Construction Completion Report

148 Nagle Street
Manhattan, New York

NYSDEC BCP Site No. C231124

March 15, 2023

Prepared for:

Dyckman Crestview Realty, LLC
13 Harding Terrace
Morristown, New Jersey 07960

Prepared by:

Roux Environmental Engineering and Geology, D.P.C.
209 Shafter Street
Islandia, New York 11749

3770.0001Y115/CV

Environmental Consulting
& Management
+1.800.322.ROUX
rouxinc.com

Table of Contents

Certification 1

1. Introduction 2
   - 1.1 Pre-Remedial Soil Vapor and Indoor Air Conditions at 156 Nagle 2
   - 1.2 IRM Objectives 3

2. IRM Construction Activities 4
   - 2.1 Governing Documents 4
   - 2.2 Project Team 4
   - 2.3 SSDS Installation 4
   - 2.4 Effluent Sampling and Air Guide-1 Analysis 5
   - 2.5 Deviation from the IRMWP 5

3. Interim Remedial Measures Performance Sampling 6
   - 3.1 Negative Sub-Slab Pressure Gradient Monitoring 6
   - 3.2 Post-Mitigation Indoor Air Sampling 7

4. Operation, Maintenance and Monitoring (OM&M Plan) 8

Table

1. Summary of Volatile Organic Compounds in Soil Vapor and Ambient Air
2. Summary of Volatile Organic Compounds in SSDS Effluent

Figures

1. Site Location Map
2. Detections of VOCs in Cellar Indoor Air and Ambient Air

Appendices *(Provided on CD in Bound Copy)*

A. Electronic Copy of Construction Completion Report
B. Daily Reports
C. Sub-Slab Depressurization System As-Built Drawings
D. Photo Log
E. Post-Mitigation Indoor Air, Soil Vapor and Effluent Sample Laboratory Data
F. DAR-1 Analysis
G. Sub-Slab Depressurization System Monitoring Data
H. Sub-Slab Depressurization System Operations and Maintenance Form

Certification

I, David Kaiser, P.E., am currently a registered professional engineer licensed by the State of New York, I had primary direct responsibility for implementation of the Interim Remedial Measure (IRM) activities, and I certify that the sub-slab depressurization system installation completed as an IRM was implemented and that all construction activities were completed in substantial conformance with the Department-approved IRM Work Plan. Further, I certify that the data submitted to the Department with this Report demonstrates that the objectives and requirements set forth in the IRM Work Plan and all applicable statutes and regulations for the sub-slab depressurization system have been achieved.

I certify that all information and statements in this certification are true. I understand that a false statement made herein is punishable as Class "A" misdemeanor, pursuant to Section 210.45 of the Penal Law.

David E. Kaiser, P.E.	3/15/2023	
NYS Professional Engineer #097317	Date	Signature

It is a violation of Article 130 of New York State Education Law for any person to alter this document in any way without the express written verification of adoption by any New York State licensed engineer in accordance with Section 7209(2), Article 145, New York State Education Law.

1. Introduction

At the request of the New York State Department of Environmental Conservation (NYSDEC), Roux Environmental Engineering and Geology, D.P.C. (Roux) has prepared this Construction Completion Report (CCR) to document the implementation of an Interim Remedial Measure (IRM) Work Plan on behalf of Dyckman Crestview Realty, LLC (Dyckman Crestview). Dyckman Crestview owns the property located at 148 Nagle Avenue in the Inwood section of Manhattan, New York (Site), which entered into the New York State Brownfield Cleanup Program (BCP) in 2018 and was assigned BCP Site No. 231124. Dyckman Crestview is a Participant in the New York State BCP.

The purpose of the CCR is to document the IRM which included 1) the installation of an active sub-slab depressurization system (SSDS) beneath portions of an adjacent existing building located at 156-168 Nagle Avenue, Manhattan, New York (referred to as "156 Nagle") and 2) the completion of the first round of performance monitoring completed at 156 Nagle. The IRM was completed in accordance with the NYSDEC Brownfield Cleanup Agreement (BCA) Index No. C231124-10-15, executed between the Dyckman Crestview and NYSDEC on December 14, 2018, and the IRM Work Plan dated October 18, 2022 (2022 IRMWP), which was approved by the NYSDEC on October 25, 2022. The IRM was completed in accordance with NYSDEC procedures set forth in the document titled DER-10 Technical Guidance for Site Investigation and Remediation, dated May 2010, the New York State Department of Health (NYSDOH) Vapor Guidance and complies with all applicable Federal, State and local laws, regulations, and requirements.

Based on the results of the performance monitoring completed after the installation and operation of the SSDS (described below in the remaining sections of this CCR), the SSDS is acting as an effective engineering control (EC) to mitigate the risk posed by the potential soil vapor intrusion (VI) of chlorinated volatile organic compounds (CVOCs) beneath the western-most tenant space in the 156 Nagle building. An electronic copy of this CCR is provided as Appendix A.

1.1 Pre-Remedial Soil Vapor and Indoor Air Conditions at 156 Nagle

The environmental investigations performed at 156 Nagle prior to the IRM included the following:

- Off-Site Soil Vapor Intrusion Investigation, which was completed by EBC in May 2021; and
- Off-Site Pre-Design Investigation (PDI), which was completed by Roux in December 2021.

Based on these investigations, Roux determined that the primary contaminants of concern at the 156 Nagle building are chlorinated volatile organic compounds (CVOCs) in soil vapor and indoor air. The results for the sub-slab and indoor air samples were compared to NYSDOH Soil Vapor/Indoor Air Decision Matrix A, Matrix B and Matrix C. Based on the concentrations of trichloroethene (TCE), cis-1,2-dichloroethene (cis-1,2-DCE), tetrachloroethene (PCE)[1], and vinyl chloride, mitigation was warranted. The concentrations of CVOCs in sub-slab vapor detected during Roux's Off-Site PDI were orders of magnitude less than the concentrations identified during the sampling event performed by EBC. However, the results of the Roux investigation still indicated that mitigation was required. Additionally, NYSDOH has default indoor air levels for taking immediate and effective action to protect the sensitive populations for TCE and PCE (2 µg/m^3 and 30 µg/m^3,

[1] According to Matrix B, the PCE concentrations recommended that the action taken be "Identify source(s) and resample or mitigate."

respectively). The indoor air concentrations of TCE and PCE measured at 156 Nagle continued to be below these levels.

Additional details regarding these investigations are summarized in Section 2.2 of the PDI Work Plan. A summary of the CVOCs in soil vapor, outdoor air, and indoor air is provided on Table 3 and on Figure 2 of the PDI Work Plan.

1.2 IRM Objectives

The objective of the IRM was to mitigate the potential for CVOC-contaminated soil vapor intrusion into the tenant space located on the western-most portion of 156 Nagle through the installation and operation of an active SSDS. The SSDS is designed to generate negative pressure under the building slab beneath the western most tenant space of 156 Nagle and collects and discharges any potentially contaminated vapor above the roof of the 156 Nagle building. The purpose of this IRM was to proactively mitigate off-site soil vapor intrusion issues during subsequent investigation and remediation of the Site. This IRM forms part of the overall remediation effort at the Site. Additional remedial measures will be required at the Site and will be submitted in the RAWP.

2. IRM Construction Activities

This section provides relevant information regarding the design and installation of the SSDS.

2.1 Governing Documents

All remedial work performed under this IRM was done in accordance with NYSDEC procedures set forth in the guidance document titled DER-10 Technical Guidance for Site Investigation and Remediation, dated May 2010, and the NYSDOH Vapor Guidance. All remedial work complies with all applicable Federal, State and local laws, regulations and requirements. In addition, the following Site-specific documents that were included as part of the NYSDEC-approved 2022 IRMWP were complied with during the implementation of the IRM:

- **Health and Safety Plan (HASP)** – All invasive work was completed in accordance with the Site-specific health and safety plan (HASP). A copy of the HASP is provided as Appendix E to the 2022 IRMWP.
- **Community Air Monitoring Plan (CAMP**) – All invasive work was completed in accordance with the Site-specific community air monitoring program (CAMP). A copy of the CAMP is provided as Appendix F to the 2022 IRMWP.
- **Quality Assurance Project Plan (QAPP)** – The performance indoor air samples were collected in accordance with the Site's Quality Assurance Project Plan (QAPP). Each indoor air sample was analyzed at a NYSDOH ELAP certified laboratory for analysis of VOCs via USEPA Method TO-15. The indoor air results were reported in NYSDEC Analytical Services Protocol (ASP) Category B format data deliverables. The laboratory results were found to be compliant with the data quality objectives for the project and usable. Data generated during the IRM has been electronically submitted to the NYSDEC according to DER-10 Section 1.15.
- **Soil/Materials Management Plan (SMMP)** – In accordance with the Site's SMMP, soils generated from the SSDS installation were containerized in 55-gallon drums and staged at the Site. The drums will be disposed of at a permitted facility.

2.2 Project Team

A list of the key project team members and their roles is provided below:

- Dyckman Crestview Realty, LLC – Owner/Participant
- Roux Environmental Engineering and Geology, D.P.C. – Engineering Firm of Record
  - Frank Cherena, P.G. – Principal-in-Charge
  - David Kaiser, P.E. – Environmental Engineer of Record
  - Rachel Henke – Project Manager
  - Kevin Gersbeck – Field Manager for SSDS Installation/Site Safety Officer
- EnviroTrac Ltd. – Contractor responsible for installation and start-up of SSDS
- Alpha Analytical – Analytical Laboratory
- Judy Harry of Data Validation Services – Third-party Data Validator

2.3 SSDS Installation

The SSDS was installed by EnviroTrac Ltd., under oversight of Roux. The installation of the suction pits, ancillary piping, inline fan, and the riser pipe occurred from November 14-17, 2022. The hookup of the mechanical and electrical components as well as the final SSDS start-up were completed on November 29, 2022. Daily status reports were provided to NYSDEC and NYSDOH case managers by Roux on a daily basis, and copies of these reports are provided in Appendix B.

As described in the NYSDEC-approved 2022 IRMWP, the SSDS consists of a network of two vertical suction points fitted with a Radon Away GP501 in-line fan to create vacuum influence beneath the 156 Nagle portion of the building's basement slab as shown in Appendix C. The two elevated vertical suction points were installed to create the required vacuum influence below the basement slab beneath the western most tenant space of the 156 Nagle building. The suction points consist of 4-inch perforated PVC piping with an elevated SSDS pit extending partially below the slab, and 4-inch steel header/riser piping above the elevated SSDS pit. Each suction point has a shut-off valve and vacuum gauge. The piping from the suction points was manifolded and brought to the roof along the exterior of the building. The header was connected to a in-line fan on the outside wall of the building. The vacuum fan was installed with an alarm system that includes a low vacuum switch to alert the building manager of any issues. Two low pressure vacuum switches with audible and visual alarms were installed to monitor the function of each suction point by measuring the presence of operating vacuum within each suction point pipe riser. Each of the two vacuum switches were installed in each of the corresponding pipe risers, and the alarm panel was mounted in the interior of the building. The SSDS installation was completed on November 29, 2022.

As noted below in Section 3.1, the monitoring data collected in association with the newly installed SSDS documented that vacuum was achieved at the fan influent, as well as the target sub-slab negative pressure threshold of -0.004 inches of water column (in. W.C.) was achieved at all three monitoring points within the westernmost tenant space of 156 Nagle following system startup on November 29, 2022. A photo log of the SSDS installation is provided as Appendix D.

2.4 Effluent Sampling and Air Guide-1 Analysis

In conformance with the 2022 IRMWP and to ensure compliance with NYSDEC emissions standards for the CVOCs of concern, a grab effluent air emissions sample was collected from the SSDS system on January 6, 2023 using a negatively pressurized 2.7-liter summa canister. The sample was submitted to Alpha Analytical of Mansfield, Massachusetts, an ELAP-certified laboratory for chemical analysis via EPA Method TO-15. The emissions sample (EFF-010623) was evaluated, and it was determined that treatment of the effluent was not required in accordance with the Guidance on Air Emissions of VOCs at DER Remediation Sites, developed by DER and DAR. An electronic copy of the laboratory data for the effluent sample is provided as Appendix E, and the DAR-1 evaluation is provided in Appendix F.

2.5 Deviation from the IRMWP

There were no deviations from the NYSDEC-approved 2022 IRMWP.

3. Interim Remedial Measures Performance Sampling

Following startup, a technician has monitored the system on a regular basis to ensure the SSDS was operating as intended. This monitoring has consisted of the collection of photoionization detector (PID) measurements and vacuum response measurements at all permanent monitoring points, and any required routine maintenance of the system. In addition to the monitoring described above, indoor air samples were collected for laboratory analysis on January 6, 2023, which was approximately one month following system start-up, to confirm that the system is adequately attenuating the VOCs in indoor air.

3.1 Negative Sub-Slab Pressure Gradient Monitoring

Negative pressure gradient (vacuum) data has been recorded beneath the slab of the occupied building areas since system startup (the period from November 2022 to January 2023) in accordance with the goals outlined in the NYSDOH VI Guidance. Negative pressure gradient objectives listed in the NYSDOH VI Guidance are based on publications from the United States Environmental Protection Agency (USEPA) for the design of vapor mitigation systems; specifically "Radon Reduction Techniques for Existing Detached Houses: Technical Guidance (Third Edition) for Active Soil Depressurization Systems" dated October 1993 and "Radon Prevention in the Design and Construction of Schools and Other Large Buildings" dated June 1994. The USEPA guidance documents include objectives for maintaining a net (downward) gradient pressure of 0.004 inches of water column (in. w.c.) below floor slabs, relative to the ambient pressure in occupied building spaces, for an operating SSDS. The monitoring data at the time of system startup documents the target sub-slab negative pressure threshold of 0.004 in. W.C. was achieved at the points in the westernmost tenant space in the 156 Nagle Building. A complete accounting of all SSDS monitoring data is included in Appendix G.

The SSDS was started on November 29, 2022. A vacuum of approximately -3.5 in. w.c. was measured at blower influent INF-1. The vacuum readings measured at the seven sub-slab monitoring points during start-up are as follows:

Monitoring Points within the Area of Influence (Westernmost Tenant Space in 156 Nagle Building)

- SS-A ..... = -0.007 in. of w.c.
- SS-B ..... = -0.004 in. of w.c.
- SS-C ..... = -0.061 in. of w.c.

Monitoring Points beyond the Area of Influence of the Designed SSDS

- SS-D ..... = -0.001 in. of w.c.
- SS-E ..... = 0.000 in. of w.c.
- SS-F ..... = 0.000 in. of w.c.
- SS-G ..... = 0.004 in. of w.c.

The system inspection and startup testing demonstrated that the SSDS was performing as designed and provided adequate sub-slab vacuum within the westernmost tenant space in the 156 Nagle Building.

3.2 Post-Mitigation Indoor Air Sampling

On January 6, 2023, an ambient air sample and two indoor air samples were collected from the cellar of the westernmost tenant space of the SSDS. An additional four indoor air samples and three sub-slab vapor samples were collected in the area of the building where the slab is not depressurized by the SSDS. Each sample was collected in a negatively pressurized 2.7-liter Summa with a regulator calibrated for an 8-hour sampling interval. All samples were collected under chain of custody procedures to Alpha Analytical.

The data demonstrates that interior CVOC concentrations in indoor air decreased within the western-most tenant space in the 156 Nagle Building since the SSDS startup in November 2022. As the SSDS has created a vacuum beneath the slab of the western-most tenant space in the 156 Nagle building, the vapor migration into the indoor air of the occupied portion of the western-most tenant space in the 156 Nagle building is controlled. It is expected that as the system continues to operate it will serve as a "wall" to capture vapors migrating through the vadose zone beneath the remaining portion of the 156 Nagle building. To test this theory, Roux recommends that the subsequent quarterly monitoring event scheduled for April 2023 be performed to determine if the concentrations of trichloroethylene (TCE) and cis-1,2-dichloroethylene (DCE) decrease in sub-slab vapors and indoor air with continued operation of the SSDS.

The data from this sampling event is provided on Table 1 and summarized on Figure 2. A copy of the laboratory report is provided as Appendix E. All laboratory results were submitted to an independent data validator for review and preparation of a Data Usability Summary Report (DUSR), which will be submitted to NYSDEC when complete.

4. Operation, Maintenance and Monitoring (OM&M Plan)

An Operation, Maintenance and Monitoring (OM&M) plan that describes ongoing monitoring, operation, and maintenance of the SSDS will be prepared by Roux and will be included in the Site Management Plan. The OM&M plan will include photographs of the key components of the installed SSDS and example monitoring data collection forms used for the evaluation of the SSDS performance.

Monitoring of the suction piping vacuum gauges and sub-slab vacuum and fan system monitoring will be performed quarterly for the first year and will be reduced to a biannual frequency for the subsequent years. The Sub-Slab Depressurization System Operations and Maintenance Form is included as Appendix H. On semi-annual basis, six indoor air samples (IA3 through IA8), three sub-slab samples (SS-E through SS-G [the three sub-slab vapor points in the area of the building where the slab is not depressurized by the SSDS]), and one ambient air sample will be collected and analyzed using USEPA Method TO-15.

Two low pressure vacuum switches with audible and visual alarms have been installed to monitor the function of each suction point by measuring the presence of operating vacuum within each suction point pipe riser. The SSDS monitoring data will be reviewed annually by a New York State Professional Engineer (NYS PE) to evaluate overall system performance.

A Site Management Plan (SMP) will be prepared to incorporate ongoing operation, maintenance, and monitoring requirements for the SSDS, which will be a component of the vapor mitigation remedy implemented at the Site. The final SMP will provide for long-term management of the SSDS as part of the overall site remedy to be implemented at the Site.

TABLES

1. Summary of Volatile Organic Compounds in Soil Vapor and Ambient Air
2. Summary of Volatile Organic Compounds in SSDS Effluent

Notes Utilized Throughout Tables
Soil Vapor/Ambient Air
U - The analyte was analyzed for, but was not detected above the level of the associated reported quantitation limit
FD - Duplicate sample
ug/m3 - Micrograms per cubic meter
Bold data indicates that parameter was detected

Table 1. Summary of Volatile Organic Compounds in Soil Vapor and Ambient Air, 156 Nagle Avenue, New York, New York

Sample Designation:		AA010623	EFF-010623	IA3	IA4	IA5	IA5	IA6	IA7	IA8
Sample Date:		01/06/2023	01/06/2023	01/06/2023	01/06/2023	01/06/2023	01/06/2023	01/06/2023	01/06/2023	01/06/2023
Normal Sample or Field Duplicate:		N	N	N	N	N	FD	N	N	N
Parameter	Units									
Carbon Tetrachloride	UG/M3	**0.428**	**0.428**	**0.44**	**0.478**	**0.491**	**0.453**	**0.591**	**0.453**	**0.522**
Trichloroethylene (TCE)	UG/M3	0.107 U	**10.9**	**0.317**	**0.408**	**0.204**	**0.21**	0.18 U	0.107 U	**1.28**
Cis-1,2-Dichloroethylene	UG/M3	**0.186**	**37.5**	**0.995**	**0.904**	**0.686**	**0.69**	0.133 U	**0.155**	**13.7**
1,1-Dichloroethene	UG/M3	0.079 U	**0.234**	0.079 U	0.079 U	0.079 U	0.079 U	0.133 U	0.079 U	0.079 U
Tetrachloroethylene (PCE)	UG/M3	**0.617**	**86.8**	**6.19**	**7.26**	**2.02**	**2.25**	0.227 U	**0.502**	**4.5**
1,1,1-Trichloroethane (TCA)	UG/M3	0.109 U	0.109 U	0.109 U	0.109 U	0.109 U	0.109 U	0.183 U	0.109 U	0.109 U
Methylene Chloride	UG/M3	1.74 U	1.74 U	1.74 U	1.74 U	1.74 U	1.74 U	2.91 U	1.74 U	1.74 U
Vinyl Chloride	UG/M3	0.051 U	**0.951**	**0.125**	**0.11**	**0.11**	**0.115**	0.086 U	0.051 U	**2.33**
1,1,2,2-Tetrachloroethane	UG/M3	1.37 U	1.37 U	1.37 U	1.37 U	1.37 U	1.37 U	0.23 U	1.37 U	1.37 U
1,1,2-Trichloro-1,2,2-Trifluoroethane	UG/M3	1.53 U	1.53 U	1.53 U	1.53 U	1.53 U	1.53 U	**0.733**	1.53 U	1.53 U
1,1,2-Trichloroethane	UG/M3	1.09 U	1.09 U	1.09 U	1.09 U	1.09 U	1.09 U	0.183 U	1.09 U	1.09 U
1,1-Dichloroethane	UG/M3	0.809 U	0.809 U	0.809 U	0.809 U	0.809 U	0.809 U	0.136 U	0.809 U	0.809 U
1,2,4-Trichlorobenzene	UG/M3	1.48 U	1.48 U	1.48 U	1.48 U	1.48 U	1.48 U	0.622 U	1.48 U	1.48 U
1,2,4-Trimethylbenzene	UG/M3	0.983 U	0.983 U	**1.78**	**1.66**	**4.59**	**4.48**	**0.826**	**5.11**	**6.69**
1,2-Dibromoethane (Ethylene Dibromide)	UG/M3	1.54 U	1.54 U	1.54 U	1.54 U	1.54 U	1.54 U	0.257 U	1.54 U	1.54 U
1,2-Dichlorobenzene	UG/M3	1.2 U	1.2 U	1.2 U	1.2 U	1.2 U	1.2 U	0.201 U	1.2 U	1.2 U
1,2-Dichloroethane	UG/M3	0.809 U	0.809 U	0.809 U	0.809 U	0.809 U	0.809 U	0.136 U	0.809 U	0.809 U
1,2-Dichloropropane	UG/M3	0.924 U	0.924 U	0.924 U	0.924 U	0.924 U	0.924 U	0.155 U	0.924 U	0.924 U
1,2-Dichlorotetrafluoroethane	UG/M3	1.4 U	1.4 U	1.4 U	1.4 U	1.4 U	1.4 U	0.586 U	1.4 U	1.4 U
1,3,5-Trimethylbenzene (Mesitylene)	UG/M3	0.983 U	0.983 U	0.983 U	0.983 U	**1.52**	**1.44**	**0.272**	**1.7**	**2.31**
1,3-Butadiene	UG/M3	0.442 U	0.442 U	0.442 U	0.442 U	0.442 U	0.442 U	**0.145**	0.442 U	0.442 U
1,3-Dichlorobenzene	UG/M3	1.2 U	1.2 U	1.2 U	1.2 U	1.2 U	1.2 U	0.201 U	1.2 U	1.2 U
1,4-Dichlorobenzene	UG/M3	1.2 U	1.2 U	1.2 U	1.2 U	1.2 U	1.2 U	0.201 U	1.2 U	1.2 U
1,4-Dioxane (P-Dioxane)	UG/M3	0.721 U	0.721 U	0.721 U	0.721 U	**20.5**	0.721 U	0.605 U	0.721 U	0.721 U
2,2,4-Trimethylpentane	UG/M3	0.934 U	0.934 U	0.934 U	0.934 U	0.934 U	0.934 U	1.56 U	0.934 U	0.934 U
2-Hexanone	UG/M3	0.82 U	0.82 U	0.82 U	0.82 U	0.82 U	0.82 U	1.37 U	0.82 U	0.82 U
4-Ethyltoluene	UG/M3	0.983 U	0.983 U	0.983 U	0.983 U	**1.3**	**1.55**	**0.28**	**1.33**	**1.5**
Acetone	UG/M3	**18**	**25.4**	**31.6**	**29.2**	**21.9**	**21.9**	**11.2**	**22.4**	**118**
Allyl Chloride (3-Chloropropene)	UG/M3	0.626 U	0.626 U	0.626 U	0.626 U	0.626 U	0.626 U	1.05 U	0.626 U	0.626 U
Benzene	UG/M3	**1.38**	**1.03**	**2.28**	**2.29**	**6.17**	**5.53**	**1.6**	**6.1**	**4.6**
Benzyl Chloride	UG/M3	1.04 U	1.04 U	1.04 U	1.04 U	1.04 U	1.04 U	0.87 U	1.04 U	1.04 U
Bromodichloromethane	UG/M3	1.34 U	1.34 U	1.34 U	1.34 U	1.34 U	1.34 U	0.224 U	1.34 U	1.34 U
Bromoform	UG/M3	2.07 U	2.07 U	2.07 U	2.07 U	2.07 U	2.07 U	0.346 U	2.07 U	2.07 U
Bromomethane	UG/M3	0.777 U	0.777 U	0.777 U	0.777 U	0.777 U	0.777 U	0.13 U	0.777 U	0.777 U
Carbon Disulfide	UG/M3	0.623 U	0.623 U	0.623 U	0.623 U	0.623 U	0.623 U	1.04 U	0.623 U	0.623 U
Chlorobenzene	UG/M3	0.921 U	0.921 U	0.921 U	0.921 U	0.921 U	0.921 U	0.774 U	0.921 U	0.921 U
Chloroethane	UG/M3	0.528 U	0.528 U	0.528 U	0.528 U	0.528 U	0.528 U	0.443 U	0.528 U	0.528 U

Table 1. Summary of Volatile Organic Compounds in Soil Vapor and Ambient Air, 156 Nagle Avenue, New York, New York

Sample Designation:		AA010623	EFF-010623	IA3	IA4	IA5	IA5	IA6	IA7	IA8
Sample Date:		01/06/2023	01/06/2023	01/06/2023	01/06/2023	01/06/2023	01/06/2023	01/06/2023	01/06/2023	01/06/2023
Normal Sample or Field Duplicate:		N	N	N	N	N	FD	N	N	N
Parameter	Units									
Chloroform	UG/M3	0.977 U	**1.96**	0.977 U	0.977 U	0.977 U	0.977 U	**0.213**	0.977 U	**35.7**
Chloromethane	UG/M3	**1.19**	**0.999**	**1.27**	**1.24**	**1.6**	**1.11**	**1.51**	**1.1**	**1.14**
Cis-1,3-Dichloropropene	UG/M3	0.908 U	0.908 U	0.908 U	0.908 U	0.908 U	0.908 U	0.152 U	0.908 U	0.908 U
Cyclohexane	UG/M3	0.688 U	0.688 U	**3.04**	**2.92**	**14.8**	**14.7**	**2.11**	**17.3**	**13.1**
Dibromochloromethane	UG/M3	1.7 U	1.7 U	1.7 U	1.7 U	1.7 U	1.7 U	0.285 U	1.7 U	1.7 U
Dichlorodifluoromethane	UG/M3	**2.29**	**2.27**	**2.33**	**2.39**	**2.37**	**2.3**	**3.33**	**2.33**	**2.4**
Ethanol	UG/M3	**167**	**1390**	**1630**	**1800**	**160**	**161**	**31.7**	**154**	**443**
Ethyl Acetate	UG/M3	1.8 U	1.8 U	**4.18**	**5.33**	1.8 U	1.8 U	3.02 U	1.8 U	**2.62**
Ethylbenzene	UG/M3	0.869 U	**1.19**	**3.02**	**2.75**	**6.65**	**6.6**	**1.16**	**7.69**	**13.6**
Hexachlorobutadiene	UG/M3	2.13 U	2.13 U	2.13 U	2.13 U	2.13 U	2.13 U	0.894 U	2.13 U	2.13 U
Isopropanol	UG/M3	**8.53**	**4.87**	**12.1**	**11.2**	**10.5**	**10.9**	**3.98**	**10.8**	**68.6**
m,p-Xylene	UG/M3	1.74 U	1.74 U	**5.3**	**5.08**	**16.2**	**15.5**	**2.66**	**18**	**16.3**
Methyl Ethyl Ketone (2-Butanone)	UG/M3	1.47 U	1.47 U	1.47 U	1.47 U	**1.52**	**1.58**	2.47 U	1.47 U	**1.75**
Methyl Isobutyl Ketone (4-Methyl-2-Pentanone)	UG/M3	2.05 U	2.05 U	2.05 U	2.05 U	2.05 U	2.05 U	3.43 U	2.05 U	2.05 U
N-Heptane	UG/M3	0.82 U	0.82 U	**3.38**	**3.23**	**16**	**15.3**	**2.33**	**17.8**	**12.1**
N-Hexane	UG/M3	**1.06**	0.705 U	**3.63**	**3.52**	**16.9**	**16.7**	**2.77**	**19.7**	**13.4**
O-Xylene (1,2-Dimethylbenzene)	UG/M3	0.869 U	0.869 U	**2.04**	**1.92**	**5.91**	**5.73**	**0.977**	**6.6**	**6.04**
Styrene	UG/M3	0.852 U	**0.966**	0.852 U	0.852 U	0.852 U	0.852 U	0.143 U	0.852 U	**1.36**
Tert-Butyl Alcohol	UG/M3	1.52 U	**2.03**	1.52 U	1.52 U	1.52 U	1.52 U	2.54 U	1.52 U	1.52 U
Tert-Butyl Methyl Ether	UG/M3	0.721 U	0.721 U	0.721 U	0.721 U	0.721 U	0.721 U	1.21 U	0.721 U	0.721 U
Tetrahydrofuran	UG/M3	1.47 U	**1.53**	1.47 U	1.47 U	1.47 U	1.47 U	2.47 U	1.47 U	1.47 U
Toluene	UG/M3	**2.56**	**1.49**	**5.95**	**5.65**	**18.1**	**17.3**	**3.5**	**19.5**	**16.4**
Trans-1,2-Dichloroethene	UG/M3	0.793 U	**0.856**	0.793 U	0.793 U	0.793 U	0.793 U	**0.424**	0.793 U	0.793 U
Trans-1,3-Dichloropropene	UG/M3	0.908 U	0.908 U	0.908 U	0.908 U	0.908 U	0.908 U	0.152 U	0.908 U	0.908 U
Trichlorofluoromethane	UG/M3	**1.19**	1.12 U	**1.16**	**1.14**	**1.25**	**1.14**	**1.7**	**1.12**	**1.24**
Vinyl Bromide	UG/M3	0.874 U	0.874 U	0.874 U	0.874 U	0.874 U	0.874 U	1.46 U	0.874 U	0.874 U

Table 1. Summary of Volatile Organic Compounds in Soil Vapor and Ambient Air, 156 Nagle Avenue, New York, New York

Sample Designation:		SS-E	SS-F	SS-G
Sample Date:		01/06/2023	01/06/2023	01/06/2023
Normal Sample or Field Duplicate:		N	N	N
Parameter	Units			
Carbon Tetrachloride	UG/M3	1.31 U	2.18 U	1.42 U
Trichloroethylene (TCE)	UG/M3	**5.36**	**73.6**	**15.2**
Cis-1,2-Dichloroethylene	UG/M3	**2.84**	**6.82**	**5**
1,1-Dichloroethene	UG/M3	0.825 U	1.38 U	0.892 U
Tetrachloroethylene (PCE)	UG/M3	**50.8**	**461**	**125**
1,1,1-Trichloroethane (TCA)	UG/M3	1.13 U	1.89 U	1.23 U
Methylene Chloride	UG/M3	1.81 U	**3.33**	1.95 U
Vinyl Chloride	UG/M3	0.532 U	0.887 U	0.575 U
1,1,2,2-Tetrachloroethane	UG/M3	1.43 U	2.38 U	1.55 U
1,1,2-Trichloro-1,2,2-Trifluoroethane	UG/M3	1.59 U	2.66 U	1.72 U
1,1,2-Trichloroethane	UG/M3	1.13 U	1.89 U	1.23 U
1,1-Dichloroethane	UG/M3	0.842 U	1.4 U	0.911 U
1,2,4-Trichlorobenzene	UG/M3	1.54 U	2.58 U	1.67 U
1,2,4-Trimethylbenzene	UG/M3	1.02 U	1.71 U	1.11 U
1,2-Dibromoethane (Ethylene Dibromide)	UG/M3	1.6 U	2.67 U	1.73 U
1,2-Dichlorobenzene	UG/M3	1.25 U	2.09 U	1.35 U
1,2-Dichloroethane	UG/M3	0.842 U	1.4 U	0.911 U
1,2-Dichloropropane	UG/M3	0.961 U	1.6 U	1.04 U
1,2-Dichlorotetrafluoroethane	UG/M3	1.45 U	2.43 U	1.57 U
1,3,5-Trimethylbenzene (Mesitylene)	UG/M3	1.02 U	1.71 U	1.11 U
1,3-Butadiene	UG/M3	0.46 U	0.768 U	0.498 U
1,3-Dichlorobenzene	UG/M3	1.25 U	2.09 U	1.35 U
1,4-Dichlorobenzene	UG/M3	**2.15**	**2.51**	**2.83**
1,4-Dioxane (P-Dioxane)	UG/M3	0.75 U	1.25 U	0.811 U
2,2,4-Trimethylpentane	UG/M3	**458**	1.62 U	**140**
2-Hexanone	UG/M3	0.852 U	1.42 U	0.922 U
4-Ethyltoluene	UG/M3	1.02 U	1.71 U	1.11 U
Acetone	UG/M3	**11.8**	**7.55**	**7.25**
Allyl Chloride (3-Chloropropene)	UG/M3	0.651 U	1.09 U	0.704 U
Benzene	UG/M3	**2.19**	1.11 U	**1.22**
Benzyl Chloride	UG/M3	1.08 U	1.8 U	1.17 U
Bromodichloromethane	UG/M3	1.39 U	2.32 U	1.51 U
Bromoform	UG/M3	2.15 U	3.59 U	2.33 U
Bromomethane	UG/M3	0.808 U	1.35 U	0.874 U
Carbon Disulfide	UG/M3	0.648 U	1.08 U	0.701 U
Chlorobenzene	UG/M3	0.958 U	1.6 U	1.04 U
Chloroethane	UG/M3	0.549 U	0.916 U	0.594 U

Table 1. Summary of Volatile Organic Compounds in Soil Vapor and Ambient Air, 156 Nagle Avenue, New York, New York

Sample Designation:		SS-E	SS-F	SS-G
Sample Date:		01/06/2023	01/06/2023	01/06/2023
Normal Sample or Field Duplicate:		N	N	N
Parameter	Units			
Chloroform	UG/M3	**9.57**	**87.9**	**55.7**
Chloromethane	UG/M3	**5.31**	0.717 U	**0.725**
Cis-1,3-Dichloropropene	UG/M3	0.944 U	1.58 U	1.02 U
Cyclohexane	UG/M3	**8.88**	1.19 U	**1.78**
Dibromochloromethane	UG/M3	1.77 U	2.96 U	1.92 U
Dichlorodifluoromethane	UG/M3	**2.33**	**2.59**	**2.33**
Ethanol	UG/M3	**19.4**	**19.4**	10.6 U
Ethyl Acetate	UG/M3	1.87 U	3.13 U	2.03 U
Ethylbenzene	UG/M3	**0.912**	1.51 U	0.977 U
Hexachlorobutadiene	UG/M3	2.22 U	3.7 U	2.4 U
Isopropanol	UG/M3	**1.62**	2.13 U	**1.53**
m,p-Xylene	UG/M3	**2.75**	3.01 U	**2.65**
Methyl Ethyl Ketone (2-Butanone)	UG/M3	1.53 U	2.56 U	1.66 U
Methyl Isobutyl Ketone (4-Methyl-2-Pentanone)	UG/M3	**2.69**	3.56 U	**3.57**
N-Heptane	UG/M3	**4.75**	1.42 U	0.922 U
N-Hexane	UG/M3	**10.2**	**1.56**	**2.36**
O-Xylene (1,2-Dimethylbenzene)	UG/M3	**1.55**	1.51 U	**1.63**
Styrene	UG/M3	**3.54**	**3.53**	**3.9**
Tert-Butyl Alcohol	UG/M3	**6**	2.63 U	**3.09**
Tert-Butyl Methyl Ether	UG/M3	0.75 U	1.25 U	0.811 U
Tetrahydrofuran	UG/M3	1.53 U	2.56 U	1.66 U
Toluene	UG/M3	**2.69**	**1.73**	**1.82**
Trans-1,2-Dichloroethene	UG/M3	0.825 U	1.38 U	0.892 U
Trans-1,3-Dichloropropene	UG/M3	0.944 U	1.58 U	1.02 U
Trichlorofluoromethane	UG/M3	**1.2**	1.95 U	1.26 U
Vinyl Bromide	UG/M3	0.909 U	1.52 U	0.984 U

Table 2. Summary of Volatile Organic Compounds in SSDS Effluent, 156 Nagle Avenue, New York, New York

Sample Designation:		EFF-010623
Sample Date:		01/06/2023
Normal Sample or Field Duplicate:		N
Parameter	Units	
Carbon Tetrachloride	UG/M3	**0.428**
Trichloroethylene (TCE)	UG/M3	**10.9**
Cis-1,2-Dichloroethylene	UG/M3	**37.5**
1,1-Dichloroethene	UG/M3	**0.234**
Tetrachloroethylene (PCE)	UG/M3	**86.8**
1,1,1-Trichloroethane (TCA)	UG/M3	0.109 U
Methylene Chloride	UG/M3	1.74 U
Vinyl Chloride	UG/M3	**0.951**
1,1,2,2-Tetrachloroethane	UG/M3	1.37 U
1,1,2-Trichloro-1,2,2-Trifluoroethane	UG/M3	1.53 U
1,1,2-Trichloroethane	UG/M3	1.09 U
1,1-Dichloroethane	UG/M3	0.809 U
1,2,4-Trichlorobenzene	UG/M3	1.48 U
1,2,4-Trimethylbenzene	UG/M3	0.983 U
1,2-Dibromoethane (Ethylene Dibromide)	UG/M3	1.54 U
1,2-Dichlorobenzene	UG/M3	1.2 U
1,2-Dichloroethane	UG/M3	0.809 U
1,2-Dichloropropane	UG/M3	0.924 U
1,2-Dichlorotetrafluoroethane	UG/M3	1.4 U
1,3,5-Trimethylbenzene (Mesitylene)	UG/M3	0.983 U
1,3-Butadiene	UG/M3	0.442 U
1,3-Dichlorobenzene	UG/M3	1.2 U
1,4-Dichlorobenzene	UG/M3	1.2 U
1,4-Dioxane (P-Dioxane)	UG/M3	0.721 U
2,2,4-Trimethylpentane	UG/M3	0.934 U
2-Hexanone	UG/M3	0.82 U
4-Ethyltoluene	UG/M3	0.983 U
Acetone	UG/M3	**25.4**
Allyl Chloride (3-Chloropropene)	UG/M3	0.626 U
Benzene	UG/M3	**1.03**
Benzyl Chloride	UG/M3	1.04 U
Bromodichloromethane	UG/M3	1.34 U
Bromoform	UG/M3	2.07 U
Bromomethane	UG/M3	0.777 U
Carbon Disulfide	UG/M3	0.623 U
Chlorobenzene	UG/M3	0.921 U
Chloroethane	UG/M3	0.528 U

Table 2. Summary of Volatile Organic Compounds in SSDS Effluent, 156 Nagle Avenue, New York, New York

Sample Designation:		EFF-010623
Sample Date:		01/06/2023
Normal Sample or Field Duplicate:		N
Parameter	Units	
Chloroform	UG/M3	**1.96**
Chloromethane	UG/M3	**0.999**
Cis-1,3-Dichloropropene	UG/M3	0.908 U
Cyclohexane	UG/M3	0.688 U
Dibromochloromethane	UG/M3	1.7 U
Dichlorodifluoromethane	UG/M3	**2.27**
Ethanol	UG/M3	**1390**
Ethyl Acetate	UG/M3	1.8 U
Ethylbenzene	UG/M3	**1.19**
Hexachlorobutadiene	UG/M3	2.13 U
Isopropanol	UG/M3	**4.87**
m,p-Xylene	UG/M3	1.74 U
Methyl Ethyl Ketone (2-Butanone)	UG/M3	1.47 U
Methyl Isobutyl Ketone (4-Methyl-2-Pentanone)	UG/M3	2.05 U
N-Heptane	UG/M3	0.82 U
N-Hexane	UG/M3	0.705 U
O-Xylene (1,2-Dimethylbenzene)	UG/M3	0.869 U
Styrene	UG/M3	**0.966**
Tert-Butyl Alcohol	UG/M3	**2.03**
Tert-Butyl Methyl Ether	UG/M3	0.721 U
Tetrahydrofuran	UG/M3	**1.53**
Toluene	UG/M3	**1.49**
Trans-1,2-Dichloroethene	UG/M3	**0.856**
Trans-1,3-Dichloropropene	UG/M3	0.908 U
Trichlorofluoromethane	UG/M3	1.12 U
Vinyl Bromide	UG/M3	0.874 U

FIGURES

1. Site Location Map
2. Detections of VOCs in Cellar Indoor Air and Ambient Air

QUADRANGLE LOCATION

SOURCE:
USGS; 2013, Central Park, NY
7.5 Minute Topographic Quadrangle

N

0 2000’

Title:

SITE LOCATION MAP

148 AND 156 NAGLE AVENUE
MANHATTAN, NEW YORK

Prepared for:

DYCKMAN CRESTVIEW REALTY, LLC

ROUX

Compiled by: H.M.	Date: 01JUN22	FIGURE
Prepared by: G.M.	Scale: AS SHOWN	1
Project Mgr: R.H.	Project: 3770.0001Y000	
File: 3770.0001Y111.01.cdr		

V:\CAD\PROJECTS\3770Y0001Y\111\3770.0001Y111.01.cdr

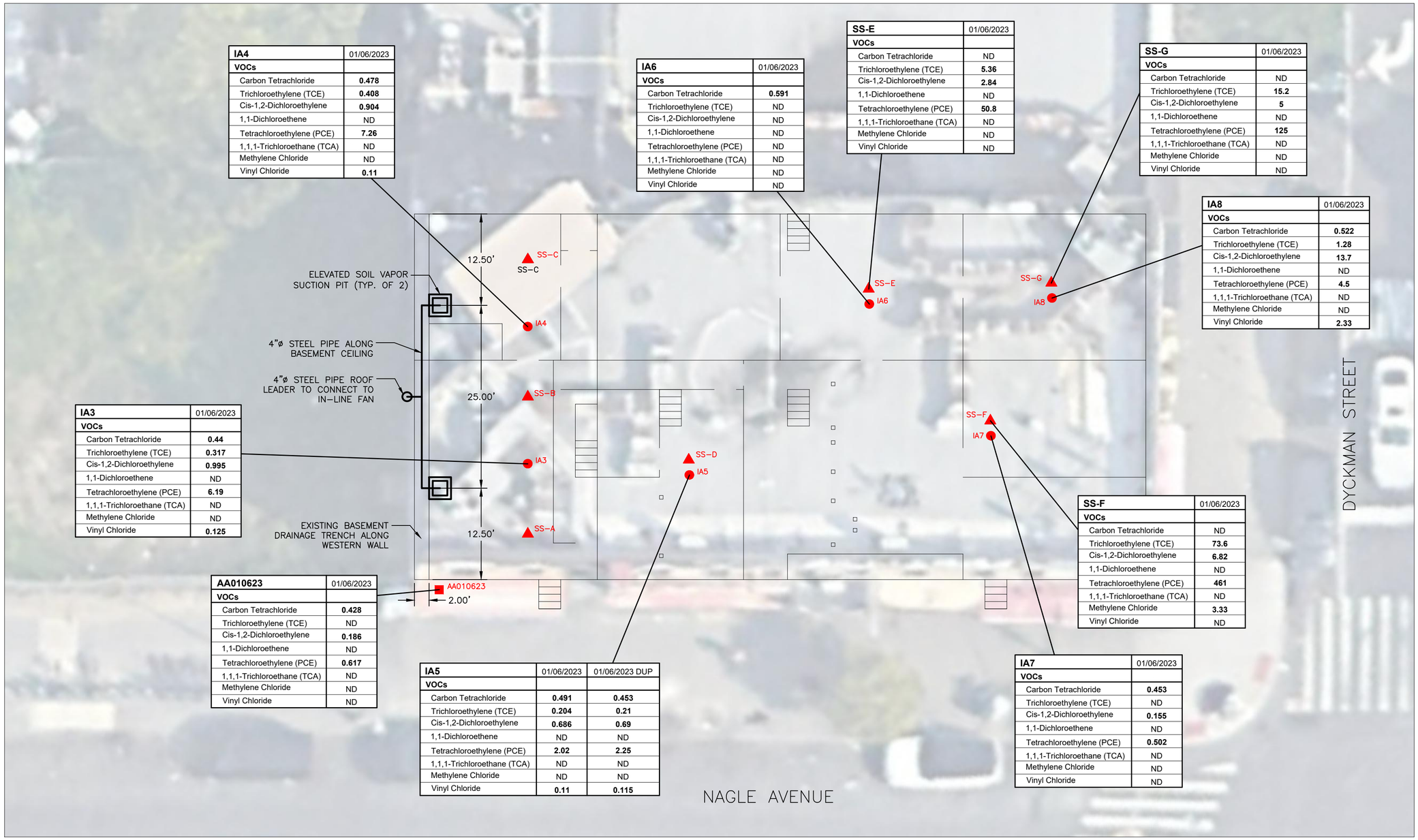

IA4	01/06/2023
VOCs	
Carbon Tetrachloride	**0.478**
Trichloroethylene (TCE)	**0.408**
Cis-1,2-Dichloroethylene	**0.904**
1,1-Dichloroethene	ND
Tetrachloroethylene (PCE)	**7.26**
1,1,1-Trichloroethane (TCA)	ND
Methylene Chloride	ND
Vinyl Chloride	**0.11**

IA6	01/06/2023
VOCs	
Carbon Tetrachloride	**0.591**
Trichloroethylene (TCE)	ND
Cis-1,2-Dichloroethylene	ND
1,1-Dichloroethene	ND
Tetrachloroethylene (PCE)	ND
1,1,1-Trichloroethane (TCA)	ND
Methylene Chloride	ND
Vinyl Chloride	ND

SS-E	01/06/2023
VOCs	
Carbon Tetrachloride	ND
Trichloroethylene (TCE)	**5.36**
Cis-1,2-Dichloroethylene	**2.84**
1,1-Dichloroethene	ND
Tetrachloroethylene (PCE)	**50.8**
1,1,1-Trichloroethane (TCA)	ND
Methylene Chloride	ND
Vinyl Chloride	ND

SS-G	01/06/2023
VOCs	
Carbon Tetrachloride	ND
Trichloroethylene (TCE)	**15.2**
Cis-1,2-Dichloroethylene	**5**
1,1-Dichloroethene	ND
Tetrachloroethylene (PCE)	**125**
1,1,1-Trichloroethane (TCA)	ND
Methylene Chloride	ND
Vinyl Chloride	ND

IA8	01/06/2023
VOCs	
Carbon Tetrachloride	**0.522**
Trichloroethylene (TCE)	**1.28**
Cis-1,2-Dichloroethylene	**13.7**
1,1-Dichloroethene	ND
Tetrachloroethylene (PCE)	**4.5**
1,1,1-Trichloroethane (TCA)	ND
Methylene Chloride	ND
Vinyl Chloride	**2.33**

IA3	01/06/2023
VOCs	
Carbon Tetrachloride	**0.44**
Trichloroethylene (TCE)	**0.317**
Cis-1,2-Dichloroethylene	**0.995**
1,1-Dichloroethene	ND
Tetrachloroethylene (PCE)	**6.19**
1,1,1-Trichloroethane (TCA)	ND
Methylene Chloride	ND
Vinyl Chloride	**0.125**

SS-F	01/06/2023
VOCs	
Carbon Tetrachloride	ND
Trichloroethylene (TCE)	**73.6**
Cis-1,2-Dichloroethylene	**6.82**
1,1-Dichloroethene	ND
Tetrachloroethylene (PCE)	**461**
1,1,1-Trichloroethane (TCA)	ND
Methylene Chloride	**3.33**
Vinyl Chloride	ND

AA010623	01/06/2023
VOCs	
Carbon Tetrachloride	**0.428**
Trichloroethylene (TCE)	ND
Cis-1,2-Dichloroethylene	**0.186**
1,1-Dichloroethene	ND
Tetrachloroethylene (PCE)	**0.617**
1,1,1-Trichloroethane (TCA)	ND
Methylene Chloride	ND
Vinyl Chloride	ND

IA5	01/06/2023	01/06/2023 DUP
VOCs		
Carbon Tetrachloride	**0.491**	**0.453**
Trichloroethylene (TCE)	**0.204**	**0.21**
Cis-1,2-Dichloroethylene	**0.686**	**0.69**
1,1-Dichloroethene	ND	ND
Tetrachloroethylene (PCE)	**2.02**	**2.25**
1,1,1-Trichloroethane (TCA)	ND	ND
Methylene Chloride	ND	ND
Vinyl Chloride	**0.11**	**0.115**

IA7	01/06/2023
VOCs	
Carbon Tetrachloride	**0.453**
Trichloroethylene (TCE)	ND
Cis-1,2-Dichloroethylene	**0.155**
1,1-Dichloroethene	ND
Tetrachloroethylene (PCE)	**0.502**
1,1,1-Trichloroethane (TCA)	ND
Methylene Chloride	ND
Vinyl Chloride	ND

LEGEND

- IA3 ● — INDOOR AIR SAMPLE LOCATION AND DESIGNATION
- SS-A ▲ — SUB-SLAB VAPOR SAMPLE LOCATION AND DESIGNATION
- AA010623 ■ — AMBIENT AIR SAMPLE LOCATION AND DESIGNATION

TYPICAL DATA BOX INFORMATION

SAMPLE ID# → AA010623 | 01/06/2023 ← SAMPLE DATE

ANALYTES	CONCENTRATIONS (µg/m³)
VOCs	
Carbon Tetrachloride	**0.428**
Trichloroethylene (TCE)	ND
Cis-1,2-Dichloroethylene	**0.186**
1,1-Dichloroethene	ND
Tetrachloroethylene (PCE)	**0.617**
1,1,1-Trichloroethane (TCA)	ND
Methylene Chloride	ND
Vinyl Chloride	ND

Concentrations in µg/m³
µg/m³ - Micrograms per cubic meter
VOCs - Volatile Organic Compounds
ND - Compound was analyzed for but not detected

10' 0 10'

NOTE:

DRAWING DEPICTS APPROXIMATE LOCATION OF WALLS AND SSDS WITHIN BASEMENT OF BUILDING

Title:

DETECTIONS OF VOCs IN CELLAR INDOOR AIR AND AMBIENT SAMPLES

156 NAGLE AVENUE
NEW YORK, NY 10040

Prepared for:

DYCKMAN CRESTVIEWS REALTY, LLC

ROUX

Compiled by: B.H.	Date: 2/15/2023	FIGURE
Prepared by: B.H.C.	Scale: AS SHOWN	2
Project Mgr: R.H.	Project: 3770.0001Y000	
File: 3770.0001Y115.01.DWG		

V:\CAD\PROJECTS\3770\Y000\Y115\3770.0001Y115.01.DWG BCICIO

(Provided on CD in Bound Copy)

A. Electronic Copy of Construction Completion Report
B. Daily Reports
C. Sub-Slab Depressurization System As-Built Drawings
D. Photo Log
E. Post-Mitigation Indoor Air, Soil Vapor and Effluent Sample Laboratory Data
F. DAR-1 Analysis
G. Sub-Slab Depressurization System Monitoring Data
H. Sub-Slab Depressurization System Operations and Maintenance Form

APPENDIX A

Electronic Copy of Construction Completion Report

APPENDIX B

Daily Reports

ROUX

DAILY STATUS REPORT

PROJECT: **BCP SITE No.**	148 Nagle Avenue C231124	**WEATHER:**	36-47°F, Sunny RH: 45%, BP: 30.30" Hg Wind: NW @ 9 mph
LOCATION:	148/156 Nagle Avenue, Inwood, Manhattan, NY	**TIME:**	7:00 AM – 3:00 PM
PREPARED BY:	Kevin Gersbeck	**DATE:**	November 14, 2022

Project Team

Consultant/Engineer: • Frank Cherena, P.G., Roux • David Kaiser, P.E., Roux • Rachel Henke, Roux • Kevin Gersbeck, Roux	Safety Officer: • Kevin Gersbeck, Roux
General Contractor: • EnviroTrac	Site Manager/ Supervisor: • Nick Zarcone, EnviroTrac
Personnel Present Onsite and Affiliation: • Kevin Gersbeck, Roux • Rachel Henke, Roux • Andy Roman, Site Supervisor • Matt Sein, EnviroTrac • Mathew Miriandi, EnviroTrac • Dylan Moscarella, EnviroTrac • Tom Lombardi, EnviroTrac	Contractor and Equipment Onsite: • EnviroTrac

Remedial Action Daily Inspection Description (Since Last Report)

Roux Work Activities Performed Onsite (Describe Grids):
Roux mobilized to the Site. Implemented CAMP and began SSDS installation oversight in basement of 156 Nagle. No dust or VOC exceedances were detected.

Contractor Work Performed Onsite (Describe Grids):
EnviroTrac mobilized to the Site. Marked-out the location of the two SSDS pits (SSDS-1 and SSDS-2) and began cutting concrete slab. Removed soil down to groundwater table which was encountered approximately 6 inches beneath the slab. Soil was containerized in one 55-gallon drum, which was staged inside the gate of the 148 Nagle lot. Poured concrete forms for SSDS pits (SSDS-1 and SSDS-2).

Other Relevant Comments or Problems Encountered:
None.

Health and Safety:
No H&S concerns were encountered.

Anticipated Work Activities for the Next Day/ Week

Roux Oversight:
Continued oversight of SSDS installation.

Contractor:
Start to place piping on the west wall of 156 Nagle for both SSDS-1 and SSDS-2.

DAILY STATUS REPORT

PROJECT: **BCP SITE No.**	148 Nagle Avenue C231124	**WEATHER:**	36-47°F, Sunny RH: 45%, BP: 30.30" Hg Wind: NW @ 9 mph
LOCATION:	148/156 Nagle Avenue, Inwood, Manhattan, NY	**TIME:**	7:00 AM – 3:00 PM
PREPARED BY:	Kevin Gersbeck	**DATE:**	November 14, 2022

Name **Location** **Type of Import**	N/A		N/A		N/A	
Transport	Trucks	Tons	Trucks	Tons	Trucks	Tons
Today	N/A	N/A	N/A	N/A	N/A	N/A

Site Layout:

PHOTOGRAPHS TAKEN TODAY:	

ROUX

DAILY STATUS REPORT

PROJECT: **BCP SITE No.**	148 Nagle Avenue C231124	**WEATHER:**	36-47°F, Sunny RH: 45%, BP: 30.30" Hg Wind: NW @ 9 mph
LOCATION:	148/156 Nagle Avenue, Inwood, Manhattan, NY	**TIME:**	7:00 AM – 3:00 PM
PREPARED BY:	Kevin Gersbeck	**DATE:**	November 14, 2022

Photo 1:
Looking east in the basement of 156 Nagle – View of SSDS-2 pit at the end of the day with concrete in the forms. Gravel is staged next to the pit for use tomorrow once the concrete is set.

Photo 2:
Looking down at SSDS-1 pit – View of concrete form work around SSDS-1 pit.

Roux Environmental Engineering and Geology, D.P.C.
Community Air Monitoring Program - DUST

Project: 148 Nagle Ave
PM: Rachel Henke
Location: 148/156 Nagle Avenue, Inwood, Manhattan, NY
Date: 11/14/2022

Upwind Serial Number 8530100933
Downwind Serial Number 8530152605

Upwind		Downwind		Corrected Downwind	Comments
Time	Concentration [mg/m3]	Time	Concentration [mg/m3]	Concentration [mg/m3]	
9:34 AM	0.000	9:34 AM	0.005	0.005	
9:49 AM	0.000	9:49 AM	0.005	0.005	
10:04 AM	0.000	10:04 AM	0.002	0.002	
10:19 AM	0.000	10:19 AM	0.000	0.000	
10:34 AM	0.001	10:34 AM	0.001	0.000	
10:49 AM	0.001	10:49 AM	0.002	0.001	
11:04 AM	0.000	11:04 AM	0.001	0.001	
11:19 AM	0.000	11:19 AM	0.001	0.001	
11:34 AM	0.000	11:34 AM	0.002	0.002	
11:49 AM	0.000	11:49 AM	0.001	0.000	
12:04 PM	0.000	12:04 PM	0.001	0.000	
12:19 PM	0.000	12:19 PM	0.001	0.000	
12:34 PM	0.000	12:34 PM	0.002	0.000	
12:49 PM	0.000	12:49 PM	0.002	0.000	
1:04 PM	0.000	1:04 PM	0.009	0.000	
1:19 PM	0.000	1:19 PM	0.000	0.000	

Notes:

1. Corrected downwind concentration is based on the difference of the upwind meter concentration and respective downwind meter location.

Roux Environmental Engineering and Geology, D.P.C.
Community Air Monitoring Program - VOC

Project: 148 Nagle Ave
PM: Rachel Henke
Location: 148/156 Nagle Avenue, Inwood, Manhattan, NY
Date: 11/14/2022

Upwind Serial Number 592-927200
Downwind Serial Number 592-915620

Upwind		Downwind		Corrected[1] Downwind	Comments
Time	VOC Average (ppm)	Time	VOC Average (ppm)	VOC Average (ppm)	
9:34 AM	0.5	9:34 AM	0.6	0.1	
9:49 AM	1.0	9:49 AM	0.7	-0.3	
10:04 AM	1.2	10:04 AM	1.5	0.3	
10:19 AM	1.5	10:19 AM	1.9	0.4	
10:34 AM	1.6	10:34 AM	1.8	0.2	
10:49 AM	1.7	10:49 AM	1.6	-0.1	
11:04 AM	1.6	11:04 AM	1.2	-0.4	
11:19 AM	1.6	11:19 AM	1.0	-0.6	
11:34 AM	1.6	11:34 AM	1.0	-0.6	
11:49 AM	1.1	11:49 AM	0.9	-0.2	
12:04 PM	0.9	12:04 PM	0.9	0.0	
12:19 PM	1.0	12:19 PM	0.9	-0.1	
12:34 PM	1.0	12:34 PM	0.7	-0.3	
12:49 PM	1.0	12:49 PM	0.7	-0.3	
1:04 PM	1.0	1:04 PM	0.7	-0.3	
1:19 PM	0.9	1:19 PM	0.8	-0.1	

Notes:

1. Corrected downwind concentration is based on the difference of the upwind meter concentration and respective downwind meter location.

Roux Environmental Engineering and Geology, D.P.C.
Community Air Monitoring Program - VOC

Project: 148 Nagle Ave
PM: Rachel Henke
148/156 Nagle Avenue, Inwood,
Location: Manhattan, NY
Date: 11/14/2022

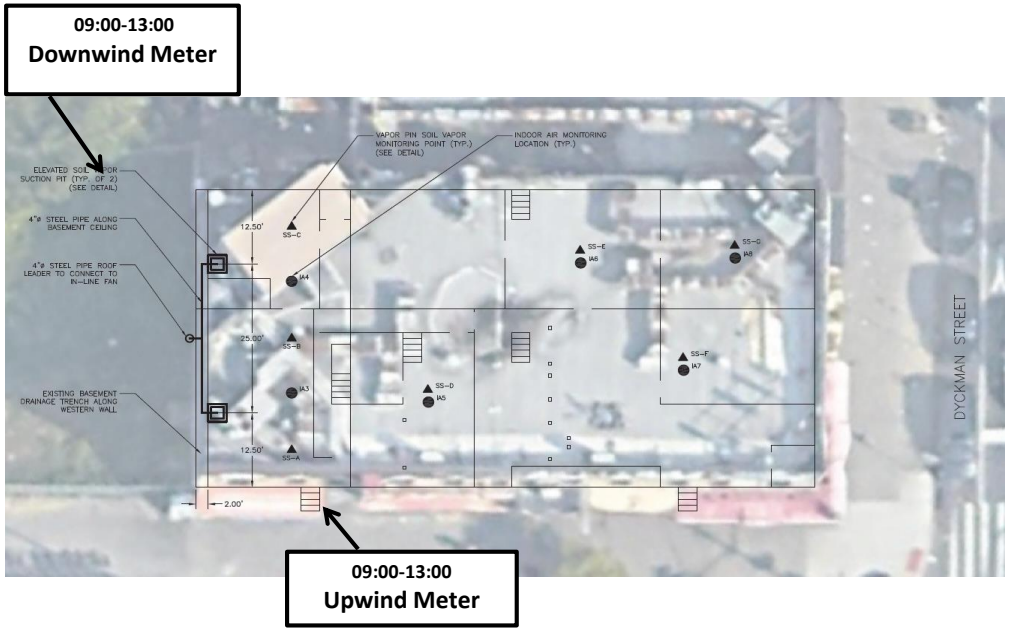

11/14/2022
148 Nagle
CAMP

MEAN WIND DIRECTION
NW at 9 mph

DAILY STATUS REPORT

PROJECT: **BCP SITE No.**	148 Nagle Avenue C231124	**WEATHER:**	30-46°F, Sunny RH: 70%, BP: 30.47" Hg Wind: S @ 5 mph
LOCATION:	148/156 Nagle Avenue, Inwood, Manhattan, NY	**TIME:**	7:00 AM – 3:00 PM
PREPARED BY:	Kevin Gersbeck	**DATE:**	November 15, 2022

Project Team	
Consultant/Engineer: • Frank Cherena, P.G., Roux • David Kaiser, P.E., Roux • Rachel Henke, Roux • Kevin Gersbeck, Roux	Safety Officer: • Kevin Gersbeck, Roux
General Contractor: • EnviroTrac	Site Manager/ Supervisor: • Nick Zarcone, EnviroTrac
Personnel Present Onsite and Affiliation: • Kevin Gersbeck, Roux • Andy Roman, Site Supervisor • Matt Sein, EnviroTrac • Josh Levi, EnviroTrac • Tom Lombardo, EnviroTrac	Contractor and Equipment Onsite: • EnviroTrac

Remedial Action Daily Inspection Description (Since Last Report)

Roux Work Activities Performed Onsite (Describe Grids):
Implemented CAMP and continued to oversee SSDS installation in basement of 156 Nagle. No dust or VOC exceedances were detected.

Contractor Work Performed Onsite (Describe Grids):
Placed geotextile and gravel in both SSDS-1 and SSDS-2. Placed the perforated pipe and coupling in both pits (SSDS-1 and SSDS-2) and completed the top of the pit around the pipe with concrete.
Began running the lateral piping that goes along the west wall of the basement behind the false plywood wall.

Other Relevant Comments or Problems Encountered:
None.

Health and Safety:
No H&S concerns were encountered.

Anticipated Work Activities for the Next Day/ Week

Roux Oversight:
Continue oversight of SSDS installation.

Contractor:
Connect all the piping that runs from SSDS-1 and SSDS-2 to the wall on the west side of the building.
Begin work on the roof of the building (weather permitting).

DAILY STATUS REPORT

PROJECT: **BCP SITE No.**	148 Nagle Avenue C231124	**WEATHER:**	30-46°F, Sunny RH: 70%, BP: 30.47" Hg Wind: S @ 5 mph
LOCATION:	148/156 Nagle Avenue, Inwood, Manhattan, NY	**TIME:**	7:00 AM – 3:00 PM
PREPARED BY:	Kevin Gersbeck	**DATE:**	November 15, 2022

Name **Location** **Type of Import**	N/A		N/A		N/A	
Transport	Trucks	Tons	Trucks	Tons	Trucks	Tons
Today	N/A	N/A	N/A	N/A	N/A	N/A

Site Layout:

ROUX

DAILY STATUS REPORT

PROJECT: **BCP SITE No.**	148 Nagle Avenue C231124	**WEATHER:**	30-46°F, Sunny RH: 70%, BP: 30.47" Hg Wind: S @ 5 mph
LOCATION:	148/156 Nagle Avenue, Inwood, Manhattan, NY	**TIME:**	7:00 AM – 3:00 PM
PREPARED BY:	Kevin Gersbeck	**DATE:**	November 15, 2022

PHOTOGRAPHS TAKEN TODAY:	
	Photo 1: Looking at SSDS-2 – View of SSDS-2 pit at the end of the day with the perforated pipe, coupling and concrete cover.
	Photo 2: Looking SSDS-1 - View of SSDS-2 at the end of the day with the perforated pipe, coupling and cement.

DAILY STATUS REPORT

PROJECT: **BCP SITE No.**	148 Nagle Avenue C231124	**WEATHER:**	30-46°F, Sunny RH: 70%, BP: 30.47" Hg Wind: S @ 5 mph
LOCATION:	148/156 Nagle Avenue, Inwood, Manhattan, NY	**TIME:**	7:00 AM – 3:00 PM
PREPARED BY:	Kevin Gersbeck	**DATE:**	November 15, 2022



Photo 3:
View of the west wall in basement of 156 Nagle – Clamps placed on the sides of the west wall to mount the lateral pipe.

Roux Environmental Engineering and Geology, D.P.C.
Community Air Monitoring Program - DUST

Project: 148 Nagle Ave
PM: Rachel Henke
Location: 148/156 Nagle Ave, Inwood, Manhattan, NY
Date: 11/15/2022

Upwind Serial Number 8530152605
Downwind Serial Number 8530100933

Upwind		Downwind		Corrected Downwind	Comments
Time	Concentration [mg/m3]	Time	Concentration [mg/m3]	Concentration [mg/m3]	
9:08 AM	0.003	9:08 AM	0.002	-0.001	
9:23 AM	0.000	9:23 AM	0.001	0.001	
9:38 AM	0.007	9:38 AM	0.006	-0.001	
9:53 AM	0.007	9:53 AM	0.010	0.003	
10:08 AM	0.011	10:08 AM	0.009	-0.002	
10:23 AM	0.007	10:23 AM	0.026	0.019	
10:38 AM	0.007	10:38 AM	0.011	0.004	
10:53 AM	0.005	10:53 AM	0.007	0.002	
11:08 AM	0.009	11:08 AM	0.006	-0.003	
11:23 AM	0.024	11:23 AM	0.007	0.024	
11:38 AM	0.011	11:38 AM	0.006	0.011	
11:53 AM	0.007	11:53 AM	0.008	0.007	
12:08 PM	0.009	12:08 PM	0.008	0.009	
12:23 PM	0.017	12:23 PM	0.007	0.017	
12:38 PM	0.022	12:38 PM	0.008	0.022	
12:53 PM	0.007	12:53 PM	0.007	0.007	
1:08 PM	0.008	1:08 PM	0.008	0.008	
1:23 PM	0.006	1:23 PM	0.008	0.006	
1:38 PM	0.018	1:38 PM	0.009	0.018	
1:53 PM	0.000	1:53 PM	0.000	0.000	
2:08 PM	0.000	2:08 PM	0.000	0.000	
2:23 PM	0.000	2:23 PM	0.000	0.000	

Notes:

1. Corrected downwind concentration is based on the difference of the upwind meter concentration and respective downwind meter location.
2. 'NR' indicates data not recorded.

Roux Environmental Engineering and Geology, D.P.C.
Community Air Monitoring Program - VOC

Project: 148 Nagle Ave
PM: Rachel Henke
Location: 148/156 Nagle Ave, Inwood, Manhattan, NY
Date: 11/15/2022

Upwind Serial Number 592-915620
Downwind Serial Number 592-927200

Upwind		Downwind		Corrected[1] Downwind	Comments
Time	VOC Average (ppm)	Time	VOC Average (ppm)	VOC Average (ppm)	
9:08 AM	0.0	9:08 AM	0.5	0.5	
9:23 AM	0.0	9:23 AM	0.5	0.5	
9:38 AM	0.0	9:38 AM	0.4	0.4	
9:53 AM	0.0	9:53 AM	0.4	0.4	
10:08 AM	0.0	10:08 AM	0.4	0.4	
10:23 AM	0.1	10:23 AM	0.3	0.2	
10:38 AM	0.1	10:38 AM	0.3	0.2	
10:53 AM	0.1	10:53 AM	0.3	0.2	
11:08 AM	0.1	11:08 AM	0.2	0.1	
11:23 AM	0.1	11:23 AM	0.2	0.1	
11:38 AM	0.1	11:38 AM	0.2	0.1	
11:53 AM	0.1	11:53 AM	0.2	0.1	
12:08 PM	0.2	12:08 PM	0.2	0.0	
12:23 PM	0.2	12:23 PM	0.1	-0.1	
12:38 PM	0.1	12:38 PM	0.1	0.0	
12:53 PM	0.2	12:53 PM	0.1	-0.1	
1:08 PM	0.1	1:08 PM	0.0	-0.1	
1:23 PM	0.1	1:23 PM	0.0	-0.1	
1:38 PM	0.1	1:38 PM	0.0	-0.1	
1:53 PM	0.0	1:53 PM	0.0	0.0	
2:08 PM	0.0	2:08 PM	0.5	0.5	
2:23 PM	0.0	2:23 PM	0.0	0.0	

Notes:

1. Corrected downwind concentration is based on the difference of the upwind meter concentration and respective downwind meter location.
2. 'NR' indicates data not recorded.

Roux Environmental Engineering and Geology, D.P.C.
Community Air Monitoring Program - VOC

Project: 148 Nagle Ave
PM: Rachel Henke
Location: 148/156 Nagle Ave, Inwood, Manhattan, NY
Date: 11/15/2022

09:00-14:30
Upwind Meter

09:00-14:30
Downwind Meter

11/15/2022
148 Nagle Ave
CAMP

MEAN WIND DIRECTION
S at 8 mph

ROUX

DAILY STATUS REPORT

PROJECT: **BCP SITE No.**	148 Nagle Avenue C231124	**WEATHER:**	38-52°F, Sunny RH: 90%, BP: 29.87" Hg Wind: SE @ 11 mph
LOCATION:	148/156 Nagle Avenue, Inwood, Manhattan, NY	**TIME:**	7:00 AM – 3:00 PM
PREPARED BY:	Kevin Gersbeck	**DATE:**	November 16, 2022

Project Team	
Consultant/Engineer: • Frank Cherena, P.G., Roux • David Kaiser, P.E., Roux • Rachel Henke, Roux • Kevin Gersbeck, Roux	Safety Officer: • Kevin Gersbeck, Roux
General Contractor: • EnviroTrac	Site Manager/ Supervisor: • Nick Zarcone, EnviroTrac
Personnel Present Onsite and Affiliation: • Kevin Gersbeck, Roux • Andy Roman, Site Supervisor • Matt Sein, EnviroTrac • Victor Cardora, EnviroTrac • Tom Lombardo, EnviroTrac	Contractor and Equipment Onsite: • EnviroTrac

Remedial Action Daily Inspection Description (Since Last Report)

Roux Work Activities Performed Onsite (Describe Grids):
Implemented CAMP and continued to oversee SSDS installation in basement of 156 Nagle. No dust or VOC exceedances were detected.

Contractor Work Performed Onsite (Describe Grids):
Began to connect piping from both SSDS-1 and SSDS-2 to the piping along the west wall. A small hole was cut in the false wall for the piping of SSDS-2 to go through. The pipe ran laterally across the west wall to the southern end of the wall.

Other Relevant Comments or Problems Encountered:
None.

Health and Safety:
No H&S concerns were encountered.

Anticipated Work Activities for the Next Day/ Week

Roux Oversight:
Continue oversight of SSDS installation.

Contractor:
Complete installation of piping by cutting a hole in the southern end of the west wall and running a pipe out that hole to the exterior of the building. Once a steel elbow is installed, the piping will run up the roof.

DAILY STATUS REPORT

PROJECT: **BCP SITE No.**	148 Nagle Avenue C231124	**WEATHER:**	38-52°F, Sunny RH: 90%, BP: 29.87" Hg Wind: SE @ 11 mph
LOCATION:	148/156 Nagle Avenue, Inwood, Manhattan, NY	**TIME:**	7:00 AM – 3:00 PM
PREPARED BY:	Kevin Gersbeck	**DATE:**	November 16, 2022

Name **Location** **Type of Import**	N/A		N/A		N/A	
Transport	Trucks	Tons	Trucks	Tons	Trucks	Tons
Today	N/A	N/A	N/A	N/A	N/A	N/A

Site Layout:

ROUX

DAILY STATUS REPORT

PROJECT: **BCP SITE No.**	148 Nagle Avenue C231124	**WEATHER:**	38-52°F, Sunny RH: 90%, BP: 29.87" Hg Wind: SE @ 11 mph
LOCATION:	148/156 Nagle Avenue, Inwood, Manhattan, NY	**TIME:**	7:00 AM – 3:00 PM
PREPARED BY:	Kevin Gersbeck	**DATE:**	November 16, 2022

PHOTOGRAPHS TAKEN TODAY:	
	Photo 1: Looking at SSDS-1 – View of the piping installed at SSDS-1.
	Photo 2: Looking at SSDS-2 – View of the piping installed at SSDS-2. The piping continues laterally to the right behind the false wall.

ROUX

DAILY STATUS REPORT

PROJECT: **BCP SITE No.**	148 Nagle Avenue C231124	**WEATHER:**	38-52°F, Sunny RH: 90%, BP: 29.87" Hg Wind: SE @ 11 mph
LOCATION:	148/156 Nagle Avenue, Inwood, Manhattan, NY	**TIME:**	7:00 AM – 3:00 PM
PREPARED BY:	Kevin Gersbeck	**DATE:**	November 16, 2022



Photo 3:
Looking at west wall of the 156 Nagle basement. View of the pipe that was installed along the west wall to connect SSDS-1 and SSDS-2.



Photo 4:
Looking at the west wall where an elbow will be placed, and a hole will be cut to exit the building.

ROUX

DAILY STATUS REPORT

PROJECT: **BCP SITE No.**	148 Nagle Avenue C231124	**WEATHER:**	36-46°F, Sunny RH: 60%, BP: 29.93" Hg Wind: E @ 11 mph
LOCATION:	148/156 Nagle Avenue, Inwood, Manhattan, NY	**TIME:**	7:00 AM – 3:00 PM
PREPARED BY:	Kevin Gersbeck	**DATE:**	November 17, 2022

Project Team	
Consultant/Engineer: • Frank Cherena, P.G., Roux • David Kaiser, P.E., Roux • Rachel Henke, Roux • Kevin Gersbeck, Roux	Safety Officer: • Kevin Gersbeck, Roux
General Contractor: • EnviroTrac	Site Manager/ Supervisor: • Nick Zarcone, EnviroTrac
Personnel Present Onsite and Affiliation: • Kevin Gersbeck, Roux • Frank Cherena, Roux • Andy Roman, Site Supervisor • Matt Sein, EnviroTrac • Matt Miranda, EnviroTrac • Tom Lombardo, EnviroTrac	Contractor and Equipment Onsite: • EnviroTrac

Remedial Action Daily Inspection Description (Since Last Report)

Roux Work Activities Performed Onsite (Describe Grids):
Implemented CAMP and continued to oversee SSDS installation in basement of 156 Nagle. No dust or VOC exceedances were detected.

Contractor Work Performed Onsite (Describe Grids):
Cut hole in the southern section of the west wall for the pipe to run through. An elbow was placed on the pipe, and the pipe was mounted to the side of the building. The pipe terminated above the roofline.

Other Relevant Comments or Problems Encountered:
None.

Health and Safety:
No H&S concerns were encountered.

Anticipated Work Activities for the Next Day/ Week

Roux Oversight:
Continued oversight of SSDS installation. Effluent sample will be collected once the SSDS is operational.

Contractor:
The electrician will connect both SSDS-1 and SSDS-2 to power the system. EnviroTrac will install SSDS monitoring points.

DAILY STATUS REPORT

PROJECT: **BCP SITE No.**	148 Nagle Avenue C231124	**WEATHER:**	36-46°F, Sunny RH: 60%, BP: 29.93" Hg Wind: E @ 11 mph
LOCATION:	148/156 Nagle Avenue, Inwood, Manhattan, NY	**TIME:**	7:00 AM – 3:00 PM
PREPARED BY:	Kevin Gersbeck	**DATE:**	November 17, 2022

Name **Location** **Type of Import**	N/A		N/A		N/A	
Transport	Trucks	Tons	Trucks	Tons	Trucks	Tons
Today	N/A	N/A	N/A	N/A	N/A	N/A

Site Layout:

ROUX

DAILY STATUS REPORT

PROJECT: **BCP SITE No.**	148 Nagle Avenue C231124	**WEATHER:**	36-46°F, Sunny RH: 60%, BP: 29.93" Hg Wind: E @ 11 mph
LOCATION:	148/156 Nagle Avenue, Inwood, Manhattan, NY	**TIME:**	7:00 AM – 3:00 PM
PREPARED BY:	Kevin Gersbeck	**DATE:**	November 17, 2022

PHOTOGRAPHS TAKEN TODAY:	
	Photo 1: Looking at the piping going through the west wall of 156 Nagle and out to the exterior.
	**Photo 2:** Looking at the exterior of the west wall – View of EnviroTrac connecting the in-line fan to the pipe.

ROUX

DAILY STATUS REPORT

PROJECT: **BCP SITE No.**	148 Nagle Avenue C231124	**WEATHER:**	36-46°F, Sunny RH: 60%, BP: 29.93" Hg Wind: E @ 11 mph
LOCATION:	148/156 Nagle Avenue, Inwood, Manhattan, NY	**TIME:**	7:00 AM – 3:00 PM
PREPARED BY:	Kevin Gersbeck	**DATE:**	November 17, 2022

Photo 3:
Looking at the west wall – Workers placing the steel pipe on top of the in-line fan.



Photo 4:
Looking east across 148 Nagle – View of completed SSDS piping mounted on the exterior of the 156 Nagle building with the rain cap attached on top.

ROUX

DAILY STATUS REPORT

PROJECT: **BCP SITE No.**	148 Nagle Avenue C231124	**WEATHER:**	36-46°F, Sunny RH: 58%, BP: 30.29" Hg Wind: SE @ 4 mph
LOCATION:	148/156 Nagle Avenue, Inwood, Manhattan, NY	**TIME:**	7:00 AM – 3:00 PM
PREPARED BY:	Alfredo Fernandez	**DATE:**	November 29, 2022

Project Team	
Consultant/Engineer: • Frank Cherena, P.G., Roux • David Kaiser, P.E., Roux • Rachel Henke, Roux • Alfredo Fernandez, Roux	Safety Officer: • Alfredo Fernandez, Roux
General Contractor: • EnviroTrac	Site Manager/ Supervisor: • Matt Miranda, EnviroTrac
Personnel Present Onsite and Affiliation: • Alfredo Fernandez, Roux • Matt Miranda, EnviroTrac • Electrician	Contractor and Equipment Onsite: • EnviroTrac

Remedial Action Daily Inspection Description (Since Last Report)

Roux Work Activities Performed Onsite (Describe Grids):
Oversaw EnviroTrac and electrician complete wiring and SSDS startup. No CAMP was performed as no ground intrusive work was done.

Contractor Work Performed Onsite (Describe Grids):
Electrian completed wiring and EnviroTrac completed SSDS startup.

Other Relevant Comments or Problems Encountered:
None.

Health and Safety:
No H&S concerns were encountered.

Anticipated Work Activities for the Next Day/ Week

Roux Oversight:
30-day sample will be collected to assess efficacy of the sample in one month.

Contractor:
No further work.

DAILY STATUS REPORT

PROJECT: **BCP SITE No.**	148 Nagle Avenue C231124	**WEATHER:**	36-46°F, Sunny RH: 58%, BP: 30.29" Hg Wind: SE @ 4 mph
LOCATION:	148/156 Nagle Avenue, Inwood, Manhattan, NY	**TIME:**	7:00 AM – 3:00 PM
PREPARED BY:	Alfredo Fernandez	**DATE:**	November 29, 2022

Name **Location** **Type of Import**	N/A		N/A		N/A	
Transport	Trucks	Tons	Trucks	Tons	Trucks	Tons
Today	N/A	N/A	N/A	N/A	N/A	N/A

Site Layout:

DAILY STATUS REPORT

PROJECT: **BCP SITE No.**	148 Nagle Avenue C231124	**WEATHER:**	36-46°F, Sunny RH: 58%, BP: 30.29" Hg Wind: SE @ 4 mph
LOCATION:	148/156 Nagle Avenue, Inwood, Manhattan, NY	**TIME:**	7:00 AM – 3:00 PM
PREPARED BY:	Alfredo Fernandez	**DATE:**	November 29, 2022

PHOTOGRAPHS TAKEN TODAY:	
	**Photo 1:** View of gauge following system startup.
	Photo 2: View of influence of SSDS on monitoring point SS-A.

DAILY STATUS REPORT

PROJECT: **BCP SITE No.**	148 Nagle Avenue C231124	**WEATHER:**	36-46°F, Sunny RH: 58%, BP: 30.29" Hg Wind: SE @ 4 mph
LOCATION:	148/156 Nagle Avenue, Inwood, Manhattan, NY	**TIME:**	7:00 AM – 3:00 PM
PREPARED BY:	Alfredo Fernandez	**DATE:**	November 29, 2022

Photo 3:
View of influence of SSDS on monitoring point SS-B.

Photo 4:
View of influence of SSDS on monitoring point SS-C.

APPENDIX C

Sub-Slab Depressurization System
As-Built Drawings

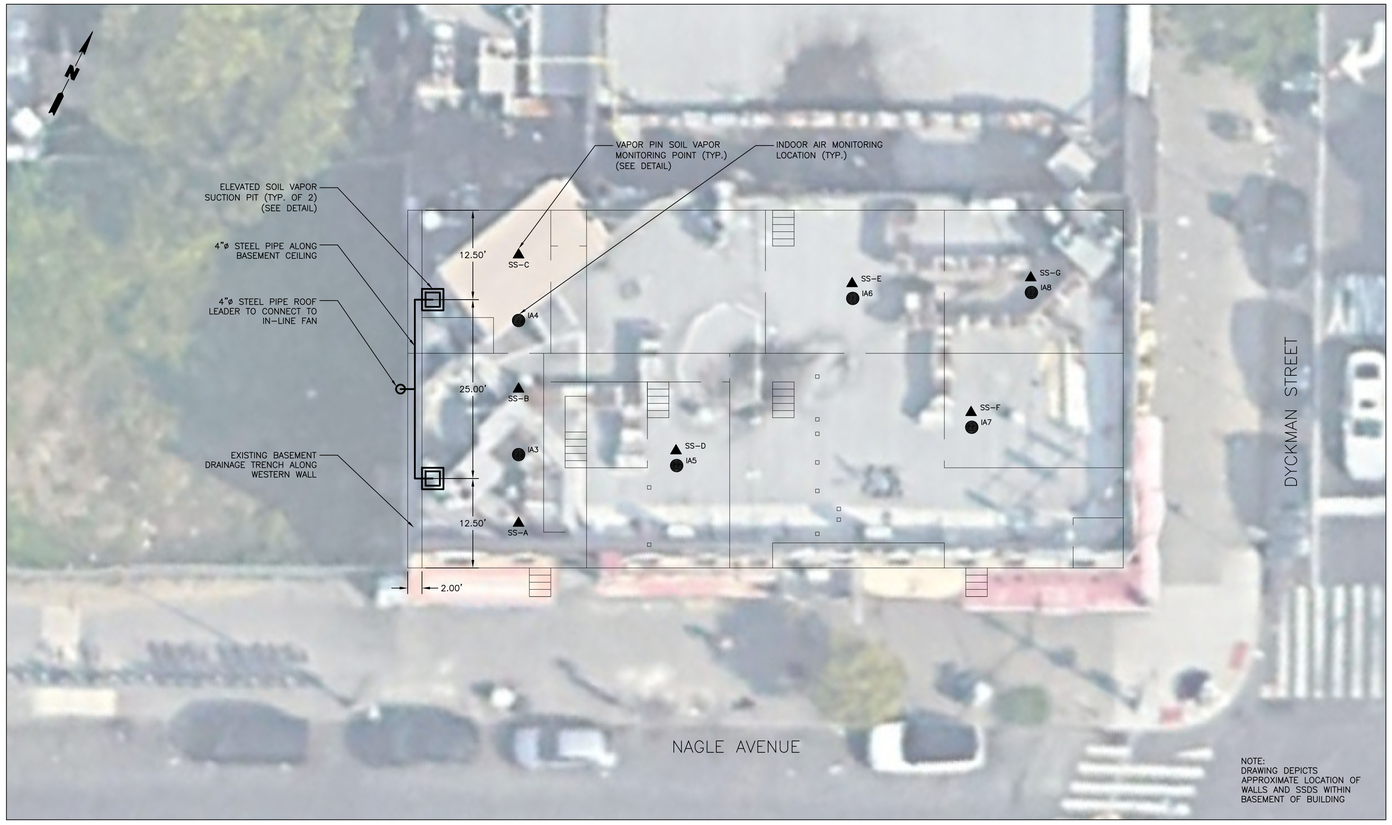

SUB-SLAB DEPRESSURIZATION SYSTEM
SCALE: 1" = 10'

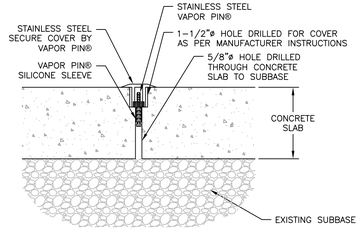

1 TYPICAL SOIL VAPOR MONITORING POINT DETAIL
SCALE: N.T.S.

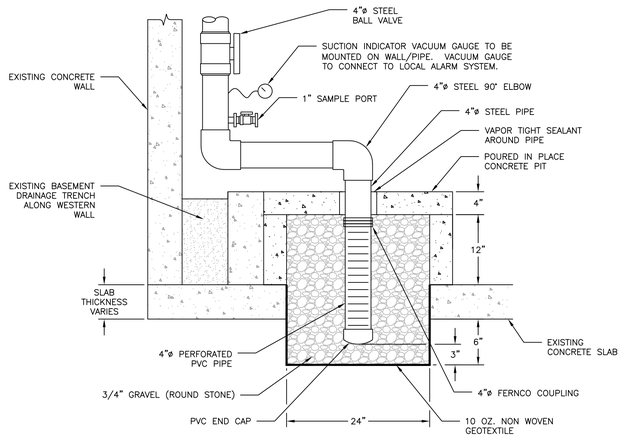

2 ELEVATED SUB-SLAB DEPRESSURIZATION SYSTEM PIT DETAIL
SCALE: N.T.S.

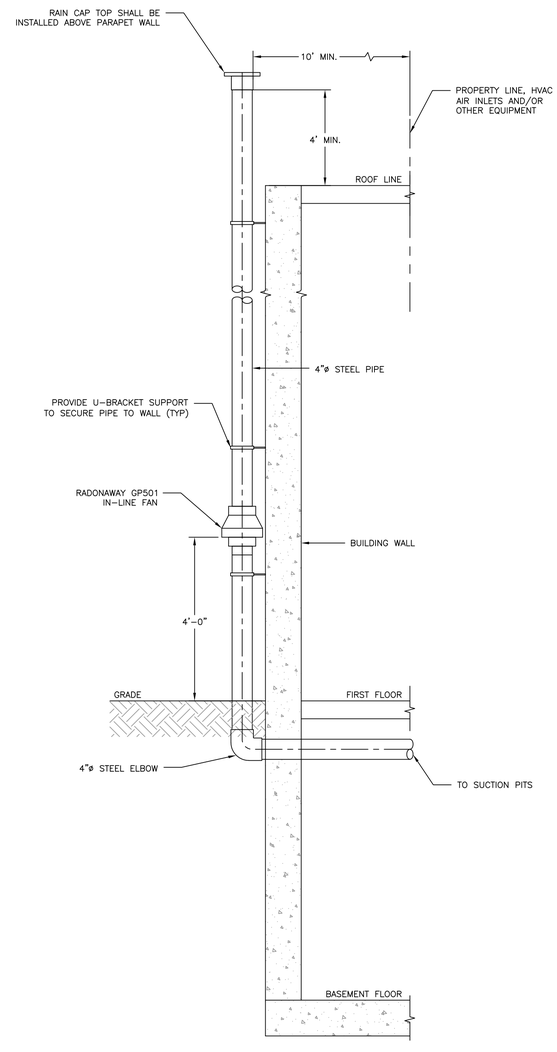

3 RISER DETAIL
SCALE: N.T.S.

AS-BUILT DRAWINGS

NO.	DATE	REVISION DESCRIPTION	INT.

UNAUTHORIZED ALTERATION OR ADDITION TO THIS DOCUMENT IS A VIOLATION OF STATE LAW.

THESE DOCUMENTS (OR COPIES OF ANY THEREOF) PREPARED BY OR BEARING THE SEAL OF THE ENGINEER, SHALL NOT BE REUSED FOR ANY EXTENSIONS OF THE PROJECT OR ANY OTHER PROJECT WITHOUT THE WRITTEN CONSENT OF THE ENGINEER.

PROJ. ENGINEER: D.E.K.		DRAWN BY: D.E.K.	
DESIGNED BY: D.E.K.		CHECKED BY: C.M.	
DRAWING SCALE: AS SHOWN		PLOT SCALE: 1:1	
DRAWING DATE: 13FEB2023		PRINT TYPE: COLOR	
OFFICE: NY		PAPER SIZE: ARCH D	
PROJECT NO.: 3770.0001Y000			
DRAWING FILE: 3770.0001Y110.02.DWG			

ROUX
Roux Environmental Engineering & Geology, D.P.C.
209 SHAFTER STREET ISLANDIA NEW YORK 11749
(631) 232-2600

PROJECT NAME:
148 NAGLE AVENUE (SITE NO. C231124)
NEW YORK, NY 10040

PROJECT FOR:
DYCKMAN CRESTVIEW REALTY, LLC
279 WEST 231ST STREET, BRONX, NY 10463

TITLE:
AS-BUILT SUB-SLAB DEPRESSURIZATION SYSTEM PLAN AND DETAILS

DRAWING NO.
1

1 OF 1

V:\CAD\PROJECTS\3770\0001Y\110\3770.0001Y110.02.DWG

APPENDIX D

Photo Log

Photograph 1: Taken on November 14, 2022. Facing east, view of SSDS-2 pit at the end of the day with concrete in the forms.

Photograph 2: Taken on November 14, 2022. View of concrete form work around SSDS-1 pit.

Photograph 3: Taken on November 15, 2022. View of SSDS-2 at the end of the day with the perforated pipe, coupling and cement.

Photograph 4: Taken on November 15, 2022. View of SSDS-2 at the end of the day with the perforated pipe, coupling and cement.

Photograph 5: Taken on November 15, 2022. Clamps placed on the sides of the west wall for the pipe to run along.

Photograph 6: Taken on November 16, 2022. View of the piping installed at SSDS-1.

Photograph 7: Taken on November 16, 2022. View of the piping installed at SSDS-2. The piping continues laterally right behind the false wall.

Photograph 8: Taken on November 16, 2022. View of the pipe that was installed along the west wall to connect SSDS-1 and SSDS-2.



Photograph 9: Taken on November 16, 2022. Looking at the west wall where an elbow will be placed, and a hole will be cut to exit the building.

Photograph 10: Taken on November 17, 2022. Looking at the piping going through the west wall of 156 Nagle and out to the exterior.



Photograph 11: Taken on November 17, 2022. Facing east, view of EnviroTrac connecting the in-line fan to the pipe.

Photograph 12: Taken on November 17, 2022. Facing east, view of completed SSDS piping mounted on the exterior of the 156 Nagle building with the rain cap attached on top.



Photograph 13: Taken on November 29, 2022. View of gauge following system startup.

Photograph 14: Taken on November 29, 2022. View of influence of SSDS on monitoring point SS-A.

Photograph 15: Taken on November 29, 2022. View of influence of SSDS on monitoring point SS-B.

Photograph 16: Taken on November 29, 2022. View of influence of SSDS on monitoring point SS-C.

APPENDIX E

Post-Mitigation Indoor Air, Soil Vapor and
Effluent Sample Laboratory Data

www.alphalab.com

Alpha Analytical

Laboratory Code: 11148

SDG Number: L2300996

The original project report/data package is held by Alpha Analytical. This report/data package is paginated and should be reproduced only in its entirety. Alpha Analytical holds no responsibility for results and/or data that are not consistent with the original.

Table of Contents

New York ASP Category B Data Deliverable Package 1
- Table of Contents 2
- Sample ID Cross Reference 5
- SDG Narrative 6
- Data Qualifier Definitions 8
- Instrument Information 11
- Sample Log-in Sheet 14
- Lims COC (LN01) 15
- External Chain of Custody 17
- Supporting Documentation 19
  - Air Canister Report 20
  - Air Canister Certification Results 22
- Organics Analysis 38
  - Volatile Organics in Air TO-15 Low Level 39
    - Volatiles QC Summary 40
      - Form 3 - Organics 41
      - Form 4 - Organics 48
      - Form 5 - Organics 49
      - Form 8 - Organics 51
      - MDL Study - Volatile Organics in Air: TO-15 52
      - TO15-LL 52
    - Volatiles Sample Data 55
      - Form 1 - Organics 56
      - AA010623 (L2300996-12) Analyzed: 01/10/23 18:39 99
      - EFF-010623 (L2300996-01) Analyzed: 01/10/23 20:37 136
      - IA3 (L2300996-02) Analyzed: 01/10/23 21:16 169
      - IA4 (L2300996-03) Analyzed: 01/10/23 21:56 202
      - IA5 (L2300996-04) Analyzed: 01/10/23 23:15 236
      - IA7 (L2300996-06) Analyzed: 01/11/23 00:33 269
      - IA8 (L2300996-07) Analyzed: 01/11/23 01:13 299
      - DUP010623 (L2300996-11) Analyzed: 01/11/23 01:52 335
      - SS-E (L2300996-08) Analyzed: 01/11/23 02:32 366
      - SS-F (L2300996-09) Analyzed: 01/11/23 03:09 405
      - SS-G (L2300996-10) Analyzed: 01/11/23 03:48 439
      - EFF-010623 (L2300996-01) Analyzed: 01/11/23 05:38 480
      - IA3 (L2300996-02) Analyzed: 01/11/23 06:14 484
      - IA4 (L2300996-03) Analyzed: 01/11/23 06:50 488
    - Volatile Standards Data 492
      - Initial Calibration 493
        - Form 6 - Organics 494
        - ICAL for AIRLAB17 on 01/10/23 ICAL19642 498
        - Initial Calibration Summary - Cal Date: 01/10/23 00:00 498
        - BFB TUNE Injected on: 01/09/23 19:02 502
        - STD0.2 Injected on: 01/09/23 21:31 503
        - STD0.5 Injected on: 01/09/23 22:10 512
        - STD1.0 Injected on: 01/09/23 22:52 520
        - STD5.0 Injected on: 01/09/23 23:31 527
        - STD10.0 Injected on: 01/10/23 00:13 534
        - STD20 Injected on: 01/10/23 00:51 542
        - STD50 Injected on: 01/10/23 01:30 549

Table of Contents

STD100 Injected on: 01/10/23 02:11 556
ICV SUMMARY Injected on: 01/10/23 07:17 564
ICV QUANT Injected on: 01/10/23 07:17 567
Continuing Calibration 575
Form 7 - Organics 576
CC Summary - AIRLAB17 Run: 01/10/23 12:53 579
CC Quant - WG1731941-2 AIRLAB17 Run: 01/10/23 12:53 582
bfb tune - Inst. AIRLAB17 01/10/23 12:11 587
Volatiles Raw QC Data 588
Laboratory Method Bl (WG1731941-4) Analyzed: 01/10/23 16:44 589
LCS Summary for WG1731941-3 599
Laboratory Control S (WG1731941-3) Analyzed: 01/10/23 13:34 602
Duplicate Sample (WG1731941-5) Analyzed: 01/10/23 22:35 669
Duplicate Sample (WG1731941-5) Analyzed: 01/11/23 07:26 704
Air Calculations 708
QC Batch WG1731941 710
ICAL Sequence for AIRLAB17 on 10-JAN-2023 00:00 ICAL19642 711
Instrument AIRLAB17 Run Date 01/10/23 Run ID R1651433 713
Canister Dilution Calculation Worksheet 715
GCMS SIM Air Analysis 716
Volatiles QC Summary 717
Form 3 - Organics 718
Form 4 - Organics 722
Form 5 - Organics 723
Form 8 - Organics 725
MDL Study - Volatile Organics in Air: TO-15 SIM 726
TO15-LL 726
Volatiles Sample Data 729
Form 1 - Organics 730
AA010623 (L2300996-12) Analyzed: 01/10/23 18:39 745
EFF-010623 (L2300996-01) Analyzed: 01/10/23 20:37 753
IA3 (L2300996-02) Analyzed: 01/10/23 21:16 763
IA4 (L2300996-03) Analyzed: 01/10/23 21:56 771
IA5 (L2300996-04) Analyzed: 01/10/23 23:15 780
IA6 (L2300996-05) Analyzed: 01/10/23 23:54 789
IA7 (L2300996-06) Analyzed: 01/11/23 00:33 829
IA8 (L2300996-07) Analyzed: 01/11/23 01:13 835
DUP010623 (L2300996-11) Analyzed: 01/11/23 01:52 843
Volatile Standards Data 851
Initial Calibration 852
Form 6 - Organics 853
ICAL for AIRLAB17 on 01/10/23 ICAL19643 856
Initial Calibration Summary - Cal Date: 01/10/23 00:00 856
BFB TUNE Injected on: 01/09/23 19:02 862
STD0.02 Injected on: 01/09/23 19:37 863
STD0.05 Injected on: 01/09/23 20:14 886
STD0.1 Injected on: 01/09/23 20:53 895
STD0.2 Injected on: 01/09/23 21:31 904
STD0.5 Injected on: 01/09/23 22:10 910
STD1.0 Injected on: 01/09/23 22:52 915

Table of Contents

STD5.0 Injected on: 01/09/23 23:31 920
STD10.0 Injected on: 01/10/23 00:13 928
STD20 Injected on: 01/10/23 00:51 934
STD50 Injected on: 01/10/23 01:30 940
ICV SUMMARY Injected on: 01/10/23 07:57 946
ICV QUANT Injected on: 01/10/23 07:57 949
Continuing Calibration 954
Form 7 - Organics 955
CC Summary - AIRLAB17 Run: 01/10/23 14:14 957
CC Quant - WG1731939-2 AIRLAB17 Run: 01/10/23 14:14 960
bfb tune - Inst. AIRLAB17 01/10/23 12:11 965
Volatiles Raw QC Data 966
Laboratory Method Bl (WG1731939-4) Analyzed: 01/10/23 16:44 967
LCS Summary for WG1731939-3 986
Laboratory Control S (WG1731939-3) Analyzed: 01/10/23 14:14 989
Duplicate Sample (WG1731939-5) Analyzed: 01/10/23 22:35 1056
Air Calculations 1065
QC Batch WG1731939 1067
ICAL Sequence for AIRLAB17 on 10-JAN-2023 00:00 ICAL19643 1068
Instrument AIRLAB17 Run Date 01/10/23 Run ID R1651398 1070
Canister Dilution Calculation Worksheet 1072

Project Name: 148/156 NAGLE
Project Number: 3770.0001Y000

Lab Number: L2300996
Report Date: 01/11/23

Alpha Sample ID	Client ID	Matrix	Sample Location	Collection Date/Time	Receive Date
L2300996-01	EFF-010623	AIR	148/156 NAGLE AVE, INWOOD, NY	01/06/23 08:41	01/06/23
L2300996-02	IA3	AIR	148/156 NAGLE AVE, INWOOD, NY	01/06/23 14:56	01/06/23
L2300996-03	IA4	AIR	148/156 NAGLE AVE, INWOOD, NY	01/06/23 14:58	01/06/23
L2300996-04	IA5	AIR	148/156 NAGLE AVE, INWOOD, NY	01/06/23 15:05	01/06/23
L2300996-05	IA6	AIR	148/156 NAGLE AVE, INWOOD, NY	01/06/23 15:16	01/06/23
L2300996-06	IA7	AIR	148/156 NAGLE AVE, INWOOD, NY	01/06/23 15:07	01/06/23
L2300996-07	IA8	AIR	148/156 NAGLE AVE, INWOOD, NY	01/06/23 15:12	01/06/23
L2300996-08	SS-E	SOIL_VAPOR	148/156 NAGLE AVE, INWOOD, NY	01/06/23 15:11	01/06/23
L2300996-09	SS-F	SOIL_VAPOR	148/156 NAGLE AVE, INWOOD, NY	01/06/23 15:08	01/06/23
L2300996-10	SS-G	SOIL_VAPOR	148/156 NAGLE AVE, INWOOD, NY	01/06/23 15:13	01/06/23
L2300996-11	DUP010623	AIR	148/156 NAGLE AVE, INWOOD, NY	01/06/23 15:06	01/06/23
L2300996-12	AA010623	AIR	148/156 NAGLE AVE, INWOOD, NY	01/06/23 15:24	01/06/23

Case Narrative

The samples were received in accordance with the Chain of Custody and no significant deviations were encountered during the preparation or analysis unless otherwise noted. Sample Receipt, Container Information, and the Chain of Custody are located at the back of the report.

Results contained within this report relate only to the samples submitted under this Alpha Lab Number and meet NELAP requirements for all NELAP accredited parameters unless otherwise noted in the following narrative. The data presented in this report is organized by parameter (i.e. VOC, SVOC, etc.). Sample specific Quality Control data (i.e. Surrogate Spike Recovery) is reported at the end of the target analyte list for each individual sample, followed by the Laboratory Batch Quality Control at the end of each parameter. Tentatively Identified Compounds (TICs), if requested, are reported for compounds identified to be present and are not part of the method/program Target Compound List, even if only a subset of the TCL are being reported. If a sample was re-analyzed or re-extracted due to a required quality control corrective action and if both sets of data are reported, the Laboratory ID of the re-analysis or re-extraction is designated with an "R" or "RE", respectively. When multiple Batch Quality Control elements are reported (e.g. more than one LCS), the associated samples for each element are noted in the grey shaded header line of each data table. Any Laboratory Batch, Sample Specific % recovery or RPD value that is outside the listed Acceptance Criteria is bolded in the report. All specific QC information is also incorporated in the Data Usability format of our Data Merger tool where it can be reviewed along with any associated usability implications. Soil/sediments, solids and tissues are reported on a dry weight basis unless otherwise noted. Definitions of all data qualifiers and acronyms used in this report are provided in the Glossary located at the back of the report.

In reference to questions H (CAM) or 4 (RCP) when "NO" is checked, the performance criteria for CAM and RCP methods allow for some quality control failures to occur and still be within method compliance. In these instances the specific failure is not narrated but noted in the associated QC table. The information is also incorporated in the Data Usability format of our Data Merger tool where it can be reviewed along with any associated usability implications.

Please see the associated ADEx data file for a comparison of laboratory reporting limits that were achieved with the regulatory Numerical Standards requested on the Chain of Custody.

HOLD POLICY
For samples submitted on hold, Alpha's policy is to hold samples (with the exception of Air canisters) free of charge for 21 calendar days from the date the project is completed. After 21 calendar days, we will dispose of all samples submitted including those put on hold unless you have contacted your Client Service Representative and made arrangements for Alpha to continue to hold the samples. Air canisters will be disposed after 3 business days from the date the project is completed.

Please contact Client Services at 800-624-9220 with any questions.

Case Narrative (continued)

Volatile Organics in Air

Canisters were released from the laboratory on January 6, 2023. The canister certification results are provided as an addendum.

L2300996-01, -02, and -03: The samples were re-analyzed on dilution in order to quantitate the results within the calibration range. The result(s) should be considered estimated, and are qualified with an E flag, for any compound(s) that exceeded the calibration range in the initial analysis. The re-analysis was performed only for the compound(s) that exceeded the calibration range.

L2300996-01D, -02D, and -03D: The samples have elevated detection limits due to the dilution required by the elevated concentrations of target compounds in the samples.

L2300996-08D and -10D: Prior to sample analysis, the canisters were pressurized with UHP Nitrogen in order to perform a screen analysis. The pressurization resulted in a dilution of the samples. The reporting limits have been elevated accordingly.

L2300996-09D: The sample has elevated detection limits due to the dilution required by the elevated concentrations of target compounds in the sample.

L2300996-05D: The canister vacuum measured on receipt at the laboratory was > 15 in. Hg. Prior to sample analysis, the canisters were pressurized with UHP Nitrogen in order to facilitate the transfer of sample to the Gas Chromatograph. The addition of Nitrogen resulted in a dilution of the samples. The reporting limits have been elevated accordingly. The sample was analyzed for the full NY list by TO15 SIM.

I, the undersigned, attest under the pains and penalties of perjury that, to the best of my knowledge and belief and based upon my personal inquiry of those responsible for providing the information contained in this analytical report, such information is accurate and complete. This certificate of analysis is not complete unless this page accompanies any and all pages of this report.

Authorized Signature: Christopher J Anderson Report Date: 01/11/23

Title: Technical Director/Representative

GLOSSARY

Acronyms

DL - Detection Limit: This value represents the level to which target analyte concentrations are reported as estimated values, when those target analyte concentrations are quantified below the limit of quantitation (LOQ). The DL includes any adjustments from dilutions, concentrations or moisture content, where applicable. (DoD report formats only.)

EDL - Estimated Detection Limit: This value represents the level to which target analyte concentrations are reported as estimated values, when those target analyte concentrations are quantified below the reporting limit (RL). The EDL includes any adjustments from dilutions, concentrations or moisture content, where applicable. The use of EDLs is specific to the analysis of PAHs using Solid-Phase Microextraction (SPME).

EMPC - Estimated Maximum Possible Concentration: The concentration that results from the signal present at the retention time of an analyte when the ions meet all of the identification criteria except the ion abundance ratio criteria. An EMPC is a worst-case estimate of the concentration.

EPA - Environmental Protection Agency.

LCS - Laboratory Control Sample: A sample matrix, free from the analytes of interest, spiked with verified known amounts of analytes or a material containing known and verified amounts of analytes.

LCSD - Laboratory Control Sample Duplicate: Refer to LCS.

LFB - Laboratory Fortified Blank: A sample matrix, free from the analytes of interest, spiked with verified known amounts of analytes or a material containing known and verified amounts of analytes.

LOD - Limit of Detection: This value represents the level to which a target analyte can reliably be detected for a specific analyte in a specific matrix by a specific method. The LOD includes any adjustments from dilutions, concentrations or moisture content, where applicable. (DoD report formats only.)

LOQ - Limit of Quantitation: The value at which an instrument can accurately measure an analyte at a specific concentration. The LOQ includes any adjustments from dilutions, concentrations or moisture content, where applicable. (DoD report formats only.)

Limit of Quantitation: The value at which an instrument can accurately measure an analyte at a specific concentration. The LOQ includes any adjustments from dilutions, concentrations or moisture content, where applicable. (DoD report formats only.)

MDL - Method Detection Limit: This value represents the level to which target analyte concentrations are reported as estimated values, when those target analyte concentrations are quantified below the reporting limit (RL). The MDL includes any adjustments from dilutions, concentrations or moisture content, where applicable.

MS - Matrix Spike Sample: A sample prepared by adding a known mass of target analyte to a specified amount of matrix sample for which an independent estimate of target analyte concentration is available. For Method 332.0, the spike recovery is calculated using the native concentration, including estimated values.

MSD - Matrix Spike Sample Duplicate: Refer to MS.

NA - Not Applicable.

NC - Not Calculated: Term is utilized when one or more of the results utilized in the calculation are non-detect at the parameter's reporting unit.

NDPA/DPA - N-Nitrosodiphenylamine/Diphenylamine.

NI - Not Ignitable.

NP - Non-Plastic: Term is utilized for the analysis of Atterberg Limits in soil.

NR - No Results: Term is utilized when 'No Target Compounds Requested' is reported for the analysis of Volatile or Semivolatile Organic TIC only requests.

RL - Reporting Limit: The value at which an instrument can accurately measure an analyte at a specific concentration. The RL includes any adjustments from dilutions, concentrations or moisture content, where applicable.

RPD - Relative Percent Difference: The results from matrix and/or matrix spike duplicates are primarily designed to assess the precision of analytical results in a given matrix and are expressed as relative percent difference (RPD). Values which are less than five times the reporting limit for any individual parameter are evaluated by utilizing the absolute difference between the values; although the RPD value will be provided in the report.

SRM - Standard Reference Material: A reference sample of a known or certified value that is of the same or similar matrix as the associated field samples.

STLP - Semi-dynamic Tank Leaching Procedure per EPA Method 1315.

TEF - Toxic Equivalency Factors: The values assigned to each dioxin and furan to evaluate their toxicity relative to 2,3,7,8-TCDD.

TEQ - Toxic Equivalent: The measure of a sample's toxicity derived by multiplying each dioxin and furan by its corresponding TEF and then summing the resulting values.

TIC - Tentatively Identified Compound: A compound that has been identified to be present and is not part of the target compound list (TCL) for the method and/or program. All TICs are qualitatively identified and reported as estimated concentrations.

Report Format: Data Usability Report

Footnotes

1 - The reference for this analyte should be considered modified since this analyte is absent from the target analyte list of the original method.

Terms

Analytical Method: Both the document from which the method originates and the analytical reference method. (Example: EPA 8260B is shown as 1,8260B.) The codes for the reference method documents are provided in the References section of the Addendum.

Chlordane: The target compound Chlordane (CAS No. 57-74-9) is reported for GC ECD analyses. Per EPA,this compound "refers to a mixture of chlordane isomers, other chlorinated hydrocarbons and numerous other components." (Reference: USEPA Toxicological Review of Chlordane, In Support of Summary Information on the Integrated Risk Information System (IRIS), December 1997.)

Difference: With respect to Total Oxidizable Precursor (TOP) Assay analysis, the difference is defined as the Post-Treatment value minus the Pre-Treatment value.

Final pH: As it pertains to Sample Receipt & Container Information section of the report, Final pH reflects pH of container determined after adjustment at the laboratory, if applicable. If no adjustment required, value reflects Initial pH.

Frozen Date/Time: With respect to Volatile Organics in soil, Frozen Date/Time reflects the date/time at which associated Reagent Water-preserved vials were initially frozen. Note: If frozen date/time is beyond 48 hours from sample collection, value will be reflected in 'bold'.

Gasoline Range Organics (GRO): Gasoline Range Organics (GRO) results include all chromatographic peaks eluting from Methyl tert butyl ether through Naphthalene, with the exception of GRO analysis in support of State of Ohio programs, which includes all chromatographic peaks eluting from Hexane through Dodecane.

Initial pH: As it pertains to Sample Receipt & Container Information section of the report, Initial pH reflects pH of container determined upon receipt, if applicable.

PAH Total: With respect to Alkylated PAH analyses, the 'PAHs, Total' result is defined as the summation of results for all or a subset of the following compounds: Naphthalene, C1-C4 Naphthalenes, 2-Methylnaphthalene, 1-Methylnaphthalene, Biphenyl, Acenaphthylene, Acenaphthene, Fluorene, C1-C3 Fluorenes, Phenanthrene, C1-C4 Phenanthrenes/Anthracenes, Anthracene, Fluoranthene, Pyrene, C1-C4 Fluoranthenes/Pyrenes, Benz(a)anthracene, Chrysene, C1-C4 Chrysenes, Benzo(b)fluoranthene, Benzo(j)+(k)fluoranthene, Benzo(e)pyrene, Benzo(a)pyrene, Perylene, Indeno(1,2,3-cd)pyrene, Dibenz(ah)+(ac)anthracene, Benzo(g,h,i)perylene. If a 'Total' result is requested, the results of its individual components will also be reported.

PFAS Total: With respect to PFAS analyses, the 'PFAS, Total (5)' result is defined as the summation of results for: PFHpA, PFHxS, PFOA, PFNA and PFOS. In addition, the 'PFAS, Total (6)' result is defined as the summation of results for: PFHpA, PFHxS, PFOA, PFNA, PFDA and PFOS. For MassDEP DW compliance analysis only, the 'PFAS, Total (6)' result is defined as the summation of results at or above the RL. Note: If a 'Total' result is requested, the results of its individual components will also be reported.

Total: With respect to Organic analyses, a 'Total' result is defined as the summation of results for individual isomers or Aroclors. If a 'Total' result is requested, the results of its individual components will also be reported. This is applicable to 'Total' results for methods 8260, 8081 and 8082.

Data Qualifiers

A - Spectra identified as "Aldol Condensates" are byproducts of the extraction/concentration procedures when acetone is introduced in the process.

B - The analyte was detected above the reporting limit in the associated method blank. Flag only applies to associated field samples that have detectable concentrations of the analyte at less than ten times (10x) the concentration found in the blank. For MCP-related projects, flag only applies to associated field samples that have detectable concentrations of the analyte at less than ten times (10x) the concentration found in the blank. For DOD-related projects, flag only applies to associated field samples that have detectable concentrations of the analyte at less than ten times (10x) the concentration found in the blank AND the analyte was detected above one-half the reporting limit (or above the reporting limit for common lab contaminants) in the associated method blank. For NJ-Air-related projects, flag only applies to associated field samples that have detectable concentrations of the analyte above the reporting limit. For NJ-related projects (excluding Air), flag only applies to associated field samples that have detectable concentrations of the analyte, which was detected above the reporting limit in the associated method blank or above five times the reporting limit for common lab contaminants (Phthalates, Acetone, Methylene Chloride, 2-Butanone).

C - Co-elution: The target analyte co-elutes with a known lab standard (i.e. surrogate, internal standards, etc.) for co-extracted analyses.

D - Concentration of analyte was quantified from diluted analysis. Flag only applies to field samples that have detectable concentrations of the analyte.

E - Concentration of analyte exceeds the range of the calibration curve and/or linear range of the instrument.

F - The ratio of quantifier ion response to qualifier ion response falls outside of the laboratory criteria. Results are considered to be an estimated maximum concentration.

G - The concentration may be biased high due to matrix interferences (i.e, co-elution) with non-target compound(s). The result should be considered estimated.

H - The analysis of pH was performed beyond the regulatory-required holding time of 15 minutes from the time of sample collection.

I - The lower value for the two columns has been reported due to obvious interference.

M - Reporting Limit (RL) exceeds the MCP CAM Reporting Limit for this analyte.

NJ - Presumptive evidence of compound. This represents an estimated concentration for Tentatively Identified Compounds (TICs), where

Report Format: Data Usability Report

Data Qualifiers

the identification is based on a mass spectral library search.

P - The RPD between the results for the two columns exceeds the method-specified criteria.

Q - The quality control sample exceeds the associated acceptance criteria. For DOD-related projects, LCS and/or Continuing Calibration Standard exceedences are also qualified on all associated sample results. Note: This flag is not applicable for matrix spike recoveries when the sample concentration is greater than 4x the spike added or for batch duplicate RPD when the sample concentrations are less than 5x the RL. (Metals only.)

R - Analytical results are from sample re-analysis.

RE - Analytical results are from sample re-extraction.

S - Analytical results are from modified screening analysis.

V - The surrogate associated with this target analyte has a recovery outside the QC acceptance limits. (Applicable to MassDEP DW Compliance samples only.)

Z - The batch matrix spike and/or duplicate associated with this target analyte has a recovery/RPD outside the QC acceptance limits. (Applicable to MassDEP DW Compliance samples only.)

ND - Not detected at the reporting limit (RL) for the sample.

Volatile Organics Instruments

Volatile Organics:

Instrument: Agilent 7890 GC/5975C MSD	Columns (length x ID x df):
Trap: Supelco K Trap (VOACARB 3000)	RTX-VMS 20m x 0.18mm x 1um
Concentrator: EST Encon (or equivalent)	RTX-VMS 30m x 0.25mm x 1.4um
Autosampler: EST Centurion (or equivalent)	RTX-502.2 40m x 0.18mm x 1um
Purge time: 11 min	

Volatile Organics: VPH

Instrument: Agilent 6890 (or equivalent)	Column Type: Restek RTX 502.2
Trap: Supelco K Trap (VOACARB 3000)	Column Length: 105 Meters
Concentrator: EST Encon (or equivalent)	df: 3.00 um
Autosampler: EST Centurion (or equivalent)	ID: 0.53mm

Volatile Organics: PIANO

Instrument: Agilent 7890 GC/5975C MSD	Column Type: DB-VRX
Trap: Supelco K Trap (VOACARB 3000)	Column Length: 60 Meters
Concentrator: Tekmar Velocity / EST Encon	df: 1.40 um
Autosampler: Varian Archon / EST Centurion	ID: 0.25 mm
Purge time: 11 min	Desorb: 1 min

Volatile Organics: Dissolved Gas

Instrument: Agilent 7890 (or equivalent) with FID/TCD	
	Column Type: Haysep S Column
	Column Length: 2 Meters packed (100/200 mesh)
Autosampler: LEAP Headspace	Purge time: 0.6 min

Volatile Organics in Air Instruments

Volatile Organics in Air:

Instruments: Agilent 6890 GC / 5975 MSD Shimadzu QP2010-SE / QP2020

Concentrator: Entech 7100A or 7200	Column Type: Restek RTX-1
Autosampler: Entech 7016CA or 7016D	Column Length: 60 Meters
	df: 1.00 um
	ID: 0.25 mm or 0.32 mm

Trap 1: Glass Bead: manufacturer-Entech: 20 cm packing material
Trap 2: Tenax: manufacturer-Entech: 20 cm packing material

Semivolatile Organics Instruments - Westborough

Semivolatile Organics (Acid/Base/Neutral Extractables):

Instrument: Agilent 5973N MSD	Injection volume: 1 ul;2 uL LVI
Column Type: Restek RXI-5SILMS	df: 0.32 um
Column Length: 30 Meters	ID: 0.25 mm

Polynuclear Aromatic Hydrocarbons by 8270 SIM:

Instrument: Agilent 5973 MSD	Injection volume: 1 ul;2 uL LVI
Column Type: Restek RXI-5SILMS	df: 0.25 um
Column Length: 30 Meters	ID: 0.25 mm

Pesticides/PCB/Herbicides:

Instrument: Agilent 6890 w/Dual Micro ECDs	Injection Volume: 1uL
Column A: Restek RTX-CL/STX-CL	df: 0.32
Column B: Restek RTX/STX-CLPPesticide II	df: 0.25
Column Length: 30 Meters	ID: 0.32 mm

Petroleum/EPH:

Instrument: Agilent 6890 w/FID / HP 5890 w/ FID	Injection Volume: 1uL
Column: Restek RTX 5	df: 0.25
Column Length: 30 Meters	
ID: 0.32 mm	

Semivolatile Organic Instruments - Mansfield

Semivolatile Organics (ALK-PAH Extractables):

Instrument: Agilent 5973N / 5975 MSD	Injection volume: 1 ul
Column Type: ZB-5	df: 0.25 um
Column Length: 60 Meters	ID: 0.25 mm

Semivolatile Organics (8270):

Instrument: Agilent 5973N / 5975 MSD	Injection volume: 2 ul
Column Type: ZB-Semivolatiles	df: 0.25 um
Column Length: 30 Meters	ID: 0.25 mm

Semivolatile Organics (8270 SIM):

Instrument: Agilent 5973N / 5975 MSD	Injection volume: 3 ul
Column Type: ZB-5	df: 0.25 um
Column Length: 30 Meters	ID: 0.25 mm

Semivolatile Organics (1,4-Dioxane):

Instrument: Agilent 5973N / 5975 / 5977 MSD	Injection volume: 3 ul
Column Type: RTX-5	df: 0.25um, 0.18 um
Column Length: 30 Meters	ID: 0.25um, 0.18 mm

Semivolatile Organics (209 Congener):

Instrument: Agilent 5973N / 5975 MSD	Injection volume: 3 ul
Column Type: RTX-5, RTX-PCB	df: 0.25um, 0.18 um
Column Length: 60 Meters	ID: 0.25um, 0.18 mm

Semivolatile Organics (8081):

Instrument: Agilent 6890 / 7890	Injection volume: 1 ul
Column Type: RTX-5 / RTX-CLP II	df: 0.25 um
Column Length: 60 Meters	ID: 0.25 mm

Semivolatile Organics (8082):

Instrument: Agilent 6890 w/Dual Micro ECDs	Injection Volume: 1uL
Column A: Restek RTX-CL/STX-CL	df: 0.32
Column B: Restek RTX/STX-CLPPesticide II	df: 0.25
Column Length: 30 Meters	ID: 0.32 mm

Semivolatile Organics (SHC Extractables):

Instrument: Agilent 6890	Injection volume: 1 ul
Column Type: RTX-5	df: 0.25 um
Column Length: 60 Meters	ID: 0.25 mm

Sample Delivery Group Summary

Alpha Job Number : L2300996

Account Name : Roux Env. Eng. & Geology, DPC
Project Number : 3770.0001Y000
Project Name : 148/156 NAGLE

Received : 06-JAN-2023
Reviewer : Jennifer Jerome

Delivery Information

Samples Delivered By : Alpha Courier

Chain of Custody : Present

Cooler Information

Cooler	Seal/Seal#	Preservation	Temperature(°C)	Additional Information
NA	Absent/			

Condition Information

1) All samples on COC received?	**YES**
2) Extra samples received?	**NO**
3) Are there any sample container discrepancies?	**NO**
4) Are there any discrepancies between COC & sample labels?	**NO**
5) Are samples in appropriate containers for requested analysis?	**YES**
6) Are samples properly preserved for requested analysis?	**YES**
7) Are samples within holding time for requested analysis?	**YES**
8) All sampling equipment returned?	**YES**

Volatile Organics/VPH

1) Reagent Water Vials Frozen by Client?	**NA**

ALPHA ANALYTICAL LABORATORIES, INC.
LOGIN CHAIN OF CUSTODY REPORT
Jan 11 2023, 03:53 pm

Login Number: L2300996
Account: ROUX-NY Roux Env. Eng. & Geology, DPCProject: 3770.0001Y000
Received: 06JAN23 Due Date: 13JAN23

Sample #	Client ID	Mat	PR	Collected
L2300996-01	EFF-010623	10	2F	06JAN23 08:41
TO15 SIM for 7 NYS DMCs ASP-B Package Due Date: 01/13/23				
ASP-B,CAN-RENT,E&I-FEE,FLOW-RENT,TO15-LL,TO15-SIM				
L2300996-02	IA3	10	2F	06JAN23 14:56
TO15 SIM for 7 NYS DMCs Package Due Date: 01/13/23				
CAN-RENT,FLOW-RENT,TO15-LL,TO15-SIM				
L2300996-03	IA4	10	2F	06JAN23 14:58
TO15 SIM for 7 NYS DMCs Package Due Date: 01/13/23				
CAN-RENT,FLOW-RENT,TO15-LL,TO15-SIM				
L2300996-04	IA5	10	2F	06JAN23 15:05
TO15 SIM for 7 NYS DMCs Package Due Date: 01/13/23				
CAN-RENT,FLOW-RENT,TO15-LL,TO15-SIM				
L2300996-05	IA6	10	2F	06JAN23 15:16
TO15 SIM for full NYS list. Package Due Date: 01/13/23				
CAN-RENT,FLOW-RENT,TO15-SIM				
L2300996-06	IA7	10	2F	06JAN23 15:07
TO15 SIM for 7 NYS DMCs Package Due Date: 01/13/23				
CAN-RENT,FLOW-RENT,TO15-LL,TO15-SIM				
L2300996-07	IA8	10	2F	06JAN23 15:12
TO15 SIM for 7 NYS DMCs Package Due Date: 01/13/23				

ALPHA ANALYTICAL LABORATORIES, INC.
LOGIN CHAIN OF CUSTODY REPORT
Jan 11 2023, 03:53 pm

Login Number: L2300996

Account: ROUX-NY Roux Env. Eng. & Geology, DPCProject: 3770.0001Y000

Received: 06JAN23 Due Date: 13JAN23

Sample #	Client ID	Mat	PR	Collected
CAN-RENT,FLOW-RENT,TO15-LL,TO15-SIM				
L2300996-08	SS-E	11	2F	06JAN23 15:11
TO15 SIM for 7 NYS DMCs Package Due Date: 01/13/23				
CAN-RENT,FLOW-RENT,TO15-LL				
L2300996-09	SS-F	11	2F	06JAN23 15:08
TO15 SIM for 7 NYS DMCs Package Due Date: 01/13/23				
CAN-RENT,FLOW-RENT,TO15-LL				
L2300996-10	SS-G	11	2F	06JAN23 15:13
TO15 SIM for 7 NYS DMCs Package Due Date: 01/13/23				
CAN-RENT,FLOW-RENT,TO15-LL				
L2300996-11	DUP010623	10	2F	06JAN23 15:06
TO15 SIM for 7 NYS DMCs Package Due Date: 01/13/23				
CAN-RENT,FLOW-RENT,TO15-LL,TO15-SIM				
L2300996-12	AA010623	10	2F	06JAN23 15:24
TO15 SIM for 7 NYS DMCs Package Due Date: 01/13/23				
CAN-RENT,FLOW-RENT,TO15-LL,TO15-SIM				

Logged By: Jennifer Jerome

AIR ANALYSIS

PAGE 1 OF 2

Date Rec'd in Lab: 1/7/23

ALPHA Job #: L2300996

ALPHA ANALYTICAL

CHAIN OF CUSTODY

320 Forbes Blvd, Mansfield, MA 02048
TEL: 508-822-9300 FAX: 508-822-3288

Client Information

Client: ROUX
Address: 209 SHAFTER ST. ISLANDIA NY 11749
Phone: 631-232-2600
Fax: 631-232-9898
Email: rhenke@rouxinc.com

☐ These samples have been previously analyzed by Alpha

Project Information

Project Name: 148/156 NAGLE
Project Location: 148/156 NAGLE AVE, INWOOD, NY
Project #: 3770.0001Y000
Project Manager: Rachel Henke
ALPHA Quote #:

Turn-Around Time

☑ Standard ☐ RUSH (only confirmed if pre-approved!)

Date Due: Time:

Report Information - Data Deliverables

☐ FAX
☐ ADEx
Criteria Checker:
(Default based on Regulatory Criteria Indicated)
Other Formats:
☐ EMAIL (standard pdf report)
☒ Additional Deliverables: CAT B
Report to: (if different than Project Manager)

Billing Information

☐ Same as Client info PO #:

Regulatory Requirements/Report Limits

State/Fed	Program	Res / Comm

Other Project Specific Requirements/Comments:

Project-Specific Target Compound List: ☐

All Columns Below Must Be Filled Out

ALPHA Lab ID (Lab Use Only)	Sample ID	COLLECTION End Date	Start Time	End Time	Initial Vacuum	Final Vacuum	Sample Matrix*	Sampler's Initials	Can Size	I D Can	I D - Flow Controller	TO-15	TO-15 SIM	APH Subtract Non-petroleum HCs ☐	Fixed Gases	Sulfides & Mercaptans by TO-15			Sample Comments (i.e. PID)
00996-01	EFF-010623	01/06/23	0826	0841	-29.89	-4.90	AA	KG	2.7	408	408	x	x						
-02	IA3	↓	0845	14:56	-30.17	-9.40	IA	↓	↓	2992	02245	x	x						
-03	IA4	↓	0844	14:58	-30.10	-8.36	IA	↓	↓	2249	0126	x	x						
-04	IA5	↓	0901	15:05	-30.23	-8.42	IA	↓	↓	507	0550	x	x						
-05	IA6	↓	0853	15:16	-30.21	-17.75	IA	↓	↓	154	01304	x	x						Very low Flow
-06	IA7	↓	0849	15:07	-30.49	-7.77	IA	↓	↓	499	0145	x	x						
-07	IA8	↓	0855	15:12	-30.13	-11.35	IA	↓	↓	474	2272	x	x						
-08	SS-E	↓	0928	15:11	-30.09	-10.51	SS	↓	↓	1738	0059	x	x						
-09	SS-F	↓	0917	15:08	-28.56	-9.80	SS	↓	↓	2200	0234	x	x						
-10	SS-G	↓	0936	15:13	-30.28	-10.53	SS	↓	↓	514	01285	x	x						

*SAMPLE MATRIX CODES

AA = Ambient Air (Indoor/Outdoor)
SV = Soil Vapor/Landfill Gas/SVE
Other = Please Specify

Container Type: CSG

Please print clearly, legibly and completely. Samples can not be logged in and turnaround time clock will not start until any ambiguities are resolved. All samples submitted are subject to Alpha's Terms and Conditions. See reverse side.

Relinquished By:	Date/Time	Received By:	Date/Time:
Kevin Gersbeck	01/06/23	CBAR (AAL)	1/6/23 1558
CBAR (AAL)	1/6/23 1755		1.6.23 21:00
	1.7.23 02:30		1/7/23 02:30

Form No: 101-02 Rev: (25-Sep-15)

AIR ANALYSIS

PAGE 2 OF 2

CHAIN OF CUSTODY

ALPHA ANALYTICAL

320 Forbes Blvd, Mansfield, MA 02048
TEL: 508-822-9300 FAX: 508-822-3288

Date Rec'd in Lab: 1/7/23

ALPHA Job #: L2300996

Client Information

Client: ROUX
Address: 209 SHAFTER ST.
ISLANDIA, NY 11749
Phone: 631-232-2600
Fax: 631-232-9898
Email: rhenke@rouxinc.com

☐ These samples have been previously analyzed by Alpha

Project Information

Project Name: 148/156 NAGLE
Project Location: 148/156 NAGLE AVE, INWOOD, NY
Project #: 3770.0001Y000
Project Manager: Rachel Henke
ALPHA Quote #:

Turn-Around Time

☑ Standard ☐ RUSH (only confirmed if pre-approved!)

Date Due: Time:

Report Information - Data Deliverables

☐ FAX
☐ ADEx
Criteria Checker:
(Default based on Regulatory Criteria Indicated)
Other Formats:
☐ EMAIL (standard pdf report)
☐ Additional Deliverables: CAT B
Report to: (if different than Project Manager)

Billing Information

☐ Same as Client info PO #:

Regulatory Requirements/Report Limits

State/Fed	Program	Res / Comm

Other Project Specific Requirements/Comments:

Project-Specific Target Compound List: ☐

All Columns Below Must Be Filled Out

ANALYSIS

ALPHA Lab ID (Lab Use Only)	Sample ID	COLLECTION End Date	Start Time	End Time	Initial Vacuum	Final Vacuum	Sample Matrix*	Sampler's Initials	Can Size	I D Can	I D - Flow Controller	TO-15	TO-15 SIM	APH Subtract Non-petroleum HCs ☐	Fixed Gases	Sulfides & Mercaptans by TO-15			Sample Comments (i.e. PID)
00996-11	DUP010623	01/06/23	0900	1566	-30.34	-7.56	IA	KG	2.7	3828	01457	x	x						
-12	AA010623	01/06/23	0938	1524	-29.33	-8.93	AA	KG	↓	129	01888	x	x						

*SAMPLE MATRIX CODES

AA = Ambient Air (Indoor/Outdoor)
SV = Soil Vapor/Landfill Gas/SVE
Other = Please Specify

Container Type: CS CS

Please print clearly, legibly and completely. Samples can not be logged in and turnaround time clock will not start until any ambiguities are resolved. All samples submitted are subject to Alpha's Terms and Conditions. See reverse side.

Relinquished By:	Date/Time	Received By:	Date/Time:
Kevin Gersbeck	01/06/23	CBAR (AAL)	1/6/23 15:28
CBAR (AAL)	1/6/23 17:55		1.6.23 21:00
4:00	1.7.22 02:30		
		[signature]	1/7/23 02:30

Form No: 101-02 Rev: (25-Sep-15)

Supporting Documentation

Canister and Flow Controller Information

Samplenum	Client ID	Media ID	Media Type	Date Prepared	Bottle Order	Cleaning Batch ID	Can Leak Check	Initial Pressure (in. Hg)	Pressure on Receipt (in. Hg)	Flow Controler Leak Chk	Flow Out mL/min	Flow In mL/min	% RPD
L2300996-01	EFF-010623	01833	Flow 1	01/06/23	410951		-	-	-	Pass	144	144	0
L2300996-01	EFF-010623	408	2.7L Can	01/06/23	410951	L2272469-01	Pass	-29.9	-3.4	-	-	-	-
L2300996-02	IA3	02245	Flow 5	01/06/23	410951		-	-	-	Pass	4.5	4.9	9
L2300996-02	IA3	2992	2.7L Can	01/06/23	410951	L2272469-01	Pass	-29.9	-8.8	-	-	-	-
L2300996-03	IA4	0126	Flow 4	01/06/23	410951		-	-	-	Pass	4.5	5.1	13
L2300996-03	IA4	2249	2.7L Can	01/06/23	410951	L2272469-01	Pass	-29.9	-7.7	-	-	-	-
L2300996-04	IA5	0550	Flow 5	01/06/23	410951		-	-	-	Pass	4.5	5.4	18
L2300996-04	IA5	507	2.7L Can	01/06/23	410951	L2272469-01	Pass	-29.9	-8.0	-	-	-	-
L2300996-05	IA6	01304	Flow 4	01/06/23	410951		-	-	-	Pass	4.5	1.5	100
L2300996-05	IA6	154	2.7L Can	01/06/23	410951	L2272469-01	Pass	-29.9	-16.6	-	-	-	-
L2300996-06	IA7	0145	Flow 5	01/06/23	410951		-	-	-	Pass	4.5	5.0	11
L2300996-06	IA7	449	2.7L Can	01/06/23	410951	L2272489-01	Pass	-29.9	-7.4	-	-	-	-
L2300996-07	IA8	02272	Flow 4	01/06/23	410951		-	-	-	Pass	4.5	4.6	2
L2300996-07	IA8	474	2.7L Can	01/06/23	410951	L2272469-01	Pass	-29.9	-10.9	-	-	-	-
L2300996-08	SS-E	0059	Flow 5	01/06/23	410951		-	-	-	Pass	4.5	5.2	14

Canister and Flow Controller Information

Samplenum	Client ID	Media ID	Media Type	Date Prepared	Bottle Order	Cleaning Batch ID	Can Leak Check	Initial Pressure (in. Hg)	Pressure on Receipt (in. Hg)	Flow Controler Leak Chk	Flow Out mL/min	Flow In mL/min	% RPD
L2300996-08	SS-E	1738	2.7L Can	01/06/23	410951	L2272469-01	Pass	-29.9	-10.8	-	-	-	-
L2300996-09	SS-F	0234	Flow 5	01/06/23	410951		-	-	-	Pass	4.5	4.9	9
L2300996-09	SS-F	2200	2.7L Can	01/06/23	410951	L2272469-01	Pass	-29.5	-10.6	-	-	-	-
L2300996-10	SS-G	01285	Flow 4	01/06/23	410951		-	-	-	Pass	4.5	5.2	14
L2300996-10	SS-G	514	2.7L Can	01/06/23	410951	L2272469-01	Pass	-29.9	-10.8	-	-	-	-
L2300996-11	DUP010623	01487	Flow 5	01/06/23	410951		-	-	-	Pass	4.5	5.5	20
L2300996-11	DUP010623	3928	2.7L Can	01/06/23	410951	L2272469-01	Pass	-29.9	-7.3	-	-	-	-
L2300996-12	AA010623	01888	Flow 5	01/06/23	410951		-	-	-	Pass	4.5	5.2	14
L2300996-12	AA010623	129	2.7L Can	01/06/23	410951	L2272469-01	Pass	-29.0	-7.7	-	-	-	-

Air Canister Certification Results

Lab ID: L2272469-01
Client ID: CAN 3421 SHELF 3
Sample Location:
Matrix: Air
Anaytical Method: 48,TO-15
Analytical Date: 12/23/22 17:20
Analyst: TJS

Date Collected: 12/22/22 18:00
Date Received: 12/23/22
Field Prep: Not Specified

Parameter	ppbV Results	ppbV RL	ppbV MDL	ug/m3 Results	ug/m3 RL	ug/m3 MDL	Qualifier	Dilution Factor
Volatile Organics in Air								
Chlorodifluoromethane	ND	0.200	--	ND	0.707	--		1
Propylene	ND	0.500	--	ND	0.861	--		1
Propane	ND	0.500	--	ND	0.902	--		1
Dichlorodifluoromethane	ND	0.200	--	ND	0.989	--		1
Chloromethane	ND	0.200	--	ND	0.413	--		1
Freon-114	ND	0.200	--	ND	1.40	--		1
Methanol	ND	5.00	--	ND	6.55	--		1
Vinyl chloride	ND	0.200	--	ND	0.511	--		1
1,3-Butadiene	ND	0.200	--	ND	0.442	--		1
Butane	ND	0.200	--	ND	0.475	--		1
Bromomethane	ND	0.200	--	ND	0.777	--		1
Chloroethane	ND	0.200	--	ND	0.528	--		1
Ethanol	ND	5.00	--	ND	9.42	--		1
Dichlorofluoromethane	ND	0.200	--	ND	0.842	--		1
Vinyl bromide	ND	0.200	--	ND	0.874	--		1
Acrolein	ND	0.500	--	ND	1.15	--		1
Acetone	ND	1.00	--	ND	2.38	--		1
Acetonitrile	ND	0.200	--	ND	0.336	--		1
Trichlorofluoromethane	ND	0.200	--	ND	1.12	--		1
Isopropanol	ND	0.500	--	ND	1.23	--		1
Acrylonitrile	ND	0.500	--	ND	1.09	--		1
Pentane	ND	0.200	--	ND	0.590	--		1
Ethyl ether	ND	0.200	--	ND	0.606	--		1
1,1-Dichloroethene	ND	0.200	--	ND	0.793	--		1
Tertiary butyl Alcohol	ND	0.500	--	ND	1.52	--		1

Air Canister Certification Results

Lab ID: L2272469-01 Date Collected: 12/22/22 18:00
Client ID: CAN 3421 SHELF 3 Date Received: 12/23/22
Sample Location: Field Prep: Not Specified

Parameter	ppbV Results	ppbV RL	ppbV MDL	ug/m3 Results	ug/m3 RL	ug/m3 MDL	Qualifier	Dilution Factor
Volatile Organics in Air								
Methylene chloride	ND	0.500	--	ND	1.74	--		1
3-Chloropropene	ND	0.200	--	ND	0.626	--		1
Carbon disulfide	ND	0.200	--	ND	0.623	--		1
Freon-113	ND	0.200	--	ND	1.53	--		1
trans-1,2-Dichloroethene	ND	0.200	--	ND	0.793	--		1
1,1-Dichloroethane	ND	0.200	--	ND	0.809	--		1
Methyl tert butyl ether	ND	0.200	--	ND	0.721	--		1
Vinyl acetate	ND	1.00	--	ND	3.52	--		1
Xylenes, total	ND	0.600	--	ND	0.869	--		1
2-Butanone	ND	0.500	--	ND	1.47	--		1
cis-1,2-Dichloroethene	ND	0.200	--	ND	0.793	--		1
Ethyl Acetate	ND	0.500	--	ND	1.80	--		1
Chloroform	ND	0.200	--	ND	0.977	--		1
Tetrahydrofuran	ND	0.500	--	ND	1.47	--		1
2,2-Dichloropropane	ND	0.200	--	ND	0.924	--		1
1,2-Dichloroethane	ND	0.200	--	ND	0.809	--		1
n-Hexane	ND	0.200	--	ND	0.705	--		1
Diisopropyl ether	ND	0.200	--	ND	0.836	--		1
tert-Butyl Ethyl Ether	ND	0.200	--	ND	0.836	--		1
1,2-Dichloroethene (total)	ND	1.00	--	ND	1.00	--		1
1,1,1-Trichloroethane	ND	0.200	--	ND	1.09	--		1
1,1-Dichloropropene	ND	0.200	--	ND	0.908	--		1
Benzene	ND	0.200	--	ND	0.639	--		1
Carbon tetrachloride	ND	0.200	--	ND	1.26	--		1
Cyclohexane	ND	0.200	--	ND	0.688	--		1
tert-Amyl Methyl Ether	ND	0.200	--	ND	0.836	--		1
Dibromomethane	ND	0.200	--	ND	1.42	--		1
1,2-Dichloropropane	ND	0.200	--	ND	0.924	--		1

Air Canister Certification Results

Lab ID: L2272469-01 Date Collected: 12/22/22 18:00
Client ID: CAN 3421 SHELF 3 Date Received: 12/23/22
Sample Location: Field Prep: Not Specified

Parameter	ppbV Results	ppbV RL	ppbV MDL	ug/m3 Results	ug/m3 RL	ug/m3 MDL	Qualifier	Dilution Factor
Volatile Organics in Air								
Bromodichloromethane	ND	0.200	--	ND	1.34	--		1
1,4-Dioxane	ND	0.200	--	ND	0.721	--		1
Trichloroethene	ND	0.200	--	ND	1.07	--		1
2,2,4-Trimethylpentane	ND	0.200	--	ND	0.934	--		1
Methyl Methacrylate	ND	0.500	--	ND	2.05	--		1
Heptane	ND	0.200	--	ND	0.820	--		1
cis-1,3-Dichloropropene	ND	0.200	--	ND	0.908	--		1
4-Methyl-2-pentanone	ND	0.500	--	ND	2.05	--		1
trans-1,3-Dichloropropene	ND	0.200	--	ND	0.908	--		1
1,1,2-Trichloroethane	ND	0.200	--	ND	1.09	--		1
Toluene	ND	0.200	--	ND	0.754	--		1
1,3-Dichloropropane	ND	0.200	--	ND	0.924	--		1
2-Hexanone	ND	0.200	--	ND	0.820	--		1
Dibromochloromethane	ND	0.200	--	ND	1.70	--		1
1,2-Dibromoethane	ND	0.200	--	ND	1.54	--		1
Butyl acetate	ND	0.500	--	ND	2.38	--		1
Octane	ND	0.200	--	ND	0.934	--		1
Tetrachloroethene	ND	0.200	--	ND	1.36	--		1
1,1,1,2-Tetrachloroethane	ND	0.200	--	ND	1.37	--		1
Chlorobenzene	ND	0.200	--	ND	0.921	--		1
Ethylbenzene	ND	0.200	--	ND	0.869	--		1
p/m-Xylene	ND	0.400	--	ND	1.74	--		1
Bromoform	ND	0.200	--	ND	2.07	--		1
Styrene	ND	0.200	--	ND	0.852	--		1
1,1,2,2-Tetrachloroethane	ND	0.200	--	ND	1.37	--		1
o-Xylene	ND	0.200	--	ND	0.869	--		1
1,2,3-Trichloropropane	ND	0.200	--	ND	1.21	--		1
Nonane	ND	0.200	--	ND	1.05	--		1

Air Canister Certification Results

Lab ID: L2272469-01 Date Collected: 12/22/22 18:00
Client ID: CAN 3421 SHELF 3 Date Received: 12/23/22
Sample Location: Field Prep: Not Specified

	ppbV			ug/m3				
Parameter	**Results**	**RL**	**MDL**	**Results**	**RL**	**MDL**	**Qualifier**	**Dilution Factor**
Volatile Organics in Air								
Isopropylbenzene	ND	0.200	--	ND	0.983	--		1
Bromobenzene	ND	0.200	--	ND	0.793	--		1
2-Chlorotoluene	ND	0.200	--	ND	1.04	--		1
n-Propylbenzene	ND	0.200	--	ND	0.983	--		1
4-Chlorotoluene	ND	0.200	--	ND	1.04	--		1
4-Ethyltoluene	ND	0.200	--	ND	0.983	--		1
1,3,5-Trimethylbenzene	ND	0.200	--	ND	0.983	--		1
tert-Butylbenzene	ND	0.200	--	ND	1.10	--		1
1,2,4-Trimethylbenzene	ND	0.200	--	ND	0.983	--		1
Decane	ND	0.200	--	ND	1.16	--		1
Benzyl chloride	ND	0.200	--	ND	1.04	--		1
1,3-Dichlorobenzene	ND	0.200	--	ND	1.20	--		1
1,4-Dichlorobenzene	ND	0.200	--	ND	1.20	--		1
sec-Butylbenzene	ND	0.200	--	ND	1.10	--		1
p-Isopropyltoluene	ND	0.200	--	ND	1.10	--		1
1,2-Dichlorobenzene	ND	0.200	--	ND	1.20	--		1
n-Butylbenzene	ND	0.200	--	ND	1.10	--		1
1,2-Dibromo-3-chloropropane	ND	0.200	--	ND	1.93	--		1
Undecane	ND	0.200	--	ND	1.28	--		1
Dodecane	ND	0.200	--	ND	1.39	--		1
1,2,4-Trichlorobenzene	ND	0.200	--	ND	1.48	--		1
Naphthalene	ND	0.200	--	ND	1.05	--		1
1,2,3-Trichlorobenzene	ND	0.200	--	ND	1.48	--		1
Hexachlorobutadiene	ND	0.200	--	ND	2.13	--		1

	Results	**Qualifier**	**Units**	**RDL**	**Dilution Factor**
Tentatively Identified Compounds					
No Tentatively Identified Compounds					

Project Name:	BATCH CANISTER CERTIFICATION	***Lab Number:***	L2272469
Project Number:	CANISTER QC BAT	***Report Date:***	01/11/23

Air Canister Certification Results

Lab ID:	L2272469-01	Date Collected:	12/22/22 18:00
Client ID:	CAN 3421 SHELF 3	Date Received:	12/23/22
Sample Location:		Field Prep:	Not Specified

	ppbV			ug/m3				
Parameter	**Results**	**RL**	**MDL**	**Results**	**RL**	**MDL**	**Qualifier**	**Dilution Factor**
Volatile Organics in Air								

Internal Standard	% Recovery	Qualifier	Acceptance Criteria
1,4-Difluorobenzene	99		60-140
Bromochloromethane	98		60-140
chlorobenzene-d5	98		60-140

Air Canister Certification Results

Lab ID: L2272469-01
Client ID: CAN 3421 SHELF 3
Sample Location:
Matrix: Air
Anaytical Method: 48,TO-15-SIM
Analytical Date: 12/23/22 17:20
Analyst: TJS

Date Collected: 12/22/22 18:00
Date Received: 12/23/22
Field Prep: Not Specified

Parameter	ppbV Results	ppbV RL	ppbV MDL	ug/m3 Results	ug/m3 RL	ug/m3 MDL	Qualifier	Dilution Factor
Volatile Organics in Air by SIM								
Dichlorodifluoromethane	ND	0.200	--	ND	0.989	--		1
Chloromethane	ND	0.200	--	ND	0.413	--		1
Freon-114	ND	0.050	--	ND	0.349	--		1
Vinyl chloride	ND	0.020	--	ND	0.051	--		1
1,3-Butadiene	ND	0.020	--	ND	0.044	--		1
Bromomethane	ND	0.020	--	ND	0.078	--		1
Chloroethane	ND	0.100	--	ND	0.264	--		1
Acrolein	ND	0.050	--	ND	0.115	--		1
Acetone	ND	1.00	--	ND	2.38	--		1
Trichlorofluoromethane	ND	0.050	--	ND	0.281	--		1
Acrylonitrile	ND	0.500	--	ND	1.09	--		1
1,1-Dichloroethene	ND	0.020	--	ND	0.079	--		1
Methylene chloride	ND	0.500	--	ND	1.74	--		1
Freon-113	ND	0.050	--	ND	0.383	--		1
trans-1,2-Dichloroethene	ND	0.020	--	ND	0.079	--		1
1,1-Dichloroethane	ND	0.020	--	ND	0.081	--		1
Methyl tert butyl ether	ND	0.200	--	ND	0.721	--		1
2-Butanone	ND	0.500	--	ND	1.47	--		1
cis-1,2-Dichloroethene	ND	0.020	--	ND	0.079	--		1
Chloroform	ND	0.020	--	ND	0.098	--		1
1,2-Dichloroethane	ND	0.020	--	ND	0.081	--		1
1,1,1-Trichloroethane	ND	0.020	--	ND	0.109	--		1
Benzene	ND	0.100	--	ND	0.319	--		1
Carbon tetrachloride	ND	0.020	--	ND	0.126	--		1
1,2-Dichloropropane	ND	0.020	--	ND	0.092	--		1

Air Canister Certification Results

Lab ID: L2272469-01 Date Collected: 12/22/22 18:00
Client ID: CAN 3421 SHELF 3 Date Received: 12/23/22
Sample Location: Field Prep: Not Specified

Parameter	ppbV Results	ppbV RL	ppbV MDL	ug/m3 Results	ug/m3 RL	ug/m3 MDL	Qualifier	Dilution Factor
Volatile Organics in Air by SIM								
Bromodichloromethane	ND	0.020	--	ND	0.134	--		1
1,4-Dioxane	ND	0.100	--	ND	0.360	--		1
Trichloroethene	ND	0.020	--	ND	0.107	--		1
cis-1,3-Dichloropropene	ND	0.020	--	ND	0.091	--		1
4-Methyl-2-pentanone	ND	0.500	--	ND	2.05	--		1
trans-1,3-Dichloropropene	ND	0.020	--	ND	0.091	--		1
1,1,2-Trichloroethane	ND	0.020	--	ND	0.109	--		1
Toluene	ND	0.100	--	ND	0.377	--		1
Dibromochloromethane	ND	0.020	--	ND	0.170	--		1
1,2-Dibromoethane	ND	0.020	--	ND	0.154	--		1
Tetrachloroethene	ND	0.020	--	ND	0.136	--		1
1,1,1,2-Tetrachloroethane	ND	0.020	--	ND	0.137	--		1
Chlorobenzene	ND	0.100	--	ND	0.461	--		1
Ethylbenzene	ND	0.020	--	ND	0.087	--		1
p/m-Xylene	ND	0.040	--	ND	0.174	--		1
Bromoform	ND	0.020	--	ND	0.207	--		1
Styrene	ND	0.020	--	ND	0.085	--		1
1,1,2,2-Tetrachloroethane	ND	0.020	--	ND	0.137	--		1
o-Xylene	ND	0.020	--	ND	0.087	--		1
Isopropylbenzene	ND	0.200	--	ND	0.983	--		1
4-Ethyltoluene	ND	0.020	--	ND	0.098	--		1
1,3,5-Trimethybenzene	ND	0.020	--	ND	0.098	--		1
1,2,4-Trimethylbenzene	ND	0.020	--	ND	0.098	--		1
Benzyl chloride	ND	0.100	--	ND	0.518	--		1
1,3-Dichlorobenzene	ND	0.020	--	ND	0.120	--		1
1,4-Dichlorobenzene	ND	0.020	--	ND	0.120	--		1
sec-Butylbenzene	ND	0.200	--	ND	1.10	--		1
p-Isopropyltoluene	ND	0.200	--	ND	1.10	--		1

Air Canister Certification Results

Lab ID: L2272469-01 Date Collected: 12/22/22 18:00
Client ID: CAN 3421 SHELF 3 Date Received: 12/23/22
Sample Location: Field Prep: Not Specified

	ppbV			ug/m3				
Parameter	**Results**	**RL**	**MDL**	**Results**	**RL**	**MDL**	**Qualifier**	**Dilution Factor**
Volatile Organics in Air by SIM								
1,2-Dichlorobenzene	ND	0.020	--	ND	0.120	--		1
n-Butylbenzene	ND	0.200	--	ND	1.10	--		1
1,2,4-Trichlorobenzene	ND	0.050	--	ND	0.371	--		1
Naphthalene	ND	0.050	--	ND	0.262	--		1
1,2,3-Trichlorobenzene	ND	0.050	--	ND	0.371	--		1
Hexachlorobutadiene	ND	0.050	--	ND	0.533	--		1

Internal Standard	**% Recovery**	**Qualifier**	**Acceptance Criteria**
1,4-difluorobenzene	100		60-140
bromochloromethane	100		60-140
chlorobenzene-d5	99		60-140

Air Canister Certification Results

Lab ID: L2272489-01
Client ID: CAN 194 SHELF 4
Sample Location:
Matrix: Air
Anaytical Method: 48,TO-15
Analytical Date: 12/26/22 17:02
Analyst: TJS

Date Collected: 12/23/22 18:00
Date Received: 12/24/22
Field Prep: Not Specified

Parameter	ppbV Results	ppbV RL	ppbV MDL	ug/m3 Results	ug/m3 RL	ug/m3 MDL	Qualifier	Dilution Factor
Volatile Organics in Air								
Chlorodifluoromethane	ND	0.200	--	ND	0.707	--		1
Propylene	ND	0.500	--	ND	0.861	--		1
Propane	ND	0.500	--	ND	0.902	--		1
Dichlorodifluoromethane	ND	0.200	--	ND	0.989	--		1
Chloromethane	ND	0.200	--	ND	0.413	--		1
Freon-114	ND	0.200	--	ND	1.40	--		1
Methanol	ND	5.00	--	ND	6.55	--		1
Vinyl chloride	ND	0.200	--	ND	0.511	--		1
1,3-Butadiene	ND	0.200	--	ND	0.442	--		1
Butane	ND	0.200	--	ND	0.475	--		1
Bromomethane	ND	0.200	--	ND	0.777	--		1
Chloroethane	ND	0.200	--	ND	0.528	--		1
Ethanol	ND	5.00	--	ND	9.42	--		1
Dichlorofluoromethane	ND	0.200	--	ND	0.842	--		1
Vinyl bromide	ND	0.200	--	ND	0.874	--		1
Acrolein	ND	0.500	--	ND	1.15	--		1
Acetone	ND	1.00	--	ND	2.38	--		1
Acetonitrile	ND	0.200	--	ND	0.336	--		1
Trichlorofluoromethane	ND	0.200	--	ND	1.12	--		1
Isopropanol	ND	0.500	--	ND	1.23	--		1
Acrylonitrile	ND	0.500	--	ND	1.09	--		1
Pentane	ND	0.200	--	ND	0.590	--		1
Ethyl ether	ND	0.200	--	ND	0.606	--		1
1,1-Dichloroethene	ND	0.200	--	ND	0.793	--		1
Tertiary butyl Alcohol	ND	0.500	--	ND	1.52	--		1

Air Canister Certification Results

Lab ID: L2272489-01 Date Collected: 12/23/22 18:00
Client ID: CAN 194 SHELF 4 Date Received: 12/24/22
Sample Location: Field Prep: Not Specified

Parameter	ppbV Results	ppbV RL	ppbV MDL	ug/m3 Results	ug/m3 RL	ug/m3 MDL	Qualifier	Dilution Factor
Volatile Organics in Air								
Methylene chloride	ND	0.500	--	ND	1.74	--		1
3-Chloropropene	ND	0.200	--	ND	0.626	--		1
Carbon disulfide	ND	0.200	--	ND	0.623	--		1
Freon-113	ND	0.200	--	ND	1.53	--		1
trans-1,2-Dichloroethene	ND	0.200	--	ND	0.793	--		1
1,1-Dichloroethane	ND	0.200	--	ND	0.809	--		1
Methyl tert butyl ether	ND	0.200	--	ND	0.721	--		1
Vinyl acetate	ND	1.00	--	ND	3.52	--		1
2-Butanone	ND	0.500	--	ND	1.47	--		1
Xylenes, total	ND	0.600	--	ND	0.869	--		1
cis-1,2-Dichloroethene	ND	0.200	--	ND	0.793	--		1
Ethyl Acetate	ND	0.500	--	ND	1.80	--		1
Chloroform	ND	0.200	--	ND	0.977	--		1
Tetrahydrofuran	ND	0.500	--	ND	1.47	--		1
2,2-Dichloropropane	ND	0.200	--	ND	0.924	--		1
1,2-Dichloroethane	ND	0.200	--	ND	0.809	--		1
n-Hexane	ND	0.200	--	ND	0.705	--		1
Diisopropyl ether	ND	0.200	--	ND	0.836	--		1
tert-Butyl Ethyl Ether	ND	0.200	--	ND	0.836	--		1
1,2-Dichloroethene (total)	ND	1.00	--	ND	1.00	--		1
1,1,1-Trichloroethane	ND	0.200	--	ND	1.09	--		1
1,1-Dichloropropene	ND	0.200	--	ND	0.908	--		1
Benzene	ND	0.200	--	ND	0.639	--		1
Carbon tetrachloride	ND	0.200	--	ND	1.26	--		1
Cyclohexane	ND	0.200	--	ND	0.688	--		1
tert-Amyl Methyl Ether	ND	0.200	--	ND	0.836	--		1
Dibromomethane	ND	0.200	--	ND	1.42	--		1
1,2-Dichloropropane	ND	0.200	--	ND	0.924	--		1

Air Canister Certification Results

Lab ID: L2272489-01 Date Collected: 12/23/22 18:00
Client ID: CAN 194 SHELF 4 Date Received: 12/24/22
Sample Location: Field Prep: Not Specified

Parameter	ppbV Results	ppbV RL	ppbV MDL	ug/m3 Results	ug/m3 RL	ug/m3 MDL	Qualifier	Dilution Factor
Volatile Organics in Air								
Bromodichloromethane	ND	0.200	--	ND	1.34	--		1
1,4-Dioxane	ND	0.200	--	ND	0.721	--		1
Trichloroethene	ND	0.200	--	ND	1.07	--		1
2,2,4-Trimethylpentane	ND	0.200	--	ND	0.934	--		1
Methyl Methacrylate	ND	0.500	--	ND	2.05	--		1
Heptane	ND	0.200	--	ND	0.820	--		1
cis-1,3-Dichloropropene	ND	0.200	--	ND	0.908	--		1
4-Methyl-2-pentanone	ND	0.500	--	ND	2.05	--		1
trans-1,3-Dichloropropene	ND	0.200	--	ND	0.908	--		1
1,1,2-Trichloroethane	ND	0.200	--	ND	1.09	--		1
Toluene	ND	0.200	--	ND	0.754	--		1
1,3-Dichloropropane	ND	0.200	--	ND	0.924	--		1
2-Hexanone	ND	0.200	--	ND	0.820	--		1
Dibromochloromethane	ND	0.200	--	ND	1.70	--		1
1,2-Dibromoethane	ND	0.200	--	ND	1.54	--		1
Butyl acetate	ND	0.500	--	ND	2.38	--		1
Octane	ND	0.200	--	ND	0.934	--		1
Tetrachloroethene	ND	0.200	--	ND	1.36	--		1
1,1,1,2-Tetrachloroethane	ND	0.200	--	ND	1.37	--		1
Chlorobenzene	ND	0.200	--	ND	0.921	--		1
Ethylbenzene	ND	0.200	--	ND	0.869	--		1
p/m-Xylene	ND	0.400	--	ND	1.74	--		1
Bromoform	ND	0.200	--	ND	2.07	--		1
Styrene	ND	0.200	--	ND	0.852	--		1
1,1,2,2-Tetrachloroethane	ND	0.200	--	ND	1.37	--		1
o-Xylene	ND	0.200	--	ND	0.869	--		1
1,2,3-Trichloropropane	ND	0.200	--	ND	1.21	--		1
Nonane	ND	0.200	--	ND	1.05	--		1

Air Canister Certification Results

Lab ID: L2272489-01 Date Collected: 12/23/22 18:00
Client ID: CAN 194 SHELF 4 Date Received: 12/24/22
Sample Location: Field Prep: Not Specified

	ppbV			ug/m3				
Parameter	**Results**	**RL**	**MDL**	**Results**	**RL**	**MDL**	**Qualifier**	**Dilution Factor**
Volatile Organics in Air								
Isopropylbenzene	ND	0.200	--	ND	0.983	--		1
Bromobenzene	ND	0.200	--	ND	0.793	--		1
2-Chlorotoluene	ND	0.200	--	ND	1.04	--		1
n-Propylbenzene	ND	0.200	--	ND	0.983	--		1
4-Chlorotoluene	ND	0.200	--	ND	1.04	--		1
4-Ethyltoluene	ND	0.200	--	ND	0.983	--		1
1,3,5-Trimethylbenzene	ND	0.200	--	ND	0.983	--		1
tert-Butylbenzene	ND	0.200	--	ND	1.10	--		1
1,2,4-Trimethylbenzene	ND	0.200	--	ND	0.983	--		1
Decane	ND	0.200	--	ND	1.16	--		1
Benzyl chloride	ND	0.200	--	ND	1.04	--		1
1,3-Dichlorobenzene	ND	0.200	--	ND	1.20	--		1
1,4-Dichlorobenzene	ND	0.200	--	ND	1.20	--		1
sec-Butylbenzene	ND	0.200	--	ND	1.10	--		1
p-Isopropyltoluene	ND	0.200	--	ND	1.10	--		1
1,2-Dichlorobenzene	ND	0.200	--	ND	1.20	--		1
n-Butylbenzene	ND	0.200	--	ND	1.10	--		1
1,2-Dibromo-3-chloropropane	ND	0.200	--	ND	1.93	--		1
Undecane	ND	0.200	--	ND	1.28	--		1
Dodecane	ND	0.200	--	ND	1.39	--		1
1,2,4-Trichlorobenzene	ND	0.200	--	ND	1.48	--		1
Naphthalene	ND	0.200	--	ND	1.05	--		1
1,2,3-Trichlorobenzene	ND	0.200	--	ND	1.48	--		1
Hexachlorobutadiene	ND	0.200	--	ND	2.13	--		1

	Results	**Qualifier**	**Units**	**RDL**	**Dilution Factor**
Tentatively Identified Compounds					
No Tentatively Identified Compounds					

Project Name:	BATCH CANISTER CERTIFICATION	***Lab Number:***	L2272489
Project Number:	CANISTER QC BAT	***Report Date:***	01/11/23

Air Canister Certification Results

Lab ID:	L2272489-01	Date Collected:	12/23/22 18:00
Client ID:	CAN 194 SHELF 4	Date Received:	12/24/22
Sample Location:		Field Prep:	Not Specified

	ppbV			ug/m3				
Parameter	**Results**	**RL**	**MDL**	**Results**	**RL**	**MDL**	**Qualifier**	**Dilution Factor**
Volatile Organics in Air								

Internal Standard	% Recovery	Qualifier	Acceptance Criteria
1,4-Difluorobenzene	96		60-140
Bromochloromethane	97		60-140
chlorobenzene-d5	95		60-140

Air Canister Certification Results

Lab ID: L2272489-01
Client ID: CAN 194 SHELF 4
Sample Location:
Matrix: Air
Anaytical Method: 48,TO-15-SIM
Analytical Date: 12/26/22 17:02
Analyst: TJS

Date Collected: 12/23/22 18:00
Date Received: 12/24/22
Field Prep: Not Specified

Parameter	ppbV Results	ppbV RL	ppbV MDL	ug/m3 Results	ug/m3 RL	ug/m3 MDL	Qualifier	Dilution Factor
Volatile Organics in Air by SIM								
Dichlorodifluoromethane	ND	0.200	--	ND	0.989	--		1
Chloromethane	ND	0.200	--	ND	0.413	--		1
Freon-114	ND	0.050	--	ND	0.349	--		1
Vinyl chloride	ND	0.020	--	ND	0.051	--		1
1,3-Butadiene	ND	0.020	--	ND	0.044	--		1
Bromomethane	ND	0.020	--	ND	0.078	--		1
Chloroethane	ND	0.100	--	ND	0.264	--		1
Acrolein	ND	0.050	--	ND	0.115	--		1
Acetone	ND	1.00	--	ND	2.38	--		1
Trichlorofluoromethane	ND	0.050	--	ND	0.281	--		1
Acrylonitrile	ND	0.500	--	ND	1.09	--		1
1,1-Dichloroethene	ND	0.020	--	ND	0.079	--		1
Methylene chloride	ND	0.500	--	ND	1.74	--		1
Freon-113	ND	0.050	--	ND	0.383	--		1
trans-1,2-Dichloroethene	ND	0.020	--	ND	0.079	--		1
1,1-Dichloroethane	ND	0.020	--	ND	0.081	--		1
Methyl tert butyl ether	ND	0.200	--	ND	0.721	--		1
2-Butanone	ND	0.500	--	ND	1.47	--		1
cis-1,2-Dichloroethene	ND	0.020	--	ND	0.079	--		1
Chloroform	ND	0.020	--	ND	0.098	--		1
1,2-Dichloroethane	ND	0.020	--	ND	0.081	--		1
1,1,1-Trichloroethane	ND	0.020	--	ND	0.109	--		1
Benzene	ND	0.100	--	ND	0.319	--		1
Carbon tetrachloride	ND	0.020	--	ND	0.126	--		1
1,2-Dichloropropane	ND	0.020	--	ND	0.092	--		1

Air Canister Certification Results

Lab ID: L2272489-01 Date Collected: 12/23/22 18:00
Client ID: CAN 194 SHELF 4 Date Received: 12/24/22
Sample Location: Field Prep: Not Specified

Parameter	ppbV Results	ppbV RL	ppbV MDL	ug/m3 Results	ug/m3 RL	ug/m3 MDL	Qualifier	Dilution Factor
Volatile Organics in Air by SIM								
Bromodichloromethane	ND	0.020	--	ND	0.134	--		1
1,4-Dioxane	ND	0.100	--	ND	0.360	--		1
Trichloroethene	ND	0.020	--	ND	0.107	--		1
cis-1,3-Dichloropropene	ND	0.020	--	ND	0.091	--		1
4-Methyl-2-pentanone	ND	0.500	--	ND	2.05	--		1
trans-1,3-Dichloropropene	ND	0.020	--	ND	0.091	--		1
1,1,2-Trichloroethane	ND	0.020	--	ND	0.109	--		1
Toluene	ND	0.100	--	ND	0.377	--		1
Dibromochloromethane	ND	0.020	--	ND	0.170	--		1
1,2-Dibromoethane	ND	0.020	--	ND	0.154	--		1
Tetrachloroethene	ND	0.020	--	ND	0.136	--		1
1,1,1,2-Tetrachloroethane	ND	0.020	--	ND	0.137	--		1
Chlorobenzene	ND	0.100	--	ND	0.461	--		1
Ethylbenzene	ND	0.020	--	ND	0.087	--		1
p/m-Xylene	ND	0.040	--	ND	0.174	--		1
Bromoform	ND	0.020	--	ND	0.207	--		1
Styrene	ND	0.020	--	ND	0.085	--		1
1,1,2,2-Tetrachloroethane	ND	0.020	--	ND	0.137	--		1
o-Xylene	ND	0.020	--	ND	0.087	--		1
Isopropylbenzene	ND	0.200	--	ND	0.983	--		1
4-Ethyltoluene	ND	0.020	--	ND	0.098	--		1
1,3,5-Trimethybenzene	ND	0.020	--	ND	0.098	--		1
1,2,4-Trimethylbenzene	ND	0.020	--	ND	0.098	--		1
Benzyl chloride	ND	0.100	--	ND	0.518	--		1
1,3-Dichlorobenzene	ND	0.020	--	ND	0.120	--		1
1,4-Dichlorobenzene	ND	0.020	--	ND	0.120	--		1
sec-Butylbenzene	ND	0.200	--	ND	1.10	--		1
p-Isopropyltoluene	ND	0.200	--	ND	1.10	--		1

Air Canister Certification Results

Lab ID: L2272489-01 Date Collected: 12/23/22 18:00
Client ID: CAN 194 SHELF 4 Date Received: 12/24/22
Sample Location: Field Prep: Not Specified

Parameter	ppbV Results	ppbV RL	ppbV MDL	ug/m3 Results	ug/m3 RL	ug/m3 MDL	Qualifier	Dilution Factor
Volatile Organics in Air by SIM								
1,2-Dichlorobenzene	ND	0.020	--	ND	0.120	--		1
n-Butylbenzene	ND	0.200	--	ND	1.10	--		1
1,2,4-Trichlorobenzene	ND	0.050	--	ND	0.371	--		1
Naphthalene	ND	0.050	--	ND	0.262	--		1
1,2,3-Trichlorobenzene	ND	0.050	--	ND	0.371	--		1
Hexachlorobutadiene	ND	0.050	--	ND	0.533	--		1

Internal Standard	% Recovery	Qualifier	Acceptance Criteria
1,4-difluorobenzene	97		60-140
bromochloromethane	98		60-140
chlorobenzene-d5	97		60-140

Organics

Volatile Organics in Air
TO-15 Low Level

Volatiles QC Summary

Lab Duplicate Sample Summary
Form 3
Air Volatiles

Client	: Roux Env. Eng. & Geology, DPC	**Lab Number**	: L2300996
Project Name	: 148/156 NAGLE	**Project Number**	: 3770.0001Y000
Client Sample ID	: IA4	**Matrix**	: AIR
Lab Sample ID	: L2300996-03	**Analysis Date**	: 01/11/23 06:50
Lab File ID	: R1730724	**DUP File ID**	: r1730725
Dup Sample ID	: WG1731941-5	**DUP Analysis Date**	: 01/11/23 07:26

Parameter	Sample Concentration (ppbV)	Duplicate Concentration (ppbV)	RPD	RPD Limit
Ethanol	954	985	3	25

Lab Duplicate Sample Summary
Form 3
Air Volatiles

Client	: Roux Env. Eng. & Geology, DPC	**Lab Number**	: L2300996
Project Name	: 148/156 NAGLE	**Project Number**	: 3770.0001Y000
Client Sample ID	: IA4	**Matrix**	: AIR
Lab Sample ID	: L2300996-03	**Analysis Date**	: 01/10/23 21:56
Lab File ID	: R1730710	**DUP File ID**	: r1730711
Dup Sample ID	: WG1731941-5	**DUP Analysis Date**	: 01/10/23 22:35

Parameter	Sample Concentration (ppbV)	Duplicate Concentration (ppbV)	RPD	RPD Limit
Dichlorodifluoromethane	0.484	0.480	1	25
Chloromethane	0.600	0.599	0	25
Freon-114	ND	ND	NC	25
1,3-Butadiene	ND	ND	NC	25
Bromomethane	ND	ND	NC	25
Chloroethane	ND	ND	NC	25
Ethanol	996E	988	1	25
Vinyl bromide	ND	ND	NC	25
Acetone	12.3	12.0	2	25
Trichlorofluoromethane	0.203	0.202	0	25
Isopropanol	4.57	4.52	1	25
Tertiary butyl Alcohol	ND	ND	NC	25
Methylene chloride	ND	ND	NC	25
3-Chloropropene	ND	ND	NC	25
Carbon disulfide	ND	ND	NC	25
Freon-113	ND	ND	NC	25
trans-1,2-Dichloroethene	ND	ND	NC	25
1,1-Dichloroethane	ND	ND	NC	25
Methyl tert butyl ether	ND	ND	NC	25
2-Butanone	ND	ND	NC	25
Ethyl Acetate	1.48	1.46	1	25
Chloroform	ND	ND	NC	25
Tetrahydrofuran	ND	ND	NC	25
1,2-Dichloroethane	ND	ND	NC	25
n-Hexane	1.00	0.989	1	25

Lab Duplicate Sample Summary
Form 3
Air Volatiles

Client	: Roux Env. Eng. & Geology, DPC	**Lab Number**	: L2300996
Project Name	: 148/156 NAGLE	**Project Number**	: 3770.0001Y000
Client Sample ID	: IA4	**Matrix**	: AIR
Lab Sample ID	: L2300996-03	**Analysis Date**	: 01/10/23 21:56
Lab File ID	: R1730710	**DUP File ID**	: r1730711
Dup Sample ID	: WG1731941-5	**DUP Analysis Date**	: 01/10/23 22:35

Parameter	Sample Concentration (ppbV)	Duplicate Concentration (ppbV)	RPD	RPD Limit
Benzene	0.718	0.714	1	25
Cyclohexane	0.849	0.845	0	25
1,2-Dichloropropane	ND	ND	NC	25
Bromodichloromethane	ND	ND	NC	25
1,4-Dioxane	ND	ND	NC	25
2,2,4-Trimethylpentane	ND	ND	NC	25
Heptane	0.788	0.799	1	25
cis-1,3-Dichloropropene	ND	ND	NC	25
4-Methyl-2-pentanone	ND	ND	NC	25
trans-1,3-Dichloropropene	ND	ND	NC	25
1,1,2-Trichloroethane	ND	ND	NC	25
Toluene	1.50	1.49	1	25
2-Hexanone	ND	ND	NC	25
Dibromochloromethane	ND	ND	NC	25
1,2-Dibromoethane	ND	ND	NC	25
Chlorobenzene	ND	ND	NC	25
Ethylbenzene	0.634	0.624	2	25
p/m-Xylene	1.17	1.15	2	25
Bromoform	ND	ND	NC	25
Styrene	ND	ND	NC	25
1,1,2,2-Tetrachloroethane	ND	ND	NC	25
o-Xylene	0.441	0.437	1	25
4-Ethyltoluene	ND	ND	NC	25
1,3,5-Trimethylbenzene	ND	ND	NC	25
1,2,4-Trimethylbenzene	0.337	0.329	2	25

Lab Duplicate Sample Summary
Form 3
Air Volatiles

Client	: Roux Env. Eng. & Geology, DPC	**Lab Number**	: L2300996
Project Name	: 148/156 NAGLE	**Project Number**	: 3770.0001Y000
Client Sample ID	: IA4	**Matrix**	: AIR
Lab Sample ID	: L2300996-03	**Analysis Date**	: 01/10/23 21:56
Lab File ID	: R1730710	**DUP File ID**	: r1730711
Dup Sample ID	: WG1731941-5	**DUP Analysis Date**	: 01/10/23 22:35

Parameter	Sample Concentration (ppbV)	Duplicate Concentration (ppbV)	RPD	RPD Limit
Benzyl chloride	ND	ND	NC	25
1,3-Dichlorobenzene	ND	ND	NC	25
1,4-Dichlorobenzene	ND	ND	NC	25
1,2-Dichlorobenzene	ND	ND	NC	25
1,2,4-Trichlorobenzene	ND	ND	NC	25
Hexachlorobutadiene	ND	ND	NC	25

Laboratory Control Sample Summary
Form 3
Air Volatiles

Client	: Roux Env. Eng. & Geology, DPC	**Lab Number**	: L2300996
Project Name	: 148/156 NAGLE	**Project Number**	: 3770.0001Y000
Matrix	: AIR		
LCS Sample ID	: WG1731941-3 **Analysis Date** : 01/10/23 13:34	**File ID**	: r1730701
LCSD Sample ID	: **Analysis Date** :	**File ID**	:

	Laboratory Control Sample			Laboratory Control Duplicate					
Parameter	True (ppbV)	Found (ppbV)	%R	True (ppbV)	Found (ppbV)	%R	RPD	Recovery Limits	RPD Limit
Dichlorodifluoromethane	10	8.94	89				-	70-130	-
Chloromethane	10	8.89	89				-	70-130	-
Freon-114	10	9.10	91				-	70-130	-
Vinyl chloride	10	8.98	90				-	70-130	-
1,3-Butadiene	10	9.24	92				-	70-130	-
Bromomethane	10	9.01	90				-	70-130	-
Chloroethane	10	10.1	101				-	70-130	-
Ethanol	50	42.1	84				-	40-160	-
Vinyl bromide	10	8.73	87				-	70-130	-
Acetone	50	40.9	82				-	40-160	-
Trichlorofluoromethane	10	9.15	92				-	70-130	-
Isopropanol	25	20.7	83				-	40-160	-
1,1-Dichloroethene	10	9.03	90				-	70-130	-
Tertiary butyl Alcohol	10	8.58	86				-	70-130	-
Methylene chloride	10	9.26	93				-	70-130	-
3-Chloropropene	10	9.50	95				-	70-130	-
Carbon disulfide	10	8.93	89				-	70-130	-
Freon-113	10	9.43	94				-	70-130	-
trans-1,2-Dichloroethene	10	8.79	88				-	70-130	-
1,1-Dichloroethane	10	9.22	92				-	70-130	-
Methyl tert butyl ether	10	8.66	87				-	70-130	-
2-Butanone	10	8.79	88				-	70-130	-
cis-1,2-Dichloroethene	10	9.28	93				-	70-130	-
Ethyl Acetate	10	8.63	86				-	70-130	-
Chloroform	10	9.32	93				-	70-130	-
Tetrahydrofuran	10	8.42	84				-	70-130	-

Laboratory Control Sample Summary
Form 3
Air Volatiles

Client	: Roux Env. Eng. & Geology, DPC	**Lab Number**	: L2300996
Project Name	: 148/156 NAGLE	**Project Number**	: 3770.0001Y000
Matrix	: AIR		
LCS Sample ID	: WG1731941-3 **Analysis Date** : 01/10/23 13:34	**File ID**	: r1730701
LCSD Sample ID	: **Analysis Date** :	**File ID**	:

	Laboratory Control Sample			Laboratory Control Duplicate					
Parameter	True (ppbV)	Found (ppbV)	%R	True (ppbV)	Found (ppbV)	%R	RPD	Recovery Limits	RPD Limit
1,2-Dichloroethane	10	8.96	90				-	70-130	-
n-Hexane	10	9.12	91				-	70-130	-
1,1,1-Trichloroethane	10	9.18	92				-	70-130	-
Benzene	10	8.44	84				-	70-130	-
Carbon tetrachloride	10	9.28	93				-	70-130	-
Cyclohexane	10	9.22	92				-	70-130	-
1,2-Dichloropropane	10	9.11	91				-	70-130	-
Bromodichloromethane	10	9.15	92				-	70-130	-
1,4-Dioxane	10	9.02	90				-	70-130	-
Trichloroethene	10	8.86	89				-	70-130	-
2,2,4-Trimethylpentane	10	9.33	93				-	70-130	-
Heptane	10	9.28	93				-	70-130	-
cis-1,3-Dichloropropene	10	9.56	96				-	70-130	-
4-Methyl-2-pentanone	10	9.04	90				-	70-130	-
trans-1,3-Dichloropropene	10	8.09	81				-	70-130	-
1,1,2-Trichloroethane	10	8.98	90				-	70-130	-
Toluene	10	8.69	87				-	70-130	-
2-Hexanone	10	8.97	90				-	70-130	-
Dibromochloromethane	10	9.40	94				-	70-130	-
1,2-Dibromoethane	10	9.01	90				-	70-130	-
Tetrachloroethene	10	9.02	90				-	70-130	-
Chlorobenzene	10	8.92	89				-	70-130	-
Ethylbenzene	10	9.66	97				-	70-130	-
p/m-Xylene	20	19.2	96				-	70-130	-
Bromoform	10	9.47	95				-	70-130	-
Styrene	10	9.60	96				-	70-130	-

Laboratory Control Sample Summary
Form 3
Air Volatiles

Client	: Roux Env. Eng. & Geology, DPC	**Lab Number**	: L2300996
Project Name	: 148/156 NAGLE	**Project Number**	: 3770.0001Y000
Matrix	: AIR		
LCS Sample ID	: WG1731941-3 **Analysis Date** : 01/10/23 13:34	**File ID**	: r1730701
LCSD Sample ID	: **Analysis Date** :	**File ID**	:

	Laboratory Control Sample			Laboratory Control Duplicate					
Parameter	True (ppbV)	Found (ppbV)	%R	True (ppbV)	Found (ppbV)	%R	RPD	Recovery Limits	RPD Limit
1,1,2,2-Tetrachloroethane	10	8.98	90				-	70-130	-
o-Xylene	10	9.73	97				-	70-130	-
4-Ethyltoluene	10	8.96	90				-	70-130	-
1,3,5-Trimethylbenzene	10	8.72	87				-	70-130	-
1,2,4-Trimethylbenzene	10	8.65	86				-	70-130	-
Benzyl chloride	10	8.36	84				-	70-130	-
1,3-Dichlorobenzene	10	9.36	94				-	70-130	-
1,4-Dichlorobenzene	10	9.56	96				-	70-130	-
1,2-Dichlorobenzene	10	8.98	90				-	70-130	-
1,2,4-Trichlorobenzene	10	7.74	77				-	70-130	-
Hexachlorobutadiene	10	8.11	81				-	70-130	-

Method Blank Summary
Form 4
Air Volatiles

Client	: Roux Env. Eng. & Geology, DPC	**Lab Number**	: L2300996
Project Name	: 148/156 NAGLE	**Project Number**	: 3770.0001Y000
Lab Sample ID	: WG1731941-4	**Lab File ID**	: r1730704
Instrument ID	: AIRLAB17		
Matrix	: AIR	**Analysis Date**	: 01/10/23 16:44

Client Sample No.	Lab Sample ID	Analysis Date
WG1731941-3LCS	WG1731941-3	01/10/23 13:34
AA010623	L2300996-12	01/10/23 18:39
EFF-010623	L2300996-01	01/10/23 20:37
IA3	L2300996-02	01/10/23 21:16
IA4	L2300996-03	01/10/23 21:56
IA4DUP	WG1731941-5	01/10/23 22:35
IA5	L2300996-04	01/10/23 23:15
IA7	L2300996-06	01/11/23 00:33
IA8	L2300996-07	01/11/23 01:13
DUP010623	L2300996-11	01/11/23 01:52
SS-E	L2300996-08D	01/11/23 02:32
SS-F	L2300996-09D	01/11/23 03:09
SS-G	L2300996-10D	01/11/23 03:48
EFF-010623	L2300996-01D	01/11/23 05:38
IA3	L2300996-02D	01/11/23 06:14
IA4	L2300996-03D	01/11/23 06:50
IA4DUP	WG1731941-5D	01/11/23 07:26

Instrument Performance Check (Tune) Summary
Form 5
Air Volatiles
Bromofluorobenzene (BFB)

Client	: Roux Env. Eng. & Geology, DPC	**Lab Number**	: L2300996
Project Name	: 148/156 NAGLE	**Project Number**	: 3770.0001Y000
Instrument ID	: AIRLAB17	**Analysis Date**	: 01/09/23 19:02
Tune Standard	: WG1731886-1	**Tune File ID**	: r1730772_tune

m/e	Ion Abundance Criteria	%Relative Abundance
50	8.0 - 40.0% of mass 95	14.5
75	30.0 - 66.0% of mass 95	36.8
95	Base Peak, 100% relative abundance	100
96	5.0 - 9.0% of mass 95	6.7
173	Less than 2.0% of mass 174	0.3 (.5)1
174	50.0 - 120.0% of mass 95	64.8
175	4.0 - 9.0% of mass 174	4.5 (6.9)1
176	93.0 - 101% of mass 174	61.6 (95.1)1
177	5.0 - 9.0% of mass 176	4.1 (6.6)2

1-Value is % of mass 174 2-Value is % of mass 176

This Check Applies to the following Samples, MS, MSD, Blanks, and Standards:

Client Sample ID	Lab Sample ID	File ID	Analysis Date/Time
STD0.2	R1651199-1	R1730776	01/09/23 21:31
STD0.5	R1651199-3	R1730777	01/09/23 22:10
STD1.0	R1651199-2	R1730778	01/09/23 22:52
STD5.0	R1651199-4	R1730779	01/09/23 23:31
STD10.0	R1651199-5	R1730780	01/10/23 00:13
STD20	R1651199-6	R1730781	01/10/23 00:51
STD50	R1651199-7	R1730782	01/10/23 01:30
STD100	R1651199-8	R1730783	01/10/23 02:11
ICV QUANT	R1651199-9	R1730786	01/10/23 07:17

Instrument Performance Check (Tune) Summary
Form 5
Air Volatiles
Bromofluorobenzene (BFB)

Client	: Roux Env. Eng. & Geology, DPC	**Lab Number**	: L2300996
Project Name	: 148/156 NAGLE	**Project Number**	: 3770.0001Y000
Instrument ID	: AIRLAB17	**Analysis Date**	: 01/10/23 12:11
Tune Standard	: WG1731941-1	**Tune File ID**	: r1730699_tune

m/e	Ion Abundance Criteria	%Relative Abundance
50	8.0 - 40.0% of mass 95	14.5
75	30.0 - 66.0% of mass 95	37.4
95	Base Peak, 100% relative abundance	100
96	5.0 - 9.0% of mass 95	6.6
173	Less than 2.0% of mass 174	0.3 (.6)1
174	50.0 - 120.0% of mass 95	62.9
175	4.0 - 9.0% of mass 174	4.4 (7)1
176	93.0 - 101% of mass 174	60 (95.4)1
177	5.0 - 9.0% of mass 176	4.1 (6.8)2

1-Value is % of mass 174 2-Value is % of mass 176

This Check Applies to the following Samples, MS, MSD, Blanks, and Standards:

Client Sample ID	Lab Sample ID	File ID	Analysis Date/Time
WG1731941-2CCAL	WG1731941-2	R1730700	01/10/23 12:53
WG1731941-3LCS	WG1731941-3	R1730701	01/10/23 13:34
WG1731941-4BLANK	WG1731941-4	R1730704	01/10/23 16:44
AA010623	L2300996-12	R1730705	01/10/23 18:39
EFF-010623	L2300996-01	R1730708	01/10/23 20:37
IA3	L2300996-02	R1730709	01/10/23 21:16
IA4	L2300996-03	R1730710	01/10/23 21:56
WG1731941-5DUP	WG1731941-5	R1730711	01/10/23 22:35
IA5	L2300996-04	R1730712	01/10/23 23:15
IA7	L2300996-06	R1730714	01/11/23 00:33
IA8	L2300996-07	R1730715	01/11/23 01:13
DUP010623	L2300996-11	R1730716	01/11/23 01:52
SS-E	L2300996-08D	R1730717	01/11/23 02:32
SS-F	L2300996-09D	R1730718	01/11/23 03:09
SS-G	L2300996-10D	R1730719	01/11/23 03:48
EFF-010623	L2300996-01D	R1730722	01/11/23 05:38
IA3	L2300996-02D	R1730723	01/11/23 06:14
IA4	L2300996-03D	R1730724	01/11/23 06:50
WG1731941-5DUP	WG1731941-5D	R1730725	01/11/23 07:26

Internal Standard Area and RT Summary
Form 8a
Air Volatiles

Client	: Roux Env. Eng. & Geology, DPC	**Lab Number**	: L2300996
Project Name	: 148/156 NAGLE	**Project Number**	: 3770.0001Y000
Instrument ID	: AIRLAB17	**Analysis Date**	: 01/10/23 12:53:00
Sample No	: WG1731941-2	**Lab File ID**	: R1730700

	Bromochloromethane		1,4-Difluorobenzene		Chlorobenzene-d5	
	Area	RT	Area	RT	Area	RT
WG1731941-2	253748	9.57	836214	11.84	108814	16.58
Upper Limit	355247	9.90	1170700	12.17	152340	16.91
Lower Limit	152249	9.24	501728	11.51	65288	16.25
Sample ID						
WG1731941-3 LCS	253005	9.57	836565	11.84	108012	16.58
WG1731941-4 BLANK	249214	9.57	826861	11.84	106220	16.58
AA010623	243366	9.56	806038	11.83	106260	16.58
EFF-010623	251213	9.56	822931	11.83	108626	16.58
IA3	241072	9.55	788164	11.83	105185	16.57
IA4	240027	9.55	760048	11.83	101937	16.57
IA4 DUP	239535	9.55	770716	11.82	102217	16.57
IA5	242227	9.55	774994	11.82	105318	16.57
IA7	242661	9.55	784437	11.82	107799	16.57
IA8	239986	9.55	756989	11.82	102016	16.57
DUP010623	243039	9.55	774708	11.82	104883	16.57
SS-E	243918	9.55	781975	11.82	114592	16.57
SS-F	245296	9.55	795348	11.82	106705	16.57
SS-G	249298	9.54	791664	11.82	111879	16.57
EFF-010623	243446	9.54	776872	11.82	104529	16.56
IA3	238978	9.54	733326	11.82	97240	16.56
IA4	242774	9.54	749868	11.82	100298	16.56
IA4 DUP	238328	9.54	723055	11.82	94660	16.56

Area Upper Limit = +40% of internal standard area
Area Lower Limit = - 40% of internal standard area

RT Upper Limit = +0.33 minutes of internal standard RT
RT Lower Limit = -0.33 minutes of internal standard RT

* Values outside of QC limits

Date Created: 01/06/23
Created By: Jason Hebert
File: PM13669-1
Page: 1

Volatile Organics in Air: TO-15 (AIR)

Holding Time: 30 days
Container/Sample Preservation: 1 - Canister - 2.7 Liter

Analyte	CAS #	RL	MDL	Units	LCS Criteria	LCS RPD	MS Criteria	MS RPD	Duplicate RPD	Surrogate Criteria		
1,1,1-Trichloroethane	71-55-6	0.2	0.0614	ppbV	70-130			25	25			
1,1,2,2-Tetrachloroethane	79-34-5	0.2	0.052	ppbV	70-130			25	25			
1,1,2-Trichloroethane	79-00-5	0.2	0.0582	ppbV	70-130			25	25			
1,1-Dichloroethane	75-34-3	0.2	0.0568	ppbV	70-130			25	25			
1,1-Dichloroethene	75-35-4	0.2	0.0568	ppbV	70-130			25	25			
1,2,3-Trimethylbenzene	526-73-8	0.2	0.0576	ppbV	70-130			25	25			
1,2,4-Trichlorobenzene	120-82-1	0.2	0.1	ppbV	70-130			25	25			
1,2,4-Trimethylbenzene	95-63-6	0.2	0.0577	ppbV	70-130			25	25			
1,2,4,5-Tetramethylbenzene	95-93-2	0.2	0.135	ppbV	70-130			25	25			
1,2-Dibromoethane	106-93-4	0.2	0.0544	ppbV	70-130			25	25			
1,2-Dichlorobenzene	95-50-1	0.2	0.0619	ppbV	70-130			25	25			
1,2-Dichloroethane	107-06-2	0.2	0.0787	ppbV	70-130			25	25			
1,2-Dichloropropane	78-87-5	0.2	0.0631	ppbV	70-130			25	25			
1,3,5-Trimethylbenzene	108-67-8	0.2	0.06	ppbV	70-130			25	25			
1,3-Butadiene	106-99-0	0.2	0.0619	ppbV	70-130			25	25			
1,3-Dichlorobenzene	541-73-1	0.2	0.0777	ppbV	70-130			25	25			
1,4-Dichlorobenzene	106-46-7	0.2	0.0826	ppbV	70-130			25	25			
1,4-Dioxane	123-91-1	0.2	0.0538	ppbV	70-130			25	25			
2,2,4-Trimethylpentane	540-84-1	0.2	0.0692	ppbV	70-130			25	25			
2-Butanone	78-93-3	0.5	0.099	ppbV	70-130			25	25			
2-Hexanone	591-78-6	0.2	0.0912	ppbV	70-130			25	25			
2-Methylthiophene	554-14-3	0.2	0.0622	ppbV	70-130			25	25			
3-Methylthiophene	616-44-4	0.2	0.0634	ppbV	70-130			25	25			
3-Chloropropene	107-05-1	0.2	0.086	ppbV	70-130			25	25			
2-Ethylthiophene	872-55-9	0.2	0.0612	ppbV	70-130			25	25			
4-Ethyltoluene	622-96-8	0.2	0.0554	ppbV	70-130			25	25			
Acetone	67-64-1	1	0.515	ppbV	40-160			25	25			
Benzene	71-43-2	0.2	0.0643	ppbV	70-130			25	25			
Benzyl chloride	100-44-7	0.2	0.0939	ppbV	70-130			25	25			
Benzothiophene	95-15-8	0.5	0.273	ppbV	70-130			25	25			
Bromodichloromethane	75-27-4	0.2	0.0689	ppbV	70-130			25	25			
Bromoform	75-25-2	0.2	0.0596	ppbV	70-130			25	25			
Bromomethane	74-83-9	0.2	0.0547	ppbV	70-130			25	25			
Carbon disulfide	75-15-0	0.2	0.0465	ppbV	70-130			25	25			
Carbon tetrachloride	56-23-5	0.2	0.0686	ppbV	70-130			25	25			
Chlorobenzene	108-90-7	0.2	0.0516	ppbV	70-130			25	25			
Chloroethane	75-00-3	0.2	0.0649	ppbV	70-130			25	25			
Chloroform	67-66-3	0.2	0.0552	ppbV	70-130			25	25			
Chloromethane	74-87-3	0.2	0.0576	ppbV	70-130			25	25			
cis-1,2-Dichloroethene	156-59-2	0.2	0.0595	ppbV	70-130			25	25			
cis-1,3-Dichloropropene	10061-01-5	0.2	0.0674	ppbV	70-130			25	25			
Cyclohexane	110-82-7	0.2	0.0728	ppbV	70-130			25	25			

Please Note that the RL information provided in this table is calculated using a 100% Solids factor. ***(Soil/Solids only)***
Please Note that the information provided in this table is subject to change at anytime at the discretion of Alpha Analytical, Inc.

Volatile Organics in Air: TO-15 (AIR)

Holding Time: 30 days
Container/Sample Preservation: 1 - Canister - 2.7 Liter

Analyte	CAS #	RL	MDL	Units	LCS Criteria	LCS RPD	MS Criteria	MS RPD	Duplicate RPD	Surrogate Criteria		
Dibromochloromethane	124-48-1	0.2	0.0566	ppbV	70-130			25	25			
Dichlorodifluoromethane	75-71-8	0.2	0.0757	ppbV	70-130			25	25			
Ethyl Alcohol	GCDAI06	5	1.74	ppbV	40-160			25	25			
Ethyl Acetate	141-78-6	0.5	0.297	ppbV	70-130			25	25			
Ethylbenzene	100-41-4	0.2	0.0575	ppbV	70-130			25	25			
1,1,2-Trichloro-1,2,2-Trifluoroethane	76-13-1	0.2	0.0506	ppbV	70-130			25	25			
1,2-Dichloro-1,1,2,2-tetrafluoroethane	76-14-2	0.2	0.0504	ppbV	70-130			25	25			
Hexachlorobutadiene	87-68-3	0.2	0.0607	ppbV	70-130			25	25			
iso-Propyl Alcohol	67-63-0	0.5	0.272	ppbV	40-160			25	25			
Methylene chloride	75-09-2	0.5	0.125	ppbV	70-130			25	25			
4-Methyl-2-pentanone	108-10-1	0.5	0.19	ppbV	70-130			25	25			
Methyl tert butyl ether	1634-04-4	0.2	0.045	ppbV	70-130			25	25			
Methyl Methacrylate	80-62-6	0.5	0.226	ppbV	40-160			25	25			
p/m-Xylene	179601-23-1	0.4	0.125	ppbV	70-130			25	25			
o-Xylene	95-47-6	0.2	0.0621	ppbV	70-130			25	25			
Xylene (Total)	1330-20-7	0.2	0.0621	ppbV				25	25			
Heptane	142-82-5	0.2	0.0828	ppbV	70-130			25	25			
n-Heptane	142-82-5	0.2	0.0828	ppbV	70-130			25	25			
n-Hexane	110-54-3	0.2	0.0743	ppbV	70-130			25	25			
Propylene	115-07-1	0.5	0.135	ppbV	70-130			25	25			
Styrene	100-42-5	0.2	0.0596	ppbV	70-130			25	25			
Tetrachloroethene	127-18-4	0.2	0.0627	ppbV	70-130			25	25			
Thiophene	110-02-1	0.2	0.052	ppbV	70-130			25	25			
Tetrahydrofuran	109-99-9	0.5	0.117	ppbV	70-130			25	25			
Toluene	108-88-3	0.2	0.0867	ppbV	70-130			25	25			
trans-1,2-Dichloroethene	156-60-5	0.2	0.0755	ppbV	70-130			25	25			
1,2-Dichloroethene (total)	540-59-0	0.2	0.0595	ppbV				25	25			
trans-1,3-Dichloropropene	10061-02-6	0.2	0.0783	ppbV	70-130			25	25			
1,3-Dichloropropene, Total	542-75-6	0.2	0.0674	ppbV				25	25			
Trichloroethene	79-01-6	0.2	0.0548	ppbV	70-130			25	25			
Trichlorofluoromethane	75-69-4	0.2	0.0787	ppbV	70-130			25	25			
Vinyl acetate	108-05-4	1	0.323	ppbV	70-130			25	25			
Vinyl bromide	593-60-2	0.2	0.0722	ppbV	70-130			25	25			
Vinyl chloride	75-01-4	0.2	0.0582	ppbV	70-130			25	25			
Naphthalene	91-20-3	0.2	0.078	ppbV	70-130			25	25			
Total HC As Hexane	NONE	10	0.0743	ppbV	70-130			25	25			
Total VOCs As Toluene	NONE	10	0.0867	ppbV	70-130			25	25			
Propane	74-98-6	0.5	0.152	ppbV	70-130			25	25			
Acrylonitrile	107-13-1	0.5	0.0894	ppbV	70-130			25	25			
Acrolein	107-02-8	0.5	0.149	ppbV	60-113			25	25			
1,1,1,2-Tetrachloroethane	630-20-6	0.2	0.0508	ppbV	70-130			25	25			
Isopropylbenzene	98-82-8	0.2	0.0621	ppbV	70-130			25	25			

Please Note that the RL information provided in this table is calculated using a 100% Solids factor. (Soil/Solids only)
Please Note that the information provided in this table is subject to change at anytime at the discretion of Alpha Analytical, Inc.

Volatile Organics in Air: TO-15 (AIR)

Holding Time: 30 days
Container/Sample Preservation: 1 - Canister - 2.7 Liter

Analyte	CAS #	RL	MDL	Units	LCS Criteria	LCS RPD	MS Criteria	MS RPD	Duplicate RPD	Surrogate Criteria		
1,2,3-Trichloropropane	96-18-4	0.2	0.0575	ppbV	70-130			25	25			
Acetonitrile	75-05-8	0.2	0.101	ppbV	70-130			25	25			
Bromobenzene	108-86-1	0.2	0.0579	ppbV	70-130			25	25			
Chlorodifluoromethane	75-45-6	0.2	0.0463	ppbV	70-130			25	25			
Dichlorofluoromethane	75-43-4	0.2	0.112	ppbV	70-130			25	25			
Dibromomethane	74-95-3	0.2	0.0598	ppbV	70-130			25	25			
Pentane	109-66-0	0.2	0.113	ppbV	70-130			25	25			
Octane	111-65-9	0.2	0.0676	ppbV	70-130			25	25			
Tertiary-Amyl Methyl Ether	994-05-8	0.2	0.0672	ppbV	70-130			25	25			
o-Chlorotoluene	95-49-8	0.2	0.0761	ppbV	70-130			25	25			
p-Chlorotoluene	106-43-4	0.2	0.0765	ppbV	70-130			25	25			
2,2-Dichloropropane	594-20-7	0.2	0.0429	ppbV	70-130			25	25			
1,1-Dichloropropene	563-58-6	0.2	0.0593	ppbV	70-130			25	25			
Isopropyl Ether	108-20-3	0.2	0.0631	ppbV	70-130			25	25			
Ethyl-Tert-Butyl-Ether	637-92-3	0.2	0.0731	ppbV	70-130			25	25			
1,2,3-Trichlorobenzene	87-61-6	0.2	0.0738	ppbV	70-130			25	25			
Ethyl ether	60-29-7	0.2	0.0853	ppbV	70-130			25	25			
n-Butylbenzene	104-51-8	0.2	0.0536	ppbV	70-130			25	25			
sec-Butylbenzene	135-98-8	0.2	0.0547	ppbV	70-130			25	25			
tert-Butylbenzene	98-06-6	0.2	0.0551	ppbV	70-130			25	25			
1,2-Dibromo-3-chloropropane	96-12-8	0.2	0.0624	ppbV	70-130			25	25			
p-Isopropyltoluene	99-87-6	0.2	0.0567	ppbV	70-130			25	25			
n-Propylbenzene	103-65-1	0.2	0.0633	ppbV	70-130			25	25			
1,3-Dichloropropane	142-28-9	0.2	0.0536	ppbV	70-130			25	25			
Methanol	67-56-1	5	3.029	ppbV	70-130			25	25			
Acetaldehyde	75-07-0	2.5	1.73	ppbV	70-130			25	25			
Butane	106-97-8	0.2	0.08	ppbV	70-130			25	25			
Nonane (C9)	111-84-2	0.2	0.0737	ppbV	70-130			25	25			
Decane (C10)	124-18-5	0.2	0.0697	ppbV	70-130			25	25			
Undecane	1120-21-4	0.2	0.0709	ppbV	70-130			25	25			
Indane	496-11-7	0.2	0.0591	ppbV	70-130			25	25			
Indene	95-13-6	0.2	0.0711	ppbV	70-130			25	25			
1-Methylnaphthalene	90-12-0	1	0.264	ppbV	70-130			25	25			
Dodecane (C12)	112-40-3	0.2	0.0891	ppbV	70-130			25	25			
Butyl Acetate	123-86-4	0.5	0.208	ppbV	70-130			25	25			
tert-Butyl Alcohol	75-65-0	0.5	0.132	ppbV	70-130			25	25			
2-Methylnaphthalene	91-57-6	1	0.259	ppbV	70-130			25	25			
1,2-Dichloroethane-d4	*17060-07-0*									*70-130*		
Toluene-d8	*2037-26-5*									*70-130*		
Bromofluorobenzene	*460-00-4*									*70-130*		

Please Note that the RL information provided in this table is calculated using a 100% Solids factor. (Soil/Solids only)
Please Note that the information provided in this table is subject to change at anytime at the discretion of Alpha Analytical, Inc.

Volatiles Sample Data

Results Summary
Form 1
Volatile Organics in Air

Client	: Roux Env. Eng. & Geology, DPC	Lab Number	: L2300996
Project Name	: 148/156 NAGLE	Project Number	: 3770.0001Y000
Lab ID	: L2300996-01	Date Collected	: 01/06/23 08:41
Client ID	: EFF-010623	Date Received	: 01/06/23
Sample Location	: 148/156 NAGLE AVE, INWOOD, NY	Date Analyzed	: 01/10/23 20:37
Sample Matrix	: AIR	Dilution Factor	: 1
Analytical Method	: 48,TO-15	Analyst	: TJS
Lab File ID	: R1730708	Instrument ID	: AIRLAB17
Sample Amount	: 250 ml	GC Column	: RTX-1

		ppbV			ug/m3			
CAS NO.	Parameter	Results	RL	MDL	Results	RL	MDL	Qualifier
75-71-8	Dichlorodifluoromethane	0.459	0.200	--	2.27	0.989	--	
74-87-3	Chloromethane	0.484	0.200	--	0.999	0.413	--	
76-14-2	Freon-114	ND	0.200	--	ND	1.40	--	U
106-99-0	1,3-Butadiene	ND	0.200	--	ND	0.442	--	U
74-83-9	Bromomethane	ND	0.200	--	ND	0.777	--	U
75-00-3	Chloroethane	ND	0.200	--	ND	0.528	--	U
64-17-5	Ethanol	744	5.00	--	1400	9.42	--	E
593-60-2	Vinyl bromide	ND	0.200	--	ND	0.874	--	U
67-64-1	Acetone	10.7	1.00	--	25.4	2.38	--	
75-69-4	Trichlorofluoromethane	ND	0.200	--	ND	1.12	--	U
67-63-0	Isopropanol	1.98	0.500	--	4.87	1.23	--	
75-65-0	Tertiary butyl Alcohol	0.670	0.500	--	2.03	1.52	--	
75-09-2	Methylene chloride	ND	0.500	--	ND	1.74	--	U
107-05-1	3-Chloropropene	ND	0.200	--	ND	0.626	--	U
75-15-0	Carbon disulfide	ND	0.200	--	ND	0.623	--	U
76-13-1	Freon-113	ND	0.200	--	ND	1.53	--	U
156-60-5	trans-1,2-Dichloroethene	0.216	0.200	--	0.856	0.793	--	
75-34-3	1,1-Dichloroethane	ND	0.200	--	ND	0.809	--	U
1634-04-4	Methyl tert butyl ether	ND	0.200	--	ND	0.721	--	U
78-93-3	2-Butanone	ND	0.500	--	ND	1.47	--	U
141-78-6	Ethyl Acetate	ND	0.500	--	ND	1.80	--	U
67-66-3	Chloroform	0.402	0.200	--	1.96	0.977	--	
109-99-9	Tetrahydrofuran	0.520	0.500	--	1.53	1.47	--	
107-06-2	1,2-Dichloroethane	ND	0.200	--	ND	0.809	--	U
110-54-3	n-Hexane	ND	0.200	--	ND	0.705	--	U
71-43-2	Benzene	0.322	0.200	--	1.03	0.639	--	

Results Summary
Form 1
Volatile Organics in Air

Client	: Roux Env. Eng. & Geology, DPC	**Lab Number**	: L2300996
Project Name	: 148/156 NAGLE	**Project Number**	: 3770.0001Y000
Lab ID	: L2300996-01	**Date Collected**	: 01/06/23 08:41
Client ID	: EFF-010623	**Date Received**	: 01/06/23
Sample Location	: 148/156 NAGLE AVE, INWOOD, NY	**Date Analyzed**	: 01/10/23 20:37
Sample Matrix	: AIR	**Dilution Factor**	: 1
Analytical Method	: 48,TO-15	**Analyst**	: TJS
Lab File ID	: R1730708	**Instrument ID**	: AIRLAB17
Sample Amount	: 250 ml	**GC Column**	: RTX-1

		ppbV			ug/m3			
CAS NO.	**Parameter**	**Results**	**RL**	**MDL**	**Results**	**RL**	**MDL**	**Qualifier**
110-82-7	Cyclohexane	ND	0.200	--	ND	0.688	--	U
78-87-5	1,2-Dichloropropane	ND	0.200	--	ND	0.924	--	U
75-27-4	Bromodichloromethane	ND	0.200	--	ND	1.34	--	U
123-91-1	1,4-Dioxane	ND	0.200	--	ND	0.721	--	U
540-84-1	2,2,4-Trimethylpentane	ND	0.200	--	ND	0.934	--	U
142-82-5	Heptane	ND	0.200	--	ND	0.820	--	U
10061-01-5	cis-1,3-Dichloropropene	ND	0.200	--	ND	0.908	--	U
108-10-1	4-Methyl-2-pentanone	ND	0.500	--	ND	2.05	--	U
10061-02-6	trans-1,3-Dichloropropene	ND	0.200	--	ND	0.908	--	U
79-00-5	1,1,2-Trichloroethane	ND	0.200	--	ND	1.09	--	U
108-88-3	Toluene	0.395	0.200	--	1.49	0.754	--	
591-78-6	2-Hexanone	ND	0.200	--	ND	0.820	--	U
124-48-1	Dibromochloromethane	ND	0.200	--	ND	1.70	--	U
106-93-4	1,2-Dibromoethane	ND	0.200	--	ND	1.54	--	U
108-90-7	Chlorobenzene	ND	0.200	--	ND	0.921	--	U
100-41-4	Ethylbenzene	0.274	0.200	--	1.19	0.869	--	
179601-23-1	p/m-Xylene	ND	0.400	--	ND	1.74	--	U
75-25-2	Bromoform	ND	0.200	--	ND	2.07	--	U
100-42-5	Styrene	0.227	0.200	--	0.966	0.852	--	
79-34-5	1,1,2,2-Tetrachloroethane	ND	0.200	--	ND	1.37	--	U
95-47-6	o-Xylene	ND	0.200	--	ND	0.869	--	U
622-96-8	4-Ethyltoluene	ND	0.200	--	ND	0.983	--	U
108-67-8	1,3,5-Trimethylbenzene	ND	0.200	--	ND	0.983	--	U
95-63-6	1,2,4-Trimethylbenzene	ND	0.200	--	ND	0.983	--	U
100-44-7	Benzyl chloride	ND	0.200	--	ND	1.04	--	U
541-73-1	1,3-Dichlorobenzene	ND	0.200	--	ND	1.20	--	U

Results Summary
Form 1
Volatile Organics in Air

Client	: Roux Env. Eng. & Geology, DPC	**Lab Number**	: L2300996
Project Name	: 148/156 NAGLE	**Project Number**	: 3770.0001Y000
Lab ID	: L2300996-01	**Date Collected**	: 01/06/23 08:41
Client ID	: EFF-010623	**Date Received**	: 01/06/23
Sample Location	: 148/156 NAGLE AVE, INWOOD, NY	**Date Analyzed**	: 01/10/23 20:37
Sample Matrix	: AIR	**Dilution Factor**	: 1
Analytical Method	: 48,TO-15	**Analyst**	: TJS
Lab File ID	: R1730708	**Instrument ID**	: AIRLAB17
Sample Amount	: 250 ml	**GC Column**	: RTX-1

		ppbV			ug/m3			
CAS NO.	**Parameter**	**Results**	**RL**	**MDL**	**Results**	**RL**	**MDL**	**Qualifier**
106-46-7	1,4-Dichlorobenzene	ND	0.200	--	ND	1.20	--	U
95-50-1	1,2-Dichlorobenzene	ND	0.200	--	ND	1.20	--	U
120-82-1	1,2,4-Trichlorobenzene	ND	0.200	--	ND	1.48	--	U
87-68-3	Hexachlorobutadiene	ND	0.200	--	ND	2.13	--	U

Results Summary
Form 1
Volatile Organics in Air

Client	: Roux Env. Eng. & Geology, DPC	**Lab Number**	: L2300996
Project Name	: 148/156 NAGLE	**Project Number**	: 3770.0001Y000
Lab ID	: L2300996-01D	**Date Collected**	: 01/06/23 08:41
Client ID	: EFF-010623	**Date Received**	: 01/06/23
Sample Location	: 148/156 NAGLE AVE, INWOOD, NY	**Date Analyzed**	: 01/11/23 05:38
Sample Matrix	: AIR	**Dilution Factor**	: 2.941
Analytical Method	: 48,TO-15	**Analyst**	: TJS
Lab File ID	: R1730722	**Instrument ID**	: AIRLAB17
Sample Amount	: 85.0 ml	**GC Column**	: RTX-1

		ppbV			ug/m3			
CAS NO.	**Parameter**	**Results**	**RL**	**MDL**	**Results**	**RL**	**MDL**	**Qualifier**
64-17-5	Ethanol	738	14.7	--	1390	27.7	--	

Results Summary
Form 1
Volatile Organics in Air

Client	: Roux Env. Eng. & Geology, DPC	Lab Number	: L2300996
Project Name	: 148/156 NAGLE	Project Number	: 3770.0001Y000
Lab ID	: L2300996-02	Date Collected	: 01/06/23 14:56
Client ID	: IA3	Date Received	: 01/06/23
Sample Location	: 148/156 NAGLE AVE, INWOOD, NY	Date Analyzed	: 01/10/23 21:16
Sample Matrix	: AIR	Dilution Factor	: 1
Analytical Method	: 48,TO-15	Analyst	: TJS
Lab File ID	: R1730709	Instrument ID	: AIRLAB17
Sample Amount	: 250 ml	GC Column	: RTX-1

		ppbV			ug/m3			
CAS NO.	Parameter	Results	RL	MDL	Results	RL	MDL	Qualifier
75-71-8	Dichlorodifluoromethane	0.471	0.200	--	2.33	0.989	--	
74-87-3	Chloromethane	0.615	0.200	--	1.27	0.413	--	
76-14-2	Freon-114	ND	0.200	--	ND	1.40	--	U
106-99-0	1,3-Butadiene	ND	0.200	--	ND	0.442	--	U
74-83-9	Bromomethane	ND	0.200	--	ND	0.777	--	U
75-00-3	Chloroethane	ND	0.200	--	ND	0.528	--	U
64-17-5	Ethanol	861	5.00	--	1620	9.42	--	E
593-60-2	Vinyl bromide	ND	0.200	--	ND	0.874	--	U
67-64-1	Acetone	13.3	1.00	--	31.6	2.38	--	
75-69-4	Trichlorofluoromethane	0.206	0.200	--	1.16	1.12	--	
67-63-0	Isopropanol	4.94	0.500	--	12.1	1.23	--	
75-65-0	Tertiary butyl Alcohol	ND	0.500	--	ND	1.52	--	U
75-09-2	Methylene chloride	ND	0.500	--	ND	1.74	--	U
107-05-1	3-Chloropropene	ND	0.200	--	ND	0.626	--	U
75-15-0	Carbon disulfide	ND	0.200	--	ND	0.623	--	U
76-13-1	Freon-113	ND	0.200	--	ND	1.53	--	U
156-60-5	trans-1,2-Dichloroethene	ND	0.200	--	ND	0.793	--	U
75-34-3	1,1-Dichloroethane	ND	0.200	--	ND	0.809	--	U
1634-04-4	Methyl tert butyl ether	ND	0.200	--	ND	0.721	--	U
78-93-3	2-Butanone	ND	0.500	--	ND	1.47	--	U
141-78-6	Ethyl Acetate	1.16	0.500	--	4.18	1.80	--	
67-66-3	Chloroform	ND	0.200	--	ND	0.977	--	U
109-99-9	Tetrahydrofuran	ND	0.500	--	ND	1.47	--	U
107-06-2	1,2-Dichloroethane	ND	0.200	--	ND	0.809	--	U
110-54-3	n-Hexane	1.03	0.200	--	3.63	0.705	--	
71-43-2	Benzene	0.713	0.200	--	2.28	0.639	--	

Results Summary
Form 1
Volatile Organics in Air

Client	: Roux Env. Eng. & Geology, DPC	Lab Number	: L2300996
Project Name	: 148/156 NAGLE	Project Number	: 3770.0001Y000
Lab ID	: L2300996-02	Date Collected	: 01/06/23 14:56
Client ID	: IA3	Date Received	: 01/06/23
Sample Location	: 148/156 NAGLE AVE, INWOOD, NY	Date Analyzed	: 01/10/23 21:16
Sample Matrix	: AIR	Dilution Factor	: 1
Analytical Method	: 48,TO-15	Analyst	: TJS
Lab File ID	: R1730709	Instrument ID	: AIRLAB17
Sample Amount	: 250 ml	GC Column	: RTX-1

		ppbV			ug/m3			
CAS NO.	Parameter	Results	RL	MDL	Results	RL	MDL	Qualifier
110-82-7	Cyclohexane	0.882	0.200	--	3.04	0.688	--	
78-87-5	1,2-Dichloropropane	ND	0.200	--	ND	0.924	--	U
75-27-4	Bromodichloromethane	ND	0.200	--	ND	1.34	--	U
123-91-1	1,4-Dioxane	ND	0.200	--	ND	0.721	--	U
540-84-1	2,2,4-Trimethylpentane	ND	0.200	--	ND	0.934	--	U
142-82-5	Heptane	0.825	0.200	--	3.38	0.820	--	
10061-01-5	cis-1,3-Dichloropropene	ND	0.200	--	ND	0.908	--	U
108-10-1	4-Methyl-2-pentanone	ND	0.500	--	ND	2.05	--	U
10061-02-6	trans-1,3-Dichloropropene	ND	0.200	--	ND	0.908	--	U
79-00-5	1,1,2-Trichloroethane	ND	0.200	--	ND	1.09	--	U
108-88-3	Toluene	1.58	0.200	--	5.95	0.754	--	
591-78-6	2-Hexanone	ND	0.200	--	ND	0.820	--	U
124-48-1	Dibromochloromethane	ND	0.200	--	ND	1.70	--	U
106-93-4	1,2-Dibromoethane	ND	0.200	--	ND	1.54	--	U
108-90-7	Chlorobenzene	ND	0.200	--	ND	0.921	--	U
100-41-4	Ethylbenzene	0.696	0.200	--	3.02	0.869	--	
179601-23-1	p/m-Xylene	1.22	0.400	--	5.30	1.74	--	
75-25-2	Bromoform	ND	0.200	--	ND	2.07	--	U
100-42-5	Styrene	ND	0.200	--	ND	0.852	--	U
79-34-5	1,1,2,2-Tetrachloroethane	ND	0.200	--	ND	1.37	--	U
95-47-6	o-Xylene	0.470	0.200	--	2.04	0.869	--	
622-96-8	4-Ethyltoluene	ND	0.200	--	ND	0.983	--	U
108-67-8	1,3,5-Trimethylbenzene	ND	0.200	--	ND	0.983	--	U
95-63-6	1,2,4-Trimethylbenzene	0.362	0.200	--	1.78	0.983	--	
100-44-7	Benzyl chloride	ND	0.200	--	ND	1.04	--	U
541-73-1	1,3-Dichlorobenzene	ND	0.200	--	ND	1.20	--	U

Results Summary
Form 1
Volatile Organics in Air

Client	: Roux Env. Eng. & Geology, DPC	**Lab Number**	: L2300996
Project Name	: 148/156 NAGLE	**Project Number**	: 3770.0001Y000
Lab ID	: L2300996-02	**Date Collected**	: 01/06/23 14:56
Client ID	: IA3	**Date Received**	: 01/06/23
Sample Location	: 148/156 NAGLE AVE, INWOOD, NY	**Date Analyzed**	: 01/10/23 21:16
Sample Matrix	: AIR	**Dilution Factor**	: 1
Analytical Method	: 48,TO-15	**Analyst**	: TJS
Lab File ID	: R1730709	**Instrument ID**	: AIRLAB17
Sample Amount	: 250 ml	**GC Column**	: RTX-1

		ppbV			ug/m3			
CAS NO.	**Parameter**	**Results**	**RL**	**MDL**	**Results**	**RL**	**MDL**	**Qualifier**
106-46-7	1,4-Dichlorobenzene	ND	0.200	--	ND	1.20	--	U
95-50-1	1,2-Dichlorobenzene	ND	0.200	--	ND	1.20	--	U
120-82-1	1,2,4-Trichlorobenzene	ND	0.200	--	ND	1.48	--	U
87-68-3	Hexachlorobutadiene	ND	0.200	--	ND	2.13	--	U

Results Summary
Form 1
Volatile Organics in Air

Client	: Roux Env. Eng. & Geology, DPC	**Lab Number**	: L2300996
Project Name	: 148/156 NAGLE	**Project Number**	: 3770.0001Y000
Lab ID	: L2300996-02D	**Date Collected**	: 01/06/23 14:56
Client ID	: IA3	**Date Received**	: 01/06/23
Sample Location	: 148/156 NAGLE AVE, INWOOD, NY	**Date Analyzed**	: 01/11/23 06:14
Sample Matrix	: AIR	**Dilution Factor**	: 3.571
Analytical Method	: 48,TO-15	**Analyst**	: TJS
Lab File ID	: R1730723	**Instrument ID**	: AIRLAB17
Sample Amount	: 70.0 ml	**GC Column**	: RTX-1

		ppbV			ug/m3			
CAS NO.	**Parameter**	**Results**	**RL**	**MDL**	**Results**	**RL**	**MDL**	**Qualifier**
64-17-5	Ethanol	864	17.8	--	1630	33.5	--	

Results Summary
Form 1
Volatile Organics in Air

Client	: Roux Env. Eng. & Geology, DPC	Lab Number	: L2300996
Project Name	: 148/156 NAGLE	Project Number	: 3770.0001Y000
Lab ID	: L2300996-03	Date Collected	: 01/06/23 14:58
Client ID	: IA4	Date Received	: 01/06/23
Sample Location	: 148/156 NAGLE AVE, INWOOD, NY	Date Analyzed	: 01/10/23 21:56
Sample Matrix	: AIR	Dilution Factor	: 1
Analytical Method	: 48,TO-15	Analyst	: TJS
Lab File ID	: R1730710	Instrument ID	: AIRLAB17
Sample Amount	: 250 ml	GC Column	: RTX-1

		ppbV			ug/m3			
CAS NO.	Parameter	Results	RL	MDL	Results	RL	MDL	Qualifier
75-71-8	Dichlorodifluoromethane	0.484	0.200	--	2.39	0.989	--	
74-87-3	Chloromethane	0.600	0.200	--	1.24	0.413	--	
76-14-2	Freon-114	ND	0.200	--	ND	1.40	--	U
106-99-0	1,3-Butadiene	ND	0.200	--	ND	0.442	--	U
74-83-9	Bromomethane	ND	0.200	--	ND	0.777	--	U
75-00-3	Chloroethane	ND	0.200	--	ND	0.528	--	U
64-17-5	Ethanol	996	5.00	--	1880	9.42	--	E
593-60-2	Vinyl bromide	ND	0.200	--	ND	0.874	--	U
67-64-1	Acetone	12.3	1.00	--	29.2	2.38	--	
75-69-4	Trichlorofluoromethane	0.203	0.200	--	1.14	1.12	--	
67-63-0	Isopropanol	4.57	0.500	--	11.2	1.23	--	
75-65-0	Tertiary butyl Alcohol	ND	0.500	--	ND	1.52	--	U
75-09-2	Methylene chloride	ND	0.500	--	ND	1.74	--	U
107-05-1	3-Chloropropene	ND	0.200	--	ND	0.626	--	U
75-15-0	Carbon disulfide	ND	0.200	--	ND	0.623	--	U
76-13-1	Freon-113	ND	0.200	--	ND	1.53	--	U
156-60-5	trans-1,2-Dichloroethene	ND	0.200	--	ND	0.793	--	U
75-34-3	1,1-Dichloroethane	ND	0.200	--	ND	0.809	--	U
1634-04-4	Methyl tert butyl ether	ND	0.200	--	ND	0.721	--	U
78-93-3	2-Butanone	ND	0.500	--	ND	1.47	--	U
141-78-6	Ethyl Acetate	1.48	0.500	--	5.33	1.80	--	
67-66-3	Chloroform	ND	0.200	--	ND	0.977	--	U
109-99-9	Tetrahydrofuran	ND	0.500	--	ND	1.47	--	U
107-06-2	1,2-Dichloroethane	ND	0.200	--	ND	0.809	--	U
110-54-3	n-Hexane	1.00	0.200	--	3.52	0.705	--	
71-43-2	Benzene	0.718	0.200	--	2.29	0.639	--	

Results Summary
Form 1
Volatile Organics in Air

Client	: Roux Env. Eng. & Geology, DPC	Lab Number	: L2300996
Project Name	: 148/156 NAGLE	Project Number	: 3770.0001Y000
Lab ID	: L2300996-03	Date Collected	: 01/06/23 14:58
Client ID	: IA4	Date Received	: 01/06/23
Sample Location	: 148/156 NAGLE AVE, INWOOD, NY	Date Analyzed	: 01/10/23 21:56
Sample Matrix	: AIR	Dilution Factor	: 1
Analytical Method	: 48,TO-15	Analyst	: TJS
Lab File ID	: R1730710	Instrument ID	: AIRLAB17
Sample Amount	: 250 ml	GC Column	: RTX-1

		ppbV			ug/m3			
CAS NO.	Parameter	Results	RL	MDL	Results	RL	MDL	Qualifier
110-82-7	Cyclohexane	0.849	0.200	--	2.92	0.688	--	
78-87-5	1,2-Dichloropropane	ND	0.200	--	ND	0.924	--	U
75-27-4	Bromodichloromethane	ND	0.200	--	ND	1.34	--	U
123-91-1	1,4-Dioxane	ND	0.200	--	ND	0.721	--	U
540-84-1	2,2,4-Trimethylpentane	ND	0.200	--	ND	0.934	--	U
142-82-5	Heptane	0.788	0.200	--	3.23	0.820	--	
10061-01-5	cis-1,3-Dichloropropene	ND	0.200	--	ND	0.908	--	U
108-10-1	4-Methyl-2-pentanone	ND	0.500	--	ND	2.05	--	U
10061-02-6	trans-1,3-Dichloropropene	ND	0.200	--	ND	0.908	--	U
79-00-5	1,1,2-Trichloroethane	ND	0.200	--	ND	1.09	--	U
108-88-3	Toluene	1.50	0.200	--	5.65	0.754	--	
591-78-6	2-Hexanone	ND	0.200	--	ND	0.820	--	U
124-48-1	Dibromochloromethane	ND	0.200	--	ND	1.70	--	U
106-93-4	1,2-Dibromoethane	ND	0.200	--	ND	1.54	--	U
108-90-7	Chlorobenzene	ND	0.200	--	ND	0.921	--	U
100-41-4	Ethylbenzene	0.634	0.200	--	2.75	0.869	--	
179601-23-1	p/m-Xylene	1.17	0.400	--	5.08	1.74	--	
75-25-2	Bromoform	ND	0.200	--	ND	2.07	--	U
100-42-5	Styrene	ND	0.200	--	ND	0.852	--	U
79-34-5	1,1,2,2-Tetrachloroethane	ND	0.200	--	ND	1.37	--	U
95-47-6	o-Xylene	0.441	0.200	--	1.92	0.869	--	
622-96-8	4-Ethyltoluene	ND	0.200	--	ND	0.983	--	U
108-67-8	1,3,5-Trimethylbenzene	ND	0.200	--	ND	0.983	--	U
95-63-6	1,2,4-Trimethylbenzene	0.337	0.200	--	1.66	0.983	--	
100-44-7	Benzyl chloride	ND	0.200	--	ND	1.04	--	U
541-73-1	1,3-Dichlorobenzene	ND	0.200	--	ND	1.20	--	U

Results Summary
Form 1
Volatile Organics in Air

Client	: Roux Env. Eng. & Geology, DPC	**Lab Number**	: L2300996
Project Name	: 148/156 NAGLE	**Project Number**	: 3770.0001Y000
Lab ID	: L2300996-03	**Date Collected**	: 01/06/23 14:58
Client ID	: IA4	**Date Received**	: 01/06/23
Sample Location	: 148/156 NAGLE AVE, INWOOD, NY	**Date Analyzed**	: 01/10/23 21:56
Sample Matrix	: AIR	**Dilution Factor**	: 1
Analytical Method	: 48,TO-15	**Analyst**	: TJS
Lab File ID	: R1730710	**Instrument ID**	: AIRLAB17
Sample Amount	: 250 ml	**GC Column**	: RTX-1

		ppbV			ug/m3			
CAS NO.	**Parameter**	**Results**	**RL**	**MDL**	**Results**	**RL**	**MDL**	**Qualifier**
106-46-7	1,4-Dichlorobenzene	ND	0.200	--	ND	1.20	--	U
95-50-1	1,2-Dichlorobenzene	ND	0.200	--	ND	1.20	--	U
120-82-1	1,2,4-Trichlorobenzene	ND	0.200	--	ND	1.48	--	U
87-68-3	Hexachlorobutadiene	ND	0.200	--	ND	2.13	--	U

Results Summary
Form 1
Volatile Organics in Air

Client	: Roux Env. Eng. & Geology, DPC	**Lab Number**	: L2300996
Project Name	: 148/156 NAGLE	**Project Number**	: 3770.0001Y000
Lab ID	: L2300996-03D	**Date Collected**	: 01/06/23 14:58
Client ID	: IA4	**Date Received**	: 01/06/23
Sample Location	: 148/156 NAGLE AVE, INWOOD, NY	**Date Analyzed**	: 01/11/23 06:50
Sample Matrix	: AIR	**Dilution Factor**	: 4.167
Analytical Method	: 48,TO-15	**Analyst**	: TJS
Lab File ID	: R1730724	**Instrument ID**	: AIRLAB17
Sample Amount	: 60.0 ml	**GC Column**	: RTX-1

		ppbV			ug/m3			
CAS NO.	**Parameter**	**Results**	**RL**	**MDL**	**Results**	**RL**	**MDL**	**Qualifier**
64-17-5	Ethanol	954	20.8	--	1800	39.2	--	

Results Summary
Form 1
Volatile Organics in Air

Client	: Roux Env. Eng. & Geology, DPC	Lab Number	: L2300996
Project Name	: 148/156 NAGLE	Project Number	: 3770.0001Y000
Lab ID	: L2300996-04	Date Collected	: 01/06/23 15:05
Client ID	: IA5	Date Received	: 01/06/23
Sample Location	: 148/156 NAGLE AVE, INWOOD, NY	Date Analyzed	: 01/10/23 23:15
Sample Matrix	: AIR	Dilution Factor	: 1
Analytical Method	: 48,TO-15	Analyst	: TJS
Lab File ID	: R1730712	Instrument ID	: AIRLAB17
Sample Amount	: 250 ml	GC Column	: RTX-1

		ppbV			ug/m3			
CAS NO.	Parameter	Results	RL	MDL	Results	RL	MDL	Qualifier
75-71-8	Dichlorodifluoromethane	0.479	0.200	--	2.37	0.989	--	
74-87-3	Chloromethane	0.777	0.200	--	1.60	0.413	--	
76-14-2	Freon-114	ND	0.200	--	ND	1.40	--	U
106-99-0	1,3-Butadiene	ND	0.200	--	ND	0.442	--	U
74-83-9	Bromomethane	ND	0.200	--	ND	0.777	--	U
75-00-3	Chloroethane	ND	0.200	--	ND	0.528	--	U
64-17-5	Ethanol	85.0	5.00	--	160	9.42	--	
593-60-2	Vinyl bromide	ND	0.200	--	ND	0.874	--	U
67-64-1	Acetone	9.24	1.00	--	21.9	2.38	--	
75-69-4	Trichlorofluoromethane	0.222	0.200	--	1.25	1.12	--	
67-63-0	Isopropanol	4.28	0.500	--	10.5	1.23	--	
75-65-0	Tertiary butyl Alcohol	ND	0.500	--	ND	1.52	--	U
75-09-2	Methylene chloride	ND	0.500	--	ND	1.74	--	U
107-05-1	3-Chloropropene	ND	0.200	--	ND	0.626	--	U
75-15-0	Carbon disulfide	ND	0.200	--	ND	0.623	--	U
76-13-1	Freon-113	ND	0.200	--	ND	1.53	--	U
156-60-5	trans-1,2-Dichloroethene	ND	0.200	--	ND	0.793	--	U
75-34-3	1,1-Dichloroethane	ND	0.200	--	ND	0.809	--	U
1634-04-4	Methyl tert butyl ether	ND	0.200	--	ND	0.721	--	U
78-93-3	2-Butanone	0.515	0.500	--	1.52	1.47	--	
141-78-6	Ethyl Acetate	ND	0.500	--	ND	1.80	--	U
67-66-3	Chloroform	ND	0.200	--	ND	0.977	--	U
109-99-9	Tetrahydrofuran	ND	0.500	--	ND	1.47	--	U
107-06-2	1,2-Dichloroethane	ND	0.200	--	ND	0.809	--	U
110-54-3	n-Hexane	4.80	0.200	--	16.9	0.705	--	
71-43-2	Benzene	1.93	0.200	--	6.17	0.639	--	

Results Summary
Form 1
Volatile Organics in Air

Client	: Roux Env. Eng. & Geology, DPC	**Lab Number**	: L2300996
Project Name	: 148/156 NAGLE	**Project Number**	: 3770.0001Y000
Lab ID	: L2300996-04	**Date Collected**	: 01/06/23 15:05
Client ID	: IA5	**Date Received**	: 01/06/23
Sample Location	: 148/156 NAGLE AVE, INWOOD, NY	**Date Analyzed**	: 01/10/23 23:15
Sample Matrix	: AIR	**Dilution Factor**	: 1
Analytical Method	: 48,TO-15	**Analyst**	: TJS
Lab File ID	: R1730712	**Instrument ID**	: AIRLAB17
Sample Amount	: 250 ml	**GC Column**	: RTX-1

		ppbV			ug/m3			
CAS NO.	Parameter	Results	RL	MDL	Results	RL	MDL	Qualifier
110-82-7	Cyclohexane	4.30	0.200	--	14.8	0.688	--	
78-87-5	1,2-Dichloropropane	ND	0.200	--	ND	0.924	--	U
75-27-4	Bromodichloromethane	ND	0.200	--	ND	1.34	--	U
123-91-1	1,4-Dioxane	5.70	0.200	--	20.5	0.721	--	
540-84-1	2,2,4-Trimethylpentane	ND	0.200	--	ND	0.934	--	U
142-82-5	Heptane	3.90	0.200	--	16.0	0.820	--	
10061-01-5	cis-1,3-Dichloropropene	ND	0.200	--	ND	0.908	--	U
108-10-1	4-Methyl-2-pentanone	ND	0.500	--	ND	2.05	--	U
10061-02-6	trans-1,3-Dichloropropene	ND	0.200	--	ND	0.908	--	U
79-00-5	1,1,2-Trichloroethane	ND	0.200	--	ND	1.09	--	U
108-88-3	Toluene	4.81	0.200	--	18.1	0.754	--	
591-78-6	2-Hexanone	ND	0.200	--	ND	0.820	--	U
124-48-1	Dibromochloromethane	ND	0.200	--	ND	1.70	--	U
106-93-4	1,2-Dibromoethane	ND	0.200	--	ND	1.54	--	U
108-90-7	Chlorobenzene	ND	0.200	--	ND	0.921	--	U
100-41-4	Ethylbenzene	1.53	0.200	--	6.65	0.869	--	
179601-23-1	p/m-Xylene	3.74	0.400	--	16.2	1.74	--	
75-25-2	Bromoform	ND	0.200	--	ND	2.07	--	U
100-42-5	Styrene	ND	0.200	--	ND	0.852	--	U
79-34-5	1,1,2,2-Tetrachloroethane	ND	0.200	--	ND	1.37	--	U
95-47-6	o-Xylene	1.36	0.200	--	5.91	0.869	--	
622-96-8	4-Ethyltoluene	0.264	0.200	--	1.30	0.983	--	
108-67-8	1,3,5-Trimethylbenzene	0.310	0.200	--	1.52	0.983	--	
95-63-6	1,2,4-Trimethylbenzene	0.933	0.200	--	4.59	0.983	--	
100-44-7	Benzyl chloride	ND	0.200	--	ND	1.04	--	U
541-73-1	1,3-Dichlorobenzene	ND	0.200	--	ND	1.20	--	U

Results Summary
Form 1
Volatile Organics in Air

Client	: Roux Env. Eng. & Geology, DPC	**Lab Number**	: L2300996
Project Name	: 148/156 NAGLE	**Project Number**	: 3770.0001Y000
Lab ID	: L2300996-04	**Date Collected**	: 01/06/23 15:05
Client ID	: IA5	**Date Received**	: 01/06/23
Sample Location	: 148/156 NAGLE AVE, INWOOD, NY	**Date Analyzed**	: 01/10/23 23:15
Sample Matrix	: AIR	**Dilution Factor**	: 1
Analytical Method	: 48,TO-15	**Analyst**	: TJS
Lab File ID	: R1730712	**Instrument ID**	: AIRLAB17
Sample Amount	: 250 ml	**GC Column**	: RTX-1

		ppbV			ug/m3			
CAS NO.	**Parameter**	**Results**	**RL**	**MDL**	**Results**	**RL**	**MDL**	**Qualifier**
106-46-7	1,4-Dichlorobenzene	ND	0.200	--	ND	1.20	--	U
95-50-1	1,2-Dichlorobenzene	ND	0.200	--	ND	1.20	--	U
120-82-1	1,2,4-Trichlorobenzene	ND	0.200	--	ND	1.48	--	U
87-68-3	Hexachlorobutadiene	ND	0.200	--	ND	2.13	--	U

Results Summary
Form 1
Volatile Organics in Air

Client	: Roux Env. Eng. & Geology, DPC	Lab Number	: L2300996
Project Name	: 148/156 NAGLE	Project Number	: 3770.0001Y000
Lab ID	: L2300996-06	Date Collected	: 01/06/23 15:07
Client ID	: IA7	Date Received	: 01/06/23
Sample Location	: 148/156 NAGLE AVE, INWOOD, NY	Date Analyzed	: 01/11/23 00:33
Sample Matrix	: AIR	Dilution Factor	: 1
Analytical Method	: 48,TO-15	Analyst	: TJS
Lab File ID	: R1730714	Instrument ID	: AIRLAB17
Sample Amount	: 250 ml	GC Column	: RTX-1

		ppbV			ug/m3			
CAS NO.	Parameter	Results	RL	MDL	Results	RL	MDL	Qualifier
75-71-8	Dichlorodifluoromethane	0.472	0.200	--	2.33	0.989	--	
74-87-3	Chloromethane	0.533	0.200	--	1.10	0.413	--	
76-14-2	Freon-114	ND	0.200	--	ND	1.40	--	U
106-99-0	1,3-Butadiene	ND	0.200	--	ND	0.442	--	U
74-83-9	Bromomethane	ND	0.200	--	ND	0.777	--	U
75-00-3	Chloroethane	ND	0.200	--	ND	0.528	--	U
64-17-5	Ethanol	81.8	5.00	--	154	9.42	--	
593-60-2	Vinyl bromide	ND	0.200	--	ND	0.874	--	U
67-64-1	Acetone	9.43	1.00	--	22.4	2.38	--	
75-69-4	Trichlorofluoromethane	0.200	0.200	--	1.12	1.12	--	
67-63-0	Isopropanol	4.41	0.500	--	10.8	1.23	--	
75-65-0	Tertiary butyl Alcohol	ND	0.500	--	ND	1.52	--	U
75-09-2	Methylene chloride	ND	0.500	--	ND	1.74	--	U
107-05-1	3-Chloropropene	ND	0.200	--	ND	0.626	--	U
75-15-0	Carbon disulfide	ND	0.200	--	ND	0.623	--	U
76-13-1	Freon-113	ND	0.200	--	ND	1.53	--	U
156-60-5	trans-1,2-Dichloroethene	ND	0.200	--	ND	0.793	--	U
75-34-3	1,1-Dichloroethane	ND	0.200	--	ND	0.809	--	U
1634-04-4	Methyl tert butyl ether	ND	0.200	--	ND	0.721	--	U
78-93-3	2-Butanone	ND	0.500	--	ND	1.47	--	U
141-78-6	Ethyl Acetate	ND	0.500	--	ND	1.80	--	U
67-66-3	Chloroform	ND	0.200	--	ND	0.977	--	U
109-99-9	Tetrahydrofuran	ND	0.500	--	ND	1.47	--	U
107-06-2	1,2-Dichloroethane	ND	0.200	--	ND	0.809	--	U
110-54-3	n-Hexane	5.58	0.200	--	19.7	0.705	--	
71-43-2	Benzene	1.91	0.200	--	6.10	0.639	--	

Results Summary
Form 1
Volatile Organics in Air

Client	: Roux Env. Eng. & Geology, DPC	Lab Number	: L2300996
Project Name	: 148/156 NAGLE	Project Number	: 3770.0001Y000
Lab ID	: L2300996-06	Date Collected	: 01/06/23 15:07
Client ID	: IA7	Date Received	: 01/06/23
Sample Location	: 148/156 NAGLE AVE, INWOOD, NY	Date Analyzed	: 01/11/23 00:33
Sample Matrix	: AIR	Dilution Factor	: 1
Analytical Method	: 48,TO-15	Analyst	: TJS
Lab File ID	: R1730714	Instrument ID	: AIRLAB17
Sample Amount	: 250 ml	GC Column	: RTX-1

		ppbV			ug/m3			
CAS NO.	Parameter	Results	RL	MDL	Results	RL	MDL	Qualifier
110-82-7	Cyclohexane	5.03	0.200	--	17.3	0.688	--	
78-87-5	1,2-Dichloropropane	ND	0.200	--	ND	0.924	--	U
75-27-4	Bromodichloromethane	ND	0.200	--	ND	1.34	--	U
123-91-1	1,4-Dioxane	ND	0.200	--	ND	0.721	--	U
540-84-1	2,2,4-Trimethylpentane	ND	0.200	--	ND	0.934	--	U
142-82-5	Heptane	4.35	0.200	--	17.8	0.820	--	
10061-01-5	cis-1,3-Dichloropropene	ND	0.200	--	ND	0.908	--	U
108-10-1	4-Methyl-2-pentanone	ND	0.500	--	ND	2.05	--	U
10061-02-6	trans-1,3-Dichloropropene	ND	0.200	--	ND	0.908	--	U
79-00-5	1,1,2-Trichloroethane	ND	0.200	--	ND	1.09	--	U
108-88-3	Toluene	5.18	0.200	--	19.5	0.754	--	
591-78-6	2-Hexanone	ND	0.200	--	ND	0.820	--	U
124-48-1	Dibromochloromethane	ND	0.200	--	ND	1.70	--	U
106-93-4	1,2-Dibromoethane	ND	0.200	--	ND	1.54	--	U
108-90-7	Chlorobenzene	ND	0.200	--	ND	0.921	--	U
100-41-4	Ethylbenzene	1.77	0.200	--	7.69	0.869	--	
179601-23-1	p/m-Xylene	4.14	0.400	--	18.0	1.74	--	
75-25-2	Bromoform	ND	0.200	--	ND	2.07	--	U
100-42-5	Styrene	ND	0.200	--	ND	0.852	--	U
79-34-5	1,1,2,2-Tetrachloroethane	ND	0.200	--	ND	1.37	--	U
95-47-6	o-Xylene	1.52	0.200	--	6.60	0.869	--	
622-96-8	4-Ethyltoluene	0.271	0.200	--	1.33	0.983	--	
108-67-8	1,3,5-Trimethylbenzene	0.346	0.200	--	1.70	0.983	--	
95-63-6	1,2,4-Trimethylbenzene	1.04	0.200	--	5.11	0.983	--	
100-44-7	Benzyl chloride	ND	0.200	--	ND	1.04	--	U
541-73-1	1,3-Dichlorobenzene	ND	0.200	--	ND	1.20	--	U

Results Summary
Form 1
Volatile Organics in Air

Client	: Roux Env. Eng. & Geology, DPC	**Lab Number**	: L2300996
Project Name	: 148/156 NAGLE	**Project Number**	: 3770.0001Y000
Lab ID	: L2300996-06	**Date Collected**	: 01/06/23 15:07
Client ID	: IA7	**Date Received**	: 01/06/23
Sample Location	: 148/156 NAGLE AVE, INWOOD, NY	**Date Analyzed**	: 01/11/23 00:33
Sample Matrix	: AIR	**Dilution Factor**	: 1
Analytical Method	: 48,TO-15	**Analyst**	: TJS
Lab File ID	: R1730714	**Instrument ID**	: AIRLAB17
Sample Amount	: 250 ml	**GC Column**	: RTX-1

		ppbV			ug/m3			
CAS NO.	**Parameter**	**Results**	**RL**	**MDL**	**Results**	**RL**	**MDL**	**Qualifier**
106-46-7	1,4-Dichlorobenzene	ND	0.200	--	ND	1.20	--	U
95-50-1	1,2-Dichlorobenzene	ND	0.200	--	ND	1.20	--	U
120-82-1	1,2,4-Trichlorobenzene	ND	0.200	--	ND	1.48	--	U
87-68-3	Hexachlorobutadiene	ND	0.200	--	ND	2.13	--	U

Results Summary
Form 1
Volatile Organics in Air

Client	: Roux Env. Eng. & Geology, DPC	Lab Number	: L2300996
Project Name	: 148/156 NAGLE	Project Number	: 3770.0001Y000
Lab ID	: L2300996-07	Date Collected	: 01/06/23 15:12
Client ID	: IA8	Date Received	: 01/06/23
Sample Location	: 148/156 NAGLE AVE, INWOOD, NY	Date Analyzed	: 01/11/23 01:13
Sample Matrix	: AIR	Dilution Factor	: 1
Analytical Method	: 48,TO-15	Analyst	: TJS
Lab File ID	: R1730715	Instrument ID	: AIRLAB17
Sample Amount	: 250 ml	GC Column	: RTX-1

		ppbV			ug/m3			
CAS NO.	Parameter	Results	RL	MDL	Results	RL	MDL	Qualifier
75-71-8	Dichlorodifluoromethane	0.485	0.200	--	2.40	0.989	--	
74-87-3	Chloromethane	0.552	0.200	--	1.14	0.413	--	
76-14-2	Freon-114	ND	0.200	--	ND	1.40	--	U
106-99-0	1,3-Butadiene	ND	0.200	--	ND	0.442	--	U
74-83-9	Bromomethane	ND	0.200	--	ND	0.777	--	U
75-00-3	Chloroethane	ND	0.200	--	ND	0.528	--	U
64-17-5	Ethanol	235	5.00	--	443	9.42	--	
593-60-2	Vinyl bromide	ND	0.200	--	ND	0.874	--	U
67-64-1	Acetone	49.8	1.00	--	118	2.38	--	
75-69-4	Trichlorofluoromethane	0.221	0.200	--	1.24	1.12	--	
67-63-0	Isopropanol	27.9	0.500	--	68.6	1.23	--	
75-65-0	Tertiary butyl Alcohol	ND	0.500	--	ND	1.52	--	U
75-09-2	Methylene chloride	ND	0.500	--	ND	1.74	--	U
107-05-1	3-Chloropropene	ND	0.200	--	ND	0.626	--	U
75-15-0	Carbon disulfide	ND	0.200	--	ND	0.623	--	U
76-13-1	Freon-113	ND	0.200	--	ND	1.53	--	U
156-60-5	trans-1,2-Dichloroethene	ND	0.200	--	ND	0.793	--	U
75-34-3	1,1-Dichloroethane	ND	0.200	--	ND	0.809	--	U
1634-04-4	Methyl tert butyl ether	ND	0.200	--	ND	0.721	--	U
78-93-3	2-Butanone	0.592	0.500	--	1.75	1.47	--	
141-78-6	Ethyl Acetate	0.726	0.500	--	2.62	1.80	--	
67-66-3	Chloroform	7.31	0.200	--	35.7	0.977	--	
109-99-9	Tetrahydrofuran	ND	0.500	--	ND	1.47	--	U
107-06-2	1,2-Dichloroethane	ND	0.200	--	ND	0.809	--	U
110-54-3	n-Hexane	3.79	0.200	--	13.4	0.705	--	
71-43-2	Benzene	1.44	0.200	--	4.60	0.639	--	

Results Summary
Form 1
Volatile Organics in Air

Client	: Roux Env. Eng. & Geology, DPC	Lab Number	: L2300996
Project Name	: 148/156 NAGLE	Project Number	: 3770.0001Y000
Lab ID	: L2300996-07	Date Collected	: 01/06/23 15:12
Client ID	: IA8	Date Received	: 01/06/23
Sample Location	: 148/156 NAGLE AVE, INWOOD, NY	Date Analyzed	: 01/11/23 01:13
Sample Matrix	: AIR	Dilution Factor	: 1
Analytical Method	: 48,TO-15	Analyst	: TJS
Lab File ID	: R1730715	Instrument ID	: AIRLAB17
Sample Amount	: 250 ml	GC Column	: RTX-1

		ppbV			ug/m3			
CAS NO.	Parameter	Results	RL	MDL	Results	RL	MDL	Qualifier
110-82-7	Cyclohexane	3.82	0.200	--	13.1	0.688	--	
78-87-5	1,2-Dichloropropane	ND	0.200	--	ND	0.924	--	U
75-27-4	Bromodichloromethane	ND	0.200	--	ND	1.34	--	U
123-91-1	1,4-Dioxane	ND	0.200	--	ND	0.721	--	U
540-84-1	2,2,4-Trimethylpentane	ND	0.200	--	ND	0.934	--	U
142-82-5	Heptane	2.96	0.200	--	12.1	0.820	--	
10061-01-5	cis-1,3-Dichloropropene	ND	0.200	--	ND	0.908	--	U
108-10-1	4-Methyl-2-pentanone	ND	0.500	--	ND	2.05	--	U
10061-02-6	trans-1,3-Dichloropropene	ND	0.200	--	ND	0.908	--	U
79-00-5	1,1,2-Trichloroethane	ND	0.200	--	ND	1.09	--	U
108-88-3	Toluene	4.36	0.200	--	16.4	0.754	--	
591-78-6	2-Hexanone	ND	0.200	--	ND	0.820	--	U
124-48-1	Dibromochloromethane	ND	0.200	--	ND	1.70	--	U
106-93-4	1,2-Dibromoethane	ND	0.200	--	ND	1.54	--	U
108-90-7	Chlorobenzene	ND	0.200	--	ND	0.921	--	U
100-41-4	Ethylbenzene	3.14	0.200	--	13.6	0.869	--	
179601-23-1	p/m-Xylene	3.76	0.400	--	16.3	1.74	--	
75-25-2	Bromoform	ND	0.200	--	ND	2.07	--	U
100-42-5	Styrene	0.320	0.200	--	1.36	0.852	--	
79-34-5	1,1,2,2-Tetrachloroethane	ND	0.200	--	ND	1.37	--	U
95-47-6	o-Xylene	1.39	0.200	--	6.04	0.869	--	
622-96-8	4-Ethyltoluene	0.306	0.200	--	1.50	0.983	--	
108-67-8	1,3,5-Trimethylbenzene	0.470	0.200	--	2.31	0.983	--	
95-63-6	1,2,4-Trimethylbenzene	1.36	0.200	--	6.69	0.983	--	
100-44-7	Benzyl chloride	ND	0.200	--	ND	1.04	--	U
541-73-1	1,3-Dichlorobenzene	ND	0.200	--	ND	1.20	--	U

Results Summary
Form 1
Volatile Organics in Air

Client	: Roux Env. Eng. & Geology, DPC	**Lab Number**	: L2300996
Project Name	: 148/156 NAGLE	**Project Number**	: 3770.0001Y000
Lab ID	: L2300996-07	**Date Collected**	: 01/06/23 15:12
Client ID	: IA8	**Date Received**	: 01/06/23
Sample Location	: 148/156 NAGLE AVE, INWOOD, NY	**Date Analyzed**	: 01/11/23 01:13
Sample Matrix	: AIR	**Dilution Factor**	: 1
Analytical Method	: 48,TO-15	**Analyst**	: TJS
Lab File ID	: R1730715	**Instrument ID**	: AIRLAB17
Sample Amount	: 250 ml	**GC Column**	: RTX-1

		ppbV			ug/m3			
CAS NO.	**Parameter**	**Results**	**RL**	**MDL**	**Results**	**RL**	**MDL**	**Qualifier**
106-46-7	1,4-Dichlorobenzene	ND	0.200	--	ND	1.20	--	U
95-50-1	1,2-Dichlorobenzene	ND	0.200	--	ND	1.20	--	U
120-82-1	1,2,4-Trichlorobenzene	ND	0.200	--	ND	1.48	--	U
87-68-3	Hexachlorobutadiene	ND	0.200	--	ND	2.13	--	U

Results Summary
Form 1
Volatile Organics in Air

Client	: Roux Env. Eng. & Geology, DPC	**Lab Number**	: L2300996
Project Name	: 148/156 NAGLE	**Project Number**	: 3770.0001Y000
Lab ID	: L2300996-08D	**Date Collected**	: 01/06/23 15:11
Client ID	: SS-E	**Date Received**	: 01/06/23
Sample Location	: 148/156 NAGLE AVE, INWOOD, NY	**Date Analyzed**	: 01/11/23 02:32
Sample Matrix	: SOIL_VAPOR	**Dilution Factor**	: 1.041
Analytical Method	: 48,TO-15	**Analyst**	: TJS
Lab File ID	: R1730717	**Instrument ID**	: AIRLAB17
Sample Amount	: 240 ml	**GC Column**	: RTX-1

		ppbV			ug/m3			
CAS NO.	**Parameter**	**Results**	**RL**	**MDL**	**Results**	**RL**	**MDL**	**Qualifier**
75-71-8	Dichlorodifluoromethane	0.472	0.208	--	2.33	1.03	--	
74-87-3	Chloromethane	2.57	0.208	--	5.31	0.430	--	
76-14-2	Freon-114	ND	0.208	--	ND	1.45	--	U
75-01-4	Vinyl chloride	ND	0.208	--	ND	0.532	--	U
106-99-0	1,3-Butadiene	ND	0.208	--	ND	0.460	--	U
74-83-9	Bromomethane	ND	0.208	--	ND	0.808	--	U
75-00-3	Chloroethane	ND	0.208	--	ND	0.549	--	U
64-17-5	Ethanol	10.3	5.20	--	19.4	9.80	--	
593-60-2	Vinyl bromide	ND	0.208	--	ND	0.909	--	U
67-64-1	Acetone	4.95	1.04	--	11.8	2.47	--	
75-69-4	Trichlorofluoromethane	0.214	0.208	--	1.20	1.17	--	
67-63-0	Isopropanol	0.660	0.520	--	1.62	1.28	--	
75-35-4	1,1-Dichloroethene	ND	0.208	--	ND	0.825	--	U
75-65-0	Tertiary butyl Alcohol	1.98	0.520	--	6.00	1.58	--	
75-09-2	Methylene chloride	ND	0.520	--	ND	1.81	--	U
107-05-1	3-Chloropropene	ND	0.208	--	ND	0.651	--	U
75-15-0	Carbon disulfide	ND	0.208	--	ND	0.648	--	U
76-13-1	Freon-113	ND	0.208	--	ND	1.59	--	U
156-60-5	trans-1,2-Dichloroethene	ND	0.208	--	ND	0.825	--	U
75-34-3	1,1-Dichloroethane	ND	0.208	--	ND	0.842	--	U
1634-04-4	Methyl tert butyl ether	ND	0.208	--	ND	0.750	--	U
78-93-3	2-Butanone	ND	0.520	--	ND	1.53	--	U
156-59-2	cis-1,2-Dichloroethene	0.717	0.208	--	2.84	0.825	--	
141-78-6	Ethyl Acetate	ND	0.520	--	ND	1.87	--	U
67-66-3	Chloroform	1.96	0.208	--	9.57	1.02	--	
109-99-9	Tetrahydrofuran	ND	0.520	--	ND	1.53	--	U

Results Summary
Form 1
Volatile Organics in Air

Client	: Roux Env. Eng. & Geology, DPC	Lab Number	: L2300996
Project Name	: 148/156 NAGLE	Project Number	: 3770.0001Y000
Lab ID	: L2300996-08D	Date Collected	: 01/06/23 15:11
Client ID	: SS-E	Date Received	: 01/06/23
Sample Location	: 148/156 NAGLE AVE, INWOOD, NY	Date Analyzed	: 01/11/23 02:32
Sample Matrix	: SOIL_VAPOR	Dilution Factor	: 1.041
Analytical Method	: 48,TO-15	Analyst	: TJS
Lab File ID	: R1730717	Instrument ID	: AIRLAB17
Sample Amount	: 240 ml	GC Column	: RTX-1

		ppbV			ug/m3			
CAS NO.	Parameter	Results	RL	MDL	Results	RL	MDL	Qualifier
107-06-2	1,2-Dichloroethane	ND	0.208	--	ND	0.842	--	U
110-54-3	n-Hexane	2.89	0.208	--	10.2	0.733	--	
71-55-6	1,1,1-Trichloroethane	ND	0.208	--	ND	1.13	--	U
71-43-2	Benzene	0.684	0.208	--	2.19	0.664	--	
56-23-5	Carbon tetrachloride	ND	0.208	--	ND	1.31	--	U
110-82-7	Cyclohexane	2.58	0.208	--	8.88	0.716	--	
78-87-5	1,2-Dichloropropane	ND	0.208	--	ND	0.961	--	U
75-27-4	Bromodichloromethane	ND	0.208	--	ND	1.39	--	U
123-91-1	1,4-Dioxane	ND	0.208	--	ND	0.750	--	U
79-01-6	Trichloroethene	0.997	0.208	--	5.36	1.12	--	
540-84-1	2,2,4-Trimethylpentane	98.1	0.208	--	458	0.972	--	
142-82-5	Heptane	1.16	0.208	--	4.75	0.852	--	
10061-01-5	cis-1,3-Dichloropropene	ND	0.208	--	ND	0.944	--	U
108-10-1	4-Methyl-2-pentanone	0.657	0.520	--	2.69	2.13	--	
10061-02-6	trans-1,3-Dichloropropene	ND	0.208	--	ND	0.944	--	U
79-00-5	1,1,2-Trichloroethane	ND	0.208	--	ND	1.13	--	U
108-88-3	Toluene	0.713	0.208	--	2.69	0.784	--	
591-78-6	2-Hexanone	ND	0.208	--	ND	0.852	--	U
124-48-1	Dibromochloromethane	ND	0.208	--	ND	1.77	--	U
106-93-4	1,2-Dibromoethane	ND	0.208	--	ND	1.60	--	U
127-18-4	Tetrachloroethene	7.49	0.208	--	50.8	1.41	--	
108-90-7	Chlorobenzene	ND	0.208	--	ND	0.958	--	U
100-41-4	Ethylbenzene	0.210	0.208	--	0.912	0.903	--	
179601-23-1	p/m-Xylene	0.634	0.416	--	2.75	1.81	--	
75-25-2	Bromoform	ND	0.208	--	ND	2.15	--	U
100-42-5	Styrene	0.832	0.208	--	3.54	0.886	--	

Results Summary
Form 1
Volatile Organics in Air

Client	: Roux Env. Eng. & Geology, DPC	**Lab Number**	: L2300996
Project Name	: 148/156 NAGLE	**Project Number**	: 3770.0001Y000
Lab ID	: L2300996-08D	**Date Collected**	: 01/06/23 15:11
Client ID	: SS-E	**Date Received**	: 01/06/23
Sample Location	: 148/156 NAGLE AVE, INWOOD, NY	**Date Analyzed**	: 01/11/23 02:32
Sample Matrix	: SOIL_VAPOR	**Dilution Factor**	: 1.041
Analytical Method	: 48,TO-15	**Analyst**	: TJS
Lab File ID	: R1730717	**Instrument ID**	: AIRLAB17
Sample Amount	: 240 ml	**GC Column**	: RTX-1

		ppbV			ug/m3			
CAS NO.	**Parameter**	**Results**	**RL**	**MDL**	**Results**	**RL**	**MDL**	**Qualifier**
79-34-5	1,1,2,2-Tetrachloroethane	ND	0.208	--	ND	1.43	--	U
95-47-6	o-Xylene	0.356	0.208	--	1.55	0.903	--	
622-96-8	4-Ethyltoluene	ND	0.208	--	ND	1.02	--	U
108-67-8	1,3,5-Trimethylbenzene	ND	0.208	--	ND	1.02	--	U
95-63-6	1,2,4-Trimethylbenzene	ND	0.208	--	ND	1.02	--	U
100-44-7	Benzyl chloride	ND	0.208	--	ND	1.08	--	U
541-73-1	1,3-Dichlorobenzene	ND	0.208	--	ND	1.25	--	U
106-46-7	1,4-Dichlorobenzene	0.358	0.208	--	2.15	1.25	--	
95-50-1	1,2-Dichlorobenzene	ND	0.208	--	ND	1.25	--	U
120-82-1	1,2,4-Trichlorobenzene	ND	0.208	--	ND	1.54	--	U
87-68-3	Hexachlorobutadiene	ND	0.208	--	ND	2.22	--	U

Results Summary
Form 1
Volatile Organics in Air

Client	: Roux Env. Eng. & Geology, DPC	Lab Number	: L2300996
Project Name	: 148/156 NAGLE	Project Number	: 3770.0001Y000
Lab ID	: L2300996-09D	Date Collected	: 01/06/23 15:08
Client ID	: SS-F	Date Received	: 01/06/23
Sample Location	: 148/156 NAGLE AVE, INWOOD, NY	Date Analyzed	: 01/11/23 03:09
Sample Matrix	: SOIL_VAPOR	Dilution Factor	: 1.735
Analytical Method	: 48,TO-15	Analyst	: TJS
Lab File ID	: R1730718	Instrument ID	: AIRLAB17
Sample Amount	: 144 ml	GC Column	: RTX-1

		ppbV			ug/m3			
CAS NO.	Parameter	Results	RL	MDL	Results	RL	MDL	Qualifier
75-71-8	Dichlorodifluoromethane	0.524	0.347	--	2.59	1.72	--	
74-87-3	Chloromethane	ND	0.347	--	ND	0.717	--	U
76-14-2	Freon-114	ND	0.347	--	ND	2.43	--	U
75-01-4	Vinyl chloride	ND	0.347	--	ND	0.887	--	U
106-99-0	1,3-Butadiene	ND	0.347	--	ND	0.768	--	U
74-83-9	Bromomethane	ND	0.347	--	ND	1.35	--	U
75-00-3	Chloroethane	ND	0.347	--	ND	0.916	--	U
64-17-5	Ethanol	10.3	8.68	--	19.4	16.4	--	
593-60-2	Vinyl bromide	ND	0.347	--	ND	1.52	--	U
67-64-1	Acetone	3.18	1.74	--	7.55	4.13	--	
75-69-4	Trichlorofluoromethane	ND	0.347	--	ND	1.95	--	U
67-63-0	Isopropanol	ND	0.868	--	ND	2.13	--	U
75-35-4	1,1-Dichloroethene	ND	0.347	--	ND	1.38	--	U
75-65-0	Tertiary butyl Alcohol	ND	0.868	--	ND	2.63	--	U
75-09-2	Methylene chloride	0.959	0.868	--	3.33	3.02	--	
107-05-1	3-Chloropropene	ND	0.347	--	ND	1.09	--	U
75-15-0	Carbon disulfide	ND	0.347	--	ND	1.08	--	U
76-13-1	Freon-113	ND	0.347	--	ND	2.66	--	U
156-60-5	trans-1,2-Dichloroethene	ND	0.347	--	ND	1.38	--	U
75-34-3	1,1-Dichloroethane	ND	0.347	--	ND	1.40	--	U
1634-04-4	Methyl tert butyl ether	ND	0.347	--	ND	1.25	--	U
78-93-3	2-Butanone	ND	0.868	--	ND	2.56	--	U
156-59-2	cis-1,2-Dichloroethene	1.72	0.347	--	6.82	1.38	--	
141-78-6	Ethyl Acetate	ND	0.868	--	ND	3.13	--	U
67-66-3	Chloroform	18.0	0.347	--	87.9	1.69	--	
109-99-9	Tetrahydrofuran	ND	0.868	--	ND	2.56	--	U

Results Summary
Form 1
Volatile Organics in Air

Client	: Roux Env. Eng. & Geology, DPC	Lab Number	: L2300996
Project Name	: 148/156 NAGLE	Project Number	: 3770.0001Y000
Lab ID	: L2300996-09D	Date Collected	: 01/06/23 15:08
Client ID	: SS-F	Date Received	: 01/06/23
Sample Location	: 148/156 NAGLE AVE, INWOOD, NY	Date Analyzed	: 01/11/23 03:09
Sample Matrix	: SOIL_VAPOR	Dilution Factor	: 1.735
Analytical Method	: 48,TO-15	Analyst	: TJS
Lab File ID	: R1730718	Instrument ID	: AIRLAB17
Sample Amount	: 144 ml	GC Column	: RTX-1

		ppbV			ug/m3			
CAS NO.	Parameter	Results	RL	MDL	Results	RL	MDL	Qualifier
107-06-2	1,2-Dichloroethane	ND	0.347	--	ND	1.40	--	U
110-54-3	n-Hexane	0.442	0.347	--	1.56	1.22	--	
71-55-6	1,1,1-Trichloroethane	ND	0.347	--	ND	1.89	--	U
71-43-2	Benzene	ND	0.347	--	ND	1.11	--	U
56-23-5	Carbon tetrachloride	ND	0.347	--	ND	2.18	--	U
110-82-7	Cyclohexane	ND	0.347	--	ND	1.19	--	U
78-87-5	1,2-Dichloropropane	ND	0.347	--	ND	1.60	--	U
75-27-4	Bromodichloromethane	ND	0.347	--	ND	2.32	--	U
123-91-1	1,4-Dioxane	ND	0.347	--	ND	1.25	--	U
79-01-6	Trichloroethene	13.7	0.347	--	73.6	1.86	--	
540-84-1	2,2,4-Trimethylpentane	ND	0.347	--	ND	1.62	--	U
142-82-5	Heptane	ND	0.347	--	ND	1.42	--	U
10061-01-5	cis-1,3-Dichloropropene	ND	0.347	--	ND	1.58	--	U
108-10-1	4-Methyl-2-pentanone	ND	0.868	--	ND	3.56	--	U
10061-02-6	trans-1,3-Dichloropropene	ND	0.347	--	ND	1.58	--	U
79-00-5	1,1,2-Trichloroethane	ND	0.347	--	ND	1.89	--	U
108-88-3	Toluene	0.460	0.347	--	1.73	1.31	--	
591-78-6	2-Hexanone	ND	0.347	--	ND	1.42	--	U
124-48-1	Dibromochloromethane	ND	0.347	--	ND	2.96	--	U
106-93-4	1,2-Dibromoethane	ND	0.347	--	ND	2.67	--	U
127-18-4	Tetrachloroethene	68.0	0.347	--	461	2.35	--	
108-90-7	Chlorobenzene	ND	0.347	--	ND	1.60	--	U
100-41-4	Ethylbenzene	ND	0.347	--	ND	1.51	--	U
179601-23-1	p/m-Xylene	ND	0.694	--	ND	3.01	--	U
75-25-2	Bromoform	ND	0.347	--	ND	3.59	--	U
100-42-5	Styrene	0.828	0.347	--	3.53	1.48	--	

Results Summary
Form 1
Volatile Organics in Air

Client	: Roux Env. Eng. & Geology, DPC	**Lab Number**	: L2300996
Project Name	: 148/156 NAGLE	**Project Number**	: 3770.0001Y000
Lab ID	: L2300996-09D	**Date Collected**	: 01/06/23 15:08
Client ID	: SS-F	**Date Received**	: 01/06/23
Sample Location	: 148/156 NAGLE AVE, INWOOD, NY	**Date Analyzed**	: 01/11/23 03:09
Sample Matrix	: SOIL_VAPOR	**Dilution Factor**	: 1.735
Analytical Method	: 48,TO-15	**Analyst**	: TJS
Lab File ID	: R1730718	**Instrument ID**	: AIRLAB17
Sample Amount	: 144 ml	**GC Column**	: RTX-1

		ppbV			ug/m3			
CAS NO.	**Parameter**	**Results**	**RL**	**MDL**	**Results**	**RL**	**MDL**	**Qualifier**
79-34-5	1,1,2,2-Tetrachloroethane	ND	0.347	--	ND	2.38	--	U
95-47-6	o-Xylene	ND	0.347	--	ND	1.51	--	U
622-96-8	4-Ethyltoluene	ND	0.347	--	ND	1.71	--	U
108-67-8	1,3,5-Trimethylbenzene	ND	0.347	--	ND	1.71	--	U
95-63-6	1,2,4-Trimethylbenzene	ND	0.347	--	ND	1.71	--	U
100-44-7	Benzyl chloride	ND	0.347	--	ND	1.80	--	U
541-73-1	1,3-Dichlorobenzene	ND	0.347	--	ND	2.09	--	U
106-46-7	1,4-Dichlorobenzene	0.418	0.347	--	2.51	2.09	--	
95-50-1	1,2-Dichlorobenzene	ND	0.347	--	ND	2.09	--	U
120-82-1	1,2,4-Trichlorobenzene	ND	0.347	--	ND	2.58	--	U
87-68-3	Hexachlorobutadiene	ND	0.347	--	ND	3.70	--	U

Results Summary
Form 1
Volatile Organics in Air

Client	: Roux Env. Eng. & Geology, DPC	Lab Number	: L2300996
Project Name	: 148/156 NAGLE	Project Number	: 3770.0001Y000
Lab ID	: L2300996-10D	Date Collected	: 01/06/23 15:13
Client ID	: SS-G	Date Received	: 01/06/23
Sample Location	: 148/156 NAGLE AVE, INWOOD, NY	Date Analyzed	: 01/11/23 03:48
Sample Matrix	: SOIL_VAPOR	Dilution Factor	: 1.124
Analytical Method	: 48,TO-15	Analyst	: TJS
Lab File ID	: R1730719	Instrument ID	: AIRLAB17
Sample Amount	: 222 ml	GC Column	: RTX-1

		ppbV			ug/m3			
CAS NO.	Parameter	Results	RL	MDL	Results	RL	MDL	Qualifier
75-71-8	Dichlorodifluoromethane	0.472	0.225	--	2.33	1.11	--	
74-87-3	Chloromethane	0.351	0.225	--	0.725	0.465	--	
76-14-2	Freon-114	ND	0.225	--	ND	1.57	--	U
75-01-4	Vinyl chloride	ND	0.225	--	ND	0.575	--	U
106-99-0	1,3-Butadiene	ND	0.225	--	ND	0.498	--	U
74-83-9	Bromomethane	ND	0.225	--	ND	0.874	--	U
75-00-3	Chloroethane	ND	0.225	--	ND	0.594	--	U
64-17-5	Ethanol	ND	5.62	--	ND	10.6	--	U
593-60-2	Vinyl bromide	ND	0.225	--	ND	0.984	--	U
67-64-1	Acetone	3.05	1.12	--	7.25	2.66	--	
75-69-4	Trichlorofluoromethane	ND	0.225	--	ND	1.26	--	U
67-63-0	Isopropanol	0.624	0.562	--	1.53	1.38	--	
75-35-4	1,1-Dichloroethene	ND	0.225	--	ND	0.892	--	U
75-65-0	Tertiary butyl Alcohol	1.02	0.562	--	3.09	1.70	--	
75-09-2	Methylene chloride	ND	0.562	--	ND	1.95	--	U
107-05-1	3-Chloropropene	ND	0.225	--	ND	0.704	--	U
75-15-0	Carbon disulfide	ND	0.225	--	ND	0.701	--	U
76-13-1	Freon-113	ND	0.225	--	ND	1.72	--	U
156-60-5	trans-1,2-Dichloroethene	ND	0.225	--	ND	0.892	--	U
75-34-3	1,1-Dichloroethane	ND	0.225	--	ND	0.911	--	U
1634-04-4	Methyl tert butyl ether	ND	0.225	--	ND	0.811	--	U
78-93-3	2-Butanone	ND	0.562	--	ND	1.66	--	U
156-59-2	cis-1,2-Dichloroethene	1.26	0.225	--	5.00	0.892	--	
141-78-6	Ethyl Acetate	ND	0.562	--	ND	2.03	--	U
67-66-3	Chloroform	11.4	0.225	--	55.7	1.10	--	
109-99-9	Tetrahydrofuran	ND	0.562	--	ND	1.66	--	U

Results Summary
Form 1
Volatile Organics in Air

Client	: Roux Env. Eng. & Geology, DPC	Lab Number	: L2300996
Project Name	: 148/156 NAGLE	Project Number	: 3770.0001Y000
Lab ID	: L2300996-10D	Date Collected	: 01/06/23 15:13
Client ID	: SS-G	Date Received	: 01/06/23
Sample Location	: 148/156 NAGLE AVE, INWOOD, NY	Date Analyzed	: 01/11/23 03:48
Sample Matrix	: SOIL_VAPOR	Dilution Factor	: 1.124
Analytical Method	: 48,TO-15	Analyst	: TJS
Lab File ID	: R1730719	Instrument ID	: AIRLAB17
Sample Amount	: 222 ml	GC Column	: RTX-1

		ppbV			ug/m3			
CAS NO.	Parameter	Results	RL	MDL	Results	RL	MDL	Qualifier
107-06-2	1,2-Dichloroethane	ND	0.225	--	ND	0.911	--	U
110-54-3	n-Hexane	0.670	0.225	--	2.36	0.793	--	
71-55-6	1,1,1-Trichloroethane	ND	0.225	--	ND	1.23	--	U
71-43-2	Benzene	0.383	0.225	--	1.22	0.719	--	
56-23-5	Carbon tetrachloride	ND	0.225	--	ND	1.42	--	U
110-82-7	Cyclohexane	0.518	0.225	--	1.78	0.774	--	
78-87-5	1,2-Dichloropropane	ND	0.225	--	ND	1.04	--	U
75-27-4	Bromodichloromethane	ND	0.225	--	ND	1.51	--	U
123-91-1	1,4-Dioxane	ND	0.225	--	ND	0.811	--	U
79-01-6	Trichloroethene	2.83	0.225	--	15.2	1.21	--	
540-84-1	2,2,4-Trimethylpentane	29.9	0.225	--	140	1.05	--	
142-82-5	Heptane	ND	0.225	--	ND	0.922	--	U
10061-01-5	cis-1,3-Dichloropropene	ND	0.225	--	ND	1.02	--	U
108-10-1	4-Methyl-2-pentanone	0.870	0.562	--	3.57	2.30	--	
10061-02-6	trans-1,3-Dichloropropene	ND	0.225	--	ND	1.02	--	U
79-00-5	1,1,2-Trichloroethane	ND	0.225	--	ND	1.23	--	U
108-88-3	Toluene	0.483	0.225	--	1.82	0.848	--	
591-78-6	2-Hexanone	ND	0.225	--	ND	0.922	--	U
124-48-1	Dibromochloromethane	ND	0.225	--	ND	1.92	--	U
106-93-4	1,2-Dibromoethane	ND	0.225	--	ND	1.73	--	U
127-18-4	Tetrachloroethene	18.5	0.225	--	125	1.53	--	
108-90-7	Chlorobenzene	ND	0.225	--	ND	1.04	--	U
100-41-4	Ethylbenzene	ND	0.225	--	ND	0.977	--	U
179601-23-1	p/m-Xylene	0.611	0.450	--	2.65	1.95	--	
75-25-2	Bromoform	ND	0.225	--	ND	2.33	--	U
100-42-5	Styrene	0.915	0.225	--	3.90	0.958	--	

Results Summary
Form 1
Volatile Organics in Air

Client	: Roux Env. Eng. & Geology, DPC	**Lab Number**	: L2300996
Project Name	: 148/156 NAGLE	**Project Number**	: 3770.0001Y000
Lab ID	: L2300996-10D	**Date Collected**	: 01/06/23 15:13
Client ID	: SS-G	**Date Received**	: 01/06/23
Sample Location	: 148/156 NAGLE AVE, INWOOD, NY	**Date Analyzed**	: 01/11/23 03:48
Sample Matrix	: SOIL_VAPOR	**Dilution Factor**	: 1.124
Analytical Method	: 48,TO-15	**Analyst**	: TJS
Lab File ID	: R1730719	**Instrument ID**	: AIRLAB17
Sample Amount	: 222 ml	**GC Column**	: RTX-1

		ppbV			ug/m3			
CAS NO.	**Parameter**	**Results**	**RL**	**MDL**	**Results**	**RL**	**MDL**	**Qualifier**
79-34-5	1,1,2,2-Tetrachloroethane	ND	0.225	--	ND	1.55	--	U
95-47-6	o-Xylene	0.376	0.225	--	1.63	0.977	--	
622-96-8	4-Ethyltoluene	ND	0.225	--	ND	1.11	--	U
108-67-8	1,3,5-Trimethylbenzene	ND	0.225	--	ND	1.11	--	U
95-63-6	1,2,4-Trimethylbenzene	ND	0.225	--	ND	1.11	--	U
100-44-7	Benzyl chloride	ND	0.225	--	ND	1.17	--	U
541-73-1	1,3-Dichlorobenzene	ND	0.225	--	ND	1.35	--	U
106-46-7	1,4-Dichlorobenzene	0.471	0.225	--	2.83	1.35	--	
95-50-1	1,2-Dichlorobenzene	ND	0.225	--	ND	1.35	--	U
120-82-1	1,2,4-Trichlorobenzene	ND	0.225	--	ND	1.67	--	U
87-68-3	Hexachlorobutadiene	ND	0.225	--	ND	2.40	--	U

Results Summary
Form 1
Volatile Organics in Air

Client	: Roux Env. Eng. & Geology, DPC	Lab Number	: L2300996
Project Name	: 148/156 NAGLE	Project Number	: 3770.0001Y000
Lab ID	: L2300996-11	Date Collected	: 01/06/23 15:06
Client ID	: DUP010623	Date Received	: 01/06/23
Sample Location	: 148/156 NAGLE AVE, INWOOD, NY	Date Analyzed	: 01/11/23 01:52
Sample Matrix	: AIR	Dilution Factor	: 1
Analytical Method	: 48,TO-15	Analyst	: TJS
Lab File ID	: R1730716	Instrument ID	: AIRLAB17
Sample Amount	: 250 ml	GC Column	: RTX-1

		ppbV			ug/m3			
CAS NO.	Parameter	Results	RL	MDL	Results	RL	MDL	Qualifier
75-71-8	Dichlorodifluoromethane	0.466	0.200	--	2.30	0.989	--	
74-87-3	Chloromethane	0.538	0.200	--	1.11	0.413	--	
76-14-2	Freon-114	ND	0.200	--	ND	1.40	--	U
106-99-0	1,3-Butadiene	ND	0.200	--	ND	0.442	--	U
74-83-9	Bromomethane	ND	0.200	--	ND	0.777	--	U
75-00-3	Chloroethane	ND	0.200	--	ND	0.528	--	U
64-17-5	Ethanol	85.7	5.00	--	161	9.42	--	
593-60-2	Vinyl bromide	ND	0.200	--	ND	0.874	--	U
67-64-1	Acetone	9.22	1.00	--	21.9	2.38	--	
75-69-4	Trichlorofluoromethane	0.202	0.200	--	1.14	1.12	--	
67-63-0	Isopropanol	4.43	0.500	--	10.9	1.23	--	
75-65-0	Tertiary butyl Alcohol	ND	0.500	--	ND	1.52	--	U
75-09-2	Methylene chloride	ND	0.500	--	ND	1.74	--	U
107-05-1	3-Chloropropene	ND	0.200	--	ND	0.626	--	U
75-15-0	Carbon disulfide	ND	0.200	--	ND	0.623	--	U
76-13-1	Freon-113	ND	0.200	--	ND	1.53	--	U
156-60-5	trans-1,2-Dichloroethene	ND	0.200	--	ND	0.793	--	U
75-34-3	1,1-Dichloroethane	ND	0.200	--	ND	0.809	--	U
1634-04-4	Methyl tert butyl ether	ND	0.200	--	ND	0.721	--	U
78-93-3	2-Butanone	0.535	0.500	--	1.58	1.47	--	
141-78-6	Ethyl Acetate	ND	0.500	--	ND	1.80	--	U
67-66-3	Chloroform	ND	0.200	--	ND	0.977	--	U
109-99-9	Tetrahydrofuran	ND	0.500	--	ND	1.47	--	U
107-06-2	1,2-Dichloroethane	ND	0.200	--	ND	0.809	--	U
110-54-3	n-Hexane	4.73	0.200	--	16.7	0.705	--	
71-43-2	Benzene	1.73	0.200	--	5.53	0.639	--	

Results Summary
Form 1
Volatile Organics in Air

Client	: Roux Env. Eng. & Geology, DPC	**Lab Number**	: L2300996
Project Name	: 148/156 NAGLE	**Project Number**	: 3770.0001Y000
Lab ID	: L2300996-11	**Date Collected**	: 01/06/23 15:06
Client ID	: DUP010623	**Date Received**	: 01/06/23
Sample Location	: 148/156 NAGLE AVE, INWOOD, NY	**Date Analyzed**	: 01/11/23 01:52
Sample Matrix	: AIR	**Dilution Factor**	: 1
Analytical Method	: 48,TO-15	**Analyst**	: TJS
Lab File ID	: R1730716	**Instrument ID**	: AIRLAB17
Sample Amount	: 250 ml	**GC Column**	: RTX-1

		ppbV			ug/m3			
CAS NO.	**Parameter**	**Results**	**RL**	**MDL**	**Results**	**RL**	**MDL**	**Qualifier**
110-82-7	Cyclohexane	4.27	0.200	--	14.7	0.688	--	
78-87-5	1,2-Dichloropropane	ND	0.200	--	ND	0.924	--	U
75-27-4	Bromodichloromethane	ND	0.200	--	ND	1.34	--	U
123-91-1	1,4-Dioxane	ND	0.200	--	ND	0.721	--	U
540-84-1	2,2,4-Trimethylpentane	ND	0.200	--	ND	0.934	--	U
142-82-5	Heptane	3.74	0.200	--	15.3	0.820	--	
10061-01-5	cis-1,3-Dichloropropene	ND	0.200	--	ND	0.908	--	U
108-10-1	4-Methyl-2-pentanone	ND	0.500	--	ND	2.05	--	U
10061-02-6	trans-1,3-Dichloropropene	ND	0.200	--	ND	0.908	--	U
79-00-5	1,1,2-Trichloroethane	ND	0.200	--	ND	1.09	--	U
108-88-3	Toluene	4.58	0.200	--	17.3	0.754	--	
591-78-6	2-Hexanone	ND	0.200	--	ND	0.820	--	U
124-48-1	Dibromochloromethane	ND	0.200	--	ND	1.70	--	U
106-93-4	1,2-Dibromoethane	ND	0.200	--	ND	1.54	--	U
108-90-7	Chlorobenzene	ND	0.200	--	ND	0.921	--	U
100-41-4	Ethylbenzene	1.52	0.200	--	6.60	0.869	--	
179601-23-1	p/m-Xylene	3.58	0.400	--	15.5	1.74	--	
75-25-2	Bromoform	ND	0.200	--	ND	2.07	--	U
100-42-5	Styrene	ND	0.200	--	ND	0.852	--	U
79-34-5	1,1,2,2-Tetrachloroethane	ND	0.200	--	ND	1.37	--	U
95-47-6	o-Xylene	1.32	0.200	--	5.73	0.869	--	
622-96-8	4-Ethyltoluene	0.315	0.200	--	1.55	0.983	--	
108-67-8	1,3,5-Trimethylbenzene	0.293	0.200	--	1.44	0.983	--	
95-63-6	1,2,4-Trimethylbenzene	0.911	0.200	--	4.48	0.983	--	
100-44-7	Benzyl chloride	ND	0.200	--	ND	1.04	--	U
541-73-1	1,3-Dichlorobenzene	ND	0.200	--	ND	1.20	--	U

Results Summary
Form 1
Volatile Organics in Air

Client	: Roux Env. Eng. & Geology, DPC	**Lab Number**	: L2300996
Project Name	: 148/156 NAGLE	**Project Number**	: 3770.0001Y000
Lab ID	: L2300996-11	**Date Collected**	: 01/06/23 15:06
Client ID	: DUP010623	**Date Received**	: 01/06/23
Sample Location	: 148/156 NAGLE AVE, INWOOD, NY	**Date Analyzed**	: 01/11/23 01:52
Sample Matrix	: AIR	**Dilution Factor**	: 1
Analytical Method	: 48,TO-15	**Analyst**	: TJS
Lab File ID	: R1730716	**Instrument ID**	: AIRLAB17
Sample Amount	: 250 ml	**GC Column**	: RTX-1

		ppbV			ug/m3			
CAS NO.	**Parameter**	**Results**	**RL**	**MDL**	**Results**	**RL**	**MDL**	**Qualifier**
106-46-7	1,4-Dichlorobenzene	ND	0.200	--	ND	1.20	--	U
95-50-1	1,2-Dichlorobenzene	ND	0.200	--	ND	1.20	--	U
120-82-1	1,2,4-Trichlorobenzene	ND	0.200	--	ND	1.48	--	U
87-68-3	Hexachlorobutadiene	ND	0.200	--	ND	2.13	--	U

Results Summary
Form 1
Volatile Organics in Air

Client	: Roux Env. Eng. & Geology, DPC	Lab Number	: L2300996
Project Name	: 148/156 NAGLE	Project Number	: 3770.0001Y000
Lab ID	: L2300996-12	Date Collected	: 01/06/23 15:24
Client ID	: AA010623	Date Received	: 01/06/23
Sample Location	: 148/156 NAGLE AVE, INWOOD, NY	Date Analyzed	: 01/10/23 18:39
Sample Matrix	: AIR	Dilution Factor	: 1
Analytical Method	: 48,TO-15	Analyst	: TJS
Lab File ID	: R1730705	Instrument ID	: AIRLAB17
Sample Amount	: 250 ml	GC Column	: RTX-1

		ppbV			ug/m3			
CAS NO.	Parameter	Results	RL	MDL	Results	RL	MDL	Qualifier
75-71-8	Dichlorodifluoromethane	0.463	0.200	--	2.29	0.989	--	
74-87-3	Chloromethane	0.578	0.200	--	1.19	0.413	--	
76-14-2	Freon-114	ND	0.200	--	ND	1.40	--	U
106-99-0	1,3-Butadiene	ND	0.200	--	ND	0.442	--	U
74-83-9	Bromomethane	ND	0.200	--	ND	0.777	--	U
75-00-3	Chloroethane	ND	0.200	--	ND	0.528	--	U
64-17-5	Ethanol	88.5	5.00	--	167	9.42	--	
593-60-2	Vinyl bromide	ND	0.200	--	ND	0.874	--	U
67-64-1	Acetone	7.58	1.00	--	18.0	2.38	--	
75-69-4	Trichlorofluoromethane	0.212	0.200	--	1.19	1.12	--	
67-63-0	Isopropanol	3.47	0.500	--	8.53	1.23	--	
75-65-0	Tertiary butyl Alcohol	ND	0.500	--	ND	1.52	--	U
75-09-2	Methylene chloride	ND	0.500	--	ND	1.74	--	U
107-05-1	3-Chloropropene	ND	0.200	--	ND	0.626	--	U
75-15-0	Carbon disulfide	ND	0.200	--	ND	0.623	--	U
76-13-1	Freon-113	ND	0.200	--	ND	1.53	--	U
156-60-5	trans-1,2-Dichloroethene	ND	0.200	--	ND	0.793	--	U
75-34-3	1,1-Dichloroethane	ND	0.200	--	ND	0.809	--	U
1634-04-4	Methyl tert butyl ether	ND	0.200	--	ND	0.721	--	U
78-93-3	2-Butanone	ND	0.500	--	ND	1.47	--	U
141-78-6	Ethyl Acetate	ND	0.500	--	ND	1.80	--	U
67-66-3	Chloroform	ND	0.200	--	ND	0.977	--	U
109-99-9	Tetrahydrofuran	ND	0.500	--	ND	1.47	--	U
107-06-2	1,2-Dichloroethane	ND	0.200	--	ND	0.809	--	U
110-54-3	n-Hexane	0.301	0.200	--	1.06	0.705	--	
71-43-2	Benzene	0.431	0.200	--	1.38	0.639	--	

Results Summary
Form 1
Volatile Organics in Air

Client	: Roux Env. Eng. & Geology, DPC	**Lab Number**	: L2300996
Project Name	: 148/156 NAGLE	**Project Number**	: 3770.0001Y000
Lab ID	: L2300996-12	**Date Collected**	: 01/06/23 15:24
Client ID	: AA010623	**Date Received**	: 01/06/23
Sample Location	: 148/156 NAGLE AVE, INWOOD, NY	**Date Analyzed**	: 01/10/23 18:39
Sample Matrix	: AIR	**Dilution Factor**	: 1
Analytical Method	: 48,TO-15	**Analyst**	: TJS
Lab File ID	: R1730705	**Instrument ID**	: AIRLAB17
Sample Amount	: 250 ml	**GC Column**	: RTX-1

		ppbV			ug/m3			
CAS NO.	**Parameter**	**Results**	**RL**	**MDL**	**Results**	**RL**	**MDL**	**Qualifier**
110-82-7	Cyclohexane	ND	0.200	--	ND	0.688	--	U
78-87-5	1,2-Dichloropropane	ND	0.200	--	ND	0.924	--	U
75-27-4	Bromodichloromethane	ND	0.200	--	ND	1.34	--	U
123-91-1	1,4-Dioxane	ND	0.200	--	ND	0.721	--	U
540-84-1	2,2,4-Trimethylpentane	ND	0.200	--	ND	0.934	--	U
142-82-5	Heptane	ND	0.200	--	ND	0.820	--	U
10061-01-5	cis-1,3-Dichloropropene	ND	0.200	--	ND	0.908	--	U
108-10-1	4-Methyl-2-pentanone	ND	0.500	--	ND	2.05	--	U
10061-02-6	trans-1,3-Dichloropropene	ND	0.200	--	ND	0.908	--	U
79-00-5	1,1,2-Trichloroethane	ND	0.200	--	ND	1.09	--	U
108-88-3	Toluene	0.678	0.200	--	2.56	0.754	--	
591-78-6	2-Hexanone	ND	0.200	--	ND	0.820	--	U
124-48-1	Dibromochloromethane	ND	0.200	--	ND	1.70	--	U
106-93-4	1,2-Dibromoethane	ND	0.200	--	ND	1.54	--	U
108-90-7	Chlorobenzene	ND	0.200	--	ND	0.921	--	U
100-41-4	Ethylbenzene	ND	0.200	--	ND	0.869	--	U
179601-23-1	p/m-Xylene	ND	0.400	--	ND	1.74	--	U
75-25-2	Bromoform	ND	0.200	--	ND	2.07	--	U
100-42-5	Styrene	ND	0.200	--	ND	0.852	--	U
79-34-5	1,1,2,2-Tetrachloroethane	ND	0.200	--	ND	1.37	--	U
95-47-6	o-Xylene	ND	0.200	--	ND	0.869	--	U
622-96-8	4-Ethyltoluene	ND	0.200	--	ND	0.983	--	U
108-67-8	1,3,5-Trimethylbenzene	ND	0.200	--	ND	0.983	--	U
95-63-6	1,2,4-Trimethylbenzene	ND	0.200	--	ND	0.983	--	U
100-44-7	Benzyl chloride	ND	0.200	--	ND	1.04	--	U
541-73-1	1,3-Dichlorobenzene	ND	0.200	--	ND	1.20	--	U

Results Summary
Form 1
Volatile Organics in Air

Client	: Roux Env. Eng. & Geology, DPC	**Lab Number**	: L2300996
Project Name	: 148/156 NAGLE	**Project Number**	: 3770.0001Y000
Lab ID	: L2300996-12	**Date Collected**	: 01/06/23 15:24
Client ID	: AA010623	**Date Received**	: 01/06/23
Sample Location	: 148/156 NAGLE AVE, INWOOD, NY	**Date Analyzed**	: 01/10/23 18:39
Sample Matrix	: AIR	**Dilution Factor**	: 1
Analytical Method	: 48,TO-15	**Analyst**	: TJS
Lab File ID	: R1730705	**Instrument ID**	: AIRLAB17
Sample Amount	: 250 ml	**GC Column**	: RTX-1

		ppbV			ug/m3			
CAS NO.	**Parameter**	**Results**	**RL**	**MDL**	**Results**	**RL**	**MDL**	**Qualifier**
106-46-7	1,4-Dichlorobenzene	ND	0.200	--	ND	1.20	--	U
95-50-1	1,2-Dichlorobenzene	ND	0.200	--	ND	1.20	--	U
120-82-1	1,2,4-Trichlorobenzene	ND	0.200	--	ND	1.48	--	U
87-68-3	Hexachlorobutadiene	ND	0.200	--	ND	2.13	--	U

Results Summary
Form 1
Volatile Organics in Air

Client	: Roux Env. Eng. & Geology, DPC	Lab Number	: L2300996
Project Name	: 148/156 NAGLE	Project Number	: 3770.0001Y000
Lab ID	: WG1731941-4	Date Collected	: NA
Client ID	: WG1731941-4BLANK	Date Received	: NA
Sample Location	:	Date Analyzed	: 01/10/23 16:44
Sample Matrix	: AIR	Dilution Factor	: 1
Analytical Method	: 48,TO-15	Analyst	: TJS
Lab File ID	: R1730704	Instrument ID	: AIRLAB17
Sample Amount	: 250 ml	GC Column	: RTX-1

		ppbV			ug/m3			
CAS NO.	Parameter	Results	RL	MDL	Results	RL	MDL	Qualifier
75-71-8	Dichlorodifluoromethane	ND	0.200	--	ND	0.989	--	U
74-87-3	Chloromethane	ND	0.200	--	ND	0.413	--	U
76-14-2	Freon-114	ND	0.200	--	ND	1.40	--	U
75-01-4	Vinyl chloride	ND	0.200	--	ND	0.511	--	U
106-99-0	1,3-Butadiene	ND	0.200	--	ND	0.442	--	U
74-83-9	Bromomethane	ND	0.200	--	ND	0.777	--	U
75-00-3	Chloroethane	ND	0.200	--	ND	0.528	--	U
64-17-5	Ethanol	ND	5.00	--	ND	9.42	--	U
593-60-2	Vinyl bromide	ND	0.200	--	ND	0.874	--	U
67-64-1	Acetone	ND	1.00	--	ND	2.38	--	U
75-69-4	Trichlorofluoromethane	ND	0.200	--	ND	1.12	--	U
67-63-0	Isopropanol	ND	0.500	--	ND	1.23	--	U
75-35-4	1,1-Dichloroethene	ND	0.200	--	ND	0.793	--	U
75-65-0	Tertiary butyl Alcohol	ND	0.500	--	ND	1.52	--	U
75-09-2	Methylene chloride	ND	0.500	--	ND	1.74	--	U
107-05-1	3-Chloropropene	ND	0.200	--	ND	0.626	--	U
75-15-0	Carbon disulfide	ND	0.200	--	ND	0.623	--	U
76-13-1	Freon-113	ND	0.200	--	ND	1.53	--	U
156-60-5	trans-1,2-Dichloroethene	ND	0.200	--	ND	0.793	--	U
75-34-3	1,1-Dichloroethane	ND	0.200	--	ND	0.809	--	U
1634-04-4	Methyl tert butyl ether	ND	0.200	--	ND	0.721	--	U
78-93-3	2-Butanone	ND	0.500	--	ND	1.47	--	U
156-59-2	cis-1,2-Dichloroethene	ND	0.200	--	ND	0.793	--	U
141-78-6	Ethyl Acetate	ND	0.500	--	ND	1.80	--	U
67-66-3	Chloroform	ND	0.200	--	ND	0.977	--	U
109-99-9	Tetrahydrofuran	ND	0.500	--	ND	1.47	--	U

Results Summary
Form 1
Volatile Organics in Air

Client	: Roux Env. Eng. & Geology, DPC	Lab Number	: L2300996
Project Name	: 148/156 NAGLE	Project Number	: 3770.0001Y000
Lab ID	: WG1731941-4	Date Collected	: NA
Client ID	: WG1731941-4BLANK	Date Received	: NA
Sample Location	:	Date Analyzed	: 01/10/23 16:44
Sample Matrix	: AIR	Dilution Factor	: 1
Analytical Method	: 48,TO-15	Analyst	: TJS
Lab File ID	: R1730704	Instrument ID	: AIRLAB17
Sample Amount	: 250 ml	GC Column	: RTX-1

		ppbV			ug/m3			
CAS NO.	Parameter	Results	RL	MDL	Results	RL	MDL	Qualifier
107-06-2	1,2-Dichloroethane	ND	0.200	--	ND	0.809	--	U
110-54-3	n-Hexane	ND	0.200	--	ND	0.705	--	U
71-55-6	1,1,1-Trichloroethane	ND	0.200	--	ND	1.09	--	U
71-43-2	Benzene	ND	0.200	--	ND	0.639	--	U
56-23-5	Carbon tetrachloride	ND	0.200	--	ND	1.26	--	U
110-82-7	Cyclohexane	ND	0.200	--	ND	0.688	--	U
78-87-5	1,2-Dichloropropane	ND	0.200	--	ND	0.924	--	U
75-27-4	Bromodichloromethane	ND	0.200	--	ND	1.34	--	U
123-91-1	1,4-Dioxane	ND	0.200	--	ND	0.721	--	U
79-01-6	Trichloroethene	ND	0.200	--	ND	1.07	--	U
540-84-1	2,2,4-Trimethylpentane	ND	0.200	--	ND	0.934	--	U
142-82-5	Heptane	ND	0.200	--	ND	0.820	--	U
10061-01-5	cis-1,3-Dichloropropene	ND	0.200	--	ND	0.908	--	U
108-10-1	4-Methyl-2-pentanone	ND	0.500	--	ND	2.05	--	U
10061-02-6	trans-1,3-Dichloropropene	ND	0.200	--	ND	0.908	--	U
79-00-5	1,1,2-Trichloroethane	ND	0.200	--	ND	1.09	--	U
108-88-3	Toluene	ND	0.200	--	ND	0.754	--	U
591-78-6	2-Hexanone	ND	0.200	--	ND	0.820	--	U
124-48-1	Dibromochloromethane	ND	0.200	--	ND	1.70	--	U
106-93-4	1,2-Dibromoethane	ND	0.200	--	ND	1.54	--	U
127-18-4	Tetrachloroethene	ND	0.200	--	ND	1.36	--	U
108-90-7	Chlorobenzene	ND	0.200	--	ND	0.921	--	U
100-41-4	Ethylbenzene	ND	0.200	--	ND	0.869	--	U
179601-23-1	p/m-Xylene	ND	0.400	--	ND	1.74	--	U
75-25-2	Bromoform	ND	0.200	--	ND	2.07	--	U
100-42-5	Styrene	ND	0.200	--	ND	0.852	--	U

Results Summary
Form 1
Volatile Organics in Air

Client	: Roux Env. Eng. & Geology, DPC	**Lab Number**	: L2300996
Project Name	: 148/156 NAGLE	**Project Number**	: 3770.0001Y000
Lab ID	: WG1731941-4	**Date Collected**	: NA
Client ID	: WG1731941-4BLANK	**Date Received**	: NA
Sample Location	:	**Date Analyzed**	: 01/10/23 16:44
Sample Matrix	: AIR	**Dilution Factor**	: 1
Analytical Method	: 48,TO-15	**Analyst**	: TJS
Lab File ID	: R1730704	**Instrument ID**	: AIRLAB17
Sample Amount	: 250 ml	**GC Column**	: RTX-1

		ppbV			ug/m3			
CAS NO.	**Parameter**	**Results**	**RL**	**MDL**	**Results**	**RL**	**MDL**	**Qualifier**
79-34-5	1,1,2,2-Tetrachloroethane	ND	0.200	--	ND	1.37	--	U
95-47-6	o-Xylene	ND	0.200	--	ND	0.869	--	U
622-96-8	4-Ethyltoluene	ND	0.200	--	ND	0.983	--	U
108-67-8	1,3,5-Trimethylbenzene	ND	0.200	--	ND	0.983	--	U
95-63-6	1,2,4-Trimethylbenzene	ND	0.200	--	ND	0.983	--	U
100-44-7	Benzyl chloride	ND	0.200	--	ND	1.04	--	U
541-73-1	1,3-Dichlorobenzene	ND	0.200	--	ND	1.20	--	U
106-46-7	1,4-Dichlorobenzene	ND	0.200	--	ND	1.20	--	U
95-50-1	1,2-Dichlorobenzene	ND	0.200	--	ND	1.20	--	U
120-82-1	1,2,4-Trichlorobenzene	ND	0.200	--	ND	1.48	--	U
87-68-3	Hexachlorobutadiene	ND	0.200	--	ND	2.13	--	U

Results Summary
Form 1
Volatile Organics in Air

Client	: Roux Env. Eng. & Geology, DPC	Lab Number	: L2300996
Project Name	: 148/156 NAGLE	Project Number	: 3770.0001Y000
Lab ID	: WG1731941-5	Date Collected	: 01/06/23 14:58
Client ID	: IA4DUP	Date Received	: 01/06/23
Sample Location	:	Date Analyzed	: 01/10/23 22:35
Sample Matrix	: AIR	Dilution Factor	: 1
Analytical Method	: 48,TO-15	Analyst	: TJS
Lab File ID	: R1730711	Instrument ID	: AIRLAB17
Sample Amount	: 250 ml	GC Column	: RTX-1

		ppbV			ug/m3			
CAS NO.	Parameter	Results	RL	MDL	Results	RL	MDL	Qualifier
75-71-8	Dichlorodifluoromethane	0.480	0.200	--	2.37	0.989	--	
74-87-3	Chloromethane	0.599	0.200	--	1.24	0.413	--	
76-14-2	Freon-114	ND	0.200	--	ND	1.40	--	U
106-99-0	1,3-Butadiene	ND	0.200	--	ND	0.442	--	U
74-83-9	Bromomethane	ND	0.200	--	ND	0.777	--	U
75-00-3	Chloroethane	ND	0.200	--	ND	0.528	--	U
64-17-5	Ethanol	988	5.00	--	1860E	9.42	--	E
593-60-2	Vinyl bromide	ND	0.200	--	ND	0.874	--	U
67-64-1	Acetone	12.0	1.00	--	28.5	2.38	--	
75-69-4	Trichlorofluoromethane	0.202	0.200	--	1.14	1.12	--	
67-63-0	Isopropanol	4.52	0.500	--	11.1	1.23	--	
75-65-0	Tertiary butyl Alcohol	ND	0.500	--	ND	1.52	--	U
75-09-2	Methylene chloride	ND	0.500	--	ND	1.74	--	U
107-05-1	3-Chloropropene	ND	0.200	--	ND	0.626	--	U
75-15-0	Carbon disulfide	ND	0.200	--	ND	0.623	--	U
76-13-1	Freon-113	ND	0.200	--	ND	1.53	--	U
156-60-5	trans-1,2-Dichloroethene	ND	0.200	--	ND	0.793	--	U
75-34-3	1,1-Dichloroethane	ND	0.200	--	ND	0.809	--	U
1634-04-4	Methyl tert butyl ether	ND	0.200	--	ND	0.721	--	U
78-93-3	2-Butanone	ND	0.500	--	ND	1.47	--	U
141-78-6	Ethyl Acetate	1.46	0.500	--	5.26	1.80	--	
67-66-3	Chloroform	ND	0.200	--	ND	0.977	--	U
109-99-9	Tetrahydrofuran	ND	0.500	--	ND	1.47	--	U
107-06-2	1,2-Dichloroethane	ND	0.200	--	ND	0.809	--	U
110-54-3	n-Hexane	0.989	0.200	--	3.49	0.705	--	
71-43-2	Benzene	0.714	0.200	--	2.28	0.639	--	

Results Summary
Form 1
Volatile Organics in Air

Client	: Roux Env. Eng. & Geology, DPC	Lab Number	: L2300996
Project Name	: 148/156 NAGLE	Project Number	: 3770.0001Y000
Lab ID	: WG1731941-5	Date Collected	: 01/06/23 14:58
Client ID	: IA4DUP	Date Received	: 01/06/23
Sample Location	:	Date Analyzed	: 01/10/23 22:35
Sample Matrix	: AIR	Dilution Factor	: 1
Analytical Method	: 48,TO-15	Analyst	: TJS
Lab File ID	: R1730711	Instrument ID	: AIRLAB17
Sample Amount	: 250 ml	GC Column	: RTX-1

		ppbV			ug/m3			
CAS NO.	Parameter	Results	RL	MDL	Results	RL	MDL	Qualifier
110-82-7	Cyclohexane	0.845	0.200	--	2.91	0.688	--	
78-87-5	1,2-Dichloropropane	ND	0.200	--	ND	0.924	--	U
75-27-4	Bromodichloromethane	ND	0.200	--	ND	1.34	--	U
123-91-1	1,4-Dioxane	ND	0.200	--	ND	0.721	--	U
540-84-1	2,2,4-Trimethylpentane	ND	0.200	--	ND	0.934	--	U
142-82-5	Heptane	0.799	0.200	--	3.27	0.820	--	
10061-01-5	cis-1,3-Dichloropropene	ND	0.200	--	ND	0.908	--	U
108-10-1	4-Methyl-2-pentanone	ND	0.500	--	ND	2.05	--	U
10061-02-6	trans-1,3-Dichloropropene	ND	0.200	--	ND	0.908	--	U
79-00-5	1,1,2-Trichloroethane	ND	0.200	--	ND	1.09	--	U
108-88-3	Toluene	1.49	0.200	--	5.62	0.754	--	
591-78-6	2-Hexanone	ND	0.200	--	ND	0.820	--	U
124-48-1	Dibromochloromethane	ND	0.200	--	ND	1.70	--	U
106-93-4	1,2-Dibromoethane	ND	0.200	--	ND	1.54	--	U
108-90-7	Chlorobenzene	ND	0.200	--	ND	0.921	--	U
100-41-4	Ethylbenzene	0.624	0.200	--	2.71	0.869	--	
179601-23-1	p/m-Xylene	1.15	0.400	--	5.00	1.74	--	
75-25-2	Bromoform	ND	0.200	--	ND	2.07	--	U
100-42-5	Styrene	ND	0.200	--	ND	0.852	--	U
79-34-5	1,1,2,2-Tetrachloroethane	ND	0.200	--	ND	1.37	--	U
95-47-6	o-Xylene	0.437	0.200	--	1.90	0.869	--	
622-96-8	4-Ethyltoluene	ND	0.200	--	ND	0.983	--	U
108-67-8	1,3,5-Trimethylbenzene	ND	0.200	--	ND	0.983	--	U
95-63-6	1,2,4-Trimethylbenzene	0.329	0.200	--	1.62	0.983	--	
100-44-7	Benzyl chloride	ND	0.200	--	ND	1.04	--	U
541-73-1	1,3-Dichlorobenzene	ND	0.200	--	ND	1.20	--	U

Results Summary
Form 1
Volatile Organics in Air

Client	: Roux Env. Eng. & Geology, DPC	**Lab Number**	: L2300996
Project Name	: 148/156 NAGLE	**Project Number**	: 3770.0001Y000
Lab ID	: WG1731941-5	**Date Collected**	: 01/06/23 14:58
Client ID	: IA4DUP	**Date Received**	: 01/06/23
Sample Location	:	**Date Analyzed**	: 01/10/23 22:35
Sample Matrix	: AIR	**Dilution Factor**	: 1
Analytical Method	: 48,TO-15	**Analyst**	: TJS
Lab File ID	: R1730711	**Instrument ID**	: AIRLAB17
Sample Amount	: 250 ml	**GC Column**	: RTX-1

		ppbV			ug/m3			
CAS NO.	**Parameter**	**Results**	**RL**	**MDL**	**Results**	**RL**	**MDL**	**Qualifier**
106-46-7	1,4-Dichlorobenzene	ND	0.200	--	ND	1.20	--	U
95-50-1	1,2-Dichlorobenzene	ND	0.200	--	ND	1.20	--	U
120-82-1	1,2,4-Trichlorobenzene	ND	0.200	--	ND	1.48	--	U
87-68-3	Hexachlorobutadiene	ND	0.200	--	ND	2.13	--	U

Results Summary
Form 1
Volatile Organics in Air

Client	: Roux Env. Eng. & Geology, DPC	**Lab Number**	: L2300996
Project Name	: 148/156 NAGLE	**Project Number**	: 3770.0001Y000
Lab ID	: WG1731941-5D	**Date Collected**	: 01/06/23 14:58
Client ID	: IA4DUP	**Date Received**	: 01/06/23
Sample Location	:	**Date Analyzed**	: 01/11/23 07:26
Sample Matrix	: AIR	**Dilution Factor**	: 4.167
Analytical Method	: 48,TO-15	**Analyst**	: TJS
Lab File ID	: R1730725	**Instrument ID**	: AIRLAB17
Sample Amount	: 60.0 ml	**GC Column**	: RTX-1

		ppbV			ug/m3			
CAS NO.	**Parameter**	**Results**	**RL**	**MDL**	**Results**	**RL**	**MDL**	**Qualifier**
64-17-5	Ethanol	985	20.8	--	1860	39.2	--	

Quantitation Report (QT Reviewed)

Data Path : O:\Forensics\Data\Airlab17\2023\01\0110T\
Data File : r1730705.D
Acq On : 10 Jan 2023 6:39 PM
Operator : AIRLAB17:TJS
Sample : L2300996-12,3,250,250
Misc : WG1731941,ICAL19642
ALS Vial : 0 Sample Multiplier: 1

Quant Time: Jan 11 08:30:37 2023
Quant Method : O:\Forensics\Data\Airlab17\2023\01\0110T\TFS17_230109.M
Quant Title : TO-14A/TO-15 SIM/Full Scan Analysis
QLast Update : Tue Jan 10 06:15:19 2023
Response via : Initial Calibration

CCAL FILE : O:\Forensics\Data\Airlab17\2023\01\0110T\r1730700.D
Sub List : TO15-NY-7-SIM - .

Compound	R.T.	QIon	Response	Conc	Units		Dev(Min)
Internal Standards							
1) bromochloromethane	9.558	49	243366	10.000	ppbV		-0.03
Standard Area = 253748			Recovery =	95.91%			
43) 1,4-difluorobenzene	11.830	114	806038	10.000	ppbV		-0.03
Standard Area = 836214			Recovery =	96.39%			
67) chlorobenzene-D5	16.575	54	106260	10.000	ppbV		-0.02
Standard Area = 108814			Recovery =	97.65%			
System Monitoring Compounds							
Target Compounds							Qvalue
5) dichlorodifluoromethane	3.946	85	9306	0.463	ppbV		97
6) chloromethane	4.126	50	6132	0.578	ppbV		99
7) Freon-114	4.252		0	N.D.			
10) 1,3-butadiene	4.552	54	895	0.100	ppbV	#	69
13) bromomethane	0.000		0	N.D.			
14) chloroethane	5.090		0	N.D.			
15) ethanol	5.253	31	736333	88.536	ppbV	#	61
17) vinyl bromide	0.000		0	N.D.			
19) acetone	5.833	43	116890M6	7.579	ppbV		
21) trichlorofluoromethane	6.040	101	3811	0.212	ppbV		96
22) isopropyl alcohol	6.160	45	67927	3.472	ppbV	#	96
27) tertiary butyl alcohol	0.000		0	N.D.	d		
28) methylene chloride	6.982	49	5615	0.399	ppbV		87
29) 3-chloropropene	7.114		0	N.D.			
30) carbon disulfide	7.282		0	N.D.			
31) Freon 113	7.312	101	1565	0.068	ppbV	#	80
32) trans-1,2-dichloroethene	0.000		0	N.D.			
33) 1,1-dichloroethane	0.000		0	N.D.			
34) MTBE	8.442		0	N.D.			
36) 2-butanone	8.858	43	13608M6	0.490	ppbV		
38) Ethyl Acetate	9.675	61	1898	0.422	ppbV		89
39) chloroform	9.717	83	1109	0.053	ppbV	#	71
40) Tetrahydrofuran	10.192	42	2031	0.118	ppbV		94
42) 1,2-dichloroethane	10.558		0	N.D.			
44) hexane	9.633	57	6709	0.301	ppbV	#	74
50) benzene	11.397	78	18378	0.431	ppbV		99
53) cyclohexane	11.710	56	4340	0.186	ppbV	#	95

Quantitation Report (QT Reviewed)

Data Path : O:\Forensics\Data\Airlab17\2023\01\0110T\
Data File : r1730705.D
Acq On : 10 Jan 2023 6:39 PM
Operator : AIRLAB17:TJS
Sample : L2300996-12,3,250,250
Misc : WG1731941,ICAL19642
ALS Vial : 0 Sample Multiplier: 1

Quant Time: Jan 11 08:30:37 2023
Quant Method : O:\Forensics\Data\Airlab17\2023\01\0110T\TFS17_230109.M
Quant Title : TO-14A/TO-15 SIM/Full Scan Analysis
QLast Update : Tue Jan 10 06:15:19 2023
Response via : Initial Calibration

CCAL FILE : O:\Forensics\Data\Airlab17\2023\01\0110T\r1730700.D
Sub List : TO15-NY-7-SIM - .

Compound	R.T.	QIon	Response	Conc	Units	Dev(Min)
56) 1,2-dichloropropane	0.000		0	N.D.		
57) bromodichloromethane	12.583		0	N.D.		
58) 1,4-dioxane	12.650	88	479	0.056	ppbV #	82
60) 2,2,4-trimethylpentane	12.683	57	10627	0.144	ppbV #	79
62) heptane	13.003	43	6093M6	0.199	ppbV	
63) cis-1,3-dichloropropene	0.000		0	N.D.		
64) 4-methyl-2-pentanone	13.700	43	3849	0.116	ppbV #	84
65) trans-1,3-dichloropropene	0.000		0	N.D.		
66) 1,1,2-trichloroethane	0.000		0	N.D.		
68) toluene	14.783	91	34727	0.678	ppbV	95
72) 2-hexanone	15.058		0	N.D.		
74) dibromochloromethane	0.000		0	N.D.		
75) 1,2-dibromoethane	0.000		0	N.D.		
80) chlorobenzene	16.633		0	N.D.		
81) ethylbenzene	16.967	91	10128	0.179	ppbV	89
83) m+p-xylene	17.117	91	16827	0.371	ppbV	93
84) bromoform	0.000		0	N.D.		
85) styrene	17.450	104	2197	0.060	ppbV	92
86) 1,1,2,2-tetrachloroethane	17.583		0	N.D.		
87) o-xylene	17.542	91	6340	0.140	ppbV	89
96) 4-ethyl toluene	18.600	105	2489M6	0.041	ppbV	
97) 1,3,5-trimethylbenzene	18.658	105	2406	0.046	ppbV #	95
99) 1,2,4-trimethylbenzene	19.008	105	6848	0.137	ppbV #	61
101) Benzyl Chloride	0.000		0	N.D.	d	
102) 1,3-dichlorobenzene	19.142		0	N.D.		
103) 1,4-dichlorobenzene	19.192	146	937	0.032	ppbV #	85
107) 1,2-dichlorobenzene	19.475		0	N.D.		
115) 1,2,4-trichlorobenzene	20.975	180	443	0.032	ppbV #	41
119) hexachlorobutadiene	0.000		0	N.D.		

(#) = qualifier out of range (m) = manual integration (+) = signals summed

Sub List : TO15-NY-7-SIM - .\Airlab17\2023\01\0110T\r1730700.D

Data Path : O:\Forensics\Data\Airlab17\2023\01\0110T\
Data File : r1730705.D
Acq On : 10 Jan 2023 6:39 PM
Operator : AIRLAB17:TJS
Sample : L2300996-12,3,250,250
Misc : WG1731941,ICAL19642
ALS Vial : 0 Sample Multiplier: 1

Quant Time: Jan 11 08:30:37 2023
Quant Method : O:\Forensics\Data\Airlab17\2023\01\0110T\TFS17_230109.M
Quant Title : TO-14A/TO-15 SIM/Full Scan Analysis
QLast Update : Tue Jan 10 06:15:19 2023
Response via : Initial Calibration

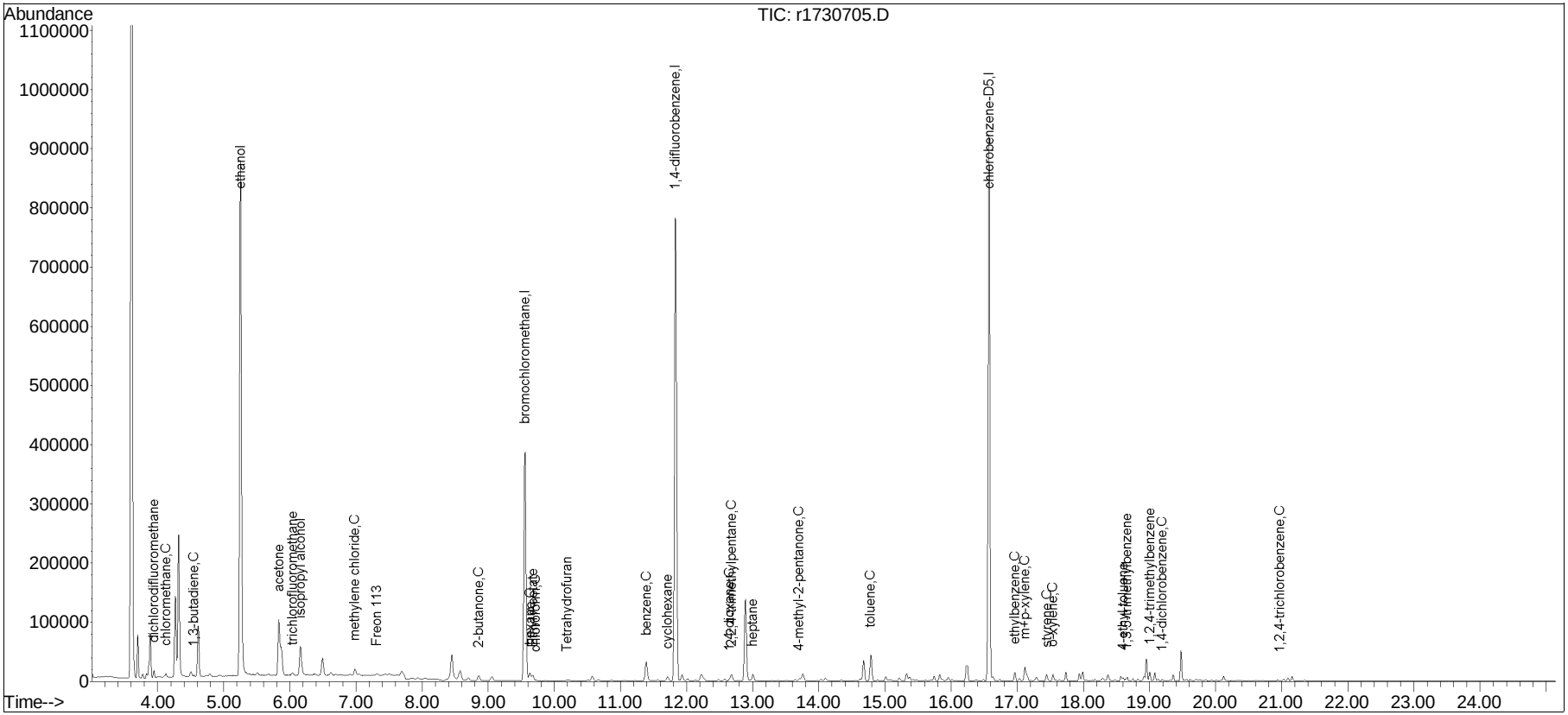

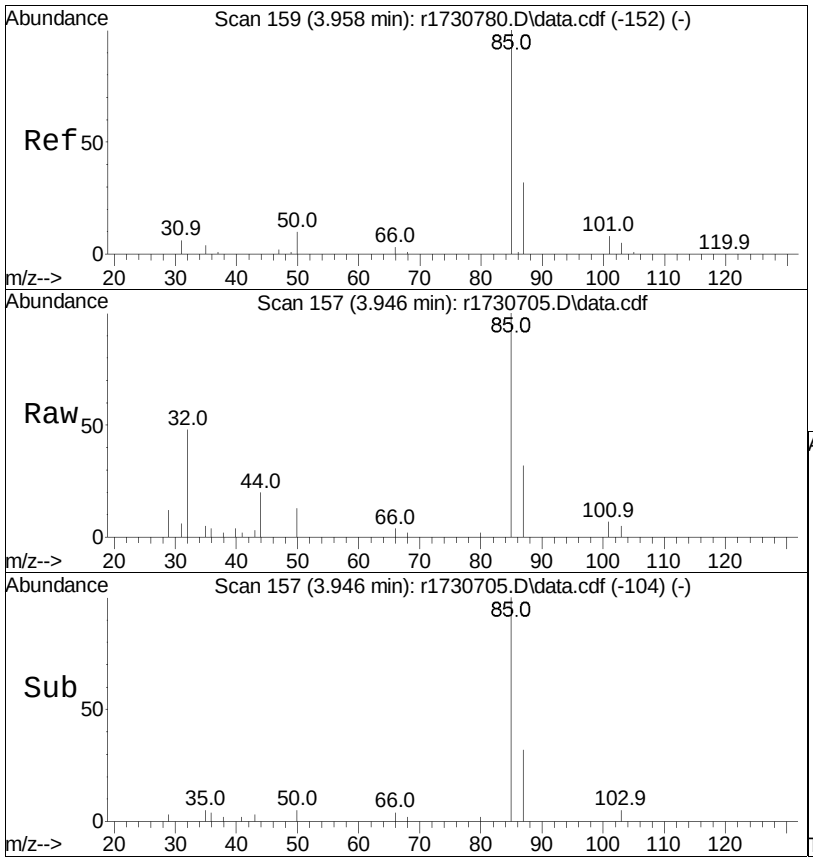

#5
dichlorodifluoromethane
Concen: 0.46 ppbV
RT: 3.946 min Scan# 157
Delta R.T. -0.012 min
Lab File: r1730705.D
Acq: 10 Jan 2023 6:39 PM

Tgt Ion: 85 Resp: 9306

Ion	Ratio	Lower	Upper
85	100		
87	31.6	26.9	40.3

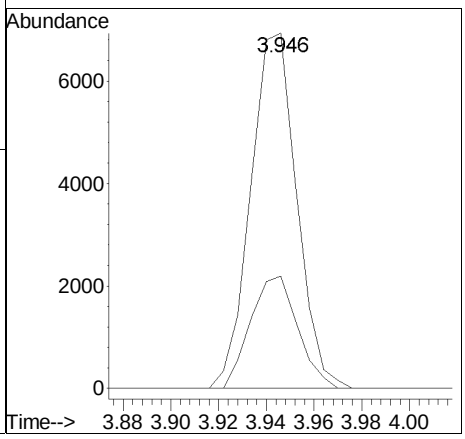

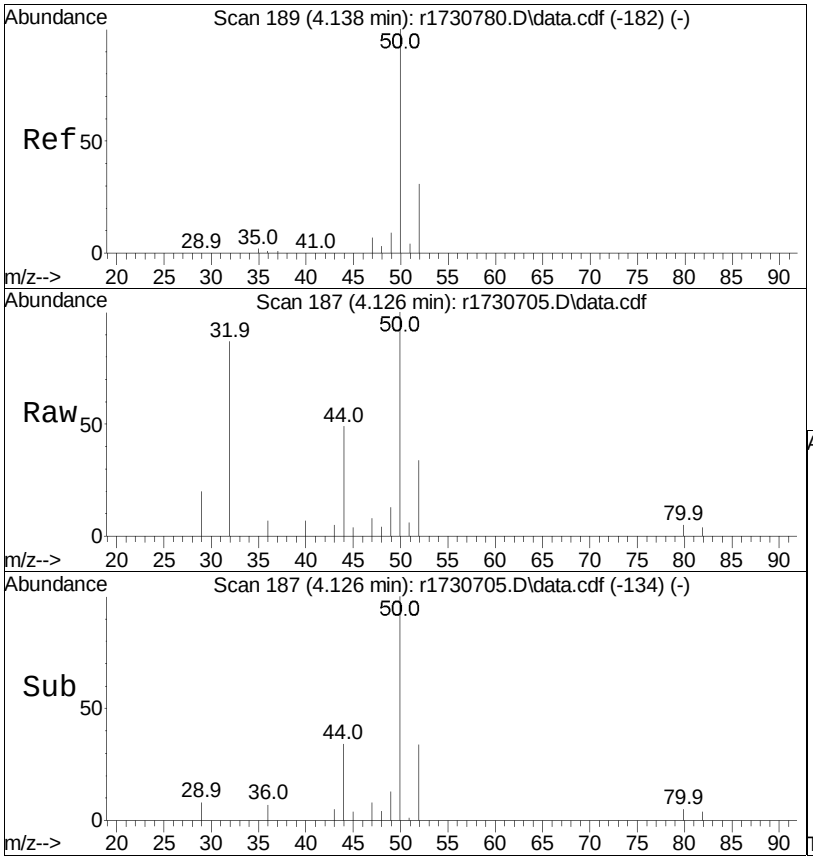

#6
chloromethane
Concen: 0.58 ppbV
RT: 4.126 min Scan# 187
Delta R.T. -0.012 min
Lab File: r1730705.D
Acq: 10 Jan 2023 6:39 PM

Tgt Ion: 50 Resp: 6132

Ion	Ratio	Lower	Upper
50	100		
52	33.6	26.6	39.8

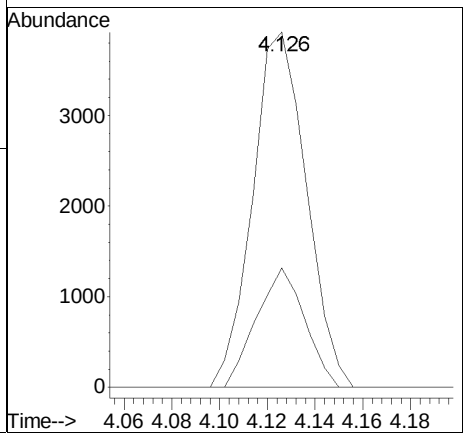

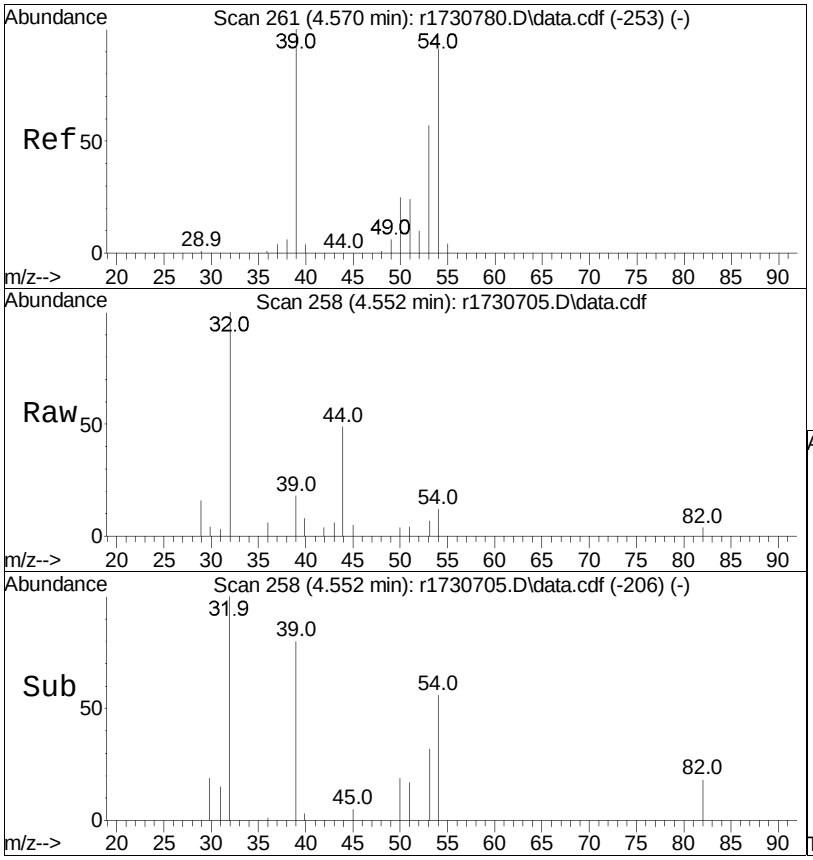

#10
1,3-butadiene
Concen: 0.10 ppbV
RT: 4.552 min Scan# 258
Delta R.T. -0.018 min
Lab File: r1730705.D
Acq: 10 Jan 2023 6:39 PM

Tgt Ion: 54 Resp: 895

Ion	Ratio	Lower	Upper
54	100		
39	142.6	88.0	132.0#

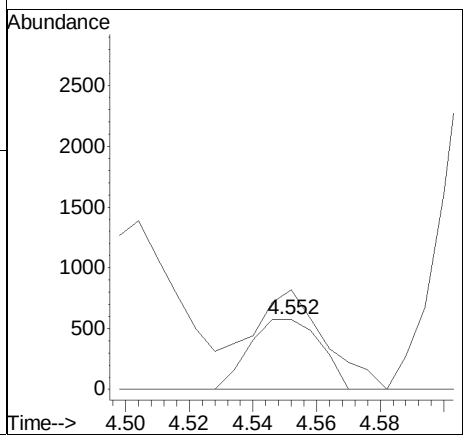

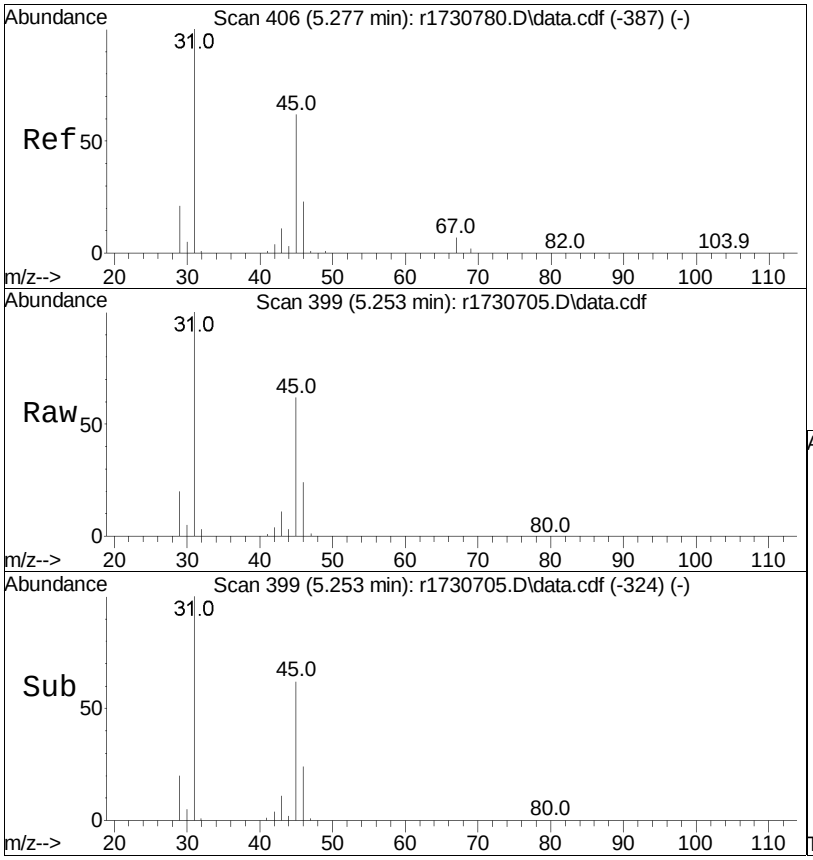

#15
ethanol
Concen: 88.54 ppbV
RT: 5.253 min Scan# 399
Delta R.T. -0.023 min
Lab File: r1730705.D
Acq: 10 Jan 2023 6:39 PM

Tgt Ion: 31 Resp: 736333

Ion	Ratio	Lower	Upper
31	100		
45	62.1	30.8	46.2#

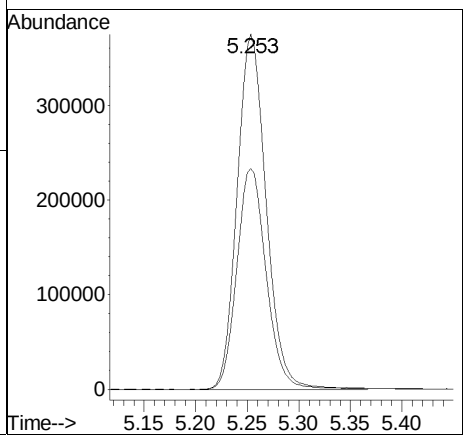

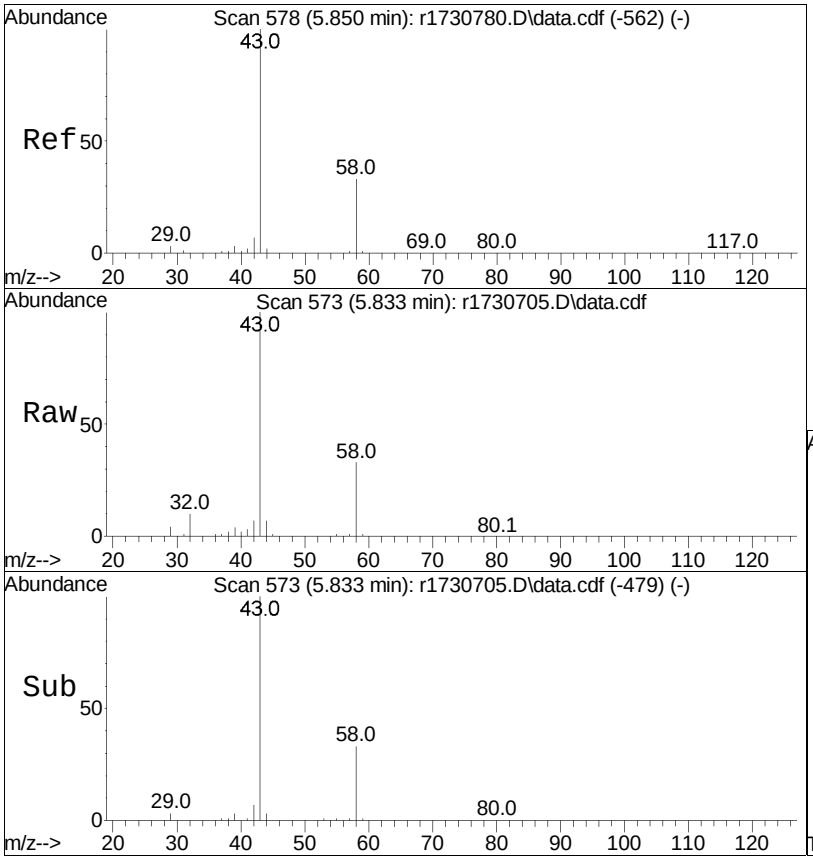

#19
acetone
Concen: 7.58 ppbV m
RT: 5.833 min Scan# 573
Delta R.T. -0.017 min
Lab File: r1730705.D
Acq: 10 Jan 2023 6:39 PM

Tgt Ion: 43 Resp: 116890

Ion	Ratio	Lower	Upper
43	100		
58	33.3	37.1	55.7#
57	1.2	1.0	1.4

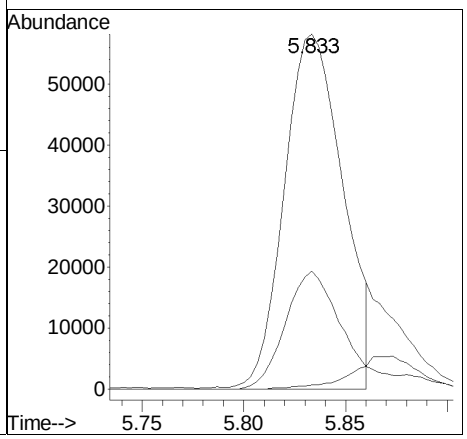

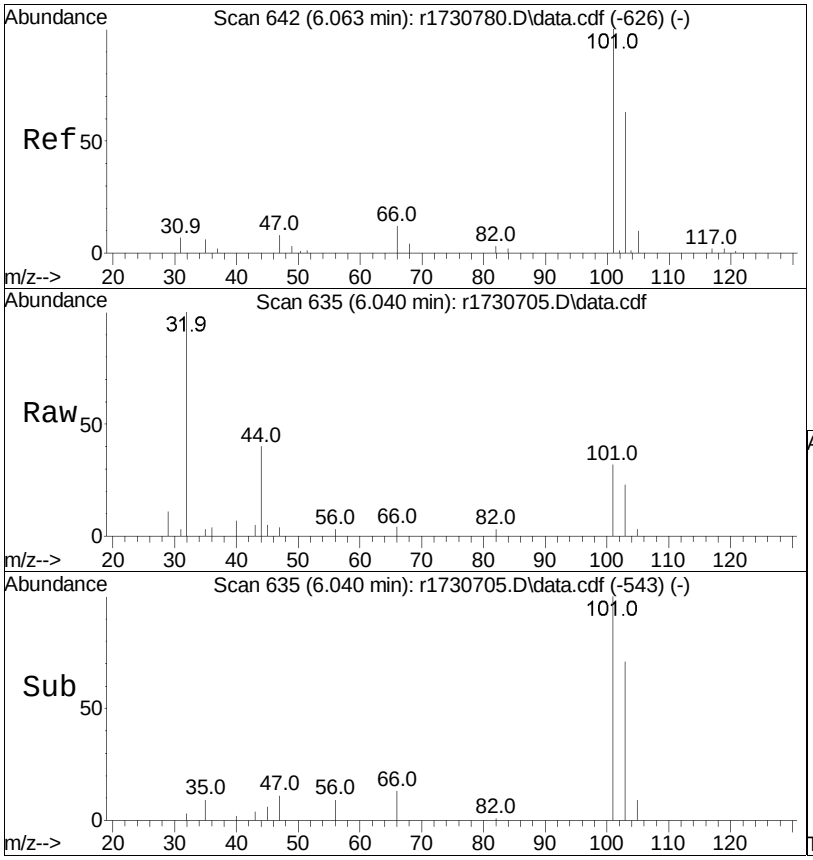

#21
trichlorofluoromethane
Concen: 0.21 ppbV
RT: 6.040 min Scan# 635
Delta R.T. -0.023 min
Lab File: r1730705.D
Acq: 10 Jan 2023 6:39 PM

Tgt Ion:101 Resp: 3811

Ion	Ratio	Lower	Upper
101	100		
103	70.7	54.0	81.0

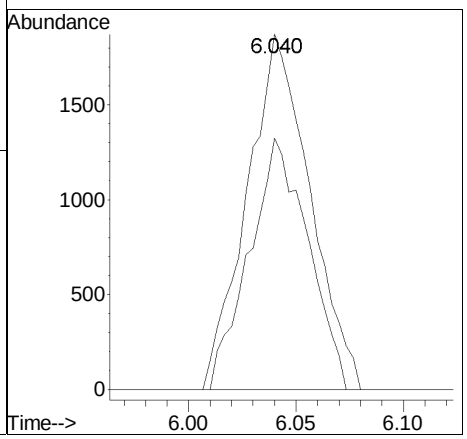

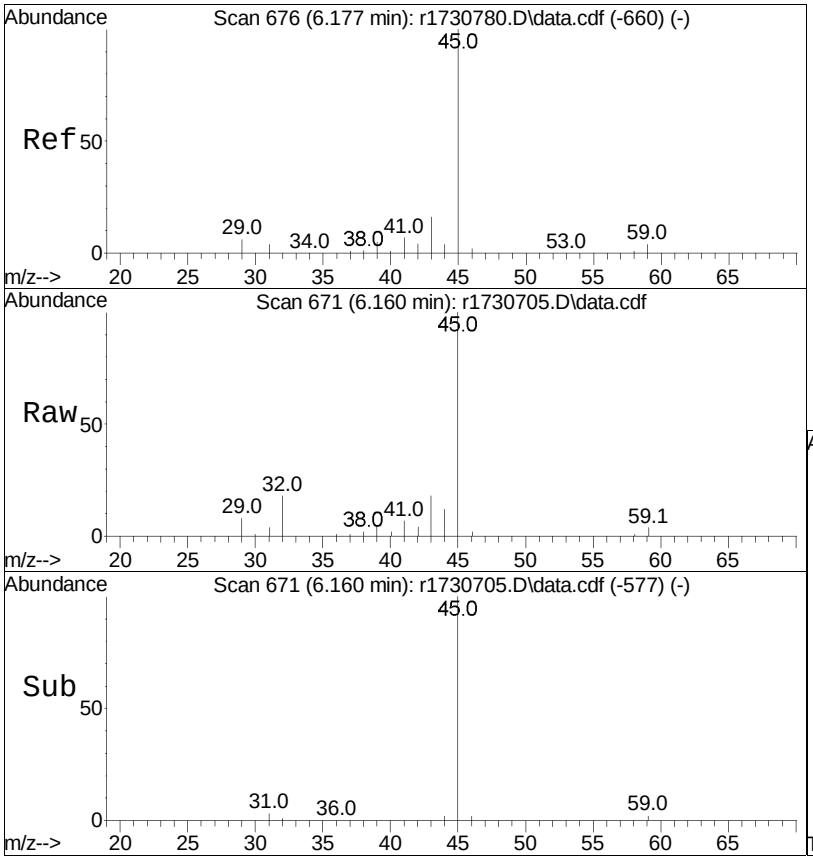

#22
isopropyl alcohol
Concen: 3.47 ppbV
RT: 6.160 min Scan# 671
Delta R.T. -0.017 min
Lab File: r1730705.D
Acq: 10 Jan 2023 6:39 PM

Tgt Ion: 45 Resp: 67927

Ion	Ratio	Lower	Upper
45	100		
59	3.8	4.1	6.1#

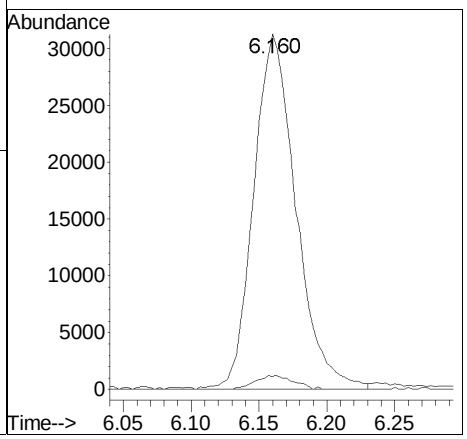

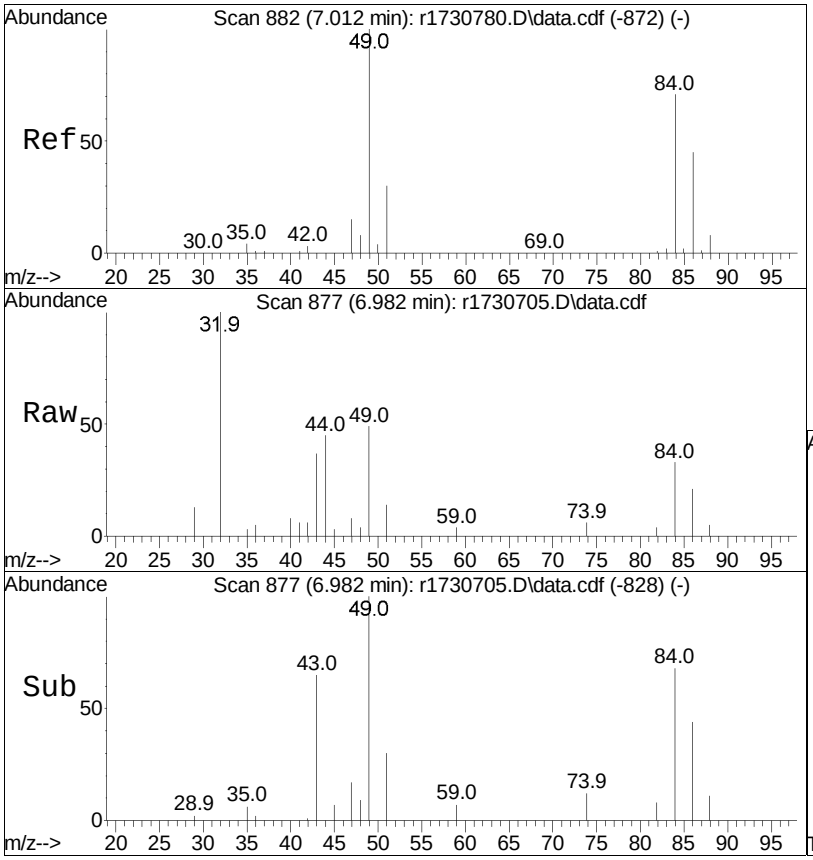

#28
methylene chloride
Concen: 0.40 ppbV
RT: 6.982 min Scan# 877
Delta R.T. -0.030 min
Lab File: r1730705.D
Acq: 10 Jan 2023 6:39 PM

Tgt Ion: 49 Resp: 5615

Ion	Ratio	Lower	Upper
49	100		
84	68.0	63.2	94.8

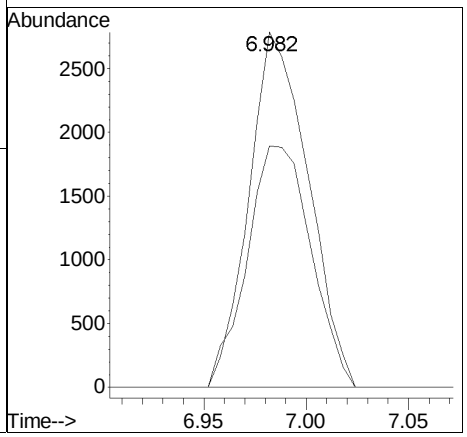

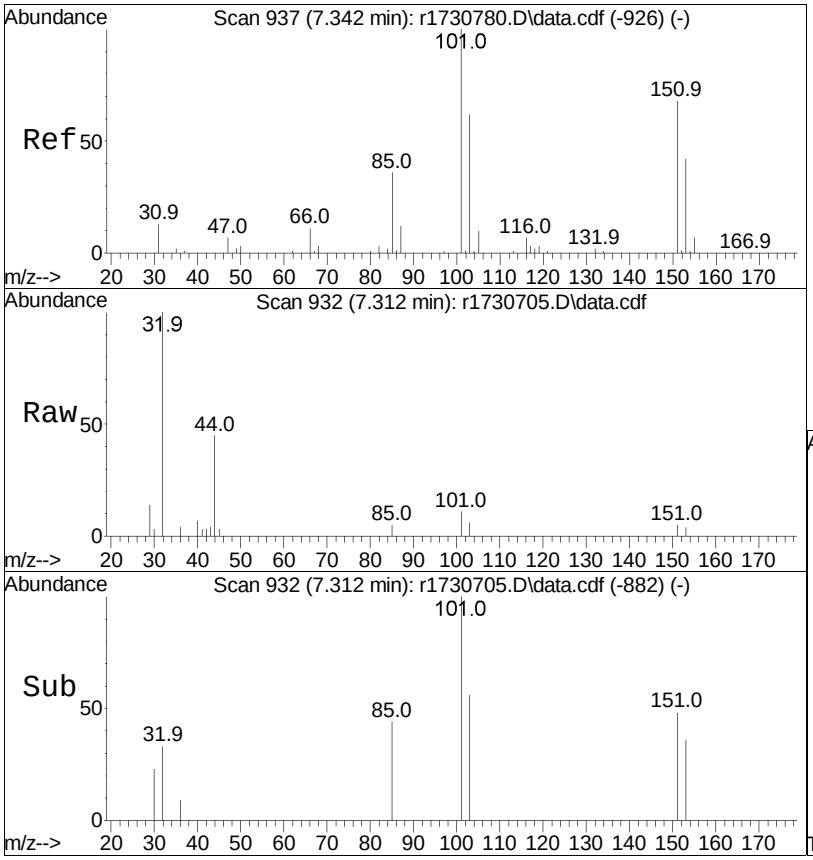

#31
Freon 113
Concen: 0.07 ppbV
RT: 7.312 min Scan# 932
Delta R.T. -0.030 min
Lab File: r1730705.D
Acq: 10 Jan 2023 6:39 PM

Tgt Ion:101 Resp: 1565

Ion	Ratio	Lower	Upper
101	100		
85	44.0	29.1	43.7#
151	48.5	53.8	80.6#

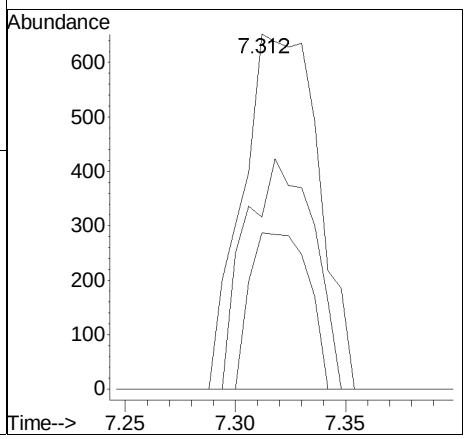

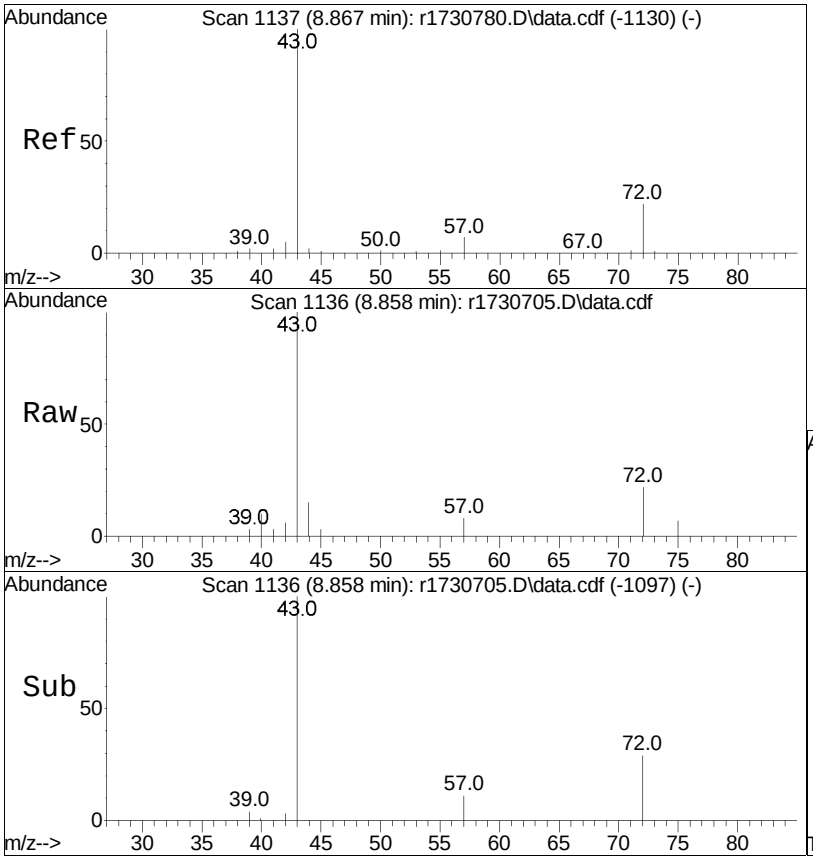

#36
2-butanone
Concen: 0.49 ppbV m
RT: 8.858 min Scan# 1136
Delta R.T. -0.008 min
Lab File: r1730705.D
Acq: 10 Jan 2023 6:39 PM

Tgt Ion: 43 Resp: 13608

Ion	Ratio	Lower	Upper
43	100		
72	21.8	20.5	30.7
57	8.0	7.0	10.6

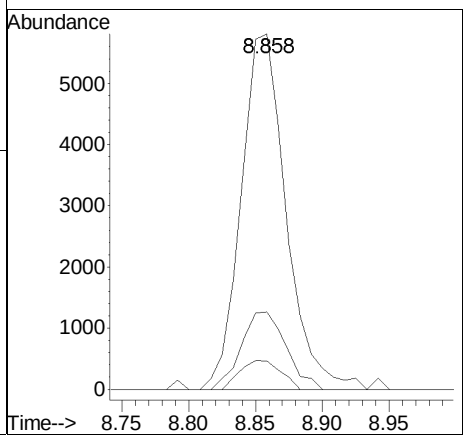

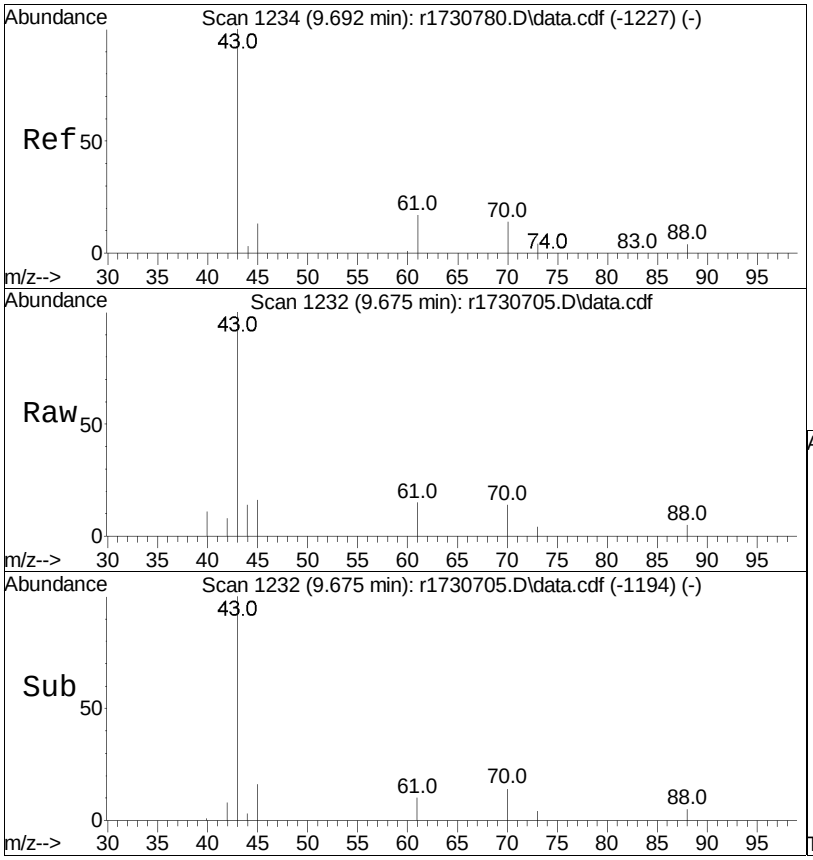

#38
Ethyl Acetate
Concen: 0.42 ppbV
RT: 9.675 min Scan# 1232
Delta R.T. -0.017 min
Lab File: r1730705.D
Acq: 10 Jan 2023 6:39 PM

Tgt Ion: 61 Resp: 1898

Ion	Ratio	Lower	Upper
61	100		
70	92.3	61.7	92.5
43	654.0	496.3	744.5

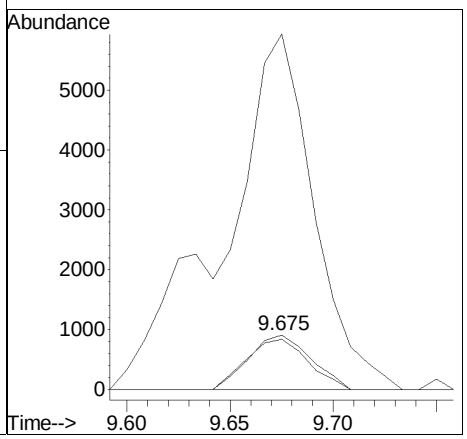

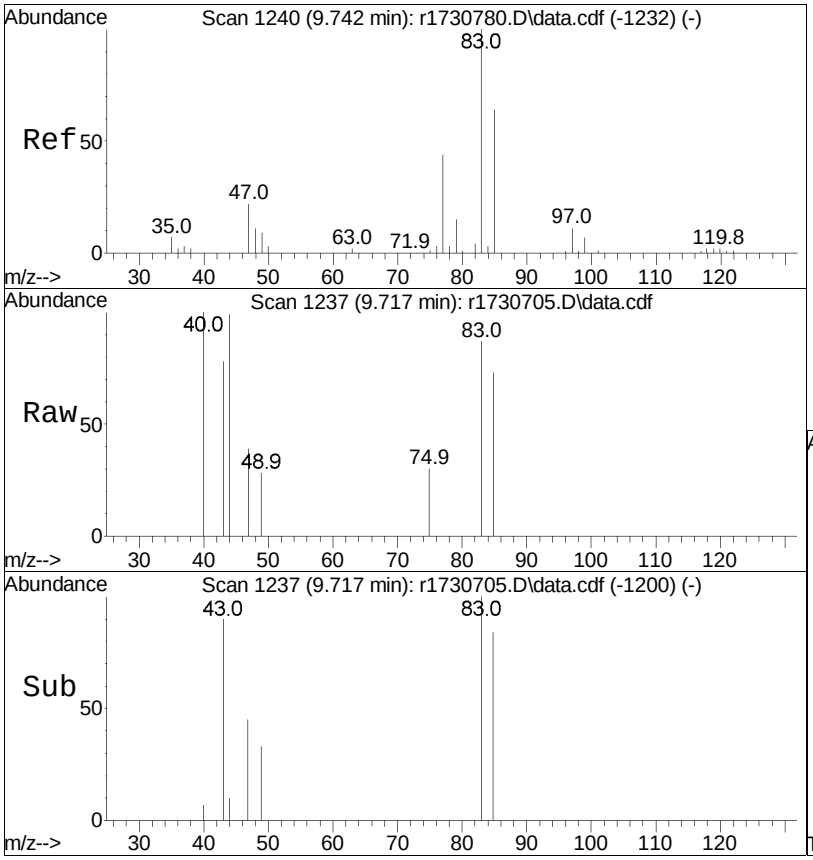

#39
chloroform
Concen: 0.05 ppbV
RT: 9.717 min Scan# 1237
Delta R.T. -0.025 min
Lab File: r1730705.D
Acq: 10 Jan 2023 6:39 PM

Tgt Ion: 83 Resp: 1109

Ion	Ratio	Lower	Upper
83	100		
85	84.2	53.1	79.7#
47	44.9	17.2	25.8#

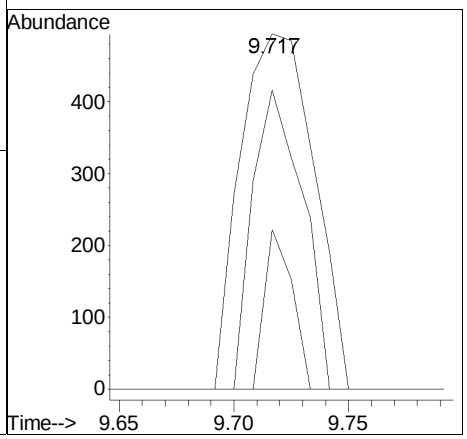

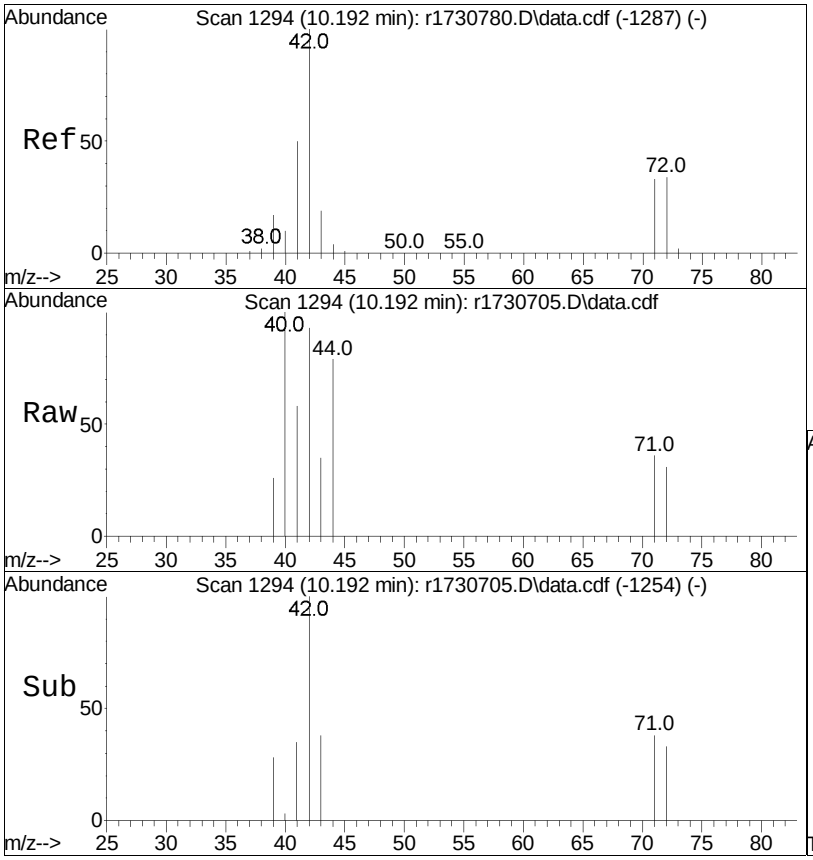

#40
Tetrahydrofuran
Concen: 0.12 ppbV
RT: 10.192 min Scan# 1294
Delta R.T. 0.000 min
Lab File: r1730705.D
Acq: 10 Jan 2023 6:39 PM

Tgt Ion: 42 Resp: 2031

Ion	Ratio	Lower	Upper
42	100		
71	38.5	31.0	46.4
72	33.1	32.3	48.5

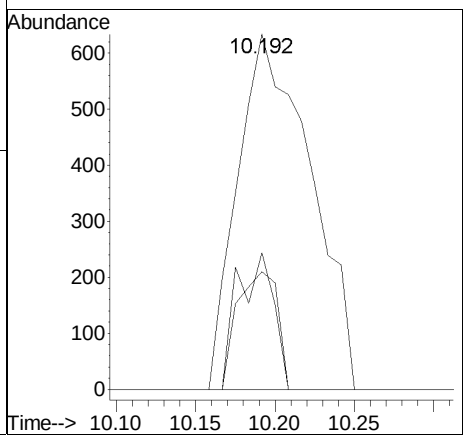

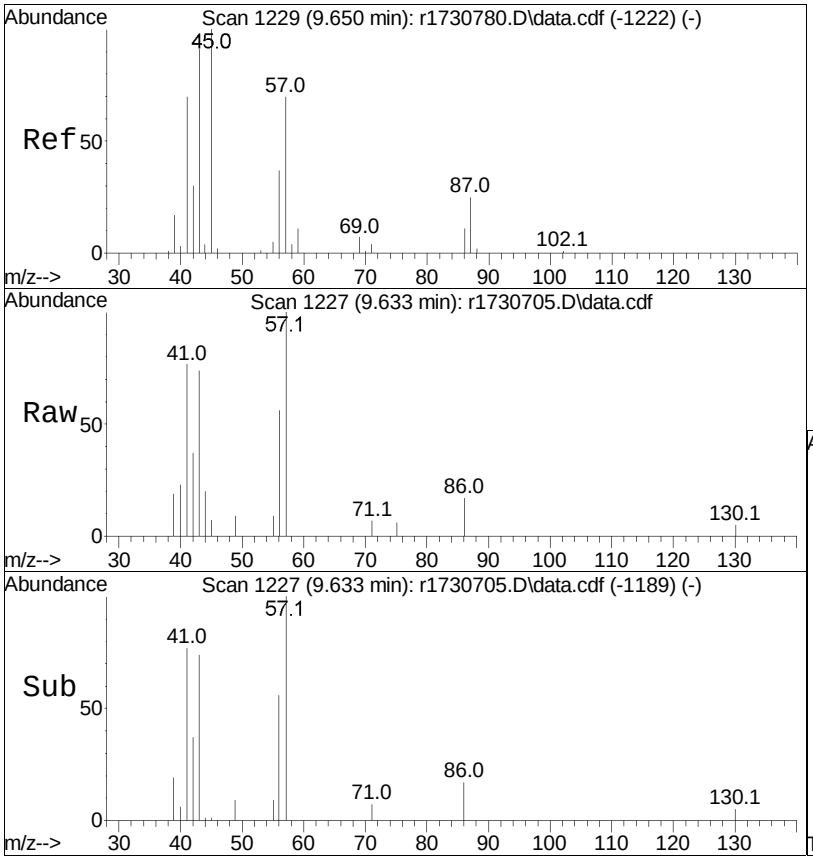

#44
hexane
Concen: 0.30 ppbV
RT: 9.633 min Scan# 1227
Delta R.T. -0.017 min
Lab File: r1730705.D
Acq: 10 Jan 2023 6:39 PM

Tgt Ion: 57 Resp: 6709

Ion	Ratio	Lower	Upper
57	100		
43	74.2	83.0	124.6#
86	16.5	11.4	17.2

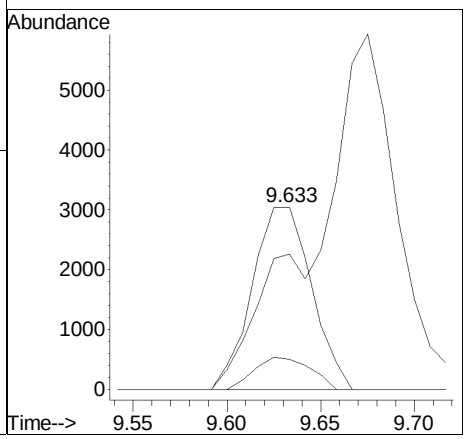

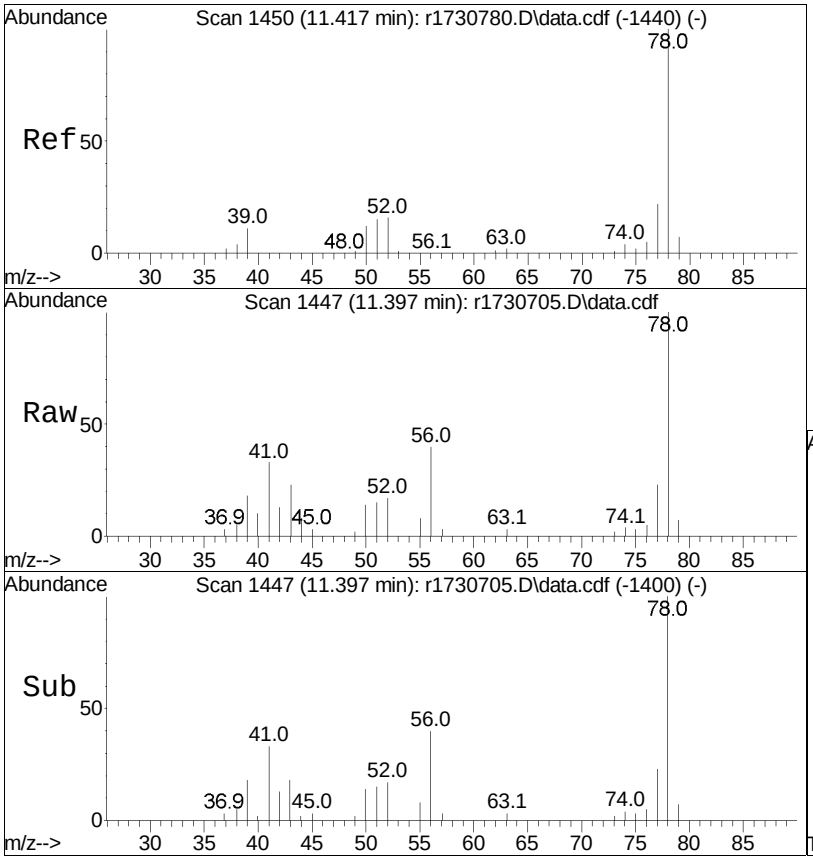

#50
benzene
Concen: 0.43 ppbV
RT: 11.397 min Scan# 1447
Delta R.T. -0.020 min
Lab File: r1730705.D
Acq: 10 Jan 2023 6:39 PM

Tgt Ion: 78 Resp: 18378

Ion	Ratio	Lower	Upper
78	100		
52	17.4	13.7	20.5

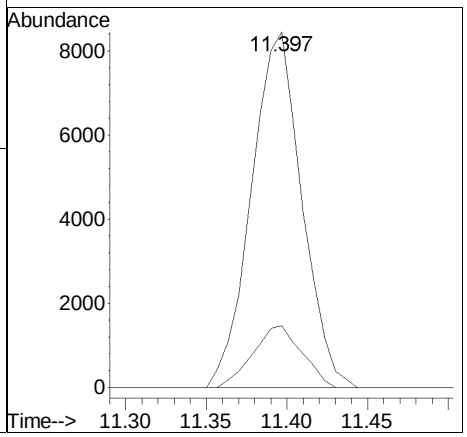

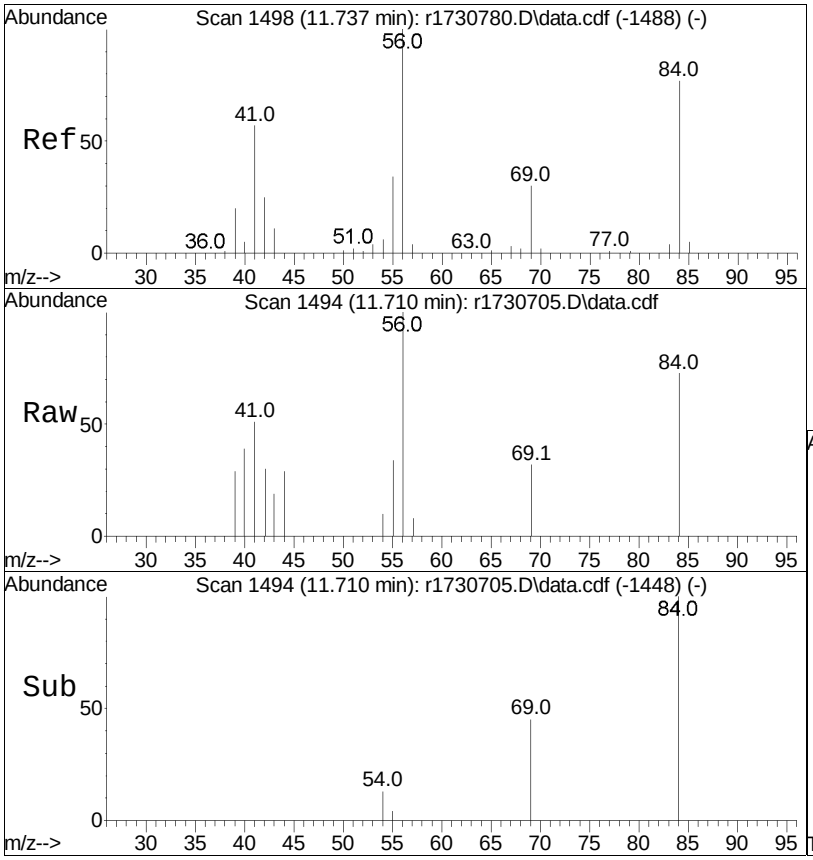

#53
cyclohexane
Concen: 0.19 ppbV
RT: 11.710 min Scan# 1494
Delta R.T. -0.027 min
Lab File: r1730705.D
Acq: 10 Jan 2023 6:39 PM

Tgt Ion: 56 Resp: 4340

Ion	Ratio	Lower	Upper
56	100		
84	72.7	58.2	87.2
41	51.5	33.8	50.8#

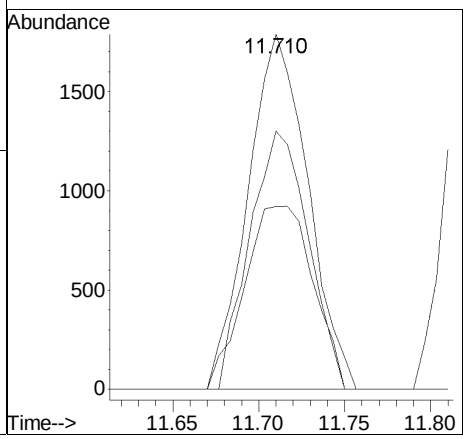

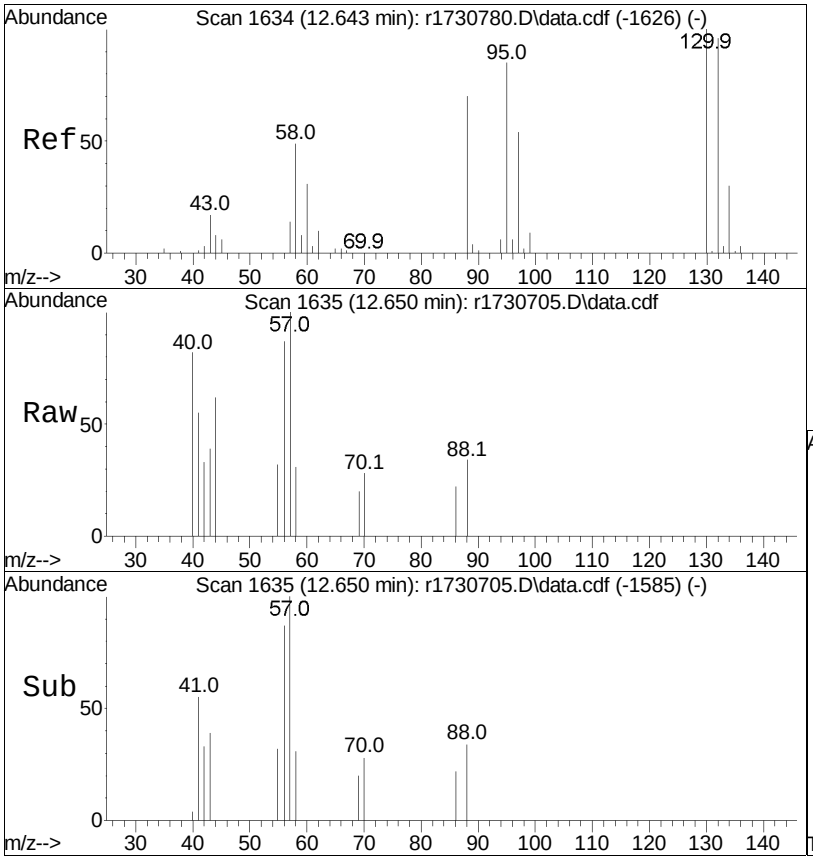

#58
1,4-dioxane
Concen: 0.06 ppbV
RT: 12.650 min Scan# 1635
Delta R.T. 0.007 min
Lab File: r1730705.D
Acq: 10 Jan 2023 6:39 PM

Tgt Ion: 88 Resp: 479

Ion	Ratio	Lower	Upper
88	100		
58	90.5	60.0	90.0#

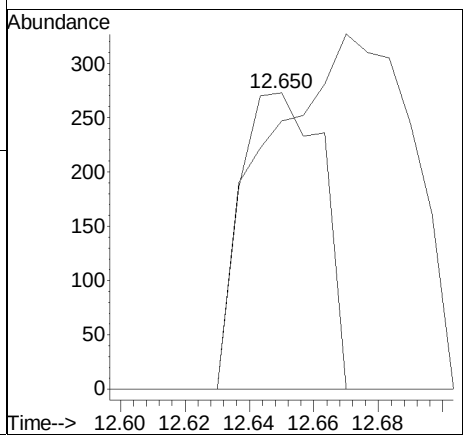

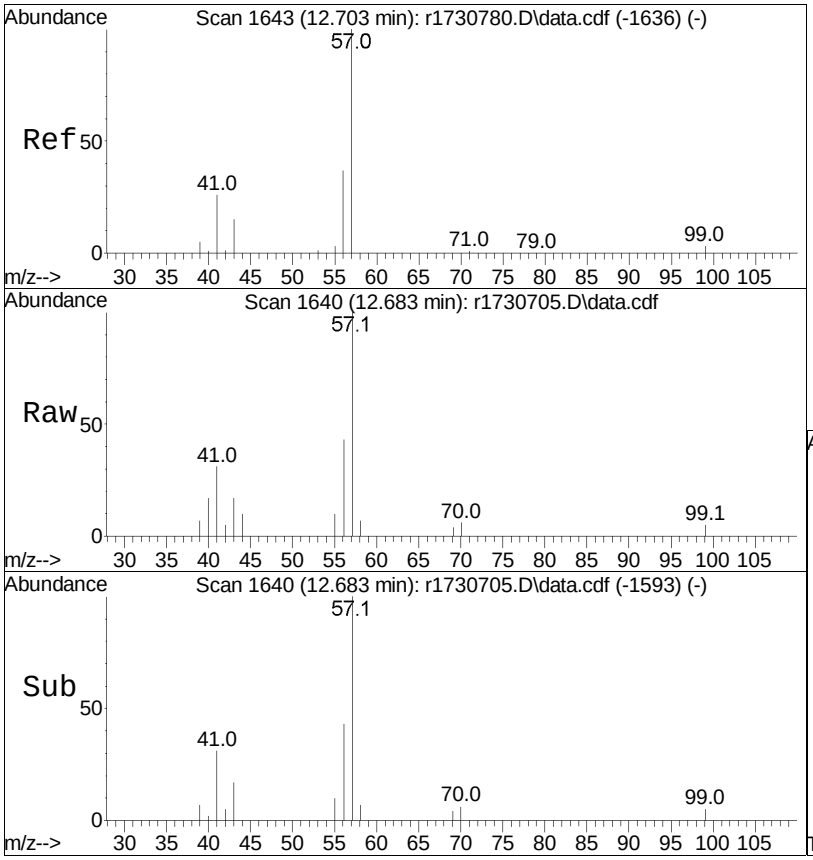

#60
2,2,4-trimethylpentane
Concen: 0.14 ppbV
RT: 12.683 min Scan# 1640
Delta R.T. -0.020 min
Lab File: r1730705.D
Acq: 10 Jan 2023 6:39 PM

Tgt Ion: 57 Resp: 10627

Ion	Ratio	Lower	Upper
57	100		
99	5.2	3.8	5.8
41	31.0	15.6	23.4#

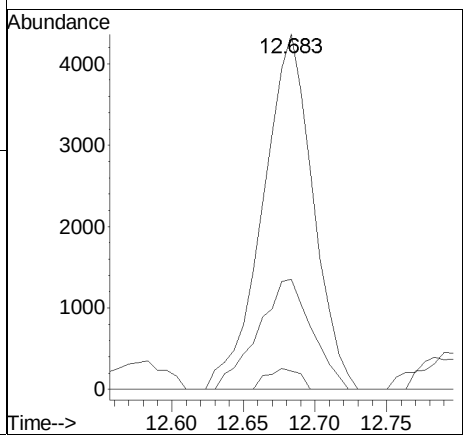

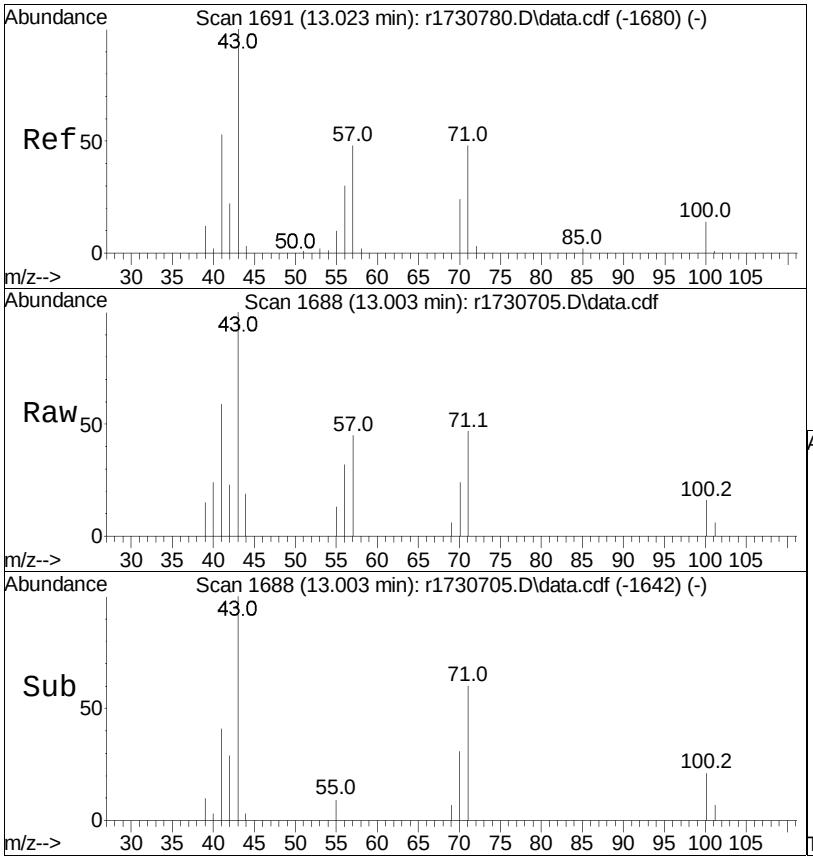

#62
heptane
Concen: 0.20 ppbV m
RT: 13.003 min Scan# 1688
Delta R.T. -0.020 min
Lab File: r1730705.D
Acq: 10 Jan 2023 6:39 PM

Tgt Ion: 43 Resp: 6093

Ion	Ratio	Lower	Upper
43	100		
57	44.7	49.5	74.3#
100	16.4	14.7	22.1

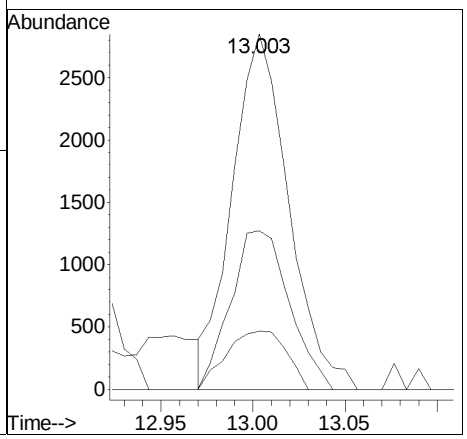

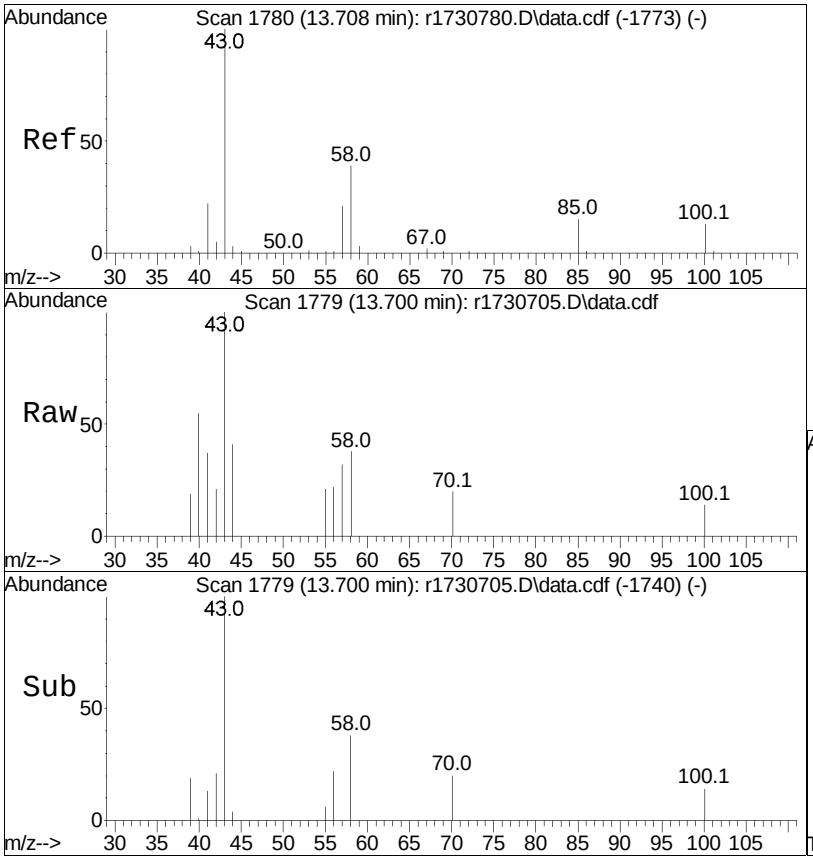

#64
4-methyl-2-pentanone
Concen: 0.12 ppbV
RT: 13.700 min Scan# 1779
Delta R.T. -0.008 min
Lab File: r1730705.D
Acq: 10 Jan 2023 6:39 PM

Tgt Ion: 43 Resp: 3849

Ion	Ratio	Lower	Upper
43	100		
58	37.6	41.2	61.8#
100	14.1	13.2	19.8

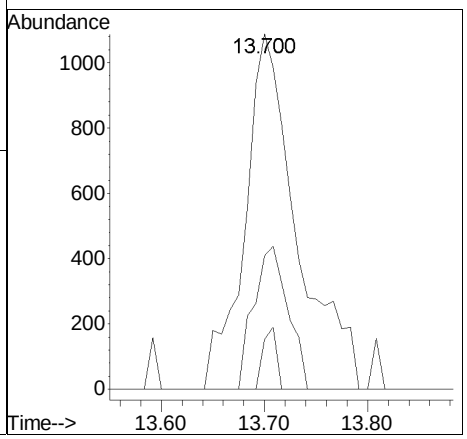

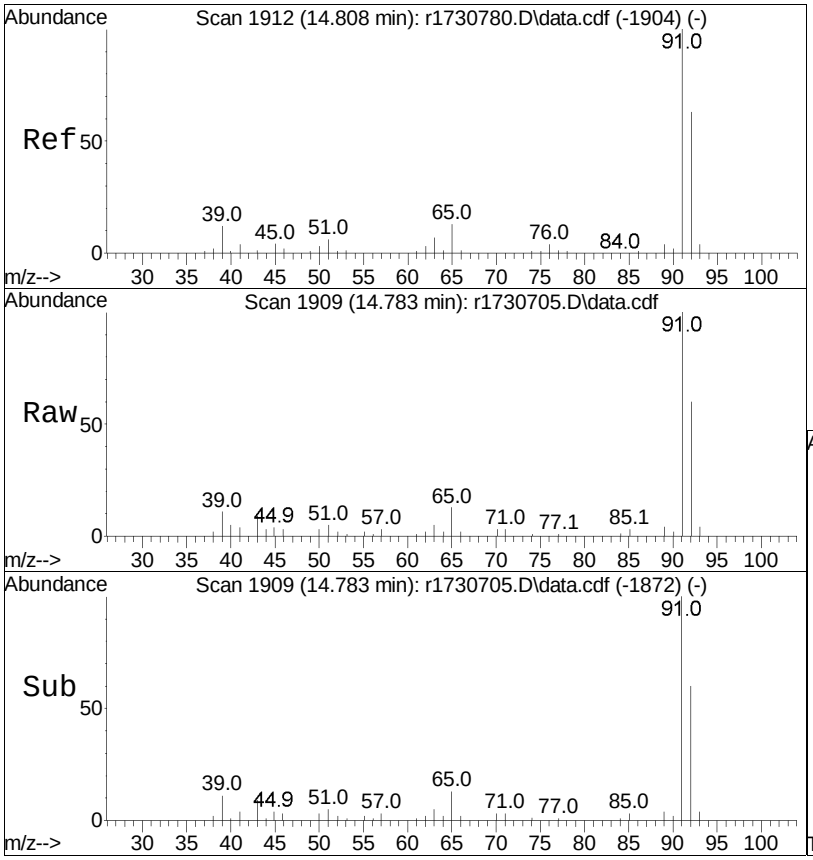

#68
toluene
Concen: 0.68 ppbV
RT: 14.783 min Scan# 1909
Delta R.T. -0.025 min
Lab File: r1730705.D
Acq: 10 Jan 2023 6:39 PM

Tgt Ion: 91 Resp: 34727

Ion	Ratio	Lower	Upper
91	100		
92	59.5	50.9	76.3

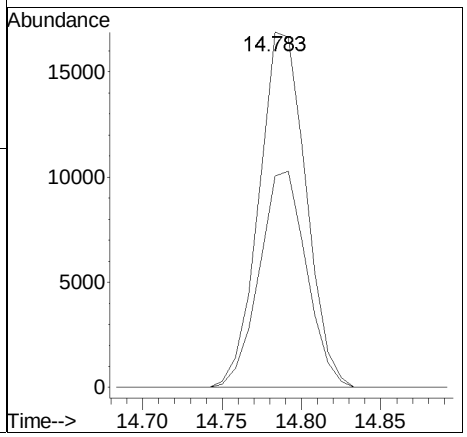

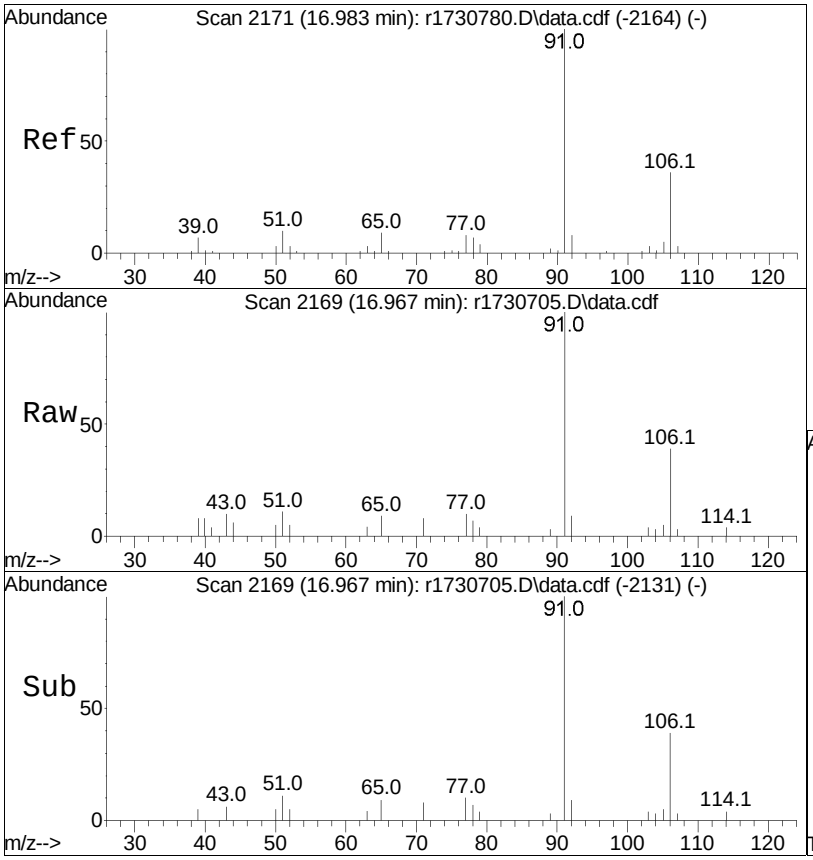

#81
ethylbenzene
Concen: 0.18 ppbV
RT: 16.967 min Scan# 2169
Delta R.T. -0.017 min
Lab File: r1730705.D
Acq: 10 Jan 2023 6:39 PM

Tgt Ion: 91 Resp: 10128

Ion	Ratio	Lower	Upper
91	100		
106	39.0	26.2	39.2

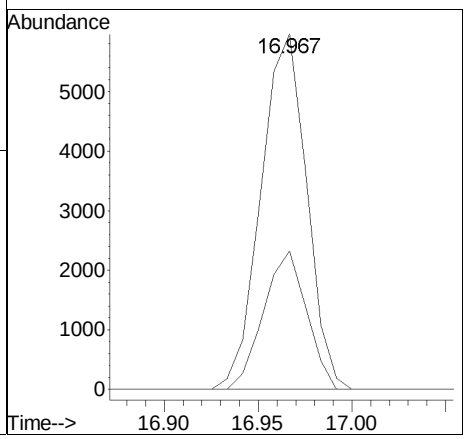

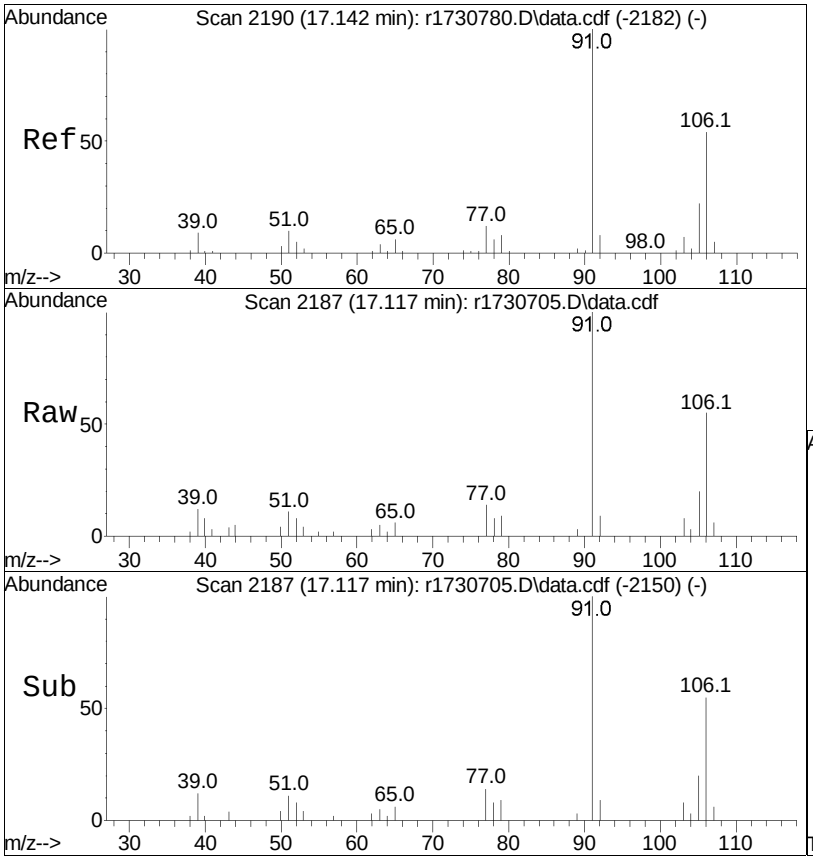

#83
m+p-xylene
Concen: 0.37 ppbV
RT: 17.117 min Scan# 2187
Delta R.T. -0.025 min
Lab File: r1730705.D
Acq: 10 Jan 2023 6:39 PM

Tgt Ion: 91 Resp: 16827

Ion	Ratio	Lower	Upper
91	100		
106	55.4	40.5	60.7

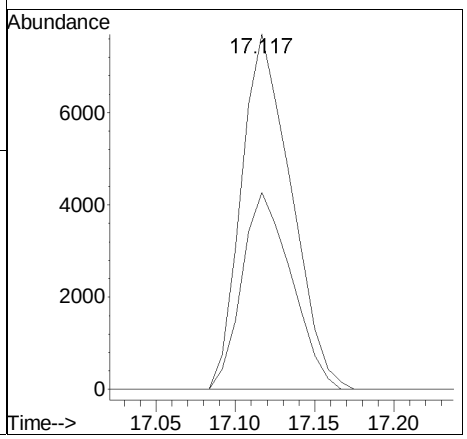

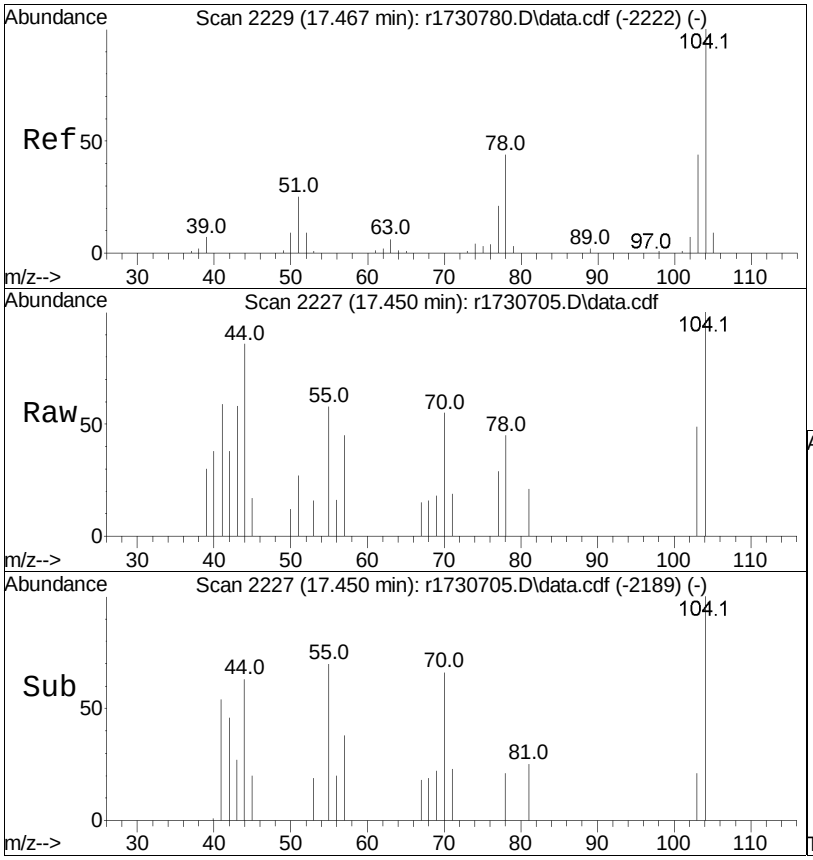

#85
styrene
Concen: 0.06 ppbV
RT: 17.450 min Scan# 2227
Delta R.T. -0.017 min
Lab File: r1730705.D
Acq: 10 Jan 2023 6:39 PM

Tgt Ion:104 Resp: 2197

Ion	Ratio	Lower	Upper
104	100		
103	48.8	34.9	52.3
78	45.0	31.7	47.5

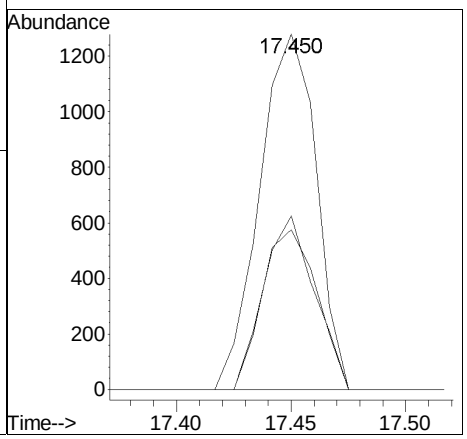

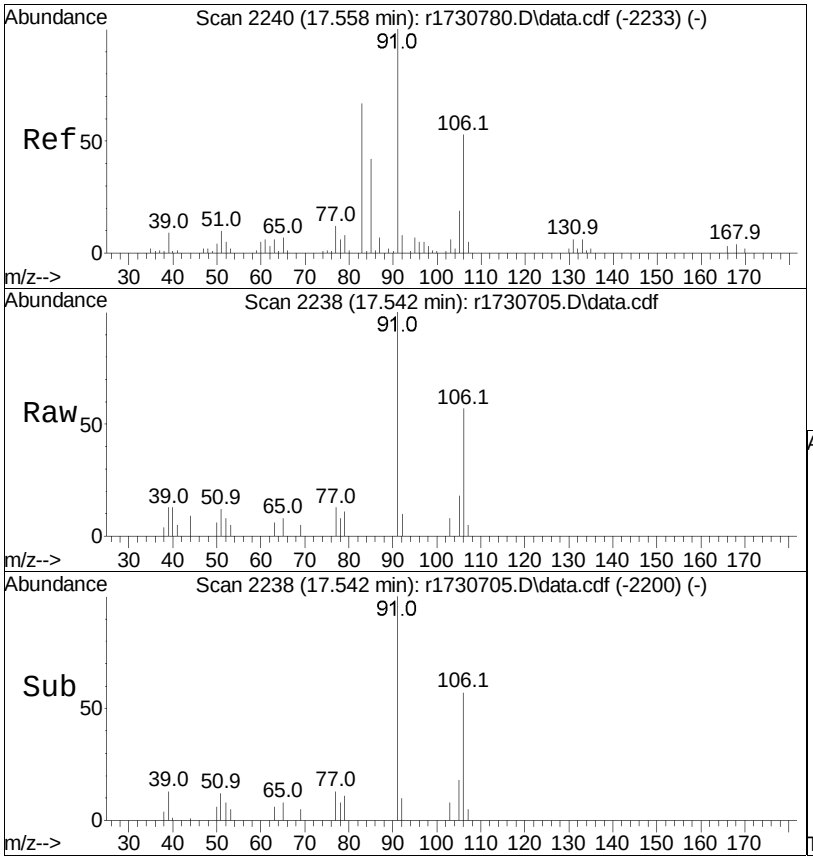

#87
o-xylene
Concen: 0.14 ppbV
RT: 17.542 min Scan# 2238
Delta R.T. -0.017 min
Lab File: r1730705.D
Acq: 10 Jan 2023 6:39 PM

Tgt Ion: 91 Resp: 6340

Ion	Ratio	Lower	Upper
91	100		
106	57.3	39.7	59.5

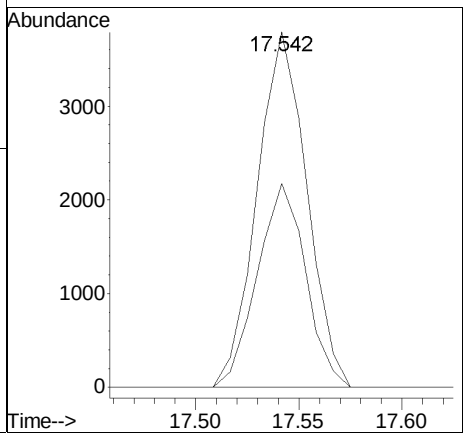

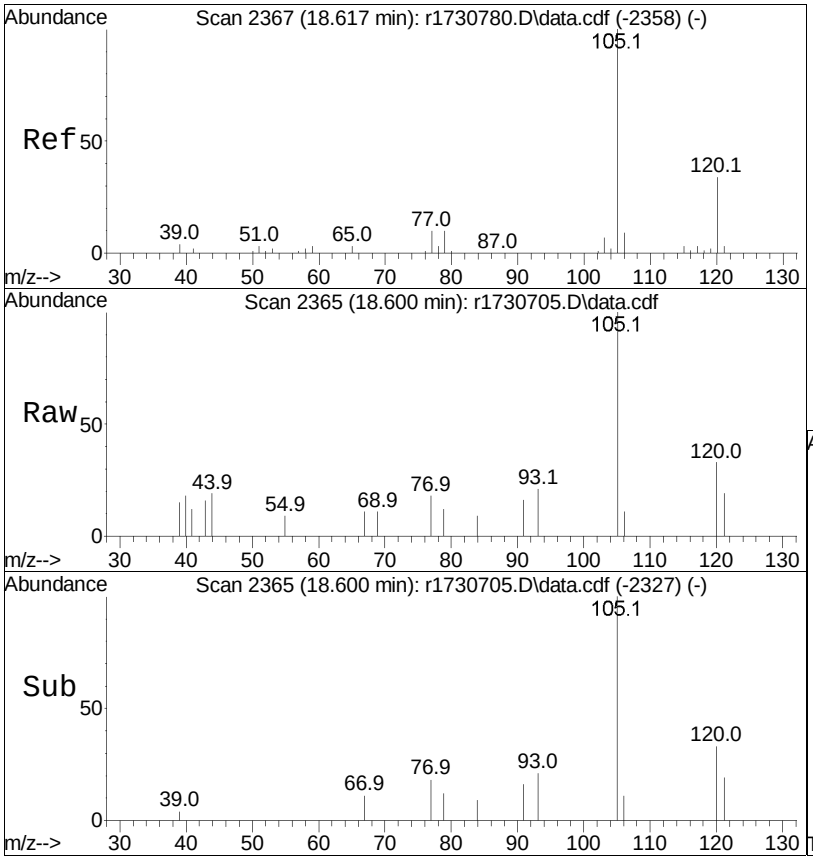

#96
4-ethyl toluene
Concen: 0.04 ppbV m
RT: 18.600 min Scan# 2365
Delta R.T. -0.017 min
Lab File: r1730705.D
Acq: 10 Jan 2023 6:39 PM

Tgt Ion:105 Resp: 2489

Ion	Ratio	Lower	Upper
105	100		
120	33.0	27.9	41.9
91	16.3	8.5	12.7#

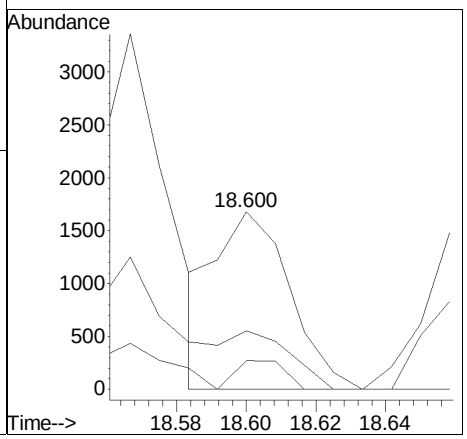

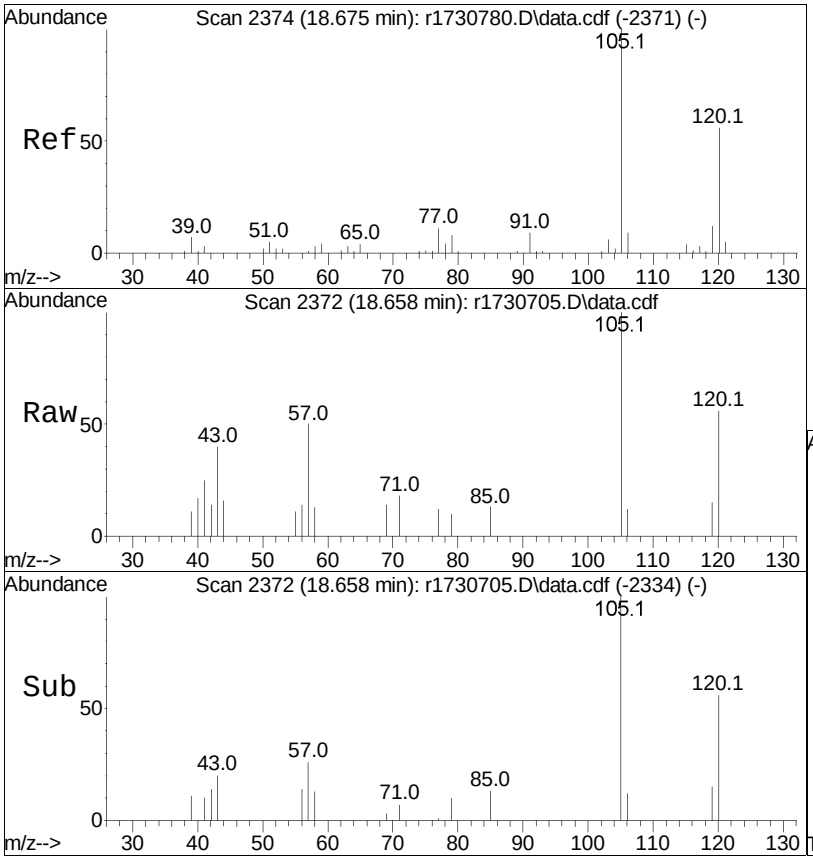

#97
1,3,5-trimethylbenzene
Concen: 0.05 ppbV
RT: 18.658 min Scan# 2372
Delta R.T. -0.017 min
Lab File: r1730705.D
Acq: 10 Jan 2023 6:39 PM

Tgt Ion:105 Resp: 2406

Ion	Ratio	Lower	Upper
105	100		
120	56.1	44.1	66.1
91	0.0	7.9	11.9#

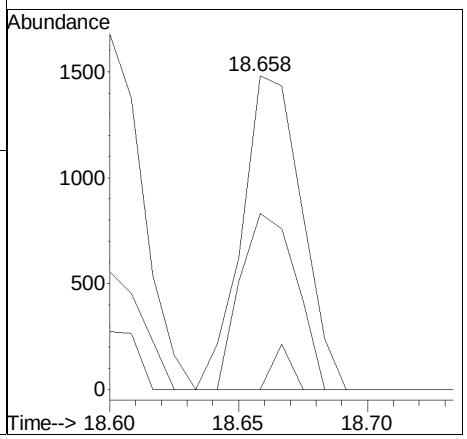

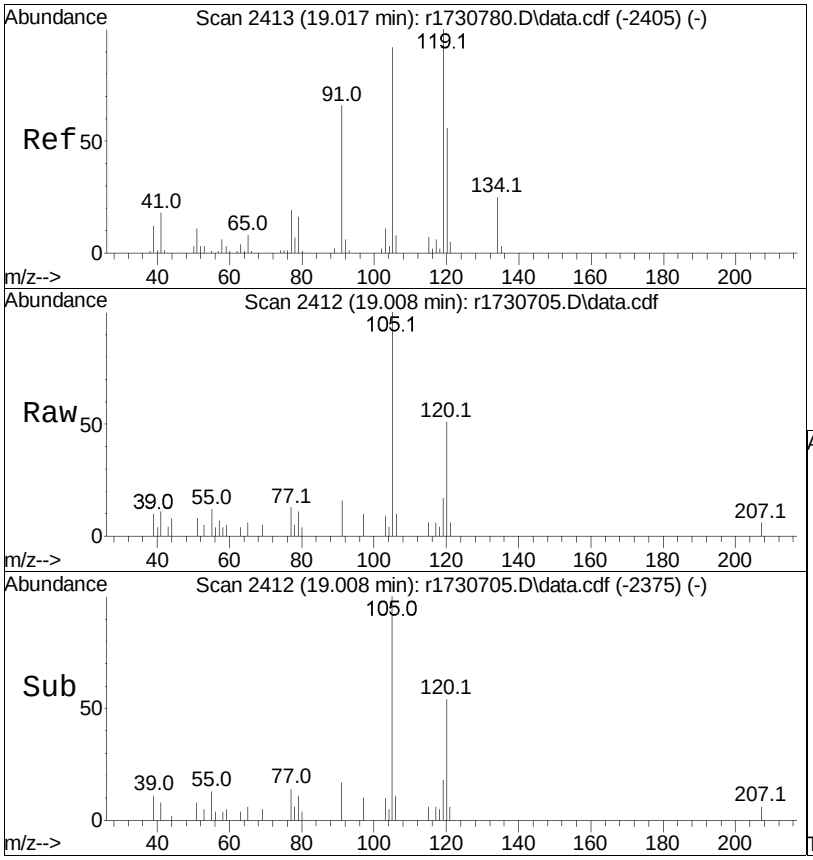

#99
1,2,4-trimethylbenzene
Concen: 0.14 ppbV
RT: 19.008 min Scan# 2412
Delta R.T. -0.008 min
Lab File: r1730705.D
Acq: 10 Jan 2023 6:39 PM

Tgt Ion:105 Resp: 6848

Ion	Ratio	Lower	Upper
105	100		
120	50.8	47.4	71.0
91	15.8	53.8	80.6#

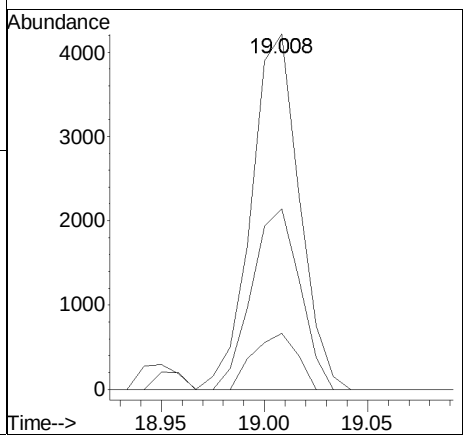

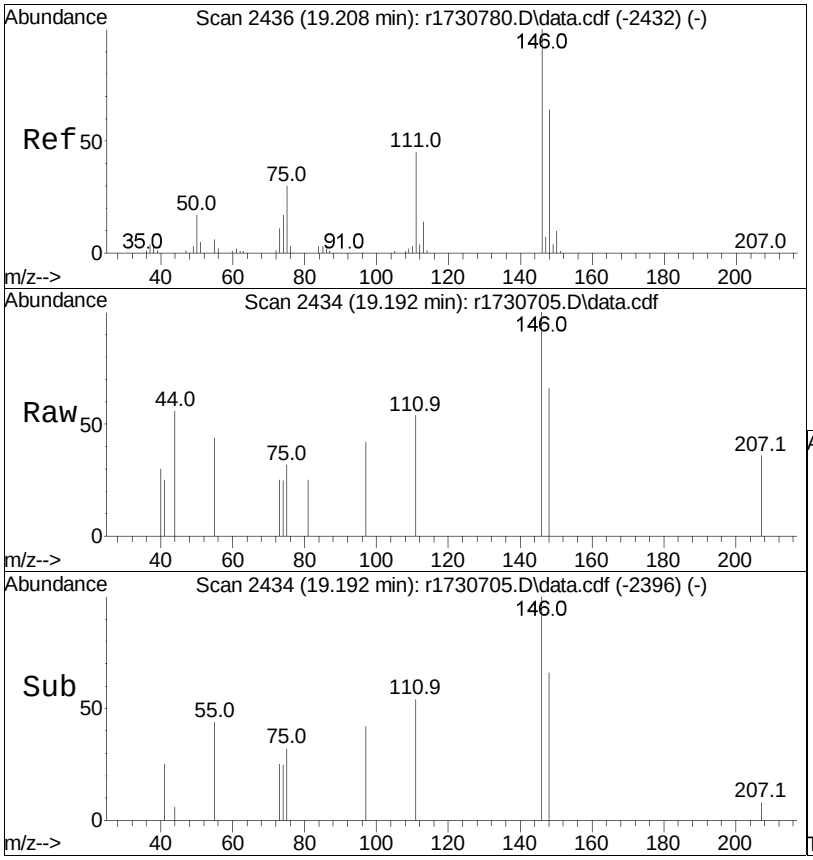

#103
1,4-dichlorobenzene
Concen: 0.03 ppbV
RT: 19.192 min Scan# 2434
Delta R.T. -0.017 min
Lab File: r1730705.D
Acq: 10 Jan 2023 6:39 PM

Tgt Ion:146 Resp: 937

Ion	Ratio	Lower	Upper
146	100		
111	54.4	33.5	50.3#
75	32.1	22.1	33.1

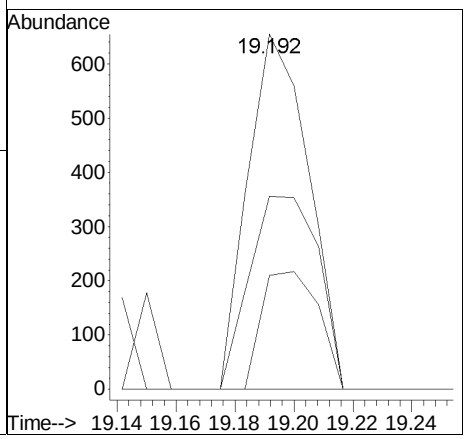

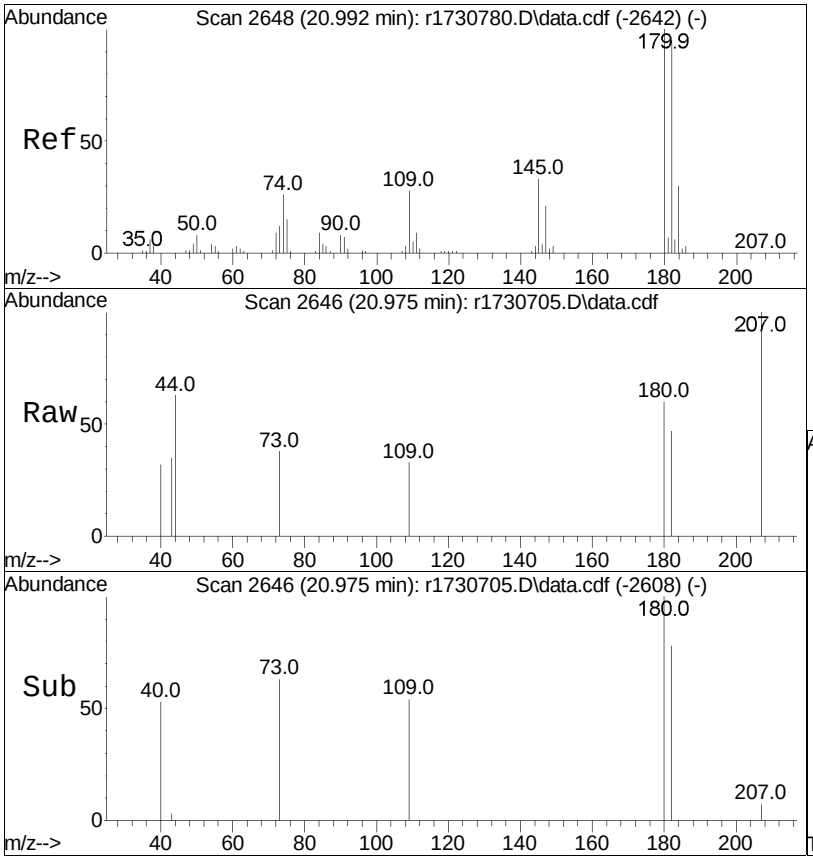

#115
1,2,4-trichlorobenzene
Concen: 0.03 ppbV
RT: 20.975 min Scan# 2646
Delta R.T. -0.017 min
Lab File: r1730705.D
Acq: 10 Jan 2023 6:39 PM

Tgt Ion:180 Resp: 443

Ion	Ratio	Lower	Upper
180	100		
145	0.0	24.0	36.0#
109	54.2	18.3	27.5#

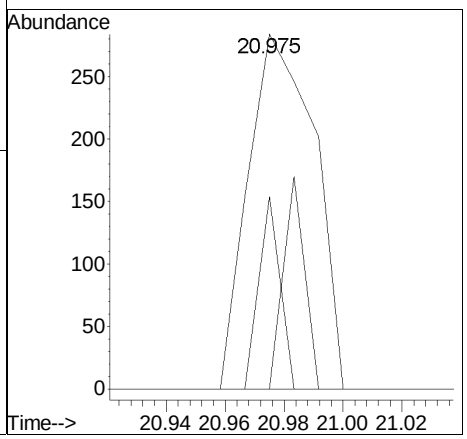

Manual Integration/Negative Proof Report

Data Path : O:\Forensics\Data\Airlab17\QMethod : TFS17_230109.M
Data File : r1730705.D Operator : AIRLAB17:TJS
Date Inj'd : 1/10/2020 0:6: 9 Instrument :
Sample : L2300996-12,3,250,250 Quant Date : 1/10/2023 11:25 pm

Compound #19: acetone

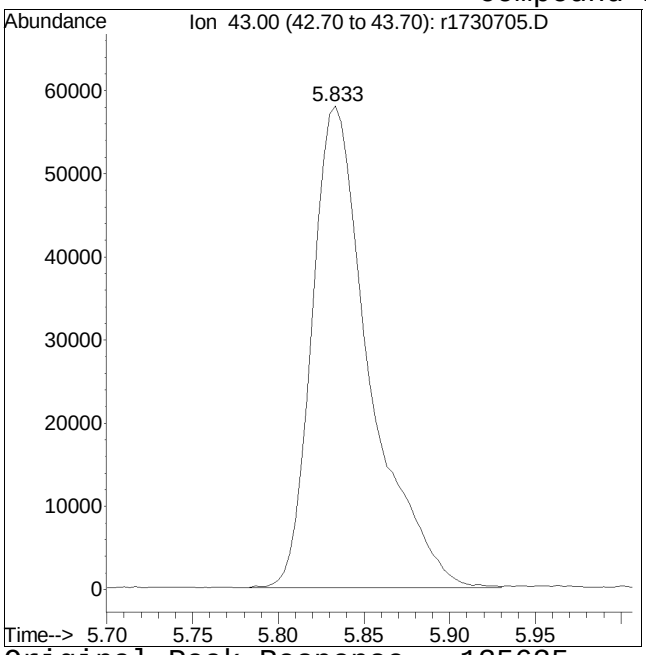

Original Peak Response = 135635

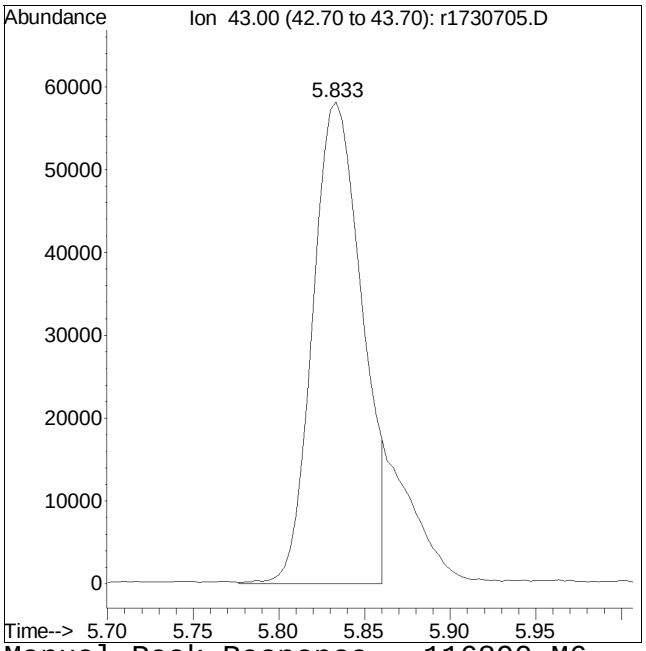

Manual Peak Response = 116890 M6

M6 = Misassignment of peak valley by automated integration (poor split of 2 peaks).

Manual Integration/Negative Proof Report

Data Path : O:\Forensics\Data\Airlab17\QMethod : TFS17_230109.M
Data File : r1730705.D Operator : AIRLAB17:TJS
Date Inj'd : 1/10/2020 0:6: 9 Instrument :
Sample : L2300996-12,3,250,250 Quant Date : 1/10/2023 11:25 pm

Compound #36: 2-butanone

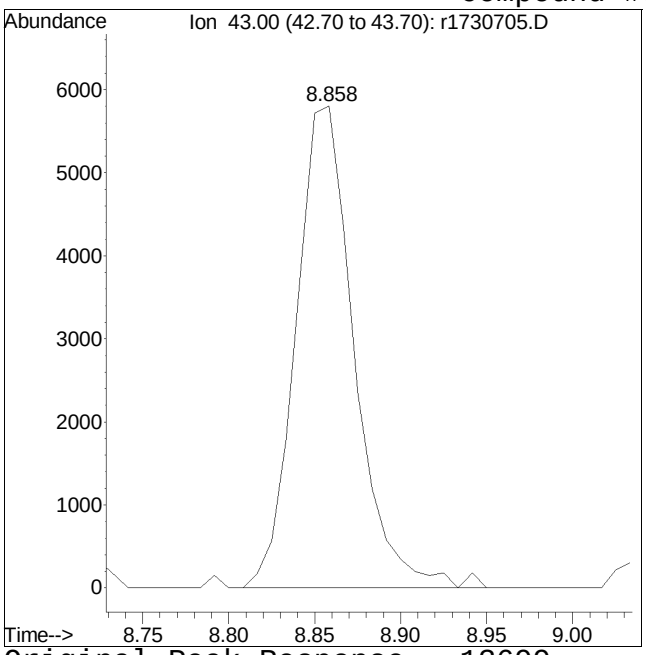

Original Peak Response = 13699

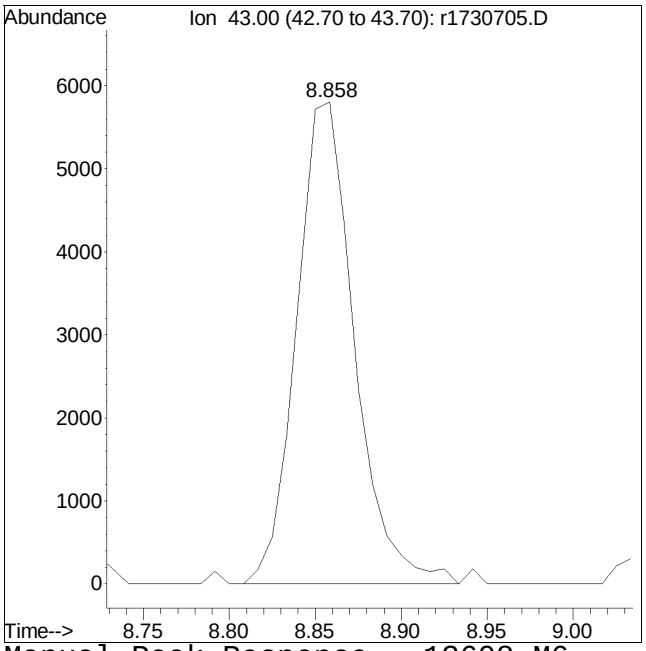

Manual Peak Response = 13608 M6

M6 = Misassignment of peak valley by automated integration (poor split of 2 peaks).

Manual Integration/Negative Proof Report

Data Path : O:\Forensics\Data\Airlab17\QMethod : TFS17_230109.M
Data File : r1730705.D Operator : AIRLAB17:TJS
Date Inj'd : 1/10/2020 0:6: 9 Instrument :
Sample : L2300996-12,3,250,250 Quant Date : 1/10/2023 11:25 pm

Compound #62: heptane

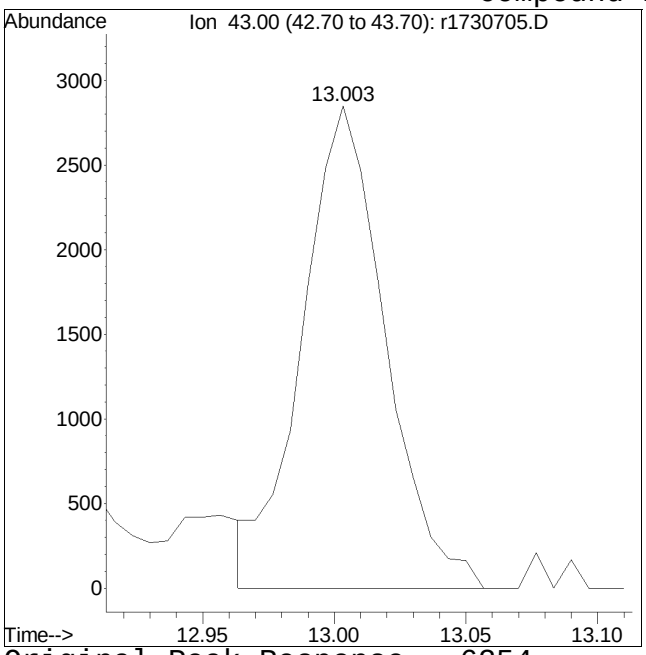

Original Peak Response = 6254

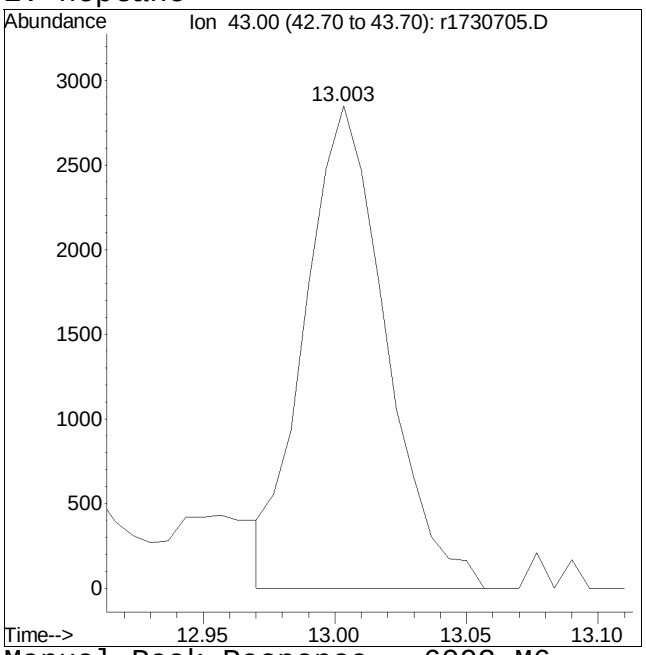

Manual Peak Response = 6093 M6

M6 = Misassignment of peak valley by automated integration (poor split of 2 peaks).

Manual Integration/Negative Proof Report

Data Path : O:\Forensics\Data\Airlab17\QMethod : TFS17_230109.M
Data File : r1730705.D Operator : AIRLAB17:TJS
Date Inj'd : 1/10/2020 0:6: 9 Instrument :
Sample : L2300996-12,3,250,250 Quant Date : 1/10/2023 11:25 pm

Compound #96: 4-ethyl toluene

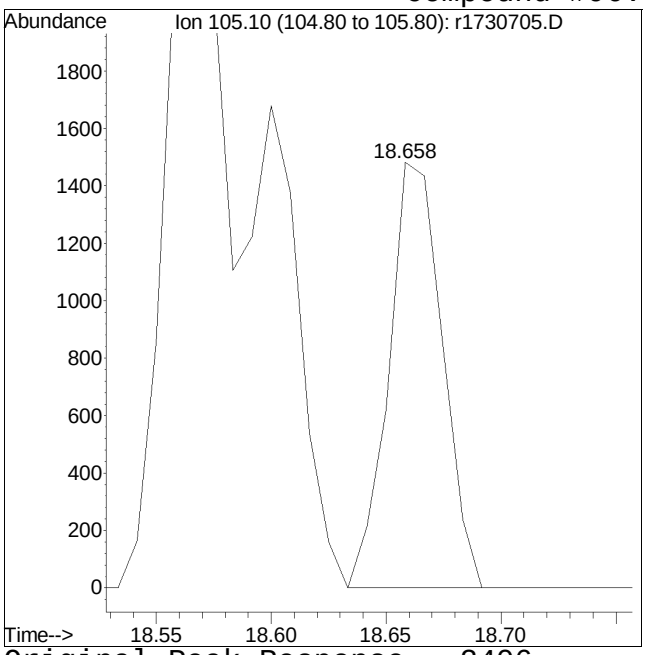

Original Peak Response = 2406

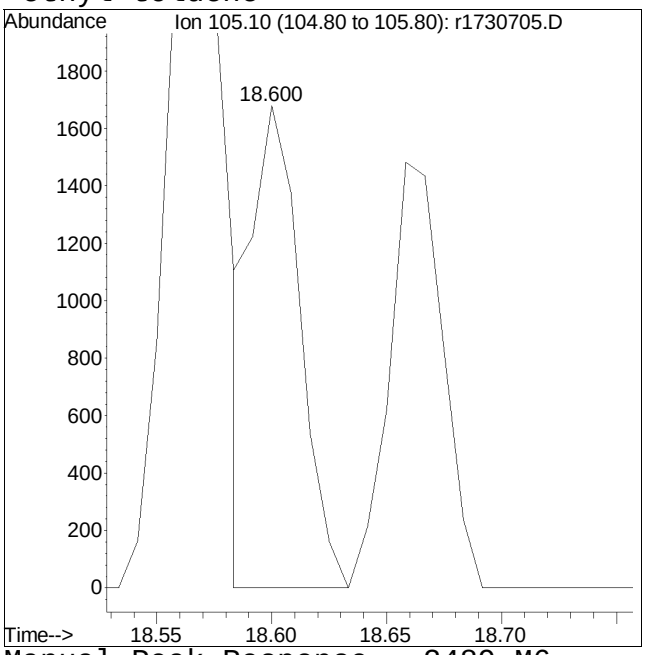

Manual Peak Response = 2489 M6

M6 = Misassignment of peak valley by automated integration (poor split of 2 peaks).

Quantitation Report (QT Reviewed)

Data Path : O:\Forensics\Data\Airlab17\2023\01\0110T\
Data File : r1730708.D
Acq On : 10 Jan 2023 8:37 PM
Operator : AIRLAB17:TJS
Sample : L2300996-01,3,250,250
Misc : WG1731941,ICAL19642
ALS Vial : 0 Sample Multiplier: 1

Quant Time: Jan 11 08:33:00 2023
Quant Method : O:\Forensics\Data\Airlab17\2023\01\0110T\TFS17_230109.M
Quant Title : TO-14A/TO-15 SIM/Full Scan Analysis
QLast Update : Tue Jan 10 06:15:19 2023
Response via : Initial Calibration

CCAL FILE : O:\Forensics\Data\Airlab17\2023\01\0110T\r1730700.D
Sub List : TO15-NY-7-SIM - .

Compound	R.T.	QIon	Response	Conc	Units	Dev(Min)
Internal Standards						
1) bromochloromethane	9.558	49	251213	10.000	ppbV	-0.03
Standard Area = 253748			Recovery =	99.00%		
43) 1,4-difluorobenzene	11.830	114	822931	10.000	ppbV	-0.03
Standard Area = 836214			Recovery =	98.41%		
67) chlorobenzene-D5	16.575	54	108626	10.000	ppbV	-0.02
Standard Area = 108814			Recovery =	99.83%		
System Monitoring Compounds						
Target Compounds						Qvalue
5) dichlorodifluoromethane	3.940	85	9510	0.459	ppbV	98
6) chloromethane	4.120	50	5306	0.484	ppbV	100
7) Freon-114	4.252		0	N.D.		
10) 1,3-butadiene	4.546	54	982	0.106	ppbV	85
13) bromomethane	0.000		0	N.D.		
14) chloroethane	0.000		0	N.D.		
15) ethanol	5.270	31	6387086	743.989	ppbV #	63
17) vinyl bromide	0.000		0	N.D.		
19) acetone	5.833	43	171027M6	10.743	ppbV	
21) trichlorofluoromethane	6.037	101	3589	0.194	ppbV	89
22) isopropyl alcohol	6.170	45	39955	1.979	ppbV	97
27) tertiary butyl alcohol	6.904	59	11982	0.670	ppbV #	64
28) methylene chloride	6.988	49	2529	0.174	ppbV	99
29) 3-chloropropene	7.126		0	N.D.		
30) carbon disulfide	7.282	76	2406	0.066	ppbV #	1
31) Freon 113	7.318	101	1691	0.071	ppbV	96
32) trans-1,2-dichloroethene	8.125	61	4187	0.216	ppbV	95
33) 1,1-dichloroethane	0.000		0	N.D.		
34) MTBE	0.000		0	N.D.		
36) 2-butanone	8.850	43	10135	0.353	ppbV	96
38) Ethyl Acetate	0.000		0	N.D.		
39) chloroform	9.717	83	8614	0.402	ppbV	94
40) Tetrahydrofuran	10.175	42	9228	0.520	ppbV	90
42) 1,2-dichloroethane	10.575		0	N.D.		
44) hexane	9.633	57	4163	0.183	ppbV #	82
50) benzene	11.390	78	14025	0.322	ppbV	97
53) cyclohexane	11.710	56	4654	0.196	ppbV #	87

Data Path : O:\Forensics\Data\Airlab17\2023\01\0110T\
Data File : r1730708.D
Acq On : 10 Jan 2023 8:37 PM
Operator : AIRLAB17:TJS
Sample : L2300996-01,3,250,250
Misc : WG1731941,ICAL19642
ALS Vial : 0 Sample Multiplier: 1

Quant Time: Jan 11 08:33:00 2023
Quant Method : O:\Forensics\Data\Airlab17\2023\01\0110T\TFS17_230109.M
Quant Title : TO-14A/TO-15 SIM/Full Scan Analysis
QLast Update : Tue Jan 10 06:15:19 2023
Response via : Initial Calibration

CCAL FILE : O:\Forensics\Data\Airlab17\2023\01\0110T\r1730700.D
Sub List : TO15-NY-7-SIM - .

Compound	R.T.	QIon	Response	Conc	Units	Dev(Min)
56) 1,2-dichloropropane	0.000		0	N.D.		
57) bromodichloromethane	12.590		0	N.D.		
58) 1,4-dioxane	0.000		0	N.D.		
60) 2,2,4-trimethylpentane	12.683	57	8607	0.114	ppbV #	80
62) heptane	13.003	43	3431	0.110	ppbV #	80
63) cis-1,3-dichloropropene	0.000		0	N.D.		
64) 4-methyl-2-pentanone	0.000		0	N.D.	d	
65) trans-1,3-dichloropropene	0.000		0	N.D.		
66) 1,1,2-trichloroethane	0.000		0	N.D.		
68) toluene	14.783	91	20683	0.395	ppbV	99
72) 2-hexanone	15.083	43	2669	0.086	ppbV #	89
74) dibromochloromethane	0.000		0	N.D.		
75) 1,2-dibromoethane	0.000		0	N.D.		
80) chlorobenzene	0.000		0	N.D.		
81) ethylbenzene	16.958	91	15849	0.274	ppbV	89
83) m+p-xylene	17.117	91	14158	0.305	ppbV	97
84) bromoform	0.000		0	N.D.		
85) styrene	17.450	104	8468	0.227	ppbV #	92
86) 1,1,2,2-tetrachloroethane	17.575		0	N.D.		
87) o-xylene	17.542	91	6180	0.133	ppbV	94
96) 4-ethyl toluene	18.600		0	N.D.		
97) 1,3,5-trimethylbenzene	18.667		0	N.D.		
99) 1,2,4-trimethylbenzene	19.000	105	2394	0.047	ppbV #	62
101) Benzyl Chloride	19.000		0	N.D.		
102) 1,3-dichlorobenzene	0.000		0	N.D.	d	
103) 1,4-dichlorobenzene	19.192	146	3505	0.119	ppbV	91
107) 1,2-dichlorobenzene	0.000		0	N.D.		
115) 1,2,4-trichlorobenzene	0.000		0	N.D.		
119) hexachlorobutadiene	0.000		0	N.D.		

(#) = qualifier out of range (m) = manual integration (+) = signals summed

Sub List : TO15-NY-7-SIM - .\Airlab17\2023\01\0110T\r1730700.D

Data Path : O:\Forensics\Data\Airlab17\2023\01\0110T\
Data File : r1730708.D
Acq On : 10 Jan 2023 8:37 PM
Operator : AIRLAB17:TJS
Sample : L2300996-01,3,250,250
Misc : WG1731941,ICAL19642
ALS Vial : 0 Sample Multiplier: 1

Quant Time: Jan 11 08:33:00 2023
Quant Method : O:\Forensics\Data\Airlab17\2023\01\0110T\TFS17_230109.M
Quant Title : TO-14A/TO-15 SIM/Full Scan Analysis
QLast Update : Tue Jan 10 06:15:19 2023
Response via : Initial Calibration

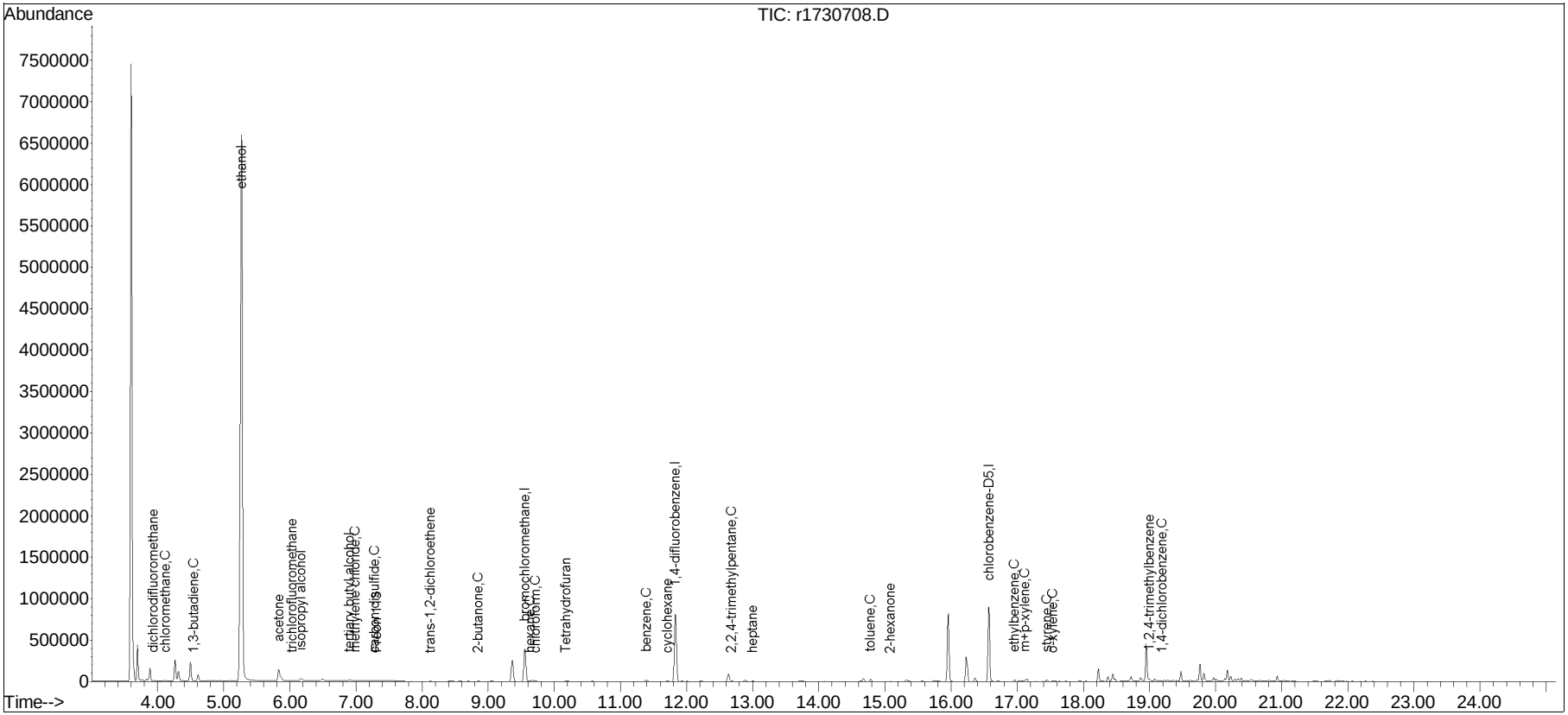

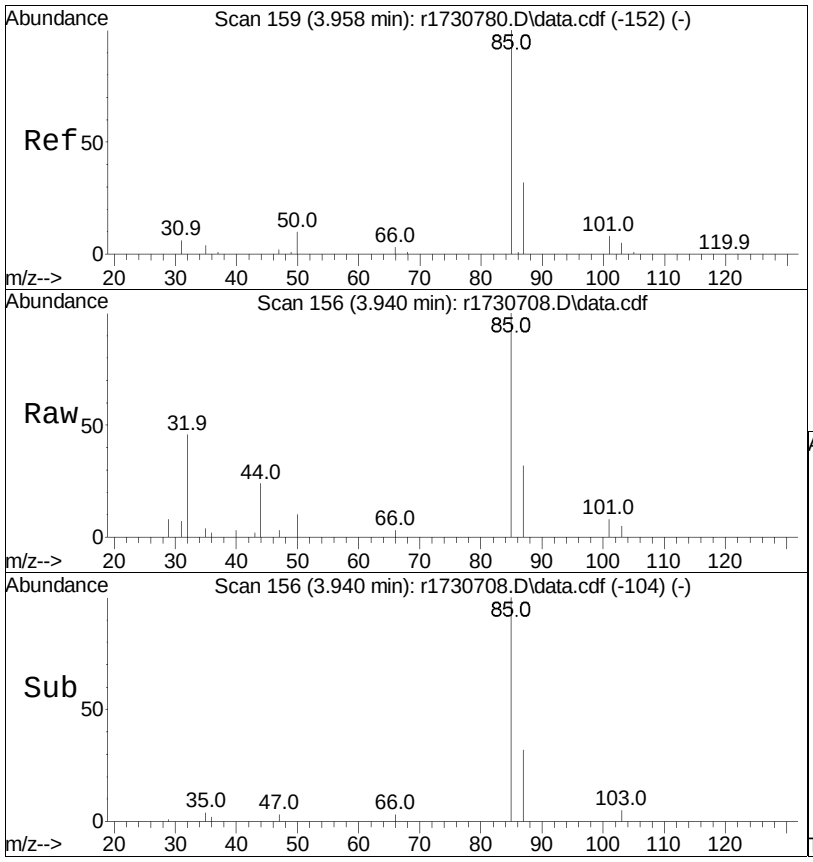

#5
dichlorodifluoromethane
Concen: 0.46 ppbV
RT: 3.940 min Scan# 156
Delta R.T. -0.018 min
Lab File: r1730708.D
Acq: 10 Jan 2023 8:37 PM

Tgt Ion: 85 Resp: 9510

Ion	Ratio	Lower	Upper
85	100		
87	32.2	26.9	40.3

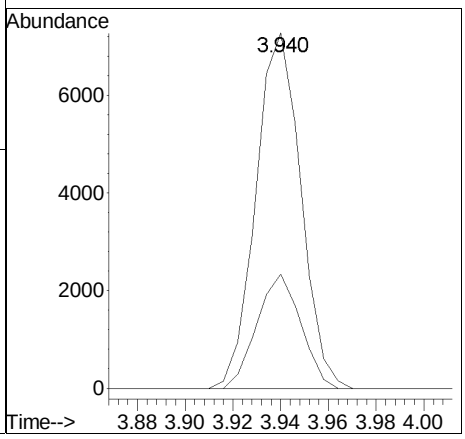

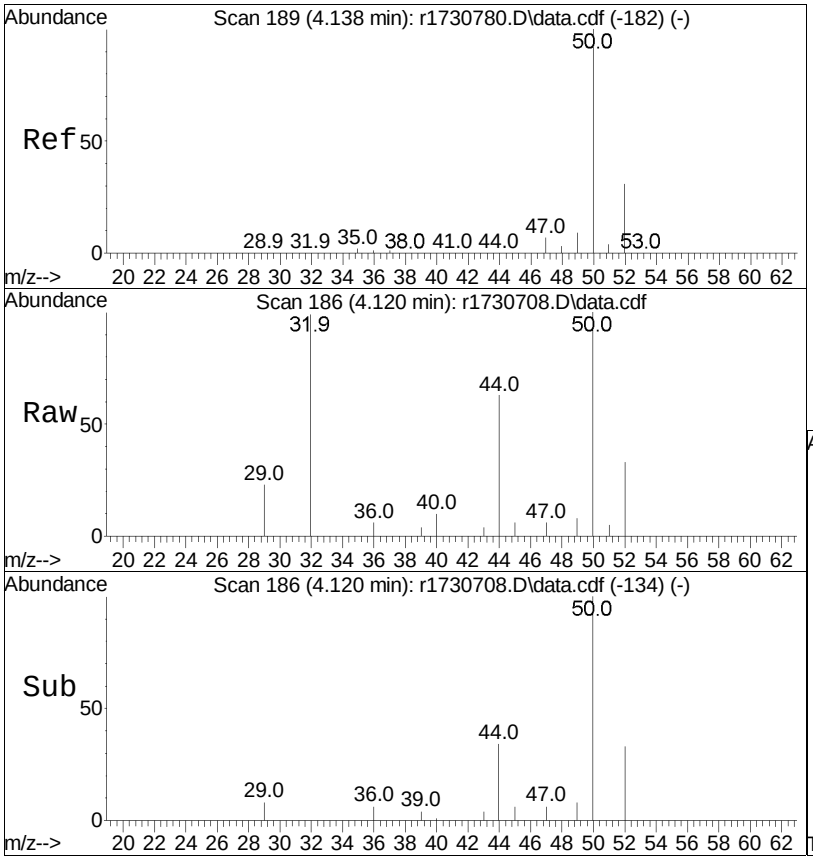

#6
chloromethane
Concen: 0.48 ppbV
RT: 4.120 min Scan# 186
Delta R.T. -0.018 min
Lab File: r1730708.D
Acq: 10 Jan 2023 8:37 PM

Tgt Ion: 50 Resp: 5306

Ion	Ratio	Lower	Upper
50	100		
52	33.2	26.6	39.8

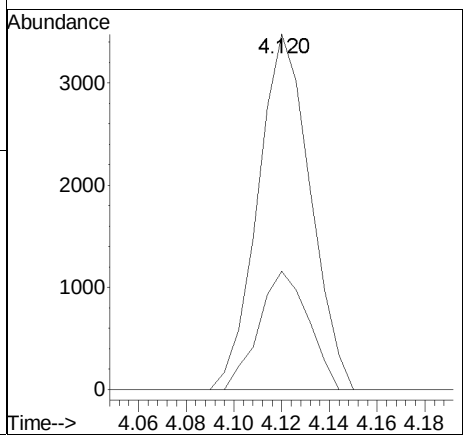

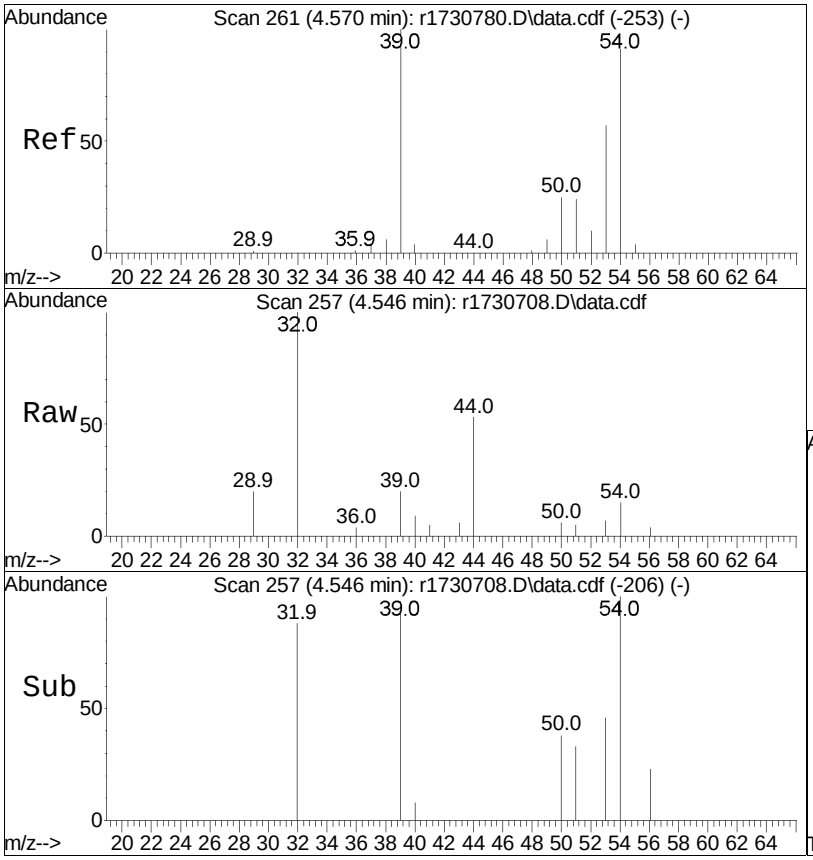

#10
1,3-butadiene
Concen: 0.11 ppbV
RT: 4.546 min Scan# 257
Delta R.T. -0.024 min
Lab File: r1730708.D
Acq: 10 Jan 2023 8:37 PM

Tgt Ion: 54 Resp: 982

Ion	Ratio	Lower	Upper
54	100		
39	126.2	88.0	132.0

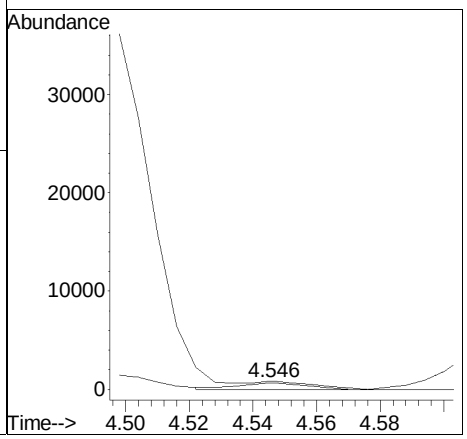

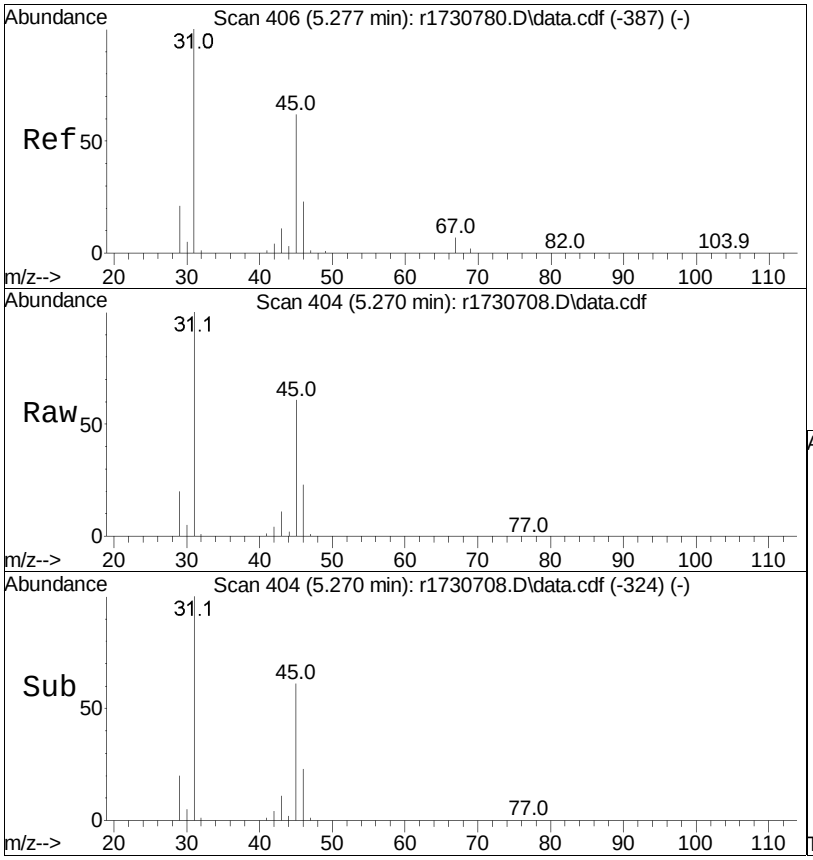

#15
ethanol
Concen: 743.99 ppbV
RT: 5.270 min Scan# 404
Delta R.T. -0.007 min
Lab File: r1730708.D
Acq: 10 Jan 2023 8:37 PM

Tgt Ion: 31 Resp: 6387086

Ion	Ratio	Lower	Upper
31	100		
45	60.9	30.8	46.2#

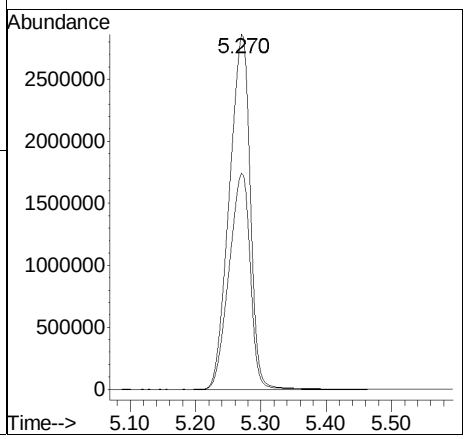

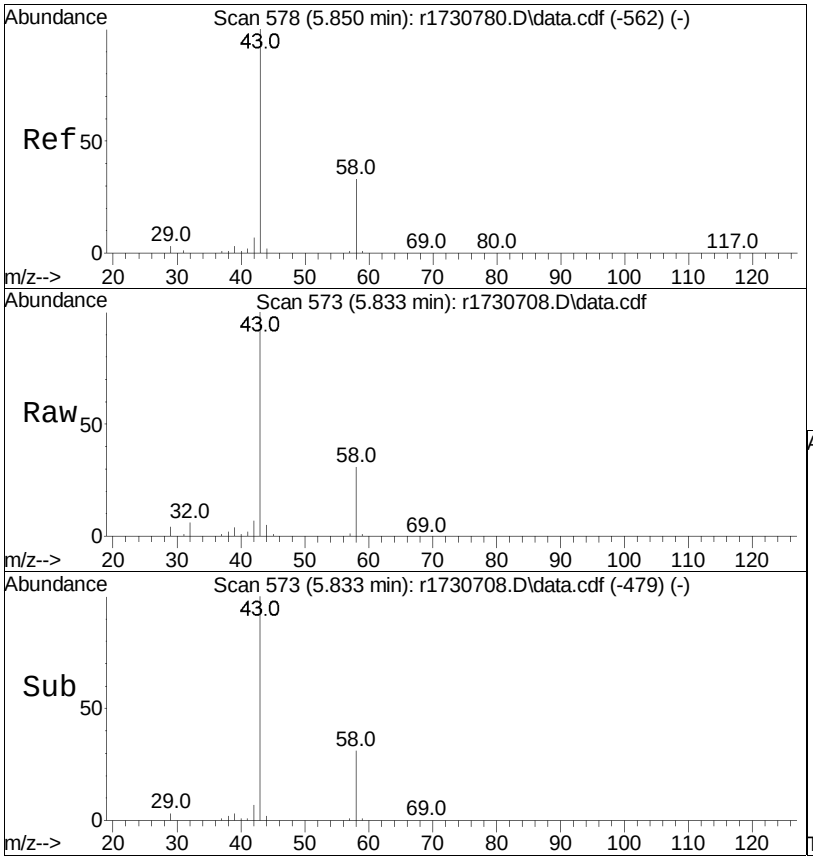

#19
acetone
Concen: 10.74 ppbV m
RT: 5.833 min Scan# 573
Delta R.T. -0.017 min
Lab File: r1730708.D
Acq: 10 Jan 2023 8:37 PM

Tgt Ion: 43 Resp: 171027

Ion	Ratio	Lower	Upper
43	100		
58	31.3	37.1	55.7#
57	1.0	1.0	1.4

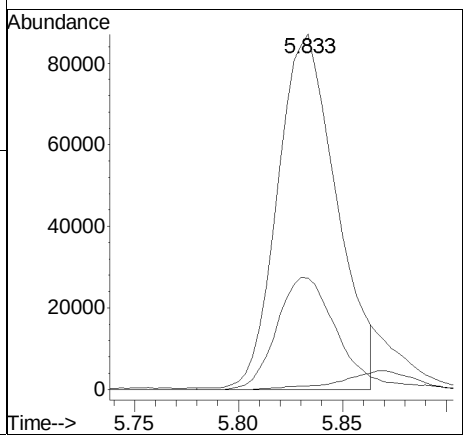

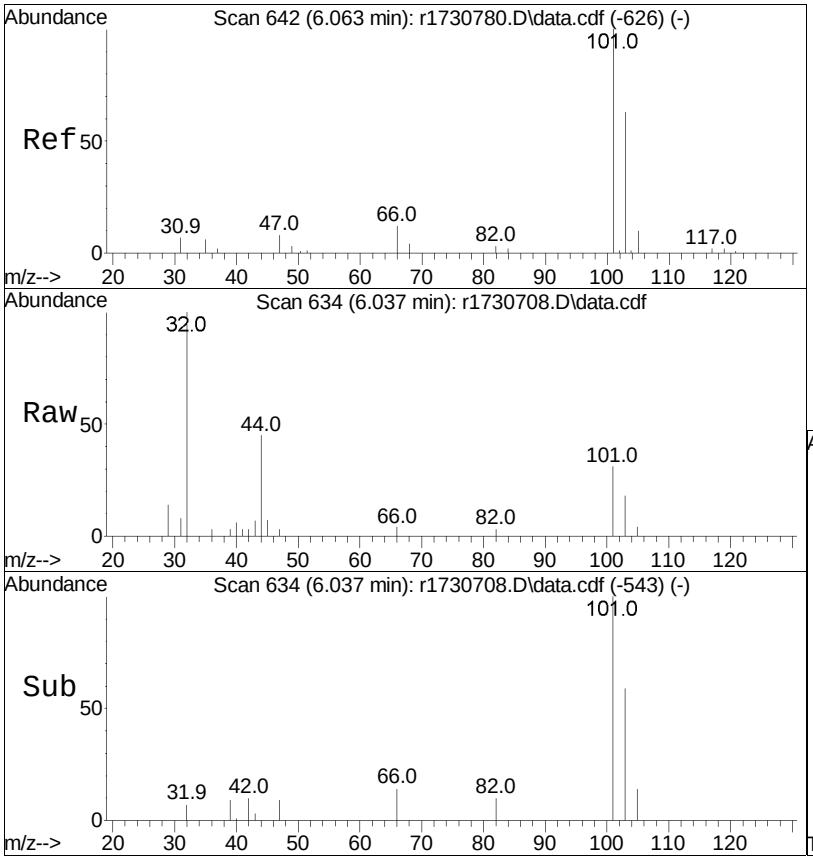

#21
trichlorofluoromethane
Concen: 0.19 ppbV
RT: 6.037 min Scan# 634
Delta R.T. -0.027 min
Lab File: r1730708.D
Acq: 10 Jan 2023 8:37 PM

Tgt Ion:101 Resp: 3589

Ion	Ratio	Lower	Upper
101	100		
103	59.0	54.0	81.0

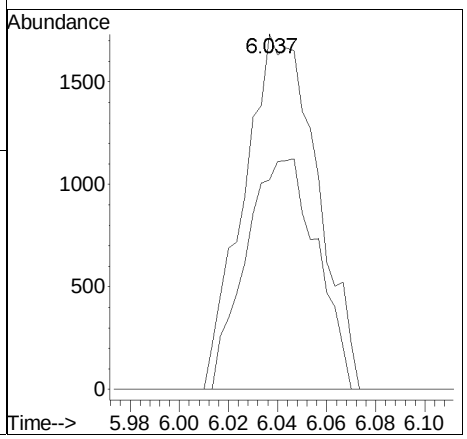

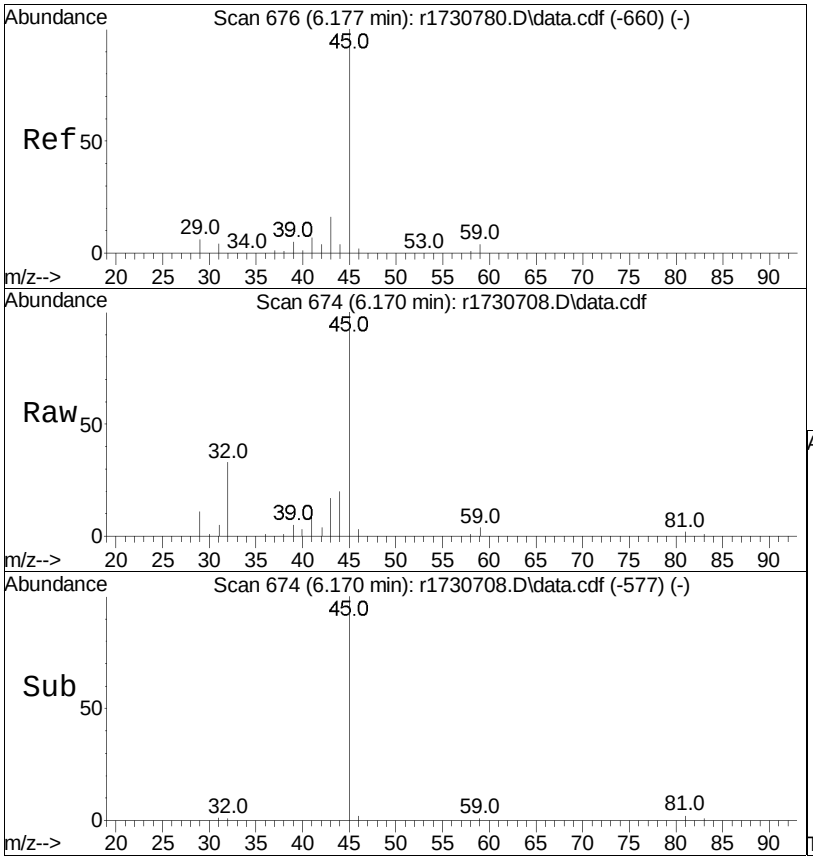

#22
isopropyl alcohol
Concen: 1.98 ppbV
RT: 6.170 min Scan# 674
Delta R.T. -0.007 min
Lab File: r1730708.D
Acq: 10 Jan 2023 8:37 PM

Tgt Ion: 45 Resp: 39955

Ion	Ratio	Lower	Upper
45	100		
59	4.1	4.1	6.1

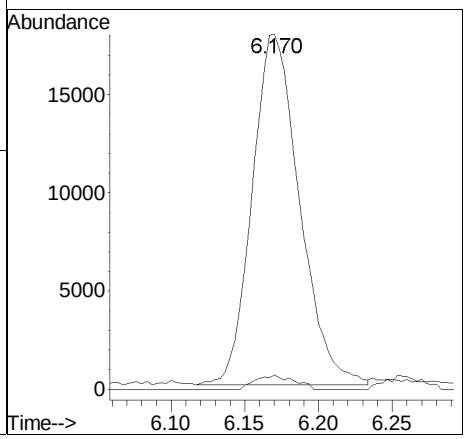

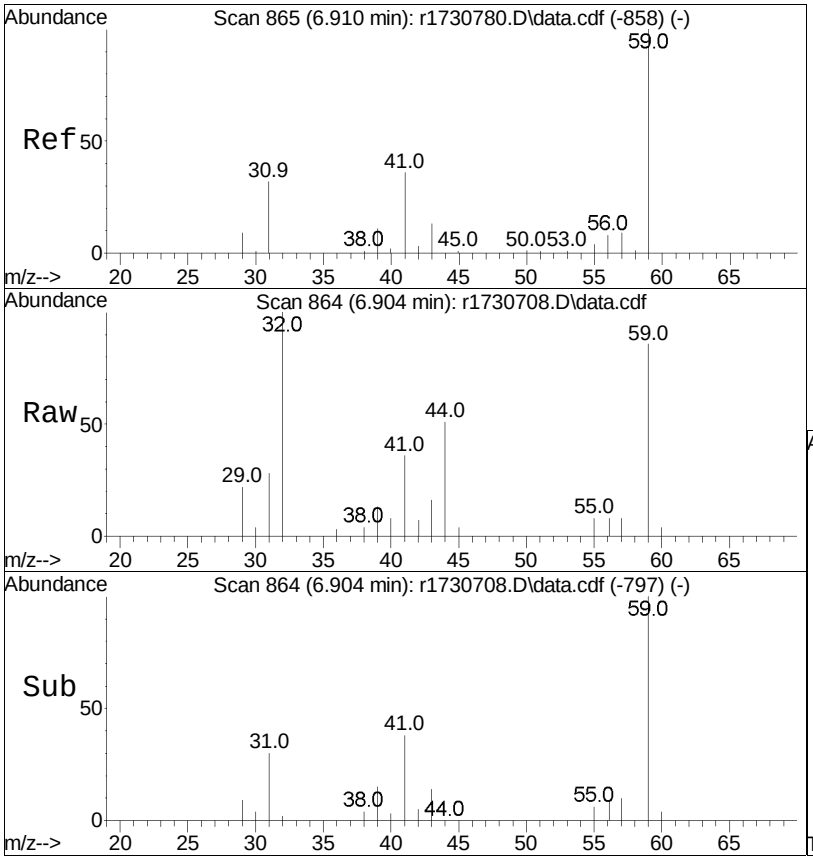

#27
tertiary butyl alcohol
Concen: 0.67 ppbV
RT: 6.904 min Scan# 864
Delta R.T. -0.006 min
Lab File: r1730708.D
Acq: 10 Jan 2023 8:37 PM

Tgt Ion: 59 Resp: 11982

Ion	Ratio	Lower	Upper
59	100		
41	41.9	17.8	26.8#
43	19.0	7.6	11.4#

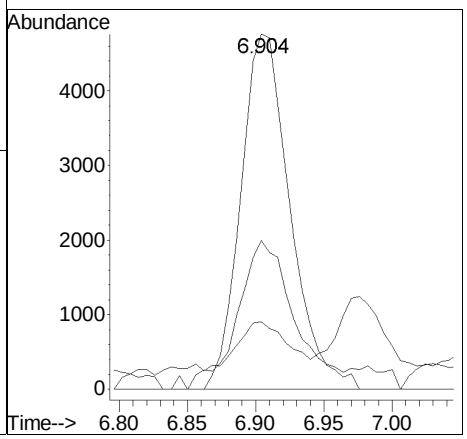

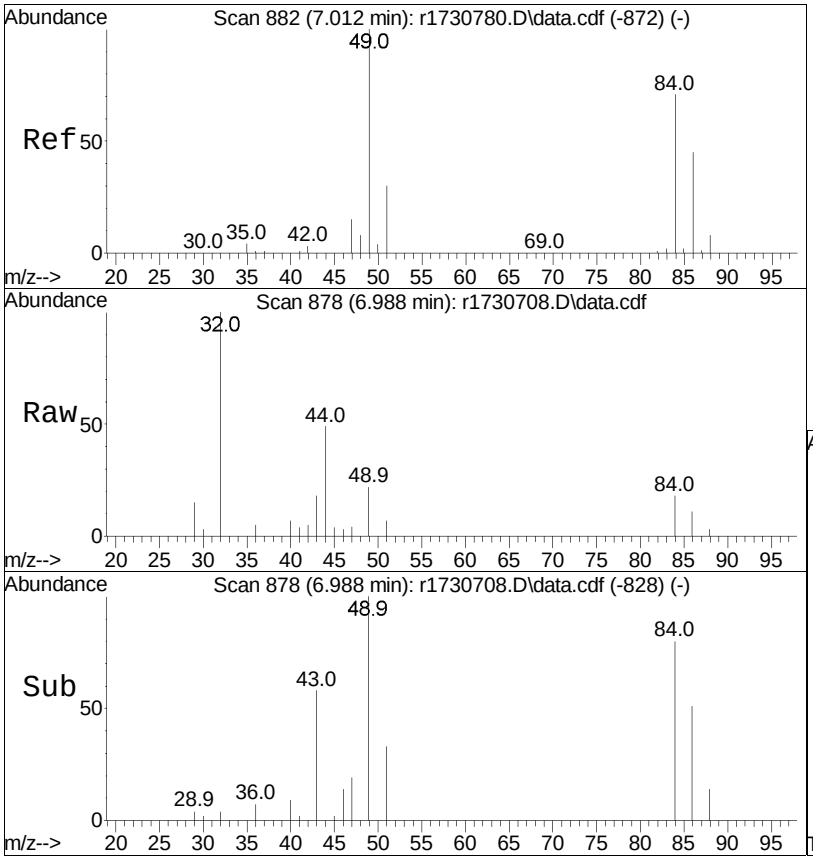

#28
methylene chloride
Concen: 0.17 ppbV
RT: 6.988 min Scan# 878
Delta R.T. -0.024 min
Lab File: r1730708.D
Acq: 10 Jan 2023 8:37 PM

Tgt Ion: 49 Resp: 2529

Ion	Ratio	Lower	Upper
49	100		
84	79.8	63.2	94.8

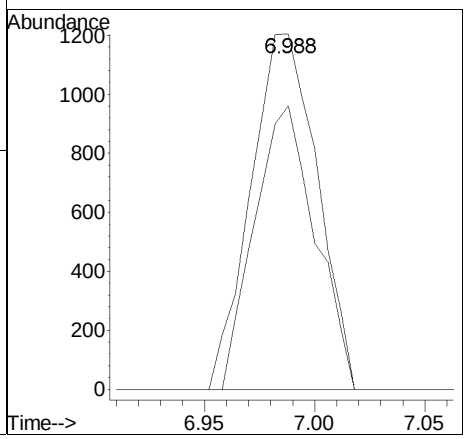

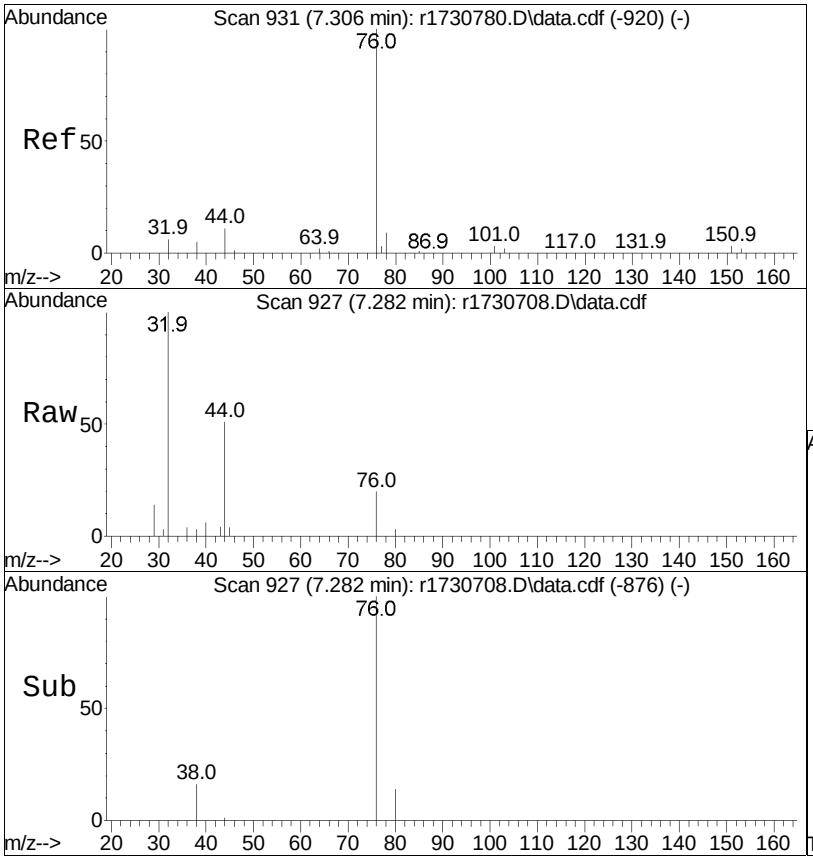

#30
carbon disulfide
Concen: 0.07 ppbV
RT: 7.282 min Scan# 927
Delta R.T. -0.024 min
Lab File: r1730708.D
Acq: 10 Jan 2023 8:37 PM

Tgt Ion: 76 Resp: 2406

Ion	Ratio	Lower	Upper
76	100		
44	253.1	8.3	12.5#

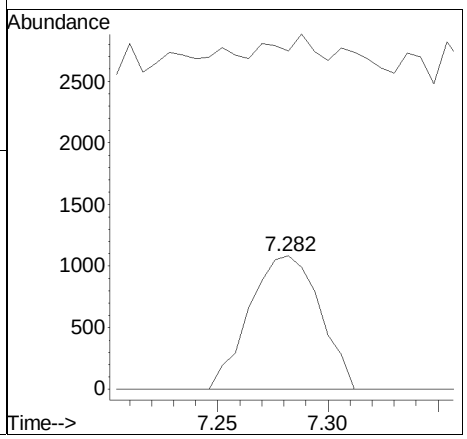

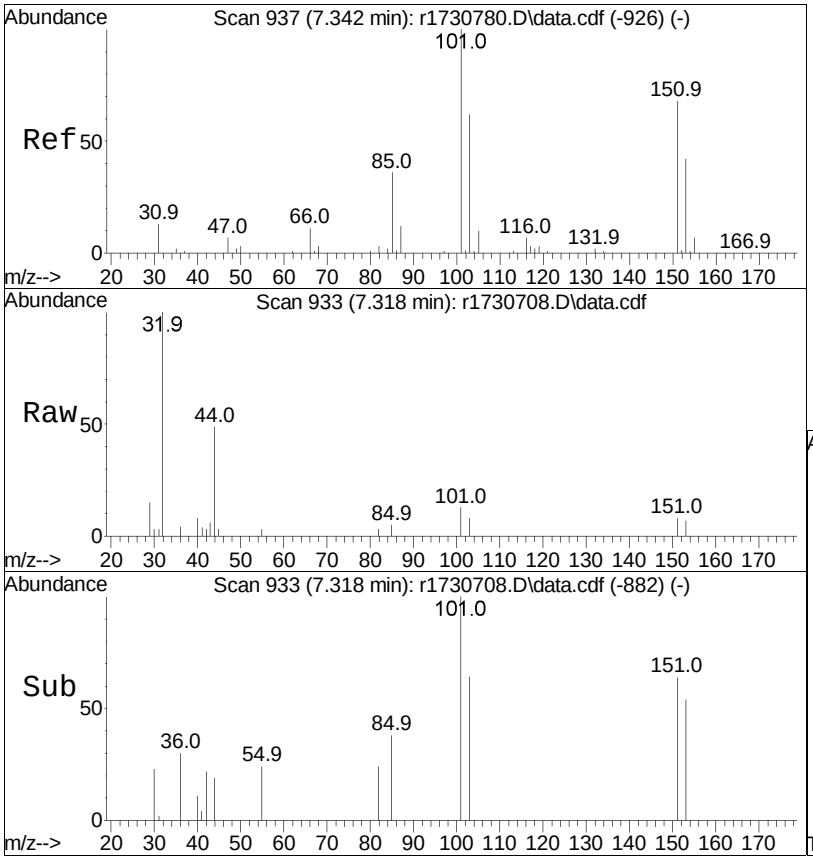

#31
Freon 113
Concen: 0.07 ppbV
RT: 7.318 min Scan# 933
Delta R.T. -0.024 min
Lab File: r1730708.D
Acq: 10 Jan 2023 8:37 PM

Tgt Ion:101 Resp: 1691

Ion	Ratio	Lower	Upper
101	100		
85	37.7	29.1	43.7
151	63.6	53.8	80.6

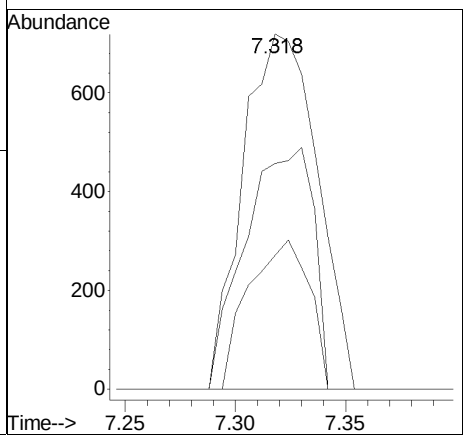

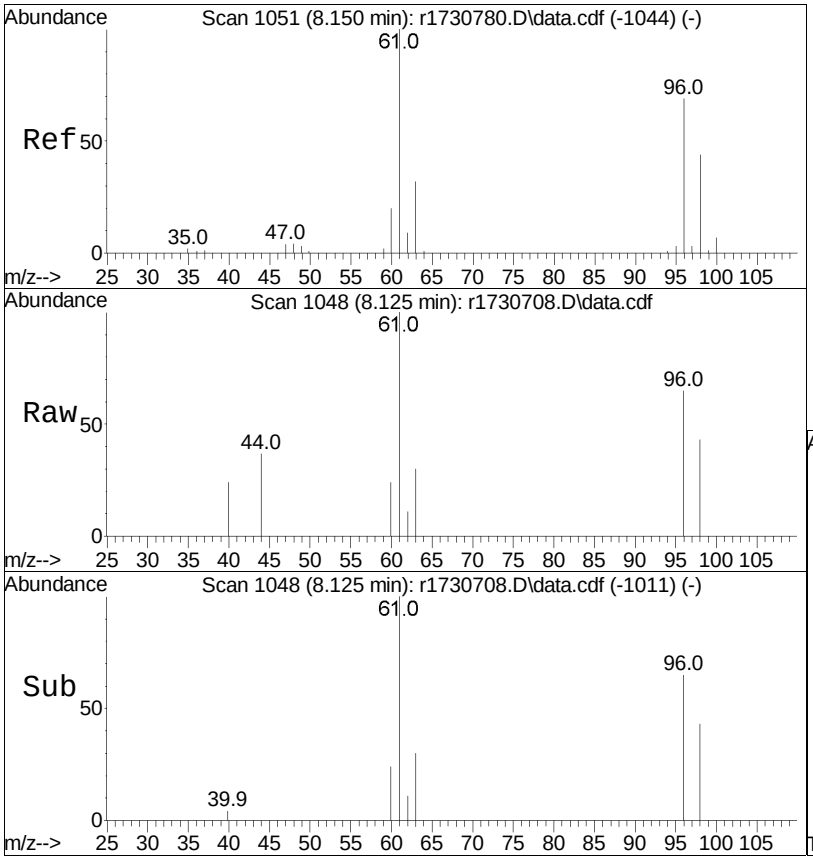

#32
trans-1,2-dichloroethene
Concen: 0.22 ppbV
RT: 8.125 min Scan# 1048
Delta R.T. -0.025 min
Lab File: r1730708.D
Acq: 10 Jan 2023 8:37 PM

Tgt Ion: 61 Resp: 4187

Ion	Ratio	Lower	Upper
61	100		
96	64.9	57.0	85.4
98	43.3	35.5	53.3

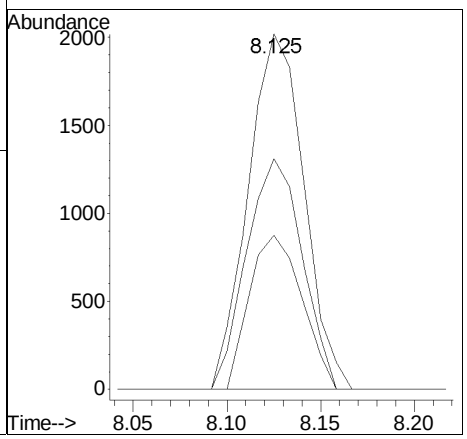

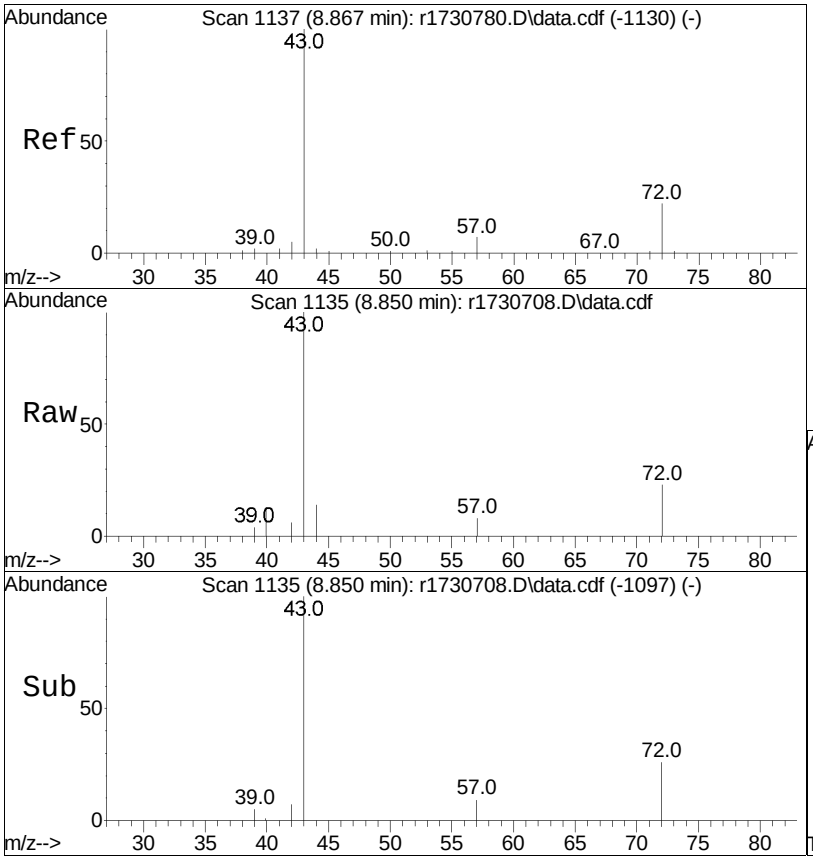

#36
2-butanone
Concen: 0.35 ppbV
RT: 8.850 min Scan# 1135
Delta R.T. -0.017 min
Lab File: r1730708.D
Acq: 10 Jan 2023 8:37 PM

Tgt Ion: 43 Resp: 10135

Ion	Ratio	Lower	Upper
43	100		
72	23.4	20.5	30.7
57	8.1	7.0	10.6

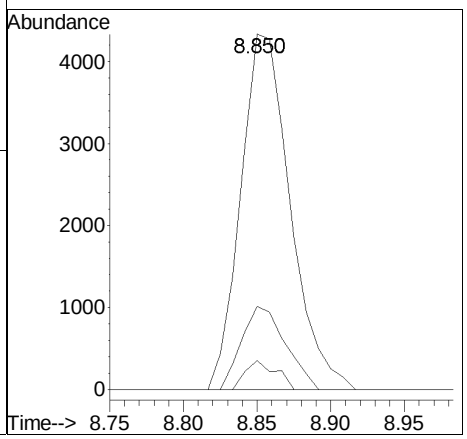

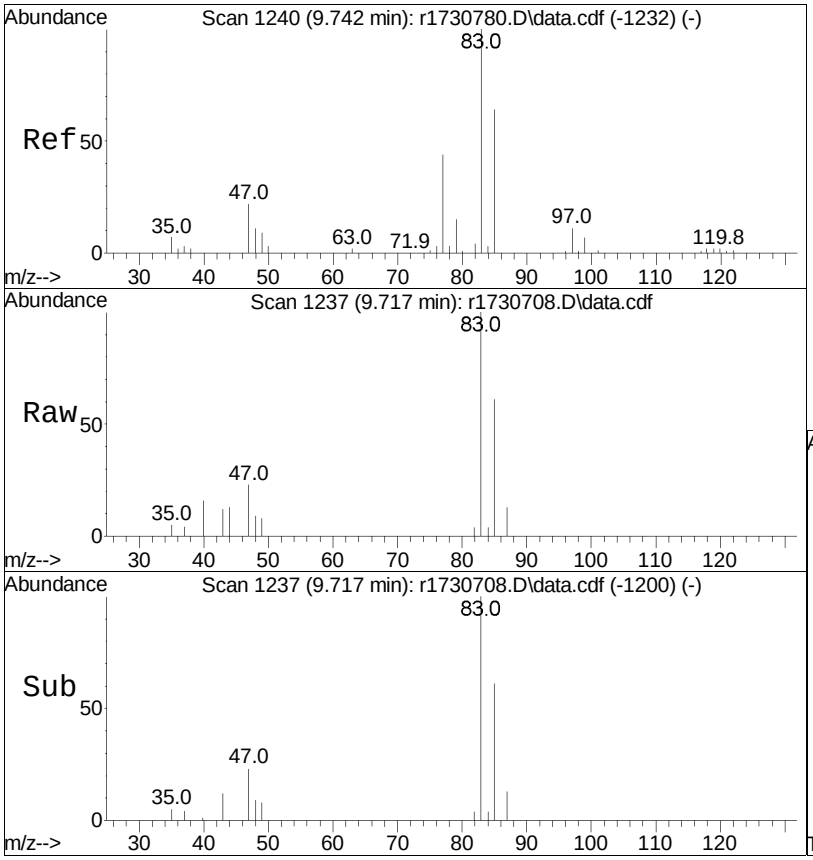

#39
chloroform
Concen: 0.40 ppbV
RT: 9.717 min Scan# 1237
Delta R.T. -0.025 min
Lab File: r1730708.D
Acq: 10 Jan 2023 8:37 PM

Tgt Ion: 83 Resp: 8614

Ion	Ratio	Lower	Upper
83	100		
85	60.7	53.1	79.7
47	23.4	17.2	25.8

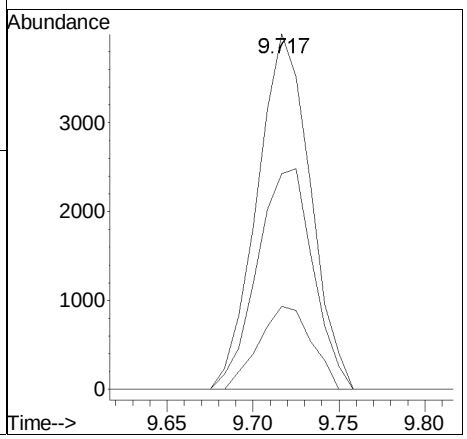

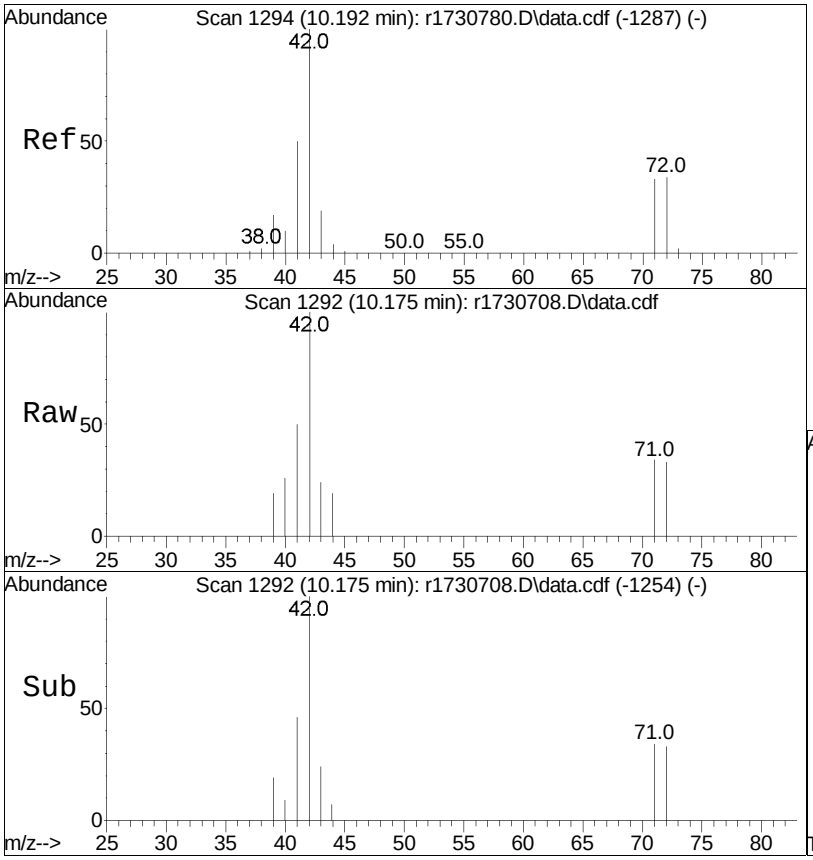

#40
Tetrahydrofuran
Concen: 0.52 ppbV
RT: 10.175 min Scan# 1292
Delta R.T. -0.017 min
Lab File: r1730708.D
Acq: 10 Jan 2023 8:37 PM

Tgt Ion: 42 Resp: 9228

Ion	Ratio	Lower	Upper
42	100		
71	33.7	31.0	46.4
72	33.4	32.3	48.5

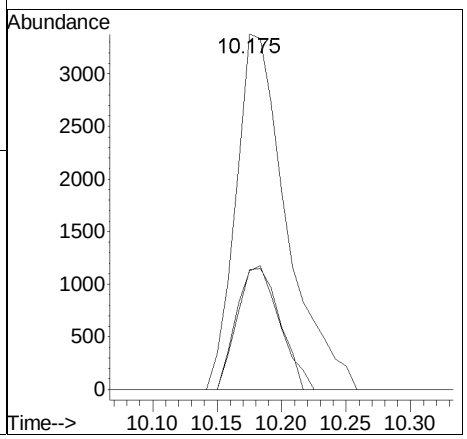

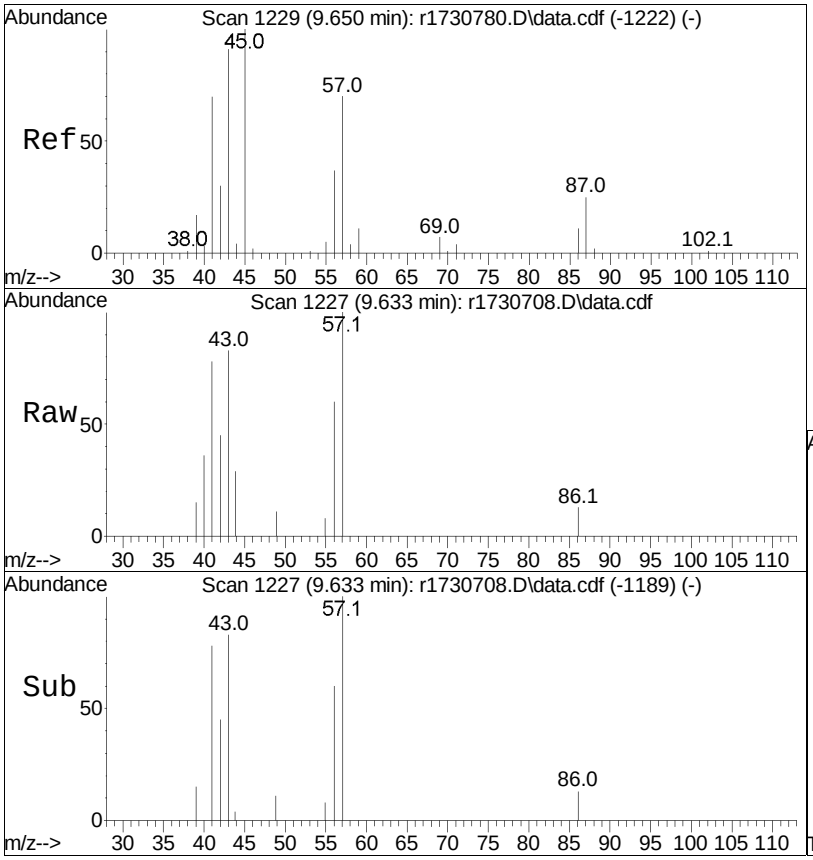

#44
hexane
Concen: 0.18 ppbV
RT: 9.633 min Scan# 1227
Delta R.T. -0.017 min
Lab File: r1730708.D
Acq: 10 Jan 2023 8:37 PM

Tgt Ion: 57 Resp: 4163

Ion	Ratio	Lower	Upper
57	100		
43	82.8	83.0	124.6#
86	13.5	11.4	17.2

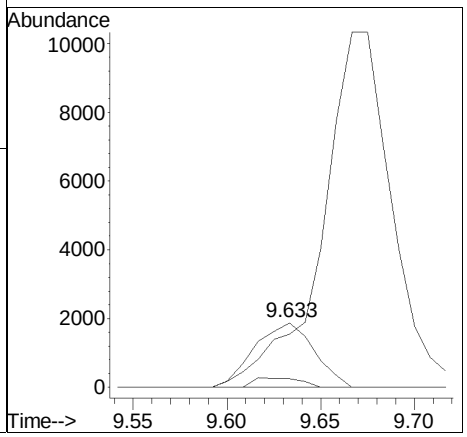

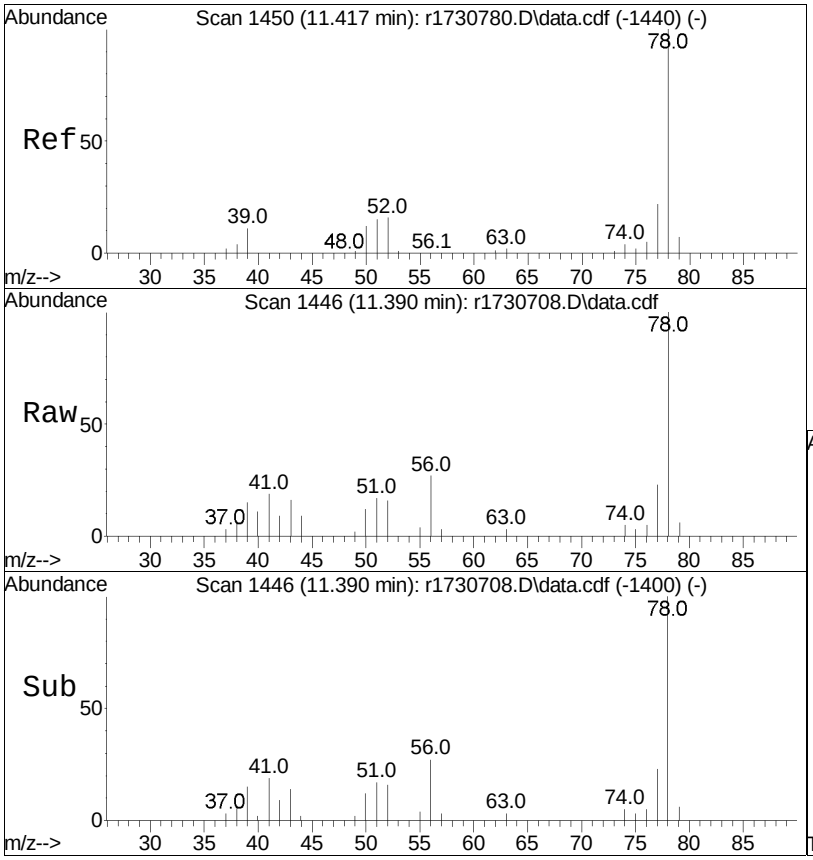

#50
benzene
Concen: 0.32 ppbV
RT: 11.390 min Scan# 1446
Delta R.T. -0.027 min
Lab File: r1730708.D
Acq: 10 Jan 2023 8:37 PM

Tgt Ion: 78 Resp: 14025

Ion	Ratio	Lower	Upper
78	100		
52	15.8	13.7	20.5

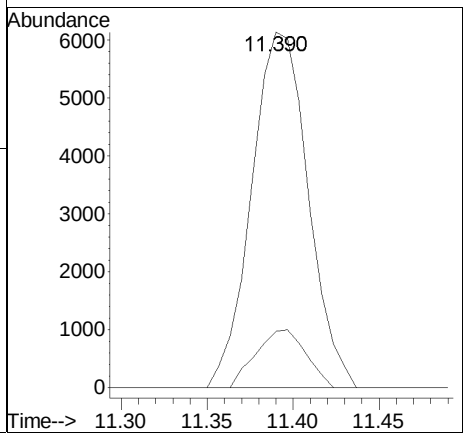

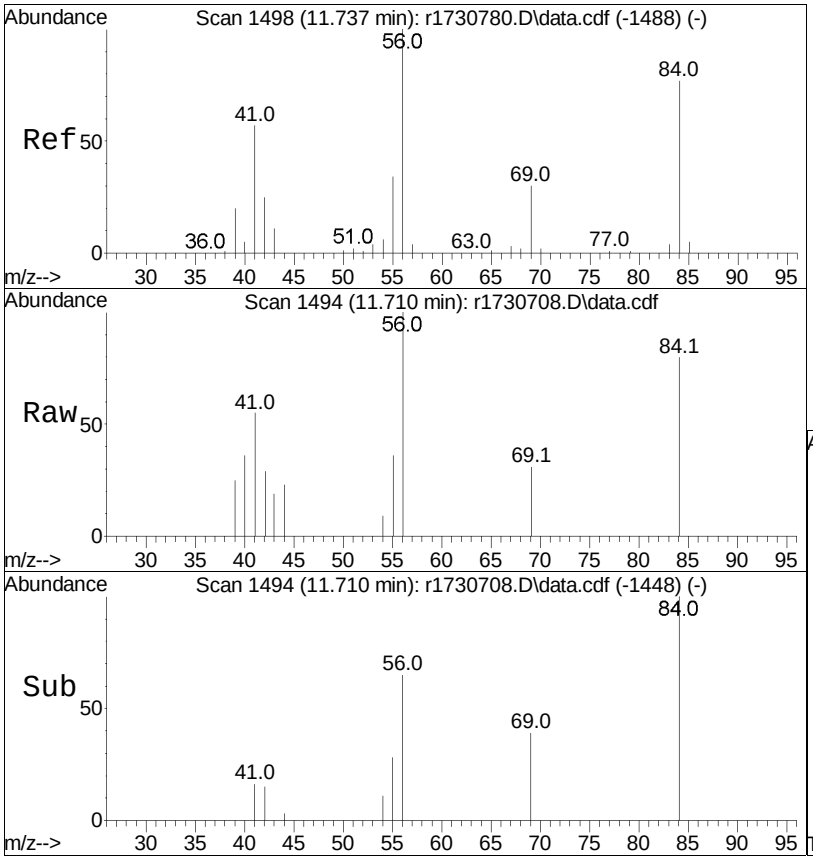

#53
cyclohexane
Concen: 0.20 ppbV
RT: 11.710 min Scan# 1494
Delta R.T. -0.027 min
Lab File: r1730708.D
Acq: 10 Jan 2023 8:37 PM

Tgt Ion: 56 Resp: 4654

Ion	Ratio	Lower	Upper
56	100		
84	80.1	58.2	87.2
41	54.9	33.8	50.8#

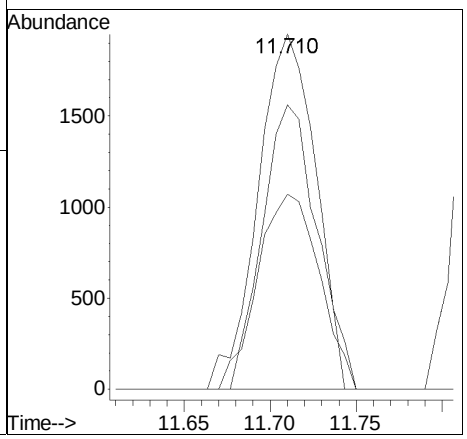

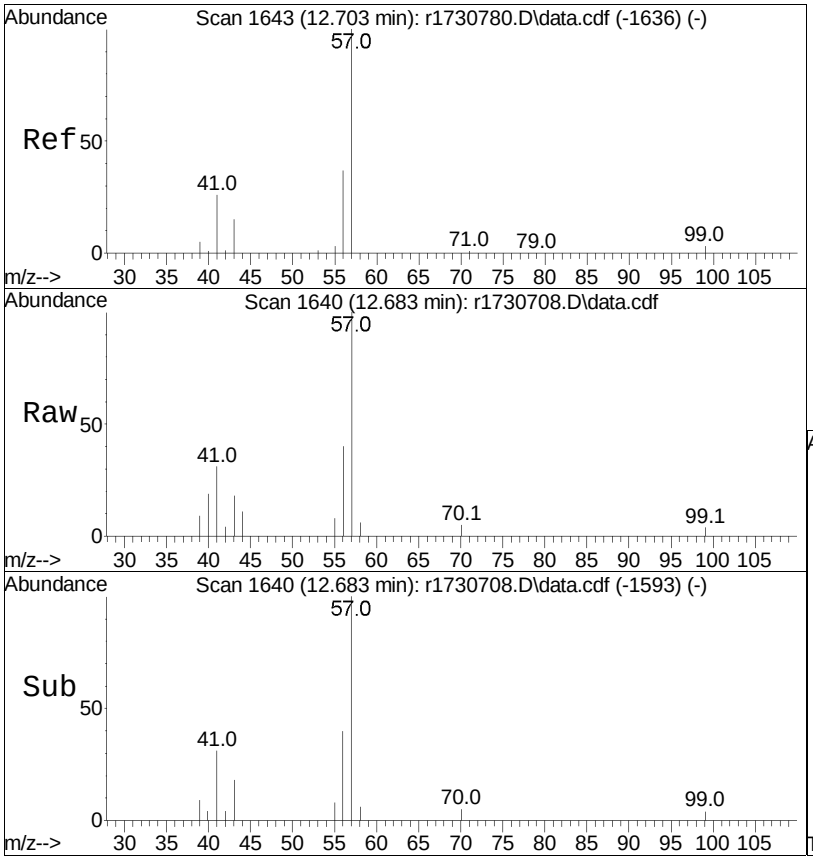

#60
2,2,4-trimethylpentane
Concen: 0.11 ppbV
RT: 12.683 min Scan# 1640
Delta R.T. -0.020 min
Lab File: r1730708.D
Acq: 10 Jan 2023 8:37 PM

Tgt Ion: 57 Resp: 8607

Ion	Ratio	Lower	Upper
57	100		
99	4.1	3.8	5.8
41	30.7	15.6	23.4#

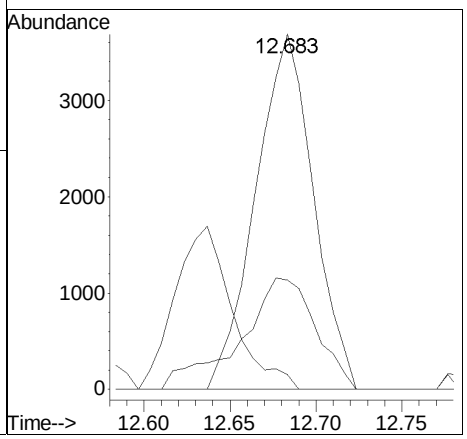

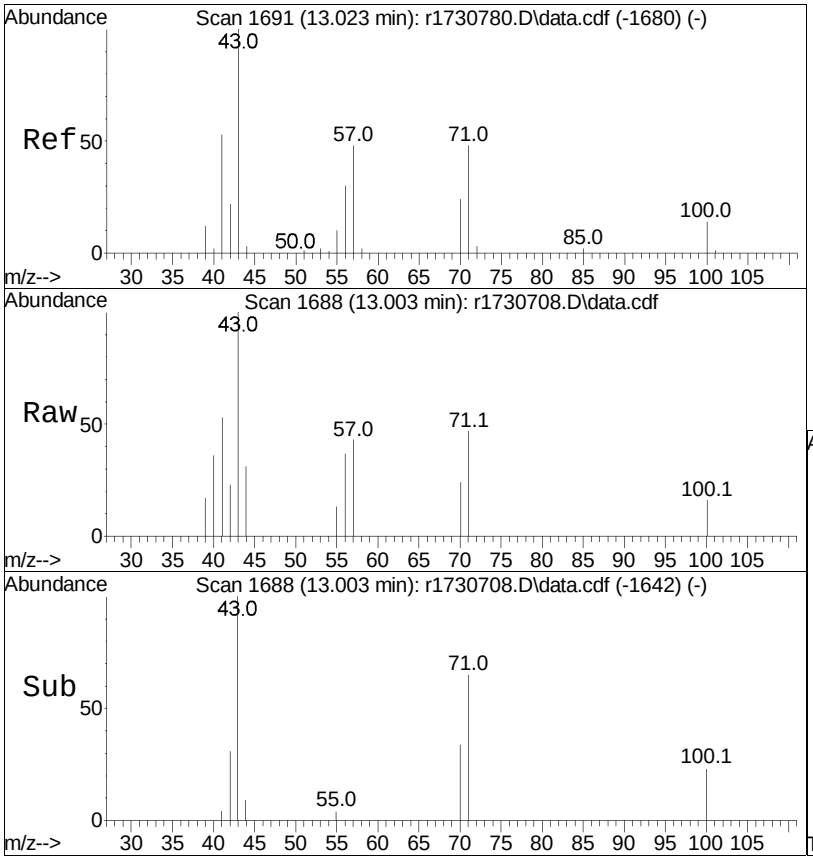

#62
heptane
Concen: 0.11 ppbV
RT: 13.003 min Scan# 1688
Delta R.T. -0.020 min
Lab File: r1730708.D
Acq: 10 Jan 2023 8:37 PM

Tgt Ion: 43 Resp: 3431

Ion	Ratio	Lower	Upper
43	100		
57	42.8	49.5	74.3#
100	16.5	14.7	22.1

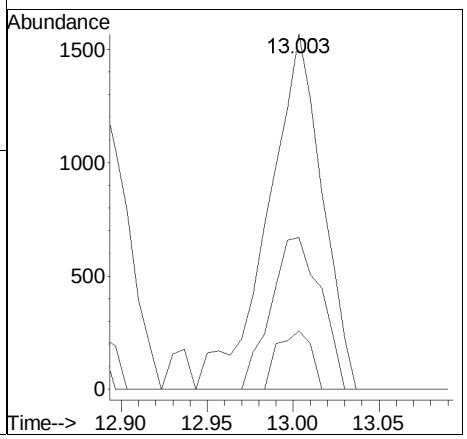

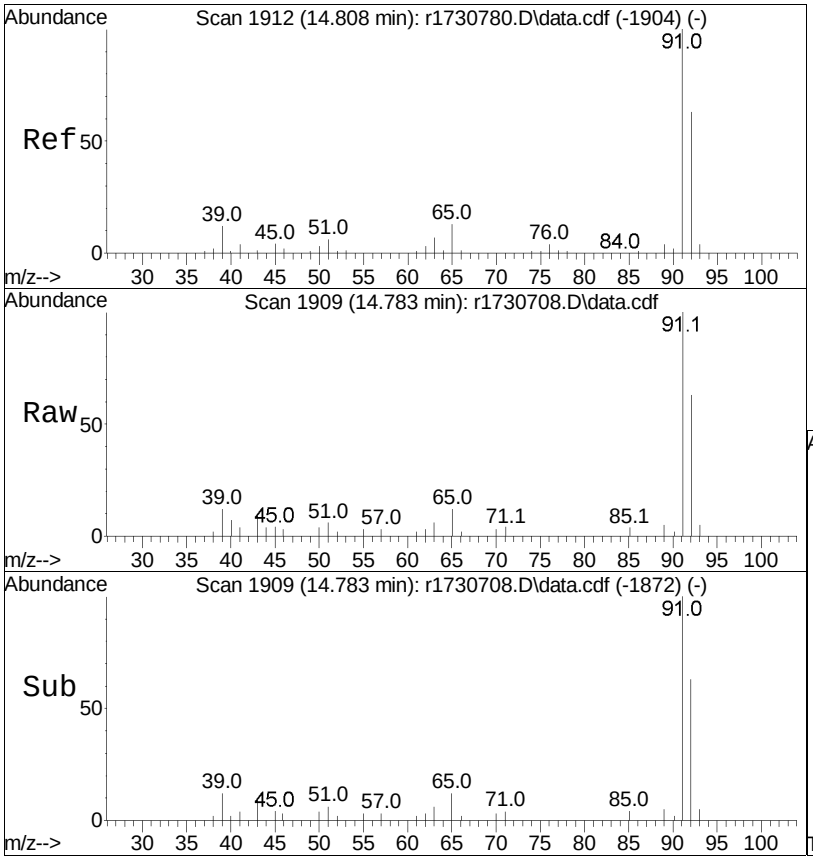

#68
toluene
Concen: 0.40 ppbV
RT: 14.783 min Scan# 1909
Delta R.T. -0.025 min
Lab File: r1730708.D
Acq: 10 Jan 2023 8:37 PM

Tgt Ion: 91 Resp: 20683

Ion	Ratio	Lower	Upper
91	100		
92	63.0	50.9	76.3

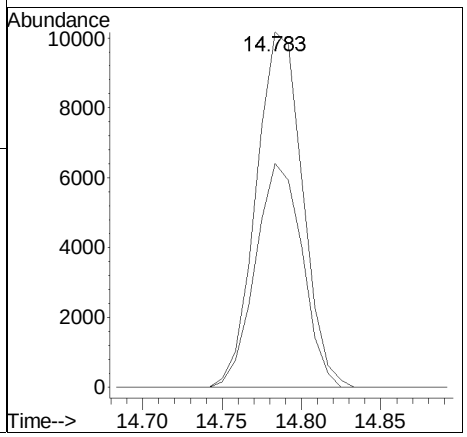

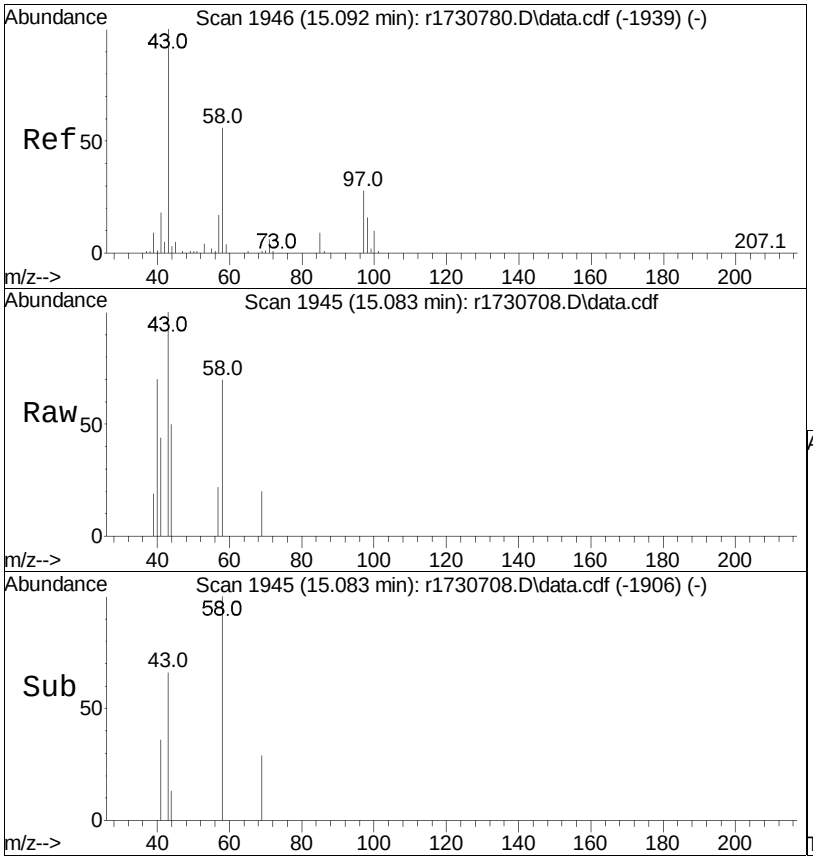

#72
2-hexanone
Concen: 0.09 ppbV
RT: 15.083 min Scan# 1945
Delta R.T. -0.008 min
Lab File: r1730708.D
Acq: 10 Jan 2023 8:37 PM

Tgt Ion: 43 Resp: 2669

Ion	Ratio	Lower	Upper
43	100		
58	69.8	60.4	90.6
100	0.0	11.1	16.7#

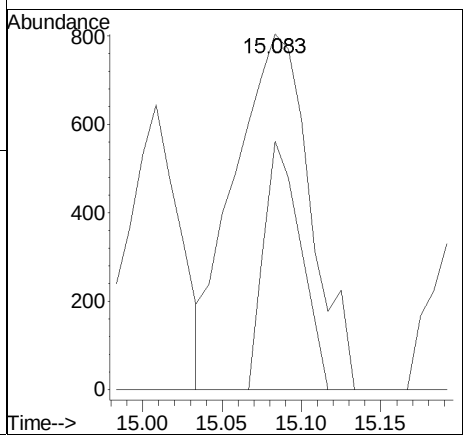

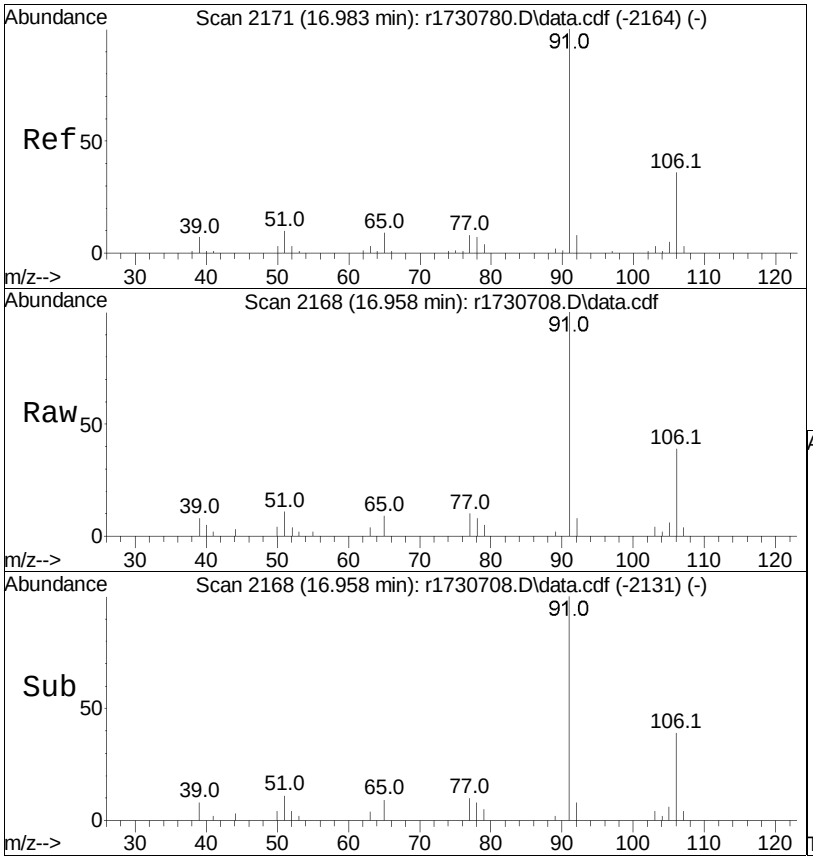

#81
ethylbenzene
Concen: 0.27 ppbV
RT: 16.958 min Scan# 2168
Delta R.T. -0.025 min
Lab File: r1730708.D
Acq: 10 Jan 2023 8:37 PM

Tgt Ion: 91 Resp: 15849

Ion	Ratio	Lower	Upper
91	100		
106	38.9	26.2	39.2

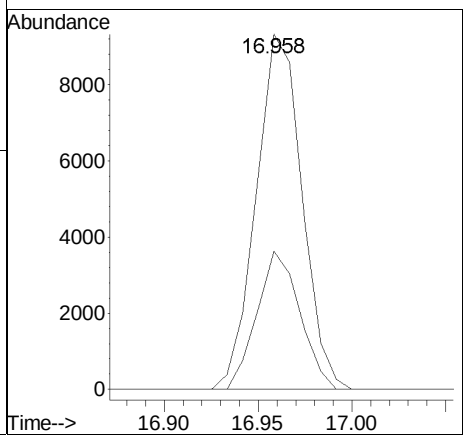

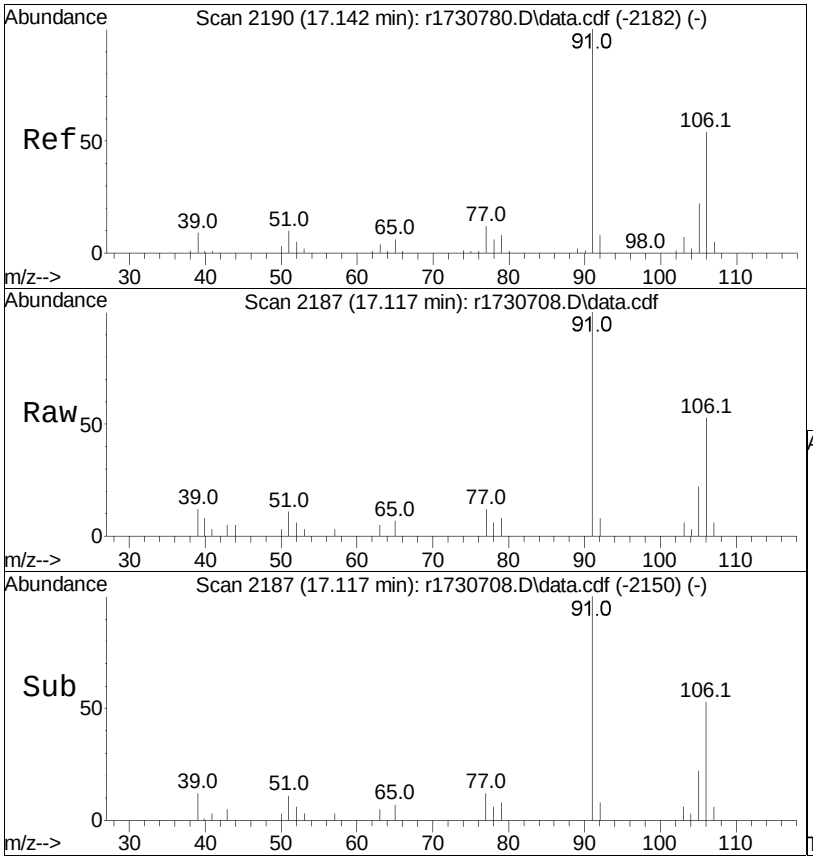

#83
m+p-xylene
Concen: 0.30 ppbV
RT: 17.117 min Scan# 2187
Delta R.T. -0.025 min
Lab File: r1730708.D
Acq: 10 Jan 2023 8:37 PM

Tgt Ion: 91 Resp: 14158

Ion	Ratio	Lower	Upper
91	100		
106	52.6	40.5	60.7

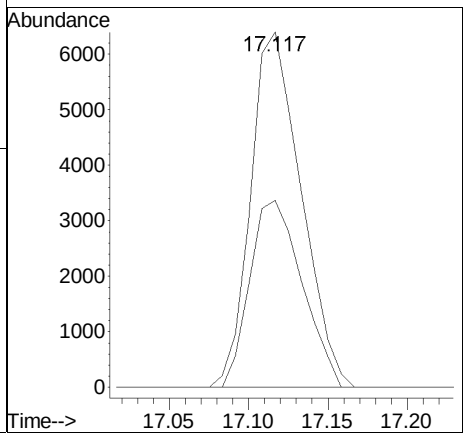

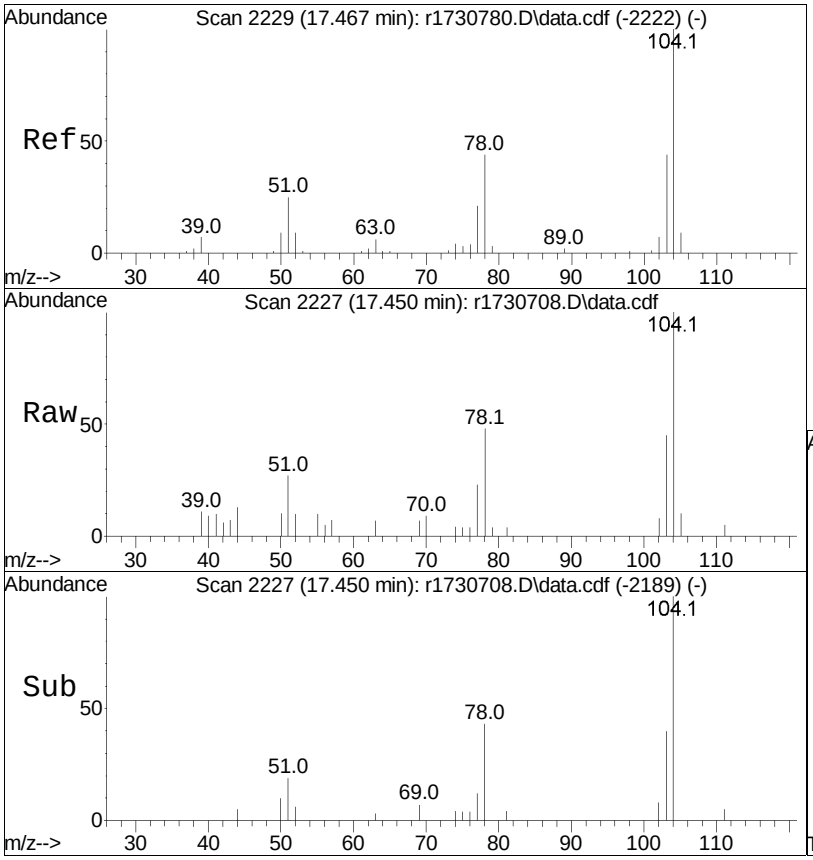

#85
styrene
Concen: 0.23 ppbV
RT: 17.450 min Scan# 2227
Delta R.T. -0.017 min
Lab File: r1730708.D
Acq: 10 Jan 2023 8:37 PM

Tgt Ion:104 Resp: 8468

Ion	Ratio	Lower	Upper
104	100		
103	44.5	34.9	52.3
78	48.4	31.7	47.5#

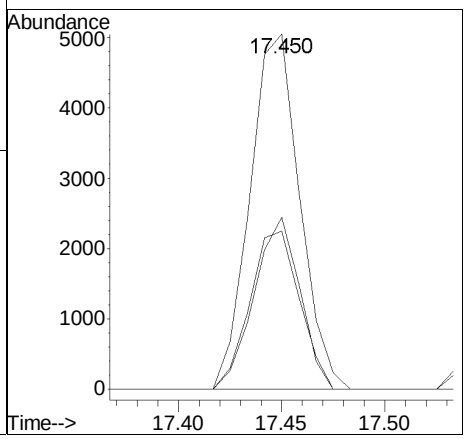

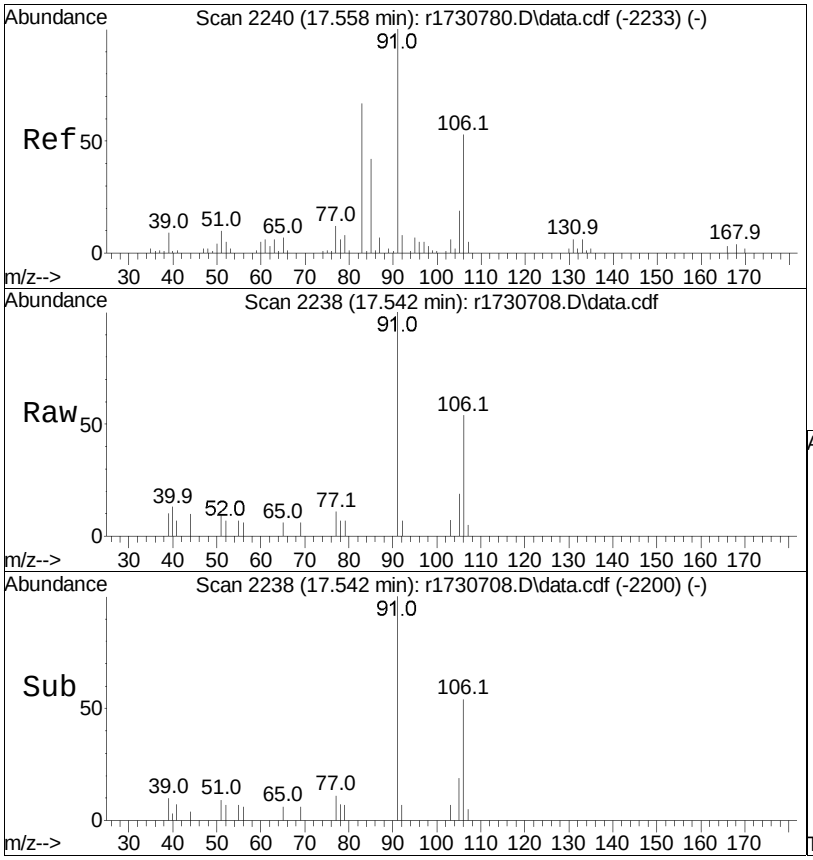

#87
o-xylene
Concen: 0.13 ppbV
RT: 17.542 min Scan# 2238
Delta R.T. -0.017 min
Lab File: r1730708.D
Acq: 10 Jan 2023 8:37 PM

Tgt Ion: 91 Resp: 6180

Ion	Ratio	Lower	Upper
91	100		
106	53.7	39.7	59.5

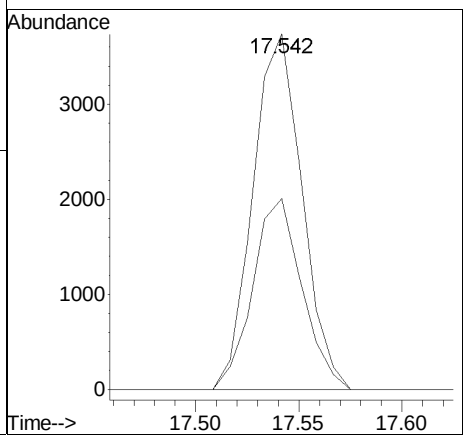

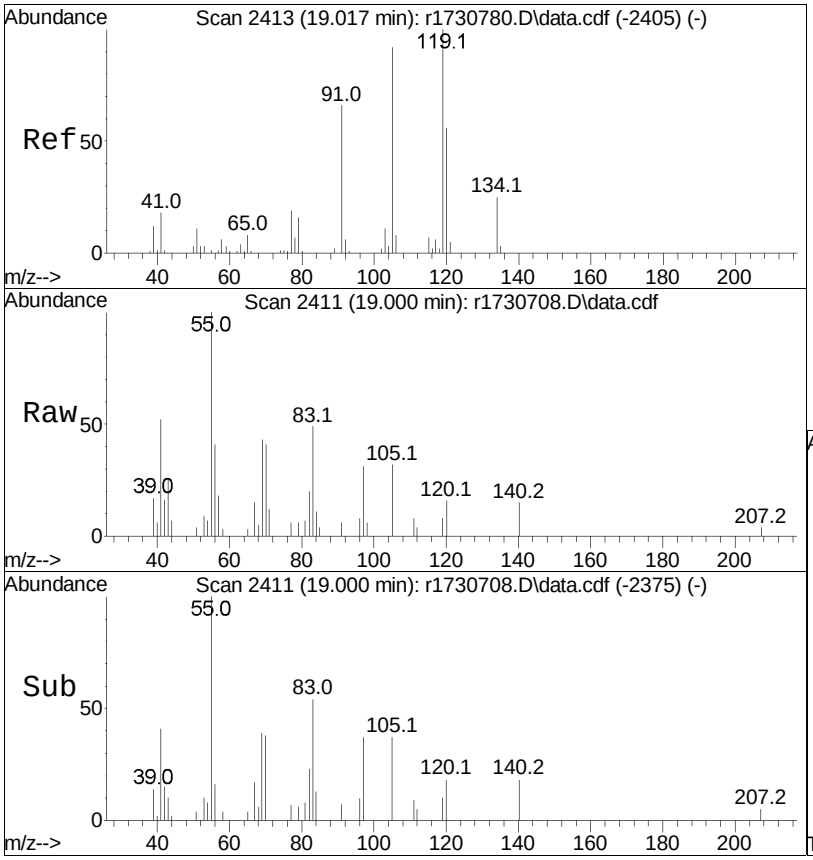

#99
1,2,4-trimethylbenzene
Concen: 0.05 ppbV
RT: 19.000 min Scan# 2411
Delta R.T. -0.017 min
Lab File: r1730708.D
Acq: 10 Jan 2023 8:37 PM

Tgt Ion:105 Resp: 2394

Ion	Ratio	Lower	Upper
105	100		
120	48.9	47.4	71.0
91	19.0	53.8	80.6#

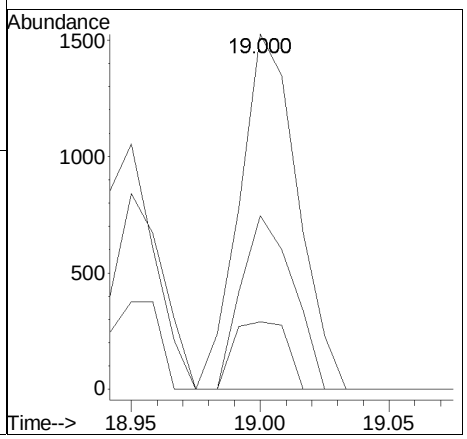

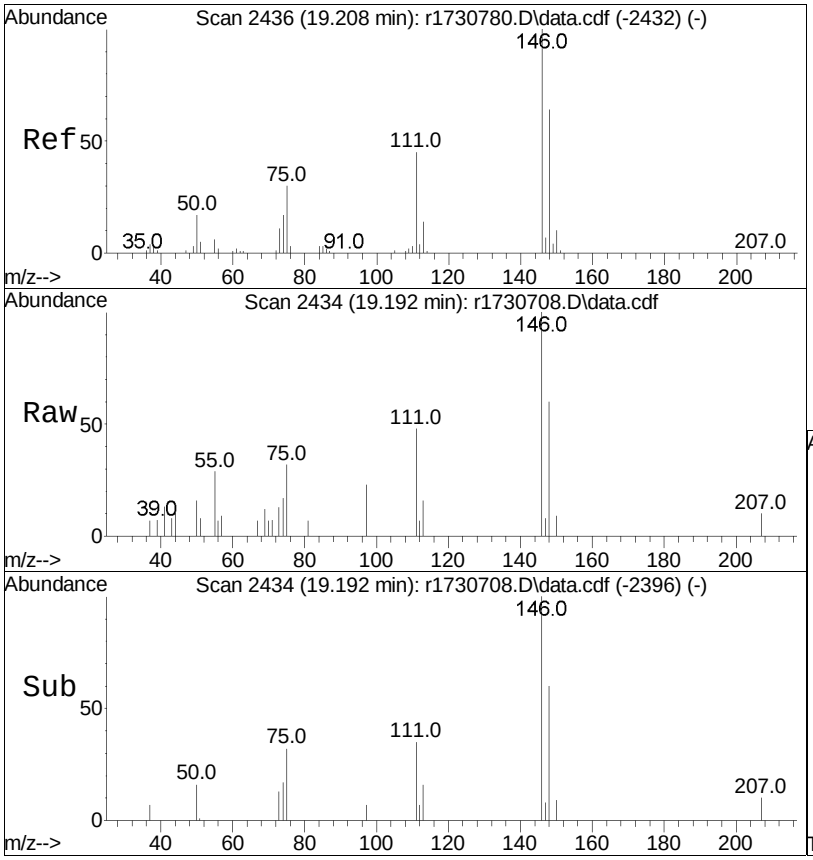

#103
1,4-dichlorobenzene
Concen: 0.12 ppbV
RT: 19.192 min Scan# 2434
Delta R.T. -0.017 min
Lab File: r1730708.D
Acq: 10 Jan 2023 8:37 PM

Tgt Ion:146 Resp: 3505

Ion	Ratio	Lower	Upper
146	100		
111	47.7	33.5	50.3
75	32.2	22.1	33.1

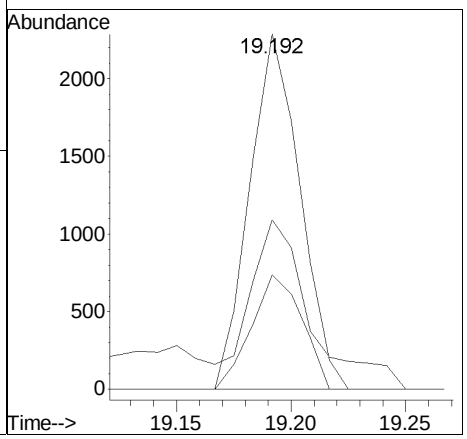

Manual Integration/Negative Proof Report

Data Path : O:\Forensics\Data\Airlab17\QMethod : TFS17_230109.M
Data File : r1730708.D Operator : AIRLAB17:TJS
Date Inj'd : 1/10/2020 0:8: 7 Instrument :
Sample : L2300996-01,3,250,250 Quant Date : 1/10/2023 11:27 pm

Compound #19: acetone

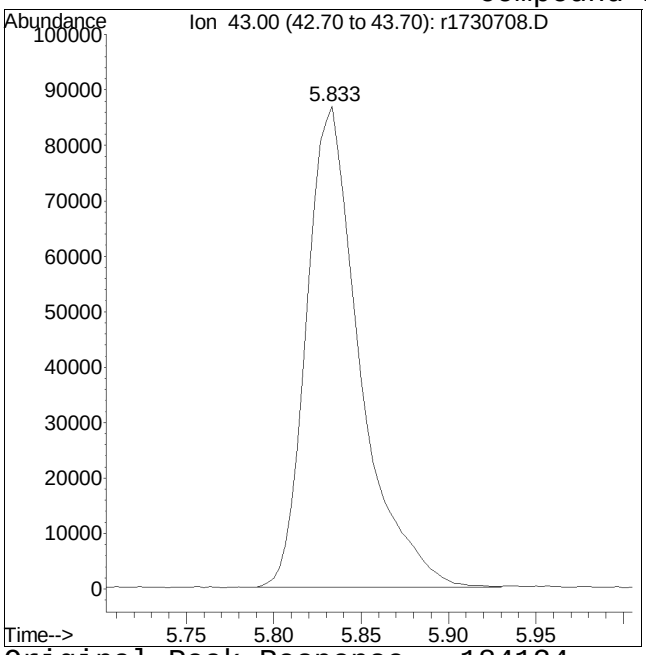

Original Peak Response = 184124

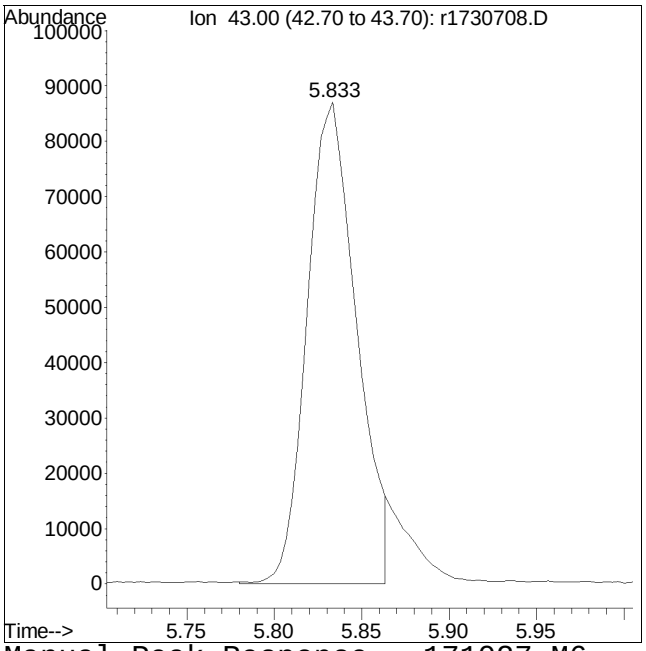

Manual Peak Response = 171027 M6

M6 = Misassignment of peak valley by automated integration (poor split of 2 peaks).

Manual Integration/Negative Proof Report

Data Path : O:\Forensics\Data\Airlab17\QMethod : TFS17_230109.M
Data File : r1730708.D Operator : AIRLAB17:TJS
Date Inj'd : 1/10/2020 0:8: 7 Instrument :
Sample : L2300996-01,3,250,250 Quant Date : 1/10/2023 11:27 pm

Compound #96: 4-ethyl toluene

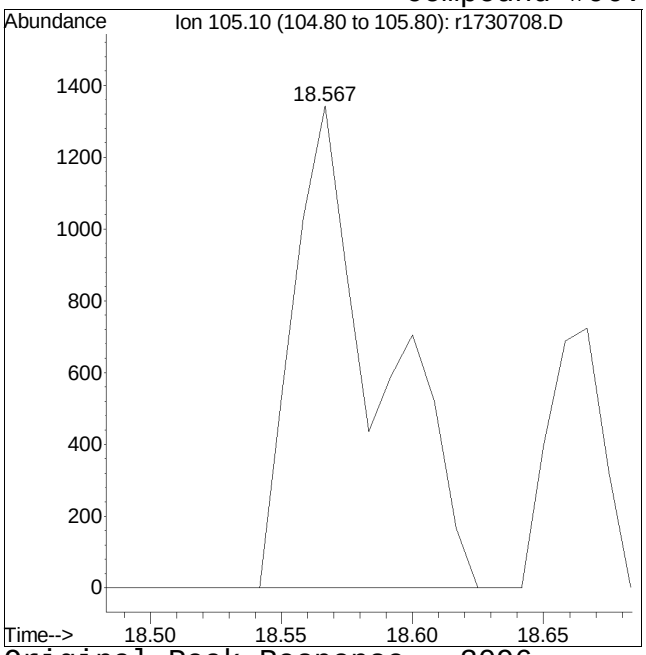

Original Peak Response = 3096

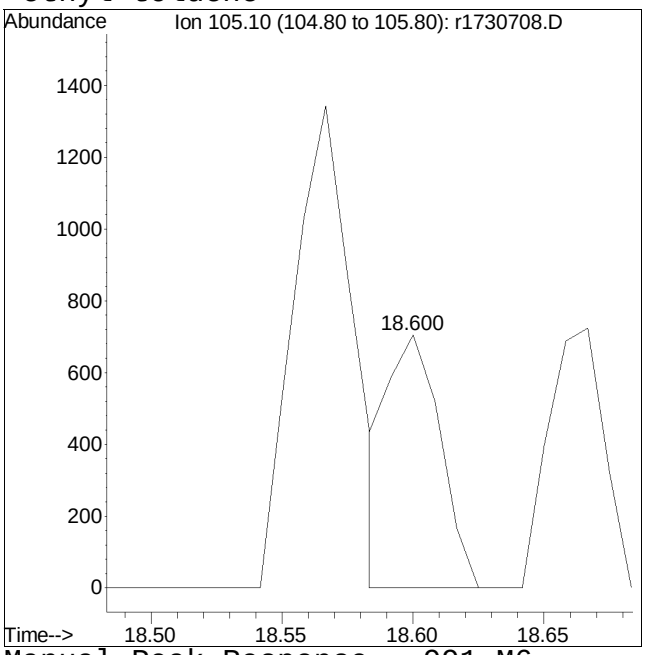

Manual Peak Response = 991 M6

M6 = Misassignment of peak valley by automated integration (poor split of 2 peaks).

Quantitation Report (QT Reviewed)

Data Path : O:\Forensics\Data\Airlab17\2023\01\0110T\
Data File : r1730709.D
Acq On : 10 Jan 2023 9:16 PM
Operator : AIRLAB17:TJS
Sample : L2300996-02,3,250,250
Misc : WG1731941,ICAL19642
ALS Vial : 0 Sample Multiplier: 1

Quant Time: Jan 11 08:33:57 2023
Quant Method : O:\Forensics\Data\Airlab17\2023\01\0110T\TFS17_230109.M
Quant Title : TO-14A/TO-15 SIM/Full Scan Analysis
QLast Update : Tue Jan 10 06:15:19 2023
Response via : Initial Calibration

CCAL FILE : O:\Forensics\Data\Airlab17\2023\01\0110T\r1730700.D
Sub List : TO15-NY-7-SIM - .

Compound	R.T.	QIon	Response	Conc	Units	Dev(Min)
Internal Standards						
1) bromochloromethane	9.550	49	241072	10.000	ppbV	-0.03
Standard Area = 253748			Recovery =	95.00%		
43) 1,4-difluorobenzene	11.830	114	788164	10.000	ppbV	-0.03
Standard Area = 836214			Recovery =	94.25%		
67) chlorobenzene-D5	16.567	54	105185	10.000	ppbV	-0.02
Standard Area = 108814			Recovery =	96.66%		
System Monitoring Compounds						
Target Compounds						Qvalue
5) dichlorodifluoromethane	3.940	85	9372	0.471	ppbV	97
6) chloromethane	4.120	50	6463	0.615	ppbV	97
7) Freon-114	4.246		0	N.D.		
10) 1,3-butadiene	4.540	54	936	0.106	ppbV	91
13) bromomethane	0.000		0	N.D.		
14) chloroethane	0.000		0	N.D.		
15) ethanol	5.273	31	7095592	861.287	ppbV #	63
17) vinyl bromide	0.000		0	N.D.		
19) acetone	5.830	43	203871M6	13.344	ppbV	
21) trichlorofluoromethane	6.040	101	3670	0.206	ppbV	100
22) isopropyl alcohol	6.167	45	95742	4.941	ppbV #	95
27) tertiary butyl alcohol	0.000		0	N.D.	d	
28) methylene chloride	6.988	49	3486	0.250	ppbV	88
29) 3-chloropropene	7.126		0	N.D.		
30) carbon disulfide	7.282		0	N.D.		
31) Freon 113	7.318	101	1439	0.063	ppbV #	95
32) trans-1,2-dichloroethene	0.000		0	N.D.		
33) 1,1-dichloroethane	0.000		0	N.D.		
34) MTBE	0.000		0	N.D.		
36) 2-butanone	8.850	43	10165	0.369	ppbV #	91
38) Ethyl Acetate	9.667	61	5175	1.161	ppbV	82
39) chloroform	9.717	83	2521	0.123	ppbV	97
40) Tetrahydrofuran	10.183	42	4731M6	0.278	ppbV	
42) 1,2-dichloroethane	10.567		0	N.D.		
44) hexane	9.625	57	22450	1.031	ppbV #	67
50) benzene	11.390	78	29752	0.713	ppbV	99
53) cyclohexane	11.710	56	20077	0.882	ppbV #	93

Data Path : O:\Forensics\Data\Airlab17\2023\01\0110T\
Data File : r1730709.D
Acq On : 10 Jan 2023 9:16 PM
Operator : AIRLAB17:TJS
Sample : L2300996-02,3,250,250
Misc : WG1731941,ICAL19642
ALS Vial : 0 Sample Multiplier: 1

Quant Time: Jan 11 08:33:57 2023
Quant Method : O:\Forensics\Data\Airlab17\2023\01\0110T\TFS17_230109.M
Quant Title : TO-14A/TO-15 SIM/Full Scan Analysis
QLast Update : Tue Jan 10 06:15:19 2023
Response via : Initial Calibration

CCAL FILE : O:\Forensics\Data\Airlab17\2023\01\0110T\r1730700.D
Sub List : TO15-NY-7-SIM - .

Compound	R.T.	QIon	Response	Conc	Units	Dev(Min)
56) 1,2-dichloropropane	0.000		0	N.D.		
57) bromodichloromethane	0.000		0	N.D.	d	
58) 1,4-dioxane	0.000		0	N.D.		
60) 2,2,4-trimethylpentane	0.000		0	N.D.	d	
62) heptane	12.997	43	24756M6	0.825	ppbV	
63) cis-1,3-dichloropropene	0.000		0	N.D.		
64) 4-methyl-2-pentanone	0.000		0	N.D.	d	
65) trans-1,3-dichloropropene	0.000		0	N.D.		
66) 1,1,2-trichloroethane	14.567		0	N.D.		
68) toluene	14.783	91	80127	1.581	ppbV	100
72) 2-hexanone	0.000		0	N.D.	d	
74) dibromochloromethane	0.000		0	N.D.		
75) 1,2-dibromoethane	0.000		0	N.D.		
80) chlorobenzene	0.000		0	N.D.	d	
81) ethylbenzene	16.958	91	38949	0.696	ppbV	94
83) m+p-xylene	17.108	91	54815	1.219	ppbV	93
84) bromoform	0.000		0	N.D.		
85) styrene	17.442	104	5567	0.154	ppbV	96
86) 1,1,2,2-tetrachloroethane	0.000		0	N.D.	d	
87) o-xylene	17.542	91	21077	0.470	ppbV	98
96) 4-ethyl toluene	18.600	105	6632M6	0.110	ppbV	
97) 1,3,5-trimethylbenzene	18.658	105	5430	0.105	ppbV	94
99) 1,2,4-trimethylbenzene	19.000	105	17939	0.362	ppbV #	57
101) Benzyl Chloride	19.192		0	N.D.		
102) 1,3-dichlorobenzene	0.000		0	N.D.	d	
103) 1,4-dichlorobenzene	19.192	146	1188	0.041	ppbV #	73
107) 1,2-dichlorobenzene	19.483		0	N.D.		
115) 1,2,4-trichlorobenzene	0.000		0	N.D.		
119) hexachlorobutadiene	0.000		0	N.D.		

(#) = qualifier out of range (m) = manual integration (+) = signals summed

Sub List : TO15-NY-7-SIM - .\Airlab17\2023\01\0110T\r1730700.D

Data Path : O:\Forensics\Data\Airlab17\2023\01\0110T\
Data File : r1730709.D
Acq On : 10 Jan 2023 9:16 PM
Operator : AIRLAB17:TJS
Sample : L2300996-02,3,250,250
Misc : WG1731941,ICAL19642
ALS Vial : 0 Sample Multiplier: 1

Quant Time: Jan 11 08:33:57 2023
Quant Method : O:\Forensics\Data\Airlab17\2023\01\0110T\TFS17_230109.M
Quant Title : TO-14A/TO-15 SIM/Full Scan Analysis
QLast Update : Tue Jan 10 06:15:19 2023
Response via : Initial Calibration

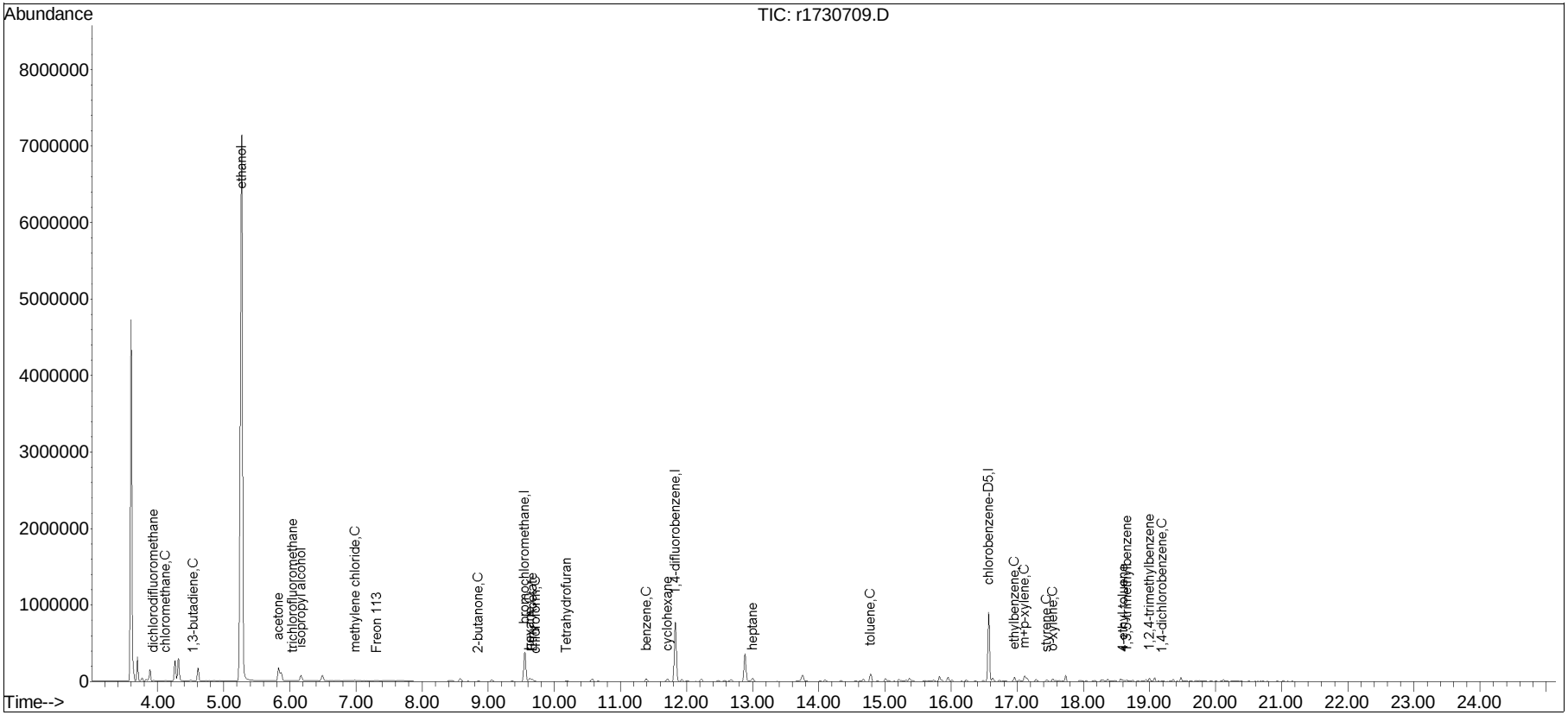

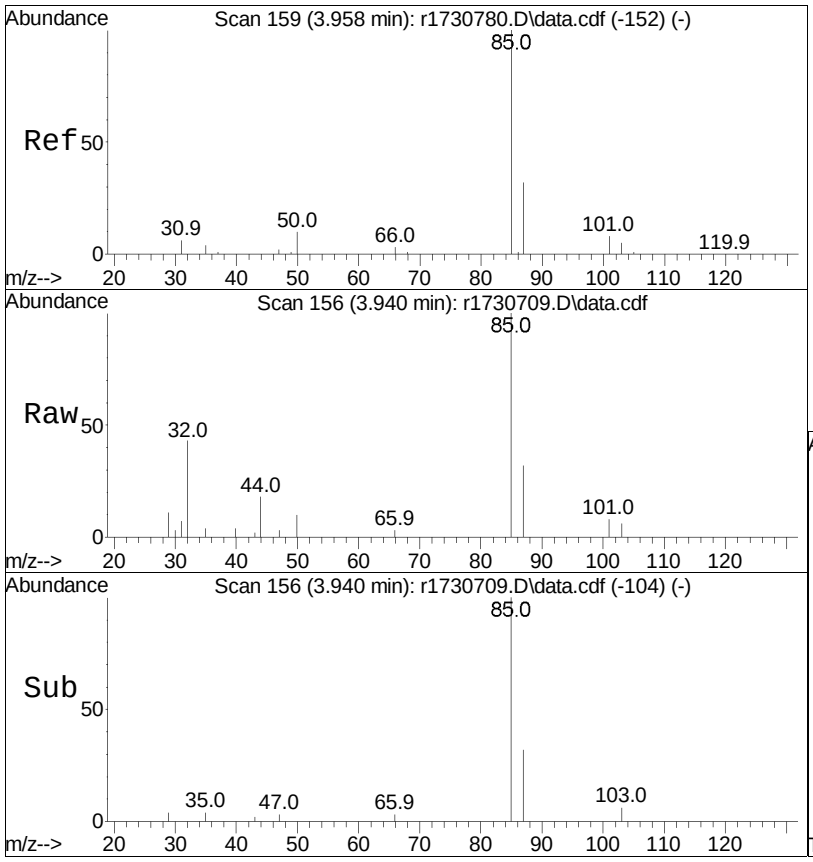

#5
dichlorodifluoromethane
Concen: 0.47 ppbV
RT: 3.940 min Scan# 156
Delta R.T. -0.018 min
Lab File: r1730709.D
Acq: 10 Jan 2023 9:16 PM

Tgt Ion: 85 Resp: 9372

Ion	Ratio	Lower	Upper
85	100		
87	31.6	26.9	40.3

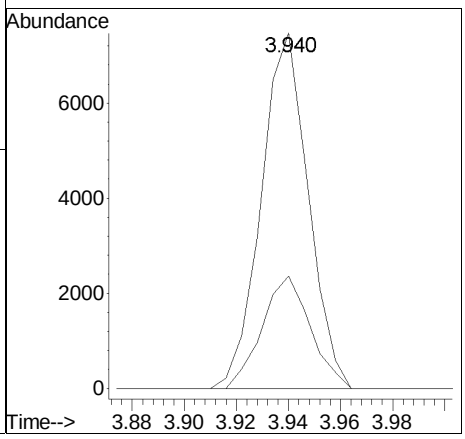

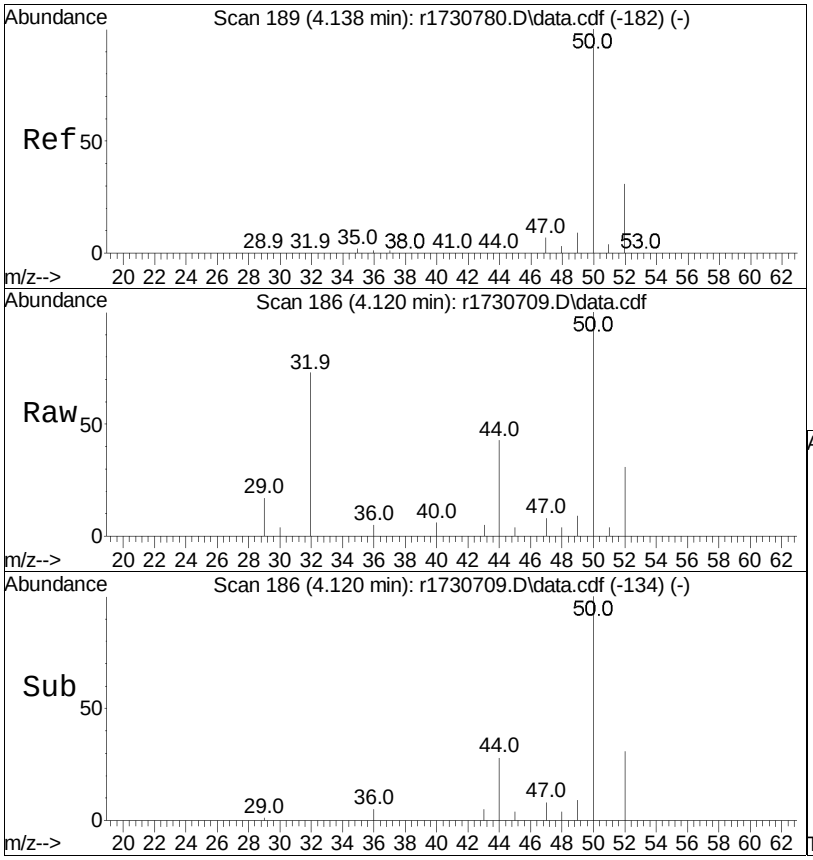

#6
chloromethane
Concen: 0.61 ppbV
RT: 4.120 min Scan# 186
Delta R.T. -0.018 min
Lab File: r1730709.D
Acq: 10 Jan 2023 9:16 PM

Tgt Ion: 50 Resp: 6463

Ion	Ratio	Lower	Upper
50	100		
52	31.5	26.6	39.8

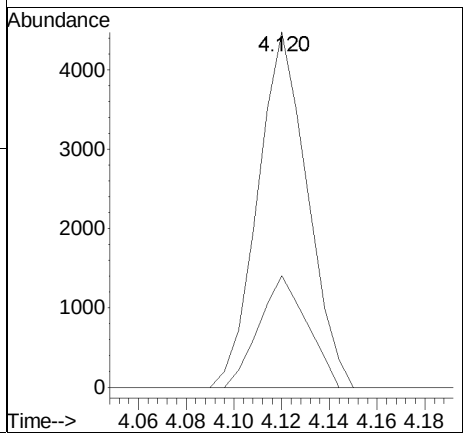

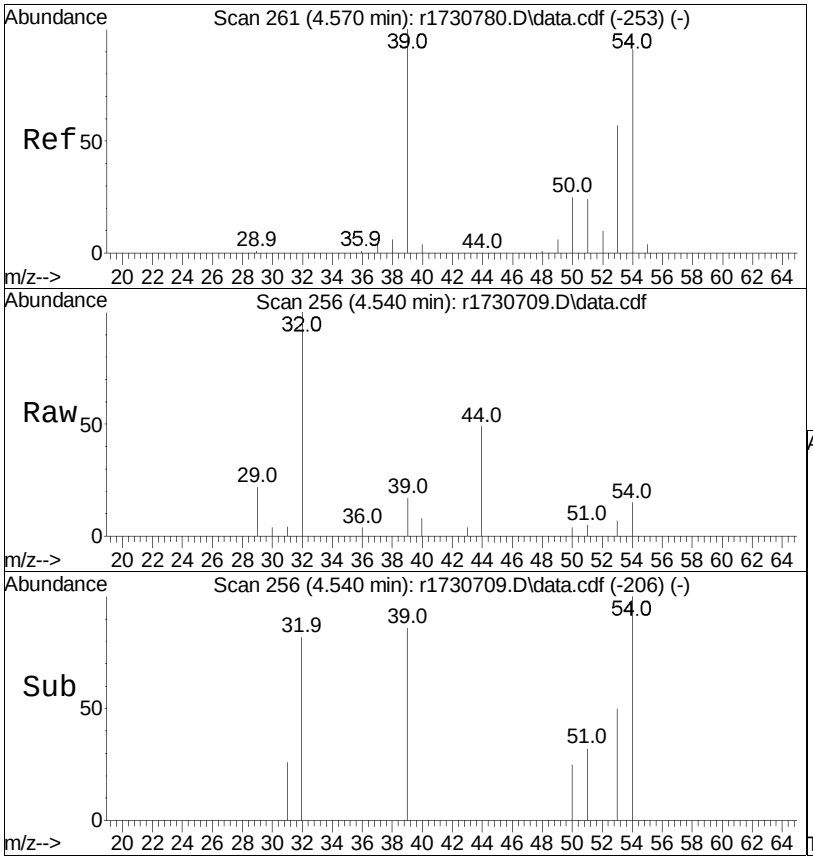

#10
1,3-butadiene
Concen: 0.11 ppbV
RT: 4.540 min Scan# 256
Delta R.T. -0.030 min
Lab File: r1730709.D
Acq: 10 Jan 2023 9:16 PM

Tgt Ion: 54 Resp: 936

Ion	Ratio	Lower	Upper
54	100		
39	119.4	88.0	132.0

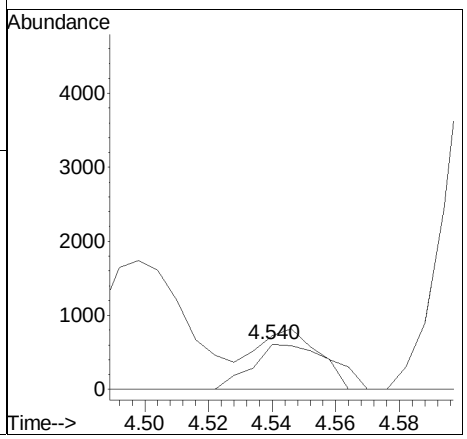

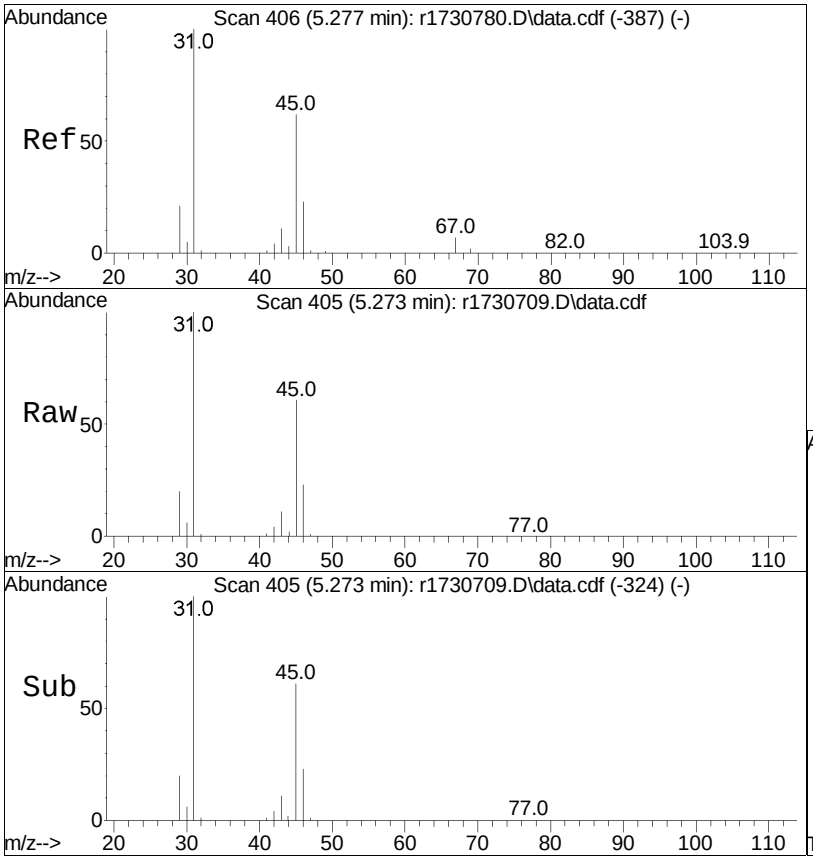

#15
ethanol
Concen: 861.29 ppbV
RT: 5.273 min Scan# 405
Delta R.T. -0.003 min
Lab File: r1730709.D
Acq: 10 Jan 2023 9:16 PM

Tgt Ion: 31 Resp: 7095592

Ion	Ratio	Lower	Upper
31	100		
45	61.2	30.8	46.2#

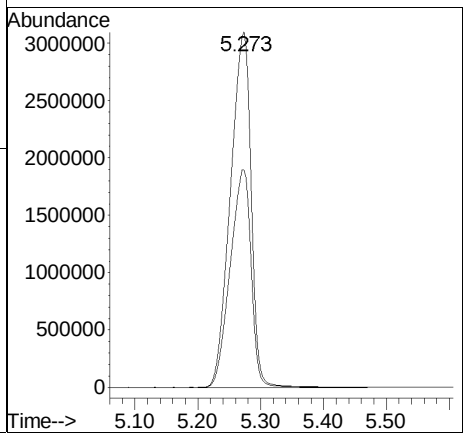

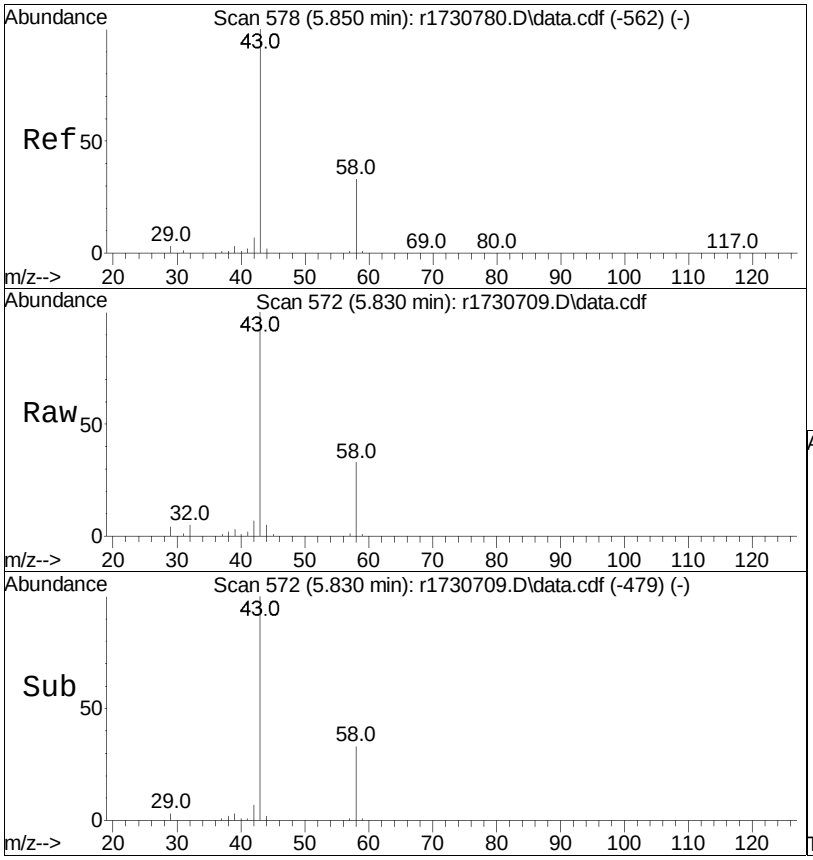

#19
acetone
Concen: 13.34 ppbV m
RT: 5.830 min Scan# 572
Delta R.T. -0.020 min
Lab File: r1730709.D
Acq: 10 Jan 2023 9:16 PM

Tgt Ion: 43 Resp: 203871

Ion	Ratio	Lower	Upper
43	100		
58	33.1	37.1	55.7#
57	1.2	1.0	1.4

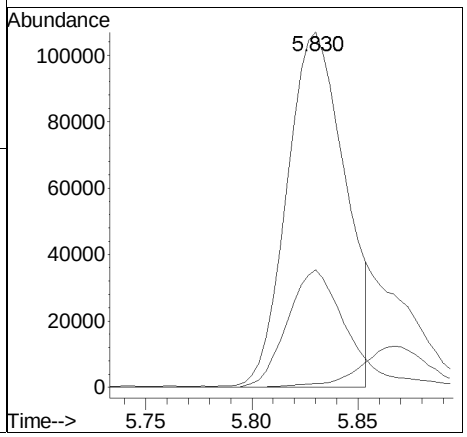

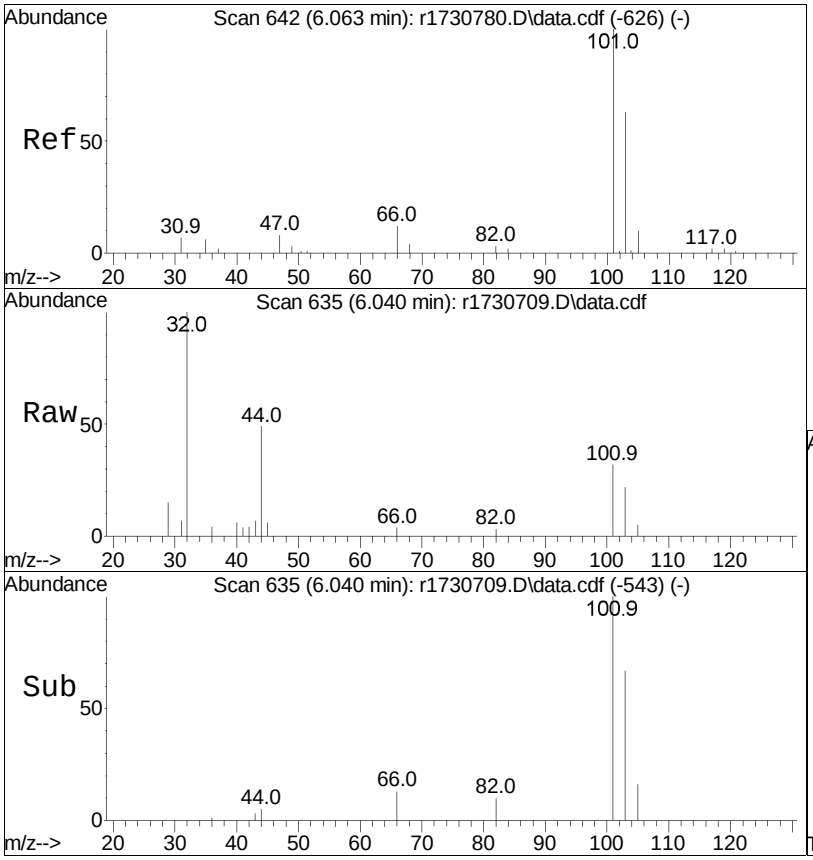

#21
trichlorofluoromethane
Concen: 0.21 ppbV
RT: 6.040 min Scan# 635
Delta R.T. -0.023 min
Lab File: r1730709.D
Acq: 10 Jan 2023 9:16 PM

Tgt Ion:101 Resp: 3670

Ion	Ratio	Lower	Upper
101	100		
103	67.1	54.0	81.0

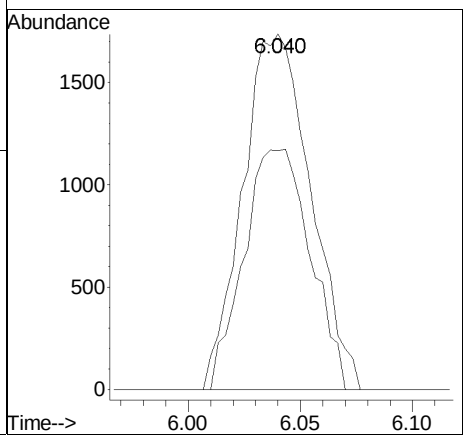

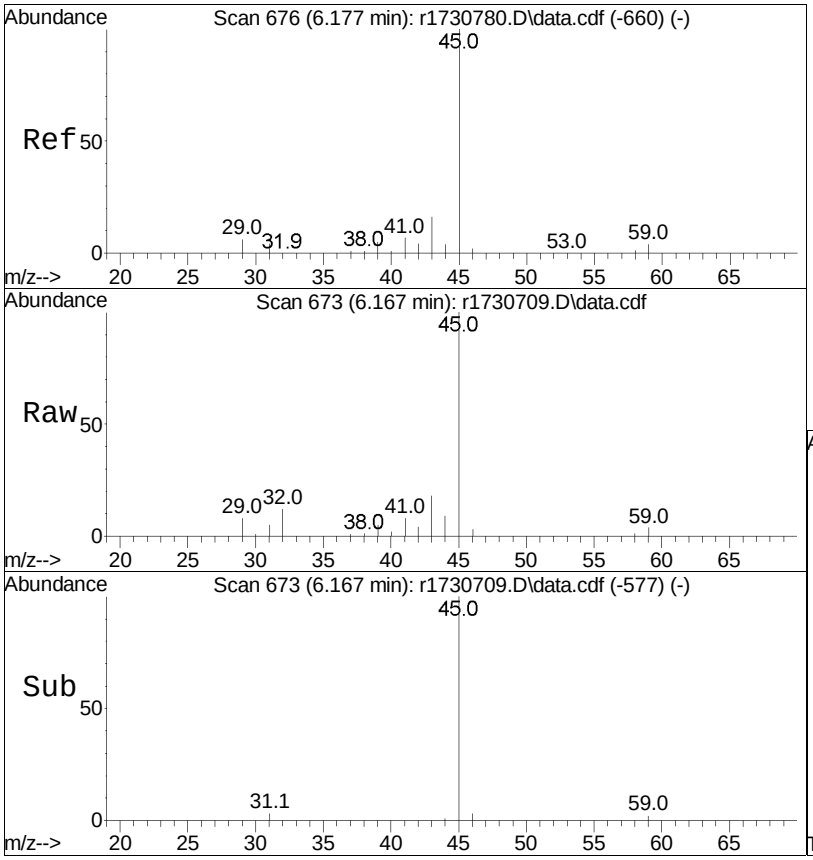

#22
isopropyl alcohol
Concen: 4.94 ppbV
RT: 6.167 min Scan# 673
Delta R.T. -0.010 min
Lab File: r1730709.D
Acq: 10 Jan 2023 9:16 PM

Tgt Ion: 45 Resp: 95742

Ion	Ratio	Lower	Upper
45	100		
59	3.6	4.1	6.1#

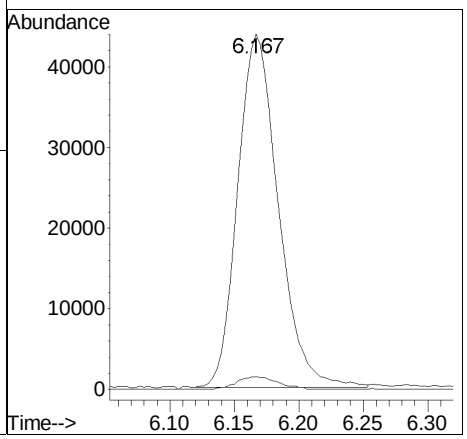

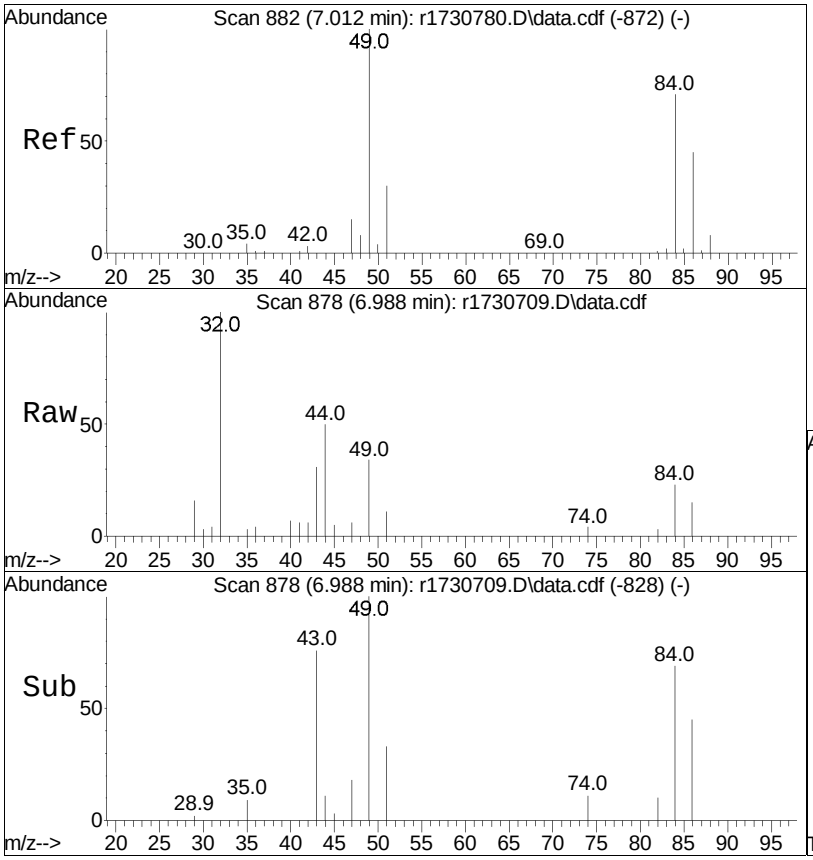

#28
methylene chloride
Concen: 0.25 ppbV
RT: 6.988 min Scan# 878
Delta R.T. -0.024 min
Lab File: r1730709.D
Acq: 10 Jan 2023 9:16 PM

Tgt Ion: 49 Resp: 3486

Ion	Ratio	Lower	Upper
49	100		
84	68.5	63.2	94.8

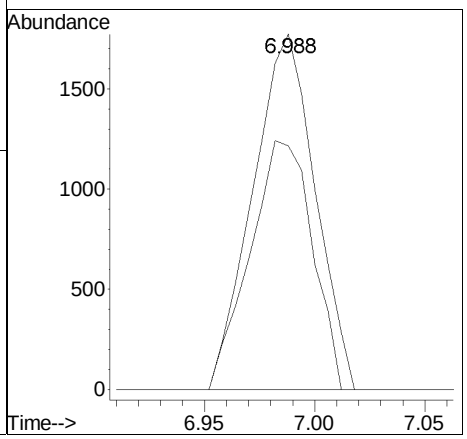

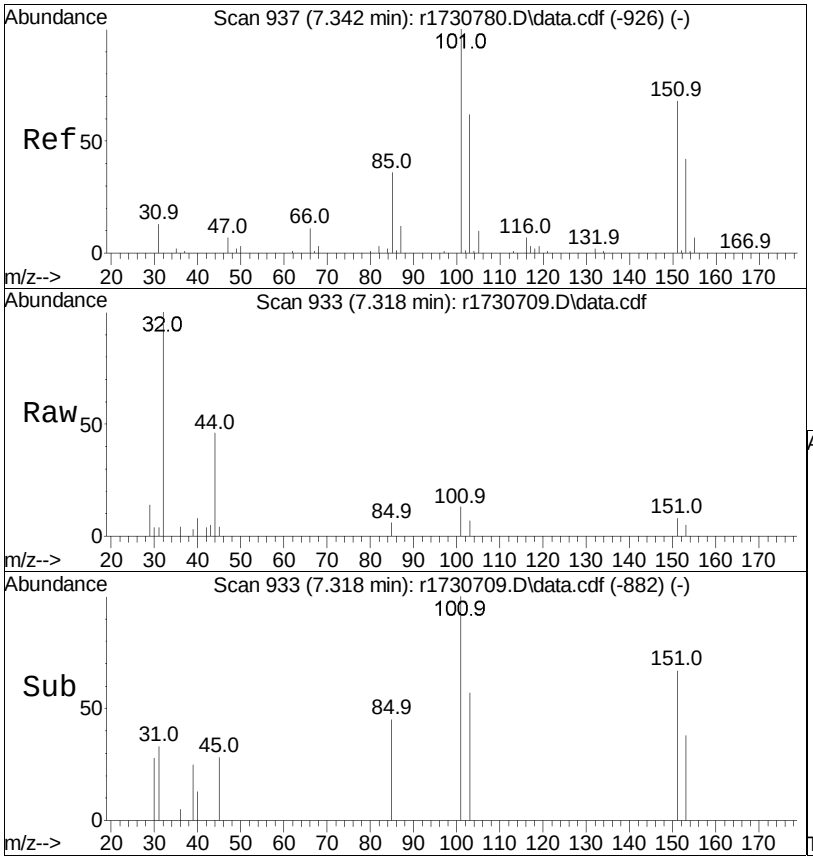

#31
Freon 113
Concen: 0.06 ppbV
RT: 7.318 min Scan# 933
Delta R.T. -0.024 min
Lab File: r1730709.D
Acq: 10 Jan 2023 9:16 PM

Tgt Ion:101 Resp: 1439

Ion	Ratio	Lower	Upper
101	100		
85	44.9	29.1	43.7#
151	66.8	53.8	80.6

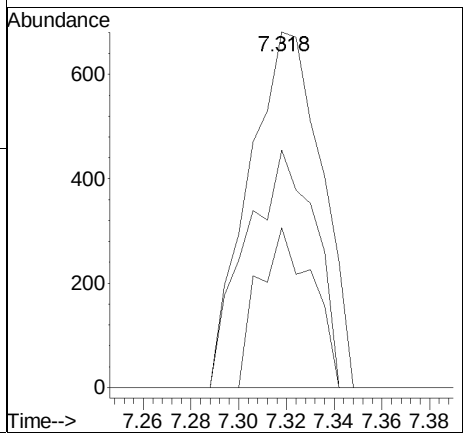

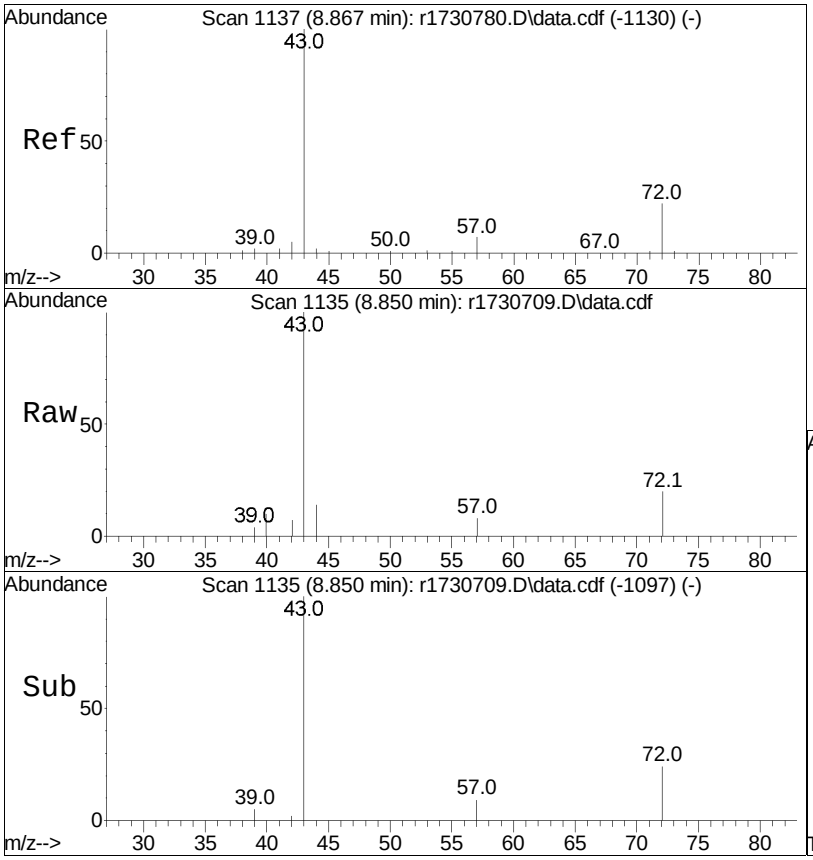

#36
2-butanone
Concen: 0.37 ppbV
RT: 8.850 min Scan# 1135
Delta R.T. -0.017 min
Lab File: r1730709.D
Acq: 10 Jan 2023 9:16 PM

Tgt Ion: 43 Resp: 10165

Ion	Ratio	Lower	Upper
43	100		
72	20.1	20.5	30.7#
57	7.8	7.0	10.6

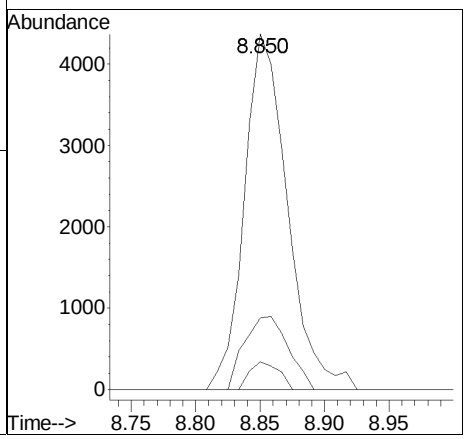

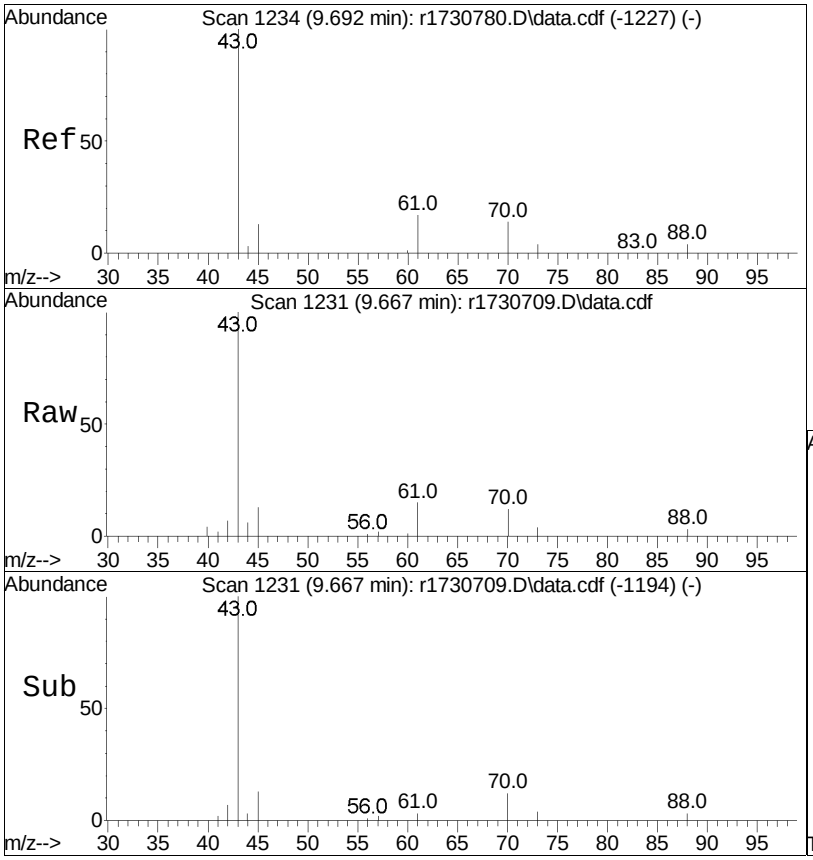

#38
Ethyl Acetate
Concen: 1.16 ppbV
RT: 9.667 min Scan# 1231
Delta R.T. -0.025 min
Lab File: r1730709.D
Acq: 10 Jan 2023 9:16 PM

Tgt Ion: 61 Resp: 5175

Ion	Ratio	Lower	Upper
61	100		
70	82.6	61.7	92.5
43	682.3	496.3	744.5

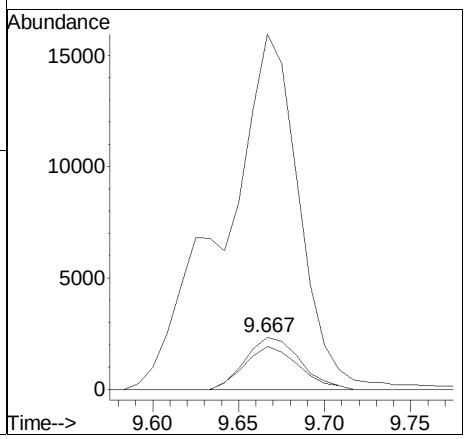

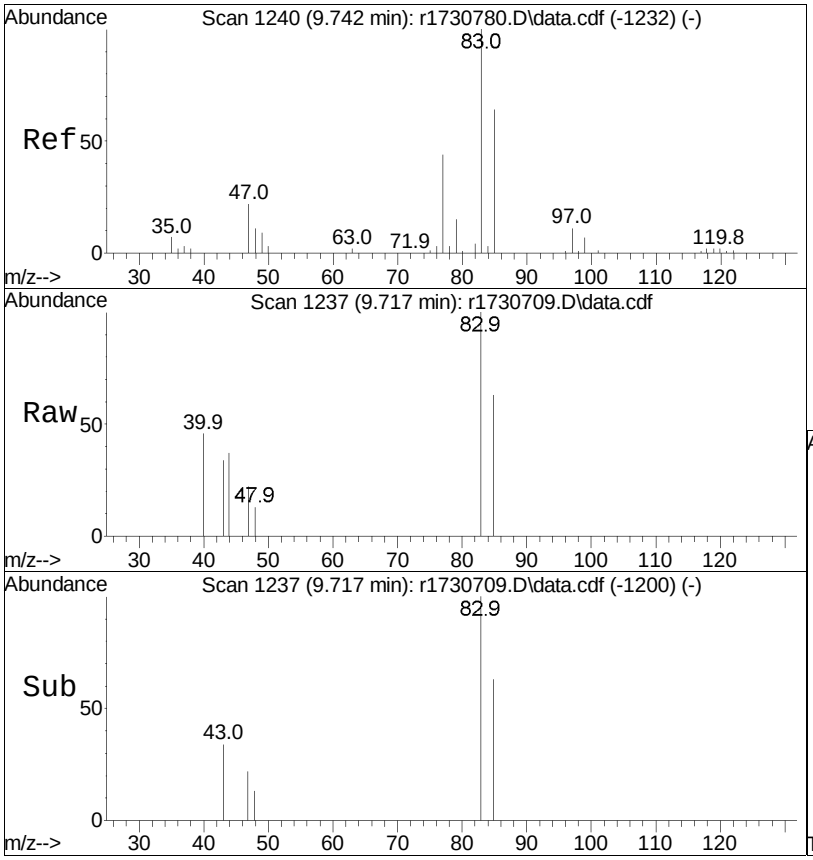

#39
chloroform
Concen: 0.12 ppbV
RT: 9.717 min Scan# 1237
Delta R.T. -0.025 min
Lab File: r1730709.D
Acq: 10 Jan 2023 9:16 PM

Tgt Ion: 83 Resp: 2521

Ion	Ratio	Lower	Upper
83	100		
85	63.2	53.1	79.7
47	21.9	17.2	25.8

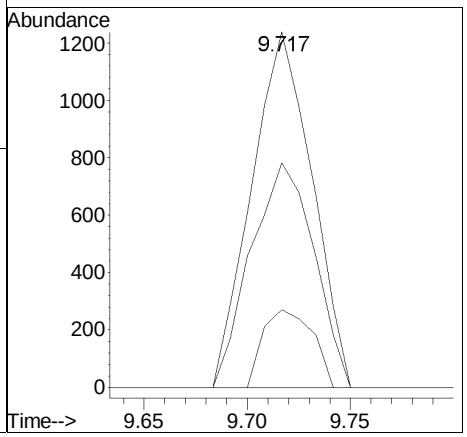

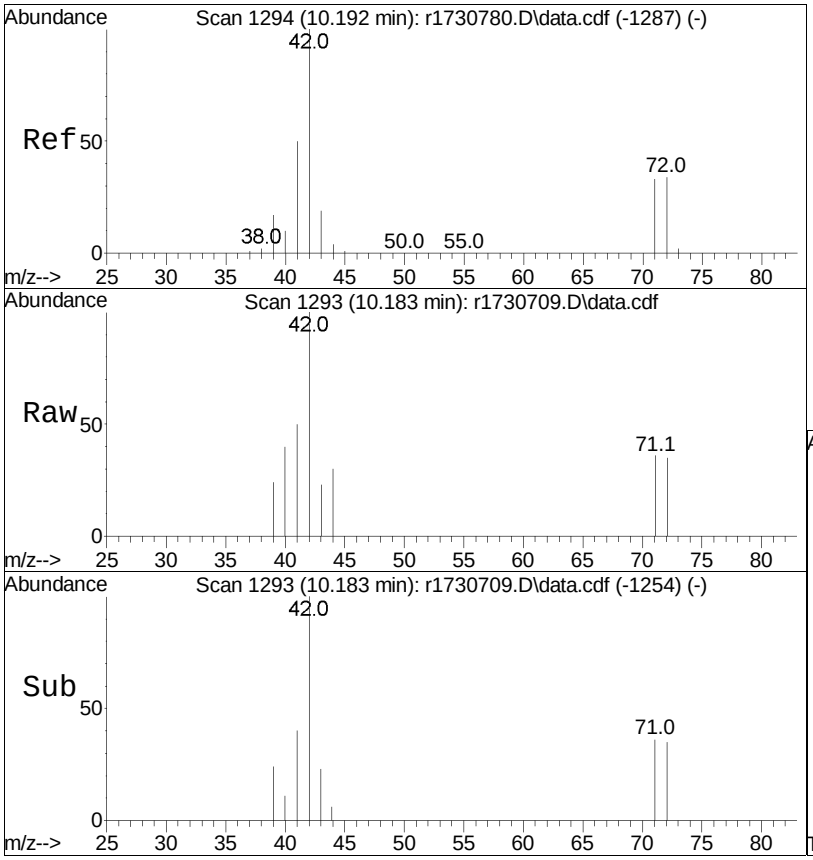

#40
Tetrahydrofuran
Concen: 0.28 ppbV m
RT: 10.183 min Scan# 1293
Delta R.T. -0.008 min
Lab File: r1730709.D
Acq: 10 Jan 2023 9:16 PM

Tgt Ion: 42 Resp: 4731

Ion	Ratio	Lower	Upper
42	100		
71	36.4	31.0	46.4
72	34.7	32.3	48.5

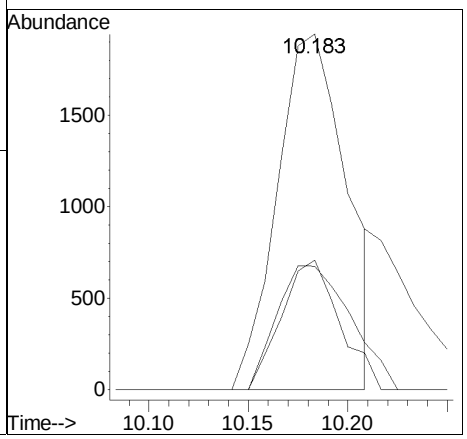

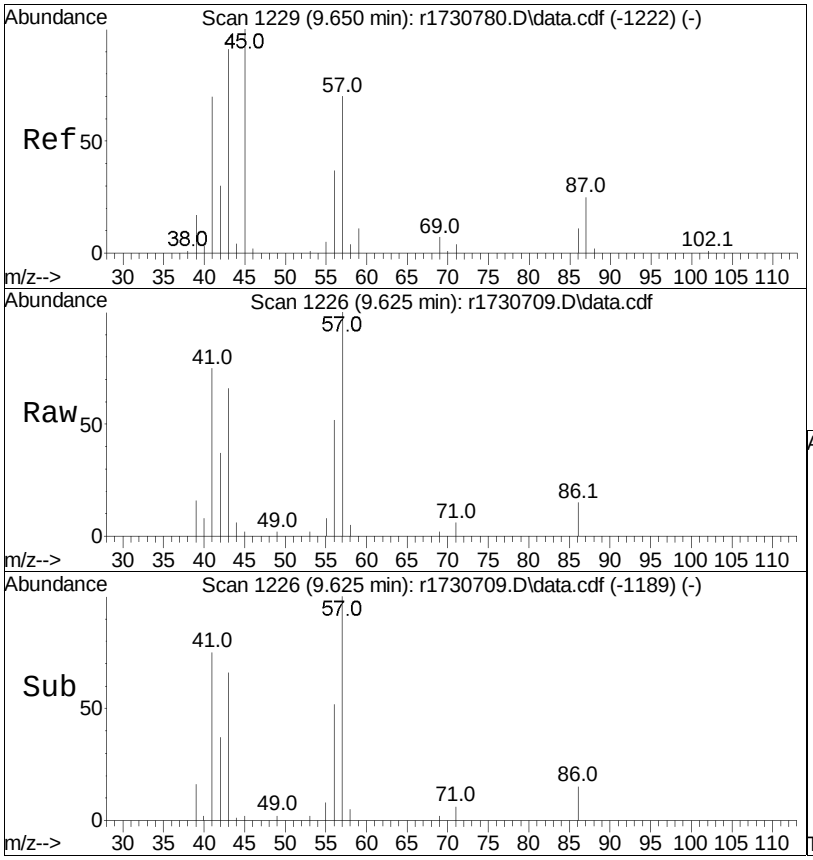

#44
hexane
Concen: 1.03 ppbV
RT: 9.625 min Scan# 1226
Delta R.T. -0.025 min
Lab File: r1730709.D
Acq: 10 Jan 2023 9:16 PM

Tgt Ion: 57 Resp: 22450

Ion	Ratio	Lower	Upper
57	100		
43	65.8	83.0	124.6#
86	14.5	11.4	17.2

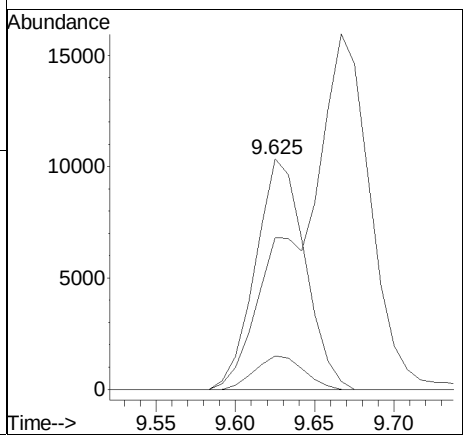

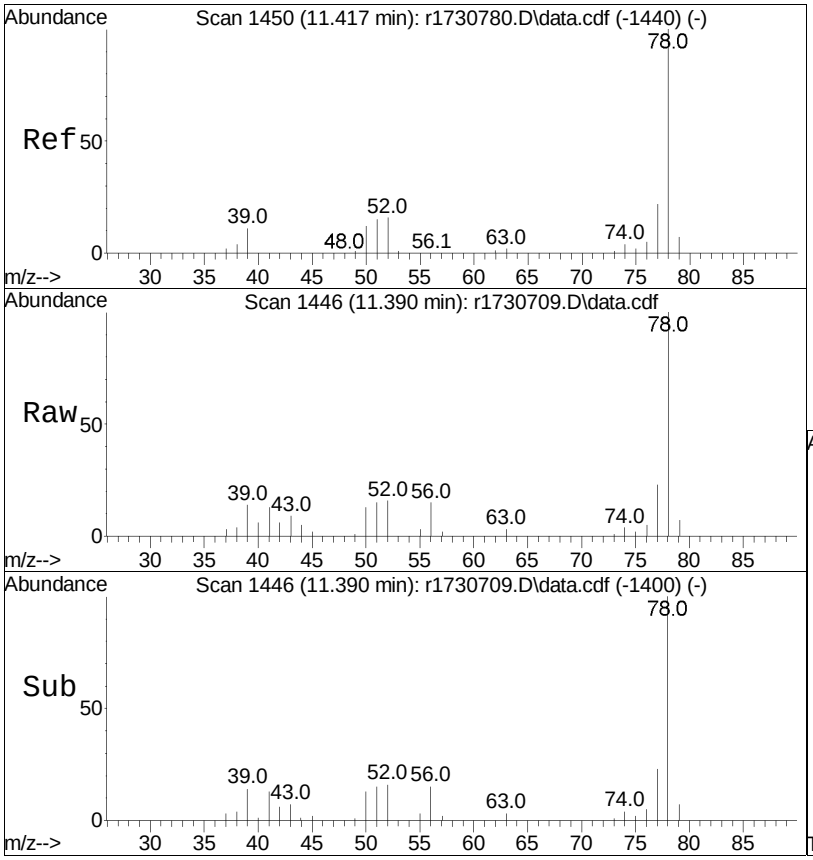

#50
benzene
Concen: 0.71 ppbV
RT: 11.390 min Scan# 1446
Delta R.T. -0.027 min
Lab File: r1730709.D
Acq: 10 Jan 2023 9:16 PM

Tgt Ion: 78 Resp: 29752

Ion	Ratio	Lower	Upper
78	100		
52	16.5	13.7	20.5

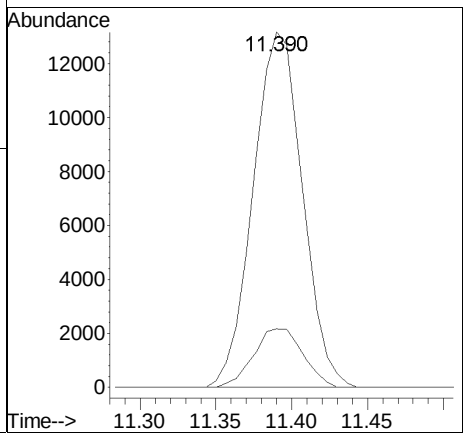

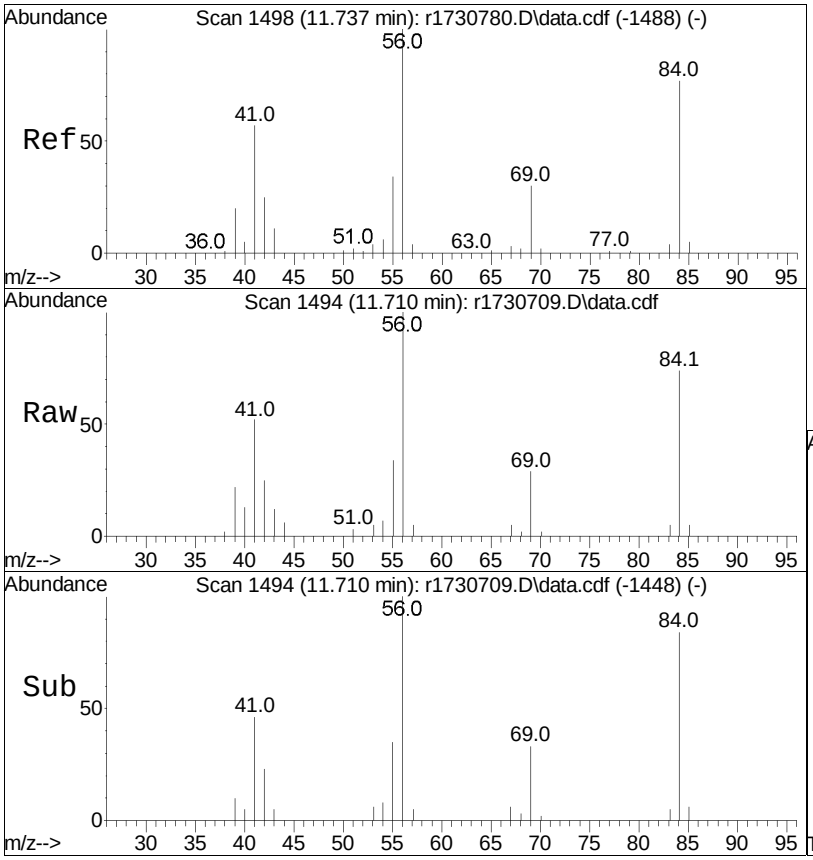

#53
cyclohexane
Concen: 0.88 ppbV
RT: 11.710 min Scan# 1494
Delta R.T. -0.027 min
Lab File: r1730709.D
Acq: 10 Jan 2023 9:16 PM

Tgt Ion: 56 Resp: 20077

Ion	Ratio	Lower	Upper
56	100		
84	74.0	58.2	87.2
41	51.8	33.8	50.8#

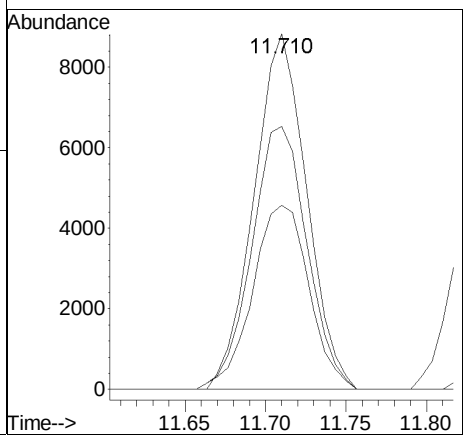

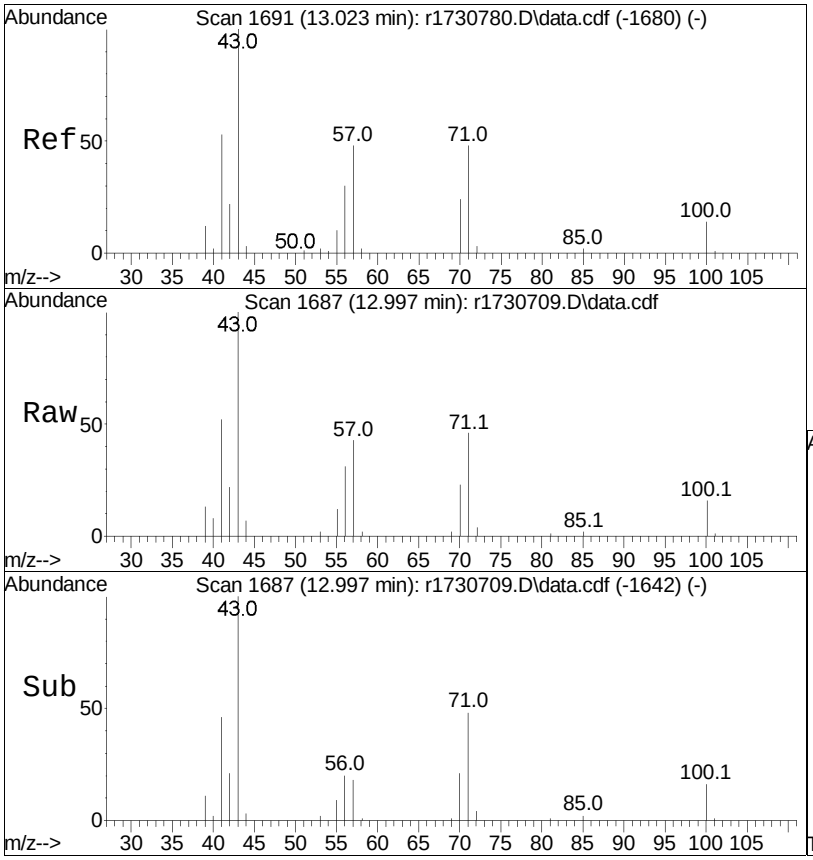

#62
heptane
Concen: 0.83 ppbV m
RT: 12.997 min Scan# 1687
Delta R.T. -0.027 min
Lab File: r1730709.D
Acq: 10 Jan 2023 9:16 PM

Tgt Ion: 43 Resp: 24756

Ion	Ratio	Lower	Upper
43	100		
57	42.7	49.5	74.3#
100	15.5	14.7	22.1

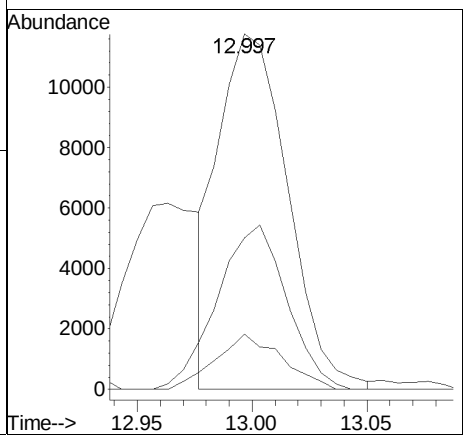

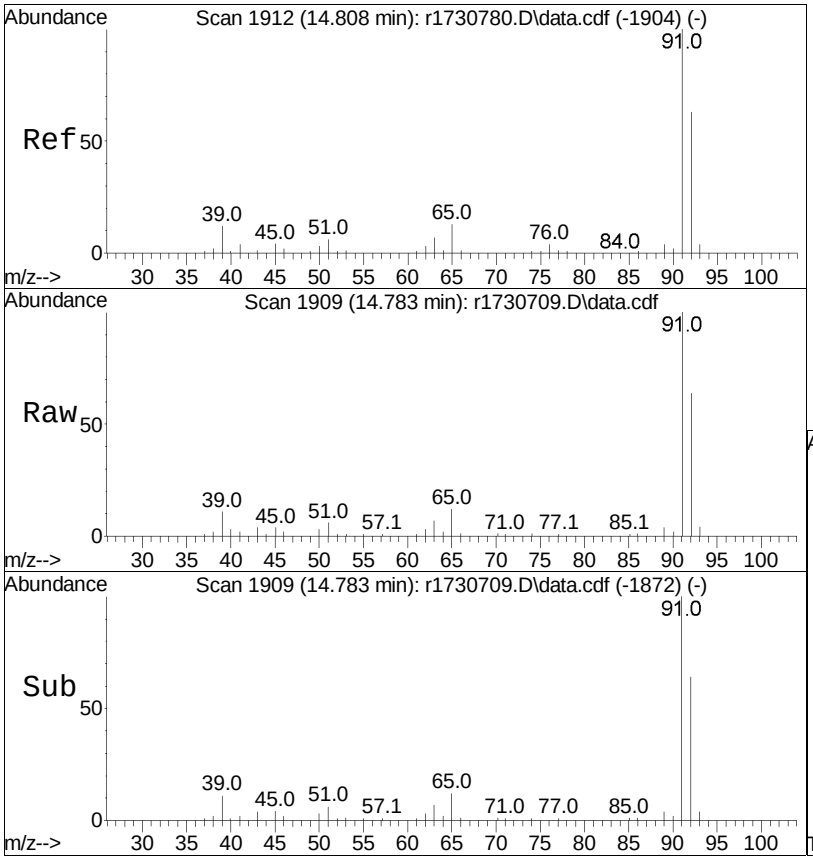

#68
toluene
Concen: 1.58 ppbV
RT: 14.783 min Scan# 1909
Delta R.T. -0.025 min
Lab File: r1730709.D
Acq: 10 Jan 2023 9:16 PM

Tgt Ion: 91 Resp: 80127

Ion	Ratio	Lower	Upper
91	100		
92	63.7	50.9	76.3

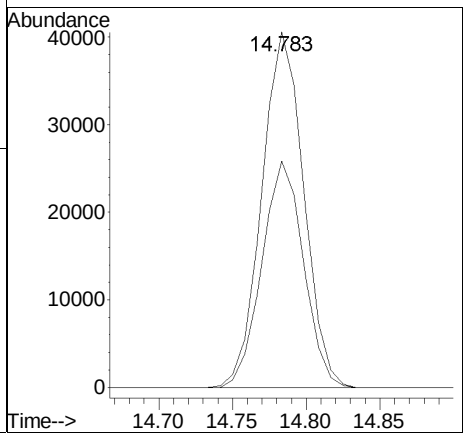

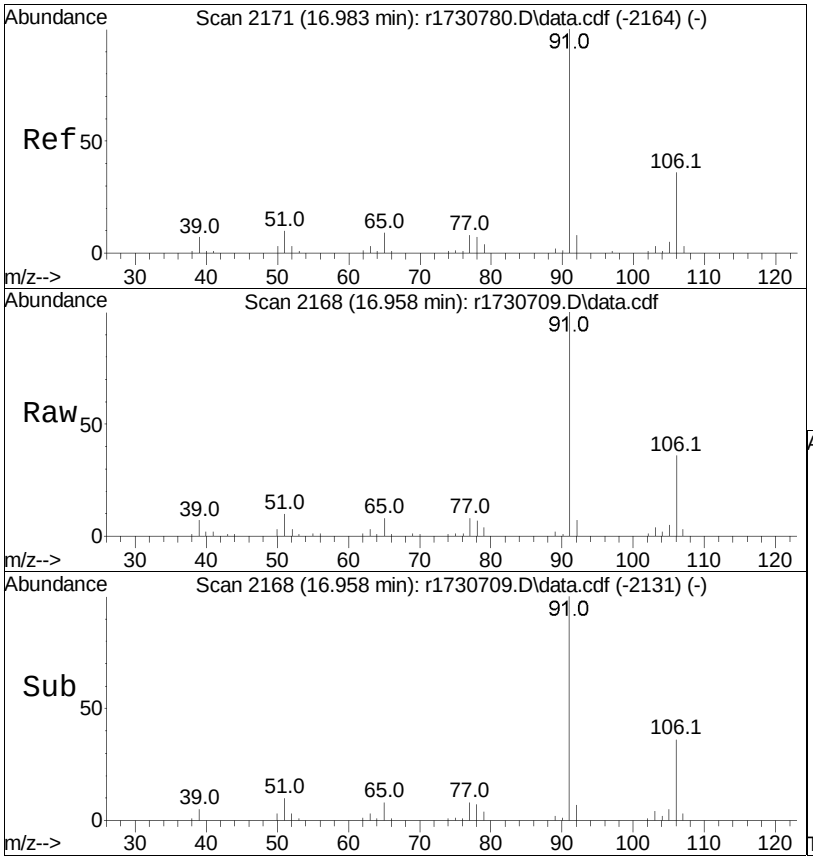

#81
ethylbenzene
Concen: 0.70 ppbV
RT: 16.958 min Scan# 2168
Delta R.T. -0.025 min
Lab File: r1730709.D
Acq: 10 Jan 2023 9:16 PM

Tgt Ion: 91 Resp: 38949

Ion	Ratio	Lower	Upper
91	100		
106	36.0	26.2	39.2

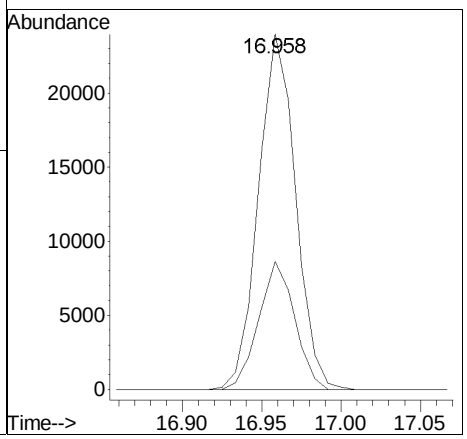

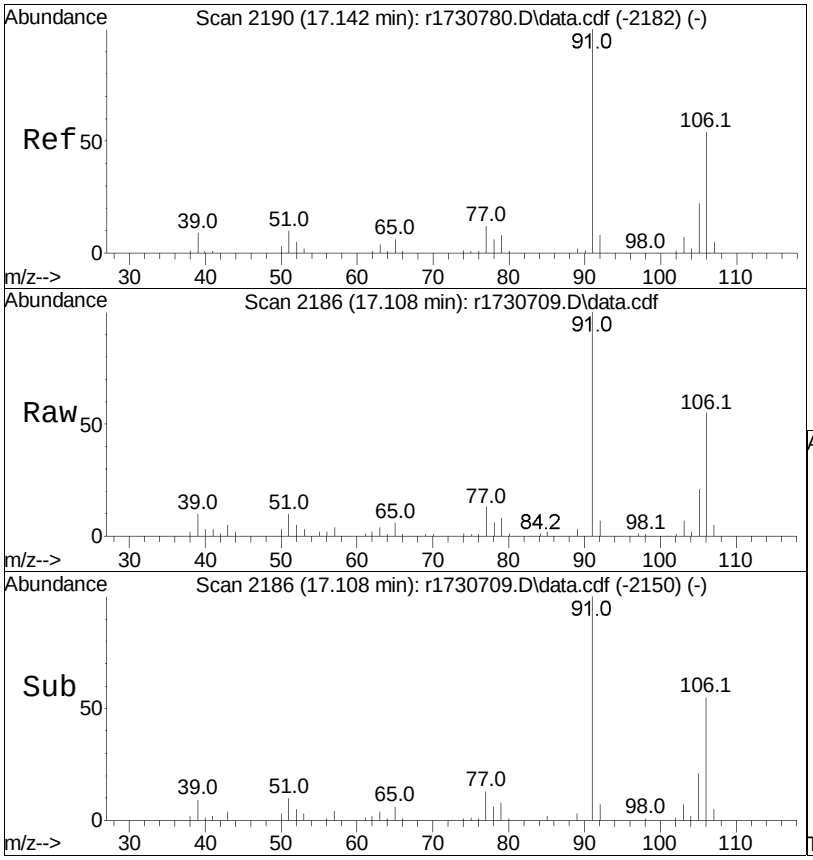

#83
m+p-xylene
Concen: 1.22 ppbV
RT: 17.108 min Scan# 2186
Delta R.T. -0.033 min
Lab File: r1730709.D
Acq: 10 Jan 2023 9:16 PM

Tgt Ion: 91 Resp: 54815

Ion	Ratio	Lower	Upper
91	100		
106	55.2	40.5	60.7

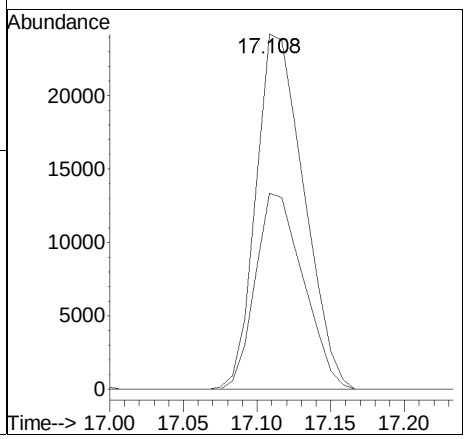

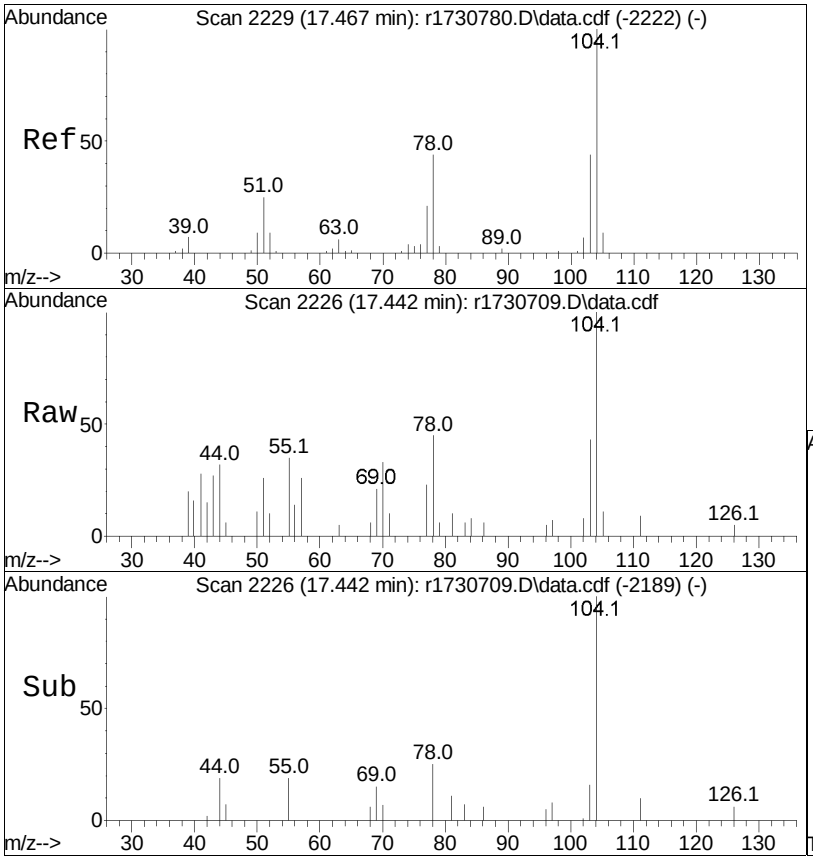

#85
styrene
Concen: 0.15 ppbV
RT: 17.442 min Scan# 2226
Delta R.T. -0.025 min
Lab File: r1730709.D
Acq: 10 Jan 2023 9:16 PM

Tgt Ion:104 Resp: 5567

Ion	Ratio	Lower	Upper
104	100		
103	43.3	34.9	52.3
78	44.6	31.7	47.5

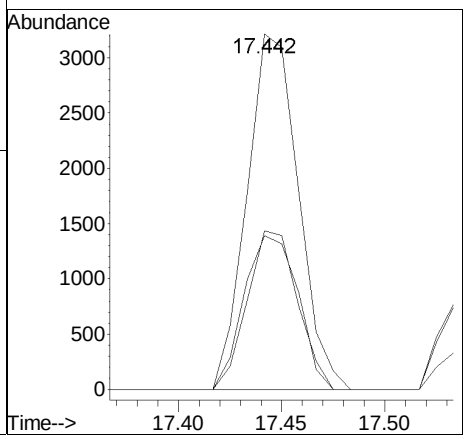

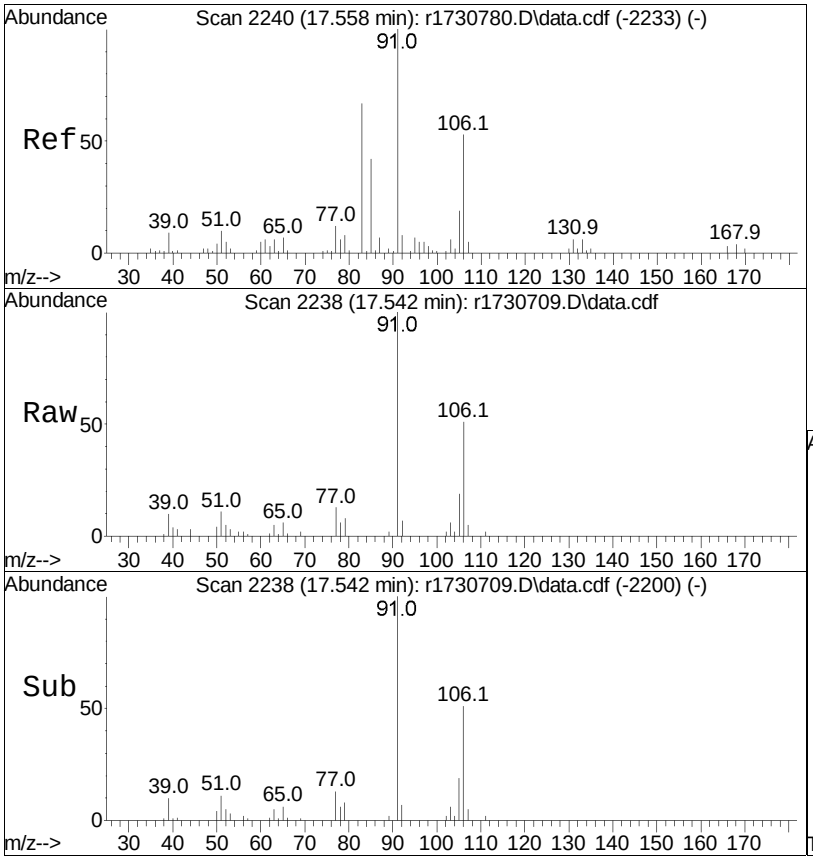

#87
o-xylene
Concen: 0.47 ppbV
RT: 17.542 min Scan# 2238
Delta R.T. -0.017 min
Lab File: r1730709.D
Acq: 10 Jan 2023 9:16 PM

Tgt Ion: 91 Resp: 21077

Ion	Ratio	Lower	Upper
91	100		
106	51.2	39.7	59.5

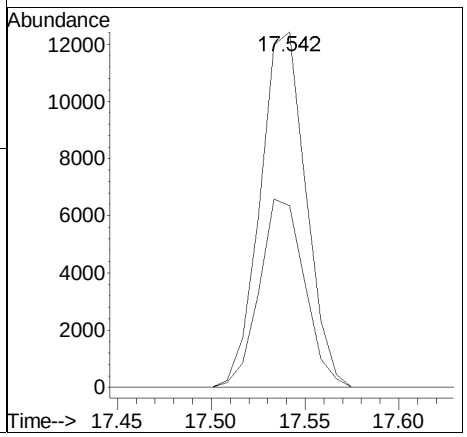

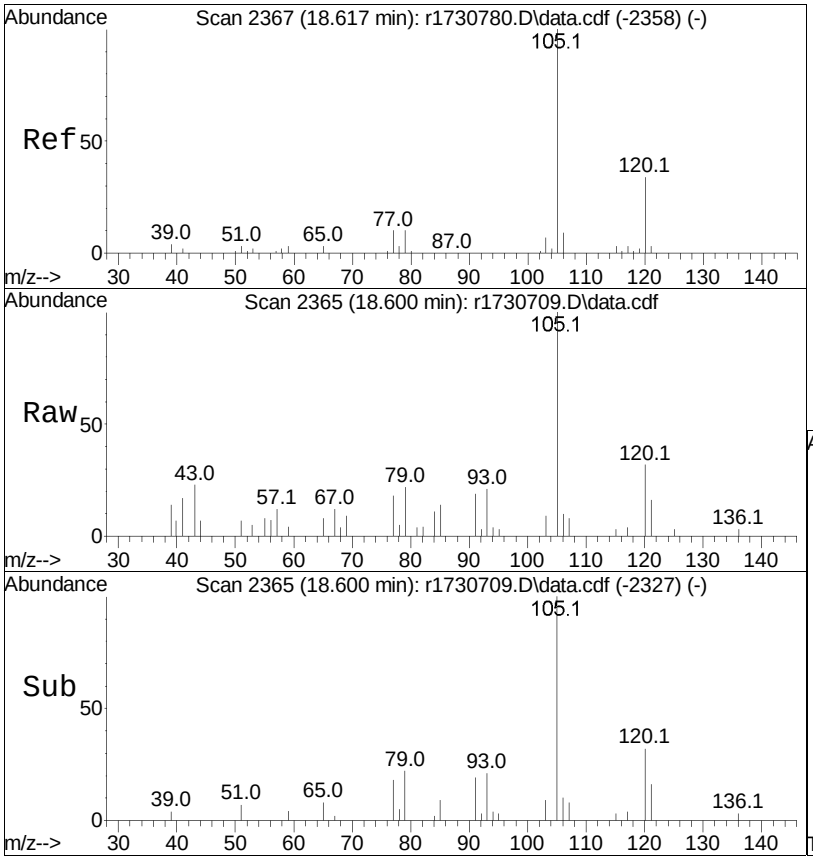

#96
4-ethyl toluene
Concen: 0.11 ppbV m
RT: 18.600 min Scan# 2365
Delta R.T. -0.017 min
Lab File: r1730709.D
Acq: 10 Jan 2023 9:16 PM

Tgt Ion:105 Resp: 6632

Ion	Ratio	Lower	Upper
105	100		
120	31.7	27.9	41.9
91	19.0	8.5	12.7#

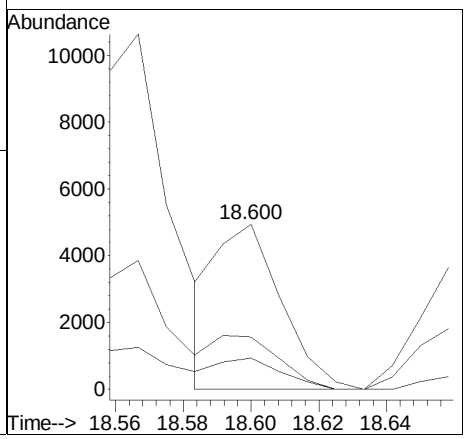

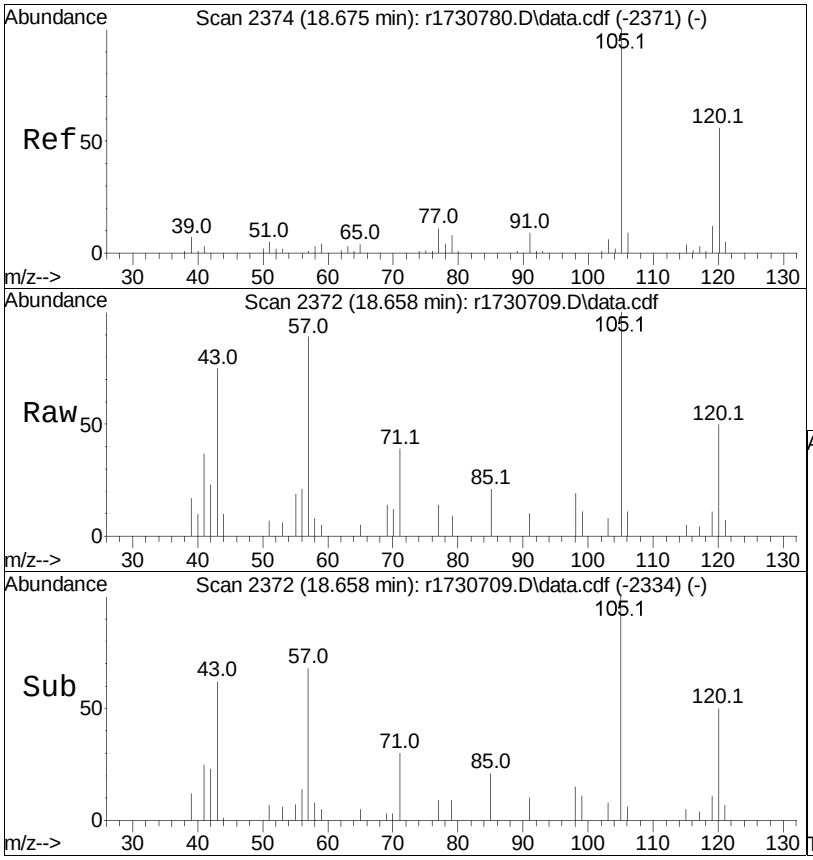

#97
1,3,5-trimethylbenzene
Concen: 0.11 ppbV
RT: 18.658 min Scan# 2372
Delta R.T. -0.017 min
Lab File: r1730709.D
Acq: 10 Jan 2023 9:16 PM

Tgt Ion:105 Resp: 5430

Ion	Ratio	Lower	Upper
105	100		
120	49.8	44.1	66.1
91	10.4	7.9	11.9

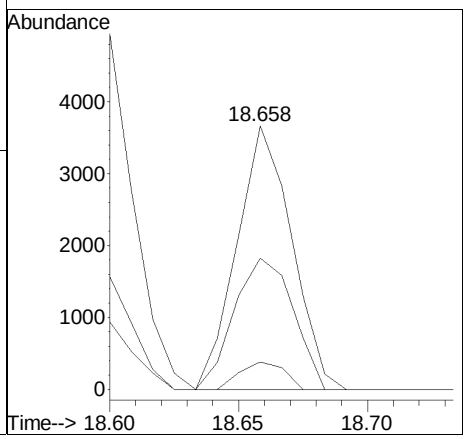

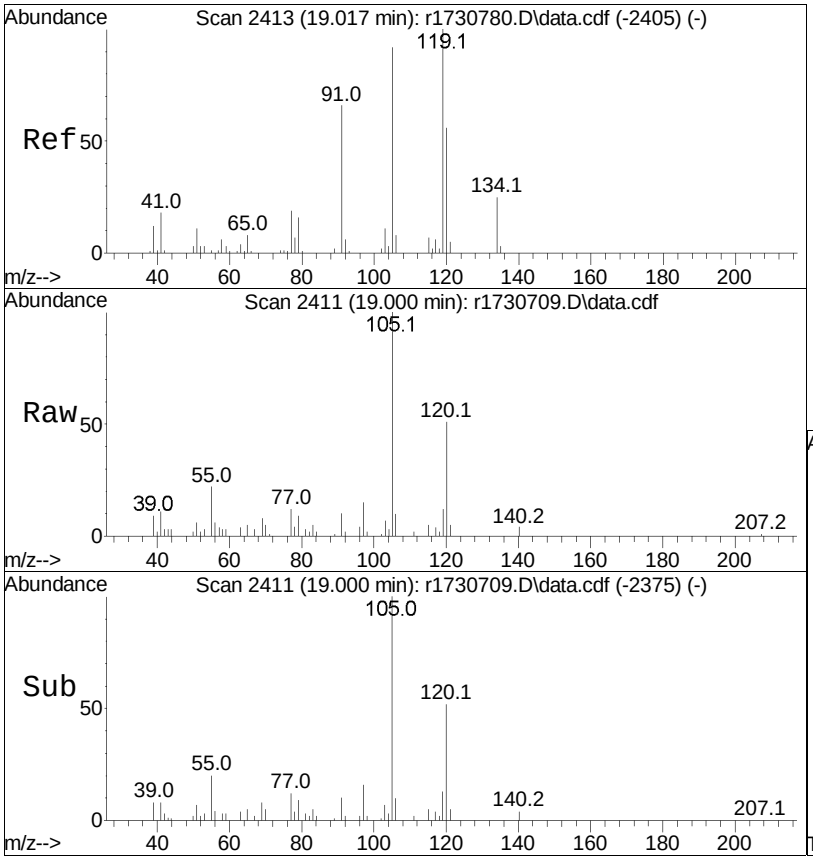

#99
1,2,4-trimethylbenzene
Concen: 0.36 ppbV
RT: 19.000 min Scan# 2411
Delta R.T. -0.017 min
Lab File: r1730709.D
Acq: 10 Jan 2023 9:16 PM

Tgt Ion:105 Resp: 17939

Ion	Ratio	Lower	Upper
105	100		
120	51.2	47.4	71.0
91	10.2	53.8	80.6#

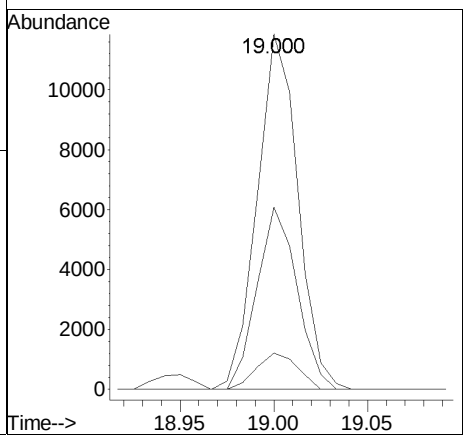

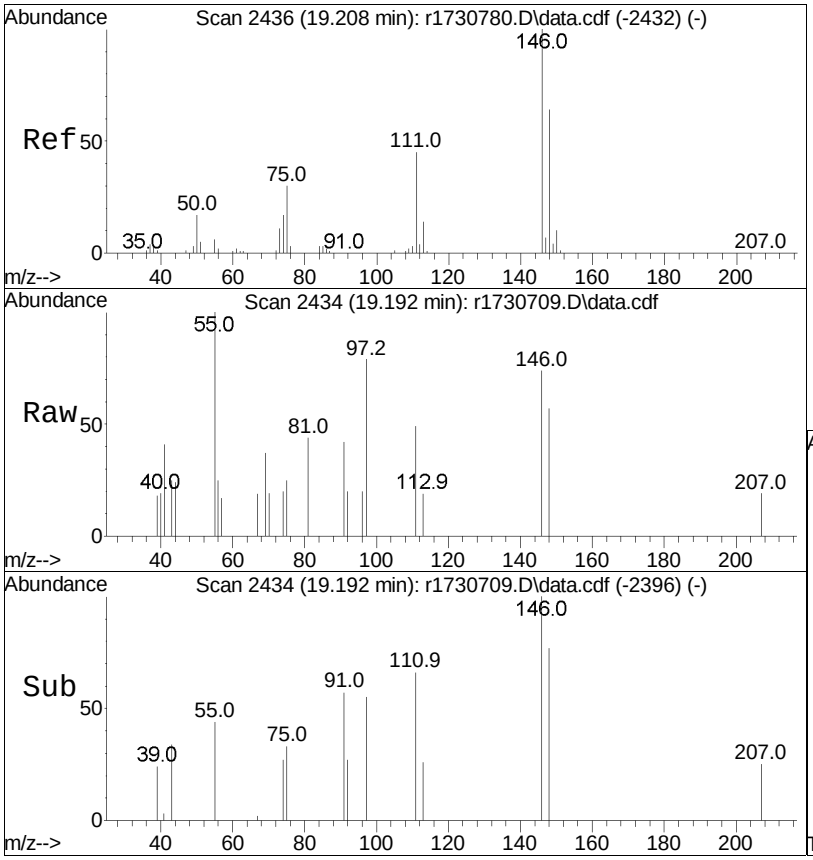

#103
1,4-dichlorobenzene
Concen: 0.04 ppbV
RT: 19.192 min Scan# 2434
Delta R.T. -0.017 min
Lab File: r1730709.D
Acq: 10 Jan 2023 9:16 PM

Tgt Ion:146 Resp: 1188

Ion	Ratio	Lower	Upper
146	100		
111	65.6	33.5	50.3#
75	33.3	22.1	33.1#

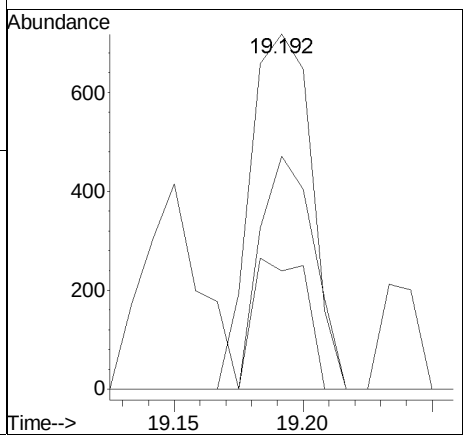

Manual Integration/Negative Proof Report

Data Path : O:\Forensics\Data\Airlab17\QMethod : TFS17_230109.M
Data File : r1730709.D Operator : AIRLAB17:TJS
Date Inj'd : 1/10/2020 0:9: 6 Instrument :
Sample : L2300996-02,3,250,250 Quant Date : 1/10/2023 11:29 pm

Compound #19: acetone

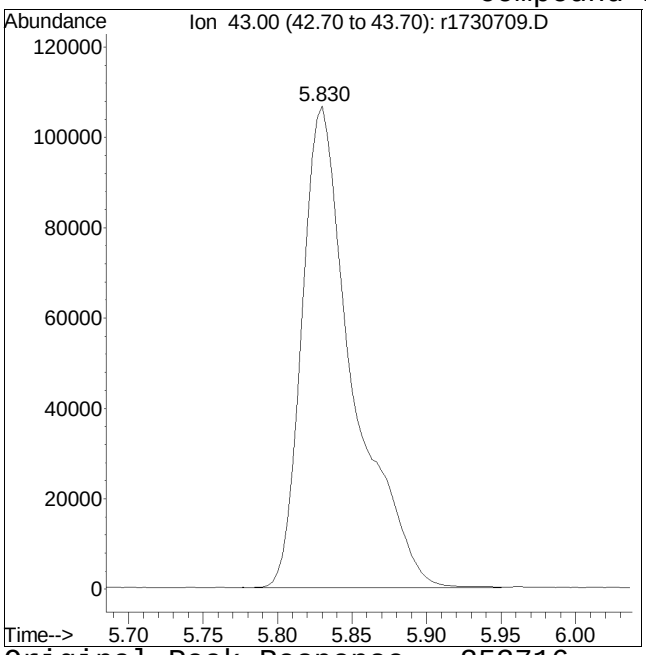

Original Peak Response = 253716

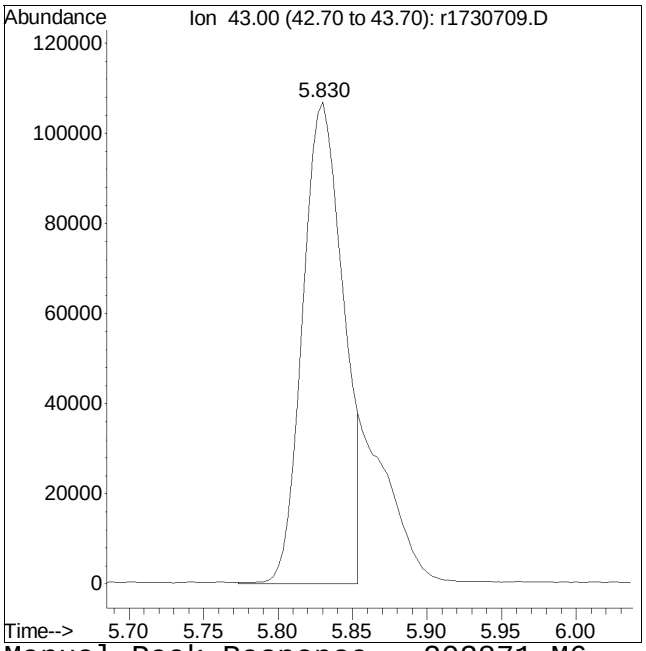

Manual Peak Response = 203871 M6

M6 = Misassignment of peak valley by automated integration (poor split of 2 peaks).

Manual Integration/Negative Proof Report

Data Path : O:\Forensics\Data\Airlab17\QMethod : TFS17_230109.M
Data File : r1730709.D Operator : AIRLAB17:TJS
Date Inj'd : 1/10/2020 0:9: 6 Instrument :
Sample : L2300996-02,3,250,250 Quant Date : 1/10/2023 11:29 pm

Compound #40: Tetrahydrofuran

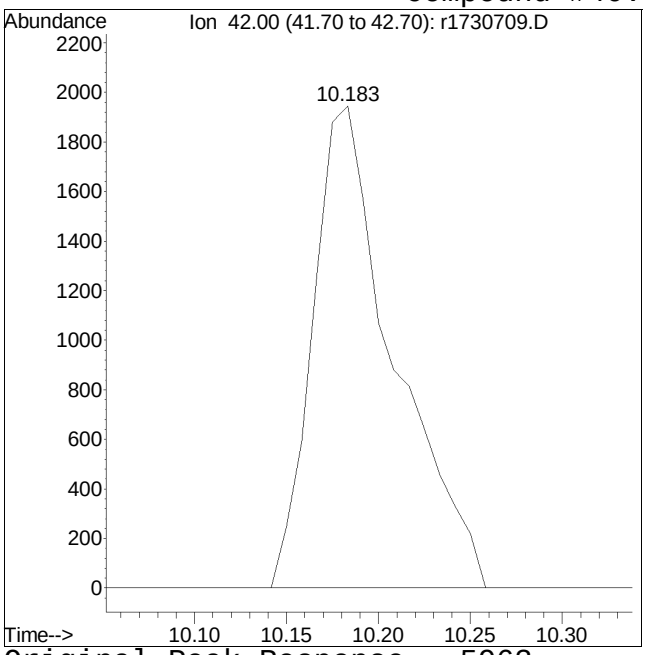

Original Peak Response = 5963

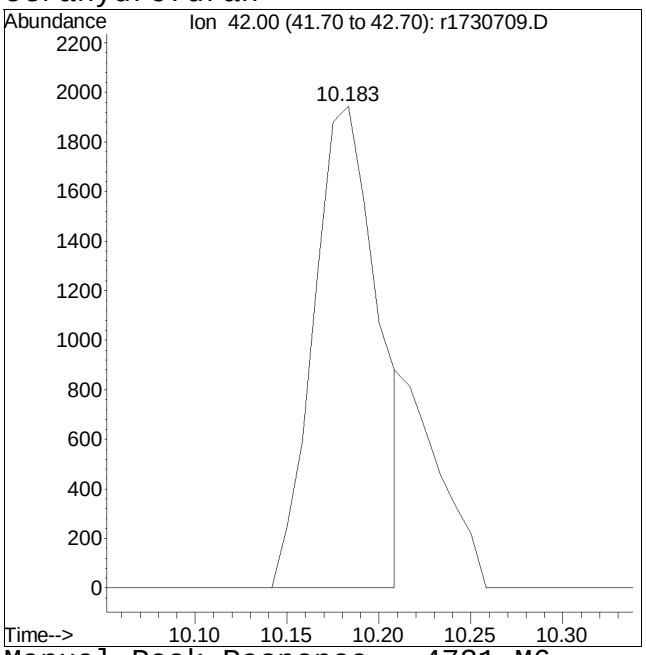

Manual Peak Response = 4731 M6

M6 = Misassignment of peak valley by automated integration (poor split of 2 peaks).

Manual Integration/Negative Proof Report

Data Path : O:\Forensics\Data\Airlab17\QMethod : TFS17_230109.M
Data File : r1730709.D Operator : AIRLAB17:TJS
Date Inj'd : 1/10/2020 0:9: 6 Instrument :
Sample : L2300996-02,3,250,250 Quant Date : 1/10/2023 11:29 pm

Compound #62: heptane

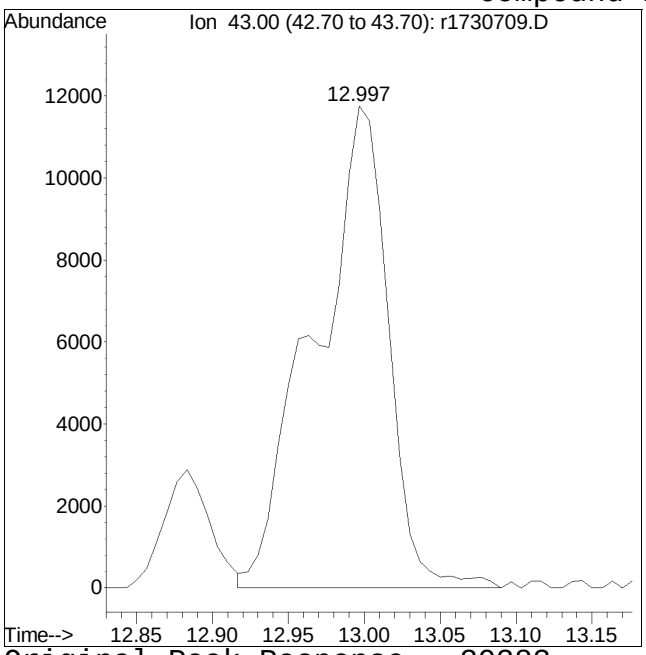

Original Peak Response = 39383

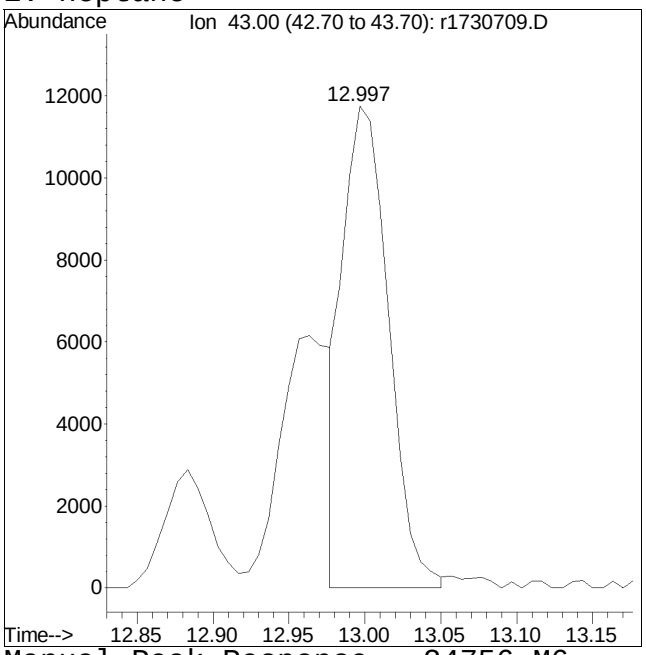

Manual Peak Response = 24756 M6

M6 = Misassignment of peak valley by automated integration (poor split of 2 peaks).

Manual Integration/Negative Proof Report

Data Path : O:\Forensics\Data\Airlab17\QMethod : TFS17_230109.M
Data File : r1730709.D Operator : AIRLAB17:TJS
Date Inj'd : 1/10/2020 0:9: 6 Instrument :
Sample : L2300996-02,3,250,250 Quant Date : 1/10/2023 11:29 pm

Compound #96: 4-ethyl toluene

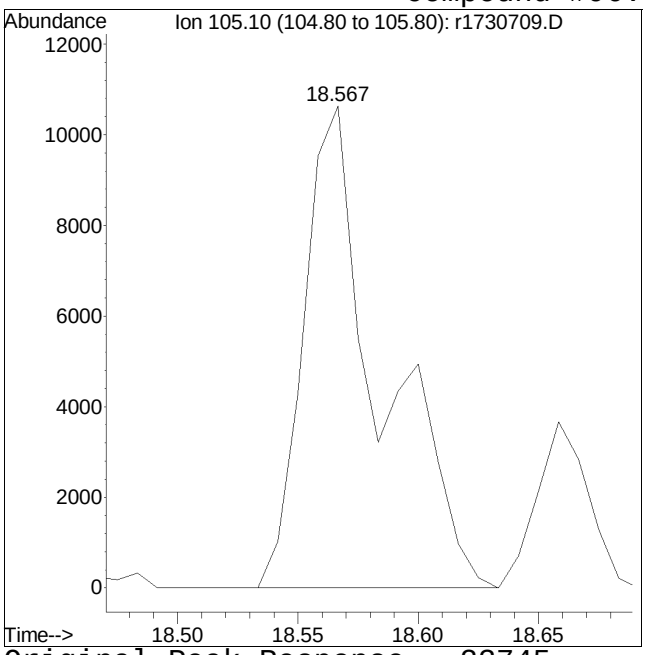

Original Peak Response = 23745

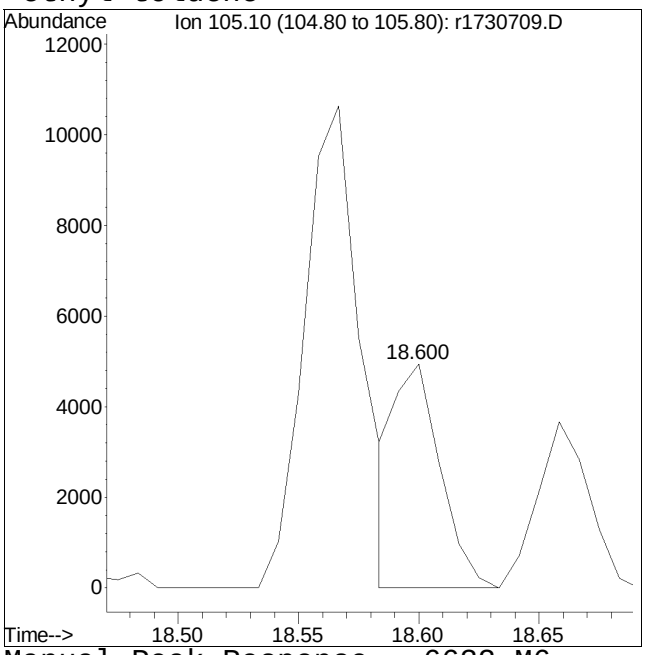

Manual Peak Response = 6632 M6

M6 = Misassignment of peak valley by automated integration (poor split of 2 peaks).

Quantitation Report (QT Reviewed)

Data Path : O:\Forensics\Data\Airlab17\2023\01\0110T\
Data File : r1730710.D
Acq On : 10 Jan 2023 9:56 PM
Operator : AIRLAB17:TJS
Sample : L2300996-03,3,250,250
Misc : WG1731941,ICAL19642
ALS Vial : 0 Sample Multiplier: 1

Quant Time: Jan 11 08:38:52 2023
Quant Method : O:\Forensics\Data\Airlab17\2023\01\0110T\TFS17_230109.M
Quant Title : TO-14A/TO-15 SIM/Full Scan Analysis
QLast Update : Tue Jan 10 06:15:19 2023
Response via : Initial Calibration

CCAL FILE : O:\Forensics\Data\Airlab17\2023\01\0110T\r1730700.D
Sub List : TO15-NY-7-SIM - .

Compound	R.T.	QIon	Response	Conc	Units		Dev(Min)
Internal Standards							
1) bromochloromethane	9.550	49	240027	10.000	ppbV		-0.03
Standard Area = 253748			Recovery = 94.59%				
43) 1,4-difluorobenzene	11.830	114	760048	10.000	ppbV		-0.03
Standard Area = 836214			Recovery = 90.89%				
67) chlorobenzene-D5	16.567	54	101937	10.000	ppbV		-0.02
Standard Area = 108814			Recovery = 93.68%				
System Monitoring Compounds							
Target Compounds							Qvalue
5) dichlorodifluoromethane	3.934	85	9579	0.484	ppbV		97
6) chloromethane	4.120	50	6286	0.600	ppbV		98
7) Freon-114	4.246		0	N.D.			
10) 1,3-butadiene	4.540	54	952	0.108	ppbV		93
13) bromomethane	0.000		0	N.D.			
14) chloroethane	0.000		0	N.D.			
15) ethanol	5.273	31	8168670	995.857	ppbV	#	64
17) vinyl bromide	0.000		0	N.D.			
19) acetone	5.827	43	187502M6	12.326	ppbV		
21) trichlorofluoromethane	6.037	101	3593	0.203	ppbV		98
22) isopropyl alcohol	6.167	45	88217	4.572	ppbV	#	95
27) tertiary butyl alcohol	6.910	59	1096	0.064	ppbV	#	1
28) methylene chloride	6.982	49	4816	0.347	ppbV		89
29) 3-chloropropene	7.120		0	N.D.			
30) carbon disulfide	7.270		0	N.D.			
31) Freon 113	7.318	101	1380	0.061	ppbV		98
32) trans-1,2-dichloroethene	0.000		0	N.D.			
33) 1,1-dichloroethane	0.000		0	N.D.			
34) MTBE	8.450		0	N.D.			
36) 2-butanone	8.850	43	9425	0.344	ppbV		98
38) Ethyl Acetate	9.667	61	6557	1.478	ppbV		80
39) chloroform	9.708	83	2152	0.105	ppbV	#	93
40) Tetrahydrofuran	10.175	42	3867M6	0.228	ppbV		
42) 1,2-dichloroethane	0.000		0	N.D.			
44) hexane	9.625	57	21070	1.004	ppbV	#	69
50) benzene	11.390	78	28878	0.718	ppbV		99
53) cyclohexane	11.710	56	18626	0.849	ppbV	#	91

Data Path : O:\Forensics\Data\Airlab17\2023\01\0110T\
Data File : r1730710.D
Acq On : 10 Jan 2023 9:56 PM
Operator : AIRLAB17:TJS
Sample : L2300996-03,3,250,250
Misc : WG1731941,ICAL19642
ALS Vial : 0 Sample Multiplier: 1

Quant Time: Jan 11 08:38:52 2023
Quant Method : O:\Forensics\Data\Airlab17\2023\01\0110T\TFS17_230109.M
Quant Title : TO-14A/TO-15 SIM/Full Scan Analysis
QLast Update : Tue Jan 10 06:15:19 2023
Response via : Initial Calibration

CCAL FILE : O:\Forensics\Data\Airlab17\2023\01\0110T\r1730700.D
Sub List : TO15-NY-7-SIM - .

Compound	R.T.	QIon	Response	Conc	Units	Dev(Min)
56) 1,2-dichloropropane	0.000		0	N.D.		
57) bromodichloromethane	0.000		0	N.D.	d	
58) 1,4-dioxane	12.643		0	N.D.		
60) 2,2,4-trimethylpentane	0.000		0	N.D.	d	
62) heptane	12.997	43	22790M6	0.788	ppbV	
63) cis-1,3-dichloropropene	0.000		0	N.D.		
64) 4-methyl-2-pentanone	0.000		0	N.D.	d	
65) trans-1,3-dichloropropene	0.000		0	N.D.		
66) 1,1,2-trichloroethane	14.342		0	N.D.		
68) toluene	14.783	91	73522	1.497	ppbV	96
72) 2-hexanone	0.000		0	N.D.	d	
74) dibromochloromethane	0.000		0	N.D.		
75) 1,2-dibromoethane	0.000		0	N.D.		
80) chlorobenzene	0.000		0	N.D.	d	
81) ethylbenzene	16.958	91	34364	0.634	ppbV	92
83) m+p-xylene	17.108	91	50817	1.166	ppbV	95
84) bromoform	0.000		0	N.D.		
85) styrene	17.442	104	4020	0.115	ppbV	97
86) 1,1,2,2-tetrachloroethane	0.000		0	N.D.	d	
87) o-xylene	17.533	91	19145	0.441	ppbV	94
96) 4-ethyl toluene	18.600	105	5207M6	0.089	ppbV	
97) 1,3,5-trimethylbenzene	18.658	105	5393	0.108	ppbV	95
99) 1,2,4-trimethylbenzene	19.000	105	16202	0.337	ppbV #	58
101) Benzyl Chloride	19.183		0	N.D.		
102) 1,3-dichlorobenzene	0.000		0	N.D.	d	
103) 1,4-dichlorobenzene	19.192	146	1034	0.037	ppbV #	78
107) 1,2-dichlorobenzene	0.000		0	N.D.		
115) 1,2,4-trichlorobenzene	0.000		0	N.D.		
119) hexachlorobutadiene	0.000		0	N.D.		

(#) = qualifier out of range (m) = manual integration (+) = signals summed

Sub List : TO15-NY-7-SIM - .\Airlab17\2023\01\0110T\r1730700.D

Data Path : O:\Forensics\Data\Airlab17\2023\01\0110T\
Data File : r1730710.D
Acq On : 10 Jan 2023 9:56 PM
Operator : AIRLAB17:TJS
Sample : L2300996-03,3,250,250
Misc : WG1731941,ICAL19642
ALS Vial : 0 Sample Multiplier: 1

Quant Time: Jan 11 08:38:52 2023
Quant Method : O:\Forensics\Data\Airlab17\2023\01\0110T\TFS17_230109.M
Quant Title : TO-14A/TO-15 SIM/Full Scan Analysis
QLast Update : Tue Jan 10 06:15:19 2023
Response via : Initial Calibration

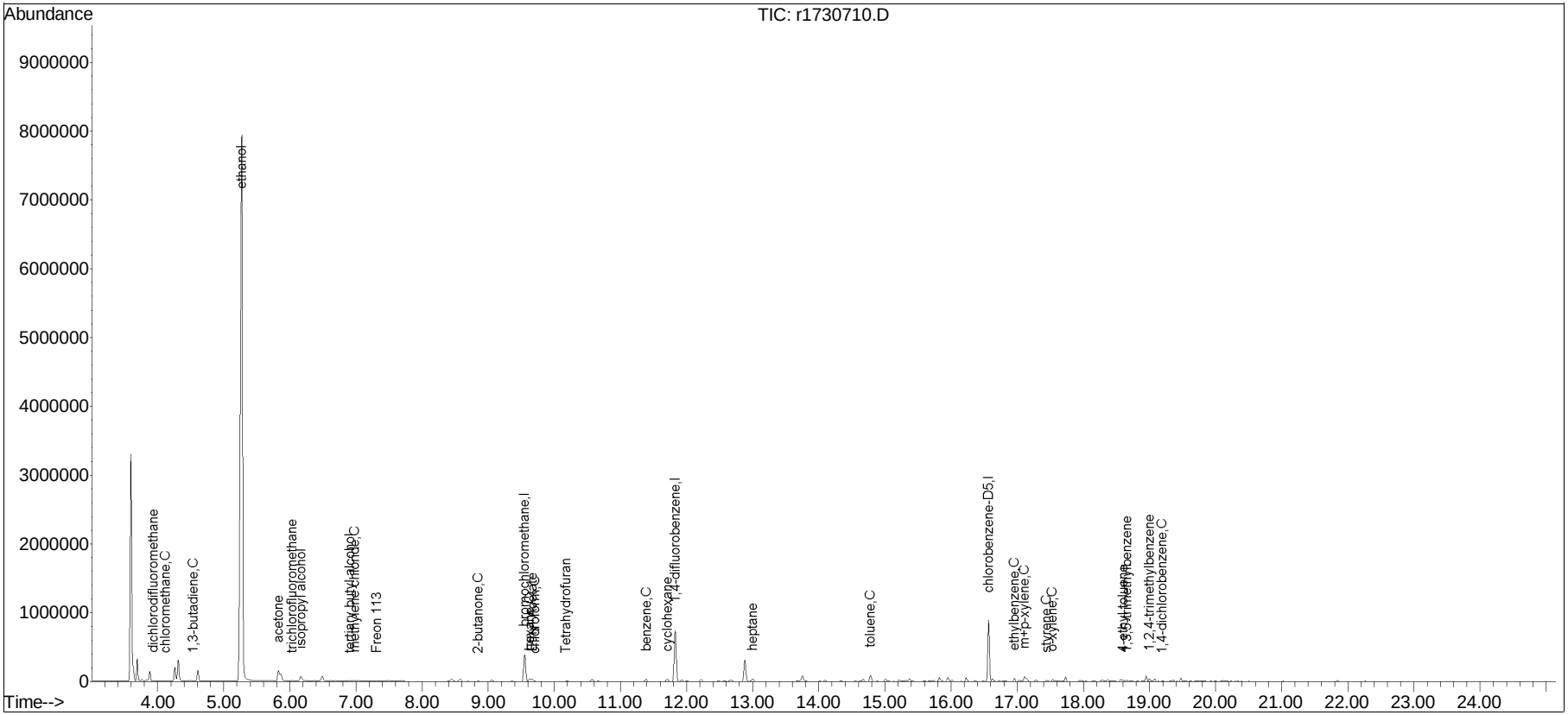

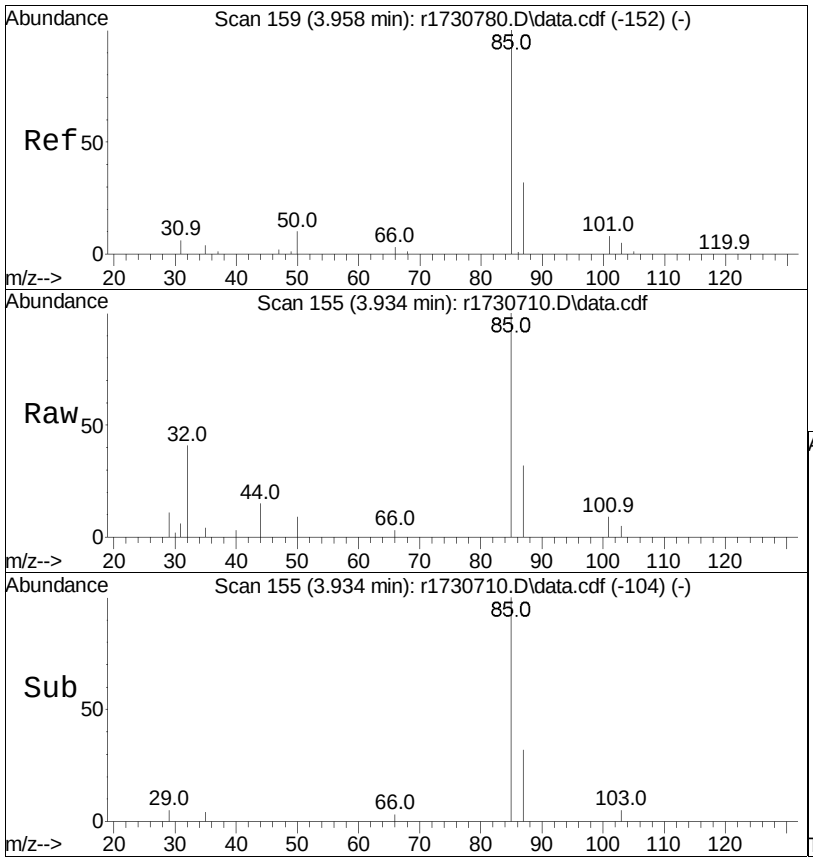

#5
dichlorodifluoromethane
Concen: 0.48 ppbV
RT: 3.934 min Scan# 155
Delta R.T. -0.024 min
Lab File: r1730710.D
Acq: 10 Jan 2023 9:56 PM

Tgt Ion: 85 Resp: 9579

Ion	Ratio	Lower	Upper
85	100		
87	31.6	26.9	40.3

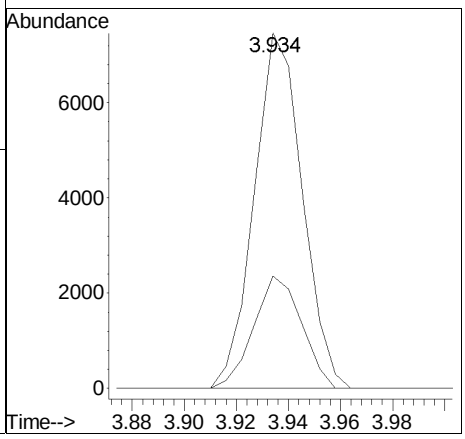

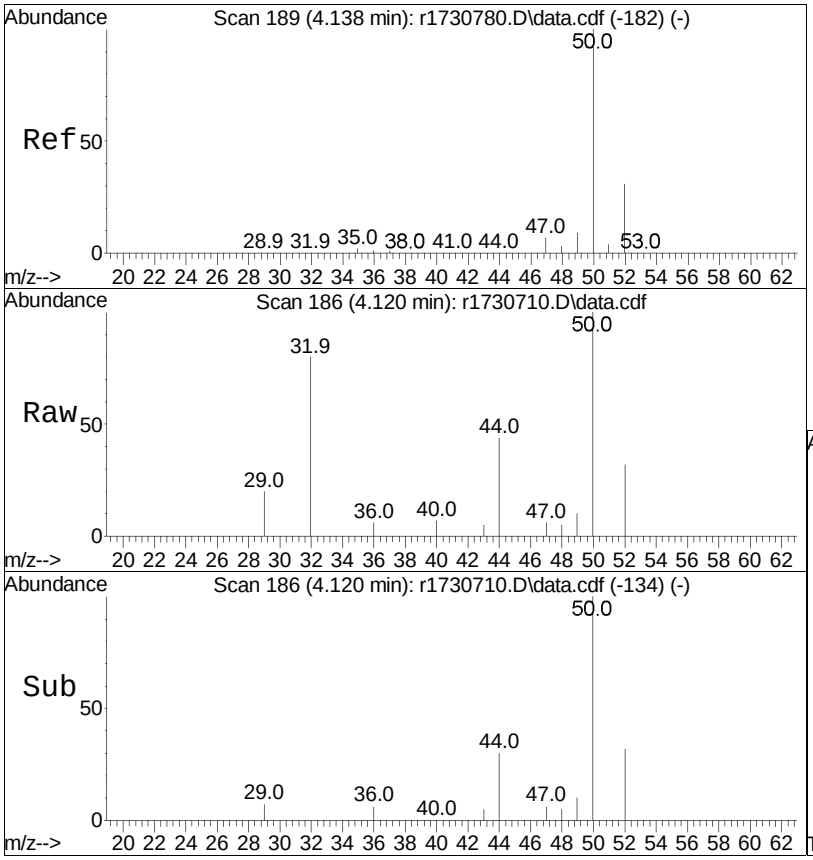

#6
chloromethane
Concen: 0.60 ppbV
RT: 4.120 min Scan# 186
Delta R.T. -0.018 min
Lab File: r1730710.D
Acq: 10 Jan 2023 9:56 PM

Tgt Ion: 50 Resp: 6286

Ion	Ratio	Lower	Upper
50	100		
52	32.1	26.6	39.8

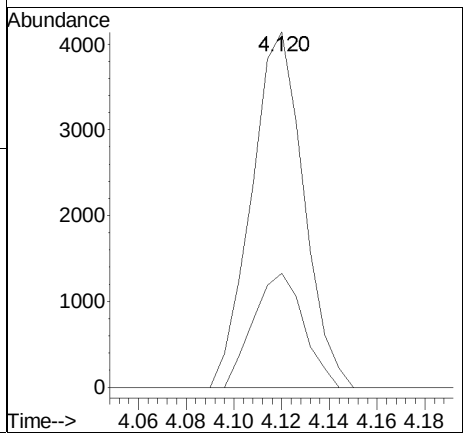

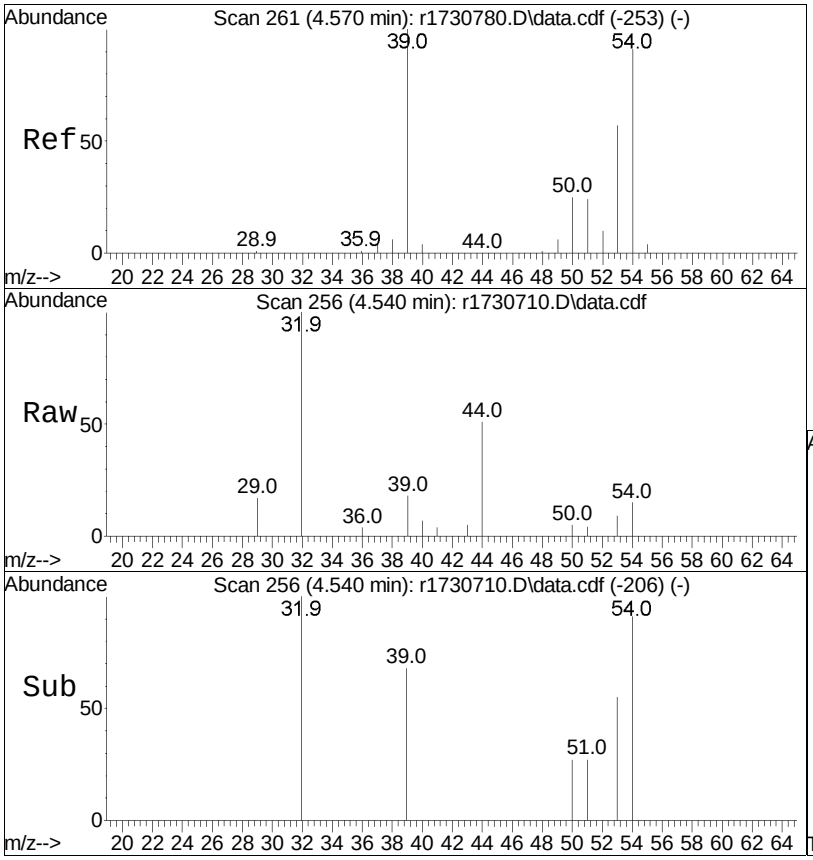

#10
1,3-butadiene
Concen: 0.11 ppbV
RT: 4.540 min Scan# 256
Delta R.T. -0.030 min
Lab File: r1730710.D
Acq: 10 Jan 2023 9:56 PM

Tgt Ion: 54 Resp: 952

Ion	Ratio	Lower	Upper
54	100		
39	117.4	88.0	132.0

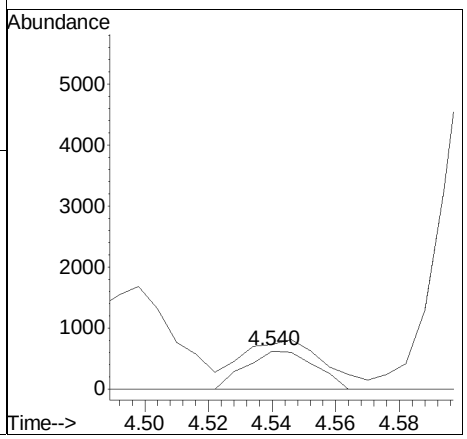

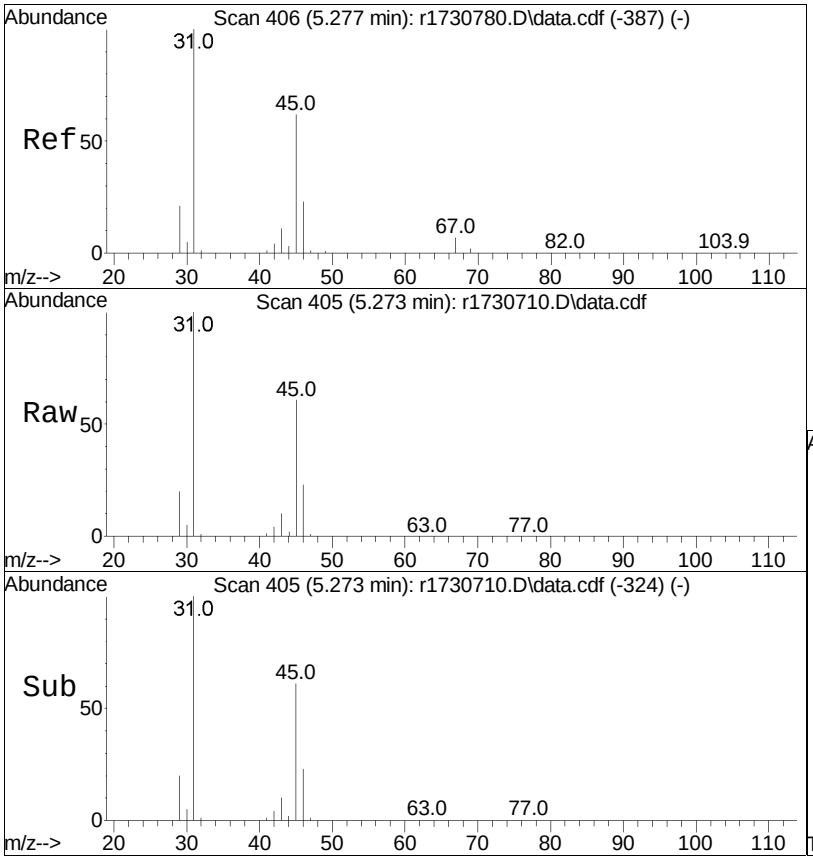

#15
ethanol
Concen: 995.86 ppbV
RT: 5.273 min Scan# 405
Delta R.T. -0.003 min
Lab File: r1730710.D
Acq: 10 Jan 2023 9:56 PM

Tgt Ion: 31 Resp: 8168670

Ion	Ratio	Lower	Upper
31	100		
45	60.5	30.8	46.2#

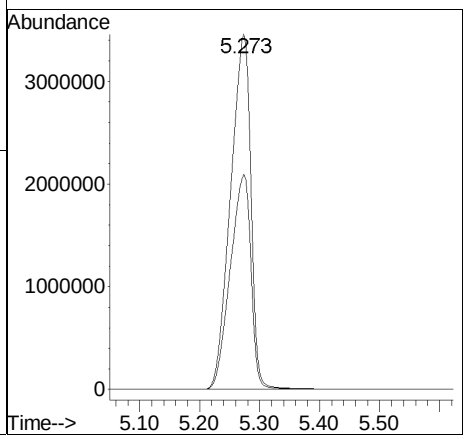

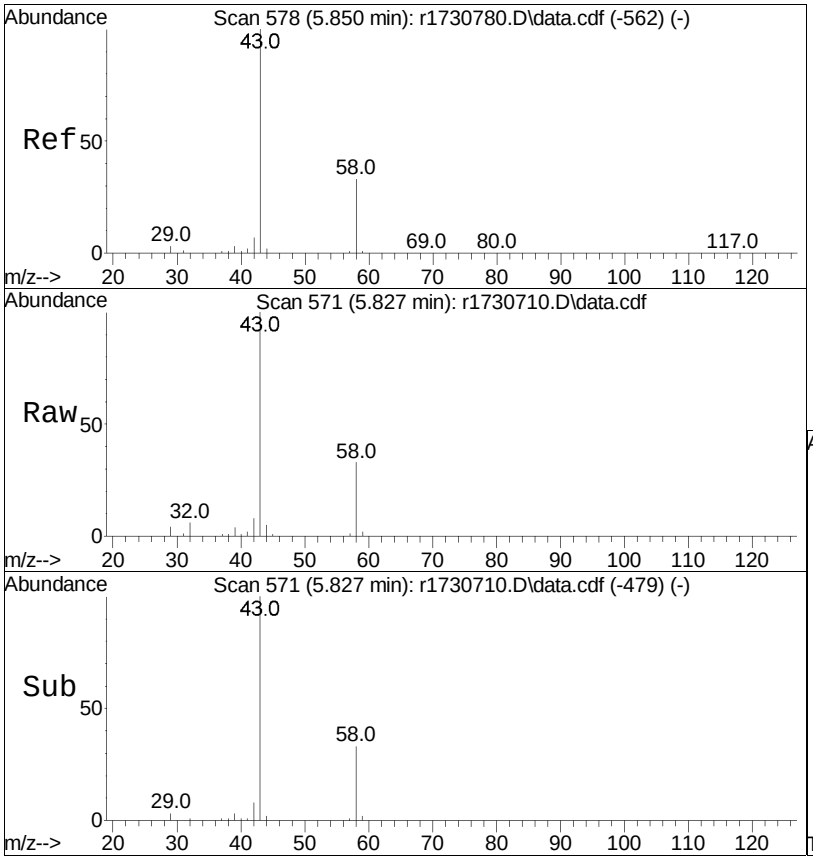

#19
acetone
Concen: 12.33 ppbV m
RT: 5.827 min Scan# 571
Delta R.T. -0.023 min
Lab File: r1730710.D
Acq: 10 Jan 2023 9:56 PM

Tgt Ion: 43 Resp: 187502

Ion	Ratio	Lower	Upper
43	100		
58	32.5	37.1	55.7#
57	1.0	1.0	1.4

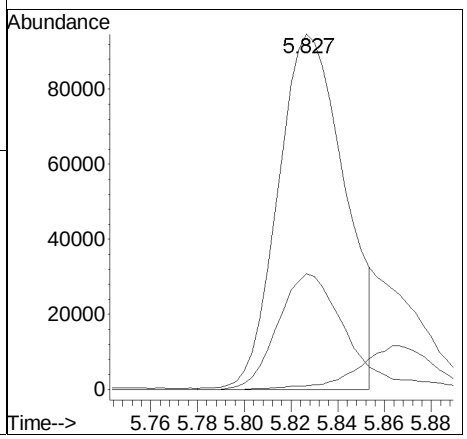

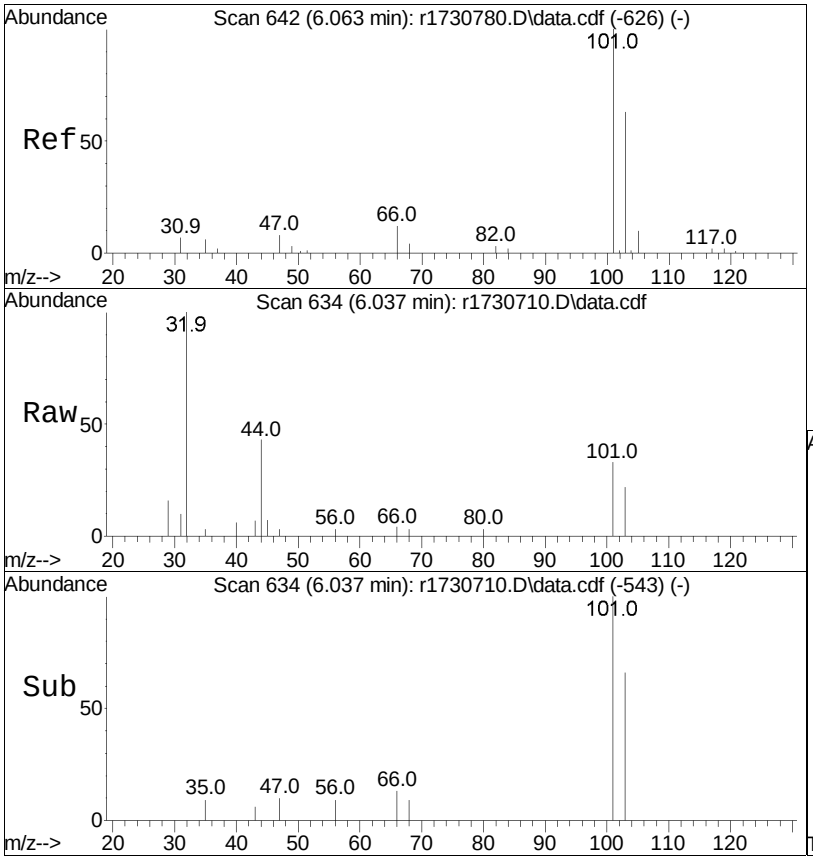

#21
trichlorofluoromethane
Concen: 0.20 ppbV
RT: 6.037 min Scan# 634
Delta R.T. -0.027 min
Lab File: r1730710.D
Acq: 10 Jan 2023 9:56 PM

Tgt Ion:101 Resp: 3593

Ion	Ratio	Lower	Upper
101	100		
103	66.3	54.0	81.0

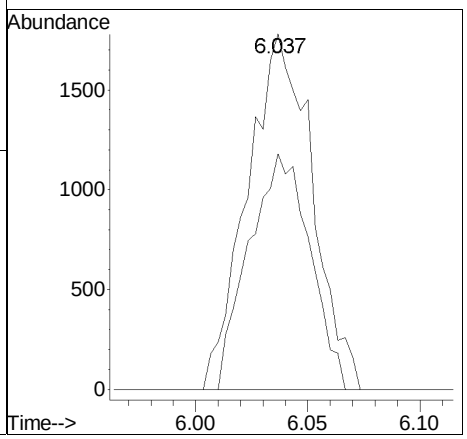

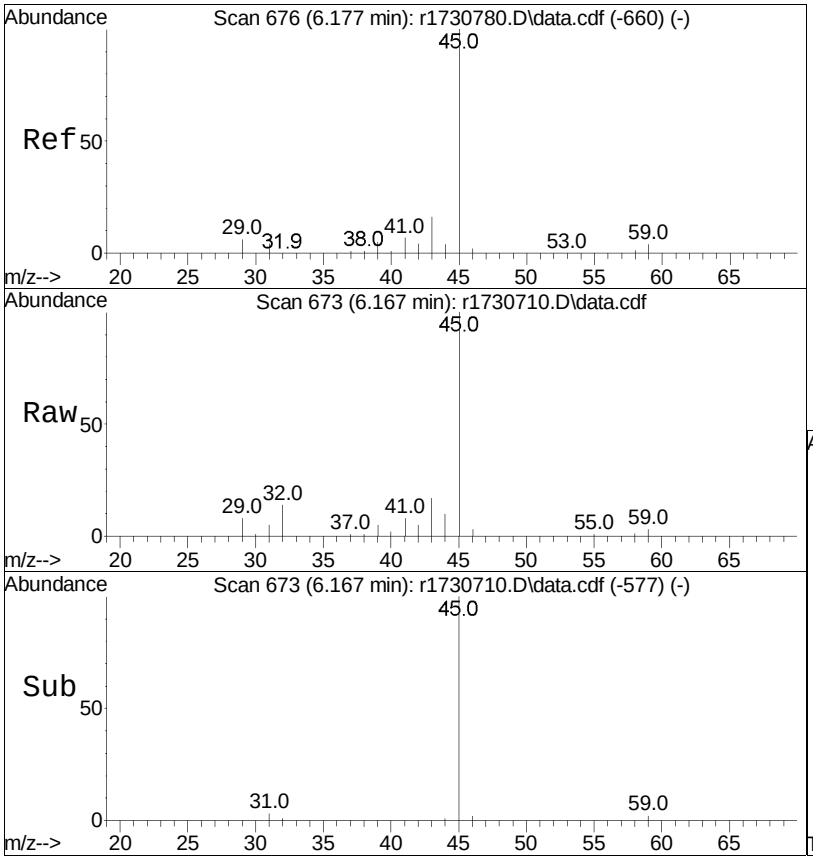

#22
isopropyl alcohol
Concen: 4.57 ppbV
RT: 6.167 min Scan# 673
Delta R.T. -0.010 min
Lab File: r1730710.D
Acq: 10 Jan 2023 9:56 PM

Tgt Ion: 45 Resp: 88217

Ion	Ratio	Lower	Upper
45	100		
59	3.4	4.1	6.1#

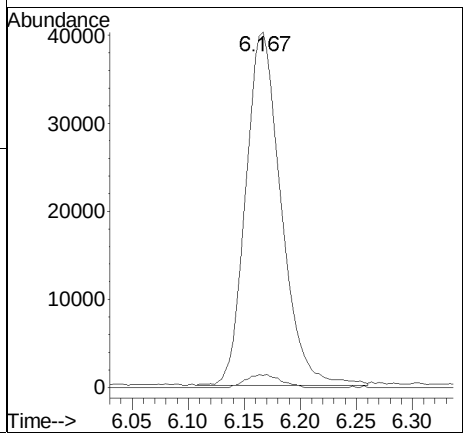

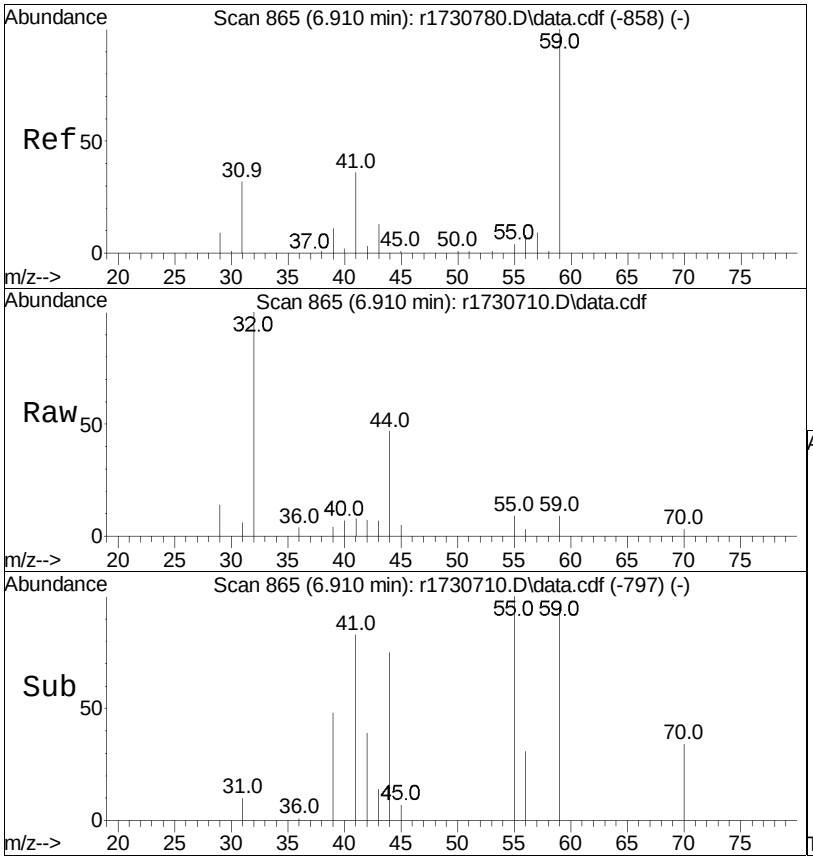

#27
tertiary butyl alcohol
Concen: 0.06 ppbV
RT: 6.910 min Scan# 865
Delta R.T. 0.000 min
Lab File: r1730710.D
Acq: 10 Jan 2023 9:56 PM

Tgt Ion: 59 Resp: 1096

Ion	Ratio	Lower	Upper
59	100		
41	88.0	17.8	26.8#
43	75.2	7.6	11.4#

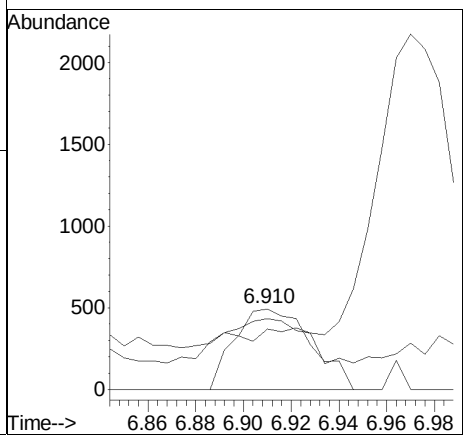

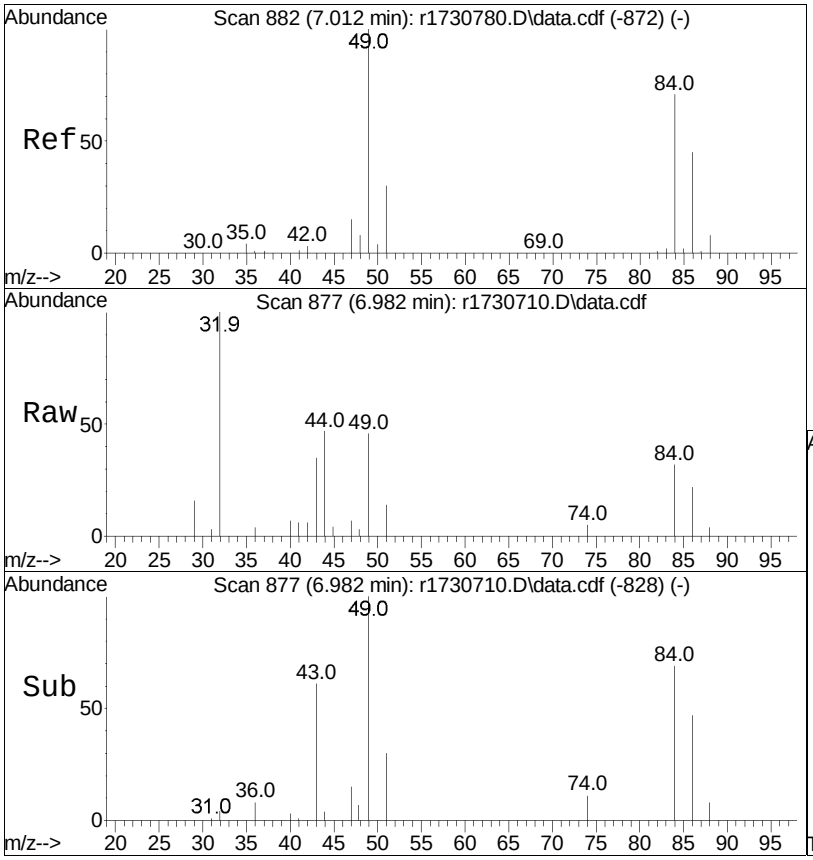

#28
methylene chloride
Concen: 0.35 ppbV
RT: 6.982 min Scan# 877
Delta R.T. -0.030 min
Lab File: r1730710.D
Acq: 10 Jan 2023 9:56 PM

Tgt Ion: 49 Resp: 4816

Ion	Ratio	Lower	Upper
49	100		
84	69.5	63.2	94.8

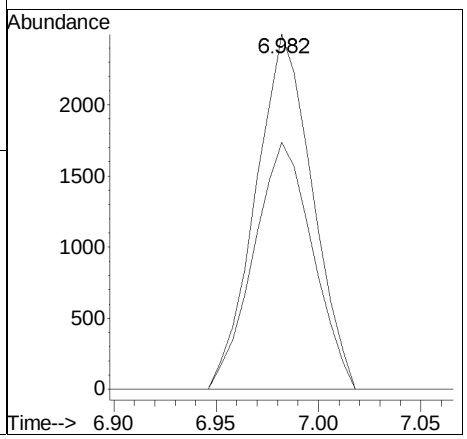

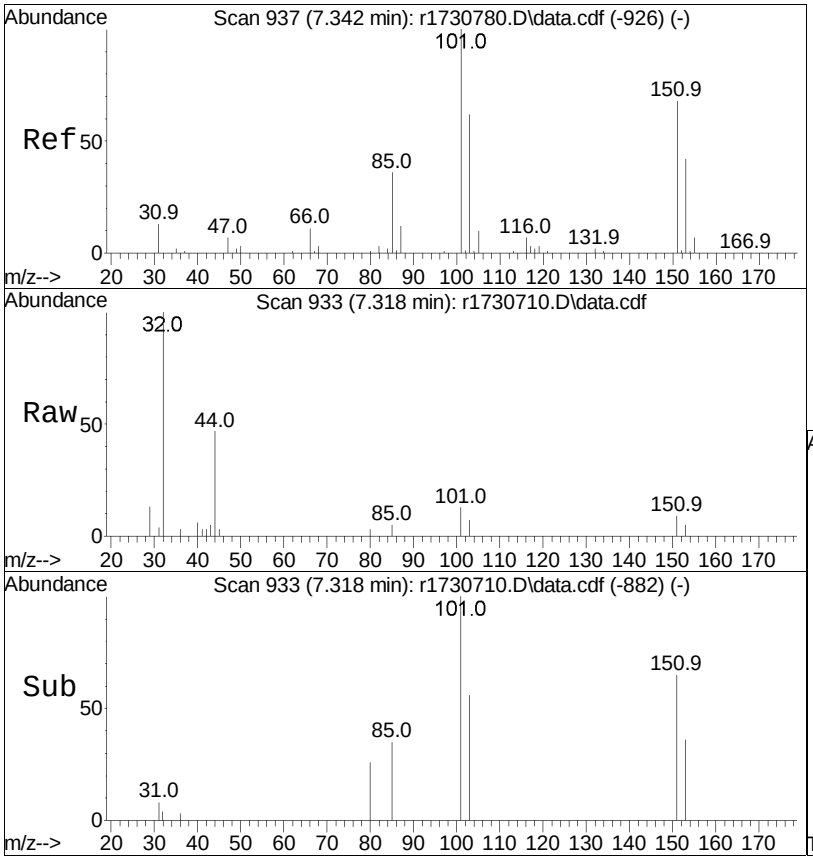

#31
Freon 113
Concen: 0.06 ppbV
RT: 7.318 min Scan# 933
Delta R.T. -0.024 min
Lab File: r1730710.D
Acq: 10 Jan 2023 9:56 PM

Tgt Ion:101 Resp: 1380

Ion	Ratio	Lower	Upper
101	100		
85	35.4	29.1	43.7
151	65.4	53.8	80.6

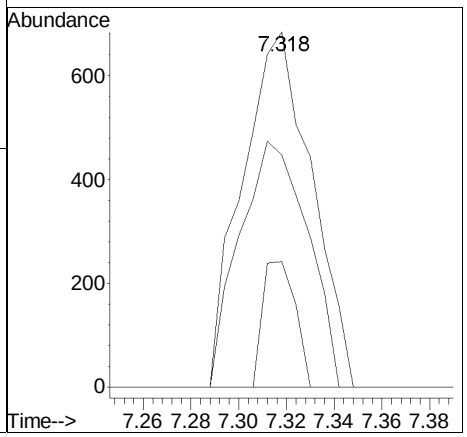

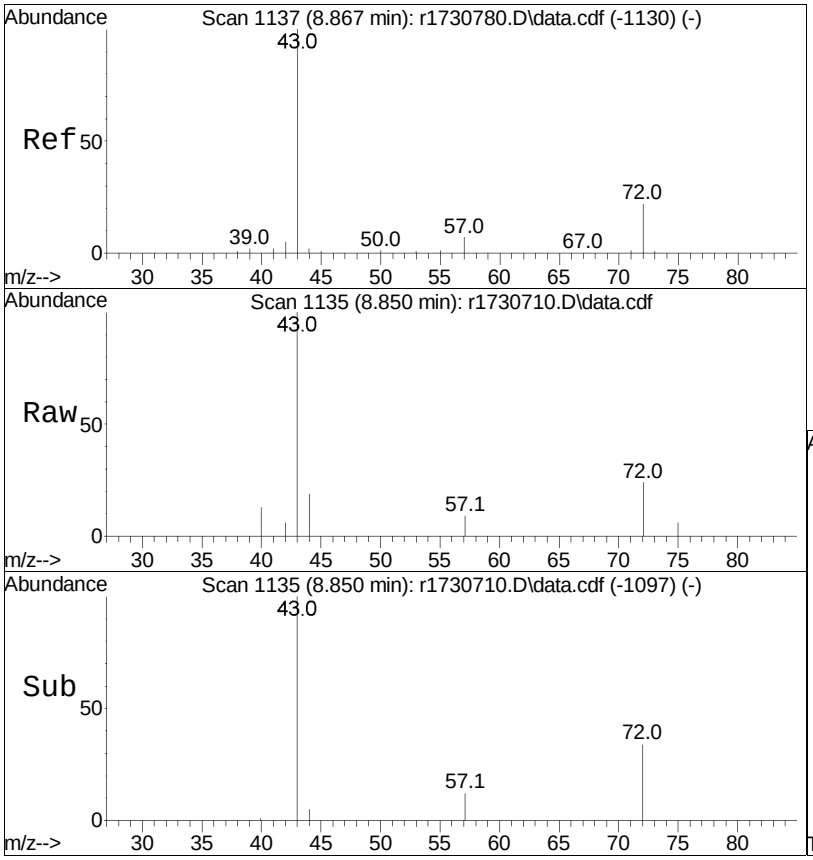

#36
2-butanone
Concen: 0.34 ppbV
RT: 8.850 min Scan# 1135
Delta R.T. -0.017 min
Lab File: r1730710.D
Acq: 10 Jan 2023 9:56 PM

Tgt Ion: 43 Resp: 9425

Ion	Ratio	Lower	Upper
43	100		
72	24.3	20.5	30.7
57	8.7	7.0	10.6

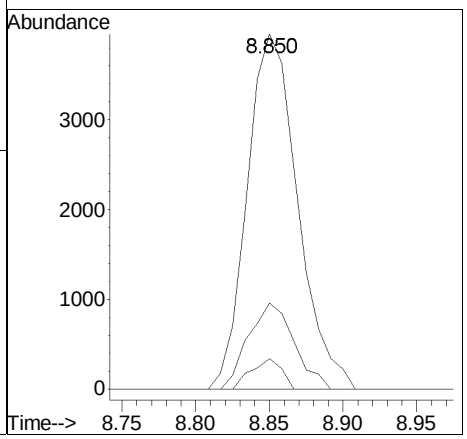

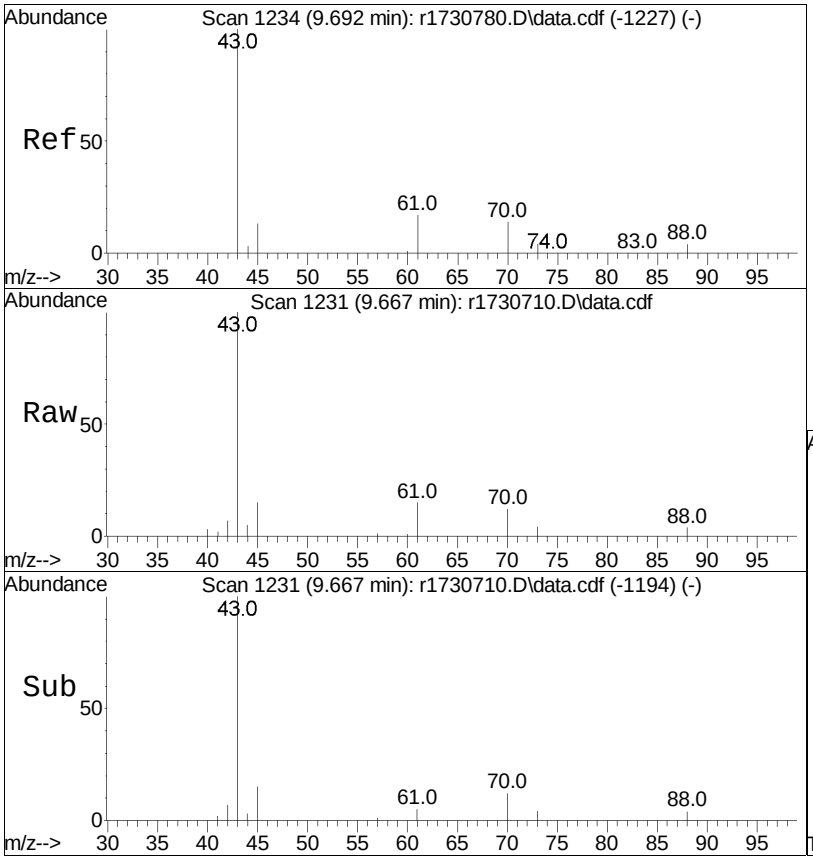

#38
Ethyl Acetate
Concen: 1.48 ppbV
RT: 9.667 min Scan# 1231
Delta R.T. -0.025 min
Lab File: r1730710.D
Acq: 10 Jan 2023 9:56 PM

Tgt Ion: 61 Resp: 6557

Ion	Ratio	Lower	Upper
61	100		
70	82.4	61.7	92.5
43	689.0	496.3	744.5

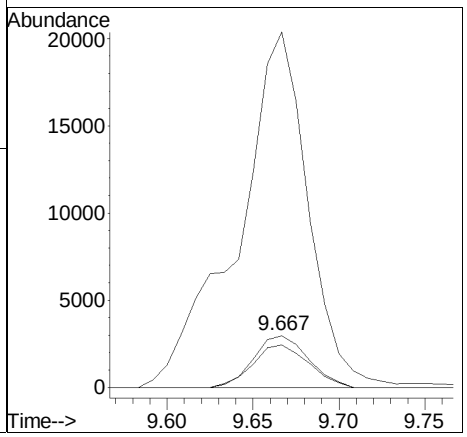

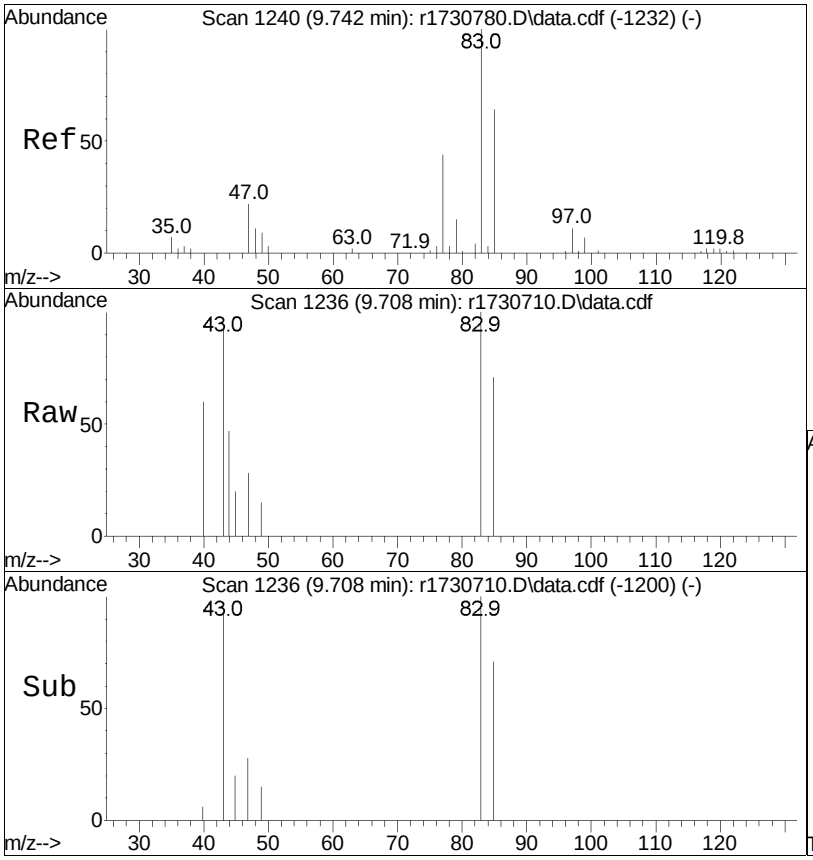

#39
chloroform
Concen: 0.11 ppbV
RT: 9.708 min Scan# 1236
Delta R.T. -0.033 min
Lab File: r1730710.D
Acq: 10 Jan 2023 9:56 PM

Tgt Ion: 83 Resp: 2152

Ion	Ratio	Lower	Upper
83	100		
85	70.9	53.1	79.7
47	27.6	17.2	25.8#

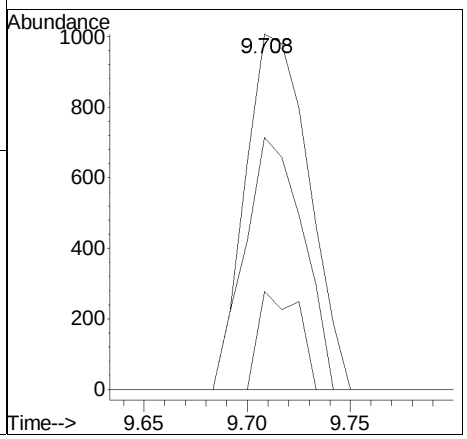

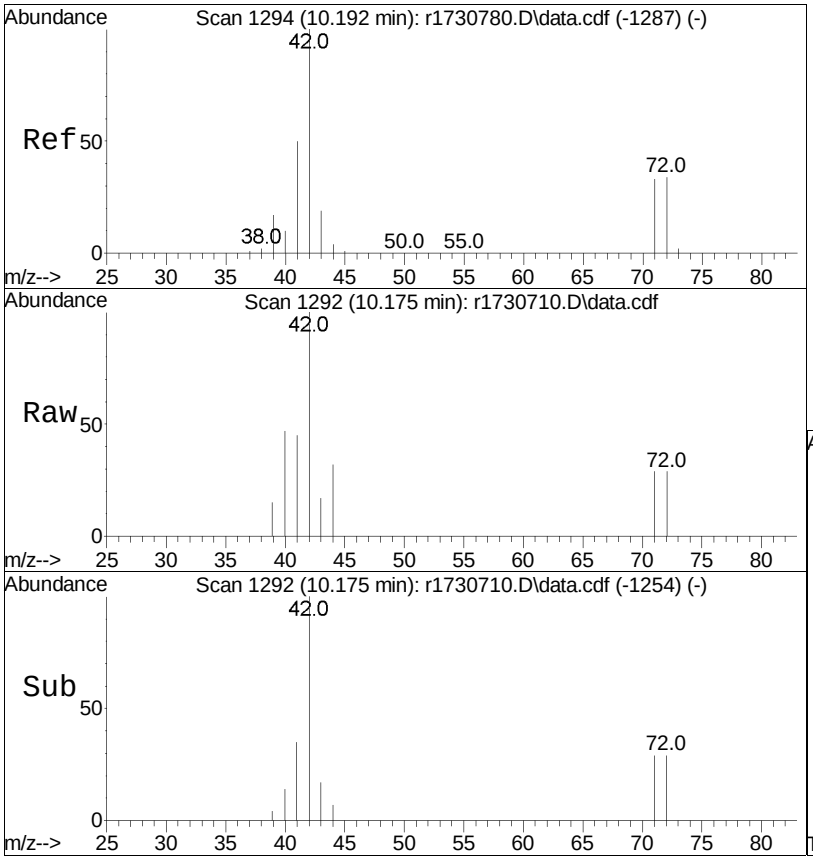

#40
Tetrahydrofuran
Concen: 0.23 ppbV m
RT: 10.175 min Scan# 1292
Delta R.T. -0.017 min
Lab File: r1730710.D
Acq: 10 Jan 2023 9:56 PM

Tgt Ion: 42 Resp: 3867

Ion	Ratio	Lower	Upper
42	100		
71	28.7	31.0	46.4#
72	29.2	32.3	48.5#

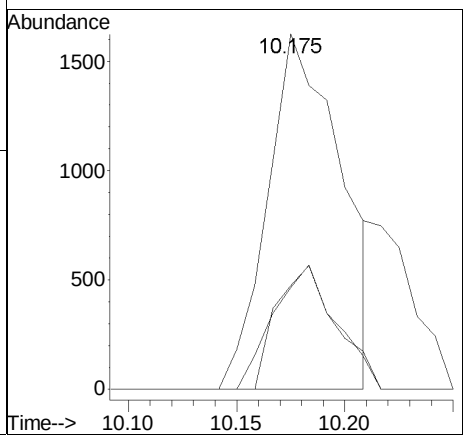

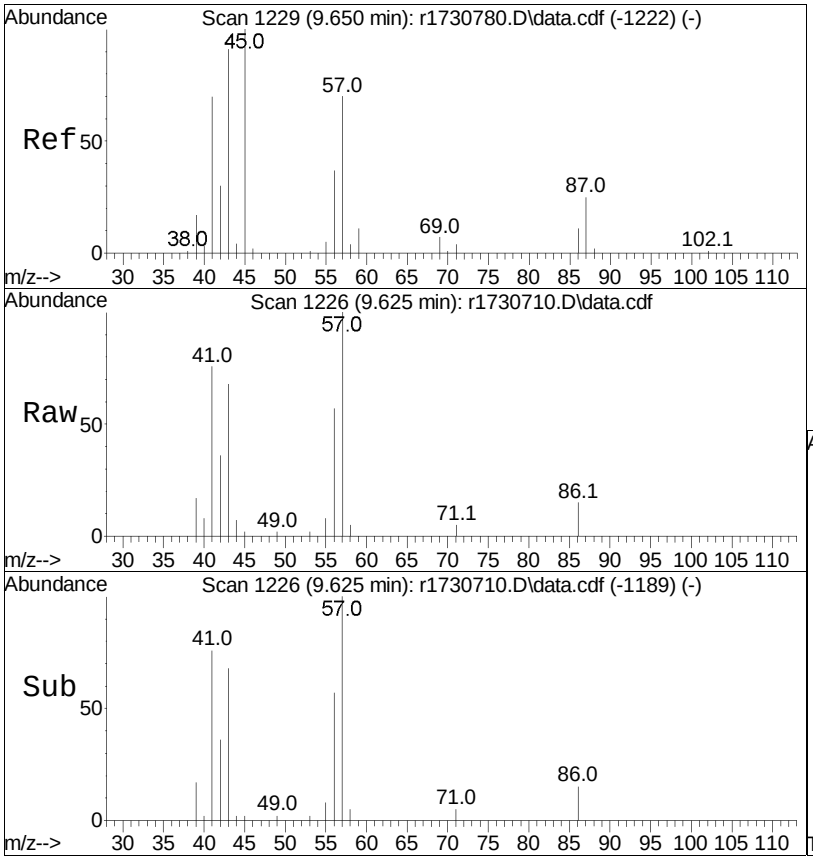

#44
hexane
Concen: 1.00 ppbV
RT: 9.625 min Scan# 1226
Delta R.T. -0.025 min
Lab File: r1730710.D
Acq: 10 Jan 2023 9:56 PM

Tgt Ion: 57 Resp: 21070

Ion	Ratio	Lower	Upper
57	100		
43	67.7	83.0	124.6#
86	15.4	11.4	17.2

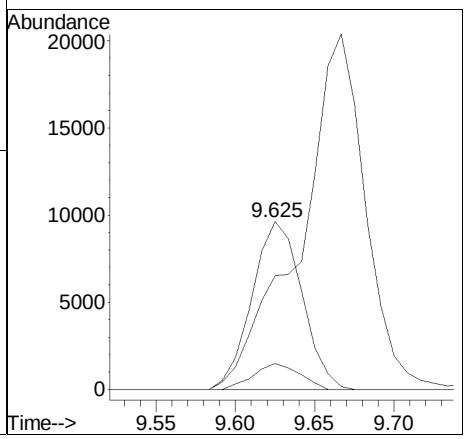

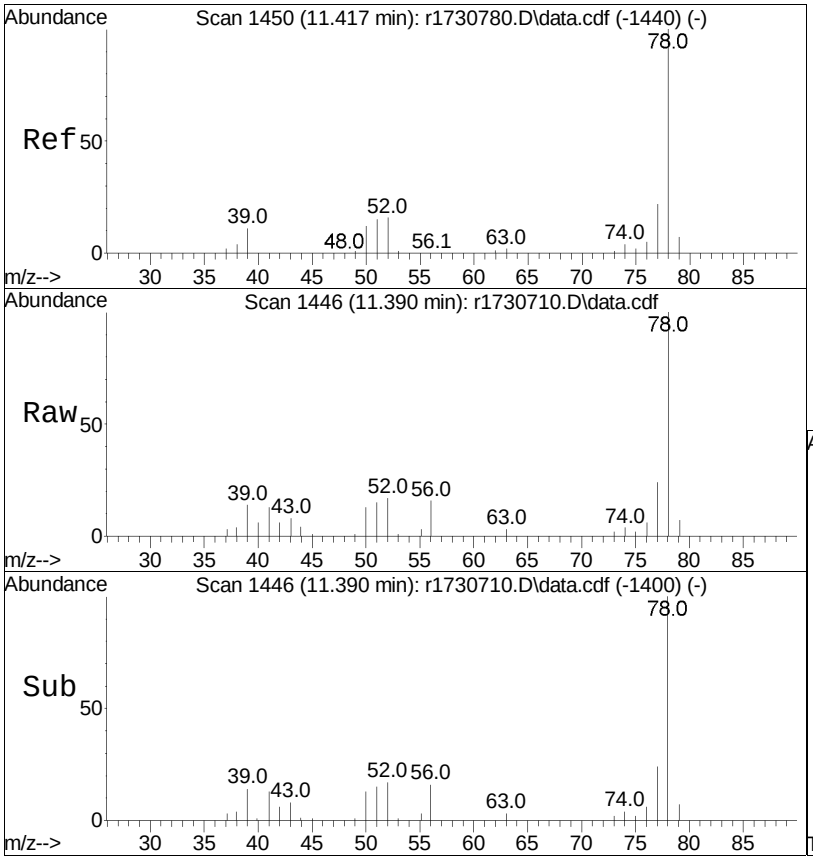

#50
benzene
Concen: 0.72 ppbV
RT: 11.390 min Scan# 1446
Delta R.T. -0.027 min
Lab File: r1730710.D
Acq: 10 Jan 2023 9:56 PM

Tgt Ion: 78 Resp: 28878

Ion	Ratio	Lower	Upper
78	100		
52	16.7	13.7	20.5

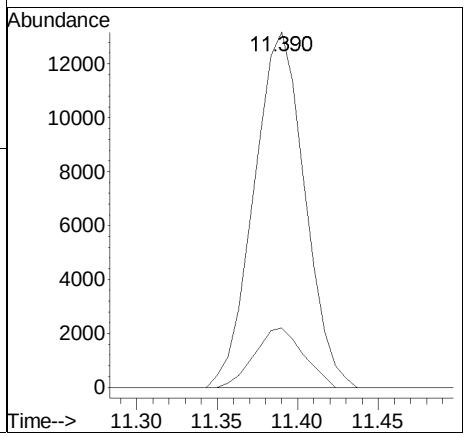

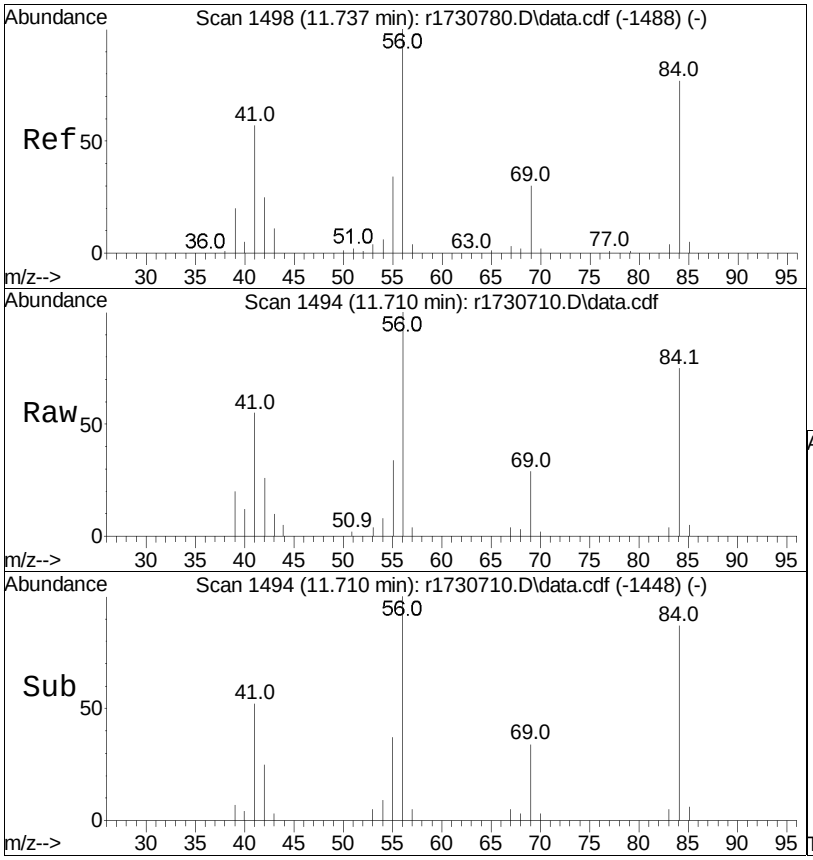

#53
cyclohexane
Concen: 0.85 ppbV
RT: 11.710 min Scan# 1494
Delta R.T. -0.027 min
Lab File: r1730710.D
Acq: 10 Jan 2023 9:56 PM

Tgt Ion: 56 Resp: 18626

Ion	Ratio	Lower	Upper
56	100		
84	74.7	58.2	87.2
41	55.5	33.8	50.8#

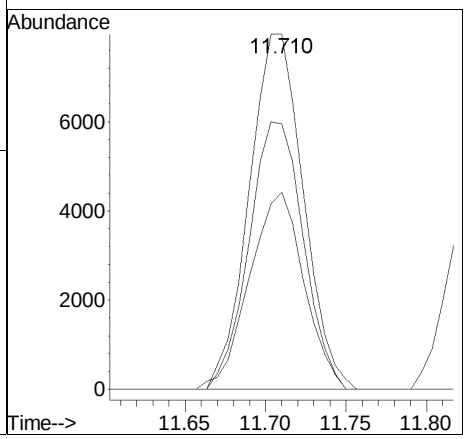

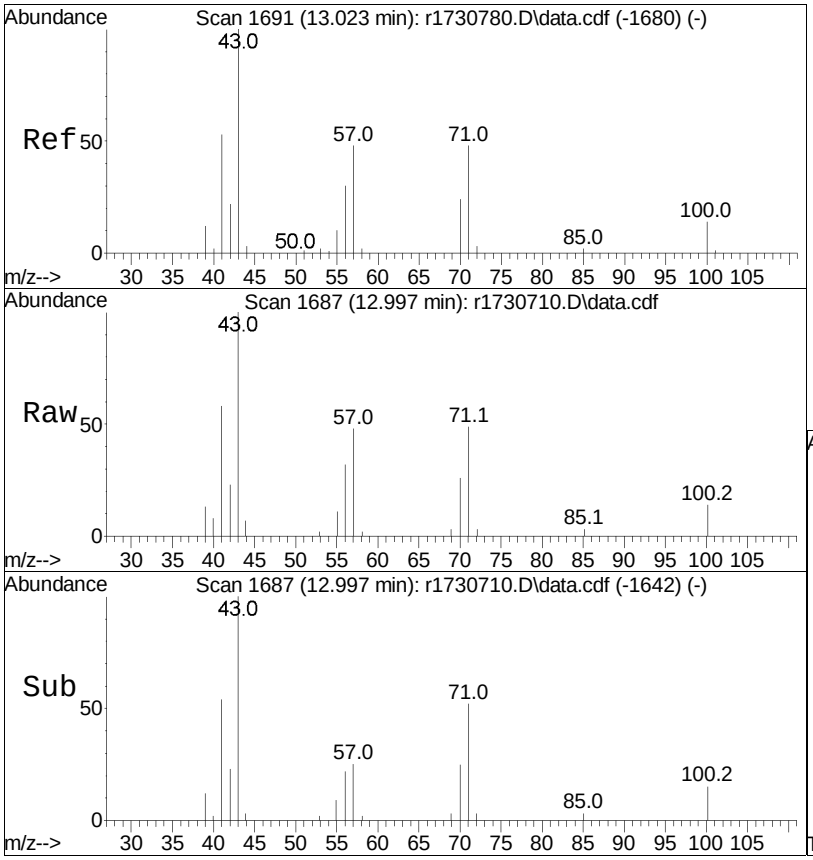

#62
heptane
Concen: 0.79 ppbV m
RT: 12.997 min Scan# 1687
Delta R.T. -0.027 min
Lab File: r1730710.D
Acq: 10 Jan 2023 9:56 PM

Tgt Ion: 43 Resp: 22790

Ion	Ratio	Lower	Upper
43	100		
57	47.9	49.5	74.3#
100	13.8	14.7	22.1#

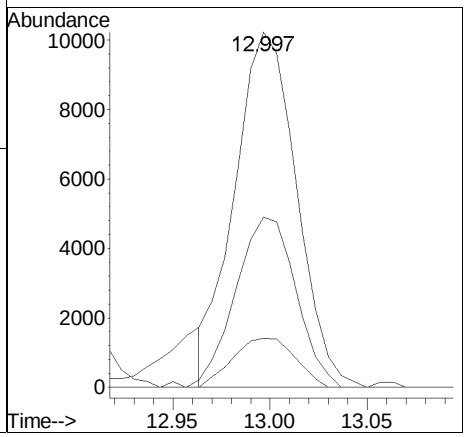

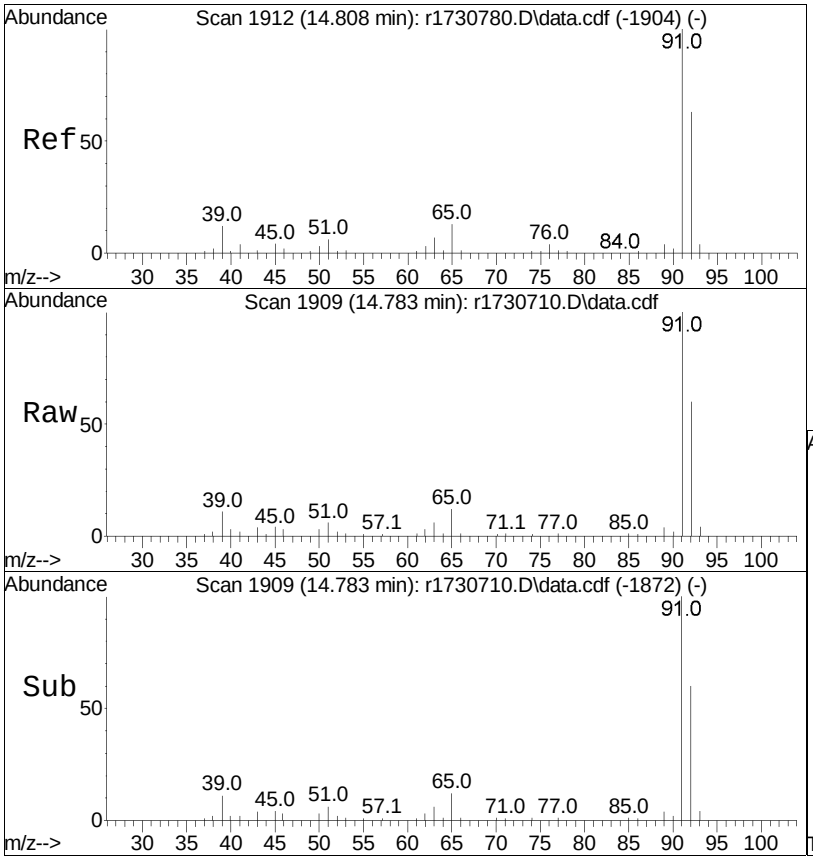

#68
toluene
Concen: 1.50 ppbV
RT: 14.783 min Scan# 1909
Delta R.T. -0.025 min
Lab File: r1730710.D
Acq: 10 Jan 2023 9:56 PM

Tgt Ion: 91 Resp: 73522

Ion	Ratio	Lower	Upper
91	100		
92	60.2	50.9	76.3

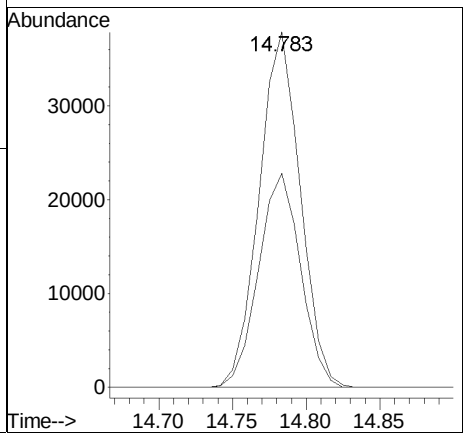

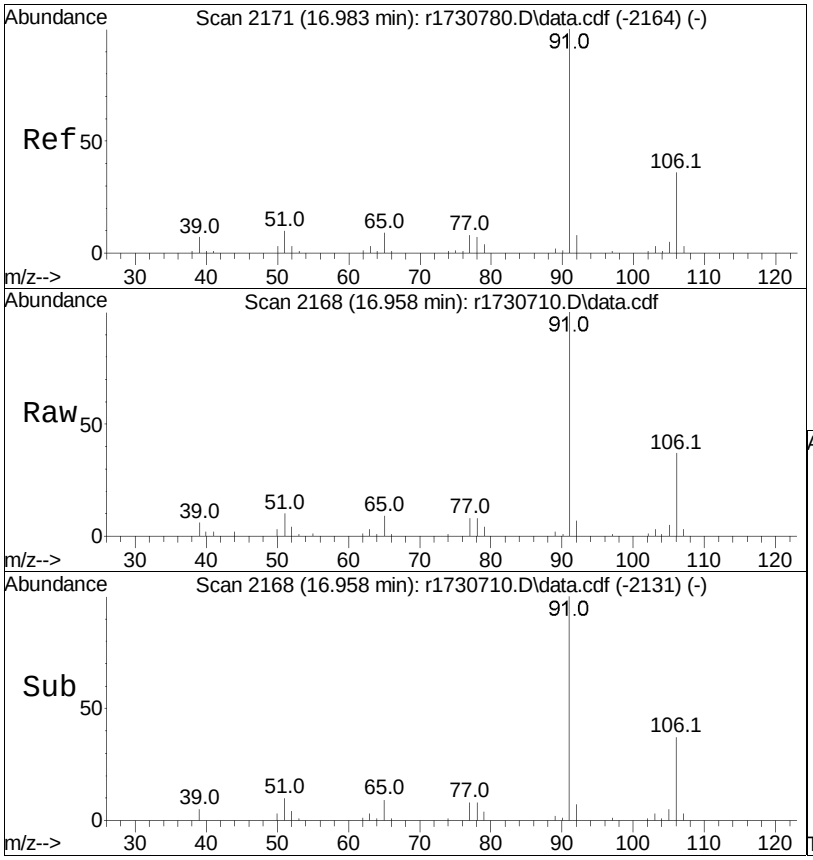

#81
ethylbenzene
Concen: 0.63 ppbV
RT: 16.958 min Scan# 2168
Delta R.T. -0.025 min
Lab File: r1730710.D
Acq: 10 Jan 2023 9:56 PM

Tgt Ion: 91 Resp: 34364

Ion	Ratio	Lower	Upper
91	100		
106	37.4	26.2	39.2

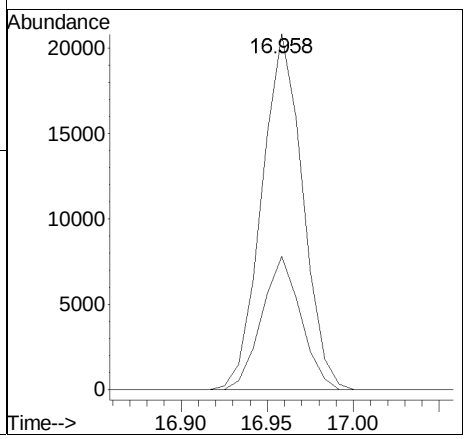

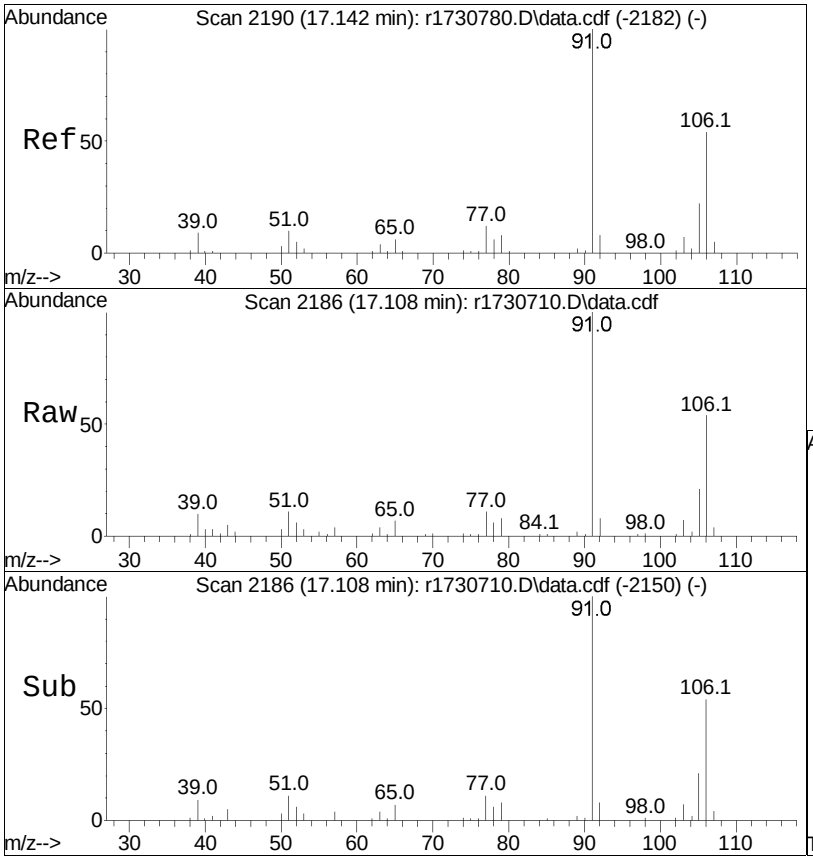

#83
m+p-xylene
Concen: 1.17 ppbV
RT: 17.108 min Scan# 2186
Delta R.T. -0.033 min
Lab File: r1730710.D
Acq: 10 Jan 2023 9:56 PM

Tgt Ion: 91 Resp: 50817

Ion	Ratio	Lower	Upper
91	100		
106	54.3	40.5	60.7

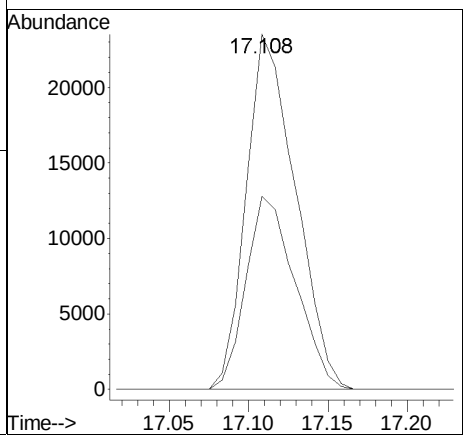

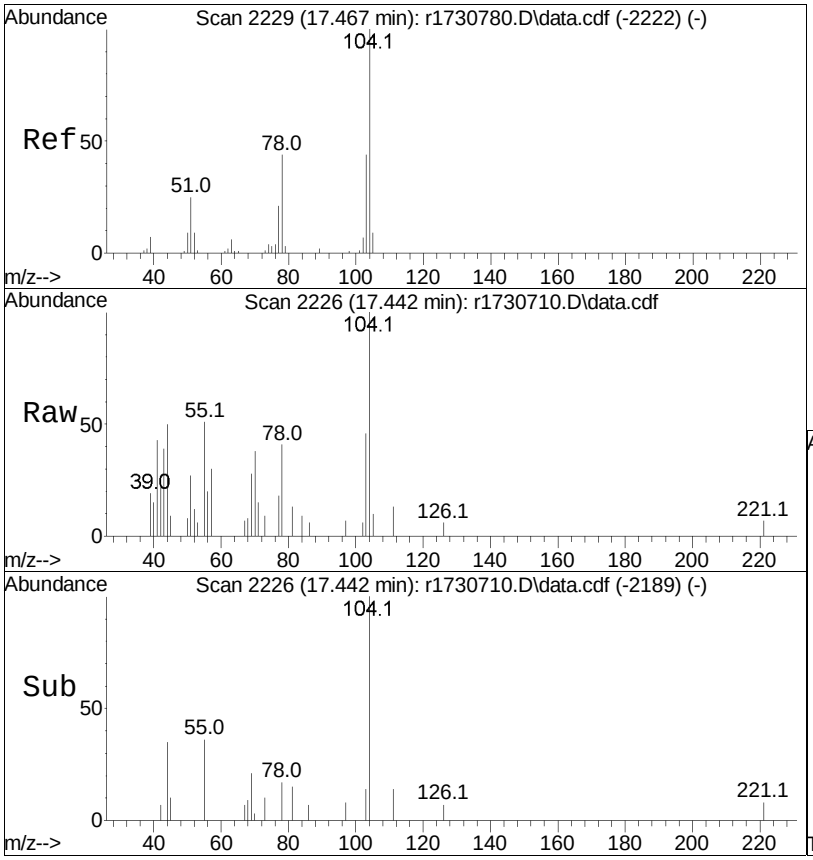

#85
styrene
Concen: 0.11 ppbV
RT: 17.442 min Scan# 2226
Delta R.T. -0.025 min
Lab File: r1730710.D
Acq: 10 Jan 2023 9:56 PM

Tgt Ion:104 Resp: 4020

Ion	Ratio	Lower	Upper
104	100		
103	46.1	34.9	52.3
78	41.2	31.7	47.5

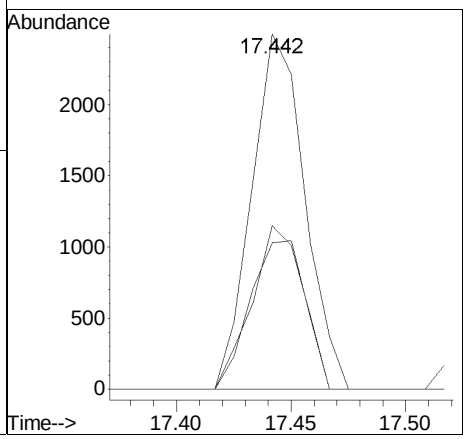

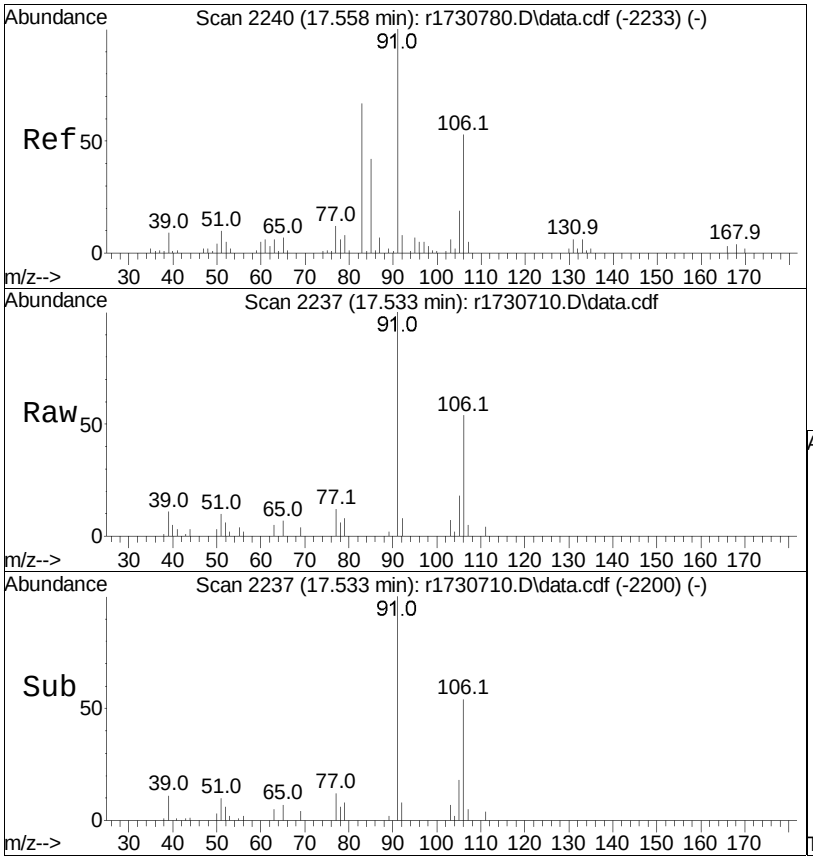

#87
o-xylene
Concen: 0.44 ppbV
RT: 17.533 min Scan# 2237
Delta R.T. -0.025 min
Lab File: r1730710.D
Acq: 10 Jan 2023 9:56 PM

Tgt Ion: 91 Resp: 19145

Ion	Ratio	Lower	Upper
91	100		
106	53.8	39.7	59.5

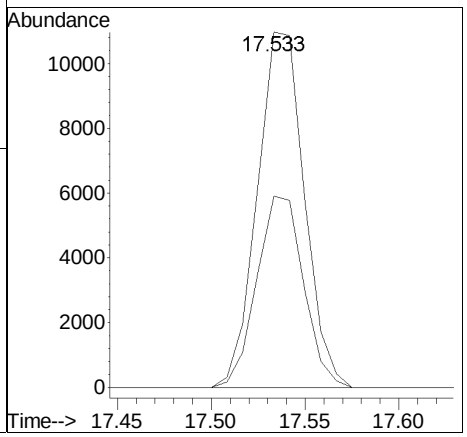



#96
4-ethyl toluene
Concen: 0.09 ppbV m
RT: 18.600 min Scan# 2365
Delta R.T. -0.017 min
Lab File: r1730710.D
Acq: 10 Jan 2023 9:56 PM

Tgt Ion:105 Resp: 5207

Ion	Ratio	Lower	Upper
105	100		
120	35.8	27.9	41.9
91	18.5	8.5	12.7#

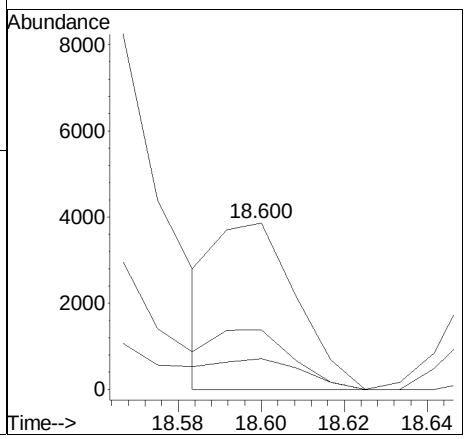

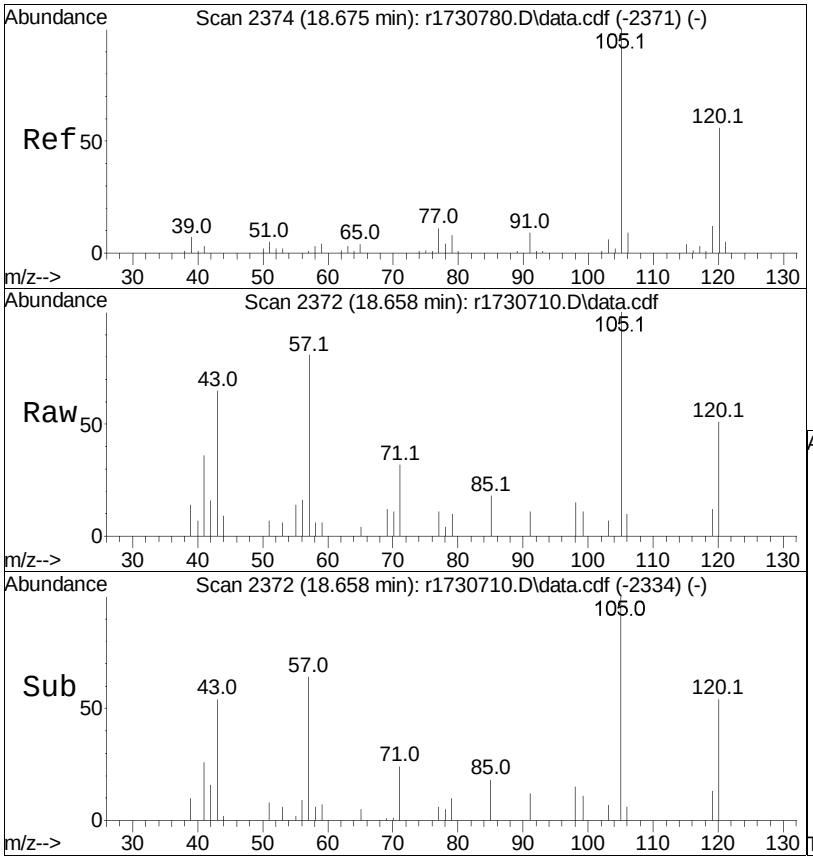

#97
1,3,5-trimethylbenzene
Concen: 0.11 ppbV
RT: 18.658 min Scan# 2372
Delta R.T. -0.017 min
Lab File: r1730710.D
Acq: 10 Jan 2023 9:56 PM

Tgt Ion:105 Resp: 5393

Ion	Ratio	Lower	Upper
105	100		
120	51.3	44.1	66.1
91	11.1	7.9	11.9

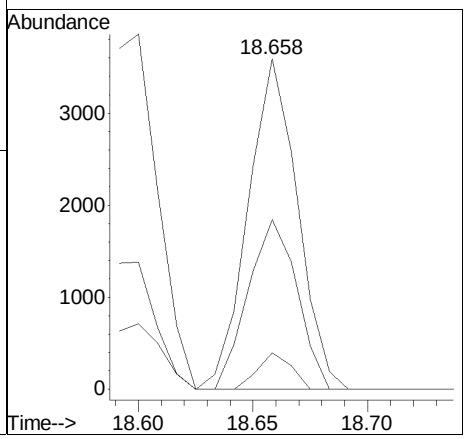

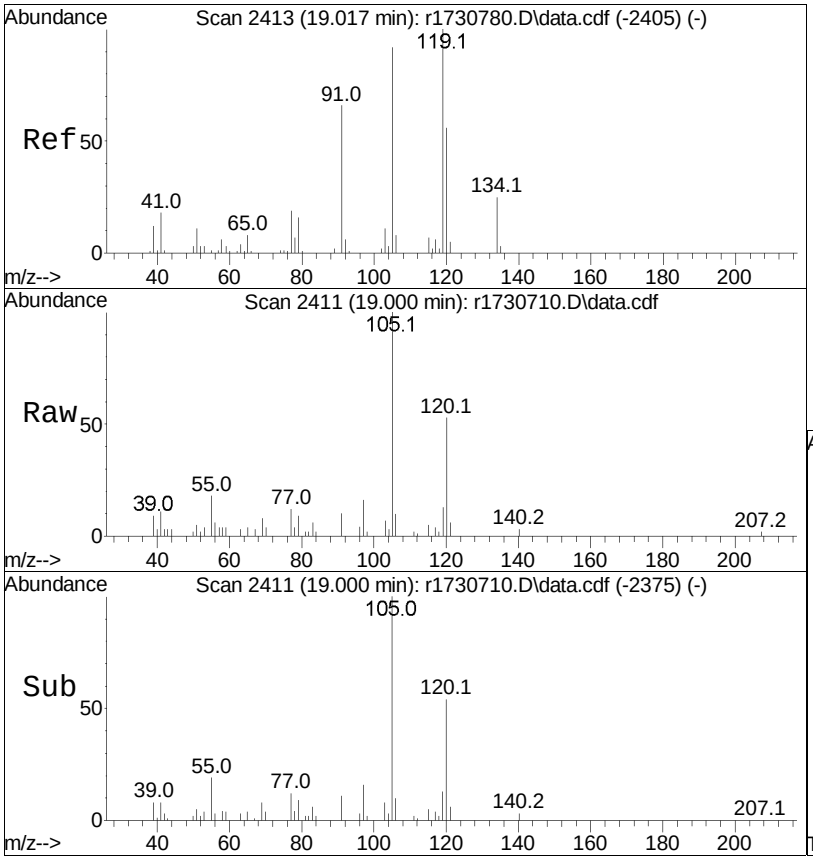

#99
1,2,4-trimethylbenzene
Concen: 0.34 ppbV
RT: 19.000 min Scan# 2411
Delta R.T. -0.017 min
Lab File: r1730710.D
Acq: 10 Jan 2023 9:56 PM

Tgt Ion:105 Resp: 16202

Ion	Ratio	Lower	Upper
105	100		
120	52.7	47.4	71.0
91	10.5	53.8	80.6#

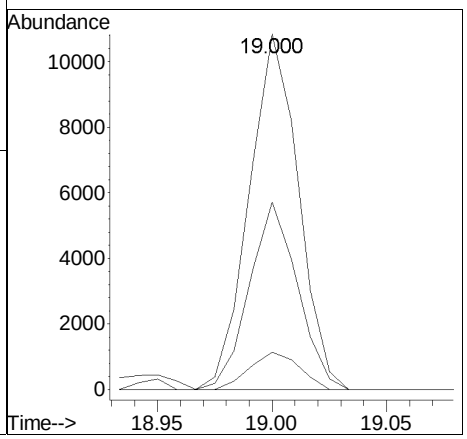

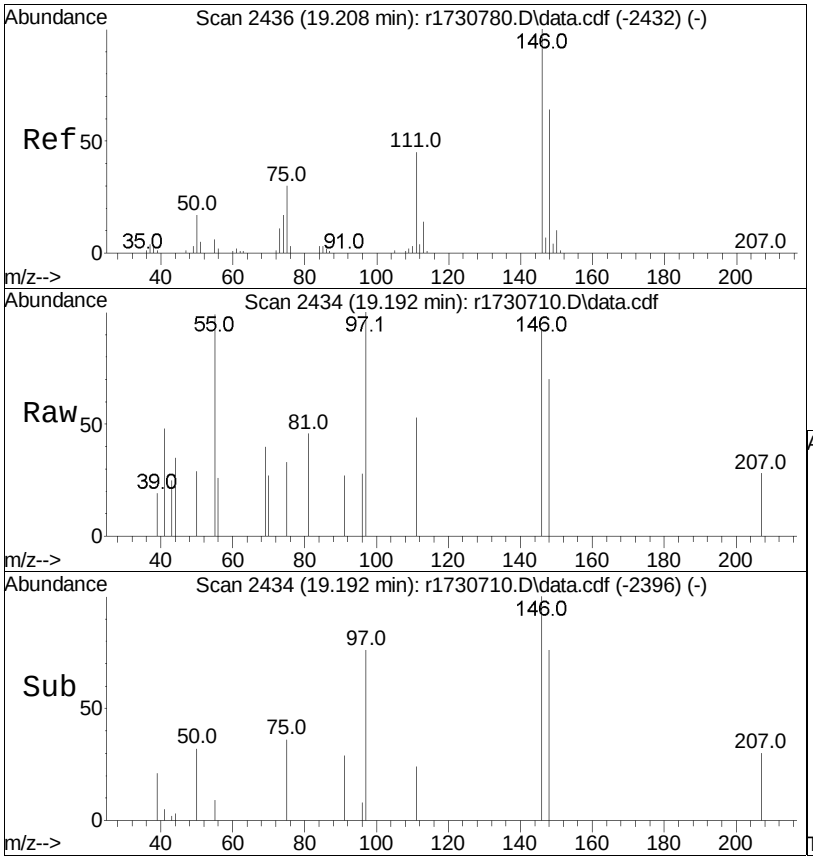

#103
1,4-dichlorobenzene
Concen: 0.04 ppbV
RT: 19.192 min Scan# 2434
Delta R.T. -0.017 min
Lab File: r1730710.D
Acq: 10 Jan 2023 9:56 PM

Tgt Ion:146 Resp: 1034

Ion	Ratio	Lower	Upper
146	100		
111	57.9	33.5	50.3#
75	35.9	22.1	33.1#

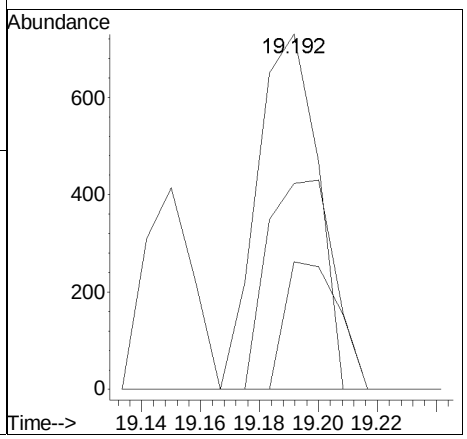

Manual Integration/Negative Proof Report

Data Path : O:\Forensics\Data\Airlab17\QMethod : TFS17_230109.M
Data File : r1730710.D Operator : AIRLAB17:TJS
Date Inj'd : 1/10/2020 0:9: 6 Instrument :
Sample : L2300996-03,3,250,250 Quant Date : 1/10/2023 11:29 pm

Compound #19: acetone

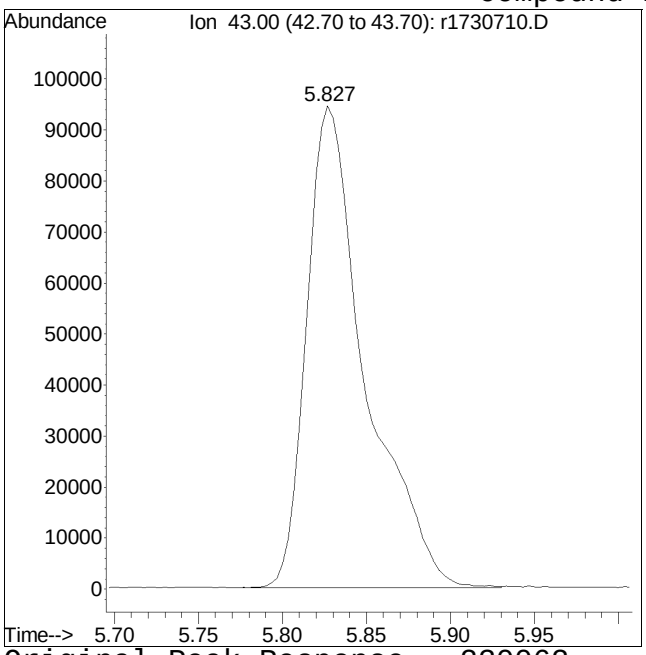

Original Peak Response = 230062

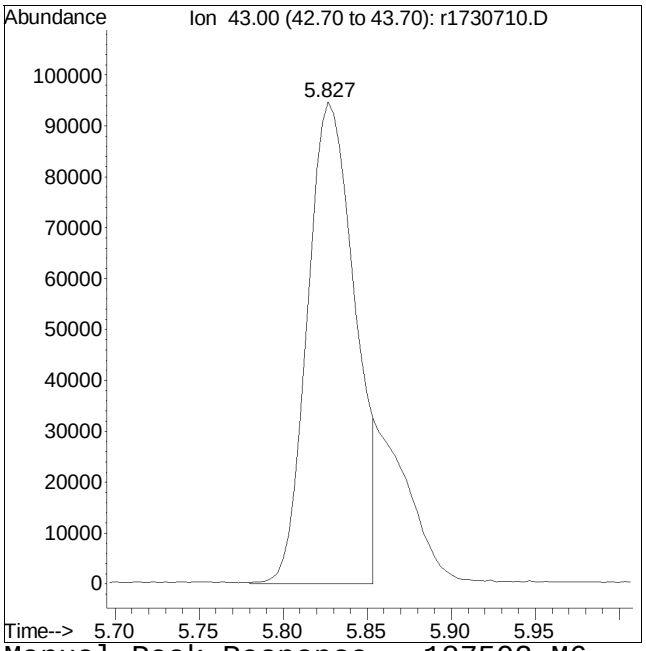

Manual Peak Response = 187502 M6

M6 = Misassignment of peak valley by automated integration (poor split of 2 peaks).

Manual Integration/Negative Proof Report

Data Path : O:\Forensics\Data\Airlab17\
Data File : r1730710.D
Date Inj'd : 1/10/2020 0:9: 6
Sample : L2300996-03,3,250,250

QMethod : TFS17_230109.M
Operator : AIRLAB17:TJS
Instrument :
Quant Date : 1/10/2023 11:29 pm

Compound #40: Tetrahydrofuran

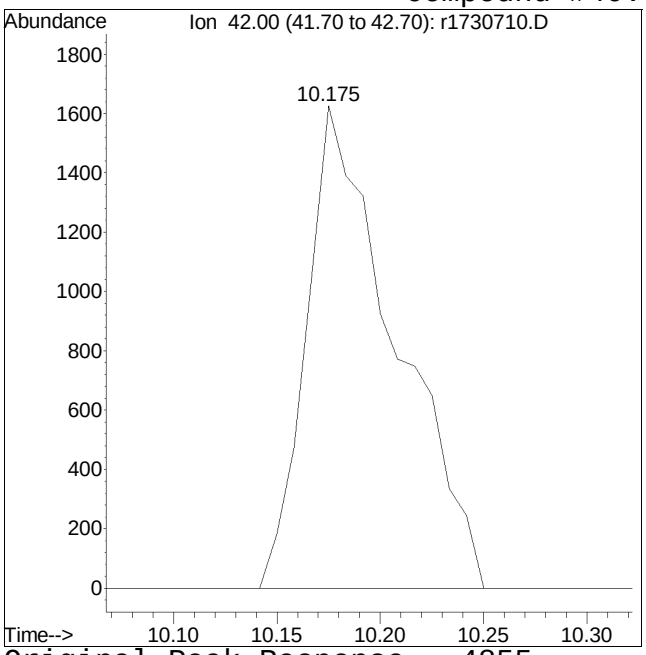

Original Peak Response = 4855

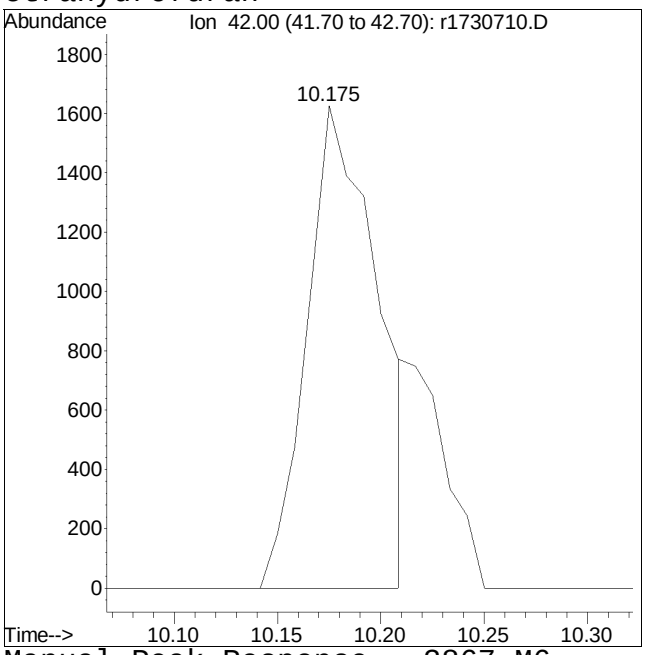

Manual Peak Response = 3867 M6

M6 = Misassignment of peak valley by automated integration (poor split of 2 peaks).

Manual Integration/Negative Proof Report

Data Path : O:\Forensics\Data\Airlab17\QMethod : TFS17_230109.M
Data File : r1730710.D Operator : AIRLAB17:TJS
Date Inj'd : 1/10/2020 0:9: 6 Instrument :
Sample : L2300996-03,3,250,250 Quant Date : 1/10/2023 11:29 pm

Compound #62: heptane

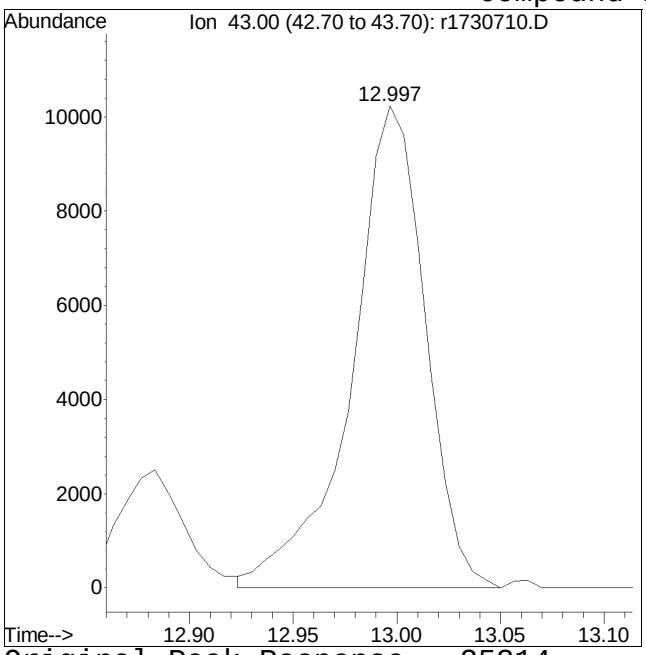

Original Peak Response = 25214

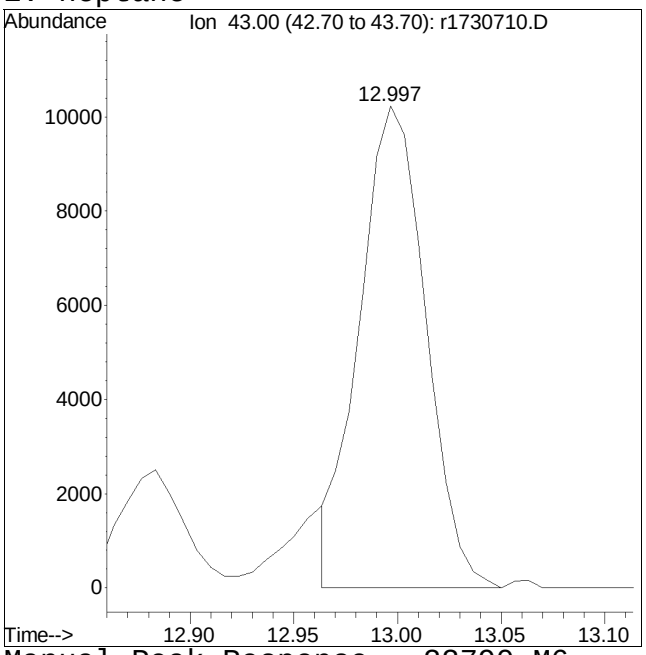

Manual Peak Response = 22790 M6

M6 = Misassignment of peak valley by automated integration (poor split of 2 peaks).

Manual Integration/Negative Proof Report

Data Path : O:\Forensics\Data\Airlab17\QMethod : TFS17_230109.M
Data File : r1730710.D Operator : AIRLAB17:TJS
Date Inj'd : 1/10/2020 0:9: 6 Instrument :
Sample : L2300996-03,3,250,250 Quant Date : 1/10/2023 11:29 pm

Compound #96: 4-ethyl toluene

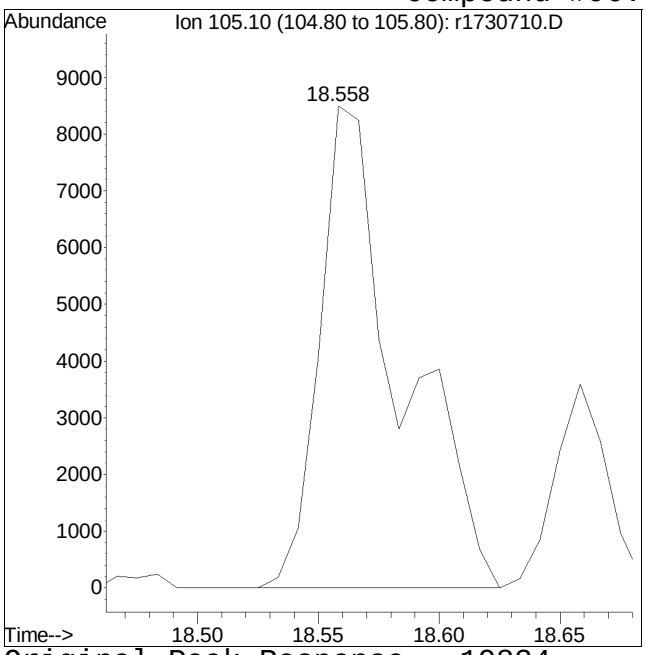

Original Peak Response = 19834

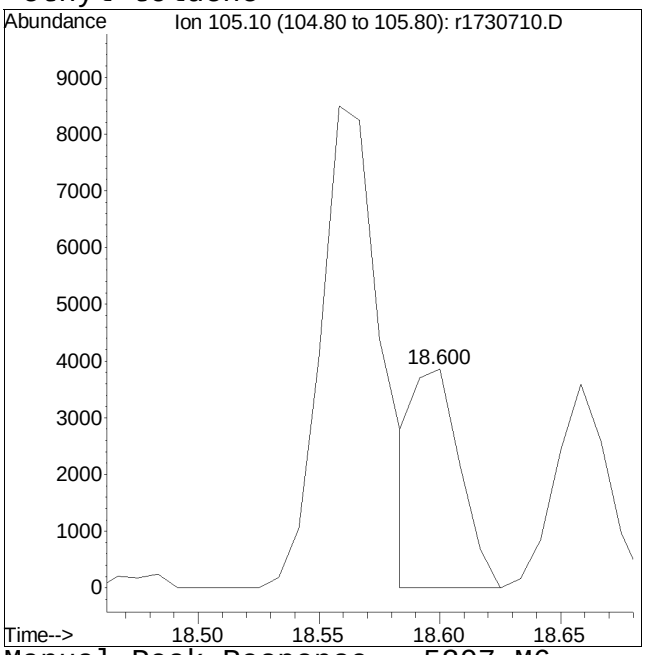

Manual Peak Response = 5207 M6

M6 = Misassignment of peak valley by automated integration (poor split of 2 peaks).

Quantitation Report (QT Reviewed)

Data Path : O:\Forensics\Data\Airlab17\2023\01\0110T\
Data File : r1730712.D
Acq On : 10 Jan 2023 11:15 PM
Operator : AIRLAB17:TJS
Sample : L2300996-04,3,250,250
Misc : WG1731941,ICAL19642
ALS Vial : 0 Sample Multiplier: 1

Quant Time: Jan 11 08:41:29 2023
Quant Method : O:\Forensics\Data\Airlab17\2023\01\0110T\TFS17_230109.M
Quant Title : TO-14A/TO-15 SIM/Full Scan Analysis
QLast Update : Tue Jan 10 06:15:19 2023
Response via : Initial Calibration

CCAL FILE : O:\Forensics\Data\Airlab17\2023\01\0110T\r1730700.D
Sub List : TO15-NY-7-SIM - .

Compound	R.T.	QIon	Response	Conc	Units	Dev(Min)
Internal Standards						
1) bromochloromethane	9.550	49	242227	10.000	ppbV	-0.03
Standard Area = 253748			Recovery =		95.46%	
43) 1,4-difluorobenzene	11.823	114	774994	10.000	ppbV	-0.03
Standard Area = 836214			Recovery =		92.68%	
67) chlorobenzene-D5	16.567	54	105318	10.000	ppbV	-0.02
Standard Area = 108814			Recovery =		96.79%	
System Monitoring Compounds						
Target Compounds						Qvalue
5) dichlorodifluoromethane	3.934	85	9581	0.479	ppbV	100
6) chloromethane	4.120	50	8211	0.777	ppbV	95
7) Freon-114	4.240		0	N.D.		
10) 1,3-butadiene	4.540	54	1343	0.151	ppbV	80
13) bromomethane	0.000		0	N.D.		
14) chloroethane	5.087		0	N.D.		
15) ethanol	5.250	31	704044	85.052	ppbV #	60
17) vinyl bromide	0.000		0	N.D.		
19) acetone	5.827	43	141768M6	9.235	ppbV	
21) trichlorofluoromethane	6.037	101	3962	0.222	ppbV	90
22) isopropyl alcohol	6.157	45	83325	4.280	ppbV #	97
27) tertiary butyl alcohol	0.000		0	N.D.	d	
28) methylene chloride	6.982	49	3579	0.256	ppbV	94
29) 3-chloropropene	7.162		0	N.D.		
30) carbon disulfide	7.282		0	N.D.		
31) Freon 113	7.312	101	3983	0.174	ppbV	96
32) trans-1,2-dichloroethene	0.000		0	N.D.		
33) 1,1-dichloroethane	0.000		0	N.D.		
34) MTBE	8.458		0	N.D.		
36) 2-butanone	8.850	43	14238	0.515	ppbV #	94
38) Ethyl Acetate	9.667	61	1071	0.239	ppbV #	42
39) chloroform	9.708	83	2796	0.135	ppbV	99
40) Tetrahydrofuran	10.183	42	3486	0.204	ppbV #	89
42) 1,2-dichloroethane	10.558		0	N.D.		
44) hexane	9.625	57	102794	4.802	ppbV #	66
50) benzene	11.390	78	78962	1.926	ppbV	96
53) cyclohexane	11.703	56	96151	4.296	ppbV #	93

Data Path : O:\Forensics\Data\Airlab17\2023\01\0110T\
Data File : r1730712.D
Acq On : 10 Jan 2023 11:15 PM
Operator : AIRLAB17:TJS
Sample : L2300996-04,3,250,250
Misc : WG1731941,ICAL19642
ALS Vial : 0 Sample Multiplier: 1

Quant Time: Jan 11 08:41:29 2023
Quant Method : O:\Forensics\Data\Airlab17\2023\01\0110T\TFS17_230109.M
Quant Title : TO-14A/TO-15 SIM/Full Scan Analysis
QLast Update : Tue Jan 10 06:15:19 2023
Response via : Initial Calibration

CCAL FILE : O:\Forensics\Data\Airlab17\2023\01\0110T\r1730700.D
Sub List : TO15-NY-7-SIM - .

Compound	R.T.	QIon	Response	Conc	Units	Dev(Min)
56) 1,2-dichloropropane	0.000		0	N.D.		
57) bromodichloromethane	0.000		0	N.D.	d	
58) 1,4-dioxane	12.623	88	47090	5.704	ppbV	99
60) 2,2,4-trimethylpentane	0.000		0	N.D.	d	
62) heptane	12.997	43	115215	3.905	ppbV	86
63) cis-1,3-dichloropropene	0.000		0	N.D.		
64) 4-methyl-2-pentanone	0.000		0	N.D.	d	
65) trans-1,3-dichloropropene	0.000		0	N.D.		
66) 1,1,2-trichloroethane	0.000		0	N.D.	d	
68) toluene	14.783	91	243983	4.807	ppbV	99
72) 2-hexanone	0.000		0	N.D.	d	
74) dibromochloromethane	0.000		0	N.D.		
75) 1,2-dibromoethane	0.000		0	N.D.		
80) chlorobenzene	0.000		0	N.D.	d	
81) ethylbenzene	16.958	91	85902	1.534	ppbV	94
83) m+p-xylene	17.108	91	168253	3.738	ppbV	93
84) bromoform	0.000		0	N.D.		
85) styrene	17.442	104	2302	0.064	ppbV	90
86) 1,1,2,2-tetrachloroethane	0.000		0	N.D.	d	
87) o-xylene	17.533	91	60906	1.357	ppbV	92
96) 4-ethyl toluene	18.592	105	15937M6	0.264	ppbV	
97) 1,3,5-trimethylbenzene	18.658	105	15995	0.310	ppbV	99
99) 1,2,4-trimethylbenzene	19.000	105	46302M6	0.933	ppbV	
101) Benzyl Chloride	19.125		0	N.D.		
102) 1,3-dichlorobenzene	0.000		0	N.D.	d	
103) 1,4-dichlorobenzene	19.192	146	1075	0.037	ppbV #	68
107) 1,2-dichlorobenzene	19.475		0	N.D.		
115) 1,2,4-trichlorobenzene	0.000		0	N.D.		
119) hexachlorobutadiene	0.000		0	N.D.		

(#) = qualifier out of range (m) = manual integration (+) = signals summed

Sub List : TO15-NY-7-SIM - .\Airlab17\2023\01\0110T\r1730700.D

Data Path : O:\Forensics\Data\Airlab17\2023\01\0110T\
Data File : r1730712.D
Acq On : 10 Jan 2023 11:15 PM
Operator : AIRLAB17:TJS
Sample : L2300996-04,3,250,250
Misc : WG1731941,ICAL19642
ALS Vial : 0 Sample Multiplier: 1

Quant Time: Jan 11 08:41:29 2023
Quant Method : O:\Forensics\Data\Airlab17\2023\01\0110T\TFS17_230109.M
Quant Title : TO-14A/TO-15 SIM/Full Scan Analysis
QLast Update : Tue Jan 10 06:15:19 2023
Response via : Initial Calibration

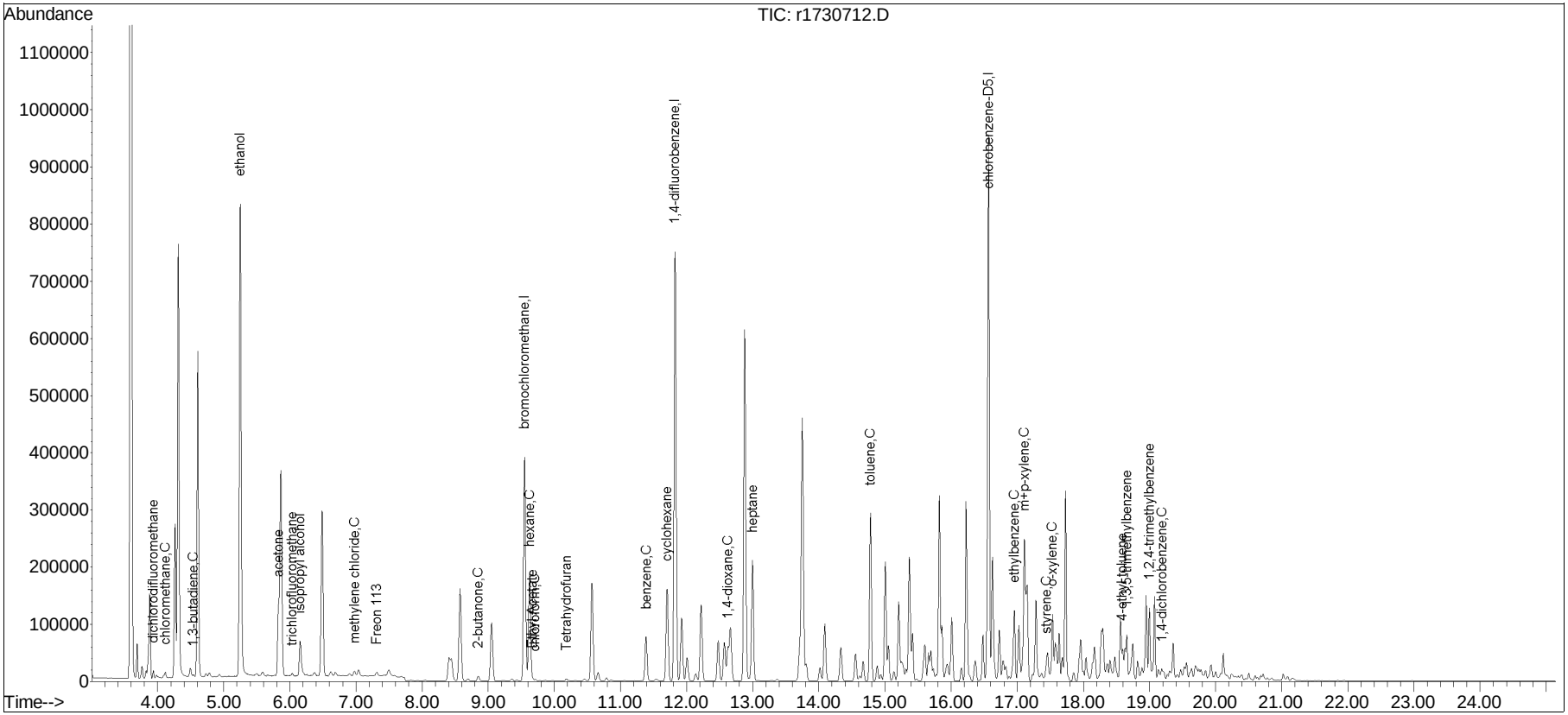

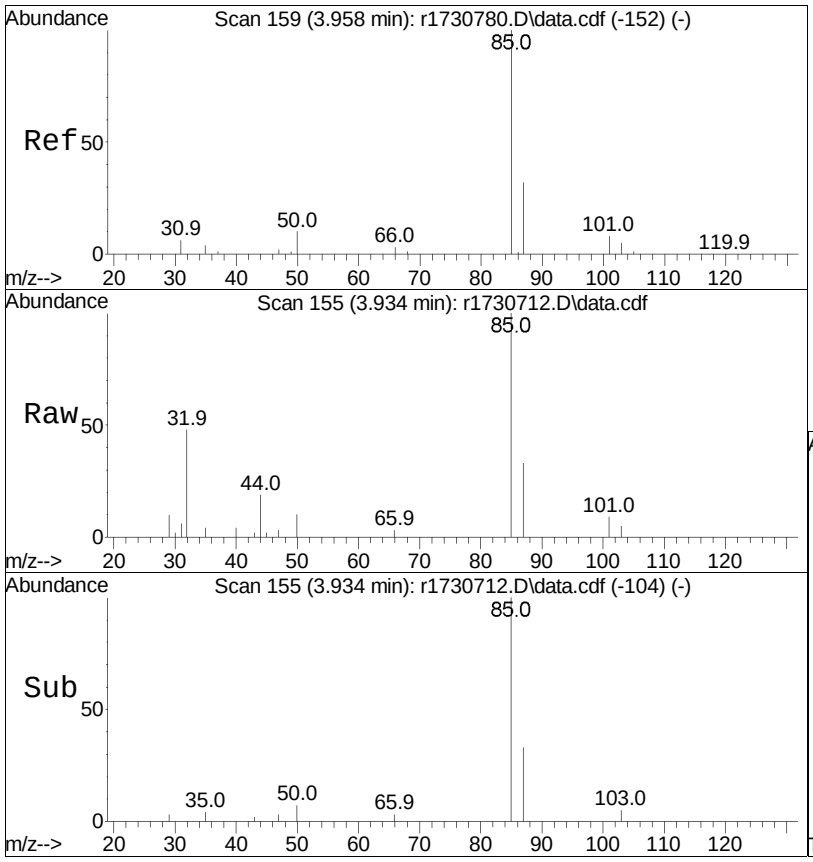

#5
dichlorodifluoromethane
Concen: 0.48 ppbV
RT: 3.934 min Scan# 155
Delta R.T. -0.024 min
Lab File: r1730712.D
Acq: 10 Jan 2023 11:15 PM

Tgt Ion: 85 Resp: 9581

Ion	Ratio	Lower	Upper
85	100		
87	33.3	26.9	40.3

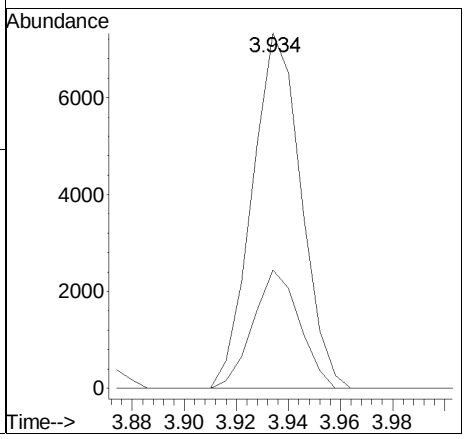

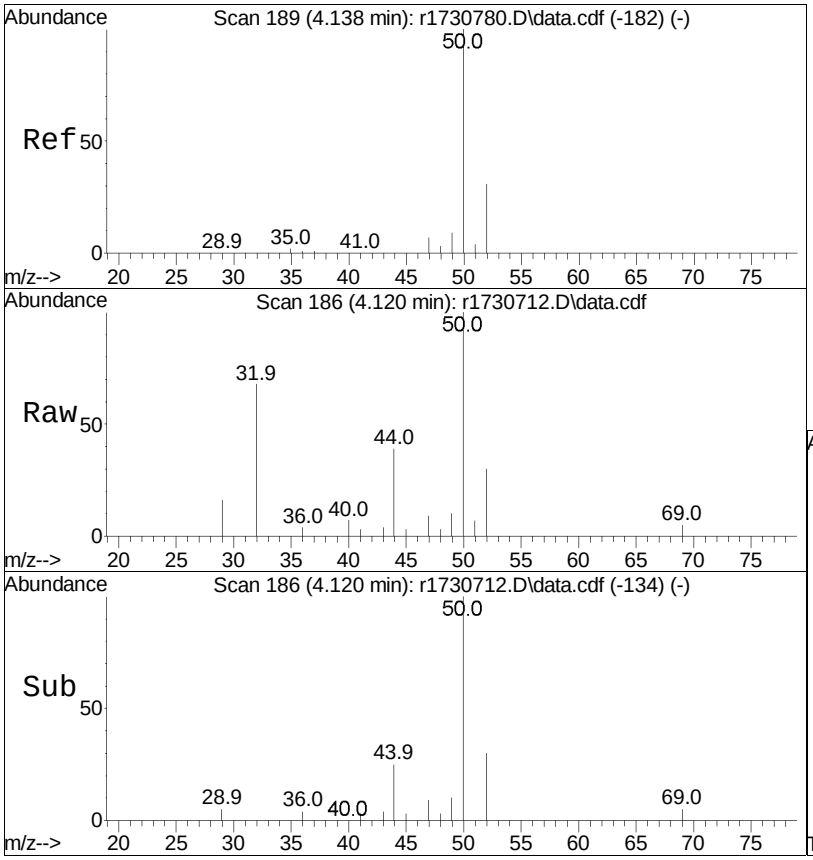

#6
chloromethane
Concen: 0.78 ppbV
RT: 4.120 min Scan# 186
Delta R.T. -0.018 min
Lab File: r1730712.D
Acq: 10 Jan 2023 11:15 PM

Tgt Ion: 50 Resp: 8211

Ion	Ratio	Lower	Upper
50	100		
52	30.2	26.6	39.8

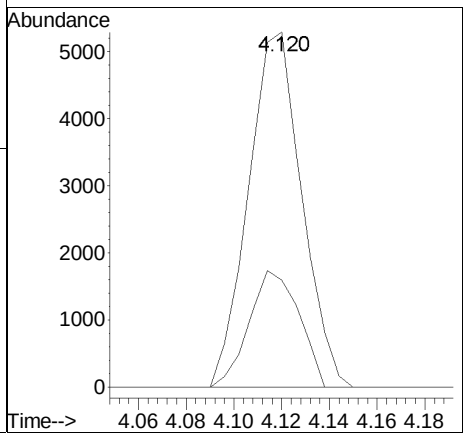

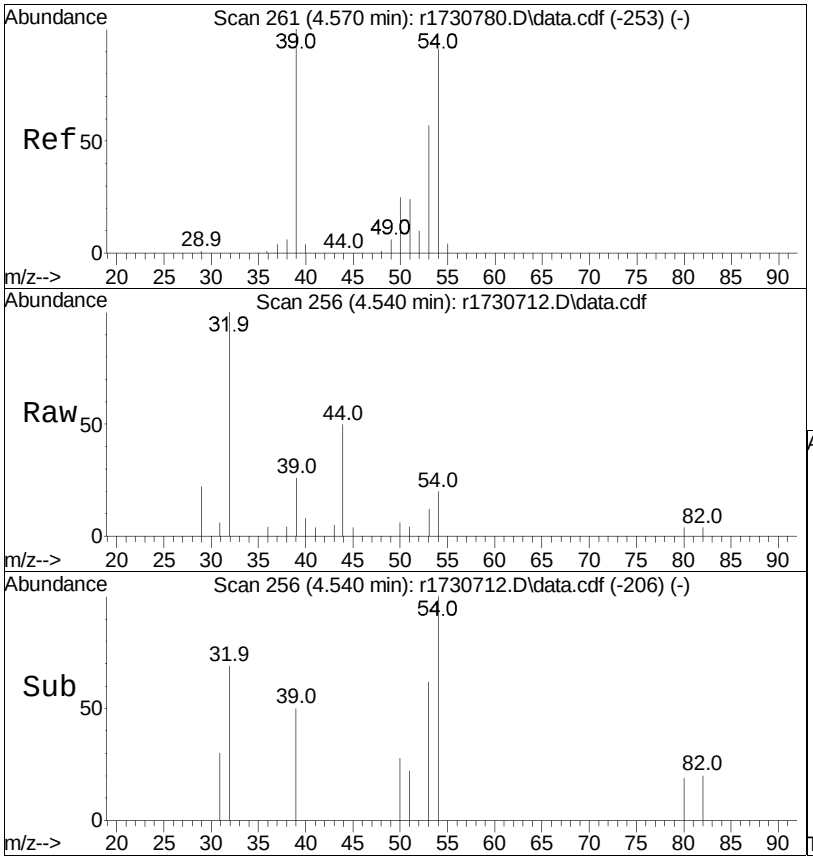

#10
1,3-butadiene
Concen: 0.15 ppbV
RT: 4.540 min Scan# 256
Delta R.T. -0.030 min
Lab File: r1730712.D
Acq: 10 Jan 2023 11:15 PM

Tgt Ion: 54 Resp: 1343

Ion	Ratio	Lower	Upper
54	100		
39	131.0	88.0	132.0

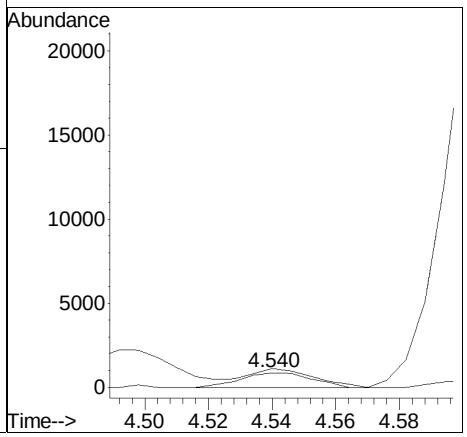

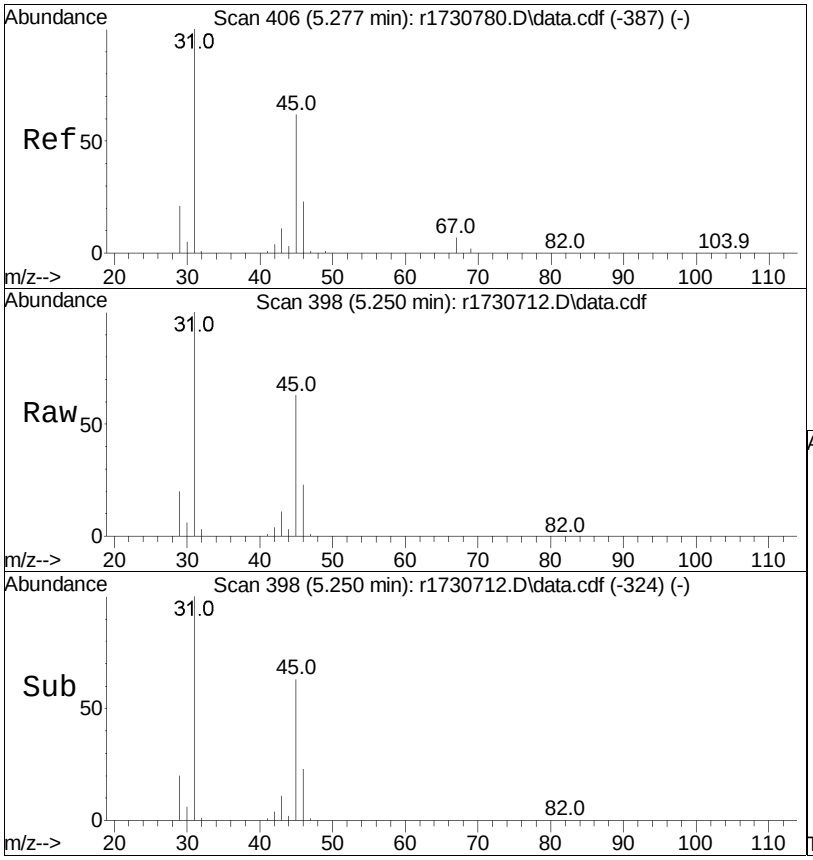

#15
ethanol
Concen: 85.05 ppbV
RT: 5.250 min Scan# 398
Delta R.T. -0.027 min
Lab File: r1730712.D
Acq: 10 Jan 2023 11:15 PM

Tgt Ion: 31 Resp: 704044

Ion	Ratio	Lower	Upper
31	100		
45	62.7	30.8	46.2#

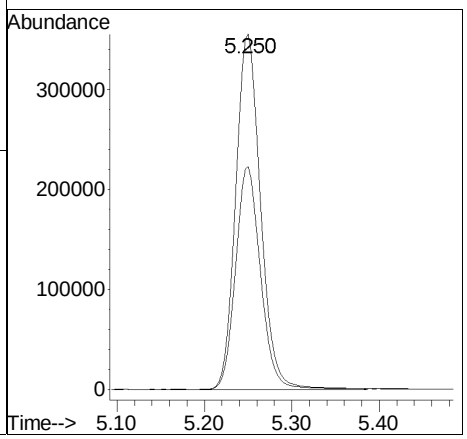

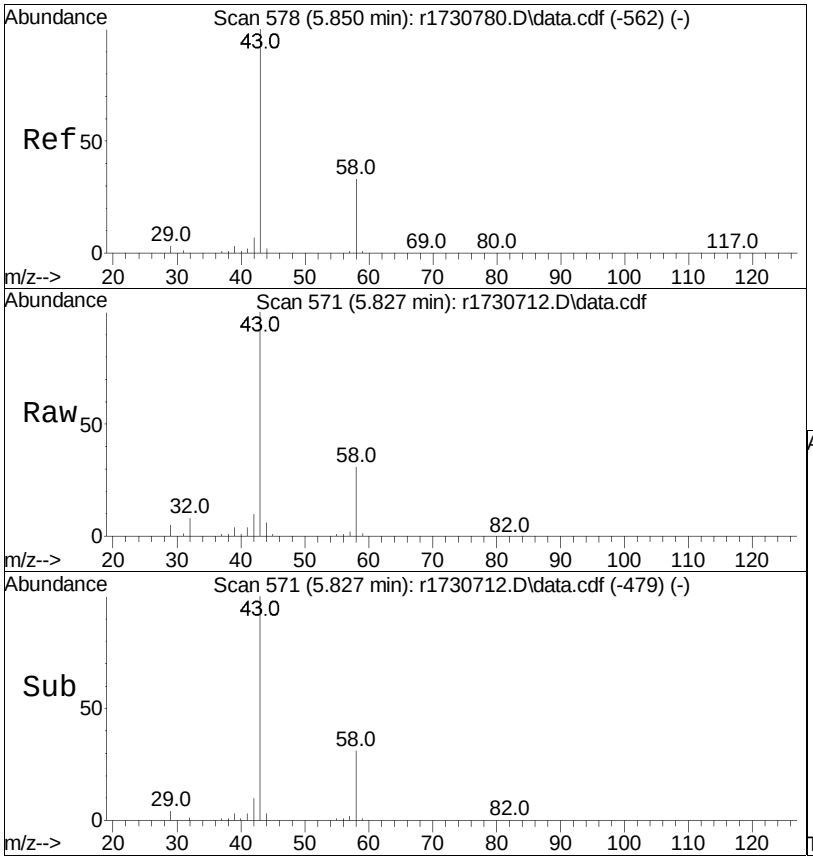

#19
acetone
Concen: 9.24 ppbV m
RT: 5.827 min Scan# 571
Delta R.T. -0.023 min
Lab File: r1730712.D
Acq: 10 Jan 2023 11:15 PM

Tgt Ion: 43 Resp: 141768

Ion	Ratio	Lower	Upper
43	100		
58	31.3	37.1	55.7#
57	2.3	1.0	1.4#

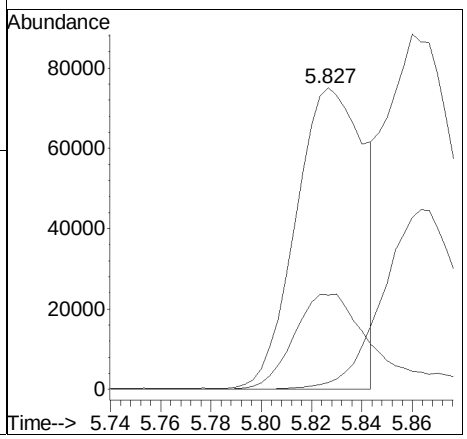

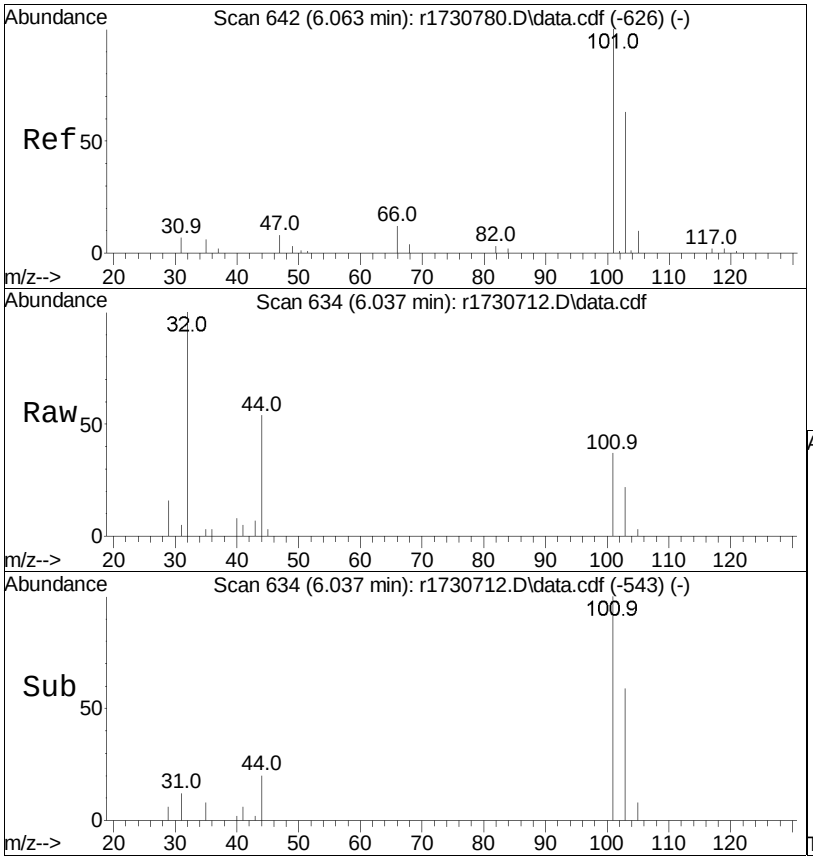

#21
trichlorofluoromethane
Concen: 0.22 ppbV
RT: 6.037 min Scan# 634
Delta R.T. -0.027 min
Lab File: r1730712.D
Acq: 10 Jan 2023 11:15 PM

Tgt Ion:101 Resp: 3962

Ion	Ratio	Lower	Upper
101	100		
103	59.3	54.0	81.0

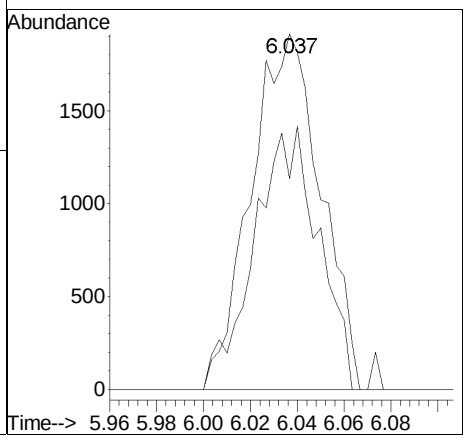

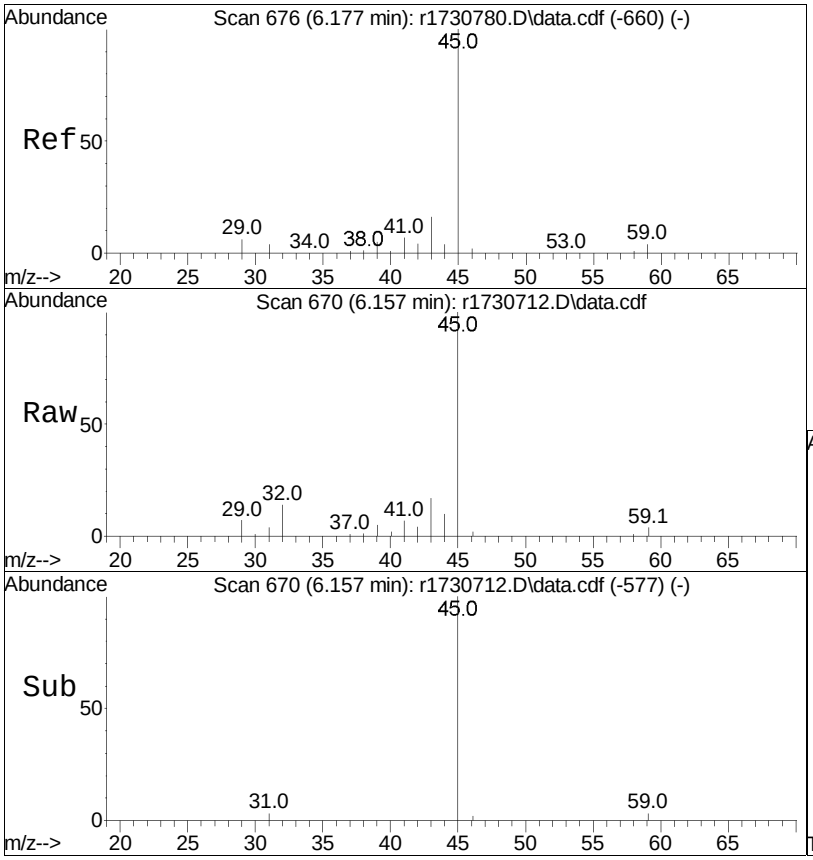

#22
isopropyl alcohol
Concen: 4.28 ppbV
RT: 6.157 min Scan# 670
Delta R.T. -0.020 min
Lab File: r1730712.D
Acq: 10 Jan 2023 11:15 PM

Tgt Ion: 45 Resp: 83325

Ion	Ratio	Lower	Upper
45	100		
59	4.0	4.1	6.1#

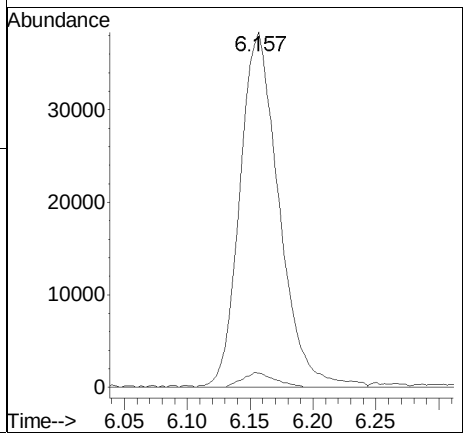

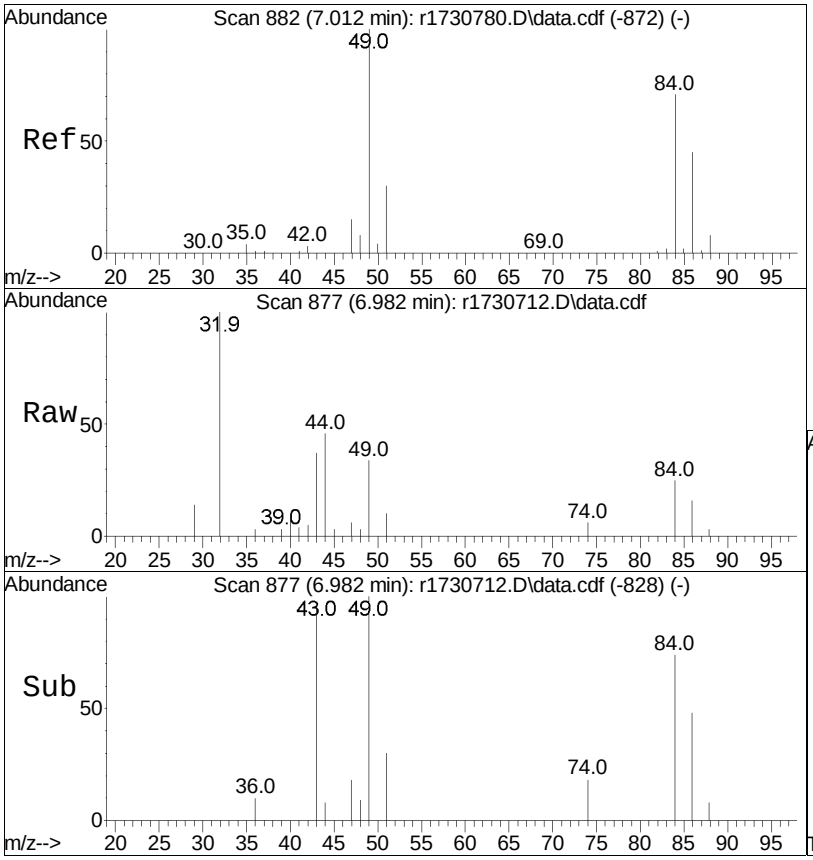

#28
methylene chloride
Concen: 0.26 ppbV
RT: 6.982 min Scan# 877
Delta R.T. -0.030 min
Lab File: r1730712.D
Acq: 10 Jan 2023 11:15 PM

Tgt Ion: 49 Resp: 3579

Ion	Ratio	Lower	Upper
49	100		
84	73.9	63.2	94.8

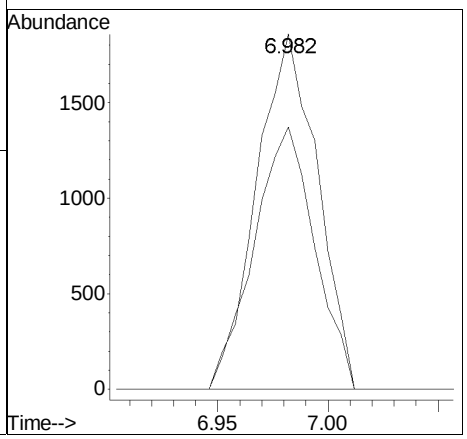

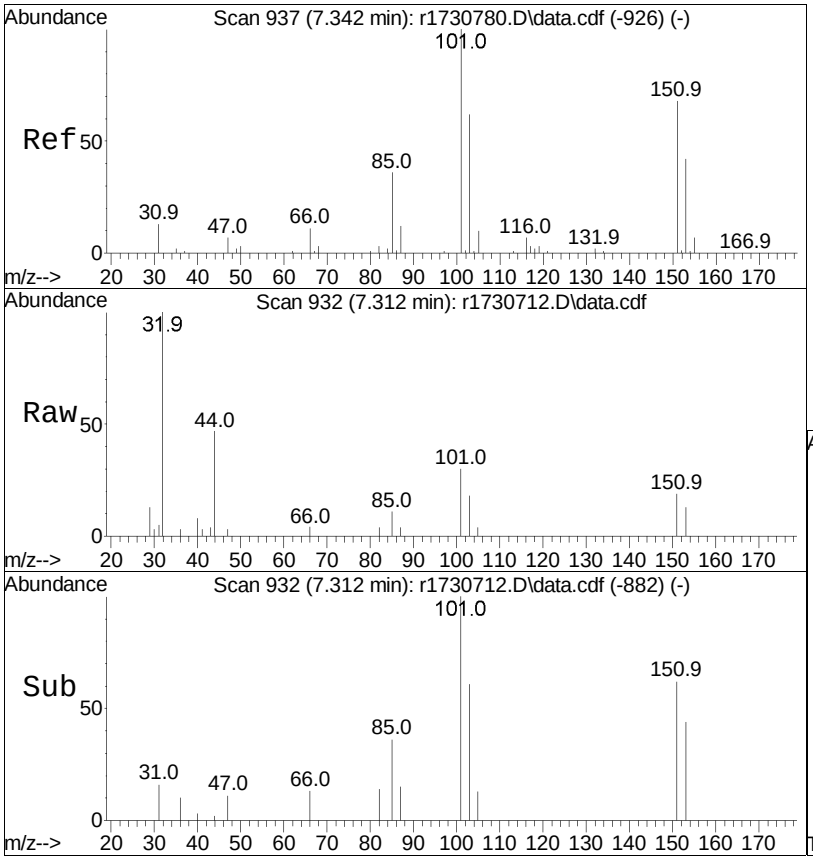

#31
Freon 113
Concen: 0.17 ppbV
RT: 7.312 min Scan# 932
Delta R.T. -0.030 min
Lab File: r1730712.D
Acq: 10 Jan 2023 11:15 PM

Tgt Ion:101 Resp: 3983

Ion	Ratio	Lower	Upper
101	100		
85	36.0	29.1	43.7
151	62.3	53.8	80.6

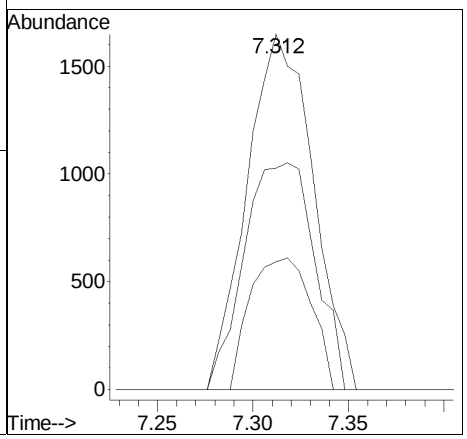

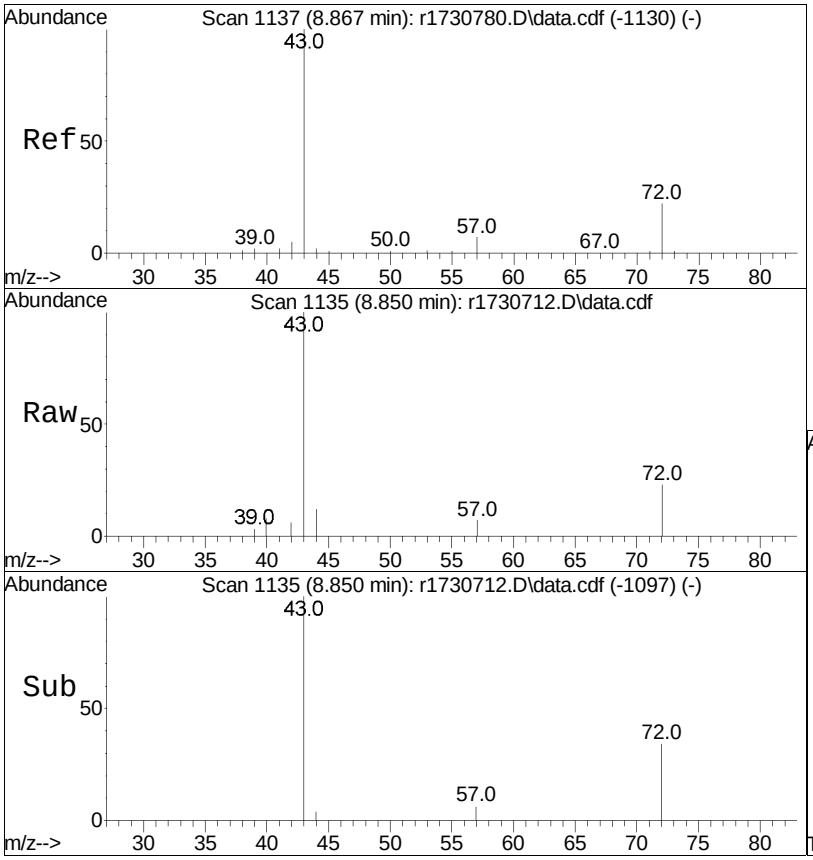

#36
2-butanone
Concen: 0.51 ppbV
RT: 8.850 min Scan# 1135
Delta R.T. -0.017 min
Lab File: r1730712.D
Acq: 10 Jan 2023 11:15 PM

Tgt Ion: 43 Resp: 14238

Ion	Ratio	Lower	Upper
43	100		
72	22.9	20.5	30.7
57	6.7	7.0	10.6#

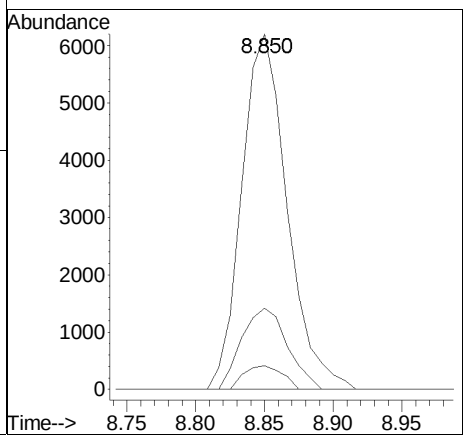

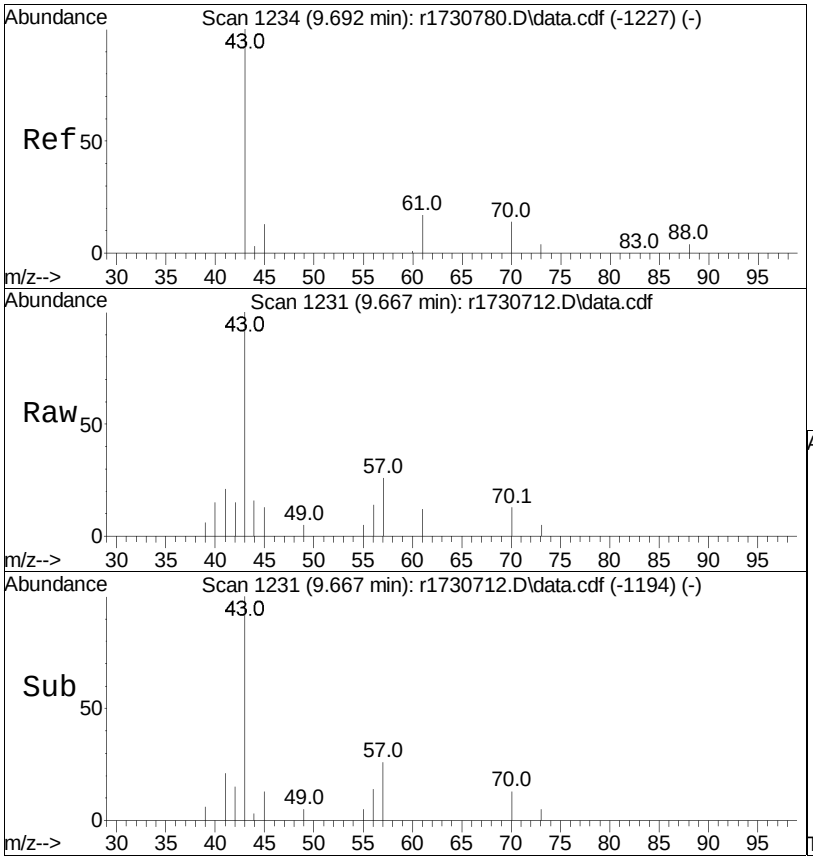

#38
Ethyl Acetate
Concen: 0.24 ppbV
RT: 9.667 min Scan# 1231
Delta R.T. -0.025 min
Lab File: r1730712.D
Acq: 10 Jan 2023 11:15 PM

Tgt Ion: 61 Resp: 1071

Ion	Ratio	Lower	Upper
61	100		
70	104.0	61.7	92.5#
43	815.4	496.3	744.5#

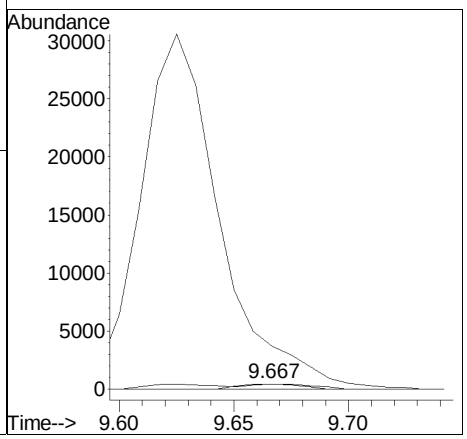

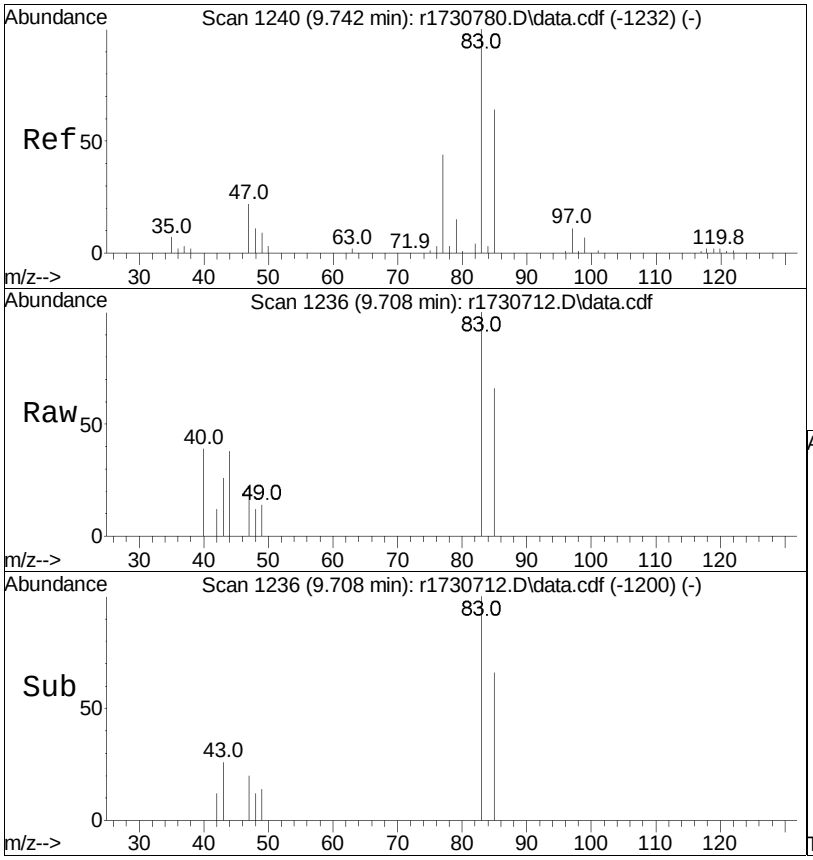

#39
chloroform
Concen: 0.14 ppbV
RT: 9.708 min Scan# 1236
Delta R.T. -0.033 min
Lab File: r1730712.D
Acq: 10 Jan 2023 11:15 PM

Tgt Ion: 83 Resp: 2796

Ion	Ratio	Lower	Upper
83	100		
85	65.9	53.1	79.7
47	20.0	17.2	25.8

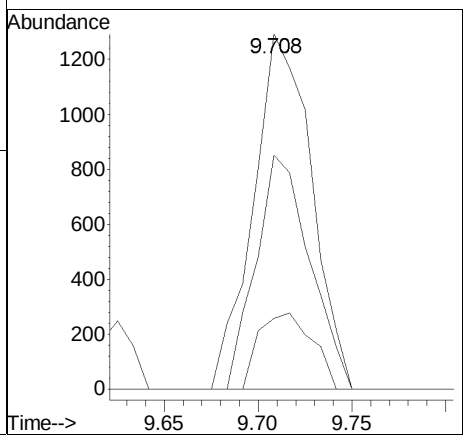

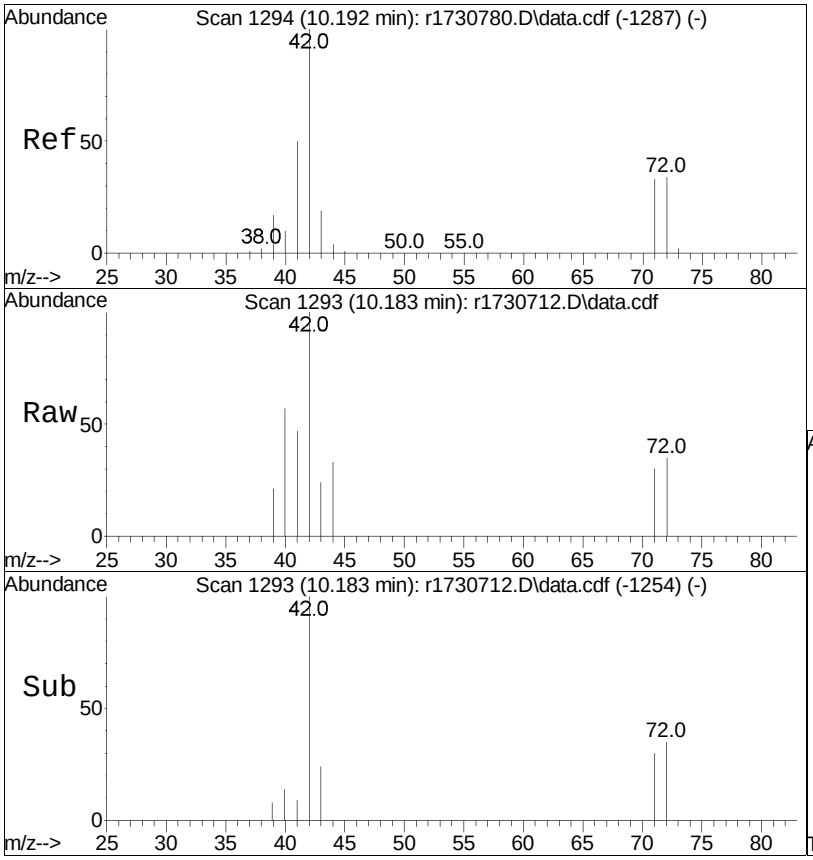

#40
Tetrahydrofuran
Concen: 0.20 ppbV
RT: 10.183 min Scan# 1293
Delta R.T. -0.008 min
Lab File: r1730712.D
Acq: 10 Jan 2023 11:15 PM

Tgt Ion: 42 Resp: 3486

Ion	Ratio	Lower	Upper
42	100		
71	30.2	31.0	46.4#
72	35.4	32.3	48.5

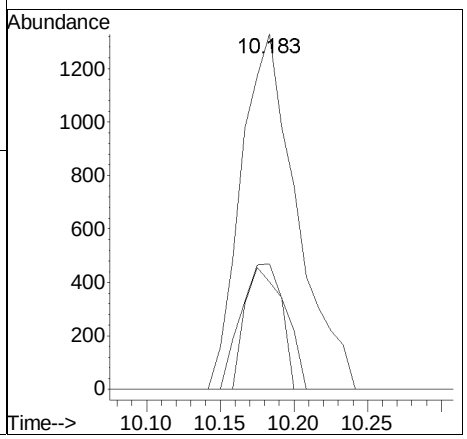

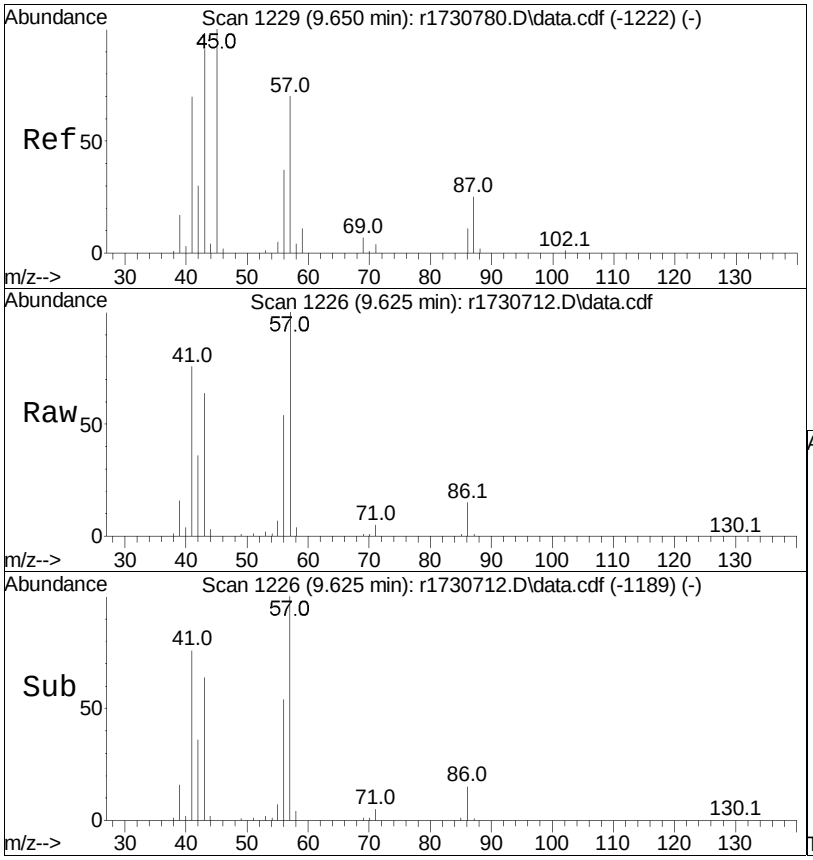

#44
hexane
Concen: 4.80 ppbV
RT: 9.625 min Scan# 1226
Delta R.T. -0.025 min
Lab File: r1730712.D
Acq: 10 Jan 2023 11:15 PM

Tgt Ion: 57 Resp: 102794

Ion	Ratio	Lower	Upper
57	100		
43	64.3	83.0	124.6#
86	14.6	11.4	17.2

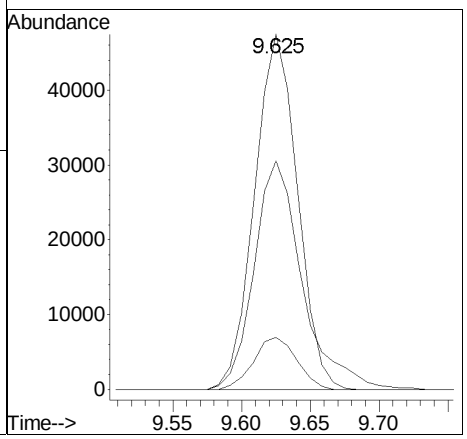

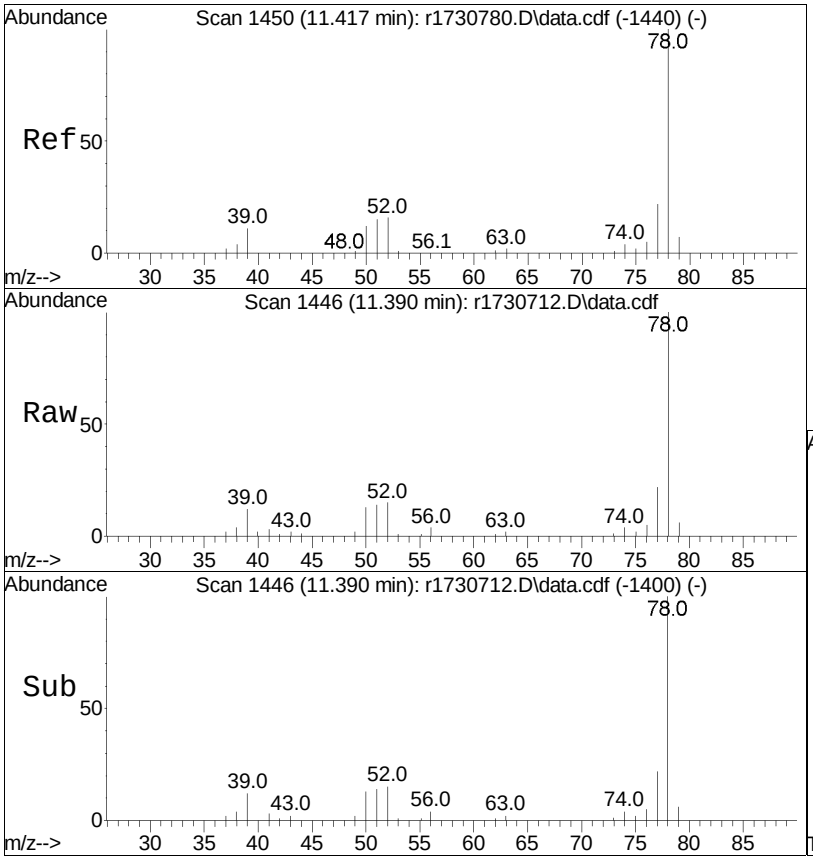

#50
benzene
Concen: 1.93 ppbV
RT: 11.390 min Scan# 1446
Delta R.T. -0.027 min
Lab File: r1730712.D
Acq: 10 Jan 2023 11:15 PM

Tgt Ion: 78 Resp: 78962

Ion	Ratio	Lower	Upper
78	100		
52	15.2	13.7	20.5

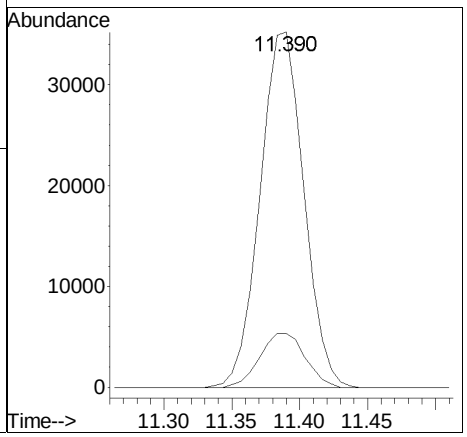

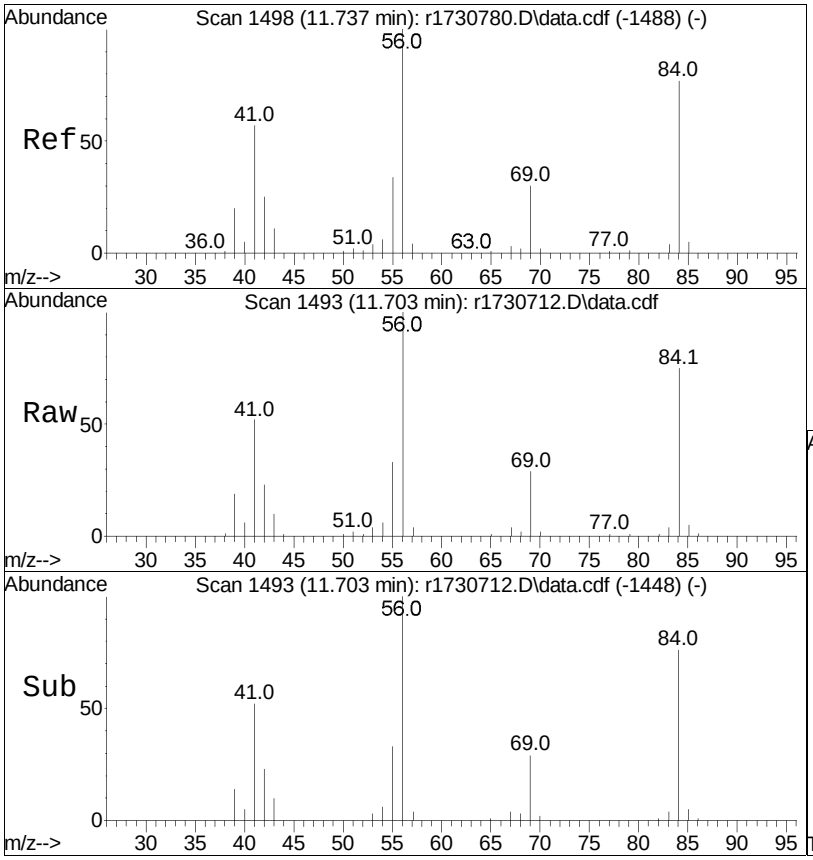

#53
cyclohexane
Concen: 4.30 ppbV
RT: 11.703 min Scan# 1493
Delta R.T. -0.033 min
Lab File: r1730712.D
Acq: 10 Jan 2023 11:15 PM

Tgt Ion: 56 Resp: 96151

Ion	Ratio	Lower	Upper
56	100		
84	74.9	58.2	87.2
41	52.4	33.8	50.8#

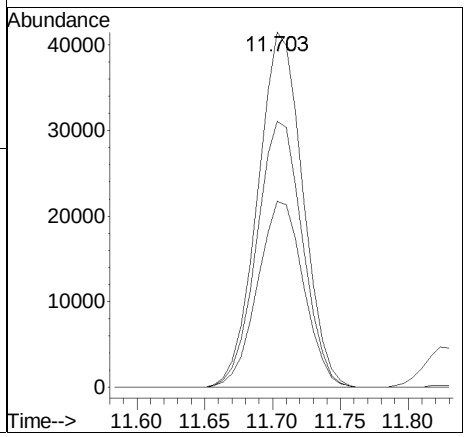

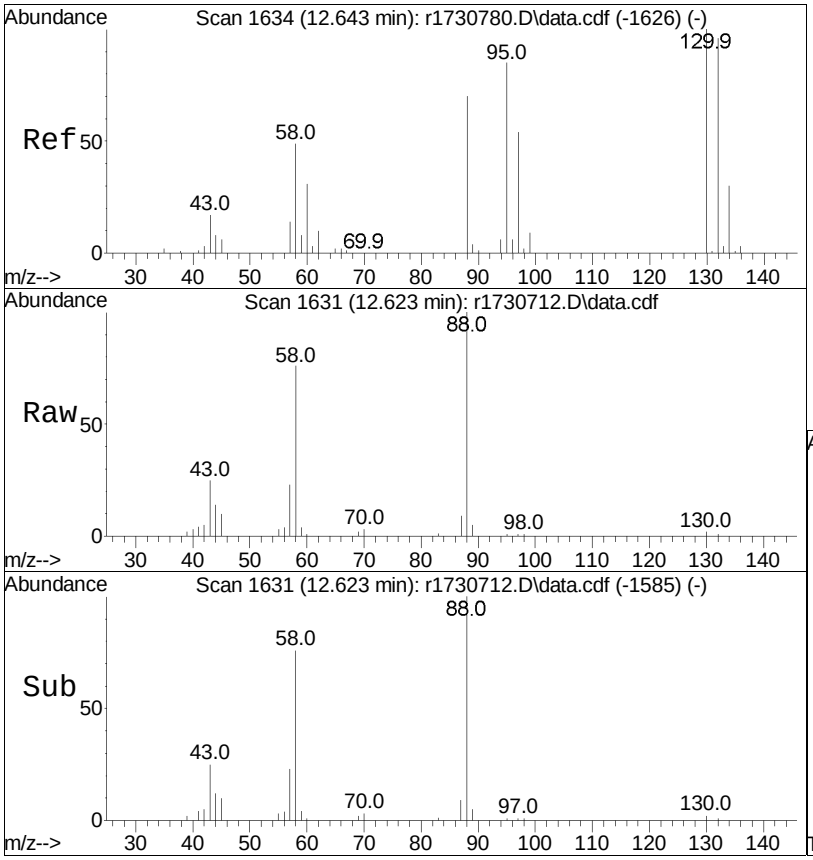

#58
1,4-dioxane
Concen: 5.70 ppbV
RT: 12.623 min Scan# 1631
Delta R.T. -0.020 min
Lab File: r1730712.D
Acq: 10 Jan 2023 11:15 PM

Tgt Ion: 88 Resp: 47090

Ion	Ratio	Lower	Upper
88	100		
58	75.7	60.0	90.0

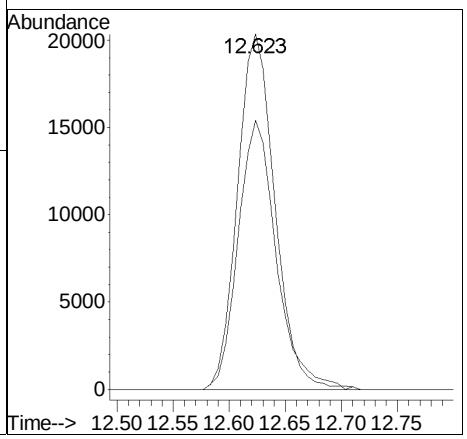

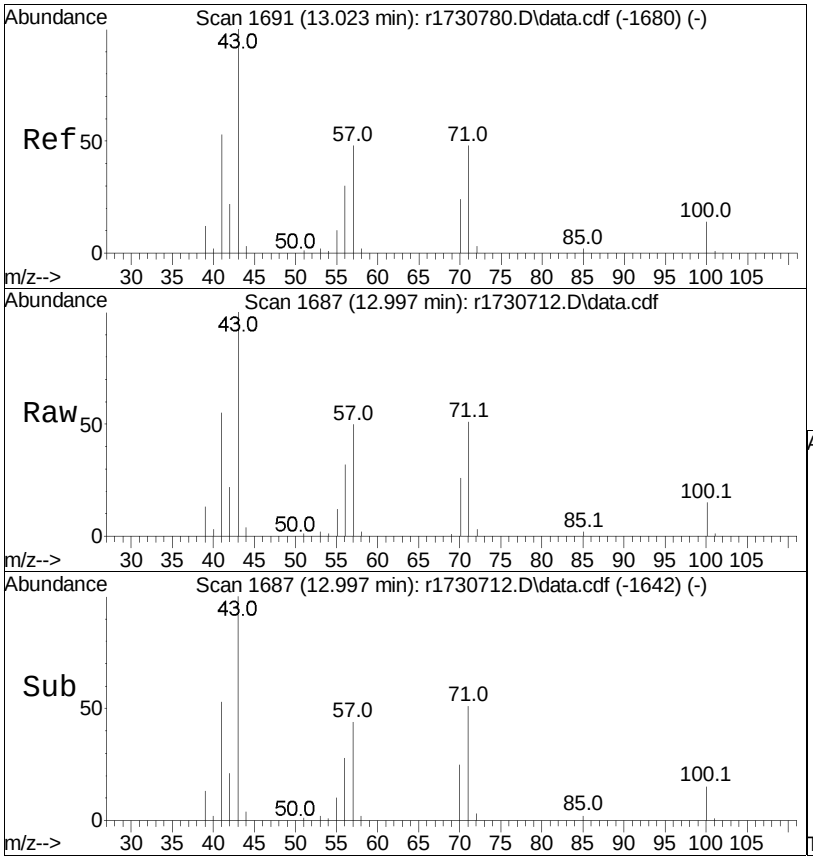

#62
heptane
Concen: 3.90 ppbV
RT: 12.997 min Scan# 1687
Delta R.T. -0.027 min
Lab File: r1730712.D
Acq: 10 Jan 2023 11:15 PM

Tgt Ion: 43 Resp: 115215

Ion	Ratio	Lower	Upper
43	100		
57	49.6	49.5	74.3
100	15.0	14.7	22.1

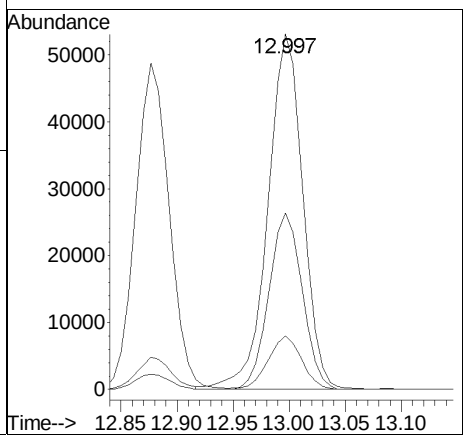

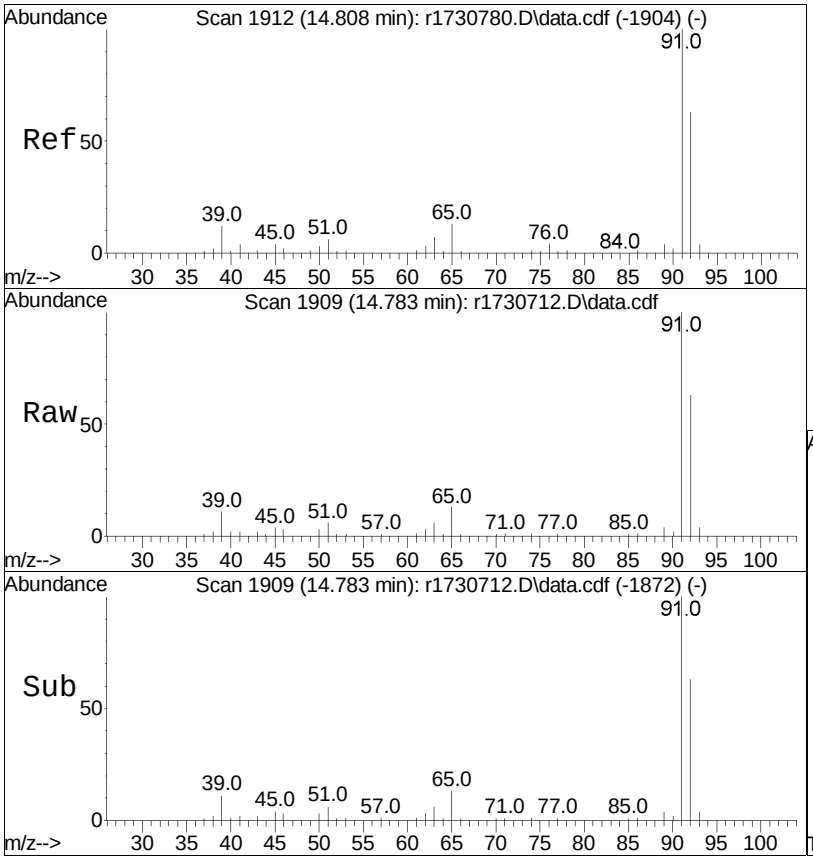

#68
toluene
Concen: 4.81 ppbV
RT: 14.783 min Scan# 1909
Delta R.T. -0.025 min
Lab File: r1730712.D
Acq: 10 Jan 2023 11:15 PM

Tgt Ion: 91 Resp: 243983

Ion	Ratio	Lower	Upper
91	100		
92	62.6	50.9	76.3

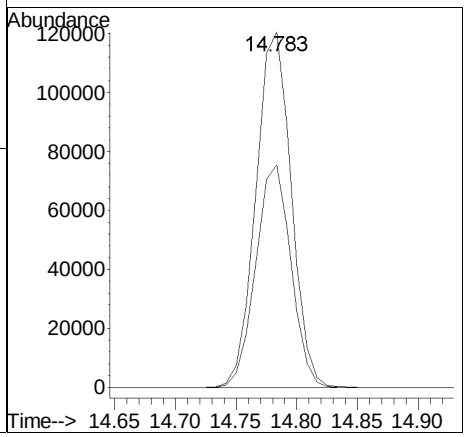

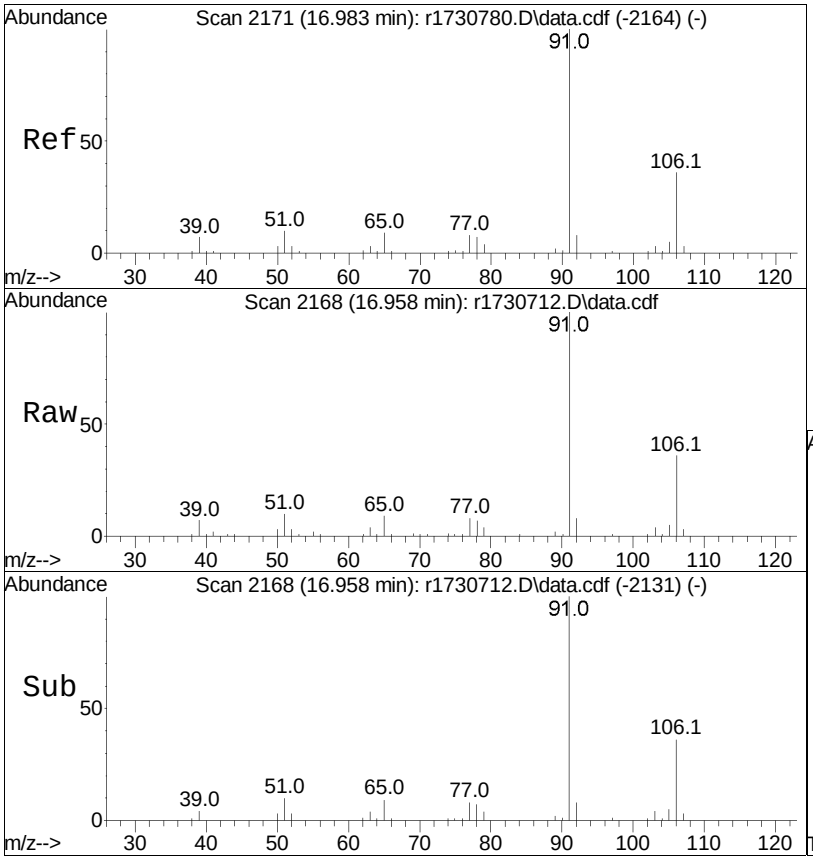

#81
ethylbenzene
Concen: 1.53 ppbV
RT: 16.958 min Scan# 2168
Delta R.T. -0.025 min
Lab File: r1730712.D
Acq: 10 Jan 2023 11:15 PM

Tgt Ion: 91 Resp: 85902

Ion	Ratio	Lower	Upper
91	100		
106	36.0	26.2	39.2

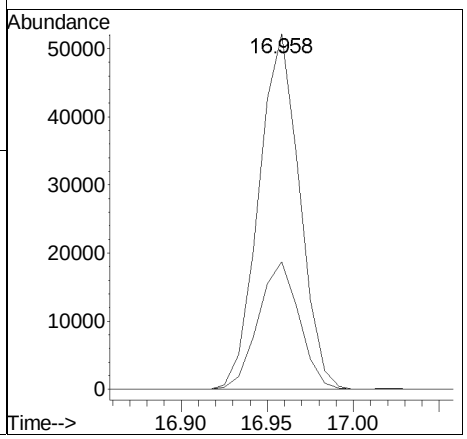

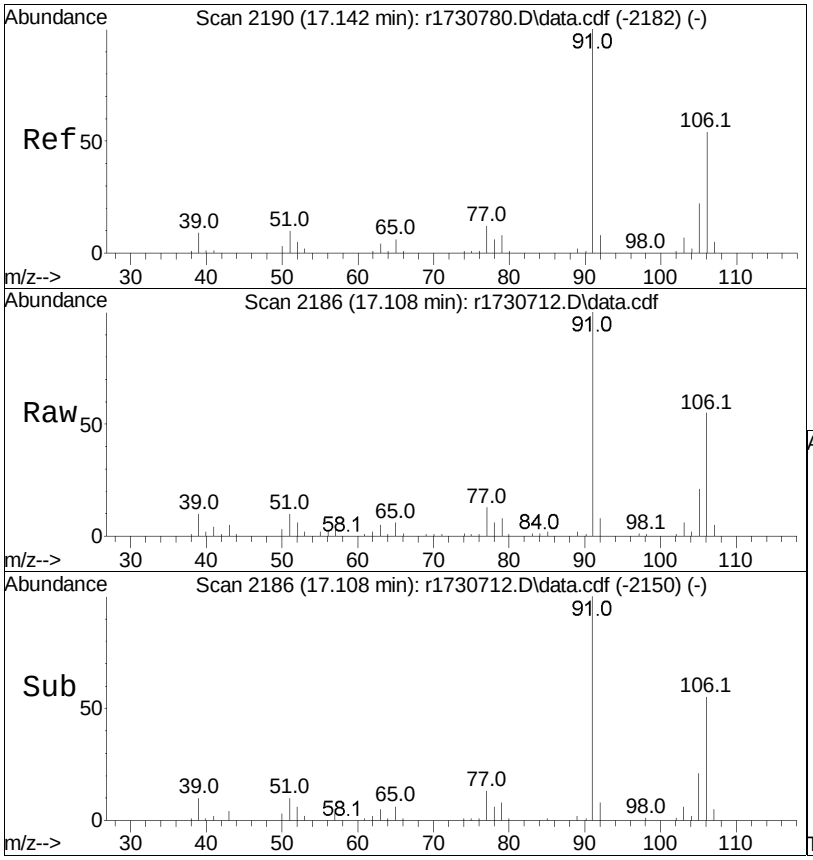

#83
m+p-xylene
Concen: 3.74 ppbV
RT: 17.108 min Scan# 2186
Delta R.T. -0.033 min
Lab File: r1730712.D
Acq: 10 Jan 2023 11:15 PM

Tgt Ion: 91 Resp: 168253

Ion	Ratio	Lower	Upper
91	100		
106	55.2	40.5	60.7

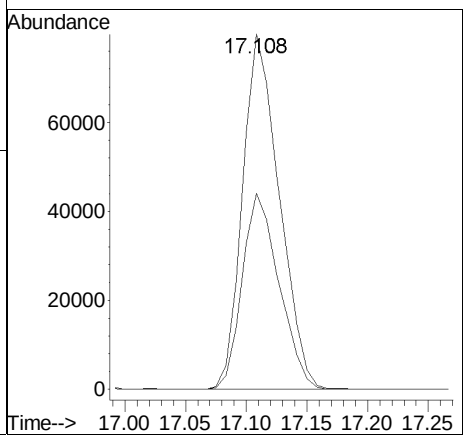

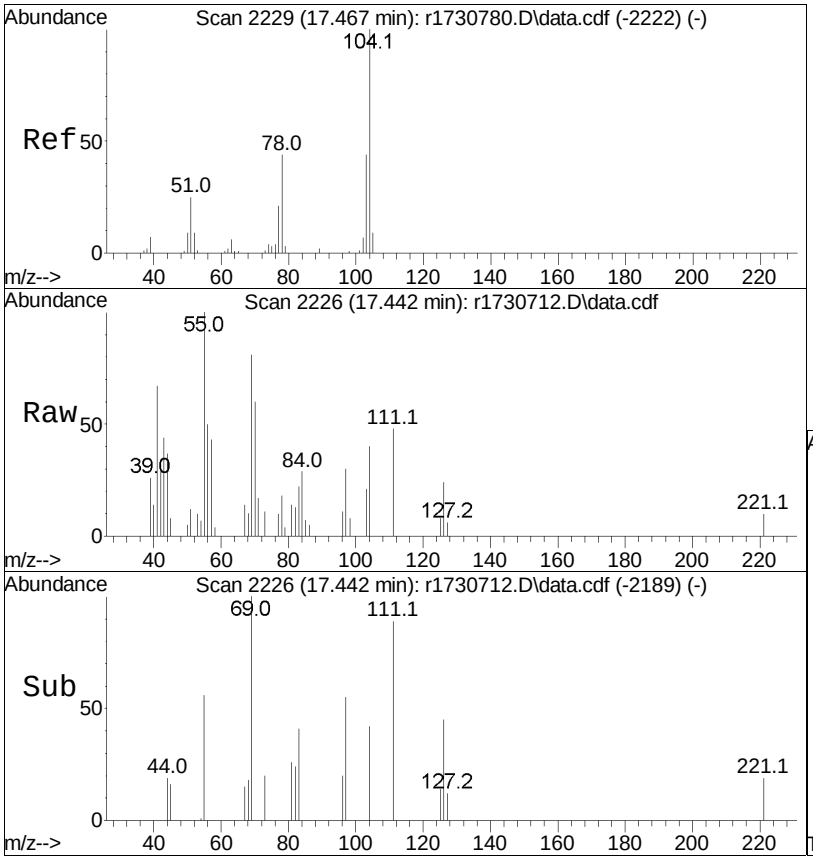

#85
styrene
Concen: 0.06 ppbV
RT: 17.442 min Scan# 2226
Delta R.T. -0.025 min
Lab File: r1730712.D
Acq: 10 Jan 2023 11:15 PM

Tgt Ion:104 Resp: 2302

Ion	Ratio	Lower	Upper
104	100		
103	51.5	34.9	52.3
78	43.7	31.7	47.5

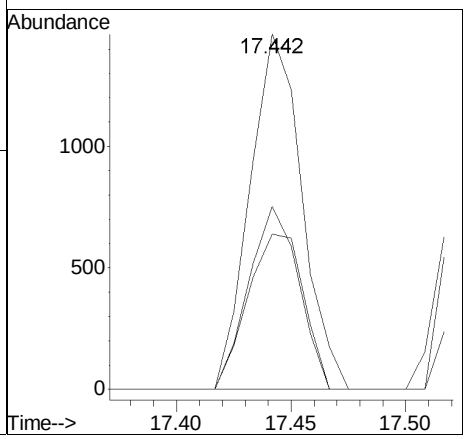

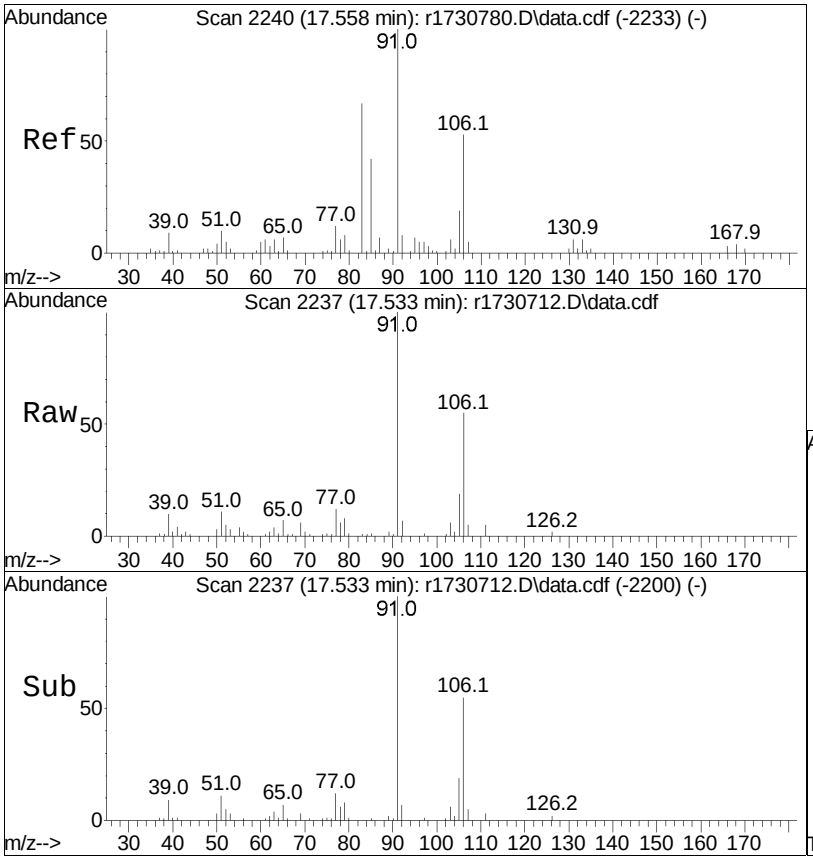

#87
o-xylene
Concen: 1.36 ppbV
RT: 17.533 min Scan# 2237
Delta R.T. -0.025 min
Lab File: r1730712.D
Acq: 10 Jan 2023 11:15 PM

Tgt Ion: 91 Resp: 60906

Ion	Ratio	Lower	Upper
91	100		
106	55.3	39.7	59.5

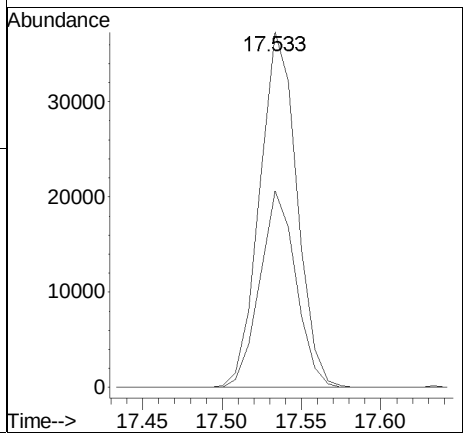

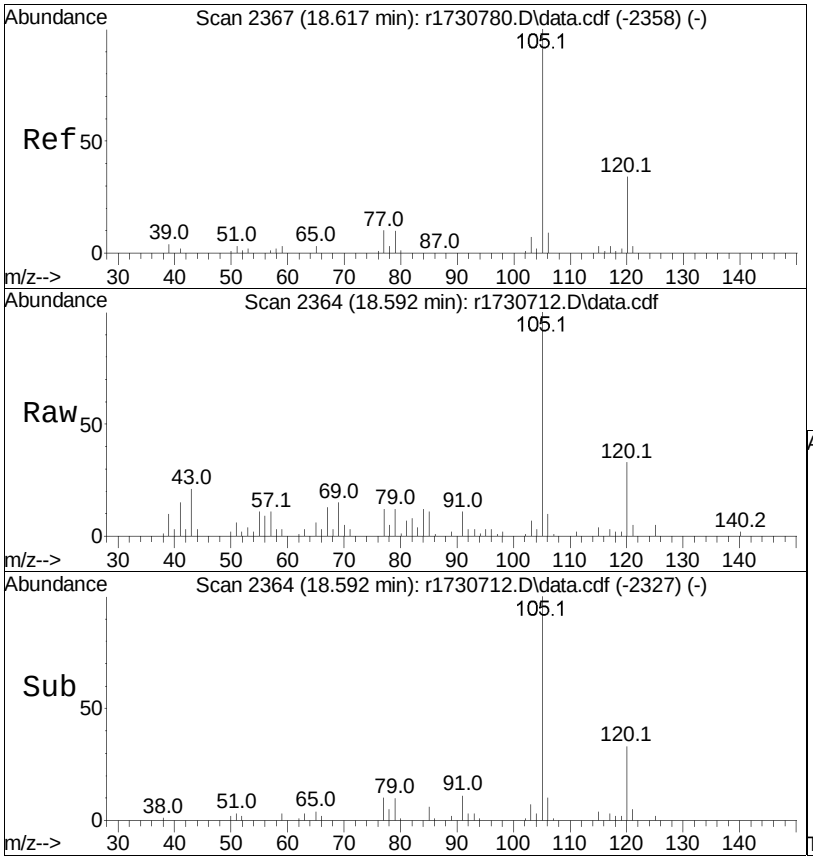

#96
4-ethyl toluene
Concen: 0.26 ppbV m
RT: 18.592 min Scan# 2364
Delta R.T. -0.025 min
Lab File: r1730712.D
Acq: 10 Jan 2023 11:15 PM

Tgt Ion:105 Resp: 15937

Ion	Ratio	Lower	Upper
105	100		
120	32.9	27.9	41.9
91	10.9	8.5	12.7

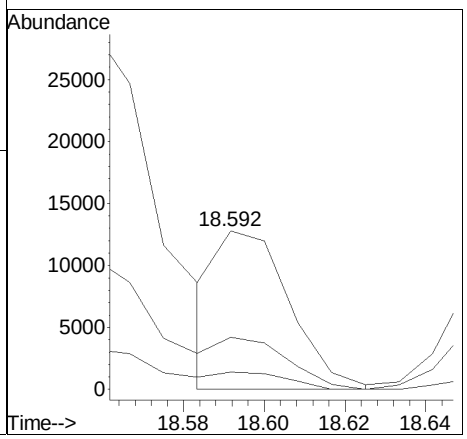

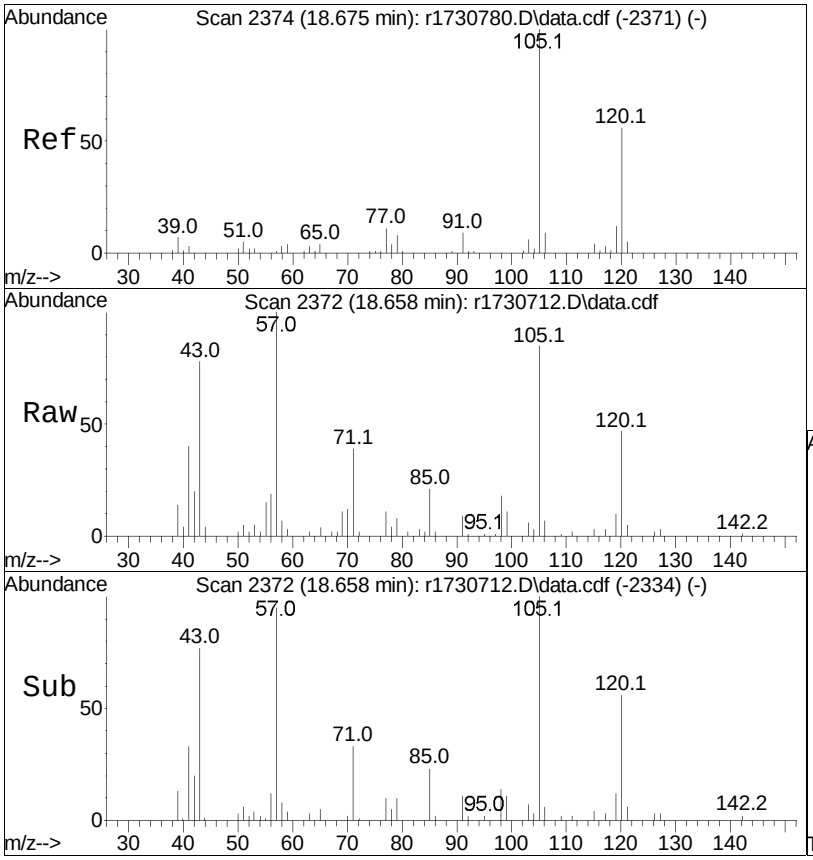

#97
1,3,5-trimethylbenzene
Concen: 0.31 ppbV
RT: 18.658 min Scan# 2372
Delta R.T. -0.017 min
Lab File: r1730712.D
Acq: 10 Jan 2023 11:15 PM

Tgt Ion:105 Resp: 15995

Ion	Ratio	Lower	Upper
105	100		
120	55.1	44.1	66.1
91	11.0	7.9	11.9

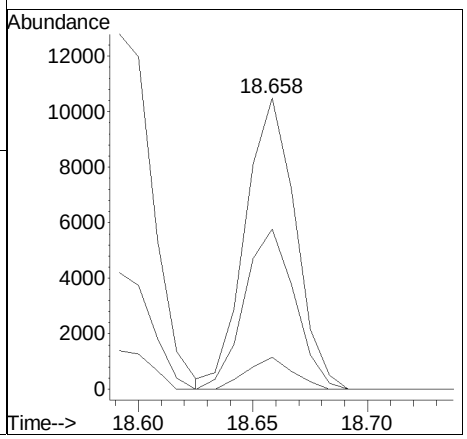

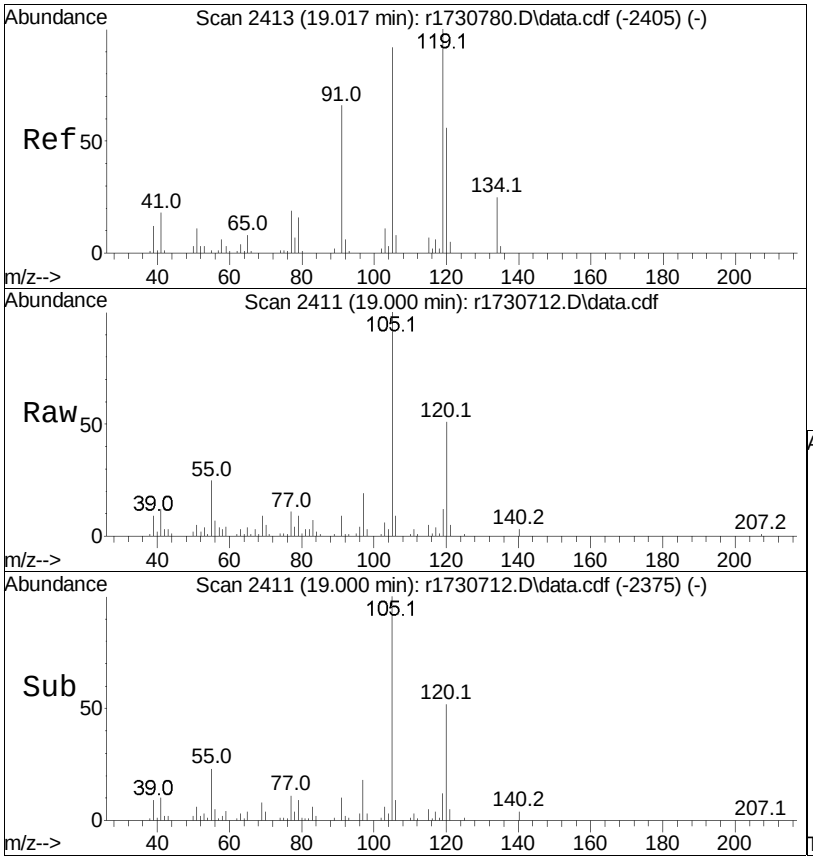

#99
1,2,4-trimethylbenzene
Concen: 0.93 ppbV m
RT: 19.000 min Scan# 2411
Delta R.T. -0.017 min
Lab File: r1730712.D
Acq: 10 Jan 2023 11:15 PM

Tgt Ion:105 Resp: 46302

Ion	Ratio	Lower	Upper
105	100		
120	51.5	47.4	71.0
91	9.4	53.8	80.6#

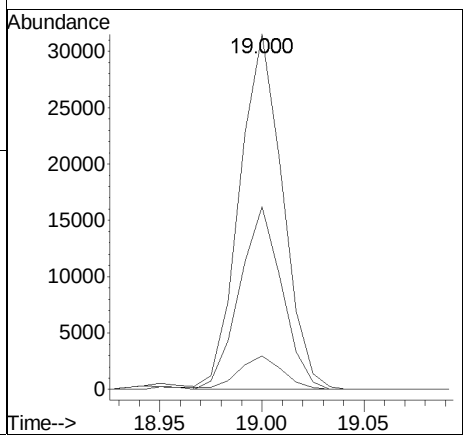

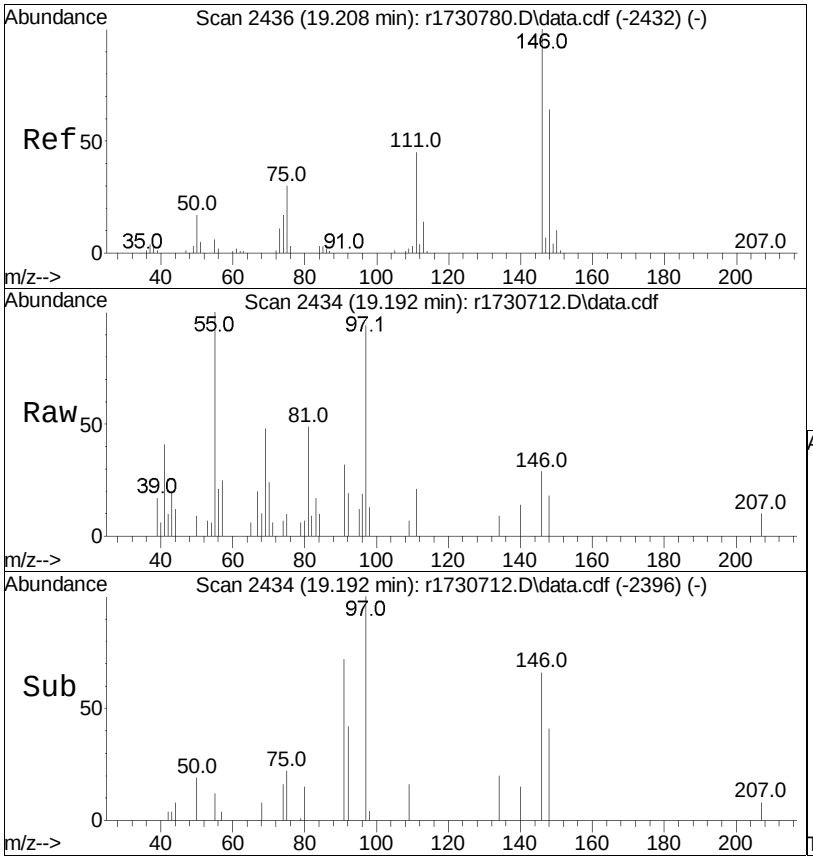

#103
1,4-dichlorobenzene
Concen: 0.04 ppbV
RT: 19.192 min Scan# 2434
Delta R.T. -0.017 min
Lab File: r1730712.D
Acq: 10 Jan 2023 11:15 PM

Tgt Ion:146 Resp: 1075

Ion	Ratio	Lower	Upper
146	100		
111	70.8	33.5	50.3#
75	33.6	22.1	33.1#

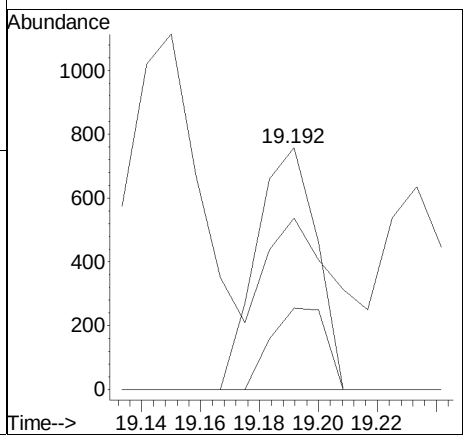

Manual Integration/Negative Proof Report

Data Path : O:\Forensics\Data\Airlab17\
Data File : r1730712.D
Date Inj'd : 1/10/2020 0:1: 5
Sample : L2300996-04,3,250,250

QMethod : TFS17_230109.M
Operator : AIRLAB17:TJS
Instrument :
Quant Date : 1/11/2023 5:54 am

Compound #19: acetone

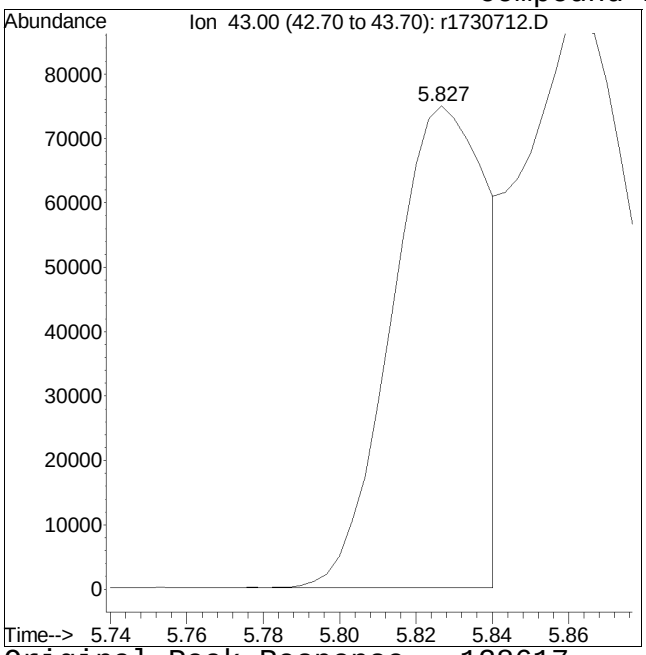

Original Peak Response = 128617

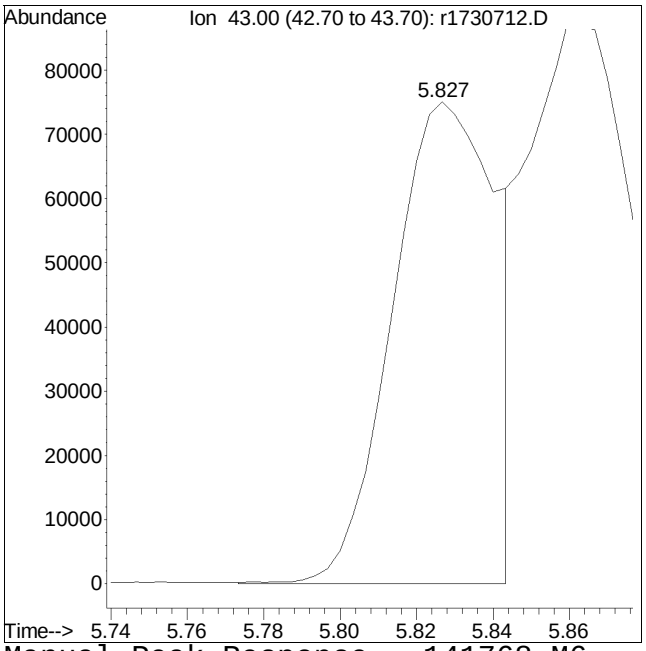

Manual Peak Response = 141768 M6

M6 = Misassignment of peak valley by automated integration (poor split of 2 peaks).

Manual Integration/Negative Proof Report

Data Path : O:\Forensics\Data\Airlab17\QMethod : TFS17_230109.M
Data File : r1730712.D Operator : AIRLAB17:TJS
Date Inj'd : 1/10/2020 0:1: 5 Instrument :
Sample : L2300996-04,3,250,250 Quant Date : 1/11/2023 5:54 am

Compound #96: 4-ethyl toluene

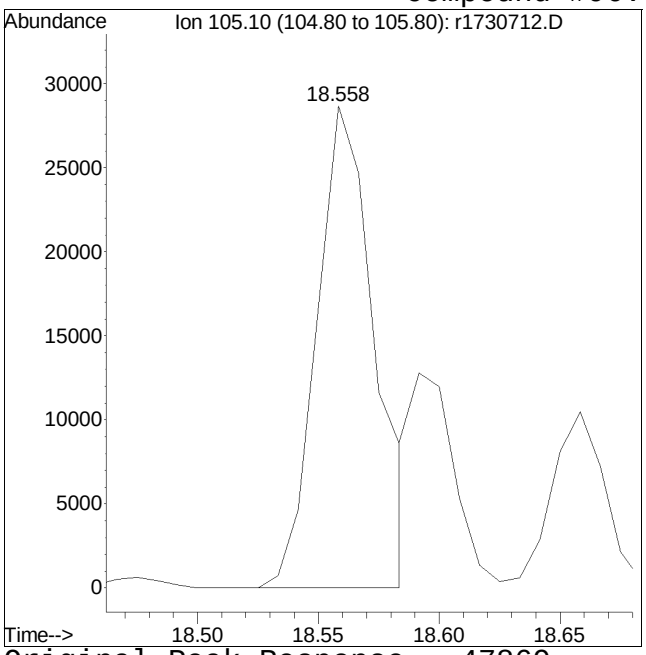

Original Peak Response = 47869

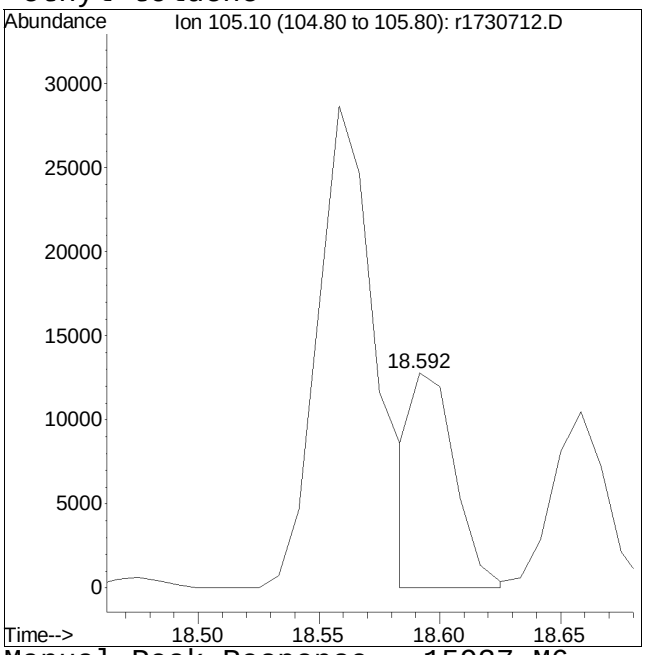

Manual Peak Response = 15937 M6

M6 = Misassignment of peak valley by automated integration (poor split of 2 peaks).

Manual Integration/Negative Proof Report

Data Path : O:\Forensics\Data\Airlab17\QMethod : TFS17_230109.M
Data File : r1730712.D Operator : AIRLAB17:TJS
Date Inj'd : 1/10/2020 0:1: 5 Instrument :
Sample : L2300996-04,3,250,250 Quant Date : 1/11/2023 5:54 am

Compound #99: 1,2,4-trimethylbenzene

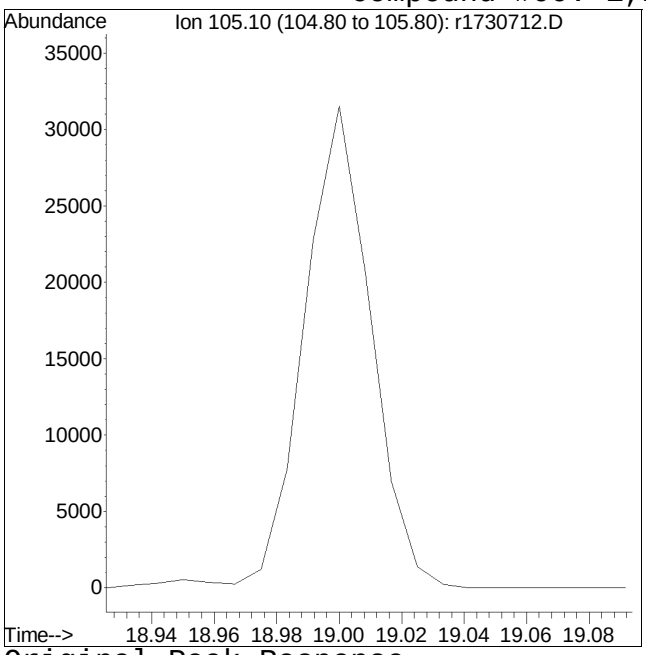

Original Peak Response =

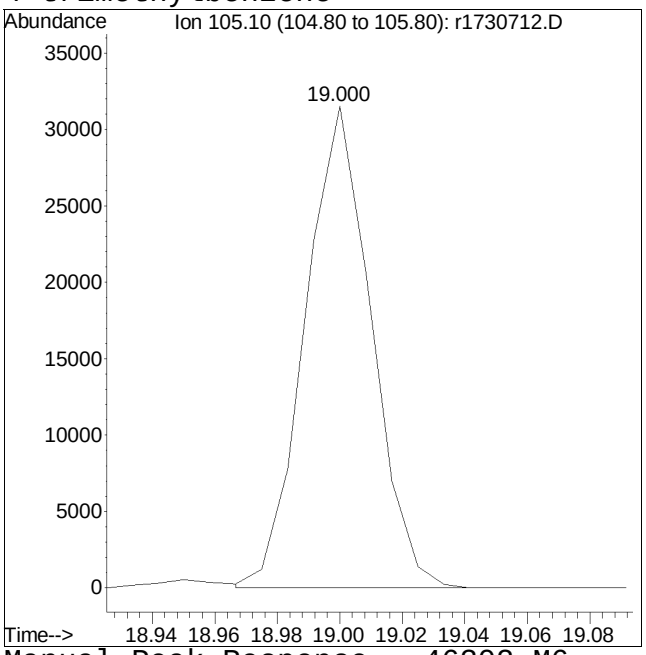

Manual Peak Response = 46302 M6

M6 = Misassignment of peak valley by automated integration (poor split of 2 peaks).

Quantitation Report (QT Reviewed)

Data Path : O:\Forensics\Data\Airlab17\2023\01\0110T\
Data File : r1730714.D
Acq On : 11 Jan 2023 12:33 AM
Operator : AIRLAB17:TJS
Sample : L2300996-06,3,250,250
Misc : WG1731941,ICAL19642
ALS Vial : 0 Sample Multiplier: 1

Quant Time: Jan 11 08:42:29 2023
Quant Method : O:\Forensics\Data\Airlab17\2023\01\0110T\TFS17_230109.M
Quant Title : TO-14A/TO-15 SIM/Full Scan Analysis
QLast Update : Tue Jan 10 06:15:19 2023
Response via : Initial Calibration

CCAL FILE : O:\Forensics\Data\Airlab17\2023\01\0110T\r1730700.D
Sub List : TO15-NY-7-SIM - .

Compound	R.T.	QIon	Response	Conc	Units	Dev(Min)
Internal Standards						
1) bromochloromethane	9.550	49	242661	10.000	ppbV	-0.03
Standard Area = 253748			Recovery =		95.63%	
43) 1,4-difluorobenzene	11.823	114	784437	10.000	ppbV	-0.03
Standard Area = 836214			Recovery =		93.81%	
67) chlorobenzene-D5	16.567	54	107799	10.000	ppbV	-0.02
Standard Area = 108814			Recovery =		99.07%	
System Monitoring Compounds						
Target Compounds						Qvalue
5) dichlorodifluoromethane	3.934	85	9446	0.472	ppbV	94
6) chloromethane	4.114	50	5640	0.533	ppbV	97
7) Freon-114	4.246		0	N.D.		
10) 1,3-butadiene	4.540	54	1377	0.154	ppbV	92
13) bromomethane	0.000		0	N.D.		
14) chloroethane	0.000		0	N.D.		
15) ethanol	5.247	31	678584	81.829	ppbV #	59
17) vinyl bromide	0.000		0	N.D.		
19) acetone	5.827	43	145078	9.434	ppbV #	79
21) trichlorofluoromethane	6.033	101	3581	0.200	ppbV	92
22) isopropyl alcohol	6.153	45	86043	4.411	ppbV #	97
27) tertiary butyl alcohol	6.898		0	N.D.		
28) methylene chloride	6.976	49	2735	0.195	ppbV	92
29) 3-chloropropene	7.096		0	N.D.		
30) carbon disulfide	7.276		0	N.D.		
31) Freon 113	7.312	101	1404	0.061	ppbV	98
32) trans-1,2-dichloroethene	0.000		0	N.D.		
33) 1,1-dichloroethane	8.408		0	N.D.		
34) MTBE	8.433		0	N.D.		
36) 2-butanone	8.850	43	7217	0.260	ppbV #	92
38) Ethyl Acetate	9.667	61	957	0.213	ppbV	67
39) chloroform	9.708	83	2278	0.110	ppbV #	93
40) Tetrahydrofuran	10.183	42	3014	0.176	ppbV	96
42) 1,2-dichloroethane	10.567		0	N.D.		
44) hexane	9.625	57	120990	5.584	ppbV #	66
50) benzene	11.383	78	79300	1.911	ppbV	96
53) cyclohexane	11.703	56	113971	5.031	ppbV #	94

Data Path : O:\Forensics\Data\Airlab17\2023\01\0110T\
Data File : r1730714.D
Acq On : 11 Jan 2023 12:33 AM
Operator : AIRLAB17:TJS
Sample : L2300996-06,3,250,250
Misc : WG1731941,ICAL19642
ALS Vial : 0 Sample Multiplier: 1

Quant Time: Jan 11 08:42:29 2023
Quant Method : O:\Forensics\Data\Airlab17\2023\01\0110T\TFS17_230109.M
Quant Title : TO-14A/TO-15 SIM/Full Scan Analysis
QLast Update : Tue Jan 10 06:15:19 2023
Response via : Initial Calibration

CCAL FILE : O:\Forensics\Data\Airlab17\2023\01\0110T\r1730700.D
Sub List : TO15-NY-7-SIM - .

Compound	R.T.	QIon	Response	Conc	Units	Dev(Min)
56) 1,2-dichloropropane	0.000		0	N.D.		
57) bromodichloromethane	0.000		0	N.D.	d	
58) 1,4-dioxane	0.000		0	N.D.		
60) 2,2,4-trimethylpentane	0.000		0	N.D.	d	
62) heptane	12.997	43	129798	4.346	ppbV #	86
63) cis-1,3-dichloropropene	0.000		0	N.D.		
64) 4-methyl-2-pentanone	0.000		0	N.D.	d	
65) trans-1,3-dichloropropene	0.000		0	N.D.		
66) 1,1,2-trichloroethane	0.000		0	N.D.	d	
68) toluene	14.783	91	268955	5.177	ppbV	98
72) 2-hexanone	0.000		0	N.D.	d	
74) dibromochloromethane	0.000		0	N.D.		
75) 1,2-dibromoethane	0.000		0	N.D.		
80) chlorobenzene	0.000		0	N.D.	d	
81) ethylbenzene	16.958	91	101634	1.773	ppbV	94
83) m+p-xylene	17.108	91	190966	4.145	ppbV	94
84) bromoform	0.000		0	N.D.		
85) styrene	17.442	104	3791	0.102	ppbV	98
86) 1,1,2,2-tetrachloroethane	0.000		0	N.D.	d	
87) o-xylene	17.533	91	69873	1.521	ppbV	97
96) 4-ethyl toluene	18.592	105	16776M6	0.271	ppbV	
97) 1,3,5-trimethylbenzene	18.658	105	18254	0.346	ppbV	97
99) 1,2,4-trimethylbenzene	19.000	105	52943	1.042	ppbV #	56
101) Benzyl Chloride	0.000		0	N.D.	d	
102) 1,3-dichlorobenzene	0.000		0	N.D.	d	
103) 1,4-dichlorobenzene	19.192	146	976	0.033	ppbV #	41
107) 1,2-dichlorobenzene	0.000		0	N.D.		
115) 1,2,4-trichlorobenzene	0.000		0	N.D.		
119) hexachlorobutadiene	0.000		0	N.D.		

(#) = qualifier out of range (m) = manual integration (+) = signals summed

Sub List : TO15-NY-7-SIM - .\Airlab17\2023\01\0110T\r1730700.D

Data Path : O:\Forensics\Data\Airlab17\2023\01\0110T\
Data File : r1730714.D
Acq On : 11 Jan 2023 12:33 AM
Operator : AIRLAB17:TJS
Sample : L2300996-06,3,250,250
Misc : WG1731941,ICAL19642
ALS Vial : 0 Sample Multiplier: 1

Quant Time: Jan 11 08:42:29 2023
Quant Method : O:\Forensics\Data\Airlab17\2023\01\0110T\TFS17_230109.M
Quant Title : TO-14A/TO-15 SIM/Full Scan Analysis
QLast Update : Tue Jan 10 06:15:19 2023
Response via : Initial Calibration

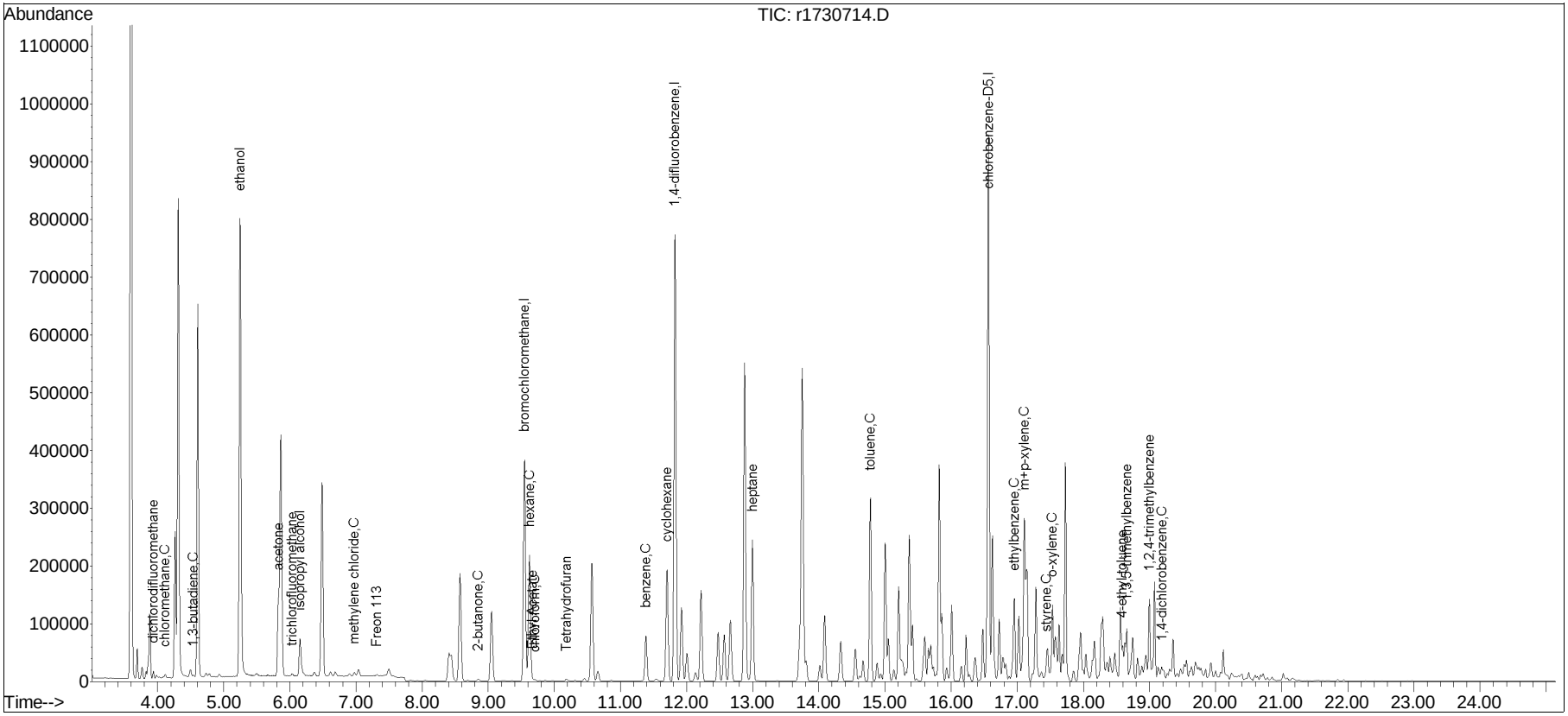

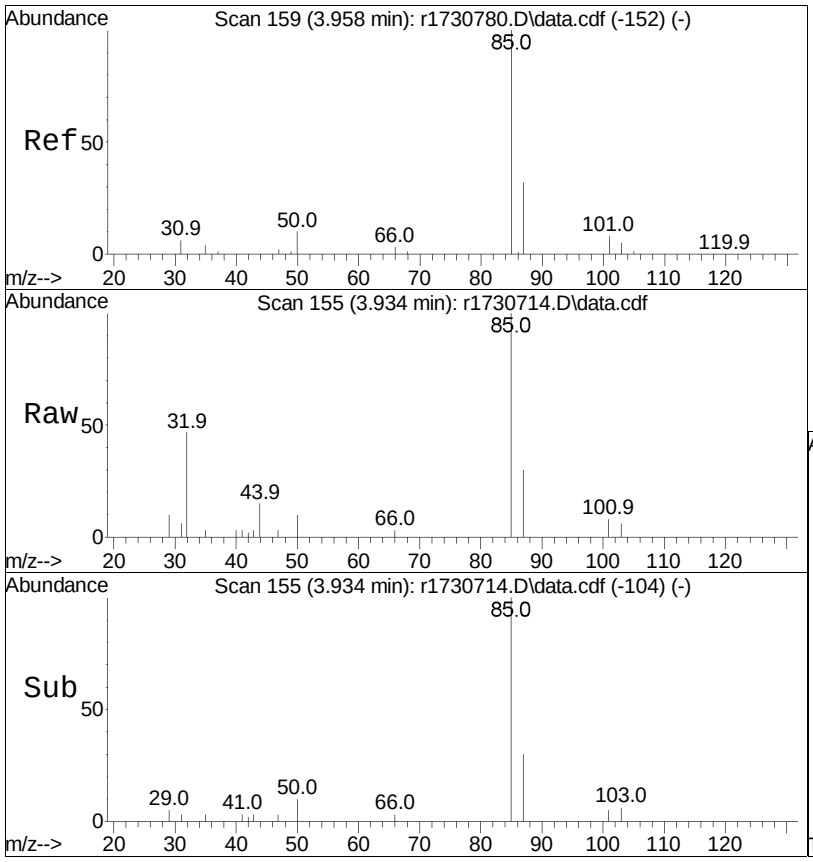

#5
dichlorodifluoromethane
Concen: 0.47 ppbV
RT: 3.934 min Scan# 155
Delta R.T. -0.024 min
Lab File: r1730714.D
Acq: 11 Jan 2023 12:33 AM

Tgt Ion: 85 Resp: 9446

Ion	Ratio	Lower	Upper
85	100		
87	30.2	26.9	40.3

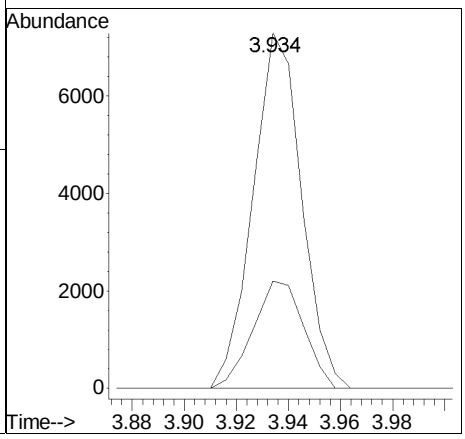

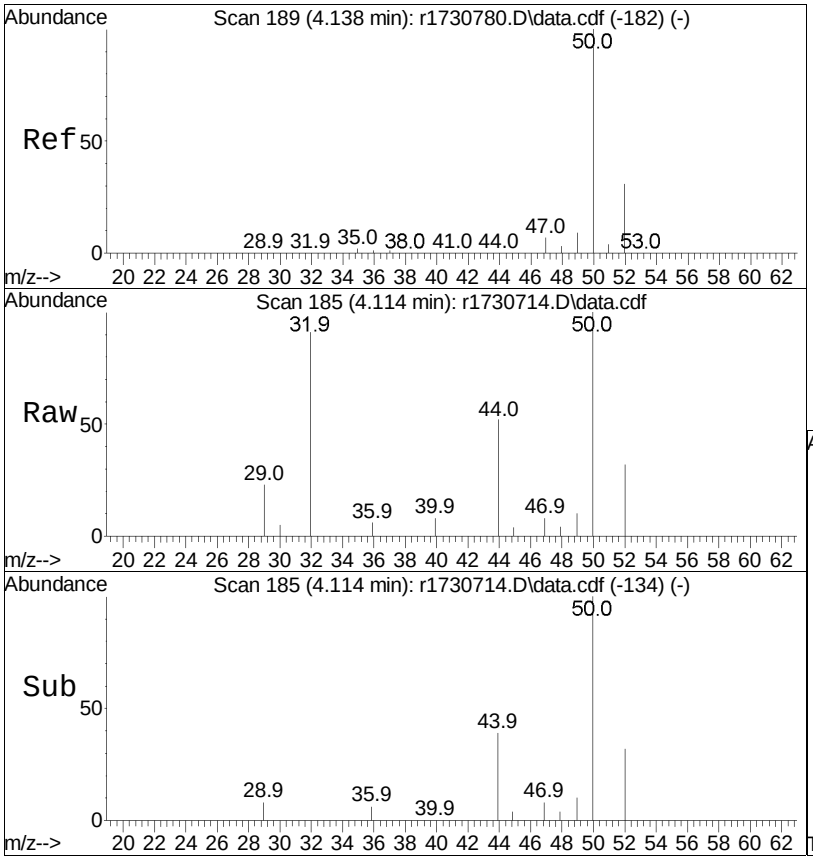

#6
chloromethane
Concen: 0.53 ppbV
RT: 4.114 min Scan# 185
Delta R.T. -0.024 min
Lab File: r1730714.D
Acq: 11 Jan 2023 12:33 AM

Tgt Ion: 50 Resp: 5640

Ion	Ratio	Lower	Upper
50	100		
52	31.6	26.6	39.8

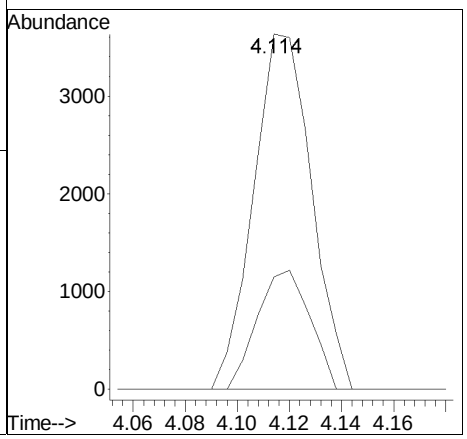

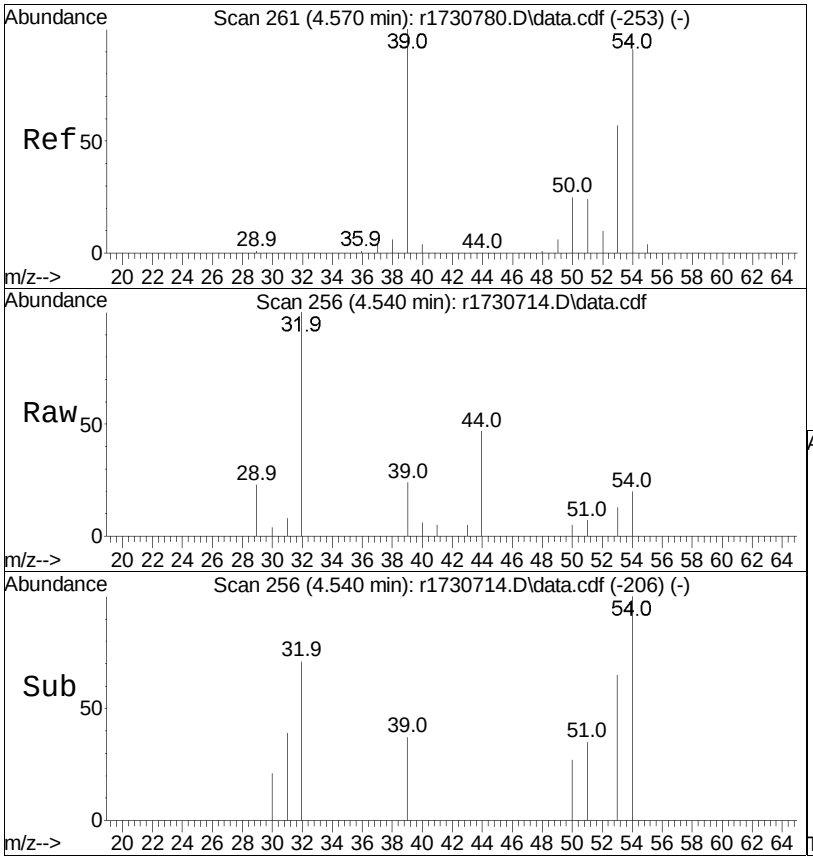

#10
1,3-butadiene
Concen: 0.15 ppbV
RT: 4.540 min Scan# 256
Delta R.T. -0.030 min
Lab File: r1730714.D
Acq: 11 Jan 2023 12:33 AM

Tgt Ion: 54 Resp: 1377

Ion	Ratio	Lower	Upper
54	100		
39	118.9	88.0	132.0

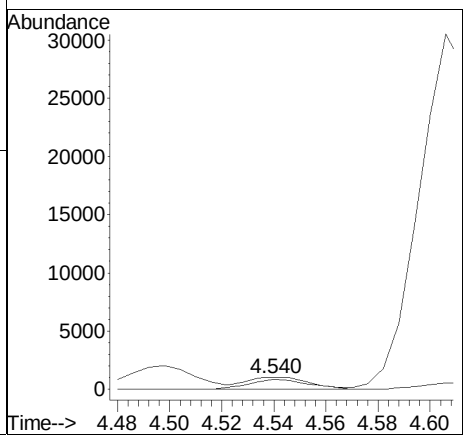

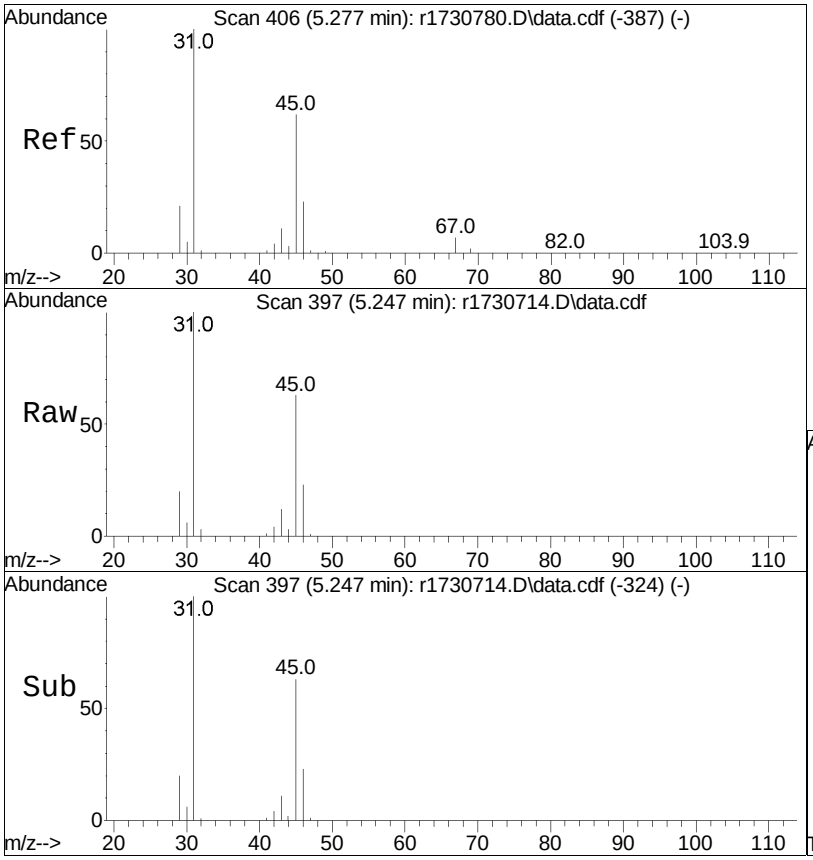

#15
ethanol
Concen: 81.83 ppbV
RT: 5.247 min Scan# 397
Delta R.T. -0.030 min
Lab File: r1730714.D
Acq: 11 Jan 2023 12:33 AM

Tgt Ion: 31 Resp: 678584

Ion	Ratio	Lower	Upper
31	100		
45	63.2	30.8	46.2#

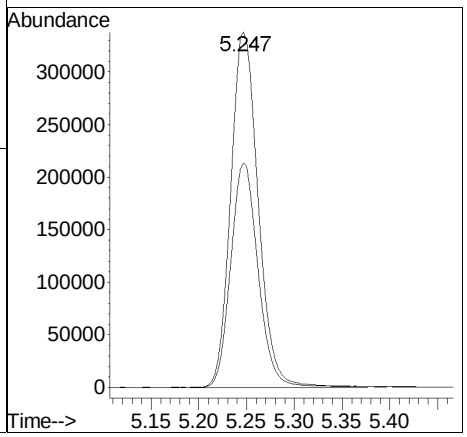

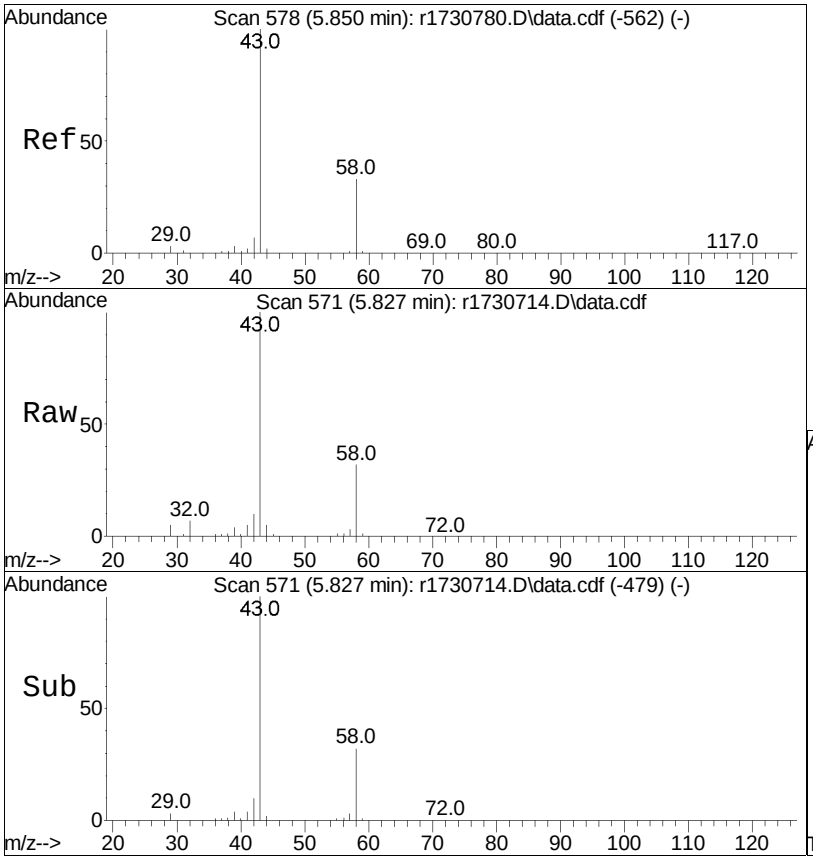

#19
acetone
Concen: 9.43 ppbV
RT: 5.827 min Scan# 571
Delta R.T. -0.023 min
Lab File: r1730714.D
Acq: 11 Jan 2023 12:33 AM

Tgt Ion: 43 Resp: 145078

Ion	Ratio	Lower	Upper
43	100		
58	31.8	37.1	55.7#
57	3.0	1.0	1.4#

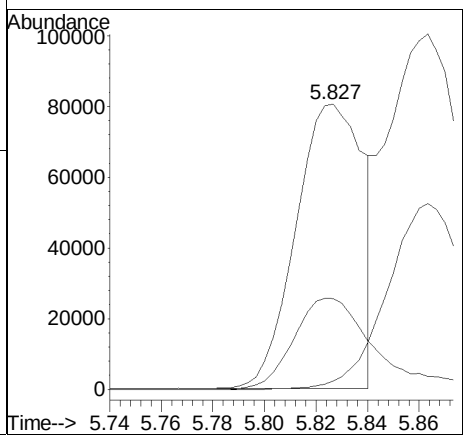

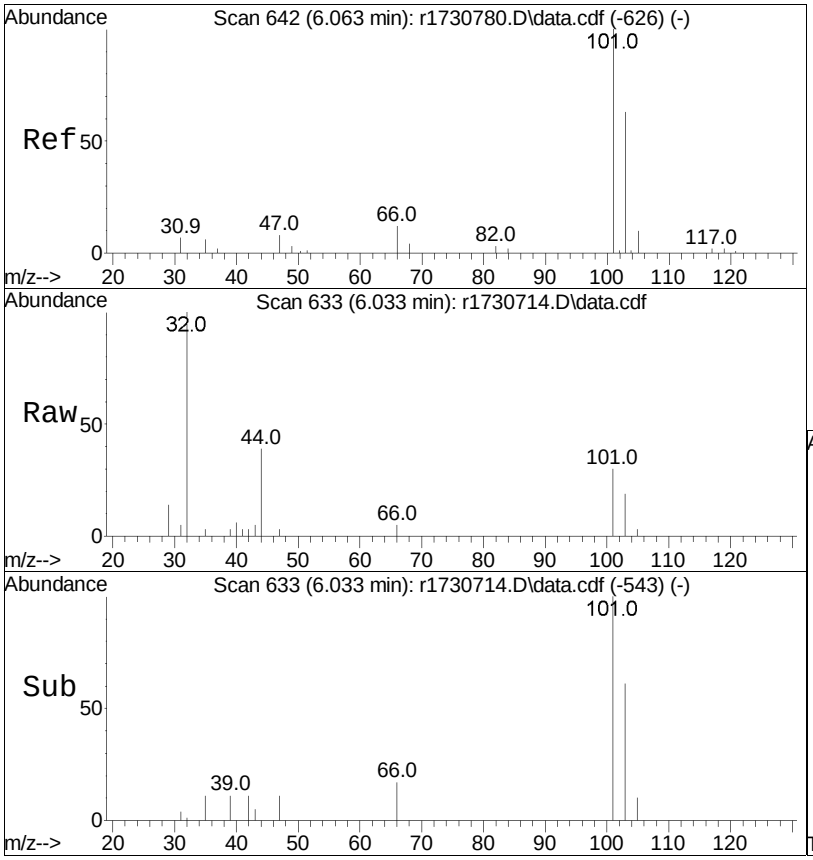

#21
trichlorofluoromethane
Concen: 0.20 ppbV
RT: 6.033 min Scan# 633
Delta R.T. -0.030 min
Lab File: r1730714.D
Acq: 11 Jan 2023 12:33 AM

Tgt Ion:101 Resp: 3581

Ion	Ratio	Lower	Upper
101	100		
103	61.4	54.0	81.0

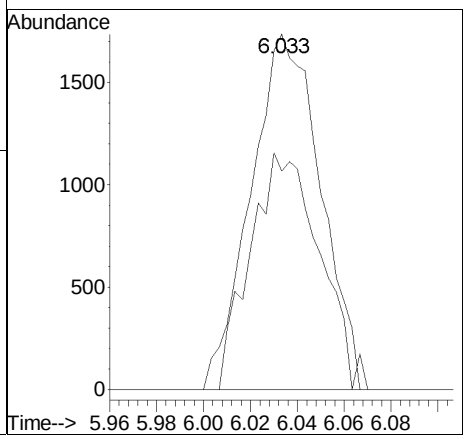

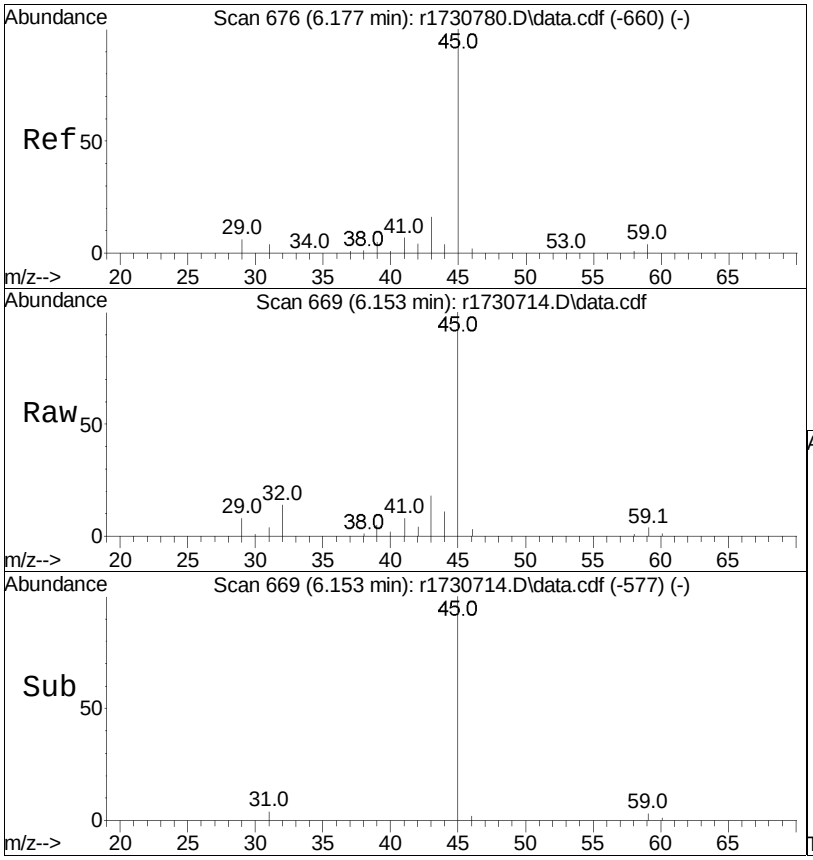

#22
isopropyl alcohol
Concen: 4.41 ppbV
RT: 6.153 min Scan# 669
Delta R.T. -0.023 min
Lab File: r1730714.D
Acq: 11 Jan 2023 12:33 AM

Tgt Ion: 45 Resp: 86043

Ion	Ratio	Lower	Upper
45	100		
59	4.1	4.1	6.1#

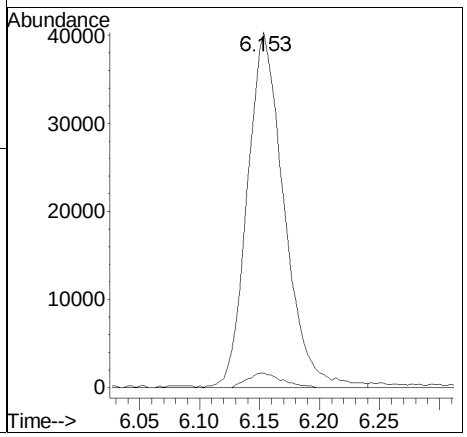

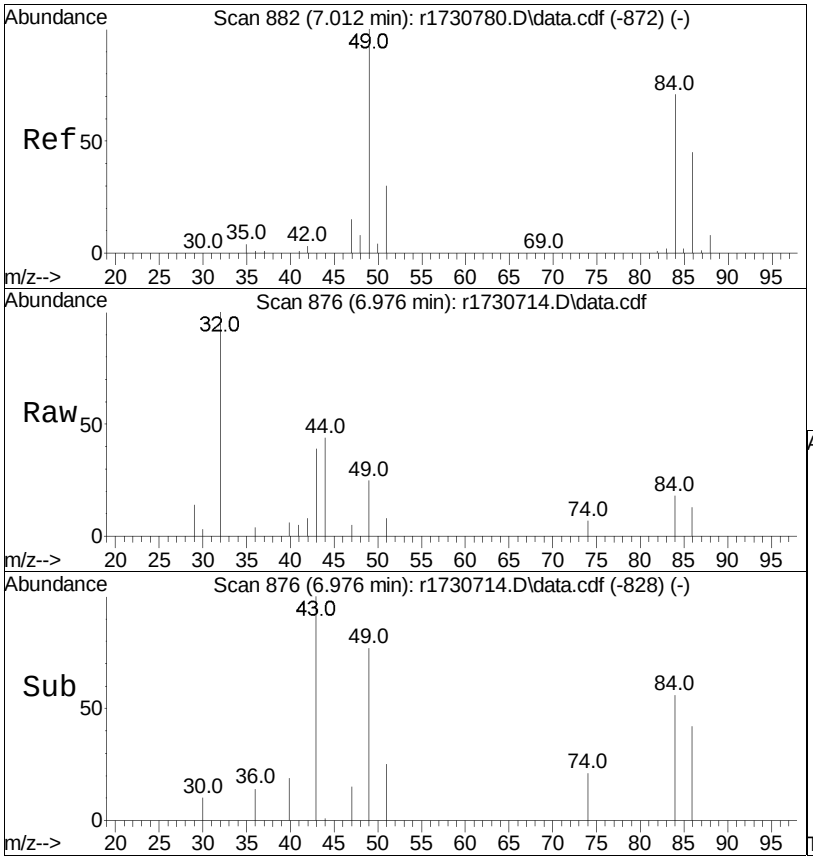

#28
methylene chloride
Concen: 0.19 ppbV
RT: 6.976 min Scan# 876
Delta R.T. -0.036 min
Lab File: r1730714.D
Acq: 11 Jan 2023 12:33 AM

Tgt Ion: 49 Resp: 2735

Ion	Ratio	Lower	Upper
49	100		
84	72.3	63.2	94.8

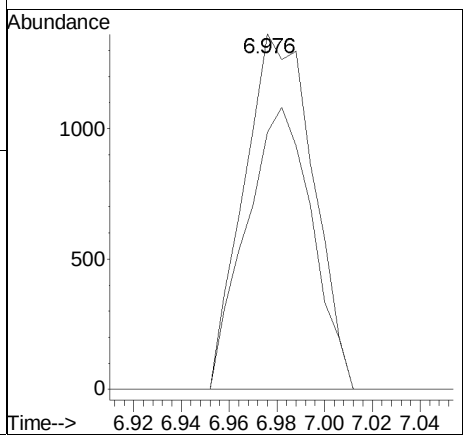

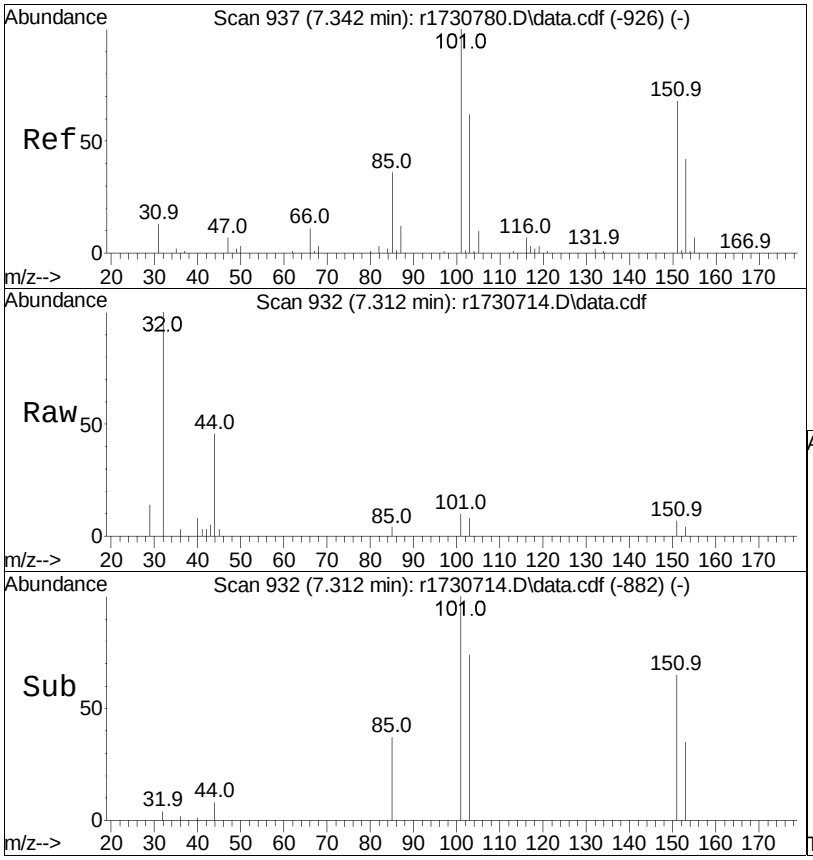

#31
Freon 113
Concen: 0.06 ppbV
RT: 7.312 min Scan# 932
Delta R.T. -0.030 min
Lab File: r1730714.D
Acq: 11 Jan 2023 12:33 AM

Tgt Ion:101 Resp: 1404

Ion	Ratio	Lower	Upper
101	100		
85	36.6	29.1	43.7
151	64.8	53.8	80.6

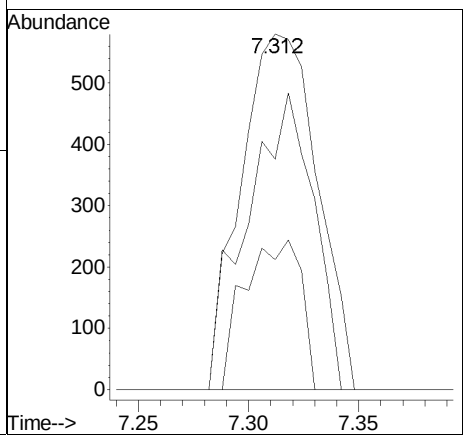

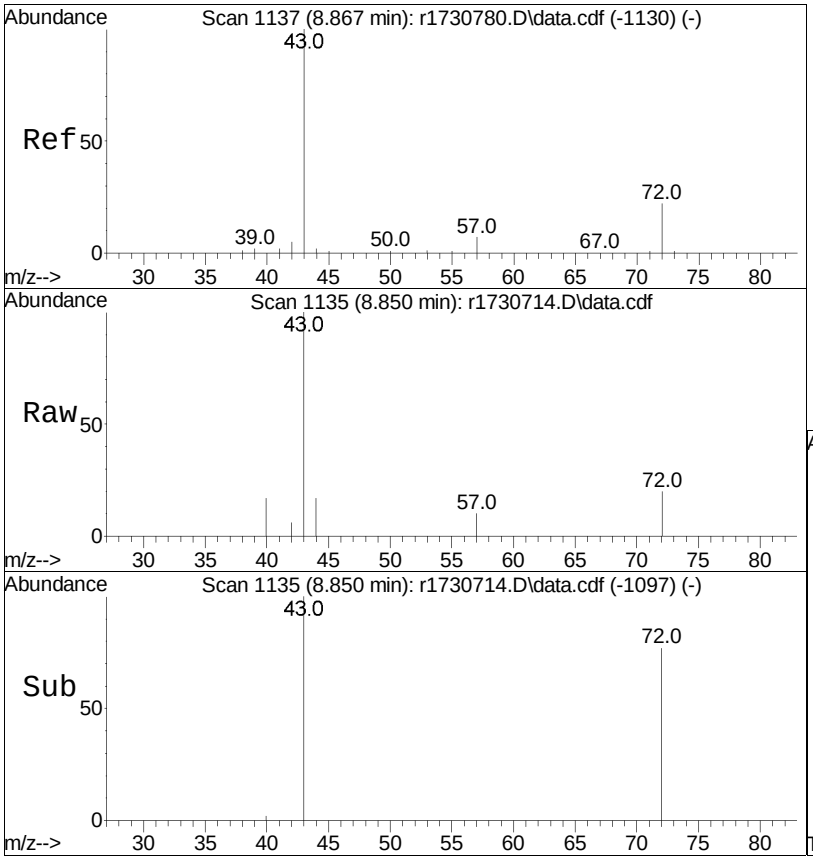

#36
2-butanone
Concen: 0.26 ppbV
RT: 8.850 min Scan# 1135
Delta R.T. -0.017 min
Lab File: r1730714.D
Acq: 11 Jan 2023 12:33 AM

Tgt Ion: 43 Resp: 7217

Ion	Ratio	Lower	Upper
43	100		
72	20.3	20.5	30.7#
57	9.6	7.0	10.6

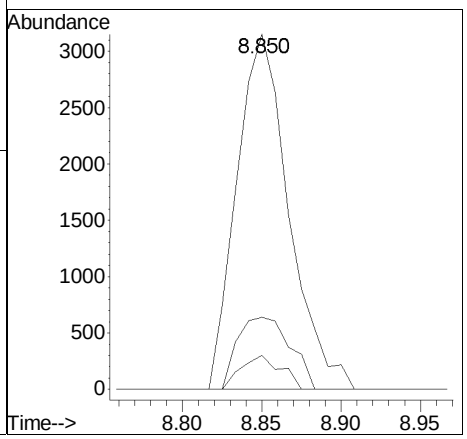

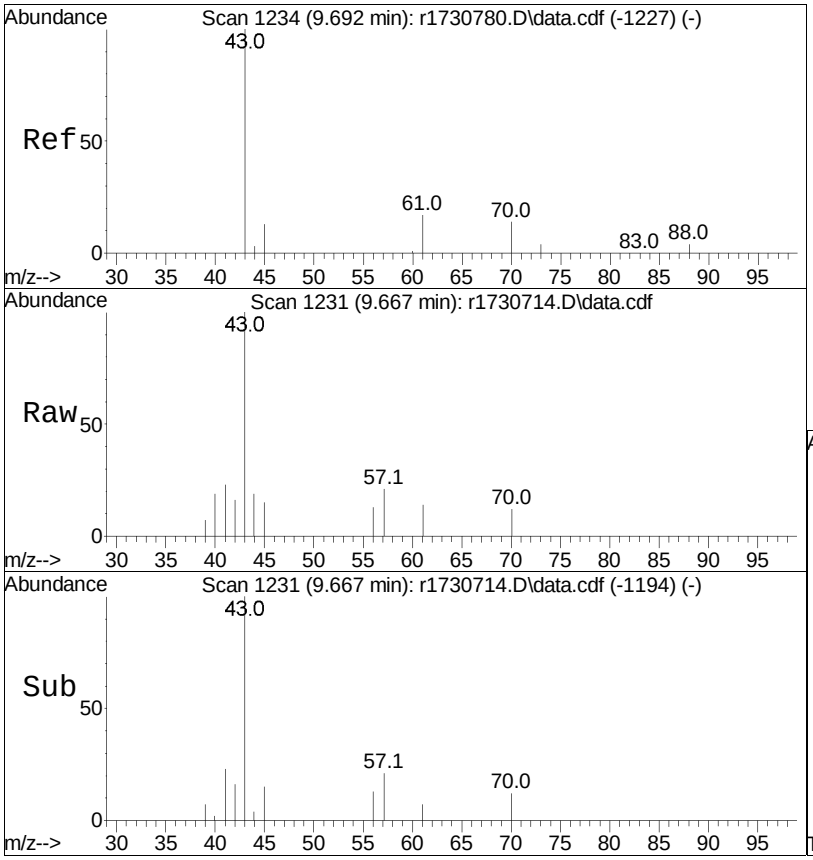

#38
Ethyl Acetate
Concen: 0.21 ppbV
RT: 9.667 min Scan# 1231
Delta R.T. -0.025 min
Lab File: r1730714.D
Acq: 11 Jan 2023 12:33 AM

Tgt Ion: 61 Resp: 957

Ion	Ratio	Lower	Upper
61	100		
70	88.2	61.7	92.5
43	735.0	496.3	744.5

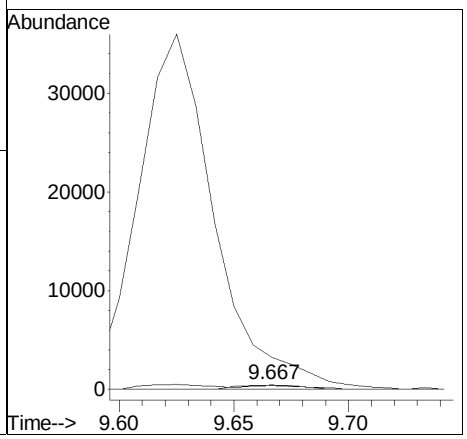

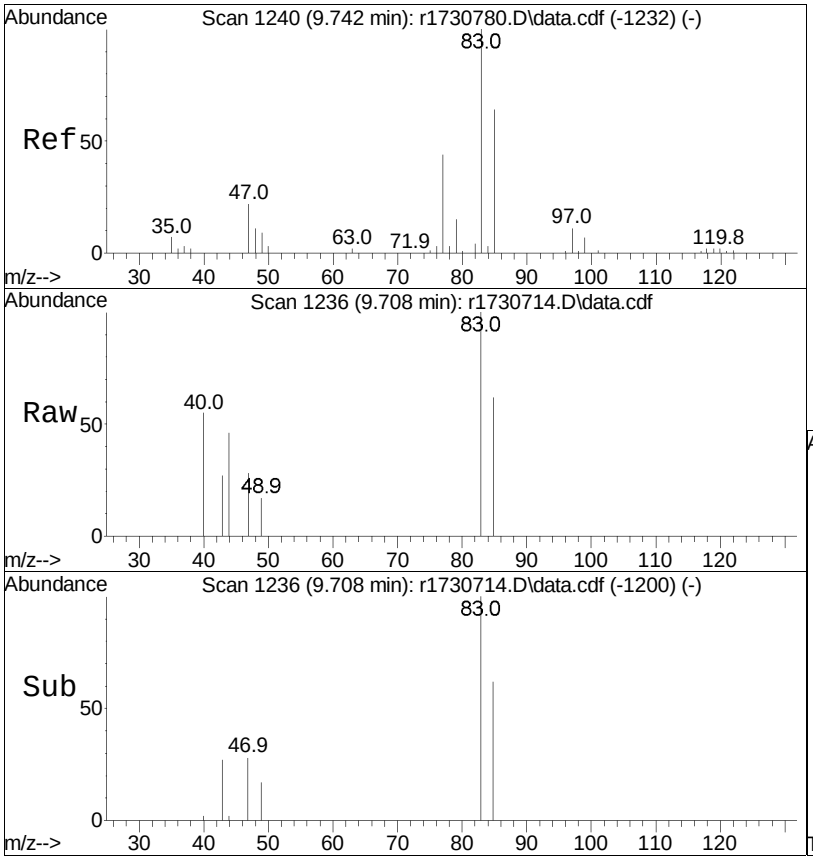

#39
chloroform
Concen: 0.11 ppbV
RT: 9.708 min Scan# 1236
Delta R.T. -0.033 min
Lab File: r1730714.D
Acq: 11 Jan 2023 12:33 AM

Tgt Ion: 83 Resp: 2278

Ion	Ratio	Lower	Upper
83	100		
85	62.2	53.1	79.7
47	27.6	17.2	25.8#

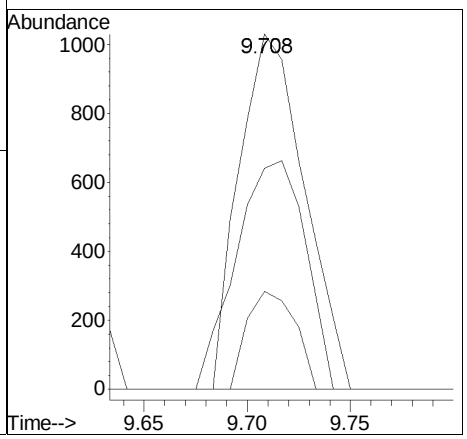

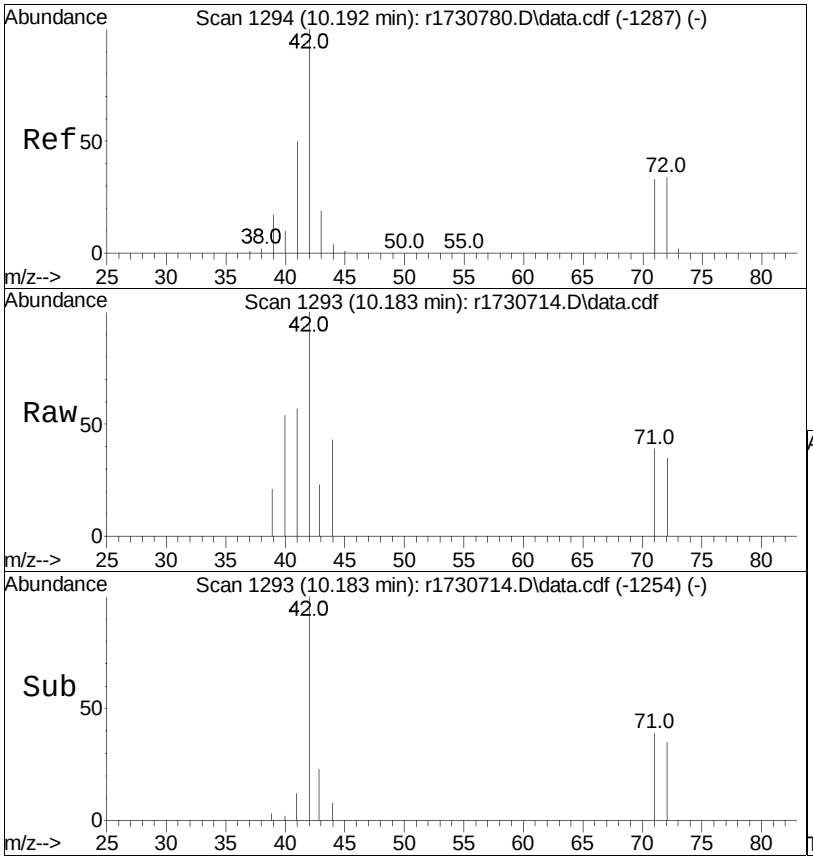

#40
Tetrahydrofuran
Concen: 0.18 ppbV
RT: 10.183 min Scan# 1293
Delta R.T. -0.008 min
Lab File: r1730714.D
Acq: 11 Jan 2023 12:33 AM

Tgt Ion: 42 Resp: 3014

Ion	Ratio	Lower	Upper
42	100		
71	38.8	31.0	46.4
72	35.2	32.3	48.5

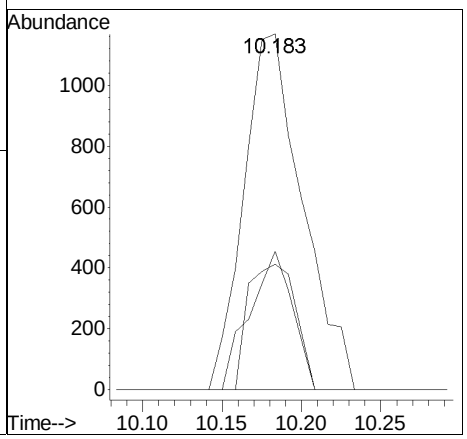

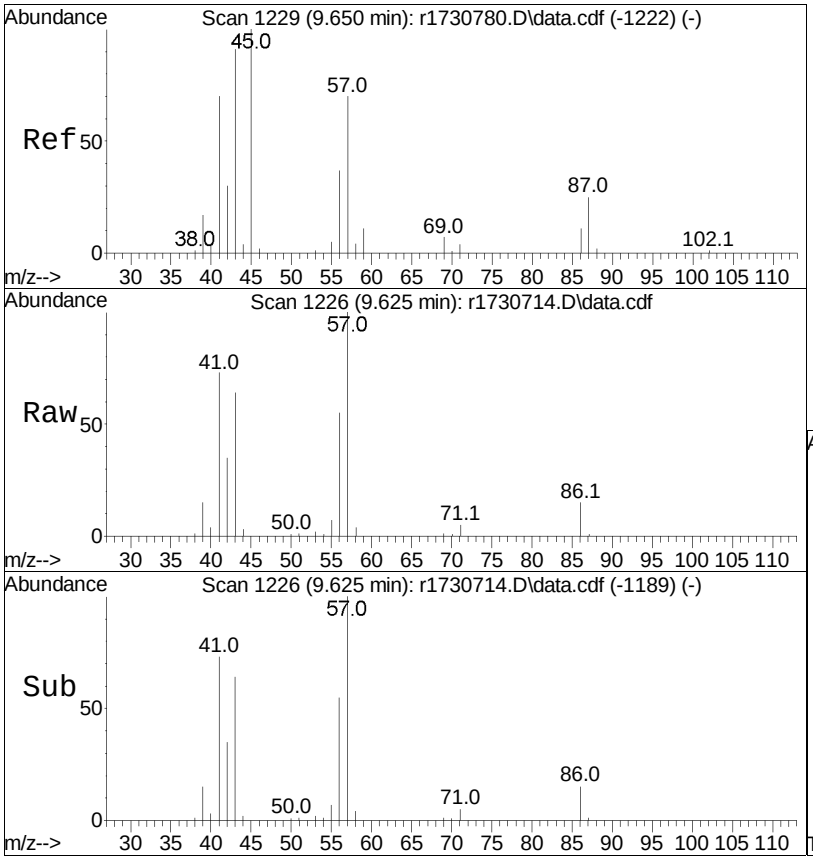

#44
hexane
Concen: 5.58 ppbV
RT: 9.625 min Scan# 1226
Delta R.T. -0.025 min
Lab File: r1730714.D
Acq: 11 Jan 2023 12:33 AM

Tgt Ion: 57 Resp: 120990

Ion	Ratio	Lower	Upper
57	100		
43	64.4	83.0	124.6#
86	14.6	11.4	17.2

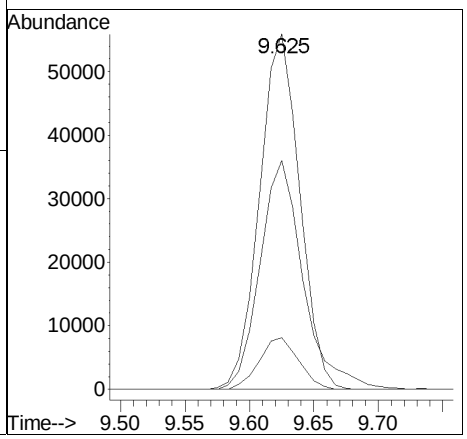

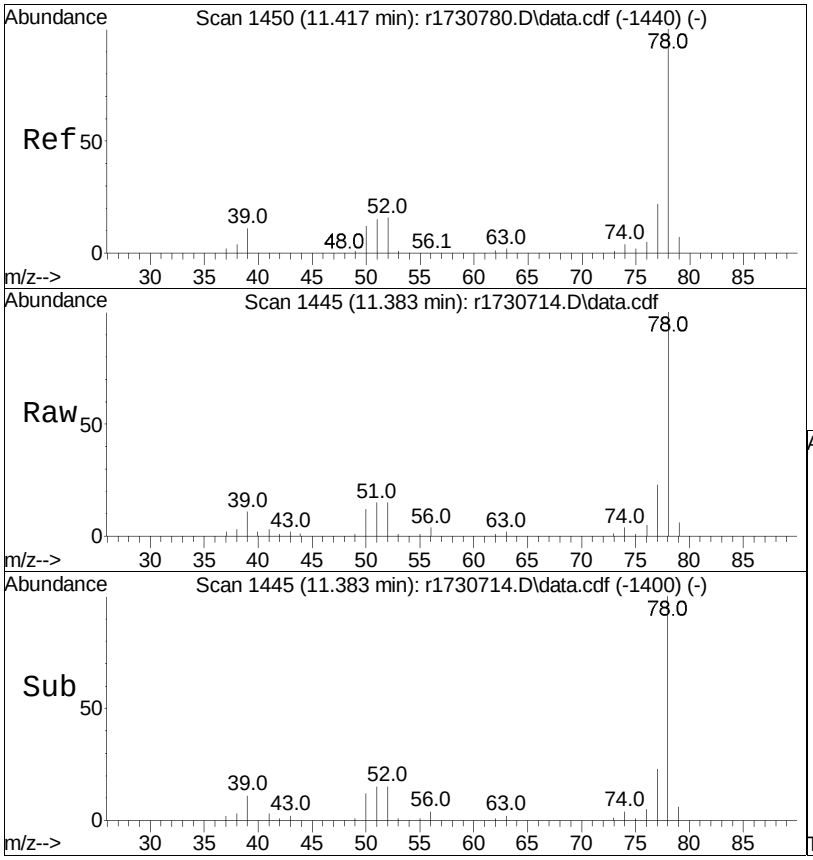

#50
benzene
Concen: 1.91 ppbV
RT: 11.383 min Scan# 1445
Delta R.T. -0.033 min
Lab File: r1730714.D
Acq: 11 Jan 2023 12:33 AM

Tgt Ion: 78 Resp: 79300

Ion	Ratio	Lower	Upper
78	100		
52	15.3	13.7	20.5

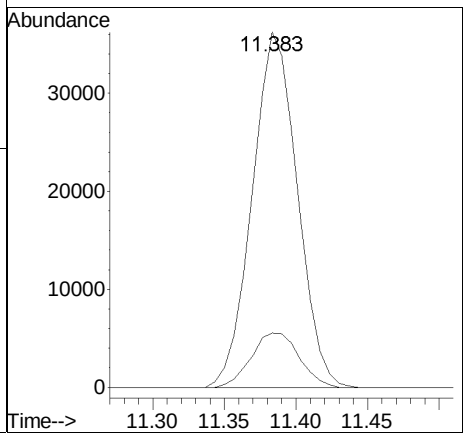

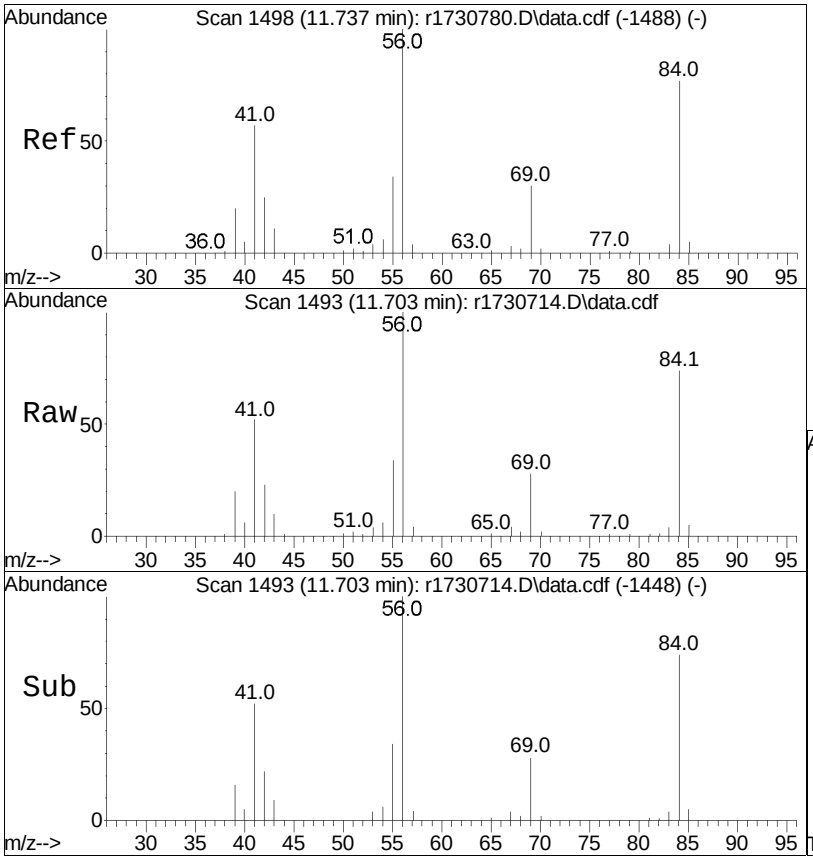

#53
cyclohexane
Concen: 5.03 ppbV
RT: 11.703 min Scan# 1493
Delta R.T. -0.033 min
Lab File: r1730714.D
Acq: 11 Jan 2023 12:33 AM

Tgt Ion: 56 Resp: 113971

Ion	Ratio	Lower	Upper
56	100		
84	73.7	58.2	87.2
41	52.2	33.8	50.8#

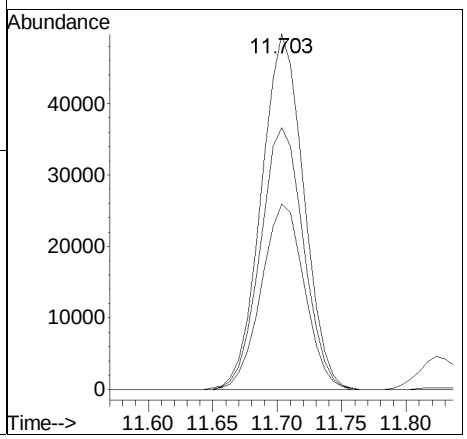

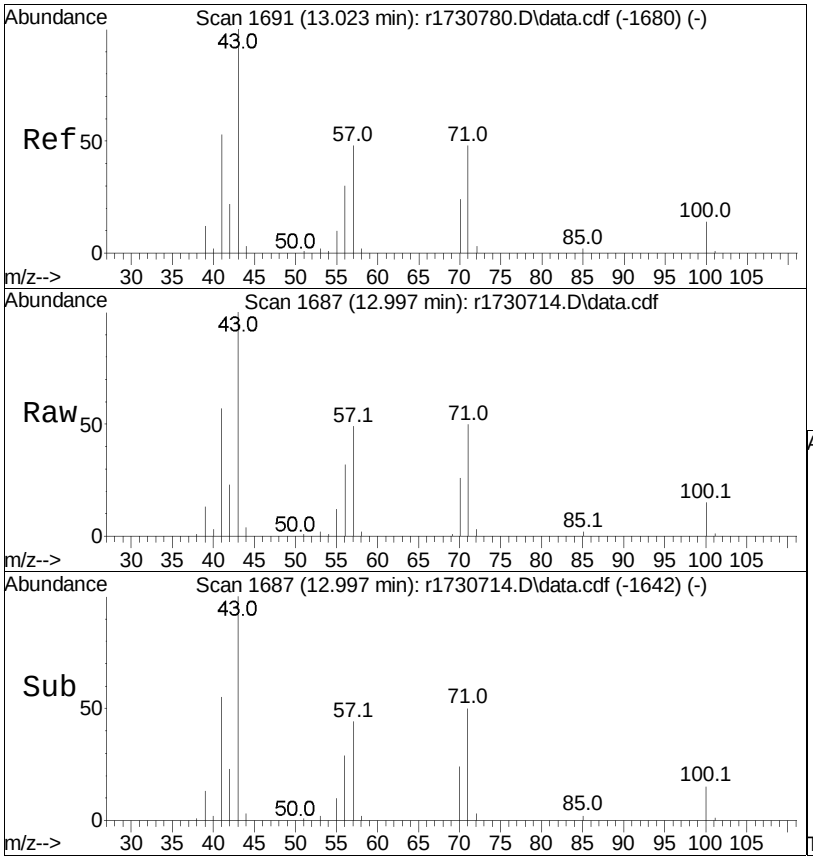

#62
heptane
Concen: 4.35 ppbV
RT: 12.997 min Scan# 1687
Delta R.T. -0.027 min
Lab File: r1730714.D
Acq: 11 Jan 2023 12:33 AM

Tgt Ion: 43 Resp: 129798

Ion	Ratio	Lower	Upper
43	100		
57	49.2	49.5	74.3#
100	15.2	14.7	22.1

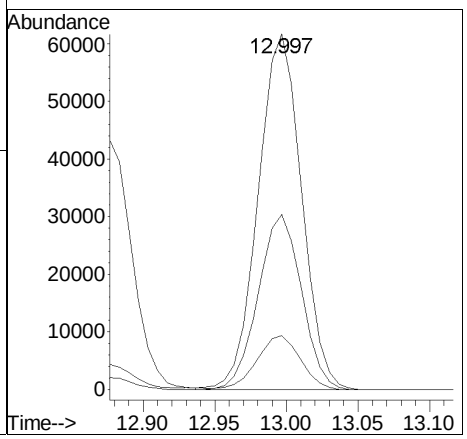

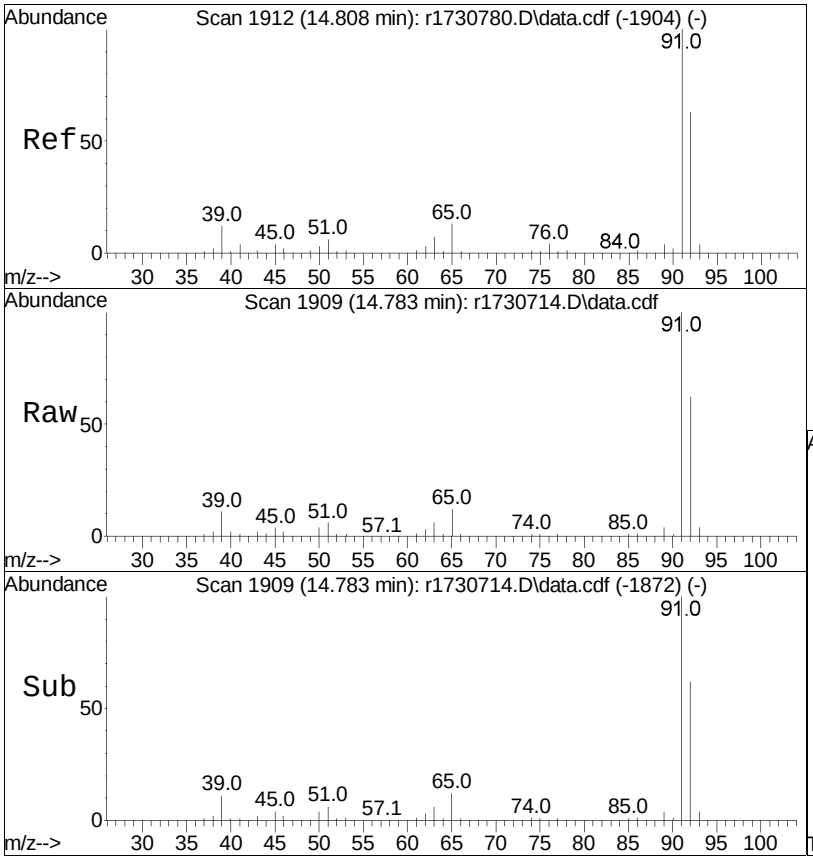

#68
toluene
Concen: 5.18 ppbV
RT: 14.783 min Scan# 1909
Delta R.T. -0.025 min
Lab File: r1730714.D
Acq: 11 Jan 2023 12:33 AM

Tgt Ion: 91 Resp: 268955

Ion	Ratio	Lower	Upper
91	100		
92	62.2	50.9	76.3

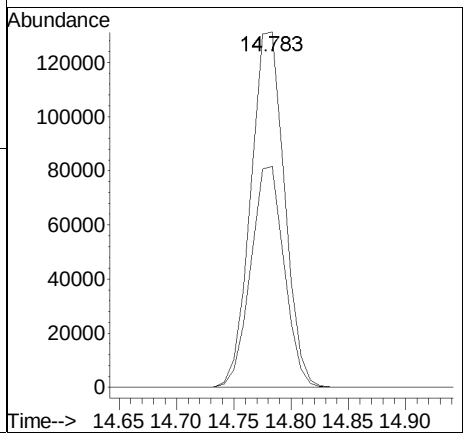

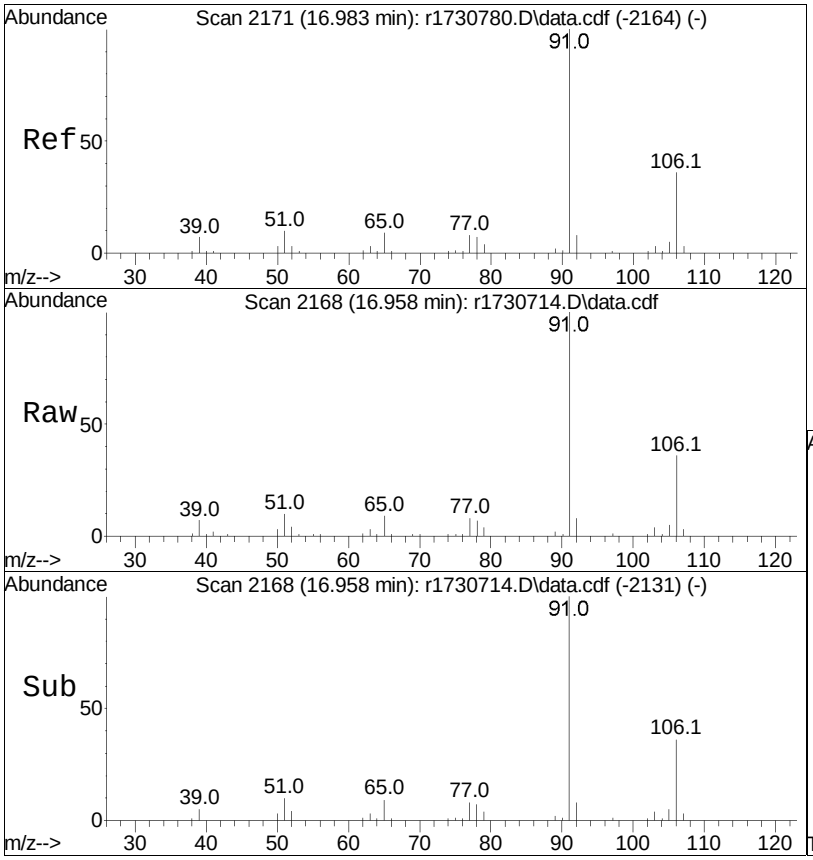

#81
ethylbenzene
Concen: 1.77 ppbV
RT: 16.958 min Scan# 2168
Delta R.T. -0.025 min
Lab File: r1730714.D
Acq: 11 Jan 2023 12:33 AM

Tgt Ion: 91 Resp: 101634

Ion	Ratio	Lower	Upper
91	100		
106	36.3	26.2	39.2

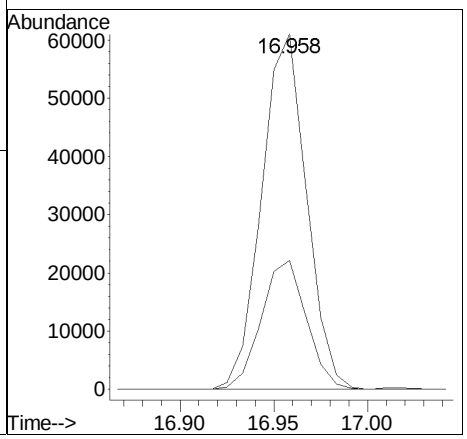

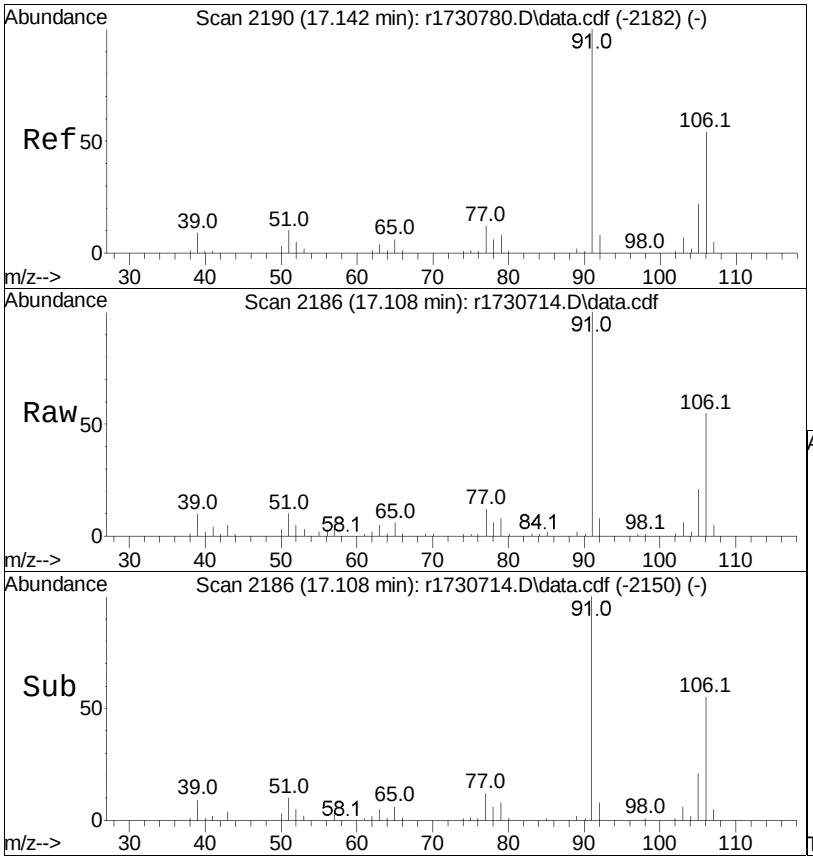

#83
m+p-xylene
Concen: 4.14 ppbV
RT: 17.108 min Scan# 2186
Delta R.T. -0.033 min
Lab File: r1730714.D
Acq: 11 Jan 2023 12:33 AM

Tgt Ion: 91 Resp: 190966

Ion	Ratio	Lower	Upper
91	100		
106	55.1	40.5	60.7

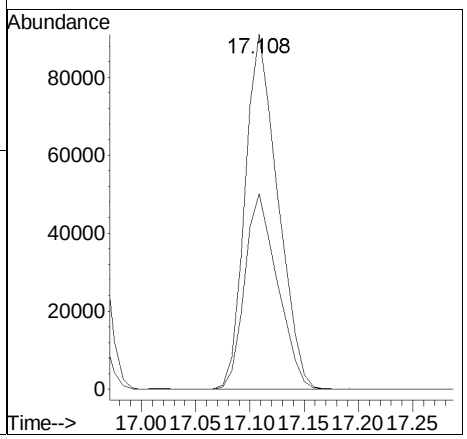

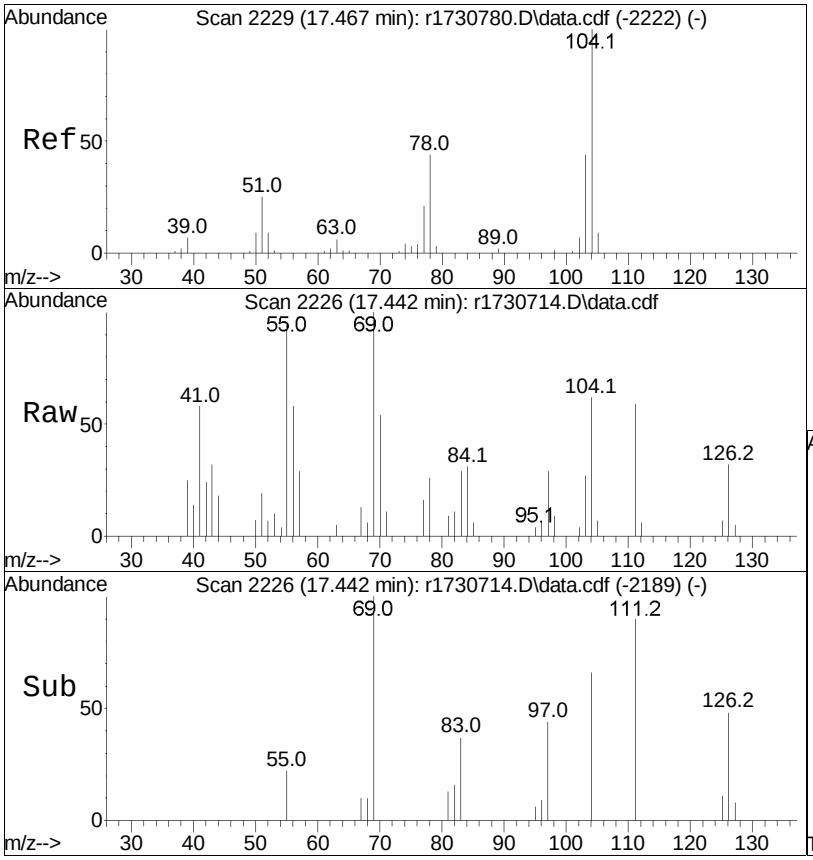

#85
styrene
Concen: 0.10 ppbV
RT: 17.442 min Scan# 2226
Delta R.T. -0.025 min
Lab File: r1730714.D
Acq: 11 Jan 2023 12:33 AM

Tgt Ion:104 Resp: 3791

Ion	Ratio	Lower	Upper
104	100		
103	44.0	34.9	52.3
78	41.8	31.7	47.5

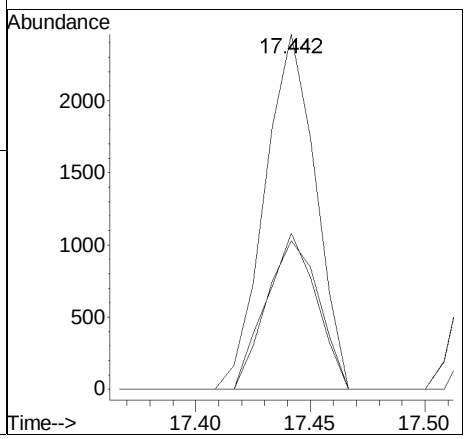

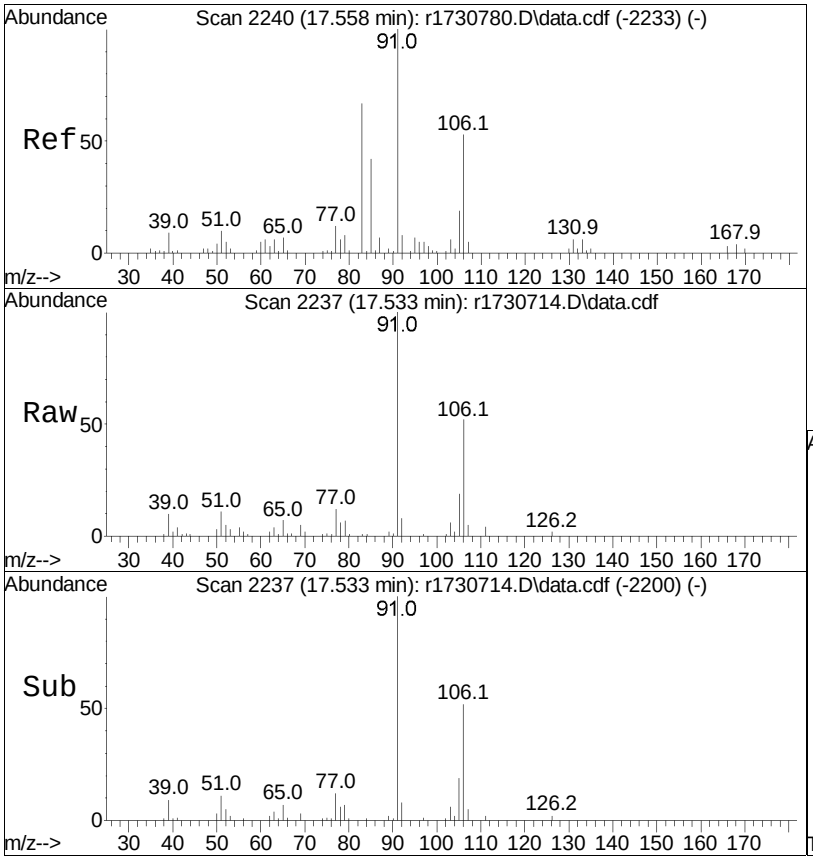

#87
o-xylene
Concen: 1.52 ppbV
RT: 17.533 min Scan# 2237
Delta R.T. -0.025 min
Lab File: r1730714.D
Acq: 11 Jan 2023 12:33 AM

Tgt Ion: 91 Resp: 69873

Ion	Ratio	Lower	Upper
91	100		
106	51.8	39.7	59.5

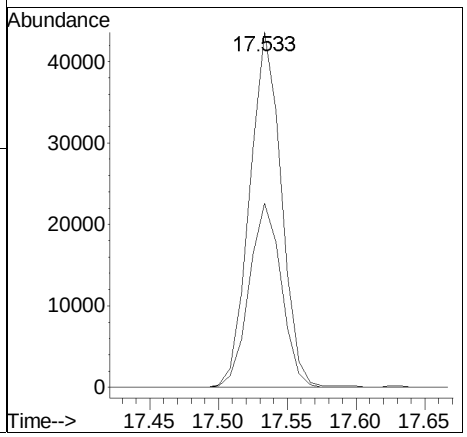

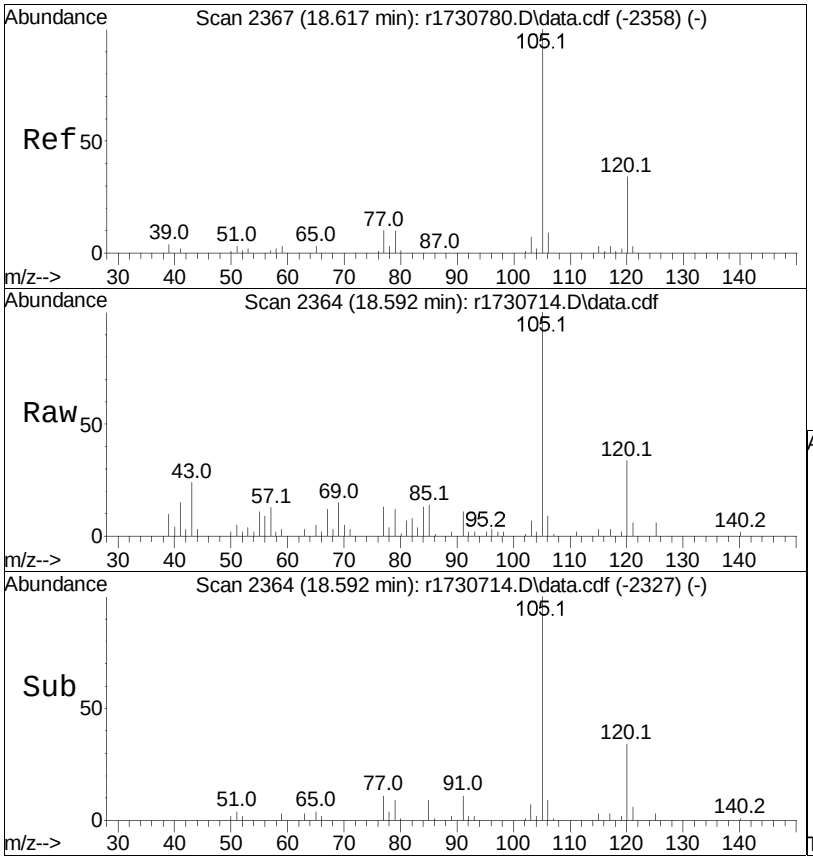

#96
4-ethyl toluene
Concen: 0.27 ppbV m
RT: 18.592 min Scan# 2364
Delta R.T. -0.025 min
Lab File: r1730714.D
Acq: 11 Jan 2023 12:33 AM

Tgt Ion:105 Resp: 16776

Ion	Ratio	Lower	Upper
105	100		
120	34.5	27.9	41.9
91	10.9	8.5	12.7

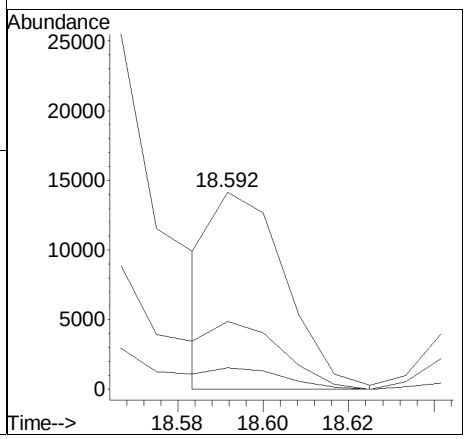

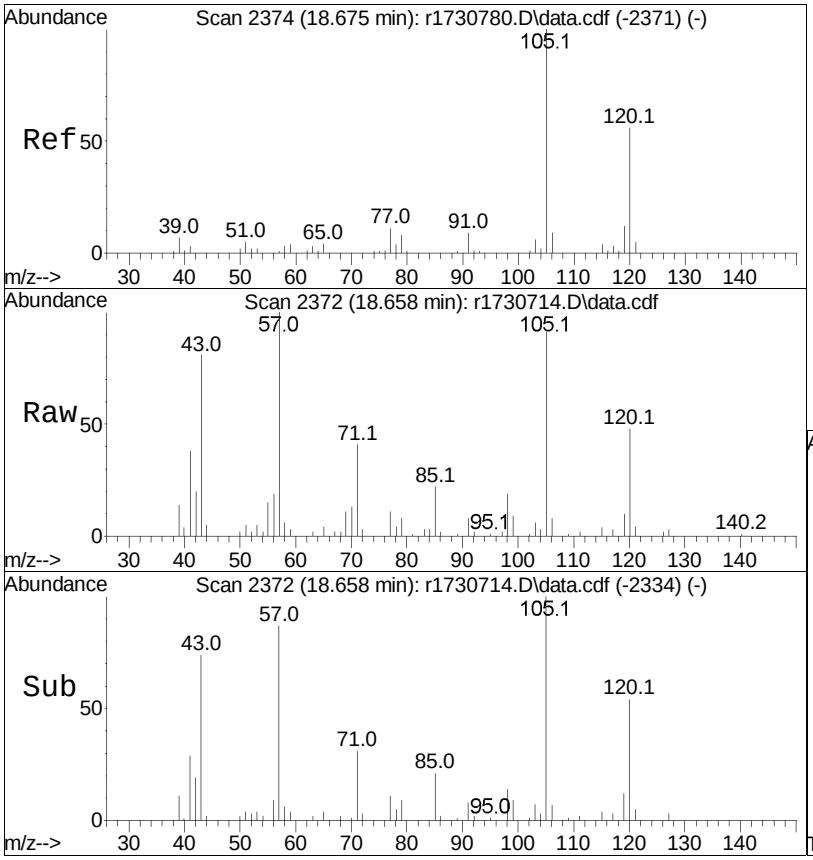

#97
1,3,5-trimethylbenzene
Concen: 0.35 ppbV
RT: 18.658 min Scan# 2372
Delta R.T. -0.017 min
Lab File: r1730714.D
Acq: 11 Jan 2023 12:33 AM

Tgt Ion:105 Resp: 18254

Ion	Ratio	Lower	Upper
105	100		
120	52.8	44.1	66.1
91	8.3	7.9	11.9

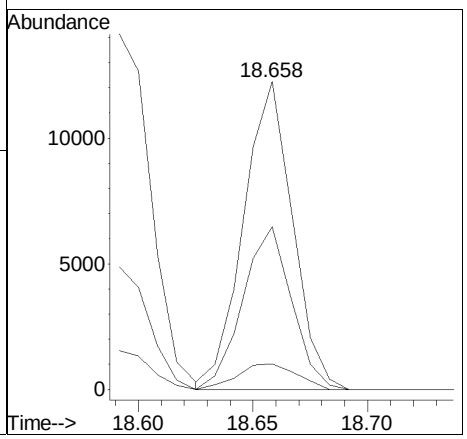

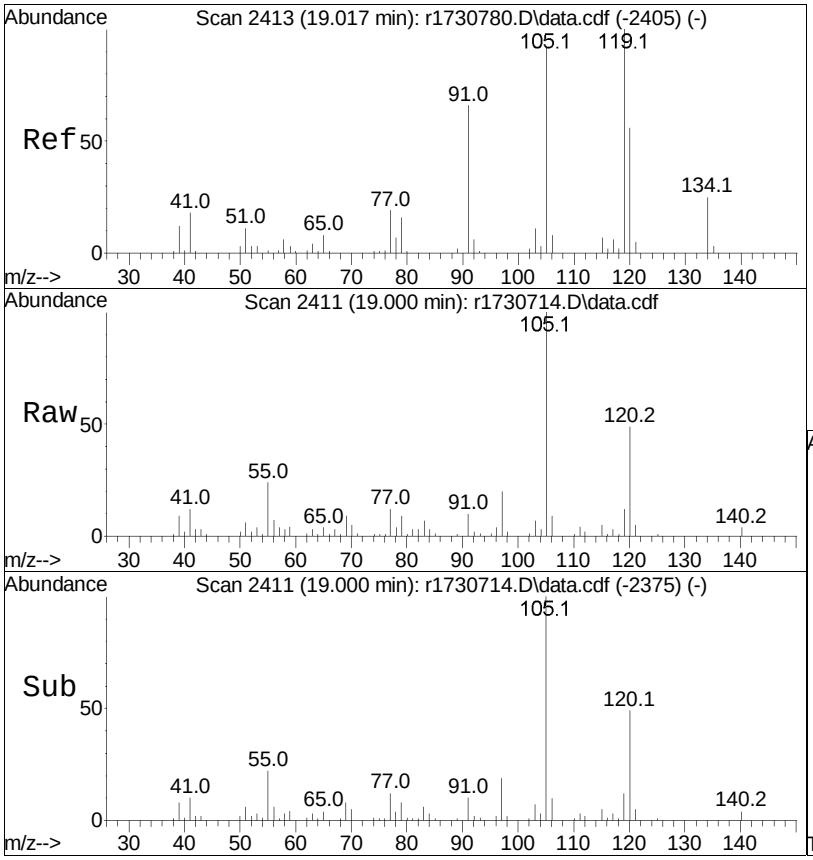

#99
1,2,4-trimethylbenzene
Concen: 1.04 ppbV
RT: 19.000 min Scan# 2411
Delta R.T. -0.017 min
Lab File: r1730714.D
Acq: 11 Jan 2023 12:33 AM

Tgt Ion:105 Resp: 52943

Ion	Ratio	Lower	Upper
105	100		
120	48.9	47.4	71.0
91	9.9	53.8	80.6#

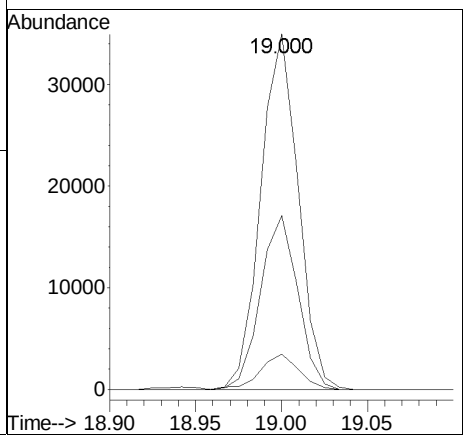

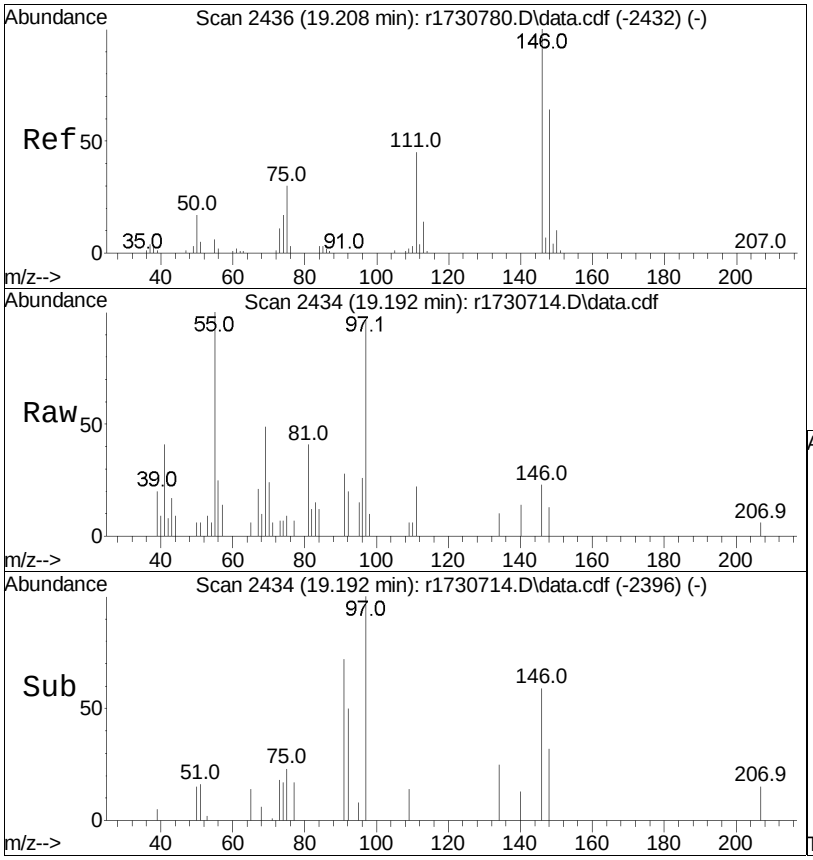

#103
1,4-dichlorobenzene
Concen: 0.03 ppbV
RT: 19.192 min Scan# 2434
Delta R.T. -0.017 min
Lab File: r1730714.D
Acq: 11 Jan 2023 12:33 AM

Tgt Ion:146 Resp: 976

Ion	Ratio	Lower	Upper
146	100		
111	94.9	33.5	50.3#
75	38.3	22.1	33.1#

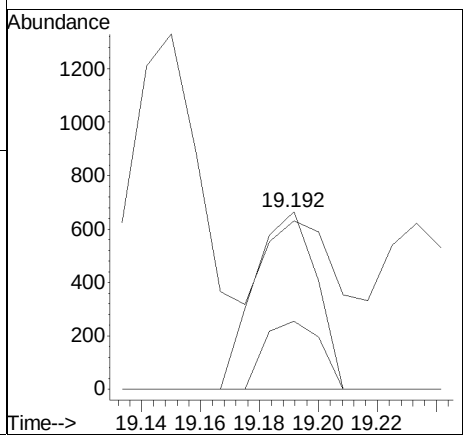

Manual Integration/Negative Proof Report

Data Path : O:\Forensics\Data\Airlab17\QMethod : TFS17_230109.M
Data File : r1730714.D Operator : AIRLAB17:TJS
Date Inj'd : 1/11/2020 0:2: 3 Instrument :
Sample : L2300996-06,3,250,250 Quant Date : 1/11/2023 5:54 am

Compound #96: 4-ethyl toluene

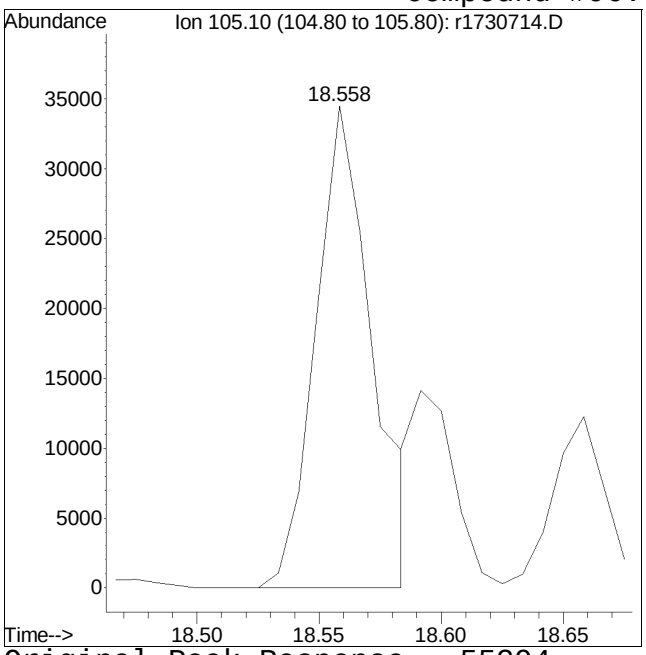

Original Peak Response = 55294

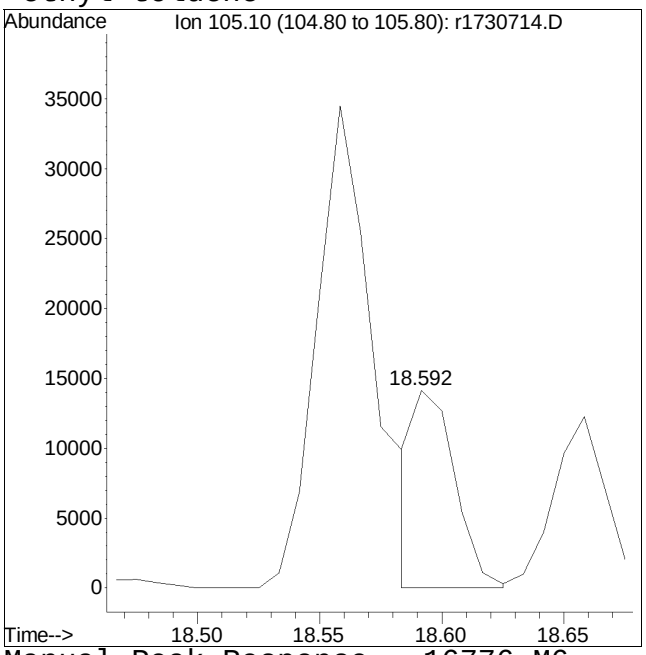

Manual Peak Response = 16776 M6

M6 = Misassignment of peak valley by automated integration (poor split of 2 peaks).

Quantitation Report (QT Reviewed)

Data Path : O:\Forensics\Data\Airlab17\2023\01\0110T\
Data File : r1730715.D
Acq On : 11 Jan 2023 1:13 AM
Operator : AIRLAB17:TJS
Sample : L2300996-07,3,250,250
Misc : WG1731941,ICAL19642
ALS Vial : 0 Sample Multiplier: 1

Quant Time: Jan 11 08:43:32 2023
Quant Method : O:\Forensics\Data\Airlab17\2023\01\0110T\TFS17_230109.M
Quant Title : TO-14A/TO-15 SIM/Full Scan Analysis
QLast Update : Tue Jan 10 06:15:19 2023
Response via : Initial Calibration

CCAL FILE : O:\Forensics\Data\Airlab17\2023\01\0110T\r1730700.D
Sub List : TO15-NY-7-SIM - .

Compound	R.T.	QIon	Response	Conc	Units		Dev(Min)
Internal Standards							
1) bromochloromethane	9.550	49	239986	10.000	ppbV		-0.03
Standard Area = 253748			Recovery = 94.58%				
43) 1,4-difluorobenzene	11.823	114	756989	10.000	ppbV		-0.03
Standard Area = 836214			Recovery = 90.53%				
67) chlorobenzene-D5	16.567	54	102016	10.000	ppbV		-0.02
Standard Area = 108814			Recovery = 93.75%				
System Monitoring Compounds							
Target Compounds							Qvalue
5) dichlorodifluoromethane	3.934	85	9597	0.485	ppbV		96
6) chloromethane	4.120	50	5779	0.552	ppbV		92
7) Freon-114	4.246		0	N.D.			
10) 1,3-butadiene	4.540	54	1371	0.155	ppbV		93
13) bromomethane	0.000		0	N.D.			
14) chloroethane	5.083	64	559	0.087	ppbV	#	79
15) ethanol	5.253	31	1927742	235.055	ppbV	#	60
17) vinyl bromide	0.000		0	N.D.			
19) acetone	5.820	43	756954M6	49.771	ppbV		
21) trichlorofluoromethane	6.033	101	3915	0.221	ppbV		99
22) isopropyl alcohol	6.153	45	538520	27.917	ppbV	#	96
27) tertiary butyl alcohol	6.904	59	1499	0.088	ppbV	#	1
28) methylene chloride	6.982	49	4632	0.334	ppbV		88
29) 3-chloropropene	7.174		0	N.D.			
30) carbon disulfide	7.270	76	2059	0.059	ppbV	#	1
31) Freon 113	7.312	101	3048	0.134	ppbV		94
32) trans-1,2-dichloroethene	8.125		0	N.D.			
33) 1,1-dichloroethane	0.000		0	N.D.			
34) MTBE	8.433		0	N.D.			
36) 2-butanone	8.850	43	16231	0.592	ppbV		95
38) Ethyl Acetate	9.658	61	3220	0.726	ppbV		70
39) chloroform	9.708	83	149555	7.310	ppbV		98
40) Tetrahydrofuran	10.192	42	2843	0.168	ppbV	#	69
42) 1,2-dichloroethane	10.567		0	N.D.			
44) hexane	9.625	57	79234	3.789	ppbV	#	67
50) benzene	11.383	78	57596	1.438	ppbV		96
53) cyclohexane	11.703	56	83592	3.824	ppbV	#	91

Data Path : O:\Forensics\Data\Airlab17\2023\01\0110T\
Data File : r1730715.D
Acq On : 11 Jan 2023 1:13 AM
Operator : AIRLAB17:TJS
Sample : L2300996-07,3,250,250
Misc : WG1731941,ICAL19642
ALS Vial : 0 Sample Multiplier: 1

Quant Time: Jan 11 08:43:32 2023
Quant Method : O:\Forensics\Data\Airlab17\2023\01\0110T\TFS17_230109.M
Quant Title : TO-14A/TO-15 SIM/Full Scan Analysis
QLast Update : Tue Jan 10 06:15:19 2023
Response via : Initial Calibration

CCAL FILE : O:\Forensics\Data\Airlab17\2023\01\0110T\r1730700.D
Sub List : TO15-NY-7-SIM - .

Compound	R.T.	QIon	Response	Conc	Units	Dev(Min)
56) 1,2-dichloropropane	0.000		0	N.D.		
57) bromodichloromethane	0.000		0	N.D.	d	
58) 1,4-dioxane	0.000		0	N.D.		
60) 2,2,4-trimethylpentane	0.000		0	N.D.	d	
62) heptane	12.997	43	85304	2.960	ppbV #	86
63) cis-1,3-dichloropropene	0.000		0	N.D.		
64) 4-methyl-2-pentanone	13.692	43	9654	0.310	ppbV #	79
65) trans-1,3-dichloropropene	0.000		0	N.D.		
66) 1,1,2-trichloroethane	0.000		0	N.D.	d	
68) toluene	14.783	91	214566	4.365	ppbV	97
72) 2-hexanone	0.000		0	N.D.	d	
74) dibromochloromethane	15.225		0	N.D.		
75) 1,2-dibromoethane	0.000		0	N.D.		
80) chlorobenzene	0.000		0	N.D.	d	
81) ethylbenzene	16.958	91	170192	3.138	ppbV	94
83) m+p-xylene	17.108	91	163717	3.755	ppbV	93
84) bromoform	0.000		0	N.D.		
85) styrene	17.442	104	11204	0.320	ppbV	99
86) 1,1,2,2-tetrachloroethane	0.000		0	N.D.	d	
87) o-xylene	17.533	91	60509	1.392	ppbV	94
96) 4-ethyl toluene	18.592	105	17905M6	0.306	ppbV	
97) 1,3,5-trimethylbenzene	18.658	105	23467	0.470	ppbV	99
99) 1,2,4-trimethylbenzene	19.000	105	65291M6	1.358	ppbV	
101) Benzyl Chloride	0.000		0	N.D.	d	
102) 1,3-dichlorobenzene	0.000		0	N.D.	d	
103) 1,4-dichlorobenzene	19.192	146	4375	0.158	ppbV #	68
107) 1,2-dichlorobenzene	0.000		0	N.D.		
115) 1,2,4-trichlorobenzene	0.000		0	N.D.		
119) hexachlorobutadiene	0.000		0	N.D.		

(#) = qualifier out of range (m) = manual integration (+) = signals summed

Sub List : TO15-NY-7-SIM - .\Airlab17\2023\01\0110T\r1730700.D

Data Path : O:\Forensics\Data\Airlab17\2023\01\0110T\
Data File : r1730715.D
Acq On : 11 Jan 2023 1:13 AM
Operator : AIRLAB17:TJS
Sample : L2300996-07,3,250,250
Misc : WG1731941,ICAL19642
ALS Vial : 0 Sample Multiplier: 1

Quant Time: Jan 11 08:43:32 2023
Quant Method : O:\Forensics\Data\Airlab17\2023\01\0110T\TFS17_230109.M
Quant Title : TO-14A/TO-15 SIM/Full Scan Analysis
QLast Update : Tue Jan 10 06:15:19 2023
Response via : Initial Calibration

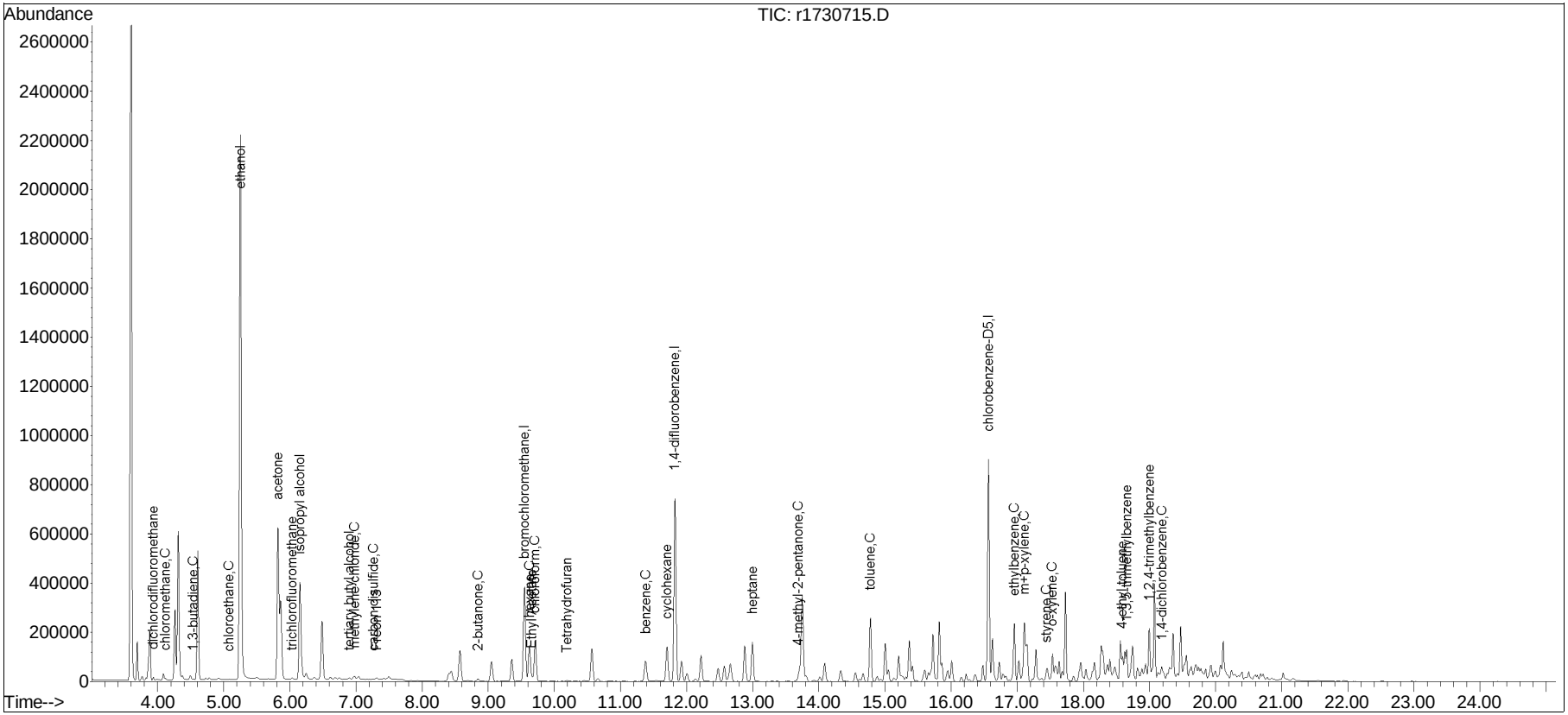

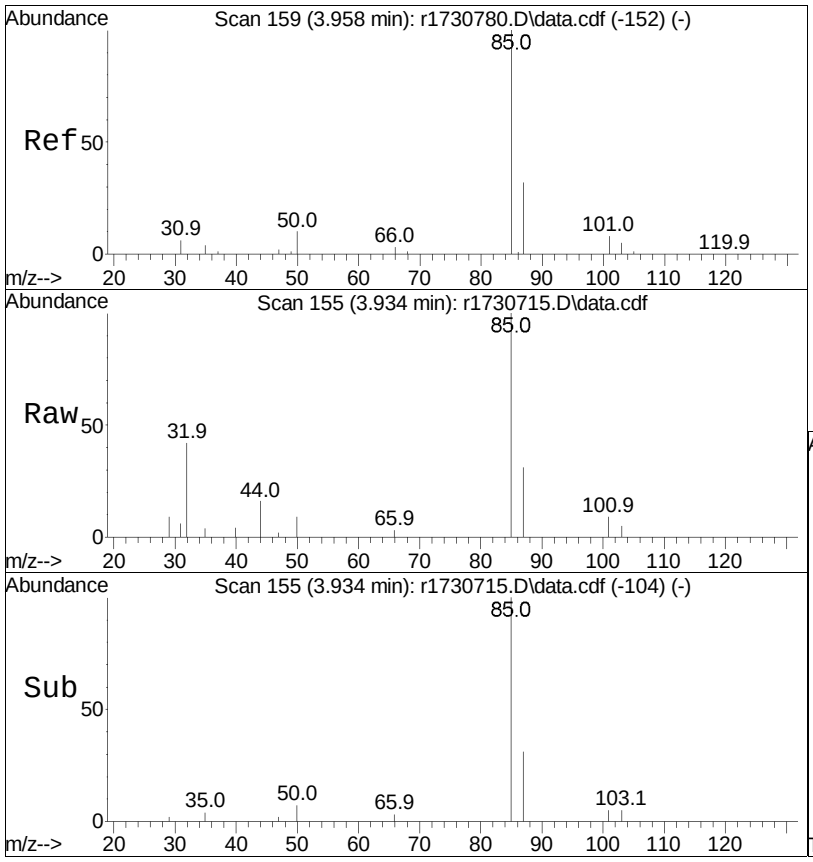

#5
dichlorodifluoromethane
Concen: 0.48 ppbV
RT: 3.934 min Scan# 155
Delta R.T. -0.024 min
Lab File: r1730715.D
Acq: 11 Jan 2023 1:13 AM

Tgt Ion: 85 Resp: 9597

Ion	Ratio	Lower	Upper
85	100		
87	31.1	26.9	40.3

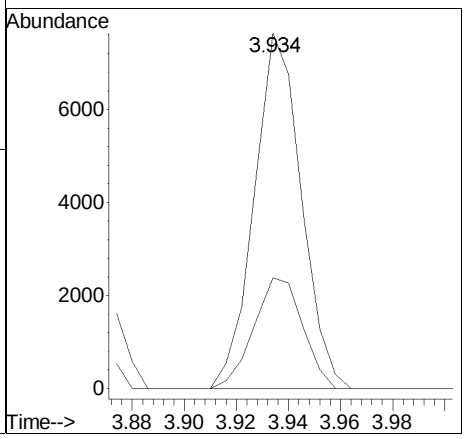

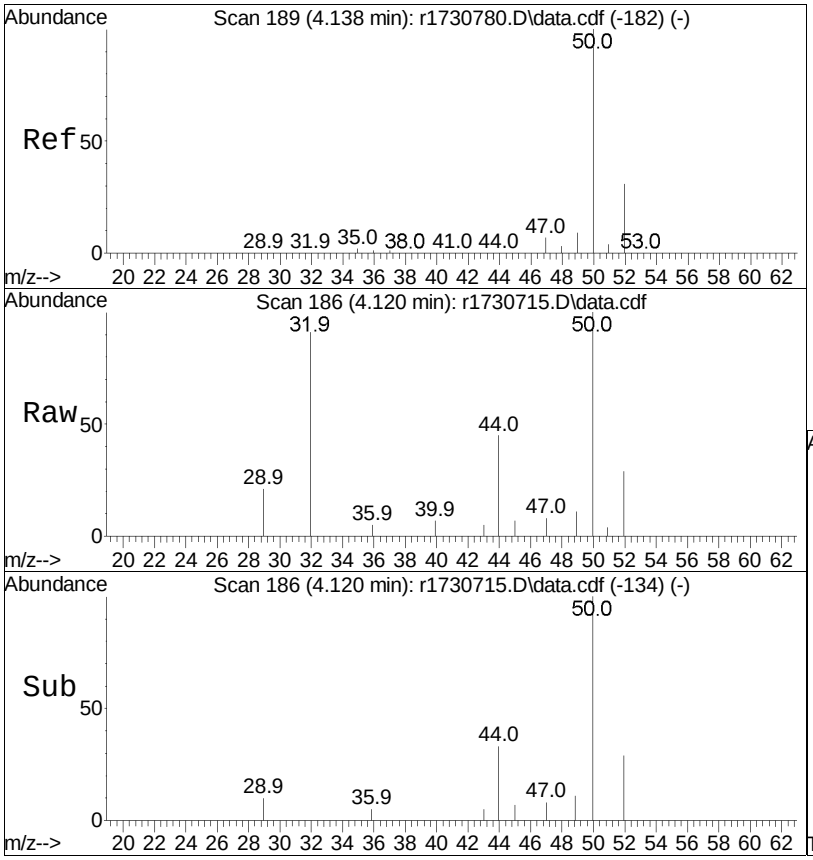

#6
chloromethane
Concen: 0.55 ppbV
RT: 4.120 min Scan# 186
Delta R.T. -0.018 min
Lab File: r1730715.D
Acq: 11 Jan 2023 1:13 AM

Tgt Ion: 50 Resp: 5779

Ion	Ratio	Lower	Upper
50	100		
52	28.9	26.6	39.8

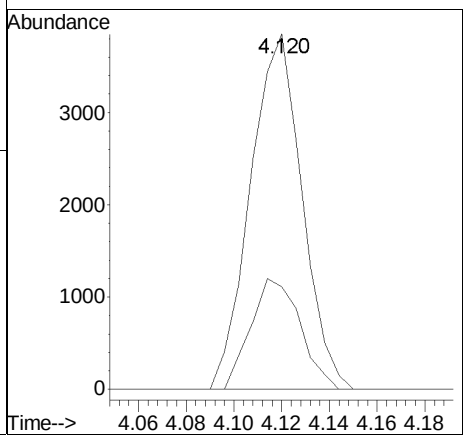

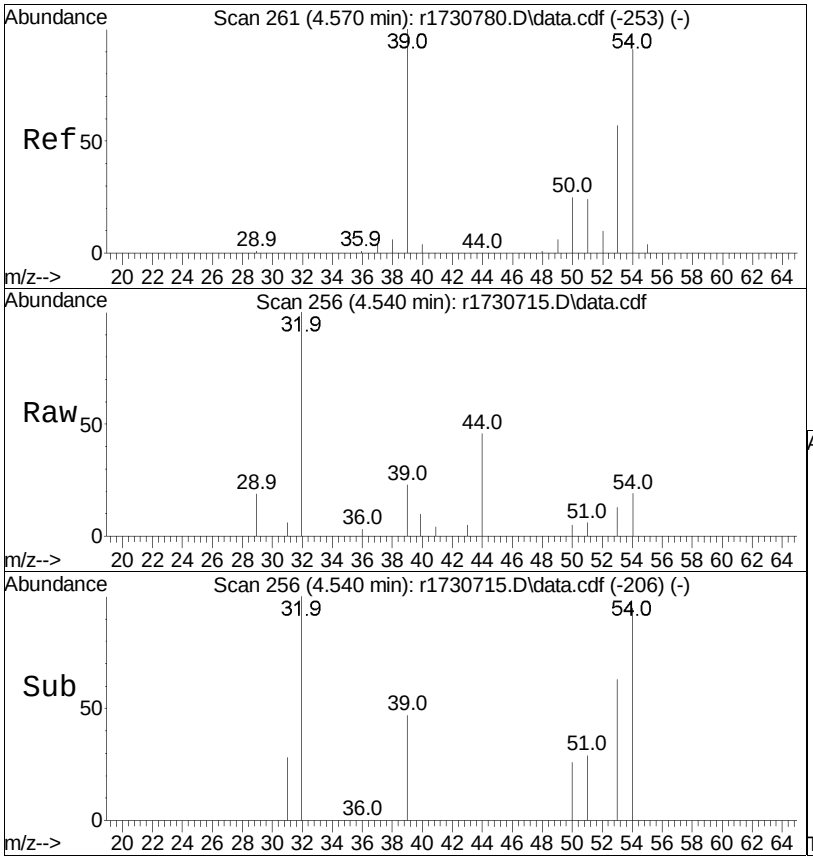

#10
1,3-butadiene
Concen: 0.16 ppbV
RT: 4.540 min Scan# 256
Delta R.T. -0.030 min
Lab File: r1730715.D
Acq: 11 Jan 2023 1:13 AM

Tgt Ion: 54 Resp: 1371

Ion	Ratio	Lower	Upper
54	100		
39	117.6	88.0	132.0

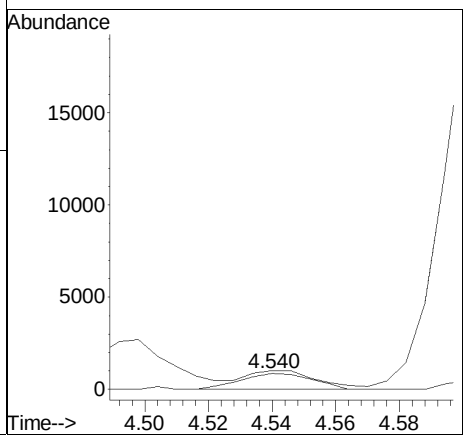

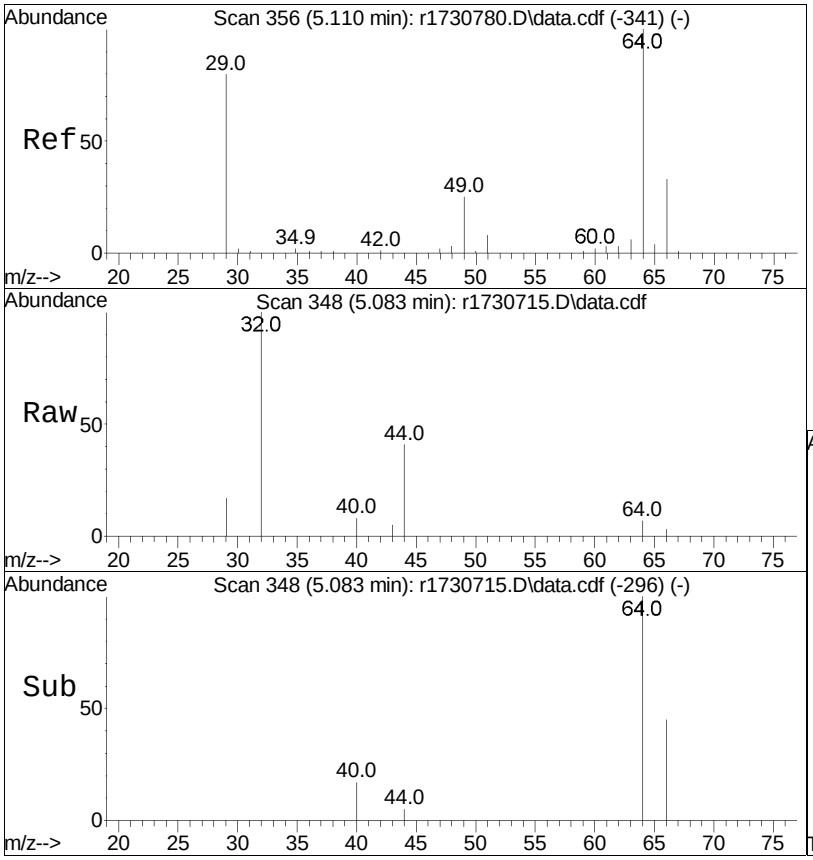

#14
chloroethane
Concen: 0.09 ppbV
RT: 5.083 min Scan# 348
Delta R.T. -0.027 min
Lab File: r1730715.D
Acq: 11 Jan 2023 1:13 AM

Tgt Ion: 64 Resp: 559

Ion	Ratio	Lower	Upper
64	100		
66	44.8	26.6	39.8#

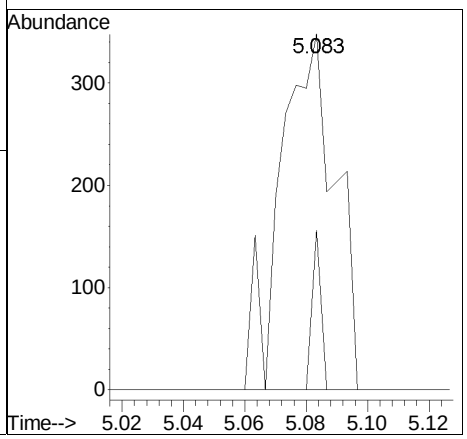

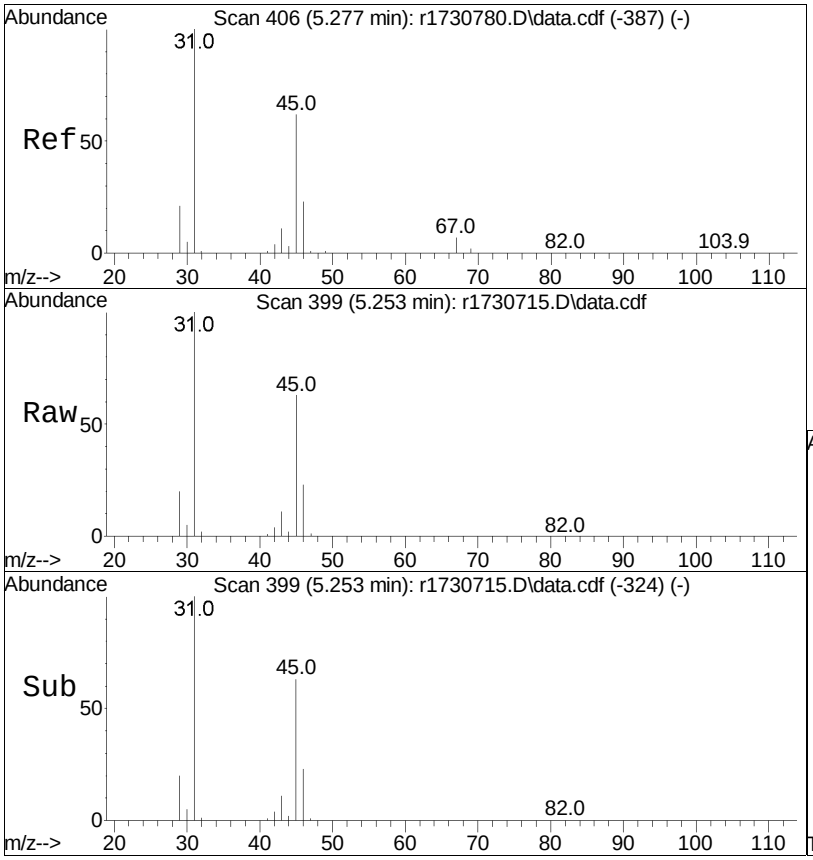

#15
ethanol
Concen: 235.05 ppbV
RT: 5.253 min Scan# 399
Delta R.T. -0.023 min
Lab File: r1730715.D
Acq: 11 Jan 2023 1:13 AM

Tgt Ion: 31 Resp: 1927742

Ion	Ratio	Lower	Upper
31	100		
45	63.0	30.8	46.2#

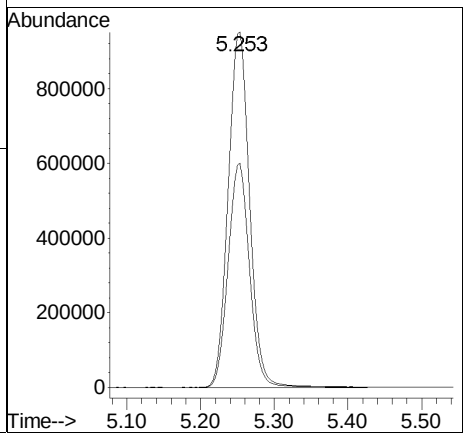

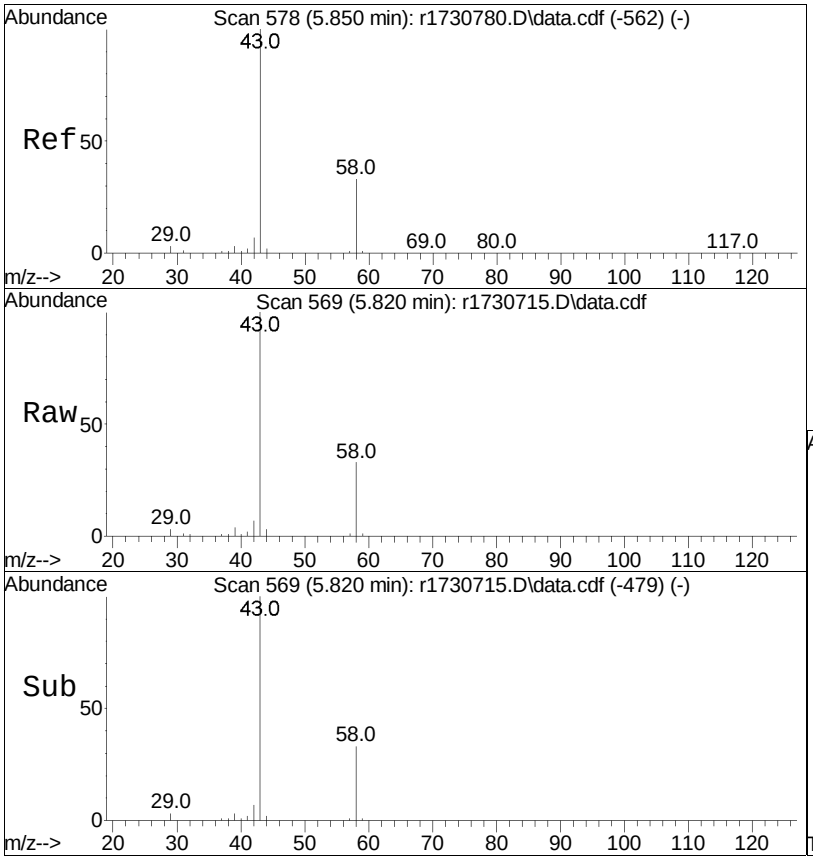

#19
acetone
Concen: 49.77 ppbV m
RT: 5.820 min Scan# 569
Delta R.T. -0.030 min
Lab File: r1730715.D
Acq: 11 Jan 2023 1:13 AM

Tgt Ion: 43 Resp: 756954

Ion	Ratio	Lower	Upper
43	100		
58	33.3	37.1	55.7#
57	0.9	1.0	1.4#

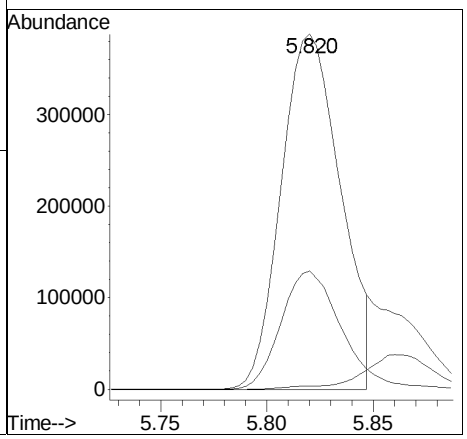

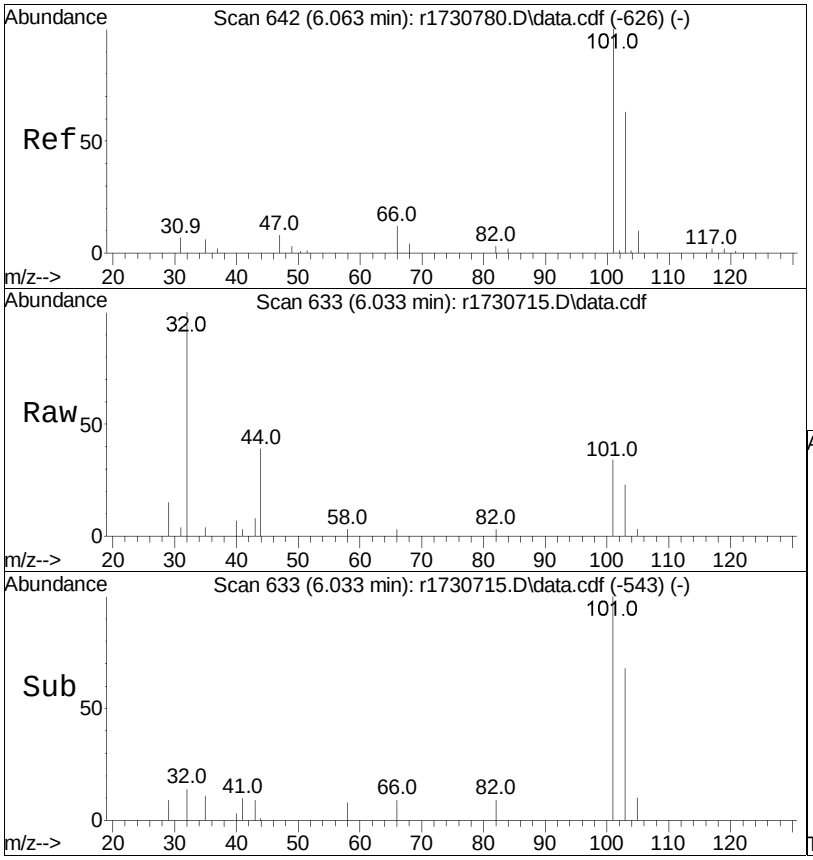

#21
trichlorofluoromethane
Concen: 0.22 ppbV
RT: 6.033 min Scan# 633
Delta R.T. -0.030 min
Lab File: r1730715.D
Acq: 11 Jan 2023 1:13 AM

Tgt Ion:101 Resp: 3915

Ion	Ratio	Lower	Upper
101	100		
103	68.0	54.0	81.0

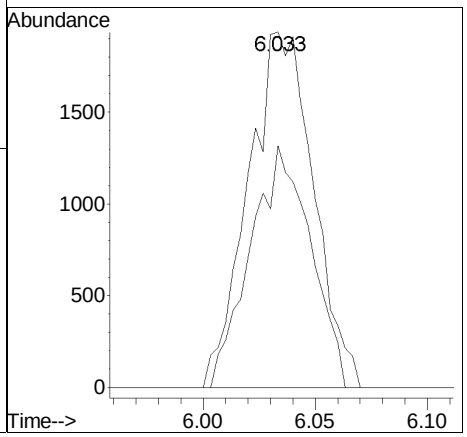

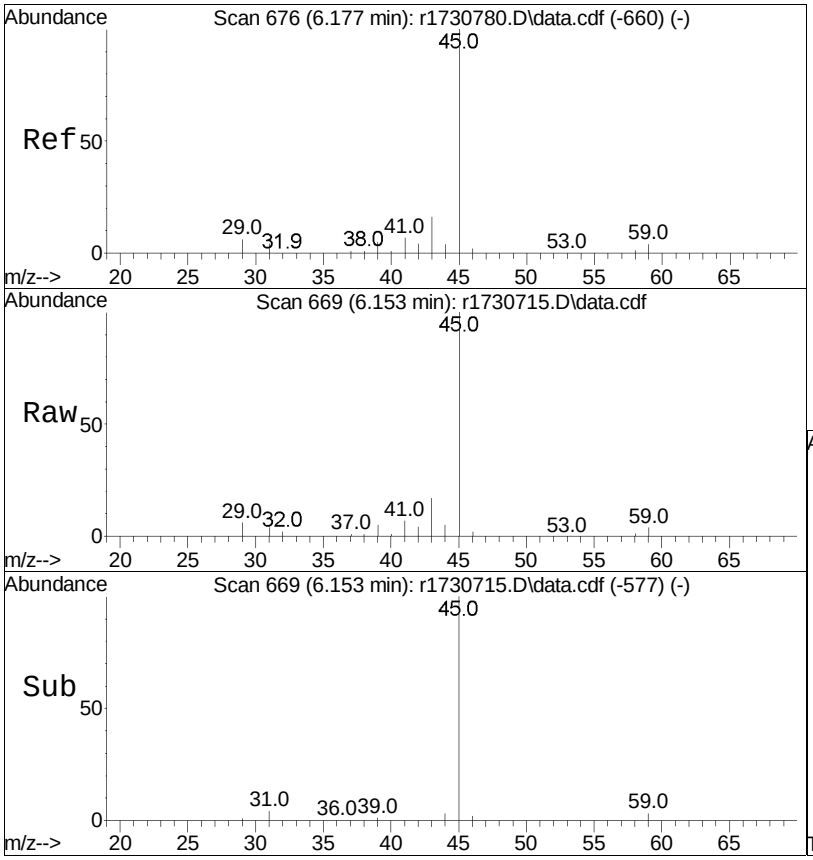

#22
isopropyl alcohol
Concen: 27.92 ppbV
RT: 6.153 min Scan# 669
Delta R.T. -0.023 min
Lab File: r1730715.D
Acq: 11 Jan 2023 1:13 AM

Tgt Ion: 45 Resp: 538520

Ion	Ratio	Lower	Upper
45	100		
59	3.6	4.1	6.1#

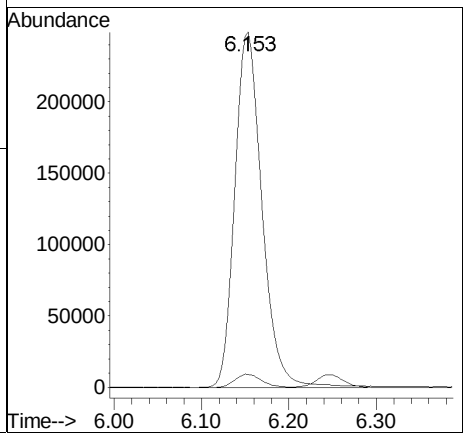

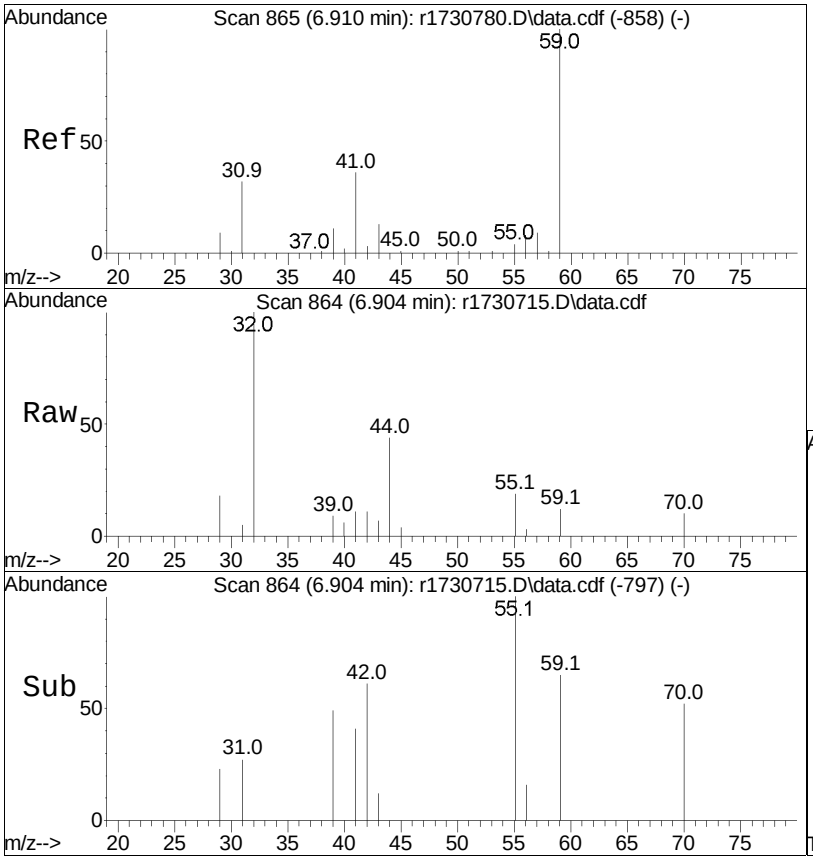

#27
tertiary butyl alcohol
Concen: 0.09 ppbV
RT: 6.904 min Scan# 864
Delta R.T. -0.006 min
Lab File: r1730715.D
Acq: 11 Jan 2023 1:13 AM

Tgt Ion: 59 Resp: 1499

Ion	Ratio	Lower	Upper
59	100		
41	92.8	17.8	26.8#
43	58.4	7.6	11.4#

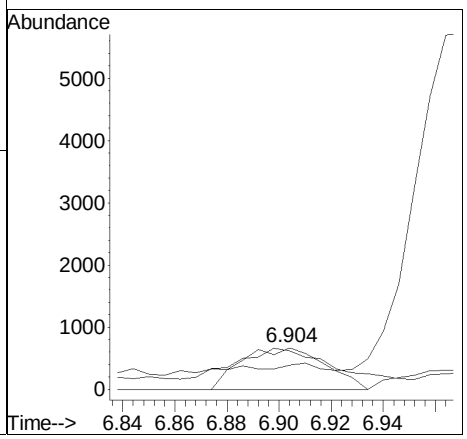

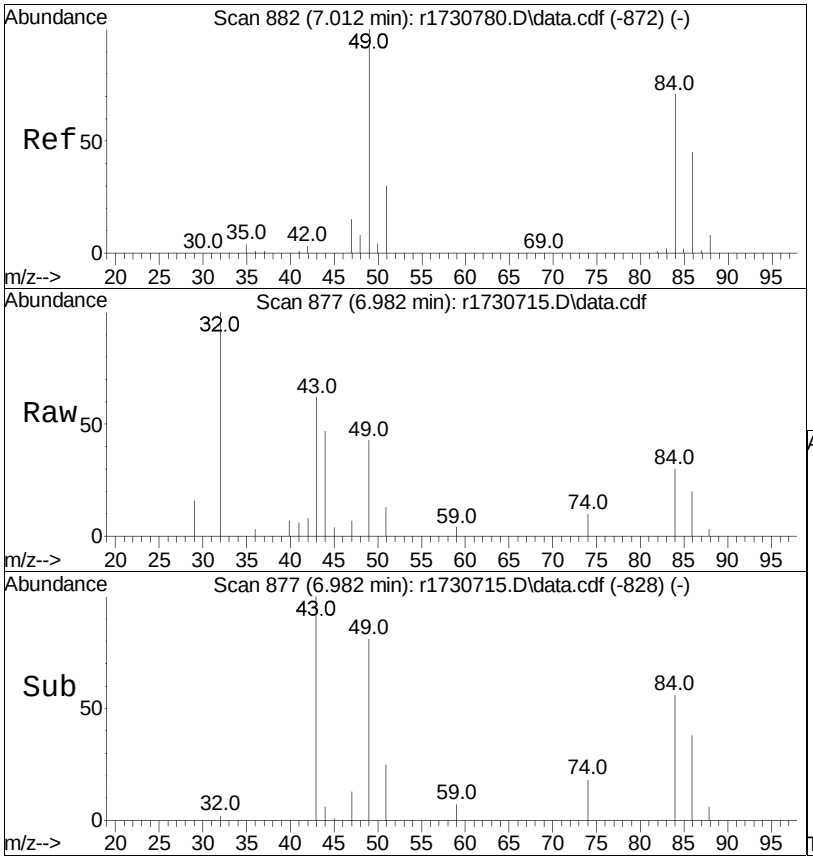

#28
methylene chloride
Concen: 0.33 ppbV
RT: 6.982 min Scan# 877
Delta R.T. -0.030 min
Lab File: r1730715.D
Acq: 11 Jan 2023 1:13 AM

Tgt Ion: 49 Resp: 4632

Ion	Ratio	Lower	Upper
49	100		
84	68.8	63.2	94.8

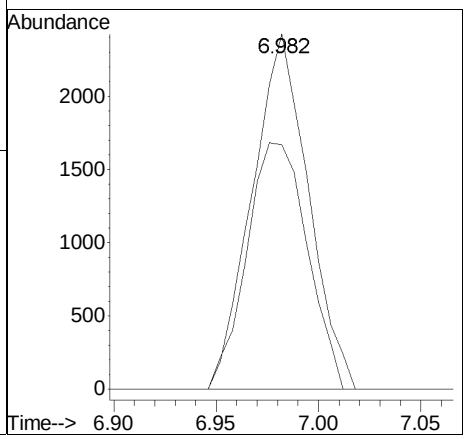

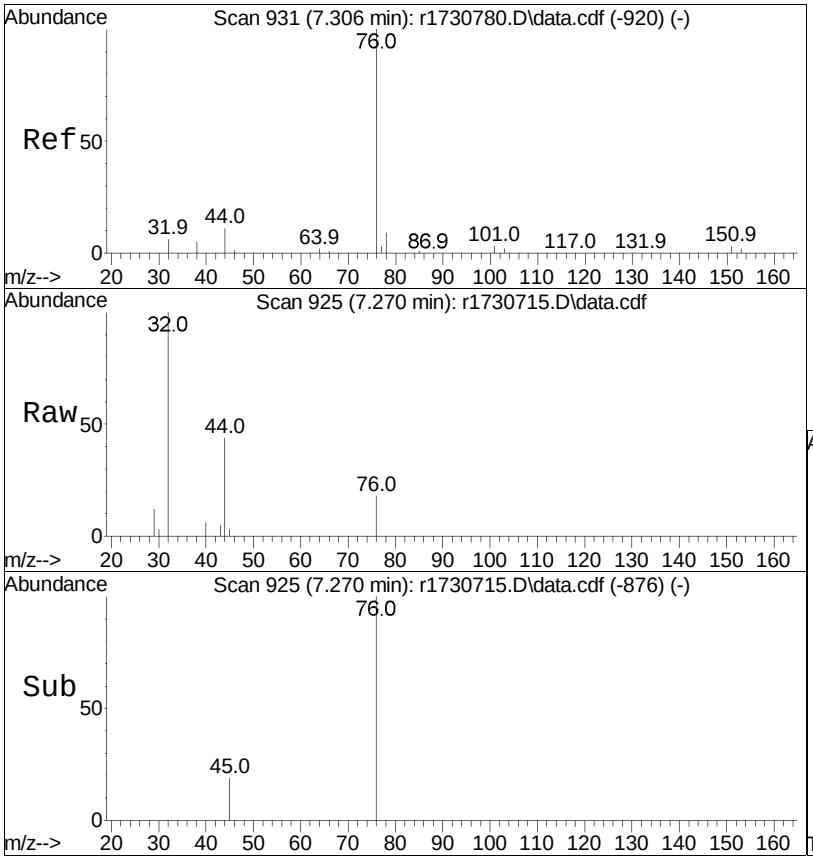

#30
carbon disulfide
Concen: 0.06 ppbV
RT: 7.270 min Scan# 925
Delta R.T. -0.036 min
Lab File: r1730715.D
Acq: 11 Jan 2023 1:13 AM

Tgt Ion: 76 Resp: 2059

Ion	Ratio	Lower	Upper
76	100		
44	243.6	8.3	12.5#

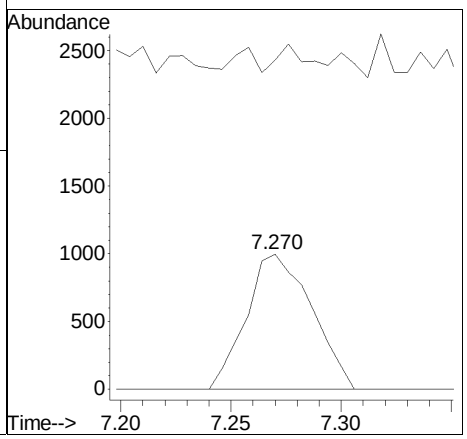

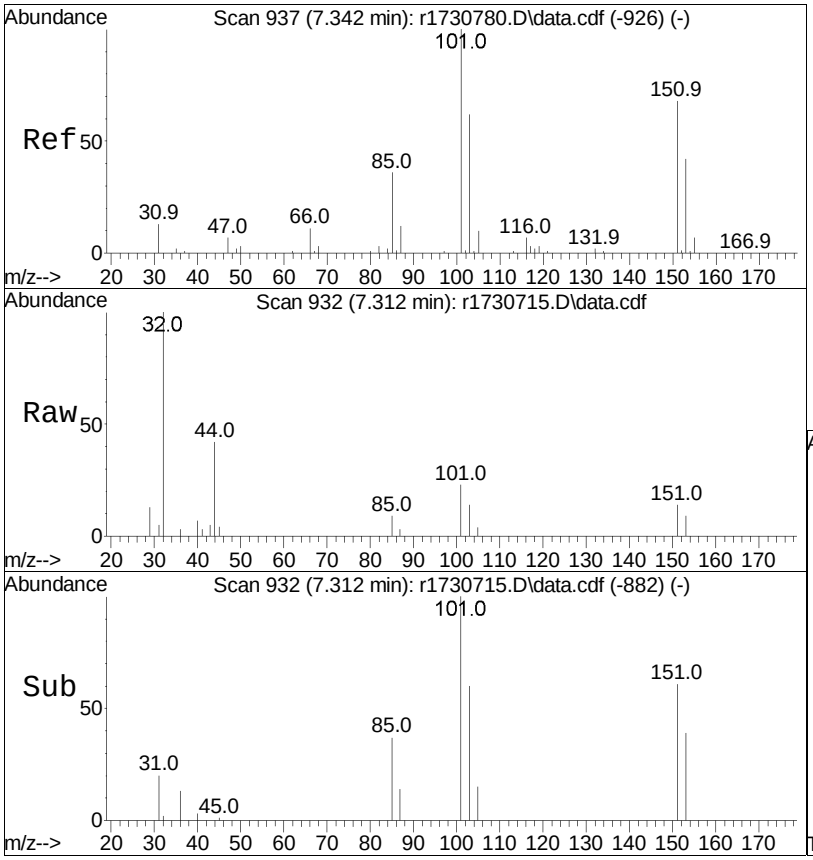

#31
Freon 113
Concen: 0.13 ppbV
RT: 7.312 min Scan# 932
Delta R.T. -0.030 min
Lab File: r1730715.D
Acq: 11 Jan 2023 1:13 AM

Tgt Ion:101 Resp: 3048

Ion	Ratio	Lower	Upper
101	100		
85	37.3	29.1	43.7
151	61.0	53.8	80.6

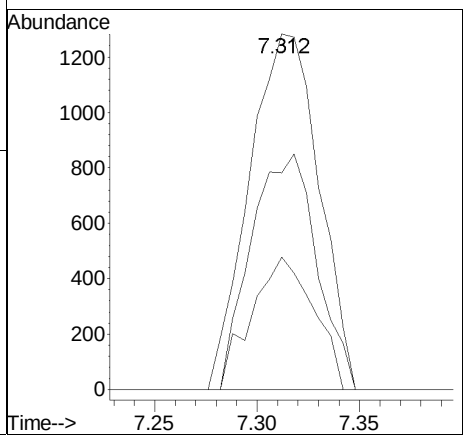

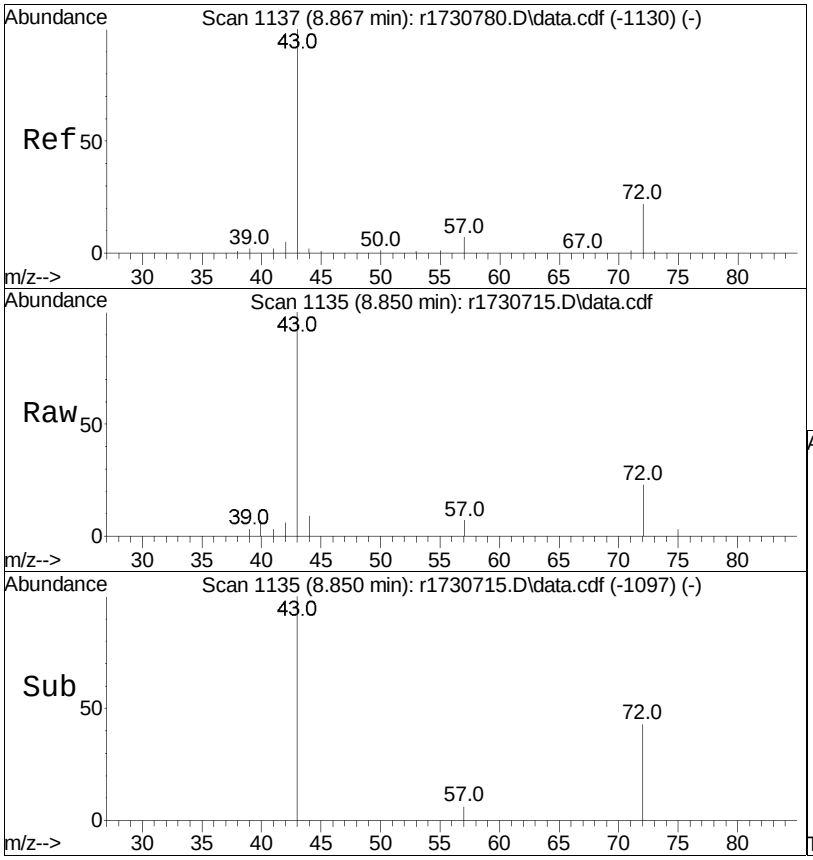

#36
2-butanone
Concen: 0.59 ppbV
RT: 8.850 min Scan# 1135
Delta R.T. -0.017 min
Lab File: r1730715.D
Acq: 11 Jan 2023 1:13 AM

Tgt Ion: 43 Resp: 16231

Ion	Ratio	Lower	Upper
43	100		
72	22.6	20.5	30.7
57	7.3	7.0	10.6

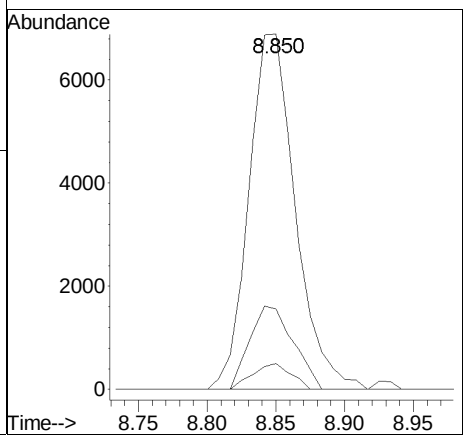

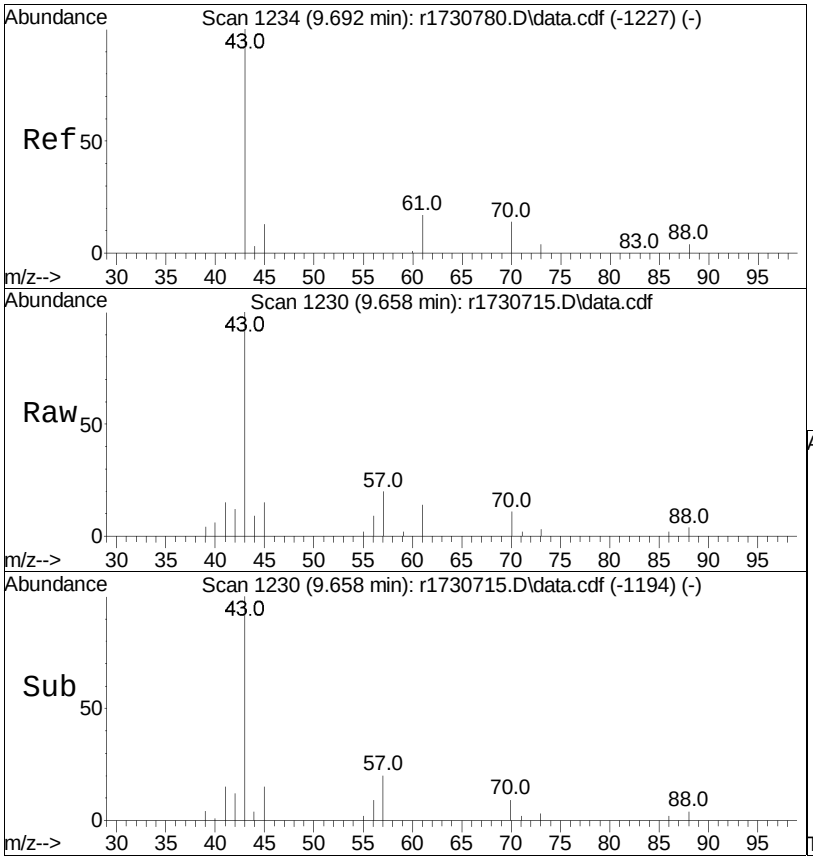

#38
Ethyl Acetate
Concen: 0.73 ppbV
RT: 9.658 min Scan# 1230
Delta R.T. -0.033 min
Lab File: r1730715.D
Acq: 11 Jan 2023 1:13 AM

Tgt Ion: 61 Resp: 3220

Ion	Ratio	Lower	Upper
61	100		
70	78.3	61.7	92.5
43	727.5	496.3	744.5

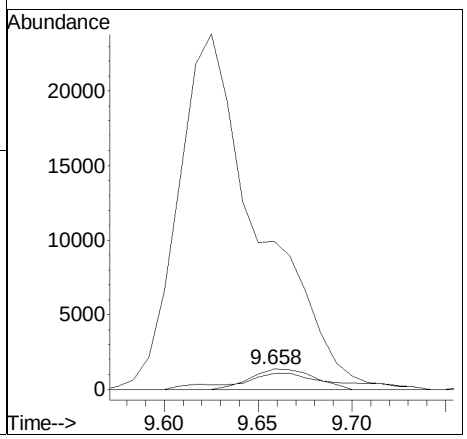

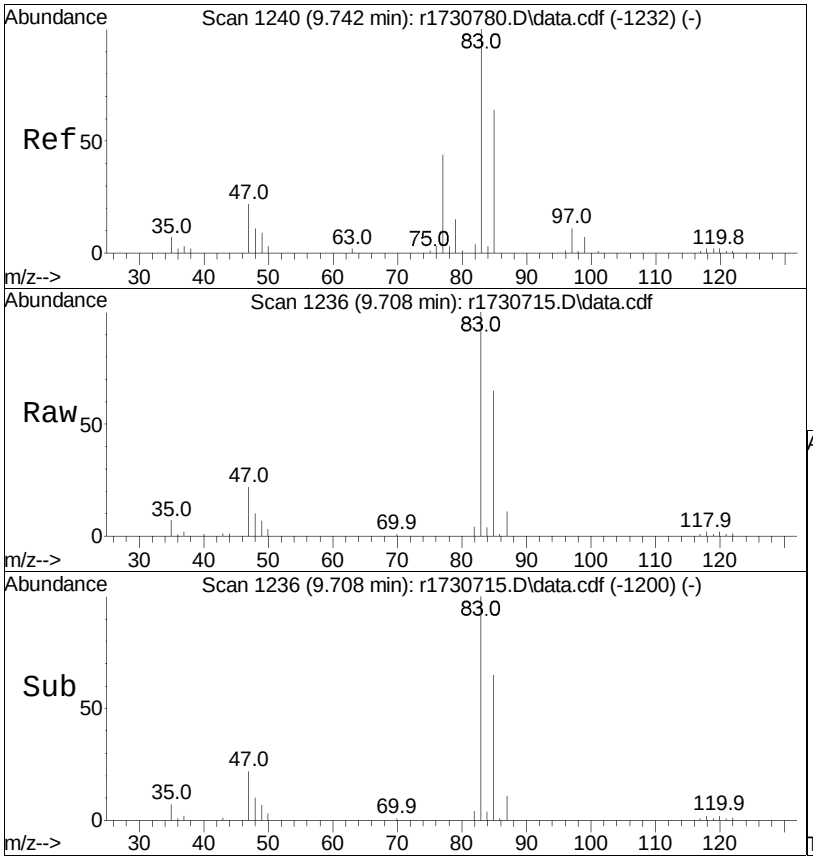

#39
chloroform
Concen: 7.31 ppbV
RT: 9.708 min Scan# 1236
Delta R.T. -0.033 min
Lab File: r1730715.D
Acq: 11 Jan 2023 1:13 AM

Tgt Ion: 83 Resp: 149555

Ion	Ratio	Lower	Upper
83	100		
85	64.6	53.1	79.7
47	22.2	17.2	25.8

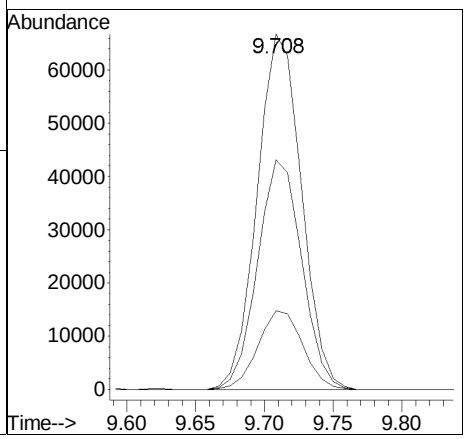

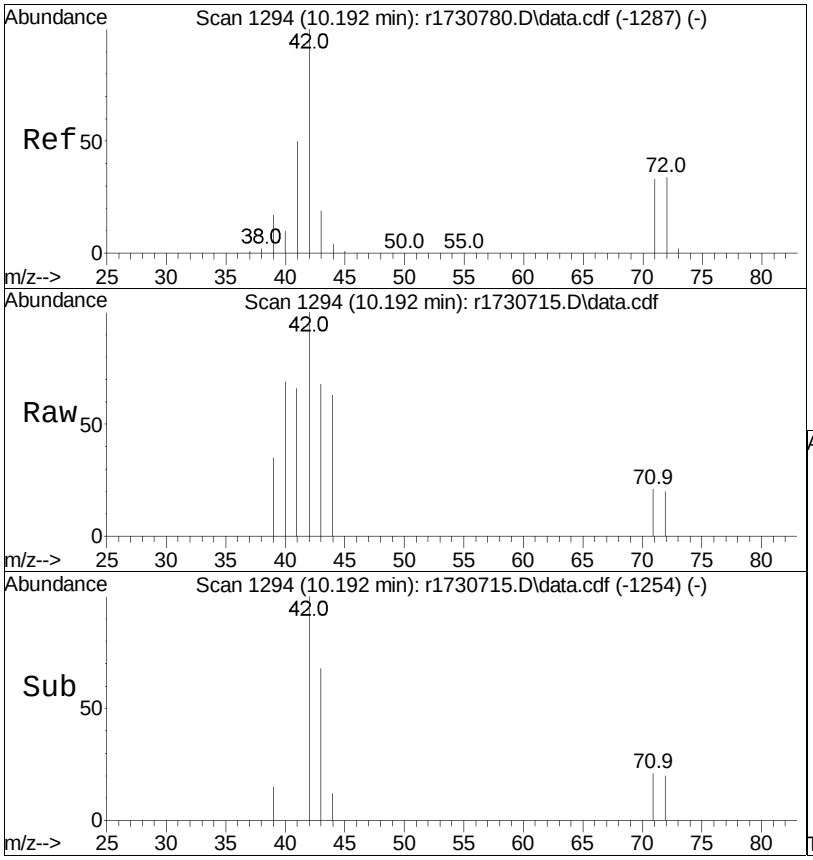

#40
Tetrahydrofuran
Concen: 0.17 ppbV
RT: 10.192 min Scan# 1294
Delta R.T. 0.000 min
Lab File: r1730715.D
Acq: 11 Jan 2023 1:13 AM

Tgt Ion: 42 Resp: 2843

Ion	Ratio	Lower	Upper
42	100		
71	21.4	31.0	46.4#
72	19.7	32.3	48.5#

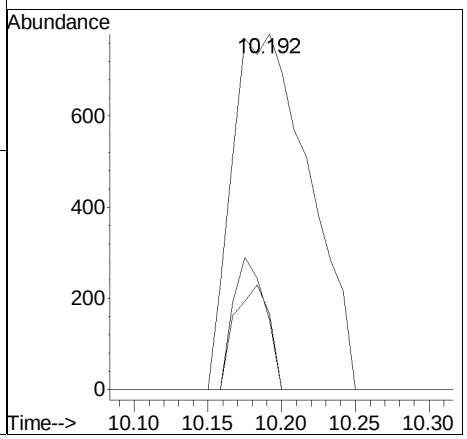

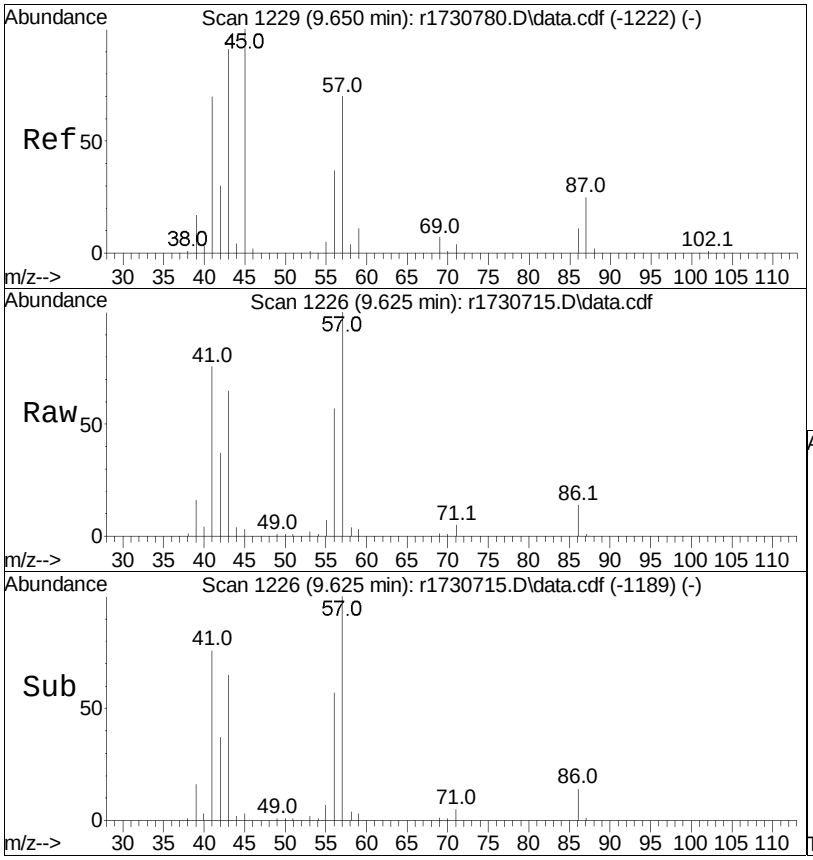

#44
hexane
Concen: 3.79 ppbV
RT: 9.625 min Scan# 1226
Delta R.T. -0.025 min
Lab File: r1730715.D
Acq: 11 Jan 2023 1:13 AM

Tgt Ion: 57 Resp: 79234

Ion	Ratio	Lower	Upper
57	100		
43	65.4	83.0	124.6#
86	13.9	11.4	17.2

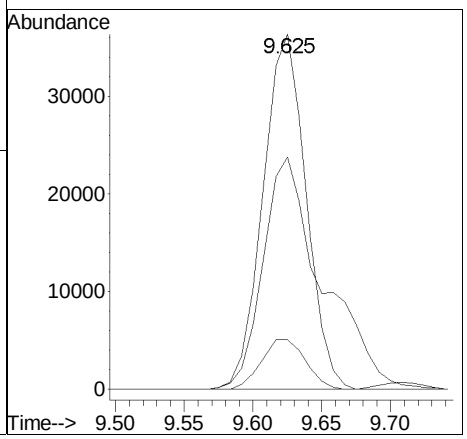

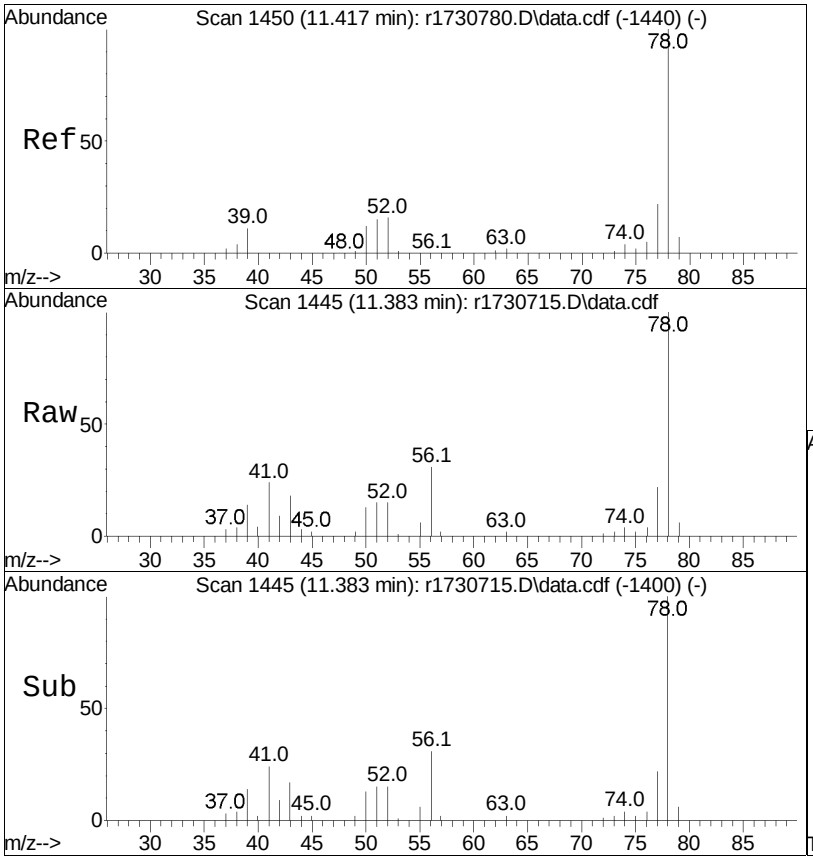

#50
benzene
Concen: 1.44 ppbV
RT: 11.383 min Scan# 1445
Delta R.T. -0.033 min
Lab File: r1730715.D
Acq: 11 Jan 2023 1:13 AM

Tgt Ion: 78 Resp: 57596

Ion	Ratio	Lower	Upper
78	100		
52	15.4	13.7	20.5

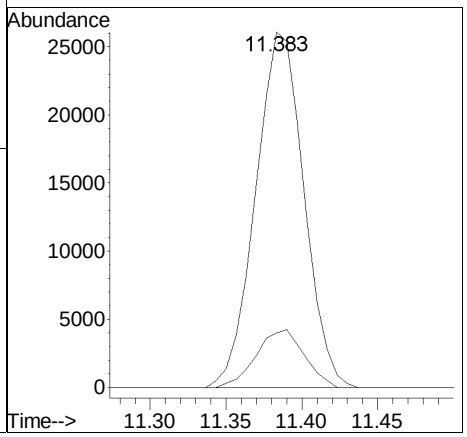

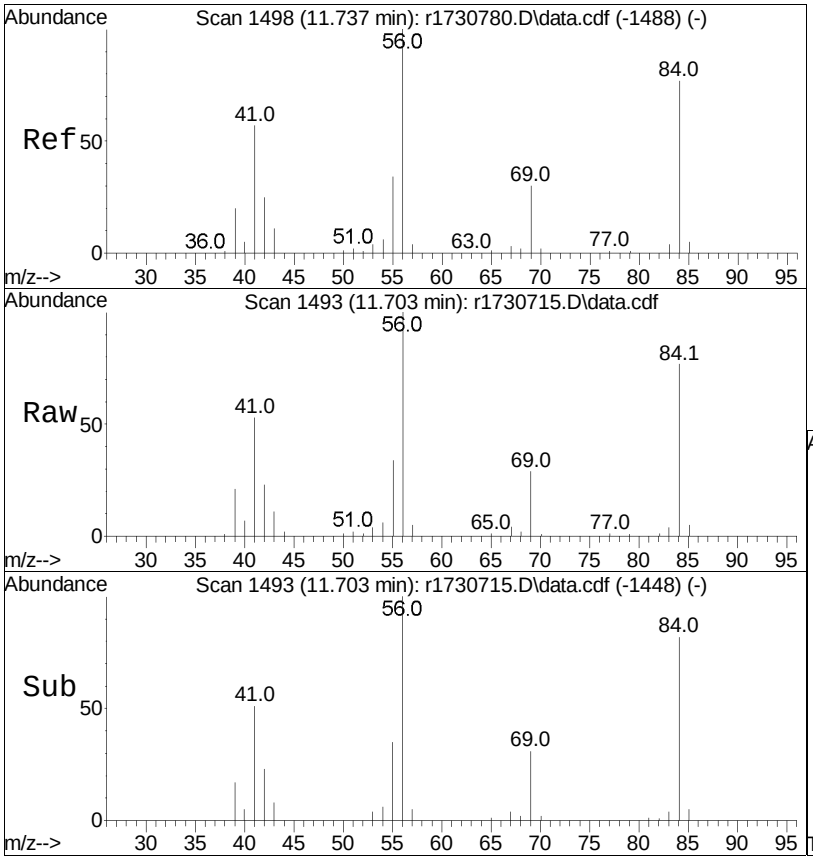

#53
cyclohexane
Concen: 3.82 ppbV
RT: 11.703 min Scan# 1493
Delta R.T. -0.033 min
Lab File: r1730715.D
Acq: 11 Jan 2023 1:13 AM

Tgt Ion: 56 Resp: 83592

Ion	Ratio	Lower	Upper
56	100		
84	77.2	58.2	87.2
41	52.7	33.8	50.8#

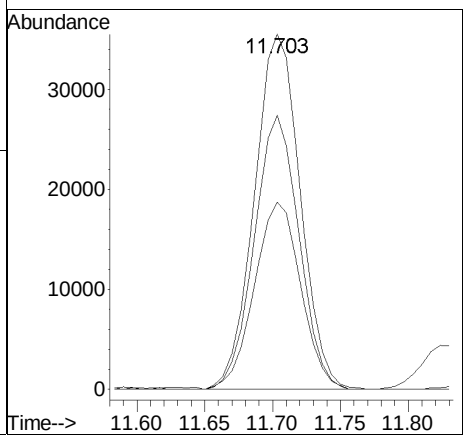

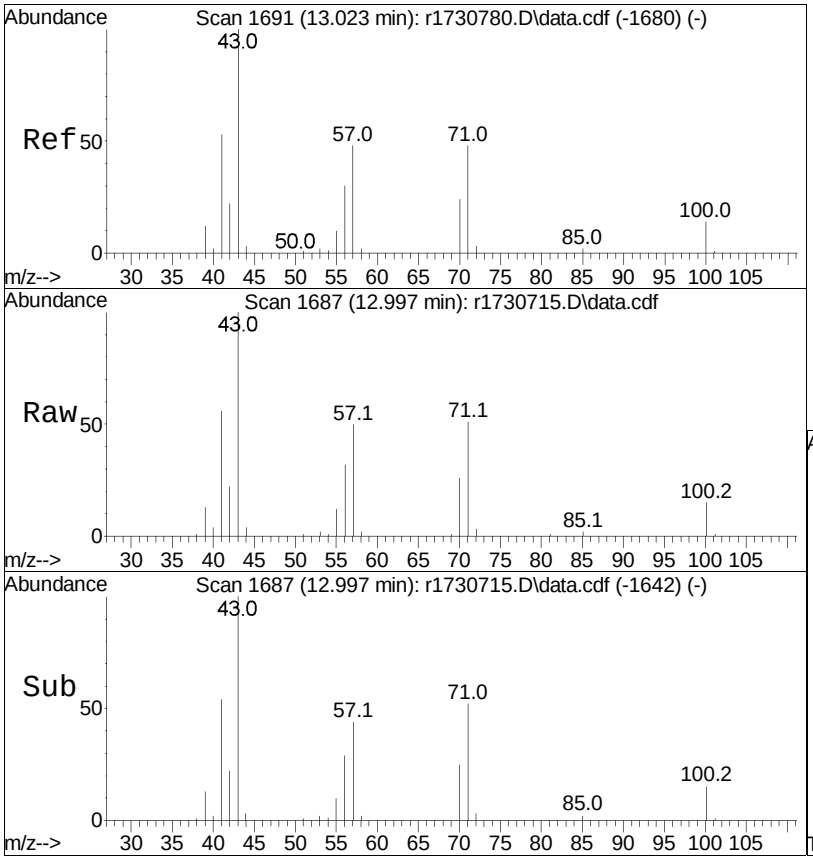

#62
heptane
Concen: 2.96 ppbV
RT: 12.997 min Scan# 1687
Delta R.T. -0.027 min
Lab File: r1730715.D
Acq: 11 Jan 2023 1:13 AM

Tgt Ion: 43 Resp: 85304

Ion	Ratio	Lower	Upper
43	100		
57	49.8	49.5	74.3
100	14.6	14.7	22.1#

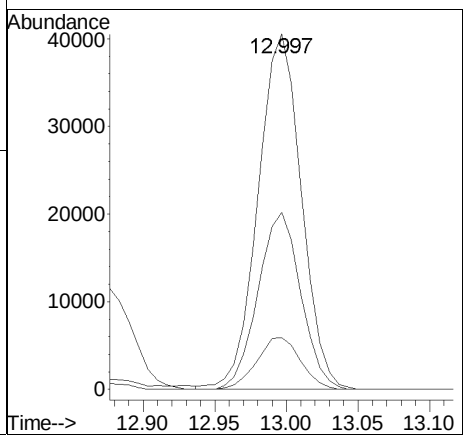

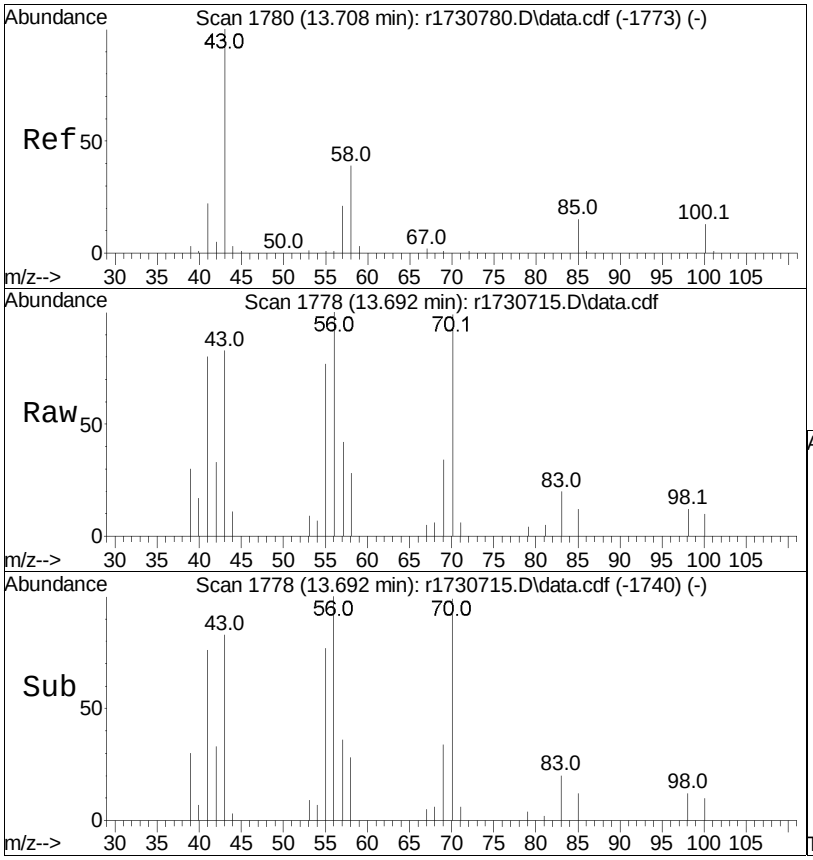

#64
4-methyl-2-pentanone
Concen: 0.31 ppbV
RT: 13.692 min Scan# 1778
Delta R.T. -0.017 min
Lab File: r1730715.D
Acq: 11 Jan 2023 1:13 AM

Tgt Ion: 43 Resp: 9654

Ion	Ratio	Lower	Upper
43	100		
58	34.2	41.2	61.8#
100	12.0	13.2	19.8#

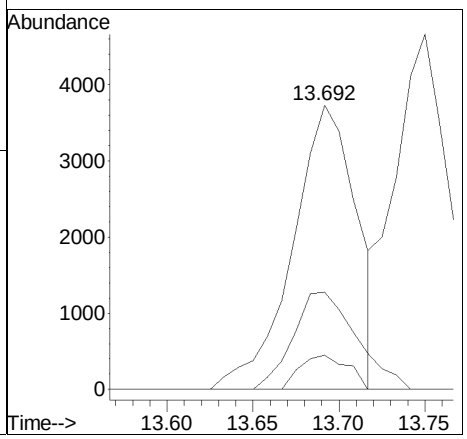

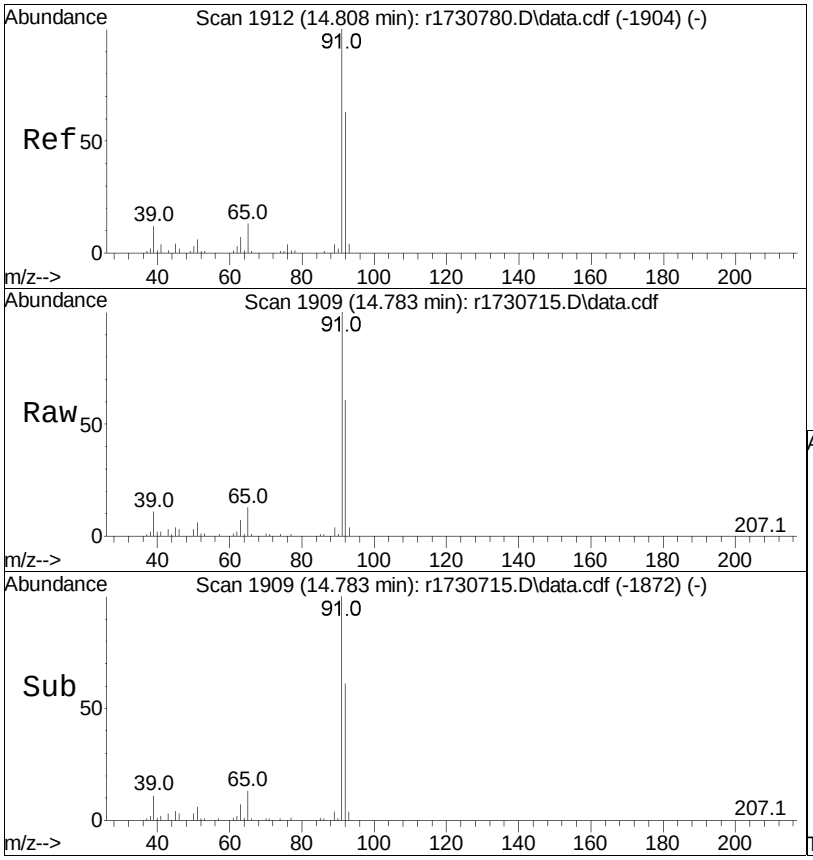

#68
toluene
Concen: 4.36 ppbV
RT: 14.783 min Scan# 1909
Delta R.T. -0.025 min
Lab File: r1730715.D
Acq: 11 Jan 2023 1:13 AM

Tgt Ion: 91 Resp: 214566

Ion	Ratio	Lower	Upper
91	100		
92	61.0	50.9	76.3

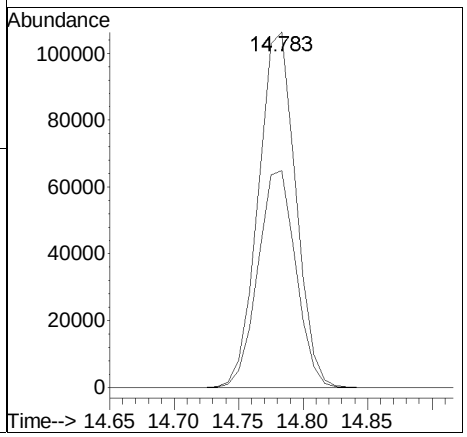

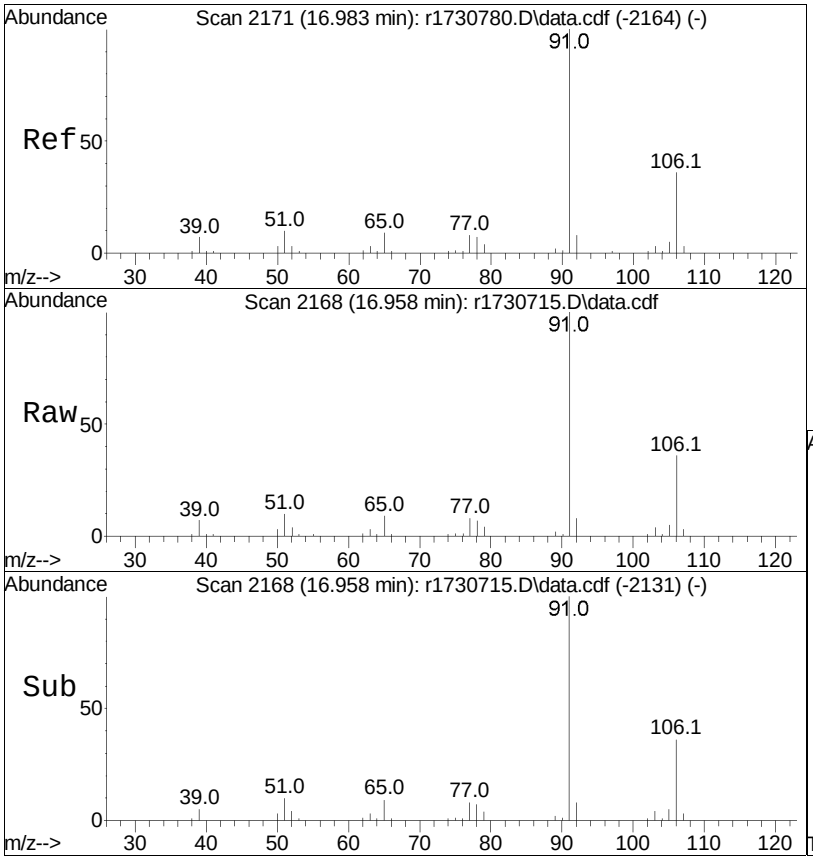

#81
ethylbenzene
Concen: 3.14 ppbV
RT: 16.958 min Scan# 2168
Delta R.T. -0.025 min
Lab File: r1730715.D
Acq: 11 Jan 2023 1:13 AM

Tgt Ion: 91 Resp: 170192

Ion	Ratio	Lower	Upper
91	100		
106	35.9	26.2	39.2

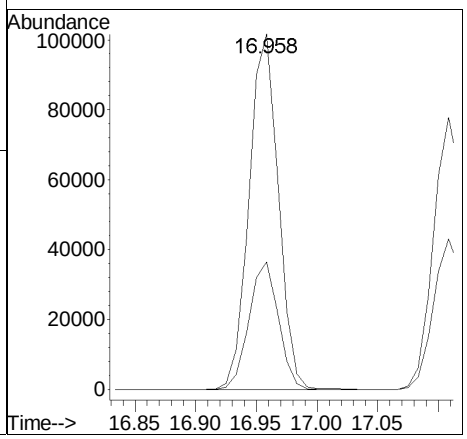

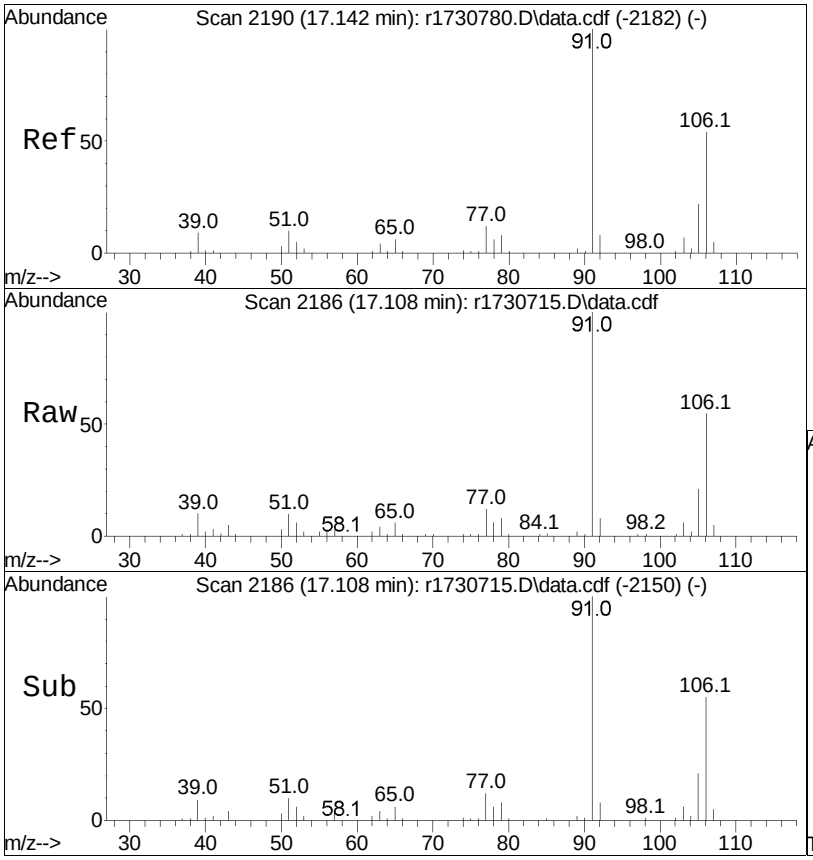

#83
m+p-xylene
Concen: 3.75 ppbV
RT: 17.108 min Scan# 2186
Delta R.T. -0.033 min
Lab File: r1730715.D
Acq: 11 Jan 2023 1:13 AM

Tgt Ion: 91 Resp: 163717

Ion	Ratio	Lower	Upper
91	100		
106	55.3	40.5	60.7

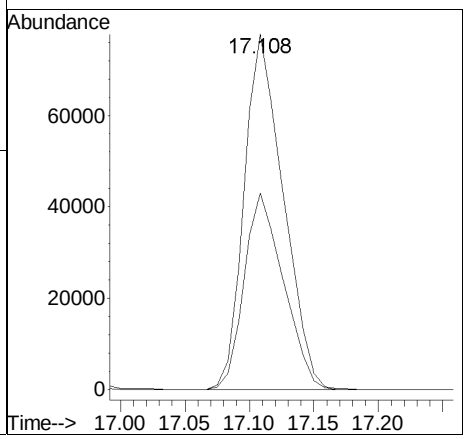

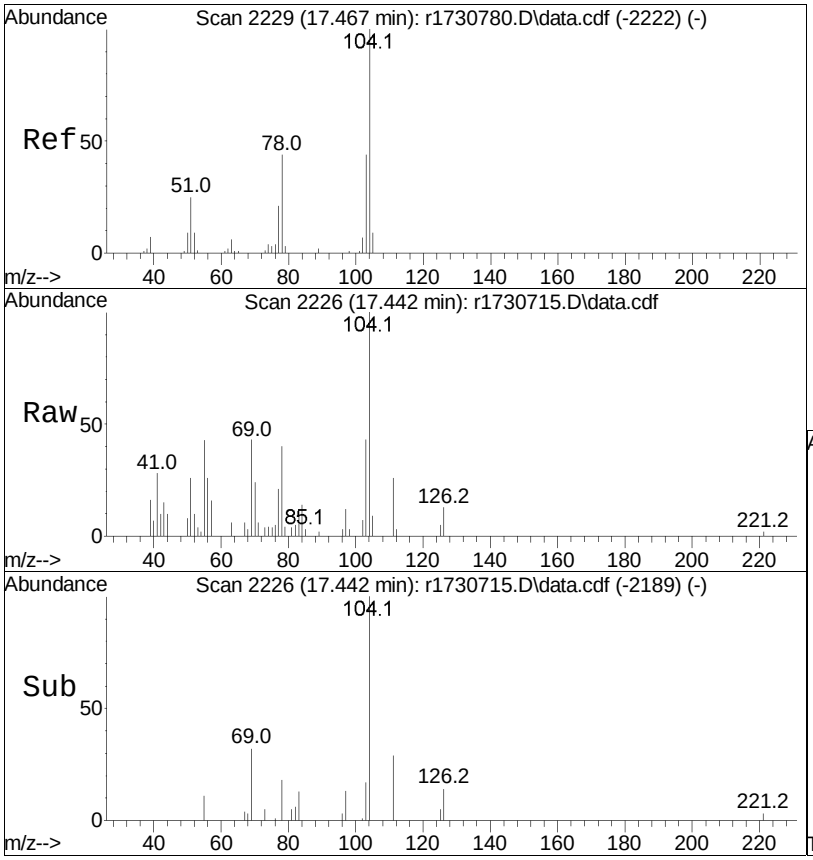

#85
styrene
Concen: 0.32 ppbV
RT: 17.442 min Scan# 2226
Delta R.T. -0.025 min
Lab File: r1730715.D
Acq: 11 Jan 2023 1:13 AM

Tgt Ion:104 Resp: 11204

Ion	Ratio	Lower	Upper
104	100		
103	42.7	34.9	52.3
78	40.5	31.7	47.5

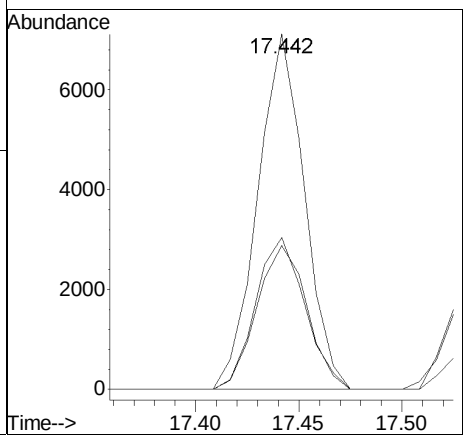

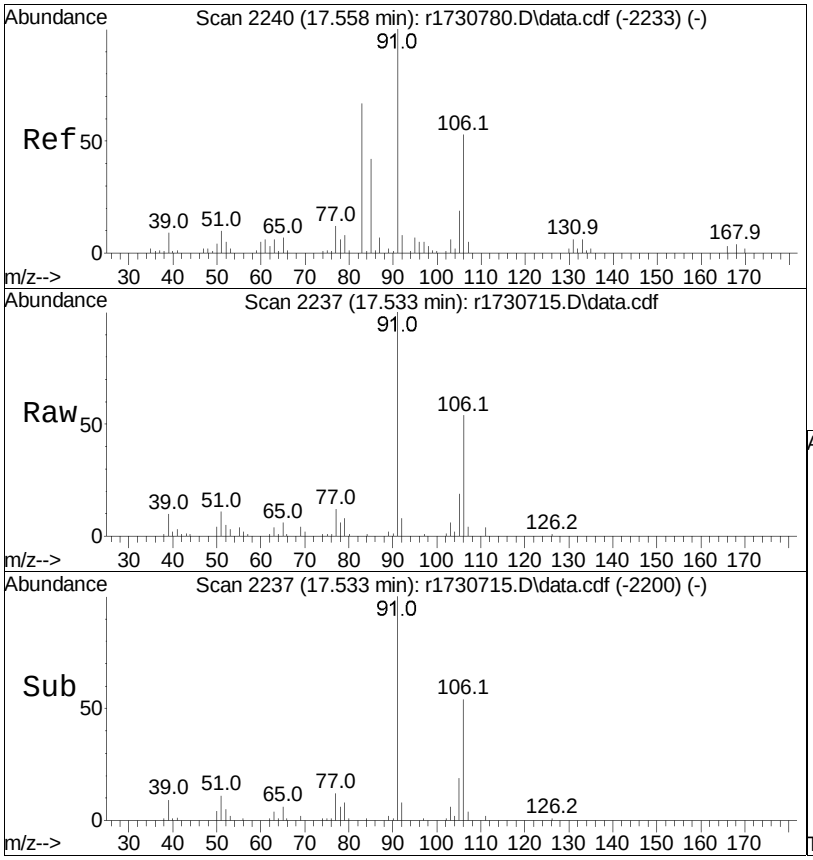

#87
o-xylene
Concen: 1.39 ppbV
RT: 17.533 min Scan# 2237
Delta R.T. -0.025 min
Lab File: r1730715.D
Acq: 11 Jan 2023 1:13 AM

Tgt Ion: 91 Resp: 60509

Ion	Ratio	Lower	Upper
91	100		
106	53.7	39.7	59.5

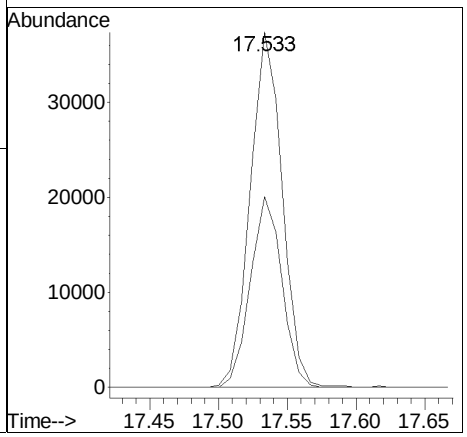

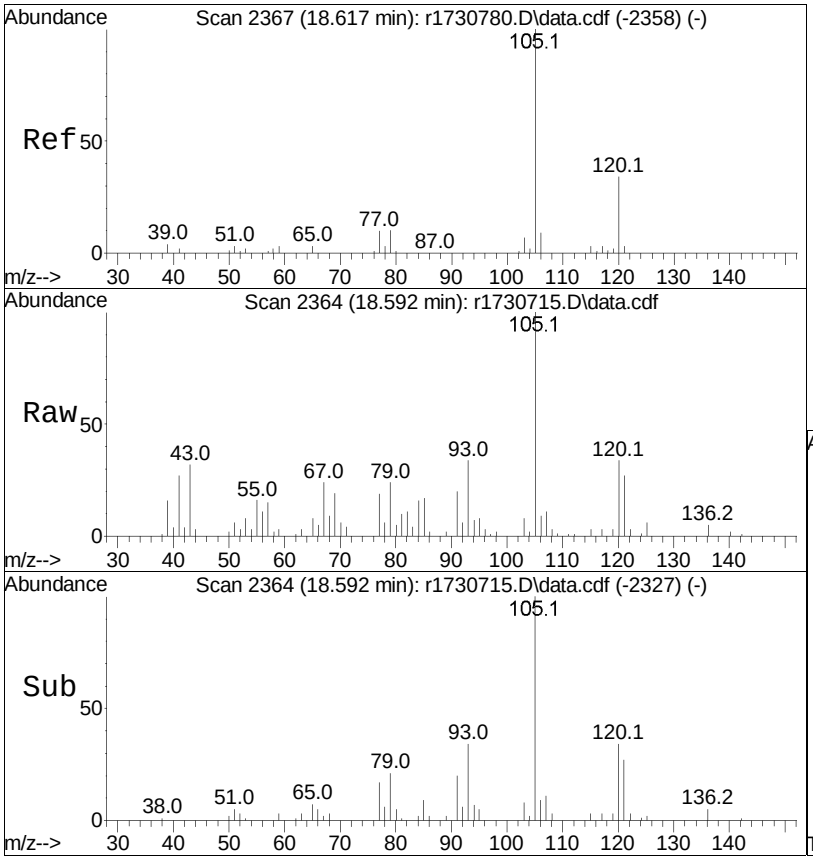

#96
4-ethyl toluene
Concen: 0.31 ppbV m
RT: 18.592 min Scan# 2364
Delta R.T. -0.025 min
Lab File: r1730715.D
Acq: 11 Jan 2023 1:13 AM

Tgt Ion:105 Resp: 17905

Ion	Ratio	Lower	Upper
105	100		
120	33.9	27.9	41.9
91	19.8	8.5	12.7#

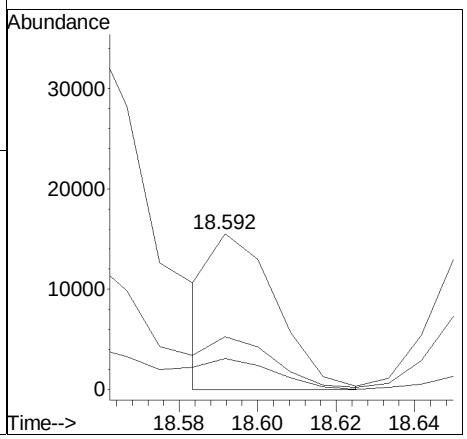

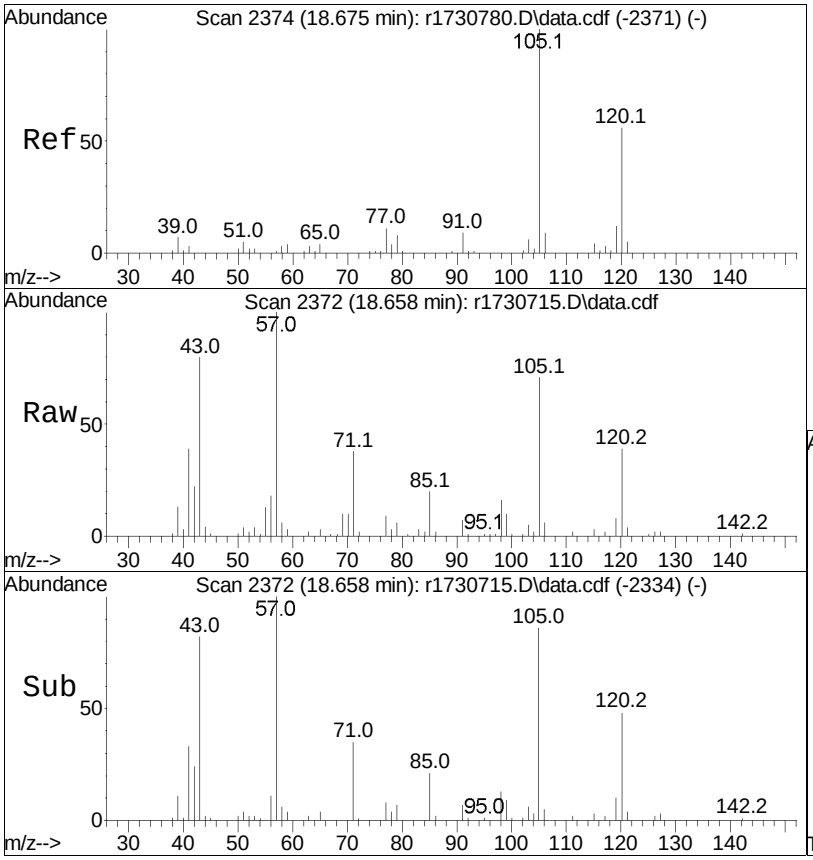

#97
1,3,5-trimethylbenzene
Concen: 0.47 ppbV
RT: 18.658 min Scan# 2372
Delta R.T. -0.017 min
Lab File: r1730715.D
Acq: 11 Jan 2023 1:13 AM

Tgt Ion:105 Resp: 23467

Ion	Ratio	Lower	Upper
105	100		
120	54.5	44.1	66.1
91	9.7	7.9	11.9

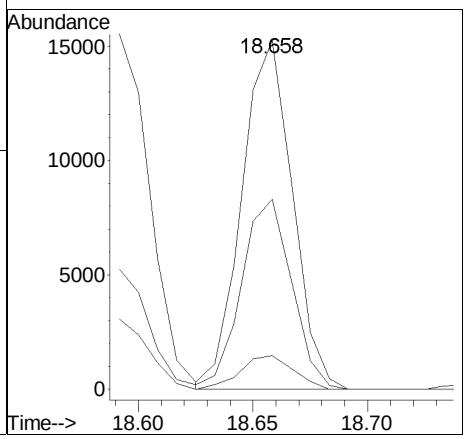

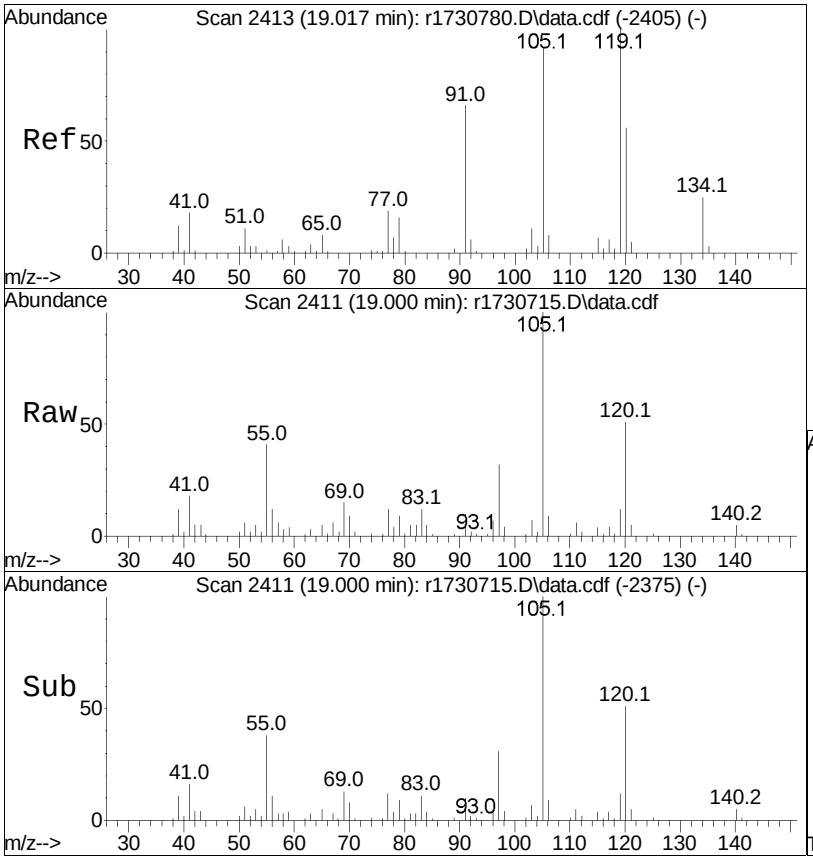

#99
1,2,4-trimethylbenzene
Concen: 1.36 ppbV m
RT: 19.000 min Scan# 2411
Delta R.T. -0.017 min
Lab File: r1730715.D
Acq: 11 Jan 2023 1:13 AM

Tgt Ion:105 Resp: 65291

Ion	Ratio	Lower	Upper
105	100		
120	51.2	47.4	71.0
91	9.7	53.8	80.6#

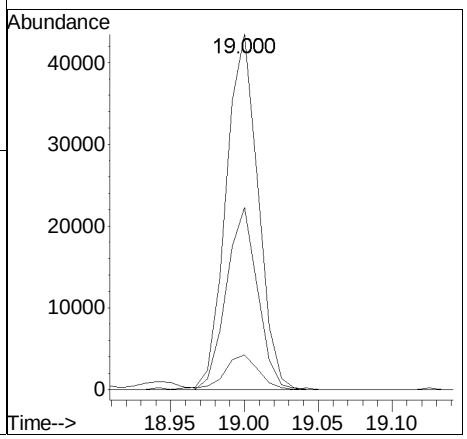

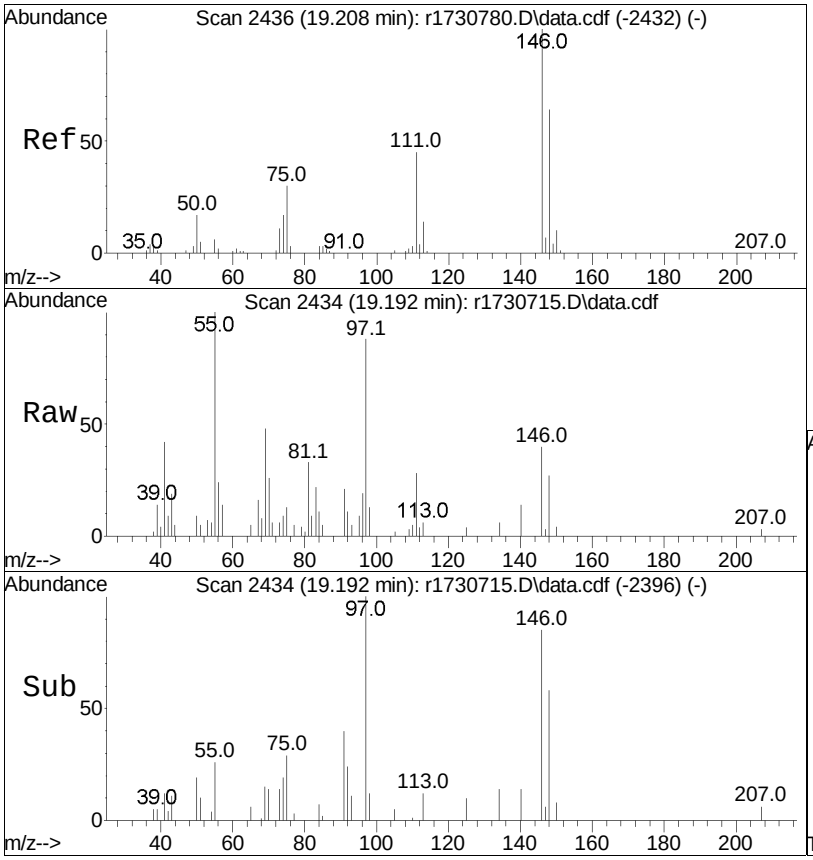

#103
1,4-dichlorobenzene
Concen: 0.16 ppbV
RT: 19.192 min Scan# 2434
Delta R.T. -0.017 min
Lab File: r1730715.D
Acq: 11 Jan 2023 1:13 AM

Tgt Ion:146 Resp: 4375

Ion	Ratio	Lower	Upper
146	100		
111	70.9	33.5	50.3#
75	33.5	22.1	33.1#

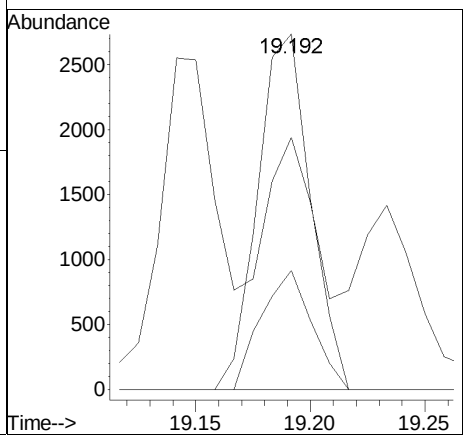

Manual Integration/Negative Proof Report

Data Path : O:\Forensics\Data\Airlab17\QMethod : TFS17_230109.M
Data File : r1730715.D Operator : AIRLAB17:TJS
Date Inj'd : 1/11/2020 0:1: 3 Instrument :
Sample : L2300996-07,3,250,250 Quant Date : 1/11/2023 5:54 am

Compound #19: acetone

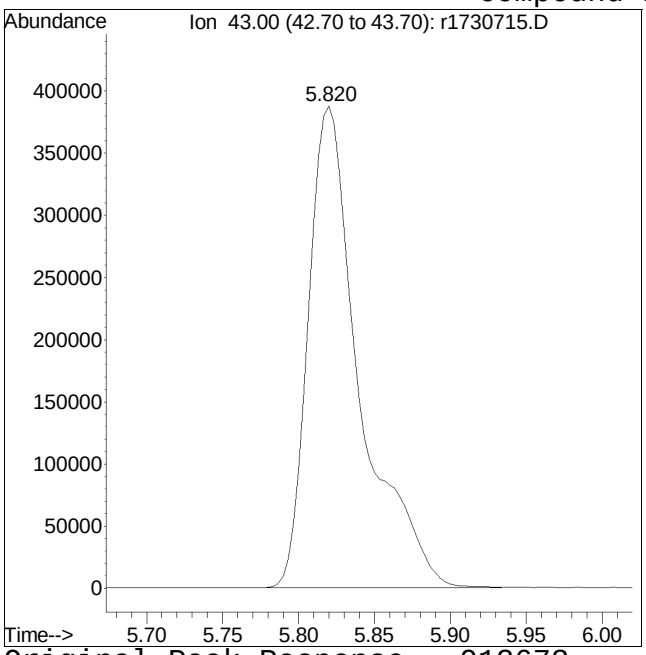

Original Peak Response = 913673

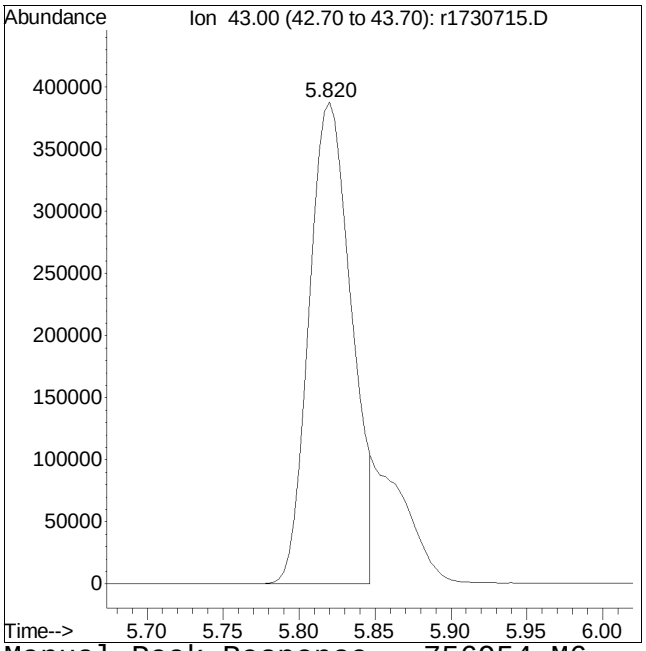

Manual Peak Response = 756954 M6

M6 = Misassignment of peak valley by automated integration (poor split of 2 peaks).

Manual Integration/Negative Proof Report

Data Path : O:\Forensics\Data\Airlab17\QMethod : TFS17_230109.M
Data File : r1730715.D Operator : AIRLAB17:TJS
Date Inj'd : 1/11/2020 0:1: 3 Instrument :
Sample : L2300996-07,3,250,250 Quant Date : 1/11/2023 5:54 am

Compound #96: 4-ethyl toluene

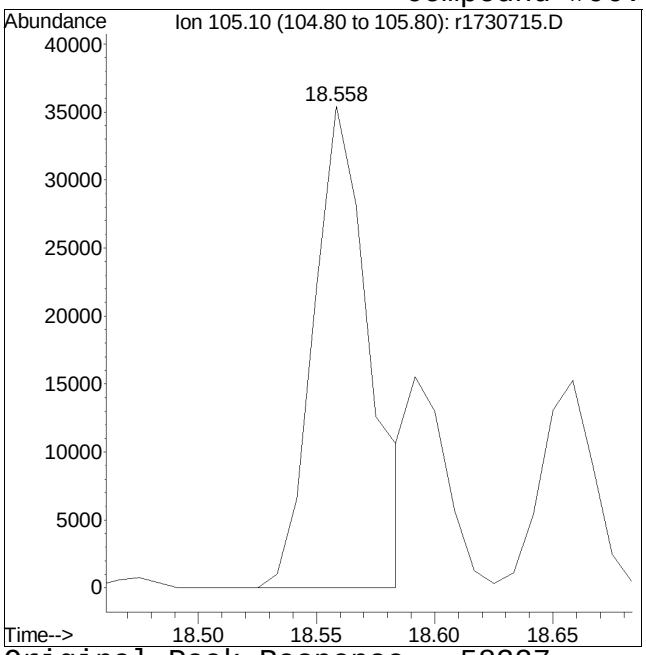

Original Peak Response = 58327

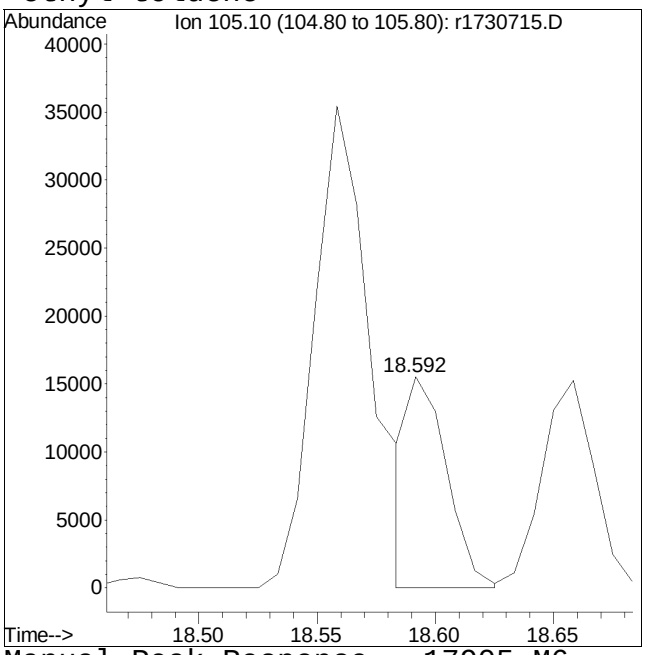

Manual Peak Response = 17905 M6

M6 = Misassignment of peak valley by automated integration (poor split of 2 peaks).

Manual Integration/Negative Proof Report

Data Path : O:\Forensics\Data\Airlab17\QMethod : TFS17_230109.M
Data File : r1730715.D Operator : AIRLAB17:TJS
Date Inj'd : 1/11/2020 0:1: 3 Instrument :
Sample : L2300996-07,3,250,250 Quant Date : 1/11/2023 5:54 am

Compound #99: 1,2,4-trimethylbenzene

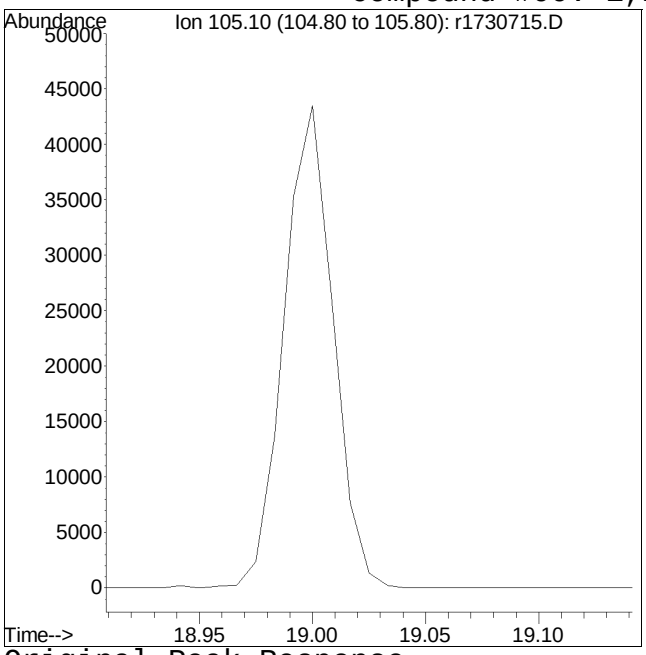

Original Peak Response =

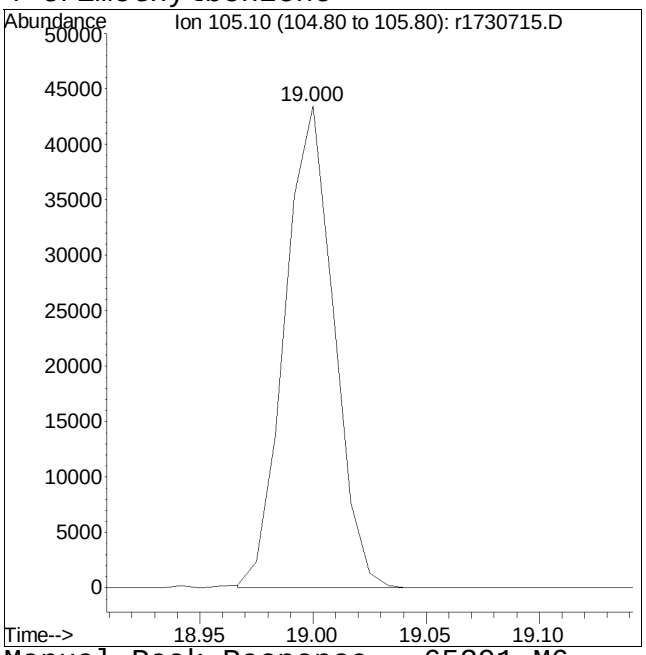

Manual Peak Response = 65291 M6

M6 = Misassignment of peak valley by automated integration (poor split of 2 peaks).

Quantitation Report (QT Reviewed)

Data Path : O:\Forensics\Data\Airlab17\2023\01\0110T\
Data File : r1730716.D
Acq On : 11 Jan 2023 1:52 AM
Operator : AIRLAB17:TJS
Sample : L2300996-11,3,250,250
Misc : WG1731941,ICAL19642
ALS Vial : 0 Sample Multiplier: 1

Quant Time: Jan 11 08:47:23 2023
Quant Method : O:\Forensics\Data\Airlab17\2023\01\0110T\TFS17_230109.M
Quant Title : TO-14A/TO-15 SIM/Full Scan Analysis
QLast Update : Tue Jan 10 06:15:19 2023
Response via : Initial Calibration

CCAL FILE : O:\Forensics\Data\Airlab17\2023\01\0110T\r1730700.D
Sub List : TO15-NY-7-SIM - .

Compound	R.T.	QIon	Response	Conc	Units		Dev(Min)
Internal Standards							
1) bromochloromethane	9.550	49	243039	10.000	ppbV		-0.03
Standard Area = 253748			Recovery =	95.78%			
43) 1,4-difluorobenzene	11.823	114	774708	10.000	ppbV		-0.03
Standard Area = 836214			Recovery =	92.64%			
67) chlorobenzene-D5	16.567	54	104883	10.000	ppbV		-0.02
Standard Area = 108814			Recovery =	96.39%			
System Monitoring Compounds							
Target Compounds							Qvalue
5) dichlorodifluoromethane	3.934	85	9346	0.466	ppbV		98
6) chloromethane	4.114	50	5708	0.538	ppbV		100
7) Freon-114	4.246		0	N.D.			
10) 1,3-butadiene	4.540	54	1283	0.144	ppbV		99
13) bromomethane	0.000		0	N.D.			
14) chloroethane	5.083		0	N.D.			
15) ethanol	5.247	31	711498	85.665	ppbV	#	60
17) vinyl bromide	0.000		0	N.D.			
19) acetone	5.823	43	142048	9.223	ppbV	#	79
21) trichlorofluoromethane	6.030	101	3618	0.202	ppbV		87
22) isopropyl alcohol	6.153	45	86480	4.427	ppbV	#	95
27) tertiary butyl alcohol	0.000		0	N.D.	d		
28) methylene chloride	6.976	49	2874	0.205	ppbV		89
29) 3-chloropropene	0.000		0	N.D.	d		
30) carbon disulfide	7.270	76	1087	0.031	ppbV	#	1
31) Freon 113	7.312	101	1476	0.064	ppbV		89
32) trans-1,2-dichloroethene	0.000		0	N.D.			
33) 1,1-dichloroethane	0.000		0	N.D.			
34) MTBE	0.000		0	N.D.			
36) 2-butanone	8.842	43	14858	0.535	ppbV		96
38) Ethyl Acetate	9.667	61	886	0.197	ppbV		93
39) chloroform	9.708	83	1964	0.095	ppbV		95
40) Tetrahydrofuran	10.183	42	1901	0.111	ppbV		94
42) 1,2-dichloroethane	10.558		0	N.D.			
44) hexane	9.625	57	101190	4.729	ppbV	#	67
50) benzene	11.383	78	71045	1.733	ppbV		98
53) cyclohexane	11.703	56	95453	4.267	ppbV	#	92

Data Path : O:\Forensics\Data\Airlab17\2023\01\0110T\
Data File : r1730716.D
Acq On : 11 Jan 2023 1:52 AM
Operator : AIRLAB17:TJS
Sample : L2300996-11,3,250,250
Misc : WG1731941,ICAL19642
ALS Vial : 0 Sample Multiplier: 1

Quant Time: Jan 11 08:47:23 2023
Quant Method : O:\Forensics\Data\Airlab17\2023\01\0110T\TFS17_230109.M
Quant Title : TO-14A/TO-15 SIM/Full Scan Analysis
QLast Update : Tue Jan 10 06:15:19 2023
Response via : Initial Calibration

CCAL FILE : O:\Forensics\Data\Airlab17\2023\01\0110T\r1730700.D
Sub List : TO15-NY-7-SIM - .

Compound	R.T.	QIon	Response	Conc	Units	Dev(Min)
56) 1,2-dichloropropane	0.000		0	N.D.		
57) bromodichloromethane	0.000		0	N.D.	d	
58) 1,4-dioxane	0.000		0	N.D.		
60) 2,2,4-trimethylpentane	0.000		0	N.D.	d	
62) heptane	12.997	43	110220	3.737	ppbV	86
63) cis-1,3-dichloropropene	0.000		0	N.D.		
64) 4-methyl-2-pentanone	0.000		0	N.D.	d	
65) trans-1,3-dichloropropene	0.000		0	N.D.		
66) 1,1,2-trichloroethane	0.000		0	N.D.	d	
68) toluene	14.775	91	231241	4.575	ppbV	98
72) 2-hexanone	0.000		0	N.D.	d	
74) dibromochloromethane	0.000		0	N.D.		
75) 1,2-dibromoethane	0.000		0	N.D.		
80) chlorobenzene	0.000		0	N.D.	d	
81) ethylbenzene	16.958	91	84709	1.519	ppbV	92
83) m+p-xylene	17.108	91	160684	3.584	ppbV	92
84) bromoform	0.000		0	N.D.		
85) styrene	17.442	104	2154	0.060	ppbV	93
86) 1,1,2,2-tetrachloroethane	0.000		0	N.D.	d	
87) o-xylene	17.533	91	59187	1.324	ppbV	95
96) 4-ethyl toluene	18.592	105	18952M6	0.315	ppbV	
97) 1,3,5-trimethylbenzene	18.658	105	15034	0.293	ppbV	99
99) 1,2,4-trimethylbenzene	19.000	105	45027	0.911	ppbV #	56
101) Benzyl Chloride	19.125		0	N.D.		
102) 1,3-dichlorobenzene	0.000		0	N.D.	d	
103) 1,4-dichlorobenzene	19.183	146	935	0.033	ppbV #	70
107) 1,2-dichlorobenzene	0.000		0	N.D.		
115) 1,2,4-trichlorobenzene	0.000		0	N.D.		
119) hexachlorobutadiene	0.000		0	N.D.		

(#) = qualifier out of range (m) = manual integration (+) = signals summed

Sub List : TO15-NY-7-SIM - .\Airlab17\2023\01\0110T\r1730700.D

Data Path : O:\Forensics\Data\Airlab17\2023\01\0110T\
Data File : r1730716.D
Acq On : 11 Jan 2023 1:52 AM
Operator : AIRLAB17:TJS
Sample : L2300996-11,3,250,250
Misc : WG1731941,ICAL19642
ALS Vial : 0 Sample Multiplier: 1

Quant Time: Jan 11 08:47:23 2023
Quant Method : O:\Forensics\Data\Airlab17\2023\01\0110T\TFS17_230109.M
Quant Title : TO-14A/TO-15 SIM/Full Scan Analysis
QLast Update : Tue Jan 10 06:15:19 2023
Response via : Initial Calibration

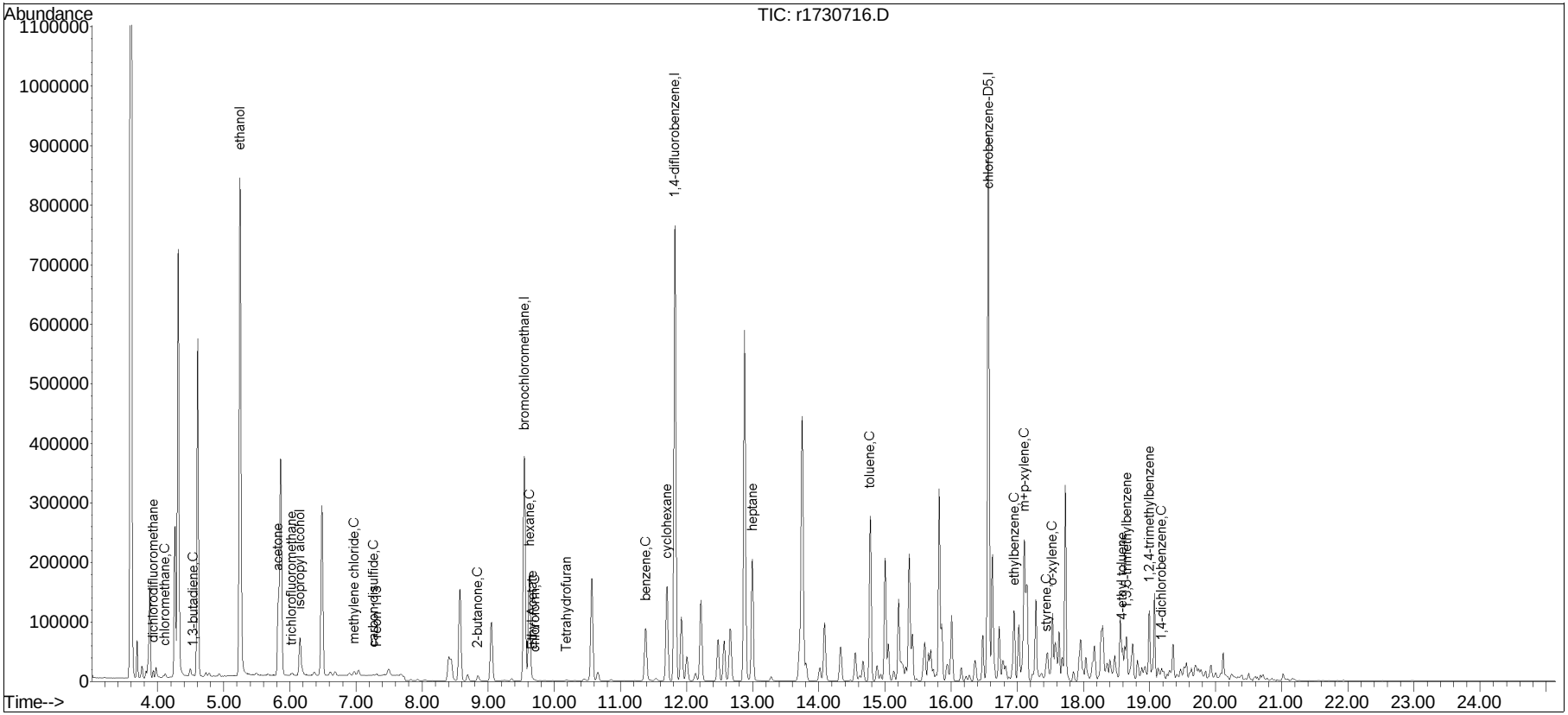

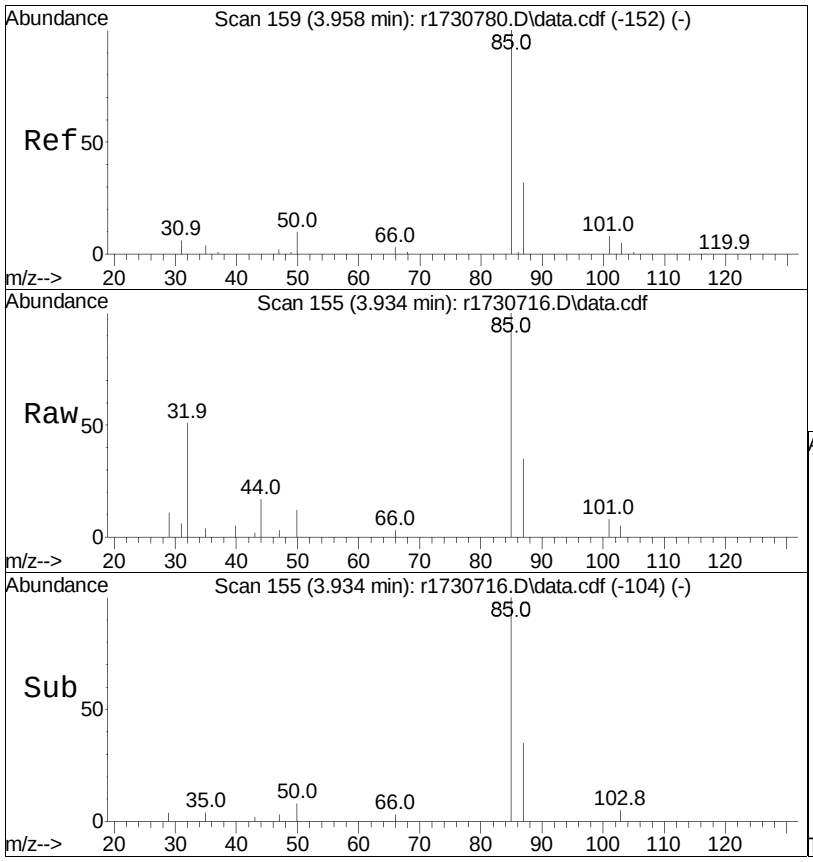

#5
dichlorodifluoromethane
Concen: 0.47 ppbV
RT: 3.934 min Scan# 155
Delta R.T. -0.024 min
Lab File: r1730716.D
Acq: 11 Jan 2023 1:52 AM

Tgt Ion: 85 Resp: 9346

Ion	Ratio	Lower	Upper
85	100		
87	34.9	26.9	40.3

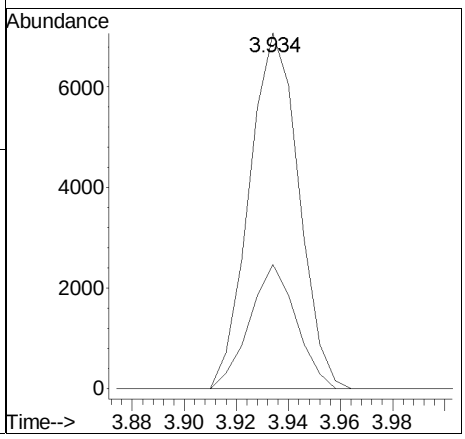



#6
chloromethane
Concen: 0.54 ppbV
RT: 4.114 min Scan# 185
Delta R.T. -0.024 min
Lab File: r1730716.D
Acq: 11 Jan 2023 1:52 AM

Tgt Ion: 50 Resp: 5708

Ion	Ratio	Lower	Upper
50	100		
52	33.1	26.6	39.8

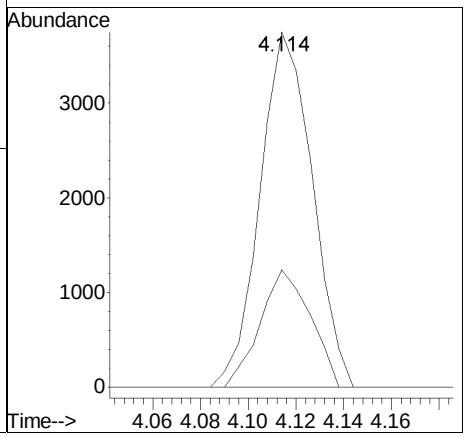

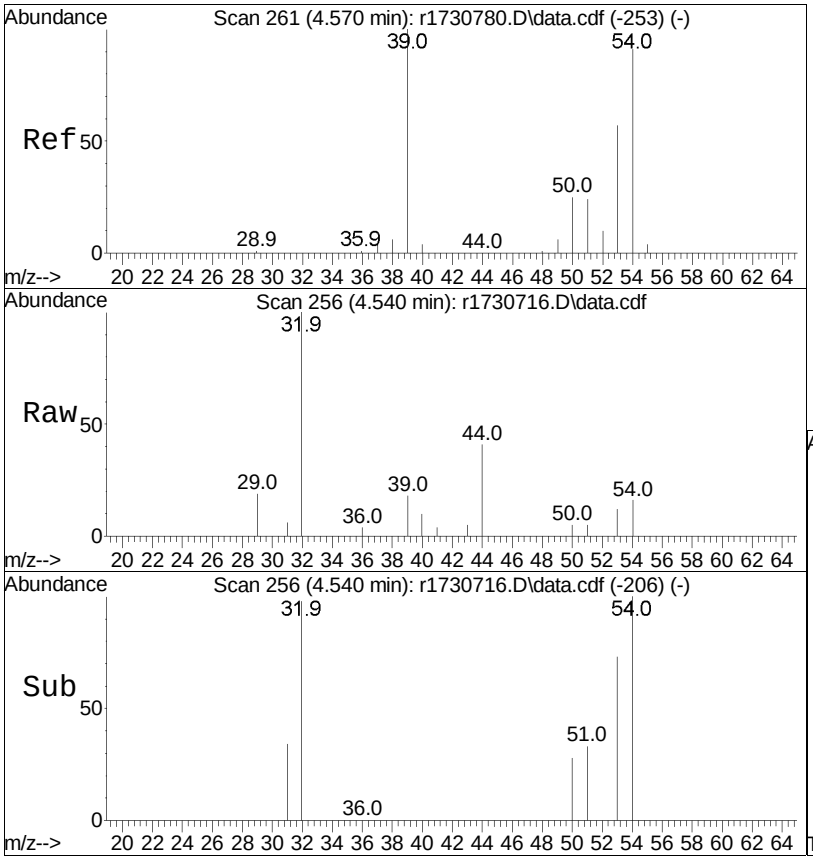

#10
1,3-butadiene
Concen: 0.14 ppbV
RT: 4.540 min Scan# 256
Delta R.T. -0.030 min
Lab File: r1730716.D
Acq: 11 Jan 2023 1:52 AM

Tgt Ion: 54 Resp: 1283

Ion	Ratio	Lower	Upper
54	100		
39	110.8	88.0	132.0

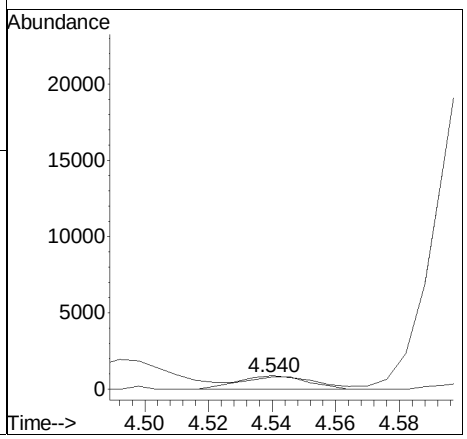

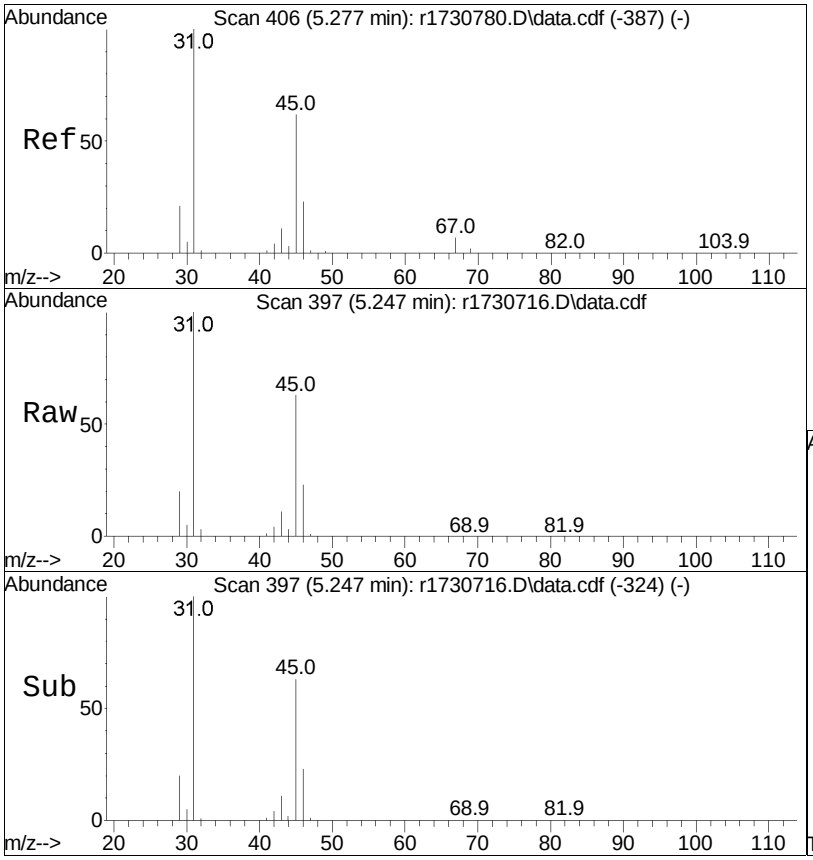

#15
ethanol
Concen: 85.67 ppbV
RT: 5.247 min Scan# 397
Delta R.T. -0.030 min
Lab File: r1730716.D
Acq: 11 Jan 2023 1:52 AM

Tgt Ion: 31 Resp: 711498

Ion	Ratio	Lower	Upper
31	100		
45	62.8	30.8	46.2#

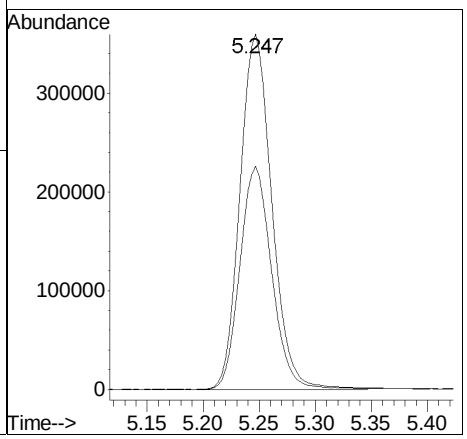

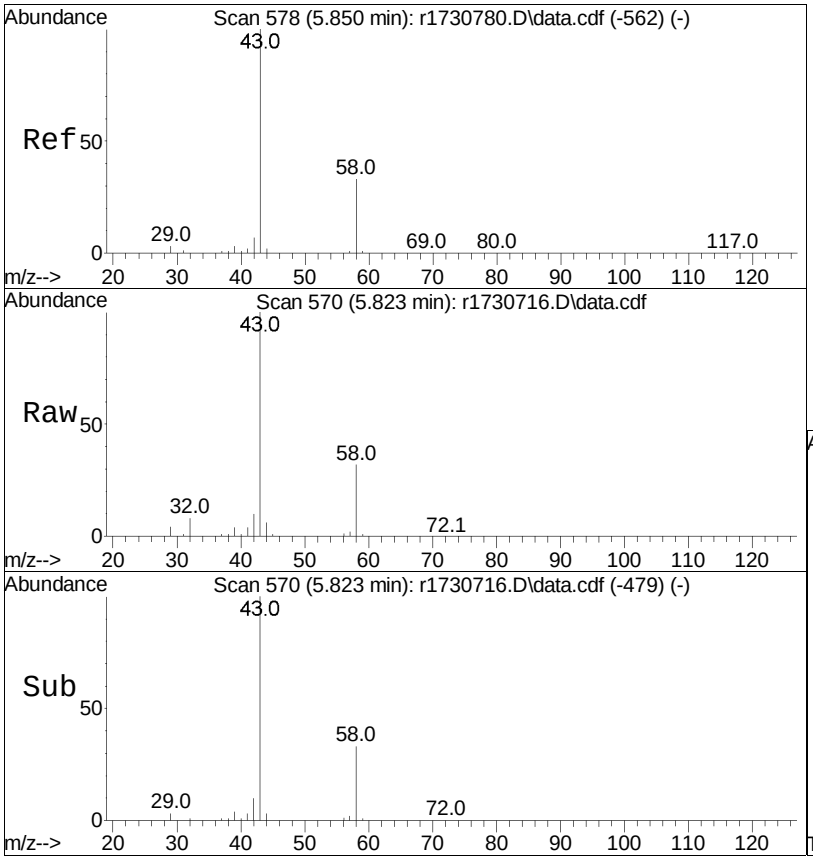

#19
acetone
Concen: 9.22 ppbV
RT: 5.823 min Scan# 570
Delta R.T. -0.027 min
Lab File: r1730716.D
Acq: 11 Jan 2023 1:52 AM

Tgt Ion: 43 Resp: 142048

Ion	Ratio	Lower	Upper
43	100		
58	32.5	37.1	55.7#
57	2.1	1.0	1.4#

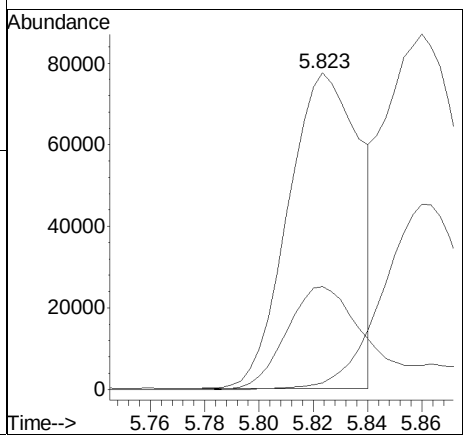

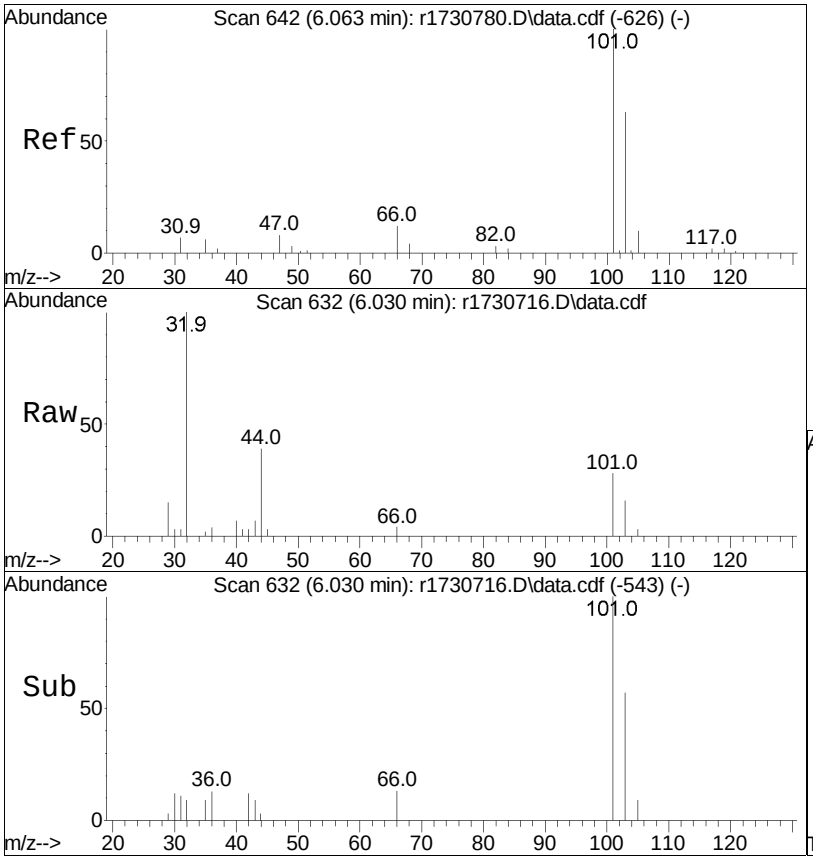

#21
trichlorofluoromethane
Concen: 0.20 ppbV
RT: 6.030 min Scan# 632
Delta R.T. -0.033 min
Lab File: r1730716.D
Acq: 11 Jan 2023 1:52 AM

Tgt Ion:101 Resp: 3618

Ion	Ratio	Lower	Upper
101	100		
103	57.2	54.0	81.0

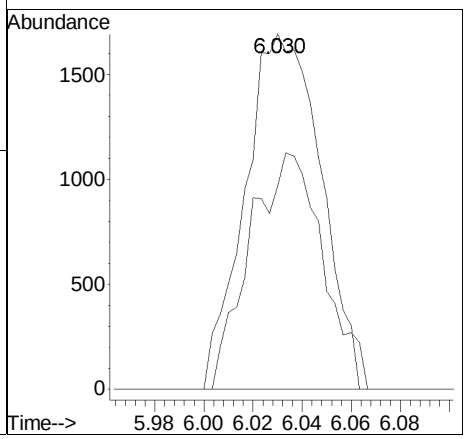

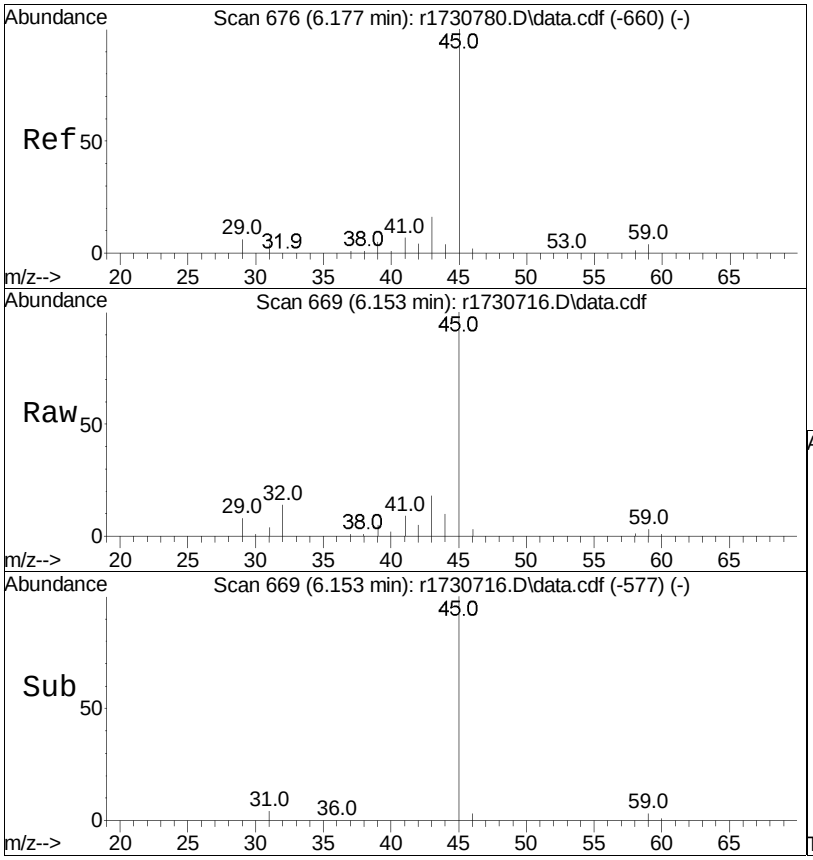

#22
isopropyl alcohol
Concen: 4.43 ppbV
RT: 6.153 min Scan# 669
Delta R.T. -0.023 min
Lab File: r1730716.D
Acq: 11 Jan 2023 1:52 AM

Tgt Ion: 45 Resp: 86480

Ion	Ratio	Lower	Upper
45	100		
59	3.5	4.1	6.1#

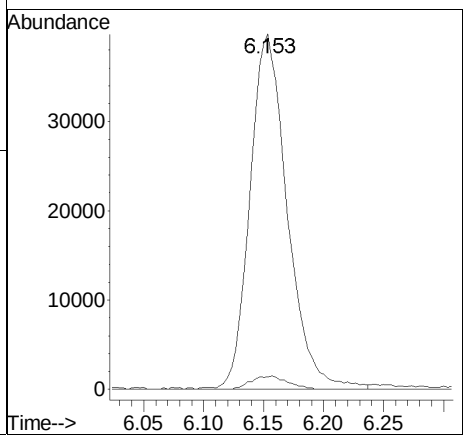

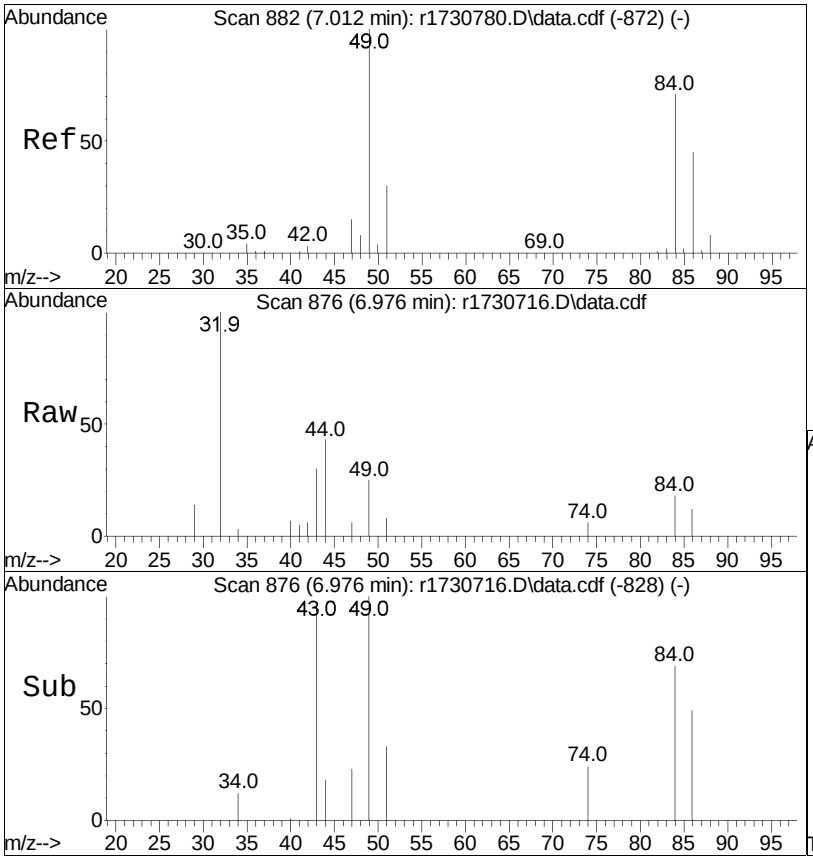

#28
methylene chloride
Concen: 0.20 ppbV
RT: 6.976 min Scan# 876
Delta R.T. -0.036 min
Lab File: r1730716.D
Acq: 11 Jan 2023 1:52 AM

Tgt Ion: 49 Resp: 2874

Ion	Ratio	Lower	Upper
49	100		
84	69.5	63.2	94.8

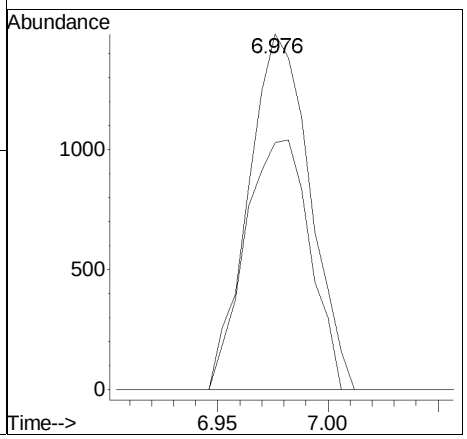

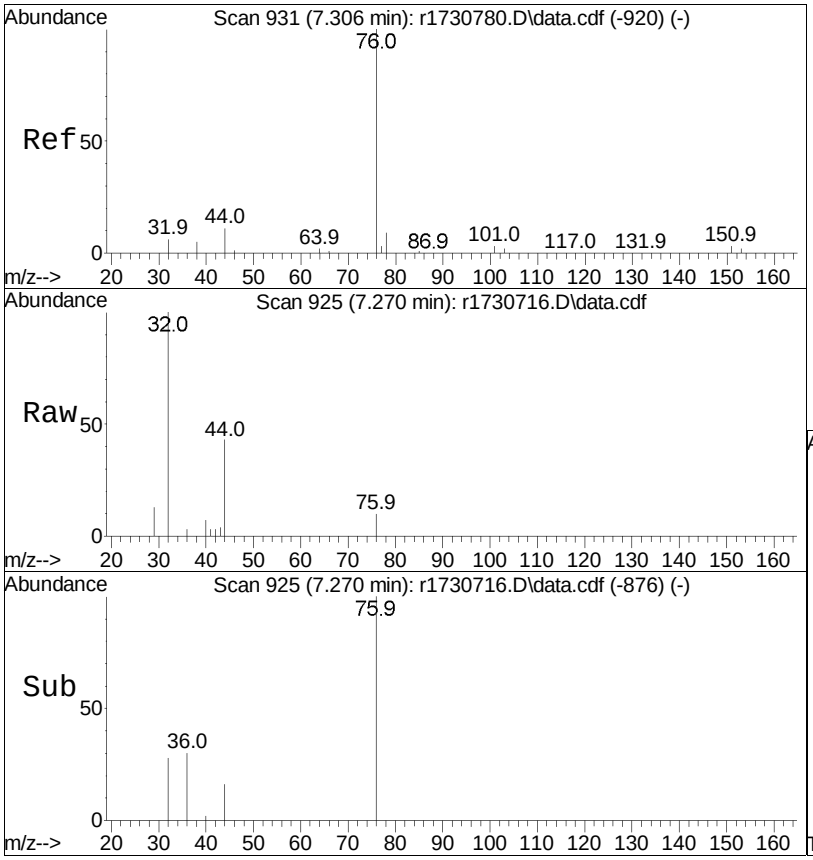

#30
carbon disulfide
Concen: 0.03 ppbV
RT: 7.270 min Scan# 925
Delta R.T. -0.036 min
Lab File: r1730716.D
Acq: 11 Jan 2023 1:52 AM

Tgt Ion: 76 Resp: 1087

Ion	Ratio	Lower	Upper
76	100		
44	418.0	8.3	12.5#

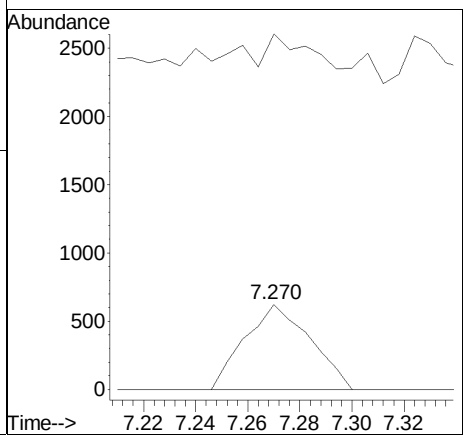

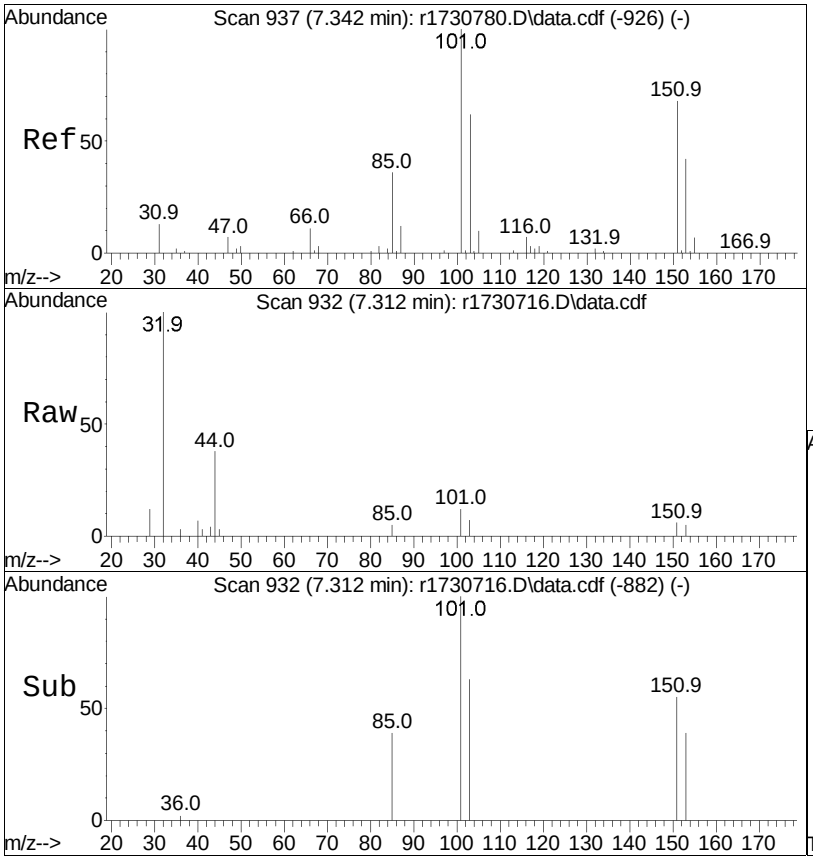

#31
Freon 113
Concen: 0.06 ppbV
RT: 7.312 min Scan# 932
Delta R.T. -0.030 min
Lab File: r1730716.D
Acq: 11 Jan 2023 1:52 AM

Tgt Ion:101 Resp: 1476

Ion	Ratio	Lower	Upper
101	100		
85	38.6	29.1	43.7
151	54.6	53.8	80.6

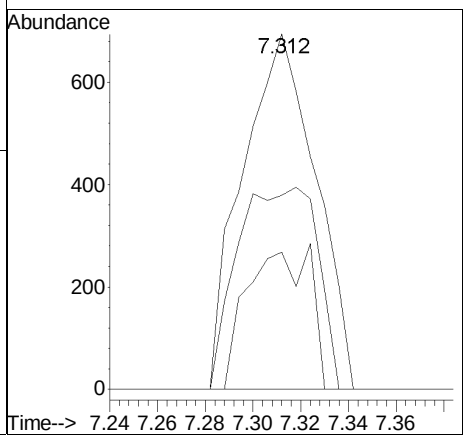

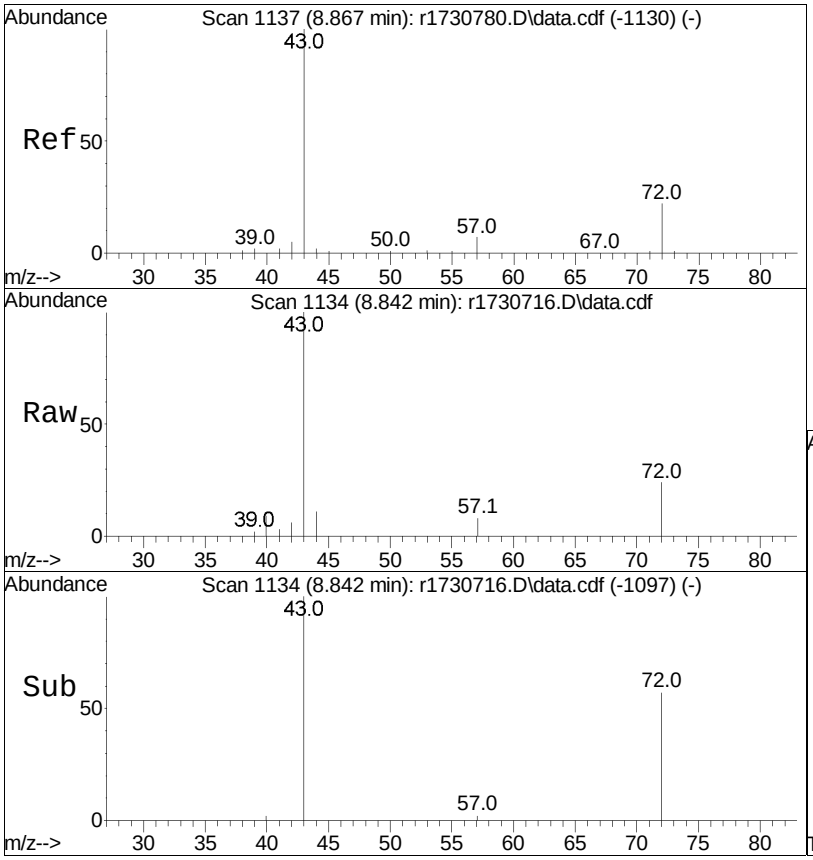

#36
2-butanone
Concen: 0.54 ppbV
RT: 8.842 min Scan# 1134
Delta R.T. -0.025 min
Lab File: r1730716.D
Acq: 11 Jan 2023 1:52 AM

Tgt Ion: 43 Resp: 14858

Ion	Ratio	Lower	Upper
43	100		
72	23.6	20.5	30.7
57	7.8	7.0	10.6

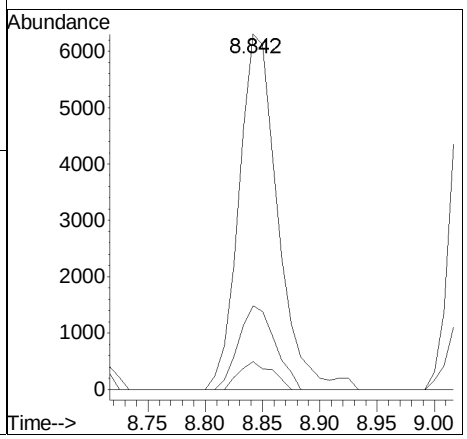

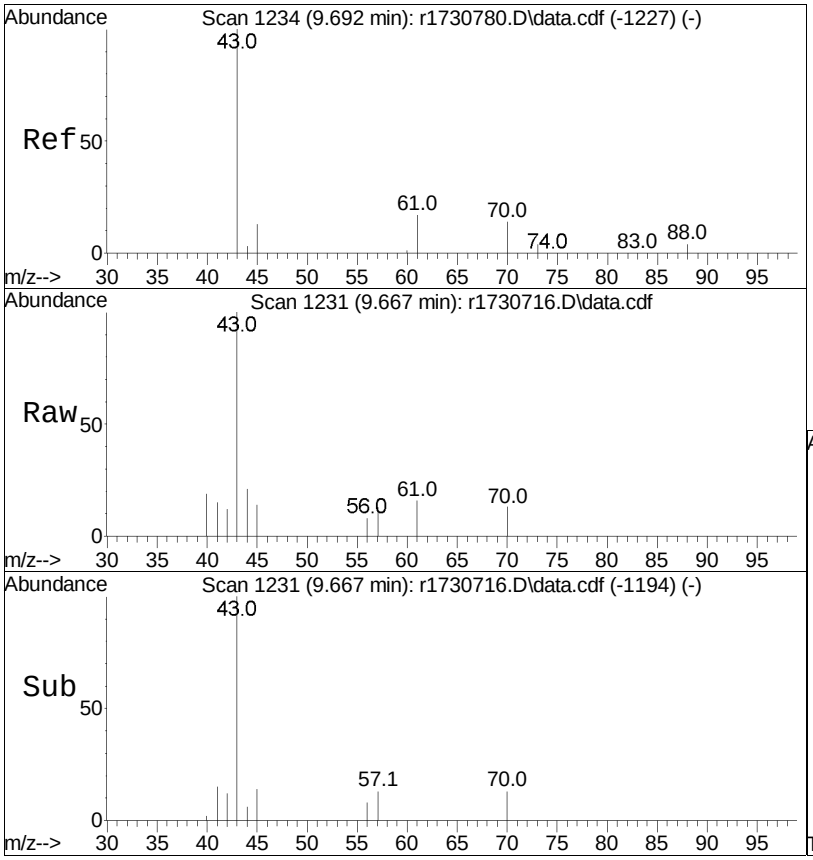

#38
Ethyl Acetate
Concen: 0.20 ppbV
RT: 9.667 min Scan# 1231
Delta R.T. -0.025 min
Lab File: r1730716.D
Acq: 11 Jan 2023 1:52 AM

Tgt Ion: 61 Resp: 886

Ion	Ratio	Lower	Upper
61	100		
70	84.6	61.7	92.5
43	641.1	496.3	744.5

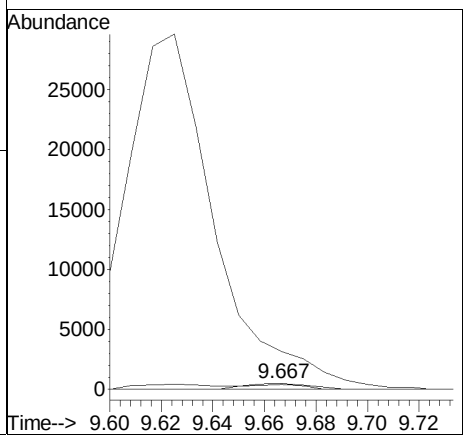

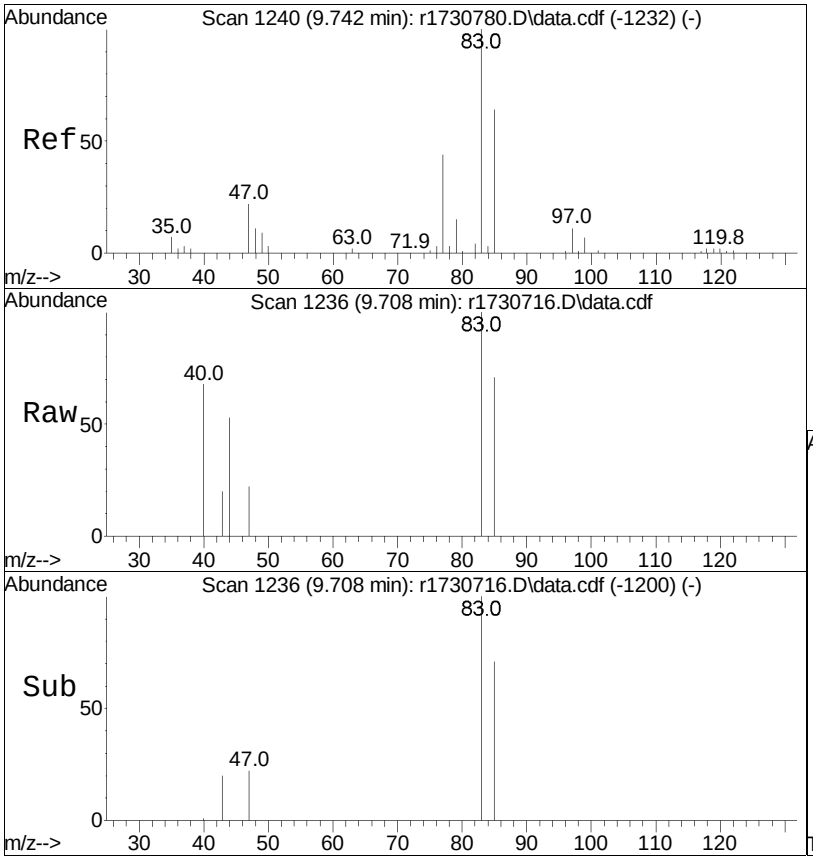

#39
chloroform
Concen: 0.09 ppbV
RT: 9.708 min Scan# 1236
Delta R.T. -0.033 min
Lab File: r1730716.D
Acq: 11 Jan 2023 1:52 AM

Tgt Ion: 83 Resp: 1964

Ion	Ratio	Lower	Upper
83	100		
85	71.4	53.1	79.7
47	21.9	17.2	25.8

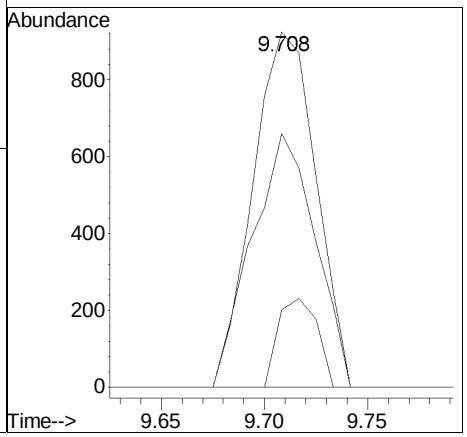

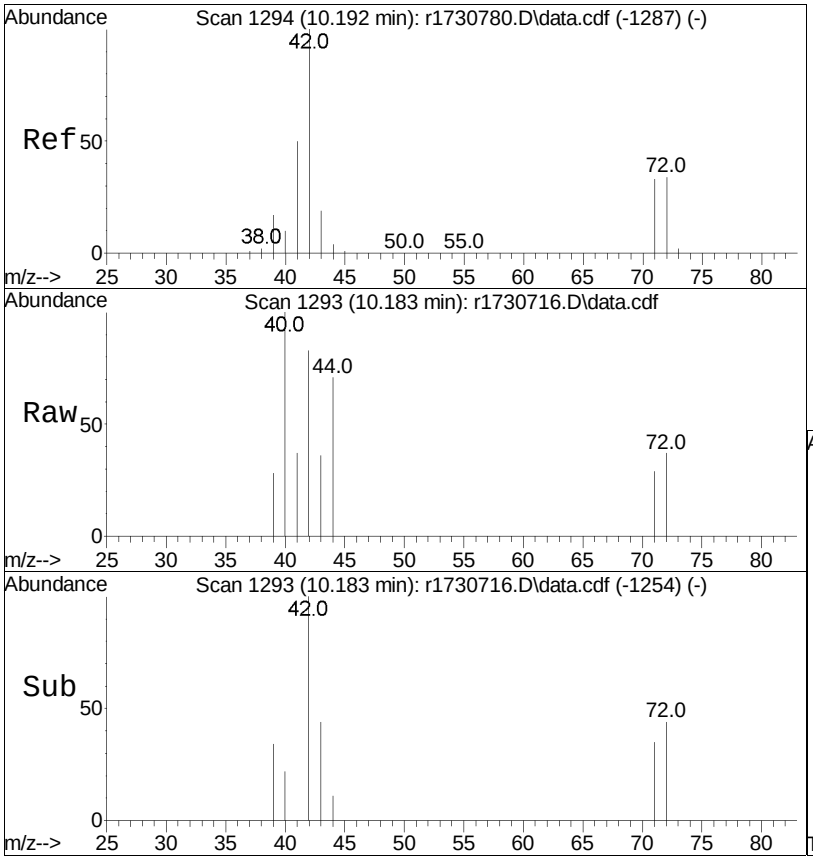

#40
Tetrahydrofuran
Concen: 0.11 ppbV
RT: 10.183 min Scan# 1293
Delta R.T. -0.008 min
Lab File: r1730716.D
Acq: 11 Jan 2023 1:52 AM

Tgt Ion: 42 Resp: 1901

Ion	Ratio	Lower	Upper
42	100		
71	35.2	31.0	46.4
72	44.3	32.3	48.5

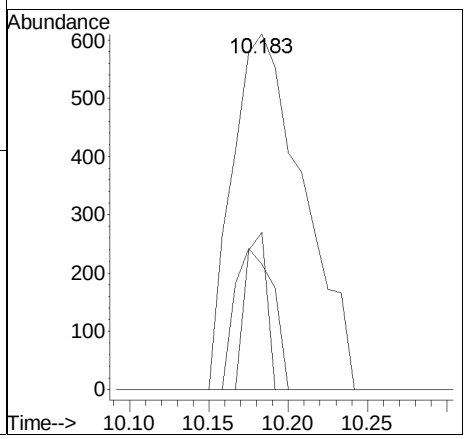

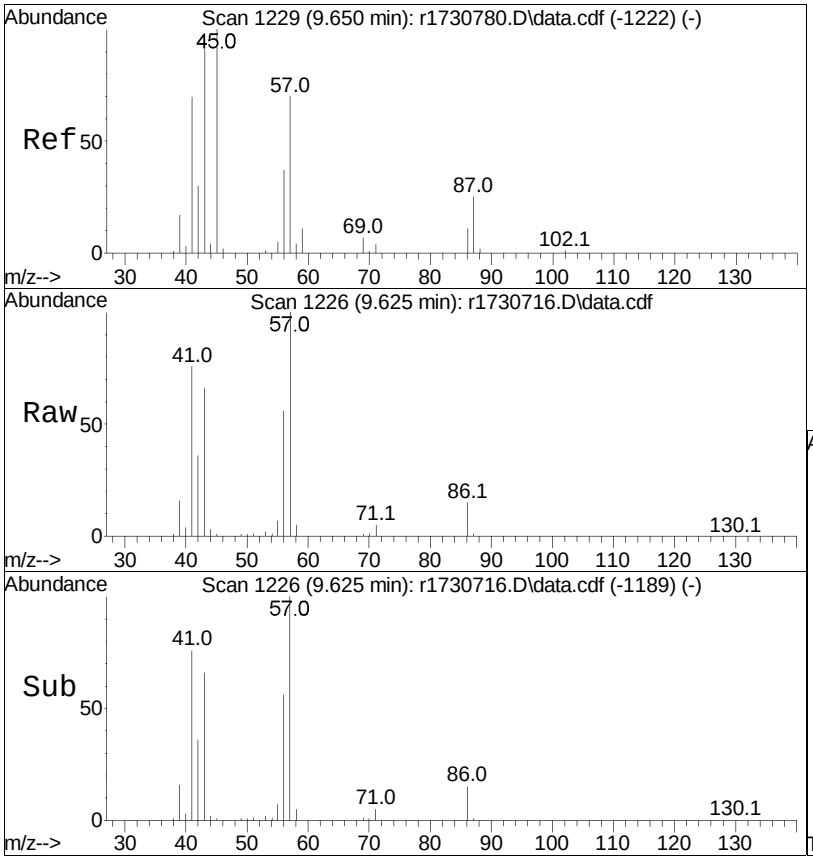

#44
hexane
Concen: 4.73 ppbV
RT: 9.625 min Scan# 1226
Delta R.T. -0.025 min
Lab File: r1730716.D
Acq: 11 Jan 2023 1:52 AM

Tgt Ion: 57 Resp: 101190

Ion	Ratio	Lower	Upper
57	100		
43	65.7	83.0	124.6#
86	14.8	11.4	17.2

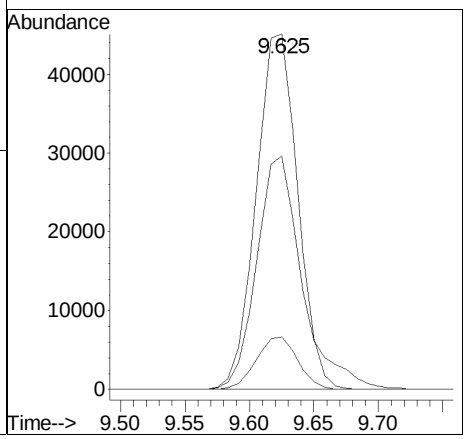

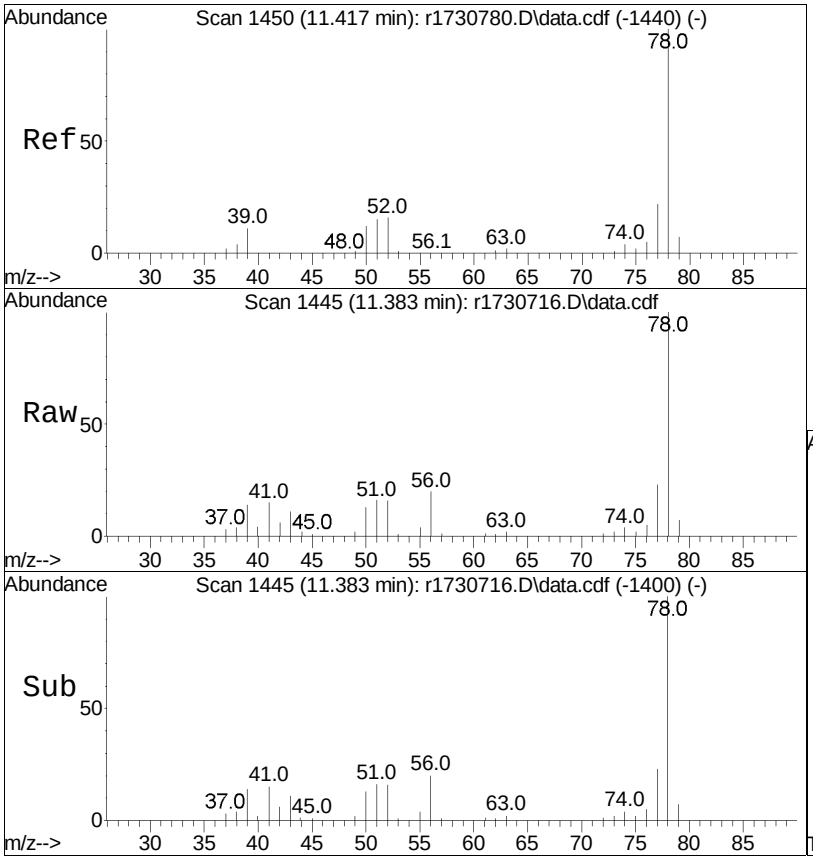

#50
benzene
Concen: 1.73 ppbV
RT: 11.383 min Scan# 1445
Delta R.T. -0.033 min
Lab File: r1730716.D
Acq: 11 Jan 2023 1:52 AM

Tgt Ion: 78 Resp: 71045

Ion	Ratio	Lower	Upper
78	100		
52	16.1	13.7	20.5

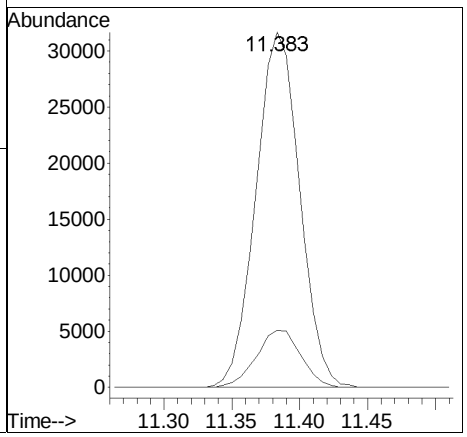

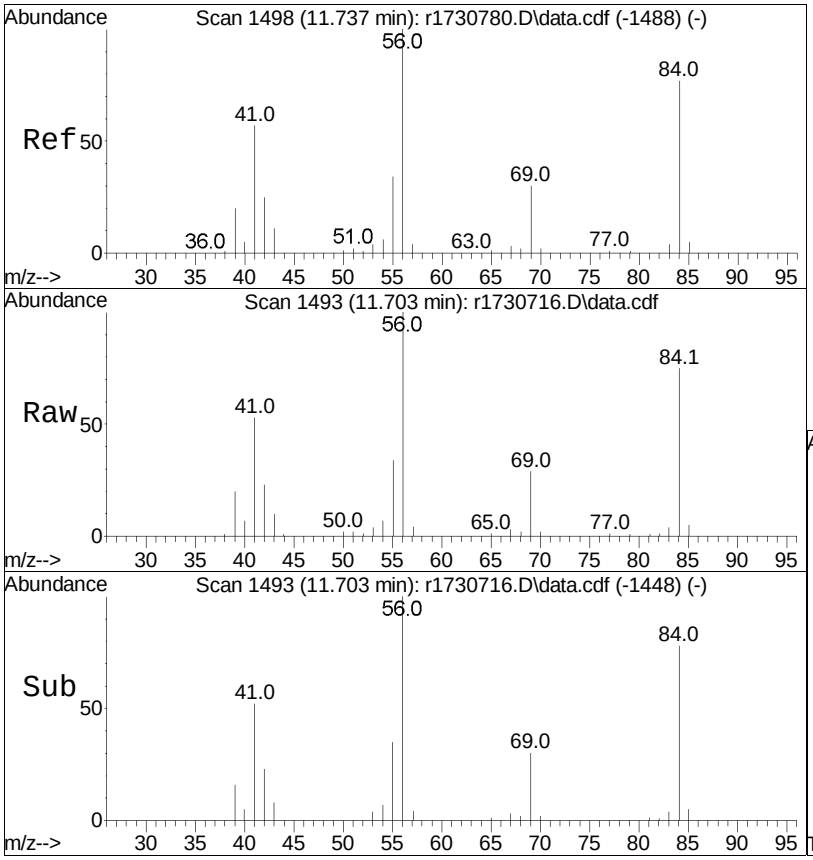

#53
cyclohexane
Concen: 4.27 ppbV
RT: 11.703 min Scan# 1493
Delta R.T. -0.033 min
Lab File: r1730716.D
Acq: 11 Jan 2023 1:52 AM

Tgt Ion: 56 Resp: 95453

Ion	Ratio	Lower	Upper
56	100		
84	75.2	58.2	87.2
41	53.4	33.8	50.8#

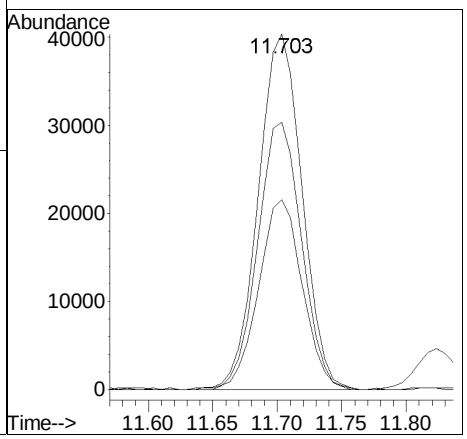

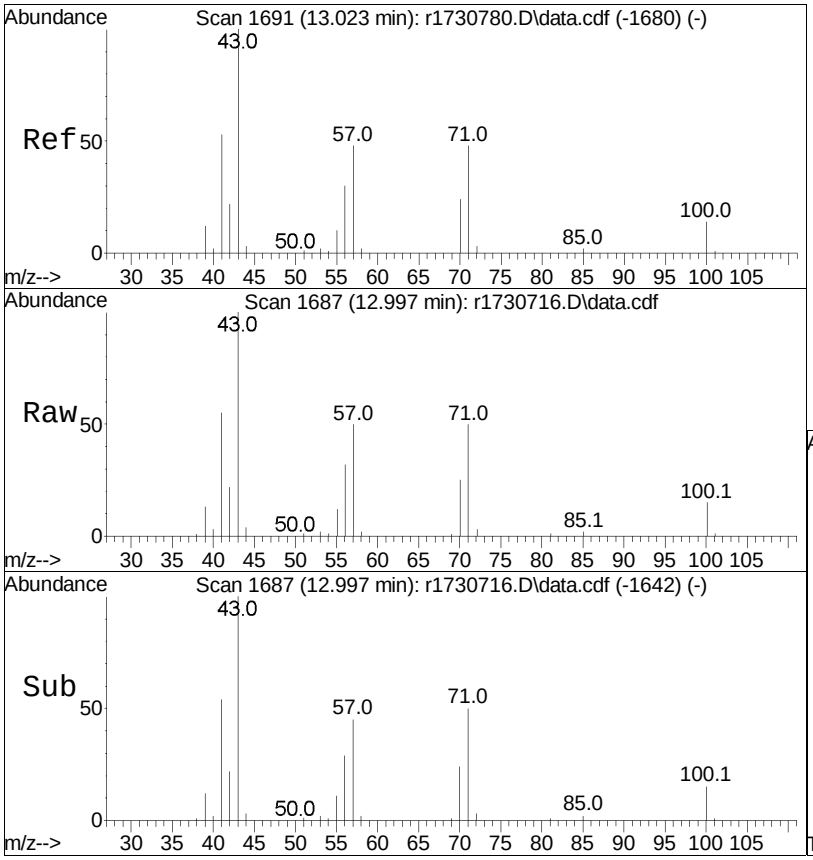

#62
heptane
Concen: 3.74 ppbV
RT: 12.997 min Scan# 1687
Delta R.T. -0.027 min
Lab File: r1730716.D
Acq: 11 Jan 2023 1:52 AM

Tgt Ion: 43 Resp: 110220

Ion	Ratio	Lower	Upper
43	100		
57	49.9	49.5	74.3
100	15.1	14.7	22.1

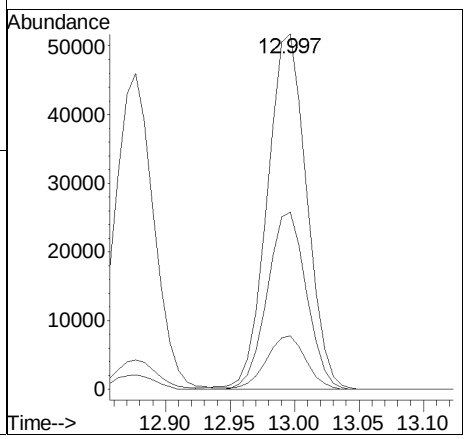

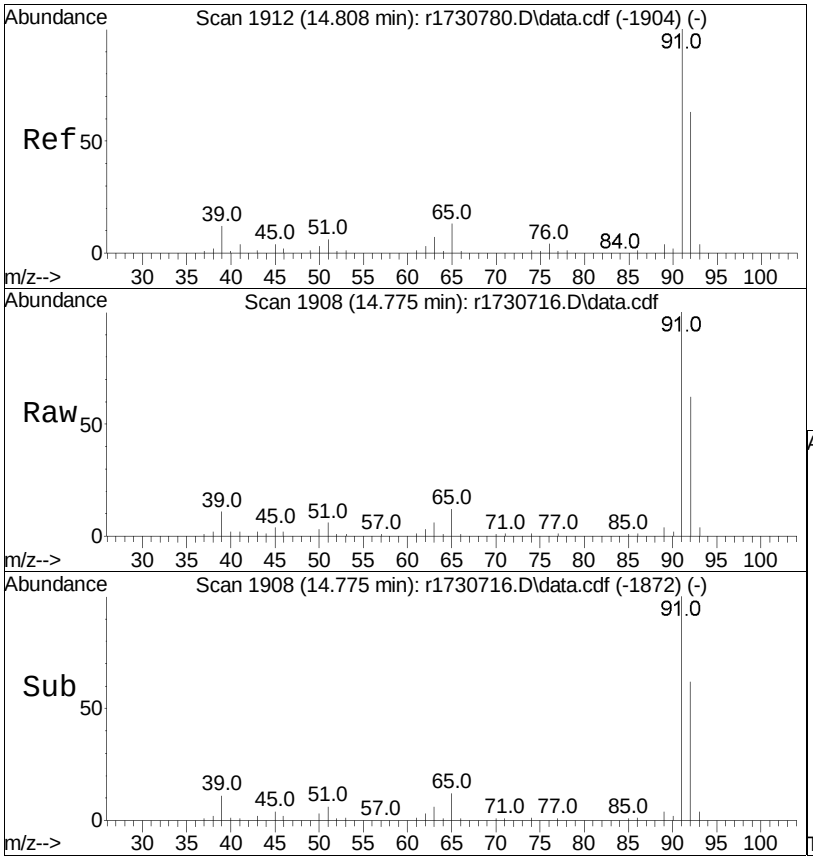

#68
toluene
Concen: 4.58 ppbV
RT: 14.775 min Scan# 1908
Delta R.T. -0.033 min
Lab File: r1730716.D
Acq: 11 Jan 2023 1:52 AM

Tgt Ion: 91 Resp: 231241

Ion	Ratio	Lower	Upper
91	100		
92	62.3	50.9	76.3

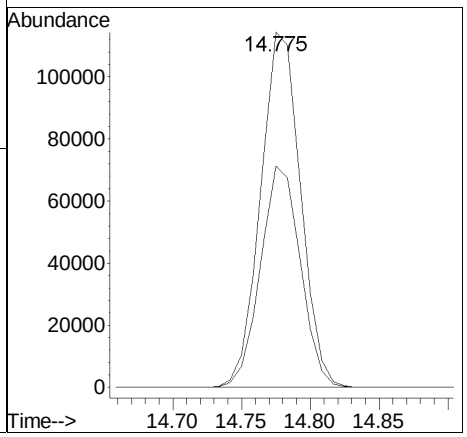

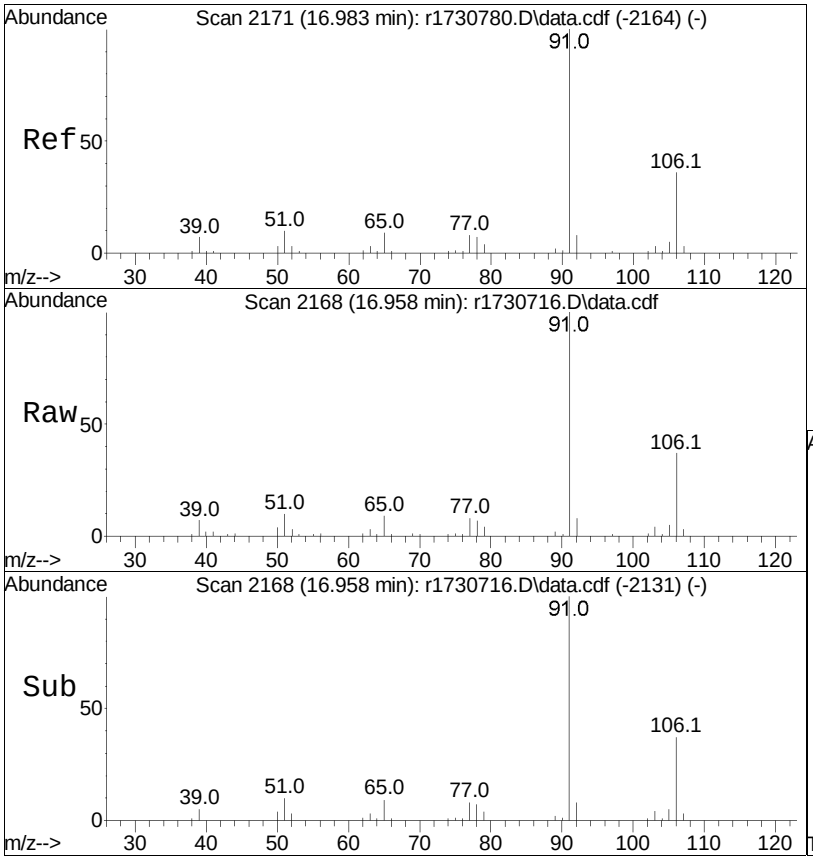

#81
ethylbenzene
Concen: 1.52 ppbV
RT: 16.958 min Scan# 2168
Delta R.T. -0.025 min
Lab File: r1730716.D
Acq: 11 Jan 2023 1:52 AM

Tgt Ion: 91 Resp: 84709

Ion	Ratio	Lower	Upper
91	100		
106	37.1	26.2	39.2

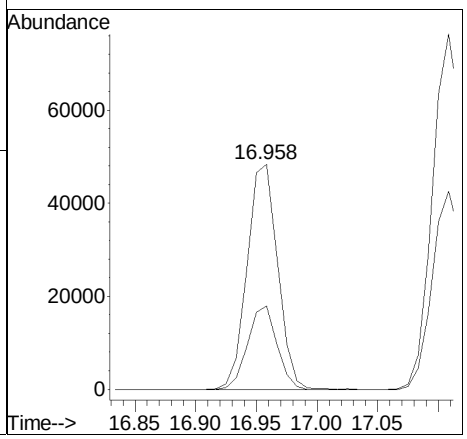

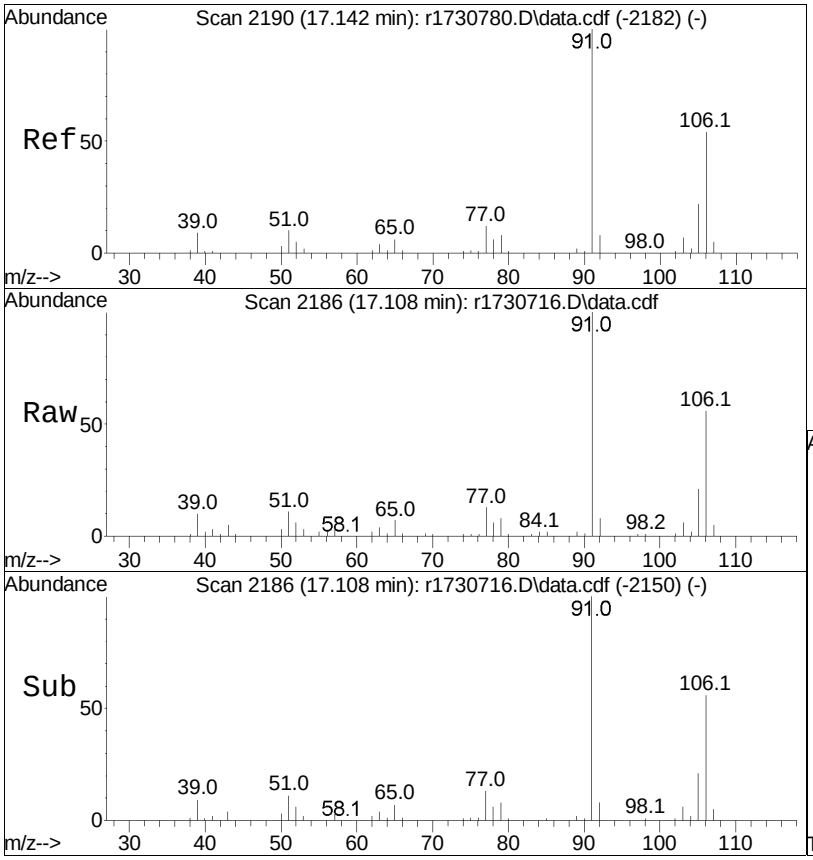

#83
m+p-xylene
Concen: 3.58 ppbV
RT: 17.108 min Scan# 2186
Delta R.T. -0.033 min
Lab File: r1730716.D
Acq: 11 Jan 2023 1:52 AM

Tgt Ion: 91 Resp: 160684

Ion	Ratio	Lower	Upper
91	100		
106	55.8	40.5	60.7

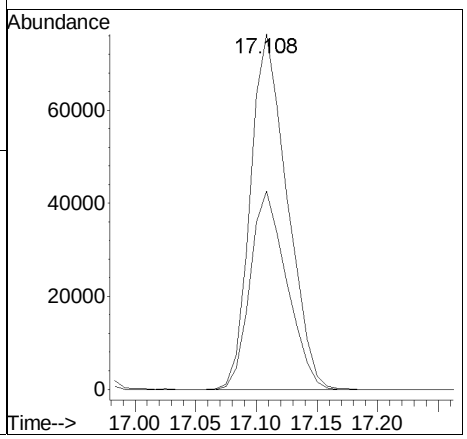

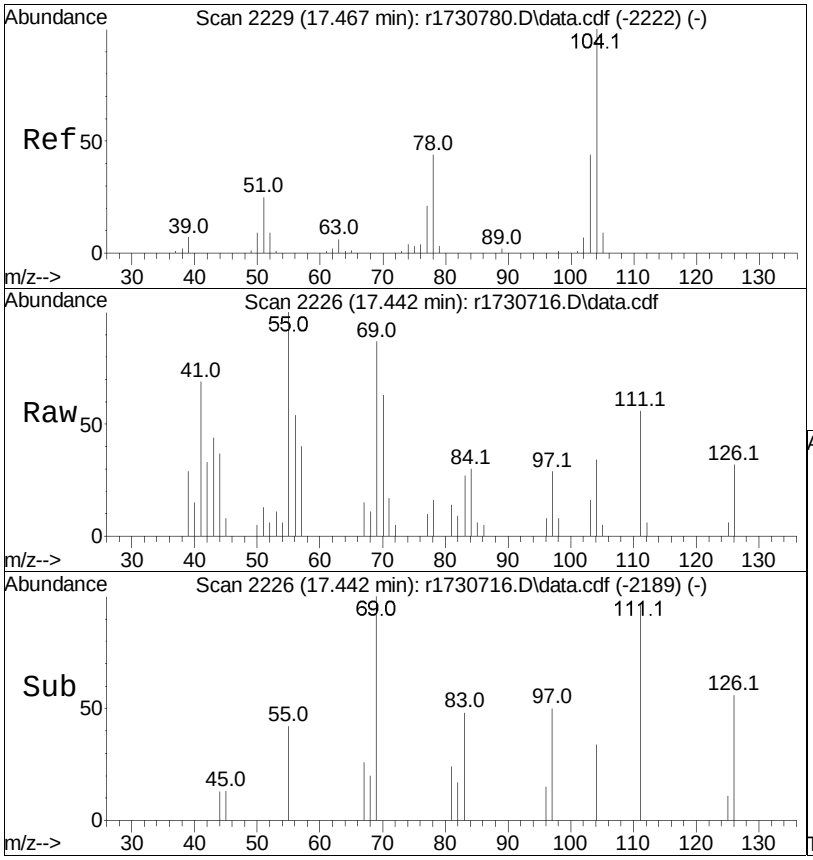

#85
styrene
Concen: 0.06 ppbV
RT: 17.442 min Scan# 2226
Delta R.T. -0.025 min
Lab File: r1730716.D
Acq: 11 Jan 2023 1:52 AM

Tgt Ion:104 Resp: 2154

Ion	Ratio	Lower	Upper
104	100		
103	46.5	34.9	52.3
78	46.1	31.7	47.5

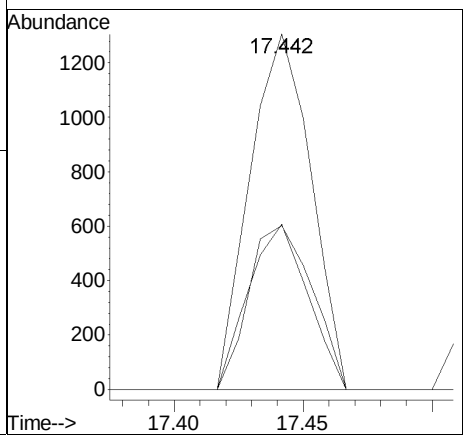

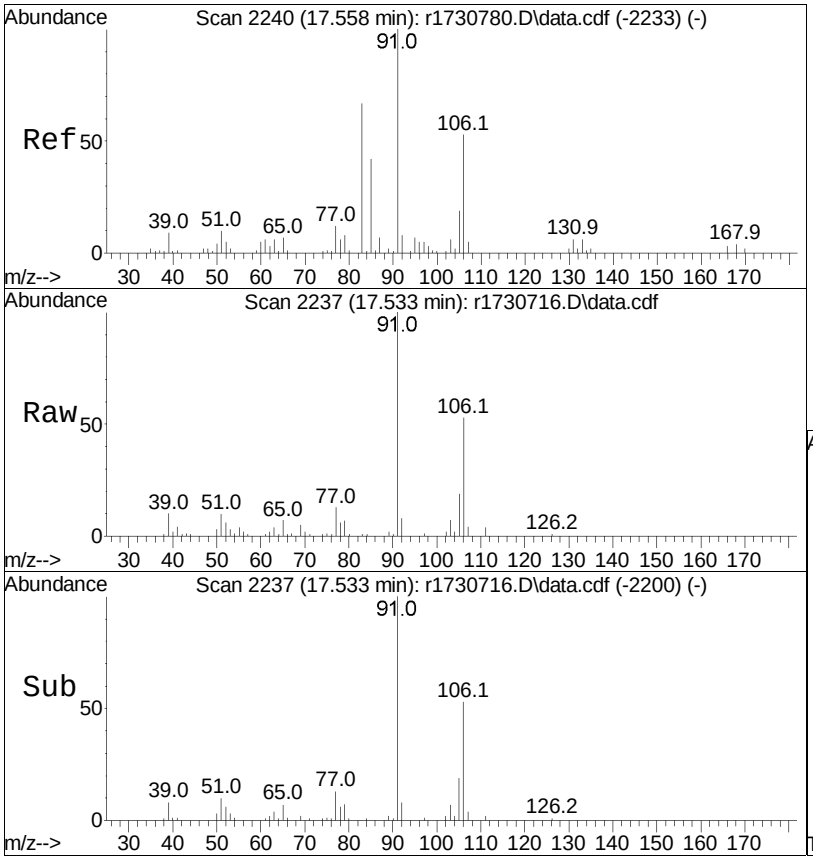

#87
o-xylene
Concen: 1.32 ppbV
RT: 17.533 min Scan# 2237
Delta R.T. -0.025 min
Lab File: r1730716.D
Acq: 11 Jan 2023 1:52 AM

Tgt Ion: 91 Resp: 59187

Ion	Ratio	Lower	Upper
91	100		
106	53.1	39.7	59.5

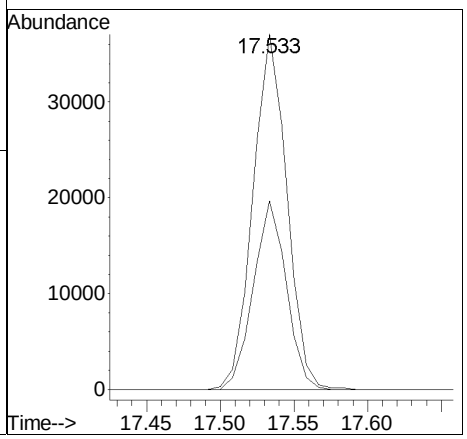

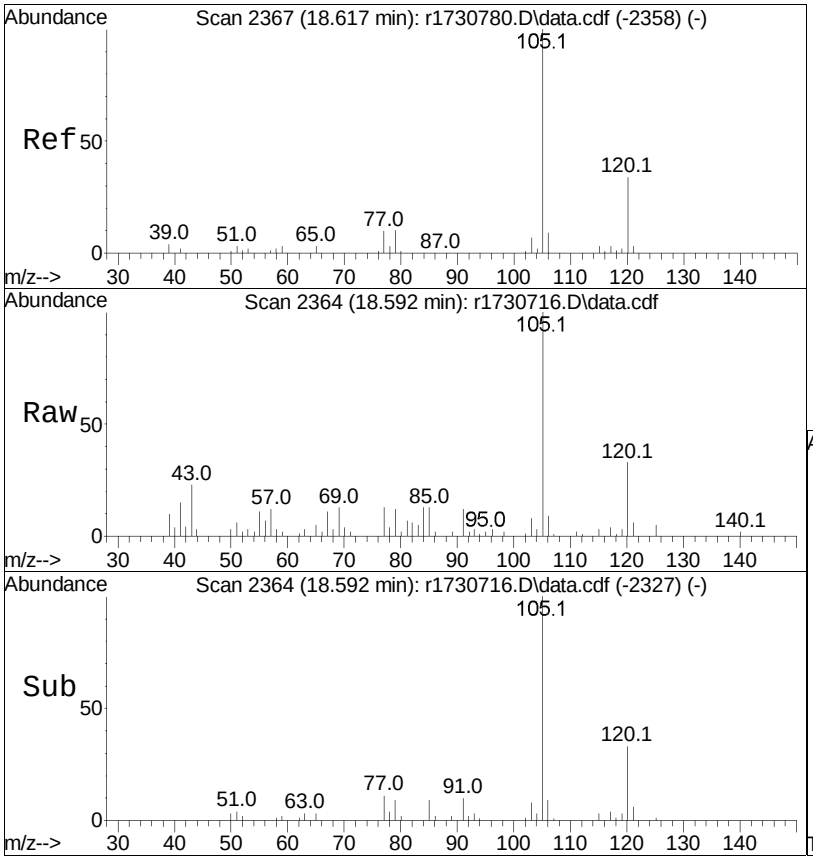

#96
4-ethyl toluene
Concen: 0.32 ppbV m
RT: 18.592 min Scan# 2364
Delta R.T. -0.025 min
Lab File: r1730716.D
Acq: 11 Jan 2023 1:52 AM

Tgt Ion:105 Resp: 18952

Ion	Ratio	Lower	Upper
105	100		
120	32.7	27.9	41.9
91	11.7	8.5	12.7

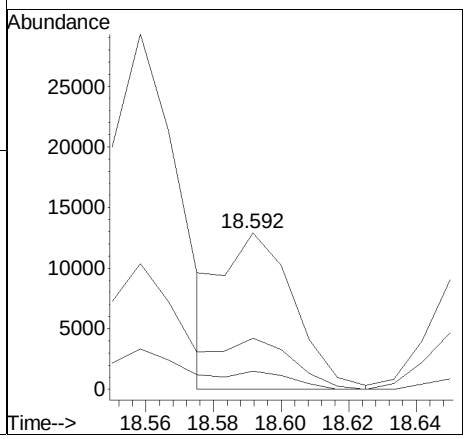

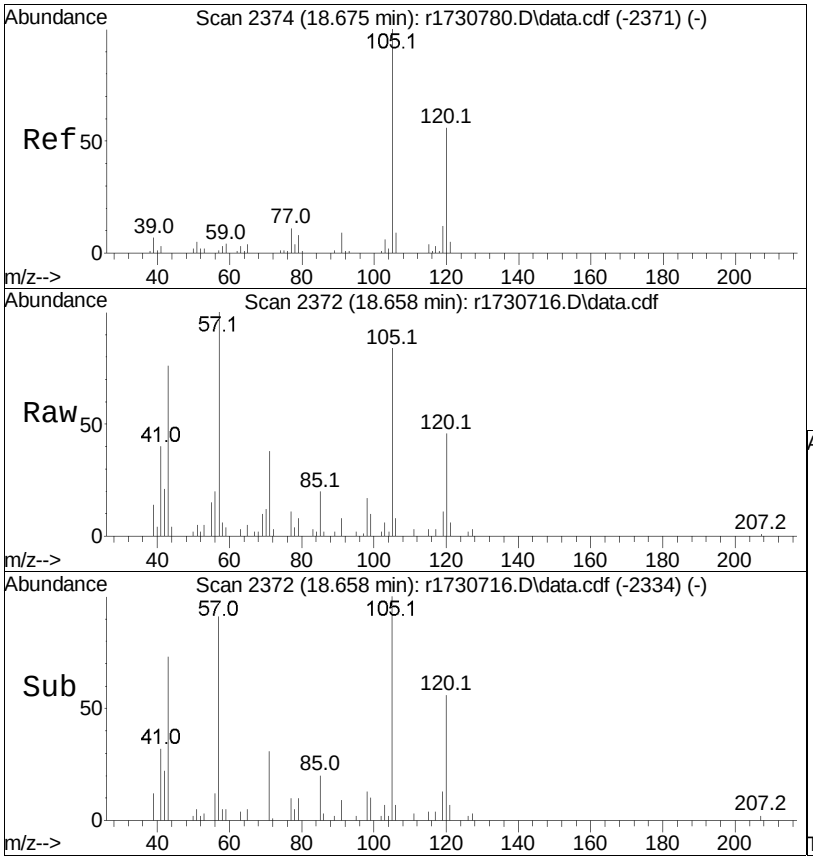

#97
1,3,5-trimethylbenzene
Concen: 0.29 ppbV
RT: 18.658 min Scan# 2372
Delta R.T. -0.017 min
Lab File: r1730716.D
Acq: 11 Jan 2023 1:52 AM

Tgt Ion:105 Resp: 15034

Ion	Ratio	Lower	Upper
105	100		
120	54.5	44.1	66.1
91	8.9	7.9	11.9

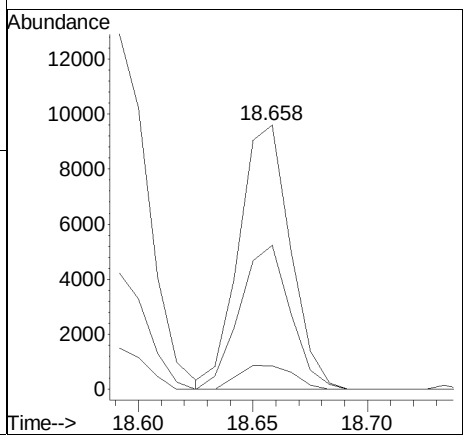

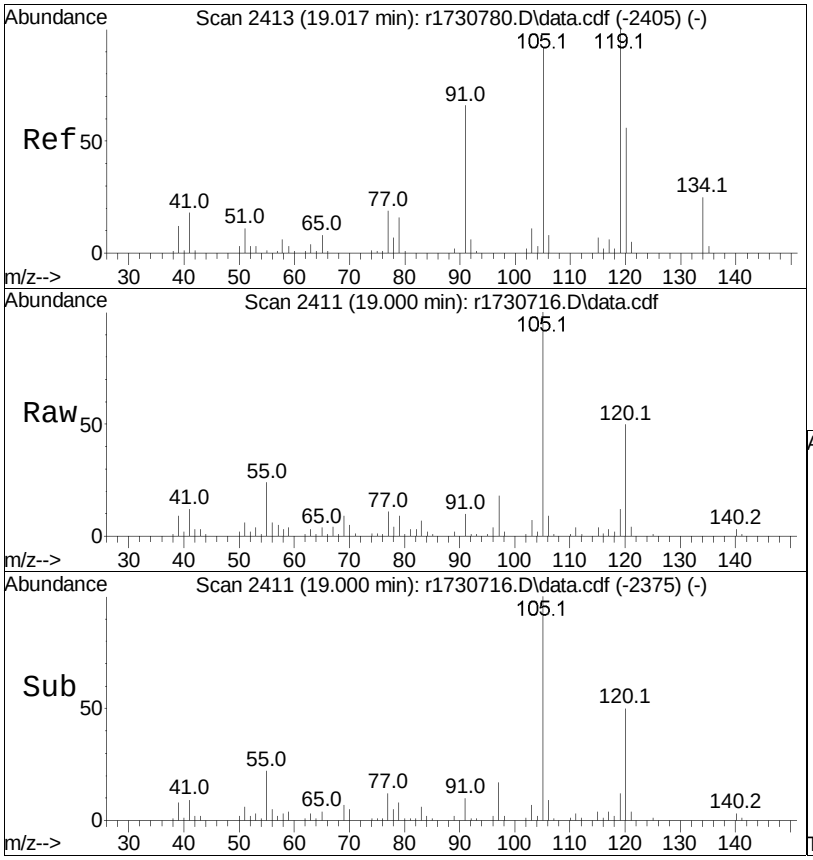

#99
1,2,4-trimethylbenzene
Concen: 0.91 ppbV
RT: 19.000 min Scan# 2411
Delta R.T. -0.017 min
Lab File: r1730716.D
Acq: 11 Jan 2023 1:52 AM

Tgt Ion:105 Resp: 45027

Ion	Ratio	Lower	Upper
105	100		
120	49.7	47.4	71.0
91	10.0	53.8	80.6#

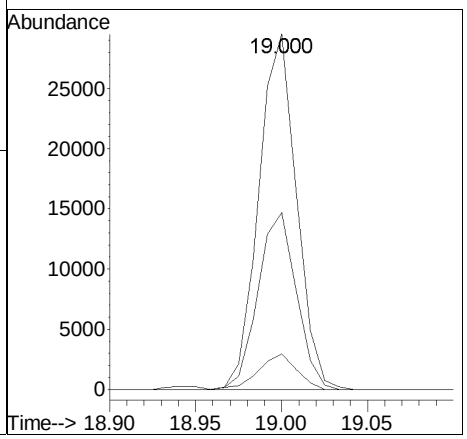

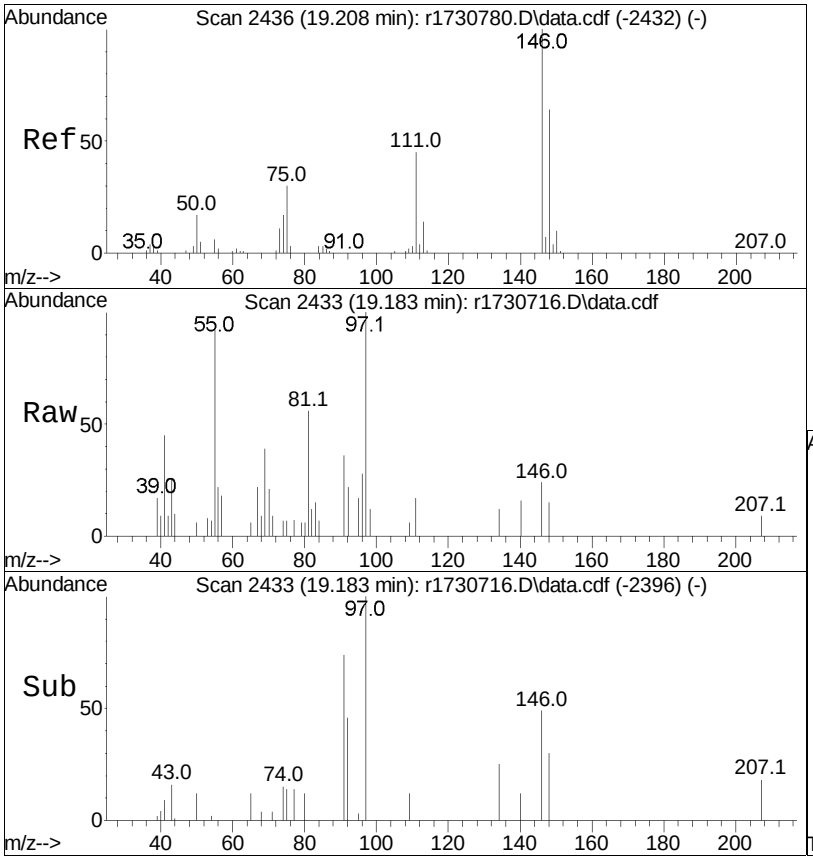

#103
1,4-dichlorobenzene
Concen: 0.03 ppbV
RT: 19.183 min Scan# 2433
Delta R.T. -0.025 min
Lab File: r1730716.D
Acq: 11 Jan 2023 1:52 AM

Tgt Ion:146 Resp: 935

Ion	Ratio	Lower	Upper
146	100		
111	72.5	33.5	50.3#
75	29.1	22.1	33.1

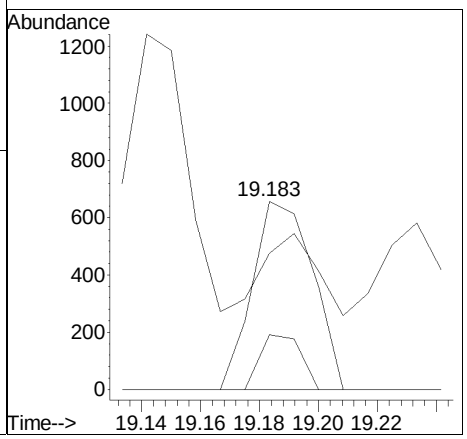

Manual Integration/Negative Proof Report

Data Path : O:\Forensics\Data\Airlab17\QMethod : TFS17_230109.M
Data File : r1730716.D Operator : AIRLAB17:TJS
Date Inj'd : 1/11/2020 0:1: 2 Instrument :
Sample : L2300996-11,3,250,250 Quant Date : 1/11/2023 5:54 am

Compound #96: 4-ethyl toluene

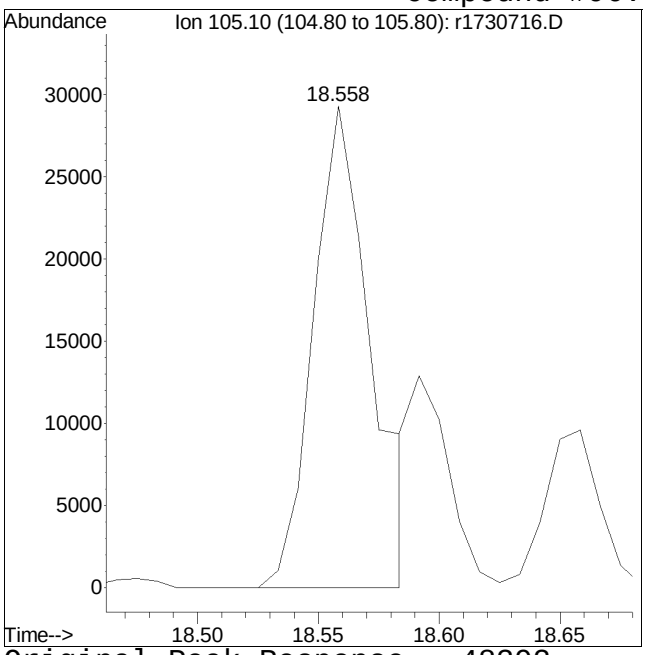

Original Peak Response = 48392

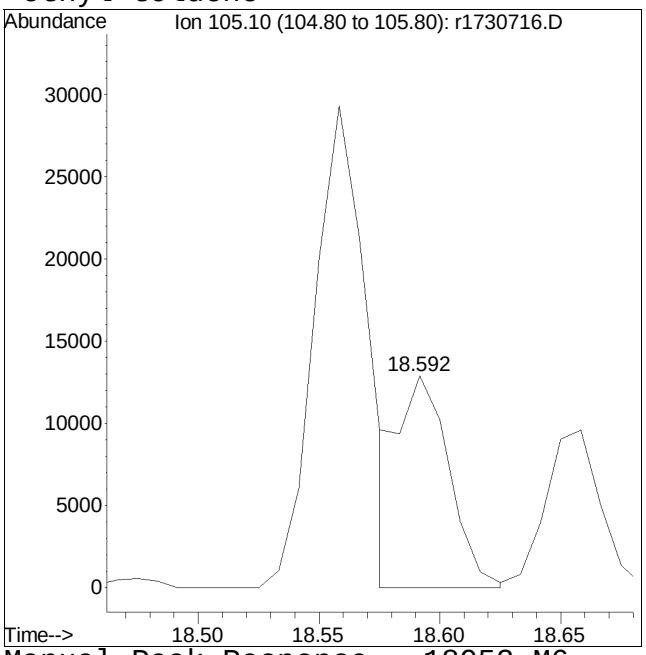

Manual Peak Response = 18952 M6

M6 = Misassignment of peak valley by automated integration (poor split of 2 peaks).

Quantitation Report (QT Reviewed)

Data Path : O:\Forensics\Data\Airlab17\2023\01\0110T\
Data File : r1730717.D
Acq On : 11 Jan 2023 2:32 AM
Operator : AIRLAB17:TJS
Sample : L2300996-08D,3,240.1,250
Misc : WG1731941,ICAL19642
ALS Vial : 0 Sample Multiplier: 1

Quant Time: Jan 11 09:15:20 2023
Quant Method : O:\Forensics\Data\Airlab17\2023\01\0110T\TFS17_230109.M
Quant Title : TO-14A/TO-15 SIM/Full Scan Analysis
QLast Update : Tue Jan 10 06:15:19 2023
Response via : Initial Calibration

CCAL FILE : O:\Forensics\Data\Airlab17\2023\01\0110T\r1730700.D
Sub List : TO15-NY - .

Compound	R.T.	QIon	Response	Conc	Units	Dev(Min)
Internal Standards						
1) bromochloromethane	9.550	49	243918	10.000	ppbV	-0.03
Standard Area = 253748			Recovery = 96.13%			
43) 1,4-difluorobenzene	11.823	114	781975	10.000	ppbV	-0.03
Standard Area = 836214			Recovery = 93.51%			
67) chlorobenzene-D5	16.567	54	114592	10.000	ppbV	-0.02
Standard Area = 108814			Recovery = 105.31%			
System Monitoring Compounds						
Target Compounds						Qvalue
5) dichlorodifluoromethane	3.934	85	9122	0.453	ppbV	99
6) chloromethane	4.114	50	26231	2.466	ppbV	98
7) Freon-114	4.240		0	N.D.		
9) vinyl chloride	0.000		0	N.D.		
10) 1,3-butadiene	4.540	54	614	0.068	ppbV	94
13) bromomethane	0.000		0	N.D.		
14) chloroethane	5.100		0	N.D.		
15) ethanol	5.247	31	82400	9.885	ppbV #	63
17) vinyl bromide	0.000		0	N.D.		
19) acetone	5.840	43	73451M6	4.752	ppbV	
21) trichlorofluoromethane	6.033	101	3704	0.206	ppbV	96
22) isopropyl alcohol	6.153	45	12426M6	0.634	ppbV	
26) 1,1-dichloroethene	0.000		0	N.D.		
27) tertiary butyl alcohol	6.886	59	32976	1.900	ppbV #	70
28) methylene chloride	6.976	49	3733	0.265	ppbV	98
29) 3-chloropropene	7.120		0	N.D.		
30) carbon disulfide	7.276	76	4778	0.136	ppbV #	1
31) Freon 113	7.318	101	2514	0.109	ppbV	95
32) trans-1,2-dichloroethene	0.000		0	N.D.		
33) 1,1-dichloroethane	0.000		0	N.D.		
34) MTBE	8.442		0	N.D.		
36) 2-butanone	8.850	43	10330	0.371	ppbV	92
37) cis-1,2-dichloroethene	9.358	61	11578	0.689	ppbV	96
38) Ethyl Acetate	0.000		0	N.D.		
39) chloroform	9.708	83	39093	1.880	ppbV	97
40) Tetrahydrofuran	10.175	42	6906	0.401	ppbV	90
42) 1,2-dichloroethane	0.000		0	N.D.	d	

Data Path : O:\Forensics\Data\Airlab17\2023\01\0110T\
Data File : r1730717.D
Acq On : 11 Jan 2023 2:32 AM
Operator : AIRLAB17:TJS
Sample : L2300996-08D,3,240.1,250
Misc : WG1731941,ICAL19642
ALS Vial : 0 Sample Multiplier: 1

Quant Time: Jan 11 09:15:20 2023
Quant Method : O:\Forensics\Data\Airlab17\2023\01\0110T\TFS17_230109.M
Quant Title : TO-14A/TO-15 SIM/Full Scan Analysis
QLast Update : Tue Jan 10 06:15:19 2023
Response via : Initial Calibration

CCAL FILE : O:\Forensics\Data\Airlab17\2023\01\0110T\r1730700.D
Sub List : TO15-NY - .

Compound	R.T.	QIon	Response	Conc	Units	Dev(Min)
44) hexane	9.625	57	60032	2.779	ppbV #	67
48) 1,1,1-trichloroethane	0.000		0	N.D.		
50) benzene	11.383	78	27187	0.657	ppbV	99
52) carbon tetrachloride	11.557	117	962	0.060	ppbV #	87
53) cyclohexane	11.703	56	56004	2.480	ppbV #	93
56) 1,2-dichloropropane	0.000		0	N.D.		
57) bromodichloromethane	0.000		0	N.D.	d	
58) 1,4-dioxane	0.000		0	N.D.	d	
59) trichloroethene	12.623	130	16864	0.958	ppbV	95
60) 2,2,4-trimethylpentane	12.677	57	6733931	94.202	ppbV #	87
62) heptane	12.997	43	33200	1.115	ppbV #	85
63) cis-1,3-dichloropropene	0.000		0	N.D.		
64) 4-methyl-2-pentanone	13.683	43	20296	0.631	ppbV #	82
65) trans-1,3-dichloropropene	0.000		0	N.D.		
66) 1,1,2-trichloroethane	0.000		0	N.D.	d	
68) toluene	14.775	91	37839	0.685	ppbV	98
72) 2-hexanone	0.000		0	N.D.	d	
74) dibromochloromethane	0.000		0	N.D.		
75) 1,2-dibromoethane	0.000		0	N.D.		
78) tetrachloroethene	15.950	166	144834	7.198	ppbV	99
80) chlorobenzene	0.000		0	N.D.	d	
81) ethylbenzene	16.958	91	12282	0.202	ppbV	89
83) m+p-xylene	17.108	91	29805	0.609	ppbV	97
84) bromoform	0.000		0	N.D.		
85) styrene	17.442	104	31398	0.799	ppbV	94
86) 1,1,2,2-tetrachloroethane	0.000		0	N.D.	d	
87) o-xylene	17.533	91	16708M6	0.342	ppbV	
96) 4-ethyl toluene	18.658		0	N.D.		
97) 1,3,5-trimethylbenzene	18.658	105	1873	0.033	ppbV #	86
99) 1,2,4-trimethylbenzene	19.000	105	4550	0.084	ppbV #	67
101) Benzyl Chloride	0.000		0	N.D.	d	
102) 1,3-dichlorobenzene	0.000		0	N.D.	d	
103) 1,4-dichlorobenzene	19.183	146	10723	0.344	ppbV #	71
107) 1,2-dichlorobenzene	0.000		0	N.D.		
115) 1,2,4-trichlorobenzene	0.000		0	N.D.		
119) hexachlorobutadiene	0.000		0	N.D.		

(#) = qualifier out of range (m) = manual integration (+) = signals summed

Data Path : O:\Forensics\Data\Airlab17\2023\01\0110T\
Data File : r1730717.D
Acq On : 11 Jan 2023 2:32 AM
Operator : AIRLAB17:TJS
Sample : L2300996-08D,3,240.1,250
Misc : WG1731941,ICAL19642
ALS Vial : 0 Sample Multiplier: 1

Quant Time: Jan 11 09:15:20 2023
Quant Method : O:\Forensics\Data\Airlab17\2023\01\0110T\TFS17_230109.M
Quant Title : TO-14A/TO-15 SIM/Full Scan Analysis
QLast Update : Tue Jan 10 06:15:19 2023
Response via : Initial Calibration

CCAL FILE : O:\Forensics\Data\Airlab17\2023\01\0110T\r1730700.D
Sub List : TO15-NY - .

Compound	R.T.	QIon	Response	Conc	Units	Dev(Min)

Sub List : TO15-NY - .s\Data\Airlab17\2023\01\0110T\r1730700.D

Data Path : O:\Forensics\Data\Airlab17\2023\01\0110T\
Data File : r1730717.D
Acq On : 11 Jan 2023 2:32 AM
Operator : AIRLAB17:TJS
Sample : L2300996-08D,3,240.1,250
Misc : WG1731941,ICAL19642
ALS Vial : 0 Sample Multiplier: 1

Quant Time: Jan 11 09:15:20 2023
Quant Method : O:\Forensics\Data\Airlab17\2023\01\0110T\TFS17_230109.M
Quant Title : TO-14A/TO-15 SIM/Full Scan Analysis
QLast Update : Tue Jan 10 06:15:19 2023
Response via : Initial Calibration

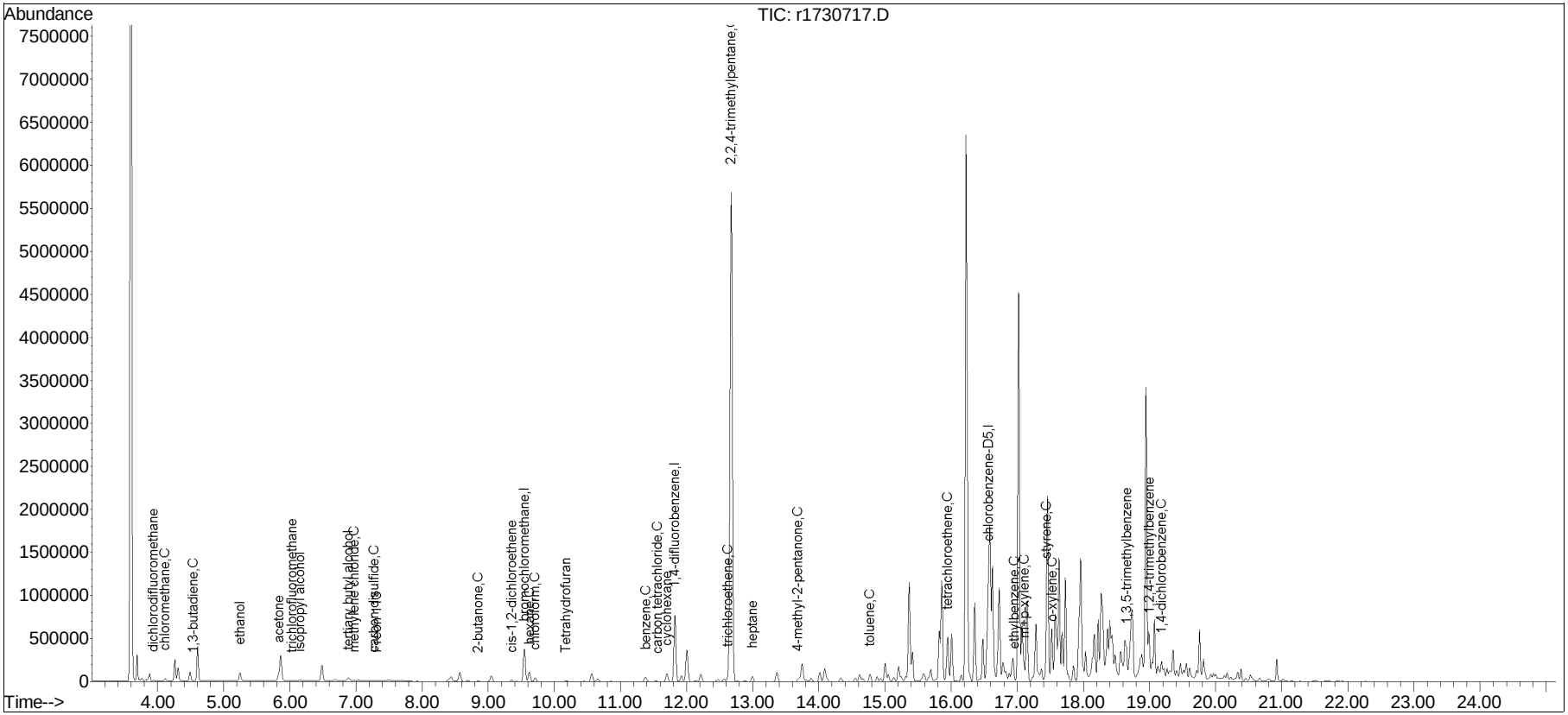

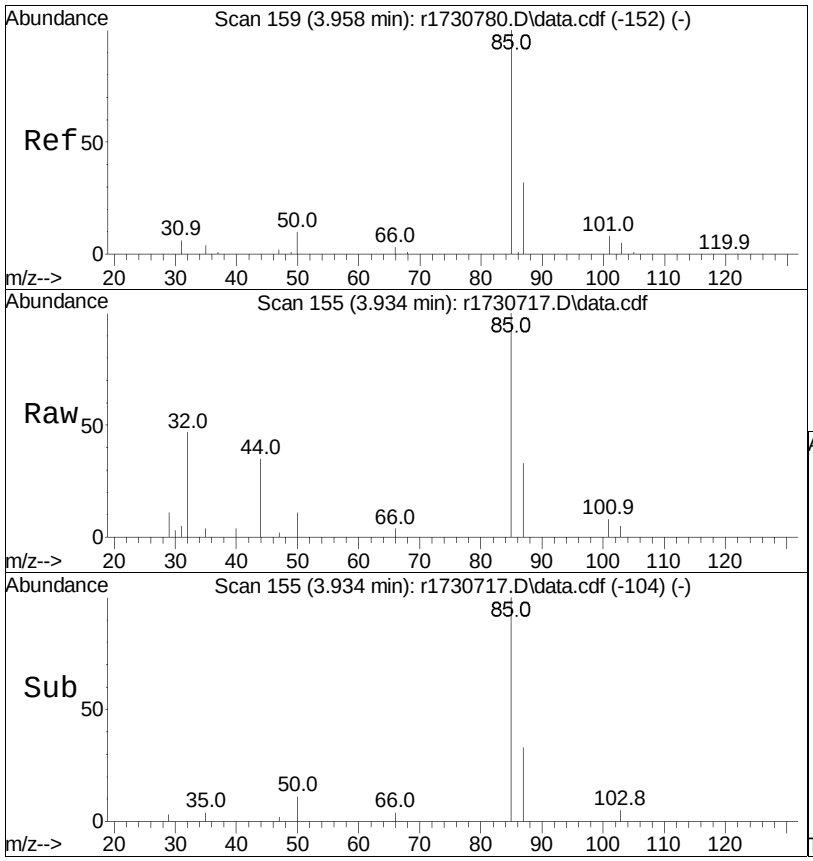

#5
dichlorodifluoromethane
Concen: 0.45 ppbV
RT: 3.934 min Scan# 155
Delta R.T. -0.024 min
Lab File: r1730717.D
Acq: 11 Jan 2023 2:32 AM

Tgt Ion: 85 Resp: 9122

Ion	Ratio	Lower	Upper
85	100		
87	33.1	26.9	40.3

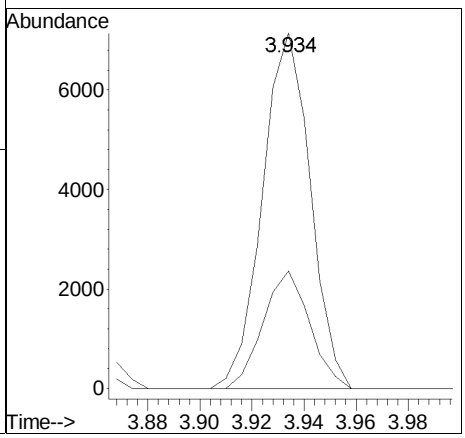

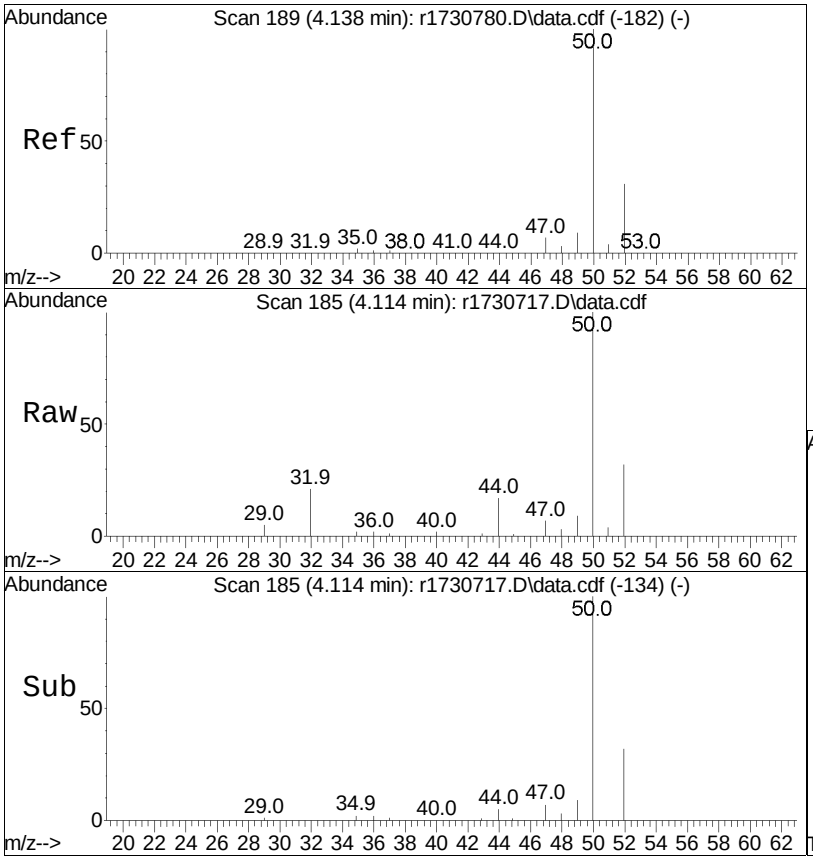

#6
chloromethane
Concen: 2.47 ppbV
RT: 4.114 min Scan# 185
Delta R.T. -0.024 min
Lab File: r1730717.D
Acq: 11 Jan 2023 2:32 AM

Tgt Ion: 50 Resp: 26231

Ion	Ratio	Lower	Upper
50	100		
52	31.9	26.6	39.8

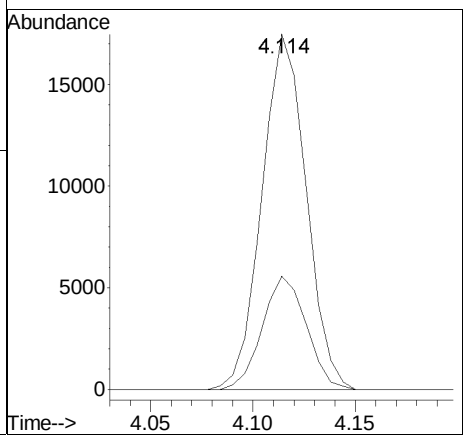

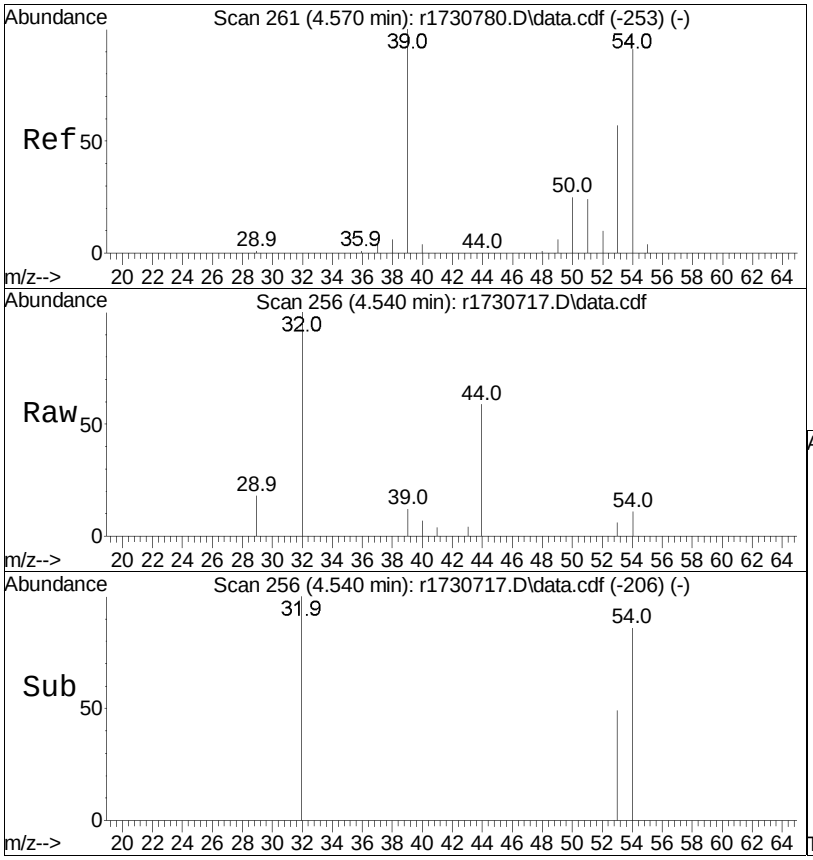

#10
1,3-butadiene
Concen: 0.07 ppbV
RT: 4.540 min Scan# 256
Delta R.T. -0.030 min
Lab File: r1730717.D
Acq: 11 Jan 2023 2:32 AM

Tgt Ion: 54 Resp: 614

Ion	Ratio	Lower	Upper
54	100		
39	116.4	88.0	132.0

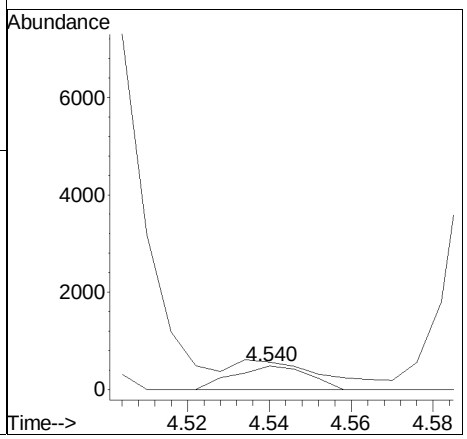

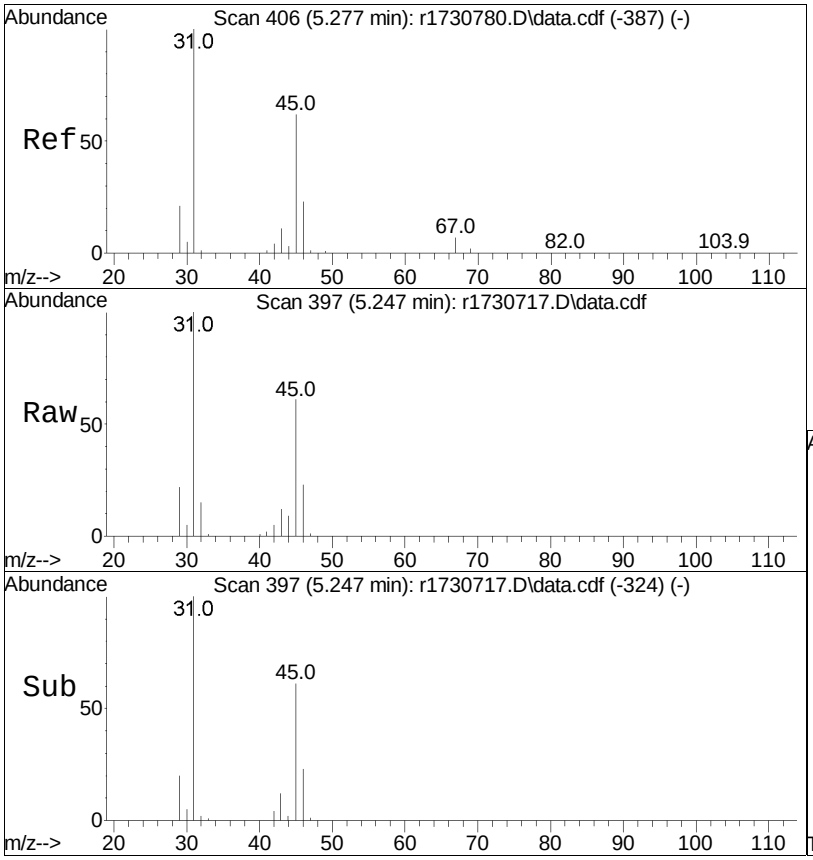

#15
ethanol
Concen: 9.89 ppbV
RT: 5.247 min Scan# 397
Delta R.T. -0.030 min
Lab File: r1730717.D
Acq: 11 Jan 2023 2:32 AM

Tgt Ion: 31 Resp: 82400

Ion	Ratio	Lower	Upper
31	100		
45	61.1	30.8	46.2#

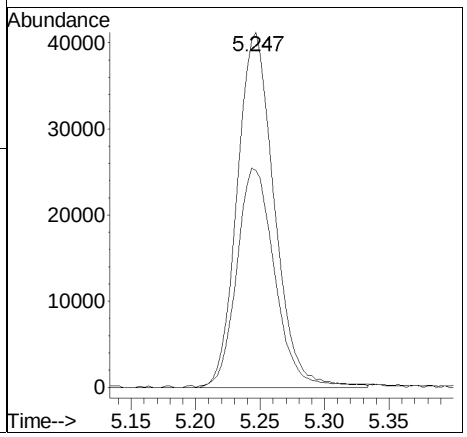

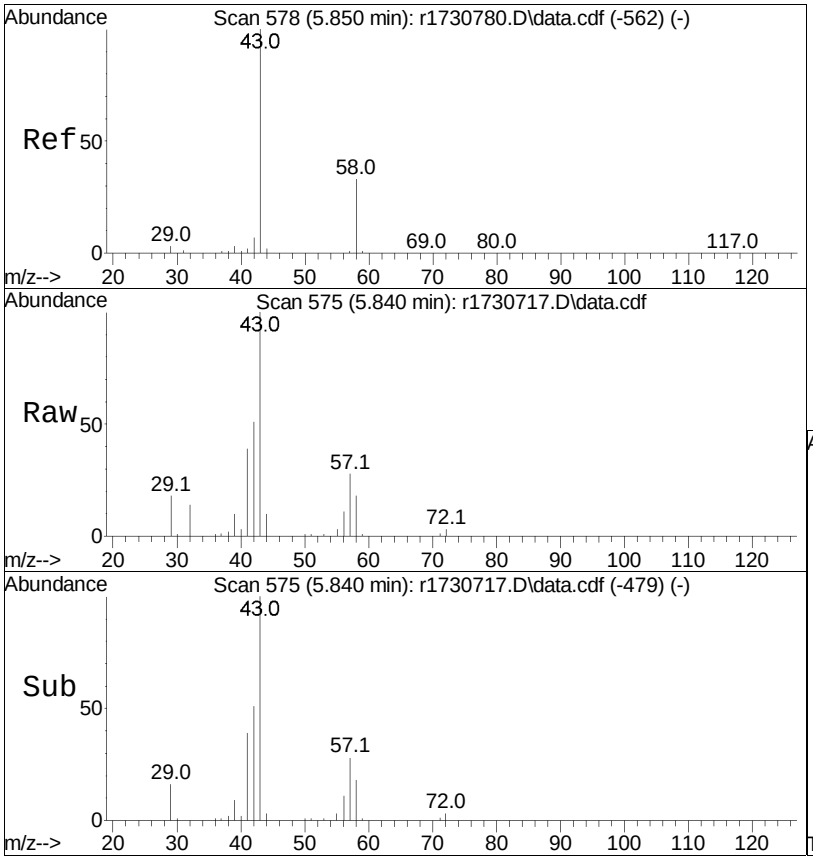

#19
acetone
Concen: 4.75 ppbV m
RT: 5.840 min Scan# 575
Delta R.T. -0.010 min
Lab File: r1730717.D
Acq: 11 Jan 2023 2:32 AM

Tgt Ion: 43 Resp: 73451

Ion	Ratio	Lower	Upper
43	100		
58	18.0	37.1	55.7#
57	27.7	1.0	1.4#

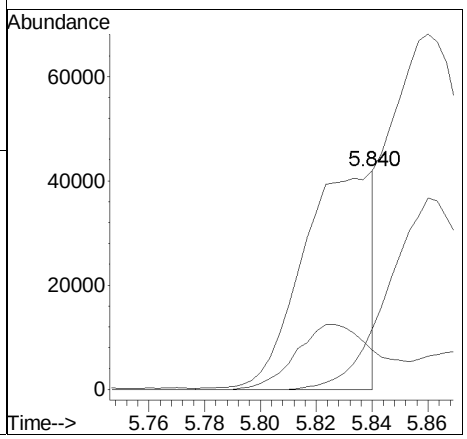

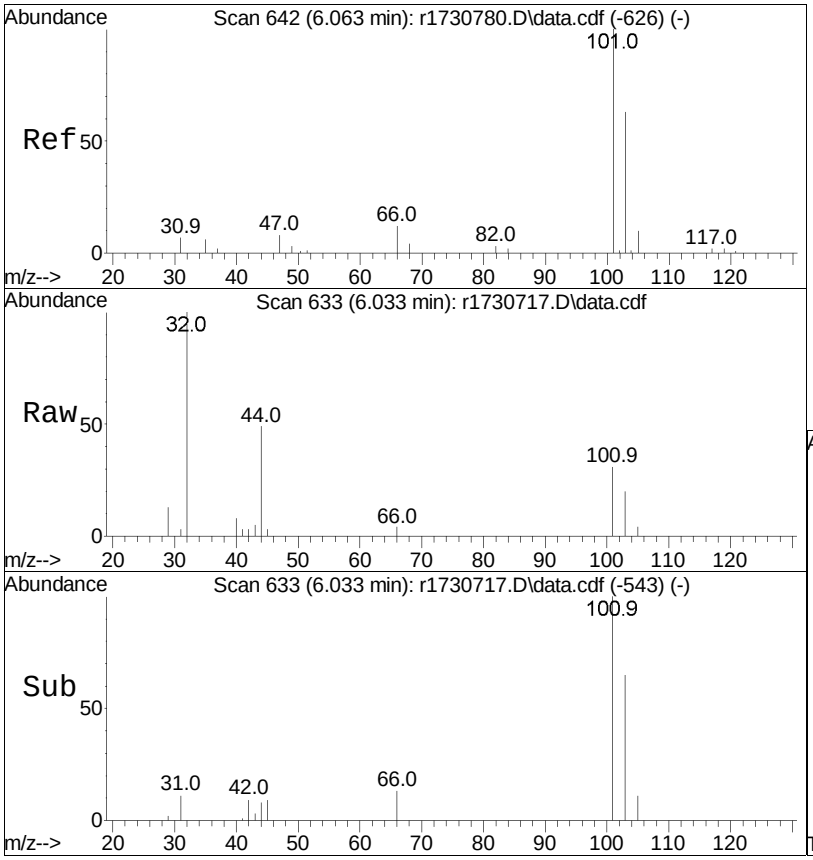

#21
trichlorofluoromethane
Concen: 0.21 ppbV
RT: 6.033 min Scan# 633
Delta R.T. -0.030 min
Lab File: r1730717.D
Acq: 11 Jan 2023 2:32 AM

Tgt Ion:101 Resp: 3704

Ion	Ratio	Lower	Upper
101	100		
103	64.5	54.0	81.0

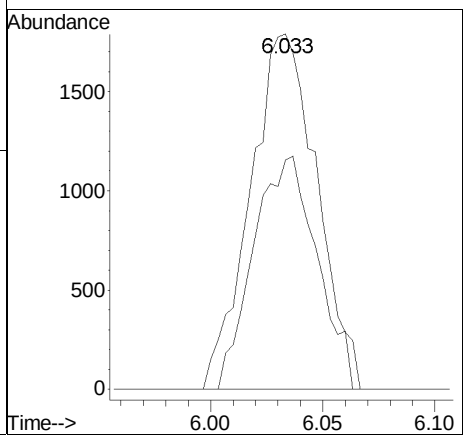

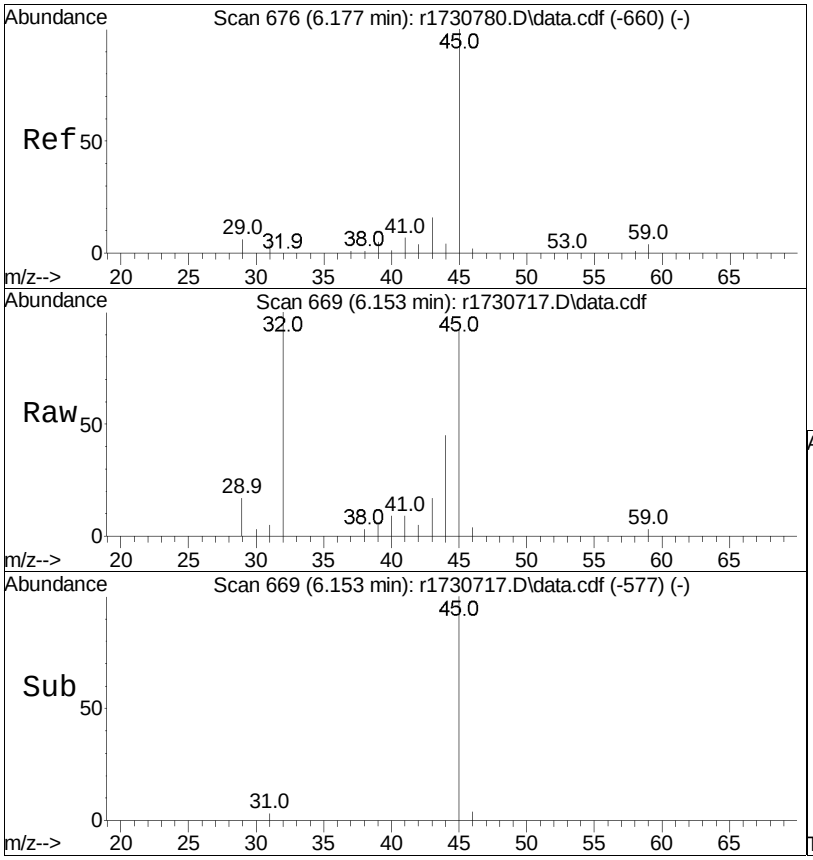

#22
isopropyl alcohol
Concen: 0.63 ppbV m
RT: 6.153 min Scan# 669
Delta R.T. -0.023 min
Lab File: r1730717.D
Acq: 11 Jan 2023 2:32 AM

Tgt Ion: 45 Resp: 12426

Ion	Ratio	Lower	Upper
45	100		
59	3.6	4.1	6.1#

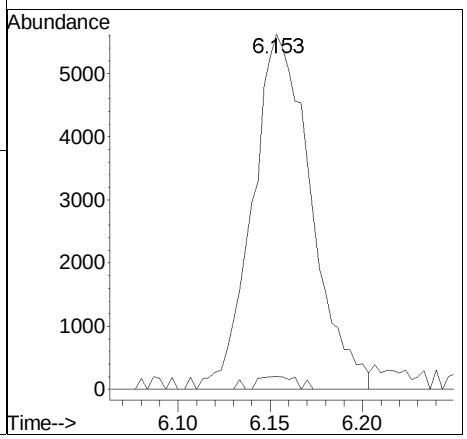

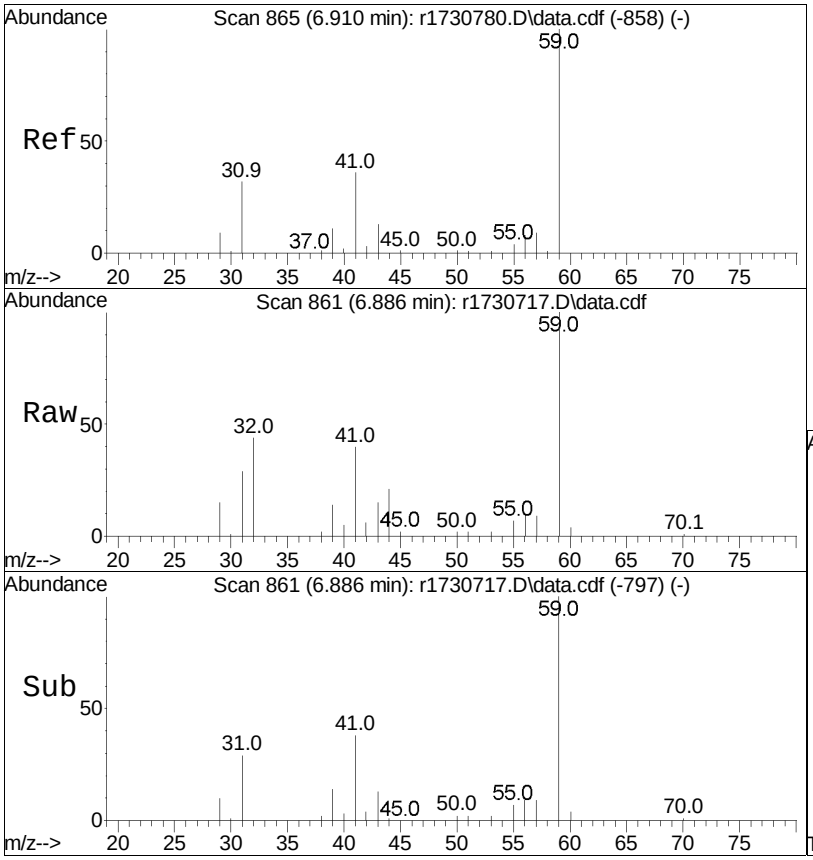

#27
tertiary butyl alcohol
Concen: 1.90 ppbV
RT: 6.886 min Scan# 861
Delta R.T. -0.024 min
Lab File: r1730717.D
Acq: 11 Jan 2023 2:32 AM

Tgt Ion: 59 Resp: 32976

Ion	Ratio	Lower	Upper
59	100		
41	39.7	17.8	26.8#
43	15.3	7.6	11.4#

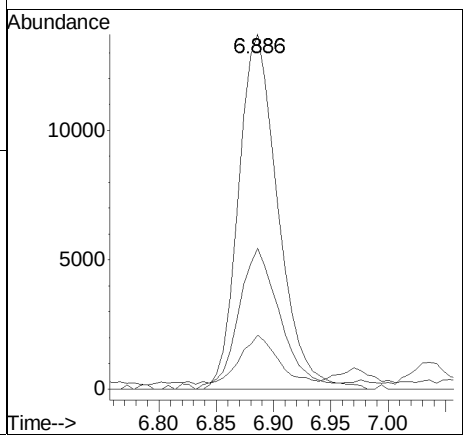

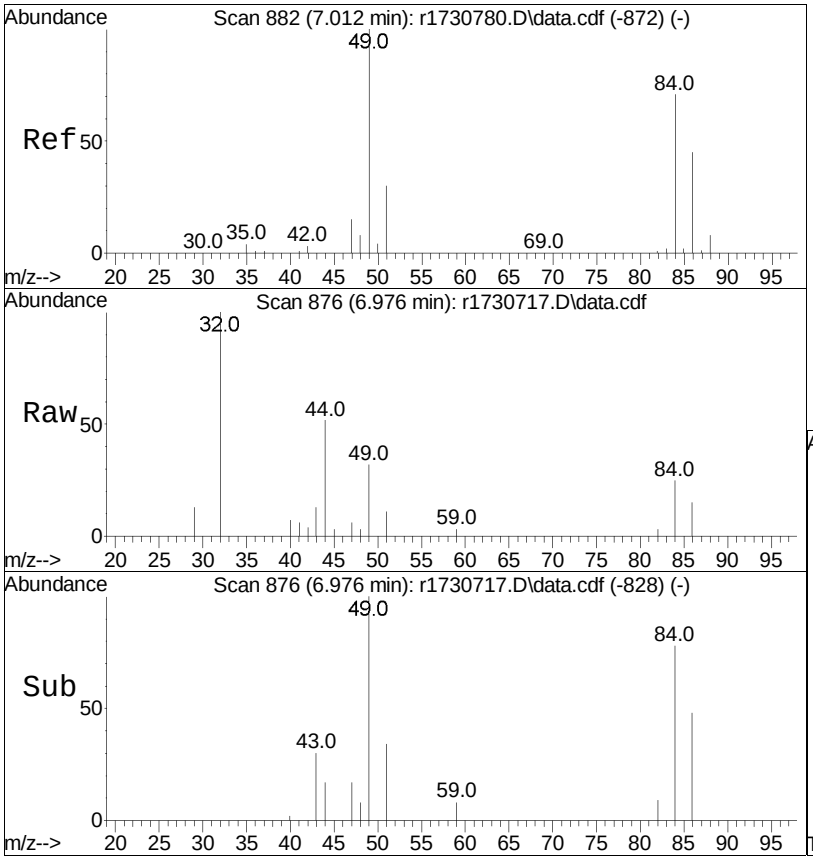

#28
methylene chloride
Concen: 0.26 ppbV
RT: 6.976 min Scan# 876
Delta R.T. -0.036 min
Lab File: r1730717.D
Acq: 11 Jan 2023 2:32 AM

Tgt Ion: 49 Resp: 3733

Ion	Ratio	Lower	Upper
49	100		
84	77.6	63.2	94.8

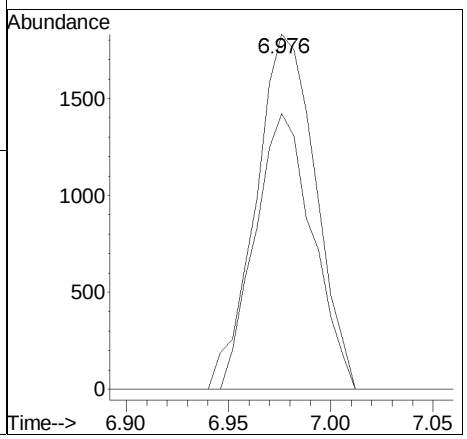

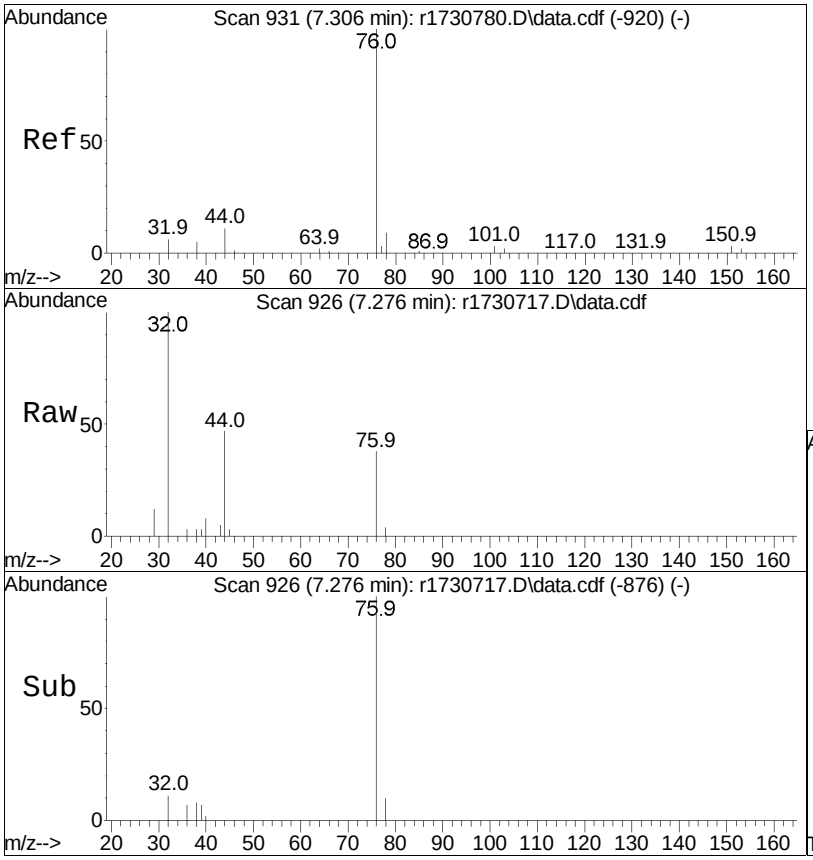

#30
carbon disulfide
Concen: 0.14 ppbV
RT: 7.276 min Scan# 926
Delta R.T. -0.030 min
Lab File: r1730717.D
Acq: 11 Jan 2023 2:32 AM

Tgt Ion: 76 Resp: 4778

Ion	Ratio	Lower	Upper
76	100		
44	125.9	8.3	12.5#

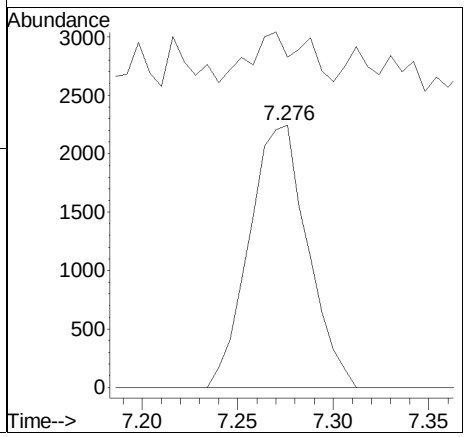

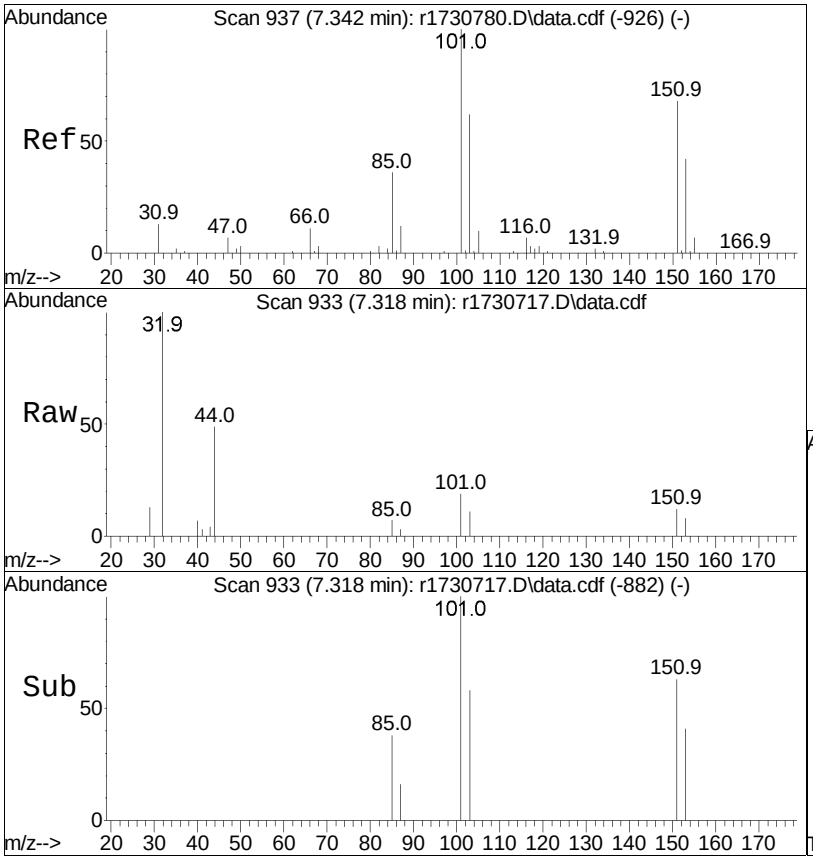

#31
Freon 113
Concen: 0.11 ppbV
RT: 7.318 min Scan# 933
Delta R.T. -0.024 min
Lab File: r1730717.D
Acq: 11 Jan 2023 2:32 AM

Tgt Ion:101 Resp: 2514

Ion	Ratio	Lower	Upper
101	100		
85	38.4	29.1	43.7
151	62.8	53.8	80.6

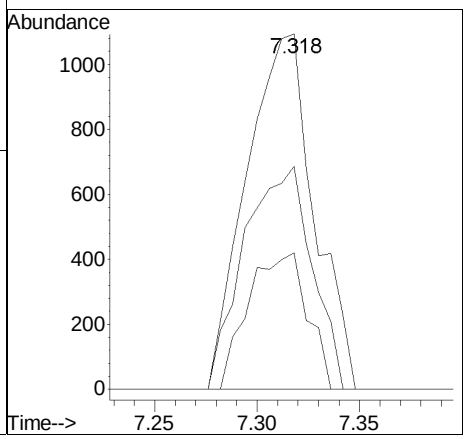

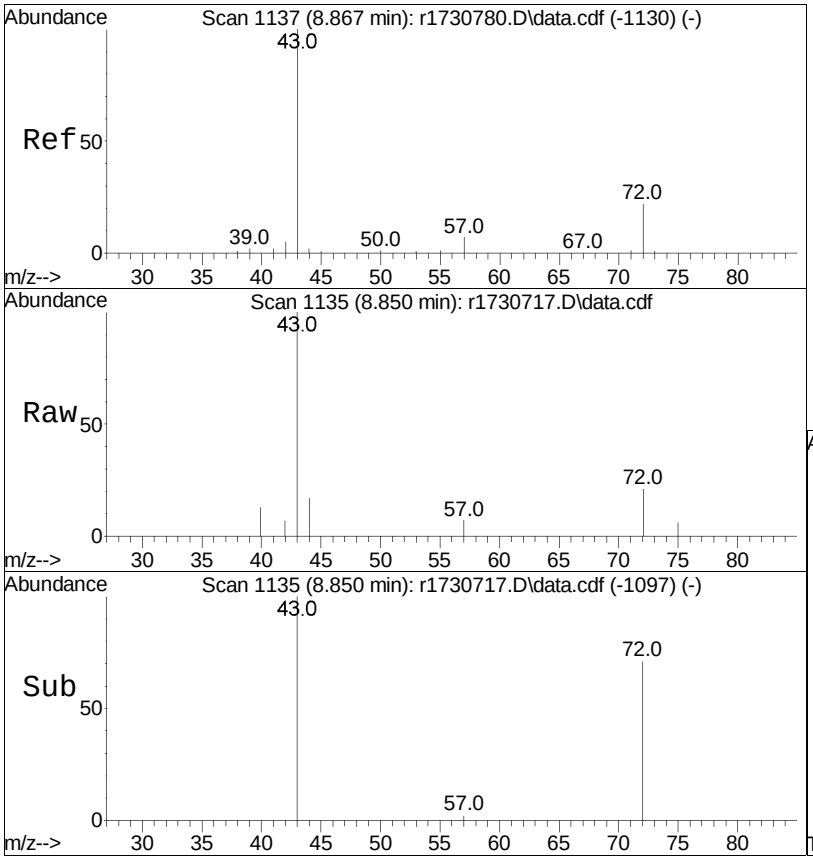

#36
2-butanone
Concen: 0.37 ppbV
RT: 8.850 min Scan# 1135
Delta R.T. -0.017 min
Lab File: r1730717.D
Acq: 11 Jan 2023 2:32 AM

Tgt Ion: 43 Resp: 10330

Ion	Ratio	Lower	Upper
43	100		
72	20.9	20.5	30.7
57	7.5	7.0	10.6

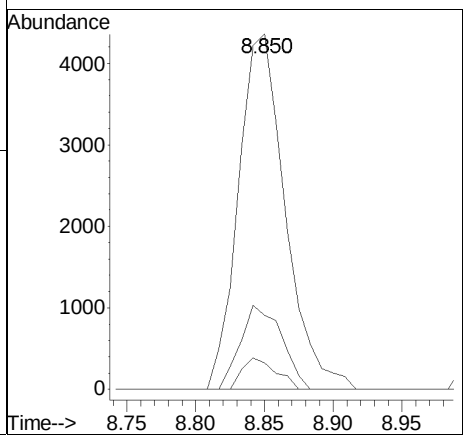

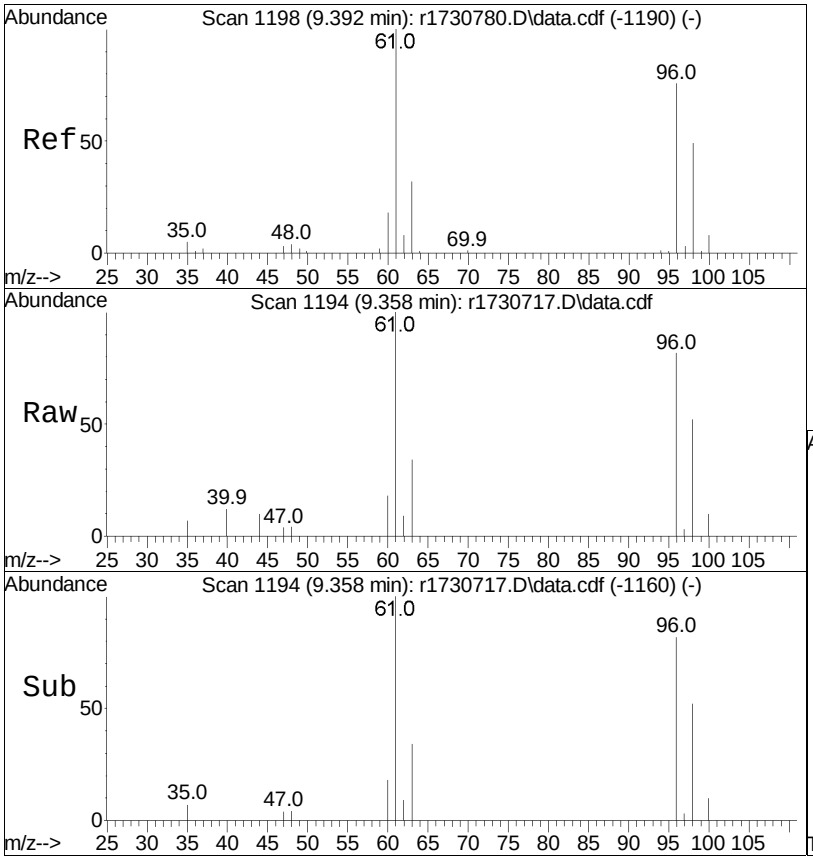

#37
cis-1,2-dichloroethene
Concen: 0.69 ppbV
RT: 9.358 min Scan# 1194
Delta R.T. -0.033 min
Lab File: r1730717.D
Acq: 11 Jan 2023 2:32 AM

Tgt Ion: 61 Resp: 11578

Ion	Ratio	Lower	Upper
61	100		
96	82.3	62.8	94.2
98	51.9	39.0	58.4

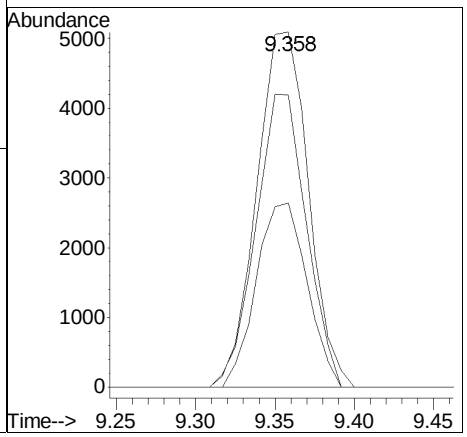

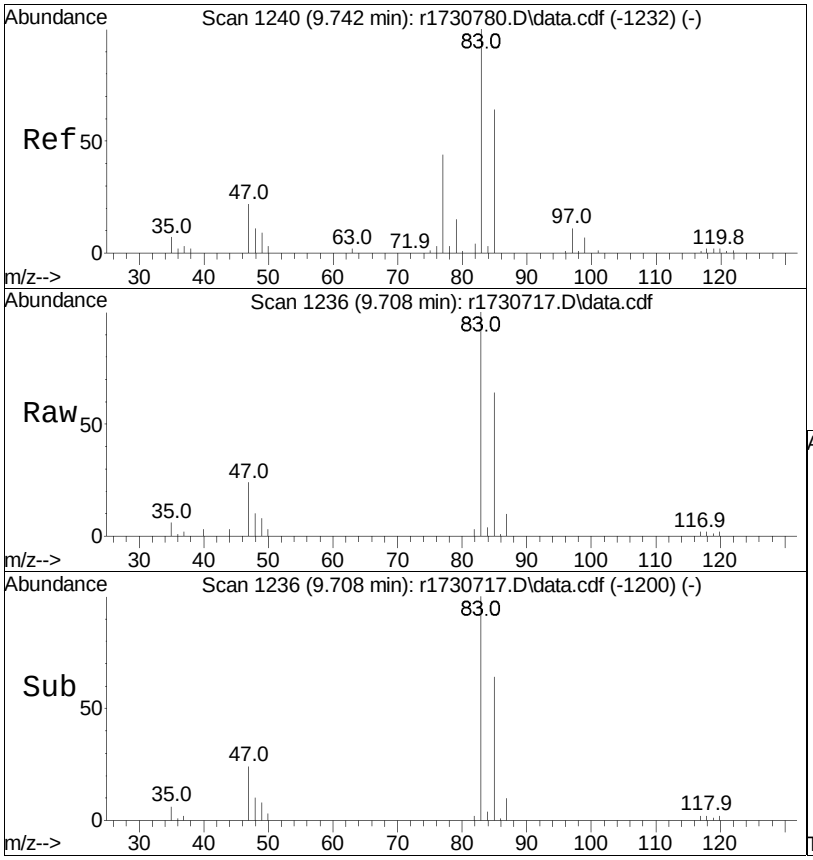

#39
chloroform
Concen: 1.88 ppbV
RT: 9.708 min Scan# 1236
Delta R.T. -0.033 min
Lab File: r1730717.D
Acq: 11 Jan 2023 2:32 AM

Tgt Ion: 83 Resp: 39093

Ion	Ratio	Lower	Upper
83	100		
85	64.0	53.1	79.7
47	23.5	17.2	25.8

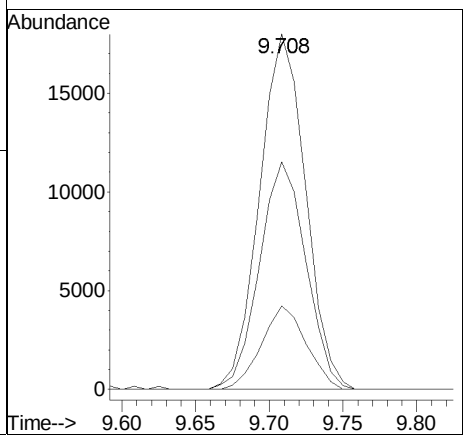

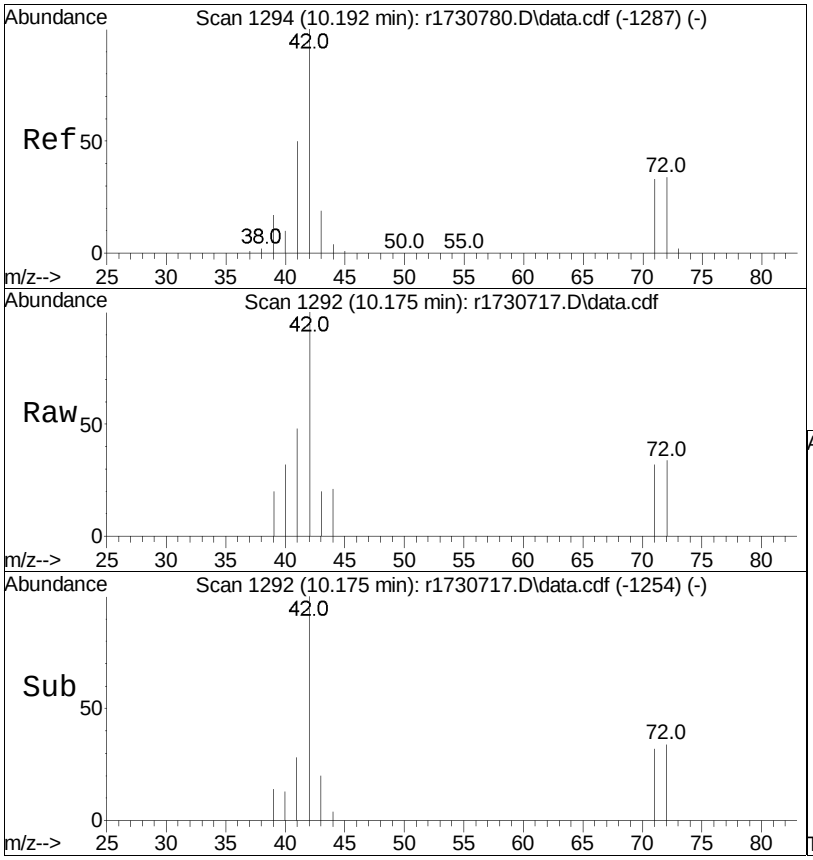

#40
Tetrahydrofuran
Concen: 0.40 ppbV
RT: 10.175 min Scan# 1292
Delta R.T. -0.017 min
Lab File: r1730717.D
Acq: 11 Jan 2023 2:32 AM

Tgt Ion: 42 Resp: 6906

Ion	Ratio	Lower	Upper
42	100		
71	32.5	31.0	46.4
72	34.1	32.3	48.5

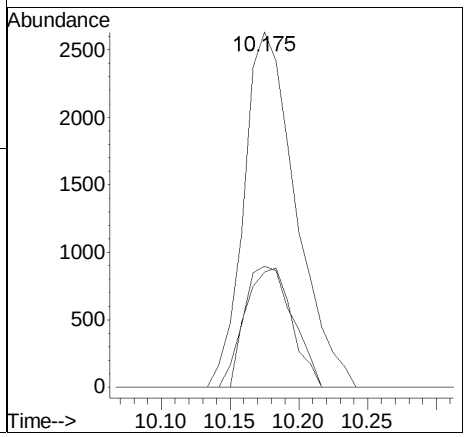

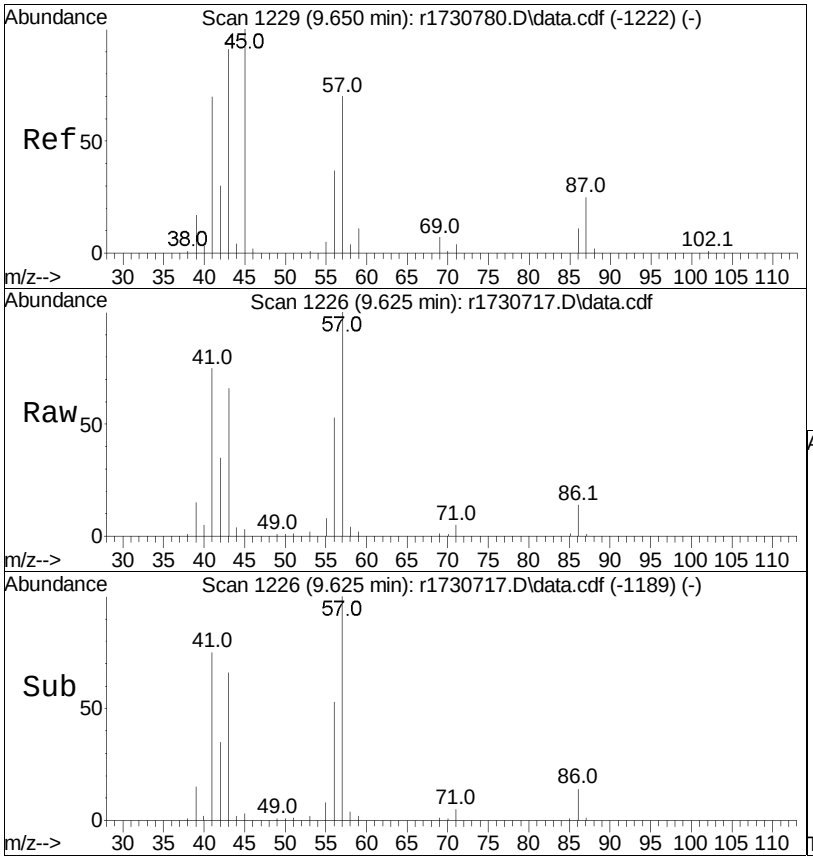

#44
hexane
Concen: 2.78 ppbV
RT: 9.625 min Scan# 1226
Delta R.T. -0.025 min
Lab File: r1730717.D
Acq: 11 Jan 2023 2:32 AM

Tgt Ion: 57 Resp: 60032

Ion	Ratio	Lower	Upper
57	100		
43	65.6	83.0	124.6#
86	13.5	11.4	17.2

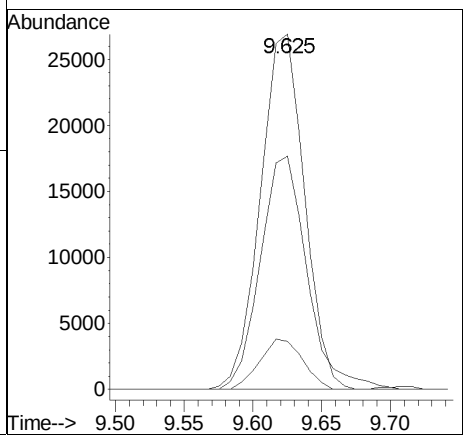

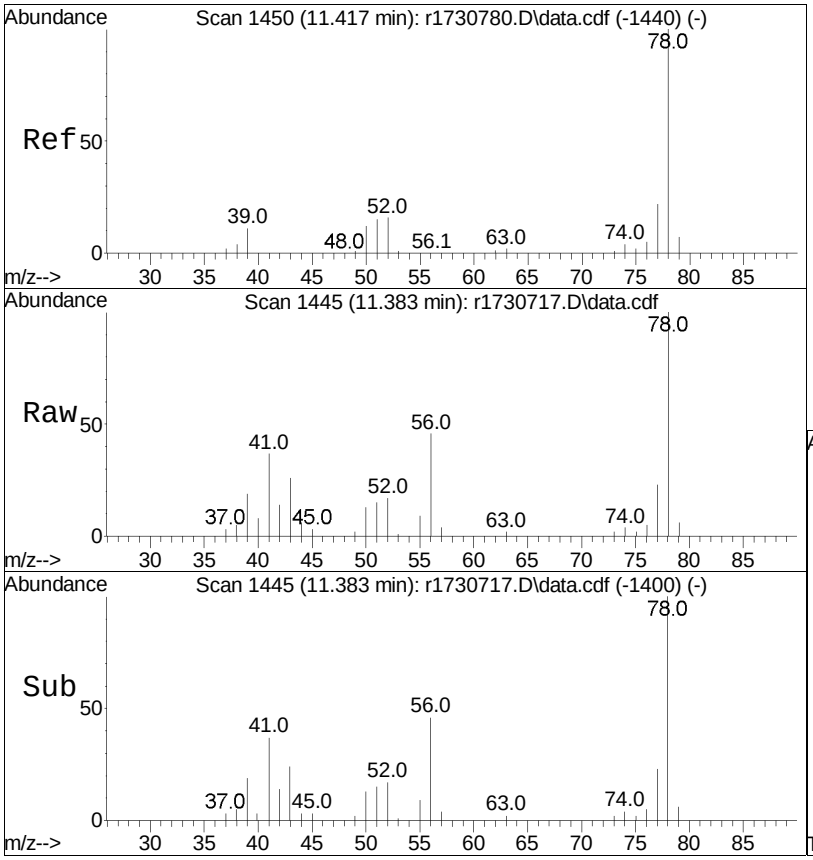

#50
benzene
Concen: 0.66 ppbV
RT: 11.383 min Scan# 1445
Delta R.T. -0.033 min
Lab File: r1730717.D
Acq: 11 Jan 2023 2:32 AM

Tgt Ion: 78 Resp: 27187

Ion	Ratio	Lower	Upper
78	100		
52	16.6	13.7	20.5

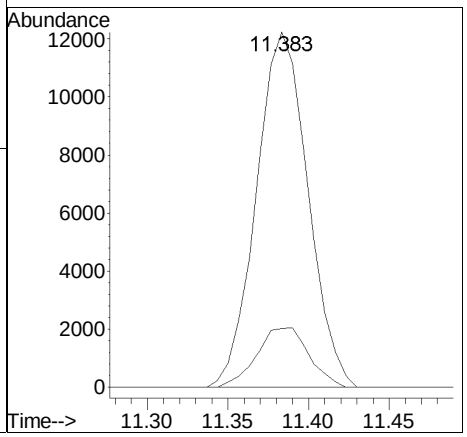

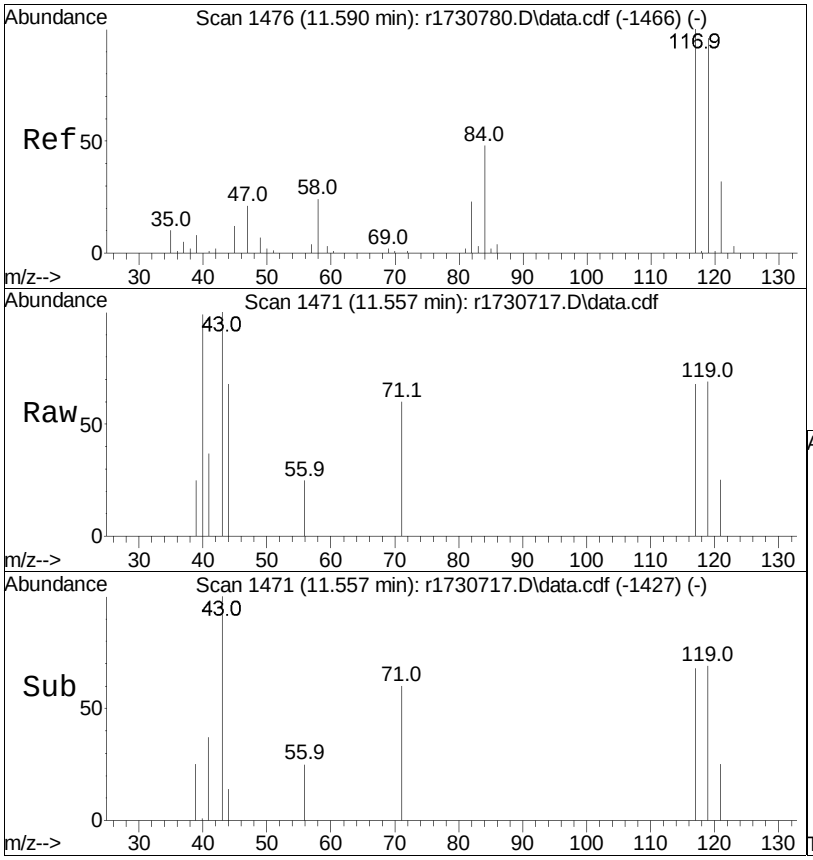

#52
carbon tetrachloride
Concen: 0.06 ppbV
RT: 11.557 min Scan# 1471
Delta R.T. -0.033 min
Lab File: r1730717.D
Acq: 11 Jan 2023 2:32 AM

Tgt Ion:117 Resp: 962

Ion	Ratio	Lower	Upper
117	100		
119	100.7	75.9	113.9
82	0.0	17.2	25.8#

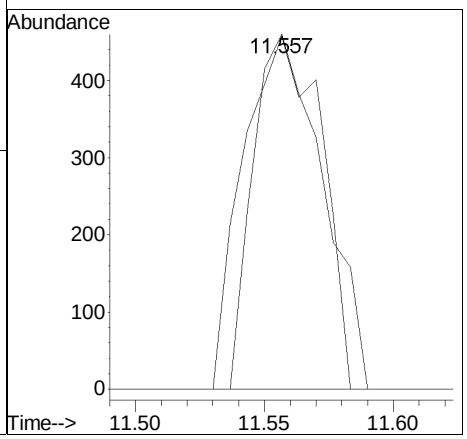

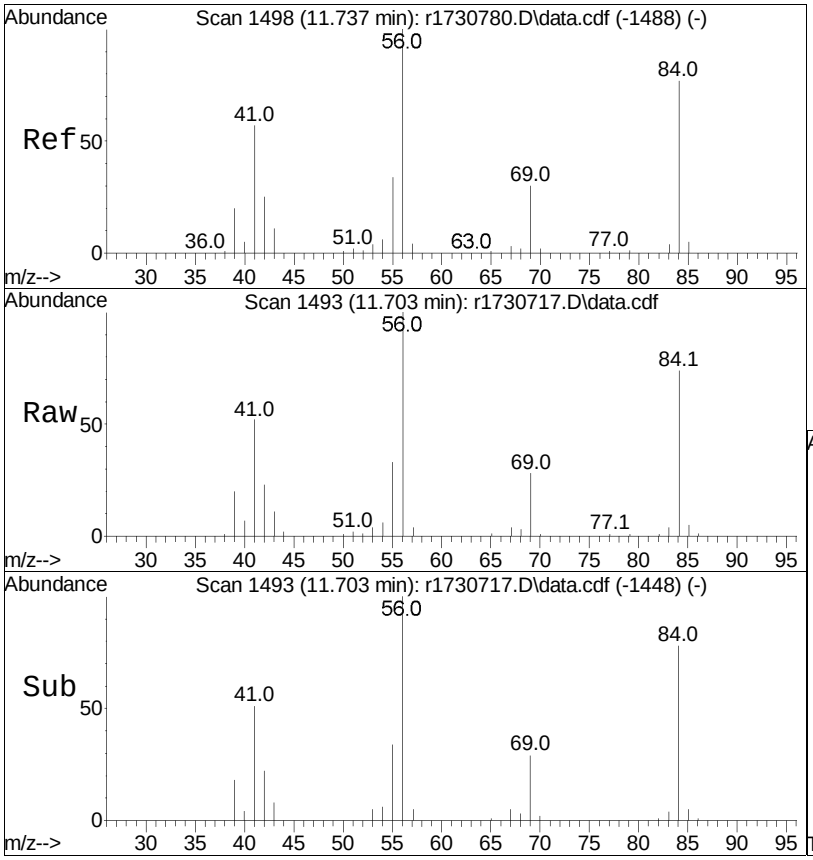

#53
cyclohexane
Concen: 2.48 ppbV
RT: 11.703 min Scan# 1493
Delta R.T. -0.033 min
Lab File: r1730717.D
Acq: 11 Jan 2023 2:32 AM

Tgt Ion: 56 Resp: 56004

Ion	Ratio	Lower	Upper
56	100		
84	74.0	58.2	87.2
41	52.3	33.8	50.8#

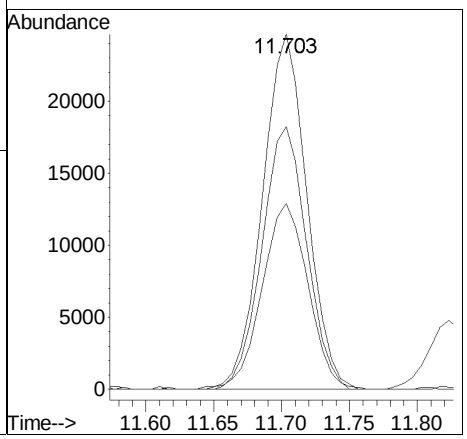

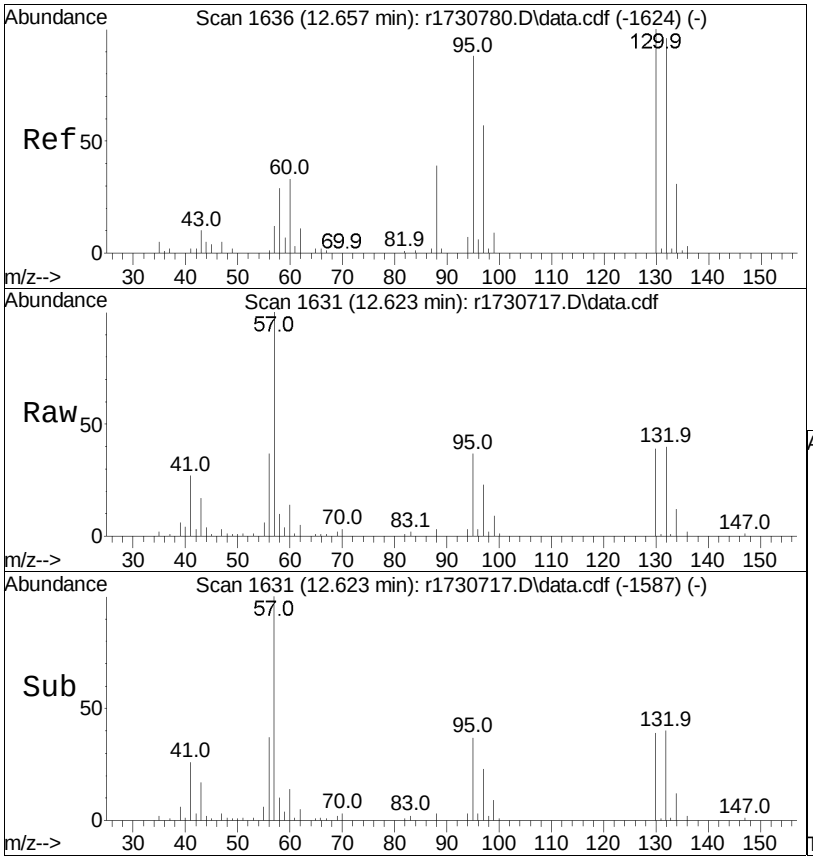

#59
trichloroethene
Concen: 0.96 ppbV
RT: 12.623 min Scan# 1631
Delta R.T. -0.033 min
Lab File: r1730717.D
Acq: 11 Jan 2023 2:32 AM

Tgt Ion:130 Resp: 16864

Ion	Ratio	Lower	Upper
130	100		
132	102.5	75.4	113.0
97	58.1	46.2	69.4

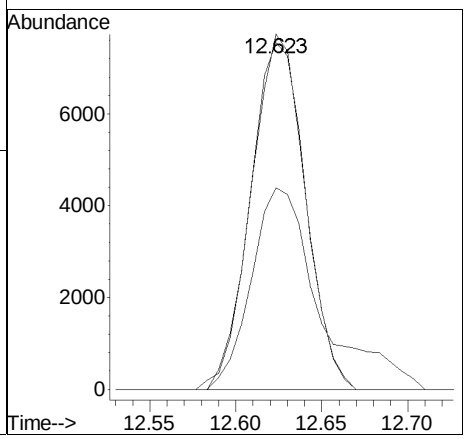

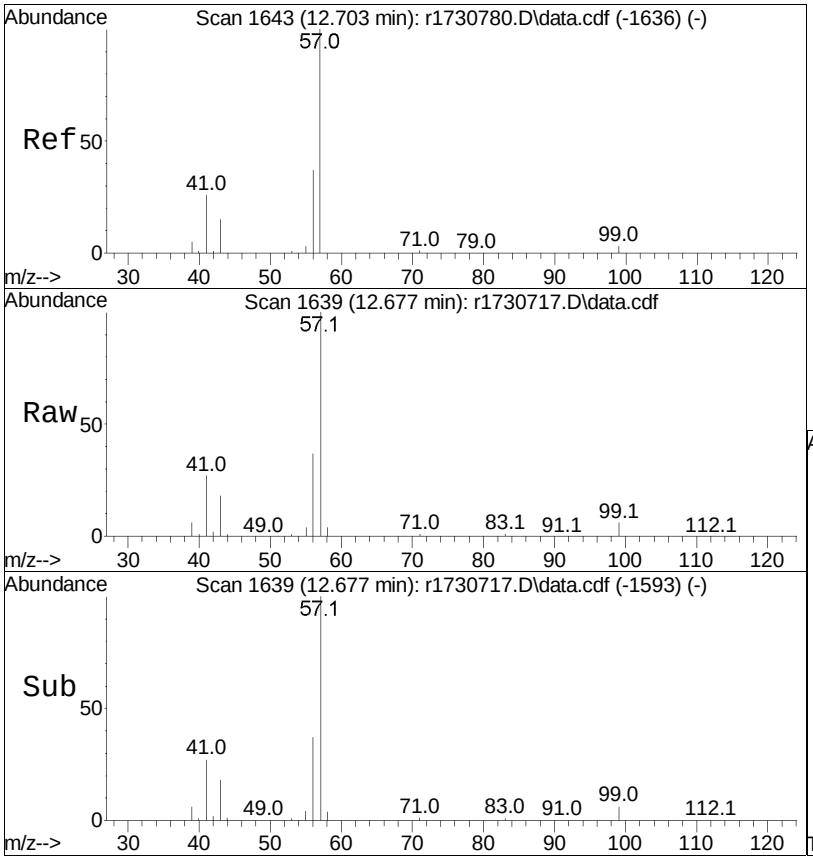

#60
2,2,4-trimethylpentane
Concen: 94.20 ppbV
RT: 12.677 min Scan# 1639
Delta R.T. -0.027 min
Lab File: r1730717.D
Acq: 11 Jan 2023 2:32 AM

Tgt Ion: 57 Resp: 6733931

Ion	Ratio	Lower	Upper
57	100		
99	5.6	3.8	5.8
41	26.8	15.6	23.4#

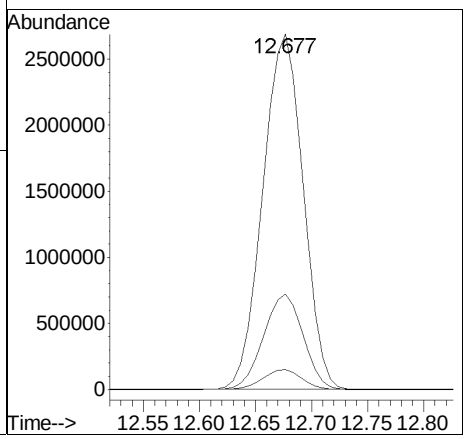

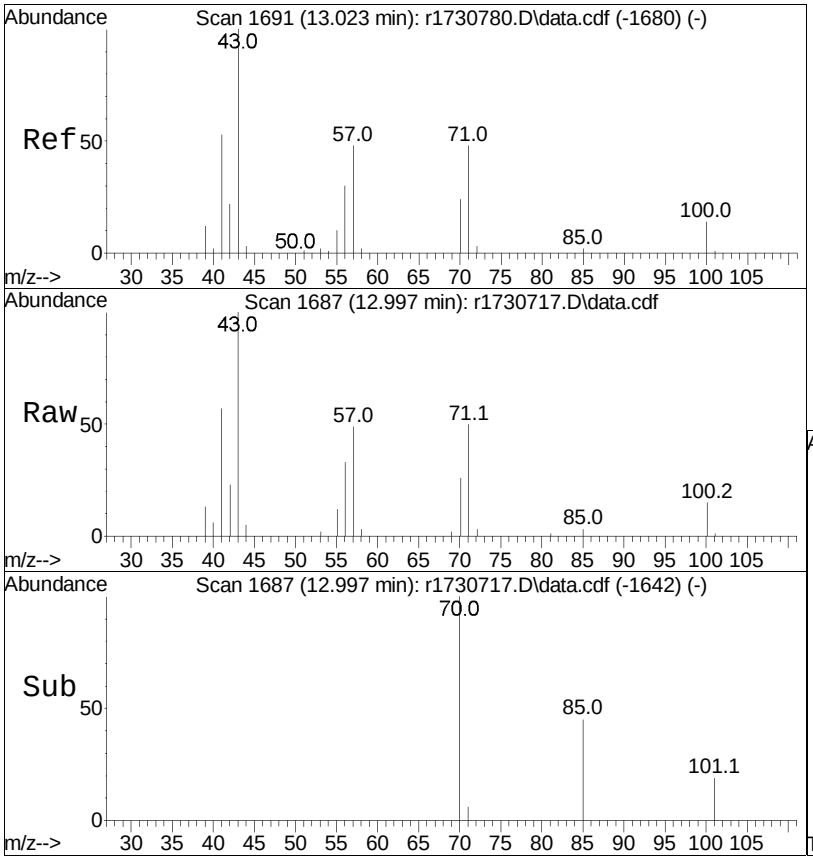

#62
heptane
Concen: 1.12 ppbV
RT: 12.997 min Scan# 1687
Delta R.T. -0.027 min
Lab File: r1730717.D
Acq: 11 Jan 2023 2:32 AM

Tgt Ion: 43 Resp: 33200

Ion	Ratio	Lower	Upper
43	100		
57	48.9	49.5	74.3#
100	14.7	14.7	22.1#

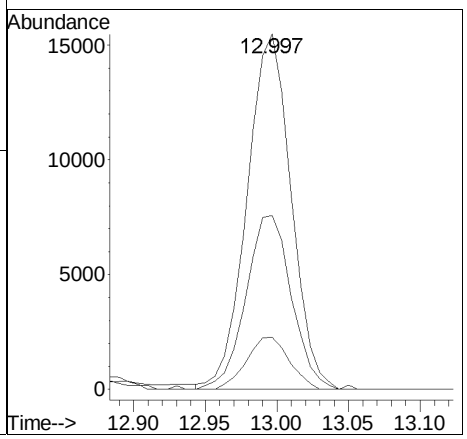

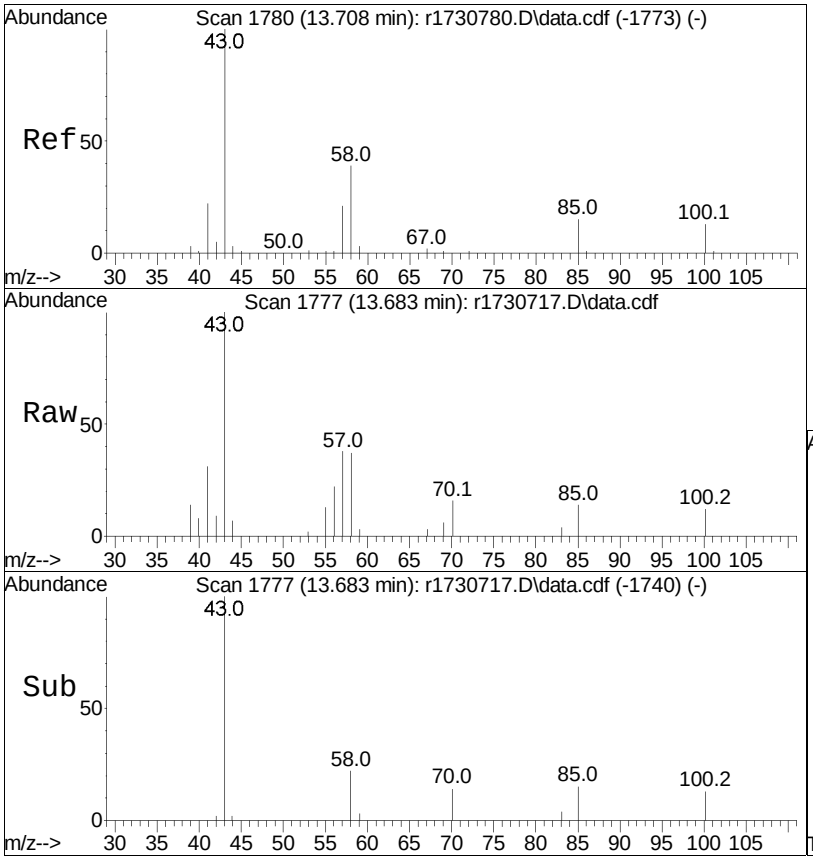

#64
4-methyl-2-pentanone
Concen: 0.63 ppbV
RT: 13.683 min Scan# 1777
Delta R.T. -0.025 min
Lab File: r1730717.D
Acq: 11 Jan 2023 2:32 AM

Tgt Ion: 43 Resp: 20296

Ion	Ratio	Lower	Upper
43	100		
58	37.2	41.2	61.8#
100	12.1	13.2	19.8#

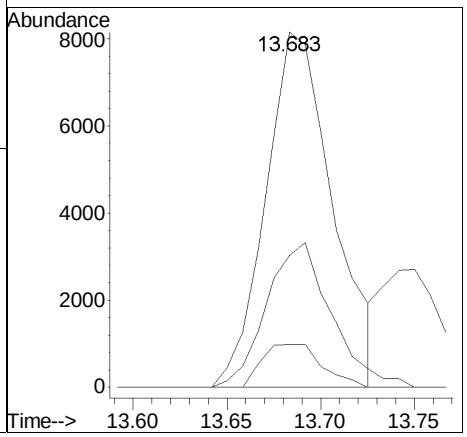

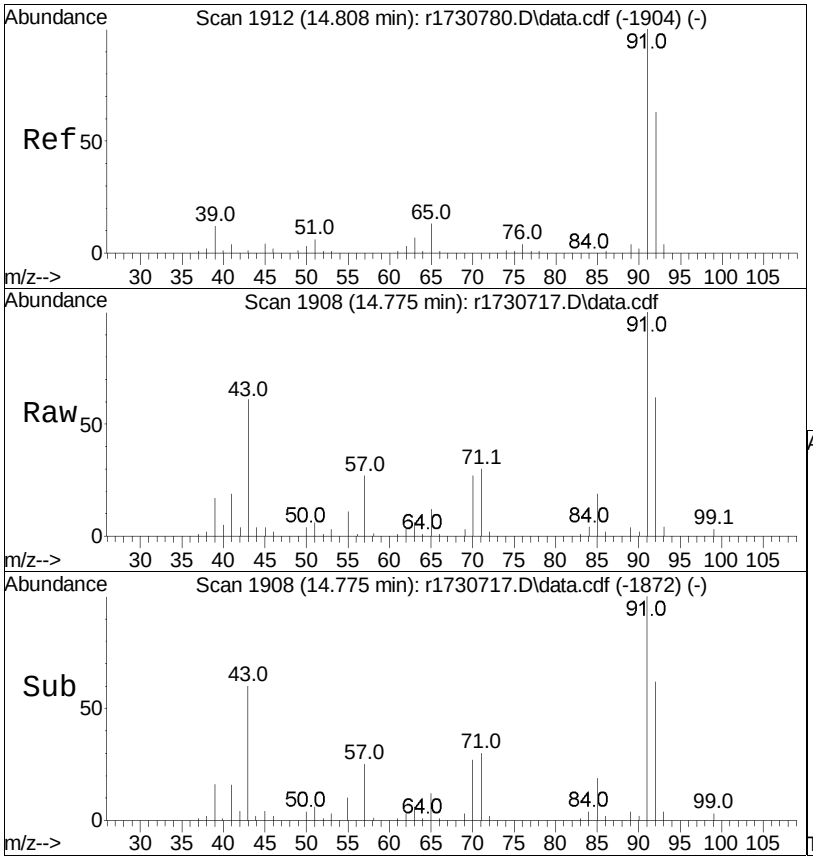

#68
toluene
Concen: 0.69 ppbV
RT: 14.775 min Scan# 1908
Delta R.T. -0.033 min
Lab File: r1730717.D
Acq: 11 Jan 2023 2:32 AM

Tgt Ion: 91 Resp: 37839

Ion	Ratio	Lower	Upper
91	100		
92	61.7	50.9	76.3

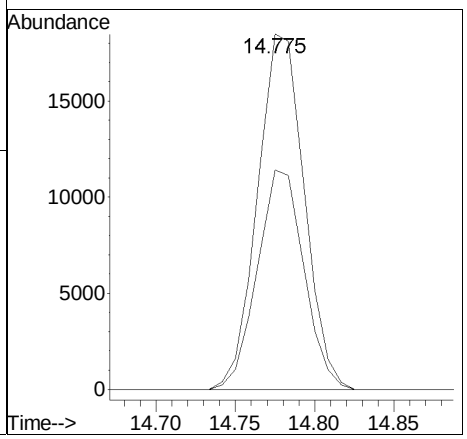

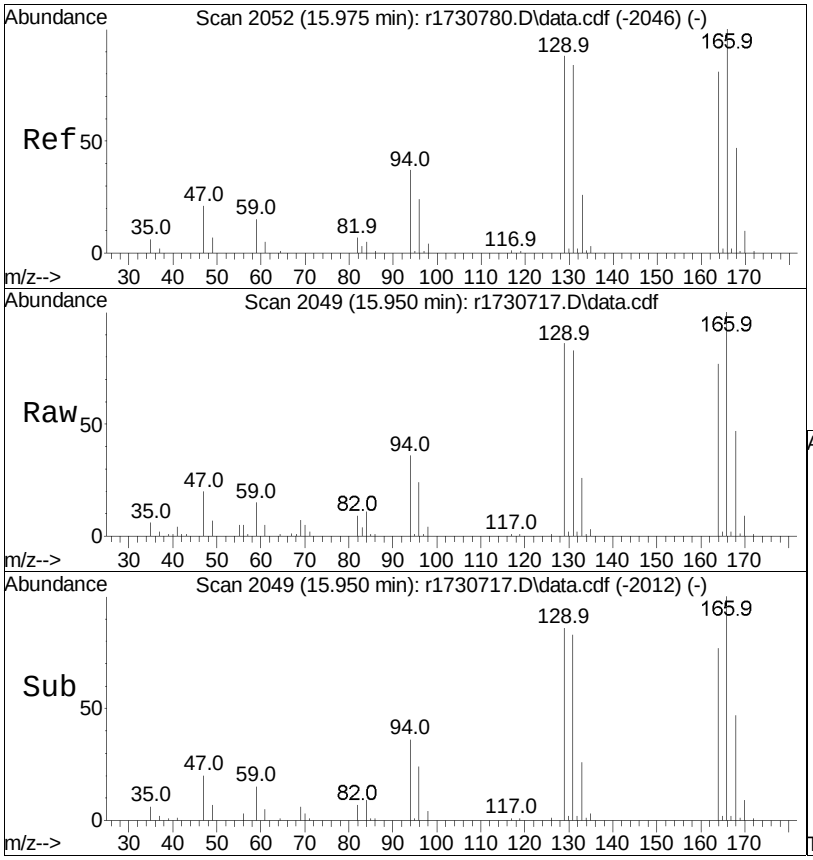

#78
tetrachloroethene
Concen: 7.20 ppbV
RT: 15.950 min Scan# 2049
Delta R.T. -0.025 min
Lab File: r1730717.D
Acq: 11 Jan 2023 2:32 AM

Tgt Ion:166 Resp: 144834

Ion	Ratio	Lower	Upper
166	100		
131	83.0	66.4	99.6
94	36.4	30.6	46.0

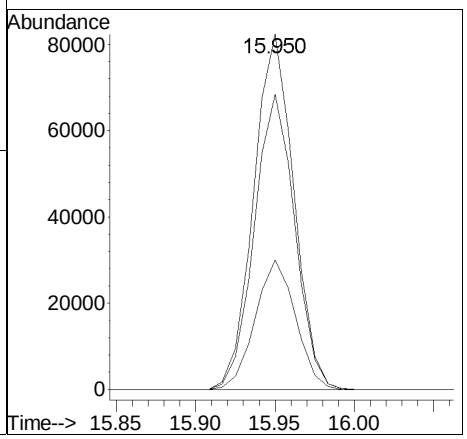

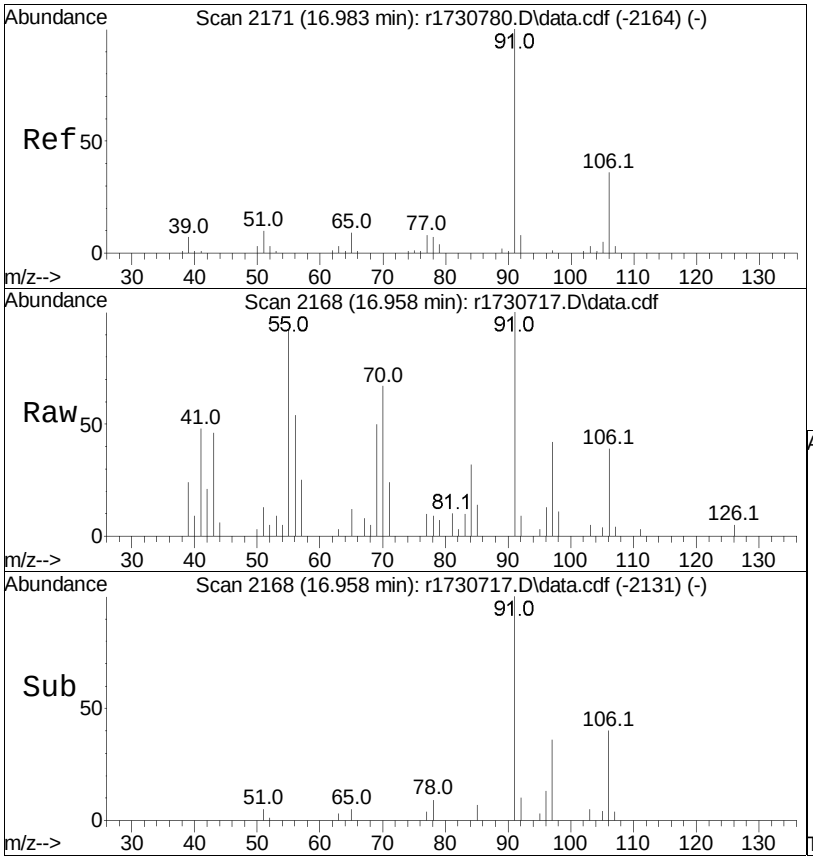

#81
ethylbenzene
Concen: 0.20 ppbV
RT: 16.958 min Scan# 2168
Delta R.T. -0.025 min
Lab File: r1730717.D
Acq: 11 Jan 2023 2:32 AM

Tgt Ion: 91 Resp: 12282

Ion	Ratio	Lower	Upper
91	100		
106	38.9	26.2	39.2

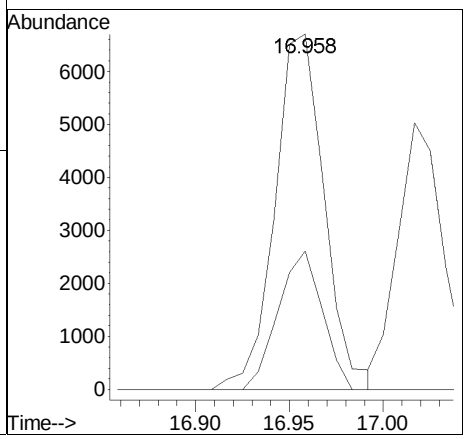

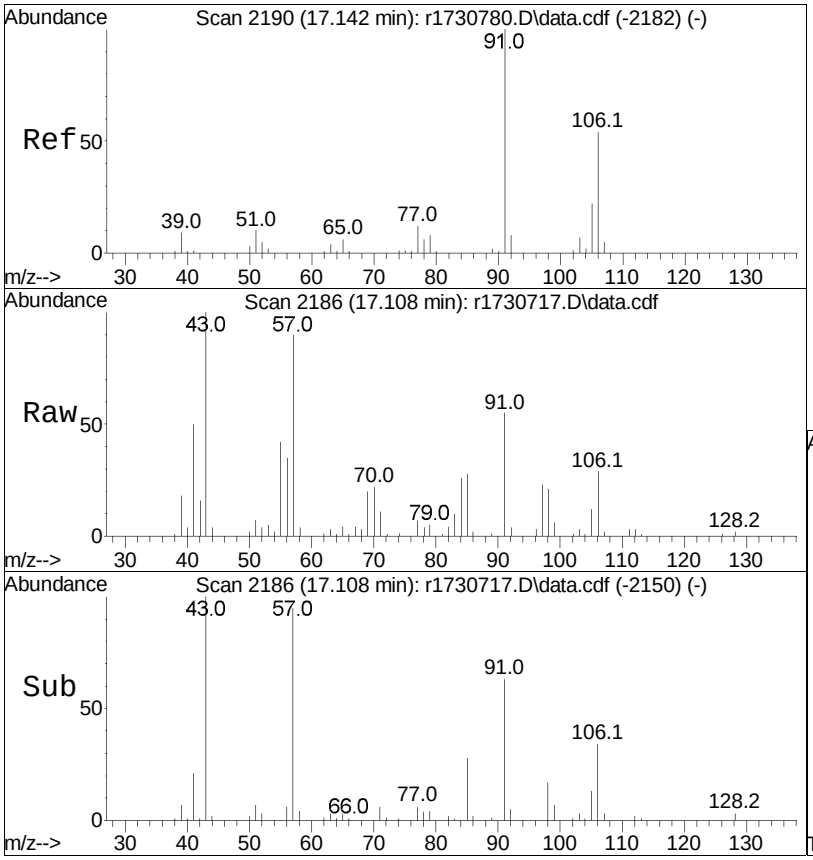

#83
m+p-xylene
Concen: 0.61 ppbV
RT: 17.108 min Scan# 2186
Delta R.T. -0.033 min
Lab File: r1730717.D
Acq: 11 Jan 2023 2:32 AM

Tgt Ion: 91 Resp: 29805

Ion	Ratio	Lower	Upper
91	100		
106	53.0	40.5	60.7

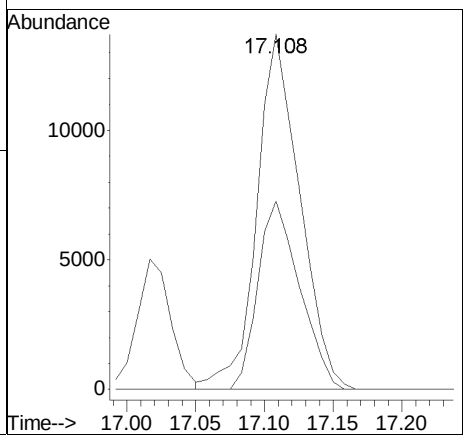

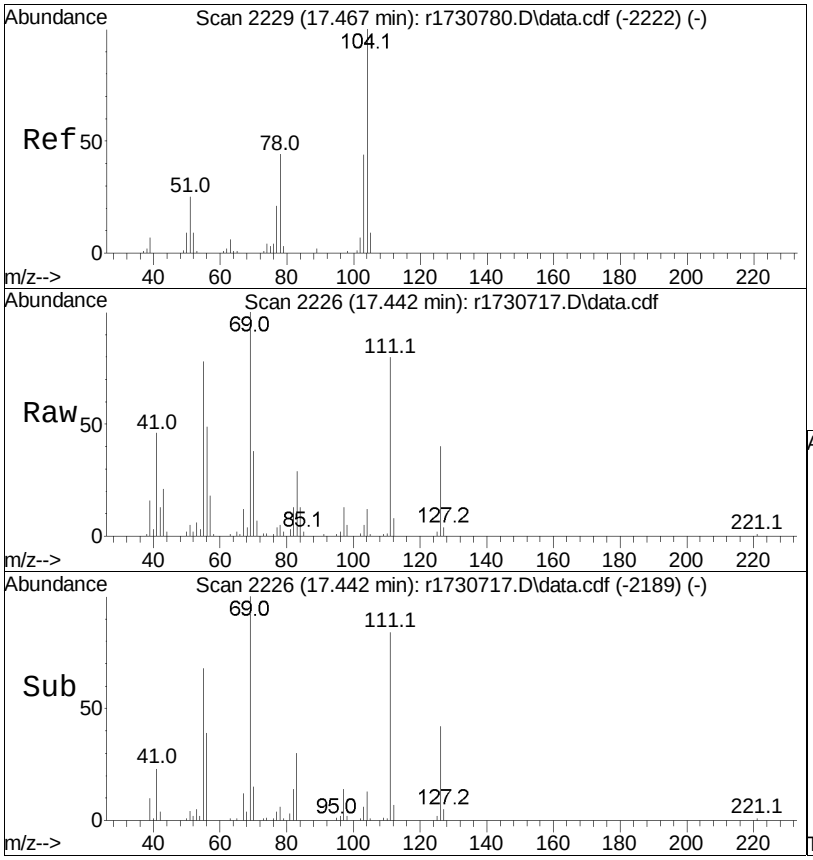

#85
styrene
Concen: 0.80 ppbV
RT: 17.442 min Scan# 2226
Delta R.T. -0.025 min
Lab File: r1730717.D
Acq: 11 Jan 2023 2:32 AM

Tgt Ion:104 Resp: 31398

Ion	Ratio	Lower	Upper
104	100		
103	45.3	34.9	52.3
78	45.7	31.7	47.5

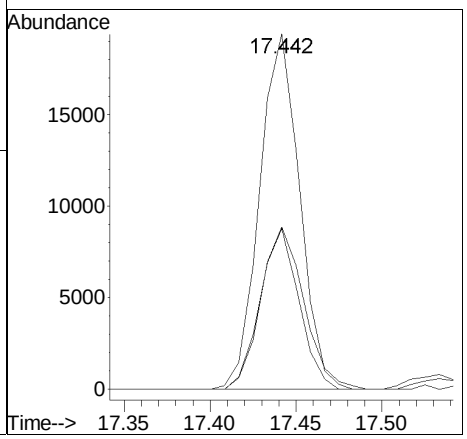

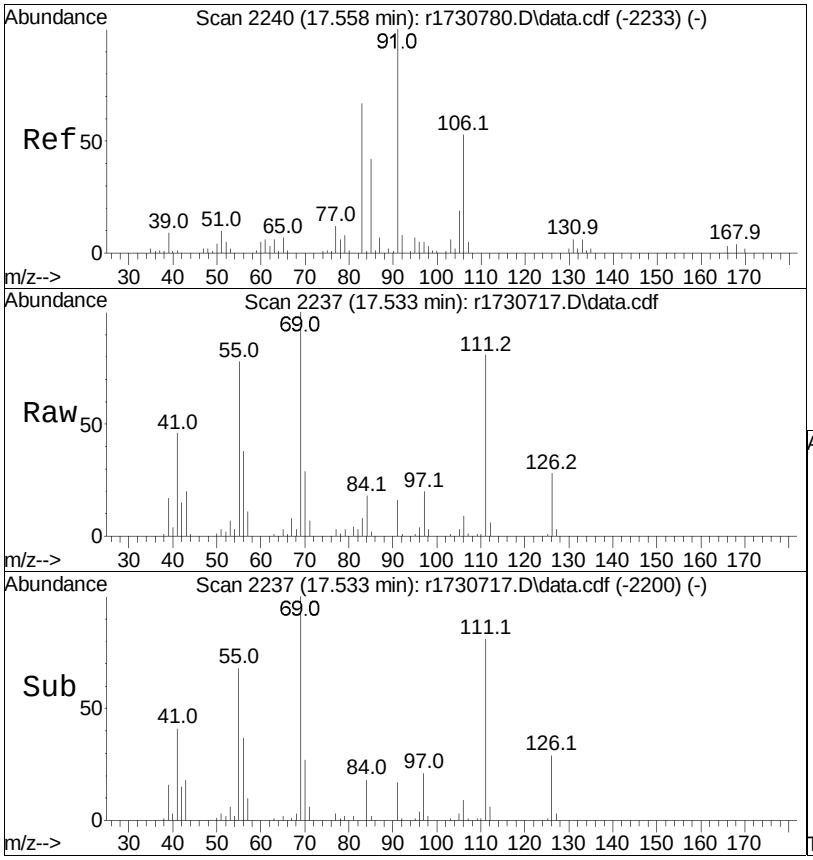

#87
o-xylene
Concen: 0.34 ppbV m
RT: 17.533 min Scan# 2237
Delta R.T. -0.025 min
Lab File: r1730717.D
Acq: 11 Jan 2023 2:32 AM

Tgt Ion: 91 Resp: 16708

Ion	Ratio	Lower	Upper
91	100		
106	53.7	39.7	59.5

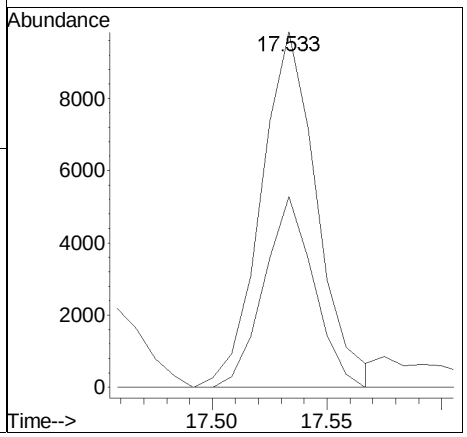

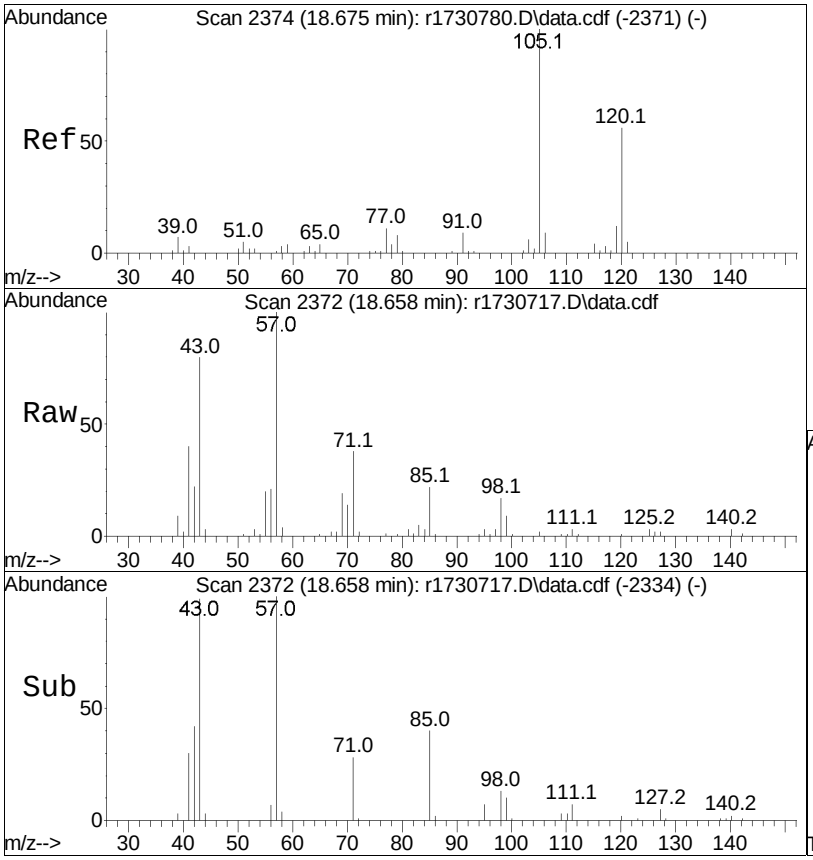

#97
1,3,5-trimethylbenzene
Concen: 0.03 ppbV
RT: 18.658 min Scan# 2372
Delta R.T. -0.017 min
Lab File: r1730717.D
Acq: 11 Jan 2023 2:32 AM

Tgt Ion:105 Resp: 1873

Ion	Ratio	Lower	Upper
105	100		
120	49.5	44.1	66.1
91	26.9	7.9	11.9#

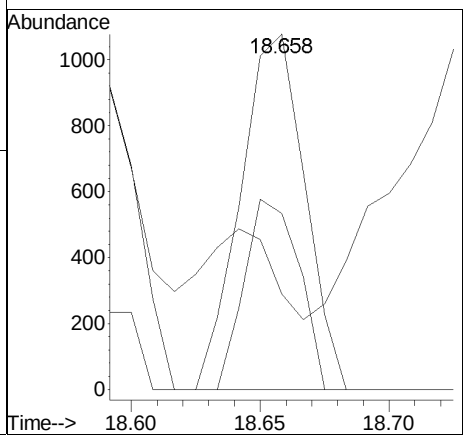

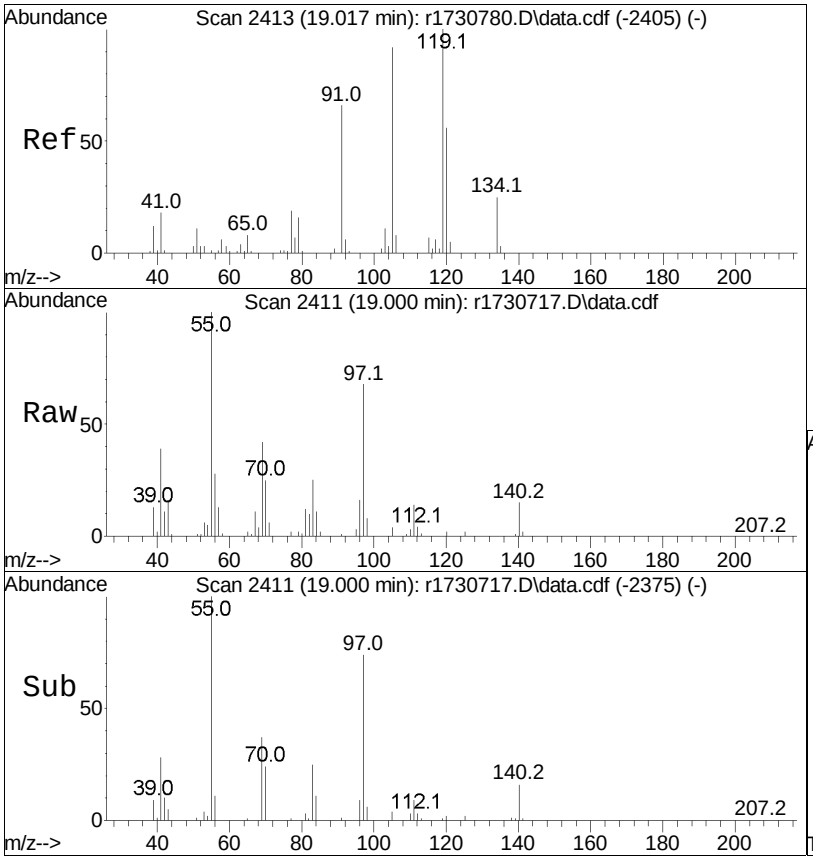

#99
1,2,4-trimethylbenzene
Concen: 0.08 ppbV
RT: 19.000 min Scan# 2411
Delta R.T. -0.017 min
Lab File: r1730717.D
Acq: 11 Jan 2023 2:32 AM

Tgt Ion:105 Resp: 4550

Ion	Ratio	Lower	Upper
105	100		
120	49.3	47.4	71.0
91	26.9	53.8	80.6#

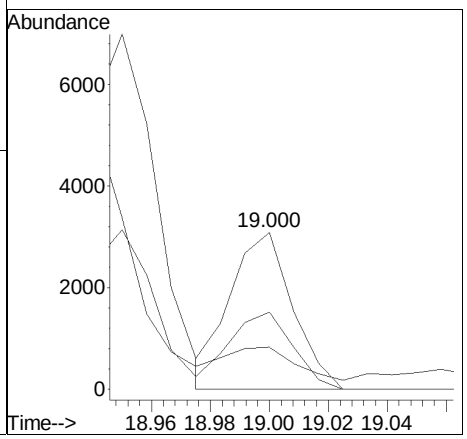

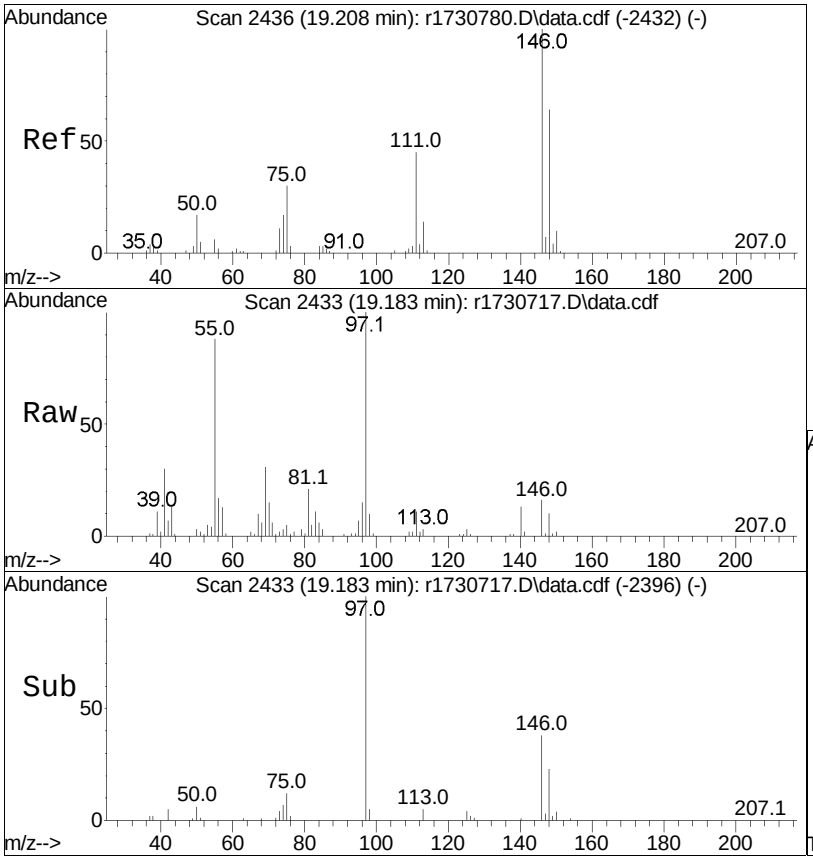

#103
1,4-dichlorobenzene
Concen: 0.34 ppbV
RT: 19.183 min Scan# 2433
Delta R.T. -0.025 min
Lab File: r1730717.D
Acq: 11 Jan 2023 2:32 AM

Tgt Ion:146 Resp: 10723

Ion	Ratio	Lower	Upper
146	100		
111	69.3	33.5	50.3#
75	31.2	22.1	33.1

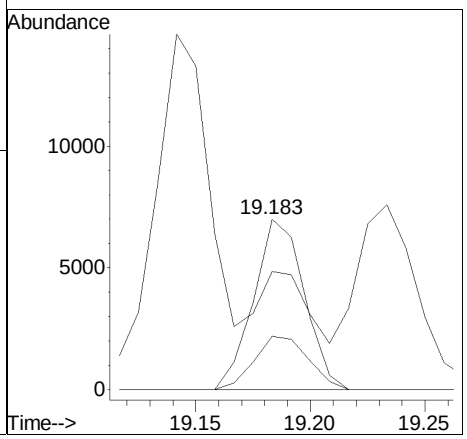

Manual Integration/Negative Proof Report

Data Path : O:\Forensics\Data\Airlab17\QMethod : TFS17_230109.M
Data File : r1730717.D Operator : AIRLAB17:TJS
Date Inj'd : 1/11/2020 0:2: 2 Instrument :
Sample : L2300996-08D,3,240.1,250 Quant Date : 1/11/2023 5:55 am

Compound #19: acetone

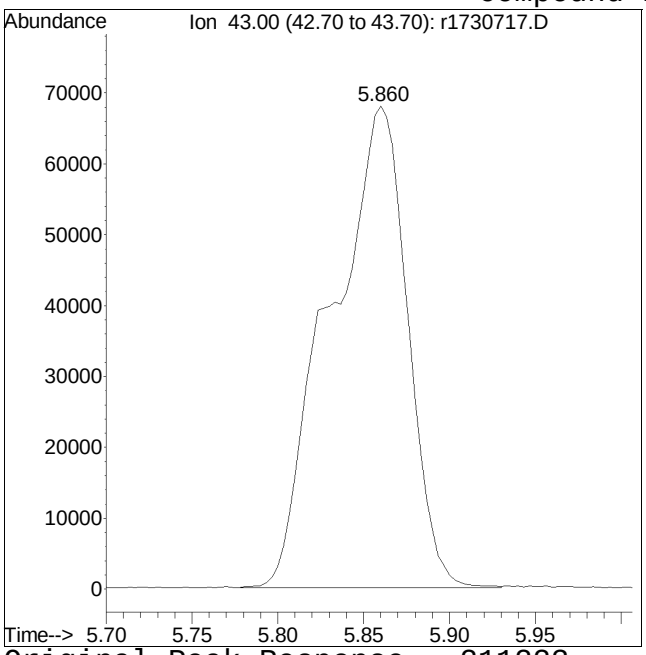

Original Peak Response = 211223

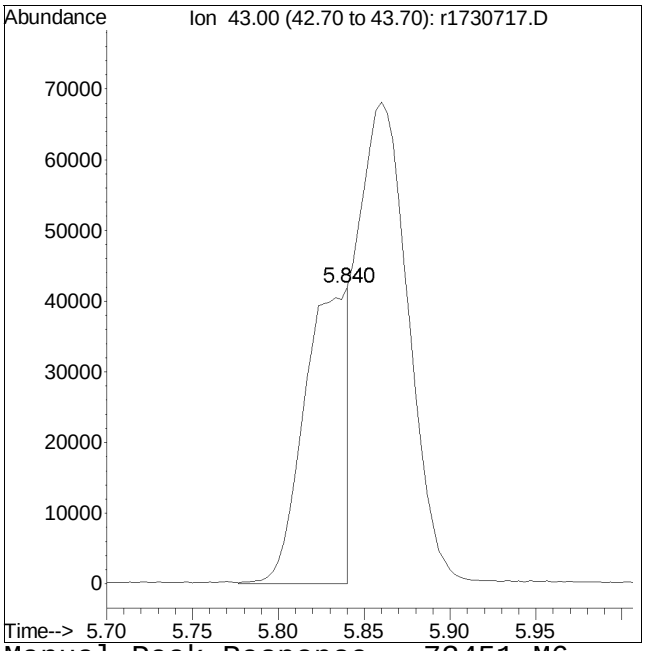

Manual Peak Response = 73451 M6

M6 = Misassignment of peak valley by automated integration (poor split of 2 peaks).

Manual Integration/Negative Proof Report

Data Path : O:\Forensics\Data\Airlab17\QMethod : TFS17_230109.M
Data File : r1730717.D Operator : AIRLAB17:TJS
Date Inj'd : 1/11/2020 0:2: 2 Instrument :
Sample : L2300996-08D,3,240.1,250 Quant Date : 1/11/2023 5:55 am

Compound #22: isopropyl alcohol

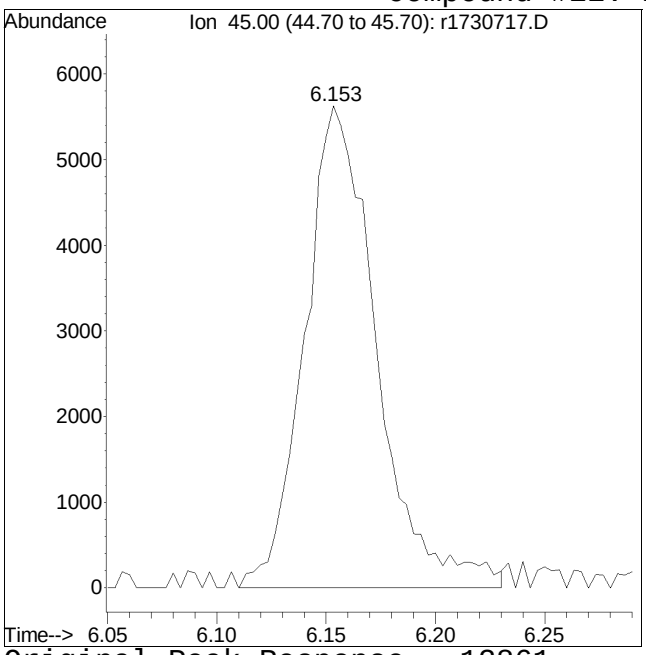

Original Peak Response = 12861

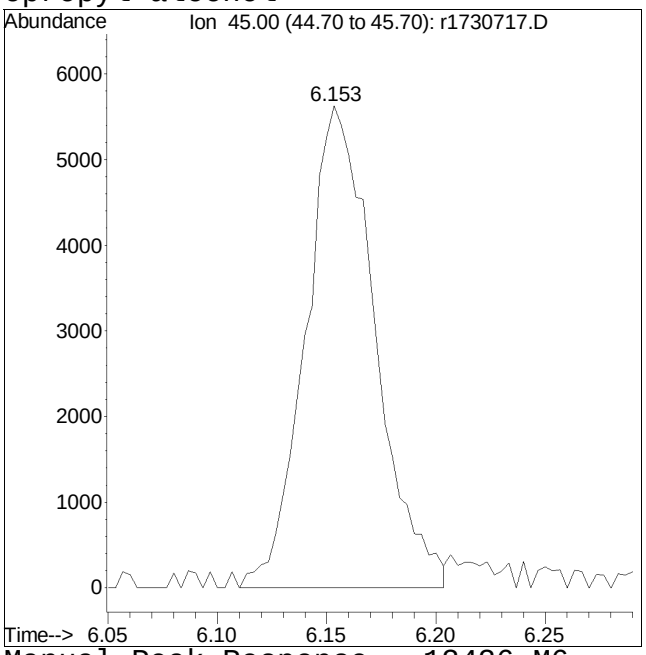

Manual Peak Response = 12426 M6

M6 = Misassignment of peak valley by automated integration (poor split of 2 peaks).

Manual Integration/Negative Proof Report

Data Path : O:\Forensics\Data\Airlab17\QMethod : TFS17_230109.M
Data File : r1730717.D Operator : AIRLAB17:TJS
Date Inj'd : 1/11/2020 0:2: 2 Instrument :
Sample : L2300996-08D,3,240.1,250 Quant Date : 1/11/2023 5:55 am

Compound #87: o-xylene

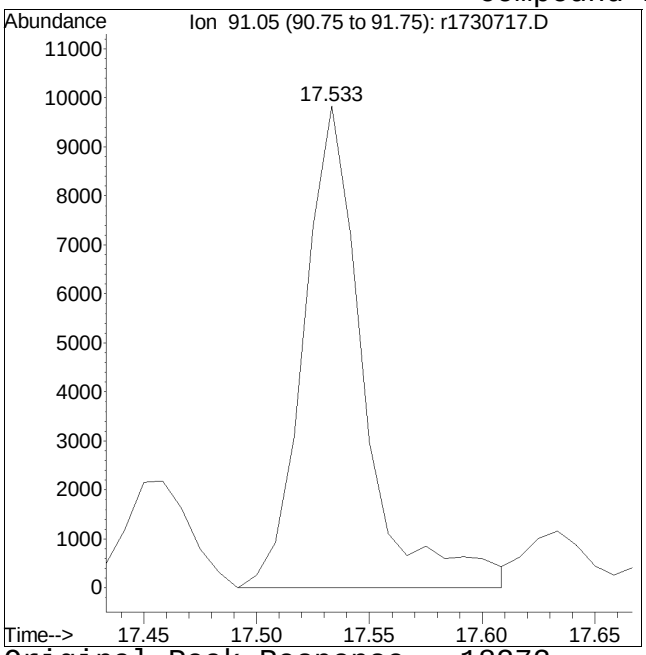

Original Peak Response = 18272

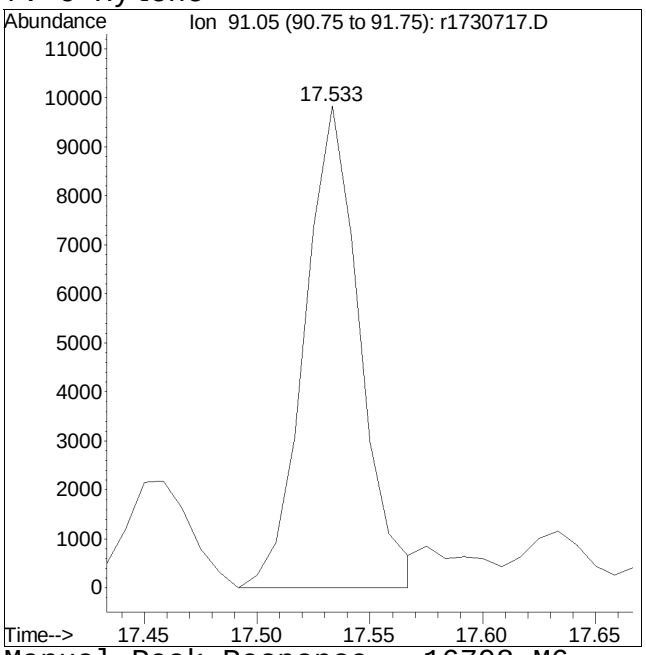

Manual Peak Response = 16708 M6

M6 = Misassignment of peak valley by automated integration (poor split of 2 peaks).

Quantitation Report (QT Reviewed)

Data Path : O:\Forensics\Data\Airlab17\2023\01\0110T\
Data File : r1730718.D
Acq On : 11 Jan 2023 3:09 AM
Operator : AIRLAB17:TJS
Sample : L2300996-09D,3,144.12,250
Misc : WG1731941,ICAL19642
ALS Vial : 0 Sample Multiplier: 1

Quant Time: Jan 11 09:16:04 2023
Quant Method : O:\Forensics\Data\Airlab17\2023\01\0110T\TFS17_230109.M
Quant Title : TO-14A/TO-15 SIM/Full Scan Analysis
QLast Update : Tue Jan 10 06:15:19 2023
Response via : Initial Calibration

CCAL FILE : O:\Forensics\Data\Airlab17\2023\01\0110T\r1730700.D
Sub List : TO15-NY - .

Compound	R.T.	QIon	Response	Conc	Units	Dev(Min)
Internal Standards						
1) bromochloromethane	9.550	49	245296	10.000	ppbV	-0.03
Standard Area = 253748			Recovery =		96.67%	
43) 1,4-difluorobenzene	11.823	114	795348	10.000	ppbV	-0.03
Standard Area = 836214			Recovery =		95.11%	
67) chlorobenzene-D5	16.567	54	106705	10.000	ppbV	-0.02
Standard Area = 108814			Recovery =		98.06%	
System Monitoring Compounds						
Target Compounds						Qvalue
5) dichlorodifluoromethane	3.934	85	6109	0.302	ppbV	97
6) chloromethane	4.120	50	1095	0.102	ppbV	94
7) Freon-114	0.000		0	N.D.		
9) vinyl chloride	0.000		0	N.D.		
10) 1,3-butadiene	0.000		0	N.D.	d	
13) bromomethane	0.000		0	N.D.		
14) chloroethane	0.000		0	N.D.		
15) ethanol	5.250	31	49921	5.955	ppbV #	63
17) vinyl bromide	0.000		0	N.D.		
19) acetone	5.830	43	28463	1.831	ppbV #	75
21) trichlorofluoromethane	6.033	101	2033	0.112	ppbV	99
22) isopropyl alcohol	6.157	45	6006	0.305	ppbV #	95
26) 1,1-dichloroethene	0.000		0	N.D.		
27) tertiary butyl alcohol	6.898	59	8111	0.465	ppbV #	52
28) methylene chloride	6.982	49	7838	0.553	ppbV	97
29) 3-chloropropene	7.114		0	N.D.		
30) carbon disulfide	7.276	76	1678	0.047	ppbV #	1
31) Freon 113	7.312	101	714	0.031	ppbV #	77
32) trans-1,2-dichloroethene	8.117		0	N.D.		
33) 1,1-dichloroethane	8.350		0	N.D.		
34) MTBE	0.000		0	N.D.		
36) 2-butanone	8.858	43	3650	0.130	ppbV #	91
37) cis-1,2-dichloroethene	9.358	61	16761	0.991	ppbV	98
38) Ethyl Acetate	0.000		0	N.D.		
39) chloroform	9.708	83	216908	10.373	ppbV	98
40) Tetrahydrofuran	10.183	42	2471	0.143	ppbV	93
42) 1,2-dichloroethane	10.558		0	N.D.		

Data Path : O:\Forensics\Data\Airlab17\2023\01\0110T\
Data File : r1730718.D
Acq On : 11 Jan 2023 3:09 AM
Operator : AIRLAB17:TJS
Sample : L2300996-09D,3,144.12,250
Misc : WG1731941,ICAL19642
ALS Vial : 0 Sample Multiplier: 1

Quant Time: Jan 11 09:16:04 2023
Quant Method : O:\Forensics\Data\Airlab17\2023\01\0110T\TFS17_230109.M
Quant Title : TO-14A/TO-15 SIM/Full Scan Analysis
QLast Update : Tue Jan 10 06:15:19 2023
Response via : Initial Calibration

CCAL FILE : O:\Forensics\Data\Airlab17\2023\01\0110T\r1730700.D
Sub List : TO15-NY - .

Compound	R.T.	QIon	Response	Conc	Units	Dev(Min)
44) hexane	9.625	57	5602	0.255	ppbV #	73
48) 1,1,1-trichloroethane	10.858	97	738	0.044	ppbV #	79
50) benzene	11.383	78	3382	0.080	ppbV	96
52) carbon tetrachloride	11.563	117	624	0.038	ppbV #	79
53) cyclohexane	11.703	56	2250	0.098	ppbV	97
56) 1,2-dichloropropane	0.000		0	N.D.		
57) bromodichloromethane	0.000		0	N.D.	d	
58) 1,4-dioxane	0.000		0	N.D.		
59) trichloroethene	12.623	130	141767	7.915	ppbV	98
60) 2,2,4-trimethylpentane	0.000		0	N.D.	d	
62) heptane	12.990	43	2003	0.066	ppbV #	66
63) cis-1,3-dichloropropene	0.000		0	N.D.		
64) 4-methyl-2-pentanone	0.000		0	N.D.	d	
65) trans-1,3-dichloropropene	0.000		0	N.D.		
66) 1,1,2-trichloroethane	0.000		0	N.D.		
68) toluene	14.775	91	13633	0.265	ppbV	95
72) 2-hexanone	0.000		0	N.D.	d	
74) dibromochloromethane	0.000		0	N.D.		
75) 1,2-dibromoethane	0.000		0	N.D.		
78) tetrachloroethene	15.950	166	734555	39.202	ppbV	98
80) chlorobenzene	0.000		0	N.D.	d	
81) ethylbenzene	16.958	91	5258	0.093	ppbV	93
83) m+p-xylene	17.108	91	12957	0.284	ppbV	91
84) bromoform	0.000		0	N.D.		
85) styrene	17.442	104	17451	0.477	ppbV	94
86) 1,1,2,2-tetrachloroethane	0.000		0	N.D.	d	
87) o-xylene	17.533	91	6067	0.133	ppbV	89
96) 4-ethyl toluene	18.658		0	N.D.		
97) 1,3,5-trimethylbenzene	18.658		0	N.D.		
99) 1,2,4-trimethylbenzene	19.000	105	2389	0.048	ppbV #	64
101) Benzyl Chloride	18.992		0	N.D.		
102) 1,3-dichlorobenzene	0.000		0	N.D.	d	
103) 1,4-dichlorobenzene	19.183	146	6999	0.241	ppbV	96
107) 1,2-dichlorobenzene	0.000		0	N.D.		
115) 1,2,4-trichlorobenzene	0.000		0	N.D.		
119) hexachlorobutadiene	0.000		0	N.D.		

(#) = qualifier out of range (m) = manual integration (+) = signals summed

Data Path : O:\Forensics\Data\Airlab17\2023\01\0110T\
Data File : r1730718.D
Acq On : 11 Jan 2023 3:09 AM
Operator : AIRLAB17:TJS
Sample : L2300996-09D,3,144.12,250
Misc : WG1731941,ICAL19642
ALS Vial : 0 Sample Multiplier: 1

Quant Time: Jan 11 09:16:04 2023
Quant Method : O:\Forensics\Data\Airlab17\2023\01\0110T\TFS17_230109.M
Quant Title : TO-14A/TO-15 SIM/Full Scan Analysis
QLast Update : Tue Jan 10 06:15:19 2023
Response via : Initial Calibration

CCAL FILE : O:\Forensics\Data\Airlab17\2023\01\0110T\r1730700.D
Sub List : TO15-NY - .

Compound	R.T.	QIon	Response	Conc	Units	Dev(Min)

Sub List : TO15-NY - .s\Data\Airlab17\2023\01\0110T\r1730700.D

Data Path : O:\Forensics\Data\Airlab17\2023\01\0110T\
Data File : r1730718.D
Acq On : 11 Jan 2023 3:09 AM
Operator : AIRLAB17:TJS
Sample : L2300996-09D,3,144.12,250
Misc : WG1731941,ICAL19642
ALS Vial : 0 Sample Multiplier: 1

Quant Time: Jan 11 09:16:04 2023
Quant Method : O:\Forensics\Data\Airlab17\2023\01\0110T\TFS17_230109.M
Quant Title : TO-14A/TO-15 SIM/Full Scan Analysis
QLast Update : Tue Jan 10 06:15:19 2023
Response via : Initial Calibration

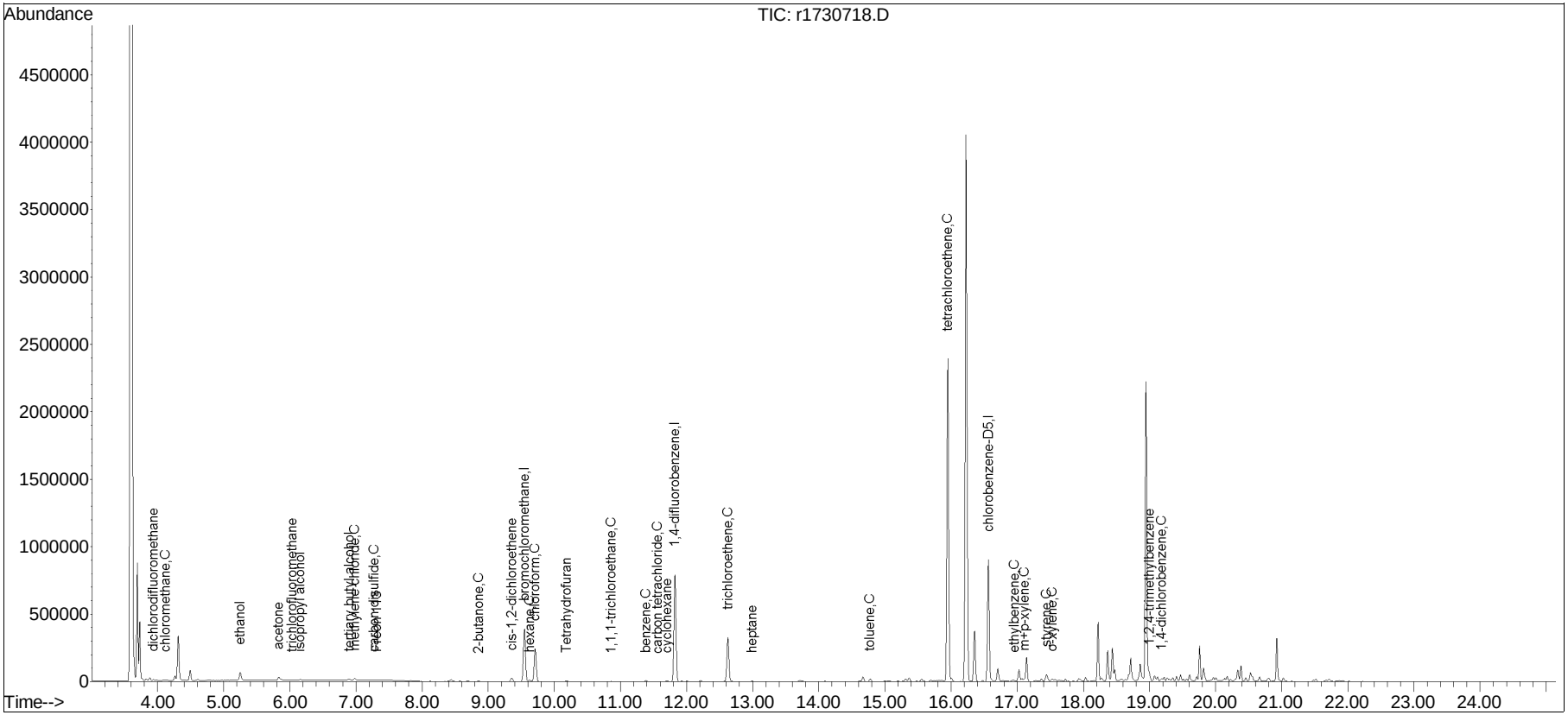

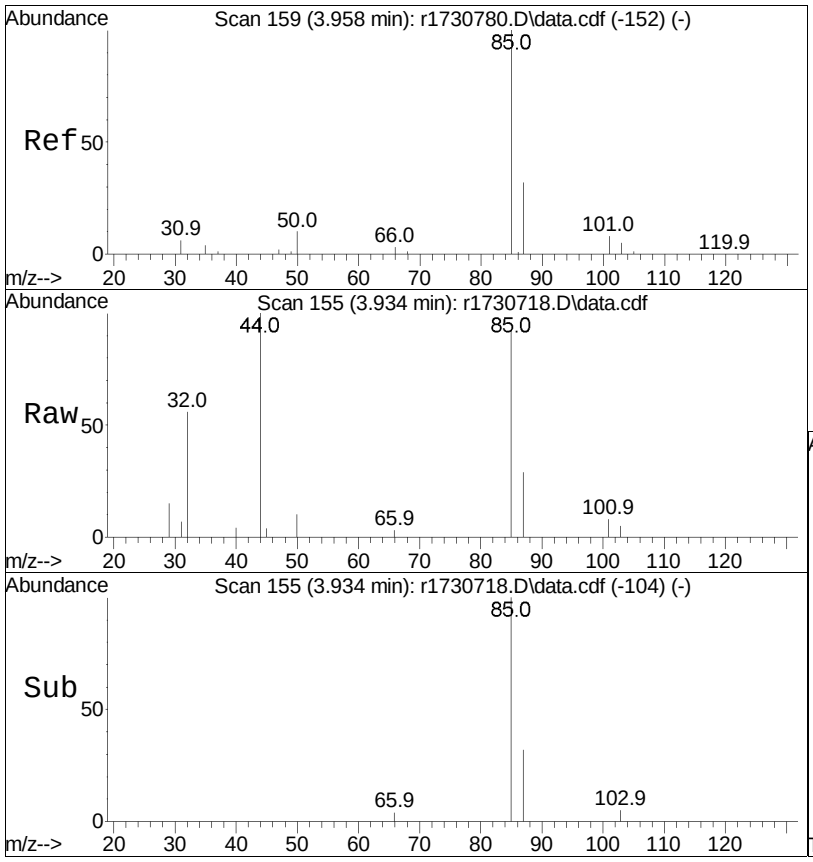

#5
dichlorodifluoromethane
Concen: 0.30 ppbV
RT: 3.934 min Scan# 155
Delta R.T. -0.024 min
Lab File: r1730718.D
Acq: 11 Jan 2023 3:09 AM

Tgt Ion: 85 Resp: 6109

Ion	Ratio	Lower	Upper
85	100		
87	31.7	26.9	40.3

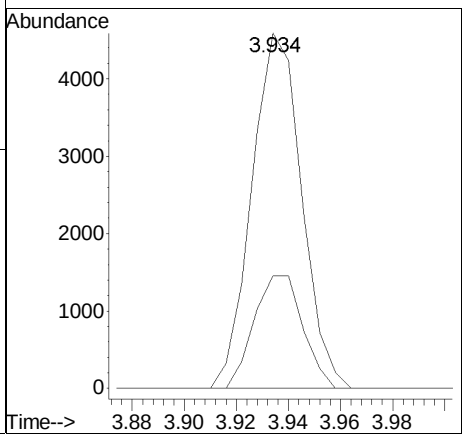

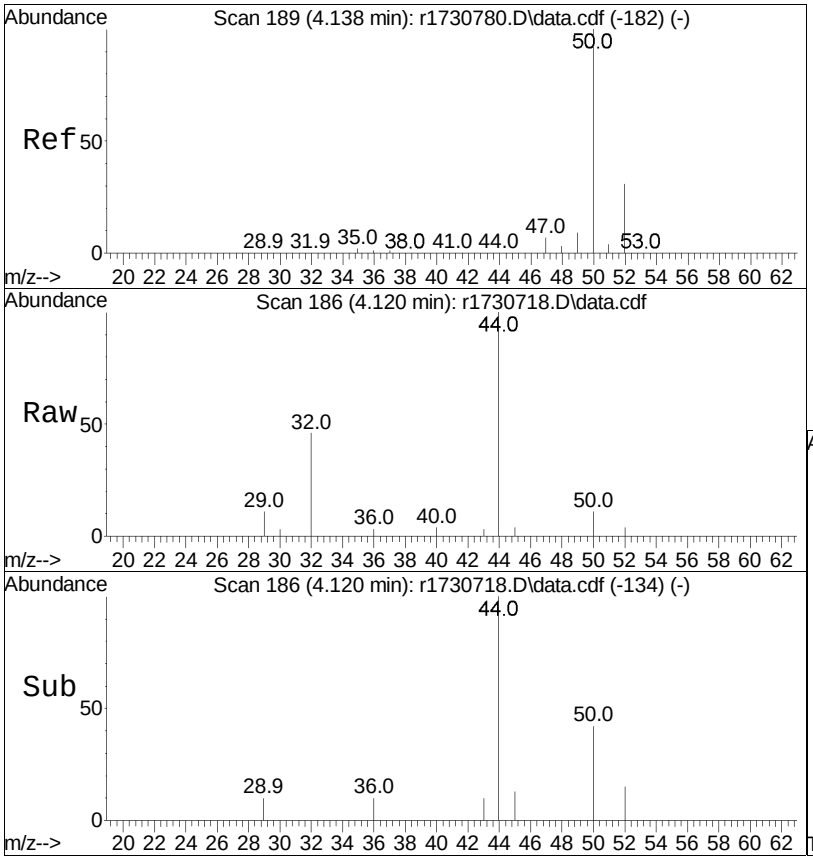

#6
chloromethane
Concen: 0.10 ppbV
RT: 4.120 min Scan# 186
Delta R.T. -0.018 min
Lab File: r1730718.D
Acq: 11 Jan 2023 3:09 AM

Tgt Ion: 50 Resp: 1095

Ion	Ratio	Lower	Upper
50	100		
52	36.5	26.6	39.8

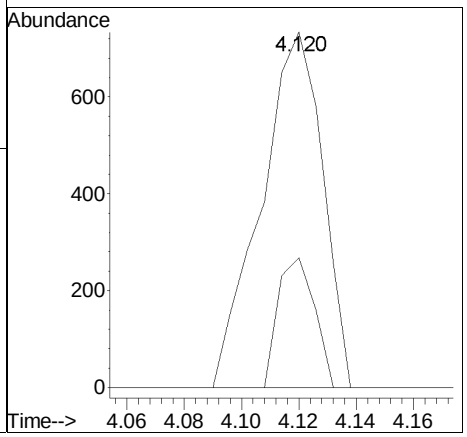

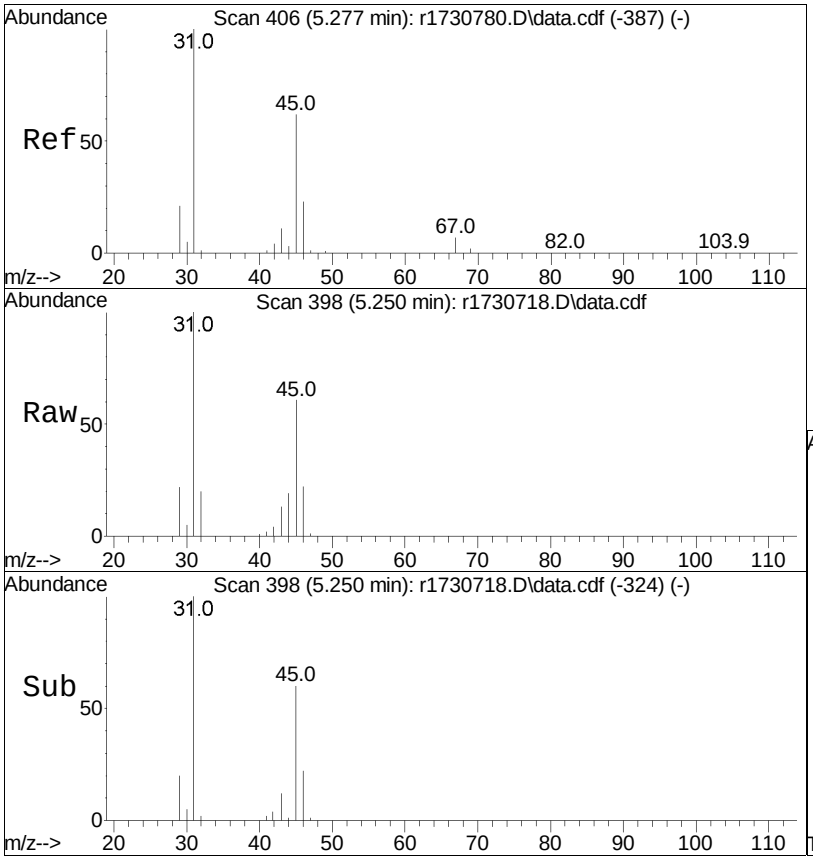

#15
ethanol
Concen: 5.96 ppbV
RT: 5.250 min Scan# 398
Delta R.T. -0.027 min
Lab File: r1730718.D
Acq: 11 Jan 2023 3:09 AM

Tgt Ion: 31 Resp: 49921

Ion	Ratio	Lower	Upper
31	100		
45	60.7	30.8	46.2#

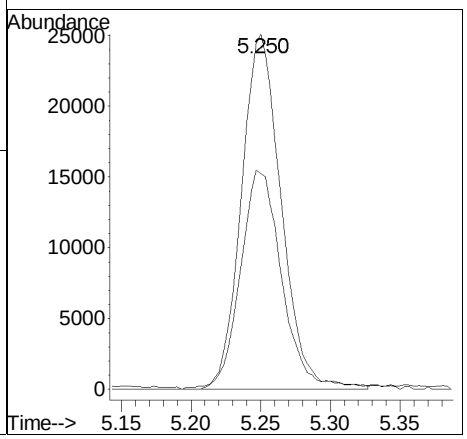

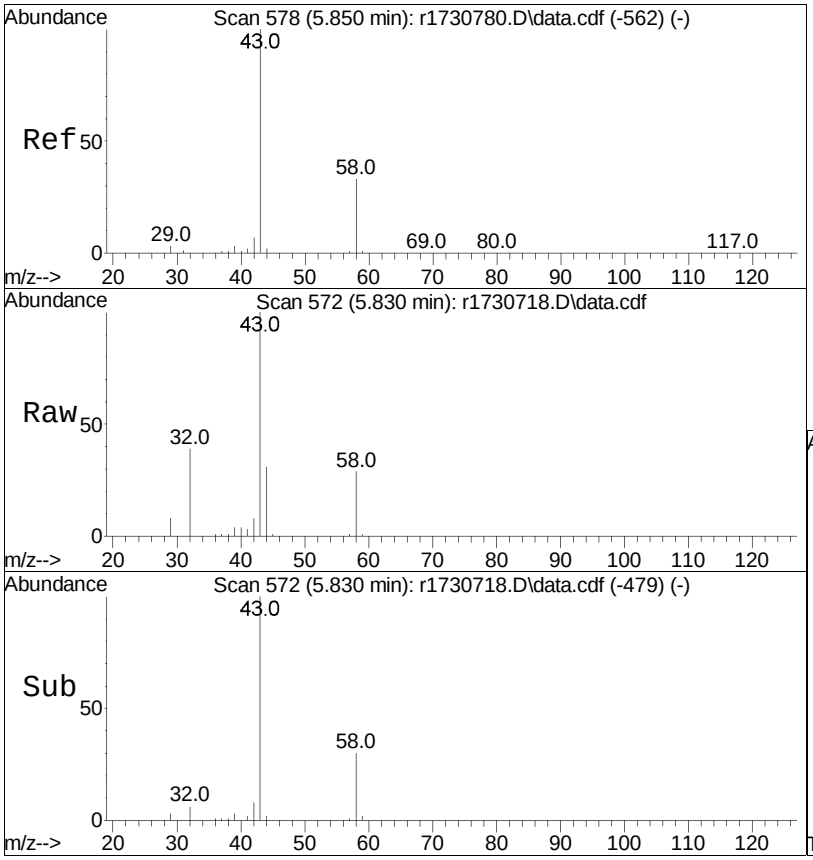

#19
acetone
Concen: 1.83 ppbV
RT: 5.830 min Scan# 572
Delta R.T. -0.020 min
Lab File: r1730718.D
Acq: 11 Jan 2023 3:09 AM

Tgt Ion: 43 Resp: 28463

Ion	Ratio	Lower	Upper
43	100		
58	29.3	37.1	55.7#
57	1.4	1.0	1.4

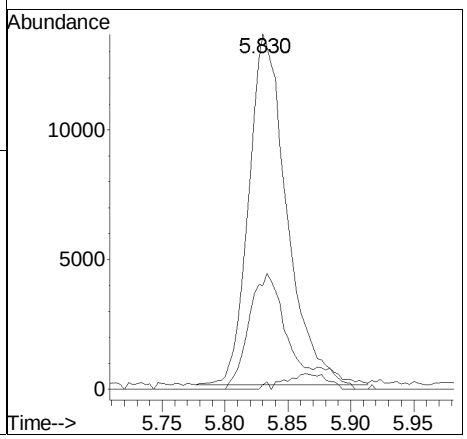

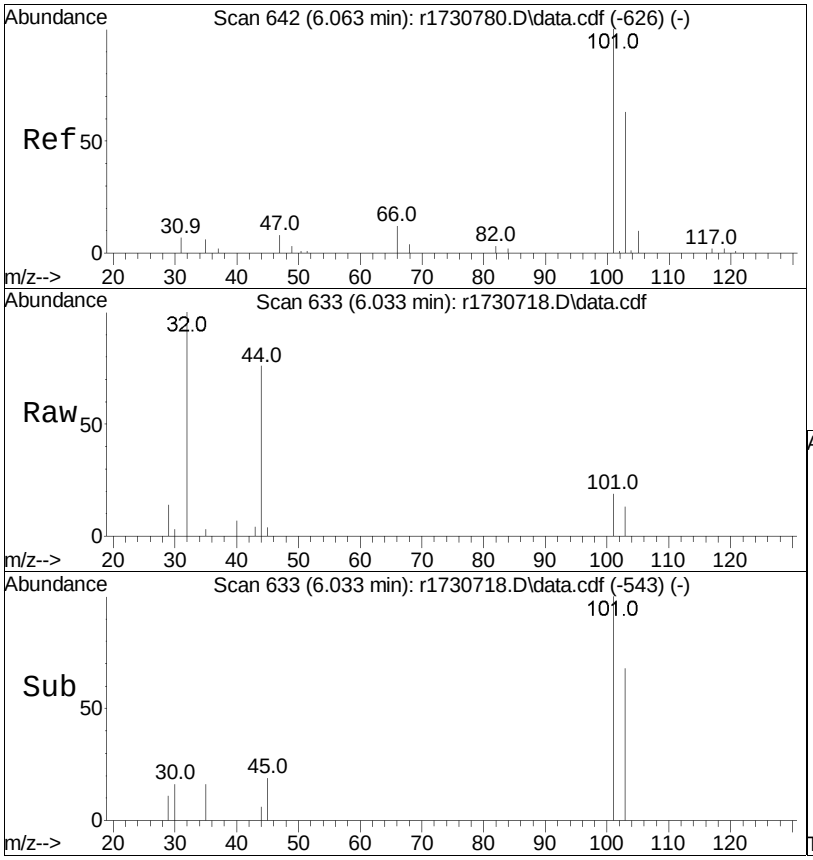

#21
trichlorofluoromethane
Concen: 0.11 ppbV
RT: 6.033 min Scan# 633
Delta R.T. -0.030 min
Lab File: r1730718.D
Acq: 11 Jan 2023 3:09 AM

Tgt Ion:101 Resp: 2033

Ion	Ratio	Lower	Upper
101	100		
103	68.5	54.0	81.0

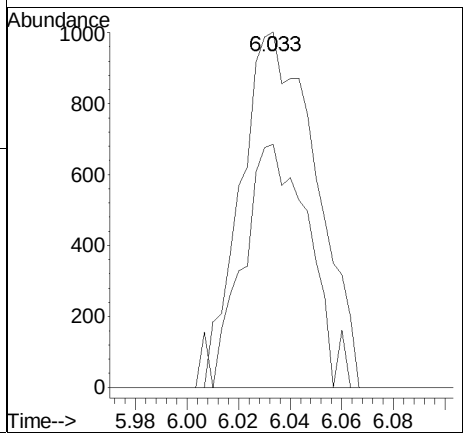

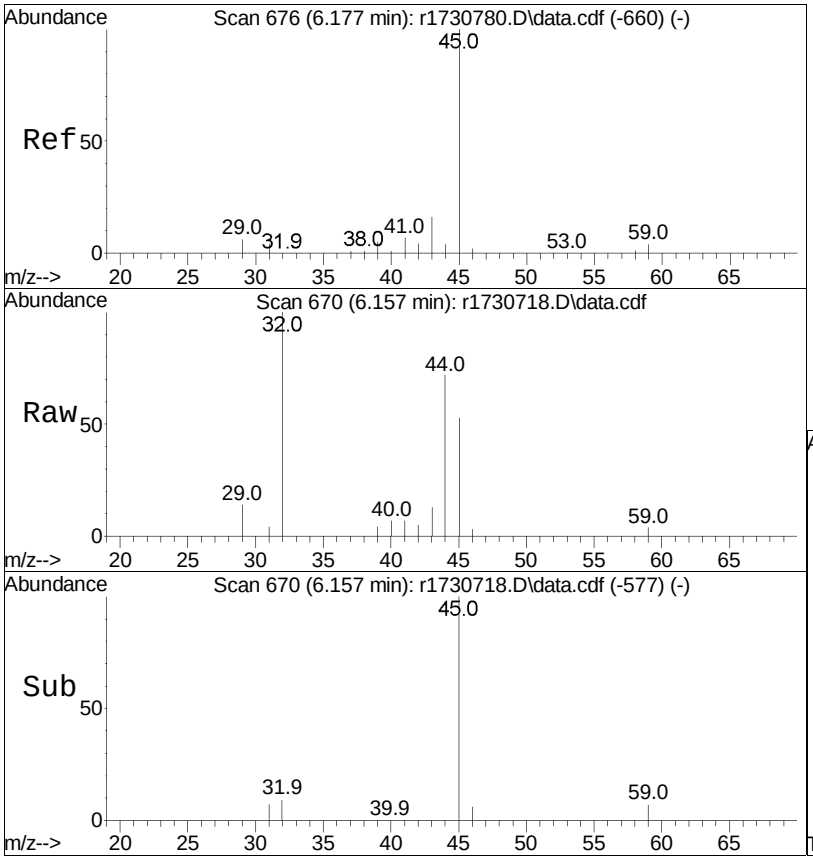

#22
isopropyl alcohol
Concen: 0.30 ppbV
RT: 6.157 min Scan# 670
Delta R.T. -0.020 min
Lab File: r1730718.D
Acq: 11 Jan 2023 3:09 AM

Tgt Ion: 45 Resp: 6006

Ion	Ratio	Lower	Upper
45	100		
59	6.9	4.1	6.1#

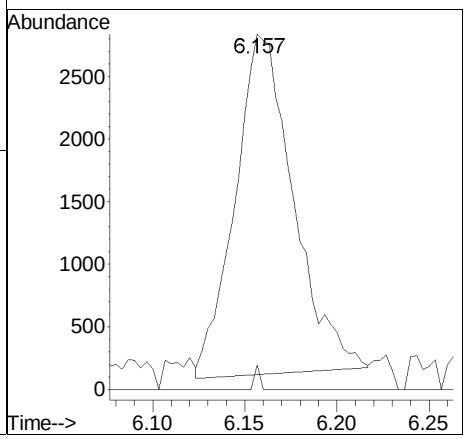

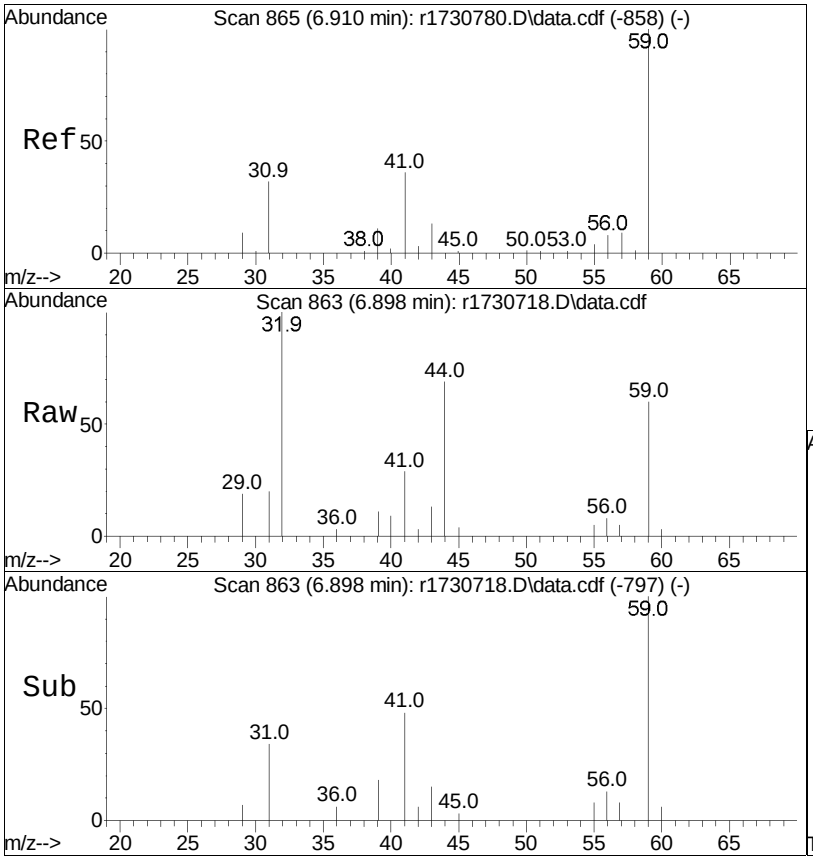

#27
tertiary butyl alcohol
Concen: 0.46 ppbV
RT: 6.898 min Scan# 863
Delta R.T. -0.012 min
Lab File: r1730718.D
Acq: 11 Jan 2023 3:09 AM

Tgt Ion: 59 Resp: 8111

Ion	Ratio	Lower	Upper
59	100		
41	47.9	17.8	26.8#
43	22.1	7.6	11.4#

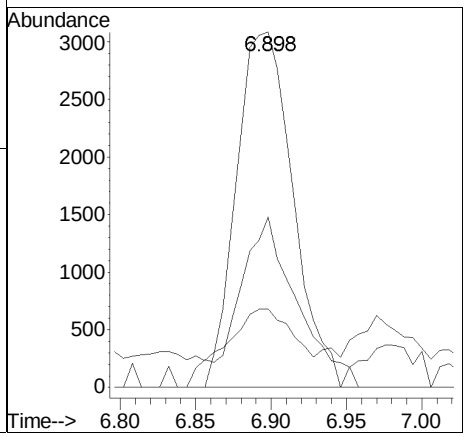

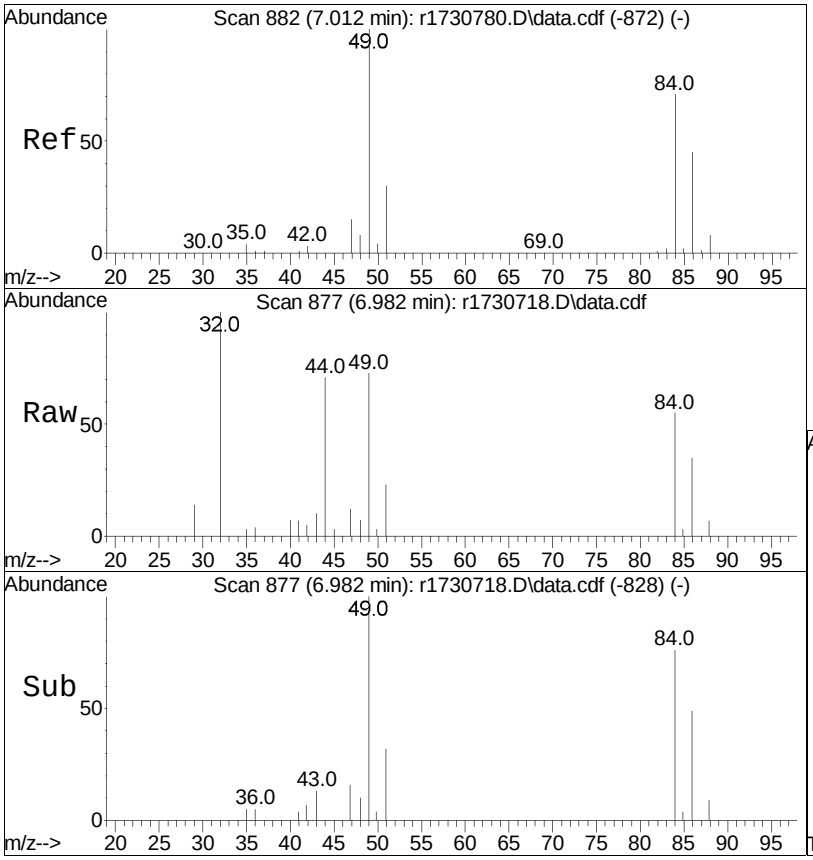

#28
methylene chloride
Concen: 0.55 ppbV
RT: 6.982 min Scan# 877
Delta R.T. -0.030 min
Lab File: r1730718.D
Acq: 11 Jan 2023 3:09 AM

Tgt Ion: 49 Resp: 7838

Ion	Ratio	Lower	Upper
49	100		
84	76.2	63.2	94.8

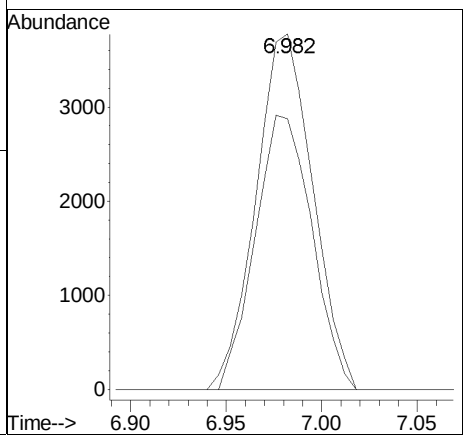

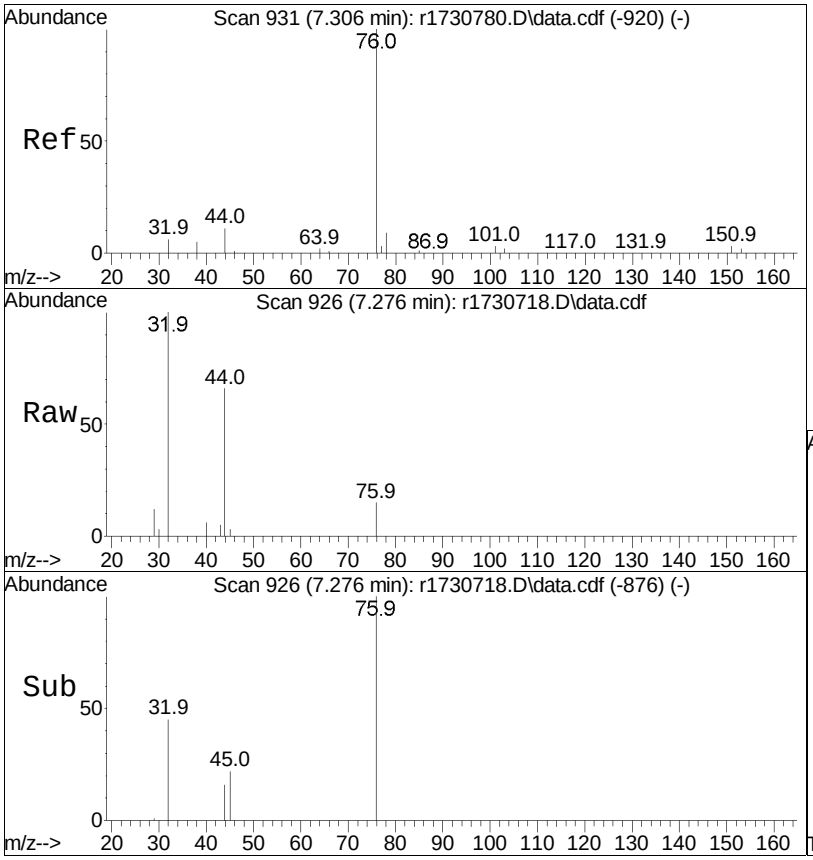

#30
carbon disulfide
Concen: 0.05 ppbV
RT: 7.276 min Scan# 926
Delta R.T. -0.030 min
Lab File: r1730718.D
Acq: 11 Jan 2023 3:09 AM

Tgt Ion: 76 Resp: 1678

Ion	Ratio	Lower	Upper
76	100		
44	429.0	8.3	12.5#

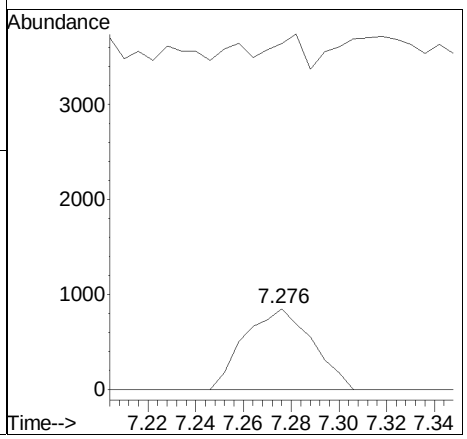

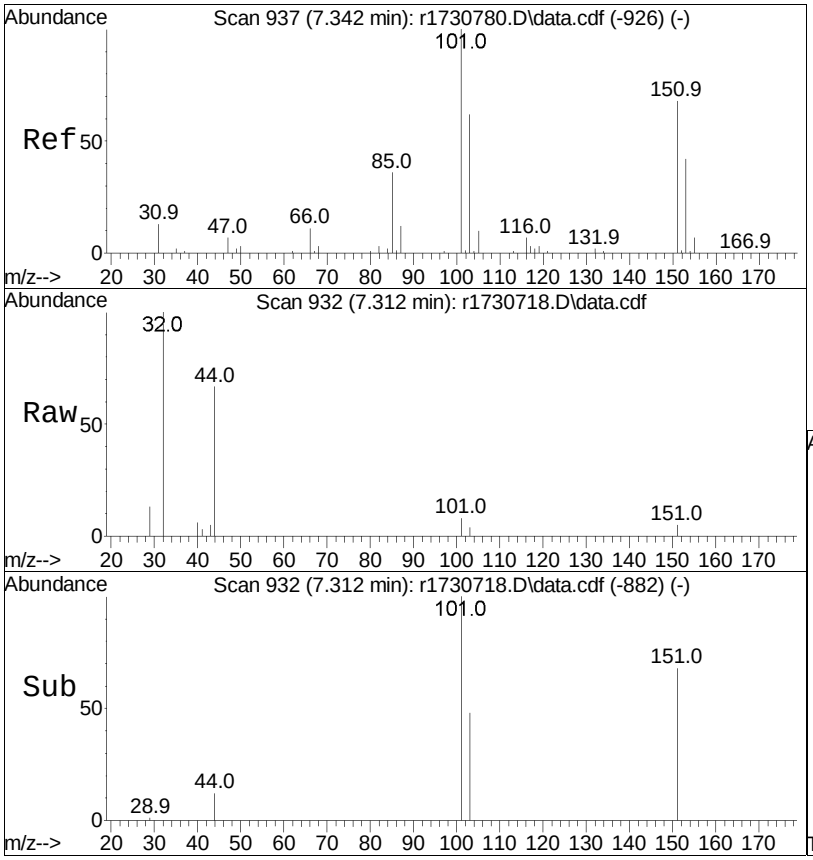

#31
Freon 113
Concen: 0.03 ppbV
RT: 7.312 min Scan# 932
Delta R.T. -0.030 min
Lab File: r1730718.D
Acq: 11 Jan 2023 3:09 AM

Tgt Ion:101 Resp: 714

Ion	Ratio	Lower	Upper
101	100		
85	0.0	29.1	43.7#
151	68.4	53.8	80.6

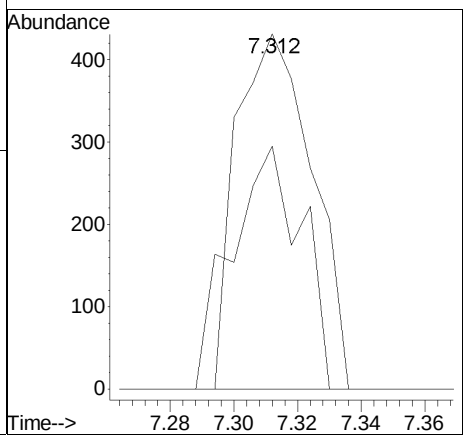

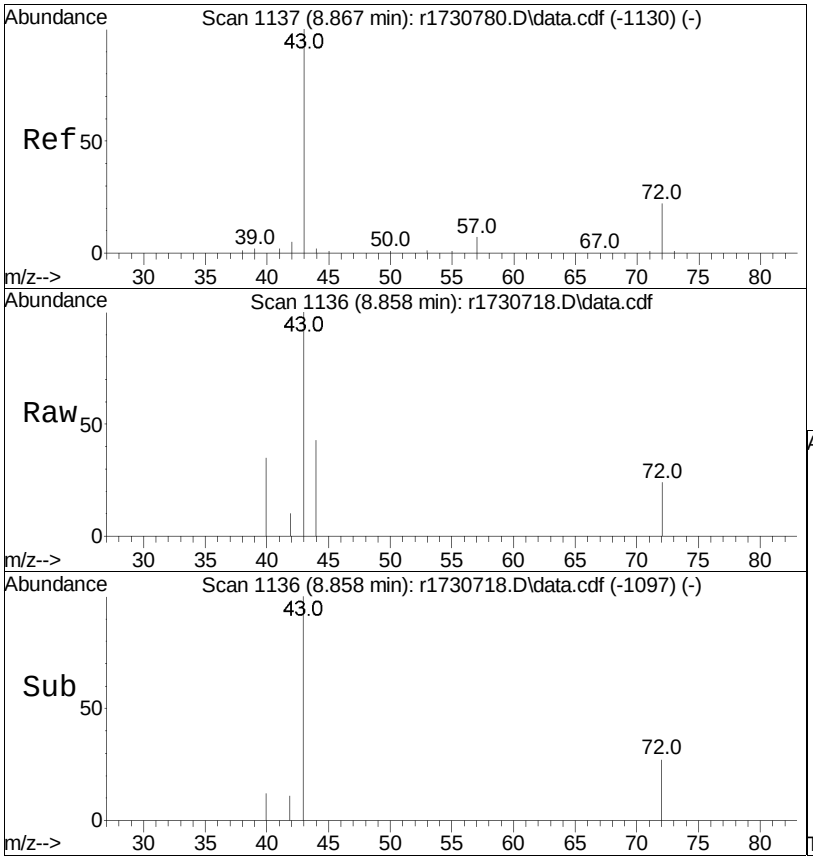

#36
2-butanone
Concen: 0.13 ppbV
RT: 8.858 min Scan# 1136
Delta R.T. -0.008 min
Lab File: r1730718.D
Acq: 11 Jan 2023 3:09 AM

Tgt Ion: 43 Resp: 3650

Ion	Ratio	Lower	Upper
43	100		
72	23.7	20.5	30.7
57	0.0	7.0	10.6#

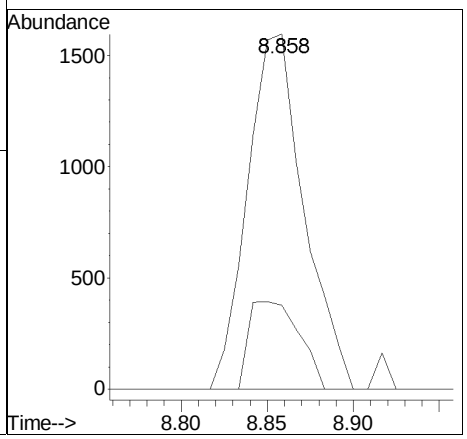

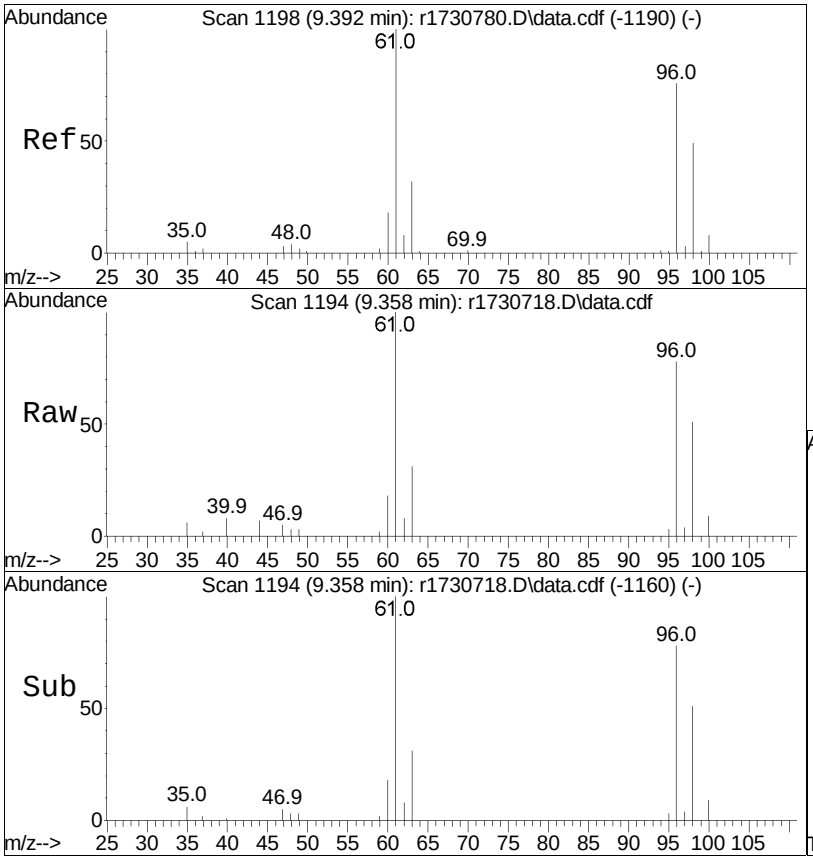

#37
cis-1,2-dichloroethene
Concen: 0.99 ppbV
RT: 9.358 min Scan# 1194
Delta R.T. -0.033 min
Lab File: r1730718.D
Acq: 11 Jan 2023 3:09 AM

Tgt Ion: 61 Resp: 16761

Ion	Ratio	Lower	Upper
61	100		
96	77.6	62.8	94.2
98	50.7	39.0	58.4

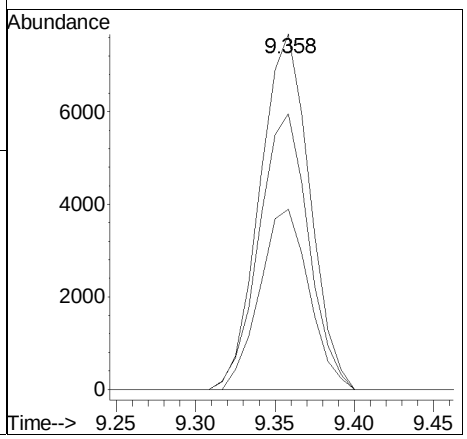

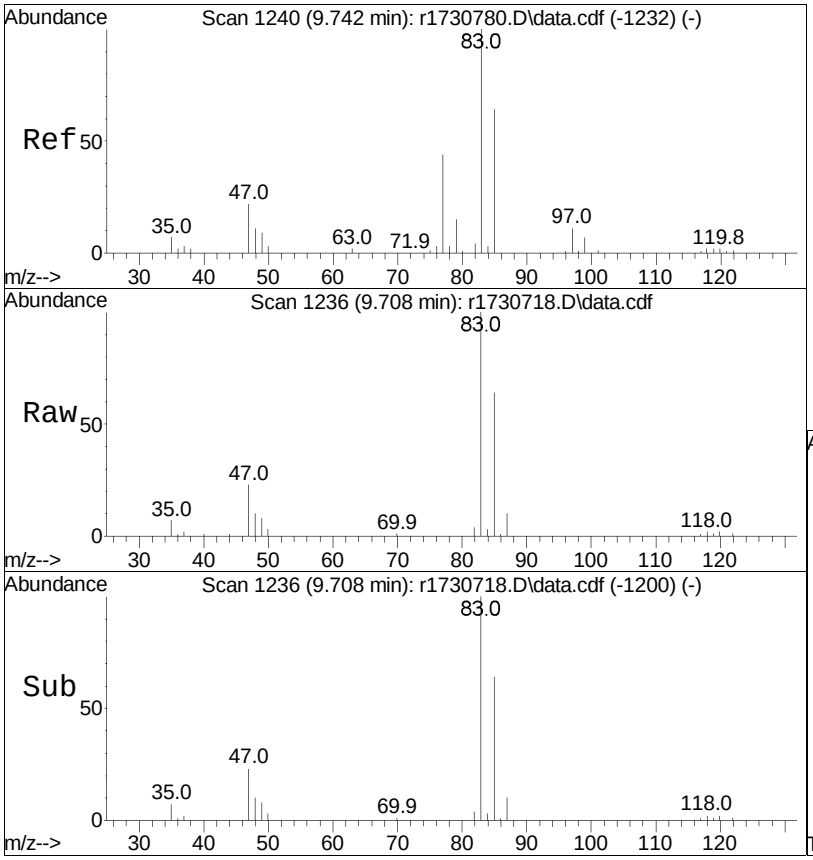

#39
chloroform
Concen: 10.37 ppbV
RT: 9.708 min Scan# 1236
Delta R.T. -0.033 min
Lab File: r1730718.D
Acq: 11 Jan 2023 3:09 AM

Tgt Ion: 83 Resp: 216908

Ion	Ratio	Lower	Upper
83	100		
85	64.5	53.1	79.7
47	22.8	17.2	25.8

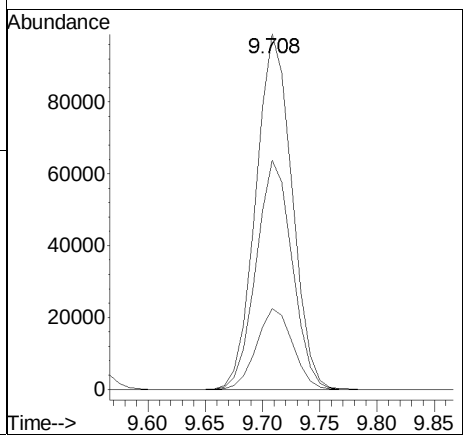

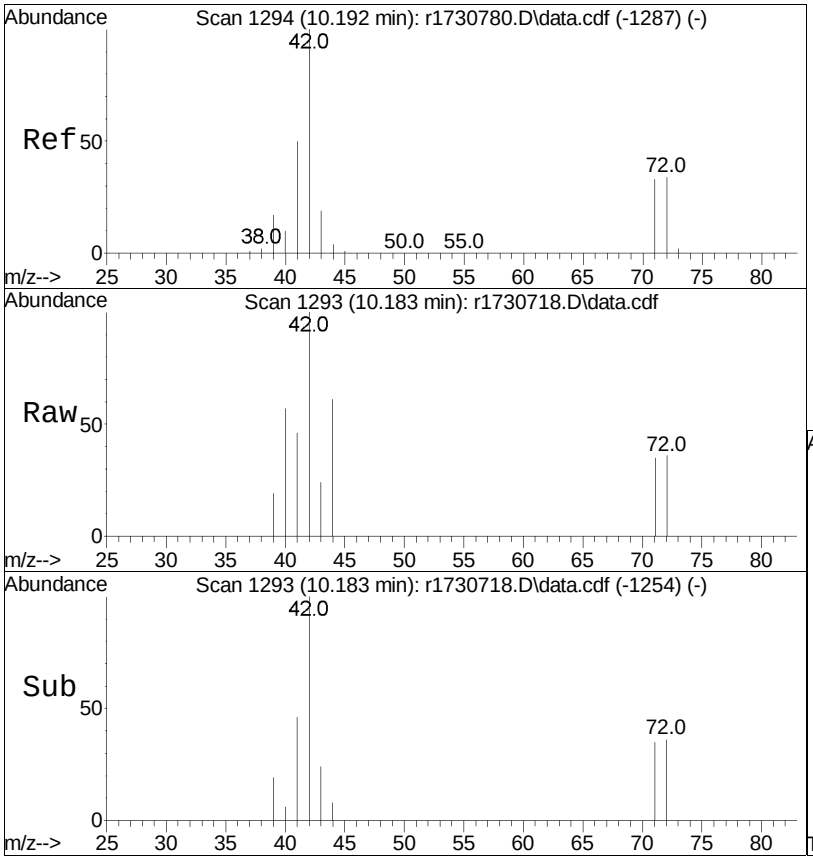

#40
Tetrahydrofuran
Concen: 0.14 ppbV
RT: 10.183 min Scan# 1293
Delta R.T. -0.008 min
Lab File: r1730718.D
Acq: 11 Jan 2023 3:09 AM

Tgt Ion: 42 Resp: 2471

Ion	Ratio	Lower	Upper
42	100		
71	34.8	31.0	46.4
72	35.8	32.3	48.5

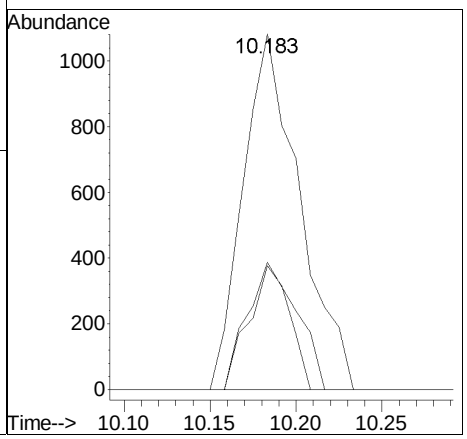

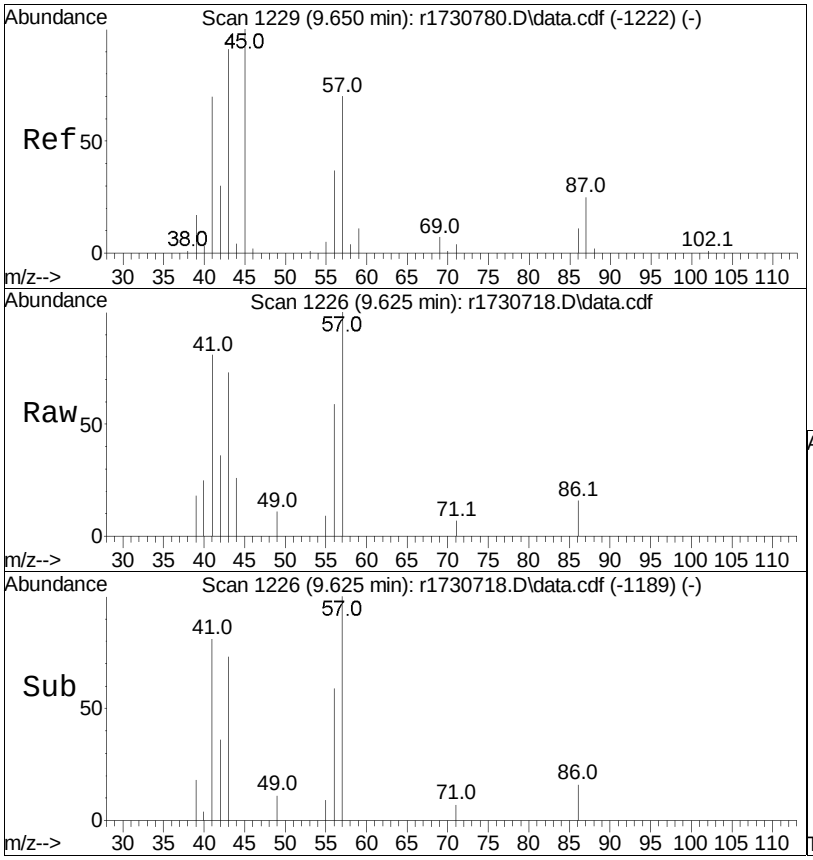

#44
hexane
Concen: 0.26 ppbV
RT: 9.625 min Scan# 1226
Delta R.T. -0.025 min
Lab File: r1730718.D
Acq: 11 Jan 2023 3:09 AM

Tgt Ion: 57 Resp: 5602

Ion	Ratio	Lower	Upper
57	100		
43	72.6	83.0	124.6#
86	16.0	11.4	17.2

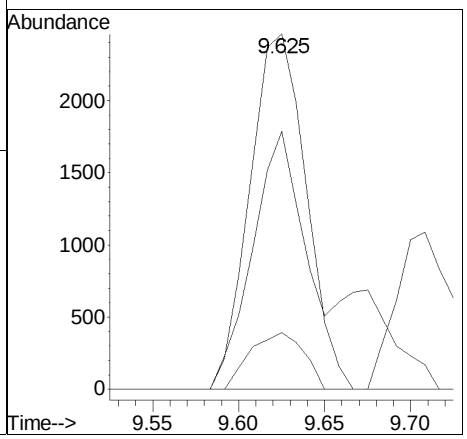

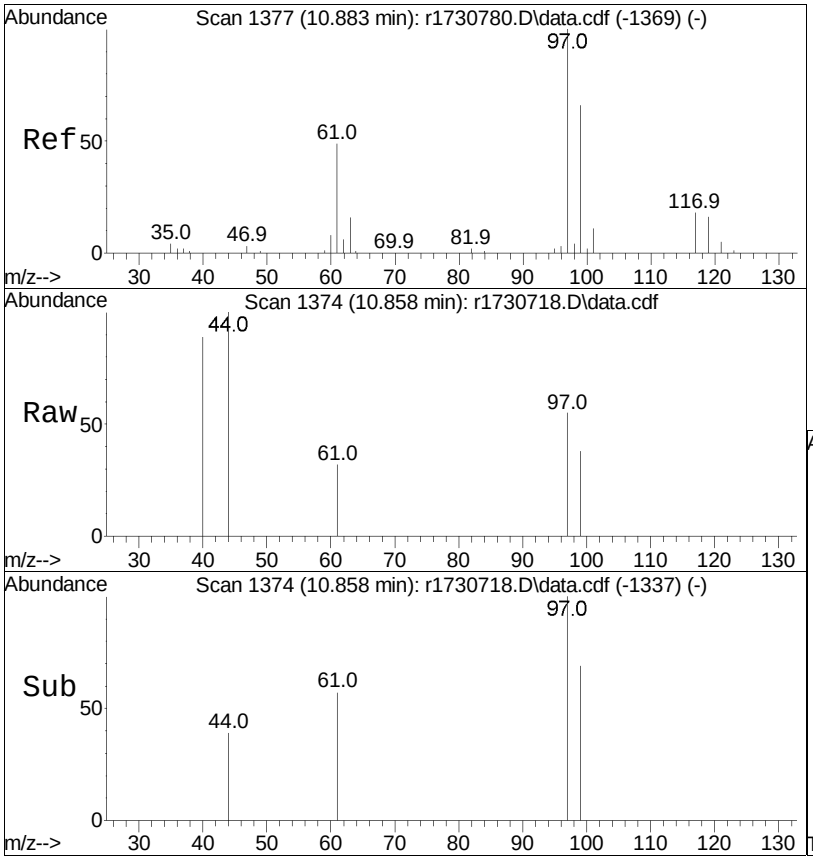

#48
1,1,1-trichloroethane
Concen: 0.04 ppbV
RT: 10.858 min Scan# 1374
Delta R.T. -0.025 min
Lab File: r1730718.D
Acq: 11 Jan 2023 3:09 AM

Tgt Ion: 97 Resp: 738

Ion	Ratio	Lower	Upper
97	100		
61	57.4	37.0	55.6#
119	0.0	11.2	16.8#

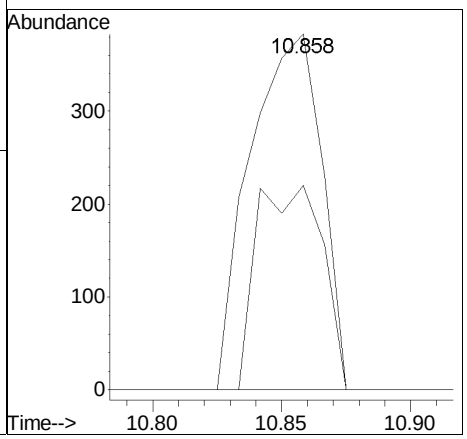

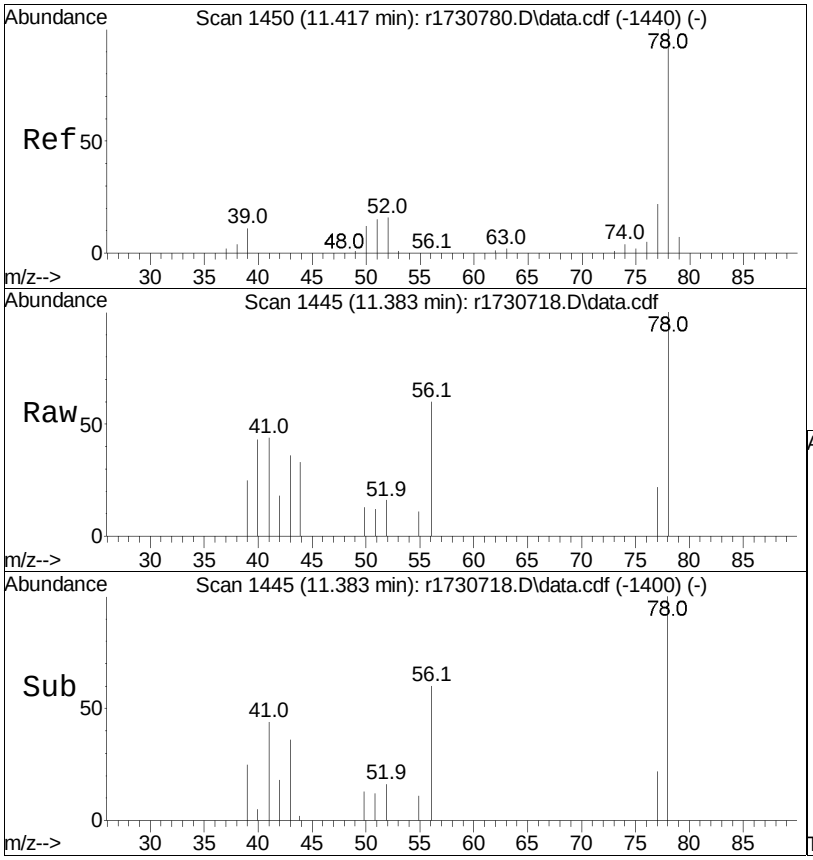

#50
benzene
Concen: 0.08 ppbV
RT: 11.383 min Scan# 1445
Delta R.T. -0.033 min
Lab File: r1730718.D
Acq: 11 Jan 2023 3:09 AM

Tgt Ion: 78 Resp: 3382

Ion	Ratio	Lower	Upper
78	100		
52	15.5	13.7	20.5

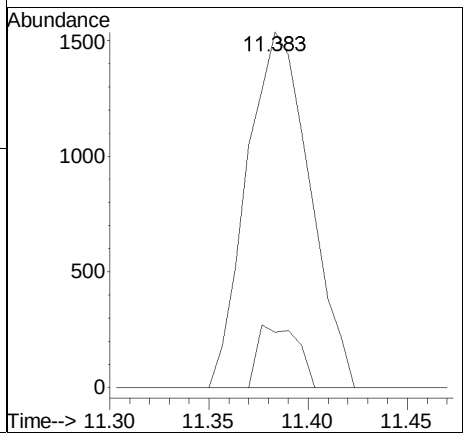

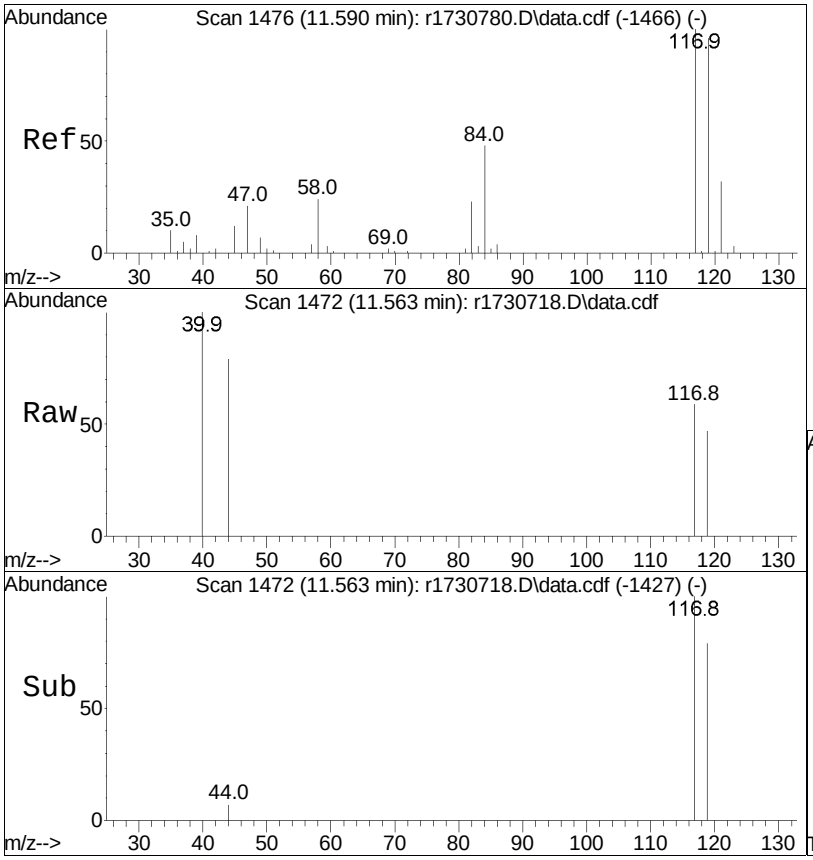

#52
carbon tetrachloride
Concen: 0.04 ppbV
RT: 11.563 min Scan# 1472
Delta R.T. -0.027 min
Lab File: r1730718.D
Acq: 11 Jan 2023 3:09 AM

Tgt Ion:117 Resp: 624

Ion	Ratio	Lower	Upper
117	100		
119	79.3	75.9	113.9
82	0.0	17.2	25.8#

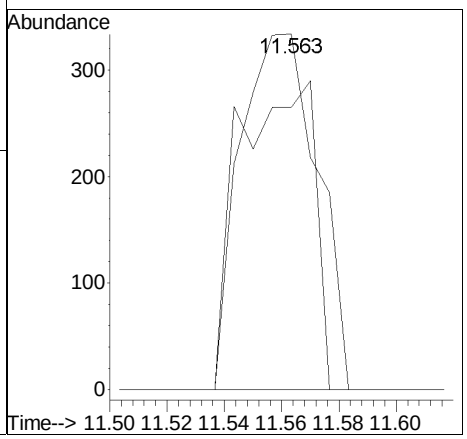

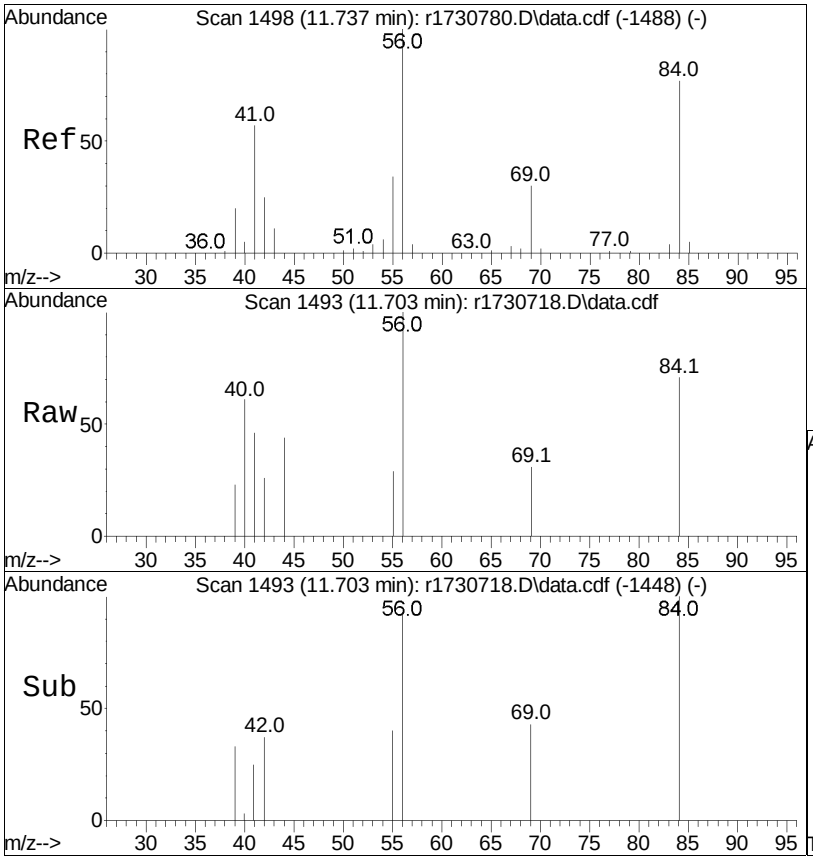

#53
cyclohexane
Concen: 0.10 ppbV
RT: 11.703 min Scan# 1493
Delta R.T. -0.033 min
Lab File: r1730718.D
Acq: 11 Jan 2023 3:09 AM

Tgt Ion: 56 Resp: 2250

Ion	Ratio	Lower	Upper
56	100		
84	71.2	58.2	87.2
41	46.3	33.8	50.8

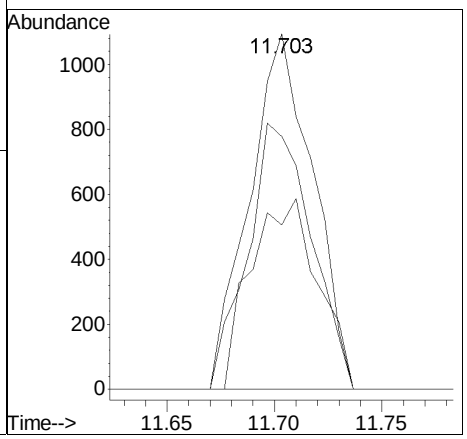

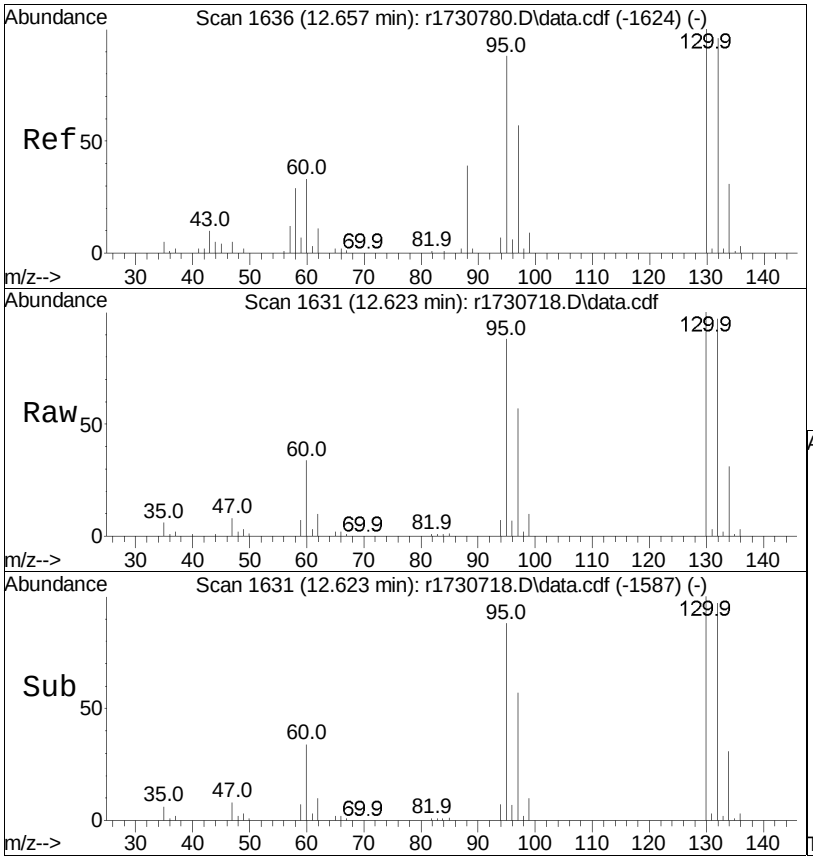

#59
trichloroethene
Concen: 7.91 ppbV
RT: 12.623 min Scan# 1631
Delta R.T. -0.033 min
Lab File: r1730718.D
Acq: 11 Jan 2023 3:09 AM

Tgt Ion:130 Resp: 141767

Ion	Ratio	Lower	Upper
130	100		
132	96.9	75.4	113.0
97	56.7	46.2	69.4

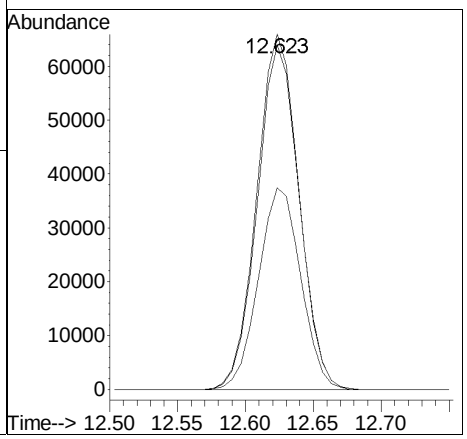

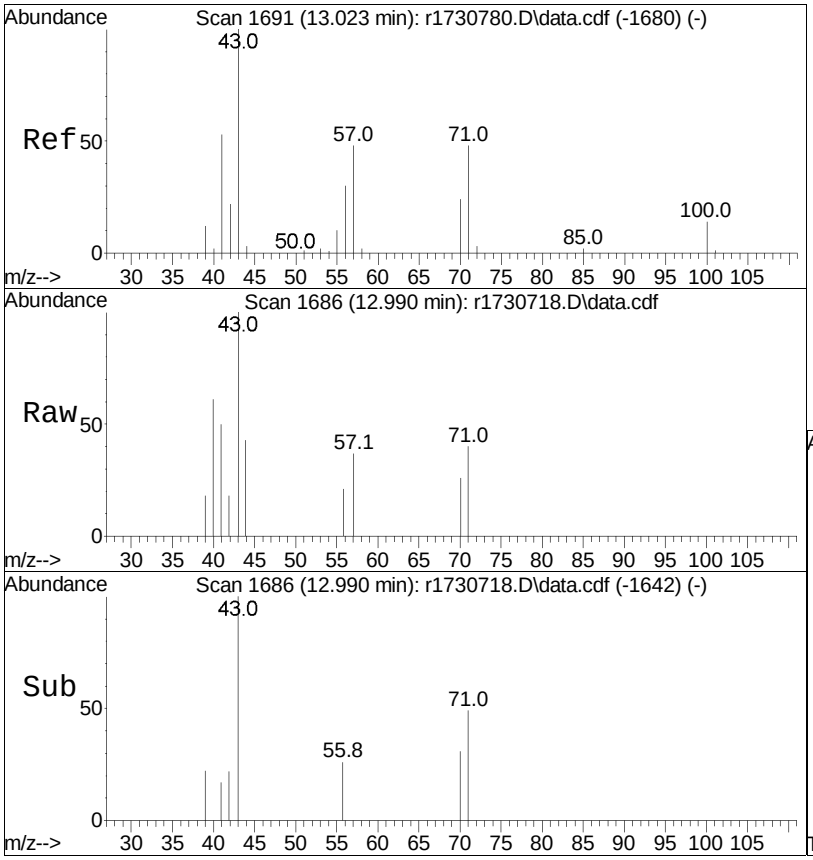

#62
heptane
Concen: 0.07 ppbV
RT: 12.990 min Scan# 1686
Delta R.T. -0.033 min
Lab File: r1730718.D
Acq: 11 Jan 2023 3:09 AM

Tgt Ion: 43 Resp: 2003

Ion	Ratio	Lower	Upper
43	100		
57	37.4	49.5	74.3#
100	0.0	14.7	22.1#

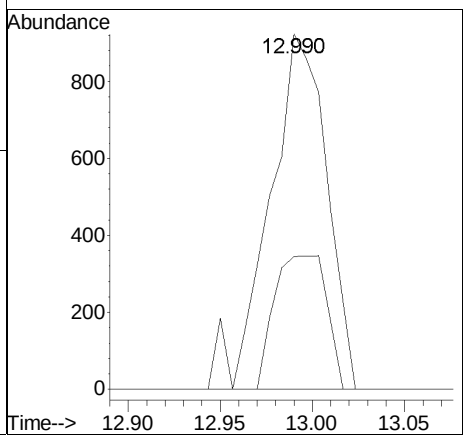

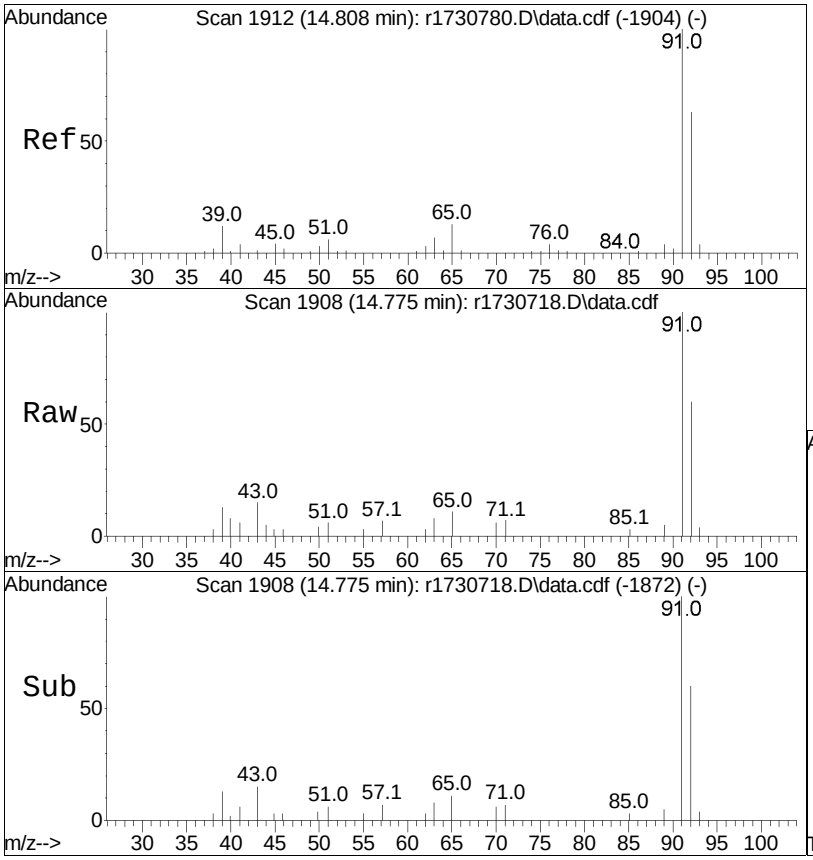

#68
toluene
Concen: 0.27 ppbV
RT: 14.775 min Scan# 1908
Delta R.T. -0.033 min
Lab File: r1730718.D
Acq: 11 Jan 2023 3:09 AM

Tgt Ion: 91 Resp: 13633

Ion	Ratio	Lower	Upper
91	100		
92	59.7	50.9	76.3

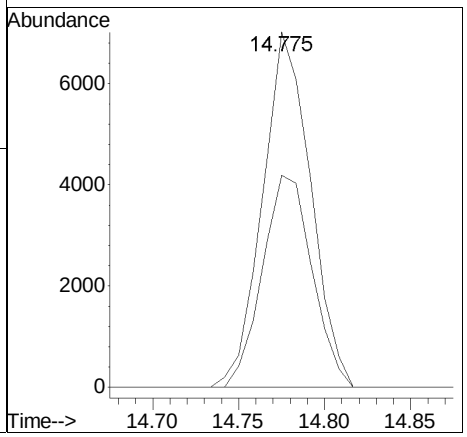

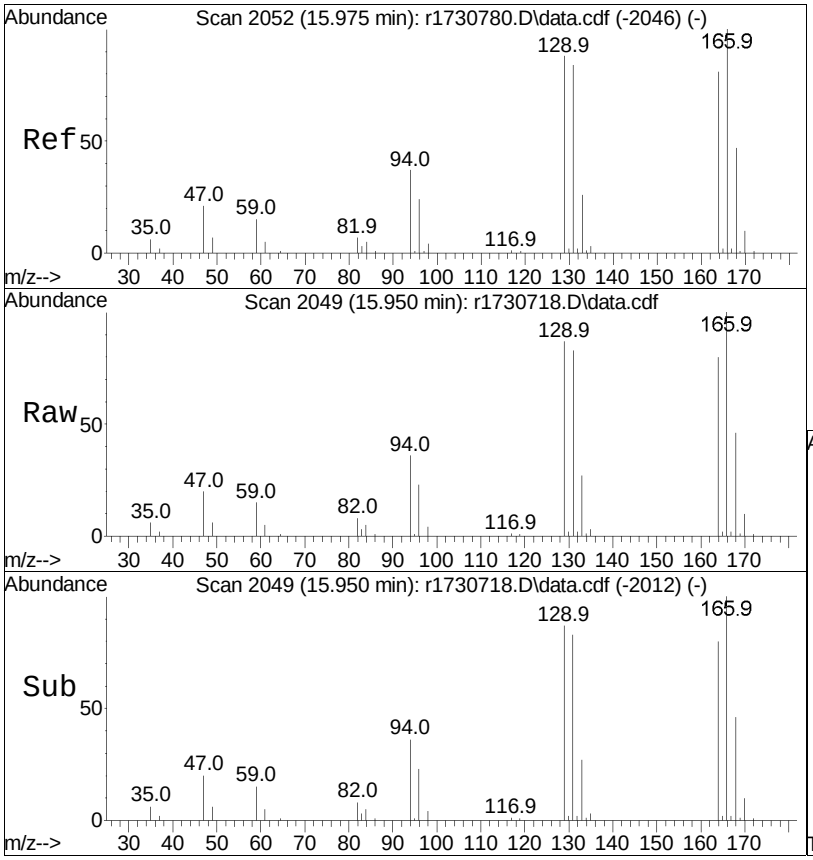

#78
tetrachloroethene
Concen: 39.20 ppbV
RT: 15.950 min Scan# 2049
Delta R.T. -0.025 min
Lab File: r1730718.D
Acq: 11 Jan 2023 3:09 AM

Tgt Ion:166 Resp: 734555

Ion	Ratio	Lower	Upper
166	100		
131	83.3	66.4	99.6
94	35.6	30.6	46.0

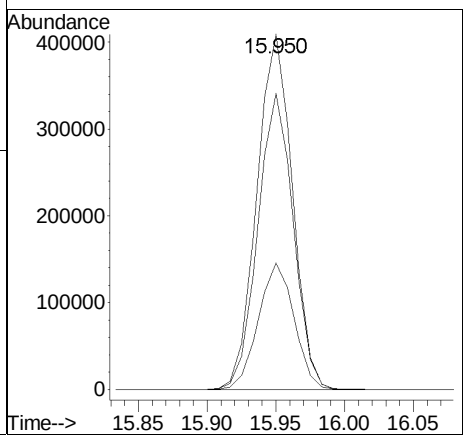

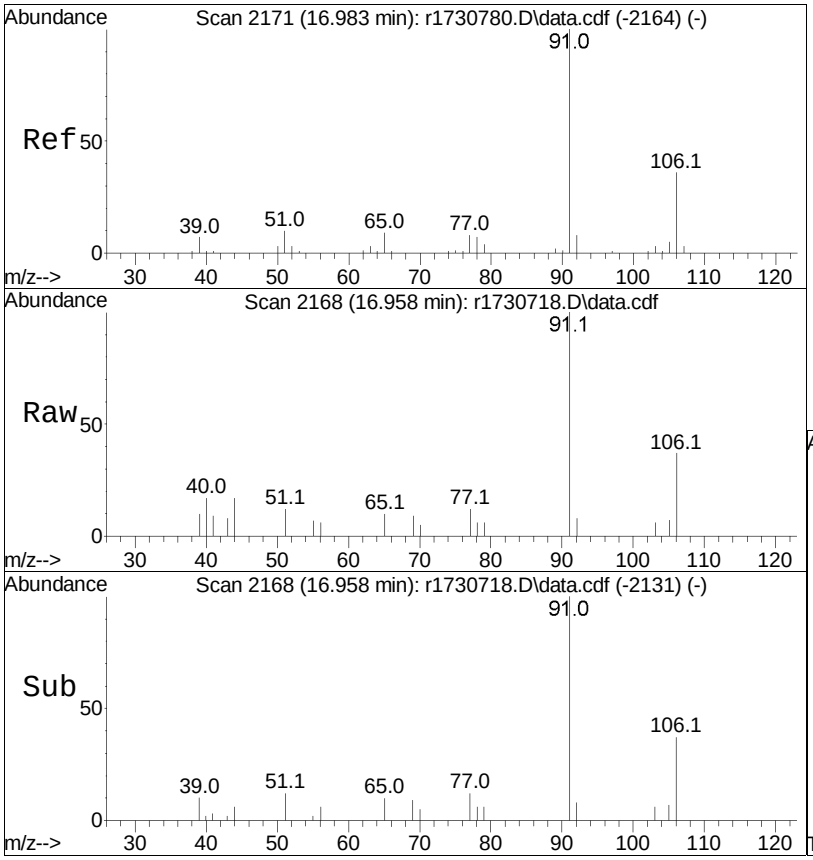

#81
ethylbenzene
Concen: 0.09 ppbV
RT: 16.958 min Scan# 2168
Delta R.T. -0.025 min
Lab File: r1730718.D
Acq: 11 Jan 2023 3:09 AM

Tgt Ion: 91 Resp: 5258

Ion	Ratio	Lower	Upper
91	100		
106	36.9	26.2	39.2

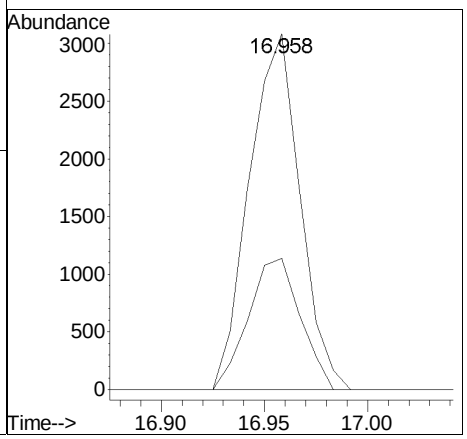

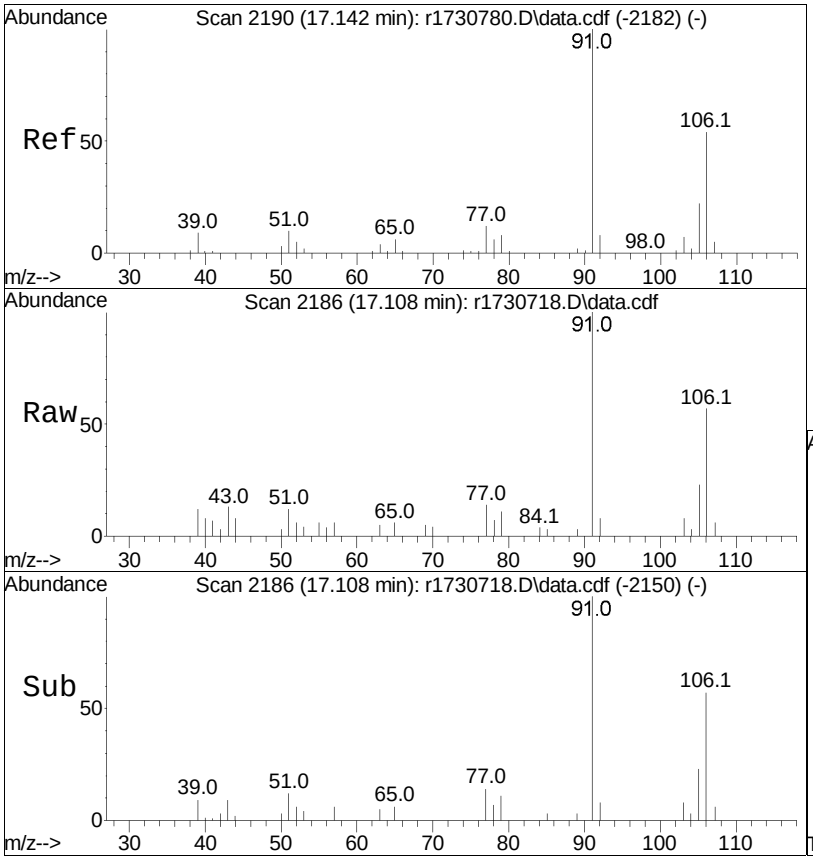

#83
m+p-xylene
Concen: 0.28 ppbV
RT: 17.108 min Scan# 2186
Delta R.T. -0.033 min
Lab File: r1730718.D
Acq: 11 Jan 2023 3:09 AM

Tgt Ion: 91 Resp: 12957

Ion	Ratio	Lower	Upper
91	100		
106	56.7	40.5	60.7

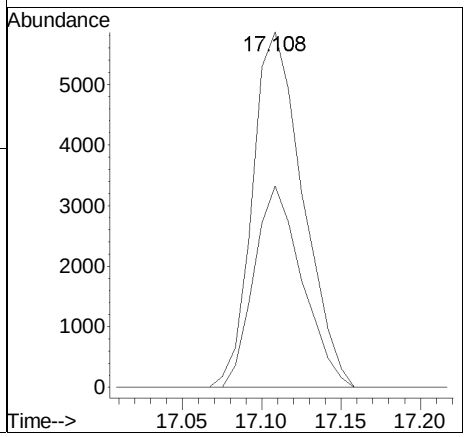

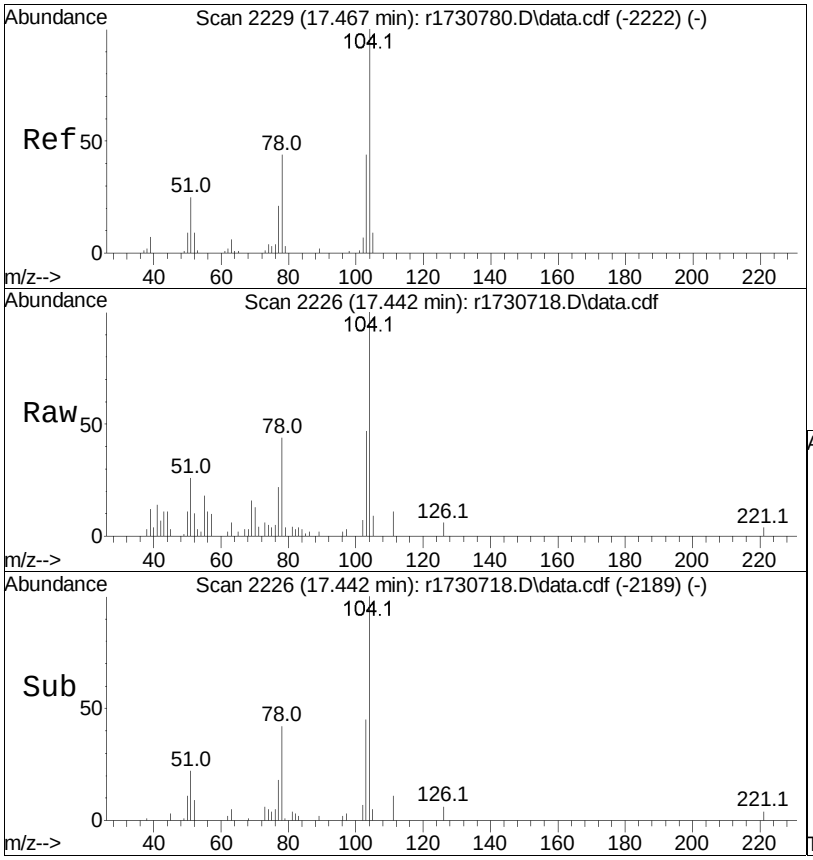

#85
styrene
Concen: 0.48 ppbV
RT: 17.442 min Scan# 2226
Delta R.T. -0.025 min
Lab File: r1730718.D
Acq: 11 Jan 2023 3:09 AM

Tgt Ion:104 Resp: 17451

Ion	Ratio	Lower	Upper
104	100		
103	46.7	34.9	52.3
78	43.9	31.7	47.5

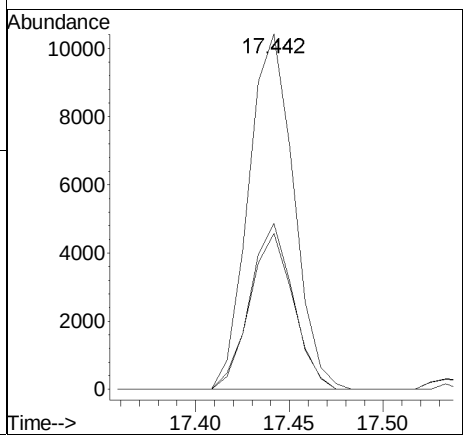

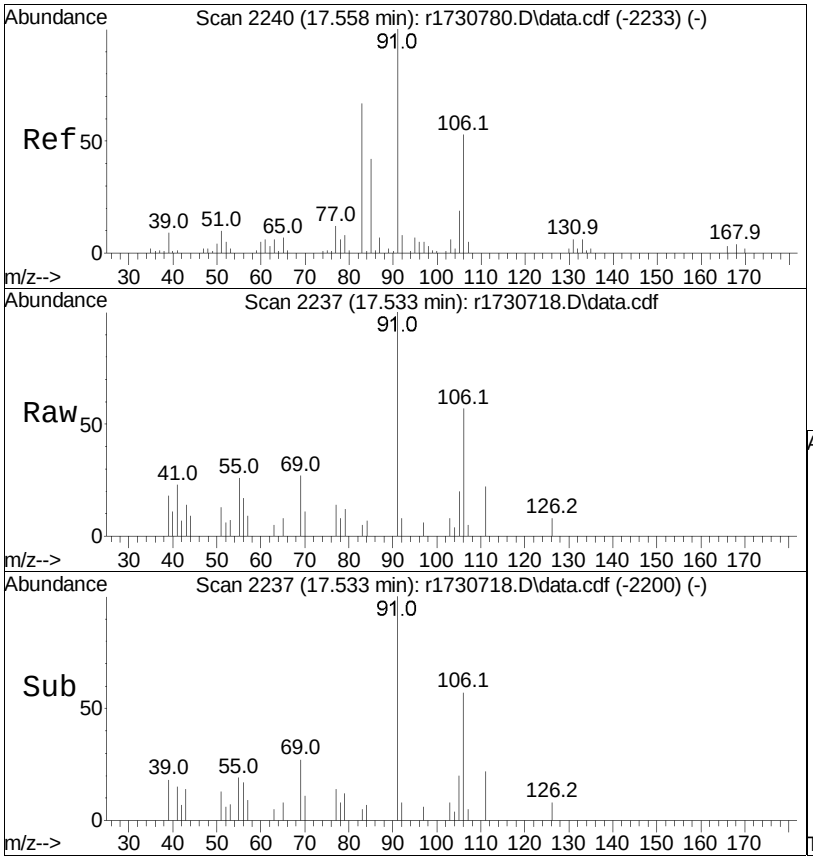

#87
o-xylene
Concen: 0.13 ppbV
RT: 17.533 min Scan# 2237
Delta R.T. -0.025 min
Lab File: r1730718.D
Acq: 11 Jan 2023 3:09 AM

Tgt Ion: 91 Resp: 6067

Ion	Ratio	Lower	Upper
91	100		
106	57.2	39.7	59.5

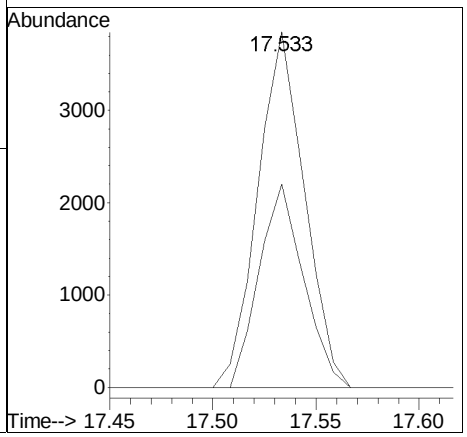

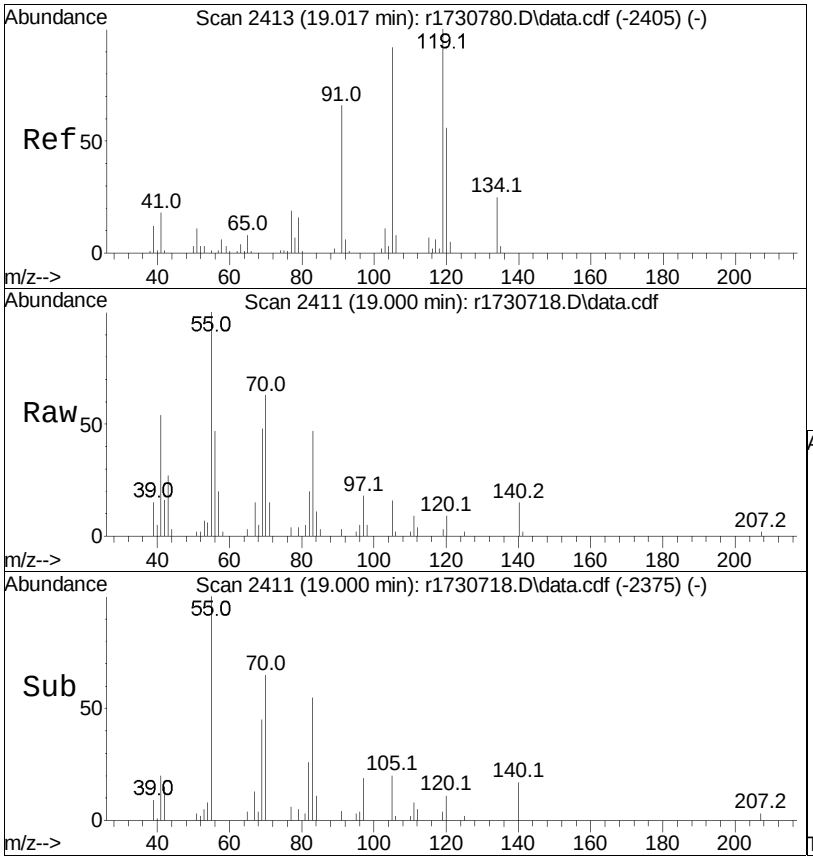

#99
1,2,4-trimethylbenzene
Concen: 0.05 ppbV
RT: 19.000 min Scan# 2411
Delta R.T. -0.017 min
Lab File: r1730718.D
Acq: 11 Jan 2023 3:09 AM

Tgt Ion:105 Resp: 2389

Ion	Ratio	Lower	Upper
105	100		
120	54.1	47.4	71.0
91	17.9	53.8	80.6#

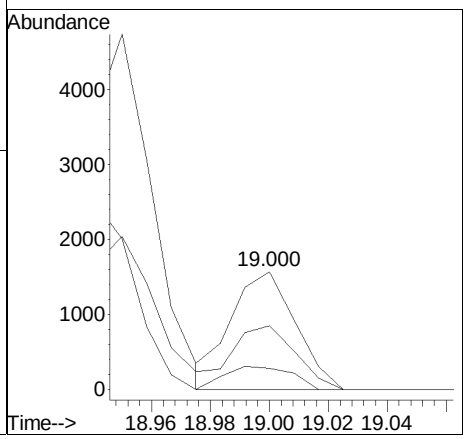

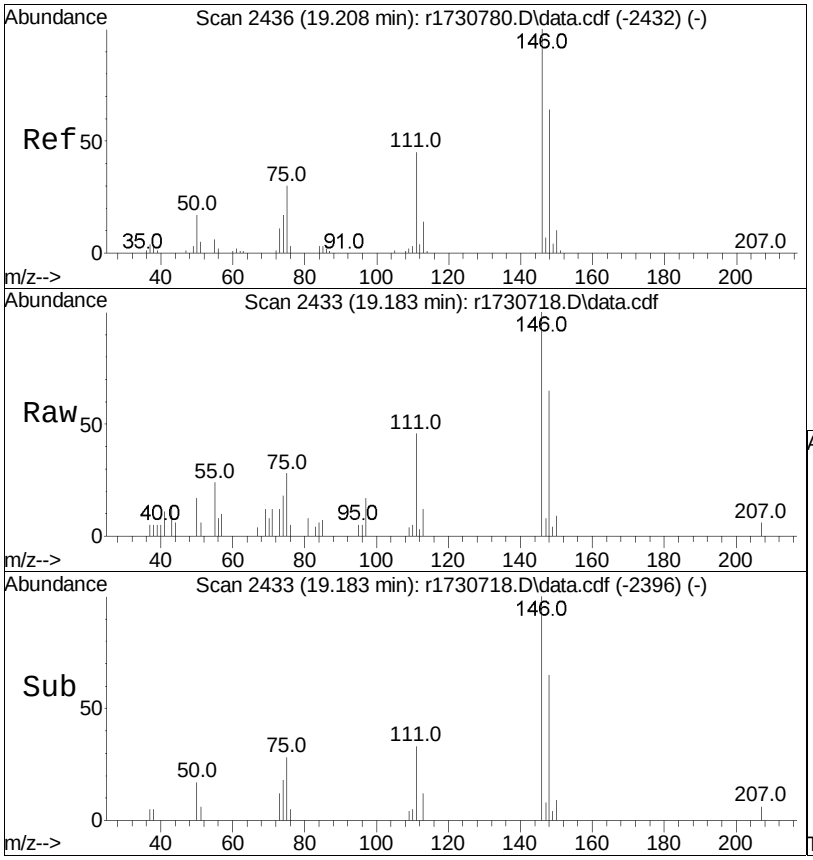

#103
1,4-dichlorobenzene
Concen: 0.24 ppbV
RT: 19.183 min Scan# 2433
Delta R.T. -0.025 min
Lab File: r1730718.D
Acq: 11 Jan 2023 3:09 AM

Tgt Ion:146 Resp: 6999

Ion	Ratio	Lower	Upper
146	100		
111	45.9	33.5	50.3
75	27.9	22.1	33.1

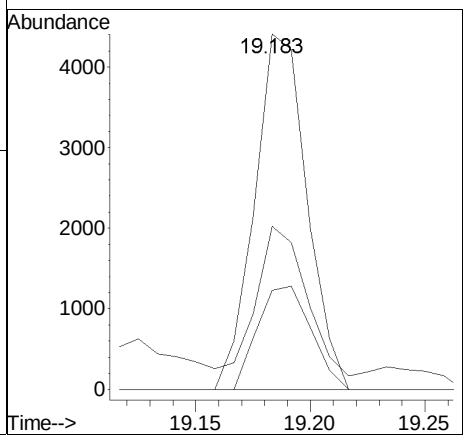

Manual Integration/Negative Proof Report

Data Path	: O:\Forensics\Data\Airlab17\	QMethod	: TFS17_230109.M
Data File	: r1730718.D	Operator	: AIRLAB17:TJS
Date Inj'd	: 1/11/2020 0:3: 9	Instrument	:
Sample	: L2300996-09D,3,144.12,250	Quant Date	: 1/11/2023 5:55 am

There are no manual integrations or false positives in this file.

Quantitation Report (QT Reviewed)

Data Path : O:\Forensics\Data\Airlab17\2023\01\0110T\
Data File : r1730719.D
Acq On : 11 Jan 2023 3:48 AM
Operator : AIRLAB17:TJS
Sample : L2300996-10D,3,222.48,250
Misc : WG1731941,ICAL19642
ALS Vial : 0 Sample Multiplier: 1

Quant Time: Jan 11 09:17:02 2023
Quant Method : O:\Forensics\Data\Airlab17\2023\01\0110T\TFS17_230109.M
Quant Title : TO-14A/TO-15 SIM/Full Scan Analysis
QLast Update : Tue Jan 10 06:15:19 2023
Response via : Initial Calibration

CCAL FILE : O:\Forensics\Data\Airlab17\2023\01\0110T\r1730700.D
Sub List : TO15-NY - .

Compound	R.T.	QIon	Response	Conc	Units	Dev(Min)
Internal Standards						
1) bromochloromethane	9.542	49	249298	10.000	ppbV	-0.04
Standard Area = 253748			Recovery = 98.25%			
43) 1,4-difluorobenzene	11.823	114	791664	10.000	ppbV	-0.03
Standard Area = 836214			Recovery = 94.67%			
67) chlorobenzene-D5	16.567	54	111879	10.000	ppbV	-0.02
Standard Area = 108814			Recovery = 102.82%			
System Monitoring Compounds						
Target Compounds						Qvalue
5) dichlorodifluoromethane	3.934	85	8638	0.420	ppbV	98
6) chloromethane	4.120	50	3390	0.312	ppbV	96
7) Freon-114	4.246		0	N.D.		
9) vinyl chloride	4.372	62	397	0.033	ppbV #	42
10) 1,3-butadiene	4.534		0	N.D.		
13) bromomethane	0.000		0	N.D.		
14) chloroethane	0.000		0	N.D.		
15) ethanol	5.250	31	33756	3.962	ppbV #	56
17) vinyl bromide	0.000		0	N.D.		
19) acetone	5.830	43	42852	2.712	ppbV #	77
21) trichlorofluoromethane	6.037	101	3298	0.179	ppbV	92
22) isopropyl alcohol	6.157	45	11124	0.555	ppbV	99
26) 1,1-dichloroethene	6.748		0	N.D.		
27) tertiary butyl alcohol	6.886	59	16131	0.910	ppbV #	67
28) methylene chloride	6.982	49	3747	0.260	ppbV	99
29) 3-chloropropene	7.120		0	N.D.		
30) carbon disulfide	7.270	76	4168	0.116	ppbV #	1
31) Freon 113	7.312	101	2079	0.088	ppbV	94
32) trans-1,2-dichloroethene	0.000		0	N.D.		
33) 1,1-dichloroethane	8.358		0	N.D.		
34) MTBE	0.000		0	N.D.		
36) 2-butanone	8.850	43	8192	0.288	ppbV	99
37) cis-1,2-dichloroethene	9.350	61	19346	1.126	ppbV	96
38) Ethyl Acetate	0.000		0	N.D.		
39) chloroform	9.708	83	214809	10.108	ppbV	97
40) Tetrahydrofuran	10.175	42	7059	0.401	ppbV	94
42) 1,2-dichloroethane	0.000		0	N.D.	d	

Data Path : O:\Forensics\Data\Airlab17\2023\01\0110T\
Data File : r1730719.D
Acq On : 11 Jan 2023 3:48 AM
Operator : AIRLAB17:TJS
Sample : L2300996-10D,3,222.48,250
Misc : WG1731941,ICAL19642
ALS Vial : 0 Sample Multiplier: 1

Quant Time: Jan 11 09:17:02 2023
Quant Method : O:\Forensics\Data\Airlab17\2023\01\0110T\TFS17_230109.M
Quant Title : TO-14A/TO-15 SIM/Full Scan Analysis
QLast Update : Tue Jan 10 06:15:19 2023
Response via : Initial Calibration

CCAL FILE : O:\Forensics\Data\Airlab17\2023\01\0110T\r1730700.D
Sub List : TO15-NY - .

Compound	R.T.	QIon	Response	Conc	Units	Dev(Min)
44) hexane	9.617	57	13037	0.596	ppbV #	65
48) 1,1,1-trichloroethane	10.850		0	N.D.		
50) benzene	11.383	78	14300	0.341	ppbV	99
52) carbon tetrachloride	11.557	117	747	0.046	ppbV #	74
53) cyclohexane	11.703	56	10540	0.461	ppbV #	91
56) 1,2-dichloropropane	0.000		0	N.D.		
57) bromodichloromethane	0.000		0	N.D.	d	
58) 1,4-dioxane	12.650		0	N.D.		
59) trichloroethene	12.623	130	44882	2.517	ppbV	99
60) 2,2,4-trimethylpentane	12.670	57	1923850	26.584	ppbV #	91
62) heptane	12.997	43	5498M6	0.182	ppbV	
63) cis-1,3-dichloropropene	0.000		0	N.D.		
64) 4-methyl-2-pentanone	13.683	43	25185M6	0.774	ppbV	
65) trans-1,3-dichloropropene	0.000		0	N.D.		
66) 1,1,2-trichloroethane	0.000		0	N.D.	d	
68) toluene	14.775	91	23172	0.430	ppbV	98
72) 2-hexanone	0.000		0	N.D.	d	
74) dibromochloromethane	0.000		0	N.D.		
75) 1,2-dibromoethane	0.000		0	N.D.		
78) tetrachloroethene	15.950	166	323597	16.471	ppbV	97
80) chlorobenzene	0.000		0	N.D.	d	
81) ethylbenzene	16.958	91	10937	0.184	ppbV	91
83) m+p-xylene	17.108	91	26008	0.544	ppbV	96
84) bromoform	0.000		0	N.D.		
85) styrene	17.442	104	31251	0.814	ppbV	95
86) 1,1,2,2-tetrachloroethane	0.000		0	N.D.	d	
87) o-xylene	17.533	91	15950M6	0.335	ppbV	
96) 4-ethyl toluene	18.592	105	2203M6	0.034	ppbV	
97) 1,3,5-trimethylbenzene	18.650	105	3047	0.056	ppbV #	91
99) 1,2,4-trimethylbenzene	19.000	105	6924	0.131	ppbV #	60
101) Benzyl Chloride	19.125		0	N.D.		
102) 1,3-dichlorobenzene	0.000		0	N.D.	d	
103) 1,4-dichlorobenzene	19.183	146	12760	0.419	ppbV #	76
107) 1,2-dichlorobenzene	0.000		0	N.D.		
115) 1,2,4-trichlorobenzene	0.000		0	N.D.		
119) hexachlorobutadiene	0.000		0	N.D.		

(#) = qualifier out of range (m) = manual integration (+) = signals summed

Data Path : O:\Forensics\Data\Airlab17\2023\01\0110T\
Data File : r1730719.D
Acq On : 11 Jan 2023 3:48 AM
Operator : AIRLAB17:TJS
Sample : L2300996-10D,3,222.48,250
Misc : WG1731941,ICAL19642
ALS Vial : 0 Sample Multiplier: 1

Quant Time: Jan 11 09:17:02 2023
Quant Method : O:\Forensics\Data\Airlab17\2023\01\0110T\TFS17_230109.M
Quant Title : TO-14A/TO-15 SIM/Full Scan Analysis
QLast Update : Tue Jan 10 06:15:19 2023
Response via : Initial Calibration

CCAL FILE : O:\Forensics\Data\Airlab17\2023\01\0110T\r1730700.D
Sub List : TO15-NY - .

Compound	R.T.	QIon	Response	Conc	Units	Dev(Min)

Sub List : TO15-NY - .s\Data\Airlab17\2023\01\0110T\r1730700.D

Data Path : O:\Forensics\Data\Airlab17\2023\01\0110T\
Data File : r1730719.D
Acq On : 11 Jan 2023 3:48 AM
Operator : AIRLAB17:TJS
Sample : L2300996-10D,3,222.48,250
Misc : WG1731941,ICAL19642
ALS Vial : 0 Sample Multiplier: 1

Quant Time: Jan 11 09:17:02 2023
Quant Method : O:\Forensics\Data\Airlab17\2023\01\0110T\TFS17_230109.M
Quant Title : TO-14A/TO-15 SIM/Full Scan Analysis
QLast Update : Tue Jan 10 06:15:19 2023
Response via : Initial Calibration

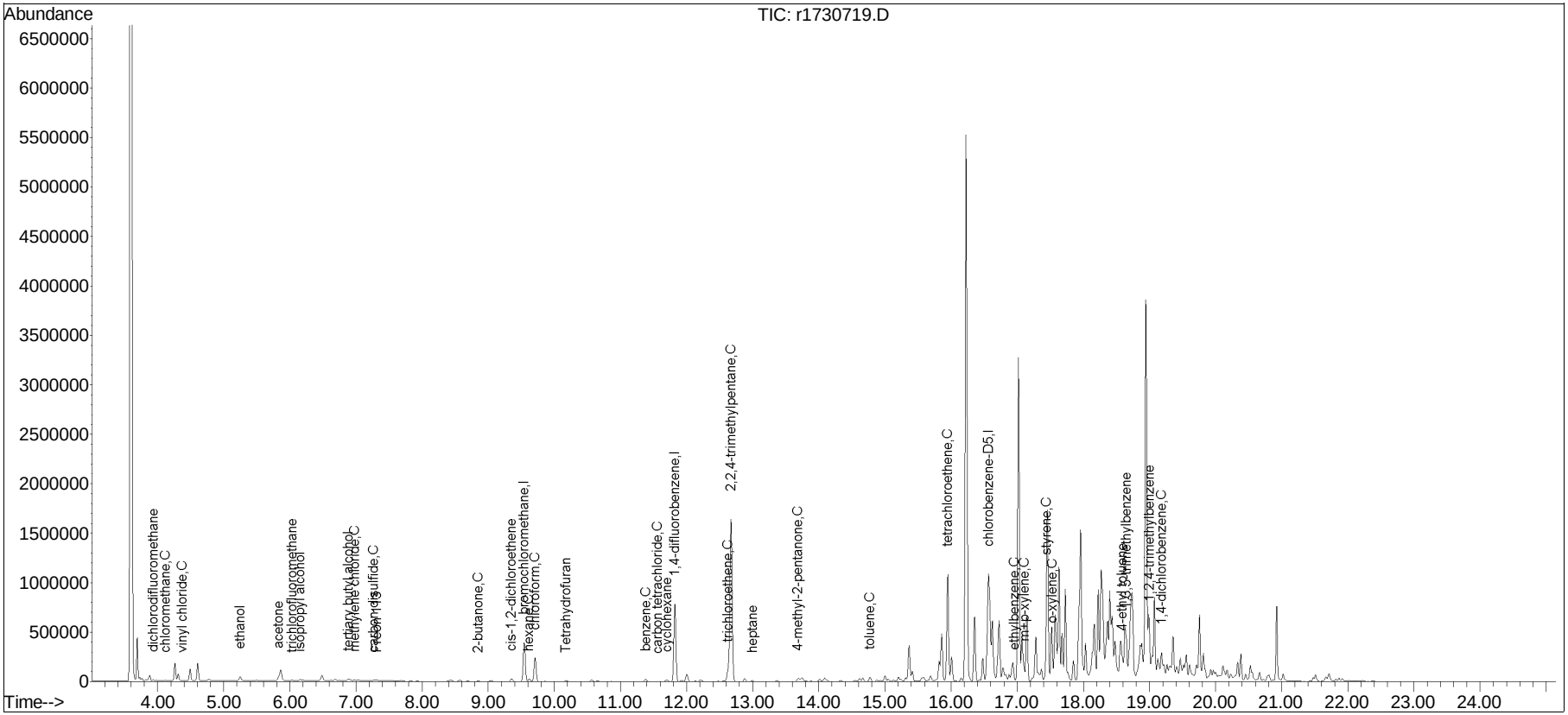

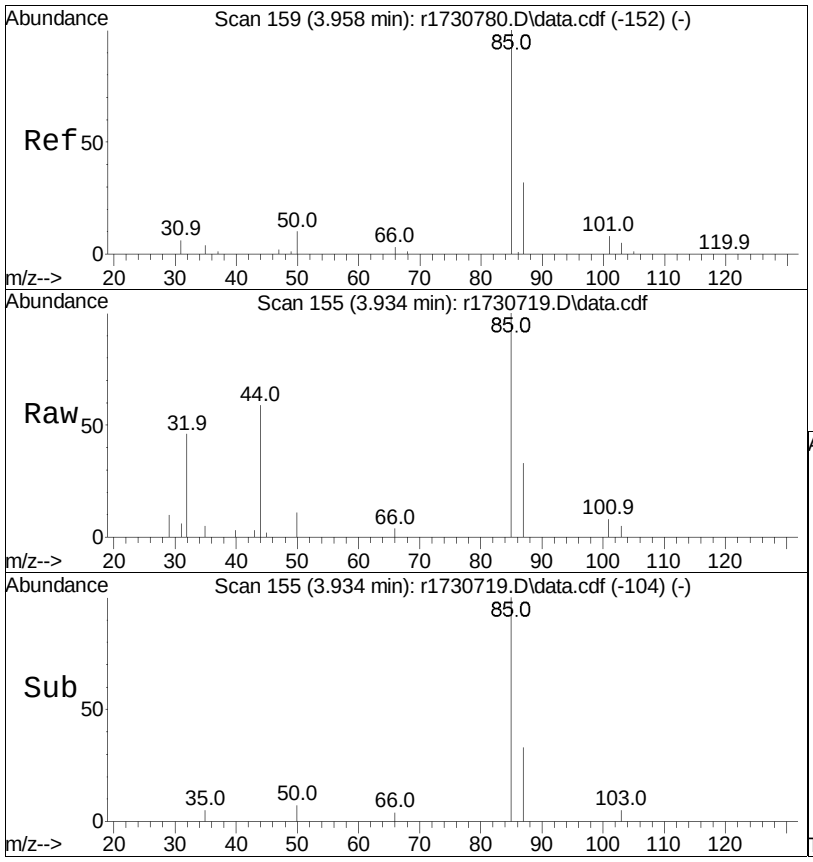

#5
dichlorodifluoromethane
Concen: 0.42 ppbV
RT: 3.934 min Scan# 155
Delta R.T. -0.024 min
Lab File: r1730719.D
Acq: 11 Jan 2023 3:48 AM

Tgt Ion: 85 Resp: 8638

Ion	Ratio	Lower	Upper
85	100		
87	32.5	26.9	40.3

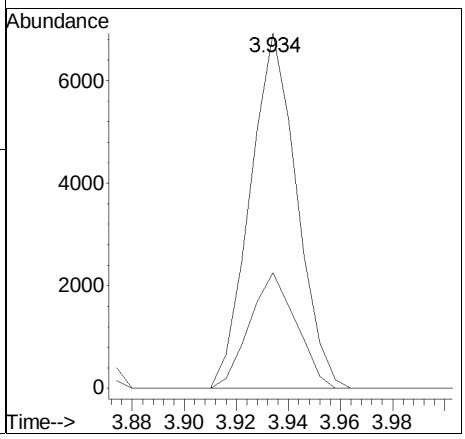



#6
chloromethane
Concen: 0.31 ppbV
RT: 4.120 min Scan# 186
Delta R.T. -0.018 min
Lab File: r1730719.D
Acq: 11 Jan 2023 3:48 AM

Tgt Ion: 50 Resp: 3390

Ion	Ratio	Lower	Upper
50	100		
52	30.9	26.6	39.8

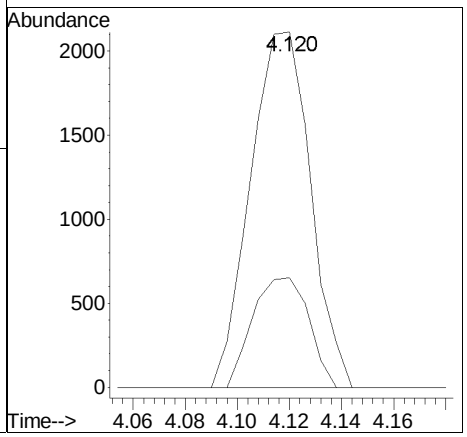

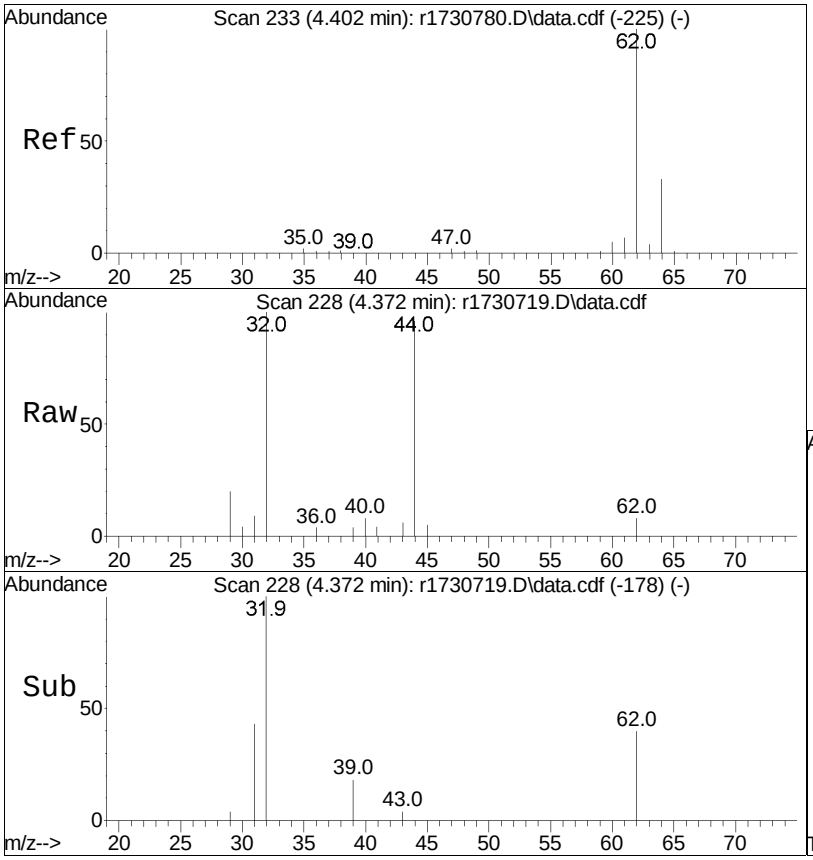

#9
vinyl chloride
Concen: 0.03 ppbV
RT: 4.372 min Scan# 228
Delta R.T. -0.030 min
Lab File: r1730719.D
Acq: 11 Jan 2023 3:48 AM

Tgt Ion: 62 Resp: 397

Ion	Ratio	Lower	Upper
62	100		
64	0.0	26.3	39.5#

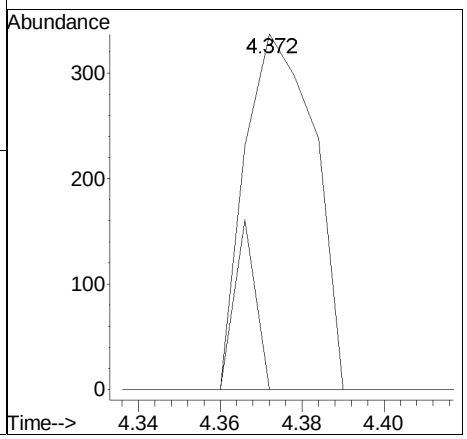

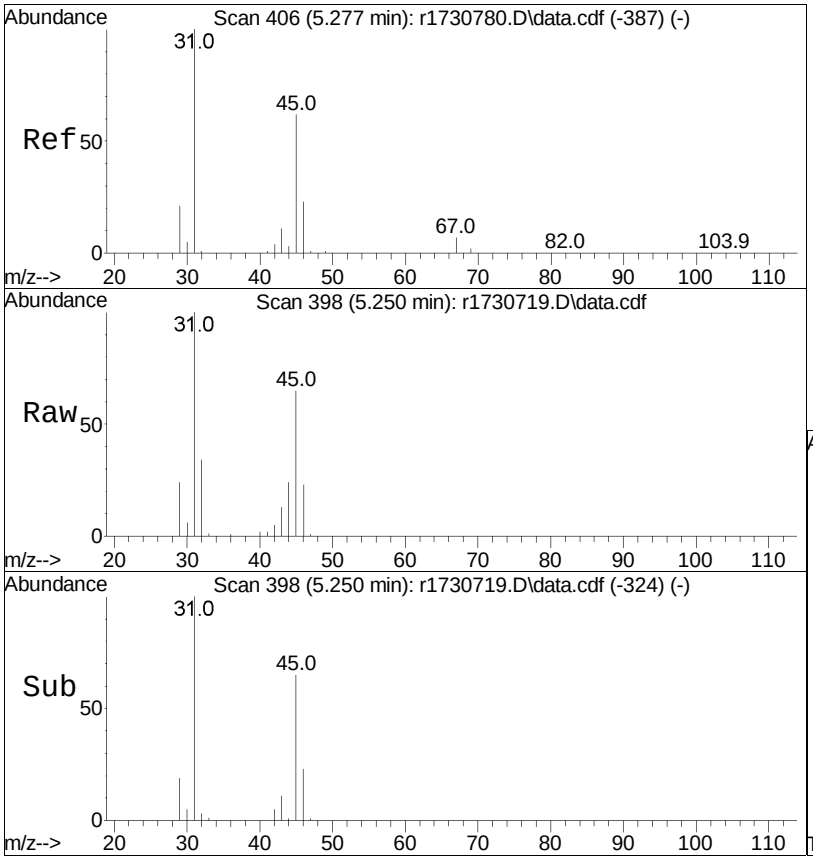

#15
ethanol
Concen: 3.96 ppbV
RT: 5.250 min Scan# 398
Delta R.T. -0.027 min
Lab File: r1730719.D
Acq: 11 Jan 2023 3:48 AM

Tgt Ion: 31 Resp: 33756

Ion	Ratio	Lower	Upper
31	100		
45	64.9	30.8	46.2#

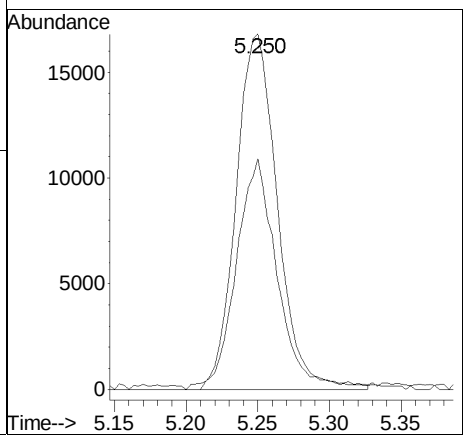

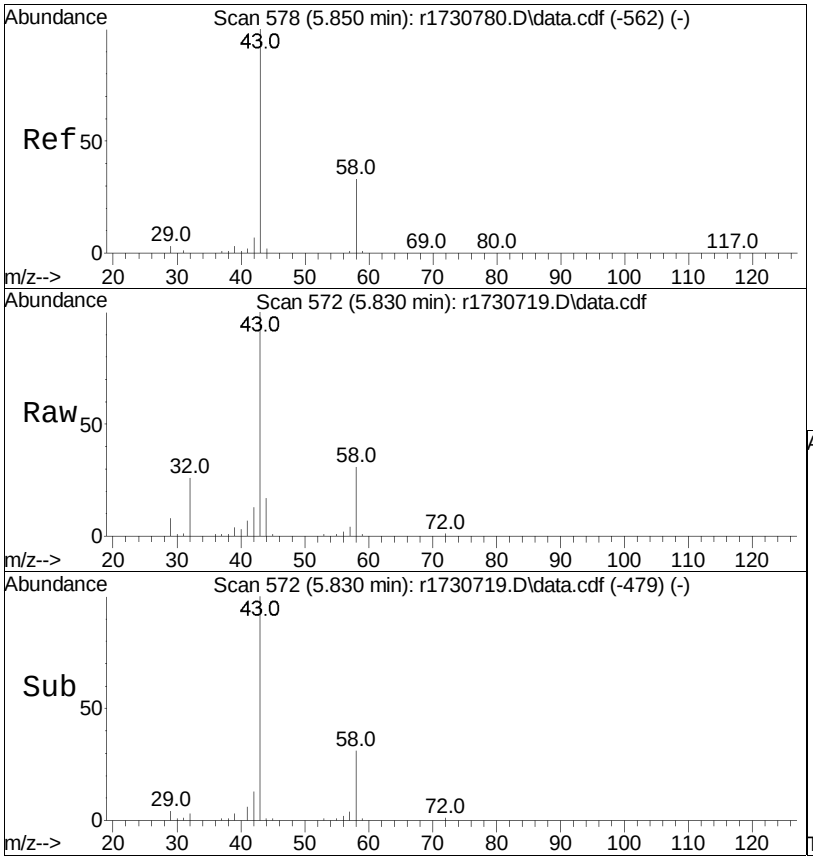

#19
acetone
Concen: 2.71 ppbV
RT: 5.830 min Scan# 572
Delta R.T. -0.020 min
Lab File: r1730719.D
Acq: 11 Jan 2023 3:48 AM

Tgt Ion: 43 Resp: 42852

Ion	Ratio	Lower	Upper
43	100		
58	30.7	37.1	55.7#
57	4.4	1.0	1.4#

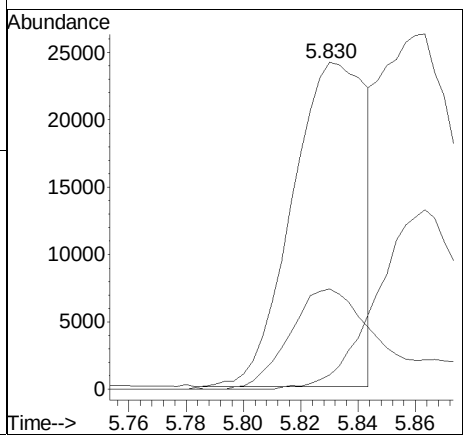

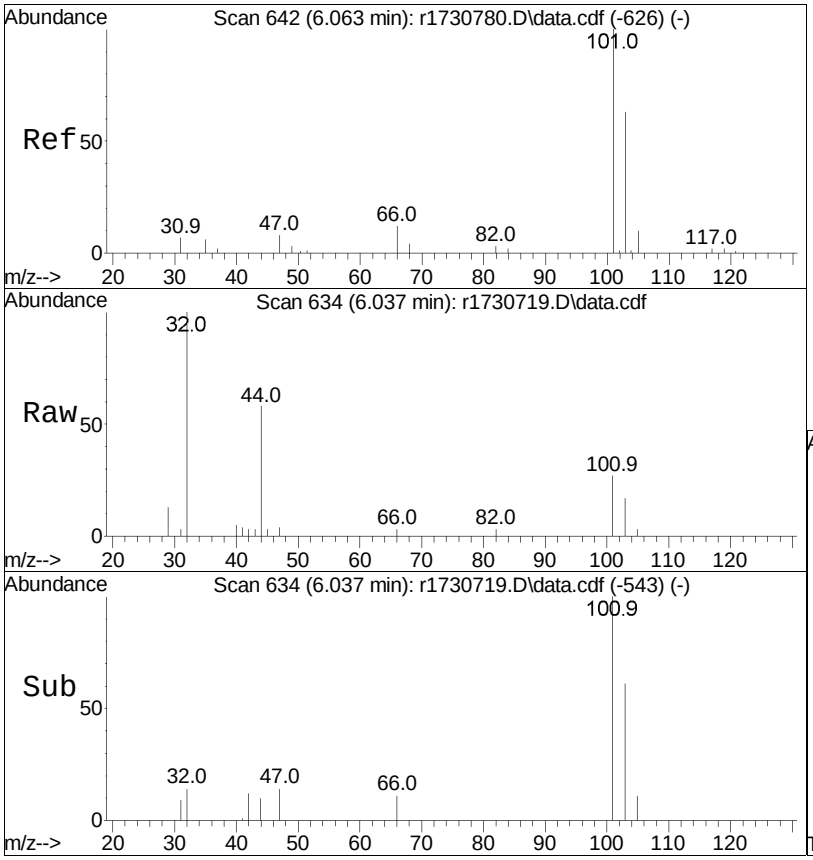

#21
trichlorofluoromethane
Concen: 0.18 ppbV
RT: 6.037 min Scan# 634
Delta R.T. -0.027 min
Lab File: r1730719.D
Acq: 11 Jan 2023 3:48 AM

Tgt Ion:101 Resp: 3298

Ion	Ratio	Lower	Upper
101	100		
103	61.0	54.0	81.0

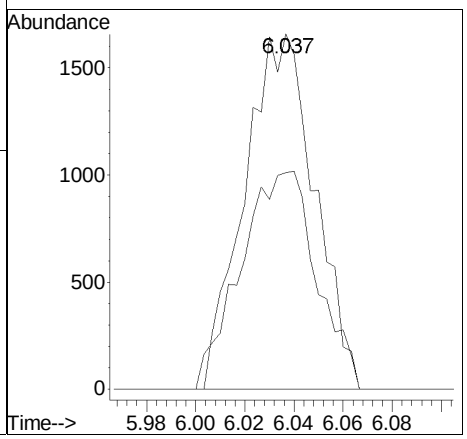

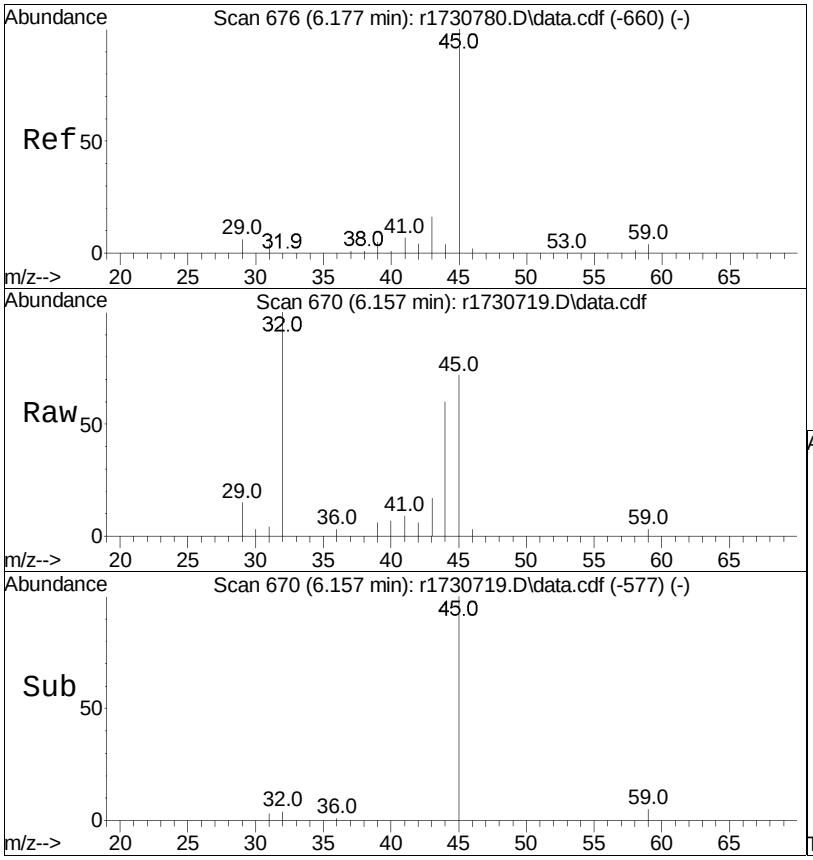

#22
isopropyl alcohol
Concen: 0.56 ppbV
RT: 6.157 min Scan# 670
Delta R.T. -0.020 min
Lab File: r1730719.D
Acq: 11 Jan 2023 3:48 AM

Tgt Ion: 45 Resp: 11124

Ion	Ratio	Lower	Upper
45	100		
59	4.9	4.1	6.1

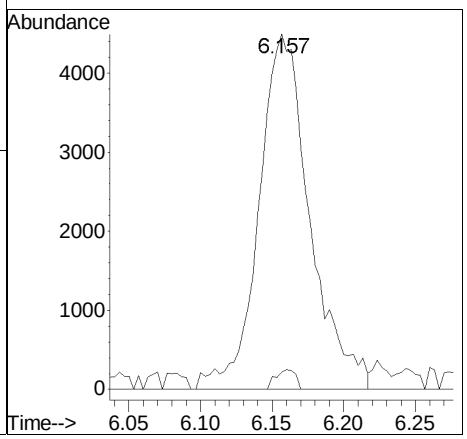

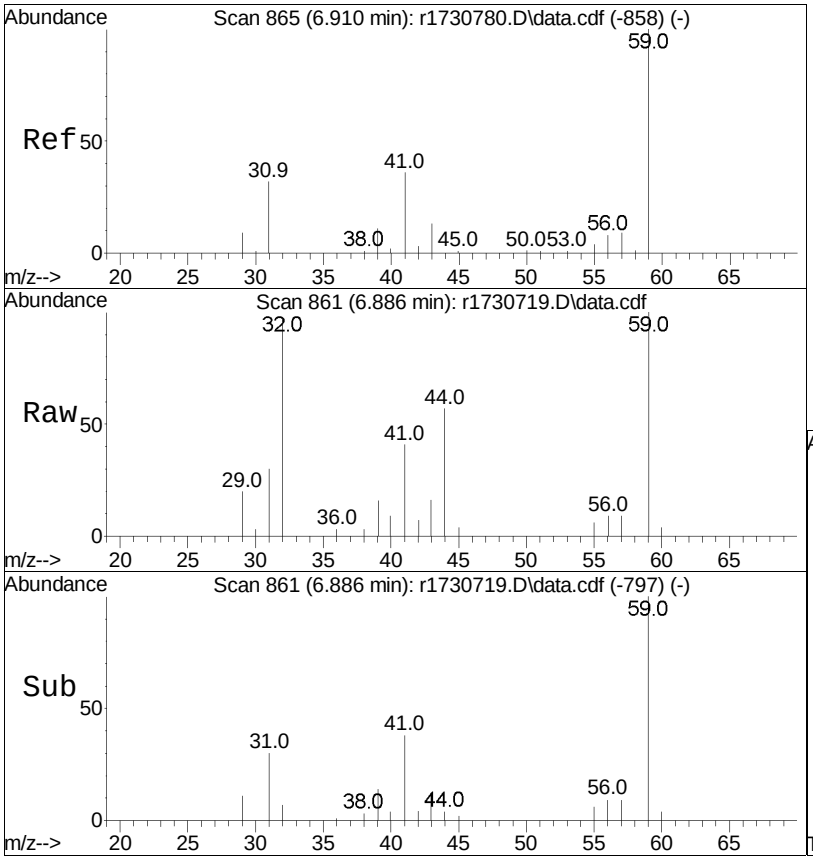

#27
tertiary butyl alcohol
Concen: 0.91 ppbV
RT: 6.886 min Scan# 861
Delta R.T. -0.024 min
Lab File: r1730719.D
Acq: 11 Jan 2023 3:48 AM

Tgt Ion: 59 Resp: 16131

Ion	Ratio	Lower	Upper
59	100		
41	41.4	17.8	26.8#
43	16.0	7.6	11.4#

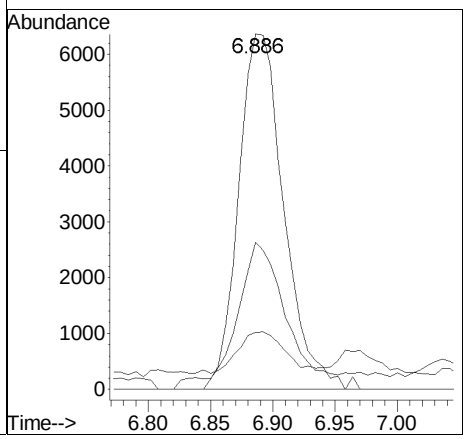

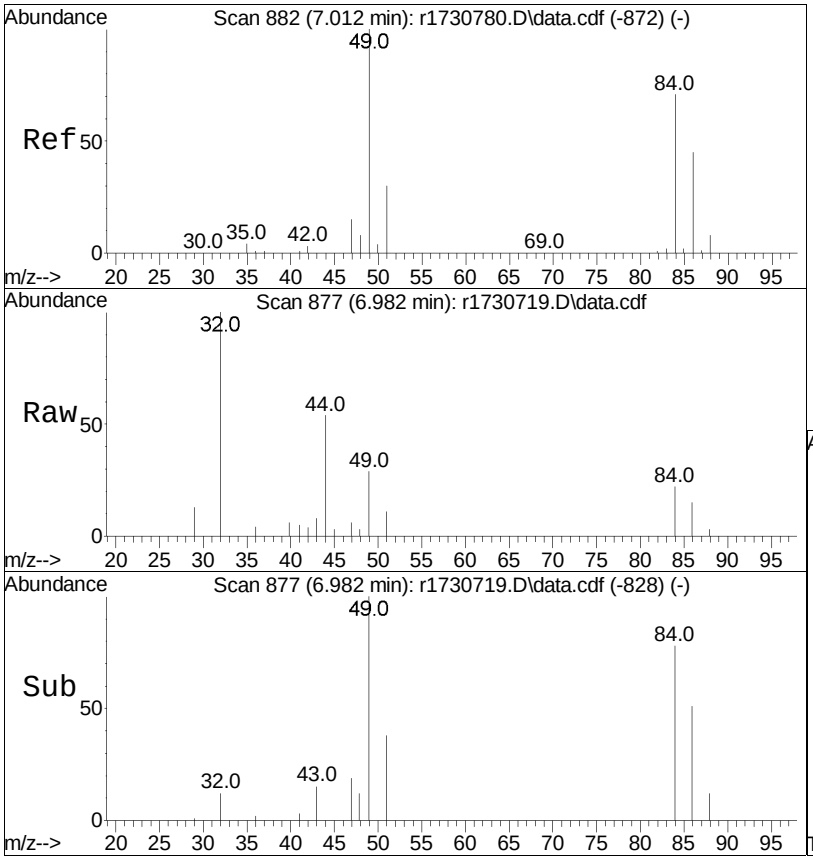

#28
methylene chloride
Concen: 0.26 ppbV
RT: 6.982 min Scan# 877
Delta R.T. -0.030 min
Lab File: r1730719.D
Acq: 11 Jan 2023 3:48 AM

Tgt Ion: 49 Resp: 3747

Ion	Ratio	Lower	Upper
49	100		
84	78.4	63.2	94.8

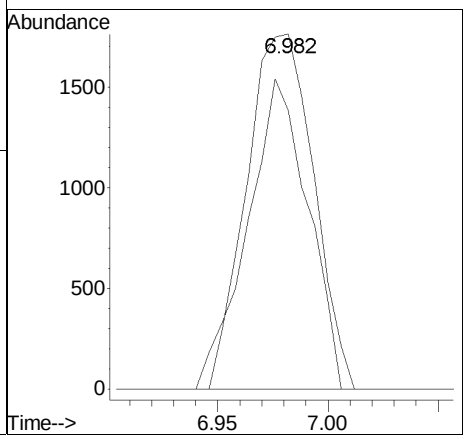

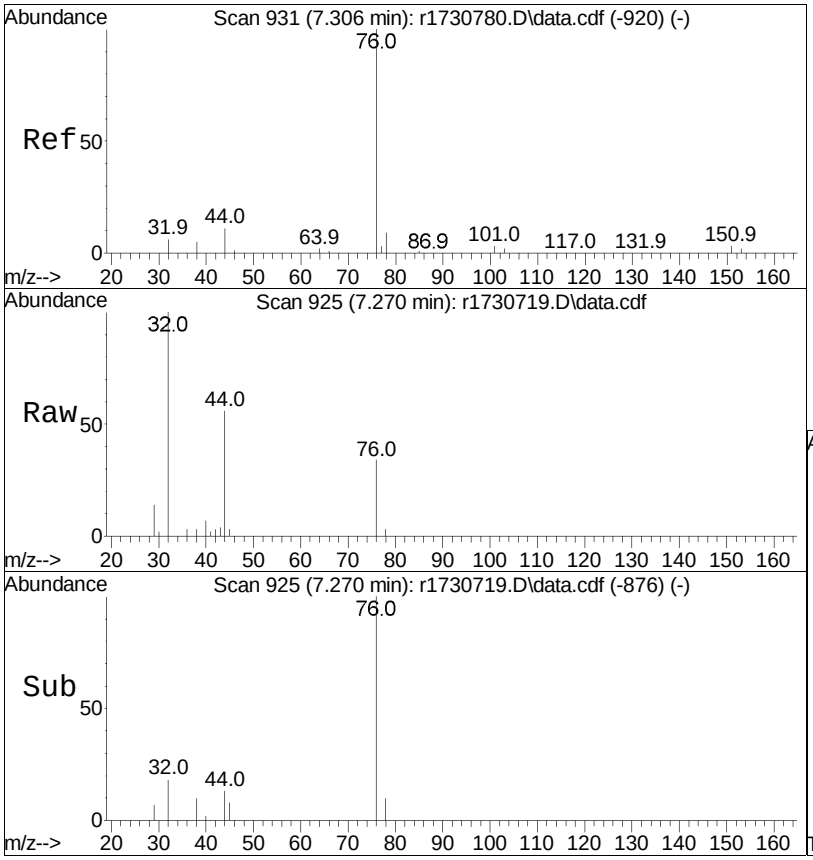

#30
carbon disulfide
Concen: 0.12 ppbV
RT: 7.270 min Scan# 925
Delta R.T. -0.036 min
Lab File: r1730719.D
Acq: 11 Jan 2023 3:48 AM

Tgt Ion: 76 Resp: 4168

Ion	Ratio	Lower	Upper
76	100		
44	166.7	8.3	12.5#

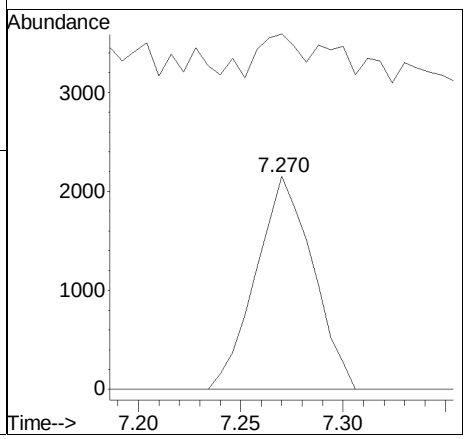

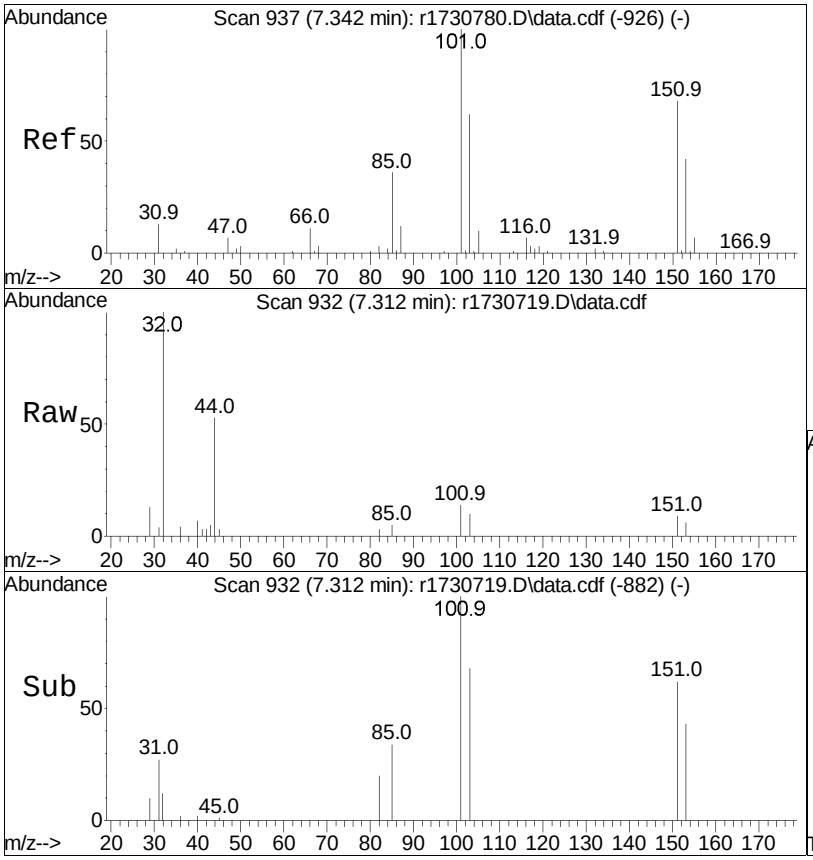

#31
Freon 113
Concen: 0.09 ppbV
RT: 7.312 min Scan# 932
Delta R.T. -0.030 min
Lab File: r1730719.D
Acq: 11 Jan 2023 3:48 AM

Tgt Ion:101 Resp: 2079

Ion	Ratio	Lower	Upper
101	100		
85	33.7	29.1	43.7
151	62.1	53.8	80.6

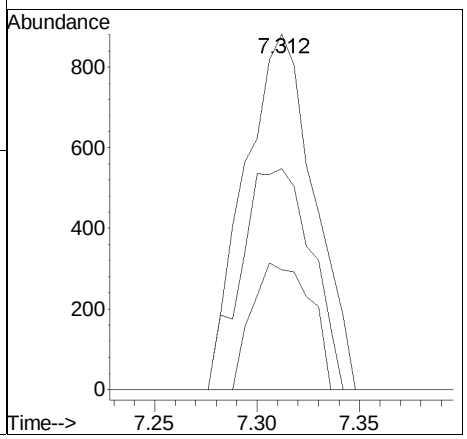

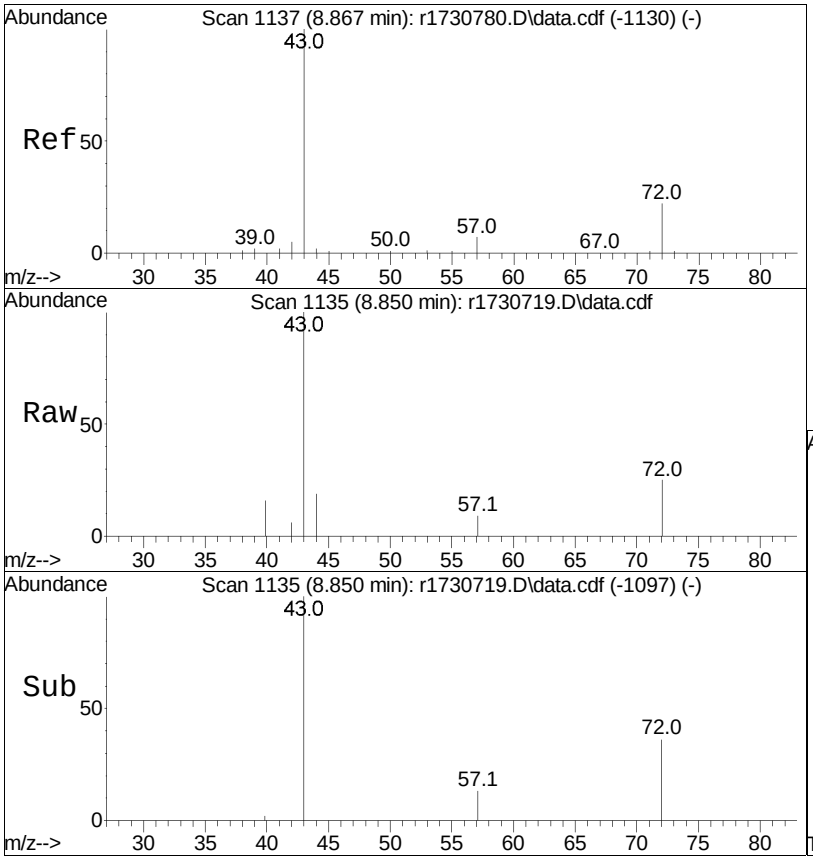

#36
2-butanone
Concen: 0.29 ppbV
RT: 8.850 min Scan# 1135
Delta R.T. -0.017 min
Lab File: r1730719.D
Acq: 11 Jan 2023 3:48 AM

Tgt Ion: 43 Resp: 8192

Ion	Ratio	Lower	Upper
43	100		
72	25.0	20.5	30.7
57	9.4	7.0	10.6

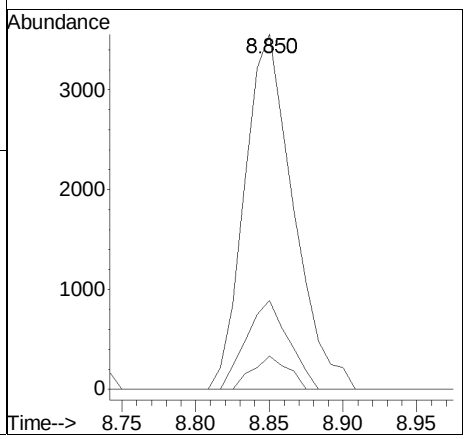

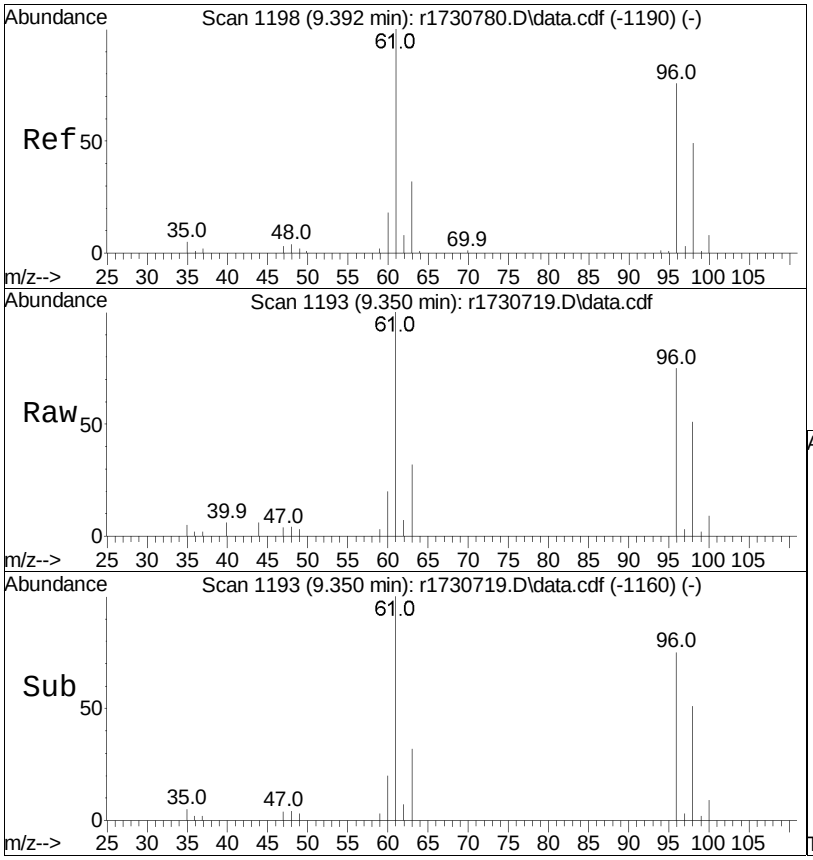

#37
cis-1,2-dichloroethene
Concen: 1.13 ppbV
RT: 9.350 min Scan# 1193
Delta R.T. -0.042 min
Lab File: r1730719.D
Acq: 11 Jan 2023 3:48 AM

Tgt Ion: 61 Resp: 19346

Ion	Ratio	Lower	Upper
61	100		
96	74.9	62.8	94.2
98	51.0	39.0	58.4

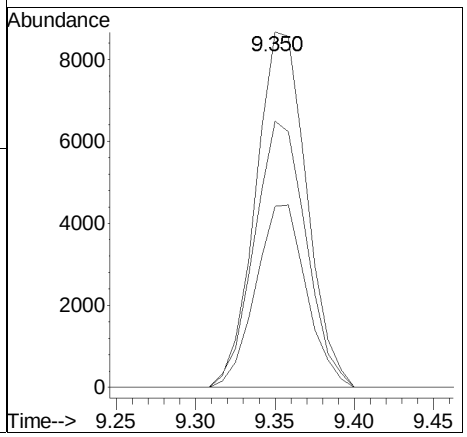

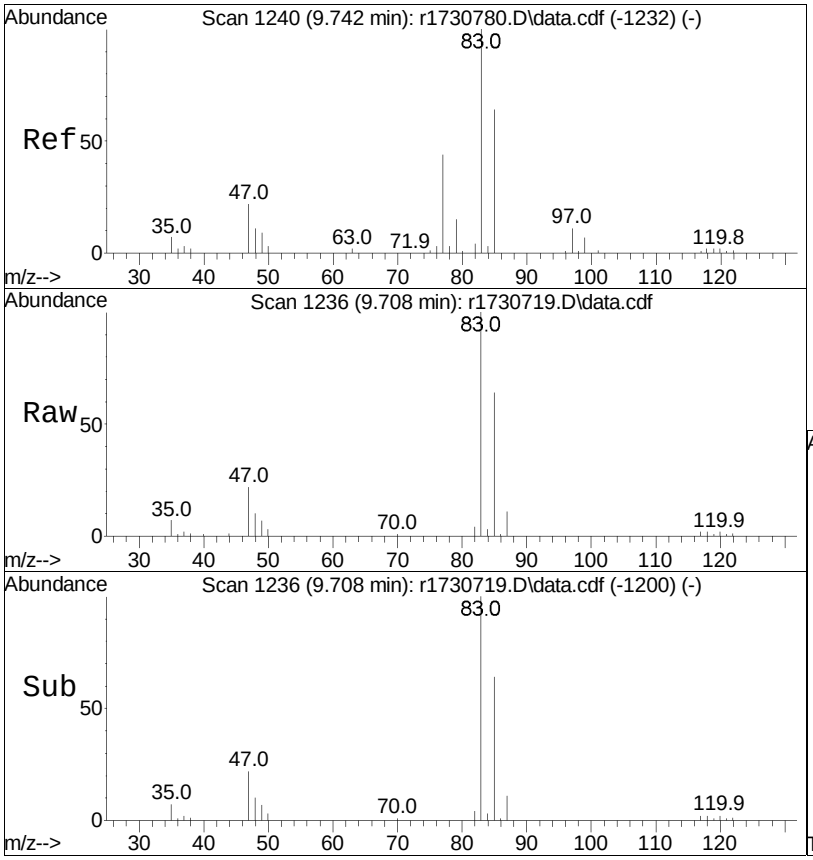

#39
chloroform
Concen: 10.11 ppbV
RT: 9.708 min Scan# 1236
Delta R.T. -0.033 min
Lab File: r1730719.D
Acq: 11 Jan 2023 3:48 AM

Tgt Ion: 83 Resp: 214809

Ion	Ratio	Lower	Upper
83	100		
85	63.7	53.1	79.7
47	22.4	17.2	25.8

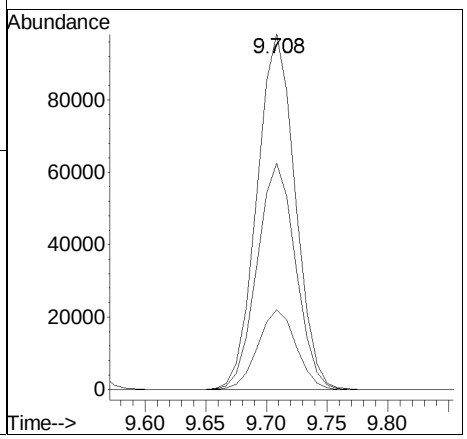

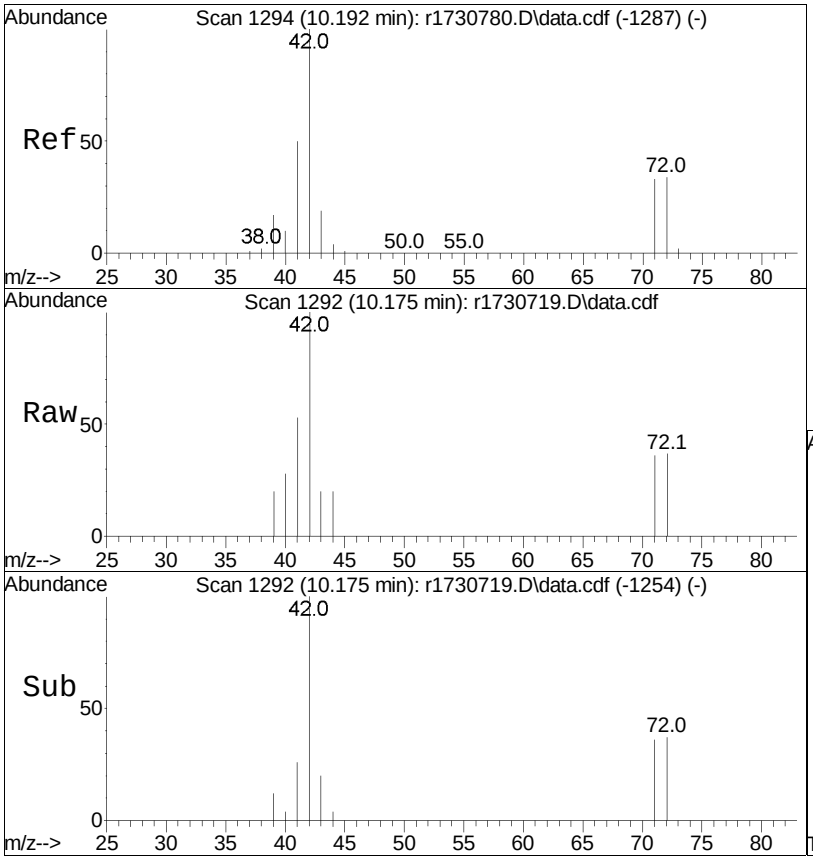

#40
Tetrahydrofuran
Concen: 0.40 ppbV
RT: 10.175 min Scan# 1292
Delta R.T. -0.017 min
Lab File: r1730719.D
Acq: 11 Jan 2023 3:48 AM

Tgt Ion: 42 Resp: 7059

Ion	Ratio	Lower	Upper
42	100		
71	35.7	31.0	46.4
72	36.6	32.3	48.5

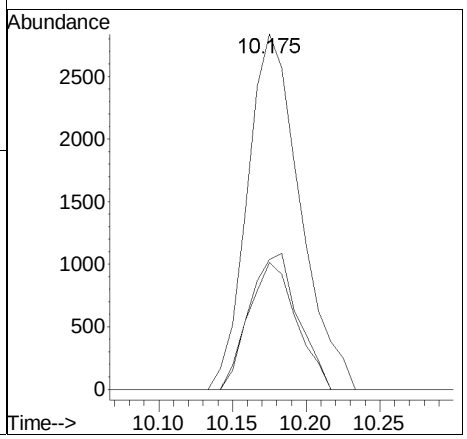

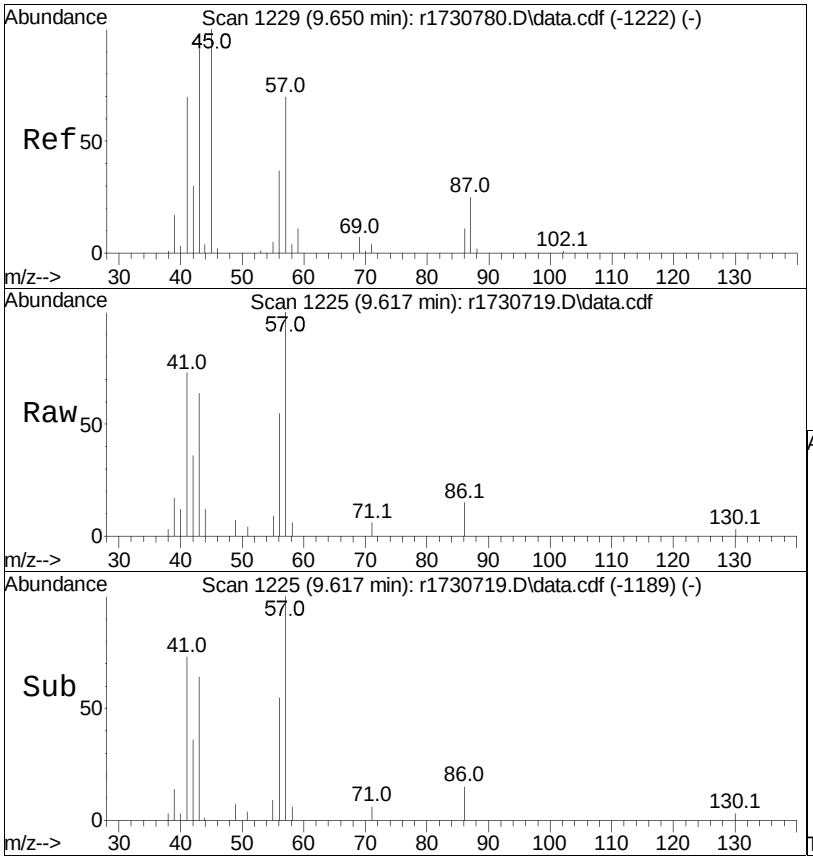

#44
hexane
Concen: 0.60 ppbV
RT: 9.617 min Scan# 1225
Delta R.T. -0.033 min
Lab File: r1730719.D
Acq: 11 Jan 2023 3:48 AM

Tgt Ion: 57 Resp: 13037

Ion	Ratio	Lower	Upper
57	100		
43	63.5	83.0	124.6#
86	14.8	11.4	17.2

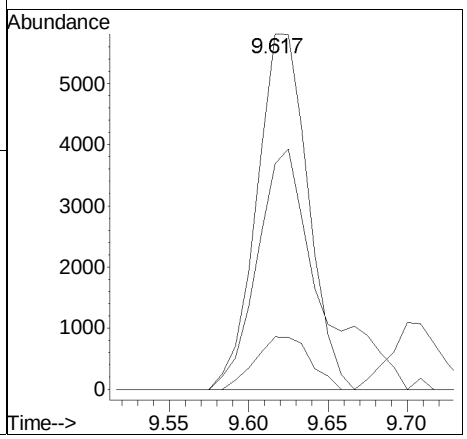

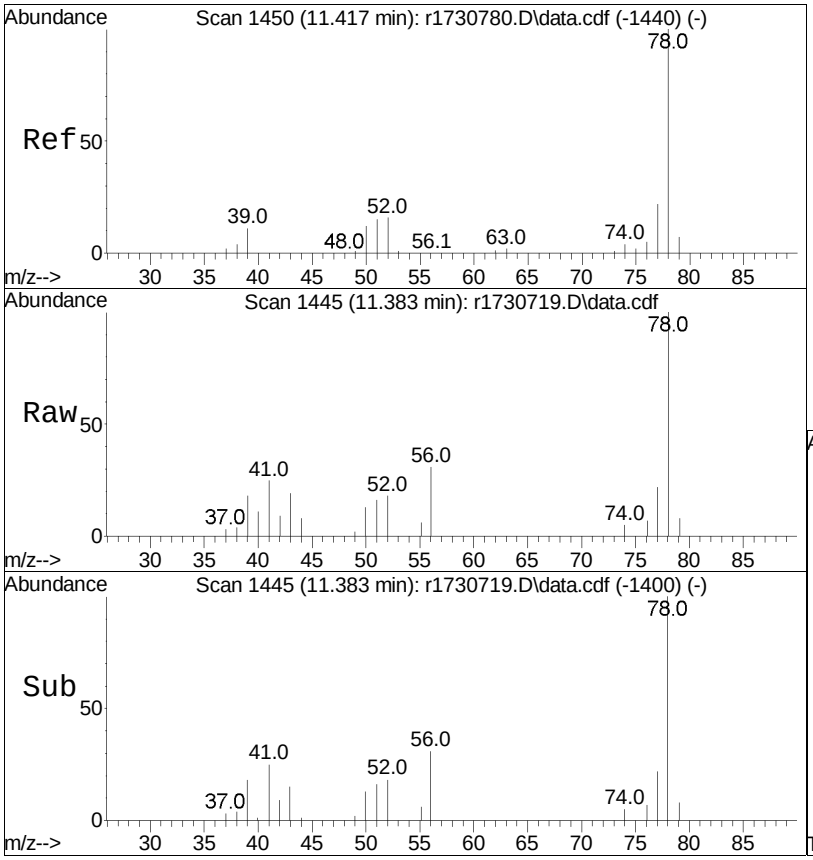

#50
benzene
Concen: 0.34 ppbV
RT: 11.383 min Scan# 1445
Delta R.T. -0.033 min
Lab File: r1730719.D
Acq: 11 Jan 2023 3:48 AM

Tgt Ion: 78 Resp: 14300

Ion	Ratio	Lower	Upper
78	100		
52	17.7	13.7	20.5

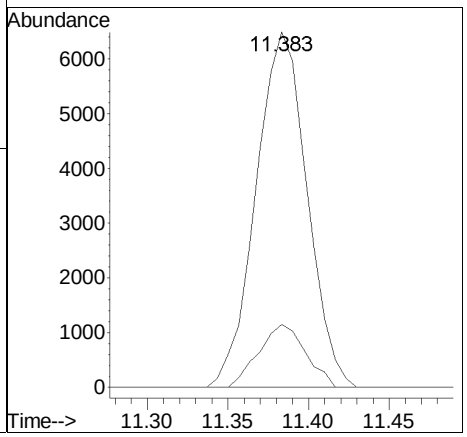

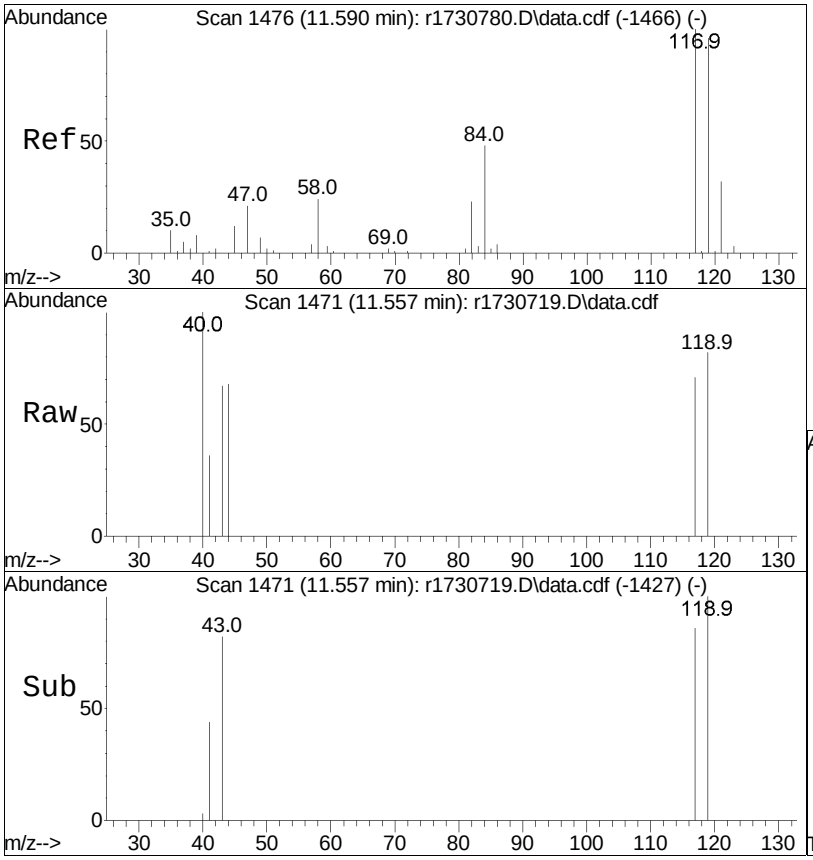

#52
carbon tetrachloride
Concen: 0.05 ppbV
RT: 11.557 min Scan# 1471
Delta R.T. -0.033 min
Lab File: r1730719.D
Acq: 11 Jan 2023 3:48 AM

Tgt Ion:117 Resp: 747

Ion	Ratio	Lower	Upper
117	100		
119	116.0	75.9	113.9#
82	0.0	17.2	25.8#

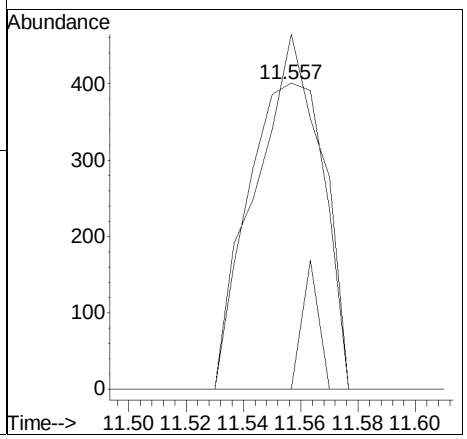

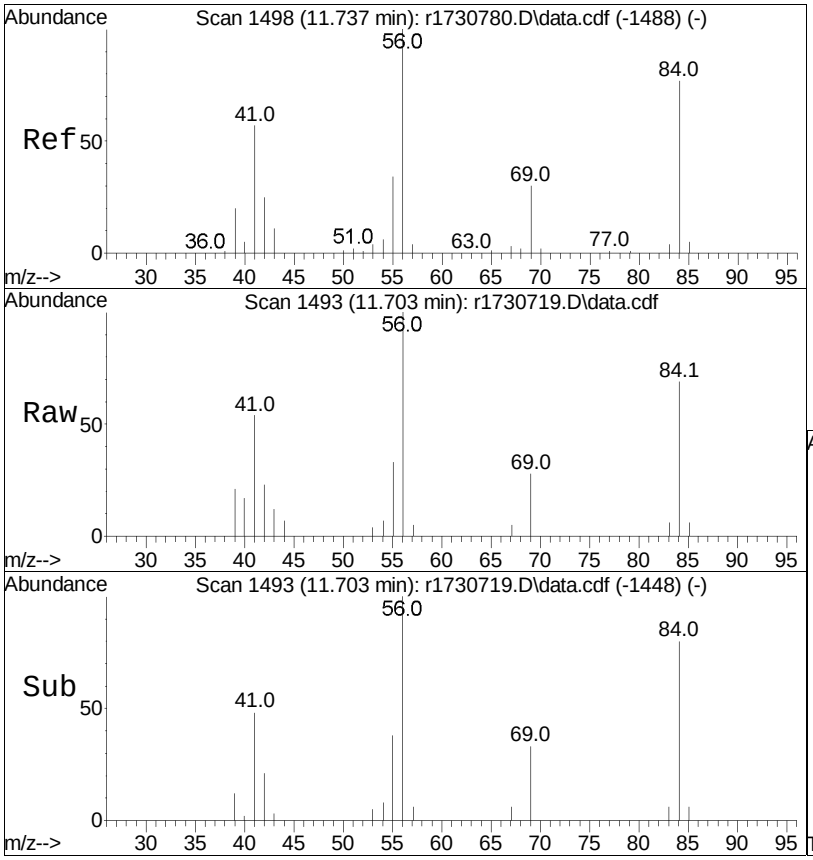

#53
cyclohexane
Concen: 0.46 ppbV
RT: 11.703 min Scan# 1493
Delta R.T. -0.033 min
Lab File: r1730719.D
Acq: 11 Jan 2023 3:48 AM

Tgt Ion: 56 Resp: 10540

Ion	Ratio	Lower	Upper
56	100		
84	69.1	58.2	87.2
41	53.6	33.8	50.8#

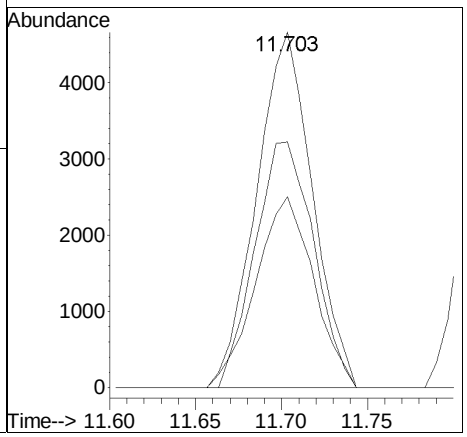

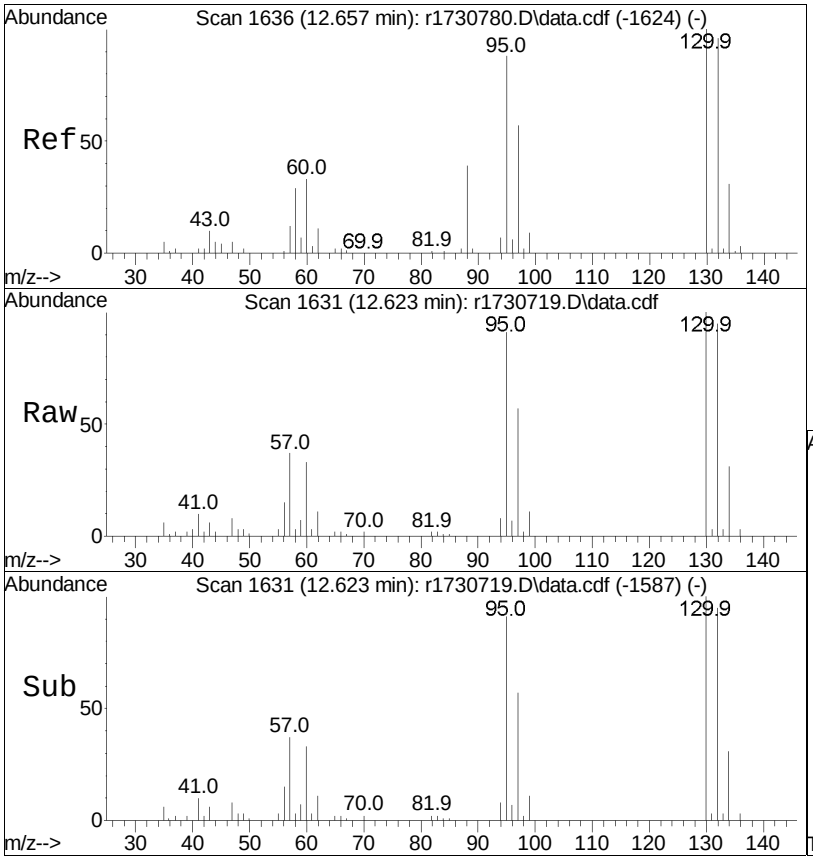

#59
trichloroethene
Concen: 2.52 ppbV
RT: 12.623 min Scan# 1631
Delta R.T. -0.033 min
Lab File: r1730719.D
Acq: 11 Jan 2023 3:48 AM

Tgt Ion:130 Resp: 44882

Ion	Ratio	Lower	Upper
130	100		
132	95.1	75.4	113.0
97	57.4	46.2	69.4

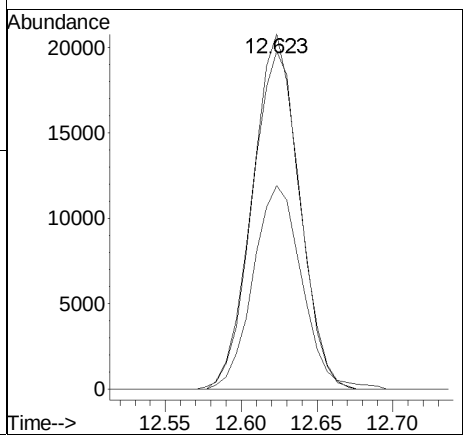

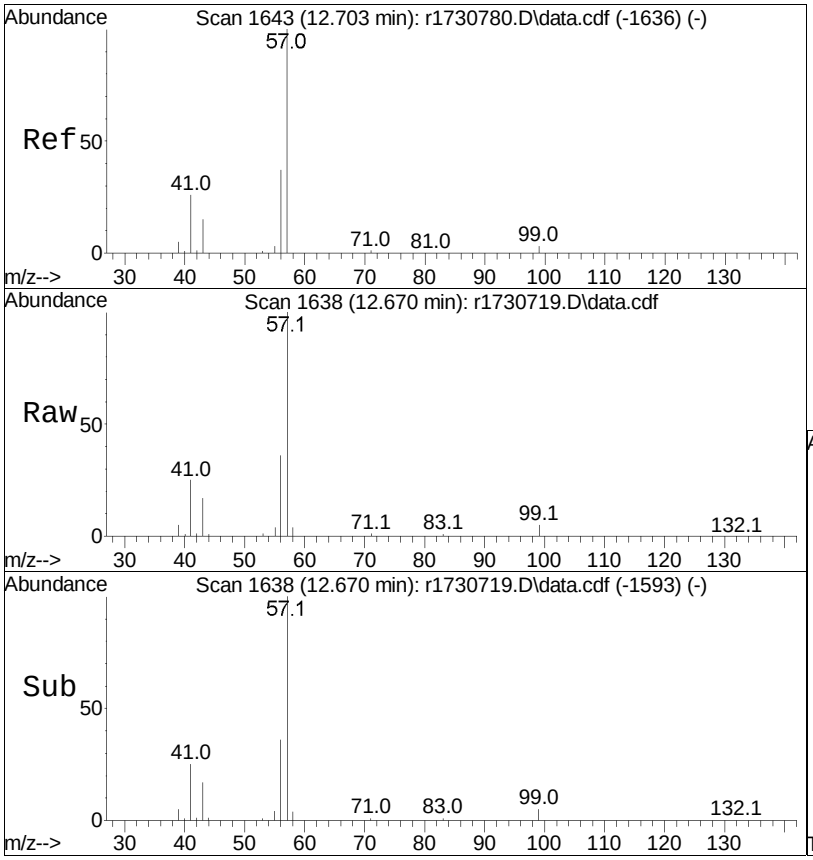

#60
2,2,4-trimethylpentane
Concen: 26.58 ppbV
RT: 12.670 min Scan# 1638
Delta R.T. -0.033 min
Lab File: r1730719.D
Acq: 11 Jan 2023 3:48 AM

Tgt Ion: 57 Resp: 1923850

Ion	Ratio	Lower	Upper
57	100		
99	4.9	3.8	5.8
41	24.8	15.6	23.4#

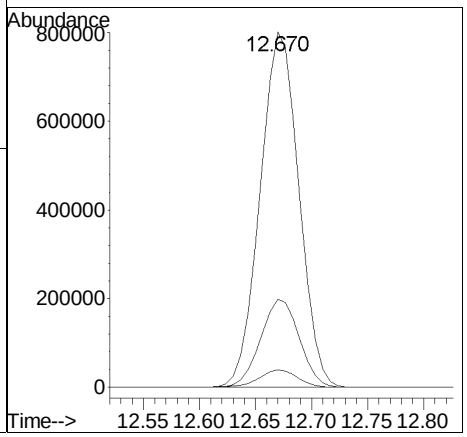

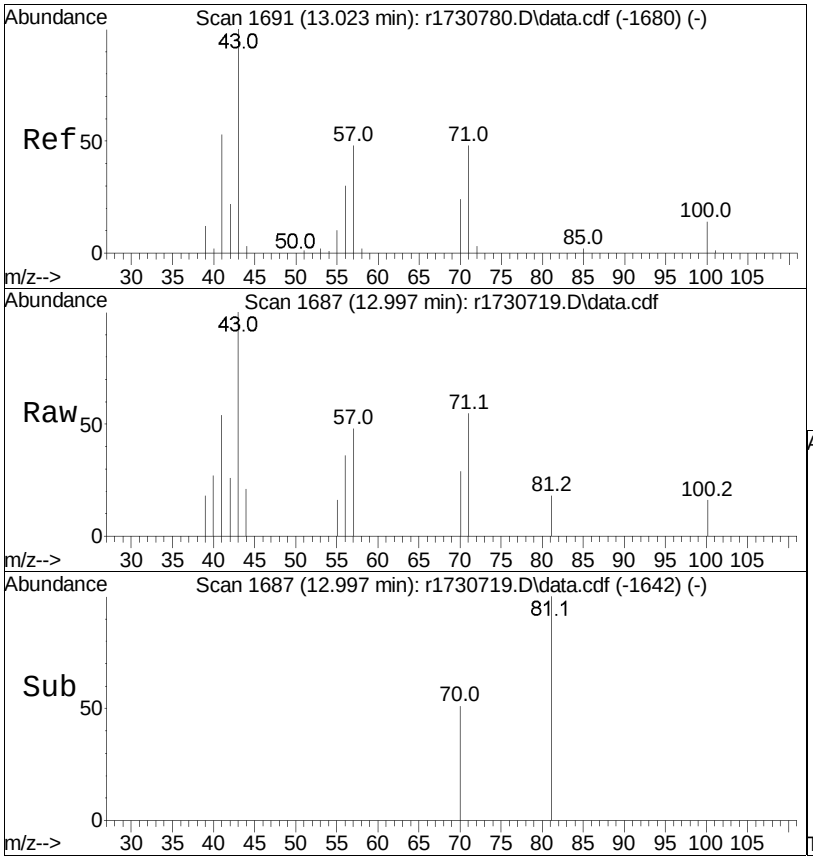

#62
heptane
Concen: 0.18 ppbV m
RT: 12.997 min Scan# 1687
Delta R.T. -0.027 min
Lab File: r1730719.D
Acq: 11 Jan 2023 3:48 AM

Tgt Ion: 43 Resp: 5498

Ion	Ratio	Lower	Upper
43	100		
57	48.0	49.5	74.3#
100	16.3	14.7	22.1

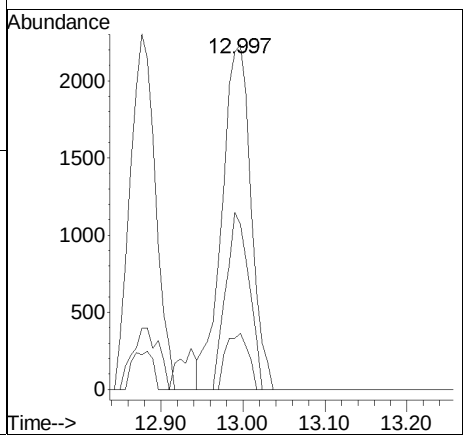

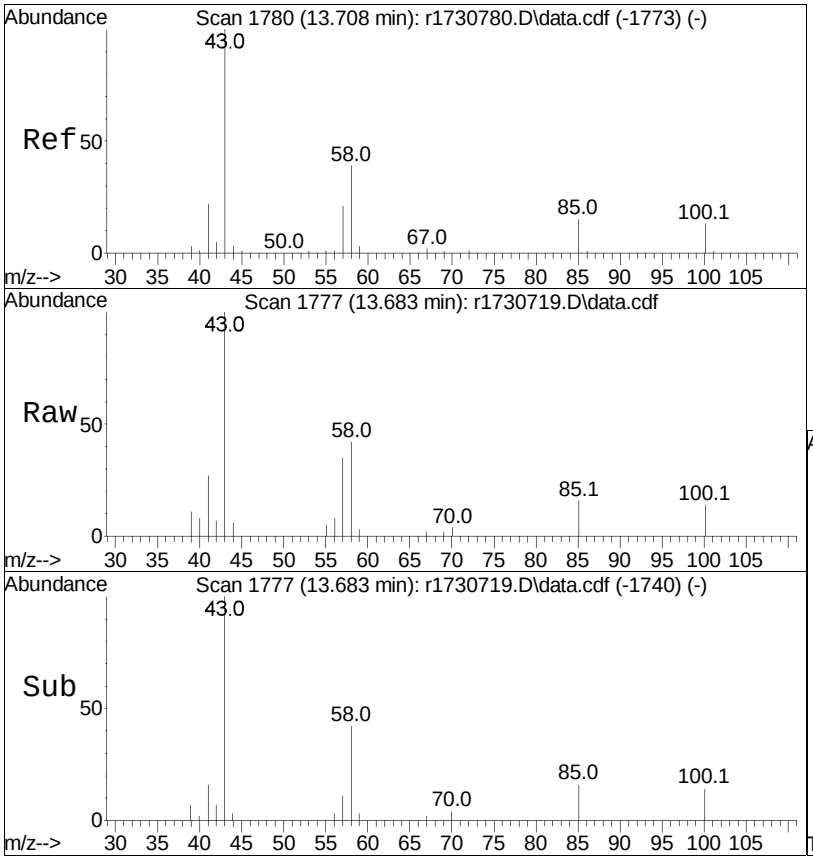

#64
4-methyl-2-pentanone
Concen: 0.77 ppbV m
RT: 13.683 min Scan# 1777
Delta R.T. -0.025 min
Lab File: r1730719.D
Acq: 11 Jan 2023 3:48 AM

Tgt Ion: 43 Resp: 25185

Ion	Ratio	Lower	Upper
43	100		
58	42.4	41.2	61.8
100	14.2	13.2	19.8

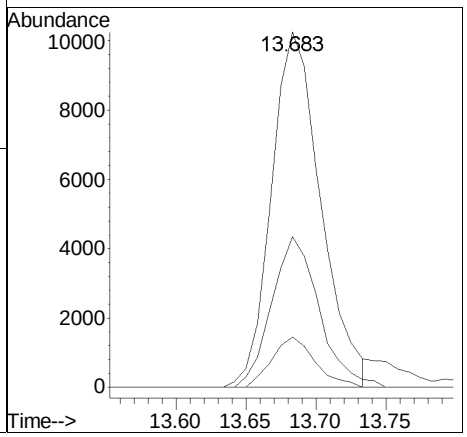

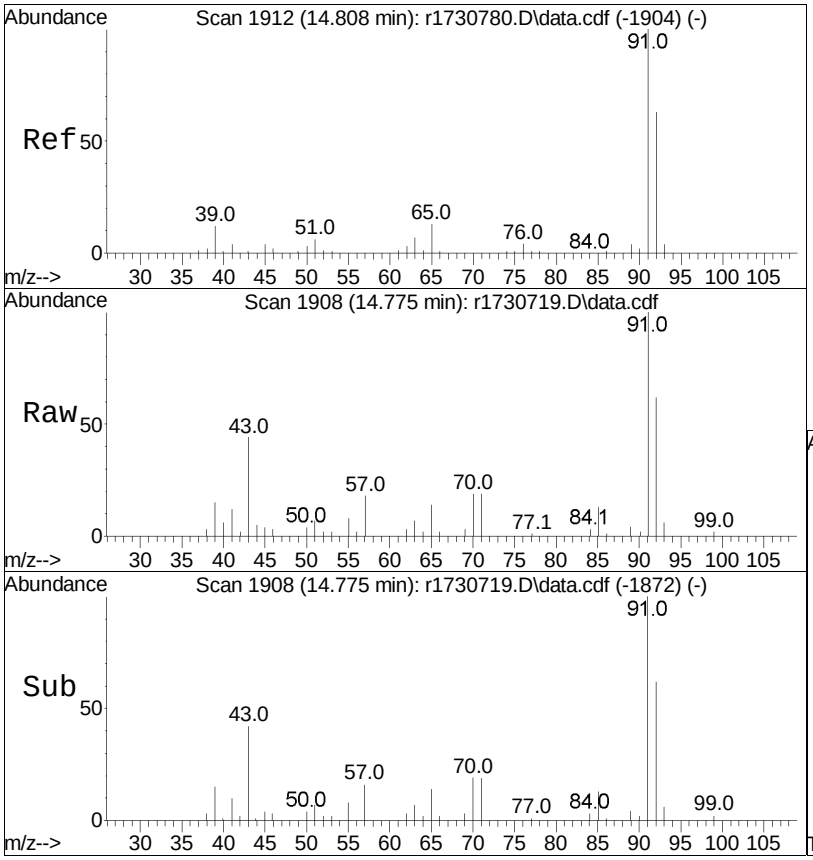

#68
toluene
Concen: 0.43 ppbV
RT: 14.775 min Scan# 1908
Delta R.T. -0.033 min
Lab File: r1730719.D
Acq: 11 Jan 2023 3:48 AM

Tgt Ion: 91 Resp: 23172

Ion	Ratio	Lower	Upper
91	100		
92	62.3	50.9	76.3

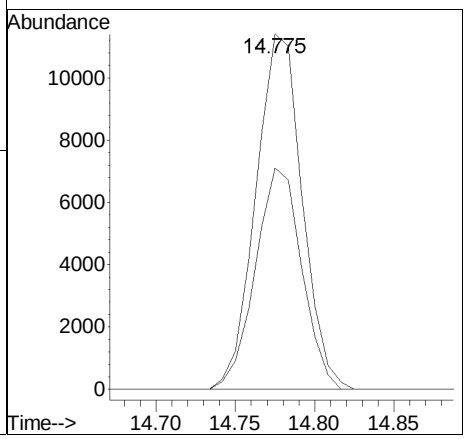

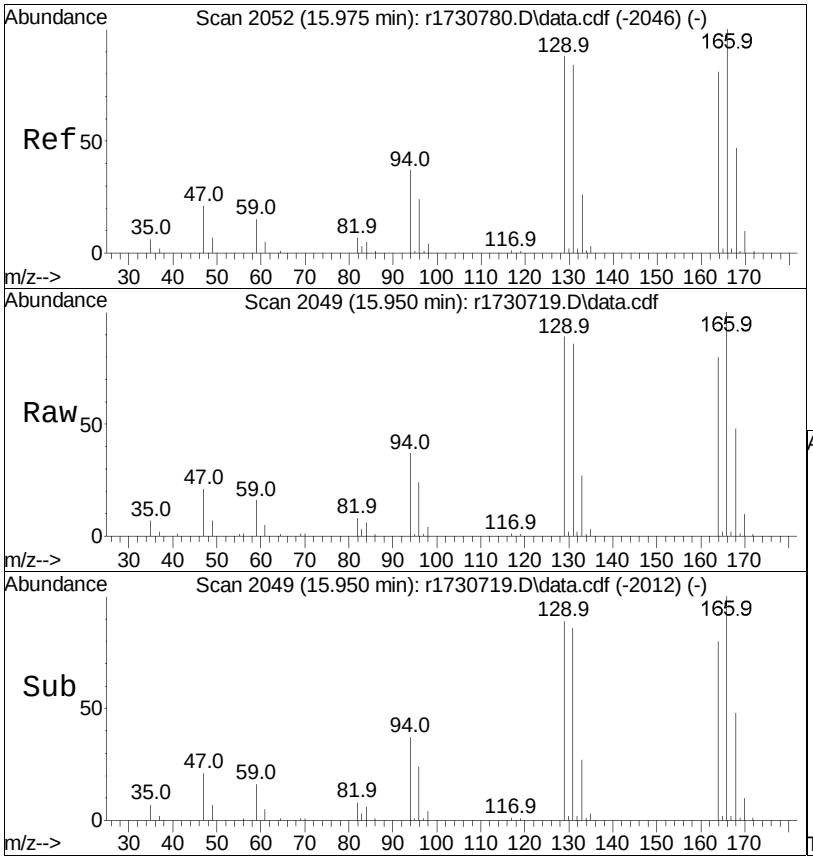

#78
tetrachloroethene
Concen: 16.47 ppbV
RT: 15.950 min Scan# 2049
Delta R.T. -0.025 min
Lab File: r1730719.D
Acq: 11 Jan 2023 3:48 AM

Tgt Ion:166 Resp: 323597

Ion	Ratio	Lower	Upper
166	100		
131	85.6	66.4	99.6
94	37.2	30.6	46.0

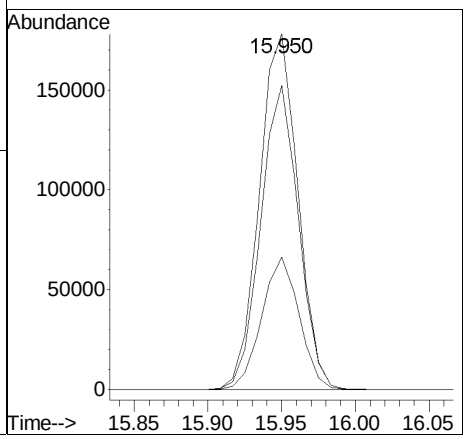

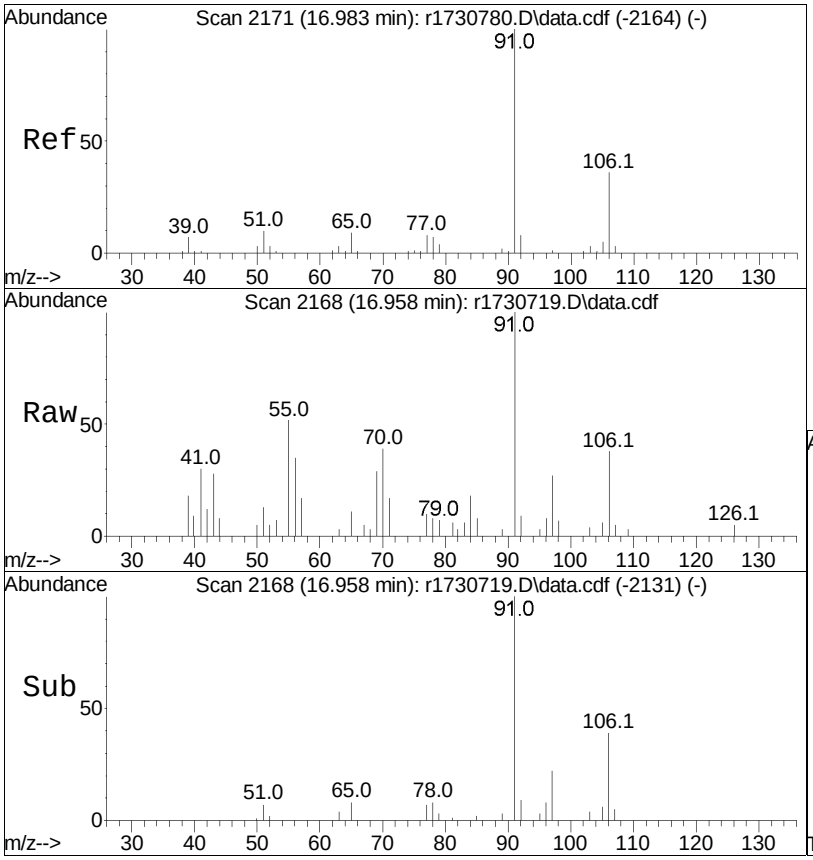

#81
ethylbenzene
Concen: 0.18 ppbV
RT: 16.958 min Scan# 2168
Delta R.T. -0.025 min
Lab File: r1730719.D
Acq: 11 Jan 2023 3:48 AM

Tgt Ion: 91 Resp: 10937

Ion	Ratio	Lower	Upper
91	100		
106	37.8	26.2	39.2

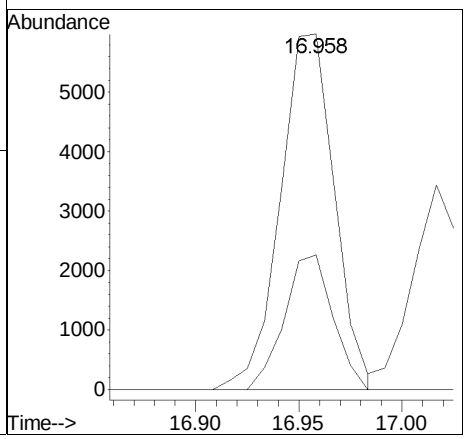

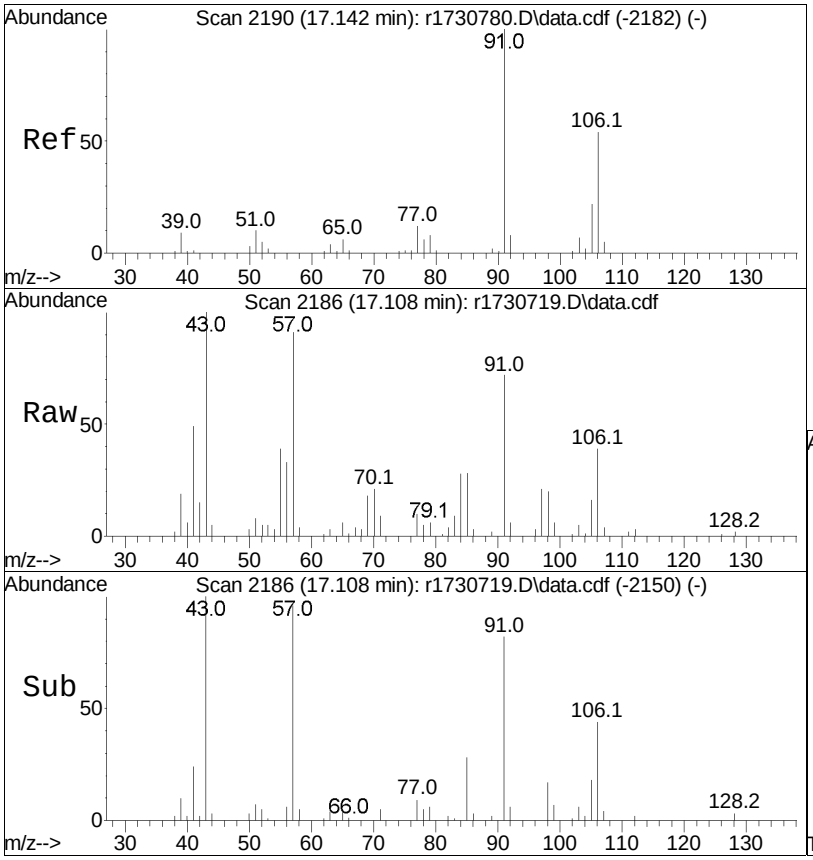

#83
m+p-xylene
Concen: 0.54 ppbV
RT: 17.108 min Scan# 2186
Delta R.T. -0.033 min
Lab File: r1730719.D
Acq: 11 Jan 2023 3:48 AM

Tgt Ion: 91 Resp: 26008

Ion	Ratio	Lower	Upper
91	100		
106	53.5	40.5	60.7

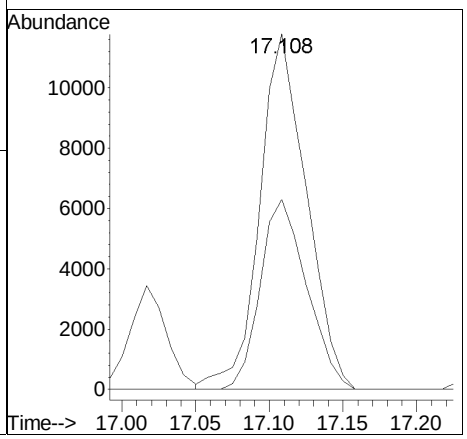

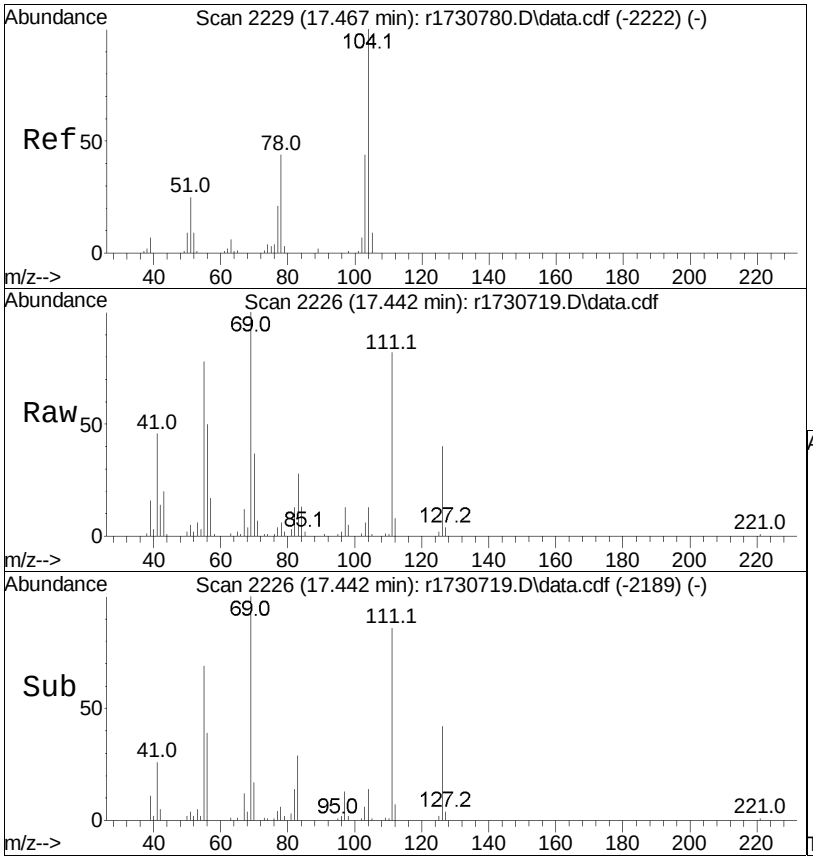

#85
styrene
Concen: 0.81 ppbV
RT: 17.442 min Scan# 2226
Delta R.T. -0.025 min
Lab File: r1730719.D
Acq: 11 Jan 2023 3:48 AM

Tgt Ion:104 Resp: 31251

Ion	Ratio	Lower	Upper
104	100		
103	44.7	34.9	52.3
78	45.3	31.7	47.5

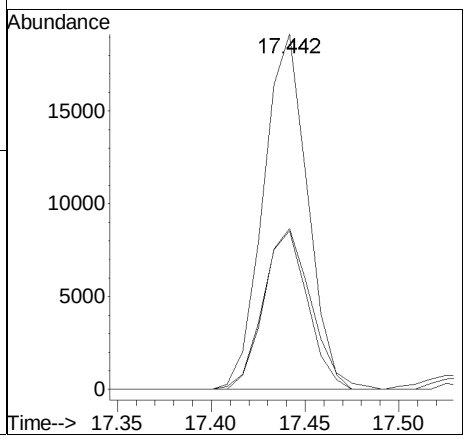

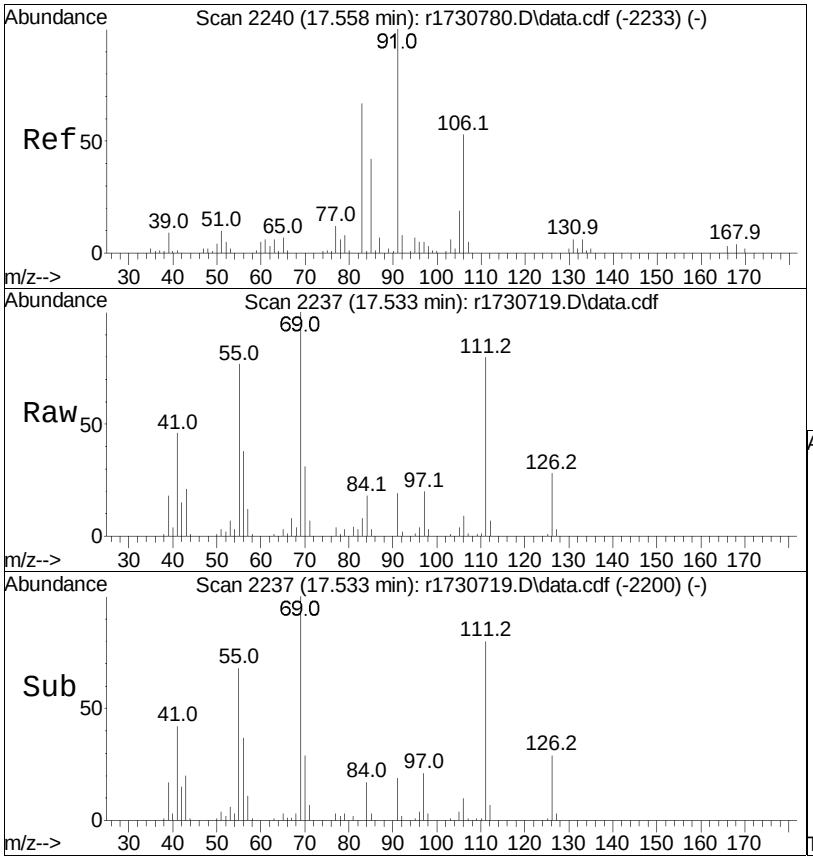

#87
o-xylene
Concen: 0.33 ppbV m
RT: 17.533 min Scan# 2237
Delta R.T. -0.025 min
Lab File: r1730719.D
Acq: 11 Jan 2023 3:48 AM

Tgt Ion: 91 Resp: 15950

Ion	Ratio	Lower	Upper
91	100		
106	49.2	39.7	59.5

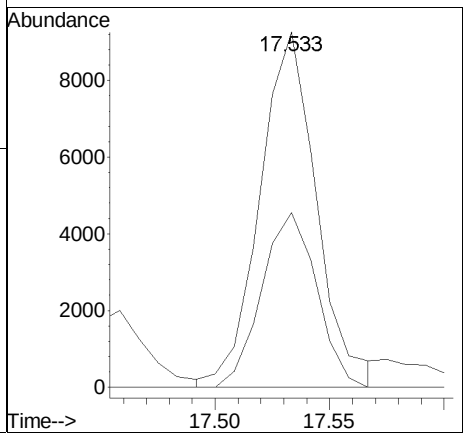

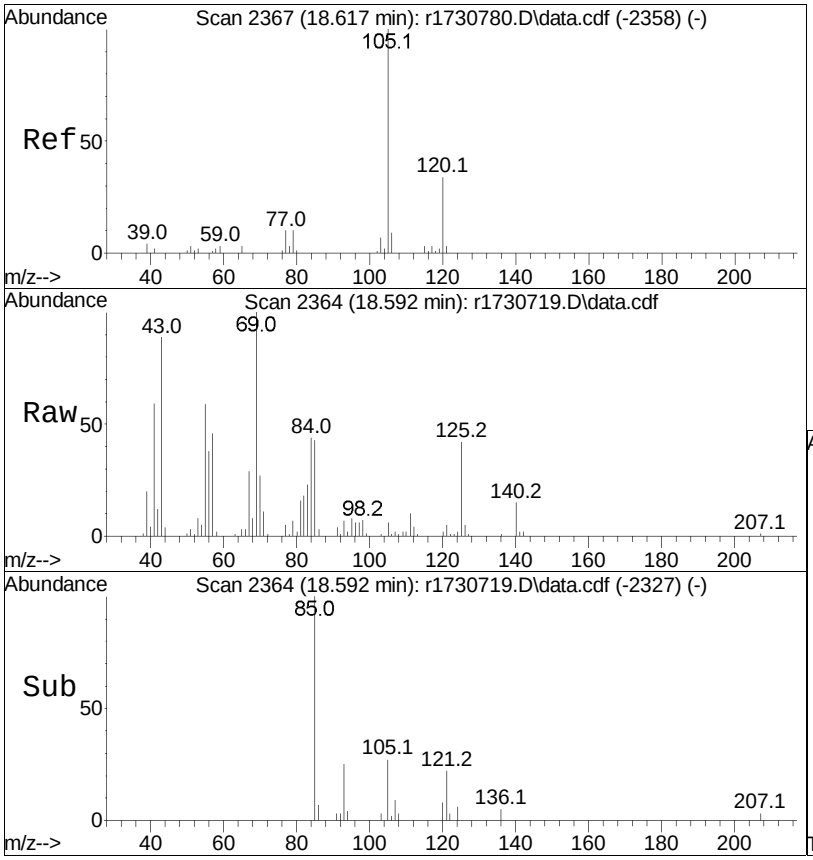

#96
4-ethyl toluene
Concen: 0.03 ppbV m
RT: 18.592 min Scan# 2364
Delta R.T. -0.025 min
Lab File: r1730719.D
Acq: 11 Jan 2023 3:48 AM

Tgt Ion:105 Resp: 2203

Ion	Ratio	Lower	Upper
105	100		
120	31.7	27.9	41.9
91	64.0	8.5	12.7#

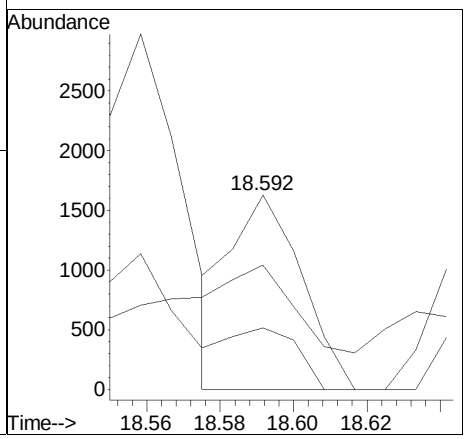

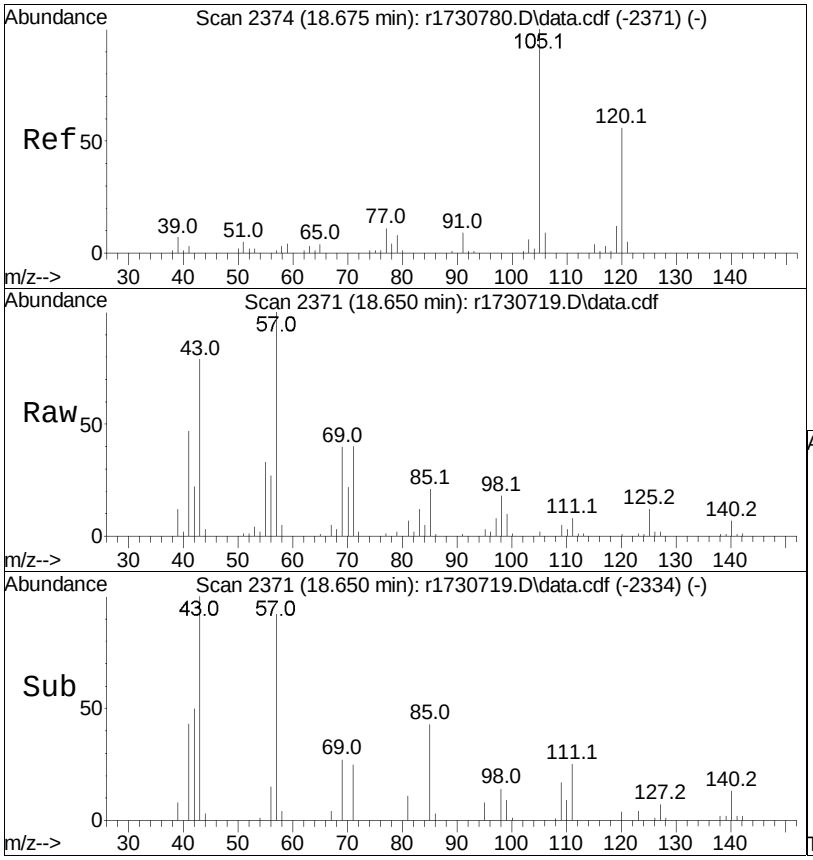

#97
1,3,5-trimethylbenzene
Concen: 0.06 ppbV
RT: 18.650 min Scan# 2371
Delta R.T. -0.025 min
Lab File: r1730719.D
Acq: 11 Jan 2023 3:48 AM

Tgt Ion:105 Resp: 3047

Ion	Ratio	Lower	Upper
105	100		
120	54.9	44.1	66.1
91	31.0	7.9	11.9#

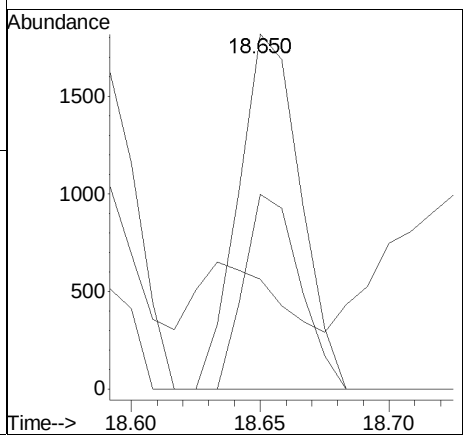

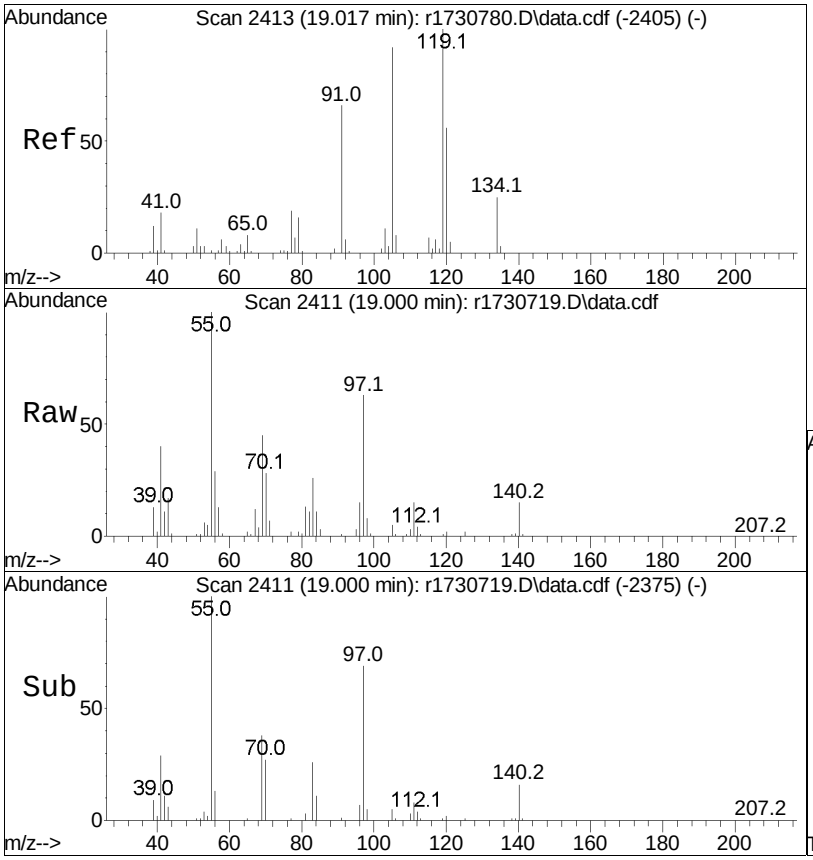

#99
1,2,4-trimethylbenzene
Concen: 0.13 ppbV
RT: 19.000 min Scan# 2411
Delta R.T. -0.017 min
Lab File: r1730719.D
Acq: 11 Jan 2023 3:48 AM

Tgt Ion:105 Resp: 6924

Ion	Ratio	Lower	Upper
105	100		
120	43.5	47.4	71.0#
91	21.9	53.8	80.6#

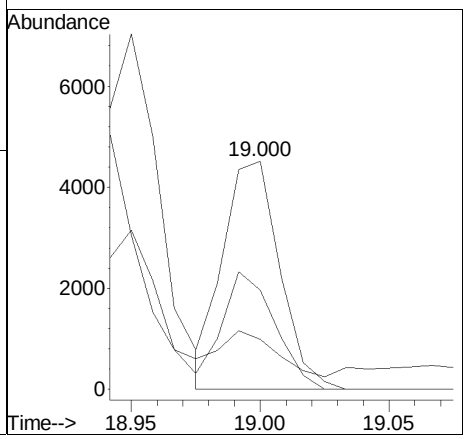

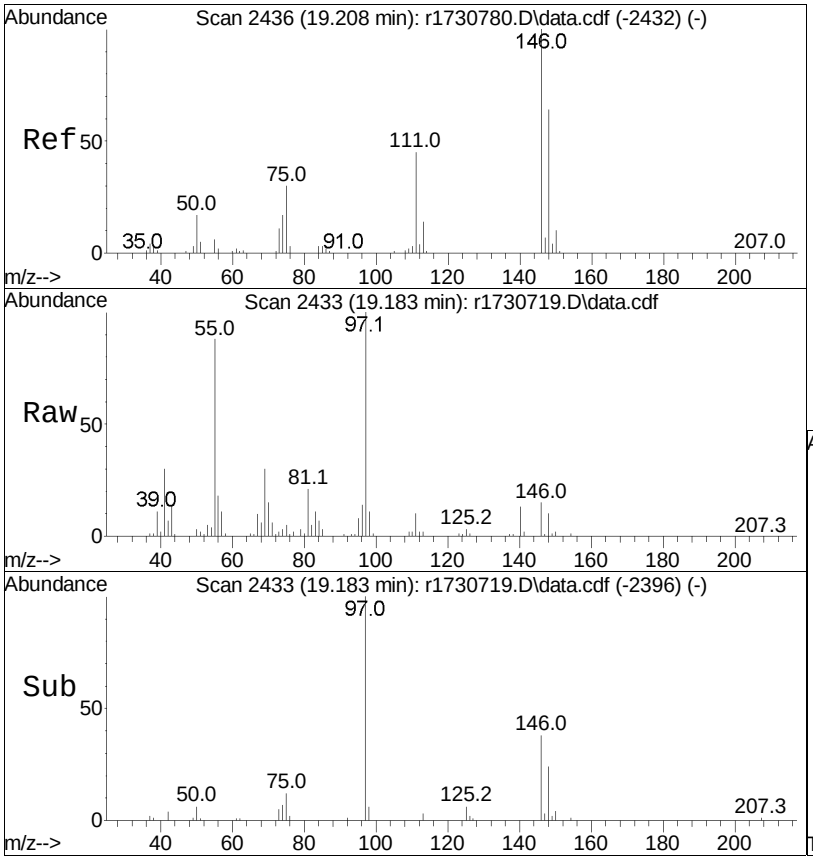

#103
1,4-dichlorobenzene
Concen: 0.42 ppbV
RT: 19.183 min Scan# 2433
Delta R.T. -0.025 min
Lab File: r1730719.D
Acq: 11 Jan 2023 3:48 AM

Tgt Ion:146 Resp: 12760

Ion	Ratio	Lower	Upper
146	100		
111	64.5	33.5	50.3#
75	30.5	22.1	33.1

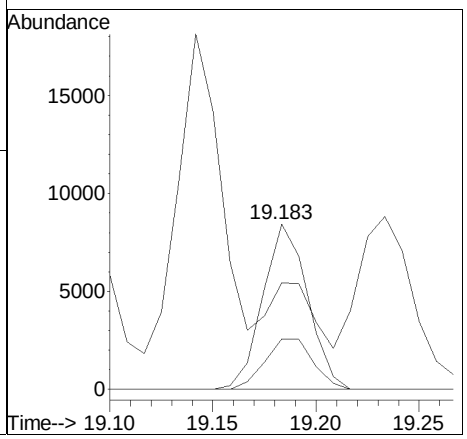

Manual Integration/Negative Proof Report

Data Path : O:\Forensics\Data\Airlab17\QMethod : TFS17_230109.M
Data File : r1730719.D Operator : AIRLAB17:TJS
Date Inj'd : 1/11/2020 0:3: 8 Instrument :
Sample : L2300996-10D,3,222.48,250 Quant Date : 1/11/2023 5:56 am

Compound #62: heptane

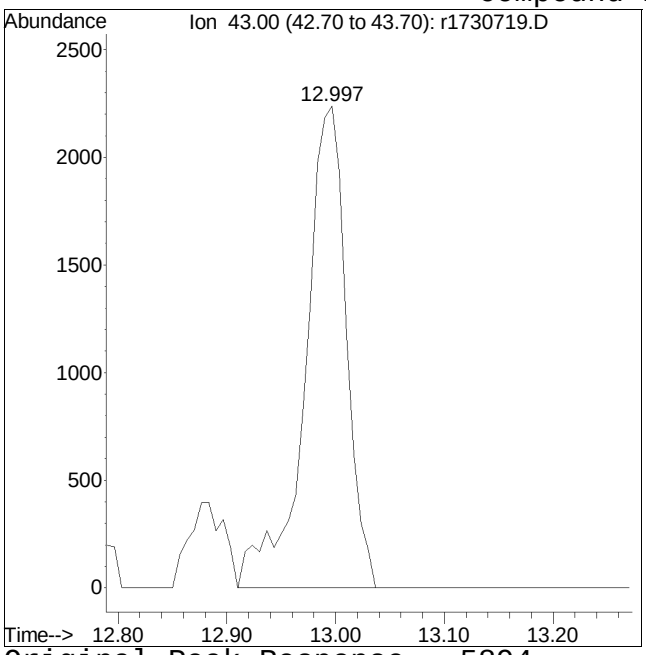

Original Peak Response = 5894

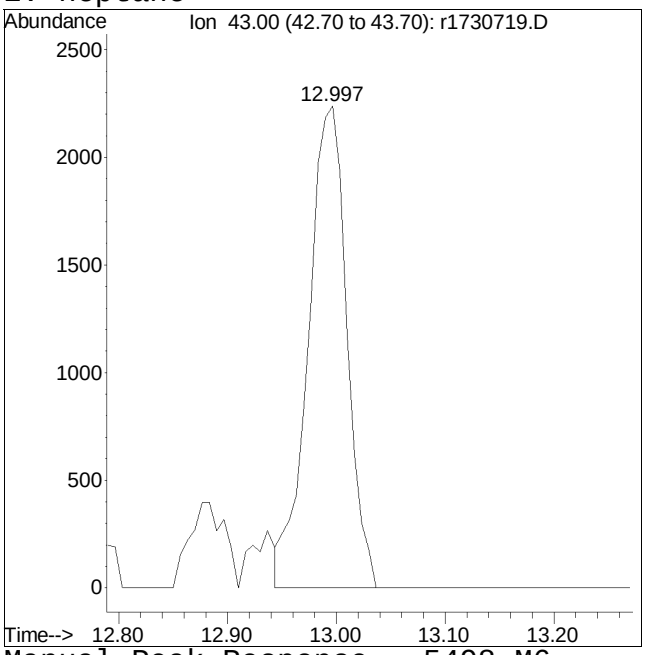

Manual Peak Response = 5498 M6

M6 = Misassignment of peak valley by automated integration (poor split of 2 peaks).

Manual Integration/Negative Proof Report

Data Path : O:\Forensics\Data\Airlab17\QMethod : TFS17_230109.M
Data File : r1730719.D Operator : AIRLAB17:TJS
Date Inj'd : 1/11/2020 0:3: 8 Instrument :
Sample : L2300996-10D,3,222.48,250 Quant Date : 1/11/2023 5:56 am

Compound #64: 4-methyl-2-pentanone

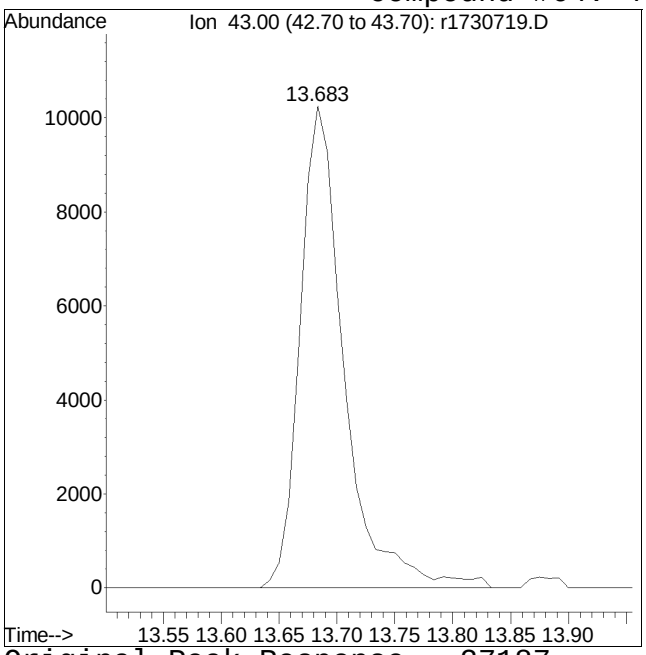

Original Peak Response = 27187

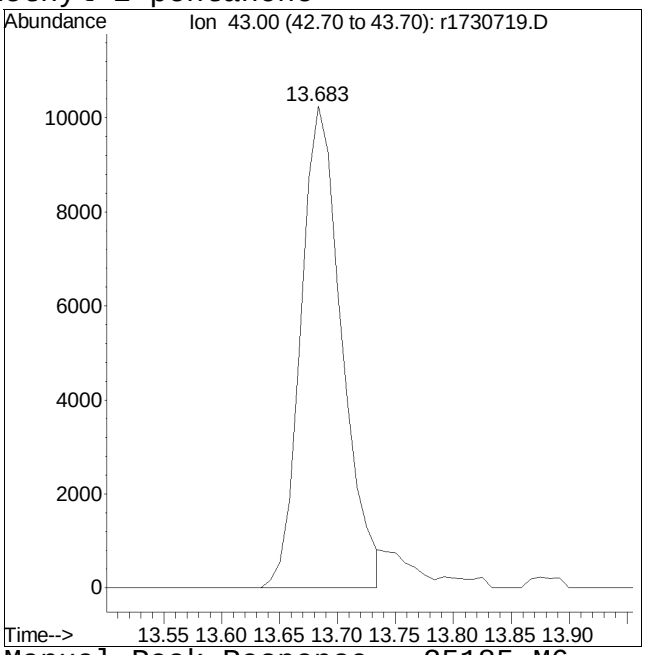

Manual Peak Response = 25185 M6

M6 = Misassignment of peak valley by automated integration (poor split of 2 peaks).

Manual Integration/Negative Proof Report

Data Path : O:\Forensics\Data\Airlab17\QMethod : TFS17_230109.M
Data File : r1730719.D Operator : AIRLAB17:TJS
Date Inj'd : 1/11/2020 0:3: 8 Instrument :
Sample : L2300996-10D,3,222.48,250 Quant Date : 1/11/2023 5:56 am

Compound #87: o-xylene

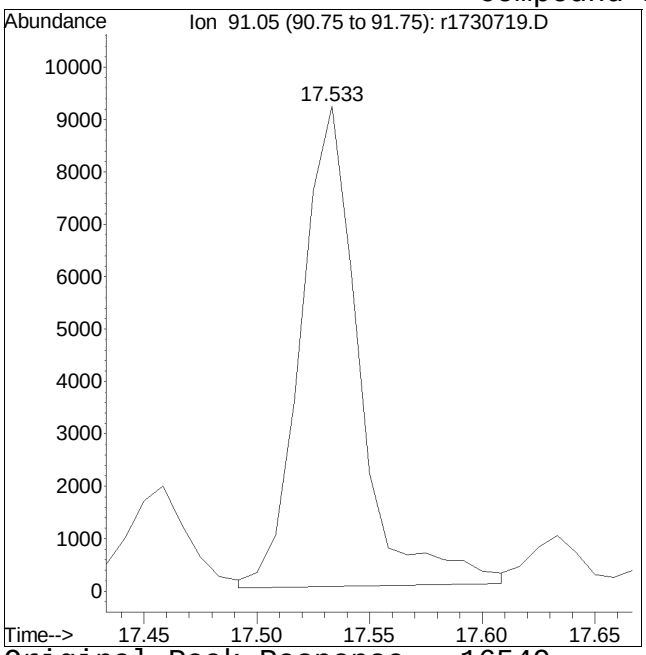

Original Peak Response = 16549

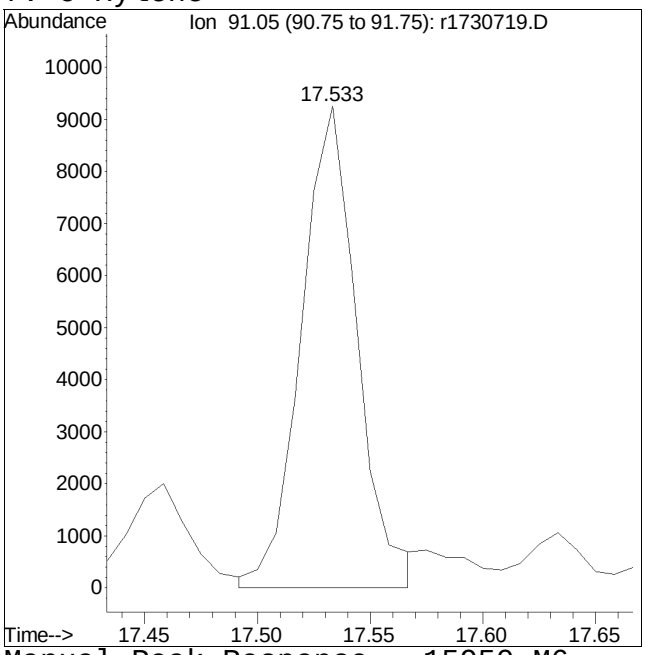

Manual Peak Response = 15950 M6

M6 = Misassignment of peak valley by automated integration (poor split of 2 peaks).

Manual Integration/Negative Proof Report

Data Path : O:\Forensics\Data\Airlab17\QMethod : TFS17_230109.M
Data File : r1730719.D Operator : AIRLAB17:TJS
Date Inj'd : 1/11/2020 0:3: 8 Instrument :
Sample : L2300996-10D,3,222.48,250 Quant Date : 1/11/2023 5:56 am

Compound #96: 4-ethyl toluene

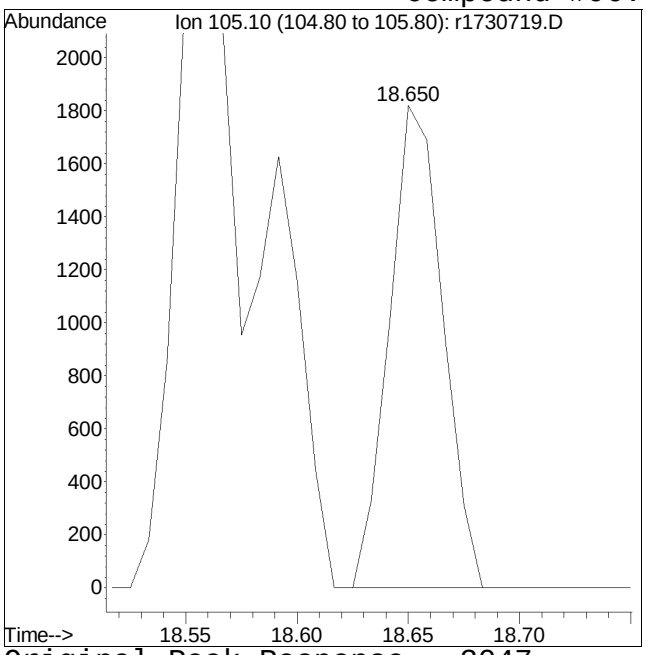

Original Peak Response = 3047

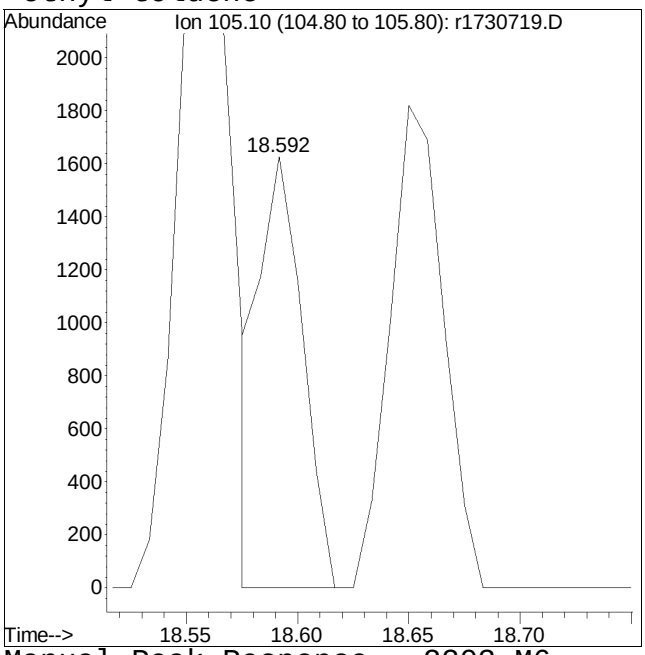

Manual Peak Response = 2203 M6

M6 = Misassignment of peak valley by automated integration (poor split of 2 peaks).

Quantitation Report (QT Reviewed)

Data Path : O:\Forensics\Data\Airlab17\2023\01\0110T\
Data File : r1730722.D
Acq On : 11 Jan 2023 5:38 AM
Operator : AIRLAB17:TJS
Sample : L2300996-01D,3,85,250
Misc : WG1731941,ICAL19642
ALS Vial : 0 Sample Multiplier: 1

Quant Time: Jan 11 07:48:56 2023
Quant Method : O:\Forensics\Data\Airlab17\2023\01\0110T\TFS17_230109.M
Quant Title : TO-14A/TO-15 SIM/Full Scan Analysis
QLast Update : Tue Jan 10 06:15:19 2023
Response via : Initial Calibration

CCAL FILE : O:\Forensics\Data\Airlab17\2023\01\0110T\r1730700.D
Sub List : ETOH_Only - Sub List Unknown

Compound	R.T.	QIon	Response	Conc	Units	Dev(Min)
Internal Standards						
1) bromochloromethane	9.542	49	243446	10.000	ppbV	-0.04
Standard Area = 253748			Recovery =		95.94%	
43) 1,4-difluorobenzene	11.817	114	776872	10.000	ppbV	-0.04
Standard Area = 836214			Recovery =		92.90%	
67) chlorobenzene-D5	16.558	54	104529	10.000	ppbV	-0.03
Standard Area = 108814			Recovery =		96.06%	
System Monitoring Compounds						
Target Compounds						Qvalue
15) ethanol	5.243	31	2087887	250.963	ppbV #	59

(#) = qualifier out of range (m) = manual integration (+) = signals summed

Sub List : ETOH_Only - Sub List Unknown023\01\0110T\r1730700.D

Data Path : O:\Forensics\Data\Airlab17\2023\01\0110T\
Data File : r1730722.D
Acq On : 11 Jan 2023 5:38 AM
Operator : AIRLAB17:TJS
Sample : L2300996-01D,3,85,250
Misc : WG1731941,ICAL19642
ALS Vial : 0 Sample Multiplier: 1

Quant Time: Jan 11 07:48:56 2023
Quant Method : O:\Forensics\Data\Airlab17\2023\01\0110T\TFS17_230109.M
Quant Title : TO-14A/TO-15 SIM/Full Scan Analysis
QLast Update : Tue Jan 10 06:15:19 2023
Response via : Initial Calibration

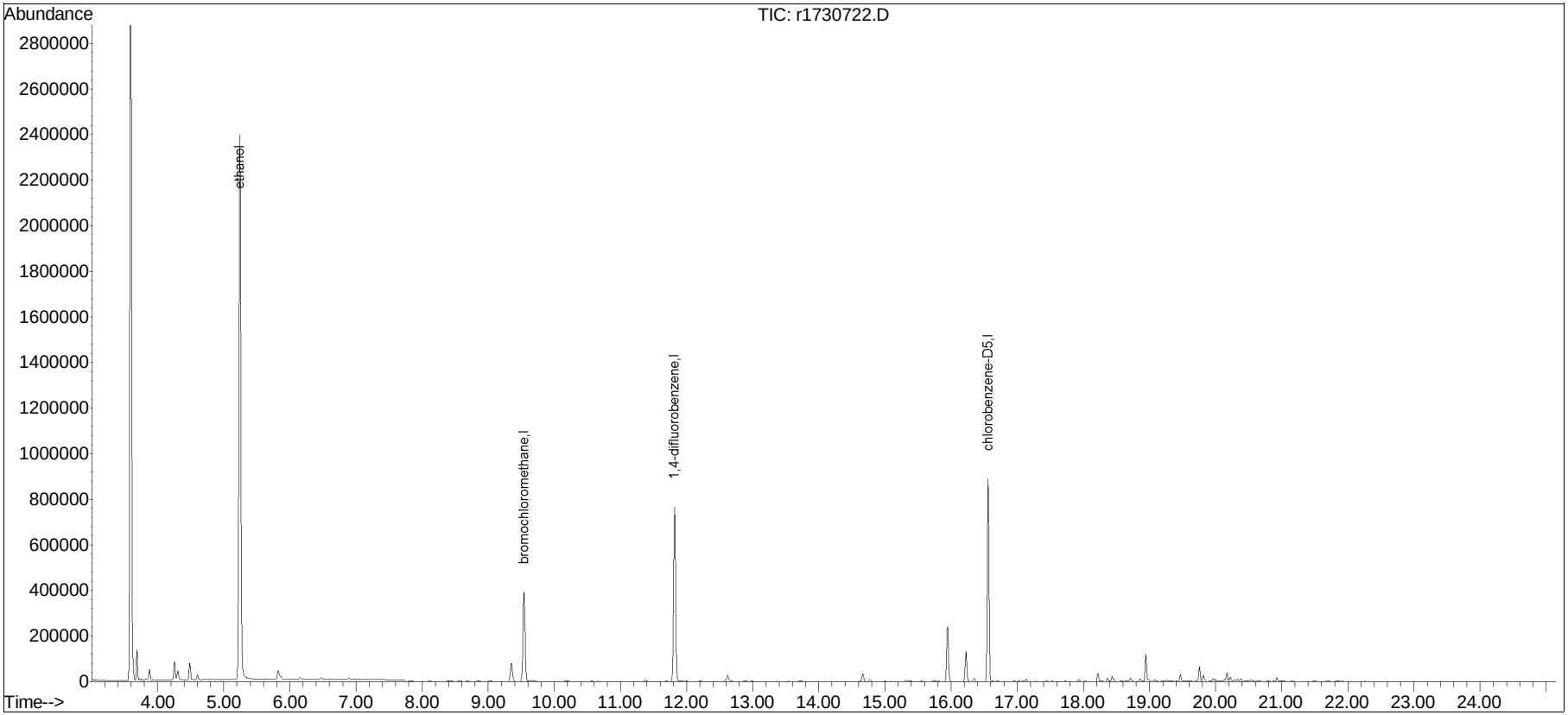

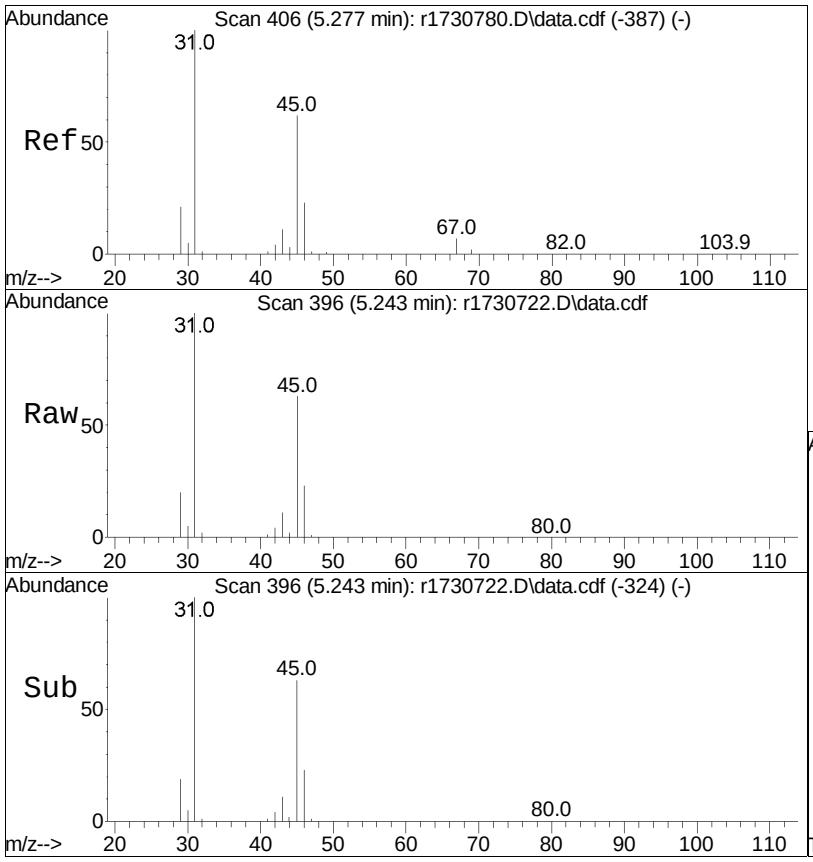

#15
ethanol
Concen: 250.96 ppbV
RT: 5.243 min Scan# 396
Delta R.T. -0.033 min
Lab File: r1730722.D
Acq: 11 Jan 2023 5:38 AM

Tgt Ion: 31 Resp: 2087887

Ion	Ratio	Lower	Upper
31	100		
45	63.4	30.8	46.2#

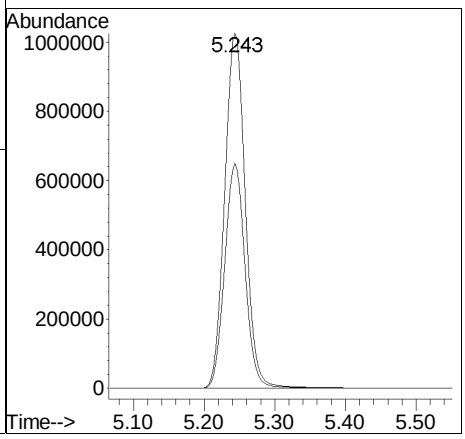

Manual Integration/Negative Proof Report

Data Path	: O:\Forensics\Data\Airlab17\	QMethod	: TFS17_230109.M
Data File	: r1730722.D	Operator	: AIRLAB17:TJS
Date Inj'd	: 1/11/2020 0:5: 8	Instrument	:
Sample	: L2300996-01D,3,85,250	Quant Date	: 1/11/2023 8:48 am

There are no manual integrations or false positives in this file.

Quantitation Report (QT Reviewed)

Data Path : O:\Forensics\Data\Airlab17\2023\01\0110T\
Data File : r1730723.D
Acq On : 11 Jan 2023 6:14 AM
Operator : AIRLAB17:TJS
Sample : L2300996-02D,3,70,250
Misc : WG1731941,ICAL19642
ALS Vial : 0 Sample Multiplier: 1

Quant Time: Jan 11 07:49:08 2023
Quant Method : O:\Forensics\Data\Airlab17\2023\01\0110T\TFS17_230109.M
Quant Title : TO-14A/TO-15 SIM/Full Scan Analysis
QLast Update : Tue Jan 10 06:15:19 2023
Response via : Initial Calibration

CCAL FILE : O:\Forensics\Data\Airlab17\2023\01\0110T\r1730700.D
Sub List : ETOH_Only - Sub List Unknown

Compound	R.T.	QIon	Response	Conc	Units	Dev(Min)
Internal Standards						
1) bromochloromethane	9.542	49	238978	10.000	ppbV	-0.04
Standard Area = 253748			Recovery = 94.18%			
43) 1,4-difluorobenzene	11.817	114	733326	10.000	ppbV	-0.04
Standard Area = 836214			Recovery = 87.70%			
67) chlorobenzene-D5	16.558	54	97240	10.000	ppbV	-0.03
Standard Area = 108814			Recovery = 89.36%			
System Monitoring Compounds						
Target Compounds						Qvalue
15) ethanol	5.240	31	1976297	241.992	ppbV #	61

(#) = qualifier out of range (m) = manual integration (+) = signals summed

Sub List : ETOH_Only - Sub List Unknown023\01\0110T\r1730700.D

Data Path : O:\Forensics\Data\Airlab17\2023\01\0110T\
Data File : r1730723.D
Acq On : 11 Jan 2023 6:14 AM
Operator : AIRLAB17:TJS
Sample : L2300996-02D,3,70,250
Misc : WG1731941,ICAL19642
ALS Vial : 0 Sample Multiplier: 1

Quant Time: Jan 11 07:49:08 2023
Quant Method : O:\Forensics\Data\Airlab17\2023\01\0110T\TFS17_230109.M
Quant Title : TO-14A/TO-15 SIM/Full Scan Analysis
QLast Update : Tue Jan 10 06:15:19 2023
Response via : Initial Calibration

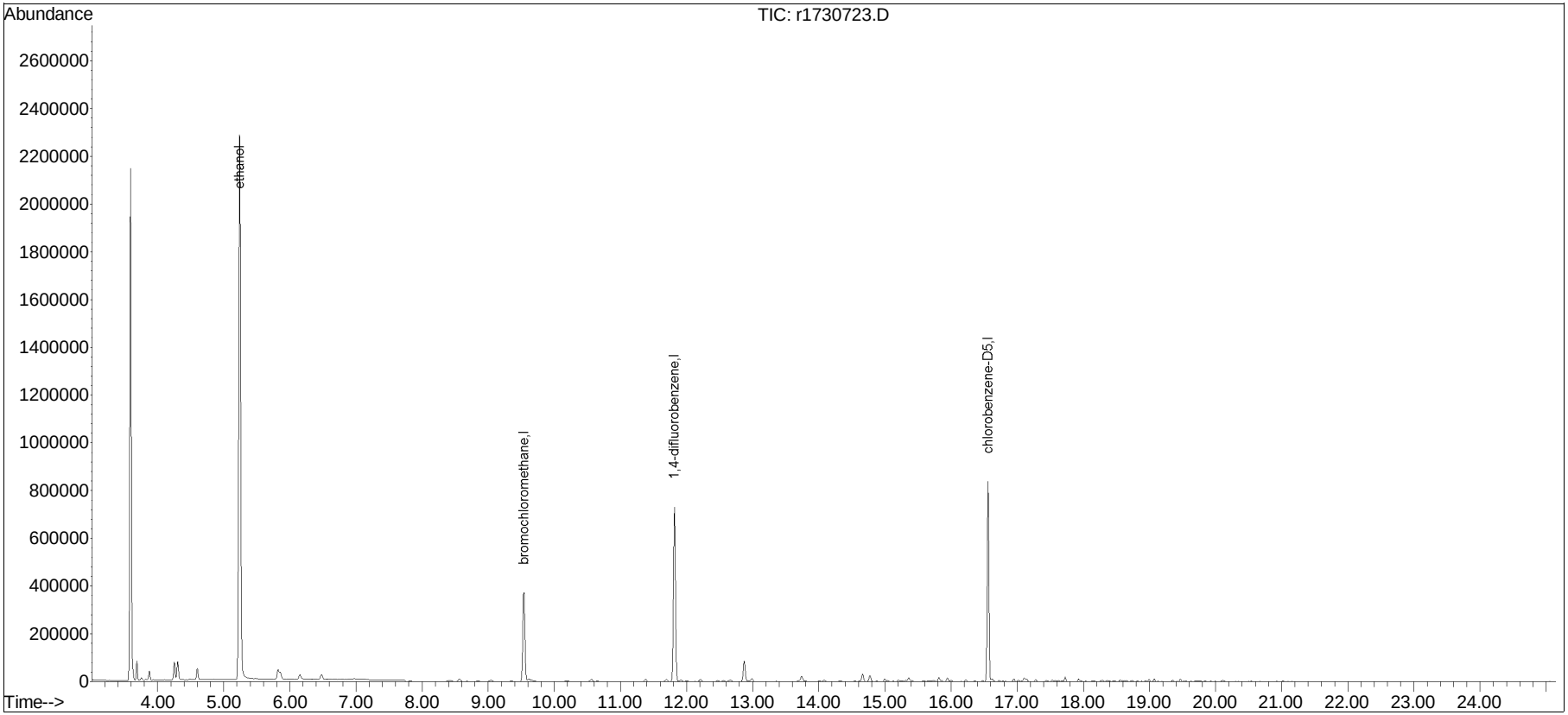

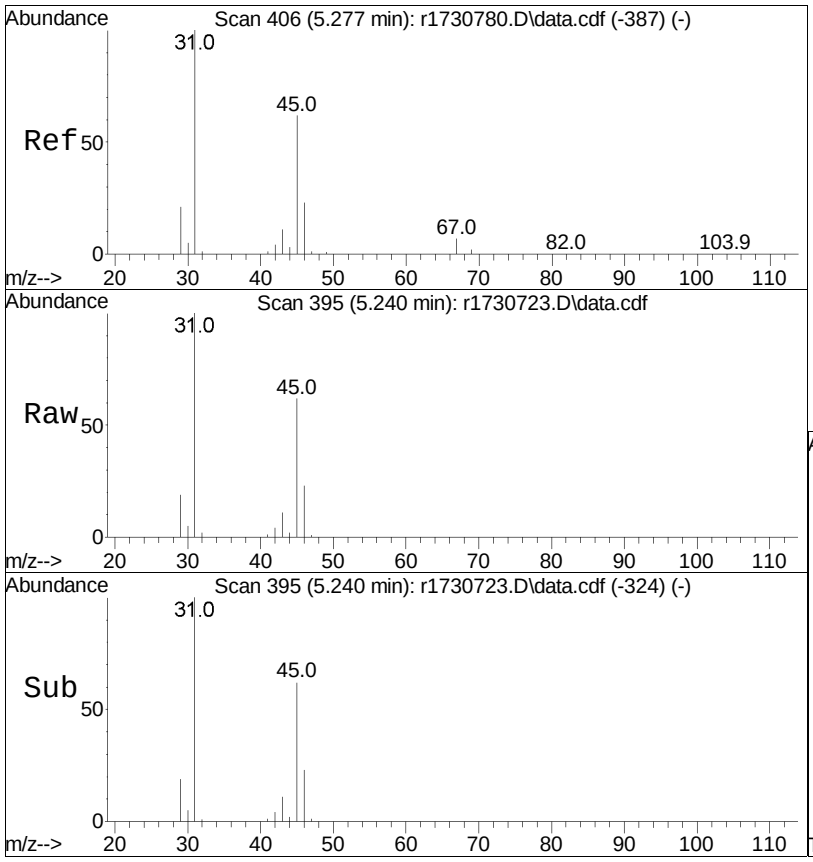

#15
ethanol
Concen: 241.99 ppbV
RT: 5.240 min Scan# 395
Delta R.T. -0.037 min
Lab File: r1730723.D
Acq: 11 Jan 2023 6:14 AM

Tgt Ion: 31 Resp: 1976297

Ion	Ratio	Lower	Upper
31	100		
45	62.5	30.8	46.2#

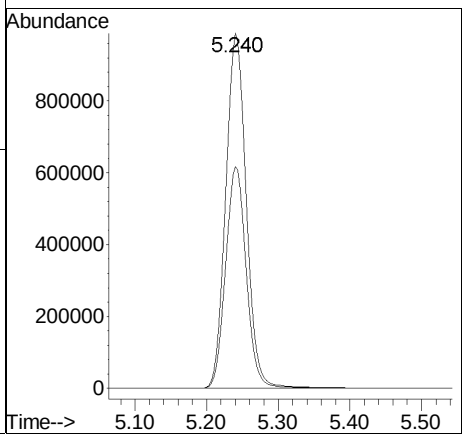

Manual Integration/Negative Proof Report

Data Path	: O:\Forensics\Data\Airlab17\	QMethod	: TFS17_230109.M
Data File	: r1730723.D	Operator	: AIRLAB17:TJS
Date Inj'd	: 1/11/2020 0:6: 4	Instrument	:
Sample	: L2300996-02D,3,70,250	Quant Date	: 1/11/2023 8:48 am

There are no manual integrations or false positives in this file.

Quantitation Report (QT Reviewed)

Data Path : O:\Forensics\Data\Airlab17\2023\01\0110T\
Data File : r1730724.D
Acq On : 11 Jan 2023 6:50 AM
Operator : AIRLAB17:TJS
Sample : L2300996-03D,3,60,250
Misc : WG1731941,ICAL19642
ALS Vial : 0 Sample Multiplier: 1

Quant Time: Jan 11 07:49:19 2023
Quant Method : O:\Forensics\Data\Airlab17\2023\01\0110T\TFS17_230109.M
Quant Title : TO-14A/TO-15 SIM/Full Scan Analysis
QLast Update : Tue Jan 10 06:15:19 2023
Response via : Initial Calibration

CCAL FILE : O:\Forensics\Data\Airlab17\2023\01\0110T\r1730700.D
Sub List : ETOH_Only - Sub List Unknown

Compound	R.T.	QIon	Response	Conc	Units	Dev(Min)
Internal Standards						
1) bromochloromethane	9.542	49	242774	10.000	ppbV	-0.04
Standard Area = 253748			Recovery =		95.68%	
43) 1,4-difluorobenzene	11.817	114	749868	10.000	ppbV	-0.04
Standard Area = 836214			Recovery =		89.67%	
67) chlorobenzene-D5	16.558	54	100298	10.000	ppbV	-0.03
Standard Area = 108814			Recovery =		92.17%	
System Monitoring Compounds						
Target Compounds						Qvalue
15) ethanol	5.243	31	1899759	228.982	ppbV #	61

(#) = qualifier out of range (m) = manual integration (+) = signals summed

Sub List : ETOH_Only - Sub List Unknown023\01\0110T\r1730700.D

Data Path : O:\Forensics\Data\Airlab17\2023\01\0110T\
Data File : r1730724.D
Acq On : 11 Jan 2023 6:50 AM
Operator : AIRLAB17:TJS
Sample : L2300996-03D,3,60,250
Misc : WG1731941,ICAL19642
ALS Vial : 0 Sample Multiplier: 1

Quant Time: Jan 11 07:49:19 2023
Quant Method : O:\Forensics\Data\Airlab17\2023\01\0110T\TFS17_230109.M
Quant Title : TO-14A/TO-15 SIM/Full Scan Analysis
QLast Update : Tue Jan 10 06:15:19 2023
Response via : Initial Calibration

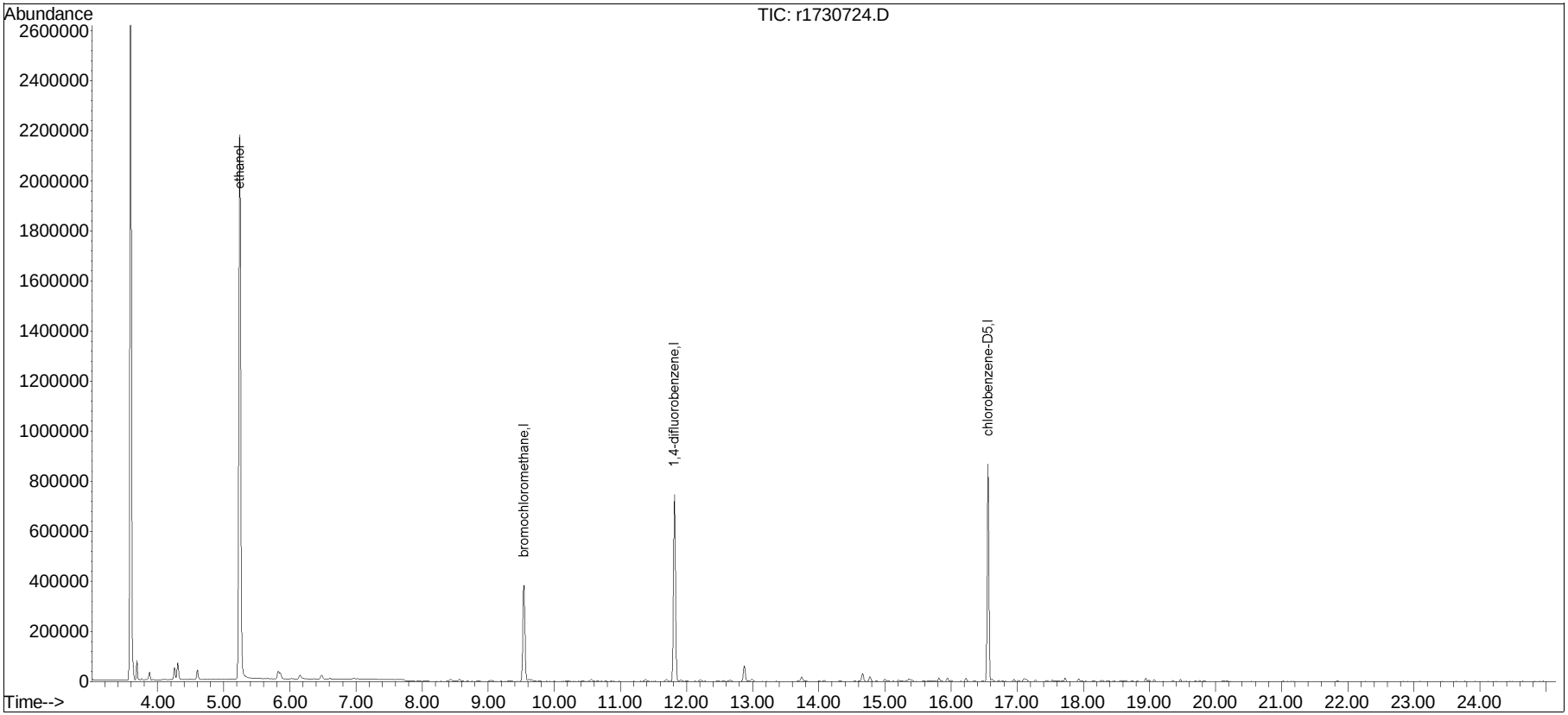

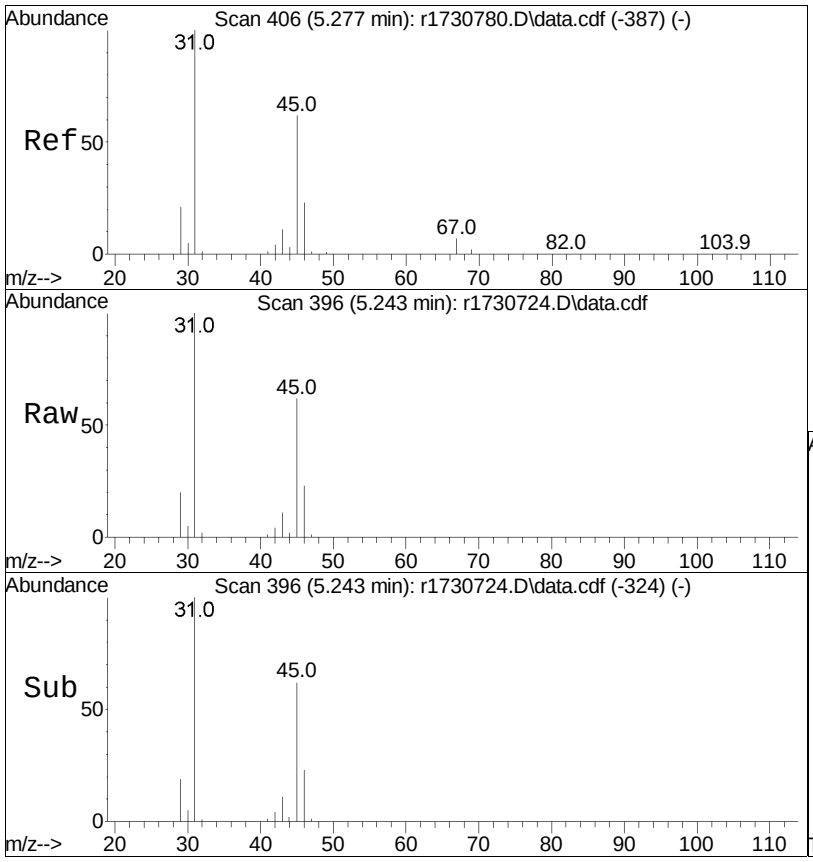

#15
ethanol
Concen: 228.98 ppbV
RT: 5.243 min Scan# 396
Delta R.T. -0.033 min
Lab File: r1730724.D
Acq: 11 Jan 2023   6:50 AM

Tgt Ion: 31 Resp: 1899759

Ion	Ratio	Lower	Upper
31	100		
45	62.1	30.8	46.2#

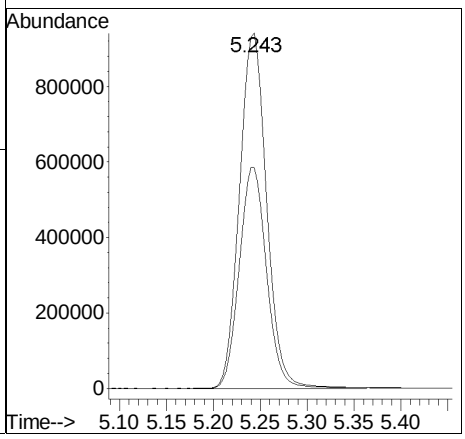

Manual Integration/Negative Proof Report

Data Path	: O:\Forensics\Data\Airlab17\	QMethod	: TFS17_230109.M
Data File	: r1730724.D	Operator	: AIRLAB17:TJS
Date Inj'd	: 1/11/2020 0:6: 0	Instrument	:
Sample	: L2300996-03D,3,60,250	Quant Date	: 1/11/2023 8:48 am

There are no manual integrations or false positives in this file.

Volatiles Standards Data

Initial Calibration

Initial Calibration Summary
Form 6
Air Volatiles

Client	**: Roux Env. Eng. & Geology, DPC**	**Lab Number**	**: L2300996**
Project Name	**: 148/156 NAGLE**	**Project Number**	**: 3770.0001Y000**
Instrument ID	**: AIRLAB17**	**Ical Ref**	**: ICAL19642**
Calibration dates	**: 01/09/23 21:31 01/10/23 02:11**		

Calibration Files

0.2 =r1730776.D 0.5 =r1730777.D 1.0 =r1730778.D 5.0 =r1730779.D 10 =r1730780.D 20 =r1730781.D

50 =r1730782.D 100 =r1730783.D

		Compound	0.2	0.5	1.0	5.0	10	20	50	100	Avg	%RSD
1)	I	bromochloromethane	----------ISTD----------									
2)		chlorodifluoromethane	0.783	0.736	0.714	0.666	0.634	0.673	0.610	0.585	0.675	9.86
3)		propylene		0.500	0.478	0.455	0.432	0.453	0.408	0.387	0.445	8.75
4)		propane		0.511	0.485	0.433	0.416	0.447	0.415	0.400	0.444	9.10
5)		dichlorodifluoromethane	0.986	0.915	0.881	0.810	0.783	0.821	0.738	0.667	0.825	12.28
6)	C	chloromethane	0.501	0.477	0.453	0.421	0.404	0.435	0.403	0.395	0.436	8.75
7)		Freon-114	1.355	1.286	1.233	1.140	1.102	1.146	1.028	0.951	1.155	11.51
8)	C	methanol			0.199	0.141	0.171	0.188	0.172	0.171	0.173	11.36
9)	C	vinyl chloride	0.546	0.536	0.514	0.476	0.467	0.491	0.443	0.415	0.486	9.29
10)	C	1,3-butadiene	0.426	0.398	0.382	0.361	0.354	0.365	0.333	0.323	0.368	9.15
11)		butane	1.126	0.984	0.964	0.872	0.856	0.906	0.806	0.754	0.908	12.79
12)	C	acetaldehyde		0.268	0.248	0.223	0.218	0.228	0.207	0.194	0.227	10.97
13)	C	bromomethane	0.485	0.467	0.442	0.412	0.402	0.423	0.380	0.359	0.421	10.15
14)	C	chloroethane	0.324	0.288	0.275	0.249	0.245	0.259	0.256	0.247	0.268	10.13
15)		ethanol			0.417	0.331	0.315	0.343	0.322	0.323	0.342	11.10
16)		dichlorofluoromethane	1.121	1.038	0.994	0.908	0.883	0.944	0.832	0.774	0.937	12.02
17)	C	vinyl bromide	0.513	0.460	0.437	0.424	0.412	0.431	0.388	0.368	0.429	10.32
18)	C	acrolein		0.210	0.184	0.153	0.187	0.202	0.183	0.178	0.185	9.76
19)		acetone	0.836	0.697	0.661	0.583	0.584	0.654	0.559	0.495	0.634	16.44
20)	C	acetonitrile	0.654	0.536	0.500	0.465	0.479	0.504	0.448	0.410	0.499	14.63
21)		trichlorofluoromethane	0.845	0.801	0.787	0.719	0.705	0.751	0.668	0.625	0.738	9.84
22)		isopropyl alcohol	1.072	0.917	0.846	0.742	0.733	0.797	0.687	0.636	0.804	17.40
23)	C	acrylonitrile	0.408	0.346	0.345	0.361	0.359	0.389	0.359	0.347	0.364	6.22
24)		pentane	1.228	1.229	1.147	1.040	1.039	1.107	0.980	0.884	1.082	11.13
25)		ethyl ether	0.803	0.725	0.708	0.612	0.687	0.743	0.693	0.748	0.715	7.77
26)	C	1,1-dichloroethene	0.737	0.735	0.692	0.639	0.631	0.765	0.603	0.552	0.669	11.19
27)		tertiary butyl alcohol		0.769	0.755	0.693	0.663	0.817	0.672	0.611	0.711	10.07
28)	C	methylene chloride		0.677	0.637	0.550	0.541	0.591	0.538	0.512	0.578	10.36
29)	C	3-chloropropene	1.142	0.953	0.904	0.763	0.755	0.876	0.726	0.656	0.847	18.33
30)	C	carbon disulfide	1.658	1.513	1.531	1.386	1.379	1.527	1.325	1.236	1.444	9.43
31)		Freon 113	1.100	1.028	0.998	0.906	0.906	0.985	0.861	0.794	0.947	10.42
32)		trans-1,2-dichloroethene	0.897	0.836	0.802	0.756	0.752	0.790	0.708	0.644	0.773	10.04
33)	C	1,1-dichloroethane	1.054	1.000	0.960	0.866	0.869	0.947	0.857	0.790	0.918	9.47
34)	C	MTBE	1.190	1.110	1.060	1.004	0.985	1.099	1.072	1.026	1.068	6.17
35)	C	vinyl acetate			1.118	0.926	1.217	1.296	1.215	1.158	1.155	11.03
36)	C	2-butanone		1.233	1.173	1.067	1.055	1.172	1.175	1.121	1.142	5.64

Initial Calibration Summary
Form 6
Air Volatiles

Client	**: Roux Env. Eng. & Geology, DPC**	**Lab Number**	**: L2300996**
Project Name	**: 148/156 NAGLE**	**Project Number**	**: 3770.0001Y000**
Instrument ID	**: AIRLAB17**	**Ical Ref**	**: ICAL19642**
Calibration dates	**: 01/09/23 21:31 01/10/23 02:11**		

Calibration Files

0.2 =r1730776.D 0.5 =r1730777.D 1.0 =r1730778.D 5.0 =r1730779.D 10 =r1730780.D 20 =r1730781.D

50 =r1730782.D 100 =r1730783.D

		Compound	0.2	0.5	1.0	5.0	10	20	50	100	Avg	%RSD
37)		cis-1,2-dichloroethene	0.778	0.759	0.743	0.650	0.651	0.713	0.640	0.580	0.689	10.04
38)		Ethyl Acetate	0.203	0.201	0.181	0.175	0.170	0.197	0.184	0.169	0.185	7.47
39)	C	chloroform	1.007	0.934	0.915	0.825	0.808	0.865	0.765	0.702	0.852	11.54
40)		Tetrahydrofuran	0.782	0.734	0.710	0.651	0.647	0.715	0.720	0.690	0.706	6.24
41)		2,2-dichloropropane	0.671	0.655	0.647	0.597	0.590	0.642	0.580	0.550	0.616	6.93
42)	C	1,2-dichloroethane	0.616	0.586	0.571	0.505	0.493	0.536	0.477	0.438	0.528	11.43
43)	I	1,4-difluorobenzene	----------ISTD----------									
44)	C	hexane	0.313	0.300	0.288	0.275	0.268	0.281	0.253	0.232	0.276	9.37
45)		diisopropyl ether	0.141	0.138	0.136	0.125	0.122	0.138	0.136	0.128	0.133	5.16
46)		tert-butyl ethyl ether	0.489	0.466	0.453	0.423	0.416	0.447	0.450	0.422	0.445	5.60
47)	s	1,2-dichloroethane-D4	0.195	0.195	0.194	0.194	0.192	0.191	0.191	0.191	0.193	0.82
48)	C	1,1,1-trichloroethane	0.245	0.221	0.219	0.199	0.196	0.215	0.200	0.192	0.211	8.37
49)		1,1-dichloropropene	0.254	0.233	0.227	0.211	0.207	0.226	0.211	0.203	0.221	7.64
50)	C	benzene	0.722	0.599	0.550	0.482	0.465	0.508	0.466	0.441	0.529	17.69
51)		thiophene	0.376	0.351	0.338	0.318	0.311	0.333	0.306	0.289	0.328	8.40
52)	C	carbon tetrachloride	0.237	0.219	0.211	0.196	0.192	0.212	0.197	0.188	0.206	7.95
53)		cyclohexane	0.319	0.309	0.306	0.285	0.279	0.293	0.268	0.251	0.289	7.89
54)		tert-amyl methyl ether	0.423	0.380	0.374	0.345	0.343	0.384	0.368	0.382	0.375	6.71
55)		dibromomethane	0.195	0.182	0.174	0.154	0.151	0.165	0.152	0.144	0.165	10.76
56)	C	1,2-dichloropropane	0.227	0.214	0.202	0.182	0.180	0.198	0.184	0.173	0.195	9.59
57)		bromodichloromethane	0.313	0.305	0.295	0.273	0.270	0.287	0.264	0.251	0.282	7.60
58)	C	1,4-dioxane	0.113	0.107	0.106	0.104	0.102	0.114	0.105	0.102	0.107	4.39
59)	C	trichloroethene	0.267	0.244	0.236	0.210	0.206	0.226	0.211	0.202	0.225	10.08
60)	C	2,2,4-trimethylpentane	1.056	1.010	0.977	0.906	0.878	0.913	0.821	0.752	0.914	10.91
61)		methyl methacrylate		0.233	0.225	0.206	0.200	0.236	0.234	0.225	0.223	6.30
62)		heptane	0.435	0.396	0.390	0.363	0.360	0.387	0.366	0.349	0.381	7.23
63)	C	cis-1,3-dichloropropene	0.267	0.253	0.249	0.224	0.223	0.249	0.235	0.231	0.241	6.50
64)	C	4-methyl-2-pentanone		0.424	0.423	0.393	0.393	0.438	0.409	0.397	0.411	4.32
65)		trans-1,3-dichloropropene	0.236	0.225	0.218	0.199	0.201	0.226	0.216	0.212	0.217	5.93
66)	C	1,1,2-trichloroethane	0.236	0.212	0.206	0.181	0.178	0.197	0.186	0.180	0.197	10.36
67)	I	chlorobenzene-D5	----------ISTD----------									
68)	C	toluene	6.434	5.544	5.225	4.261	4.198	4.680	4.235	3.975	4.819	17.66
69)	s	toluene-D8	5.754	5.949	5.916	5.786	5.861	5.968	5.936	6.058	5.904	1.68
70)		2-methylthiophene	4.112	4.006	3.920	3.488	3.474	3.765	3.452	3.289	3.688	8.20
71)		1,3-dichloropropane	2.003	2.050	2.163	1.927	1.909	2.126	1.937	1.884	2.000	5.22
72)		2-hexanone	3.025	2.855	2.884	2.676	2.688	3.134	2.887	2.726	2.859	5.68

Initial Calibration Summary
Form 6
Air Volatiles

Client	**: Roux Env. Eng. & Geology, DPC**	**Lab Number**	**: L2300996**
Project Name	**: 148/156 NAGLE**	**Project Number**	**: 3770.0001Y000**
Instrument ID	**: AIRLAB17**	**Ical Ref**	**: ICAL19642**
Calibration dates	**: 01/09/23 21:31 01/10/23 02:11**		

Calibration Files
0.2 =r1730776.D 0.5 =r1730777.D 1.0 =r1730778.D 5.0 =r1730779.D 10 =r1730780.D 20 =r1730781.D
50 =r1730782.D 100 =r1730783.D

		Compound	0.2	0.5	1.0	5.0	10	20	50	100	Avg	%RSD
73)		3-methylthiophene	4.206	4.170	4.004	3.562	3.558	3.869	3.551	3.359	3.785	8.46
74)		dibromochloromethane	2.429	2.309	2.240	2.049	2.039	2.256	2.056	1.955	2.167	7.59
75)	C	1,2-dibromoethane	2.639	2.469	2.364	2.021	1.996	2.277	2.087	2.001	2.232	10.93
76)		butyl acetate		0.448	0.480	0.437	0.441	0.513	0.480	0.480	0.468	5.84
77)		octane	2.014	2.002	1.889	1.635	1.643	1.812	1.650	1.573	1.777	9.89
78)	C	tetrachloroethene	2.087	1.947	1.882	1.595	1.577	1.791	1.615	1.556	1.756	11.41
79)		1,1,1,2-tetrachloroethane	1.679	1.813	1.771	1.541	1.535	1.726	1.584	1.466	1.639	7.66
80)	C	chlorobenzene	4.364	4.042	3.991	3.309	3.298	3.738	3.390	3.223	3.669	11.62
81)	C	ethylbenzene	6.032	5.172	5.183	5.050	5.103	5.808	5.281	4.906	5.317	7.38
82)		2-ethylthiophene	4.150	3.674	4.022	3.906	3.928	4.292	3.932	3.732	3.955	5.13
83)	C	m+p-xylene	4.881	4.436	4.164	3.971	4.115	4.674	4.180	3.772	4.274	8.59
84)	C	bromoform	1.692	1.681	1.632	1.497	1.529	1.730	1.596	1.504	1.608	5.64
85)	C	styrene	3.720	3.310	3.352	3.284	3.280	3.823	3.418	3.260	3.431	6.35
86)	C	1,1,2,2-tetrachloroethane	3.865	3.661	3.485	2.698	2.808	3.152	2.915	2.722	3.163	14.36
87)	C	o-xylene	4.935	4.556	4.239	3.840	4.087	4.709	4.082	3.645	4.262	10.35
88)		1,2,3-trichloropropane	2.649	2.498	2.498	1.921	2.163	2.271	2.175	2.114	2.286	10.61
89)		nonane	3.980	3.857	4.169	3.743	3.747	4.319	3.859	3.521	3.899	6.50
90)	s	bromofluorobenzene	3.233	3.561	3.618	3.629	3.598	3.571	3.699	3.830	3.592	4.71
91)	C	isopropylbenzene	6.620	6.166	5.972	4.540	5.438	6.034	5.317	4.988	5.634	12.15
92)		bromobenzene	3.483	3.304	3.500	3.012	2.969	3.330	2.943	2.783	3.166	8.58
93)		2-chlorotoluene	1.910	1.700	1.722	1.558	1.590	1.811	1.622	1.599	1.689	7.23
94)		n-propylbenzene	2.107	1.934	1.930	1.535	1.765	1.961	1.837	1.777	1.856	9.18
95)		4-chlorotoluene	1.763	1.567	1.558	1.462	1.536	1.731	1.591	1.527	1.592	6.50
96)		4-ethyl toluene	6.533	6.144	6.035	5.116	5.511	5.829	5.498	5.222	5.736	8.48
97)		1,3,5-trimethylbenzene	5.834	5.536	5.324	4.340	4.319	4.971	4.528	4.342	4.899	12.35
98)		tert-butylbenzene	6.177	5.701	5.624	4.667	4.501	5.270	4.721	4.331	5.124	12.99
99)		1,2,4-trimethylbenzene	5.539	5.273	5.069	4.230	4.169	4.885	4.454	4.085	4.713	11.74
100)		decane	4.774	4.631	4.505	3.728	3.829	4.262	3.782	3.510	4.128	11.52
101)	C	Benzyl Chloride	2.185	2.134	2.185	2.206	2.425	2.995	3.069	3.083	2.535	17.16
102)		1,3-dichlorobenzene	3.162	2.916	2.770	2.524	2.697	2.926	2.867	2.760	2.828	6.65
103)	C	1,4-dichlorobenzene	2.868	2.574	2.733	2.522	2.661	2.916	2.756	2.753	2.723	4.94
104)		sec-butylbenzene	8.255	7.883	7.606	6.266	5.995	7.048	6.480	6.203	6.967	12.33
105)		1,2,3-trimethylbenzene	5.026	4.657	4.519	3.845	3.687	4.238	3.885	3.629	4.186	12.14
106)		p-isopropyltoluene	7.240	6.743	6.683	5.590	5.364	6.288	5.577	5.075	6.070	12.77
107)		1,2-dichlorobenzene	2.882	2.852	2.705	2.193	2.419	2.704	2.555	2.585	2.612	8.74
108)		n-butylbenzene	5.585	5.327	5.344	4.556	4.496	5.256	4.892	4.632	5.011	8.36

Initial Calibration Summary
Form 6
Air Volatiles

Client	**: Roux Env. Eng. & Geology, DPC**	**Lab Number**	**: L2300996**
Project Name	**: 148/156 NAGLE**	**Project Number**	**: 3770.0001Y000**
Instrument ID	**: AIRLAB17**	**Ical Ref**	**: ICAL19642**
Calibration dates	**: 01/09/23 21:31 01/10/23 02:11**		

Calibration Files
0.2 =r1730776.D 0.5 =r1730777.D 1.0 =r1730778.D 5.0 =r1730779.D 10 =r1730780.D 20 =r1730781.D
50 =r1730782.D 100 =r1730783.D

		Compound	0.2	0.5	1.0	5.0	10	20	50	100	Avg	%RSD
109)		indan	5.118	4.901	4.756	4.018	4.342	4.647	4.327	4.154	4.533	8.45
110)		indene	3.457	3.480	3.443	3.099	3.168	3.545	3.400	3.356	3.369	4.64
111)	C	1,2-dibromo-3-chloropr...	1.119	1.076	1.075	0.926	0.943	1.086	1.048	1.066	1.042	6.68
112)		undecane	4.729	4.590	4.534	3.935	3.845	4.249	3.699	3.467	4.131	11.18
113)		1,2,4,5-tetramethylben...	6.463	6.381	6.379	4.930	4.821	5.993	5.523	5.182	5.709	11.95
114)		dodecane	3.180	3.549	3.635	3.180	3.114	3.263	2.768	2.680	3.171	10.48
115)	C	1,2,4-trichlorobenzene	1.083	1.190	1.202	1.150	1.214	1.412	1.487	1.595	1.292	14.12
116)		naphthalene	5.142	4.756	4.536	4.002	4.080	4.657	4.744	4.846	4.596	8.37
117)		1,2,3-trichlorobenzene	1.223	1.260	1.304	1.112	1.157	1.313	1.355	1.461	1.273	8.73
118)		benzothiophene	1.006	1.140	1.174	0.878	0.939	1.335	1.313	1.224	1.126	15.07
119)	C	hexachlorobutadiene	1.528	1.475	1.439	1.204	1.149	1.263	1.236	1.260	1.319	10.66
120)		2-methylnaphthalene			0.831	0.563	0.638	1.013	1.195	1.379	0.937	34.06#
121)		1-methylnaphthalene			0.671	0.562	0.604	0.649	0.730	0.816	0.672	13.54

Response Factor Report

Method Path : O:\Forensics\Data\Airlab17\2023\01\0109T_I\
Method File : TFS17_230109.M
Title : TO-14A/TO-15 SIM/Full Scan Analysis
Last Update : Tue Jan 10 06:15:19 2023
Response Via : Initial Calibration

Calibration Files
0.2 =r1730776.D 0.5 =r1730777.D 1.0 =r1730778.D 5.0 =r1730779.D 10 =r1730780.D 20 =r1730781.D
50 =r1730782.D 100 =r1730783.D

		Compound	0.2	0.5	1.0	5.0	10	20	50	100	Avg	%RSD
1)	I	bromochloromethane	----------ISTD----------									
2)		chlorodifluoro...	0.783	0.736	0.714	0.666	0.634	0.673	0.610	0.585	0.675	9.86
3)		propylene		0.500	0.478	0.455	0.432	0.453	0.408	0.387	0.445	8.75
4)		propane		0.511	0.485	0.433	0.416	0.447	0.415	0.400	0.444	9.10
5)		dichlorodifluo...	0.986	0.915	0.881	0.810	0.783	0.821	0.738	0.667	0.825	12.28
6)	C	chloromethane	0.501	0.477	0.453	0.421	0.404	0.435	0.403	0.395	0.436	8.75
7)		Freon-114	1.355	1.286	1.233	1.140	1.102	1.146	1.028	0.951	1.155	11.51
8)	C	methanol			0.199	0.141	0.171	0.188	0.172	0.171	0.173	11.36
9)	C	vinyl chloride	0.546	0.536	0.514	0.476	0.467	0.491	0.443	0.415	0.486	9.29
10)	C	1,3-butadiene	0.426	0.398	0.382	0.361	0.354	0.365	0.333	0.323	0.368	9.15
11)		butane	1.126	0.984	0.964	0.872	0.856	0.906	0.806	0.754	0.908	12.79
12)	C	acetaldehyde		0.268	0.248	0.223	0.218	0.228	0.207	0.194	0.227	10.97
13)	C	bromomethane	0.485	0.467	0.442	0.412	0.402	0.423	0.380	0.359	0.421	10.15
14)	C	chloroethane	0.324	0.288	0.275	0.249	0.245	0.259	0.256	0.247	0.268	10.13
15)		ethanol			0.417	0.331	0.315	0.343	0.322	0.323	0.342	11.10
16)		dichlorofluoro...	1.121	1.038	0.994	0.908	0.883	0.944	0.832	0.774	0.937	12.02
17)	C	vinyl bromide	0.513	0.460	0.437	0.424	0.412	0.431	0.388	0.368	0.429	10.32
18)	C	acrolein		0.210	0.184	0.153	0.187	0.202	0.183	0.178	0.185	9.76
19)		acetone	0.836	0.697	0.661	0.583	0.584	0.654	0.559	0.495	0.634	16.44
20)	C	acetonitrile	0.654	0.536	0.500	0.465	0.479	0.504	0.448	0.410	0.499	14.63
21)		trichlorofluor...	0.845	0.801	0.787	0.719	0.705	0.751	0.668	0.625	0.738	9.84
22)		isopropyl alcohol	1.072	0.917	0.846	0.742	0.733	0.797	0.687	0.636	0.804	17.40
23)	C	acrylonitrile	0.408	0.346	0.345	0.361	0.359	0.389	0.359	0.347	0.364	6.22
24)		pentane	1.228	1.229	1.147	1.040	1.039	1.107	0.980	0.884	1.082	11.13
25)		ethyl ether	0.803	0.725	0.708	0.612	0.687	0.743	0.693	0.748	0.715	7.77
26)	C	1,1-dichloroet...	0.737	0.735	0.692	0.639	0.631	0.765	0.603	0.552	0.669	11.19
27)		tertiary butyl...		0.769	0.755	0.693	0.663	0.817	0.672	0.611	0.711	10.07
28)	C	methylene chlo...		0.677	0.637	0.550	0.541	0.591	0.538	0.512	0.578	10.36
29)	C	3-chloropropene	1.142	0.953	0.904	0.763	0.755	0.876	0.726	0.656	0.847	18.33
30)	C	carbon disulfide	1.658	1.513	1.531	1.386	1.379	1.527	1.325	1.236	1.444	9.43
31)		Freon 113	1.100	1.028	0.998	0.906	0.906	0.985	0.861	0.794	0.947	10.42

Response Factor Report

Method Path : O:\Forensics\Data\Airlab17\2023\01\0109T_I\
Method File : TFS17_230109.M
Title : TO-14A/TO-15 SIM/Full Scan Analysis
Last Update : Tue Jan 10 06:15:19 2023
Response Via : Initial Calibration

Calibration Files
0.2 =r1730776.D 0.5 =r1730777.D 1.0 =r1730778.D 5.0 =r1730779.D 10 =r1730780.D 20 =r1730781.D
50 =r1730782.D 100 =r1730783.D

		Compound	0.2	0.5	1.0	5.0	10	20	50	100	Avg	%RSD
32)		trans-1,2-dich...	0.897	0.836	0.802	0.756	0.752	0.790	0.708	0.644	0.773	10.04
33)	C	1,1-dichloroet...	1.054	1.000	0.960	0.866	0.869	0.947	0.857	0.790	0.918	9.47
34)	C	MTBE	1.190	1.110	1.060	1.004	0.985	1.099	1.072	1.026	1.068	6.17
35)	C	vinyl acetate			1.118	0.926	1.217	1.296	1.215	1.158	1.155	11.03
36)	C	2-butanone			1.233	1.173	1.067	1.055	1.172	1.175	1.121	1.142	5.64
37)		cis-1,2-dichlo...	0.778	0.759	0.743	0.650	0.651	0.713	0.640	0.580	0.689	10.04
38)		Ethyl Acetate	0.203	0.201	0.181	0.175	0.170	0.197	0.184	0.169	0.185	7.47
39)	C	chloroform	1.007	0.934	0.915	0.825	0.808	0.865	0.765	0.702	0.852	11.54
40)		Tetrahydrofuran	0.782	0.734	0.710	0.651	0.647	0.715	0.720	0.690	0.706	6.24
41)		2,2-dichloropr...	0.671	0.655	0.647	0.597	0.590	0.642	0.580	0.550	0.616	6.93
42)	C	1,2-dichloroet...	0.616	0.586	0.571	0.505	0.493	0.536	0.477	0.438	0.528	11.43
43)	I	1,4-difluorobenzene	ISTD									
44)	C	hexane	0.313	0.300	0.288	0.275	0.268	0.281	0.253	0.232	0.276	9.37
45)		diisopropyl ether	0.141	0.138	0.136	0.125	0.122	0.138	0.136	0.128	0.133	5.16
46)		tert-butyl eth...	0.489	0.466	0.453	0.423	0.416	0.447	0.450	0.422	0.445	5.60
47)	s	1,2-dichloroet...	0.195	0.195	0.194	0.194	0.192	0.191	0.191	0.191	0.193	0.82
48)	C	1,1,1-trichlor...	0.245	0.221	0.219	0.199	0.196	0.215	0.200	0.192	0.211	8.37
49)		1,1-dichloropr...	0.254	0.233	0.227	0.211	0.207	0.226	0.211	0.203	0.221	7.64
50)	C	benzene	0.722	0.599	0.550	0.482	0.465	0.508	0.466	0.441	0.529	17.69
51)		thiophene	0.376	0.351	0.338	0.318	0.311	0.333	0.306	0.289	0.328	8.40
52)	C	carbon tetrach...	0.237	0.219	0.211	0.196	0.192	0.212	0.197	0.188	0.206	7.95
53)		cyclohexane	0.319	0.309	0.306	0.285	0.279	0.293	0.268	0.251	0.289	7.89
54)		tert-amyl meth...	0.423	0.380	0.374	0.345	0.343	0.384	0.368	0.382	0.375	6.71
55)		dibromomethane	0.195	0.182	0.174	0.154	0.151	0.165	0.152	0.144	0.165	10.76
56)	C	1,2-dichloropr...	0.227	0.214	0.202	0.182	0.180	0.198	0.184	0.173	0.195	9.59
57)		bromodichlorom...	0.313	0.305	0.295	0.273	0.270	0.287	0.264	0.251	0.282	7.60
58)	C	1,4-dioxane	0.113	0.107	0.106	0.104	0.102	0.114	0.105	0.102	0.107	4.39
59)	C	trichloroethene	0.267	0.244	0.236	0.210	0.206	0.226	0.211	0.202	0.225	10.08
60)	C	2,2,4-trimethy...	1.056	1.010	0.977	0.906	0.878	0.913	0.821	0.752	0.914	10.91
61)		methyl methacr...			0.233	0.225	0.206	0.200	0.236	0.234	0.225	0.223	6.30
62)		heptane	0.435	0.396	0.390	0.363	0.360	0.387	0.366	0.349	0.381	7.23

Response Factor Report

Method Path : O:\Forensics\Data\Airlab17\2023\01\0109T_I\
Method File : TFS17_230109.M
Title : TO-14A/TO-15 SIM/Full Scan Analysis
Last Update : Tue Jan 10 06:15:19 2023
Response Via : Initial Calibration

Calibration Files
0.2 =r1730776.D 0.5 =r1730777.D 1.0 =r1730778.D 5.0 =r1730779.D 10 =r1730780.D 20 =r1730781.D
50 =r1730782.D 100 =r1730783.D

		Compound	0.2	0.5	1.0	5.0	10	20	50	100	Avg	%RSD
63)	C	cis-1,3-dichlo...	0.267	0.253	0.249	0.224	0.223	0.249	0.235	0.231	0.241	6.50
64)	C	4-methyl-2-pen...		0.424	0.423	0.393	0.393	0.438	0.409	0.397	0.411	4.32
65)		trans-1,3-dich...	0.236	0.225	0.218	0.199	0.201	0.226	0.216	0.212	0.217	5.93
66)	C	1,1,2-trichlor...	0.236	0.212	0.206	0.181	0.178	0.197	0.186	0.180	0.197	10.36
67)	I	chlorobenzene-D5	----------ISTD----------									
68)	C	toluene	6.434	5.544	5.225	4.261	4.198	4.680	4.235	3.975	4.819	17.66
69)	s	toluene-D8	5.754	5.949	5.916	5.786	5.861	5.968	5.936	6.058	5.904	1.68
70)		2-methylthiophene	4.112	4.006	3.920	3.488	3.474	3.765	3.452	3.289	3.688	8.20
71)		1,3-dichloropr...	2.003	2.050	2.163	1.927	1.909	2.126	1.937	1.884	2.000	5.22
72)		2-hexanone	3.025	2.855	2.884	2.676	2.688	3.134	2.887	2.726	2.859	5.68
73)		3-methylthiophene	4.206	4.170	4.004	3.562	3.558	3.869	3.551	3.359	3.785	8.46
74)		dibromochlorom...	2.429	2.309	2.240	2.049	2.039	2.256	2.056	1.955	2.167	7.59
75)	C	1,2-dibromoethane	2.639	2.469	2.364	2.021	1.996	2.277	2.087	2.001	2.232	10.93
76)		butyl acetate		0.448	0.480	0.437	0.441	0.513	0.480	0.480	0.468	5.84
77)		octane	2.014	2.002	1.889	1.635	1.643	1.812	1.650	1.573	1.777	9.89
78)	C	tetrachloroethene	2.087	1.947	1.882	1.595	1.577	1.791	1.615	1.556	1.756	11.41
79)		1,1,1,2-tetrac...	1.679	1.813	1.771	1.541	1.535	1.726	1.584	1.466	1.639	7.66
80)	C	chlorobenzene	4.364	4.042	3.991	3.309	3.298	3.738	3.390	3.223	3.669	11.62
81)	C	ethylbenzene	6.032	5.172	5.183	5.050	5.103	5.808	5.281	4.906	5.317	7.38
82)		2-ethylthiophene	4.150	3.674	4.022	3.906	3.928	4.292	3.932	3.732	3.955	5.13
83)	C	m+p-xylene	4.881	4.436	4.164	3.971	4.115	4.674	4.180	3.772	4.274	8.59
84)	C	bromoform	1.692	1.681	1.632	1.497	1.529	1.730	1.596	1.504	1.608	5.64
85)	C	styrene	3.720	3.310	3.352	3.284	3.280	3.823	3.418	3.260	3.431	6.35
86)	C	1,1,2,2-tetrac...	3.865	3.661	3.485	2.698	2.808	3.152	2.915	2.722	3.163	14.36
87)	C	o-xylene	4.935	4.556	4.239	3.840	4.087	4.709	4.082	3.645	4.262	10.35
88)		1,2,3-trichlor...	2.649	2.498	2.498	1.921	2.163	2.271	2.175	2.114	2.286	10.61
89)		nonane	3.980	3.857	4.169	3.743	3.747	4.319	3.859	3.521	3.899	6.50
90)	s	bromofluoroben...	3.233	3.561	3.618	3.629	3.598	3.571	3.699	3.830	3.592	4.71
91)	C	isopropylbenzene	6.620	6.166	5.972	4.540	5.438	6.034	5.317	4.988	5.634	12.15
92)		bromobenzene	3.483	3.304	3.500	3.012	2.969	3.330	2.943	2.783	3.166	8.58
93)		2-chlorotoluene	1.910	1.700	1.722	1.558	1.590	1.811	1.622	1.599	1.689	7.23

Response Factor Report

Method Path : O:\Forensics\Data\Airlab17\2023\01\0109T_I\
Method File : TFS17_230109.M
Title : TO-14A/TO-15 SIM/Full Scan Analysis
Last Update : Tue Jan 10 06:15:19 2023
Response Via : Initial Calibration

Calibration Files
0.2 =r1730776.D 0.5 =r1730777.D 1.0 =r1730778.D 5.0 =r1730779.D 10 =r1730780.D 20 =r1730781.D
50 =r1730782.D 100 =r1730783.D

		Compound	0.2	0.5	1.0	5.0	10	20	50	100	Avg	%RSD
94)		n-propylbenzene	2.107	1.934	1.930	1.535	1.765	1.961	1.837	1.777	1.856	9.18
95)		4-chlorotoluene	1.763	1.567	1.558	1.462	1.536	1.731	1.591	1.527	1.592	6.50
96)		4-ethyl toluene	6.533	6.144	6.035	5.116	5.511	5.829	5.498	5.222	5.736	8.48
97)		1,3,5-trimethy...	5.834	5.536	5.324	4.340	4.319	4.971	4.528	4.342	4.899	12.35
98)		tert-butylbenzene	6.177	5.701	5.624	4.667	4.501	5.270	4.721	4.331	5.124	12.99
99)		1,2,4-trimethy...	5.539	5.273	5.069	4.230	4.169	4.885	4.454	4.085	4.713	11.74
100)		decane	4.774	4.631	4.505	3.728	3.829	4.262	3.782	3.510	4.128	11.52
101)	C	Benzyl Chloride	2.185	2.134	2.185	2.206	2.425	2.995	3.069	3.083	2.535	17.16
102)		1,3-dichlorobe...	3.162	2.916	2.770	2.524	2.697	2.926	2.867	2.760	2.828	6.65
103)	C	1,4-dichlorobe...	2.868	2.574	2.733	2.522	2.661	2.916	2.756	2.753	2.723	4.94
104)		sec-butylbenzene	8.255	7.883	7.606	6.266	5.995	7.048	6.480	6.203	6.967	12.33
105)		1,2,3-trimethy...	5.026	4.657	4.519	3.845	3.687	4.238	3.885	3.629	4.186	12.14
106)		p-isopropyltol...	7.240	6.743	6.683	5.590	5.364	6.288	5.577	5.075	6.070	12.77
107)		1,2-dichlorobe...	2.882	2.852	2.705	2.193	2.419	2.704	2.555	2.585	2.612	8.74
108)		n-butylbenzene	5.585	5.327	5.344	4.556	4.496	5.256	4.892	4.632	5.011	8.36
109)		indan	5.118	4.901	4.756	4.018	4.342	4.647	4.327	4.154	4.533	8.45
110)		indene	3.457	3.480	3.443	3.099	3.168	3.545	3.400	3.356	3.369	4.64
111)	C	1,2-dibromo-3-...	1.119	1.076	1.075	0.926	0.943	1.086	1.048	1.066	1.042	6.68
112)		undecane	4.729	4.590	4.534	3.935	3.845	4.249	3.699	3.467	4.131	11.18
113)		1,2,4,5-tetram...	6.463	6.381	6.379	4.930	4.821	5.993	5.523	5.182	5.709	11.95
114)		dodecane	3.180	3.549	3.635	3.180	3.114	3.263	2.768	2.680	3.171	10.48
115)	C	1,2,4-trichlor...	1.083	1.190	1.202	1.150	1.214	1.412	1.487	1.595	1.292	14.12
116)		naphthalene	5.142	4.756	4.536	4.002	4.080	4.657	4.744	4.846	4.596	8.37
117)		1,2,3-trichlor...	1.223	1.260	1.304	1.112	1.157	1.313	1.355	1.461	1.273	8.73
118)		benzothiophene	1.006	1.140	1.174	0.878	0.939	1.335	1.313	1.224	1.126	15.07
119)	C	hexachlorobuta...	1.528	1.475	1.439	1.204	1.149	1.263	1.236	1.260	1.319	10.66
120)		2-methylnaphth...			0.831	0.563	0.638	1.013	1.195	1.379	0.937	34.06#
121)		1-methylnaphth...			0.671	0.562	0.604	0.649	0.730	0.816	0.672	13.54

(#) = Out of Range

Data Path : O:\Forensics\Data\Airlab17\2023\01\0109T_I\
Data File : r1730772.D
Acq On : 9 Jan 2023 7:02 PM
Operator : AIRLAB17:TJS
Sample : WG1731886-1,3,250,250
Misc : WG1731886
ALS Vial : 0 Sample Multiplier: 1

Integration File: rteint.p

Method : O:\Forensics\Data\Airlab17\2023\01\0109T_I\TFS17_230109.M
Title : TO-14A/TO-15 SIM/Full Scan Analysis
Last Update : Tue Jan 10 06:15:19 2023

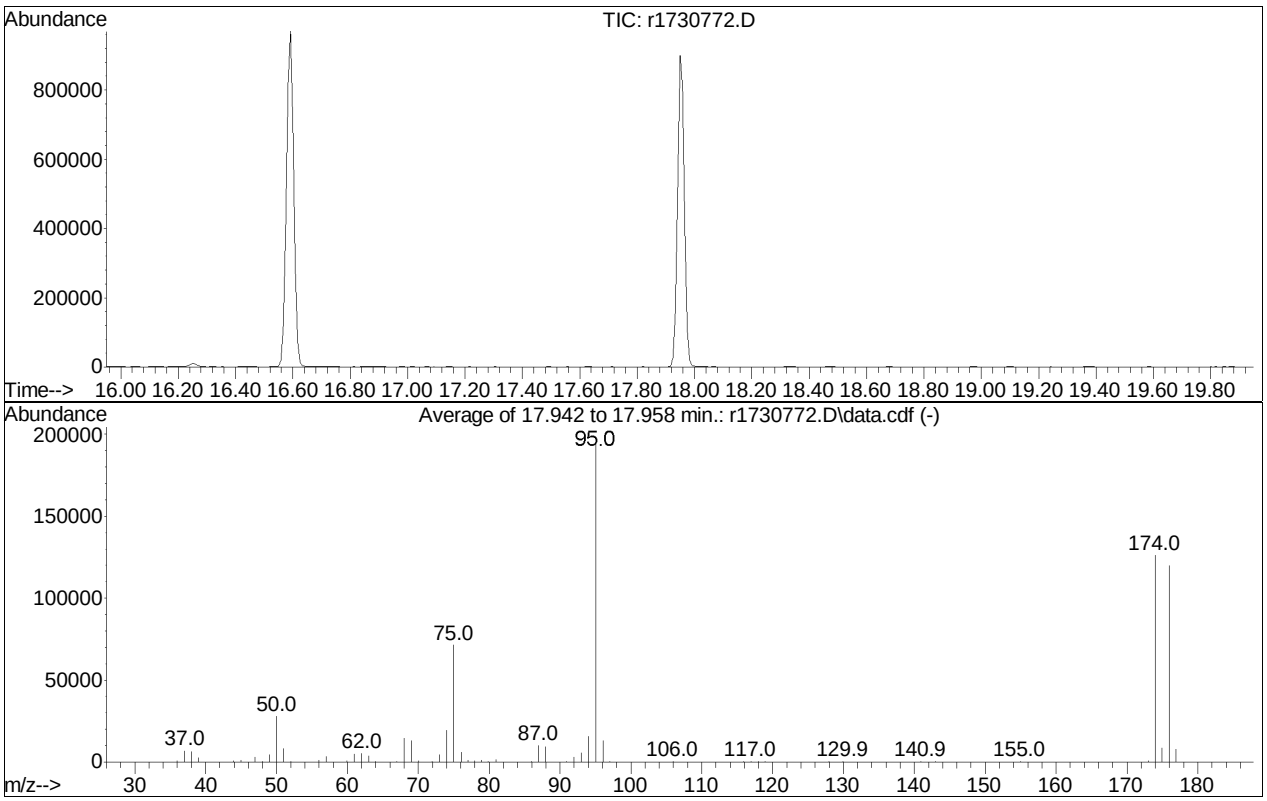

Spectrum Information: Average of 17.942 to 17.958 min.

Target Mass	Rel. to Mass	Lower Limit%	Upper Limit%	Rel. Abn%	Raw Abn	Result Pass/Fail
50	95	8	40	14.5	28198	PASS
75	95	30	66	36.8	71640	PASS
95	95	100	100	100.0	194869	PASS
96	95	5	9	6.7	13037	PASS
173	174	0.00	2	0.5	675	PASS
174	95	50	120	64.8	126195	PASS
175	174	4	9	6.9	8716	PASS
176	174	93	101	95.1	119986	PASS
177	176	5	9	6.6	7923	PASS

Quantitation Report (QT Reviewed)

Data Path : O:\Forensics\Data\Airlab17\2023\01\0109T_I\
Data File : r1730776.D
Acq On : 9 Jan 2023 9:31 PM
Operator : AIRLAB17:TJS
Sample : ITO15-LLSTD0.2
Misc : WG1731886
ALS Vial : 0 Sample Multiplier: 1

Quant Time: Jan 10 06:10:14 2023
Quant Method : O:\Forensics\Data\Airlab17\2023\01\0109T_I\TFS17_230109.M
Quant Title : TO-14A/TO-15 SIM/Full Scan Analysis
QLast Update : Tue Jan 10 05:49:59 2023
Response via : Initial Calibration

CCAL FILE : O:\Forensics\Data\Airlab17\2023\01\0109T_I\r1730780.D
Sub List : Default - All compounds listed

Compound	R.T.	QIon	Response	Conc	Units	Dev(Min)
Internal Standards						
1) bromochloromethane	9.583	49	253676	10.000	ppbV	0.00
Standard Area = 255912			Recovery = 99.13%			
43) 1,4-difluorobenzene	11.857	114	843132	10.000	ppbV	0.00
Standard Area = 854470			Recovery = 98.67%			
67) chlorobenzene-D5	16.592	54	110981	10.000	ppbV	0.00
Standard Area = 113004			Recovery = 98.21%			
System Monitoring Compounds						
47) 1,2-dichloroethane-D4	10.467	65	164036	10.123	ppbV	0.00
Spiked Amount 10.000	Range 70 - 130		Recovery = 101.23%			
69) toluene-D8	14.700	98	638610	9.818	ppbV	0.00
Spiked Amount 10.000	Range 70 - 130		Recovery = 98.18%			
90) bromofluorobenzene	17.950	95	358791	8.984	ppbV	0.00
Spiked Amount 10.000	Range 70 - 130		Recovery = 89.84%			
Target Compounds						Qvalue
2) chlorodifluoromethane	3.844	51	3974	0.247	ppbV	98
3) propylene	3.880	41	2714M6	0.248	ppbV	
4) propane	3.904	29	2762	0.261	ppbV #	83
5) dichlorodifluoromethane	3.958	85	5005	0.252	ppbV	99
6) chloromethane	4.138	50	2544	0.248	ppbV	88
7) Freon-114	4.264	85	6873	0.246	ppbV	98
8) methanol	4.336	31	6774	1.564	ppbV #	36
9) vinyl chloride	4.402	62	2772	0.234	ppbV	100
10) 1,3-butadiene	4.564	54	2159	0.241	ppbV	92
11) butane	4.630	43	5711	0.263	ppbV #	95
12) acetaldehyde	4.282	29	7709	1.392	ppbV #	60
13) bromomethane	4.888	94	2463	0.242	ppbV	99
14) chloroethane	5.107	64	1644	0.264	ppbV	94
15) ethanol	5.283	31	17378	2.178	ppbV #	57
16) dichlorofluoromethane	5.247	67	5688	0.254	ppbV	94
17) vinyl bromide	5.540	106	2602	0.249	ppbV	90
18) acrolein	5.700	56	1171	0.247	ppbV #	21
19) acetone	5.863	43	21207	1.430	ppbV #	74
20) acetonitrile	5.530	41	3316	0.273	ppbV	95
21) trichlorofluoromethane	6.060	101	4285	0.240	ppbV	88
22) isopropyl alcohol	6.187	45	13596	0.731	ppbV	97
23) acrylonitrile	6.437	53	2069	0.227	ppbV	91
24) pentane	6.510	43	6231M4	0.237	ppbV	

Quantitation Report (QT Reviewed)

Data Path : O:\Forensics\Data\Airlab17\2023\01\0109T_I\
Data File : r1730776.D
Acq On : 9 Jan 2023 9:31 PM
Operator : AIRLAB17:TJS
Sample : ITO15-LLSTD0.2
Misc : WG1731886
ALS Vial : 0 Sample Multiplier: 1

Quant Time: Jan 10 06:10:14 2023
Quant Method : O:\Forensics\Data\Airlab17\2023\01\0109T_I\TFS17_230109.M
Quant Title : TO-14A/TO-15 SIM/Full Scan Analysis
QLast Update : Tue Jan 10 05:49:59 2023
Response via : Initial Calibration

CCAL FILE : O:\Forensics\Data\Airlab17\2023\01\0109T_I\r1730780.D
Sub List : Default - All compounds listed

Compound	R.T.	QIon	Response	Conc	Units		Dev(Min)
25) ethyl ether	6.563	31	4074	0.234	ppbV	#	83
26) 1,1-dichloroethene	6.844	61	3739	0.234	ppbV	#	90
27) tertiary butyl alcohol	6.928	59	4378	0.260	ppbV	#	55
28) methylene chloride	7.012	49	3934	0.286	ppbV		89
29) 3-chloropropene	7.150	41	5793	0.302	ppbV		93
30) carbon disulfide	7.300	76	8410	0.240	ppbV	#	1
31) Freon 113	7.342	101	5580	0.243	ppbV		96
32) trans-1,2-dichloroethene	8.150	61	4552	0.239	ppbV		97
33) 1,1-dichloroethane	8.383	63	5348	0.243	ppbV		96
34) MTBE	8.483	73	6037	0.242	ppbV	#	87
35) vinyl acetate	8.608	43	6770	0.219	ppbV		95
36) 2-butanone	8.883	43	6965	0.260	ppbV		98
37) cis-1,2-dichloroethene	9.383	61	3948	0.239	ppbV		95
38) Ethyl Acetate	9.700	61	1032	0.240	ppbV		79
39) chloroform	9.742	83	5109	0.249	ppbV	#	96
40) Tetrahydrofuran	10.217	42	3966	0.242	ppbV		94
41) 2,2-dichloropropane	9.758	77	3404	0.228	ppbV	#	72
42) 1,2-dichloroethane	10.592	62	3124	0.250	ppbV		97
44) hexane	9.658	57	5281	0.234	ppbV	#	62
45) diisopropyl ether	9.667	87	2371	0.231	ppbV		82
46) tert-butyl ethyl ether	10.300	59	8243	0.235	ppbV		97
48) 1,1,1-trichloroethane	10.883	97	4133	0.250	ppbV		99
49) 1,1-dichloropropene	11.257	75	4278	0.246	ppbV		97
50) benzene	11.417	78	12183	0.311	ppbV		99
51) thiophene	11.563	84	6336	0.241	ppbV		91
52) carbon tetrachloride	11.597	117	3989	0.247	ppbV		88
53) cyclohexane	11.737	56	5381	0.229	ppbV	#	83
54) tert-amyl methyl ether	12.130	73	7139	0.247	ppbV	#	91
55) dibromomethane	12.343	93	3295	0.259	ppbV		94
56) 1,2-dichloropropane	12.370	63	3824	0.252	ppbV	#	91
57) bromodichloromethane	12.603	83	5286	0.232	ppbV		99
58) 1,4-dioxane	12.663	88	1910	0.221	ppbV		91
59) trichloroethene	12.650	130	4507	0.260	ppbV		93
60) 2,2,4-trimethylpentane	12.703	57	17800	0.240	ppbV	#	87
61) methyl methacrylate	12.917	41	4490	0.266	ppbV	#	87
62) heptane	13.023	43	7338	0.242	ppbV	#	82
63) cis-1,3-dichloropropene	13.675	75	4504	0.240	ppbV		94
64) 4-methyl-2-pentanone	13.725	43	7840	0.237	ppbV	#	85
65) trans-1,3-dichloropropene	14.300	75	3985	0.236	ppbV	#	88
66) 1,1,2-trichloroethane	14.500	97	3987	0.266	ppbV		92

Data Path : O:\Forensics\Data\Airlab17\2023\01\0109T_I\
Data File : r1730776.D
Acq On : 9 Jan 2023 9:31 PM
Operator : AIRLAB17:TJS
Sample : ITO15-LLSTD0.2
Misc : WG1731886
ALS Vial : 0 Sample Multiplier: 1

Quant Time: Jan 10 06:10:14 2023
Quant Method : O:\Forensics\Data\Airlab17\2023\01\0109T_I\TFS17_230109.M
Quant Title : TO-14A/TO-15 SIM/Full Scan Analysis
QLast Update : Tue Jan 10 05:49:59 2023
Response via : Initial Calibration

CCAL FILE : O:\Forensics\Data\Airlab17\2023\01\0109T_I\r1730780.D
Sub List : Default - All compounds listed

Compound	R.T.	QIon	Response	Conc	Units		Dev(Min)
68) toluene	14.808	91	14280	0.307	ppbV		99
70) 2-methylthiophene	14.875	97	9126	0.237	ppbV	#	91
71) 1,3-dichloropropane	14.842	76	4445	0.210	ppbV	#	83
72) 2-hexanone	15.100	43	6714	0.225	ppbV	#	77
73) 3-methylthiophene	15.075	97	9336	0.236	ppbV	#	96
74) dibromochloromethane	15.258	129	5391	0.238	ppbV	#	96
75) 1,2-dibromoethane	15.508	107	5858	0.264	ppbV		97
76) butyl acetate	15.758	73	1009	0.206	ppbV	#	85
77) octane	15.842	85	4471	0.245	ppbV	#	77
78) tetrachloroethene	15.975	166	4632	0.265	ppbV		96
79) 1,1,1,2-tetrachloroethane	16.617	131	3726	0.219	ppbV		98
80) chlorobenzene	16.625	112	9686	0.265	ppbV		98
81) ethylbenzene	16.975	91	13389	0.236	ppbV		99
82) 2-ethylthiophene	17.017	97	9212	0.211	ppbV	#	89
83) m+p-xylene	17.142	91	21667	0.474	ppbV		89
84) bromoform	17.208	173	3756	0.221	ppbV		93
85) styrene	17.467	104	8258	0.227	ppbV		96
86) 1,1,2,2-tetrachloroethane	17.558	83	8579	0.275	ppbV		99
87) o-xylene	17.558	91	10954	0.241	ppbV		100
88) 1,2,3-trichloropropane	17.667	75	5879	0.245	ppbV		97
89) nonane	17.750	43	8833	0.212	ppbV	#	76
91) isopropylbenzene	18.067	105	14693	0.243	ppbV		96
92) bromobenzene	18.142	77	7731	0.235	ppbV		87
93) 2-chlorotoluene	18.467	126	4239	0.240	ppbV		92
94) n-propylbenzene	18.492	120	4677	0.239	ppbV		81
95) 4-chlorotoluene	18.525	126	3914	0.230	ppbV		89
96) 4-ethyl toluene	18.617	105	14501	0.237	ppbV		97
97) 1,3,5-trimethylbenzene	18.675	105	12950	0.270	ppbV		97
98) tert-butylbenzene	19.017	119	13711	0.274	ppbV		98
99) 1,2,4-trimethylbenzene	19.017	105	12295	0.266	ppbV		97
100) decane	19.092	57	10597	0.249	ppbV	#	76
101) Benzyl Chloride	19.142	91	4850	0.180	ppbV		99
102) 1,3-dichlorobenzene	19.150	146	7018	0.234	ppbV		93
103) 1,4-dichlorobenzene	19.208	146	6365	0.216	ppbV		93
104) sec-butylbenzene	19.242	105	18324	0.275	ppbV		93
105) 1,2,3-trimethylbenzene	19.375	105	11156	0.273	ppbV		100
106) p-isopropyltoluene	19.367	119	16069M6	0.270	ppbV		
107) 1,2-dichlorobenzene	19.500	146	6397	0.238	ppbV	#	90
108) n-butylbenzene	19.725	91	12396	0.248	ppbV		98
109) indan	19.542	117	11359	0.236	ppbV		94

Data Path : O:\Forensics\Data\Airlab17\2023\01\0109T_I\
Data File : r1730776.D
Acq On : 9 Jan 2023 9:31 PM
Operator : AIRLAB17:TJS
Sample : ITO15-LLSTD0.2
Misc : WG1731886
ALS Vial : 0 Sample Multiplier: 1

Quant Time: Jan 10 06:10:14 2023
Quant Method : O:\Forensics\Data\Airlab17\2023\01\0109T_I\TFS17_230109.M
Quant Title : TO-14A/TO-15 SIM/Full Scan Analysis
QLast Update : Tue Jan 10 05:49:59 2023
Response via : Initial Calibration

CCAL FILE : O:\Forensics\Data\Airlab17\2023\01\0109T_I\r1730780.D
Sub List : Default - All compounds listed

Compound	R.T.	QIon	Response	Conc	Units		Dev(Min)
110) indene	19.625	115	7674	0.218	ppbV		97
111) 1,2-dibromo-3-chloropr...	19.875	75	2483	0.237	ppbV		92
112) undecane	20.133	57	10496	0.246	ppbV		88
113) 1,2,4,5-tetramethylben...	20.358	119	14345	0.268	ppbV		96
114) dodecane	21.042	57	7058	0.204	ppbV	#	80
115) 1,2,4-trichlorobenzene	20.992	180	2403	0.178	ppbV	#	91
116) naphthalene	21.108	128	11414	0.252	ppbV	#	92
117) 1,2,3-trichlorobenzene	21.358	180	2715	0.211	ppbV	#	78
118) benzothiophene	21.167	134	22319M6	0.214	ppbV		
119) hexachlorobutadiene	21.425	225	3392	0.266	ppbV	#	92
120) 2-methylnaphthalene	22.233	142	953	0.135	ppbV	#	89
121) 1-methylnaphthalene	22.433	142	861	0.128	ppbV	#	90

(#) = qualifier out of range (m) = manual integration (+) = signals summed

Sub List : Default - All compounds listed3\01\0109T_I\r1730780.D

Data Path : O:\Forensics\Data\Airlab17\2023\01\0109T_I\
Data File : r1730776.D
Acq On : 9 Jan 2023 9:31 PM
Operator : AIRLAB17:TJS
Sample : ITO15-LLSTD0.2
Misc : WG1731886
ALS Vial : 0 Sample Multiplier: 1

Quant Time: Jan 10 06:10:14 2023
Quant Method : O:\Forensics\Data\Airlab17\2023\01\0109T_I\TFS17_230109.M
Quant Title : TO-14A/TO-15 SIM/Full Scan Analysis
QLast Update : Tue Jan 10 05:49:59 2023
Response via : Initial Calibration

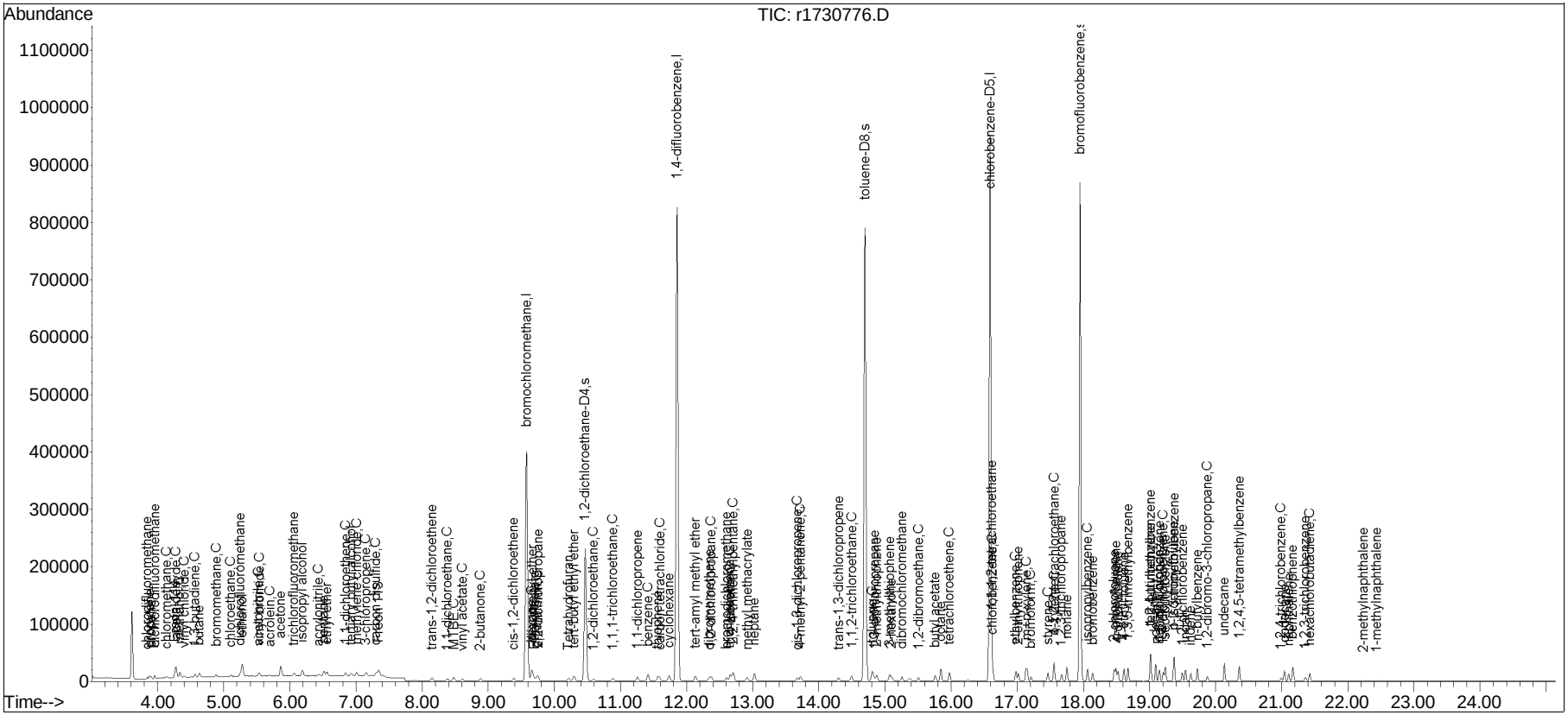

Manual Integration Report

Data Path : O:\Forensics\Data\Airlab17Q
Data File : r1730776.D
Date Inj'd : 1/9/2020 0:9: 1
Sample : ITO15-LLSTD0.2

Method : TFS17_230109.M
Operator : AIRLAB17:TJS
Instrument :
Quant Date : 1/10/2023 5:50 am

Compound #3: propylene

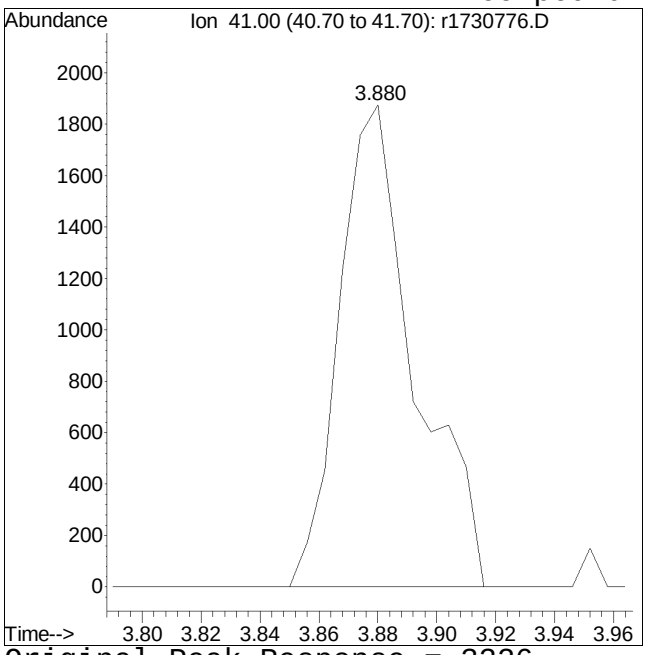

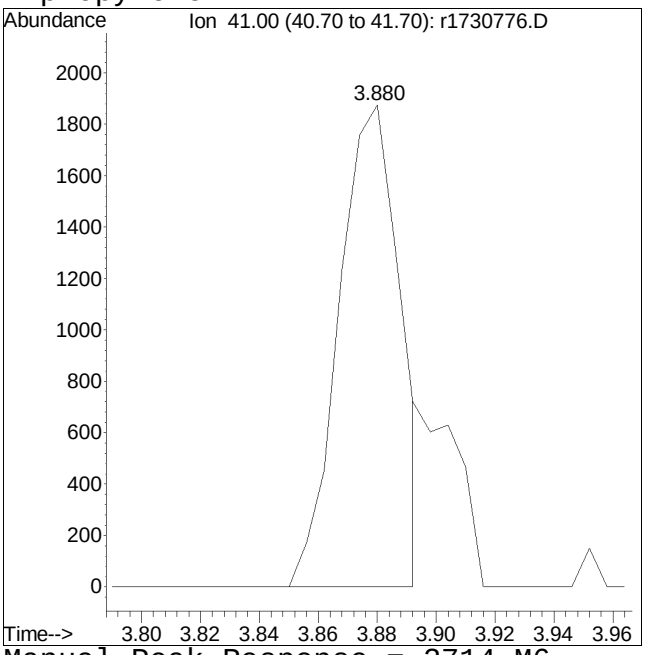

Original Peak Response = 3326 Manual Peak Response = 2714 M6
M6 = Misassignment of peak valley by automated integration (poor split of 2 peaks).

Manual Integration Report

Data Path : O:\Forensics\Data\Airlab17QMethod : TFS17_230109.M
Data File : r1730776.D Operator : AIRLAB17:TJS
Date Inj'd : 1/9/2020 0:9: 1 Instrument :
Sample : ITO15-LLSTD0.2 Quant Date : 1/10/2023 5:50 am

Compound #24: pentane

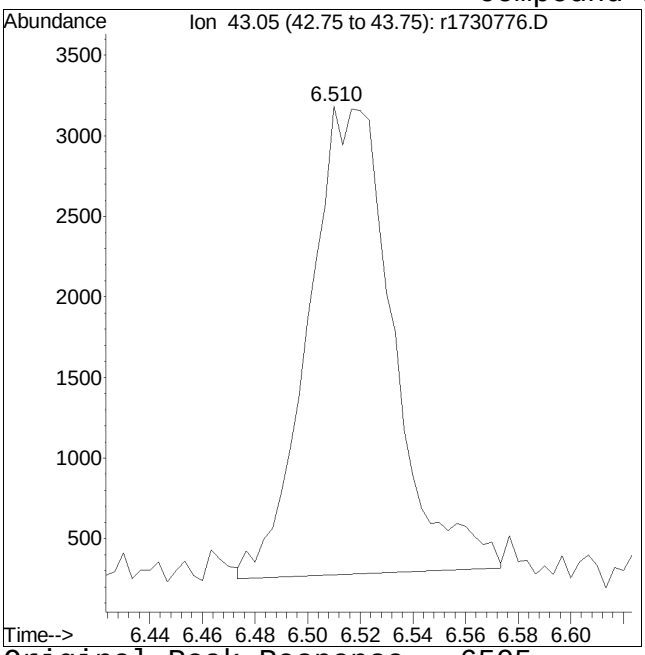

Original Peak Response = 6505

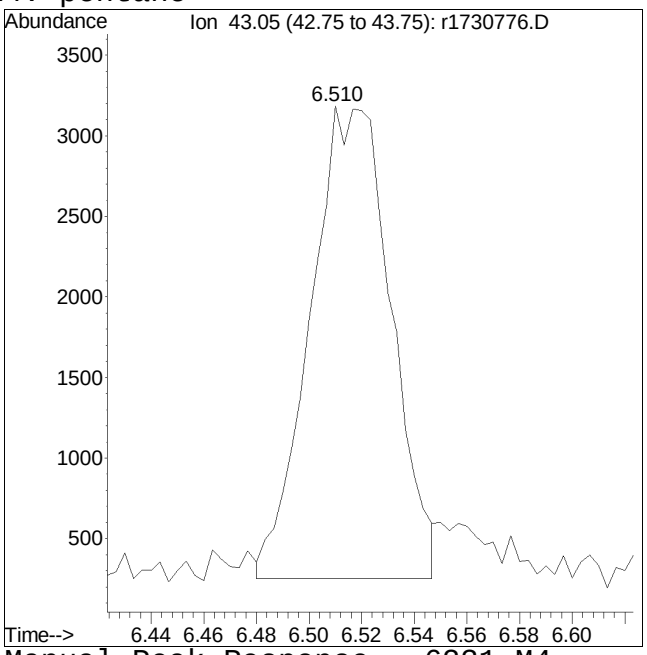

Manual Peak Response = 6231 M4

M4 = Poor automated baseline construction.

Manual Integration Report

Data Path : O:\Forensics\Data\Airlab17QMethod : TFS17_230109.M
Data File : r1730776.D Operator : AIRLAB17:TJS
Date Inj'd : 1/9/2020 0:9: 1 Instrument :
Sample : ITO15-LLSTD0.2 Quant Date : 1/10/2023 5:50 am

Compound #106: p-isopropyltoluene

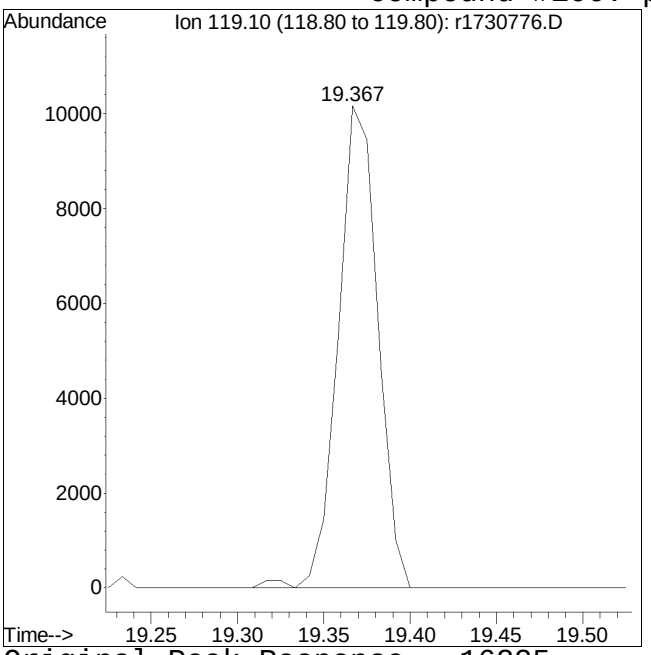

Original Peak Response = 16225

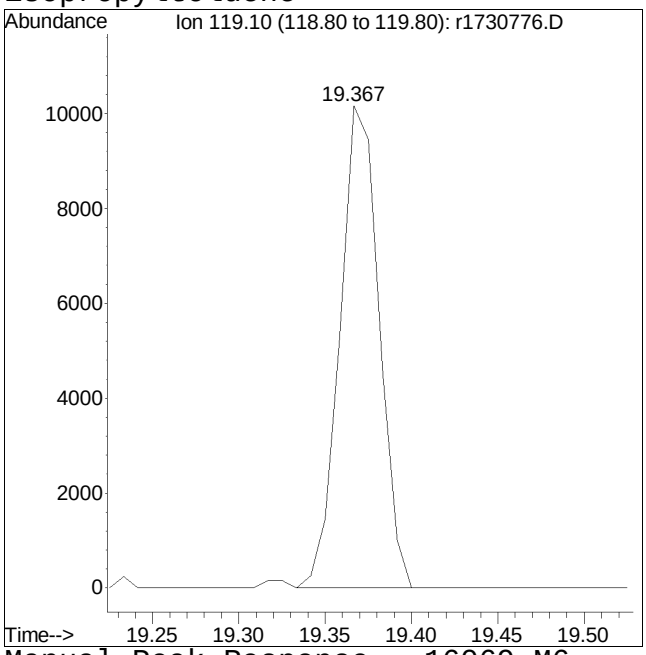

Manual Peak Response = 16069 M6

M6 = Misassignment of peak valley by automated integration (poor split of 2 peaks).

Manual Integration Report

Data Path : O:\Forensics\Data\Airlab17QMethod : TFS17_230109.M
Data File : r1730776.D Operator : AIRLAB17:TJS
Date Inj'd : 1/9/2020 0:9: 1 Instrument :
Sample : ITO15-LLSTD0.2 Quant Date : 1/10/2023 5:50 am

Compound #118: benzothiophene

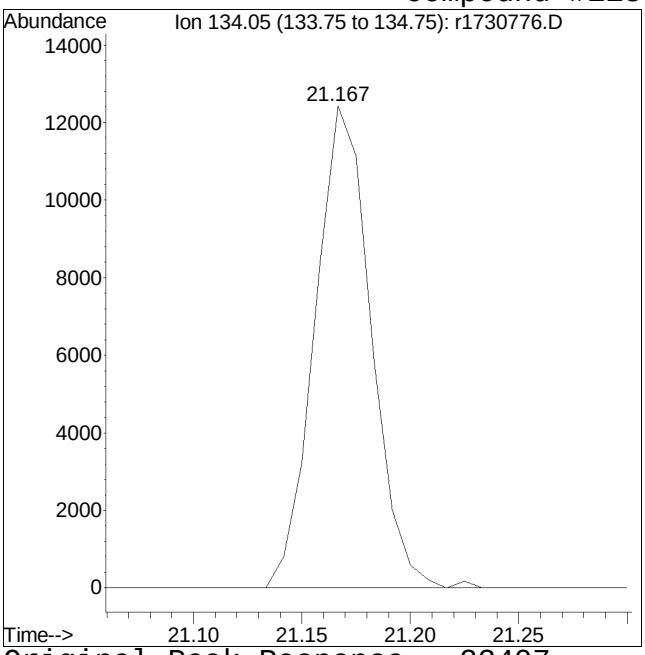

Original Peak Response = 22407

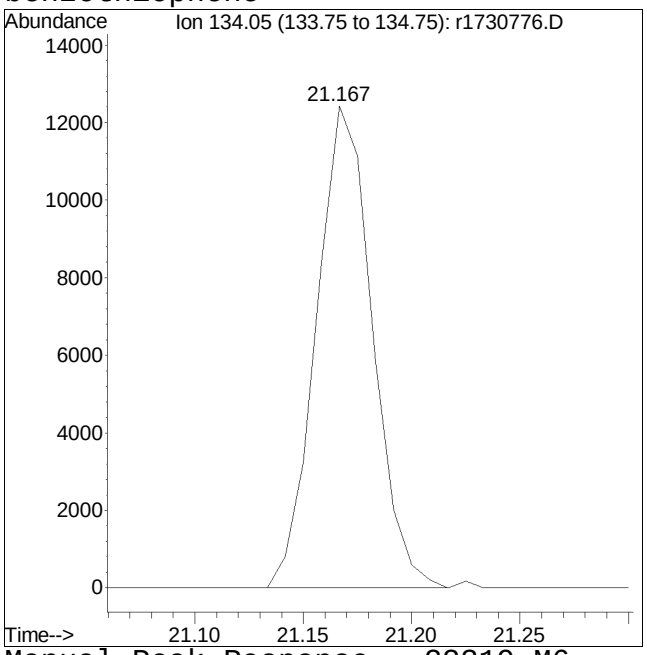

Manual Peak Response = 22319 M6

M6 = Misassignment of peak valley by automated integration (poor split of 2 peaks).

Quantitation Report (QT Reviewed)

Data Path : O:\Forensics\Data\Airlab17\2023\01\0109T_I\
Data File : r1730777.D
Acq On : 9 Jan 2023 10:10 PM
Operator : AIRLAB17:TJS
Sample : ITO15-LLSTD0.5
Misc : WG1731886
ALS Vial : 0 Sample Multiplier: 1

Quant Time: Jan 10 06:11:04 2023
Quant Method : O:\Forensics\Data\Airlab17\2023\01\0109T_I\TFS17_230109.M
Quant Title : TO-14A/TO-15 SIM/Full Scan Analysis
QLast Update : Tue Jan 10 05:49:59 2023
Response via : Initial Calibration

CCAL FILE : O:\Forensics\Data\Airlab17\2023\01\0109T_I\r1730780.D
Sub List : Default - All compounds listed

Compound	R.T.	QIon	Response	Conc	Units	Dev(Min)
Internal Standards						
1) bromochloromethane	9.583	49	251165	10.000	ppbV	0.00
Standard Area = 255912			Recovery = 98.15%			
43) 1,4-difluorobenzene	11.857	114	844336	10.000	ppbV	0.00
Standard Area = 854470			Recovery = 98.81%			
67) chlorobenzene-D5	16.592	54	110346	10.000	ppbV	0.00
Standard Area = 113004			Recovery = 97.65%			
System Monitoring Compounds						
47) 1,2-dichloroethane-D4	10.467	65	164239	10.121	ppbV	0.00
Spiked Amount 10.000	Range 70 - 130		Recovery = 101.21%			
69) toluene-D8	14.700	98	656491	10.151	ppbV	0.00
Spiked Amount 10.000	Range 70 - 130		Recovery = 101.51%			
90) bromofluorobenzene	17.950	95	392907	9.895	ppbV	0.00
Spiked Amount 10.000	Range 70 - 130		Recovery = 98.95%			
Target Compounds						Qvalue
2) chlorodifluoromethane	3.844	51	9248	0.581	ppbV	99
3) propylene	3.874	41	6278M6	0.579	ppbV	
4) propane	3.904	29	6411	0.613	ppbV #	77
5) dichlorodifluoromethane	3.958	85	11497	0.585	ppbV	95
6) chloromethane	4.138	50	5985	0.589	ppbV	96
7) Freon-114	4.264	85	16154	0.584	ppbV	99
8) methanol	4.336	31	13743	3.205	ppbV #	65
9) vinyl chloride	4.402	62	6730	0.574	ppbV	97
10) 1,3-butadiene	4.564	54	4994	0.562	ppbV	96
11) butane	4.630	43	12362	0.575	ppbV #	95
12) acetaldehyde	4.282	29	16839	3.070	ppbV #	70
13) bromomethane	4.882	94	5869	0.581	ppbV	94
14) chloroethane	5.110	64	3620	0.588	ppbV	95
15) ethanol	5.277	31	30577	3.871	ppbV #	55
16) dichlorofluoromethane	5.253	67	13035	0.587	ppbV	96
17) vinyl bromide	5.540	106	5773	0.558	ppbV	96
18) acrolein	5.700	56	2634	0.561	ppbV #	63
19) acetone	5.863	43	43780	2.982	ppbV #	78
20) acetonitrile	5.537	41	6732	0.560	ppbV	99
21) trichlorofluoromethane	6.063	101	10063	0.568	ppbV	98
22) isopropyl alcohol	6.183	45	28791	1.563	ppbV #	96
23) acrylonitrile	6.440	53	4343	0.482	ppbV #	90
24) pentane	6.517	43	15435	0.592	ppbV #	90

Data Path : O:\Forensics\Data\Airlab17\2023\01\0109T_I\
Data File : r1730777.D
Acq On : 9 Jan 2023 10:10 PM
Operator : AIRLAB17:TJS
Sample : ITO15-LLSTD0.5
Misc : WG1731886
ALS Vial : 0 Sample Multiplier: 1

Quant Time: Jan 10 06:11:04 2023
Quant Method : O:\Forensics\Data\Airlab17\2023\01\0109T_I\TFS17_230109.M
Quant Title : TO-14A/TO-15 SIM/Full Scan Analysis
QLast Update : Tue Jan 10 05:49:59 2023
Response via : Initial Calibration

CCAL FILE : O:\Forensics\Data\Airlab17\2023\01\0109T_I\r1730780.D
Sub List : Default - All compounds listed

Compound	R.T.	QIon	Response	Conc	Units		Dev(Min)
25) ethyl ether	6.560	31	9104	0.528	ppbV	#	82
26) 1,1-dichloroethene	6.844	61	9226	0.582	ppbV		94
27) tertiary butyl alcohol	6.922	59	9659	0.580	ppbV	#	58
28) methylene chloride	7.012	49	8508	0.626	ppbV		95
29) 3-chloropropene	7.150	41	11963	0.631	ppbV	#	89
30) carbon disulfide	7.306	76	18998	0.548	ppbV	#	15
31) Freon 113	7.342	101	12908	0.567	ppbV		97
32) trans-1,2-dichloroethene	8.150	61	10494	0.556	ppbV		98
33) 1,1-dichloroethane	8.383	63	12552	0.575	ppbV		97
34) MTBE	8.475	73	13934	0.563	ppbV	#	94
35) vinyl acetate	8.608	43	15175	0.496	ppbV		96
36) 2-butanone	8.883	43	15490	0.584	ppbV	#	92
37) cis-1,2-dichloroethene	9.383	61	9531	0.583	ppbV		96
38) Ethyl Acetate	9.700	61	2523	0.592	ppbV	#	65
39) chloroform	9.742	83	11729	0.578	ppbV		97
40) Tetrahydrofuran	10.208	42	9214	0.567	ppbV	#	89
41) 2,2-dichloropropane	9.758	77	8226	0.555	ppbV		88
42) 1,2-dichloroethane	10.592	62	7362	0.595	ppbV		99
44) hexane	9.658	57	12673	0.560	ppbV	#	71
45) diisopropyl ether	9.667	87	5825	0.566	ppbV		73
46) tert-butyl ethyl ether	10.292	59	19655	0.560	ppbV		98
48) 1,1,1-trichloroethane	10.883	97	9339	0.563	ppbV		94
49) 1,1-dichloropropene	11.257	75	9838	0.564	ppbV		95
50) benzene	11.417	78	25285	0.645	ppbV		96
51) thiophene	11.563	84	14821	0.564	ppbV	#	90
52) carbon tetrachloride	11.590	117	9248	0.571	ppbV		98
53) cyclohexane	11.737	56	13040	0.554	ppbV	#	92
54) tert-amyl methyl ether	12.130	73	16055	0.554	ppbV		92
55) dibromomethane	12.343	93	7663	0.602	ppbV		97
56) 1,2-dichloropropane	12.370	63	9024	0.594	ppbV		95
57) bromodichloromethane	12.603	83	12867	0.565	ppbV		96
58) 1,4-dioxane	12.663	88	4507	0.522	ppbV		97
59) trichloroethene	12.657	130	10305	0.593	ppbV		98
60) 2,2,4-trimethylpentane	12.703	57	42658	0.575	ppbV	#	89
61) methyl methacrylate	12.910	41	9835	0.582	ppbV	#	86
62) heptane	13.023	43	16724	0.551	ppbV	#	83
63) cis-1,3-dichloropropene	13.675	75	10679	0.567	ppbV		96
64) 4-methyl-2-pentanone	13.717	43	17891	0.539	ppbV	#	84
65) trans-1,3-dichloropropene	14.300	75	9510	0.562	ppbV		93
66) 1,1,2-trichloroethane	14.500	97	8962	0.596	ppbV		84

Data Path : O:\Forensics\Data\Airlab17\2023\01\0109T_I\
Data File : r1730777.D
Acq On : 9 Jan 2023 10:10 PM
Operator : AIRLAB17:TJS
Sample : ITO15-LLSTD0.5
Misc : WG1731886
ALS Vial : 0 Sample Multiplier: 1

Quant Time: Jan 10 06:11:04 2023
Quant Method : O:\Forensics\Data\Airlab17\2023\01\0109T_I\TFS17_230109.M
Quant Title : TO-14A/TO-15 SIM/Full Scan Analysis
QLast Update : Tue Jan 10 05:49:59 2023
Response via : Initial Calibration

CCAL FILE : O:\Forensics\Data\Airlab17\2023\01\0109T_I\r1730780.D
Sub List : Default - All compounds listed

Compound	R.T.	QIon	Response	Conc	Units		Dev(Min)
68) toluene	14.808	91	30589	0.660	ppbV		98
70) 2-methylthiophene	14.875	97	22101	0.576	ppbV	#	94
71) 1,3-dichloropropane	14.842	76	11313	0.537	ppbV	#	84
72) 2-hexanone	15.100	43	15750M6	0.531	ppbV		
73) 3-methylthiophene	15.067	97	23005	0.586	ppbV		96
74) dibromochloromethane	15.258	129	12738	0.566	ppbV		94
75) 1,2-dibromoethane	15.508	107	13620	0.618	ppbV		99
76) butyl acetate	15.758	73	2471	0.507	ppbV		79
77) octane	15.842	85	11043	0.609	ppbV		84
78) tetrachloroethene	15.975	166	10740	0.617	ppbV		98
79) 1,1,1,2-tetrachloroethane	16.617	131	10002	0.591	ppbV		97
80) chlorobenzene	16.633	112	22300	0.613	ppbV		95
81) ethylbenzene	16.983	91	28536	0.507	ppbV		95
82) 2-ethylthiophene	17.017	97	20272	0.468	ppbV	#	93
83) m+p-xylene	17.142	91	48946	1.078	ppbV		95
84) bromoform	17.208	173	9275	0.550	ppbV		97
85) styrene	17.467	104	18265	0.505	ppbV		95
86) 1,1,2,2-tetrachloroethane	17.558	83	20201	0.652	ppbV		91
87) o-xylene	17.558	91	25139	0.557	ppbV		99
88) 1,2,3-trichloropropane	17.675	75	13783	0.578	ppbV		98
89) nonane	17.750	43	21282	0.515	ppbV	#	79
91) isopropylbenzene	18.067	105	34020	0.567	ppbV		99
92) bromobenzene	18.142	77	18228	0.556	ppbV		93
93) 2-chlorotoluene	18.467	126	9380	0.535	ppbV		93
94) n-propylbenzene	18.492	120	10669	0.548	ppbV		77
95) 4-chlorotoluene	18.525	126	8643	0.510	ppbV		97
96) 4-ethyl toluene	18.617	105	33896	0.557	ppbV		98
97) 1,3,5-trimethylbenzene	18.675	105	30542	0.641	ppbV		99
98) tert-butylbenzene	19.017	119	31455	0.633	ppbV		96
99) 1,2,4-trimethylbenzene	19.017	105	29095	0.633	ppbV		94
100) decane	19.092	57	25550	0.605	ppbV	#	81
101) Benzyl Chloride	19.142	91	11773	0.440	ppbV		94
102) 1,3-dichlorobenzene	19.150	146	16086	0.540	ppbV	#	91
103) 1,4-dichlorobenzene	19.208	146	14200M6	0.484	ppbV		
104) sec-butylbenzene	19.242	105	43491	0.657	ppbV		92
105) 1,2,3-trimethylbenzene	19.375	105	25693	0.631	ppbV		99
106) p-isopropyltoluene	19.367	119	37202	0.629	ppbV		99
107) 1,2-dichlorobenzene	19.492	146	15735	0.590	ppbV		99
108) n-butylbenzene	19.725	91	29388	0.592	ppbV		99
109) indan	19.550	117	27040	0.564	ppbV		98

Quantitation Report (QT Reviewed)

Data Path : O:\Forensics\Data\Airlab17\2023\01\0109T_I\
Data File : r1730777.D
Acq On : 9 Jan 2023 10:10 PM
Operator : AIRLAB17:TJS
Sample : ITO15-LLSTD0.5
Misc : WG1731886
ALS Vial : 0 Sample Multiplier: 1

Quant Time: Jan 10 06:11:04 2023
Quant Method : O:\Forensics\Data\Airlab17\2023\01\0109T_I\TFS17_230109.M
Quant Title : TO-14A/TO-15 SIM/Full Scan Analysis
QLast Update : Tue Jan 10 05:49:59 2023
Response via : Initial Calibration

CCAL FILE : O:\Forensics\Data\Airlab17\2023\01\0109T_I\r1730780.D
Sub List : Default - All compounds listed

Compound	R.T.	QIon	Response	Conc	Units		Dev(Min)
110) indene	19.625	115	19200	0.549	ppbV		99
111) 1,2-dibromo-3-chloropr...	19.875	75	5937	0.571	ppbV		92
112) undecane	20.133	57	25327	0.597	ppbV	#	85
113) 1,2,4,5-tetramethylben...	20.358	119	35204	0.662	ppbV		96
114) dodecane	21.042	57	19581	0.570	ppbV	#	78
115) 1,2,4-trichlorobenzene	20.992	180	6565	0.490	ppbV		93
116) naphthalene	21.108	128	26242	0.583	ppbV		97
117) 1,2,3-trichlorobenzene	21.358	180	6951	0.544	ppbV		94
118) benzothiophene	21.167	134	62920	0.607	ppbV		98
119) hexachlorobutadiene	21.425	225	8140	0.642	ppbV	#	91
120) 2-methylnaphthalene	22.233	142	3676	0.522	ppbV	#	92
121) 1-methylnaphthalene	22.425	142	3253	0.488	ppbV	#	87

(#) = qualifier out of range (m) = manual integration (+) = signals summed

Sub List : Default - All compounds listed3\01\0109T_I\r1730780.D

Data Path : O:\Forensics\Data\Airlab17\2023\01\0109T_I\
Data File : r1730777.D
Acq On : 9 Jan 2023 10:10 PM
Operator : AIRLAB17:TJS
Sample : ITO15-LLSTD0.5
Misc : WG1731886
ALS Vial : 0 Sample Multiplier: 1

Quant Time: Jan 10 06:11:04 2023
Quant Method : O:\Forensics\Data\Airlab17\2023\01\0109T_I\TFS17_230109.M
Quant Title : TO-14A/TO-15 SIM/Full Scan Analysis
QLast Update : Tue Jan 10 05:49:59 2023
Response via : Initial Calibration

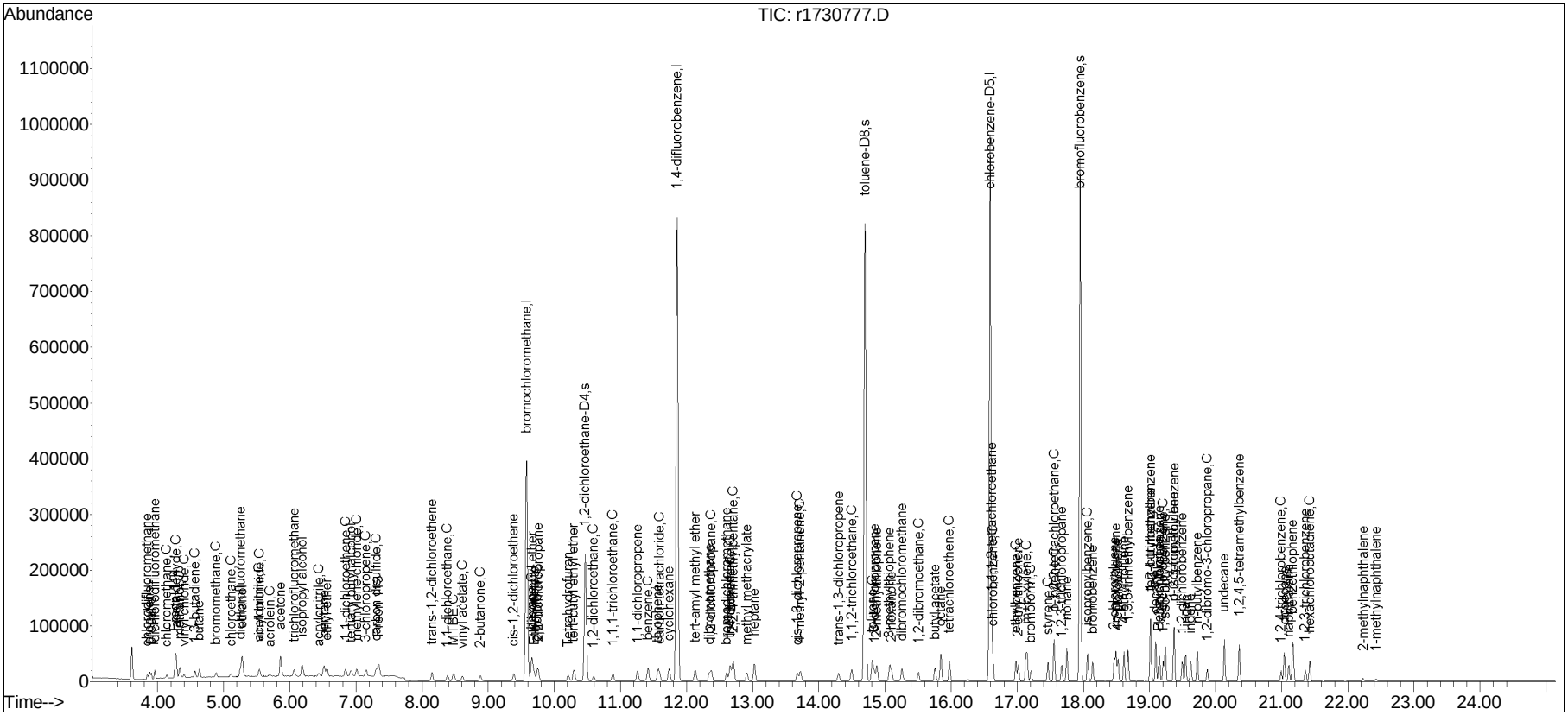

Manual Integration Report

Data Path : O:\Forensics\Data\Airlab17Q
Data File : r1730777.D
Date Inj'd : 1/9/2020 0:0: 0
Sample : ITO15-LLSTD0.5

Method : TFS17_230109.M
Operator : AIRLAB17:TJS
Instrument :
Quant Date : 1/10/2023 5:50 am

Compound #3: propylene

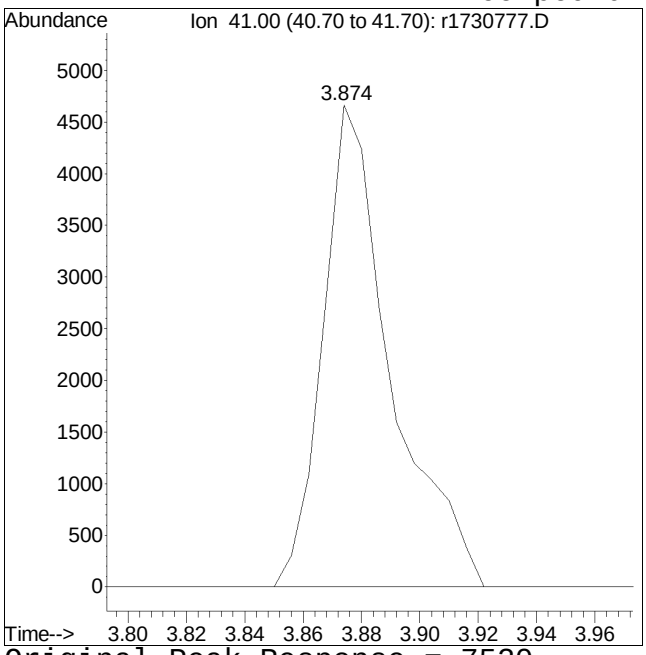

Original Peak Response = 7520

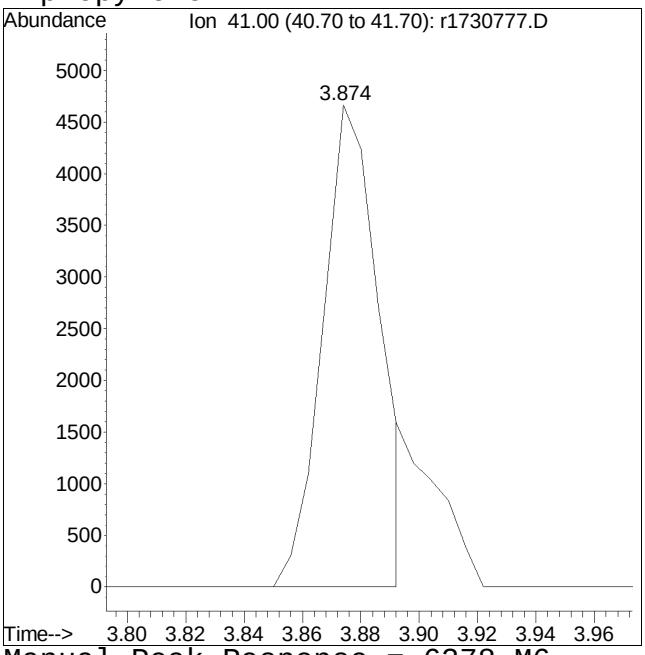

Manual Peak Response = 6278 M6

M6 = Misassignment of peak valley by automated integration (poor split of 2 peaks).

Manual Integration Report

Data Path : O:\Forensics\Data\Airlab17QMethod : TFS17_230109.M
Data File : r1730777.D Operator : AIRLAB17:TJS
Date Inj'd : 1/9/2020 0:0: 0 Instrument :
Sample : ITO15-LLSTD0.5 Quant Date : 1/10/2023 5:50 am

Compound #72: 2-hexanone

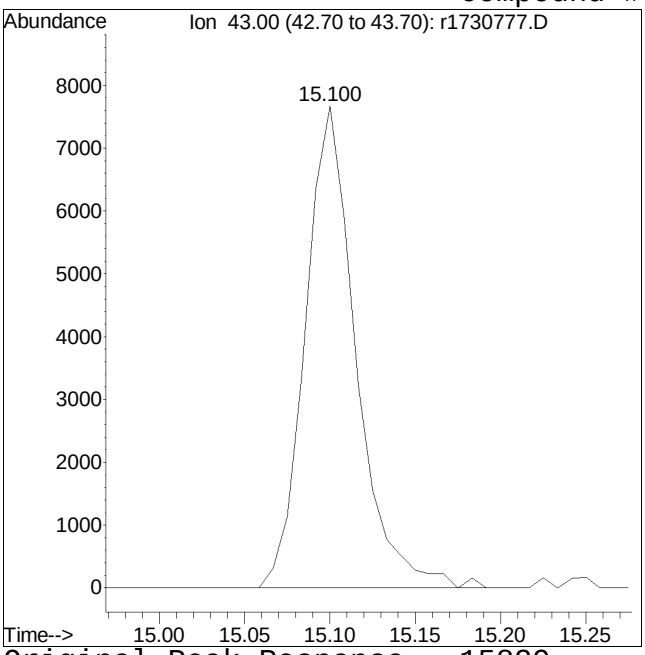

Original Peak Response = 15829

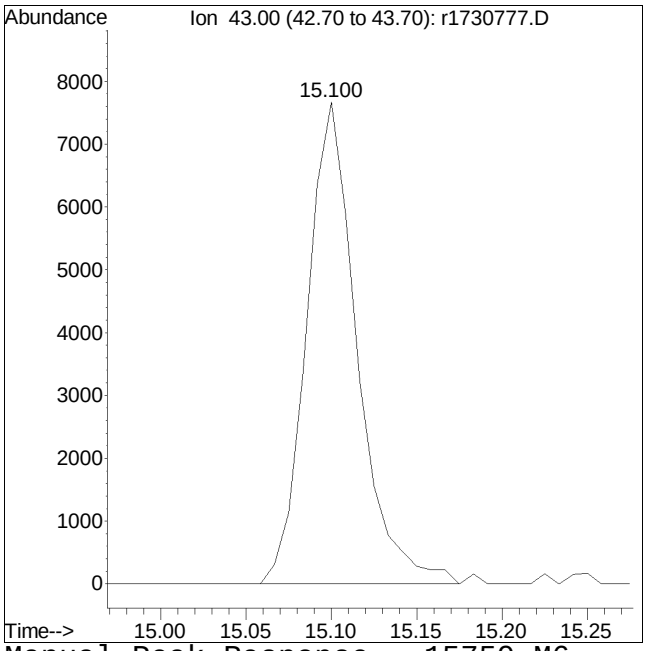

Manual Peak Response = 15750 M6

M6 = Misassignment of peak valley by automated integration (poor split of 2 peaks).

Manual Integration Report

Data Path : O:\Forensics\Data\Airlab17QMethod : TFS17_230109.M
Data File : r1730777.D Operator : AIRLAB17:TJS
Date Inj'd : 1/9/2020 0:0: 0 Instrument :
Sample : ITO15-LLSTD0.5 Quant Date : 1/10/2023 5:50 am

Compound #103: 1,4-dichlorobenzene

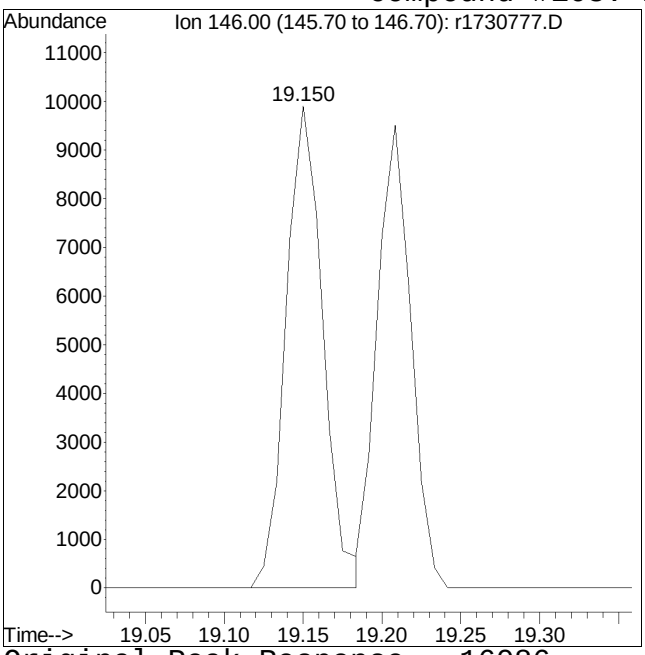

Original Peak Response = 16086

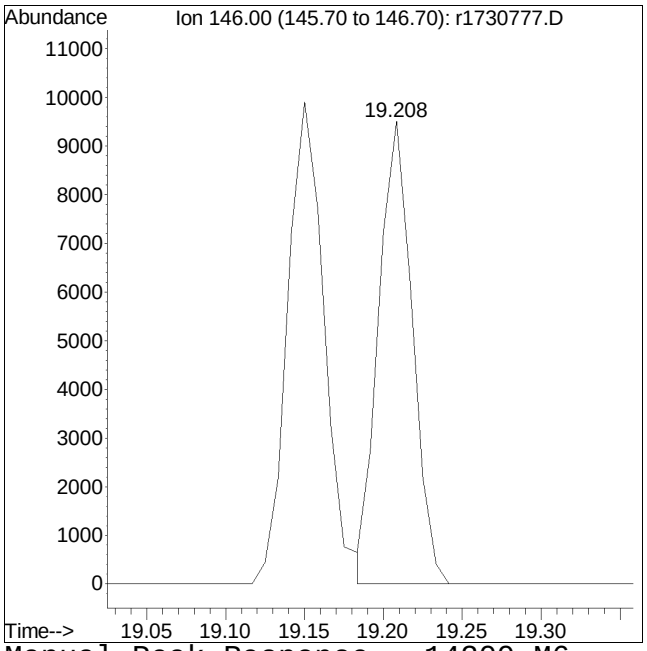

Manual Peak Response = 14200 M6

M6 = Misassignment of peak valley by automated integration (poor split of 2 peaks).

Quantitation Report (QT Reviewed)

Data Path : O:\Forensics\Data\Airlab17\2023\01\0109T_I\
Data File : r1730778.D
Acq On : 9 Jan 2023 10:52 PM
Operator : AIRLAB17:TJS
Sample : ITO15-LLSTD1.0
Misc : WG1731886
ALS Vial : 0 Sample Multiplier: 1

Quant Time: Jan 10 06:12:05 2023
Quant Method : O:\Forensics\Data\Airlab17\2023\01\0109T_I\TFS17_230109.M
Quant Title : TO-14A/TO-15 SIM/Full Scan Analysis
QLast Update : Tue Jan 10 05:49:59 2023
Response via : Initial Calibration

CCAL FILE : O:\Forensics\Data\Airlab17\2023\01\0109T_I\r1730780.D
Sub List : Default - All compounds listed

Compound	R.T.	QIon	Response	Conc	Units	Dev(Min)
Internal Standards						
1) bromochloromethane	9.583	49	254753	10.000	ppbV	0.00
Standard Area = 255912			Recovery = 99.55%			
43) 1,4-difluorobenzene	11.857	114	855436	10.000	ppbV	0.00
Standard Area = 854470			Recovery = 100.11%			
67) chlorobenzene-D5	16.592	54	111234	10.000	ppbV	0.00
Standard Area = 113004			Recovery = 98.43%			
System Monitoring Compounds						
47) 1,2-dichloroethane-D4	10.467	65	165642	10.075	ppbV	0.00
Spiked Amount 10.000	Range 70 - 130		Recovery = 100.75%			
69) toluene-D8	14.700	98	658076	10.094	ppbV	0.00
Spiked Amount 10.000	Range 70 - 130		Recovery = 100.94%			
90) bromofluorobenzene	17.950	95	402440	10.054	ppbV	0.00
Spiked Amount 10.000	Range 70 - 130		Recovery = 100.54%			
Target Compounds						Qvalue
2) chlorodifluoromethane	3.844	51	18186	1.127	ppbV	99
3) propylene	3.880	41	12168M6	1.107	ppbV	
4) propane	3.904	29	12361	1.165	ppbV #	77
5) dichlorodifluoromethane	3.958	85	22437	1.125	ppbV	95
6) chloromethane	4.138	50	11535	1.120	ppbV	96
7) Freon-114	4.270	85	31401	1.119	ppbV	97
8) methanol	4.336	31	25329	5.823	ppbV #	82
9) vinyl chloride	4.402	62	13084	1.100	ppbV	99
10) 1,3-butadiene	4.564	54	9738	1.081	ppbV	97
11) butane	4.630	43	24548	1.126	ppbV #	95
12) acetaldehyde	4.282	29	31550	5.671	ppbV #	75
13) bromomethane	4.888	94	11261	1.100	ppbV	99
14) chloroethane	5.110	64	7002	1.121	ppbV	99
15) ethanol	5.277	31	53057	6.622	ppbV #	64
16) dichlorofluoromethane	5.250	67	25319	1.125	ppbV	98
17) vinyl bromide	5.540	106	11135	1.061	ppbV	92
18) acrolein	5.693	56	4679	0.983	ppbV #	79
19) acetone	5.857	43	84226	5.657	ppbV #	80
20) acetonitrile	5.533	41	12738	1.044	ppbV	99
21) trichlorofluoromethane	6.063	101	20058	1.117	ppbV	100
22) isopropyl alcohol	6.187	45	53865	2.883	ppbV #	95
23) acrylonitrile	6.440	53	8797	0.963	ppbV	97
24) pentane	6.517	43	29229	1.105	ppbV #	88

Quantitation Report (QT Reviewed)

Data Path : O:\Forensics\Data\Airlab17\2023\01\0109T_I\
Data File : r1730778.D
Acq On : 9 Jan 2023 10:52 PM
Operator : AIRLAB17:TJS
Sample : ITO15-LLSTD1.0
Misc : WG1731886
ALS Vial : 0 Sample Multiplier: 1

Quant Time: Jan 10 06:12:05 2023
Quant Method : O:\Forensics\Data\Airlab17\2023\01\0109T_I\TFS17_230109.M
Quant Title : TO-14A/TO-15 SIM/Full Scan Analysis
QLast Update : Tue Jan 10 05:49:59 2023
Response via : Initial Calibration

CCAL FILE : O:\Forensics\Data\Airlab17\2023\01\0109T_I\r1730780.D
Sub List : Default - All compounds listed

Compound	R.T.	QIon	Response	Conc	Units		Dev(Min)
25) ethyl ether	6.557	31	18041	1.031	ppbV	#	81
26) 1,1-dichloroethene	6.844	61	17637	1.098	ppbV		97
27) tertiary butyl alcohol	6.922	59	19238	1.139	ppbV	#	69
28) methylene chloride	7.012	49	16216	1.176	ppbV		92
29) 3-chloropropene	7.150	41	23038	1.198	ppbV		93
30) carbon disulfide	7.306	76	38994	1.110	ppbV	#	84
31) Freon 113	7.342	101	25434	1.101	ppbV		100
32) trans-1,2-dichloroethene	8.150	61	20438	1.067	ppbV		97
33) 1,1-dichloroethane	8.383	63	24460	1.105	ppbV		99
34) MTBE	8.475	73	27016	1.077	ppbV	#	93
35) vinyl acetate	8.608	43	28486	0.919	ppbV		96
36) 2-butanone	8.875	43	29885	1.112	ppbV	#	91
37) cis-1,2-dichloroethene	9.392	61	18920	1.140	ppbV		94
38) Ethyl Acetate	9.692	61	4615	1.067	ppbV	#	53
39) chloroform	9.742	83	23313	1.133	ppbV		98
40) Tetrahydrofuran	10.208	42	18077	1.097	ppbV		89
41) 2,2-dichloropropane	9.758	77	16478	1.097	ppbV	#	81
42) 1,2-dichloroethane	10.592	62	14540	1.158	ppbV		97
44) hexane	9.658	57	24617	1.074	ppbV	#	63
45) diisopropyl ether	9.667	87	11605	1.113	ppbV		78
46) tert-butyl ethyl ether	10.292	59	38728	1.089	ppbV		100
48) 1,1,1-trichloroethane	10.883	97	18776	1.117	ppbV		98
49) 1,1-dichloropropene	11.257	75	19406	1.098	ppbV		96
50) benzene	11.417	78	47071	1.184	ppbV		97
51) thiophene	11.563	84	28900	1.085	ppbV		93
52) carbon tetrachloride	11.590	117	18058	1.101	ppbV		97
53) cyclohexane	11.737	56	26194	1.099	ppbV	#	92
54) tert-amyl methyl ether	12.130	73	31982	1.090	ppbV		91
55) dibromomethane	12.343	93	14923	1.157	ppbV		99
56) 1,2-dichloropropane	12.377	63	17303	1.123	ppbV	#	95
57) bromodichloromethane	12.610	83	25193	1.091	ppbV		97
58) 1,4-dioxane	12.663	88	9026	1.031	ppbV		98
59) trichloroethene	12.657	130	20197	1.148	ppbV		97
60) 2,2,4-trimethylpentane	12.703	57	83611	1.113	ppbV	#	90
61) methyl methacrylate	12.910	41	19272	1.125	ppbV	#	84
62) heptane	13.030	43	33385	1.085	ppbV	#	82
63) cis-1,3-dichloropropene	13.675	75	21324	1.118	ppbV		92
64) 4-methyl-2-pentanone	13.717	43	36225	1.078	ppbV	#	82
65) trans-1,3-dichloropropene	14.300	75	18656	1.087	ppbV		92
66) 1,1,2-trichloroethane	14.500	97	17625	1.158	ppbV		90

Data Path : O:\Forensics\Data\Airlab17\2023\01\0109T_I\
Data File : r1730778.D
Acq On : 9 Jan 2023 10:52 PM
Operator : AIRLAB17:TJS
Sample : ITO15-LLSTD1.0
Misc : WG1731886
ALS Vial : 0 Sample Multiplier: 1

Quant Time: Jan 10 06:12:05 2023
Quant Method : O:\Forensics\Data\Airlab17\2023\01\0109T_I\TFS17_230109.M
Quant Title : TO-14A/TO-15 SIM/Full Scan Analysis
QLast Update : Tue Jan 10 05:49:59 2023
Response via : Initial Calibration

CCAL FILE : O:\Forensics\Data\Airlab17\2023\01\0109T_I\r1730780.D
Sub List : Default - All compounds listed

Compound	R.T.	QIon	Response	Conc	Units		Dev(Min)
68) toluene	14.808	91	58116	1.245	ppbV		98
70) 2-methylthiophene	14.875	97	43609	1.128	ppbV	#	97
71) 1,3-dichloropropane	14.842	76	24062	1.133	ppbV		87
72) 2-hexanone	15.100	43	32078	1.073	ppbV	#	79
73) 3-methylthiophene	15.067	97	44543	1.126	ppbV	#	98
74) dibromochloromethane	15.258	129	24916	1.099	ppbV		97
75) 1,2-dibromoethane	15.508	107	26295	1.184	ppbV		97
76) butyl acetate	15.750	73	5335	1.086	ppbV		81
77) octane	15.842	85	21009	1.149	ppbV	#	79
78) tetrachloroethene	15.975	166	20938	1.194	ppbV		99
79) 1,1,1,2-tetrachloroethane	16.617	131	19696	1.154	ppbV		97
80) chlorobenzene	16.633	112	44392	1.210	ppbV		96
81) ethylbenzene	16.975	91	57657	1.016	ppbV		95
82) 2-ethylthiophene	17.017	97	44737	1.024	ppbV		96
83) m+p-xylene	17.142	91	92625	2.023	ppbV		91
84) bromoform	17.208	173	18158	1.068	ppbV		97
85) styrene	17.467	104	37281	1.022	ppbV		97
86) 1,1,2,2-tetrachloroethane	17.558	83	38764	1.241	ppbV		99
87) o-xylene	17.558	91	47147	1.037	ppbV		96
88) 1,2,3-trichloropropane	17.667	75	27782	1.155	ppbV		96
89) nonane	17.750	43	46371	1.112	ppbV	#	78
91) isopropylbenzene	18.067	105	66432	1.098	ppbV		98
92) bromobenzene	18.142	77	38933	1.179	ppbV		90
93) 2-chlorotoluene	18.467	126	19159	1.083	ppbV		99
94) n-propylbenzene	18.492	120	21472	1.093	ppbV		81
95) 4-chlorotoluene	18.525	126	17331	1.014	ppbV		89
96) 4-ethyl toluene	18.617	105	67135	1.095	ppbV		98
97) 1,3,5-trimethylbenzene	18.675	105	59220	1.233	ppbV		99
98) tert-butylbenzene	19.017	119	62558	1.249	ppbV		95
99) 1,2,4-trimethylbenzene	19.017	105	56390	1.216	ppbV		92
100) decane	19.092	57	50111	1.176	ppbV	#	82
101) Benzyl Chloride	19.142	91	24307	0.901	ppbV		98
102) 1,3-dichlorobenzene	19.150	146	30813	1.027	ppbV		92
103) 1,4-dichlorobenzene	19.208	146	30395	1.027	ppbV		96
104) sec-butylbenzene	19.242	105	84602	1.269	ppbV		96
105) 1,2,3-trimethylbenzene	19.375	105	50267	1.226	ppbV		98
106) p-isopropyltoluene	19.367	119	74343	1.246	ppbV		97
107) 1,2-dichlorobenzene	19.492	146	30090	1.118	ppbV		99
108) n-butylbenzene	19.725	91	59441	1.189	ppbV		98
109) indan	19.550	117	52902	1.095	ppbV		98

Quantitation Report (QT Reviewed)

Data Path : O:\Forensics\Data\Airlab17\2023\01\0109T_I\
Data File : r1730778.D
Acq On : 9 Jan 2023 10:52 PM
Operator : AIRLAB17:TJS
Sample : ITO15-LLSTD1.0
Misc : WG1731886
ALS Vial : 0 Sample Multiplier: 1

Quant Time: Jan 10 06:12:05 2023
Quant Method : O:\Forensics\Data\Airlab17\2023\01\0109T_I\TFS17_230109.M
Quant Title : TO-14A/TO-15 SIM/Full Scan Analysis
QLast Update : Tue Jan 10 05:49:59 2023
Response via : Initial Calibration

CCAL FILE : O:\Forensics\Data\Airlab17\2023\01\0109T_I\r1730780.D
Sub List : Default - All compounds listed

Compound	R.T.	QIon	Response	Conc	Units	Dev(Min)
110) indene	19.625	115	38299	1.087	ppbV	98
111) 1,2-dibromo-3-chloropr...	19.875	75	11955	1.140	ppbV	94
112) undecane	20.133	57	50431	1.179	ppbV #	85
113) 1,2,4,5-tetramethylben...	20.358	119	70956	1.323	ppbV	92
114) dodecane	21.042	57	40432	1.167	ppbV #	82
115) 1,2,4-trichlorobenzene	20.992	180	13371	0.990	ppbV #	90
116) naphthalene	21.108	128	50461	1.112	ppbV	98
117) 1,2,3-trichlorobenzene	21.358	180	14510	1.127	ppbV #	88
118) benzothiophene	21.167	134	130544	1.250	ppbV	99
119) hexachlorobutadiene	21.425	225	16007	1.252	ppbV	96
120) 2-methylnaphthalene	22.225	142	9239	1.302	ppbV	96
121) 1-methylnaphthalene	22.425	142	7466M6	1.111	ppbV	

(#) = qualifier out of range (m) = manual integration (+) = signals summed

Sub List : Default - All compounds listed3\01\0109T_I\r1730780.D

Data Path : O:\Forensics\Data\Airlab17\2023\01\0109T_I\
Data File : r1730778.D
Acq On : 9 Jan 2023 10:52 PM
Operator : AIRLAB17:TJS
Sample : ITO15-LLSTD1.0
Misc : WG1731886
ALS Vial : 0 Sample Multiplier: 1

Quant Time: Jan 10 06:12:05 2023
Quant Method : O:\Forensics\Data\Airlab17\2023\01\0109T_I\TFS17_230109.M
Quant Title : TO-14A/TO-15 SIM/Full Scan Analysis
QLast Update : Tue Jan 10 05:49:59 2023
Response via : Initial Calibration

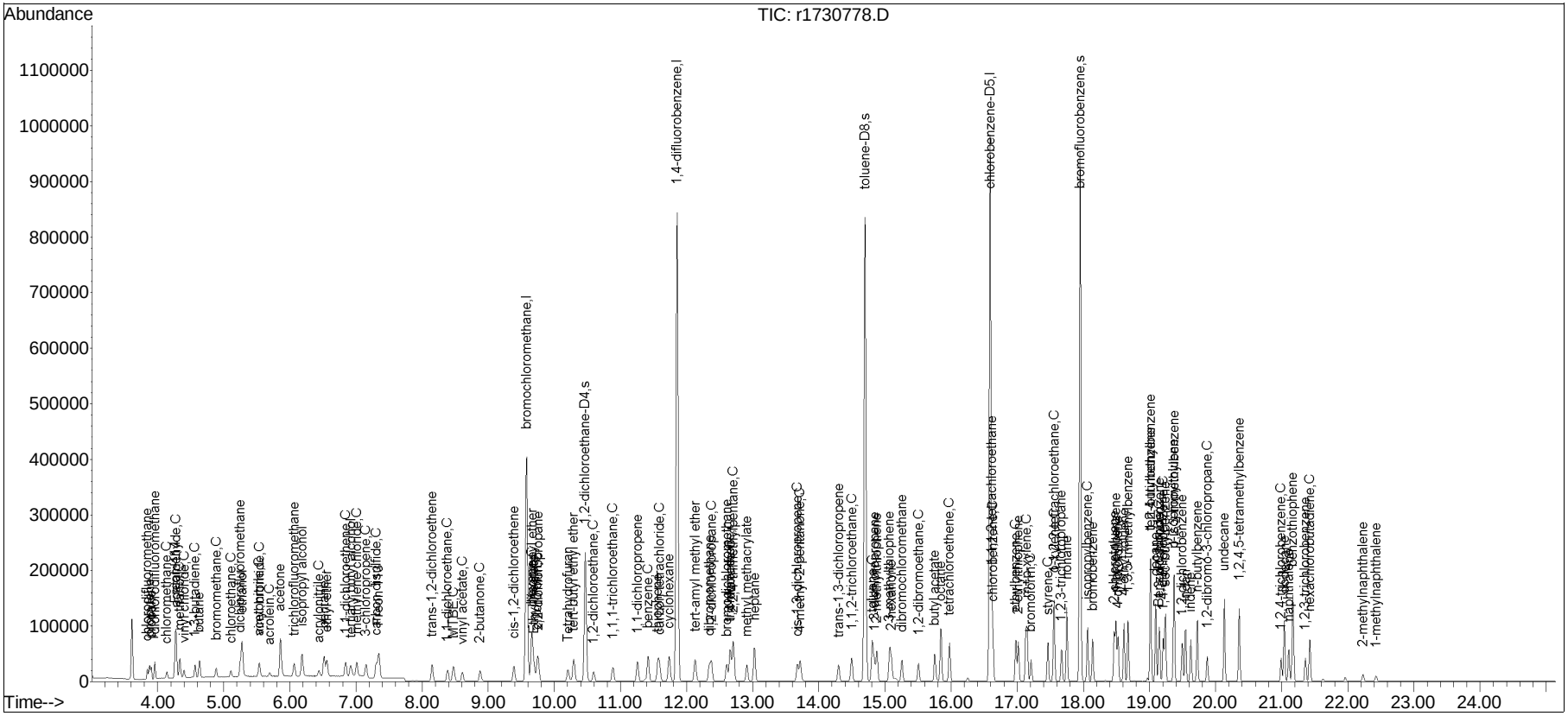

Manual Integration Report

Data Path : O:\Forensics\Data\Airlab17Q
Data File : r1730778.D
Date Inj'd : 1/9/2020 0:0: 2
Sample : ITO15-LLSTD1.0

Method : TFS17_230109.M
Operator : AIRLAB17:TJS
Instrument :
Quant Date : 1/10/2023 5:50 am

Compound #3: propylene

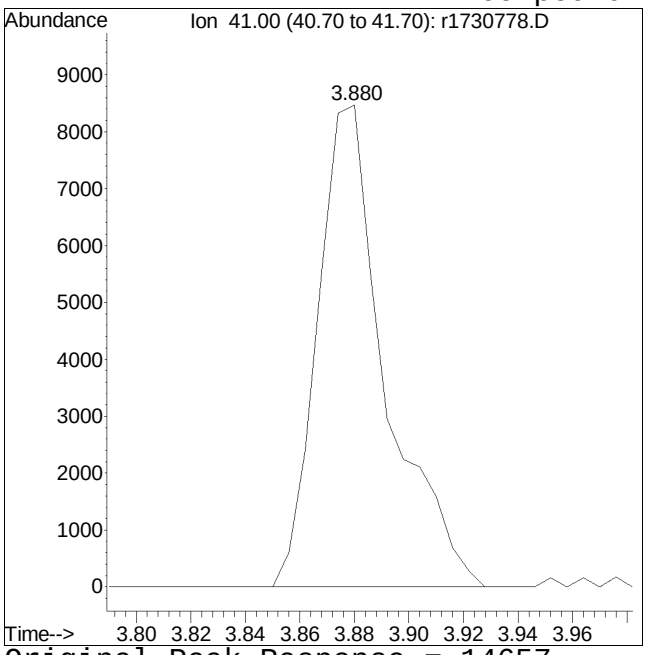

Original Peak Response = 14657

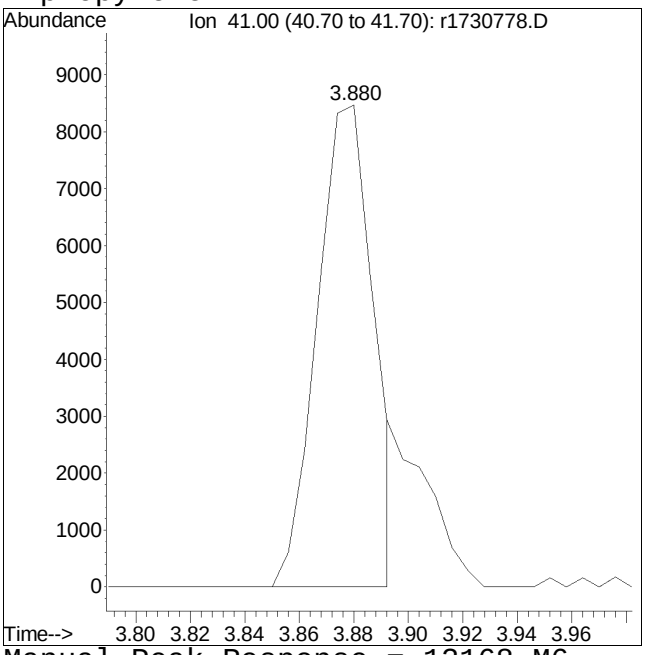

Manual Peak Response = 12168 M6

M6 = Misassignment of peak valley by automated integration (poor split of 2 peaks).

Manual Integration Report

Data Path : O:\Forensics\Data\Airlab17QMethod : TFS17_230109.M
Data File : r1730778.D Operator : AIRLAB17:TJS
Date Inj'd : 1/9/2020 0:0: 2 Instrument :
Sample : ITO15-LLSTD1.0 Quant Date : 1/10/2023 5:50 am

Compound #121: 1-methylnaphthalene

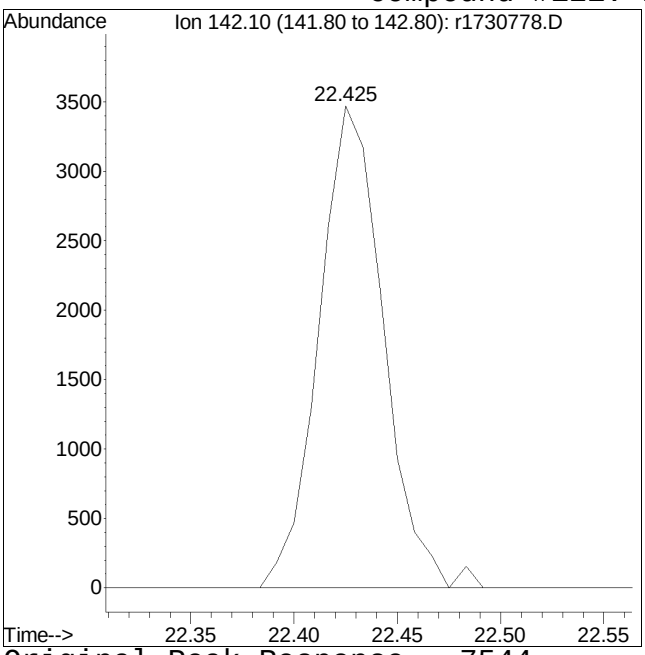

Original Peak Response = 7544

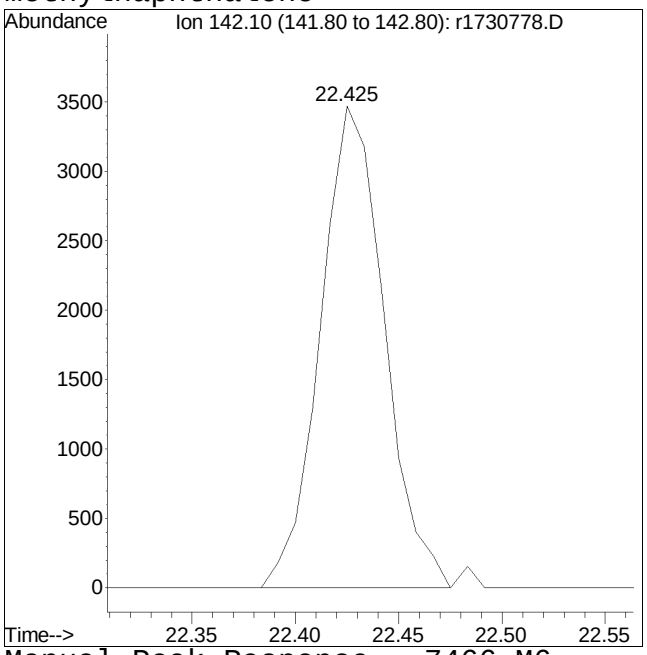

Manual Peak Response = 7466 M6

M6 = Misassignment of peak valley by automated integration (poor split of 2 peaks).

Quantitation Report (QT Reviewed)

Data Path : O:\Forensics\Data\Airlab17\2023\01\0109T_I\
Data File : r1730779.D
Acq On : 9 Jan 2023 11:31 PM
Operator : AIRLAB17:TJS
Sample : ITO15-LLSTD5.0
Misc : WG1731886
ALS Vial : 0 Sample Multiplier: 1

Quant Time: Jan 10 06:12:38 2023
Quant Method : O:\Forensics\Data\Airlab17\2023\01\0109T_I\TFS17_230109.M
Quant Title : TO-14A/TO-15 SIM/Full Scan Analysis
QLast Update : Tue Jan 10 05:49:59 2023
Response via : Initial Calibration

CCAL FILE : O:\Forensics\Data\Airlab17\2023\01\0109T_I\r1730780.D
Sub List : Default - All compounds listed

Compound	R.T.	QIon	Response	Conc	Units	Dev(Min)
Internal Standards						
1) bromochloromethane	9.583	49	256324	10.000	ppbV	0.00
Standard Area = 255912			Recovery = 100.16%			
43) 1,4-difluorobenzene	11.857	114	848686	10.000	ppbV	0.00
Standard Area = 854470			Recovery = 99.32%			
67) chlorobenzene-D5	16.592	54	112882	10.000	ppbV	0.00
Standard Area = 113004			Recovery = 99.89%			
System Monitoring Compounds						
47) 1,2-dichloroethane-D4	10.467	65	164597	10.091	ppbV	0.00
Spiked Amount 10.000	Range 70 - 130		Recovery = 100.91%			
69) toluene-D8	14.700	98	653189	9.873	ppbV	0.00
Spiked Amount 10.000	Range 70 - 130		Recovery = 98.73%			
90) bromofluorobenzene	17.950	95	409703	10.086	ppbV	0.00
Spiked Amount 10.000	Range 70 - 130		Recovery = 100.86%			
Target Compounds						Qvalue
2) chlorodifluoromethane	3.844	51	85335	5.254	ppbV	99
3) propylene	3.874	41	58318M6	5.271	ppbV	
4) propane	3.904	29	55500	5.200	ppbV #	77
5) dichlorodifluoromethane	3.958	85	103774	5.171	ppbV	98
6) chloromethane	4.138	50	53908	5.200	ppbV	94
7) Freon-114	4.264	85	146147	5.175	ppbV	99
8) methanol	4.336	31	90168	20.604	ppbV #	92
9) vinyl chloride	4.402	62	61060	5.102	ppbV	100
10) 1,3-butadiene	4.564	54	46272	5.104	ppbV	98
11) butane	4.630	43	111797	5.096	ppbV #	93
12) acetaldehyde	4.282	29	142827	25.516	ppbV #	77
13) bromomethane	4.882	94	52847	5.129	ppbV	98
14) chloroethane	5.107	64	31869	5.072	ppbV	97
15) ethanol	5.277	31	211811	26.272	ppbV #	60
16) dichlorofluoromethane	5.253	67	116325	5.137	ppbV	97
17) vinyl bromide	5.540	106	54317	5.144	ppbV	96
18) acrolein	5.693	56	19610	4.093	ppbV	93
19) acetone	5.850	43	373773	24.950	ppbV #	80
20) acetonitrile	5.530	41	59644	4.859	ppbV	98
21) trichlorofluoromethane	6.063	101	92206	5.103	ppbV	98
22) isopropyl alcohol	6.177	45	237595	12.640	ppbV #	95
23) acrylonitrile	6.440	53	46217	5.029	ppbV	99
24) pentane	6.517	43	133239	5.005	ppbV #	90

Quantitation Report (QT Reviewed)

Data Path : O:\Forensics\Data\Airlab17\2023\01\0109T_I\
Data File : r1730779.D
Acq On : 9 Jan 2023 11:31 PM
Operator : AIRLAB17:TJS
Sample : ITO15-LLSTD5.0
Misc : WG1731886
ALS Vial : 0 Sample Multiplier: 1

Quant Time: Jan 10 06:12:38 2023
Quant Method : O:\Forensics\Data\Airlab17\2023\01\0109T_I\TFS17_230109.M
Quant Title : TO-14A/TO-15 SIM/Full Scan Analysis
QLast Update : Tue Jan 10 05:49:59 2023
Response via : Initial Calibration

CCAL FILE : O:\Forensics\Data\Airlab17\2023\01\0109T_I\r1730780.D
Sub List : Default - All compounds listed

Compound	R.T.	QIon	Response	Conc	Units		Dev(Min)
25) ethyl ether	6.557	31	78458	4.455	ppbV	#	80
26) 1,1-dichloroethene	6.844	61	81839	5.063	ppbV		95
27) tertiary butyl alcohol	6.910	59	88839	5.227	ppbV	#	78
28) methylene chloride	7.012	49	70473	5.079	ppbV		88
29) 3-chloropropene	7.150	41	97779	5.052	ppbV		90
30) carbon disulfide	7.306	76	177682	5.026	ppbV	#	88
31) Freon 113	7.342	101	116083	4.997	ppbV		98
32) trans-1,2-dichloroethene	8.150	61	96852	5.024	ppbV		98
33) 1,1-dichloroethane	8.383	63	111043	4.984	ppbV		99
34) MTBE	8.467	73	128689	5.097	ppbV		94
35) vinyl acetate	8.608	43	118681	3.804	ppbV		95
36) 2-butanone	8.867	43	136705	5.054	ppbV	#	93
37) cis-1,2-dichloroethene	9.392	61	83329	4.991	ppbV		99
38) Ethyl Acetate	9.692	61	22398	5.146	ppbV	#	58
39) chloroform	9.742	83	105676	5.103	ppbV		96
40) Tetrahydrofuran	10.192	42	83390	5.028	ppbV		90
41) 2,2-dichloropropane	9.758	77	76542	5.064	ppbV		87
42) 1,2-dichloroethane	10.592	62	64664	5.119	ppbV		96
44) hexane	9.658	57	116665	5.128	ppbV	#	58
45) diisopropyl ether	9.658	87	53066	5.128	ppbV		76
46) tert-butyl ethyl ether	10.292	59	179310	5.084	ppbV		99
48) 1,1,1-trichloroethane	10.883	97	84625	5.076	ppbV		95
49) 1,1-dichloropropene	11.257	75	89549	5.105	ppbV		96
50) benzene	11.417	78	204327	5.181	ppbV		96
51) thiophene	11.563	84	134823	5.102	ppbV		93
52) carbon tetrachloride	11.590	117	83219	5.113	ppbV		99
53) cyclohexane	11.737	56	121118	5.122	ppbV	#	89
54) tert-amyl methyl ether	12.123	73	146561	5.033	ppbV		91
55) dibromomethane	12.343	93	65458	5.113	ppbV		98
56) 1,2-dichloropropane	12.377	63	77026	5.040	ppbV	#	97
57) bromodichloromethane	12.603	83	115932	5.062	ppbV		97
58) 1,4-dioxane	12.650	88	44022	5.068	ppbV		95
59) trichloroethene	12.657	130	89080	5.103	ppbV		98
60) 2,2,4-trimethylpentane	12.703	57	384325M6	5.155	ppbV		
61) methyl methacrylate	12.910	41	87600	5.153	ppbV	#	85
62) heptane	13.023	43	153938	5.044	ppbV	#	83
63) cis-1,3-dichloropropene	13.675	75	94843	5.012	ppbV		94
64) 4-methyl-2-pentanone	13.708	43	166773	5.003	ppbV	#	85
65) trans-1,3-dichloropropene	14.300	75	84335	4.955	ppbV		93
66) 1,1,2-trichloroethane	14.492	97	76680	5.078	ppbV		94

Data Path : O:\Forensics\Data\Airlab17\2023\01\0109T_I\
Data File : r1730779.D
Acq On : 9 Jan 2023 11:31 PM
Operator : AIRLAB17:TJS
Sample : ITO15-LLSTD5.0
Misc : WG1731886
ALS Vial : 0 Sample Multiplier: 1

Quant Time: Jan 10 06:12:38 2023
Quant Method : O:\Forensics\Data\Airlab17\2023\01\0109T_I\TFS17_230109.M
Quant Title : TO-14A/TO-15 SIM/Full Scan Analysis
QLast Update : Tue Jan 10 05:49:59 2023
Response via : Initial Calibration

CCAL FILE : O:\Forensics\Data\Airlab17\2023\01\0109T_I\r1730780.D
Sub List : Default - All compounds listed

	Compound	R.T.	QIon	Response	Conc	Units		Dev(Min)
68)	toluene	14.808	91	240478	5.075	ppbV		99
70)	2-methylthiophene	14.875	97	196888	5.020	ppbV	#	96
71)	1,3-dichloropropane	14.833	76	108745	5.047	ppbV		91
72)	2-hexanone	15.092	43	151061	4.978	ppbV	#	80
73)	3-methylthiophene	15.067	97	201058	5.007	ppbV	#	98
74)	dibromochloromethane	15.258	129	115662	5.025	ppbV		98
75)	1,2-dibromoethane	15.508	107	114046	5.061	ppbV		98
76)	butyl acetate	15.750	73	24650	4.947	ppbV		79
77)	octane	15.842	85	92267	4.974	ppbV	#	81
78)	tetrachloroethene	15.975	166	90004	5.057	ppbV		98
79)	1,1,1,2-tetrachloroethane	16.617	131	86957	5.019	ppbV		98
80)	chlorobenzene	16.625	112	186786	5.017	ppbV		98
81)	ethylbenzene	16.975	91	285025	4.948	ppbV		93
82)	2-ethylthiophene	17.017	97	220474	4.973	ppbV	#	92
83)	m+p-xylene	17.142	91	448229	9.649	ppbV		93
84)	bromoform	17.208	173	84517	4.896	ppbV		98
85)	styrene	17.458	104	185366	5.006	ppbV		98
86)	1,1,2,2-tetrachloroethane	17.558	83	152254	4.803	ppbV		96
87)	o-xylene	17.558	91	216760	4.698	ppbV		95
88)	1,2,3-trichloropropane	17.667	75	108407	4.440	ppbV		97
89)	nonane	17.750	43	211269	4.994	ppbV	#	79
91)	isopropylbenzene	18.067	105	256238	4.174	ppbV		100
92)	bromobenzene	18.142	77	170023	5.073	ppbV		90
93)	2-chlorotoluene	18.467	126	87940	4.899	ppbV		93
94)	n-propylbenzene	18.492	120	86653	4.348	ppbV		83
95)	4-chlorotoluene	18.525	126	82504	4.759	ppbV		91
96)	4-ethyl toluene	18.617	105	288730	4.641	ppbV		99
97)	1,3,5-trimethylbenzene	18.675	105	244948	5.025	ppbV		99
98)	tert-butylbenzene	19.017	119	263389	5.184	ppbV		97
99)	1,2,4-trimethylbenzene	19.017	105	238754	5.074	ppbV		95
100)	decane	19.092	57	210412	4.868	ppbV	#	79
101)	Benzyl Chloride	19.133	91	124492	4.548	ppbV		98
102)	1,3-dichlorobenzene	19.150	146	142481	4.680	ppbV		95
103)	1,4-dichlorobenzene	19.208	146	142324	4.738	ppbV		95
104)	sec-butylbenzene	19.242	105	353680	5.226	ppbV		95
105)	1,2,3-trimethylbenzene	19.375	105	217023	5.214	ppbV		98
106)	p-isopropyltoluene	19.367	119	315527	5.211	ppbV		99
107)	1,2-dichlorobenzene	19.492	146	123772	4.534	ppbV		97
108)	n-butylbenzene	19.725	91	257152	5.067	ppbV		100
109)	indan	19.542	117	226784	4.627	ppbV		99

Quantitation Report (QT Reviewed)

Data Path : O:\Forensics\Data\Airlab17\2023\01\0109T_I\
Data File : r1730779.D
Acq On : 9 Jan 2023 11:31 PM
Operator : AIRLAB17:TJS
Sample : ITO15-LLSTD5.0
Misc : WG1731886
ALS Vial : 0 Sample Multiplier: 1

Quant Time: Jan 10 06:12:38 2023
Quant Method : O:\Forensics\Data\Airlab17\2023\01\0109T_I\TFS17_230109.M
Quant Title : TO-14A/TO-15 SIM/Full Scan Analysis
QLast Update : Tue Jan 10 05:49:59 2023
Response via : Initial Calibration

CCAL FILE : O:\Forensics\Data\Airlab17\2023\01\0109T_I\r1730780.D
Sub List : Default - All compounds listed

Compound	R.T.	QIon	Response	Conc	Units	Dev(Min)
110) indene	19.625	115	174907	4.891	ppbV	94
111) 1,2-dibromo-3-chloropr...	19.875	75	52270	4.911	ppbV	91
112) undecane	20.133	57	222098	5.117	ppbV #	84
113) 1,2,4,5-tetramethylben...	20.358	119	278233	5.112	ppbV	93
114) dodecane	21.042	57	179455	5.105	ppbV #	78
115) 1,2,4-trichlorobenzene	20.992	180	64900	4.734	ppbV #	90
116) naphthalene	21.108	128	225899	4.905	ppbV	98
117) 1,2,3-trichlorobenzene	21.358	180	62783	4.807	ppbV	94
118) benzothiophene	21.167	134	495610	4.675	ppbV	98
119) hexachlorobutadiene	21.425	225	67955	5.239	ppbV	96
120) 2-methylnaphthalene	22.225	142	31767	4.410	ppbV	98
121) 1-methylnaphthalene	22.425	142	31726	4.653	ppbV	98

(#) = qualifier out of range (m) = manual integration (+) = signals summed

Sub List : Default - All compounds listed3\01\0109T_I\r1730780.D

Data Path : O:\Forensics\Data\Airlab17\2023\01\0109T_I\
Data File : r1730779.D
Acq On : 9 Jan 2023 11:31 PM
Operator : AIRLAB17:TJS
Sample : ITO15-LLSTD5.0
Misc : WG1731886
ALS Vial : 0 Sample Multiplier: 1

Quant Time: Jan 10 06:12:38 2023
Quant Method : O:\Forensics\Data\Airlab17\2023\01\0109T_I\TFS17_230109.M
Quant Title : TO-14A/TO-15 SIM/Full Scan Analysis
QLast Update : Tue Jan 10 05:49:59 2023
Response via : Initial Calibration

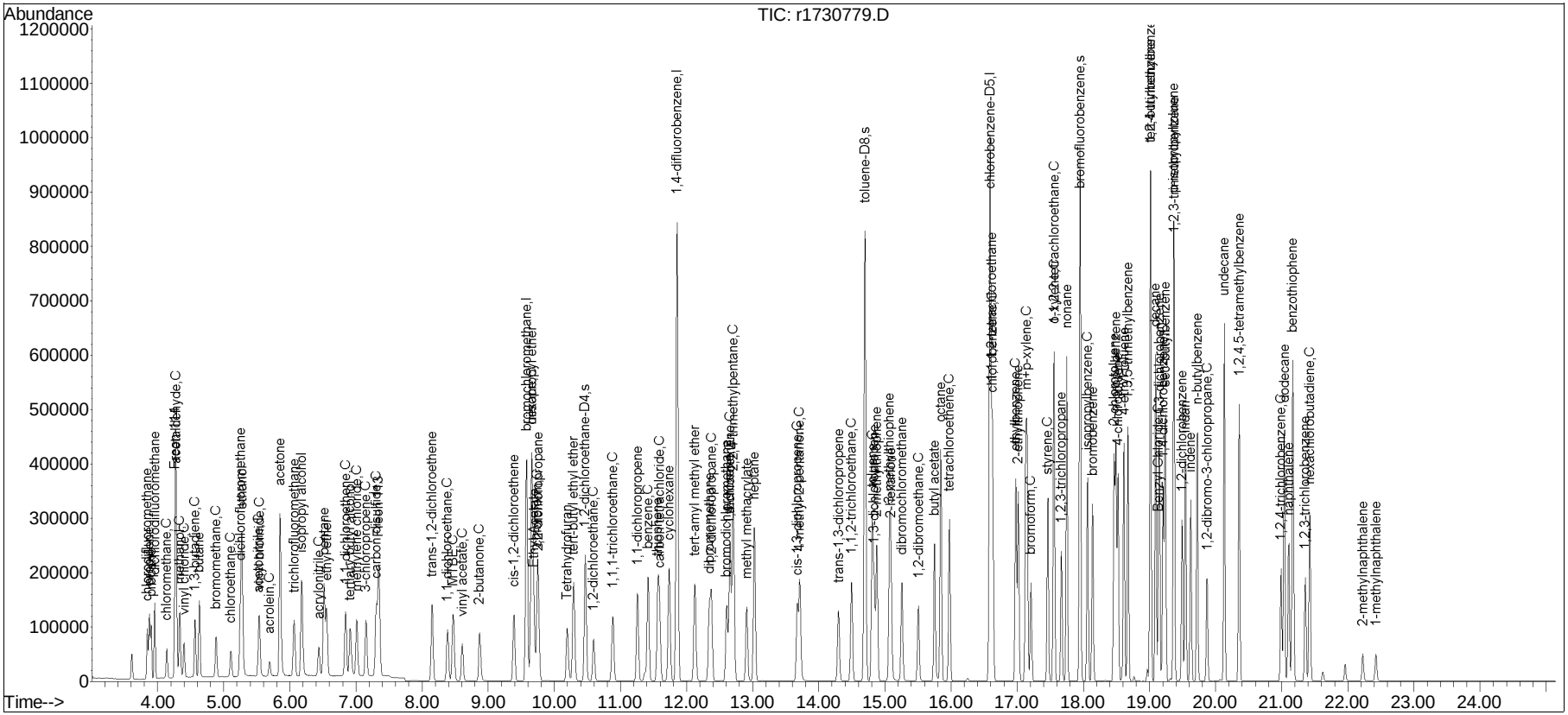

Manual Integration Report

Data Path : O:\Forensics\Data\Airlab17Q
Data File : r1730779.D
Date Inj'd : 1/9/2020 0:1: 1
Sample : ITO15-LLSTD5.0

Method : TFS17_230109.M
Operator : AIRLAB17:TJS
Instrument :
Quant Date : 1/10/2023 5:50 am

Compound #3: propylene

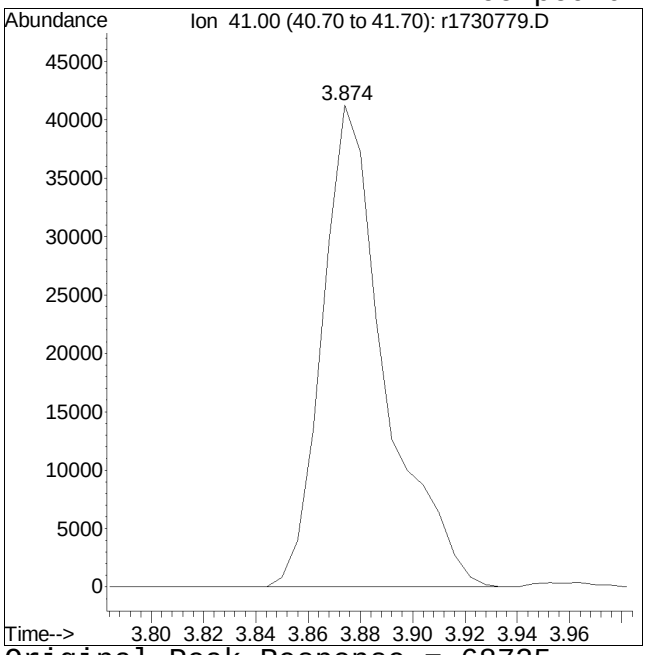

Original Peak Response = 68725

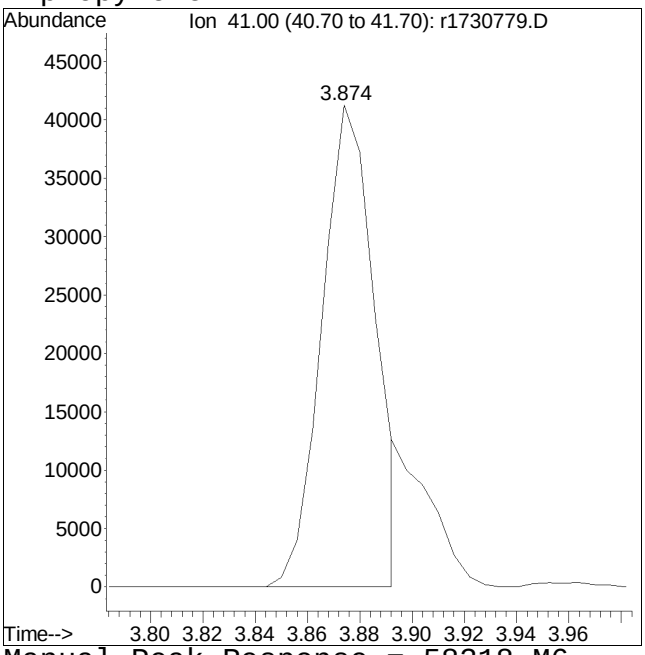

Manual Peak Response = 58318 M6

M6 = Misassignment of peak valley by automated integration (poor split of 2 peaks).

Manual Integration Report

Data Path : O:\Forensics\Data\Airlab17QMethod : TFS17_230109.M
Data File : r1730779.D Operator : AIRLAB17:TJS
Date Inj'd : 1/9/2020 0:1: 1 Instrument :
Sample : ITO15-LLSTD5.0 Quant Date : 1/10/2023 5:50 am

Compound #60: 2,2,4-trimethylpentane

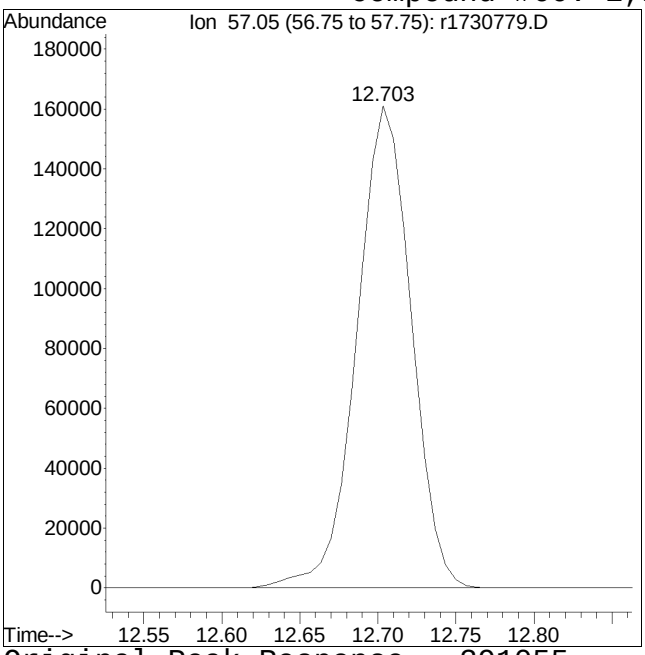

Original Peak Response = 391055

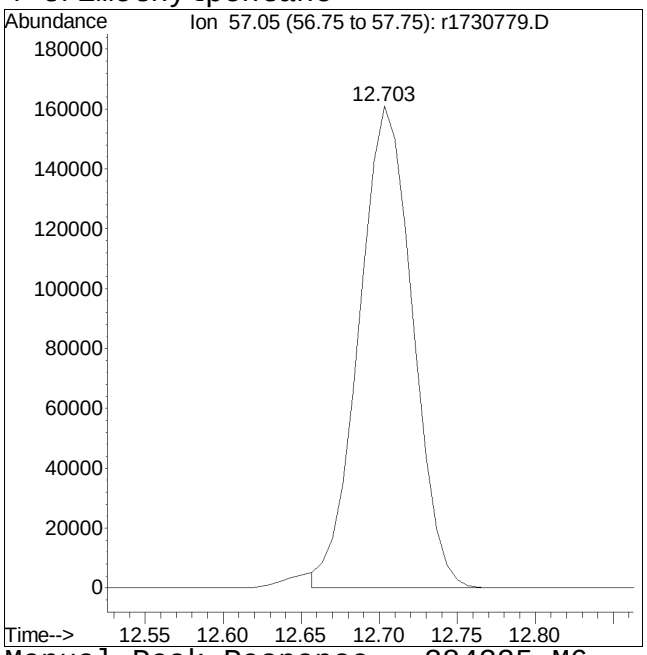

Manual Peak Response = 384325 M6

M6 = Misassignment of peak valley by automated integration (poor split of 2 peaks).

Quantitation Report (QT Reviewed)

Data Path : O:\Forensics\Data\Airlab17\2023\01\0109T_I\
Data File : r1730780.D
Acq On : 10 Jan 2023 12:13 AM
Operator : AIRLAB17:TJS
Sample : ITO15-LLSTD10.0
Misc : WG1731886
ALS Vial : 0 Sample Multiplier: 1

Quant Time: Jan 10 05:49:57 2023
Quant Method : O:\Forensics\Data\Airlab17\2023\01\0109T_I\TFS17_230109.M
Quant Title : TO-14A/TO-15 SIM/Full Scan Analysis
QLast Update : Mon Jan 09 07:50:23 2023
Response via : Initial Calibration

CCAL FILE : O:\Forensics\Data\Airlab17\2023\01\0109T_I\r1730780.D
Sub List : Default - All compounds listed

Compound	R.T.	QIon	Response	Conc	Units	Dev(Min)
Internal Standards						
1) bromochloromethane	9.583	49	255912	10.000	ppbV	0.03
Standard Area = 255912			Recovery = 100.00%			
43) 1,4-difluorobenzene	11.857	114	854470	10.000	ppbV	0.03
Standard Area = 854470			Recovery = 100.00%			
67) chlorobenzene-D5	16.592	54	113004	10.000	ppbV	0.02
Standard Area = 113004			Recovery = 100.00%			
System Monitoring Compounds						
47) 1,2-dichloroethane-D4	10.467	65	164223	10.700	ppbV	0.03
Spiked Amount 10.000	Range 70 - 130		Recovery = 107.00%			
69) toluene-D8	14.700	98	662292	8.913	ppbV	0.02
Spiked Amount 10.000	Range 70 - 130		Recovery = 89.13%			
90) bromofluorobenzene	17.950	95	406633	8.743	ppbV	0.02
Spiked Amount 10.000	Range 70 - 130		Recovery = 87.43%			
Target Compounds						Qvalue
2) chlorodifluoromethane	3.844	51	162161	9.595	ppbV	99
3) propylene	3.880	41	110459M6	9.956	ppbV	
4) propane	3.904	29	106566	8.493	ppbV #	76
5) dichlorodifluoromethane	3.958	85	200373	11.443	ppbV	97
6) chloromethane	4.138	50	103497	8.838	ppbV	96
7) Freon-114	4.270	85	281967	10.447	ppbV	98
8) methanol	4.336	31	218463	47.285	ppbV #	90
9) vinyl chloride	4.402	62	119480	11.359	ppbV	100
10) 1,3-butadiene	4.570	54	90516	9.274	ppbV	99
11) butane	4.630	43	219029	11.562	ppbV #	93
12) acetaldehyde	4.282	29	279422	49.058	ppbV #	79
13) bromomethane	4.888	94	102862	10.990	ppbV	99
14) chloroethane	5.110	64	62734	9.710	ppbV	100
15) ethanol	5.277	31	402457	46.284	ppbV #	61
16) dichlorofluoromethane	5.253	67	226068	11.823	ppbV	97
17) vinyl bromide	5.540	106	105421	10.302	ppbV	99
18) acrolein	5.693	56	47839	9.878	ppbV	97
19) acetone	5.850	43	747826	62.300	ppbV #	80
20) acetonitrile	5.530	41	122559	12.404	ppbV	96
21) trichlorofluoromethane	6.063	101	180394	12.931	ppbV	95
22) isopropyl alcohol	6.177	45	469171	26.800	ppbV #	95
23) acrylonitrile	6.437	53	91760	9.207	ppbV	97
24) pentane	6.517	43	265783	11.786	ppbV #	90

Data Path : O:\Forensics\Data\Airlab17\2023\01\0109T_I\
Data File : r1730780.D
Acq On : 10 Jan 2023 12:13 AM
Operator : AIRLAB17:TJS
Sample : ITO15-LLSTD10.0
Misc : WG1731886
ALS Vial : 0 Sample Multiplier: 1

Quant Time: Jan 10 05:49:57 2023
Quant Method : O:\Forensics\Data\Airlab17\2023\01\0109T_I\TFS17_230109.M
Quant Title : TO-14A/TO-15 SIM/Full Scan Analysis
QLast Update : Mon Jan 09 07:50:23 2023
Response via : Initial Calibration

CCAL FILE : O:\Forensics\Data\Airlab17\2023\01\0109T_I\r1730780.D
Sub List : Default - All compounds listed

Compound	R.T.	QIon	Response	Conc	Units		Dev(Min)
25) ethyl ether	6.557	31	175819	9.368	ppbV	#	84
26) 1,1-dichloroethene	6.844	61	161385	11.836	ppbV		94
27) tertiary butyl alcohol	6.910	59	169673	11.182	ppbV	#	77
28) methylene chloride	7.012	49	138523	9.195	ppbV		91
29) 3-chloropropene	7.150	41	193231	11.610	ppbV		90
30) carbon disulfide	7.306	76	352985M6	9.619	ppbV		
31) Freon 113	7.342	101	231955	11.129	ppbV		99
32) trans-1,2-dichloroethene	8.150	61	192450	11.833	ppbV		98
33) 1,1-dichloroethane	8.383	63	222442	10.919	ppbV		99
34) MTBE	8.467	73	252097	9.023	ppbV	#	93
35) vinyl acetate	8.608	43	311459	10.913	ppbV	#	94
36) 2-butanone	8.867	43	270058	9.586	ppbV	#	93
37) cis-1,2-dichloroethene	9.392	61	166682	11.472	ppbV		98
38) Ethyl Acetate	9.692	61	43452	10.817	ppbV	#	58
39) chloroform	9.742	83	206738	11.142	ppbV		97
40) Tetrahydrofuran	10.192	42	165572	9.638	ppbV		90
41) 2,2-dichloropropane	9.758	77	150915	10.160	ppbV	#	86
42) 1,2-dichloroethane	10.592	62	126115	11.911	ppbV		96
44) hexane	9.650	57	229046	10.233	ppbV	#	77
45) diisopropyl ether	9.658	87	104193	9.068	ppbV		77
46) tert-butyl ethyl ether	10.292	59	355072	9.743	ppbV		99
48) 1,1,1-trichloroethane	10.883	97	167837	9.253	ppbV		95
49) 1,1-dichloropropene	11.257	75	176597	8.613	ppbV		97
50) benzene	11.417	78	397028	8.360	ppbV		97
51) thiophene	11.563	84	266076	9.799	ppbV		93
52) carbon tetrachloride	11.590	117	163880	9.730	ppbV		99
53) cyclohexane	11.737	56	238068	10.120	ppbV	#	88
54) tert-amyl methyl ether	12.123	73	293212	7.832	ppbV		91
55) dibromomethane	12.343	93	128887	9.258	ppbV		99
56) 1,2-dichloropropane	12.370	63	153861	9.330	ppbV		96
57) bromodichloromethane	12.603	83	230594	9.980	ppbV		97
58) 1,4-dioxane	12.643	88	87459	9.486	ppbV		94
59) trichloroethene	12.657	130	175759	8.937	ppbV		98
60) 2,2,4-trimethylpentane	12.703	57	750580M6	10.115	ppbV		
61) methyl methacrylate	12.910	41	171147	9.153	ppbV	#	85
62) heptane	13.023	43	307243	8.435	ppbV	#	83
63) cis-1,3-dichloropropene	13.675	75	190539	8.457	ppbV		93
64) 4-methyl-2-pentanone	13.708	43	335613	8.786	ppbV	#	84
65) trans-1,3-dichloropropene	14.300	75	171356	8.371	ppbV		95
66) 1,1,2-trichloroethane	14.492	97	152048	8.599	ppbV		93

Data Path : O:\Forensics\Data\Airlab17\2023\01\0109T_I\
Data File : r1730780.D
Acq On : 10 Jan 2023 12:13 AM
Operator : AIRLAB17:TJS
Sample : ITO15-LLSTD10.0
Misc : WG1731886
ALS Vial : 0 Sample Multiplier: 1

Quant Time: Jan 10 05:49:57 2023
Quant Method : O:\Forensics\Data\Airlab17\2023\01\0109T_I\TFS17_230109.M
Quant Title : TO-14A/TO-15 SIM/Full Scan Analysis
QLast Update : Mon Jan 09 07:50:23 2023
Response via : Initial Calibration

CCAL FILE : O:\Forensics\Data\Airlab17\2023\01\0109T_I\r1730780.D
Sub List : Default - All compounds listed

Compound	R.T.	QIon	Response	Conc	Units		Dev(Min)
68) toluene	14.808	91	474388	7.926	ppbV		99
70) 2-methylthiophene	14.875	97	392618	8.145	ppbV	#	97
71) 1,3-dichloropropane	14.833	76	215695	8.160	ppbV		91
72) 2-hexanone	15.092	43	303800	7.928	ppbV	#	80
73) 3-methylthiophene	15.067	97	402027	8.184	ppbV	#	99
74) dibromochloromethane	15.258	129	230401	8.457	ppbV		100
75) 1,2-dibromoethane	15.508	107	225575	7.998	ppbV		99
76) butyl acetate	15.750	73	49887	7.682	ppbV		74
77) octane	15.842	85	185687	8.626	ppbV	#	80
78) tetrachloroethene	15.975	166	178178	8.066	ppbV		98
79) 1,1,1,2-tetrachloroethane	16.617	131	173433	8.629	ppbV		96
80) chlorobenzene	16.633	112	372712	8.163	ppbV		96
81) ethylbenzene	16.983	91	576693	8.506	ppbV		95
82) 2-ethylthiophene	17.017	97	443839	8.554	ppbV		93
83) m+p-xylene	17.142	91	930107	17.102	ppbV		95
84) bromoform	17.208	173	172797	8.327	ppbV		96
85) styrene	17.467	104	370694	8.307	ppbV		97
86) 1,1,2,2-tetrachloroethane	17.558	83	317344	8.404	ppbV		96
87) o-xylene	17.558	91	461886	8.477	ppbV		95
88) 1,2,3-trichloropropane	17.667	75	244401	8.424	ppbV		98
89) nonane	17.750	43	423476	7.656	ppbV	#	78
91) isopropylbenzene	18.067	105	614522	8.569	ppbV		99
92) bromobenzene	18.142	77	335547	8.611	ppbV		93
93) 2-chlorotoluene	18.467	126	179697	8.193	ppbV		98
94) n-propylbenzene	18.492	120	199507	8.727	ppbV		82
95) 4-chlorotoluene	18.525	126	173567	8.465	ppbV		93
96) 4-ethyl toluene	18.617	105	622781	8.554	ppbV		99
97) 1,3,5-trimethylbenzene	18.675	105	488009	7.818	ppbV		99
98) tert-butylbenzene	19.017	119	508635	8.124	ppbV		97
99) 1,2,4-trimethylbenzene	19.017	105	471069	7.877	ppbV		96
100) decane	19.092	57	432721	8.689	ppbV	#	79
101) Benzyl Chloride	19.142	91	274019	7.676	ppbV		99
102) 1,3-dichlorobenzene	19.150	146	304795	8.791	ppbV		95
103) 1,4-dichlorobenzene	19.208	146	300702	8.832	ppbV		94
104) sec-butylbenzene	19.242	105	677480	7.682	ppbV		95
105) 1,2,3-trimethylbenzene	19.375	105	416663	7.830	ppbV		97
106) p-isopropyltoluene	19.367	119	606155	8.140	ppbV		98
107) 1,2-dichlorobenzene	19.492	146	273311	8.538	ppbV		99
108) n-butylbenzene	19.725	91	508046	7.846	ppbV		99
109) indan	19.550	117	490706	8.797	ppbV		98

Quantitation Report (QT Reviewed)

Data Path : O:\Forensics\Data\Airlab17\2023\01\0109T_I\
Data File : r1730780.D
Acq On : 10 Jan 2023 12:13 AM
Operator : AIRLAB17:TJS
Sample : ITO15-LLSTD10.0
Misc : WG1731886
ALS Vial : 0 Sample Multiplier: 1

Quant Time: Jan 10 05:49:57 2023
Quant Method : O:\Forensics\Data\Airlab17\2023\01\0109T_I\TFS17_230109.M
Quant Title : TO-14A/TO-15 SIM/Full Scan Analysis
QLast Update : Mon Jan 09 07:50:23 2023
Response via : Initial Calibration

CCAL FILE : O:\Forensics\Data\Airlab17\2023\01\0109T_I\r1730780.D
Sub List : Default - All compounds listed

Compound	R.T.	QIon	Response	Conc	Units		Dev(Min)
110) indene	19.625	115	357973	8.590	ppbV		97
111) 1,2-dibromo-3-chloropr...	19.875	75	106541	7.921	ppbV		92
112) undecane	20.133	57	434502	8.700	ppbV	#	83
113) 1,2,4,5-tetramethylben...	20.358	119	544847	7.851	ppbV		95
114) dodecane	21.042	57	351923	9.160	ppbV	#	77
115) 1,2,4-trichlorobenzene	20.992	180	137231	8.144	ppbV	#	92
116) naphthalene	21.108	128	461061	7.837	ppbV		98
117) 1,2,3-trichlorobenzene	21.358	180	130744	7.893	ppbV		94
118) benzothiophene	21.167	134	1061200	7.570	ppbV		98
119) hexachlorobutadiene	21.425	225	129843	7.669	ppbV		96
120) 2-methylnaphthalene	22.225	142	72115	6.214	ppbV		96
121) 1-methylnaphthalene	22.425	142	68262	8.173	ppbV		99

(#) = qualifier out of range (m) = manual integration (+) = signals summed

Sub List : Default - All compounds listed3\01\0109T_I\r1730780.D

Data Path : O:\Forensics\Data\Airlab17\2023\01\0109T_I\
Data File : r1730780.D
Acq On : 10 Jan 2023 12:13 AM
Operator : AIRLAB17:TJS
Sample : ITO15-LLSTD10.0
Misc : WG1731886
ALS Vial : 0 Sample Multiplier: 1

Quant Time: Jan 10 05:49:57 2023
Quant Method : O:\Forensics\Data\Airlab17\2023\01\0109T_I\TFS17_230109.M
Quant Title : TO-14A/TO-15 SIM/Full Scan Analysis
QLast Update : Mon Jan 09 07:50:23 2023
Response via : Initial Calibration

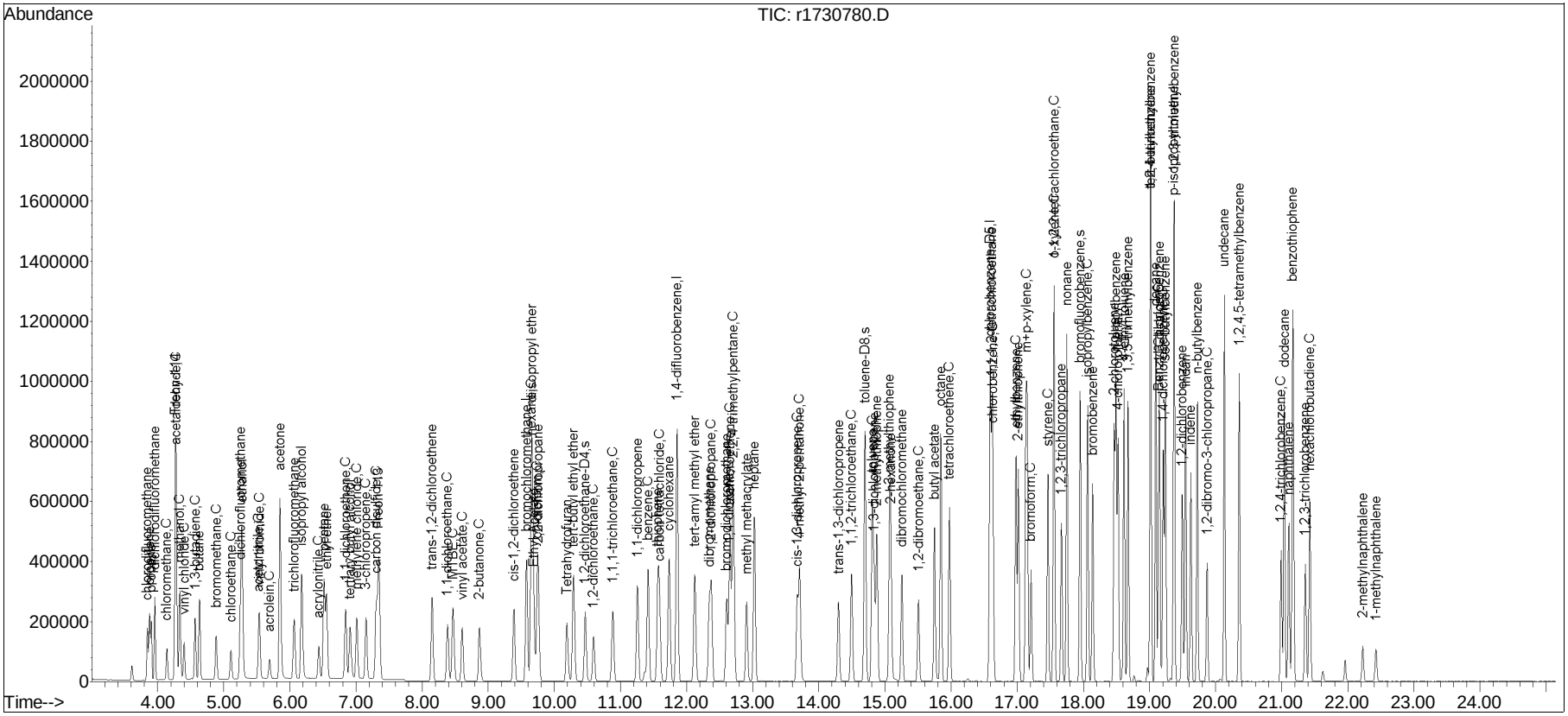

Manual Integration Report

Data Path : O:\Forensics\Data\Airlab17Q
Data File : r1730780.D
Date Inj'd : 1/10/2020 0:2: 3
Sample : ITO15-LLSTD10.0

Method : TFS17_230109.M
Operator : AIRLAB17:TJS
Instrument :
Quant Date : 1/10/2023 5:48 am

Compound #3: propylene

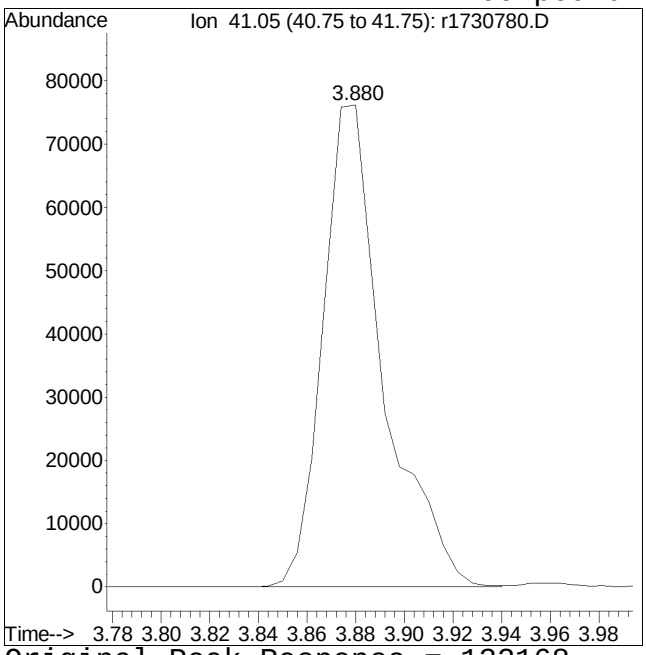

Original Peak Response = 132168

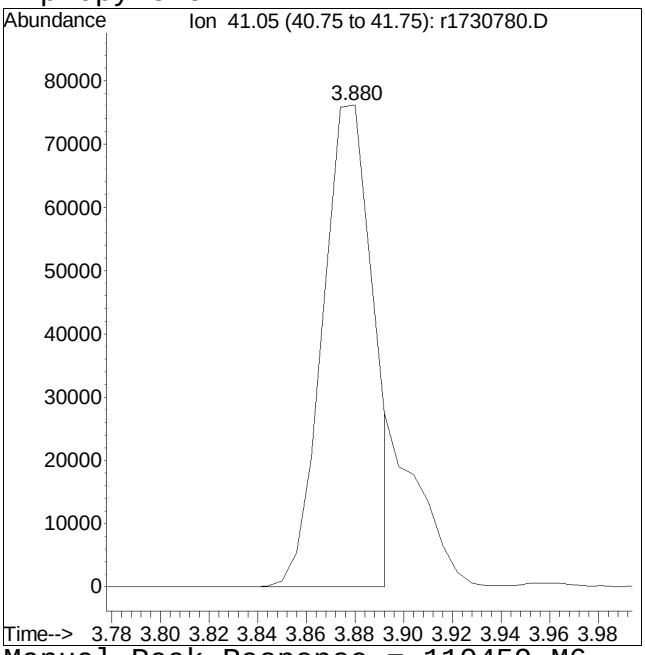

Manual Peak Response = 110459 M6

M6 = Misassignment of peak valley by automated integration (poor split of 2 peaks).

Manual Integration Report

Data Path : O:\Forensics\Data\Airlab17QMethod : TFS17_230109.M
Data File : r1730780.D Operator : AIRLAB17:TJS
Date Inj'd : 1/10/2020 0:2: 3 Instrument :
Sample : ITO15-LLSTD10.0 Quant Date : 1/10/2023 5:48 am

Compound #30: carbon disulfide

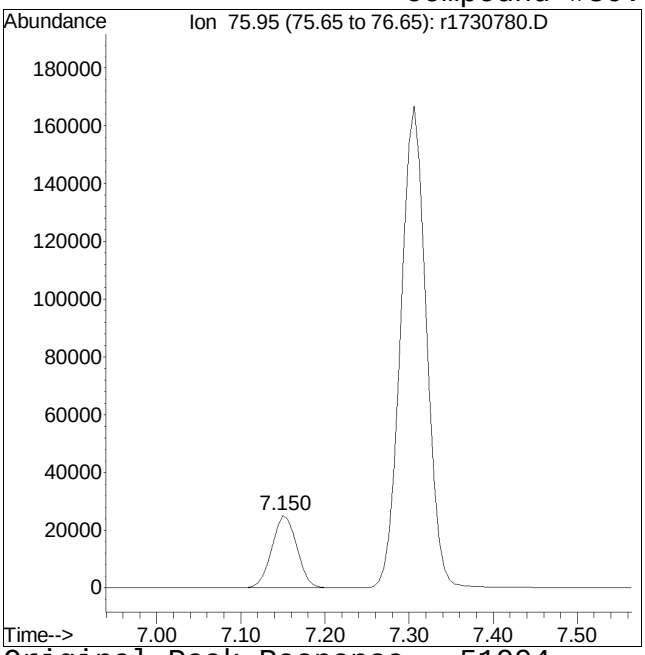

Original Peak Response = 51904

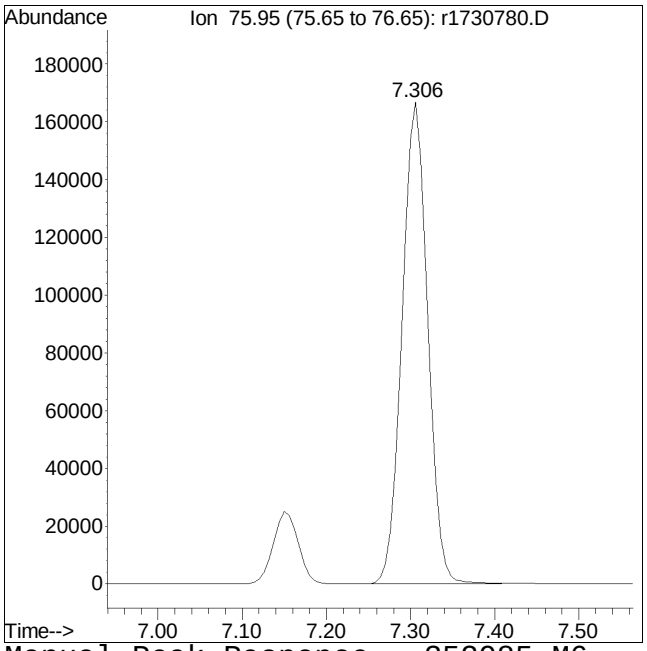

Manual Peak Response = 352985 M6

M6 = Misassignment of peak valley by automated integration (poor split of 2 peaks).

Manual Integration Report

Data Path : O:\Forensics\Data\Airlab17QMethod : TFS17_230109.M
Data File : r1730780.D Operator : AIRLAB17:TJS
Date Inj'd : 1/10/2020 0:2: 3 Instrument :
Sample : ITO15-LLSTD10.0 Quant Date : 1/10/2023 5:48 am

Compound #60: 2,2,4-trimethylpentane

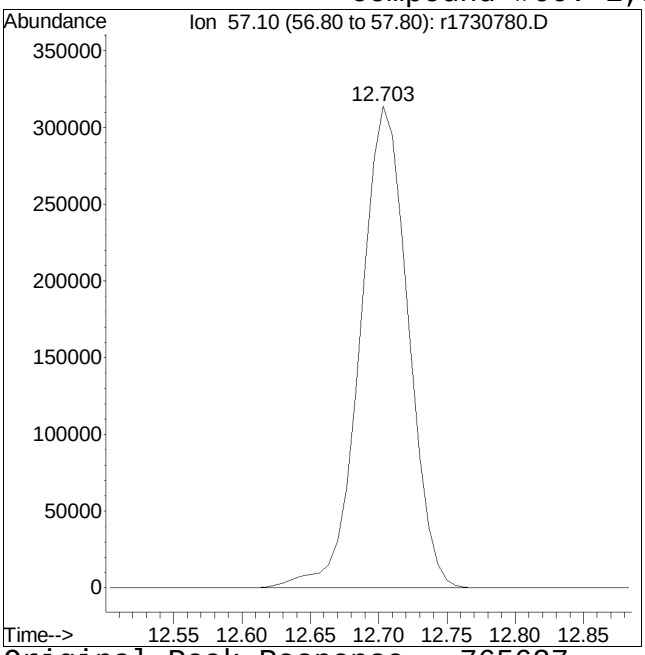

Original Peak Response = 765627

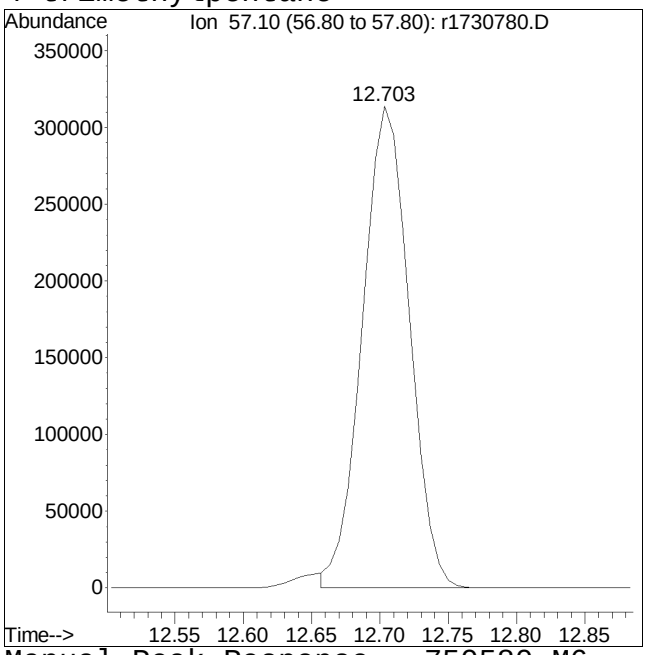

Manual Peak Response = 750580 M6

M6 = Misassignment of peak valley by automated integration (poor split of 2 peaks).

Quantitation Report (QT Reviewed)

Data Path : O:\Forensics\Data\Airlab17\2023\01\0109T_I\
Data File : r1730781.D
Acq On : 10 Jan 2023 12:51 AM
Operator : AIRLAB17:TJS
Sample : ITO15-LLSTD20
Misc : WG1731886
ALS Vial : 0 Sample Multiplier: 1

Quant Time: Jan 10 06:13:34 2023
Quant Method : O:\Forensics\Data\Airlab17\2023\01\0109T_I\TFS17_230109.M
Quant Title : TO-14A/TO-15 SIM/Full Scan Analysis
QLast Update : Tue Jan 10 05:49:59 2023
Response via : Initial Calibration

CCAL FILE : O:\Forensics\Data\Airlab17\2023\01\0109T_I\r1730780.D
Sub List : Default - All compounds listed

Compound	R.T.	QIon	Response	Conc	Units	Dev(Min)
Internal Standards						
1) bromochloromethane	9.583	49	257088	10.000	ppbV	0.00
Standard Area = 255912			Recovery = 100.46%			
43) 1,4-difluorobenzene	11.857	114	849085	10.000	ppbV	0.00
Standard Area = 854470			Recovery = 99.37%			
67) chlorobenzene-D5	16.592	54	109400	10.000	ppbV	0.00
Standard Area = 113004			Recovery = 96.81%			
System Monitoring Compounds						
47) 1,2-dichloroethane-D4	10.467	65	162174	9.938	ppbV	0.00
Spiked Amount 10.000	Range 70 - 130		Recovery = 99.38%			
69) toluene-D8	14.700	98	652925	10.183	ppbV	0.00
Spiked Amount 10.000	Range 70 - 130		Recovery = 101.83%			
90) bromofluorobenzene	17.950	95	390707	9.925	ppbV	0.00
Spiked Amount 10.000	Range 70 - 130		Recovery = 99.25%			
Target Compounds						Qvalue
2) chlorodifluoromethane	3.844	51	346205	21.252	ppbV	98
3) propylene	3.874	41	233081M6	21.005	ppbV	
4) propane	3.904	29	229792	21.465	ppbV #	78
5) dichlorodifluoromethane	3.958	85	421899	20.959	ppbV	98
6) chloromethane	4.138	50	223798	21.525	ppbV	95
7) Freon-114	4.270	85	589350	20.806	ppbV	99
8) methanol	4.336	31	482936	110.025	ppbV #	88
9) vinyl chloride	4.402	62	252550	21.041	ppbV	100
10) 1,3-butadiene	4.570	54	187851	20.658	ppbV	100
11) butane	4.630	43	465634	21.162	ppbV #	92
12) acetaldehyde	4.282	29	586753	104.514	ppbV #	81
13) bromomethane	4.888	94	217462	21.044	ppbV	99
14) chloroethane	5.107	64	133326	21.155	ppbV	97
15) ethanol	5.277	31	883075	109.209	ppbV #	61
16) dichlorofluoromethane	5.250	67	485524	21.379	ppbV	97
17) vinyl bromide	5.543	106	221576	20.922	ppbV	100
18) acrolein	5.693	56	103655	21.568	ppbV	97
19) acetone	5.850	43	1681221	111.893	ppbV #	80
20) acetonitrile	5.530	41	258985	21.035	ppbV	96
21) trichlorofluoromethane	6.063	101	385983	21.299	ppbV	96
22) isopropyl alcohol	6.180	45	1024587	54.346	ppbV #	95
23) acrylonitrile	6.437	53	200256	21.724	ppbV	97
24) pentane	6.517	43	569021	21.311	ppbV #	90

Data Path : O:\Forensics\Data\Airlab17\2023\01\0109T_I\
Data File : r1730781.D
Acq On : 10 Jan 2023 12:51 AM
Operator : AIRLAB17:TJS
Sample : ITO15-LLSTD20
Misc : WG1731886
ALS Vial : 0 Sample Multiplier: 1

Quant Time: Jan 10 06:13:34 2023
Quant Method : O:\Forensics\Data\Airlab17\2023\01\0109T_I\TFS17_230109.M
Quant Title : TO-14A/TO-15 SIM/Full Scan Analysis
QLast Update : Tue Jan 10 05:49:59 2023
Response via : Initial Calibration

CCAL FILE : O:\Forensics\Data\Airlab17\2023\01\0109T_I\r1730780.D
Sub List : Default - All compounds listed

Compound	R.T.	QIon	Response	Conc	Units		Dev(Min)
25) ethyl ether	6.553	31	382256	21.642	ppbV	#	81
26) 1,1-dichloroethene	6.844	61	393534	24.273	ppbV		99
27) tertiary butyl alcohol	6.910	59	420140	24.648	ppbV	#	78
28) methylene chloride	7.012	49	304105	21.853	ppbV		99
29) 3-chloropropene	7.156	41	450396	23.202	ppbV		93
30) carbon disulfide	7.306	76	785373	22.148	ppbV		98
31) Freon 113	7.348	101	506470	21.735	ppbV		98
32) trans-1,2-dichloroethene	8.150	61	406042	21.002	ppbV		99
33) 1,1-dichloroethane	8.383	63	486937	21.790	ppbV		97
34) MTBE	8.467	73	564913	22.306	ppbV	#	92
35) vinyl acetate	8.608	43	666420	21.299	ppbV	#	93
36) 2-butanone	8.867	43	602439	22.206	ppbV	#	92
37) cis-1,2-dichloroethene	9.392	61	366394	21.881	ppbV		99
38) Ethyl Acetate	9.683	61	101052	23.150	ppbV	#	30
39) chloroform	9.742	83	444593	21.407	ppbV		98
40) Tetrahydrofuran	10.183	42	367564	22.098	ppbV		89
41) 2,2-dichloropropane	9.758	77	329855	21.757	ppbV	#	87
42) 1,2-dichloroethane	10.592	62	275650	21.757	ppbV		96
44) hexane	9.658	57	476990	20.957	ppbV	#	41
45) diisopropyl ether	9.658	87	233829	22.584	ppbV		72
46) tert-butyl ethyl ether	10.292	59	758759	21.505	ppbV		98
48) 1,1,1-trichloroethane	10.883	97	364370	21.847	ppbV	#	96
49) 1,1-dichloropropene	11.257	75	384243	21.896	ppbV		96
50) benzene	11.417	78	862639	21.865	ppbV		96
51) thiophene	11.563	84	565635	21.393	ppbV		91
52) carbon tetrachloride	11.590	117	359795	22.094	ppbV		98
53) cyclohexane	11.737	56	497695	21.038	ppbV	#	86
54) tert-amyl methyl ether	12.123	73	651281	22.353	ppbV		91
55) dibromomethane	12.343	93	279584	21.830	ppbV		99
56) 1,2-dichloropropane	12.377	63	336336	21.998	ppbV		97
57) bromodichloromethane	12.610	83	488008	21.297	ppbV		97
58) 1,4-dioxane	12.643	88	193507	22.266	ppbV		95
59) trichloroethene	12.657	130	383081	21.934	ppbV		98
60) 2,2,4-trimethylpentane	12.703	57	1550140M6	20.784	ppbV		
61) methyl methacrylate	12.903	41	399942	23.517	ppbV	#	85
62) heptane	13.023	43	656613	21.507	ppbV	#	81
63) cis-1,3-dichloropropene	13.675	75	422303	22.304	ppbV		93
64) 4-methyl-2-pentanone	13.708	43	743492	22.294	ppbV	#	84
65) trans-1,3-dichloropropene	14.300	75	384114	22.558	ppbV		95
66) 1,1,2-trichloroethane	14.492	97	335248	22.189	ppbV		94

Data Path : O:\Forensics\Data\Airlab17\2023\01\0109T_I\
Data File : r1730781.D
Acq On : 10 Jan 2023 12:51 AM
Operator : AIRLAB17:TJS
Sample : ITO15-LLSTD20
Misc : WG1731886
ALS Vial : 0 Sample Multiplier: 1

Quant Time: Jan 10 06:13:34 2023
Quant Method : O:\Forensics\Data\Airlab17\2023\01\0109T_I\TFS17_230109.M
Quant Title : TO-14A/TO-15 SIM/Full Scan Analysis
QLast Update : Tue Jan 10 05:49:59 2023
Response via : Initial Calibration

CCAL FILE : O:\Forensics\Data\Airlab17\2023\01\0109T_I\r1730780.D
Sub List : Default - All compounds listed

Compound	R.T.	QIon	Response	Conc	Units		Dev(Min)
68) toluene	14.808	91	1023913	22.295	ppbV		98
70) 2-methylthiophene	14.875	97	823887	21.676	ppbV	#	98
71) 1,3-dichloropropane	14.842	76	465236	22.280	ppbV		88
72) 2-hexanone	15.083	43	685669	23.313	ppbV	#	79
73) 3-methylthiophene	15.067	97	846470	21.749	ppbV	#	98
74) dibromochloromethane	15.258	129	493702	22.134	ppbV		98
75) 1,2-dibromoethane	15.508	107	498152	22.811	ppbV		99
76) butyl acetate	15.750	73	112147	23.221	ppbV		72
77) octane	15.842	85	396489	22.056	ppbV	#	78
78) tetrachloroethene	15.975	166	391777	22.712	ppbV		97
79) 1,1,1,2-tetrachloroethane	16.617	131	377739	22.498	ppbV		98
80) chlorobenzene	16.633	112	817941	22.669	ppbV		97
81) ethylbenzene	16.975	91	1270840	22.763	ppbV		94
82) 2-ethylthiophene	17.017	97	939114	21.856	ppbV	#	94
83) m+p-xylene	17.142	91	2045360	45.430	ppbV		94
84) bromoform	17.208	173	378594	22.632	ppbV		98
85) styrene	17.467	104	836447	23.308	ppbV		97
86) 1,1,2,2-tetrachloroethane	17.558	83	689669	22.448	ppbV		97
87) o-xylene	17.558	91	1030264	23.040	ppbV		96
88) 1,2,3-trichloropropane	17.667	75	496913	21.002	ppbV		98
89) nonane	17.750	43	945053	23.052	ppbV	#	75
91) isopropylbenzene	18.067	105	1320191	22.191	ppbV		98
92) bromobenzene	18.142	77	728675	22.431	ppbV		96
93) 2-chlorotoluene	18.467	126	396347	22.783	ppbV		99
94) n-propylbenzene	18.492	120	429014	22.212	ppbV		77
95) 4-chlorotoluene	18.525	126	378787	22.543	ppbV		89
96) 4-ethyl toluene	18.617	105	1275302	21.152	ppbV		100
97) 1,3,5-trimethylbenzene	18.675	105	1087752	23.024	ppbV		100
98) tert-butylbenzene	19.017	119	1153044	23.416	ppbV		99
99) 1,2,4-trimethylbenzene	19.017	105	1068781	23.436	ppbV		94
100) decane	19.092	57	932579	22.261	ppbV	#	74
101) Benzyl Chloride	19.142	91	655404	24.706	ppbV		98
102) 1,3-dichlorobenzene	19.150	146	640317	21.700	ppbV		96
103) 1,4-dichlorobenzene	19.208	146	637995	21.916	ppbV		97
104) sec-butylbenzene	19.242	105	1542101	23.512	ppbV		96
105) 1,2,3-trimethylbenzene	19.375	105	927305	22.989	ppbV		99
106) p-isopropyltoluene	19.367	119	1375912	23.447	ppbV		99
107) 1,2-dichlorobenzene	19.492	146	591642	22.360	ppbV		99
108) n-butylbenzene	19.725	91	1149973	23.381	ppbV		98
109) indan	19.550	117	1016656	21.401	ppbV		100

Quantitation Report (QT Reviewed)

Data Path : O:\Forensics\Data\Airlab17\2023\01\0109T_I\
Data File : r1730781.D
Acq On : 10 Jan 2023 12:51 AM
Operator : AIRLAB17:TJS
Sample : ITO15-LLSTD20
Misc : WG1731886
ALS Vial : 0 Sample Multiplier: 1

Quant Time: Jan 10 06:13:34 2023
Quant Method : O:\Forensics\Data\Airlab17\2023\01\0109T_I\TFS17_230109.M
Quant Title : TO-14A/TO-15 SIM/Full Scan Analysis
QLast Update : Tue Jan 10 05:49:59 2023
Response via : Initial Calibration

CCAL FILE : O:\Forensics\Data\Airlab17\2023\01\0109T_I\r1730780.D
Sub List : Default - All compounds listed

Compound	R.T.	QIon	Response	Conc	Units		Dev(Min)
110) indene	19.625	115	775544	22.379	ppbV		98
111) 1,2-dibromo-3-chloropr...	19.875	75	237537	23.030	ppbV		94
112) undecane	20.133	57	929592	22.099	ppbV	#	78
113) 1,2,4,5-tetramethylben...	20.358	119	1311347	24.861	ppbV		95
114) dodecane	21.042	57	713865	20.953	ppbV	#	72
115) 1,2,4-trichlorobenzene	20.992	180	309022	23.260	ppbV		92
116) naphthalene	21.108	128	1018864	22.826	ppbV		98
117) 1,2,3-trichlorobenzene	21.358	180	287188	22.689	ppbV		93
118) benzothiophene	21.167	134	2921219	28.434	ppbV		99
119) hexachlorobutadiene	21.425	225	276317	21.982	ppbV		95
120) 2-methylnaphthalene	22.225	142	221727	31.759	ppbV		96
121) 1-methylnaphthalene	22.425	142	142029	21.492	ppbV		98

(#) = qualifier out of range (m) = manual integration (+) = signals summed

Sub List : Default - All compounds listed3\01\0109T_I\r1730780.D

Data Path : O:\Forensics\Data\Airlab17\2023\01\0109T_I\
Data File : r1730781.D
Acq On : 10 Jan 2023 12:51 AM
Operator : AIRLAB17:TJS
Sample : ITO15-LLSTD20
Misc : WG1731886
ALS Vial : 0 Sample Multiplier: 1

Quant Time: Jan 10 06:13:34 2023
Quant Method : O:\Forensics\Data\Airlab17\2023\01\0109T_I\TFS17_230109.M
Quant Title : TO-14A/TO-15 SIM/Full Scan Analysis
QLast Update : Tue Jan 10 05:49:59 2023
Response via : Initial Calibration

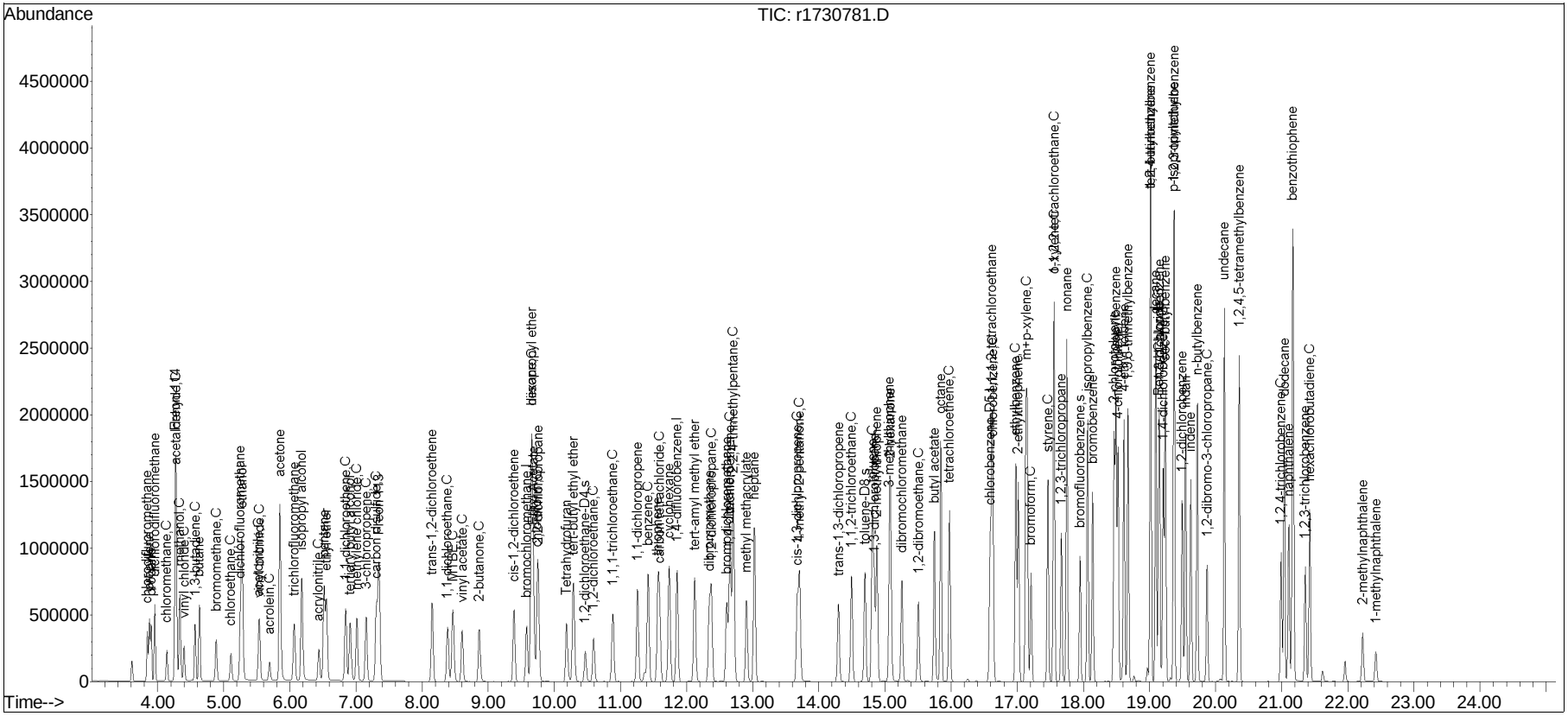

Manual Integration Report

Data Path : O:\Forensics\Data\Airlab17Q
Data File : r1730781.D
Date Inj'd : 1/10/2020 0:2: 1
Sample : ITO15-LLSTD20

Method : TFS17_230109.M
Operator : AIRLAB17:TJS
Instrument :
Quant Date : 1/10/2023 5:50 am

Compound #3: propylene

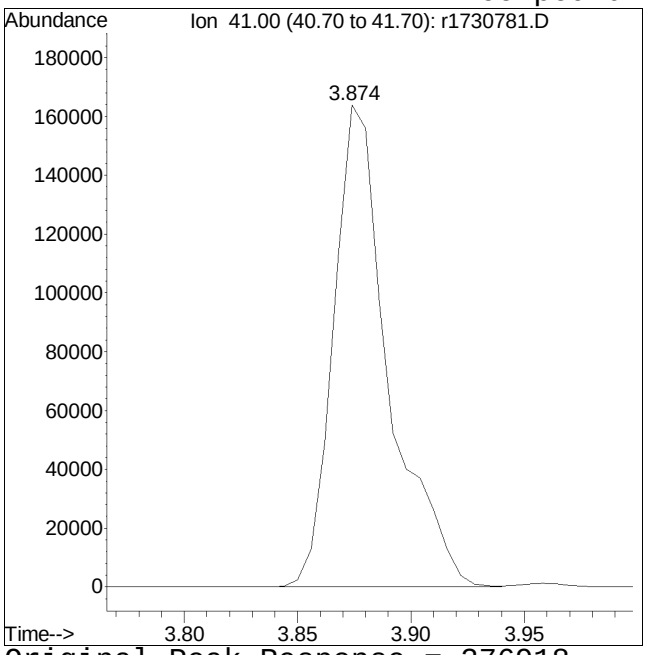

Original Peak Response = 276918

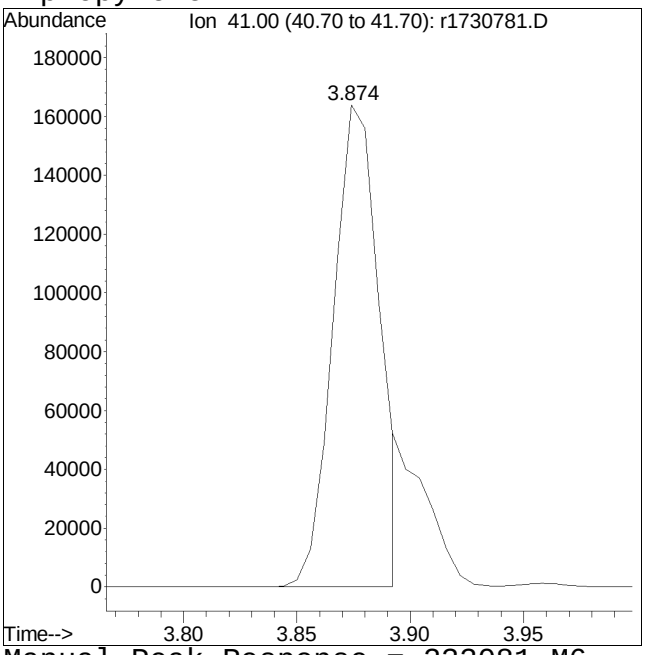

Manual Peak Response = 233081 M6

M6 = Misassignment of peak valley by automated integration (poor split of 2 peaks).

Manual Integration Report

Data Path : O:\Forensics\Data\Airlab17QMethod : TFS17_230109.M
Data File : r1730781.D Operator : AIRLAB17:TJS
Date Inj'd : 1/10/2020 0:2: 1 Instrument :
Sample : ITO15-LLSTD20 Quant Date : 1/10/2023 5:50 am

Compound #60: 2,2,4-trimethylpentane

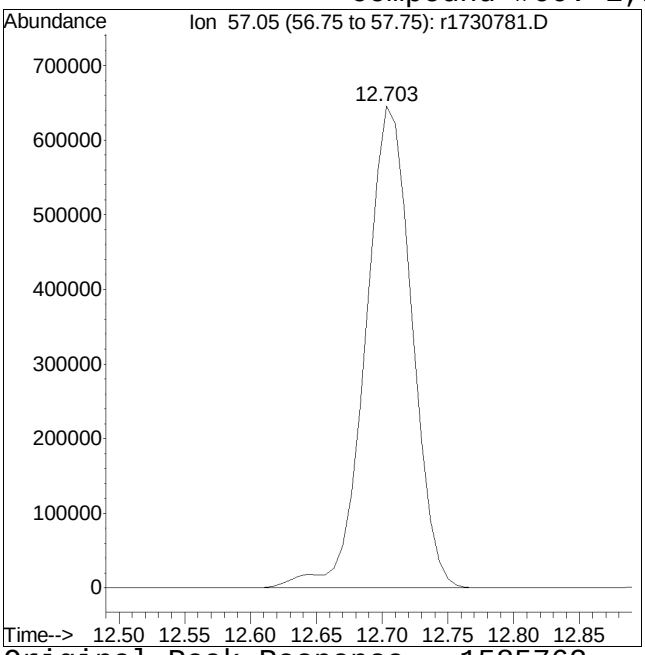

Original Peak Response = 1585762

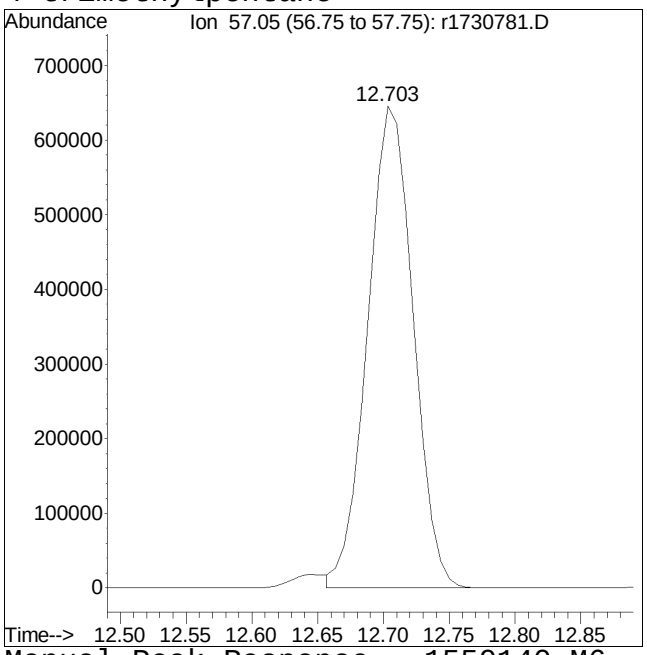

Manual Peak Response = 1550140 M6

M6 = Misassignment of peak valley by automated integration (poor split of 2 peaks).

Quantitation Report (QT Reviewed)

Data Path : O:\Forensics\Data\Airlab17\2023\01\0109T_I\
Data File : r1730782.D
Acq On : 10 Jan 2023 1:30 AM
Operator : AIRLAB17:TJS
Sample : ITO15-LLSTD50
Misc : WG1731886
ALS Vial : 0 Sample Multiplier: 1

Quant Time: Jan 10 06:14:27 2023
Quant Method : O:\Forensics\Data\Airlab17\2023\01\0109T_I\TFS17_230109.M
Quant Title : TO-14A/TO-15 SIM/Full Scan Analysis
QLast Update : Tue Jan 10 05:49:59 2023
Response via : Initial Calibration

CCAL FILE : O:\Forensics\Data\Airlab17\2023\01\0109T_I\r1730780.D
Sub List : Default - All compounds listed

Compound	R.T.	QIon	Response	Conc	Units	Dev(Min)
Internal Standards						
1) bromochloromethane	9.583	49	255317	10.000	ppbV	0.00
Standard Area = 255912			Recovery = 99.77%			
43) 1,4-difluorobenzene	11.857	114	815846	10.000	ppbV	0.00
Standard Area = 854470			Recovery = 95.48%			
67) chlorobenzene-D5	16.592	54	107705	10.000	ppbV	0.00
Standard Area = 113004			Recovery = 95.31%			
System Monitoring Compounds						
47) 1,2-dichloroethane-D4	10.467	65	156226	9.963	ppbV	0.00
Spiked Amount 10.000	Range 70 - 130		Recovery = 99.63%			
69) toluene-D8	14.700	98	639308	10.128	ppbV	0.00
Spiked Amount 10.000	Range 70 - 130		Recovery = 101.28%			
90) bromofluorobenzene	17.950	95	398368	10.279	ppbV	0.00
Spiked Amount 10.000	Range 70 - 130		Recovery = 102.79%			
Target Compounds						Qvalue
2) chlorodifluoromethane	3.844	51	779018	48.152	ppbV	99
3) propylene	3.874	41	521073M6	47.283	ppbV	
4) propane	3.904	29	529686	49.821	ppbV #	78
5) dichlorodifluoromethane	3.958	85	942256	47.135	ppbV	98
6) chloromethane	4.138	50	514951	49.871	ppbV	96
7) Freon-114	4.264	85	1312653	46.662	ppbV	98
8) methanol	4.336	31	1097224	251.709	ppbV #	89
9) vinyl chloride	4.402	62	564918	47.392	ppbV	99
10) 1,3-butadiene	4.564	54	425494	47.117	ppbV	97
11) butane	4.630	43	1028715	47.077	ppbV #	92
12) acetaldehyde	4.282	29	1323879	237.448	ppbV	85
13) bromomethane	4.888	94	484556	47.217	ppbV	98
14) chloroethane	5.110	64	326925	52.234	ppbV	100
15) ethanol	5.283	31	2054301	255.815	ppbV #	65
16) dichlorofluoromethane	5.253	67	1062599	47.113	ppbV	96
17) vinyl bromide	5.540	106	495564	47.118	ppbV	95
18) acrolein	5.690	56	234226	49.075	ppbV	97
19) acetone	5.850	43	3569139	239.190	ppbV #	83
20) acetonitrile	5.530	41	571534	46.742	ppbV	96
21) trichlorofluoromethane	6.067	101	853389	47.417	ppbV	97
22) isopropyl alcohol	6.183	45	2193634	117.161	ppbV #	95
23) acrylonitrile	6.440	53	458388	50.072	ppbV	97
24) pentane	6.517	43	1250592	47.163	ppbV #	91

Quantitation Report (QT Reviewed)

Data Path : O:\Forensics\Data\Airlab17\2023\01\0109T_I\
Data File : r1730782.D
Acq On : 10 Jan 2023 1:30 AM
Operator : AIRLAB17:TJS
Sample : ITO15-LLSTD50
Misc : WG1731886
ALS Vial : 0 Sample Multiplier: 1

Quant Time: Jan 10 06:14:27 2023
Quant Method : O:\Forensics\Data\Airlab17\2023\01\0109T_I\TFS17_230109.M
Quant Title : TO-14A/TO-15 SIM/Full Scan Analysis
QLast Update : Tue Jan 10 05:49:59 2023
Response via : Initial Calibration

CCAL FILE : O:\Forensics\Data\Airlab17\2023\01\0109T_I\r1730780.D
Sub List : Default - All compounds listed

Compound	R.T.	QIon	Response	Conc	Units		Dev(Min)
25) ethyl ether	6.553	31	885217	50.466	ppbV	#	83
26) 1,1-dichloroethene	6.844	61	769992	47.823	ppbV		93
27) tertiary butyl alcohol	6.916	59	857496	50.656	ppbV	#	80
28) methylene chloride	7.012	49	687132	49.720	ppbV		90
29) 3-chloropropene	7.156	41	926425	48.056	ppbV		90
30) carbon disulfide	7.306	76	1691096	48.020	ppbV		98
31) Freon 113	7.342	101	1099003	47.490	ppbV		98
32) trans-1,2-dichloroethene	8.150	61	904101	47.088	ppbV		98
33) 1,1-dichloroethane	8.383	63	1093848	49.289	ppbV		97
34) MTBE	8.467	73	1368936	54.429	ppbV	#	92
35) vinyl acetate	8.608	43	1551042	49.915	ppbV	#	93
36) 2-butanone	8.867	43	1499773	55.665	ppbV	#	92
37) cis-1,2-dichloroethene	9.392	61	816952	49.127	ppbV		98
38) Ethyl Acetate	9.692	61	234257	54.037	ppbV	#	52
39) chloroform	9.750	83	976315	47.335	ppbV		97
40) Tetrahydrofuran	10.183	42	919692	55.676	ppbV		90
41) 2,2-dichloropropane	9.758	77	740533	49.184	ppbV		90
42) 1,2-dichloroethane	10.592	62	609180	48.416	ppbV		95
44) hexane	9.658	57	1032469	47.211	ppbV	#	45
45) diisopropyl ether	9.667	87	554932	55.781	ppbV	#	66
46) tert-butyl ethyl ether	10.292	59	1835428	54.139	ppbV		97
48) 1,1,1-trichloroethane	10.883	97	816895	50.976	ppbV		98
49) 1,1-dichloropropene	11.257	75	861946	51.119	ppbV		98
50) benzene	11.417	78	1899558	50.109	ppbV		97
51) thiophene	11.570	84	1247702	49.113	ppbV		90
52) carbon tetrachloride	11.590	117	802975	51.317	ppbV		98
53) cyclohexane	11.737	56	1093376	48.101	ppbV	#	85
54) tert-amyl methyl ether	12.123	73	1501170	53.621	ppbV		91
55) dibromomethane	12.343	93	621116	50.472	ppbV		98
56) 1,2-dichloropropane	12.377	63	751722	51.170	ppbV		97
57) bromodichloromethane	12.610	83	1076324	48.886	ppbV		98
58) 1,4-dioxane	12.643	88	428377	51.299	ppbV		94
59) trichloroethene	12.657	130	861860	51.358	ppbV		99
60) 2,2,4-trimethylpentane	12.710	57	3349350M6	46.736	ppbV		
61) methyl methacrylate	12.910	41	955878	58.495	ppbV	#	86
62) heptane	13.030	43	1491755	50.852	ppbV	#	79
63) cis-1,3-dichloropropene	13.675	75	958112	52.665	ppbV		95
64) 4-methyl-2-pentanone	13.708	43	1669143	52.089	ppbV	#	82
65) trans-1,3-dichloropropene	14.300	75	881607	53.885	ppbV		96
66) 1,1,2-trichloroethane	14.500	97	758541	52.250	ppbV		95

Quantitation Report (QT Reviewed)

Data Path : O:\Forensics\Data\Airlab17\2023\01\0109T_I\
Data File : r1730782.D
Acq On : 10 Jan 2023 1:30 AM
Operator : AIRLAB17:TJS
Sample : ITO15-LLSTD50
Misc : WG1731886
ALS Vial : 0 Sample Multiplier: 1

Quant Time: Jan 10 06:14:27 2023
Quant Method : O:\Forensics\Data\Airlab17\2023\01\0109T_I\TFS17_230109.M
Quant Title : TO-14A/TO-15 SIM/Full Scan Analysis
QLast Update : Tue Jan 10 05:49:59 2023
Response via : Initial Calibration

CCAL FILE : O:\Forensics\Data\Airlab17\2023\01\0109T_I\r1730780.D
Sub List : Default - All compounds listed

	Compound	R.T.	QIon	Response	Conc	Units		Dev(Min)
68)	toluene	14.808	91	2280831	50.445	ppbV		99
70)	2-methylthiophene	14.883	97	1858804	49.673	ppbV	#	97
71)	1,3-dichloropropane	14.842	76	1043110	50.740	ppbV		87
72)	2-hexanone	15.092	43	1554778	53.696	ppbV	#	76
73)	3-methylthiophene	15.075	97	1912427	49.910	ppbV	#	98
74)	dibromochloromethane	15.258	129	1107299	50.424	ppbV		98
75)	1,2-dibromoethane	15.508	107	1123794	52.270	ppbV		100
76)	butyl acetate	15.750	73	258309	54.326	ppbV		72
77)	octane	15.850	85	888432	50.200	ppbV	#	74
78)	tetrachloroethene	15.975	166	869521	51.202	ppbV		98
79)	1,1,1,2-tetrachloroethane	16.617	131	853066	51.607	ppbV		98
80)	chlorobenzene	16.633	112	1825507	51.389	ppbV		98
81)	ethylbenzene	16.983	91	2844016	51.742	ppbV		91
82)	2-ethylthiophene	17.017	97	2117588	50.058	ppbV	#	91
83)	m+p-xylene	17.142	91	4502256	101.575	ppbV		91
84)	bromoform	17.208	173	859510	52.188	ppbV		98
85)	styrene	17.467	104	1840498	52.093	ppbV		97
86)	1,1,2,2-tetrachloroethane	17.558	83	1569786	51.900	ppbV		96
87)	o-xylene	17.558	91	2198197	49.933	ppbV		92
88)	1,2,3-trichloropropane	17.667	75	1171454	50.290	ppbV		98
89)	nonane	17.750	43	2078013	51.485	ppbV	#	72
91)	isopropylbenzene	18.067	105	2863230	48.885	ppbV		97
92)	bromobenzene	18.142	77	1585083	49.563	ppbV		97
93)	2-chlorotoluene	18.467	126	873381	50.994	ppbV		92
94)	n-propylbenzene	18.492	120	989100	52.016	ppbV		72
95)	4-chlorotoluene	18.525	126	856710	51.787	ppbV		86
96)	4-ethyl toluene	18.617	105	2961034	49.885	ppbV		98
97)	1,3,5-trimethylbenzene	18.675	105	2438412	52.425	ppbV		98
98)	tert-butylbenzene	19.017	119	2542625	52.449	ppbV		99
99)	1,2,4-trimethylbenzene	19.017	105	2398550	53.422	ppbV		97
100)	decane	19.100	57	2036458	49.377	ppbV	#	66
101)	Benzyl Chloride	19.142	91	1652770	63.283	ppbV		96
102)	1,3-dichlorobenzene	19.150	146	1543687	53.139	ppbV		98
103)	1,4-dichlorobenzene	19.208	146	1483936	51.777	ppbV		97
104)	sec-butylbenzene	19.242	105	3489808	54.046	ppbV		99
105)	1,2,3-trimethylbenzene	19.375	105	2091984	52.678	ppbV		97
106)	p-isopropyltoluene	19.375	119	3003382	51.986	ppbV		99
107)	1,2-dichlorobenzene	19.500	146	1376123	52.827	ppbV		96
108)	n-butylbenzene	19.725	91	2634658	54.410	ppbV		94
109)	indan	19.550	117	2329978	49.818	ppbV		98

Quantitation Report (QT Reviewed)

Data Path : O:\Forensics\Data\Airlab17\2023\01\0109T_I\
Data File : r1730782.D
Acq On : 10 Jan 2023 1:30 AM
Operator : AIRLAB17:TJS
Sample : ITO15-LLSTD50
Misc : WG1731886
ALS Vial : 0 Sample Multiplier: 1

Quant Time: Jan 10 06:14:27 2023
Quant Method : O:\Forensics\Data\Airlab17\2023\01\0109T_I\TFS17_230109.M
Quant Title : TO-14A/TO-15 SIM/Full Scan Analysis
QLast Update : Tue Jan 10 05:49:59 2023
Response via : Initial Calibration

CCAL FILE : O:\Forensics\Data\Airlab17\2023\01\0109T_I\r1730780.D
Sub List : Default - All compounds listed

Compound	R.T.	QIon	Response	Conc	Units		Dev(Min)
110) indene	19.625	115	1831200	53.671	ppbV		97
111) 1,2-dibromo-3-chloropr...	19.875	75	564638	55.605	ppbV		98
112) undecane	20.133	57	1991770	48.096	ppbV	#	73
113) 1,2,4,5-tetramethylben...	20.358	119	2974006	57.270	ppbV		97
114) dodecane	21.033	57	1490495	44.437	ppbV	#	68
115) 1,2,4-trichlorobenzene	20.992	180	800729	61.220	ppbV		91
116) naphthalene	21.108	128	2554949	58.141	ppbV		97
117) 1,2,3-trichlorobenzene	21.358	180	729749	58.561	ppbV		92
118) benzothiophene	21.167	134	7070412	69.905	ppbV		99
119) hexachlorobutadiene	21.425	225	665441	53.771	ppbV		94
120) 2-methylnaphthalene	22.217	142	643463	93.617	ppbV		97
121) 1-methylnaphthalene	22.425	142	392966	60.400	ppbV		97

(#) = qualifier out of range (m) = manual integration (+) = signals summed

Sub List : Default - All compounds listed3\01\0109T_I\r1730780.D

Data Path : O:\Forensics\Data\Airlab17\2023\01\0109T_I\
Data File : r1730782.D
Acq On : 10 Jan 2023 1:30 AM
Operator : AIRLAB17:TJS
Sample : ITO15-LLSTD50
Misc : WG1731886
ALS Vial : 0 Sample Multiplier: 1

Quant Time: Jan 10 06:14:27 2023
Quant Method : O:\Forensics\Data\Airlab17\2023\01\0109T_I\TFS17_230109.M
Quant Title : TO-14A/TO-15 SIM/Full Scan Analysis
QLast Update : Tue Jan 10 05:49:59 2023
Response via : Initial Calibration

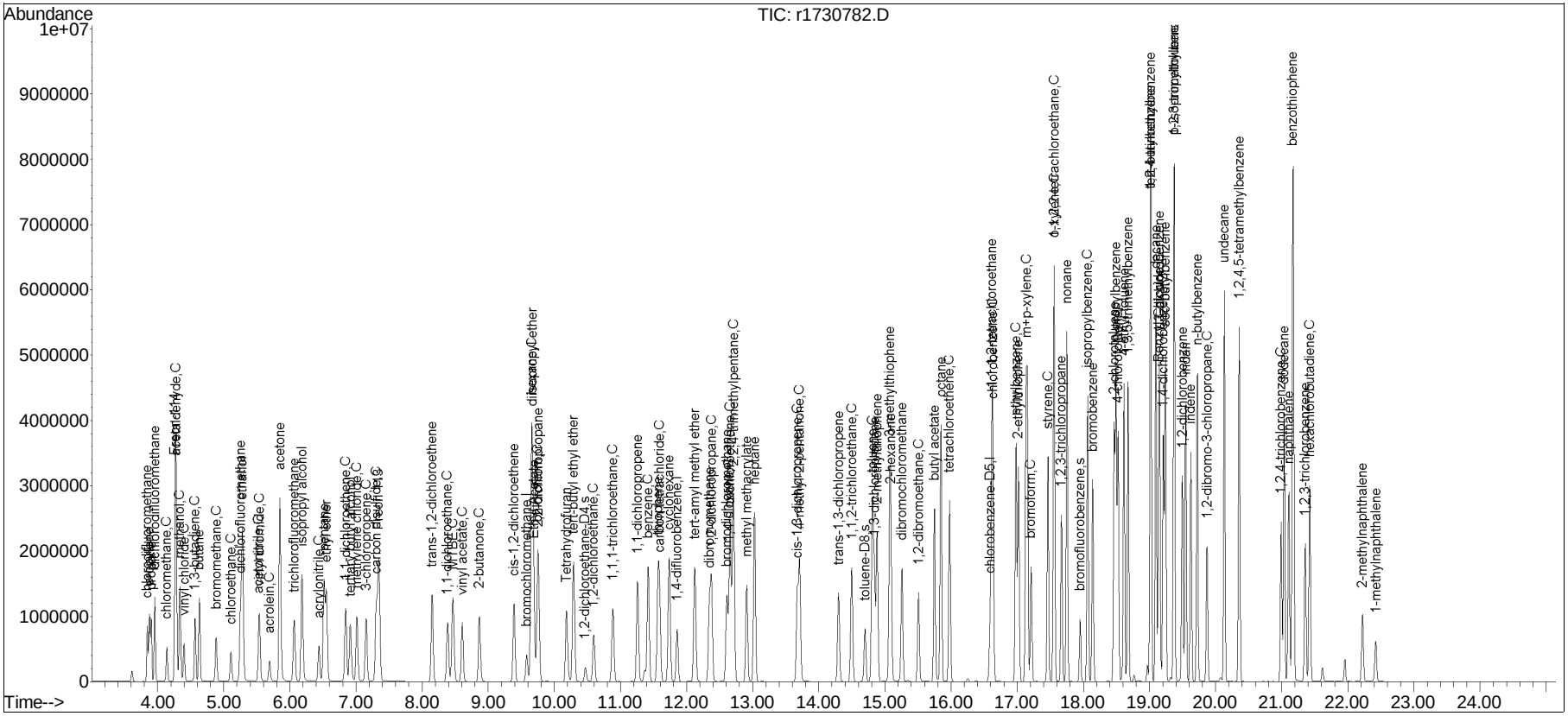

Manual Integration Report

Data Path : O:\Forensics\Data\Airlab17Q
Data File : r1730782.D
Date Inj'd : 1/10/2020 0:1: 0
Sample : ITO15-LLSTD50

Method : TFS17_230109.M
Operator : AIRLAB17:TJS
Instrument :
Quant Date : 1/10/2023 5:50 am

Compound #3: propylene

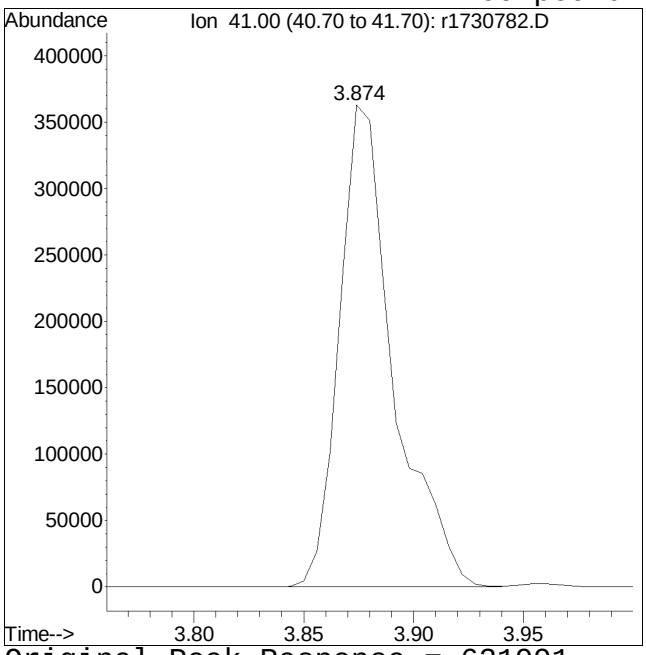

Original Peak Response = 621991

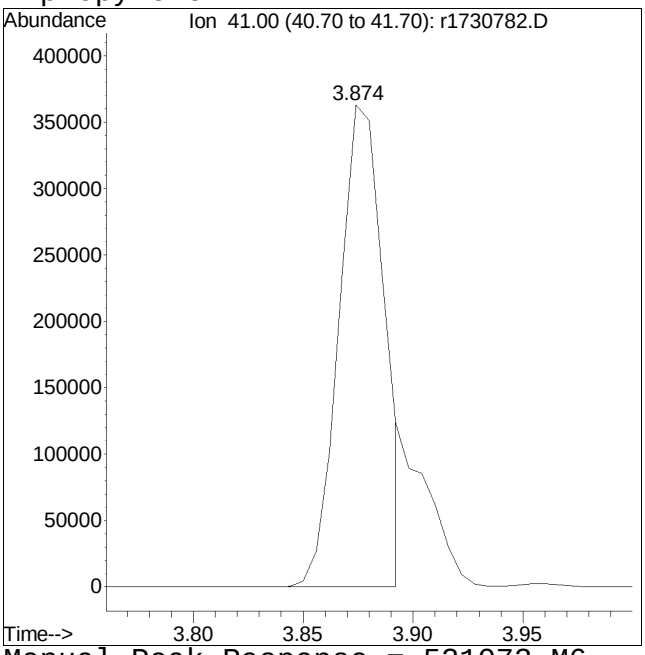

Manual Peak Response = 521073 M6

M6 = Misassignment of peak valley by automated integration (poor split of 2 peaks).

Manual Integration Report

Data Path : O:\Forensics\Data\Airlab17QMethod : TFS17_230109.M
Data File : r1730782.D Operator : AIRLAB17:TJS
Date Inj'd : 1/10/2020 0:1: 0 Instrument :
Sample : ITO15-LLSTD50 Quant Date : 1/10/2023 5:50 am

Compound #60: 2,2,4-trimethylpentane

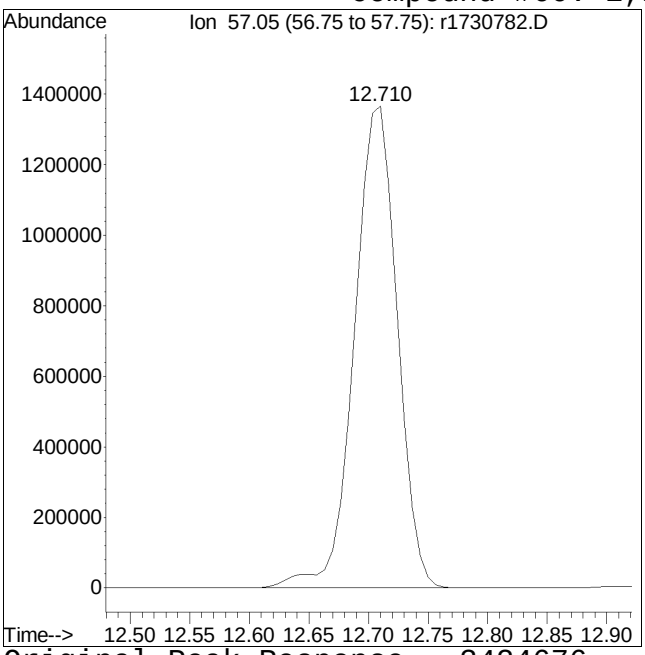

Original Peak Response = 3424676

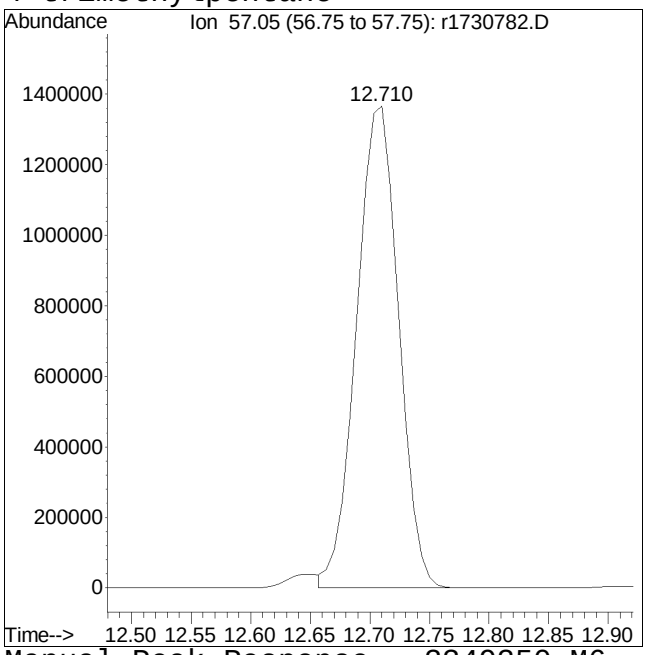

Manual Peak Response = 3349350 M6

M6 = Misassignment of peak valley by automated integration (poor split of 2 peaks).

Quantitation Report (QT Reviewed)

Data Path : O:\Forensics\Data\Airlab17\2023\01\0109T_I\
Data File : r1730783.D
Acq On : 10 Jan 2023 2:11 AM
Operator : AIRLAB17:TJS
Sample : ITO15-LLSTD100
Misc : WG1731886
ALS Vial : 0 Sample Multiplier: 1

Quant Time: Jan 10 06:15:37 2023
Quant Method : O:\Forensics\Data\Airlab17\2023\01\0109T_I\TFS17_230109.M
Quant Title : TO-14A/TO-15 SIM/Full Scan Analysis
QLast Update : Tue Jan 10 05:49:59 2023
Response via : Initial Calibration

CCAL FILE : O:\Forensics\Data\Airlab17\2023\01\0109T_I\r1730780.D
Sub List : Default - All compounds listed

Compound	R.T.	QIon	Response	Conc	Units	Dev(Min)
Internal Standards						
1) bromochloromethane	9.583	49	252875	10.000	ppbV	0.00
Standard Area = 255912			Recovery = 98.81%			
43) 1,4-difluorobenzene	11.857	114	791393	10.000	ppbV	0.00
Standard Area = 854470			Recovery = 92.62%			
67) chlorobenzene-D5	16.592	54	104144	10.000	ppbV	# 0.00
Standard Area = 113004			Recovery = 92.16%			
System Monitoring Compounds						
47) 1,2-dichloroethane-D4	10.467	65	150958	9.925	ppbV	0.00
Spiked Amount 10.000	Range 70 - 130		Recovery = 99.25%			
69) toluene-D8	14.700	98	630936	10.337	ppbV	0.00
Spiked Amount 10.000	Range 70 - 130		Recovery = 103.37%			
90) bromofluorobenzene	17.950	95	398820	10.642	ppbV	0.00
Spiked Amount 10.000	Range 70 - 130		Recovery = 106.42%			
Target Compounds						Qvalue
2) chlorodifluoromethane	3.844	51	1479848	92.354	ppbV	99
3) propylene	3.874	41	979852M6	89.773	ppbV	
4) propane	3.904	29	1011406	96.049	ppbV #	79
5) dichlorodifluoromethane	3.958	85	1686665	85.187	ppbV	99
6) chloromethane	4.138	50	998513	97.636	ppbV	95
7) Freon-114	4.264	85	2405838	86.348	ppbV	99
8) methanol	4.336	31	2157748	499.779	ppbV #	88
9) vinyl chloride	4.396	62	1050389	88.969	ppbV	100
10) 1,3-butadiene	4.564	54	815628	91.191	ppbV	93
11) butane	4.630	43	1906133	88.072	ppbV #	93
12) acetaldehyde	4.282	29	2449000	443.489	ppbV	91
13) bromomethane	4.882	94	906697	89.206	ppbV	96
14) chloroethane	5.107	64	624419	100.730	ppbV	99
15) ethanol	5.290	31	4090212	514.258	ppbV #	68
16) dichlorofluoromethane	5.250	67	1956599	87.589	ppbV	96
17) vinyl bromide	5.540	106	931231	89.395	ppbV	99
18) acrolein	5.690	56	451362	95.483	ppbV	97
19) acetone	5.850	43	6253726	423.149	ppbV #	87
20) acetonitrile	5.533	41	1036602	85.596	ppbV	96
21) trichlorofluoromethane	6.063	101	1581576	88.726	ppbV	94
22) isopropyl alcohol	6.190	45	4023042	216.944	ppbV #	96
23) acrylonitrile	6.440	53	878248	96.861	ppbV	95
24) pentane	6.513	43	2234556	85.084	ppbV #	92

Data Path : O:\Forensics\Data\Airlab17\2023\01\0109T_I\
Data File : r1730783.D
Acq On : 10 Jan 2023 2:11 AM
Operator : AIRLAB17:TJS
Sample : ITO15-LLSTD100
Misc : WG1731886
ALS Vial : 0 Sample Multiplier: 1

Quant Time: Jan 10 06:15:37 2023
Quant Method : O:\Forensics\Data\Airlab17\2023\01\0109T_I\TFS17_230109.M
Quant Title : TO-14A/TO-15 SIM/Full Scan Analysis
QLast Update : Tue Jan 10 05:49:59 2023
Response via : Initial Calibration

CCAL FILE : O:\Forensics\Data\Airlab17\2023\01\0109T_I\r1730780.D
Sub List : Default - All compounds listed

Compound	R.T.	QIon	Response	Conc	Units		Dev(Min)
25) ethyl ether	6.550	31	1892008	108.904	ppbV	#	87
26) 1,1-dichloroethene	6.844	61	1395352	87.499	ppbV		93
27) tertiary butyl alcohol	6.916	59	1544347	92.112	ppbV	#	82
28) methylene chloride	7.012	49	1295422	94.640	ppbV		88
29) 3-chloropropene	7.150	41	1660016	86.940	ppbV		92
30) carbon disulfide	7.306	76	3125861	89.619	ppbV		99
31) Freon 113	7.342	101	2007616	87.591	ppbV		98
32) trans-1,2-dichloroethene	8.150	61	1627421	85.579	ppbV		97
33) 1,1-dichloroethane	8.383	63	1997948	90.898	ppbV		97
34) MTBE	8.467	73	2593355	104.107	ppbV		91
35) vinyl acetate	8.608	43	2928622	95.158	ppbV	#	93
36) 2-butanone	8.867	43	2835022	106.239	ppbV	#	93
37) cis-1,2-dichloroethene	9.392	61	1466437	89.035	ppbV		95
38) Ethyl Acetate	9.692	61	427292	99.518	ppbV	#	46
39) chloroform	9.750	83	1774542	86.866	ppbV		98
40) Tetrahydrofuran	10.183	42	1744796	106.645	ppbV		91
41) 2,2-dichloropropane	9.758	77	1392033	93.347	ppbV		94
42) 1,2-dichloroethane	10.600	62	1107424	88.865	ppbV	#	94
44) hexane	9.658	57	1832696	86.392	ppbV	#	54
45) diisopropyl ether	9.667	87	1014583	105.137	ppbV		71
46) tert-butyl ethyl ether	10.292	59	3336431	101.454	ppbV		96
48) 1,1,1-trichloroethane	10.883	97	1517548	97.625	ppbV	#	97
49) 1,1-dichloropropene	11.257	75	1604517	98.099	ppbV		100
50) benzene	11.417	78	3492987	94.991	ppbV		98
51) thiophene	11.570	84	2288948	92.883	ppbV	#	90
52) carbon tetrachloride	11.590	117	1484556	97.808	ppbV		99
53) cyclohexane	11.737	56	1985238	90.036	ppbV	#	84
54) tert-amyl methyl ether	12.123	73	3023382	111.331	ppbV		92
55) dibromomethane	12.343	93	1141028	95.585	ppbV		97
56) 1,2-dichloropropane	12.377	63	1365562	95.827	ppbV		98
57) bromodichloromethane	12.610	83	1984742	92.931	ppbV		98
58) 1,4-dioxane	12.643	88	804417	99.307	ppbV		91
59) trichloroethene	12.657	130	1595797	98.031	ppbV		98
60) 2,2,4-trimethylpentane	12.710	57	5949135M6	85.578	ppbV		
61) methyl methacrylate	12.910	41	1782446	112.448	ppbV	#	88
62) heptane	13.030	43	2765734	97.193	ppbV	#	80
63) cis-1,3-dichloropropene	13.675	75	1826230	103.485	ppbV		98
64) 4-methyl-2-pentanone	13.708	43	3143040	101.115	ppbV	#	82
65) trans-1,3-dichloropropene	14.300	75	1677278	105.684	ppbV		99
66) 1,1,2-trichloroethane	14.500	97	1422895	101.041	ppbV		94

Quantitation Report (QT Reviewed)

Data Path : O:\Forensics\Data\Airlab17\2023\01\0109T_I\
Data File : r1730783.D
Acq On : 10 Jan 2023 2:11 AM
Operator : AIRLAB17:TJS
Sample : ITO15-LLSTD100
Misc : WG1731886
ALS Vial : 0 Sample Multiplier: 1

Quant Time: Jan 10 06:15:37 2023
Quant Method : O:\Forensics\Data\Airlab17\2023\01\0109T_I\TFS17_230109.M
Quant Title : TO-14A/TO-15 SIM/Full Scan Analysis
QLast Update : Tue Jan 10 05:49:59 2023
Response via : Initial Calibration

CCAL FILE : O:\Forensics\Data\Airlab17\2023\01\0109T_I\r1730780.D
Sub List : Default - All compounds listed

Compound	R.T.	QIon	Response	Conc	Units		Dev(Min)
68) toluene	14.808	91	4139774	94.690	ppbV		99
70) 2-methylthiophene	14.883	97	3425336	94.666	ppbV	#	95
71) 1,3-dichloropropane	14.842	76	1961799	98.690	ppbV		92
72) 2-hexanone	15.092	43	2839159	101.405	ppbV	#	78
73) 3-methylthiophene	15.075	97	3498072	94.413	ppbV	#	98
74) dibromochloromethane	15.258	129	2035862	95.879	ppbV		95
75) 1,2-dibromoethane	15.508	107	2083580	100.226	ppbV		99
76) butyl acetate	15.750	73	499800	108.710	ppbV	#	76
77) octane	15.850	85	1638380	95.740	ppbV	#	77
78) tetrachloroethene	15.975	166	1620382	98.679	ppbV		96
79) 1,1,1,2-tetrachloroethane	16.617	131	1526476	95.503	ppbV		98
80) chlorobenzene	16.633	112	3356846	97.728	ppbV		97
81) ethylbenzene	16.983	91	5108985	96.128	ppbV		89
82) 2-ethylthiophene	17.017	97	3886829	95.023	ppbV	#	91
83) m+p-xylene	17.150	91	7856736	183.315	ppbV		88
84) bromoform	17.217	173	1565943	98.333	ppbV		99
85) styrene	17.467	104	3395135	99.380	ppbV		97
86) 1,1,2,2-tetrachloroethane	17.558	83	2834737	96.926	ppbV		96
87) o-xylene	17.558	91	3795685	89.169	ppbV		87
88) 1,2,3-trichloropropane	17.667	75	2201341	97.734	ppbV		98
89) nonane	17.750	43	3666714	93.952	ppbV	#	74
91) isopropylbenzene	18.067	105	5194361	91.718	ppbV		96
92) bromobenzene	18.142	77	2898193	93.720	ppbV		99
93) 2-chlorotoluene	18.467	126	1665550	100.572	ppbV		87
94) n-propylbenzene	18.492	120	1850302	100.634	ppbV	#	60
95) 4-chlorotoluene	18.525	126	1589855	99.392	ppbV		79
96) 4-ethyl toluene	18.617	105	5438074	94.748	ppbV		97
97) 1,3,5-trimethylbenzene	18.675	105	4521923	100.544	ppbV		97
98) tert-butylbenzene	19.017	119	4510712	96.227	ppbV		99
99) 1,2,4-trimethylbenzene	19.025	105	4253985	97.988	ppbV		94
100) decane	19.100	57	3655804	91.672	ppbV	#	71
101) Benzyl Chloride	19.142	91	3211265	127.161	ppbV		94
102) 1,3-dichlorobenzene	19.158	146	2873868	102.310	ppbV		94
103) 1,4-dichlorobenzene	19.208	146	2866744	103.446	ppbV		98
104) sec-butylbenzene	19.242	105	6459820	103.463	ppbV		99
105) 1,2,3-trimethylbenzene	19.375	105	3779233	98.419	ppbV		98
106) p-isopropyltoluene	19.375	119	5284830M6	94.603	ppbV		
107) 1,2-dichlorobenzene	19.500	146	2692612	106.900	ppbV		98
108) n-butylbenzene	19.725	91	4823992	103.030	ppbV	#	89
109) indan	19.550	117	4326626	95.673	ppbV		100

Quantitation Report (QT Reviewed)

Data Path : O:\Forensics\Data\Airlab17\2023\01\0109T_I\
Data File : r1730783.D
Acq On : 10 Jan 2023 2:11 AM
Operator : AIRLAB17:TJS
Sample : ITO15-LLSTD100
Misc : WG1731886
ALS Vial : 0 Sample Multiplier: 1

Quant Time: Jan 10 06:15:37 2023
Quant Method : O:\Forensics\Data\Airlab17\2023\01\0109T_I\TFS17_230109.M
Quant Title : TO-14A/TO-15 SIM/Full Scan Analysis
QLast Update : Tue Jan 10 05:49:59 2023
Response via : Initial Calibration

CCAL FILE : O:\Forensics\Data\Airlab17\2023\01\0109T_I\r1730780.D
Sub List : Default - All compounds listed

Compound	R.T.	QIon	Response	Conc	Units		Dev(Min)
110) indene	19.625	115	3495574	105.957	ppbV		96
111) 1,2-dibromo-3-chloropr...	19.875	75	1109944	113.043	ppbV		97
112) undecane	20.133	57	3610215	90.157	ppbV	#	75
113) 1,2,4,5-tetramethylben...	20.358	119	5396699	107.476	ppbV		99
114) dodecane	21.033	57	2791381	86.066	ppbV	#	69
115) 1,2,4-trichlorobenzene	20.992	180	1660775	131.316	ppbV		93
116) naphthalene	21.108	128	5046834	118.774	ppbV		97
117) 1,2,3-trichlorobenzene	21.358	180	1521145	126.243	ppbV		95
118) benzothiophene	21.175	134	12745632	130.324	ppbV		98
119) hexachlorobutadiene	21.425	225	1312182	109.657	ppbV		98
120) 2-methylnaphthalene	22.217	142	1436632	216.162	ppbV		96
121) 1-methylnaphthalene	22.417	142	850203	135.146	ppbV		96

(#) = qualifier out of range (m) = manual integration (+) = signals summed

Sub List : Default - All compounds listed3\01\0109T_I\r1730780.D

Data Path : O:\Forensics\Data\Airlab17\2023\01\0109T_I\
Data File : r1730783.D
Acq On : 10 Jan 2023 2:11 AM
Operator : AIRLAB17:TJS
Sample : ITO15-LLSTD100
Misc : WG1731886
ALS Vial : 0 Sample Multiplier: 1

Quant Time: Jan 10 06:15:37 2023
Quant Method : O:\Forensics\Data\Airlab17\2023\01\0109T_I\TFS17_230109.M
Quant Title : TO-14A/TO-15 SIM/Full Scan Analysis
QLast Update : Tue Jan 10 05:49:59 2023
Response via : Initial Calibration

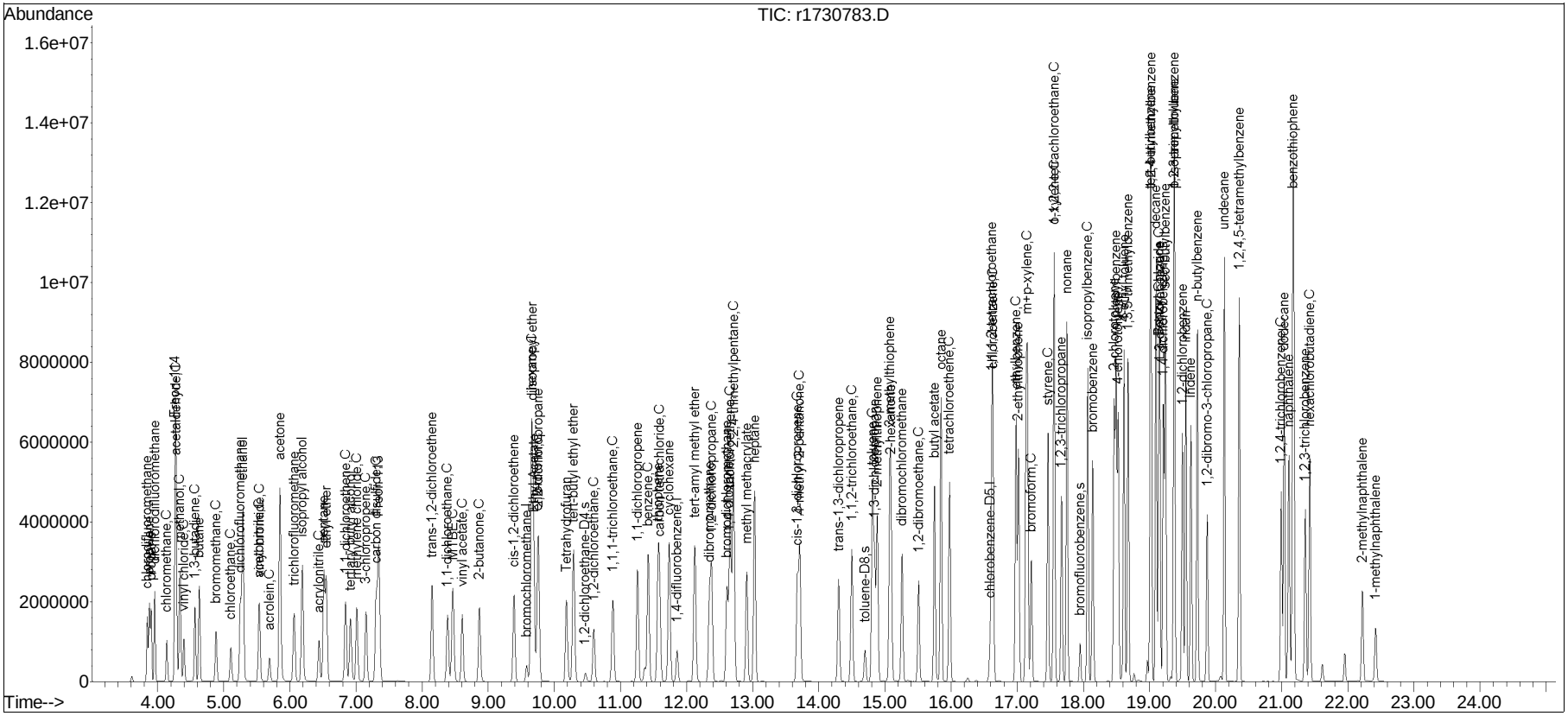

Manual Integration Report

Data Path : O:\Forensics\Data\Airlab17Q
Data File : r1730783.D
Date Inj'd : 1/10/2020 0:2: 1
Sample : ITO15-LLSTD100

Method : TFS17_230109.M
Operator : AIRLAB17:TJS
Instrument :
Quant Date : 1/10/2023 5:50 am

Compound #3: propylene

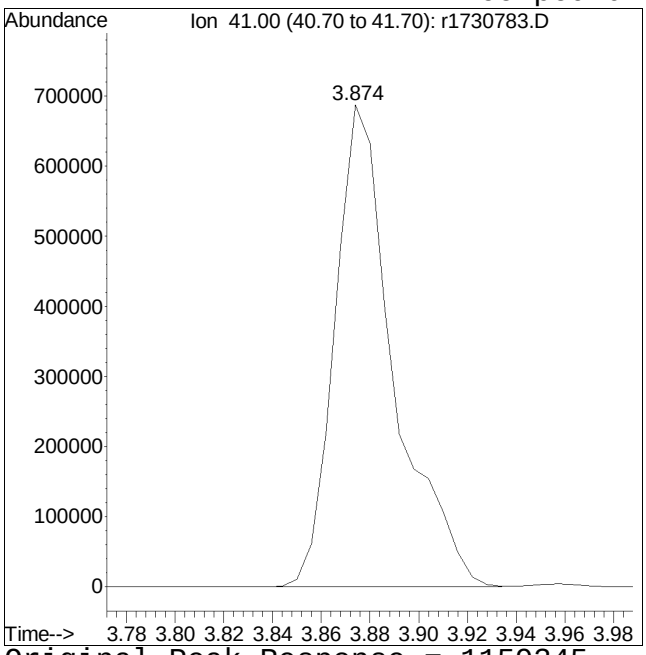

Original Peak Response = 1159345

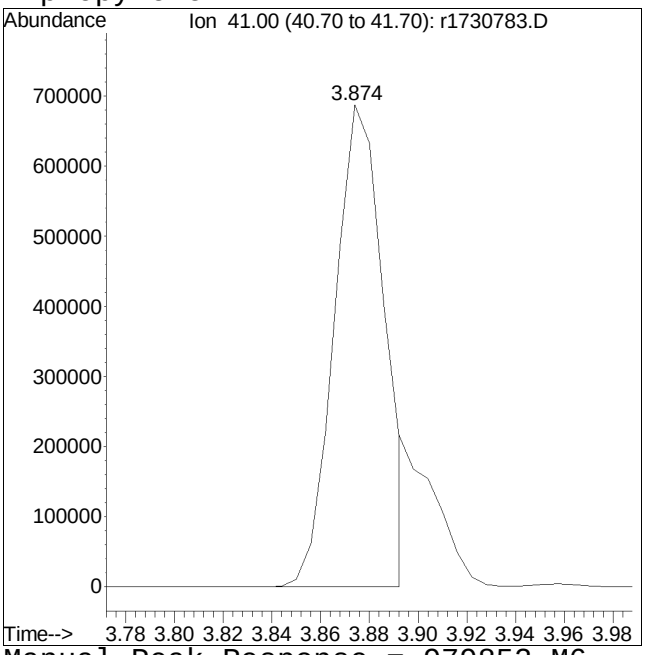

Manual Peak Response = 979852 M6

M6 = Misassignment of peak valley by automated integration (poor split of 2 peaks).

Manual Integration Report

Data Path : O:\Forensics\Data\Airlab17QMethod : TFS17_230109.M
Data File : r1730783.D Operator : AIRLAB17:TJS
Date Inj'd : 1/10/2020 0:2: 1 Instrument :
Sample : ITO15-LLSTD100 Quant Date : 1/10/2023 5:50 am

Compound #60: 2,2,4-trimethylpentane

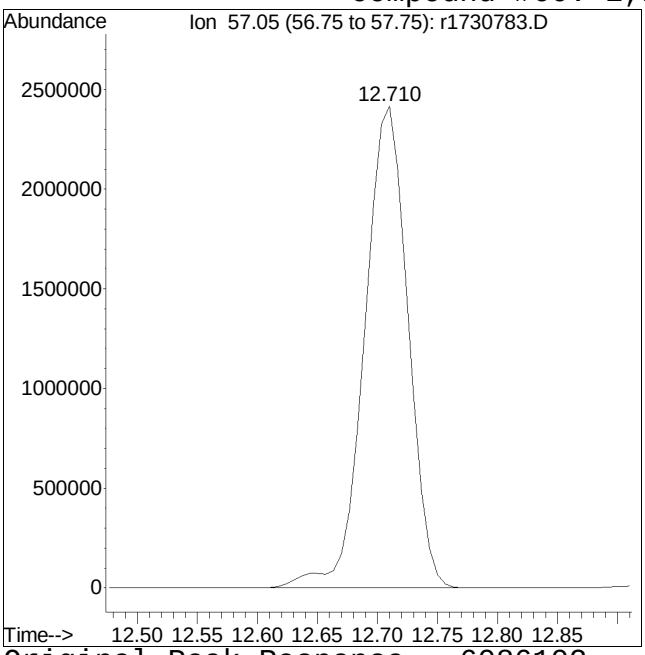

Original Peak Response = 6086102

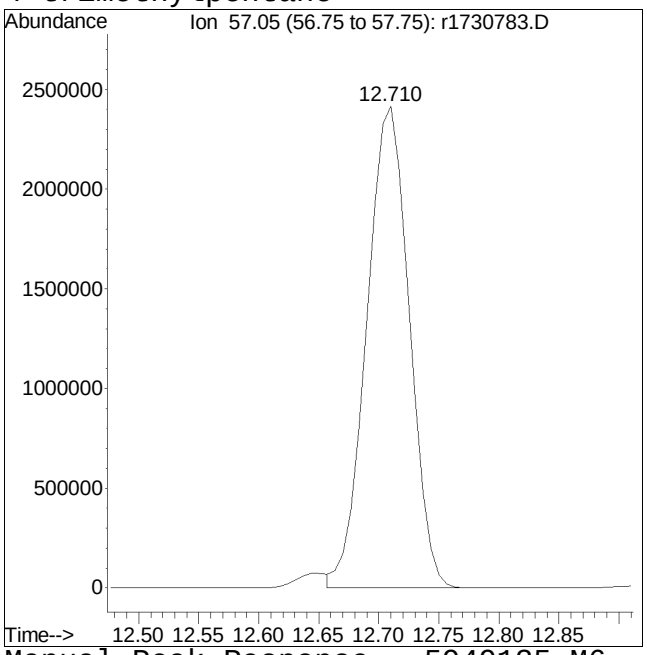

Manual Peak Response = 5949135 M6

M6 = Misassignment of peak valley by automated integration (poor split of 2 peaks).

Manual Integration Report

Data Path : O:\Forensics\Data\Airlab17QMethod : TFS17_230109.M
Data File : r1730783.D Operator : AIRLAB17:TJS
Date Inj'd : 1/10/2020 0:2: 1 Instrument :
Sample : ITO15-LLSTD100 Quant Date : 1/10/2023 5:50 am

Compound #106: p-isopropyltoluene

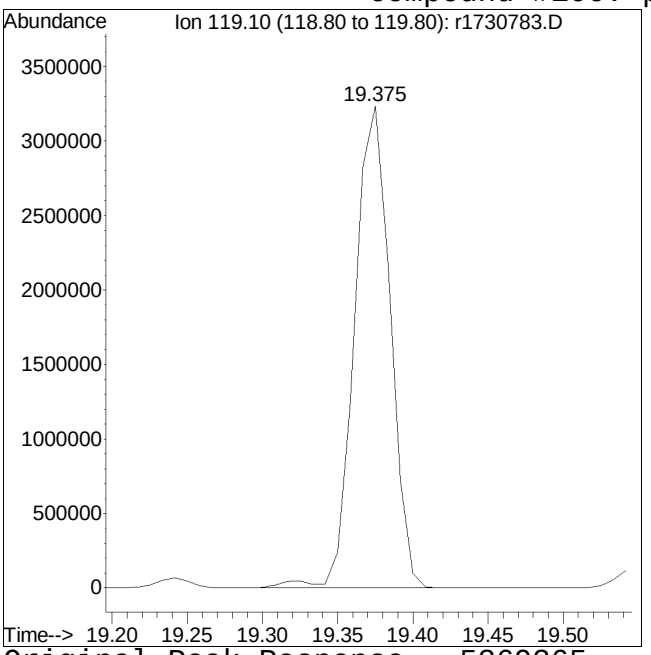

Original Peak Response = 5369365

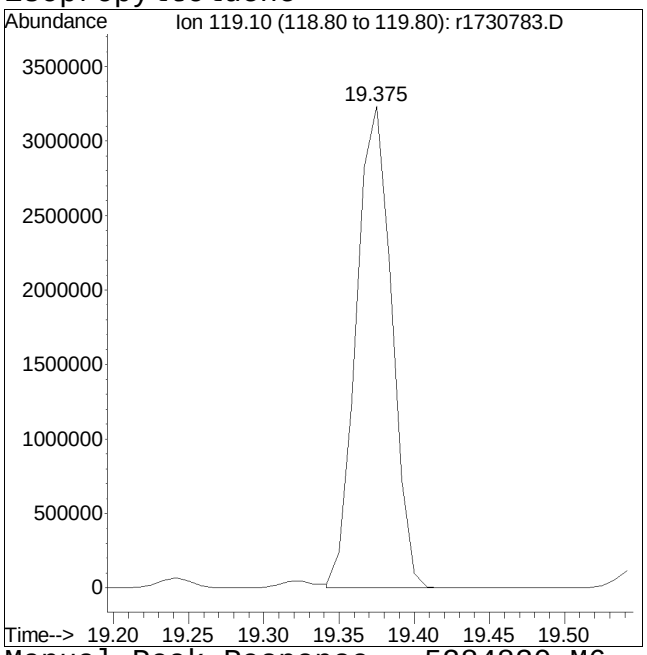

Manual Peak Response = 5284830 M6

M6 = Misassignment of peak valley by automated integration (poor split of 2 peaks).

Evaluate Continuing Calibration Report

Data Path : O:\Forensics\Data\Airlab17\2023\01\0109T_I\
Data File : r1730786.D
Acq On : 10 Jan 2023 7:17 AM
Operator : AIRLAB17:TJS
Sample : CTO15-LLSTD10.0
Misc : WG1731886
ALS Vial : 0 Sample Multiplier: 1

Quant Time: Jan 10 08:23:52 2023
Quant Method : O:\Forensics\Data\Airlab17\2023\01\0109T_I\TFS17_230109.M
Quant Title : TO-14A/TO-15 SIM/Full Scan Analysis
QLast Update : Tue Jan 10 06:15:19 2023
Response via : Initial Calibration

Min. RRF : 0.000 Min. Rel. Area : 60% Max. R.T. Dev 0.33min
Max. RRF Dev : 30% Max. Rel. Area : 140%

		Compound	AvgRF	CCRF	%Dev	Area%	Dev(min)
1	I	bromochloromethane	1.000	1.000	0.0	97	0.00
2		chlorodifluoromethane	0.675	0.550	18.5	84	0.00
3		propylene	0.445	0.441	0.9	99	0.00
4		propane	0.444	0.374	15.8	87	0.00
5		dichlorodifluoromethane	0.825	0.743	9.9	92	0.00
6	C	chloromethane	0.436	0.398	8.7	95	0.00
7		Freon-114	1.155	1.057	8.5	93	0.00
8	C	methanol	0.173	0.160	7.5	91	0.00
9	C	vinyl chloride	0.486	0.435	10.5	90	0.00
10	C	1,3-butadiene	0.368	0.346	6.0	95	-0.01
11		butane	0.908	0.769	15.3	87	0.00
13	C	bromomethane	0.421	0.378	10.2	91	-0.01
14	C	chloroethane	0.268	0.257	4.1	102	0.00
15		ethanol	0.342	0.295	13.7	91	0.00
16		dichlorofluoromethane	0.937	0.779	16.9	85	0.00
17	C	vinyl bromide	0.429	0.382	11.0	90	0.00
18	C	acrolein	0.185	0.163	11.9	84	0.00
19		acetone	0.634	0.482	24.0	80	0.00
20	C	acetonitrile	0.499	0.429	14.0	87	0.00
21		trichlorofluoromethane	0.738	0.676	8.4	93	0.00
22		isopropyl alcohol	0.804	0.668	16.9	88	0.00
23	C	acrylonitrile	0.364	0.340	6.6	92	0.00
24		pentane	1.082	0.928	14.2	86	0.00
25		ethyl ether	0.715	0.597	16.5	84	0.00
26	C	1,1-dichloroethene	0.669	0.598	10.6	92	0.00
27		tertiary butyl alcohol	0.711	0.618	13.1	90	0.00
28	C	methylene chloride	0.578	0.539	6.7	96	0.00
29	C	3-chloropropene	0.847	0.742	12.4	95	0.00
30	C	carbon disulfide	1.444	1.244	13.9	87	0.00
31		Freon 113	0.947	0.874	7.7	93	0.00
32		trans-1,2-dichloroethene	0.773	0.685	11.4	88	0.00
33	C	1,1-dichloroethane	0.918	0.853	7.1	95	0.00
34	C	MTBE	1.068	0.942	11.8	93	0.00
35	C	vinyl acetate	1.155	1.083	6.2	86	0.00
36	C	2-butanone	1.142	1.026	10.2	94	0.00
37		cis-1,2-dichloroethene	0.689	0.639	7.3	95	0.00
38		Ethyl Acetate	0.185	0.161	13.0	92	0.00
39	C	chloroform	0.852	0.785	7.9	94	0.00
40		Tetrahydrofuran	0.706	0.612	13.3	92	0.00

Evaluate Continuing Calibration Report

Data Path : O:\Forensics\Data\Airlab17\2023\01\0109T_I\
Data File : r1730786.D
Acq On : 10 Jan 2023 7:17 AM
Operator : AIRLAB17:TJS
Sample : CTO15-LLSTD10.0
Misc : WG1731886
ALS Vial : 0 Sample Multiplier: 1

Quant Time: Jan 10 08:23:52 2023
Quant Method : O:\Forensics\Data\Airlab17\2023\01\0109T_I\TFS17_230109.M
Quant Title : TO-14A/TO-15 SIM/Full Scan Analysis
QLast Update : Tue Jan 10 06:15:19 2023
Response via : Initial Calibration

Min. RRF : 0.000 Min. Rel. Area : 60% Max. R.T. Dev 0.33min
Max. RRF Dev : 30% Max. Rel. Area : 140%

		Compound	AvgRF	CCRF	%Dev	Area%	Dev(min)
41		2,2-dichloropropane	0.616	0.536	13.0	88	0.00
42	C	1,2-dichloroethane	0.528	0.469	11.2	92	0.00
43	I	1,4-difluorobenzene	1.000	1.000	0.0	96	0.00
44	C	hexane	0.276	0.249	9.8	89	0.00
45		diisopropyl ether	0.133	0.110	17.3	87	0.00
46		tert-butyl ethyl ether	0.445	0.371	16.6	86	0.00
47	s	1,2-dichloroethane-D4	0.193	0.194	-0.5	96	0.00
48	C	1,1,1-trichloroethane	0.211	0.196	7.1	95	0.00
49		1,1-dichloropropene	0.221	0.198	10.4	92	0.00
50	C	benzene	0.529	0.444	16.1	92	0.00
52	C	carbon tetrachloride	0.206	0.192	6.8	96	0.00
53		cyclohexane	0.289	0.265	8.3	91	0.00
54		tert-amyl methyl ether	0.375	0.318	15.2	89	0.00
55		dibromomethane	0.165	0.141	14.5	90	0.00
56	C	1,2-dichloropropane	0.195	0.179	8.2	95	0.00
57		bromodichloromethane	0.282	0.257	8.9	91	0.00
58	C	1,4-dioxane	0.107	0.096	10.3	90	0.00
59	C	trichloroethene	0.225	0.203	9.8	95	0.00
60	C	2,2,4-trimethylpentane	0.914	0.829	9.3	90	0.00
61		methyl methacrylate	0.223	0.198	11.2	95	0.00
62		heptane	0.381	0.364	4.5	97	0.00
63	C	cis-1,3-dichloropropene	0.241	0.230	4.6	99	0.00
64	C	4-methyl-2-pentanone	0.411	0.384	6.6	93	0.00
65		trans-1,3-dichloropropene	0.217	0.177	18.4	84	0.00
66	C	1,1,2-trichloroethane	0.197	0.180	8.6	97	0.00
67	I	chlorobenzene-D5	1.000	1.000	0.0	92	0.00
68	C	toluene	4.819	4.261	11.6	94	0.00
69	s	toluene-D8	5.904	6.137	-3.9	97	0.00
71		1,3-dichloropropane	2.000	1.787	10.7	86	0.00
72		2-hexanone	2.859	2.678	6.3	92	0.00
74		dibromochloromethane	2.167	2.100	3.1	95	0.00
75	C	1,2-dibromoethane	2.232	2.038	8.7	94	0.00
76		butyl acetate	0.468	0.406	13.2	85	0.00
77		octane	1.777	1.554	12.5	87	0.00
78	C	tetrachloroethene	1.756	1.596	9.1	93	0.00
79		1,1,1,2-tetrachloroethane	1.639	1.480	9.7	89	0.00
80	C	chlorobenzene	3.669	3.323	9.4	93	0.00

Evaluate Continuing Calibration Report

Data Path : O:\Forensics\Data\Airlab17\2023\01\0109T_I\
Data File : r1730786.D
Acq On : 10 Jan 2023 7:17 AM
Operator : AIRLAB17:TJS
Sample : CTO15-LLSTD10.0
Misc : WG1731886
ALS Vial : 0 Sample Multiplier: 1

Quant Time: Jan 10 08:23:52 2023
Quant Method : O:\Forensics\Data\Airlab17\2023\01\0109T_I\TFS17_230109.M
Quant Title : TO-14A/TO-15 SIM/Full Scan Analysis
QLast Update : Tue Jan 10 06:15:19 2023
Response via : Initial Calibration

Min. RRF : 0.000 Min. Rel. Area : 60% Max. R.T. Dev 0.33min
Max. RRF Dev : 30% Max. Rel. Area : 140%

		Compound	AvgRF	CCRF	%Dev	Area%	Dev(min)
81	C	ethylbenzene	5.317	5.206	2.1	94	0.00
83	C	m+p-xylene	4.274	4.195	1.8	94	0.00
84	C	bromoform	1.608	1.574	2.1	95	0.00
85	C	styrene	3.431	3.316	3.4	93	0.00
86	C	1,1,2,2-tetrachloroethane	3.163	2.844	10.1	94	0.00
87	C	o-xylene	4.262	4.221	1.0	95	0.00
88		1,2,3-trichloropropane	2.286	1.997	12.6	85	0.00
89		nonane	3.899	3.669	5.9	90	0.00
90	s	bromofluorobenzene	3.592	3.720	-3.6	96	0.00
91	C	isopropylbenzene	5.634	5.342	5.2	91	0.00
92		bromobenzene	3.166	2.851	9.9	89	0.00
93		2-chlorotoluene	1.689	1.547	8.4	90	0.00
94		n-propylbenzene	1.856	1.667	10.2	87	0.00
95		4-chlorotoluene	1.592	1.465	8.0	88	0.00
96		4-ethyl toluene	5.736	5.208	9.2	87	0.00
97		1,3,5-trimethylbenzene	4.899	4.243	13.4	91	0.00
98		tert-butylbenzene	5.124	4.247	17.1	87	0.00
99		1,2,4-trimethylbenzene	4.713	4.123	12.5	91	0.00
100		decane	4.128	3.627	12.1	88	0.00
101	C	Benzyl Chloride	2.535	2.212	12.7	84	0.00
102		1,3-dichlorobenzene	2.828	2.733	3.4	94	0.00
103	C	1,4-dichlorobenzene	2.723	2.698	0.9	94	0.00
104		sec-butylbenzene	6.967	5.768	17.2	89	0.00
106		p-isopropyltoluene	6.070	4.862	19.9	84	0.00
107		1,2-dichlorobenzene	2.612	2.413	7.6	92	0.00
108		n-butylbenzene	5.011	4.514	9.9	93	0.00
111	C	1,2-dibromo-3-chloropropane	1.042	0.906	13.1	89	0.00
112		undecane	4.131	3.785	8.4	91	0.00
114		dodecane	3.171	3.213	-1.3	95	0.00
115	C	1,2,4-trichlorobenzene	1.292	1.104	14.6	84	0.00
116		naphthalene	4.596	3.937	14.3	89	0.00
117		1,2,3-trichlorobenzene	1.273	1.187	6.8	95	0.00
119	C	hexachlorobutadiene	1.319	1.185	10.2	95	0.00

* Evaluation of CC level amount vs concentration.
(#) = Out of Range SPCC's out = 0 CCC's out = 0

Quantitation Report (QT Reviewed)

Data Path : O:\Forensics\Data\Airlab17\2023\01\0109T_I\
Data File : r1730786.D
Acq On : 10 Jan 2023 7:17 AM
Operator : AIRLAB17:TJS
Sample : CTO15-LLSTD10.0
Misc : WG1731886
ALS Vial : 0 Sample Multiplier: 1

Quant Time: Jan 10 09:23:52 2023
Quant Method : O:\Forensics\Data\Airlab17\2023\01\0109T_I\TFS17_230109.M
Quant Title : TO-14A/TO-15 SIM/Full Scan Analysis
QLast Update : Tue Jan 10 06:15:19 2023
Response via : Initial Calibration

CCAL FILE : O:\Forensics\Data\Airlab17\2023\01\0109T_I\r1730780.D
Sub List : Default-ICV-AP2 - All compounds listed

Compound	R.T.	QIon	Response	Conc	Units	Dev(Min)
Internal Standards						
1) bromochloromethane	9.575	49	247691	10.000	ppbV	0.00
Standard Area = 255912			Recovery = 96.79%			
43) 1,4-difluorobenzene	11.850	114	817989	10.000	ppbV	0.00
Standard Area = 854470			Recovery = 95.73%			
67) chlorobenzene-D5	16.583	54	104391	10.000	ppbV	0.00
Standard Area = 113004			Recovery = 92.38%			
System Monitoring Compounds						
47) 1,2-dichloroethane-D4	10.458	65	158373	10.044	ppbV	0.00
Spiked Amount 10.000	Range 70 - 130		Recovery = 100.44%			
69) toluene-D8	14.692	98	640618	10.395	ppbV	0.00
Spiked Amount 10.000	Range 70 - 130		Recovery = 103.95%			
90) bromofluorobenzene	17.942	95	388354	10.356	ppbV	0.00
Spiked Amount 10.000	Range 70 - 130		Recovery = 103.56%			
Target Compounds						Qvalue
2) chlorodifluoromethane	3.838	51	136172	8.142	ppbV	99
3) propylene	3.874	41	109159M6	9.909	ppbV	
4) propane	3.898	29	92699	8.432	ppbV #	78
5) dichlorodifluoromethane	3.952	85	184086	9.007	ppbV	99
6) chloromethane	4.132	50	98664	9.133	ppbV	95
7) Freon-114	4.264	85	261892	9.153	ppbV	99
8) methanol	4.330	31	197859	46.054	ppbV #	89
9) vinyl chloride	4.396	62	107733	8.949	ppbV	99
10) 1,3-butadiene	4.558	54	85731	9.414	ppbV	97
11) butane	4.624	43	190499	8.467	ppbV #	92
13) bromomethane	4.876	94	93740	8.984	ppbV	100
14) chloroethane	5.103	64	63753	9.607	ppbV	94
15) ethanol	5.267	31	365152	43.139	ppbV #	63
16) dichlorofluoromethane	5.243	67	192896	8.313	ppbV	96
17) vinyl bromide	5.533	106	94661	8.906	ppbV	100
18) acrolein	5.687	56	40269	8.775	ppbV	94
19) acetone	5.843	43	597201	38.045	ppbV #	80
20) acetonitrile	5.523	41	106338	8.596	ppbV	97
21) trichlorofluoromethane	6.057	101	167361	9.158	ppbV	96
22) isopropyl alcohol	6.170	45	413529	20.771	ppbV #	95
23) acrylonitrile	6.430	53	84246	9.338	ppbV	95
24) pentane	6.510	43	229875	8.581	ppbV #	91
25) ethyl ether	6.547	31	147799	8.345	ppbV #	83

Data Path : O:\Forensics\Data\Airlab17\2023\01\0109T_I\
Data File : r1730786.D
Acq On : 10 Jan 2023 7:17 AM
Operator : AIRLAB17:TJS
Sample : CTO15-LLSTD10.0
Misc : WG1731886
ALS Vial : 0 Sample Multiplier: 1

Quant Time: Jan 10 09:23:52 2023
Quant Method : O:\Forensics\Data\Airlab17\2023\01\0109T_I\TFS17_230109.M
Quant Title : TO-14A/TO-15 SIM/Full Scan Analysis
QLast Update : Tue Jan 10 06:15:19 2023
Response via : Initial Calibration

CCAL FILE : O:\Forensics\Data\Airlab17\2023\01\0109T_I\r1730780.D
Sub List : Default-ICV-AP2 - All compounds listed

Compound	R.T.	QIon	Response	Conc	Units		Dev(Min)
26) 1,1-dichloroethene	6.838	61	148041	8.932	ppbV		96
27) tertiary butyl alcohol	6.904	59	153013	8.683	ppbV	#	79
28) methylene chloride	7.006	49	133533	9.325	ppbV		86
29) 3-chloropropene	7.144	41	183803	8.763	ppbV		91
30) carbon disulfide	7.300	76	308179M3	8.614	ppbV		
31) Freon 113	7.336	101	216461	9.226	ppbV		98
32) trans-1,2-dichloroethene	8.142	61	169586	8.857	ppbV		98
33) 1,1-dichloroethane	8.375	63	211381	9.297	ppbV		98
34) MTBE	8.458	73	233250	8.816	ppbV	#	91
35) vinyl acetate	8.600	43	268140	9.372	ppbV	#	93
36) 2-butanone	8.858	43	254063	8.979	ppbV	#	91
37) cis-1,2-dichloroethene	9.383	61	158240	9.269	ppbV		99
38) Ethyl Acetate	9.683	61	39978	8.730	ppbV	#	50
39) chloroform	9.733	83	194439	9.209	ppbV		97
40) Tetrahydrofuran	10.183	42	151600	8.669	ppbV		89
41) 2,2-dichloropropane	9.750	77	132864	8.701	ppbV		87
42) 1,2-dichloroethane	10.583	62	116088	8.882	ppbV		95
44) hexane	9.650	57	203469	9.006	ppbV	#	53
45) diisopropyl ether	9.650	87	90312	8.308	ppbV		71
46) tert-butyl ethyl ether	10.283	59	303601	8.332	ppbV		99
48) 1,1,1-trichloroethane	10.875	97	160014	9.270	ppbV		98
49) 1,1-dichloropropene	11.250	75	161605	8.921	ppbV		97
50) benzene	11.410	78	363471	8.398	ppbV		96
52) carbon tetrachloride	11.583	117	157311	9.319	ppbV		96
53) cyclohexane	11.730	56	216434	9.163	ppbV	#	86
54) tert-amyl methyl ether	12.117	73	260073	8.480	ppbV	#	90
55) dibromomethane	12.337	93	115485	8.572	ppbV		97
56) 1,2-dichloropropane	12.363	63	146742	9.204	ppbV		97
57) bromodichloromethane	12.597	83	210345	9.111	ppbV		99
58) 1,4-dioxane	12.643	88	78537	9.013	ppbV		95
59) trichloroethene	12.650	130	166319	9.029	ppbV		98
60) 2,2,4-trimethylpentane	12.697	57	677836M6	9.065	ppbV		
61) methyl methacrylate	12.903	41	161898	8.881	ppbV	#	84
62) heptane	13.017	43	297777	9.562	ppbV	#	79
63) cis-1,3-dichloropropene	13.667	75	188073	9.530	ppbV		95
64) 4-methyl-2-pentanone	13.700	43	313701	9.330	ppbV	#	83
65) trans-1,3-dichloropropene	14.292	75	144719	8.166	ppbV		95
66) 1,1,2-trichloroethane	14.483	97	146886	9.112	ppbV		95
68) toluene	14.800	91	444818	8.842	ppbV		99
71) 1,3-dichloropropane	14.833	76	186570	8.937	ppbV		87

Quantitation Report (QT Reviewed)

Data Path : O:\Forensics\Data\Airlab17\2023\01\0109T_I\
Data File : r1730786.D
Acq On : 10 Jan 2023 7:17 AM
Operator : AIRLAB17:TJS
Sample : CTO15-LLSTD10.0
Misc : WG1731886
ALS Vial : 0 Sample Multiplier: 1

Quant Time: Jan 10 09:23:52 2023
Quant Method : O:\Forensics\Data\Airlab17\2023\01\0109T_I\TFS17_230109.M
Quant Title : TO-14A/TO-15 SIM/Full Scan Analysis
QLast Update : Tue Jan 10 06:15:19 2023
Response via : Initial Calibration

CCAL FILE : O:\Forensics\Data\Airlab17\2023\01\0109T_I\r1730780.D
Sub List : Default-ICV-AP2 - All compounds listed

Compound	R.T.	QIon	Response	Conc	Units		Dev(Min)
72) 2-hexanone	15.083	43	279559	9.366	ppbV	#	75
74) dibromochloromethane	15.250	129	219215	9.692	ppbV		98
75) 1,2-dibromoethane	15.500	107	212703	9.131	ppbV		98
76) butyl acetate	15.742	73	42417	8.677	ppbV		69
77) octane	15.842	85	162246	8.745	ppbV	#	73
78) tetrachloroethene	15.967	166	166572	9.087	ppbV		97
79) 1,1,1,2-tetrachloroethane	16.608	131	154505	9.029	ppbV		99
80) chlorobenzene	16.625	112	346862	9.055	ppbV		98
81) ethylbenzene	16.975	91	543477	9.792	ppbV		96
83) m+p-xylene	17.142	91	875867	19.631	ppbV		95
84) bromoform	17.200	173	164264	9.787	ppbV		99
85) styrene	17.458	104	346113	9.664	ppbV		96
86) 1,1,2,2-tetrachloroethane	17.550	83	296880	8.990	ppbV		97
87) o-xylene	17.550	91	440613	9.904	ppbV		97
88) 1,2,3-trichloropropane	17.667	75	208463	8.736	ppbV		97
89) nonane	17.742	43	383038	9.410	ppbV	#	75
91) isopropylbenzene	18.058	105	557660	9.481	ppbV		99
92) bromobenzene	18.133	77	297589	9.005	ppbV		95
93) 2-chlorotoluene	18.458	126	161450	9.156	ppbV		99
94) n-propylbenzene	18.483	120	174051	8.984	ppbV		83
95) 4-chlorotoluene	18.517	126	152984	9.207	ppbV		93
96) 4-ethyl toluene	18.608	105	543714	9.080	ppbV		99
97) 1,3,5-trimethylbenzene	18.667	105	442916	8.660	ppbV		99
98) tert-butylbenzene	19.008	119	443309	8.288	ppbV		97
99) 1,2,4-trimethylbenzene	19.017	105	430410	8.748	ppbV		96
100) decane	19.092	57	378668	8.788	ppbV	#	72
101) Benzyl Chloride	19.133	91	230914	8.725	ppbV		99
102) 1,3-dichlorobenzene	19.142	146	285264	9.664	ppbV		96
103) 1,4-dichlorobenzene	19.200	146	281648	9.910	ppbV		99
104) sec-butylbenzene	19.233	105	602113	8.279	ppbV		96
106) p-isopropyltoluene	19.367	119	507560	8.010	ppbV		99
107) 1,2-dichlorobenzene	19.492	146	251849	9.237	ppbV		98
108) n-butylbenzene	19.717	91	471197	9.008	ppbV		99
111) 1,2-dibromo-3-chloropr...	19.867	75	94546	8.689	ppbV		95
112) undecane	20.125	57	395122	9.163	ppbV	#	81
114) dodecane	21.033	57	335358	10.131	ppbV	#	73
115) 1,2,4-trichlorobenzene	20.983	180	115219	8.545	ppbV	#	91
116) naphthalene	21.100	128	411026	8.568	ppbV		99
117) 1,2,3-trichlorobenzene	21.350	180	123938	9.325	ppbV		96
119) hexachlorobutadiene	21.417	225	123731	8.984	ppbV		97

Quantitation Report (QT Reviewed)

Data Path : O:\Forensics\Data\Airlab17\2023\01\0109T_I\
Data File : r1730786.D
Acq On : 10 Jan 2023 7:17 AM
Operator : AIRLAB17:TJS
Sample : CTO15-LLSTD10.0
Misc : WG1731886
ALS Vial : 0 Sample Multiplier: 1

Quant Time: Jan 10 09:23:52 2023
Quant Method : O:\Forensics\Data\Airlab17\2023\01\0109T_I\TFS17_230109.M
Quant Title : TO-14A/TO-15 SIM/Full Scan Analysis
QLast Update : Tue Jan 10 06:15:19 2023
Response via : Initial Calibration

CCAL FILE : O:\Forensics\Data\Airlab17\2023\01\0109T_I\r1730780.D
Sub List : Default-ICV-AP2 - All compounds listed

Compound	R.T.	QIon	Response	Conc	Units	Dev(Min)

(#) = qualifier out of range (m) = manual integration (+) = signals summed

Sub List : Default-ICV-AP2 - All compounds listed9T_I\r1730780.D

Data Path : O:\Forensics\Data\Airlab17\2023\01\0109T_I\
Data File : r1730786.D
Acq On : 10 Jan 2023 7:17 AM
Operator : AIRLAB17:TJS
Sample : CTO15-LLSTD10.0
Misc : WG1731886
ALS Vial : 0 Sample Multiplier: 1

Quant Time: Jan 10 09:23:52 2023
Quant Method : O:\Forensics\Data\Airlab17\2023\01\0109T_I\TFS17_230109.M
Quant Title : TO-14A/TO-15 SIM/Full Scan Analysis
QLast Update : Tue Jan 10 06:15:19 2023
Response via : Initial Calibration

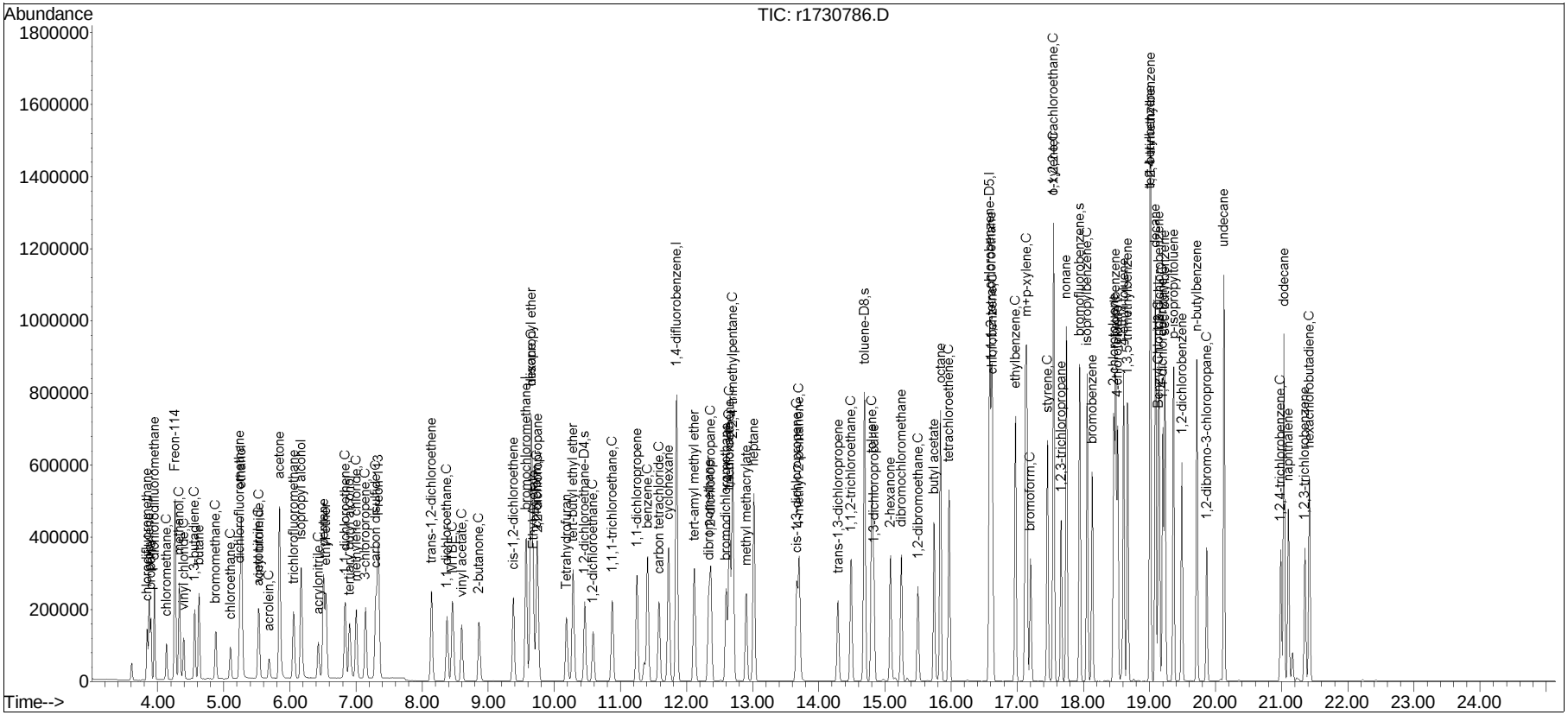

Manual Integration Report

Data Path : O:\Forensics\Data\Airlab17QMethod : TFS17_230109.M
Data File : r1730786.D Operator : AIRLAB17:TJS
Date Inj'd : 1/10/2020 0:7: 7 Instrument :
Sample : CTO15-LLSTD10.0 Quant Date : 1/10/2023 9:22 am

Compound #3: propylene

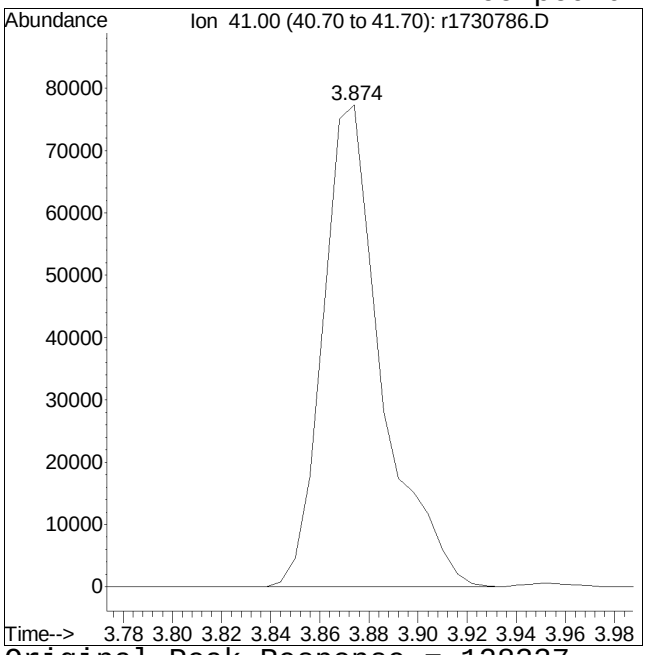

Original Peak Response = 128337

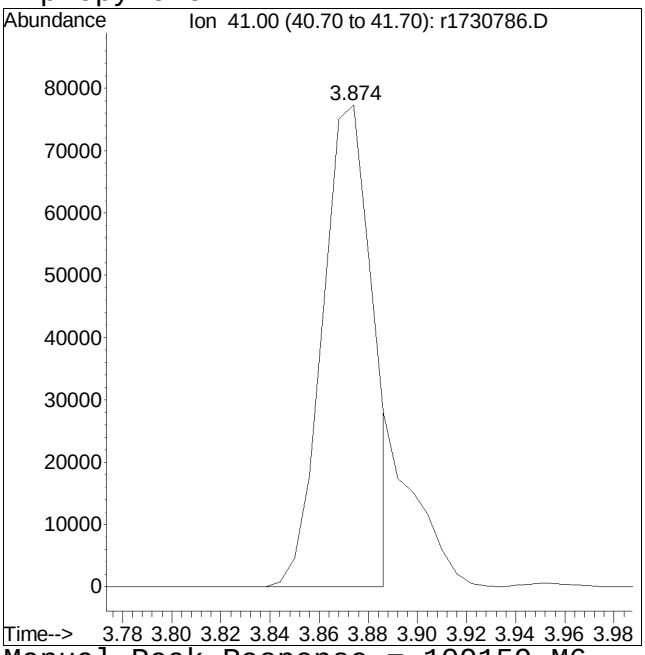

Manual Peak Response = 109159 M6

M6 = Misassignment of peak valley by automated integration (poor split of 2 peaks).

Manual Integration Report

Data Path : O:\Forensics\Data\Airlab17QMethod : TFS17_230109.M
Data File : r1730786.D Operator : AIRLAB17:TJS
Date Inj'd : 1/10/2020 0:7: 7 Instrument :
Sample : CTO15-LLSTD10.0 Quant Date : 1/10/2023 9:22 am

Compound #30: carbon disulfide

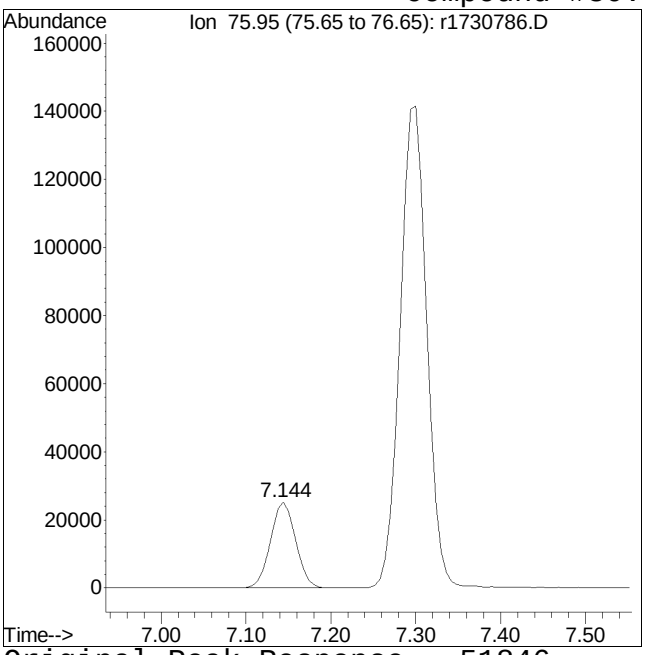

Original Peak Response = 51846

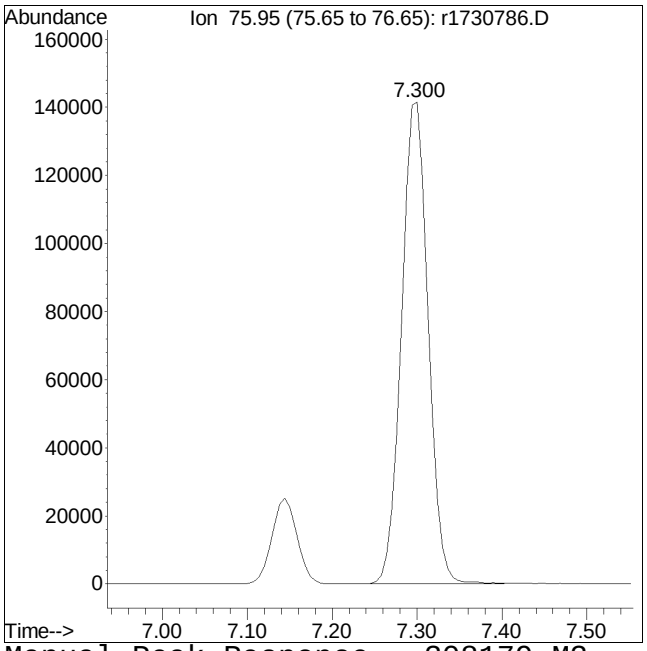

Manual Peak Response = 308179 M3

M3 = Misidentification of the peak (i.e. 1,4-dichlorobenzene identified as 1,3-dichlorobenzene), or misidentification from 2 partially resolved peaks not being split.

Manual Integration Report

Data Path : O:\Forensics\Data\Airlab17QMethod : TFS17_230109.M
Data File : r1730786.D Operator : AIRLAB17:TJS
Date Inj'd : 1/10/2020 0:7: 7 Instrument :
Sample : CTO15-LLSTD10.0 Quant Date : 1/10/2023 9:22 am

Compound #60: 2,2,4-trimethylpentane

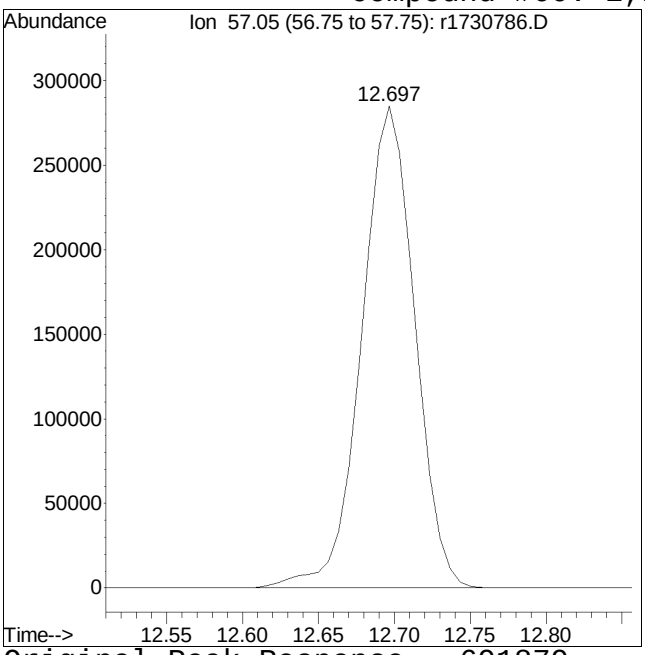

Original Peak Response = 691879

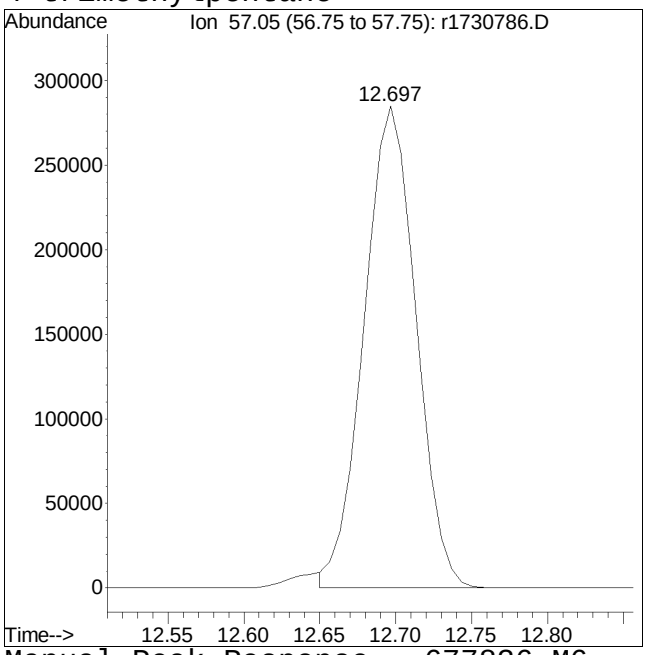

Manual Peak Response = 677836 M6

M6 = Misassignment of peak valley by automated integration (poor split of 2 peaks).

Continuing Calibration

Calibration Verification Summary
Form 7
Air Volatiles

Client	: Roux Env. Eng. & Geology, DPC	**Lab Number**	: L2300996		
Project Name	: 148/156 NAGLE	**Project Number**	: 3770.0001Y000		
Instrument ID	: AIRLAB17	**Calibration Date**	: 01/10/23 12:53		
Lab File ID	: R1730700	**Init. Calib. Date(s)**	: 01/09/23	01/10/23	
Sample No	: WG1731941-2	**Init. Calib. Times**	: 21:31	02:11	
Channel	:				

Compound	Ave. RRF	RRF	Min RRF	%D	Max %D	Area%	Dev(min)
bromochloromethane	1	1	-	0	30	99	-.02
chlorodifluoromethane	0.675	0.645	-	4.4	30	101	0
propylene	0.445	0.444	-	0.2	30	102	-.01
propane	0.444	0.422	-	5	30	101	0
dichlorodifluoromethane	0.825	0.788	-	4.5	30	100	0
chloromethane	0.436	0.412	-	5.5	30	101	0
Freon-114	1.155	1.105	-	4.3	30	99	-.01
methanol	0.173	0.166	-	4	30	96	-.01
vinyl chloride	0.486	0.465	-	4.3	30	99	-.01
1,3-butadiene	0.368	0.354	-	3.8	30	99	-.01
butane	0.908	0.857	-	5.6	30	99	0
bromomethane	0.421	0.405	-	3.8	30	100	-.01
chloroethane	0.268	0.282	-	-5.2	30	114	-.01
ethanol	0.342	0.318	-	7	30	100	0
dichlorofluoromethane	0.937	0.892	-	4.8	30	100	-.01
vinyl bromide	0.429	0.416	-	3	30	100	0
acrolein	0.185	0.186	-	-0.5	30	98	-.01
acetone	0.634	0.518	-	18.3	30	88	0
acetonitrile	0.499	0.469	-	6	30	97	-.01
trichlorofluoromethane	0.738	0.703	-	4.7	30	99	0
isopropyl alcohol	0.804	0.727	-	9.6	30	98	0
acrylonitrile	0.364	0.361	-	0.8	30	100	-.01
pentane	1.082	1.024	-	5.4	30	98	0
ethyl ether	0.715	0.651	-	9	30	94	-.01
1,1-dichloroethene	0.669	0.624	-	6.7	30	98	-.01
tertiary butyl alcohol	0.711	0.66	-	7.2	30	99	-.01
methylene chloride	0.578	0.546	-	5.5	30	100	-.01
3-chloropropene	0.847	0.744	-	12.2	30	98	0
carbon disulfide	1.444	1.383	-	4.2	30	99	-.01
Freon 113	0.947	0.891	-	5.9	30	97	-.01
trans-1,2-dichloroethene	0.773	0.748	-	3.2	30	99	0
1,1-dichloroethane	0.918	0.87	-	5.2	30	99	0
MTBE	1.068	0.992	-	7.1	30	100	0
vinyl acetate	1.155	1.237	-	-7.1	30	101	-.02
2-butanone	1.142	1.066	-	6.7	30	100	0
cis-1,2-dichloroethene	0.689	0.652	-	5.4	30	99	-.02
Ethyl Acetate	0.185	0.17	-	8.1	30	99	-.02
chloroform	0.852	0.804	-	5.6	30	99	0
Tetrahydrofuran	0.706	0.651	-	7.8	30	100	-.02
2,2-dichloropropane	0.616	0.591	-	4.1	30	99	-.02
1,2-dichloroethane	0.528	0.491	-	7	30	99	0
1,4-difluorobenzene	1	1	-	0	30	98	-.01
hexane	0.276	0.268	-	2.9	30	98	0

* Value outside of QC limits.

Calibration Verification Summary
Form 7
Air Volatiles

Client	: Roux Env. Eng. & Geology, DPC	**Lab Number**	: L2300996		
Project Name	: 148/156 NAGLE	**Project Number**	: 3770.0001Y000		
Instrument ID	: AIRLAB17	**Calibration Date**	: 01/10/23 12:53		
Lab File ID	: R1730700	**Init. Calib. Date(s)**	: 01/09/23	01/10/23	
Sample No	: WG1731941-2	**Init. Calib. Times**	: 21:31	02:11	
Channel	:				

Compound	Ave. RRF	RRF	Min RRF	%D	Max %D	Area%	Dev(min)
diisopropyl ether	0.133	0.123	-	7.5	30	99	0
tert-butyl ethyl ether	0.445	0.413	-	7.2	30	97	-.02
1,1,1-trichloroethane	0.211	0.199	-	5.7	30	99	0
1,1-dichloropropene	0.221	0.209	-	5.4	30	99	-.01
benzene	0.529	0.467	-	11.7	30	98	-.01
carbon tetrachloride	0.206	0.195	-	5.3	30	99	-.01
cyclohexane	0.289	0.279	-	3.5	30	98	-.01
tert-amyl methyl ether	0.375	0.341	-	9.1	30	97	-.01
dibromomethane	0.165	0.154	-	6.7	30	100	-.01
1,2-dichloropropane	0.195	0.182	-	6.7	30	99	0
bromodichloromethane	0.282	0.272	-	3.5	30	99	0
1,4-dioxane	0.107	0.101	-	5.6	30	97	0
trichloroethene	0.225	0.208	-	7.6	30	99	-.01
2,2,4-trimethylpentane	0.914	0.895	-	2.1	30	100	0
methyl methacrylate	0.223	0.204	-	8.5	30	100	-.01
heptane	0.381	0.364	-	4.5	30	99	0
cis-1,3-dichloropropene	0.241	0.223	-	7.5	30	98	-.02
4-methyl-2-pentanone	0.411	0.39	-	5.1	30	97	0
trans-1,3-dichloropropene	0.217	0.201	-	7.4	30	98	-.02
1,1,2-trichloroethane	0.197	0.178	-	9.6	30	98	0
chlorobenzene-D5	1	1	-	0	30	96	0
toluene	4.819	4.242	-	12	30	97	0
1,3-dichloropropane	2	1.937	-	3.1	30	98	0
2-hexanone	2.859	2.691	-	5.9	30	96	0
dibromochloromethane	2.167	2.074	-	4.3	30	98	-.02
1,2-dibromoethane	2.232	2.033	-	8.9	30	98	0
butyl acetate	0.468	0.436	-	6.8	30	95	0
octane	1.777	1.665	-	6.3	30	98	0
tetrachloroethene	1.756	1.607	-	8.5	30	98	0
1,1,1,2-tetrachloroethane	1.639	1.588	-	3.1	30	100	0
chlorobenzene	3.669	3.34	-	9	30	98	0
ethylbenzene	5.317	5.249	-	1.3	30	99	-.02
m+p-xylene	4.274	4.161	-	2.6	30	97	0
bromoform	1.608	1.562	-	2.9	30	98	0
styrene	3.431	3.366	-	1.9	30	99	0
1,1,2,2-tetrachloroethane	3.163	2.759	-	12.8	30	95	0
o-xylene	4.262	4.177	-	2	30	98	0
1,2,3-trichloropropane	2.286	2.108	-	7.8	30	94	0
nonane	3.899	3.793	-	2.7	30	97	0
isopropylbenzene	5.634	5.366	-	4.8	30	95	0
bromobenzene	3.166	2.99	-	5.6	30	97	0
2-chlorotoluene	1.689	1.581	-	6.4	30	96	0
n-propylbenzene	1.856	1.727	-	7	30	94	0

* Value outside of QC limits.

Calibration Verification Summary
Form 7
Air Volatiles

Client	: Roux Env. Eng. & Geology, DPC	**Lab Number**	: L2300996		
Project Name	: 148/156 NAGLE	**Project Number**	: 3770.0001Y000		
Instrument ID	: AIRLAB17	**Calibration Date**	: 01/10/23 12:53		
Lab File ID	: R1730700	**Init. Calib. Date(s)**	: 01/09/23	01/10/23	
Sample No	: WG1731941-2	**Init. Calib. Times**	: 21:31	02:11	
Channel	:				

Compound	Ave. RRF	RRF	Min RRF	%D	Max %D	Area%	Dev(min)
4-chlorotoluene	1.592	1.526	-	4.1	30	96	0
4-ethyl toluene	5.736	5.249	-	8.5	30	92	0
1,3,5-trimethylbenzene	4.899	4.197	-	14.3	30	94	0
tert-butylbenzene	5.124	4.494	-	12.3	30	96	0
1,2,4-trimethylbenzene	4.713	4.059	-	13.9	30	94	0
decane	4.128	3.762	-	8.9	30	95	0
Benzyl Chloride	2.535	2.34	-	7.7	30	93	-.02
1,3-dichlorobenzene	2.828	2.666	-	5.7	30	95	0
1,4-dichlorobenzene	2.723	2.606	-	4.3	30	94	0
sec-butylbenzene	6.967	6.029	-	13.5	30	97	0
p-isopropyltoluene	6.07	5.419	-	10.7	30	97	0
1,2-dichlorobenzene	2.612	2.378	-	9	30	95	0
n-butylbenzene	5.011	4.441	-	11.4	30	95	0
1,2-dibromo-3-chloropropan	1.042	0.908	-	12.9	30	93	-.02
undecane	4.131	3.668	-	11.2	30	92	0
dodecane	3.171	2.857	-	9.9	30	88	-.02
1,2,4-trichlorobenzene	1.292	1.097	-	15.1	30	87	0
naphthalene	4.596	3.745	-	18.5	30	88	-.02
1,2,3-trichlorobenzene	1.273	1.069	-	16	30	89	-.02
hexachlorobutadiene	1.319	1.095	-	17	30	92	-.02

* Value outside of QC limits.

Evaluate Continuing Calibration Report

Data Path : O:\Forensics\Data\Airlab17\2023\01\0110T\
Data File : r1730700.D
Acq On : 10 Jan 2023 12:53 PM
Operator : AIRLAB17:TJS
Sample : WG1731941-2,3,250,250
Misc : WG1731941,ICAL19642
ALS Vial : 0 Sample Multiplier: 1

Quant Time: Jan 10 14:05:07 2023
Quant Method : O:\Forensics\Data\Airlab17\2023\01\0110T\TFS17_230109.M
Quant Title : TO-14A/TO-15 SIM/Full Scan Analysis
QLast Update : Tue Jan 10 06:15:19 2023
Response via : Initial Calibration

Min. RRF : 0.000 Min. Rel. Area : 60% Max. R.T. Dev 0.33min
Max. RRF Dev : 30% Max. Rel. Area : 140%

		Compound	AvgRF	CCRF	%Dev	Area%	Dev(min)
1	I	bromochloromethane	1.000	1.000	0.0	99	-0.02
2		chlorodifluoromethane	0.675	0.645	4.4	101	0.00
3		propylene	0.445	0.444	0.2	102	-0.01
4		propane	0.444	0.422	5.0	101	0.00
5		dichlorodifluoromethane	0.825	0.788	4.5	100	0.00
6	C	chloromethane	0.436	0.412	5.5	101	0.00
7		Freon-114	1.155	1.105	4.3	99	-0.01
8	C	methanol	0.173	0.166	4.0	96	-0.01
9	C	vinyl chloride	0.486	0.465	4.3	99	-0.01
10	C	1,3-butadiene	0.368	0.354	3.8	99	-0.01
11		butane	0.908	0.857	5.6	99	0.00
13	C	bromomethane	0.421	0.405	3.8	100	-0.01
14	C	chloroethane	0.268	0.282	-5.2	114	-0.01
15		ethanol	0.342	0.318	7.0	100	0.00
16		dichlorofluoromethane	0.937	0.892	4.8	100	-0.01
17	C	vinyl bromide	0.429	0.416	3.0	100	0.00
18	C	acrolein	0.185	0.186	-0.5	98	-0.01
19		acetone	0.634	0.518	18.3	88	0.00
20	C	acetonitrile	0.499	0.469	6.0	97	-0.01
21		trichlorofluoromethane	0.738	0.703	4.7	99	0.00
22		isopropyl alcohol	0.804	0.727	9.6	98	0.00
23	C	acrylonitrile	0.364	0.361	0.8	100	-0.01
24		pentane	1.082	1.024	5.4	98	0.00
25		ethyl ether	0.715	0.651	9.0	94	-0.01
26	C	1,1-dichloroethene	0.669	0.624	6.7	98	-0.01
27		tertiary butyl alcohol	0.711	0.660	7.2	99	-0.01
28	C	methylene chloride	0.578	0.546	5.5	100	-0.01
29	C	3-chloropropene	0.847	0.744	12.2	98	0.00
30	C	carbon disulfide	1.444	1.383	4.2	99	-0.01
31		Freon 113	0.947	0.891	5.9	97	-0.01
32		trans-1,2-dichloroethene	0.773	0.748	3.2	99	0.00
33	C	1,1-dichloroethane	0.918	0.870	5.2	99	0.00
34	C	MTBE	1.068	0.992	7.1	100	0.00
35	C	vinyl acetate	1.155	1.237	-7.1	101	-0.02
36	C	2-butanone	1.142	1.066	6.7	100	0.00
37		cis-1,2-dichloroethene	0.689	0.652	5.4	99	-0.02
38		Ethyl Acetate	0.185	0.170	8.1	99	-0.02
39	C	chloroform	0.852	0.804	5.6	99	0.00
40		Tetrahydrofuran	0.706	0.651	7.8	100	-0.02

Evaluate Continuing Calibration Report

Data Path : O:\Forensics\Data\Airlab17\2023\01\0110T\
Data File : r1730700.D
Acq On : 10 Jan 2023 12:53 PM
Operator : AIRLAB17:TJS
Sample : WG1731941-2,3,250,250
Misc : WG1731941,ICAL19642
ALS Vial : 0 Sample Multiplier: 1

Quant Time: Jan 10 14:05:07 2023
Quant Method : O:\Forensics\Data\Airlab17\2023\01\0110T\TFS17_230109.M
Quant Title : TO-14A/TO-15 SIM/Full Scan Analysis
QLast Update : Tue Jan 10 06:15:19 2023
Response via : Initial Calibration

Min. RRF : 0.000 Min. Rel. Area : 60% Max. R.T. Dev 0.33min
Max. RRF Dev : 30% Max. Rel. Area : 140%

		Compound	AvgRF	CCRF	%Dev	Area%	Dev(min)
41		2,2-dichloropropane	0.616	0.591	4.1	99	-0.02
42	C	1,2-dichloroethane	0.528	0.491	7.0	99	0.00
43	I	1,4-difluorobenzene	1.000	1.000	0.0	98	-0.01
44	C	hexane	0.276	0.268	2.9	98	0.00
45		diisopropyl ether	0.133	0.123	7.5	99	0.00
46		tert-butyl ethyl ether	0.445	0.413	7.2	97	-0.02
48	C	1,1,1-trichloroethane	0.211	0.199	5.7	99	0.00
49		1,1-dichloropropene	0.221	0.209	5.4	99	-0.01
50	C	benzene	0.529	0.467	11.7	98	-0.01
52	C	carbon tetrachloride	0.206	0.195	5.3	99	-0.01
53		cyclohexane	0.289	0.279	3.5	98	-0.01
54		tert-amyl methyl ether	0.375	0.341	9.1	97	-0.01
55		dibromomethane	0.165	0.154	6.7	100	-0.01
56	C	1,2-dichloropropane	0.195	0.182	6.7	99	0.00
57		bromodichloromethane	0.282	0.272	3.5	99	0.00
58	C	1,4-dioxane	0.107	0.101	5.6	97	0.00
59	C	trichloroethene	0.225	0.208	7.6	99	-0.01
60	C	2,2,4-trimethylpentane	0.914	0.895	2.1	100	0.00
61		methyl methacrylate	0.223	0.204	8.5	100	-0.01
62		heptane	0.381	0.364	4.5	99	0.00
63	C	cis-1,3-dichloropropene	0.241	0.223	7.5	98	-0.02
64	C	4-methyl-2-pentanone	0.411	0.390	5.1	97	0.00
65		trans-1,3-dichloropropene	0.217	0.201	7.4	98	-0.02
66	C	1,1,2-trichloroethane	0.197	0.178	9.6	98	0.00
67	I	chlorobenzene-D5	1.000	1.000	0.0	96	0.00
68	C	toluene	4.819	4.242	12.0	97	0.00
71		1,3-dichloropropane	2.000	1.937	3.1	98	0.00
72		2-hexanone	2.859	2.691	5.9	96	0.00
74		dibromochloromethane	2.167	2.074	4.3	98	-0.02
75	C	1,2-dibromoethane	2.232	2.033	8.9	98	0.00
76		butyl acetate	0.468	0.436	6.8	95	0.00
77		octane	1.777	1.665	6.3	98	0.00
78	C	tetrachloroethene	1.756	1.607	8.5	98	0.00
79		1,1,1,2-tetrachloroethane	1.639	1.588	3.1	100	0.00
80	C	chlorobenzene	3.669	3.340	9.0	98	0.00
81	C	ethylbenzene	5.317	5.249	1.3	99	-0.02
83	C	m+p-xylene	4.274	4.161	2.6	97	0.00

Evaluate Continuing Calibration Report

Data Path : O:\Forensics\Data\Airlab17\2023\01\0110T\
Data File : r1730700.D
Acq On : 10 Jan 2023 12:53 PM
Operator : AIRLAB17:TJS
Sample : WG1731941-2,3,250,250
Misc : WG1731941,ICAL19642
ALS Vial : 0 Sample Multiplier: 1

Quant Time: Jan 10 14:05:07 2023
Quant Method : O:\Forensics\Data\Airlab17\2023\01\0110T\TFS17_230109.M
Quant Title : TO-14A/TO-15 SIM/Full Scan Analysis
QLast Update : Tue Jan 10 06:15:19 2023
Response via : Initial Calibration

Min. RRF : 0.000 Min. Rel. Area : 60% Max. R.T. Dev 0.33min
Max. RRF Dev : 30% Max. Rel. Area : 140%

		Compound	AvgRF	CCRF	%Dev	Area%	Dev(min)
84	C	bromoform	1.608	1.562	2.9	98	0.00
85	C	styrene	3.431	3.366	1.9	99	0.00
86	C	1,1,2,2-tetrachloroethane	3.163	2.759	12.8	95	0.00
87	C	o-xylene	4.262	4.177	2.0	98	0.00
88		1,2,3-trichloropropane	2.286	2.108	7.8	94	0.00
89		nonane	3.899	3.793	2.7	97	0.00
91	C	isopropylbenzene	5.634	5.366	4.8	95	0.00
92		bromobenzene	3.166	2.990	5.6	97	0.00
93		2-chlorotoluene	1.689	1.581	6.4	96	0.00
94		n-propylbenzene	1.856	1.727	7.0	94	0.00
95		4-chlorotoluene	1.592	1.526	4.1	96	0.00
96		4-ethyl toluene	5.736	5.249	8.5	92	0.00
97		1,3,5-trimethylbenzene	4.899	4.197	14.3	94	0.00
98		tert-butylbenzene	5.124	4.494	12.3	96	0.00
99		1,2,4-trimethylbenzene	4.713	4.059	13.9	94	0.00
100		decane	4.128	3.762	8.9	95	0.00
101	C	Benzyl Chloride	2.535	2.340	7.7	93	-0.02
102		1,3-dichlorobenzene	2.828	2.666	5.7	95	0.00
103	C	1,4-dichlorobenzene	2.723	2.606	4.3	94	0.00
104		sec-butylbenzene	6.967	6.029	13.5	97	0.00
106		p-isopropyltoluene	6.070	5.419	10.7	97	0.00
107		1,2-dichlorobenzene	2.612	2.378	9.0	95	0.00
108		n-butylbenzene	5.011	4.441	11.4	95	0.00
111	C	1,2-dibromo-3-chloropropane	1.042	0.908	12.9	93	-0.02
112		undecane	4.131	3.668	11.2	92	0.00
114		dodecane	3.171	2.857	9.9	88	-0.02
115	C	1,2,4-trichlorobenzene	1.292	1.097	15.1	87	0.00
116		naphthalene	4.596	3.745	18.5	88	-0.02
117		1,2,3-trichlorobenzene	1.273	1.069	16.0	89	-0.02
119	C	hexachlorobutadiene	1.319	1.095	17.0	92	-0.02

* Evaluation of CC level amount vs concentration.
(#) = Out of Range SPCC's out = 0 CCC's out = 0

Quantitation Report (QT Reviewed)

Data Path : O:\Forensics\Data\Airlab17\2023\01\0110T\
Data File : r1730700.D
Acq On : 10 Jan 2023 12:53 PM
Operator : AIRLAB17:TJS
Sample : WG1731941-2,3,250,250
Misc : WG1731941,ICAL19642
ALS Vial : 0 Sample Multiplier: 1

Quant Time: Jan 10 14:05:07 2023
Quant Method : O:\Forensics\Data\Airlab17\2023\01\0110T\TFS17_230109.M
Quant Title : TO-14A/TO-15 SIM/Full Scan Analysis
QLast Update : Tue Jan 10 06:15:19 2023
Response via : Initial Calibration

CCAL FILE : O:\Forensics\Data\Airlab17\2023\01\0110T\r1730700.D
Sub List : Default-LCS-AP2 - All compounds listed

Compound	R.T.	QIon	Response	Conc	Units		Dev(Min)
Internal Standards							
1) bromochloromethane	9.567	49	253748	10.000	ppbV		-0.02
Standard Area = 253748			Recovery = 100.00%				
43) 1,4-difluorobenzene	11.843	114	836214	10.000	ppbV		-0.01
Standard Area = 836214			Recovery = 100.00%				
67) chlorobenzene-D5	16.583	54	108814	10.000	ppbV		0.00
Standard Area = 108814			Recovery = 100.00%				
System Monitoring Compounds							
Target Compounds							Qvalue
2) chlorodifluoromethane	3.838	51	163770	9.558	ppbV		98
3) propylene	3.868	41	112696M6	9.986	ppbV		
4) propane	3.898	29	107132	9.512	ppbV	#	76
5) dichlorodifluoromethane	3.952	85	200006	9.553	ppbV		97
6) chloromethane	4.132	50	104626	9.453	ppbV		94
7) Freon-114	4.258	85	280309	9.563	ppbV		99
8) methanol	4.324	31	210467	47.820	ppbV	#	90
9) vinyl chloride	4.390	62	118107	9.577	ppbV		100
10) 1,3-butadiene	4.558	54	89780	9.623	ppbV		100
11) butane	4.624	43	217393	9.431	ppbV	#	93
13) bromomethane	4.876	94	102710	9.608	ppbV		99
14) chloroethane	5.097	64	71563	10.527	ppbV		98
15) ethanol	5.267	31	403299	46.508	ppbV	#	62
16) dichlorofluoromethane	5.240	67	226293	9.520	ppbV		97
17) vinyl bromide	5.533	106	105642	9.702	ppbV		99
18) acrolein	5.680	56	47110	10.021	ppbV		96
19) acetone	5.840	43	657535	40.889	ppbV	#	81
20) acetonitrile	5.520	41	119083	9.397	ppbV		96
21) trichlorofluoromethane	6.053	101	178335	9.526	ppbV		96
22) isopropyl alcohol	6.167	45	461365	22.620	ppbV	#	95
23) acrylonitrile	6.423	53	91712	9.923	ppbV		99
24) pentane	6.507	43	259827	9.467	ppbV	#	90
25) ethyl ether	6.543	31	165202	9.105	ppbV	#	84
26) 1,1-dichloroethene	6.832	61	158276	9.321	ppbV		95
27) tertiary butyl alcohol	6.898	59	167381	9.272	ppbV	#	78
28) methylene chloride	7.000	49	138499	9.440	ppbV		90
29) 3-chloropropene	7.144	41	188740	8.783	ppbV		90
30) carbon disulfide	7.294	76	350873	9.573	ppbV		95
31) Freon 113	7.330	101	226093	9.406	ppbV		100

Quantitation Report (QT Reviewed)

Data Path : O:\Forensics\Data\Airlab17\2023\01\0110T\
Data File : r1730700.D
Acq On : 10 Jan 2023 12:53 PM
Operator : AIRLAB17:TJS
Sample : WG1731941-2,3,250,250
Misc : WG1731941,ICAL19642
ALS Vial : 0 Sample Multiplier: 1

Quant Time: Jan 10 14:05:07 2023
Quant Method : O:\Forensics\Data\Airlab17\2023\01\0110T\TFS17_230109.M
Quant Title : TO-14A/TO-15 SIM/Full Scan Analysis
QLast Update : Tue Jan 10 06:15:19 2023
Response via : Initial Calibration

CCAL FILE : O:\Forensics\Data\Airlab17\2023\01\0110T\r1730700.D
Sub List : Default-LCS-AP2 - All compounds listed

Compound	R.T.	QIon	Response	Conc	Units		Dev(Min)
32) trans-1,2-dichloroethene	8.142	61	189852	9.679	ppbV		97
33) 1,1-dichloroethane	8.375	63	220678	9.474	ppbV		96
34) MTBE	8.458	73	251722	9.287	ppbV	#	93
35) vinyl acetate	8.592	43	313762	10.705	ppbV		95
36) 2-butanone	8.858	43	270537	9.333	ppbV	#	93
37) cis-1,2-dichloroethene	9.375	61	165365	9.456	ppbV		98
38) Ethyl Acetate	9.675	61	43118	9.191	ppbV	#	32
39) chloroform	9.733	83	204069	9.434	ppbV		98
40) Tetrahydrofuran	10.175	42	165210	9.222	ppbV		91
41) 2,2-dichloropropane	9.742	77	149910	9.583	ppbV	#	86
42) 1,2-dichloroethane	10.583	62	124703	9.314	ppbV		96
44) hexane	9.642	57	223769	9.688	ppbV	#	69
45) diisopropyl ether	9.650	87	102756	9.246	ppbV		73
46) tert-butyl ethyl ether	10.275	59	345352	9.271	ppbV		98
48) 1,1,1-trichloroethane	10.875	97	166030	9.409	ppbV		97
49) 1,1-dichloropropene	11.243	75	174396	9.418	ppbV		97
50) benzene	11.403	78	390295	8.821	ppbV		97
52) carbon tetrachloride	11.577	117	162723	9.430	ppbV		99
53) cyclohexane	11.723	56	233423	9.666	ppbV	#	88
54) tert-amyl methyl ether	12.110	73	285069	9.092	ppbV		92
55) dibromomethane	12.330	93	128448	9.327	ppbV		99
56) 1,2-dichloropropane	12.363	63	151978	9.325	ppbV		97
57) bromodichloromethane	12.597	83	227217	9.628	ppbV		97
58) 1,4-dioxane	12.637	88	84542	9.490	ppbV		97
59) trichloroethene	12.643	130	174077	9.244	ppbV		99
60) 2,2,4-trimethylpentane	12.697	57	748626	9.793	ppbV	#	88
61) methyl methacrylate	12.897	41	170702	9.160	ppbV	#	84
62) heptane	13.017	43	304222	9.556	ppbV	#	82
63) cis-1,3-dichloropropene	13.658	75	186554	9.247	ppbV		95
64) 4-methyl-2-pentanone	13.700	43	325936	9.483	ppbV	#	83
65) trans-1,3-dichloropropene	14.283	75	167854	9.265	ppbV		95
66) 1,1,2-trichloroethane	14.483	97	148763	9.027	ppbV		94
68) toluene	14.800	91	461638	8.804	ppbV		98
71) 1,3-dichloropropane	14.825	76	210739	9.684	ppbV		92
72) 2-hexanone	15.083	43	292833	9.412	ppbV	#	78
74) dibromochloromethane	15.242	129	225683	9.573	ppbV		97
75) 1,2-dibromoethane	15.500	107	221260	9.112	ppbV		100
76) butyl acetate	15.742	73	47418	9.306	ppbV		73
77) octane	15.833	85	181143	9.367	ppbV	#	79
78) tetrachloroethene	15.967	166	174842	9.150	ppbV		99

Quantitation Report (QT Reviewed)

Data Path : O:\Forensics\Data\Airlab17\2023\01\0110T\
Data File : r1730700.D
Acq On : 10 Jan 2023 12:53 PM
Operator : AIRLAB17:TJS
Sample : WG1731941-2,3,250,250
Misc : WG1731941,ICAL19642
ALS Vial : 0 Sample Multiplier: 1

Quant Time: Jan 10 14:05:07 2023
Quant Method : O:\Forensics\Data\Airlab17\2023\01\0110T\TFS17_230109.M
Quant Title : TO-14A/TO-15 SIM/Full Scan Analysis
QLast Update : Tue Jan 10 06:15:19 2023
Response via : Initial Calibration

CCAL FILE : O:\Forensics\Data\Airlab17\2023\01\0110T\r1730700.D
Sub List : Default-LCS-AP2 - All compounds listed

	Compound	R.T.	QIon	Response	Conc	Units		Dev(Min)
79)	1,1,1,2-tetrachloroethane	16.608	131	172775	9.686	ppbV		98
80)	chlorobenzene	16.625	112	363403	9.101	ppbV		96
81)	ethylbenzene	16.967	91	571113	9.871	ppbV		95
83)	m+p-xylene	17.133	91	905445	19.469	ppbV		94
84)	bromoform	17.200	173	169932	9.713	ppbV		99
85)	styrene	17.458	104	366318	9.812	ppbV		96
86)	1,1,2,2-tetrachloroethane	17.550	83	300180	8.721	ppbV		98
87)	o-xylene	17.550	91	454502	9.801	ppbV		96
88)	1,2,3-trichloropropane	17.658	75	229337	9.220	ppbV		98
89)	nonane	17.742	43	412721	9.727	ppbV	#	77
91)	isopropylbenzene	18.058	105	583864	9.523	ppbV		99
92)	bromobenzene	18.133	77	325305	9.444	ppbV		93
93)	2-chlorotoluene	18.458	126	172074	9.362	ppbV		95
94)	n-propylbenzene	18.483	120	187876	9.304	ppbV		83
95)	4-chlorotoluene	18.517	126	166052	9.587	ppbV		92
96)	4-ethyl toluene	18.608	105	571165	9.151	ppbV		99
97)	1,3,5-trimethylbenzene	18.667	105	456739	8.568	ppbV		99
98)	tert-butylbenzene	19.008	119	489018	8.771	ppbV		96
99)	1,2,4-trimethylbenzene	19.008	105	441672	8.612	ppbV		94
100)	decane	19.083	57	409360	9.114	ppbV	#	78
101)	Benzyl Chloride	19.125	91	254604	9.229	ppbV		97
102)	1,3-dichlorobenzene	19.142	146	290101	9.428	ppbV		96
103)	1,4-dichlorobenzene	19.200	146	283556	9.571	ppbV		95
104)	sec-butylbenzene	19.233	105	656056	8.654	ppbV		95
106)	p-isopropyltoluene	19.358	119	589625	8.927	ppbV		98
107)	1,2-dichlorobenzene	19.483	146	258774	9.105	ppbV		100
108)	n-butylbenzene	19.717	91	483194	8.862	ppbV		99
111)	1,2-dibromo-3-chloropr...	19.858	75	98818	8.713	ppbV		99
112)	undecane	20.125	57	399155	8.880	ppbV	#	83
114)	dodecane	21.025	57	310837	9.008	ppbV	#	77
115)	1,2,4-trichlorobenzene	20.983	180	119391	8.495	ppbV	#	90
116)	naphthalene	21.092	128	407497	8.149	ppbV		99
117)	1,2,3-trichlorobenzene	21.342	180	116280	8.394	ppbV		96
119)	hexachlorobutadiene	21.408	225	119155	8.300	ppbV		95

(#) = qualifier out of range (m) = manual integration (+) = signals summed

Sub List : Default-LCS-AP2 - All compounds listed0T\r1730700.D

Data Path : O:\Forensics\Data\Airlab17\2023\01\0110T\
Data File : r1730700.D
Acq On : 10 Jan 2023 12:53 PM
Operator : AIRLAB17:TJS
Sample : WG1731941-2,3,250,250
Misc : WG1731941,ICAL19642
ALS Vial : 0 Sample Multiplier: 1

Quant Time: Jan 10 14:05:07 2023
Quant Method : O:\Forensics\Data\Airlab17\2023\01\0110T\TFS17_230109.M
Quant Title : TO-14A/TO-15 SIM/Full Scan Analysis
QLast Update : Tue Jan 10 06:15:19 2023
Response via : Initial Calibration

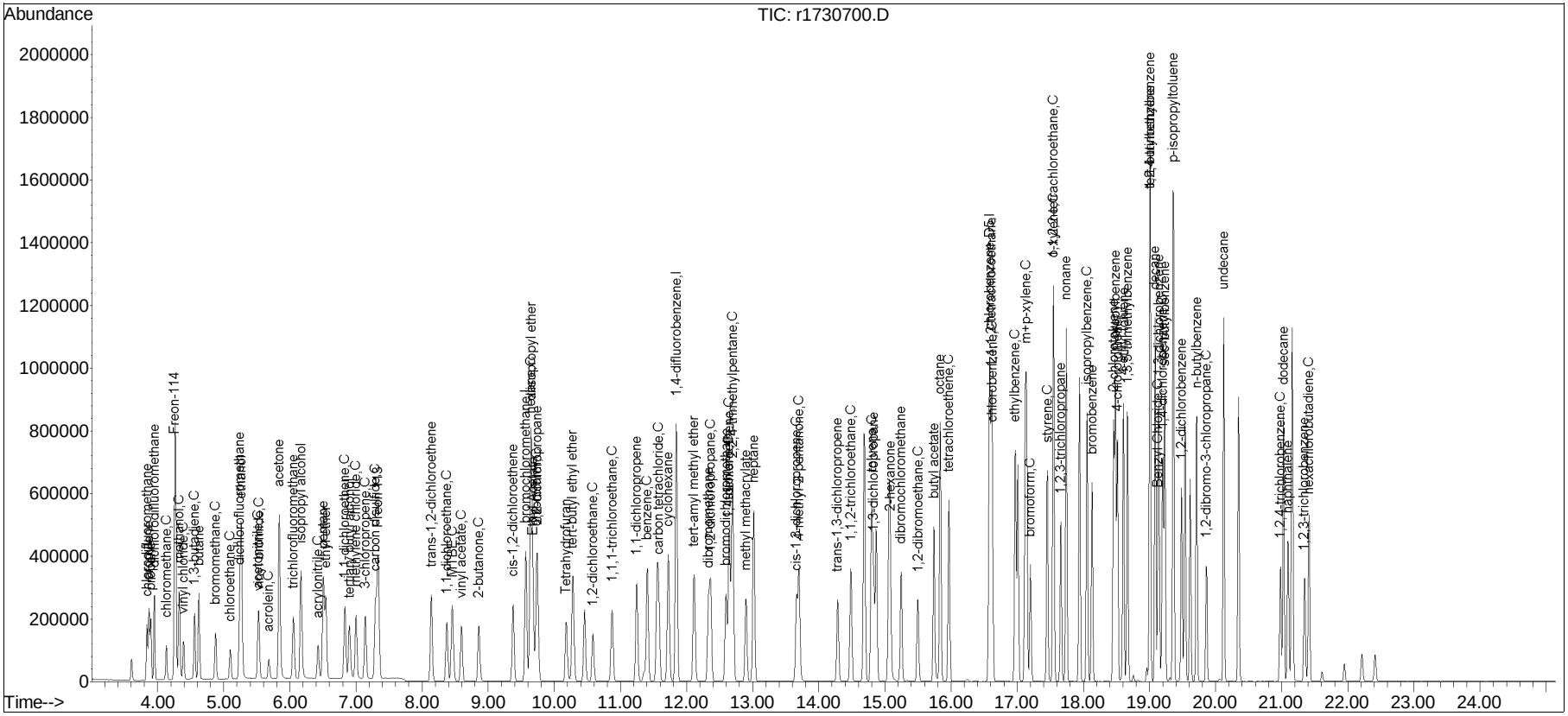

Manual Integration/Negative Proof Report

Data Path : O:\Forensics\Data\Airlab17\QMethod : TFS17_230109.M
Data File : r1730700.D Operator : AIRLAB17:TJS
Date Inj'd : 1/10/2020 0:2: 3 Instrument :
Sample : WG1731941-2,3,250,250 Quant Date : 1/10/2023 2:04 pm

Compound #3: propylene

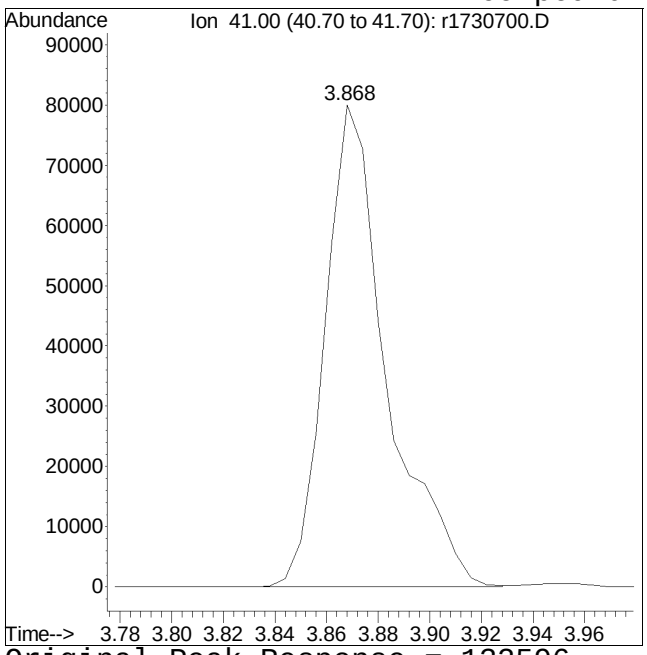

Original Peak Response = 132596

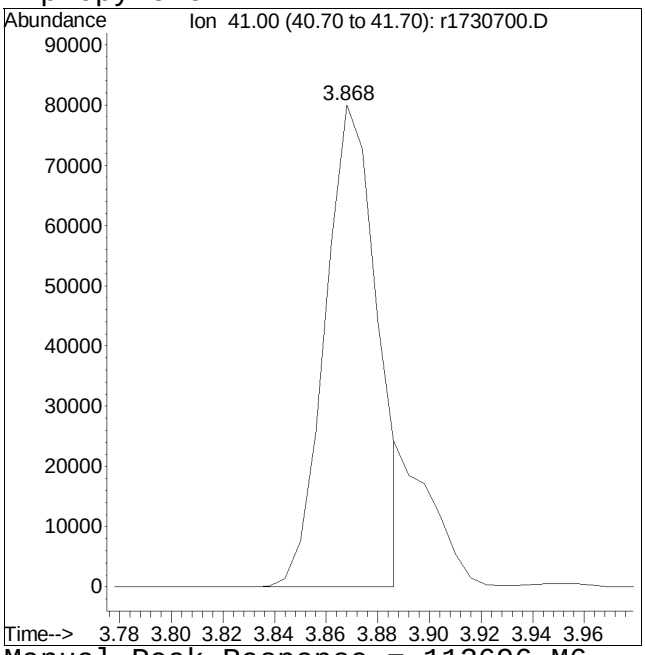

Manual Peak Response = 112696 M6

M6 = Misassignment of peak valley by automated integration (poor split of 2 peaks).

Data Path : O:\Forensics\Data\Airlab17\2023\01\0110T\
Data File : r1730699.D
Acq On : 10 Jan 2023 12:11 PM
Operator : AIRLAB17:TJS
Sample : WG1731941-1,3,250,250
Misc : WG1731941,ICAL19642
ALS Vial : 0 Sample Multiplier: 1

Integration File: rteint.p

Method : O:\Forensics\Data\Airlab17\2023\01\0110T\TFS17_230109.M
Title : TO-14A/TO-15 SIM/Full Scan Analysis
Last Update : Tue Jan 10 06:15:19 2023

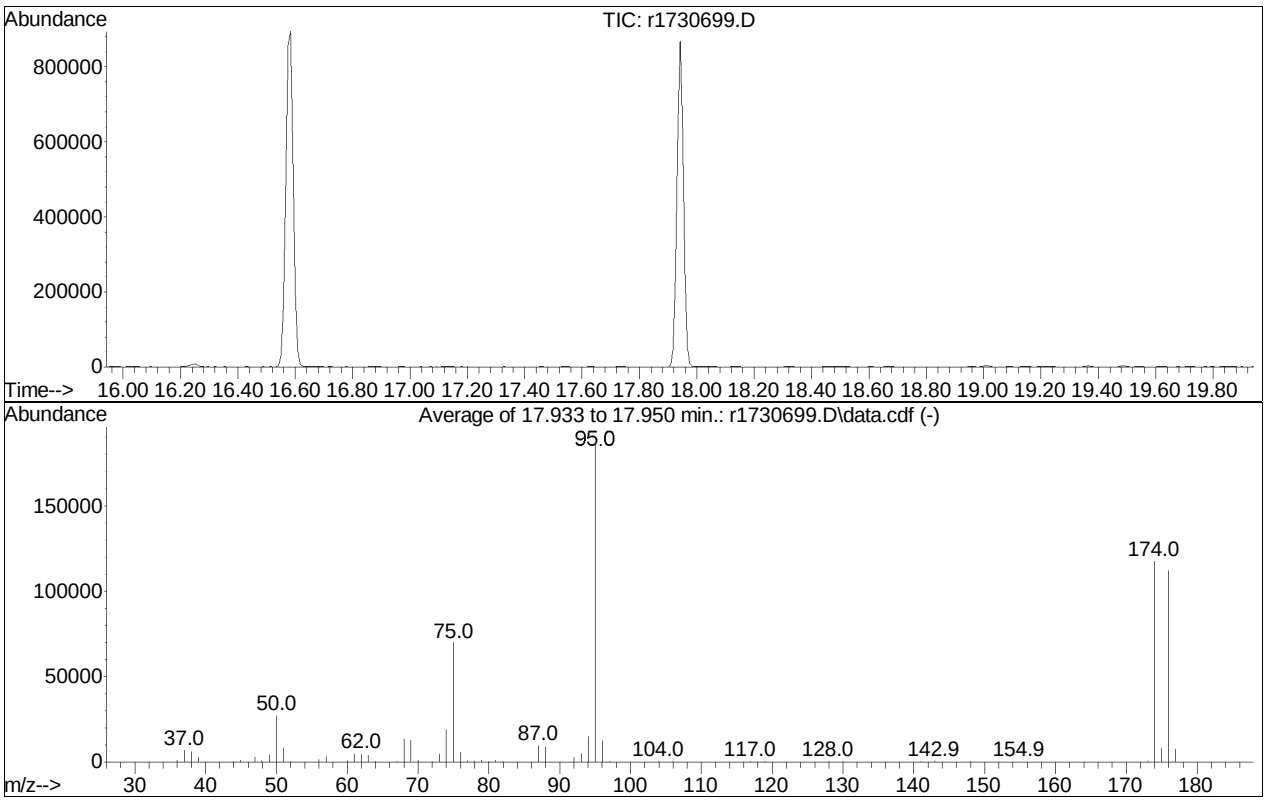

Spectrum Information: Average of 17.933 to 17.950 min.

Target Mass	Rel. to Mass	Lower Limit%	Upper Limit%	Rel. Abn%	Raw Abn	Result Pass/Fail
50	95	8	40	14.5	27158	PASS
75	95	30	66	37.4	69866	PASS
95	95	100	100	100.0	186902	PASS
96	95	5	9	6.6	12352	PASS
173	174	0.00	2	0.6	654	PASS
174	95	50	120	62.9	117470	PASS
175	174	4	9	7.0	8191	PASS
176	174	93	101	95.4	112074	PASS
177	176	5	9	6.8	7590	PASS

Volatiles Raw QC Data

Quantitation Report (QT Reviewed)

Data Path : O:\Forensics\Data\Airlab17\2023\01\0110T\
Data File : r1730704.D
Acq On : 10 Jan 2023 4:44 PM
Operator : AIRLAB17:TJS
Sample : WG1731941-4,3,250,250
Misc : WG1731941,ICAL19642
ALS Vial : 0 Sample Multiplier: 1

Quant Time: Jan 11 04:48:37 2023
Quant Method : O:\Forensics\Data\Airlab17\2023\01\0110T\TFS17_230109.M
Quant Title : TO-14A/TO-15 SIM/Full Scan Analysis
QLast Update : Tue Jan 10 06:15:19 2023
Response via : Initial Calibration

CCAL FILE : O:\Forensics\Data\Airlab17\2023\01\0110T\r1730700.D
Sub List : Default-LCS-AP2 - All compounds listed

Compound	R.T.	QIon	Response	Conc	Units	Dev(Min)
Internal Standards						
1) bromochloromethane	9.567	49	249214	10.000	ppbV	-0.02
Standard Area = 253748			Recovery = 98.21%			
43) 1,4-difluorobenzene	11.843	114	826861	10.000	ppbV	-0.01
Standard Area = 836214			Recovery = 98.88%			
67) chlorobenzene-D5	16.575	54	106220	10.000	ppbV	-0.02
Standard Area = 108814			Recovery = 97.62%			
System Monitoring Compounds						
Target Compounds						Qvalue
5) dichlorodifluoromethane	0.000		0	N.D.		
6) chloromethane	0.000		0	N.D.		
7) Freon-114	0.000		0	N.D.		
9) vinyl chloride	0.000		0	N.D.		
10) 1,3-butadiene	0.000		0	N.D.		
13) bromomethane	0.000		0	N.D.		
14) chloroethane	0.000		0	N.D.		
15) ethanol	5.270	31	8720	1.024	ppbV #	58
17) vinyl bromide	0.000		0	N.D.		
19) acetone	5.853	43	2297	0.145	ppbV #	70
21) trichlorofluoromethane	0.000		0	N.D.		
22) isopropyl alcohol	6.177	45	9921M6	0.495	ppbV	
26) 1,1-dichloroethene	0.000		0	N.D.		
27) tertiary butyl alcohol	0.000		0	N.D.		
28) methylene chloride	7.000	49	508	0.035	ppbV	95
29) 3-chloropropene	7.114		0	N.D.		
30) carbon disulfide	0.000		0	N.D.		
31) Freon 113	0.000		0	N.D.		
32) trans-1,2-dichloroethene	0.000		0	N.D.		
33) 1,1-dichloroethane	0.000		0	N.D.		
34) MTBE	0.000		0	N.D.		
36) 2-butanone	8.883		0	N.D.		
37) cis-1,2-dichloroethene	0.000		0	N.D.		
38) Ethyl Acetate	0.000		0	N.D.		
39) chloroform	0.000		0	N.D.		
40) Tetrahydrofuran	0.000		0	N.D.		
42) 1,2-dichloroethane	0.000		0	N.D.		

Data Path : O:\Forensics\Data\Airlab17\2023\01\0110T\
Data File : r1730704.D
Acq On : 10 Jan 2023 4:44 PM
Operator : AIRLAB17:TJS
Sample : WG1731941-4,3,250,250
Misc : WG1731941,ICAL19642
ALS Vial : 0 Sample Multiplier: 1

Quant Time: Jan 11 04:48:37 2023
Quant Method : O:\Forensics\Data\Airlab17\2023\01\0110T\TFS17_230109.M
Quant Title : TO-14A/TO-15 SIM/Full Scan Analysis
QLast Update : Tue Jan 10 06:15:19 2023
Response via : Initial Calibration

CCAL FILE : O:\Forensics\Data\Airlab17\2023\01\0110T\r1730700.D
Sub List : Default-LCS-AP2 - All compounds listed

Compound	R.T.	QIon	Response	Conc	Units	Dev(Min)
44) hexane	0.000		0	N.D.		
48) 1,1,1-trichloroethane	0.000		0	N.D.		
50) benzene	0.000		0	N.D.		
52) carbon tetrachloride	0.000		0	N.D.		
53) cyclohexane	0.000		0	N.D.	d	
56) 1,2-dichloropropane	0.000		0	N.D.		
57) bromodichloromethane	0.000		0	N.D.		
58) 1,4-dioxane	0.000		0	N.D.		
59) trichloroethene	0.000		0	N.D.		
60) 2,2,4-trimethylpentane	0.000		0	N.D.		
62) heptane	0.000		0	N.D.		
63) cis-1,3-dichloropropene	0.000		0	N.D.		
64) 4-methyl-2-pentanone	13.725		0	N.D.		
65) trans-1,3-dichloropropene	0.000		0	N.D.		
66) 1,1,2-trichloroethane	0.000		0	N.D.		
68) toluene	14.792		0	N.D.		
72) 2-hexanone	15.100		0	N.D.		
74) dibromochloromethane	0.000		0	N.D.		
75) 1,2-dibromoethane	0.000		0	N.D.		
78) tetrachloroethene	0.000		0	N.D.		
80) chlorobenzene	0.000		0	N.D.		
81) ethylbenzene	17.117		0	N.D.		
83) m+p-xylene	17.117		0	N.D.		
84) bromoform	0.000		0	N.D.		
85) styrene	0.000		0	N.D.		
86) 1,1,2,2-tetrachloroethane	0.000		0	N.D.		
87) o-xylene	0.000		0	N.D.		
96) 4-ethyl toluene	18.608		0	N.D.		
97) 1,3,5-trimethylbenzene	18.667		0	N.D.		
99) 1,2,4-trimethylbenzene	19.008		0	N.D.		
101) Benzyl Chloride	19.008		0	N.D.		
102) 1,3-dichlorobenzene	19.142		0	N.D.		
103) 1,4-dichlorobenzene	19.200		0	N.D.		
107) 1,2-dichlorobenzene	19.492		0	N.D.		
115) 1,2,4-trichlorobenzene	20.983	180	479	0.035	ppbV	# 64
119) hexachlorobutadiene	0.000		0	N.D.		

(#) = qualifier out of range (m) = manual integration (+) = signals summed

Data Path : O:\Forensics\Data\Airlab17\2023\01\0110T\
Data File : r1730704.D
Acq On : 10 Jan 2023 4:44 PM
Operator : AIRLAB17:TJS
Sample : WG1731941-4,3,250,250
Misc : WG1731941,ICAL19642
ALS Vial : 0 Sample Multiplier: 1

Quant Time: Jan 11 04:48:37 2023
Quant Method : O:\Forensics\Data\Airlab17\2023\01\0110T\TFS17_230109.M
Quant Title : TO-14A/TO-15 SIM/Full Scan Analysis
QLast Update : Tue Jan 10 06:15:19 2023
Response via : Initial Calibration

CCAL FILE : O:\Forensics\Data\Airlab17\2023\01\0110T\r1730700.D
Sub List : Default-LCS-AP2 - All compounds listed

Compound	R.T.	QIon	Response	Conc	Units	Dev(Min)

Sub List : Default-LCS-AP2 - All compounds listed0T\r1730700.D

Data Path : O:\Forensics\Data\Airlab17\2023\01\0110T\
Data File : r1730704.D
Acq On : 10 Jan 2023 4:44 PM
Operator : AIRLAB17:TJS
Sample : WG1731941-4,3,250,250
Misc : WG1731941,ICAL19642
ALS Vial : 0 Sample Multiplier: 1

Quant Time: Jan 11 04:48:37 2023
Quant Method : O:\Forensics\Data\Airlab17\2023\01\0110T\TFS17_230109.M
Quant Title : TO-14A/TO-15 SIM/Full Scan Analysis
QLast Update : Tue Jan 10 06:15:19 2023
Response via : Initial Calibration

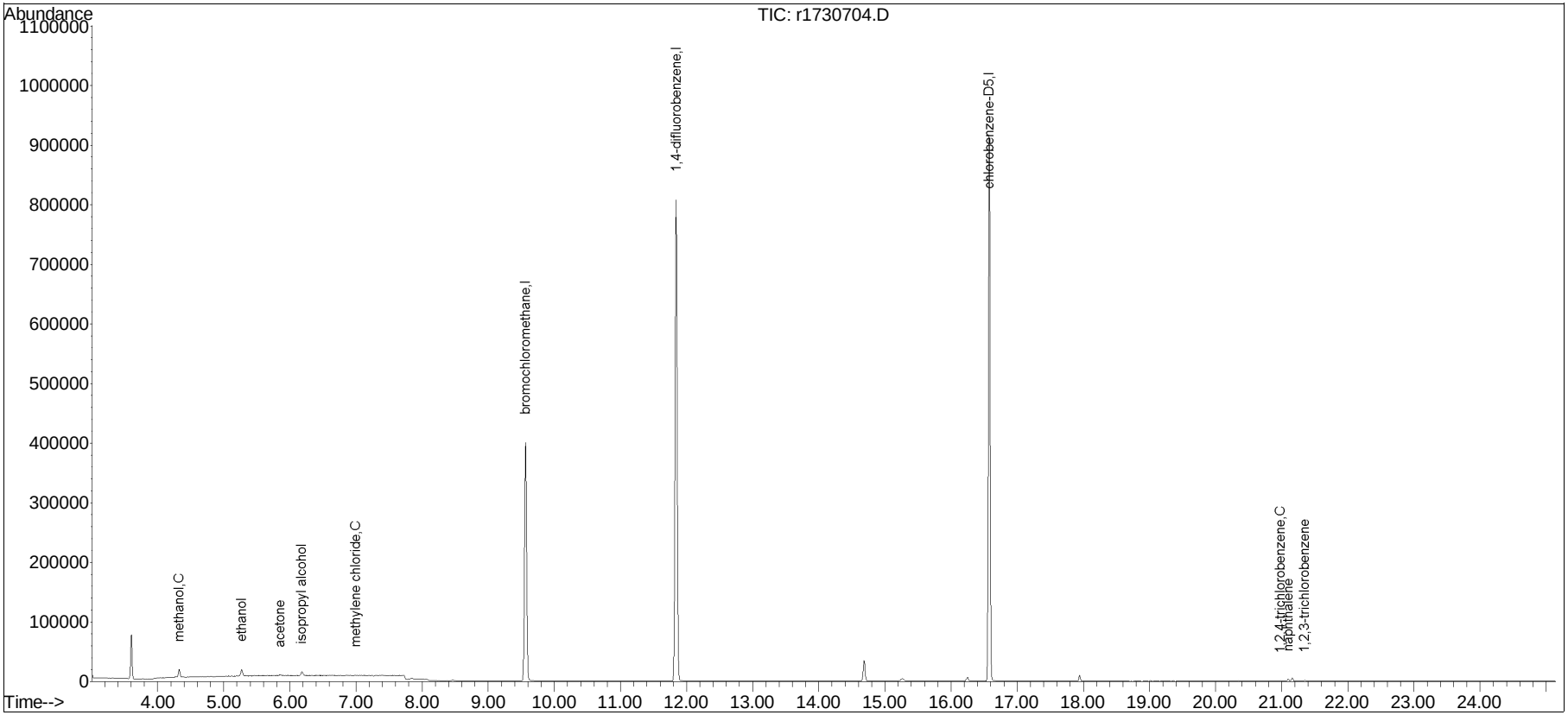

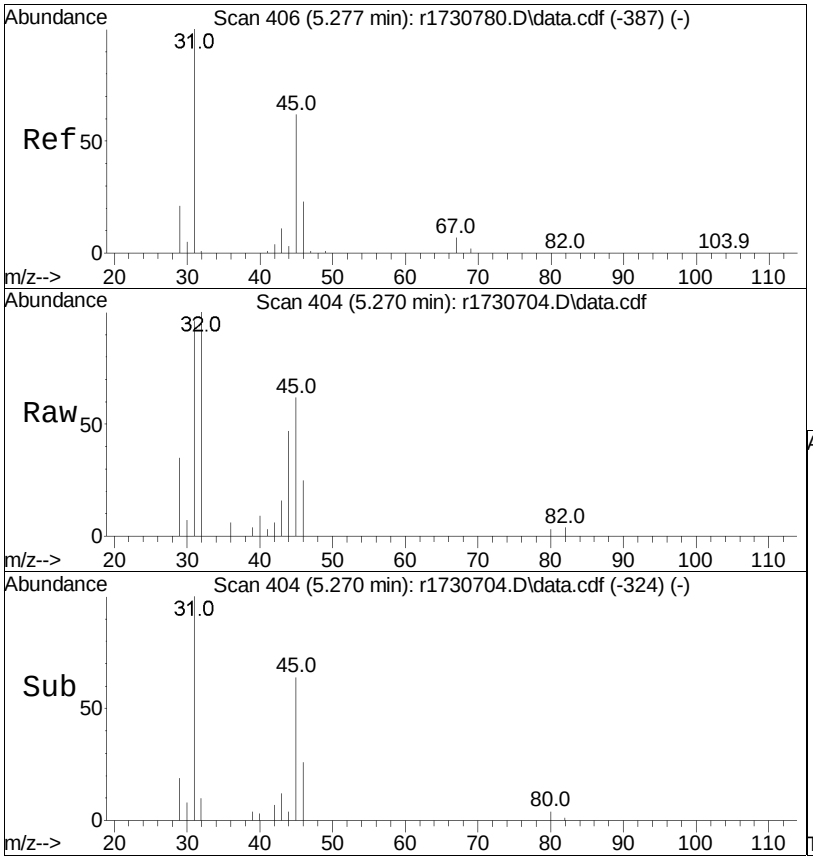

#15
ethanol
Concen: 1.02 ppbV
RT: 5.270 min Scan# 404
Delta R.T. -0.007 min
Lab File: r1730704.D
Acq: 10 Jan 2023 4:44 PM

Tgt Ion: 31 Resp: 8720

Ion	Ratio	Lower	Upper
31	100		
45	64.2	30.8	46.2#

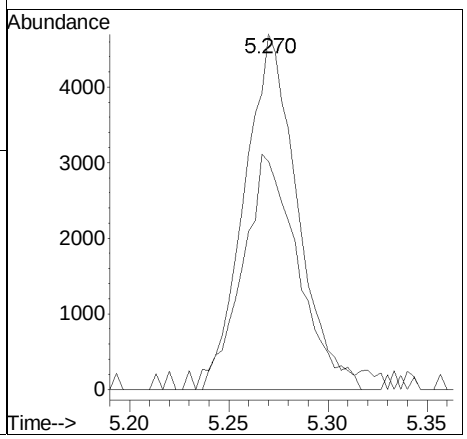

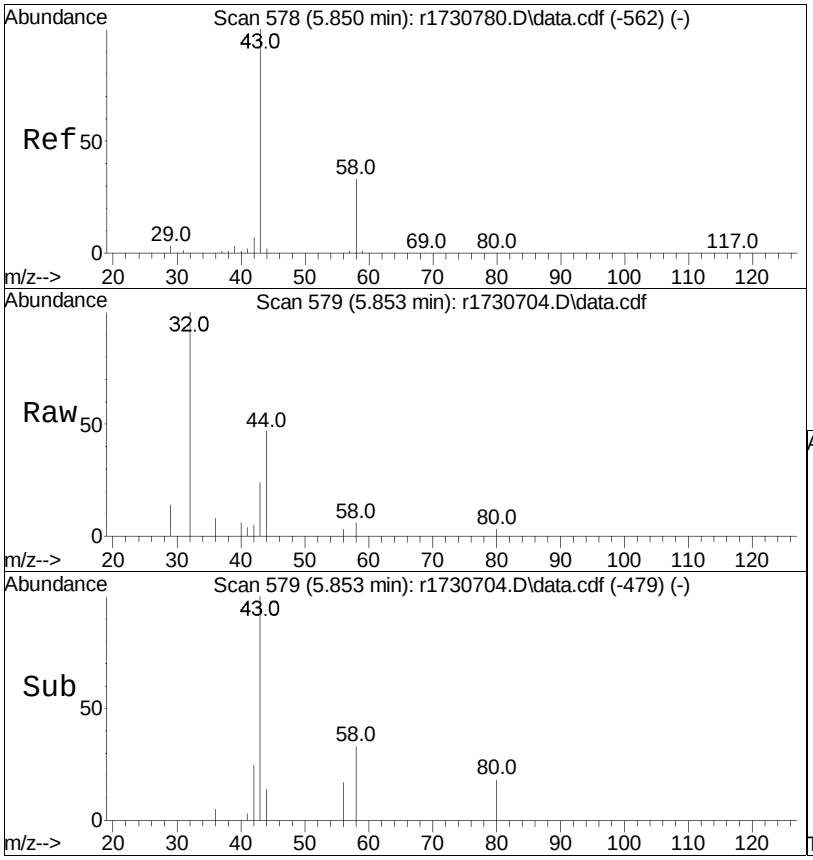

#19
acetone
Concen: 0.15 ppbV
RT: 5.853 min Scan# 579
Delta R.T. 0.003 min
Lab File: r1730704.D
Acq: 10 Jan 2023 4:44 PM

Tgt Ion: 43 Resp: 2297

Ion	Ratio	Lower	Upper
43	100		
58	26.1	37.1	55.7#
57	0.0	1.0	1.4#

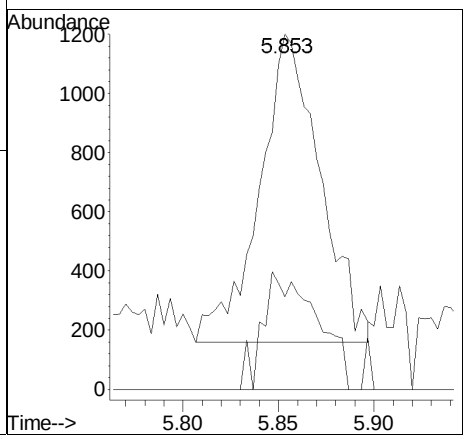

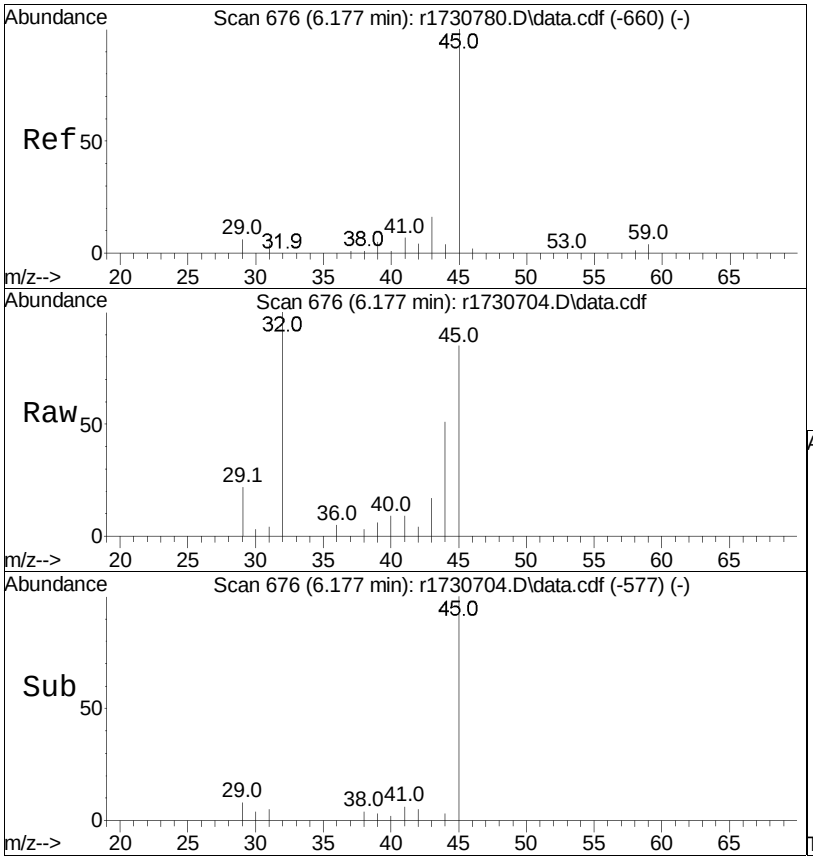

#22
isopropyl alcohol
Concen: 0.50 ppbV m
RT: 6.177 min Scan# 676
Delta R.T. 0.000 min
Lab File: r1730704.D
Acq: 10 Jan 2023 4:44 PM

Tgt Ion: 45 Resp: 9921

Ion	Ratio	Lower	Upper
45	100		
59	0.0	4.1	6.1#

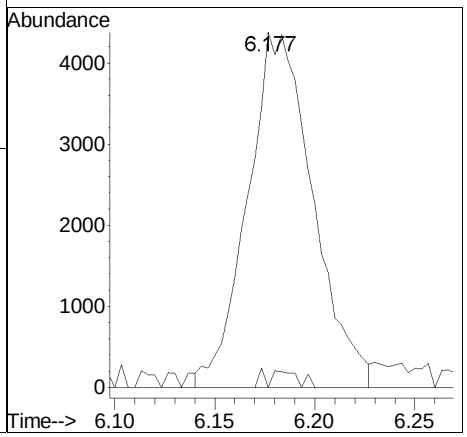

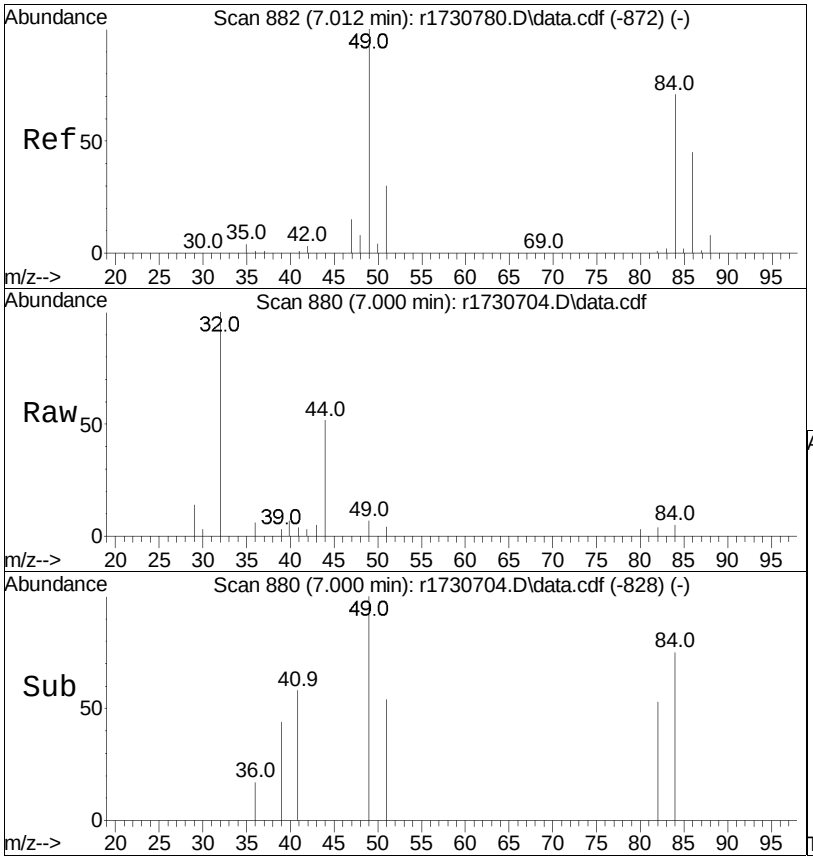

#28
methylene chloride
Concen: 0.04 ppbV
RT: 7.000 min Scan# 880
Delta R.T. -0.012 min
Lab File: r1730704.D
Acq: 10 Jan 2023 4:44 PM

Tgt Ion: 49 Resp: 508

Ion	Ratio	Lower	Upper
49	100		
84	74.6	63.2	94.8

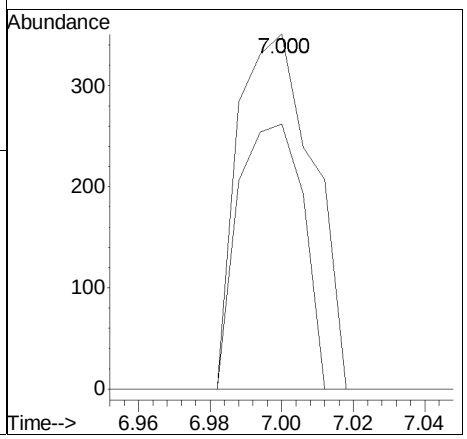

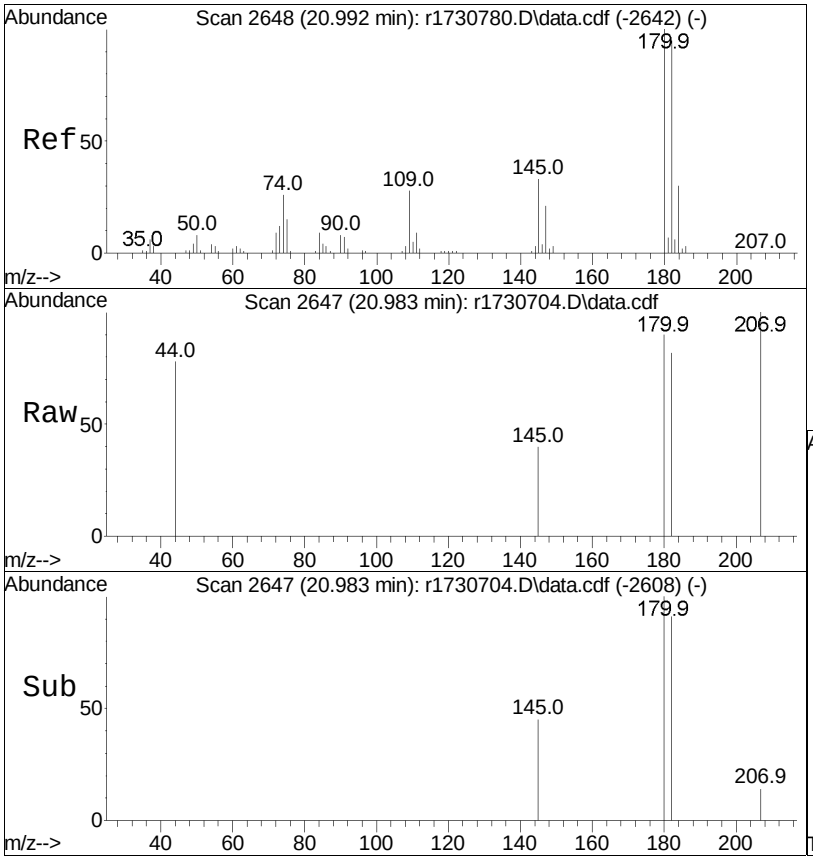

#115
1,2,4-trichlorobenzene
Concen: 0.03 ppbV
RT: 20.983 min Scan# 2647
Delta R.T. -0.008 min
Lab File: r1730704.D
Acq: 10 Jan 2023 4:44 PM

Tgt Ion:180 Resp: 479

Ion	Ratio	Lower	Upper
180	100		
145	44.8	24.0	36.0#
109	0.0	18.3	27.5#

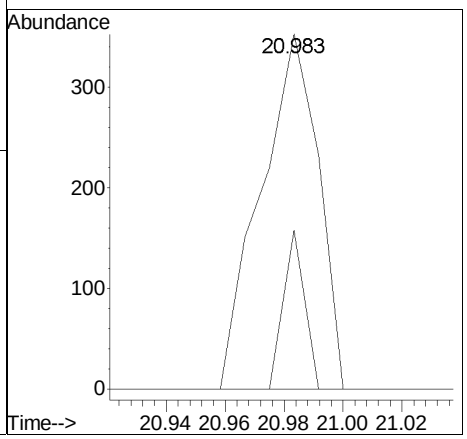

Manual Integration/Negative Proof Report

Data Path : O:\Forensics\Data\Airlab17\QMethod : TFS17_230109.M
Data File : r1730704.D Operator : AIRLAB17:TJS
Date Inj'd : 1/10/2020 0:4: 4 Instrument :
Sample : WG1731941-4,3,250,250 Quant Date : 1/10/2023 8:24 pm

Compound #22: isopropyl alcohol

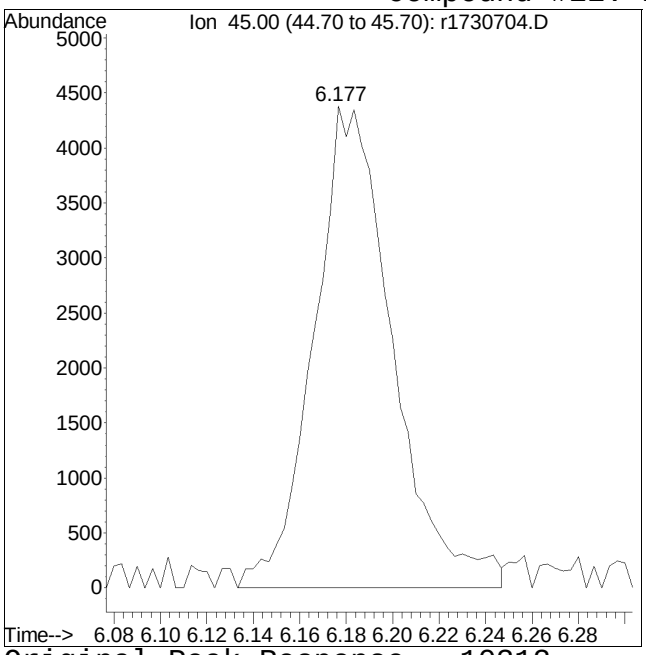

Original Peak Response = 10312

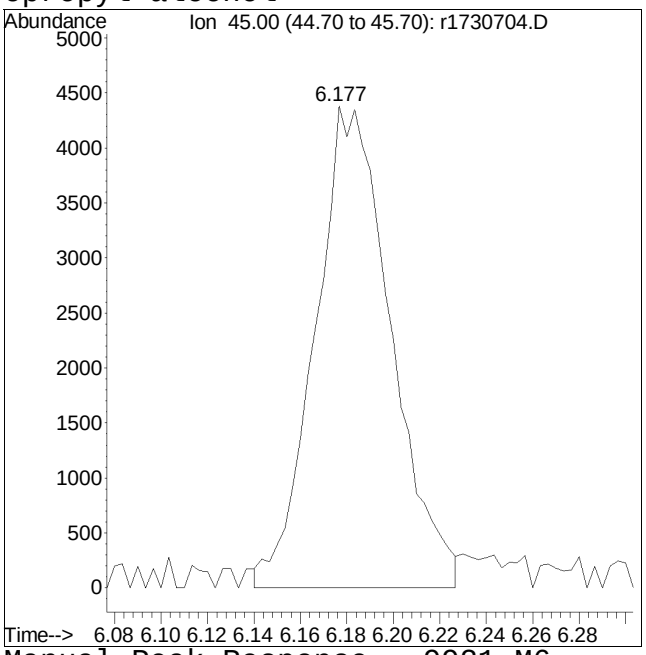

Manual Peak Response = 9921 M6

M6 = Misassignment of peak valley by automated integration (poor split of 2 peaks).

Evaluate Continuing Calibration Report

Data Path : O:\Forensics\Data\Airlab17\2023\01\0110T\
Data File : r1730701.D
Acq On : 10 Jan 2023 1:34 PM
Operator : AIRLAB17:TJS
Sample : WG1731941-3,3,250,250
Misc : WG1731941,ICAL19642
ALS Vial : 0 Sample Multiplier: 1

Quant Time: Jan 10 14:06:37 2023
Quant Method : O:\Forensics\Data\Airlab17\2023\01\0110T\TFS17_230109.M
Quant Title : TO-14A/TO-15 SIM/Full Scan Analysis
QLast Update : Tue Jan 10 06:15:19 2023
Response via : Initial Calibration

Min. RRF : 0.000 Min. Rel. Area : 60% Max. R.T. Dev 0.33min
Max. RRF Dev : 30% Max. Rel. Area : 140%

		Compound	Amount	Calc.	%Dev	Area%	Dev(min)
1	I	bromochloromethane	10.000	10.000	0.0	99	-0.02
2		chlorodifluoromethane	10.000	8.026	19.7	85	0.00
3		propylene	10.000	9.907	0.9	101	-0.01
4		propane	10.000	8.142	18.6	86	0.00
5		dichlorodifluoromethane	10.000	8.938	10.6	93	0.00
6	C	chloromethane	10.000	8.886	11.1	95	0.00
7		Freon-114	10.000	9.097	9.0	94	-0.01
8	C	methanol	50.000	45.590	8.8	92	-0.01
9	C	vinyl chloride	10.000	8.977	10.2	92	-0.01
10	C	1,3-butadiene	10.000	9.243	7.6	95	-0.01
11		butane	10.000	8.497	15.0	89	0.00
13	C	bromomethane	10.000	9.012	9.9	93	-0.01
14	C	chloroethane	10.000	10.066	-0.7	109	-0.01
15		ethanol	50.000	42.085	15.8	90	-0.01
16		dichlorofluoromethane	10.000	8.364	16.4	88	-0.01
17	C	vinyl bromide	10.000	8.733	12.7	90	0.00
18	C	acrolein	10.000	8.931	10.7	88	0.00
19		acetone	50.000	40.930	18.1	88	0.00
20	C	acetonitrile	10.000	8.827	11.7	91	-0.01
21		trichlorofluoromethane	10.000	9.152	8.5	95	0.00
22		isopropyl alcohol	25.000	20.668	17.3	90	0.00
23	C	acrylonitrile	10.000	9.332	6.7	94	0.00
24		pentane	10.000	8.681	13.2	89	0.00
25		ethyl ether	10.000	8.427	15.7	87	-0.01
26	C	1,1-dichloroethene	10.000	9.028	9.7	95	-0.01
27		tertiary butyl alcohol	10.000	8.580	14.2	91	-0.01
28	C	methylene chloride	10.000	9.261	7.4	98	-0.01
29	C	3-chloropropene	10.000	9.505	4.9	105	0.00
30	C	carbon disulfide	10.000	8.927	10.7	92	-0.01
31		Freon 113	10.000	9.430	5.7	97	-0.01
32		trans-1,2-dichloroethene	10.000	8.788	12.1	89	0.00
33	C	1,1-dichloroethane	10.000	9.222	7.8	96	0.00
34	C	MTBE	10.000	8.661	13.4	93	0.00
35	C	vinyl acetate	10.000	9.150	8.5	86	-0.02
36	C	2-butanone	10.000	8.790	12.1	94	0.00
37		cis-1,2-dichloroethene	10.000	9.277	7.2	97	-0.02
38		Ethyl Acetate	10.000	8.633	13.7	93	-0.02
39	C	chloroform	10.000	9.316	6.8	97	0.00
40		Tetrahydrofuran	10.000	8.416	15.8	91	-0.02

Evaluate Continuing Calibration Report

Data Path : O:\Forensics\Data\Airlab17\2023\01\0110T\
Data File : r1730701.D
Acq On : 10 Jan 2023 1:34 PM
Operator : AIRLAB17:TJS
Sample : WG1731941-3,3,250,250
Misc : WG1731941,ICAL19642
ALS Vial : 0 Sample Multiplier: 1

Quant Time: Jan 10 14:06:37 2023
Quant Method : O:\Forensics\Data\Airlab17\2023\01\0110T\TFS17_230109.M
Quant Title : TO-14A/TO-15 SIM/Full Scan Analysis
QLast Update : Tue Jan 10 06:15:19 2023
Response via : Initial Calibration

Min. RRF : 0.000 Min. Rel. Area : 60% Max. R.T. Dev 0.33min
Max. RRF Dev : 30% Max. Rel. Area : 140%

		Compound	Amount	Calc.	%Dev	Area%	Dev(min)
41		2,2-dichloropropane	10.000	8.718	12.8	90	-0.02
42	C	1,2-dichloroethane	10.000	8.956	10.4	95	0.00
43	I	1,4-difluorobenzene	10.000	10.000	0.0	98	-0.01
44	C	hexane	10.000	9.117	8.8	92	0.00
45		diisopropyl ether	10.000	8.289	17.1	88	0.00
46		tert-butyl ethyl ether	10.000	8.281	17.2	87	-0.02
48	C	1,1,1-trichloroethane	10.000	9.181	8.2	97	0.00
49		1,1-dichloropropene	10.000	8.924	10.8	94	-0.01
50	C	benzene	10.000	8.436	15.6	94	-0.01
52	C	carbon tetrachloride	10.000	9.285	7.1	98	-0.01
53		cyclohexane	10.000	9.222	7.8	94	-0.01
54		tert-amyl methyl ether	10.000	8.291	17.1	89	-0.01
55		dibromomethane	10.000	8.529	14.7	91	-0.01
56	C	1,2-dichloropropane	10.000	9.114	8.9	97	0.00
57		bromodichloromethane	10.000	9.146	8.5	94	0.00
58	C	1,4-dioxane	10.000	9.015	9.8	92	0.00
59	C	trichloroethene	10.000	8.860	11.4	95	-0.01
60	C	2,2,4-trimethylpentane	10.000	9.327	6.7	95	-0.01
61		methyl methacrylate	10.000	8.820	11.8	96	-0.01
62		heptane	10.000	9.281	7.2	96	0.00
63	C	cis-1,3-dichloropropene	10.000	9.558	4.4	101	-0.02
64	C	4-methyl-2-pentanone	10.000	9.035	9.6	93	0.00
65		trans-1,3-dichloropropene	10.000	8.093	19.1	86	-0.02
66	C	1,1,2-trichloroethane	10.000	8.976	10.2	97	0.00
67	I	chlorobenzene-D5	10.000	10.000	0.0	96	0.00
68	C	toluene	10.000	8.693	13.1	95	0.00
71		1,3-dichloropropane	10.000	8.884	11.2	89	0.00
72		2-hexanone	10.000	8.972	10.3	91	0.00
74		dibromochloromethane	10.000	9.395	6.1	95	-0.02
75	C	1,2-dibromoethane	10.000	9.007	9.9	96	-0.02
76		butyl acetate	10.000	8.391	16.1	85	0.00
77		octane	10.000	8.625	13.8	89	0.00
78	C	tetrachloroethene	10.000	9.024	9.8	96	0.00
79		1,1,1,2-tetrachloroethane	10.000	8.863	11.4	90	0.00
80	C	chlorobenzene	10.000	8.923	10.8	95	-0.02
81	C	ethylbenzene	10.000	9.665	3.4	96	-0.02
83	C	m+p-xylene	20.000	19.220	3.9	95	0.00

Evaluate Continuing Calibration Report

Data Path : O:\Forensics\Data\Airlab17\2023\01\0110T\
Data File : r1730701.D
Acq On : 10 Jan 2023 1:34 PM
Operator : AIRLAB17:TJS
Sample : WG1731941-3,3,250,250
Misc : WG1731941,ICAL19642
ALS Vial : 0 Sample Multiplier: 1

Quant Time: Jan 10 14:06:37 2023
Quant Method : O:\Forensics\Data\Airlab17\2023\01\0110T\TFS17_230109.M
Quant Title : TO-14A/TO-15 SIM/Full Scan Analysis
QLast Update : Tue Jan 10 06:15:19 2023
Response via : Initial Calibration

Min. RRF : 0.000 Min. Rel. Area : 60% Max. R.T. Dev 0.33min
Max. RRF Dev : 30% Max. Rel. Area : 140%

		Compound	Amount	Calc.	%Dev	Area%	Dev(min)
84	C	bromoform	10.000	9.466	5.3	95	0.00
85	C	styrene	10.000	9.597	4.0	96	-0.02
86	C	1,1,2,2-tetrachloroethane	10.000	8.975	10.3	97	0.00
87	C	o-xylene	10.000	9.732	2.7	97	0.00
88		1,2,3-trichloropropane	10.000	8.855	11.4	89	0.00
89		nonane	10.000	9.057	9.4	90	0.00
91	C	isopropylbenzene	10.000	9.321	6.8	92	0.00
92		bromobenzene	10.000	8.891	11.1	91	0.00
93		2-chlorotoluene	10.000	8.932	10.7	91	0.00
94		n-propylbenzene	10.000	8.900	11.0	89	0.00
95		4-chlorotoluene	10.000	9.095	9.0	90	0.00
96		4-ethyl toluene	10.000	8.958	10.4	89	0.00
97		1,3,5-trimethylbenzene	10.000	8.724	12.8	95	0.00
98		tert-butylbenzene	10.000	8.177	18.2	89	0.00
99		1,2,4-trimethylbenzene	10.000	8.650	13.5	93	0.00
100		decane	10.000	8.731	12.7	90	0.00
101	C	Benzyl Chloride	10.000	8.357	16.4	84	0.00
102		1,3-dichlorobenzene	10.000	9.362	6.4	94	0.00
103	C	1,4-dichlorobenzene	10.000	9.564	4.4	94	0.00
104		sec-butylbenzene	10.000	8.139	18.6	90	0.00
106		p-isopropyltoluene	10.000	7.617	23.8	82	0.00
107		1,2-dichlorobenzene	10.000	8.976	10.2	93	0.00
108		n-butylbenzene	10.000	8.550	14.5	91	0.00
111	C	1,2-dibromo-3-chloropropane	10.000	8.269	17.3	87	0.00
112		undecane	10.000	8.526	14.7	88	0.00
114		dodecane	10.000	8.868	11.3	86	0.00
115	C	1,2,4-trichlorobenzene	10.000	7.741	22.6	79	0.00
116		naphthalene	10.000	7.597	24.0	82	0.00
117		1,2,3-trichlorobenzene	10.000	8.058	19.4	85	0.00
119	C	hexachlorobutadiene	10.000	8.107	18.9	89	0.00

* Evaluation of CC level amount vs concentration.
(#) = Out of Range SPCC's out = 0 CCC's out = 0

Quantitation Report (QT Reviewed)

Data Path : O:\Forensics\Data\Airlab17\2023\01\0110T\
Data File : r1730701.D
Acq On : 10 Jan 2023 1:34 PM
Operator : AIRLAB17:TJS
Sample : WG1731941-3,3,250,250
Misc : WG1731941,ICAL19642
ALS Vial : 0 Sample Multiplier: 1

Quant Time: Jan 10 14:06:37 2023
Quant Method : O:\Forensics\Data\Airlab17\2023\01\0110T\TFS17_230109.M
Quant Title : TO-14A/TO-15 SIM/Full Scan Analysis
QLast Update : Tue Jan 10 06:15:19 2023
Response via : Initial Calibration

CCAL FILE : O:\Forensics\Data\Airlab17\2023\01\0110T\r1730700.D
Sub List : Default-LCS-AP2 - All compounds listed

Compound	R.T.	QIon	Response	Conc	Units		Dev(Min)
Internal Standards							
1) bromochloromethane	9.567	49	253005	10.000	ppbV		-0.02
Standard Area = 253748			Recovery = 99.71%				
43) 1,4-difluorobenzene	11.843	114	836565	10.000	ppbV		-0.01
Standard Area = 836214			Recovery = 100.04%				
67) chlorobenzene-D5	16.583	54	108012	10.000	ppbV		0.00
Standard Area = 108814			Recovery = 99.26%				
System Monitoring Compounds							
Target Compounds							Qvalue
5) dichlorodifluoromethane	3.952	85	186595	8.938	ppbV		98
6) chloromethane	4.132	50	98061	8.886	ppbV		96
7) Freon-114	4.258	85	265868	9.097	ppbV		98
9) vinyl chloride	4.390	62	110390	8.977	ppbV		99
10) 1,3-butadiene	4.558	54	85986	9.243	ppbV		99
13) bromomethane	4.876	94	96049	9.012	ppbV		97
14) chloroethane	5.100	64	68228	10.066	ppbV		99
15) ethanol	5.263	31	363877	42.085	ppbV	#	62
17) vinyl bromide	5.530	106	94814	8.733	ppbV		95
19) acetone	5.840	43	656260	40.930	ppbV	#	79
21) trichlorofluoromethane	6.053	101	170829	9.152	ppbV		96
22) isopropyl alcohol	6.167	45	420317	20.668	ppbV	#	95
26) 1,1-dichloroethene	6.832	61	152851	9.028	ppbV		93
27) tertiary butyl alcohol	6.898	59	154445	8.580	ppbV	#	79
28) methylene chloride	7.000	49	135464	9.261	ppbV		90
29) 3-chloropropene	7.144	41	203658	9.505	ppbV		90
30) carbon disulfide	7.294	76	326238	8.927	ppbV		97
31) Freon 113	7.330	101	225990	9.430	ppbV		97
32) trans-1,2-dichloroethene	8.142	61	171876	8.788	ppbV		98
33) 1,1-dichloroethane	8.375	63	214175	9.222	ppbV		98
34) MTBE	8.458	73	234087	8.661	ppbV	#	93
36) 2-butanone	8.858	43	254023	8.790	ppbV	#	91
37) cis-1,2-dichloroethene	9.375	61	161766	9.277	ppbV		97
38) Ethyl Acetate	9.675	61	40382	8.633	ppbV	#	39
39) chloroform	9.733	83	200923	9.316	ppbV		99
40) Tetrahydrofuran	10.175	42	150323	8.416	ppbV		90
42) 1,2-dichloroethane	10.583	62	119559	8.956	ppbV		97

Quantitation Report (QT Reviewed)

Data Path : O:\Forensics\Data\Airlab17\2023\01\0110T\
Data File : r1730701.D
Acq On : 10 Jan 2023 1:34 PM
Operator : AIRLAB17:TJS
Sample : WG1731941-3,3,250,250
Misc : WG1731941,ICAL19642
ALS Vial : 0 Sample Multiplier: 1

Quant Time: Jan 10 14:06:37 2023
Quant Method : O:\Forensics\Data\Airlab17\2023\01\0110T\TFS17_230109.M
Quant Title : TO-14A/TO-15 SIM/Full Scan Analysis
QLast Update : Tue Jan 10 06:15:19 2023
Response via : Initial Calibration

CCAL FILE : O:\Forensics\Data\Airlab17\2023\01\0110T\r1730700.D
Sub List : Default-LCS-AP2 - All compounds listed

	Compound	R.T.	QIon	Response	Conc	Units		Dev(Min)
44)	hexane	9.642	57	210666	9.117	ppbV	#	65
48)	1,1,1-trichloroethane	10.875	97	162079	9.181	ppbV		96
50)	benzene	11.403	78	373391	8.436	ppbV		96
52)	carbon tetrachloride	11.577	117	160294	9.285	ppbV		100
53)	cyclohexane	11.723	56	222788	9.222	ppbV	#	88
56)	1,2-dichloropropane	12.363	63	148610	9.114	ppbV		96
57)	bromodichloromethane	12.597	83	215930	9.146	ppbV		97
58)	1,4-dioxane	12.637	88	80342	9.015	ppbV		95
59)	trichloroethene	12.643	130	166927	8.860	ppbV		97
60)	2,2,4-trimethylpentane	12.690	57	713254	9.327	ppbV	#	89
62)	heptane	13.017	43	295584	9.281	ppbV	#	81
63)	cis-1,3-dichloropropene	13.658	75	192924	9.558	ppbV		95
64)	4-methyl-2-pentanone	13.700	43	310653	9.035	ppbV	#	83
65)	trans-1,3-dichloropropene	14.283	75	146688	8.093	ppbV		96
66)	1,1,2-trichloroethane	14.483	97	147977	8.976	ppbV		93
68)	toluene	14.800	91	452447	8.693	ppbV		99
72)	2-hexanone	15.083	43	277088	8.972	ppbV	#	77
74)	dibromochloromethane	15.242	129	219857	9.395	ppbV		97
75)	1,2-dibromoethane	15.492	107	217114	9.007	ppbV		99
78)	tetrachloroethene	15.967	166	171165	9.024	ppbV		98
80)	chlorobenzene	16.617	112	353659	8.923	ppbV		99
81)	ethylbenzene	16.967	91	555045	9.665	ppbV		95
83)	m+p-xylene	17.133	91	887300	19.220	ppbV		94
84)	bromoform	17.200	173	164393	9.466	ppbV		99
85)	styrene	17.450	104	355664	9.597	ppbV		98
86)	1,1,2,2-tetrachloroethane	17.550	83	306661	8.975	ppbV		98
87)	o-xylene	17.550	91	447966	9.732	ppbV		96
96)	4-ethyl toluene	18.608	105	554982	8.958	ppbV		99
97)	1,3,5-trimethylbenzene	18.667	105	461635	8.724	ppbV		99
99)	1,2,4-trimethylbenzene	19.008	105	440328	8.650	ppbV		99
101)	Benzyl Chloride	19.133	91	228852	8.357	ppbV		99
102)	1,3-dichlorobenzene	19.142	146	285941	9.362	ppbV		97
103)	1,4-dichlorobenzene	19.200	146	281261	9.564	ppbV		95
107)	1,2-dichlorobenzene	19.483	146	253242	8.976	ppbV		98
115)	1,2,4-trichlorobenzene	20.983	180	107996	7.741	ppbV	#	91
119)	hexachlorobutadiene	21.417	225	115522	8.107	ppbV		94

(#) = qualifier out of range (m) = manual integration (+) = signals summed

Data Path : O:\Forensics\Data\Airlab17\2023\01\0110T\
Data File : r1730701.D
Acq On : 10 Jan 2023 1:34 PM
Operator : AIRLAB17:TJS
Sample : WG1731941-3,3,250,250
Misc : WG1731941,ICAL19642
ALS Vial : 0 Sample Multiplier: 1

Quant Time: Jan 10 14:06:37 2023
Quant Method : O:\Forensics\Data\Airlab17\2023\01\0110T\TFS17_230109.M
Quant Title : TO-14A/TO-15 SIM/Full Scan Analysis
QLast Update : Tue Jan 10 06:15:19 2023
Response via : Initial Calibration

CCAL FILE : O:\Forensics\Data\Airlab17\2023\01\0110T\r1730700.D
Sub List : Default-LCS-AP2 - All compounds listed

Compound	R.T.	QIon	Response	Conc	Units	Dev(Min)

Sub List : Default-LCS-AP2 - All compounds listed0T\r1730700.D

Data Path : O:\Forensics\Data\Airlab17\2023\01\0110T\
Data File : r1730701.D
Acq On : 10 Jan 2023 1:34 PM
Operator : AIRLAB17:TJS
Sample : WG1731941-3,3,250,250
Misc : WG1731941,ICAL19642
ALS Vial : 0 Sample Multiplier: 1

Quant Time: Jan 10 14:06:37 2023
Quant Method : O:\Forensics\Data\Airlab17\2023\01\0110T\TFS17_230109.M
Quant Title : TO-14A/TO-15 SIM/Full Scan Analysis
QLast Update : Tue Jan 10 06:15:19 2023
Response via : Initial Calibration

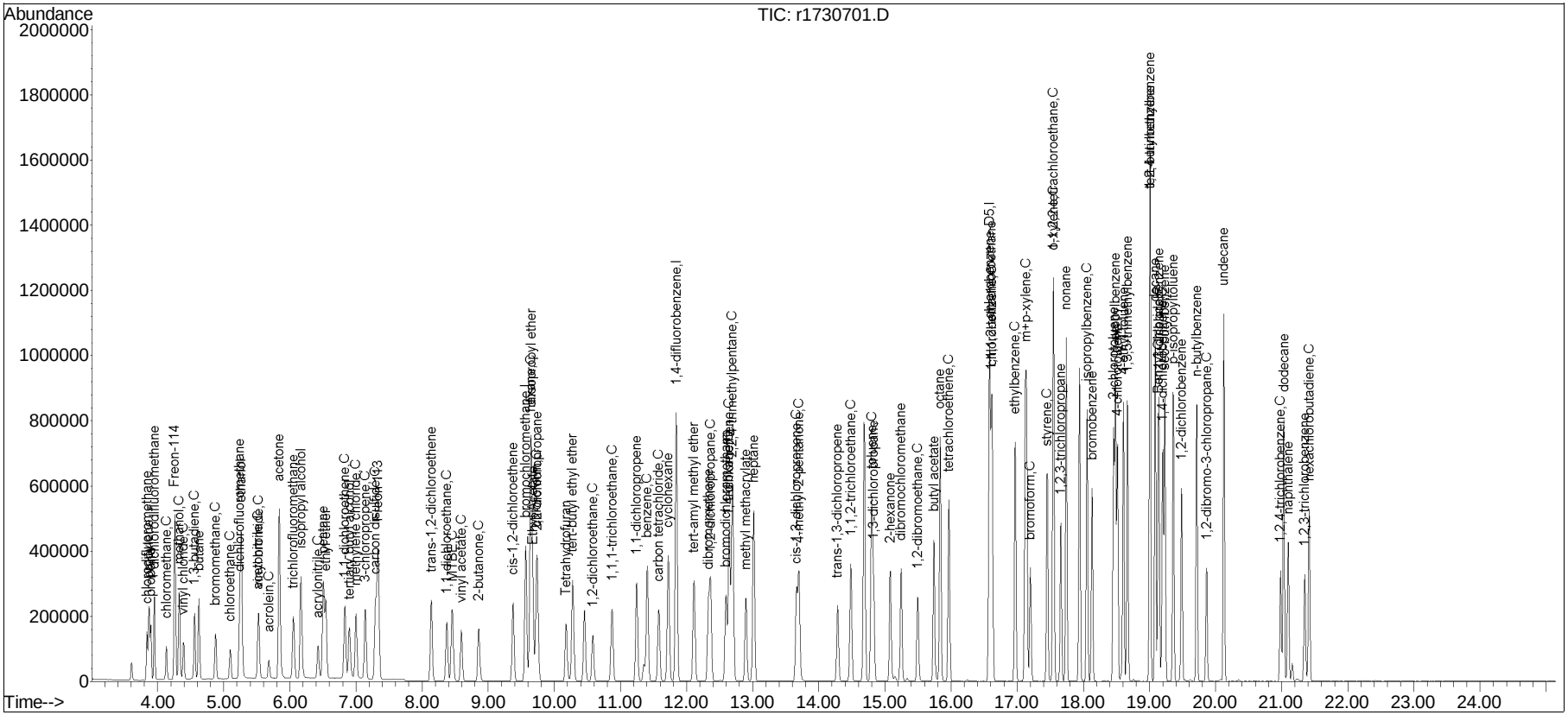

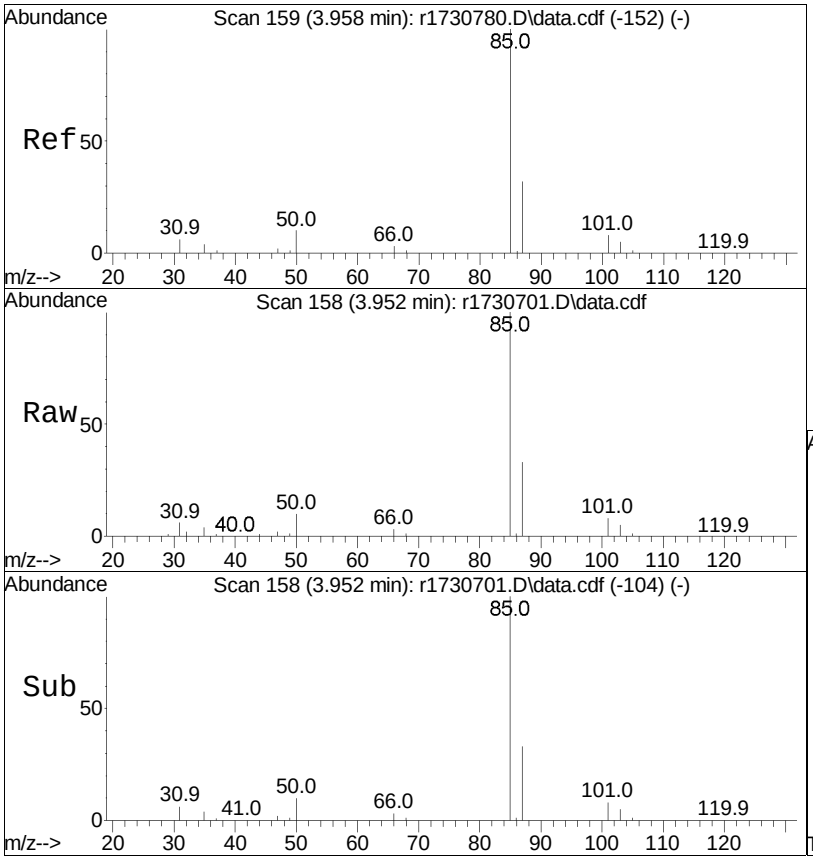

#5
dichlorodifluoromethane
Concen: 8.94 ppbV
RT: 3.952 min Scan# 158
Delta R.T. -0.006 min
Lab File: r1730701.D
Acq: 10 Jan 2023 1:34 PM

Tgt Ion: 85 Resp: 186595

Ion	Ratio	Lower	Upper
85	100		
87	32.6	26.9	40.3

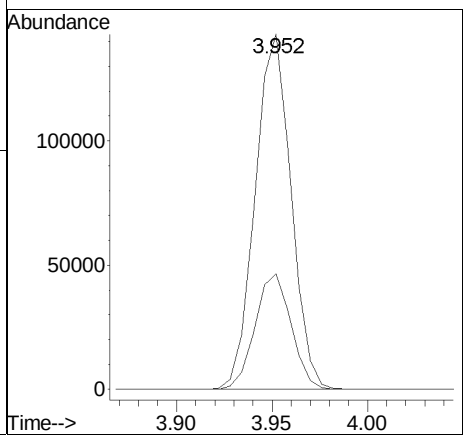

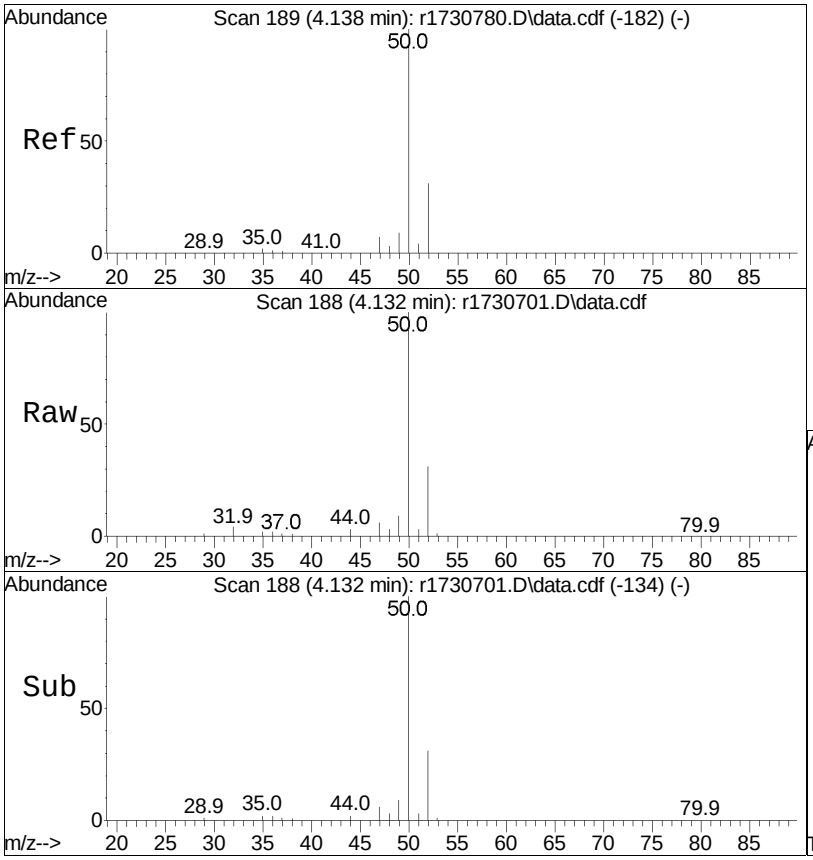

#6
chloromethane
Concen: 8.89 ppbV
RT: 4.132 min Scan# 188
Delta R.T. -0.006 min
Lab File: r1730701.D
Acq: 10 Jan 2023 1:34 PM

Tgt Ion: 50 Resp: 98061

Ion	Ratio	Lower	Upper
50	100		
52	31.0	26.6	39.8

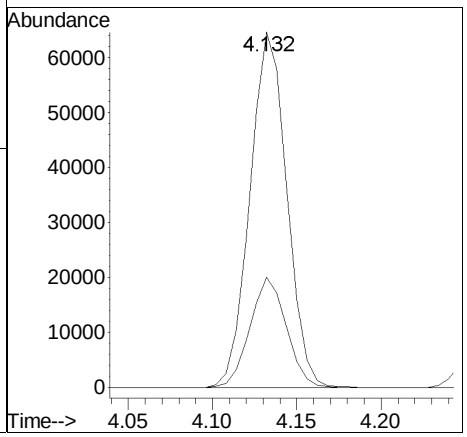

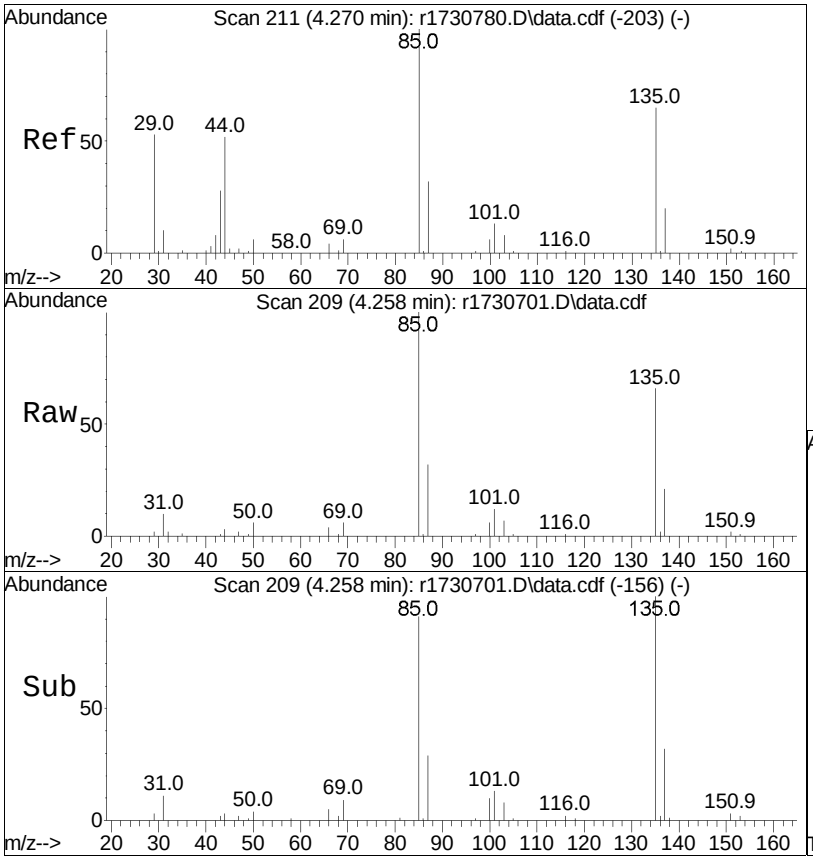

#7
Freon-114
Concen: 9.10 ppbV
RT: 4.258 min Scan# 209
Delta R.T. -0.012 min
Lab File: r1730701.D
Acq: 10 Jan 2023 1:34 PM

Tgt Ion: 85 Resp: 265868

Ion	Ratio	Lower	Upper
85	100		
87	31.9	26.3	39.5
135	65.5	53.6	80.4

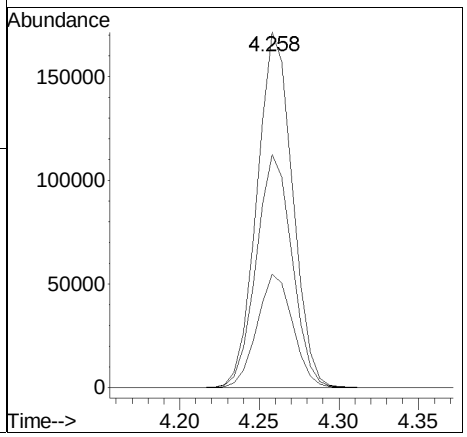

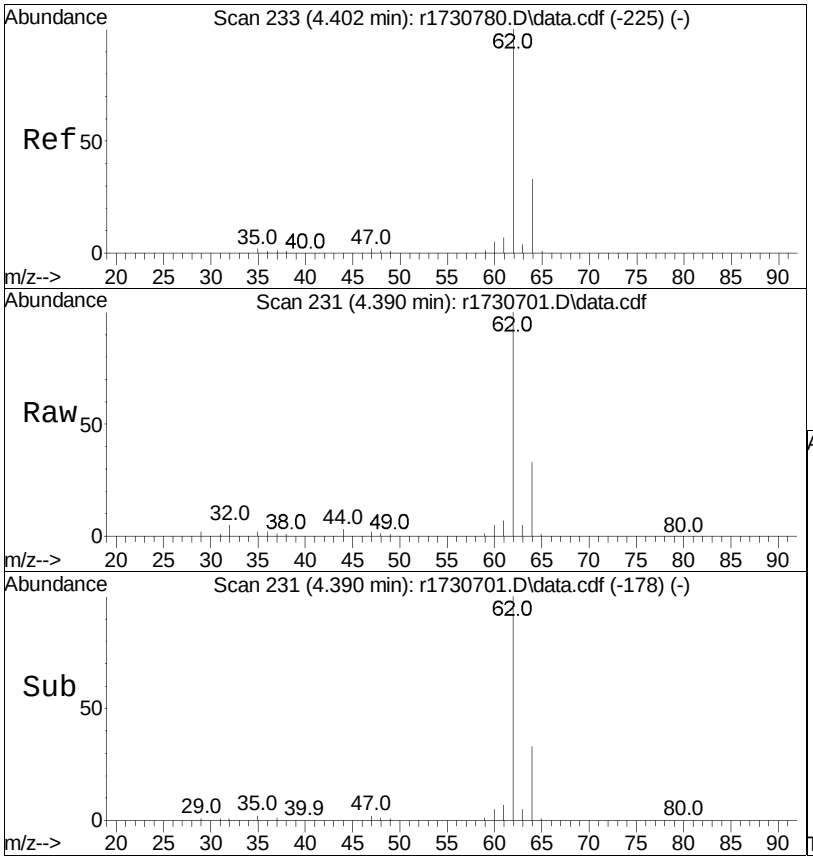

#9
vinyl chloride
Concen: 8.98 ppbV
RT: 4.390 min Scan# 231
Delta R.T. -0.012 min
Lab File: r1730701.D
Acq: 10 Jan 2023 1:34 PM

Tgt Ion: 62 Resp: 110390

Ion	Ratio	Lower	Upper
62	100		
64	32.6	26.3	39.5

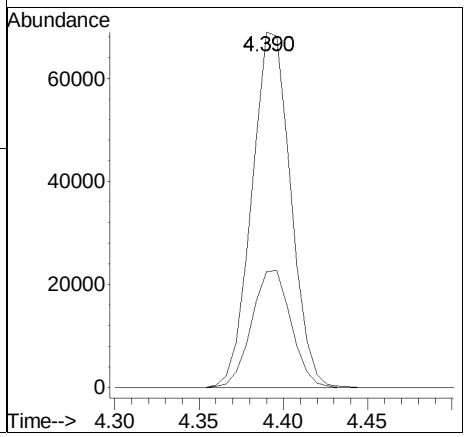

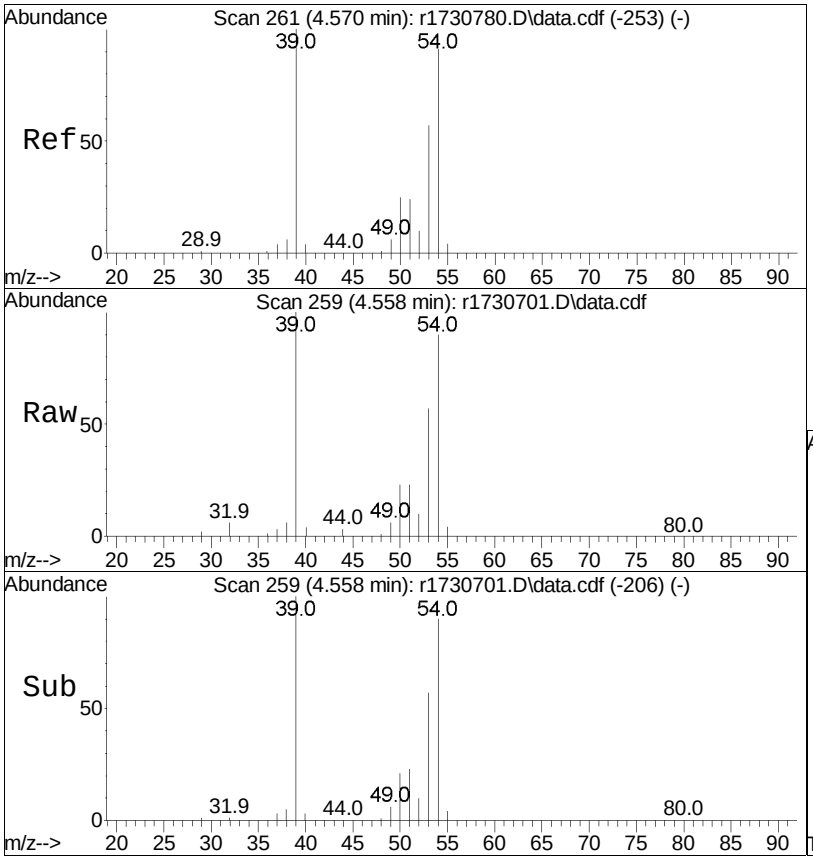

#10
1,3-butadiene
Concen: 9.24 ppbV
RT: 4.558 min Scan# 259
Delta R.T. -0.012 min
Lab File: r1730701.D
Acq: 10 Jan 2023 1:34 PM

Tgt Ion: 54 Resp: 85986

Ion	Ratio	Lower	Upper
54	100		
39	111.5	88.0	132.0

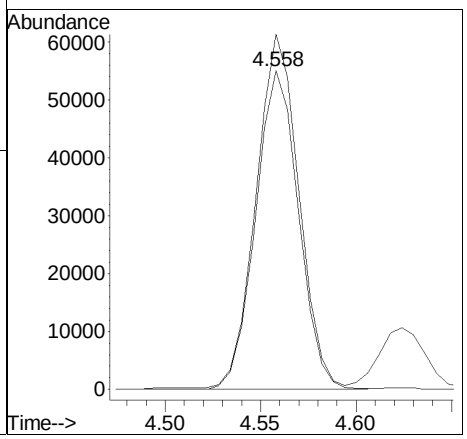

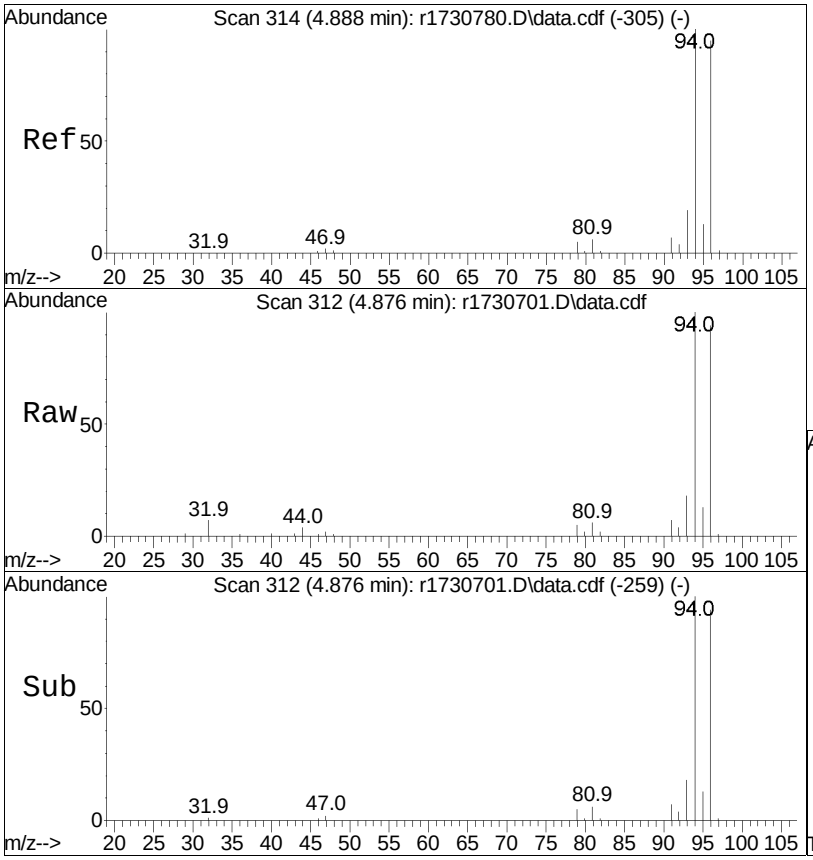

#13
bromomethane
Concen: 9.01 ppbV
RT: 4.876 min Scan# 312
Delta R.T. -0.012 min
Lab File: r1730701.D
Acq: 10 Jan 2023 1:34 PM

Tgt Ion: 94 Resp: 96049

Ion	Ratio	Lower	Upper
94	100		
96	93.6	77.3	115.9

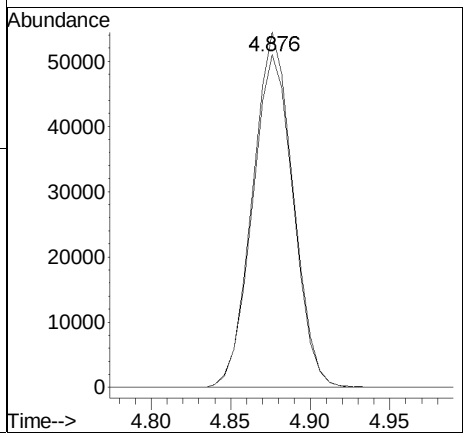

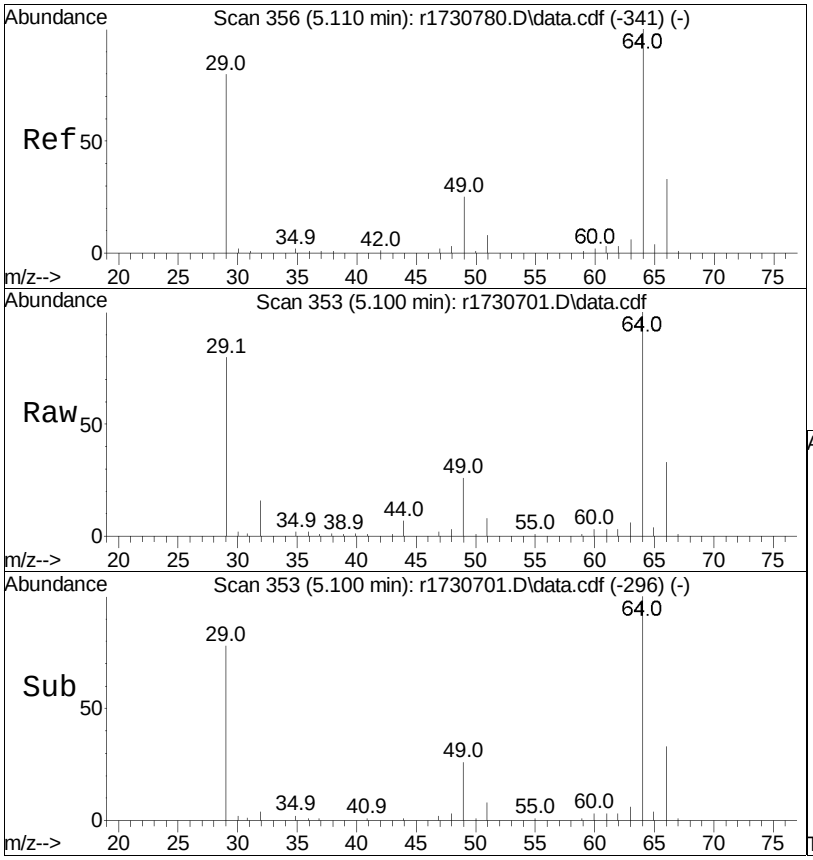

#14
chloroethane
Concen: 10.07 ppbV
RT: 5.100 min Scan# 353
Delta R.T. -0.010 min
Lab File: r1730701.D
Acq: 10 Jan 2023 1:34 PM

Tgt Ion: 64 Resp: 68228

Ion	Ratio	Lower	Upper
64	100		
66	32.7	26.6	39.8

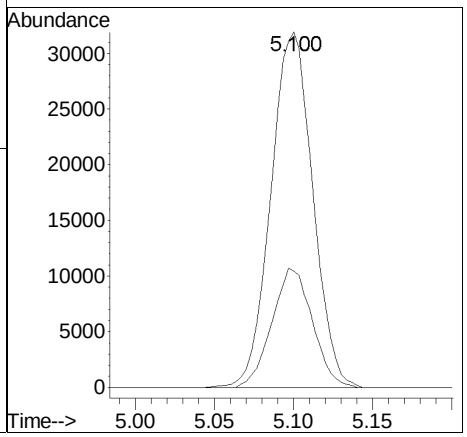

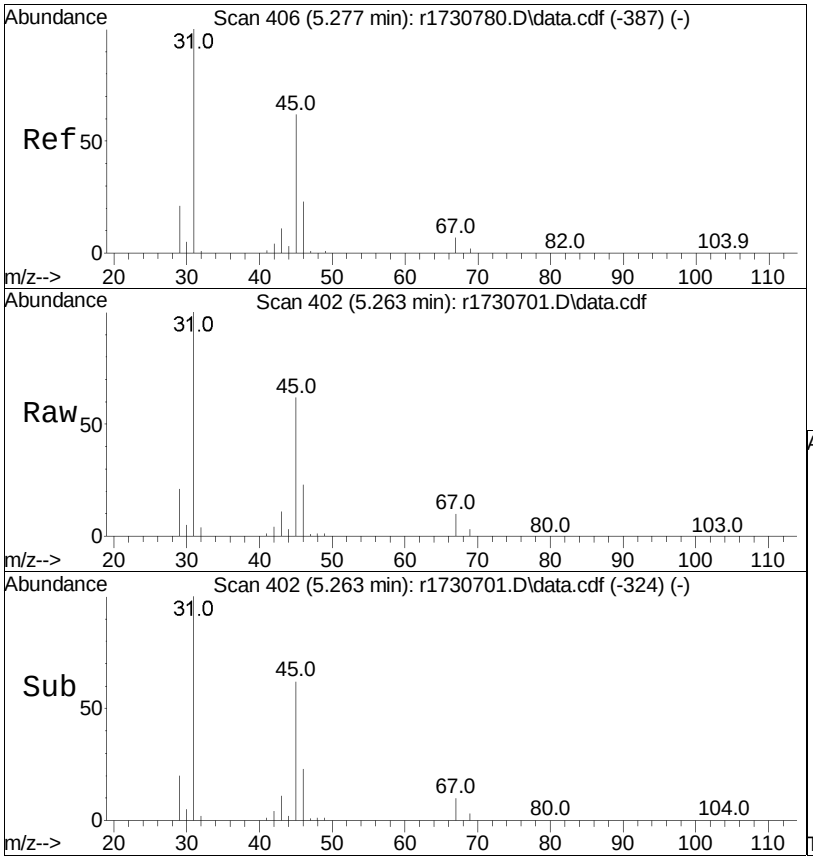

#15
ethanol
Concen: 42.09 ppbV
RT: 5.263 min Scan# 402
Delta R.T. -0.013 min
Lab File: r1730701.D
Acq: 10 Jan 2023 1:34 PM

Tgt Ion: 31 Resp: 363877

Ion	Ratio	Lower	Upper
31	100		
45	61.6	30.8	46.2#

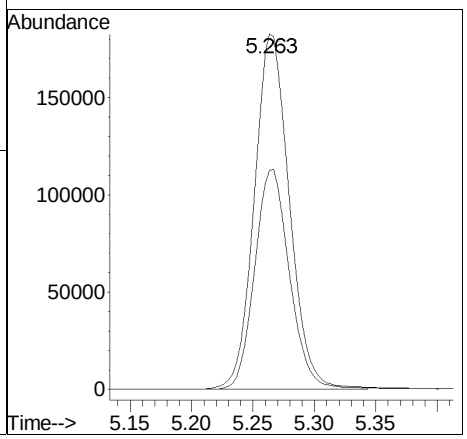

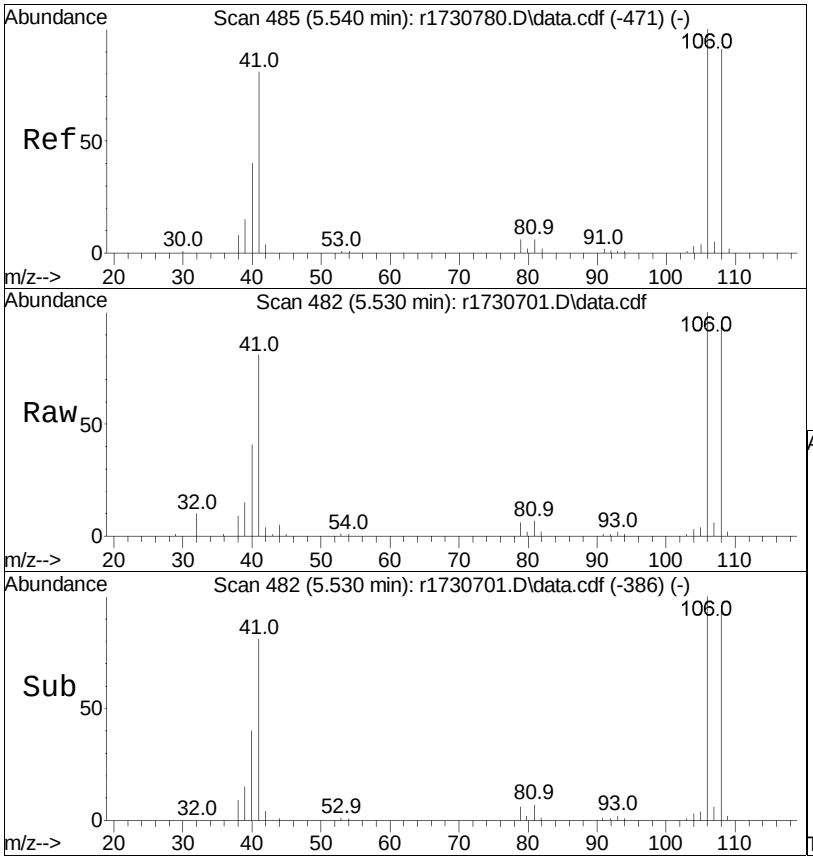

#17
vinyl bromide
Concen: 8.73 ppbV
RT: 5.530 min Scan# 482
Delta R.T. -0.010 min
Lab File: r1730701.D
Acq: 10 Jan 2023 1:34 PM

Tgt Ion:106 Resp: 94814

Ion	Ratio	Lower	Upper
106	100		
108	96.3	73.5	110.3

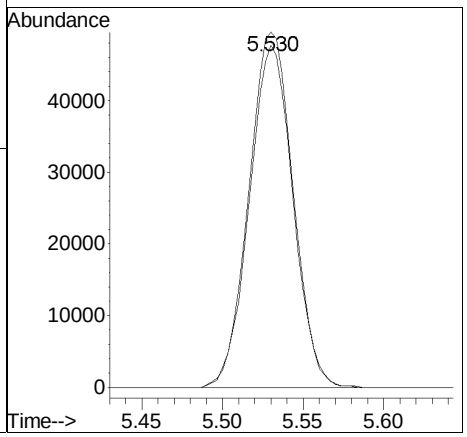

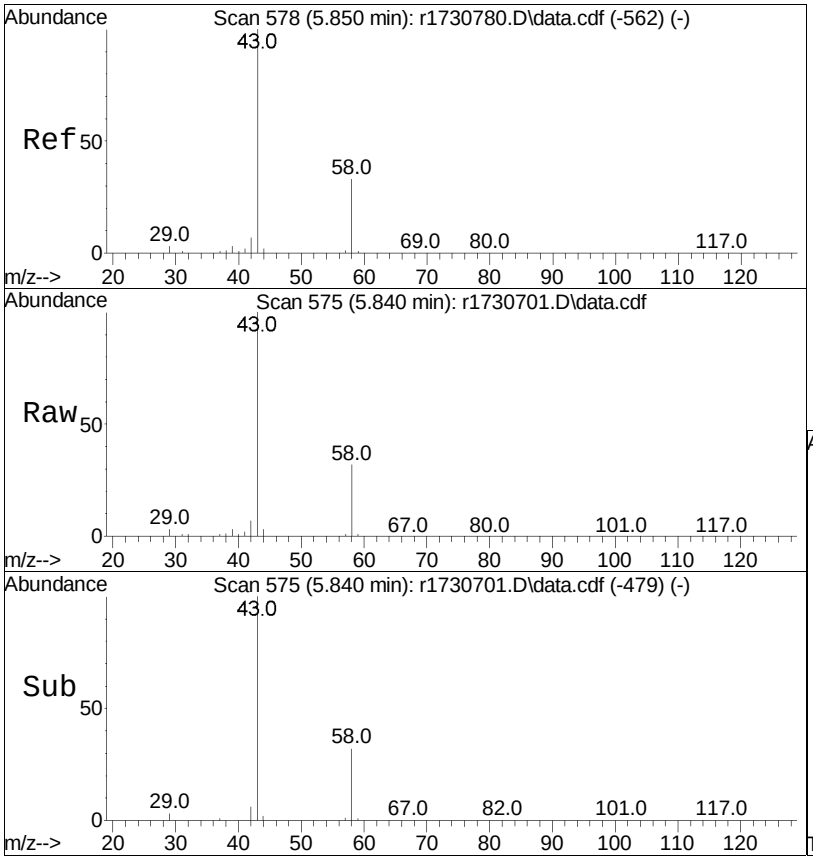

#19
acetone
Concen: 40.93 ppbV
RT: 5.840 min Scan# 575
Delta R.T. -0.010 min
Lab File: r1730701.D
Acq: 10 Jan 2023 1:34 PM

Tgt Ion: 43 Resp: 656260

Ion	Ratio	Lower	Upper
43	100		
58	32.2	37.1	55.7#
57	0.7	1.0	1.4#

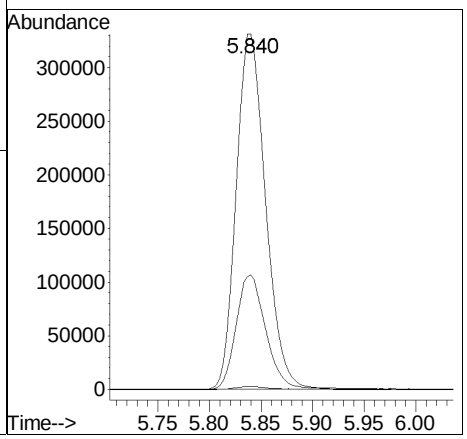

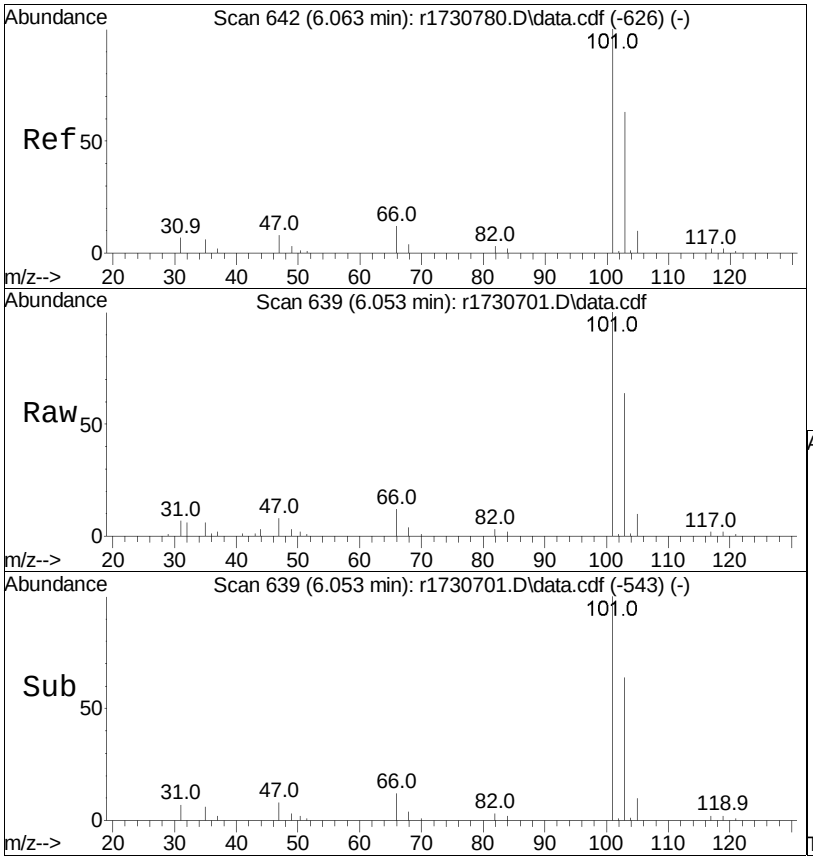

#21
trichlorofluoromethane
Concen: 9.15 ppbV
RT: 6.053 min Scan# 639
Delta R.T. -0.010 min
Lab File: r1730701.D
Acq: 10 Jan 2023 1:34 PM

Tgt Ion:101 Resp: 170829

Ion	Ratio	Lower	Upper
101	100		
103	64.2	54.0	81.0

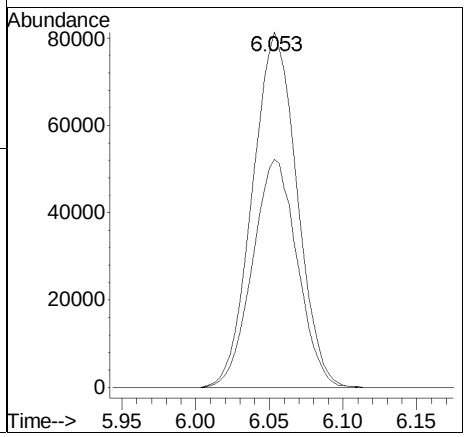

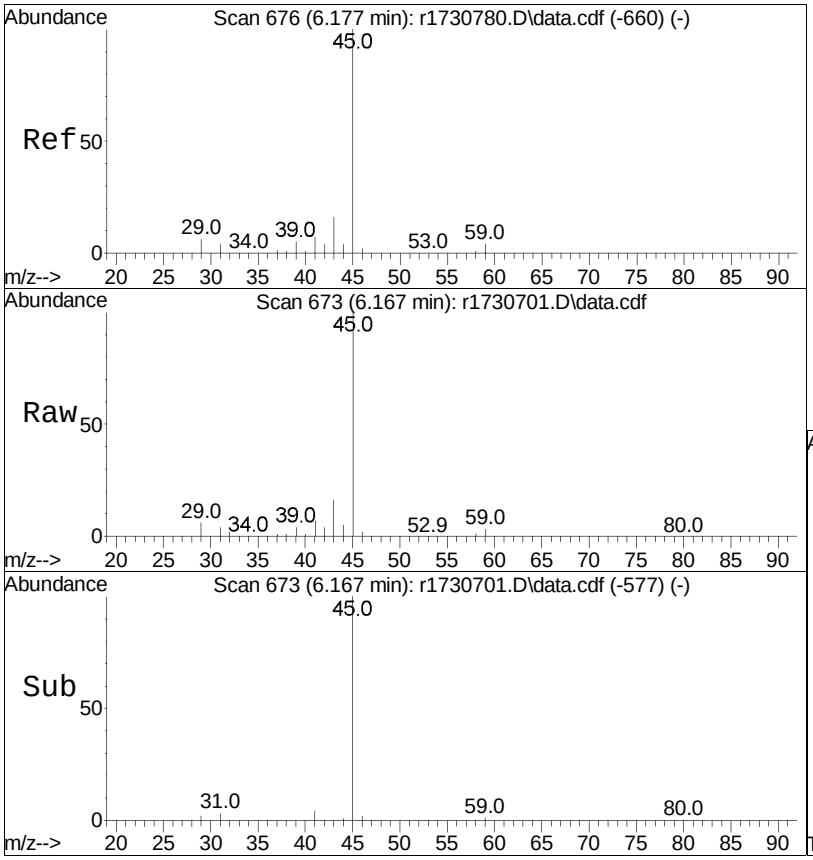

#22
isopropyl alcohol
Concen: 20.67 ppbV
RT: 6.167 min Scan# 673
Delta R.T. -0.010 min
Lab File: r1730701.D
Acq: 10 Jan 2023 1:34 PM

Tgt Ion: 45 Resp: 420317

Ion	Ratio	Lower	Upper
45	100		
59	3.4	4.1	6.1#

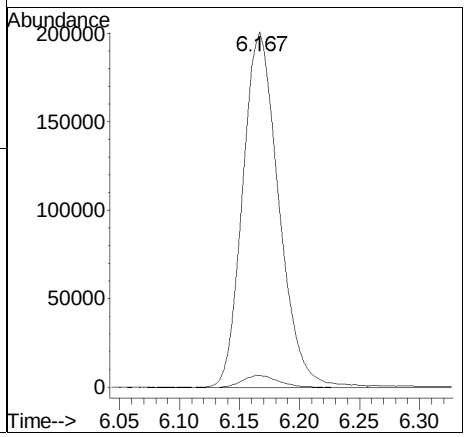

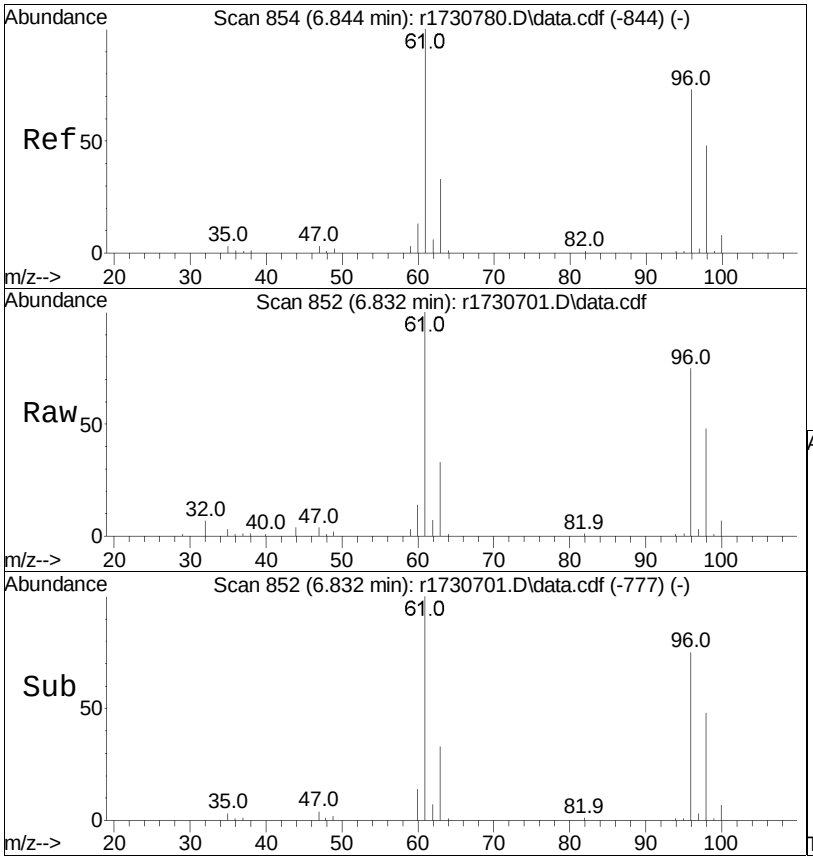

#26
1,1-dichloroethene
Concen: 9.03 ppbV
RT: 6.832 min Scan# 852
Delta R.T. -0.012 min
Lab File: r1730701.D
Acq: 10 Jan 2023 1:34 PM

Tgt Ion: 61 Resp: 152851

Ion	Ratio	Lower	Upper
61	100		
96	75.0	54.4	81.6
63	33.2	24.6	37.0

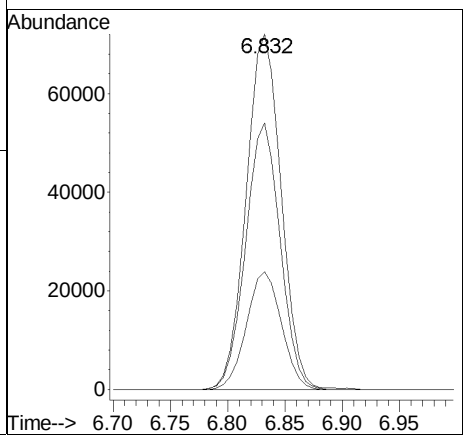

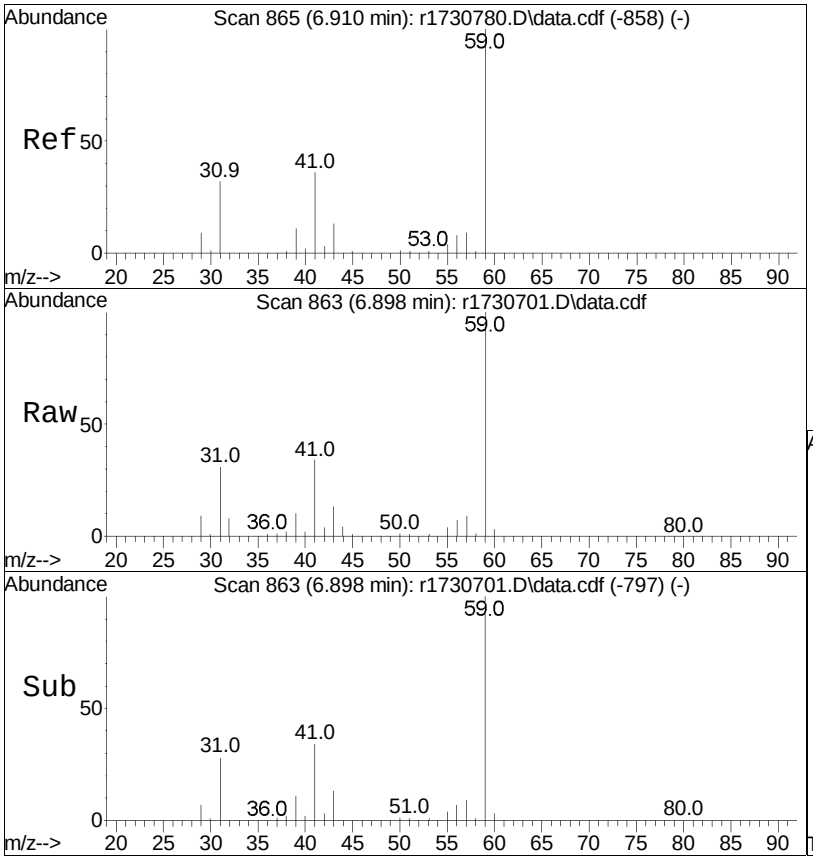

#27
tertiary butyl alcohol
Concen: 8.58 ppbV
RT: 6.898 min Scan# 863
Delta R.T. -0.012 min
Lab File: r1730701.D
Acq: 10 Jan 2023 1:34 PM

Tgt Ion: 59 Resp: 154445

Ion	Ratio	Lower	Upper
59	100		
41	34.4	17.8	26.8#
43	13.3	7.6	11.4#

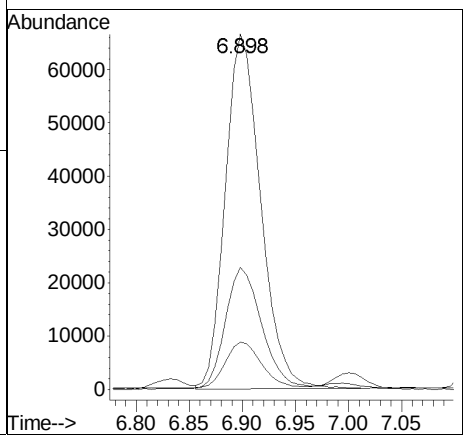

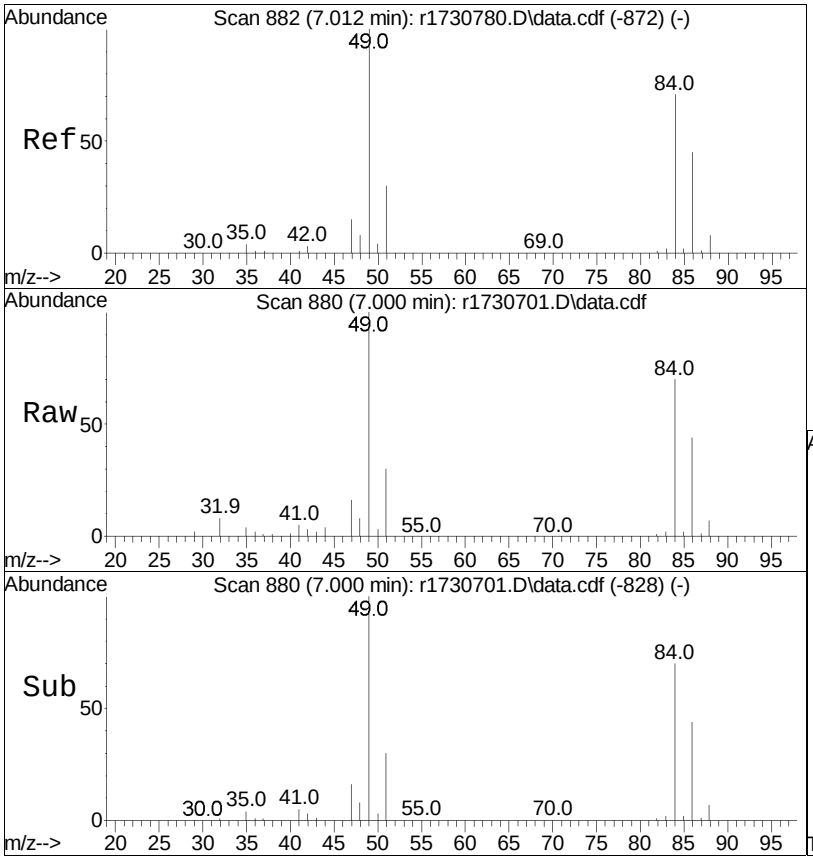

#28
methylene chloride
Concen: 9.26 ppbV
RT: 7.000 min Scan# 880
Delta R.T. -0.012 min
Lab File: r1730701.D
Acq: 10 Jan 2023 1:34 PM

Tgt Ion: 49 Resp: 135464

Ion	Ratio	Lower	Upper
49	100		
84	70.1	63.2	94.8

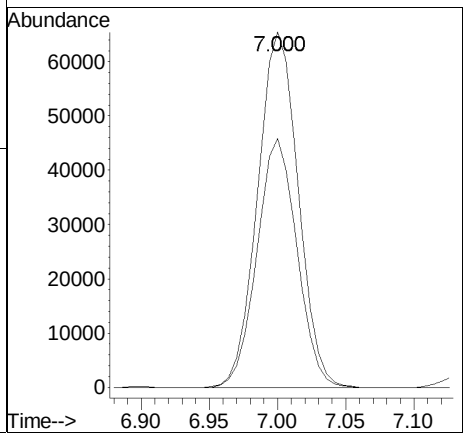

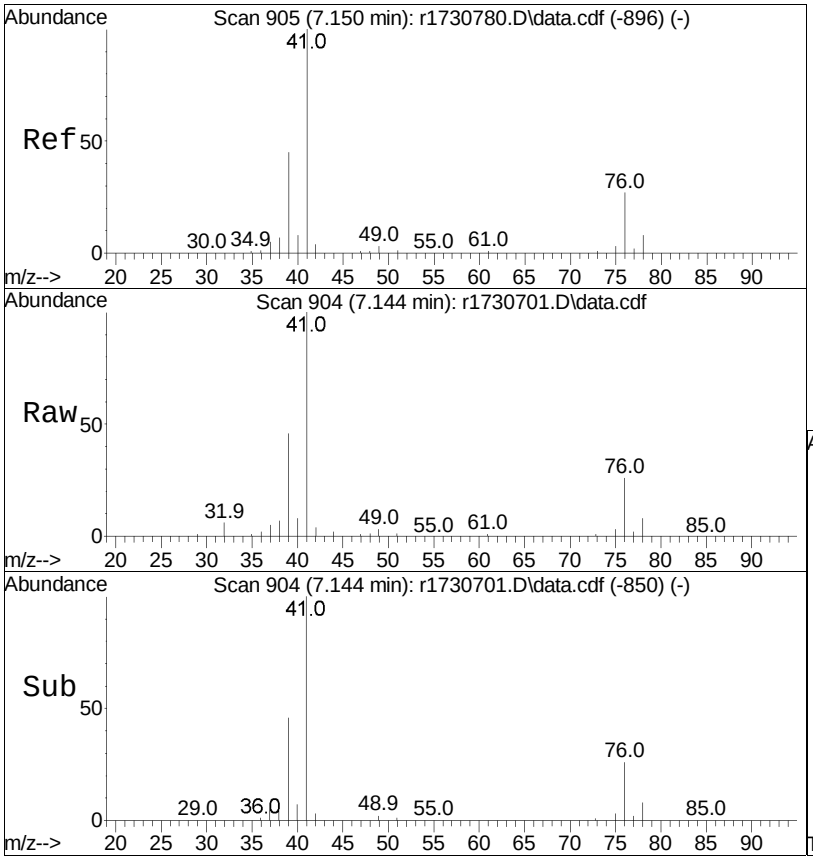

#29
3-chloropropene
Concen: 9.51 ppbV
RT: 7.144 min Scan# 904
Delta R.T. -0.006 min
Lab File: r1730701.D
Acq: 10 Jan 2023 1:34 PM

Tgt Ion: 41 Resp: 203658

Ion	Ratio	Lower	Upper
41	100		
39	45.9	42.3	63.5
76	25.6	24.4	36.6

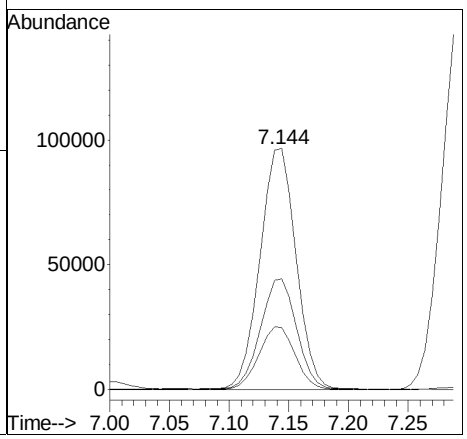

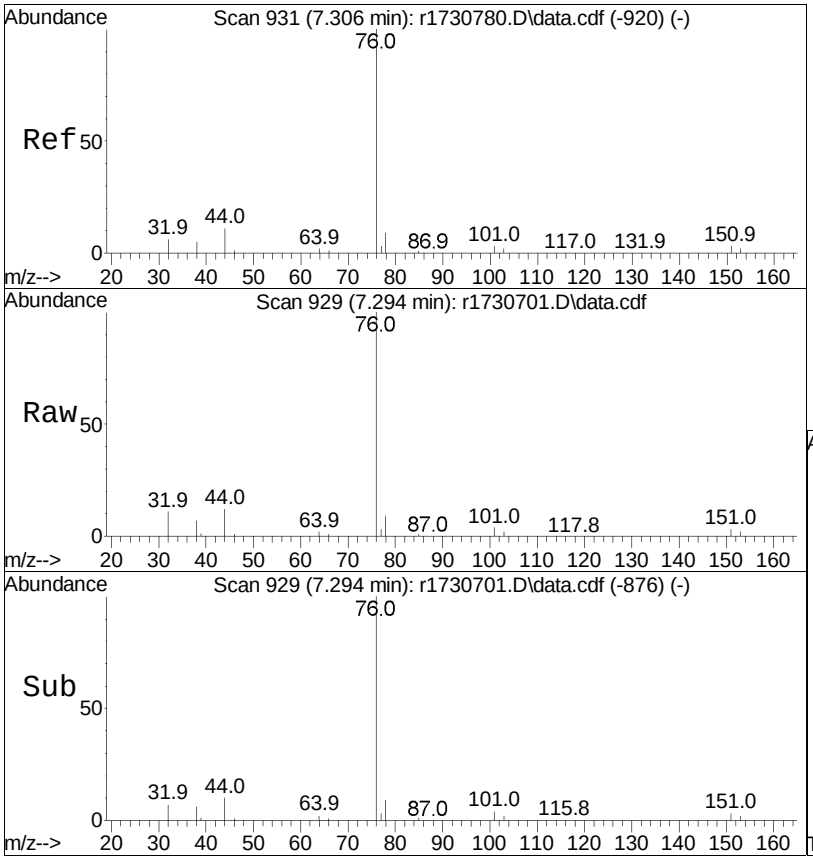

#30
carbon disulfide
Concen: 8.93 ppbV
RT: 7.294 min Scan# 929
Delta R.T. -0.012 min
Lab File: r1730701.D
Acq: 10 Jan 2023 1:34 PM

Tgt Ion: 76 Resp: 326238

Ion	Ratio	Lower	Upper
76	100		
44	11.7	8.3	12.5

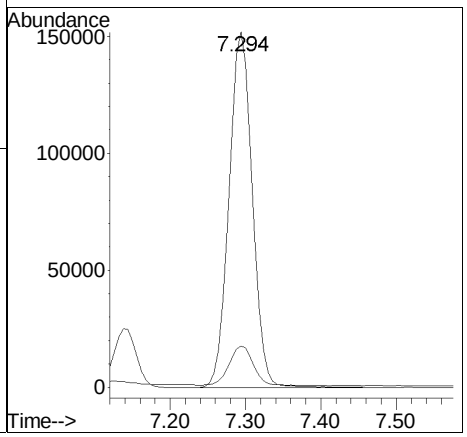

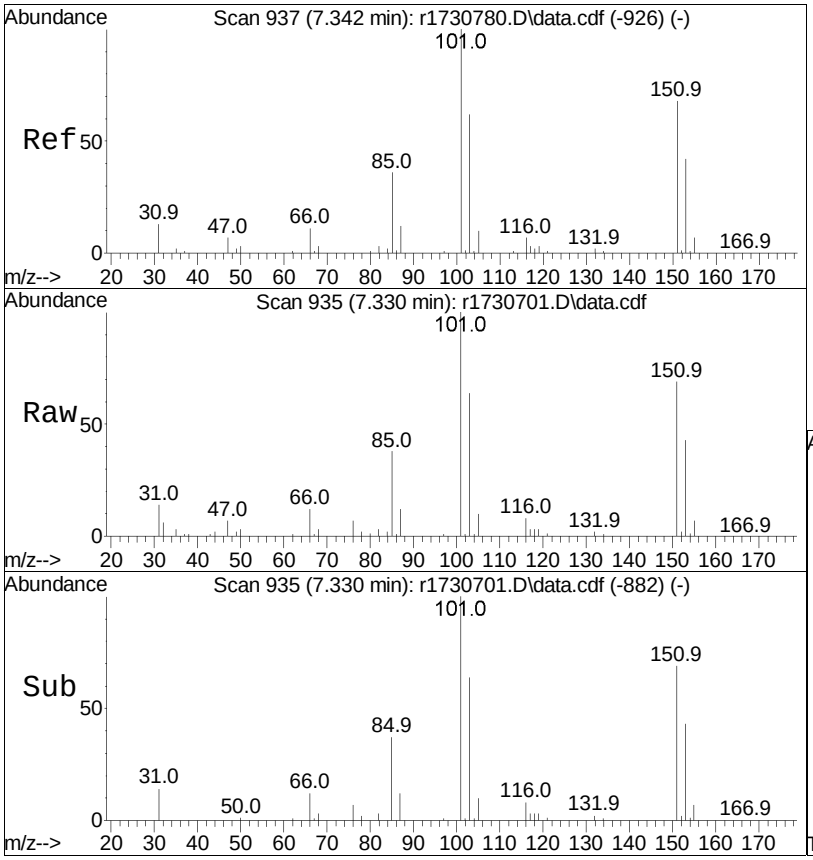

#31
Freon 113
Concen: 9.43 ppbV
RT: 7.330 min Scan# 935
Delta R.T. -0.012 min
Lab File: r1730701.D
Acq: 10 Jan 2023 1:34 PM

Tgt Ion:101 Resp: 225990

Ion	Ratio	Lower	Upper
101	100		
85	38.1	29.1	43.7
151	69.2	53.8	80.6

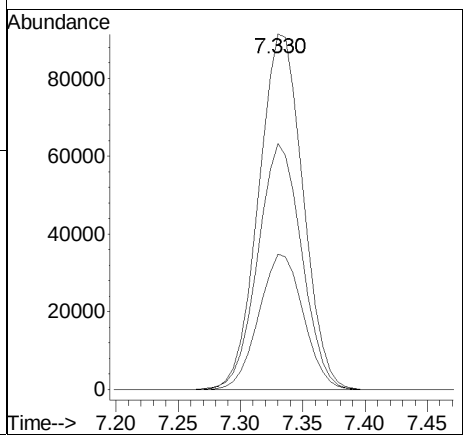

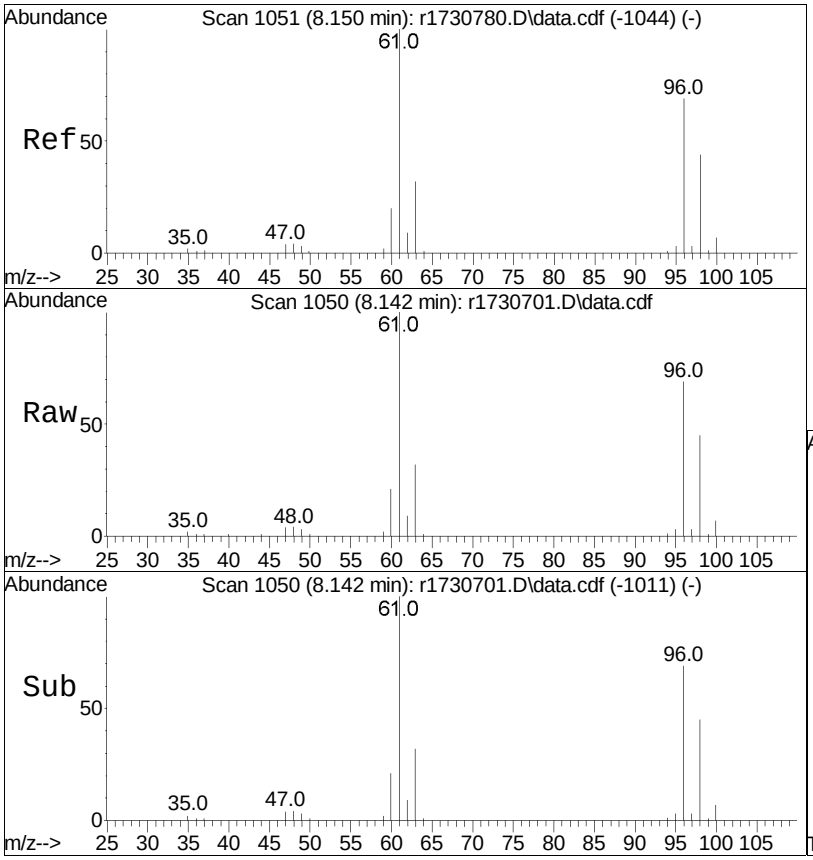

#32
trans-1,2-dichloroethene
Concen: 8.79 ppbV
RT: 8.142 min Scan# 1050
Delta R.T. -0.008 min
Lab File: r1730701.D
Acq: 10 Jan 2023 1:34 PM

Tgt Ion: 61 Resp: 171876

Ion	Ratio	Lower	Upper
61	100		
96	68.5	57.0	85.4
98	44.8	35.5	53.3

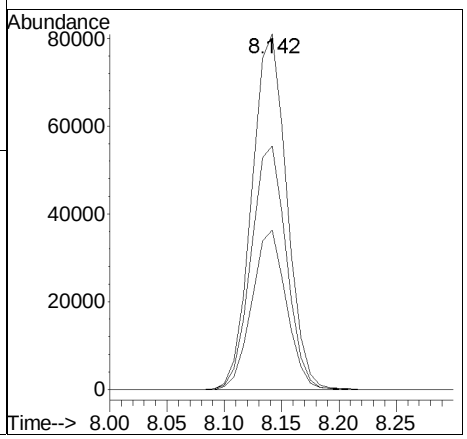

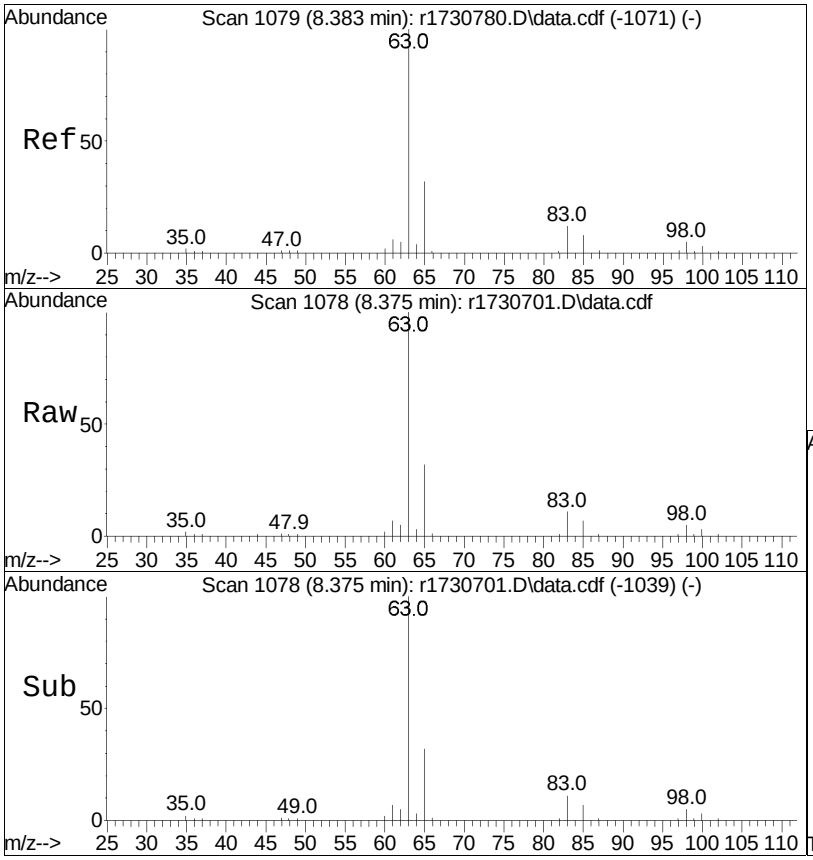

#33
1,1-dichloroethane
Concen: 9.22 ppbV
RT: 8.375 min Scan# 1078
Delta R.T. -0.008 min
Lab File: r1730701.D
Acq: 10 Jan 2023 1:34 PM

Tgt Ion: 63 Resp: 214175

Ion	Ratio	Lower	Upper
63	100		
65	31.8	24.7	37.1

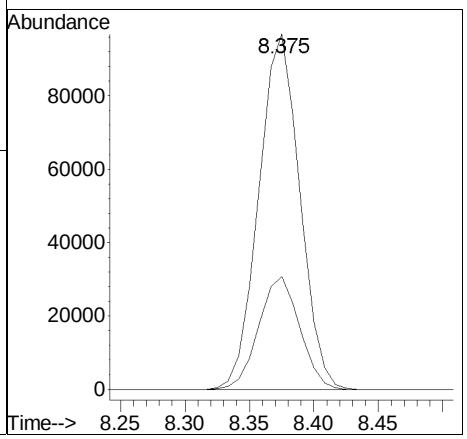

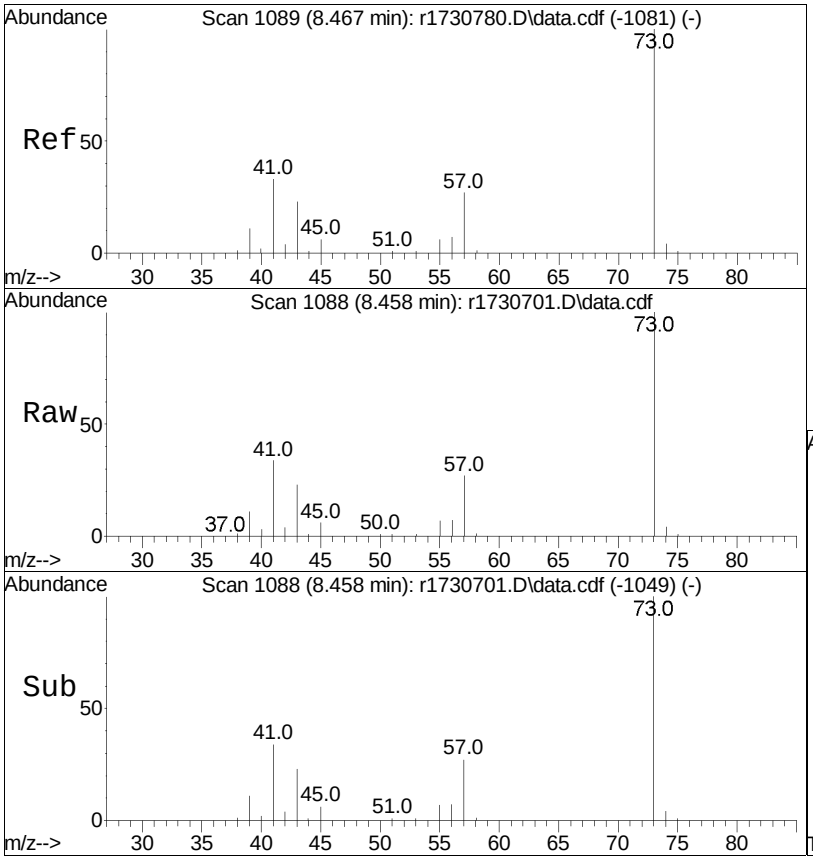

#34
MTBE
Concen: 8.66 ppbV
RT: 8.458 min Scan# 1088
Delta R.T. -0.008 min
Lab File: r1730701.D
Acq: 10 Jan 2023 1:34 PM

Tgt Ion: 73 Resp: 234087

Ion	Ratio	Lower	Upper
73	100		
57	27.1	24.2	36.4
43	23.1	15.0	22.6#

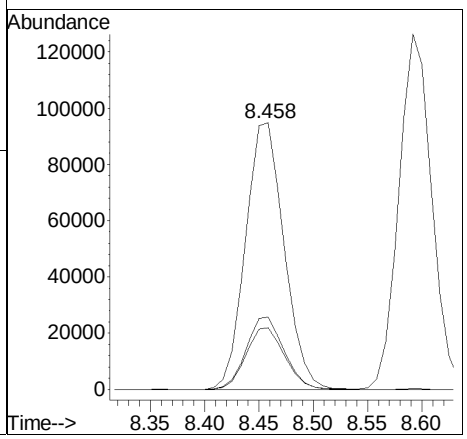

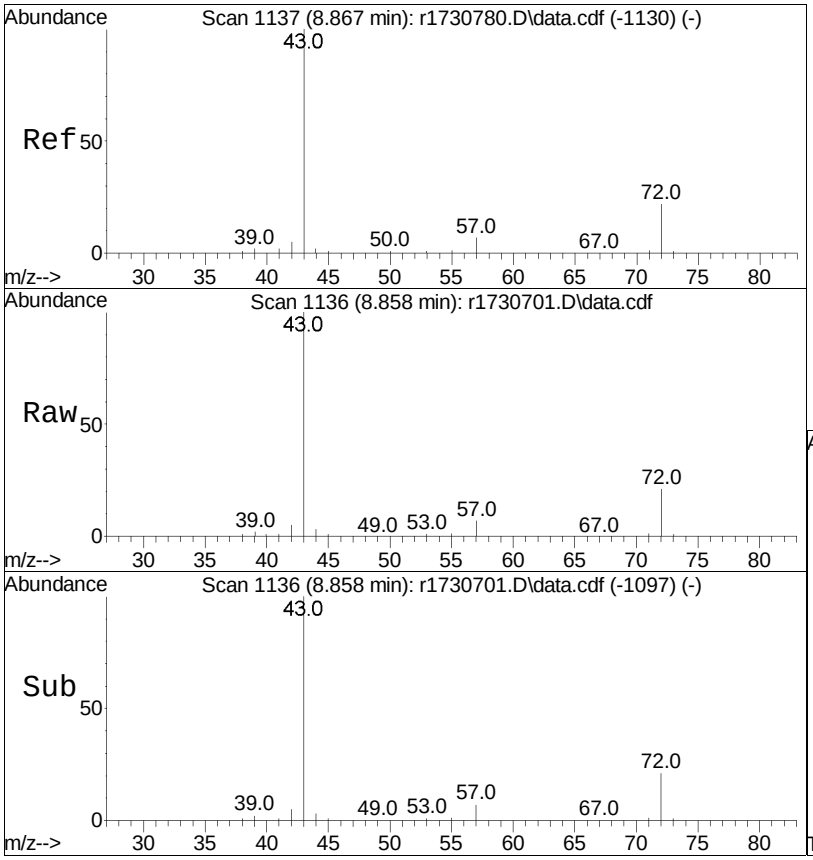

#36
2-butanone
Concen: 8.79 ppbV
RT: 8.858 min Scan# 1136
Delta R.T. -0.008 min
Lab File: r1730701.D
Acq: 10 Jan 2023 1:34 PM

Tgt Ion: 43 Resp: 254023

Ion	Ratio	Lower	Upper
43	100		
72	20.8	20.5	30.7
57	6.6	7.0	10.6#

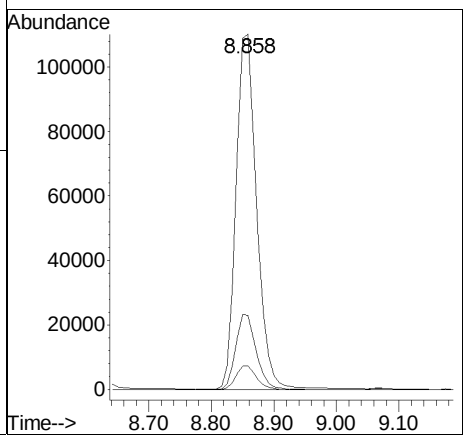

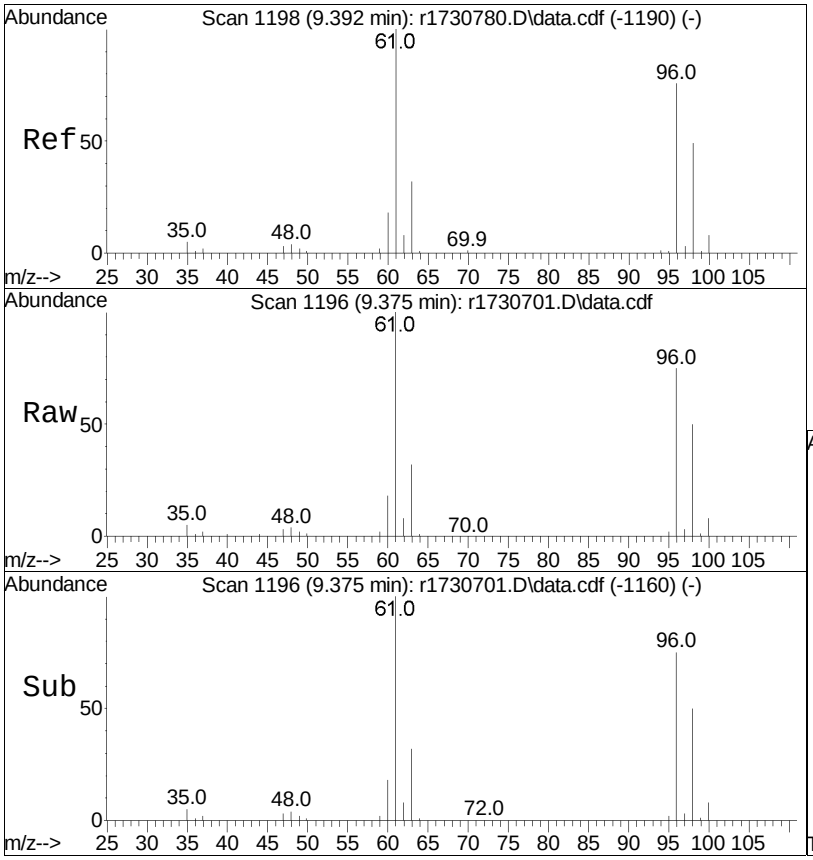

#37
cis-1,2-dichloroethene
Concen: 9.28 ppbV
RT: 9.375 min Scan# 1196
Delta R.T. -0.017 min
Lab File: r1730701.D
Acq: 10 Jan 2023 1:34 PM

Tgt Ion: 61 Resp: 161766

Ion	Ratio	Lower	Upper
61	100		
96	75.5	62.8	94.2
98	49.7	39.0	58.4

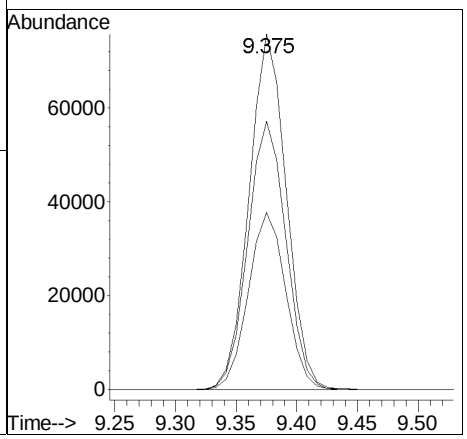

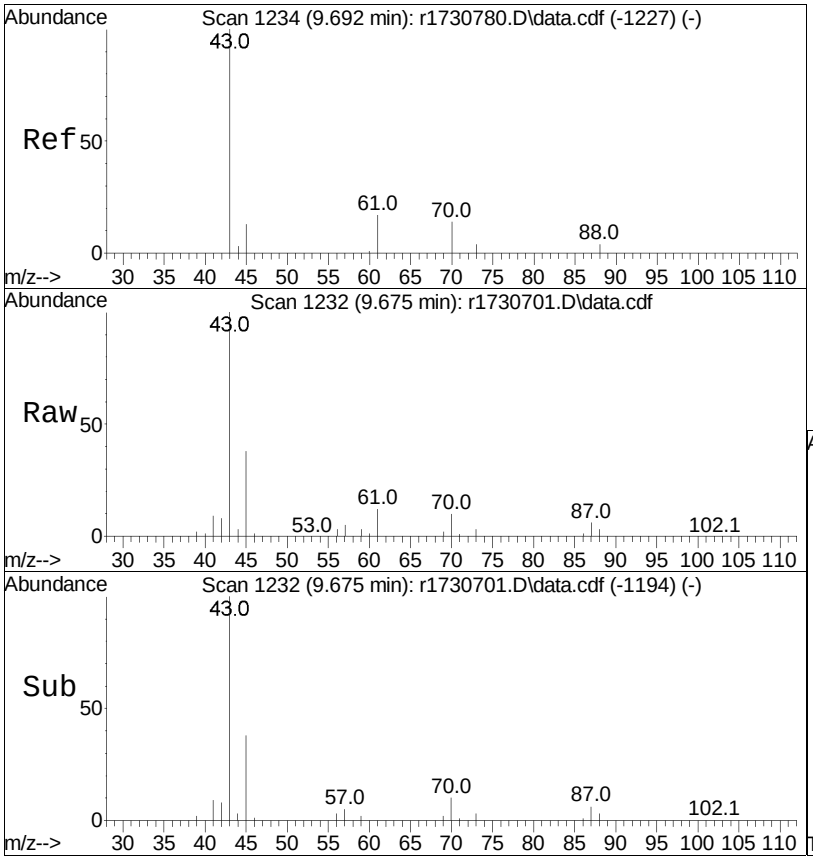

#38
Ethyl Acetate
Concen: 8.63 ppbV
RT: 9.675 min Scan# 1232
Delta R.T. -0.017 min
Lab File: r1730701.D
Acq: 10 Jan 2023 1:34 PM

Tgt Ion: 61 Resp: 40382

Ion	Ratio	Lower	Upper
61	100		
70	83.4	61.7	92.5
43	835.5	496.3	744.5#

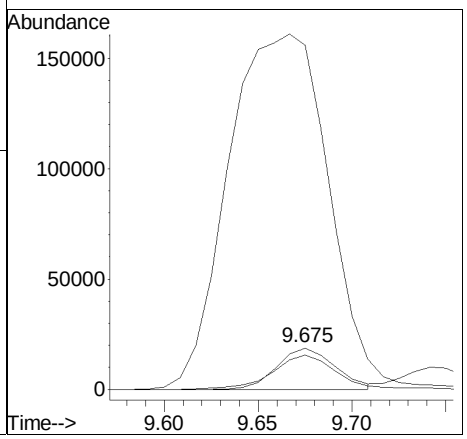

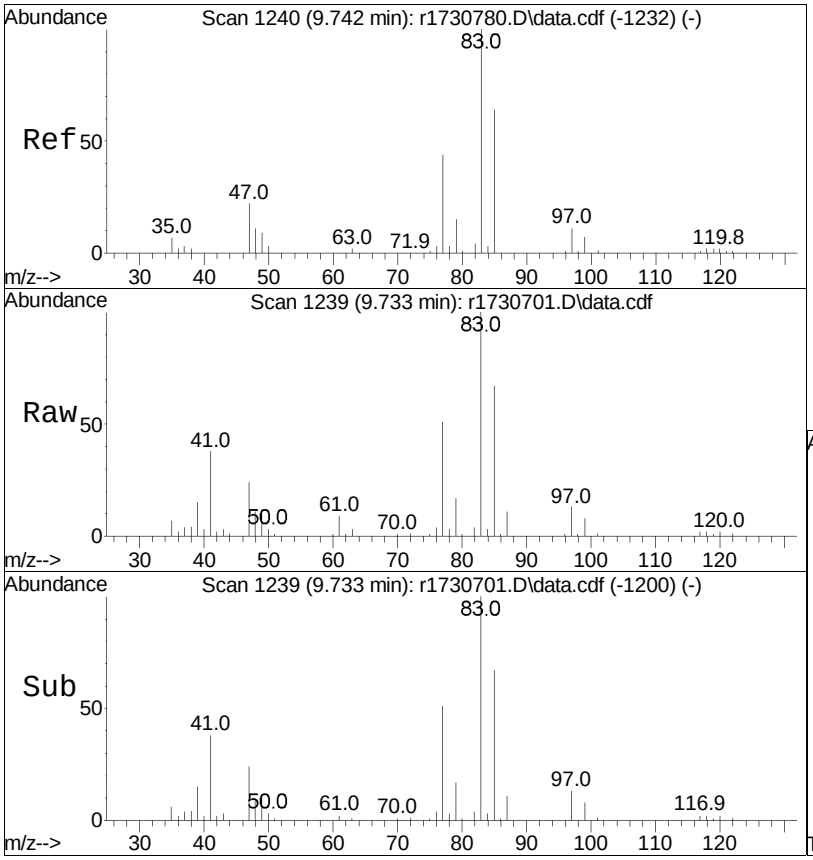

#39
chloroform
Concen: 9.32 ppbV
RT: 9.733 min Scan# 1239
Delta R.T. -0.008 min
Lab File: r1730701.D
Acq: 10 Jan 2023 1:34 PM

Tgt Ion: 83 Resp: 200923

Ion	Ratio	Lower	Upper
83	100		
85	66.5	53.1	79.7
47	23.9	17.2	25.8

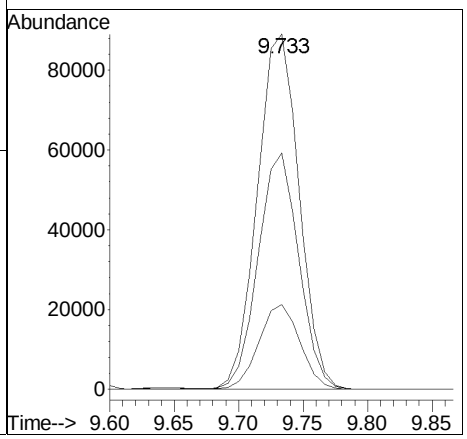

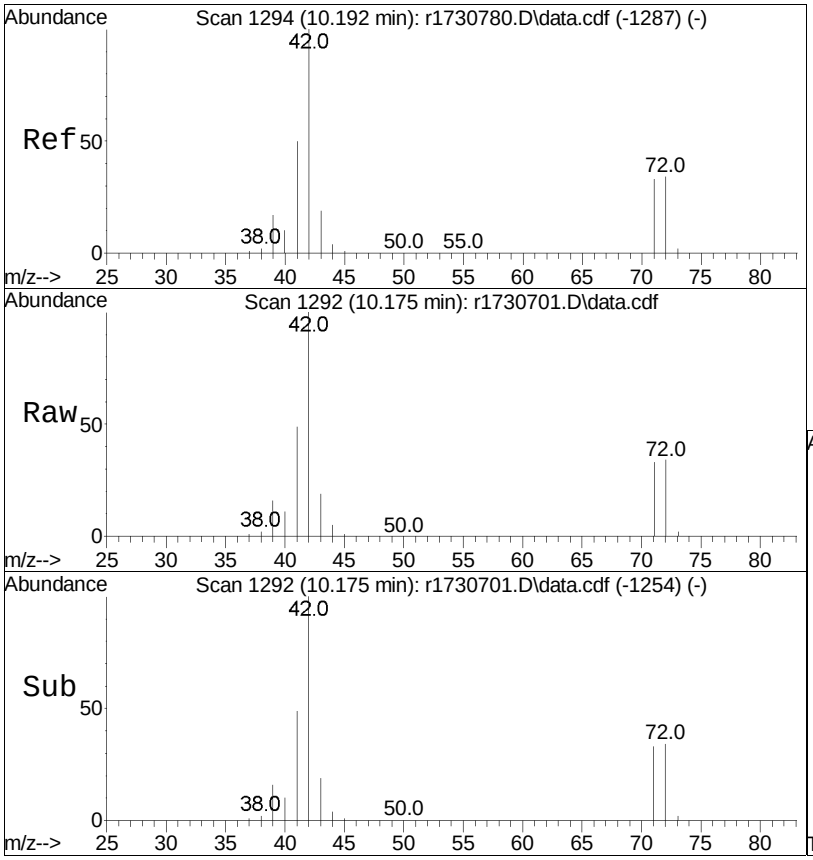

#40
Tetrahydrofuran
Concen: 8.42 ppbV
RT: 10.175 min Scan# 1292
Delta R.T. -0.017 min
Lab File: r1730701.D
Acq: 10 Jan 2023 1:34 PM

Tgt Ion: 42 Resp: 150323

Ion	Ratio	Lower	Upper
42	100		
71	32.9	31.0	46.4
72	34.3	32.3	48.5

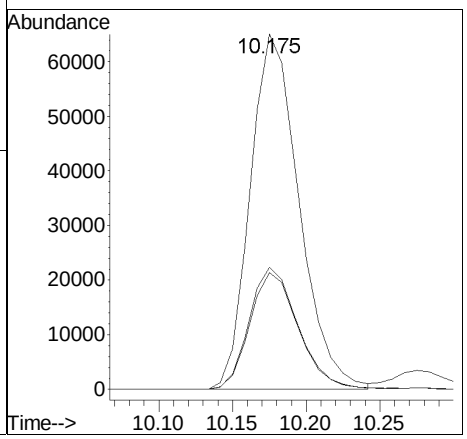

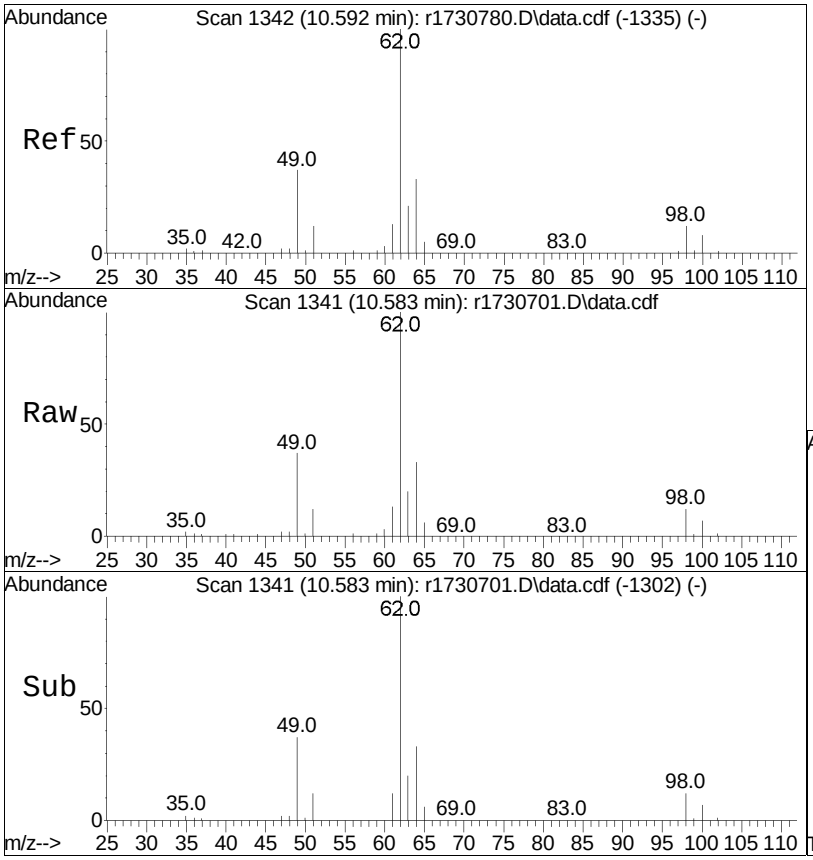

#42
1,2-dichloroethane
Concen: 8.96 ppbV
RT: 10.583 min Scan# 1341
Delta R.T. -0.008 min
Lab File: r1730701.D
Acq: 10 Jan 2023 1:34 PM

Tgt Ion: 62 Resp: 119559

Ion	Ratio	Lower	Upper
62	100		
64	33.2	26.1	39.1
49	36.8	26.1	39.1
63	20.4	16.2	24.4

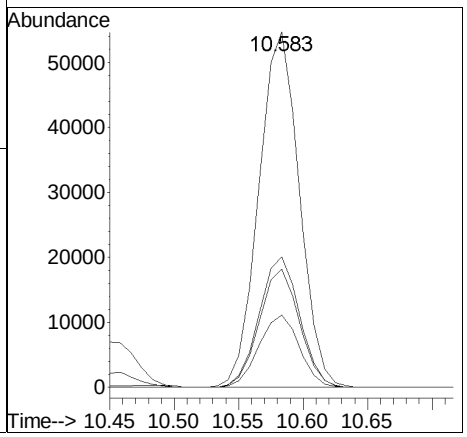

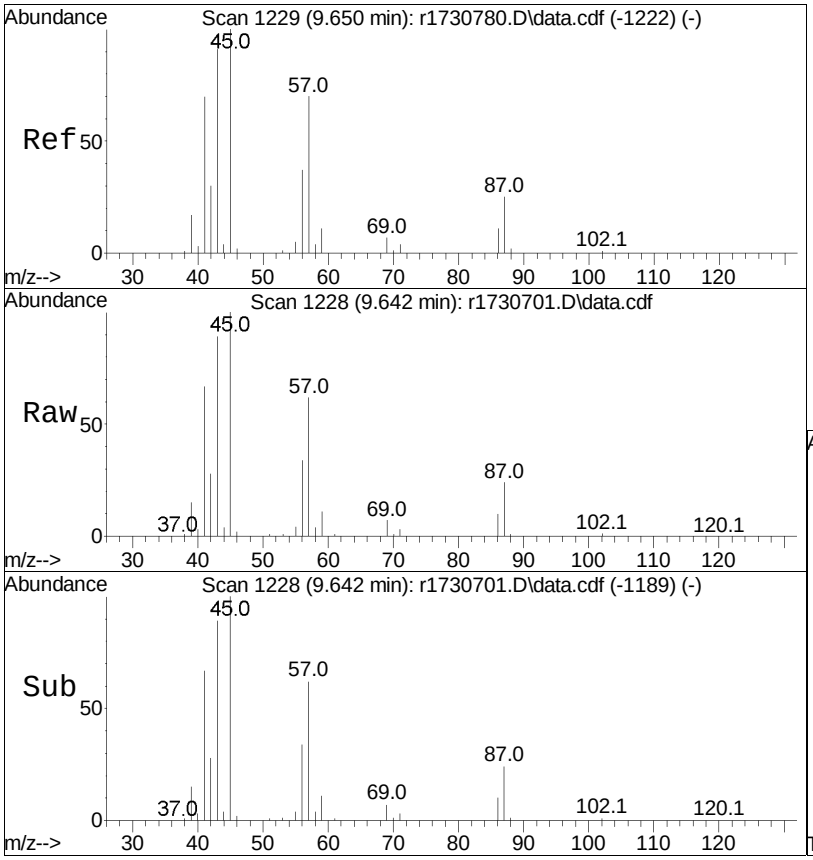

#44
hexane
Concen: 9.12 ppbV
RT: 9.642 min Scan# 1228
Delta R.T. -0.008 min
Lab File: r1730701.D
Acq: 10 Jan 2023 1:34 PM

Tgt Ion: 57 Resp: 210666

Ion	Ratio	Lower	Upper
57	100		
43	143.9	83.0	124.6#
86	15.9	11.4	17.2

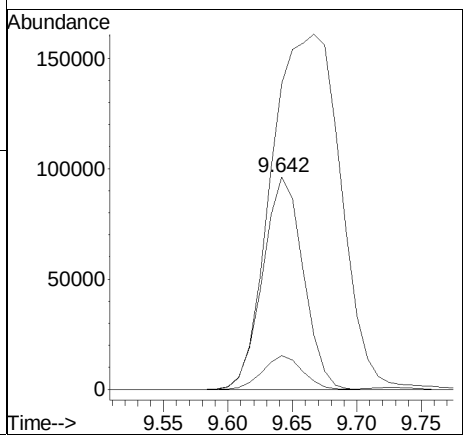

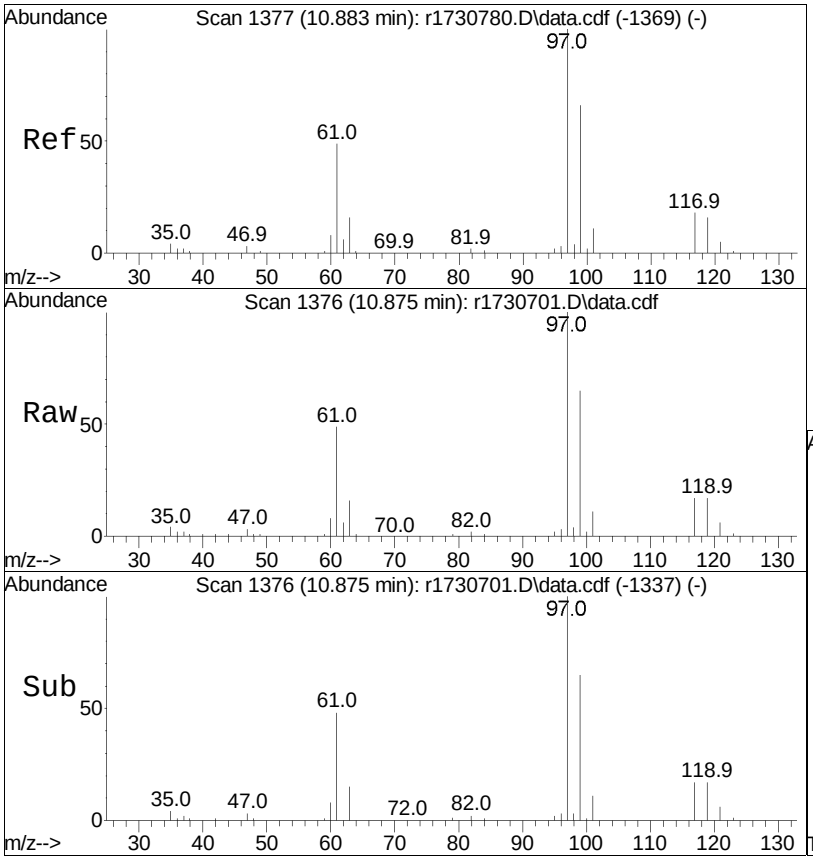

#48
1,1,1-trichloroethane
Concen: 9.18 ppbV
RT: 10.875 min Scan# 1376
Delta R.T. -0.008 min
Lab File: r1730701.D
Acq: 10 Jan 2023 1:34 PM

Tgt Ion: 97 Resp: 162079

Ion	Ratio	Lower	Upper
97	100		
61	48.8	37.0	55.6
119	16.7	11.2	16.8

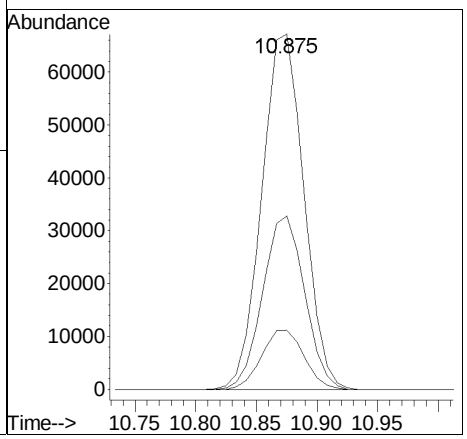

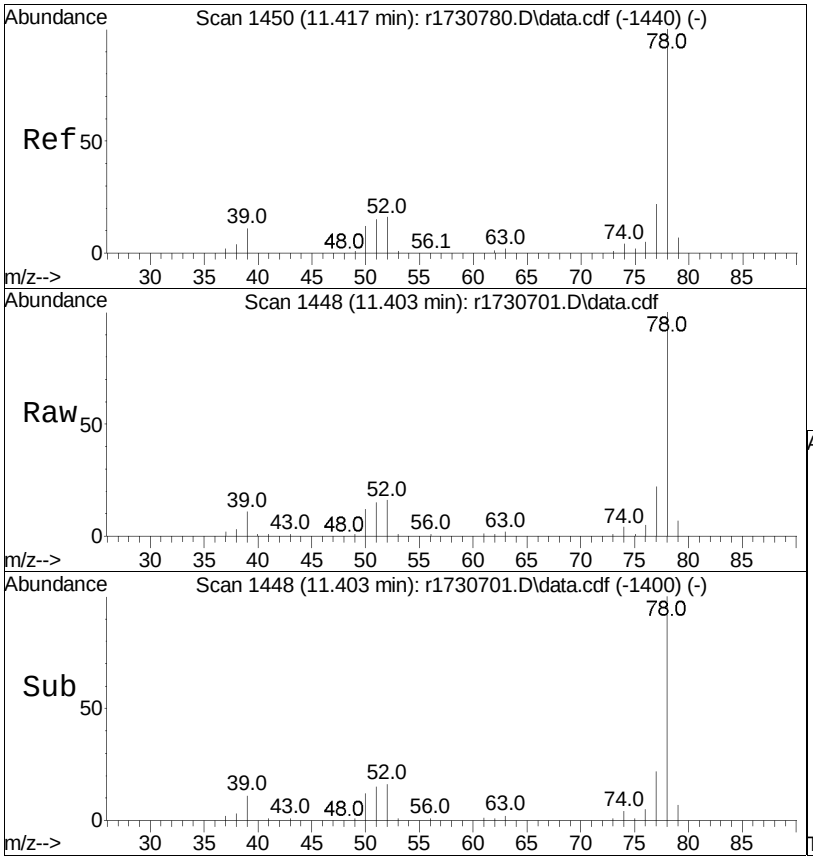

#50
benzene
Concen: 8.44 ppbV
RT: 11.403 min Scan# 1448
Delta R.T. -0.013 min
Lab File: r1730701.D
Acq: 10 Jan 2023 1:34 PM

Tgt Ion: 78 Resp: 373391

Ion	Ratio	Lower	Upper
78	100		
52	15.6	13.7	20.5

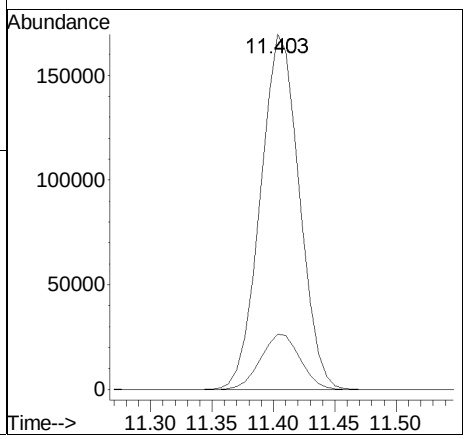

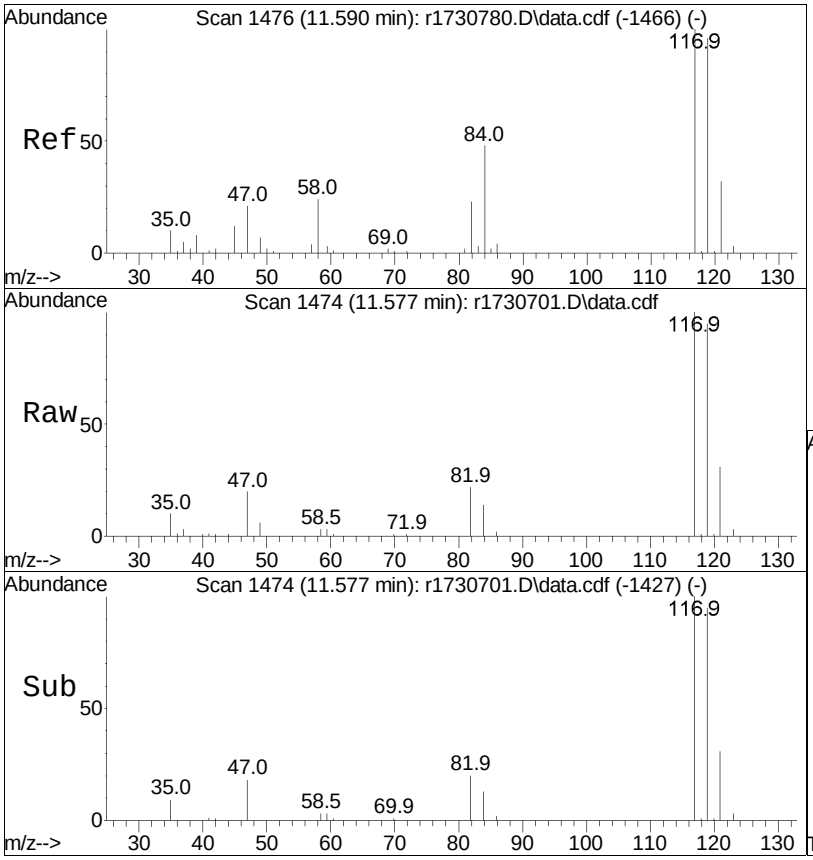

#52
carbon tetrachloride
Concen: 9.28 ppbV
RT: 11.577 min Scan# 1474
Delta R.T. -0.013 min
Lab File: r1730701.D
Acq: 10 Jan 2023 1:34 PM

Tgt Ion:117 Resp: 160294

Ion	Ratio	Lower	Upper
117	100		
119	95.1	75.9	113.9
82	21.8	17.2	25.8

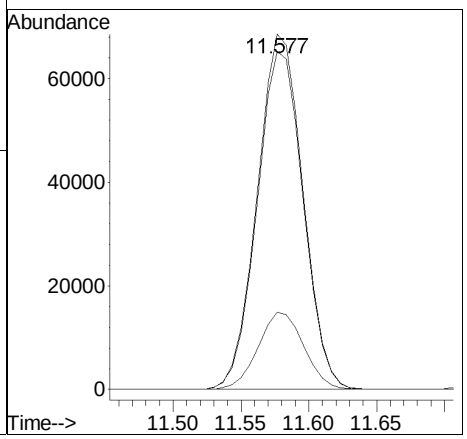

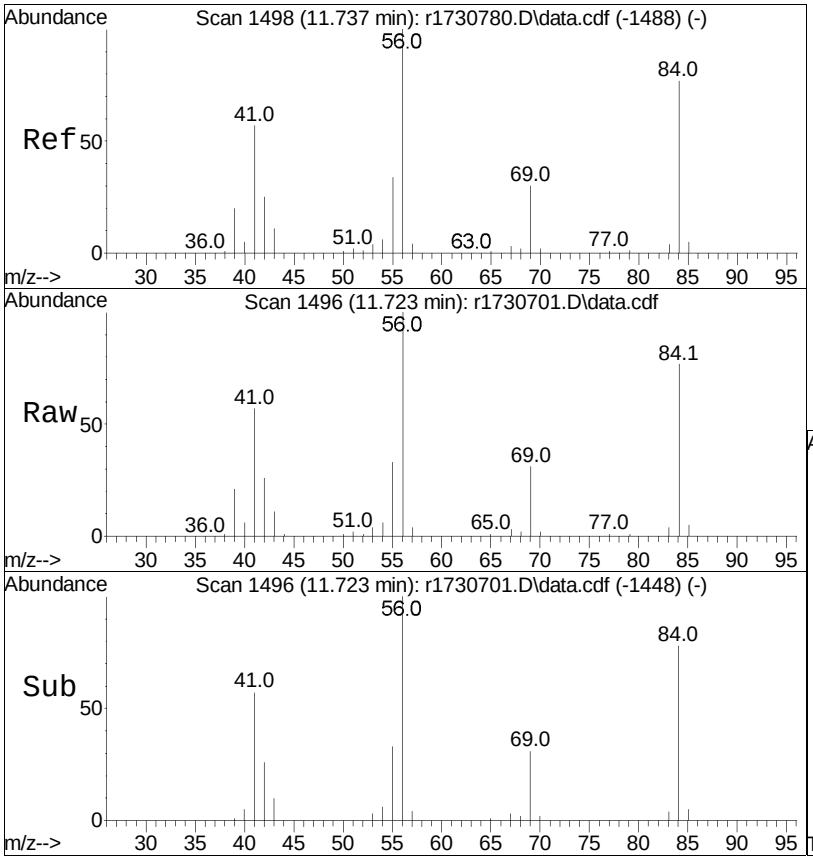

#53
cyclohexane
Concen: 9.22 ppbV
RT: 11.723 min Scan# 1496
Delta R.T. -0.013 min
Lab File: r1730701.D
Acq: 10 Jan 2023 1:34 PM

Tgt Ion: 56 Resp: 222788

Ion	Ratio	Lower	Upper
56	100		
84	77.3	58.2	87.2
41	57.4	33.8	50.8#

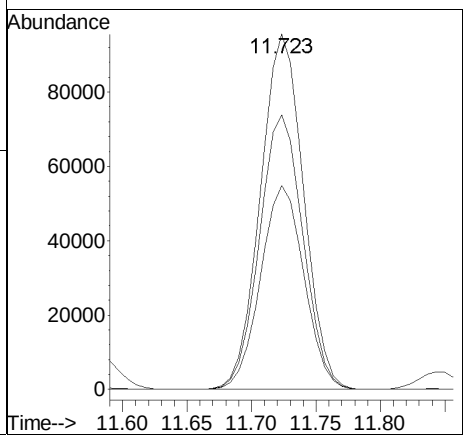

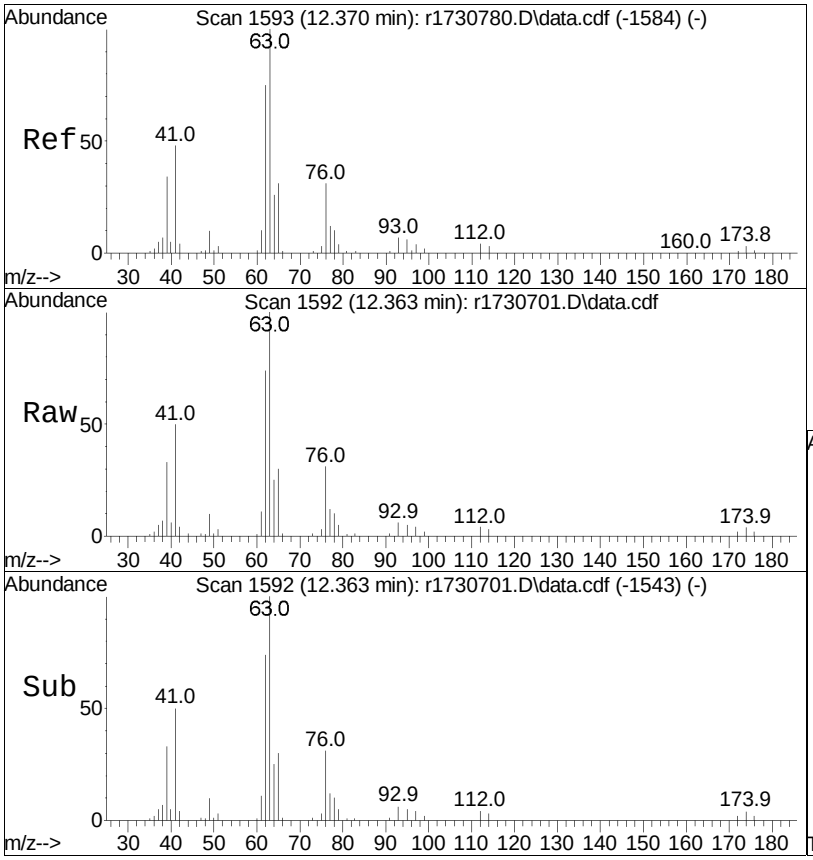

#56
1,2-dichloropropane
Concen: 9.11 ppbV
RT: 12.363 min Scan# 1592
Delta R.T. -0.007 min
Lab File: r1730701.D
Acq: 10 Jan 2023 1:34 PM

Tgt Ion: 63 Resp: 148610

Ion	Ratio	Lower	Upper
63	100		
62	74.1	60.6	91.0
39	32.6	22.7	34.1

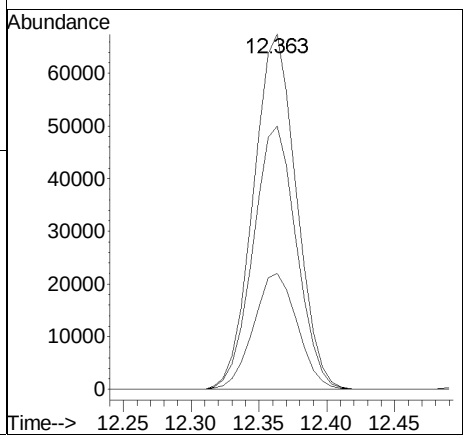

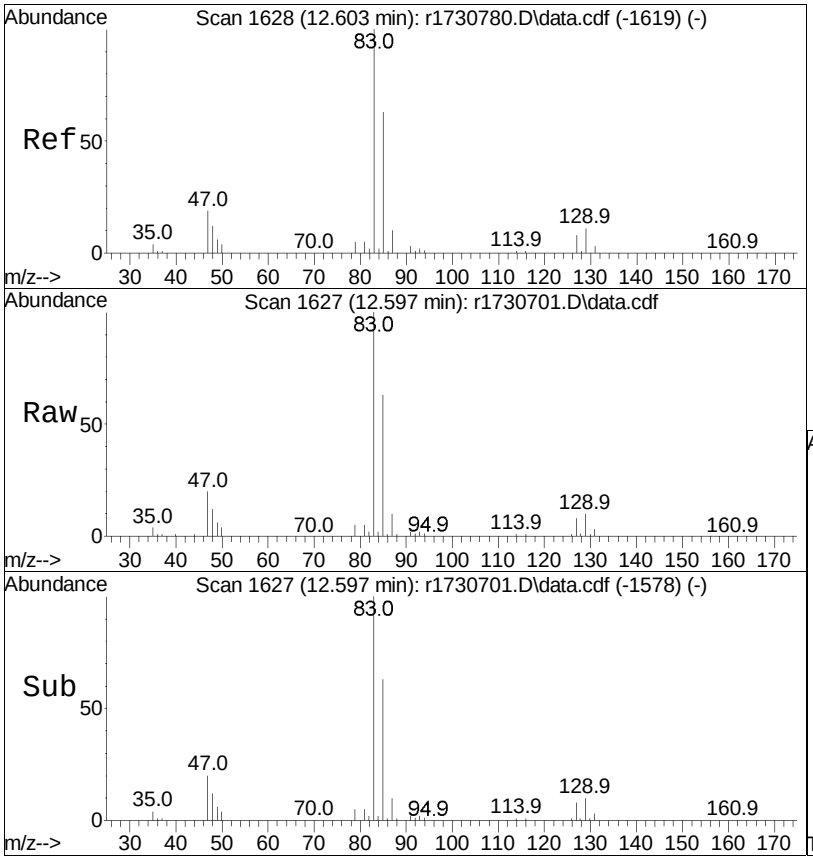

#57
bromodichloromethane
Concen: 9.15 ppbV
RT: 12.597 min Scan# 1627
Delta R.T. -0.007 min
Lab File: r1730701.D
Acq: 10 Jan 2023 1:34 PM

Tgt Ion: 83 Resp: 215930

Ion	Ratio	Lower	Upper
83	100		
85	62.8	52.6	79.0
129	10.3	8.8	13.2

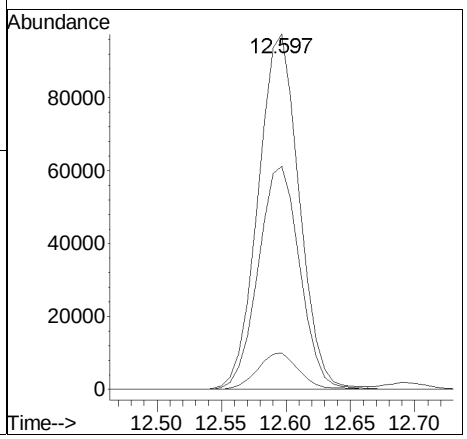

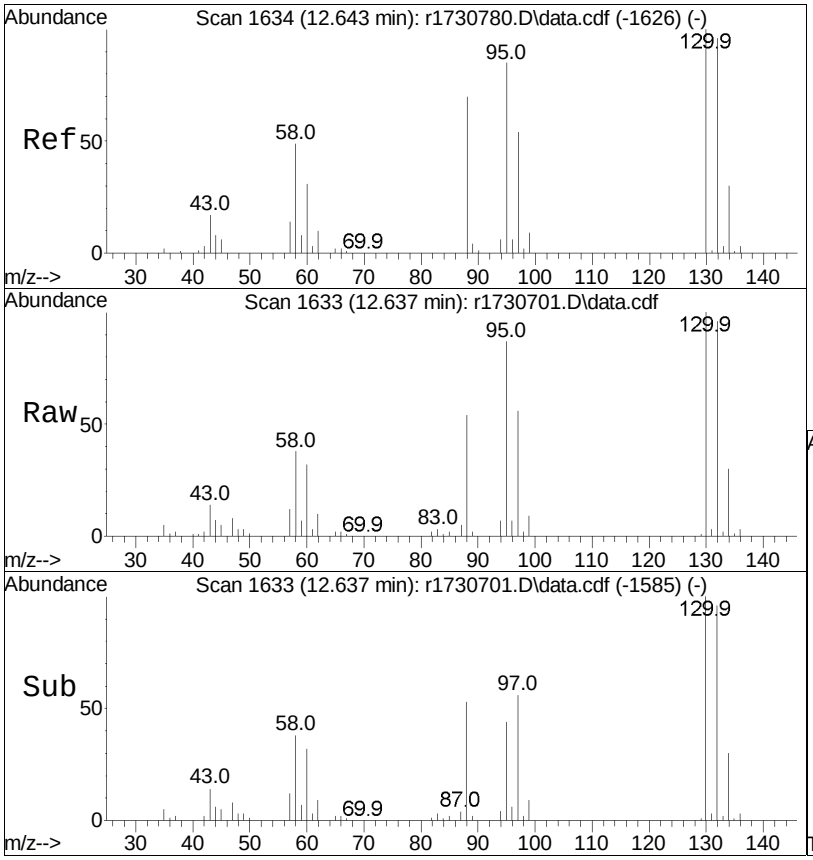

#58
1,4-dioxane
Concen: 9.02 ppbV
RT: 12.637 min Scan# 1633
Delta R.T. -0.007 min
Lab File: r1730701.D
Acq: 10 Jan 2023 1:34 PM

Tgt Ion: 88 Resp: 80342

Ion	Ratio	Lower	Upper
88	100		
58	71.1	60.0	90.0

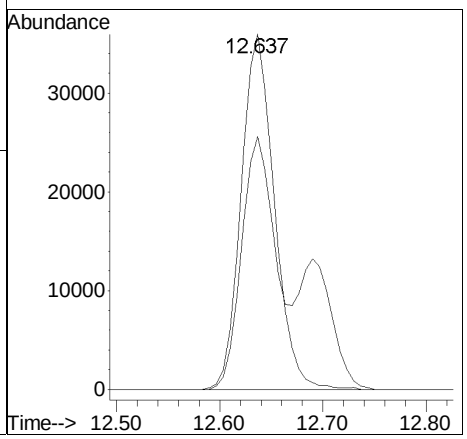

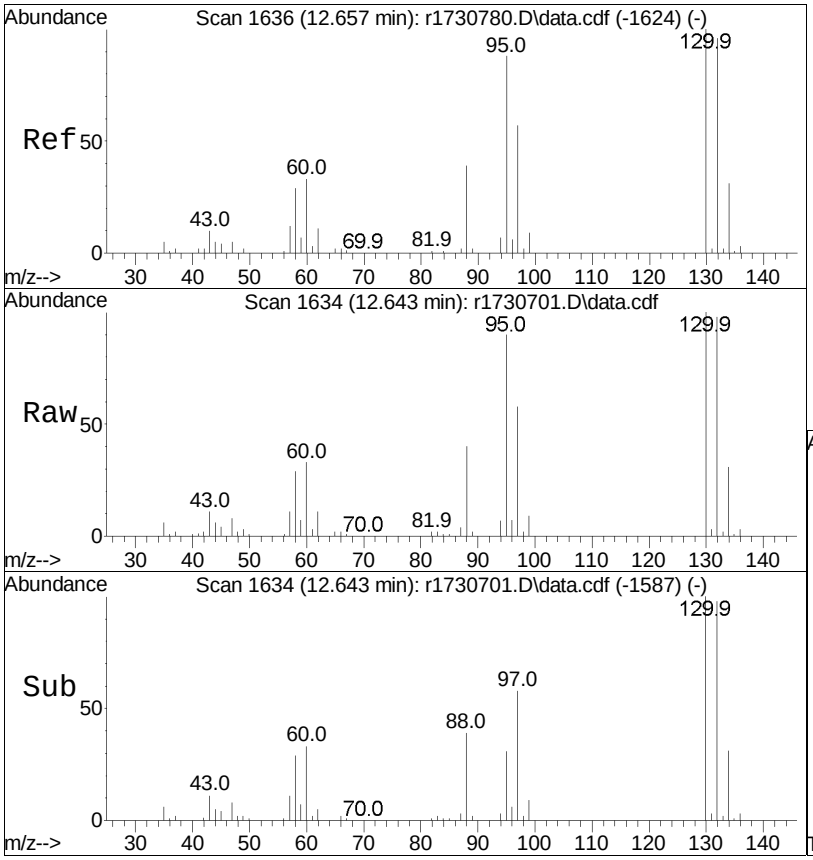

#59
trichloroethene
Concen: 8.86 ppbV
RT: 12.643 min Scan# 1634
Delta R.T. -0.013 min
Lab File: r1730701.D
Acq: 10 Jan 2023 1:34 PM

Tgt Ion:130 Resp: 166927

Ion	Ratio	Lower	Upper
130	100		
132	98.5	75.4	113.0
97	58.1	46.2	69.4

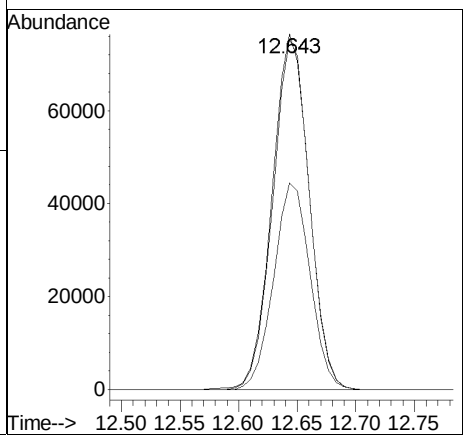

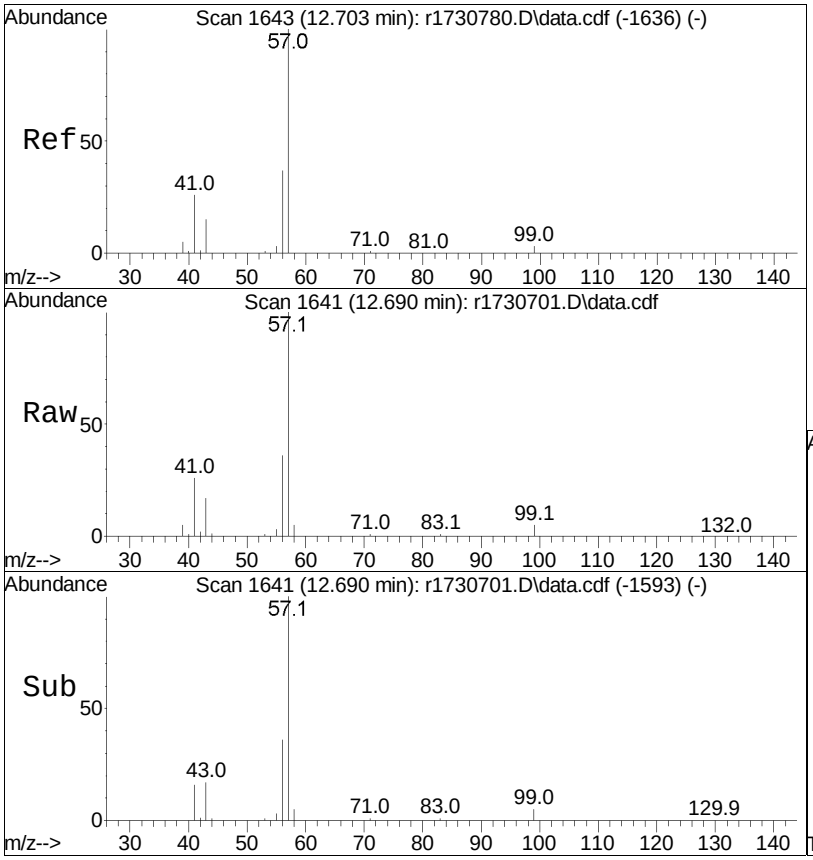

#60
2,2,4-trimethylpentane
Concen: 9.33 ppbV
RT: 12.690 min Scan# 1641
Delta R.T. -0.013 min
Lab File: r1730701.D
Acq: 10 Jan 2023 1:34 PM

Tgt Ion: 57 Resp: 713254

Ion	Ratio	Lower	Upper
57	100		
99	5.0	3.8	5.8
41	26.0	15.6	23.4#

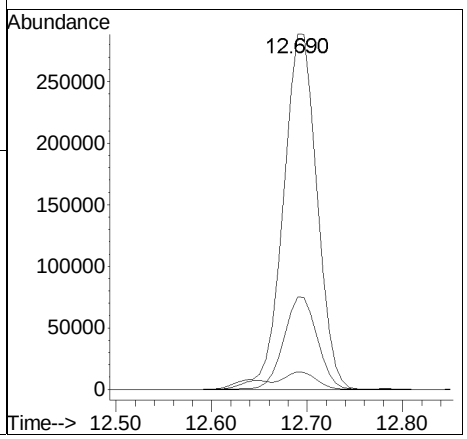

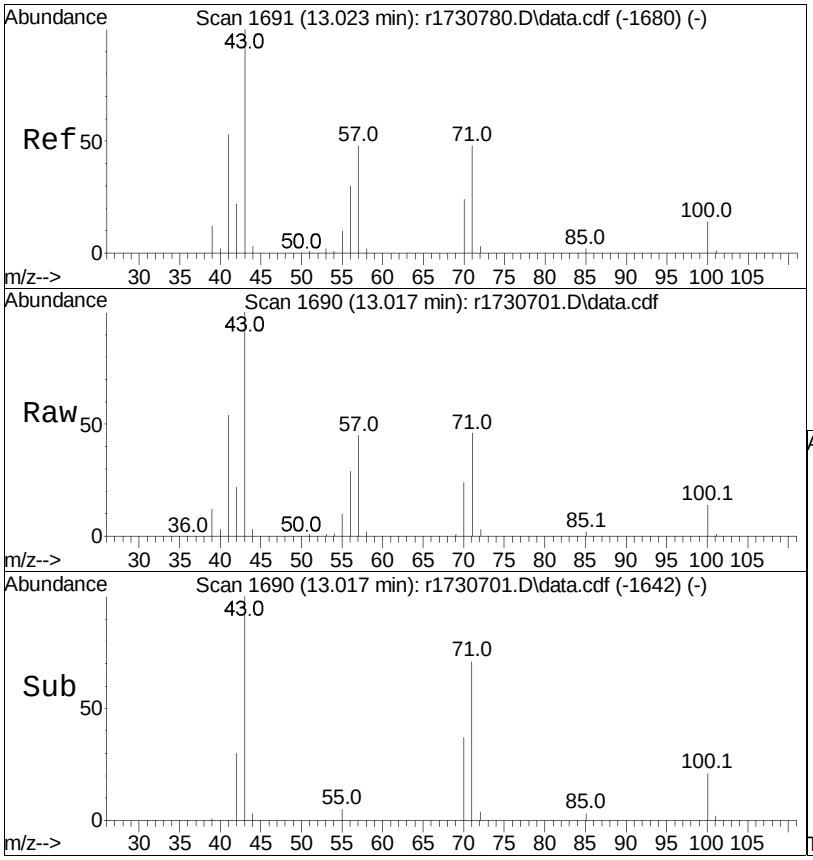

#62
heptane
Concen: 9.28 ppbV
RT: 13.017 min Scan# 1690
Delta R.T. -0.007 min
Lab File: r1730701.D
Acq: 10 Jan 2023 1:34 PM

Tgt Ion: 43 Resp: 295584

Ion	Ratio	Lower	Upper
43	100		
57	45.5	49.5	74.3#
100	13.9	14.7	22.1#

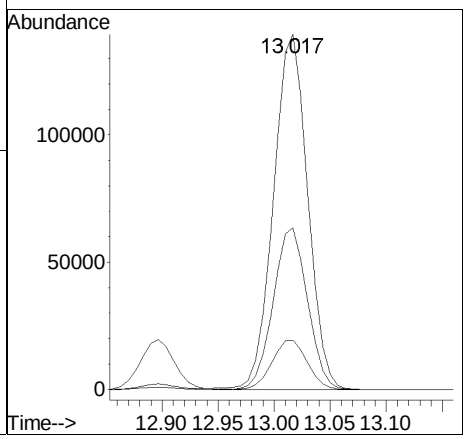

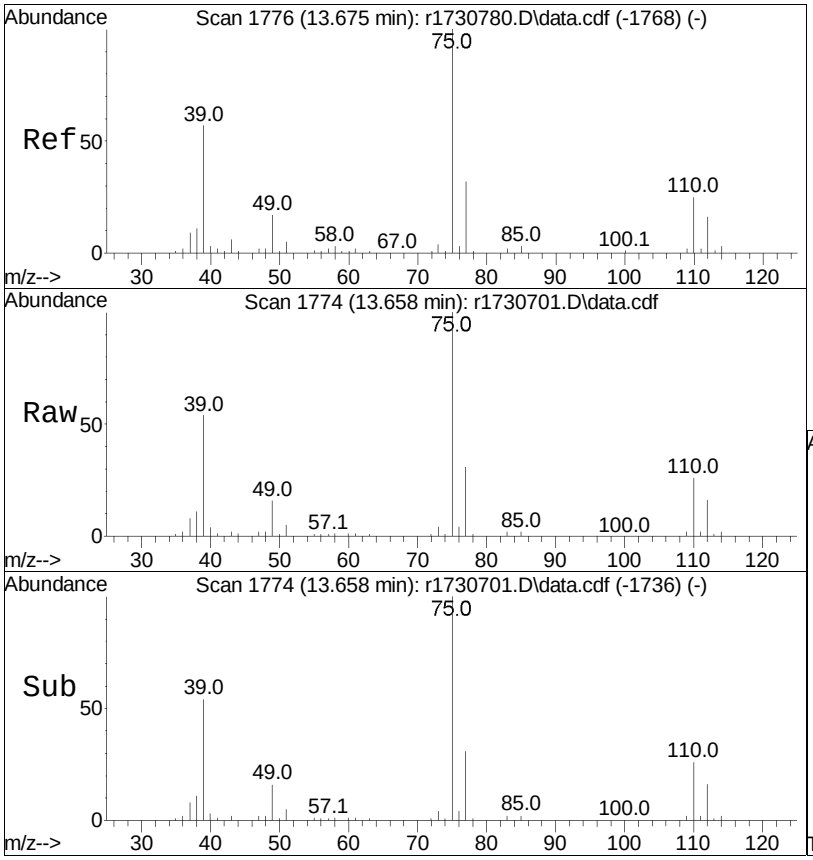

#63
cis-1,3-dichloropropene
Concen: 9.56 ppbV
RT: 13.658 min Scan# 1774
Delta R.T. -0.017 min
Lab File: r1730701.D
Acq: 10 Jan 2023 1:34 PM

Tgt Ion: 75 Resp: 192924

Ion	Ratio	Lower	Upper
75	100		
39	54.2	39.3	58.9
77	31.4	25.4	38.0

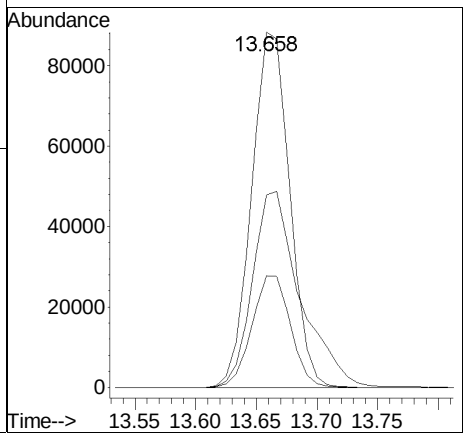

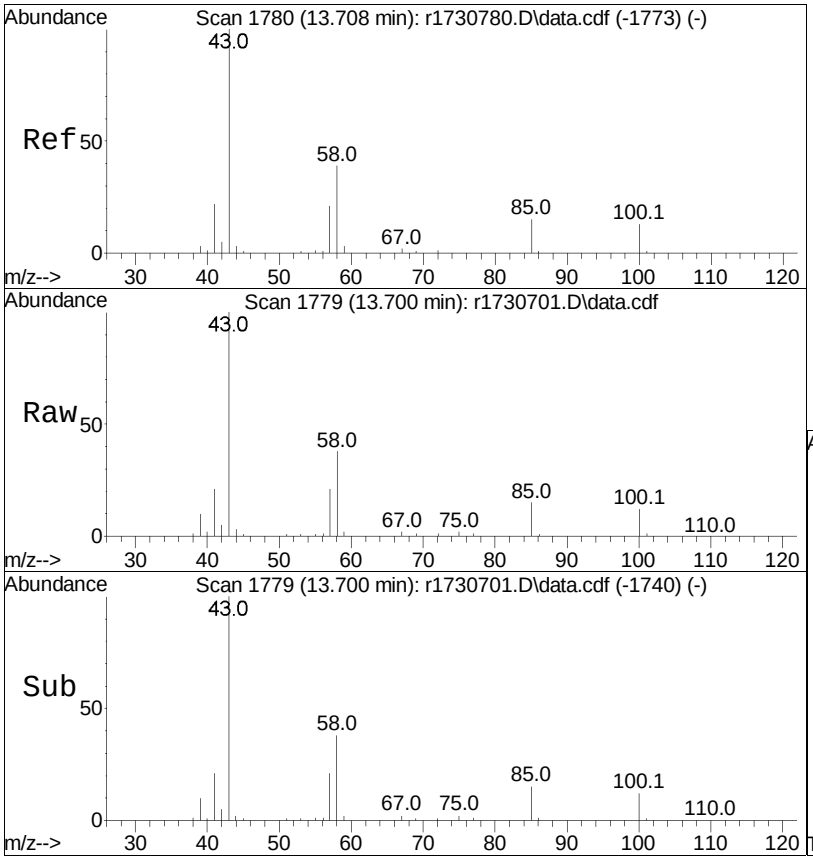

#64
4-methyl-2-pentanone
Concen: 9.03 ppbV
RT: 13.700 min Scan# 1779
Delta R.T. -0.008 min
Lab File: r1730701.D
Acq: 10 Jan 2023 1:34 PM

Tgt Ion: 43 Resp: 310653

Ion	Ratio	Lower	Upper
43	100		
58	38.2	41.2	61.8#
100	12.1	13.2	19.8#

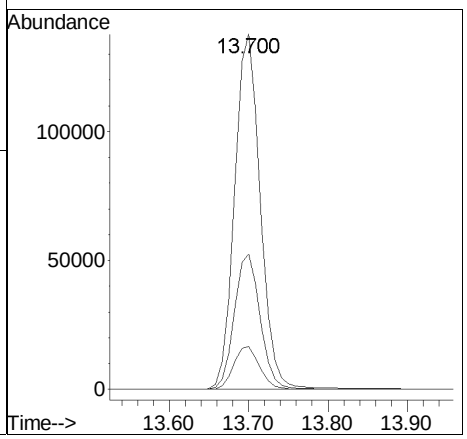

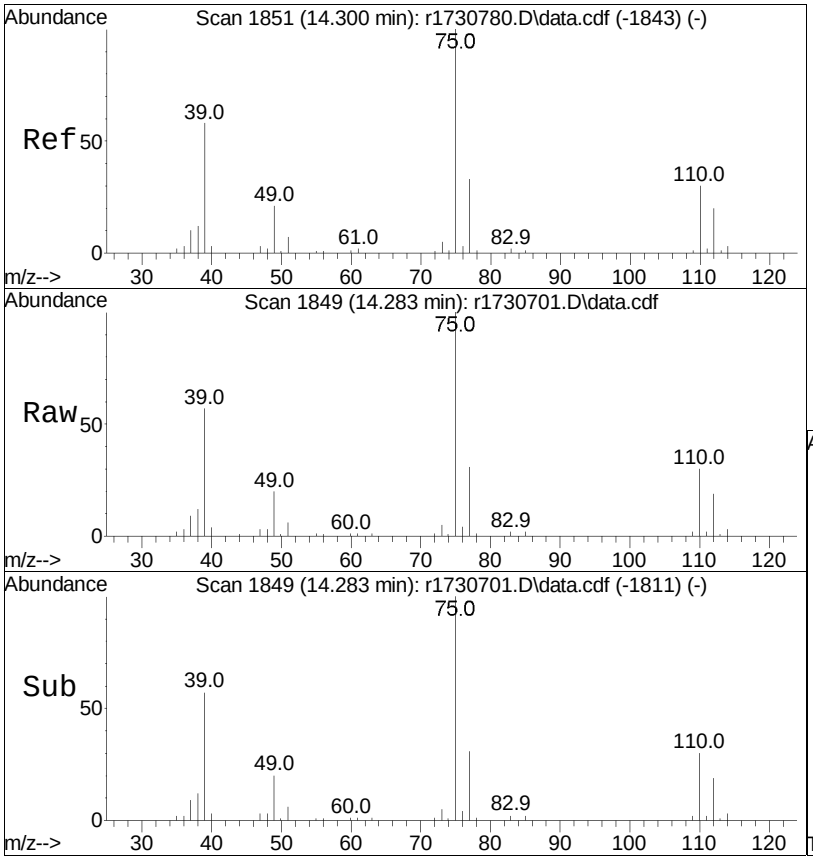

#65
trans-1,3-dichloropropene
Concen: 8.09 ppbV
RT: 14.283 min Scan# 1849
Delta R.T. -0.017 min
Lab File: r1730701.D
Acq: 10 Jan 2023 1:34 PM

Tgt Ion: 75 Resp: 146688

Ion	Ratio	Lower	Upper
75	100		
77	31.4	25.9	38.9
39	56.6	42.0	63.0

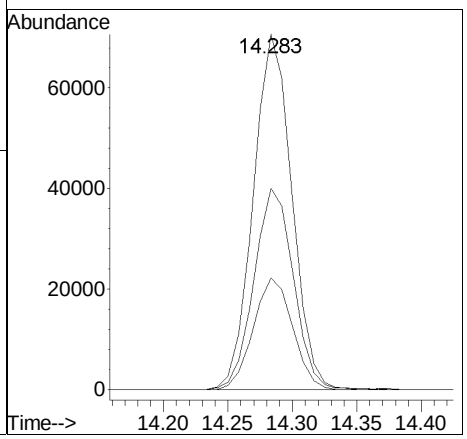

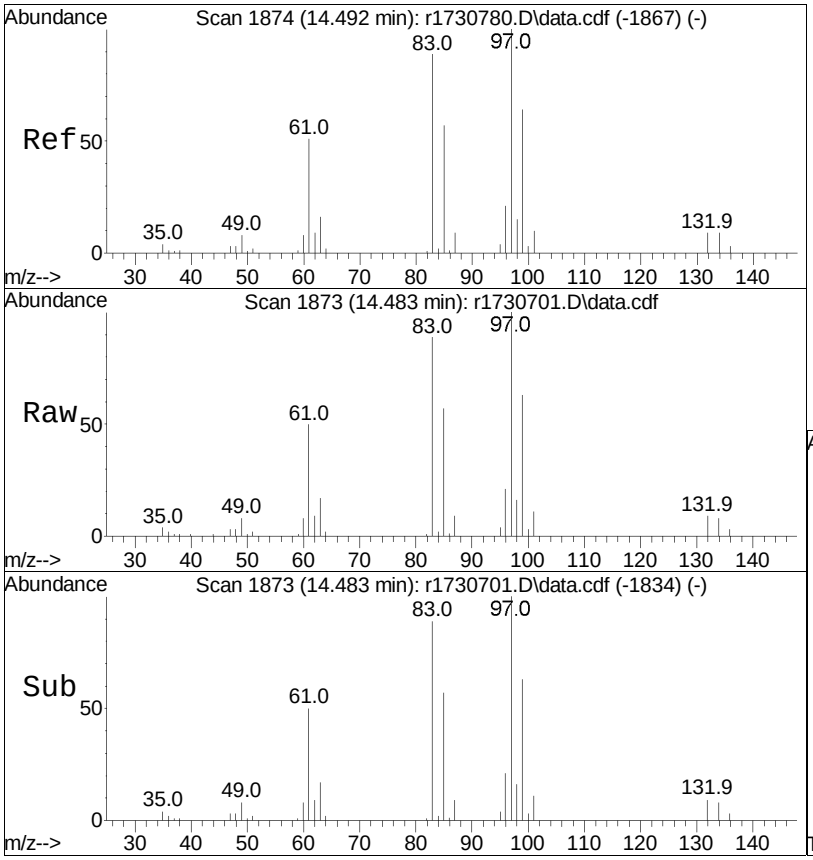

#66
1,1,2-trichloroethane
Concen: 8.98 ppbV
RT: 14.483 min Scan# 1873
Delta R.T. -0.008 min
Lab File: r1730701.D
Acq: 10 Jan 2023 1:34 PM

Tgt Ion: 97 Resp: 147977

Ion	Ratio	Lower	Upper
97	100		
83	88.9	63.6	95.4
61	50.2	40.1	60.1

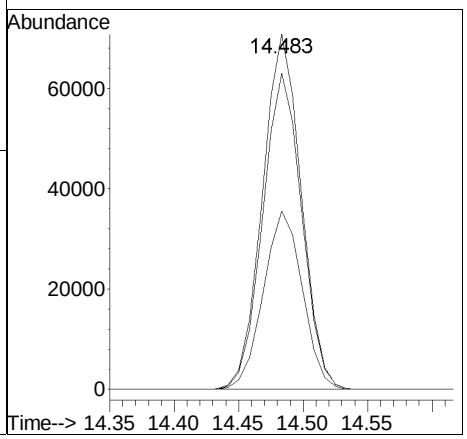

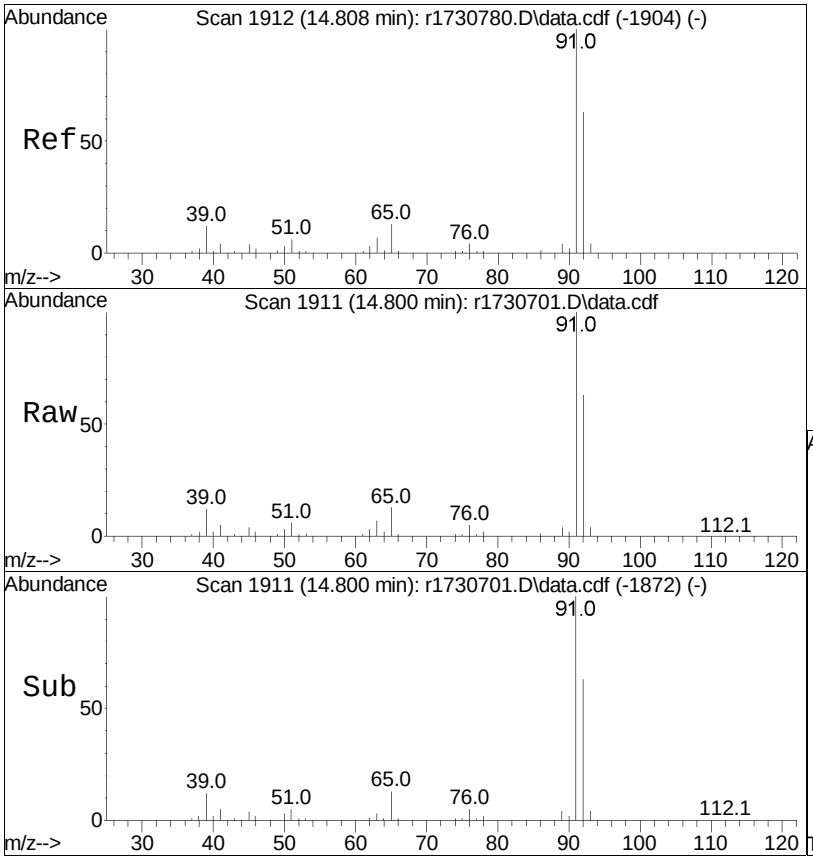

#68
toluene
Concen: 8.69 ppbV
RT: 14.800 min Scan# 1911
Delta R.T. -0.008 min
Lab File: r1730701.D
Acq: 10 Jan 2023 1:34 PM

Tgt Ion: 91 Resp: 452447

Ion	Ratio	Lower	Upper
91	100		
92	62.9	50.9	76.3

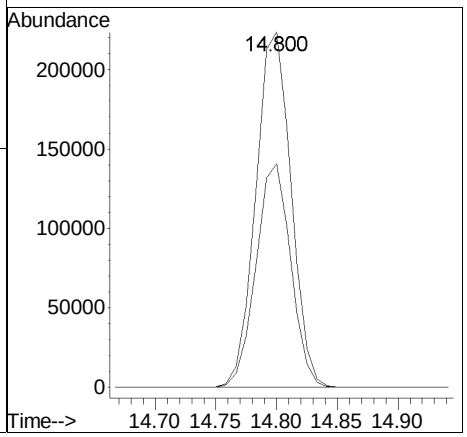

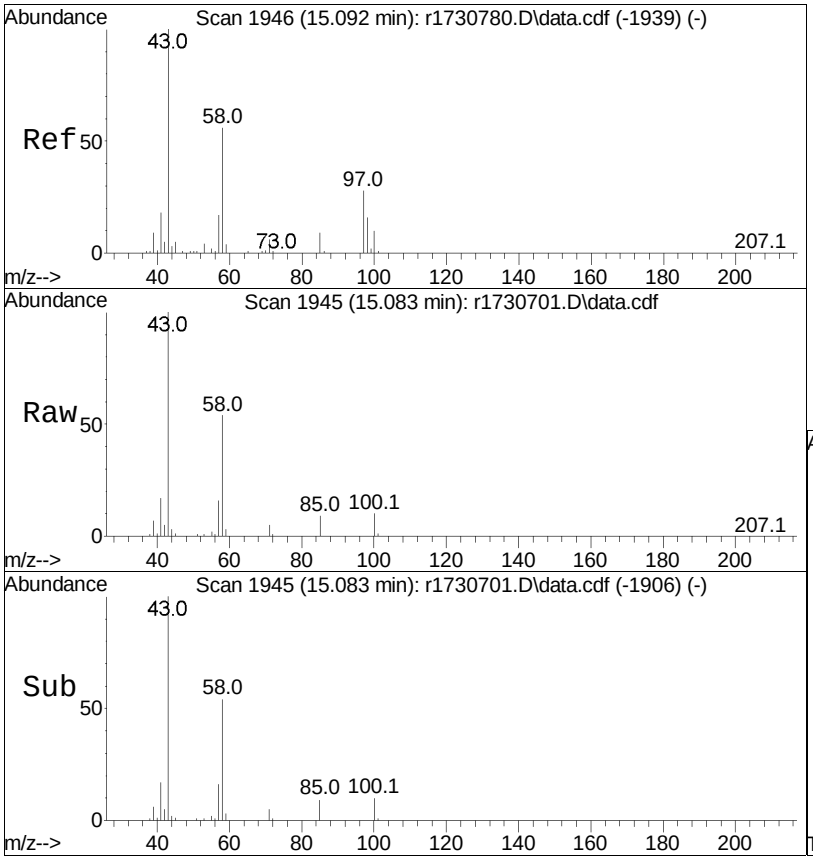

#72
2-hexanone
Concen: 8.97 ppbV
RT: 15.083 min Scan# 1945
Delta R.T. -0.008 min
Lab File: r1730701.D
Acq: 10 Jan 2023 1:34 PM

Tgt Ion: 43 Resp: 277088

Ion	Ratio	Lower	Upper
43	100		
58	54.4	60.4	90.6#
100	9.5	11.1	16.7#

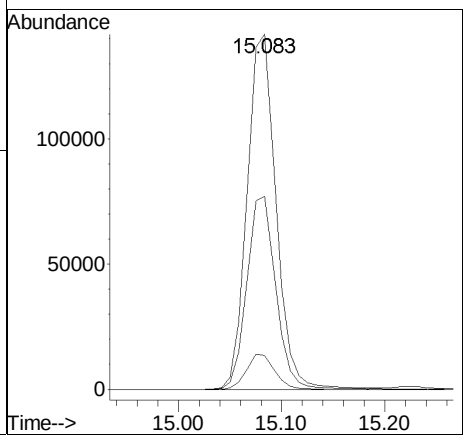

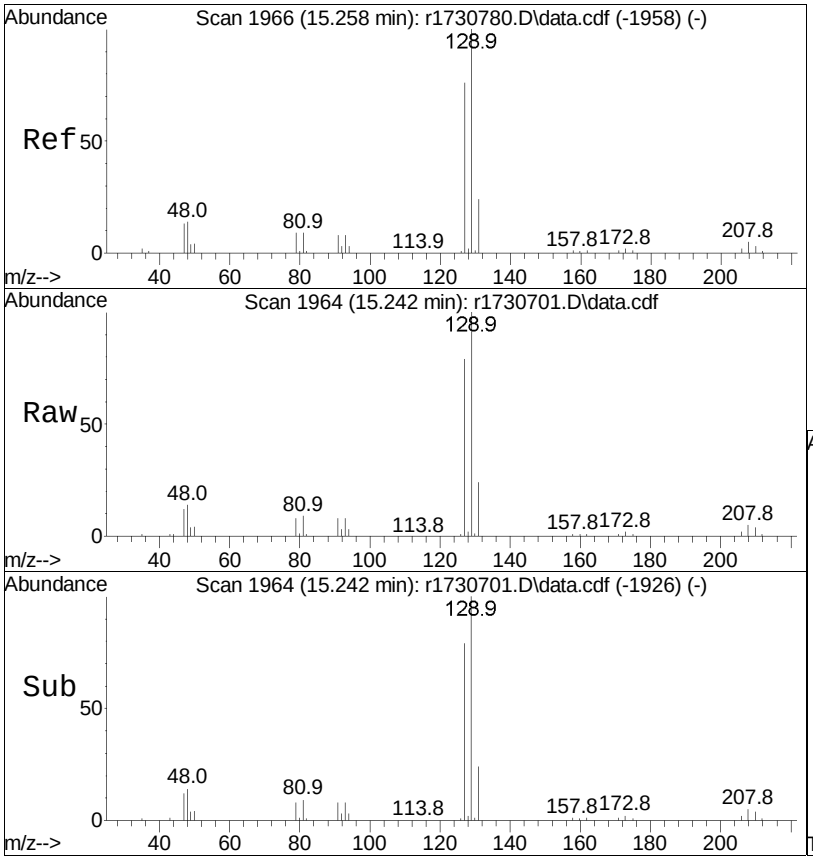

#74
dibromochloromethane
Concen: 9.39 ppbV
RT: 15.242 min Scan# 1964
Delta R.T. -0.017 min
Lab File: r1730701.D
Acq: 10 Jan 2023 1:34 PM

Tgt Ion:129 Resp: 219857

Ion	Ratio	Lower	Upper
129	100		
127	79.2	61.0	91.6
131	24.4	18.9	28.3

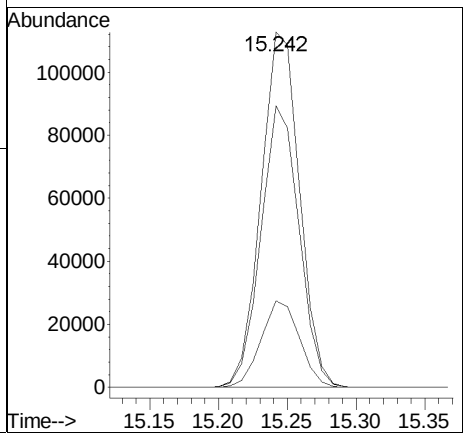

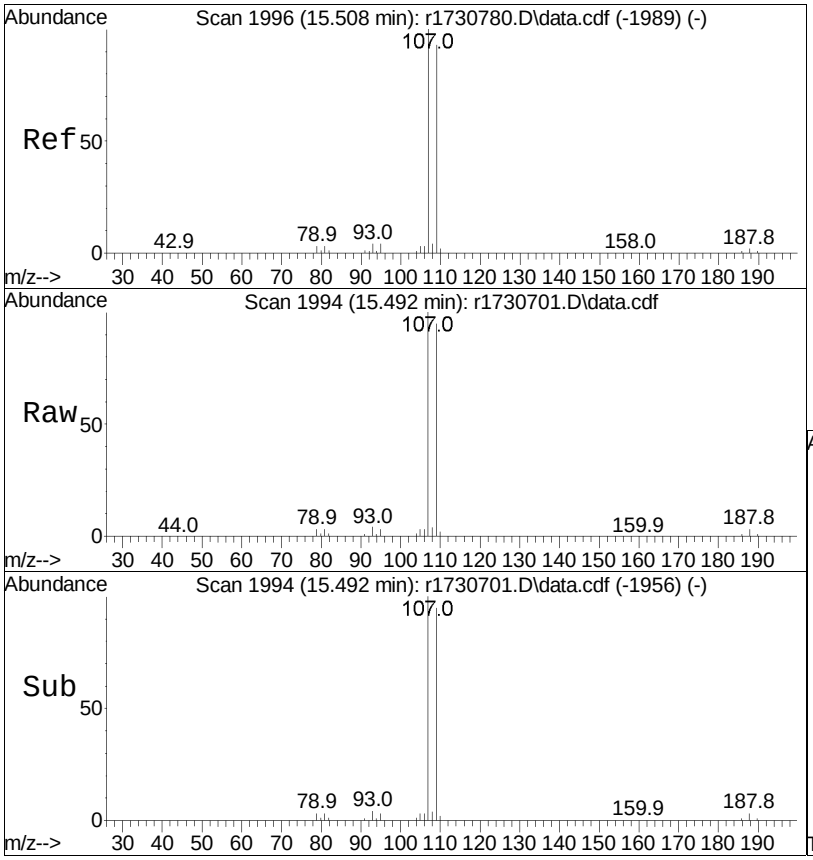

#75
1,2-dibromoethane
Concen: 9.01 ppbV
RT: 15.492 min Scan# 1994
Delta R.T. -0.017 min
Lab File: r1730701.D
Acq: 10 Jan 2023 1:34 PM

Tgt Ion:107 Resp: 217114

Ion	Ratio	Lower	Upper
107	100		
109	94.7	75.0	112.4

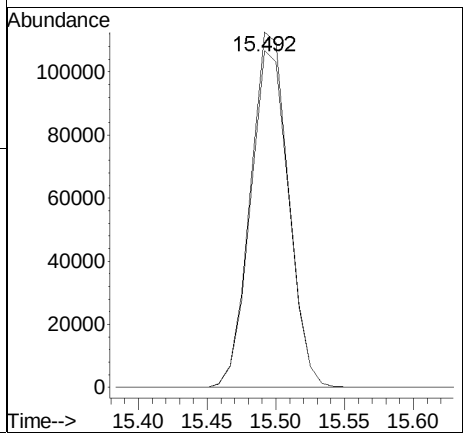

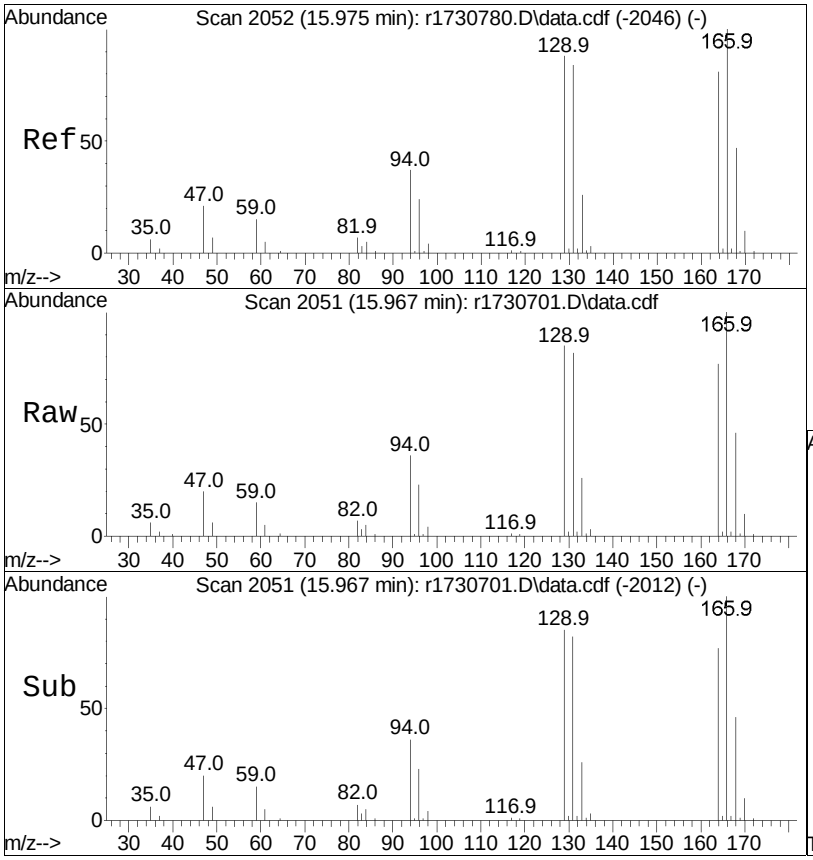

#78
tetrachloroethene
Concen: 9.02 ppbV
RT: 15.967 min Scan# 2051
Delta R.T. -0.008 min
Lab File: r1730701.D
Acq: 10 Jan 2023 1:34 PM

Tgt Ion:166 Resp: 171165

Ion	Ratio	Lower	Upper
166	100		
131	82.0	66.4	99.6
94	35.6	30.6	46.0

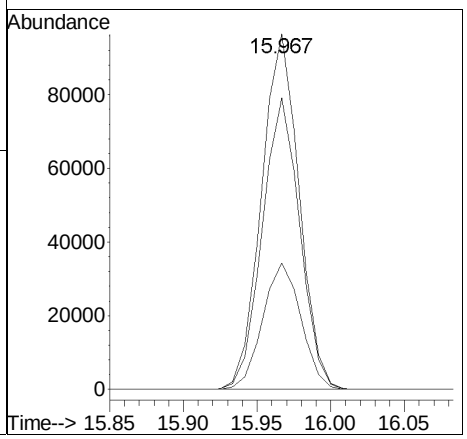

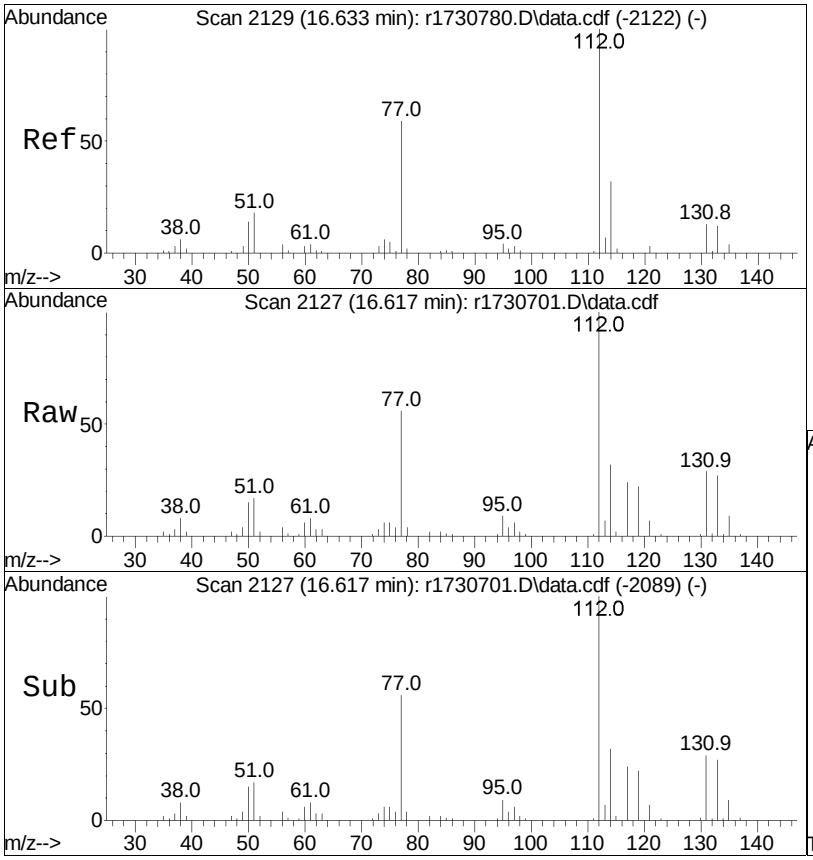

#80
chlorobenzene
Concen: 8.92 ppbV
RT: 16.617 min Scan# 2127
Delta R.T. -0.017 min
Lab File: r1730701.D
Acq: 10 Jan 2023 1:34 PM

Tgt Ion:112 Resp: 353659

Ion	Ratio	Lower	Upper
112	100		
114	32.3	26.4	39.6
77	56.0	43.9	65.9

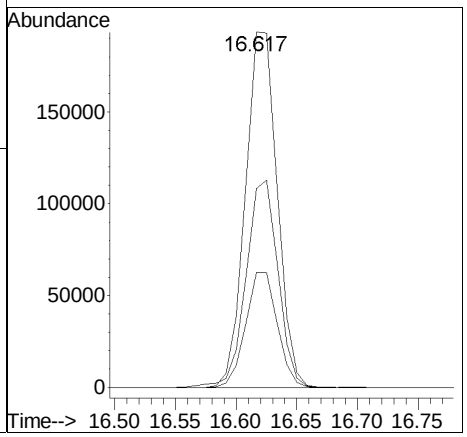

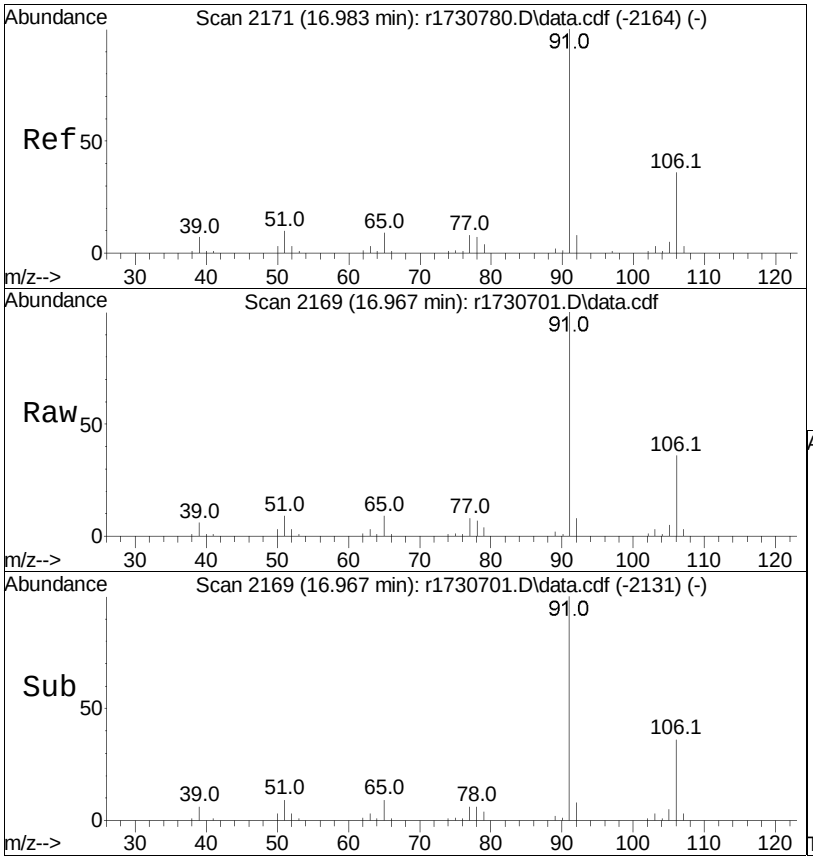

#81
ethylbenzene
Concen: 9.66 ppbV
RT: 16.967 min Scan# 2169
Delta R.T. -0.017 min
Lab File: r1730701.D
Acq: 10 Jan 2023 1:34 PM

Tgt Ion: 91 Resp: 555045

Ion	Ratio	Lower	Upper
91	100		
106	35.7	26.2	39.2

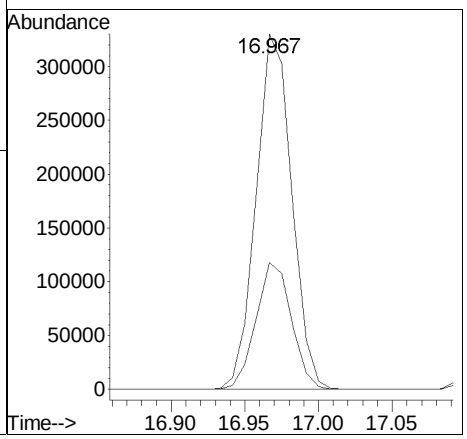

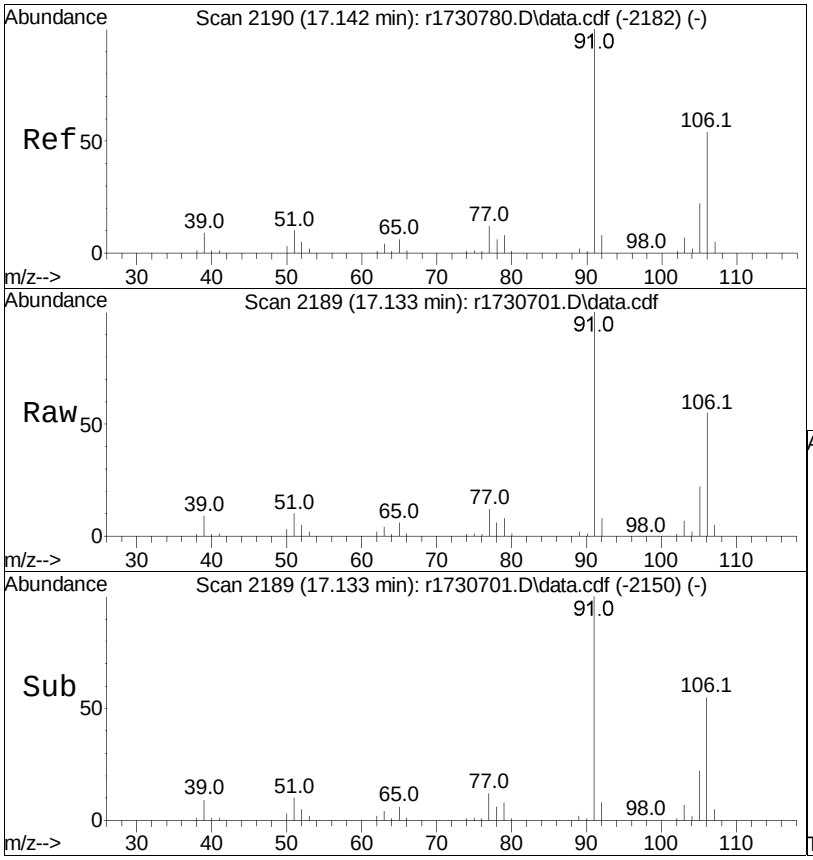

#83
m+p-xylene
Concen: 19.22 ppbV
RT: 17.133 min Scan# 2189
Delta R.T. -0.008 min
Lab File: r1730701.D
Acq: 10 Jan 2023 1:34 PM

Tgt Ion: 91 Resp: 887300

Ion	Ratio	Lower	Upper
91	100		
106	54.6	40.5	60.7

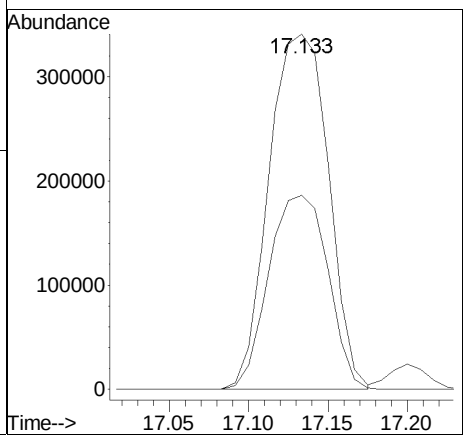

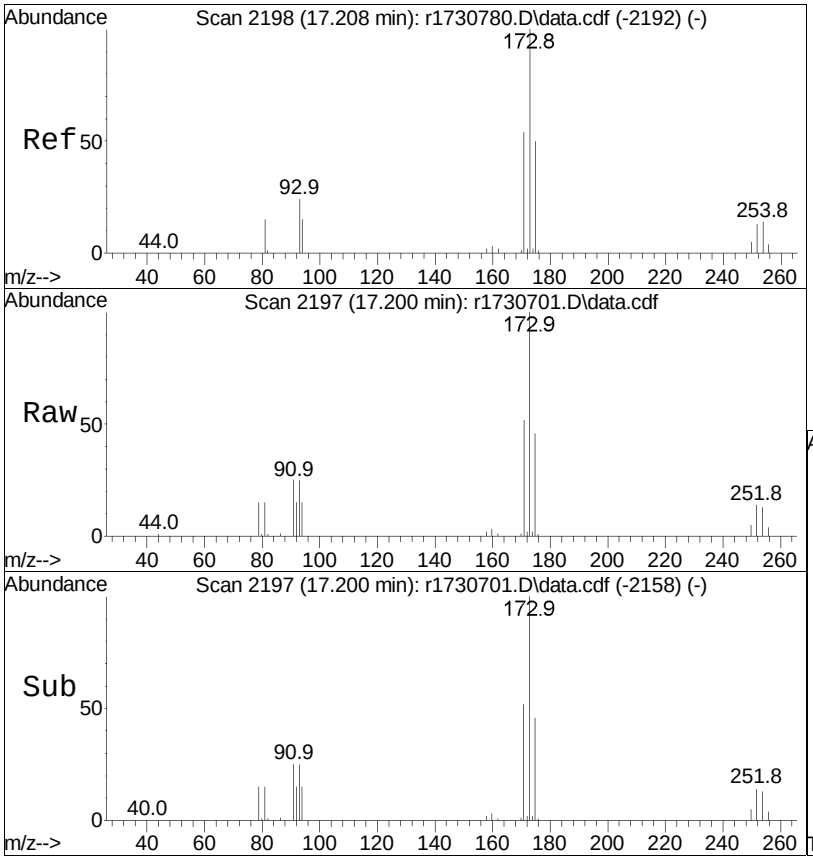

#84
bromoform
Concen: 9.47 ppbV
RT: 17.200 min Scan# 2197
Delta R.T. -0.008 min
Lab File: r1730701.D
Acq: 10 Jan 2023 1:34 PM

Tgt Ion:173 Resp: 164393

Ion	Ratio	Lower	Upper
173	100		
175	46.4	37.8	56.6
171	52.0	41.2	61.8

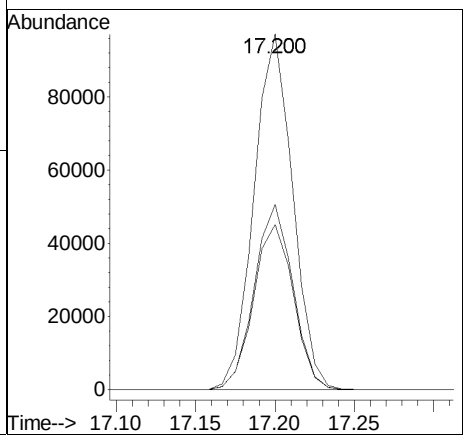

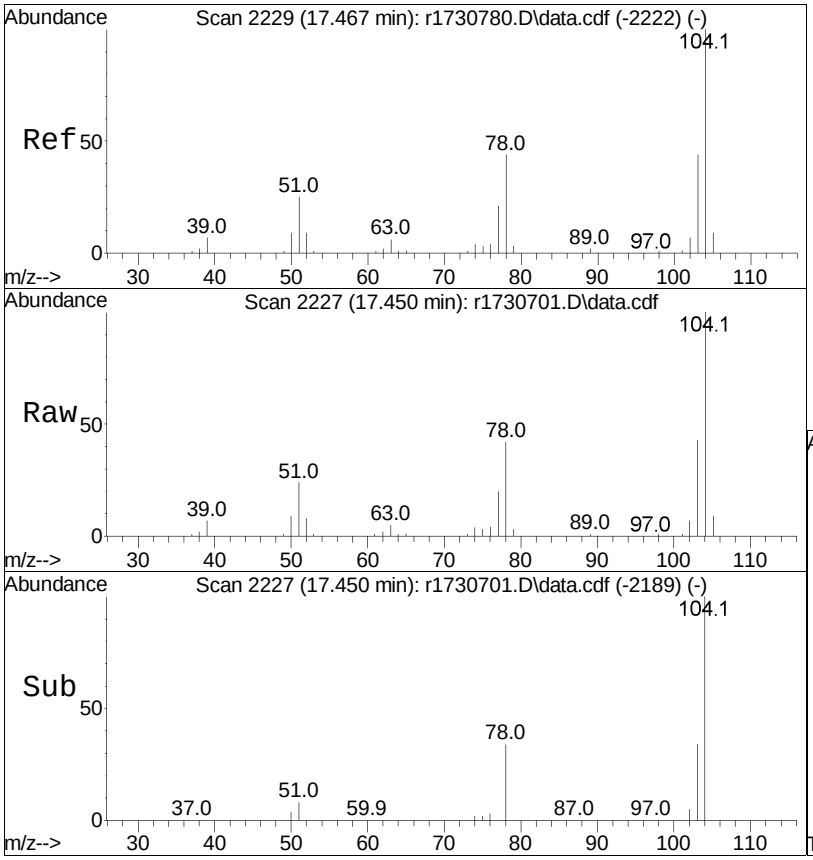

#85
styrene
Concen: 9.60 ppbV
RT: 17.450 min Scan# 2227
Delta R.T. -0.017 min
Lab File: r1730701.D
Acq: 10 Jan 2023 1:34 PM

Tgt Ion:104 Resp: 355664

Ion	Ratio	Lower	Upper
104	100		
103	43.4	34.9	52.3
78	41.8	31.7	47.5

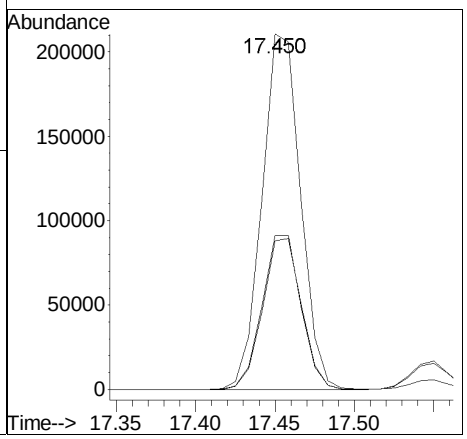

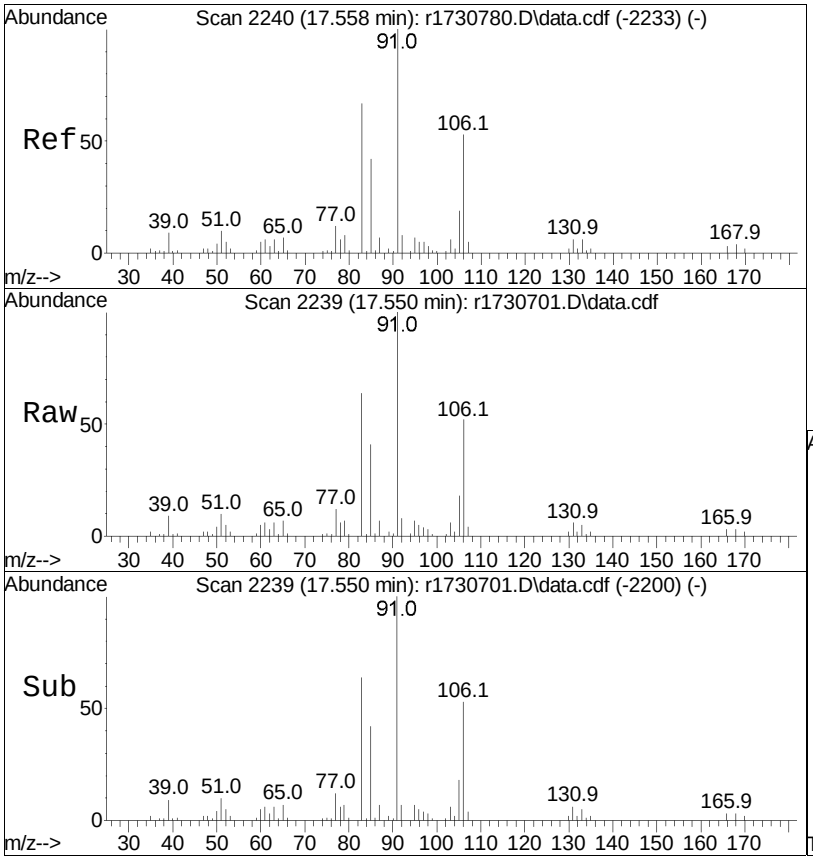

#86
1,1,2,2-tetrachloroethane
Concen: 8.98 ppbV
RT: 17.550 min Scan# 2239
Delta R.T. -0.008 min
Lab File: r1730701.D
Acq: 10 Jan 2023 1:34 PM

Tgt Ion: 83 Resp: 306661

Ion	Ratio	Lower	Upper
83	100		
85	64.9	53.1	79.7

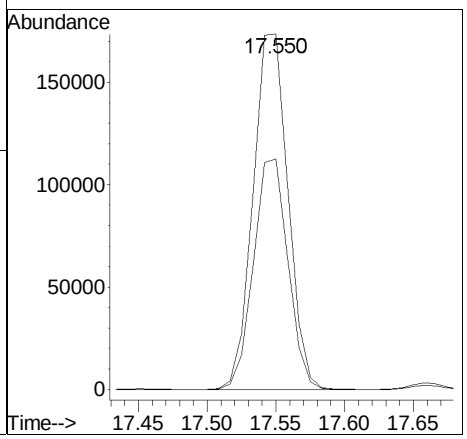

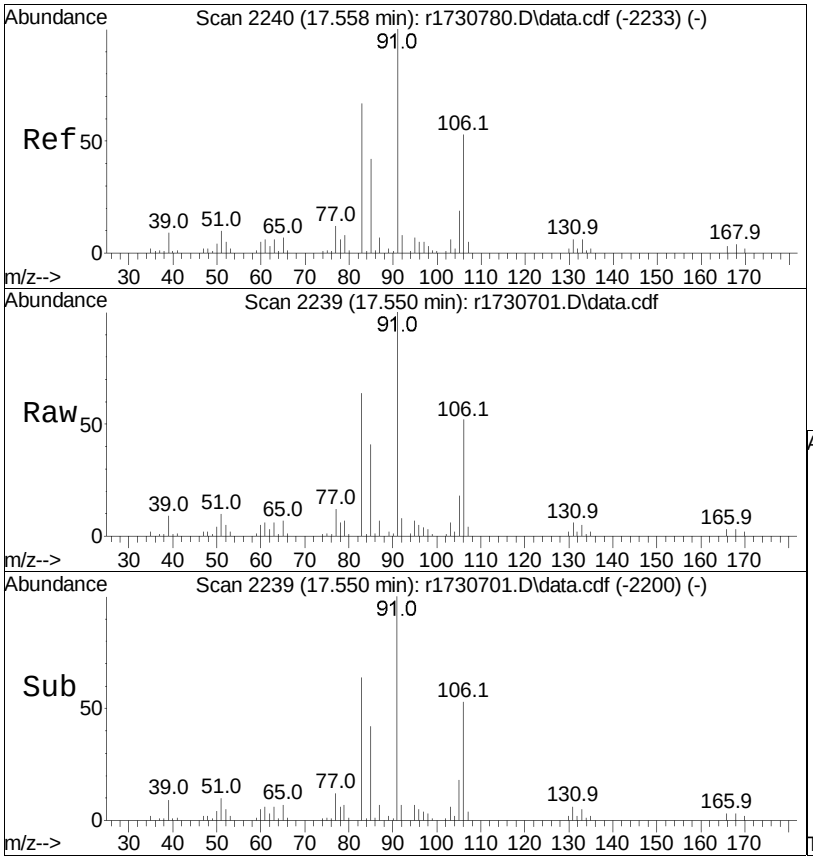

#87
o-xylene
Concen: 9.73 ppbV
RT: 17.550 min Scan# 2239
Delta R.T. -0.008 min
Lab File: r1730701.D
Acq: 10 Jan 2023 1:34 PM

Tgt Ion: 91 Resp: 447966

Ion	Ratio	Lower	Upper
91	100		
106	52.3	39.7	59.5

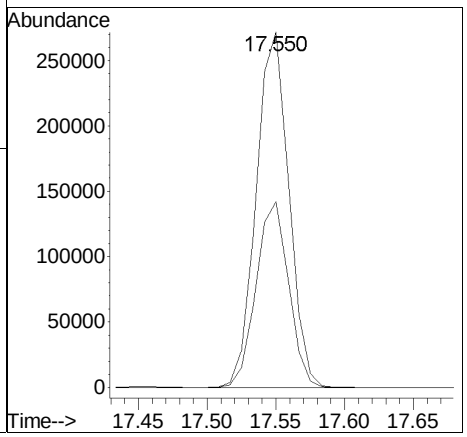

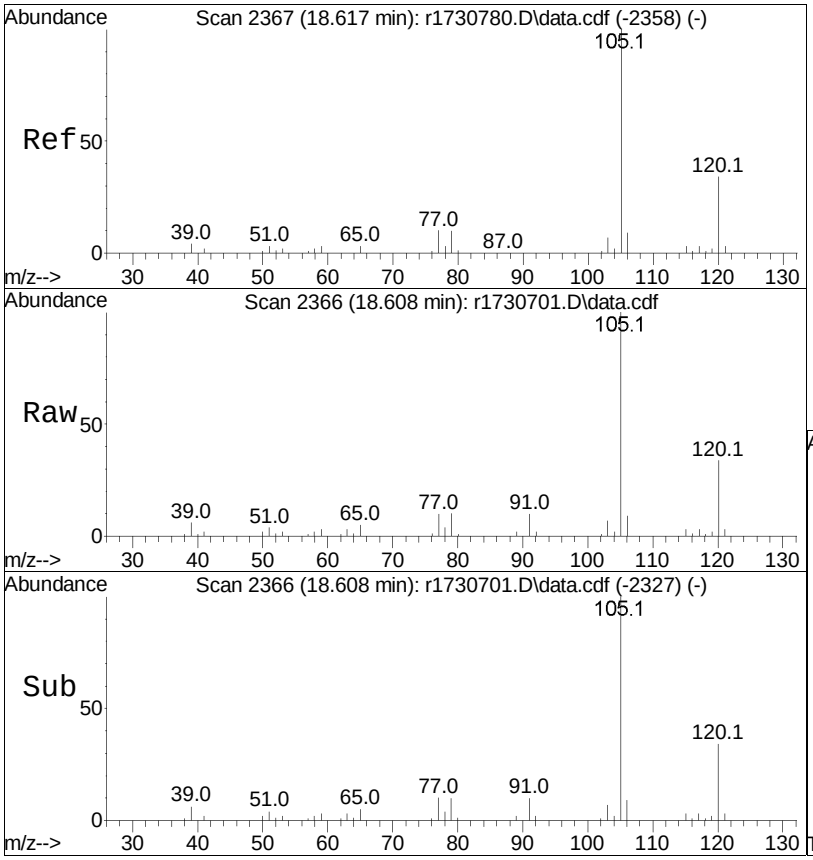

#96
4-ethyl toluene
Concen: 8.96 ppbV
RT: 18.608 min Scan# 2366
Delta R.T. -0.008 min
Lab File: r1730701.D
Acq: 10 Jan 2023 1:34 PM

Tgt Ion:105 Resp: 554982

Ion	Ratio	Lower	Upper
105	100		
120	34.4	27.9	41.9
91	9.8	8.5	12.7

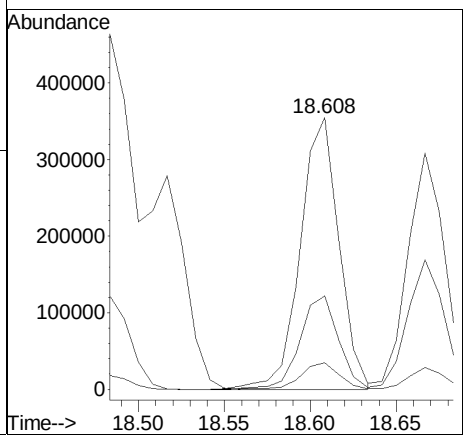

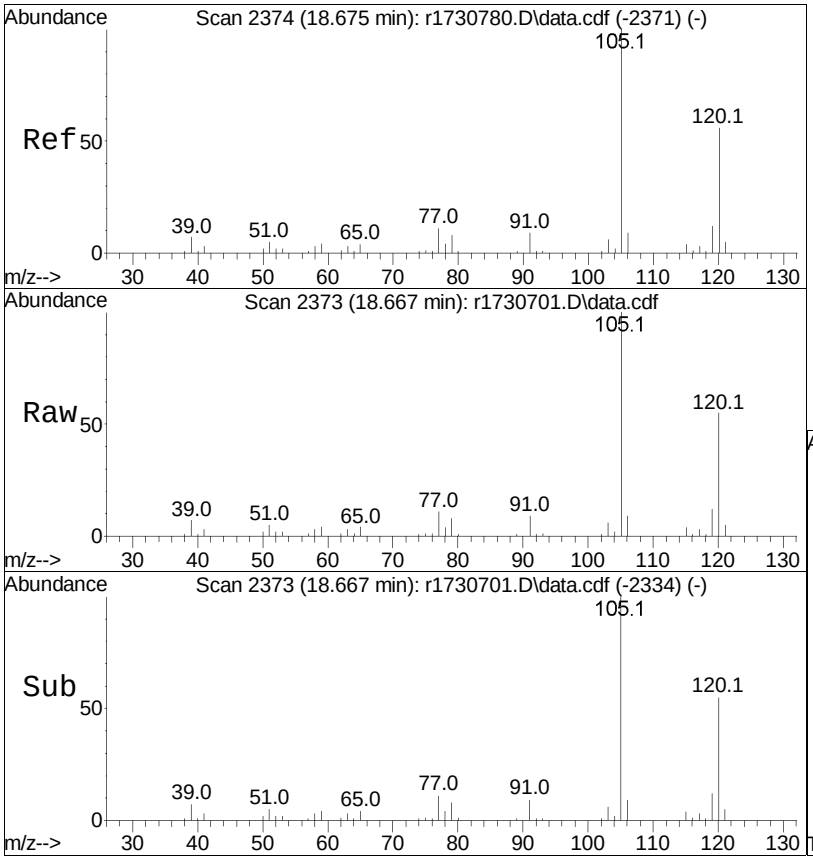

#97
1,3,5-trimethylbenzene
Concen: 8.72 ppbV
RT: 18.667 min Scan# 2373
Delta R.T. -0.008 min
Lab File: r1730701.D
Acq: 10 Jan 2023 1:34 PM

Tgt Ion:105 Resp: 461635

Ion	Ratio	Lower	Upper
105	100		
120	54.8	44.1	66.1
91	9.3	7.9	11.9

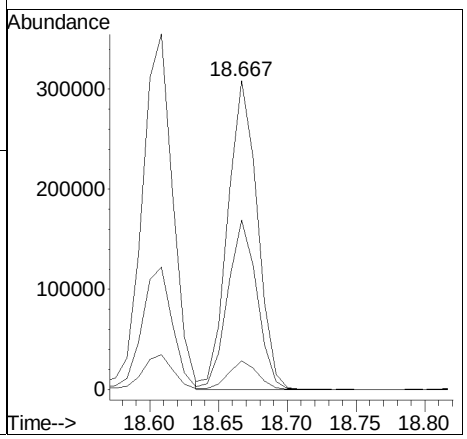

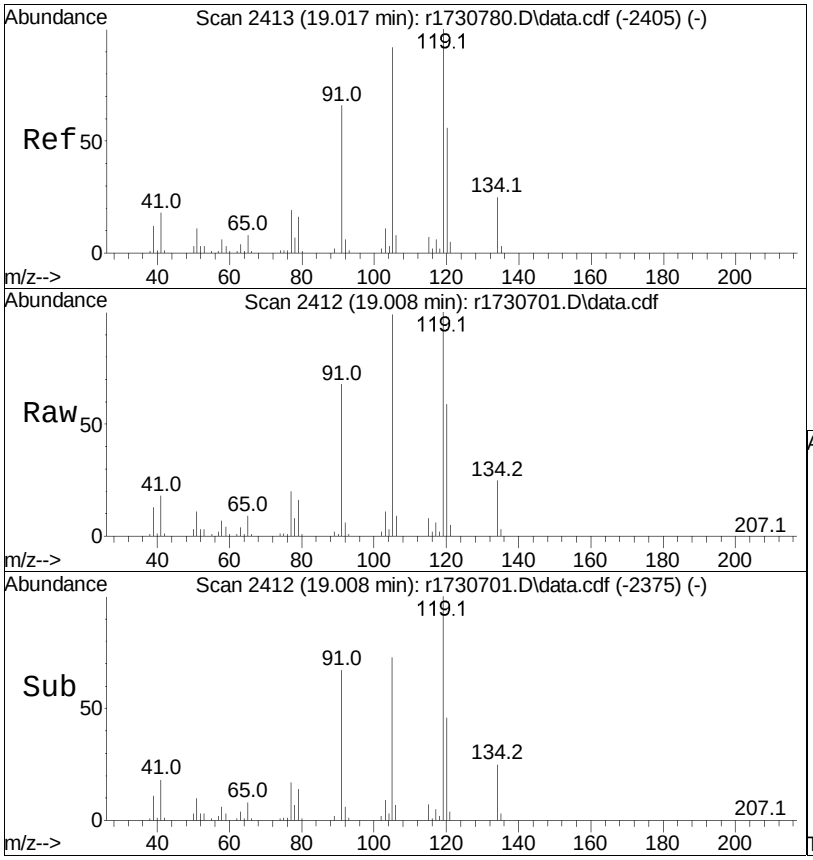

#99
1,2,4-trimethylbenzene
Concen: 8.65 ppbV
RT: 19.008 min Scan# 2412
Delta R.T. -0.008 min
Lab File: r1730701.D
Acq: 10 Jan 2023 1:34 PM

Tgt Ion:105 Resp: 440328

Ion	Ratio	Lower	Upper
105	100		
120	60.0	47.4	71.0
91	68.6	53.8	80.6

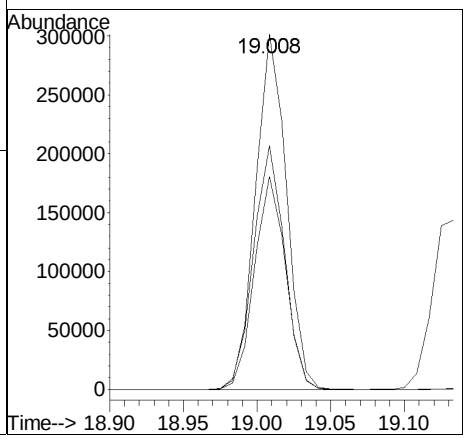

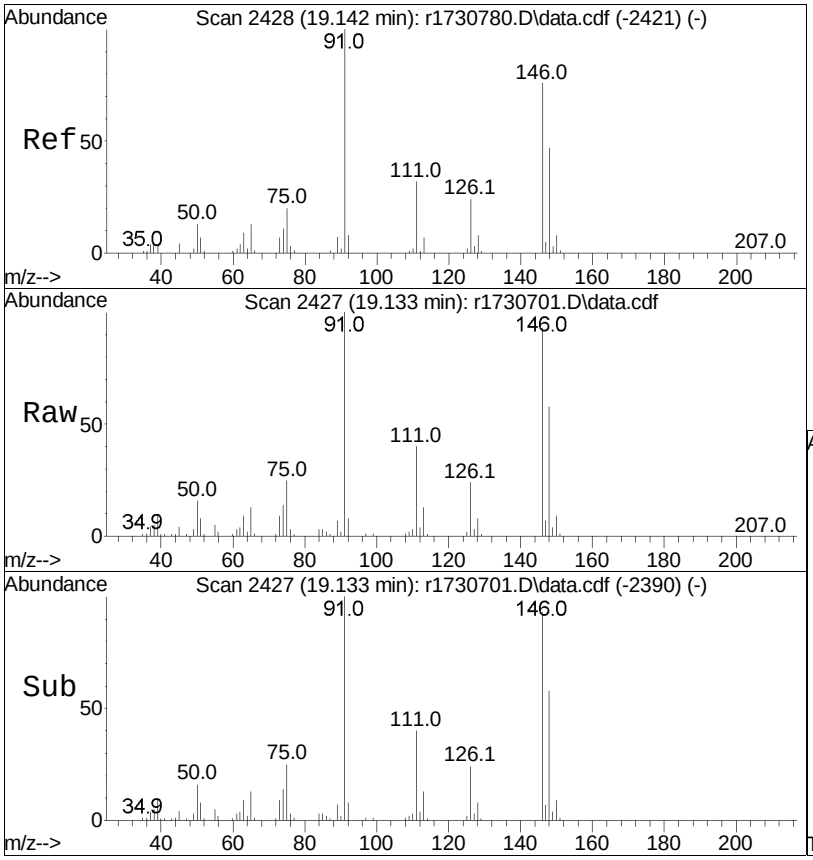

#101
Benzyl Chloride
Concen: 8.36 ppbV
RT: 19.133 min Scan# 2427
Delta R.T. -0.008 min
Lab File: r1730701.D
Acq: 10 Jan 2023 1:34 PM

Tgt Ion: 91 Resp: 228852

Ion	Ratio	Lower	Upper
91	100		
126	24.0	18.8	28.2

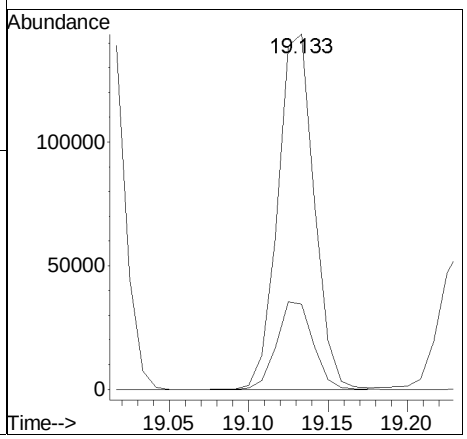

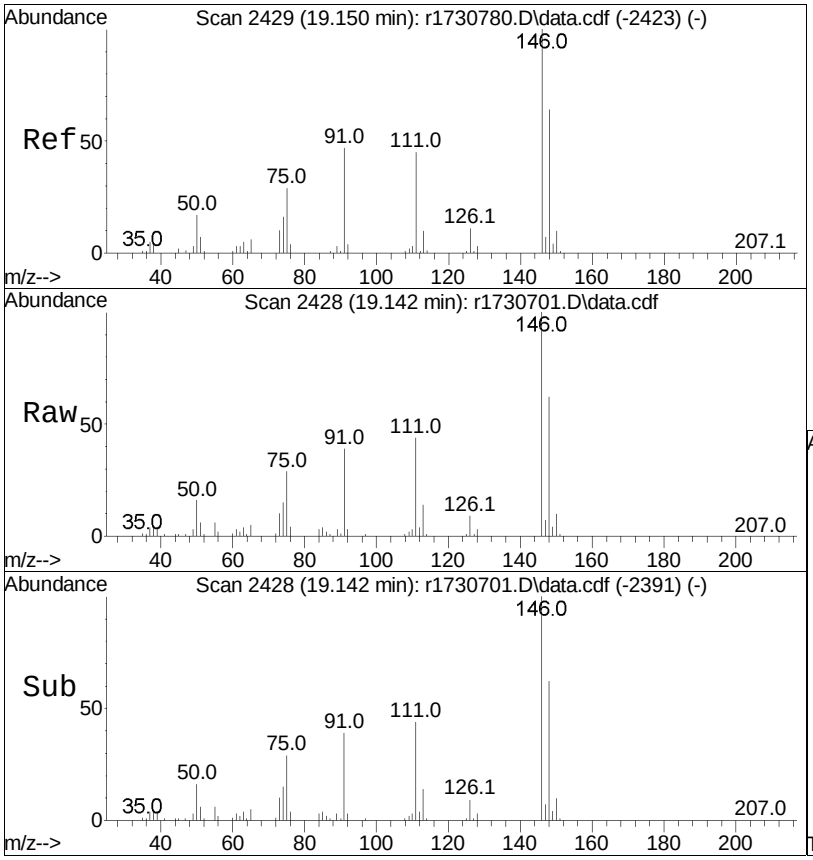

#102
1,3-dichlorobenzene
Concen: 9.36 ppbV
RT: 19.142 min Scan# 2428
Delta R.T. -0.008 min
Lab File: r1730701.D
Acq: 10 Jan 2023 1:34 PM

Tgt Ion:146 Resp: 285941

Ion	Ratio	Lower	Upper
146	100		
111	44.0	34.2	51.4
75	28.9	21.1	31.7

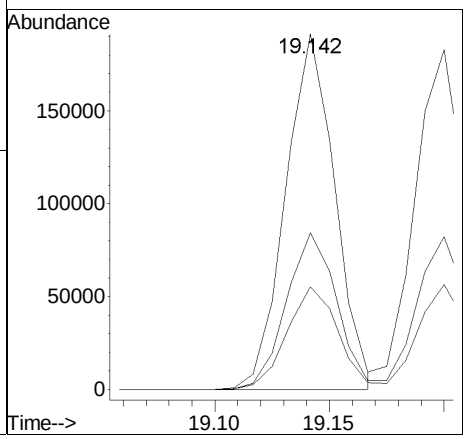

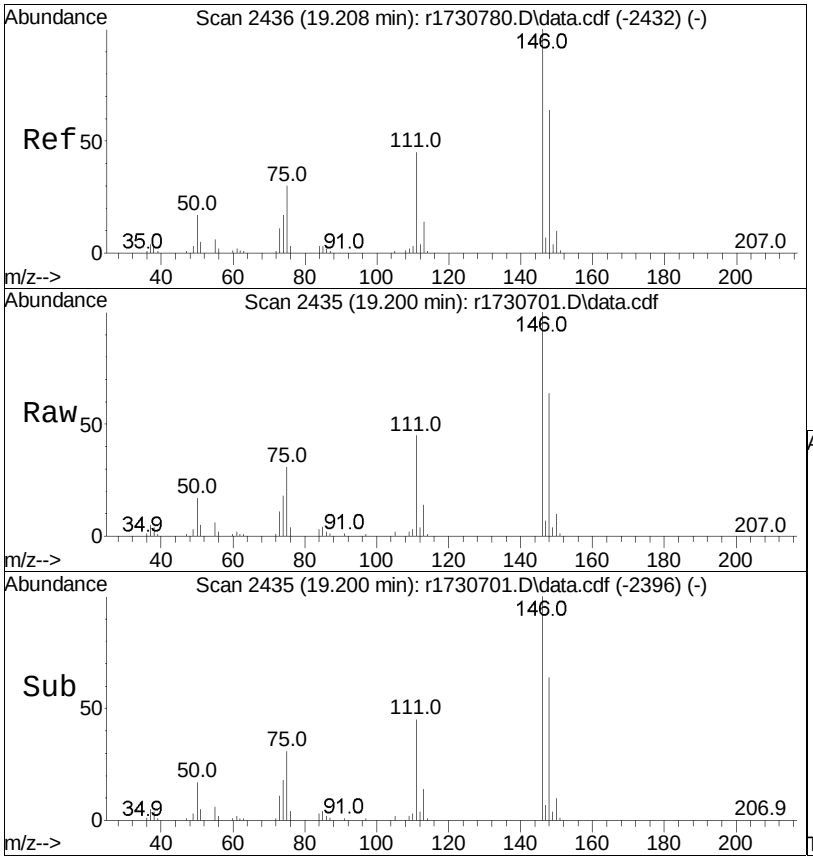

#103
1,4-dichlorobenzene
Concen: 9.56 ppbV
RT: 19.200 min Scan# 2435
Delta R.T. -0.008 min
Lab File: r1730701.D
Acq: 10 Jan 2023 1:34 PM

Tgt Ion:146 Resp: 281261

Ion	Ratio	Lower	Upper
146	100		
111	44.9	33.5	50.3
75	30.9	22.1	33.1

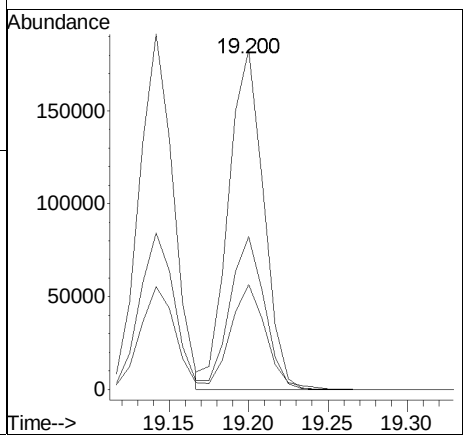

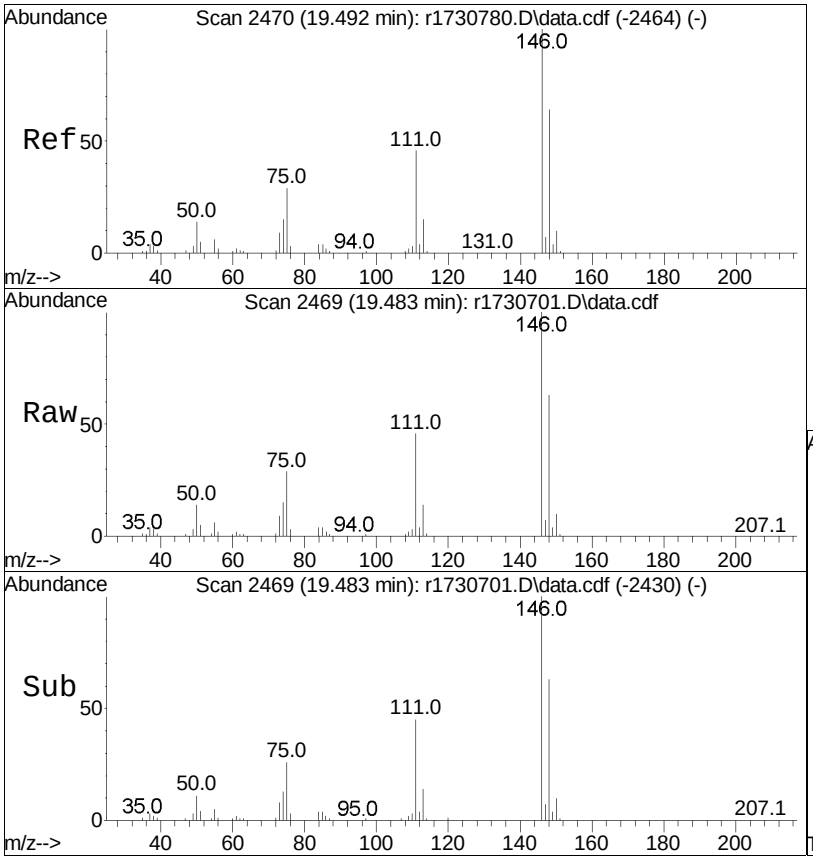

#107
1,2-dichlorobenzene
Concen: 8.98 ppbV
RT: 19.483 min Scan# 2469
Delta R.T. -0.008 min
Lab File: r1730701.D
Acq: 10 Jan 2023 1:34 PM

Tgt Ion:146 Resp: 253242

Ion	Ratio	Lower	Upper
146	100		
111	46.4	35.8	53.8
75	29.0	23.0	34.6

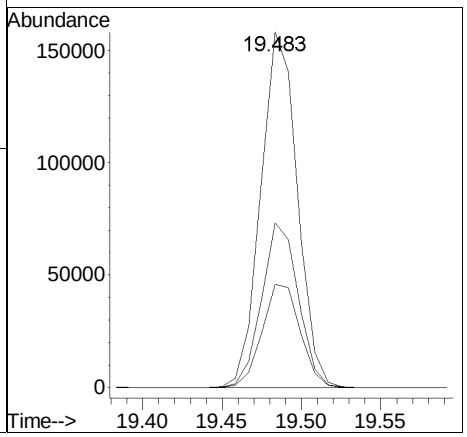

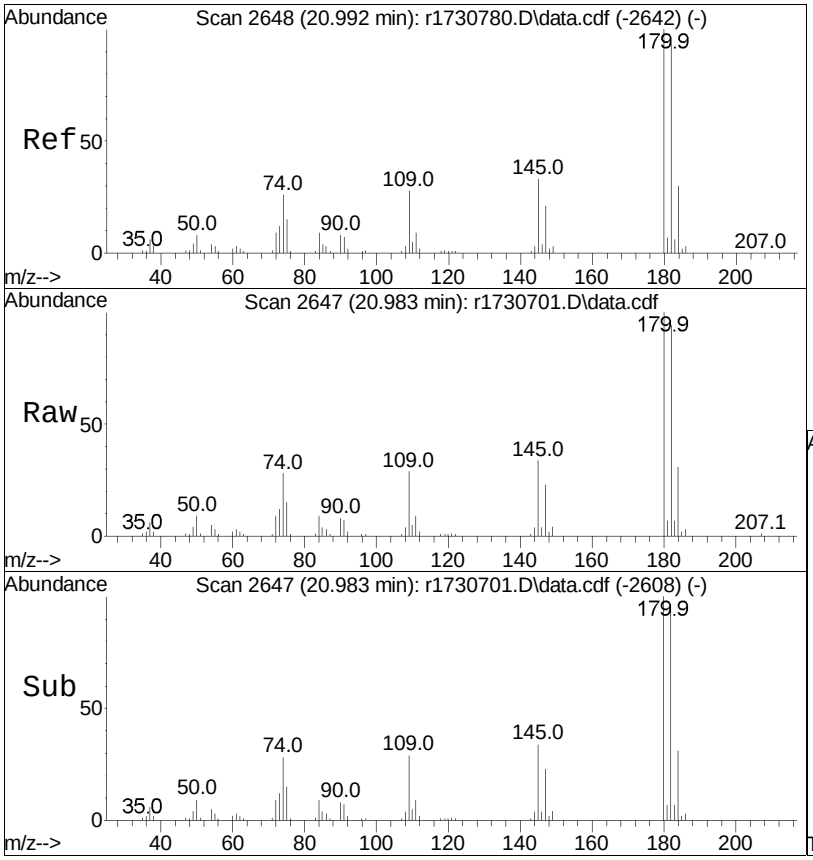

#115
1,2,4-trichlorobenzene
Concen: 7.74 ppbV
RT: 20.983 min Scan# 2647
Delta R.T. -0.008 min
Lab File: r1730701.D
Acq: 10 Jan 2023 1:34 PM

Tgt Ion:180 Resp: 107996

Ion	Ratio	Lower	Upper
180	100		
145	34.1	24.0	36.0
109	28.7	18.3	27.5#

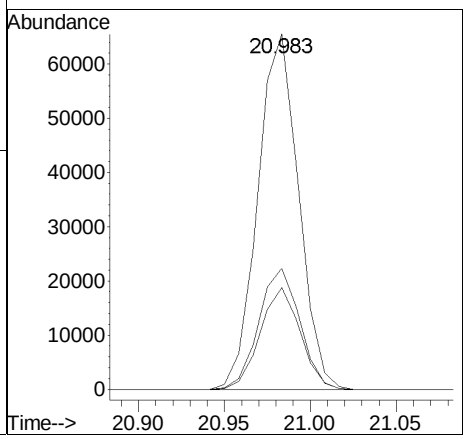

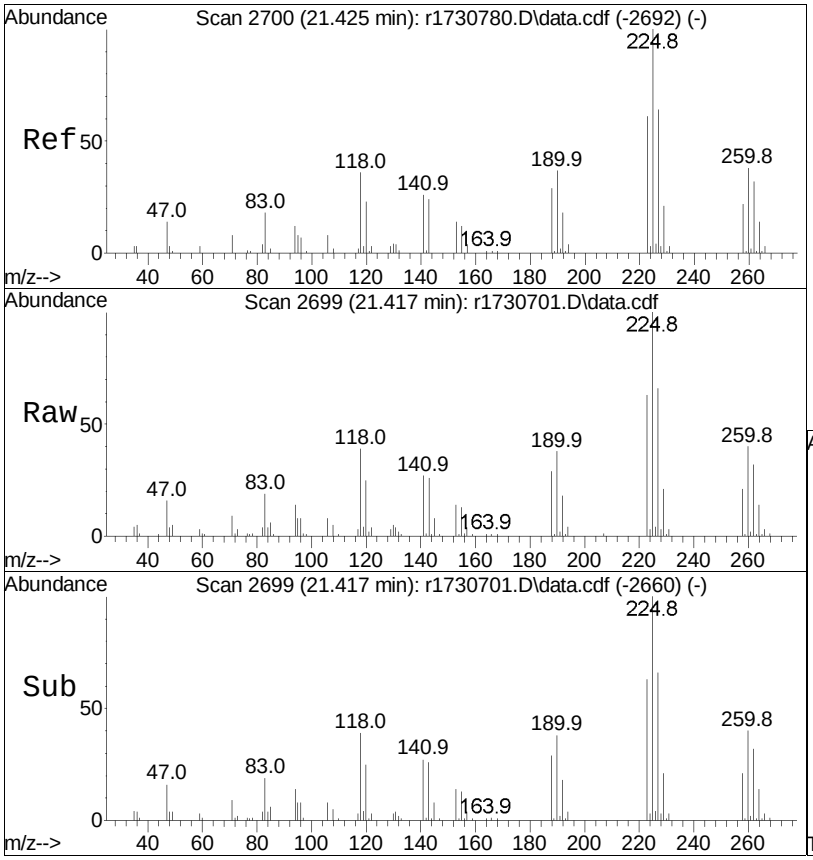

#119
hexachlorobutadiene
Concen: 8.11 ppbV
RT: 21.417 min Scan# 2699
Delta R.T. -0.008 min
Lab File: r1730701.D
Acq: 10 Jan 2023 1:34 PM

Tgt Ion:225 Resp: 115522

Ion	Ratio	Lower	Upper
225	100		
260	40.1	30.9	46.3
118	38.6	25.8	38.8

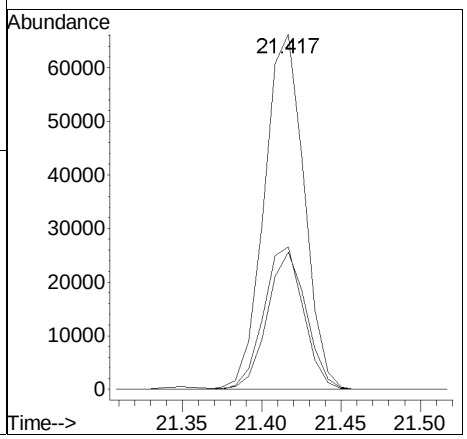

Quantitation Report (QT Reviewed)

Data Path : O:\Forensics\Data\Airlab17\2023\01\0110T\
Data File : r1730711.D
Acq On : 10 Jan 2023 10:35 PM
Operator : AIRLAB17:TJS
Sample : WG1731941-5,3,250,250
Misc : WG1731941,ICAL19642
ALS Vial : 0 Sample Multiplier: 1

Quant Time: Jan 11 08:40:22 2023
Quant Method : O:\Forensics\Data\Airlab17\2023\01\0110T\TFS17_230109.M
Quant Title : TO-14A/TO-15 SIM/Full Scan Analysis
QLast Update : Tue Jan 10 06:15:19 2023
Response via : Initial Calibration

CCAL FILE : O:\Forensics\Data\Airlab17\2023\01\0110T\r1730700.D
Sub List : TO15-NY-7-SIM - .

Compound	R.T.	QIon	Response	Conc	Units		Dev(Min)
Internal Standards							
1) bromochloromethane	9.550	49	239535	10.000	ppbV		-0.03
Standard Area = 253748			Recovery =	94.40%			
43) 1,4-difluorobenzene	11.823	114	770716	10.000	ppbV		-0.03
Standard Area = 836214			Recovery =	92.17%			
67) chlorobenzene-D5	16.567	54	102217	10.000	ppbV		-0.02
Standard Area = 108814			Recovery =	93.94%			
System Monitoring Compounds							
Target Compounds							Qvalue
5) dichlorodifluoromethane	3.940	85	9478	0.480	ppbV		100
6) chloromethane	4.120	50	6255	0.599	ppbV		94
7) Freon-114	4.240		0	N.D.			
10) 1,3-butadiene	4.540	54	978	0.111	ppbV		80
13) bromomethane	0.000		0	N.D.			
14) chloroethane	0.000		0	N.D.			
15) ethanol	5.273	31	8087576	987.996	ppbV	#	63
17) vinyl bromide	0.000		0	N.D.			
19) acetone	5.827	43	182131M6	11.998	ppbV		
21) trichlorofluoromethane	6.040	101	3577	0.202	ppbV		86
22) isopropyl alcohol	6.163	45	86932	4.515	ppbV	#	96
27) tertiary butyl alcohol	6.910	59	1126	0.066	ppbV	#	1
28) methylene chloride	6.982	49	4895	0.353	ppbV		97
29) 3-chloropropene	0.000		0	N.D.	d		
30) carbon disulfide	7.276		0	N.D.			
31) Freon 113	7.312	101	1453	0.064	ppbV		93
32) trans-1,2-dichloroethene	0.000		0	N.D.			
33) 1,1-dichloroethane	0.000		0	N.D.			
34) MTBE	8.450		0	N.D.			
36) 2-butanone	8.850	43	9548	0.349	ppbV	#	94
38) Ethyl Acetate	9.667	61	6470	1.461	ppbV		94
39) chloroform	9.717	83	2224	0.109	ppbV		94
40) Tetrahydrofuran	10.175	42	3815M6	0.226	ppbV		
42) 1,2-dichloroethane	0.000		0	N.D.			
44) hexane	9.625	57	21063	0.989	ppbV	#	68
50) benzene	11.383	78	29102	0.714	ppbV		96
53) cyclohexane	11.703	56	18807	0.845	ppbV	#	91

Data Path : O:\Forensics\Data\Airlab17\2023\01\0110T\
Data File : r1730711.D
Acq On : 10 Jan 2023 10:35 PM
Operator : AIRLAB17:TJS
Sample : WG1731941-5,3,250,250
Misc : WG1731941,ICAL19642
ALS Vial : 0 Sample Multiplier: 1

Quant Time: Jan 11 08:40:22 2023
Quant Method : O:\Forensics\Data\Airlab17\2023\01\0110T\TFS17_230109.M
Quant Title : TO-14A/TO-15 SIM/Full Scan Analysis
QLast Update : Tue Jan 10 06:15:19 2023
Response via : Initial Calibration

CCAL FILE : O:\Forensics\Data\Airlab17\2023\01\0110T\r1730700.D
Sub List : TO15-NY-7-SIM - .

Compound	R.T.	QIon	Response	Conc	Units	Dev(Min)
56) 1,2-dichloropropane	0.000		0	N.D.		
57) bromodichloromethane	0.000		0	N.D.	d	
58) 1,4-dioxane	12.650		0	N.D.		
60) 2,2,4-trimethylpentane	0.000		0	N.D.	d	
62) heptane	12.997	43	23456M6	0.799	ppbV	
63) cis-1,3-dichloropropene	0.000		0	N.D.		
64) 4-methyl-2-pentanone	0.000		0	N.D.	d	
65) trans-1,3-dichloropropene	0.000		0	N.D.		
66) 1,1,2-trichloroethane	14.558		0	N.D.		
68) toluene	14.783	91	73319	1.488	ppbV	98
72) 2-hexanone	0.000		0	N.D.	d	
74) dibromochloromethane	0.000		0	N.D.		
75) 1,2-dibromoethane	0.000		0	N.D.		
80) chlorobenzene	0.000		0	N.D.	d	
81) ethylbenzene	16.958	91	33925	0.624	ppbV	94
83) m+p-xylene	17.108	91	50437	1.154	ppbV	93
84) bromoform	0.000		0	N.D.		
85) styrene	17.442	104	3947	0.113	ppbV	99
86) 1,1,2,2-tetrachloroethane	0.000		0	N.D.	d	
87) o-xylene	17.533	91	19057	0.437	ppbV	94
96) 4-ethyl toluene	18.600	105	5467M6	0.093	ppbV	
97) 1,3,5-trimethylbenzene	18.658	105	5651	0.113	ppbV	97
99) 1,2,4-trimethylbenzene	19.000	105	15841M6	0.329	ppbV	
101) Benzyl Chloride	19.192		0	N.D.		
102) 1,3-dichlorobenzene	0.000		0	N.D.	d	
103) 1,4-dichlorobenzene	19.192	146	1208	0.043	ppbV #	87
107) 1,2-dichlorobenzene	19.483		0	N.D.		
115) 1,2,4-trichlorobenzene	0.000		0	N.D.		
119) hexachlorobutadiene	0.000		0	N.D.		

(#) = qualifier out of range (m) = manual integration (+) = signals summed

Sub List : TO15-NY-7-SIM - .\Airlab17\2023\01\0110T\r1730700.D

Data Path : O:\Forensics\Data\Airlab17\2023\01\0110T\
Data File : r1730711.D
Acq On : 10 Jan 2023 10:35 PM
Operator : AIRLAB17:TJS
Sample : WG1731941-5,3,250,250
Misc : WG1731941,ICAL19642
ALS Vial : 0 Sample Multiplier: 1

Quant Time: Jan 11 08:40:22 2023
Quant Method : O:\Forensics\Data\Airlab17\2023\01\0110T\TFS17_230109.M
Quant Title : TO-14A/TO-15 SIM/Full Scan Analysis
QLast Update : Tue Jan 10 06:15:19 2023
Response via : Initial Calibration

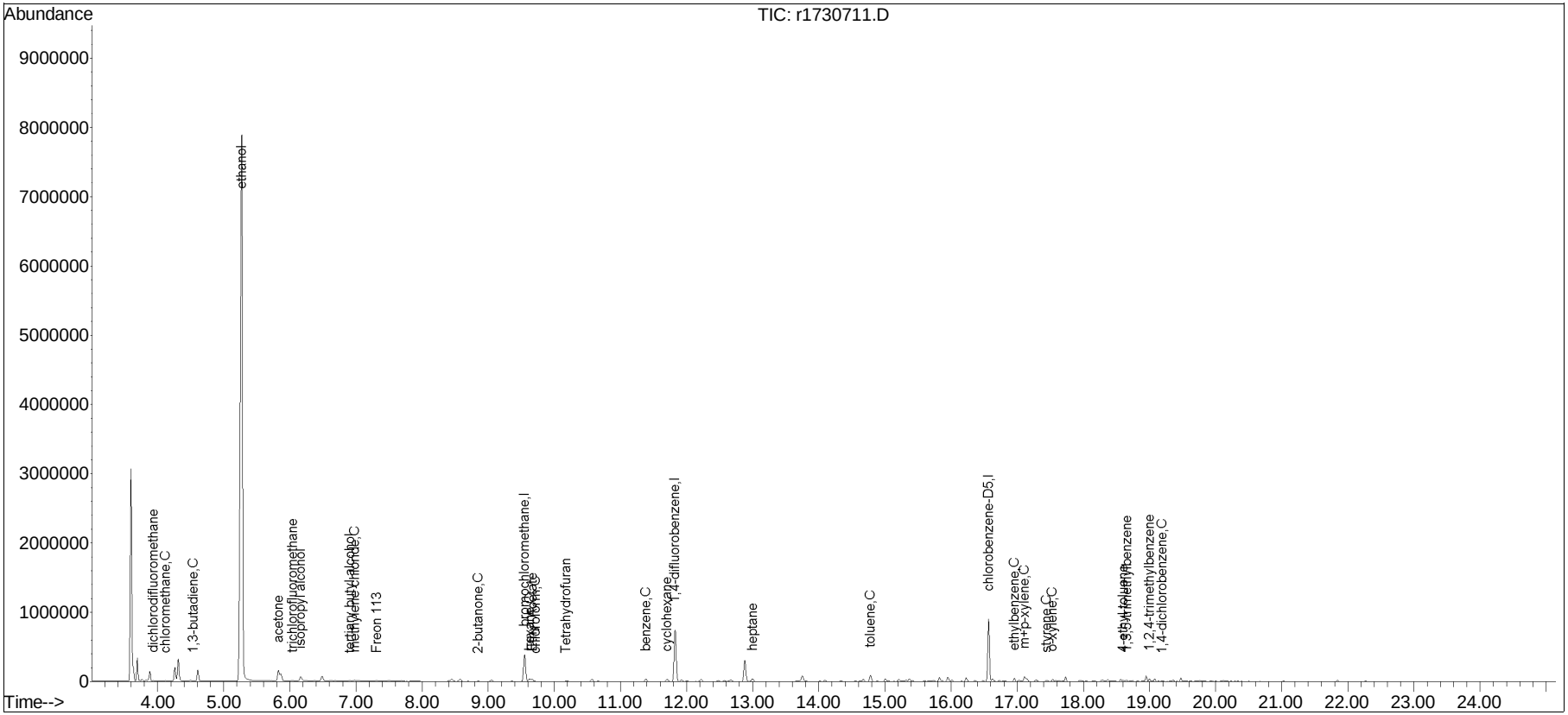

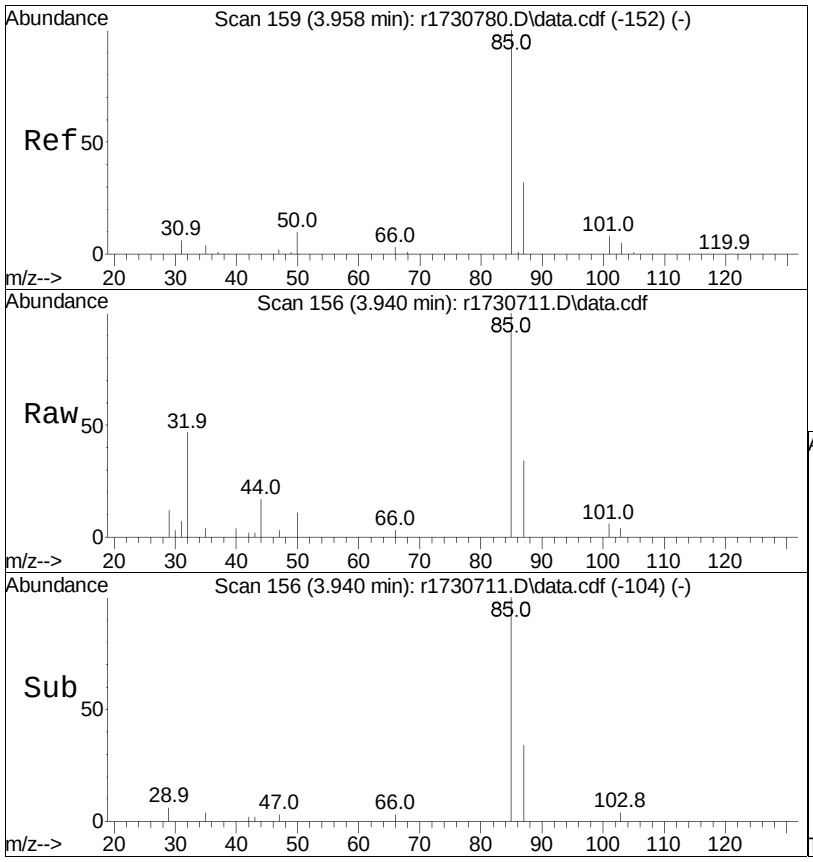

#5
dichlorodifluoromethane
Concen: 0.48 ppbV
RT: 3.940 min Scan# 156
Delta R.T. -0.018 min
Lab File: r1730711.D
Acq: 10 Jan 2023 10:35 PM

Tgt Ion: 85 Resp: 9478

Ion	Ratio	Lower	Upper
85	100		
87	33.7	26.9	40.3

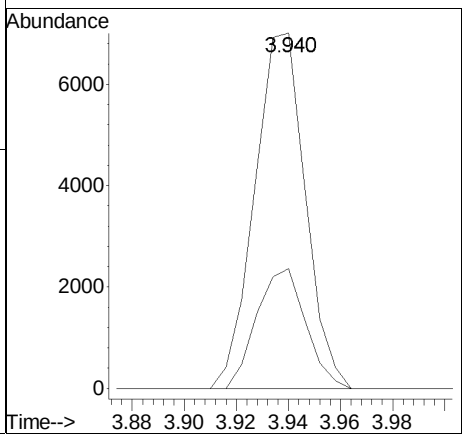

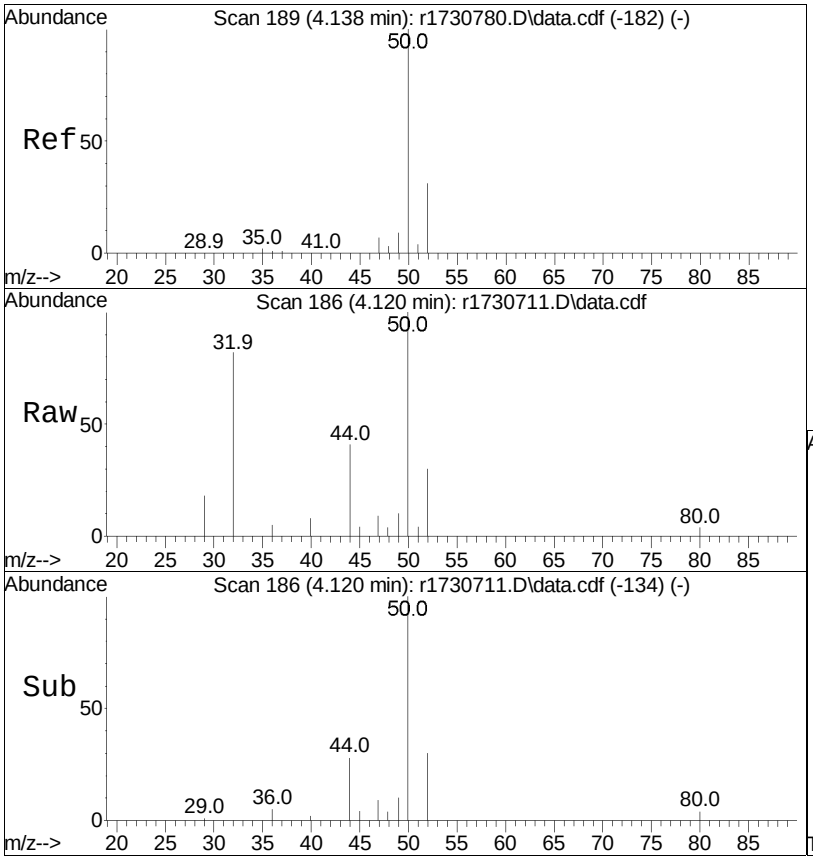

#6
chloromethane
Concen: 0.60 ppbV
RT: 4.120 min Scan# 186
Delta R.T. -0.018 min
Lab File: r1730711.D
Acq: 10 Jan 2023 10:35 PM

Tgt Ion: 50 Resp: 6255

Ion	Ratio	Lower	Upper
50	100		
52	29.8	26.6	39.8

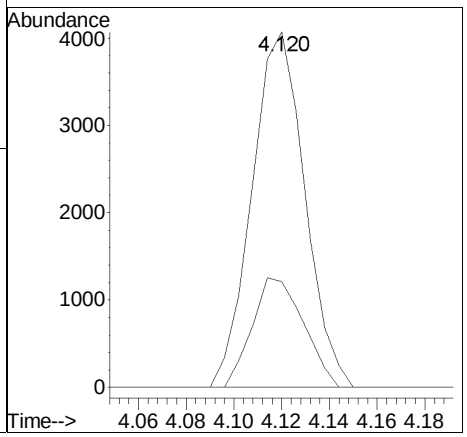

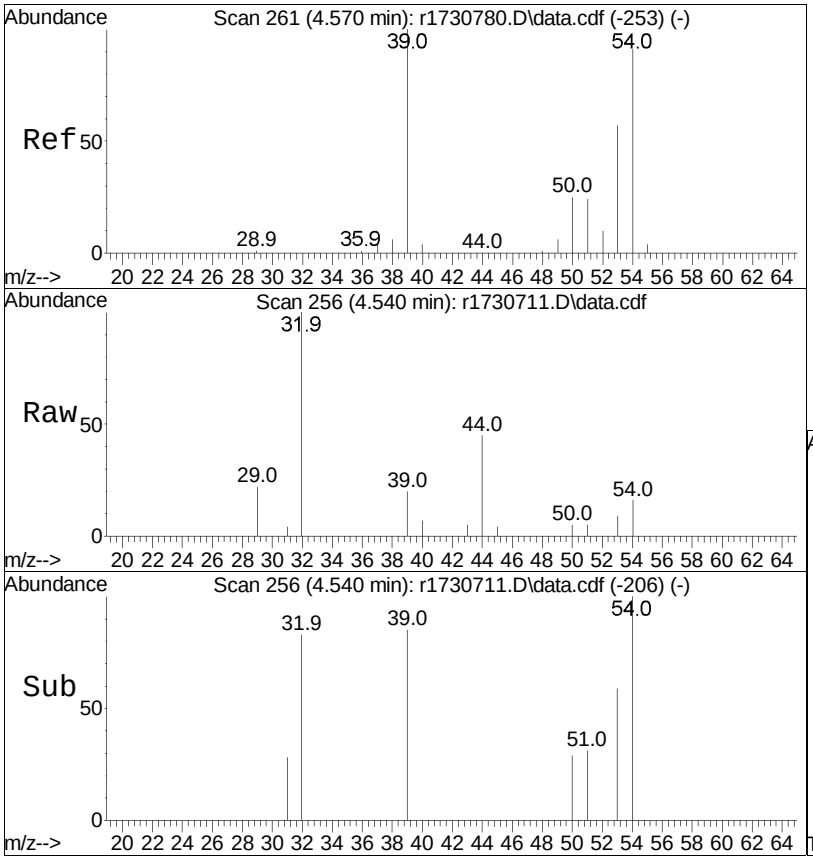

#10
1,3-butadiene
Concen: 0.11 ppbV
RT: 4.540 min Scan# 256
Delta R.T. -0.030 min
Lab File: r1730711.D
Acq: 10 Jan 2023 10:35 PM

Tgt Ion: 54 Resp: 978

Ion	Ratio	Lower	Upper
54	100		
39	130.6	88.0	132.0

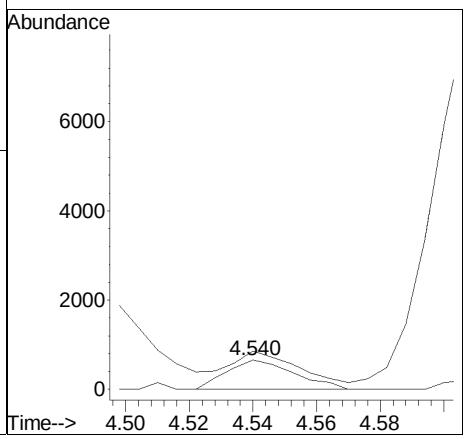

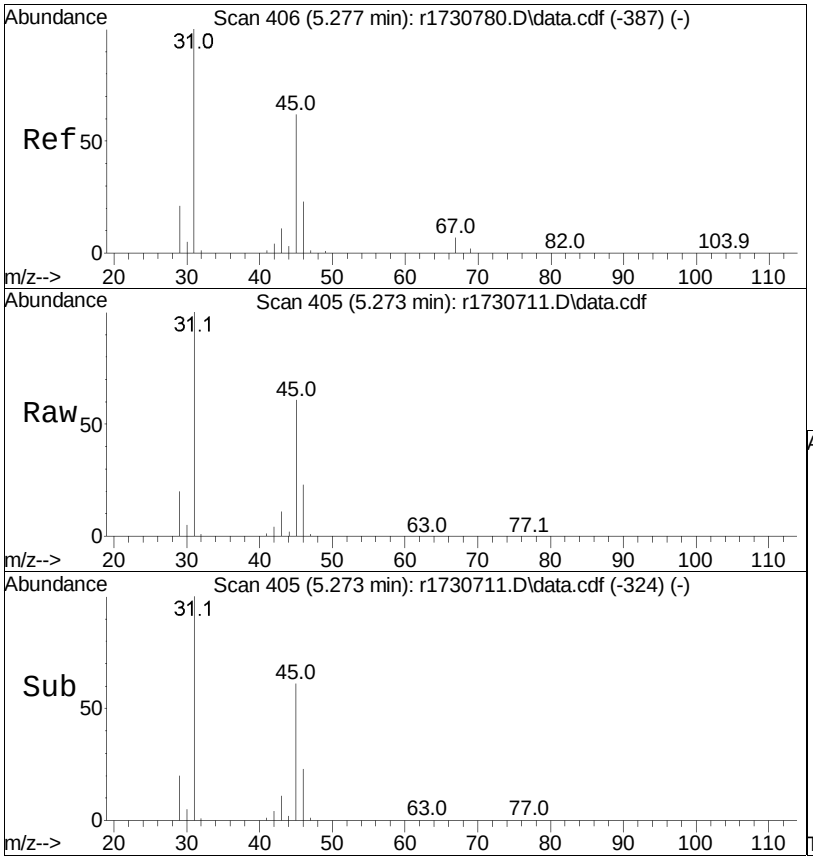

#15
ethanol
Concen: 988.00 ppbV
RT: 5.273 min Scan# 405
Delta R.T. -0.003 min
Lab File: r1730711.D
Acq: 10 Jan 2023 10:35 PM

Tgt Ion: 31 Resp: 8087576

Ion	Ratio	Lower	Upper
31	100		
45	60.7	30.8	46.2#

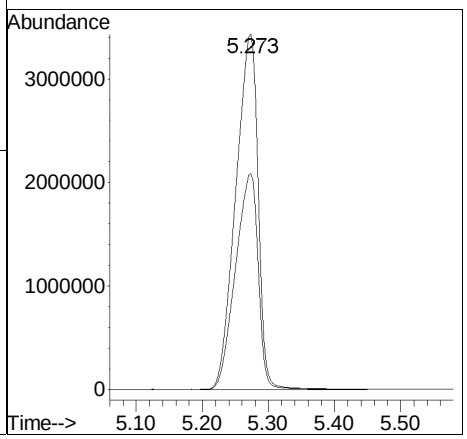

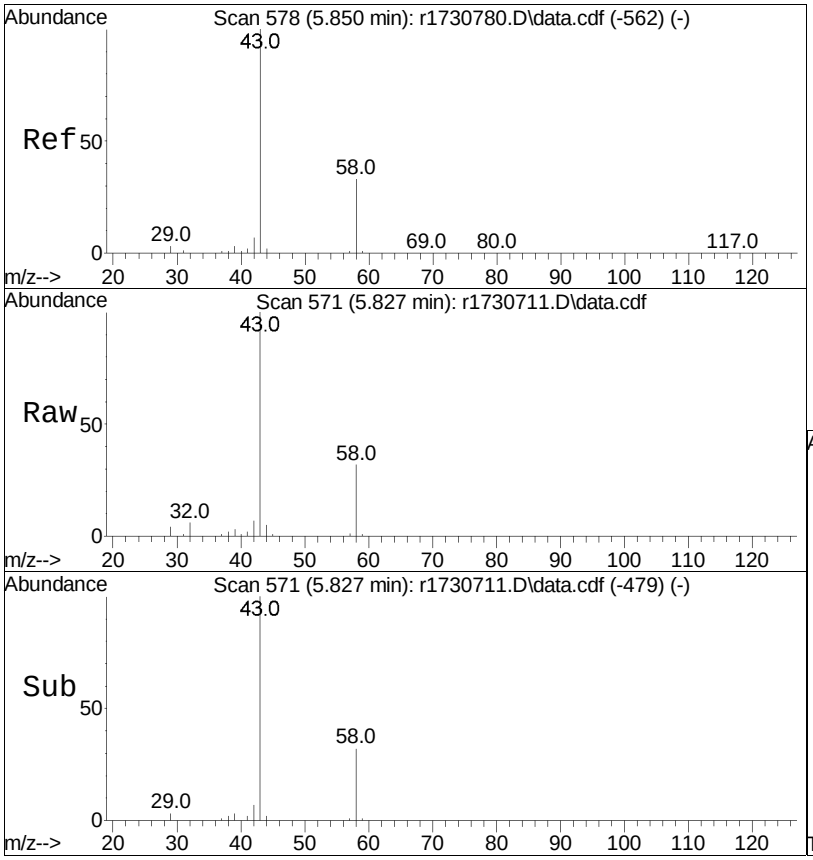

#19
acetone
Concen: 12.00 ppbV m
RT: 5.827 min Scan# 571
Delta R.T. -0.023 min
Lab File: r1730711.D
Acq: 10 Jan 2023 10:35 PM

Tgt Ion: 43 Resp: 182131

Ion	Ratio	Lower	Upper
43	100		
58	31.7	37.1	55.7#
57	1.3	1.0	1.4

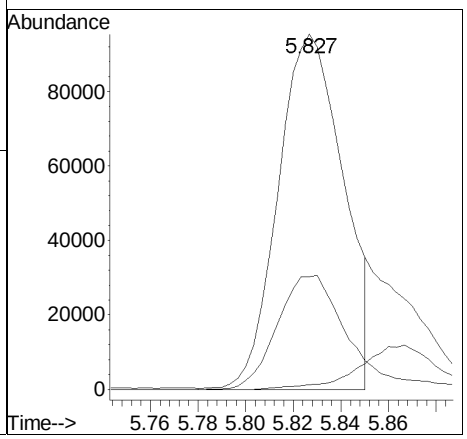

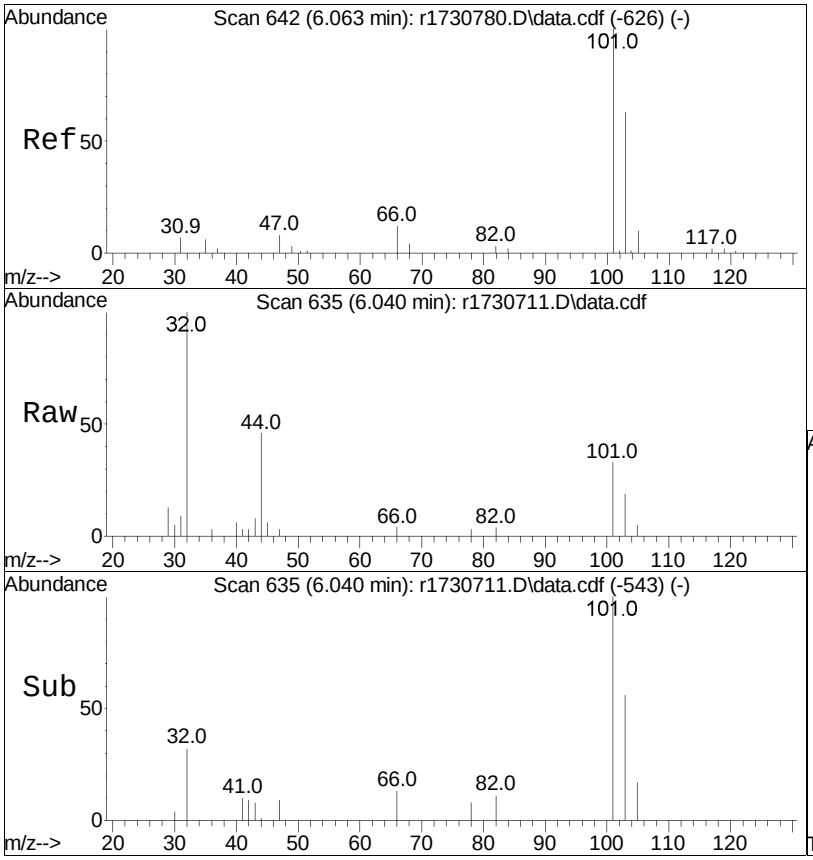

#21
trichlorofluoromethane
Concen: 0.20 ppbV
RT: 6.040 min Scan# 635
Delta R.T. -0.023 min
Lab File: r1730711.D
Acq: 10 Jan 2023 10:35 PM

Tgt Ion:101 Resp: 3577

Ion	Ratio	Lower	Upper
101	100		
103	56.5	54.0	81.0

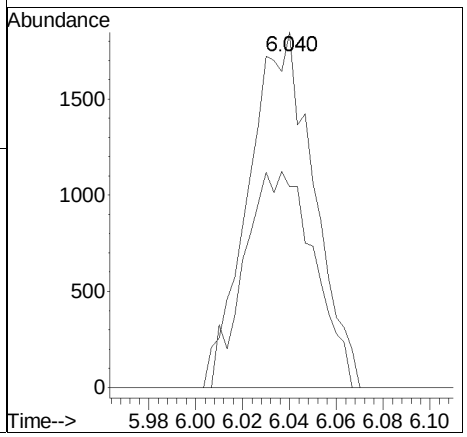

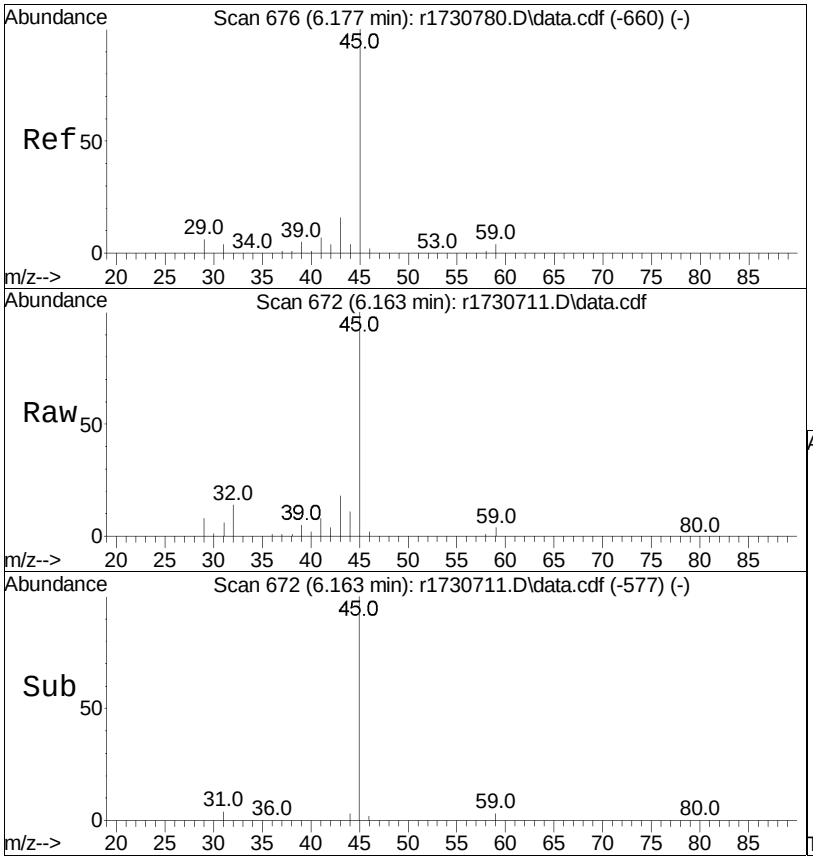

#22
isopropyl alcohol
Concen: 4.52 ppbV
RT: 6.163 min Scan# 672
Delta R.T. -0.013 min
Lab File: r1730711.D
Acq: 10 Jan 2023 10:35 PM

Tgt Ion: 45 Resp: 86932

Ion	Ratio	Lower	Upper
45	100		
59	3.6	4.1	6.1#

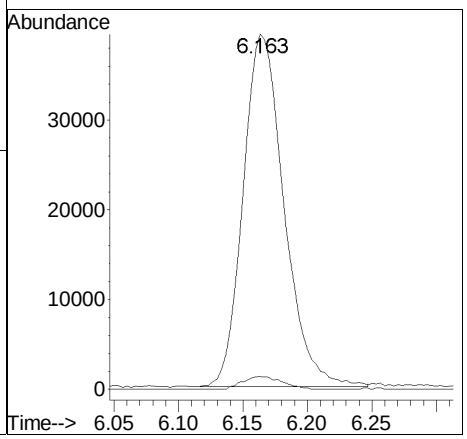

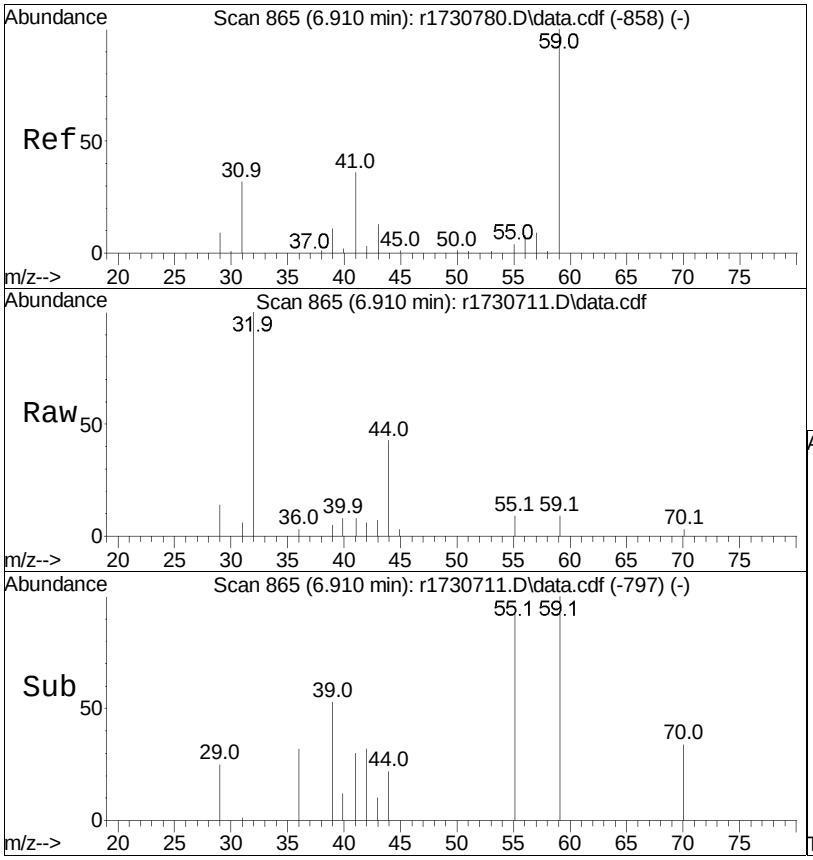

#27
tertiary butyl alcohol
Concen: 0.07 ppbV
RT: 6.910 min Scan# 865
Delta R.T. 0.000 min
Lab File: r1730711.D
Acq: 10 Jan 2023 10:35 PM

Tgt Ion: 59 Resp: 1126

Ion	Ratio	Lower	Upper
59	100		
41	80.9	17.8	26.8#
43	71.4	7.6	11.4#

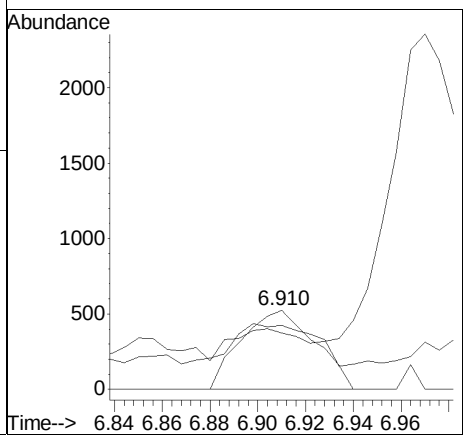

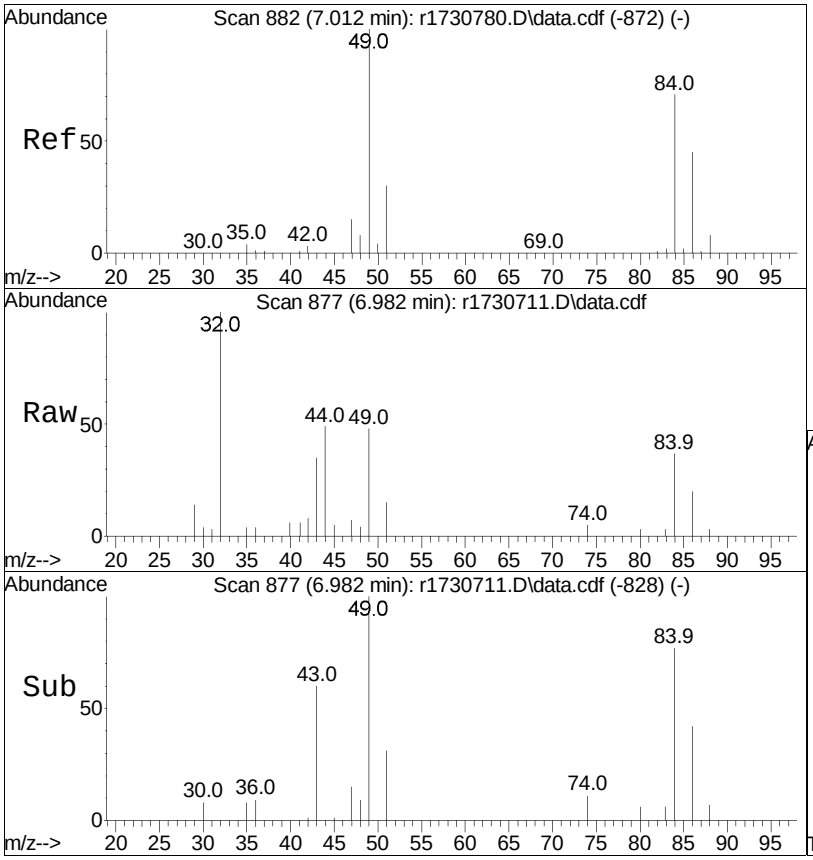

#28
methylene chloride
Concen: 0.35 ppbV
RT: 6.982 min Scan# 877
Delta R.T. -0.030 min
Lab File: r1730711.D
Acq: 10 Jan 2023 10:35 PM

Tgt Ion: 49 Resp: 4895

Ion	Ratio	Lower	Upper
49	100		
84	76.5	63.2	94.8

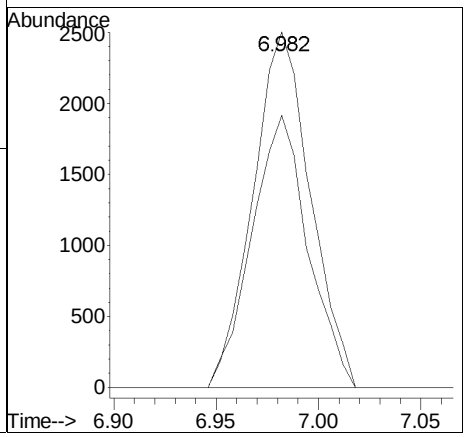

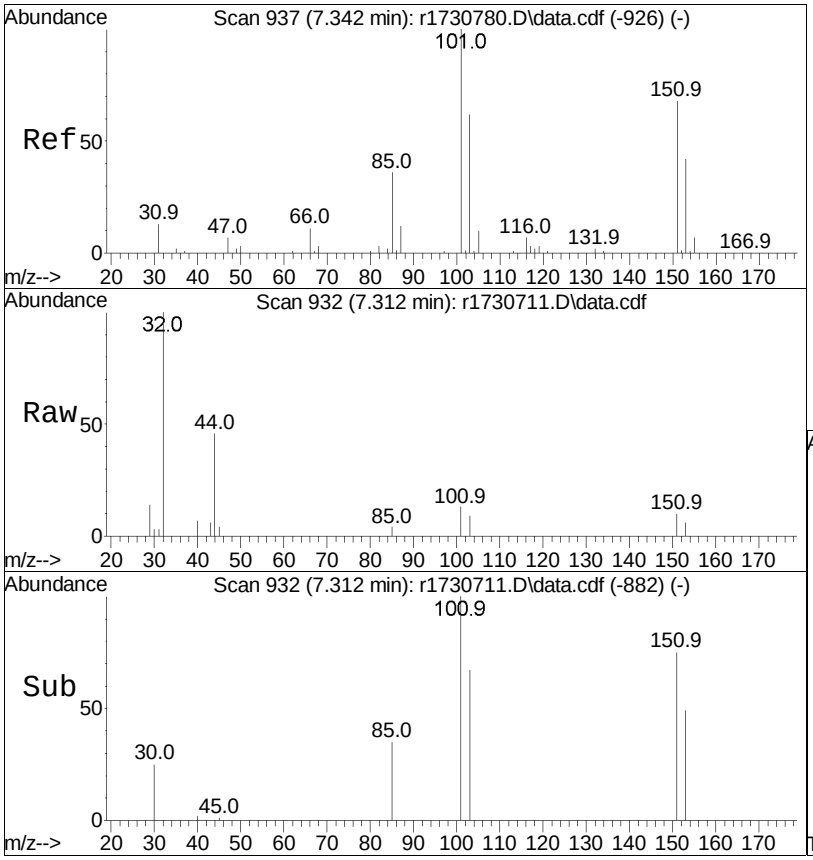

#31
Freon 113
Concen: 0.06 ppbV
RT: 7.312 min Scan# 932
Delta R.T. -0.030 min
Lab File: r1730711.D
Acq: 10 Jan 2023 10:35 PM

Tgt Ion:101 Resp: 1453

Ion	Ratio	Lower	Upper
101	100		
85	35.0	29.1	43.7
151	75.2	53.8	80.6

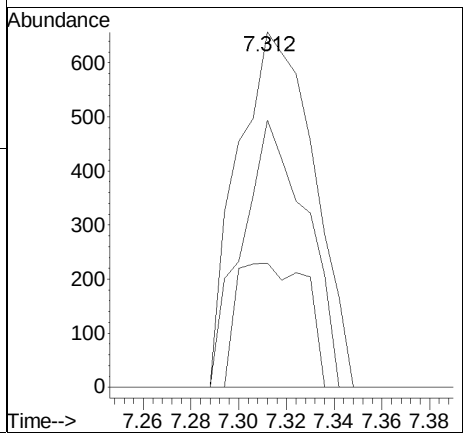

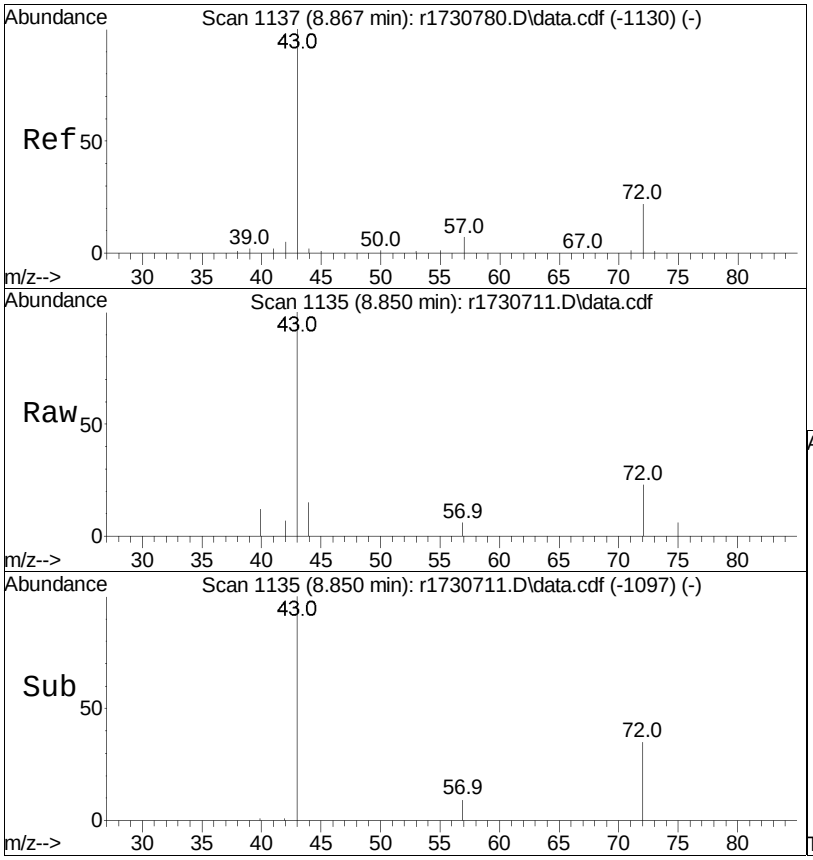

#36
2-butanone
Concen: 0.35 ppbV
RT: 8.850 min Scan# 1135
Delta R.T. -0.017 min
Lab File: r1730711.D
Acq: 10 Jan 2023 10:35 PM

Tgt Ion: 43 Resp: 9548

Ion	Ratio	Lower	Upper
43	100		
72	23.3	20.5	30.7
57	5.7	7.0	10.6#

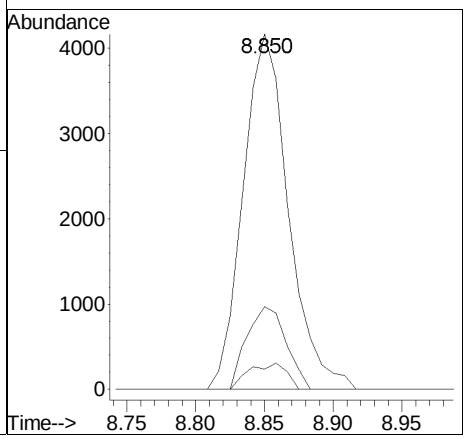

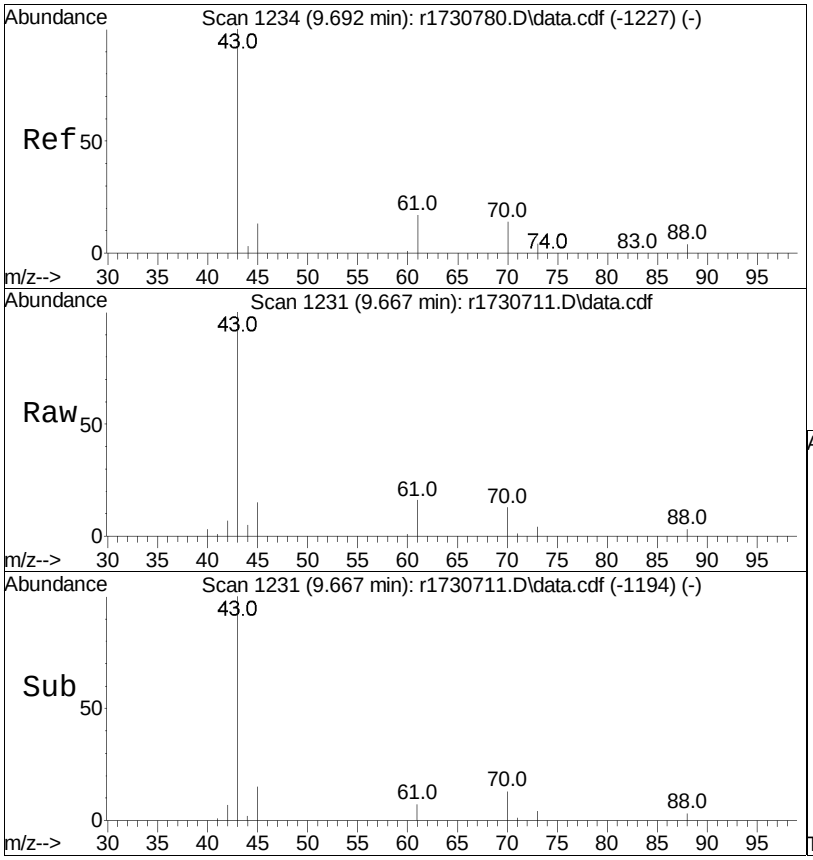

#38
Ethyl Acetate
Concen: 1.46 ppbV
RT: 9.667 min Scan# 1231
Delta R.T. -0.025 min
Lab File: r1730711.D
Acq: 10 Jan 2023 10:35 PM

Tgt Ion: 61 Resp: 6470

Ion	Ratio	Lower	Upper
61	100		
70	81.3	61.7	92.5
43	640.8	496.3	744.5

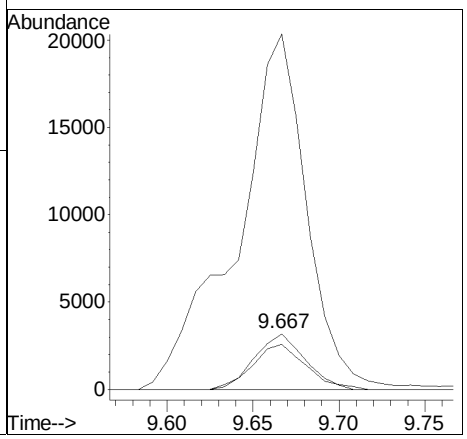

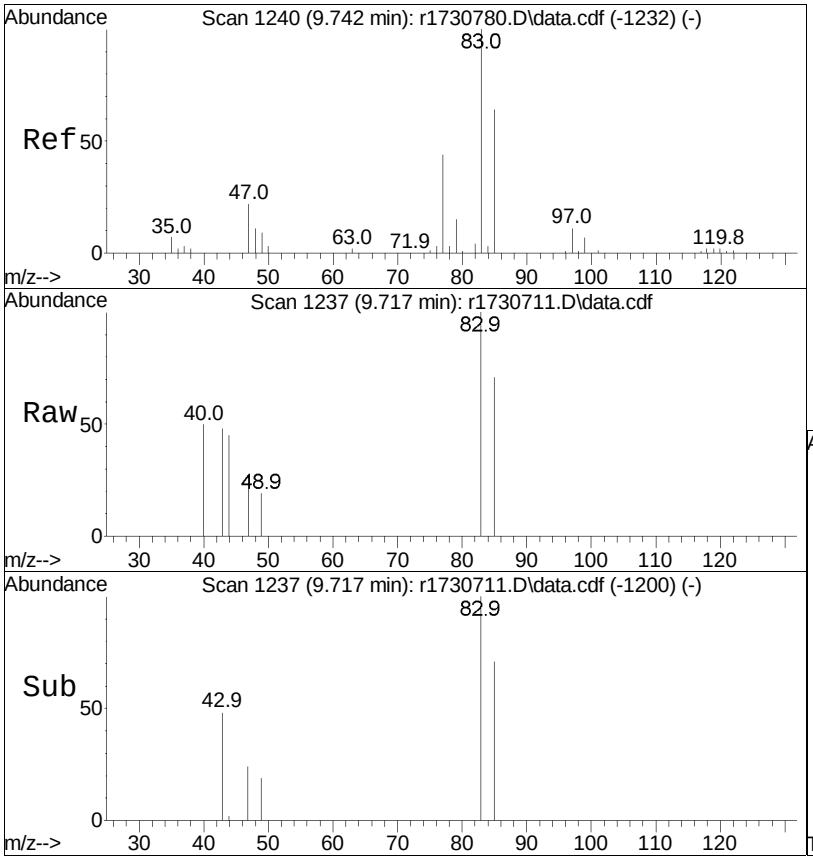

#39
chloroform
Concen: 0.11 ppbV
RT: 9.717 min Scan# 1237
Delta R.T. -0.025 min
Lab File: r1730711.D
Acq: 10 Jan 2023 10:35 PM

Tgt Ion: 83 Resp: 2224

Ion	Ratio	Lower	Upper
83	100		
85	71.4	53.1	79.7
47	24.2	17.2	25.8

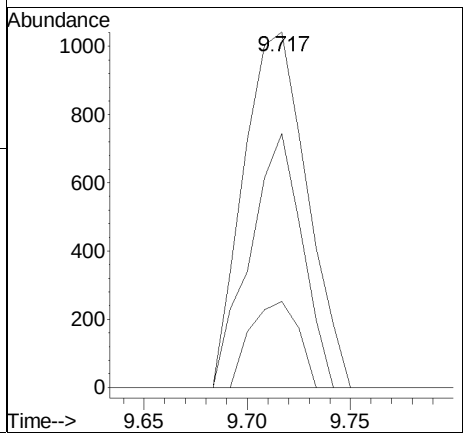

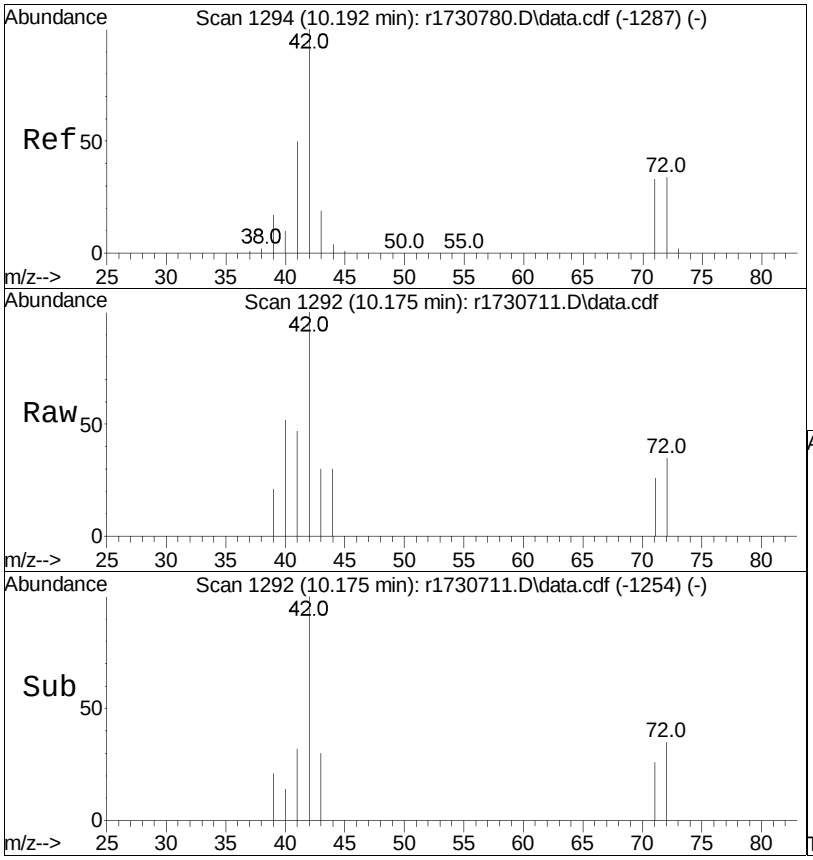

#40
Tetrahydrofuran
Concen: 0.23 ppbV m
RT: 10.175 min Scan# 1292
Delta R.T. -0.017 min
Lab File: r1730711.D
Acq: 10 Jan 2023 10:35 PM

Tgt Ion: 42 Resp: 3815

Ion	Ratio	Lower	Upper
42	100		
71	26.3	31.0	46.4#
72	34.6	32.3	48.5

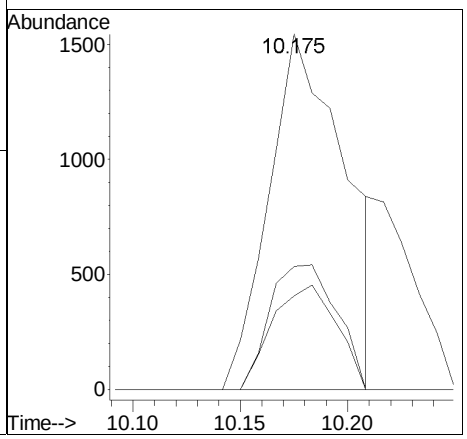

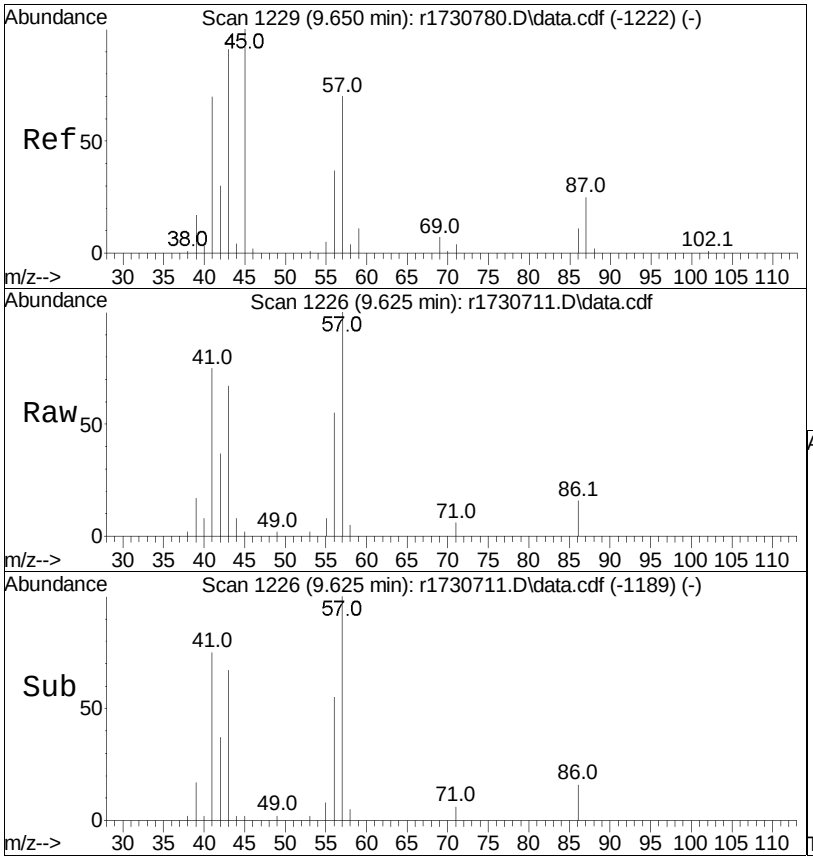

#44
hexane
Concen: 0.99 ppbV
RT: 9.625 min Scan# 1226
Delta R.T. -0.025 min
Lab File: r1730711.D
Acq: 10 Jan 2023 10:35 PM

Tgt Ion: 57 Resp: 21063

Ion	Ratio	Lower	Upper
57	100		
43	66.8	83.0	124.6#
86	15.9	11.4	17.2

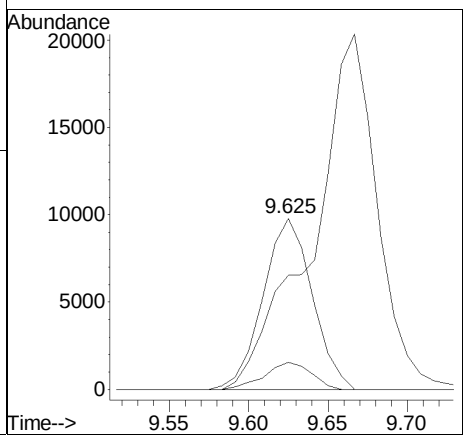

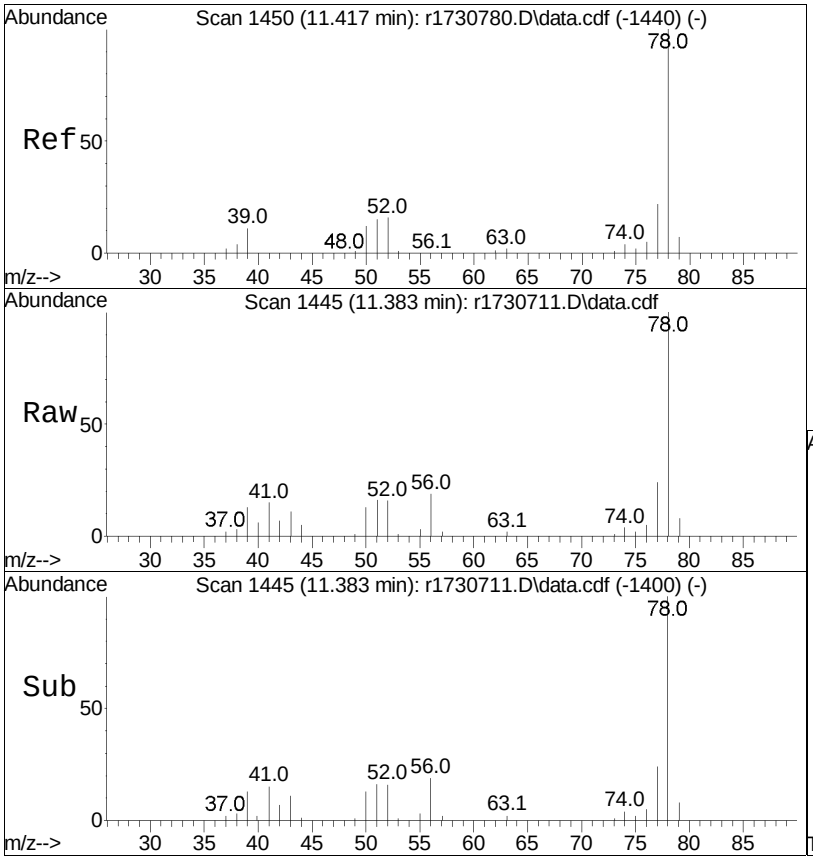

#50
benzene
Concen: 0.71 ppbV
RT: 11.383 min Scan# 1445
Delta R.T. -0.033 min
Lab File: r1730711.D
Acq: 10 Jan 2023 10:35 PM

Tgt Ion: 78 Resp: 29102

Ion	Ratio	Lower	Upper
78	100		
52	15.5	13.7	20.5

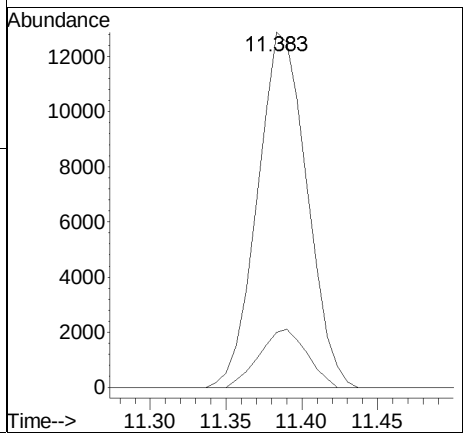

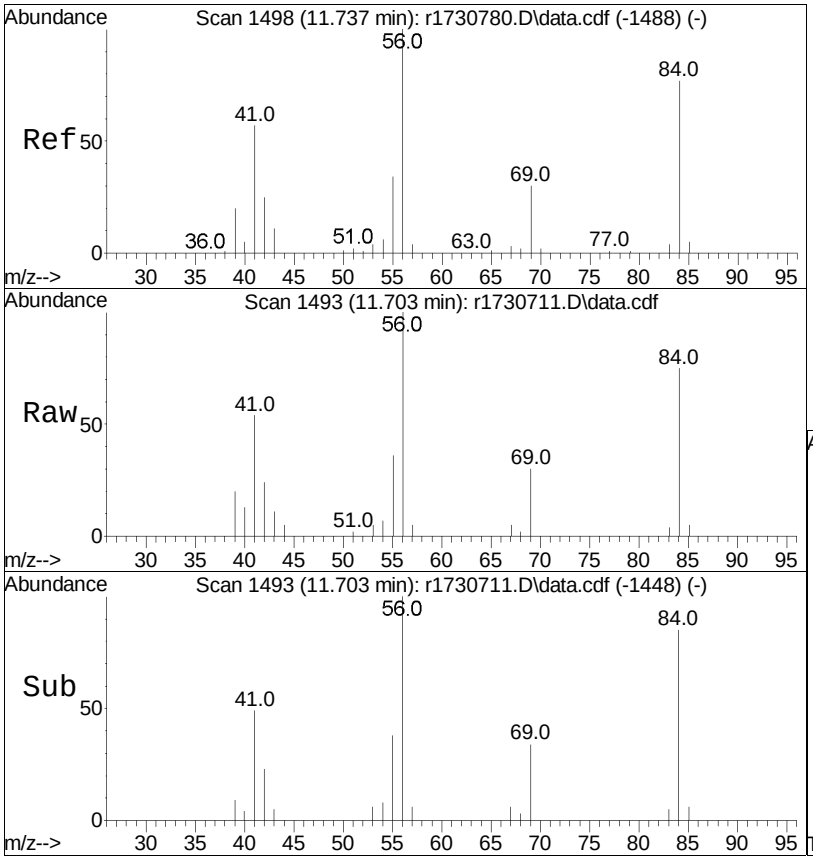

#53
cyclohexane
Concen: 0.85 ppbV
RT: 11.703 min Scan# 1493
Delta R.T. -0.033 min
Lab File: r1730711.D
Acq: 10 Jan 2023 10:35 PM

Tgt Ion: 56 Resp: 18807

Ion	Ratio	Lower	Upper
56	100		
84	75.1	58.2	87.2
41	54.4	33.8	50.8#

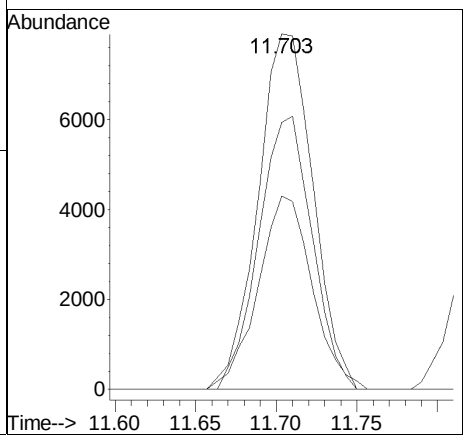

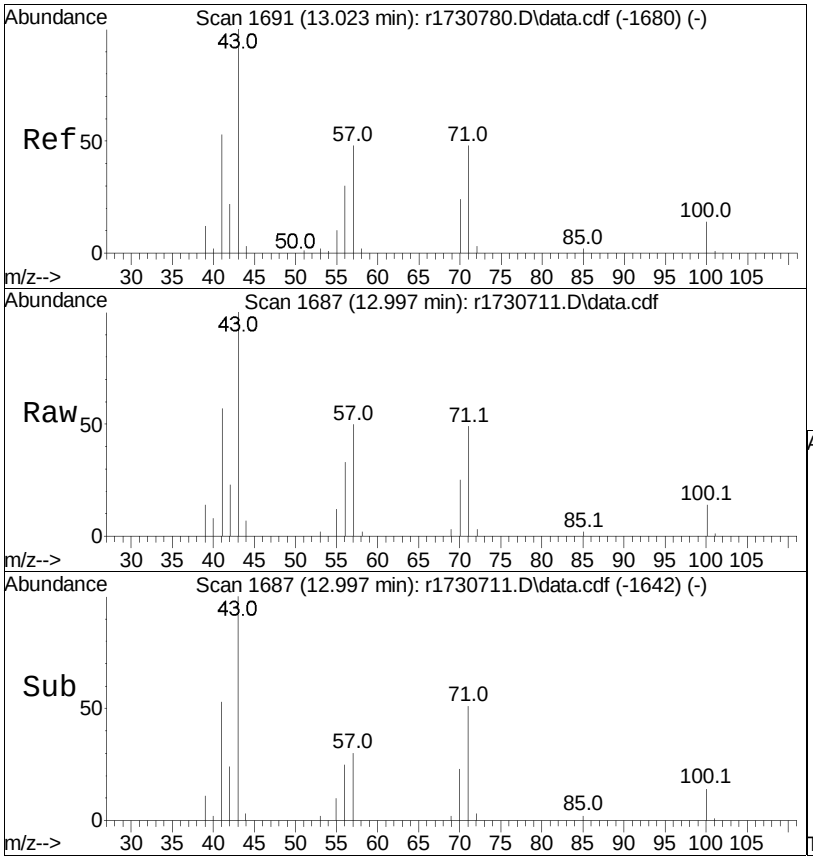

#62
heptane
Concen: 0.80 ppbV m
RT: 12.997 min Scan# 1687
Delta R.T. -0.027 min
Lab File: r1730711.D
Acq: 10 Jan 2023 10:35 PM

Tgt Ion: 43 Resp: 23456

Ion	Ratio	Lower	Upper
43	100		
57	50.4	49.5	74.3
100	13.9	14.7	22.1#

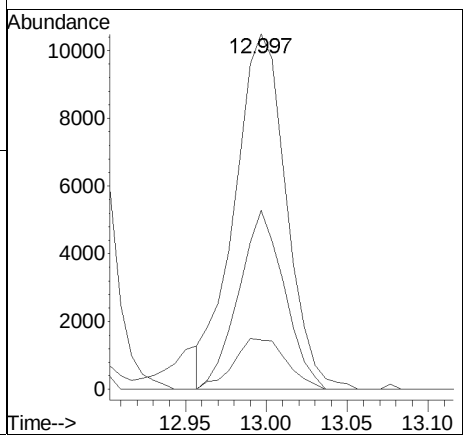

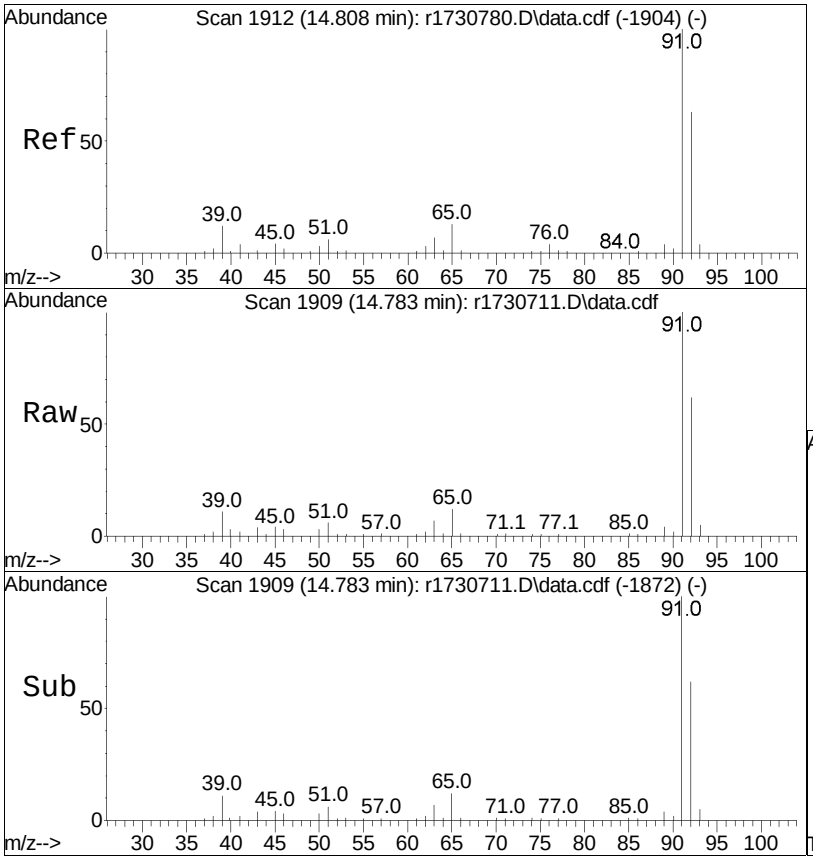

#68
toluene
Concen: 1.49 ppbV
RT: 14.783 min Scan# 1909
Delta R.T. -0.025 min
Lab File: r1730711.D
Acq: 10 Jan 2023 10:35 PM

Tgt Ion: 91 Resp: 73319

Ion	Ratio	Lower	Upper
91	100		
92	61.9	50.9	76.3

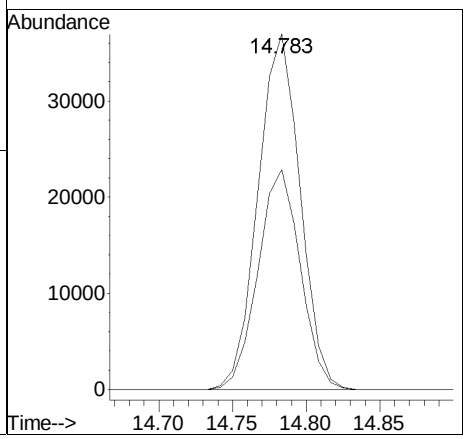

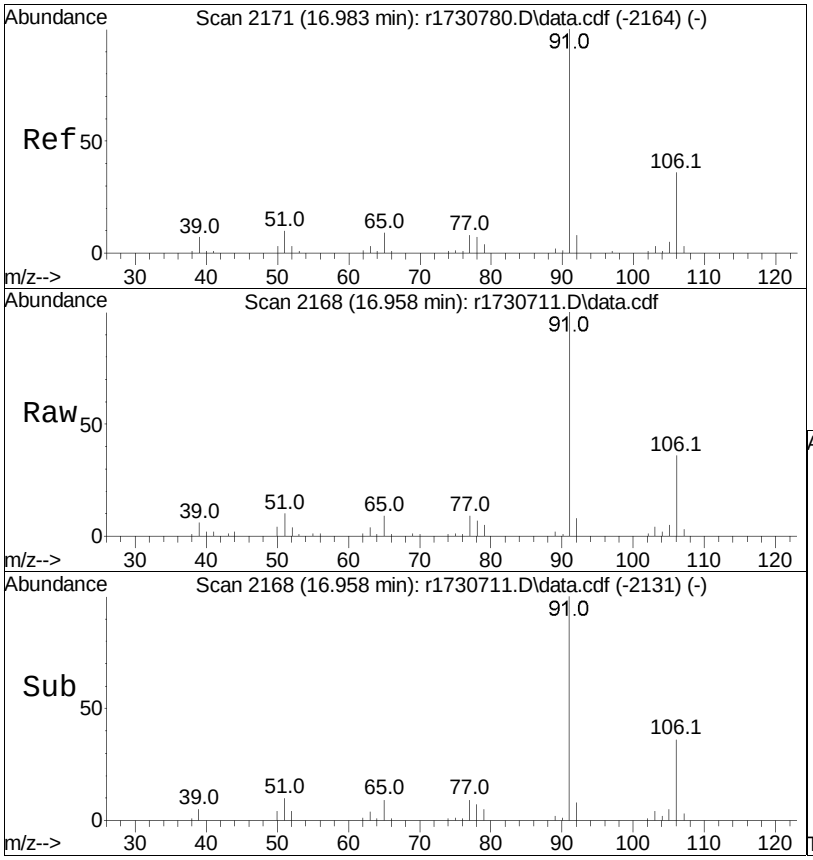

#81
ethylbenzene
Concen: 0.62 ppbV
RT: 16.958 min Scan# 2168
Delta R.T. -0.025 min
Lab File: r1730711.D
Acq: 10 Jan 2023 10:35 PM

Tgt Ion: 91 Resp: 33925

Ion	Ratio	Lower	Upper
91	100		
106	36.2	26.2	39.2

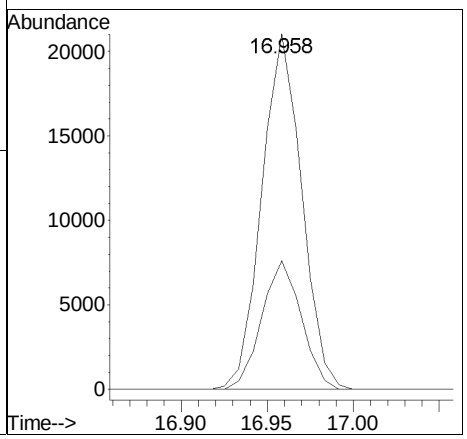

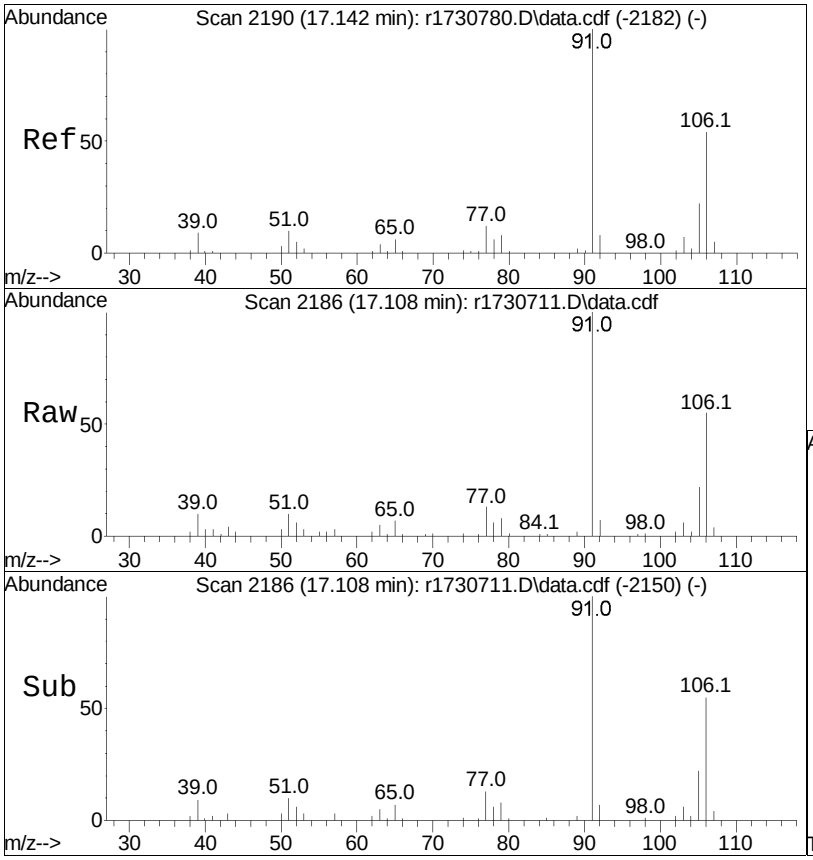

#83
m+p-xylene
Concen: 1.15 ppbV
RT: 17.108 min Scan# 2186
Delta R.T. -0.033 min
Lab File: r1730711.D
Acq: 10 Jan 2023 10:35 PM

Tgt Ion: 91 Resp: 50437

Ion	Ratio	Lower	Upper
91	100		
106	55.3	40.5	60.7

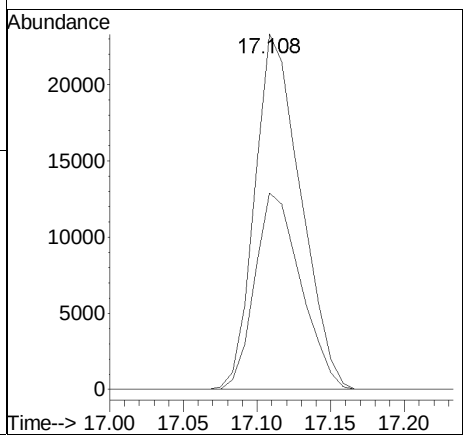

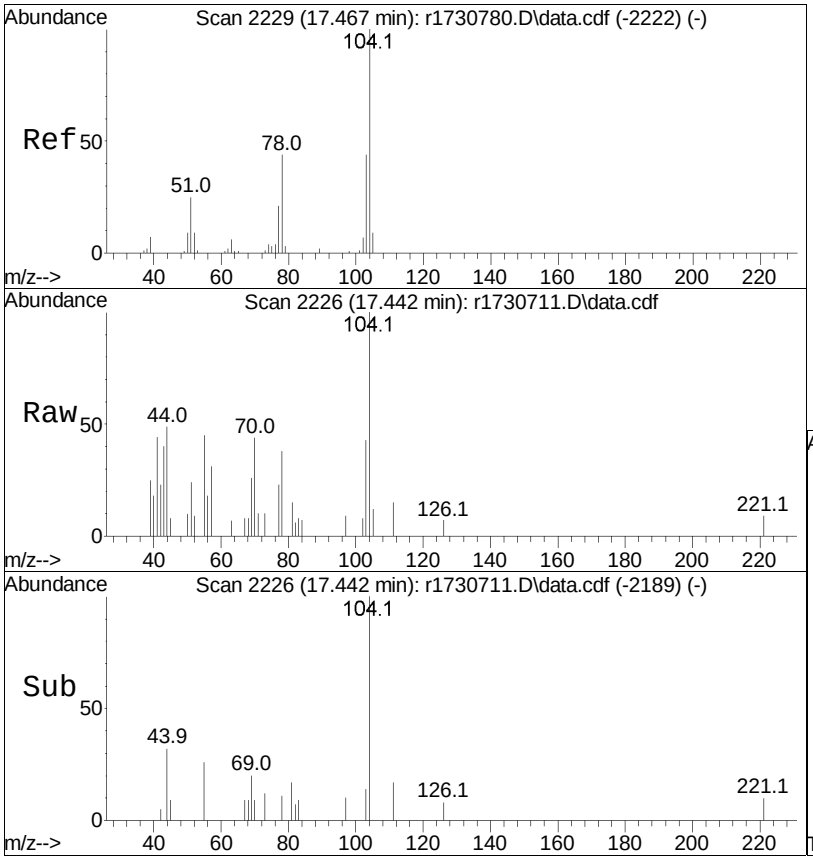

#85
styrene
Concen: 0.11 ppbV
RT: 17.442 min Scan# 2226
Delta R.T. -0.025 min
Lab File: r1730711.D
Acq: 10 Jan 2023 10:35 PM

Tgt Ion:104 Resp: 3947

Ion	Ratio	Lower	Upper
104	100		
103	43.5	34.9	52.3
78	38.3	31.7	47.5

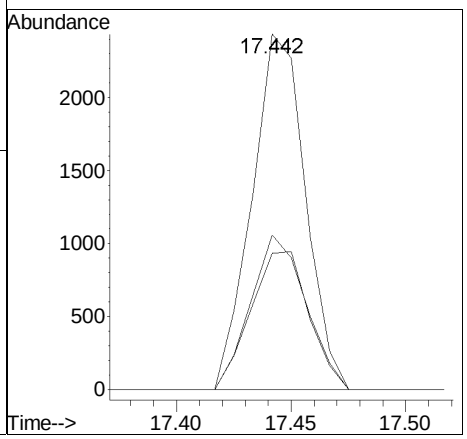

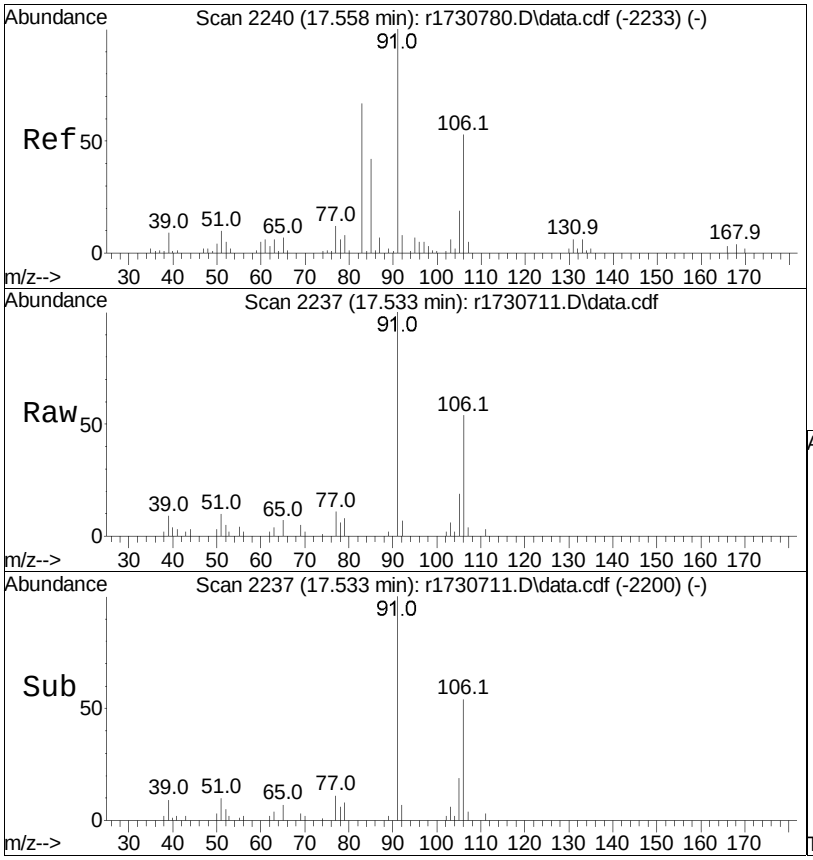

#87
o-xylene
Concen: 0.44 ppbV
RT: 17.533 min Scan# 2237
Delta R.T. -0.025 min
Lab File: r1730711.D
Acq: 10 Jan 2023 10:35 PM

Tgt Ion: 91 Resp: 19057

Ion	Ratio	Lower	Upper
91	100		
106	54.0	39.7	59.5

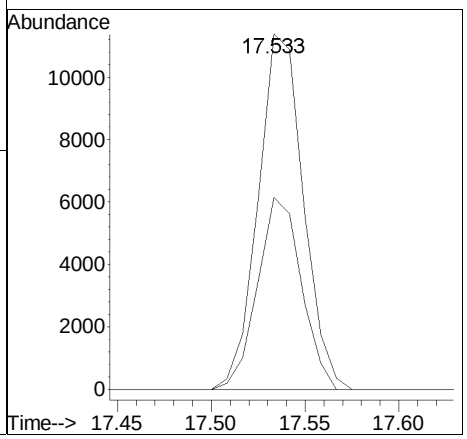

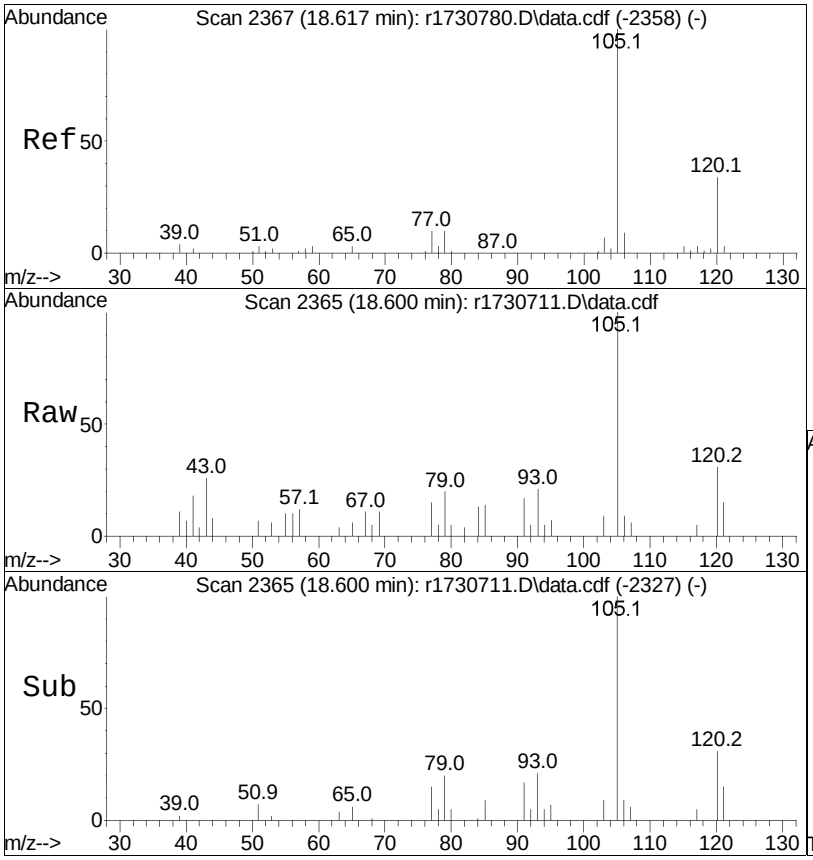

#96
4-ethyl toluene
Concen: 0.09 ppbV m
RT: 18.600 min Scan# 2365
Delta R.T. -0.017 min
Lab File: r1730711.D
Acq: 10 Jan 2023 10:35 PM

Tgt Ion:105 Resp: 5467

Ion	Ratio	Lower	Upper
105	100		
120	30.6	27.9	41.9
91	17.5	8.5	12.7#

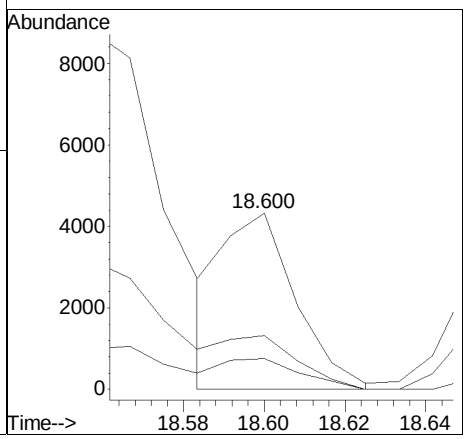

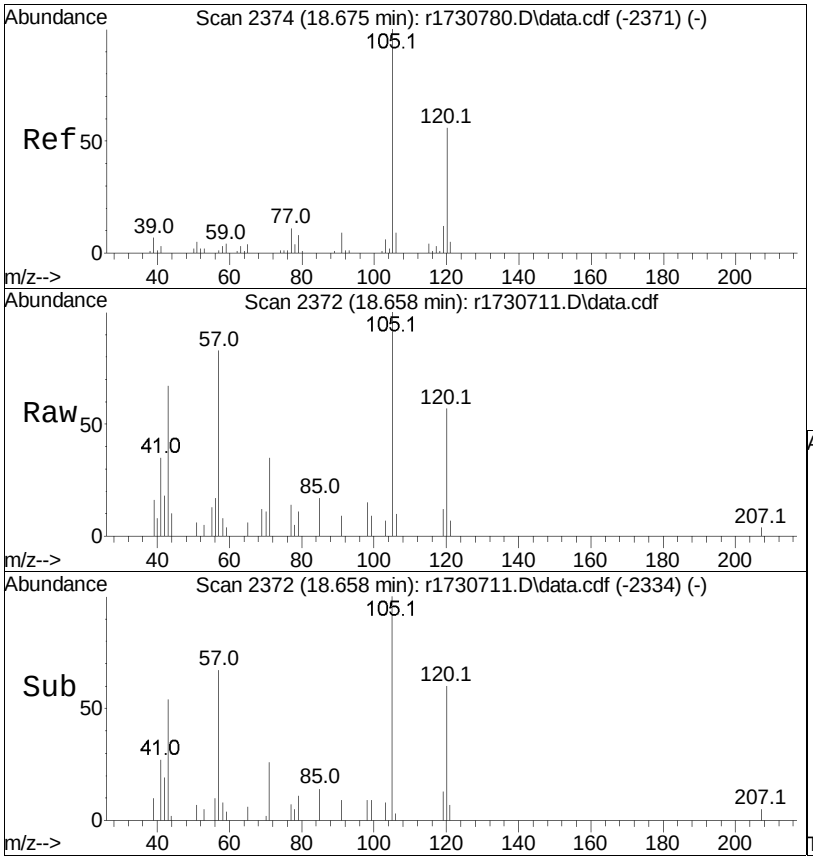

#97
1,3,5-trimethylbenzene
Concen: 0.11 ppbV
RT: 18.658 min Scan# 2372
Delta R.T. -0.017 min
Lab File: r1730711.D
Acq: 10 Jan 2023 10:35 PM

Tgt Ion:105 Resp: 5651

Ion	Ratio	Lower	Upper
105	100		
120	57.0	44.1	66.1
91	8.8	7.9	11.9

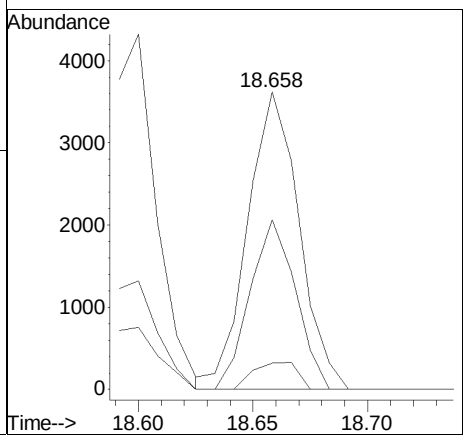

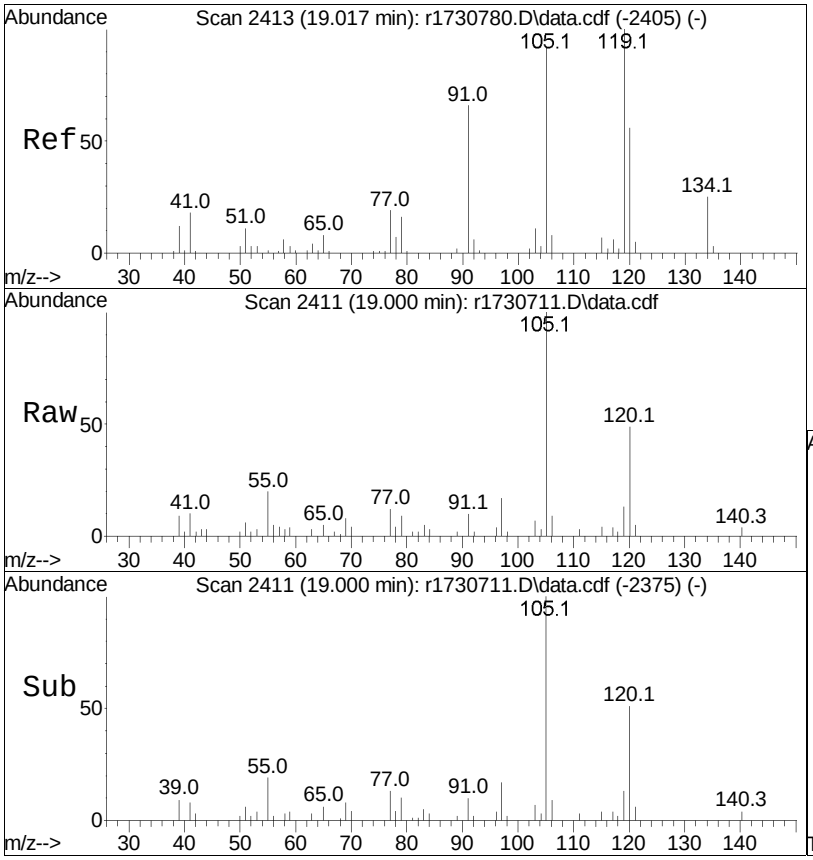

#99
1,2,4-trimethylbenzene
Concen: 0.33 ppbV m
RT: 19.000 min Scan# 2411
Delta R.T. -0.017 min
Lab File: r1730711.D
Acq: 10 Jan 2023 10:35 PM

Tgt Ion:105 Resp: 15841

Ion	Ratio	Lower	Upper
105	100		
120	49.1	47.4	71.0
91	10.0	53.8	80.6#

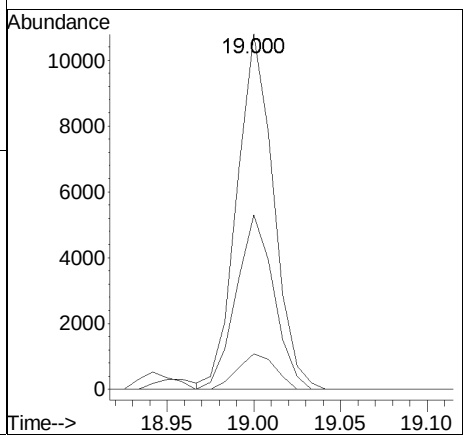

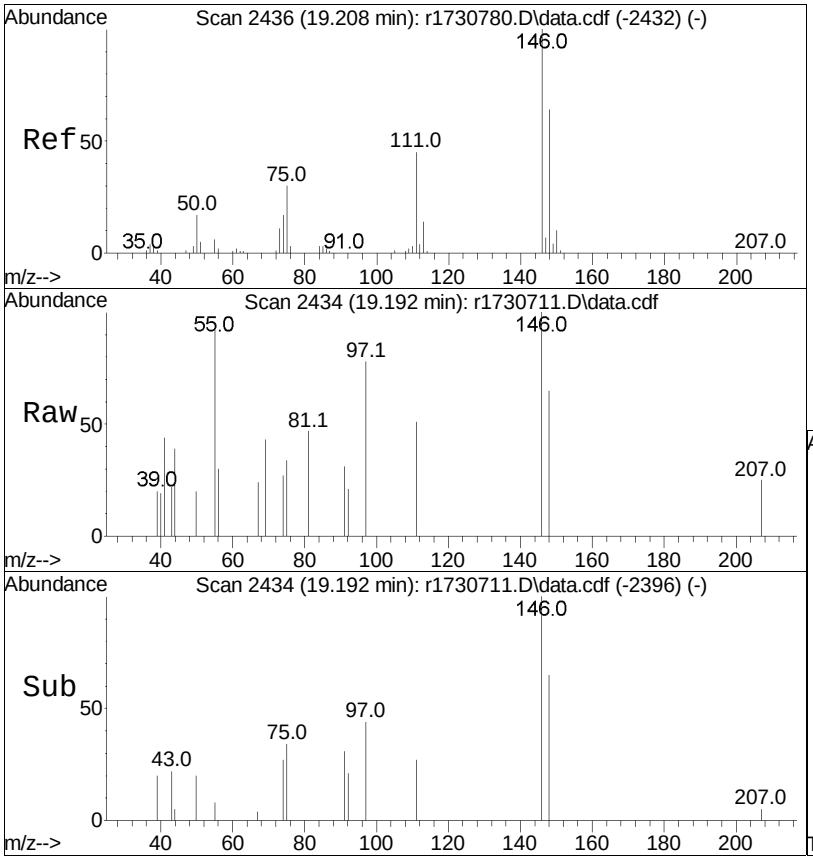

#103
1,4-dichlorobenzene
Concen: 0.04 ppbV
RT: 19.192 min Scan# 2434
Delta R.T. -0.017 min
Lab File: r1730711.D
Acq: 10 Jan 2023 10:35 PM

Tgt Ion:146 Resp: 1208

Ion	Ratio	Lower	Upper
146	100		
111	50.8	33.5	50.3#
75	34.1	22.1	33.1#

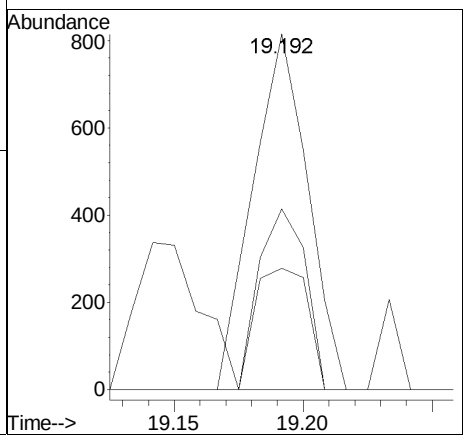

Manual Integration/Negative Proof Report

Data Path : O:\Forensics\Data\Airlab17\QMethod : TFS17_230109.M
Data File : r1730711.D Operator : AIRLAB17:TJS
Date Inj'd : 1/10/2020 0:0: 5 Instrument :
Sample : WG1731941-5,3,250,250 Quant Date : 1/11/2023 5:52 am

Compound #19: acetone

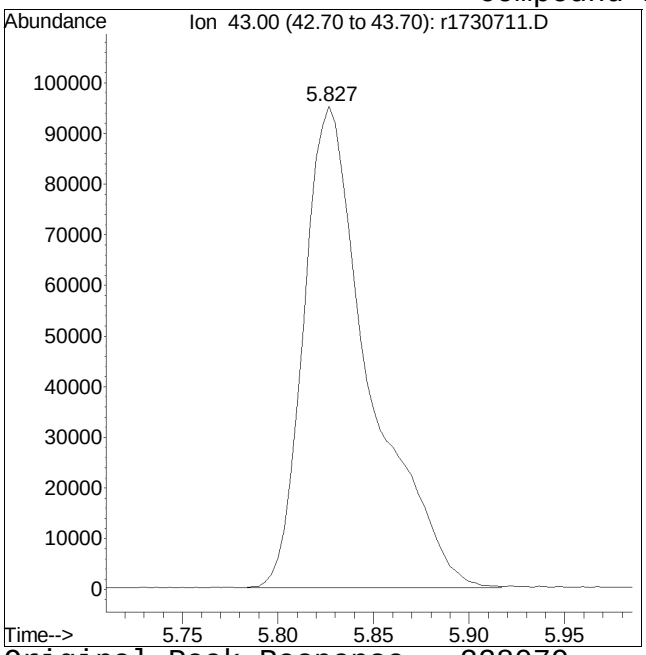

Original Peak Response = 228079

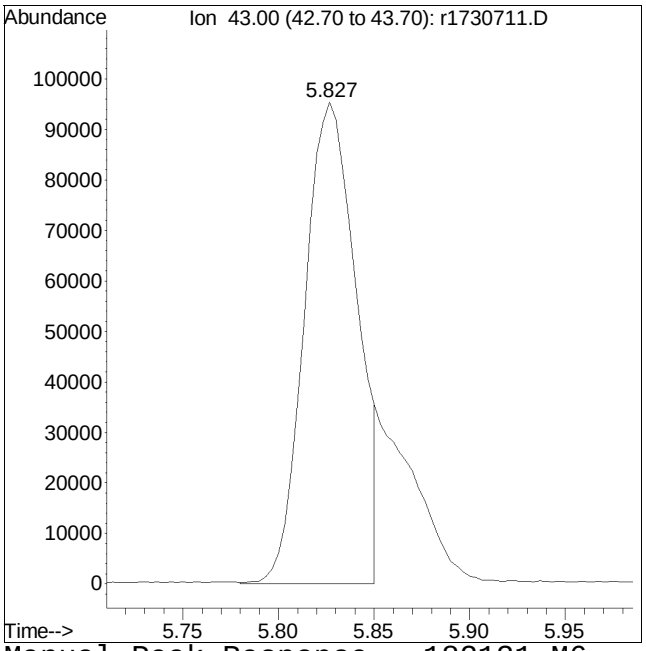

Manual Peak Response = 182131 M6

M6 = Misassignment of peak valley by automated integration (poor split of 2 peaks).

Manual Integration/Negative Proof Report

Data Path : O:\Forensics\Data\Airlab17\QMethod : TFS17_230109.M
Data File : r1730711.D Operator : AIRLAB17:TJS
Date Inj'd : 1/10/2020 0:0: 5 Instrument :
Sample : WG1731941-5,3,250,250 Quant Date : 1/11/2023 5:52 am

Compound #40: Tetrahydrofuran

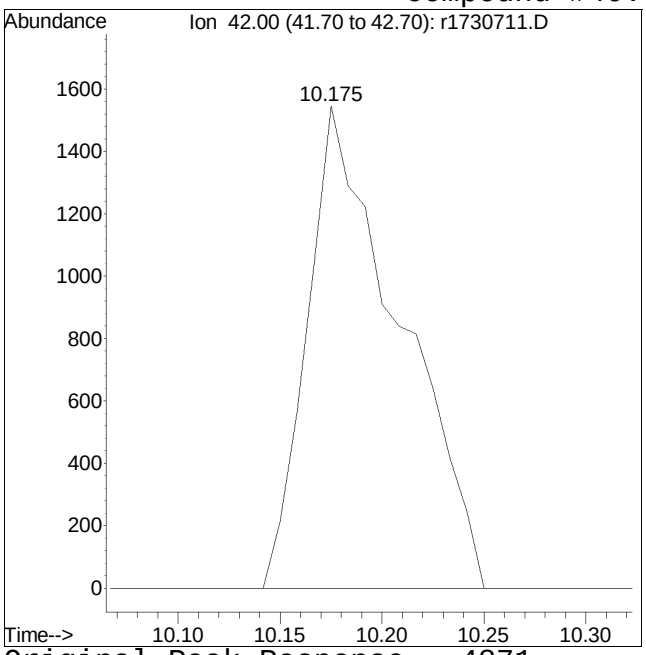

Original Peak Response = 4871

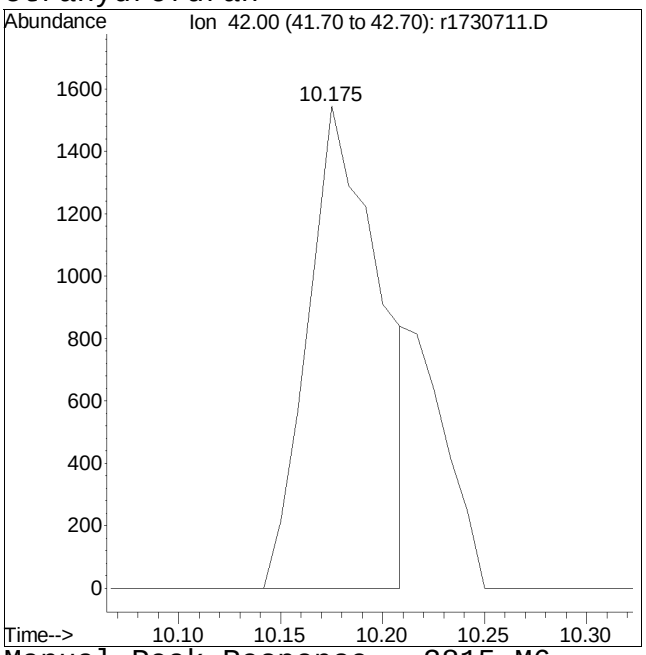

Manual Peak Response = 3815 M6

M6 = Misassignment of peak valley by automated integration (poor split of 2 peaks).

Manual Integration/Negative Proof Report

Data Path : O:\Forensics\Data\Airlab17\QMethod : TFS17_230109.M
Data File : r1730711.D Operator : AIRLAB17:TJS
Date Inj'd : 1/10/2020 0:0: 5 Instrument :
Sample : WG1731941-5,3,250,250 Quant Date : 1/11/2023 5:52 am

Compound #62: heptane

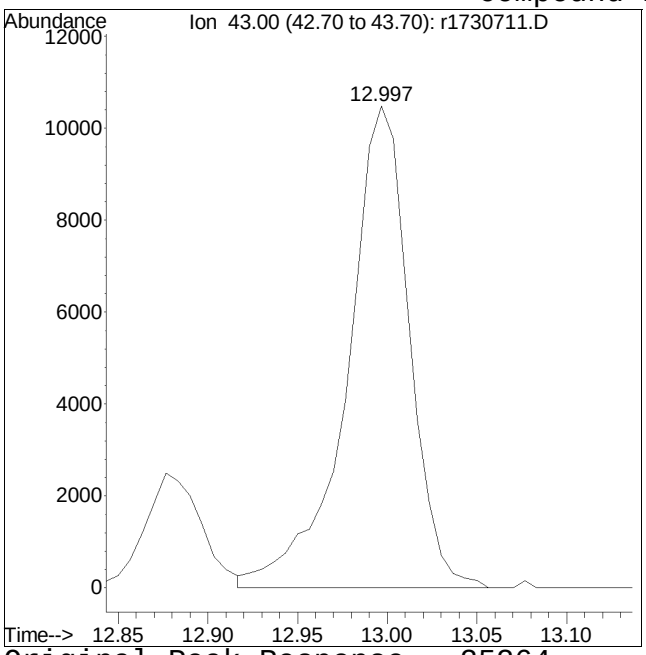

Original Peak Response = 25264

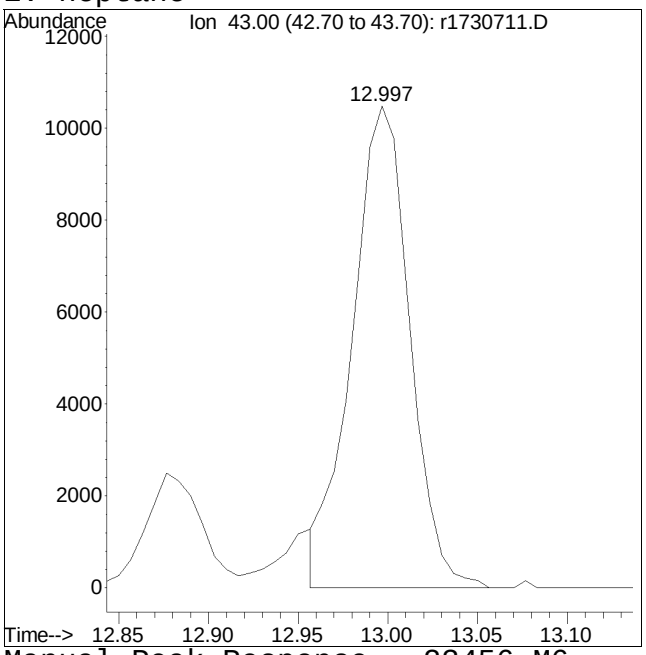

Manual Peak Response = 23456 M6

M6 = Misassignment of peak valley by automated integration (poor split of 2 peaks).

Manual Integration/Negative Proof Report

Data Path : O:\Forensics\Data\Airlab17\QMethod : TFS17_230109.M
Data File : r1730711.D Operator : AIRLAB17:TJS
Date Inj'd : 1/10/2020 0:0: 5 Instrument :
Sample : WG1731941-5,3,250,250 Quant Date : 1/11/2023 5:52 am

Compound #96: 4-ethyl toluene

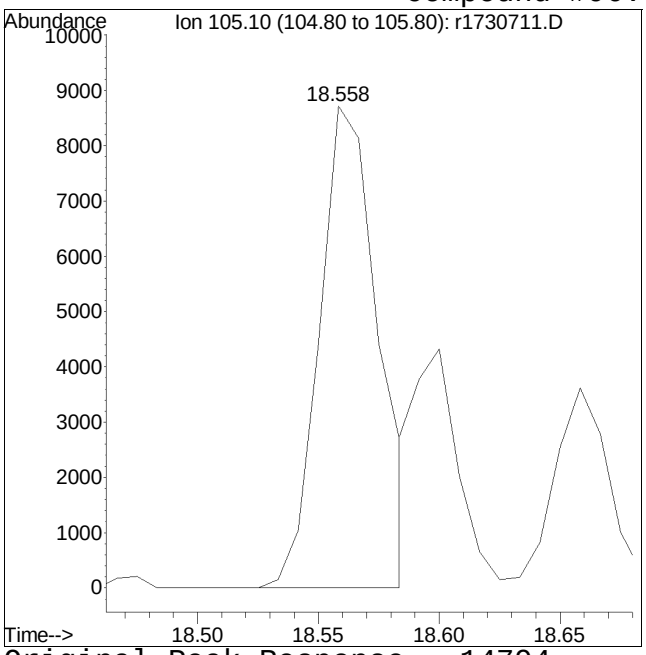

Original Peak Response = 14794

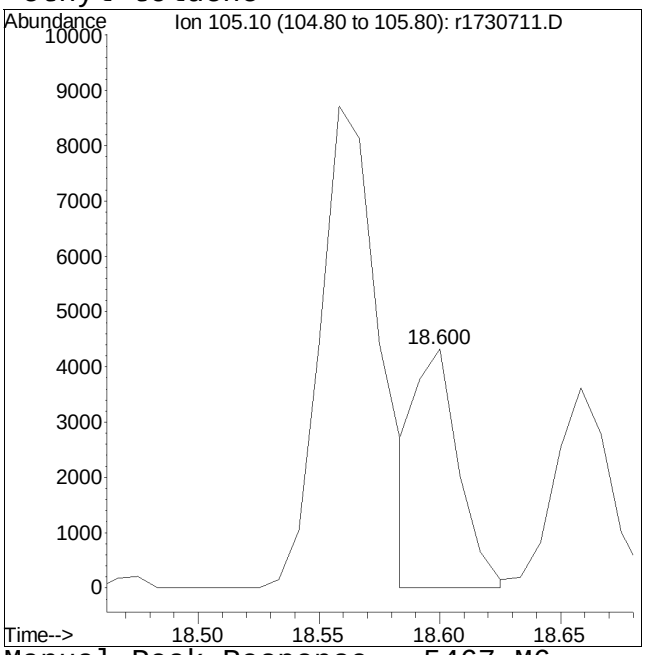

Manual Peak Response = 5467 M6

M6 = Misassignment of peak valley by automated integration (poor split of 2 peaks).

Manual Integration/Negative Proof Report

Data Path : O:\Forensics\Data\Airlab17\QMethod : TFS17_230109.M
Data File : r1730711.D Operator : AIRLAB17:TJS
Date Inj'd : 1/10/2020 0:0: 5 Instrument :
Sample : WG1731941-5,3,250,250 Quant Date : 1/11/2023 5:52 am

Compound #99: 1,2,4-trimethylbenzene

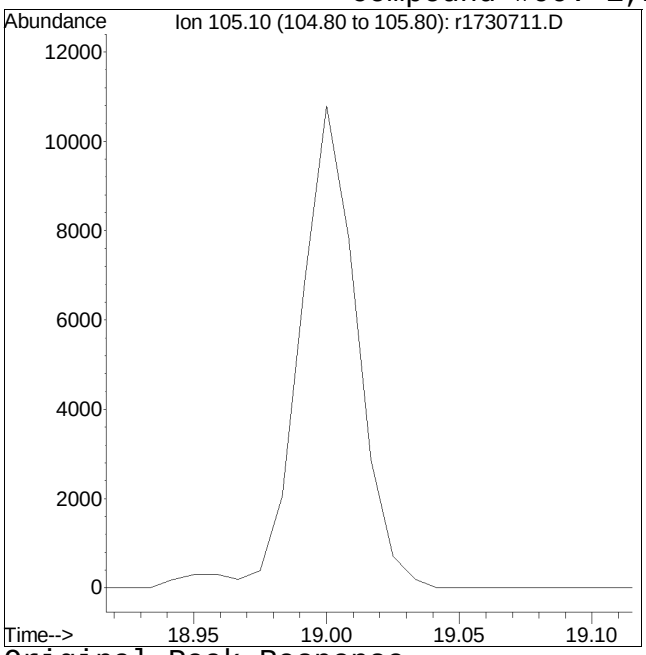

Original Peak Response =

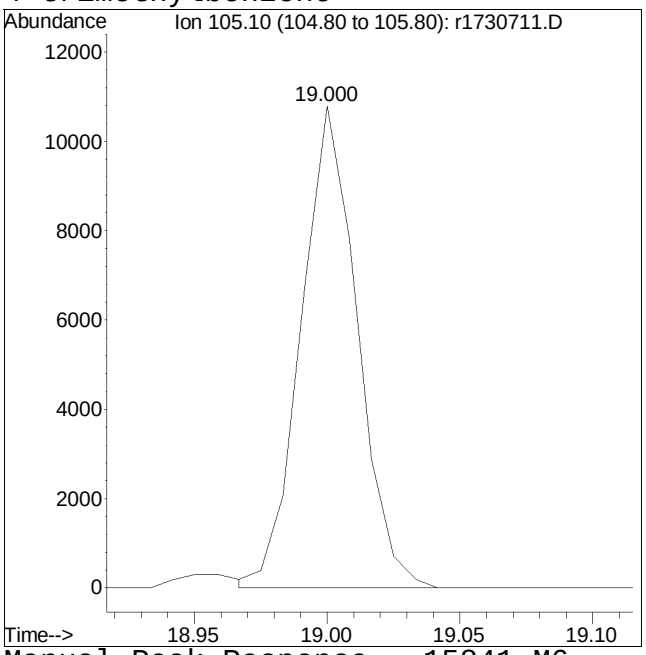

Manual Peak Response = 15841 M6

M6 = Misassignment of peak valley by automated integration (poor split of 2 peaks).

Quantitation Report (QT Reviewed)

Data Path : O:\Forensics\Data\Airlab17\2023\01\0110T\
Data File : r1730725.D
Acq On : 11 Jan 2023 7:26 AM
Operator : AIRLAB17:TJS
Sample : WG1731941-5D,3,60,250
Misc : WG1731941,ICAL19642
ALS Vial : 0 Sample Multiplier: 1

Quant Time: Jan 11 07:49:34 2023
Quant Method : O:\Forensics\Data\Airlab17\2023\01\0110T\TFS17_230109.M
Quant Title : TO-14A/TO-15 SIM/Full Scan Analysis
QLast Update : Tue Jan 10 06:15:19 2023
Response via : Initial Calibration

CCAL FILE : O:\Forensics\Data\Airlab17\2023\01\0110T\r1730700.D
Sub List : ETOH_Only - Sub List Unknown

Compound	R.T.	QIon	Response	Conc	Units	Dev(Min)
Internal Standards						
1) bromochloromethane	9.542	49	238328	10.000	ppbV	-0.04
Standard Area = 253748			Recovery = 93.92%			
43) 1,4-difluorobenzene	11.817	114	723055	10.000	ppbV	-0.04
Standard Area = 836214			Recovery = 86.47%			
67) chlorobenzene-D5	16.558	54	94660	10.000	ppbV	-0.03
Standard Area = 108814			Recovery = 86.99%			
System Monitoring Compounds						
Target Compounds						Qvalue
15) ethanol	5.243	31	1926088	236.487	ppbV #	60

(#) = qualifier out of range (m) = manual integration (+) = signals summed

Sub List : ETOH_Only - Sub List Unknown023\01\0110T\r1730700.D

Data Path : O:\Forensics\Data\Airlab17\2023\01\0110T\
Data File : r1730725.D
Acq On : 11 Jan 2023 7:26 AM
Operator : AIRLAB17:TJS
Sample : WG1731941-5D,3,60,250
Misc : WG1731941,ICAL19642
ALS Vial : 0 Sample Multiplier: 1

Quant Time: Jan 11 07:49:34 2023
Quant Method : O:\Forensics\Data\Airlab17\2023\01\0110T\TFS17_230109.M
Quant Title : TO-14A/TO-15 SIM/Full Scan Analysis
QLast Update : Tue Jan 10 06:15:19 2023
Response via : Initial Calibration

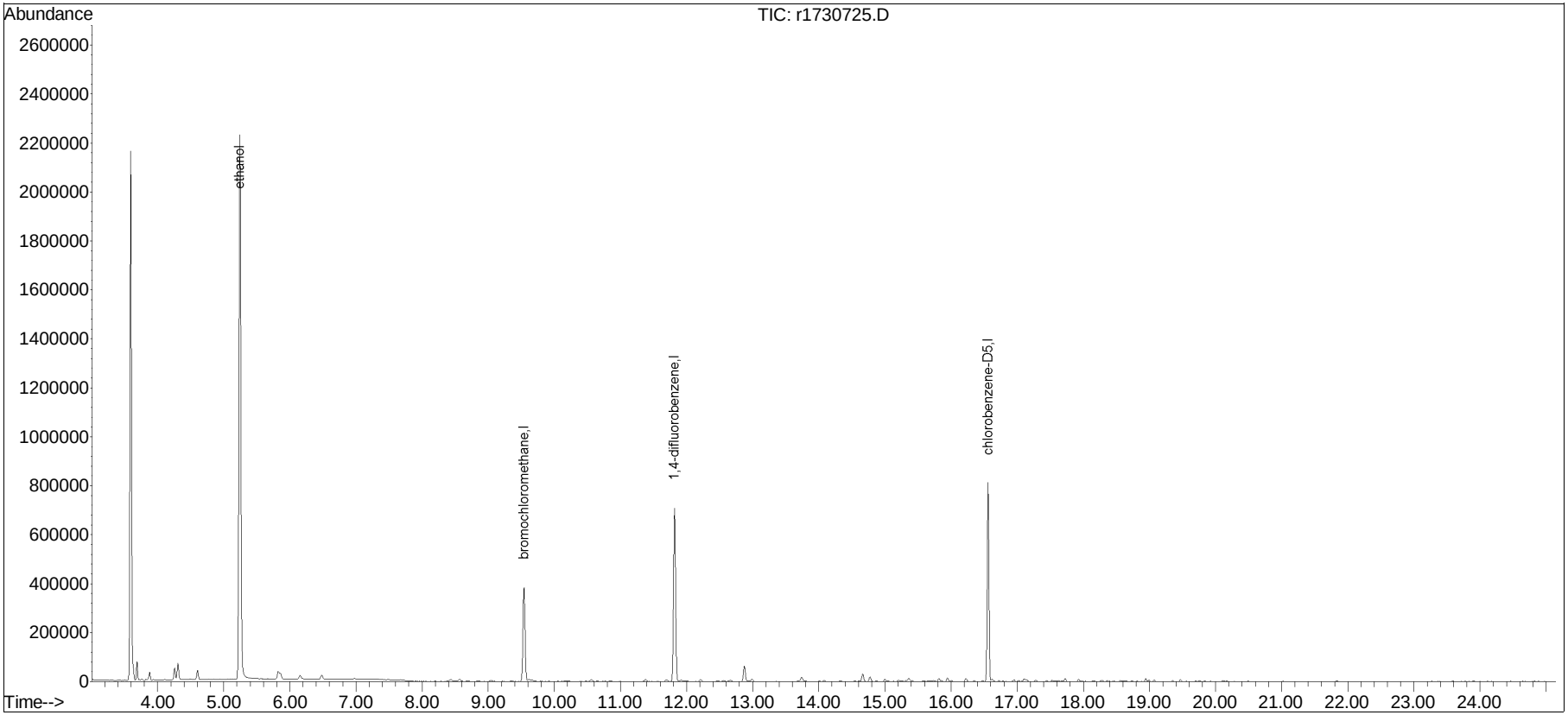

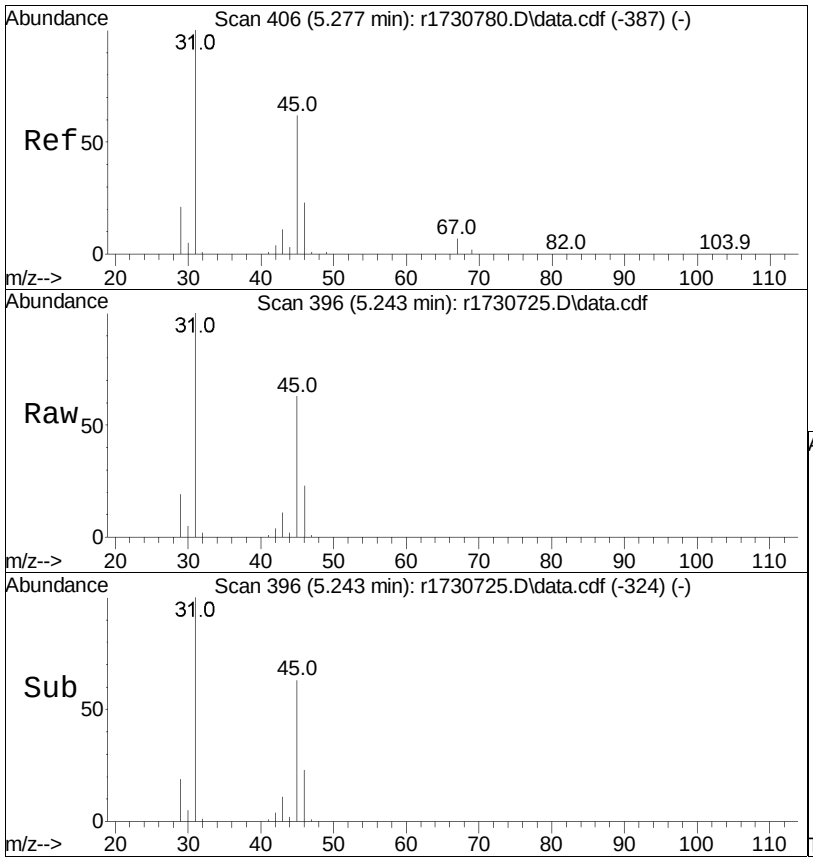

#15
ethanol
Concen: 236.49 ppbV
RT: 5.243 min Scan# 396
Delta R.T. -0.033 min
Lab File: r1730725.D
Acq: 11 Jan 2023   7:26 AM

Tgt Ion: 31 Resp: 1926088

Ion	Ratio	Lower	Upper
31	100		
45	62.8	30.8	46.2#

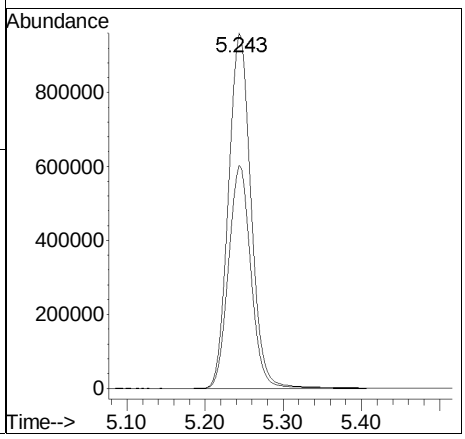

Manual Integration/Negative Proof Report

Data Path	: O:\Forensics\Data\Airlab17\	QMethod	: TFS17_230109.M
Data File	: r1730725.D	Operator	: AIRLAB17:TJS
Date Inj'd	: 1/11/2020 0:7: 6	Instrument	:
Sample	: WG1731941-5D,3,60,250	Quant Date	: 1/11/2023 8:48 am

There are no manual integrations or false positives in this file.

Calculation of Volatile Organic Compounds in Air

The instrument will calculate the concentration (ppbv). If the sample is diluted (DF), the result is multiplied by the DF to generate the final result.

Result, ppbv = C_s x DF
Where:
C_s = Concentration of sample (ppbv)
DF = Dilution Factor

Calculation of Instrument Dilution Factor

For dilutions, smaller sample volumes (< 250mL) are analyzed. The smallest volume that can be analyzed with accuracy is 10 mL.

Samples that arrive at the laboratory with pressures below -15 inches Hg must be pressurized with zero air to greater than -15 inches Hg. This pressurization results in a dilution factor.

Calculation of Dilution Factor
$DF = V_{cf} / V_{ci}$
Where:
V_{ci} = volume of air in canister prior to pressurization, L
P =

Conversion of ppbv to ug/m^3
ug/m^3 = (ppbv) * MW / 24.47
Where:
24.47 = molar gas constant (g/g-mole)
MW = molecular weight of the compound of interest

Dilution Factor for Pressurization of Subatmospheric Samples: Three Steps

Step 1: Calculate the volume in the canister prior to pressurization (Assume a 2.7 liter canister is used).

Dilution Factor for Pressurization of Subatmospheric Samples: Three Steps

Step 1: Calculate the volume in the canister prior to pressurization (Assume a 2.7 liter canister is used).

$V_{ci} = 2.7 * Pl/14.696$

Step 2: Calculate the volume in the canister after pressurization.

$V_{cf} = 2.7 * PF/14.696$

Step 3: Calculate the dilution factor.

$DF = V_{cf} / V_{ci}$

Where:

V_{ci} = volume of air in canister prior to pressurization, L
PI = pressure reading of canister prior to pressurization (psia)
V_{cf} = volume of air in canister after pressurization, L
PF = pressure reading of canister after pressurization (psia)
DF = dilution factor
14.696 = atmospheric pressure (psia)

ALPHA ANALYTICAL LABORATORIES, INC.

Alpha WORK GROUP REPORT (wk02)

Jan 11 2023, 12:01 pm

Work Group: WG1731941 for Department: 3 GC/MS

Created: 10-JAN-23 Due: Operator: JB

Sample	Client ID	C	Product	Matrix	Stat	UA	HOLD	DUE	PR	Location
L2300904-01	IAQ1	S	TO15-LL	AIR	DONE	U	0205	0112	3D	Can-2.7
L2300904-02	IAQ2	S	TO15-LL	AIR	DONE	U	0205	0112	3D	Can-2.7
L2300996-01	EFF-010623	S	TO15-LL	AIR	DONE	U	0205	0113	2F	Can-2.7
L2300996-02	IA3	S	TO15-LL	AIR	DONE	U	0205	0113	2F	Can-2.7
L2300996-03	IA4	S	TO15-LL	AIR	DONE	U	0205	0113	2F	Can-2.7
L2300996-04	IA5	S	TO15-LL	AIR	DONE	U	0205	0113	2F	Can-2.7
L2300996-06	IA7	S	TO15-LL	AIR	DONE	U	0205	0113	2F	Can-2.7
L2300996-07	IA8	S	TO15-LL	AIR	DONE	U	0205	0113	2F	Can-2.7
L2300996-08	SS-E	S	TO15-LL	SOIL_VAPOR	DONE	U	0205	0113	2F	Can-2.7
L2300996-09	SS-F	S	TO15-LL	SOIL_VAPOR	DONE	U	0205	0113	2F	Can-2.7
L2300996-10	SS-G	S	TO15-LL	SOIL_VAPOR	DONE	U	0205	0113	2F	Can-2.7
L2300996-11	DUP010623	S	TO15-LL	AIR	DONE	U	0205	0113	2F	Can-2.7
L2300996-12	AA010623	S	TO15-LL	AIR	DONE	U	0205	0113	2F	Can-2.7
L2301073-01	SV-34	S	TO15-LL	SOIL_VAPOR	DONE	U	0203	0111	3B	Can-2.7
L2301073-02	SV-40	S	TO15-LL	SOIL_VAPOR	DONE	U	0205	0111	3B	Can-2.7
WG1731941-1	MS BFB Tune Standard	S	TO15-LL	AIR	DONE	U				
WG1731941-1	MS BFB Tune Standard	S	TO15-LL	SOIL_VAPOR	DONE	U				
WG1731941-2	Continuing Calibrati	S	TO15-LL	SOIL_VAPOR	DONE	U				
WG1731941-2	Continuing Calibrati	S	TO15-LL	AIR	DONE	U				
WG1731941-3	Laboratory Control S	S	TO15-LL	AIR	DONE	U				
WG1731941-3	Laboratory Control S	S	TO15-LL	SOIL_VAPOR	DONE	U				
WG1731941-4	Laboratory Method Bl	S	TO15-LL	AIR	DONE	U				
WG1731941-4	Laboratory Method Bl	S	TO15-LL	SOIL_VAPOR	DONE	U				
WG1731941-5	Duplicate Sample	S	TO15-LL	AIR	DONE	U				
WG1731941-5	Duplicate Sample	S	TO15-LL	SOIL_VAPOR	DONE	U				

Comments:

WG1731941-5 L2300996-03

Alpha Analytical Air Lab
Instrument Run Log

Instrument ID: Airlab 17

Internal Standard/Surrogate IDs: SS22-028/ SS21-026

Date: 01/09/23

Internal Standard/Surrogate Volume: 100 ml

Analyst Initials: TJS

Sequence File Name: 230109.S

AS Position #	Sample ID	Acquisition Method	Data File ID	Standard ID or Batch ID #, ICAL Ref #	Comment (s)	Product/ Sublist	Check Pass ? Y/N
1	BA17111001	TO15_SFS.qgm	R1730769.qgd	250 mL			NA
1	BA17111001	TO15_SFS.qgm	R1730770.qgd	250 mL			NA
1	BA17111001	TO15_SFS.qgm	R1730771.qgd	250 mL			NA
1	TA17111001	TO15_SFS.qgm	R1730772.qgd	250 mL	TUNE		NA
5	ITO15-SIMSTD0.02	TO15_SFS.qgm	R1730773.qgd	50 mL SS23-001D	SIM ONLY	DEFAULT	NA
5	ITO15-SIMSTD0.05	TO15_SFS.qgm	R1730774.qgd	125 mL SS23-001D	SIM ONLY	DEFAULT	NA
5	ITO15-SIMSTD0.1	TO15_SFS.qgm	R1730775.qgd	250 mL SS23-001D	SIM ONLY	DEFAULT	NA
6	ITO15-SIMSTD0.2	TO15_SFS.qgm	R1730776.qgd	50 mL SS23-001C		DEFAULT	NA
6	ITO15-SIMSTD0.5	TO15_SFS.qgm	R1730777.qgd	125 mL SS23-001C		DEFAULT	NA
6	ITO15-SIMSTD1.0	TO15_SFS.qgm	R1730778.qgd	250 mL SS23-001C		DEFAULT	NA
7	ITO15-SIMSTD5.0	TO15_SFS.qgm	R1730779.qgd	125 mL SS23-001B		DEFAULT	NA
7	ITO15-SIMSTD10.0	TO15_SFS.qgm	R1730780.qgd	250 mL SS23-001B		DEFAULT	NA
8	ITO15-SIMSTD20	TO15_SFS.qgm	R1730781.qgd	50 mL SS23-001A		DEFAULT	NA
8	ITO15-SIMSTD50	TO15_SFS.qgm	R1730782.qgd	125 mL SS23-001A		DEFAULT	NA
8	ITO15-LLSTD100	TO15_SFS.qgm	R1730783.qgd	250 mL SS23-001A	LL ONLY	DEFAULT	NA
1	BA17111001	TO15_SFS.qgm	R1730784.qgd	250 mL			NA
1	BA17111002	TO15_SFS.qgm	R1730785.qgd	250 mL			NA
2	CTO15-LLSTD10.0	TO15_SFS.qgm	R1730786.qgd	250 mL SS22-032D	LL ICV	DEF ICV AP2	NA
2	CTO15-SIMSTD5.0	TO15_SFS.qgm	R1730787.qgd	125 mL SS22-032D	SIM ICV	DEF ICV AP2	NA

Alpha Analytical Air Lab
Instrument Run Log

Column ID: Rtx-1 0.25 mm ID

Date(s) of Initial Calibration: Refer to Initial Calibration Summary Form 6

Date Acquired: see Instrument Performance Check Summary and/or quantitation report.

Sample ID information: L1301234-01,3,250,250 { Lab sample ID, dept #, actual volume analyzed (mL), nominal volume analyzed (mL) }

Dilution Factor: See Form 1 report, or divide nominal volume by actual volume analyzed

Alpha Analytical Air Lab
Instrument Run Log

Instrument ID: Airlab 17

Internal Standard/Surrogate IDs: SS22-028/ SS21-026

Date: 01/10/23

Internal Standard/Surrogate Volume: 100 ml

Analyst Initials: NFL

Sequence File Name: 230110.S

AS Position #	Sample ID	Acquisition Method	Data File ID	Standard ID or Batch ID #, ICAL Ref #	Comment (s)	Product/ Sublist	Check Pass ? Y/N
1	TA17011001	TO15_SFS.qgm	R1730699.qgd	250 mL	TUNE		NA
2	CA17011001	TO15_SFS.qgm	R1730700.qgd	250mL SS23-001E	LL CC		NA
3	CTO15-LLSTD10.0	TO15_SFS.qgm	R1730701.qgd	250 mL SS22-032D	LL LCS		NA
3	CTO15-SIMSTD5.0	TO15_SFS.qgm	R1730702.qgd	125 mL SS22-032D	SIM LCS		NA
1	BA17011001	TO15_SFS.qgm	R1730703.qgd	250 mL	FAILED BLANK		NA
1	BA17011002	TO15_SFS.qgm	R1730704.qgd	250 mL	LL/SIM BLANK		NA
1	L2300996-12,3,250,250	TO15_SFS.qgm	R1730705.qgd	WG1731941,ICAL19642		NY-7SIM	Y
2	L2300904-02,3,250,250	TO15_SFS.qgm	R1730706.qgd	WG1731941,ICAL19642		NY-7SIM	Y
3	L2300904-01,3,250,250	TO15_SFS.qgm	R1730707.qgd	WG1731941,ICAL19642		NY-7SIM	Y
4	L2300996-01,3,250,250	TO15_SFS.qgm	R1730708.qgd	WG1731941,ICAL19642	ETOH OVERCAL	NY-7SIM	Y
5	L2300996-02,3,250,250	TO15_SFS.qgm	R1730709.qgd	WG1731941,ICAL19642	ETOH OVERCAL	NY-7SIM	Y
6	L2300996-03,3,250,250	TO15_SFS.qgm	R1730710.qgd	WG1731941,ICAL19642	ETOH OVERCAL	NY-7SIM	Y
6	L2300996-03DUP,3,250,250	TO15_SFS.qgm	R1730711.qgd	WG1731941,ICAL19642	LL/SIM DUP	NY-7SIM	Y
7	L2300996-04,3,250,250	TO15_SFS.qgm	R1730712.qgd	WG1731941,ICAL19642		NY-7SIM	Y
8	L2300996-05D,3,149.04,250	TO15_SFS.qgm	R1730713.qgd	WG1731939,ICAL19643	111092	NY BY SIM	Y
9	L2300996-06,3,250,250	TO15_SFS.qgm	R1730714.qgd	WG1731941,ICAL19642		NY-7SIM	Y
10	L2300996-07,3,250,250	TO15_SFS.qgm	R1730715.qgd	WG1731941,ICAL19642		NY-7SIM	Y
11	L2300996-11,3,250,250	TO15_SFS.qgm	R1730716.qgd	WG1731941,ICAL19642		NY-7SIM	Y
12	L2300996-08D,3,240.1,250	TO15_SFS.qgm	R1730717.qgd	WG1731941,ICAL19642	905	NY	Y
13	L2300996-09D,3,144.12,250	TO15_SFS.qgm	R1730718.qgd	WG1731941,ICAL19642	T	NY	Y
14	L2300996-10D,3,222.48,250	TO15_SFS.qgm	R1730719.qgd	WG1731941,ICAL19642	905	NY	Y

Alpha Analytical Air Lab
Instrument Run Log

15	L2301073-01D,3,185,250	TO15_SFS.qgm	R1730720.qgd	WG1731941,ICAL19642	ETOH OVERCAL	NY	Y
16	L2301073-02D,3,2.24,250	TO15_SFS.qgm	R1730721.qgd	WG1731941,ICAL19642	T	NY-7SIM+11DCE	Y
4	L2300996-01D,3,85,250	TO15_SFS.qgm	R1730722.qgd	WG1731941,ICAL19642		ETOH ONLY	Y
5	L2300996-02D,3,70,250	TO15_SFS.qgm	R1730723.qgd	WG1731941,ICAL19642		ETOH ONLY	Y
6	L2300996-03D,3,60,250	TO15_SFS.qgm	R1730724.qgd	WG1731941,ICAL19642		ETOH ONLY	Y
6	L2300996-03DDUP,3,60,250	TO15_SFS.qgm	R1730725.qgd	WG1731941,ICAL19642	LL DUP	ETOH ONLY	Y
15	L2301073-01D2,3,40,250	TO15_SFS.qgm	R1730726.qgd	WG1731941,ICAL19642		ETOH ONLY	Y

Column ID: Rtx-1 0.25 mm ID

Date(s) of Initial Calibration: Refer to Initial Calibration Summary Form 6

Date Acquired: see Instrument Performance Check Summary and/or quantitation report.

Sample ID information: L1301234-01,3,250,250 { Lab sample ID, dept #, actual volume analyzed (mL), nominal volume analyzed (mL) }

Dilution Factor: See Form 1 report, or divide nominal volume by actual volume analyzed

Alpha Analytical, Inc.
Canister Dilution Worksheet

	NJDEP Required Information							Pressurization Dilution				Can Dilution				Instrument Dilution					
Sample ID	Can size, L	$P_{1,}$ in Hg	$P_{1,}$ atm	$V_{1,}$ L	$P_{2,}$ in Hg	$P_{2,}$ atm	$V_{2,}$ L	$P_{1,}$ psia	$P_{2,}$ psia	Dilution factor	Gas Used*	Volume injected, mL	Final Pressure, psia	Volume of Dilution Gas in Can, L	Can dilution factor	Volume of Bag or Can Analyzed, mL	Instrument Dilution Factor	Final Dilution Factor **	Final Volume Injected, mL ***	Analyst Initials
L2300996-05D	2.7	-17.29	0.42	1.14	-8.71	0.71	1.91	6.2	10.4	1.68	N2	1000	14.7	1.00	1.00	250	1.00	1.68	149.04	BJB
L2300996-08D	2.7	-10.14	0.66	1.79	-9.33	0.69	1.86	9.7	10.1	1.04	N2	1000	14.7	1.00	1.00	250	1.00	1.04	240.10	BJB
L2300996-09D	2.7	-9.94	0.67	1.80	-9.12	0.70	1.88	9.8	10.2	1.04	N2	1000	14.7	1.00	1.00	150	1.67	1.73	144.12	BJB
L2300996-10D	2.7	-10.14	0.66	1.79	-7.69	0.74	2.01	9.7	10.9	1.12	N2	1000	14.7	1.00	1.00	250	1.00	1.12	222.48	BJB

Barcode	SAMPLE ID SCANS
#NAME?	
	I2300996-05a
#NAME?	I2300996-08a
#NAME?	I2300996-09a
#NAME?	I2300996-10a
#NAME?	
#NAME?	
#NAME?	
#NAME?	
#NAME?	
#NAME?	
#NAME?	
#NAME?	
#NAME?	
#NAME?	
#NAME?	

*N2 = Nitrogen and H2= Hydrogen

** Dilution factor on this spreadsheet may differ from reported dilution factor (calculated by LIMs) due to different rounding rules

*** Reported to 2 decimal places unless 0.01 or less; then 3 decimal places are reported

Analyst data input fields

Analyst Comments:

in Hg = ((psia/14.67)*29.94)-29.94 atm =psia/14.67 psig=psia - 14.67 psia = dilution instrument reading

Form# 117-05
1/11/2023 10:01 AM

GC/MS VOA
Air Analysis
Selective Ion Monitoring

Volatiles QC Summary

Lab Duplicate Sample Summary
Form 3
Air Volatiles

Client	: Roux Env. Eng. & Geology, DPC	**Lab Number**	: L2300996
Project Name	: 148/156 NAGLE	**Project Number**	: 3770.0001Y000
Client Sample ID	: IA4	**Matrix**	: AIR
Lab Sample ID	: L2300996-03	**Analysis Date**	: 01/10/23 21:56
Lab File ID	: R1730710_EV2	**DUP File ID**	: r1730711_Ev2
Dup Sample ID	: WG1731939-5	**DUP Analysis Date**	: 01/10/23 22:35

Parameter	Sample Concentration (ppbV)	Duplicate Concentration (ppbV)	RPD	RPD Limit
Vinyl chloride	0.043	0.043	0	25
1,1-Dichloroethene	ND	ND	NC	25
cis-1,2-Dichloroethene	0.228	0.234	3	25
1,1,1-Trichloroethane	ND	ND	NC	25
Carbon tetrachloride	0.076	0.068	11	25
Trichloroethene	0.076	0.075	1	25
Tetrachloroethene	1.07	1.04	3	25

Laboratory Control Sample Summary
Form 3
Air Volatiles

Client	: Roux Env. Eng. & Geology, DPC	**Lab Number**	: L2300996
Project Name	: 148/156 NAGLE	**Project Number**	: 3770.0001Y000
Matrix	: AIR		
LCS Sample ID	: WG1731939-3 **Analysis Date** : 01/10/23 14:14	**File ID**	: r1730702_Ev2
LCSD Sample ID	: **Analysis Date** :	**File ID**	:

	Laboratory Control Sample			Laboratory Control Duplicate					
Parameter	True (ppbV)	Found (ppbV)	%R	True (ppbV)	Found (ppbV)	%R	RPD	Recovery Limits	RPD Limit
Dichlorodifluoromethane	5	4.34	87				-	70-130	25
Chloromethane	5	4.36	87				-	70-130	25
Freon-114	5	4.35	87				-	70-130	25
Vinyl chloride	5	4.22	84				-	70-130	25
1,3-Butadiene	5	4.38	88				-	70-130	25
Bromomethane	5	4.16	83				-	70-130	25
Chloroethane	5	4.87	97				-	70-130	25
Ethanol	25	21.6	86				-	40-160	25
Vinyl bromide	5	4.23	85				-	70-130	25
Acetone	25	19.9	80				-	40-160	25
Trichlorofluoromethane	5	4.36	87				-	70-130	25
Isopropanol	12.5	10.4	83				-	40-160	25
1,1-Dichloroethene	5	4.21	84				-	70-130	25
Tertiary butyl Alcohol	5	4.24	85				-	70-130	25
Methylene chloride	5	4.46	89				-	70-130	25
3-Chloropropene	5	4.60	92				-	70-130	25
Carbon disulfide	5	4.14	83				-	70-130	25
Freon-113	5	4.51	90				-	70-130	25
trans-1,2-Dichloroethene	5	4.12	82				-	70-130	25
1,1-Dichloroethane	5	4.38	88				-	70-130	25
Methyl tert butyl ether	5	4.16	83				-	70-130	25
2-Butanone	5	4.32	86				-	70-130	25
cis-1,2-Dichloroethene	5	4.35	87				-	70-130	25
Ethyl Acetate	5	4.36	87				-	70-130	25
Chloroform	5	4.27	85				-	70-130	25
Tetrahydrofuran	5	4.26	85				-	70-130	25

Laboratory Control Sample Summary
Form 3
Air Volatiles

Client	: Roux Env. Eng. & Geology, DPC	**Lab Number**	: L2300996
Project Name	: 148/156 NAGLE	**Project Number**	: 3770.0001Y000
Matrix	: AIR		
LCS Sample ID	: WG1731939-3 **Analysis Date** : 01/10/23 14:14	**File ID**	: r1730702_Ev2
LCSD Sample ID	: **Analysis Date** :	**File ID**	:

	Laboratory Control Sample			Laboratory Control Duplicate					
Parameter	True (ppbV)	Found (ppbV)	%R	True (ppbV)	Found (ppbV)	%R	RPD	Recovery Limits	RPD Limit
1,2-Dichloroethane	5	4.10	82				-	70-130	25
n-Hexane	5	4.41	88				-	70-130	25
1,1,1-Trichloroethane	5	4.33	87				-	70-130	25
Benzene	5	4.18	84				-	70-130	25
Carbon tetrachloride	5	4.27	85				-	70-130	25
Cyclohexane	5	4.47	89				-	70-130	25
1,2-Dichloropropane	5	4.38	88				-	70-130	25
Bromodichloromethane	5	4.40	88				-	70-130	25
1,4-Dioxane	5	4.40	88				-	70-130	25
Trichloroethene	5	4.27	85				-	70-130	25
2,2,4-Trimethylpentane	5	4.54	91				-	70-130	25
cis-1,3-Dichloropropene	5	4.61	92				-	70-130	25
4-Methyl-2-pentanone	5	4.47	89				-	70-130	25
trans-1,3-Dichloropropene	5	4.08	82				-	70-130	25
1,1,2-Trichloroethane	5	4.48	90				-	70-130	25
Toluene	5	4.19	84				-	70-130	25
2-Hexanone	5	4.30	86				-	70-130	25
Dibromochloromethane	5	4.56	91				-	70-130	25
1,2-Dibromoethane	5	4.33	87				-	70-130	25
Tetrachloroethene	5	4.26	85				-	70-130	25
Chlorobenzene	5	4.25	85				-	70-130	25
Ethylbenzene	5	4.58	92				-	70-130	25
p/m-Xylene	10	9.06	91				-	70-130	25
Bromoform	5	4.55	91				-	70-130	25
Styrene	5	4.65	93				-	70-130	25
1,1,2,2-Tetrachloroethane	5	3.97	79				-	70-130	25

Laboratory Control Sample Summary
Form 3
Air Volatiles

Client	: Roux Env. Eng. & Geology, DPC	**Lab Number**	: L2300996
Project Name	: 148/156 NAGLE	**Project Number**	: 3770.0001Y000
Matrix	: AIR		
LCS Sample ID	: WG1731939-3 **Analysis Date** : 01/10/23 14:14	**File ID**	: r1730702_Ev2
LCSD Sample ID	: **Analysis Date** :	**File ID**	:

	Laboratory Control Sample			Laboratory Control Duplicate					
Parameter	True (ppbV)	Found (ppbV)	%R	True (ppbV)	Found (ppbV)	%R	RPD	Recovery Limits	RPD Limit
o-Xylene	5	4.43	89				-	70-130	25
4-Ethyltoluene	5	4.08	82				-	70-130	25
1,3,5-Trimethybenzene	5	3.86	77				-	70-130	25
1,2,4-Trimethylbenzene	5	4.20	84				-	70-130	25
Benzyl chloride	5	4.00	80				-	70-130	25
1,3-Dichlorobenzene	5	4.59	92				-	70-130	25
1,4-Dichlorobenzene	5	4.61	92				-	70-130	25
1,2-Dichlorobenzene	5	4.03	81				-	70-130	25
1,2,4-Trichlorobenzene	5	3.92	78				-	70-130	25
Hexachlorobutadiene	5	3.94	79				-	70-130	25

Method Blank Summary
Form 4
Air Volatiles

Client	: Roux Env. Eng. & Geology, DPC	**Lab Number**	: L2300996
Project Name	: 148/156 NAGLE	**Project Number**	: 3770.0001Y000
Lab Sample ID	: WG1731939-4	**Lab File ID**	: r1730704_Ev2
Instrument ID	: AIRLAB17		
Matrix	: AIR	**Analysis Date**	: 01/10/23 16:44

Client Sample No.	Lab Sample ID	Analysis Date
WG1731939-3LCS	WG1731939-3	01/10/23 14:14
AA010623	L2300996-12	01/10/23 18:39
EFF-010623	L2300996-01	01/10/23 20:37
IA3	L2300996-02	01/10/23 21:16
IA4	L2300996-03	01/10/23 21:56
IA4DUP	WG1731939-5	01/10/23 22:35
IA5	L2300996-04	01/10/23 23:15
IA6	L2300996-05D	01/10/23 23:54
IA7	L2300996-06	01/11/23 00:33
IA8	L2300996-07	01/11/23 01:13
DUP010623	L2300996-11	01/11/23 01:52

Instrument Performance Check (Tune) Summary
Form 5
Air Volatiles
Bromofluorobenzene (BFB)

Client	: Roux Env. Eng. & Geology, DPC	**Lab Number**	: L2300996
Project Name	: 148/156 NAGLE	**Project Number**	: 3770.0001Y000
Instrument ID	: AIRLAB17	**Analysis Date**	: 01/09/23 19:02
Tune Standard	: WG1731887-1	**Tune File ID**	: r1730772_tune

m/e	Ion Abundance Criteria	%Relative Abundance
50	8.0 - 40.0% of mass 95	14.5
75	30.0 - 66.0% of mass 95	36.8
95	Base Peak, 100% relative abundance	100
96	5.0 - 9.0% of mass 95	6.7
173	Less than 2.0% of mass 174	0.3 (.5)1
174	50.0 - 120.0% of mass 95	64.8
175	4.0 - 9.0% of mass 174	4.5 (6.9)1
176	93.0 - 101% of mass 174	61.6 (95.1)1
177	5.0 - 9.0% of mass 176	4.1 (6.6)2

1-Value is % of mass 174 2-Value is % of mass 176

This Check Applies to the following Samples, MS, MSD, Blanks, and Standards:

Client Sample ID	Lab Sample ID	File ID	Analysis Date/Time
STD0.02	R1651207-1	R1730773_EV2	01/09/23 19:37
STD0.05	R1651207-2	R1730774_EV2	01/09/23 20:14
STD0.1	R1651207-5	R1730775_EV2	01/09/23 20:53
STD0.2	R1651207-3	R1730776_EV2	01/09/23 21:31
STD0.5	R1651207-4	R1730777_EV2	01/09/23 22:10
STD1.0	R1651207-6	R1730778_EV2	01/09/23 22:52
STD5.0	R1651207-7	R1730779_EV2	01/09/23 23:31
STD10.0	R1651207-8	R1730780_EV2	01/10/23 00:13
STD20	R1651207-9	R1730781_EV2	01/10/23 00:51
STD50	R1651207-10	R1730782_EV2	01/10/23 01:30
ICV QUANT	R1651207-11	R1730787_EV2	01/10/23 07:57

Instrument Performance Check (Tune) Summary
Form 5
Air Volatiles
Bromofluorobenzene (BFB)

Client	: Roux Env. Eng. & Geology, DPC	**Lab Number**	: L2300996
Project Name	: 148/156 NAGLE	**Project Number**	: 3770.0001Y000
Instrument ID	: AIRLAB17	**Analysis Date**	: 01/10/23 12:11
Tune Standard	: WG1731939-1	**Tune File ID**	: r1730699_tune

m/e	Ion Abundance Criteria	%Relative Abundance
50	8.0 - 40.0% of mass 95	14.5
75	30.0 - 66.0% of mass 95	37.4
95	Base Peak, 100% relative abundance	100
96	5.0 - 9.0% of mass 95	6.6
173	Less than 2.0% of mass 174	0.3 (.6)1
174	50.0 - 120.0% of mass 95	62.9
175	4.0 - 9.0% of mass 174	4.4 (7)1
176	93.0 - 101% of mass 174	60 (95.4)1
177	5.0 - 9.0% of mass 176	4.1 (6.8)2

1-Value is % of mass 174 2-Value is % of mass 176

This Check Applies to the following Samples, MS, MSD, Blanks, and Standards:

Client Sample ID	Lab Sample ID	File ID	Analysis Date/Time
WG1731939-2CCAL	WG1731939-2	R1730702_EV2	01/10/23 14:14
WG1731939-3LCS	WG1731939-3	R1730702_EV2	01/10/23 14:14
WG1731939-4BLANK	WG1731939-4	R1730704_EV2	01/10/23 16:44
AA010623	L2300996-12	R1730705_EV2	01/10/23 18:39
EFF-010623	L2300996-01	R1730708_EV2	01/10/23 20:37
IA3	L2300996-02	R1730709_EV2	01/10/23 21:16
IA4	L2300996-03	R1730710_EV2	01/10/23 21:56
WG1731939-5DUP	WG1731939-5	R1730711_EV2	01/10/23 22:35
IA5	L2300996-04	R1730712_EV2	01/10/23 23:15
IA6	L2300996-05D	R1730713_EV2	01/10/23 23:54
IA7	L2300996-06	R1730714_EV2	01/11/23 00:33
IA8	L2300996-07	R1730715_EV2	01/11/23 01:13
DUP010623	L2300996-11	R1730716_EV2	01/11/23 01:52

Internal Standard Area and RT Summary
Form 8a
Air Volatiles

Client	: Roux Env. Eng. & Geology, DPC	**Lab Number**	: L2300996
Project Name	: 148/156 NAGLE	**Project Number**	: 3770.0001Y000
Instrument ID	: AIRLAB17	**Analysis Date**	: 01/10/23 14:14:00
Sample No	: WG1731939-2	**Lab File ID**	: R1730702_EV2

	Bromochloromethane		1,4-Difluorobenzene		Chlorobenzene-d5	
	Area	RT	Area	RT	Area	RT
WG1731939-2	153079	9.56	540688	11.84	66374	16.58
Upper Limit	214311	9.89	756963	12.17	92924	16.91
Lower Limit	91847	9.23	324413	11.51	39824	16.25
Sample ID						
WG1731939-3 LCS	153079	9.56	540688	11.84	66374	16.58
WG1731939-4 BLANK	152460	9.56	536581	11.84	65071	16.57
AA010623	149270	9.55	528604	11.83	65140	16.57
EFF-010623	153856	9.55	534426	11.83	66744	16.57
IA3	147024	9.55	510516	11.83	64123	16.56
IA4	146635	9.54	498436	11.82	62353	16.56
IA4 DUP	147910	9.54	501419	11.82	63149	16.56
IA5	149401	9.54	503485	11.82	64763	16.56
IA6	154298	9.54	531504	11.82	66650	16.56
IA7	147900	9.54	509343	11.82	65664	16.56
IA8	147848	9.54	492541	11.82	61941	16.56
DUP010623	148620	9.54	502605	11.82	64326	16.56

Area Upper Limit = +40% of internal standard area
Area Lower Limit = - 40% of internal standard area

RT Upper Limit = +0.33 minutes of internal standard RT
RT Lower Limit = -0.33 minutes of internal standard RT

* Values outside of QC limits

Date Created: 01/06/23
Created By: Jason Hebert
File: PM13669-1
Page: 1

Volatile Organics in Air: TO-15 (AIR)

Holding Time: 30 days
Container/Sample Preservation: 1 - Canister - 2.7 Liter

Analyte	CAS #	RL	MDL	Units	LCS Criteria	LCS RPD	MS Criteria	MS RPD	Duplicate RPD	Surrogate Criteria		
1,1,1-Trichloroethane	71-55-6	0.2	0.0614	ppbV	70-130			25	25			
1,1,2,2-Tetrachloroethane	79-34-5	0.2	0.052	ppbV	70-130			25	25			
1,1,2-Trichloroethane	79-00-5	0.2	0.0582	ppbV	70-130			25	25			
1,1-Dichloroethane	75-34-3	0.2	0.0568	ppbV	70-130			25	25			
1,1-Dichloroethene	75-35-4	0.2	0.0568	ppbV	70-130			25	25			
1,2,3-Trimethylbenzene	526-73-8	0.2	0.0576	ppbV	70-130			25	25			
1,2,4-Trichlorobenzene	120-82-1	0.2	0.1	ppbV	70-130			25	25			
1,2,4-Trimethylbenzene	95-63-6	0.2	0.0577	ppbV	70-130			25	25			
1,2,4,5-Tetramethylbenzene	95-93-2	0.2	0.135	ppbV	70-130			25	25			
1,2-Dibromoethane	106-93-4	0.2	0.0544	ppbV	70-130			25	25			
1,2-Dichlorobenzene	95-50-1	0.2	0.0619	ppbV	70-130			25	25			
1,2-Dichloroethane	107-06-2	0.2	0.0787	ppbV	70-130			25	25			
1,2-Dichloropropane	78-87-5	0.2	0.0631	ppbV	70-130			25	25			
1,3,5-Trimethylbenzene	108-67-8	0.2	0.06	ppbV	70-130			25	25			
1,3-Butadiene	106-99-0	0.2	0.0619	ppbV	70-130			25	25			
1,3-Dichlorobenzene	541-73-1	0.2	0.0777	ppbV	70-130			25	25			
1,4-Dichlorobenzene	106-46-7	0.2	0.0826	ppbV	70-130			25	25			
1,4-Dioxane	123-91-1	0.2	0.0538	ppbV	70-130			25	25			
2,2,4-Trimethylpentane	540-84-1	0.2	0.0692	ppbV	70-130			25	25			
2-Butanone	78-93-3	0.5	0.099	ppbV	70-130			25	25			
2-Hexanone	591-78-6	0.2	0.0912	ppbV	70-130			25	25			
2-Methylthiophene	554-14-3	0.2	0.0622	ppbV	70-130			25	25			
3-Methylthiophene	616-44-4	0.2	0.0634	ppbV	70-130			25	25			
3-Chloropropene	107-05-1	0.2	0.086	ppbV	70-130			25	25			
2-Ethylthiophene	872-55-9	0.2	0.0612	ppbV	70-130			25	25			
4-Ethyltoluene	622-96-8	0.2	0.0554	ppbV	70-130			25	25			
Acetone	67-64-1	1	0.515	ppbV	40-160			25	25			
Benzene	71-43-2	0.2	0.0643	ppbV	70-130			25	25			
Benzyl chloride	100-44-7	0.2	0.0939	ppbV	70-130			25	25			
Benzothiophene	95-15-8	0.5	0.273	ppbV	70-130			25	25			
Bromodichloromethane	75-27-4	0.2	0.0689	ppbV	70-130			25	25			
Bromoform	75-25-2	0.2	0.0596	ppbV	70-130			25	25			
Bromomethane	74-83-9	0.2	0.0547	ppbV	70-130			25	25			
Carbon disulfide	75-15-0	0.2	0.0465	ppbV	70-130			25	25			
Carbon tetrachloride	56-23-5	0.2	0.0686	ppbV	70-130			25	25			
Chlorobenzene	108-90-7	0.2	0.0516	ppbV	70-130			25	25			
Chloroethane	75-00-3	0.2	0.0649	ppbV	70-130			25	25			
Chloroform	67-66-3	0.2	0.0552	ppbV	70-130			25	25			
Chloromethane	74-87-3	0.2	0.0576	ppbV	70-130			25	25			
cis-1,2-Dichloroethene	156-59-2	0.2	0.0595	ppbV	70-130			25	25			
cis-1,3-Dichloropropene	10061-01-5	0.2	0.0674	ppbV	70-130			25	25			
Cyclohexane	110-82-7	0.2	0.0728	ppbV	70-130			25	25			

Please Note that the RL information provided in this table is calculated using a 100% Solids factor. (Soil/Solids only)
Please Note that the information provided in this table is subject to change at anytime at the discretion of Alpha Analytical, Inc.

Volatile Organics in Air: TO-15 (AIR)

Holding Time: 30 days
Container/Sample Preservation: 1 - Canister - 2.7 Liter

Analyte	CAS #	RL	MDL	Units	LCS Criteria	LCS RPD	MS Criteria	MS RPD	Duplicate RPD	Surrogate Criteria		
Dibromochloromethane	124-48-1	0.2	0.0566	ppbV	70-130			25	25			
Dichlorodifluoromethane	75-71-8	0.2	0.0757	ppbV	70-130			25	25			
Ethyl Alcohol	GCDAI06	5	1.74	ppbV	40-160			25	25			
Ethyl Acetate	141-78-6	0.5	0.297	ppbV	70-130			25	25			
Ethylbenzene	100-41-4	0.2	0.0575	ppbV	70-130			25	25			
1,1,2-Trichloro-1,2,2-Trifluoroethane	76-13-1	0.2	0.0506	ppbV	70-130			25	25			
1,2-Dichloro-1,1,2,2-tetrafluoroethane	76-14-2	0.2	0.0504	ppbV	70-130			25	25			
Hexachlorobutadiene	87-68-3	0.2	0.0607	ppbV	70-130			25	25			
iso-Propyl Alcohol	67-63-0	0.5	0.272	ppbV	40-160			25	25			
Methylene chloride	75-09-2	0.5	0.125	ppbV	70-130			25	25			
4-Methyl-2-pentanone	108-10-1	0.5	0.19	ppbV	70-130			25	25			
Methyl tert butyl ether	1634-04-4	0.2	0.045	ppbV	70-130			25	25			
Methyl Methacrylate	80-62-6	0.5	0.226	ppbV	40-160			25	25			
p/m-Xylene	179601-23-1	0.4	0.125	ppbV	70-130			25	25			
o-Xylene	95-47-6	0.2	0.0621	ppbV	70-130			25	25			
Xylene (Total)	1330-20-7	0.2	0.0621	ppbV				25	25			
Heptane	142-82-5	0.2	0.0828	ppbV	70-130			25	25			
n-Heptane	142-82-5	0.2	0.0828	ppbV	70-130			25	25			
n-Hexane	110-54-3	0.2	0.0743	ppbV	70-130			25	25			
Propylene	115-07-1	0.5	0.135	ppbV	70-130			25	25			
Styrene	100-42-5	0.2	0.0596	ppbV	70-130			25	25			
Tetrachloroethene	127-18-4	0.2	0.0627	ppbV	70-130			25	25			
Thiophene	110-02-1	0.2	0.052	ppbV	70-130			25	25			
Tetrahydrofuran	109-99-9	0.5	0.117	ppbV	70-130			25	25			
Toluene	108-88-3	0.2	0.0867	ppbV	70-130			25	25			
trans-1,2-Dichloroethene	156-60-5	0.2	0.0755	ppbV	70-130			25	25			
1,2-Dichloroethene (total)	540-59-0	0.2	0.0595	ppbV				25	25			
trans-1,3-Dichloropropene	10061-02-6	0.2	0.0783	ppbV	70-130			25	25			
1,3-Dichloropropene, Total	542-75-6	0.2	0.0674	ppbV				25	25			
Trichloroethene	79-01-6	0.2	0.0548	ppbV	70-130			25	25			
Trichlorofluoromethane	75-69-4	0.2	0.0787	ppbV	70-130			25	25			
Vinyl acetate	108-05-4	1	0.323	ppbV	70-130			25	25			
Vinyl bromide	593-60-2	0.2	0.0722	ppbV	70-130			25	25			
Vinyl chloride	75-01-4	0.2	0.0582	ppbV	70-130			25	25			
Naphthalene	91-20-3	0.2	0.078	ppbV	70-130			25	25			
Total HC As Hexane	NONE	10	0.0743	ppbV	70-130			25	25			
Total VOCs As Toluene	NONE	10	0.0867	ppbV	70-130			25	25			
Propane	74-98-6	0.5	0.152	ppbV	70-130			25	25			
Acrylonitrile	107-13-1	0.5	0.0894	ppbV	70-130			25	25			
Acrolein	107-02-8	0.5	0.149	ppbV	60-113			25	25			
1,1,1,2-Tetrachloroethane	630-20-6	0.2	0.0508	ppbV	70-130			25	25			
Isopropylbenzene	98-82-8	0.2	0.0621	ppbV	70-130			25	25			

Please Note that the RL information provided in this table is calculated using a 100% Solids factor. ***(Soil/Solids only)***
Please Note that the information provided in this table is subject to change at anytime at the discretion of Alpha Analytical, Inc.

Volatile Organics in Air: TO-15 (AIR)

Holding Time: 30 days
Container/Sample Preservation: 1 - Canister - 2.7 Liter

Analyte	CAS #	RL	MDL	Units	LCS Criteria	LCS RPD	MS Criteria	MS RPD	Duplicate RPD	Surrogate Criteria		
1,2,3-Trichloropropane	96-18-4	0.2	0.0575	ppbV	70-130			25	25			
Acetonitrile	75-05-8	0.2	0.101	ppbV	70-130			25	25			
Bromobenzene	108-86-1	0.2	0.0579	ppbV	70-130			25	25			
Chlorodifluoromethane	75-45-6	0.2	0.0463	ppbV	70-130			25	25			
Dichlorofluoromethane	75-43-4	0.2	0.112	ppbV	70-130			25	25			
Dibromomethane	74-95-3	0.2	0.0598	ppbV	70-130			25	25			
Pentane	109-66-0	0.2	0.113	ppbV	70-130			25	25			
Octane	111-65-9	0.2	0.0676	ppbV	70-130			25	25			
Tertiary-Amyl Methyl Ether	994-05-8	0.2	0.0672	ppbV	70-130			25	25			
o-Chlorotoluene	95-49-8	0.2	0.0761	ppbV	70-130			25	25			
p-Chlorotoluene	106-43-4	0.2	0.0765	ppbV	70-130			25	25			
2,2-Dichloropropane	594-20-7	0.2	0.0429	ppbV	70-130			25	25			
1,1-Dichloropropene	563-58-6	0.2	0.0593	ppbV	70-130			25	25			
Isopropyl Ether	108-20-3	0.2	0.0631	ppbV	70-130			25	25			
Ethyl-Tert-Butyl-Ether	637-92-3	0.2	0.0731	ppbV	70-130			25	25			
1,2,3-Trichlorobenzene	87-61-6	0.2	0.0738	ppbV	70-130			25	25			
Ethyl ether	60-29-7	0.2	0.0853	ppbV	70-130			25	25			
n-Butylbenzene	104-51-8	0.2	0.0536	ppbV	70-130			25	25			
sec-Butylbenzene	135-98-8	0.2	0.0547	ppbV	70-130			25	25			
tert-Butylbenzene	98-06-6	0.2	0.0551	ppbV	70-130			25	25			
1,2-Dibromo-3-chloropropane	96-12-8	0.2	0.0624	ppbV	70-130			25	25			
p-Isopropyltoluene	99-87-6	0.2	0.0567	ppbV	70-130			25	25			
n-Propylbenzene	103-65-1	0.2	0.0633	ppbV	70-130			25	25			
1,3-Dichloropropane	142-28-9	0.2	0.0536	ppbV	70-130			25	25			
Methanol	67-56-1	5	3.029	ppbV	70-130			25	25			
Acetaldehyde	75-07-0	2.5	1.73	ppbV	70-130			25	25			
Butane	106-97-8	0.2	0.08	ppbV	70-130			25	25			
Nonane (C9)	111-84-2	0.2	0.0737	ppbV	70-130			25	25			
Decane (C10)	124-18-5	0.2	0.0697	ppbV	70-130			25	25			
Undecane	1120-21-4	0.2	0.0709	ppbV	70-130			25	25			
Indane	496-11-7	0.2	0.0591	ppbV	70-130			25	25			
Indene	95-13-6	0.2	0.0711	ppbV	70-130			25	25			
1-Methylnaphthalene	90-12-0	1	0.264	ppbV	70-130			25	25			
Dodecane (C12)	112-40-3	0.2	0.0891	ppbV	70-130			25	25			
Butyl Acetate	123-86-4	0.5	0.208	ppbV	70-130			25	25			
tert-Butyl Alcohol	75-65-0	0.5	0.132	ppbV	70-130			25	25			
2-Methylnaphthalene	91-57-6	1	0.259	ppbV	70-130			25	25			
1,2-Dichloroethane-d4	*17060-07-0*									*70-130*		
Toluene-d8	*2037-26-5*									*70-130*		
Bromofluorobenzene	*460-00-4*									*70-130*		

Please Note that the RL information provided in this table is calculated using a 100% Solids factor. (Soil/Solids only)
Please Note that the information provided in this table is subject to change at anytime at the discretion of Alpha Analytical, Inc.

Volatiles Sample Data

Results Summary
Form 1
Volatile Organics in Air by SIM

Client	: Roux Env. Eng. & Geology, DPC	**Lab Number**	: L2300996
Project Name	: 148/156 NAGLE	**Project Number**	: 3770.0001Y000
Lab ID	: L2300996-01	**Date Collected**	: 01/06/23 08:41
Client ID	: EFF-010623	**Date Received**	: 01/06/23
Sample Location	: 148/156 NAGLE AVE, INWOOD, NY	**Date Analyzed**	: 01/10/23 20:37
Sample Matrix	: AIR	**Dilution Factor**	: 1
Analytical Method	: 48,TO-15-SIM	**Analyst**	: TJS
Lab File ID	: R1730708_EV2	**Instrument ID**	: AIRLAB17
Sample Amount	: 250 ml	**GC Column**	: RTX-1

		ppbV			ug/m3			
CAS NO.	**Parameter**	**Results**	**RL**	**MDL**	**Results**	**RL**	**MDL**	**Qualifier**
75-01-4	Vinyl chloride	0.372	0.020	--	0.951	0.051	--	
75-35-4	1,1-Dichloroethene	0.059	0.020	--	0.234	0.079	--	
156-59-2	cis-1,2-Dichloroethene	9.46	0.020	--	37.5	0.079	--	
71-55-6	1,1,1-Trichloroethane	ND	0.020	--	ND	0.109	--	U
56-23-5	Carbon tetrachloride	0.068	0.020	--	0.428	0.126	--	
79-01-6	Trichloroethene	2.03	0.020	--	10.9	0.107	--	
127-18-4	Tetrachloroethene	12.8	0.020	--	86.8	0.136	--	

Results Summary
Form 1
Volatile Organics in Air by SIM

Client	: Roux Env. Eng. & Geology, DPC	**Lab Number**	: L2300996
Project Name	: 148/156 NAGLE	**Project Number**	: 3770.0001Y000
Lab ID	: L2300996-02	**Date Collected**	: 01/06/23 14:56
Client ID	: IA3	**Date Received**	: 01/06/23
Sample Location	: 148/156 NAGLE AVE, INWOOD, NY	**Date Analyzed**	: 01/10/23 21:16
Sample Matrix	: AIR	**Dilution Factor**	: 1
Analytical Method	: 48,TO-15-SIM	**Analyst**	: TJS
Lab File ID	: R1730709_EV2	**Instrument ID**	: AIRLAB17
Sample Amount	: 250 ml	**GC Column**	: RTX-1

		ppbV			ug/m3			
CAS NO.	**Parameter**	**Results**	**RL**	**MDL**	**Results**	**RL**	**MDL**	**Qualifier**
75-01-4	Vinyl chloride	0.049	0.020	--	0.125	0.051	--	
75-35-4	1,1-Dichloroethene	ND	0.020	--	ND	0.079	--	U
156-59-2	cis-1,2-Dichloroethene	0.251	0.020	--	0.995	0.079	--	
71-55-6	1,1,1-Trichloroethane	ND	0.020	--	ND	0.109	--	U
56-23-5	Carbon tetrachloride	0.070	0.020	--	0.440	0.126	--	
79-01-6	Trichloroethene	0.059	0.020	--	0.317	0.107	--	
127-18-4	Tetrachloroethene	0.913	0.020	--	6.19	0.136	--	

Results Summary
Form 1
Volatile Organics in Air by SIM

Client	: Roux Env. Eng. & Geology, DPC	**Lab Number**	: L2300996
Project Name	: 148/156 NAGLE	**Project Number**	: 3770.0001Y000
Lab ID	: L2300996-03	**Date Collected**	: 01/06/23 14:58
Client ID	: IA4	**Date Received**	: 01/06/23
Sample Location	: 148/156 NAGLE AVE, INWOOD, NY	**Date Analyzed**	: 01/10/23 21:56
Sample Matrix	: AIR	**Dilution Factor**	: 1
Analytical Method	: 48,TO-15-SIM	**Analyst**	: TJS
Lab File ID	: R1730710_EV2	**Instrument ID**	: AIRLAB17
Sample Amount	: 250 ml	**GC Column**	: RTX-1

		ppbV			ug/m3			
CAS NO.	**Parameter**	**Results**	**RL**	**MDL**	**Results**	**RL**	**MDL**	**Qualifier**
75-01-4	Vinyl chloride	0.043	0.020	--	0.110	0.051	--	
75-35-4	1,1-Dichloroethene	ND	0.020	--	ND	0.079	--	U
156-59-2	cis-1,2-Dichloroethene	0.228	0.020	--	0.904	0.079	--	
71-55-6	1,1,1-Trichloroethane	ND	0.020	--	ND	0.109	--	U
56-23-5	Carbon tetrachloride	0.076	0.020	--	0.478	0.126	--	
79-01-6	Trichloroethene	0.076	0.020	--	0.408	0.107	--	
127-18-4	Tetrachloroethene	1.07	0.020	--	7.26	0.136	--	

Results Summary
Form 1
Volatile Organics in Air by SIM

Client	: Roux Env. Eng. & Geology, DPC	**Lab Number**	: L2300996
Project Name	: 148/156 NAGLE	**Project Number**	: 3770.0001Y000
Lab ID	: L2300996-04	**Date Collected**	: 01/06/23 15:05
Client ID	: IA5	**Date Received**	: 01/06/23
Sample Location	: 148/156 NAGLE AVE, INWOOD, NY	**Date Analyzed**	: 01/10/23 23:15
Sample Matrix	: AIR	**Dilution Factor**	: 1
Analytical Method	: 48,TO-15-SIM	**Analyst**	: TJS
Lab File ID	: R1730712_EV2	**Instrument ID**	: AIRLAB17
Sample Amount	: 250 ml	**GC Column**	: RTX-1

		ppbV			ug/m3			
CAS NO.	**Parameter**	**Results**	**RL**	**MDL**	**Results**	**RL**	**MDL**	**Qualifier**
75-01-4	Vinyl chloride	0.043	0.020	--	0.110	0.051	--	
75-35-4	1,1-Dichloroethene	ND	0.020	--	ND	0.079	--	U
156-59-2	cis-1,2-Dichloroethene	0.173	0.020	--	0.686	0.079	--	
71-55-6	1,1,1-Trichloroethane	ND	0.020	--	ND	0.109	--	U
56-23-5	Carbon tetrachloride	0.078	0.020	--	0.491	0.126	--	
79-01-6	Trichloroethene	0.038	0.020	--	0.204	0.107	--	
127-18-4	Tetrachloroethene	0.298	0.020	--	2.02	0.136	--	

Results Summary
Form 1
Volatile Organics in Air by SIM

Client	: Roux Env. Eng. & Geology, DPC	Lab Number	: L2300996
Project Name	: 148/156 NAGLE	Project Number	: 3770.0001Y000
Lab ID	: L2300996-05D	Date Collected	: 01/06/23 15:16
Client ID	: IA6	Date Received	: 01/06/23
Sample Location	: 148/156 NAGLE AVE, INWOOD, NY	Date Analyzed	: 01/10/23 23:54
Sample Matrix	: AIR	Dilution Factor	: 1.677
Analytical Method	: 48,TO-15-SIM	Analyst	: TJS
Lab File ID	: R1730713_EV2	Instrument ID	: AIRLAB17
Sample Amount	: 149 ml	GC Column	: RTX-1

		ppbV			ug/m3			
CAS NO.	Parameter	Results	RL	MDL	Results	RL	MDL	Qualifier
75-71-8	Dichlorodifluoromethane	0.674	0.335	--	3.33	1.66	--	
74-87-3	Chloromethane	0.733	0.335	--	1.51	0.692	--	
76-14-2	Freon-114	ND	0.084	--	ND	0.586	--	U
75-01-4	Vinyl chloride	ND	0.034	--	ND	0.086	--	U
106-99-0	1,3-Butadiene	0.065	0.034	--	0.145	0.074	--	
74-83-9	Bromomethane	ND	0.034	--	ND	0.130	--	U
75-00-3	Chloroethane	ND	0.168	--	ND	0.443	--	U
64-17-5	Ethanol	16.8	8.38	--	31.7	15.8	--	
593-60-2	Vinyl bromide	ND	0.335	--	ND	1.46	--	U
67-64-1	Acetone	4.72	1.68	--	11.2	3.99	--	
75-69-4	Trichlorofluoromethane	0.302	0.084	--	1.70	0.471	--	
67-63-0	Isopropanol	1.62	0.838	--	3.98	2.06	--	
75-35-4	1,1-Dichloroethene	ND	0.034	--	ND	0.133	--	U
75-65-0	Tertiary butyl Alcohol	ND	0.838	--	ND	2.54	--	U
75-09-2	Methylene chloride	ND	0.838	--	ND	2.91	--	U
107-05-1	3-Chloropropene	ND	0.335	--	ND	1.05	--	U
75-15-0	Carbon disulfide	ND	0.335	--	ND	1.04	--	U
76-13-1	Freon-113	0.096	0.084	--	0.733	0.642	--	
156-60-5	trans-1,2-Dichloroethene	0.107	0.034	--	0.424	0.133	--	
75-34-3	1,1-Dichloroethane	ND	0.034	--	ND	0.136	--	U
1634-04-4	Methyl tert butyl ether	ND	0.335	--	ND	1.21	--	U
78-93-3	2-Butanone	ND	0.838	--	ND	2.47	--	U
156-59-2	cis-1,2-Dichloroethene	ND	0.034	--	ND	0.133	--	U
141-78-6	Ethyl Acetate	ND	0.838	--	ND	3.02	--	U
67-66-3	Chloroform	0.044	0.034	--	0.213	0.164	--	
109-99-9	Tetrahydrofuran	ND	0.838	--	ND	2.47	--	U

Results Summary
Form 1
Volatile Organics in Air by SIM

Client	: Roux Env. Eng. & Geology, DPC	Lab Number	: L2300996
Project Name	: 148/156 NAGLE	Project Number	: 3770.0001Y000
Lab ID	: L2300996-05D	Date Collected	: 01/06/23 15:16
Client ID	: IA6	Date Received	: 01/06/23
Sample Location	: 148/156 NAGLE AVE, INWOOD, NY	Date Analyzed	: 01/10/23 23:54
Sample Matrix	: AIR	Dilution Factor	: 1.677
Analytical Method	: 48,TO-15-SIM	Analyst	: TJS
Lab File ID	: R1730713_EV2	Instrument ID	: AIRLAB17
Sample Amount	: 149 ml	GC Column	: RTX-1

		ppbV			ug/m3			
CAS NO.	Parameter	Results	RL	MDL	Results	RL	MDL	Qualifier
107-06-2	1,2-Dichloroethane	ND	0.034	--	ND	0.136	--	U
110-54-3	n-Hexane	0.786	0.335	--	2.77	1.18	--	
71-55-6	1,1,1-Trichloroethane	ND	0.034	--	ND	0.183	--	U
71-43-2	Benzene	0.500	0.168	--	1.60	0.537	--	
56-23-5	Carbon tetrachloride	0.094	0.034	--	0.591	0.211	--	
110-82-7	Cyclohexane	0.614	0.335	--	2.11	1.15	--	
78-87-5	1,2-Dichloropropane	ND	0.034	--	ND	0.155	--	U
75-27-4	Bromodichloromethane	ND	0.034	--	ND	0.224	--	U
123-91-1	1,4-Dioxane	ND	0.168	--	ND	0.605	--	U
79-01-6	Trichloroethene	ND	0.034	--	ND	0.180	--	U
540-84-1	2,2,4-Trimethylpentane	ND	0.335	--	ND	1.56	--	U
142-82-5	Heptane	0.568	0.335	--	2.33	1.37	--	
10061-01-5	cis-1,3-Dichloropropene	ND	0.034	--	ND	0.152	--	U
108-10-1	4-Methyl-2-pentanone	ND	0.838	--	ND	3.43	--	U
10061-02-6	trans-1,3-Dichloropropene	ND	0.034	--	ND	0.152	--	U
79-00-5	1,1,2-Trichloroethane	ND	0.034	--	ND	0.183	--	U
108-88-3	Toluene	0.929	0.168	--	3.50	0.633	--	
591-78-6	2-Hexanone	ND	0.335	--	ND	1.37	--	U
124-48-1	Dibromochloromethane	ND	0.034	--	ND	0.285	--	U
106-93-4	1,2-Dibromoethane	ND	0.034	--	ND	0.257	--	U
127-18-4	Tetrachloroethene	ND	0.034	--	ND	0.227	--	U
108-90-7	Chlorobenzene	ND	0.168	--	ND	0.774	--	U
100-41-4	Ethylbenzene	0.267	0.034	--	1.16	0.146	--	
179601-23-1	p/m-Xylene	0.612	0.067	--	2.66	0.291	--	
75-25-2	Bromoform	ND	0.034	--	ND	0.346	--	U
100-42-5	Styrene	ND	0.034	--	ND	0.143	--	U

Results Summary
Form 1
Volatile Organics in Air by SIM

Client	: Roux Env. Eng. & Geology, DPC	**Lab Number**	: L2300996
Project Name	: 148/156 NAGLE	**Project Number**	: 3770.0001Y000
Lab ID	: L2300996-05D	**Date Collected**	: 01/06/23 15:16
Client ID	: IA6	**Date Received**	: 01/06/23
Sample Location	: 148/156 NAGLE AVE, INWOOD, NY	**Date Analyzed**	: 01/10/23 23:54
Sample Matrix	: AIR	**Dilution Factor**	: 1.677
Analytical Method	: 48,TO-15-SIM	**Analyst**	: TJS
Lab File ID	: R1730713_EV2	**Instrument ID**	: AIRLAB17
Sample Amount	: 149 ml	**GC Column**	: RTX-1

		ppbV			ug/m3			
CAS NO.	**Parameter**	**Results**	**RL**	**MDL**	**Results**	**RL**	**MDL**	**Qualifier**
79-34-5	1,1,2,2-Tetrachloroethane	ND	0.034	--	ND	0.230	--	U
95-47-6	o-Xylene	0.225	0.034	--	0.977	0.146	--	
622-96-8	4-Ethyltoluene	0.057	0.034	--	0.280	0.165	--	
108-67-8	1,3,5-Trimethybenzene	0.055	0.034	--	0.272	0.165	--	
95-63-6	1,2,4-Trimethylbenzene	0.168	0.034	--	0.826	0.165	--	
100-44-7	Benzyl chloride	ND	0.168	--	ND	0.870	--	U
541-73-1	1,3-Dichlorobenzene	ND	0.034	--	ND	0.201	--	U
106-46-7	1,4-Dichlorobenzene	ND	0.034	--	ND	0.201	--	U
95-50-1	1,2-Dichlorobenzene	ND	0.034	--	ND	0.201	--	U
120-82-1	1,2,4-Trichlorobenzene	ND	0.084	--	ND	0.622	--	U
87-68-3	Hexachlorobutadiene	ND	0.084	--	ND	0.894	--	U

Results Summary
Form 1
Volatile Organics in Air by SIM

Client	: Roux Env. Eng. & Geology, DPC	**Lab Number**	: L2300996
Project Name	: 148/156 NAGLE	**Project Number**	: 3770.0001Y000
Lab ID	: L2300996-06	**Date Collected**	: 01/06/23 15:07
Client ID	: IA7	**Date Received**	: 01/06/23
Sample Location	: 148/156 NAGLE AVE, INWOOD, NY	**Date Analyzed**	: 01/11/23 00:33
Sample Matrix	: AIR	**Dilution Factor**	: 1
Analytical Method	: 48,TO-15-SIM	**Analyst**	: TJS
Lab File ID	: R1730714_EV2	**Instrument ID**	: AIRLAB17
Sample Amount	: 250 ml	**GC Column**	: RTX-1

		ppbV			ug/m3			
CAS NO.	**Parameter**	**Results**	**RL**	**MDL**	**Results**	**RL**	**MDL**	**Qualifier**
75-01-4	Vinyl chloride	ND	0.020	--	ND	0.051	--	U
75-35-4	1,1-Dichloroethene	ND	0.020	--	ND	0.079	--	U
156-59-2	cis-1,2-Dichloroethene	0.039	0.020	--	0.155	0.079	--	
71-55-6	1,1,1-Trichloroethane	ND	0.020	--	ND	0.109	--	U
56-23-5	Carbon tetrachloride	0.072	0.020	--	0.453	0.126	--	
79-01-6	Trichloroethene	ND	0.020	--	ND	0.107	--	U
127-18-4	Tetrachloroethene	0.074	0.020	--	0.502	0.136	--	

Results Summary
Form 1
Volatile Organics in Air by SIM

Client	: Roux Env. Eng. & Geology, DPC	**Lab Number**	: L2300996
Project Name	: 148/156 NAGLE	**Project Number**	: 3770.0001Y000
Lab ID	: L2300996-07	**Date Collected**	: 01/06/23 15:12
Client ID	: IA8	**Date Received**	: 01/06/23
Sample Location	: 148/156 NAGLE AVE, INWOOD, NY	**Date Analyzed**	: 01/11/23 01:13
Sample Matrix	: AIR	**Dilution Factor**	: 1
Analytical Method	: 48,TO-15-SIM	**Analyst**	: TJS
Lab File ID	: R1730715_EV2	**Instrument ID**	: AIRLAB17
Sample Amount	: 250 ml	**GC Column**	: RTX-1

		ppbV			ug/m3			
CAS NO.	**Parameter**	**Results**	**RL**	**MDL**	**Results**	**RL**	**MDL**	**Qualifier**
75-01-4	Vinyl chloride	0.912	0.020	--	2.33	0.051	--	
75-35-4	1,1-Dichloroethene	ND	0.020	--	ND	0.079	--	U
156-59-2	cis-1,2-Dichloroethene	3.45	0.020	--	13.7	0.079	--	
71-55-6	1,1,1-Trichloroethane	ND	0.020	--	ND	0.109	--	U
56-23-5	Carbon tetrachloride	0.083	0.020	--	0.522	0.126	--	
79-01-6	Trichloroethene	0.238	0.020	--	1.28	0.107	--	
127-18-4	Tetrachloroethene	0.664	0.020	--	4.50	0.136	--	

Results Summary
Form 1
Volatile Organics in Air by SIM

Client	: Roux Env. Eng. & Geology, DPC	**Lab Number**	: L2300996
Project Name	: 148/156 NAGLE	**Project Number**	: 3770.0001Y000
Lab ID	: L2300996-11	**Date Collected**	: 01/06/23 15:06
Client ID	: DUP010623	**Date Received**	: 01/06/23
Sample Location	: 148/156 NAGLE AVE, INWOOD, NY	**Date Analyzed**	: 01/11/23 01:52
Sample Matrix	: AIR	**Dilution Factor**	: 1
Analytical Method	: 48,TO-15-SIM	**Analyst**	: TJS
Lab File ID	: R1730716_EV2	**Instrument ID**	: AIRLAB17
Sample Amount	: 250 ml	**GC Column**	: RTX-1

		ppbV			ug/m3			
CAS NO.	**Parameter**	**Results**	**RL**	**MDL**	**Results**	**RL**	**MDL**	**Qualifier**
75-01-4	Vinyl chloride	0.045	0.020	--	0.115	0.051	--	
75-35-4	1,1-Dichloroethene	ND	0.020	--	ND	0.079	--	U
156-59-2	cis-1,2-Dichloroethene	0.174	0.020	--	0.690	0.079	--	
71-55-6	1,1,1-Trichloroethane	ND	0.020	--	ND	0.109	--	U
56-23-5	Carbon tetrachloride	0.072	0.020	--	0.453	0.126	--	
79-01-6	Trichloroethene	0.039	0.020	--	0.210	0.107	--	
127-18-4	Tetrachloroethene	0.332	0.020	--	2.25	0.136	--	

Results Summary
Form 1
Volatile Organics in Air by SIM

Client	: Roux Env. Eng. & Geology, DPC	**Lab Number**	: L2300996
Project Name	: 148/156 NAGLE	**Project Number**	: 3770.0001Y000
Lab ID	: L2300996-12	**Date Collected**	: 01/06/23 15:24
Client ID	: AA010623	**Date Received**	: 01/06/23
Sample Location	: 148/156 NAGLE AVE, INWOOD, NY	**Date Analyzed**	: 01/10/23 18:39
Sample Matrix	: AIR	**Dilution Factor**	: 1
Analytical Method	: 48,TO-15-SIM	**Analyst**	: TJS
Lab File ID	: R1730705_EV2	**Instrument ID**	: AIRLAB17
Sample Amount	: 250 ml	**GC Column**	: RTX-1

		ppbV			ug/m3			
CAS NO.	**Parameter**	**Results**	**RL**	**MDL**	**Results**	**RL**	**MDL**	**Qualifier**
75-01-4	Vinyl chloride	ND	0.020	--	ND	0.051	--	U
75-35-4	1,1-Dichloroethene	ND	0.020	--	ND	0.079	--	U
156-59-2	cis-1,2-Dichloroethene	0.047	0.020	--	0.186	0.079	--	
71-55-6	1,1,1-Trichloroethane	ND	0.020	--	ND	0.109	--	U
56-23-5	Carbon tetrachloride	0.068	0.020	--	0.428	0.126	--	
79-01-6	Trichloroethene	ND	0.020	--	ND	0.107	--	U
127-18-4	Tetrachloroethene	0.091	0.020	--	0.617	0.136	--	

Results Summary
Form 1
Volatile Organics in Air by SIM

Client	: Roux Env. Eng. & Geology, DPC	Lab Number	: L2300996
Project Name	: 148/156 NAGLE	Project Number	: 3770.0001Y000
Lab ID	: WG1731939-4	Date Collected	: NA
Client ID	: WG1731939-4BLANK	Date Received	: NA
Sample Location	:	Date Analyzed	: 01/10/23 16:44
Sample Matrix	: AIR	Dilution Factor	: 1
Analytical Method	: 48,TO-15-SIM	Analyst	: TJS
Lab File ID	: R1730704_EV2	Instrument ID	: AIRLAB17
Sample Amount	: 250 ml	GC Column	: RTX-1

		ppbV			ug/m3			
CAS NO.	Parameter	Results	RL	MDL	Results	RL	MDL	Qualifier
75-71-8	Dichlorodifluoromethane	ND	0.200	--	ND	0.989	--	U
74-87-3	Chloromethane	ND	0.200	--	ND	0.413	--	U
76-14-2	Freon-114	ND	0.050	--	ND	0.349	--	U
75-01-4	Vinyl chloride	ND	0.020	--	ND	0.051	--	U
106-99-0	1,3-Butadiene	ND	0.020	--	ND	0.044	--	U
74-83-9	Bromomethane	ND	0.020	--	ND	0.078	--	U
75-00-3	Chloroethane	ND	0.100	--	ND	0.264	--	U
64-17-5	Ethanol	ND	5.00	--	ND	9.42	--	U
593-60-2	Vinyl bromide	ND	0.200	--	ND	0.874	--	U
67-64-1	Acetone	ND	1.00	--	ND	2.38	--	U
75-69-4	Trichlorofluoromethane	ND	0.050	--	ND	0.281	--	U
67-63-0	Isopropanol	ND	0.500	--	ND	1.23	--	U
75-35-4	1,1-Dichloroethene	ND	0.020	--	ND	0.079	--	U
75-65-0	Tertiary butyl Alcohol	ND	0.500	--	ND	1.52	--	U
75-09-2	Methylene chloride	ND	0.500	--	ND	1.74	--	U
107-05-1	3-Chloropropene	ND	0.200	--	ND	0.626	--	U
75-15-0	Carbon disulfide	ND	0.200	--	ND	0.623	--	U
76-13-1	Freon-113	ND	0.050	--	ND	0.383	--	U
156-60-5	trans-1,2-Dichloroethene	ND	0.020	--	ND	0.079	--	U
75-34-3	1,1-Dichloroethane	ND	0.020	--	ND	0.081	--	U
1634-04-4	Methyl tert butyl ether	ND	0.200	--	ND	0.721	--	U
78-93-3	2-Butanone	ND	0.500	--	ND	1.47	--	U
156-59-2	cis-1,2-Dichloroethene	ND	0.020	--	ND	0.079	--	U
141-78-6	Ethyl Acetate	ND	0.500	--	ND	1.80	--	U
67-66-3	Chloroform	ND	0.020	--	ND	0.098	--	U
109-99-9	Tetrahydrofuran	ND	0.500	--	ND	1.47	--	U

Results Summary
Form 1
Volatile Organics in Air by SIM

Client	: Roux Env. Eng. & Geology, DPC	Lab Number	: L2300996
Project Name	: 148/156 NAGLE	Project Number	: 3770.0001Y000
Lab ID	: WG1731939-4	Date Collected	: NA
Client ID	: WG1731939-4BLANK	Date Received	: NA
Sample Location	:	Date Analyzed	: 01/10/23 16:44
Sample Matrix	: AIR	Dilution Factor	: 1
Analytical Method	: 48,TO-15-SIM	Analyst	: TJS
Lab File ID	: R1730704_EV2	Instrument ID	: AIRLAB17
Sample Amount	: 250 ml	GC Column	: RTX-1

		ppbV			ug/m3			
CAS NO.	Parameter	Results	RL	MDL	Results	RL	MDL	Qualifier
107-06-2	1,2-Dichloroethane	ND	0.020	--	ND	0.081	--	U
110-54-3	n-Hexane	ND	0.200	--	ND	0.705	--	U
71-55-6	1,1,1-Trichloroethane	ND	0.020	--	ND	0.109	--	U
71-43-2	Benzene	ND	0.100	--	ND	0.319	--	U
56-23-5	Carbon tetrachloride	ND	0.020	--	ND	0.126	--	U
110-82-7	Cyclohexane	ND	0.200	--	ND	0.688	--	U
78-87-5	1,2-Dichloropropane	ND	0.020	--	ND	0.092	--	U
75-27-4	Bromodichloromethane	ND	0.020	--	ND	0.134	--	U
123-91-1	1,4-Dioxane	ND	0.100	--	ND	0.360	--	U
79-01-6	Trichloroethene	ND	0.020	--	ND	0.107	--	U
540-84-1	2,2,4-Trimethylpentane	ND	0.200	--	ND	0.934	--	U
142-82-5	Heptane	ND	0.200	--	ND	0.820	--	U
10061-01-5	cis-1,3-Dichloropropene	ND	0.020	--	ND	0.091	--	U
108-10-1	4-Methyl-2-pentanone	ND	0.500	--	ND	2.05	--	U
10061-02-6	trans-1,3-Dichloropropene	ND	0.020	--	ND	0.091	--	U
79-00-5	1,1,2-Trichloroethane	ND	0.020	--	ND	0.109	--	U
108-88-3	Toluene	ND	0.100	--	ND	0.377	--	U
591-78-6	2-Hexanone	ND	0.200	--	ND	0.820	--	U
124-48-1	Dibromochloromethane	ND	0.020	--	ND	0.170	--	U
106-93-4	1,2-Dibromoethane	ND	0.020	--	ND	0.154	--	U
127-18-4	Tetrachloroethene	ND	0.020	--	ND	0.136	--	U
108-90-7	Chlorobenzene	ND	0.100	--	ND	0.461	--	U
100-41-4	Ethylbenzene	ND	0.020	--	ND	0.087	--	U
179601-23-1	p/m-Xylene	ND	0.040	--	ND	0.174	--	U
75-25-2	Bromoform	ND	0.020	--	ND	0.207	--	U
100-42-5	Styrene	ND	0.020	--	ND	0.085	--	U

Results Summary
Form 1
Volatile Organics in Air by SIM

Client	: Roux Env. Eng. & Geology, DPC	**Lab Number**	: L2300996
Project Name	: 148/156 NAGLE	**Project Number**	: 3770.0001Y000
Lab ID	: WG1731939-4	**Date Collected**	: NA
Client ID	: WG1731939-4BLANK	**Date Received**	: NA
Sample Location	:	**Date Analyzed**	: 01/10/23 16:44
Sample Matrix	: AIR	**Dilution Factor**	: 1
Analytical Method	: 48,TO-15-SIM	**Analyst**	: TJS
Lab File ID	: R1730704_EV2	**Instrument ID**	: AIRLAB17
Sample Amount	: 250 ml	**GC Column**	: RTX-1

		ppbV			ug/m3			
CAS NO.	**Parameter**	**Results**	**RL**	**MDL**	**Results**	**RL**	**MDL**	**Qualifier**
79-34-5	1,1,2,2-Tetrachloroethane	ND	0.020	--	ND	0.137	--	U
95-47-6	o-Xylene	ND	0.020	--	ND	0.087	--	U
622-96-8	4-Ethyltoluene	ND	0.020	--	ND	0.098	--	U
108-67-8	1,3,5-Trimethybenzene	ND	0.020	--	ND	0.098	--	U
95-63-6	1,2,4-Trimethylbenzene	ND	0.020	--	ND	0.098	--	U
100-44-7	Benzyl chloride	ND	0.100	--	ND	0.518	--	U
541-73-1	1,3-Dichlorobenzene	ND	0.020	--	ND	0.120	--	U
106-46-7	1,4-Dichlorobenzene	ND	0.020	--	ND	0.120	--	U
95-50-1	1,2-Dichlorobenzene	ND	0.020	--	ND	0.120	--	U
120-82-1	1,2,4-Trichlorobenzene	ND	0.050	--	ND	0.371	--	U
87-68-3	Hexachlorobutadiene	ND	0.050	--	ND	0.533	--	U

Results Summary
Form 1
Volatile Organics in Air by SIM

Client	: Roux Env. Eng. & Geology, DPC	**Lab Number**	: L2300996
Project Name	: 148/156 NAGLE	**Project Number**	: 3770.0001Y000
Lab ID	: WG1731939-5	**Date Collected**	: 01/06/23 14:58
Client ID	: IA4DUP	**Date Received**	: 01/06/23
Sample Location	:	**Date Analyzed**	: 01/10/23 22:35
Sample Matrix	: AIR	**Dilution Factor**	: 1
Analytical Method	: 48,TO-15-SIM	**Analyst**	: TJS
Lab File ID	: R1730711_EV2	**Instrument ID**	: AIRLAB17
Sample Amount	: 250 ml	**GC Column**	: RTX-1

		ppbV			ug/m3			
CAS NO.	**Parameter**	**Results**	**RL**	**MDL**	**Results**	**RL**	**MDL**	**Qualifier**
75-01-4	Vinyl chloride	0.043	0.020	--	0.110	0.051	--	
75-35-4	1,1-Dichloroethene	ND	0.020	--	ND	0.079	--	U
156-59-2	cis-1,2-Dichloroethene	0.234	0.020	--	0.928	0.079	--	
71-55-6	1,1,1-Trichloroethane	ND	0.020	--	ND	0.109	--	U
56-23-5	Carbon tetrachloride	0.068	0.020	--	0.428	0.126	--	
79-01-6	Trichloroethene	0.075	0.020	--	0.403	0.107	--	
127-18-4	Tetrachloroethene	1.04	0.020	--	7.05	0.136	--	

Quantitation Report (QT Reviewed)

Data Path : O:\Forensics\Data\Airlab17\2023\01\0110SIM\
Data File : r1730705_Ev2.D
Acq On : 10 Jan 2023 6:39 PM
Operator : AIRLAB17:TJS
Sample : L2300996-12,3,250,250
Misc : WG1731939,ICAL19643
ALS Vial : 0 Sample Multiplier: 1

Quant Time: Jan 11 07:33:00 2023
Quant Method : O:\Forensics\Data\Airlab17\2023\01\0110SIM\TSIM17_230109.M
Quant Title : TO-14A/TO-15 SIM/Full Scan Analysis
QLast Update : Tue Jan 10 06:07:28 2023
Response via : Initial Calibration

CCAL FILE : O:\Forensics\Data\Airlab17\2023\01\0110SIM\r1730702_Ev2.D
Sub List : 7-NY-SIM - .

Compound	R.T.	QIon	Response	Conc	Units	Dev(Min)
Internal Standards						
1) bromochloromethane	9.550	49	149270	10.000	ppbV	-0.02
Standard Area = 153079			Recovery = 97.51%			
33) 1,4-difluorobenzene	11.830	114	528604	10.000	ppbV	-0.02
Standard Area = 540688			Recovery = 97.77%			
51) chlorobenzene-D5	16.567	54	65140	10.000	ppbV	-0.02
Standard Area = 66374			Recovery = 98.14%			
System Monitoring Compounds						
Target Compounds						Qvalue
6) vinyl chloride	4.378	62	107	0.014	ppbV #	48
17) 1,1-dichloroethene	6.814		0	N.D.		
28) cis-1,2-dichloroethene	9.358	61	512	0.047	ppbV	92
36) 1,1,1-trichloroethane	10.875		0	N.D.		
38) carbon tetrachloride	11.563	117	813	0.068	ppbV #	97
44) trichloroethene	12.637	130	227M4	0.018	ppbV	
57) tetrachloroethene	15.958	166	1096	0.091	ppbV #	85

(#) = qualifier out of range (m) = manual integration (+) = signals summed

Sub List : 7-NY-SIM - .\Data\Airlab17\2023\01\0110SIM\r1730702_Ev2.D

Data Path : O:\Forensics\Data\Airlab17\2023\01\0110SIM\
Data File : r1730705_Ev2.D
Acq On : 10 Jan 2023 6:39 PM
Operator : AIRLAB17:TJS
Sample : L2300996-12,3,250,250
Misc : WG1731939,ICAL19643
ALS Vial : 0 Sample Multiplier: 1

Quant Time: Jan 11 07:33:00 2023
Quant Method : O:\Forensics\Data\Airlab17\2023\01\0110SIM\TSIM17_230109.M
Quant Title : TO-14A/TO-15 SIM/Full Scan Analysis
QLast Update : Tue Jan 10 06:07:28 2023
Response via : Initial Calibration

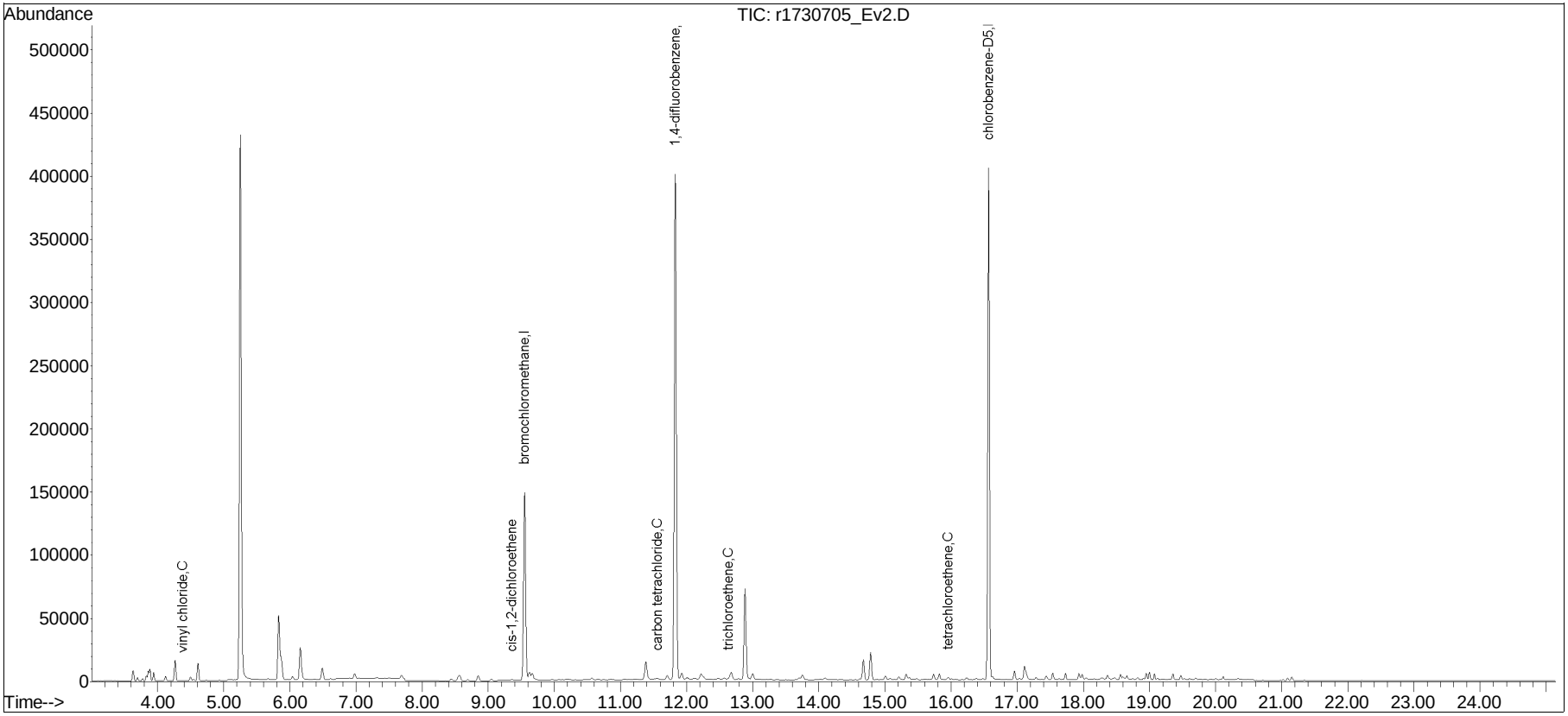

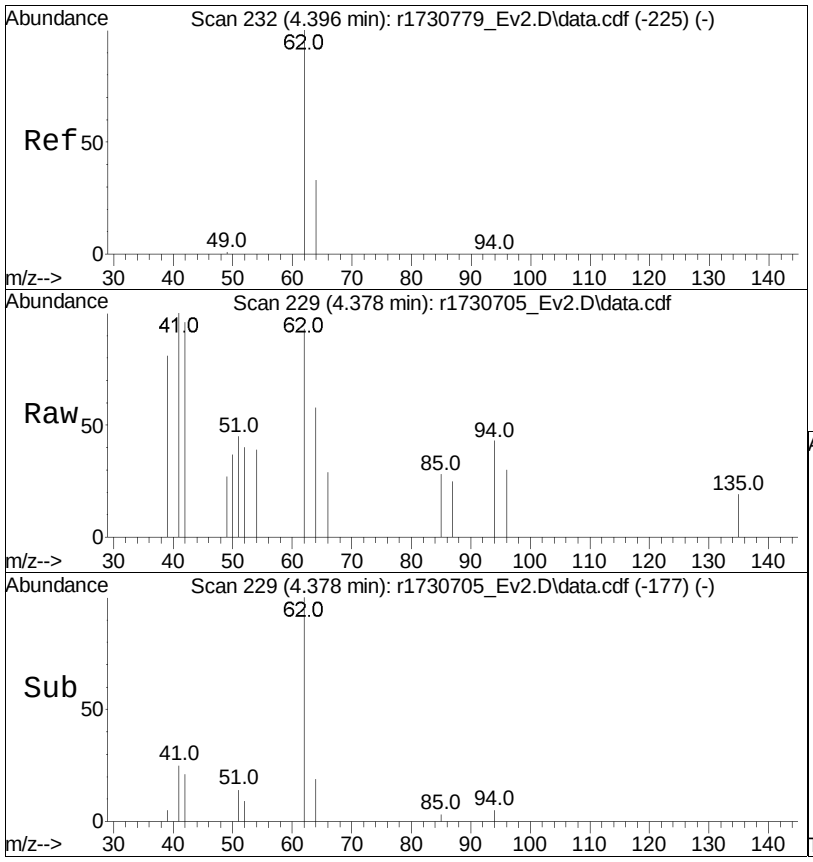

#6
vinyl chloride
Concen: 0.01 ppbV
RT: 4.378 min Scan# 229
Delta R.T. -0.018 min
Lab File: r1730705_Ev2.D
Acq: 10 Jan 2023 6:39 PM

Tgt Ion: 62 Resp: 107

Ion	Ratio	Lower	Upper
62	100		
64	62.4	26.4	39.6#

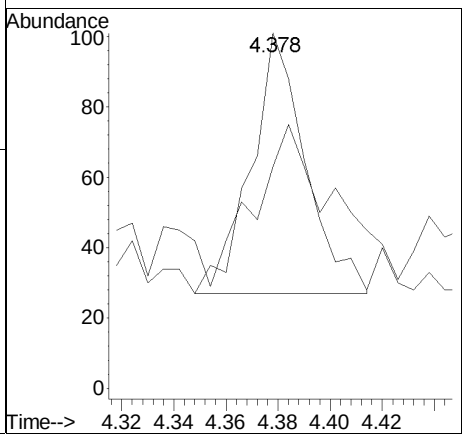

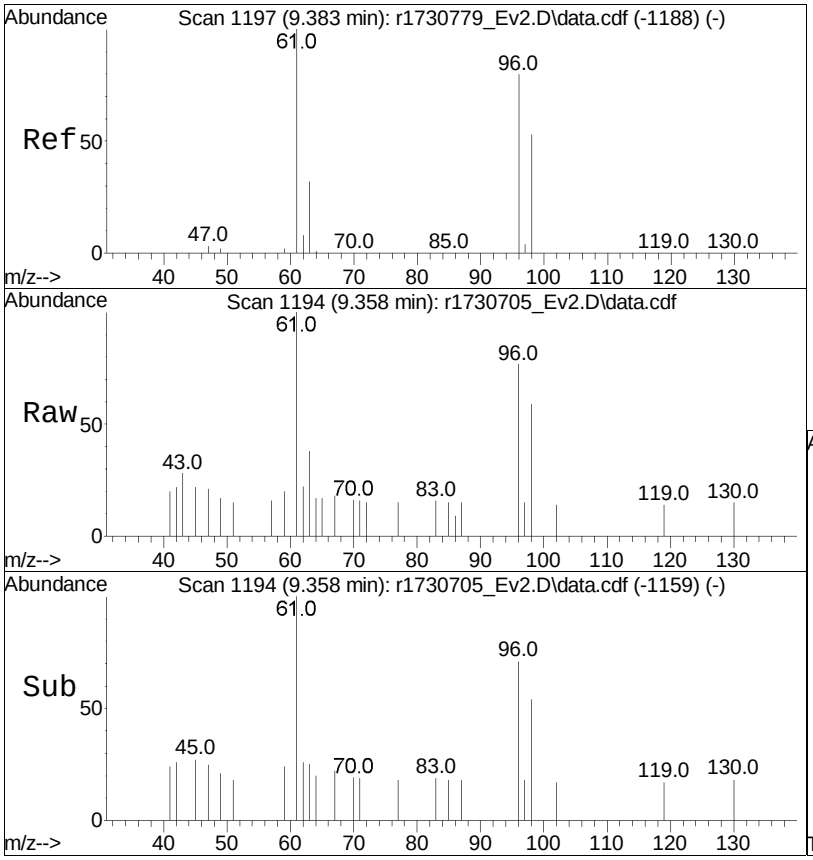

#28
cis-1,2-dichloroethene
Concen: 0.05 ppbV
RT: 9.358 min Scan# 1194
Delta R.T. -0.025 min
Lab File: r1730705_Ev2.D
Acq: 10 Jan 2023 6:39 PM

Tgt Ion: 61 Resp: 512

Ion	Ratio	Lower	Upper
61	100		
96	76.7	64.8	97.2
98	58.5	40.0	60.0

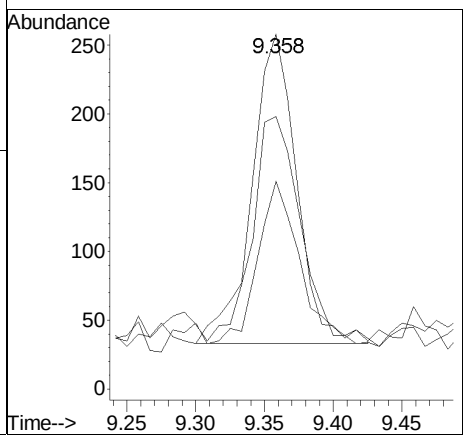

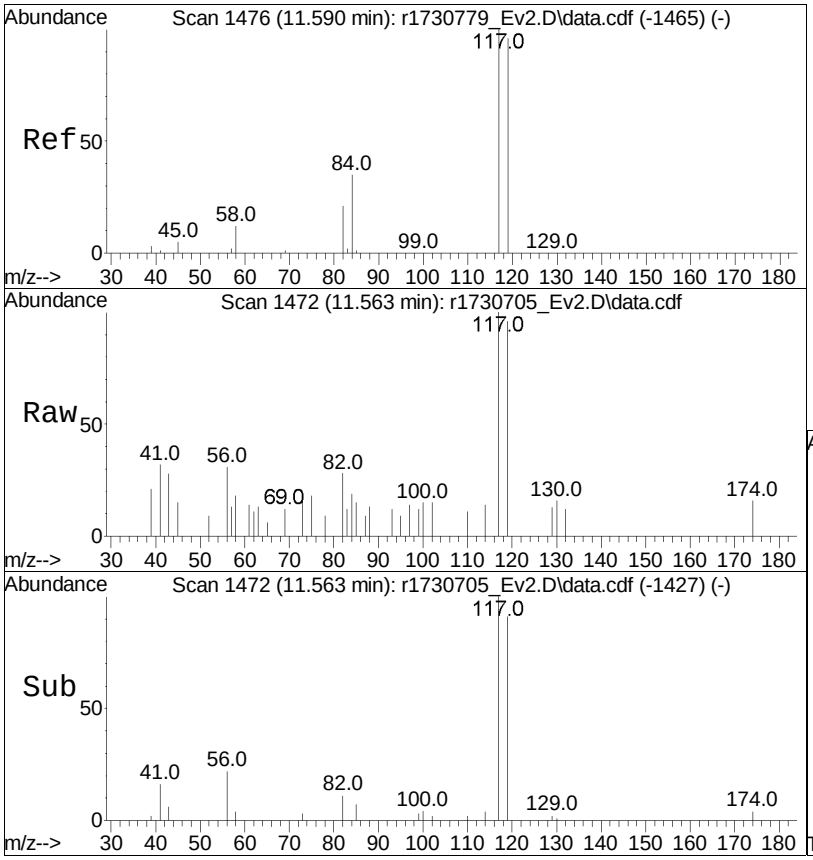

#38
carbon tetrachloride
Concen: 0.07 ppbV
RT: 11.563 min Scan# 1472
Delta R.T. -0.027 min
Lab File: r1730705_Ev2.D
Acq: 10 Jan 2023 6:39 PM

Tgt Ion:117 Resp: 813

Ion	Ratio	Lower	Upper
117	100		
119	96.5	77.3	115.9
82	27.9	16.0	24.0#

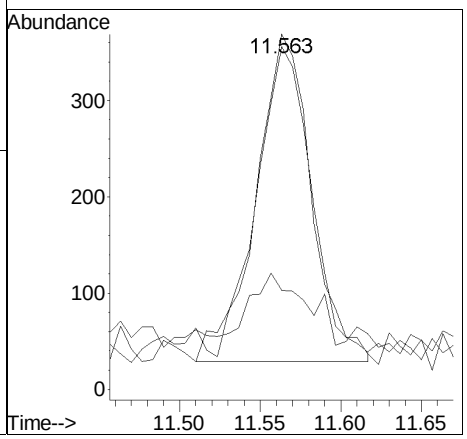

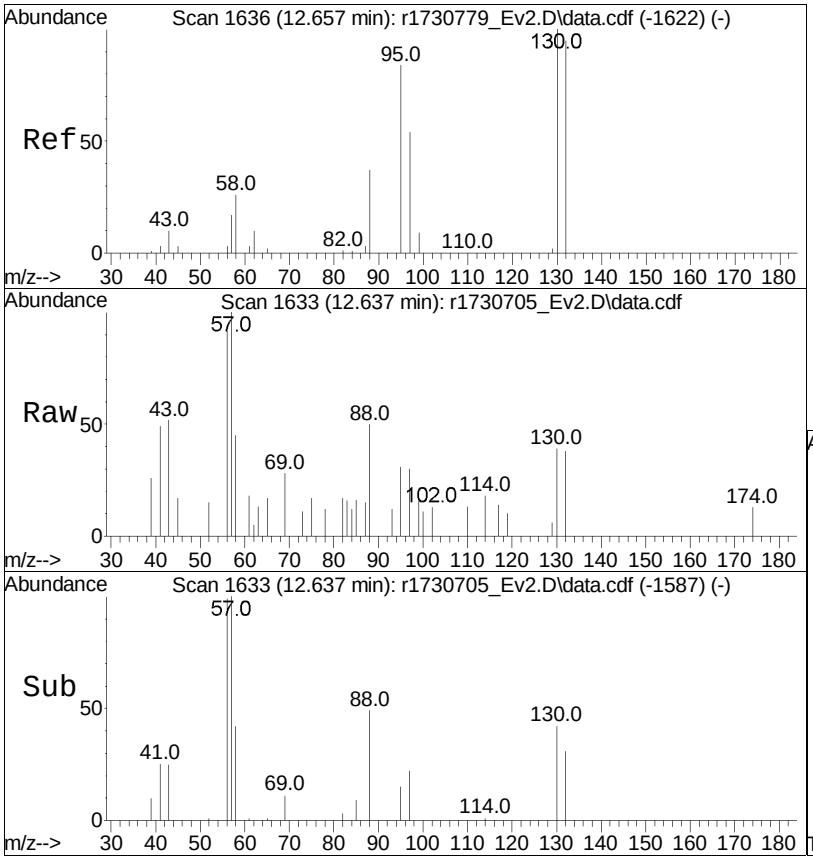

#44
trichloroethene
Concen: 0.02 ppbV m
RT: 12.637 min Scan# 1633
Delta R.T. -0.020 min
Lab File: r1730705_Ev2.D
Acq: 10 Jan 2023 6:39 PM

Tgt Ion:130 Resp: 227

Ion	Ratio	Lower	Upper
130	100		
132	96.8	74.7	112.1
97	76.0	45.4	68.0#

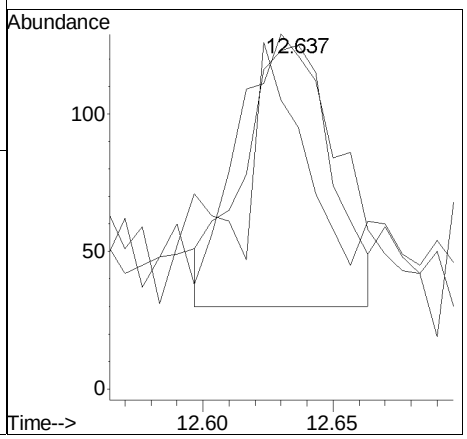

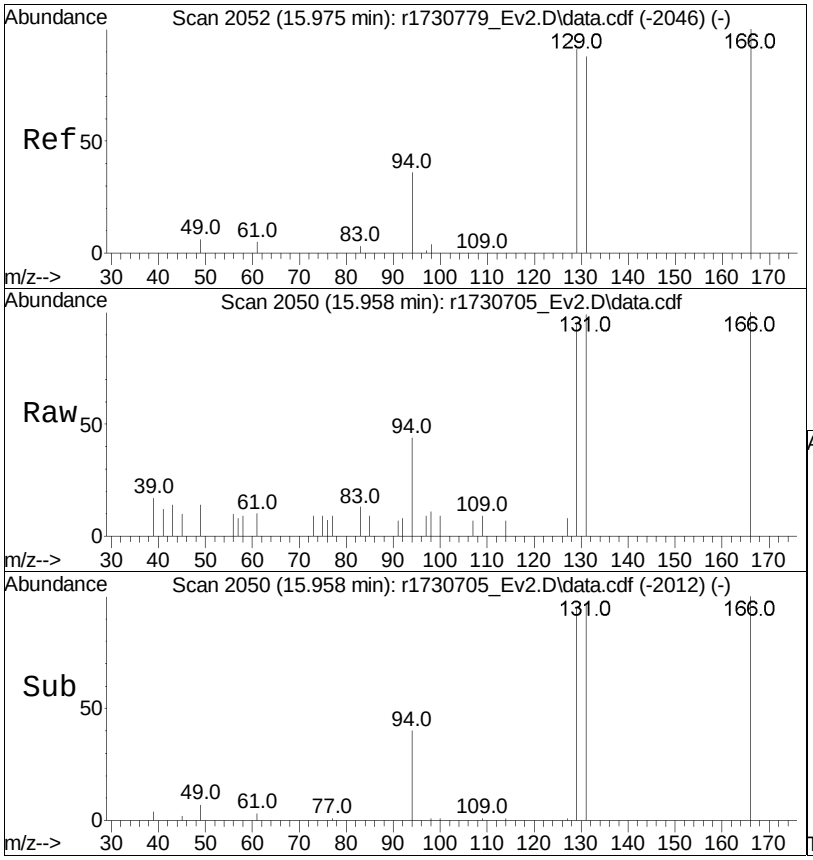

#57
tetrachloroethene
Concen: 0.09 ppbV
RT: 15.958 min Scan# 2050
Delta R.T. -0.017 min
Lab File: r1730705_Ev2.D
Acq: 10 Jan 2023 6:39 PM

Tgt Ion:166 Resp: 1096

Ion	Ratio	Lower	Upper
166	100		
131	99.0	68.2	102.2
94	44.5	29.4	44.0#

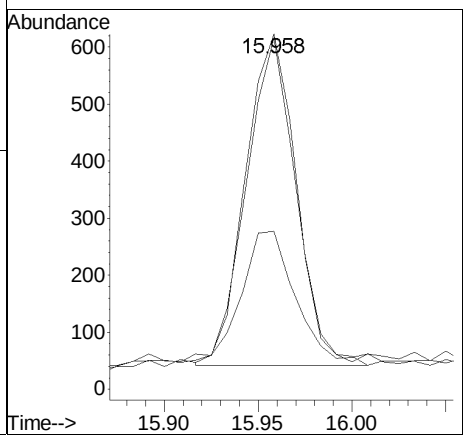

Manual Integration/Negative Proof Report

Data Path : O:\Forensics\Data\Airlab17\QMethod : TSIM17_230109.M
Data File : r1730705_Ev2.D Operator : AIRLAB17:TJS
Date Inj'd : 1/10/2020 0:6: 9 Instrument :
Sample : L2300996-12,3,250,250 Quant Date : 1/10/2023 11:34 pm

Compound #44: trichloroethene

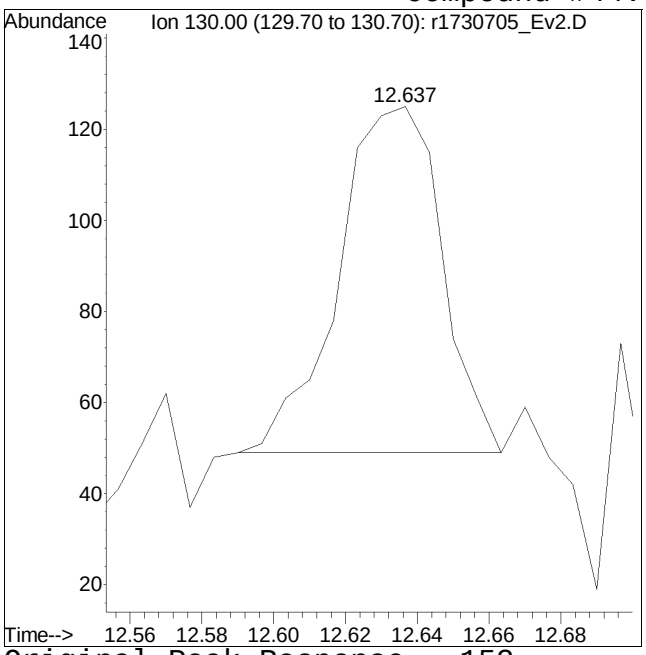

Original Peak Response = 152

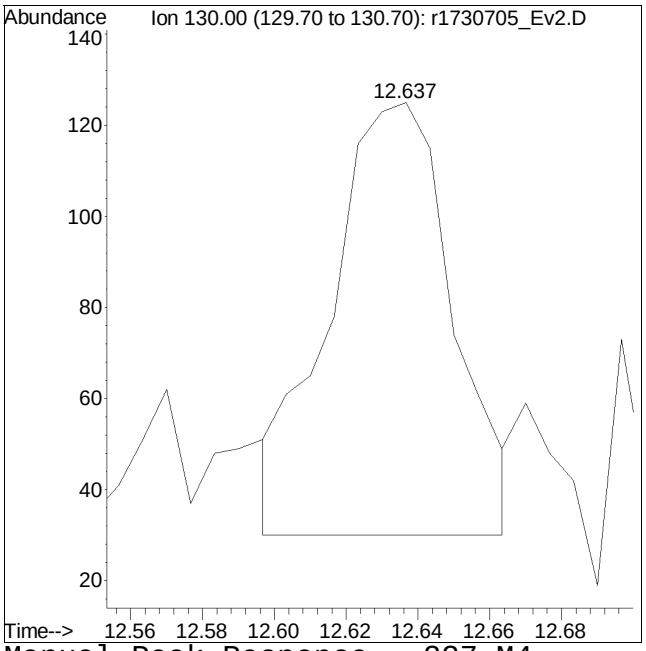

Manual Peak Response = 227 M4

M4 = Poor automated baseline construction.

Quantitation Report (QT Reviewed)

Data Path : O:\Forensics\Data\Airlab17\2023\01\0110SIM\
Data File : r1730708_Ev2.D
Acq On : 10 Jan 2023 8:37 PM
Operator : AIRLAB17:TJS
Sample : L2300996-01,3,250,250
Misc : WG1731939,ICAL19643
ALS Vial : 0 Sample Multiplier: 1

Quant Time: Jan 11 07:33:53 2023
Quant Method : O:\Forensics\Data\Airlab17\2023\01\0110SIM\TSIM17_230109.M
Quant Title : TO-14A/TO-15 SIM/Full Scan Analysis
QLast Update : Tue Jan 10 06:07:28 2023
Response via : Initial Calibration

CCAL FILE : O:\Forensics\Data\Airlab17\2023\01\0110SIM\r1730702_Ev2.D
Sub List : 7-NY-SIM - .

Compound	R.T.	QIon	Response	Conc	Units	Dev(Min)
Internal Standards						
1) bromochloromethane	9.550	49	153856	10.000	ppbV	-0.02
Standard Area = 153079			Recovery = 100.51%			
33) 1,4-difluorobenzene	11.830	114	534426	10.000	ppbV	-0.02
Standard Area = 540688			Recovery = 98.84%			
51) chlorobenzene-D5	16.567	54	66744	10.000	ppbV	-0.02
Standard Area = 66374			Recovery = 100.56%			
System Monitoring Compounds						
Target Compounds						Qvalue
6) vinyl chloride	4.378	62	3030	0.372	ppbV	97
17) 1,1-dichloroethene	6.814	61	661M4	0.059	ppbV	
28) cis-1,2-dichloroethene	9.358	61	107125	9.455	ppbV	98
36) 1,1,1-trichloroethane	10.858		0	N.D.		
38) carbon tetrachloride	11.563	117	822M4	0.068	ppbV	
44) trichloroethene	12.630	130	26306	2.026	ppbV	98
57) tetrachloroethene	15.950	166	158195	12.855	ppbV	97

(#) = qualifier out of range (m) = manual integration (+) = signals summed

Sub List : 7-NY-SIM - .\Data\Airlab17\2023\01\0110SIM\r1730702_Ev2.D

Data Path : O:\Forensics\Data\Airlab17\2023\01\0110SIM\
Data File : r1730708_Ev2.D
Acq On : 10 Jan 2023 8:37 PM
Operator : AIRLAB17:TJS
Sample : L2300996-01,3,250,250
Misc : WG1731939,ICAL19643
ALS Vial : 0 Sample Multiplier: 1

Quant Time: Jan 11 07:33:53 2023
Quant Method : O:\Forensics\Data\Airlab17\2023\01\0110SIM\TSIM17_230109.M
Quant Title : TO-14A/TO-15 SIM/Full Scan Analysis
QLast Update : Tue Jan 10 06:07:28 2023
Response via : Initial Calibration

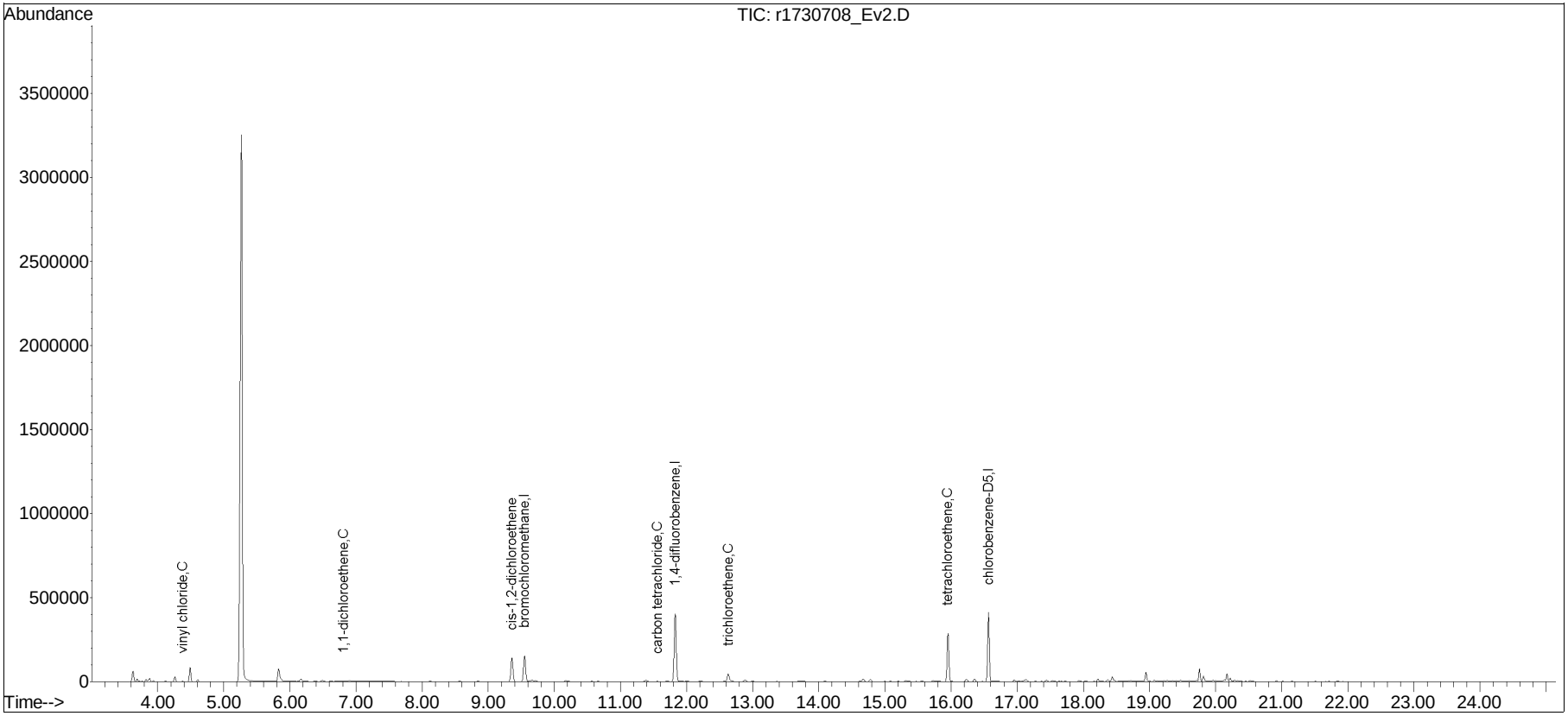

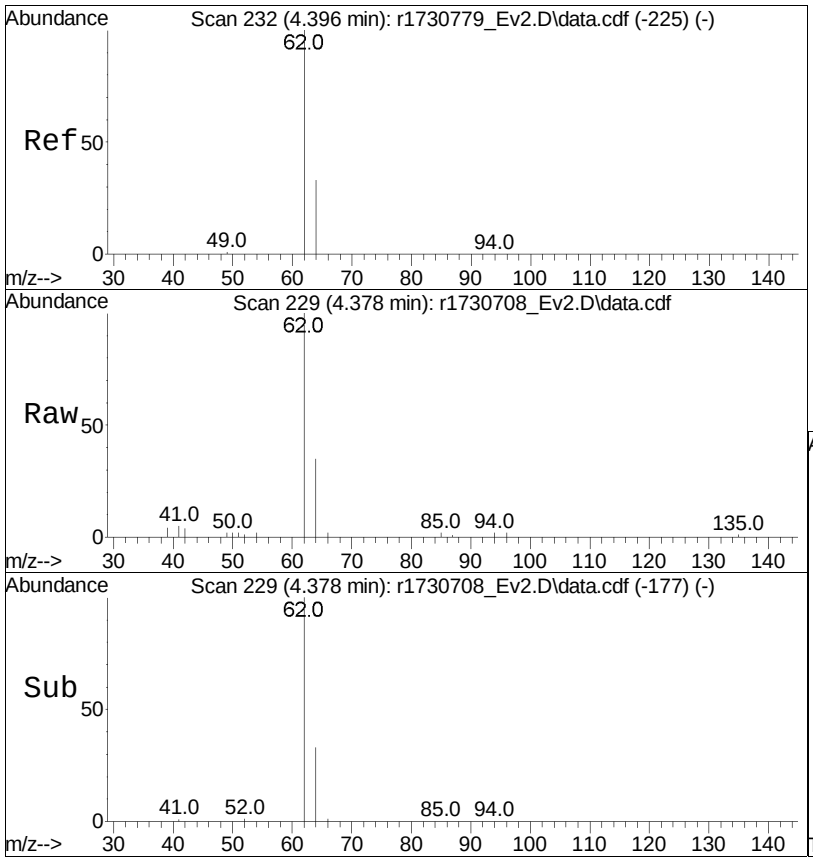

#6
vinyl chloride
Concen: 0.37 ppbV
RT: 4.378 min Scan# 229
Delta R.T. -0.018 min
Lab File: r1730708_Ev2.D
Acq: 10 Jan 2023 8:37 PM

Tgt Ion: 62 Resp: 3030

Ion	Ratio	Lower	Upper
62	100		
64	34.5	26.4	39.6

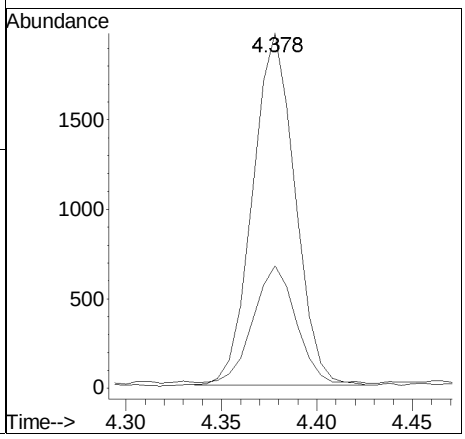

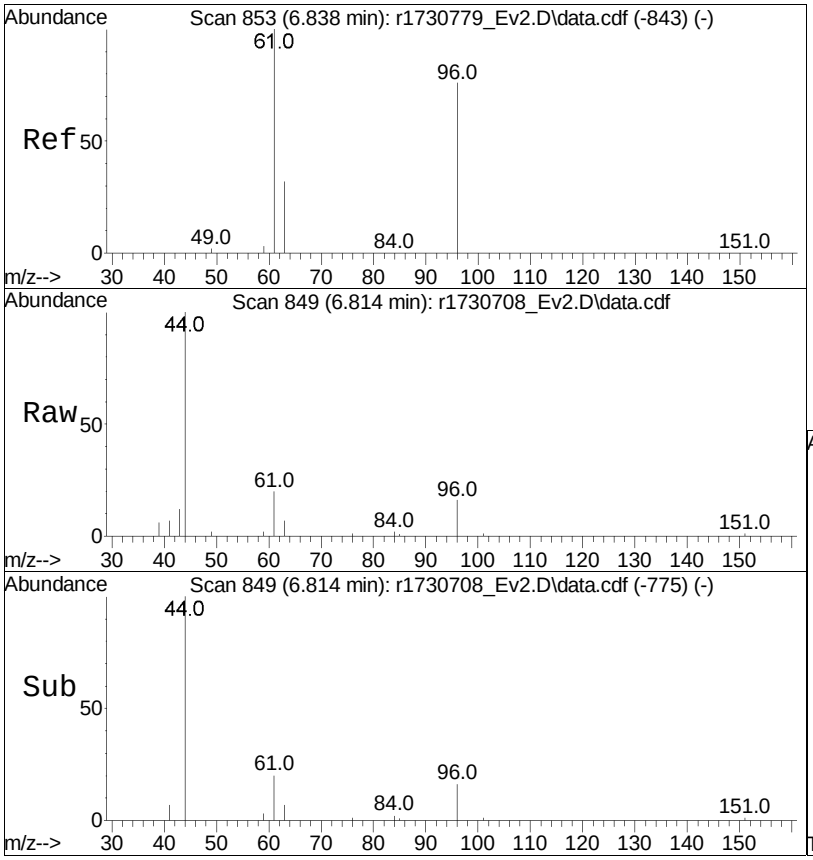

#17
1,1-dichloroethene
Concen: 0.06 ppbV m
RT: 6.814 min Scan# 849
Delta R.T. -0.024 min
Lab File: r1730708_Ev2.D
Acq: 10 Jan 2023 8:37 PM

Tgt Ion: 61 Resp: 661

Ion	Ratio	Lower	Upper
61	100		
96	79.5	56.3	84.5
63	36.3	24.6	36.8

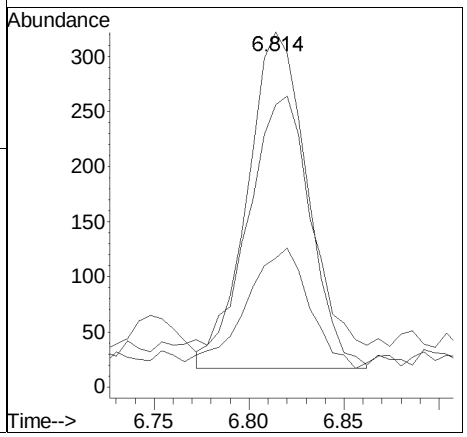

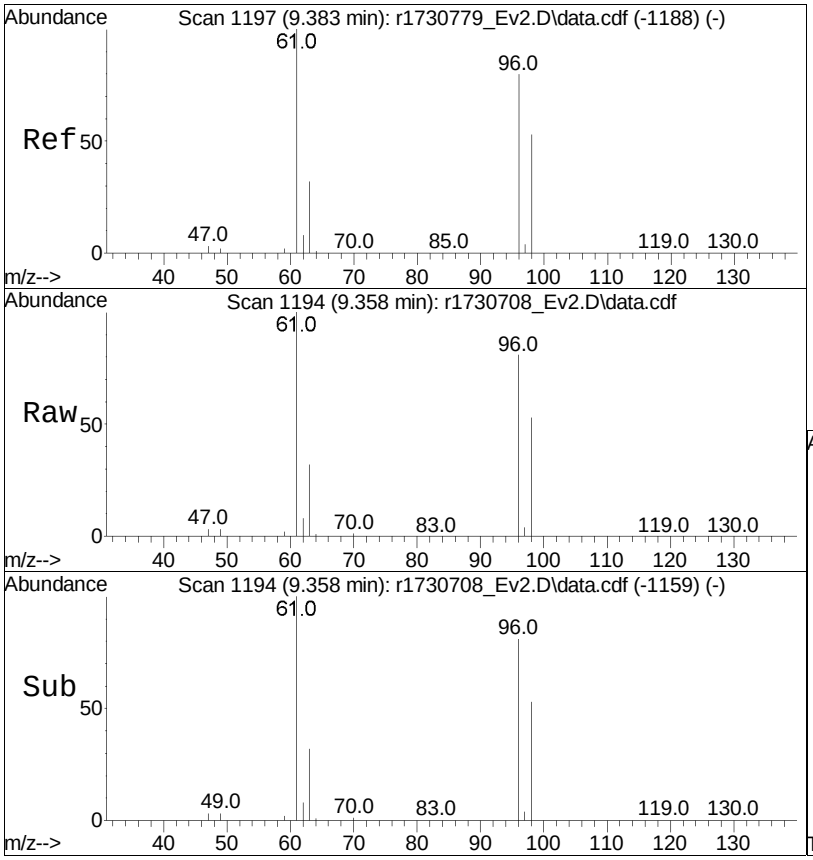

#28
cis-1,2-dichloroethene
Concen: 9.45 ppbV
RT: 9.358 min Scan# 1194
Delta R.T. -0.025 min
Lab File: r1730708_Ev2.D
Acq: 10 Jan 2023 8:37 PM

Tgt Ion: 61 Resp: 107125

Ion	Ratio	Lower	Upper
61	100		
96	80.7	64.8	97.2
98	53.3	40.0	60.0

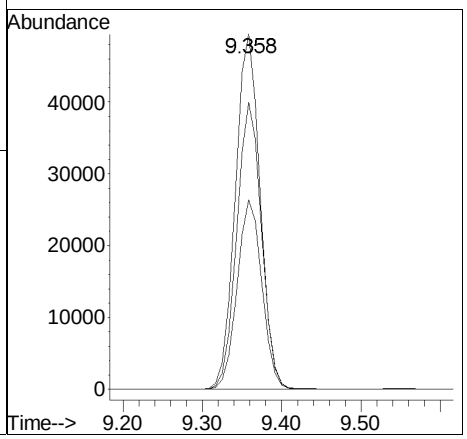

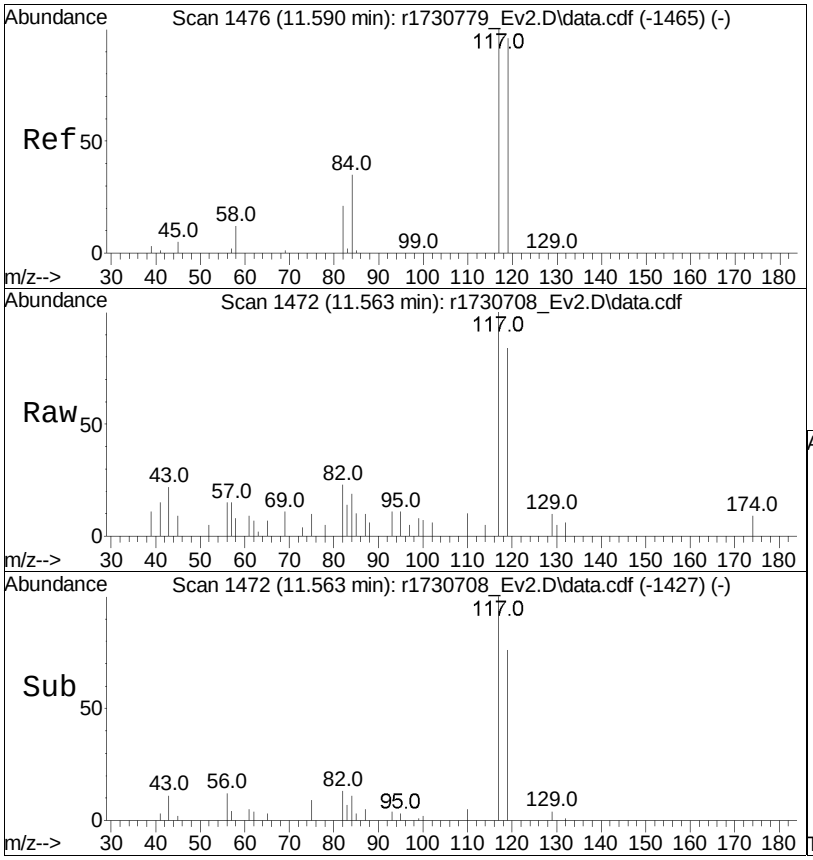

#38
carbon tetrachloride
Concen: 0.07 ppbV m
RT: 11.563 min Scan# 1472
Delta R.T. -0.027 min
Lab File: r1730708_Ev2.D
Acq: 10 Jan 2023 8:37 PM

Tgt Ion:117 Resp: 822

Ion	Ratio	Lower	Upper
117	100		
119	83.6	77.3	115.9
82	23.2	16.0	24.0

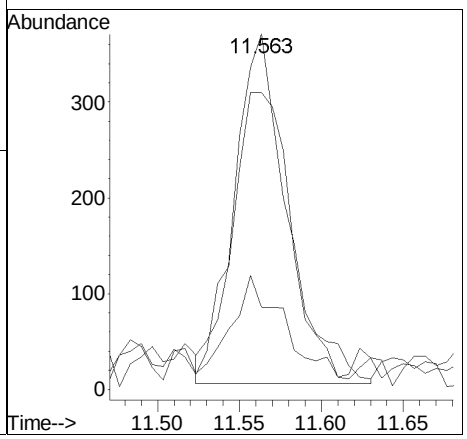

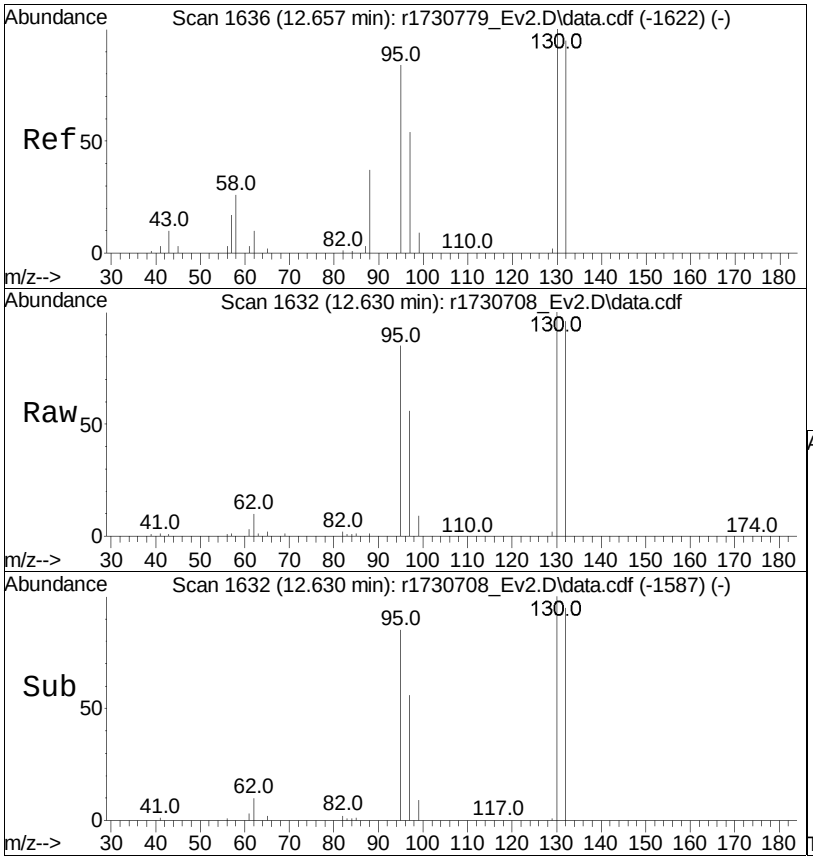

#44
trichloroethene
Concen: 2.03 ppbV
RT: 12.630 min Scan# 1632
Delta R.T. -0.027 min
Lab File: r1730708_Ev2.D
Acq: 10 Jan 2023 8:37 PM

Tgt Ion:130 Resp: 26306

Ion	Ratio	Lower	Upper
130	100		
132	95.7	74.7	112.1
97	56.5	45.4	68.0

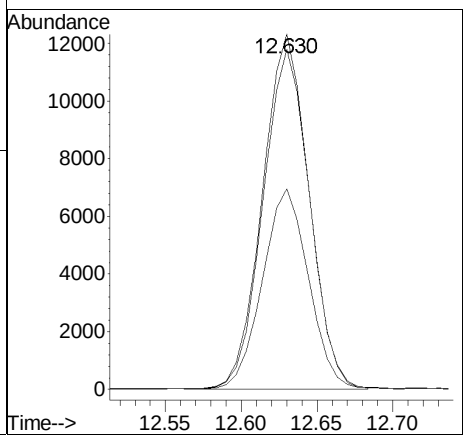

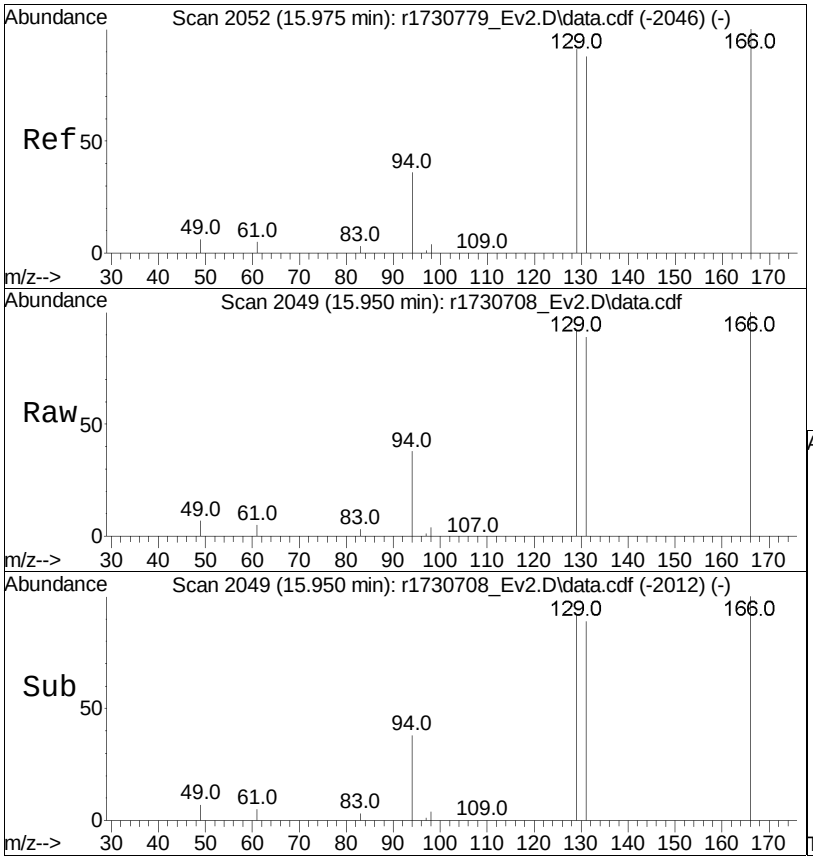

#57
tetrachloroethene
Concen: 12.86 ppbV
RT: 15.950 min Scan# 2049
Delta R.T. -0.025 min
Lab File: r1730708_Ev2.D
Acq: 10 Jan 2023 8:37 PM

Tgt Ion:166 Resp: 158195

Ion	Ratio	Lower	Upper
166	100		
131	88.6	68.2	102.2
94	38.3	29.4	44.0

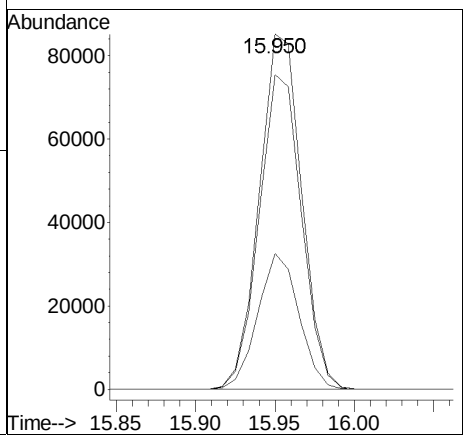

Manual Integration/Negative Proof Report

Data Path : O:\Forensics\Data\Airlab17\QMethod : TSIM17_230109.M
Data File : r1730708_Ev2.D Operator : AIRLAB17:TJS
Date Inj'd : 1/10/2020 0:8: 7 Instrument :
Sample : L2300996-01,3,250,250 Quant Date : 1/10/2023 11:34 pm

Compound #17: 1,1-dichloroethene

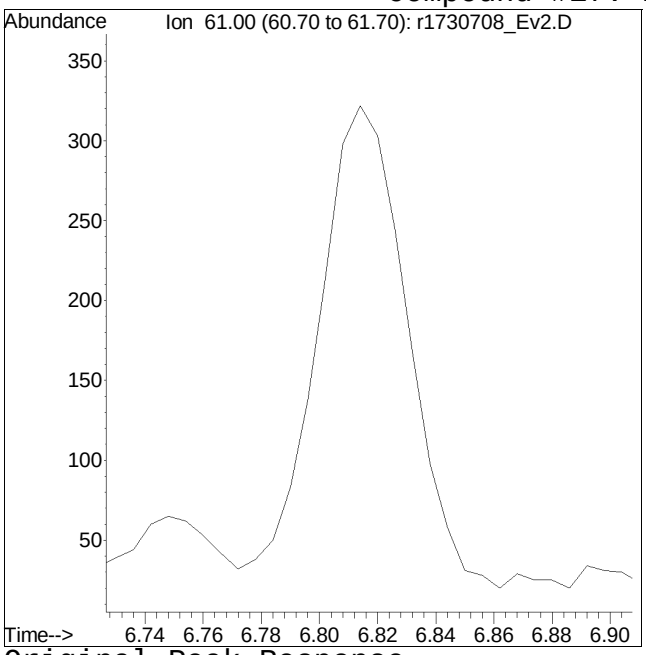

Original Peak Response =

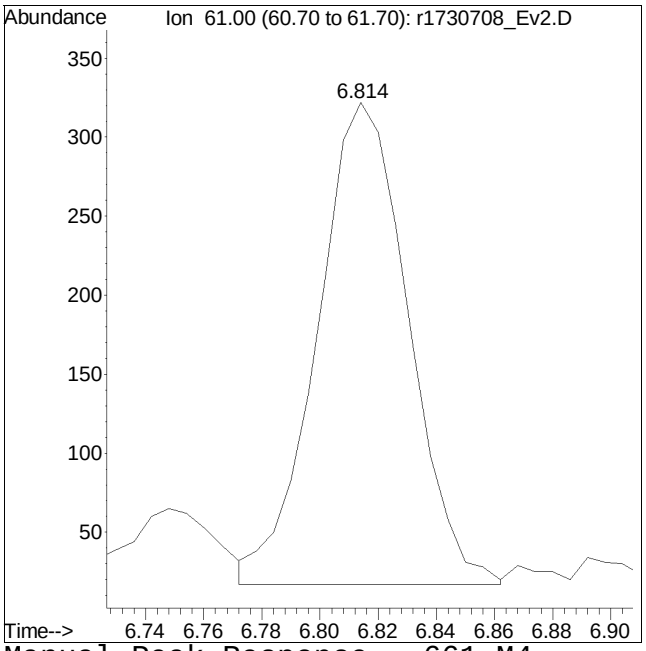

Manual Peak Response = 661 M4

M4 = Poor automated baseline construction.

Manual Integration/Negative Proof Report

Data Path : O:\Forensics\Data\Airlab17\QMethod : TSIM17_230109.M
Data File : r1730708_Ev2.D Operator : AIRLAB17:TJS
Date Inj'd : 1/10/2020 0:8: 7 Instrument :
Sample : L2300996-01,3,250,250 Quant Date : 1/10/2023 11:34 pm

Compound #38: carbon tetrachloride

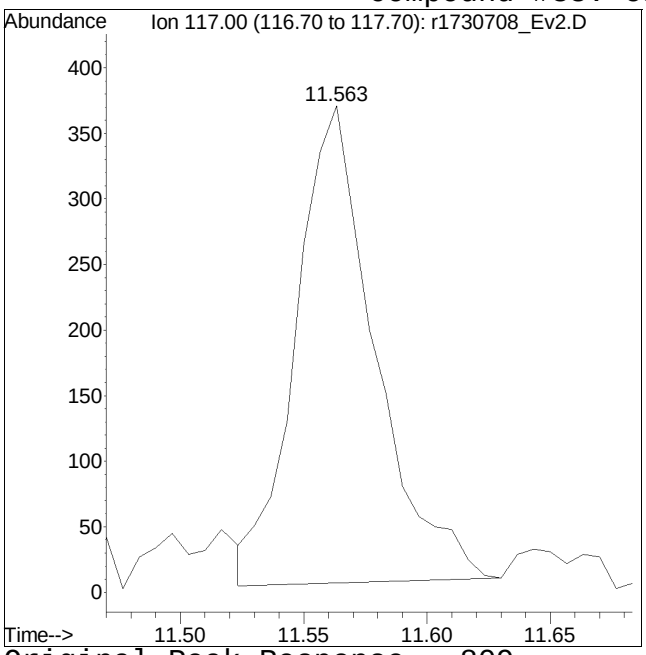

Original Peak Response = 809

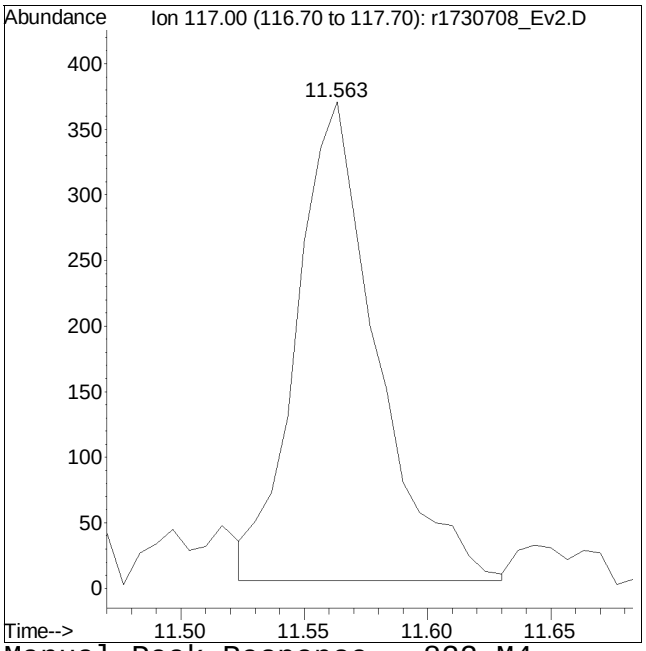

Manual Peak Response = 822 M4

M4 = Poor automated baseline construction.

Quantitation Report (QT Reviewed)

Data Path : O:\Forensics\Data\Airlab17\2023\01\0110SIM\
Data File : r1730709_Ev2.D
Acq On : 10 Jan 2023 9:16 PM
Operator : AIRLAB17:TJS
Sample : L2300996-02,3,250,250
Misc : WG1731939,ICAL19643
ALS Vial : 0 Sample Multiplier: 1

Quant Time: Jan 11 07:34:09 2023
Quant Method : O:\Forensics\Data\Airlab17\2023\01\0110SIM\TSIM17_230109.M
Quant Title : TO-14A/TO-15 SIM/Full Scan Analysis
QLast Update : Tue Jan 10 06:07:28 2023
Response via : Initial Calibration

CCAL FILE : O:\Forensics\Data\Airlab17\2023\01\0110SIM\r1730702_Ev2.D
Sub List : 7-NY-SIM - .

Compound	R.T.	QIon	Response	Conc	Units	Dev(Min)
Internal Standards						
1) bromochloromethane	9.550	49	147024	10.000	ppbV	-0.02
Standard Area = 153079			Recovery =		96.04%	
33) 1,4-difluorobenzene	11.830	114	510516	10.000	ppbV	-0.02
Standard Area = 540688			Recovery =		94.42%	
51) chlorobenzene-D5	16.558	54	64123	10.000	ppbV	-0.02
Standard Area = 66374			Recovery =		96.61%	
System Monitoring Compounds						
Target Compounds						Qvalue
6) vinyl chloride	4.378	62	378M4	0.049	ppbV	
17) 1,1-dichloroethene	6.742		0	N.D.		
28) cis-1,2-dichloroethene	9.358	61	2714	0.251	ppbV	96
36) 1,1,1-trichloroethane	0.000		0	N.D.		
38) carbon tetrachloride	11.550	117	814	0.070	ppbV #	82
44) trichloroethene	12.630	130	736	0.059	ppbV	93
57) tetrachloroethene	15.950	166	10794	0.913	ppbV	96

(#) = qualifier out of range (m) = manual integration (+) = signals summed

Sub List : 7-NY-SIM - .\Data\Airlab17\2023\01\0110SIM\r1730702_Ev2.D

Data Path : O:\Forensics\Data\Airlab17\2023\01\0110SIM\
Data File : r1730709_Ev2.D
Acq On : 10 Jan 2023 9:16 PM
Operator : AIRLAB17:TJS
Sample : L2300996-02,3,250,250
Misc : WG1731939,ICAL19643
ALS Vial : 0 Sample Multiplier: 1

Quant Time: Jan 11 07:34:09 2023
Quant Method : O:\Forensics\Data\Airlab17\2023\01\0110SIM\TSIM17_230109.M
Quant Title : TO-14A/TO-15 SIM/Full Scan Analysis
QLast Update : Tue Jan 10 06:07:28 2023
Response via : Initial Calibration

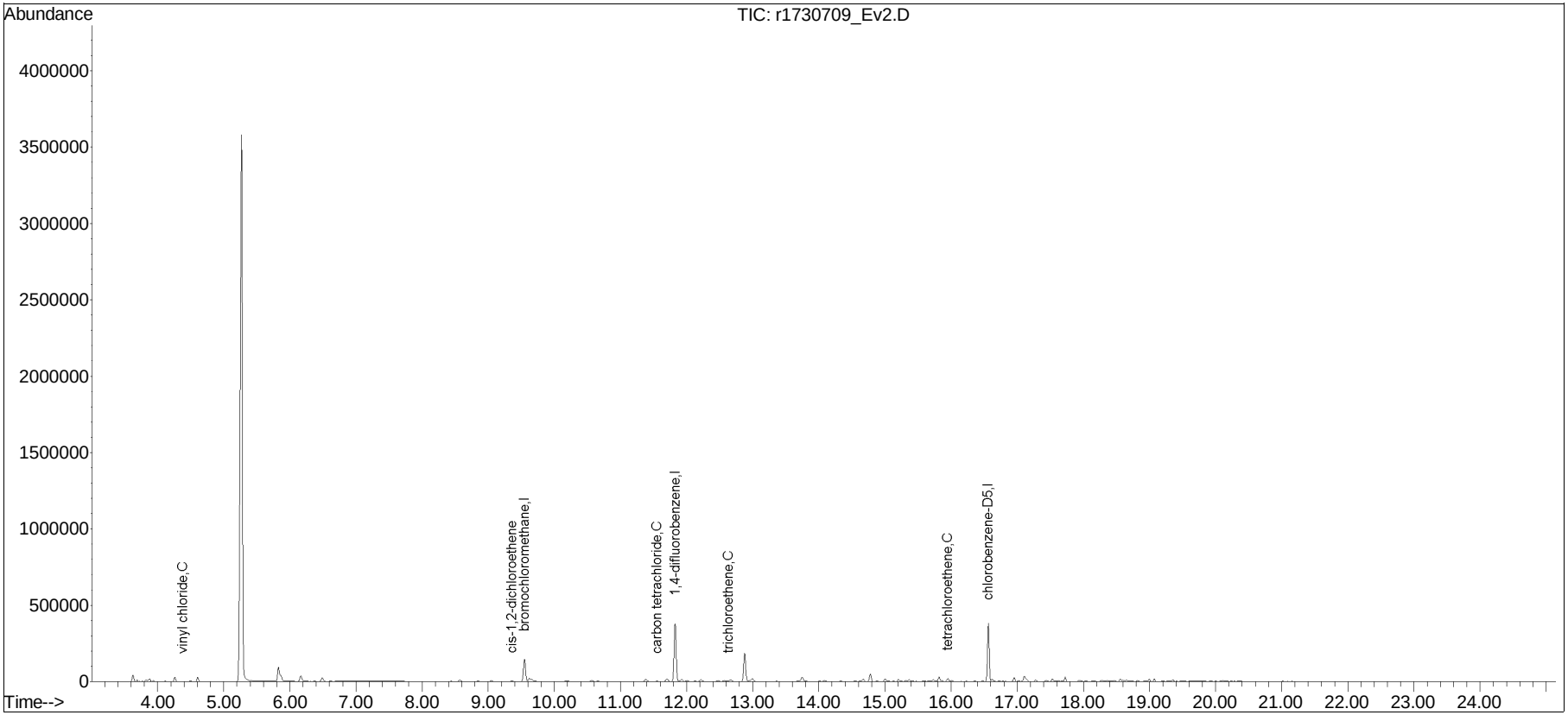

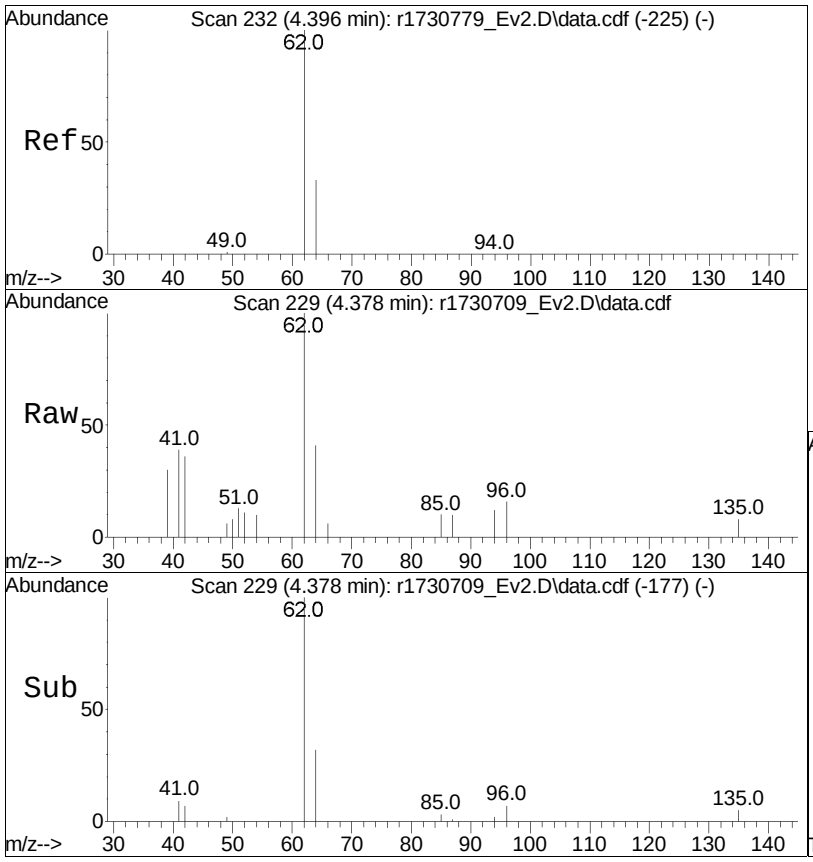

#6
vinyl chloride
Concen: 0.05 ppbV m
RT: 4.378 min Scan# 229
Delta R.T. -0.018 min
Lab File: r1730709_Ev2.D
Acq: 10 Jan 2023 9:16 PM

Tgt Ion: 62 Resp: 378

Ion	Ratio	Lower	Upper
62	100		
64	40.6	26.4	39.6#

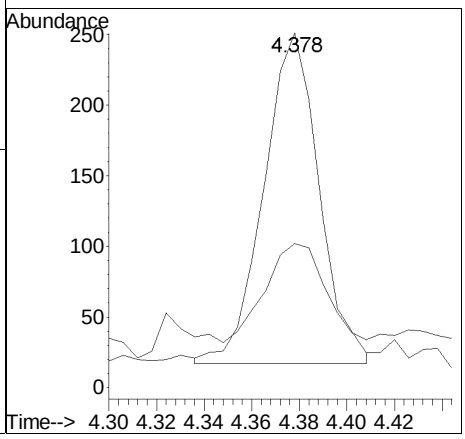

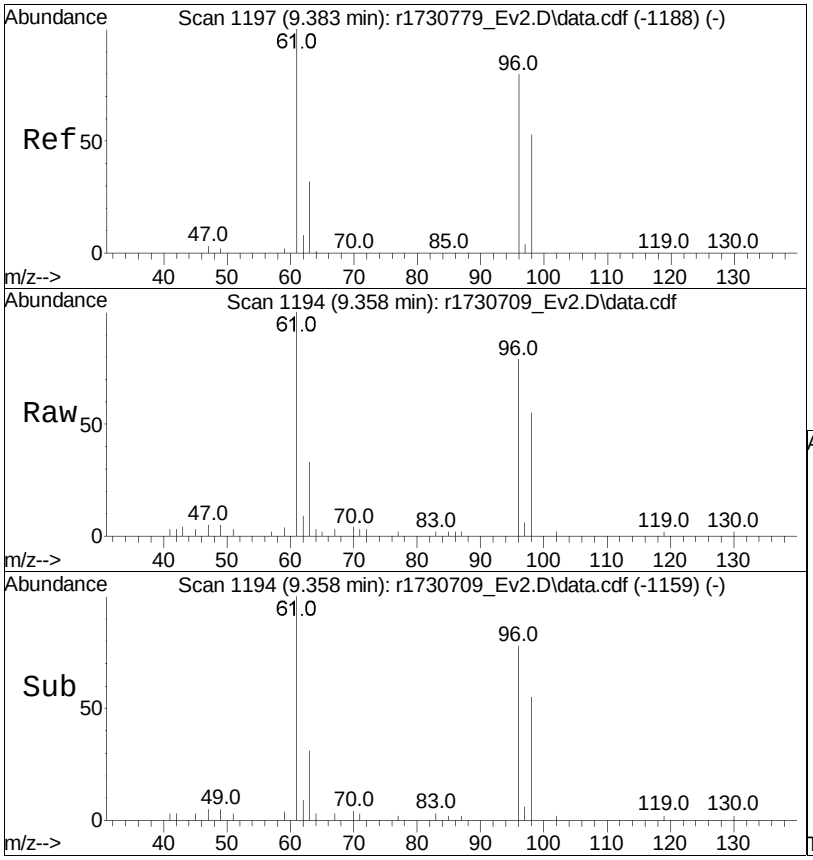

#28
cis-1,2-dichloroethene
Concen: 0.25 ppbV
RT: 9.358 min Scan# 1194
Delta R.T. -0.025 min
Lab File: r1730709_Ev2.D
Acq: 10 Jan 2023 9:16 PM

Tgt Ion: 61 Resp: 2714

Ion	Ratio	Lower	Upper
61	100		
96	79.0	64.8	97.2
98	55.0	40.0	60.0

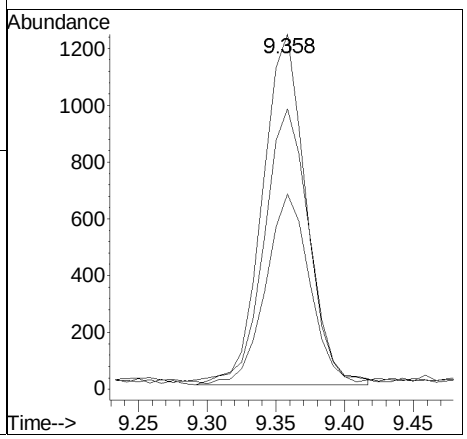

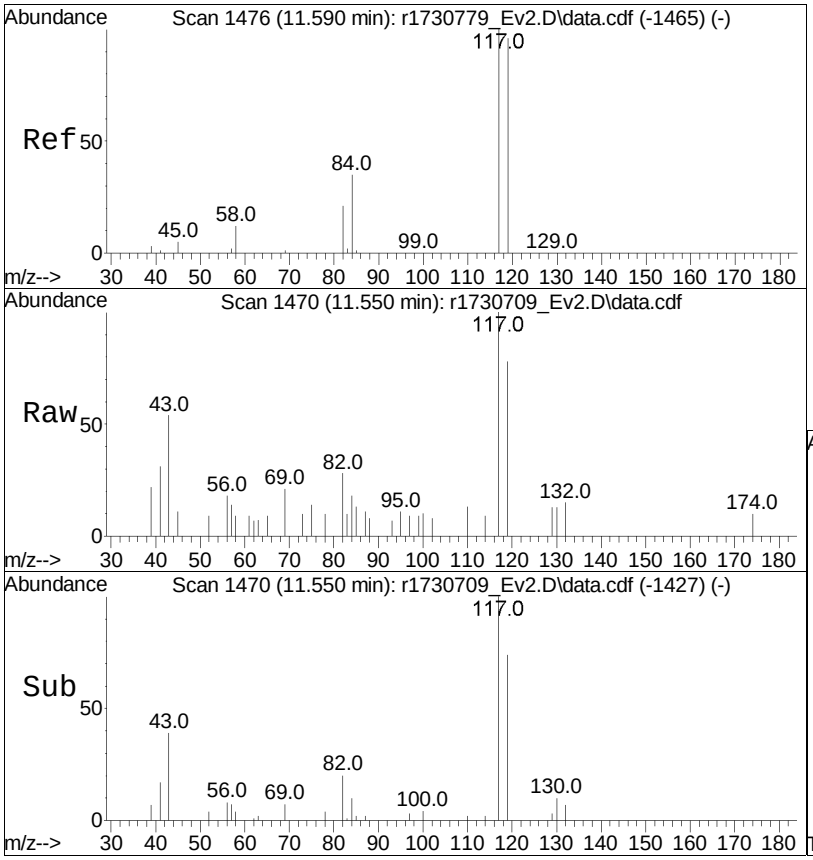

#38
carbon tetrachloride
Concen: 0.07 ppbV
RT: 11.550 min Scan# 1470
Delta R.T. -0.040 min
Lab File: r1730709_Ev2.D
Acq: 10 Jan 2023 9:16 PM

Tgt Ion:117 Resp: 814

Ion	Ratio	Lower	Upper
117	100		
119	78.3	77.3	115.9
82	28.0	16.0	24.0#

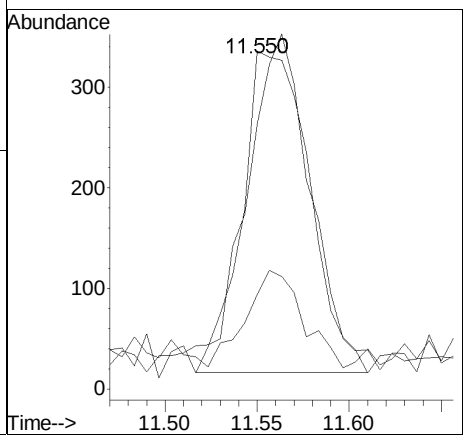

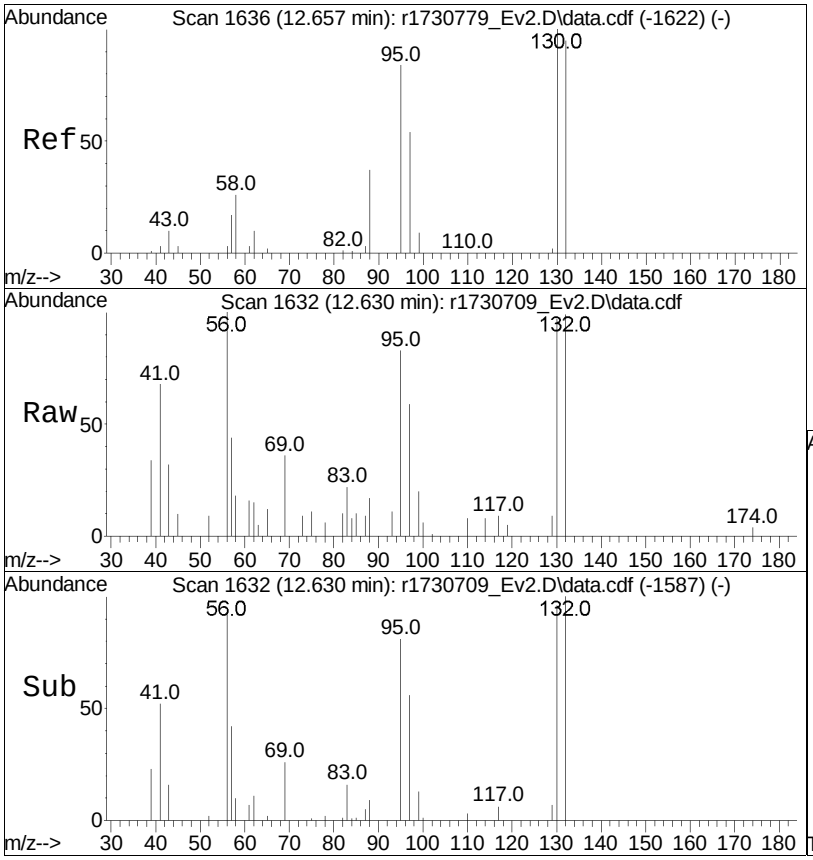

#44
trichloroethene
Concen: 0.06 ppbV
RT: 12.630 min Scan# 1632
Delta R.T. -0.027 min
Lab File: r1730709_Ev2.D
Acq: 10 Jan 2023 9:16 PM

Tgt Ion:130 Resp: 736

Ion	Ratio	Lower	Upper
130	100		
132	101.5	74.7	112.1
97	60.7	45.4	68.0

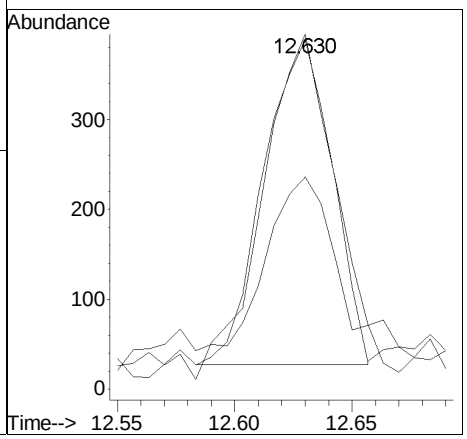

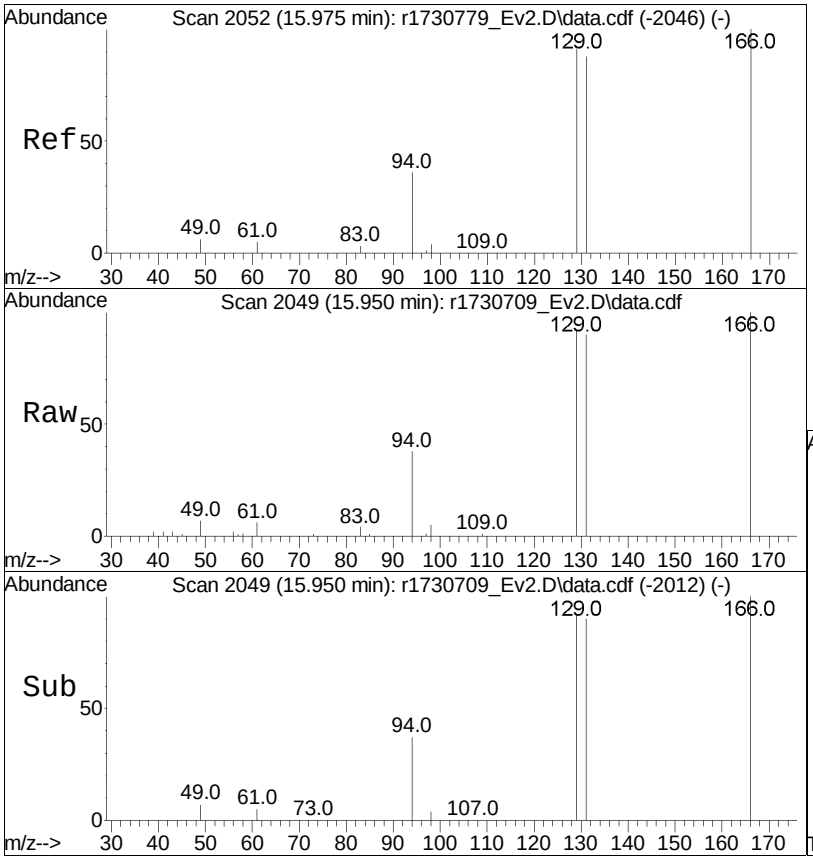

#57
tetrachloroethene
Concen: 0.91 ppbV
RT: 15.950 min Scan# 2049
Delta R.T. -0.025 min
Lab File: r1730709_Ev2.D
Acq: 10 Jan 2023 9:16 PM

Tgt Ion:166 Resp: 10794

Ion	Ratio	Lower	Upper
166	100		
131	90.4	68.2	102.2
94	37.6	29.4	44.0

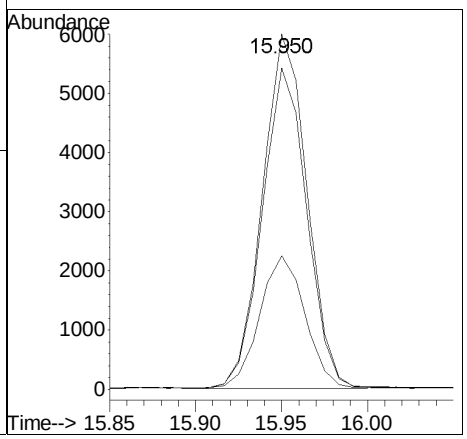

Manual Integration/Negative Proof Report

Data Path : O:\Forensics\Data\Airlab17\QMethod : TSIM17_230109.M
Data File : r1730709_Ev2.D Operator : AIRLAB17:TJS
Date Inj'd : 1/10/2020 0:9: 6 Instrument :
Sample : L2300996-02,3,250,250 Quant Date : 1/10/2023 11:34 pm

Compound #6: vinyl chloride

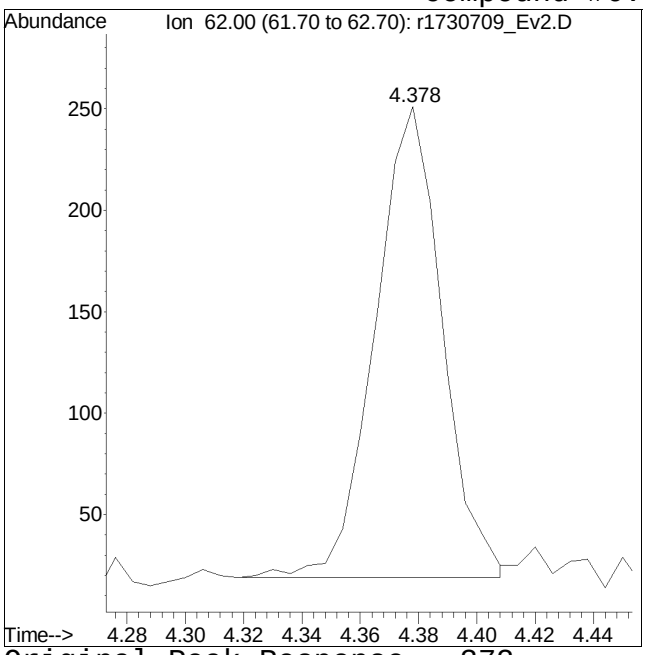

Original Peak Response = 372

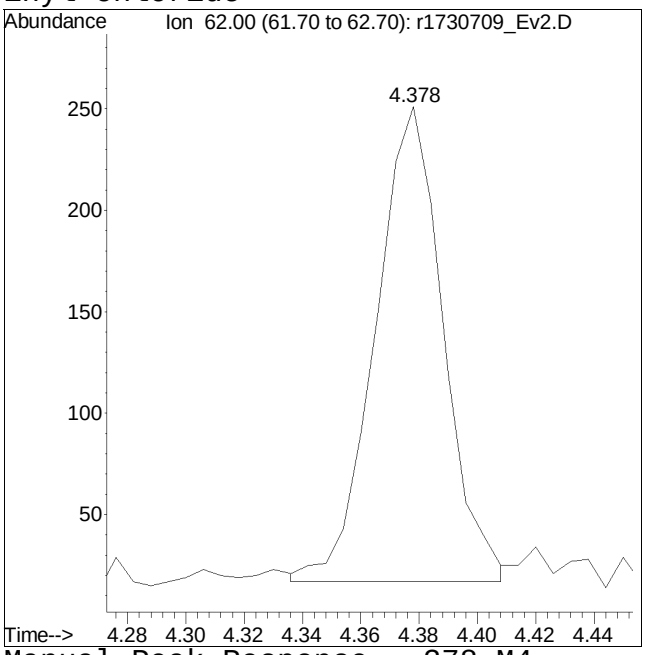

Manual Peak Response = 378 M4

M4 = Poor automated baseline construction.

Quantitation Report (QT Reviewed)

Data Path : O:\Forensics\Data\Airlab17\2023\01\0110SIM\
Data File : r1730710_Ev2.D
Acq On : 10 Jan 2023 9:56 PM
Operator : AIRLAB17:TJS
Sample : L2300996-03,3,250,250
Misc : WG1731939,ICAL19643
ALS Vial : 0 Sample Multiplier: 1

Quant Time: Jan 11 07:34:35 2023
Quant Method : O:\Forensics\Data\Airlab17\2023\01\0110SIM\TSIM17_230109.M
Quant Title : TO-14A/TO-15 SIM/Full Scan Analysis
QLast Update : Tue Jan 10 06:07:28 2023
Response via : Initial Calibration

CCAL FILE : O:\Forensics\Data\Airlab17\2023\01\0110SIM\r1730702_Ev2.D
Sub List : 7-NY-SIM - .

Compound	R.T.	QIon	Response	Conc	Units	Dev(Min)
Internal Standards						
1) bromochloromethane	9.542	49	146635	10.000	ppbV	-0.03
Standard Area = 153079			Recovery =		95.79%	
33) 1,4-difluorobenzene	11.823	114	498436	10.000	ppbV	-0.03
Standard Area = 540688			Recovery =		92.19%	
51) chlorobenzene-D5	16.558	54	62353	10.000	ppbV	-0.02
Standard Area = 66374			Recovery =		93.94%	
System Monitoring Compounds						
Target Compounds						Qvalue
6) vinyl chloride	4.372	62	334	0.043	ppbV #	84
17) 1,1-dichloroethene	6.748		0	N.D.		
28) cis-1,2-dichloroethene	9.350	61	2460	0.228	ppbV	98
36) 1,1,1-trichloroethane	0.000		0	N.D.		
38) carbon tetrachloride	11.557	117	866M4	0.076	ppbV	
44) trichloroethene	12.623	130	926M4	0.076	ppbV	
57) tetrachloroethene	15.950	166	12270	1.067	ppbV	98

(#) = qualifier out of range (m) = manual integration (+) = signals summed

Sub List : 7-NY-SIM - .\Data\Airlab17\2023\01\0110SIM\r1730702_Ev2.D

Data Path : O:\Forensics\Data\Airlab17\2023\01\0110SIM\
Data File : r1730710_Ev2.D
Acq On : 10 Jan 2023 9:56 PM
Operator : AIRLAB17:TJS
Sample : L2300996-03,3,250,250
Misc : WG1731939,ICAL19643
ALS Vial : 0 Sample Multiplier: 1

Quant Time: Jan 11 07:34:35 2023
Quant Method : O:\Forensics\Data\Airlab17\2023\01\0110SIM\TSIM17_230109.M
Quant Title : TO-14A/TO-15 SIM/Full Scan Analysis
QLast Update : Tue Jan 10 06:07:28 2023
Response via : Initial Calibration

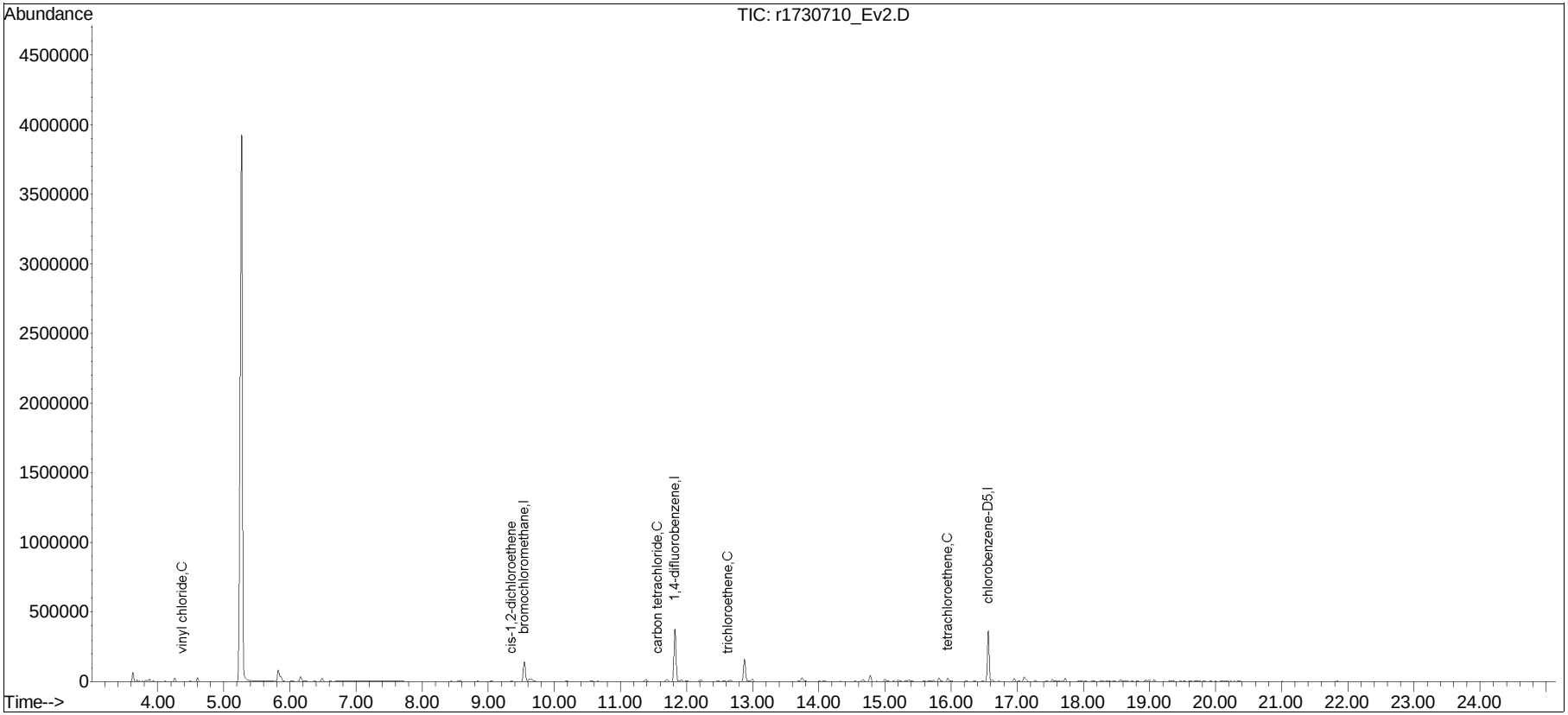

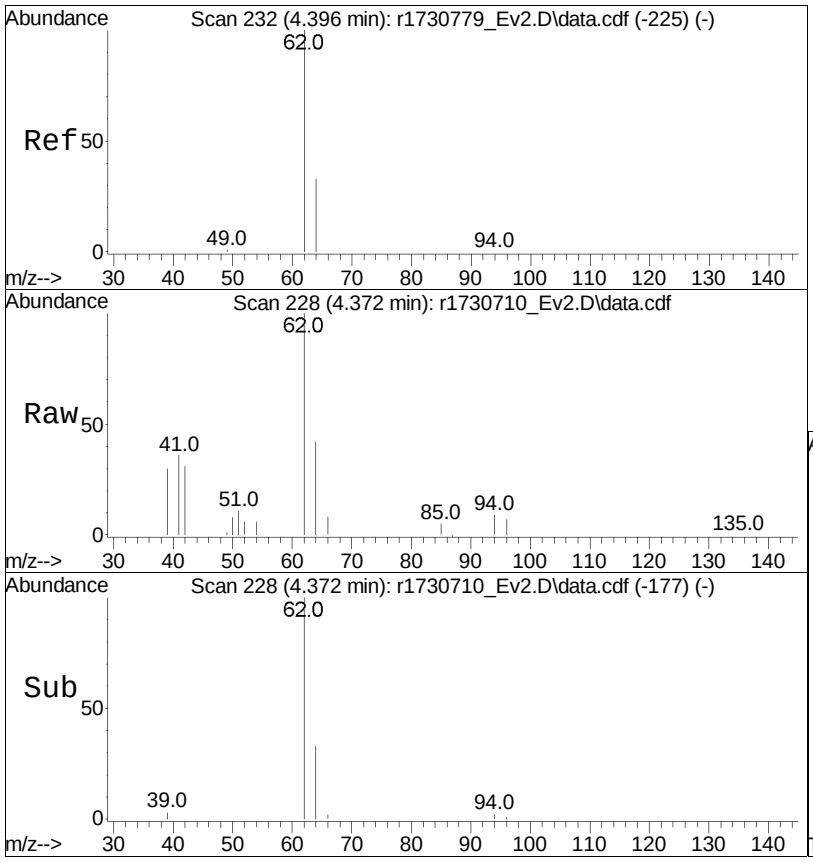

#6
vinyl chloride
Concen: 0.04 ppbV
RT: 4.372 min Scan# 228
Delta R.T. -0.024 min
Lab File: r1730710_Ev2.D
Acq: 10 Jan 2023 9:56 PM

Tgt Ion: 62 Resp: 334

Ion	Ratio	Lower	Upper
62	100		
64	42.3	26.4	39.6#

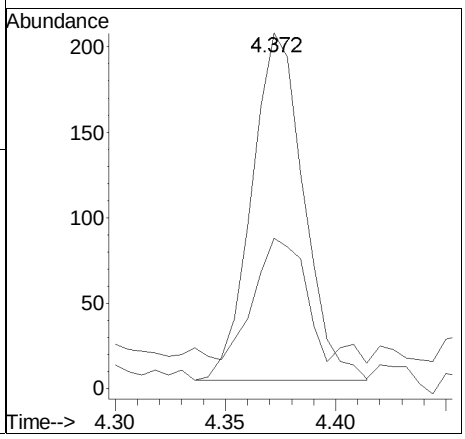

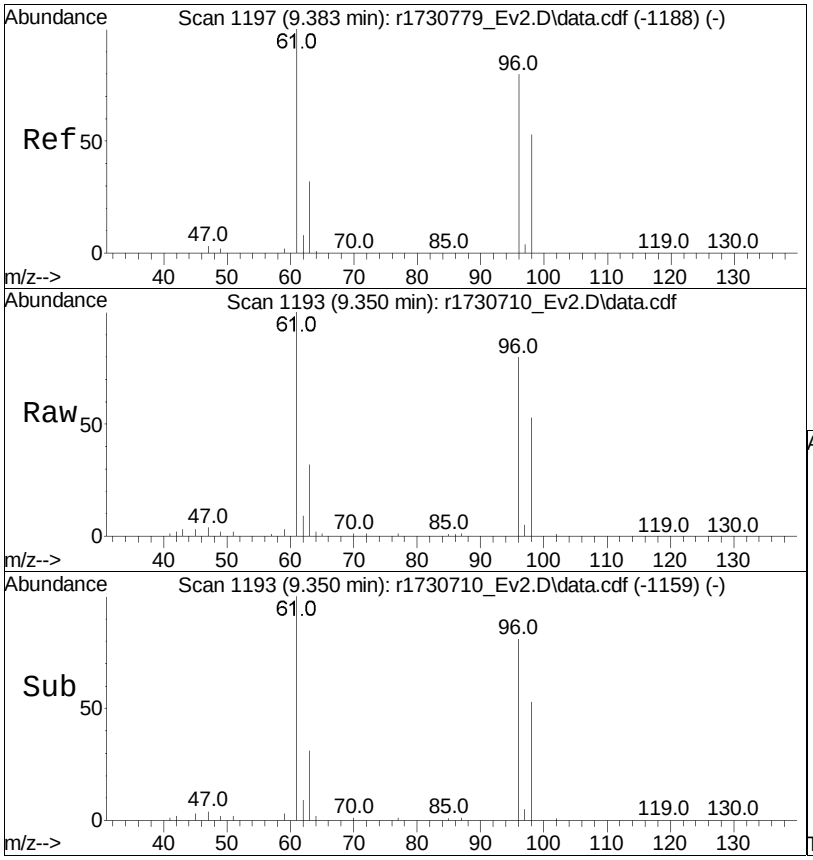

#28
cis-1,2-dichloroethene
Concen: 0.23 ppbV
RT: 9.350 min Scan# 1193
Delta R.T. -0.033 min
Lab File: r1730710_Ev2.D
Acq: 10 Jan 2023 9:56 PM

Tgt Ion: 61 Resp: 2460

Ion	Ratio	Lower	Upper
61	100		
96	80.4	64.8	97.2
98	52.6	40.0	60.0

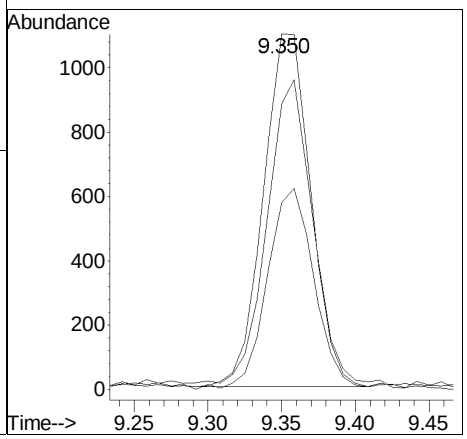

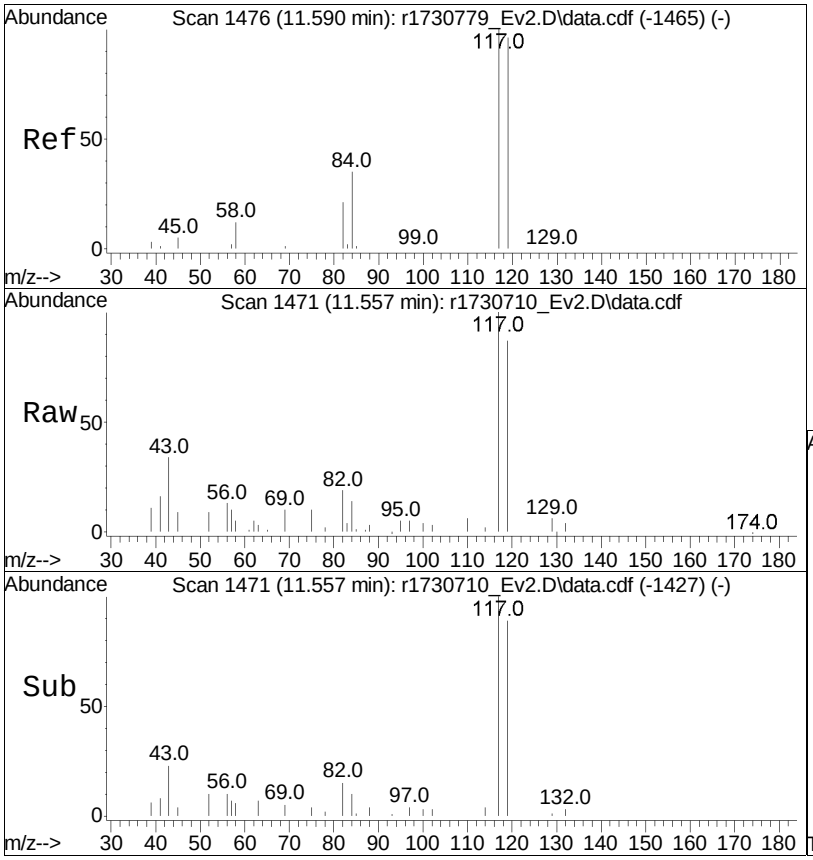

#38
carbon tetrachloride
Concen: 0.08 ppbV m
RT: 11.557 min Scan# 1471
Delta R.T. -0.033 min
Lab File: r1730710_Ev2.D
Acq: 10 Jan 2023 9:56 PM

Tgt Ion:117 Resp: 866

Ion	Ratio	Lower	Upper
117	100		
119	86.8	77.3	115.9
82	19.3	16.0	24.0

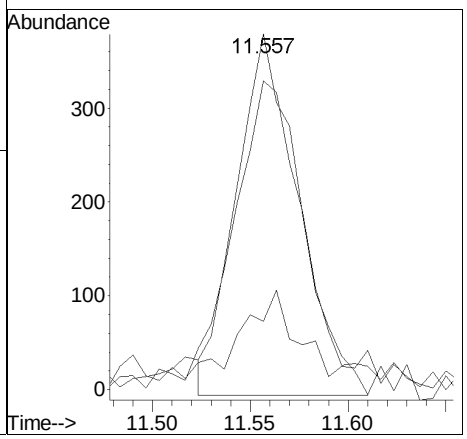

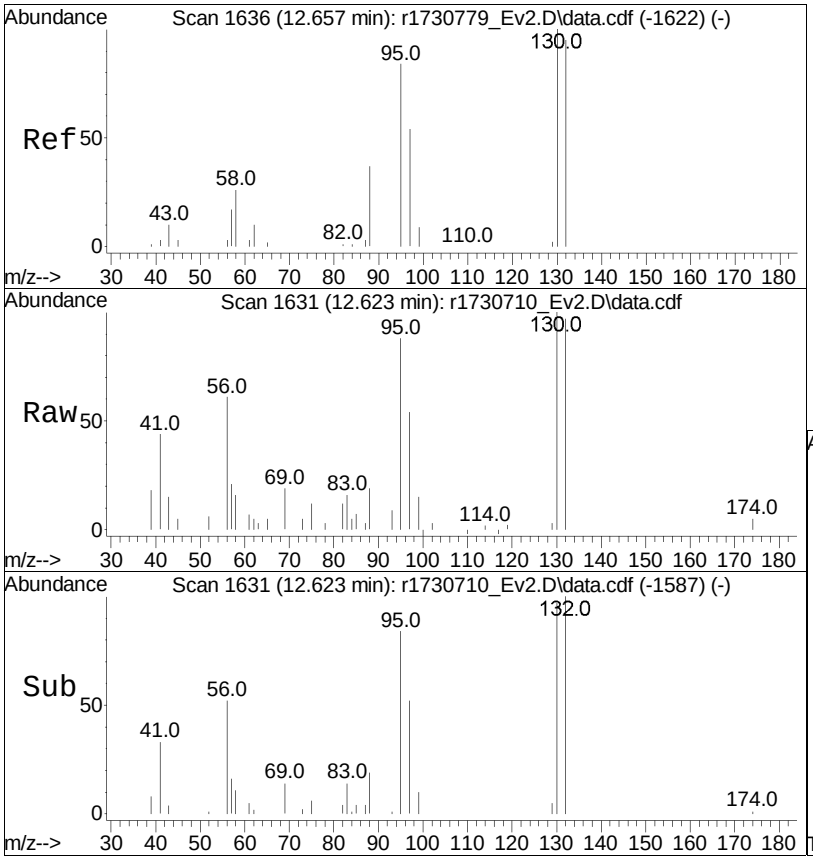

#44
trichloroethene
Concen: 0.08 ppbV m
RT: 12.623 min Scan# 1631
Delta R.T. -0.033 min
Lab File: r1730710_Ev2.D
Acq: 10 Jan 2023 9:56 PM

Tgt Ion:130 Resp: 926

Ion	Ratio	Lower	Upper
130	100		
132	96.7	74.7	112.1
97	54.0	45.4	68.0

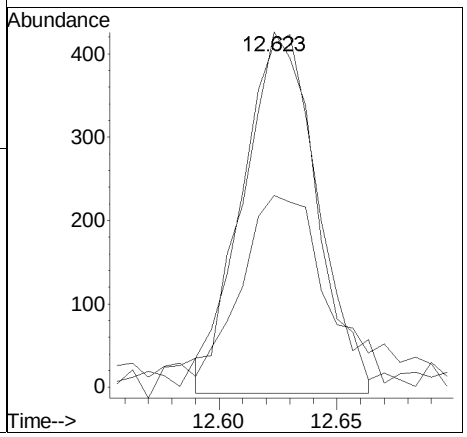

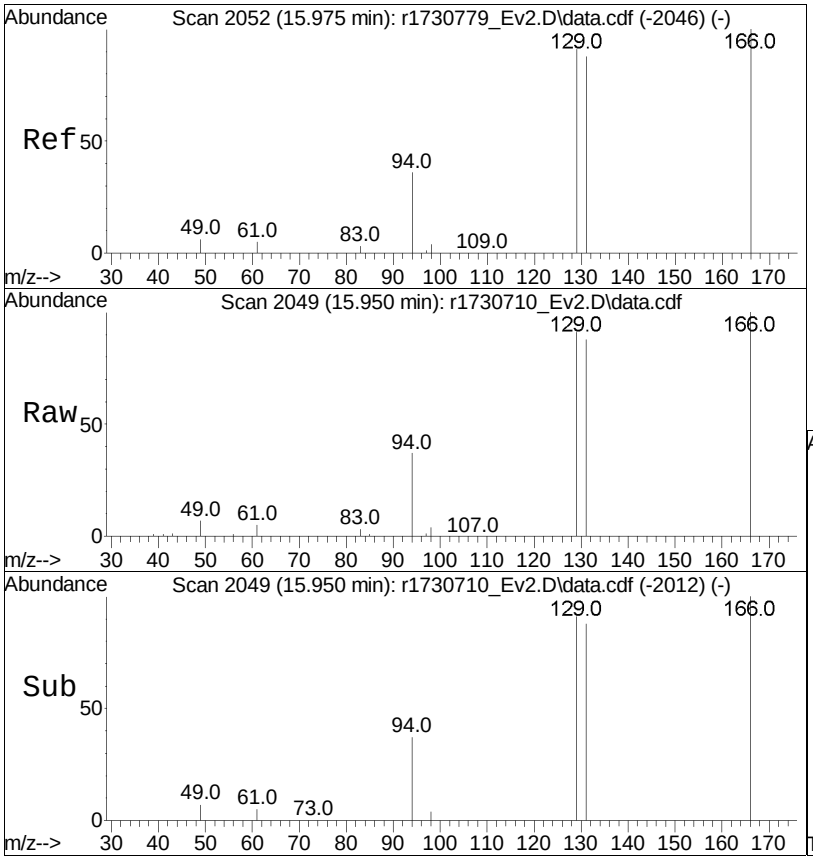

#57
tetrachloroethene
Concen: 1.07 ppbV
RT: 15.950 min Scan# 2049
Delta R.T. -0.025 min
Lab File: r1730710_Ev2.D
Acq: 10 Jan 2023 9:56 PM

Tgt Ion:166 Resp: 12270

Ion	Ratio	Lower	Upper
166	100		
131	88.3	68.2	102.2
94	36.9	29.4	44.0

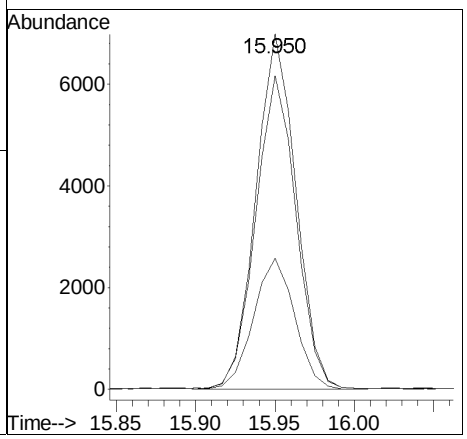

Manual Integration/Negative Proof Report

Data Path : O:\Forensics\Data\Airlab17\QMethod : TSIM17_230109.M
Data File : r1730710_Ev2.D Operator : AIRLAB17:TJS
Date Inj'd : 1/10/2020 0:9: 6 Instrument :
Sample : L2300996-03,3,250,250 Quant Date : 1/10/2023 11:34 pm

Compound #38: carbon tetrachloride

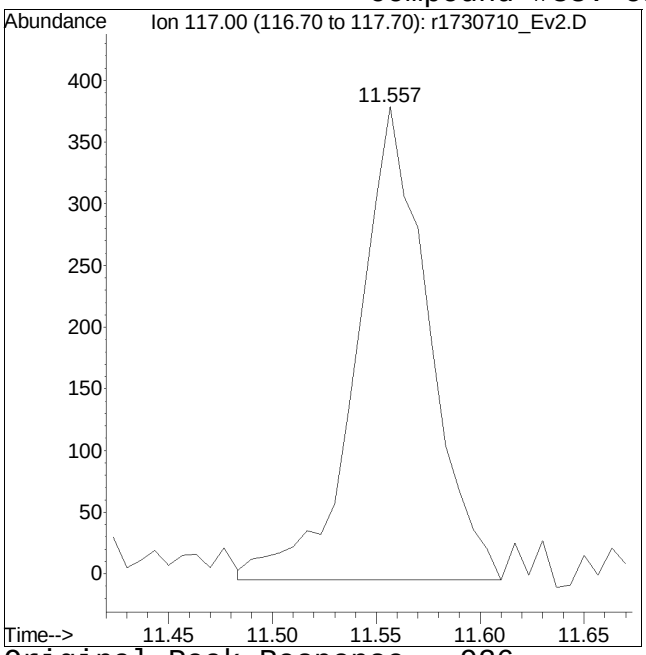

Original Peak Response = 926

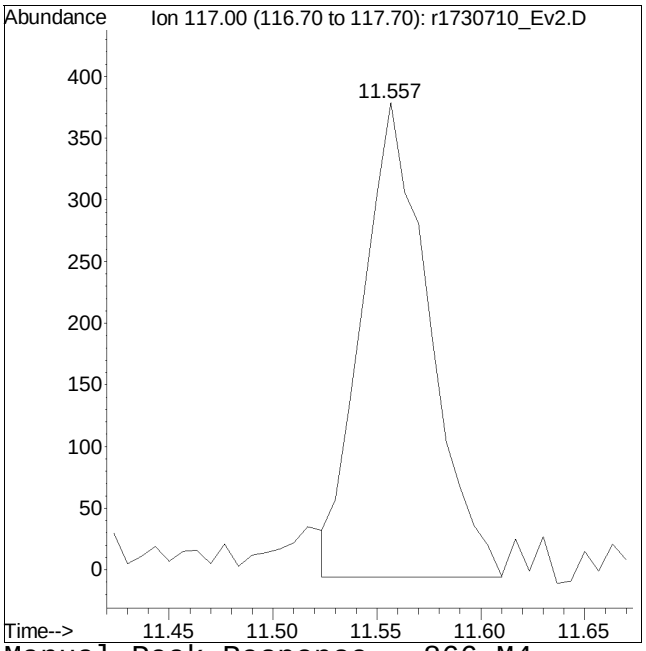

Manual Peak Response = 866 M4

M4 = Poor automated baseline construction.

Manual Integration/Negative Proof Report

Data Path : O:\Forensics\Data\Airlab17\QMethod : TSIM17_230109.M
Data File : r1730710_Ev2.D Operator : AIRLAB17:TJS
Date Inj'd : 1/10/2020 0:9: 6 Instrument :
Sample : L2300996-03,3,250,250 Quant Date : 1/10/2023 11:34 pm

Compound #44: trichloroethene

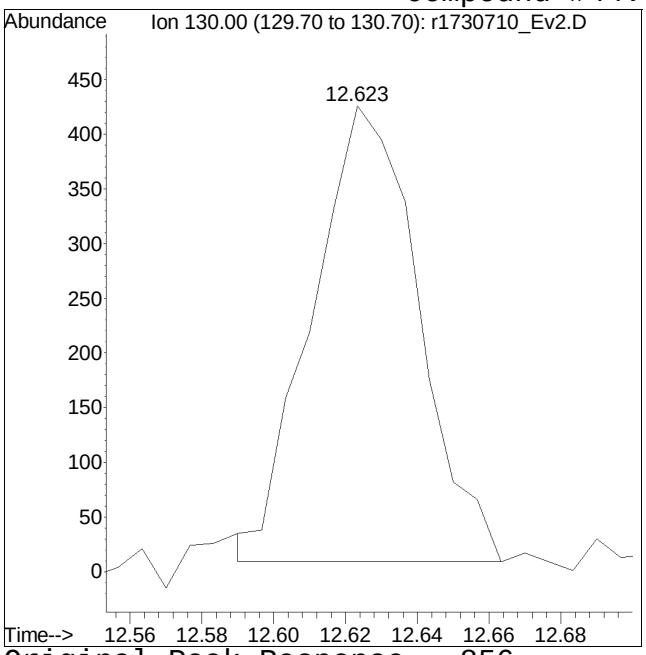

Original Peak Response = 856

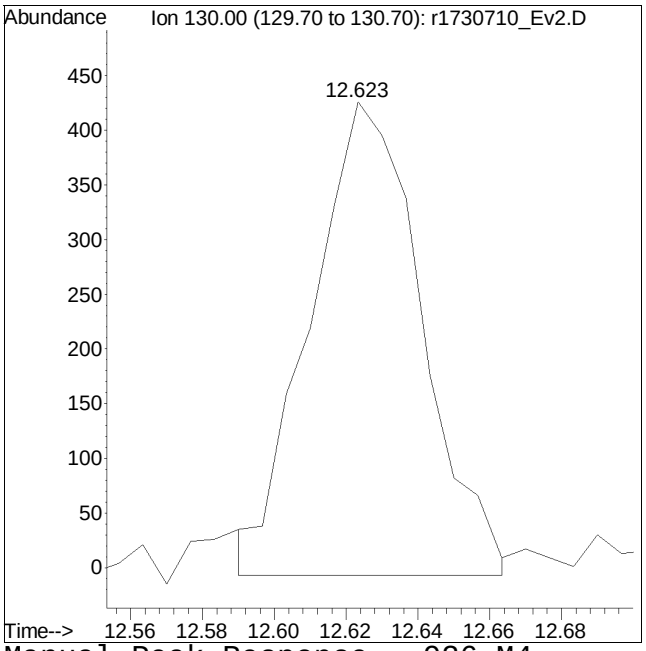

Manual Peak Response = 926 M4

M4 = Poor automated baseline construction.

Quantitation Report (QT Reviewed)

Data Path : O:\Forensics\Data\Airlab17\2023\01\0110SIM\
Data File : r1730712_Ev2.D
Acq On : 10 Jan 2023 11:15 PM
Operator : AIRLAB17:TJS
Sample : L2300996-04,3,250,250
Misc : WG1731939,ICAL19643
ALS Vial : 0 Sample Multiplier: 1

Quant Time: Jan 11 07:35:36 2023
Quant Method : O:\Forensics\Data\Airlab17\2023\01\0110SIM\TSIM17_230109.M
Quant Title : TO-14A/TO-15 SIM/Full Scan Analysis
QLast Update : Tue Jan 10 06:07:28 2023
Response via : Initial Calibration

CCAL FILE : O:\Forensics\Data\Airlab17\2023\01\0110SIM\r1730702_Ev2.D
Sub List : 7-NY-SIM - .

Compound	R.T.	QIon	Response	Conc	Units	Dev(Min)
Internal Standards						
1) bromochloromethane	9.542	49	149401	10.000	ppbV	-0.03
Standard Area = 153079			Recovery = 97.60%			
33) 1,4-difluorobenzene	11.823	114	503485	10.000	ppbV	-0.03
Standard Area = 540688			Recovery = 93.12%			
51) chlorobenzene-D5	16.558	54	64763	10.000	ppbV	-0.02
Standard Area = 66374			Recovery = 97.57%			
System Monitoring Compounds						
Target Compounds						Qvalue
6) vinyl chloride	4.372	62	340M4	0.043	ppbV	
17) 1,1-dichloroethene	0.000		0	N.D.		
28) cis-1,2-dichloroethene	9.350	61	1900	0.173	ppbV	96
36) 1,1,1-trichloroethane	10.925		0	N.D.		
38) carbon tetrachloride	11.563	117	896	0.078	ppbV #	92
44) trichloroethene	12.623	130	460M4	0.038	ppbV	
57) tetrachloroethene	15.950	166	3557	0.298	ppbV	96

(#) = qualifier out of range (m) = manual integration (+) = signals summed

Sub List : 7-NY-SIM - .\Data\Airlab17\2023\01\0110SIM\r1730702_Ev2.D

Data Path : O:\Forensics\Data\Airlab17\2023\01\0110SIM\
Data File : r1730712_Ev2.D
Acq On : 10 Jan 2023 11:15 PM
Operator : AIRLAB17:TJS
Sample : L2300996-04,3,250,250
Misc : WG1731939,ICAL19643
ALS Vial : 0 Sample Multiplier: 1

Quant Time: Jan 11 07:35:36 2023
Quant Method : O:\Forensics\Data\Airlab17\2023\01\0110SIM\TSIM17_230109.M
Quant Title : TO-14A/TO-15 SIM/Full Scan Analysis
QLast Update : Tue Jan 10 06:07:28 2023
Response via : Initial Calibration

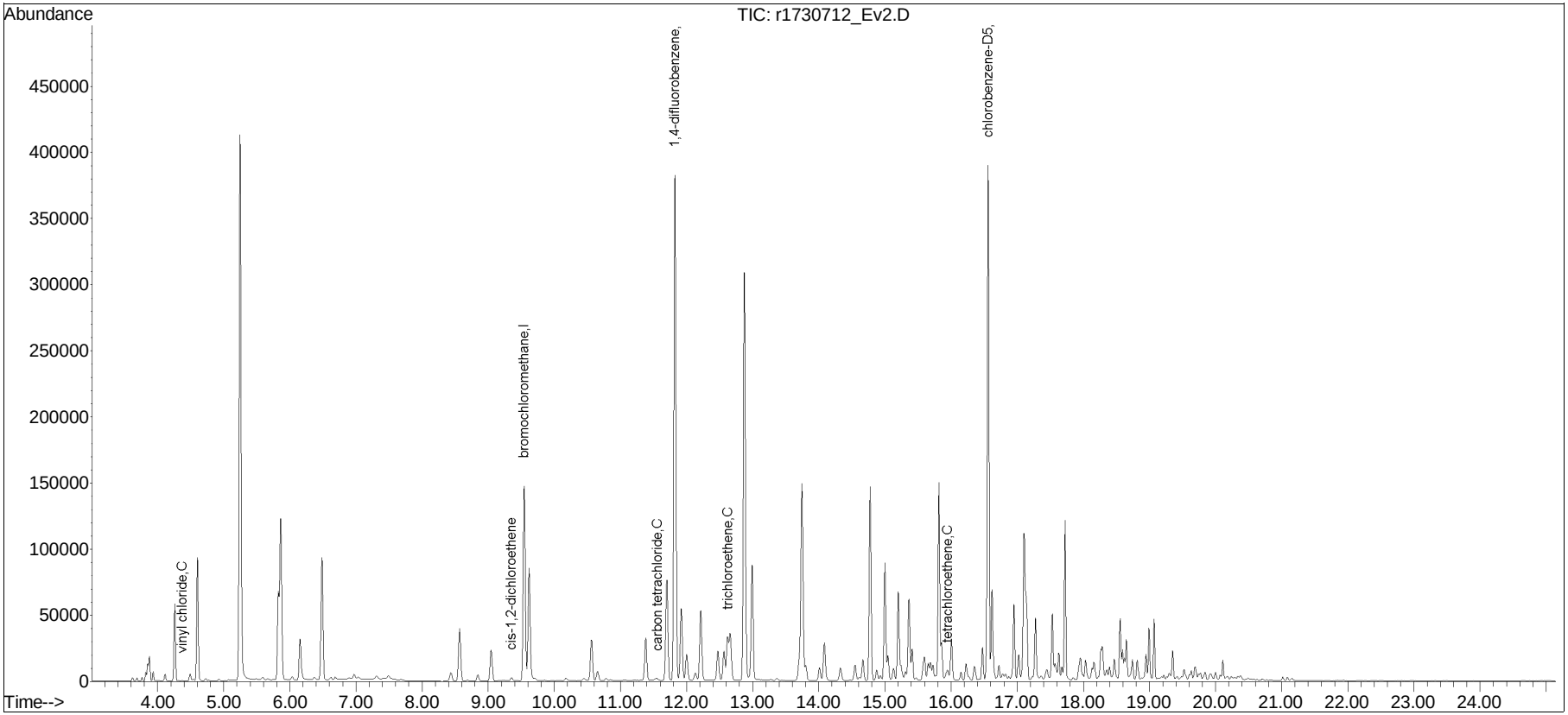

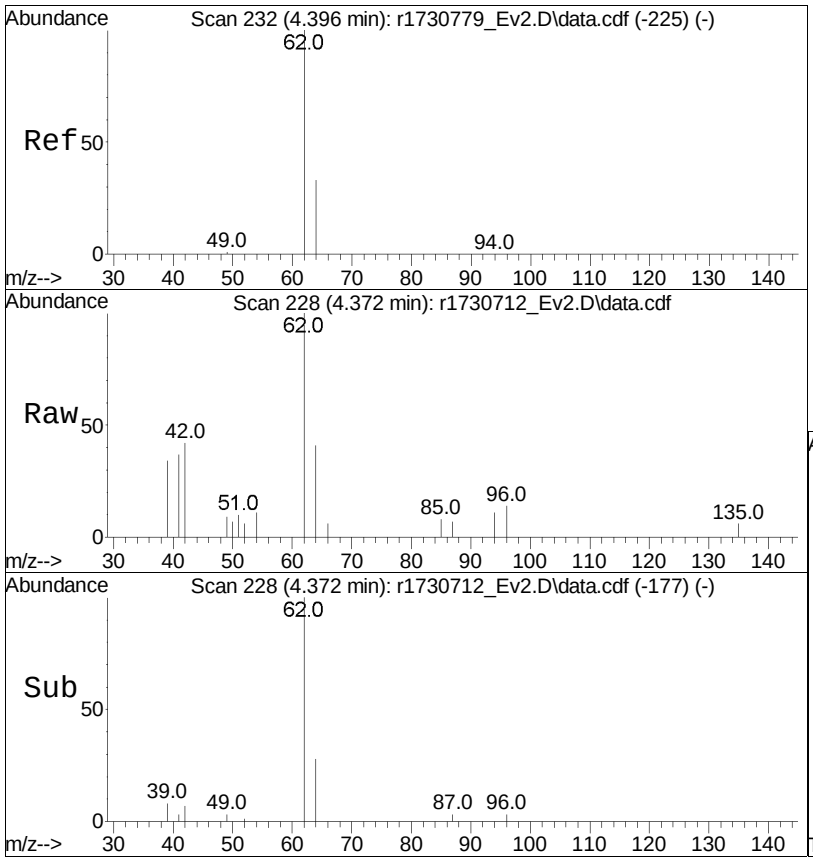

#6
vinyl chloride
Concen: 0.04 ppbV m
RT: 4.372 min Scan# 228
Delta R.T. -0.024 min
Lab File: r1730712_Ev2.D
Acq: 10 Jan 2023 11:15 PM

Tgt Ion: 62 Resp: 340

Ion	Ratio	Lower	Upper
62	100		
64	41.2	26.4	39.6#

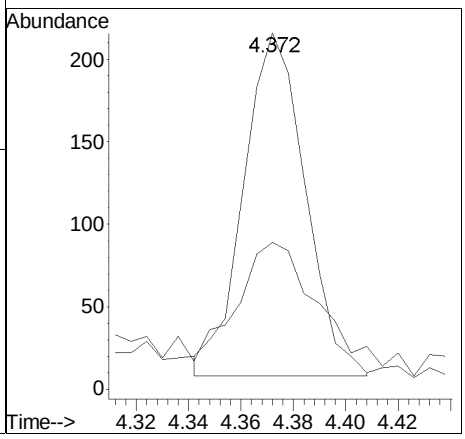

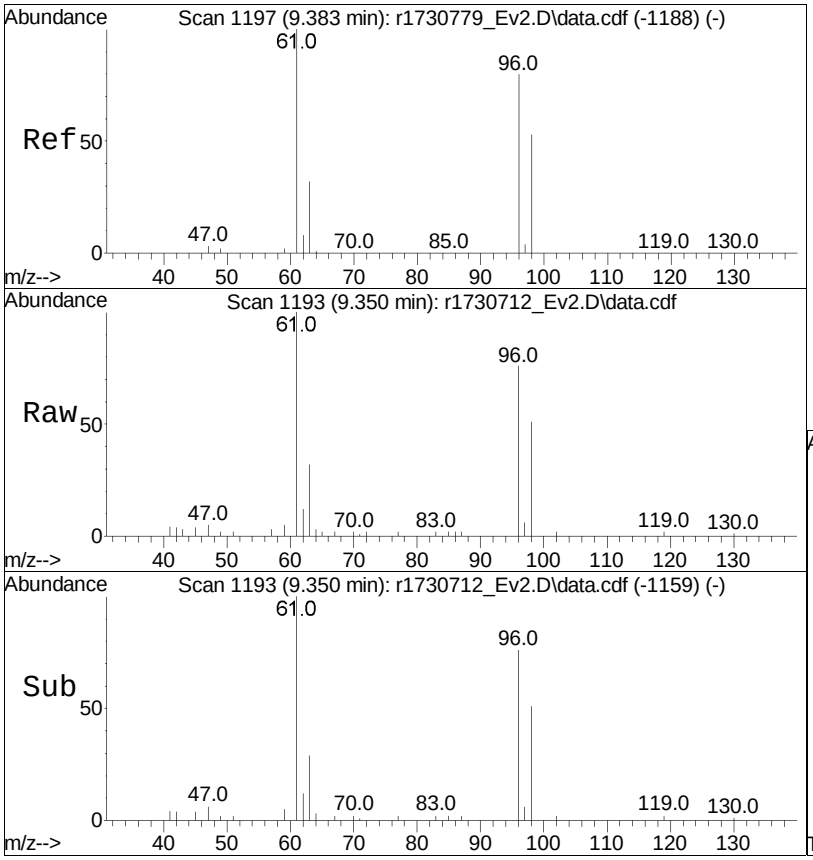

#28
cis-1,2-dichloroethene
Concen: 0.17 ppbV
RT: 9.350 min Scan# 1193
Delta R.T. -0.033 min
Lab File: r1730712_Ev2.D
Acq: 10 Jan 2023 11:15 PM

Tgt Ion: 61 Resp: 1900

Ion	Ratio	Lower	Upper
61	100		
96	76.3	64.8	97.2
98	51.1	40.0	60.0

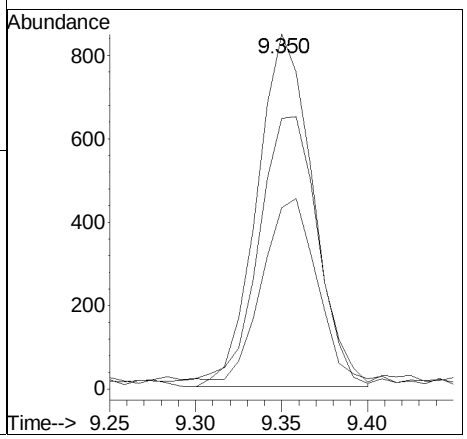

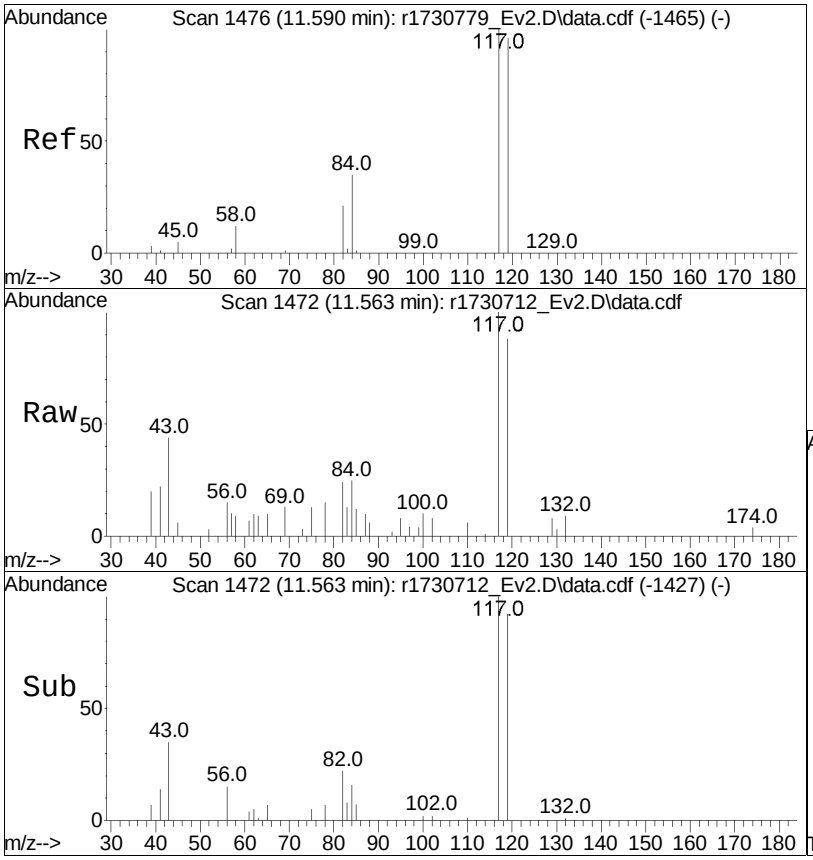

#38
carbon tetrachloride
Concen: 0.08 ppbV
RT: 11.563 min Scan# 1472
Delta R.T. -0.027 min
Lab File: r1730712_Ev2.D
Acq: 10 Jan 2023 11:15 PM

Tgt Ion:117 Resp: 896

Ion	Ratio	Lower	Upper
117	100		
119	88.4	77.3	115.9
82	24.2	16.0	24.0#

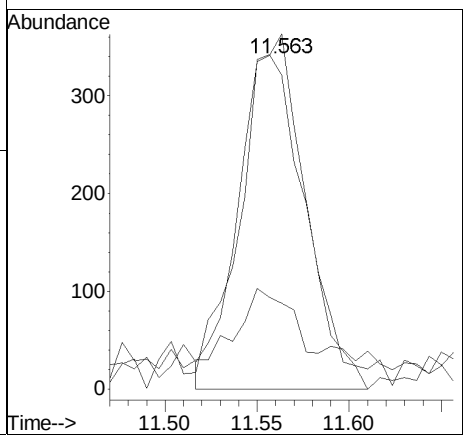

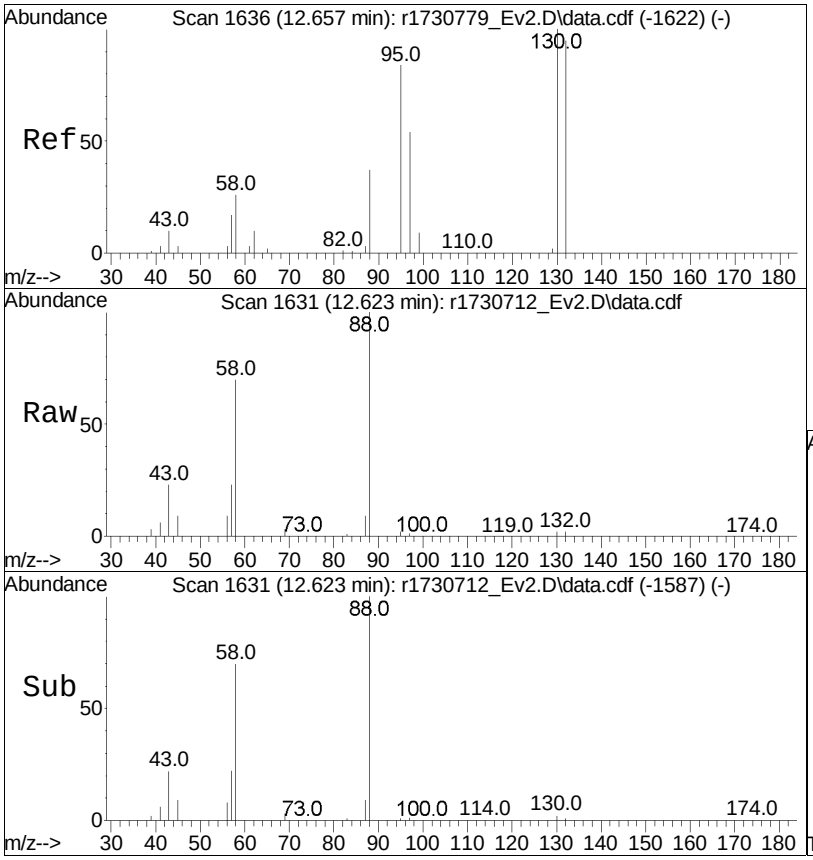

#44
trichloroethene
Concen: 0.04 ppbV m
RT: 12.623 min Scan# 1631
Delta R.T. -0.033 min
Lab File: r1730712_Ev2.D
Acq: 10 Jan 2023 11:15 PM

Tgt Ion:130 Resp: 460

Ion	Ratio	Lower	Upper
130	100		
132	105.4	74.7	112.1
97	68.1	45.4	68.0#

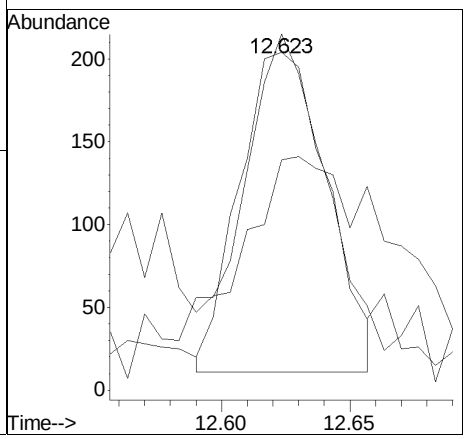

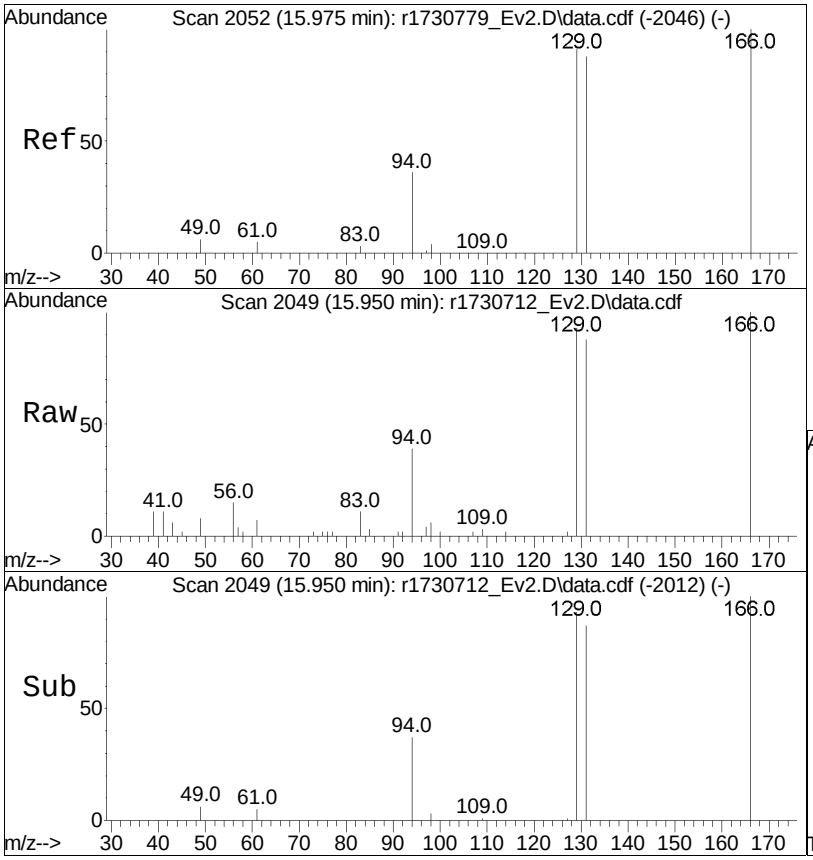

#57
tetrachloroethene
Concen: 0.30 ppbV
RT: 15.950 min Scan# 2049
Delta R.T. -0.025 min
Lab File: r1730712_Ev2.D
Acq: 10 Jan 2023 11:15 PM

Tgt Ion:166 Resp: 3557

Ion	Ratio	Lower	Upper
166	100		
131	88.3	68.2	102.2
94	39.0	29.4	44.0

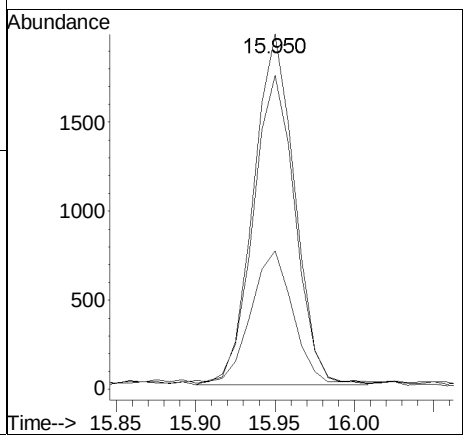

Manual Integration/Negative Proof Report

Data Path : O:\Forensics\Data\Airlab17\QMethod : TSIM17_230109.M
Data File : r1730712_Ev2.D Operator : AIRLAB17:TJS
Date Inj'd : 1/10/2020 0:1: 5 Instrument :
Sample : L2300996-04,3,250,250 Quant Date : 1/11/2023 6:05 am

Compound #6: vinyl chloride

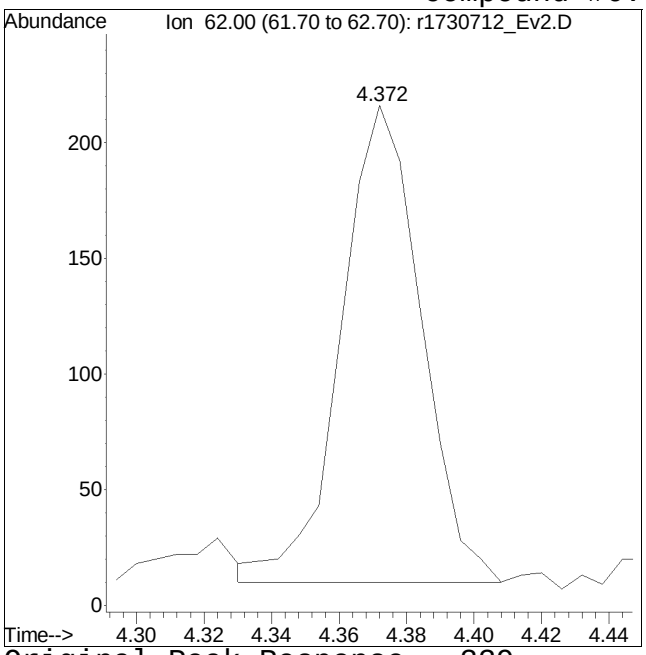

Original Peak Response = 339

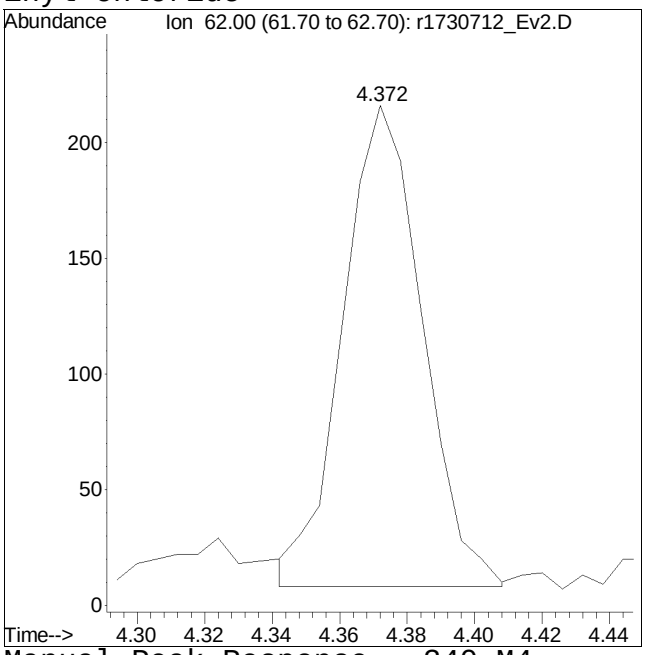

Manual Peak Response = 340 M4

M4 = Poor automated baseline construction.

Manual Integration/Negative Proof Report

Data Path : O:\Forensics\Data\Airlab17\QMethod : TSIM17_230109.M
Data File : r1730712_Ev2.D Operator : AIRLAB17:TJS
Date Inj'd : 1/10/2020 0:1: 5 Instrument :
Sample : L2300996-04,3,250,250 Quant Date : 1/11/2023 6:05 am

Compound #44: trichloroethene

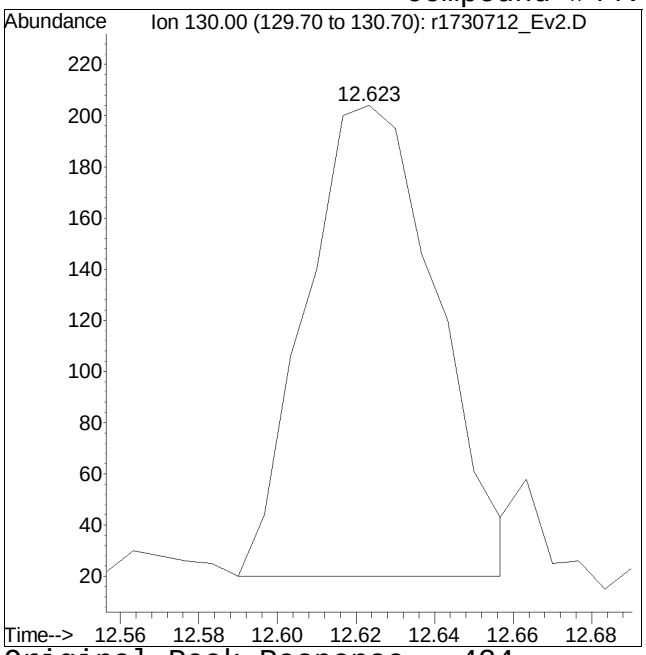

Original Peak Response = 424

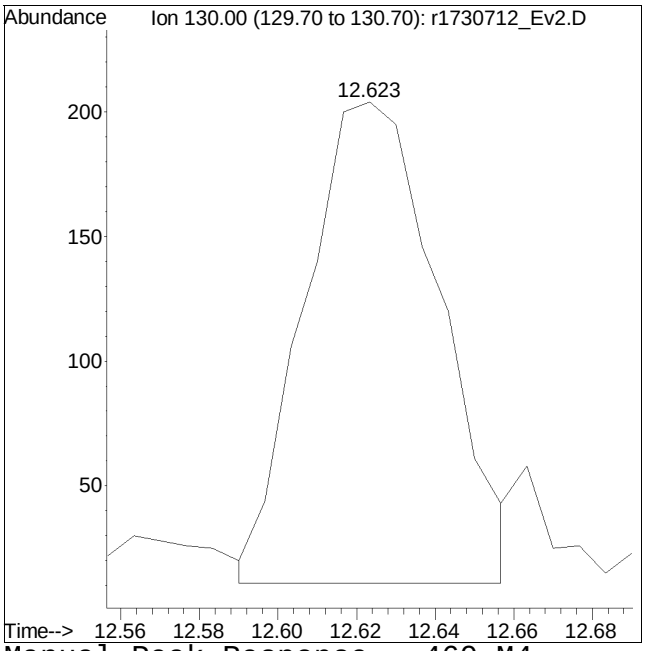

Manual Peak Response = 460 M4

M4 = Poor automated baseline construction.

Quantitation Report (QT Reviewed)

Data Path : O:\Forensics\Data\Airlab17\2023\01\0110SIM\
Data File : r1730713_Ev2.D
Acq On : 10 Jan 2023 11:54 PM
Operator : AIRLAB17:TJS
Sample : L2300996-05D,3,149.04,250
Misc : WG1731939,ICAL19643
ALS Vial : 0 Sample Multiplier: 1

Quant Time: Jan 11 07:36:44 2023
Quant Method : O:\Forensics\Data\Airlab17\2023\01\0110SIM\TSIM17_230109.M
Quant Title : TO-14A/TO-15 SIM/Full Scan Analysis
QLast Update : Tue Jan 10 06:07:28 2023
Response via : Initial Calibration

CCAL FILE : O:\Forensics\Data\Airlab17\2023\01\0110SIM\r1730702_Ev2.D
Sub List : TO15-NY - .

Compound	R.T.	QIon	Response	Conc	Units	Dev(Min)
Internal Standards						
1) bromochloromethane	9.542	49	154298	10.000	ppbV	-0.03
Standard Area = 153079			Recovery = 100.80%			
33) 1,4-difluorobenzene	11.823	114	531504	10.000	ppbV	-0.03
Standard Area = 540688			Recovery = 98.30%			
51) chlorobenzene-D5	16.558	54	66650	10.000	ppbV	-0.02
Standard Area = 66374			Recovery = 100.42%			
System Monitoring Compounds						
Target Compounds						Qvalue
3) dichlorodifluoromethane	3.934	85	5593	0.402	ppbV	99
4) chloromethane	4.114	50	2967	0.437	ppbV	97
5) Freon-114	4.240	85	274	0.014	ppbV #	88
6) vinyl chloride	0.000		0	N.D.		
7) 1,3-butadiene	4.534	54	234	0.039	ppbV #	58
8) bromomethane	0.000		0	N.D.		
9) chloroethane	0.000		0	N.D.		
10) ethanol	5.247	31	50900	10.044	ppbV #	58
11) vinyl bromide	0.000		0	N.D.		
13) acetone	5.827	43	28529M6	2.818	ppbV	
14) trichlorofluoromethane	6.030	101	2410	0.180	ppbV	98
15) isopropyl alcohol	6.157	45	11963	0.966	ppbV #	96
17) 1,1-dichloroethene	0.000		0	N.D.		
18) tertiary butyl alcohol	6.898	59	273	0.024	ppbV #	71
19) methylene chloride	6.976	49	2573	0.284	ppbV	98
20) 3-chloropropene	0.000		0	N.D.	d	
21) carbon disulfide	7.264		0	N.D.		
22) Freon 113	7.312	101	920	0.057	ppbV	97
23) trans-1,2-dichloroethene	8.108	61	811	0.064	ppbV	98
24) 1,1-dichloroethane	0.000		0	N.D.		
25) MTBE	0.000		0	N.D.	d	
27) 2-butanone	8.842	43	2191	0.129	ppbV	96
28) cis-1,2-dichloroethene	9.350	61	134	0.012	ppbV #	83
29) Ethyl Acetate	9.658	61	77	0.027	ppbV #	45
30) chloroform	9.708	83	383	0.026	ppbV #	89
31) Tetrahydrofuran	10.183	42	344	0.033	ppbV #	85
32) 1,2-dichloroethane	0.000		0	N.D.	d	

Data Path : O:\Forensics\Data\Airlab17\2023\01\0110SIM\
Data File : r1730713_Ev2.D
Acq On : 10 Jan 2023 11:54 PM
Operator : AIRLAB17:TJS
Sample : L2300996-05D,3,149.04,250
Misc : WG1731939,ICAL19643
ALS Vial : 0 Sample Multiplier: 1

Quant Time: Jan 11 07:36:44 2023
Quant Method : O:\Forensics\Data\Airlab17\2023\01\0110SIM\TSIM17_230109.M
Quant Title : TO-14A/TO-15 SIM/Full Scan Analysis
QLast Update : Tue Jan 10 06:07:28 2023
Response via : Initial Calibration

CCAL FILE : O:\Forensics\Data\Airlab17\2023\01\0110SIM\r1730702_Ev2.D
Sub List : TO15-NY - .

Compound	R.T.	QIon	Response	Conc Units	Dev(Min)
34) hexane	9.617	57	6655	0.469 ppbV #	67
36) 1,1,1-trichloroethane	0.000		0	N.D.	
37) benzene	11.377	78	8188	0.298 ppbV	99
38) carbon tetrachloride	11.557	117	680	0.056 ppbV	93
39) cyclohexane	11.697	56	5410	0.366 ppbV #	87
41) 1,2-dichloropropane	12.350		0	N.D.	
42) bromodichloromethane	0.000		0	N.D. d	
43) 1,4-dioxane	12.650	88	306	0.053 ppbV	98
44) trichloroethene	0.000		0	N.D.	
45) 2,2,4-trimethylpentane	0.000		0	N.D. d	
46) heptane	12.990	43	6385	0.339 ppbV #	86
47) cis-1,3-dichloropropene	0.000		0	N.D.	
48) 4-methyl-2-pentanone	13.700	43	312	0.016 ppbV #	89
49) trans-1,3-dichloropropene	0.000		0	N.D.	
50) 1,1,2-trichloroethane	0.000		0	N.D. d	
52) toluene	14.775	91	18950	0.554 ppbV	98
54) 2-hexanone	0.000		0	N.D. d	
55) dibromochloromethane	0.000		0	N.D.	
56) 1,2-dibromoethane	0.000		0	N.D.	
57) tetrachloroethene	15.942	166	183	0.015 ppbV #	79
59) chlorobenzene	0.000		0	N.D. d	
60) ethylbenzene	16.950	91	5924	0.159 ppbV	93
61) m+p-xylene	17.108	91	10825	0.365 ppbV	92
62) bromoform	0.000		0	N.D.	
63) styrene	17.442	104	415	0.017 ppbV #	91
64) 1,1,2,2-tetrachloroethane	0.000		0	N.D. d	
65) o-xylene	17.533	91	4031	0.134 ppbV	92
70) 4-ethyl toluene	18.592	105	1367M6	0.034 ppbV	
71) 1,3,5-trimethylbenzene	18.650	105	1192	0.033 ppbV #	95
73) 1,2,4-trimethylbenzene	18.992	105	3300	0.100 ppbV #	53
74) Benzyl Chloride	19.117		0	N.D.	
75) 1,3-dichlorobenzene	19.133		0	N.D.	
76) 1,4-dichlorobenzene	19.183		0	N.D.	
79) 1,2-dichlorobenzene	19.483		0	N.D.	
82) 1,2,4-trichlorobenzene	20.983	180	103	0.013 ppbV #	20
85) hexachlorobutadiene	0.000		0	N.D.	

(#) = qualifier out of range (m) = manual integration (+) = signals summed

Data Path : O:\Forensics\Data\Airlab17\2023\01\0110SIM\
Data File : r1730713_Ev2.D
Acq On : 10 Jan 2023 11:54 PM
Operator : AIRLAB17:TJS
Sample : L2300996-05D,3,149.04,250
Misc : WG1731939,ICAL19643
ALS Vial : 0 Sample Multiplier: 1

Quant Time: Jan 11 07:36:44 2023
Quant Method : O:\Forensics\Data\Airlab17\2023\01\0110SIM\TSIM17_230109.M
Quant Title : TO-14A/TO-15 SIM/Full Scan Analysis
QLast Update : Tue Jan 10 06:07:28 2023
Response via : Initial Calibration

CCAL FILE : O:\Forensics\Data\Airlab17\2023\01\0110SIM\r1730702_Ev2.D
Sub List : TO15-NY - .

Compound	R.T.	QIon	Response	Conc	Units	Dev(Min)

Sub List : TO15-NY - .s\Data\Airlab17\2023\01\0110SIM\r1730702_Ev2.D

Data Path : O:\Forensics\Data\Airlab17\2023\01\0110SIM\
Data File : r1730713_Ev2.D
Acq On : 10 Jan 2023 11:54 PM
Operator : AIRLAB17:TJS
Sample : L2300996-05D,3,149.04,250
Misc : WG1731939,ICAL19643
ALS Vial : 0 Sample Multiplier: 1

Quant Time: Jan 11 07:36:44 2023
Quant Method : O:\Forensics\Data\Airlab17\2023\01\0110SIM\TSIM17_230109.M
Quant Title : TO-14A/TO-15 SIM/Full Scan Analysis
QLast Update : Tue Jan 10 06:07:28 2023
Response via : Initial Calibration

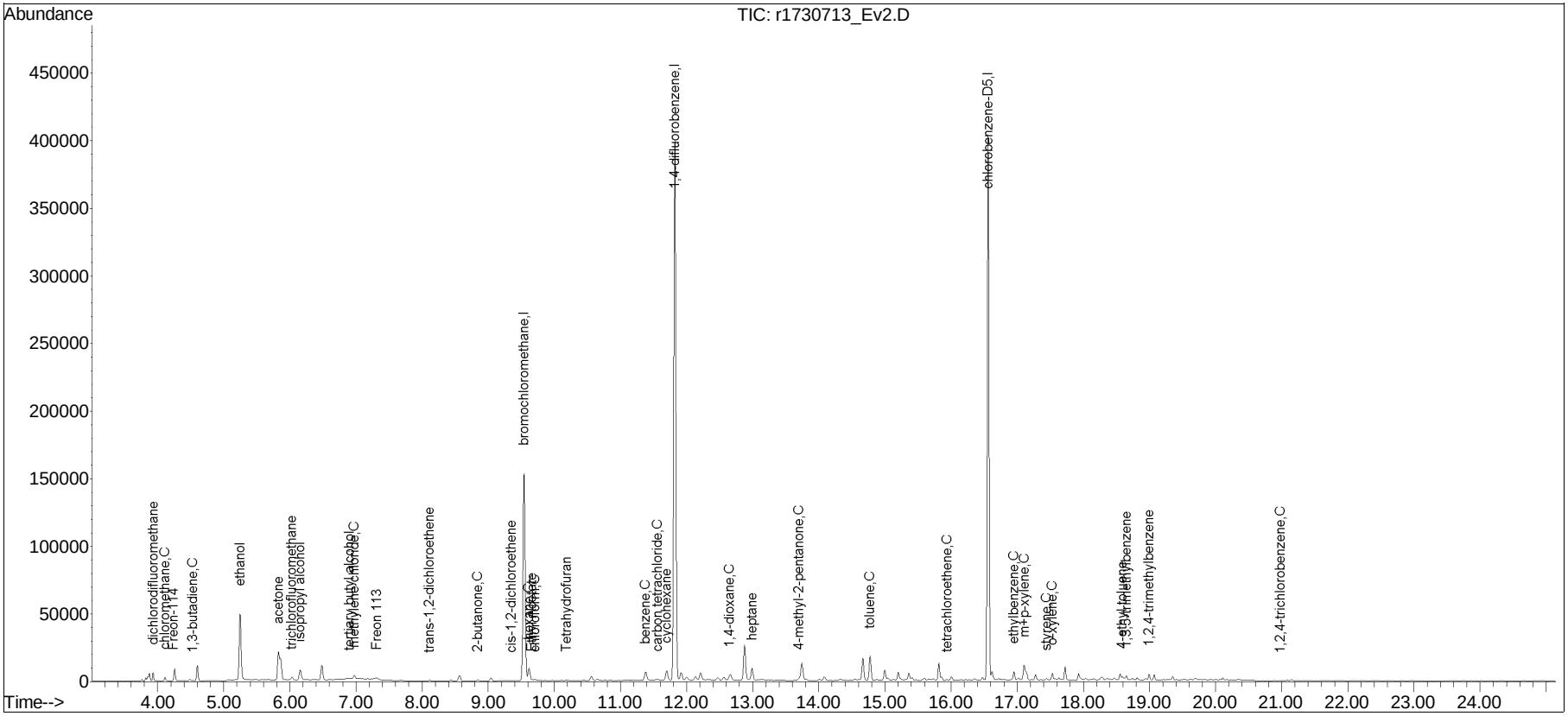

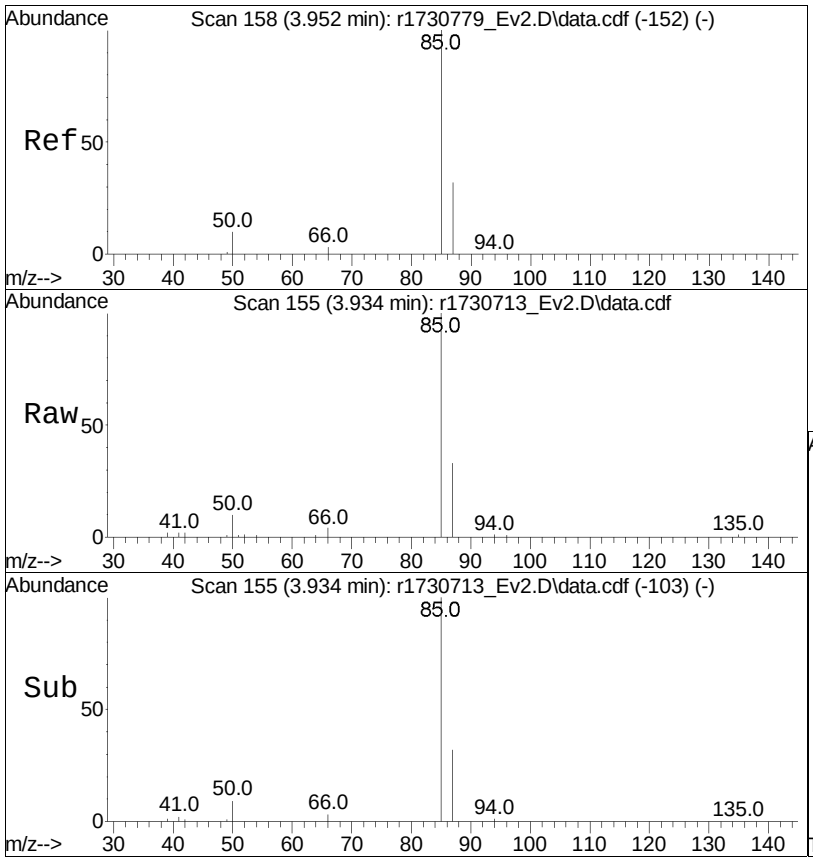

#3
dichlorodifluoromethane
Concen: 0.40 ppbV
RT: 3.934 min Scan# 155
Delta R.T. -0.018 min
Lab File: r1730713_Ev2.D
Acq: 10 Jan 2023 11:54 PM

Tgt Ion: 85 Resp: 5593

Ion	Ratio	Lower	Upper
85	100		
87	32.6	26.5	39.7

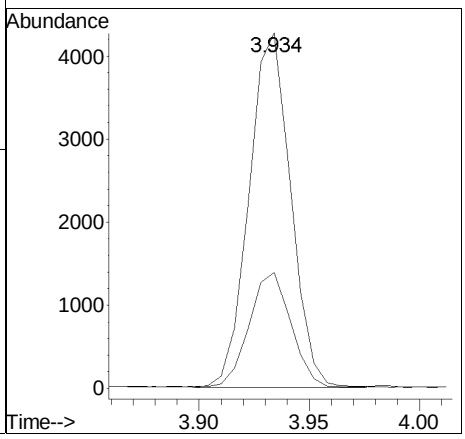

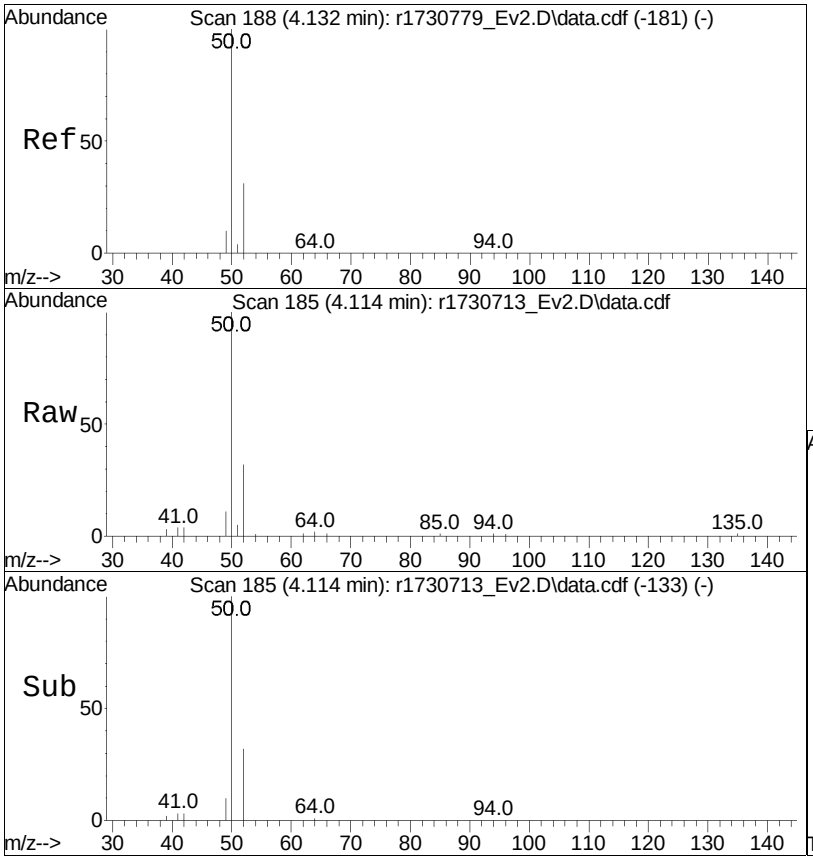

#4
chloromethane
Concen: 0.44 ppbV
RT: 4.114 min Scan# 185
Delta R.T. -0.018 min
Lab File: r1730713_Ev2.D
Acq: 10 Jan 2023 11:54 PM

Tgt Ion: 50 Resp: 2967

Ion	Ratio	Lower	Upper
50	100		
52	32.1	27.2	40.8

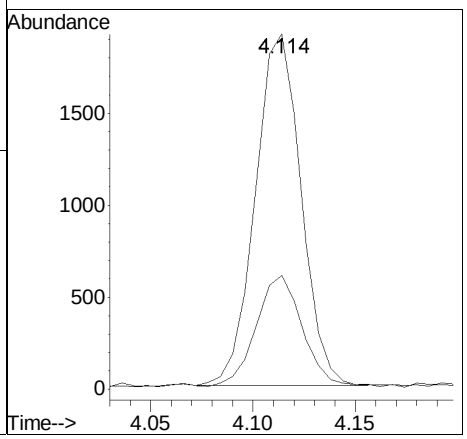

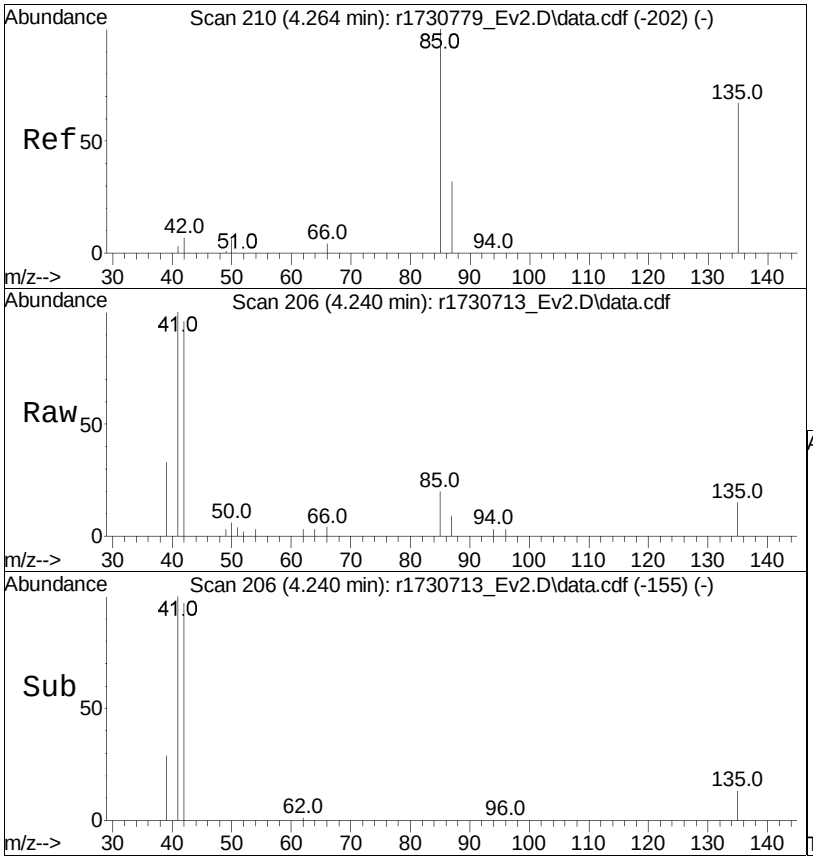

#5
Freon-114
Concen: 0.01 ppbV
RT: 4.240 min Scan# 206
Delta R.T. -0.024 min
Lab File: r1730713_Ev2.D
Acq: 10 Jan 2023 11:54 PM

Tgt Ion: 85 Resp: 274

Ion	Ratio	Lower	Upper
85	100		
87	43.6	25.9	38.9#
135	75.4	55.3	82.9

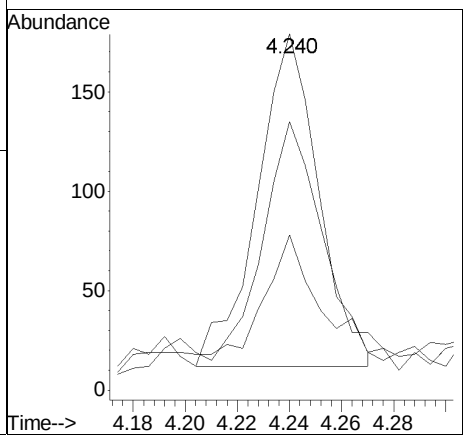

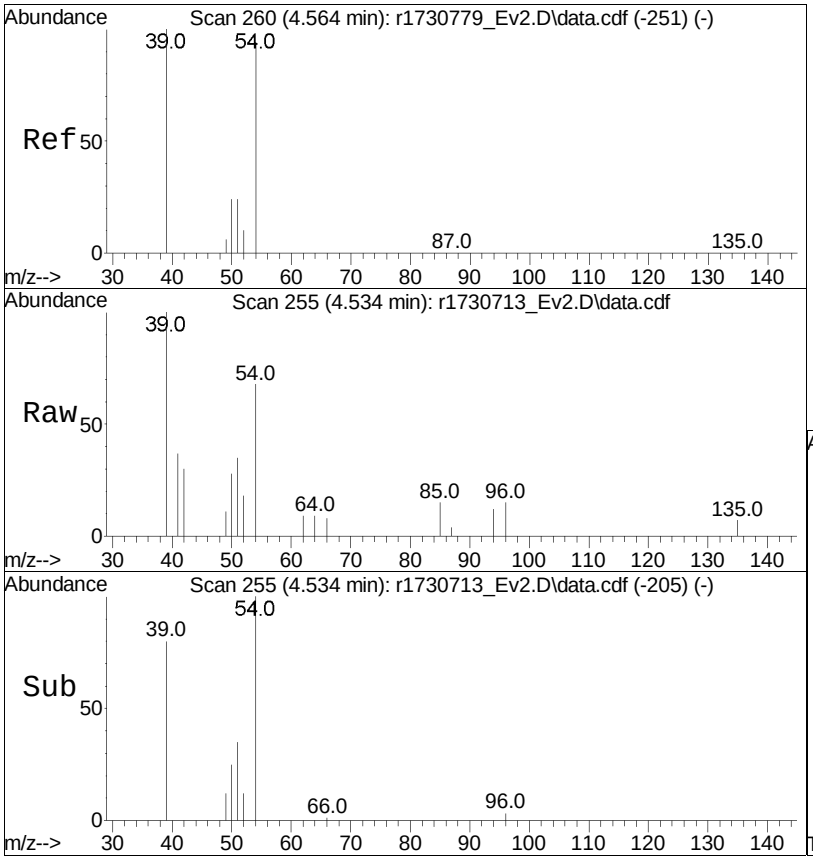

#7
1,3-butadiene
Concen: 0.04 ppbV
RT: 4.534 min Scan# 255
Delta R.T. -0.030 min
Lab File: r1730713_Ev2.D
Acq: 10 Jan 2023 11:54 PM

Tgt Ion: 54 Resp: 234

Ion	Ratio	Lower	Upper
54	100		
39	146.4	83.0	124.6#

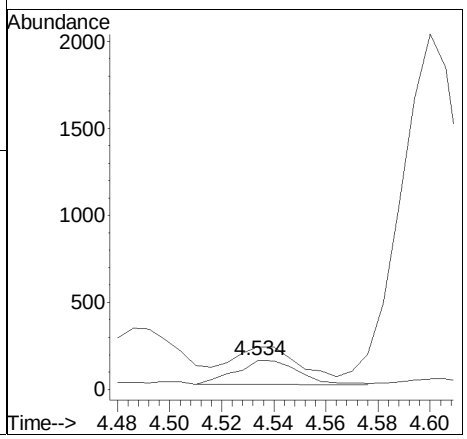

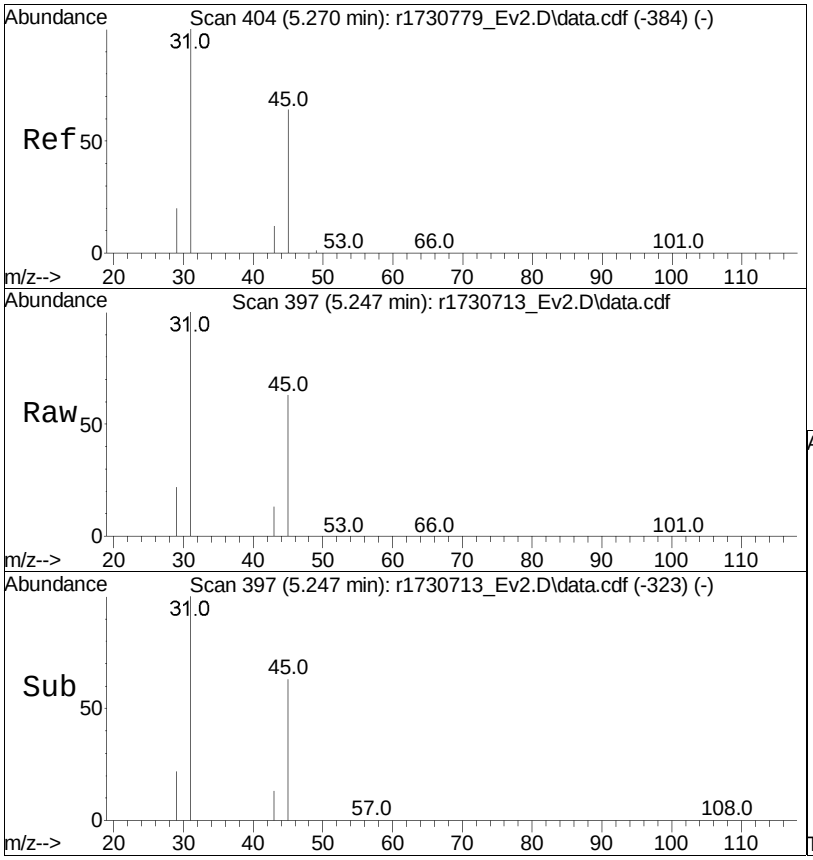

#10
ethanol
Concen: 10.04 ppbV
RT: 5.247 min Scan# 397
Delta R.T. -0.023 min
Lab File: r1730713_Ev2.D
Acq: 10 Jan 2023 11:54 PM

Tgt Ion: 31 Resp: 50900

Ion	Ratio	Lower	Upper
31	100		
45	63.0	30.3	45.5#

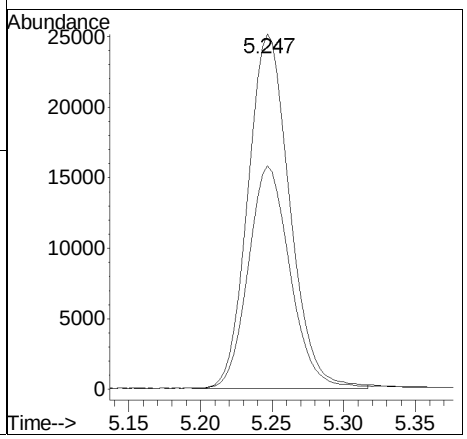

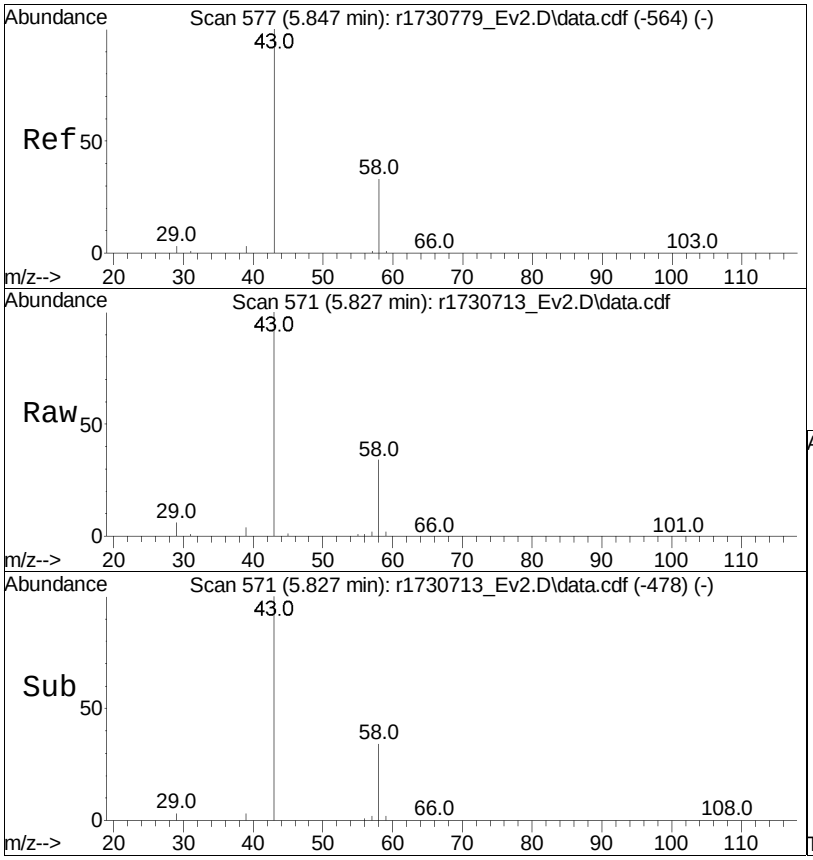

#13
acetone
Concen: 2.82 ppbV m
RT: 5.827 min Scan# 571
Delta R.T. -0.020 min
Lab File: r1730713_Ev2.D
Acq: 10 Jan 2023 11:54 PM

Tgt Ion: 43 Resp: 28529

Ion	Ratio	Lower	Upper
43	100		
58	33.5	39.4	59.0#
57	2.0	1.0	1.6#

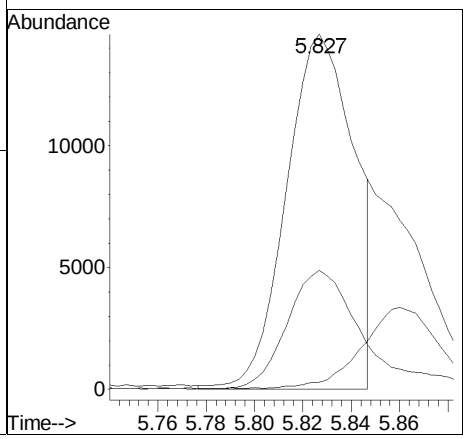

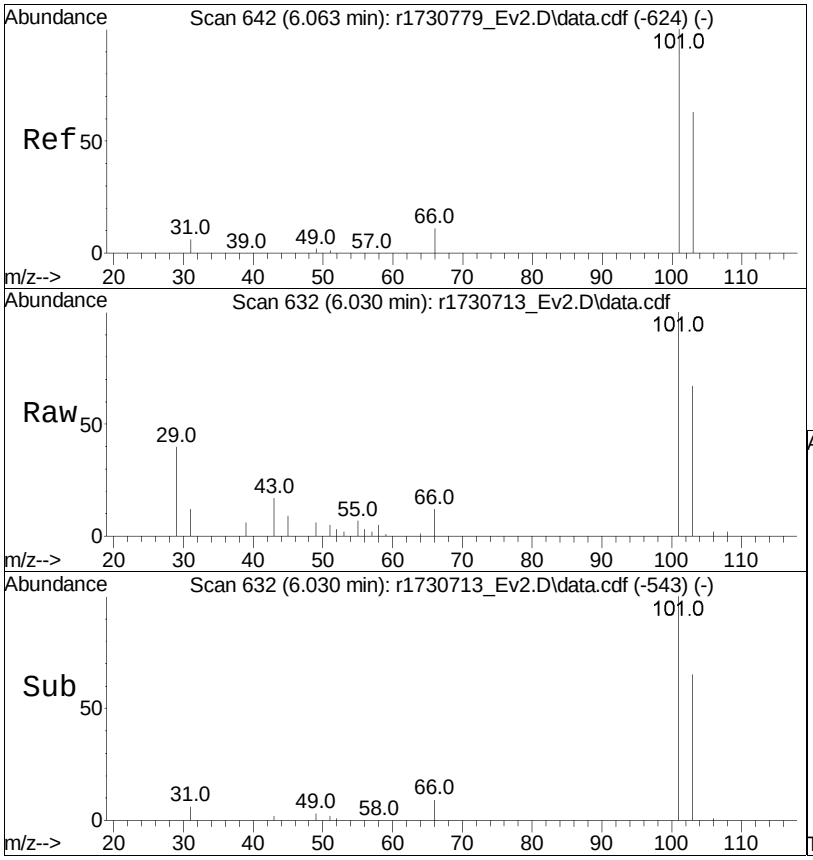

#14
trichlorofluoromethane
Concen: 0.18 ppbV
RT: 6.030 min Scan# 632
Delta R.T. -0.033 min
Lab File: r1730713_Ev2.D
Acq: 10 Jan 2023 11:54 PM

Tgt Ion:101 Resp: 2410

Ion	Ratio	Lower	Upper
101	100		
103	67.5	52.8	79.2

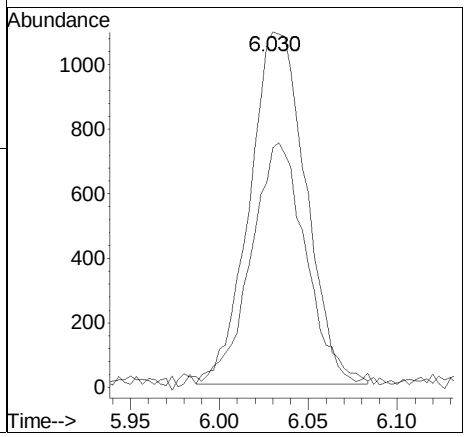

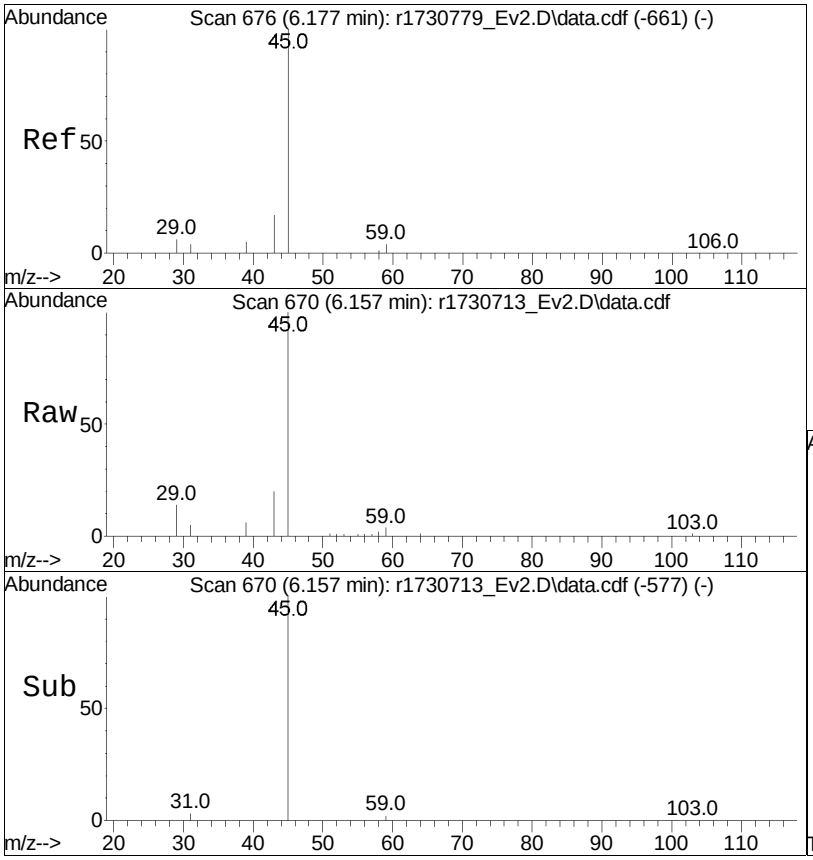

#15
isopropyl alcohol
Concen: 0.97 ppbV
RT: 6.157 min Scan# 670
Delta R.T. -0.020 min
Lab File: r1730713_Ev2.D
Acq: 10 Jan 2023 11:54 PM

Tgt Ion: 45 Resp: 11963

Ion	Ratio	Lower	Upper
45	100		
59	4.1	4.2	6.4#

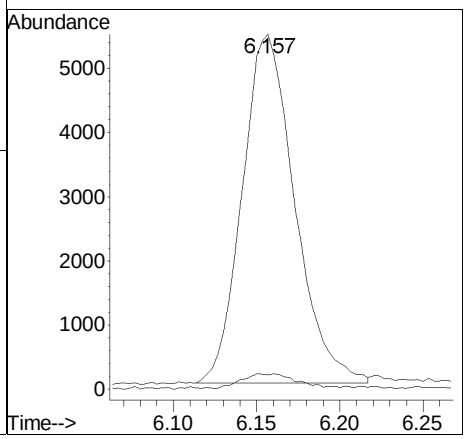

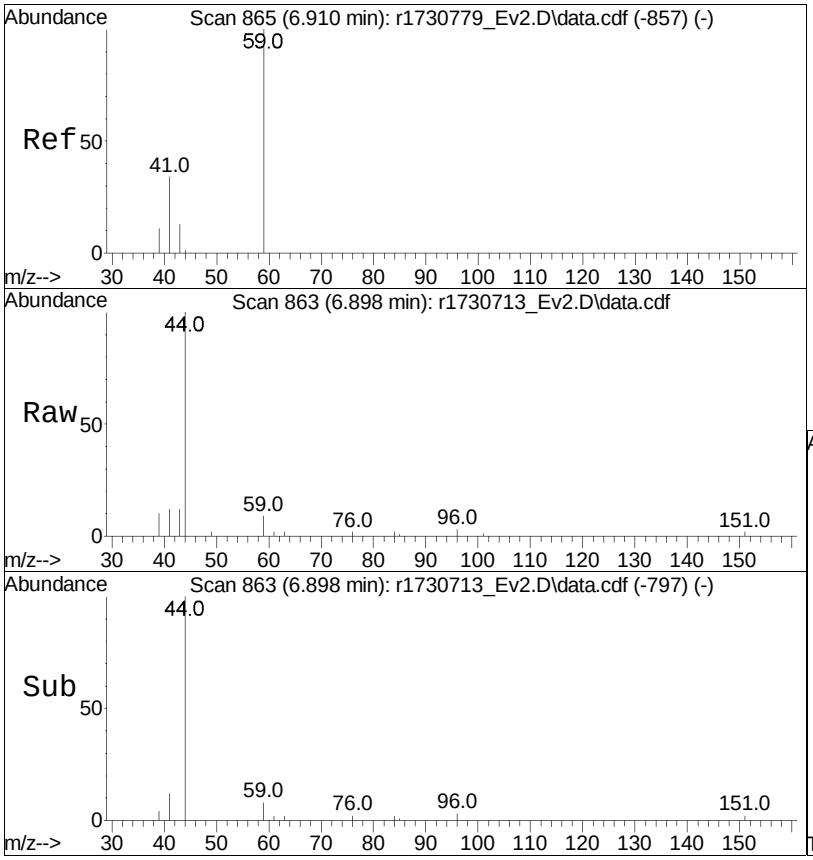

#18
tertiary butyl alcohol
Concen: 0.02 ppbV
RT: 6.898 min Scan# 863
Delta R.T. -0.012 min
Lab File: r1730713_Ev2.D
Acq: 10 Jan 2023 11:54 PM

Tgt Ion: 59 Resp: 273

Ion	Ratio	Lower	Upper
59	100		
41	36.3	17.3	25.9#
43	0.0	7.3	10.9#

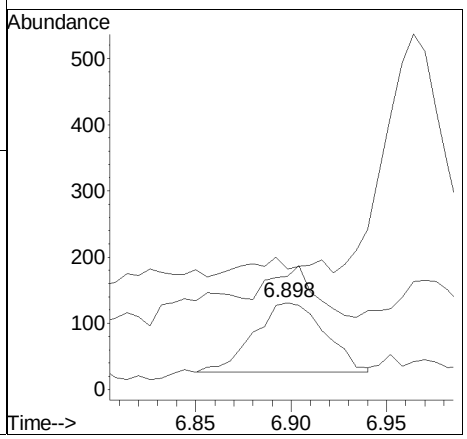

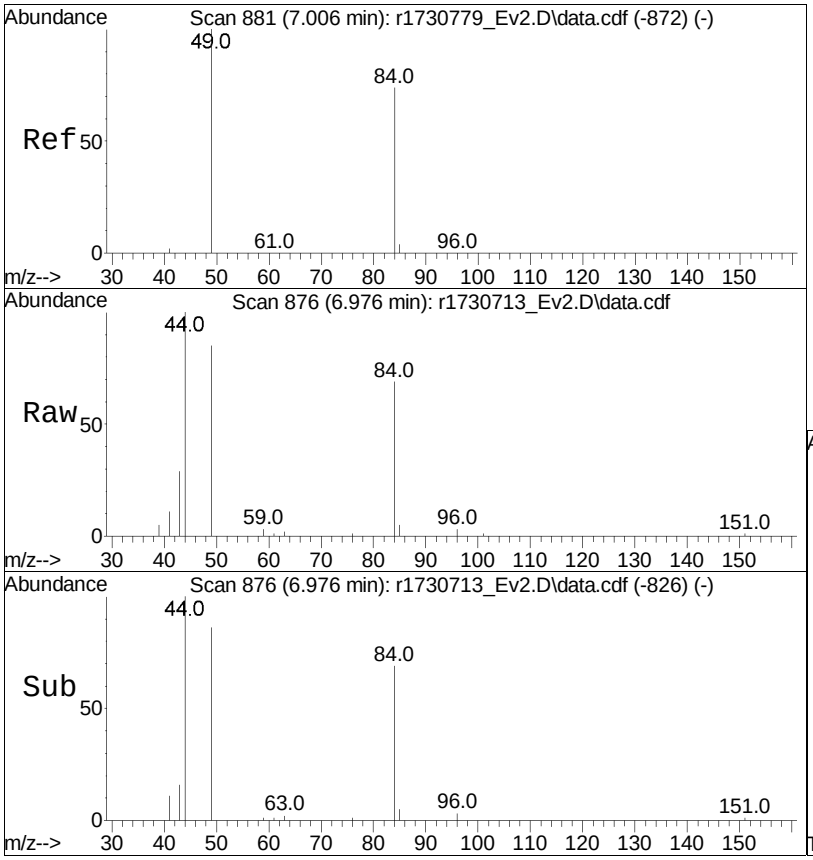

#19
methylene chloride
Concen: 0.28 ppbV
RT: 6.976 min Scan# 876
Delta R.T. -0.030 min
Lab File: r1730713_Ev2.D
Acq: 10 Jan 2023 11:54 PM

Tgt Ion: 49 Resp: 2573

Ion	Ratio	Lower	Upper
49	100		
84	80.4	66.0	99.0

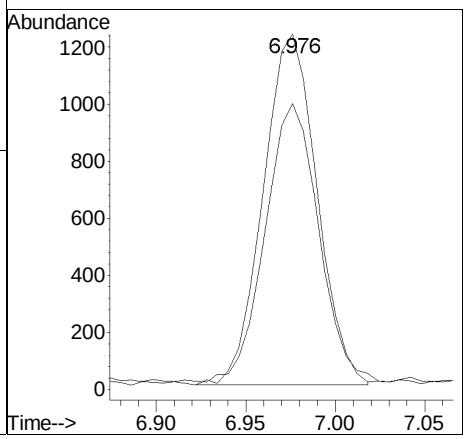

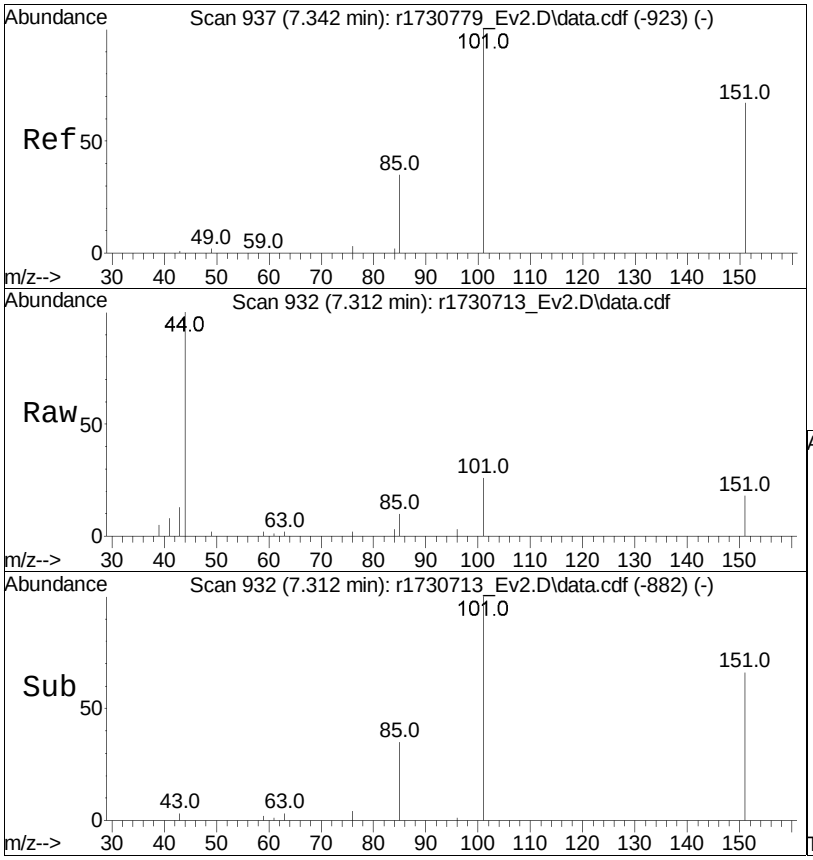

#22
Freon 113
Concen: 0.06 ppbV
RT: 7.312 min Scan# 932
Delta R.T. -0.030 min
Lab File: r1730713_Ev2.D
Acq: 10 Jan 2023 11:54 PM

Tgt Ion:101 Resp: 920

Ion	Ratio	Lower	Upper
101	100		
85	39.4	29.8	44.6
151	68.8	53.0	79.6

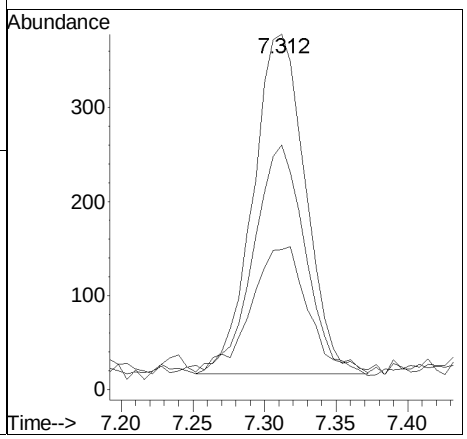

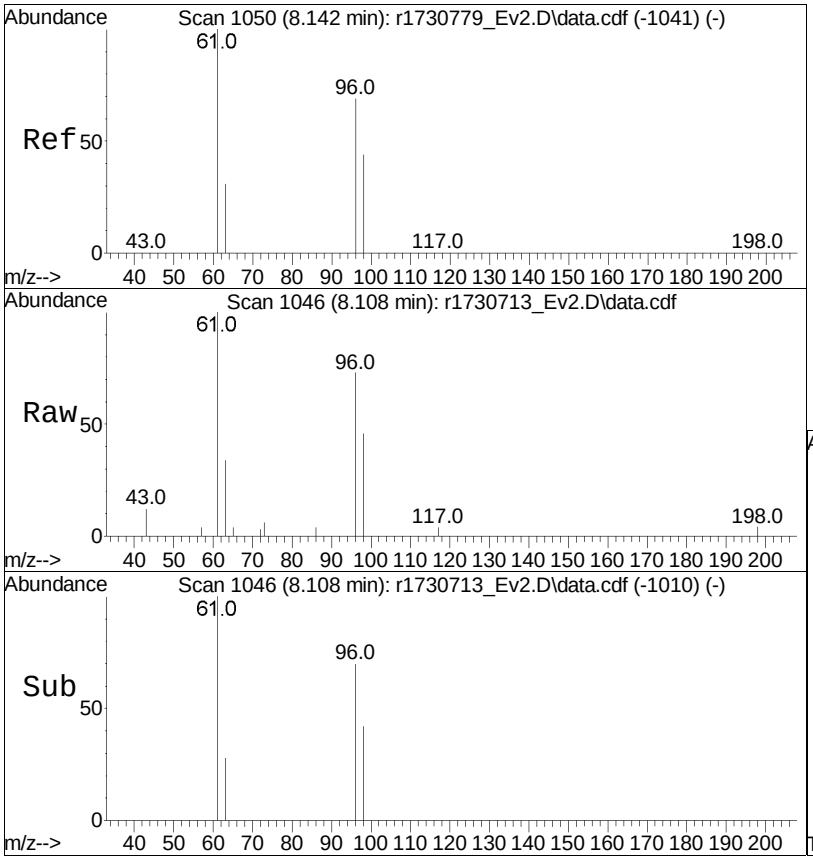

#23
trans-1,2-dichloroethene
Concen: 0.06 ppbV
RT: 8.108 min Scan# 1046
Delta R.T. -0.033 min
Lab File: r1730713_Ev2.D
Acq: 10 Jan 2023 11:54 PM

Tgt Ion: 61 Resp: 811

Ion	Ratio	Lower	Upper
61	100		
96	72.9	59.8	89.6
98	45.8	37.4	56.0

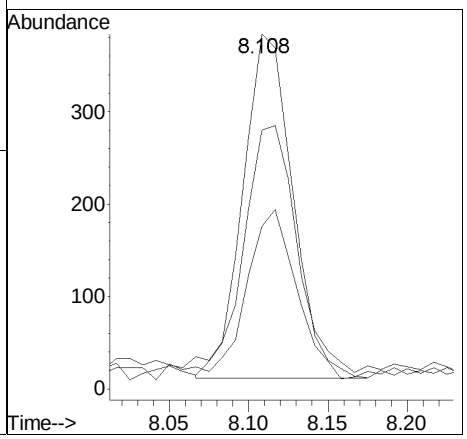

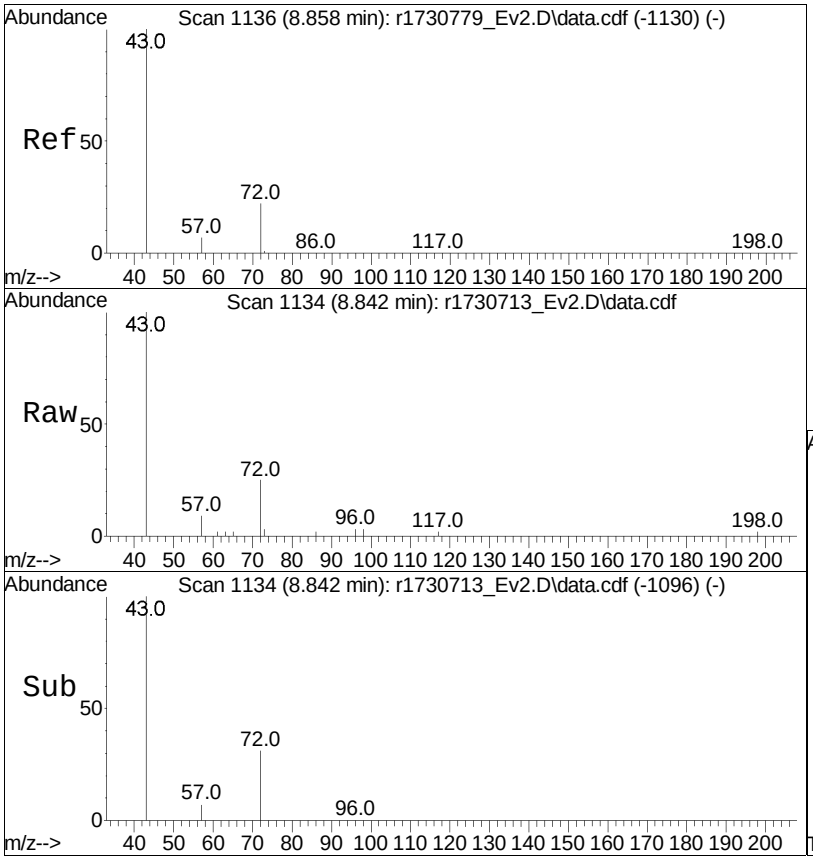

#27
2-butanone
Concen: 0.13 ppbV
RT: 8.842 min Scan# 1134
Delta R.T. -0.017 min
Lab File: r1730713_Ev2.D
Acq: 10 Jan 2023 11:54 PM

Tgt Ion: 43 Resp: 2191

Ion	Ratio	Lower	Upper
43	100		
72	24.6	21.7	32.5
57	9.3	7.5	11.3

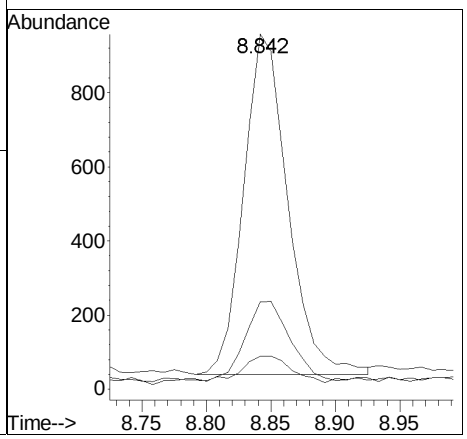

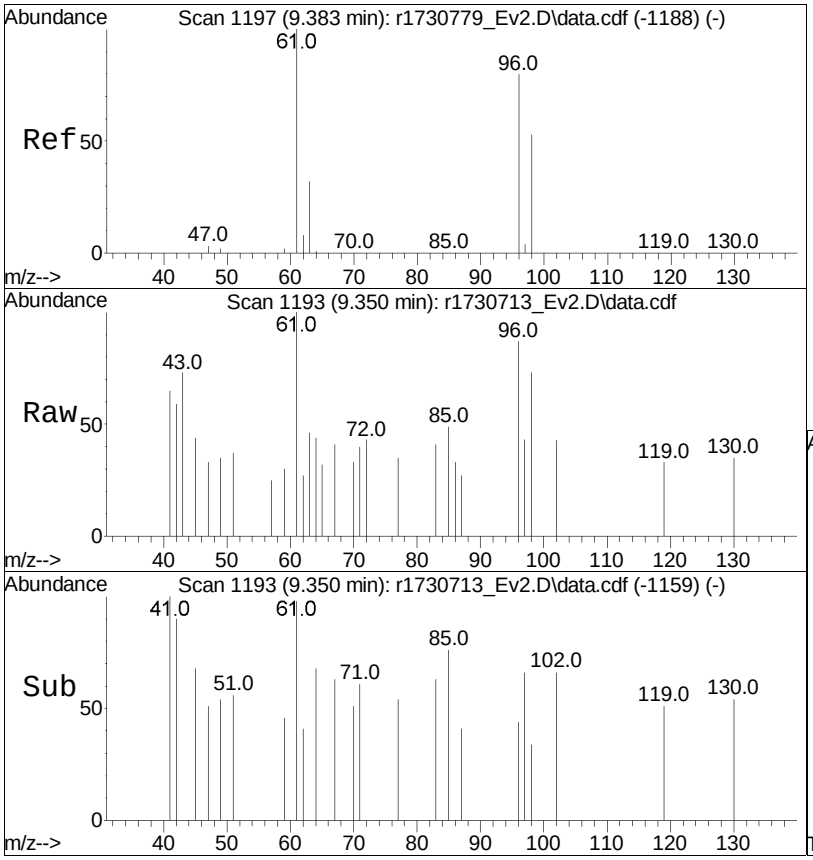

#28
cis-1,2-dichloroethene
Concen: 0.01 ppbV
RT: 9.350 min Scan# 1193
Delta R.T. -0.033 min
Lab File: r1730713_Ev2.D
Acq: 10 Jan 2023 11:54 PM

Tgt Ion: 61 Resp: 134

Ion	Ratio	Lower	Upper
61	100		
96	87.3	64.8	97.2
98	73.0	40.0	60.0#

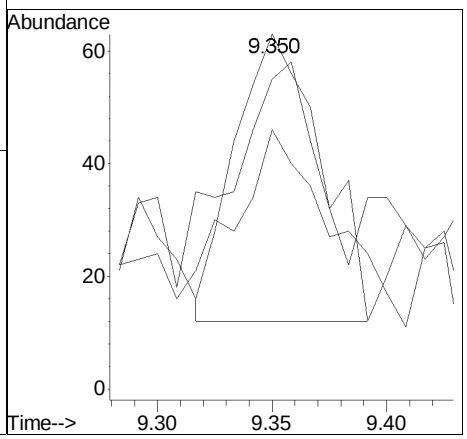

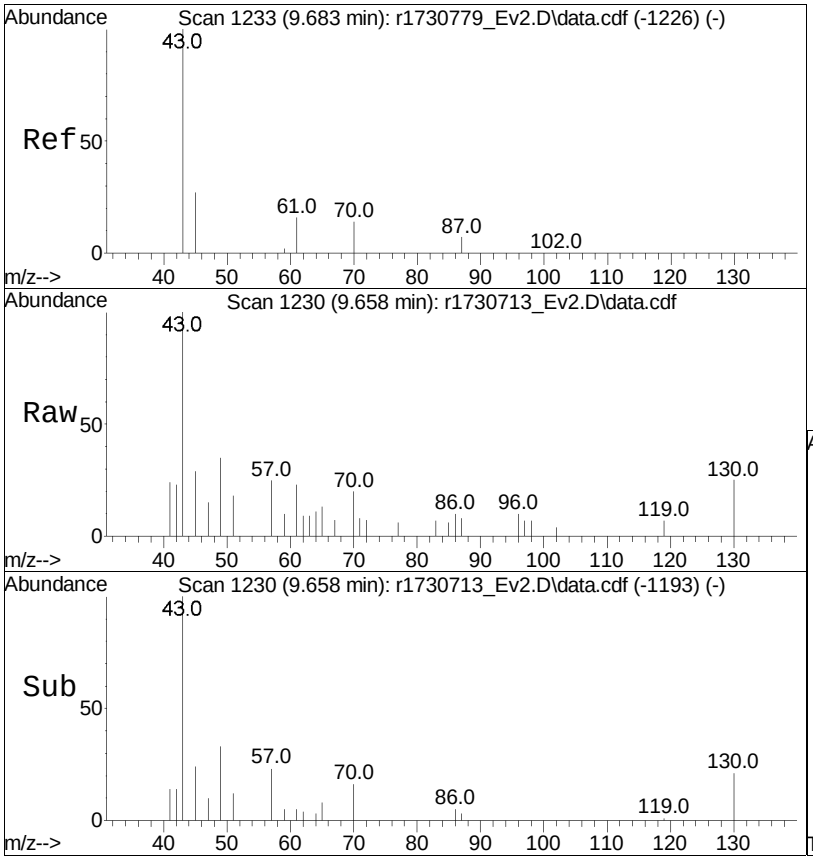

#29
Ethyl Acetate
Concen: 0.03 ppbV
RT: 9.658 min Scan# 1230
Delta R.T. -0.025 min
Lab File: r1730713_Ev2.D
Acq: 10 Jan 2023 11:54 PM

Tgt Ion: 61 Resp: 77

Ion	Ratio	Lower	Upper
61	100		
70	86.8	62.5	93.7
43	427.6	495.7	743.5#

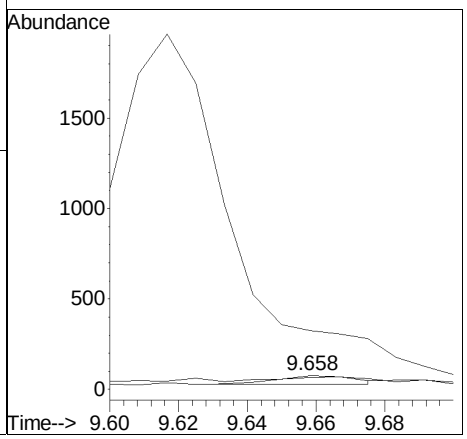

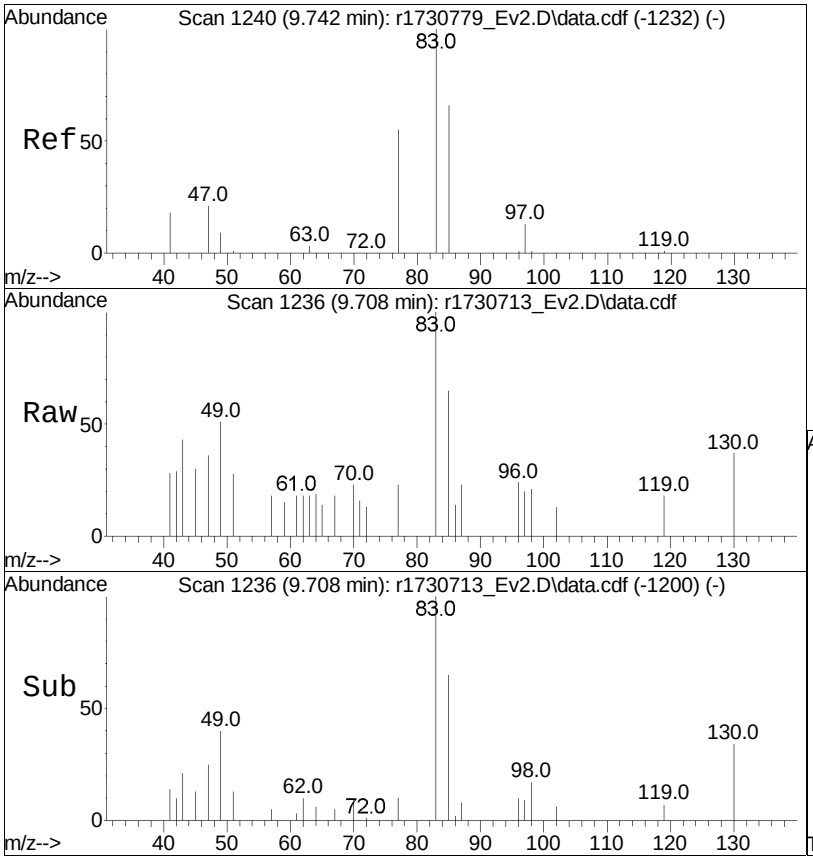

#30
chloroform
Concen: 0.03 ppbV
RT: 9.708 min Scan# 1236
Delta R.T. -0.033 min
Lab File: r1730713_Ev2.D
Acq: 10 Jan 2023 11:54 PM

Tgt Ion: 83 Resp: 383

Ion	Ratio	Lower	Upper
83	100		
85	65.4	54.5	81.7
47	36.2	15.9	23.9#

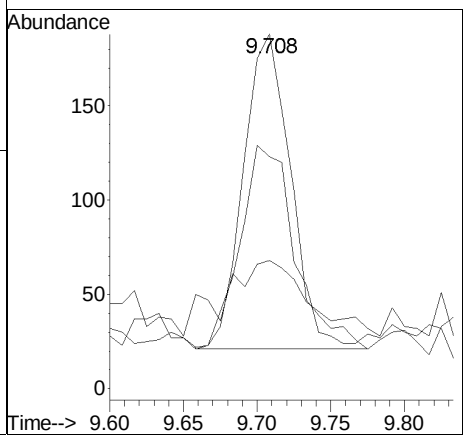

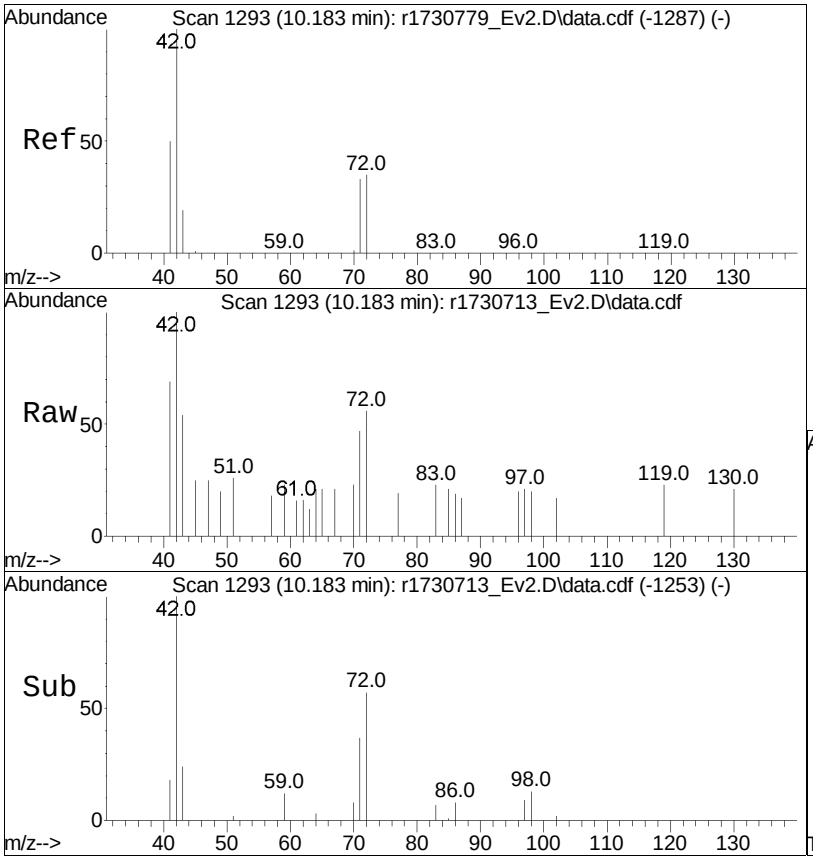

#31
Tetrahydrofuran
Concen: 0.03 ppbV
RT: 10.183 min Scan# 1293
Delta R.T. 0.000 min
Lab File: r1730713_Ev2.D
Acq: 10 Jan 2023 11:54 PM

Tgt Ion: 42 Resp: 344

Ion	Ratio	Lower	Upper
42	100		
71	47.4	33.3	49.9
72	56.5	34.8	52.2#

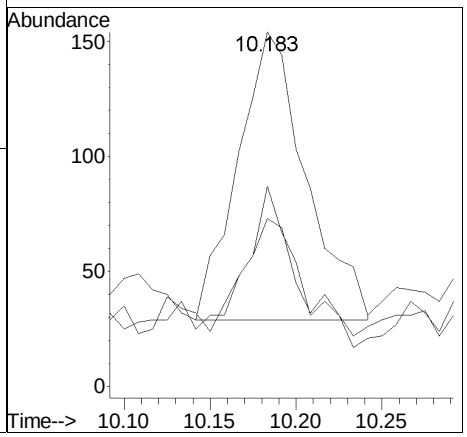

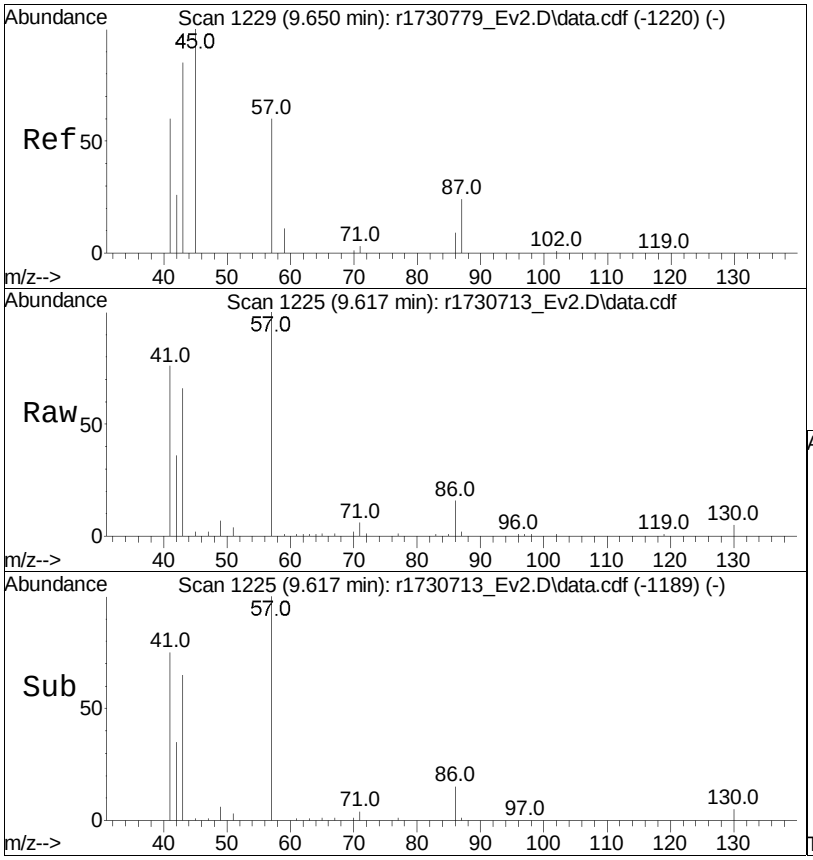

#34
hexane
Concen: 0.47 ppbV
RT: 9.617 min Scan# 1225
Delta R.T. -0.033 min
Lab File: r1730713_Ev2.D
Acq: 10 Jan 2023 11:54 PM

Tgt Ion: 57 Resp: 6655

Ion	Ratio	Lower	Upper
57	100		
43	65.8	82.8	124.2#
86	15.6	11.3	16.9

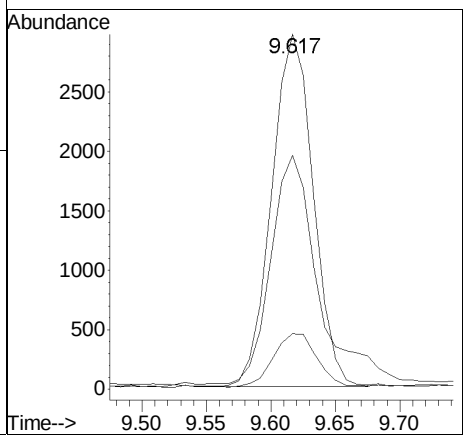

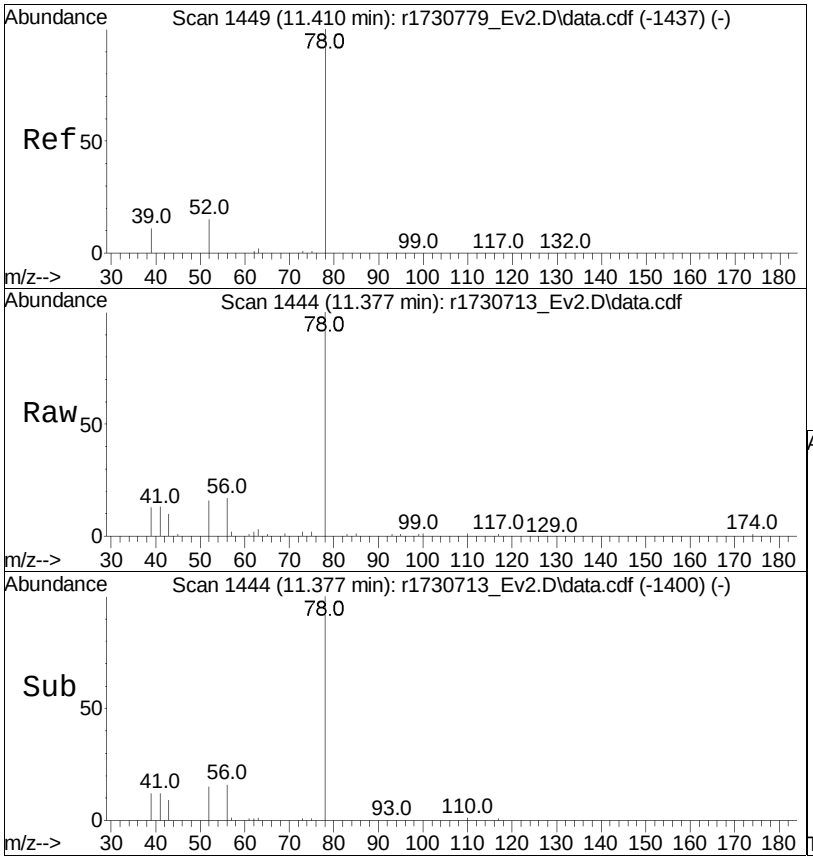

#37
benzene
Concen: 0.30 ppbV
RT: 11.377 min Scan# 1444
Delta R.T. -0.033 min
Lab File: r1730713_Ev2.D
Acq: 10 Jan 2023 11:54 PM

Tgt Ion: 78 Resp: 8188

Ion	Ratio	Lower	Upper
78	100		
52	16.1	13.3	19.9

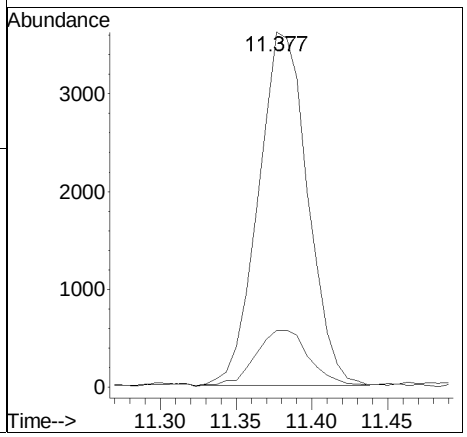

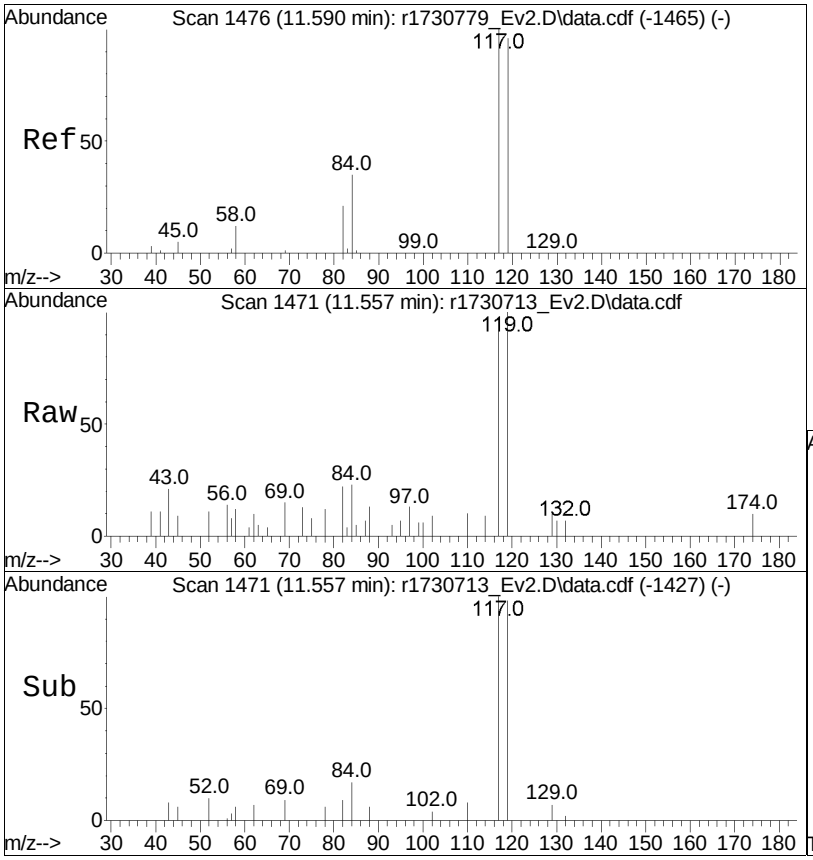

#38
carbon tetrachloride
Concen: 0.06 ppbV
RT: 11.557 min Scan# 1471
Delta R.T. -0.033 min
Lab File: r1730713_Ev2.D
Acq: 10 Jan 2023 11:54 PM

Tgt Ion:117 Resp: 680

Ion	Ratio	Lower	Upper
117	100		
119	104.0	77.3	115.9
82	23.1	16.0	24.0

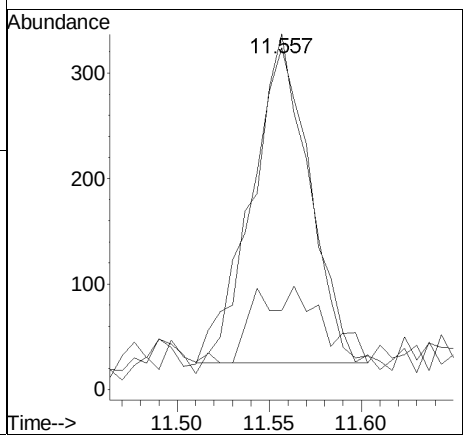

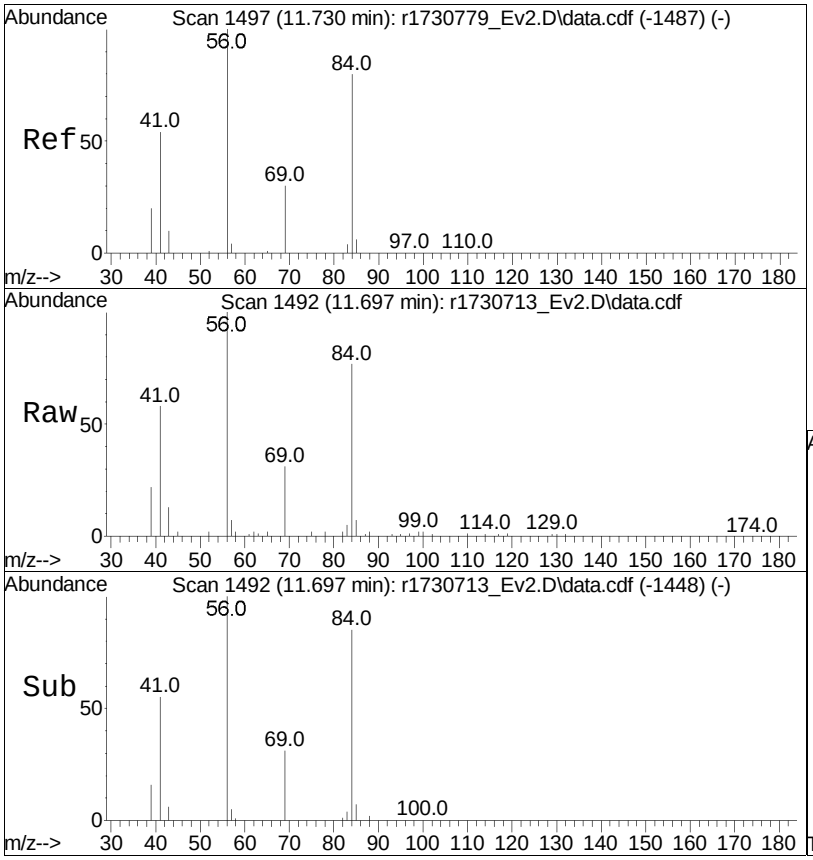

#39
cyclohexane
Concen: 0.37 ppbV
RT: 11.697 min Scan# 1492
Delta R.T. -0.033 min
Lab File: r1730713_Ev2.D
Acq: 10 Jan 2023 11:54 PM

Tgt Ion: 56 Resp: 5410

Ion	Ratio	Lower	Upper
56	100		
84	77.0	58.6	87.8
41	58.3	33.1	49.7#

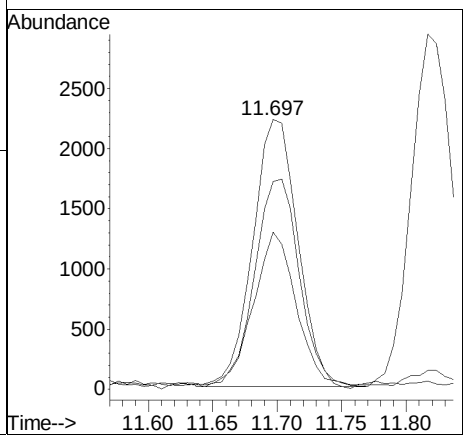

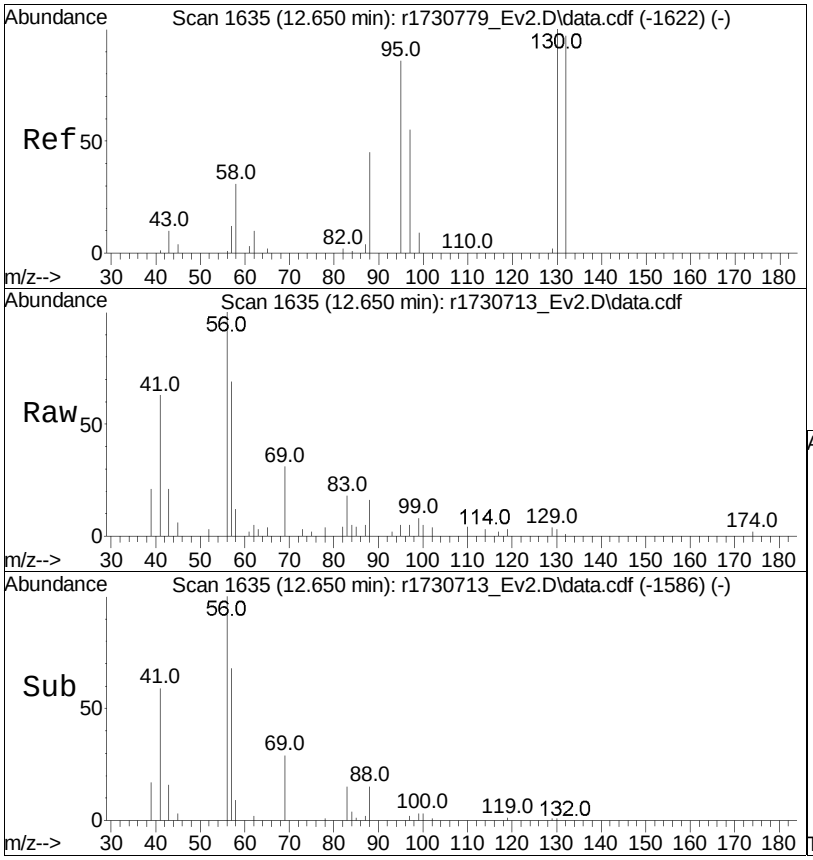

#43
1,4-dioxane
Concen: 0.05 ppbV
RT: 12.650 min Scan# 1635
Delta R.T. 0.000 min
Lab File: r1730713_Ev2.D
Acq: 10 Jan 2023 11:54 PM

Tgt Ion: 88 Resp: 306

Ion	Ratio	Lower	Upper
88	100		
58	75.8	59.4	89.2

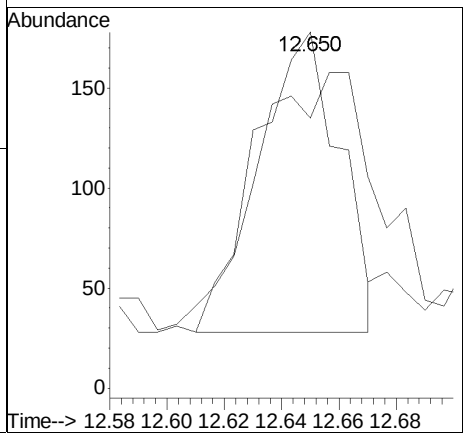

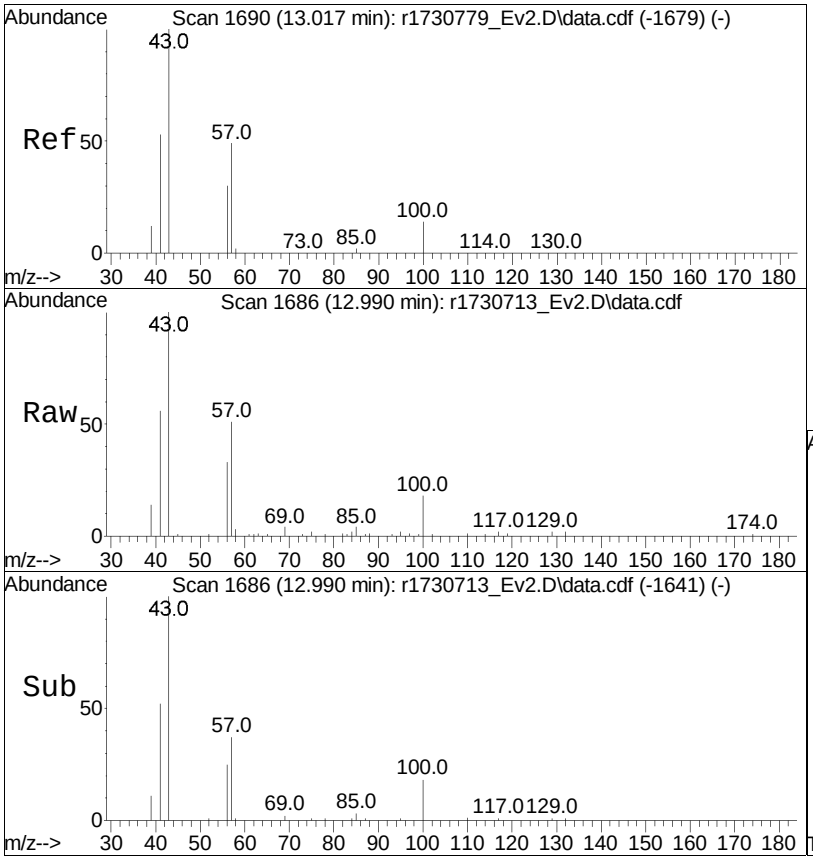

#46
heptane
Concen: 0.34 ppbV
RT: 12.990 min Scan# 1686
Delta R.T. -0.027 min
Lab File: r1730713_Ev2.D
Acq: 10 Jan 2023 11:54 PM

Tgt Ion: 43 Resp: 6385

Ion	Ratio	Lower	Upper
43	100		
57	50.9	51.3	76.9#
100	17.5	15.4	23.0

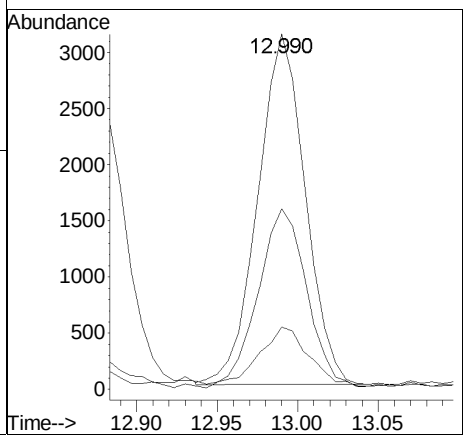

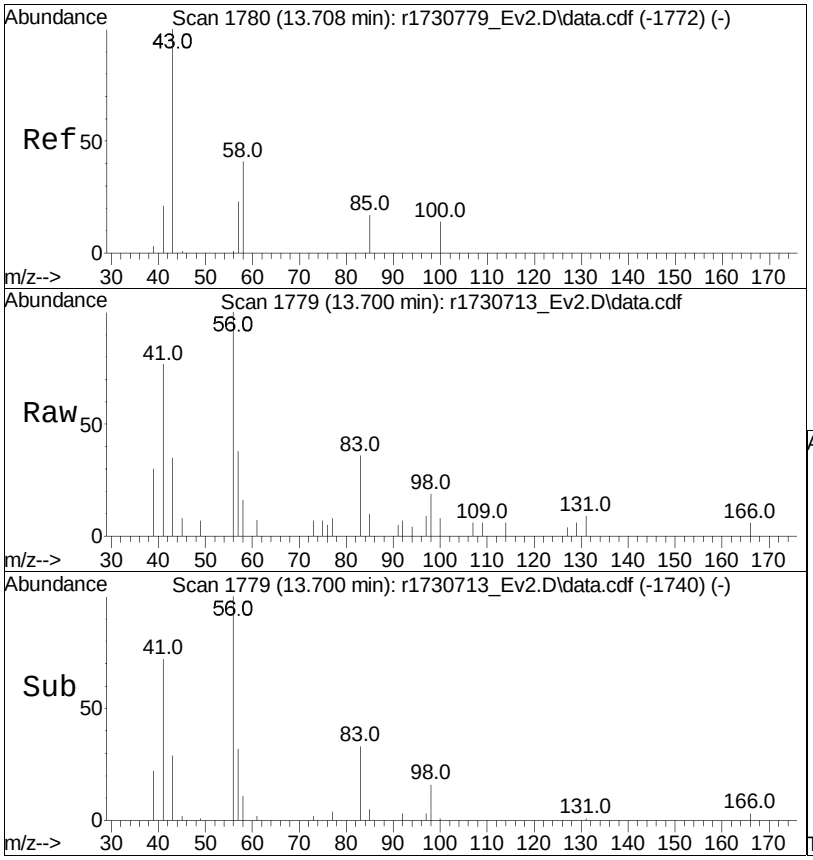

#48
4-methyl-2-pentanone
Concen: 0.02 ppbV
RT: 13.700 min Scan# 1779
Delta R.T. -0.008 min
Lab File: r1730713_Ev2.D
Acq: 10 Jan 2023 11:54 PM

Tgt Ion: 43 Resp: 312

Ion	Ratio	Lower	Upper
43	100		
58	46.2	43.2	64.8
100	21.8	14.0	21.0#

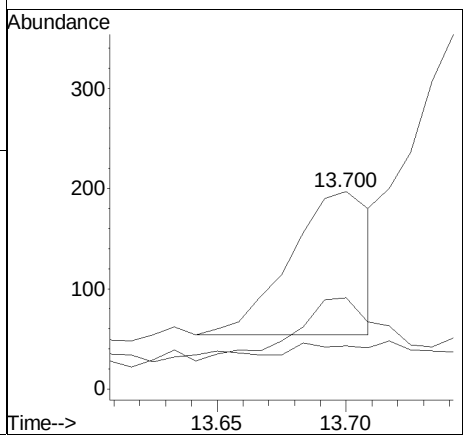

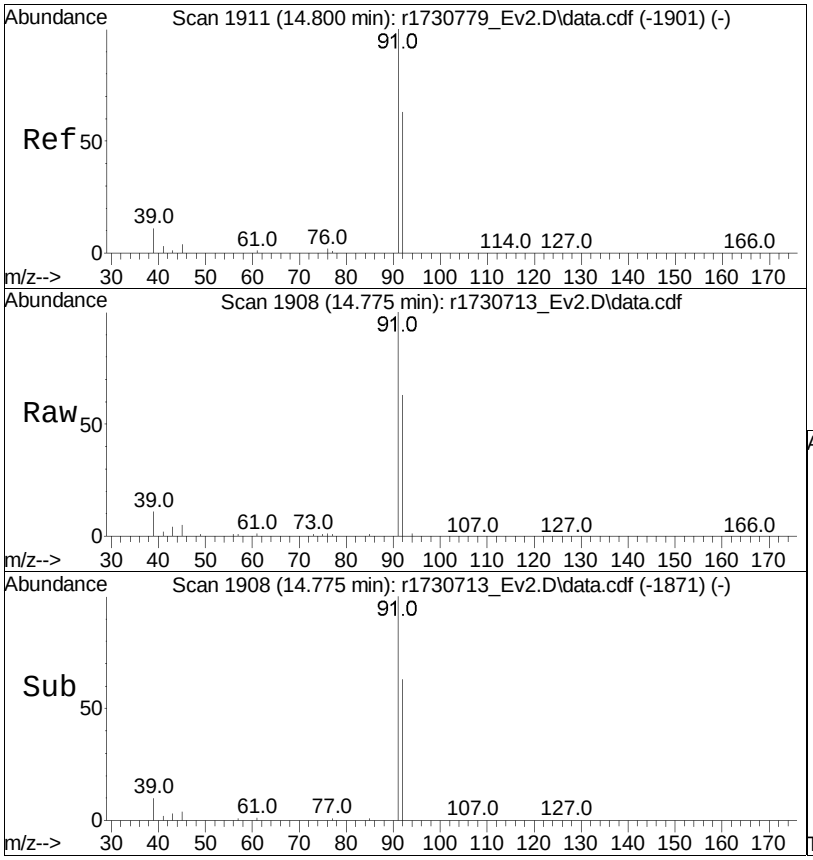

#52
toluene
Concen: 0.55 ppbV
RT: 14.775 min Scan# 1908
Delta R.T. -0.025 min
Lab File: r1730713_Ev2.D
Acq: 10 Jan 2023 11:54 PM

Tgt Ion: 91 Resp: 18950

Ion	Ratio	Lower	Upper
91	100		
92	63.0	51.8	77.6

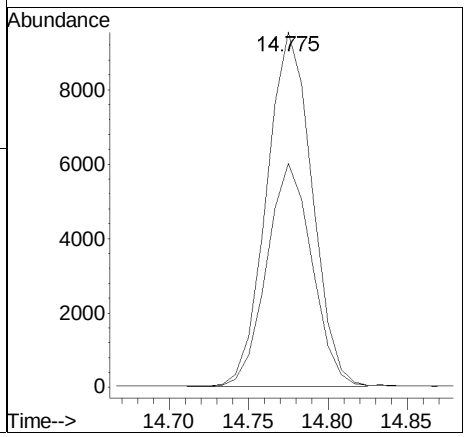

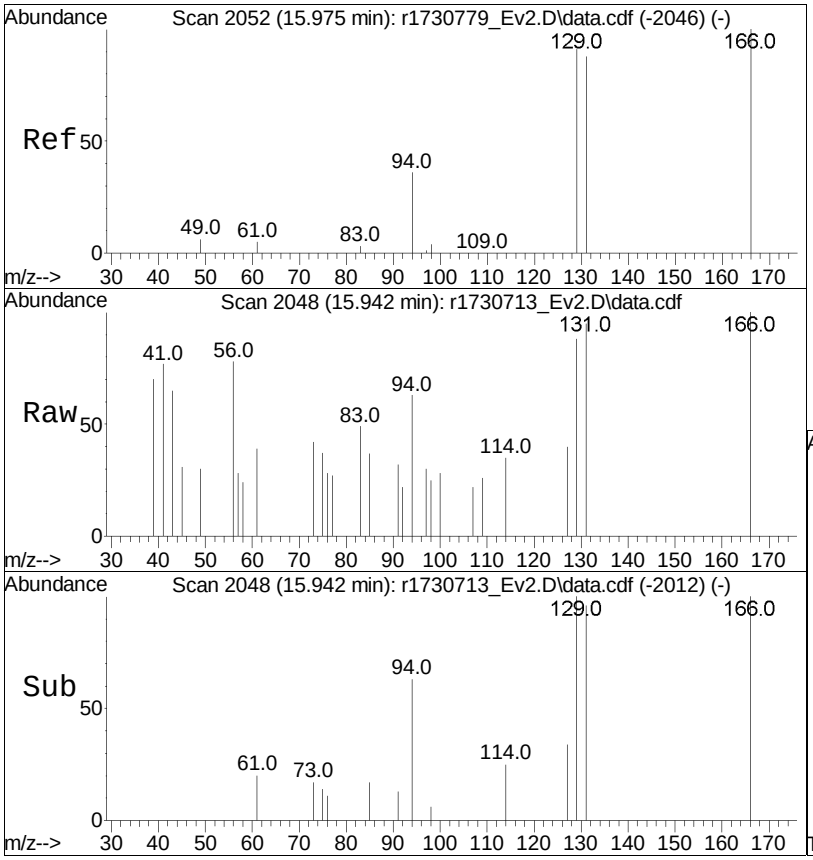

#57
tetrachloroethene
Concen: 0.01 ppbV
RT: 15.942 min Scan# 2048
Delta R.T. -0.033 min
Lab File: r1730713_Ev2.D
Acq: 10 Jan 2023 11:54 PM

Tgt Ion:166 Resp: 183

Ion	Ratio	Lower	Upper
166	100		
131	94.7	68.2	102.2
94	63.2	29.4	44.0#

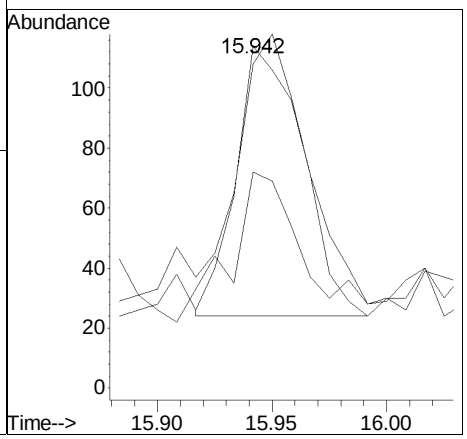

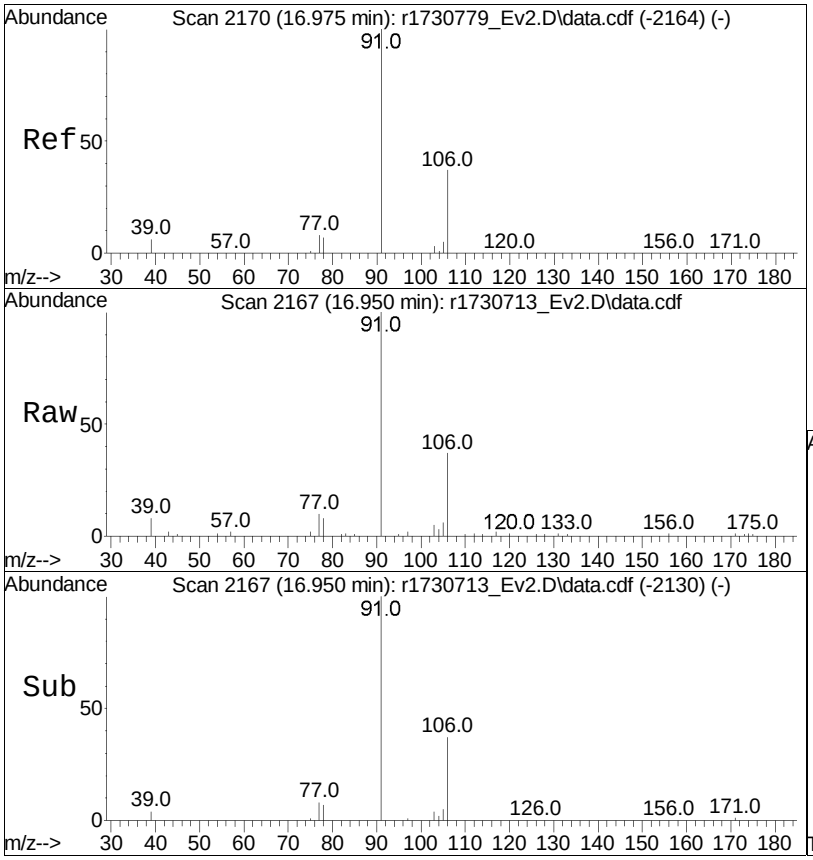

#60
ethylbenzene
Concen: 0.16 ppbV
RT: 16.950 min Scan# 2167
Delta R.T. -0.025 min
Lab File: r1730713_Ev2.D
Acq: 10 Jan 2023 11:54 PM

Tgt Ion: 91 Resp: 5924

Ion	Ratio	Lower	Upper
91	100		
106	37.1	26.3	39.5

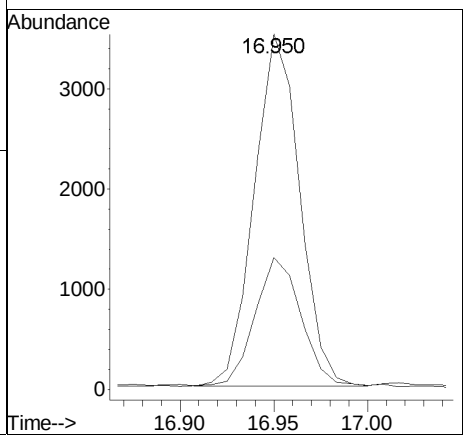

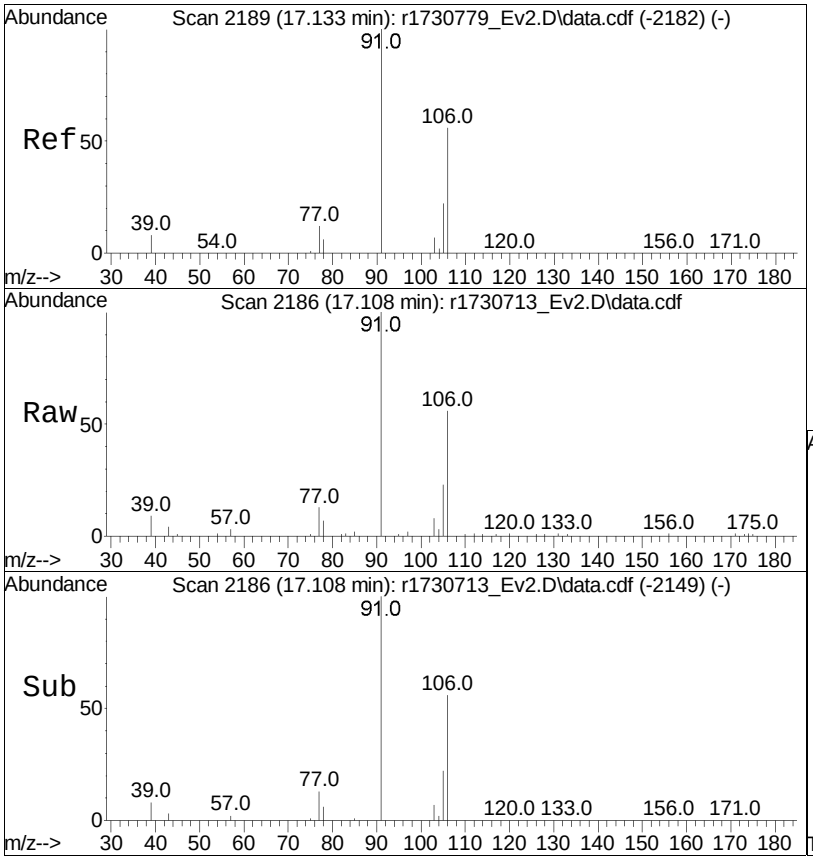

#61
m+p-xylene
Concen: 0.37 ppbV
RT: 17.108 min Scan# 2186
Delta R.T. -0.025 min
Lab File: r1730713_Ev2.D
Acq: 10 Jan 2023 11:54 PM

Tgt Ion: 91 Resp: 10825

Ion	Ratio	Lower	Upper
91	100		
106	56.3	40.6	60.8

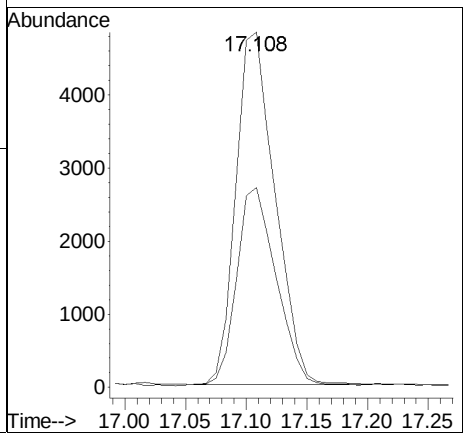

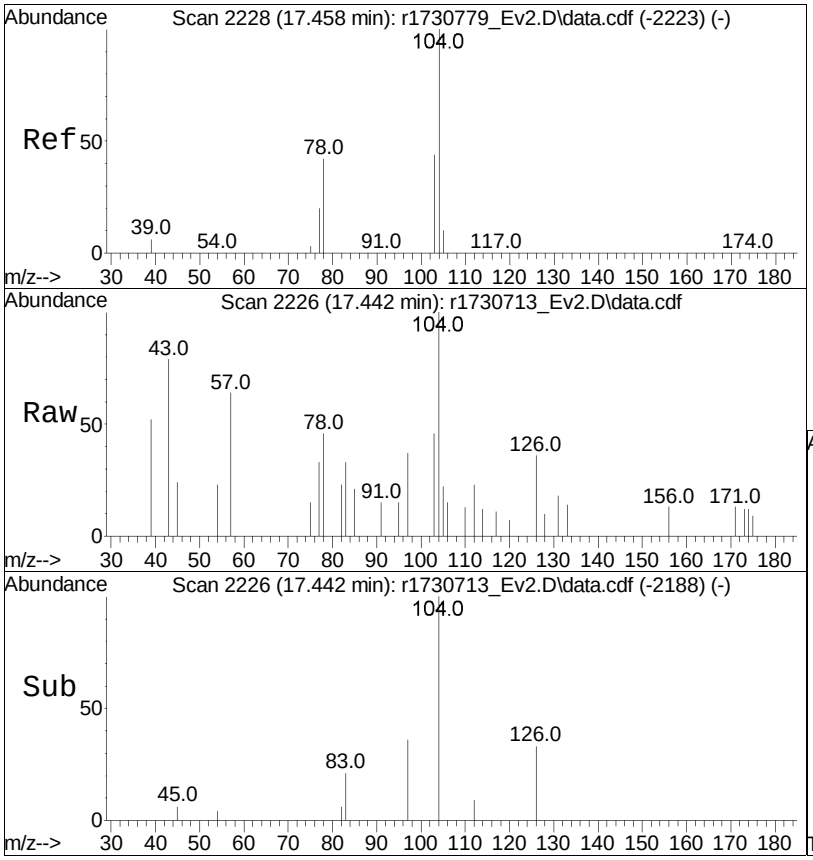

#63
styrene
Concen: 0.02 ppbV
RT: 17.442 min Scan# 2226
Delta R.T. -0.017 min
Lab File: r1730713_Ev2.D
Acq: 10 Jan 2023 11:54 PM

Tgt Ion:104 Resp: 415

Ion	Ratio	Lower	Upper
104	100		
103	45.8	34.9	52.3
78	46.2	29.7	44.5#

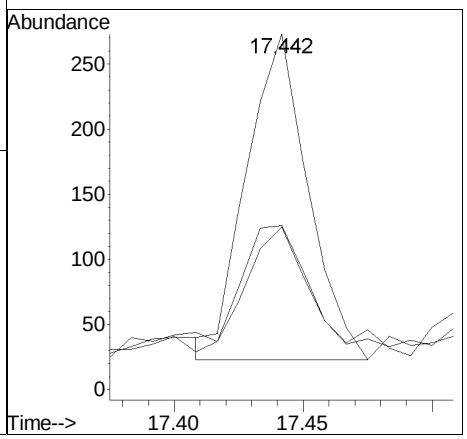

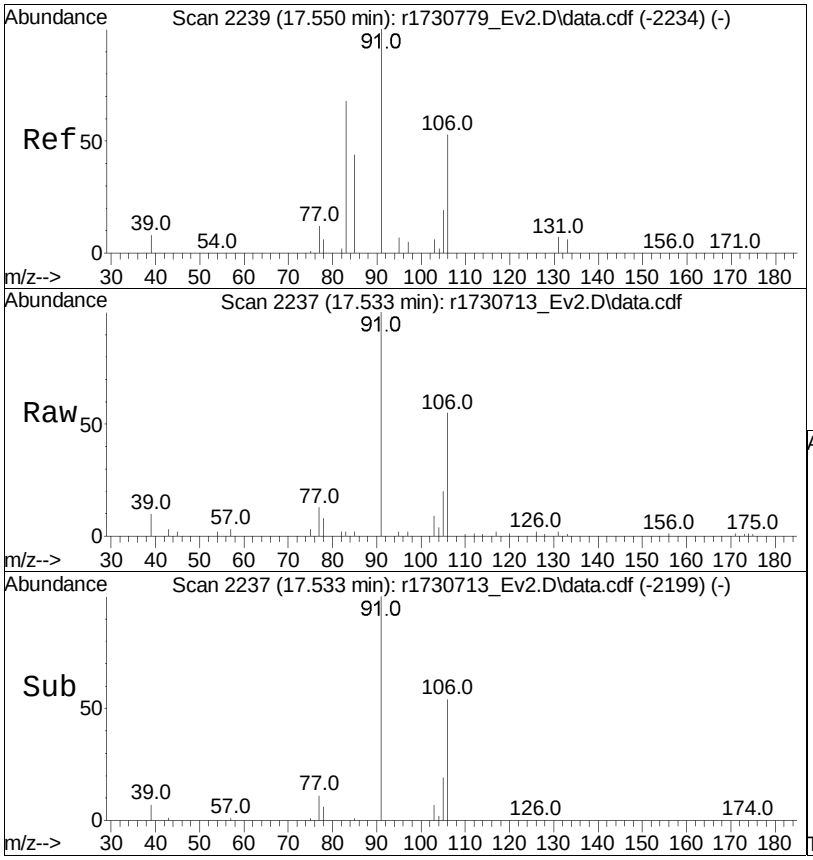

#65
o-xylene
Concen: 0.13 ppbV
RT: 17.533 min Scan# 2237
Delta R.T. -0.017 min
Lab File: r1730713_Ev2.D
Acq: 10 Jan 2023 11:54 PM

Tgt Ion: 91 Resp: 4031

Ion	Ratio	Lower	Upper
91	100		
106	54.8	39.6	59.4

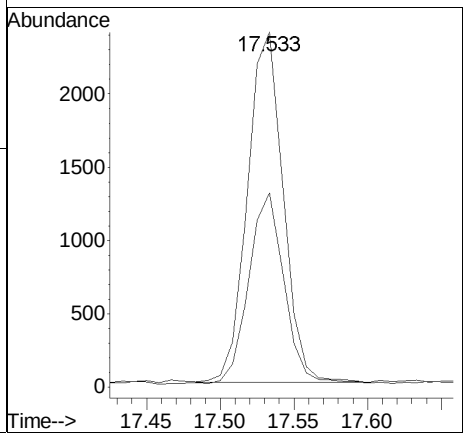

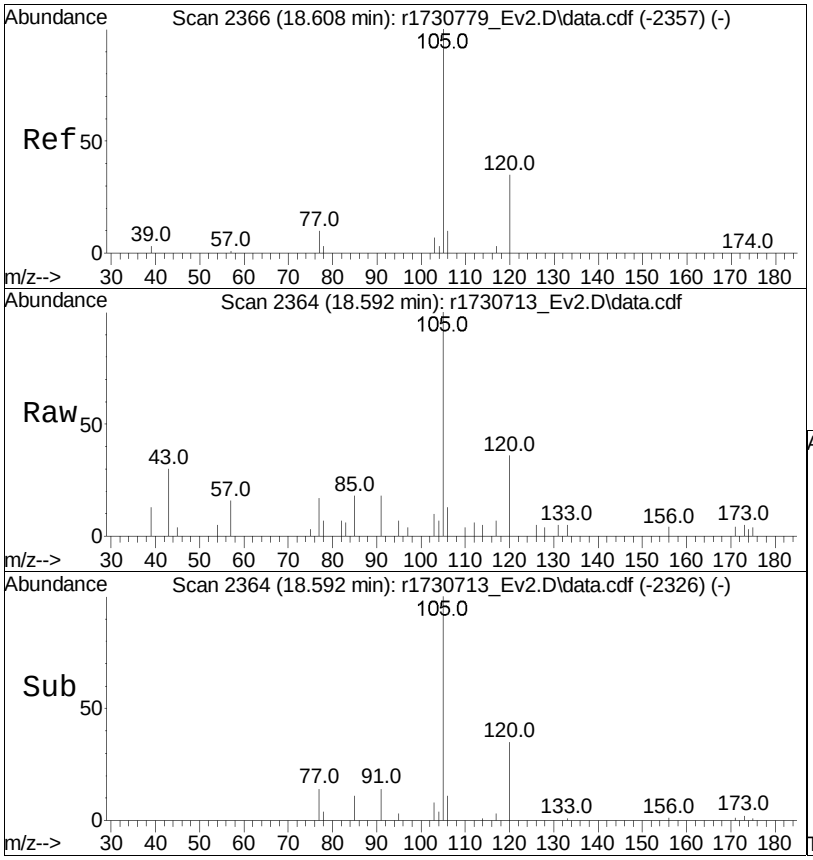

#70
4-ethyl toluene
Concen: 0.03 ppbV m
RT: 18.592 min Scan# 2364
Delta R.T. -0.017 min
Lab File: r1730713_Ev2.D
Acq: 10 Jan 2023 11:54 PM

Tgt Ion:105 Resp: 1367

Ion	Ratio	Lower	Upper
105	100		
120	36.5	29.0	43.4
91	17.5	8.3	12.5#

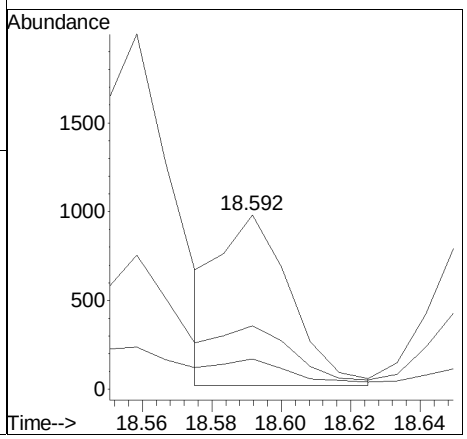

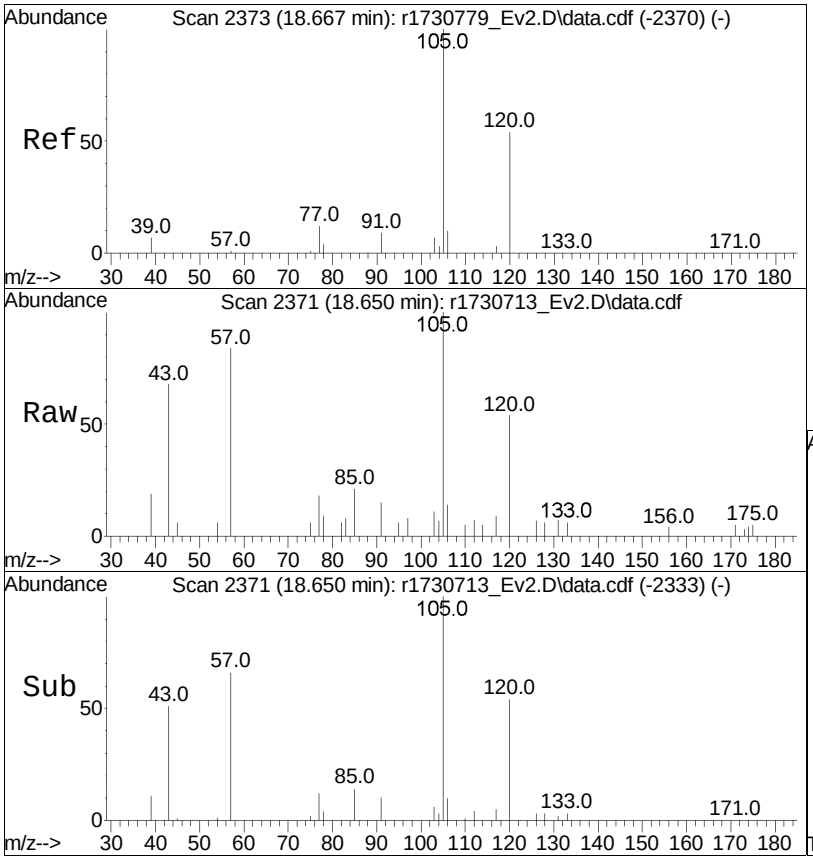

#71
1,3,5-trimethylbenzene
Concen: 0.03 ppbV
RT: 18.650 min Scan# 2371
Delta R.T. -0.017 min
Lab File: r1730713_Ev2.D
Acq: 10 Jan 2023 11:54 PM

Tgt Ion:105 Resp: 1192

Ion	Ratio	Lower	Upper
105	100		
120	54.4	45.5	68.3
91	14.7	7.9	11.9#

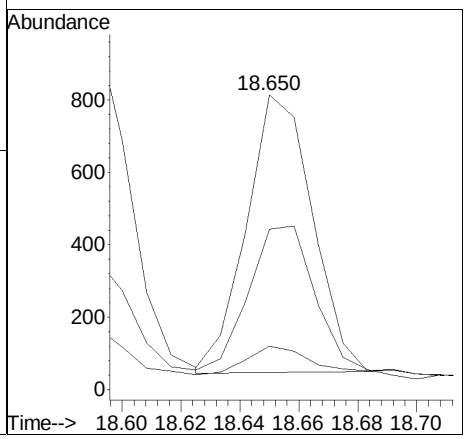

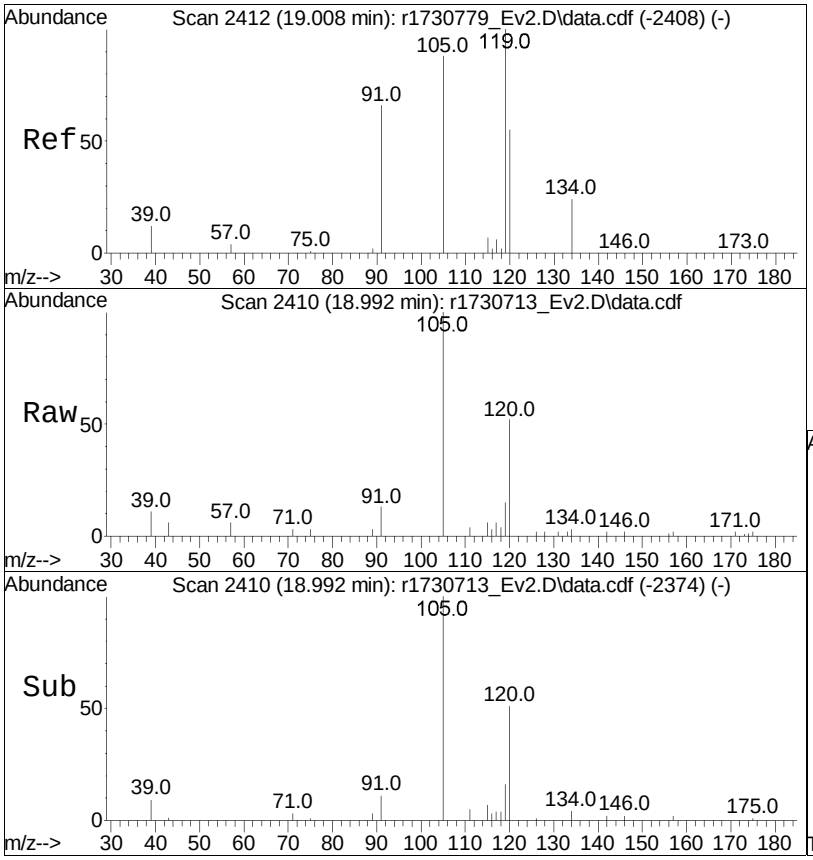

#73
1,2,4-trimethylbenzene
Concen: 0.10 ppbV
RT: 18.992 min Scan# 2410
Delta R.T. -0.017 min
Lab File: r1730713_Ev2.D
Acq: 10 Jan 2023 11:54 PM

Tgt Ion:105 Resp: 3300

Ion	Ratio	Lower	Upper
105	100		
120	51.7	53.5	80.3#
91	12.7	58.5	87.7#

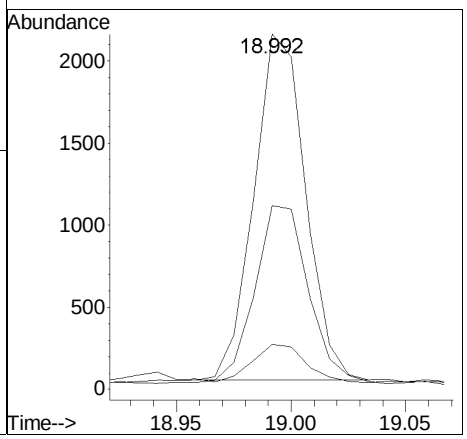

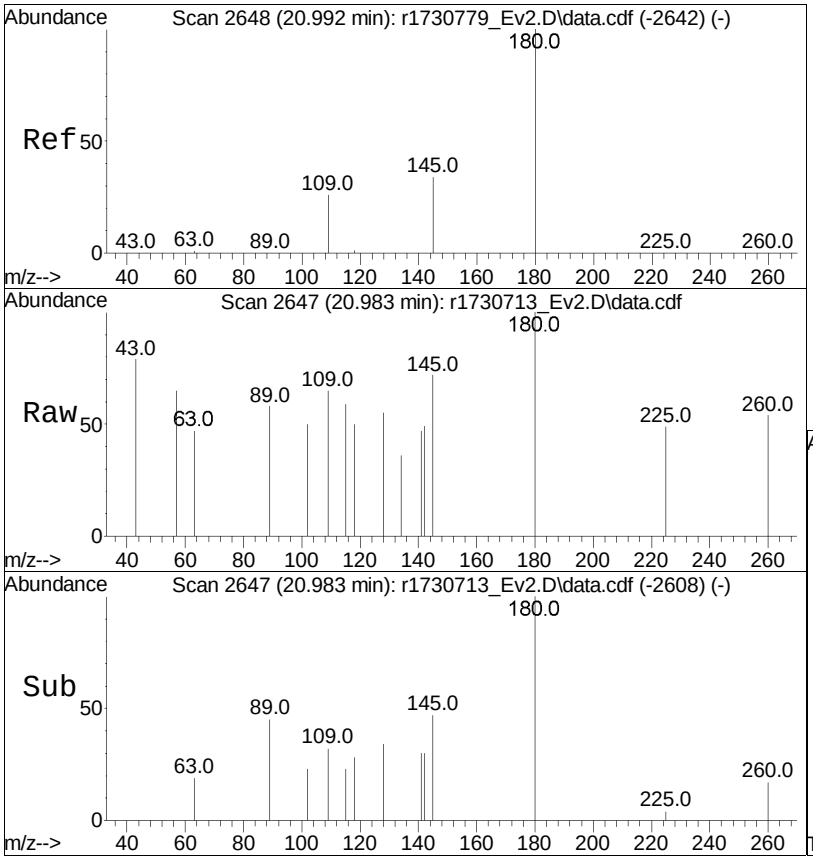

#82
1,2,4-trichlorobenzene
Concen: 0.01 ppbV
RT: 20.983 min Scan# 2647
Delta R.T. -0.008 min
Lab File: r1730713_Ev2.D
Acq: 10 Jan 2023 11:54 PM

Tgt Ion:180 Resp: 103

Ion	Ratio	Lower	Upper
180	100		
145	71.8	24.1	36.1#
109	65.4	19.0	28.4#

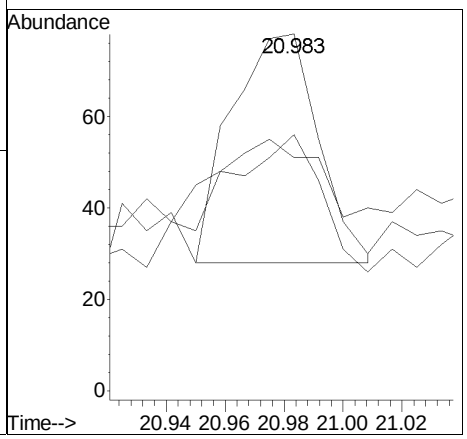

Manual Integration/Negative Proof Report

Data Path : O:\Forensics\Data\Airlab17\QMethod : TSIM17_230109.M
Data File : r1730713_Ev2.D Operator : AIRLAB17:TJS
Date Inj'd : 1/10/2020 0:1: 4 Instrument :
Sample : L2300996-05D,3,149.04,250 Quant Date : 1/11/2023 6:06 am

Compound #13: acetone

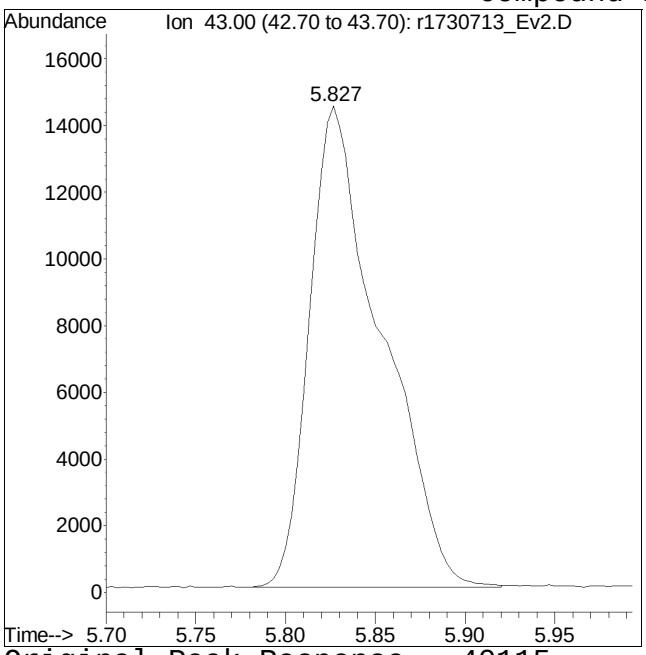

Original Peak Response = 40115

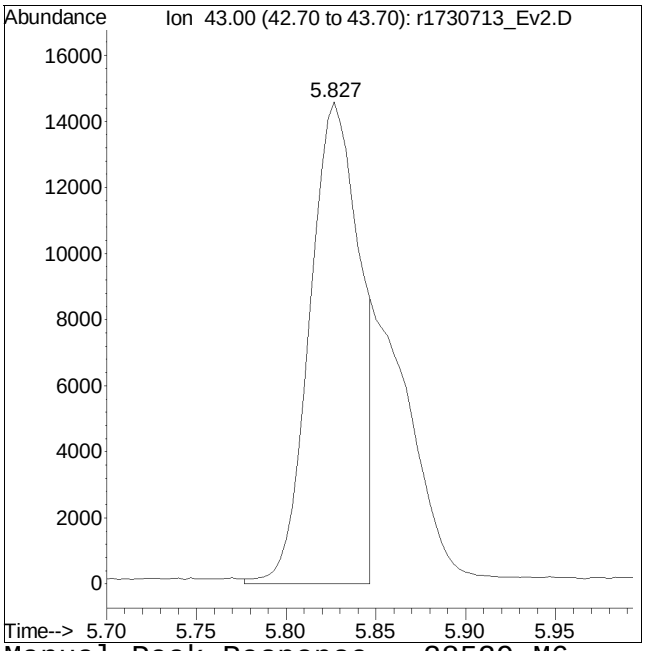

Manual Peak Response = 28529 M6

M6 = Misassignment of peak valley by automated integration (poor split of 2 peaks).

Manual Integration/Negative Proof Report

Data Path : O:\Forensics\Data\Airlab17\QMethod : TSIM17_230109.M
Data File : r1730713_Ev2.D Operator : AIRLAB17:TJS
Date Inj'd : 1/10/2020 0:1: 4 Instrument :
Sample : L2300996-05D,3,149.04,250 Quant Date : 1/11/2023 6:06 am

Compound #70: 4-ethyl toluene

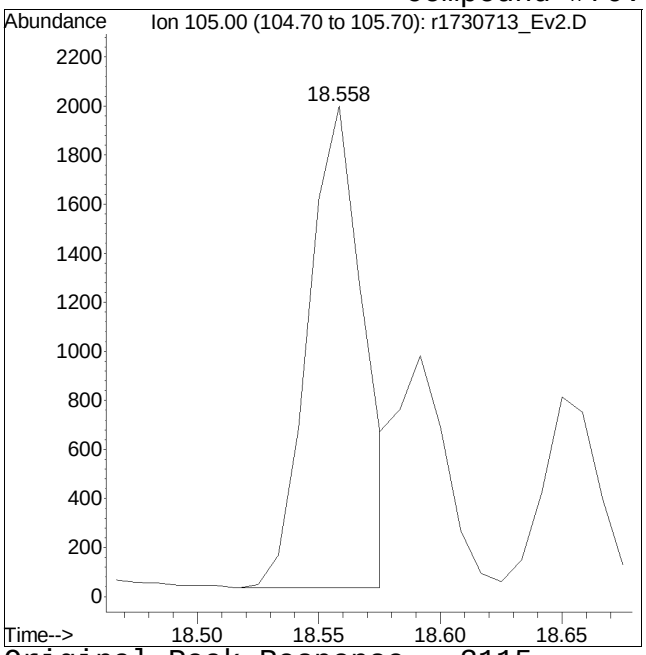

Original Peak Response = 3115

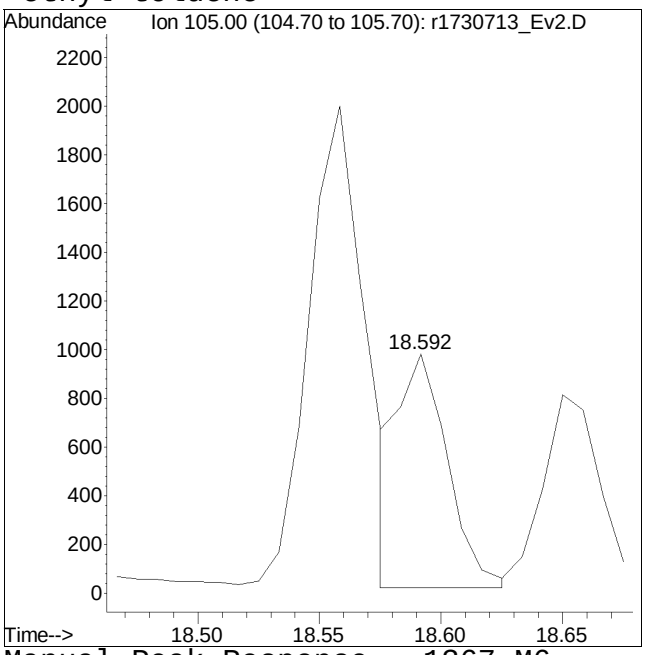

Manual Peak Response = 1367 M6

M6 = Misassignment of peak valley by automated integration (poor split of 2 peaks).

Quantitation Report (QT Reviewed)

Data Path : O:\Forensics\Data\Airlab17\2023\01\0110SIM\
Data File : r1730714_Ev2.D
Acq On : 11 Jan 2023 12:33 AM
Operator : AIRLAB17:TJS
Sample : L2300996-06,3,250,250
Misc : WG1731939,ICAL19643
ALS Vial : 0 Sample Multiplier: 1

Quant Time: Jan 11 05:07:27 2023
Quant Method : O:\Forensics\Data\Airlab17\2023\01\0110SIM\TSIM17_230109.M
Quant Title : TO-14A/TO-15 SIM/Full Scan Analysis
QLast Update : Tue Jan 10 06:07:28 2023
Response via : Initial Calibration

CCAL FILE : O:\Forensics\Data\Airlab17\2023\01\0110SIM\r1730702_Ev2.D
Sub List : 7-NY-SIM - .

Compound	R.T.	QIon	Response	Conc	Units	Dev(Min)
Internal Standards						
1) bromochloromethane	9.542	49	147900	10.000	ppbV	-0.03
Standard Area = 153079			Recovery =		96.62%	
33) 1,4-difluorobenzene	11.823	114	509343	10.000	ppbV	-0.03
Standard Area = 540688			Recovery =		94.20%	
51) chlorobenzene-D5	16.558	54	65664	10.000	ppbV	-0.02
Standard Area = 66374			Recovery =		98.93%	
System Monitoring Compounds						
Target Compounds						Qvalue
6) vinyl chloride	4.372		0	N.D.		
17) 1,1-dichloroethene	0.000		0	N.D.		
28) cis-1,2-dichloroethene	9.350	61	423	0.039	ppbV	90
36) 1,1,1-trichloroethane	0.000		0	N.D.		
38) carbon tetrachloride	11.557	117	838	0.072	ppbV #	89
44) trichloroethene	12.623		0	N.D.		
57) tetrachloroethene	15.950	166	894	0.074	ppbV	93

(#) = qualifier out of range (m) = manual integration (+) = signals summed

Sub List : 7-NY-SIM - .\Data\Airlab17\2023\01\0110SIM\r1730702_Ev2.D

Data Path : O:\Forensics\Data\Airlab17\2023\01\0110SIM\
Data File : r1730714_Ev2.D
Acq On : 11 Jan 2023 12:33 AM
Operator : AIRLAB17:TJS
Sample : L2300996-06,3,250,250
Misc : WG1731939,ICAL19643
ALS Vial : 0 Sample Multiplier: 1

Quant Time: Jan 11 05:07:27 2023
Quant Method : O:\Forensics\Data\Airlab17\2023\01\0110SIM\TSIM17_230109.M
Quant Title : TO-14A/TO-15 SIM/Full Scan Analysis
QLast Update : Tue Jan 10 06:07:28 2023
Response via : Initial Calibration

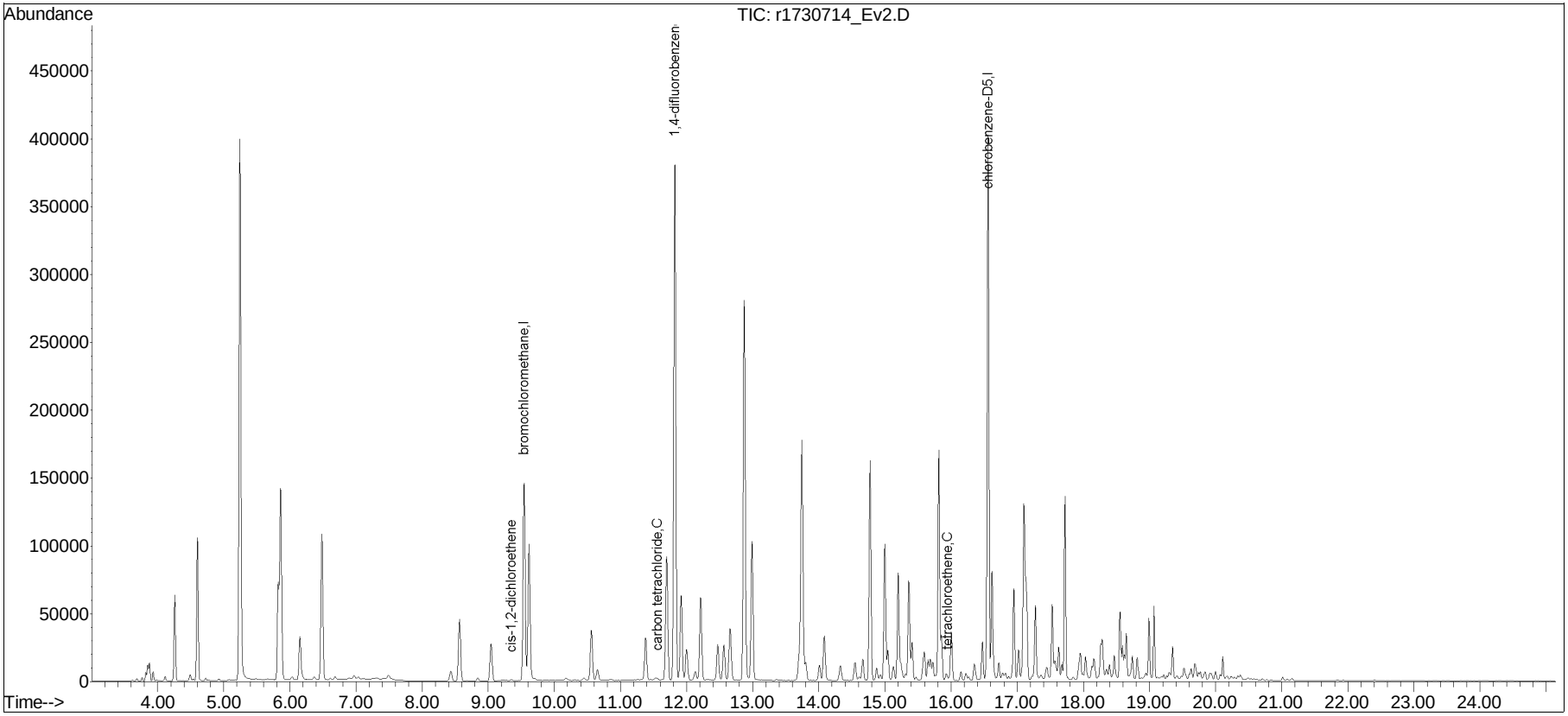

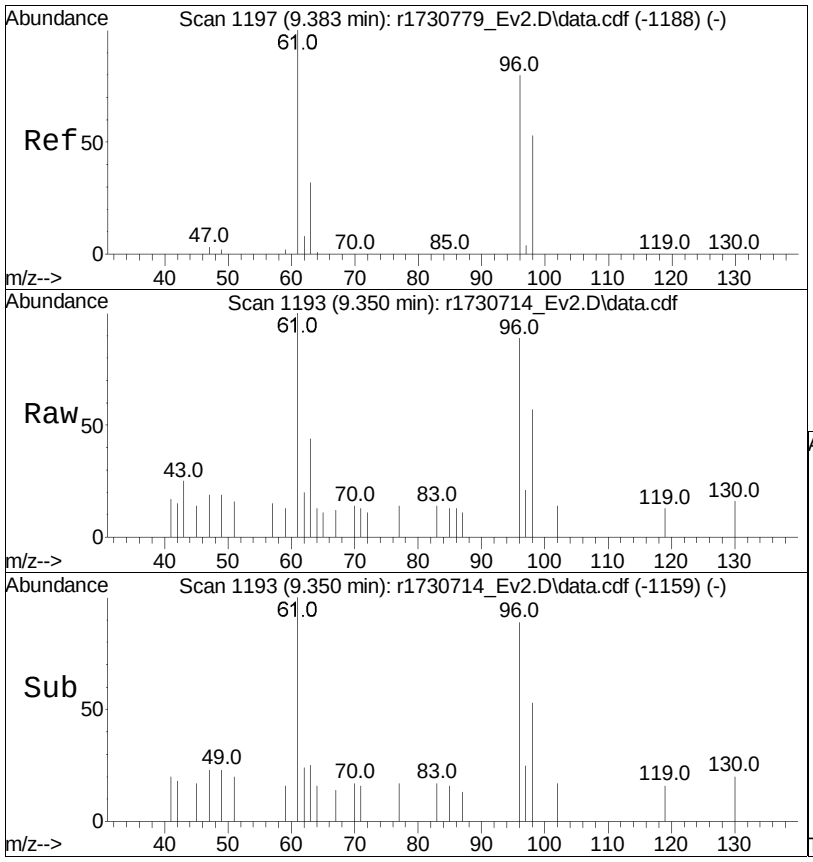

#28
cis-1,2-dichloroethene
Concen: 0.04 ppbV
RT: 9.350 min Scan# 1193
Delta R.T. -0.033 min
Lab File: r1730714_Ev2.D
Acq: 11 Jan 2023 12:33 AM

Tgt Ion: 61 Resp: 423

Ion	Ratio	Lower	Upper
61	100		
96	89.5	64.8	97.2
98	56.9	40.0	60.0

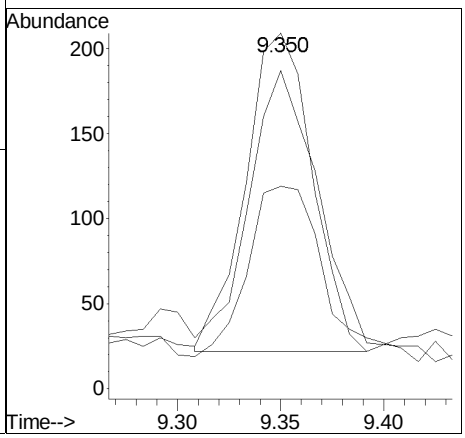

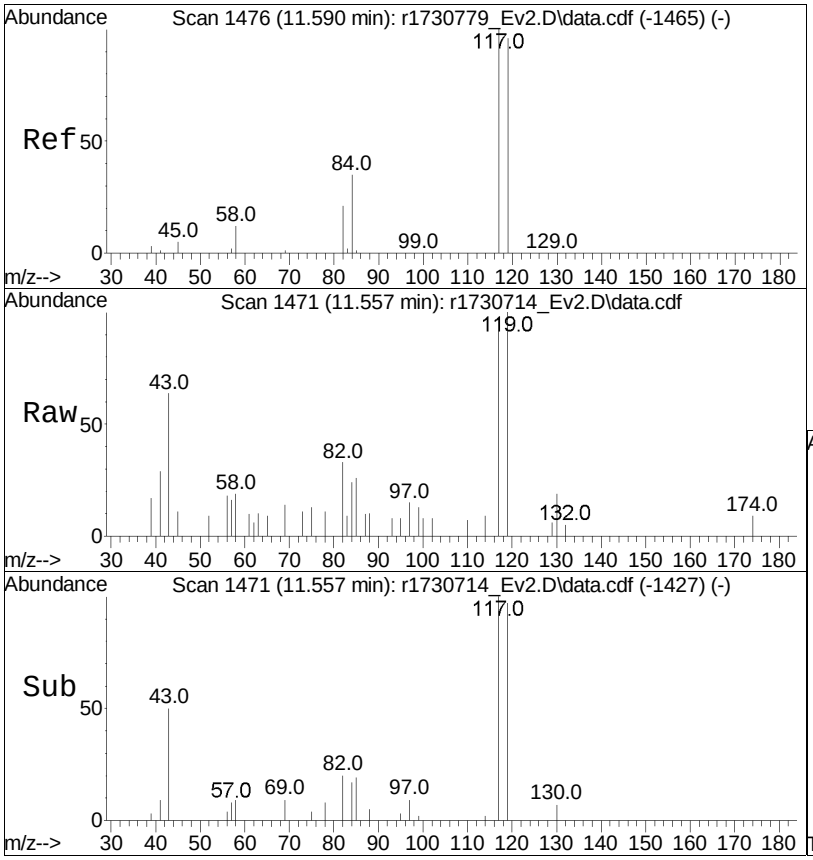

#38
carbon tetrachloride
Concen: 0.07 ppbV
RT: 11.557 min Scan# 1471
Delta R.T. -0.033 min
Lab File: r1730714_Ev2.D
Acq: 11 Jan 2023 12:33 AM

Tgt Ion:117 Resp: 838

Ion	Ratio	Lower	Upper
117	100		
119	103.7	77.3	115.9
82	33.9	16.0	24.0#

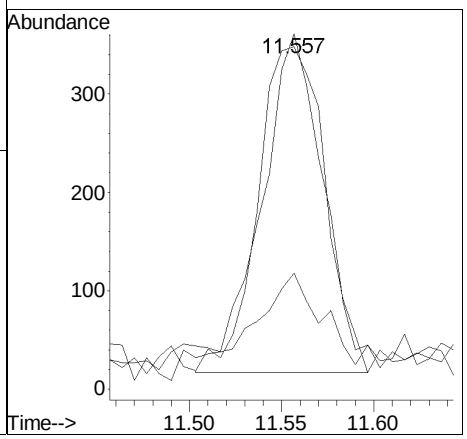

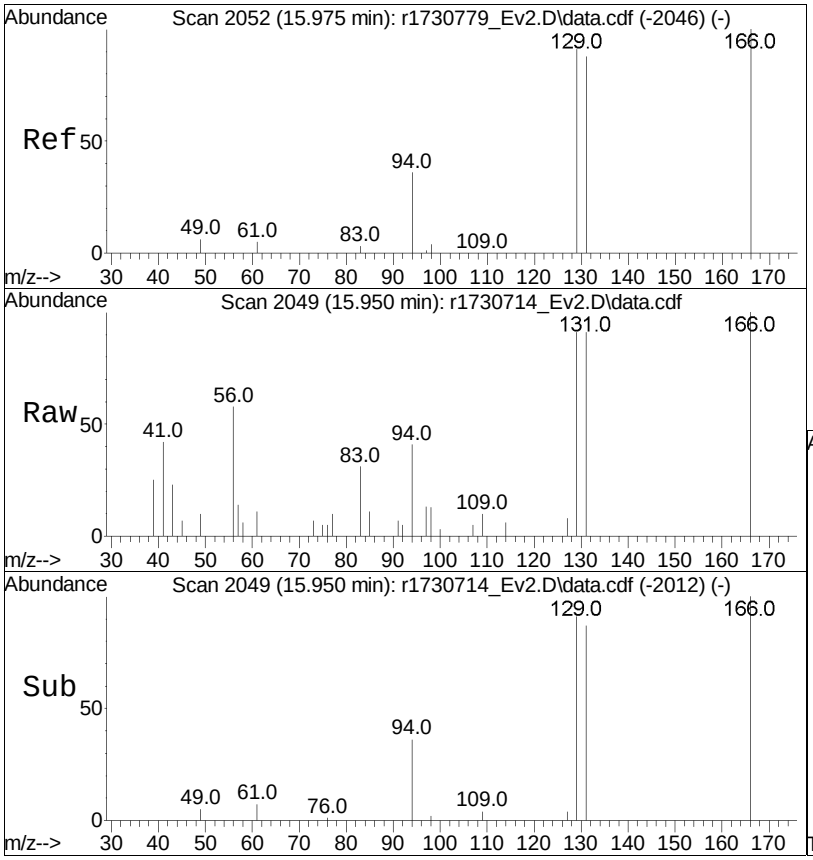

#57
tetrachloroethene
Concen: 0.07 ppbV
RT: 15.950 min Scan# 2049
Delta R.T. -0.025 min
Lab File: r1730714_Ev2.D
Acq: 11 Jan 2023 12:33 AM

Tgt Ion:166 Resp: 894

Ion	Ratio	Lower	Upper
166	100		
131	90.9	68.2	102.2
94	41.3	29.4	44.0

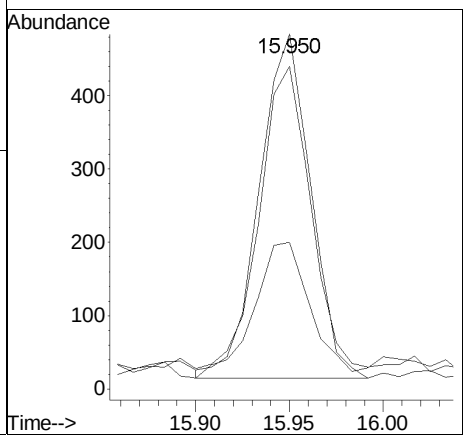

Manual Integration/Negative Proof Report

Data Path	: O:\Forensics\Data\Airlab17\	QMethod	: TSIM17_230109.M
Data File	: r1730714_Ev2.D	Operator	: AIRLAB17:TJS
Date Inj'd	: 1/11/2020 0:2: 3	Instrument	:
Sample	: L2300996-06,3,250,250	Quant Date	: 1/11/2023 6:06 am

There are no manual integrations or false positives in this file.

Quantitation Report (QT Reviewed)

Data Path : O:\Forensics\Data\Airlab17\2023\01\0110SIM\
Data File : r1730715_Ev2.D
Acq On : 11 Jan 2023 1:13 AM
Operator : AIRLAB17:TJS
Sample : L2300996-07,3,250,250
Misc : WG1731939,ICAL19643
ALS Vial : 0 Sample Multiplier: 1

Quant Time: Jan 11 07:37:13 2023
Quant Method : O:\Forensics\Data\Airlab17\2023\01\0110SIM\TSIM17_230109.M
Quant Title : TO-14A/TO-15 SIM/Full Scan Analysis
QLast Update : Tue Jan 10 06:07:28 2023
Response via : Initial Calibration

CCAL FILE : O:\Forensics\Data\Airlab17\2023\01\0110SIM\r1730702_Ev2.D
Sub List : 7-NY-SIM - .

Compound	R.T.	QIon	Response	Conc	Units	Dev(Min)
Internal Standards						
1) bromochloromethane	9.542	49	147848	10.000	ppbV	-0.03
Standard Area = 153079			Recovery =		96.58%	
33) 1,4-difluorobenzene	11.823	114	492541	10.000	ppbV	-0.03
Standard Area = 540688			Recovery =		91.10%	
51) chlorobenzene-D5	16.558	54	61941	10.000	ppbV	-0.02
Standard Area = 66374			Recovery =		93.32%	
System Monitoring Compounds						
Target Compounds						Qvalue
6) vinyl chloride	4.372	62	7140	0.912	ppbV	100
17) 1,1-dichloroethene	6.808		0	N.D.		
28) cis-1,2-dichloroethene	9.350	61	37545	3.448	ppbV	97
36) 1,1,1-trichloroethane	0.000		0	N.D.		
38) carbon tetrachloride	11.557	117	932M4	0.083	ppbV	
44) trichloroethene	12.623	130	2844	0.238	ppbV	98
57) tetrachloroethene	15.950	166	7584	0.664	ppbV	97

(#) = qualifier out of range (m) = manual integration (+) = signals summed

Sub List : 7-NY-SIM - .\Data\Airlab17\2023\01\0110SIM\r1730702_Ev2.D

Data Path : O:\Forensics\Data\Airlab17\2023\01\0110SIM\
Data File : r1730715_Ev2.D
Acq On : 11 Jan 2023 1:13 AM
Operator : AIRLAB17:TJS
Sample : L2300996-07,3,250,250
Misc : WG1731939,ICAL19643
ALS Vial : 0 Sample Multiplier: 1

Quant Time: Jan 11 07:37:13 2023
Quant Method : O:\Forensics\Data\Airlab17\2023\01\0110SIM\TSIM17_230109.M
Quant Title : TO-14A/TO-15 SIM/Full Scan Analysis
QLast Update : Tue Jan 10 06:07:28 2023
Response via : Initial Calibration

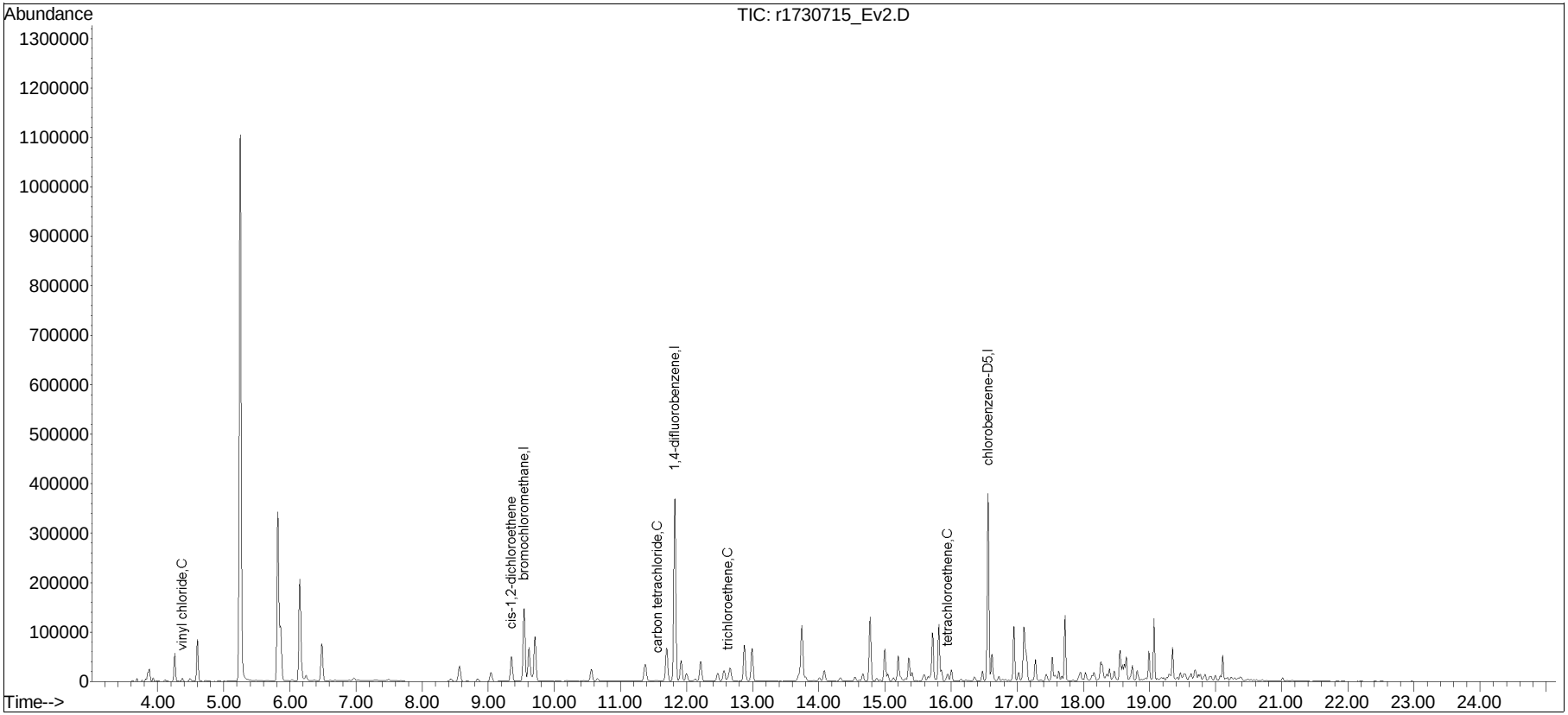

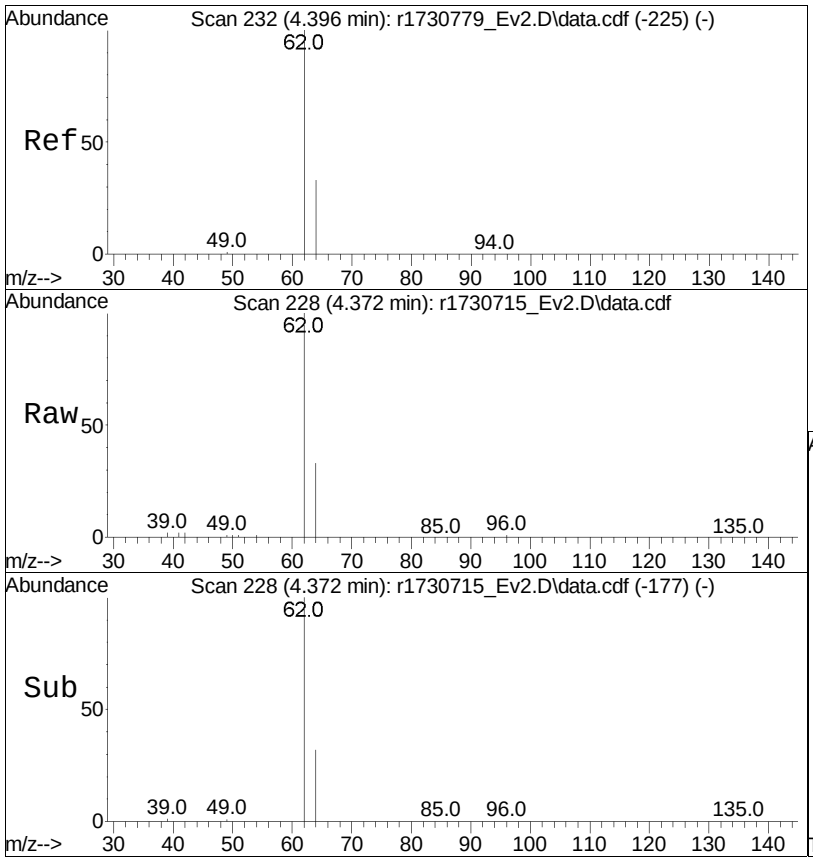

#6
vinyl chloride
Concen: 0.91 ppbV
RT: 4.372 min Scan# 228
Delta R.T. -0.024 min
Lab File: r1730715_Ev2.D
Acq: 11 Jan 2023 1:13 AM

Tgt Ion: 62 Resp: 7140

Ion	Ratio	Lower	Upper
62	100		
64	32.7	26.4	39.6

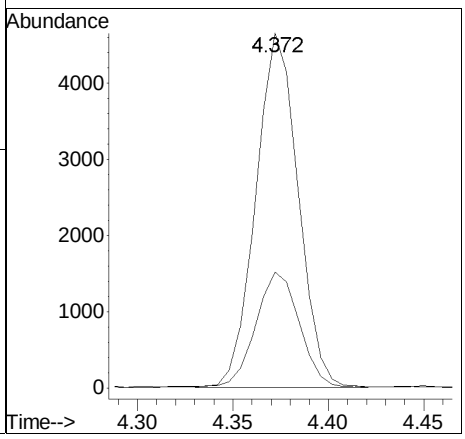

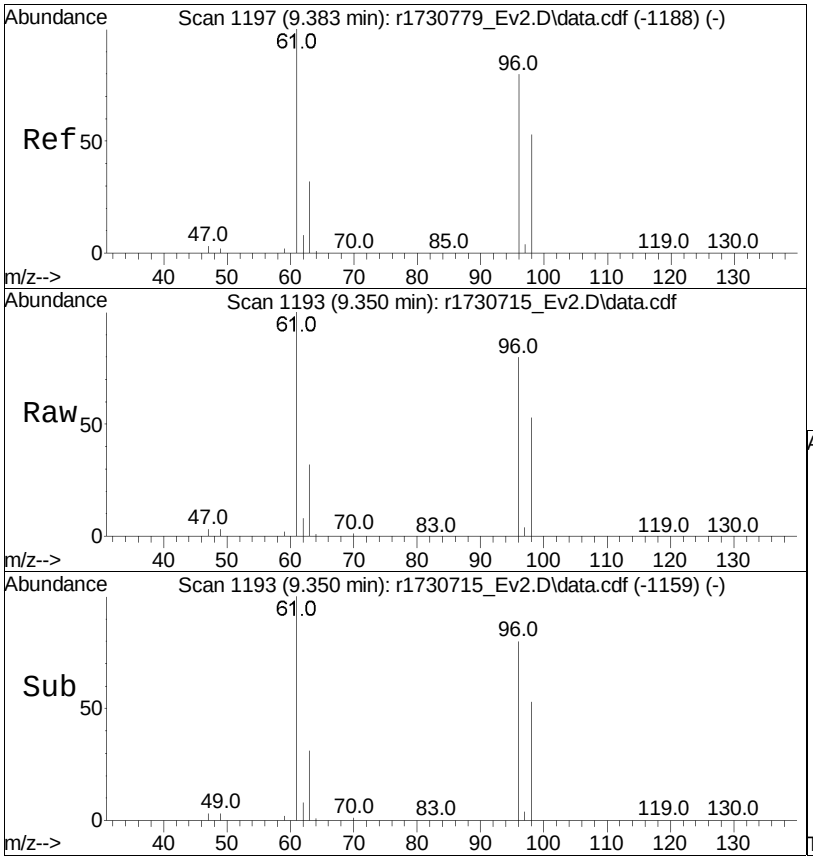

#28
cis-1,2-dichloroethene
Concen: 3.45 ppbV
RT: 9.350 min Scan# 1193
Delta R.T. -0.033 min
Lab File: r1730715_Ev2.D
Acq: 11 Jan 2023 1:13 AM

Tgt Ion: 61 Resp: 37545

Ion	Ratio	Lower	Upper
61	100		
96	80.0	64.8	97.2
98	53.4	40.0	60.0

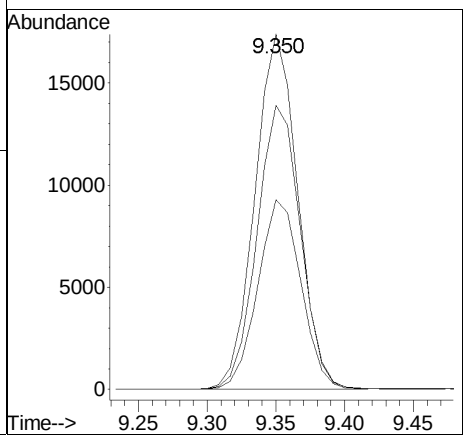

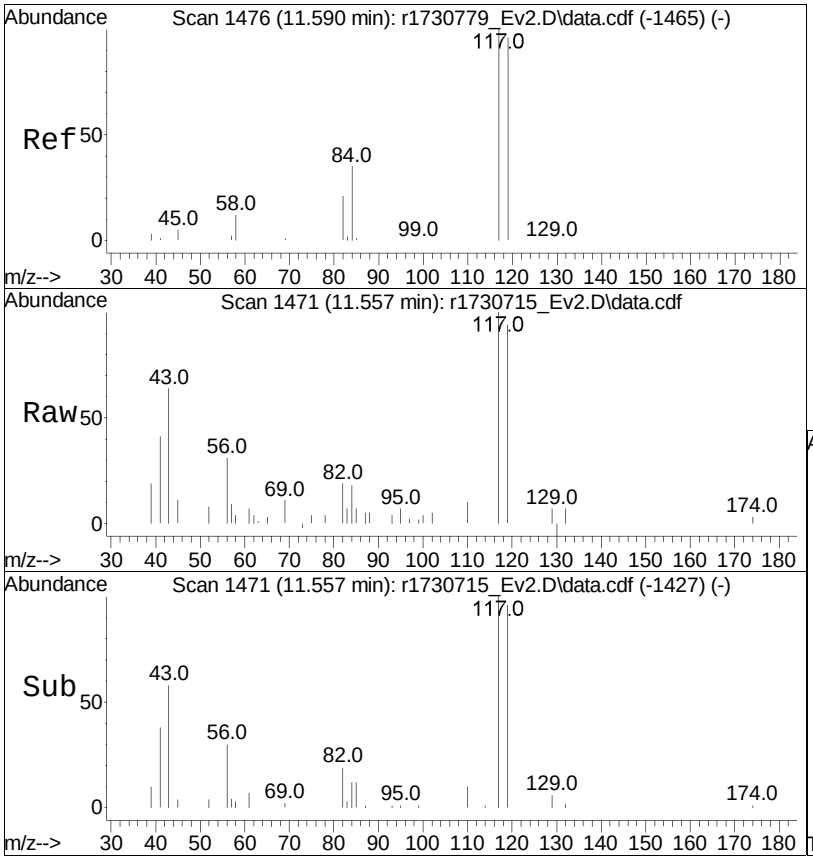

#38
carbon tetrachloride
Concen: 0.08 ppbV m
RT: 11.557 min Scan# 1471
Delta R.T. -0.033 min
Lab File: r1730715_Ev2.D
Acq: 11 Jan 2023 1:13 AM

Tgt Ion:117 Resp: 932

Ion	Ratio	Lower	Upper
117	100		
119	94.2	77.3	115.9
82	19.1	16.0	24.0

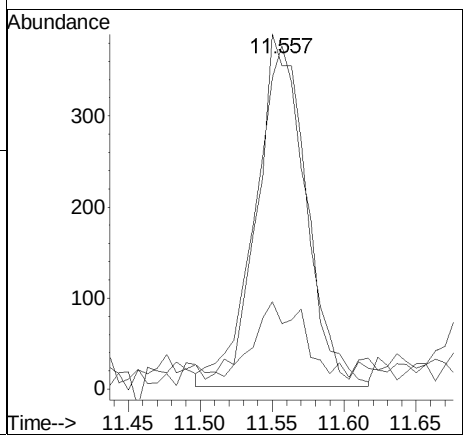

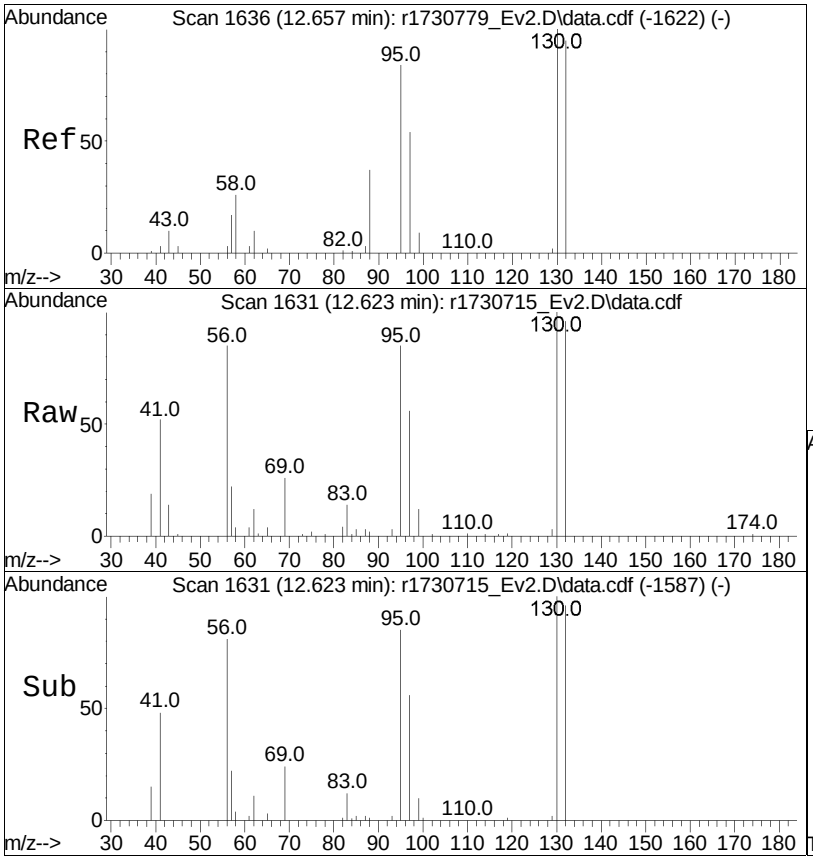

#44
trichloroethene
Concen: 0.24 ppbV
RT: 12.623 min Scan# 1631
Delta R.T. -0.033 min
Lab File: r1730715_Ev2.D
Acq: 11 Jan 2023 1:13 AM

Tgt Ion:130 Resp: 2844

Ion	Ratio	Lower	Upper
130	100		
132	96.1	74.7	112.1
97	56.3	45.4	68.0

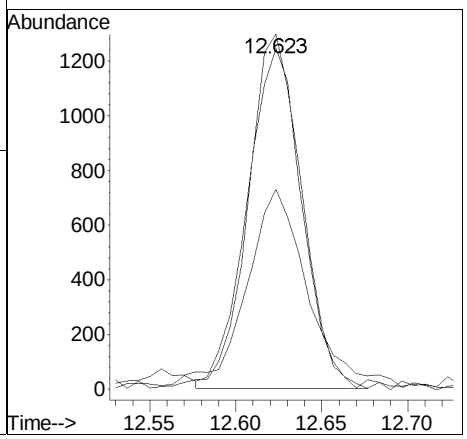

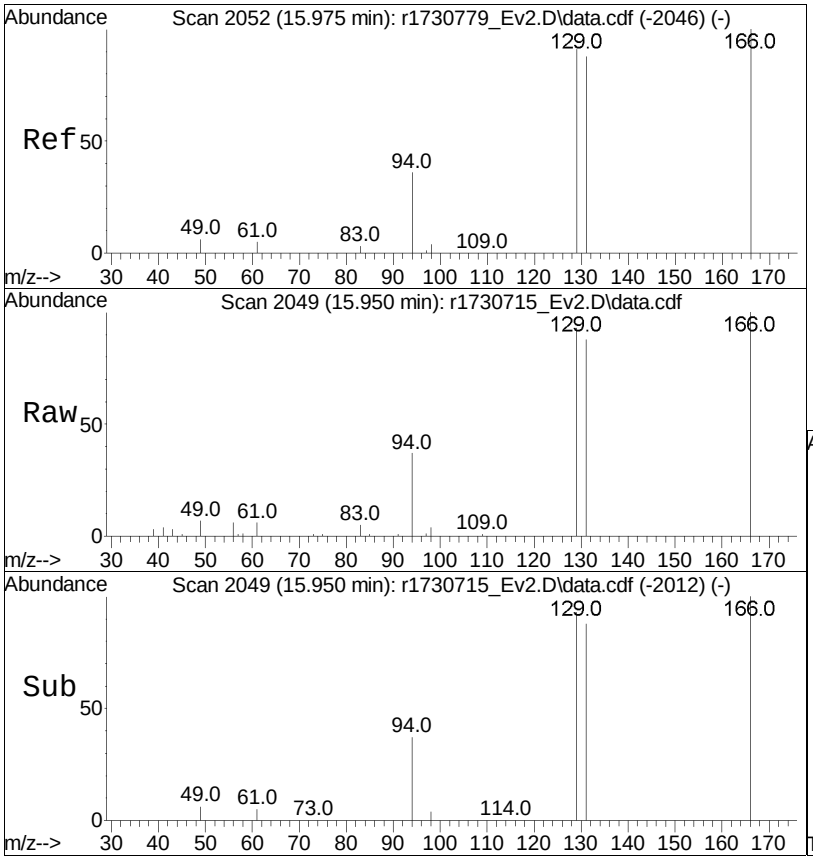

#57
tetrachloroethene
Concen: 0.66 ppbV
RT: 15.950 min Scan# 2049
Delta R.T. -0.025 min
Lab File: r1730715_Ev2.D
Acq: 11 Jan 2023 1:13 AM

Tgt Ion:166 Resp: 7584

Ion	Ratio	Lower	Upper
166	100		
131	88.1	68.2	102.2
94	37.4	29.4	44.0

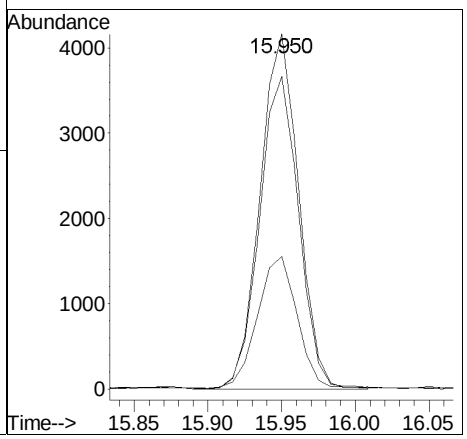

Manual Integration/Negative Proof Report

Data Path : O:\Forensics\Data\Airlab17\QMethod : TSIM17_230109.M
Data File : r1730715_Ev2.D Operator : AIRLAB17:TJS
Date Inj'd : 1/11/2020 0:1: 3 Instrument :
Sample : L2300996-07,3,250,250 Quant Date : 1/11/2023 6:06 am

Compound #38: carbon tetrachloride

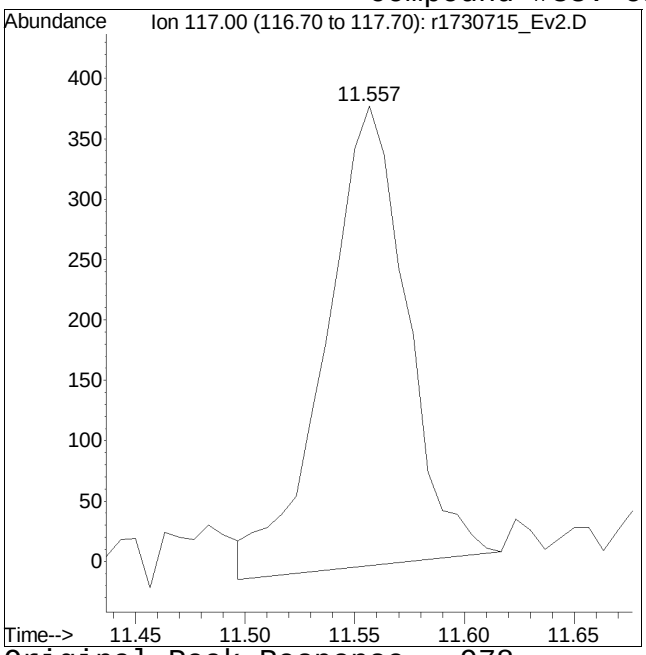

Original Peak Response = 978

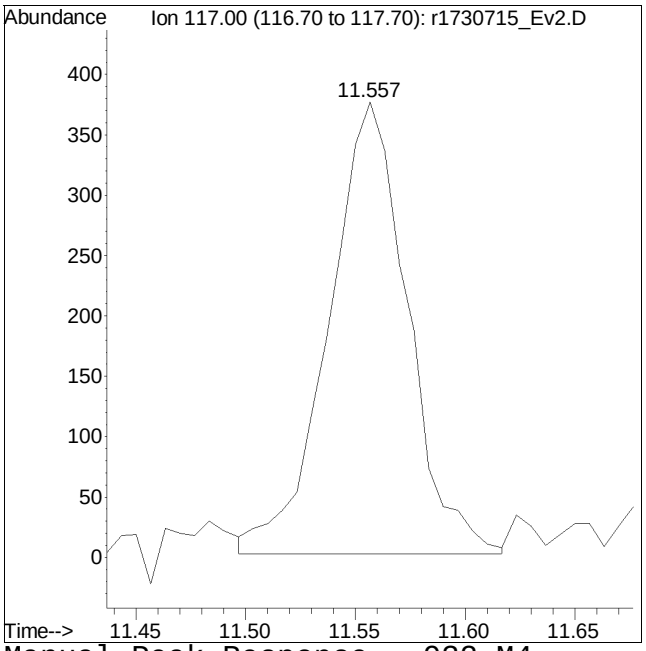

Manual Peak Response = 932 M4

M4 = Poor automated baseline construction.

Quantitation Report (QT Reviewed)

Data Path : O:\Forensics\Data\Airlab17\2023\01\0110SIM\
Data File : r1730716_Ev2.D
Acq On : 11 Jan 2023 1:52 AM
Operator : AIRLAB17:TJS
Sample : L2300996-11,3,250,250
Misc : WG1731939,ICAL19643
ALS Vial : 0 Sample Multiplier: 1

Quant Time: Jan 11 05:07:48 2023
Quant Method : O:\Forensics\Data\Airlab17\2023\01\0110SIM\TSIM17_230109.M
Quant Title : TO-14A/TO-15 SIM/Full Scan Analysis
QLast Update : Tue Jan 10 06:07:28 2023
Response via : Initial Calibration

CCAL FILE : O:\Forensics\Data\Airlab17\2023\01\0110SIM\r1730702_Ev2.D
Sub List : 7-NY-SIM - .

Compound	R.T.	QIon	Response	Conc	Units	Dev(Min)
Internal Standards						
1) bromochloromethane	9.542	49	148620	10.000	ppbV	-0.03
Standard Area = 153079			Recovery =		97.09%	
33) 1,4-difluorobenzene	11.817	114	502605	10.000	ppbV	-0.03
Standard Area = 540688			Recovery =		92.96%	
51) chlorobenzene-D5	16.558	54	64326	10.000	ppbV	-0.02
Standard Area = 66374			Recovery =		96.91%	
System Monitoring Compounds						
Target Compounds						Qvalue
6) vinyl chloride	4.372	62	356	0.045	ppbV #	78
17) 1,1-dichloroethene	0.000		0	N.D.		
28) cis-1,2-dichloroethene	9.350	61	1908	0.174	ppbV	96
36) 1,1,1-trichloroethane	0.000		0	N.D.		
38) carbon tetrachloride	11.550	117	824	0.072	ppbV #	90
44) trichloroethene	12.623	130	481	0.039	ppbV #	84
57) tetrachloroethene	15.950	166	3943	0.332	ppbV	98

(#) = qualifier out of range (m) = manual integration (+) = signals summed

Sub List : 7-NY-SIM - .\Data\Airlab17\2023\01\0110SIM\r1730702_Ev2.D

Data Path : O:\Forensics\Data\Airlab17\2023\01\0110SIM\
Data File : r1730716_Ev2.D
Acq On : 11 Jan 2023 1:52 AM
Operator : AIRLAB17:TJS
Sample : L2300996-11,3,250,250
Misc : WG1731939,ICAL19643
ALS Vial : 0 Sample Multiplier: 1

Quant Time: Jan 11 05:07:48 2023
Quant Method : O:\Forensics\Data\Airlab17\2023\01\0110SIM\TSIM17_230109.M
Quant Title : TO-14A/TO-15 SIM/Full Scan Analysis
QLast Update : Tue Jan 10 06:07:28 2023
Response via : Initial Calibration

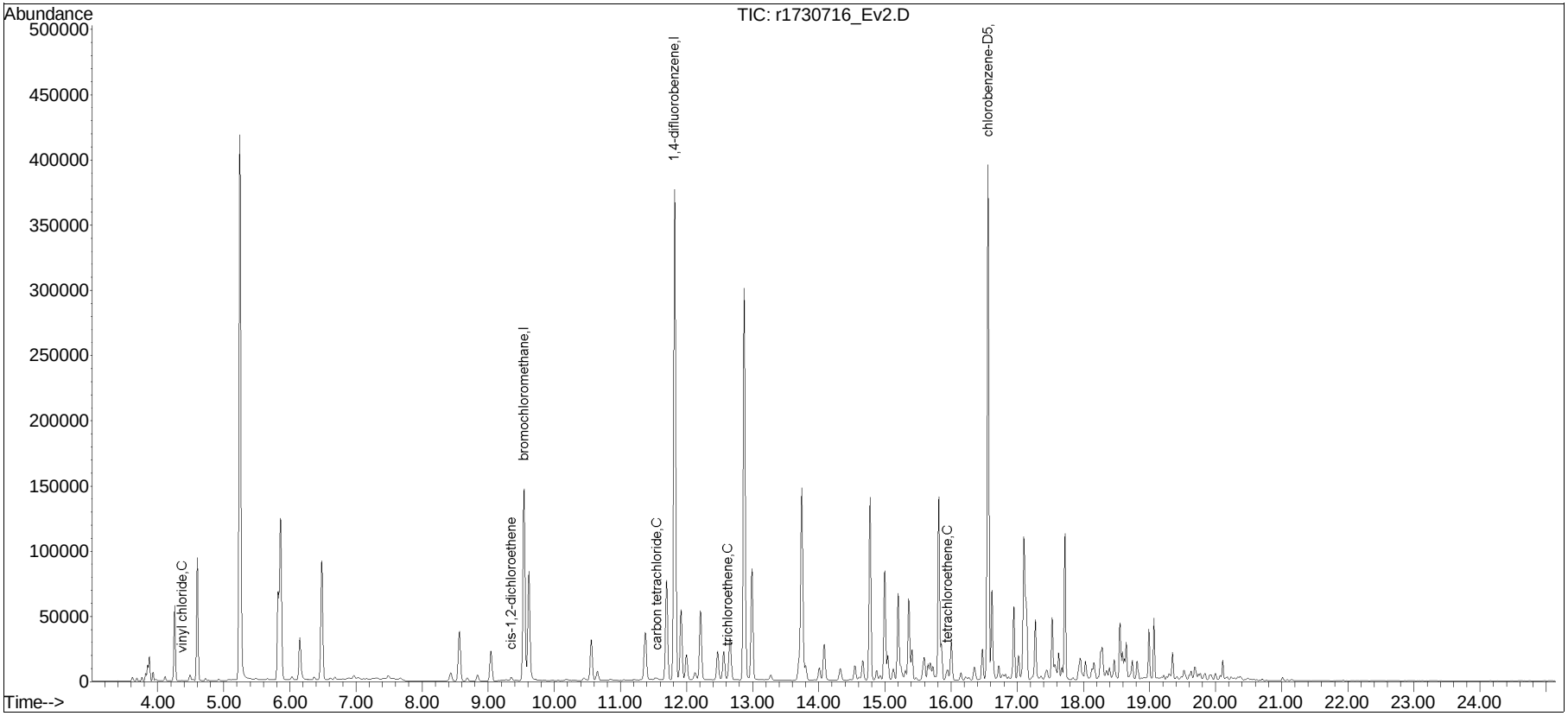

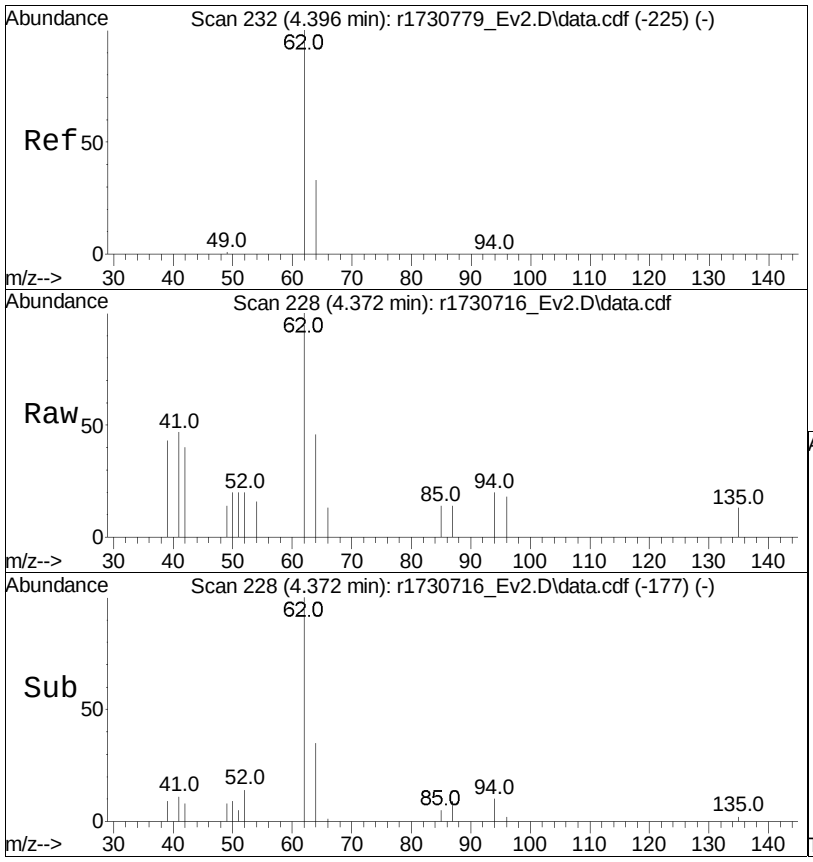

#6
vinyl chloride
Concen: 0.05 ppbV
RT: 4.372 min Scan# 228
Delta R.T. -0.024 min
Lab File: r1730716_Ev2.D
Acq: 11 Jan 2023 1:52 AM

Tgt Ion: 62 Resp: 356

Ion	Ratio	Lower	Upper
62	100		
64	45.5	26.4	39.6#

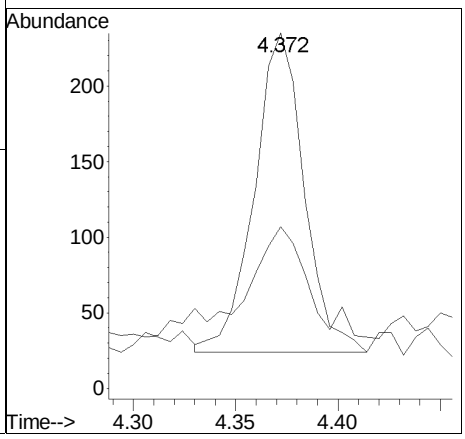

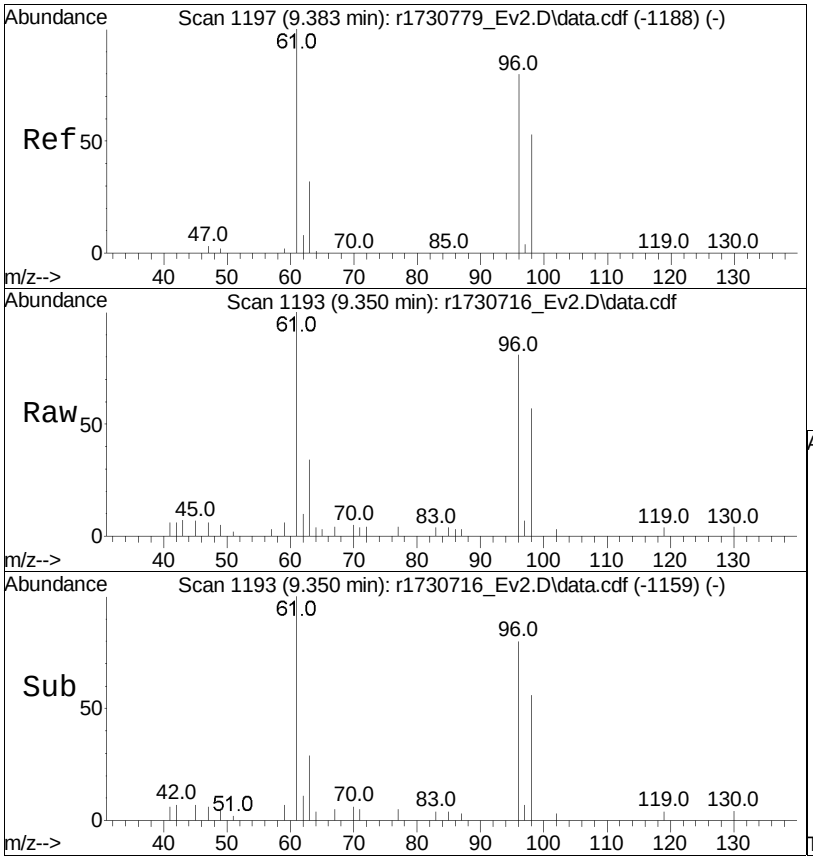

#28
cis-1,2-dichloroethene
Concen: 0.17 ppbV
RT: 9.350 min Scan# 1193
Delta R.T. -0.033 min
Lab File: r1730716_Ev2.D
Acq: 11 Jan 2023 1:52 AM

Tgt Ion: 61 Resp: 1908

Ion	Ratio	Lower	Upper
61	100		
96	80.6	64.8	97.2
98	57.3	40.0	60.0

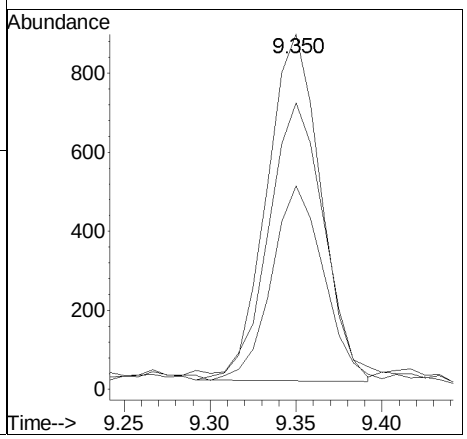

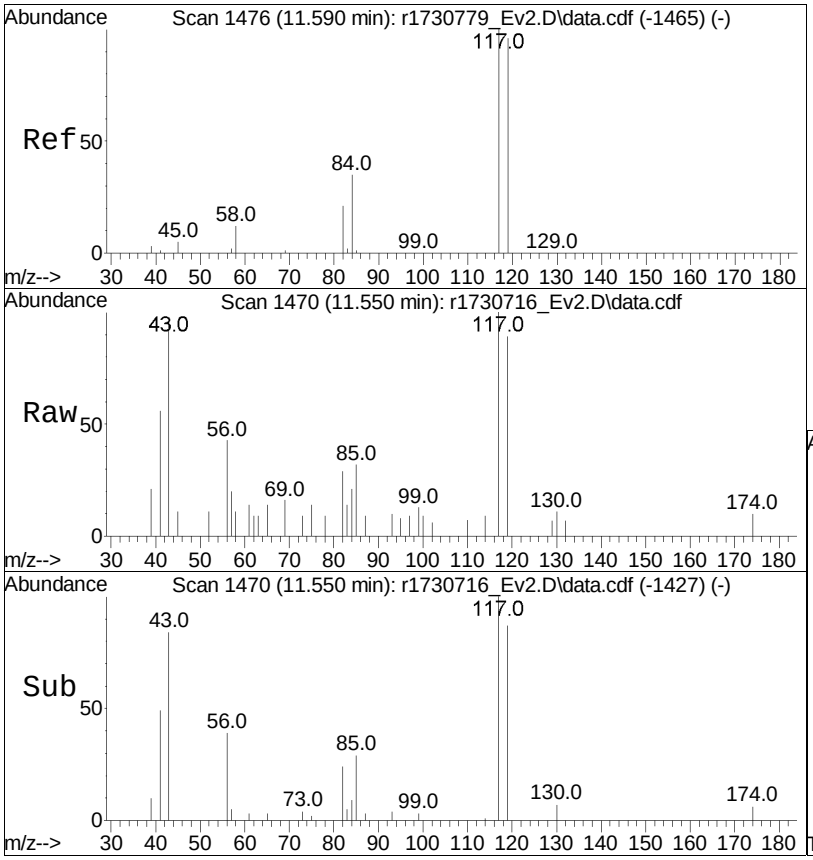

#38
carbon tetrachloride
Concen: 0.07 ppbV
RT: 11.550 min Scan# 1470
Delta R.T. -0.040 min
Lab File: r1730716_Ev2.D
Acq: 11 Jan 2023 1:52 AM

Tgt Ion:117 Resp: 824

Ion	Ratio	Lower	Upper
117	100		
119	88.6	77.3	115.9
82	28.7	16.0	24.0#

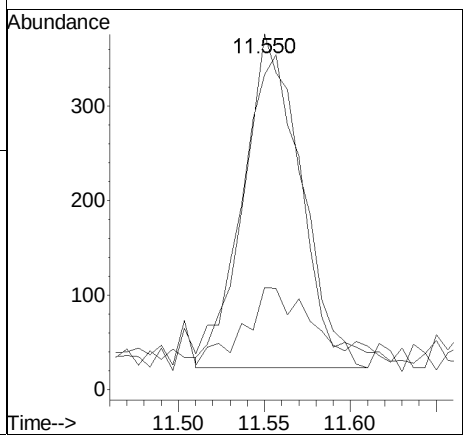

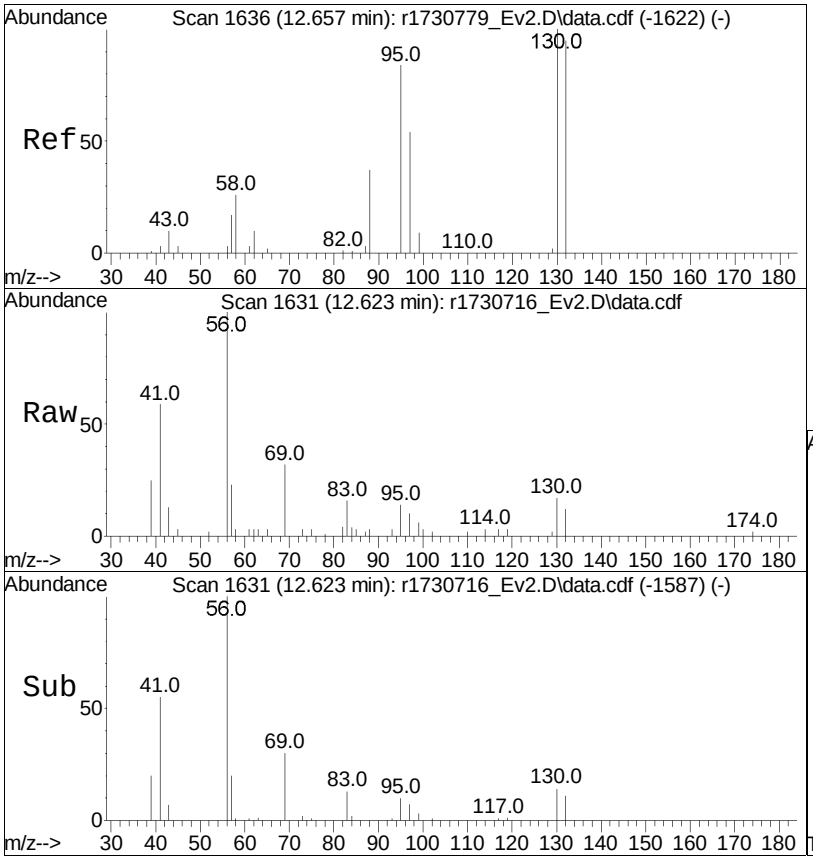

#44
trichloroethene
Concen: 0.04 ppbV
RT: 12.623 min Scan# 1631
Delta R.T. -0.033 min
Lab File: r1730716_Ev2.D
Acq: 11 Jan 2023 1:52 AM

Tgt Ion:130 Resp: 481

Ion	Ratio	Lower	Upper
130	100		
132	73.7	74.7	112.1#
97	62.2	45.4	68.0

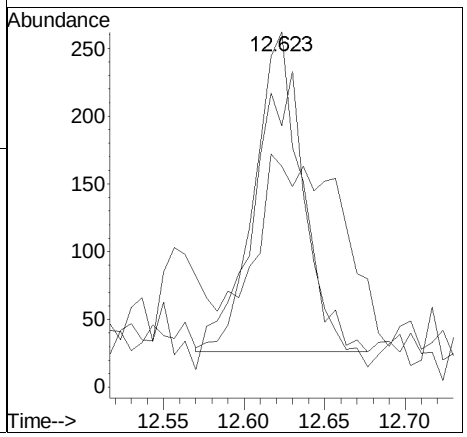

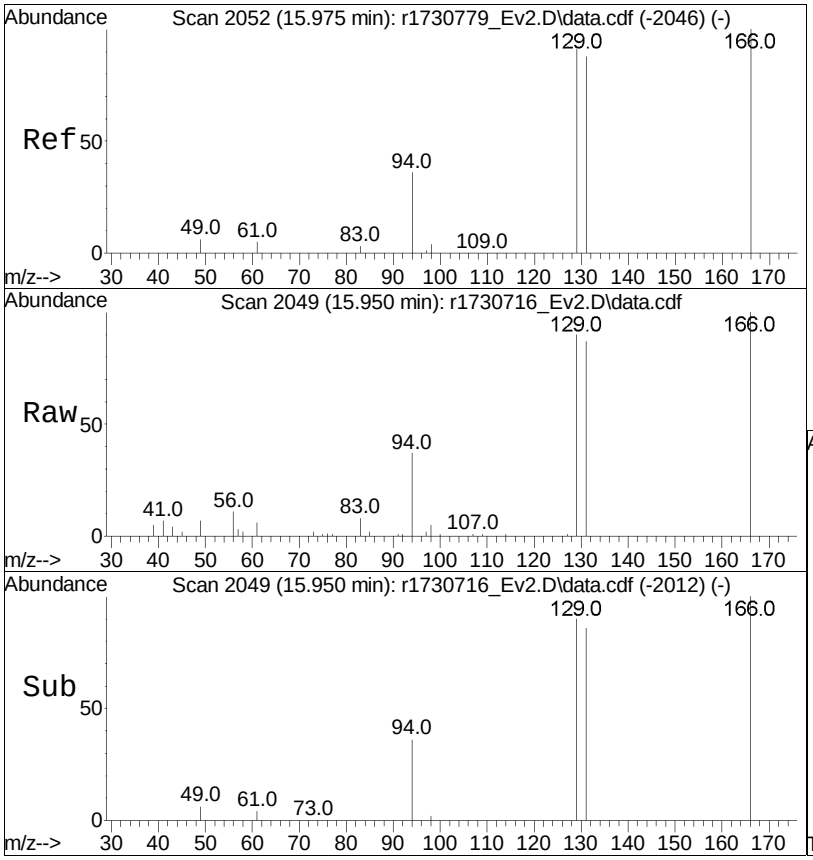

#57
tetrachloroethene
Concen: 0.33 ppbV
RT: 15.950 min Scan# 2049
Delta R.T. -0.025 min
Lab File: r1730716_Ev2.D
Acq: 11 Jan 2023 1:52 AM

Tgt Ion:166 Resp: 3943

Ion	Ratio	Lower	Upper
166	100		
131	87.2	68.2	102.2
94	37.4	29.4	44.0

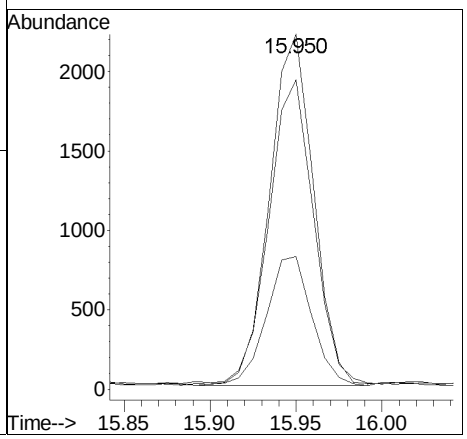

Manual Integration/Negative Proof Report

Data Path	: O:\Forensics\Data\Airlab17\	QMethod	: TSIM17_230109.M
Data File	: r1730716_Ev2.D	Operator	: AIRLAB17:TJS
Date Inj'd	: 1/11/2020 0:1: 2	Instrument	:
Sample	: L2300996-11,3,250,250	Quant Date	: 1/11/2023 6:07 am

There are no manual integrations or false positives in this file.

Volatiles Standards Data

Initial Calibration

Initial Calibration Summary
Form 6
Air Volatiles

Client	**: Roux Env. Eng. & Geology, DPC**	**Lab Number**	**: L2300996**
Project Name	**: 148/156 NAGLE**	**Project Number**	**: 3770.0001Y000**
Instrument ID	**: AIRLAB17**	**Ical Ref**	**: ICAL19643**
Calibration dates	**: 01/09/23 19:37 01/10/23 01:30**		

Calibration Files

0.02=r1730773_Ev2.D 0.05=r1730774_Ev2.D 0.1 =r1730775_Ev2.D 0.2 =r1730776_Ev2.D 0.5 =r1730777_Ev2.D

1.0 =r1730778_Ev2.D 5.0 =r1730779_Ev2.D 10.0=r1730780_Ev2.D 20.0=r1730781_Ev2.D 50.0=r1730782_Ev2.D

		Compound	0.02	0.05	0.1	0.2	0.5	1.0	5.0	10.0	20.0	50.0	Avg	%RSD
1)	I	bromochloromethane	----------ISTD----------											
2)		propylene					0.483	0.459	0.439	0.417	0.439	0.401	0.440	6.63
3)		dichlorodifluoromethane				1.052	0.974	0.937	0.860	0.825	0.873	0.793	0.902	10.04
4)	C	chloromethane				0.508	0.469	0.451	0.412	0.401	0.432	0.405	0.440	8.89
5)		Freon-114		1.382	1.363	1.454	1.362	1.322	1.210	1.163	1.226	1.105	1.288	9.00
6)	C	vinyl chloride	0.646	0.527	0.556	0.592	0.544	0.521	0.484	0.471	0.499	0.454	0.529	11.04
7)	C	1,3-butadiene	0.459	0.419	0.407	0.436	0.390	0.379	0.363	0.354	0.367	0.338	0.391	9.82
8)	C	bromomethane	0.656	0.542	0.514	0.531	0.495	0.479	0.440	0.430	0.455	0.411	0.495	14.43
9)	C	chloroethane		0.346	0.338	0.319	0.296	0.282	0.292	0.283	0.303	0.272	0.303	8.41
10)		ethanol						0.390	0.315	0.301	0.327	0.308	0.328	10.89
11)	C	vinyl bromide		0.515	0.529	0.544	0.524	0.505	0.475	0.467	0.489	0.443	0.499	6.62
12)	C	acrolein		0.212	0.209	0.220	0.195	0.181	0.156	0.191	0.206	0.189	0.196	9.93
13)		acetone				0.809	0.703	0.667	0.588	0.589	0.663	0.574	0.656	12.68
14)		trichlorofluoromethane		0.962	0.888	0.964	0.912	0.886	0.803	0.787	0.846	0.756	0.867	8.61
15)		isopropyl alcohol				0.968	0.871	0.828	0.730	0.726	0.796	0.697	0.802	11.94
16)	C	acrylonitrile				0.405	0.353	0.344	0.363	0.361	0.395	0.365	0.370	5.96
17)	C	1,1-dichloroethene	0.872	0.730	0.742	0.787	0.741	0.709	0.646	0.636	0.772	0.617	0.725	10.72
18)		tertiary butyl alcohol					0.789	0.743	0.686	0.678	0.826	0.685	0.734	8.50
19)	C	methylene chloride					0.673	0.632	0.545	0.538	0.591	0.539	0.586	9.60
20)	C	3-chloropropene		0.814	0.817	0.885	0.834	0.851	0.750	0.747	0.844	0.726	0.808	6.73
21)	C	carbon disulfide				1.706	1.575	1.591	1.435	1.427	1.572	1.381	1.527	7.58
22)		Freon 113		1.090	1.116	1.182	1.100	1.070	0.965	0.967	1.053	0.930	1.053	7.85
23)		trans-1,2-dichloroethene	0.985	0.834	0.803	0.920	0.843	0.803	0.755	0.750	0.794	0.719	0.821	9.85
24)	C	1,1-dichloroethane	1.001	0.990	0.960	1.076	1.001	0.960	0.870	0.866	0.953	0.864	0.954	7.29
25)	C	MTBE	1.341	1.109	1.099	1.238	1.141	1.095	1.026	1.002	1.125	1.107	1.128	8.68
26)	C	vinyl acetate					1.139	1.070	0.882	1.171	1.261	1.182	1.117	11.73
27)	C	2-butanone					1.164	1.112	1.025	1.012	1.134	1.146	1.099	5.88
28)		cis-1,2-dichloroethene	0.804	0.807	0.756	0.822	0.762	0.729	0.661	0.655	0.719	0.649	0.736	8.84
29)		Ethyl Acetate					0.192	0.192	0.172	0.169	0.196	0.186	0.185	6.22
30)	C	chloroform	1.111	1.095	1.013	1.090	0.996	0.964	0.864	0.849	0.914	0.814	0.971	11.17
31)		Tetrahydrofuran					0.696	0.676	0.626	0.623	0.691	0.710	0.671	5.53
32)	C	1,2-dichloroethane	0.685	0.627	0.563	0.641	0.593	0.569	0.505	0.497	0.544	0.488	0.571	11.55
33)	I	1,4-difluorobenzene	----------ISTD----------											
34)	C	hexane				0.308	0.281	0.273	0.255	0.252	0.264	0.236	0.267	8.67
35)	s	1,2-dichloroethane-D4				0.184	0.184	0.185	0.183	0.183	0.183	0.181	0.183	0.57
36)	C	1,1,1-trichloroethane	0.261	0.222	0.219	0.242	0.223	0.213	0.194	0.193	0.213	0.197	0.218	9.88

Initial Calibration Summary
Form 6
Air Volatiles

Client	**: Roux Env. Eng. & Geology, DPC**	**Lab Number**	**: L2300996**
Project Name	**: 148/156 NAGLE**	**Project Number**	**: 3770.0001Y000**
Instrument ID	**: AIRLAB17**	**Ical Ref**	**: ICAL19643**
Calibration dates	**: 01/09/23 19:37 01/10/23 01:30**		

Calibration Files

0.02=r1730773_Ev2.D 0.05=r1730774_Ev2.D 0.1 =r1730775_Ev2.D 0.2 =r1730776_Ev2.D 0.5 =r1730777_Ev2.D

1.0 =r1730778_Ev2.D 5.0 =r1730779_Ev2.D 10.0=r1730780_Ev2.D 20.0=r1730781_Ev2.D 50.0=r1730782_Ev2.D

		Compound	0.02	0.05	0.1	0.2	0.5	1.0	5.0	10.0	20.0	50.0	Avg	%RSD
37)	C	benzene		0.510	0.480	0.700	0.578	0.532	0.461	0.451	0.492	0.449	0.517	15.53
38)	C	carbon tetrachloride	0.301	0.233	0.229	0.248	0.225	0.220	0.200	0.199	0.218	0.202	0.228	13.29
39)		cyclohexane				0.316	0.288	0.285	0.265	0.262	0.278	0.252	0.278	7.64
40)		Dibromomethane		0.241	0.180	0.196	0.185	0.175	0.153	0.151	0.167	0.154	0.178	15.87
41)	C	1,2-dichloropropane	0.207	0.168	0.199	0.216	0.201	0.194	0.171	0.171	0.189	0.174	0.189	9.11
42)		bromodichloromethane	0.289	0.299	0.290	0.323	0.298	0.291	0.268	0.268	0.287	0.263	0.288	6.32
43)	C	1,4-dioxane			0.108	0.121	0.112	0.107	0.102	0.100	0.112	0.103	0.108	6.40
44)	C	trichloroethene	0.299	0.241	0.237	0.271	0.253	0.245	0.218	0.214	0.235	0.218	0.243	10.84
45)	C	2,2,4-trimethylpentane				1.009	0.948	0.924	0.849	0.831	0.865	0.773	0.886	9.01
46)		heptane				0.409	0.368	0.357	0.329	0.330	0.355	0.335	0.355	7.97
47)	C	cis-1,3-dichloropropene	0.264	0.216	0.216	0.265	0.243	0.239	0.213	0.215	0.242	0.227	0.234	8.50
48)	C	4-methyl-2-pentanone					0.381	0.372	0.354	0.355	0.399	0.371	0.372	4.55
49)		trans-1,3-dichloropropene	0.185	0.194	0.172	0.225	0.218	0.211	0.189	0.193	0.218	0.207	0.201	8.52
50)	C	1,1,2-trichloroethane	0.194	0.185	0.170	0.227	0.216	0.206	0.177	0.178	0.197	0.185	0.193	9.41
51)	I	chlorobenzene-D5	----------ISTD----------											
52)	C	toluene			4.765	6.904	5.822	5.405	4.446	4.402	4.854	4.436	5.129	17.11
53)	s	toluene-D8				6.105	6.245	6.212	6.127	6.158	6.165	6.241	6.179	0.89
54)		2-hexanone				2.956	2.755	2.725	2.580	2.627	2.993	2.816	2.779	5.58
55)		dibromochloromethane	2.282	2.423	2.187	2.608	2.524	2.431	2.225	2.234	2.425	2.253	2.359	6.05
56)	C	1,2-dibromoethane	2.514	2.426	2.306	2.786	2.646	2.555	2.155	2.155	2.417	2.251	2.421	8.64
57)	C	tetrachloroethene	1.974	1.819	1.874	2.196	1.981	1.923	1.622	1.602	1.788	1.659	1.844	10.10
58)		1,1,1,2-tetrachloroethane	1.891	1.590	1.656	1.875	1.979	1.957	1.676	1.688	1.884	1.752	1.795	7.71
59)	C	chlorobenzene	4.548	3.959	3.713	4.743	4.388	4.287	3.545	3.553	3.966	3.670	4.037	10.68
60)	C	ethylbenzene	6.559	5.192	4.771	6.312	5.424	5.437	5.309	5.342	5.989	5.558	5.589	9.69
61)	C	m+p-xylene	4.664	4.169	3.868	5.076	4.634	4.362	4.150	4.323	4.826	4.401	4.447	8.03
62)	C	bromoform	1.644	1.483	1.324	1.746	1.703	1.694	1.520	1.573	1.762	1.635	1.608	8.47
63)	C	styrene	3.850	3.093	3.046	3.969	3.526	3.544	3.450	3.535	3.992	3.644	3.565	9.07
64)	C	1,1,2,2-tetrachloroethane	3.895	3.385	3.118	4.135	3.811	3.670	2.834	2.959	3.264	3.075	3.415	12.89
65)	C	o-xylene	5.231	4.144	4.013	5.129	4.670	4.439	4.036	4.303	4.841	4.302	4.511	9.73
66)		1,2,3-Trichloropropane	2.634	2.268	2.253	2.849	2.623	2.544	1.969	2.221	2.315	2.261	2.394	10.88
67)	s	bromofluorobenzene				3.423	3.722	3.784	3.809	3.789	3.715	3.906	3.736	4.06
68)	C	isopropylbenzene				7.139	6.495	6.270	4.796	5.733	6.335	5.621	6.056	12.38
69)		Bromobenzene	3.662	2.825	2.658	3.464	3.376	3.574	3.088	3.046	3.398	3.024	3.212	10.35
70)		4-ethyl toluene	6.064	5.207	5.319	6.970	6.545	6.363	5.388	5.785	6.074	5.796	5.951	9.56
71)		1,3,5-trimethylbenzene	7.535	5.543	4.713	6.233	5.733	5.573	4.516	4.557	5.126	4.799	5.433	17.14
72)		tert-butylbenzene				6.500	6.065	5.888	4.949	4.755	5.544	5.062	5.538	11.68

Initial Calibration Summary
Form 6
Air Volatiles

Client	**: Roux Env. Eng. & Geology, DPC**	**Lab Number**	**: L2300996**
Project Name	**: 148/156 NAGLE**	**Project Number**	**: 3770.0001Y000**
Instrument ID	**: AIRLAB17**	**Ical Ref**	**: ICAL19643**
Calibration dates	**: 01/09/23 19:37 01/10/23 01:30**		

Calibration Files

0.02=r1730773_Ev2.D 0.05=r1730774_Ev2.D 0.1 =r1730775_Ev2.D 0.2 =r1730776_Ev2.D 0.5 =r1730777_Ev2.D

1.0 =r1730778_Ev2.D 5.0 =r1730779_Ev2.D 10.0=r1730780_Ev2.D 20.0=r1730781_Ev2.D 50.0=r1730782_Ev2.D

		Compound	0.02	0.05	0.1	0.2	0.5	1.0	5.0	10.0	20.0	50.0	Avg	%RSD
73)		1,2,4-trimethylbenzene	5.434	4.707	4.427	5.750	5.441	5.369	4.445	4.377	5.074	4.701	4.972	10.12
74)	C	Benzyl Chloride			1.580	2.251	2.185	2.252	2.319	2.527	3.112	3.228	2.432	21.82
75)		1,3-dichlorobenzene	2.807	2.527	2.377	3.230	2.982	2.922	2.643	2.853	3.066	2.997	2.841	9.14
76)	C	1,4-dichlorobenzene	2.814	2.533	2.246	3.096	2.857	2.813	2.636	2.808	3.026	2.955	2.778	9.04
77)		sec-butylbenzene				8.777	8.199	8.025	6.629	6.354	7.308	6.841	7.448	12.16
78)		p-isopropyltoluene				7.784	7.167	7.010	5.942	5.755	6.593	6.018	6.610	11.35
79)		1,2-dichlorobenzene	3.505	2.557	2.484	3.131	2.907	2.791	2.285	2.537	2.774	2.732	2.770	12.66
80)		n-butylbenzene				5.819	5.566	5.550	4.775	4.712	5.450	5.180	5.293	7.94
81)		1,2-dibromo-3-chloropr...	1.193	0.953	0.865	1.159	1.130	1.108	0.950	0.967	1.096	1.078	1.050	10.32
82)	C	1,2,4-trichlorobenzene		1.134	0.862	1.173	1.209	1.241	1.190	1.264	1.450	1.559	1.231	15.93
83)		naphthalene		1.078	0.506	0.560	0.511	0.484	0.426	0.438	0.495	0.513	0.557	35.85
84)		1,2,3-trichlorobenzene		1.387	1.069	1.305	1.350	1.359	1.160	1.197	1.339	1.421	1.287	9.18
85)	C	hexachlorobutadiene		1.319	1.244	1.529	1.509	1.476	1.201	1.177	1.271	1.256	1.331	10.26

Response Factor Report

Method Path : O:\Forensics\Data\Airlab17\2023\01\0109SIM_I\
Method File : TSIM17_230109.M
Title : TO-14A/TO-15 SIM/Full Scan Analysis
Last Update : Tue Jan 10 06:07:28 2023
Response Via : Initial Calibration

Calibration Files
0.02=r1730773_Ev2.D 0.05=r1730774_Ev2.D 0.1 =r1730775_Ev2.D 0.2 =r1730776_Ev2.D 0.5 =r1730777_Ev2.D
1.0 =r1730778_Ev2.D 5.0 =r1730779_Ev2.D 10.0=r1730780_Ev2.D 20.0=r1730781_Ev2.D 50.0=r1730782_Ev2.D

		Compound	0.02	0.05	0.1	0.2	0.5	1.0	5.0	10.0	20.0	50.0	Avg	%RSD
1)	I	bromochloromethane	----------	----------	----------	ISTD	----------	----------	----------	----------	----------	----------		
2)		propylene					0.483	0.459	0.439	0.417	0.439	0.401	0.440	6.63
3)		dichlorodifluo...				1.052	0.974	0.937	0.860	0.825	0.873	0.793	0.902	10.04
4)	C	chloromethane				0.508	0.469	0.451	0.412	0.401	0.432	0.405	0.440	8.89
5)		Freon-114		1.382	1.363	1.454	1.362	1.322	1.210	1.163	1.226	1.105	1.288	9.00
6)	C	vinyl chloride	0.646	0.527	0.556	0.592	0.544	0.521	0.484	0.471	0.499	0.454	0.529	11.04
7)	C	1,3-butadiene	0.459	0.419	0.407	0.436	0.390	0.379	0.363	0.354	0.367	0.338	0.391	9.82
8)	C	bromomethane	0.656	0.542	0.514	0.531	0.495	0.479	0.440	0.430	0.455	0.411	0.495	14.43
9)	C	chloroethane		0.346	0.338	0.319	0.296	0.282	0.292	0.283	0.303	0.272	0.303	8.41
10)		ethanol						0.390	0.315	0.301	0.327	0.308	0.328	10.89
11)	C	vinyl bromide		0.515	0.529	0.544	0.524	0.505	0.475	0.467	0.489	0.443	0.499	6.62
12)	C	acrolein		0.212	0.209	0.220	0.195	0.181	0.156	0.191	0.206	0.189	0.196	9.93
13)		acetone				0.809	0.703	0.667	0.588	0.589	0.663	0.574	0.656	12.68
14)		trichlorofluor...		0.962	0.888	0.964	0.912	0.886	0.803	0.787	0.846	0.756	0.867	8.61
15)		isopropyl alcohol				0.968	0.871	0.828	0.730	0.726	0.796	0.697	0.802	11.94
16)	C	acrylonitrile				0.405	0.353	0.344	0.363	0.361	0.395	0.365	0.370	5.96

Response Factor Report

Method Path : O:\Forensics\Data\Airlab17\2023\01\0109SIM_I\
Method File : TSIM17_230109.M
Title : TO-14A/TO-15 SIM/Full Scan Analysis
Last Update : Tue Jan 10 06:07:28 2023
Response Via : Initial Calibration

Calibration Files
0.02=r1730773_Ev2.D 0.05=r1730774_Ev2.D 0.1 =r1730775_Ev2.D 0.2 =r1730776_Ev2.D 0.5 =r1730777_Ev2.D
1.0 =r1730778_Ev2.D 5.0 =r1730779_Ev2.D 10.0=r1730780_Ev2.D 20.0=r1730781_Ev2.D 50.0=r1730782_Ev2.D

		Compound	0.02	0.05	0.1	0.2	0.5	1.0	5.0	10.0	20.0	50.0	Avg	%RSD
17)	C	1,1-dichloroet...	0.872	0.730	0.742	0.787	0.741	0.709	0.646	0.636	0.772	0.617	0.725	10.72
18)		tertiary butyl...					0.789	0.743	0.686	0.678	0.826	0.685	0.734	8.50
19)	C	methylene chlo...					0.673	0.632	0.545	0.538	0.591	0.539	0.586	9.60
20)	C	3-chloropropene		0.814	0.817	0.885	0.834	0.851	0.750	0.747	0.844	0.726	0.808	6.73
21)	C	carbon disulfide				1.706	1.575	1.591	1.435	1.427	1.572	1.381	1.527	7.58
22)		Freon 113		1.090	1.116	1.182	1.100	1.070	0.965	0.967	1.053	0.930	1.053	7.85
23)		trans-1,2-dich...	0.985	0.834	0.803	0.920	0.843	0.803	0.755	0.750	0.794	0.719	0.821	9.85
24)	C	1,1-dichloroet...	1.001	0.990	0.960	1.076	1.001	0.960	0.870	0.866	0.953	0.864	0.954	7.29
25)	C	MTBE	1.341	1.109	1.099	1.238	1.141	1.095	1.026	1.002	1.125	1.107	1.128	8.68
26)	C	vinyl acetate					1.139	1.070	0.882	1.171	1.261	1.182	1.117	11.73
27)	C	2-butanone					1.164	1.112	1.025	1.012	1.134	1.146	1.099	5.88
28)		cis-1,2-dichlo...	0.804	0.807	0.756	0.822	0.762	0.729	0.661	0.655	0.719	0.649	0.736	8.84
29)		Ethyl Acetate					0.192	0.192	0.172	0.169	0.196	0.186	0.185	6.22
30)	C	chloroform	1.111	1.095	1.013	1.090	0.996	0.964	0.864	0.849	0.914	0.814	0.971	11.17
31)		Tetrahydrofuran					0.696	0.676	0.626	0.623	0.691	0.710	0.671	5.53
32)	C	1,2-dichloroet...	0.685	0.627	0.563	0.641	0.593	0.569	0.505	0.497	0.544	0.488	0.571	11.55

Response Factor Report

Method Path : O:\Forensics\Data\Airlab17\2023\01\0109SIM_I\
Method File : TSIM17_230109.M
Title : TO-14A/TO-15 SIM/Full Scan Analysis
Last Update : Tue Jan 10 06:07:28 2023
Response Via : Initial Calibration

Calibration Files
0.02=r1730773_Ev2.D 0.05=r1730774_Ev2.D 0.1 =r1730775_Ev2.D 0.2 =r1730776_Ev2.D 0.5 =r1730777_Ev2.D
1.0 =r1730778_Ev2.D 5.0 =r1730779_Ev2.D 10.0=r1730780_Ev2.D 20.0=r1730781_Ev2.D 50.0=r1730782_Ev2.D

		Compound	0.02	0.05	0.1	0.2	0.5	1.0	5.0	10.0	20.0	50.0	Avg	%RSD
33)	I	1,4-difluorobenzene	ISTD											
34)	C	hexane				0.308	0.281	0.273	0.255	0.252	0.264	0.236	0.267	8.67
35)	s	1,2-dichloroet...				0.184	0.184	0.185	0.183	0.183	0.183	0.181	0.183	0.57
36)	C	1,1,1-trichlor...	0.261	0.222	0.219	0.242	0.223	0.213	0.194	0.193	0.213	0.197	0.218	9.88
37)	C	benzene		0.510	0.480	0.700	0.578	0.532	0.461	0.451	0.492	0.449	0.517	15.53
38)	C	carbon tetrach...	0.301	0.233	0.229	0.248	0.225	0.220	0.200	0.199	0.218	0.202	0.228	13.29
39)		cyclohexane				0.316	0.288	0.285	0.265	0.262	0.278	0.252	0.278	7.64
40)		Dibromomethane		0.241	0.180	0.196	0.185	0.175	0.153	0.151	0.167	0.154	0.178	15.87
41)	C	1,2-dichloropr...	0.207	0.168	0.199	0.216	0.201	0.194	0.171	0.171	0.189	0.174	0.189	9.11
42)		bromodichlorom...	0.289	0.299	0.290	0.323	0.298	0.291	0.268	0.268	0.287	0.263	0.288	6.32
43)	C	1,4-dioxane			0.108	0.121	0.112	0.107	0.102	0.100	0.112	0.103	0.108	6.40
44)	C	trichloroethene	0.299	0.241	0.237	0.271	0.253	0.245	0.218	0.214	0.235	0.218	0.243	10.84
45)	C	2,2,4-trimethy...				1.009	0.948	0.924	0.849	0.831	0.865	0.773	0.886	9.01
46)		heptane				0.409	0.368	0.357	0.329	0.330	0.355	0.335	0.355	7.97
47)	C	cis-1,3-dichlo...	0.264	0.216	0.216	0.265	0.243	0.239	0.213	0.215	0.242	0.227	0.234	8.50
48)	C	4-methyl-2-pen...					0.381	0.372	0.354	0.355	0.399	0.371	0.372	4.55

Response Factor Report

Method Path : O:\Forensics\Data\Airlab17\2023\01\0109SIM_I\
Method File : TSIM17_230109.M
Title : TO-14A/TO-15 SIM/Full Scan Analysis
Last Update : Tue Jan 10 06:07:28 2023
Response Via : Initial Calibration

Calibration Files
0.02=r1730773_Ev2.D 0.05=r1730774_Ev2.D 0.1 =r1730775_Ev2.D 0.2 =r1730776_Ev2.D 0.5 =r1730777_Ev2.D
1.0 =r1730778_Ev2.D 5.0 =r1730779_Ev2.D 10.0=r1730780_Ev2.D 20.0=r1730781_Ev2.D 50.0=r1730782_Ev2.D

		Compound	0.02	0.05	0.1	0.2	0.5	1.0	5.0	10.0	20.0	50.0	Avg	%RSD
49)		trans-1,3-dich...	0.185	0.194	0.172	0.225	0.218	0.211	0.189	0.193	0.218	0.207	0.201	8.52
50)	C	1,1,2-trichlor...	0.194	0.185	0.170	0.227	0.216	0.206	0.177	0.178	0.197	0.185	0.193	9.41
51)	I	chlorobenzene-D5	----------ISTD----------											
52)	C	toluene			4.765	6.904	5.822	5.405	4.446	4.402	4.854	4.436	5.129	17.11
53)	s	toluene-D8				6.105	6.245	6.212	6.127	6.158	6.165	6.241	6.179	0.89
54)		2-hexanone				2.956	2.755	2.725	2.580	2.627	2.993	2.816	2.779	5.58
55)		dibromochlorom...	2.282	2.423	2.187	2.608	2.524	2.431	2.225	2.234	2.425	2.253	2.359	6.05
56)	C	1,2-dibromoethane	2.514	2.426	2.306	2.786	2.646	2.555	2.155	2.155	2.417	2.251	2.421	8.64
57)	C	tetrachloroethene	1.974	1.819	1.874	2.196	1.981	1.923	1.622	1.602	1.788	1.659	1.844	10.10
58)		1,1,1,2-tetrac...	1.891	1.590	1.656	1.875	1.979	1.957	1.676	1.688	1.884	1.752	1.795	7.71
59)	C	chlorobenzene	4.548	3.959	3.713	4.743	4.388	4.287	3.545	3.553	3.966	3.670	4.037	10.68
60)	C	ethylbenzene	6.559	5.192	4.771	6.312	5.424	5.437	5.309	5.342	5.989	5.558	5.589	9.69
61)	C	m+p-xylene	4.664	4.169	3.868	5.076	4.634	4.362	4.150	4.323	4.826	4.401	4.447	8.03
62)	C	bromoform	1.644	1.483	1.324	1.746	1.703	1.694	1.520	1.573	1.762	1.635	1.608	8.47
63)	C	styrene	3.850	3.093	3.046	3.969	3.526	3.544	3.450	3.535	3.992	3.644	3.565	9.07
64)	C	1,1,2,2-tetrac...	3.895	3.385	3.118	4.135	3.811	3.670	2.834	2.959	3.264	3.075	3.415	12.89

Response Factor Report

Method Path : O:\Forensics\Data\Airlab17\2023\01\0109SIM_I\
Method File : TSIM17_230109.M
Title : TO-14A/TO-15 SIM/Full Scan Analysis
Last Update : Tue Jan 10 06:07:28 2023
Response Via : Initial Calibration

Calibration Files
0.02=r1730773_Ev2.D 0.05=r1730774_Ev2.D 0.1 =r1730775_Ev2.D 0.2 =r1730776_Ev2.D 0.5 =r1730777_Ev2.D
1.0 =r1730778_Ev2.D 5.0 =r1730779_Ev2.D 10.0=r1730780_Ev2.D 20.0=r1730781_Ev2.D 50.0=r1730782_Ev2.D

		Compound	0.02	0.05	0.1	0.2	0.5	1.0	5.0	10.0	20.0	50.0	Avg	%RSD
65)	C	o-xylene	5.231	4.144	4.013	5.129	4.670	4.439	4.036	4.303	4.841	4.302	4.511	9.73
66)		1,2,3-Trichlor...	2.634	2.268	2.253	2.849	2.623	2.544	1.969	2.221	2.315	2.261	2.394	10.88
67)	s	bromofluoroben...				3.423	3.722	3.784	3.809	3.789	3.715	3.906	3.736	4.06
68)	C	isopropylbenzene				7.139	6.495	6.270	4.796	5.733	6.335	5.621	6.056	12.38
69)		Bromobenzene	3.662	2.825	2.658	3.464	3.376	3.574	3.088	3.046	3.398	3.024	3.212	10.35
70)		4-ethyl toluene	6.064	5.207	5.319	6.970	6.545	6.363	5.388	5.785	6.074	5.796	5.951	9.56
71)		1,3,5-trimethy...	7.535	5.543	4.713	6.233	5.733	5.573	4.516	4.557	5.126	4.799	5.433	17.14
72)		tert-butylbenzene				6.500	6.065	5.888	4.949	4.755	5.544	5.062	5.538	11.68
73)		1,2,4-trimethy...	5.434	4.707	4.427	5.750	5.441	5.369	4.445	4.377	5.074	4.701	4.972	10.12
74)	C	Benzyl Chloride			1.580	2.251	2.185	2.252	2.319	2.527	3.112	3.228	2.432	21.82
75)		1,3-dichlorobe...	2.807	2.527	2.377	3.230	2.982	2.922	2.643	2.853	3.066	2.997	2.841	9.14
76)	C	1,4-dichlorobe...	2.814	2.533	2.246	3.096	2.857	2.813	2.636	2.808	3.026	2.955	2.778	9.04
77)		sec-butylbenzene				8.777	8.199	8.025	6.629	6.354	7.308	6.841	7.448	12.16
78)		p-isopropyltol...				7.784	7.167	7.010	5.942	5.755	6.593	6.018	6.610	11.35
79)		1,2-dichlorobe...	3.505	2.557	2.484	3.131	2.907	2.791	2.285	2.537	2.774	2.732	2.770	12.66
80)		n-butylbenzene				5.819	5.566	5.550	4.775	4.712	5.450	5.180	5.293	7.94

Response Factor Report

Method Path : O:\Forensics\Data\Airlab17\2023\01\0109SIM_I\
Method File : TSIM17_230109.M
Title : TO-14A/TO-15 SIM/Full Scan Analysis
Last Update : Tue Jan 10 06:07:28 2023
Response Via : Initial Calibration

Calibration Files
0.02=r1730773_Ev2.D 0.05=r1730774_Ev2.D 0.1 =r1730775_Ev2.D 0.2 =r1730776_Ev2.D 0.5 =r1730777_Ev2.D
1.0 =r1730778_Ev2.D 5.0 =r1730779_Ev2.D 10.0=r1730780_Ev2.D 20.0=r1730781_Ev2.D 50.0=r1730782_Ev2.D

		Compound	0.02	0.05	0.1	0.2	0.5	1.0	5.0	10.0	20.0	50.0	Avg	%RSD
81)		1,2-dibromo-3-...	1.193	0.953	0.865	1.159	1.130	1.108	0.950	0.967	1.096	1.078	1.050	10.32
82)	C	1,2,4-trichlor...		1.134	0.862	1.173	1.209	1.241	1.190	1.264	1.450	1.559	1.231	15.93
83)		naphthalene		1.078	0.506	0.560	0.511	0.484	0.426	0.438	0.495	0.513	0.557	35.85
#														
84)		1,2,3-trichlor...		1.387	1.069	1.305	1.350	1.359	1.160	1.197	1.339	1.421	1.287	9.18
85)	C	hexachlorobuta...		1.319	1.244	1.529	1.509	1.476	1.201	1.177	1.271	1.256	1.331	10.26

(#) = Out of Range

Data Path : O:\Forensics\Data\Airlab17\2023\01\0109SIM_I\
Data File : r1730772.D
Acq On : 9 Jan 2023 7:02 PM
Operator : AIRLAB17:TJS
Sample : WG1731887-1,3,250,250
Misc : WG1731887
ALS Vial : 0 Sample Multiplier: 1

Integration File: rteint.p

Method : O:\Forensics\Data\Airlab17\2023\01\0109SIM_I\TSIM17_230109.M
Title : TO-14A/TO-15 SIM/Full Scan Analysis
Last Update : Tue Jan 10 06:07:28 2023

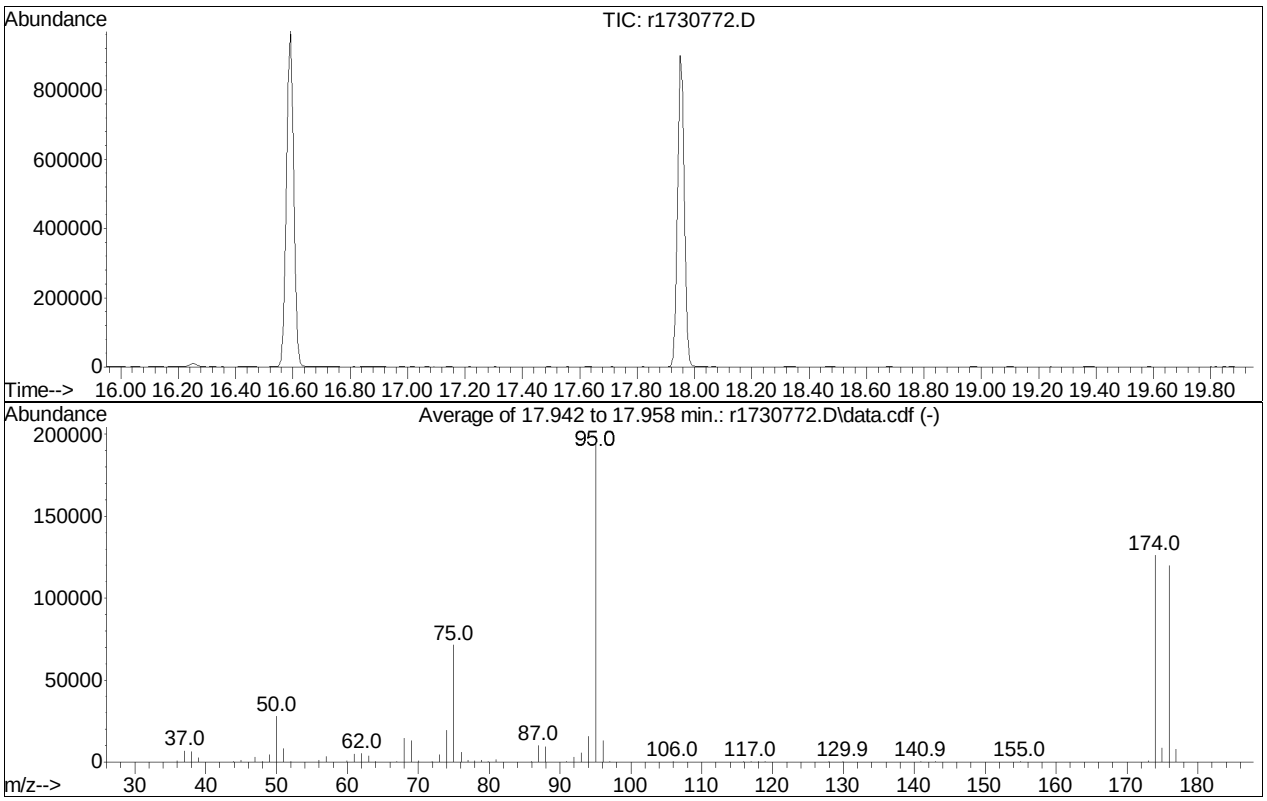

Spectrum Information: Average of 17.942 to 17.958 min.

Target Mass	Rel. to Mass	Lower Limit%	Upper Limit%	Rel. Abn%	Raw Abn	Result Pass/Fail
50	95	8	40	14.5	28198	PASS
75	95	30	66	36.8	71640	PASS
95	95	100	100	100.0	194869	PASS
96	95	5	9	6.7	13037	PASS
173	174	0.00	2	0.5	675	PASS
174	95	50	120	64.8	126195	PASS
175	174	4	9	6.9	8716	PASS
176	174	93	101	95.1	119986	PASS
177	176	5	9	6.6	7923	PASS

Quantitation Report (QT Reviewed)

Data Path : O:\Forensics\Data\Airlab17\2023\01\0109SIM_I\
Data File : r1730773_Ev2.D
Acq On : 9 Jan 2023 7:37 PM
Operator : AIRLAB17:TJS
Sample : ITO15-SIMSTD0.02
Misc : WG1731887
ALS Vial : 0 Sample Multiplier: 1

Quant Time: Jan 10 05:00:30 2023
Quant Method : O:\Forensics\Data\Airlab17\2023\01\0109SIM_I\TSIM17_230109.M
Quant Title : TO-14A/TO-15 SIM/Full Scan Analysis
QLast Update : Tue Jan 10 05:53:38 2023
Response via : Initial Calibration

CCAL FILE : O:\Forensics\Data\Airlab17\2023\01\0109SIM_I\r1730779_Ev2.D
Sub List : Default - All compounds listed

Compound	R.T.	QIon	Response	Conc	Units	Dev(Min)
Internal Standards						
1) bromochloromethane	9.575	49	154784	10.000	ppbV	0.00
Standard Area = 156574			Recovery = 98.86%			
33) 1,4-difluorobenzene	11.857	114	557912	10.000	ppbV	0.00
Standard Area = 559751			Recovery = 99.67%			
51) chlorobenzene-D5	16.583	54	66622	10.000	ppbV	0.00
Standard Area = 69434			Recovery = 95.95%			
System Monitoring Compounds						
35) 1,2-dichloroethane-D4	10.600	65	56	0.005	ppbV	0.14
Spiked Amount 10.000	Range 70 - 130		Recovery = 0.05%#			
53) toluene-D8	14.692	98	19515	0.478	ppbV	0.00
Spiked Amount 10.000	Range 70 - 130		Recovery = 4.78%#			
67) bromofluorobenzene	17.950	95	5136	0.202	ppbV	0.00
Spiked Amount 10.000	Range 70 - 130		Recovery = 2.02%#			
Target Compounds						Qvalue
2) propylene	3.874	41	193M6	0.028	ppbV	
3) dichlorodifluoromethane	3.958	85	345	0.026	ppbV	93
4) chloromethane	4.138	50	224	0.035	ppbV	91
5) Freon-114	4.264	85	475	0.025	ppbV #	93
6) vinyl chloride	4.396	62	200	0.027	ppbV #	84
7) 1,3-butadiene	4.564	54	142	0.025	ppbV #	72
8) bromomethane	4.888	94	203	0.030	ppbV	93
9) chloroethane	5.110	64	126M6	0.028	ppbV	
10) ethanol	5.280	31	4830	0.990	ppbV #	54
11) vinyl bromide	5.543	106	191M4	0.026	ppbV	
12) acrolein	5.690	56	130M4	0.054	ppbV	
13) acetone	5.870	43	1488	0.164	ppbV #	69
14) trichlorofluoromethane	6.070	101	330M4	0.027	ppbV	
15) isopropyl alcohol	6.200	45	1724M4	0.152	ppbV	
16) acrylonitrile	6.447	53	137M4	0.024	ppbV	
17) 1,1-dichloroethene	6.844	61	270	0.027	ppbV #	75
18) tertiary butyl alcohol	6.934	59	336	0.032	ppbV #	90
19) methylene chloride	7.006	49	609	0.072	ppbV	97
20) 3-chloropropene	7.150	41	283	0.024	ppbV #	90
21) carbon disulfide	7.306	76	625	0.028	ppbV #	1
22) Freon 113	7.348	101	349	0.023	ppbV #	94
23) trans-1,2-dichloroethene	8.150	61	305	0.026	ppbV	86
24) 1,1-dichloroethane	8.383	63	310	0.023	ppbV #	80

Quantitation Report (QT Reviewed)

Data Path : O:\Forensics\Data\Airlab17\2023\01\0109SIM_I\
Data File : r1730773_Ev2.D
Acq On : 9 Jan 2023 7:37 PM
Operator : AIRLAB17:TJS
Sample : ITO15-SIMSTD0.02
Misc : WG1731887
ALS Vial : 0 Sample Multiplier: 1

Quant Time: Jan 10 05:00:30 2023
Quant Method : O:\Forensics\Data\Airlab17\2023\01\0109SIM_I\TSIM17_230109.M
Quant Title : TO-14A/TO-15 SIM/Full Scan Analysis
QLast Update : Tue Jan 10 05:53:38 2023
Response via : Initial Calibration

CCAL FILE : O:\Forensics\Data\Airlab17\2023\01\0109SIM_I\r1730779_Ev2.D
Sub List : Default - All compounds listed

Compound	R.T.	QIon	Response	Conc	Units	Dev(Min)
25) MTBE	8.483	73	415	0.026	ppbV #	52
26) vinyl acetate	8.608	43	464	0.034	ppbV #	84
27) 2-butanone	8.892	43	431	0.027	ppbV #	90
28) cis-1,2-dichloroethene	9.375	61	249M4	0.024	ppbV	
29) Ethyl Acetate	9.700	61	65	0.024	ppbV #	42
30) chloroform	9.742	83	344	0.026	ppbV #	85
31) Tetrahydrofuran	10.225	42	284M4	0.029	ppbV	
32) 1,2-dichloroethane	10.592	62	212M4	0.027	ppbV	
34) hexane	9.650	57	342	0.024	ppbV #	81
36) 1,1,1-trichloroethane	10.892	97	291	0.027	ppbV #	86
37) benzene	11.417	78	653	0.025	ppbV #	83
38) carbon tetrachloride	11.590	117	336	0.030	ppbV #	80
39) cyclohexane	11.730	56	323M4	0.022	ppbV	
40) Dibromomethane	12.337	93	238	0.028	ppbV #	64
41) 1,2-dichloropropane	12.377	63	231	0.024	ppbV #	79
42) bromodichloromethane	12.603	83	322	0.022	ppbV #	83
43) 1,4-dioxane	12.683	88	199M4	0.035	ppbV	
44) trichloroethene	12.650	130	334M4	0.027	ppbV	
45) 2,2,4-trimethylpentane	12.703	57	1165	0.025	ppbV #	77
46) heptane	13.023	43	513	0.028	ppbV #	75
47) cis-1,3-dichloropropene	13.675	75	295	0.025	ppbV #	85
48) 4-methyl-2-pentanone	13.742	43	469	0.024	ppbV #	85
49) trans-1,3-dichloropropene	14.300	75	206	0.019	ppbV #	64
50) 1,1,2-trichloroethane	14.492	97	216	0.022	ppbV	94
52) toluene	14.808	91	768	0.026	ppbV	98
54) 2-hexanone	15.117	43	388M4	0.023	ppbV	
55) dibromochloromethane	15.258	129	304	0.021	ppbV #	82
56) 1,2-dibromoethane	15.508	107	335	0.023	ppbV	93
57) tetrachloroethene	15.975	166	263	0.024	ppbV #	82
58) 1,1,1,2-tetrachloroethane	16.617	131	252	0.023	ppbV #	89
59) chlorobenzene	16.625	112	606	0.026	ppbV #	80
60) ethylbenzene	16.975	91	874	0.025	ppbV #	86
61) m+p-xylene	17.133	91	1243	0.045	ppbV	88
62) bromoform	17.208	173	219	0.022	ppbV #	73
63) styrene	17.467	104	513	0.022	ppbV #	78
64) 1,1,2,2-tetrachloroethane	17.558	83	519	0.027	ppbV	99
65) o-xylene	17.558	91	697M6	0.026	ppbV	
66) 1,2,3-Trichloropropane	17.667	75	351M4	0.027	ppbV	
68) isopropylbenzene	18.067	105	880	0.028	ppbV	90
69) Bromobenzene	18.142	77	488	0.024	ppbV	98

Quantitation Report (QT Reviewed)

Data Path : O:\Forensics\Data\Airlab17\2023\01\0109SIM_I\
Data File : r1730773_Ev2.D
Acq On : 9 Jan 2023 7:37 PM
Operator : AIRLAB17:TJS
Sample : ITO15-SIMSTD0.02
Misc : WG1731887
ALS Vial : 0 Sample Multiplier: 1

Quant Time: Jan 10 05:00:30 2023
Quant Method : O:\Forensics\Data\Airlab17\2023\01\0109SIM_I\TSIM17_230109.M
Quant Title : TO-14A/TO-15 SIM/Full Scan Analysis
QLast Update : Tue Jan 10 05:53:38 2023
Response via : Initial Calibration

CCAL FILE : O:\Forensics\Data\Airlab17\2023\01\0109SIM_I\r1730779_Ev2.D
Sub List : Default - All compounds listed

Compound	R.T.	QIon	Response	Conc	Units	Dev(Min)
70) 4-ethyl toluene	18.617	105	808	0.023	ppbV #	88
71) 1,3,5-trimethylbenzene	18.675	105	1004	0.033	ppbV #	97
72) tert-butylbenzene	19.017	119	874	0.027	ppbV	91
73) 1,2,4-trimethylbenzene	19.017	105	724	0.024	ppbV	94
74) Benzyl Chloride	19.142	91	278M4	0.018	ppbV	
75) 1,3-dichlorobenzene	19.150	146	374	0.021	ppbV #	80
76) 1,4-dichlorobenzene	19.217	146	375	0.021	ppbV #	84
77) sec-butylbenzene	19.242	105	1147	0.026	ppbV #	90
78) p-isopropyltoluene	19.375	119	1292	0.033	ppbV	97
79) 1,2-dichlorobenzene	19.500	146	467M6	0.031	ppbV	
80) n-butylbenzene	19.725	91	736	0.023	ppbV #	86
81) 1,2-dibromo-3-chloropr...	19.875	75	159	0.025	ppbV #	89
82) 1,2,4-trichlorobenzene	20.992	180	216	0.027	ppbV #	58
83) naphthalene	21.108	128	3164M6	0.111	ppbV	
84) 1,2,3-trichlorobenzene	21.367	180	342	0.044	ppbV #	58
85) hexachlorobutadiene	21.425	225	201	0.025	ppbV #	66

(#) = qualifier out of range (m) = manual integration (+) = signals summed

Sub List : Default - All compounds listed3\01\0109SIM_I\r1730779_Ev2.D

Data Path : O:\Forensics\Data\Airlab17\2023\01\0109SIM_I\
Data File : r1730773_Ev2.D
Acq On : 9 Jan 2023 7:37 PM
Operator : AIRLAB17:TJS
Sample : ITO15-SIMSTD0.02
Misc : WG1731887
ALS Vial : 0 Sample Multiplier: 1

Quant Time: Jan 10 05:00:30 2023
Quant Method : O:\Forensics\Data\Airlab17\2023\01\0109SIM_I\TSIM17_230109.M
Quant Title : TO-14A/TO-15 SIM/Full Scan Analysis
QLast Update : Tue Jan 10 05:53:38 2023
Response via : Initial Calibration

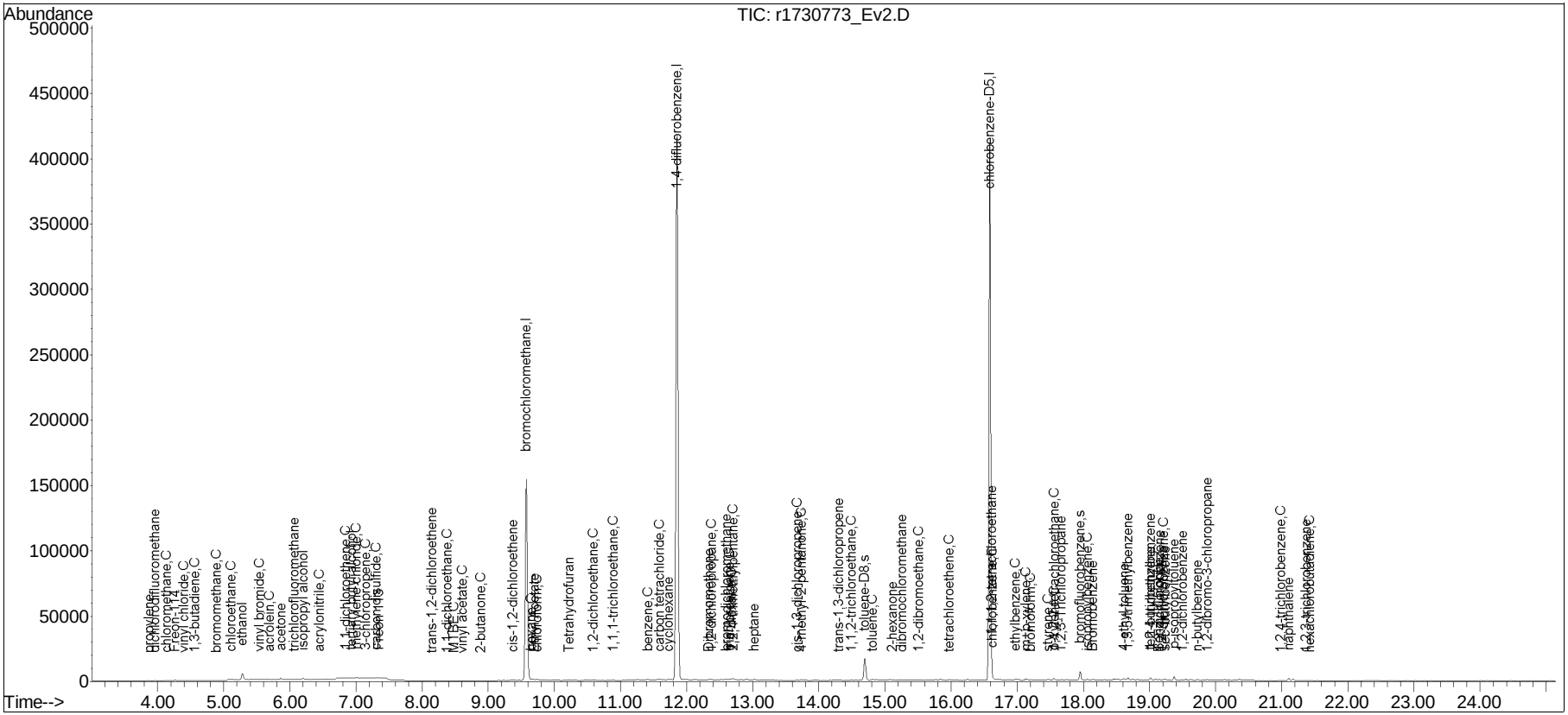

Manual Integration/Negative Proof Report

Data Path : O:\Forensics\Data\Airlab17\QMethod : TSIM17_230109.M
Data File : r1730773_Ev2.D Operator : AIRLAB17:TJS
Date Inj'd : 1/9/2020 0:7: 7 Instrument :
Sample : ITO15-SIMSTD0.02 Quant Date : 1/10/2023 5:54 am

Compound #2: propylene

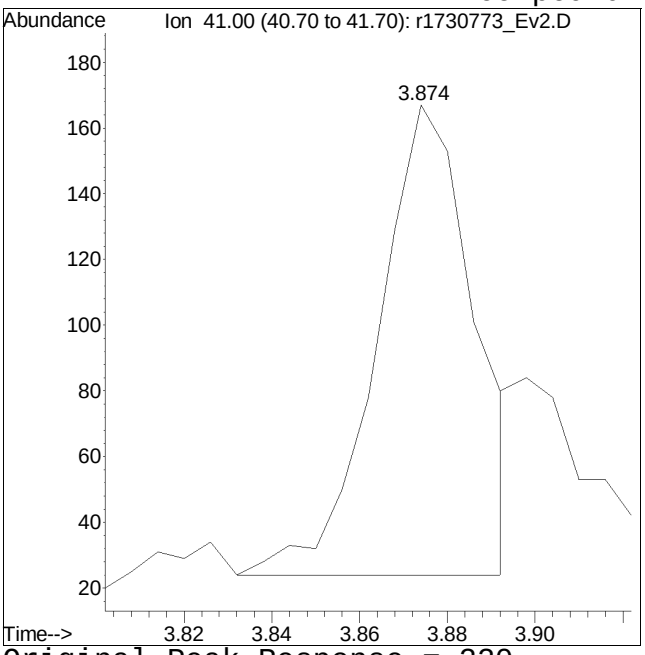

Original Peak Response = 220

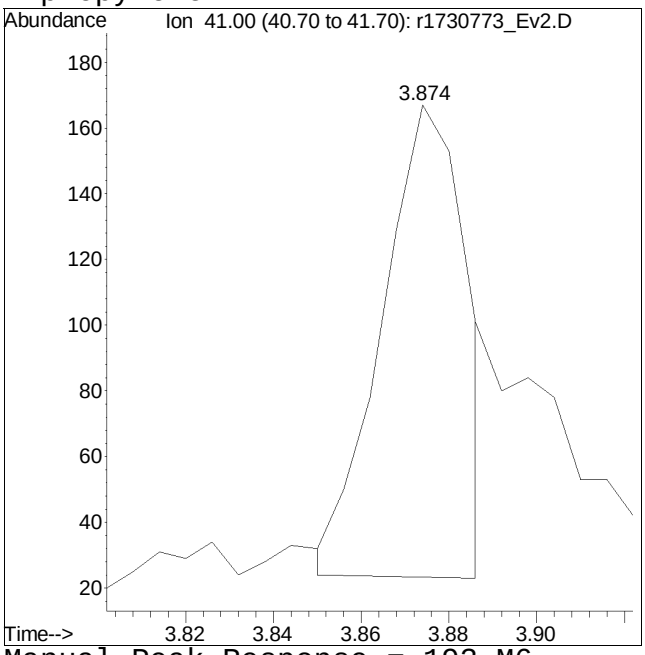

Manual Peak Response = 193 M6

M6 = Misassignment of peak valley by automated integration (poor split of 2 peaks).

Manual Integration/Negative Proof Report

Data Path : O:\Forensics\Data\Airlab17\QMethod : TSIM17_230109.M
Data File : r1730773_Ev2.D Operator : AIRLAB17:TJS
Date Inj'd : 1/9/2020 0:7: 7 Instrument :
Sample : ITO15-SIMSTD0.02 Quant Date : 1/10/2023 5:54 am

Compound #9: chloroethane

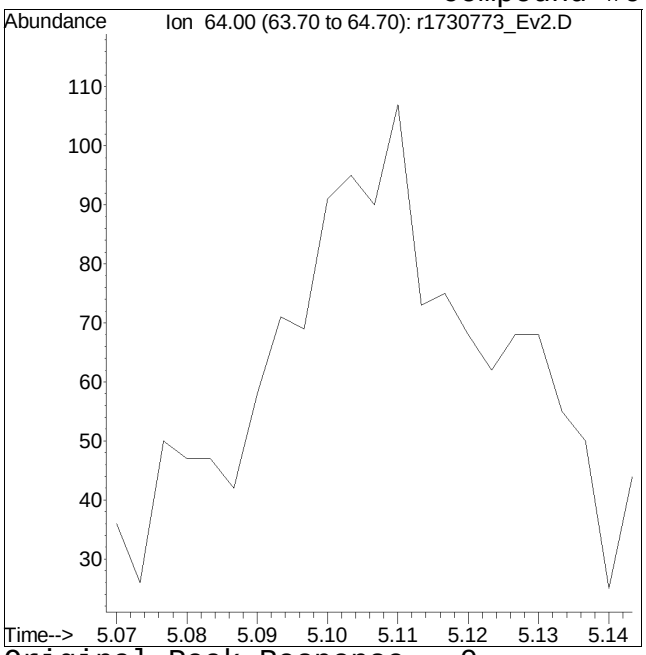

Original Peak Response = 0

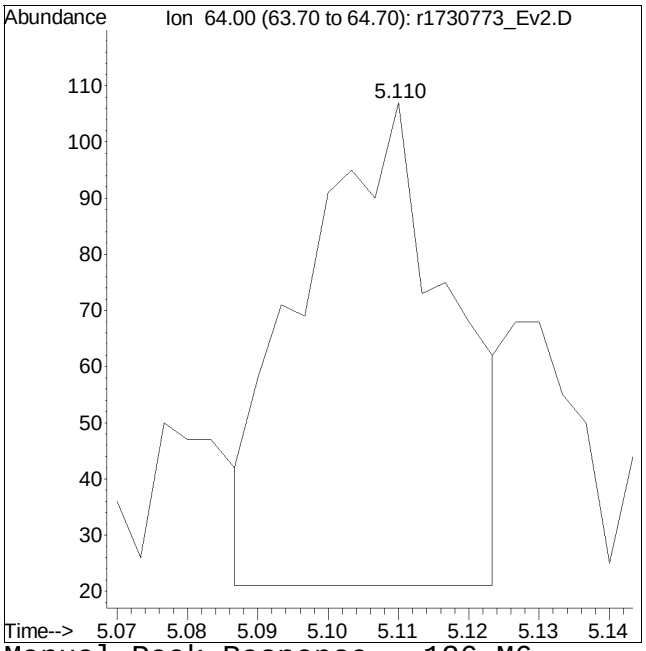

Manual Peak Response = 126 M6

M6 = Misassignment of peak valley by automated integration (poor split of 2 peaks).

Manual Integration/Negative Proof Report

Data Path : O:\Forensics\Data\Airlab17\QMethod : TSIM17_230109.M
Data File : r1730773_Ev2.D Operator : AIRLAB17:TJS
Date Inj'd : 1/9/2020 0:7: 7 Instrument :
Sample : ITO15-SIMSTD0.02 Quant Date : 1/10/2023 5:54 am

Compound #11: vinyl bromide

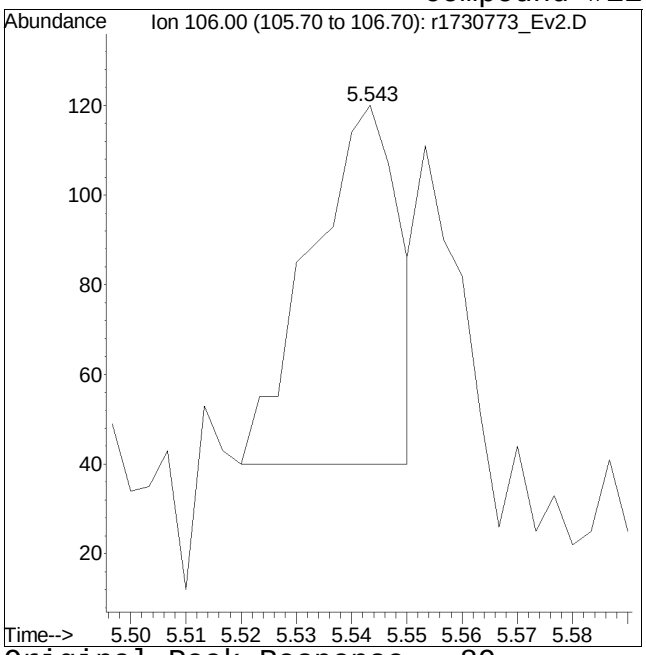

Original Peak Response = 89

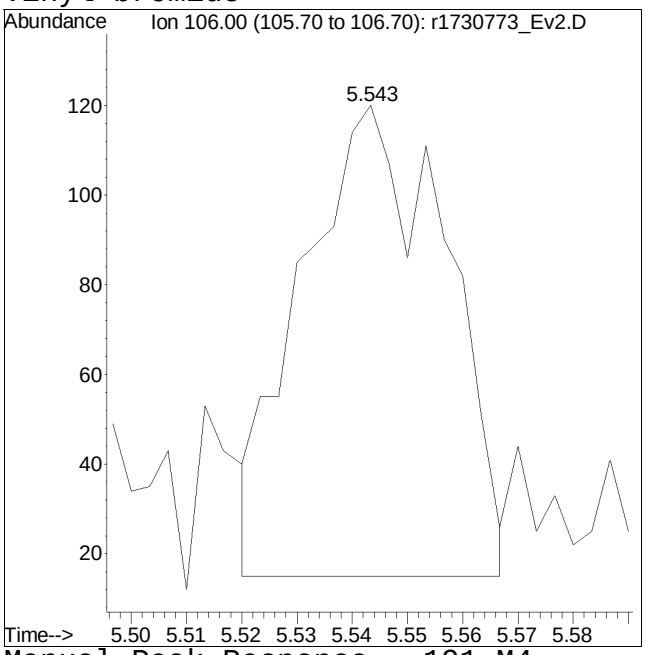

Manual Peak Response = 191 M4

M4 = Poor automated baseline construction.

Manual Integration/Negative Proof Report

Data Path : O:\Forensics\Data\Airlab17\QMethod : TSIM17_230109.M
Data File : r1730773_Ev2.D Operator : AIRLAB17:TJS
Date Inj'd : 1/9/2020 0:7: 7 Instrument :
Sample : ITO15-SIMSTD0.02 Quant Date : 1/10/2023 5:54 am

Compound #12: acrolein

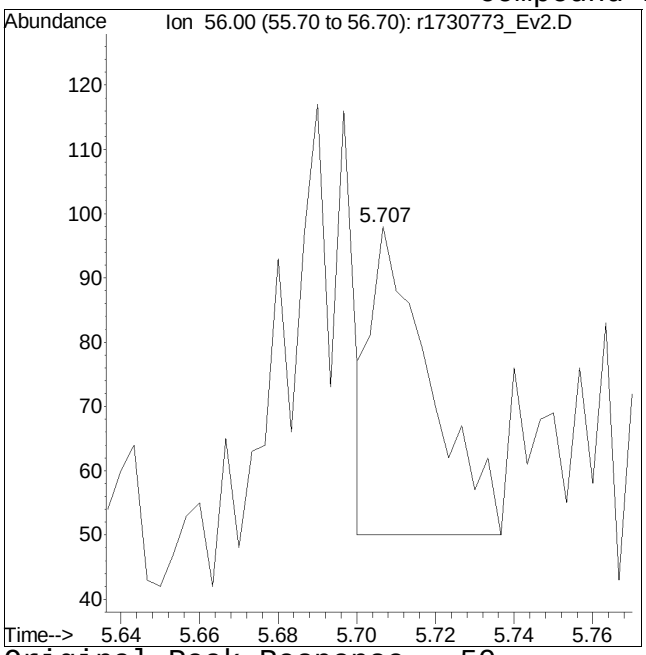

Original Peak Response = 50

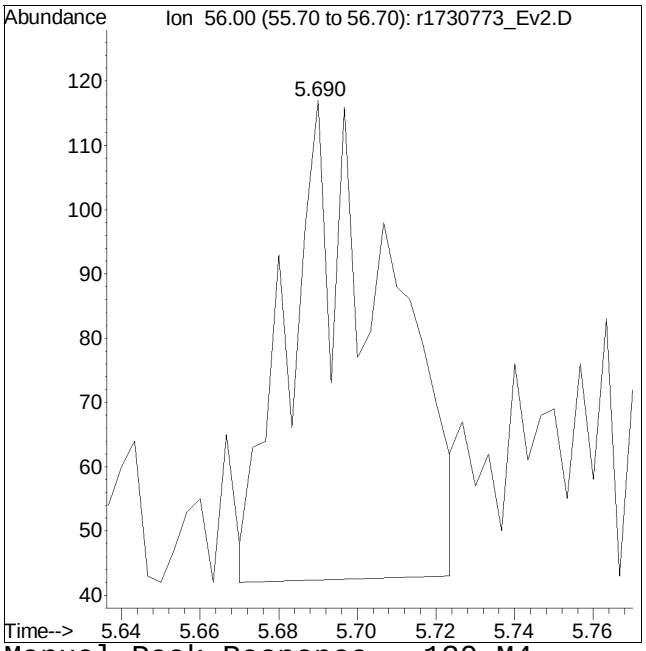

Manual Peak Response = 130 M4

M4 = Poor automated baseline construction.

Manual Integration/Negative Proof Report

Data Path : O:\Forensics\Data\Airlab17\QMethod : TSIM17_230109.M
Data File : r1730773_Ev2.D Operator : AIRLAB17:TJS
Date Inj'd : 1/9/2020 0:7: 7 Instrument :
Sample : ITO15-SIMSTD0.02 Quant Date : 1/10/2023 5:54 am

Compound #14: trichlorofluoromethane

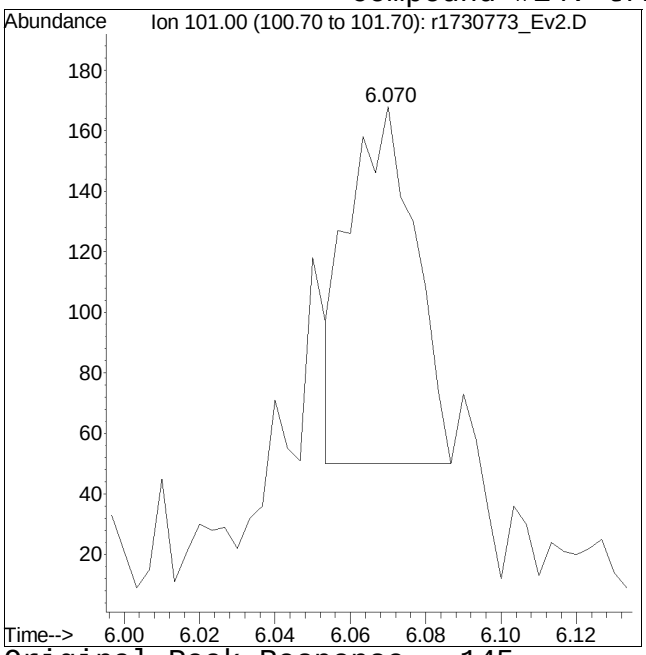

Original Peak Response = 145

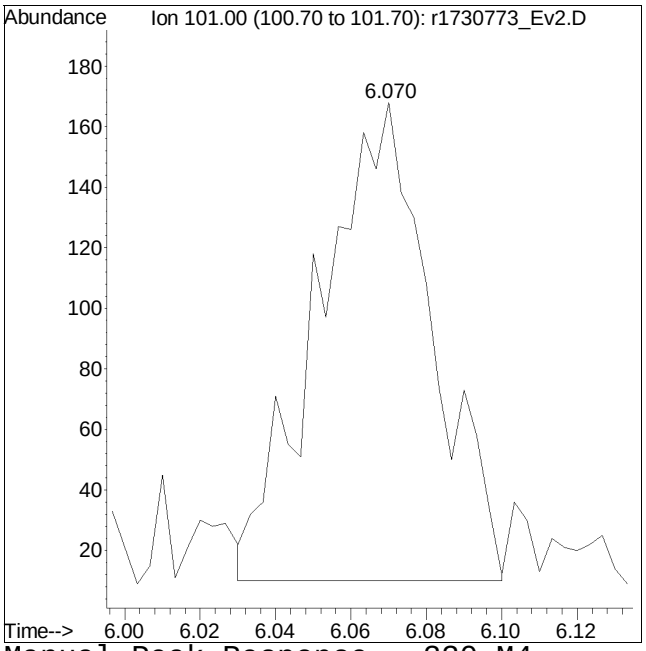

Manual Peak Response = 330 M4

M4 = Poor automated baseline construction.

Manual Integration/Negative Proof Report

Data Path : O:\Forensics\Data\Airlab17\QMethod : TSIM17_230109.M
Data File : r1730773_Ev2.D Operator : AIRLAB17:TJS
Date Inj'd : 1/9/2020 0:7: 7 Instrument :
Sample : ITO15-SIMSTD0.02 Quant Date : 1/10/2023 5:54 am

Compound #15: isopropyl alcohol

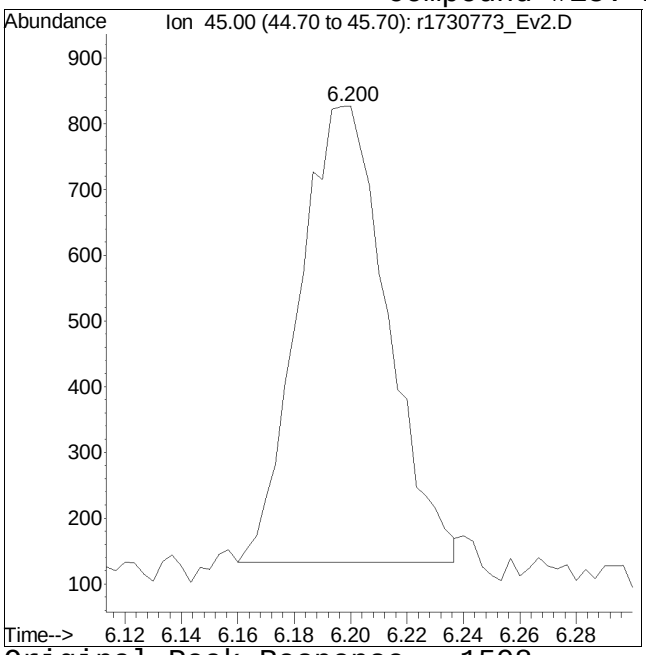

Original Peak Response = 1508

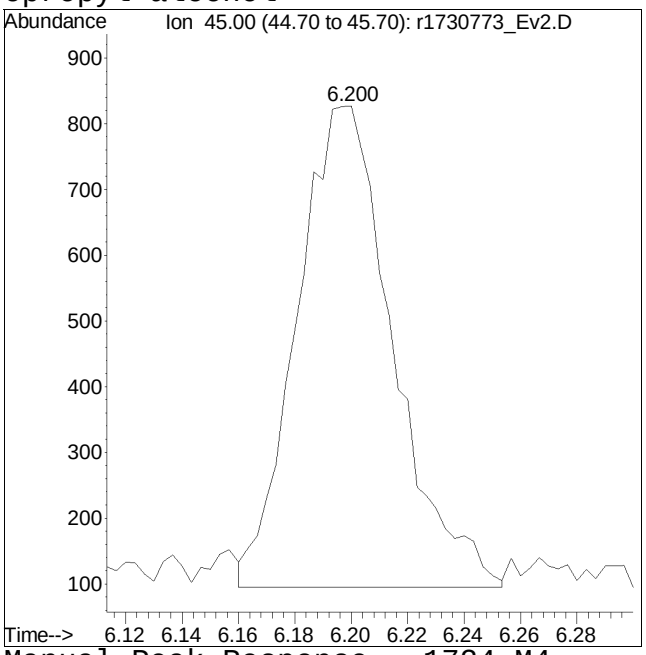

Manual Peak Response = 1724 M4

M4 = Poor automated baseline construction.

Manual Integration/Negative Proof Report

Data Path : O:\Forensics\Data\Airlab17\QMethod : TSIM17_230109.M
Data File : r1730773_Ev2.D Operator : AIRLAB17:TJS
Date Inj'd : 1/9/2020 0:7: 7 Instrument :
Sample : ITO15-SIMSTD0.02 Quant Date : 1/10/2023 5:54 am

Compound #16: acrylonitrile

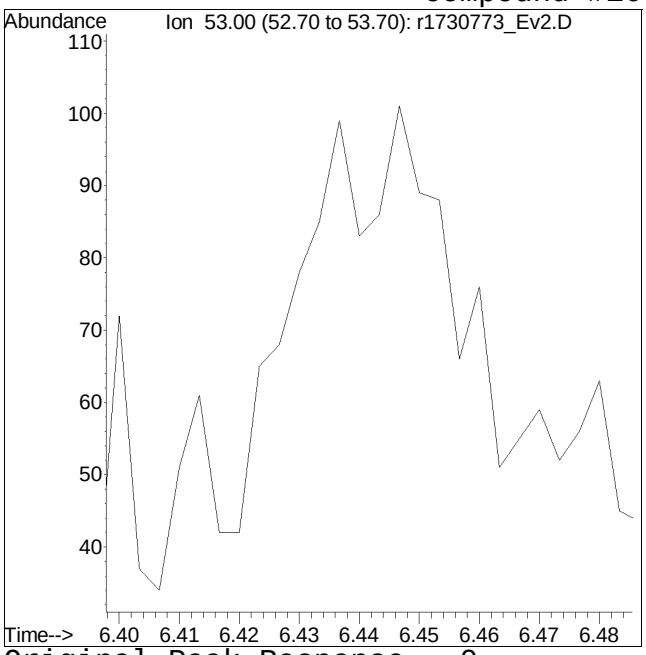

Original Peak Response = 0

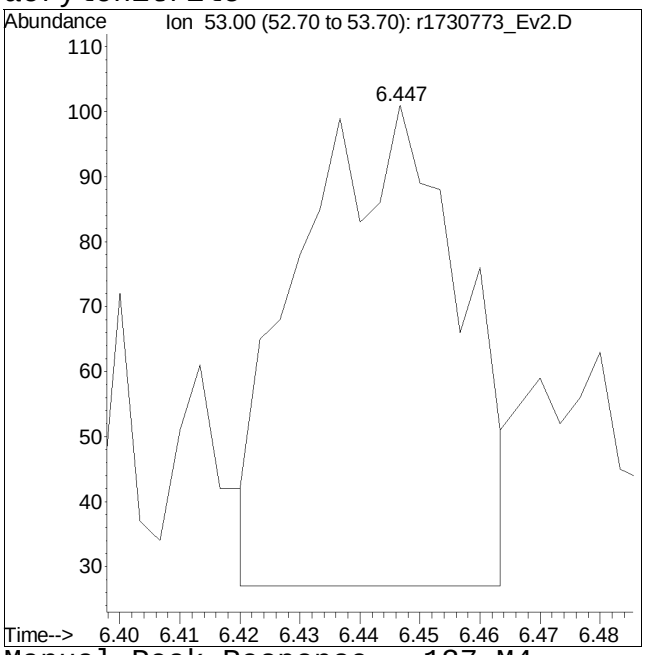

Manual Peak Response = 137 M4

M4 = Poor automated baseline construction.

Manual Integration/Negative Proof Report

Data Path : O:\Forensics\Data\Airlab17\QMethod : TSIM17_230109.M
Data File : r1730773_Ev2.D Operator : AIRLAB17:TJS
Date Inj'd : 1/9/2020 0:7: 7 Instrument :
Sample : ITO15-SIMSTD0.02 Quant Date : 1/10/2023 5:54 am

Compound #28: cis-1,2-dichloroethene

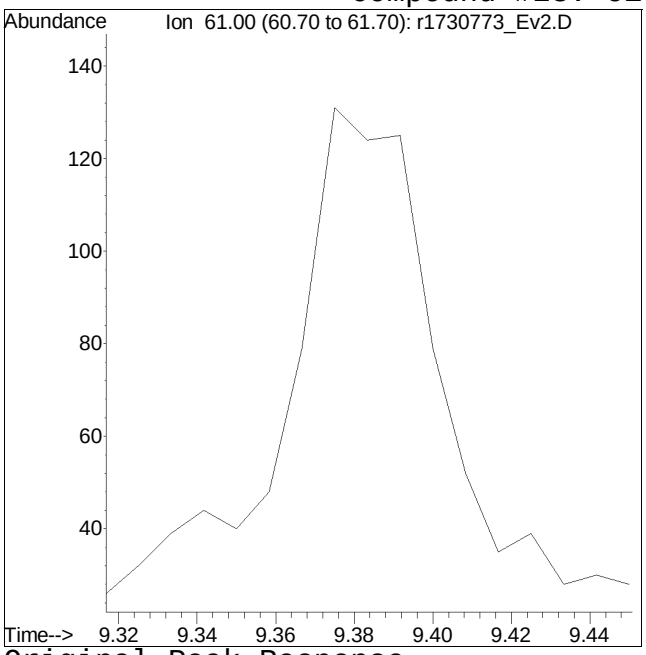

Original Peak Response =

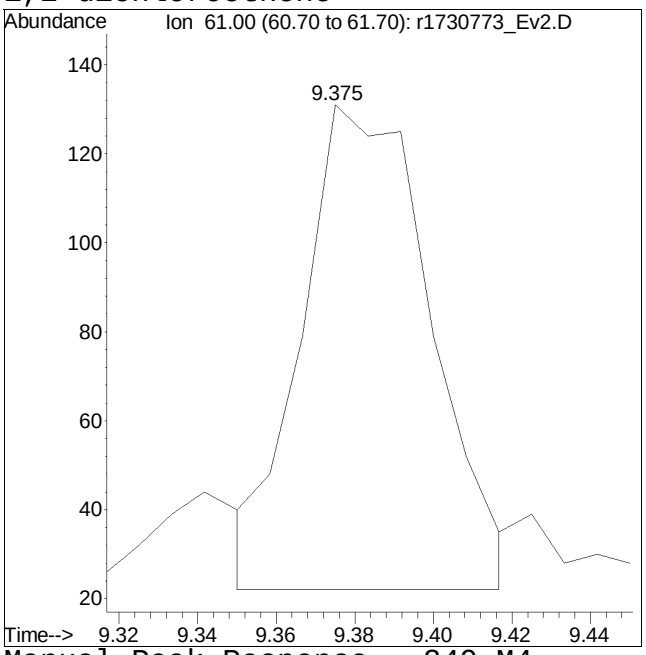

Manual Peak Response = 249 M4

M4 = Poor automated baseline construction.

Manual Integration/Negative Proof Report

Data Path : O:\Forensics\Data\Airlab17\QMethod : TSIM17_230109.M
Data File : r1730773_Ev2.D Operator : AIRLAB17:TJS
Date Inj'd : 1/9/2020 0:7: 7 Instrument :
Sample : ITO15-SIMSTD0.02 Quant Date : 1/10/2023 5:54 am

Compound #31: Tetrahydrofuran

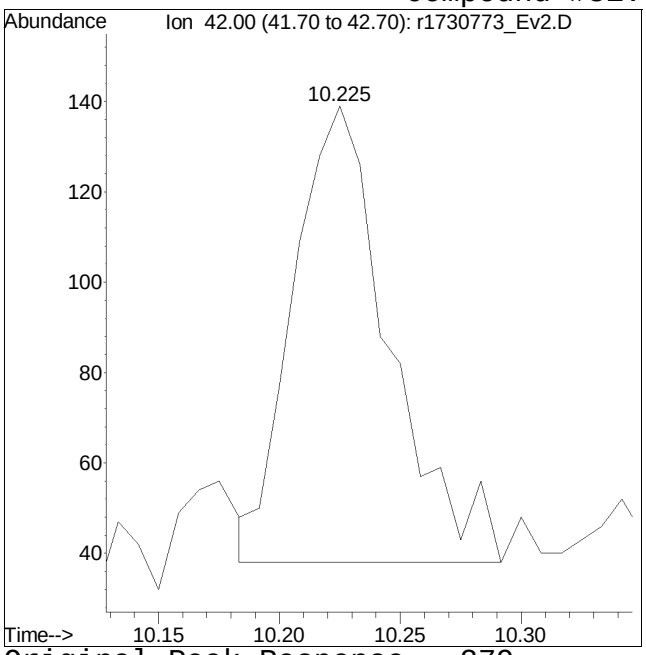

Original Peak Response = 279

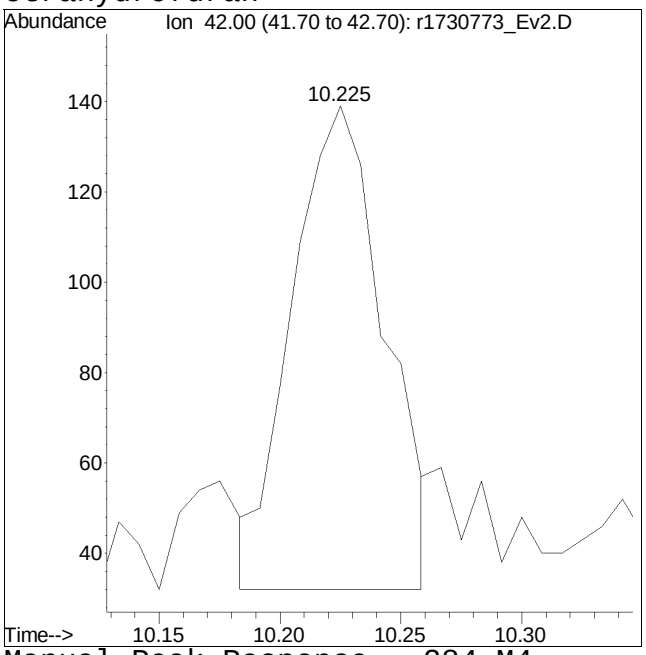

Manual Peak Response = 284 M4

M4 = Poor automated baseline construction.

Manual Integration/Negative Proof Report

Data Path : O:\Forensics\Data\Airlab17\
Data File : r1730773_Ev2.D
Date Inj'd : 1/9/2020 0:7: 7
Sample : ITO15-SIMSTD0.02

QMethod : TSIM17_230109.M
Operator : AIRLAB17:TJS
Instrument :
Quant Date : 1/10/2023 5:54 am

Compound #32: 1,2-dichloroethane

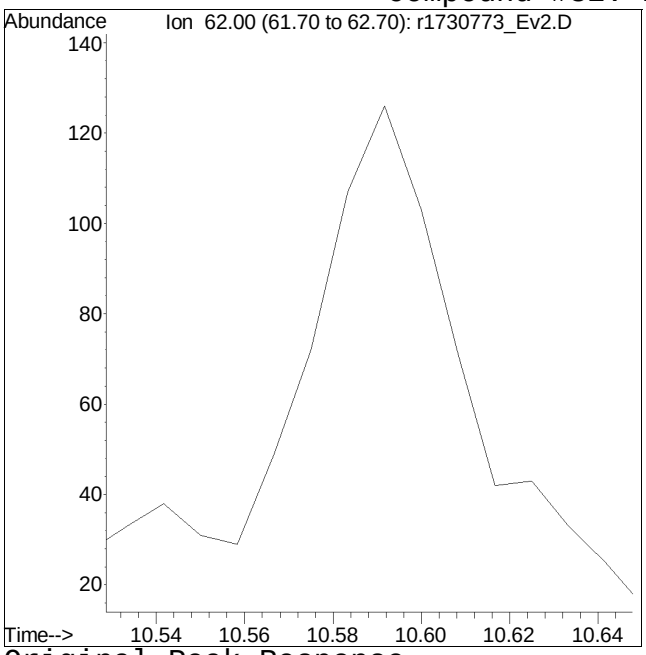

Original Peak Response =

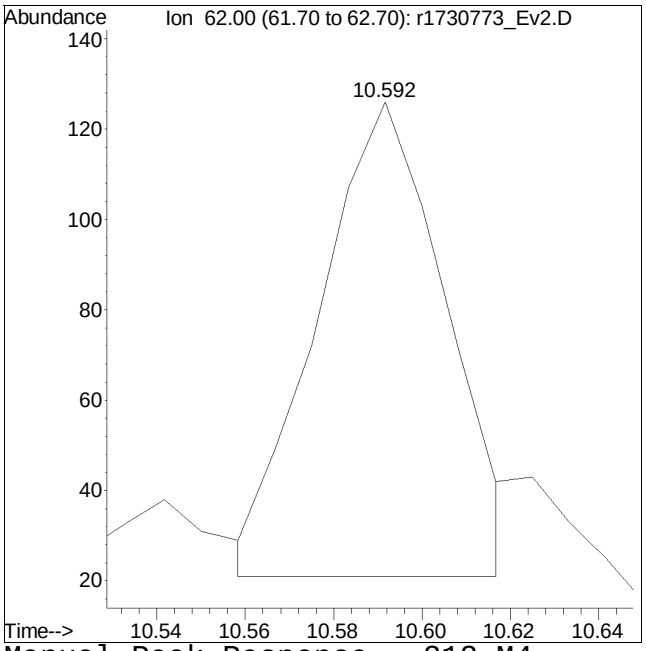

Manual Peak Response = 212 M4

M4 = Poor automated baseline construction.

Manual Integration/Negative Proof Report

Data Path : O:\Forensics\Data\Airlab17\QMethod : TSIM17_230109.M
Data File : r1730773_Ev2.D Operator : AIRLAB17:TJS
Date Inj'd : 1/9/2020 0:7: 7 Instrument :
Sample : ITO15-SIMSTD0.02 Quant Date : 1/10/2023 5:54 am

Compound #39: cyclohexane

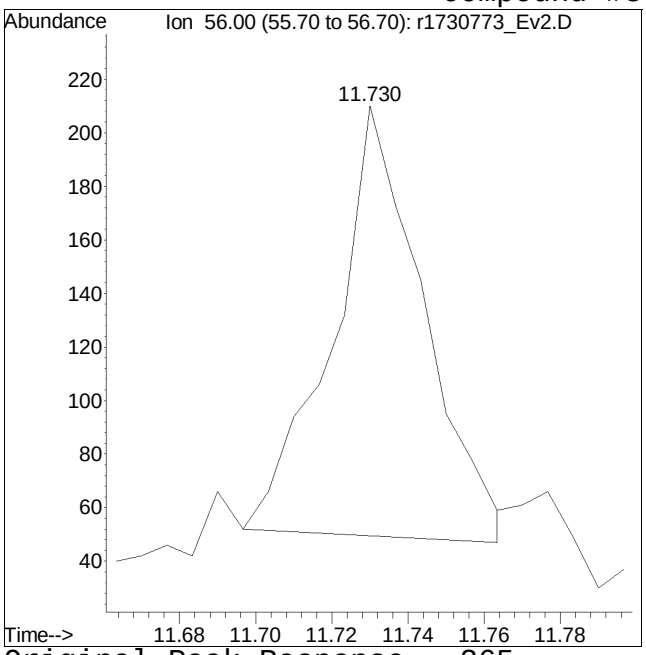

Original Peak Response = 265

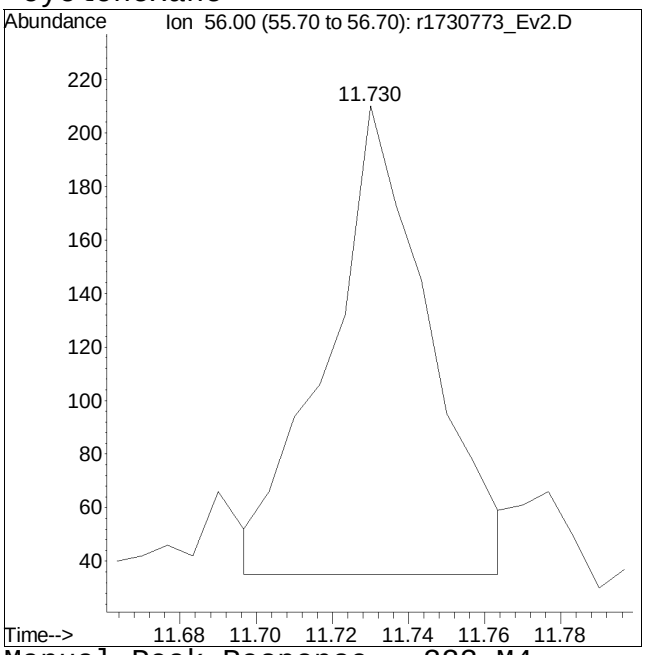

Manual Peak Response = 323 M4

M4 = Poor automated baseline construction.

Manual Integration/Negative Proof Report

Data Path : O:\Forensics\Data\Airlab17\QMethod : TSIM17_230109.M
Data File : r1730773_Ev2.D Operator : AIRLAB17:TJS
Date Inj'd : 1/9/2020 0:7: 7 Instrument :
Sample : ITO15-SIMSTD0.02 Quant Date : 1/10/2023 5:54 am

Compound #43: 1,4-dioxane

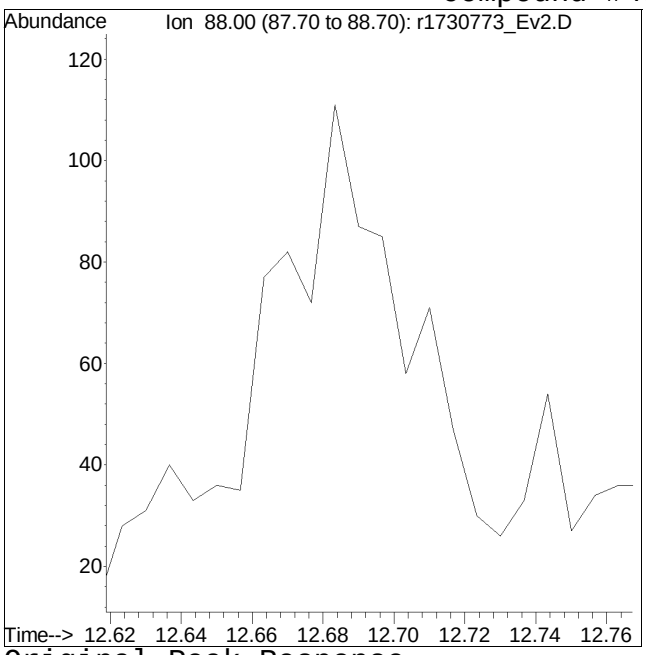

Original Peak Response =

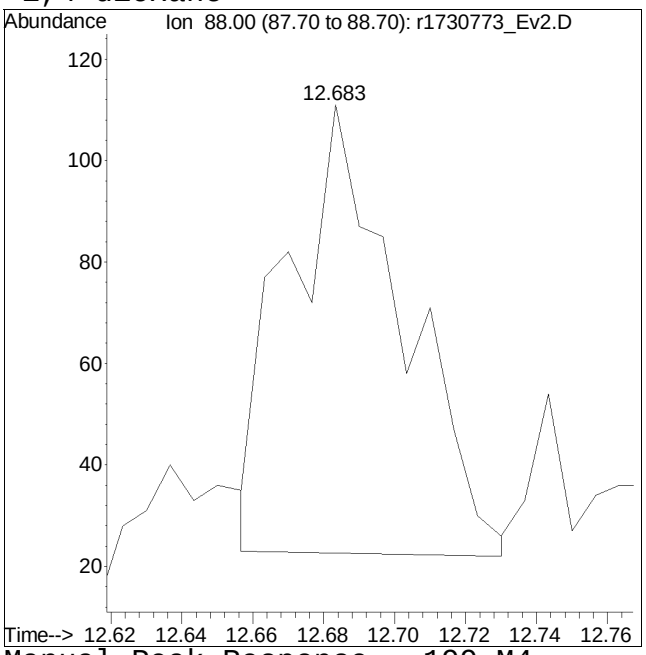

Manual Peak Response = 199 M4

M4 = Poor automated baseline construction.

Manual Integration/Negative Proof Report

Data Path : O:\Forensics\Data\Airlab17\QMethod : TSIM17_230109.M
Data File : r1730773_Ev2.D Operator : AIRLAB17:TJS
Date Inj'd : 1/9/2020 0:7: 7 Instrument :
Sample : ITO15-SIMSTD0.02 Quant Date : 1/10/2023 5:54 am

Compound #44: trichloroethene

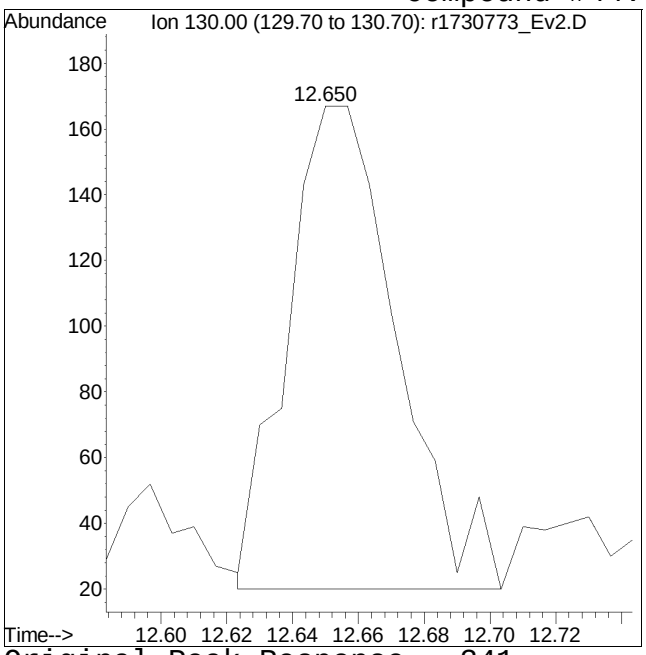

Original Peak Response = 341

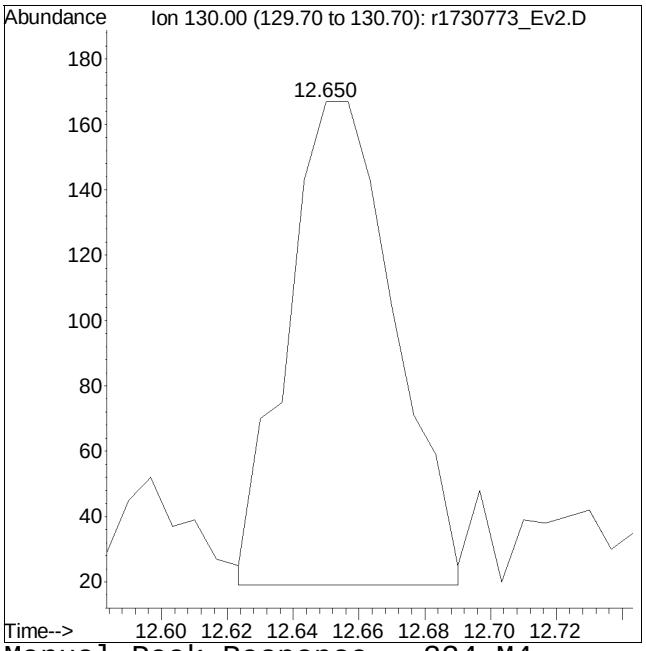

Manual Peak Response = 334 M4

M4 = Poor automated baseline construction.

Manual Integration/Negative Proof Report

Data Path : O:\Forensics\Data\Airlab17\QMethod : TSIM17_230109.M
Data File : r1730773_Ev2.D Operator : AIRLAB17:TJS
Date Inj'd : 1/9/2020 0:7: 7 Instrument :
Sample : ITO15-SIMSTD0.02 Quant Date : 1/10/2023 5:54 am

Compound #54: 2-hexanone

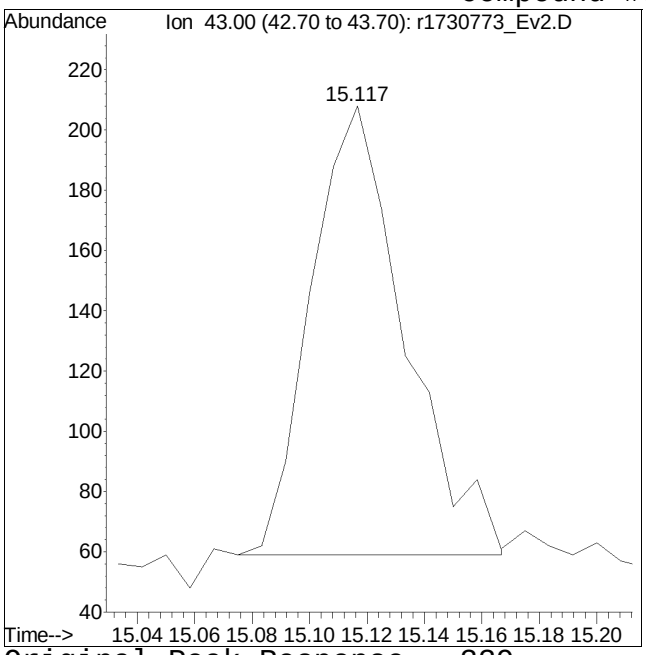

Original Peak Response = 339

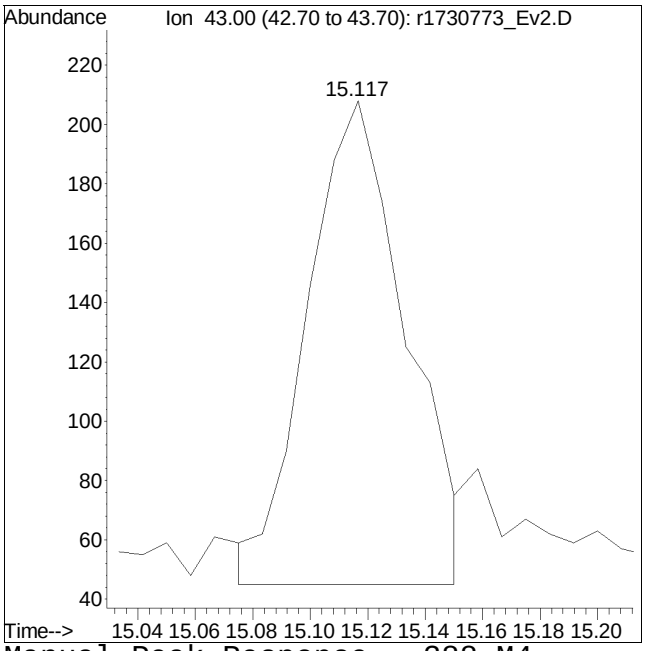

Manual Peak Response = 388 M4

M4 = Poor automated baseline construction.

Manual Integration/Negative Proof Report

Data Path : O:\Forensics\Data\Airlab17\QMethod : TSIM17_230109.M
Data File : r1730773_Ev2.D Operator : AIRLAB17:TJS
Date Inj'd : 1/9/2020 0:7: 7 Instrument :
Sample : ITO15-SIMSTD0.02 Quant Date : 1/10/2023 5:54 am

Compound #65: o-xylene

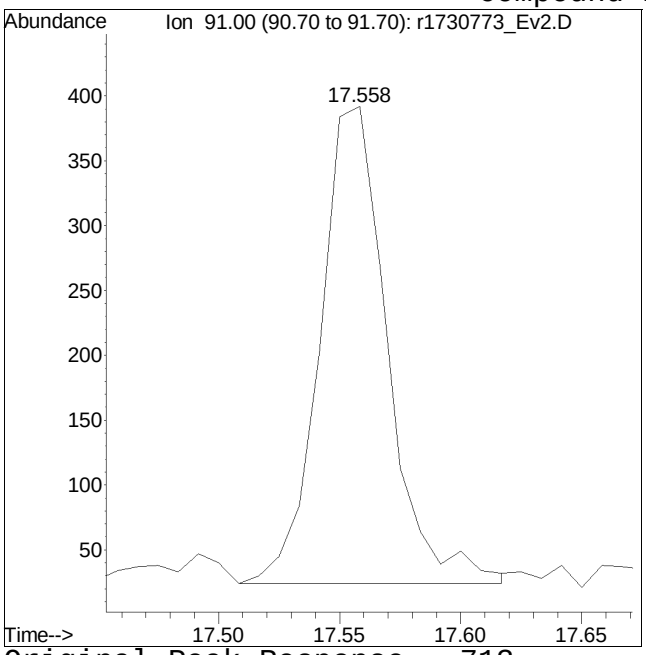

Original Peak Response = 713

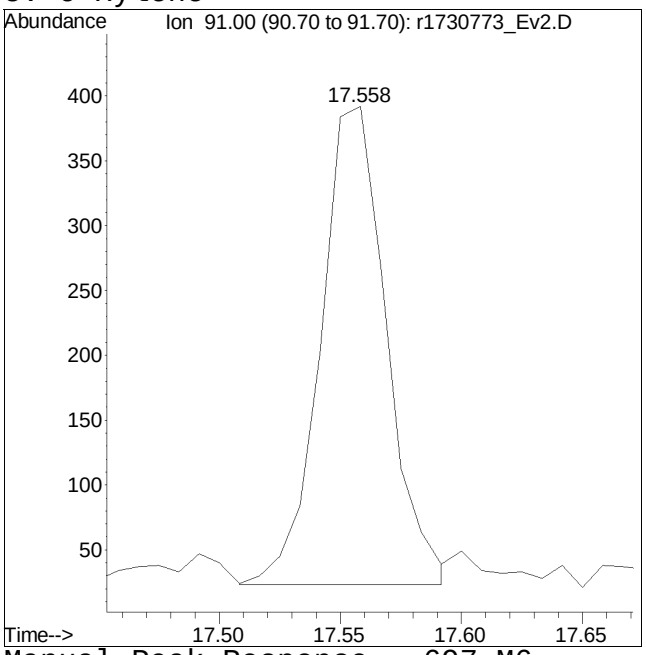

Manual Peak Response = 697 M6

M6 = Misassignment of peak valley by automated integration (poor split of 2 peaks).

Manual Integration/Negative Proof Report

Data Path : O:\Forensics\Data\Airlab17\QMethod : TSIM17_230109.M
Data File : r1730773_Ev2.D Operator : AIRLAB17:TJS
Date Inj'd : 1/9/2020 0:7: 7 Instrument :
Sample : ITO15-SIMSTD0.02 Quant Date : 1/10/2023 5:54 am

Compound #66: 1,2,3-Trichloropropane

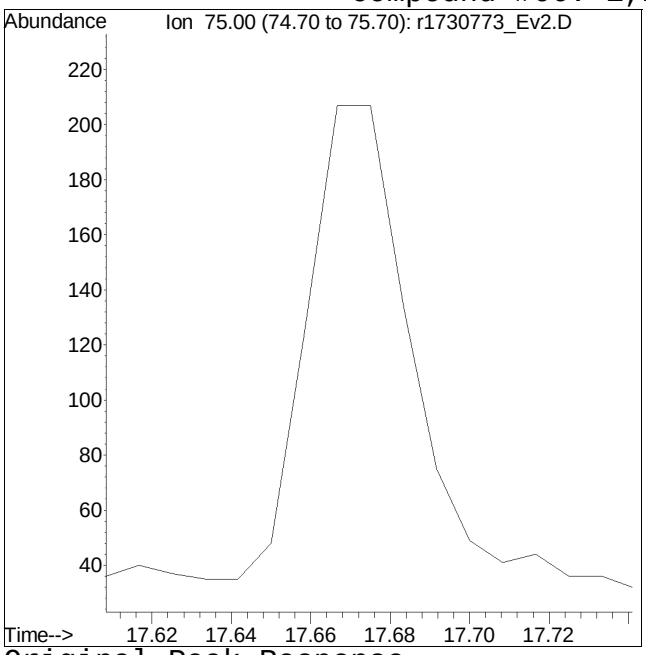

Original Peak Response =

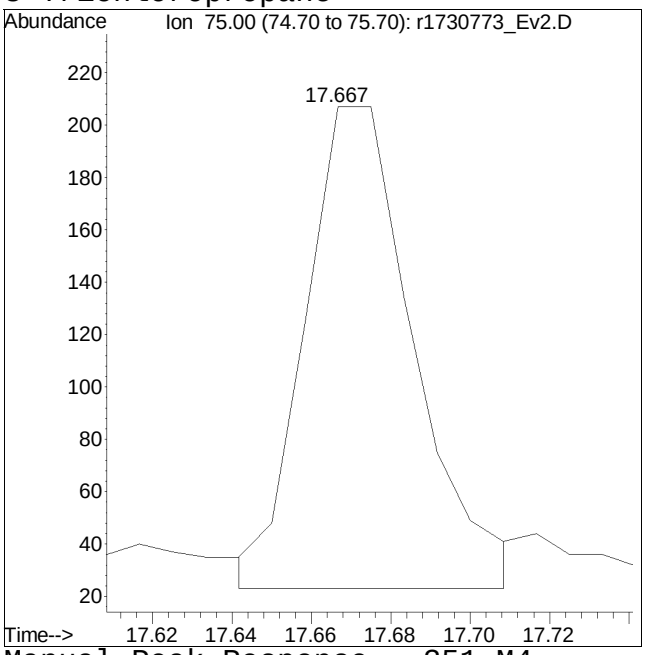

Manual Peak Response = 351 M4

M4 = Poor automated baseline construction.

Manual Integration/Negative Proof Report

Data Path : O:\Forensics\Data\Airlab17\QMethod : TSIM17_230109.M
Data File : r1730773_Ev2.D Operator : AIRLAB17:TJS
Date Inj'd : 1/9/2020 0:7: 7 Instrument :
Sample : ITO15-SIMSTD0.02 Quant Date : 1/10/2023 5:54 am

Compound #74: Benzyl Chloride

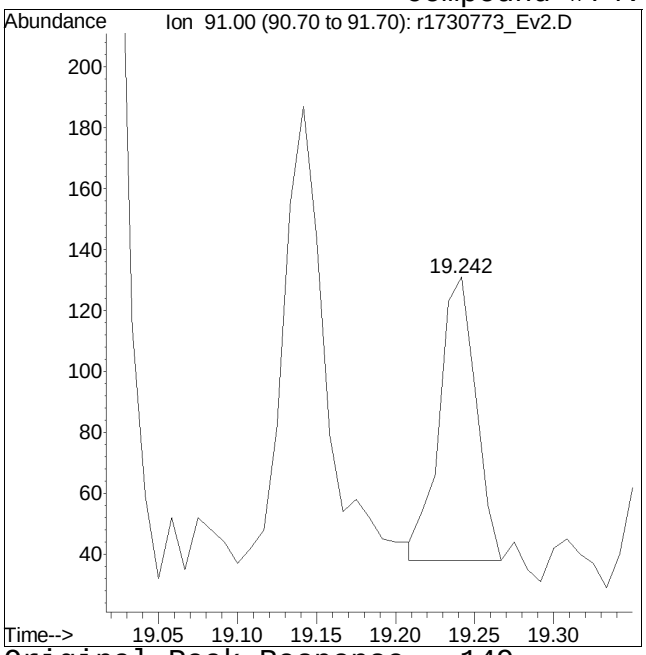

Original Peak Response = 149

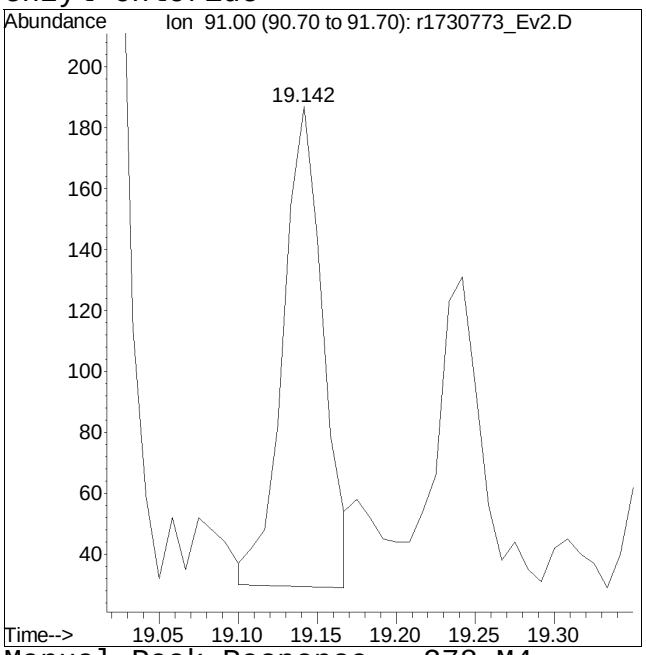

Manual Peak Response = 278 M4

M4 = Poor automated baseline construction.

Manual Integration/Negative Proof Report

Data Path : O:\Forensics\Data\Airlab17\QMethod : TSIM17_230109.M
Data File : r1730773_Ev2.D Operator : AIRLAB17:TJS
Date Inj'd : 1/9/2020 0:7: 7 Instrument :
Sample : ITO15-SIMSTD0.02 Quant Date : 1/10/2023 5:54 am

Compound #79: 1,2-dichlorobenzene

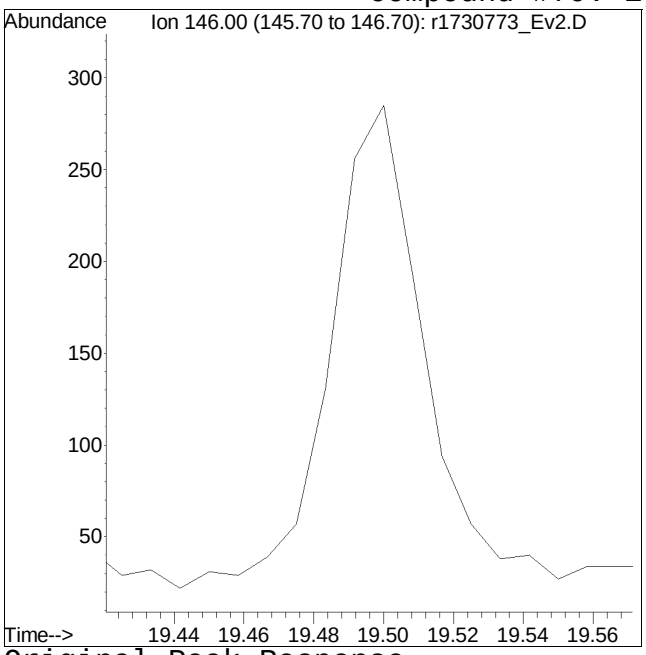

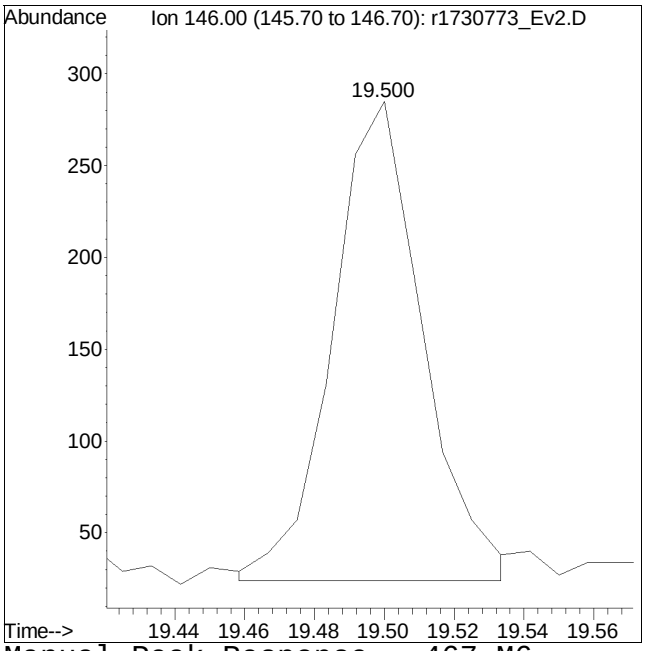

Original Peak Response = Manual Peak Response = 467 M6
M6 = Misassignment of peak valley by automated integration (poor split of 2 peaks).

Manual Integration/Negative Proof Report

Data Path : O:\Forensics\Data\Airlab17\QMethod : TSIM17_230109.M
Data File : r1730773_Ev2.D Operator : AIRLAB17:TJS
Date Inj'd : 1/9/2020 0:7: 7 Instrument :
Sample : ITO15-SIMSTD0.02 Quant Date : 1/10/2023 5:54 am

Compound #83: naphthalene

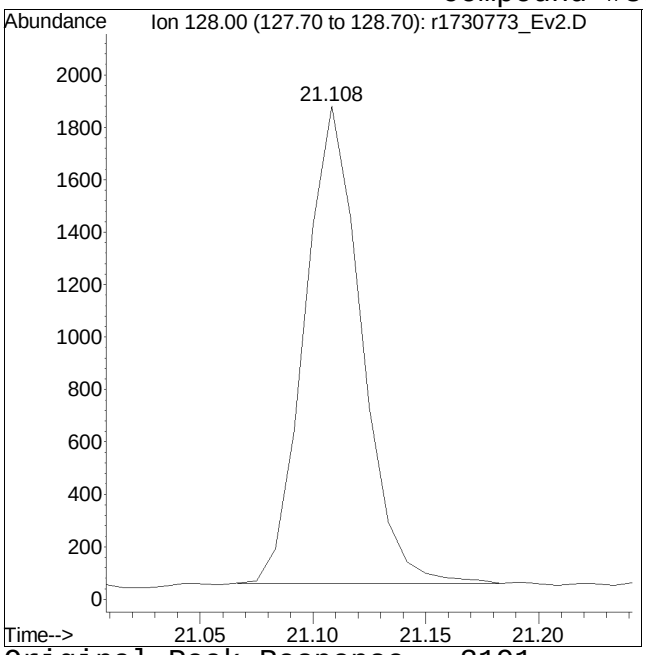

Original Peak Response = 3191

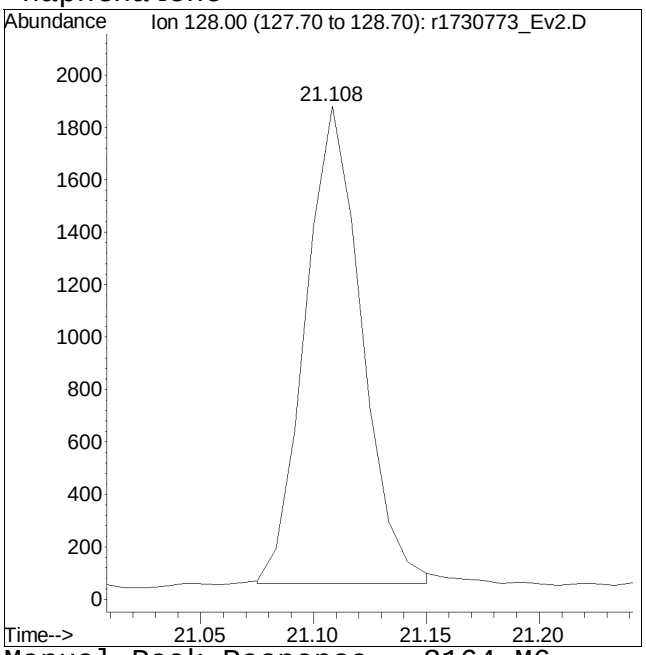

Manual Peak Response = 3164 M6

M6 = Misassignment of peak valley by automated integration (poor split of 2 peaks).

Quantitation Report (QT Reviewed)

Data Path : O:\Forensics\Data\Airlab17\2023\01\0109SIM_I\
Data File : r1730774_Ev2.D
Acq On : 9 Jan 2023 8:14 PM
Operator : AIRLAB17:TJS
Sample : ITO15-SIMSTD0.05
Misc : WG1731887
ALS Vial : 0 Sample Multiplier: 1

Quant Time: Jan 10 05:01:58 2023
Quant Method : O:\Forensics\Data\Airlab17\2023\01\0109SIM_I\TSIM17_230109.M
Quant Title : TO-14A/TO-15 SIM/Full Scan Analysis
QLast Update : Tue Jan 10 05:53:38 2023
Response via : Initial Calibration

CCAL FILE : O:\Forensics\Data\Airlab17\2023\01\0109SIM_I\r1730779_Ev2.D
Sub List : Default - All compounds listed

Compound	R.T.	QIon	Response	Conc	Units	Dev(Min)
Internal Standards						
1) bromochloromethane	9.575	49	155586	10.000	ppbV	0.00
Standard Area = 156574			Recovery = 99.37%			
33) 1,4-difluorobenzene	11.857	114	557550	10.000	ppbV	0.00
Standard Area = 559751			Recovery = 99.61%			
51) chlorobenzene-D5	16.583	54	67183	10.000	ppbV	0.00
Standard Area = 69434			Recovery = 96.76%			
System Monitoring Compounds						
35) 1,2-dichloroethane-D4	0.000	65	0	0.000	ppbV	
Spiked Amount 10.000	Range 70 - 130		Recovery = 0.00%#			
53) toluene-D8	14.692	98	19355	0.470	ppbV	0.00
Spiked Amount 10.000	Range 70 - 130		Recovery = 4.70%#			
67) bromofluorobenzene	17.950	95	3651	0.143	ppbV	0.00
Spiked Amount 10.000	Range 70 - 130		Recovery = 1.43%#			
Target Compounds						Qvalue
2) propylene	3.874	41	441M6	0.065	ppbV	
3) dichlorodifluoromethane	3.952	85	788	0.059	ppbV	90
4) chloromethane	4.132	50	396	0.062	ppbV	95
5) Freon-114	4.264	85	1075	0.057	ppbV	97
6) vinyl chloride	4.396	62	410	0.054	ppbV #	83
7) 1,3-butadiene	4.564	54	326	0.058	ppbV #	72
8) bromomethane	4.882	94	422	0.062	ppbV	98
9) chloroethane	5.110	64	269M6	0.059	ppbV	
10) ethanol	5.280	31	5531	1.128	ppbV #	54
11) vinyl bromide	5.543	106	401	0.054	ppbV	94
12) acrolein	5.700	56	165M6	0.068	ppbV	
13) acetone	5.863	43	3241	0.354	ppbV #	73
14) trichlorofluoromethane	6.060	101	748M4	0.060	ppbV	
15) isopropyl alcohol	6.193	45	3465	0.305	ppbV	97
16) acrylonitrile	6.443	53	355	0.063	ppbV #	84
17) 1,1-dichloroethene	6.844	61	568	0.057	ppbV #	84
18) tertiary butyl alcohol	6.928	59	648	0.061	ppbV #	77
19) methylene chloride	7.006	49	915	0.108	ppbV	94
20) 3-chloropropene	7.144	41	633	0.054	ppbV #	93
21) carbon disulfide	7.306	76	1287	0.058	ppbV #	1
22) Freon 113	7.342	101	848	0.056	ppbV	94
23) trans-1,2-dichloroethene	8.142	61	649	0.055	ppbV	98
24) 1,1-dichloroethane	8.375	63	770	0.057	ppbV	91

Quantitation Report (QT Reviewed)

Data Path : O:\Forensics\Data\Airlab17\2023\01\0109SIM_I\
Data File : r1730774_Ev2.D
Acq On : 9 Jan 2023 8:14 PM
Operator : AIRLAB17:TJS
Sample : ITO15-SIMSTD0.05
Misc : WG1731887
ALS Vial : 0 Sample Multiplier: 1

Quant Time: Jan 10 05:01:58 2023
Quant Method : O:\Forensics\Data\Airlab17\2023\01\0109SIM_I\TSIM17_230109.M
Quant Title : TO-14A/TO-15 SIM/Full Scan Analysis
QLast Update : Tue Jan 10 05:53:38 2023
Response via : Initial Calibration

CCAL FILE : O:\Forensics\Data\Airlab17\2023\01\0109SIM_I\r1730779_Ev2.D
Sub List : Default - All compounds listed

Compound	R.T.	QIon	Response	Conc	Units	Dev(Min)
25) MTBE	8.483	73	863	0.054	ppbV #	78
26) vinyl acetate	8.608	43	880	0.064	ppbV #	89
27) 2-butanone	8.883	43	980	0.061	ppbV #	97
28) cis-1,2-dichloroethene	9.383	61	628	0.061	ppbV	93
29) Ethyl Acetate	9.708	61	146	0.054	ppbV #	55
30) chloroform	9.742	83	852	0.063	ppbV #	95
31) Tetrahydrofuran	10.225	42	456	0.047	ppbV	94
32) 1,2-dichloroethane	10.592	62	488	0.062	ppbV #	76
34) hexane	9.650	57	792	0.056	ppbV #	85
36) 1,1,1-trichloroethane	10.883	97	618	0.057	ppbV #	79
37) benzene	11.417	78	1422	0.055	ppbV #	88
38) carbon tetrachloride	11.590	117	649	0.058	ppbV #	92
39) cyclohexane	11.737	56	876	0.059	ppbV #	84
40) Dibromomethane	12.337	93	672	0.079	ppbV #	97
41) 1,2-dichloropropane	12.370	63	468	0.049	ppbV #	87
42) bromodichloromethane	12.603	83	834	0.056	ppbV #	96
43) 1,4-dioxane	12.690	88	320	0.056	ppbV	98
44) trichloroethene	12.657	130	672	0.055	ppbV	89
45) 2,2,4-trimethylpentane	12.703	57	2511	0.053	ppbV #	85
46) heptane	13.023	43	1048	0.057	ppbV #	84
47) cis-1,3-dichloropropene	13.667	75	602	0.051	ppbV #	75
48) 4-methyl-2-pentanone	13.733	43	930	0.047	ppbV	91
49) trans-1,3-dichloropropene	14.292	75	542	0.051	ppbV #	72
50) 1,1,2-trichloroethane	14.500	97	517	0.052	ppbV	95
52) toluene	14.800	91	1556	0.052	ppbV	99
54) 2-hexanone	15.108	43	847	0.049	ppbV #	78
55) dibromochloromethane	15.250	129	814	0.054	ppbV #	91
56) 1,2-dibromoethane	15.500	107	815	0.056	ppbV	97
57) tetrachloroethene	15.975	166	611	0.056	ppbV #	92
58) 1,1,1,2-tetrachloroethane	16.617	131	534	0.047	ppbV #	96
59) chlorobenzene	16.625	112	1330	0.056	ppbV	89
60) ethylbenzene	16.975	91	1744	0.049	ppbV	90
61) m+p-xylene	17.133	91	2801	0.100	ppbV	91
62) bromoform	17.208	173	498	0.049	ppbV	89
63) styrene	17.458	104	1039	0.045	ppbV #	89
64) 1,1,2,2-tetrachloroethane	17.550	83	1137	0.060	ppbV	96
65) o-xylene	17.550	91	1392	0.051	ppbV	92
66) 1,2,3-Trichloropropane	17.667	75	762	0.058	ppbV #	86
68) isopropylbenzene	18.058	105	1930	0.060	ppbV	100
69) Bromobenzene	18.133	77	949	0.046	ppbV	99

Quantitation Report (QT Reviewed)

Data Path : O:\Forensics\Data\Airlab17\2023\01\0109SIM_I\
Data File : r1730774_Ev2.D
Acq On : 9 Jan 2023 8:14 PM
Operator : AIRLAB17:TJS
Sample : ITO15-SIMSTD0.05
Misc : WG1731887
ALS Vial : 0 Sample Multiplier: 1

Quant Time: Jan 10 05:01:58 2023
Quant Method : O:\Forensics\Data\Airlab17\2023\01\0109SIM_I\TSIM17_230109.M
Quant Title : TO-14A/TO-15 SIM/Full Scan Analysis
QLast Update : Tue Jan 10 05:53:38 2023
Response via : Initial Calibration

CCAL FILE : O:\Forensics\Data\Airlab17\2023\01\0109SIM_I\r1730779_Ev2.D
Sub List : Default - All compounds listed

Compound	R.T.	QIon	Response	Conc	Units	Dev(Min)
70) 4-ethyl toluene	18.608	105	1749	0.048	ppbV #	97
71) 1,3,5-trimethylbenzene	18.675	105	1862	0.061	ppbV #	98
72) tert-butylbenzene	19.017	119	1773	0.053	ppbV	98
73) 1,2,4-trimethylbenzene	19.017	105	1581	0.053	ppbV	100
74) Benzyl Chloride	19.133	91	602	0.039	ppbV #	80
75) 1,3-dichlorobenzene	19.150	146	849	0.048	ppbV #	83
76) 1,4-dichlorobenzene	19.208	146	851	0.048	ppbV #	86
77) sec-butylbenzene	19.233	105	2363	0.053	ppbV	98
78) p-isopropyltoluene	19.367	119	2373	0.059	ppbV	98
79) 1,2-dichlorobenzene	19.492	146	859	0.056	ppbV #	86
80) n-butylbenzene	19.725	91	1584	0.049	ppbV #	86
81) 1,2-dibromo-3-chloropr...	19.875	75	320	0.050	ppbV	97
82) 1,2,4-trichlorobenzene	20.992	180	381	0.048	ppbV #	70
83) naphthalene	21.108	128	3622	0.127	ppbV #	94
84) 1,2,3-trichlorobenzene	21.358	180	466M6	0.060	ppbV	
85) hexachlorobutadiene	21.425	225	443	0.055	ppbV #	80

(#) = qualifier out of range (m) = manual integration (+) = signals summed

Sub List : Default - All compounds listed3\01\0109SIM_I\r1730779_Ev2.D

Data Path : O:\Forensics\Data\Airlab17\2023\01\0109SIM_I\
Data File : r1730774_Ev2.D
Acq On : 9 Jan 2023 8:14 PM
Operator : AIRLAB17:TJS
Sample : ITO15-SIMSTD0.05
Misc : WG1731887
ALS Vial : 0 Sample Multiplier: 1

Quant Time: Jan 10 05:01:58 2023
Quant Method : O:\Forensics\Data\Airlab17\2023\01\0109SIM_I\TSIM17_230109.M
Quant Title : TO-14A/TO-15 SIM/Full Scan Analysis
QLast Update : Tue Jan 10 05:53:38 2023
Response via : Initial Calibration

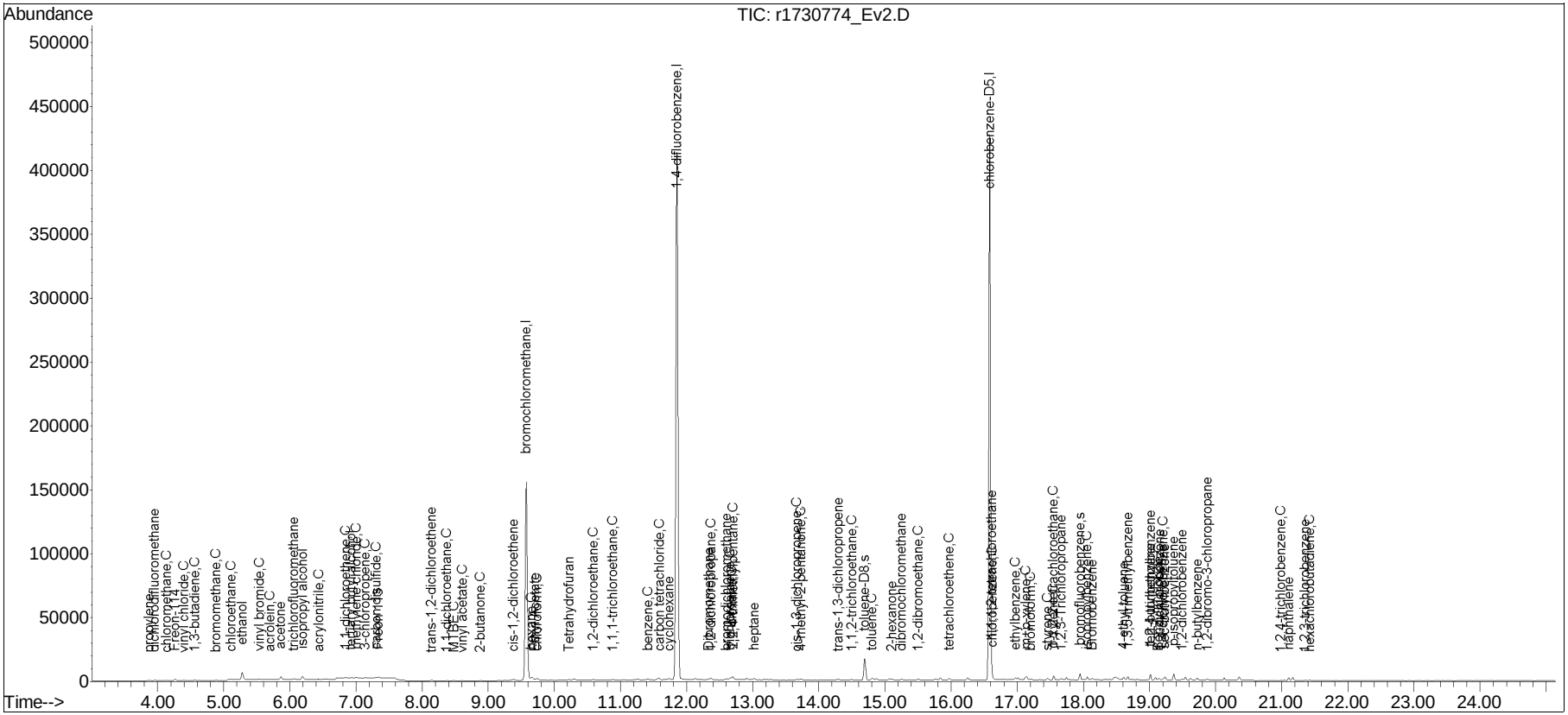

Manual Integration/Negative Proof Report

Data Path : O:\Forensics\Data\Airlab17\QMethod : TSIM17_230109.M
Data File : r1730774_Ev2.D Operator : AIRLAB17:TJS
Date Inj'd : 1/9/2020 0:8: 4 Instrument :
Sample : ITO15-SIMSTD0.05 Quant Date : 1/10/2023 5:54 am

Compound #2: propylene

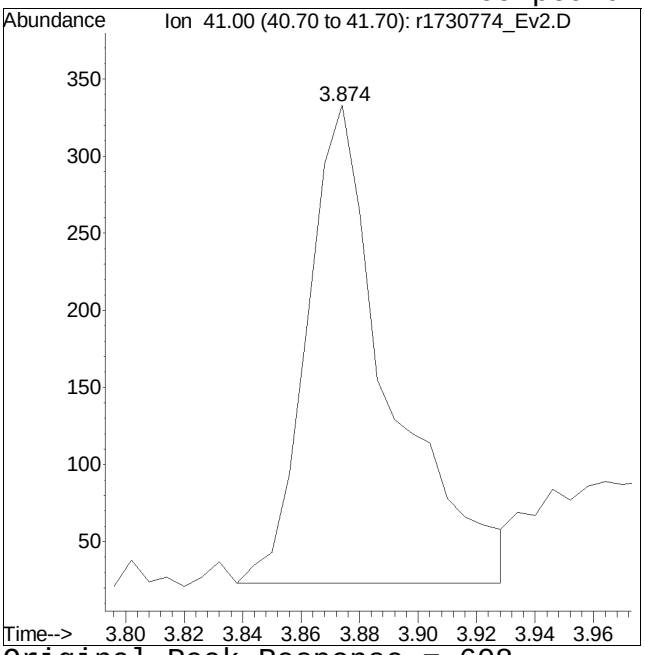

Original Peak Response = 608

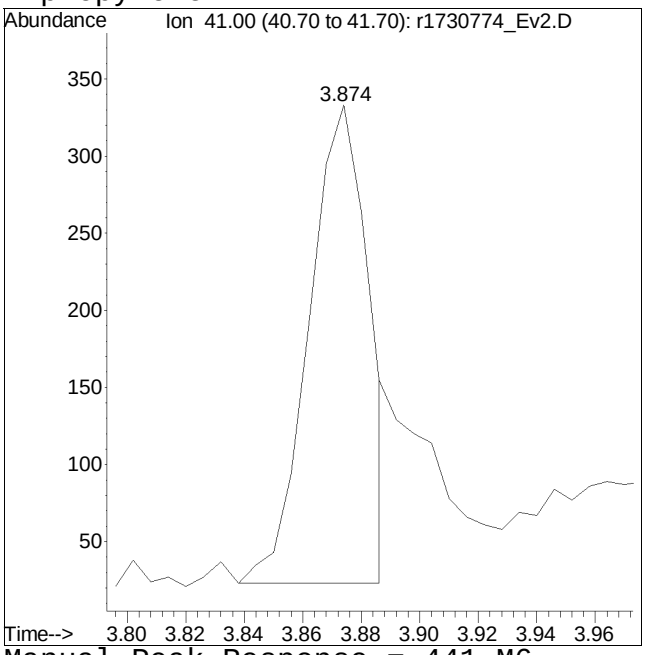

Manual Peak Response = 441 M6

M6 = Misassignment of peak valley by automated integration (poor split of 2 peaks).

Manual Integration/Negative Proof Report

Data Path : O:\Forensics\Data\Airlab17\QMethod : TSIM17_230109.M
Data File : r1730774_Ev2.D Operator : AIRLAB17:TJS
Date Inj'd : 1/9/2020 0:8: 4 Instrument :
Sample : ITO15-SIMSTD0.05 Quant Date : 1/10/2023 5:54 am

Compound #9: chloroethane

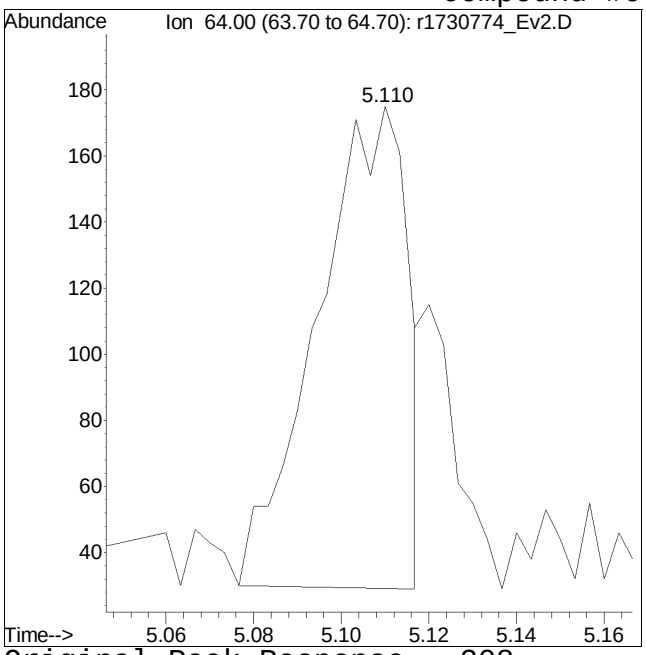

Original Peak Response = 208

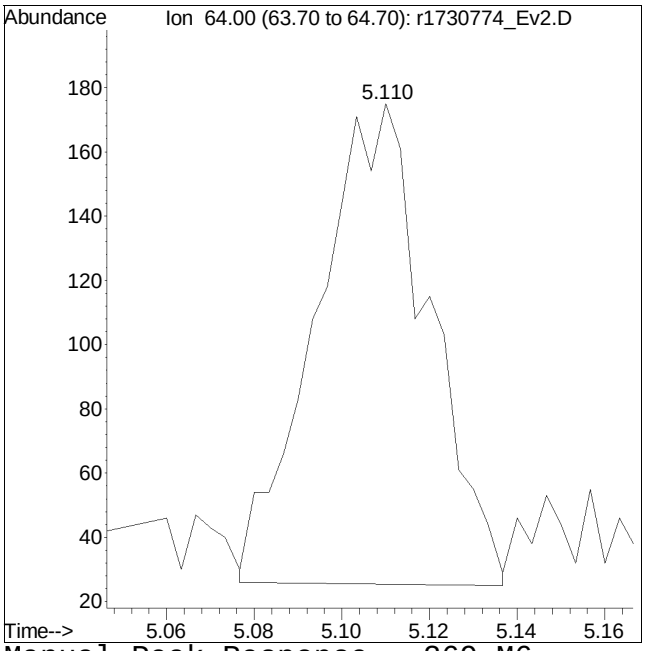

Manual Peak Response = 269 M6

M6 = Misassignment of peak valley by automated integration (poor split of 2 peaks).

Manual Integration/Negative Proof Report

Data Path : O:\Forensics\Data\Airlab17\QMethod : TSIM17_230109.M
Data File : r1730774_Ev2.D Operator : AIRLAB17:TJS
Date Inj'd : 1/9/2020 0:8: 4 Instrument :
Sample : ITO15-SIMSTD0.05 Quant Date : 1/10/2023 5:54 am

Compound #12: acrolein

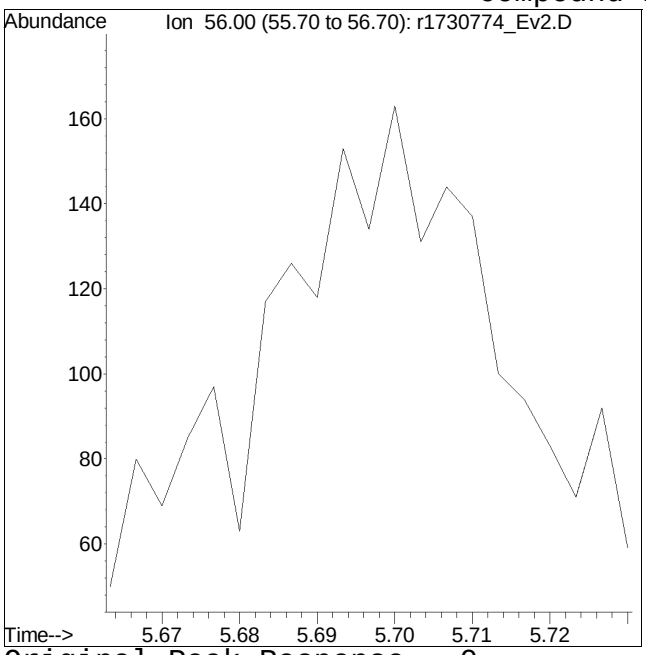

Original Peak Response = 0

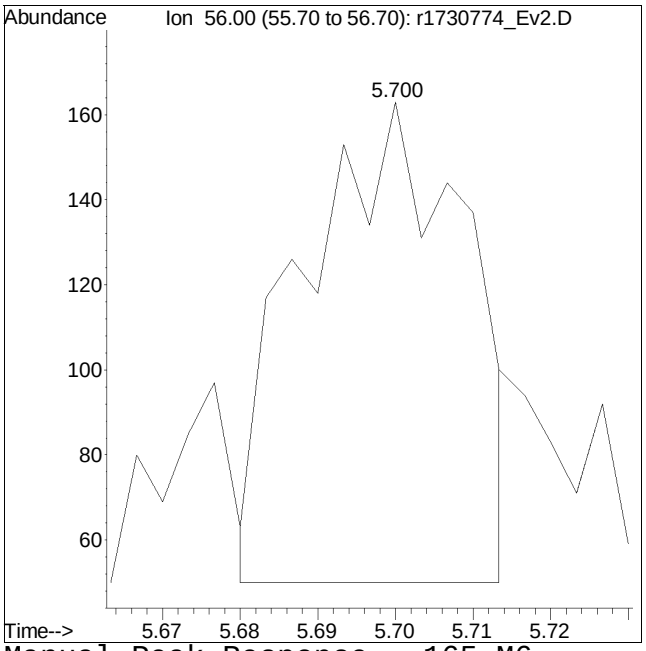

Manual Peak Response = 165 M6

M6 = Misassignment of peak valley by automated integration (poor split of 2 peaks).

Manual Integration/Negative Proof Report

Data Path : O:\Forensics\Data\Airlab17\QMethod : TSIM17_230109.M
Data File : r1730774_Ev2.D Operator : AIRLAB17:TJS
Date Inj'd : 1/9/2020 0:8: 4 Instrument :
Sample : ITO15-SIMSTD0.05 Quant Date : 1/10/2023 5:54 am

Compound #14: trichlorofluoromethane

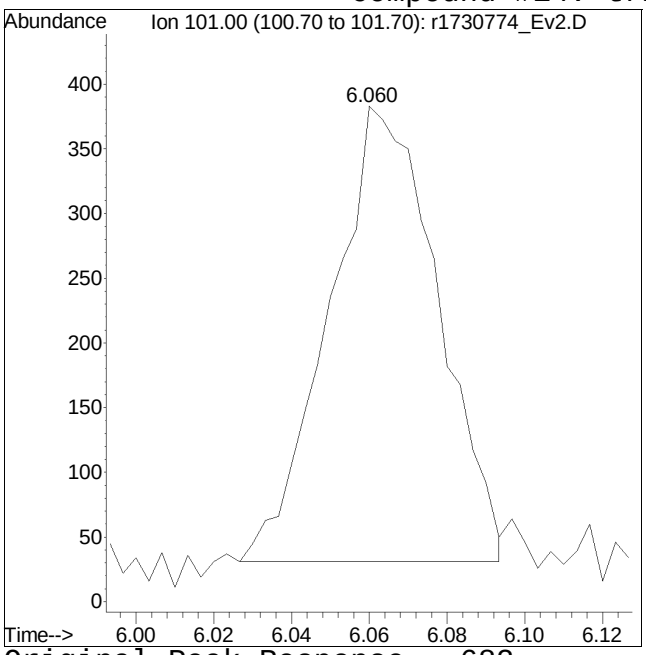

Original Peak Response = 682

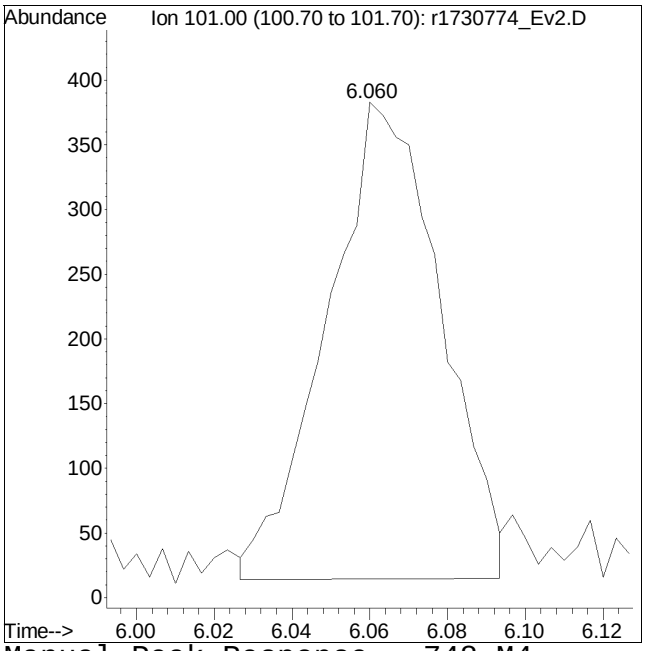

Manual Peak Response = 748 M4

M4 = Poor automated baseline construction.

Manual Integration/Negative Proof Report

Data Path : O:\Forensics\Data\Airlab17\QMethod : TSIM17_230109.M
Data File : r1730774_Ev2.D Operator : AIRLAB17:TJS
Date Inj'd : 1/9/2020 0:8: 4 Instrument :
Sample : ITO15-SIMSTD0.05 Quant Date : 1/10/2023 5:54 am

Compound #84: 1,2,3-trichlorobenzene

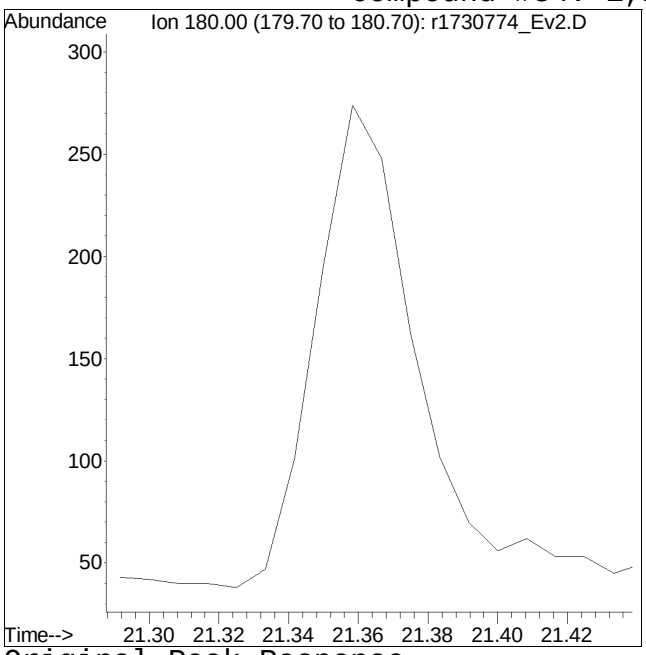

Original Peak Response =

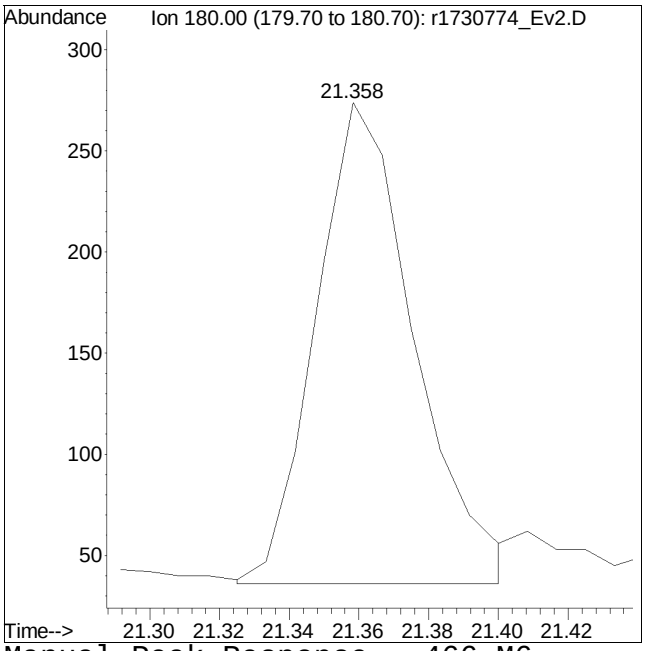

Manual Peak Response = 466 M6

M6 = Misassignment of peak valley by automated integration (poor split of 2 peaks).

Quantitation Report (QT Reviewed)

Data Path : O:\Forensics\Data\Airlab17\2023\01\0109SIM_I\
Data File : r1730775_Ev2.D
Acq On : 9 Jan 2023 8:53 PM
Operator : AIRLAB17:TJS
Sample : ITO15-SIMSTD0.1
Misc : WG1731887
ALS Vial : 0 Sample Multiplier: 1

Quant Time: Jan 10 05:02:57 2023
Quant Method : O:\Forensics\Data\Airlab17\2023\01\0109SIM_I\TSIM17_230109.M
Quant Title : TO-14A/TO-15 SIM/Full Scan Analysis
QLast Update : Tue Jan 10 05:53:38 2023
Response via : Initial Calibration

CCAL FILE : O:\Forensics\Data\Airlab17\2023\01\0109SIM_I\r1730779_Ev2.D
Sub List : Default - All compounds listed

Compound	R.T.	QIon	Response	Conc	Units	Dev(Min)
Internal Standards						
1) bromochloromethane	9.575	49	153738	10.000	ppbV	0.00
Standard Area = 156574			Recovery = 98.19%			
33) 1,4-difluorobenzene	11.850	114	548786	10.000	ppbV	0.00
Standard Area = 559751			Recovery = 98.04%			
51) chlorobenzene-D5	16.583	54	66709	10.000	ppbV	0.00
Standard Area = 69434			Recovery = 96.08%			
System Monitoring Compounds						
35) 1,2-dichloroethane-D4	10.583	65	61	0.006	ppbV	0.13
Spiked Amount 10.000	Range 70 - 130		Recovery = 0.06%#			
53) toluene-D8	14.692	98	18952	0.464	ppbV	0.00
Spiked Amount 10.000	Range 70 - 130		Recovery = 4.64%#			
67) bromofluorobenzene	17.950	95	3358	0.132	ppbV	0.00
Spiked Amount 10.000	Range 70 - 130		Recovery = 1.32%#			
Target Compounds						Qvalue
2) propylene	3.874	41	811M6	0.120	ppbV	
3) dichlorodifluoromethane	3.958	85	1536	0.116	ppbV	98
4) chloromethane	4.138	50	760	0.120	ppbV	96
5) Freon-114	4.264	85	2096	0.113	ppbV	98
6) vinyl chloride	4.396	62	855	0.115	ppbV #	88
7) 1,3-butadiene	4.564	54	626	0.112	ppbV #	79
8) bromomethane	4.882	94	790	0.117	ppbV	98
9) chloroethane	5.113	64	519M6	0.116	ppbV	
10) ethanol	5.280	31	6831	1.410	ppbV #	50
11) vinyl bromide	5.540	106	813	0.111	ppbV	96
12) acrolein	5.693	56	321M4	0.134	ppbV	
13) acetone	5.867	43	5712	0.632	ppbV #	76
14) trichlorofluoromethane	6.060	101	1365	0.111	ppbV	99
15) isopropyl alcohol	6.190	45	6927	0.617	ppbV #	96
16) acrylonitrile	6.440	53	541M4	0.097	ppbV	
17) 1,1-dichloroethene	6.838	61	1140	0.115	ppbV	85
18) tertiary butyl alcohol	6.934	59	1297	0.123	ppbV #	86
19) methylene chloride	7.006	49	1453	0.173	ppbV	89
20) 3-chloropropene	7.150	41	1256	0.109	ppbV	93
21) carbon disulfide	7.306	76	2411	0.109	ppbV #	1
22) Freon 113	7.342	101	1715	0.116	ppbV	98
23) trans-1,2-dichloroethene	8.142	61	1235	0.106	ppbV	98
24) 1,1-dichloroethane	8.383	63	1476	0.110	ppbV	89

Quantitation Report (QT Reviewed)

Data Path : O:\Forensics\Data\Airlab17\2023\01\0109SIM_I\
Data File : r1730775_Ev2.D
Acq On : 9 Jan 2023 8:53 PM
Operator : AIRLAB17:TJS
Sample : ITO15-SIMSTD0.1
Misc : WG1731887
ALS Vial : 0 Sample Multiplier: 1

Quant Time: Jan 10 05:02:57 2023
Quant Method : O:\Forensics\Data\Airlab17\2023\01\0109SIM_I\TSIM17_230109.M
Quant Title : TO-14A/TO-15 SIM/Full Scan Analysis
QLast Update : Tue Jan 10 05:53:38 2023
Response via : Initial Calibration

CCAL FILE : O:\Forensics\Data\Airlab17\2023\01\0109SIM_I\r1730779_Ev2.D
Sub List : Default - All compounds listed

Compound	R.T.	QIon	Response	Conc	Units	Dev(Min)
25) MTBE	8.475	73	1689	0.107	ppbV #	84
26) vinyl acetate	8.608	43	1626	0.120	ppbV	96
27) 2-butanone	8.883	43	1722	0.109	ppbV	95
28) cis-1,2-dichloroethene	9.383	61	1163	0.114	ppbV	96
29) Ethyl Acetate	9.700	61	311	0.117	ppbV	91
30) chloroform	9.742	83	1558	0.117	ppbV #	93
31) Tetrahydrofuran	10.217	42	952	0.099	ppbV	92
32) 1,2-dichloroethane	10.592	62	865	0.111	ppbV #	84
34) hexane	9.650	57	1519	0.109	ppbV #	86
36) 1,1,1-trichloroethane	10.883	97	1204	0.113	ppbV #	92
37) benzene	11.410	78	2634	0.104	ppbV	95
38) carbon tetrachloride	11.590	117	1258	0.115	ppbV #	90
39) cyclohexane	11.730	56	1518	0.104	ppbV #	92
40) Dibromomethane	12.343	93	990	0.118	ppbV #	90
41) 1,2-dichloropropane	12.370	63	1091	0.116	ppbV #	89
42) bromodichloromethane	12.603	83	1594	0.109	ppbV #	94
43) 1,4-dioxane	12.677	88	590M4	0.105	ppbV	
44) trichloroethene	12.657	130	1298	0.109	ppbV	93
45) 2,2,4-trimethylpentane	12.697	57	4928	0.106	ppbV #	84
46) heptane	13.023	43	1951	0.108	ppbV	91
47) cis-1,3-dichloropropene	13.667	75	1186	0.102	ppbV #	90
48) 4-methyl-2-pentanone	13.725	43	1728	0.089	ppbV #	85
49) trans-1,3-dichloropropene	14.292	75	946	0.091	ppbV #	85
50) 1,1,2-trichloroethane	14.492	97	933	0.096	ppbV	93
52) toluene	14.800	91	3179	0.107	ppbV	98
54) 2-hexanone	15.108	43	1416	0.082	ppbV #	81
55) dibromochloromethane	15.250	129	1459	0.098	ppbV	96
56) 1,2-dibromoethane	15.500	107	1538	0.107	ppbV	97
57) tetrachloroethene	15.975	166	1250	0.116	ppbV	94
58) 1,1,1,2-tetrachloroethane	16.608	131	1105	0.099	ppbV	97
59) chlorobenzene	16.625	112	2477	0.105	ppbV	94
60) ethylbenzene	16.975	91	3183	0.090	ppbV	92
61) m+p-xylene	17.133	91	5160	0.186	ppbV	91
62) bromoform	17.208	173	883	0.087	ppbV	94
63) styrene	17.458	104	2032	0.088	ppbV	95
64) 1,1,2,2-tetrachloroethane	17.550	83	2080	0.110	ppbV	96
65) o-xylene	17.550	91	2677	0.099	ppbV	95
66) 1,2,3-Trichloropropane	17.667	75	1503	0.114	ppbV #	95
68) isopropylbenzene	18.058	105	3649	0.114	ppbV	97
69) Bromobenzene	18.133	77	1773	0.086	ppbV	99

Quantitation Report (QT Reviewed)

Data Path : O:\Forensics\Data\Airlab17\2023\01\0109SIM_I\
Data File : r1730775_Ev2.D
Acq On : 9 Jan 2023 8:53 PM
Operator : AIRLAB17:TJS
Sample : ITO15-SIMSTD0.1
Misc : WG1731887
ALS Vial : 0 Sample Multiplier: 1

Quant Time: Jan 10 05:02:57 2023
Quant Method : O:\Forensics\Data\Airlab17\2023\01\0109SIM_I\TSIM17_230109.M
Quant Title : TO-14A/TO-15 SIM/Full Scan Analysis
QLast Update : Tue Jan 10 05:53:38 2023
Response via : Initial Calibration

CCAL FILE : O:\Forensics\Data\Airlab17\2023\01\0109SIM_I\r1730779_Ev2.D
Sub List : Default - All compounds listed

Compound	R.T.	QIon	Response	Conc	Units		Dev(Min)
70) 4-ethyl toluene	18.608	105	3548	0.099	ppbV		96
71) 1,3,5-trimethylbenzene	18.675	105	3144	0.104	ppbV		99
72) tert-butylbenzene	19.008	119	3278	0.099	ppbV		99
73) 1,2,4-trimethylbenzene	19.017	105	2953	0.100	ppbV		96
74) Benzyl Chloride	19.133	91	1054	0.068	ppbV	#	88
75) 1,3-dichlorobenzene	19.150	146	1586	0.090	ppbV	#	91
76) 1,4-dichlorobenzene	19.208	146	1498	0.085	ppbV	#	92
77) sec-butylbenzene	19.233	105	4441	0.100	ppbV		99
78) p-isopropyltoluene	19.367	119	3974	0.100	ppbV		99
79) 1,2-dichlorobenzene	19.492	146	1657	0.109	ppbV		92
80) n-butylbenzene	19.717	91	2860	0.090	ppbV		94
81) 1,2-dibromo-3-chloropr...	19.875	75	577	0.091	ppbV	#	85
82) 1,2,4-trichlorobenzene	20.992	180	575	0.072	ppbV	#	73
83) naphthalene	21.108	128	3377	0.119	ppbV	#	92
84) 1,2,3-trichlorobenzene	21.358	180	713	0.092	ppbV	#	72
85) hexachlorobutadiene	21.425	225	830	0.104	ppbV	#	82

(#) = qualifier out of range (m) = manual integration (+) = signals summed

Sub List : Default - All compounds listed3\01\0109SIM_I\r1730779_Ev2.D

Data Path : O:\Forensics\Data\Airlab17\2023\01\0109SIM_I\
Data File : r1730775_Ev2.D
Acq On : 9 Jan 2023 8:53 PM
Operator : AIRLAB17:TJS
Sample : ITO15-SIMSTD0.1
Misc : WG1731887
ALS Vial : 0 Sample Multiplier: 1

Quant Time: Jan 10 05:02:57 2023
Quant Method : O:\Forensics\Data\Airlab17\2023\01\0109SIM_I\TSIM17_230109.M
Quant Title : TO-14A/TO-15 SIM/Full Scan Analysis
QLast Update : Tue Jan 10 05:53:38 2023
Response via : Initial Calibration

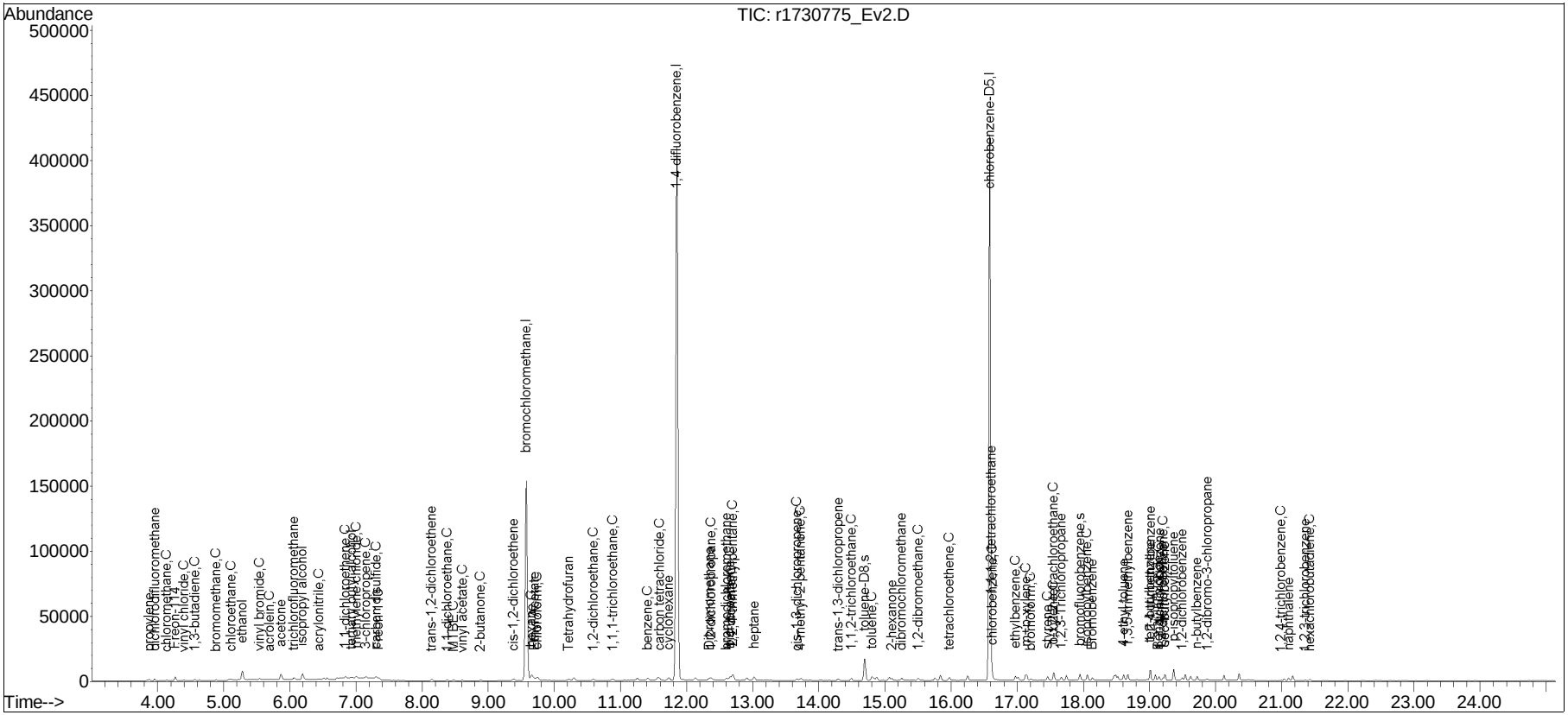

Manual Integration/Negative Proof Report

Data Path : O:\Forensics\Data\Airlab17\QMethod : TSIM17_230109.M
Data File : r1730775_Ev2.D Operator : AIRLAB17:TJS
Date Inj'd : 1/9/2020 0:8: 3 Instrument :
Sample : ITO15-SIMSTD0.1 Quant Date : 1/10/2023 5:54 am

Compound #2: propylene

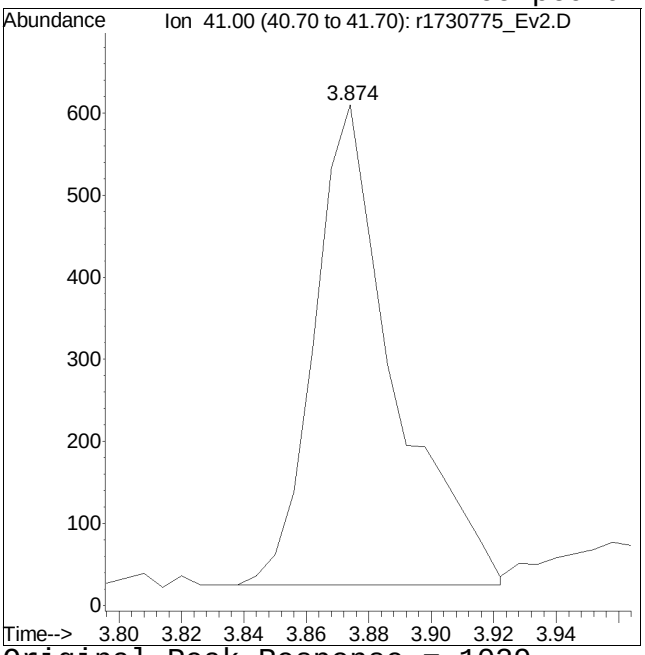

Original Peak Response = 1029

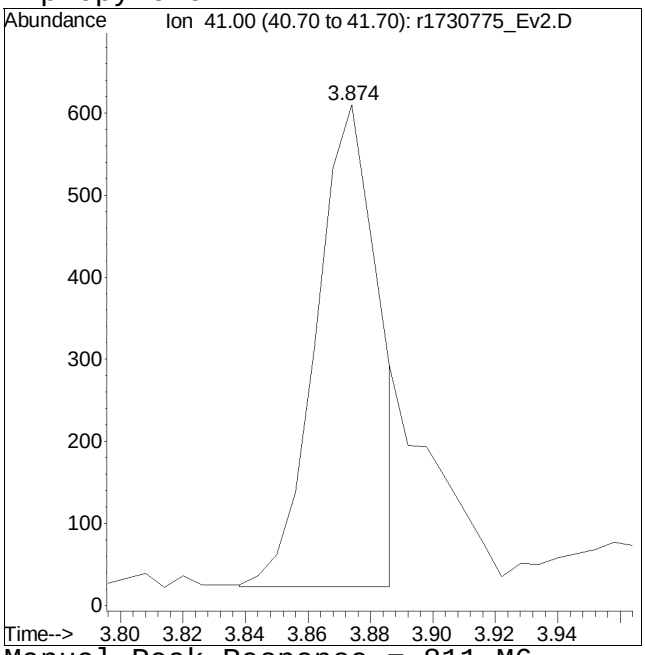

Manual Peak Response = 811 M6

M6 = Misassignment of peak valley by automated integration (poor split of 2 peaks).

Manual Integration/Negative Proof Report

Data Path : O:\Forensics\Data\Airlab17\QMethod : TSIM17_230109.M
Data File : r1730775_Ev2.D Operator : AIRLAB17:TJS
Date Inj'd : 1/9/2020 0:8: 3 Instrument :
Sample : ITO15-SIMSTD0.1 Quant Date : 1/10/2023 5:54 am

Compound #9: chloroethane

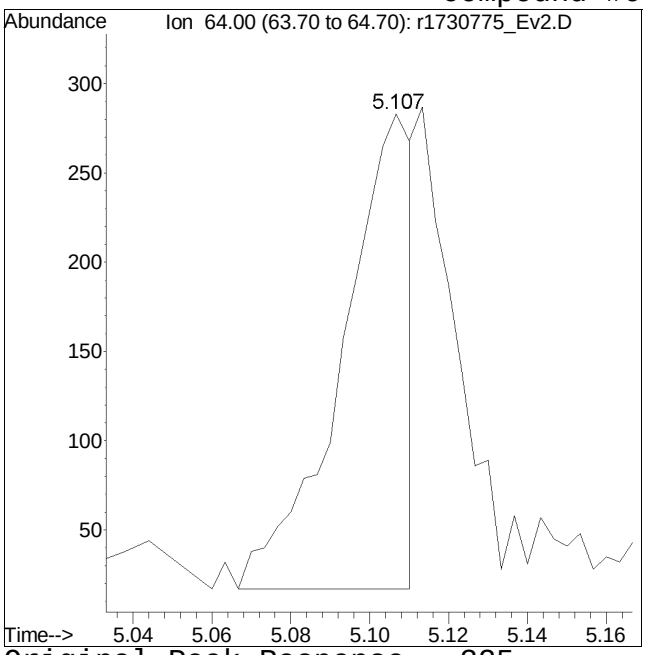

Original Peak Response = 325

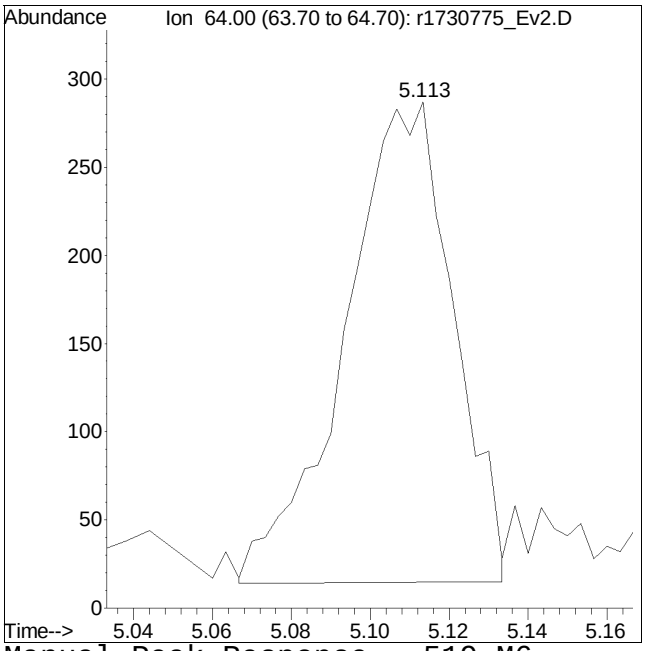

Manual Peak Response = 519 M6

M6 = Misassignment of peak valley by automated integration (poor split of 2 peaks).

Manual Integration/Negative Proof Report

Data Path : O:\Forensics\Data\Airlab17\QMethod : TSIM17_230109.M
Data File : r1730775_Ev2.D Operator : AIRLAB17:TJS
Date Inj'd : 1/9/2020 0:8: 3 Instrument :
Sample : ITO15-SIMSTD0.1 Quant Date : 1/10/2023 5:54 am

Compound #12: acrolein

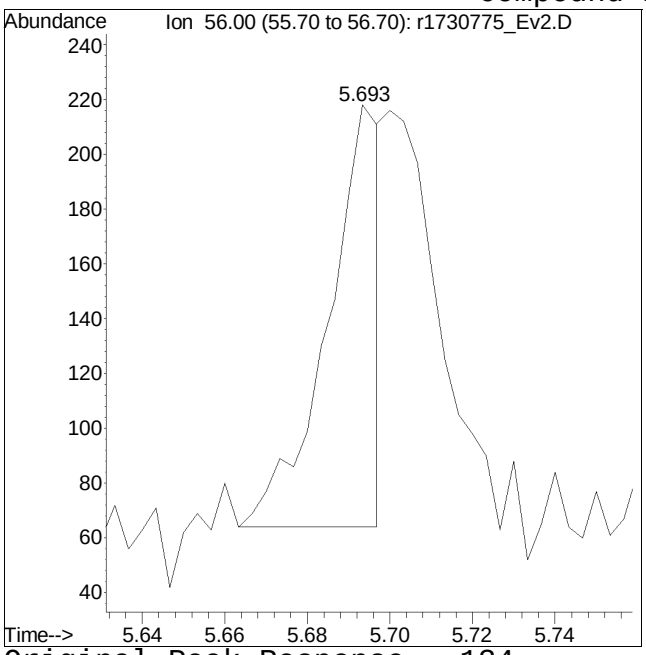

Original Peak Response = 134

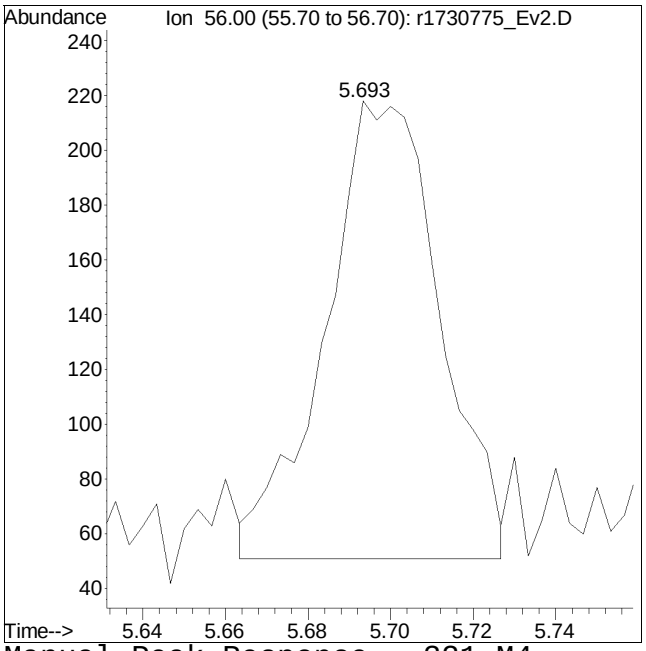

Manual Peak Response = 321 M4

M4 = Poor automated baseline construction.

Manual Integration/Negative Proof Report

Data Path : O:\Forensics\Data\Airlab17\QMethod : TSIM17_230109.M
Data File : r1730775_Ev2.D Operator : AIRLAB17:TJS
Date Inj'd : 1/9/2020 0:8: 3 Instrument :
Sample : ITO15-SIMSTD0.1 Quant Date : 1/10/2023 5:54 am

Compound #16: acrylonitrile

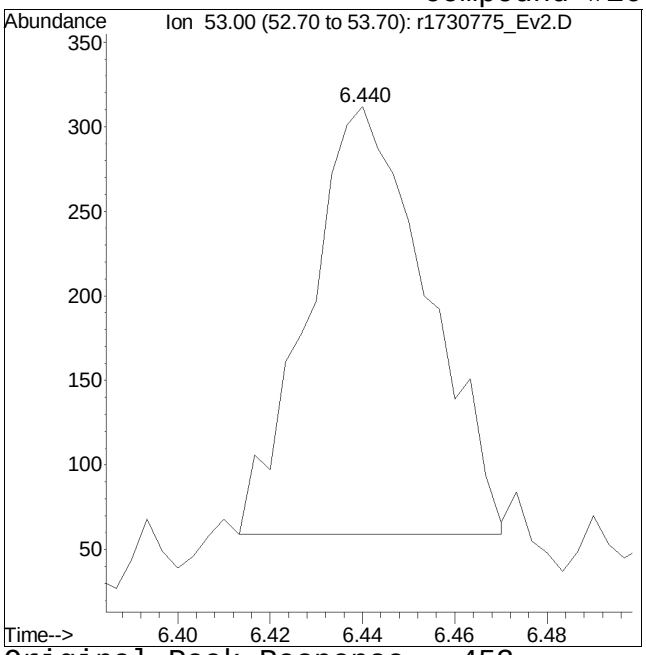

Original Peak Response = 453

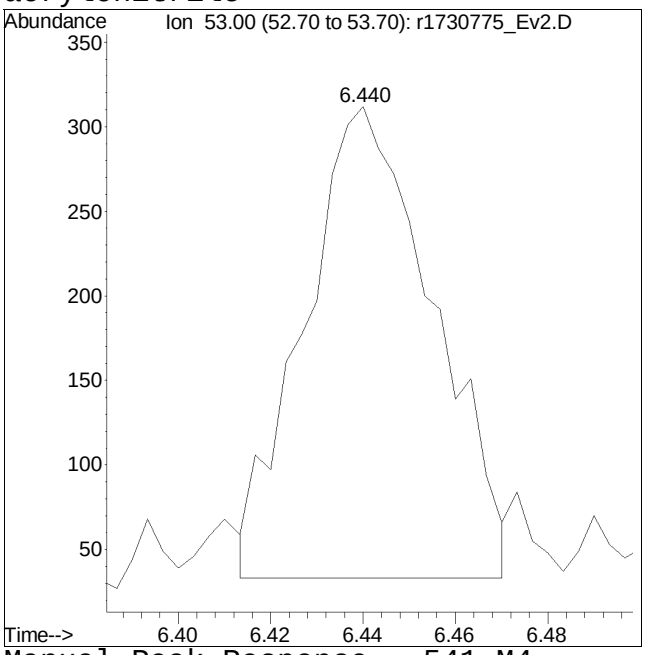

Manual Peak Response = 541 M4

M4 = Poor automated baseline construction.

Manual Integration/Negative Proof Report

Data Path : O:\Forensics\Data\Airlab17\QMethod : TSIM17_230109.M
Data File : r1730775_Ev2.D Operator : AIRLAB17:TJS
Date Inj'd : 1/9/2020 0:8: 3 Instrument :
Sample : ITO15-SIMSTD0.1 Quant Date : 1/10/2023 5:54 am

Compound #43: 1,4-dioxane

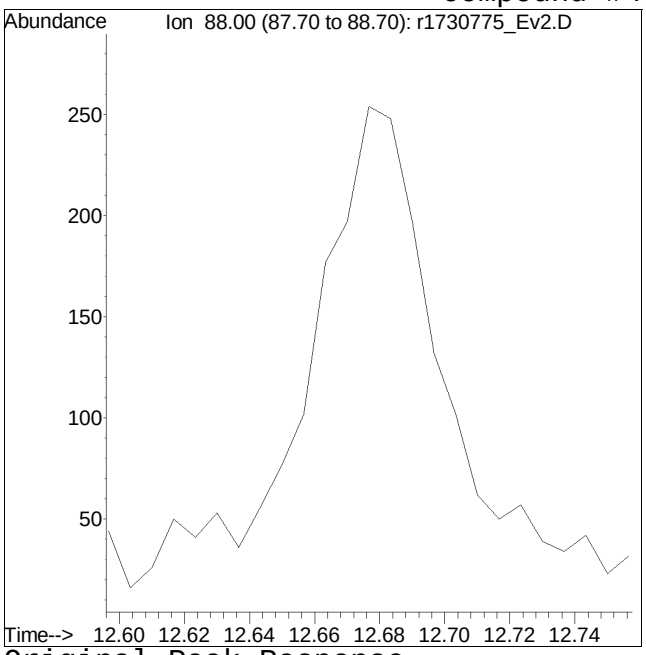

Original Peak Response =

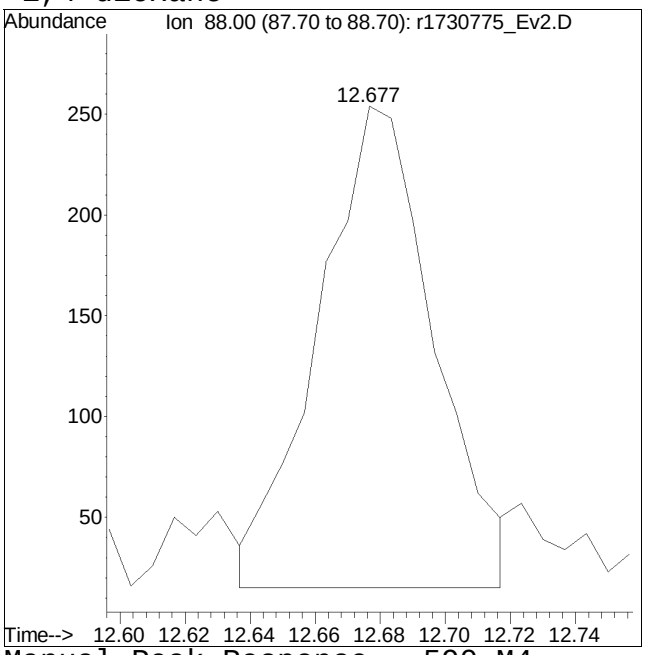

Manual Peak Response = 590 M4

M4 = Poor automated baseline construction.

Quantitation Report (QT Reviewed)

Data Path : O:\Forensics\Data\Airlab17\2023\01\0109SIM_I\
Data File : r1730776_Ev2.D
Acq On : 9 Jan 2023 9:31 PM
Operator : AIRLAB17:TJS
Sample : ITO15-SIMSTD0.2
Misc : WG1731887
ALS Vial : 0 Sample Multiplier: 1

Quant Time: Jan 10 05:03:54 2023
Quant Method : O:\Forensics\Data\Airlab17\2023\01\0109SIM_I\TSIM17_230109.M
Quant Title : TO-14A/TO-15 SIM/Full Scan Analysis
QLast Update : Tue Jan 10 05:53:38 2023
Response via : Initial Calibration

CCAL FILE : O:\Forensics\Data\Airlab17\2023\01\0109SIM_I\r1730779_Ev2.D
Sub List : Default - All compounds listed

Compound	R.T.	QIon	Response	Conc	Units	Dev(Min)
Internal Standards						
1) bromochloromethane	9.575	49	153864	10.000	ppbV	0.00
Standard Area = 156574			Recovery = 98.27%			
33) 1,4-difluorobenzene	11.850	114	552954	10.000	ppbV	0.00
Standard Area = 559751			Recovery = 98.79%			
51) chlorobenzene-D5	16.583	54	67717	10.000	ppbV	0.00
Standard Area = 69434			Recovery = 97.53%			
System Monitoring Compounds						
35) 1,2-dichloroethane-D4	10.458	65	101657	10.050	ppbV	0.00
Spiked Amount 10.000	Range 70 - 130		Recovery = 100.50%			
53) toluene-D8	14.692	98	413404	9.964	ppbV	0.00
Spiked Amount 10.000	Range 70 - 130		Recovery = 99.64%			
67) bromofluorobenzene	17.950	95	231828	8.988	ppbV	0.00
Spiked Amount 10.000	Range 70 - 130		Recovery = 89.88%			
Target Compounds						Qvalue
2) propylene	3.874	41	1646M6	0.244	ppbV	
3) dichlorodifluoromethane	3.952	85	3237	0.245	ppbV	97
4) chloromethane	4.138	50	1562	0.246	ppbV	99
5) Freon-114	4.264	85	4474	0.240	ppbV	98
6) vinyl chloride	4.396	62	1823	0.245	ppbV	94
7) 1,3-butadiene	4.564	54	1341	0.240	ppbV	92
8) bromomethane	4.882	94	1633	0.241	ppbV	99
9) chloroethane	5.110	64	981	0.219	ppbV #	82
10) ethanol	5.277	31	10316	2.127	ppbV #	53
11) vinyl bromide	5.540	106	1675	0.229	ppbV	99
12) acrolein	5.697	56	678	0.283	ppbV #	71
13) acetone	5.860	43	12441	1.376	ppbV #	74
14) trichlorofluoromethane	6.060	101	2968	0.240	ppbV	95
15) isopropyl alcohol	6.187	45	7449	0.663	ppbV #	96
16) acrylonitrile	6.437	53	1245	0.223	ppbV	98
17) 1,1-dichloroethene	6.838	61	2423	0.244	ppbV	92
18) tertiary butyl alcohol	6.922	59	2692	0.255	ppbV #	75
19) methylene chloride	7.006	49	2445	0.291	ppbV	91
20) 3-chloropropene	7.144	41	2723	0.236	ppbV	92
21) carbon disulfide	7.300	76	5251	0.238	ppbV #	1
22) Freon 113	7.342	101	3638	0.245	ppbV	99
23) trans-1,2-dichloroethene	8.142	61	2831	0.244	ppbV	97
24) 1,1-dichloroethane	8.375	63	3310	0.247	ppbV	96

Quantitation Report (QT Reviewed)

Data Path : O:\Forensics\Data\Airlab17\2023\01\0109SIM_I\
Data File : r1730776_Ev2.D
Acq On : 9 Jan 2023 9:31 PM
Operator : AIRLAB17:TJS
Sample : ITO15-SIMSTD0.2
Misc : WG1731887
ALS Vial : 0 Sample Multiplier: 1

Quant Time: Jan 10 05:03:54 2023
Quant Method : O:\Forensics\Data\Airlab17\2023\01\0109SIM_I\TSIM17_230109.M
Quant Title : TO-14A/TO-15 SIM/Full Scan Analysis
QLast Update : Tue Jan 10 05:53:38 2023
Response via : Initial Calibration

CCAL FILE : O:\Forensics\Data\Airlab17\2023\01\0109SIM_I\r1730779_Ev2.D
Sub List : Default - All compounds listed

Compound	R.T.	QIon	Response	Conc	Units		Dev(Min)
25) MTBE	8.475	73	3809	0.241	ppbV	#	92
26) vinyl acetate	8.600	43	3861	0.285	ppbV		97
27) 2-butanone	8.875	43	3906	0.248	ppbV		93
28) cis-1,2-dichloroethene	9.383	61	2528	0.249	ppbV		96
29) Ethyl Acetate	9.692	61	679	0.256	ppbV		75
30) chloroform	9.733	83	3354	0.252	ppbV	#	95
31) Tetrahydrofuran	10.208	42	2284	0.237	ppbV		93
32) 1,2-dichloroethane	10.583	62	1974	0.254	ppbV		95
34) hexane	9.650	57	3404	0.242	ppbV	#	77
36) 1,1,1-trichloroethane	10.883	97	2680	0.250	ppbV	#	93
37) benzene	11.417	78	7736	0.304	ppbV		96
38) carbon tetrachloride	11.583	117	2738	0.248	ppbV	#	93
39) cyclohexane	11.730	56	3499	0.238	ppbV	#	86
40) Dibromomethane	12.337	93	2166	0.256	ppbV	#	97
41) 1,2-dichloropropane	12.370	63	2393	0.253	ppbV	#	93
42) bromodichloromethane	12.603	83	3577	0.242	ppbV		99
43) 1,4-dioxane	12.663	88	1341	0.238	ppbV		98
44) trichloroethene	12.650	130	2992	0.248	ppbV		98
45) 2,2,4-trimethylpentane	12.697	57	11157	0.238	ppbV	#	88
46) heptane	13.023	43	4523	0.248	ppbV	#	82
47) cis-1,3-dichloropropene	13.667	75	2933	0.249	ppbV	#	88
48) 4-methyl-2-pentanone	13.717	43	4605	0.235	ppbV	#	85
49) trans-1,3-dichloropropene	14.292	75	2491	0.238	ppbV		94
50) 1,1,2-trichloroethane	14.492	97	2505	0.255	ppbV		90
52) toluene	14.800	91	9351	0.311	ppbV		98
54) 2-hexanone	15.092	43	4003	0.229	ppbV	#	78
55) dibromochloromethane	15.250	129	3532	0.234	ppbV		97
56) 1,2-dibromoethane	15.500	107	3773	0.259	ppbV		99
57) tetrachloroethene	15.975	166	2974	0.271	ppbV		99
58) 1,1,1,2-tetrachloroethane	16.608	131	2539	0.224	ppbV		97
59) chlorobenzene	16.625	112	6424	0.268	ppbV		95
60) ethylbenzene	16.975	91	8549	0.238	ppbV		94
61) m+p-xylene	17.133	91	13750	0.489	ppbV		93
62) bromoform	17.208	173	2365	0.230	ppbV		97
63) styrene	17.458	104	5376	0.230	ppbV		95
64) 1,1,2,2-tetrachloroethane	17.550	83	5600	0.292	ppbV		96
65) o-xylene	17.550	91	6947	0.254	ppbV		97
66) 1,2,3-Trichloropropane	17.667	75	3859	0.289	ppbV		97
68) isopropylbenzene	18.058	105	9668	0.298	ppbV		97
69) Bromobenzene	18.133	77	4692	0.224	ppbV		94

Quantitation Report (QT Reviewed)

Data Path : O:\Forensics\Data\Airlab17\2023\01\0109SIM_I\
Data File : r1730776_Ev2.D
Acq On : 9 Jan 2023 9:31 PM
Operator : AIRLAB17:TJS
Sample : ITO15-SIMSTD0.2
Misc : WG1731887
ALS Vial : 0 Sample Multiplier: 1

Quant Time: Jan 10 05:03:54 2023
Quant Method : O:\Forensics\Data\Airlab17\2023\01\0109SIM_I\TSIM17_230109.M
Quant Title : TO-14A/TO-15 SIM/Full Scan Analysis
QLast Update : Tue Jan 10 05:53:38 2023
Response via : Initial Calibration

CCAL FILE : O:\Forensics\Data\Airlab17\2023\01\0109SIM_I\r1730779_Ev2.D
Sub List : Default - All compounds listed

Compound	R.T.	QIon	Response	Conc	Units	Dev(Min)
70) 4-ethyl toluene	18.608	105	9440	0.259	ppbV	97
71) 1,3,5-trimethylbenzene	18.675	105	8441	0.276	ppbV	99
72) tert-butylbenzene	19.008	119	8803	0.263	ppbV	95
73) 1,2,4-trimethylbenzene	19.008	105	7788	0.259	ppbV	93
74) Benzyl Chloride	19.133	91	3048	0.194	ppbV	99
75) 1,3-dichlorobenzene	19.150	146	4374	0.244	ppbV	96
76) 1,4-dichlorobenzene	19.200	146	4193M6	0.235	ppbV	
77) sec-butylbenzene	19.233	105	11887	0.265	ppbV	100
78) p-isopropyltoluene	19.367	119	10542	0.262	ppbV	98
79) 1,2-dichlorobenzene	19.492	146	4240	0.274	ppbV	96
80) n-butylbenzene	19.717	91	7881	0.244	ppbV	96
81) 1,2-dibromo-3-chloropr...	19.867	75	1570	0.244	ppbV	89
82) 1,2,4-trichlorobenzene	20.992	180	1589	0.197	ppbV #	86
83) naphthalene	21.100	128	7587	0.263	ppbV #	96
84) 1,2,3-trichlorobenzene	21.358	180	1767	0.225	ppbV #	86
85) hexachlorobutadiene	21.425	225	2071	0.255	ppbV #	93

(#) = qualifier out of range (m) = manual integration (+) = signals summed

Sub List : Default - All compounds listed3\01\0109SIM_I\r1730779_Ev2.D

Data Path : O:\Forensics\Data\Airlab17\2023\01\0109SIM_I\
Data File : r1730776_Ev2.D
Acq On : 9 Jan 2023 9:31 PM
Operator : AIRLAB17:TJS
Sample : ITO15-SIMSTD0.2
Misc : WG1731887
ALS Vial : 0 Sample Multiplier: 1

Quant Time: Jan 10 05:03:54 2023
Quant Method : O:\Forensics\Data\Airlab17\2023\01\0109SIM_I\TSIM17_230109.M
Quant Title : TO-14A/TO-15 SIM/Full Scan Analysis
QLast Update : Tue Jan 10 05:53:38 2023
Response via : Initial Calibration

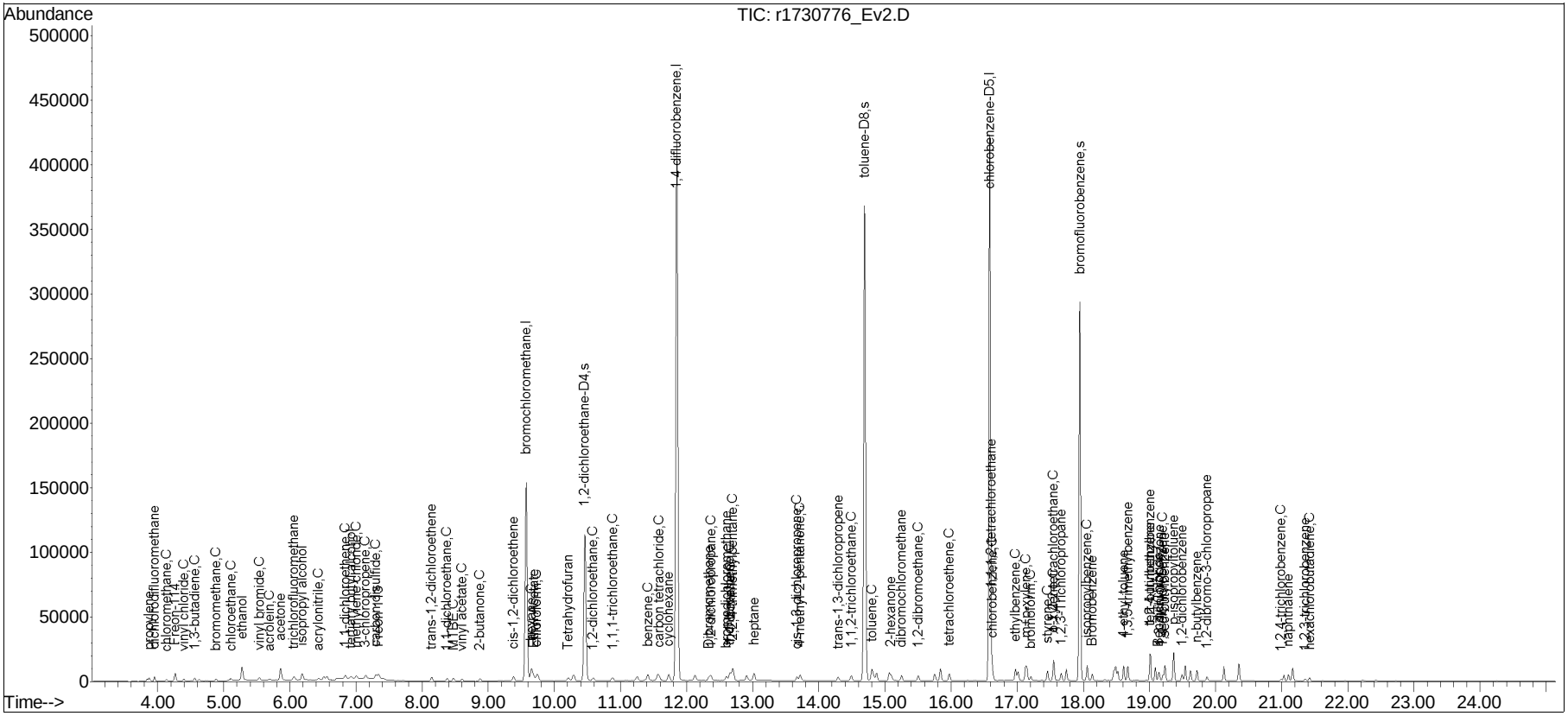

Manual Integration/Negative Proof Report

Data Path : O:\Forensics\Data\Airlab17\QMethod : TSIM17_230109.M
Data File : r1730776_Ev2.D Operator : AIRLAB17:TJS
Date Inj'd : 1/9/2020 0:9: 1 Instrument :
Sample : ITO15-SIMSTD0.2 Quant Date : 1/10/2023 5:54 am

Compound #2: propylene

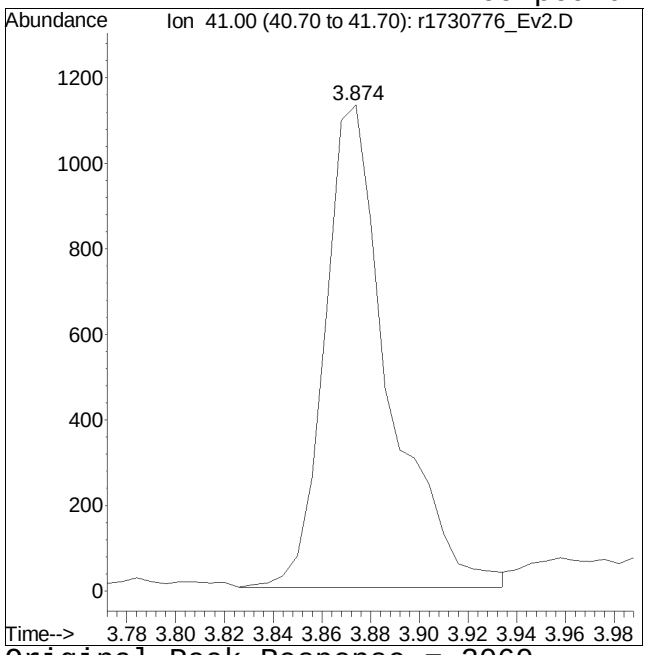

Original Peak Response = 2060

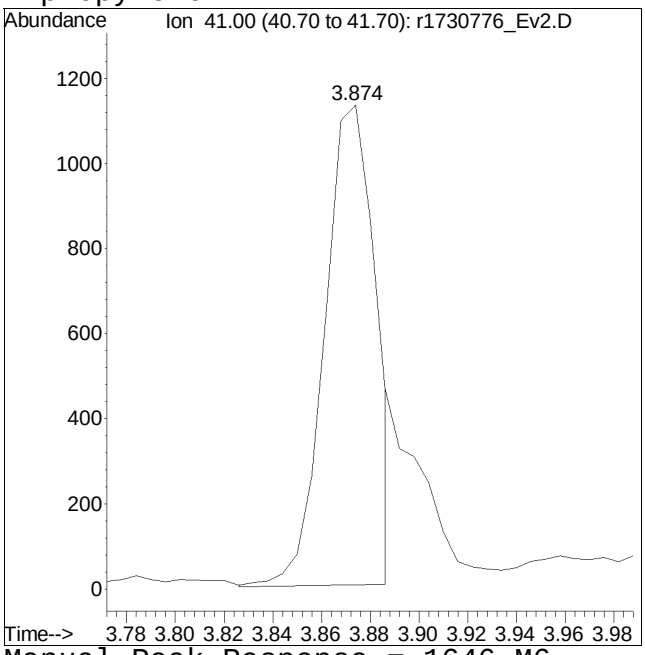

Manual Peak Response = 1646 M6

M6 = Misassignment of peak valley by automated integration (poor split of 2 peaks).

Manual Integration/Negative Proof Report

Data Path : O:\Forensics\Data\Airlab17\QMethod : TSIM17_230109.M
Data File : r1730776_Ev2.D Operator : AIRLAB17:TJS
Date Inj'd : 1/9/2020 0:9: 1 Instrument :
Sample : ITO15-SIMSTD0.2 Quant Date : 1/10/2023 5:54 am

Compound #76: 1,4-dichlorobenzene

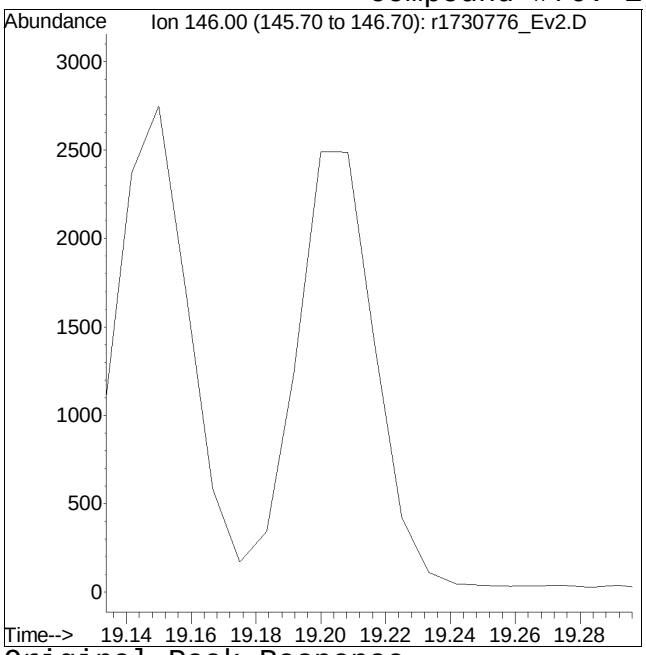

Original Peak Response =

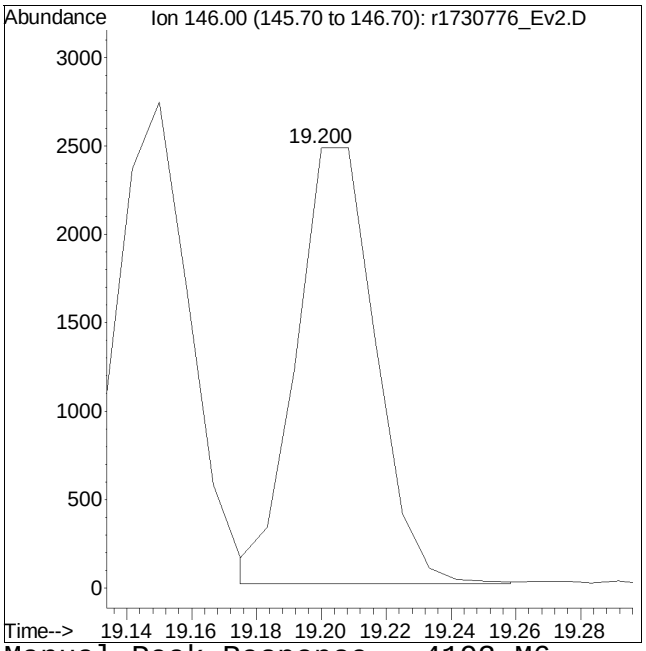

Manual Peak Response = 4193 M6

M6 = Misassignment of peak valley by automated integration (poor split of 2 peaks).

Quantitation Report (QT Reviewed)

Data Path : O:\Forensics\Data\Airlab17\2023\01\0109SIM_I\
Data File : r1730777_Ev2.D
Acq On : 9 Jan 2023 10:10 PM
Operator : AIRLAB17:TJS
Sample : ITO15-SIMSTD0.5
Misc : WG1731887
ALS Vial : 0 Sample Multiplier: 1

Quant Time: Jan 10 05:04:08 2023
Quant Method : O:\Forensics\Data\Airlab17\2023\01\0109SIM_I\TSIM17_230109.M
Quant Title : TO-14A/TO-15 SIM/Full Scan Analysis
QLast Update : Tue Jan 10 05:53:38 2023
Response via : Initial Calibration

CCAL FILE : O:\Forensics\Data\Airlab17\2023\01\0109SIM_I\r1730779_Ev2.D
Sub List : Default - All compounds listed

Compound	R.T.	QIon	Response	Conc	Units	Dev(Min)
Internal Standards						
1) bromochloromethane	9.575	49	153674	10.000	ppbV	0.00
Standard Area = 156574			Recovery = 98.15%			
33) 1,4-difluorobenzene	11.850	114	551351	10.000	ppbV	0.00
Standard Area = 559751			Recovery = 98.50%			
51) chlorobenzene-D5	16.583	54	67919	10.000	ppbV	0.00
Standard Area = 69434			Recovery = 97.82%			
System Monitoring Compounds						
35) 1,2-dichloroethane-D4	10.458	65	101306	10.044	ppbV	0.00
Spiked Amount 10.000	Range 70 - 130		Recovery = 100.44%			
53) toluene-D8	14.692	98	424136	10.192	ppbV	0.00
Spiked Amount 10.000	Range 70 - 130		Recovery = 101.92%			
67) bromofluorobenzene	17.950	95	252814	9.773	ppbV	0.00
Spiked Amount 10.000	Range 70 - 130		Recovery = 97.73%			
Target Compounds						Qvalue
2) propylene	3.874	41	3713M6	0.550	ppbV	
3) dichlorodifluoromethane	3.952	85	7486	0.566	ppbV	98
4) chloromethane	4.138	50	3606	0.569	ppbV	97
5) Freon-114	4.264	85	10468	0.563	ppbV	98
6) vinyl chloride	4.396	62	4179	0.562	ppbV	97
7) 1,3-butadiene	4.564	54	2998	0.538	ppbV	94
8) bromomethane	4.882	94	3803	0.563	ppbV	99
9) chloroethane	5.103	64	2271	0.507	ppbV #	90
10) ethanol	5.273	31	17711	3.657	ppbV #	56
11) vinyl bromide	5.540	106	4027	0.551	ppbV	99
12) acrolein	5.693	56	1501	0.627	ppbV	89
13) acetone	5.857	43	27003	2.989	ppbV #	77
14) trichlorofluoromethane	6.063	101	7011	0.568	ppbV	97
15) isopropyl alcohol	6.183	45	16739	1.491	ppbV #	95
16) acrylonitrile	6.437	53	2716	0.487	ppbV	98
17) 1,1-dichloroethene	6.838	61	5692	0.574	ppbV	94
18) tertiary butyl alcohol	6.916	59	6062	0.575	ppbV #	79
19) methylene chloride	7.006	49	5168	0.617	ppbV	92
20) 3-chloropropene	7.144	41	6406	0.556	ppbV	90
21) carbon disulfide	7.300	76	12099	0.549	ppbV #	14
22) Freon 113	7.342	101	8452	0.570	ppbV	98
23) trans-1,2-dichloroethene	8.142	61	6475	0.558	ppbV	95
24) 1,1-dichloroethane	8.375	63	7694	0.576	ppbV	97

Quantitation Report (QT Reviewed)

Data Path : O:\Forensics\Data\Airlab17\2023\01\0109SIM_I\
Data File : r1730777_Ev2.D
Acq On : 9 Jan 2023 10:10 PM
Operator : AIRLAB17:TJS
Sample : ITO15-SIMSTD0.5
Misc : WG1731887
ALS Vial : 0 Sample Multiplier: 1

Quant Time: Jan 10 05:04:08 2023
Quant Method : O:\Forensics\Data\Airlab17\2023\01\0109SIM_I\TSIM17_230109.M
Quant Title : TO-14A/TO-15 SIM/Full Scan Analysis
QLast Update : Tue Jan 10 05:53:38 2023
Response via : Initial Calibration

CCAL FILE : O:\Forensics\Data\Airlab17\2023\01\0109SIM_I\r1730779_Ev2.D
Sub List : Default - All compounds listed

Compound	R.T.	QIon	Response	Conc	Units		Dev(Min)
25) MTBE	8.467	73	8769	0.556	ppbV	#	92
26) vinyl acetate	8.600	43	8754	0.646	ppbV		96
27) 2-butanone	8.875	43	8942	0.568	ppbV		94
28) cis-1,2-dichloroethene	9.383	61	5852	0.576	ppbV		98
29) Ethyl Acetate	9.692	61	1477	0.558	ppbV		71
30) chloroform	9.742	83	7655	0.577	ppbV		96
31) Tetrahydrofuran	10.200	42	5349	0.556	ppbV	#	87
32) 1,2-dichloroethane	10.592	62	4555	0.587	ppbV		97
34) hexane	9.650	57	7733	0.550	ppbV	#	77
36) 1,1,1-trichloroethane	10.883	97	6142	0.574	ppbV	#	96
37) benzene	11.410	78	15941	0.628	ppbV		98
38) carbon tetrachloride	11.590	117	6214	0.564	ppbV		98
39) cyclohexane	11.730	56	7931	0.542	ppbV	#	84
40) Dibromomethane	12.337	93	5113	0.605	ppbV	#	100
41) 1,2-dichloropropane	12.370	63	5532	0.587	ppbV	#	96
42) bromodichloromethane	12.603	83	8228	0.558	ppbV		97
43) 1,4-dioxane	12.657	88	3086	0.549	ppbV		99
44) trichloroethene	12.657	130	6963	0.580	ppbV		99
45) 2,2,4-trimethylpentane	12.697	57	26145	0.559	ppbV	#	88
46) heptane	13.017	43	10156	0.559	ppbV	#	82
47) cis-1,3-dichloropropene	13.667	75	6686	0.570	ppbV		92
48) 4-methyl-2-pentanone	13.717	43	10517	0.539	ppbV	#	86
49) trans-1,3-dichloropropene	14.292	75	6016	0.576	ppbV		94
50) 1,1,2-trichloroethane	14.492	97	5958	0.609	ppbV		93
52) toluene	14.800	91	19771	0.655	ppbV		98
54) 2-hexanone	15.092	43	9357	0.534	ppbV	#	79
55) dibromochloromethane	15.250	129	8571	0.567	ppbV		99
56) 1,2-dibromoethane	15.500	107	8984	0.614	ppbV		99
57) tetrachloroethene	15.975	166	6726	0.611	ppbV		97
58) 1,1,1,2-tetrachloroethane	16.608	131	6720	0.590	ppbV		98
59) chlorobenzene	16.625	112	14900	0.619	ppbV		95
60) ethylbenzene	16.975	91	18419	0.511	ppbV		93
61) m+p-xylene	17.133	91	31472	1.116	ppbV		94
62) bromoform	17.208	173	5783	0.560	ppbV		99
63) styrene	17.458	104	11974	0.511	ppbV		94
64) 1,1,2,2-tetrachloroethane	17.550	83	12943	0.672	ppbV		96
65) o-xylene	17.550	91	15858	0.578	ppbV		96
66) 1,2,3-Trichloropropane	17.667	75	8908	0.666	ppbV		95
68) isopropylbenzene	18.058	105	22058	0.677	ppbV		97
69) Bromobenzene	18.133	77	11465	0.547	ppbV		95

Quantitation Report (QT Reviewed)

Data Path : O:\Forensics\Data\Airlab17\2023\01\0109SIM_I\
Data File : r1730777_Ev2.D
Acq On : 9 Jan 2023 10:10 PM
Operator : AIRLAB17:TJS
Sample : ITO15-SIMSTD0.5
Misc : WG1731887
ALS Vial : 0 Sample Multiplier: 1

Quant Time: Jan 10 05:04:08 2023
Quant Method : O:\Forensics\Data\Airlab17\2023\01\0109SIM_I\TSIM17_230109.M
Quant Title : TO-14A/TO-15 SIM/Full Scan Analysis
QLast Update : Tue Jan 10 05:53:38 2023
Response via : Initial Calibration

CCAL FILE : O:\Forensics\Data\Airlab17\2023\01\0109SIM_I\r1730779_Ev2.D
Sub List : Default - All compounds listed

Compound	R.T.	QIon	Response	Conc	Units	Dev(Min)
70) 4-ethyl toluene	18.608	105	22227	0.607	ppbV	96
71) 1,3,5-trimethylbenzene	18.675	105	19468	0.635	ppbV	99
72) tert-butylbenzene	19.008	119	20595	0.613	ppbV	96
73) 1,2,4-trimethylbenzene	19.017	105	18478	0.612	ppbV	94
74) Benzyl Chloride	19.133	91	7421	0.471	ppbV	99
75) 1,3-dichlorobenzene	19.150	146	10126	0.564	ppbV	97
76) 1,4-dichlorobenzene	19.208	146	9703	0.542	ppbV	98
77) sec-butylbenzene	19.233	105	27843	0.618	ppbV	98
78) p-isopropyltoluene	19.367	119	24339	0.603	ppbV	98
79) 1,2-dichlorobenzene	19.492	146	9872	0.636	ppbV	96
80) n-butylbenzene	19.717	91	18902	0.583	ppbV	96
81) 1,2-dibromo-3-chloropr...	19.867	75	3838	0.595	ppbV	90
82) 1,2,4-trichlorobenzene	20.992	180	4106	0.508	ppbV #	90
83) naphthalene	21.100	128	17343	0.599	ppbV	96
84) 1,2,3-trichlorobenzene	21.358	180	4585	0.582	ppbV #	90
85) hexachlorobutadiene	21.425	225	5123	0.628	ppbV #	94

(#) = qualifier out of range (m) = manual integration (+) = signals summed

Sub List : Default - All compounds listed3\01\0109SIM_I\r1730779_Ev2.D

Data Path : O:\Forensics\Data\Airlab17\2023\01\0109SIM_I\
Data File : r1730777_Ev2.D
Acq On : 9 Jan 2023 10:10 PM
Operator : AIRLAB17:TJS
Sample : ITO15-SIMSTD0.5
Misc : WG1731887
ALS Vial : 0 Sample Multiplier: 1

Quant Time: Jan 10 05:04:08 2023
Quant Method : O:\Forensics\Data\Airlab17\2023\01\0109SIM_I\TSIM17_230109.M
Quant Title : TO-14A/TO-15 SIM/Full Scan Analysis
QLast Update : Tue Jan 10 05:53:38 2023
Response via : Initial Calibration

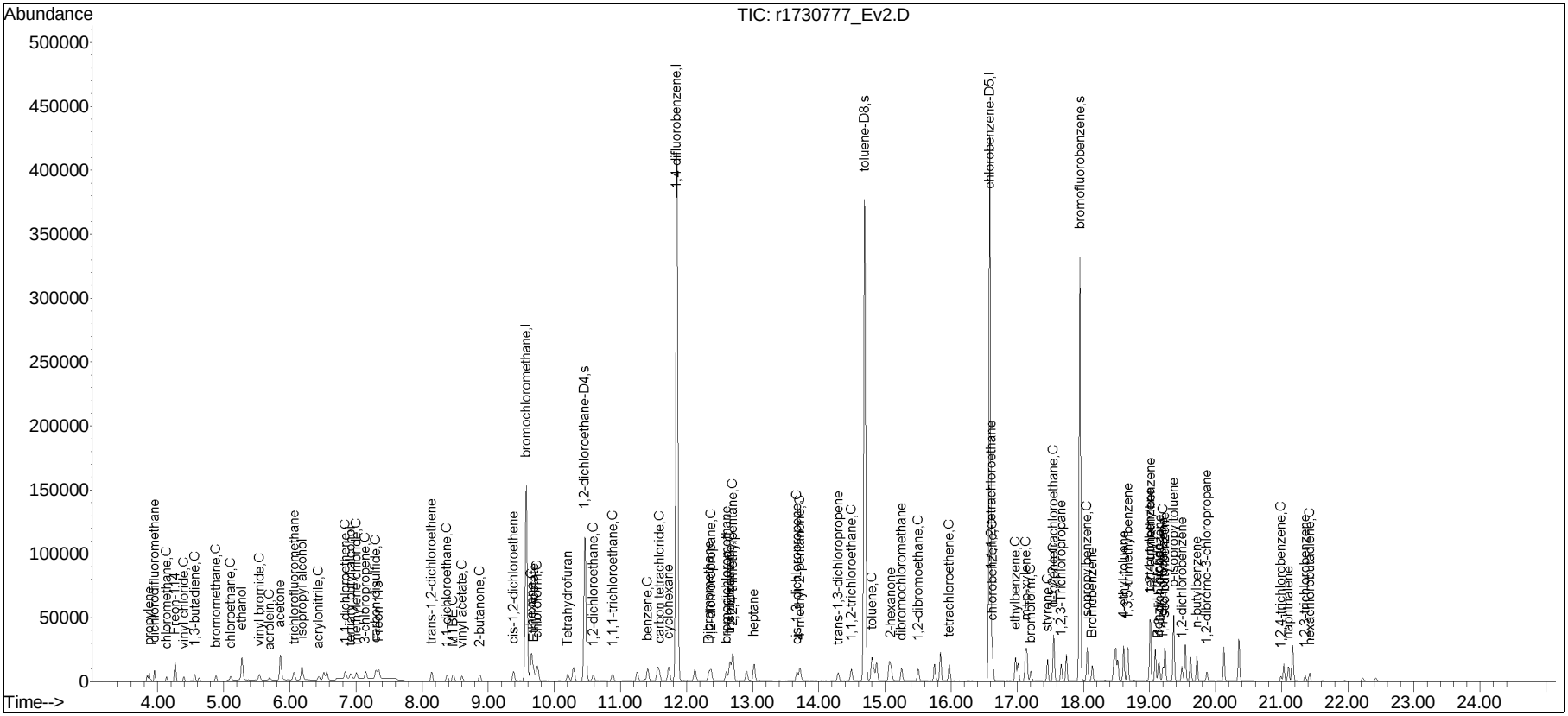

Manual Integration/Negative Proof Report

Data Path : O:\Forensics\Data\Airlab17\QMethod : TSIM17_230109.M
Data File : r1730777_Ev2.D Operator : AIRLAB17:TJS
Date Inj'd : 1/9/2020 0:0: 0 Instrument :
Sample : ITO15-SIMSTD0.5 Quant Date : 1/10/2023 5:54 am

Compound #2: propylene

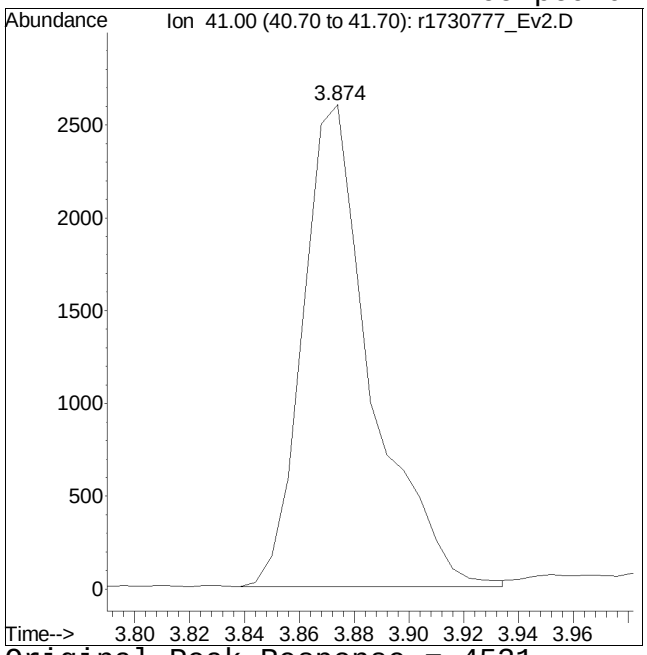

Original Peak Response = 4521

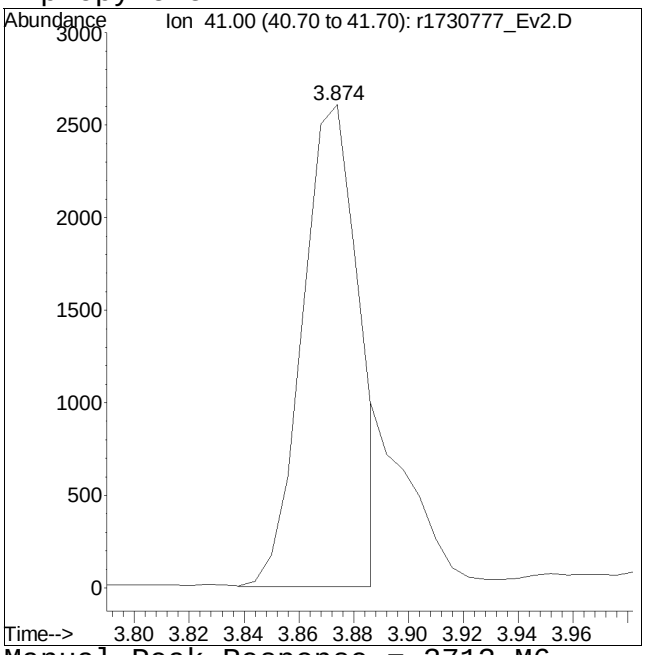

Manual Peak Response = 3713 M6

M6 = Misassignment of peak valley by automated integration (poor split of 2 peaks).

Quantitation Report (QT Reviewed)

Data Path : O:\Forensics\Data\Airlab17\2023\01\0109SIM_I\
Data File : r1730778_Ev2.D
Acq On : 9 Jan 2023 10:52 PM
Operator : AIRLAB17:TJS
Sample : ITO15-SIMSTD1.0
Misc : WG1731887
ALS Vial : 0 Sample Multiplier: 1

Quant Time: Jan 10 05:04:42 2023
Quant Method : O:\Forensics\Data\Airlab17\2023\01\0109SIM_I\TSIM17_230109.M
Quant Title : TO-14A/TO-15 SIM/Full Scan Analysis
QLast Update : Tue Jan 10 05:53:38 2023
Response via : Initial Calibration

CCAL FILE : O:\Forensics\Data\Airlab17\2023\01\0109SIM_I\r1730779_Ev2.D
Sub List : Default - All compounds listed

Compound	R.T.	QIon	Response	Conc	Units	Dev(Min)
Internal Standards						
1) bromochloromethane	9.575	49	155617	10.000	ppbV	0.00
Standard Area = 156574			Recovery = 99.39%			
33) 1,4-difluorobenzene	11.850	114	557304	10.000	ppbV	0.00
Standard Area = 559751			Recovery = 99.56%			
51) chlorobenzene-D5	16.583	54	68566	10.000	ppbV	0.00
Standard Area = 69434			Recovery = 98.75%			
System Monitoring Compounds						
35) 1,2-dichloroethane-D4	10.458	65	102843	10.088	ppbV	0.00
Spiked Amount 10.000	Range 70 - 130		Recovery = 100.88%			
53) toluene-D8	14.692	98	425906	10.138	ppbV	0.00
Spiked Amount 10.000	Range 70 - 130		Recovery = 101.38%			
67) bromofluorobenzene	17.950	95	259472	9.936	ppbV	0.00
Spiked Amount 10.000	Range 70 - 130		Recovery = 99.36%			
Target Compounds						Qvalue
2) propylene	3.874	41	7147M6	1.046	ppbV	
3) dichlorodifluoromethane	3.952	85	14589	1.090	ppbV	98
4) chloromethane	4.138	50	7018	1.094	ppbV	94
5) Freon-114	4.264	85	20567	1.092	ppbV	98
6) vinyl chloride	4.396	62	8104	1.075	ppbV	98
7) 1,3-butadiene	4.564	54	5891	1.043	ppbV	96
8) bromomethane	4.882	94	7448	1.088	ppbV	97
9) chloroethane	5.107	64	4396	0.969	ppbV #	82
10) ethanol	5.273	31	30360	6.190	ppbV #	53
11) vinyl bromide	5.540	106	7856	1.062	ppbV	100
12) acrolein	5.693	56	2814	1.160	ppbV	97
13) acetone	5.857	43	51899	5.674	ppbV #	77
14) trichlorofluoromethane	6.063	101	13784	1.104	ppbV	97
15) isopropyl alcohol	6.180	45	32212	2.834	ppbV	97
16) acrylonitrile	6.437	53	5361	0.949	ppbV	95
17) 1,1-dichloroethene	6.838	61	11030	1.098	ppbV	94
18) tertiary butyl alcohol	6.916	59	11563	1.084	ppbV #	77
19) methylene chloride	7.006	49	9837	1.159	ppbV	91
20) 3-chloropropene	7.144	41	13250	1.135	ppbV	94
21) carbon disulfide	7.300	76	24763	1.109	ppbV #	86
22) Freon 113	7.342	101	16654	1.109	ppbV	98
23) trans-1,2-dichloroethene	8.142	61	12503	1.065	ppbV	95
24) 1,1-dichloroethane	8.375	63	14936	1.104	ppbV	98

Quantitation Report (QT Reviewed)

Data Path : O:\Forensics\Data\Airlab17\2023\01\0109SIM_I\
Data File : r1730778_Ev2.D
Acq On : 9 Jan 2023 10:52 PM
Operator : AIRLAB17:TJS
Sample : ITO15-SIMSTD1.0
Misc : WG1731887
ALS Vial : 0 Sample Multiplier: 1

Quant Time: Jan 10 05:04:42 2023
Quant Method : O:\Forensics\Data\Airlab17\2023\01\0109SIM_I\TSIM17_230109.M
Quant Title : TO-14A/TO-15 SIM/Full Scan Analysis
QLast Update : Tue Jan 10 05:53:38 2023
Response via : Initial Calibration

CCAL FILE : O:\Forensics\Data\Airlab17\2023\01\0109SIM_I\r1730779_Ev2.D
Sub List : Default - All compounds listed

Compound	R.T.	QIon	Response	Conc	Units	Dev(Min)
25) MTBE	8.467	73	17034	1.067	ppbV #	93
26) vinyl acetate	8.600	43	16645	1.213	ppbV	96
27) 2-butanone	8.867	43	17310	1.085	ppbV #	93
28) cis-1,2-dichloroethene	9.383	61	11342	1.103	ppbV	97
29) Ethyl Acetate	9.692	61	2994	1.116	ppbV	81
30) chloroform	9.742	83	15003	1.116	ppbV	98
31) Tetrahydrofuran	10.200	42	10520	1.079	ppbV	91
32) 1,2-dichloroethane	10.592	62	8855	1.127	ppbV	95
34) hexane	9.650	57	15222	1.072	ppbV #	71
36) 1,1,1-trichloroethane	10.883	97	11882	1.099	ppbV	97
37) benzene	11.417	78	29644	1.155	ppbV	96
38) carbon tetrachloride	11.590	117	12251	1.101	ppbV	99
39) cyclohexane	11.730	56	15886	1.074	ppbV #	88
40) Dibromomethane	12.337	93	9736	1.140	ppbV #	99
41) 1,2-dichloropropane	12.370	63	10831	1.136	ppbV #	95
42) bromodichloromethane	12.603	83	16229	1.088	ppbV	97
43) 1,4-dioxane	12.657	88	5936	1.045	ppbV	97
44) trichloroethene	12.657	130	13628	1.122	ppbV	98
45) 2,2,4-trimethylpentane	12.697	57	51517	1.089	ppbV #	90
46) heptane	13.023	43	19898	1.084	ppbV #	84
47) cis-1,3-dichloropropene	13.667	75	13329	1.124	ppbV	94
48) 4-methyl-2-pentanone	13.708	43	20724	1.051	ppbV #	84
49) trans-1,3-dichloropropene	14.292	75	11773	1.116	ppbV	96
50) 1,1,2-trichloroethane	14.492	97	11498	1.163	ppbV	92
52) toluene	14.808	91	37058	1.216	ppbV	97
54) 2-hexanone	15.092	43	18685	1.056	ppbV #	80
55) dibromochloromethane	15.250	129	16665	1.093	ppbV	97
56) 1,2-dibromoethane	15.500	107	17516	1.185	ppbV	99
57) tetrachloroethene	15.975	166	13184	1.185	ppbV	98
58) 1,1,1,2-tetrachloroethane	16.608	131	13419	1.168	ppbV	99
59) chlorobenzene	16.625	112	29391	1.209	ppbV	96
60) ethylbenzene	16.975	91	37276	1.024	ppbV	94
61) m+p-xylene	17.142	91	59819	2.102	ppbV	92
62) bromoform	17.208	173	11617	1.115	ppbV	100
63) styrene	17.458	104	24299	1.027	ppbV	97
64) 1,1,2,2-tetrachloroethane	17.550	83	25165	1.295	ppbV	96
65) o-xylene	17.550	91	30436	1.100	ppbV	95
66) 1,2,3-Trichloropropane	17.667	75	17443	1.292	ppbV	96
68) isopropylbenzene	18.058	105	42990	1.307	ppbV	98
69) Bromobenzene	18.133	77	24506	1.158	ppbV	94

Quantitation Report (QT Reviewed)

Data Path : O:\Forensics\Data\Airlab17\2023\01\0109SIM_I\
Data File : r1730778_Ev2.D
Acq On : 9 Jan 2023 10:52 PM
Operator : AIRLAB17:TJS
Sample : ITO15-SIMSTD1.0
Misc : WG1731887
ALS Vial : 0 Sample Multiplier: 1

Quant Time: Jan 10 05:04:42 2023
Quant Method : O:\Forensics\Data\Airlab17\2023\01\0109SIM_I\TSIM17_230109.M
Quant Title : TO-14A/TO-15 SIM/Full Scan Analysis
QLast Update : Tue Jan 10 05:53:38 2023
Response via : Initial Calibration

CCAL FILE : O:\Forensics\Data\Airlab17\2023\01\0109SIM_I\r1730779_Ev2.D
Sub List : Default - All compounds listed

Compound	R.T.	QIon	Response	Conc	Units		Dev(Min)
70) 4-ethyl toluene	18.608	105	43631	1.181	ppbV		97
71) 1,3,5-trimethylbenzene	18.675	105	38212	1.234	ppbV		98
72) tert-butylbenzene	19.008	119	40371	1.190	ppbV		96
73) 1,2,4-trimethylbenzene	19.017	105	36810	1.208	ppbV		93
74) Benzyl Chloride	19.133	91	15439	0.971	ppbV		98
75) 1,3-dichlorobenzene	19.150	146	20034	1.105	ppbV		99
76) 1,4-dichlorobenzene	19.208	146	19287	1.067	ppbV		97
77) sec-butylbenzene	19.233	105	55024	1.211	ppbV		99
78) p-isopropyltoluene	19.367	119	48065	1.180	ppbV		98
79) 1,2-dichlorobenzene	19.492	146	19140	1.222	ppbV		99
80) n-butylbenzene	19.717	91	38057	1.162	ppbV		96
81) 1,2-dibromo-3-chloropr...	19.867	75	7596	1.166	ppbV		90
82) 1,2,4-trichlorobenzene	20.992	180	8512	1.044	ppbV		91
83) naphthalene	21.100	128	33187	1.136	ppbV		97
84) 1,2,3-trichlorobenzene	21.358	180	9317	1.171	ppbV	#	90
85) hexachlorobutadiene	21.425	225	10118	1.228	ppbV		94

(#) = qualifier out of range (m) = manual integration (+) = signals summed

Sub List : Default - All compounds listed3\01\0109SIM_I\r1730779_Ev2.D

Data Path : O:\Forensics\Data\Airlab17\2023\01\0109SIM_I\
Data File : r1730778_Ev2.D
Acq On : 9 Jan 2023 10:52 PM
Operator : AIRLAB17:TJS
Sample : ITO15-SIMSTD1.0
Misc : WG1731887
ALS Vial : 0 Sample Multiplier: 1

Quant Time: Jan 10 05:04:42 2023
Quant Method : O:\Forensics\Data\Airlab17\2023\01\0109SIM_I\TSIM17_230109.M
Quant Title : TO-14A/TO-15 SIM/Full Scan Analysis
QLast Update : Tue Jan 10 05:53:38 2023
Response via : Initial Calibration

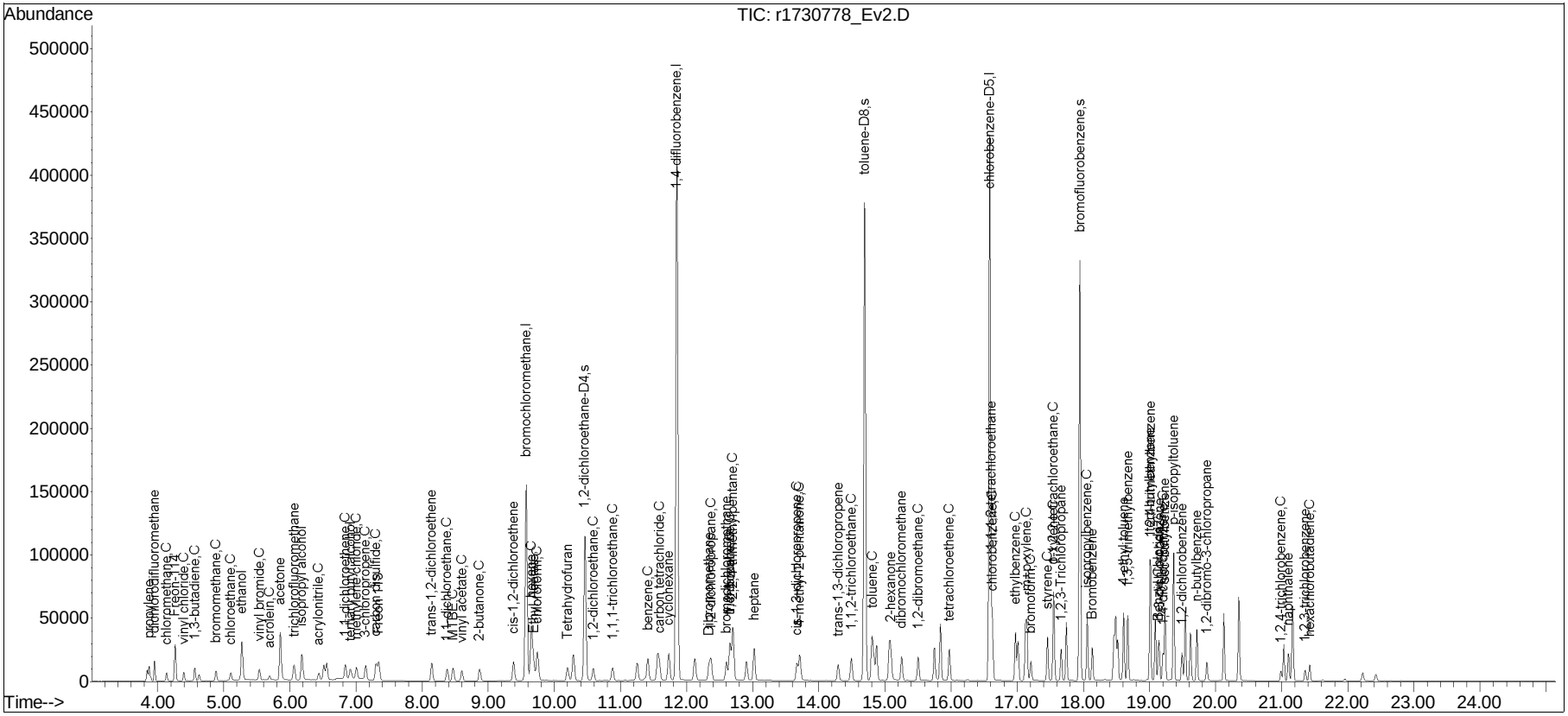

Manual Integration/Negative Proof Report

Data Path : O:\Forensics\Data\Airlab17\QMethod : TSIM17_230109.M
Data File : r1730778_Ev2.D Operator : AIRLAB17:TJS
Date Inj'd : 1/9/2020 0:0: 2 Instrument :
Sample : ITO15-SIMSTD1.0 Quant Date : 1/10/2023 5:54 am

Compound #2: propylene

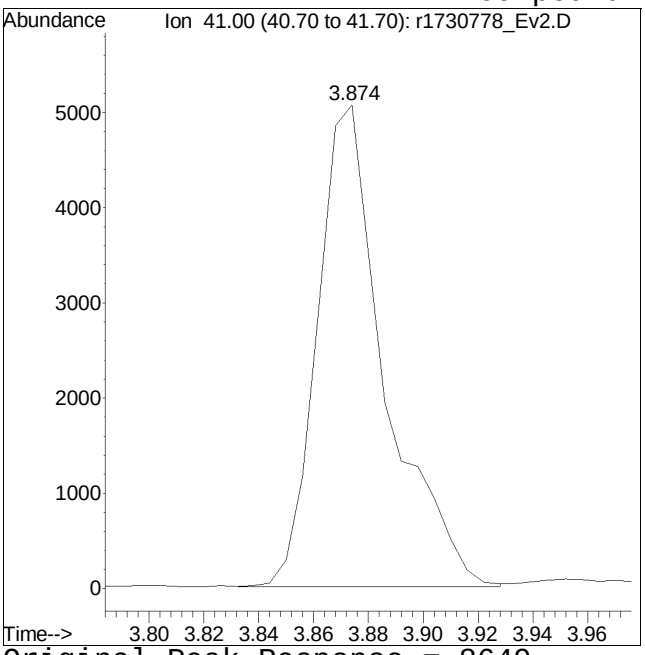

Original Peak Response = 8649

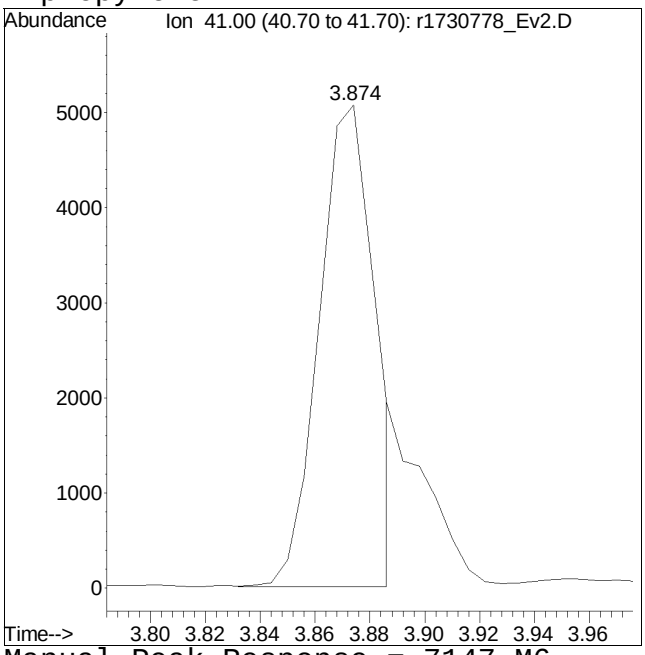

Manual Peak Response = 7147 M6

M6 = Misassignment of peak valley by automated integration (poor split of 2 peaks).

Quantitation Report (QT Reviewed)

Data Path : O:\Forensics\Data\Airlab17\2023\01\0109SIM_I\
Data File : r1730779_Ev2.D
Acq On : 9 Jan 2023 11:31 PM
Operator : AIRLAB17:TJS
Sample : ITO15-SIMSTD5.0
Misc : WG1731887
ALS Vial : 0 Sample Multiplier: 1

Quant Time: Jan 10 04:54:04 2023
Quant Method : O:\Forensics\Data\Airlab17\2023\01\0109SIM_I\TSIM17_230109.M
Quant Title : TO-14A/TO-15 SIM/Full Scan Analysis
QLast Update : Wed Nov 16 09:17:55 2022
Response via : Initial Calibration

CCAL FILE : O:\Forensics\Data\Airlab17\2023\01\0109SIM_I\r1730779_Ev2.D
Sub List : Default - All compounds listed

Compound	R.T.	QIon	Response	Conc	Units	Dev(Min)
Internal Standards						
1) bromochloromethane	9.575	49	156574	10.000	ppbV	0.04
Standard Area = 156574			Recovery = 100.00%			
33) 1,4-difluorobenzene	11.850	114	559751	10.000	ppbV	0.03
Standard Area = 559751			Recovery = 100.00%			
51) chlorobenzene-D5	16.583	54	69434	10.000	ppbV	0.03
Standard Area = 69434			Recovery = 100.00%			
System Monitoring Compounds						
35) 1,2-dichloroethane-D4	10.458	65	102394	11.977	ppbV	0.03
Spiked Amount 10.000	Range 70 - 130		Recovery = 119.77%			
53) toluene-D8	14.692	98	425408	10.572	ppbV	0.03
Spiked Amount 10.000	Range 70 - 130		Recovery = 105.72%			
67) bromofluorobenzene	17.942	95	264456	10.512	ppbV	0.03
Spiked Amount 10.000	Range 70 - 130		Recovery = 105.12%			
Target Compounds						Qvalue
2) propylene	3.868	41	34369M6	7.806	ppbV	
3) dichlorodifluoromethane	3.952	85	67351	5.475	ppbV	99
4) chloromethane	4.132	50	32279	4.784	ppbV	94
5) Freon-114	4.264	85	94757	5.419	ppbV	98
6) vinyl chloride	4.396	62	37908	5.649	ppbV	99
7) 1,3-butadiene	4.564	54	28401	4.997	ppbV	96
8) bromomethane	4.882	94	34426	5.574	ppbV	99
9) chloroethane	5.107	64	22823	5.760	ppbV #	87
10) ethanol	5.270	31	123375	23.249	ppbV #	56
11) vinyl bromide	5.540	106	37199	5.951	ppbV	98
12) acrolein	5.690	56	12205	4.506	ppbV	95
13) acetone	5.847	43	230077	32.575	ppbV #	77
14) trichlorofluoromethane	6.063	101	62826	6.007	ppbV	96
15) isopropyl alcohol	6.177	45	142947	16.961	ppbV #	95
16) acrylonitrile	6.437	53	28413	5.057	ppbV	98
17) 1,1-dichloroethene	6.838	61	50543	6.267	ppbV	94
18) tertiary butyl alcohol	6.910	59	53681	6.391	ppbV #	78
19) methylene chloride	7.006	49	42689	4.885	ppbV	91
20) 3-chloropropene	7.150	41	58705	7.548	ppbV	89
21) carbon disulfide	7.300	76	112366	5.527	ppbV #	91
22) Freon 113	7.342	101	75543	6.332	ppbV	99
23) trans-1,2-dichloroethene	8.142	61	59071	6.961	ppbV	94
24) 1,1-dichloroethane	8.375	63	68073	6.641	ppbV	98

Data Path : O:\Forensics\Data\Airlab17\2023\01\0109SIM_I\
Data File : r1730779_Ev2.D
Acq On : 9 Jan 2023 11:31 PM
Operator : AIRLAB17:TJS
Sample : ITO15-SIMSTD5.0
Misc : WG1731887
ALS Vial : 0 Sample Multiplier: 1

Quant Time: Jan 10 04:54:04 2023
Quant Method : O:\Forensics\Data\Airlab17\2023\01\0109SIM_I\TSIM17_230109.M
Quant Title : TO-14A/TO-15 SIM/Full Scan Analysis
QLast Update : Wed Nov 16 09:17:55 2022
Response via : Initial Calibration

CCAL FILE : O:\Forensics\Data\Airlab17\2023\01\0109SIM_I\r1730779_Ev2.D
Sub List : Default - All compounds listed

Compound	R.T.	QIon	Response	Conc	Units		Dev(Min)
25) MTBE	8.467	73	80311	6.468	ppbV		93
26) vinyl acetate	8.600	43	69022	5.848	ppbV		96
27) 2-butanone	8.858	43	80242	6.835	ppbV	#	91
28) cis-1,2-dichloroethene	9.383	61	51740	6.868	ppbV		98
29) Ethyl Acetate	9.683	61	13494	7.116	ppbV	#	63
30) chloroform	9.742	83	67628	5.688	ppbV		97
31) Tetrahydrofuran	10.183	42	49034	7.039	ppbV	#	86
32) 1,2-dichloroethane	10.592	62	39511	6.827	ppbV		97
34) hexane	9.650	57	71329	5.657	ppbV	#	66
36) 1,1,1-trichloroethane	10.883	97	54305	5.596	ppbV		98
37) benzene	11.410	78	128888	4.477	ppbV		97
38) carbon tetrachloride	11.590	117	55894	5.465	ppbV		99
39) cyclohexane	11.730	56	74280	5.468	ppbV	#	87
40) Dibromomethane	12.337	93	42905	5.194	ppbV	#	100
41) 1,2-dichloropropane	12.370	63	47866	5.831	ppbV	#	96
42) bromodichloromethane	12.603	83	74889	5.484	ppbV		96
43) 1,4-dioxane	12.650	88	28524	5.583	ppbV		95
44) trichloroethene	12.657	130	60973	5.320	ppbV		98
45) 2,2,4-trimethylpentane	12.697	57	237608M6	5.785	ppbV		
46) heptane	13.017	43	92184	6.007	ppbV	#	82
47) cis-1,3-dichloropropene	13.667	75	59541	5.257	ppbV		94
48) 4-methyl-2-pentanone	13.708	43	99009	6.168	ppbV	#	84
49) trans-1,3-dichloropropene	14.292	75	52999	5.485	ppbV		95
50) 1,1,2-trichloroethane	14.492	97	49664	5.425	ppbV		93
52) toluene	14.800	91	154335	4.785	ppbV		97
54) 2-hexanone	15.083	43	89578	6.106	ppbV	#	80
55) dibromochloromethane	15.250	129	77228	5.789	ppbV		99
56) 1,2-dibromoethane	15.500	107	74822	5.192	ppbV		100
57) tetrachloroethene	15.975	166	56314	4.684	ppbV		98
58) 1,1,1,2-tetrachloroethane	16.608	131	58195	5.894	ppbV		99
59) chlorobenzene	16.625	112	123083	4.812	ppbV		96
60) ethylbenzene	16.975	91	184313	5.871	ppbV		93
61) m+p-xylene	17.133	91	288184	11.480	ppbV		93
62) bromoform	17.208	173	52761	6.203	ppbV		99
63) styrene	17.458	104	119768	5.742	ppbV		96
64) 1,1,2,2-tetrachloroethane	17.550	83	98387	4.917	ppbV		96
65) o-xylene	17.550	91	140130	5.551	ppbV		95
66) 1,2,3-Trichloropropane	17.658	75	68349	4.520	ppbV		96
68) isopropylbenzene	18.058	105	166486	4.332	ppbV		98
69) Bromobenzene	18.133	77	107189	5.509	ppbV		94

Data Path : O:\Forensics\Data\Airlab17\2023\01\0109SIM_I\
Data File : r1730779_Ev2.D
Acq On : 9 Jan 2023 11:31 PM
Operator : AIRLAB17:TJS
Sample : ITO15-SIMSTD5.0
Misc : WG1731887
ALS Vial : 0 Sample Multiplier: 1

Quant Time: Jan 10 04:54:04 2023
Quant Method : O:\Forensics\Data\Airlab17\2023\01\0109SIM_I\TSIM17_230109.M
Quant Title : TO-14A/TO-15 SIM/Full Scan Analysis
QLast Update : Wed Nov 16 09:17:55 2022
Response via : Initial Calibration

CCAL FILE : O:\Forensics\Data\Airlab17\2023\01\0109SIM_I\r1730779_Ev2.D
Sub List : Default - All compounds listed

Compound	R.T.	QIon	Response	Conc	Units		Dev(Min)
70) 4-ethyl toluene	18.608	105	187065	5.406	ppbV		98
71) 1,3,5-trimethylbenzene	18.667	105	156769	5.144	ppbV		96
72) tert-butylbenzene	19.008	119	171823	4.720	ppbV		96
73) 1,2,4-trimethylbenzene	19.008	105	154311	5.066	ppbV		96
74) Benzyl Chloride	19.133	91	80499	7.600	ppbV		97
75) 1,3-dichlorobenzene	19.150	146	91773	5.783	ppbV		99
76) 1,4-dichlorobenzene	19.200	146	91498M6	6.358	ppbV		
77) sec-butylbenzene	19.233	105	230144	4.874	ppbV		100
78) p-isopropyltoluene	19.367	119	206287M6	5.221	ppbV		
79) 1,2-dichlorobenzene	19.492	146	79328	4.975	ppbV		99
80) n-butylbenzene	19.717	91	165776	5.432	ppbV		93
81) 1,2-dibromo-3-chloropr...	19.867	75	32975	6.658	ppbV		93
82) 1,2,4-trichlorobenzene	20.992	180	41301	6.435	ppbV		94
83) naphthalene	21.100	128	147941	6.269	ppbV		98
84) 1,2,3-trichlorobenzene	21.350	180	40287	5.678	ppbV	#	88
85) hexachlorobutadiene	21.425	225	41706	5.193	ppbV		94

(#) = qualifier out of range (m) = manual integration (+) = signals summed

Sub List : Default - All compounds listed3\01\0109SIM_I\r1730779_Ev2.D

Data Path : O:\Forensics\Data\Airlab17\2023\01\0109SIM_I\
Data File : r1730779_Ev2.D
Acq On : 9 Jan 2023 11:31 PM
Operator : AIRLAB17:TJS
Sample : ITO15-SIMSTD5.0
Misc : WG1731887
ALS Vial : 0 Sample Multiplier: 1

Quant Time: Jan 10 04:54:04 2023
Quant Method : O:\Forensics\Data\Airlab17\2023\01\0109SIM_I\TSIM17_230109.M
Quant Title : TO-14A/TO-15 SIM/Full Scan Analysis
QLast Update : Wed Nov 16 09:17:55 2022
Response via : Initial Calibration

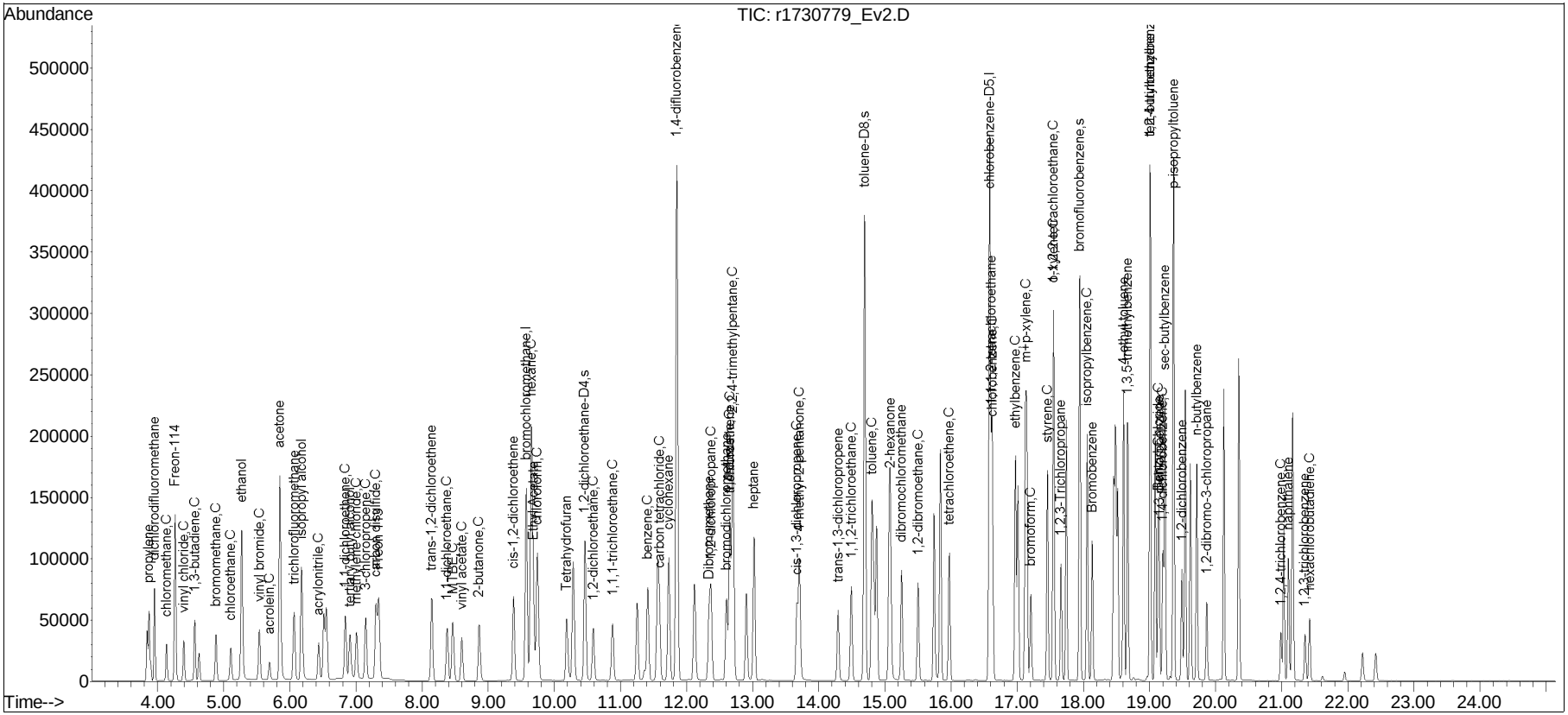

Manual Integration/Negative Proof Report

Data Path : O:\Forensics\Data\Airlab17\QMethod : TSIM17_230109.M
Data File : r1730779_Ev2.D Operator : AIRLAB17:TJS
Date Inj'd : 1/9/2020 0:1: 1 Instrument :
Sample : ITO15-SIMSTD5.0 Quant Date : 1/10/2023 5:52 am

Compound #2: propylene

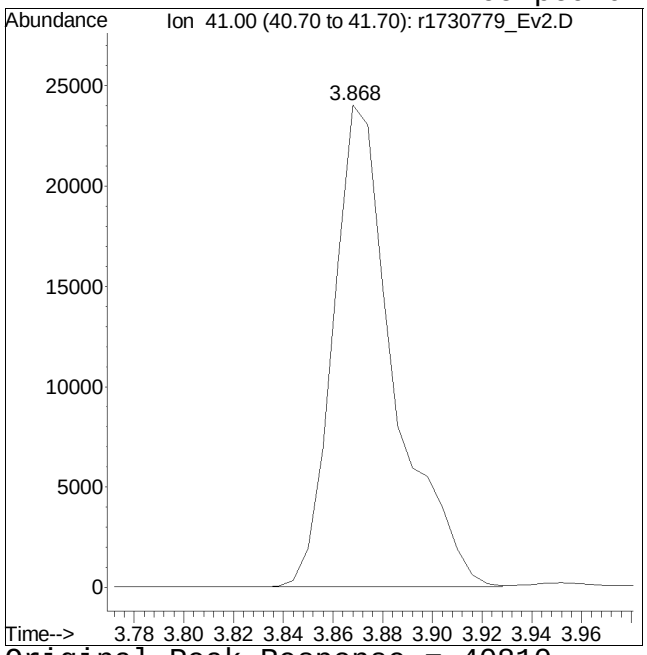

Original Peak Response = 40810

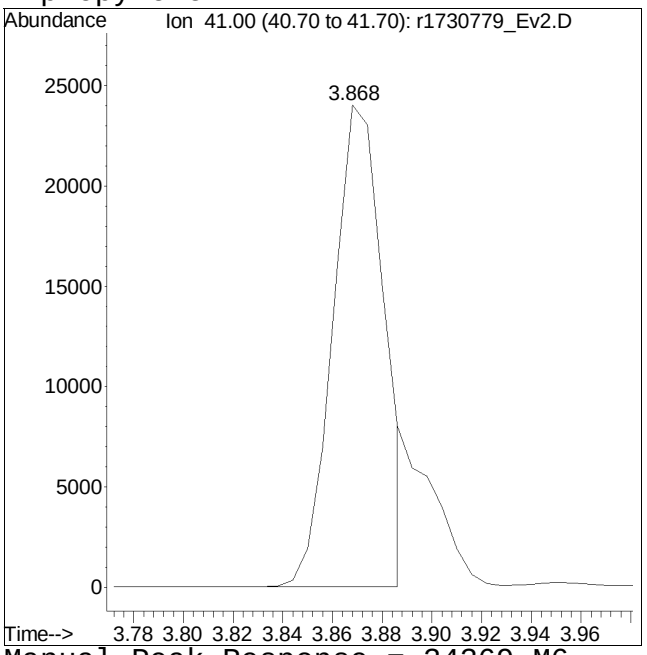

Manual Peak Response = 34369 M6

M6 = Misassignment of peak valley by automated integration (poor split of 2 peaks).

Manual Integration/Negative Proof Report

Data Path : O:\Forensics\Data\Airlab17\QMethod : TSIM17_230109.M
Data File : r1730779_Ev2.D Operator : AIRLAB17:TJS
Date Inj'd : 1/9/2020 0:1: 1 Instrument :
Sample : ITO15-SIMSTD5.0 Quant Date : 1/10/2023 5:52 am

Compound #45: 2,2,4-trimethylpentane

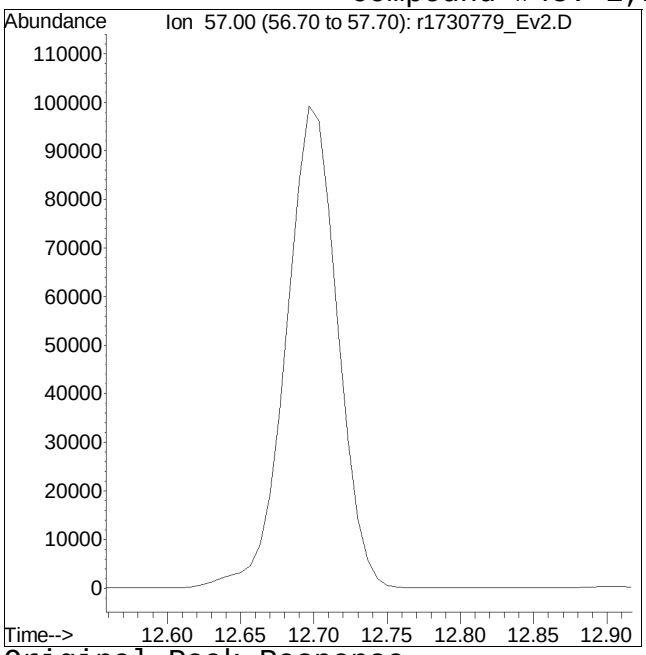

Original Peak Response =

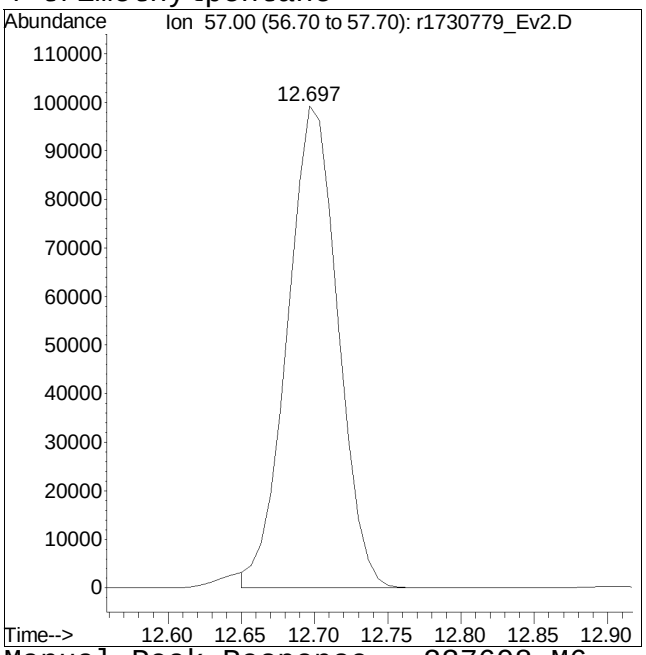

Manual Peak Response = 237608 M6

M6 = Misassignment of peak valley by automated integration (poor split of 2 peaks).

Manual Integration/Negative Proof Report

Data Path : O:\Forensics\Data\Airlab17\QMethod : TSIM17_230109.M
Data File : r1730779_Ev2.D Operator : AIRLAB17:TJS
Date Inj'd : 1/9/2020 0:1: 1 Instrument :
Sample : ITO15-SIMSTD5.0 Quant Date : 1/10/2023 5:52 am

Compound #76: 1,4-dichlorobenzene

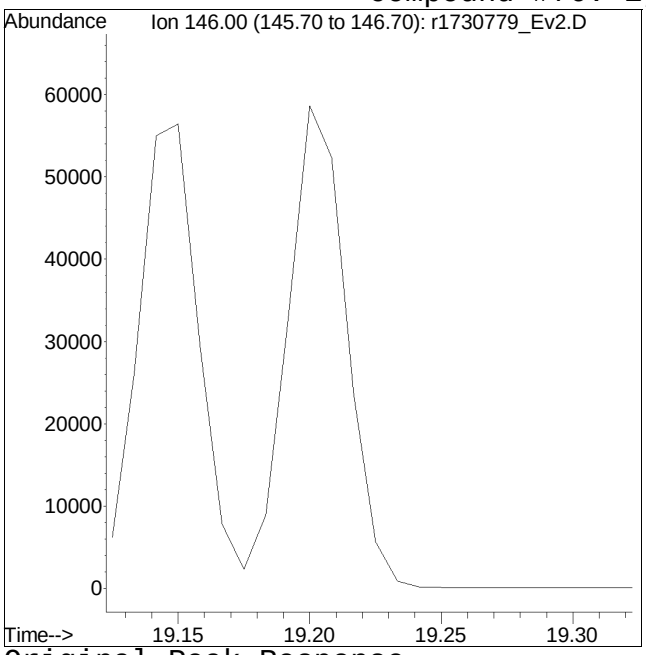

Original Peak Response =

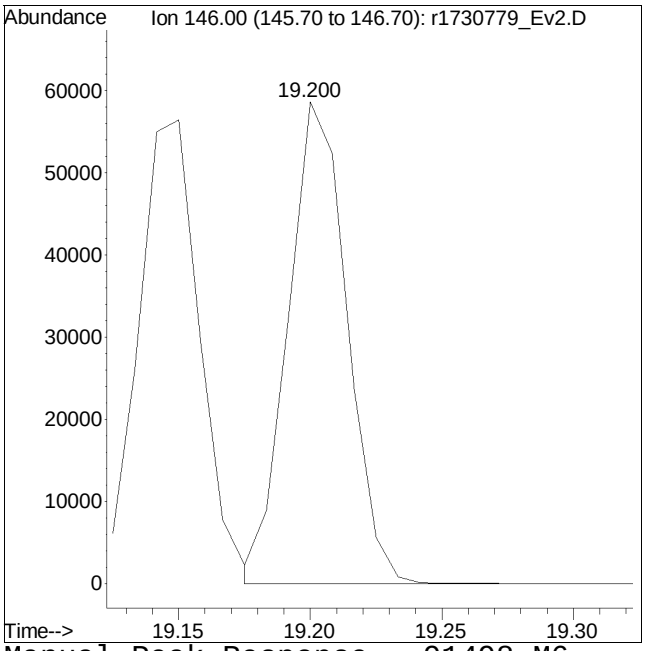

Manual Peak Response = 91498 M6

M6 = Misassignment of peak valley by automated integration (poor split of 2 peaks).

Manual Integration/Negative Proof Report

Data Path : O:\Forensics\Data\Airlab17\QMethod : TSIM17_230109.M
Data File : r1730779_Ev2.D Operator : AIRLAB17:TJS
Date Inj'd : 1/9/2020 0:1: 1 Instrument :
Sample : ITO15-SIMSTD5.0 Quant Date : 1/10/2023 5:52 am

Compound #78: p-isopropyltoluene

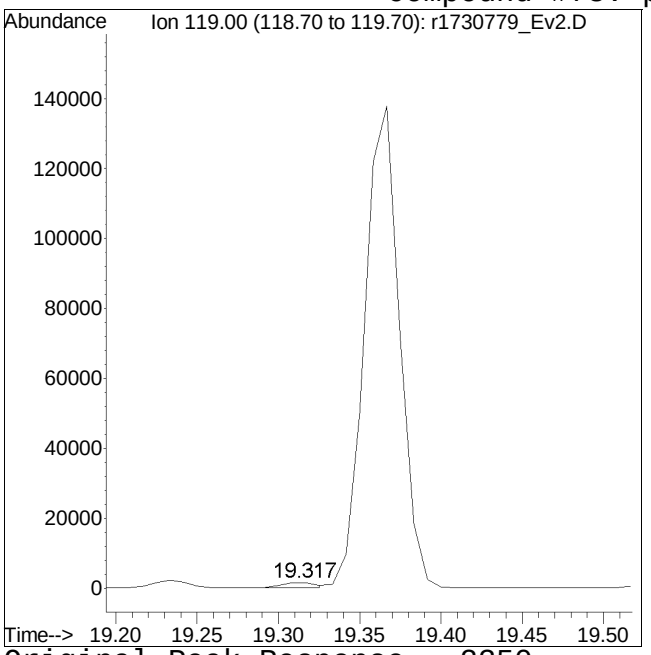

Original Peak Response = 2350

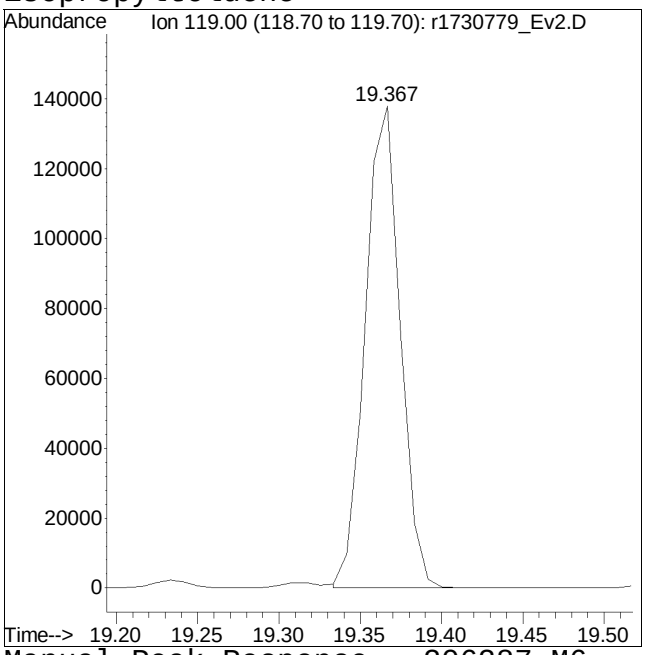

Manual Peak Response = 206287 M6

M6 = Misassignment of peak valley by automated integration (poor split of 2 peaks).

Quantitation Report (QT Reviewed)

Data Path : O:\Forensics\Data\Airlab17\2023\01\0109SIM_I\
Data File : r1730780_Ev2.D
Acq On : 10 Jan 2023 12:13 AM
Operator : AIRLAB17:TJS
Sample : ITO15-SIMSTD10.0
Misc : WG1731887
ALS Vial : 0 Sample Multiplier: 1

Quant Time: Jan 10 05:05:59 2023
Quant Method : O:\Forensics\Data\Airlab17\2023\01\0109SIM_I\TSIM17_230109.M
Quant Title : TO-14A/TO-15 SIM/Full Scan Analysis
QLast Update : Tue Jan 10 05:53:38 2023
Response via : Initial Calibration

CCAL FILE : O:\Forensics\Data\Airlab17\2023\01\0109SIM_I\r1730779_Ev2.D
Sub List : Default - All compounds listed

Compound	R.T.	QIon	Response	Conc	Units	Dev(Min)
Internal Standards						
1) bromochloromethane	9.575	49	156372	10.000	ppbV	0.00
Standard Area = 156574			Recovery = 99.87%			
33) 1,4-difluorobenzene	11.850	114	558076	10.000	ppbV	0.00
Standard Area = 559751			Recovery = 99.70%			
51) chlorobenzene-D5	16.583	54	69299	10.000	ppbV	0.00
Standard Area = 69434			Recovery = 99.81%			
System Monitoring Compounds						
35) 1,2-dichloroethane-D4	10.458	65	102008	9.992	ppbV	0.00
Spiked Amount 10.000	Range 70 - 130		Recovery = 99.92%			
53) toluene-D8	14.692	98	426738	10.051	ppbV	0.00
Spiked Amount 10.000	Range 70 - 130		Recovery = 100.51%			
67) bromofluorobenzene	17.950	95	262565	9.948	ppbV	0.00
Spiked Amount 10.000	Range 70 - 130		Recovery = 99.48%			
Target Compounds						Qvalue
2) propylene	3.874	41	65234M6	9.502	ppbV	
3) dichlorodifluoromethane	3.958	85	129032	9.591	ppbV	100
4) chloromethane	4.138	50	62645	9.716	ppbV	95
5) Freon-114	4.264	85	181868	9.609	ppbV	98
6) vinyl chloride	4.396	62	73578	9.717	ppbV	100
7) 1,3-butadiene	4.564	54	55363	9.759	ppbV	96
8) bromomethane	4.882	94	67183	9.770	ppbV	98
9) chloroethane	5.110	64	44310	9.720	ppbV #	88
10) ethanol	5.273	31	235710	47.825	ppbV #	55
11) vinyl bromide	5.540	106	73004	9.825	ppbV	98
12) acrolein	5.690	56	29895	12.263	ppbV	95
13) acetone	5.847	43	460192	50.069	ppbV #	77
14) trichlorofluoromethane	6.063	101	123062	9.807	ppbV	99
15) isopropyl alcohol	6.177	45	283914	24.859	ppbV #	95
16) acrylonitrile	6.433	53	56512	9.958	ppbV	97
17) 1,1-dichloroethene	6.838	61	99527	9.858	ppbV	95
18) tertiary butyl alcohol	6.904	59	106058	9.891	ppbV #	79
19) methylene chloride	7.006	49	84088	9.862	ppbV	90
20) 3-chloropropene	7.150	41	116812	9.962	ppbV	89
21) carbon disulfide	7.300	76	223178	9.944	ppbV	96
22) Freon 113	7.342	101	151284	10.026	ppbV	99
23) trans-1,2-dichloroethene	8.142	61	117208	9.934	ppbV	95
24) 1,1-dichloroethane	8.375	63	135417	9.959	ppbV	99

Quantitation Report (QT Reviewed)

Data Path : O:\Forensics\Data\Airlab17\2023\01\0109SIM_I\
Data File : r1730780_Ev2.D
Acq On : 10 Jan 2023 12:13 AM
Operator : AIRLAB17:TJS
Sample : ITO15-SIMSTD10.0
Misc : WG1731887
ALS Vial : 0 Sample Multiplier: 1

Quant Time: Jan 10 05:05:59 2023
Quant Method : O:\Forensics\Data\Airlab17\2023\01\0109SIM_I\TSIM17_230109.M
Quant Title : TO-14A/TO-15 SIM/Full Scan Analysis
QLast Update : Tue Jan 10 05:53:38 2023
Response via : Initial Calibration

CCAL FILE : O:\Forensics\Data\Airlab17\2023\01\0109SIM_I\r1730779_Ev2.D
Sub List : Default - All compounds listed

Compound	R.T.	QIon	Response	Conc	Units		Dev(Min)
25) MTBE	8.458	73	156730	9.770	ppbV	#	94
26) vinyl acetate	8.600	43	183066	13.279	ppbV		96
27) 2-butanone	8.858	43	158249	9.873	ppbV	#	92
28) cis-1,2-dichloroethene	9.383	61	102487	9.917	ppbV		98
29) Ethyl Acetate	9.683	61	26368	9.783	ppbV		67
30) chloroform	9.742	83	132778	9.829	ppbV		96
31) Tetrahydrofuran	10.183	42	97464	9.951	ppbV		89
32) 1,2-dichloroethane	10.592	62	77713	9.847	ppbV		97
34) hexane	9.650	57	140867	9.904	ppbV	#	63
36) 1,1,1-trichloroethane	10.883	97	107659	9.942	ppbV		98
37) benzene	11.410	78	251946	9.803	ppbV		98
38) carbon tetrachloride	11.590	117	111137	9.972	ppbV		98
39) cyclohexane	11.730	56	146384	9.883	ppbV	#	86
40) Dibromomethane	12.337	93	84538	9.881	ppbV	#	99
41) 1,2-dichloropropane	12.370	63	95180	9.972	ppbV	#	96
42) bromodichloromethane	12.603	83	149513	10.012	ppbV		97
43) 1,4-dioxane	12.643	88	55892	9.827	ppbV		94
44) trichloroethene	12.657	130	119326	9.815	ppbV		97
45) 2,2,4-trimethylpentane	12.697	57	463498M6	9.783	ppbV		
46) heptane	13.023	43	183922	10.006	ppbV	#	82
47) cis-1,3-dichloropropene	13.667	75	120132	10.118	ppbV		94
48) 4-methyl-2-pentanone	13.700	43	198321	10.045	ppbV	#	83
49) trans-1,3-dichloropropene	14.292	75	107979	10.217	ppbV		96
50) 1,1,2-trichloroethane	14.492	97	99177	10.015	ppbV		93
52) toluene	14.800	91	305036	9.902	ppbV		98
54) 2-hexanone	15.083	43	182078	10.183	ppbV	#	80
55) dibromochloromethane	15.250	129	154802	10.042	ppbV		98
56) 1,2-dibromoethane	15.500	107	149370	10.001	ppbV		99
57) tetrachloroethene	15.975	166	111045	9.879	ppbV		98
58) 1,1,1,2-tetrachloroethane	16.608	131	116978	10.070	ppbV		99
59) chlorobenzene	16.625	112	246228	10.022	ppbV		96
60) ethylbenzene	16.975	91	370179	10.062	ppbV		94
61) m+p-xylene	17.133	91	599210	20.833	ppbV		93
62) bromoform	17.208	173	109028	10.352	ppbV		100
63) styrene	17.458	104	244943	10.246	ppbV		96
64) 1,1,2,2-tetrachloroethane	17.550	83	205044	10.441	ppbV		96
65) o-xylene	17.550	91	298182	10.660	ppbV		96
66) 1,2,3-Trichloropropane	17.667	75	153926	11.282	ppbV		97
68) isopropylbenzene	18.058	105	397304	11.955	ppbV		99
69) Bromobenzene	18.133	77	211070	9.865	ppbV		95

Quantitation Report (QT Reviewed)

Data Path : O:\Forensics\Data\Airlab17\2023\01\0109SIM_I\
Data File : r1730780_Ev2.D
Acq On : 10 Jan 2023 12:13 AM
Operator : AIRLAB17:TJS
Sample : ITO15-SIMSTD10.0
Misc : WG1731887
ALS Vial : 0 Sample Multiplier: 1

Quant Time: Jan 10 05:05:59 2023
Quant Method : O:\Forensics\Data\Airlab17\2023\01\0109SIM_I\TSIM17_230109.M
Quant Title : TO-14A/TO-15 SIM/Full Scan Analysis
QLast Update : Tue Jan 10 05:53:38 2023
Response via : Initial Calibration

CCAL FILE : O:\Forensics\Data\Airlab17\2023\01\0109SIM_I\r1730779_Ev2.D
Sub List : Default - All compounds listed

Compound	R.T.	QIon	Response	Conc	Units	Dev(Min)
70) 4-ethyl toluene	18.608	105	400870	10.736	ppbV	97
71) 1,3,5-trimethylbenzene	18.675	105	315774	10.091	ppbV	99
72) tert-butylbenzene	19.008	119	329541	9.608	ppbV	96
73) 1,2,4-trimethylbenzene	19.017	105	303337	9.848	ppbV	94
74) Benzyl Chloride	19.133	91	175117	10.898	ppbV	97
75) 1,3-dichlorobenzene	19.150	146	197701	10.792	ppbV	98
76) 1,4-dichlorobenzene	19.208	146	194584	10.654	ppbV	99
77) sec-butylbenzene	19.233	105	440310	9.585	ppbV	99
78) p-isopropyltoluene	19.367	119	398848	9.686	ppbV	99
79) 1,2-dichlorobenzene	19.492	146	175793	11.102	ppbV	98
80) n-butylbenzene	19.717	91	326563	9.869	ppbV	95
81) 1,2-dibromo-3-chloropr...	19.867	75	67041	10.185	ppbV	94
82) 1,2,4-trichlorobenzene	20.992	180	87567	10.622	ppbV	93
83) naphthalene	21.100	128	303494	10.277	ppbV	97
84) 1,2,3-trichlorobenzene	21.358	180	82983	10.319	ppbV	92
85) hexachlorobutadiene	21.425	225	81575	9.799	ppbV	96

(#) = qualifier out of range (m) = manual integration (+) = signals summed

Sub List : Default - All compounds listed3\01\0109SIM_I\r1730779_Ev2.D

Data Path : O:\Forensics\Data\Airlab17\2023\01\0109SIM_I\
Data File : r1730780_Ev2.D
Acq On : 10 Jan 2023 12:13 AM
Operator : AIRLAB17:TJS
Sample : ITO15-SIMSTD10.0
Misc : WG1731887
ALS Vial : 0 Sample Multiplier: 1

Quant Time: Jan 10 05:05:59 2023
Quant Method : O:\Forensics\Data\Airlab17\2023\01\0109SIM_I\TSIM17_230109.M
Quant Title : TO-14A/TO-15 SIM/Full Scan Analysis
QLast Update : Tue Jan 10 05:53:38 2023
Response via : Initial Calibration

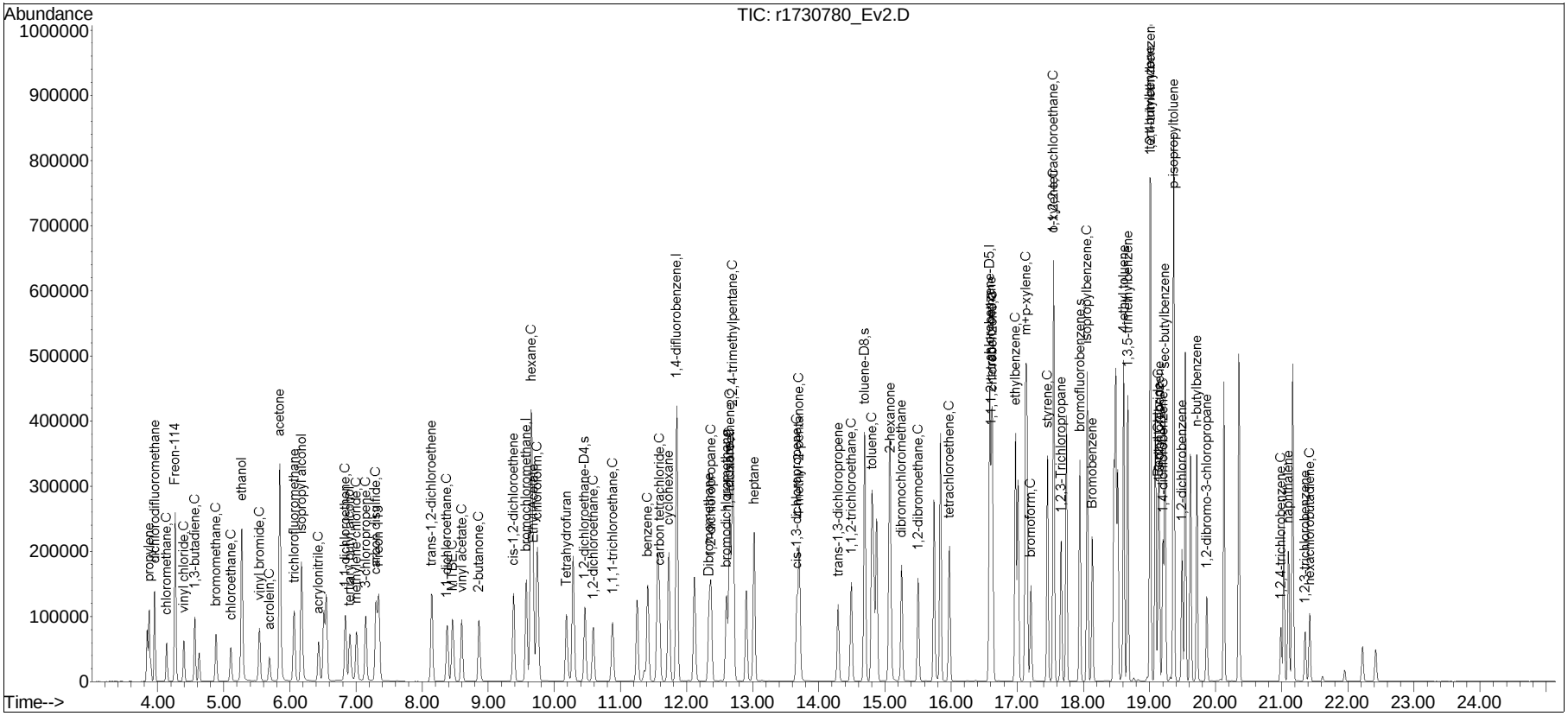

Manual Integration/Negative Proof Report

Data Path : O:\Forensics\Data\Airlab17\QMethod : TSIM17_230109.M
Data File : r1730780_Ev2.D Operator : AIRLAB17:TJS
Date Inj'd : 1/10/2020 0:2: 3 Instrument :
Sample : ITO15-SIMSTD10.0 Quant Date : 1/10/2023 5:54 am

Compound #2: propylene

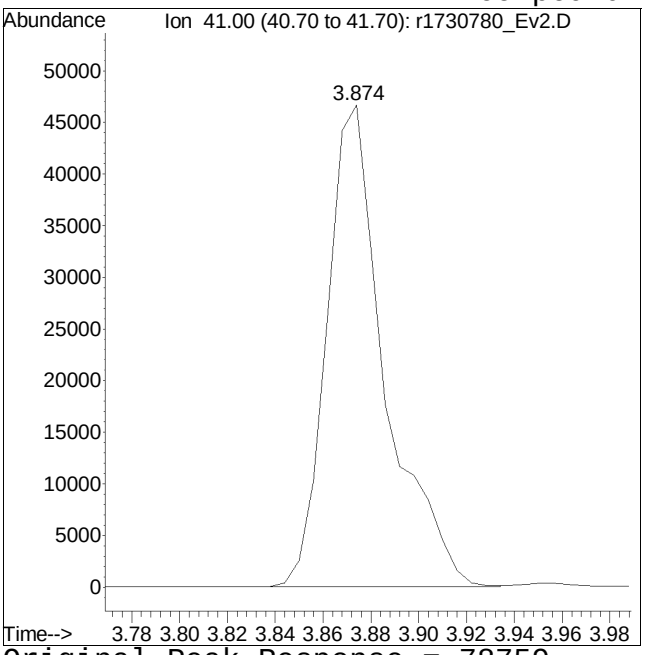

Original Peak Response = 78759

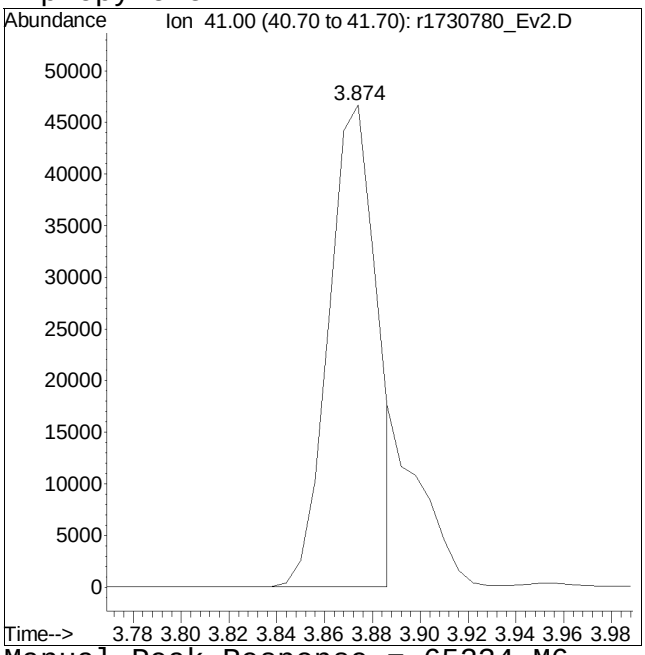

Manual Peak Response = 65234 M6

M6 = Misassignment of peak valley by automated integration (poor split of 2 peaks).

Manual Integration/Negative Proof Report

Data Path : O:\Forensics\Data\Airlab17\QMethod : TSIM17_230109.M
Data File : r1730780_Ev2.D Operator : AIRLAB17:TJS
Date Inj'd : 1/10/2020 0:2: 3 Instrument :
Sample : ITO15-SIMSTD10.0 Quant Date : 1/10/2023 5:54 am

Compound #45: 2,2,4-trimethylpentane

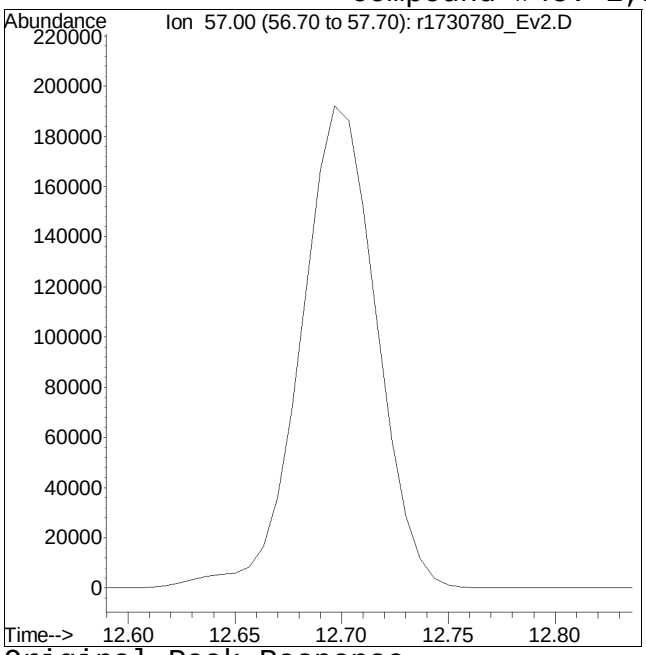

Original Peak Response =

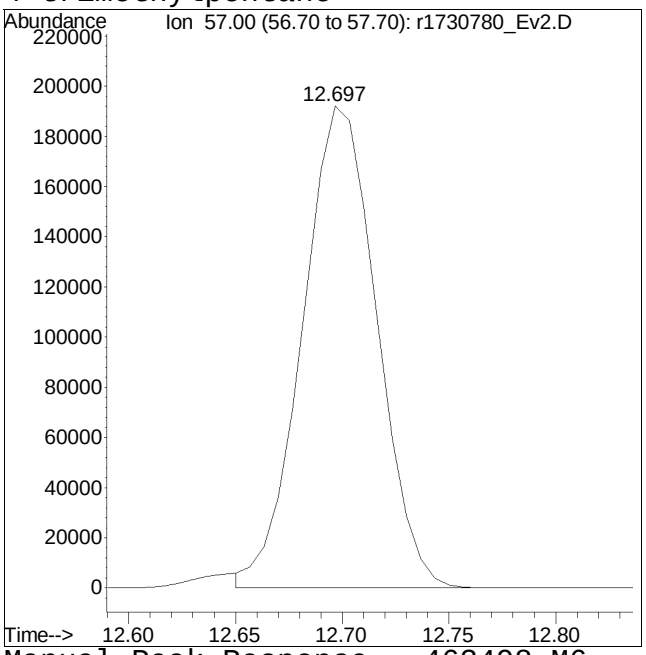

Manual Peak Response = 463498 M6

M6 = Misassignment of peak valley by automated integration (poor split of 2 peaks).

Quantitation Report (QT Reviewed)

Data Path : O:\Forensics\Data\Airlab17\2023\01\0109SIM_I\
Data File : r1730781_Ev2.D
Acq On : 10 Jan 2023 12:51 AM
Operator : AIRLAB17:TJS
Sample : ITO15-SIMSTD20
Misc : WG1731887
ALS Vial : 0 Sample Multiplier: 1

Quant Time: Jan 10 05:06:50 2023
Quant Method : O:\Forensics\Data\Airlab17\2023\01\0109SIM_I\TSIM17_230109.M
Quant Title : TO-14A/TO-15 SIM/Full Scan Analysis
QLast Update : Tue Jan 10 05:53:38 2023
Response via : Initial Calibration

CCAL FILE : O:\Forensics\Data\Airlab17\2023\01\0109SIM_I\r1730779_Ev2.D
Sub List : Default - All compounds listed

Compound	R.T.	QIon	Response	Conc	Units	Dev(Min)
Internal Standards						
1) bromochloromethane	9.575	49	156487	10.000	ppbV	0.00
Standard Area = 156574			Recovery = 99.94%			
33) 1,4-difluorobenzene	11.850	114	552290	10.000	ppbV	0.00
Standard Area = 559751			Recovery = 98.67%			
51) chlorobenzene-D5	16.583	54	67986	10.000	ppbV	0.00
Standard Area = 69434			Recovery = 97.91%			
System Monitoring Compounds						
35) 1,2-dichloroethane-D4	10.467	65	100932	9.990	ppbV	0.00
Spiked Amount 10.000	Range 70 - 130		Recovery = 99.90%			
53) toluene-D8	14.692	98	419166	10.063	ppbV	0.00
Spiked Amount 10.000	Range 70 - 130		Recovery = 100.63%			
67) bromofluorobenzene	17.942	95	252553	9.753	ppbV	0.00
Spiked Amount 10.000	Range 70 - 130		Recovery = 97.53%			
Target Compounds						Qvalue
2) propylene	3.868	41	137512M6	20.016	ppbV	
3) dichlorodifluoromethane	3.952	85	273321	20.302	ppbV	99
4) chloromethane	4.138	50	135253	20.962	ppbV	95
5) Freon-114	4.264	85	383734	20.260	ppbV	99
6) vinyl chloride	4.396	62	156197	20.614	ppbV	100
7) 1,3-butadiene	4.564	54	114989	20.255	ppbV	96
8) bromomethane	4.882	94	142483	20.706	ppbV	99
9) chloroethane	5.107	64	94968	20.817	ppbV #	85
10) ethanol	5.273	31	511798	103.765	ppbV #	55
11) vinyl bromide	5.540	106	152967	20.572	ppbV	99
12) acrolein	5.690	56	64480	26.430	ppbV	96
13) acetone	5.847	43	1037581	112.805	ppbV #	78
14) trichlorofluoromethane	6.063	101	264636	21.073	ppbV	99
15) isopropyl alcohol	6.177	45	622545	54.469	ppbV #	95
16) acrylonitrile	6.437	53	123735	21.786	ppbV	98
17) 1,1-dichloroethene	6.838	61	241480	23.902	ppbV	99
18) tertiary butyl alcohol	6.904	59	258624	24.102	ppbV #	78
19) methylene chloride	7.012	49	184829	21.660	ppbV	99
20) 3-chloropropene	7.150	41	264101	22.506	ppbV	94
21) carbon disulfide	7.306	76	492102	21.909	ppbV	100
22) Freon 113	7.342	101	329439	21.817	ppbV	99
23) trans-1,2-dichloroethene	8.142	61	248622	21.056	ppbV	94
24) 1,1-dichloroethane	8.383	63	298350	21.926	ppbV	97

Data Path : O:\Forensics\Data\Airlab17\2023\01\0109SIM_I\
Data File : r1730781_Ev2.D
Acq On : 10 Jan 2023 12:51 AM
Operator : AIRLAB17:TJS
Sample : ITO15-SIMSTD20
Misc : WG1731887
ALS Vial : 0 Sample Multiplier: 1

Quant Time: Jan 10 05:06:50 2023
Quant Method : O:\Forensics\Data\Airlab17\2023\01\0109SIM_I\TSIM17_230109.M
Quant Title : TO-14A/TO-15 SIM/Full Scan Analysis
QLast Update : Tue Jan 10 05:53:38 2023
Response via : Initial Calibration

CCAL FILE : O:\Forensics\Data\Airlab17\2023\01\0109SIM_I\r1730779_Ev2.D
Sub List : Default - All compounds listed

Compound	R.T.	QIon	Response	Conc	Units		Dev(Min)
25) MTBE	8.458	73	352178	21.938	ppbV		93
26) vinyl acetate	8.600	43	394653	28.605	ppbV		96
27) 2-butanone	8.858	43	354787	22.120	ppbV	#	92
28) cis-1,2-dichloroethene	9.383	61	224898	21.746	ppbV		98
29) Ethyl Acetate	9.683	61	61400	22.764	ppbV		70
30) chloroform	9.742	83	286019	21.158	ppbV		96
31) Tetrahydrofuran	10.175	42	216189	22.057	ppbV	#	87
32) 1,2-dichloroethane	10.592	62	170103	21.538	ppbV		97
34) hexane	9.650	57	292094	20.752	ppbV	#	49
36) 1,1,1-trichloroethane	10.883	97	234989	21.928	ppbV		98
37) benzene	11.417	78	543073	21.352	ppbV		97
38) carbon tetrachloride	11.590	117	240705	21.823	ppbV		99
39) cyclohexane	11.730	56	307511	20.979	ppbV	#	86
40) Dibromomethane	12.337	93	184483	21.789	ppbV	#	100
41) 1,2-dichloropropane	12.370	63	208938	22.120	ppbV		96
42) bromodichloromethane	12.603	83	316706	21.431	ppbV		98
43) 1,4-dioxane	12.637	88	123939	22.019	ppbV		95
44) trichloroethene	12.657	130	259397	21.559	ppbV		98
45) 2,2,4-trimethylpentane	12.697	57	955832	20.385	ppbV	#	87
46) heptane	13.023	43	392009	21.550	ppbV	#	81
47) cis-1,3-dichloropropene	13.667	75	266802	22.708	ppbV		94
48) 4-methyl-2-pentanone	13.700	43	440788	22.561	ppbV	#	82
49) trans-1,3-dichloropropene	14.292	75	241249	23.067	ppbV		96
50) 1,1,2-trichloroethane	14.492	97	217563	22.199	ppbV		93
52) toluene	14.800	91	659990	21.837	ppbV		98
54) 2-hexanone	15.083	43	407015	23.202	ppbV	#	80
55) dibromochloromethane	15.250	129	329706	21.801	ppbV		99
56) 1,2-dibromoethane	15.500	107	328660	22.431	ppbV		99
57) tetrachloroethene	15.975	166	243112	22.045	ppbV		97
58) 1,1,1,2-tetrachloroethane	16.608	131	256194	22.481	ppbV		99
59) chlorobenzene	16.625	112	539320	22.375	ppbV		97
60) ethylbenzene	16.975	91	814399	22.563	ppbV		93
61) m+p-xylene	17.133	91	1312343	46.508	ppbV		94
62) bromoform	17.208	173	239588	23.189	ppbV		100
63) styrene	17.458	104	542802	23.143	ppbV		96
64) 1,1,2,2-tetrachloroethane	17.550	83	443819	23.035	ppbV		96
65) o-xylene	17.550	91	658191	23.985	ppbV		94
66) 1,2,3-Trichloropropane	17.658	75	314731	23.514	ppbV		97
68) isopropylbenzene	18.058	105	861415	26.421	ppbV		100
69) Bromobenzene	18.133	77	461981	22.009	ppbV		96

Quantitation Report (QT Reviewed)

Data Path : O:\Forensics\Data\Airlab17\2023\01\0109SIM_I\
Data File : r1730781_Ev2.D
Acq On : 10 Jan 2023 12:51 AM
Operator : AIRLAB17:TJS
Sample : ITO15-SIMSTD20
Misc : WG1731887
ALS Vial : 0 Sample Multiplier: 1

Quant Time: Jan 10 05:06:50 2023
Quant Method : O:\Forensics\Data\Airlab17\2023\01\0109SIM_I\TSIM17_230109.M
Quant Title : TO-14A/TO-15 SIM/Full Scan Analysis
QLast Update : Tue Jan 10 05:53:38 2023
Response via : Initial Calibration

CCAL FILE : O:\Forensics\Data\Airlab17\2023\01\0109SIM_I\r1730779_Ev2.D
Sub List : Default - All compounds listed

Compound	R.T.	QIon	Response	Conc	Units		Dev(Min)
70) 4-ethyl toluene	18.608	105	825844	22.544	ppbV		99
71) 1,3,5-trimethylbenzene	18.675	105	696989	22.703	ppbV		98
72) tert-butylbenzene	19.008	119	753845	22.404	ppbV		97
73) 1,2,4-trimethylbenzene	19.017	105	689926	22.831	ppbV		94
74) Benzyl Chloride	19.133	91	423119	26.841	ppbV		97
75) 1,3-dichlorobenzene	19.150	146	416954	23.200	ppbV		99
76) 1,4-dichlorobenzene	19.200	146	411475M6	22.964	ppbV		
77) sec-butylbenzene	19.233	105	993739	22.049	ppbV		99
78) p-isopropyltoluene	19.367	119	896456	22.191	ppbV		99
79) 1,2-dichlorobenzene	19.492	146	377251	24.284	ppbV		99
80) n-butylbenzene	19.717	91	741020	22.826	ppbV		94
81) 1,2-dibromo-3-chloropr...	19.867	75	149012	23.076	ppbV		95
82) 1,2,4-trichlorobenzene	20.992	180	197226	24.385	ppbV		94
83) naphthalene	21.100	128	673507	23.248	ppbV		97
84) 1,2,3-trichlorobenzene	21.350	180	182024	23.072	ppbV	#	89
85) hexachlorobutadiene	21.425	225	172774	21.154	ppbV		96

(#) = qualifier out of range (m) = manual integration (+) = signals summed

Sub List : Default - All compounds listed3\01\0109SIM_I\r1730779_Ev2.D

Data Path : O:\Forensics\Data\Airlab17\2023\01\0109SIM_I\
Data File : r1730781_Ev2.D
Acq On : 10 Jan 2023 12:51 AM
Operator : AIRLAB17:TJS
Sample : ITO15-SIMSTD20
Misc : WG1731887
ALS Vial : 0 Sample Multiplier: 1

Quant Time: Jan 10 05:06:50 2023
Quant Method : O:\Forensics\Data\Airlab17\2023\01\0109SIM_I\TSIM17_230109.M
Quant Title : TO-14A/TO-15 SIM/Full Scan Analysis
QLast Update : Tue Jan 10 05:53:38 2023
Response via : Initial Calibration

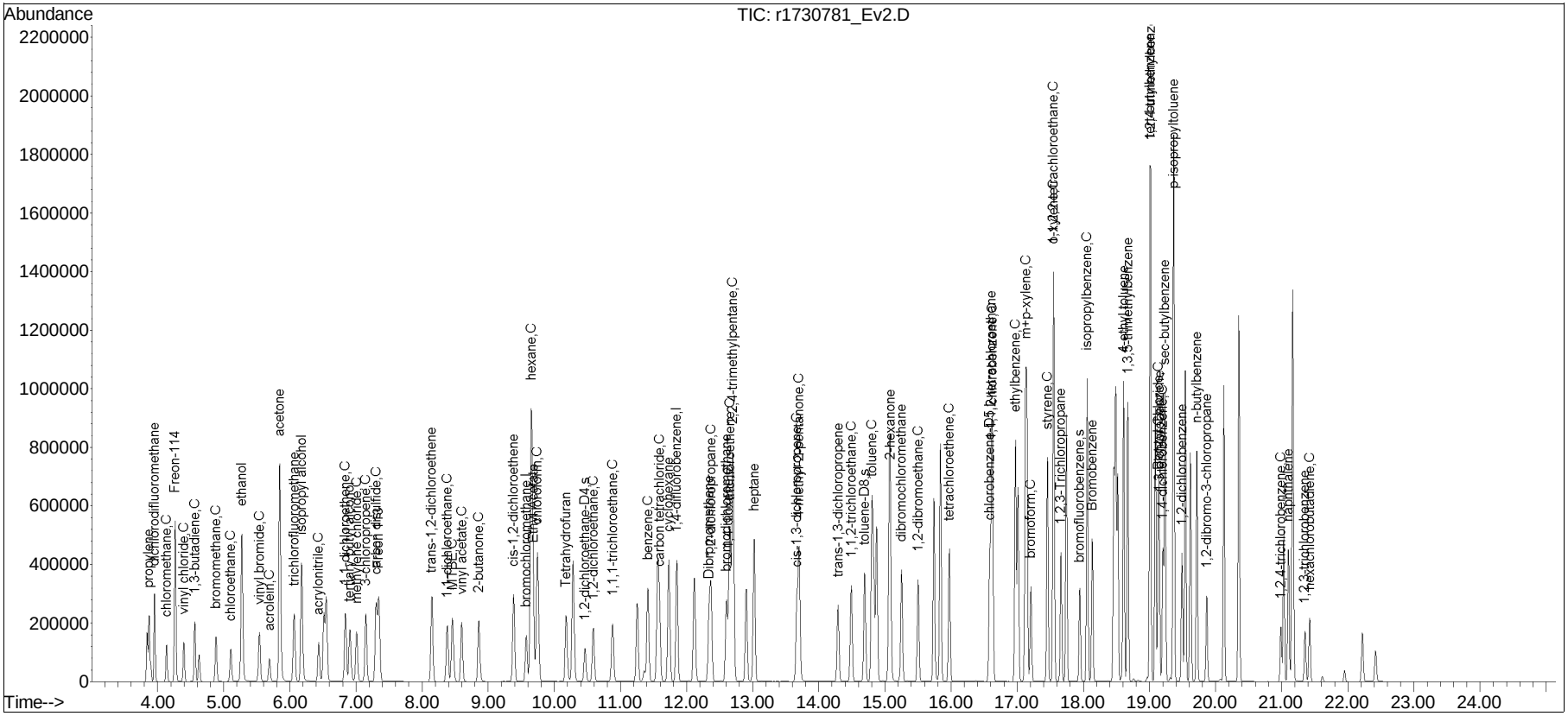

Manual Integration/Negative Proof Report

Data Path : O:\Forensics\Data\Airlab17\QMethod : TSIM17_230109.M
Data File : r1730781_Ev2.D Operator : AIRLAB17:TJS
Date Inj'd : 1/10/2020 0:2: 1 Instrument :
Sample : ITO15-SIMSTD20 Quant Date : 1/10/2023 5:54 am

Compound #2: propylene

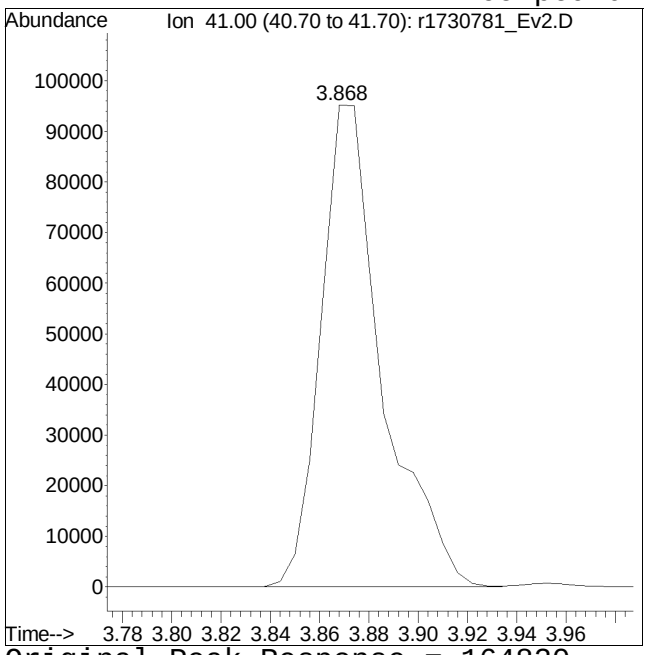

Original Peak Response = 164820

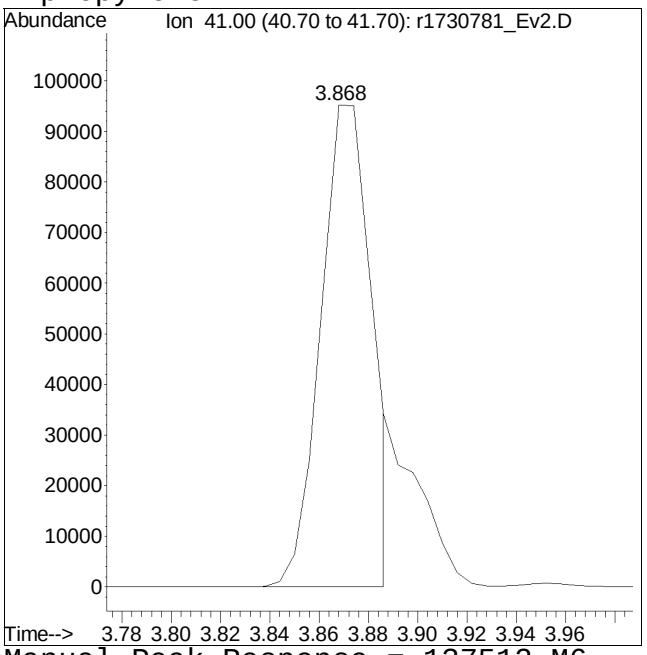

Manual Peak Response = 137512 M6

M6 = Misassignment of peak valley by automated integration (poor split of 2 peaks).

Manual Integration/Negative Proof Report

Data Path : O:\Forensics\Data\Airlab17\QMethod : TSIM17_230109.M
Data File : r1730781_Ev2.D Operator : AIRLAB17:TJS
Date Inj'd : 1/10/2020 0:2: 1 Instrument :
Sample : ITO15-SIMSTD20 Quant Date : 1/10/2023 5:54 am

Compound #76: 1,4-dichlorobenzene

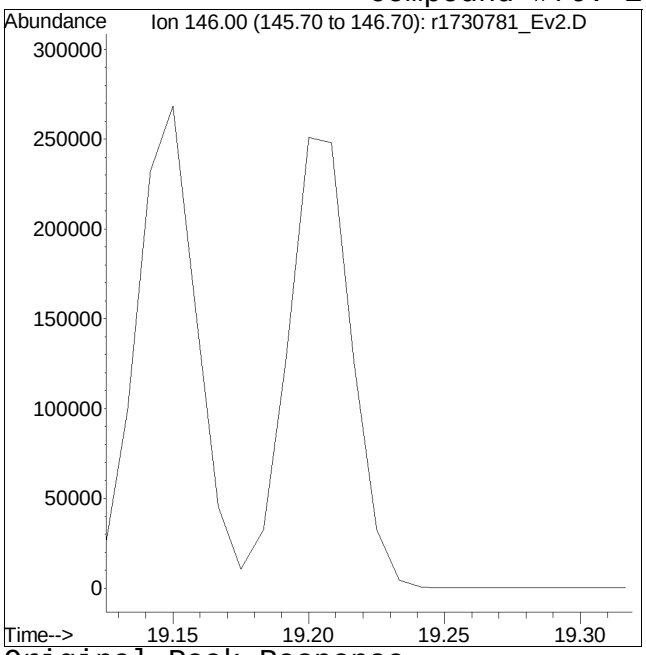

Original Peak Response =

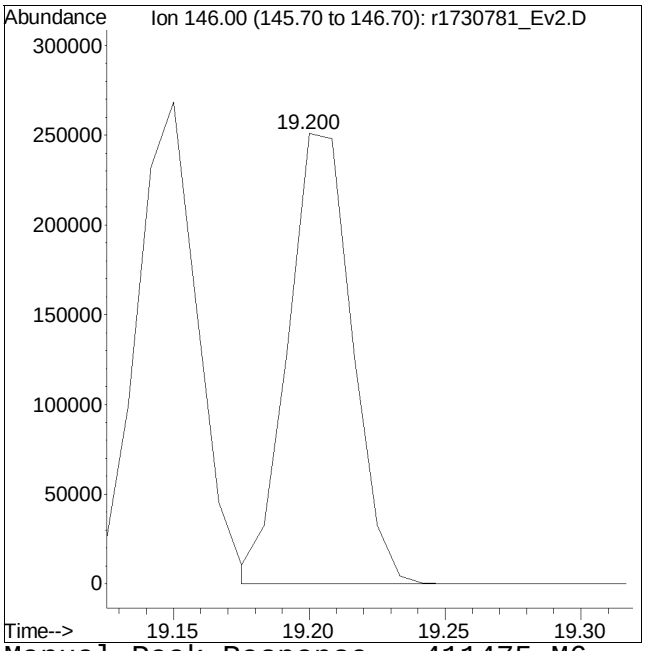

Manual Peak Response = 411475 M6

M6 = Misassignment of peak valley by automated integration (poor split of 2 peaks).

Quantitation Report (QT Reviewed)

Data Path : O:\Forensics\Data\Airlab17\2023\01\0109SIM_I\
Data File : r1730782_Ev2.D
Acq On : 10 Jan 2023 1:30 AM
Operator : AIRLAB17:TJS
Sample : ITO15-SIMSTD50
Misc : WG1731887
ALS Vial : 0 Sample Multiplier: 1

Quant Time: Jan 10 05:07:36 2023
Quant Method : O:\Forensics\Data\Airlab17\2023\01\0109SIM_I\TSIM17_230109.M
Quant Title : TO-14A/TO-15 SIM/Full Scan Analysis
QLast Update : Tue Jan 10 05:53:38 2023
Response via : Initial Calibration

CCAL FILE : O:\Forensics\Data\Airlab17\2023\01\0109SIM_I\r1730779_Ev2.D
Sub List : Default - All compounds listed

Compound	R.T.	QIon	Response	Conc	Units	Dev(Min)
Internal Standards						
1) bromochloromethane	9.575	49	154274	10.000	ppbV	0.00
Standard Area = 156574			Recovery = 98.53%			
33) 1,4-difluorobenzene	11.857	114	534662	10.000	ppbV	0.00
Standard Area = 559751			Recovery = 95.52%			
51) chlorobenzene-D5	16.583	54	65962	10.000	ppbV	0.00
Standard Area = 69434			Recovery = 95.00%			
System Monitoring Compounds						
35) 1,2-dichloroethane-D4	10.467	65	96941	9.912	ppbV	0.00
Spiked Amount 10.000	Range 70 - 130		Recovery = 99.12%			
53) toluene-D8	14.692	98	411680	10.187	ppbV	0.00
Spiked Amount 10.000	Range 70 - 130		Recovery = 101.87%			
67) bromofluorobenzene	17.950	95	257676	10.256	ppbV	0.00
Spiked Amount 10.000	Range 70 - 130		Recovery = 102.56%			
Target Compounds						Qvalue
2) propylene	3.874	41	309626M6	45.716	ppbV	
3) dichlorodifluoromethane	3.952	85	611826	46.098	ppbV	99
4) chloromethane	4.138	50	312333	49.101	ppbV	95
5) Freon-114	4.264	85	852661	45.663	ppbV	100
6) vinyl chloride	4.396	62	349861	46.834	ppbV	100
7) 1,3-butadiene	4.564	54	261078	46.648	ppbV	100
8) bromomethane	4.882	94	317101	46.742	ppbV	98
9) chloroethane	5.107	64	210010	46.694	ppbV #	84
10) ethanol	5.280	31	1189226	244.571	ppbV #	57
11) vinyl bromide	5.540	106	341672	46.610	ppbV	97
12) acrolein	5.690	56	146139	60.761	ppbV	96
13) acetone	5.847	43	2214734	244.239	ppbV #	80
14) trichlorofluoromethane	6.063	101	583332	47.117	ppbV	99
15) isopropyl alcohol	6.180	45	1344325	119.307	ppbV #	95
16) acrylonitrile	6.437	53	281524	50.280	ppbV	97
17) 1,1-dichloroethene	6.838	61	475845	47.775	ppbV	93
18) tertiary butyl alcohol	6.910	59	528156	49.927	ppbV #	80
19) methylene chloride	7.012	49	415728	49.419	ppbV	91
20) 3-chloropropene	7.150	41	560157	48.421	ppbV	90
21) carbon disulfide	7.300	76	1064912	48.092	ppbV	99
22) Freon 113	7.342	101	717435	48.193	ppbV	98
23) trans-1,2-dichloroethene	8.142	61	554303	47.618	ppbV	96
24) 1,1-dichloroethane	8.383	63	666611	49.693	ppbV	97

Quantitation Report (QT Reviewed)

Data Path : O:\Forensics\Data\Airlab17\2023\01\0109SIM_I\
Data File : r1730782_Ev2.D
Acq On : 10 Jan 2023 1:30 AM
Operator : AIRLAB17:TJS
Sample : ITO15-SIMSTD50
Misc : WG1731887
ALS Vial : 0 Sample Multiplier: 1

Quant Time: Jan 10 05:07:36 2023
Quant Method : O:\Forensics\Data\Airlab17\2023\01\0109SIM_I\TSIM17_230109.M
Quant Title : TO-14A/TO-15 SIM/Full Scan Analysis
QLast Update : Tue Jan 10 05:53:38 2023
Response via : Initial Calibration

CCAL FILE : O:\Forensics\Data\Airlab17\2023\01\0109SIM_I\r1730779_Ev2.D
Sub List : Default - All compounds listed

Compound	R.T.	QIon	Response	Conc	Units		Dev(Min)
25) MTBE	8.458	73	854164	53.971	ppbV		93
26) vinyl acetate	8.600	43	911463	67.011	ppbV		95
27) 2-butanone	8.858	43	884257	55.921	ppbV	#	92
28) cis-1,2-dichloroethene	9.383	61	500881	49.125	ppbV		97
29) Ethyl Acetate	9.683	61	143226	53.861	ppbV	#	57
30) chloroform	9.742	83	628215	47.139	ppbV		95
31) Tetrahydrofuran	10.175	42	548051	56.718	ppbV		87
32) 1,2-dichloroethane	10.592	62	376298	48.329	ppbV		96
34) hexane	9.650	57	630721	46.287	ppbV	#	51
36) 1,1,1-trichloroethane	10.883	97	526006	50.703	ppbV		98
37) benzene	11.417	78	1199135	48.701	ppbV		97
38) carbon tetrachloride	11.590	117	540800	50.647	ppbV		99
39) cyclohexane	11.730	56	673155	47.438	ppbV	#	84
40) Dibromomethane	12.343	93	410729	50.111	ppbV	#	100
41) 1,2-dichloropropane	12.370	63	465176	50.872	ppbV		97
42) bromodichloromethane	12.603	83	701746	49.051	ppbV		97
43) 1,4-dioxane	12.643	88	275322	50.526	ppbV		90
44) trichloroethene	12.657	130	582991	50.051	ppbV		97
45) 2,2,4-trimethylpentane	12.703	57	2065487	45.504	ppbV	#	86
46) heptane	13.023	43	895696	50.862	ppbV	#	80
47) cis-1,3-dichloropropene	13.667	75	606091	53.285	ppbV		95
48) 4-methyl-2-pentanone	13.700	43	992796	52.489	ppbV	#	80
49) trans-1,3-dichloropropene	14.292	75	554050	54.723	ppbV		97
50) 1,1,2-trichloroethane	14.492	97	493342	51.999	ppbV		94
52) toluene	14.808	91	1462962	49.890	ppbV		97
54) 2-hexanone	15.083	43	928597	54.560	ppbV	#	78
55) dibromochloromethane	15.250	129	742959	50.634	ppbV		98
56) 1,2-dibromoethane	15.500	107	742242	52.211	ppbV		99
57) tetrachloroethene	15.975	166	547233	51.145	ppbV		97
58) 1,1,1,2-tetrachloroethane	16.617	131	577785	52.255	ppbV		98
59) chlorobenzene	16.625	112	1210259	51.752	ppbV		96
60) ethylbenzene	16.975	91	1832921	52.340	ppbV		93
61) m+p-xylene	17.142	91	2903271	106.046	ppbV		91
62) bromoform	17.208	173	539166	53.785	ppbV		99
63) styrene	17.458	104	1201846	52.815	ppbV		96
64) 1,1,2,2-tetrachloroethane	17.550	83	1014019	54.245	ppbV		96
65) o-xylene	17.550	91	1418823	53.290	ppbV		92
66) 1,2,3-Trichloropropane	17.667	75	745540	57.410	ppbV		98
68) isopropylbenzene	18.058	105	1853881	58.607	ppbV		98
69) Bromobenzene	18.133	77	997431	48.976	ppbV		98

Quantitation Report (QT Reviewed)

Data Path : O:\Forensics\Data\Airlab17\2023\01\0109SIM_I\
Data File : r1730782_Ev2.D
Acq On : 10 Jan 2023 1:30 AM
Operator : AIRLAB17:TJS
Sample : ITO15-SIMSTD50
Misc : WG1731887
ALS Vial : 0 Sample Multiplier: 1

Quant Time: Jan 10 05:07:36 2023
Quant Method : O:\Forensics\Data\Airlab17\2023\01\0109SIM_I\TSIM17_230109.M
Quant Title : TO-14A/TO-15 SIM/Full Scan Analysis
QLast Update : Tue Jan 10 05:53:38 2023
Response via : Initial Calibration

CCAL FILE : O:\Forensics\Data\Airlab17\2023\01\0109SIM_I\r1730779_Ev2.D
Sub List : Default - All compounds listed

Compound	R.T.	QIon	Response	Conc	Units		Dev(Min)
70) 4-ethyl toluene	18.608	105	1911663	53.786	ppbV		100
71) 1,3,5-trimethylbenzene	18.675	105	1582684	53.135	ppbV		97
72) tert-butylbenzene	19.017	119	1669369	51.135	ppbV		99
73) 1,2,4-trimethylbenzene	19.017	105	1550330	52.878	ppbV		92
74) Benzyl Chloride	19.133	91	1064761	69.616	ppbV		95
75) 1,3-dichlorobenzene	19.150	146	988502	56.691	ppbV		98
76) 1,4-dichlorobenzene	19.208	146	974666	56.065	ppbV		99
77) sec-butylbenzene	19.233	105	2256201	51.597	ppbV		97
78) p-isopropyltoluene	19.367	119	1984758	50.639	ppbV		98
79) 1,2-dichlorobenzene	19.492	146	900975	59.777	ppbV		99
80) n-butylbenzene	19.717	91	1708573	54.245	ppbV		91
81) 1,2-dibromo-3-chloropr...	19.867	75	355610	56.759	ppbV		98
82) 1,2,4-trichlorobenzene	20.992	180	514094	65.513	ppbV		94
83) naphthalene	21.100	128	1691294M6	60.170	ppbV		
84) 1,2,3-trichlorobenzene	21.350	180	468590	61.218	ppbV	#	90
85) hexachlorobutadiene	21.425	225	414187	52.269	ppbV		96

(#) = qualifier out of range (m) = manual integration (+) = signals summed

Sub List : Default - All compounds listed3\01\0109SIM_I\r1730779_Ev2.D

Data Path : O:\Forensics\Data\Airlab17\2023\01\0109SIM_I\
Data File : r1730782_Ev2.D
Acq On : 10 Jan 2023 1:30 AM
Operator : AIRLAB17:TJS
Sample : ITO15-SIMSTD50
Misc : WG1731887
ALS Vial : 0 Sample Multiplier: 1

Quant Time: Jan 10 05:07:36 2023
Quant Method : O:\Forensics\Data\Airlab17\2023\01\0109SIM_I\TSIM17_230109.M
Quant Title : TO-14A/TO-15 SIM/Full Scan Analysis
QLast Update : Tue Jan 10 05:53:38 2023
Response via : Initial Calibration

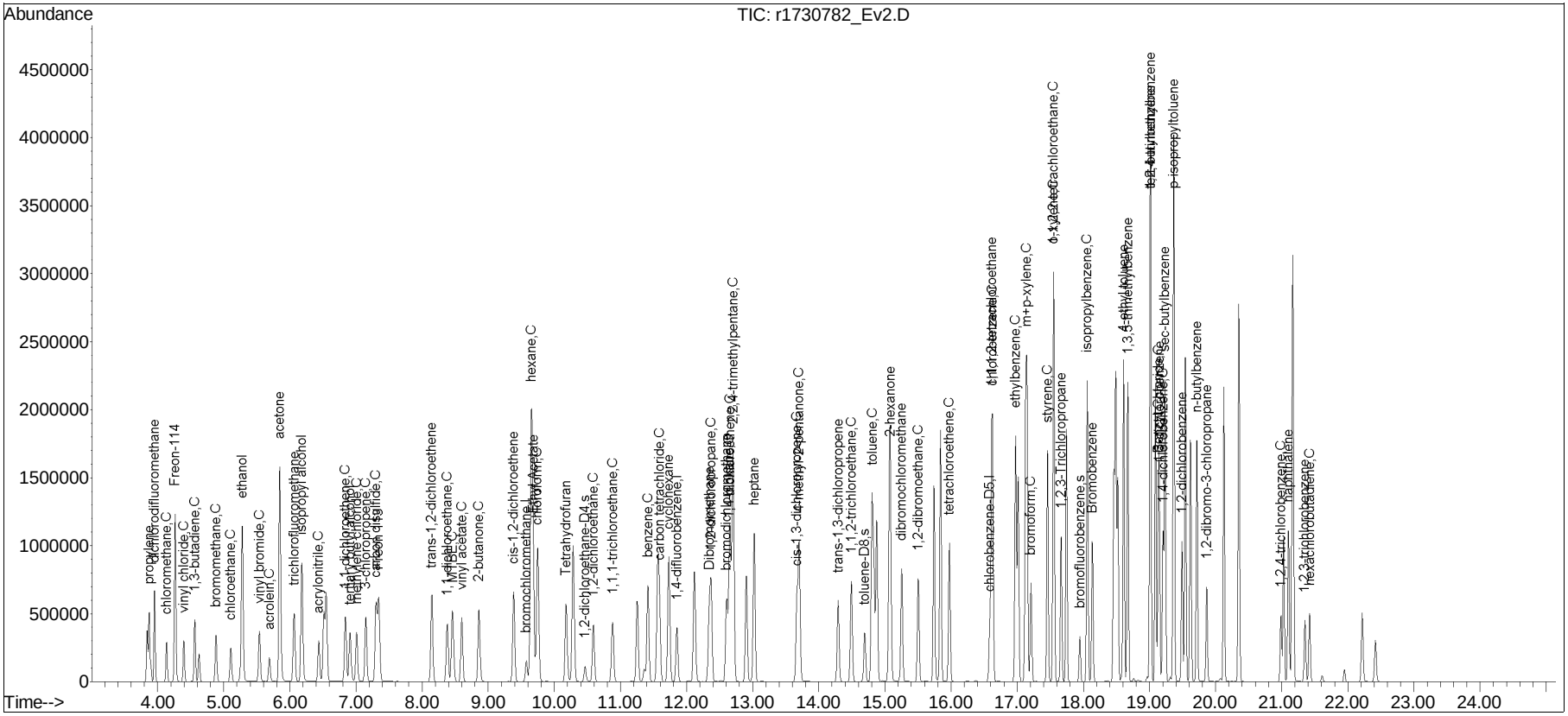

Manual Integration/Negative Proof Report

Data Path : O:\Forensics\Data\Airlab17\QMethod : TSIM17_230109.M
Data File : r1730782_Ev2.D Operator : AIRLAB17:TJS
Date Inj'd : 1/10/2020 0:1: 0 Instrument :
Sample : ITO15-SIMSTD50 Quant Date : 1/10/2023 5:54 am

Compound #2: propylene

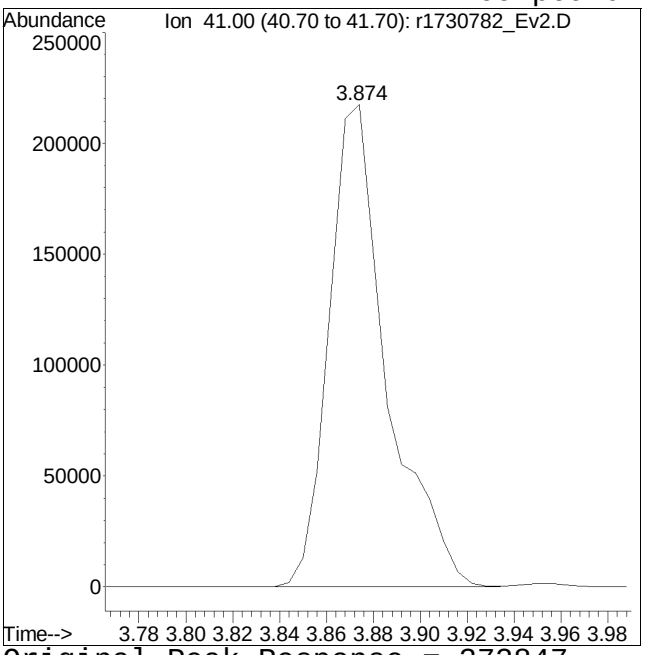

Original Peak Response = 372847

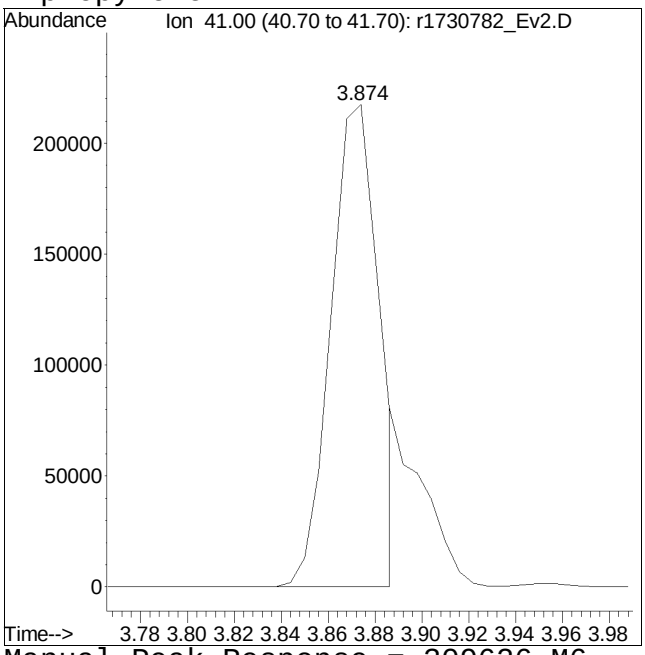

Manual Peak Response = 309626 M6

M6 = Misassignment of peak valley by automated integration (poor split of 2 peaks).

Manual Integration/Negative Proof Report

Data Path : O:\Forensics\Data\Airlab17\QMethod : TSIM17_230109.M
Data File : r1730782_Ev2.D Operator : AIRLAB17:TJS
Date Inj'd : 1/10/2020 0:1: 0 Instrument :
Sample : ITO15-SIMSTD50 Quant Date : 1/10/2023 5:54 am

Compound #83: naphthalene

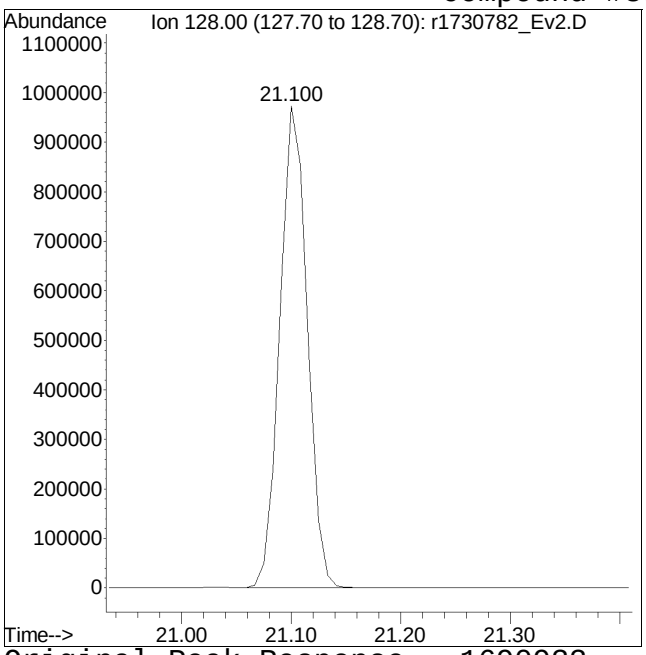

Original Peak Response = 1690933

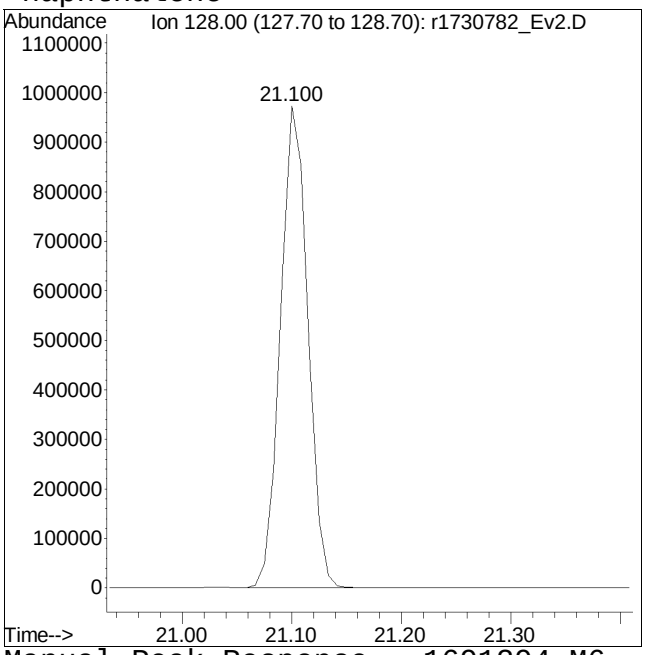

Manual Peak Response = 1691294 M6

M6 = Misassignment of peak valley by automated integration (poor split of 2 peaks).

Evaluate Continuing Calibration Report

Data Path : O:\Forensics\Data\Airlab17\2023\01\0109SIM_I\
Data File : r1730787_Ev2.D
Acq On : 10 Jan 2023 7:57 AM
Operator : AIRLAB17:TJS
Sample : CTO15-SIMSTD5.0
Misc : WG1731887
ALS Vial : 0 Sample Multiplier: 1

Quant Time: Jan 10 08:29:09 2023
Quant Method : O:\Forensics\Data\Airlab17\2023\01\0109SIM_I\TSIM17_230109.M
Quant Title : TO-14A/TO-15 SIM/Full Scan Analysis
QLast Update : Tue Jan 10 06:07:28 2023
Response via : Initial Calibration

Min. RRF : 0.000 Min. Rel. Area : 60% Max. R.T. Dev 0.33min
Max. RRF Dev : 30% Max. Rel. Area : 140%

		Compound	AvgRF	CCRF	%Dev	Area%	Dev(min)
1	I	bromochloromethane	1.000	1.000	0.0	95	0.00
2		propylene	0.440	0.435	1.1	95	0.00
3		dichlorodifluoromethane	0.902	0.799	11.4	89	0.00
4	C	chloromethane	0.440	0.394	10.5	91	0.00
5		Freon-114	1.288	1.128	12.4	89	0.00
6	C	vinyl chloride	0.529	0.444	16.1	88	0.00
7	C	1,3-butadiene	0.391	0.347	11.3	91	0.00
8	C	bromomethane	0.495	0.413	16.6	90	0.00
9	C	chloroethane	0.303	0.276	8.9	90	0.00
10		ethanol	0.328	0.290	11.6	88	0.00
11	C	vinyl bromide	0.499	0.430	13.8	86	0.00
12	C	acrolein	0.196	0.140	28.6	86	0.00
13		acetone	0.656	0.517	21.2	84	0.00
14		trichlorofluoromethane	0.867	0.768	11.4	91	0.00
15		isopropyl alcohol	0.802	0.682	15.0	89	0.00
16	C	acrylonitrile	0.370	0.339	8.4	89	0.00
17	C	1,1-dichloroethene	0.725	0.610	15.9	90	0.00
18		tertiary butyl alcohol	0.734	0.626	14.7	87	0.00
19	C	methylene chloride	0.586	0.539	8.0	94	0.00
20	C	3-chloropropene	0.808	0.742	8.2	94	-0.01
21	C	carbon disulfide	1.527	1.289	15.6	86	0.00
22		Freon 113	1.053	0.947	10.1	94	0.00
23		trans-1,2-dichloroethene	0.821	0.694	15.5	88	0.00
24	C	1,1-dichloroethane	0.954	0.857	10.2	94	0.00
25	C	MTBE	1.128	0.968	14.2	90	0.00
26	C	vinyl acetate	1.117	0.786	29.6	85	0.00
27	C	2-butanone	1.099	0.993	9.6	92	0.00
28		cis-1,2-dichloroethene	0.736	0.651	11.5	94	0.00
29		Ethyl Acetate	0.185	0.171	7.6	94	0.00
30	C	chloroform	0.971	0.840	13.5	93	0.00
31		Tetrahydrofuran	0.671	0.594	11.5	90	0.00
32	C	1,2-dichloroethane	0.571	0.477	16.5	90	0.00
33	I	1,4-difluorobenzene	1.000	1.000	0.0	96	0.00
34	C	hexane	0.267	0.234	12.4	88	0.00
35	s	1,2-dichloroethane-D4	0.183	0.182	0.5	96	0.00
36	C	1,1,1-trichloroethane	0.218	0.190	12.8	94	0.00
37	C	benzene	0.517	0.428	17.2	89	0.00
38	C	carbon tetrachloride	0.228	0.195	14.5	94	0.00

Evaluate Continuing Calibration Report

Data Path : O:\Forensics\Data\Airlab17\2023\01\0109SIM_I\
Data File : r1730787_Ev2.D
Acq On : 10 Jan 2023 7:57 AM
Operator : AIRLAB17:TJS
Sample : CTO15-SIMSTD5.0
Misc : WG1731887
ALS Vial : 0 Sample Multiplier: 1

Quant Time: Jan 10 08:29:09 2023
Quant Method : O:\Forensics\Data\Airlab17\2023\01\0109SIM_I\TSIM17_230109.M
Quant Title : TO-14A/TO-15 SIM/Full Scan Analysis
QLast Update : Tue Jan 10 06:07:28 2023
Response via : Initial Calibration

Min. RRF : 0.000 Min. Rel. Area : 60% Max. R.T. Dev 0.33min
Max. RRF Dev : 30% Max. Rel. Area : 140%

		Compound	AvgRF	CCRF	%Dev	Area%	Dev(min)
39		cyclohexane	0.278	0.246	11.5	89	0.00
40		Dibromomethane	0.178	0.140	21.3	88	0.00
41	C	1,2-dichloropropane	0.189	0.169	10.6	95	0.00
42		bromodichloromethane	0.288	0.254	11.8	91	0.00
43	C	1,4-dioxane	0.108	0.096	11.1	90	0.00
44	C	trichloroethene	0.243	0.209	14.0	92	-0.01
45	C	2,2,4-trimethylpentane	0.886	0.798	9.9	90	0.00
46		heptane	0.355	0.325	8.5	95	0.00
47	C	cis-1,3-dichloropropene	0.234	0.218	6.8	98	0.00
48	C	4-methyl-2-pentanone	0.372	0.338	9.1	92	0.00
49		trans-1,3-dichloropropene	0.201	0.166	17.4	84	0.00
50	C	1,1,2-trichloroethane	0.193	0.176	8.8	96	0.00
51	I	chlorobenzene-D5	1.000	1.000	0.0	93	0.00
52	C	toluene	5.129	4.443	13.4	93	0.00
53	s	toluene-D8	6.179	6.436	-4.2	98	0.00
54		2-hexanone	2.779	2.530	9.0	91	0.00
55		dibromochloromethane	2.359	2.234	5.3	93	0.00
56	C	1,2-dibromoethane	2.421	2.173	10.2	94	0.00
57	C	tetrachloroethene	1.844	1.608	12.8	92	0.00
58		1,1,1,2-tetrachloroethane	1.795	1.587	11.6	88	0.00
59	C	chlorobenzene	4.037	3.539	12.3	93	0.00
60	C	ethylbenzene	5.589	5.320	4.8	93	0.00
61	C	m+p-xylene	4.447	4.154	6.6	93	0.00
62	C	bromoform	1.608	1.522	5.3	93	0.00
63	C	styrene	3.565	3.428	3.8	92	0.00
64	C	1,1,2,2-tetrachloroethane	3.415	2.705	20.8	89	0.00
65	C	o-xylene	4.511	4.091	9.3	94	0.00
66		1,2,3-Trichloropropane	2.394	1.767	26.2	83	0.00
67	s	bromofluorobenzene	3.736	3.930	-5.2	96	0.00
68	C	isopropylbenzene	6.056	4.545	25.0	88	0.00
69		Bromobenzene	3.212	2.919	9.1	88	0.00
70		4-ethyl toluene	5.951	4.981	16.3	86	0.00
71		1,3,5-trimethylbenzene	5.433	4.310	20.7	89	0.00
72		tert-butylbenzene	5.538	4.523	18.3	85	0.00
73		1,2,4-trimethylbenzene	4.972	4.296	13.6	90	0.00
74	C	Benzyl Chloride	2.432	2.080	14.5	83	0.00
75		1,3-dichlorobenzene	2.841	2.665	6.2	94	0.00
76	C	1,4-dichlorobenzene	2.778	2.659	4.3	94	0.00

Evaluate Continuing Calibration Report

Data Path : O:\Forensics\Data\Airlab17\2023\01\0109SIM_I\
Data File : r1730787_Ev2.D
Acq On : 10 Jan 2023 7:57 AM
Operator : AIRLAB17:TJS
Sample : CTO15-SIMSTD5.0
Misc : WG1731887
ALS Vial : 0 Sample Multiplier: 1

Quant Time: Jan 10 08:29:09 2023
Quant Method : O:\Forensics\Data\Airlab17\2023\01\0109SIM_I\TSIM17_230109.M
Quant Title : TO-14A/TO-15 SIM/Full Scan Analysis
QLast Update : Tue Jan 10 06:07:28 2023
Response via : Initial Calibration

Min. RRF : 0.000 Min. Rel. Area : 60% Max. R.T. Dev 0.33min
Max. RRF Dev : 30% Max. Rel. Area : 140%

		Compound	AvgRF	CCRF	%Dev	Area%	Dev(min)
77		sec-butylbenzene	7.448	6.050	18.8	85	0.00
78		p-isopropyltoluene	6.610	5.123	22.5	80	0.00
79		1,2-dichlorobenzene	2.770	2.262	18.3	92	0.00
80		n-butylbenzene	5.293	4.632	12.5	90	0.00
81		1,2-dibromo-3-chloropropane	1.050	0.910	13.3	89	0.00
82	C	1,2,4-trichlorobenzene	1.231	1.111	9.7	87	-0.02
83		naphthalene	5.568	4.277	23.2	93	0.00
84		1,2,3-trichlorobenzene	1.287	1.212	5.8	97	0.00
85	C	hexachlorobutadiene	1.331	1.190	10.6	92	-0.02

* Evaluation of CC level amount vs concentration.
(#) = Out of Range SPCC's out = 0 CCC's out = 0

Quantitation Report (QT Reviewed)

Data Path : O:\Forensics\Data\Airlab17\2023\01\0109SIM_I\
Data File : r1730787_Ev2.D
Acq On : 10 Jan 2023 7:57 AM
Operator : AIRLAB17:TJS
Sample : CTO15-SIMSTD5.0
Misc : WG1731887
ALS Vial : 0 Sample Multiplier: 1

Quant Time: Jan 10 08:29:09 2023
Quant Method : O:\Forensics\Data\Airlab17\2023\01\0109SIM_I\TSIM17_230109.M
Quant Title : TO-14A/TO-15 SIM/Full Scan Analysis
QLast Update : Tue Jan 10 06:07:28 2023
Response via : Initial Calibration

CCAL FILE : O:\Forensics\Data\Airlab17\2023\01\0109SIM_I\r1730779_Ev2.D
Sub List : Default-ICV-AP2 - All compounds listed

Compound	R.T.	QIon	Response	Conc	Units	Dev(Min)
Internal Standards						
1) bromochloromethane	9.567	49	149386	10.000	ppbV	0.00
Standard Area = 156574			Recovery = 95.41%			
33) 1,4-difluorobenzene	11.843	114	538085	10.000	ppbV	0.00
Standard Area = 559751			Recovery = 96.13%			
51) chlorobenzene-D5	16.575	54	64450	10.000	ppbV	0.00
Standard Area = 69434			Recovery = 92.82%			
System Monitoring Compounds						
35) 1,2-dichloroethane-D4	10.458	65	98147	9.960	ppbV	0.00
Spiked Amount 10.000	Range 70 - 130		Recovery = 99.60%			
53) toluene-D8	14.683	98	414794	10.416	ppbV	0.00
Spiked Amount 10.000	Range 70 - 130		Recovery = 104.16%			
67) bromofluorobenzene	17.942	95	253299	10.521	ppbV	0.00
Spiked Amount 10.000	Range 70 - 130		Recovery = 105.21%			
Target Compounds						Qvalue
2) propylene	3.868	41	32504M6	4.946	ppbV	
3) dichlorodifluoromethane	3.946	85	59704	4.430	ppbV	98
4) chloromethane	4.132	50	29446	4.483	ppbV	95
5) Freon-114	4.258	85	84230	4.379	ppbV	99
6) vinyl chloride	4.390	62	33193	4.197	ppbV	99
7) 1,3-butadiene	4.558	54	25946	4.440	ppbV	100
8) bromomethane	4.876	94	30868	4.173	ppbV	98
9) chloroethane	5.100	64	20630	4.551	ppbV #	85
10) ethanol	5.267	31	108368	22.086	ppbV #	56
11) vinyl bromide	5.533	106	32087	4.304	ppbV	99
12) acrolein	5.683	56	10475	3.586	ppbV	98
13) acetone	5.843	43	193195	19.714	ppbV #	77
14) trichlorofluoromethane	6.057	101	57371	4.429	ppbV	97
15) isopropyl alcohol	6.170	45	127394	10.627	ppbV #	95
16) acrylonitrile	6.430	53	25334	4.588	ppbV	97
17) 1,1-dichloroethene	6.832	61	45588	4.208	ppbV	93
18) tertiary butyl alcohol	6.904	59	46749	4.261	ppbV #	79
19) methylene chloride	7.000	49	40225	4.593	ppbV	89
20) 3-chloropropene	7.138	41	55399	4.592	ppbV	89
21) carbon disulfide	7.294	76	96251	4.220	ppbV #	92
22) Freon 113	7.336	101	70751	4.500	ppbV	99
23) trans-1,2-dichloroethene	8.133	61	51811	4.226	ppbV	94
24) 1,1-dichloroethane	8.375	63	64031	4.492	ppbV	98

Quantitation Report (QT Reviewed)

Data Path : O:\Forensics\Data\Airlab17\2023\01\0109SIM_I\
Data File : r1730787_Ev2.D
Acq On : 10 Jan 2023 7:57 AM
Operator : AIRLAB17:TJS
Sample : CTO15-SIMSTD5.0
Misc : WG1731887
ALS Vial : 0 Sample Multiplier: 1

Quant Time: Jan 10 08:29:09 2023
Quant Method : O:\Forensics\Data\Airlab17\2023\01\0109SIM_I\TSIM17_230109.M
Quant Title : TO-14A/TO-15 SIM/Full Scan Analysis
QLast Update : Tue Jan 10 06:07:28 2023
Response via : Initial Calibration

CCAL FILE : O:\Forensics\Data\Airlab17\2023\01\0109SIM_I\r1730779_Ev2.D
Sub List : Default-ICV-AP2 - All compounds listed

Compound	R.T.	QIon	Response	Conc	Units		Dev(Min)
25) MTBE	8.458	73	72291	4.289	ppbV		93
26) vinyl acetate	8.592	43	58729	3.519	ppbV	#	94
27) 2-butanone	8.858	43	74177	4.519	ppbV	#	91
28) cis-1,2-dichloroethene	9.375	61	48602	4.418	ppbV		98
29) Ethyl Acetate	9.675	61	12745	4.622	ppbV	#	53
30) chloroform	9.733	83	62765	4.326	ppbV		96
31) Tetrahydrofuran	10.183	42	44357	4.428	ppbV		89
32) 1,2-dichloroethane	10.583	62	35653	4.179	ppbV		97
34) hexane	9.642	57	62843	4.374	ppbV	#	69
36) 1,1,1-trichloroethane	10.875	97	51168	4.369	ppbV		98
37) benzene	11.403	78	115148	4.140	ppbV		97
38) carbon tetrachloride	11.583	117	52447	4.284	ppbV		100
39) cyclohexane	11.723	56	66272	4.428	ppbV	#	85
40) Dibromomethane	12.330	93	37722	3.936	ppbV	#	99
41) 1,2-dichloropropane	12.363	63	45526	4.477	ppbV		96
42) bromodichloromethane	12.597	83	68284	4.412	ppbV		98
43) 1,4-dioxane	12.643	88	25747	4.428	ppbV		95
44) trichloroethene	12.643	130	56362	4.312	ppbV		98
45) 2,2,4-trimethylpentane	12.690	57	214815	4.508	ppbV	#	88
46) heptane	13.010	43	87538	4.586	ppbV	#	79
47) cis-1,3-dichloropropene	13.658	75	58597	4.655	ppbV		94
48) 4-methyl-2-pentanone	13.700	43	91043	4.546	ppbV	#	83
49) trans-1,3-dichloropropene	14.283	75	44711	4.124	ppbV		96
50) 1,1,2-trichloroethane	14.483	97	47476	4.561	ppbV		94
52) toluene	14.792	91	143189	4.331	ppbV		97
54) 2-hexanone	15.075	43	81541	4.553	ppbV	#	76
55) dibromochloromethane	15.242	129	71979	4.734	ppbV		98
56) 1,2-dibromoethane	15.492	107	70014	4.487	ppbV		99
57) tetrachloroethene	15.967	166	51823	4.361	ppbV		96
58) 1,1,1,2-tetrachloroethane	16.608	131	51138	4.421	ppbV		99
59) chlorobenzene	16.617	112	114054	4.383	ppbV		95
60) ethylbenzene	16.967	91	171432	4.759	ppbV		96
61) m+p-xylene	17.133	91	267723	9.340	ppbV		94
62) bromoform	17.200	173	49041	4.731	ppbV		99
63) styrene	17.450	104	110458	4.808	ppbV		96
64) 1,1,2,2-tetrachloroethane	17.542	83	87179	3.961	ppbV		96
65) o-xylene	17.542	91	131820	4.534	ppbV		98
66) 1,2,3-Trichloropropane	17.658	75	56933	3.690	ppbV		97
68) isopropylbenzene	18.050	105	146452	3.752	ppbV		98
69) Bromobenzene	18.125	77	94074	4.545	ppbV		95

Quantitation Report (QT Reviewed)

Data Path : O:\Forensics\Data\Airlab17\2023\01\0109SIM_I\
Data File : r1730787_Ev2.D
Acq On : 10 Jan 2023 7:57 AM
Operator : AIRLAB17:TJS
Sample : CTO15-SIMSTD5.0
Misc : WG1731887
ALS Vial : 0 Sample Multiplier: 1

Quant Time: Jan 10 08:29:09 2023
Quant Method : O:\Forensics\Data\Airlab17\2023\01\0109SIM_I\TSIM17_230109.M
Quant Title : TO-14A/TO-15 SIM/Full Scan Analysis
QLast Update : Tue Jan 10 06:07:28 2023
Response via : Initial Calibration

CCAL FILE : O:\Forensics\Data\Airlab17\2023\01\0109SIM_I\r1730779_Ev2.D
Sub List : Default-ICV-AP2 - All compounds listed

Compound	R.T.	QIon	Response	Conc	Units		Dev(Min)
70) 4-ethyl toluene	18.600	105	160520	4.185	ppbV		97
71) 1,3,5-trimethylbenzene	18.667	105	138880	3.966	ppbV		100
72) tert-butylbenzene	19.000	119	145756	4.084	ppbV		96
73) 1,2,4-trimethylbenzene	19.008	105	138444	4.320	ppbV		92
74) Benzyl Chloride	19.125	91	67015	4.276	ppbV		98
75) 1,3-dichlorobenzene	19.142	146	85886	4.691	ppbV		99
76) 1,4-dichlorobenzene	19.200	146	85686	4.785	ppbV		99
77) sec-butylbenzene	19.225	105	194973	4.062	ppbV		99
78) p-isopropyltoluene	19.358	119	165085	3.875	ppbV		99
79) 1,2-dichlorobenzene	19.483	146	72905	4.083	ppbV		99
80) n-butylbenzene	19.708	91	149253	4.375	ppbV		95
81) 1,2-dibromo-3-chloropr...	19.858	75	29332	4.335	ppbV		93
82) 1,2,4-trichlorobenzene	20.975	180	35795	4.510	ppbV	#	90
83) naphthalene	21.092	128	137831	3.841	ppbV		98
84) 1,2,3-trichlorobenzene	21.342	180	39058	4.707	ppbV	#	89
85) hexachlorobutadiene	21.408	225	38355	4.470	ppbV	#	93

(#) = qualifier out of range (m) = manual integration (+) = signals summed

Sub List : Default-ICV-AP2 - All compounds listed9SIM_I\r1730779_Ev2.D

Data Path : O:\Forensics\Data\Airlab17\2023\01\0109SIM_I\
Data File : r1730787_Ev2.D
Acq On : 10 Jan 2023 7:57 AM
Operator : AIRLAB17:TJS
Sample : CTO15-SIMSTD5.0
Misc : WG1731887
ALS Vial : 0 Sample Multiplier: 1

Quant Time: Jan 10 08:29:09 2023
Quant Method : O:\Forensics\Data\Airlab17\2023\01\0109SIM_I\TSIM17_230109.M
Quant Title : TO-14A/TO-15 SIM/Full Scan Analysis
QLast Update : Tue Jan 10 06:07:28 2023
Response via : Initial Calibration

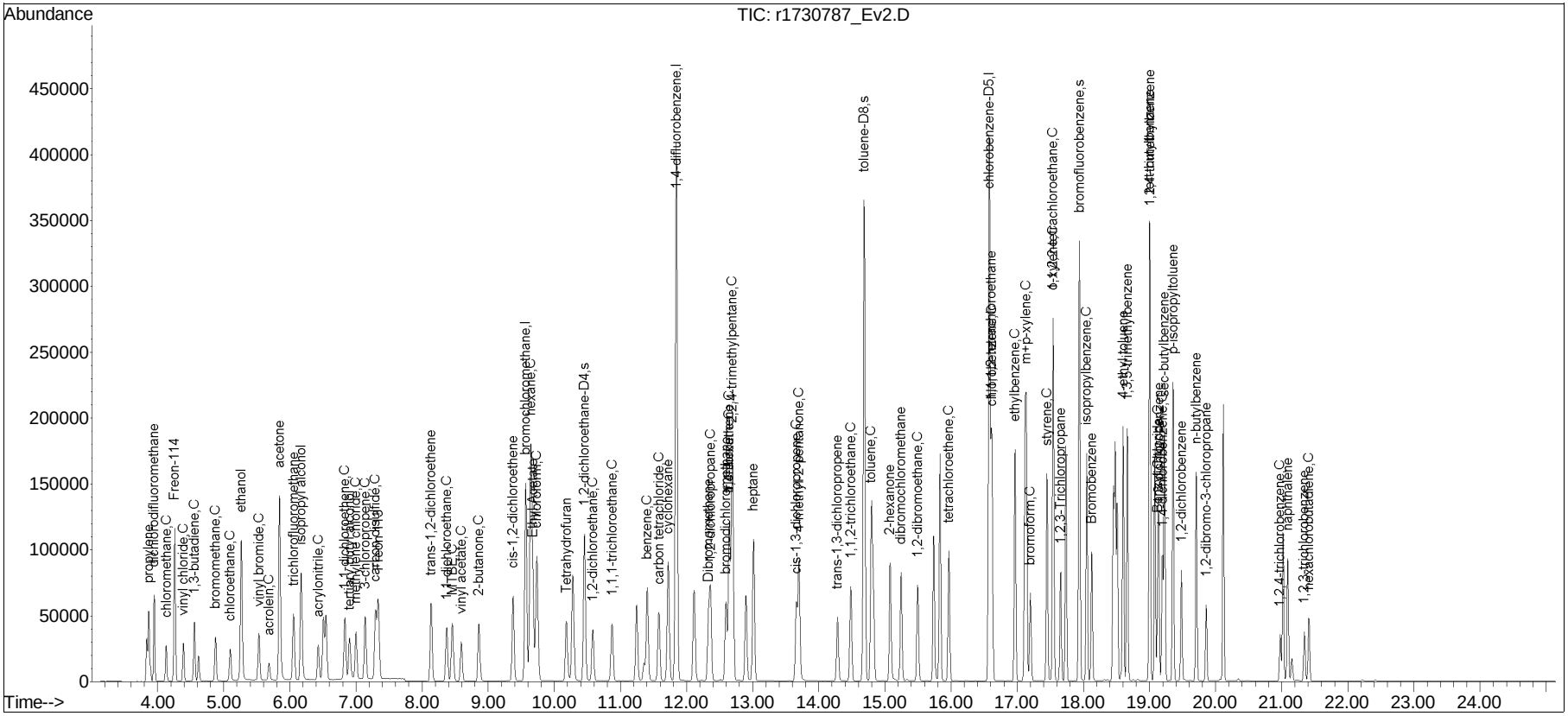

Manual Integration/Negative Proof Report

Data Path : O:\Forensics\Data\Airlab17\QMethod : TSIM17_230109.M
Data File : r1730787_Ev2.D Operator : AIRLAB17:TJS
Date Inj'd : 1/10/2020 0:7: 7 Instrument :
Sample : CTO15-SIMSTD5.0 Quant Date : 1/10/2023 9:28 am

Compound #2: propylene

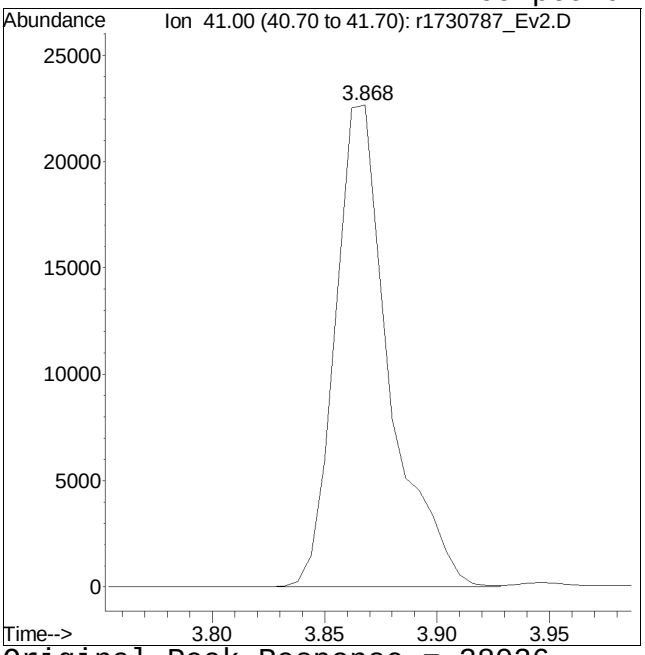

Original Peak Response = 38026

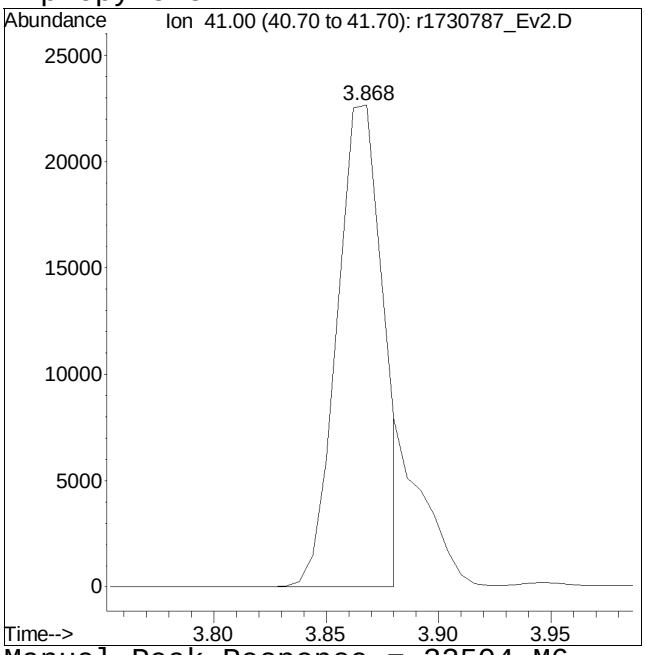

Manual Peak Response = 32504 M6

M6 = Misassignment of peak valley by automated integration (poor split of 2 peaks).

Continuing Calibration

Calibration Verification Summary
Form 7
Air Volatiles

Client	: Roux Env. Eng. & Geology, DPC	**Lab Number**	: L2300996		
Project Name	: 148/156 NAGLE	**Project Number**	: 3770.0001Y000		
Instrument ID	: AIRLAB17	**Calibration Date**	: 01/10/23 14:14		
Lab File ID	: R1730702_EV2	**Init. Calib. Date(s)**	: 01/09/23	01/10/23	
Sample No	: WG1731939-2	**Init. Calib. Times**	: 19:37	01:30	
Channel	:				

Compound	Ave. RRF	RRF	Min RRF	%D	Max %D	Area%	Dev(min)
bromochloromethane	1	1	-	0	30	98	-.02
propylene	0.44	0.408	-	7.3	30	91	0
dichlorodifluoromethane	0.902	0.782	-	13.3	30	89	0
chloromethane	0.44	0.384	-	12.7	30	91	0
Freon-114	1.288	1.119	-	13.1	30	90	0
vinyl chloride	0.529	0.446	-	15.7	30	90	0
1,3-butadiene	0.391	0.343	-	12.3	30	92	-.01
bromomethane	0.495	0.412	-	16.8	30	92	0
chloroethane	0.303	0.295	-	2.6	30	99	0
ethanol	0.328	0.284	-	13.4	30	88	0
vinyl bromide	0.499	0.422	-	15.4	30	87	-.01
acrolein	0.196	0.153	-	21.9	30	96	-.01
acetone	0.656	0.522	-	20.4	30	87	0
trichlorofluoromethane	0.867	0.755	-	12.9	30	92	0
isopropyl alcohol	0.802	0.667	-	16.8	30	89	-.01
acrylonitrile	0.37	0.331	-	10.5	30	89	-.01
1,1-dichloroethene	0.725	0.61	-	15.9	30	92	-.01
tertiary butyl alcohol	0.734	0.623	-	15.1	30	89	-.01
methylene chloride	0.586	0.522	-	10.9	30	94	-.01
3-chloropropene	0.808	0.743	-	8	30	97	-.01
carbon disulfide	1.527	1.265	-	17.2	30	86	-.01
Freon 113	1.053	0.949	-	9.9	30	96	-.01
trans-1,2-dichloroethene	0.821	0.677	-	17.5	30	88	0
1,1-dichloroethane	0.954	0.836	-	12.4	30	94	0
MTBE	1.128	0.939	-	16.8	30	89	-.02
vinyl acetate	1.117	0.83	-	25.7	30	92	0
2-butanone	1.099	0.95	-	13.6	30	91	0
cis-1,2-dichloroethene	0.736	0.641	-	12.9	30	95	-.02
Ethyl Acetate	0.185	0.161	-	13	30	91	0
chloroform	0.971	0.829	-	14.6	30	94	-.02
Tetrahydrofuran	0.671	0.571	-	14.9	30	89	0
1,2-dichloroethane	0.571	0.469	-	17.9	30	91	-.02
1,4-difluorobenzene	1	1	-	0	30	97	0
hexane	0.267	0.235	-	12	30	89	-.02
1,1,1-trichloroethane	0.218	0.189	-	13.3	30	94	-.02
benzene	0.517	0.432	-	16.4	30	91	0
carbon tetrachloride	0.228	0.194	-	14.9	30	94	-.01
cyclohexane	0.278	0.249	-	10.4	30	91	-.01
Dibromomethane	0.178	0.139	-	21.9	30	88	0
1,2-dichloropropane	0.189	0.165	-	12.7	30	93	-.01
bromodichloromethane	0.288	0.253	-	12.2	30	91	-.01
1,4-dioxane	0.108	0.095	-	12	30	90	-.01
trichloroethene	0.243	0.208	-	14.4	30	92	-.01

* Value outside of QC limits.

Calibration Verification Summary
Form 7
Air Volatiles

Client	: Roux Env. Eng. & Geology, DPC	**Lab Number**	: L2300996		
Project Name	: 148/156 NAGLE	**Project Number**	: 3770.0001Y000		
Instrument ID	: AIRLAB17	**Calibration Date**	: 01/10/23 14:14		
Lab File ID	: R1730702_EV2	**Init. Calib. Date(s)**	: 01/09/23	01/10/23	
Sample No	: WG1731939-2	**Init. Calib. Times**	: 19:37	01:30	
Channel	:				

Compound	Ave. RRF	RRF	Min RRF	%D	Max %D	Area%	Dev(min)
2,2,4-trimethylpentane	0.886	0.805	-	9.1	30	92	0
heptane	0.355	0.317	-	10.7	30	93	0
cis-1,3-dichloropropene	0.234	0.216	-	7.7	30	98	0
4-methyl-2-pentanone	0.372	0.333	-	10.5	30	91	-.02
trans-1,3-dichloropropene	0.201	0.164	-	18.4	30	84	0
1,1,2-trichloroethane	0.193	0.173	-	10.4	30	94	0
chlorobenzene-D5	1	1	-	0	30	96	0
toluene	5.129	4.294	-	16.3	30	92	0
2-hexanone	2.779	2.388	-	14.1	30	88	0
dibromochloromethane	2.359	2.154	-	8.7	30	93	0
1,2-dibromoethane	2.421	2.098	-	13.3	30	93	0
tetrachloroethene	1.844	1.569	-	14.9	30	92	0
1,1,1,2-tetrachloroethane	1.795	1.539	-	14.3	30	88	0
chlorobenzene	4.037	3.434	-	14.9	30	93	0
ethylbenzene	5.589	5.115	-	8.5	30	92	0
m+p-xylene	4.447	4.027	-	9.4	30	93	0
bromoform	1.608	1.464	-	9	30	92	0
styrene	3.565	3.317	-	7	30	92	0
1,1,2,2-tetrachloroethane	3.415	2.714	-	20.5	30	92	0
o-xylene	4.511	3.994	-	11.5	30	95	0
1,2,3-Trichloropropane	2.394	1.796	-	25	30	87	0
isopropylbenzene	6.056	4.651	-	23.2	30	93	0
Bromobenzene	3.212	2.83	-	11.9	30	88	0
4-ethyl toluene	5.951	4.86	-	18.3	30	86	0
1,3,5-trimethylbenzene	5.433	4.194	-	22.8	30	89	0
tert-butylbenzene	5.538	4.404	-	20.5	30	85	-.02
1,2,4-trimethylbenzene	4.972	4.18	-	15.9	30	90	-.02
Benzyl Chloride	2.432	1.946	-	20	30	80	-.02
1,3-dichlorobenzene	2.841	2.605	-	8.3	30	94	-.02
1,4-dichlorobenzene	2.778	2.563	-	7.7	30	93	-.02
sec-butylbenzene	7.448	5.914	-	20.6	30	85	-.03
p-isopropyltoluene	6.61	4.927	-	25.5	30	79	-.03
1,2-dichlorobenzene	2.77	2.233	-	19.4	30	93	-.03
n-butylbenzene	5.293	4.397	-	16.9	30	88	-.04
1,2-dibromo-3-chloropropan	1.05	0.844	-	19.6	30	85	-.05
1,2,4-trichlorobenzene	1.231	0.966	-	21.5	30	78	-.05
naphthalene	5.568	3.645	-	34.5*	30	82	-.05
1,2,3-trichlorobenzene	1.287	1.027	-	20.2	30	85	-.04
hexachlorobutadiene	1.331	1.05	-	21.1	30	84	-.05

* Value outside of QC limits.

Evaluate Continuing Calibration Report

Data Path : O:\Forensics\Data\Airlab17\2023\01\0110SIM\
Data File : r1730702_Ev2.D
Acq On : 10 Jan 2023 2:14 PM
Operator : AIRLAB17:TJS
Sample : WG1731939-2,3,250,250
Misc : WG1731939,ICAL19643
ALS Vial : 0 Sample Multiplier: 1

Quant Time: Jan 10 14:32:26 2023
Quant Method : O:\Forensics\Data\Airlab17\2023\01\0110SIM\TSIM17_230109.M
Quant Title : TO-14A/TO-15 SIM/Full Scan Analysis
QLast Update : Tue Jan 10 06:07:28 2023
Response via : Initial Calibration

Min. RRF : 0.000 Min. Rel. Area : 60% Max. R.T. Dev 0.33min
Max. RRF Dev : 30% Max. Rel. Area : 140%

		Compound	AvgRF	CCRF	%Dev	Area%	Dev(min)
1	I	bromochloromethane	1.000	1.000	0.0	98	-0.02
2		propylene	0.440	0.408	7.3	91	0.00
3		dichlorodifluoromethane	0.902	0.782	13.3	89	0.00
4	C	chloromethane	0.440	0.384	12.7	91	0.00
5		Freon-114	1.288	1.119	13.1	90	0.00
6	C	vinyl chloride	0.529	0.446	15.7	90	0.00
7	C	1,3-butadiene	0.391	0.343	12.3	92	-0.01
8	C	bromomethane	0.495	0.412	16.8	92	0.00
9	C	chloroethane	0.303	0.295	2.6	99	0.00
10		ethanol	0.328	0.284	13.4	88	0.00
11	C	vinyl bromide	0.499	0.422	15.4	87	-0.01
12	C	acrolein	0.196	0.153	21.9	96	-0.01
13		acetone	0.656	0.522	20.4	87	0.00
14		trichlorofluoromethane	0.867	0.755	12.9	92	0.00
15		isopropyl alcohol	0.802	0.667	16.8	89	-0.01
16	C	acrylonitrile	0.370	0.331	10.5	89	-0.01
17	C	1,1-dichloroethene	0.725	0.610	15.9	92	-0.01
18		tertiary butyl alcohol	0.734	0.623	15.1	89	-0.01
19	C	methylene chloride	0.586	0.522	10.9	94	-0.01
20	C	3-chloropropene	0.808	0.743	8.0	97	-0.01
21	C	carbon disulfide	1.527	1.265	17.2	86	-0.01
22		Freon 113	1.053	0.949	9.9	96	-0.01
23		trans-1,2-dichloroethene	0.821	0.677	17.5	88	0.00
24	C	1,1-dichloroethane	0.954	0.836	12.4	94	0.00
25	C	MTBE	1.128	0.939	16.8	89	-0.02
26	C	vinyl acetate	1.117	0.830	25.7	92	0.00
27	C	2-butanone	1.099	0.950	13.6	91	0.00
28		cis-1,2-dichloroethene	0.736	0.641	12.9	95	-0.02
29		Ethyl Acetate	0.185	0.161	13.0	91	0.00
30	C	chloroform	0.971	0.829	14.6	94	-0.02
31		Tetrahydrofuran	0.671	0.571	14.9	89	0.00
32	C	1,2-dichloroethane	0.571	0.469	17.9	91	-0.02
33	I	1,4-difluorobenzene	1.000	1.000	0.0	97	0.00
34	C	hexane	0.267	0.235	12.0	89	-0.02
36	C	1,1,1-trichloroethane	0.218	0.189	13.3	94	-0.02
37	C	benzene	0.517	0.432	16.4	91	0.00
38	C	carbon tetrachloride	0.228	0.194	14.9	94	-0.01
39		cyclohexane	0.278	0.249	10.4	91	-0.01

Evaluate Continuing Calibration Report

Data Path : O:\Forensics\Data\Airlab17\2023\01\0110SIM\
Data File : r1730702_Ev2.D
Acq On : 10 Jan 2023 2:14 PM
Operator : AIRLAB17:TJS
Sample : WG1731939-2,3,250,250
Misc : WG1731939,ICAL19643
ALS Vial : 0 Sample Multiplier: 1

Quant Time: Jan 10 14:32:26 2023
Quant Method : O:\Forensics\Data\Airlab17\2023\01\0110SIM\TSIM17_230109.M
Quant Title : TO-14A/TO-15 SIM/Full Scan Analysis
QLast Update : Tue Jan 10 06:07:28 2023
Response via : Initial Calibration

Min. RRF : 0.000 Min. Rel. Area : 60% Max. R.T. Dev 0.33min
Max. RRF Dev : 30% Max. Rel. Area : 140%

		Compound	AvgRF	CCRF	%Dev	Area%	Dev(min)
40		Dibromomethane	0.178	0.139	21.9	88	0.00
41	C	1,2-dichloropropane	0.189	0.165	12.7	93	-0.01
42		bromodichloromethane	0.288	0.253	12.2	91	-0.01
43	C	1,4-dioxane	0.108	0.095	12.0	90	-0.01
44	C	trichloroethene	0.243	0.208	14.4	92	-0.01
45	C	2,2,4-trimethylpentane	0.886	0.805	9.1	92	0.00
46		heptane	0.355	0.317	10.7	93	0.00
47	C	cis-1,3-dichloropropene	0.234	0.216	7.7	98	0.00
48	C	4-methyl-2-pentanone	0.372	0.333	10.5	91	-0.02
49		trans-1,3-dichloropropene	0.201	0.164	18.4	84	0.00
50	C	1,1,2-trichloroethane	0.193	0.173	10.4	94	0.00
51	I	chlorobenzene-D5	1.000	1.000	0.0	96	0.00
52	C	toluene	5.129	4.294	16.3	92	0.00
54		2-hexanone	2.779	2.388	14.1	88	0.00
55		dibromochloromethane	2.359	2.154	8.7	93	0.00
56	C	1,2-dibromoethane	2.421	2.098	13.3	93	0.00
57	C	tetrachloroethene	1.844	1.569	14.9	92	0.00
58		1,1,1,2-tetrachloroethane	1.795	1.539	14.3	88	0.00
59	C	chlorobenzene	4.037	3.434	14.9	93	0.00
60	C	ethylbenzene	5.589	5.115	8.5	92	0.00
61	C	m+p-xylene	4.447	4.027	9.4	93	0.00
62	C	bromoform	1.608	1.464	9.0	92	0.00
63	C	styrene	3.565	3.317	7.0	92	0.00
64	C	1,1,2,2-tetrachloroethane	3.415	2.714	20.5	92	0.00
65	C	o-xylene	4.511	3.994	11.5	95	0.00
66		1,2,3-Trichloropropane	2.394	1.796	25.0	87	0.00
68	C	isopropylbenzene	6.056	4.651	23.2	93	0.00
69		Bromobenzene	3.212	2.830	11.9	88	0.00
70		4-ethyl toluene	5.951	4.860	18.3	86	0.00
71		1,3,5-trimethylbenzene	5.433	4.194	22.8	89	0.00
72		tert-butylbenzene	5.538	4.404	20.5	85	-0.02
73		1,2,4-trimethylbenzene	4.972	4.180	15.9	90	-0.02
74	C	Benzyl Chloride	2.432	1.946	20.0	80	-0.02
75		1,3-dichlorobenzene	2.841	2.605	8.3	94	-0.02
76	C	1,4-dichlorobenzene	2.778	2.563	7.7	93	-0.02
77		sec-butylbenzene	7.448	5.914	20.6	85	-0.03
78		p-isopropyltoluene	6.610	4.927	25.5	79	-0.03
79		1,2-dichlorobenzene	2.770	2.233	19.4	93	-0.03

Evaluate Continuing Calibration Report

Data Path : O:\Forensics\Data\Airlab17\2023\01\0110SIM\
Data File : r1730702_Ev2.D
Acq On : 10 Jan 2023 2:14 PM
Operator : AIRLAB17:TJS
Sample : WG1731939-2,3,250,250
Misc : WG1731939,ICAL19643
ALS Vial : 0 Sample Multiplier: 1

Quant Time: Jan 10 14:32:26 2023
Quant Method : O:\Forensics\Data\Airlab17\2023\01\0110SIM\TSIM17_230109.M
Quant Title : TO-14A/TO-15 SIM/Full Scan Analysis
QLast Update : Tue Jan 10 06:07:28 2023
Response via : Initial Calibration

Min. RRF : 0.000 Min. Rel. Area : 60% Max. R.T. Dev 0.33min
Max. RRF Dev : 30% Max. Rel. Area : 140%

	Compound	AvgRF	CCRF	%Dev	Area%	Dev(min)
80	n-butylbenzene	5.293	4.397	16.9	88	-0.04
81	1,2-dibromo-3-chloropropane	1.050	0.844	19.6	85	-0.05
82 C	1,2,4-trichlorobenzene	1.231	0.966	21.5	78	-0.05
83	naphthalene	5.568	3.645	34.5#	82	-0.05
84	1,2,3-trichlorobenzene	1.287	1.027	20.2	85	-0.04
85 C	hexachlorobutadiene	1.331	1.050	21.1	84	-0.05

* Evaluation of CC level amount vs concentration.
(#) = Out of Range SPCC's out = 0 CCC's out = 0

Quantitation Report (QT Reviewed)

Data Path : O:\Forensics\Data\Airlab17\2023\01\0110SIM\
Data File : r1730702_Ev2.D
Acq On : 10 Jan 2023 2:14 PM
Operator : AIRLAB17:TJS
Sample : WG1731939-2,3,250,250
Misc : WG1731939,ICAL19643
ALS Vial : 0 Sample Multiplier: 1

Quant Time: Jan 10 14:32:26 2023
Quant Method : O:\Forensics\Data\Airlab17\2023\01\0110SIM\TSIM17_230109.M
Quant Title : TO-14A/TO-15 SIM/Full Scan Analysis
QLast Update : Tue Jan 10 06:07:28 2023
Response via : Initial Calibration

CCAL FILE : O:\Forensics\Data\Airlab17\2023\01\0110SIM\r1730702_Ev2.D
Sub List : Default-LCS-AP2 - All compounds listed

Compound	R.T.	QIon	Response	Conc	Units	Dev(Min)
Internal Standards						
1) bromochloromethane	9.558	49	153079	10.000	ppbV	-0.02
Standard Area = 153079			Recovery = 100.00%			
33) 1,4-difluorobenzene	11.843	114	540688	10.000	ppbV	0.00
Standard Area = 540688			Recovery = 100.00%			
51) chlorobenzene-D5	16.575	54	66374	10.000	ppbV	0.00
Standard Area = 66374			Recovery = 100.00%			
System Monitoring Compounds						
Target Compounds						Qvalue
2) propylene	3.862	41	31230M6	4.638	ppbV	
3) dichlorodifluoromethane	3.946	85	59865	4.335	ppbV	99
4) chloromethane	4.126	50	29366	4.363	ppbV	95
5) Freon-114	4.258	85	85666	4.346	ppbV	99
6) vinyl chloride	4.390	62	34159	4.215	ppbV	99
7) 1,3-butadiene	4.552	54	26232	4.380	ppbV	93
8) bromomethane	4.876	94	31534	4.160	ppbV	97
9) chloroethane	5.097	64	22601	4.866	ppbV #	86
10) ethanol	5.260	31	108593	21.598	ppbV #	55
11) vinyl bromide	5.527	106	32316	4.230	ppbV	100
12) acrolein	5.680	56	11678	3.901	ppbV	96
13) acetone	5.837	43	199776	19.894	ppbV #	76
14) trichlorofluoromethane	6.053	101	57814	4.356	ppbV	98
15) isopropyl alcohol	6.163	45	127563	10.385	ppbV #	95
16) acrylonitrile	6.423	53	25361	4.482	ppbV	98
17) 1,1-dichloroethene	6.826	61	46697	4.207	ppbV	94
18) tertiary butyl alcohol	6.898	59	47712	4.243	ppbV #	79
19) methylene chloride	6.994	49	39974	4.455	ppbV	90
20) 3-chloropropene	7.138	41	56901	4.603	ppbV	90
21) carbon disulfide	7.288	76	96826	4.143	ppbV #	90
22) Freon 113	7.330	101	72628	4.508	ppbV	100
23) trans-1,2-dichloroethene	8.133	61	51799	4.124	ppbV	98
24) 1,1-dichloroethane	8.367	63	63956	4.379	ppbV	98
25) MTBE	8.450	73	71847	4.160	ppbV #	94
26) vinyl acetate	8.592	43	63502	3.713	ppbV	97
27) 2-butanone	8.850	43	72725	4.323	ppbV #	92
28) cis-1,2-dichloroethene	9.367	61	49045	4.351	ppbV	98
29) Ethyl Acetate	9.675	61	12304	4.355	ppbV	72
30) chloroform	9.725	83	63415	4.266	ppbV	96

Quantitation Report (QT Reviewed)

Data Path : O:\Forensics\Data\Airlab17\2023\01\0110SIM\
Data File : r1730702_Ev2.D
Acq On : 10 Jan 2023 2:14 PM
Operator : AIRLAB17:TJS
Sample : WG1731939-2,3,250,250
Misc : WG1731939,ICAL19643
ALS Vial : 0 Sample Multiplier: 1

Quant Time: Jan 10 14:32:26 2023
Quant Method : O:\Forensics\Data\Airlab17\2023\01\0110SIM\TSIM17_230109.M
Quant Title : TO-14A/TO-15 SIM/Full Scan Analysis
QLast Update : Tue Jan 10 06:07:28 2023
Response via : Initial Calibration

CCAL FILE : O:\Forensics\Data\Airlab17\2023\01\0110SIM\r1730702_Ev2.D
Sub List : Default-LCS-AP2 - All compounds listed

Compound	R.T.	QIon	Response	Conc	Units		Dev(Min)
31) Tetrahydrofuran	10.175	42	43712	4.259	ppbV		88
32) 1,2-dichloroethane	10.575	62	35860	4.102	ppbV		96
34) hexane	9.633	57	63630	4.407	ppbV	#	77
36) 1,1,1-trichloroethane	10.867	97	50962	4.330	ppbV		95
37) benzene	11.403	78	116888	4.182	ppbV		96
38) carbon tetrachloride	11.577	117	52538	4.271	ppbV		99
39) cyclohexane	11.717	56	67263	4.473	ppbV	#	86
40) Dibromomethane	12.330	93	37667	3.912	ppbV	#	100
41) 1,2-dichloropropane	12.357	63	44740	4.378	ppbV	#	96
42) bromodichloromethane	12.590	83	68454	4.402	ppbV		97
43) 1,4-dioxane	12.637	88	25701	4.399	ppbV		98
44) trichloroethene	12.643	130	56100	4.271	ppbV		97
45) 2,2,4-trimethylpentane	12.690	57	217620	4.545	ppbV	#	88
46) heptane	13.010	43	85629	4.464	ppbV	#	82
47) cis-1,3-dichloropropene	13.658	75	58353	4.613	ppbV		95
48) 4-methyl-2-pentanone	13.692	43	90024	4.474	ppbV	#	82
49) trans-1,3-dichloropropene	14.283	75	44401	4.076	ppbV		97
50) 1,1,2-trichloroethane	14.483	97	46840	4.478	ppbV		93
52) toluene	14.792	91	142518	4.186	ppbV		97
54) 2-hexanone	15.075	43	79261	4.297	ppbV	#	79
55) dibromochloromethane	15.242	129	71469	4.564	ppbV		100
56) 1,2-dibromoethane	15.492	107	69617	4.332	ppbV		98
57) tetrachloroethene	15.967	166	52076	4.255	ppbV		98
58) 1,1,1,2-tetrachloroethane	16.600	131	51059	4.286	ppbV		100
59) chlorobenzene	16.617	112	113977	4.253	ppbV		96
60) ethylbenzene	16.967	91	169754	4.576	ppbV		95
61) m+p-xylene	17.133	91	267305	9.055	ppbV		93
62) bromoform	17.200	173	48591	4.552	ppbV		98
63) styrene	17.450	104	110076	4.652	ppbV		96
64) 1,1,2,2-tetrachloroethane	17.542	83	90074	3.974	ppbV		96
65) o-xylene	17.542	91	132551	4.427	ppbV		96
66) 1,2,3-Trichloropropane	17.658	75	59595	3.751	ppbV		97
68) isopropylbenzene	18.050	105	154352	3.840	ppbV		98
69) Bromobenzene	18.125	77	93917	4.406	ppbV		94
70) 4-ethyl toluene	18.600	105	161292	4.083	ppbV		97
71) 1,3,5-trimethylbenzene	18.658	105	139193	3.860	ppbV		96
72) tert-butylbenzene	18.992	119	146166	3.977	ppbV		95
73) 1,2,4-trimethylbenzene	18.992	105	138707	4.203	ppbV		96
74) Benzyl Chloride	19.108	91	64572	4.001	ppbV		100
75) 1,3-dichlorobenzene	19.125	146	86462	4.586	ppbV		96

Quantitation Report (QT Reviewed)

Data Path : O:\Forensics\Data\Airlab17\2023\01\0110SIM\
Data File : r1730702_Ev2.D
Acq On : 10 Jan 2023 2:14 PM
Operator : AIRLAB17:TJS
Sample : WG1731939-2,3,250,250
Misc : WG1731939,ICAL19643
ALS Vial : 0 Sample Multiplier: 1

Quant Time: Jan 10 14:32:26 2023
Quant Method : O:\Forensics\Data\Airlab17\2023\01\0110SIM\TSIM17_230109.M
Quant Title : TO-14A/TO-15 SIM/Full Scan Analysis
QLast Update : Tue Jan 10 06:07:28 2023
Response via : Initial Calibration

CCAL FILE : O:\Forensics\Data\Airlab17\2023\01\0110SIM\r1730702_Ev2.D
Sub List : Default-LCS-AP2 - All compounds listed

Compound	R.T.	QIon	Response	Conc	Units		Dev(Min)
76) 1,4-dichlorobenzene	19.183	146	85049	4.612	ppbV		99
77) sec-butylbenzene	19.208	105	196269	3.970	ppbV		99
78) p-isopropyltoluene	19.333	119	163512	3.727	ppbV		100
79) 1,2-dichlorobenzene	19.458	146	74090	4.029	ppbV		98
80) n-butylbenzene	19.675	91	145924	4.153	ppbV		94
81) 1,2-dibromo-3-chloropr...	19.817	75	28009	4.019	ppbV		94
82) 1,2,4-trichlorobenzene	20.942	180	32044	3.921	ppbV		93
83) naphthalene	21.050	128	120964	3.273	ppbV		97
84) 1,2,3-trichlorobenzene	21.308	180	34086	3.989	ppbV	#	90
85) hexachlorobutadiene	21.375	225	34849	3.944	ppbV		94

(#) = qualifier out of range (m) = manual integration (+) = signals summed

Sub List : Default-LCS-AP2 - All compounds listed0SIM\r1730702_Ev2.D

Data Path : O:\Forensics\Data\Airlab17\2023\01\0110SIM\
Data File : r1730702_Ev2.D
Acq On : 10 Jan 2023 2:14 PM
Operator : AIRLAB17:TJS
Sample : WG1731939-2,3,250,250
Misc : WG1731939,ICAL19643
ALS Vial : 0 Sample Multiplier: 1

Quant Time: Jan 10 14:32:26 2023
Quant Method : O:\Forensics\Data\Airlab17\2023\01\0110SIM\TSIM17_230109.M
Quant Title : TO-14A/TO-15 SIM/Full Scan Analysis
QLast Update : Tue Jan 10 06:07:28 2023
Response via : Initial Calibration

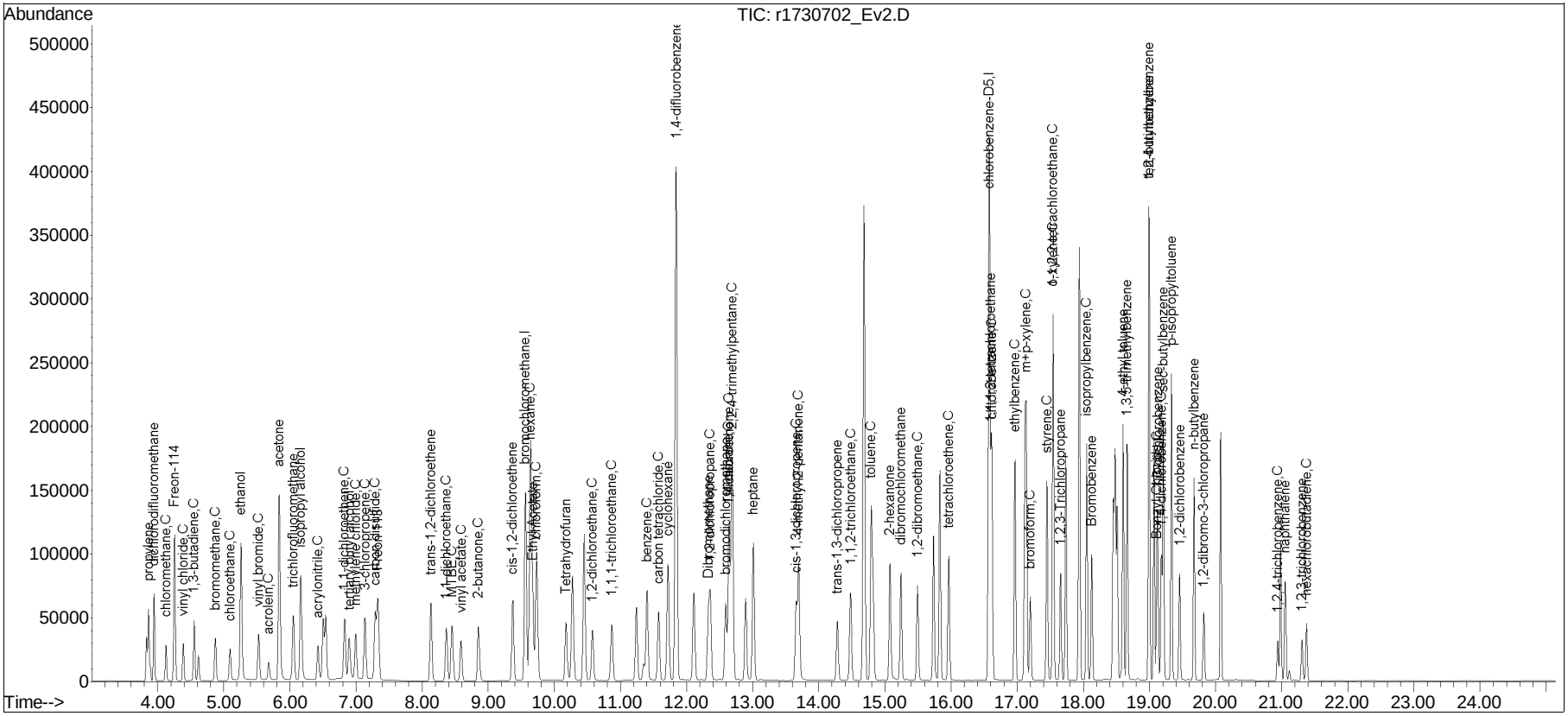

Manual Integration/Negative Proof Report

Data Path : O:\Forensics\Data\Airlab17\QMethod : TSIM17_230109.M
Data File : r1730702_Ev2.D Operator : AIRLAB17:TJS
Date Inj'd : 1/10/2020 0:2: 4 Instrument :
Sample : WG1731939-2,3,250,250 Quant Date : 1/10/2023 2:31 pm

Compound #2: propylene

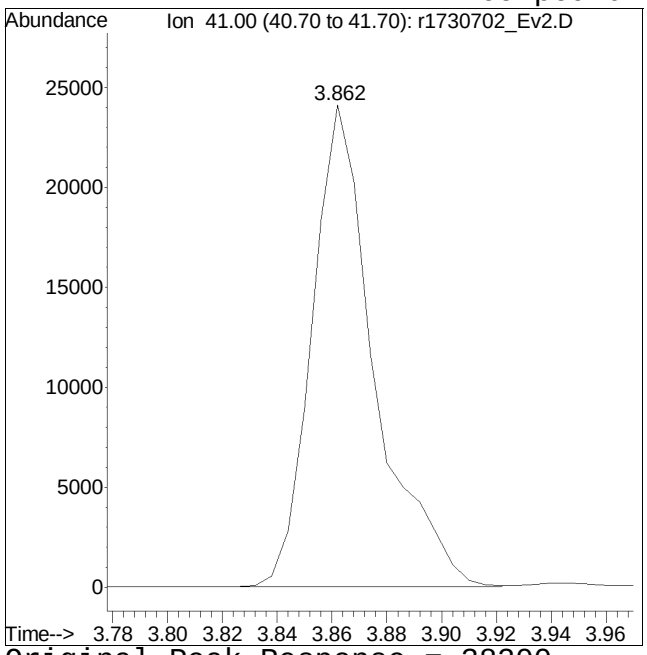

Original Peak Response = 38200

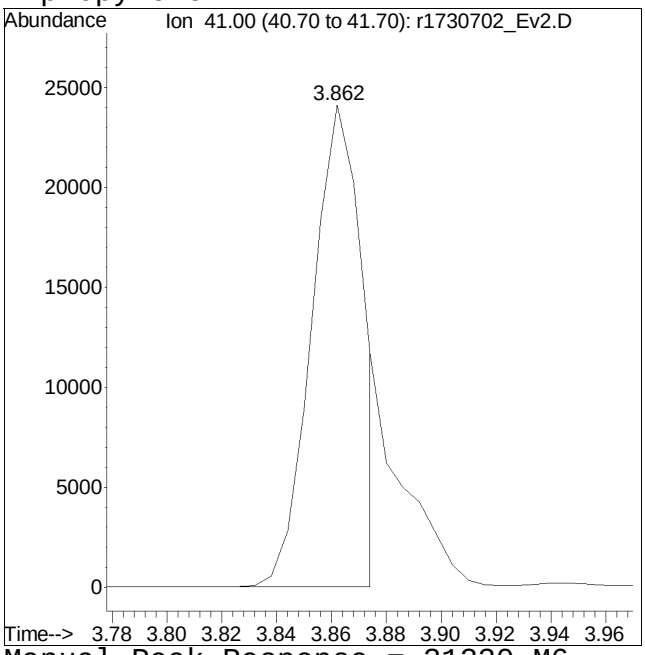

Manual Peak Response = 31230 M6

M6 = Misassignment of peak valley by automated integration (poor split of 2 peaks).

Data Path : O:\Forensics\Data\Airlab17\2023\01\0110SIM\
Data File : r1730699.D
Acq On : 10 Jan 2023 12:11 PM
Operator : AIRLAB17:TJS
Sample : WG1731939-1,3,250,250
Misc : WG1731939,ICAL19643
ALS Vial : 0 Sample Multiplier: 1

Integration File: rteint.p

Method : O:\Forensics\Data\Airlab17\2023\01\0110SIM\TSIM17_230109.M
Title : TO-14A/TO-15 SIM/Full Scan Analysis
Last Update : Tue Jan 10 06:07:28 2023

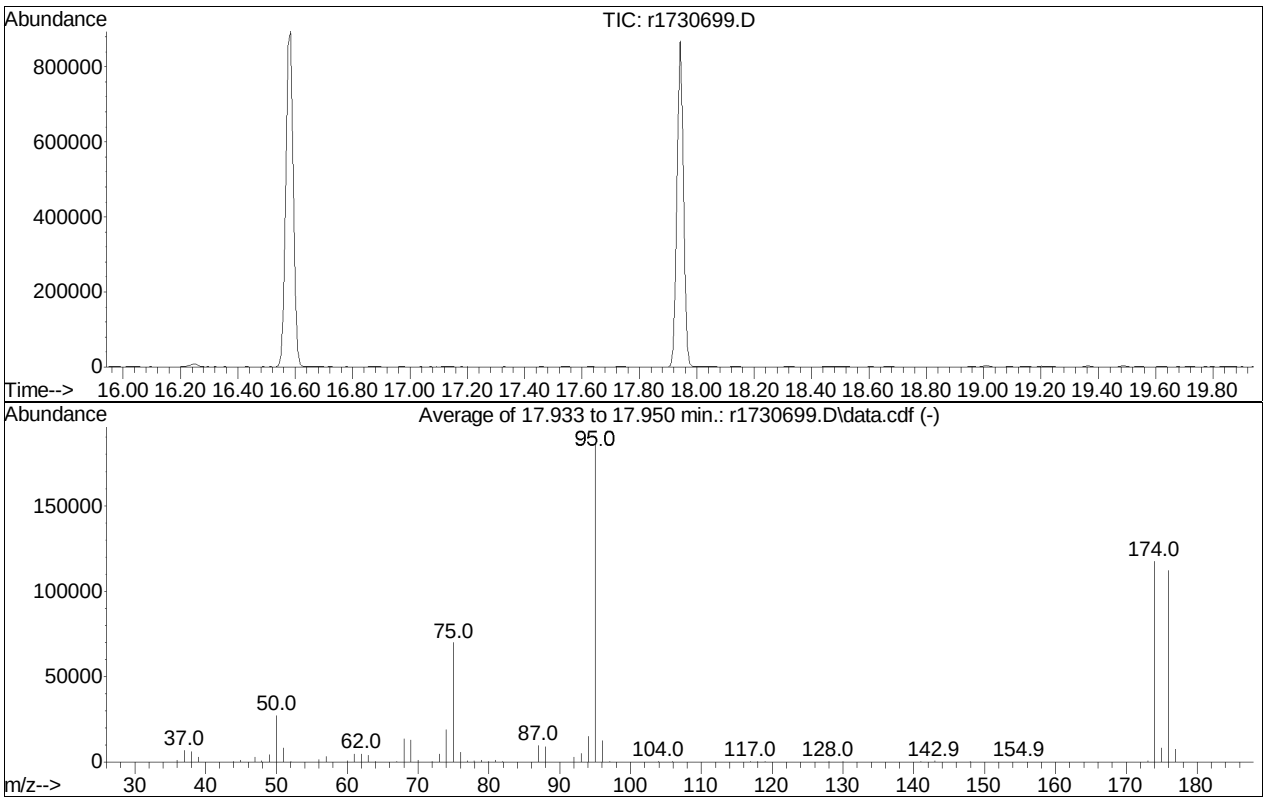

Spectrum Information: Average of 17.933 to 17.950 min.

Target Mass	Rel. to Mass	Lower Limit%	Upper Limit%	Rel. Abn%	Raw Abn	Result Pass/Fail
50	95	8	40	14.5	27158	PASS
75	95	30	66	37.4	69866	PASS
95	95	100	100	100.0	186902	PASS
96	95	5	9	6.6	12352	PASS
173	174	0.00	2	0.6	654	PASS
174	95	50	120	62.9	117470	PASS
175	174	4	9	7.0	8191	PASS
176	174	93	101	95.4	112074	PASS
177	176	5	9	6.8	7590	PASS

Volatiles Raw QC Data

Quantitation Report (QT Reviewed)

Data Path : O:\Forensics\Data\Airlab17\2023\01\0110SIM\
Data File : r1730704_Ev2.D
Acq On : 10 Jan 2023 4:44 PM
Operator : AIRLAB17:TJS
Sample : WG1731939-4,3,250,250
Misc : WG1731939,ICAL19643
ALS Vial : 0 Sample Multiplier: 1

Quant Time: Jan 11 05:03:23 2023
Quant Method : O:\Forensics\Data\Airlab17\2023\01\0110SIM\TSIM17_230109.M
Quant Title : TO-14A/TO-15 SIM/Full Scan Analysis
QLast Update : Tue Jan 10 06:07:28 2023
Response via : Initial Calibration

CCAL FILE : O:\Forensics\Data\Airlab17\2023\01\0110SIM\r1730702_Ev2.D
Sub List : Default-LCS-AP2 - All compounds listed

Compound	R.T.	QIon	Response	Conc	Units		Dev(Min)
Internal Standards							
1) bromochloromethane	9.558	49	152460	10.000	ppbV		-0.02
Standard Area = 153079			Recovery = 99.60%				
33) 1,4-difluorobenzene	11.837	114	536581	10.000	ppbV		-0.01
Standard Area = 540688			Recovery = 99.24%				
51) chlorobenzene-D5	16.567	54	65071	10.000	ppbV		-0.02
Standard Area = 66374			Recovery = 98.04%				
System Monitoring Compounds							
Target Compounds							Qvalue
3) dichlorodifluoromethane	0.000		0	N.D.			
4) chloromethane	4.126		0	N.D.			
5) Freon-114	0.000		0	N.D.			
6) vinyl chloride	0.000		0	N.D.			
7) 1,3-butadiene	0.000		0	N.D.			
8) bromomethane	0.000		0	N.D.			
9) chloroethane	0.000		0	N.D.			
10) ethanol	5.267	31	5119	1.022	ppbV	#	55
11) vinyl bromide	0.000		0	N.D.			
13) acetone	5.853	43	1206	0.121	ppbV	#	75
14) trichlorofluoromethane	0.000		0	N.D.			
15) isopropyl alcohol	6.180	45	5733M4	0.469	ppbV		
17) 1,1-dichloroethene	0.000		0	N.D.			
18) tertiary butyl alcohol	6.928	59	153	0.014	ppbV	#	60
19) methylene chloride	6.988	49	399	0.045	ppbV		97
20) 3-chloropropene	0.000		0	N.D.			
21) carbon disulfide	7.288		0	N.D.			
22) Freon 113	0.000		0	N.D.			
23) trans-1,2-dichloroethene	0.000		0	N.D.			
24) 1,1-dichloroethane	0.000		0	N.D.			
25) MTBE	0.000		0	N.D.			
27) 2-butanone	8.875	43	194	0.012	ppbV	#	85
28) cis-1,2-dichloroethene	0.000		0	N.D.	d		
29) Ethyl Acetate	0.000		0	N.D.	d		
30) chloroform	0.000		0	N.D.			
31) Tetrahydrofuran	10.208	42	108	0.011	ppbV		92
32) 1,2-dichloroethane	0.000		0	N.D.			

Data Path : O:\Forensics\Data\Airlab17\2023\01\0110SIM\
Data File : r1730704_Ev2.D
Acq On : 10 Jan 2023 4:44 PM
Operator : AIRLAB17:TJS
Sample : WG1731939-4,3,250,250
Misc : WG1731939,ICAL19643
ALS Vial : 0 Sample Multiplier: 1

Quant Time: Jan 11 05:03:23 2023
Quant Method : O:\Forensics\Data\Airlab17\2023\01\0110SIM\TSIM17_230109.M
Quant Title : TO-14A/TO-15 SIM/Full Scan Analysis
QLast Update : Tue Jan 10 06:07:28 2023
Response via : Initial Calibration

CCAL FILE : O:\Forensics\Data\Airlab17\2023\01\0110SIM\r1730702_Ev2.D
Sub List : Default-LCS-AP2 - All compounds listed

Compound	R.T.	QIon	Response	Conc	Units	Dev(Min)
34) hexane	9.508		0	N.D.		
36) 1,1,1-trichloroethane	0.000		0	N.D.		
37) benzene	11.403		0	N.D.		
38) carbon tetrachloride	11.477		0	N.D.		
39) cyclohexane	0.000		0	N.D. d		
41) 1,2-dichloropropane	0.000		0	N.D.		
42) bromodichloromethane	0.000		0	N.D.		
43) 1,4-dioxane	0.000		0	N.D. d		
44) trichloroethene	0.000		0	N.D.		
45) 2,2,4-trimethylpentane	12.697		0	N.D.		
46) heptane	12.997		0	N.D.		
47) cis-1,3-dichloropropene	0.000		0	N.D.		
48) 4-methyl-2-pentanone	13.725		0	N.D.		
49) trans-1,3-dichloropropene	0.000		0	N.D.		
50) 1,1,2-trichloroethane	0.000		0	N.D.		
52) toluene	14.792		0	N.D.		
54) 2-hexanone	15.100	43	211	0.012	ppbV #	72
55) dibromochloromethane	15.183		0	N.D.		
56) 1,2-dibromoethane	15.500		0	N.D.		
57) tetrachloroethene	0.000		0	N.D.		
59) chlorobenzene	16.617		0	N.D.		
60) ethylbenzene	16.958		0	N.D.		
61) m+p-xylene	17.125		0	N.D.		
62) bromoform	0.000		0	N.D.		
63) styrene	17.450		0	N.D.		
64) 1,1,2,2-tetrachloroethane	17.550		0	N.D.		
65) o-xylene	17.542		0	N.D.		
70) 4-ethyl toluene	18.600		0	N.D.		
71) 1,3,5-trimethylbenzene	18.667		0	N.D.		
73) 1,2,4-trimethylbenzene	19.008	105	361	0.011	ppbV	95
74) Benzyl Chloride	19.133		0	N.D.		
75) 1,3-dichlorobenzene	19.142	146	237	0.013	ppbV #	65
76) 1,4-dichlorobenzene	19.200	146	193	0.011	ppbV #	76
79) 1,2-dichlorobenzene	19.483	146	314	0.017	ppbV #	83
82) 1,2,4-trichlorobenzene	20.983	180	300	0.037	ppbV #	71
85) hexachlorobutadiene	21.417	225	97	0.011	ppbV #	63

(#) = qualifier out of range (m) = manual integration (+) = signals summed

Data Path : O:\Forensics\Data\Airlab17\2023\01\0110SIM\
Data File : r1730704_Ev2.D
Acq On : 10 Jan 2023 4:44 PM
Operator : AIRLAB17:TJS
Sample : WG1731939-4,3,250,250
Misc : WG1731939,ICAL19643
ALS Vial : 0 Sample Multiplier: 1

Quant Time: Jan 11 05:03:23 2023
Quant Method : O:\Forensics\Data\Airlab17\2023\01\0110SIM\TSIM17_230109.M
Quant Title : TO-14A/TO-15 SIM/Full Scan Analysis
QLast Update : Tue Jan 10 06:07:28 2023
Response via : Initial Calibration

CCAL FILE : O:\Forensics\Data\Airlab17\2023\01\0110SIM\r1730702_Ev2.D
Sub List : Default-LCS-AP2 - All compounds listed

Compound	R.T.	QIon	Response	Conc	Units	Dev(Min)

Sub List : Default-LCS-AP2 - All compounds listed0SIM\r1730702_Ev2.D

Data Path : O:\Forensics\Data\Airlab17\2023\01\0110SIM\
Data File : r1730704_Ev2.D
Acq On : 10 Jan 2023 4:44 PM
Operator : AIRLAB17:TJS
Sample : WG1731939-4,3,250,250
Misc : WG1731939,ICAL19643
ALS Vial : 0 Sample Multiplier: 1

Quant Time: Jan 11 05:03:23 2023
Quant Method : O:\Forensics\Data\Airlab17\2023\01\0110SIM\TSIM17_230109.M
Quant Title : TO-14A/TO-15 SIM/Full Scan Analysis
QLast Update : Tue Jan 10 06:07:28 2023
Response via : Initial Calibration

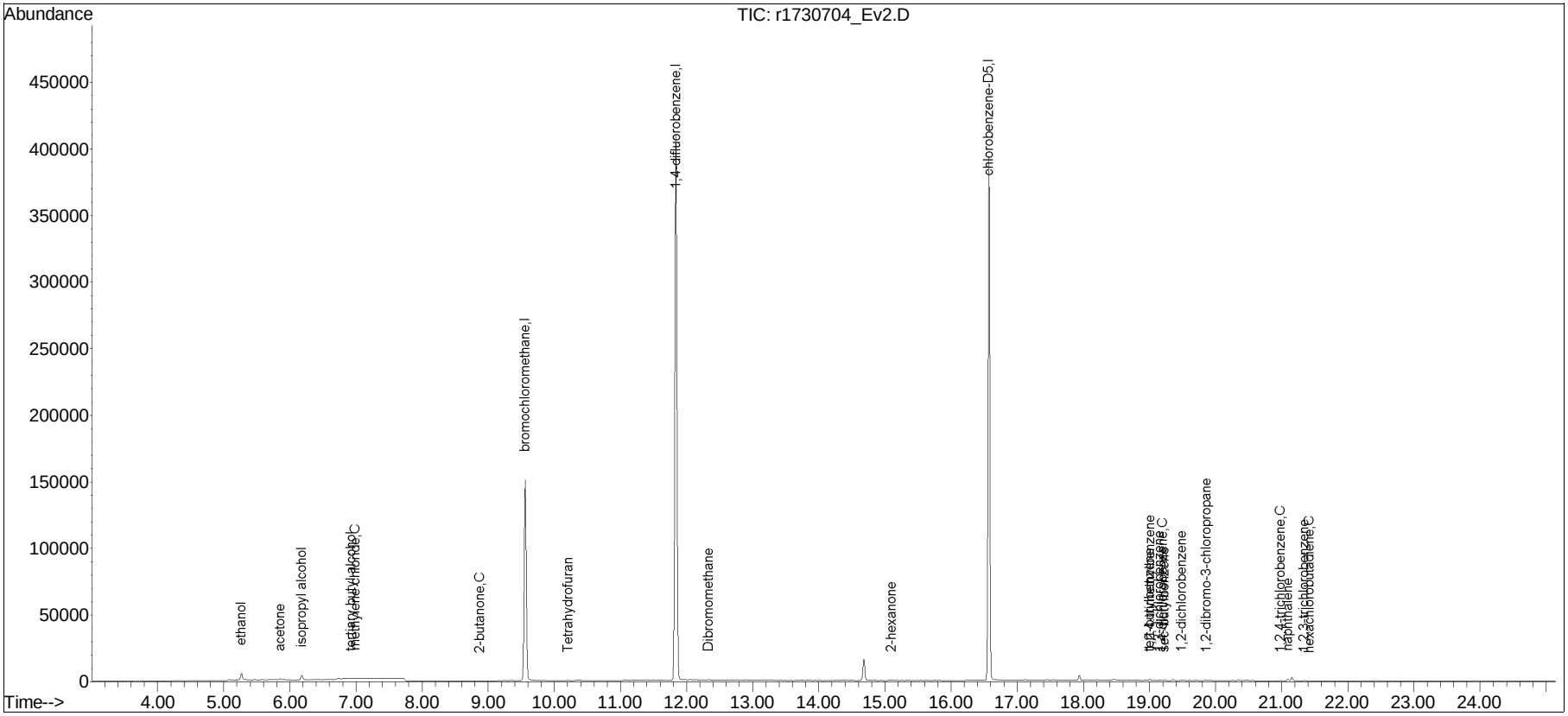

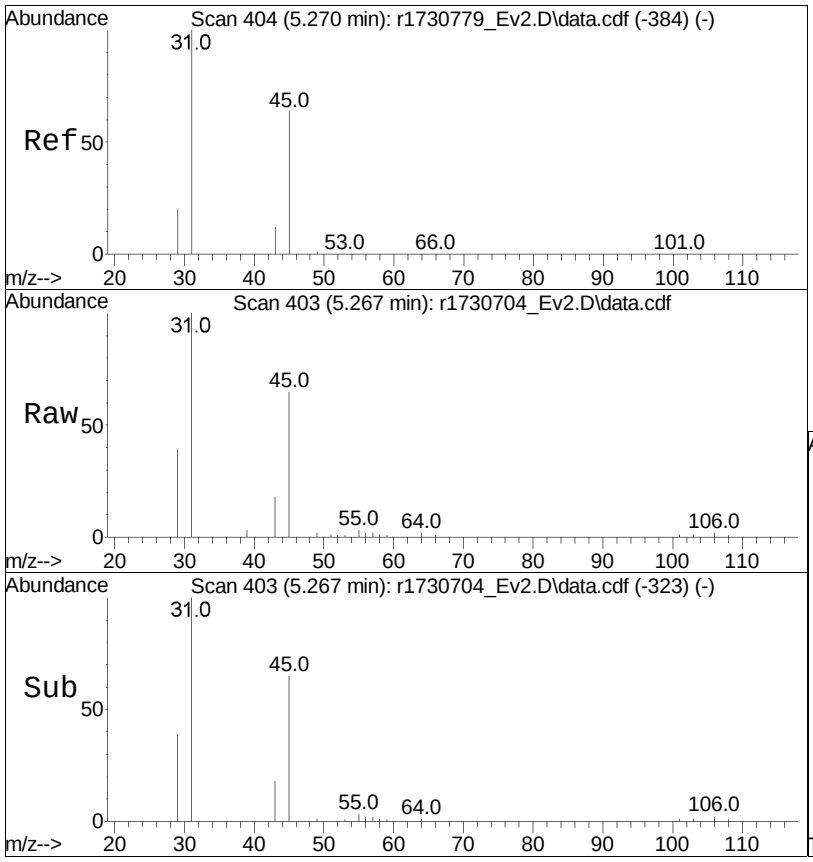

#10
ethanol
Concen: 1.02 ppbV
RT: 5.267 min Scan# 403
Delta R.T. -0.003 min
Lab File: r1730704_Ev2.D
Acq: 10 Jan 2023 4:44 PM

Tgt Ion: 31 Resp: 5119

Ion	Ratio	Lower	Upper
31	100		
45	65.3	30.3	45.5#

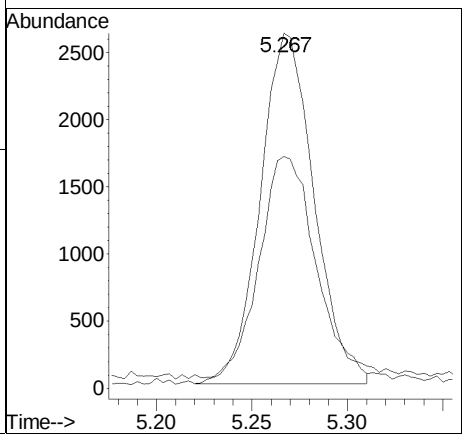

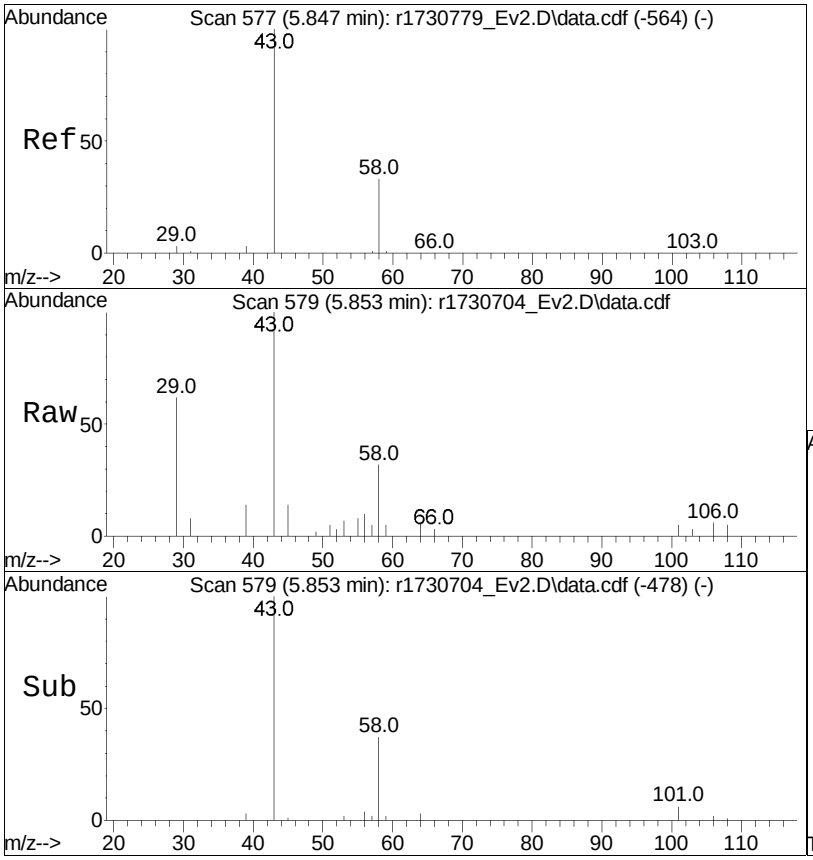

#13
acetone
Concen: 0.12 ppbV
RT: 5.853 min Scan# 579
Delta R.T. 0.007 min
Lab File: r1730704_Ev2.D
Acq: 10 Jan 2023 4:44 PM

Tgt Ion: 43 Resp: 1206

Ion	Ratio	Lower	Upper
43	100		
58	32.2	39.4	59.0#
57	5.1	1.0	1.6#

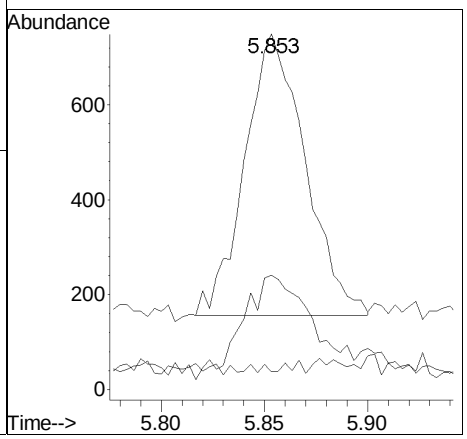

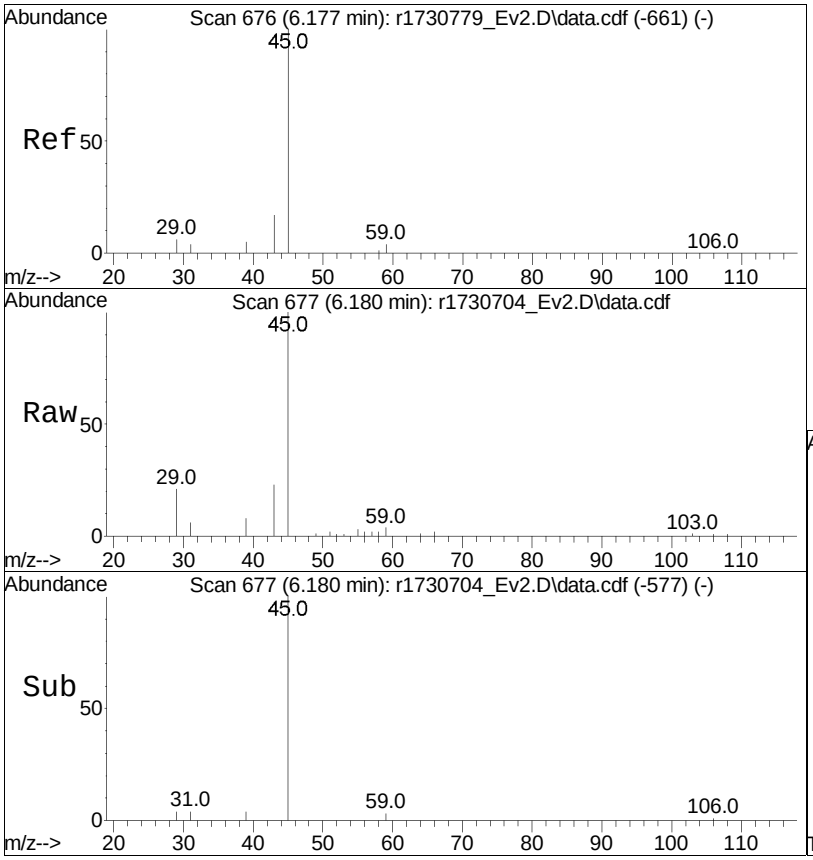

#15
isopropyl alcohol
Concen: 0.47 ppbV m
RT: 6.180 min Scan# 677
Delta R.T. 0.003 min
Lab File: r1730704_Ev2.D
Acq: 10 Jan 2023 4:44 PM

Tgt Ion: 45 Resp: 5733

Ion	Ratio	Lower	Upper
45	100		
59	4.4	4.2	6.4

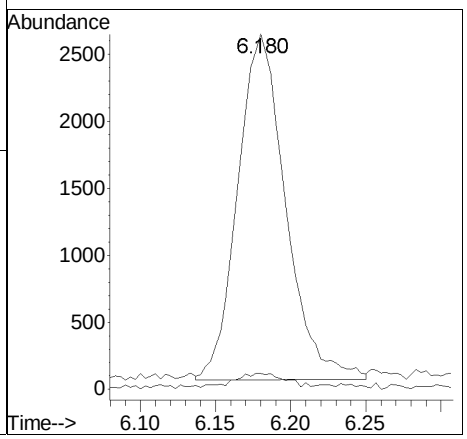

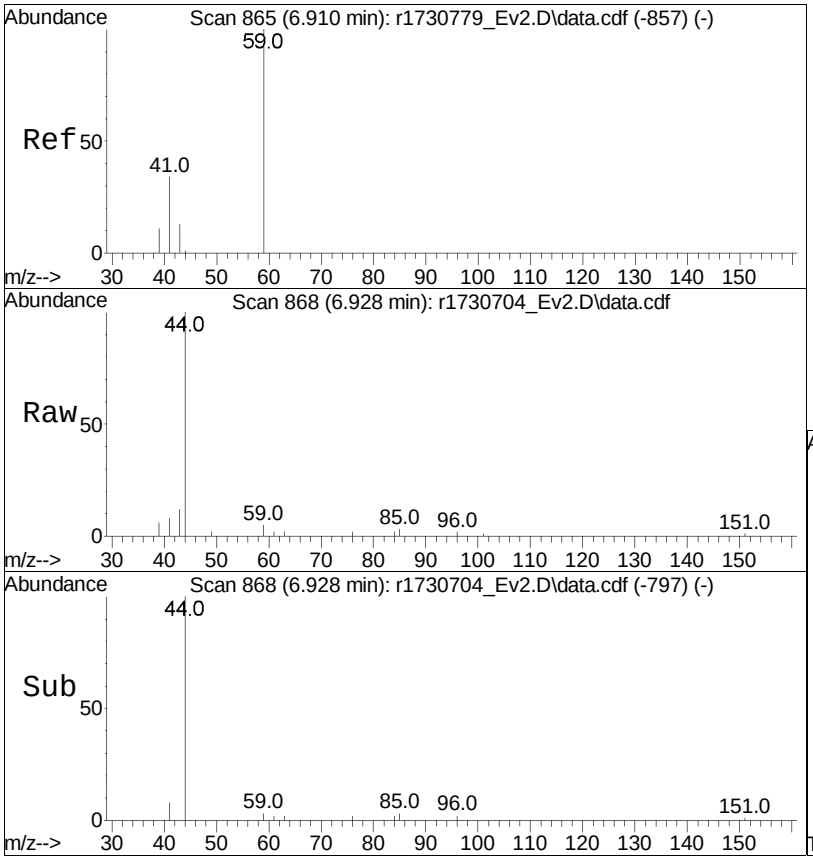

#18
tertiary butyl alcohol
Concen: 0.01 ppbV
RT: 6.928 min Scan# 868
Delta R.T. 0.018 min
Lab File: r1730704_Ev2.D
Acq: 10 Jan 2023 4:44 PM

Tgt Ion: 59 Resp: 153

Ion	Ratio	Lower	Upper
59	100		
41	0.0	17.3	25.9#
43	0.0	7.3	10.9#

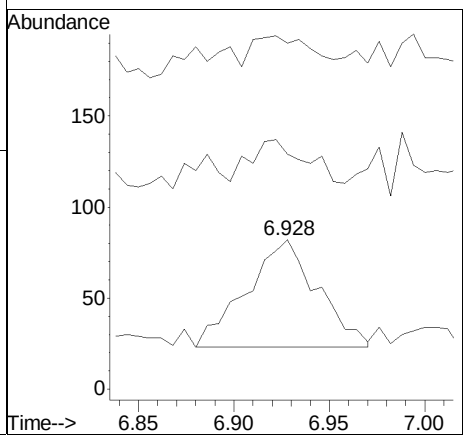

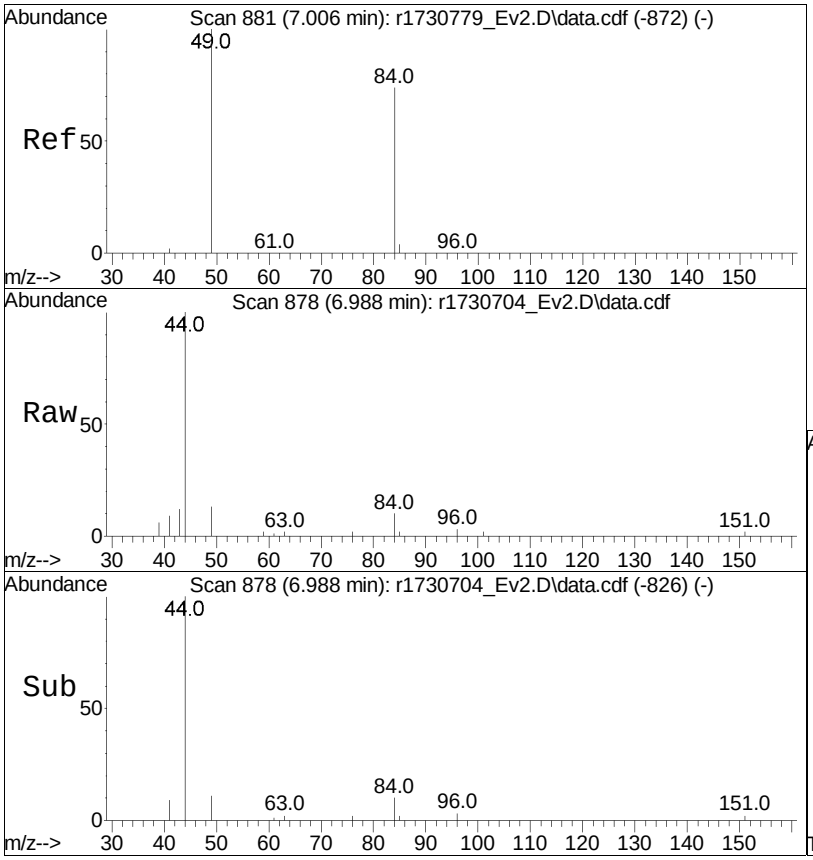

#19
methylene chloride
Concen: 0.04 ppbV
RT: 6.988 min Scan# 878
Delta R.T. -0.018 min
Lab File: r1730704_Ev2.D
Acq: 10 Jan 2023 4:44 PM

Tgt Ion: 49 Resp: 399

Ion	Ratio	Lower	Upper
49	100		
84	79.7	66.0	99.0

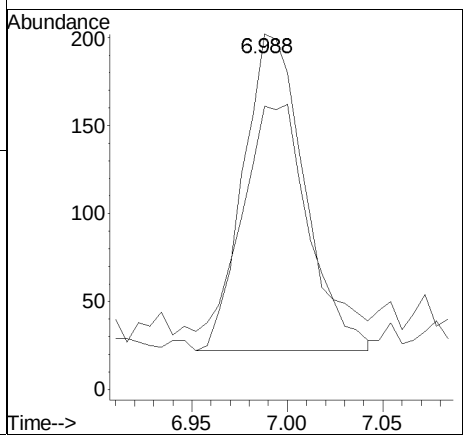

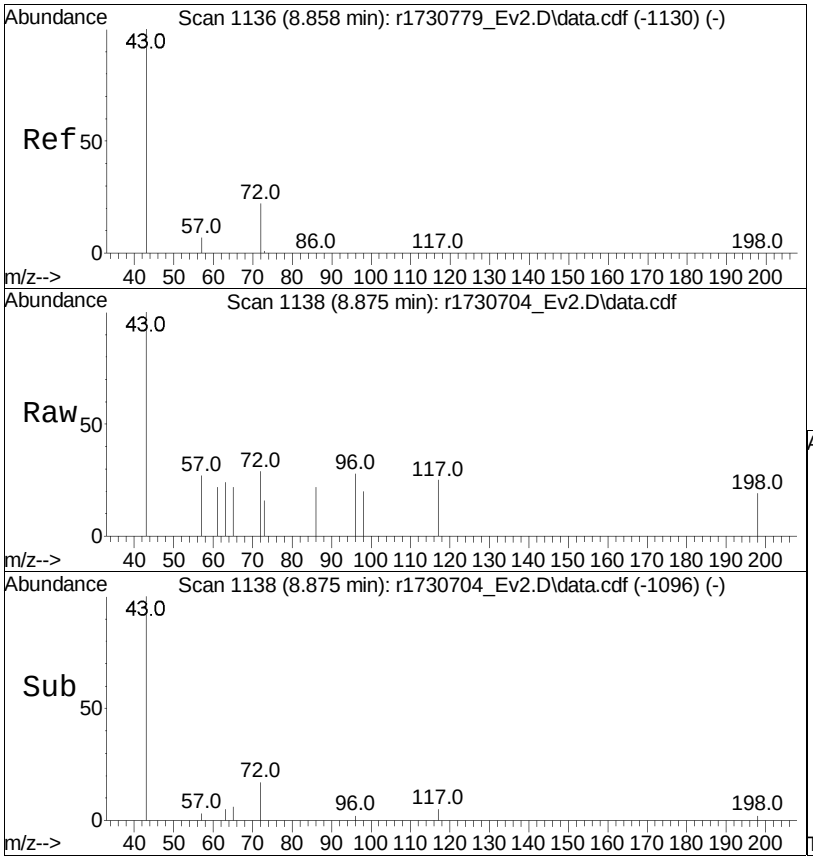

#27
2-butanone
Concen: 0.01 ppbV
RT: 8.875 min Scan# 1138
Delta R.T. 0.017 min
Lab File: r1730704_Ev2.D
Acq: 10 Jan 2023 4:44 PM

Tgt Ion: 43 Resp: 194

Ion	Ratio	Lower	Upper
43	100		
72	28.7	21.7	32.5
57	27.1	7.5	11.3#

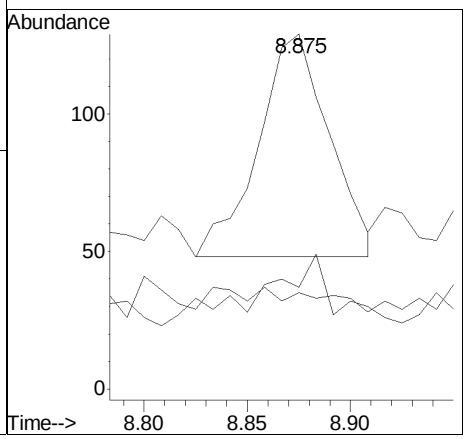

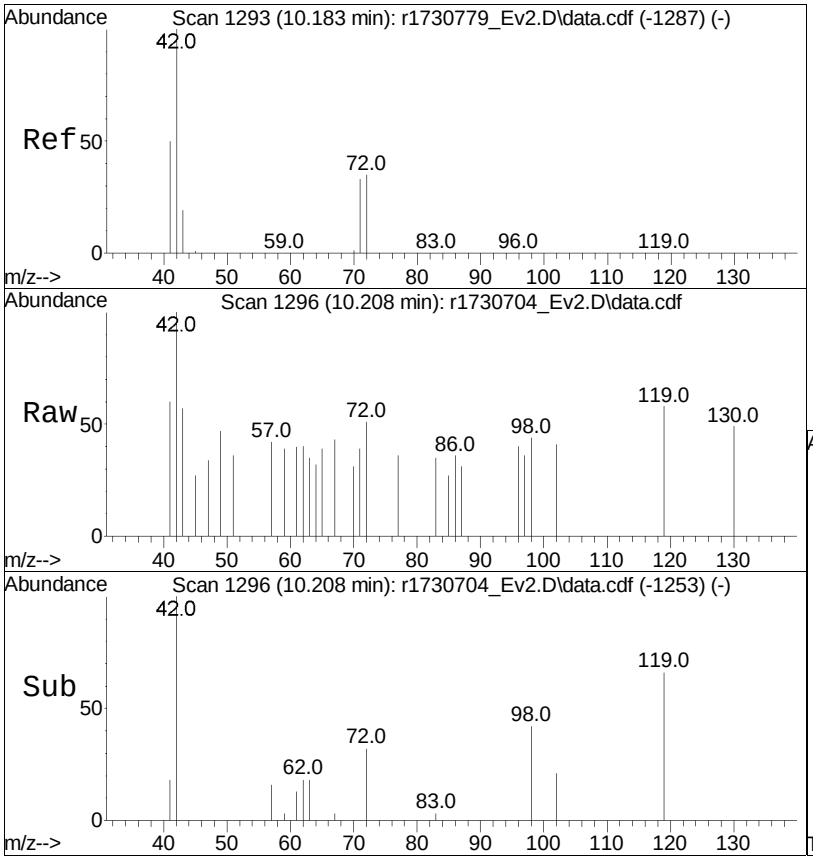

#31
Tetrahydrofuran
Concen: 0.01 ppbV
RT: 10.208 min Scan# 1296
Delta R.T. 0.025 min
Lab File: r1730704_Ev2.D
Acq: 10 Jan 2023 4:44 PM

Tgt Ion: 42 Resp: 108

Ion	Ratio	Lower	Upper
42	100		
71	38.6	33.3	49.9
72	51.1	34.8	52.2

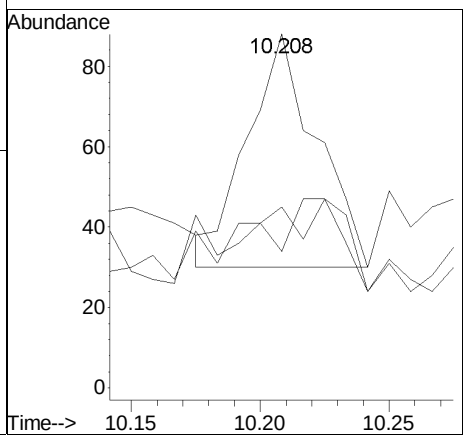

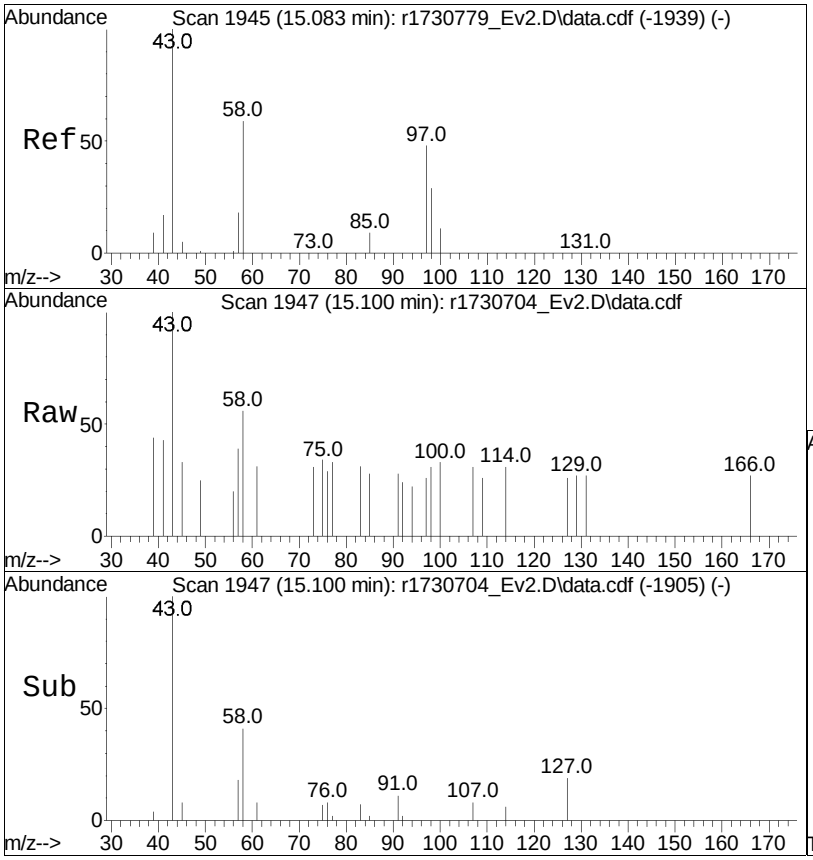

#54
2-hexanone
Concen: 0.01 ppbV
RT: 15.100 min Scan# 1947
Delta R.T. 0.017 min
Lab File: r1730704_Ev2.D
Acq: 10 Jan 2023 4:44 PM

Tgt Ion: 43 Resp: 211

Ion	Ratio	Lower	Upper
43	100		
58	55.7	62.0	93.0#
100	32.8	12.0	18.0#

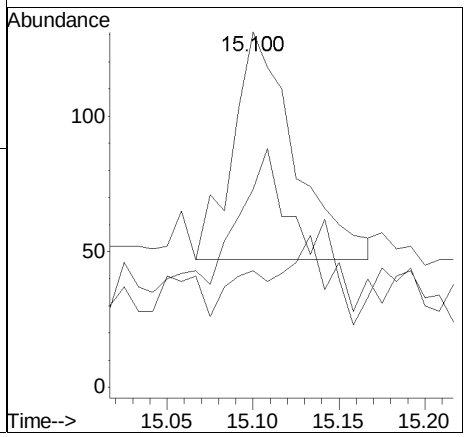

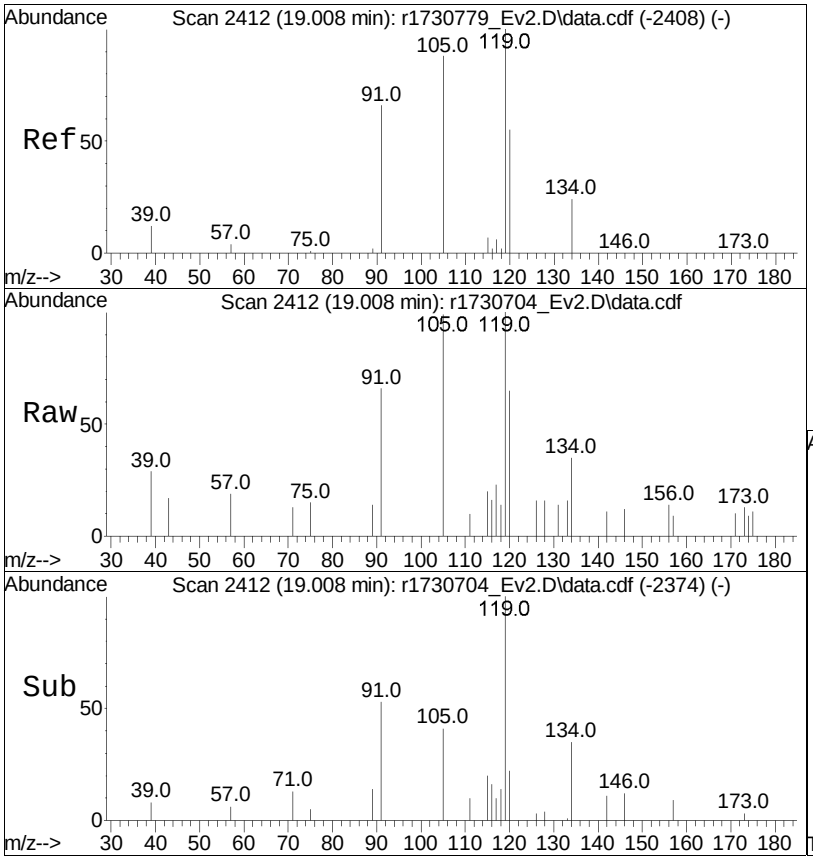

#73
1,2,4-trimethylbenzene
Concen: 0.01 ppbV
RT: 19.008 min Scan# 2412
Delta R.T. 0.000 min
Lab File: r1730704_Ev2.D
Acq: 10 Jan 2023 4:44 PM

Tgt Ion:105 Resp: 361

Ion	Ratio	Lower	Upper
105	100		
120	65.5	53.5	80.3
91	67.1	58.5	87.7

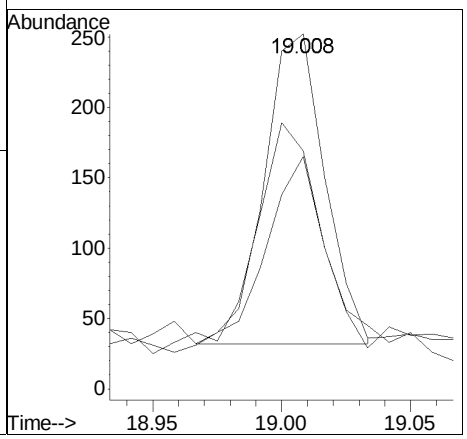

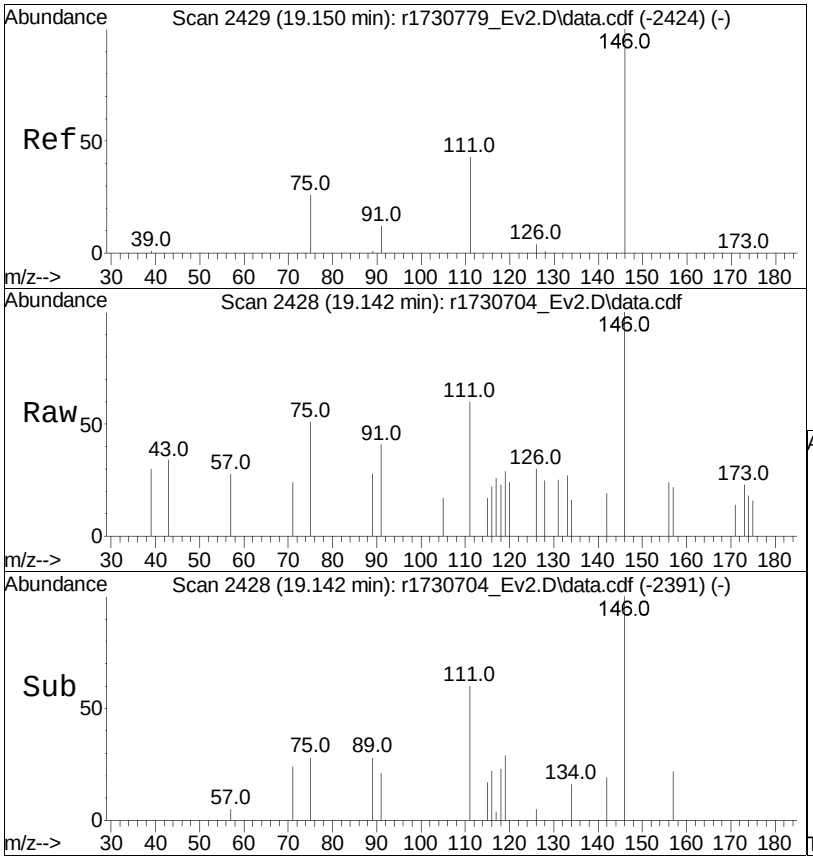

#75
1,3-dichlorobenzene
Concen: 0.01 ppbV
RT: 19.142 min Scan# 2428
Delta R.T. -0.008 min
Lab File: r1730704_Ev2.D
Acq: 10 Jan 2023 4:44 PM

Tgt Ion:146 Resp: 237

Ion	Ratio	Lower	Upper
146	100		
111	59.7	34.6	52.0#
75	51.0	20.6	31.0#

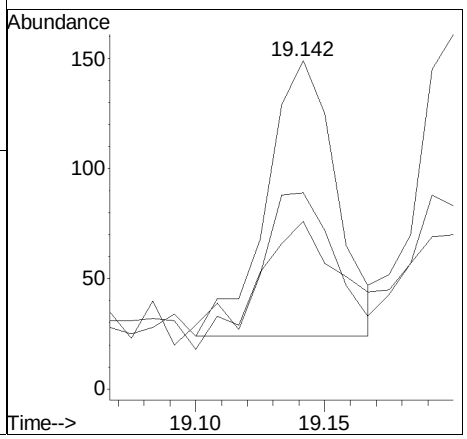

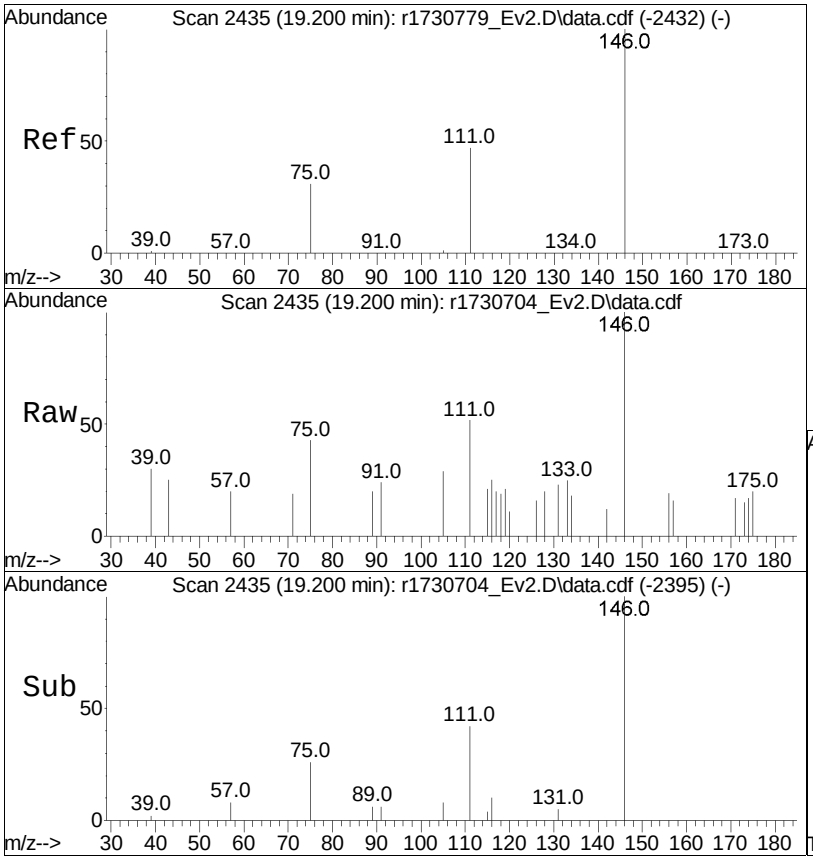

#76
1,4-dichlorobenzene
Concen: 0.01 ppbV
RT: 19.200 min Scan# 2435
Delta R.T. 0.000 min
Lab File: r1730704_Ev2.D
Acq: 10 Jan 2023 4:44 PM

Tgt Ion:146 Resp: 193

Ion	Ratio	Lower	Upper
146	100		
111	51.6	32.6	49.0#
75	43.5	20.3	30.5#

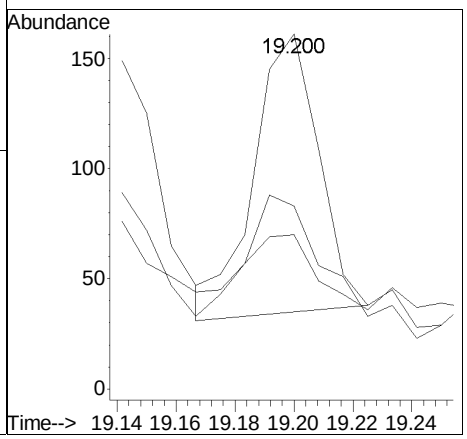

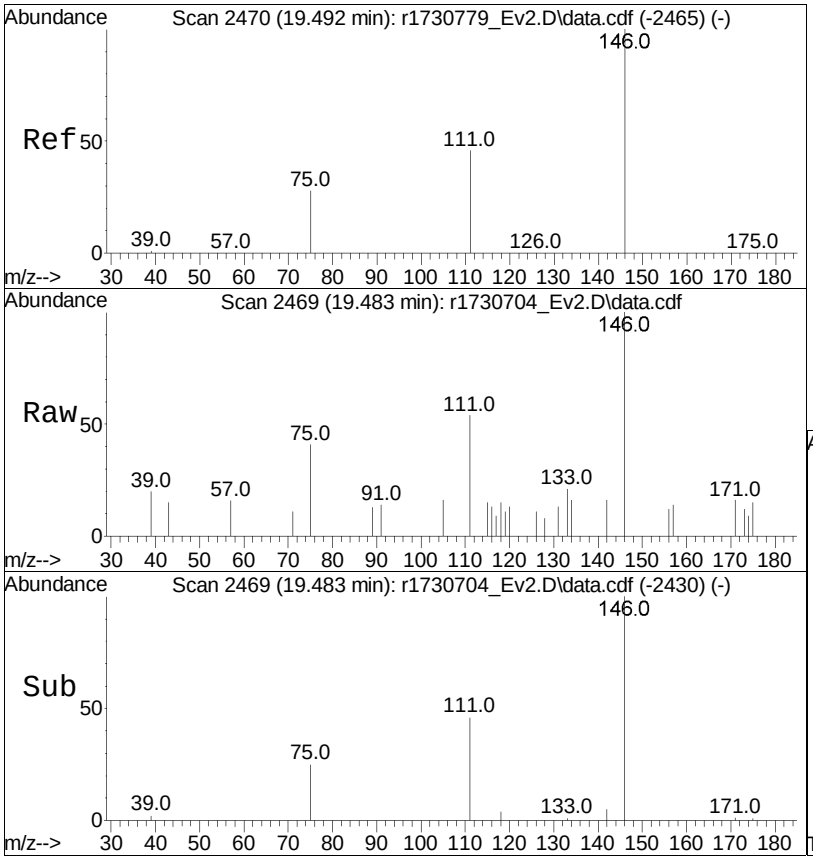

#79
1,2-dichlorobenzene
Concen: 0.02 ppbV
RT: 19.483 min Scan# 2469
Delta R.T. -0.008 min
Lab File: r1730704_Ev2.D
Acq: 10 Jan 2023 4:44 PM

Tgt Ion:146 Resp: 314

Ion	Ratio	Lower	Upper
146	100		
111	53.9	36.7	55.1
75	41.1	22.3	33.5#

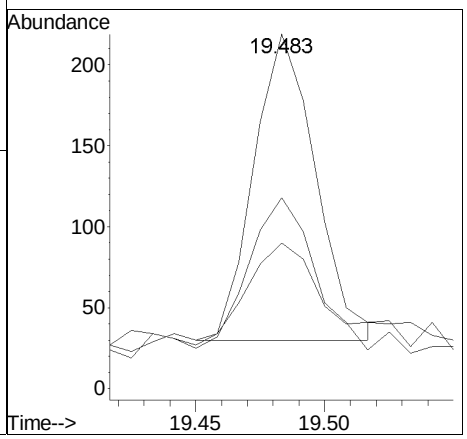

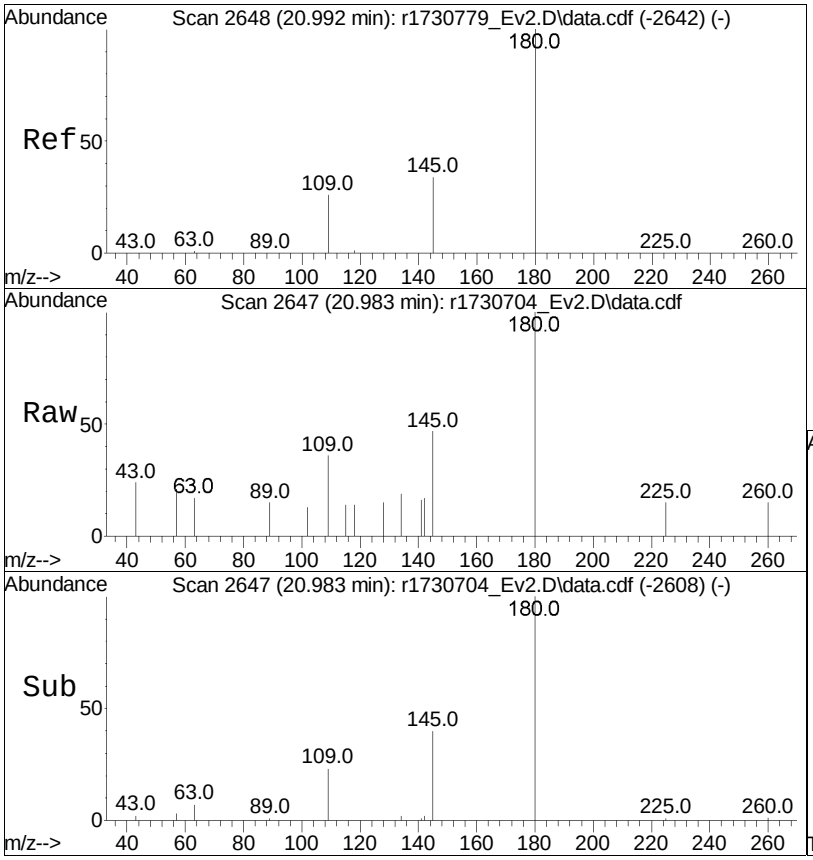

#82
1,2,4-trichlorobenzene
Concen: 0.04 ppbV
RT: 20.983 min Scan# 2647
Delta R.T. -0.008 min
Lab File: r1730704_Ev2.D
Acq: 10 Jan 2023 4:44 PM

Tgt Ion:180 Resp: 300

Ion	Ratio	Lower	Upper
180	100		
145	47.2	24.1	36.1#
109	36.2	19.0	28.4#

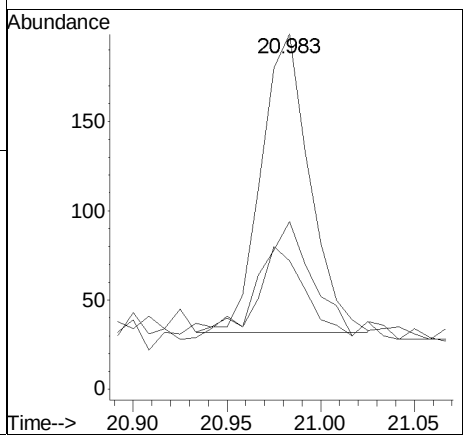

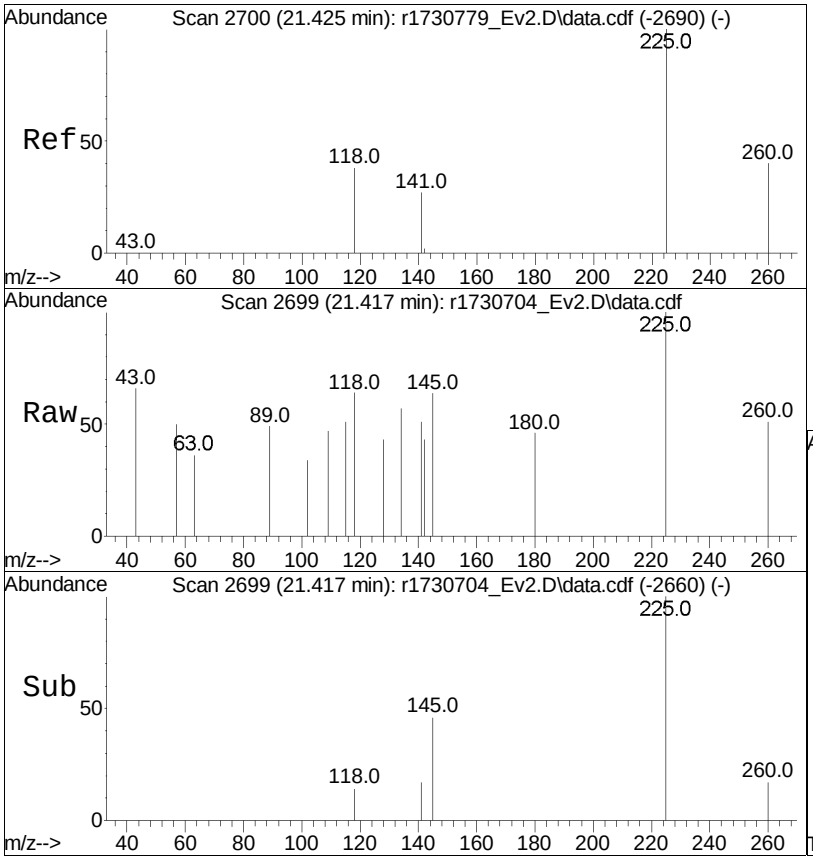

#85
hexachlorobutadiene
Concen: 0.01 ppbV
RT: 21.417 min Scan# 2699
Delta R.T. -0.008 min
Lab File: r1730704_Ev2.D
Acq: 10 Jan 2023 4:44 PM

Tgt Ion:225 Resp: 97

Ion	Ratio	Lower	Upper
225	100		
260	51.4	31.0	46.4#
118	64.3	26.2	39.4#

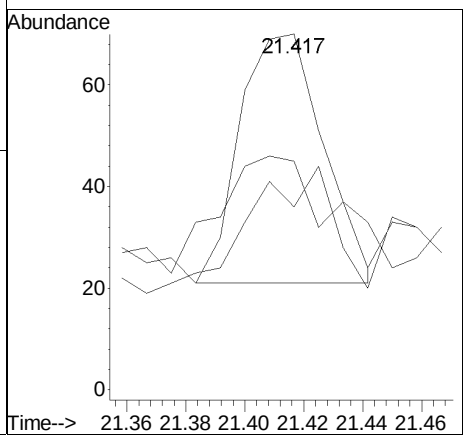

Manual Integration/Negative Proof Report

Data Path : O:\Forensics\Data\Airlab17\QMethod : TSIM17_230109.M
Data File : r1730704_Ev2.D Operator : AIRLAB17:TJS
Date Inj'd : 1/10/2020 0:4: 4 Instrument :
Sample : WG1731939-4,3,250,250 Quant Date : 1/10/2023 8:27 pm

Compound #15: isopropyl alcohol

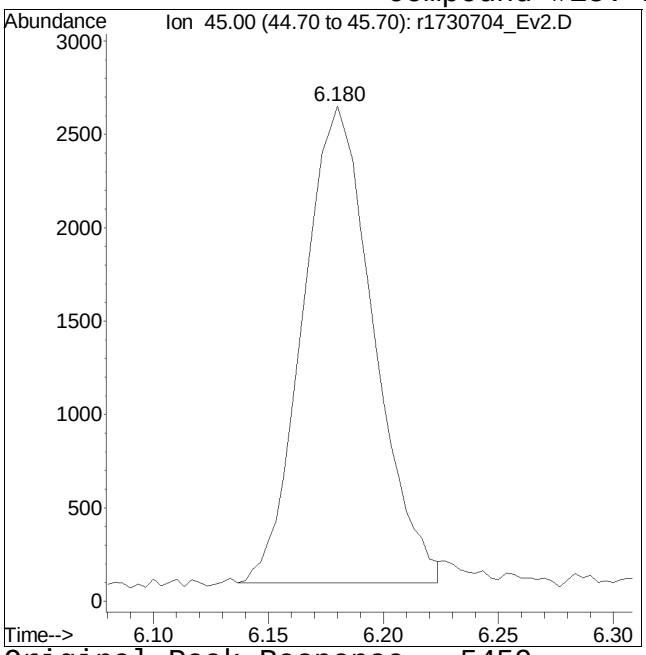

Original Peak Response = 5459

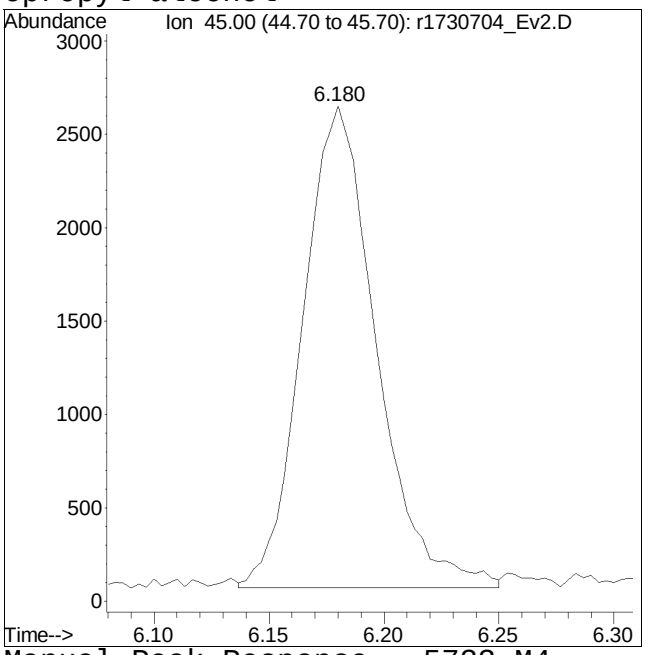

Manual Peak Response = 5733 M4

M4 = Poor automated baseline construction.

Evaluate Continuing Calibration Report

Data Path : O:\Forensics\Data\Airlab17\2023\01\0110SIM\
Data File : r1730702_Ev2.D
Acq On : 10 Jan 2023 2:14 PM
Operator : AIRLAB17:TJS
Sample : WG1731939-3,3,250,250
Misc : WG1731939,ICAL19643
ALS Vial : 0 Sample Multiplier: 1

Quant Time: Jan 10 14:32:26 2023
Quant Method : O:\Forensics\Data\Airlab17\2023\01\0110SIM\TSIM17_230109.M
Quant Title : TO-14A/TO-15 SIM/Full Scan Analysis
QLast Update : Tue Jan 10 06:07:28 2023
Response via : Initial Calibration

Min. RRF : 0.000 Min. Rel. Area : 60% Max. R.T. Dev 0.33min
Max. RRF Dev : 30% Max. Rel. Area : 140%

		Compound	Amount	Calc.	%Dev	Area%	Dev(min)
1	I	bromochloromethane	10.000	10.000	0.0	98	-0.02
2		propylene	5.000	4.638	7.2	91	0.00
3		dichlorodifluoromethane	5.000	4.335	13.3	89	0.00
4	C	chloromethane	5.000	4.363	12.7	91	0.00
5		Freon-114	5.000	4.346	13.1	90	0.00
6	C	vinyl chloride	5.000	4.215	15.7	90	0.00
7	C	1,3-butadiene	5.000	4.380	12.4	92	-0.01
8	C	bromomethane	5.000	4.160	16.8	92	0.00
9	C	chloroethane	5.000	4.866	2.7	99	0.00
10		ethanol	25.000	21.598	13.6	88	0.00
11	C	vinyl bromide	5.000	4.230	15.4	87	-0.01
12	C	acrolein	5.000	3.901	22.0	96	-0.01
13		acetone	25.000	19.894	20.4	87	0.00
14		trichlorofluoromethane	5.000	4.356	12.9	92	0.00
15		isopropyl alcohol	12.500	10.385	16.9	89	-0.01
16	C	acrylonitrile	5.000	4.482	10.4	89	-0.01
17	C	1,1-dichloroethene	5.000	4.207	15.9	92	-0.01
18		tertiary butyl alcohol	5.000	4.243	15.1	89	-0.01
19	C	methylene chloride	5.000	4.455	10.9	94	-0.01
20	C	3-chloropropene	5.000	4.603	7.9	97	-0.01
21	C	carbon disulfide	5.000	4.143	17.1	86	-0.01
22		Freon 113	5.000	4.508	9.8	96	-0.01
23		trans-1,2-dichloroethene	5.000	4.124	17.5	88	0.00
24	C	1,1-dichloroethane	5.000	4.379	12.4	94	0.00
25	C	MTBE	5.000	4.160	16.8	89	-0.02
26	C	vinyl acetate	5.000	3.713	25.7	92	0.00
27	C	2-butanone	5.000	4.323	13.5	91	0.00
28		cis-1,2-dichloroethene	5.000	4.351	13.0	95	-0.02
29		Ethyl Acetate	5.000	4.355	12.9	91	0.00
30	C	chloroform	5.000	4.266	14.7	94	-0.02
31		Tetrahydrofuran	5.000	4.259	14.8	89	0.00
32	C	1,2-dichloroethane	5.000	4.102	18.0	91	-0.02
33	I	1,4-difluorobenzene	10.000	10.000	0.0	97	0.00
34	C	hexane	5.000	4.407	11.9	89	-0.02
36	C	1,1,1-trichloroethane	5.000	4.330	13.4	94	-0.02
37	C	benzene	5.000	4.182	16.4	91	0.00
38	C	carbon tetrachloride	5.000	4.271	14.6	94	-0.01
39		cyclohexane	5.000	4.473	10.5	91	-0.01

Evaluate Continuing Calibration Report

Data Path : O:\Forensics\Data\Airlab17\2023\01\0110SIM\
Data File : r1730702_Ev2.D
Acq On : 10 Jan 2023 2:14 PM
Operator : AIRLAB17:TJS
Sample : WG1731939-3,3,250,250
Misc : WG1731939,ICAL19643
ALS Vial : 0 Sample Multiplier: 1

Quant Time: Jan 10 14:32:26 2023
Quant Method : O:\Forensics\Data\Airlab17\2023\01\0110SIM\TSIM17_230109.M
Quant Title : TO-14A/TO-15 SIM/Full Scan Analysis
QLast Update : Tue Jan 10 06:07:28 2023
Response via : Initial Calibration

Min. RRF : 0.000 Min. Rel. Area : 60% Max. R.T. Dev 0.33min
Max. RRF Dev : 30% Max. Rel. Area : 140%

		Compound	Amount	Calc.	%Dev	Area%	Dev(min)
40		Dibromomethane	5.000	3.912	21.8	88	0.00
41	C	1,2-dichloropropane	5.000	4.378	12.4	93	-0.01
42		bromodichloromethane	5.000	4.402	12.0	91	-0.01
43	C	1,4-dioxane	5.000	4.399	12.0	90	-0.01
44	C	trichloroethene	5.000	4.271	14.6	92	-0.01
45	C	2,2,4-trimethylpentane	5.000	4.545	9.1	92	0.00
46		heptane	5.000	4.464	10.7	93	0.00
47	C	cis-1,3-dichloropropene	5.000	4.613	7.7	98	0.00
48	C	4-methyl-2-pentanone	5.000	4.474	10.5	91	-0.02
49		trans-1,3-dichloropropene	5.000	4.076	18.5	84	0.00
50	C	1,1,2-trichloroethane	5.000	4.478	10.4	94	0.00
51	I	chlorobenzene-D5	10.000	10.000	0.0	96	0.00
52	C	toluene	5.000	4.186	16.3	92	0.00
54		2-hexanone	5.000	4.297	14.1	88	0.00
55		dibromochloromethane	5.000	4.564	8.7	93	0.00
56	C	1,2-dibromoethane	5.000	4.332	13.4	93	0.00
57	C	tetrachloroethene	5.000	4.255	14.9	92	0.00
58		1,1,1,2-tetrachloroethane	5.000	4.286	14.3	88	0.00
59	C	chlorobenzene	5.000	4.253	14.9	93	0.00
60	C	ethylbenzene	5.000	4.576	8.5	92	0.00
61	C	m+p-xylene	10.000	9.055	9.5	93	0.00
62	C	bromoform	5.000	4.552	9.0	92	0.00
63	C	styrene	5.000	4.652	7.0	92	0.00
64	C	1,1,2,2-tetrachloroethane	5.000	3.974	20.5	92	0.00
65	C	o-xylene	5.000	4.427	11.5	95	0.00
66		1,2,3-Trichloropropane	5.000	3.751	25.0	87	0.00
68	C	isopropylbenzene	5.000	3.840	23.2	93	0.00
69		Bromobenzene	5.000	4.406	11.9	88	0.00
70		4-ethyl toluene	5.000	4.083	18.3	86	0.00
71		1,3,5-trimethylbenzene	5.000	3.860	22.8	89	0.00
72		tert-butylbenzene	5.000	3.977	20.5	85	-0.02
73		1,2,4-trimethylbenzene	5.000	4.203	15.9	90	-0.02
74	C	Benzyl Chloride	5.000	4.001	20.0	80	-0.02
75		1,3-dichlorobenzene	5.000	4.586	8.3	94	-0.02
76	C	1,4-dichlorobenzene	5.000	4.612	7.8	93	-0.02
77		sec-butylbenzene	5.000	3.970	20.6	85	-0.03
78		p-isopropyltoluene	5.000	3.727	25.5	79	-0.03
79		1,2-dichlorobenzene	5.000	4.029	19.4	93	-0.03

Evaluate Continuing Calibration Report

Data Path : O:\Forensics\Data\Airlab17\2023\01\0110SIM\
Data File : r1730702_Ev2.D
Acq On : 10 Jan 2023 2:14 PM
Operator : AIRLAB17:TJS
Sample : WG1731939-3,3,250,250
Misc : WG1731939,ICAL19643
ALS Vial : 0 Sample Multiplier: 1

Quant Time: Jan 10 14:32:26 2023
Quant Method : O:\Forensics\Data\Airlab17\2023\01\0110SIM\TSIM17_230109.M
Quant Title : TO-14A/TO-15 SIM/Full Scan Analysis
QLast Update : Tue Jan 10 06:07:28 2023
Response via : Initial Calibration

Min. RRF : 0.000 Min. Rel. Area : 60% Max. R.T. Dev 0.33min
Max. RRF Dev : 30% Max. Rel. Area : 140%

	Compound	Amount	Calc.	%Dev	Area%	Dev(min)
80	n-butylbenzene	5.000	4.153	16.9	88	-0.04
81	1,2-dibromo-3-chloropropane	5.000	4.019	19.6	85	-0.05
82 C	1,2,4-trichlorobenzene	5.000	3.921	21.6	78	-0.05
83	naphthalene	5.000	3.273	34.5#	82	-0.05
84	1,2,3-trichlorobenzene	5.000	3.989	20.2	85	-0.04
85 C	hexachlorobutadiene	5.000	3.944	21.1	84	-0.05

* Evaluation of CC level amount vs concentration.
(#) = Out of Range SPCC's out = 0 CCC's out = 0

Quantitation Report (QT Reviewed)

Data Path : O:\Forensics\Data\Airlab17\2023\01\0110SIM\
Data File : r1730702_Ev2.D
Acq On : 10 Jan 2023 2:14 PM
Operator : AIRLAB17:TJS
Sample : WG1731939-3,3,250,250
Misc : WG1731939,ICAL19643
ALS Vial : 0 Sample Multiplier: 1

Quant Time: Jan 10 14:32:26 2023
Quant Method : O:\Forensics\Data\Airlab17\2023\01\0110SIM\TSIM17_230109.M
Quant Title : TO-14A/TO-15 SIM/Full Scan Analysis
QLast Update : Tue Jan 10 06:07:28 2023
Response via : Initial Calibration

CCAL FILE : O:\Forensics\Data\Airlab17\2023\01\0110SIM\r1730702_Ev2.D
Sub List : Default-LCS-AP2 - All compounds listed

Compound	R.T.	QIon	Response	Conc	Units	Dev(Min)
Internal Standards						
1) bromochloromethane	9.558	49	153079	10.000	ppbV	-0.02
Standard Area = 153079			Recovery = 100.00%			
33) 1,4-difluorobenzene	11.843	114	540688	10.000	ppbV	0.00
Standard Area = 540688			Recovery = 100.00%			
51) chlorobenzene-D5	16.575	54	66374	10.000	ppbV	0.00
Standard Area = 66374			Recovery = 100.00%			
System Monitoring Compounds						
Target Compounds						Qvalue
3) dichlorodifluoromethane	3.946	85	59865	4.335	ppbV	99
4) chloromethane	4.126	50	29366	4.363	ppbV	95
5) Freon-114	4.258	85	85666	4.346	ppbV	99
6) vinyl chloride	4.390	62	34159	4.215	ppbV	99
7) 1,3-butadiene	4.552	54	26232	4.380	ppbV	93
8) bromomethane	4.876	94	31534	4.160	ppbV	97
9) chloroethane	5.097	64	22601	4.866	ppbV #	86
10) ethanol	5.260	31	108593	21.598	ppbV #	55
11) vinyl bromide	5.527	106	32316	4.230	ppbV	100
13) acetone	5.837	43	199776	19.894	ppbV #	76
14) trichlorofluoromethane	6.053	101	57814	4.356	ppbV	98
15) isopropyl alcohol	6.163	45	127563	10.385	ppbV #	95
17) 1,1-dichloroethene	6.826	61	46697	4.207	ppbV	94
18) tertiary butyl alcohol	6.898	59	47712	4.243	ppbV #	79
19) methylene chloride	6.994	49	39974	4.455	ppbV	90
20) 3-chloropropene	7.138	41	56901	4.603	ppbV	90
21) carbon disulfide	7.288	76	96826	4.143	ppbV #	90
22) Freon 113	7.330	101	72628	4.508	ppbV	100
23) trans-1,2-dichloroethene	8.133	61	51799	4.124	ppbV	98
24) 1,1-dichloroethane	8.367	63	63956	4.379	ppbV	98
25) MTBE	8.450	73	71847	4.160	ppbV #	94
27) 2-butanone	8.850	43	72725	4.323	ppbV #	92
28) cis-1,2-dichloroethene	9.367	61	49045	4.351	ppbV	98
29) Ethyl Acetate	9.675	61	12304	4.355	ppbV	72
30) chloroform	9.725	83	63415	4.266	ppbV	96
31) Tetrahydrofuran	10.175	42	43712	4.259	ppbV	88
32) 1,2-dichloroethane	10.575	62	35860	4.102	ppbV	96

Data Path : O:\Forensics\Data\Airlab17\2023\01\0110SIM\
Data File : r1730702_Ev2.D
Acq On : 10 Jan 2023 2:14 PM
Operator : AIRLAB17:TJS
Sample : WG1731939-3,3,250,250
Misc : WG1731939,ICAL19643
ALS Vial : 0 Sample Multiplier: 1

Quant Time: Jan 10 14:32:26 2023
Quant Method : O:\Forensics\Data\Airlab17\2023\01\0110SIM\TSIM17_230109.M
Quant Title : TO-14A/TO-15 SIM/Full Scan Analysis
QLast Update : Tue Jan 10 06:07:28 2023
Response via : Initial Calibration

CCAL FILE : O:\Forensics\Data\Airlab17\2023\01\0110SIM\r1730702_Ev2.D
Sub List : Default-LCS-AP2 - All compounds listed

Compound	R.T.	QIon	Response	Conc	Units	Dev(Min)
34) hexane	9.633	57	63630	4.407	ppbV #	77
36) 1,1,1-trichloroethane	10.867	97	50962	4.330	ppbV	95
37) benzene	11.403	78	116888	4.182	ppbV	96
38) carbon tetrachloride	11.577	117	52538	4.271	ppbV	99
39) cyclohexane	11.717	56	67263	4.473	ppbV #	86
41) 1,2-dichloropropane	12.357	63	44740	4.378	ppbV #	96
42) bromodichloromethane	12.590	83	68454	4.402	ppbV	97
43) 1,4-dioxane	12.637	88	25701	4.399	ppbV	98
44) trichloroethene	12.643	130	56100	4.271	ppbV	97
45) 2,2,4-trimethylpentane	12.690	57	217620	4.545	ppbV #	88
46) heptane	13.010	43	85629	4.464	ppbV #	82
47) cis-1,3-dichloropropene	13.658	75	58353	4.613	ppbV	95
48) 4-methyl-2-pentanone	13.692	43	90024	4.474	ppbV #	82
49) trans-1,3-dichloropropene	14.283	75	44401	4.076	ppbV	97
50) 1,1,2-trichloroethane	14.483	97	46840	4.478	ppbV	93
52) toluene	14.792	91	142518	4.186	ppbV	97
54) 2-hexanone	15.075	43	79261	4.297	ppbV #	79
55) dibromochloromethane	15.242	129	71469	4.564	ppbV	100
56) 1,2-dibromoethane	15.492	107	69617	4.332	ppbV	98
57) tetrachloroethene	15.967	166	52076	4.255	ppbV	98
59) chlorobenzene	16.617	112	113977	4.253	ppbV	96
60) ethylbenzene	16.967	91	169754	4.576	ppbV	95
61) m+p-xylene	17.133	91	267305	9.055	ppbV	93
62) bromoform	17.200	173	48591	4.552	ppbV	98
63) styrene	17.450	104	110076	4.652	ppbV	96
64) 1,1,2,2-tetrachloroethane	17.542	83	90074	3.974	ppbV	96
65) o-xylene	17.542	91	132551	4.427	ppbV	96
70) 4-ethyl toluene	18.600	105	161292	4.083	ppbV	97
71) 1,3,5-trimethylbenzene	18.658	105	139193	3.860	ppbV	96
73) 1,2,4-trimethylbenzene	18.992	105	138707	4.203	ppbV	96
74) Benzyl Chloride	19.108	91	64572	4.001	ppbV	100
75) 1,3-dichlorobenzene	19.125	146	86462	4.586	ppbV	96
76) 1,4-dichlorobenzene	19.183	146	85049	4.612	ppbV	99
79) 1,2-dichlorobenzene	19.458	146	74090	4.029	ppbV	98
82) 1,2,4-trichlorobenzene	20.942	180	32044	3.921	ppbV	93
85) hexachlorobutadiene	21.375	225	34849	3.944	ppbV	94

(#) = qualifier out of range (m) = manual integration (+) = signals summed

Data Path : O:\Forensics\Data\Airlab17\2023\01\0110SIM\
Data File : r1730702_Ev2.D
Acq On : 10 Jan 2023 2:14 PM
Operator : AIRLAB17:TJS
Sample : WG1731939-3,3,250,250
Misc : WG1731939,ICAL19643
ALS Vial : 0 Sample Multiplier: 1

Quant Time: Jan 10 14:32:26 2023
Quant Method : O:\Forensics\Data\Airlab17\2023\01\0110SIM\TSIM17_230109.M
Quant Title : TO-14A/TO-15 SIM/Full Scan Analysis
QLast Update : Tue Jan 10 06:07:28 2023
Response via : Initial Calibration

CCAL FILE : O:\Forensics\Data\Airlab17\2023\01\0110SIM\r1730702_Ev2.D
Sub List : Default-LCS-AP2 - All compounds listed

Compound	R.T.	QIon	Response	Conc	Units	Dev(Min)

Sub List : Default-LCS-AP2 - All compounds listed0SIM\r1730702_Ev2.D

Data Path : O:\Forensics\Data\Airlab17\2023\01\0110SIM\
Data File : r1730702_Ev2.D
Acq On : 10 Jan 2023 2:14 PM
Operator : AIRLAB17:TJS
Sample : WG1731939-3,3,250,250
Misc : WG1731939,ICAL19643
ALS Vial : 0 Sample Multiplier: 1

Quant Time: Jan 10 14:32:26 2023
Quant Method : O:\Forensics\Data\Airlab17\2023\01\0110SIM\TSIM17_230109.M
Quant Title : TO-14A/TO-15 SIM/Full Scan Analysis
QLast Update : Tue Jan 10 06:07:28 2023
Response via : Initial Calibration

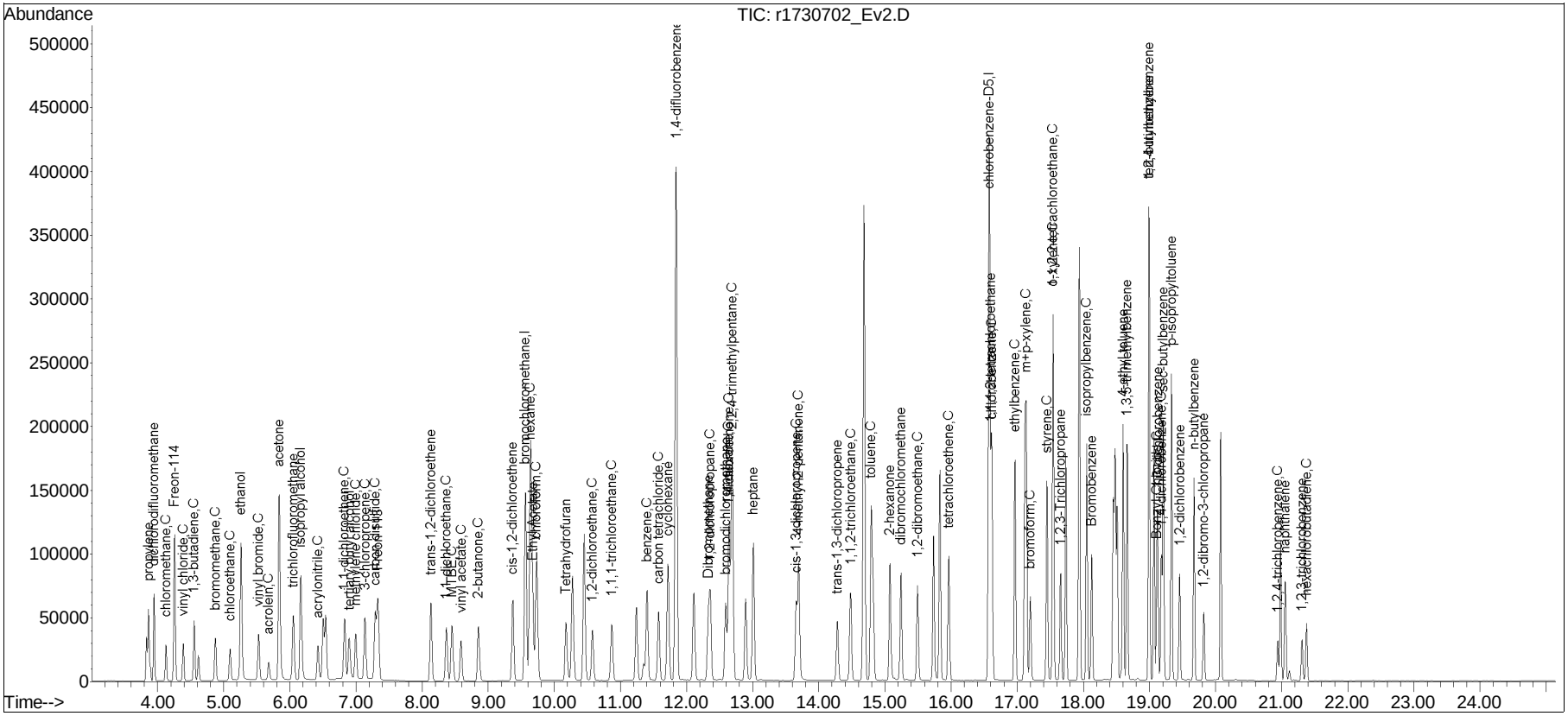

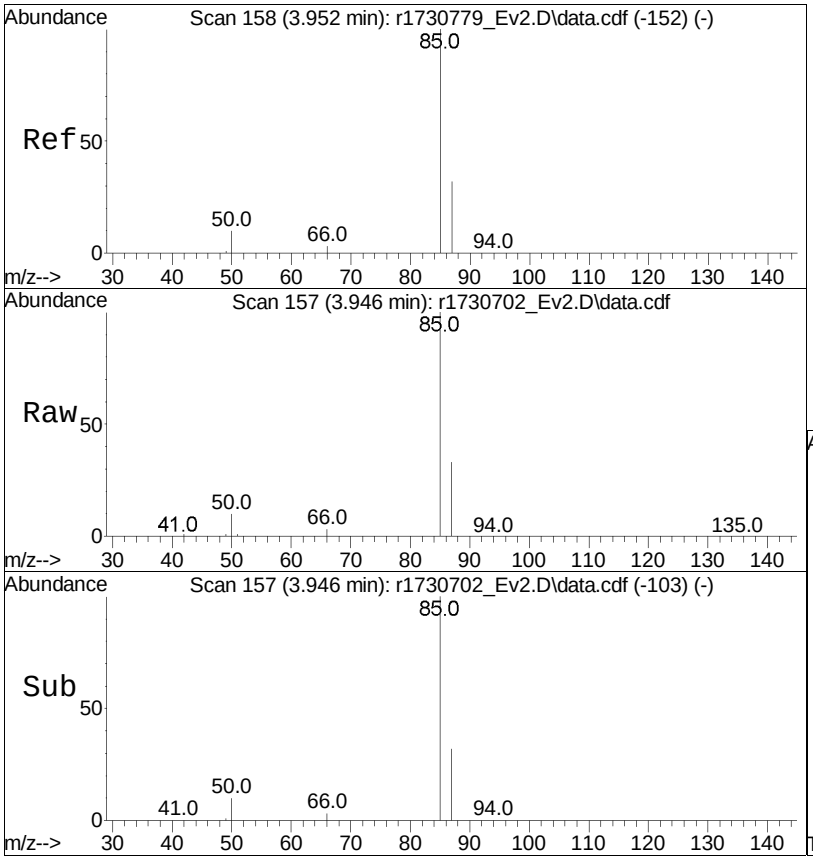

#3
dichlorodifluoromethane
Concen: 4.33 ppbV
RT: 3.946 min Scan# 157
Delta R.T. -0.006 min
Lab File: r1730702_Ev2.D
Acq: 10 Jan 2023 2:14 PM

Tgt Ion: 85 Resp: 59865

Ion	Ratio	Lower	Upper
85	100		
87	32.5	26.5	39.7

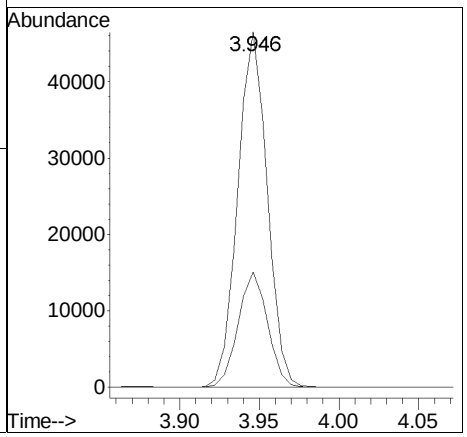

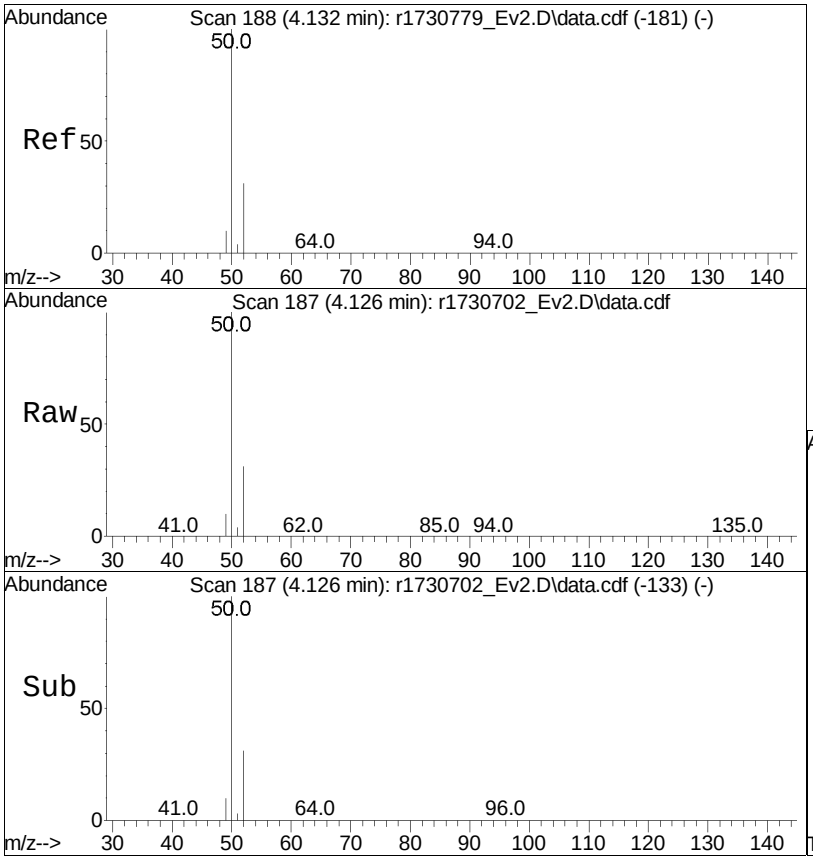

#4
chloromethane
Concen: 4.36 ppbV
RT: 4.126 min Scan# 187
Delta R.T. -0.006 min
Lab File: r1730702_Ev2.D
Acq: 10 Jan 2023 2:14 PM

Tgt Ion: 50 Resp: 29366

Ion	Ratio	Lower	Upper
50	100		
52	31.0	27.2	40.8

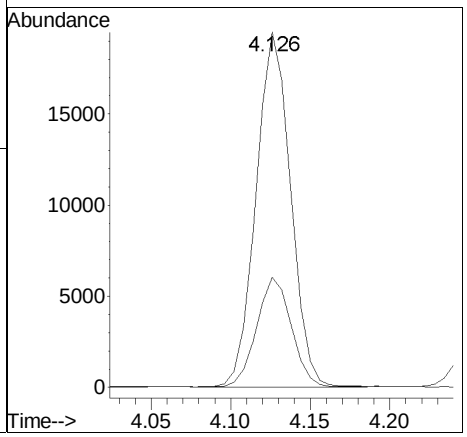

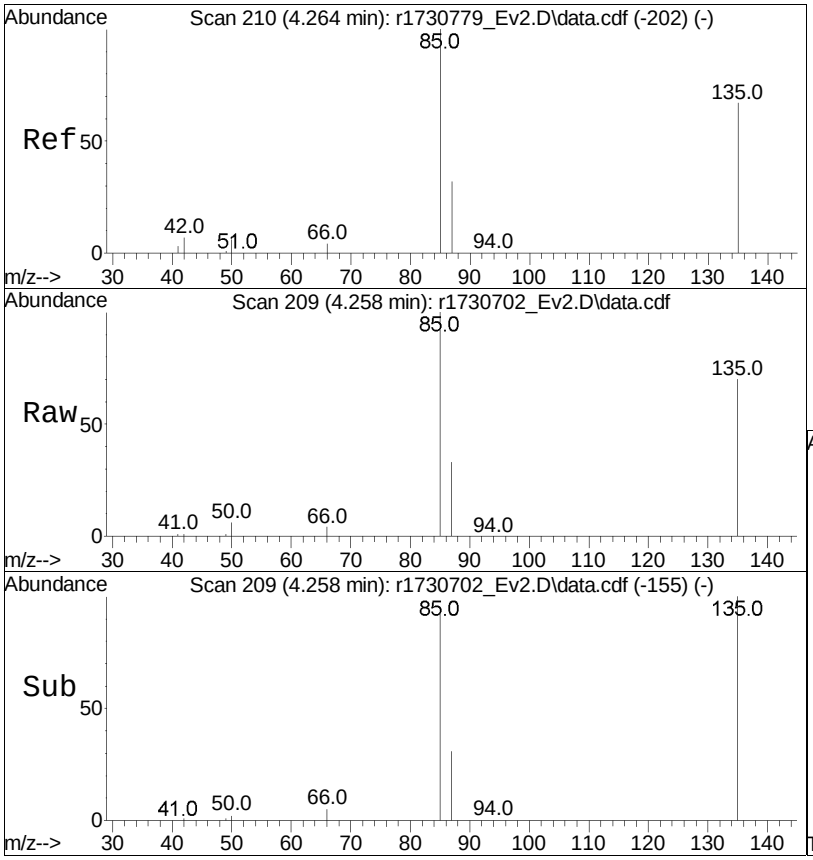

#5
Freon-114
Concen: 4.35 ppbV
RT: 4.258 min Scan# 209
Delta R.T. -0.006 min
Lab File: r1730702_Ev2.D
Acq: 10 Jan 2023 2:14 PM

Tgt Ion: 85 Resp: 85666

Ion	Ratio	Lower	Upper
85	100		
87	32.7	25.9	38.9
135	70.3	55.3	82.9

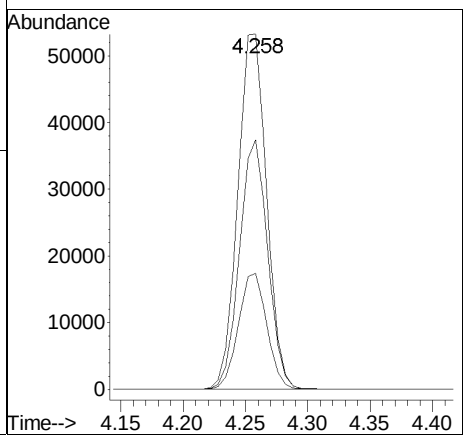

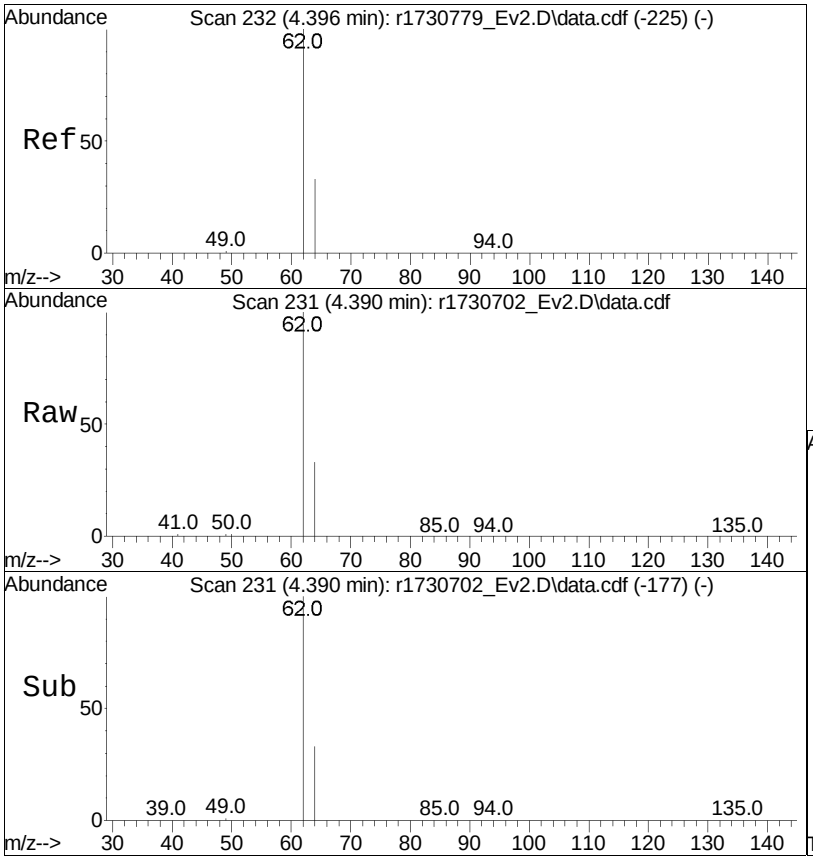

#6
vinyl chloride
Concen: 4.22 ppbV
RT: 4.390 min Scan# 231
Delta R.T. -0.006 min
Lab File: r1730702_Ev2.D
Acq: 10 Jan 2023 2:14 PM

Tgt Ion: 62 Resp: 34159

Ion	Ratio	Lower	Upper
62	100		
64	33.4	26.4	39.6

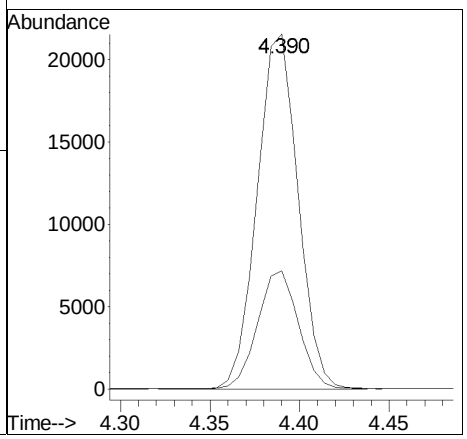

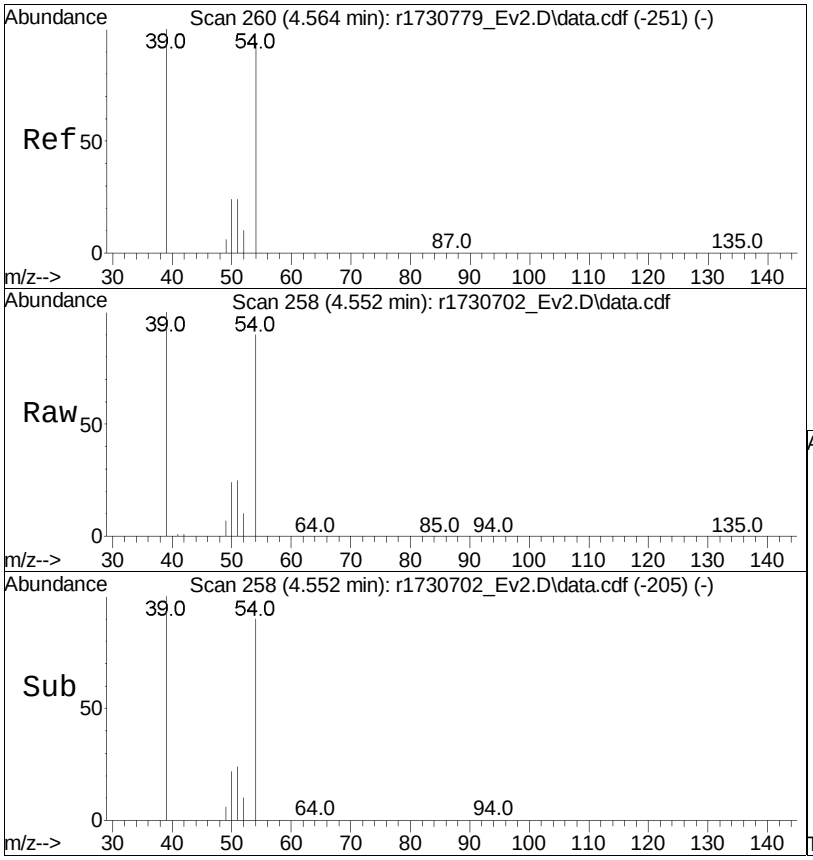

#7
1,3-butadiene
Concen: 4.38 ppbV
RT: 4.552 min Scan# 258
Delta R.T. -0.012 min
Lab File: r1730702_Ev2.D
Acq: 10 Jan 2023 2:14 PM

Tgt Ion: 54 Resp: 26232

Ion	Ratio	Lower	Upper
54	100		
39	110.8	83.0	124.6

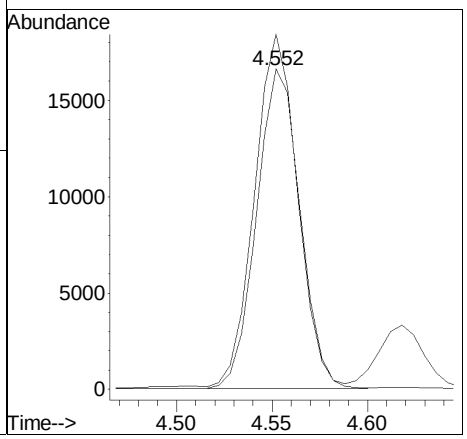



#8
bromomethane
Concen: 4.16 ppbV
RT: 4.876 min Scan# 312
Delta R.T. -0.006 min
Lab File: r1730702_Ev2.D
Acq: 10 Jan 2023 2:14 PM

Tgt Ion: 94 Resp: 31534

Ion	Ratio	Lower	Upper
94	100		
96	92.9	76.3	114.5

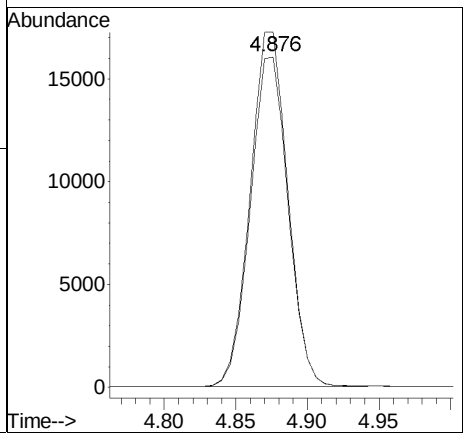

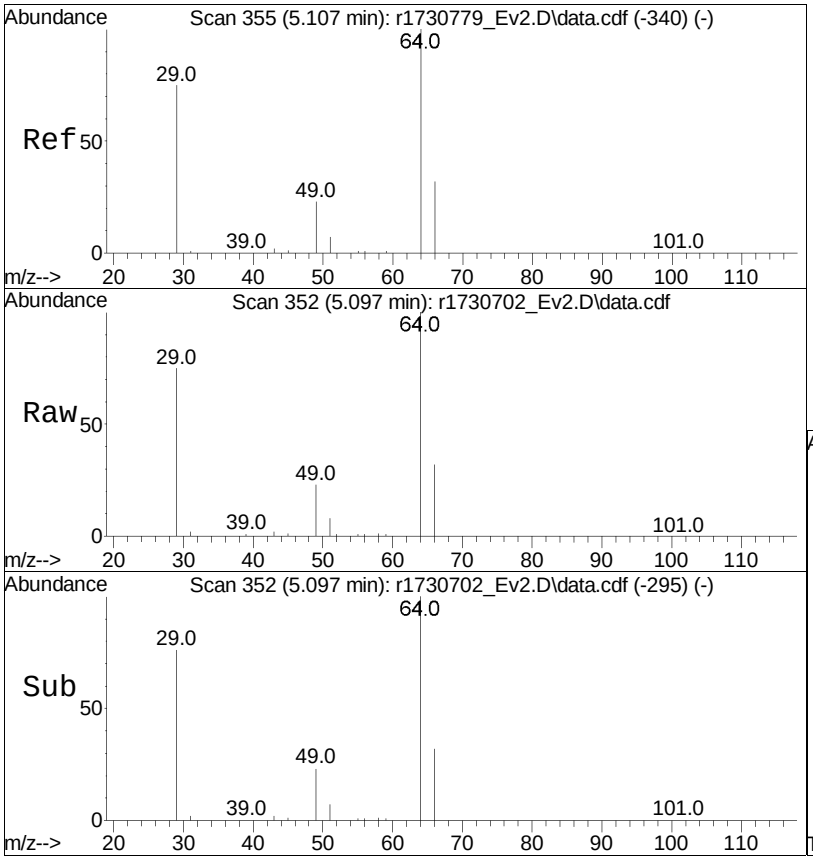

#9
chloroethane
Concen: 4.87 ppbV
RT: 5.097 min Scan# 352
Delta R.T. -0.010 min
Lab File: r1730702_Ev2.D
Acq: 10 Jan 2023 2:14 PM

Tgt Ion: 64 Resp: 22601

Ion	Ratio	Lower	Upper
64	100		
49	23.3	13.8	20.6#

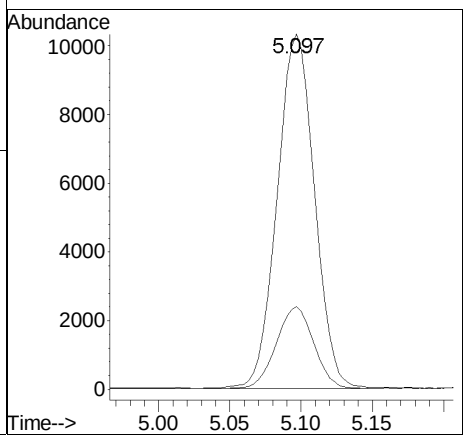

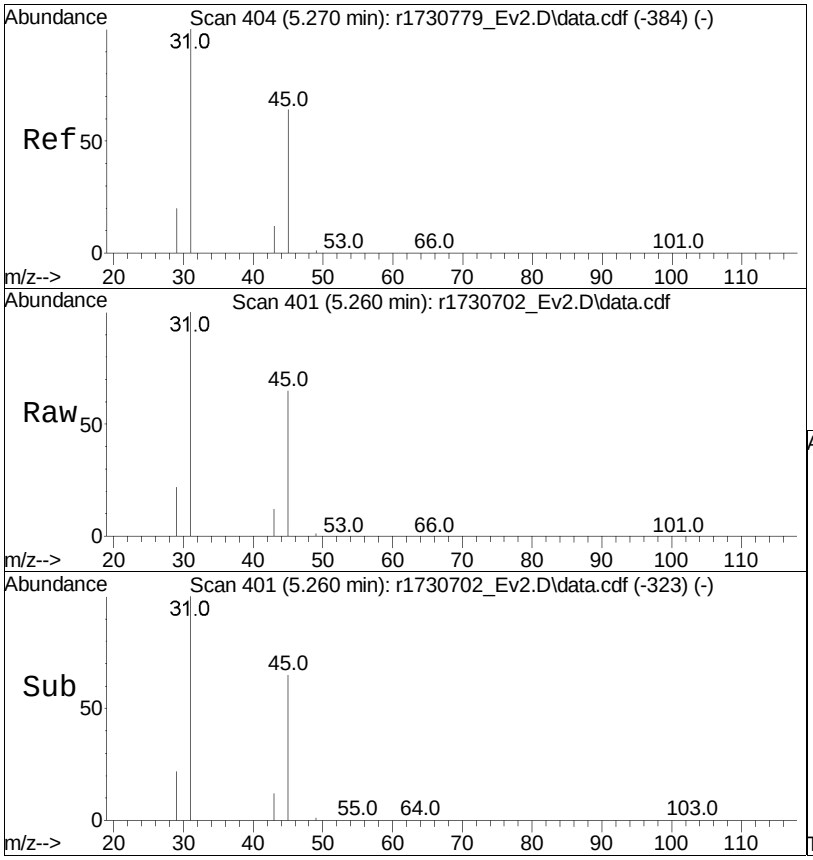

#10
ethanol
Concen: 21.60 ppbV
RT: 5.260 min Scan# 401
Delta R.T. -0.010 min
Lab File: r1730702_Ev2.D
Acq: 10 Jan 2023 2:14 PM

Tgt Ion: 31 Resp: 108593

Ion	Ratio	Lower	Upper
31	100		
45	65.2	30.3	45.5#

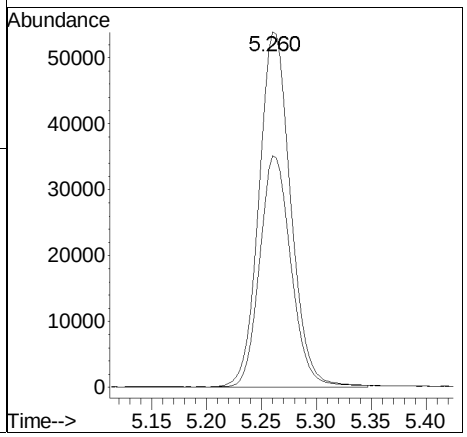

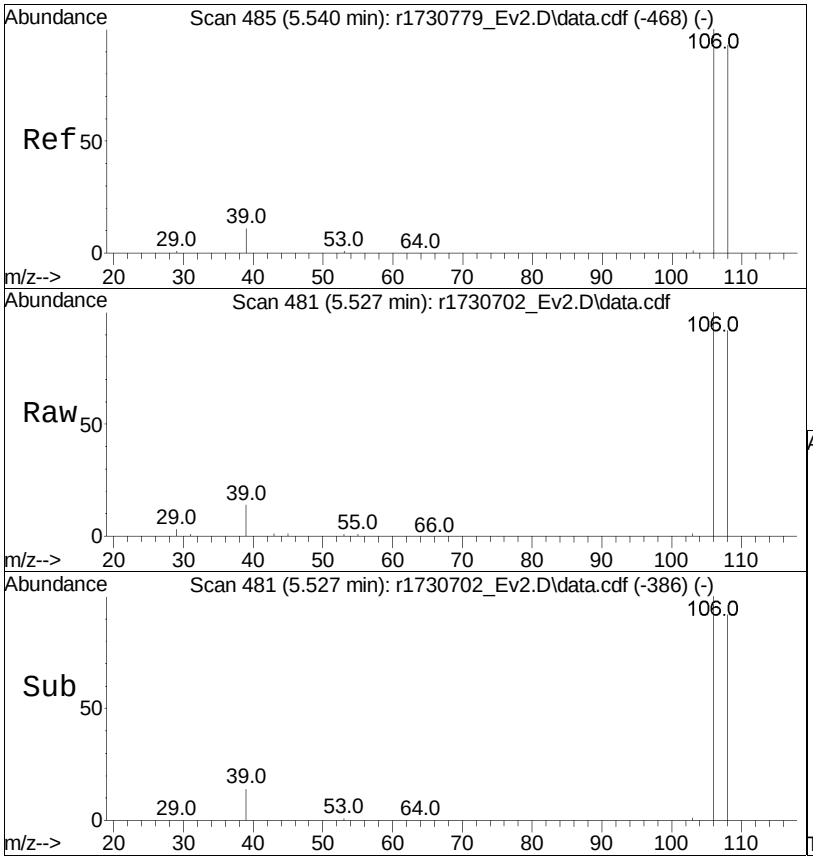

#11
vinyl bromide
Concen: 4.23 ppbV
RT: 5.527 min Scan# 481
Delta R.T. -0.013 min
Lab File: r1730702_Ev2.D
Acq: 10 Jan 2023 2:14 PM

Tgt Ion:106 Resp: 32316

Ion	Ratio	Lower	Upper
106	100		
108	91.5	73.3	109.9

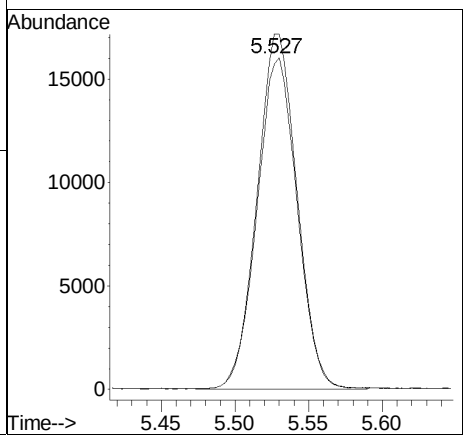

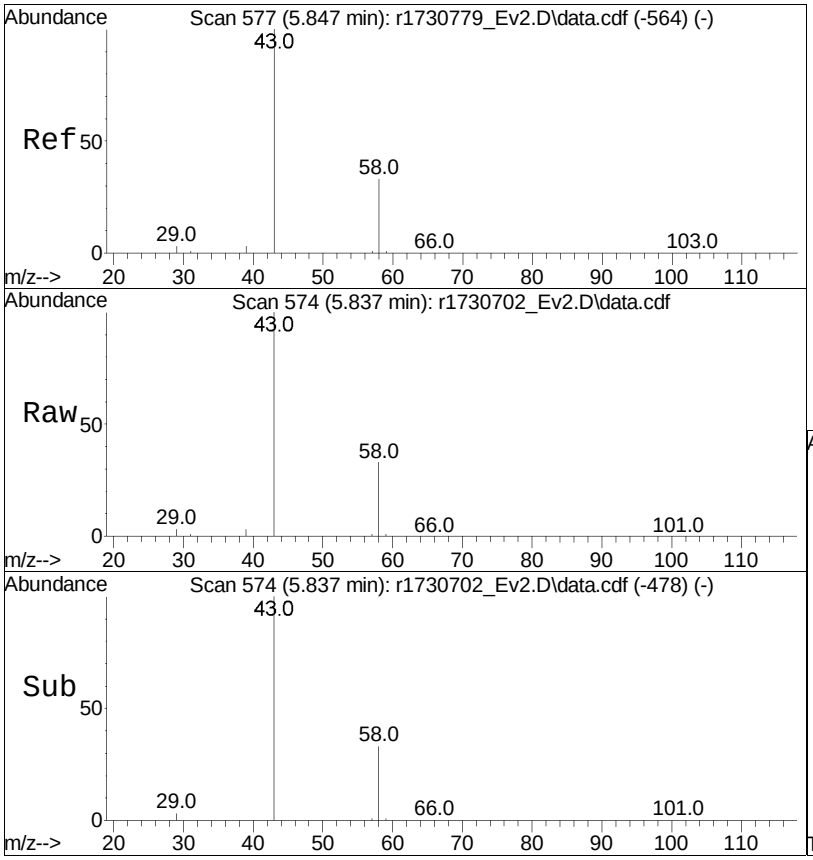

#13
acetone
Concen: 19.89 ppbV
RT: 5.837 min Scan# 574
Delta R.T. -0.010 min
Lab File: r1730702_Ev2.D
Acq: 10 Jan 2023 2:14 PM

Tgt Ion: 43 Resp: 199776

Ion	Ratio	Lower	Upper
43	100		
58	32.7	39.4	59.0#
57	0.9	1.0	1.6#

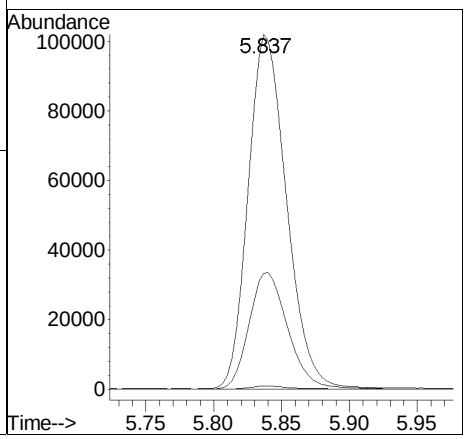

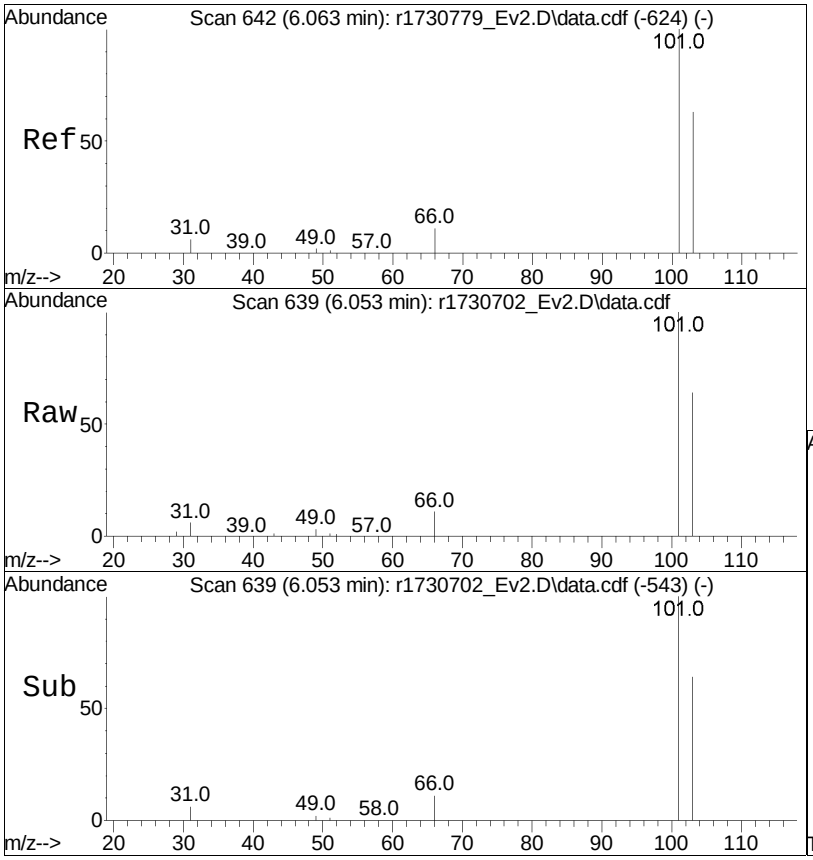

#14
trichlorofluoromethane
Concen: 4.36 ppbV
RT: 6.053 min Scan# 639
Delta R.T. -0.010 min
Lab File: r1730702_Ev2.D
Acq: 10 Jan 2023 2:14 PM

Tgt Ion:101 Resp: 57814

Ion	Ratio	Lower	Upper
101	100		
103	64.1	52.8	79.2

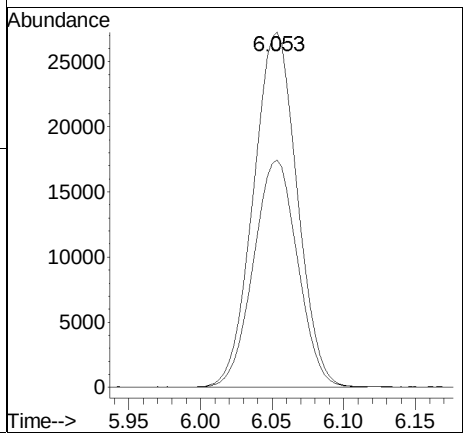

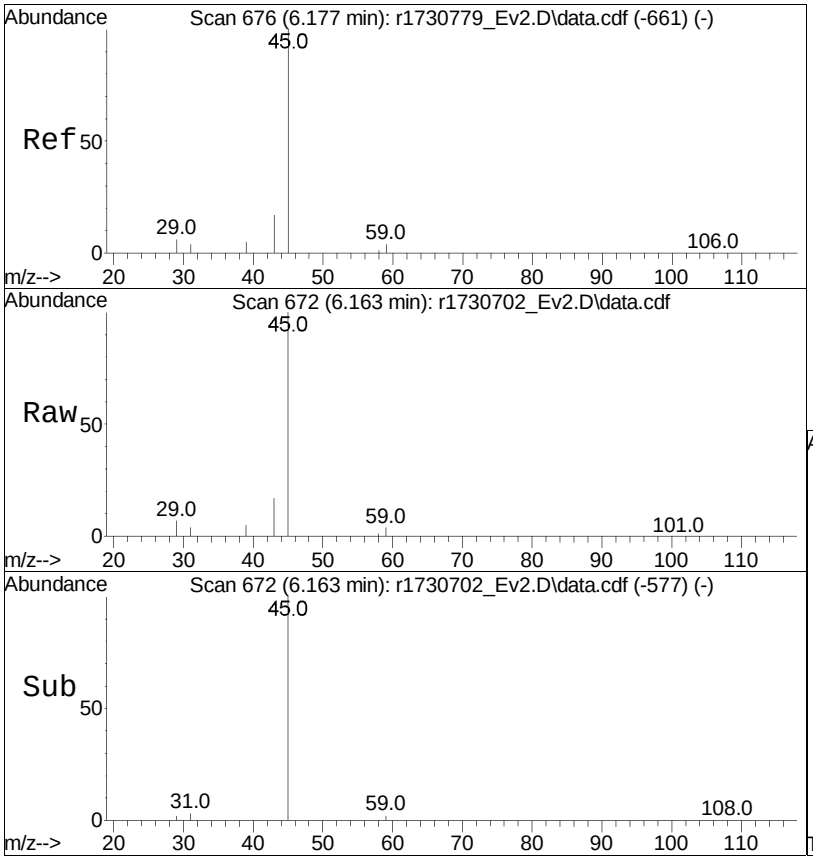

#15
isopropyl alcohol
Concen: 10.38 ppbV
RT: 6.163 min Scan# 672
Delta R.T. -0.013 min
Lab File: r1730702_Ev2.D
Acq: 10 Jan 2023 2:14 PM

Tgt Ion: 45 Resp: 127563

Ion	Ratio	Lower	Upper
45	100		
59	3.7	4.2	6.4#

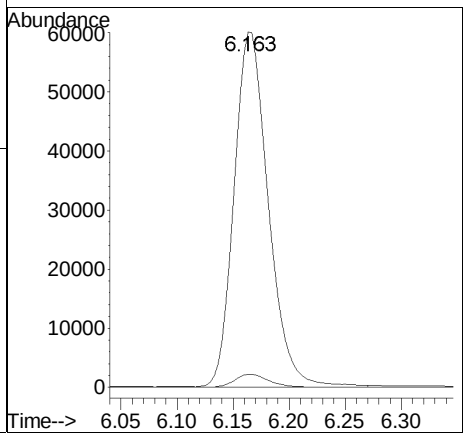

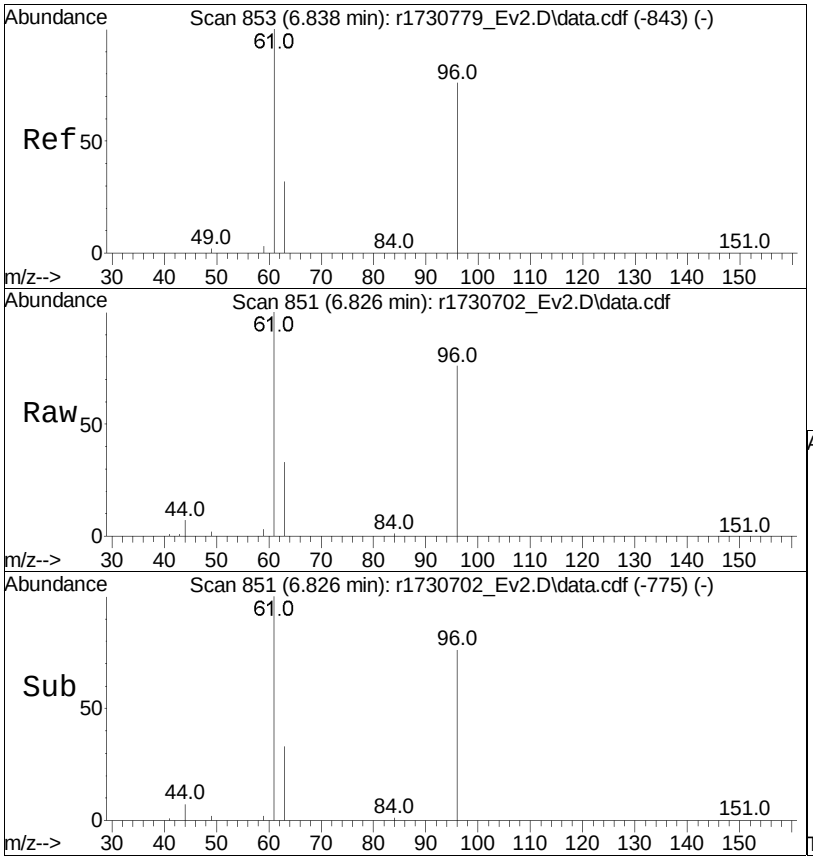

#17
1,1-dichloroethene
Concen: 4.21 ppbV
RT: 6.826 min Scan# 851
Delta R.T. -0.012 min
Lab File: r1730702_Ev2.D
Acq: 10 Jan 2023 2:14 PM

Tgt Ion: 61 Resp: 46697

Ion	Ratio	Lower	Upper
61	100		
96	76.1	56.3	84.5
63	32.8	24.6	36.8

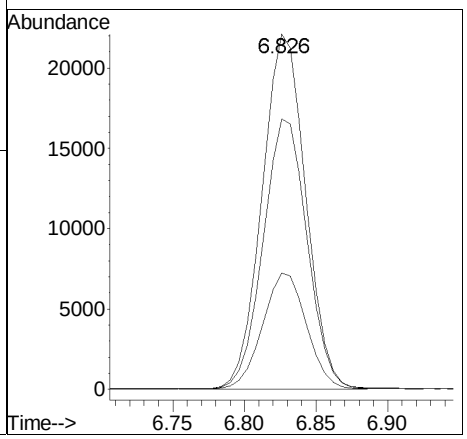

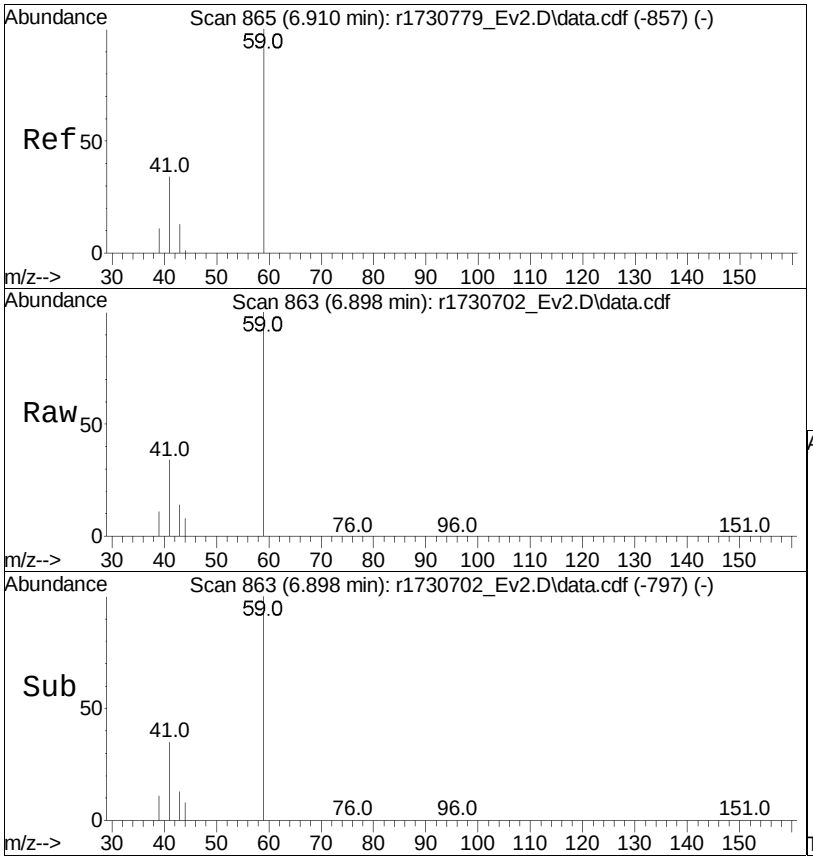

#18
tertiary butyl alcohol
Concen: 4.24 ppbV
RT: 6.898 min Scan# 863
Delta R.T. -0.012 min
Lab File: r1730702_Ev2.D
Acq: 10 Jan 2023 2:14 PM

Tgt Ion: 59 Resp: 47712

Ion	Ratio	Lower	Upper
59	100		
41	34.1	17.3	25.9#
43	12.5	7.3	10.9#

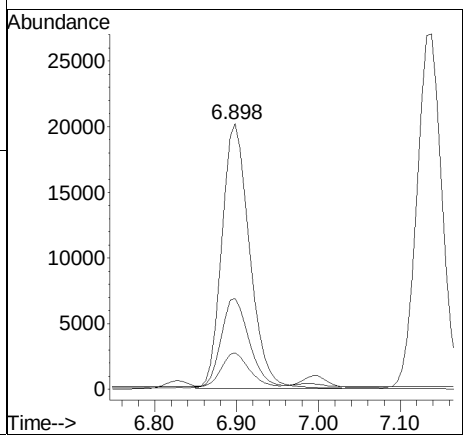

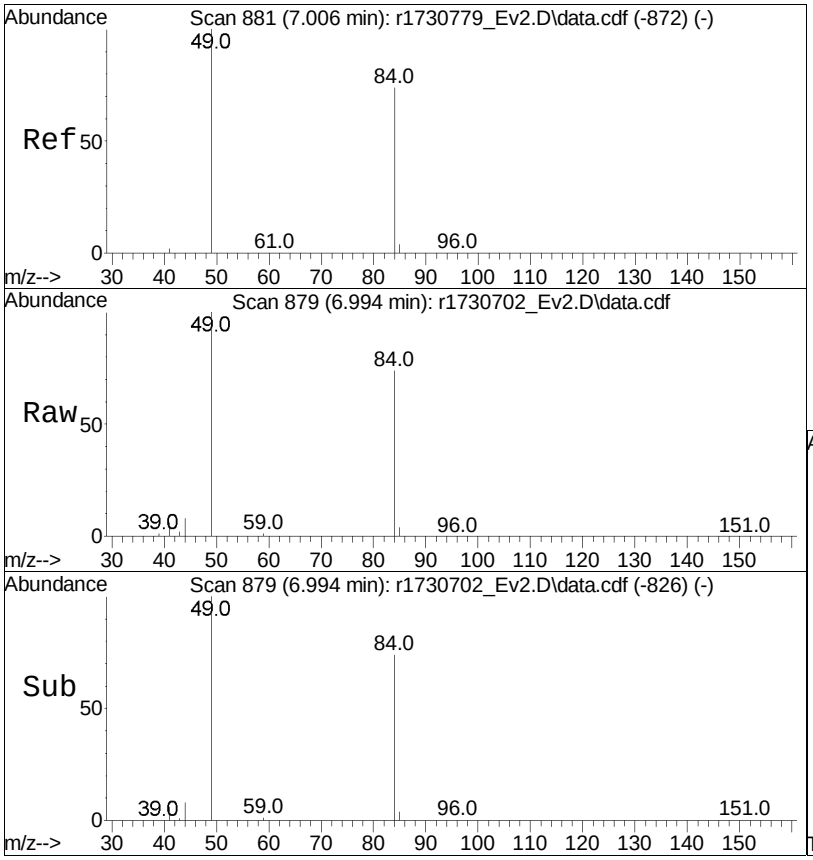

#19
methylene chloride
Concen: 4.45 ppbV
RT: 6.994 min Scan# 879
Delta R.T. -0.012 min
Lab File: r1730702_Ev2.D
Acq: 10 Jan 2023 2:14 PM

Tgt Ion: 49 Resp: 39974

Ion	Ratio	Lower	Upper
49	100		
84	73.6	66.0	99.0

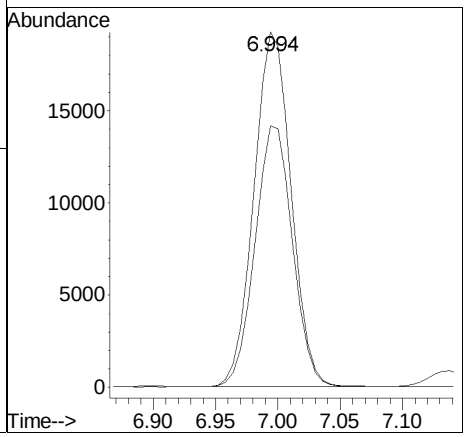

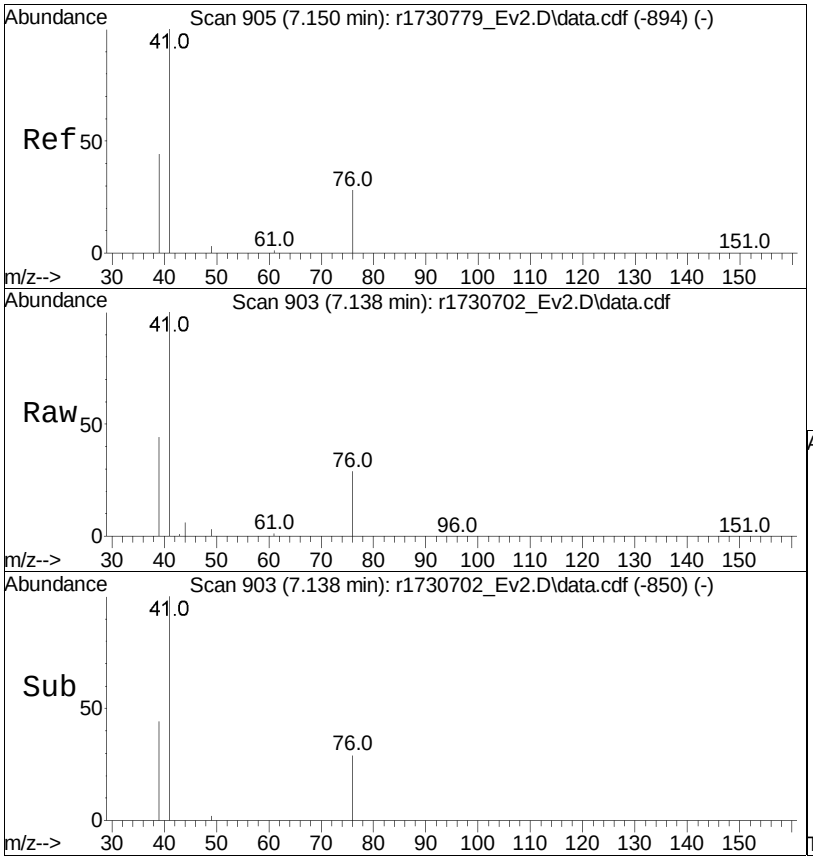

#20
3-chloropropene
Concen: 4.60 ppbV
RT: 7.138 min Scan# 903
Delta R.T. -0.012 min
Lab File: r1730702_Ev2.D
Acq: 10 Jan 2023 2:14 PM

Tgt Ion: 41 Resp: 56901

Ion	Ratio	Lower	Upper
41	100		
39	44.4	43.1	64.7
76	28.7	25.6	38.4

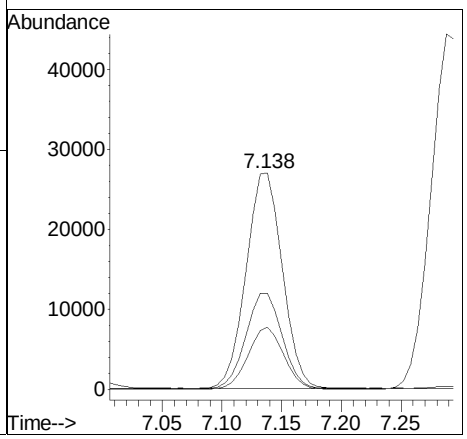

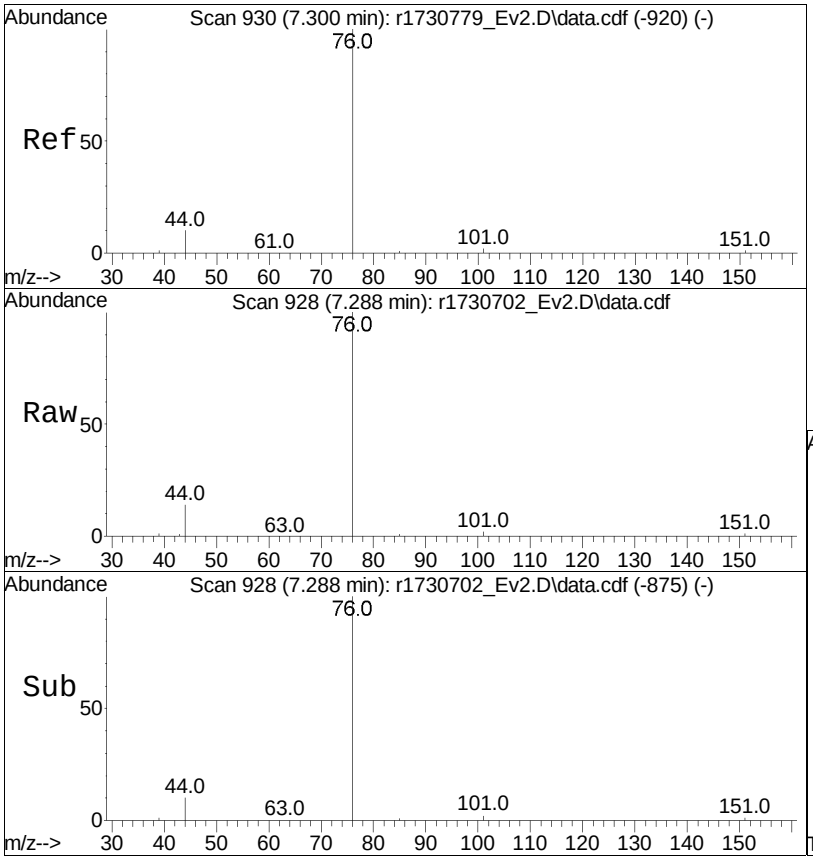

#21
carbon disulfide
Concen: 4.14 ppbV
RT: 7.288 min Scan# 928
Delta R.T. -0.012 min
Lab File: r1730702_Ev2.D
Acq: 10 Jan 2023 2:14 PM

Tgt Ion: 76 Resp: 96826

Ion	Ratio	Lower	Upper
76	100		
44	14.0	8.3	12.5#

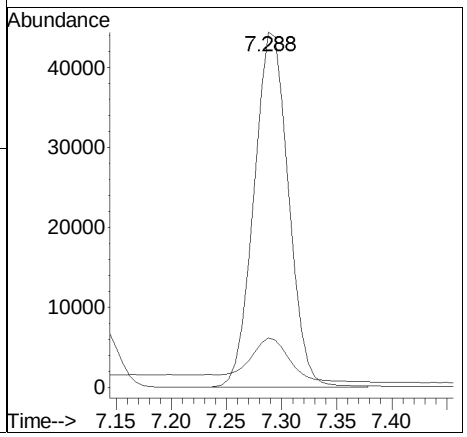

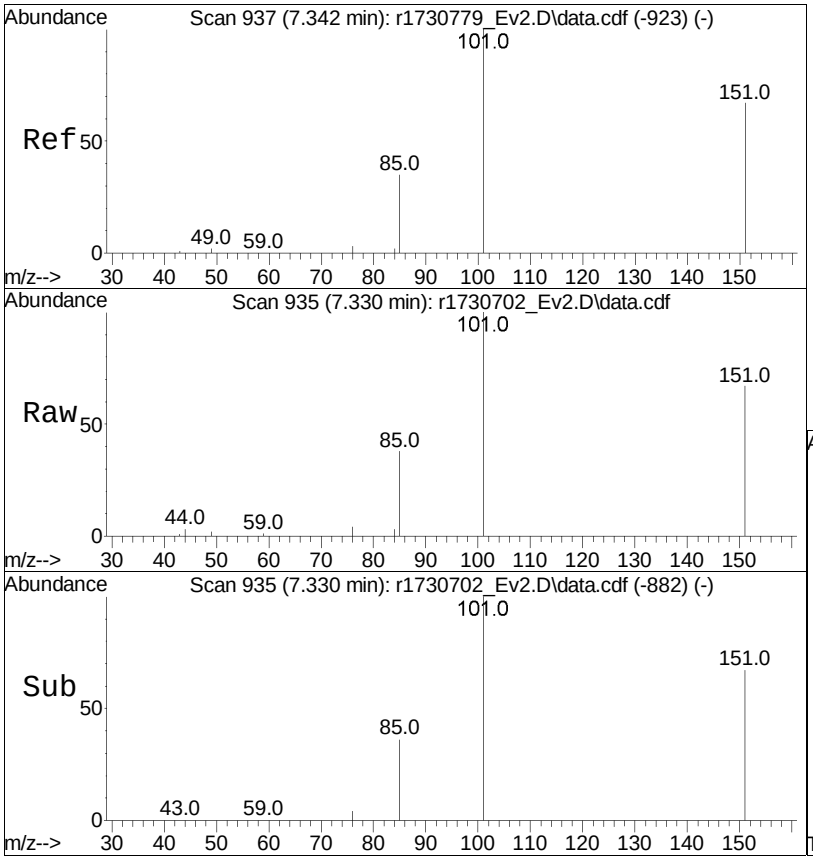

#22
Freon 113
Concen: 4.51 ppbV
RT: 7.330 min Scan# 935
Delta R.T. -0.012 min
Lab File: r1730702_Ev2.D
Acq: 10 Jan 2023 2:14 PM

Tgt Ion:101 Resp: 72628

Ion	Ratio	Lower	Upper
101	100		
85	37.5	29.8	44.6
151	66.6	53.0	79.6

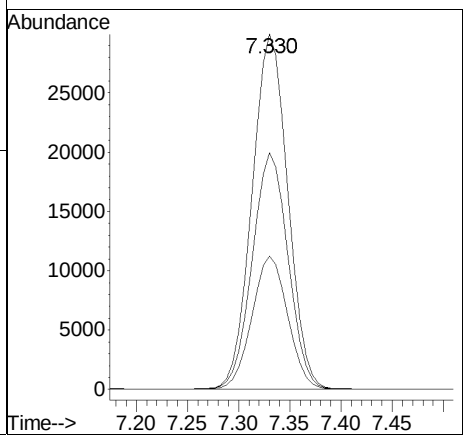

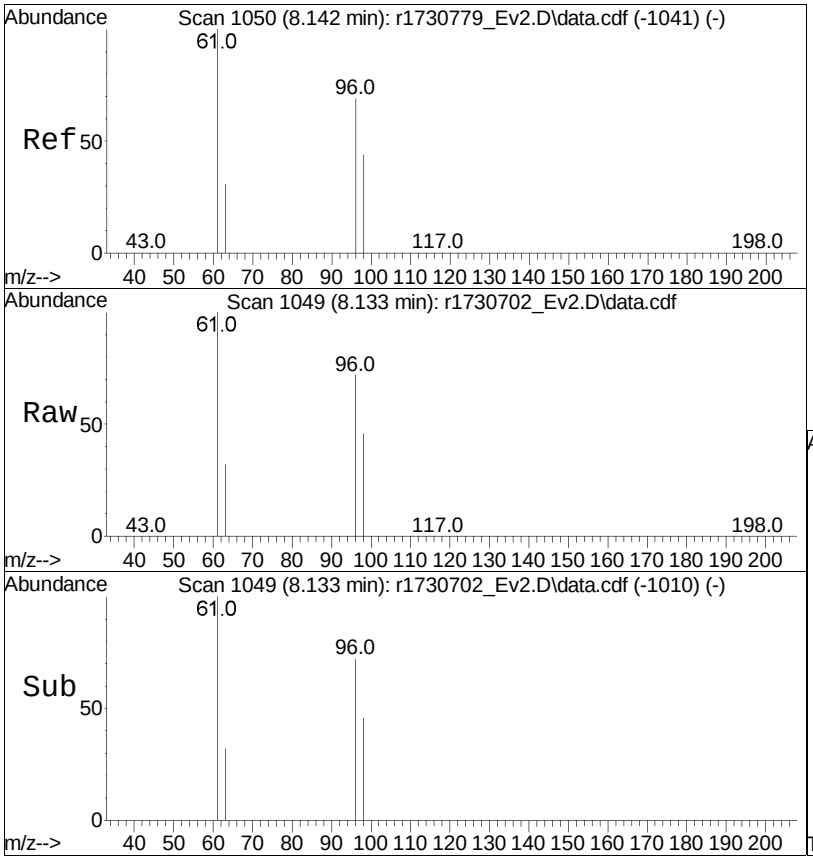

#23
trans-1,2-dichloroethene
Concen: 4.12 ppbV
RT: 8.133 min Scan# 1049
Delta R.T. -0.008 min
Lab File: r1730702_Ev2.D
Acq: 10 Jan 2023 2:14 PM

Tgt Ion: 61 Resp: 51799

Ion	Ratio	Lower	Upper
61	100		
96	71.7	59.8	89.6
98	46.4	37.4	56.0

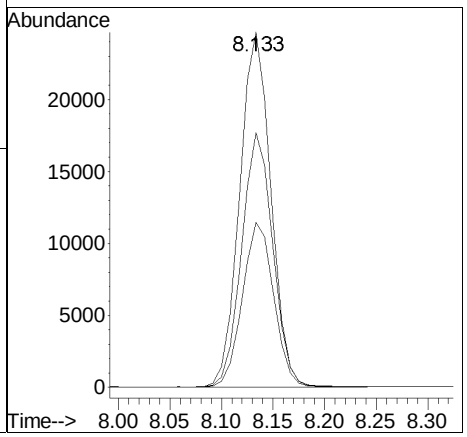

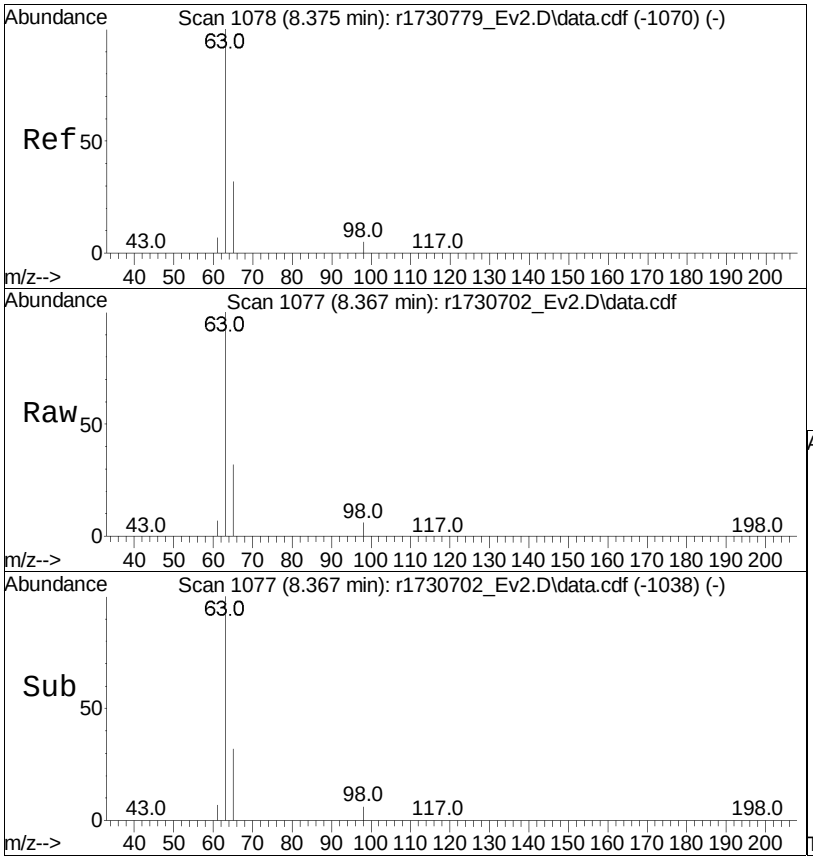

#24
1,1-dichloroethane
Concen: 4.38 ppbV
RT: 8.367 min Scan# 1077
Delta R.T. -0.008 min
Lab File: r1730702_Ev2.D
Acq: 10 Jan 2023 2:14 PM

Tgt Ion: 63 Resp: 63956

Ion	Ratio	Lower	Upper
63	100		
65	32.0	25.0	37.4

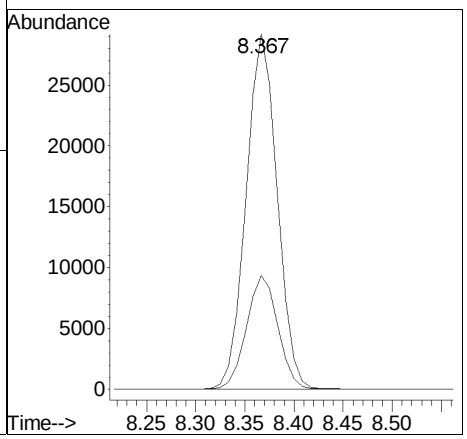

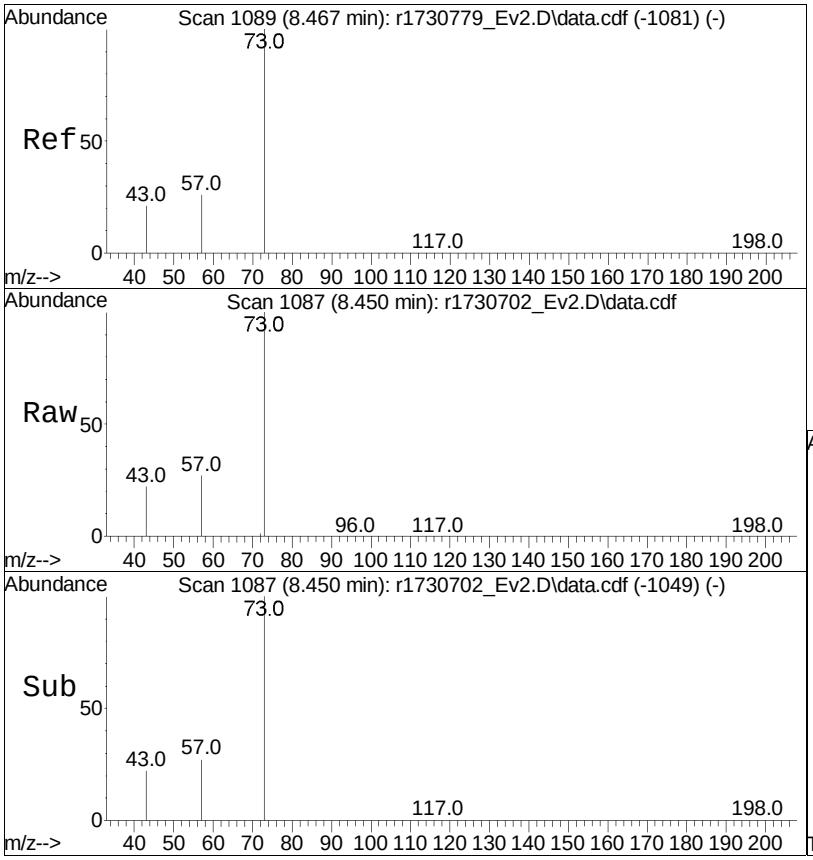

#25
MTBE
Concen: 4.16 ppbV
RT: 8.450 min Scan# 1087
Delta R.T. -0.017 min
Lab File: r1730702_Ev2.D
Acq: 10 Jan 2023 2:14 PM

Tgt Ion: 73 Resp: 71847

Ion	Ratio	Lower	Upper
73	100		
57	26.9	23.7	35.5
43	22.2	14.6	21.8#

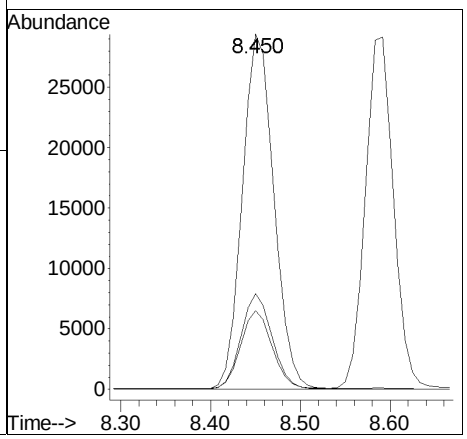

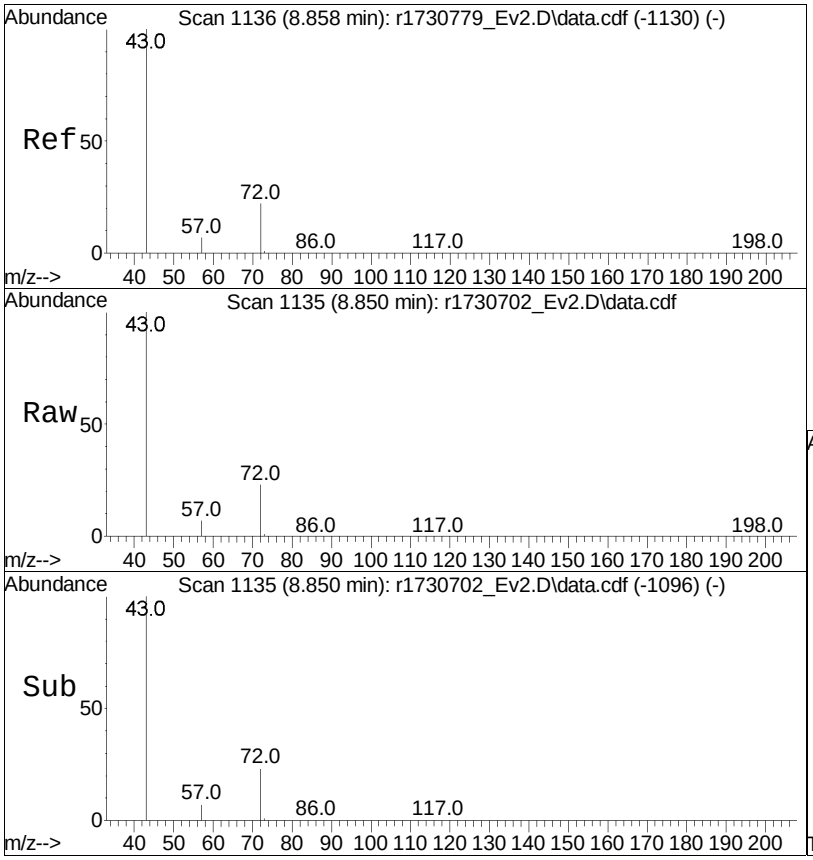

#27
2-butanone
Concen: 4.32 ppbV
RT: 8.850 min Scan# 1135
Delta R.T. -0.008 min
Lab File: r1730702_Ev2.D
Acq: 10 Jan 2023 2:14 PM

Tgt Ion: 43 Resp: 72725

Ion	Ratio	Lower	Upper
43	100		
72	22.6	21.7	32.5
57	6.9	7.5	11.3#

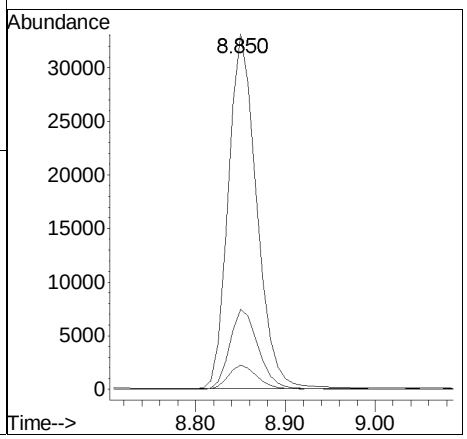

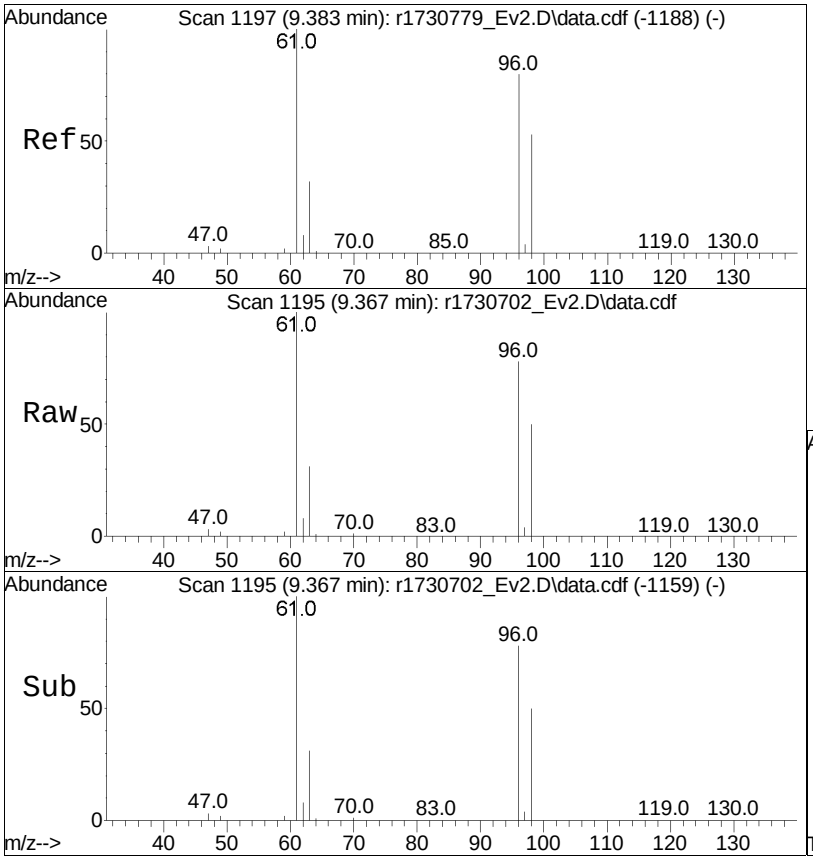

#28
cis-1,2-dichloroethene
Concen: 4.35 ppbV
RT: 9.367 min Scan# 1195
Delta R.T. -0.017 min
Lab File: r1730702_Ev2.D
Acq: 10 Jan 2023 2:14 PM

Tgt Ion: 61 Resp: 49045

Ion	Ratio	Lower	Upper
61	100		
96	77.8	64.8	97.2
98	49.8	40.0	60.0

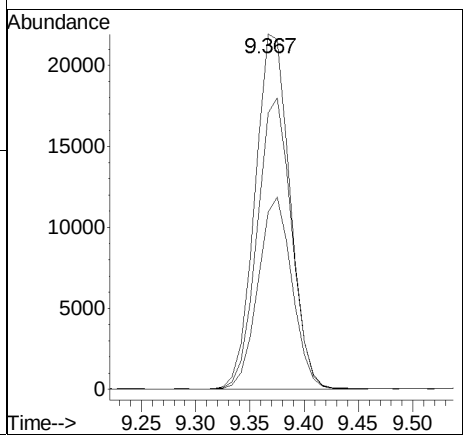

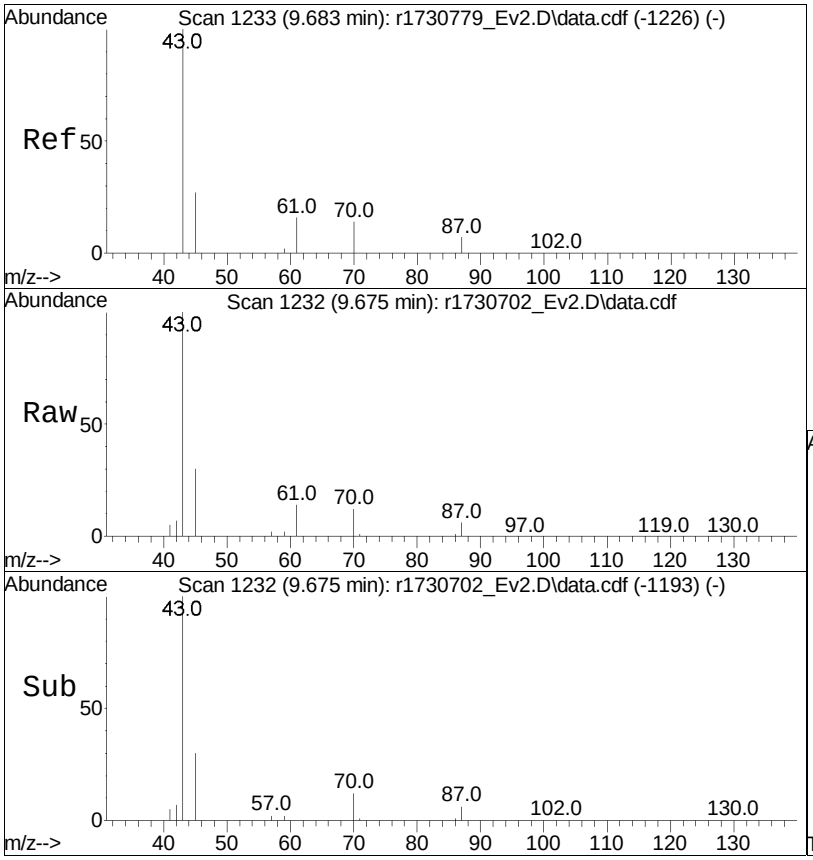

#29
Ethyl Acetate
Concen: 4.35 ppbV
RT: 9.675 min Scan# 1232
Delta R.T. -0.008 min
Lab File: r1730702_Ev2.D
Acq: 10 Jan 2023 2:14 PM

Tgt Ion: 61 Resp: 12304

Ion	Ratio	Lower	Upper
61	100		
70	87.5	62.5	93.7
43	715.0	495.7	743.5

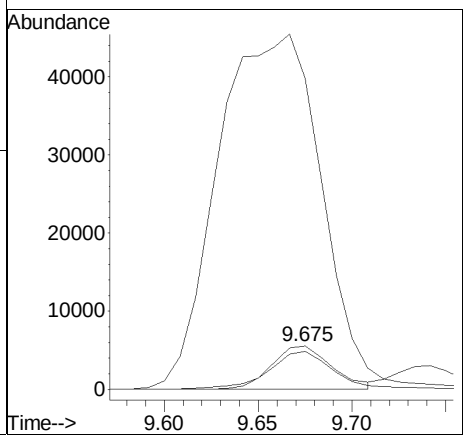

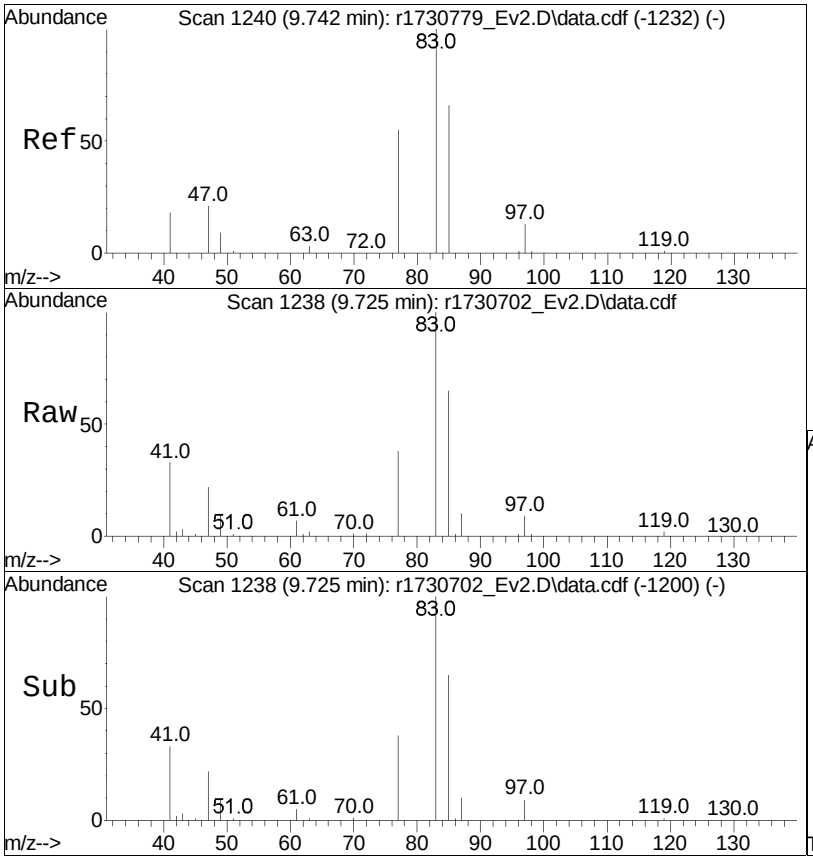

#30
chloroform
Concen: 4.27 ppbV
RT: 9.725 min Scan# 1238
Delta R.T. -0.017 min
Lab File: r1730702_Ev2.D
Acq: 10 Jan 2023 2:14 PM

Tgt Ion: 83 Resp: 63415

Ion	Ratio	Lower	Upper
83	100		
85	64.6	54.5	81.7
47	21.9	15.9	23.9

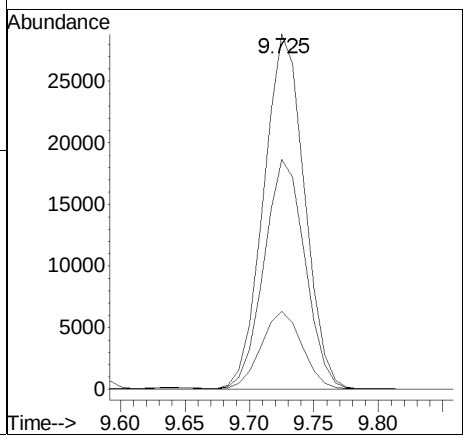

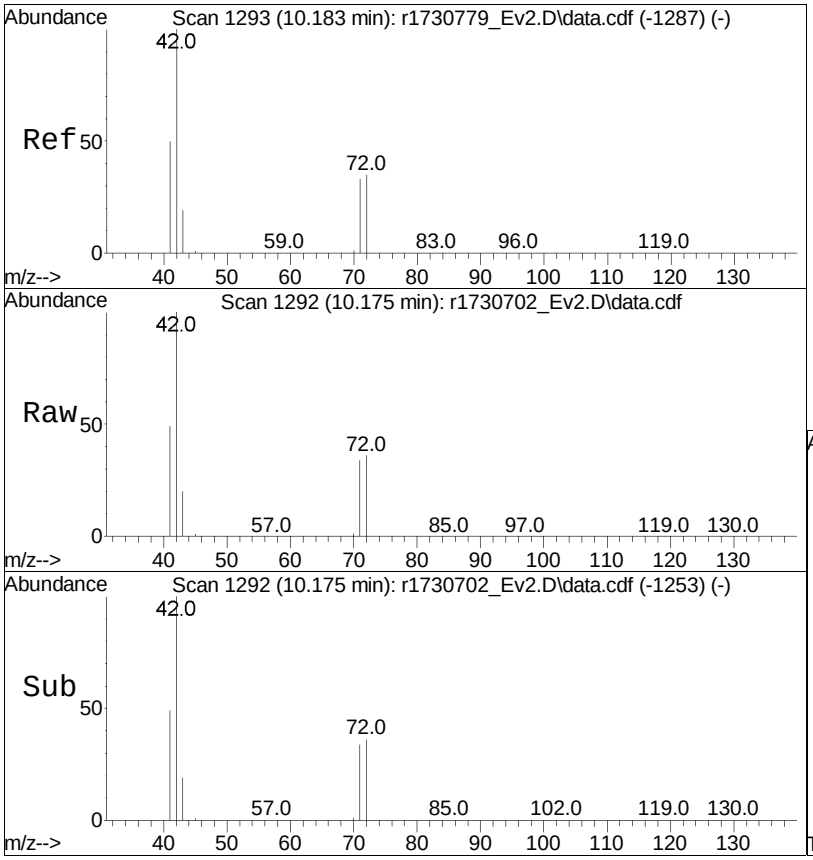

#31
Tetrahydrofuran
Concen: 4.26 ppbV
RT: 10.175 min Scan# 1292
Delta R.T. -0.008 min
Lab File: r1730702_Ev2.D
Acq: 10 Jan 2023 2:14 PM

Tgt Ion: 42 Resp: 43712

Ion	Ratio	Lower	Upper
42	100		
71	34.1	33.3	49.9
72	35.7	34.8	52.2

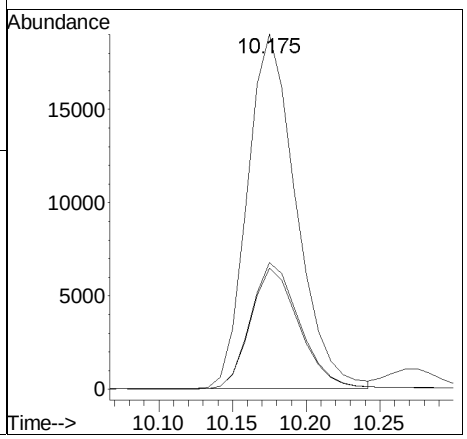

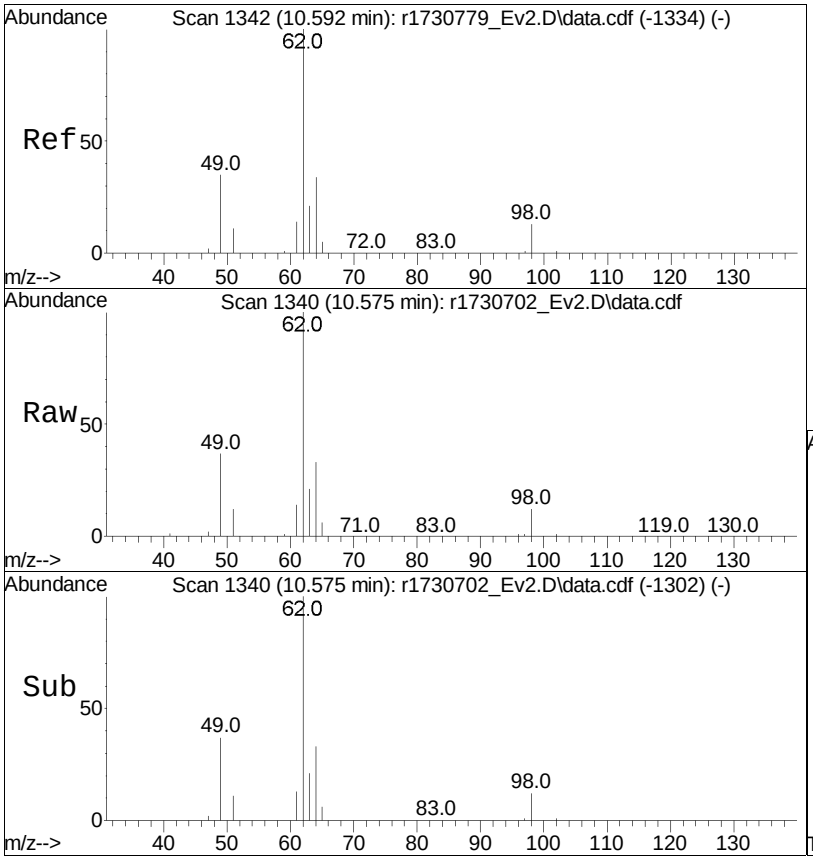

#32
1,2-dichloroethane
Concen: 4.10 ppbV
RT: 10.575 min Scan# 1340
Delta R.T. -0.017 min
Lab File: r1730702_Ev2.D
Acq: 10 Jan 2023 2:14 PM

Tgt Ion: 62 Resp: 35860

Ion	Ratio	Lower	Upper
62	100		
64	33.2	26.0	39.0
49	37.1	26.0	39.0
63	21.0	16.2	24.4

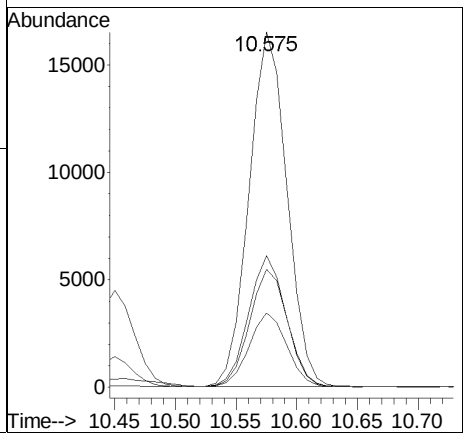

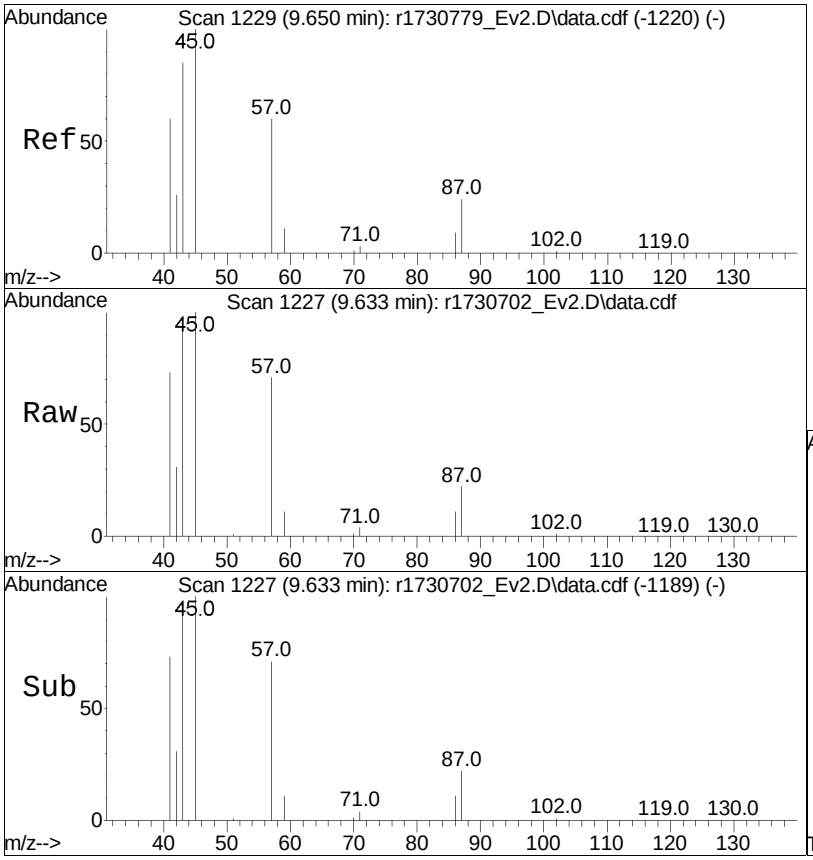

#34
hexane
Concen: 4.41 ppbV
RT: 9.633 min Scan# 1227
Delta R.T. -0.017 min
Lab File: r1730702_Ev2.D
Acq: 10 Jan 2023 2:14 PM

Tgt Ion: 57 Resp: 63630

Ion	Ratio	Lower	Upper
57	100		
43	130.2	82.8	124.2#
86	15.2	11.3	16.9

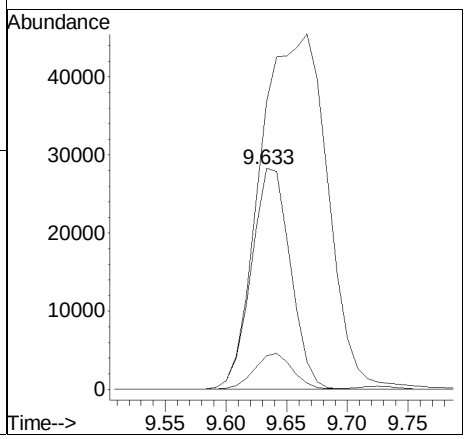

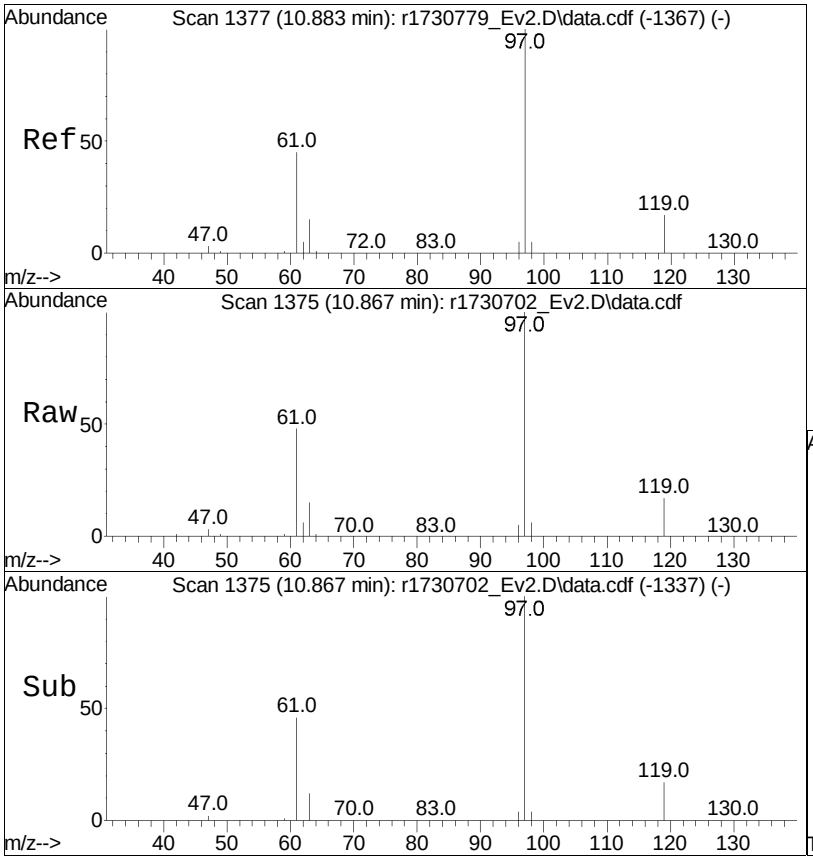

#36
1,1,1-trichloroethane
Concen: 4.33 ppbV
RT: 10.867 min Scan# 1375
Delta R.T. -0.017 min
Lab File: r1730702_Ev2.D
Acq: 10 Jan 2023 2:14 PM

Tgt Ion: 97 Resp: 50962

Ion	Ratio	Lower	Upper
97	100		
61	47.6	35.3	52.9
119	17.0	11.8	17.8

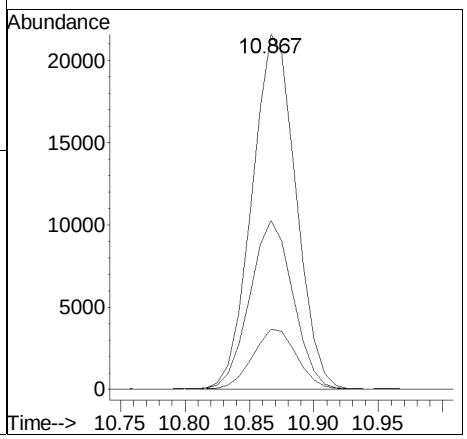

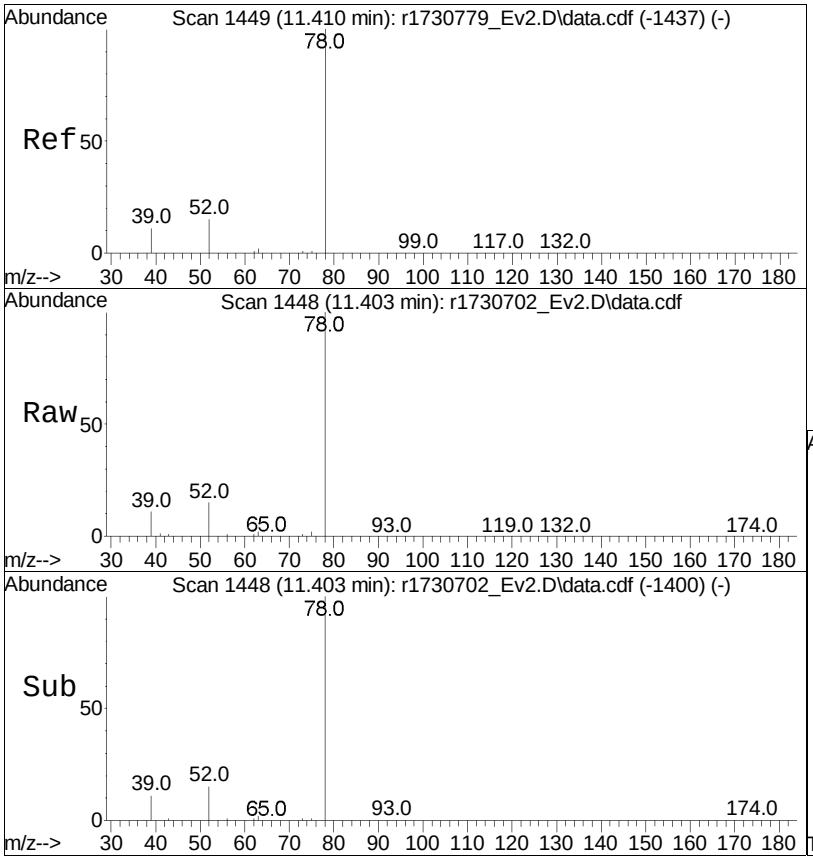

#37
benzene
Concen: 4.18 ppbV
RT: 11.403 min Scan# 1448
Delta R.T. -0.007 min
Lab File: r1730702_Ev2.D
Acq: 10 Jan 2023 2:14 PM

Tgt Ion: 78 Resp: 116888

Ion	Ratio	Lower	Upper
78	100		
52	15.0	13.3	19.9

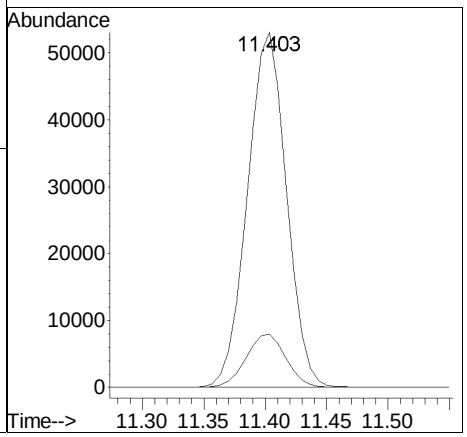

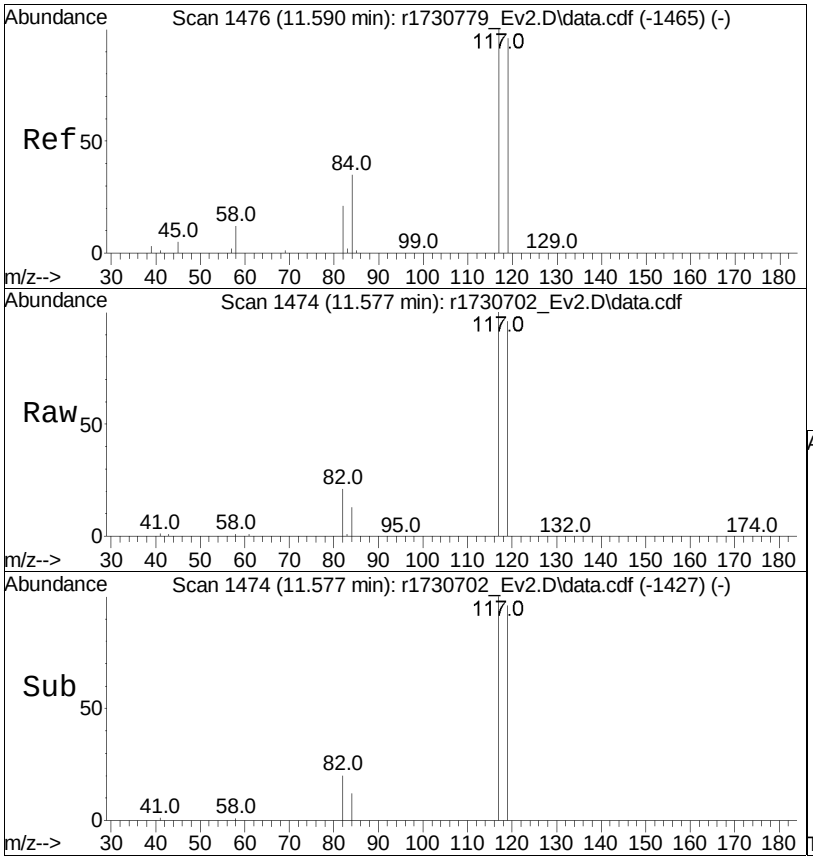

#38
carbon tetrachloride
Concen: 4.27 ppbV
RT: 11.577 min Scan# 1474
Delta R.T. -0.013 min
Lab File: r1730702_Ev2.D
Acq: 10 Jan 2023 2:14 PM

Tgt Ion:117 Resp: 52538

Ion	Ratio	Lower	Upper
117	100		
119	95.9	77.3	115.9
82	20.8	16.0	24.0

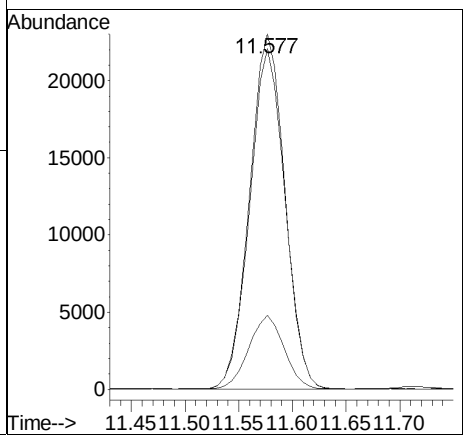

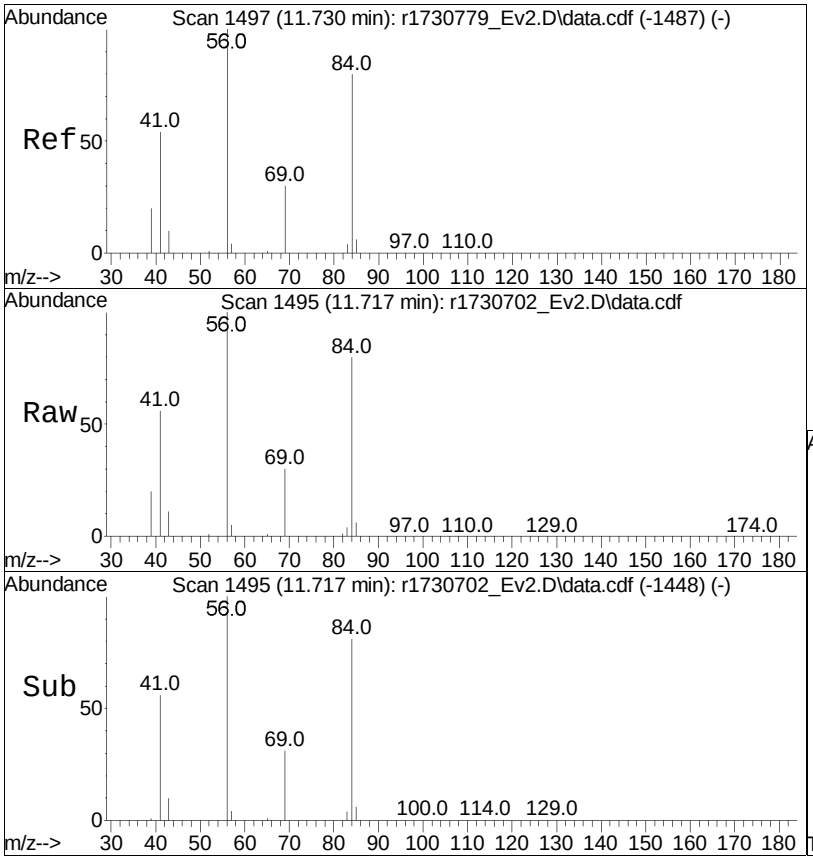

#39
cyclohexane
Concen: 4.47 ppbV
RT: 11.717 min Scan# 1495
Delta R.T. -0.013 min
Lab File: r1730702_Ev2.D
Acq: 10 Jan 2023 2:14 PM

Tgt Ion: 56 Resp: 67263

Ion	Ratio	Lower	Upper
56	100		
84	79.8	58.6	87.8
41	56.3	33.1	49.7#

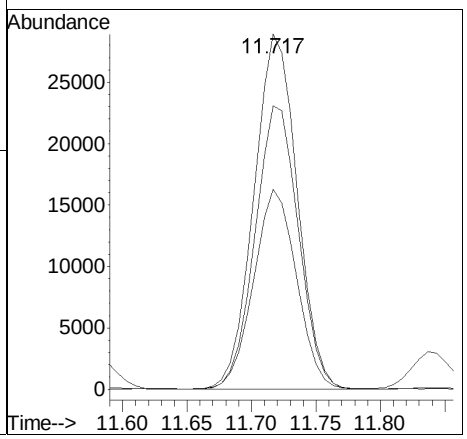

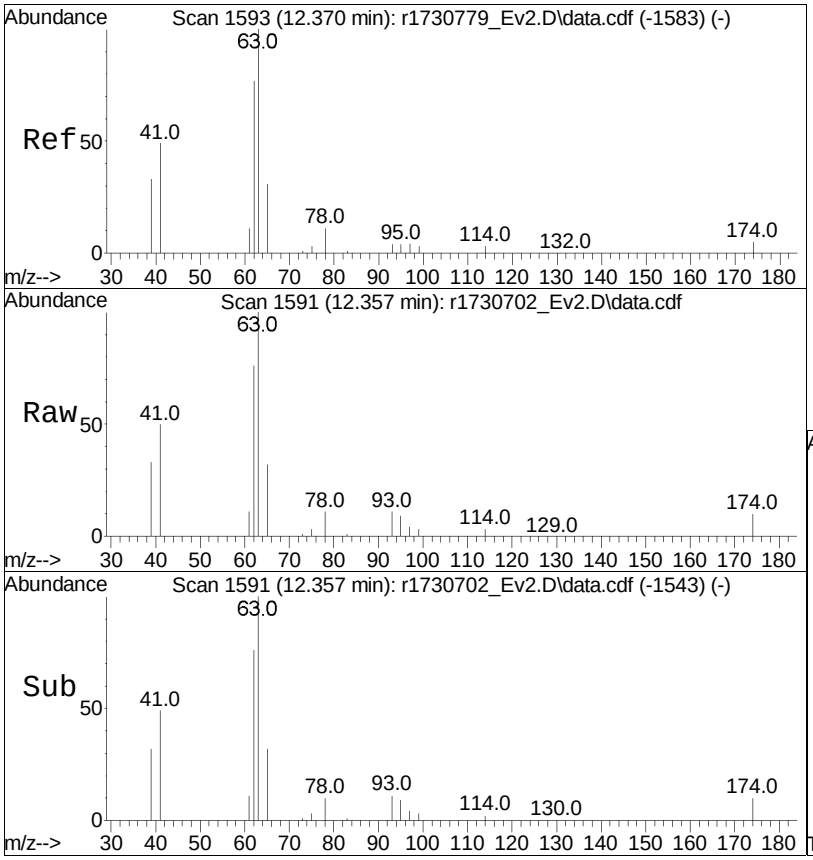

#41
1,2-dichloropropane
Concen: 4.38 ppbV
RT: 12.357 min Scan# 1591
Delta R.T. -0.013 min
Lab File: r1730702_Ev2.D
Acq: 10 Jan 2023 2:14 PM

Tgt Ion: 63 Resp: 44740

Ion	Ratio	Lower	Upper
63	100		
62	76.4	61.8	92.8
39	32.6	21.6	32.4#

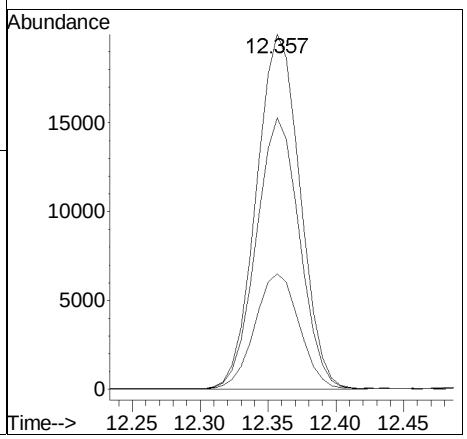

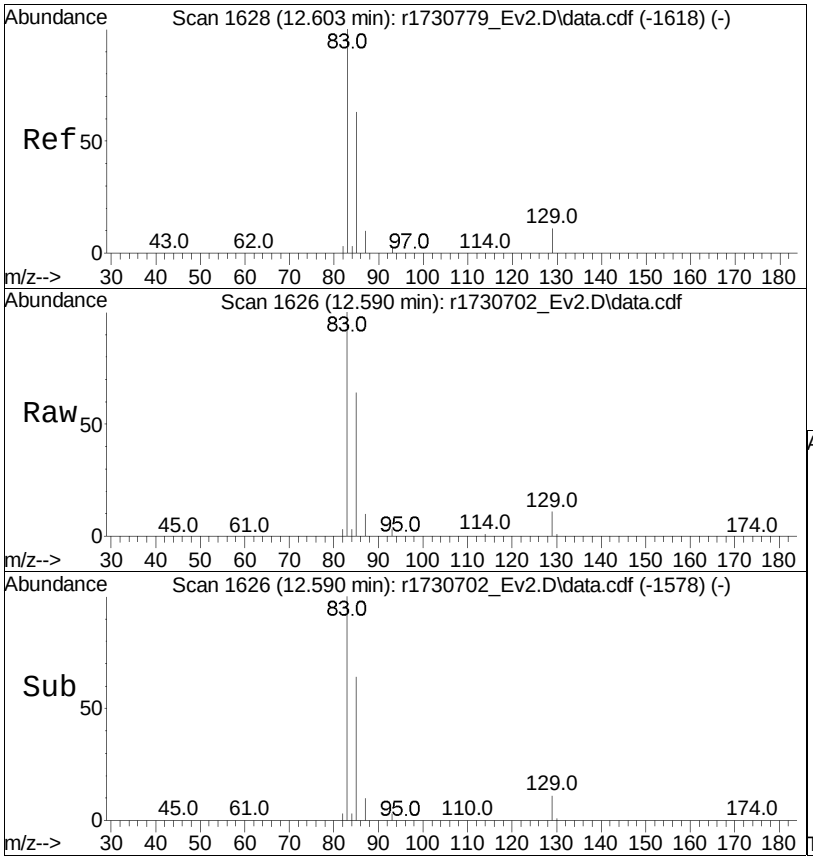

#42
bromodichloromethane
Concen: 4.40 ppbV
RT: 12.590 min Scan# 1626
Delta R.T. -0.013 min
Lab File: r1730702_Ev2.D
Acq: 10 Jan 2023 2:14 PM

Tgt Ion: 83 Resp: 68454

Ion	Ratio	Lower	Upper
83	100		
85	64.2	53.1	79.7
129	10.7	9.4	14.2

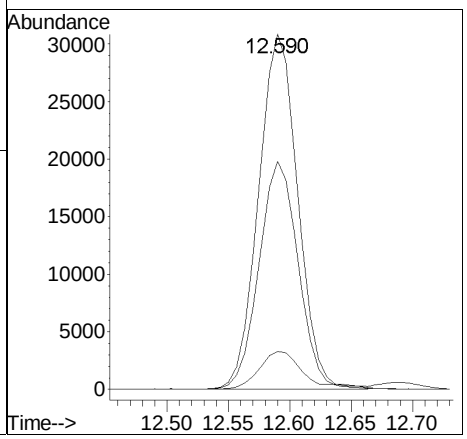

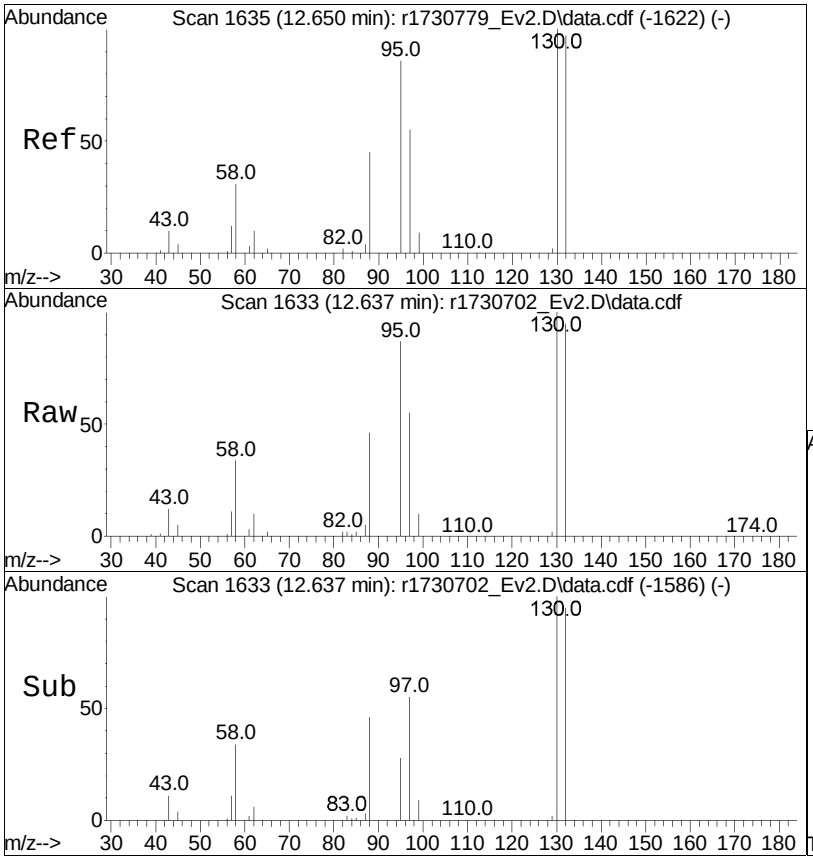

#43
1,4-dioxane
Concen: 4.40 ppbV
RT: 12.637 min Scan# 1633
Delta R.T. -0.013 min
Lab File: r1730702_Ev2.D
Acq: 10 Jan 2023 2:14 PM

Tgt Ion: 88 Resp: 25701

Ion	Ratio	Lower	Upper
88	100		
58	72.7	59.4	89.2

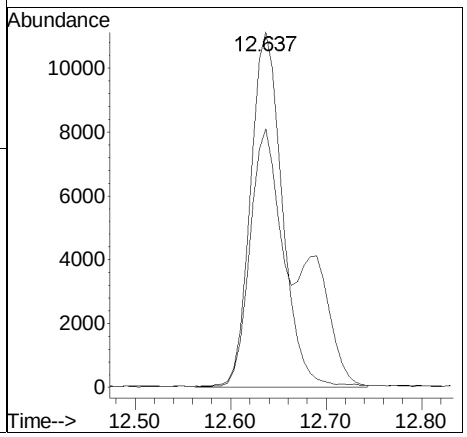

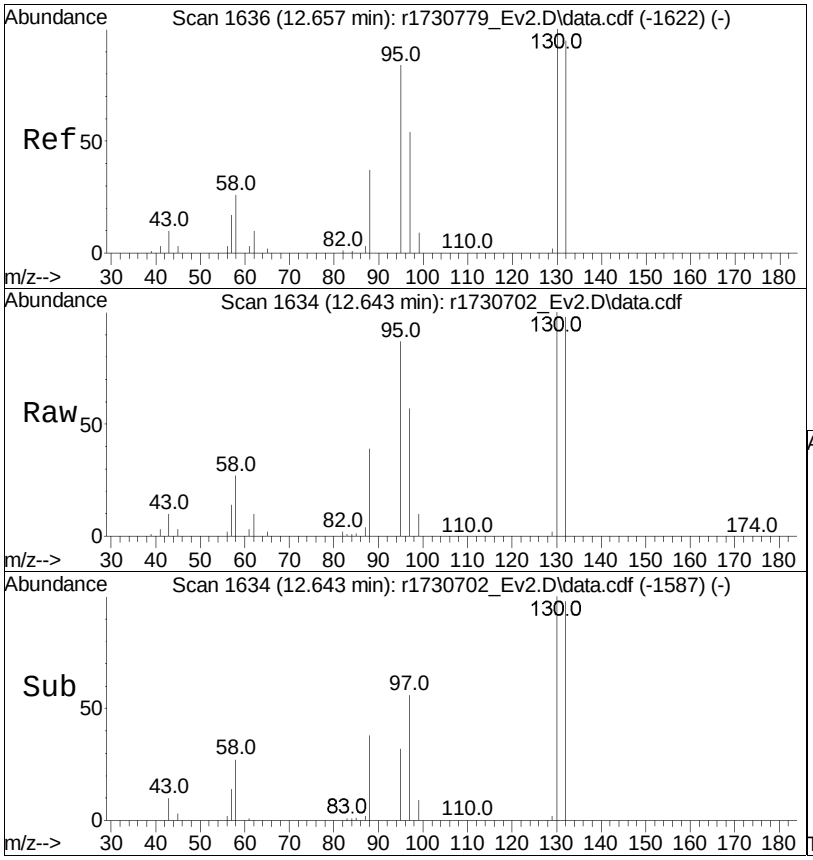

#44
trichloroethene
Concen: 4.27 ppbV
RT: 12.643 min Scan# 1634
Delta R.T. -0.013 min
Lab File: r1730702_Ev2.D
Acq: 10 Jan 2023 2:14 PM

Tgt Ion:130 Resp: 56100

Ion	Ratio	Lower	Upper
130	100		
132	98.4	74.7	112.1
97	56.6	45.4	68.0

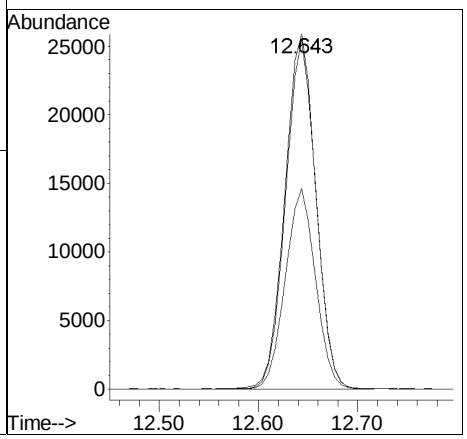

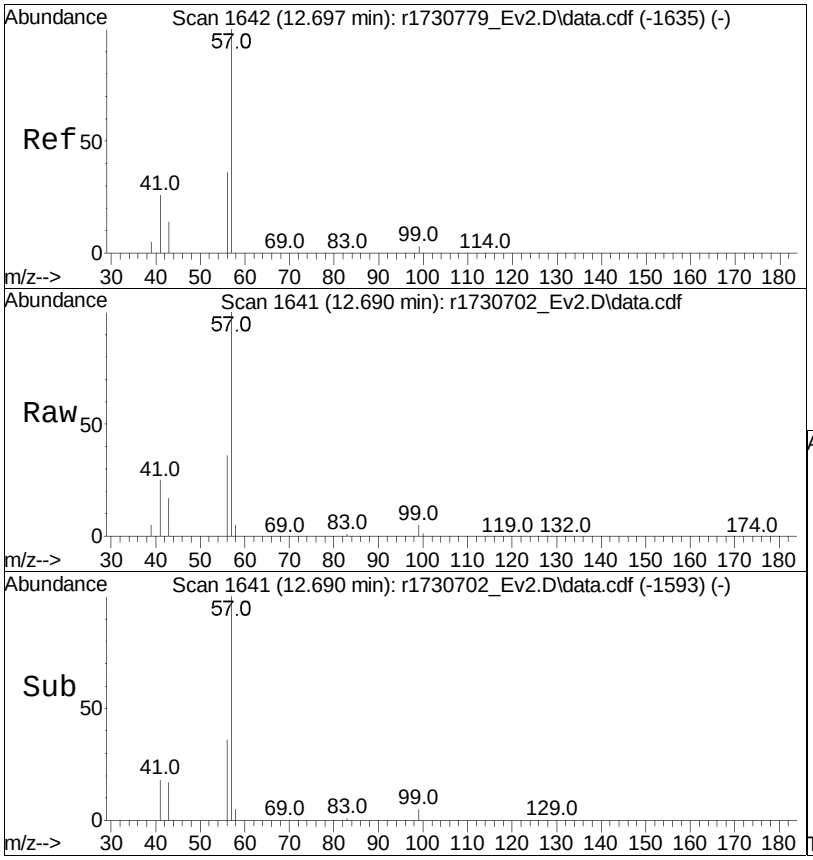

#45
2,2,4-trimethylpentane
Concen: 4.54 ppbV
RT: 12.690 min Scan# 1641
Delta R.T. -0.007 min
Lab File: r1730702_Ev2.D
Acq: 10 Jan 2023 2:14 PM

Tgt Ion: 57 Resp: 217620

Ion	Ratio	Lower	Upper
57	100		
99	5.3	3.9	5.9
41	25.3	15.1	22.7#

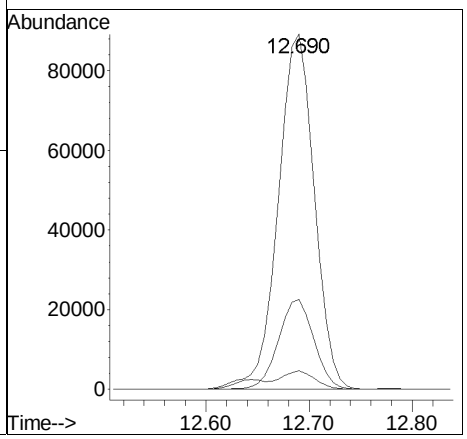

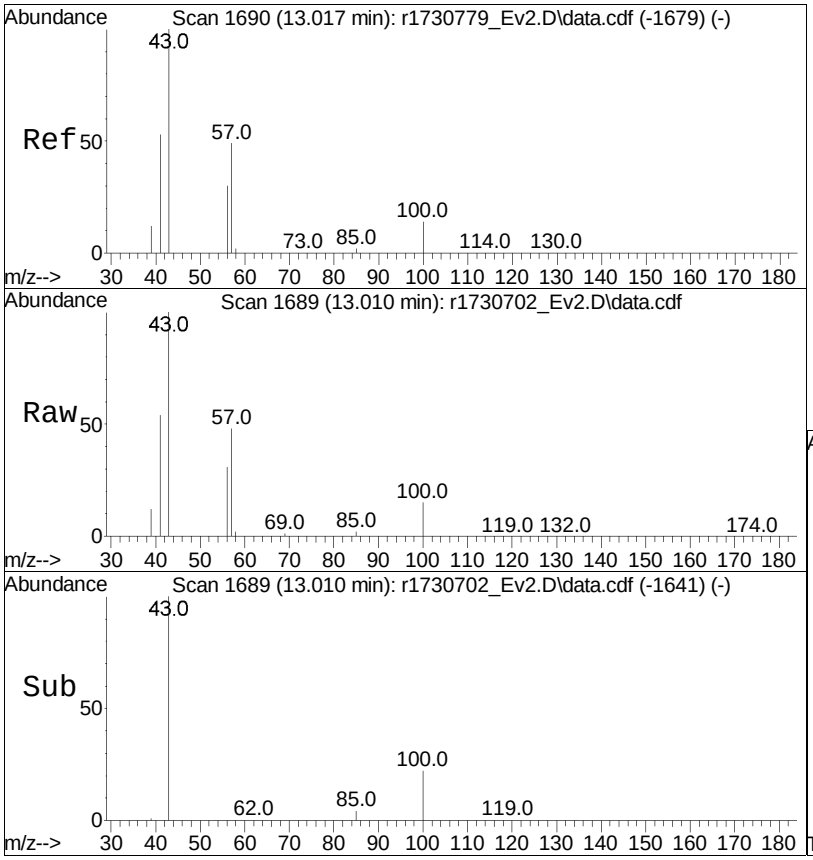

#46
heptane
Concen: 4.46 ppbV
RT: 13.010 min Scan# 1689
Delta R.T. -0.007 min
Lab File: r1730702_Ev2.D
Acq: 10 Jan 2023 2:14 PM

Tgt Ion: 43 Resp: 85629

Ion	Ratio	Lower	Upper
43	100		
57	47.8	51.3	76.9#
100	15.0	15.4	23.0#

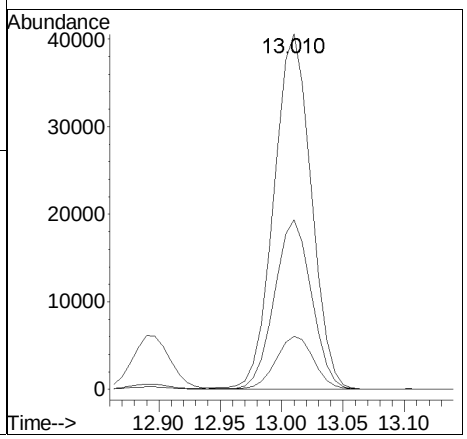

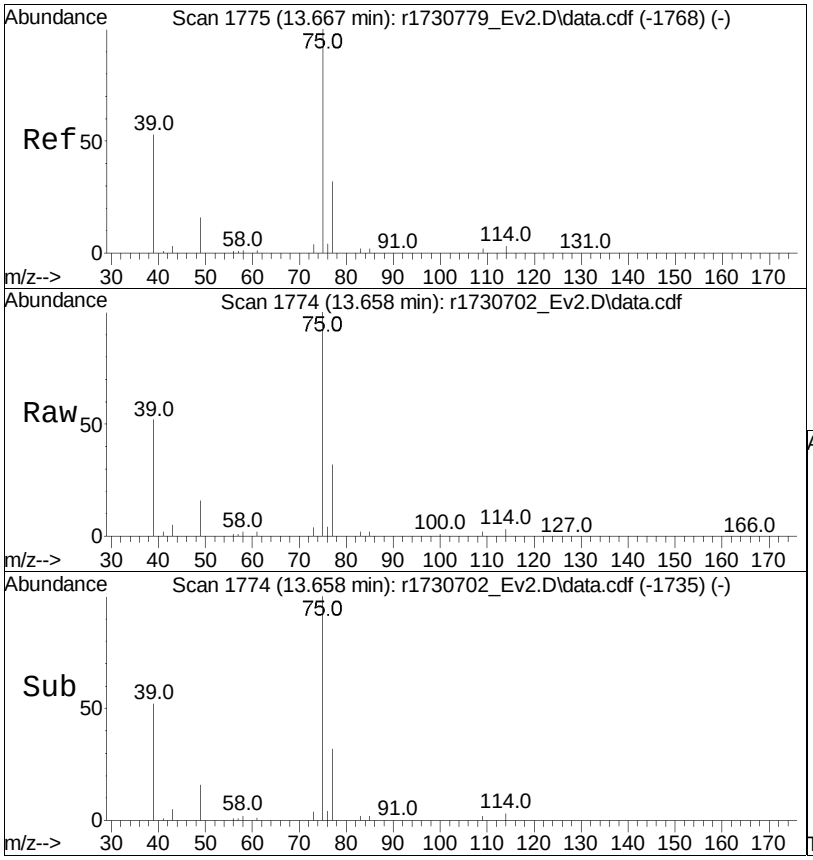

#47
cis-1,3-dichloropropene
Concen: 4.61 ppbV
RT: 13.658 min Scan# 1774
Delta R.T. -0.008 min
Lab File: r1730702_Ev2.D
Acq: 10 Jan 2023 2:14 PM

Tgt Ion: 75 Resp: 58353

Ion	Ratio	Lower	Upper
75	100		
39	51.9	37.3	55.9
77	31.6	26.0	39.0

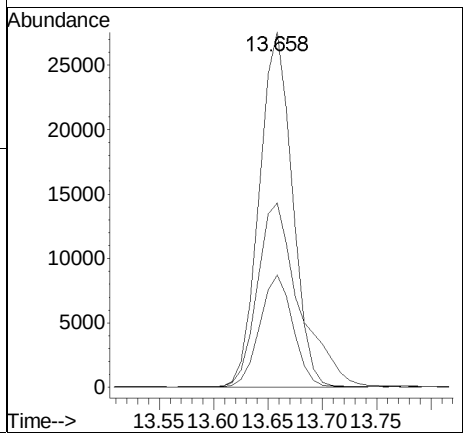

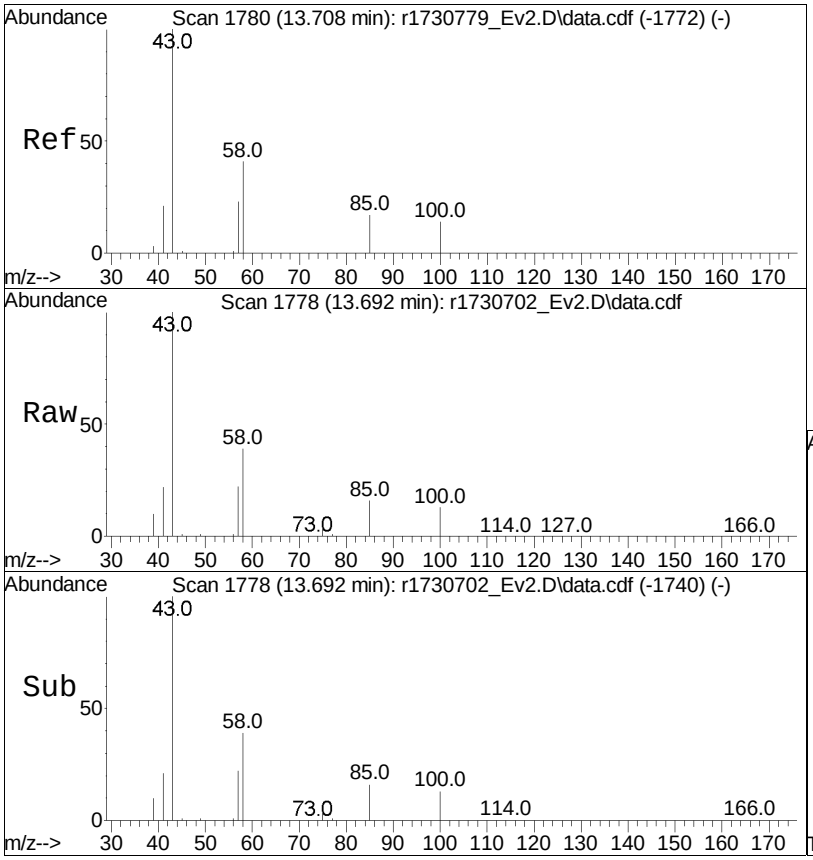

#48
4-methyl-2-pentanone
Concen: 4.47 ppbV
RT: 13.692 min Scan# 1778
Delta R.T. -0.017 min
Lab File: r1730702_Ev2.D
Acq: 10 Jan 2023 2:14 PM

Tgt Ion: 43 Resp: 90024

Ion	Ratio	Lower	Upper
43	100		
58	39.4	43.2	64.8#
100	12.7	14.0	21.0#

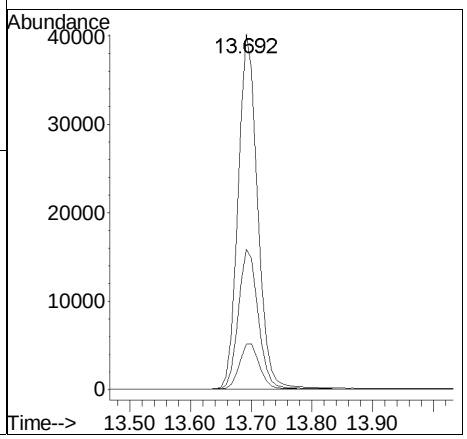

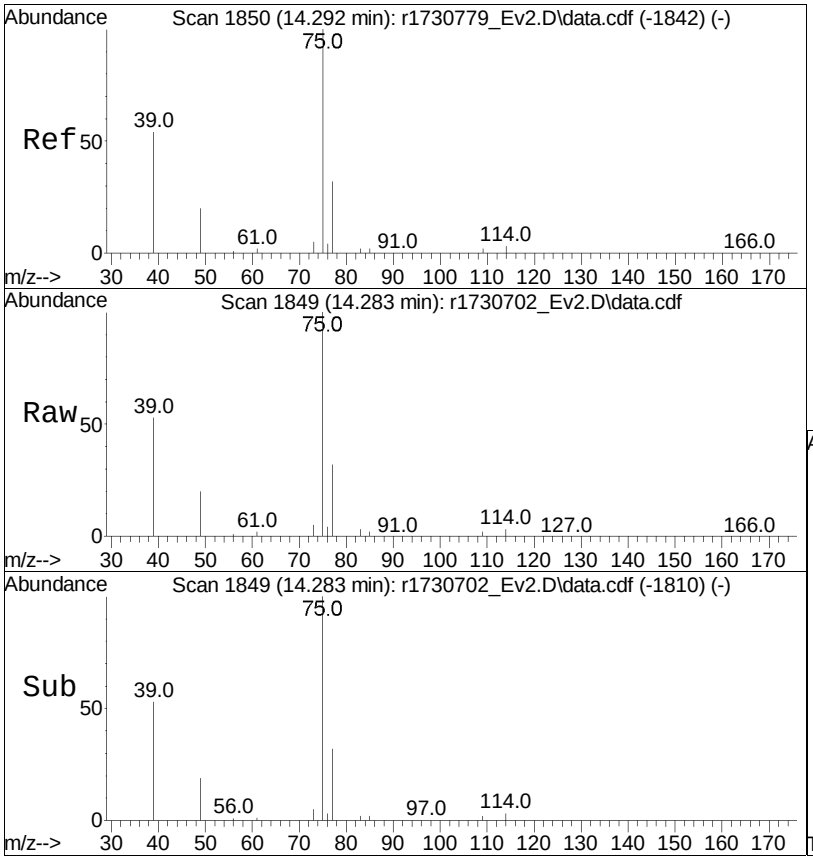

#49
trans-1,3-dichloropropene
Concen: 4.08 ppbV
RT: 14.283 min Scan# 1849
Delta R.T. -0.008 min
Lab File: r1730702_Ev2.D
Acq: 10 Jan 2023 2:14 PM

Tgt Ion: 75 Resp: 44401

Ion	Ratio	Lower	Upper
75	100		
77	32.2	25.5	38.3
39	52.9	39.6	59.4

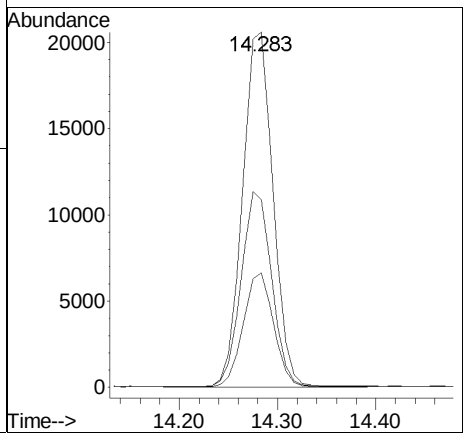

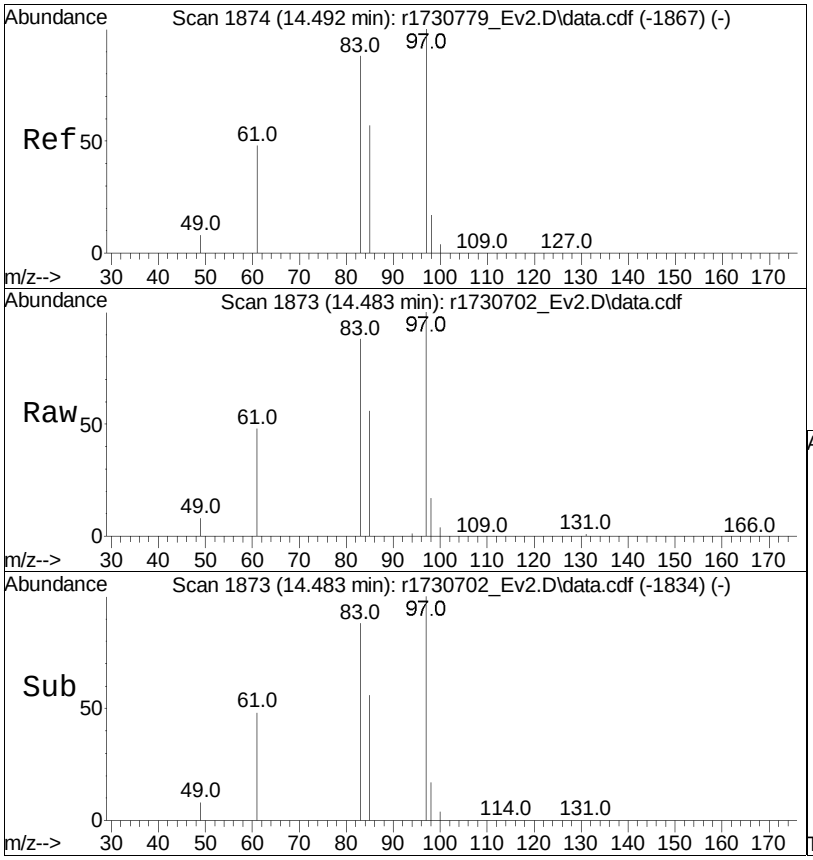

#50
1,1,2-trichloroethane
Concen: 4.48 ppbV
RT: 14.483 min Scan# 1873
Delta R.T. -0.008 min
Lab File: r1730702_Ev2.D
Acq: 10 Jan 2023 2:14 PM

Tgt Ion: 97 Resp: 46840

Ion	Ratio	Lower	Upper
97	100		
83	88.2	63.0	94.6
61	47.6	39.1	58.7

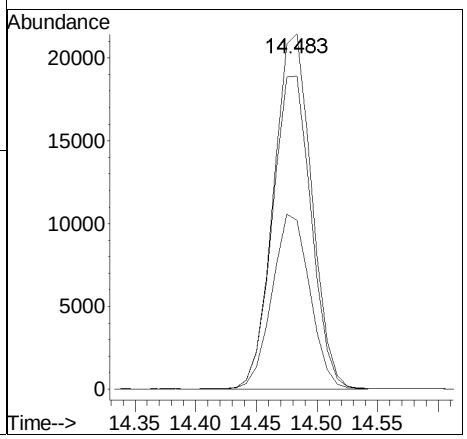

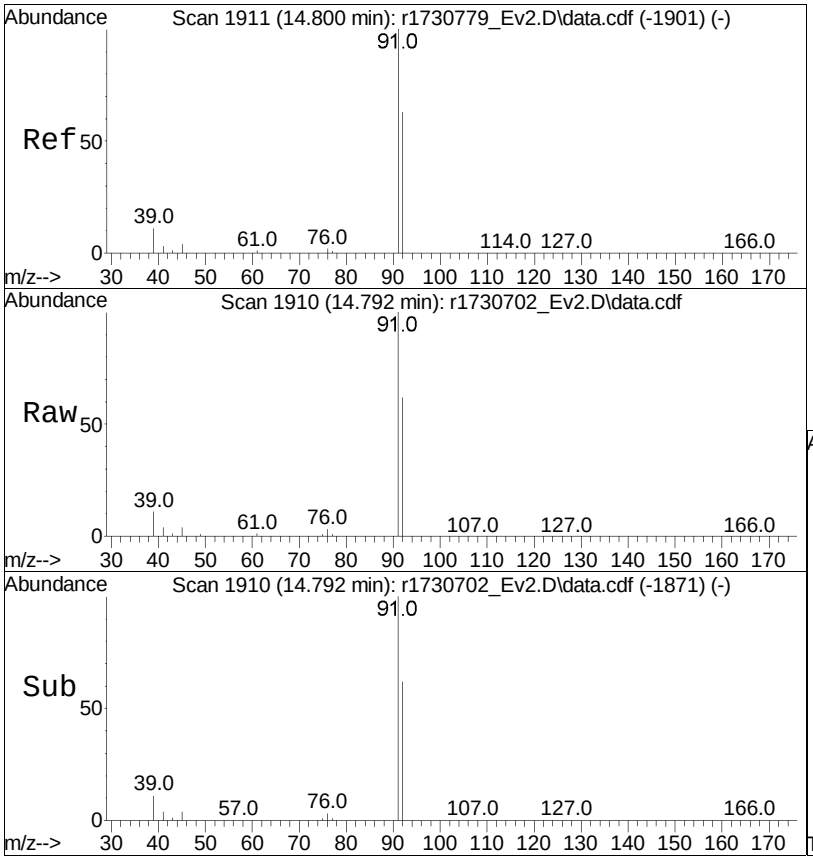

#52
toluene
Concen: 4.19 ppbV
RT: 14.792 min Scan# 1910
Delta R.T. -0.008 min
Lab File: r1730702_Ev2.D
Acq: 10 Jan 2023 2:14 PM

Tgt Ion: 91 Resp: 142518

Ion	Ratio	Lower	Upper
91	100		
92	62.3	51.8	77.6

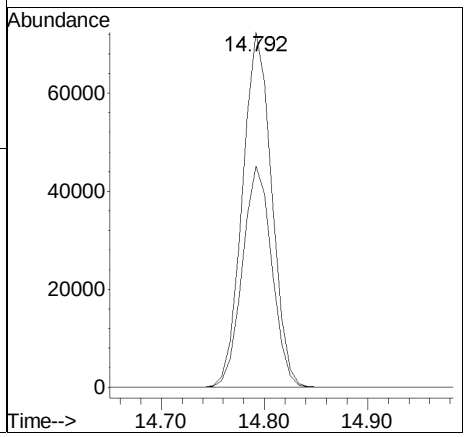

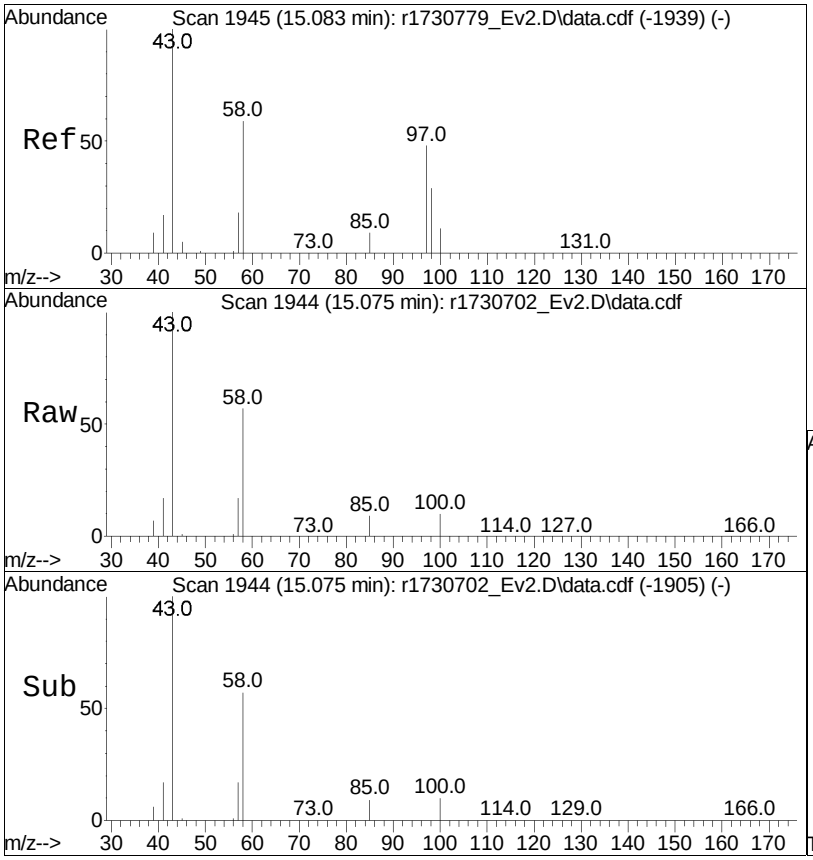

#54
2-hexanone
Concen: 4.30 ppbV
RT: 15.075 min Scan# 1944
Delta R.T. -0.008 min
Lab File: r1730702_Ev2.D
Acq: 10 Jan 2023 2:14 PM

Tgt Ion: 43 Resp: 79261

Ion	Ratio	Lower	Upper
43	100		
58	57.4	62.0	93.0#
100	10.4	12.0	18.0#

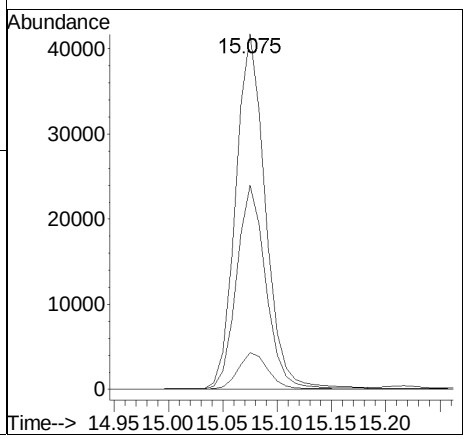

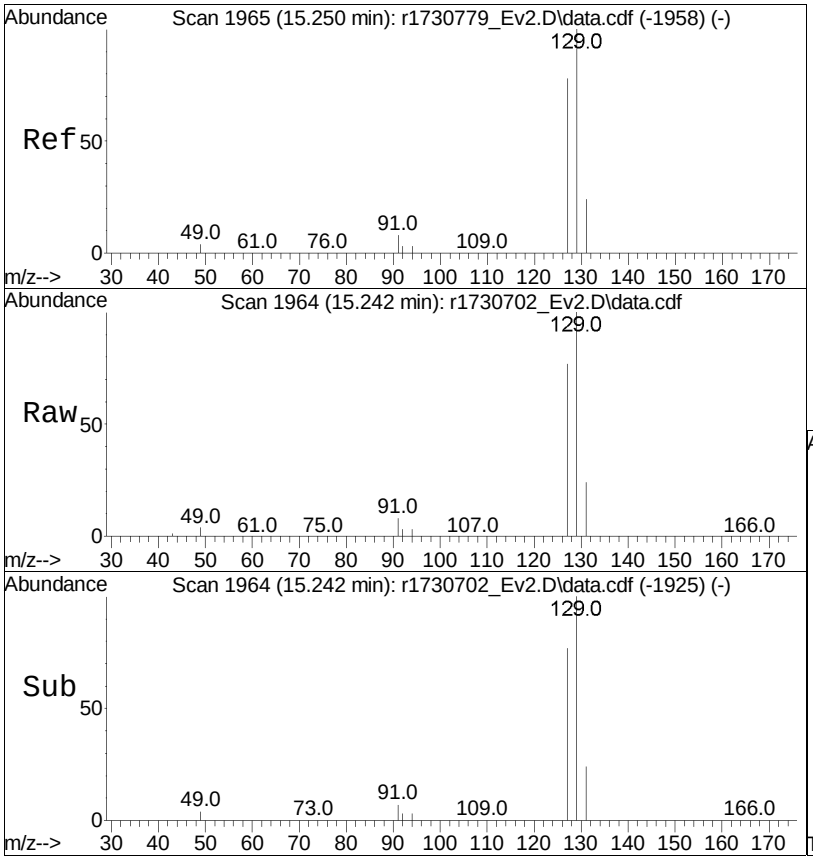

#55
dibromochloromethane
Concen: 4.56 ppbV
RT: 15.242 min Scan# 1964
Delta R.T. -0.008 min
Lab File: r1730702_Ev2.D
Acq: 10 Jan 2023 2:14 PM

Tgt Ion:129 Resp: 71469

Ion	Ratio	Lower	Upper
129	100		
127	77.0	61.6	92.4
131	24.1	18.8	28.2

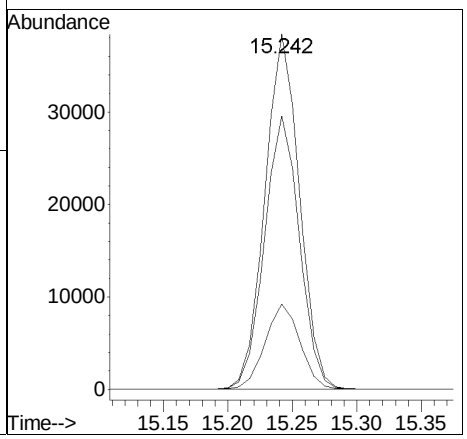



#56
1,2-dibromoethane
Concen: 4.33 ppbV
RT: 15.492 min Scan# 1994
Delta R.T. -0.008 min
Lab File: r1730702_Ev2.D
Acq: 10 Jan 2023 2:14 PM

Tgt Ion:107 Resp: 69617

Ion	Ratio	Lower	Upper
107	100		
109	96.0	75.2	112.8

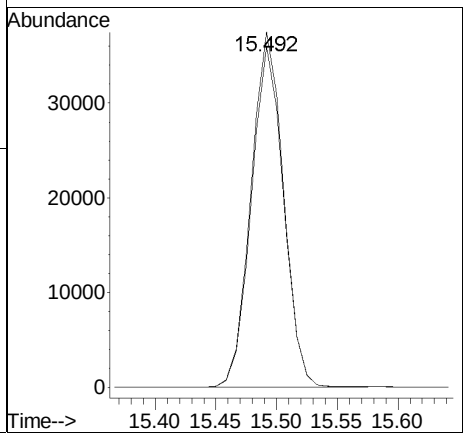

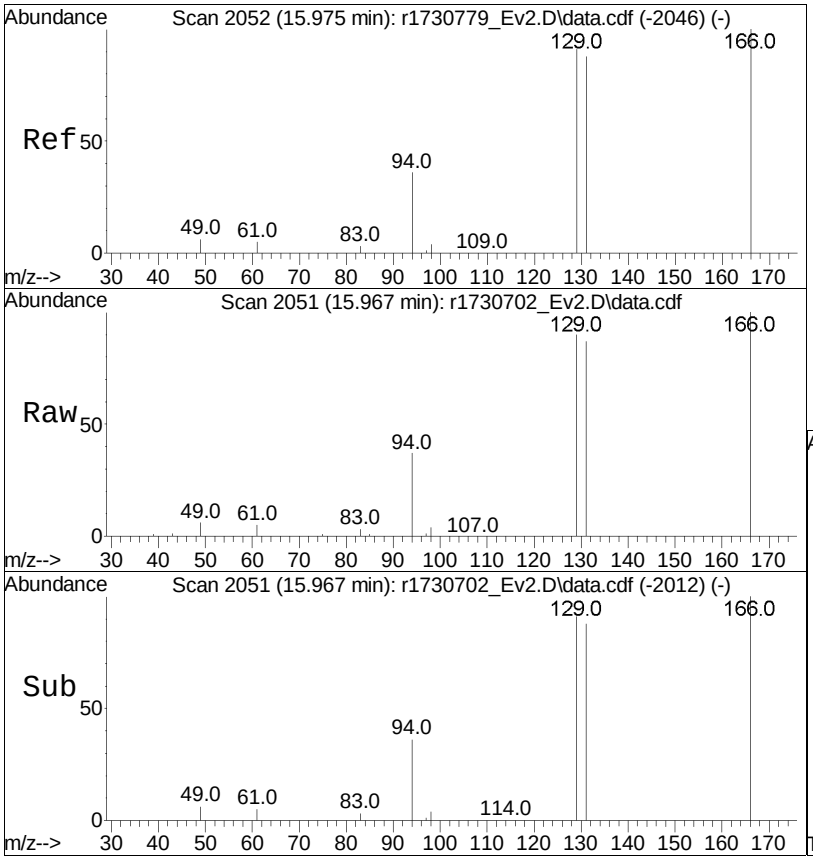

#57
tetrachloroethene
Concen: 4.26 ppbV
RT: 15.967 min Scan# 2051
Delta R.T. -0.008 min
Lab File: r1730702_Ev2.D
Acq: 10 Jan 2023 2:14 PM

Tgt Ion:166 Resp: 52076

Ion	Ratio	Lower	Upper
166	100		
131	87.5	68.2	102.2
94	36.6	29.4	44.0

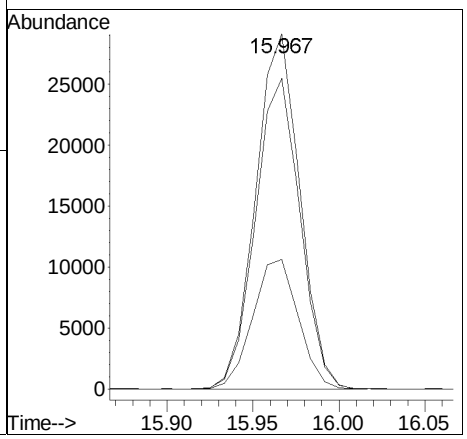

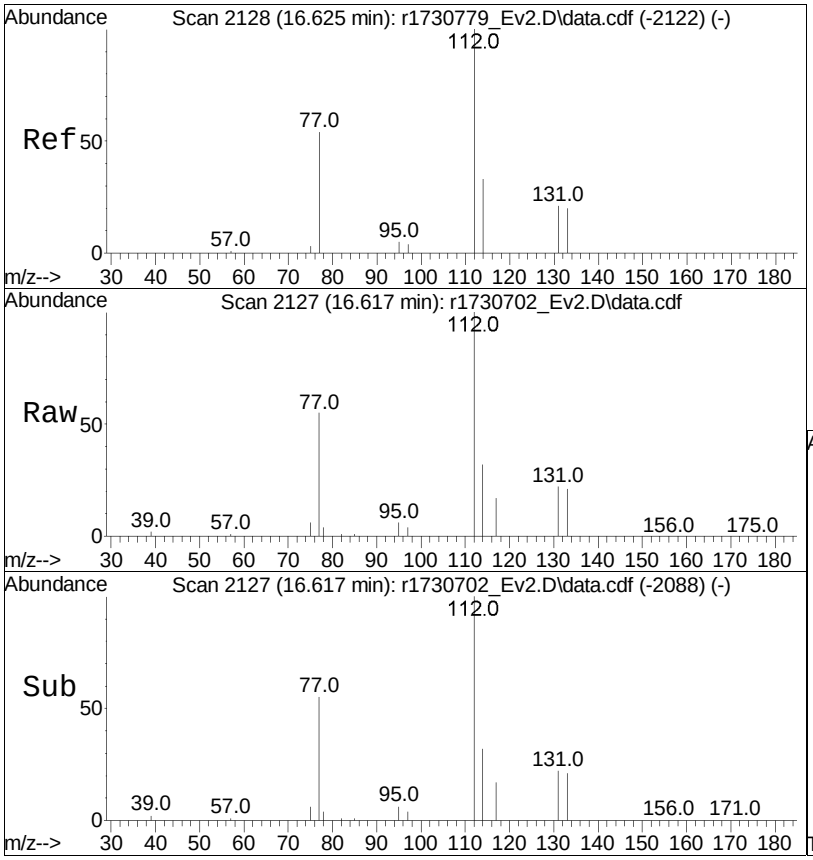

#59
chlorobenzene
Concen: 4.25 ppbV
RT: 16.617 min Scan# 2127
Delta R.T. -0.008 min
Lab File: r1730702_Ev2.D
Acq: 10 Jan 2023 2:14 PM

Tgt Ion:112 Resp: 113977

Ion	Ratio	Lower	Upper
112	100		
114	32.0	26.1	39.1
77	54.7	40.9	61.3

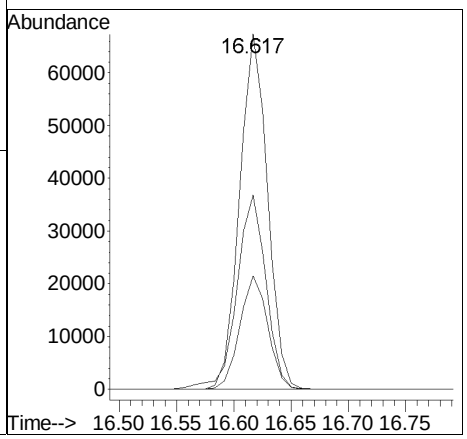



#60
ethylbenzene
Concen: 4.58 ppbV
RT: 16.967 min Scan# 2169
Delta R.T. -0.008 min
Lab File: r1730702_Ev2.D
Acq: 10 Jan 2023 2:14 PM

Tgt Ion: 91 Resp: 169754

Ion	Ratio	Lower	Upper
91	100		
106	36.0	26.3	39.5

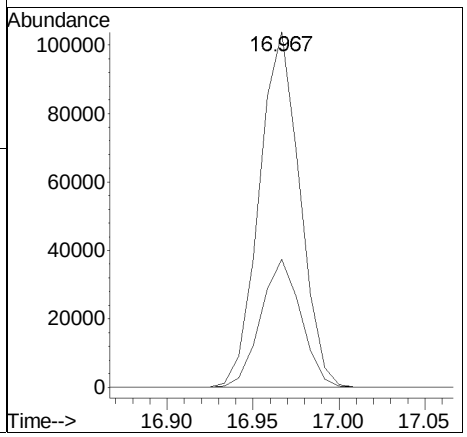

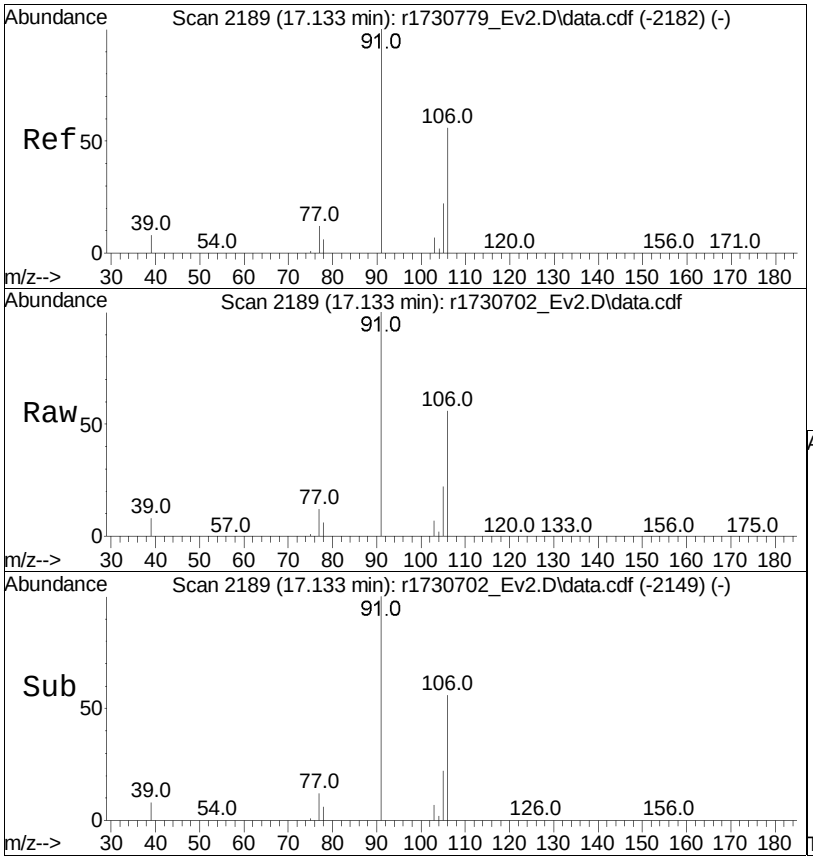

#61
m+p-xylene
Concen: 9.06 ppbV
RT: 17.133 min Scan# 2189
Delta R.T. 0.000 min
Lab File: r1730702_Ev2.D
Acq: 10 Jan 2023 2:14 PM

Tgt Ion: 91 Resp: 267305

Ion	Ratio	Lower	Upper
91	100		
106	55.6	40.6	60.8

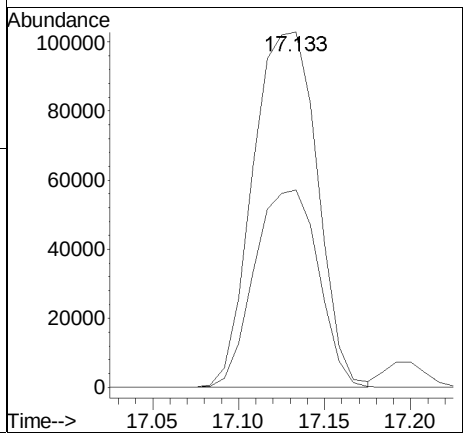



#62
bromoform
Concen: 4.55 ppbV
RT: 17.200 min Scan# 2197
Delta R.T. -0.008 min
Lab File: r1730702_Ev2.D
Acq: 10 Jan 2023 2:14 PM

Tgt Ion:173 Resp: 48591

Ion	Ratio	Lower	Upper
173	100		
175	48.6	37.8	56.6
171	50.7	41.1	61.7

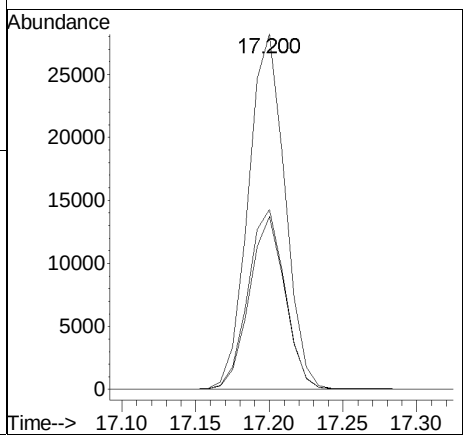

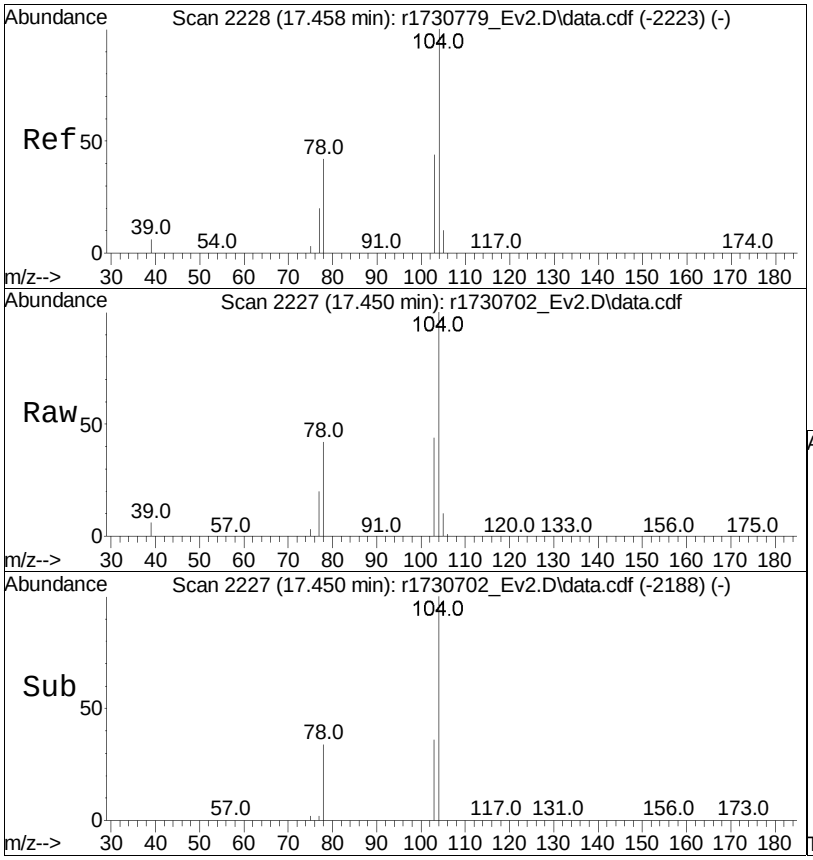

#63
styrene
Concen: 4.65 ppbV
RT: 17.450 min Scan# 2227
Delta R.T. -0.008 min
Lab File: r1730702_Ev2.D
Acq: 10 Jan 2023 2:14 PM

Tgt Ion:104 Resp: 110076

Ion	Ratio	Lower	Upper
104	100		
103	43.9	34.9	52.3
78	41.6	29.7	44.5

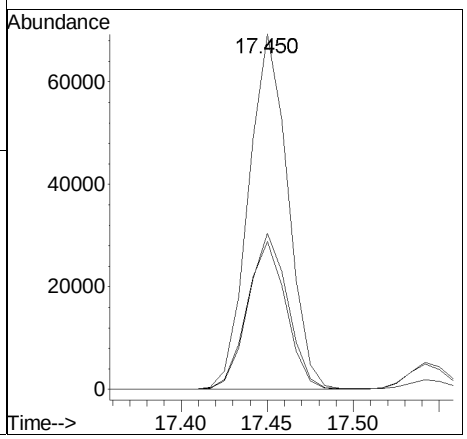

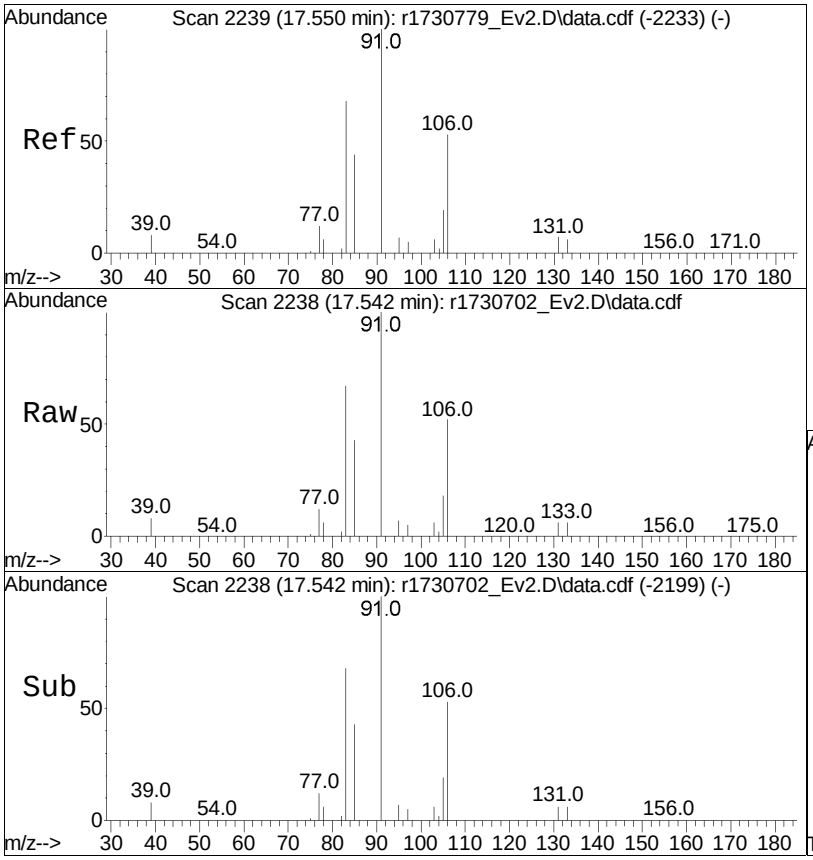

#64
1,1,2,2-tetrachloroethane
Concen: 3.97 ppbV
RT: 17.542 min Scan# 2238
Delta R.T. -0.008 min
Lab File: r1730702_Ev2.D
Acq: 10 Jan 2023 2:14 PM

Tgt Ion: 83 Resp: 90074

Ion	Ratio	Lower	Upper
83	100		
85	63.9	53.8	80.6

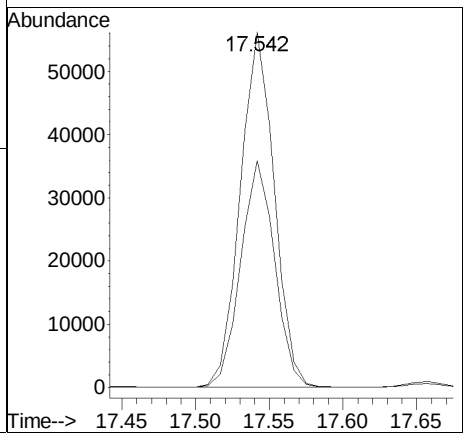

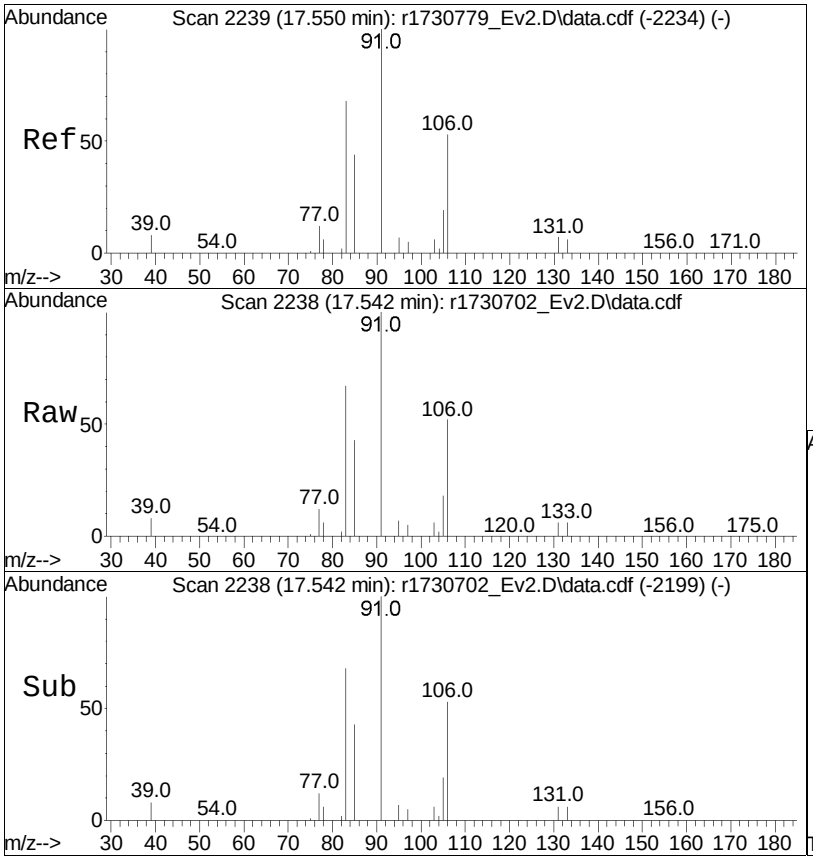

#65
o-xylene
Concen: 4.43 ppbV
RT: 17.542 min Scan# 2238
Delta R.T. -0.008 min
Lab File: r1730702_Ev2.D
Acq: 10 Jan 2023 2:14 PM

Tgt Ion: 91 Resp: 132551

Ion	Ratio	Lower	Upper
91	100		
106	52.2	39.6	59.4

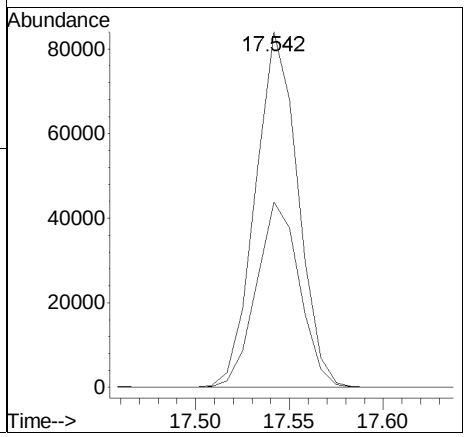

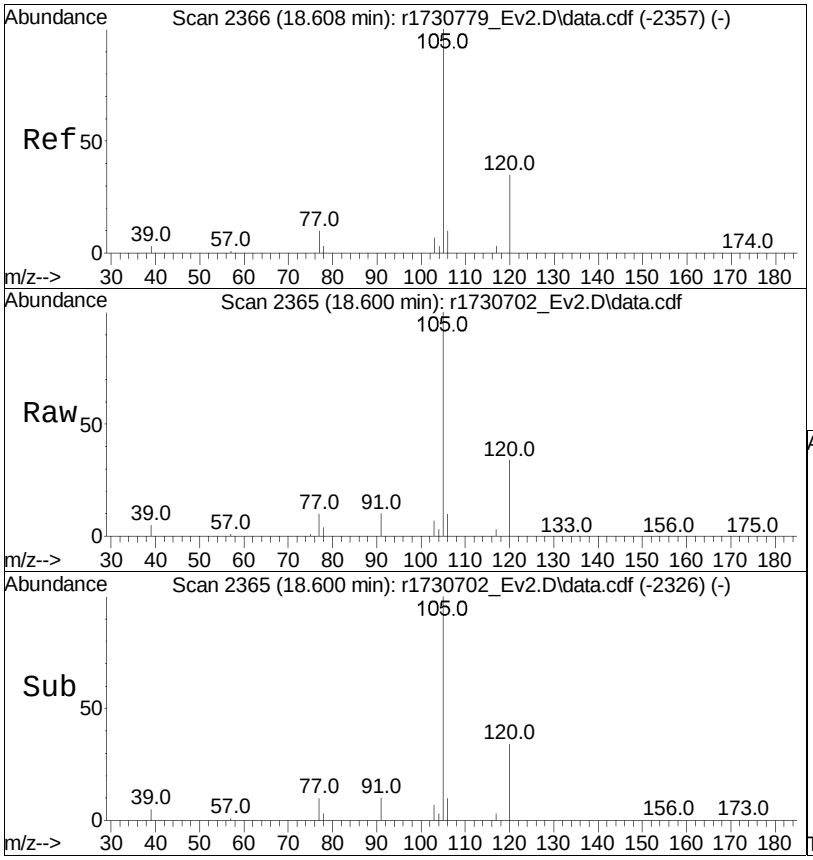

#70
4-ethyl toluene
Concen: 4.08 ppbV
RT: 18.600 min Scan# 2365
Delta R.T. -0.008 min
Lab File: r1730702_Ev2.D
Acq: 10 Jan 2023 2:14 PM

Tgt Ion:105 Resp: 161292

Ion	Ratio	Lower	Upper
105	100		
120	34.3	29.0	43.4
91	9.6	8.3	12.5

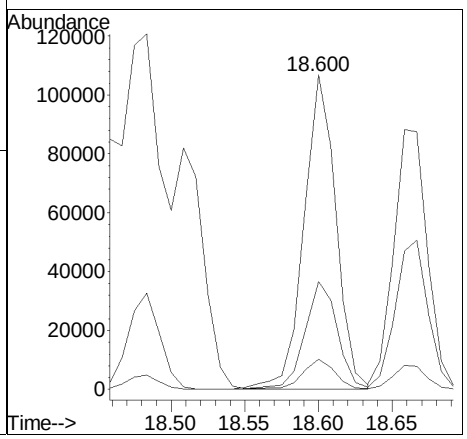

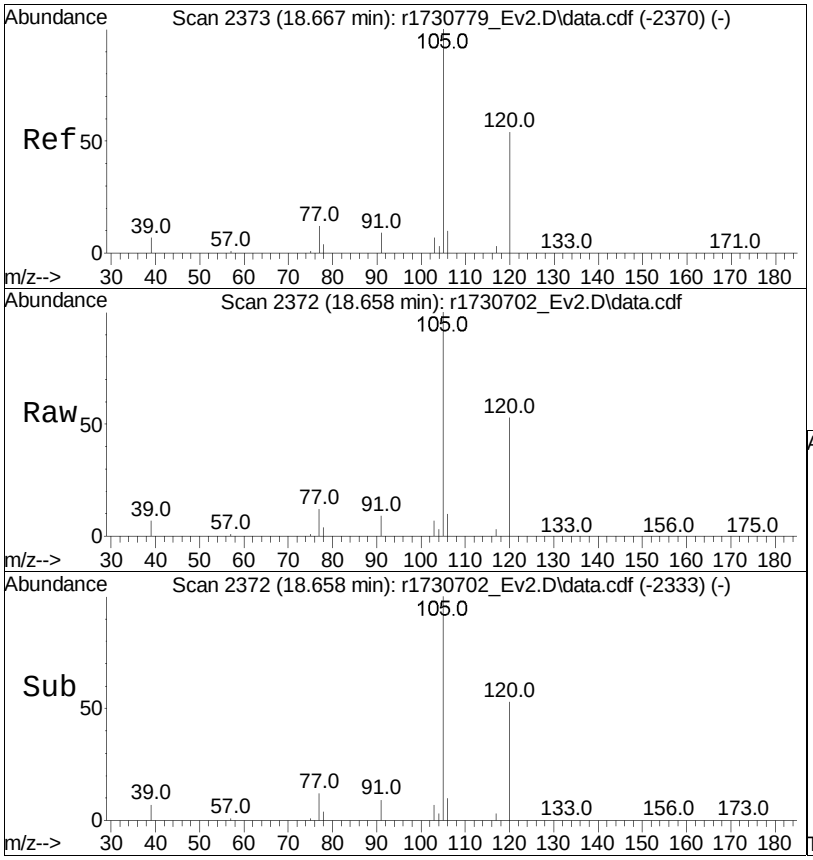

#71
1,3,5-trimethylbenzene
Concen: 3.86 ppbV
RT: 18.658 min Scan# 2372
Delta R.T. -0.008 min
Lab File: r1730702_Ev2.D
Acq: 10 Jan 2023 2:14 PM

Tgt Ion:105 Resp: 139193

Ion	Ratio	Lower	Upper
105	100		
120	53.3	45.5	68.3
91	9.3	7.9	11.9

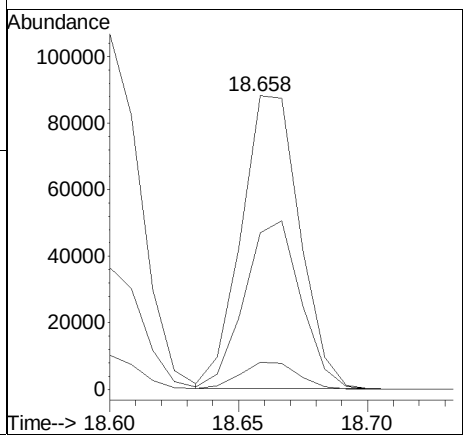

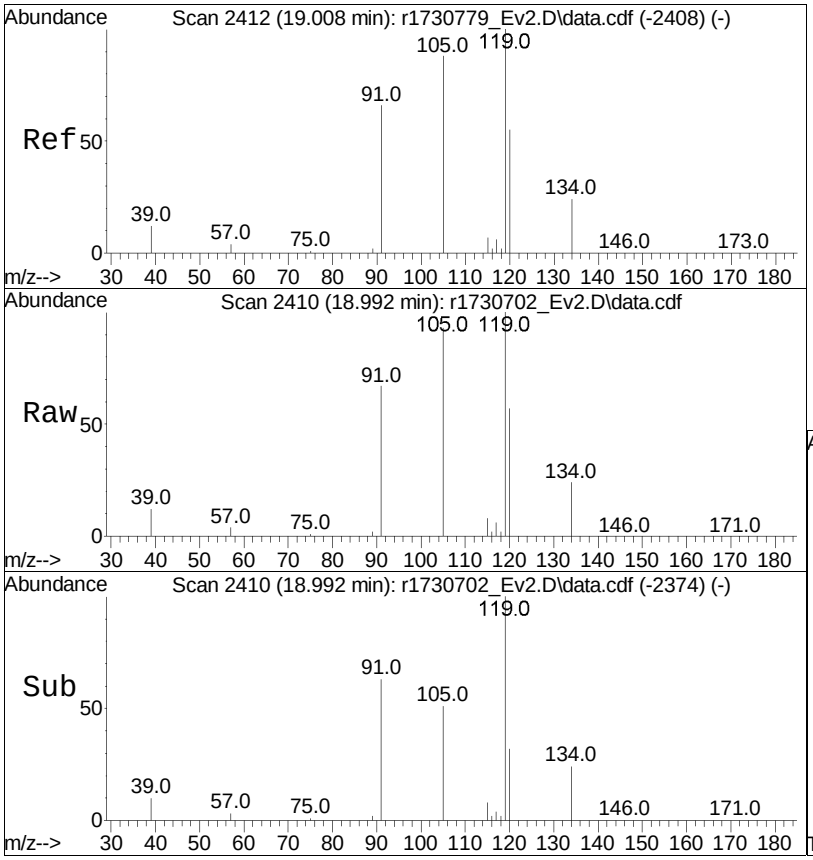

#73
1,2,4-trimethylbenzene
Concen: 4.20 ppbV
RT: 18.992 min Scan# 2410
Delta R.T. -0.017 min
Lab File: r1730702_Ev2.D
Acq: 10 Jan 2023 2:14 PM

Tgt Ion:105 Resp: 138707

Ion	Ratio	Lower	Upper
105	100		
120	61.4	53.5	80.3
91	72.3	58.5	87.7

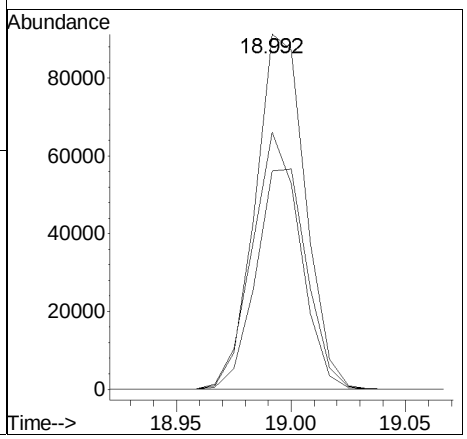

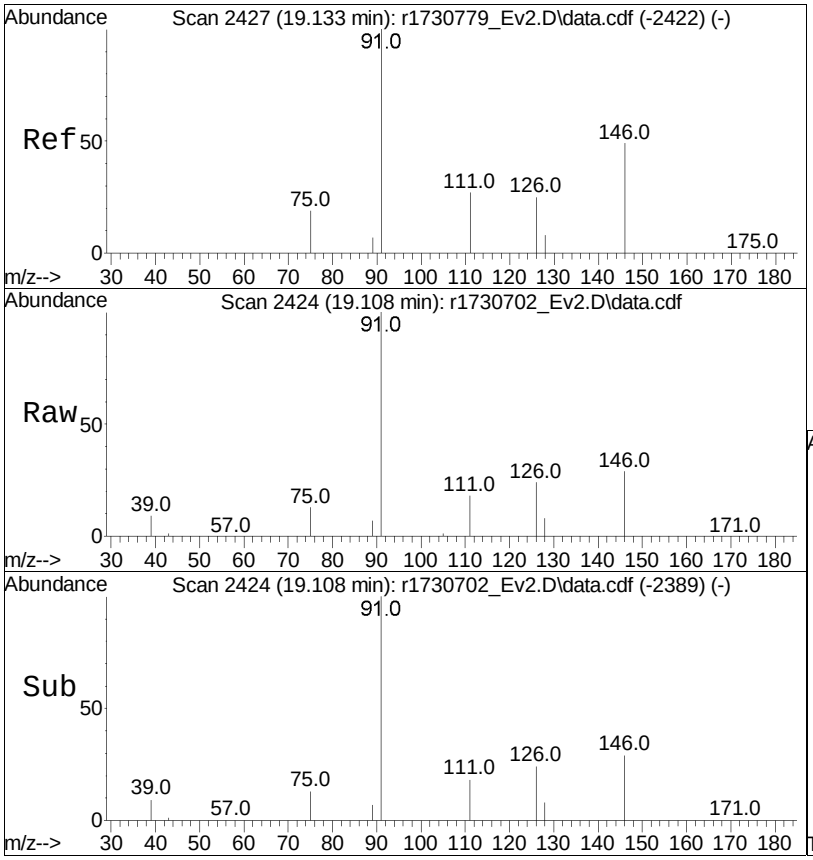

#74
Benzyl Chloride
Concen: 4.00 ppbV
RT: 19.108 min Scan# 2424
Delta R.T. -0.025 min
Lab File: r1730702_Ev2.D
Acq: 10 Jan 2023 2:14 PM

Tgt Ion: 91 Resp: 64572

Ion	Ratio	Lower	Upper
91	100		
126	23.8	19.0	28.6

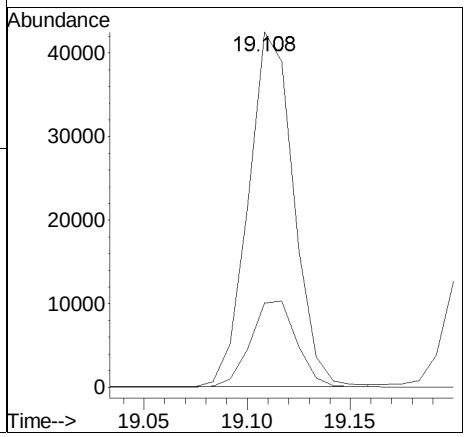

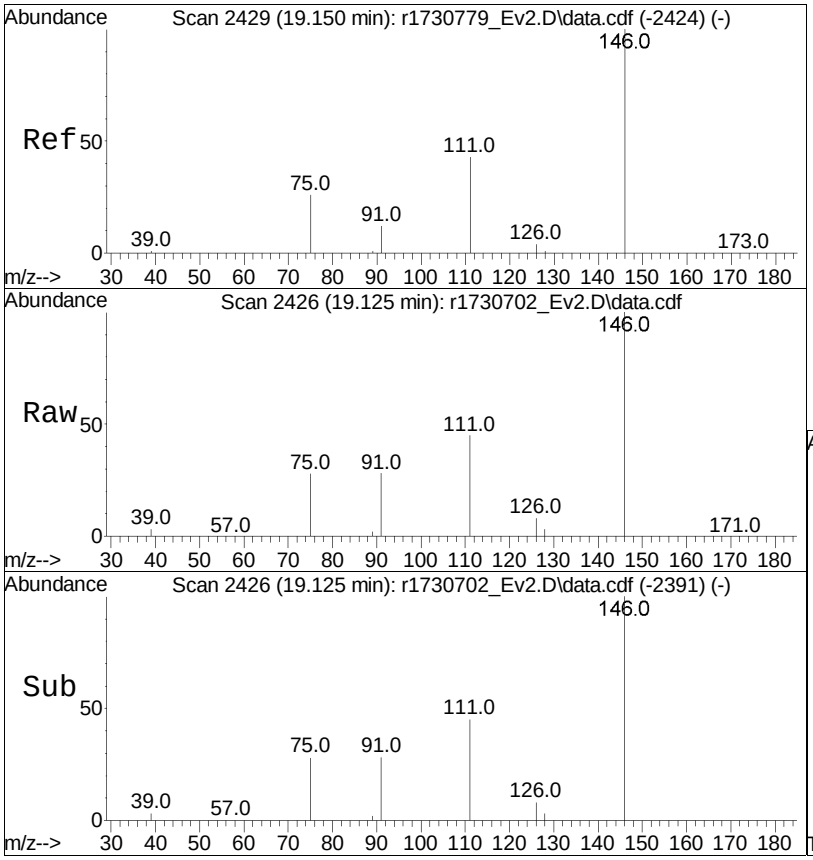

#75
1,3-dichlorobenzene
Concen: 4.59 ppbV
RT: 19.125 min Scan# 2426
Delta R.T. -0.025 min
Lab File: r1730702_Ev2.D
Acq: 10 Jan 2023 2:14 PM

Tgt Ion:146 Resp: 86462

Ion	Ratio	Lower	Upper
146	100		
111	45.4	34.6	52.0
75	28.3	20.6	31.0

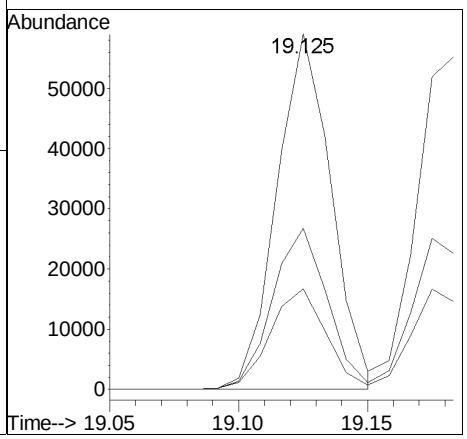

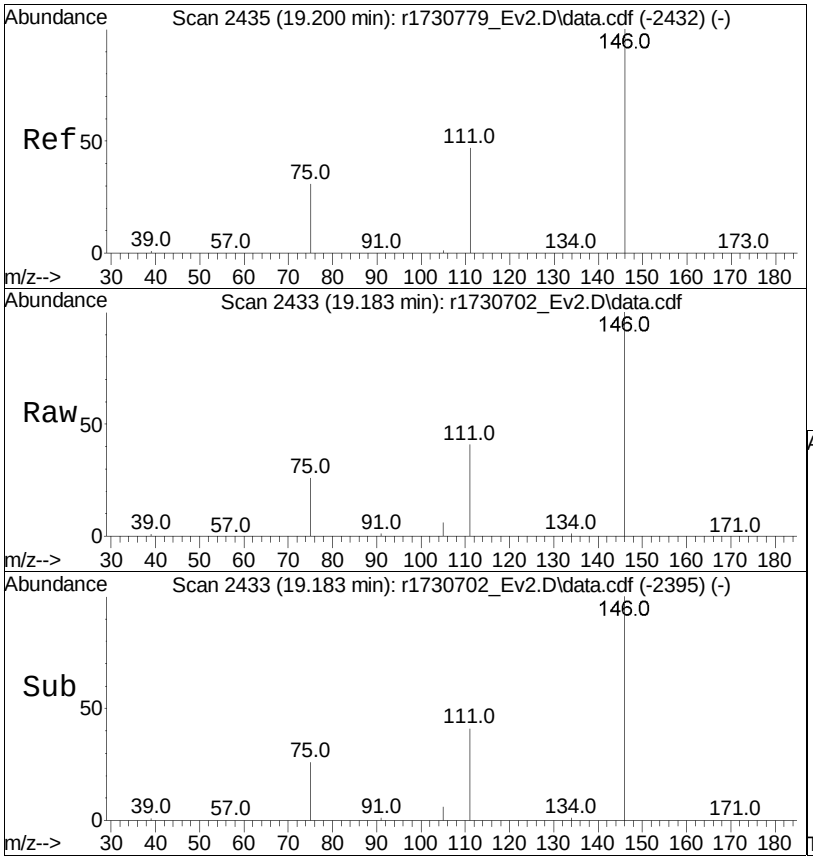

#76
1,4-dichlorobenzene
Concen: 4.61 ppbV
RT: 19.183 min Scan# 2433
Delta R.T. -0.017 min
Lab File: r1730702_Ev2.D
Acq: 10 Jan 2023 2:14 PM

Tgt Ion:146 Resp: 85049

Ion	Ratio	Lower	Upper
146	100		
111	40.8	32.6	49.0
75	26.4	20.3	30.5

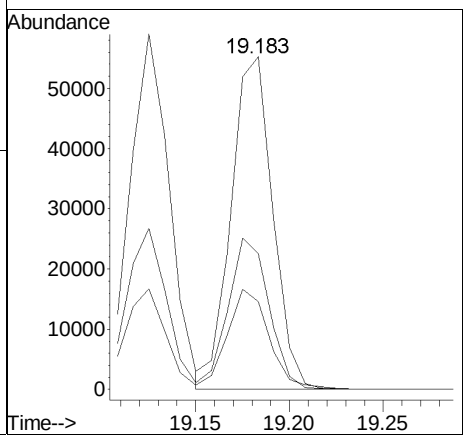

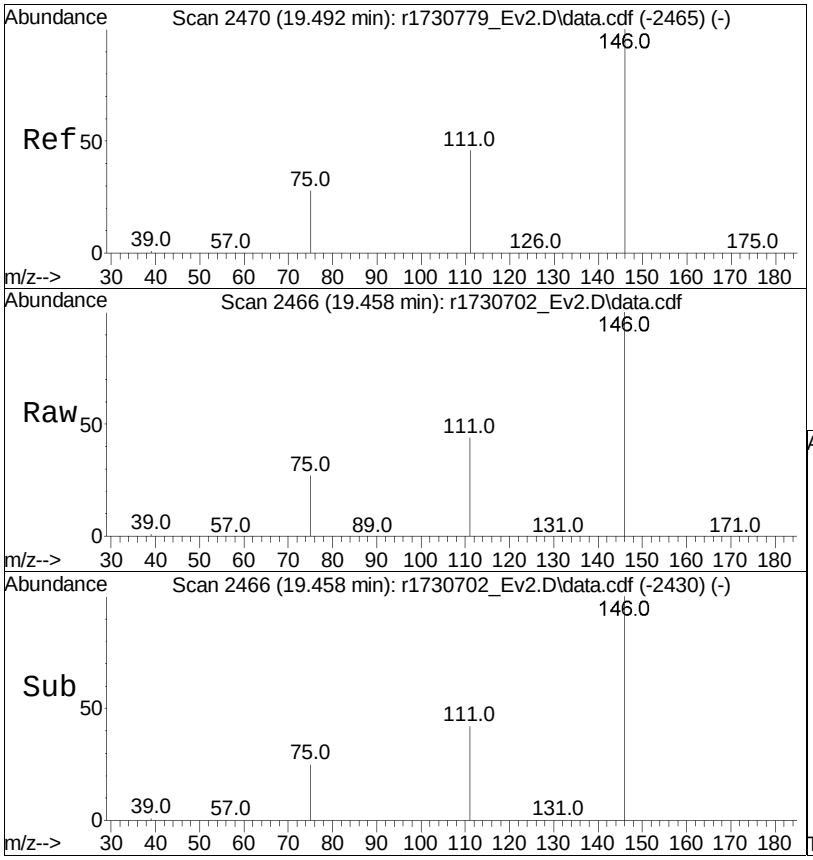

#79
1,2-dichlorobenzene
Concen: 4.03 ppbV
RT: 19.458 min Scan# 2466
Delta R.T. -0.033 min
Lab File: r1730702_Ev2.D
Acq: 10 Jan 2023 2:14 PM

Tgt Ion:146 Resp: 74090

Ion	Ratio	Lower	Upper
146	100		
111	44.3	36.7	55.1
75	27.0	22.3	33.5

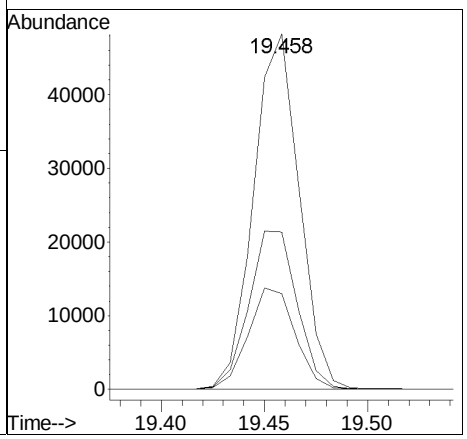

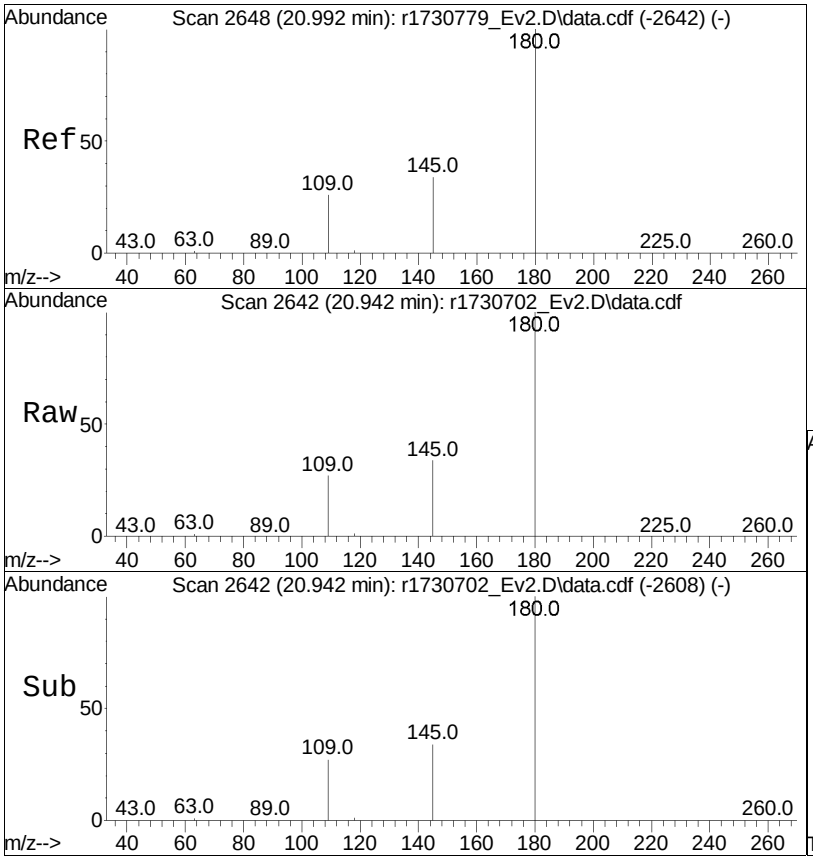

#82
1,2,4-trichlorobenzene
Concen: 3.92 ppbV
RT: 20.942 min Scan# 2642
Delta R.T. -0.050 min
Lab File: r1730702_Ev2.D
Acq: 10 Jan 2023 2:14 PM

Tgt Ion:180 Resp: 32044

Ion	Ratio	Lower	Upper
180	100		
145	34.1	24.1	36.1
109	26.9	19.0	28.4

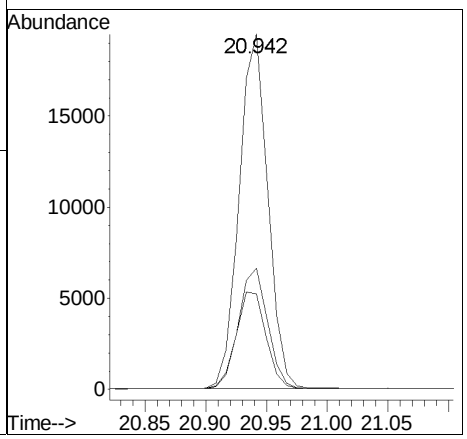

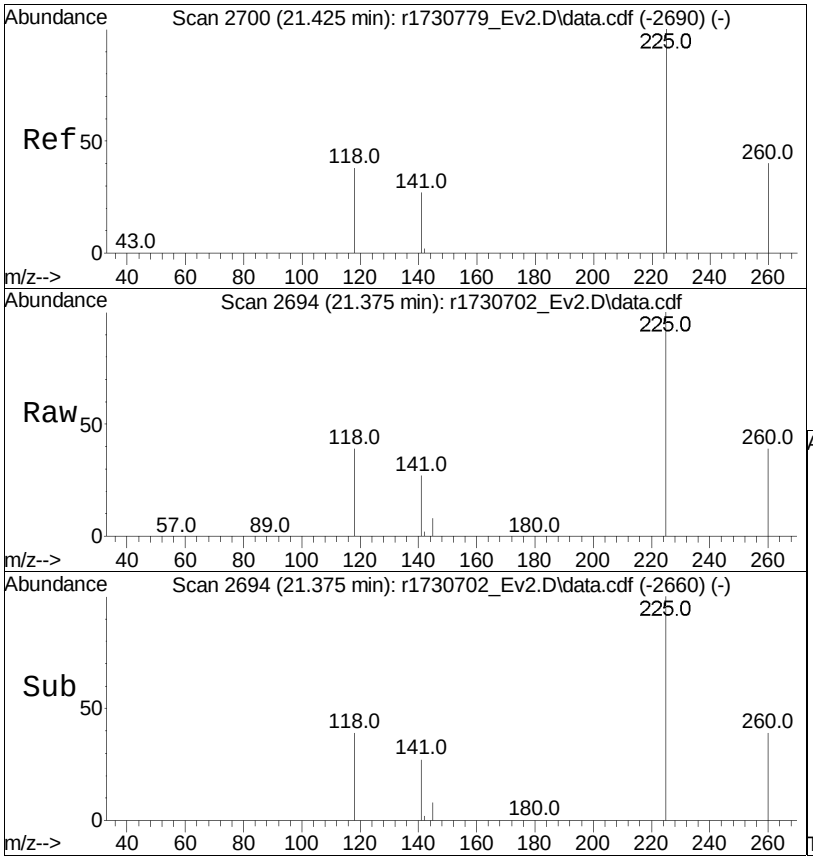

#85
hexachlorobutadiene
Concen: 3.94 ppbV
RT: 21.375 min Scan# 2694
Delta R.T. -0.050 min
Lab File: r1730702_Ev2.D
Acq: 10 Jan 2023 2:14 PM

Tgt Ion:225 Resp: 34849

Ion	Ratio	Lower	Upper
225	100		
260	39.0	31.0	46.4
118	39.3	26.2	39.4

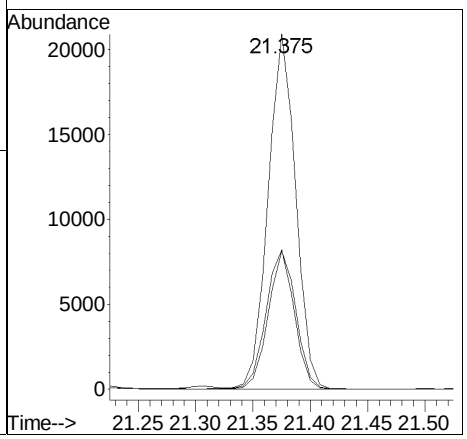

Quantitation Report (QT Reviewed)

Data Path : O:\Forensics\Data\Airlab17\2023\01\0110SIM\
Data File : r1730711_Ev2.D
Acq On : 10 Jan 2023 10:35 PM
Operator : AIRLAB17:TJS
Sample : WG1731939-5,3,250,250
Misc : WG1731939,ICAL19643
ALS Vial : 0 Sample Multiplier: 1

Quant Time: Jan 11 07:35:06 2023
Quant Method : O:\Forensics\Data\Airlab17\2023\01\0110SIM\TSIM17_230109.M
Quant Title : TO-14A/TO-15 SIM/Full Scan Analysis
QLast Update : Tue Jan 10 06:07:28 2023
Response via : Initial Calibration

CCAL FILE : O:\Forensics\Data\Airlab17\2023\01\0110SIM\r1730702_Ev2.D
Sub List : 7-NY-SIM - .

Compound	R.T.	QIon	Response	Conc	Units	Dev(Min)
Internal Standards						
1) bromochloromethane	9.542	49	147910	10.000	ppbV	-0.03
Standard Area = 153079			Recovery =		96.62%	
33) 1,4-difluorobenzene	11.823	114	501419	10.000	ppbV	-0.03
Standard Area = 540688			Recovery =		92.74%	
51) chlorobenzene-D5	16.558	54	63149	10.000	ppbV	-0.02
Standard Area = 66374			Recovery =		95.14%	
System Monitoring Compounds						
Target Compounds						Qvalue
6) vinyl chloride	4.372	62	337	0.043	ppbV	93
17) 1,1-dichloroethene	0.000		0	N.D.	d	
28) cis-1,2-dichloroethene	9.350	61	2547	0.234	ppbV	98
36) 1,1,1-trichloroethane	10.858		0	N.D.		
38) carbon tetrachloride	11.563	117	781M4	0.068	ppbV	
44) trichloroethene	12.630	130	917M4	0.075	ppbV	
57) tetrachloroethene	15.950	166	12168	1.045	ppbV	97

(#) = qualifier out of range (m) = manual integration (+) = signals summed

Sub List : 7-NY-SIM - .\Data\Airlab17\2023\01\0110SIM\r1730702_Ev2.D

Data Path : O:\Forensics\Data\Airlab17\2023\01\0110SIM\
Data File : r1730711_Ev2.D
Acq On : 10 Jan 2023 10:35 PM
Operator : AIRLAB17:TJS
Sample : WG1731939-5,3,250,250
Misc : WG1731939,ICAL19643
ALS Vial : 0 Sample Multiplier: 1

Quant Time: Jan 11 07:35:06 2023
Quant Method : O:\Forensics\Data\Airlab17\2023\01\0110SIM\TSIM17_230109.M
Quant Title : TO-14A/TO-15 SIM/Full Scan Analysis
QLast Update : Tue Jan 10 06:07:28 2023
Response via : Initial Calibration

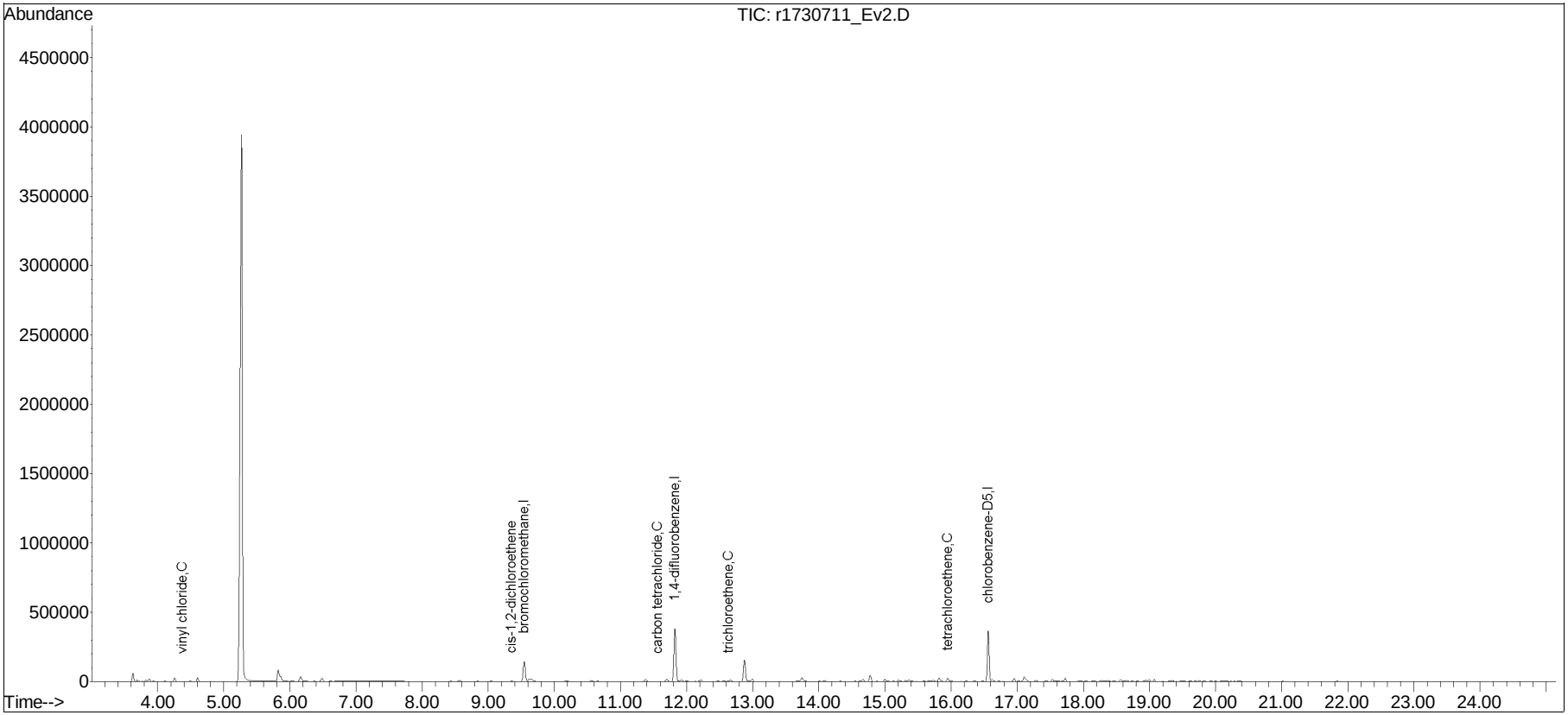

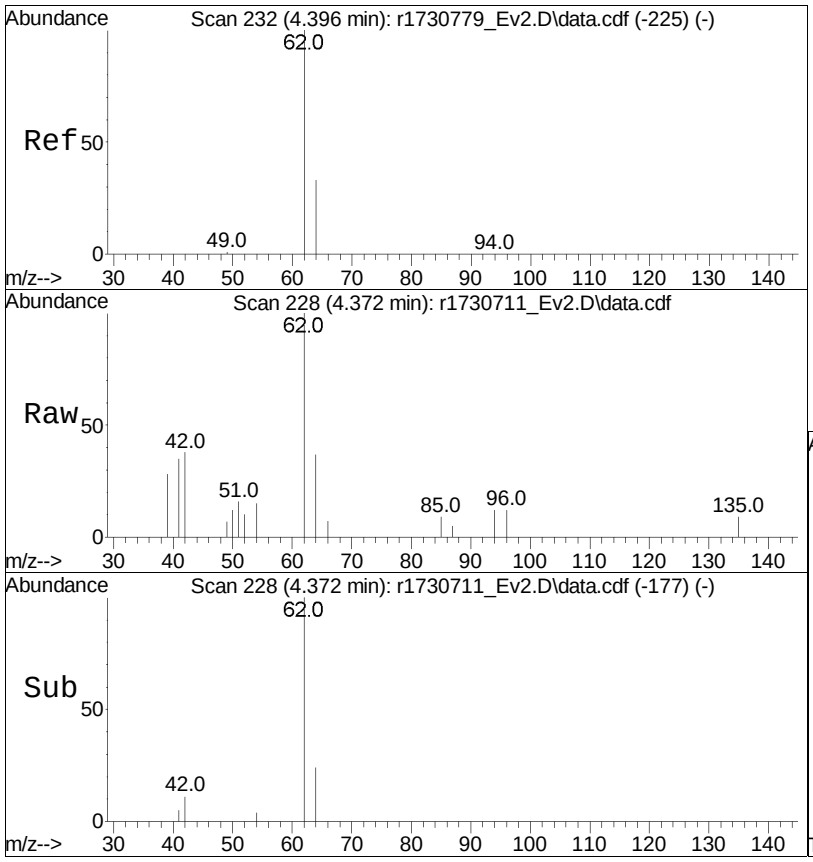

#6
vinyl chloride
Concen: 0.04 ppbV
RT: 4.372 min Scan# 228
Delta R.T. -0.024 min
Lab File: r1730711_Ev2.D
Acq: 10 Jan 2023 10:35 PM

Tgt Ion: 62 Resp: 337

Ion	Ratio	Lower	Upper
62	100		
64	36.7	26.4	39.6

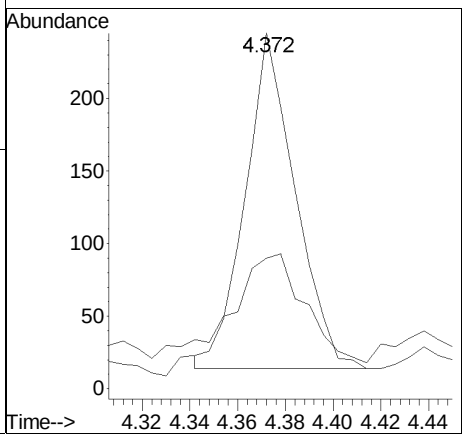

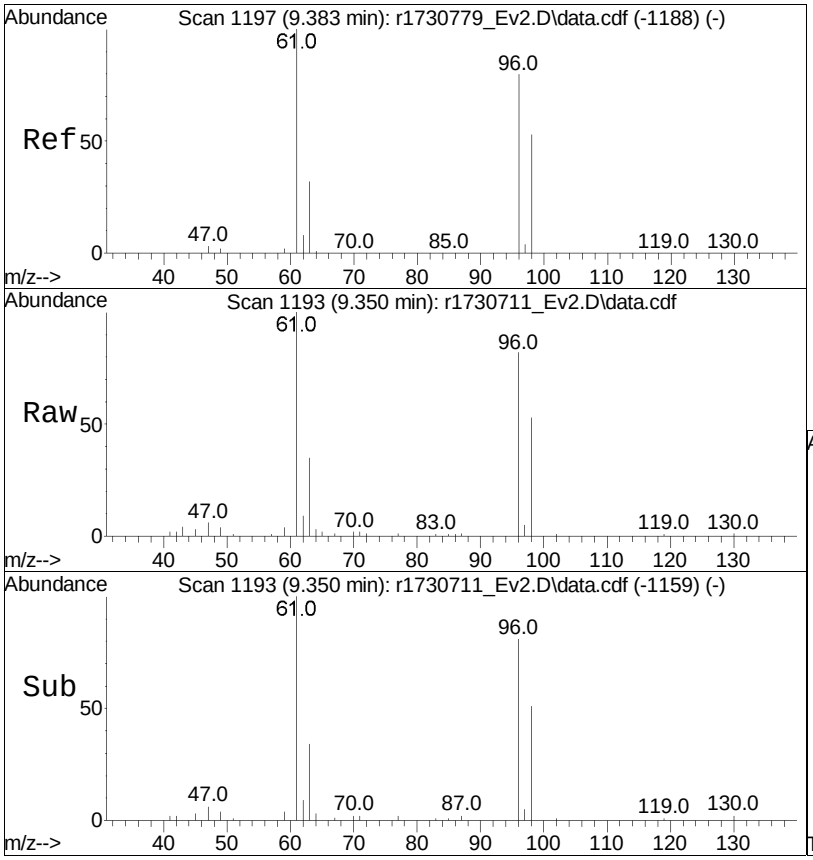

#28
cis-1,2-dichloroethene
Concen: 0.23 ppbV
RT: 9.350 min Scan# 1193
Delta R.T. -0.033 min
Lab File: r1730711_Ev2.D
Acq: 10 Jan 2023 10:35 PM

Tgt Ion: 61 Resp: 2547

Ion	Ratio	Lower	Upper
61	100		
96	81.9	64.8	97.2
98	52.5	40.0	60.0

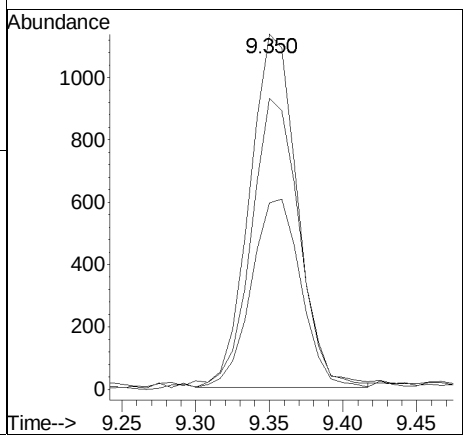

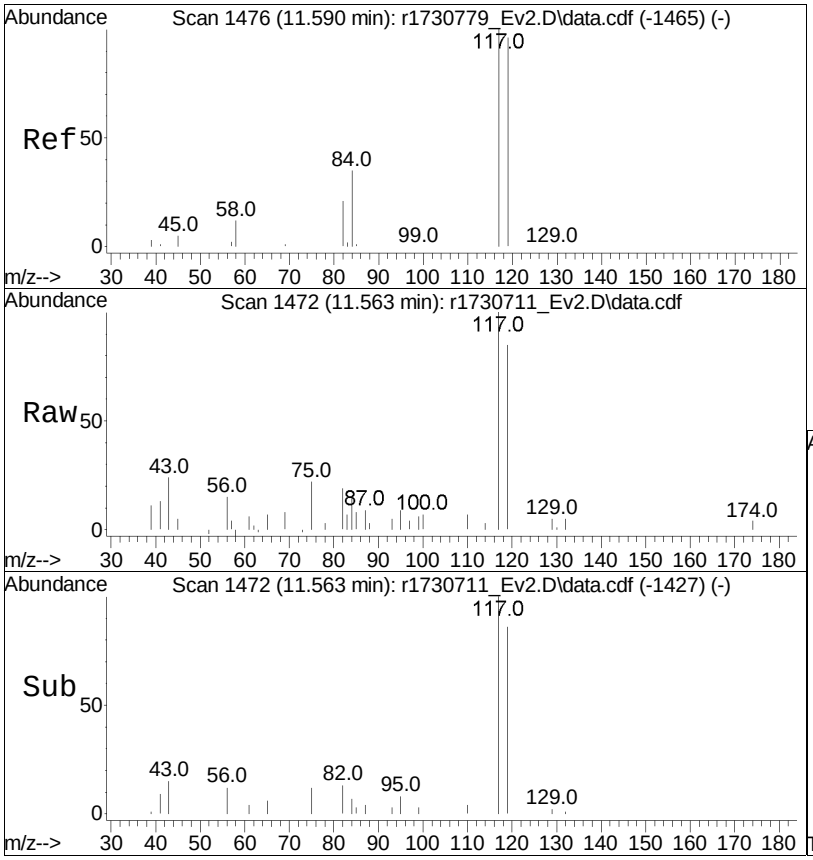

#38
carbon tetrachloride
Concen: 0.07 ppbV m
RT: 11.563 min Scan# 1472
Delta R.T. -0.027 min
Lab File: r1730711_Ev2.D
Acq: 10 Jan 2023 10:35 PM

Tgt Ion:117 Resp: 781

Ion	Ratio	Lower	Upper
117	100		
119	85.5	77.3	115.9
82	19.1	16.0	24.0

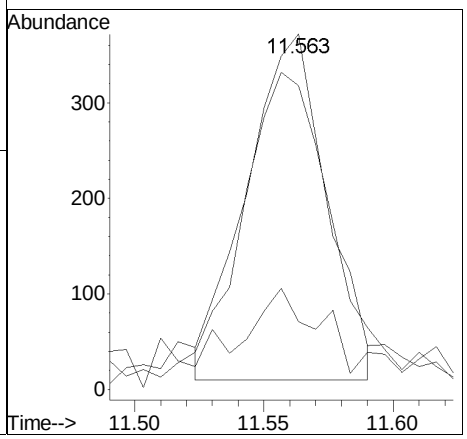

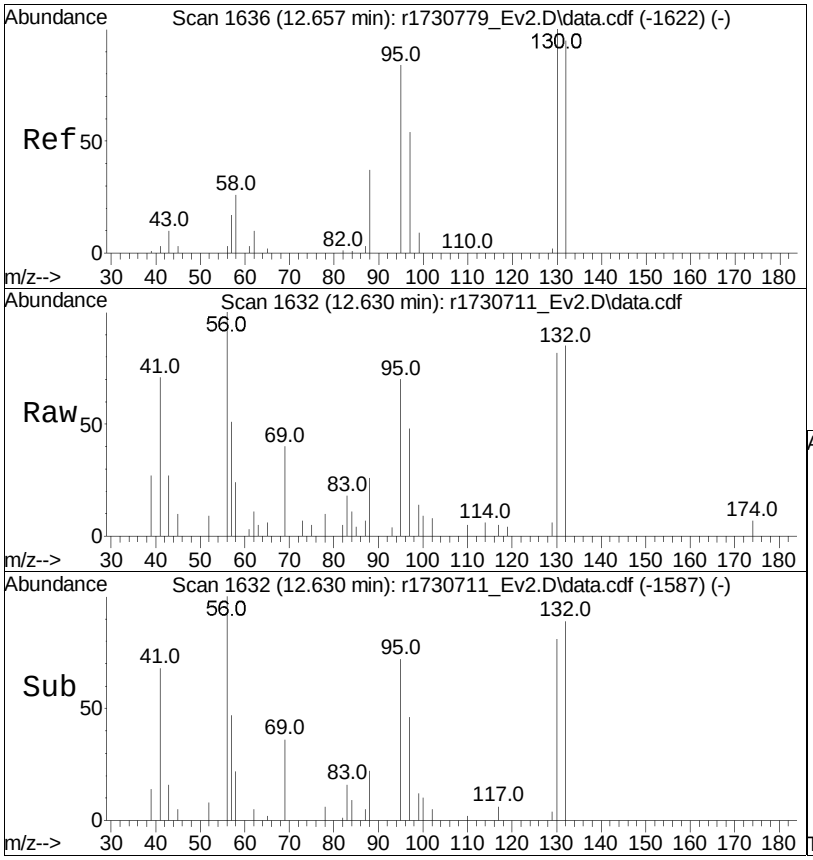

#44
trichloroethene
Concen: 0.08 ppbV m
RT: 12.630 min Scan# 1632
Delta R.T. -0.027 min
Lab File: r1730711_Ev2.D
Acq: 10 Jan 2023 10:35 PM

Tgt Ion:130 Resp: 917

Ion	Ratio	Lower	Upper
130	100		
132	104.2	74.7	112.1
97	58.6	45.4	68.0

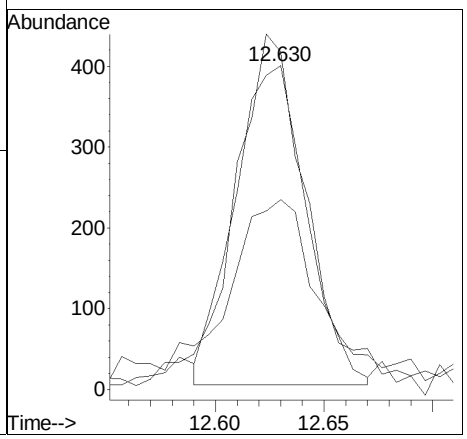

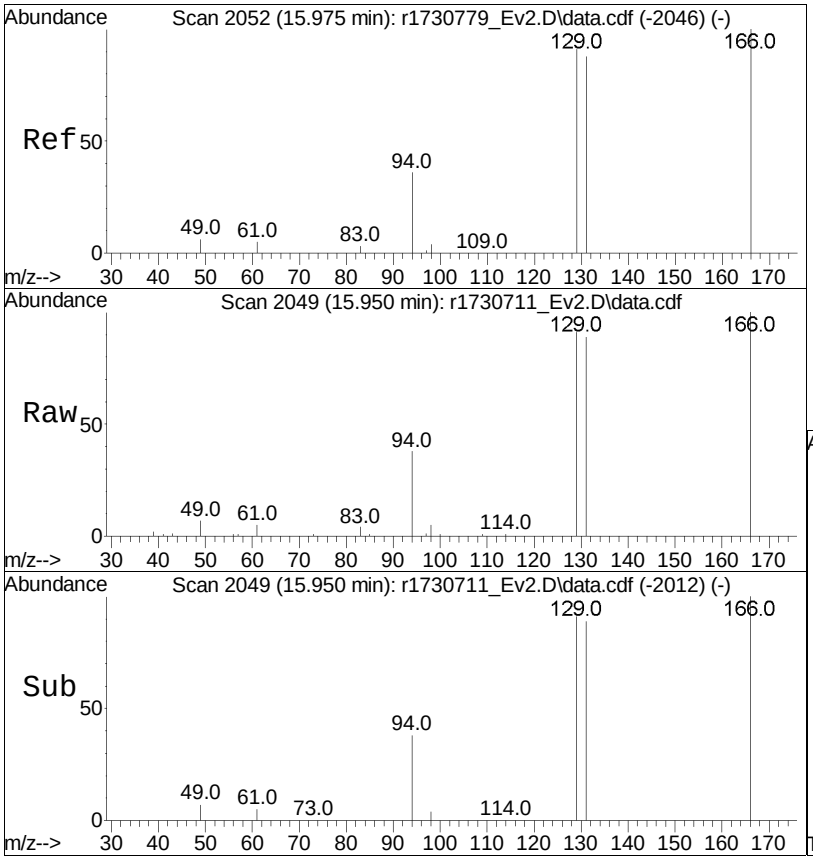

#57
tetrachloroethene
Concen: 1.05 ppbV
RT: 15.950 min Scan# 2049
Delta R.T. -0.025 min
Lab File: r1730711_Ev2.D
Acq: 10 Jan 2023 10:35 PM

Tgt Ion:166 Resp: 12168

Ion	Ratio	Lower	Upper
166	100		
131	88.7	68.2	102.2
94	37.8	29.4	44.0

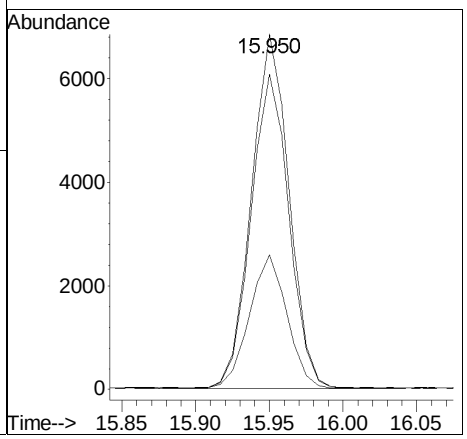

Manual Integration/Negative Proof Report

Data Path : O:\Forensics\Data\Airlab17\QMethod : TSIM17_230109.M
Data File : r1730711_Ev2.D Operator : AIRLAB17:TJS
Date Inj'd : 1/10/2020 0:0: 5 Instrument :
Sample : WG1731939-5,3,250,250 Quant Date : 1/11/2023 6:04 am

Compound #38: carbon tetrachloride

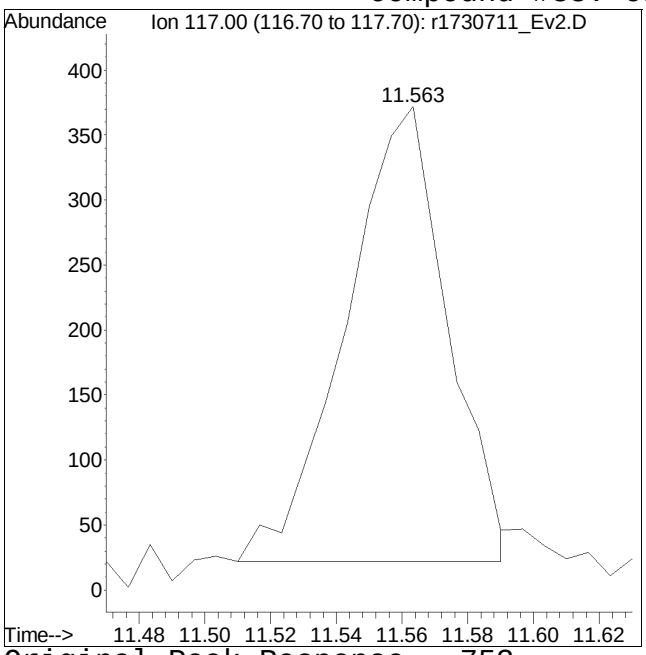

Original Peak Response = 753

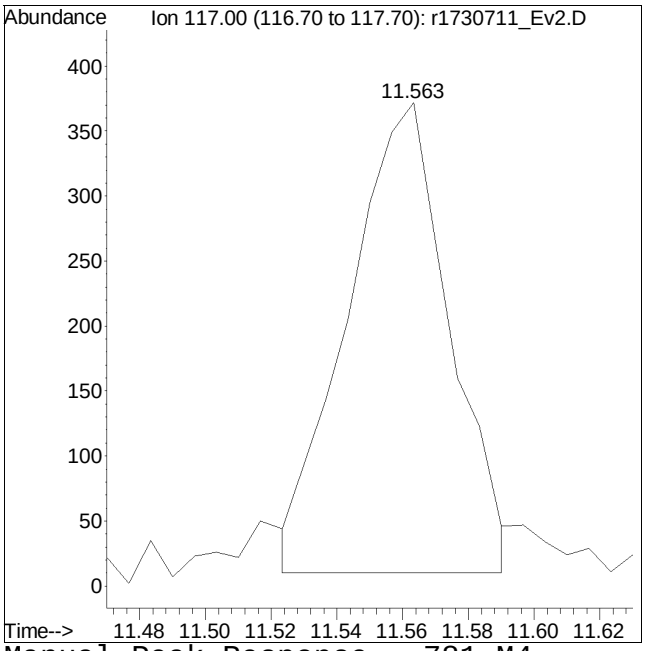

Manual Peak Response = 781 M4

M4 = Poor automated baseline construction.

Manual Integration/Negative Proof Report

Data Path : O:\Forensics\Data\Airlab17\QMethod : TSIM17_230109.M
Data File : r1730711_Ev2.D Operator : AIRLAB17:TJS
Date Inj'd : 1/10/2020 0:0: 5 Instrument :
Sample : WG1731939-5,3,250,250 Quant Date : 1/11/2023 6:04 am

Compound #44: trichloroethene

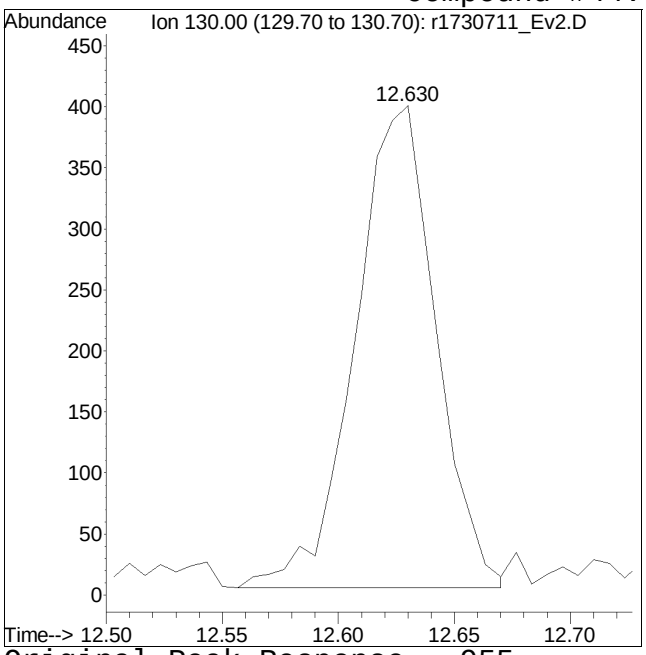

Original Peak Response = 955

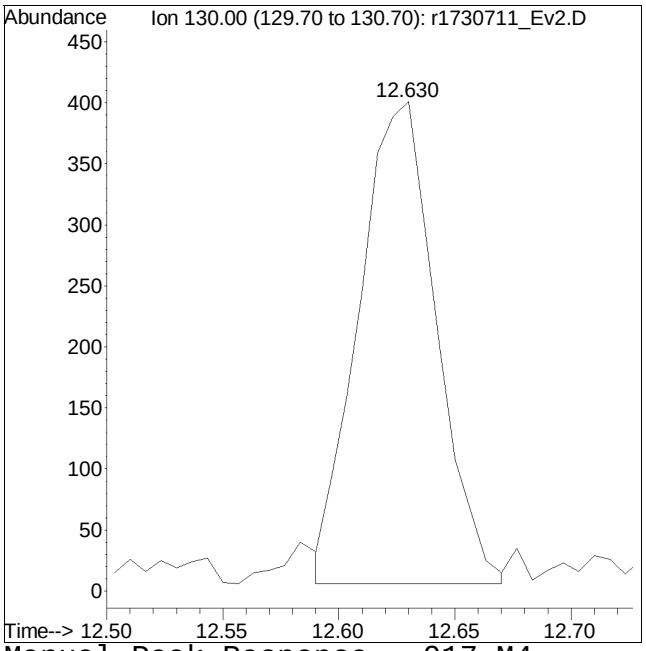

Manual Peak Response = 917 M4

M4 = Poor automated baseline construction.

Calculation of Volatile Organic Compounds in Air

The instrument will calculate the concentration (ppbv). If the sample is diluted (DF), the result is multiplied by the DF to generate the final result.

Result, ppbv = C_s x DF
Where:
C_s = Concentration of sample (ppbv)
DF = Dilution Factor

Calculation of Instrument Dilution Factor

For dilutions, smaller sample volumes (< 250mL) are analyzed. The smallest volume that can be analyzed with accuracy is 10 mL.

Samples that arrive at the laboratory with pressures below -15 inches Hg must be pressurized with zero air to greater than -15 inches Hg. This pressurization results in a dilution factor.

Calculation of Dilution Factor
$DF = V_{cf} / V_{ci}$
Where:
V_{ci} = volume of air in canister prior to pressurization, L
P =

Conversion of ppbv to ug/m^3
ug/m^3 = (ppbv) * MW / 24.47
Where:
24.47 = molar gas constant (g/g-mole)
MW = molecular weight of the compound of interest

Dilution Factor for Pressurization of Subatmospheric Samples: Three Steps

Step 1: Calculate the volume in the canister prior to pressurization (Assume a 2.7 liter canister is used).

Dilution Factor for Pressurization of Subatmospheric Samples: Three Steps

Step 1: Calculate the volume in the canister prior to pressurization (Assume a 2.7 liter canister is used).

$V_{ci} = 2.7 * Pl/14.696$

Step 2: Calculate the volume in the canister after pressurization.

$V_{cf} = 2.7 * PF/14.696$

Step 3: Calculate the dilution factor.

$DF = V_{cf} / V_{ci}$

Where:

V_{ci} = volume of air in canister prior to pressurization, L
PI = pressure reading of canister prior to pressurization (psia)
V_{cf} = volume of air in canister after pressurization, L
PF = pressure reading of canister after pressurization (psia)
DF = dilution factor
14.696 = atmospheric pressure (psia)

ALPHA ANALYTICAL LABORATORIES, INC.

Alpha WORK GROUP REPORT (wk02)

Jan 11 2023, 11:00 am

Work Group: WG1731939 for Department: 3 GC/MS

Created: 10-JAN-23 Due: Operator: JB

Sample	Client ID	C	Product	Matrix	Stat	UA	HOLD	DUE	PR	Location
L2300904-01	IAQ1	S	TO15-SIM	AIR	DONE	U	0205	0112	3D	Can-2.7
L2300904-02	IAQ2	S	TO15-SIM	AIR	DONE	U	0205	0112	3D	Can-2.7
L2300996-01	EFF-010623	S	TO15-SIM	AIR	DONE	U	0205	0113	2F	Can-2.7
L2300996-02	IA3	S	TO15-SIM	AIR	DONE	U	0205	0113	2F	Can-2.7
L2300996-03	IA4	S	TO15-SIM	AIR	DONE	U	0205	0113	2F	Can-2.7
L2300996-04	IA5	S	TO15-SIM	AIR	DONE	U	0205	0113	2F	Can-2.7
L2300996-05	IA6	S	TO15-SIM	AIR	DONE	U	0205	0113	2F	Can-2.7
L2300996-06	IA7	S	TO15-SIM	AIR	DONE	U	0205	0113	2F	Can-2.7
L2300996-07	IA8	S	TO15-SIM	AIR	DONE	U	0205	0113	2F	Can-2.7
L2300996-11	DUP010623	S	TO15-SIM	AIR	DONE	U	0205	0113	2F	Can-2.7
L2300996-12	AA010623	S	TO15-SIM	AIR	DONE	U	0205	0113	2F	Can-2.7
L2301073-02	SV-40	S	TO15-SIM	SOIL_VAPOR	DONE	U	0205	0111	3B	Can-2.7
WG1731939-1	MS BFB Tune Standard	S	TO15-SIM	AIR	DONE	U				
WG1731939-1	MS BFB Tune Standard	S	TO15-SIM	SOIL_VAPOR	DONE	U				
WG1731939-2	Continuing Calibrati	S	TO15-SIM	SOIL_VAPOR	DONE	U				
WG1731939-2	Continuing Calibrati	S	TO15-SIM	AIR	DONE	U				
WG1731939-3	Laboratory Control S	S	TO15-SIM	AIR	DONE	U				
WG1731939-3	Laboratory Control S	S	TO15-SIM	SOIL_VAPOR	DONE	U				
WG1731939-4	Laboratory Method Bl	S	TO15-SIM	AIR	DONE	U				
WG1731939-4	Laboratory Method Bl	S	TO15-SIM	SOIL_VAPOR	DONE	U				
WG1731939-5	Duplicate Sample	S	TO15-SIM	SOIL_VAPOR	DONE	U				
WG1731939-5	Duplicate Sample	S	TO15-SIM	AIR	DONE	U				

Comments:

WG1731939-5 L2300996-03

Alpha Analytical Air Lab
Instrument Run Log

Instrument ID: Airlab 17

Internal Standard/Surrogate IDs: SS22-028/ SS21-026

Date: 01/09/23

Internal Standard/Surrogate Volume: 100 ml

Analyst Initials: TJS

Sequence File Name: 230109.S

AS Position #	Sample ID	Acquisition Method	Data File ID	Standard ID or Batch ID #, ICAL Ref #	Comment (s)	Product/ Sublist	Check Pass ? Y/N
1	BA17111001	TO15_SFS.qgm	R1730769.qgd	250 mL			NA
1	BA17111001	TO15_SFS.qgm	R1730770.qgd	250 mL			NA
1	BA17111001	TO15_SFS.qgm	R1730771.qgd	250 mL			NA
1	TA17111001	TO15_SFS.qgm	R1730772.qgd	250 mL	TUNE		NA
5	ITO15-SIMSTD0.02	TO15_SFS.qgm	R1730773.qgd	50 mL SS23-001D	SIM ONLY	DEFAULT	NA
5	ITO15-SIMSTD0.05	TO15_SFS.qgm	R1730774.qgd	125 mL SS23-001D	SIM ONLY	DEFAULT	NA
5	ITO15-SIMSTD0.1	TO15_SFS.qgm	R1730775.qgd	250 mL SS23-001D	SIM ONLY	DEFAULT	NA
6	ITO15-SIMSTD0.2	TO15_SFS.qgm	R1730776.qgd	50 mL SS23-001C		DEFAULT	NA
6	ITO15-SIMSTD0.5	TO15_SFS.qgm	R1730777.qgd	125 mL SS23-001C		DEFAULT	NA
6	ITO15-SIMSTD1.0	TO15_SFS.qgm	R1730778.qgd	250 mL SS23-001C		DEFAULT	NA
7	ITO15-SIMSTD5.0	TO15_SFS.qgm	R1730779.qgd	125 mL SS23-001B		DEFAULT	NA
7	ITO15-SIMSTD10.0	TO15_SFS.qgm	R1730780.qgd	250 mL SS23-001B		DEFAULT	NA
8	ITO15-SIMSTD20	TO15_SFS.qgm	R1730781.qgd	50 mL SS23-001A		DEFAULT	NA
8	ITO15-SIMSTD50	TO15_SFS.qgm	R1730782.qgd	125 mL SS23-001A		DEFAULT	NA
8	ITO15-LLSTD100	TO15_SFS.qgm	R1730783.qgd	250 mL SS23-001A	LL ONLY	DEFAULT	NA
1	BA17111001	TO15_SFS.qgm	R1730784.qgd	250 mL			NA
1	BA17111002	TO15_SFS.qgm	R1730785.qgd	250 mL			NA
2	CTO15-LLSTD10.0	TO15_SFS.qgm	R1730786.qgd	250 mL SS22-032D	LL ICV	DEF ICV AP2	NA
2	CTO15-SIMSTD5.0	TO15_SFS.qgm	R1730787.qgd	125 mL SS22-032D	SIM ICV	DEF ICV AP2	NA

Alpha Analytical Air Lab
Instrument Run Log

Column ID: Rtx-1 0.25 mm ID

Date(s) of Initial Calibration: Refer to Initial Calibration Summary Form 6

Date Acquired: see Instrument Performance Check Summary and/or quantitation report.

Sample ID information: L1301234-01,3,250,250 { Lab sample ID, dept #, actual volume analyzed (mL), nominal volume analyzed (mL) }

Dilution Factor: See Form 1 report, or divide nominal volume by actual volume analyzed

Alpha Analytical Air Lab
Instrument Run Log

Instrument ID: Airlab 17

Internal Standard/Surrogate IDs: SS22-028/ SS21-026

Date: 01/10/23

Internal Standard/Surrogate Volume: 100 ml

Analyst Initials: NFL

Sequence File Name: 230110.S

AS Position #	Sample ID	Acquisition Method	Data File ID	Standard ID or Batch ID #, ICAL Ref #	Comment (s)	Product/ Sublist	Check Pass ? Y/N
1	TA17011001	TO15_SFS.qgm	R1730699.qgd	250 mL	TUNE		NA
2	CA17011001	TO15_SFS.qgm	R1730700.qgd	250mL SS23-001E	LL CC		NA
3	CTO15-LLSTD10.0	TO15_SFS.qgm	R1730701.qgd	250 mL SS22-032D	LL LCS		NA
3	CTO15-SIMSTD5.0	TO15_SFS.qgm	R1730702.qgd	125 mL SS22-032D	SIM LCS		NA
1	BA17011001	TO15_SFS.qgm	R1730703.qgd	250 mL	FAILED BLANK		NA
1	BA17011002	TO15_SFS.qgm	R1730704.qgd	250 mL	LL/SIM BLANK		NA
1	L2300996-12,3,250,250	TO15_SFS.qgm	R1730705.qgd	WG1731941,ICAL19642		NY-7SIM	Y
2	L2300904-02,3,250,250	TO15_SFS.qgm	R1730706.qgd	WG1731941,ICAL19642		NY-7SIM	Y
3	L2300904-01,3,250,250	TO15_SFS.qgm	R1730707.qgd	WG1731941,ICAL19642		NY-7SIM	Y
4	L2300996-01,3,250,250	TO15_SFS.qgm	R1730708.qgd	WG1731941,ICAL19642	ETOH OVERCAL	NY-7SIM	Y
5	L2300996-02,3,250,250	TO15_SFS.qgm	R1730709.qgd	WG1731941,ICAL19642	ETOH OVERCAL	NY-7SIM	Y
6	L2300996-03,3,250,250	TO15_SFS.qgm	R1730710.qgd	WG1731941,ICAL19642	ETOH OVERCAL	NY-7SIM	Y
6	L2300996-03DUP,3,250,250	TO15_SFS.qgm	R1730711.qgd	WG1731941,ICAL19642	LL/SIM DUP	NY-7SIM	Y
7	L2300996-04,3,250,250	TO15_SFS.qgm	R1730712.qgd	WG1731941,ICAL19642		NY-7SIM	Y
8	L2300996-05D,3,149.04,250	TO15_SFS.qgm	R1730713.qgd	WG1731939,ICAL19643	111092	NY BY SIM	Y
9	L2300996-06,3,250,250	TO15_SFS.qgm	R1730714.qgd	WG1731941,ICAL19642		NY-7SIM	Y
10	L2300996-07,3,250,250	TO15_SFS.qgm	R1730715.qgd	WG1731941,ICAL19642		NY-7SIM	Y
11	L2300996-11,3,250,250	TO15_SFS.qgm	R1730716.qgd	WG1731941,ICAL19642		NY-7SIM	Y
12	L2300996-08D,3,240.1,250	TO15_SFS.qgm	R1730717.qgd	WG1731941,ICAL19642	905	NY	Y
13	L2300996-09D,3,144.12,250	TO15_SFS.qgm	R1730718.qgd	WG1731941,ICAL19642	T	NY	Y
14	L2300996-10D,3,222.48,250	TO15_SFS.qgm	R1730719.qgd	WG1731941,ICAL19642	905	NY	Y

Alpha Analytical Air Lab
Instrument Run Log

15	L2301073-01D,3,185,250	TO15_SFS.qgm	R1730720.qgd	WG1731941,ICAL19642	ETOH OVERCAL	NY	Y
16	L2301073-02D,3,2.24,250	TO15_SFS.qgm	R1730721.qgd	WG1731941,ICAL19642	T	NY-7SIM+11DCE	Y
4	L2300996-01D,3,85,250	TO15_SFS.qgm	R1730722.qgd	WG1731941,ICAL19642		ETOH ONLY	Y
5	L2300996-02D,3,70,250	TO15_SFS.qgm	R1730723.qgd	WG1731941,ICAL19642		ETOH ONLY	Y
6	L2300996-03D,3,60,250	TO15_SFS.qgm	R1730724.qgd	WG1731941,ICAL19642		ETOH ONLY	Y
6	L2300996-03DDUP,3,60,250	TO15_SFS.qgm	R1730725.qgd	WG1731941,ICAL19642	LL DUP	ETOH ONLY	Y
15	L2301073-01D2,3,40,250	TO15_SFS.qgm	R1730726.qgd	WG1731941,ICAL19642		ETOH ONLY	Y

Column ID: Rtx-1 0.25 mm ID

Date(s) of Initial Calibration: Refer to Initial Calibration Summary Form 6

Date Acquired: see Instrument Performance Check Summary and/or quantitation report.

Sample ID information: L1301234-01,3,250,250 { Lab sample ID, dept #, actual volume analyzed (mL), nominal volume analyzed (mL) }

Dilution Factor: See Form 1 report, or divide nominal volume by actual volume analyzed

Alpha Analytical, Inc.
Canister Dilution Worksheet

	NJDEP Required Information							Pressurization Dilution				Can Dilution				Instrument Dilution					
Sample ID	Can size, L	P_1, in Hg	P_1, atm	V_1, L	P_2, in Hg	P_2, atm	V_2, L	P_1, psia	P_2, psia	Dilution factor	Gas Used*	Volume injected, mL	Final Pressure, psia	Volume of Dilution Gas in Can, L	Can dilution factor	Volume of Bag or Can Analyzed, mL	Instrument Dilution Factor	Final Dilution Factor **	Final Volume Injected, mL ***	Analyst Initials
L2300996-05D	2.7	-17.29	0.42	1.14	-8.71	0.71	1.91	6.2	10.4	1.68	N2	1000	14.7	1.00	1.00	250	1.00	1.68	149.04	BJB
L2300996-08D	2.7	-10.14	0.66	1.79	-9.33	0.69	1.86	9.7	10.1	1.04	N2	1000	14.7	1.00	1.00	250	1.00	1.04	240.10	BJB
L2300996-09D	2.7	-9.94	0.67	1.80	-9.12	0.70	1.88	9.8	10.2	1.04	N2	1000	14.7	1.00	1.00	150	1.67	1.73	144.12	BJB
L2300996-10D	2.7	-10.14	0.66	1.79	-7.69	0.74	2.01	9.7	10.9	1.12	N2	1000	14.7	1.00	1.00	250	1.00	1.12	222.48	BJB

Barcode	SAMPLE ID SCANS
#NAME?	
	I2300996-05a
#NAME?	I2300996-08a
#NAME?	I2300996-09a
#NAME?	I2300996-10a
#NAME?	
#NAME?	
#NAME?	
#NAME?	
#NAME?	
#NAME?	
#NAME?	
#NAME?	
#NAME?	
#NAME?	
#NAME?	
#NAME?	

*N2 = Nitrogen and H2= Hydrogen

** Dilution factor on this spreadsheet may differ from reported dilution factor (calculated by LIMs) due to different rounding rules

*** Reported to 2 decimal places unless 0.01 or less; then 3 decimal places are reported

Analyst data input fields

Analyst Comments:

in Hg = ((psia/14.67)*29.94)-29.94 atm =psia/14.67 psig=psia - 14.67 psia = dilution instrument reading

Form# 117-05
1/11/2023 10:01 AM

APPENDIX F

DAR-1 Analysis

Table 1. DAR-1 Screening Level Worksheet
148 Nagle Avenue, Manhattan, NY (Site No. C231124)

Calculations based on effluent sample results for SSDS from 1/6/23.

Chemical Name	CAS Number	µg/m3	Molar Mass (g/mol)	PPMv	SGC (µg/m3)	AGC (µg/m3)
1,1-Dichloroethene (Vinylidene Chloride)	00075-35-4	0.234	96.940	0.0001	N/A	200.00
Acetone	00067-64-1	25.4	58.080	0.0105	180000.00	30000.00
Benzene	00071-43-2	1.03	78.114	0.0003	27.00	0.13
Carbon Tetrachloride	00056-23-5	0.428	153.810	0.0001	1900.00	0.17
Chloroform	00067-66-3	1.96	119.370	0.0004	150.00	14.70
Chloromethane	00074-87-3	0.999	50.490	0.0005	22000.00	90.00
Cis-1,2-Dichloroethylene (DCE)	00156-59-2	37.5	96.950	0.0093	N/A	63.00
Dichlorodifluoromethane	00075-71-8	2.27	120.910	0.0005	N/A	12000.00
Ethanol	00064-17-5	1390	46.069	0.7256	N/A	45000.00
Ethylbenzene	00100-41-4	1.19	106.168	0.0003	N/A	1000.00
Isopropanol (Isopropyl Alcohol)	00067-63-0	4.87	60.096	0.0019	98000.00	7000.00
Styrene	00100-42-5	0.966	104.150	0.0002	17000.00	1000.00
Tert-Butyl Alcohol	00075-65-0	2.03	74.123	0.0007	N/A	720.00
Tetrachloroethylene (PCE)	00127-18-4	86.8	165.820	0.0126	300.00	3.80
Tetrahydrofuran	00109-99-9	1.53	72.107	0.0005	30000.00	350.00
Toluene	00108-88-3	1.49	92.141	0.0004	37000.00	5000.00
Trans-1,2-Dichloroethene (Dichloroethylene)	00156-60-5	0.856	96.950	0.0002	N/A	63.00
Trichloroethylene (TCE)	00079-01-6	10.9	131.380	0.0020	20.00	0.21
Vinyl Chloride	00075-01-4	0.951	62.500	0.0004	180000.00	0.11

Calculate Emission Rate in Pounds/Hour (lb/hr):

Flow Rate = 50 cfm (1 - RadonAway GP-501 running at approx 3" WC at 50 CFM)
Emission Rate (lb/hr) = Flow Rate (cfm) * Concentration (PPMv) * Molecular Weight (g/mol) * 1.581E-07
Note that 1.581E-07 = $1/10^6$ ppm-v * 60 minutes/hour * 1 lb-mole/379.5 ft^3

Emission Rates for:	Q	Qa	Part 212-2.2 Table 2 HTAC Mass Emission Limit	
1,1-Dichloroethene (Vinylidene Chloride)	0.0000000 lb/hr or	0.000 lb/yr	N/A lb/yr	OK
Acetone	0.0000048 lb/hr or	0.042 lb/yr	N/A lb/yr	OK
Benzene	0.0000002 lb/hr or	0.002 lb/yr	100 lb/yr	OK
Carbon Tetrachloride	0.0000001 lb/hr or	0.001 lb/yr	100 lb/yr	OK
Chloroform	0.0000004 lb/hr or	0.003 lb/yr	N/A lb/yr	OK
Chloromethane	0.0000002 lb/hr or	0.002 lb/yr	N/A lb/yr	OK
Cis-1,2-Dichloroethylene (DCE)	0.0000071 lb/hr or	0.062 lb/yr	N/A lb/yr	OK
Dichlorodifluoromethane	0.0000004 lb/hr or	0.004 lb/yr	N/A lb/yr	OK
Ethanol	0.0002643 lb/hr or	2.315 lb/yr	N/A lb/yr	OK
Ethylbenzene	0.0000002 lb/hr or	0.002 lb/yr	N/A lb/yr	OK
Isopropanol (Isopropyl Alcohol)	0.0000009 lb/hr or	0.008 lb/yr	N/A lb/yr	OK
Styrene	0.0000002 lb/hr or	0.002 lb/yr	N/A lb/yr	OK
Tert-Butyl Alcohol	0.0000004 lb/hr or	0.003 lb/yr	N/A lb/yr	OK
Tetrachloroethylene (PCE)	0.0000165 lb/hr or	0.145 lb/yr	1000 lb/yr	OK
Tetrahydrofuran	0.0000003 lb/hr or	0.003 lb/yr	N/A lb/yr	OK
Toluene	0.0000003 lb/hr or	0.002 lb/yr	N/A lb/yr	OK
Trans-1,2-Dichloroethene (Dichloroethylene)	0.0000002 lb/hr or	0.001 lb/yr	N/A lb/yr	OK
Trichloroethylene (TCE)	0.0000021 lb/hr or	0.018 lb/yr	500 lb/yr	OK
Vinyl Chloride	0.0000002 lb/hr or	0.002 lb/yr	100 lb/yr	OK

Since the remedial system does not have the potential to emit greater than 0.1 lb/hr of a HTAC and 0.5 lb/hr of a non-HTAC VOC and the annual total emissions do not exceed the Mass Emission Limits, no treatment is necessary.

APPENDIX G

Sub-Slab Depressurization System Monitoring Data

SUB-SLAB DEPRESSURIZATION SYSTEM OPERATIONS AND MAINTENANCE FORM

Site Name:	148 Nagle Site - Offsite SSDS (156 Nagle)	Inspection Date:	11/29/2022
Street Address:	156 Nagle Avenue		
Location:	Manhattan, NY	Inspection Personnel:	A. Fernandez
System:	Active Sub-Slab Depressurization System		
Blower:	RADON AWAY GP501		
Blower Range:			

INSPECTION ITEM DESCRIPTION	Yes	No	Comments/ Actions Taken (list actions taken if "No" is checked)
Is the system operating normally?	✓		
Are any warning lights on? (Please list those that are on)		✓	
If there is an alarm condition, was it fixed and the system restarted?			N/A
Is the blower enclosure in good condition?	✓		
Are the valves (at blower and aboveground piping) in good condition?	✓		
Is the vacuum filter in good condition?	✓		
Does the knock-out tank need to be drained? (Record amount drained)			N/A
Are aboveground piping free of cracks, leaks, and support issues?	✓		
Are vacuum/pressure gauges at blower operating properly?	✓		
Are interior piping free of cracks, leaks, and support issues?	✓		

List maintenance activities that were performed or other comments about the system:

Blower Influent	Vacuum (in. w.c.)	Comments
	-3.5	

Blower Effluent	Pressure (in. w.c.)	Comments
	0.00	

Soil Vapor Monitoring Point*	Vacuum (in. w.c.)	Comments
~~SV-1~~ N/A		
~~SV-2~~ N/A		

PERFORM THE FOLLOWING ONLY IF A VACUUM READING AT THE SVMPS IS LESS THAN 0.004 IN. W.C.

INSPECTION ITEM DESCRIPTION	Yes	No	Comments/ Actions Taken (list actions taken if "No" is checked)
Are interior vacuum gauges operating properly?	✓		

Suction Point*	Vacuum (in. w.c.)	Comments
SS-A	-0.007	
SS-B	-0.004	
SS-C	-0.061	
SS-D	-0.001	
SS-E	0.000	
SS-F	0.000	
SS-G	0.004	

in. w.c. - inches of water
* Refer to Drawing 1 for locations of Soil Vapor Monitoring Points and Suction Points

SUB-SLAB DEPRESSURIZATION SYSTEM OPERATIONS AND MAINTENANCE FORM

Site Name:	148 Nagle Site - Offsite SSDS (156 Nagle)	Inspection Date:	1/6/23
Street Address:	156 Nagle Avenue	Inspection Personnel:	Kevin Gersbeck
Location:	Manhattan, NY		
System:	Active Sub-Slab Depressurization System		
Blower:	Radon Away GP501		
Blower Range:			

INSPECTION ITEM DESCRIPTION	Yes	No	Comments/ Actions Taken (list actions taken if "No" is checked)
Is the system operating normally?	✓		
Are any warning lights on? (Please list those that are on)		✓	
If there is an alarm condition, was it fixed and the system restarted?			N/A
Is the blower enclosure in good condition?	✓		
Are the valves (at blower and aboveground piping) in good condition?	✓		
Is the vacuum filter in good condition?	✓		
Does the knock-out tank need to be drained? (Record amount drained)			N/A
Are aboveground piping free of cracks, leaks, and support issues?	✓		
Are vacuum/pressure gauges at blower operating properly?	✓		
Are interior piping free of cracks, leaks, and support issues?	✓		

List maintenance activities that were performed or other comments about the system:

Blower Influent	Vacuum (in. w.c.)	Comments
	-3.5	

Blower Effluent	Pressure (in. w.c.)	Comments
	0.0	

Soil Vapor Monitoring Point*	Vacuum (in. w.c.)	Comments
~~SV-1~~ N/A		
~~SV-2~~ N/A		

PERFORM THE FOLLOWING ONLY IF A VACUUM READING AT THE SVMPS IS LESS THAN 0.004 IN. W.C.

INSPECTION ITEM DESCRIPTION	Yes	No	Comments/ Actions Taken (list actions taken if "No" is checked)
Are interior vacuum gauges operating properly?	✓		

Suction Point*	Vacuum (in. w.c.)	Comments
SS-A	-0.092	
SS-B	-0.030	
SS-C	-0.390	
SS-D	0.000	
SS-E	0.000	
SS-F	0.000	
SS-G	0.000	

in. w.c. - inches of water
* Refer to Drawing 1 for locations of Soil Vapor Monitoring Points and Suction Points

APPENDIX H

Sub-Slab Depressurization System
Operations and Maintenance Form

SUB-SLAB DEPRESSURIZATION SYSTEM OPERATIONS AND MAINTENANCE FORM

Site Name:	148 Nagle Site - Offsite SSDS (156 Nagle)	Inspection Date:	
Street Address:	156 Nagle Avenue		
Location:	Manhattan, NY	Inspection Personnel:	
System:	Active Sub-Slab Depressurization System		
Blower:			
Blower Range:			

INSPECTION ITEM DESCRIPTION	Yes	No	Comments/ Actions Taken (list actions taken if "No" is checked)
Is the system operating normally?	___	___	
Are any warning lights on? (Please list those that are on)	___	___	
If there is an alarm condition, was it fixed and the system restarted?	___	___	
Is the blower enclosure in good condition?	___	___	
Are the valves (at blower and aboveground piping) in good condition?	___	___	
Is the vacuum filter in good condition?	___	___	
Does the knock-out tank need to be drained? (Record amount drained	___	___	
Are aboveground piping free of cracks, leaks, and support issues?	___	___	
Are vacuum/pressure gauges at blower operating properly?	___	___	
Are interior piping free of cracks, leaks, and support issues?	___	___	

List maintenance activities that were performed or other comments about the system: _____

Blower Influent	Vacuum (in. w.c.)	Comments

Blower Effluent	Pressure (in. w.c.)	Comments

PERFORM THE FOLLOWING ONLY IF A VACUUM READING AT THE SVMPS IS LESS THAN 0.004 IN. W.C.

INSPECTION ITEM DESCRIPTION	Yes	No	Comments/ Actions Taken (list actions taken if "No" is checked)
Are interior vacuum gauges operating properly?	___	___	

Suction Point*	Vacuum (in. w.c.)	Comments
SS-A		
SS-B		
SS-C		
SS-D		
SS-E		
SS-F		
SS-G		

in. w.c. - inches of water

* Refer to Drawing 1 for locations of Soil Vapor Monitoring Points and Suction Points