



DAILY AIR MONITORING REPORT

250 Water Street Remediation Site

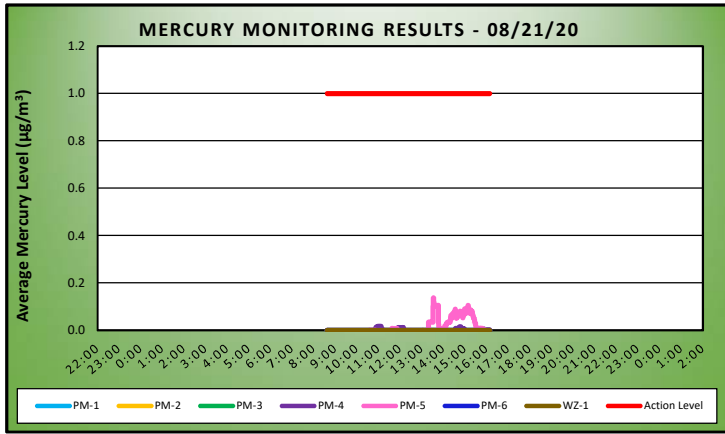
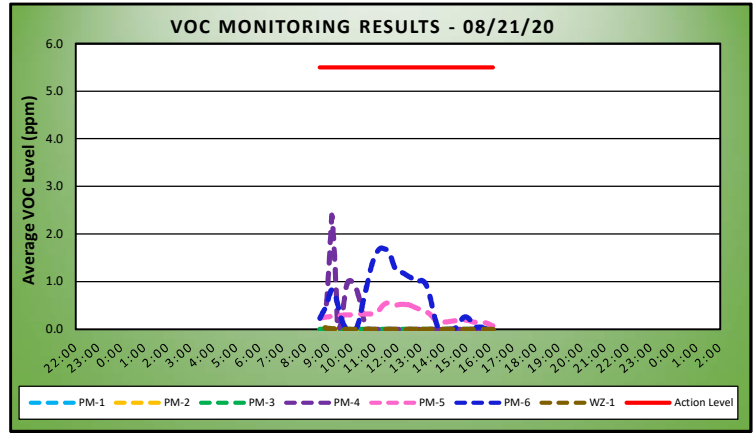
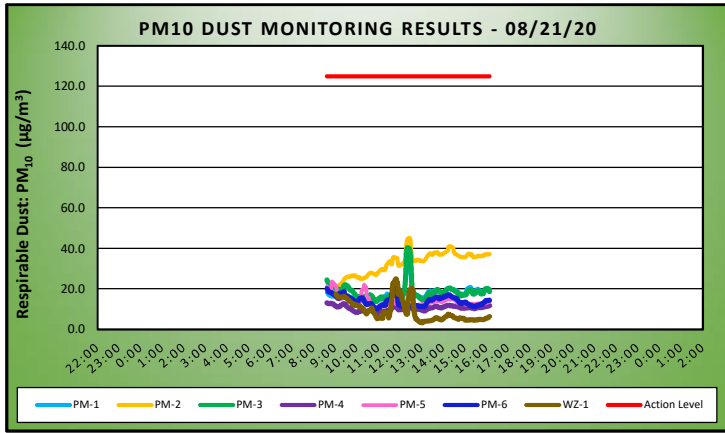
Manhattan, New York

| | |
|---|------------|
| 08/21/20 | |
| Project number: 170381202 | |
| Page 1 of 2 | Rev. No. 0 |
| Submitted By: | |
| Dust Background & Action Level ($\mu\text{g}/\text{m}^3$) | 25 125 |
| VOC Background & Action Level (ppm) | 0.5 5.5 |
| Hg Background & Action Level ($\mu\text{g}/\text{m}^3$) | 0.0 1.0 |

| | | | | | | | | |
|---------------------------------|-------------|------------------|------------|-----------------------|---------------|-----------------|------|---|
| Weather Data Range for Work Day | | Wind Direction | N | Relative Humidity (%) | 55.0 - 78.0 | Daily Rain (in) | 0.00 | Readings in the summary table and graphs below are the reported concentrations during work hours. |
| Temp ($^{\circ}\text{F}$) | 69.0 - 82.0 | Wind Speed (MPH) | 4.5 - 10.1 | Barometer (inHg) | 29.90 - 30.00 | | | |

| Station Location Area | Work | Daily Avg. Dust Concentration ($\mu\text{g}/\text{m}^3$) | Max 15 Minute Dust Concentration ($\mu\text{g}/\text{m}^3$) | Time of Maximum 15 Minute Avg Dust Reading | Daily Avg. VOC Concentration (ppm) | Max 15 Minute VOC Concentration (ppm) | Time of Max 15 Minute Avg VOC Reading |
|-----------------------|------|--|---|--|------------------------------------|---------------------------------------|---------------------------------------|
| PM-1 | | 17.7 | 31.1 | 12:21 | 0.0 | 0.0 | 8:37 |
| PM-2 | | 32.2 | 45.3 | 12:26 | 0.0 | 0.0 | 8:37 |
| PM-3 | | 18.8 | 40.3 | 12:20 | 0.0 | 0.0 | 8:37 |
| PM-4 | | 10.6 | 13.2 | 8:37 | 0.2 | 2.4 | 9:08 |
| PM-5 | | 14.3 | 23.6 | 8:51 | 0.3 | 0.6 | 11:34 |
| PM-6 | | 14.3 | 20.8 | 11:47 | 0.6 | 1.7 | 11:17 |
| WZ-1 | | 9.6 | 25.0 | 11:49 | 0.0 | 0.0 | 8:51 |

| Station Location Area | Work | Daily Avg. Mercury Concentration ($\mu\text{g}/\text{m}^3$) | Max 15 Minute Mercury Concentration ($\mu\text{g}/\text{m}^3$) | Time of Max 15 Minute Avg Mercury Reading |
|-----------------------|------|---|--|---|
| PM-1 | | 0.0 | 0.0 | 8:38 |
| PM-2 | | 0.0 | 0.0 | 8:38 |
| PM-3 | | 0.0 | 0.0 | 10:50 |
| PM-4 | | 0.0 | 0.0 | 10:57 |
| PM-5 | | 0.0 | 0.1 | 13:32 |
| PM-6 | | 0.0 | 0.0 | 8:38 |
| WZ-1 | | 0.0 | 0.0 | 8:38 |



Air Monitoring Notes:

Sampling Notes:

Weather Notes:

Langan - 250 Water St Air
Monitoring
08/21/20
Wind Speed & Direction
Daily Readings

- > 10 MPH
- 8 - 10 MPH
- 6 - 8 MPH
- 4 - 6 MPH
- 2 - 4 MPH
- 1 - 2 MPH
- Calm

