

DAILY AIR MONITORING REPORT
250 Water Street Remediation Site
Manhattan, New York

04/23/22

Project number: 170381202

Page 1 of 2

Submitted By:

Rev. No. 0

Dust Action Level ($\mu\text{g}/\text{m}^3$)

100

VOC Action Level (ppm)

5

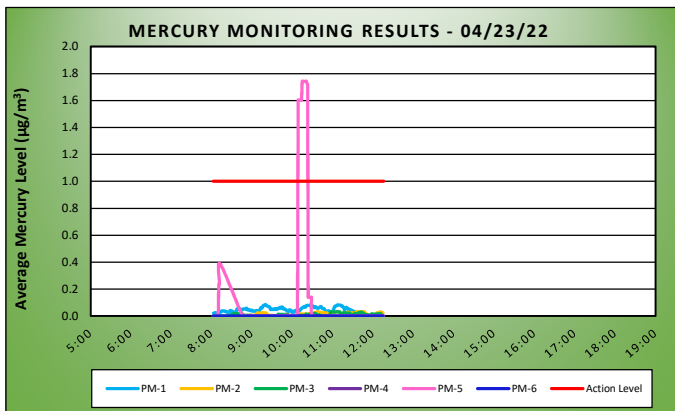
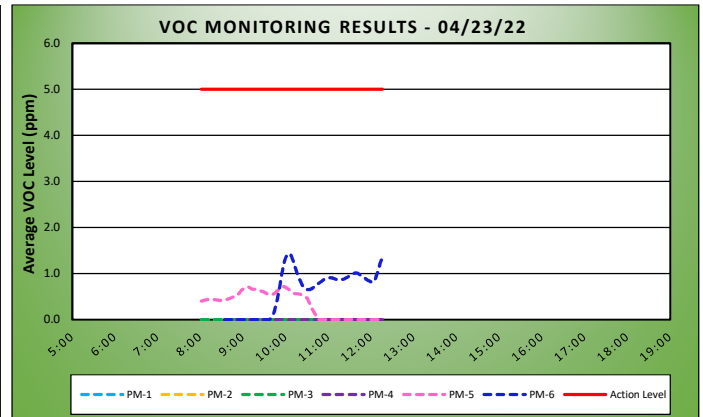
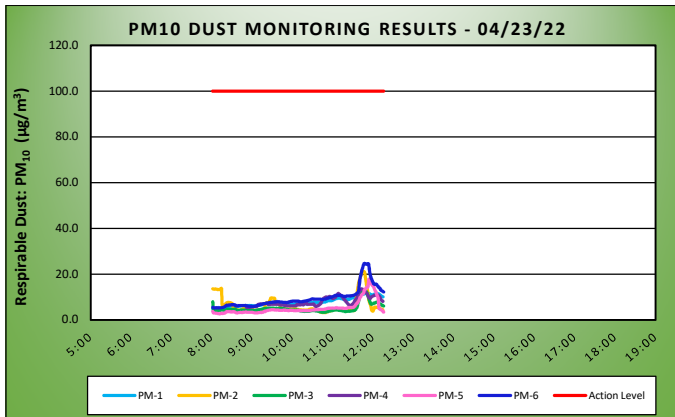
Hg Action Level ($\mu\text{g}/\text{m}^3$)

1.0

Weather Data Range for Work Day		Wind Direction	S	Relative Humidity (%)	27.2 - 38.0	Daily Rain (in)	0.00	Readings in the summary table and graphs below are the reported downwind concentrations.
Temp (°F)	53.7 - 60.4	Wind Speed (MPH)	0.7 - 6.1	Barometer (inHg)	30.44 - 30.50			

Station Location Work Area	Daily Avg. Dust Concentration ($\mu\text{g}/\text{m}^3$)	Max 15 Minute Dust Concentration ($\mu\text{g}/\text{m}^3$)	Time of Maximum 15 Minute Avg Dust Reading	Daily Avg. VOC Concentration (ppm)	Max 15 Minute VOC Concentration (ppm)	Time of Max 15 Minute Avg VOC Reading
PM-1	7.7	11.8	11:51	0.0	0.0	8:02
PM-2	6.3	21.3	11:45	0.0	0.0	8:02
PM-3	6.1	12.8	11:48	0.0	0.0	8:02
PM-4	7.9	13.6	11:43	0.0	0.0	8:51
PM-5	5.1	17.8	11:54	0.3	0.7	9:57
PM-6	9.5	24.7	11:48	0.6	1.4	10:05

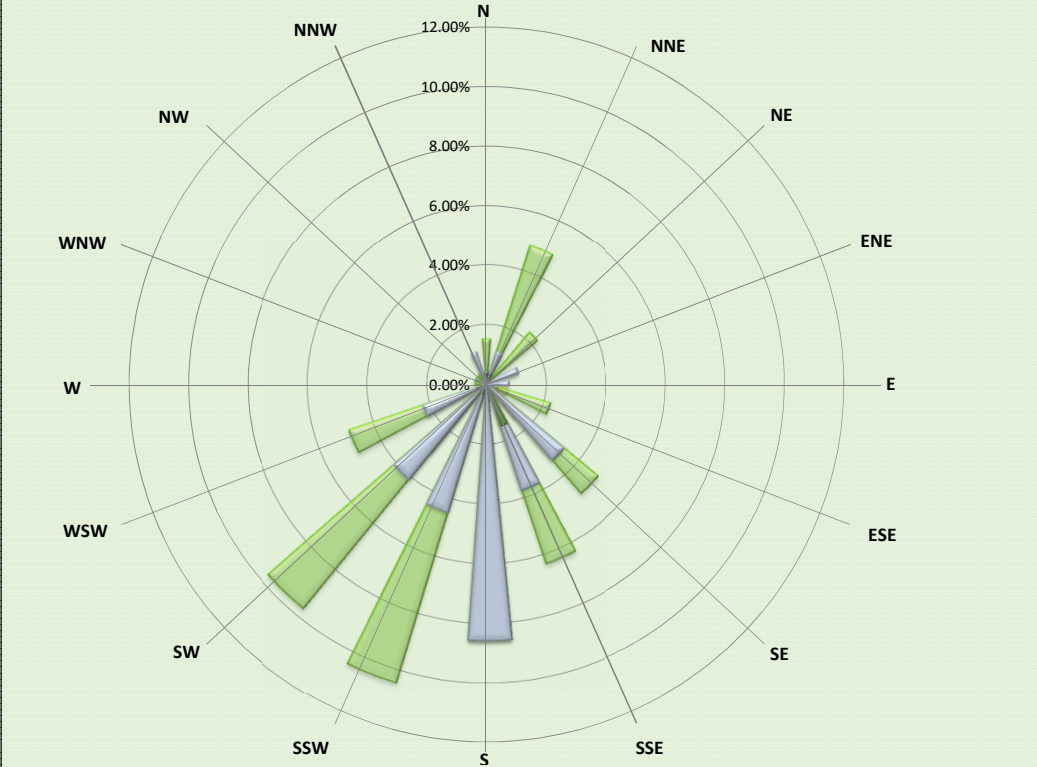
Station Location Work Area	Daily Avg. Mercury Concentration ($\mu\text{g}/\text{m}^3$)	Max 15 Minute Mercury Concentration ($\mu\text{g}/\text{m}^3$)	Time of Max 15 Minute Avg Mercury Reading
PM-1	0.0	0.1	9:20
PM-2	0.0	0.0	11:36
PM-3	0.0	0.0	11:06
PM-4	0.0	0.0	8:53
PM-5	0.2	*1.7	10:15
PM-6	0.0	0.0	8:03



Air Monitoring Notes:

- * Mercury vapor concentrations exceeded the action level established in the CAMP from 10:09am to 10:23am at perimeter station PM-5, located along Pearl Street. The exceedances were determined to be erroneous high readings resulting from an equipment malfunction and not a result of ground-intrusive activities associated with drilling activities.
 - Two instantaneous mercury vapor concentrations causing the erroneous exceedance were recorded at 2.1 $\mu\text{g}/\text{m}^3$ and 23.6 $\mu\text{g}/\text{m}^3$. During the time of the exceedance, AARCO was in the process of advancing waste characterization soil boring WC11B.
 - Drilling activities were immediately halted to investigate the validity of the exceedance. Langan used a Jerome® J505 mercury vapor analyzer to collect readings from the station intake and instantaneous mercury vapor concentrations ranged from 0.00 $\mu\text{g}/\text{m}^3$ to 0.07 $\mu\text{g}/\text{m}^3$.
 - The Jerome® J405 at perimeter station PM-5 was temporarily disconnected from the remote telemetry system to troubleshoot the issue and was replaced with the spare unit. The Jerome® J505 was used during the equipment replacement and instantaneous mercury vapor concentrations ranged from 0.00 $\mu\text{g}/\text{m}^3$ to 0.06 $\mu\text{g}/\text{m}^3$.
 - The spare Jerome® J405 unit at perimeter station PM-5 continued to read 0.00 $\mu\text{g}/\text{m}^3$ for the remainder of the day.
- Langan used a Jerome® J505 mercury analyzer to monitor ambient air conditions throughout the site. Instantaneous mercury vapor concentrations ranged from 0.00 $\mu\text{g}/\text{m}^3$ to 0.10 $\mu\text{g}/\text{m}^3$.
- Perimeter air monitoring station PM-1 was relocated to the western sidewalk of Beekman Street from 11:39am to 11:59am during advancement of soil borings WC03A_N1 and WC03A_S1.
- Prior to discontinuing the CAMP at the conclusion of ground-intrusive activities, VOC and mercury vapor concentrations were confirmed to return to background conditions at each perimeter station. CAMP was discontinued at 12:15pm, after AARCO demobilized from the site.

Langan - 250 Water St Air
Monitoring
04/23/22
Wind Speed & Direction
Daily Readings



- > 10 MPH
- 8 - 10 MPH
- 6 - 8 MPH
- 4 - 6 MPH
- 2 - 4 MPH
- 1 - 2 MPH
- Calm