

February 13, 2023

Wendi Zheng
Project Manager
NYSDEC – Region 2
47-40 21st Street
Long Island City, New York 11101

**Re: Post-Treatment Sampling Plan Addendum
Willets Point Development Site – OU-1
126-58 Willets Point Boulevard, Queens, New York 11368
NYSDEC BCP Site No.: C241146
Langan Project No.: 170197605**

Dear Ms. Zheng:

Langan Engineering, Environmental, Surveying, Landscape Architecture and Geology, D.P.C. (Langan) prepared this sampling plan for post-treatment soil documentation sampling and groundwater monitoring proposed at Willets Point Development Operable Unit 1 (OU-1). OU-1 is located at Seaver Way and Willets Point Boulevard in the Corona neighborhood of Queens, New York, as depicted on attached Figure 1. OU-1 is a 7.803-acre portion of the larger Willets Point Development Site, a New York State Department of Environmental Conservation (NYSDEC) Brownfield Cleanup Program (BCP) Site (Site No. C241146).

The purpose of this sampling plan is to supplement the proposed post-treatment groundwater sampling described in the NYSDEC-approved November 4, 2022 Remedial Design.

IN-SITU GROUNDWATER TREATMENT STATUS

Post-excavation in-situ groundwater treatment is underway at OU-1 to further remediate the presence of residual petroleum-related target compounds in saturated soil and groundwater in accordance with the NYSDEC-approved November 4, 2022 Remedial Design. The remedial approach includes biodegradation of target compounds via direct in-situ mixing of chemical reagents into groundwater and to a minimum depth of 4 feet into saturated soil, within an about 15,000-square-foot area. Reagent mixing was completed on January 17, 2023 and consisted of PetroFix™ (a water-based suspension fluid of micron-scale activated carbon and biostimulating electron acceptors) and Oxygen Release Compound (ORC) Advanced® (an engineered oxygen release compound) supplied by REGENESIS of San Clemente, California.

During in-situ groundwater treatment, the treatment area was excavated to about the observed groundwater table (approximately elevation [el] 2.5 feet¹) in five phased locations. The excavated material consisted of non-native fill and was stockpiled on top of polyethylene sheeting in the eastern part of OU-1 for future replacement in the treatment area. About 2,200 cubic yards of excavated material was not suitable for replacement or mixing because of the presence of metal car parts, large-diameter debris, nuisance conditions, and petroleum impacts. This material was stockpiled separately for future offsite disposal. The removal of non-native fill for offsite disposal is a deviation from the November 4, 2022 Remedial Design. NYSDEC-approved ¾-inch stone was used for backfilling at the water table (about el 2.5 to el 5) throughout the treatment area, to offset material that was not suitable for mixing or backfill. Future offsite disposal of stockpiled material will comply with the NYSDEC-approved OU-1 Remedial Action Work Plan (RAWP), dated May 11, 2021 and will be documented in the OU-1 Construction Completion Report (CCR).

REMEDIAL PERFORMANCE/DOCUMENTATION SAMPLING PLAN

This Post-Treatment Sampling Plan will be implemented in accordance with the Community Air Monitoring Program (CAMP), Quality Assurance Project Plan (QAPP), Construction Health and Safety Plan (CHASP), and other applicable sampling procedures set forth in the OU-1 RAWP. The CHASP is included as Appendix A. The proposed sampling locations are illustrated on Figure 1. A sample summary is included as Table 1. The following sections describe the proposed approach to post-treatment documentation soil and groundwater sampling.

Post-Treatment Documentation Soil Sampling

Documentation of soil quality following in-situ groundwater treatment will include the following tasks (as noted in Figure 1 and Table 1). Community air monitoring will be performed in accordance with the OU-1 RAWP during drilling.

- Completion of 12 soil borings within the treatment area, at 10 locations where soil documentation samples were previously collected (EPB214, EPB215, EPB216, EPB217, EPB218, EPB219, EPB220, EPB221, EPB248 and EPB249) and at two new locations (EPB306, and EPB307) to provide adequate sample coverage. Soil borings will be advanced to depths needed to collect soil samples at the elevations specified in Table 1.
- Collection of 12 soil samples (plus quality assurance/quality control [QA/QC] samples) for laboratory analysis. One grab soil sample will be collected from each soil boring, from a discrete location within the treatment zone (i.e., the top four feet of the saturated soil where reagent placement and mixing occurred). Because additional soil was removed as part of the in-situ treatment, the sample depth will be field determined and depend on the depth of ¾-inch stone backfill encountered within the boring. The proposed sample interval will either be:
 1. The top of the groundwater treatment zone, if soil is identified, or
 2. The top of the soil interval located directly beneath the ¾-inch stone, if ¾-inch stone is encountered at the top of the treatment zone.

¹ In the treatment area, groundwater was observed lower than the typically observed el 5 documented throughout OU-1. The lowered groundwater was observed to be the result heavily densified and compacted fill straddling the water table.

- Submittal of soil samples for laboratory analysis for the full suite of NYSDEC Part 375 parameters shown in Table 1, using the methods specified in the OU-1 QAPP (Appendix F of the OU-1 RAWP). Remedial performance in soil will be evaluated based on the analytical results for volatile organic compounds (VOC) and semivolatile organic compounds (SVOC).

Soil borings will be drilled using a track mounted Geoprobe® utilizing direct push technology. Continuous soil samples will be collected using 4-foot Macro-Core® samplers fitted with dedicated acetate liners. The soil/fill retrieved from each sampler will be field screened with a photoionization detector (PID) for VOCs and described by Langan field personnel. Soil descriptions will be recorded on boring logs. One duplicate sample, one field blank, and one trip blank per day will be analyzed for QA/QC.

Soil samples will be collected in laboratory-supplied containers and will be sealed, labeled, and placed in an ice-chilled cooler (to maintain a temperature of about 4°C), in accordance with the RAWP's chain of custody procedures, for delivery to a New York State Department of Health (NYSDOH) Environmental Laboratory Approval Program (ELAP)-certified laboratory. Laboratory analysis of VOCs and SVOCs will be submitted under a 24-hour turnaround time (TAT). Analysis of polychlorinated biphenyls (PCB), pesticides, herbicides, cyanide, metals (including hexavalent and trivalent chromium), 1,4-dioxane and per- and polyfluoroalkyl substances (PFAS) will be submitted under a standard TAT.

Post-Treatment Groundwater Monitoring

Groundwater monitoring will be performed to document in-situ groundwater treatment performance, and include the following tasks (as noted in Figure 1 and Table 1):

- Reinstallation of two groundwater monitoring wells previously located within the in-situ groundwater treatment area (C-RMW01 and C-MW206)².
- Gauging of six groundwater monitoring wells located down gradient, cross gradient, or within the in-situ treatment area (B-MW201, B-MW206, C-MW201, C-MW205, C-MW206, and C-RMW01). Monitoring well C-MW112 no longer exists and was not accurately represented in Langan's November 4, 2022 Remedial Design. Monitoring well C-MW112 was removed during excavation for RAWP implementation and could not be reinstalled due to sheeting and deep excavation in the area. Monitoring well B-MW201 was preserved instead and will be used to assess groundwater quality in the area where C-MW112 was previously located. Monitoring well gaging will be completed using an interface probe to measure depth to water and confirm absence of light non-aqueous phase liquid (LNAPL). The head space of each well will be monitored with a PID.
- Collection of six groundwater samples from each of the above-mentioned monitoring wells for laboratory analysis of NYSDEC Part 375 List and TCL VOCs and SVOCs.

The use of PetroFix™ triggers additional considerations for collecting representative groundwater samples. Colloidal Activated Carbon (CAC) concentrations (i.e., PetroFix™) in groundwater should

² Monitoring wells C-RMW01 and C-MW206 were removed during direct mixing, reinstallation will be in accordance with the OU-1 RAWP.

be below 100 milligrams per liter (mg/L) when collecting groundwater samples; however, PetroFix™ may take upwards of 60 days to fully adhere to soils, resulting in higher CAC concentrations. To aid in groundwater sampling, the monitoring wells located within the treatment area (C-RMW01 and C-MW206) will be installed using prepacked well screens designed with mesh stainless steel screen (mesh size no. 100) packed with silica sand (grade size no. 20/40). Prior to sample collection, groundwater will be tested using a colorimetric field test kit provided by REGENESIS to determine if CAC concentrations are below 100 mg/L. If the field test determines CAC concentrations are above 100 mg/L, filtered groundwater samples will be collected. Filtered groundwater samples will be collected using a <0.4 micron filter and follow strict low-flow guidance. The following best practices will be implemented when filtering:

- Filtration will only be attempted if less than 300 mg/L of CAC is identified during the field test.
- Glass fiber filter membranes (GFF) or other polar, low-affinity type materials, will be used to avoid sorption of analytes to the filter.
- Headspace on both sides of a filtration setup will be minimized to prevent volatilization of VOCs during filtration.

If filtration is determined to be unsuitable for sampling based on the field test, then an alternative sampling method will be evaluated, such as CAC alum flocculation. Notification of an alternative method, if necessary, will be provided to NYSDEC for review and approval.

SCHEDULE

The in-situ groundwater reagent mixing was completed on January 17, 2023. Implementation of this Post-Treatment Sampling Plan will occur 30 days after the in-situ groundwater mixing completion date. If the sampling results for VOCs and SVOCs do not demonstrate a reduction in contaminant concentrations in soil and groundwater, an additional sampling event will be completed at 45-days post-mixing. A third round of sampling at 60-days post-mixing will be completed, if warranted, based on the results of the 45-day sampling event. The first round of sampling is scheduled for February 16, 2023.

REPORTING

As described in the Remedial Design, daily field reports (DFRs) will be prepared and submitted to the NYSDEC on a timely basis during field activities. After the sampling results for VOCs and SVOCs from each post-treatment sampling event are validated, the results will be provided to NYSDEC for review. If the first round results confirm plume stabilization and continued reduction of groundwater concentrations relative to the baseline (2019 Remedial Investigation) and August 2022 groundwater sampling events, Langan will revise the draft CCR and Interim Site Management Plan to include post-treatment sampling methodology, observations, sampling logs, analytical results, and conclusions. Validated, tabulated sampling results will be included in the monthly progress report (MPR) after the data is validated and submitted electronically as an electronic data deliverable (EDD).

CLOSING

Should you have any questions regarding the scope of work present in this work plan, please do not hesitate to contact the undersigned.

Sincerely,

**Langan Engineering, Environmental, Surveying,
Landscape Architecture and Geology, D.P.C.**



Gerald F. Nicholls, P.E., CHMM
Executive Associate



Jason J. Hayes, P.E.
Principal/Vice President

Enclosure(s): Figure 1 – Proposed Post-Treatment Sampling Plan
Table 1 – Proposed Post-Treatment Sample Summary
Appendix A – Construction Health and Safety Plan

cc: A. Lipman, J. Strobel, S. Bernstein, E. Saretsky – Queens Development Group, LLC
E. Burgess, N. Palumbo – Langan

TABLES

Table 1 - Proposed Post-Treatment Sample Summary
Post-Treatment Sampling Plan
Willetts Points Development Site – OU-1
BCP Site No. C241146
Langan Project No.: 170197601

Location	No.	Sample ID	Previous Documentation Soil Sample ID ¹	Sample Elevation	Rationale	Type	Analysis
SOIL							
EPB214	1	EPB214A_elevation	EPB214_EL7	1. The top of the groundwater treatment zone, if soil is identified, or 2. The top of the soil interval located directly beneath the ¾-inch stone, if ¾ inch stone is encountered at the top of the treatment zone.	Supplemental documentation soil sample to evaluate soil quality at previous documentation sample locations, following implementation on in situ groundwater treatment	Grab	TCL VOCs TCL SVOCs TCL PCBs, TCL Pesticides/Herbicides, TAL Metals Hexavalent/Trivalent Chromium Total Cyanide 1,4-dioxane PFAS
EPB215	2	EPB215A_elevation	EPB215_EL3				
EPB216	3	EPB216A_elevation	EPB216_EL4				
EPB217	4	EPB217A_elevation	EPB217_EL4				
EPB218	5	EPB218A_elevation	EPB218_EL2,5				
EPB219	6	EPB219A_elevation	EPB219_EL13				
EPB220	7	EPB220A_elevation	EPB220_EL4				
EPB221	8	EPB221A_elevation	EPB221_EL6				
EPB248	9	EPB248A_elevation	EPB248_EL1.5				
EPB249	10	EPB249A_elevation	EPB249_EL3				
EPB306	11	EPB306A_elevation	N/A ²				
EPB307	12	EPB307A_elevation	N/A ²				
GROUNDWATER³							
B-MW201	1	B-MW201_date	N/A	Middle of water column	To evaluation remedial performance of in-situ groundwater treatment	Grab	TCL VOCs TCL SVOCs
B-MW206	2	B-MW206_date	N/A				
C-MW201	3	C-MW201_date	N/A				
C-MW205	4	C-MW205_date	N/A				
C-MW206	5	C-MW206_date	N/A				
C-RMW01	6	C-RMW01_date	N/A				
SOIL QA/QC							
DUPLICATE	1	DUP01_date	N/A	The same elevation as the corresponding parent sample	QA/QC	Grab	TCL VOCs, SVOCs, PCBs, Pesticides/Herbicides, TAL Metals, Hexavalent/Trivalent Chromium, Total Cyanide 1,4-dioxane and PFAS
FIELD BLANK	2	FB01_date	N/A	N/A			
TRIP BLANK	3	TB01_date	N/A	N/A			
GROUNDWATER QA/QC							
DUPLICATE	1	WDUP01_date	N/A	The same elevation as the corresponding parent sample	QA/QC	Grab	TCL VOCs and SVOCs
FIELD BLANK	2	WFB01_date	N/A	N/A			
TRIP BLANK	3	WTB01_date	N/A	N/A			

Notes:

¹ID of documentation soil sample collected during IRM or RA implementation at the proposed sampling location.

²No documentation soil sample previously collected at this location, new sample location proposed to provide adequate coverage of treatment area.

³Groundwater samples may be field filtered to remove Colloidal Activated Carbon (CAC), if CAC concentrations are above 100 mg/L in monitoring wells. CAC concentrations in monitoring wells will be field-tested using a colorimetric test kit prior to sample collection.

⁴Laboratory analysis of VOCs and SVOCs for soil and groundwater samples will be rushed under a 24-hour turnaround time.

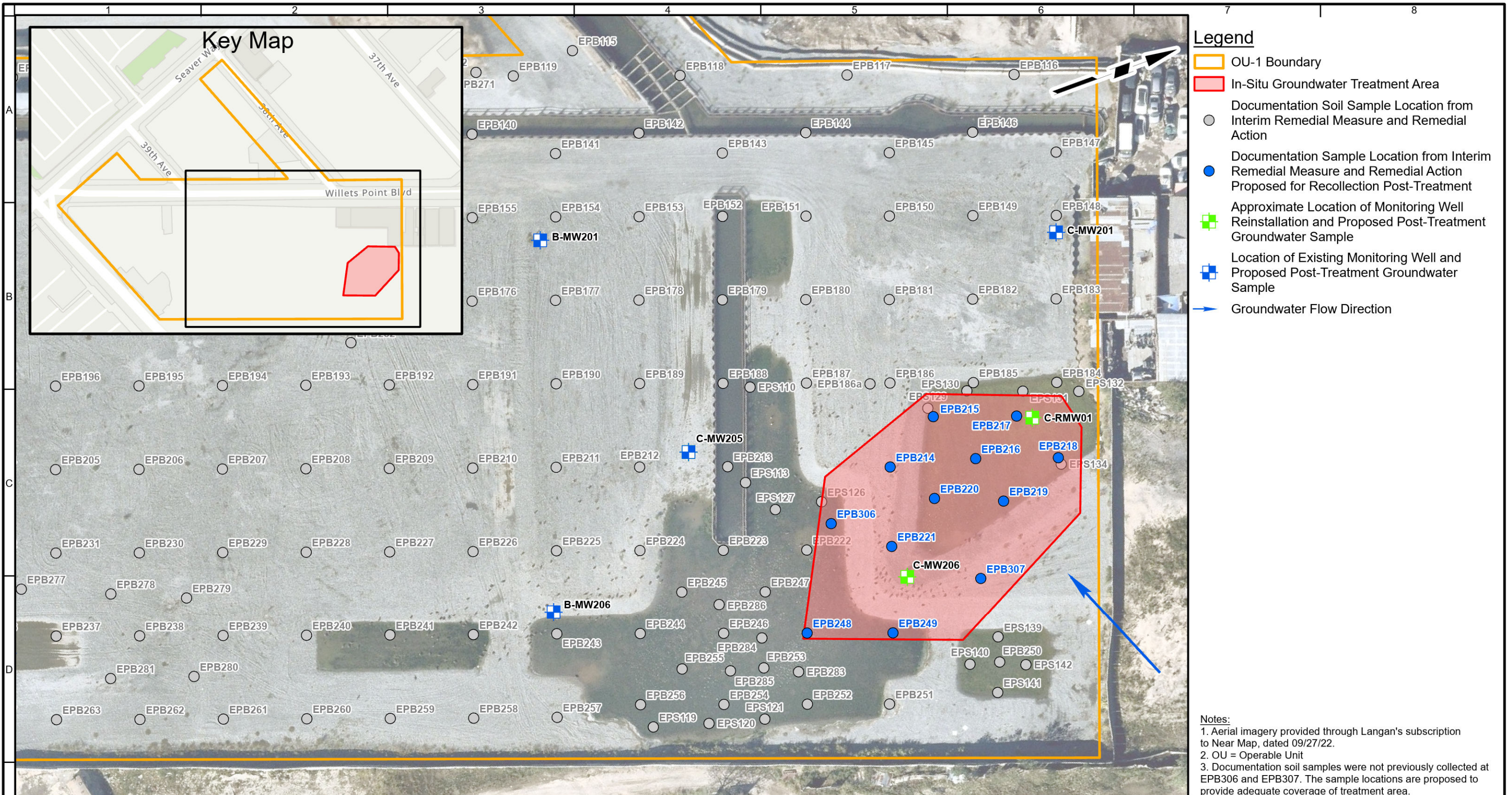
GW = Groundwater
N/A = Not Applicable

QA/QC = Quality Assurance/ Quality Control
NYSDEC = New York State Department of Environmental Conservation

VOCs = Volatile organic compounds
SVOCs = Semivolatile organic compounds

TCL = Target Contaminant List
TAL = Target Analyte List

FIGURES



- Legend**
- OU-1 Boundary
 - In-Situ Groundwater Treatment Area
 - Documentation Soil Sample Location from Interim Remedial Measure and Remedial Action
 - Documentation Sample Location from Interim Remedial Measure and Remedial Action Proposed for Recollection Post-Treatment
 - Approximate Location of Monitoring Well Reinstallation and Proposed Post-Treatment Groundwater Sample
 - Location of Existing Monitoring Well and Proposed Post-Treatment Groundwater Sample
 - Groundwater Flow Direction

Notes:

1. Aerial imagery provided through Langan's subscription to Near Map, dated 09/27/22.
2. OU = Operable Unit
3. Documentation soil samples were not previously collected at EPB306 and EPB307. The sample locations are proposed to provide adequate coverage of treatment area.



<p style="font-size: 0.8em; margin: 0;">Langan Engineering, Environmental, Surveying, Landscape Architecture and Geology, D.P.C. 21 Penn Plaza, 360 West 31st Street, 8th Floor New York, NY 10001 T: 212.479.5400 F: 212.479.5444 www.langan.com</p>	Project	Figure Title	Project No.	Figure No.
	<p style="font-size: 1.2em; font-weight: bold; margin: 0;">WILLETS POINT DEVELOPMENT OU-1</p> <p style="font-size: 0.8em; margin: 0;">QUEENS NEW YORK</p>	<p style="font-size: 1.2em; font-weight: bold; margin: 0;">PROPOSED POST-TREATMENT SAMPLING PLAN</p>	<p style="font-size: 0.8em; margin: 0;">170197601</p>	1
			Date	
			Scale	
			Drawn By	
			MG	

APPENDIX A

Construction Health and Safety Plan (CHASP)

CONSTRUCTION HEALTH AND SAFETY PLAN

FOR

**WILLETS POINT – OPERABLE UNIT 1 (PHASE 1A)
126th STREET/WILLETS POINT BOULEVARD
QUEENS, NEW YORK
NYSDEC BCP Site No. C241146**

Prepared For

**Queens Development Group, LLC
QDG Hotel Partners, LLC
QDG 126th Street Partners, LLC
QDG Parking Partners, LLC
QDG Retail Partners, LLC
c/o The Related Companies
30 Hudson Yards
New York, New York 10001**

Prepared By:

**Langan Engineering, Environmental, Surveying
Landscape Architecture and Geology, D.P.C.
21 Penn Plaza
360 West 31st Street, 8th Floor
New York, New York 10001**

**May 2021
Langan Project No. 170197601**

LANGAN

TABLE OF CONTENTS

	<u>Page No.</u>
1.0 INTRODUCTION	1
1.1 GENERAL.....	1
1.2 SITE LOCATION AND BACKGROUND	1
1.3 SUMMARY OF WORK TASKS	2
1.3.1 Excavation and Soil Screening	2
1.3.2 Soil Screening.....	2
1.3.3 Soil Sampling.....	2
1.3.4 Stockpiling	3
1.3.5 Characterization of Excavated Material	3
1.3.6 Soldier Pile and Lagging Installation	3
1.3.7 Installation of Tiebacks	3
1.3.8 Excavation Backfill.....	3
1.3.9 Decommissioning and Removal of Underground Storage Tank	4
1.3.10 Construction Dewatering	4
1.3.11 Construction Activity Inspections and Observations	4
1.3.12 Equipment Decontamination.....	4
1.3.13 Management of Investigative-Derived Waste	4
1.3.14 Drum Sampling.....	5
2.0 IDENTIFICATION OF KEY PERSONNEL/HEALTH AND SAFETY PERSONNEL	5
2.1 LANGAN PROJECT MANAGER	5
2.2 LANGAN CORPORATE HEALTH AND SAFETY MANAGER.....	6
2.3 LANGAN SITE HEALTH & SAFETY OFFICER	6
2.4 LANGAN FIELD TEAM LEADER RESPONSIBILITIES	6
2.5 CONTRACTOR RESPONSIBILITIES	7
3.0 TASK/OPERATION SAFETY AND HEALTH RISK ANALYSES	8
3.1 SPECIFIC TASK SAFETY ANALYSIS.....	8
3.1.1 Soil Screening and Sampling.....	8
3.1.2 Soil Screening and Sampling.....	8
3.1.3 Stockpile Sampling	8
3.1.4 Indoor Drilling and Excavation	8
3.1.5 Stockpile Sampling	9
3.1.6 Construction Dewatering	9
3.1.7 Removal of Underground Storage Tank.....	9
3.1.8 Backfilling of Excavated Areas to Development Grade.....	10
3.1.9 Construction Activity Inspection	10
3.1.10 Support of Excavation	10
3.1.11 Drum Sampling.....	11
3.2 RADIATION HAZARDS.....	11
3.3 PHYSICAL HAZARDS.....	11
3.3.1 Explosion	11
3.3.2 Heat Stress.....	11
3.3.3 Cold-Related Illness.....	13
3.3.4 Noise	14
3.3.5 Hand and Power Tools	14

3.3.6	Slips, Trips and Fall Hazards	14
3.3.7	Utilities (Electrocution and Fire Hazards)	14
3.3.7.1	Utility Clearance.....	14
3.3.7.2	Lockout-Tagout.....	14
3.3.8	Physical Hazard Considerations for Material Handling	15
3.3.9	Hearing Conservation	16
3.3.9	Open Water	16
3.4	BIOLOGICAL HAZARDS	17
3.4.1	Animals.....	17
3.4.2	Insects.....	17
3.4.3	Plants.....	17
3.5	ADDITIONAL SAFETY ANALYSIS	18
3.5.1	Presence of Non-Aqueous Phase Liquids (NAPL).....	18
3.6	JOB SAFETY ANALYSIS.....	18
4.0	PERSONNEL TRAINING	19
4.1	BASIC TRAINING	19
4.2	INITIAL SITE-SPECIFIC TRAINING	19
4.3	TAILGATE SAFETY BRIEFINGS.....	19
5.0	MEDICAL SURVEILLANCE.....	20
5.1	MERCURY MONITORING	20
5.2	CORONAVIRUS	20
6.0	PERSONAL PROTECTIVE EQUIPMENT	21
6.1	LEVELS OF PROTECTION	21
6.2	RESPIRATOR FIT-TEST	23
6.3	RESPIRATOR CARTRIDGE CHANGE-OUT SCHEDULE.....	23
7.0	AIR QUALITY MONITORING AND ACTIONS LEVELS	23
7.1	MONITORING DURING SITE OPERATIONS.....	23
7.1.1	Volatile Organic Compounds.....	24
7.1.2	Metals	24
7.2	MONITORING EQUIPMENT CALIBRATION AND MAINTENANCE.....	24
7.3	DETERMINATION OF BACKGROUND LEVELS.....	25
8.0	COMMUNITY AIR MONITORING PROGRAM	25
8.1	VAPOR EMISSION RESPONSE PLAN	25
8.2	MAJOR VAPOR EMISSION	26
8.3	MAJOR VAPOR EMISSION RESPONSE PLAN	26
8.4	DUST SUPPRESSION TECHNIQUES	26
9.0	WORK ZONES AND DECONTAMINATION	27
9.1	SITE CONTROL	27
9.2	CONTAMINATION ZONE	27
9.2.1	Personnel Decontamination Station.....	27
9.2.2	Minimization of Contact with Contaminants.....	28
9.2.3	Personnel Decontamination Sequence	28
9.2.4	Emergency Decontamination.....	28
9.2.5	Hand-Held Equipment Decontamination.....	28
9.2.6	Heavy Equipment Decontamination.....	29

9.3	SUPPORT ZONE.....	29
9.4	COMMUNICATIONS.....	29
9.5	THE BUDDY SYSTEM.....	30
10.0	NEAREST MEDICAL ASSISTANCE	30
11.0	STANDING ORDERS/SAFE WORK PRACTICES	30
12.0	SITE SECURITY.....	30
13.0	UNDERGROUND UTILITIES	31
14.0	SITE SAFETY INSPECTION.....	31
15.0	HAND AND POWER TOOLS	31
16.0	EMERGENCY RESPONSE	31
16.1	GENERAL.....	31
16.2	RESPONSIBILITIES.....	32
16.2.1	Health and Safety Officer (HSO)	32
16.2.2	Emergency Coordinator	32
16.2.3	Site Personnel	33
16.3	COMMUNICATIONS.....	33
16.4	LOCAL EMERGENCY SUPPORT UNITS	33
16.5	PRE-EMERGENCY PLANNING	34
16.6	EMERGENCY MEDICAL TREATMENT	34
16.7	PERSONNEL WITH CURRENT FIRST AID AND CPR CERTIFICATION WILL BE IDENTIFIED.	34
16.8	EMERGENCY SITE EVACUATION ROUTES AND PROCEDURES	34
16.8.1	Designated Assembly Locations.....	35
16.8.2	Accounting for Personnel.....	35
16.9	FIRE PREVENTION AND PROTECTION.....	35
16.9.1	Fire Prevention	36
16.10	SIGNIFICANT VAPOR RELEASE.....	36
16.11	OVERT CHEMICAL EXPOSURE	36
16.12	DECONTAMINATION DURING MEDICAL EMERGENCIES	37
16.13	ADVERSE WEATHER CONDITIONS	37
16.14	SPILL CONTROL AND RESPONSE	38
16.15	EMERGENCY EQUIPMENT	39
16.16	RESTORATION AND SALVAGE	39
16.17	DOCUMENTATION.....	39
17.0	SPECIAL CONDITIONS.....	39
17.1	SCOPE.....	39
17.2	RESPONSIBILITIES.....	40
17.3	PROCEDURES.....	40
17.3.1	Ladders.....	40
17.3.1.1	Ladder Use	40
17.3.1.2	Portable Ladders.....	41
17.3.1.3	Step Stools.....	41
17.3.1.4	Extension Ladders	41
17.3.1.5	Inspection	41
17.3.2	First Aid/Cardiopulmonary Resuscitation (CPR)	41
17.3.2.1	Emergency Procedures	42
17.3.2.2	First Aid Supplies.....	42
17.3.3	Hydrogen Sulfide.....	42

17.3.3.1	Characteristics	43
17.3.3.2	Health Effects.....	43
17.3.3.3	Protective Clothing and Equipment	43
17.3.3.4	Emergency and First Aid Procedures	44
19.3.4	Fire Protection/Extinguishers	45
17.3.5	Overhead lines	45
17.3.5.1	Vehicle and Equipment Clearance	46
17.3.6	Trade Secret	47
17.3.7	Bloodborne Pathogens	47
17.3.7.1	Training.....	47
17.3.7.2	Recordkeeping.....	49
18.0	RECORDKEEPING	50
18.1	FIELD CHANGE AUTHORIZATION REQUEST	50
18.2	MEDICAL AND TRAINING RECORDS	50
18.3	ONSITE LOG	50
18.4	DAILY SAFETY MEETINGS (“TAILGATE TALKS”)	50
18.5	EXPOSURE RECORDS.....	50
18.6	HAZARD COMMUNICATION PROGRAM/MSDS-SDS	51
18.7	DOCUMENTATION.....	51
18.7.1	Accident and Injury Report Forms.....	51
18.7.1.1	Accident/Incident Report	51
18.7.1.2	First Aid Treatment Record.....	51
18.7.1.3	OSHA Form 300	52
19.0	CONFINED SPACE ENTRY	52
20.0	CHASP ACKNOWLEDGEMENT FORM	52

LIST OF TABLES

Table 1	Task Hazard Analysis
Table 2	Contaminant Hazards of Concern
Table 3	Summary of Monitoring Equipment
Table 4	Instrumentation Action Levels
Table 5	Emergency Notification List*
Table 6	Suggested Frequency of Physiological Monitoring For Fit and Acclimated Workers
Table 7	Heat Index

LIST OF FIGURES

Figure 1	Site Location Map
Figure 2	Route to Hospital (map with directions)*

LIST OF APPENDICES

Attachment A	Standing Orders*
Attachment B	Decontamination Procedures
Attachment C	Employee Exposure/Injury Incident Report
Attachment D	Calibration Log
Attachment E	Material Data Safety Sheets / Safety Data Sheets*
Attachment F	Jobsite Safety Inspection Checklist
Attachment G	Job Safety Analysis Forms
Attachment H	Tailgate Safety Meeting Log

* Items to be posted prominently on site, or made readily available to personnel.

1.0 INTRODUCTION

1.1 General

This CONSTRUCTION HEALTH AND SAFETY PLAN (CHASP) was developed to address disturbance of known and reasonably anticipated subsurface contaminants and comply with Occupational Safety and Health Administration (OSHA) Standard 29 CFR 1910.120(b)(4), *Hazardous Waste Operations and Emergency Response* during anticipated site work at Willets Point – Operable Unit 1 (Phase 1A) and located at Seaver Way (formerly 126th Street) and Willets Point Boulevard in Queens, New York (hereinafter referred to as the site). The Site is part of a larger property known as Willets Point, which was accepted into the New York State Department of Environmental Conservation (NYSDEC) Brownfield Cleanup Program (BCP) in 2013. The Willets Point BCP site was assigned BCP Site No. C241146. Per a January 16, 2018 letter from the New York State Department of Environmental Conservation (NYSDEC), the Willets Point BCP site was divided into two operable units (OU-1 and OU-2) to facilitate near term affordable housing development on OU-1. OU-1, also known as Phase 1A, is about 7.803 -acres in area and comprises portions of Blocks 1826, 1827, and 1833.

This CHASP provides the minimum requirements for implementing site operations during future remedial measure activities. All contractors performing work on this site shall implement their own CHASP that, at a minimum, adheres to this CHASP. The contractor is responsible for their own health and safety and that of their subcontractors. Langan personnel will implement this CHASP while onsite.

The content of this CHASP may change or undergo revision based upon additional information made available to health and safety personnel, monitoring results, or changes in the work plan.

1.2 Site Location and Background

The Willets Point site is located at in and around 126th Street/Willets Point Boulevard and comprises 56 tax lots within 8 city blocks and has a total area of about 23.5 acres. A site location map is enclosed as Figure 1. The Willets Point BCP site, including OU-1, comprises mostly vacant land. Citi Field and various industrial- and commercial-use properties are adjacent to the Willets Point BCP site.

Prior to the 1900s, the Willets Point area was a tidally influenced saltwater meadow. From the early 1900s to the early 1930s, the area was used as a dumping ground for coal ash from residential and municipal heating operations in greater New York City. In the late 1930s, Willets

Point along with nearby Flushing Corona Park were graded and redeveloped. Previously deposited coal ash was left in place as fill material. Willets Point was developed primarily with automotive uses, including small car repair shops, filling stations, and scrapyards. These automotive-centric industrial activities characterized Willets Point through about 2015 when most of the former one- and two-story industrial buildings at the site were demolished. All structures on OU-1 were demolished as of spring 2019 and the site is vacant and fenced.

1.3 Summary of Work Tasks

1.3.1 Excavation and Soil Screening

Langan personnel will screen excavated material for visual, olfactory, and instrumental indicators suggestive of a potential chemical or petroleum release. Instrument screening for the presence of volatile organic compounds (VOCs) may be performed with a duly calibrated Photoionization detector (PID). Contractors will excavate for utilities, foundation components and potential grading using heavy equipment and hand tools. Contractors will notify Langan personnel if they identify indications suggestive of a potential chemical or petroleum release. Contaminated material shall be handled and properly disposed in accordance with federal, state and city regulations, criteria and guidelines.

1.3.2 Soil Screening

As part of future excavation activities, the Langan personnel will report when they have observed visual and olfactory indications of possible soil impact. Langan personnel will also report concentrations of VOCs above background when using a properly calibrated hand held PID, or equivalent.

1.3.3 Soil Sampling

Soil samples (waste characterization, excavation endpoint, delineation, or quality assurance/quality control [QA/QC]) may be collected during construction, as required. Langan personnel will coordinate with the contractor in sampling soil (in accordance with the SMP, where applicable). If stockpile soil sampling is required from above ground level, suitable excavation equipment (i.e., excavator, front end loader) should be used to collect the sample.

Soil samples excavation endpoint or delineation sampling (along with QA/QC samples) may be collected and subsequently submitted to a New York State Department of Health (NYSDOH) Environmental Laboratory Approval Program (ELAP)-certified laboratory and analyzed in accordance with work plan specifications.

1.3.4 Stockpiling

As part of future excavation activities, potentially impacted soil may be stockpiled pending laboratory analysis and determining proper off-site disposal. Visibly contaminated soil, if encountered, shall be segregated and stockpiled on at least 10 millimeters of plastic sheeting; reusable soil and fill shall be segregated and stockpiled separately from unusable fill, concrete and other debris; the stockpiles shall be kept covered with 6 millimeters thick plastic sheeting; the plastic sheeting covering the stockpiles shall be anchored firmly in place by weights, stakes, or both; the Contractor shall maintain the plastic sheeting.

1.3.5 Characterization of Excavated Material

When required by the work plan, Langan personnel will characterize excavated soil or clean backfill in accordance with Langan standards.

1.3.6 Soldier Pile and Lagging Installation

Langan will observe the contractor installation of soldier piles and lagging. These activities are to be done in accordance with the work plan. These activities are to be performed by the contractor in accordance with the construction documents and they will complete these tasks following their own CHASP. Materials used for construction may be inspected by Langan for conformance to the design documents.

1.3.7 Installation of Tiebacks

Langan will observe the contractor installation of tiebacks for the soldier pile and lagging wall as well as the tieback testing. These activities are to be done in accordance with the work plan. The work will be performed by the contractor in accordance with the construction documents and they will complete these tasks following their own CHASP.

1.3.8 Excavation Backfill

Areas of the site that were over-excavated may be backfilled to development grade (i.e., the grade required to complete construction of the foundation and sidewalk extension). Imported material will consist of clean fill that meets the 6 New York Codes, Rules and Regulations (NYCRR) Part 375-6.8(a) Unrestricted Use Soil Cleanup Objectives (UU SCOs) or other acceptable fill material such as virgin stone from a permitted mine or quarry or recycled concrete aggregate (RCA), from a New York State Department of Environmental Conservation (NYSDEC)-registered facility in compliance with 6 NYCRR Part 360 registration and permitting requirements for the period of RCA acquisition. Imported RCA must be derived from recognizable and

uncontaminated concrete. RCA is not acceptable for, and will not be used as, site cover or drainage material.

1.3.9 Decommissioning and Removal of Underground Storage Tank

If an underground storage tank (UST) is encountered, a UST decommissioning and removal contractor shall furnish all labor and materials, equipment and incidentals required for the proper decontamination, removal and closure of any UST in accordance with federal, state and local regulations. Langan personnel will monitor VOCs with a calibrated PID downwind from the UST excavation and record the PID readings.

1.3.10 Construction Dewatering

Construction dewatering may be required, the dewatering contractor shall be responsible for handling contaminated dewatering fluids in accordance with federal, state and local regulations. Dewatering fluids are likely to be discharged to the local sanitary sewer system after treatment and under approved regulatory permit. Alternatively, the contractor may provide containerized storage to allow for testing of groundwater prior to, and after, treatment and before disposal. If required, Langan field personnel may sample dewatering treatment system liquids from either a discharge standpipe or a storage tank. Dewatering samples will be submitted to an ELAP-certified laboratory for analysis.

1.3.11 Construction Activity Inspections and Observations

Langan will observe construction activities including the composite cover performed by the contractor in accordance with the construction documents, RAWP, and special inspection requirements administered by the New York City Department of Buildings. Materials used for construction will be inspected by Langan for conformance to the design documents.

1.3.12 Equipment Decontamination

Before the start of the day's sampling and after sampling each run, sampling equipment will be decontaminated by the decontamination process outlined Attachment B - Decontamination Procedures. Decontamination wastes and purge water will be temporarily stored on site pending analytical results.

1.3.13 Management of Investigative-Derived Waste

The investigative-derived waste (IDW) generated during this investigation may stockpiled as defined under section **1.3.4** or contained in DOT-approved 55-gallon drums. The drums will be

temporarily stored on the site or as directed by the client representative. All drums will be filled between to two-thirds full to allow easy maneuvering during drum pickup and disposal. Drum labels are to be provided by Langan (Environmental Closet). All drums will be labeled as “IDW Pending Analysis” until sample data are reported from the laboratory. Drum labels will include date filled and locations where waste was generated along with the standard information required by the labels in accordance with the Langan SOP09, Drum Labeling..

Closed top drums are to be used to store liquids. Debris, including plastic sheeting, polyethylene tubing, personal protection equipment (PPE), decontamination debris, etc. will be segregated from and disposed in large heavy duty garbage bags and disposed of at the site. Excess unused glassware should be returned to the lab along with the last day of collection samples.

1.3.14 Drum Sampling

Excess or impacted soil and water that is drummed during the remedial action activities must be labeled in accordance with the Langan Drum Labeling Standard Operating Procedure (SOP-#9). Langan personnel will collect drum samples, as required, prior to off-site drum disposal. Samples will be placed into laboratory-supplied batch-certified clean glassware and submitted to a NYSDOH ELAP-certified laboratory.

2.0 IDENTIFICATION OF KEY PERSONNEL/HEALTH AND SAFETY PERSONNEL

The following briefly describes the health and safety (H&S) designations and general responsibilities that may be employed for this site. The titles have been established to accommodate the project needs and requirements and ensure the safe conduct of site activities. The H&S personnel requirements for a given work location are based upon the proposed site activities.

2.1 Langan Project Manager

The Langan Environmental Project Manager (PM) is Andrew Schweitzer and the Geotechnical PM is Miguel Matos, their responsibilities include:

- Ensuring that this CHASP is developed, current, and approved prior to on-site activities.
- Ensuring that all the tasks in the project are performed in a manner consistent with Langan's comprehensive *Health and Safety Program for Hazardous Waste Operations* and this CHASP.

2.2 Langan Corporate Health and Safety Manager

The Langan Corporate Health and Safety Manager is Tony Moffa. His responsibilities include:

- Updating the *Construction Health and Safety Program for Hazardous Waste Operations*.
- Assisting the site Health and Safety Officer (HSO) with development of the CHASP, updating CHASP as dictated by changing conditions, jobsite inspection results, etc. and approving changes to this CHASP.
- Assisting the HSO in the implementation of this CHASP and conducting Jobsite Safety Inspections and assisting with communication of results and correction of shortcomings found.
- Maintaining records on personnel (medical evaluation results, training and certifications, accident investigation results, etc.).

2.3 Langan Site Health & Safety Officer

The Langan site HSO is William Bohrer. His responsibilities include:

- Participating in the development and implementation of this CHASP.
- When on-site, assisting the Langan Field Team Leader in conducting Tailgate Safety Meetings and Jobsite Safety Inspections and correcting any shortcomings in a timely manner.
- Ensuring that proper PPE is available, worn by employees, and properly stored and maintained.
- Controlling entry into and exit from the site contaminated areas or zones.
- Monitoring employees for signs of stress, such as heat stress, fatigue, and cold exposure.
- Monitoring site hazards and conditions.
- Knowing (and ensuring that all site personnel also know) emergency procedures, evacuation routes, and the telephone numbers of the ambulance, local hospital, poison control center, fire department, and police department.
- Resolving conflicts that may arise concerning safety requirements and working conditions.
- Reporting all incidents, injuries and near misses to the Langan Incident/Injury Hotline immediately and the client representative.

2.4 Langan Field Team Leader Responsibilities

The Langan Field Team Leader (FTL) is to be determined prior to the start of the start of field activities. The Field Team Leader's responsibilities include:

- The management of the day-to-day site activities and implementation of this CHASP in the field.
- Participating in and/or conducting Tailgate Safety Meetings and Jobsite Safety Inspections and correcting any shortcomings in a timely manner.
- When a Community Air Monitoring Operating Program (CAMP) is part of the scope, the FTL will set up and maintaining community air monitoring activities and instructing the responsible contractor to implement organic vapor or dust mitigation when necessary.
- Overseeing the implementation of activities specified in the work plan.

2.5 Contractor Responsibilities

The contractor shall develop and implement their own CHASP for their employees, lower-tier subcontractors, and consultants. The contractor is responsible for their own health and safety and that of their subcontractors. Contractors operating on the site shall designate their own FTL, HSO and HSM. The contractor's CHASP will be at least as stringent as this Langan CHASP. The contractor must be familiar with and abide by the requirements outlined in their own CHASP. A contractor may elect to adopt Langan's CHASP as its own provided that it has given written notification to Langan, but where Langan's CHASP excludes provisions pertinent to the contractor's work (i.e., confined space entry); the contractor must provide written addendums to this CHASP. Additionally, the contractor must:

- Ensure their employees are trained in the use of all appropriate personal protection equipment (PPE) for the tasks involved;
- Notify Langan of any hazardous material brought onto the job site or site related area, the hazards associated with the material, and must provide a material safety data sheet (MSDS) or safety data sheet (SDS) for the material;
- Have knowledge of, understand, and abide by all current federal, state, and local health and safety regulations pertinent to the work;
- Ensure their employees handling hazardous materials, if identified at the Site, have received current training in the appropriate levels of 29 CFR 1910.120, *Hazardous Waste Operations and Emergency Response* (HAZWOPER) if hazardous waste is identified at the Site;
- Ensure their employees handling hazardous materials, if identified at the Site, have been fit-tested within the year on the type respirator they will wear; and
- Ensure all air monitoring is in place pertaining to the health and safety of their employees as required by OSHA 1910.120; and
- All contractors must adhere to all federal, state, and local regulatory requirements.

3.0 TASK/OPERATION SAFETY AND HEALTH RISK ANALYSES

A Task-Hazard Analysis (Table 1) was completed for general construction hazards that may be encountered at the Site. The potential contaminants that might be encountered during the field activities and the exposure limits are listed in Table 2 complete inventory of MSDS/SDS for chemical products used on site is included as Attachment E.

3.1 Specific Task Safety Analysis

3.1.1 Soil Screening and Sampling

Sampling the soil requires the donning of chemical resistant gloves in addition to the standard PPE. Langan personnel are not to operate drilling or excavation equipment nor open sampling devices (acetate liners, sonic sample bags, etc.). These tasks are to be completed by the driller or excavation contractor.

3.1.2 Soil Screening and Sampling

Sampling the soil requires the donning of chemical resistant gloves in addition to the standard PPE. Langan personnel are not to operate drilling or excavation equipment nor open sampling devices (acetate liners, sonic sample bags, etc.). These tasks are to be completed by the driller or excavation contractor.

3.1.3 Stockpile Sampling

The Langan personnel are not to scale or otherwise climb stockpiles. If the soil sampling plan requires sampling from the stockpile above ground level, samples are to be obtained using suitable excavation equipment operated by the contractor (i.e. front end loader).

3.1.4 Indoor Drilling and Excavation

The work scope may require indoor work or work in locations where there may not be adequate ventilation sufficient to safely operate any rig or excavation equipment powered by an internal combustion engine. Where possible, all such work should be done by equipment powered by electricity. If such equipment is used and must be directly wired to the buildings electrical system or to an independent system, this work must be completed by a licensed electrician in accordance with all electrical codes applicable to the work.

Indoor work which is to be completed with equipment powered by an internal combustion engine must incorporate air monitoring of carbon monoxide (CO) using calibrated air monitoring

equipment (MultiRAE or equivalent). In addition, the work plan should incorporate mitigation for venting engine exhaust fumes directly to the outdoors and for circulating fresh air into the work area.

The OSHA Time Weighted Average (TWA) Permissible Exposure Limit (PEL) for CO from 50 to 35 parts per million (ppm). Langan will monitor CO with a suitable monitoring device. If CO levels exceed 5 ppm, Langan will instruct contractors to begin mitigation measures. These measures are at a minimum:

- Increase air circulation using industrial size fans to bring additional fresh air into the building or vent exhaust to the outside;
- Modify the passive exhaust method being used to increase venting circulation by using wider diameter tubing or sealing tubing connections; or
- Modify the work schedule where the rig is turned off to allow time for CO levels to fall back to background

All work must cease if CO levels reach 35 ppm. The Langan engineer is to report to the PM and H&S officer when an action level is reached.

3.1.5 Stockpile Sampling

The Langan personnel are not to scale or otherwise climb stockpiles. If the soil sampling plan requires sampling from the stockpile above ground level, samples are to be obtained using suitable excavation equipment operated by the contractor (i.e. front end loader).

3.1.6 Construction Dewatering

If required, Langan may sample dewatering treatment system liquids from either the direct discharge standpipe or from a sample port or valve built into the storage tank, Langan will don the necessary PPE including nitrile gloves and if necessary, facial splash guard. Sample ports and valves may only be sampled if they are accessible at ground level. Sampling from heights over 6 feet is prohibited unless Langan field personnel are fully accredited in fall protection and is wearing approved fall protection safety apparatus. The discharge samples will be submitted to an ELAP-certified laboratory for analysis in accordance with the work plan.

3.1.7 Removal of Underground Storage Tank

If UST excavation and removal activity is initiated, Langan personnel will conduct air monitoring for lower explosion limit (LEL) conditions within the UST excavation itself. This task is to be performed using calibrated air monitoring equipment designed to sound an audio alarm when

atmospheric concentrations of VOC are within 10% of the LEL. In normal atmospheric oxygen concentrations, the LEL monitoring may be done with a Wheatstone bridge/catalytic bead type sensor (i.e. MultiRAE). However in oxygen depleted atmospheres (confined space), only an LEL designed to work in low oxygen environments may be used. Best practices require that the LEL monitoring unit be equipped with a long sniffer tube to allow the LEL unit to remain outside the UST excavation. Langan personnel are not to enter the UST excavation nor enter an excavated UST.

In addition to monitoring LEL, Langan personnel will monitor atmospheric VOC concentrations directly downwind of the UST excavation in accordance with standard CAMP procedures using calibrated air monitoring equipment.

3.1.8 Backfilling of Excavated Areas to Development Grade

The backfilling contractor will provide their employees with equivalent PPE to protect them from the specific hazards likely to be encountered on-site. Selection of the appropriate PPE must take into consideration: (1) identification of the hazards or suspected hazards; (2) potential exposure routes; and, (3) the performance of the PPE construction (materials and seams) in providing a barrier to these hazards. Langan personnel may survey backfilling material with a calibrated PID; however, as they are not permitted to climb the material delivery truck, the contractor must provide samples from each truck as required.

3.1.9 Construction Activity Inspection

The contractor will operate equipment used to install the composite cover. Langan personnel will inspect in accordance with specification in the work plan and record the data the work plan requires. The installation of the composite cover is to be done exclusively by the contractor following their own health and safety specifications outlined in their CHASPs. Other activities assigned to Langan as part of construction activities are limited to inspection and observations as specified in the work plan. Langan personnel are not to operate or assist in the operation of equipment used in construction activities unless defined as part of an inspection or observation in the work plan.

3.1.10 Support of Excavation

Langan engineers may complete additional tasks following the work plan specifications for support of excavation (SOE) activities. These tasks are to be completed donning standard PPE. Langan engineers should compile a job safety analysis for specific tasks as necessary.

3.1.11 Drum Sampling

Drilling fluid, rinse water, grossly-contaminated soils samples and cuttings may be containerized in 55-gallon drums for transport and disposal off site. Each drum must be labeled in accordance with the Langan Drum Labeling Standard Operating Procedure (SOP-#9). Langan may collect drum samples, as required, prior to off-site drum disposal. Samples will be placed into laboratory-supplied batch-certified clean glassware and submitted to a NYSDOH ELAP-certified laboratory.

Langan employees and contractors are not to move or open any orphaned (unlabeled) drum found on the site without approval of the project manager.

3.2 Radiation Hazards

No radiation hazards are known or expected at the site.

3.3 Physical Hazards

Physical hazards, which may be encountered during site operations for this project, are detailed in Table 1.

3.3.1 Explosion

No explosion hazards are expected for the scope of work at this site.

3.3.2 Heat Stress

The use of Level C protective equipment, or greater, may create heat stress. Monitoring of personnel wearing personal protective clothing should commence when the ambient temperature is 72°F or above. Table 6 presents the suggested frequency for such monitoring. Monitoring frequency should increase as ambient temperature increases or as slow recovery rates are observed. Refer to the Table 7 to assist in assessing when the risk for heat related illness is likely. To use this table, the ambient temperature and relative humidity must be obtained (a regional weather report should suffice). Heat stress monitoring should be performed by the HSO or the FTL, who shall be able to recognize symptoms related to heat stress.

To monitor the workers, be familiar with the following heat-related disorders and their symptoms:

- **Heat Cramps:** Painful spasm of arm, leg or abdominal muscles, during or after work
- **Heat Exhaustion:** Headache, nausea, dizziness; cool, clammy, moist skin; heavy sweating; weak, fast pulse; shallow respiration, normal temperature

- **Heat Stroke:** Headache, nausea, weakness, hot dry skin, fever, rapid strong pulse, rapid deep respirations, loss of consciousness, convulsions, coma. *This is a life threatening condition.*

Do not permit a worker to wear a semi-permeable or impermeable garment when they are showing signs or symptoms of heat-related illness.

To monitor the worker, measure:

- **Heart rate:** Count the radial pulse during a 30-second period as early as possible in the rest period. If the heart rate exceeds 100 beats per minute at the beginning of the rest period, shorten the next work cycle by one-third and keep the rest period the same. If the heart rate still exceeds 100 beats per minute at the next rest period, shorten the following work cycle by one-third. A worker cannot return to work after a rest period until their heart rate is below 100 beats per minute.
- **Oral temperature:** Use a clinical thermometer (3 minutes under the tongue) or similar device to measure the oral temperature at the end of the work period (before drinking). If oral temperature exceeds 99.6°F (37.6°C), shorten the next work cycle by one-third without changing the rest period. A worker cannot return to work after a rest period until their oral temperature is below 99.6°F. If oral temperature still exceeds 99.6°F (37.6°C) at the beginning of the next rest period, shorten the following cycle by one-third. Do not permit a worker to wear a semi-permeable or impermeable garment when oral temperature exceeds 100.6°F (38.1°C).

Prevention of Heat Stress - Proper training and preventative measures will aid in averting loss of worker productivity and serious illness. Heat stress prevention is particularly important because once a person suffers from heat stroke or heat exhaustion, that person may be predisposed to additional heat related illness. To avoid heat stress the following steps should be taken:

- Adjust work schedules.
- Mandate work slowdowns as needed.
- Perform work during cooler hours of the day if possible or at night if adequate lighting can be provided.
- Provide shelter (air-conditioned, if possible) or shaded areas to protect personnel during rest periods.
- Maintain worker's body fluids at normal levels. This is necessary to ensure that the cardiovascular system functions adequately. Daily fluid intake must approximately equal the amount of water lost in sweat, i.e., eight fluid ounces (0.23 liters) of water must be ingested for approximately every eight ounces (0.23 kg) of weight lost. The normal thirst mechanism is not sensitive enough to ensure that enough water will be drunk to replace

lost sweat. When heavy sweating occurs, encourage the worker to drink more. The following strategies may be useful:

- Maintain water temperature 50^o to 60^oF (10^o to 16.6^oC).
- Provide small disposal cups that hold about four ounces (0.1 liter).
- Have workers drink 16 ounces (0.5 liters) of fluid (preferably water or dilute drinks) before beginning work.
- Urge workers to drink a cup or two every 15 to 20 minutes, or at each monitoring break. A total of 1 to 1.6 gallons (4 to 6 liters) of fluid per day are recommended, but more may be necessary to maintain body weight.
- Train workers to recognize the symptoms of heat related illness.

3.3.3 Cold-Related Illness

If work on this project begins in the winter months, thermal injury due to cold exposure can become a problem for field personnel. Systemic cold exposure is referred to as hypothermia. Local cold exposure is generally called frostbite.

- **Hypothermia** - Hypothermia is defined as a decrease in the patient core temperature below 96^oF. The body temperature is normally maintained by a combination of central (brain and spinal cord) and peripheral (skin and muscle) activity. Interference with any of these mechanisms can result in hypothermia, even in the absence of what normally is considered a "cold" ambient temperature. Symptoms of hypothermia include: shivering, apathy, listlessness, sleepiness, and unconsciousness.
- **Frostbite** - Frostbite is both a general and medical term given to areas of local cold injury. Unlike systemic hypothermia, frostbite rarely occurs unless the ambient temperatures are less than freezing and usually less than 20^oF. Symptoms of frostbite are: a sudden blanching or whitening of the skin; the skin has a waxy or white appearance and is firm to the touch; tissues are cold, pale, and solid.

Prevention of Cold-Related Illness - To prevent cold-related illness:

- Educate workers to recognize the symptoms of frostbite and hypothermia
- Identify and limit known risk factors:
- Assure the availability of enclosed, heated environment on or adjacent to the site.
- Assure the availability of dry changes of clothing.
- Assure the availability of warm drinks.
- Start (oral) temperature recording at the job site:
- At the FSO or Field Team Leader's discretion when suspicion is based on changes in a worker's performance or mental status.
- At a worker's request.

- As a screening measure, two times per shift, under unusually hazardous conditions (e.g., wind-chill less than 20°F, or wind-chill less than 30°F with precipitation).
- As a screening measure whenever anyone worker on the site develops hypothermia.

Any person developing moderate hypothermia (a core temperature of 92°F) cannot return to work for 48 hours.

3.3.4 Noise

Work activities during the proposed activities may be conducted at locations with high noise levels from the operation of equipment. Hearing protection will be used as necessary.

3.3.5 Hand and Power Tools

The use of hand and power tools can present a variety of hazards, including physical harm from being struck by flying objects, being cut or struck by the tool, fire, and electrocution. All hand and power tools should be inspected for health and safety hazards prior to use. If deemed unserviceable/un-operable, notify supervisor and tag equipment out of service. Ground Fault Circuit Interrupters (GFCIs) are required for all power tools requiring direct electrical service.

3.3.6 Slips, Trips and Fall Hazards

Care should be exercised when walking at the site, especially when carrying equipment. The presence of surface debris, uneven surfaces, pits, facility equipment, and soil piles contribute to tripping hazards and fall hazards. To the extent possible, all hazards should be identified and marked on the site, with hazards communicated to all workers in the area.

3.3.7 Utilities (Electrocution and Fire Hazards)

3.3.7.1 Utility Clearance

The possibility of encountering underground utilities poses fire, explosion, and electrocution hazards. All excavation work will be preceded by review of available utility drawings and by notification of the subsurface work to the N.Y. One –Call–Center.

3.3.7.2 Lockout-Tagout

The potential adverse effects of electrical hazards include burns and electrocution, which could result in death. Therefore, there is a procedure that establishes the requirements for the lockout/tagout (LOTO) of energy isolating devices in accordance with the OSHA electrical lockout

and tagging requirements as specified in 29 CFR 1926.417. This procedure will be used to ensure that all machines and equipment are isolated from potentially hazardous energy. If possible, equipment that could cause injury due to unexpected energizing, start-up, or release of stored energy will be locked/tagged, before field personnel perform work activities.

Depending upon the specific work task involved, Langan's SSC or FTL will serve as the authorized lockout/tagout coordinator, implement the lockout/tagout procedure and will be responsible to locate, lock and tag valves, switches, etc.

SPECIAL NOTE: Project personnel will assume that all electrical equipment at surface, subsurface and overhead locations is energized, until equipment has been designated and confirmed as de-energized by a utility company representative. Langan will notify the designated utility representative prior to working adjacent to this equipment and will verify that the equipment is energized or de-energized in the vicinity of the work location.

No project work shall be performed by Langan personnel or subcontractors on or near energized electrical lines or equipment unless hazard assessments are completed in writing, reviewed by Langan's SSHO, and clearly communicated to the field personnel.

The FTL shall conduct a survey to locate and identify all energy isolating devices. They shall be certain which switches, valves or other isolating devices apply to the equipment. The lockout/tagout procedure involves, but is not limited to, electricity, motors, steam, natural gas, compressed air, hydraulic systems, digesters, sewers, etc.

3.3.8 Physical Hazard Considerations for Material Handling

There are moderate to severe risks associated with moving heavy objects at the Site. The following physical hazards should be considered when handling materials at the Site:

- Heavy objects will be lifted and moved by mechanical devices rather than manual effort whenever possible.
- The mechanical devices will be appropriate for the lifting of moving task and will be operated only by trained and authorized personnel.
- Objects that require special handling or rigging will only be moved under the guidance of a person who has been specifically trained to move such objects.
- Lifting devices will be inspected, certified, and labeled to confirm their weight capacities. Defective equipment will be taken out of service immediately and repaired or destroyed.
- The wheels of any trucks being loaded or unloaded will be chocked to prevent movement. Outriggers will be fully extended on a flat, firm surface during operation.

- Personnel will not pass under a raised load, nor will a suspended load be left unattended.
- Personnel will not be carried on lifting equipment, unless it is specifically designed to carry passengers.
- All reciprocating, rotating, or other moving parts will be guarded at all times.
- Accessible fire extinguishers, currently (monthly) inspected, will be available in all mechanical lifting devices.
- Verify all loads/materials are secure before transportation.

Material handling tasks that are unusual or require specific guidance will need a written addendum to this CHASP. The addendum must identify the lifting protocols before the tasks are performed. Upon approval, the plan must be reviewed with all affected employees and documented. Any deviation from a written plan will require approval by the Langan HSM.

3.3.9 Hearing Conservation

Under the construction industry standard, the maximum permissible occupational noise exposure is 90 dbA (8-hour TWA), and noise levels in excess of 90 dbA must be reduced through feasible administrative and engineering controls. (20 CFR 1926.52). Hearing protection is required when working within 15 feet of vacuum extraction equipment and drill rigs.

3.3.9 Open Water

Employees working over or near water, where the danger of drowning exists, shall be provided with U.S. Coast Guard-approved life jackets or buoyant work vests. Prior to and after each use, the buoyant work vests or life preservers shall be inspected for defects which would alter their strength or buoyancy. Defective units shall not be used.

And should a worker fall into the water, OSHA requires (29 CFR 1926.106(c)) that ring buoys with at least 90 feet of line shall be provided and readily available for emergency rescue operations. The distance between ring buoys shall not exceed 200 feet. Another remedial action required by OSHA (29 CFR 1926.106(d)) is the use of lifesaving skiffs.

OSHA requires that at least one lifesaving skiff shall be immediately available at locations where employees are working over or adjacent to water and must include the following provisions.

- The skiff must be in the water or capable of being quickly launched by one person.
- At least one person must be present and specifically designated to respond to water emergencies and operate the skiff at all times when there are employees above water.
- When the operator is on break another operator must be designated to provide requisite

coverage when there are employees above water.

- The designated operator must either have the skiff staffed at all times or have someone remain in the immediate area such that the operator can quickly reach the skiff and perform rescue services.
- The skiff operator maybe assigned other tasks provided the tasks do not interfere with the operator’s ability to quickly reach the skiff.
- A communication system, such as a walkie-talkie, must be used to inform the skiff operator of an emergency and to inform the skiff operator where the skiff is needed.
- The skiff must be equipped with both a motor and oars.

With regard to the number of skiffs required and the appropriate maximum response time, the following factors must be evaluated:

- The number of work locations where there is a danger of falling into water;
- The distance to each of those locations;
- Water temperature and currents;
- Other hazards such as, but not limited to, rapids, dams, and water intakes;

Other regulations that present S&H practices and PPE for work on or near water include: 29 CFR 1910, Subpart T (401 – 440)

3.4 Biological Hazards

3.4.1 Animals

There is a possibility of encountering wildlife including reptiles, rodents and other small and medium size mammals. The Langan personnel is to avoid interacting with any wildlife.

3.4.2 Insects

Ticks and other biting or stinging insects may to be encountered during site operations. Langan personnel should take necessary precautions including donning long sleeve shirts and insecticide to prevent bites and stings. After field work, Langan personnel should perform a complete visual inspection of their clothing to insure they are not inadvertently harboring ticks. If they do observe a tick bite, they are to contact the HSM or HSO and report the event.

3.4.3 Plants

Poisonous plants may to be encountered during site operations. Langan personnel should take necessary precautions including donning long sleeve shirts and applying preventative poison Ivy/Sumac lotion to prevent or limit effects of exposure. If after field work, Langan employees

do observe a reaction to poisonous plant exposure, they are to contact the HSM or HSO and report the event.

3.5 Additional Safety Analysis

3.5.1 Presence of Non-Aqueous Phase Liquids (NAPL)

There is potential for exposure to NAPL at this site. Special care and PPE should be considered when NAPL is observed as NAPL is a typically flammable fluid and releases VOCs known to be toxic and/or carcinogenic. If NAPL is present in a monitoring well, vapors from the well casing may contaminate the work area breathing zone with concentrations of VOCs potentially exceeding health and safety action levels. In addition, all equipment used to monitor or sample NAPL (or ground water from wells containing NAPL) must be intrinsically safe. Equipment that directly contacts NAPL must also be resistant to organic solvents.

At a minimum, a PID should be used to monitor for VOCs when NAPL is observed. If NAPL is expected to be observed in an excavation or enclosed area, air monitoring must be started using calibrated air monitoring equipment designed to sound an audio alarm when atmospheric concentrations of VOC are within 10% of the LEL. In normal atmospheric oxygen concentrations, the LEL monitoring may be done with a Wheatstone bridge/catalytic bead type sensor (i.e. MultiRAE). However in oxygen depleted atmospheres (confined space), only an LEL designed to work in low oxygen environments may be used. Best practices require that the LEL monitoring unit be equipped with a long sniffer tube to allow the LEL unit to remain outside the UST excavation.

When NAPL is present, Langan personnel are required to use disposable nitrile gloves at all times to prevent skin contact with contaminated materials. They should also consider having available a respirator and protective clothing (Tyvek® overalls), especially if NAPL is in abundance and there are high concentrations of VOCs.

All contaminated disposables including PPE and sampling equipment must be properly disposed of in labeled 55-gallon drums

3.6 Job Safety Analysis

A Job Safety Analysis (JSA) is a process to identify existing and potential hazards associated with each job or task so these hazards can be eliminated, controlled or minimized. A JSA will be performed at the beginning of each work day, and additionally whenever an employee begins a new task or moves to a new location. All JSAs must be developed and reviewed by all parties

involved. A blank JSA form and documentation of completed JSAs are in Attachment G.

4.0 PERSONNEL TRAINING

4.1 Basic Training

Completion of an initial 40-hour HAZWOPER training program as detailed in OSHA's 29 CFR 1910.120(e) is required for all employees working on a site engaged in hazardous substance removal or other activities which expose or potentially expose workers to hazardous substances, health hazards, or safety hazards as defined by 29 CFR 1910.120(a). Annual 8-hour refresher training is also required to maintain competencies to ensure a safe work environment. In addition to these training requirements, all employees must complete the OSHA 10 hour Construction Safety and Health training and supervisory personnel must also receive eight additional hours of specialized management training. Training records are maintained by the HSM.

4.2 Initial Site-Specific Training

Training will be provided to specifically address the activities, procedures, monitoring, and equipment for site operations at the beginning of each field mobilization and the beginning of each discrete phase of work. The training will include the site and facility layout, hazards, and emergency services at the site, and will detail all the provisions contained within this CHASP. For a HAZWOPER operation, training on the site must be for a minimum of 3 days. Specific issues that will be addressed include the hazards described in Section 3.0.

4.3 Tailgate Safety Briefings

Before starting work each day or as needed, the Langan HSO will conduct a brief tailgate safety meeting to assist site personnel in conducting their activities safely. Tailgate meetings will be documented in Attachment H. Briefings will include the following:

- Work plan for the day;
- Review of safety information relevant to planned tasks and environmental conditions;
- New activities/task being conducted;
- Results of Jobsite Safety Inspection Checklist;
- Changes in work practices;
- Safe work practices; and
- Discussion and remedies for noted or observed deficiencies.

5.0 MEDICAL SURVEILLANCE

All personnel who will be performing field work involving potential exposure to toxic and hazardous substances (defined by 29 CFR 1910.120(a)) will be required to have passed an initial baseline medical examination, with follow-up medical exams thereafter, consistent with 29 CFR 1910.120(f). Medical evaluations will be performed by, or under the direction of, a physician board-certified in occupational medicine.

Additionally, personnel who may be required to perform work while wearing a respirator must receive medical clearance as required under CFR 1910.134(e), *Respiratory Protection*. Medical evaluations will be performed by, or under the direction of, a physician board-certified in occupational medicine. Results of medical evaluations are maintained by the HSM.

5.1 Mercury Monitoring

Langan includes medical monitoring for mercury during the initial baseline and annual physical.

5.2 Coronavirus

General Preventative Measures

Field personnel must follow general proper hygiene measures while in the field including:

- Avoid touching eyes, nose and mouth.
- Cover cough or sneeze with tissue, and throw in trash.
- Wash hands often with soap and water for 20 seconds after going to bathroom, before eating, after blowing nose, coughing or sneezing.
- Use hand sanitizer with at least 60% alcohol if soap and water are not available.
- Avoid physical contact with other people (e.g., no handshakes).
- Maintain a safe distance of at least 6 feet from other people (social distancing).
- Wear face coverings when around other worker to minimize spread of COVID-19. (May be required in certain states or locations.)

Construction Trailers

Employees should avoid use of shared construction trailers or where employees cannot maintain a safe distance (minimum 6 feet) from other workers. If trailer use is needed, areas such as desks, phones, chairs and other common areas, should be cleaned and disinfected before and after use. Protocols should be developed to minimize trailer use to essential personal, restrict use from any workers who are ill or showing symptoms of being ill, use if face coverings

and ensure a safe distance of 6 feet can be established between workers.

Communication

Include Coronavirus topics and prevention topics in daily tailgate meetings to ensure Coronavirus awareness is communicated daily. Discussions can focus on general topics including: social distancing, prevention measures for field personnel, signs and symptoms and recent news on the Coronavirus. Site-specific topics should include minimizing face-to-face contact, disinfecting/sterilizing field equipment, use of PPE to reduce exposure, site security, use of face coverings and other potential exposure issues/concerns.

Sick/Ill Workers

No Langan employee is permitted to be onsite when ill and/or showing potential symptoms of the Coronavirus. Symptoms of the Coronavirus may appear 2-14 days after exposure and can range from mild to severe. The most common symptoms include: fever, fatigue, dry cough, shortness of breath chills, repeated shaking with chills, muscle pain, headache, sore throat, or new loss of taste or smell. If an employee or subcontractor is observed being ill or exhibiting symptoms of Coronavirus, employees must immediately utilize their Stop Work Authority and contact their project manager to address the situation. If an employee observes another worker onsite exhibiting symptoms of Coronavirus, immediately utilize Stop Work Authority and notify their project manager and site construction manager or safety officer. Work should resume when the safety and health of Langan and subcontractors is adequately addressed.

6.0 PERSONAL PROTECTIVE EQUIPMENT

6.1 Levels of Protection

Langan will provide PPE to Langan employees to protect them from the specific hazards they are likely to encounter on-site. Direct hired contractors will provide their employees with equivalent PPE to protect them from the specific hazards likely to be encountered on-site. Selection of the appropriate PPE must take into consideration: (1) identification of the hazards or suspected hazards; (2) potential exposure routes; and, (3) the performance of the PPE construction (materials and seams) in providing a barrier to these hazards.

Based on anticipated site conditions and the proposed work activities to be performed at the site, Level D protection will be used. The upgrading/downgrading of the level of protection will be based on continuous air monitoring results as described in Section 6.0 (when applicable). The decision to modify standard PPE will be made by the site HSO or FTL after conferring with the PM. The levels of protection are described below.

Level D Protection (as needed)

- Safety glasses with side shields or chemical splash goggles
- Safety boots/shoes
- Coveralls (Tyvek® or equivalent)
- Hard hat
- Long sleeve work shirt and work pants
- Nitrile gloves
- Hearing protection
- Reflective safety vest

Level D Protection (Modified, as needed)

- Safety glasses with sideshields or chemical splash goggles
- Safety boots/shoes (toe-protected)
- Disposable chemical-resistant boot covers
- Coveralls (polycoated Tyvek or equivalent to be worn when contact with wet contaminated soil, groundwater, or non-aqueous phase liquids is anticipated)
- Hard hat
- Long sleeve work shirt and work pants
- Nitrile gloves
- Hearing protection (as needed)
- Personal floatation device (for work within 5 ft of the water)
- Reflective traffic vest

Level C Protection (as needed)

- Full or Half face, air-purifying respirator, with NIOSH approved HEPA filter
- Inner (latex) and outer (nitrile) chemical-resistant gloves
- Safety glasses with side shields or chemical splash goggles
- Chemical-resistant safety boots/shoes
- Hard hat
- Long sleeve work shirt and work pants
- Coveralls (Tyvek® or equivalent)
- Hearing protection (as needed)
- Reflective safety vest

The action levels used in determining the necessary levels of respiratory protection and upgrading to Level C are summarized in Table 4. The written Respiratory Protection Program is maintained

by the HSM and is available if needed. The monitoring procedures and equipment are outlined in Section 6.0 (when applicable).

6.2 Respirator Fit-Test

All Langan employees who may be exposed to hazardous substances at the work site are in possession of a full or half face-piece, air-purifying respirator and have been successfully fit-tested within the past year. Fit-test records are maintained by the HSM.

6.3 Respirator Cartridge Change-Out Schedule

Respiratory protection is required to be worn when certain action levels (table 2) are reached. A respirator cartridge change-out schedule has been developed in order to comply with 29 CFR 1910.134. The respirator cartridge change-out schedule for this project is as follows:

- Cartridges shall be removed and disposed of at the end of each shift, when cartridges become wet or wearer experiences breakthrough, whichever occurs first.
- If the humidity exceeds 85%, then cartridges shall be removed and disposed of after 4 hours of use.

Respirators shall not be stored at the end of the shift with contaminated cartridges left on. Cartridges shall not be worn on the second day, no matter how short the time period was the previous day they were used.

7.0 AIR QUALITY MONITORING AND ACTIONS LEVELS

7.1 Monitoring During Site Operations

Atmospheric air monitoring results may be collected and used to provide data to determine when exclusion zones need to be established and when certain levels of personal protective equipment are required. For all instruments there are Site-specific action level criteria which are used in making field health and safety determinations. Other data, such as the visible presence of contamination or the steady state nature of air contaminant concentration, are also used in making field health and safety decisions. Therefore, the HSO may establish an exclusion zone or require a person to wear a respirator even though atmospheric air contaminant concentrations are below established CHASP action levels.

During site work involving disturbance of petroleum-impacted or fill material, real time air monitoring may be conducted for volatile organic compounds (VOCs). A photoionization detector (PID) and/or flame ionization detector (FID) will be used to monitor concentrations of VOCs at

personnel breathing-zone height. Air monitoring will be the responsibility of the HSO or designee. Air monitoring may be conducted during intrusive activities associated with the completion of excavation, debris removal, and soil grading. All manufacturers' instructions for instrumentation and calibration will be available onsite.

Subcontractors' air monitoring plans must be equal or more stringent as the Langan plan.

An air monitoring calibration log is provided in Attachment D of this CHASP.

7.1.1 Volatile Organic Compounds

Monitoring with a PID, such as a MiniRAE 2000 (10.6v) or equivalent may occur during intrusive work in the AOCs. Colorimetric Indicator Tubes for benzene may be used as backup for the PID, if measurements remain above background monitor every 2 hours. The HSO will monitor the employee breathing zone at least every 30 minutes, or whenever there is any indication that concentrations may have changed (odors, visible gases, etc.) since the last measurement. If VOC levels are observed above 5 ppm for longer than 5 minutes or if the site PPE is upgraded to Level C, the HSO will begin monitoring the site perimeter at a location downwind of the AOC every 30 minutes in addition to the employee breathing zone. Instrument action levels for monitored gases are provided in Table 4.

7.1.2 Metals

Based upon the site historical fill, there is a potential for the soils to contain PAHs and metals. During invasive procedures which have the potential for creating airborne dust, such as excavation of dry soils, a real time airborne dust monitor such as a Mini-Ram may be used to monitor for air particulates. The HSO will monitor the employee breathing zone at least every 30 minutes, or whenever there is any indication that concentrations may have changed (appearance of visible dust) since the last measurement. If dust levels are observed to be greater than 0.100 mg/m³ or visible dust is observed for longer than 15 minutes or if the site PPE is upgraded to Level C, the HSO will begin monitoring the site perimeter at a location downwind of the AOC every 30 minutes in addition to the employee breathing zone. Instrument action levels for dust monitoring are provided in Table 4.

7.2 Monitoring Equipment Calibration and Maintenance

Instrument calibration shall be documented and included in a dedicated safety and health logbook or on separate calibration pages of the field book. All instruments shall be calibrated before and

after each shift. Calibration checks may be used during the day to confirm instrument accuracy. Duplicate readings may be taken to confirm individual instrument response.

All instruments shall be operated in accordance with the manufacturers' specifications. Manufacturers' literature, including an operations manual for each piece of monitoring equipment will be maintained on site by the HSO for reference.

7.3 Determination of Background Levels

Background (BKD) levels for VOCs and dust will be established prior to intrusive activities within the AOC at an upwind location. A notation of BKD levels will be referenced in the daily monitoring log. BKD levels are a function of prevailing conditions. BKD levels will be taken in an appropriate upwind location as determined by the HSO.

Table 4 lists the instrument action levels.

8.0 COMMUNITY AIR MONITORING PROGRAM

Community air monitoring will be performed by site personnel employed by the Owner in accordance with the RAWP.

8.1 Vapor Emission Response Plan

This section applies if VOC monitoring with a PID is required. If the ambient air concentration of organic vapors exceeds 5 ppm above background at the perimeter of the hot zone, boring and well installation, and excavation activities will be halted or odor controls will be employed, and monitoring continued. When work shut-down occurs, downwind air monitoring will be implemented to ensure that vapor emission does not impact the nearest residential or commercial structure at levels exceeding those specified in the Major Vapor Emission section.

If the organic vapor level decreases below 5 ppm above background, ground-intrusive activities can resume, provided:

- The organic vapor level 200 feet downwind of the hot zone or half the distance to the nearest residential or commercial structure, whichever is less, is below 1 ppm over background, and
- More frequent intervals of monitoring may be conducted.

8.2 Major Vapor Emission

This section applies if VOC monitoring is required. If any organic levels greater than 5 ppm over background are identified 200 feet downwind from the site, or half the distance to the nearest residential or commercial property, whichever is less, all work activities must be halted or odor controls must be implemented.

If, following the cessation of the work activities, or as the result of an emergency, organic levels persist above 5 ppm above background 200 feet downwind or half the distance to the nearest residential or commercial property from the hot zone, then the air quality must be monitored within 20 feet of the perimeter of the nearest residential or commercial structure (20 Foot Zone).

If either of the following criteria is exceeded in the 20 Foot Zone, then the Major Vapor Emission Response Plan shall automatically be implemented.

- Sustained organic vapor levels approaching 5 ppm above background for a period of more than 30 minutes, or
- Organic vapor levels greater than 5 ppm above background for any time period.

8.3 Major Vapor Emission Response Plan

Upon activation, the following activities will be undertaken:

- The local police authorities should immediately be contacted and advised of the situation;
- Frequent air monitoring will be conducted at 30-minute intervals within the 20 Foot Zone. If two successive readings below action levels are measured, air monitoring should be halted or modified; and
- All Emergency contacts will go into effect as appropriate.

8.4 Dust Suppression Techniques

Preventative measures for dust generation may include wetting site fill and soil, construction of an engineered construction entrance with gravel pad, a truck wash area, covering soils with tarps, and limiting vehicle speeds to five miles per hour.

Work practices to minimize odors and vapors include limiting the time that the excavations remain open, minimizing stockpiling of contaminated-source soil, and minimizing the handling of contaminated material. Offending odor and organic vapor controls may include the application of foam suppressants or tarps over the odor or VOC source areas. Foam suppressants may include

biodegradable foams applied over the source material for short-term control of the odor and VOCs.

If odors develop and cannot be otherwise controlled, additional means to eliminate odor nuisances will include: direct load-out of soils to trucks for off-site disposal; use of chemical odorants in spray or misting systems; and, use of staff to monitor odors in surrounding neighborhoods.

Where odor nuisances have developed during remedial work and cannot be corrected, or where the release of nuisance odors cannot otherwise be avoided due to on-site conditions or close proximity to sensitive receptors, odor control will be achieved by sheltering excavation and handling areas under tented containment structures equipped with appropriate air venting/filtering systems.

9.0 WORK ZONES AND DECONTAMINATION

9.1 Site Control

Work zones are intended to control the potential spread of contamination throughout the site and to assure that only authorized individuals are permitted into potentially hazardous areas.

Any person working in an area where the potential for exposure to site contaminants exists will only be allowed access after providing the HSO with proper training and medical documentation.

Exclusion Zone (EZ) - All activities which may involve exposure to site contaminants, hazardous materials and/or conditions should be considered an EZ. Decontamination of field equipment will also be conducted in the Contaminant Reduction Zone (CRZ) which will be located on the perimeter of the EZ. The EZ and the CRZ will be clearly delineated by cones, tapes or other means. The HSO may establish more than one EZ where different levels of protection may be employed or different hazards exist. The size of the EZ shall be determined by the HSO allowing adequate space for the activity to be completed, field members and emergency equipment.

9.2 Contamination Zone

9.2.1 Personnel Decontamination Station

Personal hygiene, coupled with diligent decontamination, will significantly reduce the potential for exposure.

9.2.2 Minimization of Contact with Contaminants

During completion of all site activities, personnel should attempt to minimize the chance of contact with contaminated materials. This involves a conscientious effort to keep "clean" during site activities. All personnel should minimize kneeling, splash generation, and other physical contact with contamination as PPE is intended to minimize accidental contact. This may ultimately minimize the degree of decontamination required and the generation of waste materials from site operations.

Field procedures will be developed to control over spray and runoff and to ensure that unprotected personnel working nearby are not affected.

9.2.3 Personnel Decontamination Sequence

Decontamination may be performed by removing all PPE used in EZ and placing it in drums/trash cans at the CRZ. Baby wipes should be available for wiping hands and face. Drums/trash cans will be labeled by the field crews in accordance with all local, state, and federal requirements. Management plans for contaminated PPE, and tools are provided below.

9.2.4 Emergency Decontamination

If circumstances dictate that contaminated clothing cannot be readily removed, then remove gross contamination and wrap injured personnel with clean garments/blankets to avoid contaminating other personnel or transporting equipment. If the injured person can be moved, he/she will be decontaminated by site personnel as described above before emergency responders handle the victim. If the person cannot be moved because of the extent of the injury (a back or neck injury), provisions shall be made to ensure that emergency response personnel will be able to respond to the victim without being exposed to potentially hazardous atmospheric conditions. If the potential for inhalation hazards exist, such as with open excavation, this area will be covered with polyethylene sheeting to eliminate any potential inhalation hazards. All emergency personnel are to be immediately informed of the injured person's condition, potential contaminants, and provided with all pertinent data.

9.2.5 Hand-Held Equipment Decontamination

Hand-held equipment includes all monitoring instruments as stated earlier, samples, hand tools, and notebooks. The hand-held equipment is dropped at the first decontamination station to be decontaminated by one of the decontamination team members. These items must be decontaminated or discarded as waste prior to removal from the CRZ.

To aid in decontamination, monitoring instruments can be sealed in plastic bags or wrapped in polyethylene. This will also protect the instruments against contaminants. The instruments will be wiped clean using wipes or paper towels if contamination is visually evident. Sampling equipment, hand tools, etc. will be cleaned with non-phosphorous soap to remove any potentially contaminated soil, and rinsed with deionized water. All decontamination fluids will be containerized and stored on-site pending waste characterization sampling and appropriate off-site disposal.

9.2.6 Heavy Equipment Decontamination

All heavy equipment and vehicles arriving at the work site will be free from contamination from offsite sources. Any vehicles arriving to work that are suspected of being impacted will not be permitted on the work site. Potentially contaminated heavy equipment will not be permitted to leave the EZ unless it has been thoroughly decontaminated and visually inspected by the HSO or his designee.

9.3 Support Zone

The support zone or cold zone will include the remaining areas of the job site. Break areas and support facilities (include equipment storage and maintenance areas) will be located in this zone. No equipment or personnel will be permitted to enter the cold zone from the hot zone without passing through the decontamination station in the warm zone (if necessitated). Eating, smoking, and drinking will be allowed only in this area.

9.4 Communications

The following communications equipment will be utilized as appropriate.

- Telephones - A cellular telephone will be located with the HSO for communication with the HSM and emergency support services/facilities.
- Hand Signals - Hand signals shall be used by field teams, along with the buddy system. The entire field team shall know them before operations commence and their use covered during site-specific training. Typical hand signals are the following:

Hand Signal	Meaning
Hand gripping throat	Out of air; cannot breathe
Grip partners wrists or place both hands around waist	Leave immediately without debate
Hands on top of head	Need assistance
Thumbs up	OK; I'm alright; I understand

Hand Signal	Meaning
Thumbs down	No; negative
Simulated "stick" break with fists	Take a break; stop work

9.5 The Buddy System

When working in teams of two or more, workers will use the "buddy system" for all work activities to ensure that rapid assistance can be provided in the event of an emergency. This requires work groups to be organized such that workers can remain close together and maintain visual contact with one another. Workers using the "buddy system" have the following responsibilities:

- Provide his/her partner with assistance.
- Observe his/her partner for signs of chemical or heat exposure.
- Periodically check the integrity of his/her partner's PPE.
- Notify the HSO or other site personnel if emergency service is needed.

10.0 NEAREST MEDICAL ASSISTANCE

The address and telephone number of the nearest hospital:

New York Hospital Queens
56-45 Main Street
Flushing, New York
718-670-1231

Map with directions to the hospital are shown in Figure 2. This information will either be posted prominently at the site or will be available to all personnel all of the time. Further, all field personnel, including the HSO & FTL, will know the directions to the hospital.

11.0 STANDING ORDERS/SAFE WORK PRACTICES

The standing orders, which consist of a description of safe work practices that must always be followed while on-site by Langan employees and contractors, are shown in Attachment A. The site HSO and FTL each have the responsibility for enforcing these practices. The standing orders will be posted prominently at the site, or are made available to all personnel at all times. Those who do not abide by these safe work practices will be removed from the site.

12.0 SITE SECURITY

No unauthorized personnel shall be permitted access to the work areas.

13.0 UNDERGROUND UTILITIES

As provided in Langan’s Underground Utility Clearance Guidelines, the following safe work practices should be followed by Langan personnel and the contractor before and during subsurface work in accordance with federal, state and local regulations:

- Obtain available utility drawings from the property owner/client or operator.
- Provide utility drawings to the project team.
- In the field, mark the proposed area of subsurface disturbance (when possible).
- Ensure that the utility clearance system has been notified.
- Ensure that utilities are marked before beginning subsurface work.
- Discuss subsurface work locations with the owner/client and contractors.
- Obtain approval from the owner/client and operators for proposed subsurface work locations.
- Use safe digging procedures when applicable.
- Stay at least 10 feet from all equipment performing subsurface work.

14.0 SITE SAFETY INSPECTION

The Langan HSO or alternate will check the work area daily, at the beginning and end of each work shift or more frequently to ensure safe work conditions. The HSO or alternate must complete the Jobsite Safety Inspection Checklist, found in Attachment F. Any deficiencies shall be shared with the FTL, HSM and PM and will be discussed at the daily tailgate meeting.

15.0 HAND AND POWER TOOLS

All hand- and electric-power tools and similar equipment shall be maintained in a safe operating condition. All electric-power tools must be inspected before initial use. Damaged tools shall be removed immediately from service or repaired. Tools shall be used only for the purpose for which they were designed. All users must be properly trained in their safe operation.

16.0 EMERGENCY RESPONSE

16.1 General

This section establishes procedures and provides information for use during a project emergency. Emergencies happen unexpectedly and quickly, and require an immediate response; therefore, contingency planning and advanced training of staff is essential. Specific elements of emergency support procedures that are addressed in the following subsections include communications, local emergency support units, and preparation for medical emergencies, first aid for injuries

incurred on site, record keeping, and emergency site evacuation procedures. In case of emergency, in addition to 911, call *Incident Intervention®* at 1-888-479-7787 to report their injuries. For all other communications, contact the Langan Incident Hotline at **(800) 9-LANGAN** (800-952-6426) extension 4699 as soon as possible.

Should outside assistance be needed for accidents, fire, or release of hazardous substances, the emergency numbers will be available and posted at the site (Table 5) where a readily accessible telephone is made available for emergency use.

Also, in the event of an incident where a team member becomes exposed or suffers from an acute symptom from contact with site materials and has to be taken to a hospital, a short medical data sheet (Attachment T) for that individual will be made available to the attending physician. The medical data sheet will include the following:

- Name, address, home phone
- Age, height, weight
- Name of person to be notified in case of an accident
- Allergies
- Particular sensitivities
- Does he/she wear contact lenses
- Short checklist of previous illness
- Name of personal physician and phone
- Name of company physician and phone
- Prescription and non-prescription medications currently used.

A sample medical data sheet is included in Attachment T.

16.2 Responsibilities

16.2.1 Health and Safety Officer (HSO)

The HSO is responsible for ensuring that all personnel are evacuated safely and that machinery and processes are shut down or stabilized in the event of a stop work order or evacuation. The HSO is responsible for ensuring the HSM are notified of all incidents, all injuries, near misses, fires, spills, releases or equipment damage. The HSO is required to immediately notify the HSM of any fatalities or catastrophes (three or more workers injured and hospitalized) so that the HSM can notify OSHA within the required time frame.

16.2.2 Emergency Coordinator

The HSO or their designated alternate will serve as the Emergency Coordinator. The Emergency

Coordinator is responsible for ensuring that all personnel are evacuated safely and that machinery and processes are shut down or stabilized in the event of a stop work order or evacuation. They are also responsible for ensuring the HSM are notified of all incidents, all injuries, near misses, fires, spills, releases or equipment damage. The Emergency Coordinator is required to immediately notify the HSM of any fatalities or catastrophes (three or more workers injured and hospitalized).

The Emergency Coordinator shall locate emergency phone numbers and identify hospital routes prior to beginning work on the sites. The Emergency Coordinator shall make necessary arrangements to be prepared for any emergencies that could occur.

The Emergency Coordinator is responsible for implementing the Emergency Response Plan.

16.2.3 Site Personnel

Project site personnel are responsible for knowing the Emergency Response Plan and the procedures contained herein. Personnel are expected to notify the Emergency Coordinator of situations that could constitute a site emergency. Project site personnel, including all subcontractors will be trained in the Emergency Response Plan.

16.3 Communications

Once an emergency situation has been stabilized, or as soon as practically, the injured Langan personnel should contact *Incident Intervention@* at 1-888-479-7787 to report their injuries. For all other communications, contact the Langan Incident Hotline at **(800) 9-LANGAN** (800-952-6426) extension 4699 as soon as possible.

16.4 Local Emergency Support Units

In order to be able to deal with any emergency that might occur during investigative activities at the site, the Emergency Notification Numbers (Table 5) will be posted and provided to all personnel conducting work within the EZ.

Figure 2 shows the hospital route map. Outside emergency number 911 and local ambulance should be relied on for response to medical emergencies and transport to emergency rooms. Always contact first responders when there are serious or life threatening emergencies on the site. Project personnel are instructed not to drive injured personnel to the Hospital. In the event of an injury, provide first aid and keep the injured party calm and protected from the elements and treat for shock when necessary.

16.5 Pre-Emergency Planning

Langan will communicate directly with administrative personnel from the emergency room at the hospital in order to determine whether the hospital has the facilities and personnel needed to treat cases of trauma resulting from any of the contaminants expected to be found on the site. Instructions for finding the hospital will be posted conspicuously in the site office and in each site vehicle.

16.6 Emergency Medical Treatment

The procedures and rules in this CHASP are designed to prevent employee injury. However, should an injury occur, no matter how slight, it will be reported to the HSO immediately. First-aid equipment will be available on site at the following locations:

- First Aid Kit: Contractor Vehicles
- Emergency Eye Wash: Contractor Vehicles

During the site safety briefing, project personnel will be informed of the location of the first aid station(s) that has been set up. Some injuries, such as severe cuts and lacerations or burns, may require immediate treatment. Any first aid instructions that can be obtained from doctors or paramedics, before an emergency-response squad arrives at the site or before the injured person can be transported to the hospital, will be followed closely.

16.7 Personnel with current first aid and CPR certification will be identified.

Only in non-emergency situations may an injured person be transported to an urgent care facility. Due to hazards that may be present at the site and the conditions under which operations are conducted, it is possible that an emergency situation may develop. Emergency situations can be characterized as injury or acute chemical exposure to personnel, fire or explosion, environmental release, or hazardous weather conditions.

16.8 Emergency Site Evacuation Routes and Procedures

All project personnel will be instructed on proper emergency response procedures and locations of emergency telephone numbers during the initial site safety meeting. If an emergency occurs as a result of the site investigation activities, including but not limited to fire, explosion or significant release of toxic gas into the atmosphere, the Langan Project Manager will be verbally notified immediately. All heavy equipment will be shut down and all personnel will evacuate the work areas and assemble at the nearest intersection to be accounted for and to receive further instructions.

In the event that an emergency situation arises, the FTL will implement an immediate evacuation

of all project personnel due to immediate or impending danger. The FTL will also immediately communicate with the contractor to coordinate any needed evacuation of the property.

The FTL or Site Supervisor will give necessary instructions until the Designated Incident Commander (IC) assumes control. After the emergency has been resolved, the FTL or Site Supervisor will coordinate with the IC and indicate when staff should resume their normal duties. If dangers are present for those at the designated assembly point, another designated location of assembly will be established.

It will be the responsibility of the FTL or Site Supervisor to report a fire or emergency, assess the seriousness of the situation, and initiate emergency measures until the arrival of the local fire fighters or other first responders, should they be necessary. The FTL, working with emergency responders, may also order the closure of the Site for an indefinite period as long as it is deemed necessary.

Under no circumstances will incoming visitors be allowed to proceed to the area of concern, once an emergency evacuation has been implemented. Visitors or other persons present in the area of the emergency shall be instructed to evacuate the area. The FTL will ensure that access roads are not obstructed and will remain on-site to provide stand-by assistance upon arrival of emergency personnel.

If it is necessary to temporarily control traffic in the event of an emergency, those persons controlling traffic will wear proper reflection warning vests until the arrival of police or fire personnel.

16.8.1 Designated Assembly Locations

All personnel will evacuate the site and assemble at a designated assembly location. The assembly location will be designated by Langan personnel and discussed during each shift's pre-job safety briefing.

16.8.2 Accounting for Personnel

All contractor and subcontractor supervisors are responsible for the accounting of all personnel assembled at the designed assembly area. The Designated Incident Commander shall be notified if personnel are not found.

16.9 Fire Prevention and Protection

In the event of a fire or explosion, procedures will include immediately evacuating the site and

notification of the Langan Project Manager of the investigation activities. Portable fire extinguishers will be provided at the work zone. The extinguishers located in the various locations should also be identified prior to the start of work. No personnel will fight a fire beyond the stage where it can be put out with a portable extinguisher (incipient stage).

16.9.1 Fire Prevention

Fires will be prevented by adhering to the following precautions:

- Good housekeeping and storage of materials.
- Storage of flammable liquids and gases away from oxidizers.
- Shutting off engines to refuel.
- Grounding and bonding metal containers during transfer of flammable liquids.
- Use of UL approved flammable storage cans.
- Fire extinguishers rated at least 10 pounds ABC located on all heavy equipment, in all trailers and near all hot work activities.

The person responsible for the control of fuel source hazards and the maintenance of fire prevention and/or control equipment is the HSO.

16.10 Significant Vapor Release

Based on the proposed tasks, the potential for a significant vapor release is low. However, if a release occurs, the following steps will be taken:

- Move all personnel to an upwind location. All non-essential personnel shall evacuate.
- Upgrade to Level C Respiratory Protection.
- Downwind perimeter locations shall be monitored for volatile organics.
- If the release poses a potential threat to human health or the environment in the community, the Emergency Coordinator shall notify the Langan Project Manager.
- Local emergency response coordinators will be notified.

16.11 Overt Chemical Exposure

The following are standard procedures to treat chemical exposures. Other, specific procedures detailed on the Material Safety Data Sheet (MSDS) will be followed, when necessary.

SKIN AND EYE: Use copious amounts of soap and water from eye-wash kits and portable hand wash stations.

CONTACT: Wash/rinse affected areas thoroughly, then provide appropriate medical attention. Skin shall also be rinsed for 15 minutes if contact with caustics, acids or hydrogen peroxide occurs. Affected items of clothing shall also be removed from contact with skin.

Providing wash water and soap will be the responsibility of each individual contractor or subcontractor on-site.

16.12 Decontamination during Medical Emergencies

If emergency life-saving first aid and/or medical treatment is required, normal decontamination procedures may need to be abbreviated or omitted. The HSO or designee will accompany contaminated victims to the medical facility to advise on matters involving decontamination when necessary. The outer garments can be removed if they do not cause delays, interfere with treatment or aggravate the problem. Respiratory equipment must always be removed. Protective clothing can be cut away. If the outer contaminated garments cannot be safely removed on site, a plastic barrier placed between the injured individual and clean surfaces should be used to help prevent contamination of the inside of ambulances and/or medical personnel. Outer garments may then be removed at the medical facility. No attempt will be made to wash or rinse the victim if his/her injuries are life threatening, unless it is known that the individual has been contaminated with an extremely toxic or corrosive material which could also cause severe injury or loss of life to emergency response personnel. For minor medical problems or injuries, the normal decontamination procedures will be followed.

16.13 Adverse Weather Conditions

In the event of adverse weather conditions, the HSO will determine if work will continue without potentially risking the safety of all field workers. Some of the items to be considered prior to determining if work should continue are:

- Potential for heat stress and heat-related injuries.
- Potential for cold stress and cold-related injuries.
- Treacherous weather-related working conditions (hail, rain, snow, ice, high winds).
- Limited visibility (fog).
- Potential for electrical storms.
- Earthquakes.
- Other major incidents.

Site activities will be limited to daylight hours, or when suitable artificial light is provided, and acceptable weather conditions prevail. The HSO will determine the need to cease field operations or observe daily weather reports and evacuate, if necessary, in case of severe inclement weather conditions.

16.14 Spill Control and Response

All small spills/environmental releases shall be contained as close to the source as possible. Whenever possible, the MSDS will be consulted to assist in determining proper waste characterization and the best means of containment and cleanup. For small spills, sorbent materials such as sand, sawdust or commercial sorbents should be placed directly on the substance to contain the spill and aid recovery. Any acid spills should be diluted or neutralized carefully prior to attempting recovery. Berms of earthen or sorbent materials can be used to contain the leading edge of the spills. All spill containment materials will be properly disposed. An exclusion zone of 50 to 100 feet around the spill area should be established depending on the size of the spill.

All contractor vehicles shall have spill kits on them with enough material to contain and absorb the worst-case spill from that vehicle. All vehicles and equipment shall be inspected prior to be admitted on site. Any vehicle or piece of equipment that develops a leak will be taken out of service and removed from the job site.

The following seven steps shall be taken by the Emergency Coordinator:

1. Determine the nature, identity and amounts of major spills.
2. Make sure all unnecessary persons are removed from the spill area.
3. Notify the HSO immediately.
4. Use proper PPE in consultation with the HSO.
5. If a flammable liquid, gas or vapor is involved, remove all ignition sources and use non-sparking and/or explosion-proof equipment to contain or clean up the spill (diesel-only vehicles, air-operated pumps, etc.)
6. If possible, try to stop the leak with appropriate material.
7. Remove all surrounding materials that can react or compound with the spill.

In addition to the spill control and response procedures described in this CHASP, Langan personnel will coordinate with the designated project manager relative to spill response and control actions. Notification to the Project Manager must be immediate and, to the extent possible, include the following information:

- Time and location of the spill.
- Type and nature of the material spilled.
- Amount spilled.
- Whether the spill has affected or has a potential to affect a waterway or sewer.
- A brief description of affected areas/equipment.
- Whether the spill has been contained.

- Expected time of cleanup completion. If spill cleanup cannot be handled by Langan's on-site personnel alone, such fact must be conveyed to the Project Manager immediately.

Langan shall not make any notification of spills to outside agencies. The client will notify regulatory agencies as per their reporting procedures.

16.15 Emergency Equipment

The following minimum emergency equipment shall be kept and maintained on site:

- Industrial first aid kit.
- Fire extinguishers (one per site).

16.16 Restoration and Salvage

After an emergency, prompt restoration of utilities, fire protection equipment, medical supplies and other equipment will reduce the possibility of further losses. Some of the items that may need to be addressed are:

- Refilling fire extinguishers.
- Refilling medical supplies.
- Recharging eyewashes and/or showers.
- Replenishing spill control supplies.

16.17 Documentation

Immediately following an incident or near miss, unless emergency medical treatment is required, either the employee or a coworker must contact the Langan Incident/Injury Hotline at 1-(800)-9-LANGAN (ext. #4699) and the client representative to report the incident or near miss. For emergencies involving personnel injury and/or exposure, the HSO and affected employee will complete and submit an Employee Exposure/Injury Incident Report (Attachment C) to the Langan Corporate Health and Safety Manager as soon as possible following the incident.

17.0 SPECIAL CONDITIONS

This guideline contains information and requirements for special conditions that may not be routinely encountered.

17.1 Scope

The guideline applies to the specific projects identified within this document. Additional provisions will be addressed in each Site-Specific Construction Health and Safety Plan (CHASP), as needed.

17.2 Responsibilities

Site Personnel - All site personnel must be alert to safety hazards on work sites and take action to minimize such hazards. Personnel must utilize the buddy system, watch for inappropriate behavior, and be alert to changes in site conditions.

Health and Safety Officer (HSO) - The HSO is responsible for considering these procedures in the development of site specific CHASPs. The HSO shall schedule frequent "tail gate" safety briefings to enhance safety awareness and discuss potential problems.

17.3 Procedures

The procedures outlined below shall be followed when such conditions are encountered.

17.3.1 Ladders

Langan safety procedures shall be used to ensure employee safety when using ladders in the office or work sites. All ladders shall be coated or repaired to prevent injury to the employee from punctures or lacerations and to prevent snagging or clothing. Any wood ladders used must have an opaque covering except for identification or warning labels, which may be placed on one face only of a side rail.

17.3.1.1 Ladder Use

Employees shall only use ladders for the purposes, which they were designed and shall not be used as scaffolding. Ladders will be maintained and inspected prior to use for slip hazards including oil and grease. Employees shall use ladders only on stable and level surfaces unless the ladder is secured to prevent possible displacement. Ladders should not be used on slippery surfaces unless secured or provided with slip resistant feet to prevent accidental displacement. Ladders should not be used in locations where they could be displaced by workplace activities or traffic. Ladder rungs, cleats and steps shall be parallel, level and uniformly spaced when the ladder is in the use position.

Employees should not be carrying anything including equipment that could cause injury if there was a fall while utilizing the ladder. The top and bottom of the ladder area must remain clear while in use. When ascending and descending the ladder, employees must face the ladder.

Ladders shall not be loaded beyond the maximum intended load for which they were built or the manufacturer's rated capacity.

17.3.1.2 Portable Ladders

Rungs, cleats and steps for portable ladders and fixed ladders shall be spaced not less than 10 inches apart, nor more than 14 inches apart, as measured between center lines of the rungs, cleats and steps. When used to access an upper landing surface, the ladder side rails must extend at least three feet above the upper landing surface to which the ladder is used to gain access. If this is not possible, due to the ladders length, then the top of the ladder shall be secured at its top to a rigid support.

17.3.1.3 Step Stools

Rungs, cleats and steps of step stools shall not be less than 8 inches apart, nor more than 12 inches apart, as measured between center lines of the rungs, cleats and steps.

17.3.1.4 Extension Ladders

Rungs, cleats and steps of the base section of extension trestle ladders shall be spaced not less than 8 inches apart, nor more than 18 inches apart, as measured between center lines of the rungs, cleats and steps. The rung spacing on the extension section of the extension trestle ladder shall not be less than 6 inches nor more than 12 inches, as measured between center lines of the rungs, cleats and steps. Ladders shall be used at an angle such that the horizontal distance from the top support to the foot of the ladder is approximately one-quarter of the working length of the ladder (the distance along the ladder between the foot and the top support).

17.3.1.5 Inspection

Ladders will be inspected for visible defects periodically, prior to utilization or after any occurrence that could have negatively affected the ladder. Portable ladders with defects including broken or missing rungs, cleats, or steps, broken or split rails, corroded components or other faulty or defective components shall not be used. The ladder will be immediately marked as defective, tagged as “Do Not Use” or blocked from being used and removed from service until repaired.

17.3.2 First Aid/Cardiopulmonary Resuscitation (CPR)

Langan field and office personnel will be encouraged to be trained in First Aid and Cardiopulmonary Resuscitation (CPR). Training will be provided free of charge by Langan to all employees. Employees will receive a training certificate that will be kept on file with the Health & Safety Coordinator (HSC). Training and certification will be provided by a credited provider such as American Red Cross or equivalent.

17.3.2.1 Emergency Procedures

Prior to work at sites the Langan employees certified in first aid and CPR will be identified in the site specific CHASP. Langan will endeavor to have at least one employee at a job site trained and able to render first aid and CPR. The site specific CHASP will contain first aid information on both potential chemical and physical hazards. Emergency procedures to be followed in case of injury or illnesses are provided in the CHASP. The CHASP will include emergency contact information including local police and fire departments, hospital emergency rooms, ambulance services, on-site medical personnel and physicians. The CHASP will also include directions and contact information to the nearest emergency facility in case immediate medical attention is required. The emergency contact information will be conspicuously posted at the worksite. Employees that are injured and require immediate medical attention shall call either 911 or the local posted emergency contacts. Employees should use ambulatory services to transport injured workers to the nearest facility for emergency medical care. In areas where 911 is not available, the telephone numbers of the physicians, hospitals, or ambulances shall be conspicuously posted.

17.3.2.2 First Aid Supplies

First aid supplies are readily available to all Langan employees when required. First aid kits are located in each Langan office. Portable first aid kits are available for employees to use at work sites. First aid kits should consist of items needed to treat employees for potential chemical and physical injuries. At a minimum, first aid kits should contain items to allow basic first aid to be rendered. Where the eyes or body of an employee may be exposed to corrosive materials, suitable facilities for quick drenching or flushing of the eyes and body shall be provided within the work area for immediate emergency use including eye wash.

First aid kits will be weatherproof with individual sealed packages of each item. All portable first aid kits shall be inspected by Langan employees before and after use to ensure all used items are replaced. When out in the field, employees shall check first aid kits weekly to ensure used items are replaced.

17.3.3 Hydrogen Sulfide

Langan employees with the potential to be exposed to hydrogen sulfide while at work sites shall have training in hydrogen sulfide awareness. The training will include identification of areas where employees could be exposed to hydrogen sulfide, health effects, permissible exposure limits, first aid procedures and personnel protective equipment. Langan employees could be exposed to hydrogen sulfide while at job sites including petroleum refineries, hazardous waste

treatment, storage and disposal facilities, uncontrolled hazardous waste sites and remediation projects.

17.3.3.1 Characteristics

Hydrogen sulfide is a colorless gas with a strong odor of rotten eggs that is soluble in water. Hydrogen sulfide is used to test and make other chemicals. It is also found as a by-product of chemical reactions, such as in sewer treatment. It is a highly flammable gas and a dangerous fire hazard. Poisonous gases are produced in fires including sulfur oxides. Hydrogen sulfide is not listed as a carcinogen.

17.3.3.2 Health Effects

Hydrogen Sulfide can affect employees if inhaled or through contact with skin or eyes. Acute (or short term) health effects of hydrogen sulfide exposure include irritation of the nose and throat, dizziness, confusion, headache and trouble sleeping. Inhalation of hydrogen sulfide can irritate the lungs causing coughing and/or shortness of breath. Higher levels of exposure can cause build-up of fluid in the lungs (pulmonary edema), a medical emergency, with severe shortness of breath.

Chronic (or long term) health effects of low levels of exposure to hydrogen sulfide can cause pain and redness of the eyes with blurred vision. Repeated exposure may cause bronchitis with cough, phlegm and shortness of breath.

17.3.3.3 Protective Clothing and Equipment

Respirators are required for those operations in which employees will be exposed to hydrogen sulfide above OSHA permissible exposure level. The maximum OSHA permissible exposure limit (PEL) for hydrogen sulfide is 20 parts of hydrogen sulfide vapor per million parts of air (20 ppm) for an 8-hour workday and the maximum short-term exposure limit (STEL) is 10 ppm for any 10-minute period.

Where employees are exposed to levels up to 100 parts of hydrogen sulfide vapor per million parts of air (100 ppm), the following types of respiratory protection are allowed:

- Any powered, air purifying respirator with cartridge(s);
- Any air purifying, full-facepiece respirator (gas mask) with a chin style, front- or back-mounted canister;
- Any supplied air system with escape self-contained breathing apparatus, if applicable; and,

- Any self-contained breathing apparatus with a full facepiece.

Respirators used by employees must have joint Mine Safety and Health Administration and the National Institute for Occupational Safety and Health (NIOSH) seal of approval. Cartridges or canisters must be replaced before the end of their service life, or the end of the shift, whichever occurs first. Langan employees that have the potential to be exposed to hydrogen sulfide will be trained in the proper use of respirators. Respirator training is discussed under– Langan’s Respiratory Protection Program.

Employees with potential exposure to hydrogen sulfide, or when required by the client, will wear a portable hydrogen sulfide gas detector. The detector should have an audible, visual and vibrating alarm. The detector may also provide detection for carbon monoxide, sulfur dioxide and oxygen deficient atmospheres. The hydrogen sulfide monitor will, at a minimum, be calibrated to detect hydrogen sulfide at a level of 20 parts of hydrogen sulfide vapor per million parts of air (20 ppm). Many portable gas detectors will have factory defaults with a low level alarm at 10 ppm and a high level alarm at 15 ppm. Langan employees shall consult clients to determine if any site specific threshold levels exist.

If the hydrogen sulfide gas detector sounds and employees are not wearing appropriate respiratory protection, employees must immediately vacate the area and meet at the assigned emergency location. Langan employees may not re- enter the site without proper respiratory protection and approval from the client or property owner, if needed.

Employees shall wear PPE to prevent eye and skin contact with hydrogen sulfide. Employees must wear appropriate protective clothing including boots, gloves, sleeves and aprons, over any parts of their body that could be exposed to hydrogen sulfide. Non-vented, impact resistant goggles should be worn when working with or exposed to hydrogen sulfide.

17.3.3.4 Emergency and First Aid Procedures

Eye and Face Exposure

If hydrogen sulfide comes in contact with eyes, it should be washed out immediately with large amounts of water for 30 minutes, occasionally lifting the lower and upper eye lids. Seek medical attention immediately.

Skin Exposure

If hydrogen sulfide contaminates clothing or skin, remove the contaminated clothing immediately and wash the exposed skin with large amounts of water and soap. Seek medical attention

immediately. Contaminated clothing should either be disposed of or washed before wearing again.

Breathing

If a Langan employee or other personnel breathe in hydrogen sulfide, immediately get the exposed person to fresh air. If breathing has stopped, artificial respiration should be started. Call for medical assistance or a doctor as soon as possible.

Safety Precautions

Hydrogen sulfide is a highly flammable gas and a dangerous fire hazard. Containers of hydrogen sulfide may explode in a fire situation. Poisonous gases are produced during fires.

Langan employees should contact property owners and operators prior to conducting work onsite to be aware of any site specific contingency plans, identify where hydrogen sulfide is used at the facility and be informed about additional safety rules or procedures.

19.3.4 Fire Protection/Extinguishers

Langan field personnel that have been provided with portable fire extinguishers for use at worksites will be trained to familiarize employees with general principles of fire extinguisher use and hazards associated with the incipient stage of firefighting. Training will be provided prior to initial assignment for field work and annually thereafter.

Portable fire extinguishers shall be visually inspected monthly and subjected to an annual maintenance check. Langan shall retain records of the annual maintenance date.

17.3.5 Overhead lines

When field work is performed near overhead lines, the lines shall be deenergized and grounded, or other protective measures shall be provided before the work shall commence. If overhead lines are to be deenergized, arrangements shall be made with the client, property owner or organization that operates or controls the electric circuits involved to deenergize and ground them. If protective measures, such as guarding, isolating, or insulating, are provided, these precautions shall prevent employees from contacting such lines directly with any part of their body or indirectly through conductive materials, tools, or equipment.

When unqualified Langan personnel are working in an elevated position near overhead lines, the location shall be such that the person and the longest conductive object they may contact cannot

come closer to any unguarded, energized overhead line than the following distances:

1. For voltages to ground 50kV or below - 10 feet; and
2. For voltages to ground over 50kV - 10 feet, plus 4 inches for every 10kV over 50kV.

As previously indicated, Langan does not retain qualified employees to perform work on energized equipment.

17.3.5.1 Vehicle and Equipment Clearance

Any vehicle or mechanical equipment capable of having parts of its structure elevated near energized overhead lines shall be operated so that a clearance of 10 feet is maintained. If the voltage of the overhead lines is higher than 50kV, the clearance shall be increased 4 inches for every 10kV over that voltage.

If any of the following discussed conditions occur, the clearance may be reduced.

- If the vehicle is in transit with its structure lowered, the clearance may be reduced to 4 ft. If the voltage is higher than 50kV, the clearance shall be increased 4 in. for every 10 kV over that voltage.
- If insulating barriers are installed to prevent contact with the lines, and if the barriers are rated for the voltage of the line being guarded and are not a part of or an attachment to the vehicle or its raised structure, the clearance may be reduced to a distance within the designed working dimensions of the insulating barrier.

Employees standing on the ground may not contact the vehicle or mechanical equipment or any of its attachments, unless the employee is using protective equipment rated for the voltage; or the equipment is located so that no uninsulated part of its structure (that portion of the structure that provides a conductive path to employees on the ground) can come closer to the overhead line than permitted.

If any vehicle or mechanical equipment capable of having parts of its structure elevated near energized overhead lines is intentionally grounded, employees working on the ground near the point of grounding may not stand at the grounding location whenever there is a possibility of overhead line contact. Additional precautions, such as the use of barricades or insulation, shall be taken to protect employees from hazardous ground potentials, depending on earth resistivity and fault currents, which can develop within the first few feet or more outward from the grounding point.

17.3.6 Trade Secret

Langan employees could potentially be provided trade secret information by the client or property owner when site specific information is provided about highly hazardous chemicals. Trade secret means any confidential formula, pattern, process, device, information or compilation of information that is used in an employer's business, and that gives the employer an opportunity to obtain an advantage over competitors who do not know or use it. Langan employees understand that this information should be kept confidential and if required, may enter into a confidentiality agreement with the client.

17.3.7 Bloodborne Pathogens

Langan employees that can reasonably anticipate exposure to blood or other potentially infectious material while at work sites shall have training in bloodborne pathogens. Applicable employees would include those trained in first aid and serving a designated role as an emergency medical care provider. Bloodborne pathogens are pathogenic microorganisms that are present in human blood and can cause disease in humans. These pathogens include, but are not limited to, hepatitis B virus and human immunodeficiency virus.

17.3.7.1 Training

Langan employees with potential occupational exposure to blood or other potentially infectious material must participate in a training program. Training must be conducted prior to initial assignment where there would be potential for exposure and annually thereafter within one year of previous training. The training program will be provided to Langan employees at no cost to them and during working hours.

Langan will ensure the training program shall consist of the following:

- An accessible copy of the regulatory text of 29 CFR 1910.1030 and an explanation of its contents;
- A general explanation of the epidemiology and symptoms of bloodborne diseases;
- An explanation of the modes of transmission of bloodborne pathogens;
- An explanation of Langan's exposure control plan and the means by which the employee can obtain a copy of the written plan;
- An explanation of the appropriate methods for recognizing tasks and other activities that may involve exposure to blood and other potentially infectious materials;
- An explanation of the use and limitations of personal protective
 - equipment (PPE) to prevent and reduce exposure;

- Information on the types, proper use, location, removal, handling and disposal of PPE;
- An explanation of the basis for selection of PPE;
- Information on the hepatitis B vaccine, including information on its efficacy, safety, method of administration, the benefits of being vaccinated, and that the vaccine and vaccination will be offered free of charge;
- Information on the appropriate actions to take and persons to contact in an emergency involving blood or other potentially infectious materials;
- An explanation of the procedure to follow if an exposure incident occurs, including the method of reporting the incident and the medical follow-up that will be made available;
- Information on the post-exposure evaluation and follow-up that the
- employer is required to provide for the employee following an exposure incident;
- An explanation of the signs and labels and/or color coding required by paragraph 29 CFR 1910.1030(g)(1); and
- An opportunity for interactive questions and answers with the person conducting the training session.

Langan will develop and implement a written Exposure Control Plan, which will be designed to eliminate or minimize employee exposure to bloodborne pathogens. The Exposure Control Plan will contain the following elements:

- An exposure determination for employees;
- The schedule and method of implementation for Methods of Compliance (29 CFR 191.1030(d)), Hepatitis B Vaccination and Post-Exposure Evaluation and Follow-up (29 CFR 1910.1030(f)), Communication of Hazards to Employees (29 CFR 1910.1030(g)) and (h) Recordkeeping (29 CFR 1910.1030(h));
- The procedure for the evaluation of circumstances surrounding exposure incidents;
- Ensure a copy of the Exposure Control Plan will be accessible to employees; and,
- The Exposure Control Plan shall be reviewed and updated at least annually.

Langan employees with occupational exposure to bloodborne pathogens include any employees trained in first aid that would be expected to provide emergency medical care. This determination is made without regards to the use of PPE, which could eliminate or minimize exposure.

Universal precautions shall be observed to prevent contact with blood or other potentially infectious materials. According to the concept of Universal Precautions, all human blood and certain human body fluids are treated as if known to be infectious for bloodborne pathogens. Under circumstances in which differentiation between body fluid types is difficult or impossible, all body fluids shall be considered potentially infectious materials.

Work practice controls shall be used to eliminate or minimize employee exposure, if applicable. Since Langan employees will have occupational exposure only during rendering of first aid, personnel protective equipment will be utilized to reduce or minimize exposure. PPE that could be available to Langan personnel when administering first aid includes safety glasses, gloves, and Tyvek suits or sleeves. PPE and first aid kits will be provided to employees at no cost to them.

Langan employees that render first aid in office areas will have access to hand washing facilities or restrooms. For first aid rendered at field locations, first aid kits will contain an appropriate antiseptic hand cleanser and clean cloth/paper towels or antiseptic towelettes. After using antiseptic hand cleansers or towelettes, employees shall wash their hands with soap and running water as soon as feasible.

After administering first aid, potentially infectious materials, including towels, personnel protective equipment, clothes and bandages, shall be placed in a container, which prevents leakage during collection, handling, processing, storage, transport, or shipping. All PPE will be disposed of after use. Any equipment or working surfaces which was been exposed to blood or potentially infectious materials due to an injury, will be decontaminated prior to reuse.

Langan will make available the hepatitis B vaccine and vaccination series to all employees who have occupational exposure, and post-exposure evaluation and follow-up to all employees who have had an exposure incident. These services will be available to the employee at no cost to them through a medical provider.

17.3.7.2 Recordkeeping

Langan will maintain training and medical records for each employee with occupational exposure to blood or potentially infectious materials. Medical and training records will be maintained by Langan's H&S Department.

Training records will include the following:

- Dates of the training sessions;
- Contents or a summary of the training sessions;
- Names and qualifications of persons conducting the training; and
- Names and job titles of all persons attending the training sessions.

Training records shall be maintained for 3 years from the date on which the training occurred. Medical records will be preserved and maintained for the duration of employment plus 30

years.

All records will be made available upon request to employees, the Assistant Secretary of Labor for Occupational Safety and Health, and Director of National Institute for Occupational Safety and Health Director of OSHA for examination and copying. Medical records must have written consent from employee before releasing.

If Langan ceases to do business, all records shall be transferred to the successor employer. The successor employer shall receive and maintain these records.

If there will not be a successor, Langan will notify current employees of their rights to access records at least three months prior to the cessation of business.

18.0 RECORDKEEPING

The following is a summary of required health and safety logs, reports and recordkeeping.

18.1 Field Change Authorization Request

Any changes to the work to be performed that is not included in the CHASP will require an addendum that is approved by the Langan project manager and Langan HSM to be prepared. Approved changes will be reviewed with all field personnel at a safety briefing.

18.2 Medical and Training Records

Copies or verification of training (40-hour, 8-hour, supervisor, site-specific training, documentation of three-day OJT, and respirator fit-test records) and medical clearance for site work and respirator use will be maintained in the office and available upon request. Records for all subcontractor employees must also be available upon request. All employee medical records will be maintained by the HSM.

18.3 Onsite Log

A log of personnel on site each day will be kept by the HSO or designee.

18.4 Daily Safety Meetings (“Tailgate Talks”)

Completed safety briefing forms will be maintained by the HSO.

18.5 Exposure Records

All personal monitoring results, laboratory reports, calculations and air sampling data sheets are part of an employee exposure record. These records will be maintained by the HSO during site

work. At the end of the project they will be maintained according to 29 CFR 1910.1020.

18.6 Hazard Communication Program/MSDS-SDS

Material safety data sheets (MSDS) of Safety Data Sheets (SDS) have been obtained for applicable substances and are included in this CHASP (Attachment D). Langan's written hazard communication program, in compliance with 29 CFR 1910.1200, is maintained by the HSM.

18.7 Documentation

Immediately following an incident or near miss, unless emergency medical treatment is required, either the employee or a coworker must contact the Langan incident/injury hotline at 1-800-952-6426, extension 4699 and the Project Manager to report the incident or near miss. The Project Manager will contact the client or client representative. A written report must be completed and submitted HSM within 24 hours of the incident. For emergencies involving personnel injury and/or exposure, employee will complete and submit the Langan incident/injury report to the Langan corporate health and safety manager as soon as possible following the incident. Accidents will be investigated in-depth to identify all causes and to recommend hazard control measures.

18.7.1 Accident and Injury Report Forms

18.7.1.1 Accident/Incident Report

All injuries, no matter how slight, shall be reported to the FTL and the PM immediately. The accident/incident report forms, attached in Attachment U and Attachment V will be filled out on all accidents by the applicable contractor supervision personnel, the FTL, or the HSO. Copies of all accident/incident reports shall be kept on-site and available for review. Project personnel will be instructed on the location of the first aid station, hospital, and doctor and ambulance service near the job. The emergency telephone numbers will be conspicuously posted in site vehicles near the work zone. First aid supplies will be centrally located and conspicuously posted between restricted and non-restricted areas to be readily accessible to all on the site.

18.7.1.2 First Aid Treatment Record

The forms in will be used for recording all non-lost time injuries treated by the project first-aid attendant, the local physician or hospital will be entered in detail on this record. "Minor" treatment of scratches, cuts, etc. will receive the same recording attention as treatment of more severe injuries.

18.7.1.3 OSHA Form 300

An OSHA Form 300 will be kept at the Langan Corporate Office in Parsippany, New Jersey. All recordable injuries or illnesses will be recorded on this form. Subcontractor employers must also meet the requirements of maintaining an OSHA 300 form. The Incident Report form used to capture the details of work-related injuries/illnesses meets the requirements of the OSHA Form 301 (supplemental record) and must be maintained with the OSHA Form 300 for all recordable injuries or illnesses. Forms for recording OSHA work-related injuries and illnesses are included in Attachment U and Attachment V.

19.0 CONFINED SPACE ENTRY

Confined spaces are not anticipated at the Site during planned construction activities. If confined spaces are identified, the contractor must implement their own confined space program that all applicable federal, state and local regulations. Confined spaces **will not** be entered by Langan personnel.

20.0 CHASP ACKNOWLEDGEMENT FORM

All Langan personnel and contractors will sign this CHASP Compliance Agreement indicating that they have become familiar with this CHASP and that they understand it and agree to abide by it.

TABLES

**TABLE 1
TASK HAZARD ANALYSES**

Task	Hazard	Description	Control Measures	First Aid
1.3.1 – 1.3.12	Contaminated Soil or Groundwater- Dermal Contact	Contaminated water spills on skin, splashes in eyes; contact with contaminated soil/fill during construction activities or sampling.	Wear proper PPE; follow safe practices, maintain safe distance from construction activities	See Table 2, seek medical attention as required
1.3.1 – 1.3.12	Lacerations, abrasions, punctures	Cutting bailer twine, pump tubing, acetate liners, etc. with knife; cuts from sharp site objects or previously cut piles, tanks, etc.; Using tools in tight spaces	Wear proper PPE; follow safe practices	Clean wound, apply pressure and/or bandages; seek medical attention as required.
1.3.1 – 1.3.12	Contaminated Media Inhalation	Opening drums, tanks, wells; vapors for non-aqueous phase liquids or other contaminated site media; dust inhalation during excavation; vapor accumulation in excavation	Follow air monitoring plan; have quick access to respirator, do not move or open unlabeled drums found at the site, maintain safe distance from construction activities	See Table 2, seek medical attention as required
1.3.1 – 1.3.12	Lifting	Improper lifting/carrying of equipment and materials causing strains	Follow safe lifting techniques; Langan employees are not to carry contractor equipment or materials	Rest, ice, compression, elevation; seek medical attention as required
1.3.1 – 1.3.12	Slips, trips, and falls	Slips, trips and falls due to uneven surfaces, cords, steep slopes, debris and equipment in work areas	Good housekeeping at site; constant awareness and focus on the task; avoid climbing on stockpiles; maintain safe distance from construction activities and excavations; avoid elevated areas over six feet unless fully accredited in fall protection and wearing an approved fall protection safety apparatus	Rest, ice, compression, elevation; seek medical attention as required
1.3.1 – 1.3.12	Noise	Excavation equipment, hand tools, drilling equipment.	Wear hearing protection; maintain safe distance from construction activities	Seek medical attention as required
1.3.1 – 1.3.12	Falling objects	Soil material, tools, etc. dropping from drill rigs, front-end loaders, etc.	Hard hats to be worn at all times while in work zones; maintain safe distance from construction activities and excavations	Seek medical attention as required
1.3.1 – 1.3.12	Underground/ overhead utilities	Excavation equipment, drill rig auger makes contact with underground object; boom touches overhead utility	"One Call" before dig; follow safe practices; confirm utility locations with contractor; wear proper PPE; maintain safe distance from construction activities and excavations	Seek medical attention as required
1.3.1 – 1.3.12	Insects (bees, wasps, hornet, mosquitoes, and spider)	Sings, bites	Insect Repellent; wear proper protective clothing (work boots, socks and light colored pants);field personnel who may have insect allergies (e.g., bee sting) should provide this information to the HSO or FSO prior to commencing work, and will have allergy medication on site.	Seek medical attention as required
1.3.1 – 1.3.12	Vehicle traffic / Heavy Equipment Operation	Vehicles unable to see workers on site, operation of heavy equipment in tight spaces, equipment failure, malfunctioning alarms	Wear proper PPE, especially visibility vest; use a buddy system to look for traffic; rope off area of work with cones and caution tape or devices at points of hazard, maintain safe distance from construction activities and equipment	Seek medical attention as required

**TABLE 2
CONTAMINANT HAZARDS OF CONCERN**

Task	Contaminant	CAS Number	Monitoring Device	PEL/IDLH	Source of Concentration on Site	Route of Exposure	Symptoms	First Aid
1.3.1 – 1.3.12	1,1,1,2-Tetrachloroethane R-130a	630-20-6	NA	None None	Groundwater Soil Vapor	inhalation, skin absorption, ingestion, skin and/or eye contact	irritation to the eyes (redness, pain), skin (redness, burning sensation, pain); Inhalation: jaundice, enlarged liver, headaches, tremors, dizziness, numbness, and drowsiness. Ingestion: burning sensation, headache, nausea	Eye: Irrigate immediately Skin: Soap flush immediately Breathing: Respiratory support Swallow: Medical attention immediately
1.3.1 – 1.3.12	1,1,2-Trichloroethane 1,1,2-TCA Ethane trichloride β-Trichloroethane Vinyl trichloride	79-00-5	PID	10 ppm 100 ppm	Groundwater Soil Vapor	inhalation, skin absorption, ingestion, skin and/or eye contact	irritation eyes, nose; central nervous system depression; liver, kidney damage; dermatitis	Eye: Irrigate immediately Skin: Soap wash promptly Breathing: Respiratory support Swallow: Medical attention
1.3.1 – 1.3.12	1,1'-Biphenyl 1,1-Biphenyl Biphenyl Phenyl benzene Diphenyl	92-52-4	None	1 mg/m ³ 100 mg/m ³	Soil Vapor	inhalation, skin absorption, ingestion, skin and/or eye contact	irritation to the eyes, throat; headache, nausea, lassitude (weakness, exhaustion), numb limbs; liver damage	Eye: Irrigate immediately Skin: Water flush immediately Breathing: Respiratory support Swallow: Medical attention immediately

Task	Contaminant	CAS Number	Monitoring Device	PEL/IDLH	Source of Concentration on Site	Route of Exposure	Symptoms	First Aid
1.3.1 – 1.3.12	1,1-Dichloroethane Asymmetrical dichloroethane Ethylidene chloride 1,1-Ethylidene dichloride 1,1-DCA	75-34-3	PID	100 ppm 3000 ppm	Groundwater Soil Vapor	inhalation, ingestion, skin and/or eye contact	irritation to the skin; central nervous system depression; liver, kidney, lung damage	Eye: Irrigate immediately Skin: Soap flush promptly Breathing: Respiratory support Swallow: Medical attention immediately
1.3.1 – 1.3.12	1,1-Dichloropropene 1,1-Dichloro-1-propene 1,1,-Dichloropopylene 1,1-Dichloropropylene	563-58-6	NA	NA	Soil Vapor	inhalation, ingestion, skin and/or eye contact	Irritant to eyes, skin, mucous membranes and respiratory system. May be harmful by ingestion, skin absorption and inhalation	Eye: Irrigate immediately Skin: Soap flush promptly Breathing: Respiratory support Swallow: Medical attention immediately
1.3.1 – 1.3.12	1,2,3-Trichlorobenzene vic-Trichlorobenzene 1,2,6-Trichlorobenzene	87-61-6	PID	None None	Groundwater Soil Vapor	inhalation, ingestion, skin and/or eye contact	irritation to the eyes, skin, nose, throat, respiratory system; bronchitis; hypochromic anemia; headache, drowsiness, lassitude (weakness, exhaustion), dizziness, nausea, incoordination; vomiting, confusion; chemical pneumonitis (aspiration liquid)	Eye: Irrigate immediately Skin: Soap wash Breathing: Respiratory support Swallow: Medical attention immediately

Task	Contaminant	CAS Number	Monitoring Device	PEL/IDLH	Source of Concentration on Site	Route of Exposure	Symptoms	First Aid
1.3.1 – 1.3.12	1,2,4,5-Tetramethylbenzene	95-93-2	NA	None None	Groundwater Soil	inhalation, skin absorption, ingestion, skin and/or eye contact	irritation to the eyes, skin, nose, throat, respiratory system; bronchitis; hypochromic anemia; headache, drowsiness, lassitude (weakness, exhaustion), dizziness, nausea, incoordination; vomiting, confusion; chemical pneumonitis (aspiration liquid)	Eye: Irrigate immediately Skin: Soap flush immediately Breathing: Respiratory support Swallow: Medical attention immediately
1.3.1 – 1.3.12	1,2,4-Trichlorobenzene Unsym-Trichlorobenzene 1,2,4-Trichlorobenzol	120-82-1	NA	None None	Groundwater Soil Vapor	inhalation, skin absorption, ingestion, skin and/or eye contact	irritation eyes, skin, mucous membrane; In Animals: liver, kidney damage; possible teratogenic effects	Eye: Irrigate immediately Skin: Soap wash Breathing: Respiratory support Swallow: Medical attention immediately
1.3.1 – 1.3.12	1,2,4-Trimethylbenzene	95-63-6	PID	None None	Groundwater Soil Vapor	inhalation, ingestion, skin and/or eye contact	irritation to the eyes, skin, nose, throat, respiratory system; bronchitis; hypochromic anemia; headache, drowsiness, lassitude (weakness, exhaustion), dizziness, nausea, incoordination; vomiting, confusion; chemical pneumonitis (aspiration liquid)	Eye: Irrigate immediately Skin: Soap wash Breathing: Respiratory support Swallow: Medical attention immediately

Task	Contaminant	CAS Number	Monitoring Device	PEL/IDLH	Source of Concentration on Site	Route of Exposure	Symptoms	First Aid
1.3.1 – 1.3.12	1,2-Dibromo-3-chloropropane Dibromochloropropane DBCP	96-12-8	PID	None None	Groundwater Soil Vapor	inhalation, skin absorption, ingestion, skin and/or eye contact	irritation eyes, skin, nose, throat; drowsiness; nausea, vomiting; pulmonary edema; liver, kidney injury; sterility; [potential occupational carcinogen]	Eye: Irrigate immediately Skin: Soap flush promptly Breathing: Respiratory support Swallow: Medical attention immediately
1.3.1 – 1.3.12	1,2-Dichlorobenzene	95-50-1	PID	50 ppm 200 ppm	Groundwater Soil Vapor	inhalation, skin absorption, ingestion, skin and/or eye contact	irritation to the eye, swelling periorbital (situated around the eye); profuse rhinitis; headache, anorexia, nausea, vomiting; weight loss, jaundice, cirrhosis; in animals: liver, kidney injury; [potential occupational carcinogen]	Eye: Irrigate immediately Skin: Soap wash Breathing: Respiratory support Swallow: Medical attention immediately
1.3.1 – 1.3.12	1,2-Dichloroethane Ethylene dichloride 1,2-DCA DCE[1] Ethane dichloride Dutch liquid, Dutch oil Freon 150 Glycol dichloride	107-06-2	PID	1 ppm 50 ppm	Groundwater Soil Vapor	inhalation, ingestion, skin absorption, skin and/or eye contact	irritation to the eyes, corneal opacity; central nervous system depression; nausea, vomiting; dermatitis; liver, kidney, cardiovascular system damage; [potential occupational carcinogen]	Eye: Irrigate immediately Skin: Soap wash promptly Breathing: Respiratory support Swallow: Medical attention immediately

Task	Contaminant	CAS Number	Monitoring Device	PEL/IDLH	Source of Concentration on Site	Route of Exposure	Symptoms	First Aid
1.3.1 – 1.3.12	1,2-Dichloroethene 1,2-Dichloroethylene 1,2-DCE Total 1,2-Dichloroethene cis-1,2-Dichloroethylene mixture of cis and trans Acetylene dichloride cis-Acetylene dichloride sym-Dichloroethylene cis- 1,2-Dichloroethene cDCE 1,1-dimethyl;-dimethyl1,1- cyclohexane	156-59-2 540-59-0	PID	200 ppm 4000 ppm	Groundwater Soil Vapor	inhalation, ingestion, skin and/or eye contact	Irritant to eyes, skin, mucous membranes and respiratory system. May be harmful by ingestion, skin absorption and inhalation	Eye: Irrigate immediately Skin: Soap wash promptly Breathing: Respiratory support Swallow: Medical attention immediately
1.3.1 – 1.3.12	Trans-1,2-Dichloroethene trans-1,2-Dichloroethylene tDEC trans-Acetylene dichloride	156-60-5	PID	200 ppm 4000 ppm	Groundwater Soil Vapor	inhalation, ingestion, skin and/or eye contact	Irritant to eyes, skin, mucous membranes and respiratory system. May be harmful by ingestion, skin absorption and inhalation	Eye: Irrigate immediately Skin: Soap wash promptly Breathing: Respiratory support Swallow: Medical attention immediately
1.3.1 – 1.3.12	1,3,5-Trimethylbenzene Mesitylene sym-Trimethylbenzene	108-67-8	PID	None None	Groundwater Soil Vapor	inhalation, ingestion, skin and/or eye contact	irritation to the eyes, skin, nose, throat, respiratory system; bronchitis; hypochromic anemia; headache, drowsiness, lassitude (weakness, exhaustion), dizziness, nausea, incoordination; vomiting, confusion; chemical pneumonitis (aspiration liquid)	Eye: Irrigate immediately Skin: Soap wash Breathing: Respiratory support Swallow: Medical attention immediately

Task	Contaminant	CAS Number	Monitoring Device	PEL/IDLH	Source of Concentration on Site	Route of Exposure	Symptoms	First Aid
1.3.1 – 1.3.12	1,3-Dichlorobenzene m-Dichlorobenzol; m-Phenylene dichloride m-dichlorobenzene	541-73-1	PID	None None	Groundwater Soil Vapor	inhalation, skin absorption, ingestion, skin and/or eye contact	irritation to the eyes, swelling periorbital (situated around the eye); profuse rhinitis; headache, anorexia, nausea, vomiting; weight loss, jaundice, cirrhosis; in animals: liver, kidney injury; [potential occupational carcinogen]	Eye: Irrigate immediately Skin: Soap wash Breathing: Respiratory support Swallow: Medical attention immediately
1.3.1 – 1.3.12	1,3-Dichloropropane	142-29-9	NA	NA NA	Groundwater Soil Vapor	Inhalation, ingestion, skin and/or eye contact	Irritant to eyes, skin, mucous membranes and respiratory system. May be harmful by ingestion, skin absorption and inhalation	Eye: Irrigate immediately Skin: Water flush promptly Breathing: Respiratory support Swallow: Medical attention immediately

Task	Contaminant	CAS Number	Monitoring Device	PEL/IDLH	Source of Concentration on Site	Route of Exposure	Symptoms	First Aid
1.3.1 – 1.3.12	1,3-Dichloropropene Trans-1,3-dichloropropylene AQL Agrocelhone DD92 1,3-D Dorlone, Nematox, Telone, Nemex, cis-Dichloropropene Di-Trapex CP, Vorlex 20 dichloro-1,3-propene 1,3-dichloro-1-propene 1,3-dichloro-2-propene alpha-chloroallylchloride Chloroallylchloride gamma-chloroallylchloride, chloroallyl chloride chloroorpropenyl chloride 1,3-dichloropropylene 2,2-Dichlorobenzene 3-D, DCP 3-Chloroallyl chloride Trans-1,3-Dichloropropen Cis-1,3-Dichloropropene	542-75-6	PID	NA NA	Groundwater Soil Vapor	inhalation, skin absorption, ingestion, skin and/or eye contact	irritation to the eyes, skin, respiratory system; eye, skin burns; lacrimation (discharge of tears); headache, dizziness; in animals; liver, kidney damage; [potential occupational carcinogen]	Eye: Irrigate immediately Skin: Soap flush immediately Breathing: Respiratory support Swallow: Medical attention immediately
1.3.1 – 1.3.12	1,4-Dioxane 1,4-Dioxacyclohexane [1,4]Dioxane p-Dioxane [6]-crown-2 Diethylene dioxide Diethylene ether Dioxan Dioxane 1,4-Dioxane	123-91-1	PID	100 ppm 500 ppm	Groundwater Soil Vapor	Inhalation, ingestion, skin and/or eye contact	Irritant to eyes, skin, mucous membranes and respiratory system. May be harmful by ingestion, skin absorption and inhalation	Eye: Irrigate immediately Skin: Water flush promptly Breathing: Respiratory support Swallow: Medical attention immediately

Task	Contaminant	CAS Number	Monitoring Device	PEL/IDLH	Source of Concentration on Site	Route of Exposure	Symptoms	First Aid
1.3.1 – 1.3.12	1,2-Dibromoethane Ethylene Dibromide Ethylene bromide Glycol dibromide 1,2-Dibromoethane	106-93-4	PID	20 ppm 100 ppm	Groundwater Soil Vapor	inhalation, skin absorption, ingestion, skin and/or eye contact	irritation eyes, skin, respiratory system; dermatitis with <u>vesiculation</u> ; liver, heart, spleen, kidney damage; reproductive effects; [potential occupational carcinogen]	Eye: Irrigate immediately Skin: Soap wash immediately Breathing: Respiratory support Swallow: Medical attention immediately
1.3.1 – 1.3.12	1H,1H,2H,2H-Perfluorooctanesulfonic Acid (6:2FTS) Sodium 1H,1H, 2H, 2H-Perfluorooctane Sulfonate (6:2)(6:2FTS) 6:2 Fluorinated Telomer Sulfonates (6:2FTS) Sodium 1H,1H,2H,2H-Perfluorooctane Sulfonate (6:2)	27619-97-2	NA	NA NA	Groundwater	inhalation, skin or eye contact, ingestion	irritation to eyes with possible eye damage, skin causing rash, redness or burning, irritation to nose, throat and lungs	Eye: Irrigate immediately Skin: Water flush promptly Breathing: Respiratory support Swallow: Medical attention immediately
1.3.1 – 1.3.12	2,2,4-Trimethylpentane	540-84-1	PID	NA NA	Groundwater Soil Vapor	inhalation, ingestion, skin and/or eye contact	irritation to the eyes, skin, nose, throat, respiratory system; bronchitis; hypochromic anemia; headache, drowsiness, lassitude (weakness, exhaustion), dizziness, nausea, incoordination; vomiting, confusion; chemical pneumonitis (aspiration liquid)	Eye: Irrigate immediately Skin: Soap wash Breathing: Respiratory support Swallow: Medical attention immediately

Task	Contaminant	CAS Number	Monitoring Device	PEL/IDLH	Source of Concentration on Site	Route of Exposure	Symptoms	First Aid
1.3.1 – 1.3.12	2,2-Dichloropropane Isopropylidene dichloride	594-20-7	NA	NA NA	Groundwater Soil Vapor	Inhalation, ingestion, skin and/or eye contact	Irritant to eyes, skin, mucous membranes and respiratory system. May be harmful by ingestion, skin absorption and inhalation	Eye: Irrigate immediately Skin: Water flush promptly Breathing: Respiratory support Swallow: Medical attention immediately
1.3.1 – 1.3.12	2,4-Dichlorophenol	120-83-2	PID	NA NA	Groundwater Soil	inhalation, ingestion, skin and/or eye contact, in	irritation to the eyes, skin, mucous membrane, nose, throat, respiratory system; ingestion: burning sensation, abdominal pain, tremor, weakness, convulsion, labored breathing, shock or collapse	Eye: Irrigate immediately Skin: Water flush promptly Breathing: Respiratory support Swallow: Medical attention immediately
1.3.1 – 1.3.12	2,4-Dimethylphenol 2,4-Xylenol m-Xylenol 1-Hydroxy-2,4- dimethylbenzene 2,4-Dimethylphenol 4-Hydroxy-1,3- dimethylbenzene 4,6-Dimethylphenol 1,3-Dimethyl-4-hydroxybenze	105-67-9	None	NA NA	Groundwater Soil Vapor	inhalation, ingestion, skin and/or eye contact	irritation to the eyes, skin, mucous membrane; headache, narcosis, coma; dermatitis; in animals: liver, kidney damage	Eye: Irrigate immediately Skin: Water flush promptly Breathing: Respiratory support Swallow: Medical attention immediately

Task	Contaminant	CAS Number	Monitoring Device	PEL/IDLH	Source of Concentration on Site	Route of Exposure	Symptoms	First Aid
1.3.1 – 1.3.12	2,4-Dinitrophenol	52-28-5	NA NA	NA NA	Groundwater Soil Vapor	inhalation, ingestion, skin and/or eye contact	Irritation to the eyes, skin, respiratory system, Headache. Dizziness. Nausea. Vomiting, Sweating, and weight loss. Long term exposure effects bone marrow, central nervous system, and cardiovascular system. Exposure may cause cataracts and skin lesions. Convulsions. Unconsciousness	Eye: Irrigate immediately Skin: Soap wash Breathing: Respiratory support Swallow: Medical attention immediately
1.3.1 – 1.3.12	2,4-dinitrotoluene	121-14-2	PID	NA NA	Groundwater Soil Vapor	inhalation, ingestion, skin and/or eye contact	Irritation to the eyes, skin, respiratory system, Blue lips or finger nails. Blue skin. Headache. Dizziness. Nausea. Confusion. Convulsions. Unconsciousness	Eye: Irrigate immediately Skin: Soap wash Breathing: Respiratory support Swallow: Medical attention immediately
1.3.1 – 1.3.12	2-Butanone Ethyl methyl ketone MEK Methyl acetone Methyl ethyl ketone	78-93-3	PID	200 ppm 3000 ppm	Soil Groundwater Vapor	inhalation, ingestion, skin and/or eye contact	irritation to the eyes, skin, nose; headache; dizziness; vomiting; dermatitis	Eye: Irrigate immediately Skin: Water wash immediately Breathing: Fresh air Swallow: Medical attention immediately

Task	Contaminant	CAS Number	Monitoring Device	PEL/IDLH	Source of Concentration on Site	Route of Exposure	Symptoms	First Aid
1.3.1 – 1.3.12	2-Chloronaphthalene	91.58-7	NA	NA MA	Groundwater Soil	inhalation, skin absorption, ingestion, skin and/or eye contact	irritation eyes, nose; skin	Eye: Irrigate immediately , Medical attention Skin: Soap wash promptly Breathing: Respiratory support Swallow: Medical attention
1.3.1 – 1.3.12	2-Chlorophenol 2-Chloro-1-hydroxybenzene 2-Hydroxychlorobenzene Ortho- Chlorophenol	95-57-8	PID	NA NA	Groundwater Soil Vapor	inhalation, ingestion, skin and/or eye contact	irritation to the eyes, skin, nose, throat, respiratory system; bronchitis; hypochromic anemia; headache, drowsiness, lassitude (weakness, exhaustion), dizziness, nausea, incoordination; vomiting, confusion; chemical pneumonitis (aspiration liquid)	Eye: Irrigate immediately Skin: Soap wash Breathing: Respiratory support Swallow: Medical attention immediately
1.3.1 – 1.3.12	2-Hexanone Butyl methyl ketone MBK Methyl butyl ketone Methyl n-butyl ketone	591-78-6	PID	100 ppm 1600 ppm	Groundwater Soil Vapor	inhalation, skin absorption, ingestion, skin and/or eye contact	irritation to the eyes, nose; peripheral neuropathy: lassitude (weakness, exhaustion), paresthesia; dermatitis; headache, drowsiness	Eye: Irrigate immediately Skin: Soap wash immediately Breathing: Respiratory support Swallow: Medical attention immediately

Task	Contaminant	CAS Number	Monitoring Device	PEL/IDLH	Source of Concentration on Site	Route of Exposure	Symptoms	First Aid
1.3.1 – 1.3.12	2-Methylnaphthalene β-methylnaphthalene	91-57-6	PID	NA NA	Groundwater Soil Vapor	inhalation, ingestion or skin absorption, eye contact	irritation to the skin, eyes, mucous membranes and upper respiratory tract. It may also cause headaches, nausea, vomiting, diarrhea, anemia, jaundice, euphoria, dermatitis, visual disturbances, convulsions and comatose	Eye: Irrigate immediately Skin: Water flush promptly Breathing: Respiratory support Swallow: Medical attention immediately
1.3.1 – 1.3.12	2-Nitroaniline o-Nitroaniline 1-Amino-2-nitrobenzene	88-74-4	NA	NA NA	Soil	inhalation, ingestion, skin and/or eye contact	Irritant to eyes, skin, mucous membranes and respiratory system. May be harmful by ingestion, skin absorption and inhalation	Eye: Irrigate immediately Skin: Water flush promptly Breathing: Remove to fresh air Swallow: Medical attention immediately
1.3.1 – 1.3.12	2-Nitrophenol o-Nitrophenol 2-Hydroxynitrobenzene o-Hydroxynitrobenzene	88-75-5	NA	NA NA	Groundwater Soil Vapor	inhalation, ingestion, skin and/or eye contact	irritation to the eyes, skin, nose, throat, respiratory system; bronchitis; hypochromic anemia; headache, drowsiness, lassitude (weakness, exhaustion), dizziness, nausea, incoordination; vomiting, confusion; chemical pneumonitis (aspiration liquid)	Eye: Irrigate immediately Skin: Soap wash Breathing: Respiratory support Swallow: Medical attention immediately

Task	Contaminant	CAS Number	Monitoring Device	PEL/IDLH	Source of Concentration on Site	Route of Exposure	Symptoms	First Aid
1.3.1 – 1.3.12	3,3'-Dichlorobenzidine 4-(4-Amino-3-chlorophenyl)-2-chloroaniline 4,4'-Diamino-3,3'-dichlorobiphenyl o,o'-Dichlorobenzidine 3,3'-Dichlorobiphenyl-4,4'-diamine 3,3'-Dichloro-4,4'-biphenyldiamine 3,3'-Dichloro-4,4'-diaminobiphenyl	91-94-1	None	NA NA	Soil Groundwater Vapor	inhalation, skin absorption, ingestion, skin and/or eye contact	irritation to the eyes, skin, nose, throat, respiratory system;	Eye: Irrigate immediately Skin: Soap wash Breathing: Respiratory support Swallow: Medical attention immediately
1.3.1 – 1.3.12	3-Nitroaniline m-Nitroaniline 1-Amino-3-nitrobenzene	99-09-2	NA	NA NA	Soil	inhalation, ingestion, skin and/or eye contact	Irritant to eyes, skin, mucous membranes and respiratory system. May be harmful by ingestion, skin absorption and inhalation	Eye: Irrigate immediately Skin: Water flush promptly Breathing: Remove to fresh air Swallow: Medical attention immediately
1.3.1 – 1.3.12	4,4'-DDD Dichlorodiphenyldichloroethane 1,1'-(2,2-Dichloroethylidene)bis(4-chlorobenzene)	72-54-8	None	NA NA	Groundwater Soil	inhalation, skin absorption, ingestion, skin and/or eye contact	irritation to the eyes, skin; paresthesia tongue, lips, face; tremor; anxiety, dizziness, confusion, malaise (vague feeling of discomfort), headache, lassitude (weakness, exhaustion); convulsions; paresis hands; vomiting; [potential occupational carcinogen]	Eye: Irrigate immediately Skin: Soap wash promptly Breathing: Respiratory support Swallow: Medical attention immediately

Task	Contaminant	CAS Number	Monitoring Device	PEL/IDLH	Source of Concentration on Site	Route of Exposure	Symptoms	First Aid
1.3.1 – 1.3.12	4,6-Dinitro-o-cresol 2-Methyl-4,6-dinitrophenol 4,6-Dinitro-2-methylphenol	534-52-1	None	0.2 mg/m ³ 5 mg/m ³	Soil	inhalation, skin absorption, ingestion, skin and/or eye contact	Sense of well-being; headache, fever, lassitude (weakness, exhaustion), profuse sweating, excess thirst, tachycardia, hyperpnea, cough, short breath, coma	Eye: Irrigate immediately Skin: Soap wash immediately Breathing: Respiratory support Swallow: Medical attention immediately
1.3.1 – 1.3.12	4-bromophenyl phenyl ether Ether,p-bromophenyl phenyl; p-(Phenoxy)bromobenzene; p-Bromodiphenylether; p-Bromophenoxybenzene; p-Bromophenylphenyl ether; Diphenylether, 4-bromo-; Ether,4-bromophenyl phenyl; Phenylether,4-bromo-;1- Bromo-4-phenoxybenzene; 4-Bromodiphenylether; 4-Bromophenoxybenzene; 4-Bromophenyl phenyl ether; p-Bromphenyl phenyl ether; p-Phenoxyphenyl bromide	101-55-3	None	NA NA	Groundwater Soil Vapor	inhalation, ingestion, skin and/or eye contact	irritation to the eyes, skin, respiratory system;	Eye: Irrigate immediately Skin: Soap wash promptly Breathing: Respiratory support Swallow: Medical attention immediately
1.3.1 – 1.3.12	4-Chloroaniline p-Chloroaniline	106-47-8	None	NA NA	Groundwater Soil Vapor	inhalation, skin absorption, ingestion, skin and/or eye contact	irritation to the eyes, skin; paresthesia tongue, lips, face; tremor; anxiety, dizziness, confusion, malaise (vague feeling of discomfort), headache, lassitude (weakness, exhaustion); convulsions; paresis hands; vomiting; [potential occupational carcinogen]	Eye: Irrigate immediately Skin: Soap wash promptly Breathing: Respiratory support Swallow: Medical attention immediately

Task	Contaminant	CAS Number	Monitoring Device	PEL/IDLH	Source of Concentration on Site	Route of Exposure	Symptoms	First Aid
1.3.1 – 1.3.12	4-Chlorophenyl phenyl ether	7005-72-3	NA	NA NA	Groundwater Soil Vapor	inhalation, ingestion, skin and/or eye contact	irritation to the eyes, skin, respiratory system;	Eye: Irrigate immediately Skin: Soap wash promptly Breathing: Respiratory support Swallow: Medical attention immediately
1.3.1 – 1.3.12	4-Chlorotoluene p-Chlorotoluene 1-Chloro-4-methylbenzene p-Tolyl chloride	106-43-4	PID	NA NA	Groundwater Soil Vapor	inhalation, skin absorption, ingestion, skin and/or eye contact	irritation eyes, skin, mucous membrane; dermatitis; drowsiness, incoordination, anesthesia; cough; liver, kidney injury	Eye: Irrigate immediately Skin: Soap wash immediately Breathing: Respiratory support Swallow: Medical attention immediately
1.3.1 – 1.3.12	4-Isopropyltoluene 1-Methyl-4-(1- methylethyl)benzene 4-Isopropyltoluene; 4-Methylcumene; 1-Methyl-4-isopropylbenzene Dolcymene Camphogen Paracymene Cymene p-Cymene p-Isopropyltoluene	99-87-6	PID	NA NA	Soil Groundwater Vapor	inhalation, skin absorption, ingestion, skin and/or eye contact	irritation to the eyes, skin, mucous membrane; dermatitis; headache, narcosis, coma	Eye: Irrigate immediately Skin: Water flush promptly Breathing: Respiratory support Swallow: Medical attention immediately

Task	Contaminant	CAS Number	Monitoring Device	PEL/IDLH	Source of Concentration on Site	Route of Exposure	Symptoms	First Aid
1.3.1 – 1.3.12	4-Methyl-2-pentanone Hexone Isobutyl methyl ketone Methyl isobutyl ketone MIBK	108-10-1	PID	100 ppm 500 ppm	Groundwater Soil Vapor	inhalation, ingestion, skin and/or eye contact	irritation to the eyes, skin, mucous membrane; headache, narcosis, coma; dermatitis; in animals: liver, kidney damage	Eye: Irrigate immediately Skin: Water flush promptly Breathing: Respiratory support Swallow: Medical attention immediately
1.3.1 – 1.3.12	4-Nitroaniline p-Nitroaniline 1-Amino-4-nitrobenzene	100-01-6	NA	6 mg/m ³ 300 mg/m ³	Soil	inhalation, ingestion, skin and/or eye contact	Irritant to eyes, skin, mucous membranes and respiratory system. May be harmful by ingestion, skin absorption and inhalation	Eye: Irrigate immediately Skin: Water flush promptly Breathing: Remove to fresh air Swallow: Medical attention immediately
1.3.1 – 1.3.12	Acenaphthene 1,2-Dihydroacenaphthylene 1,8-Ethylenenaphthalene peri-Ethylenenaphthalene Naphthyleneethylene Tricyclododecapentaene	83-32-9	PID	NA NA	Soil	inhalation, ingestion, skin and/or eye contact,	irritation to the skin, eyes, mucous membranes and upper respiratory tract; If ingested, it can cause vomiting	Eye: Irrigate immediately Skin: Soap wash immediately, if redness or irritation develop, seek medical attention immediately Breathing: Move to fresh air Swallow: do not induce vomiting, seek medical attention immediately

Task	Contaminant	CAS Number	Monitoring Device	PEL/IDLH	Source of Concentration on Site	Route of Exposure	Symptoms	First Aid
1.3.1 – 1.3.12	Acenaphthylene Cycopental(de)naphthalene, Acenaphthalene	208-96-8	PID	NA NA	Soil	inhalation, ingestion, skin and/or eye contact	irritation to the skin, eyes, mucous membranes and upper respiratory tract	Eye: Irrigate immediately, seek medical attention immediately, Skin: Soap wash immediately, if redness or irritation develop, seek medical attention immediately Breathing: Move to fresh air Swallow: do not induce vomiting, seek medical attention immediately
1.3.1 – 1.3.12	Acetone Dimethyl ketone Ketone propane 2-Propanone	67-64-1	PID	1000 ppm 2500 ppm	Groundwater Soil	inhalation, ingestion, skin and/or eye contact	irritation to the eyes, nose, throat; headache, dizziness, central nervous system depression; dermatitis	Eye: Irrigate immediately Skin: Soap wash immediately Breathing: Respiratory support Swallow: Medical attention immediately

Task	Contaminant	CAS Number	Monitoring Device	PEL/IDLH	Source of Concentration on Site	Route of Exposure	Symptoms	First Aid
1.3.1 – 1.3.12	Acetophenone 1-phenylethanone Methyl phenyl ketone Phenylethanone	98-86-2	None	NA NA	Groundwater Soil	inhalation, ingestion, skin and/or eye contact	irritation to the skin, eyes, mucous membranes and upper respiratory tract	Eye: Irrigate immediately, seek medical attention immediately, Skin: Soap wash immediately, if redness or irritation develop, seek medical attention immediately Breathing: Move to fresh air Swallow: do not induce vomiting, seek medical attention immediately
1.3.1 – 1.3.12	Acrylonitrile Acrylonitrile monomer AN Cyanoethylene Propenenitrile 2-Propenenitrile VCN, Vinyl cyanide	107-13-1	PID	1 ppm 85 ppm	Groundwater Soil Vapor	inhalation, skin absorption, ingestion, skin and/or eye contact	irritation to the eyes, skin; asphyxia; headache; sneezing; nausea, vomiting; lassitude (weakness, exhaustion), dizziness; skin vesiculation; scaling dermatitis; [potential occupational carcinogen]	Eye: Irrigate immediately Skin: Water wash immediately Breathing: Respiratory support Swallow: Medical attention immediately
1.3.1 – 1.3.12	Aldrin 1,2,3,4,10,10-Hexachloro- 1,4,4a,5,8,8a-hexahydro-endo- 1,4-exo-5,8- dimethanonaphthalene HHDN Octalene	309-00-2	PID	0.25 ppm 5 ppm	Groundwater Soil Vapor	inhalation, skin absorption, ingestion, skin and/or eye contact	headache, dizziness; nausea, vomiting, malaise (vague feeling of discomfort); myoclonic jerks of limbs; clonic, tonic convulsions; coma; hematuria (blood in the urine), azotemia; [potential occupational carcinogen]	Eye: Irrigate immediately Skin: Soap wash immediately Breathing: Respiratory support Swallow: Medical attention immediately

Task	Contaminant	CAS Number	Monitoring Device	PEL/IDLH	Source of Concentration on Site	Route of Exposure	Symptoms	First Aid
1.3.1 – 1.3.12	Alpha-BHC alpha-Hexachlorocyclohexane -alpha,2-alpha,3-beta,4-alpha,5- beta,6-beta- Hexachlorocyclohexane alpha-1,2,3,4,5,6- Hexachlorocyclohexane alpha-Benzenehexachloride α -1,2,3,4,5,6- hexachlorocyclohexane α -HCH α -Benzenehexachloride alpha-hexacloran(e) alpha-Lindane Alpha Hexachlorocyclohexane	319-84-6	PID	NA NA	Groundwater Soil Vapor	inhalation, skin absorption, ingestion, skin and/or eye contact	irritation to the eyes, skin, mucous membrane possible carcinogenic, effects to liver, blood, and central nervous system	Eye: Irrigate immediately Skin: Soap wash promptly Breathing: Respiratory support Swallow: Medical attention immediately
1.3.1 – 1.3.12	Alpha-Chordane	5103- 71-9	None	0.5 mg/m ³ 100 mg/m ³	Groundwater Soil	inhalation, skin absorption, ingestion, skin and/or eye contact	Blurred vision; confusion; ataxia, delirium; cough; abdominal pain, nausea, vomiting, diarrhea; irritability, tremor, convulsions; anuria	Eye: Irrigate immediately Skin: Soap wash immediately Breathing: Respiratory support Swallow: Medical attention immediately
1.3.1 – 1.3.12	Aluminum	7429-90- 5	None	0.5 mg/m ³ 50 mg/m ³	Soil	inhalation, skin and/or eye contact	irritation to the eyes, skin, respiratory system	Eye: Irrigate immediately Breathing: Fresh air
1.3.1 – 1.3.12	Anthracene	120-12-7	PID	0.2 mg/m ³ 80 mg/m ³ (Coal Pitch Tar)	Soil	inhalation, skin or eye contact, ingestion	irritation to the skin, eyes, mucous membranes and upper respiratory tract, abdominal pain if ingested.	Eye: Irrigate immediately, seek medical attention immediately, Skin: Soap wash immediately, Breathing: Move to fresh air, refer to medical attention; Swallow: refer to medical attention

Task	Contaminant	CAS Number	Monitoring Device	PEL/IDLH	Source of Concentration on Site	Route of Exposure	Symptoms	First Aid
1.3.1 – 1.3.12	Antimony	7440-36-0	None	0.5 mg/m ³ 50 mg/m ³	Groundwater Soil	inhalation, ingestion, skin and/or eye contact	irritation skin, possible dermatitis; resp distress; diarrhea; muscle tremor, convulsions; possible gastrointestinal tract	Eye: Irrigate immediately Skin: Soap wash immediately Breathing: Respiratory support Swallow: Medical attention immediately
1.3.1 – 1.3.12	Aroclor 1016	12674-11-2	None	0.5 mg/m ³ 5 mg/m ³	Groundwater Soil	inhalation, skin absorption, ingestion, skin and/or eye contact	irritation to the eyes, chloracne	Eye: Irrigate immediately Skin: Soap wash immediately Breathing: Respiratory support Swallow: Medical attention immediately
1.3.1 – 1.3.12	Aroclor 1221	147601-87-4	None	0.5 mg/m ³ 5 mg/m ³	Groundwater Soil	inhalation, skin absorption, ingestion, skin and/or eye contact	irritation to the eyes, chloracne	Eye: Irrigate immediately Skin: Soap wash immediately Breathing: Respiratory support Swallow: Medical attention immediately
1.3.1 – 1.3.12	Aroclor 1232	11141-16-5	None	0.5 mg/m ³ 5 mg/m ³	Groundwater Soil	inhalation, skin absorption, ingestion, skin and/or eye contact	irritation to the eyes, chloracne	Eye: Irrigate immediately Skin: Soap wash immediately Breathing: Respiratory support Swallow: Medical attention immediately

Task	Contaminant	CAS Number	Monitoring Device	PEL/IDLH	Source of Concentration on Site	Route of Exposure	Symptoms	First Aid
1.3.1 – 1.3.12	Aroclor 1242	53469-21-9	None	0.5 mg/m ³ 5 mg/m ³	Groundwater Soil	inhalation, skin absorption, ingestion, skin and/or eye contact	irritation to the eyes, chloracne	Eye: Irrigate immediately Skin: Soap wash immediately Breathing: Respiratory support Swallow: Medical attention immediately
1.3.1 – 1.3.12	Aroclor 1248	12672-26-6	None	0.5 mg/m ³ 5 mg/m ³	Groundwater Soil	inhalation, skin absorption, ingestion, skin and/or eye contact	irritation to the eyes, chloracne	Eye: Irrigate immediately Skin: Soap wash immediately Breathing: Respiratory support Swallow: Medical attention immediately
1.3.1 – 1.3.12	Aroclor 1254	11097-69-1	None	0.5 mg/m ³ 5 mg/m ³	Groundwater Soil	inhalation, skin absorption, ingestion, skin and/or eye contact	irritation to the eyes, chloracne	Eye: Irrigate immediately Skin: Soap wash immediately Breathing: Respiratory support Swallow: Medical attention immediately
1.3.1 – 1.3.12	Aroclor 1260	11096-82-5	None	0.5 mg/m ³ 5 mg/m ³	Groundwater Soil	inhalation, skin absorption, ingestion, skin and/or eye contact	irritation to the eyes, chloracne	Eye: Irrigate immediately Skin: Soap wash immediately Breathing: Respiratory support Swallow: Medical attention immediately

Task	Contaminant	CAS Number	Monitoring Device	PEL/IDLH	Source of Concentration on Site	Route of Exposure	Symptoms	First Aid
1.3.1 – 1.3.12	Aroclor 1262	37324-23-5	None	0.5 mg/m ³ 5 mg/m ³	Groundwater Soil	inhalation, skin absorption, ingestion, skin and/or eye contact	irritation to the eyes, chloracne	Eye: Irrigate immediately Skin: Soap wash immediately Breathing: Respiratory support Swallow: Medical attention immediately
1.3.1 – 1.3.12	Aroclor 1268	11100-14-4	None	0.5 mg/m ³ 5 mg/m ³	Groundwater Soil	inhalation, skin absorption, ingestion, skin and/or eye contact	irritation to the eyes, chloracne	Eye: Irrigate immediately Skin: Soap wash immediately Breathing: Respiratory support Swallow: Medical attention immediately
1.3.1 – 1.3.12	Arsenic	NA	None	0.5 mg/m ³ NA	Groundwater Soil	inhalation, ingestion, skin and/or eye contact	irritation skin, possible dermatitis; resp distress; diarrhea; muscle tremor, convulsions; possible gastrointestinal tract	Eye: Irrigate immediately Skin: Soap wash immediately Breathing: Respiratory support Swallow: Medical attention immediately
1.3.1 – 1.3.12	Barium	10022-31-8	None	0.5 mg/m ³ 50 mg/m ³	Groundwater Soil	inhalation, ingestion, skin and/or eye contact	irritation to the eyes, skin, upper respiratory system; skin burns; gastroenteritis; muscle spasm; slow pulse	Eye: Irrigate immediately Skin: Water flush immediately Breathing: Respiratory support Swallow: Medical attention immediately

Task	Contaminant	CAS Number	Monitoring Device	PEL/IDLH	Source of Concentration on Site	Route of Exposure	Symptoms	First Aid
1.3.1 – 1.3.12	Benzene Benzol Phenyl hydride	71-43-2	PID	3.19 mg/m ³ 1,595 mg/mg	Groundwater Soil Vapor	inhalation, skin absorption, ingestion, skin and/or eye contact	irritation to the eyes, skin, nose, respiratory system; dizziness; headache, nausea, staggered gait; lassitude (weakness, exhaustion) [potential occupational carcinogen]	Eye: Irrigate immediately Skin: Soap wash immediately Breathing: Respiratory support Swallow: Medical attention immediately
1.3.1 – 1.3.12	Benzo(a)anthracene Benzanthracene Benzanthrene 1,2-Benzanthracene Benzo(b)phenanthrene Tetraphene	56-55-3	PID	0.2 mg/m ³ 80 mg/m ³ (Coal Pitch Tar)	Groundwater Soil	inhalation, skin or eye contact, ingestion	dermatitis, bronchitis, [potential occupational carcinogen]	Eye: Irrigate immediately Skin: Soap wash immediately Breathing: Respiratory support Swallow: Medical attention immediately
1.3.1 – 1.3.12	Benzo(a)pyrene	50-32-8	PID	0.2 mg/m ³ 80 mg/m ³ (Coal Pitch Tar)	Soil	inhalation, skin or eye contact, ingestion	dermatitis, bronchitis, [potential occupational carcinogen]	Eye: Irrigate immediately, seek medical attention Skin: Soap wash immediately; Breathing: move to fresh air; Swallow: Induce vomiting if conscious, seek medical attention immediately

Task	Contaminant	CAS Number	Monitoring Device	PEL/IDLH	Source of Concentration on Site	Route of Exposure	Symptoms	First Aid
1.3.1 – 1.3.12	Benzo(b)fluoranthene	205-99-2	PID	0.2 mg/m ³ 80 mg/m ³ (Coal Pitch Tar)	Soil	inhalation, skin or eye contact, ingestion	irritation to eyes and skin, respiratory irritation(dizziness, weakness, fatigue, nausea, headache)	Eye: Irrigate immediately, refer to medical attention Skin: Soap wash immediately Breathing: move to fresh air Swallow: Medical attention immediately
1.3.1 – 1.3.12	Benzo(g,h,i)perylene Benzo(ghi)perylene	191-24-2	PID	0.2 mg/m ³ 80 mg/m ³ (Coal Pitch Tar)	Soil	inhalation, skin or eye contact, ingestion	NA	Eye: Irrigate immediately, refer to medical attention Skin: Soap wash immediately Breathing: move to fresh air Swallow: Medical attention immediately
1.3.1 – 1.3.12	Benzo(k)fluoranthene	207-08-9	PID	0.2 mg/m ³ 80 mg/m ³ (Coal Pitch Tar)	Soil	inhalation, skin or eye contact, ingestion	irritation to eyes and skin, respiratory irritation (dizziness, weakness, fatigue, nausea, headache)	Eye: Irrigate immediately, refer to medical attention Skin: Soap wash immediately Breathing: move to fresh air Swallow: Medical attention immediately
1.3.1 – 1.3.12	Benzoic acid Carboxybenzene E210 Dracrylic acid Phenylmethanoic acid Benzenecarboxylic acid	65-85-0	None	NA NA	Groundwater Soil Vapor	inhalation, skin or eye contact, ingestion	irritation to eyes with possible eye damage, skin causing rash, redness or burning, irritation to nose, throat and lungs	Eye: Irrigate immediately, refer to medical attention Skin: Soap wash immediately Breathing: move to fresh air

Task	Contaminant	CAS Number	Monitoring Device	PEL/IDLH	Source of Concentration on Site	Route of Exposure	Symptoms	First Aid
1.3.1 – 1.3.12	Benzyl Alcohol Benzenemethanol Phenyl carbinol alpha-Hydroxytoluene Benzoyl alcohol Phenyl methanol	100-51-6	PID	NA NA	Groundwater Soil Vapor	inhalation, skin or eye contact, ingestion	irritation to eyes and skin, respiratory irritation (dizziness, weakness, fatigue, nausea, headache	Eye: Irrigate immediately, refer to medical attention Skin: Soap wash immediately Breathing: move to fresh air Swallow: Medical attention immediately
1.3.1 – 1.3.12	Benzyl butyl phthalate Butyl benzyl phthalate Butylbenzylphthalate	86-66-7	None	NA NA	Groundwater Soil Vapor	inhalation, skin or eye contact, ingestion	irritation to eyes and skin, respiratory irritation (dizziness, weakness, fatigue, nausea, headache	Eye: Irrigate immediately, refer to medical attention Skin: Soap wash immediately Breathing: move to fresh air Swallow: Medical attention immediately
1.3.1 – 1.3.12	Beryllium	7440-41-7	None	0.002 mg/m ³ 4 mg/m ³	Soil	inhalation, skin and/or eye contact	berylliosis (chronic exposure): anorexia, weight loss, lassitude (weakness, exhaustion), chest pain, cough, clubbing of fingers, cyanosis, pulmonary insufficiency; irritation to the eyes; dermatitis; [potential occupational carcinogen]	Eye: Irrigate immediately Breathing: Fresh air

Task	Contaminant	CAS Number	Monitoring Device	PEL/IDLH	Source of Concentration on Site	Route of Exposure	Symptoms	First Aid	
1.3.1 – 1.3.12	Beta BHC Beta Hexachlorocyclohexane 1-alpha,2-beta,3-alpha,4-beta,5-alpha,6-beta- Hexachlorocyclohexane beta-1,2,3,4,5,6- Hexachlorocyclohexane Beta-BHC	319-85-7	None	NA NA	Groundwater Soil	inhalation, skin absorption, ingestion, skin and/or eye contact	irritation to the eyes, skin; paresthesia tongue, lips, face; tremor; anxiety, dizziness, confusion, malaise (vague feeling of discomfort), headache, lassitude (weakness, exhaustion); convulsions; paresis hands; vomiting; [potential occupational carcinogen]	Eye: Irrigate immediately Skin: Soap wash promptly Breathing: Respiratory support Swallow: Medical attention immediately	
1.3.1 – 1.3.12	Beta-Endosulfan Beta Endosulfan Endosulfan II (beta) Endosulfan II	33213-65-9	None	None	NA NA	Groundwater Soil Vapor	inhalation, skin absorption, ingestion, skin and/or eye contact	irritation skin; nausea, confusion, agitation, flushing, dry mouth, tremor, convulsions, headache; in animals: kidney, liver injury; decreased testis weight	Eye: imme Skin: imme Breath Resp supp Swal atten imme
1.3.1 – 1.3.12	Bis(2-chloroethoxy)methane Dichloroethylformal 2,2-Dichloroethylformal Di-2-chloroethyl formal Bis(2-Chloroethoxy) Methane	111-91-1	None	NA NA	Groundwater Soil	inhalation, ingestion, skin and/or eye contact	Toxic by inhalation and ingestion; Strong irritation	Eye: Irrigate immediately Breathing: Respiratory support Swallow: Medical attention immediately	

Task	Contaminant	CAS Number	Monitoring Device	PEL/IDLH	Source of Concentration on Site	Route of Exposure	Symptoms	First Aid
1.3.1 – 1.3.12	Bis(2-chloroethyl)ether Dichloroethyl ether 2,2'-Dichlorodiethyl ether 2,2'-Dichloroethyl ether Bis(2-Chloroethyl) Ether 2-Chloroethyl Ether	111-44-4	PID	15 ppm 100 ppm	Groundwater Soil Vapor	inhalation, ingestion, skin and/or eye contact	irritation to the eyes, mucous membrane; in animals: liver damage; teratogenic effects; [potential occupational carcinogen	Eye: Irrigate immediately Breathing: Respiratory support Swallow: Medical attention immediately
1.3.1 – 1.3.12	Bis(2-chloroisopropyl)ether 2-chloro-2-(2-chloropropan-2- yloxy)propane) 2,2'-ocybis(1-chloropropane 2,2'-oxybis[1-chloro-; β,β'-Dichlorodiisopropyl ether; DCIP; DCIP (Nematocide); 2,2'-Dichlorodiisopropyl Ether; (2-Chloro-1-methylethyl) ether; Bis(β-chloroisopropyl) ether; Dichlorodiisopropyl ether; Dichloroisopropyl ether; NCI-C50044; 2,2-Dichloroisopropyl ether; Bis(1-chloro-2-propyl) ether; Bis(2-Chloroisopropyl)ether; 2,2'-oxybis(1-chloropropane) Bis(2-Chloroisopropyl) Ether	108-60-1	None	NA NA	Groundwater Soil	inhalation, ingestion, skin and/or eye contact	Toxic by inhalation and ingestion; Strong irritation	Eye: Irrigate immediately Breathing: Respiratory support Swallow: Medical attention immediately
1.3.1 – 1.3.12	Bis(2-ethylhexyl)phthalate Bis(2-Ethylhexyl) Phthalate Di-sec octyl phthalate DEHP Di(2-ethylhexyl)phthalate Octyl phthalate	117-81-7	None	5 mg/m ³ 5000 mg/m ³	Groundwater Soil Vapor	inhalation, ingestion, skin and/or eye contact	irritation to the eyes, mucous membrane; in animals: liver damage; teratogenic effects; [potential occupational carcinogen	Eye: Irrigate immediately Breathing: Respiratory support Swallow: Medical attention immediately

Task	Contaminant	CAS Number	Monitoring Device	PEL/IDLH	Source of Concentration on Site	Route of Exposure	Symptoms	First Aid
1.3.1 – 1.3.12	Bromobenzene Monobromobenzene Phenyl bromide Bromobenzoi	108-86-1	PID	NA NA	Groundwater Soil Vapor	inhalation, skin absorption, ingestion, skin and/or eye contact	irritation eyes, skin, respiratory system;	Eye:Irrigate immediately Skin:Soap wash promptly Breathing:Respiratory support Swallow:Medical attention immediately
1.3.1 – 1.3.12	Bromochloromethane Halon 1011 Methyl Chlorobromide Chlorobromoethane Fluorocarbon	74-97-5		200 ppm 2000 ppm	Groundwater Soil	inhalation, ingestion, skin and/or eye contact	irritation eyes, skin, throat; confusion, dizziness, central nervous system depression; pulmonary edema	Eye: Irrigate immediately Skin: Soap wash promptly Breathing: Respiratory support Swallow: Medical attention immediately
1.3.1 – 1.3.12	Bromoform Methyl tribromide Tribromomethane	75-25-2	PID	0.5 ppm 850 ppm	Groundwater Soil Vapor	inhalation, skin absorption, ingestion, skin and/or eye contact	irritation eyes, skin, respiratory system; central nervous system depression; liver, kidney damage	Eye:Irrigate immediately Skin:Soap wash promptly Breathing:Respiratory support Swallow:Medical attention immediately

Task	Contaminant	CAS Number	Monitoring Device	PEL/IDLH	Source of Concentration on Site	Route of Exposure	Symptoms	First Aid
1.3.1 – 1.3.12	Cadmium	7440-43-9	None	0.005 mg/m ³ 9 mg/m ³	Soil	inhalation, ingestion	pulmonary edema, dyspnea (breathing difficulty), cough, chest tightness, substernal (occurring beneath the sternum) pain; headache; chills, muscle aches; nausea, vomiting, diarrhea; anosmia (loss of the sense of smell), emphysema, proteinuria, mild anemia; [potential occupational carcinogen]	Eye: Irrigate immediately Skin: Soap wash Breathing: Respiratory support Swallow: Medical attention immediately
1.3.1 – 1.3.12	Calcium	7440-70-2	None	NA	Groundwater Soil	inhalation, ingestion, skin and/or eye contact	irritation to the eyes, skin, upper resp tract; ulcer, perforation nasal septum; pneumonitis; dermatitis	Eye: Irrigate immediately Skin: Water flush immediately Breathing: Respiratory support Swallow: Medical attention immediately
1.3.1 – 1.3.12	Carbazole 9-azafluorene Dibenzopyrrole Diphenylimine diphenyleneimide	86-74-8	None	NA NA	Soil	inhalation, skin absorption (liquid), skin and/or eye contact	irritation to eyes and skin, respiratory irritation	Eye: Irrigate immediately, refer to medical attention Skin: Soap wash immediately Breathing: move to fresh air Swallow: Medical attention immediately

Task	Contaminant	CAS Number	Monitoring Device	PEL/IDLH	Source of Concentration on Site	Route of Exposure	Symptoms	First Aid
1.3.1 – 1.3.12	Carbon disulfide	75-15-0	PID	20 ppm 500 ppm	Soil Groundwater Vapor	inhalation, skin or eye contact, ingestion	irritation to the eyes, skin, respiratory system	Eye: Irrigate immediately (liquid) Skin: Water flush immediately (liquid) Breathing: Respiratory support
1.3.1 – 1.3.12	Carbon tetrachloride Carbon chloride Carbon tet Freon® 10 Halon® 104 Tetrachloromethane	56-23-5	PID	10 ppm 200 ppm	Groundwater Soil Vapor	inhalation, skin absorption, ingestion, skin and/or eye contact	irritation to the eyes, skin; central nervous system depression; nausea, vomiting; liver, kidney injury; drowsiness, dizziness, incoordination; [potential occupational carcinogen]	Eye: Irrigate immediately Skin: Soap wash immediately Breathing: Respiratory support Swallow: Medical attention immediately
1.3.1 – 1.3.12	Chlordane Chlordan Chlordano 1,2,4,5,6,7,8,8-Octachloro-3a,4,7,7a-tetrahydro-4,7-methanoindane	57-74-9	None	0.5 mg/m ³ 100 mg/m ³	Groundwater Soil	inhalation, skin absorption, ingestion, skin and/or eye contact	Blurred vision; confusion; ataxia, delirium; cough; abdominal pain, nausea, vomiting, diarrhea; irritability, tremor, convulsions; anuria	Eye: Irrigate immediately Skin: Soap wash immediately Breathing: Respiratory support Swallow: Medical attention immediately
1.3.1 – 1.3.12	Chlorobenzene benzene chloride monochlorobenzene Phenyl chloride Chlorobenzol MCB	108-90-7	PID	75 ppm 1000 ppm	Groundwater Soil Vapor	inhalation, skin or eye contact, ingestion	irritation to the eyes, skin, nose; drowsiness, incoordination; central nervous system depression; in animals: liver, lung, kidney injury	Eye: Irrigate immediately Skin: Soap wash promptly Breathing: Respiratory support Swallow: Medical attention immediately

Task	Contaminant	CAS Number	Monitoring Device	PEL/IDLH	Source of Concentration on Site	Route of Exposure	Symptoms	First Aid
1.3.1 – 1.3.12	Chloroform Methane trichloride Trichloromethane Chloro-3-methyl phenol	67-66-3	None	50 ppm 500 ppm	Groundwater Soil	inhalation, skin absorption, ingestion, skin and/or eye contact	irritation to the eyes, skin; dizziness, mental dullness, nausea, confusion; headache, lassitude (weakness, exhaustion); anesthesia; enlarged liver; [potential occupational carcinogen]	Eye: Irrigate immediately Skin: Soap wash promptly Breathing: Respiratory support Swallow: Medical attention immediately
1.3.1 – 1.3.12	Chromium Total Chromium	7440-47-3	None	1.0 mg/m ³ 250 mg/m ³	Groundwater Soil	inhalation absorption ingestion	irritation to eye, skin, and respiratory	Eye: Irrigate immediately Skin: Soap wash Breathing: Respiratory support Swallow: Medical attention immediately
1.3.1 – 1.3.12	Chrysene Benzo[a]phenanthrene 1,2-Benzphenanthrene	218-01-9	PID	0.2 mg/m ³ 80 mg/m ³ (Coal Pitch Tar)	Groundwater Soil	inhalation, absorption, ingestion, consumption	irritation to eye, skin, and respiratory, gastrointestinal irritation nausea, vomit, diarrhea [potential occupational carcinogen]	Eyes: Irrigate immediately Skin: Soap wash promptly. Breath: Respiratory support Swallow: Medical attention immediately
1.3.1 – 1.3.12	cis-1,2-Dichloroethene	156-59-2	PID	200 ppm 1000 ppm	Groundwater Soil Vapor	inhalation, ingestion, skin and/or eye contact	irritation to the eyes, respiratory system; central nervous system depression	Eye: Irrigate immediately Skin: Soap wash promptly Breathing: Respiratory support Swallow: Medical attention immediately

Task	Contaminant	CAS Number	Monitoring Device	PEL/IDLH	Source of Concentration on Site	Route of Exposure	Symptoms	First Aid
1.3.1 – 1.3.12	Cobalt	7440-48-4	None	0.1 mg/m ³ 20 mg/m ³	Soil	inhalation, ingestion, skin and/or eye contact	Cough, dyspnea (breathing difficulty), wheezing, decreased pulmonary function; weight loss; dermatitis; diffuse nodular fibrosis; resp hypersensitivity, asthma	Eye: Irrigate immediately Skin: Soap wash Breathing: Respiratory support Swallow: Medical attention immediately
1.3.1 – 1.3.12	Copper	7440-50-8	None	1.0 mg/m ³ 100 mg/m ³	Groundwater Soil	inhalation, ingestion, skin and/or eye contact	irritation to the eyes, nose, metallic taste; dermatitis; anemia	Eye: Irrigate immediately Skin: Soap wash promptly Breathing: Respiratory support Swallow: Medical attention immediately
1.3.1 – 1.3.12	Cumene Cumol Isopropylbenzene 2-Phenyl propane	98-82-8	PID	50 ppm 900 ppm	Groundwater Soil	inhalation, skin absorption, ingestion, skin and/or eye contact	irritation to the eyes, skin, mucous membrane; dermatitis; headache, narcosis, coma	Eye: Irrigate immediately Skin: Water flush promptly Breathing: Respiratory support Swallow: Medical attention immediately

Task	Contaminant	CAS Number	Monitoring Device	PEL/IDLH	Source of Concentration on Site	Route of Exposure	Symptoms	First Aid
1.3.1 – 1.3.12	Cyanide	57-12-5	None	5 mg/m ³ 25 mg/m ³	Groundwater Soil	inhalation, ingestion, skin and/or eye contact	Exposure to cyanide can cause weakness, headaches, confusion, dizziness, fatigue, anxiety, sleepiness, nausea and vomiting. Breathing can speed up then become slow and gasping. Coma and convulsions also occur. If large amounts of cyanide have been absorbed by the body, the person usually collapses and death can occur very quickly. Long-term exposure to lower levels of cyanide can cause skin and nose irritation, itching, rashes and thyroid changes.	Eye: Irrigate immediately Skin: Soap wash Breathing: Respiratory support Swallow: Medical attention immediately
1.3.1 – 1.3.12	Cyclohexane Benzene hexahydride Hexahydrobenzene Hexamethylene Hexanaphthene	110-82-7	PID	300 ppm 1300 ppm	Soil Vapor	inhalation, ingestion, skin and/or eye contact	irritation to the eyes, skin, respiratory system; drowsiness; dermatitis; narcosis, coma	Eye: Irrigate immediately Skin: Water flush promptly Breathing: Respiratory support Swallow: Medical attention immediately

Task	Contaminant	CAS Number	Monitoring Device	PEL/IDLH	Source of Concentration on Site	Route of Exposure	Symptoms	First Aid
1.3.1 – 1.3.12	DDE 4,4-DDE 4,4'-DDE 1,1-bis-(4-chlorophenyl)-2,2-dichloroethene Dichlorodiphenyldichloroethene	72-55-9	None	NA NA	Soil	inhalation, skin absorption, ingestion, skin and/or eye contact	Oral ingestion of food is the primary source of exposure for the general population. Acute and chronic ingestion may cause nausea, vomiting, diarrhea, stomach pain, headache, dizziness, disorientation, tingling sensation, kidney damage, liver damage, convulsions, coma, and death. 4,4' DDE may cross the placenta and can be excreted in breast milk	Eye: Irrigate immediately Skin: Soap wash promptly Breathing: Respiratory support Swallow: Medical attention immediately
1.3.1 – 1.3.12	DDT 4,4-DDT 4,4'-DDT p,p'-DDT Dichlorodiphenyltrichloroethane 1,1,1-Trichloro-2,2-bis(p-chlorophenyl)ethane	50-29-3	None	1 mg/m ³ 500 mg/m ³	Groundwater Soil	inhalation, skin absorption, ingestion, skin and/or eye contact	irritation to the eyes, skin; paresthesia tongue, lips, face; tremor; anxiety, dizziness, confusion, malaise (vague feeling of discomfort), headache, lassitude (weakness, exhaustion); convulsions; paresis hands; vomiting; [potential occupational carcinogen]	Eye: Irrigate immediately Skin: Soap wash promptly Breathing: Respiratory support Swallow: Medical attention immediately
1.3.1 – 1.3.12	Delta BHC Delta-BHC Delta-hexachlorocyclohexane Delta Hexachlorocyclohexane	319-86-8	None	0.5 mg/m ³ 50 mg/m ³	Groundwater Soil Vapor	inhalation, skin absorption, ingestion, skin and/or eye contact	irritation to the eyes, skin, nose, throat; headache; nausea; clonic convulsions; resp difficulty; cyanosis; aplastic anemia; muscle spasm; in animals: liver, kidney damage	Eye: Irrigate immediately Skin: Soap wash promptly Breathing: Respiratory support Swallow: Medical attention immediately

Task	Contaminant	CAS Number	Monitoring Device	PEL/IDLH	Source of Concentration on Site	Route of Exposure	Symptoms	First Aid
1.3.1 – 1.3.12	Dibenz(a,h)anthracene Dibenzo(a,h)anthracene	53-70-3	PID	0.2 mg/m ³ 80 mg/m ³ (Coal Pitch Tar)	Groundwater Soil	inhalation, absorption, ingestion, consumption	irritation to eyes, skin, respiratory, and digestion [potential occupational carcinogen]	Eyes: Irrigate immediately Skin: Soap wash promptly. Breath: Respiratory support PID Swallow: Medical attention immediately
1.3.1 – 1.3.12	Dibenzofuran	132-64-9	None	NA NA	Soil	inhalation, absorption	irritation to eyes, and skin	Eyes: Irrigate immediately Skin: Soap wash promptly.
1.3.1 – 1.3.12	Dibromochloromethane Dibromo(chloro)methane Chlorodibromomethane Monochlorodibromomethane	124-48-1	PID	NA NA		inhalation, skin absorption, ingestion, skin and/or eye contact	irritation eyes, skin, respiratory system; dermatitis with <u>vesiculation</u> ; liver, heart, spleen, kidney damage; reproductive effects; [potential occupational carcinogen]	Eye: Irrigate immediately Skin: Soap wash immediately Breathing: Respiratory support Swallow: Medical attention immediately
1.3.1 – 1.3.12	Dibromomethane Methylene bromide	74-95-3	NA	20 ppm 250 ppm	Groundwater Soil Vapor	inhalation, skin absorption, ingestion, skin and/or eye contact	irritation to the eyes, skin; lassitude (weakness, exhaustion), drowsiness, dizziness; numb, tingle limbs; nausea; [potential occupational carcinogen]	Eye: Irrigate immediately Skin: Soap wash promptly Breathing: Respiratory support Swallow: Medical attention immediately

Task	Contaminant	CAS Number	Monitoring Device	PEL/IDLH	Source of Concentration on Site	Route of Exposure	Symptoms	First Aid
1.3.1 – 1.3.12	Dibutyl phthalate Di-n-butyl phthalate Butyl phthalate n-Butyl phthalate 1,2-Benzenedicarboxylic acid dibutyl ester o-Benzenedicarboxylic acid dibutyl ester DBP Palatinol C, Elaol Dibutyl-1,2-benzene-dicarboxylate Di-n-butylphthalate	84-74-2	None	5 mg/m ³ 4000 mg/m ³	Groundwater Soil Vapor	inhalation, ingestion, skin and/or eye contact	irritation to the eyes, upper respiratory system, stomach	Eye: Irrigate immediately Skin: Wash regularly Breathing: Respiratory support Swallow: Medical attention immediately
1.3.1 – 1.3.12	Dichlorodifluoromethane Difluorodichloromethane, Fluorocarbon 12 Freon 12 Freon® 12 Genetron® 12 Halon® 122 Propellant 12 Refrigerant 12 Dichlorodifluoromethane	75-71-8	None	1000 pp, 15,000 ppm	Groundwater Soil Vapor	inhalation, skin and/or eye contact (liquid)	dizziness, tremor, asphyxia, unconsciousness, cardiac arrhythmias, cardiac arrest; liquid: frostbite	Eye: Frostbite Skin: Frostbite Breathing: Respiratory support
1.3.1 – 1.3.12	Dieldrin HEOD 1,2,3,4,10,10-Hexachloro-6,7-epoxy-1,4,4a,5,6,7,8,8a-octahydro-1,4-endo-exo-5,8-dimethanonaphthalene	60-57-1	PID	0.25 mg/m ³ 50 mg/m ³	Groundwater Soil Water	inhalation, skin absorption, ingestion, skin and/or eye contact	headache, dizziness; nausea, vomiting, malaise (vague feeling of discomfort), sweating; myoclonic limb jerks; clonic, tonic convulsions; coma; [potential occupational carcinogen]; in animals: liver, kidney damage	Eye: Irrigate immediately Skin: Soap wash immediately Breathing: Respiratory support Swallow: Medical attention immediately

Task	Contaminant	CAS Number	Monitoring Device	PEL/IDLH	Source of Concentration on Site	Route of Exposure	Symptoms	First Aid
1.3.1 – 1.3.12	Diesel Fuel automotive diesel fuel oil No. 2 distillate diesoline diesel oil diesel oil light diesel oil No. 1-D summer diesel	68334- 30-5	PID	NA NA	Groundwater Soil Vapor	inhalation, ingestion, skin and/or eye contact	irritation to the eyes, skin, nose, throat; burning sensation in chest; headache, nausea, lassitude (weakness, exhaustion), restlessness, incoordination, confusion, drowsiness; vomiting, diarrhea; dermatitis; chemical pneumonitis (aspiration liquid)	Eye: Irrigate immediately Skin: Soap flush immediately Breathing: Respiratory support Swallow: Medical attention immediately
1.3.1 – 1.3.12	Diethyl phthalate DEP Diethyl ester of phthalic acid Ethyl phthalate Diethylphthalate	84-66-2	PID	NA NA	Groundwater Soil	inhalation, ingestion, skin and/or eye contact	irritation eyes, skin, nose, throat; headache, dizziness, nausea; lacrimation (discharge of tears); possible polyneuropathy, vestibular dysfunc; pain, numb, lassitude (weakness, exhaustion), spasms in arms & legs; In Animals: reproductive effects	Eye: Irrigate immediately Skin: Wash regularly Breathing: Respiratory support Swallow: Medical attention immediately
1.3.1 – 1.3.12	Dimethyl phthalate Dimethylphthalate dimethyl benzene-1,2- dicarboxylate	131-11-3	None	5 mg/m3 2000 mg/m3	Groundwater Soil	inhalation, ingestion, skin and/or eye contact	irritation to the eyes, upper respiratory system; stomach pain	Eye: Irrigate promptly Skin: Wash regularly Breathing: Respiratory support Swallow: Medical attention immediately

Task	Contaminant	CAS Number	Monitoring Device	PEL/IDLH	Source of Concentration on Site	Route of Exposure	Symptoms	First Aid
1.3.1 – 1.3.12	Di-N-Octylphthalate	117-84-0	None	NA NA	Groundwater Soil Vapor	inhalation, ingestion, skin and/or eye contact	irritation to the eyes, upper respiratory system, stomach	Eye: Irrigate immediately Skin: Wash regularly Breathing: Respiratory support Swallow: Medical attention immediately
1.3.1 – 1.3.12	Endosulfan I Alpha Endosulfan	959-98-8	None	NA NA	Groundwater Soil Vapor	inhalation, skin absorption, ingestion, skin and/or eye contact	irritation skin; nausea, confusion, agitation, flushing, dry mouth, tremor, convulsions, headache; in animals: kidney, liver injury; decreased testis weight	Eye: Irrigate immediately Skin: Soap flush immediately Breathing: Respiratory support Swallow: Medical attention immediately
1.3.1 – 1.3.12	Endosulfan sulfate 1,4,5,6,7,7-Hexachloro-5- norbornene-2,3-dimethanol, cyclic sulfate 6,7,8,9,10,10- hexachloro-1,5,5a,9,9a- hexahydro-6,9-methano-2,4,3- benzodioxathiepin-3,3-dioxide	1031-07- 8	None	NA NA	Groundwater Soil Vapor	inhalation, ingestion, skin and/or eye contact	Hypersensitive to stimulation, sensation of prickling, tingling or creeping on skin. Headache, dizziness, nausea, vomiting, incoordination, tremor, mental confusion, hyperexcitable state. In severe cases: convulsions, seizures, coma and respiratory depression.	Eye: Irrigate immediately Breathing: Respiratory support Swallow: Medical attention immediately

Task	Contaminant	CAS Number	Monitoring Device	PEL/IDLH	Source of Concentration on Site	Route of Exposure	Symptoms	First Aid
1.3.1 – 1.3.12	Endrin 1,2,3,4,10,10-Hexachloro-6,7-epoxy-1,4,4a,5,6,7,8,8a-octahydro-1,4-endo,endo-5,8-dimethanonaphthalene; Hexadrin	72-20-8	None	0.1 mg/m ³ 2 mg/m ³	Soil	inhalation, skin absorption, ingestion, skin and/or eye contact	epileptiform convulsions; stupor, headache, dizziness; abdominal discomfort, nausea, vomiting; insomnia; aggressiveness, confusion; drowsiness, lassitude (weakness, exhaustion); anorexia; in animals: liver damage	Eye: Irrigate immediately Skin: Soap wash immediately Breathing: Respiratory support Swallow: Medical attention immediately
1.3.1 – 1.3.12	Endrin aldehyde	7421-93-4	None	0.1 mg/m ³ 2 mg/m ³	Groundwater Soil	inhalation, skin absorption, ingestion, skin and/or eye contact	epileptiform convulsions; stupor, headache, dizziness; abdominal discomfort, nausea, vomiting; insomnia; aggressiveness, confusion; drowsiness, lassitude (weakness, exhaustion); anorexia; in animals: liver damage	Eye: Irrigate immediately Skin: Soap wash immediately Breathing: Respiratory support Swallow: Medical attention immediately
1.3.1 – 1.3.12	Endrin ketone	53494-70-5	None	0.1 mg/m ³ 2 mg/m ³	Groundwater Soil	inhalation, skin absorption, ingestion, skin and/or eye contact	epileptiform convulsions; stupor, headache, dizziness; abdominal discomfort, nausea, vomiting; insomnia; aggressiveness, confusion; drowsiness, lassitude (weakness, exhaustion); anorexia; in animals: liver damage	Eye: Irrigate immediately Skin: Soap wash immediately Breathing: Respiratory support Swallow: Medical attention immediately

Task	Contaminant	CAS Number	Monitoring Device	PEL/IDLH	Source of Concentration on Site	Route of Exposure	Symptoms	First Aid
1.3.1 – 1.3.12	Ethanol Absolute alcohol Alcohol cologne spirit drinking alcohol ethane monoxide ethylic alcohol EtOH ethyl alcohol ethyl hydrate ethyl hydroxide ethylol grain alcohol hydroxyethane methylcarbinol	64-17-5	PID	1000 ppm 3300 ppm	Groundwater Soil Vapor	inhalation, ingestion, skin and/or eye contact	irritation to the eyes, skin, nose; headache, drowsiness, lassitude (weakness, exhaustion), narcosis; cough; liver damage; anemia; reproductive, teratogenic effects	Eye: Irrigate immediately Skin: Water flush promptly Breathing: Fresh air Swallow: Medical attention immediately
1.3.1 – 1.3.12	Ethyl benzene Ethylbenzene Ethylbenzol Phenylethane	100-40-4	PID	435 mg/m ³ 3,472 mg/m ³	Groundwater Soil Vapor	inhalation, ingestion, skin and/or eye contact	irritation to the eyes, skin, mucous membrane; headache; dermatitis; narcosis, coma	Eye: Irrigate immediately Skin: Water flush promptly Breathing: Respiratory support Swallow: Medical attention immediately
1.3.1 – 1.3.12	Ethyl chloride Chloroethane Hydrochloric ether Monochloroethane Muriatic ether Hydrochloric ether	75-00-3	PID	1000 ppm 3800 ppm	Groundwater Soil Vapor	inhalation, skin absorption (liquid), ingestion (liquid), skin and/or eye contact	incoordination, inebriation; abdominal cramps; cardiac arrhythmias, cardiac arrest; liver, kidney damage	Eye: Irrigate immediately Skin: Water flush promptly Breathing: Respiratory support Swallow: Medical attention immediately

Task	Contaminant	CAS Number	Monitoring Device	PEL/IDLH	Source of Concentration on Site	Route of Exposure	Symptoms	First Aid
1.3.1 – 1.3.12	Ethyl ether Diethyl ether Diethyl oxide Ethyl oxide Ether Solvent ether	60-29-7	PID	400 ppm 1900 ppm	Groundwater Soil Vapor	inhalation, ingestion, skin and/or eye contact	irritation to the eyes, skin, upper respiratory system; dizziness, drowsiness, headache, excited, narcosis; nausea, vomiting	Eye: Irrigate immediately Skin: Water wash promptly Breathing: Respiratory support Swallow: Medical attention immediately
1.3.1 – 1.3.12	Fluoranthene Benzo(j, k)fluorene	206-44-0	PID	0.2 mg/m ³ 80 mg/m ³ (Coal Pitch Tar)	Groundwater Soil	inhalation, skin or eye contact, ingestion	irritation to eyes and skin, respiratory irritation(dizziness, weakness, fatigue, nausea, headache)	Eye: Irrigate immediately, refer to medical attention Skin: Soap wash immediately Breathing: move to fresh air Swallow: Medical attention immediately
1.3.1 – 1.3.12	Fluorene	86-73-7	PID	0.2 mg/m ³ 80 mg/m ³ (Coal Pitch Tar)	Soil	inhalation, skin or eye contact, ingestion	irritation to eyes and skin, respiratory irritation(dizziness, weakness, fatigue, nausea, headache)	Eye: Irrigate immediately, refer to medical attention Skin: Soap wash immediately Breathing: move to fresh air Swallow: Medical attenti

Task	Contaminant	CAS Number	Monitoring Device	PEL/IDLH	Source of Concentration on Site	Route of Exposure	Symptoms	First Aid
1.3.1 – 1.3.12	Fuel Oil No. 2	68476-30-2	PID	NA NA	Groundwater Soil Vapor	inhalation, ingestion, skin and/or eye contact	irritation to the eyes, skin, nose, throat; burning sensation in chest; headache, nausea, lassitude (weakness, exhaustion), restlessness, incoordination, confusion, drowsiness; vomiting, diarrhea; dermatitis; chemical pneumonitis (aspiration liquid)	Eye: Irrigate immediately Skin: Soap flush immediately Breathing: Respiratory support Swallow: Medical attention immediately
1.3.1 – 1.3.12	Gasoline	8006-61-9	PID	NA NA	Groundwater Soil Vapor	inhalation, skin absorption, ingestion, skin and/or eye contact	irritation to the eyes, skin, mucous membrane; dermatitis; headache, lassitude (weakness, exhaustion), blurred vision, dizziness, slurred speech, confusion, convulsions; chemical pneumonitis (aspiration liquid)	Eye: Irrigate immediately Skin: Soap flush immediately Breathing: Respiratory support Swallow: Medical attention immediately
1.3.1 – 1.3.12	Helium	7440-59-7	Helium Detector	NA NA	NA	inhalation	dizziness, headache, and nausea	Breathing: Respiratory support
1.3.1 – 1.3.12	Heptachlor	76-44-8	None	0.5 mg/m ³ 35 mg/m ³	Groundwater Soil Vapor	inhalation, skin absorption, ingestion, skin and/or eye contact	In animals: tremor, convulsions; liver damage; [potential occupational carcinogen]	Eye: Irrigate immediately Skin: Soap wash immediately Breathing: Respiratory support Swallow: Medical attention immediately

Task	Contaminant	CAS Number	Monitoring Device	PEL/IDLH	Source of Concentration on Site	Route of Exposure	Symptoms	First Aid
1.3.1 – 1.3.12	Heptachlor epoxide 1,4,5,6,7,8,8-Heptachloro-3a,4,7,7a-tetrahydro-4,7-methano-1H-indene	1024-57-3	None	0.5 mg/m ³ 35 mg/m ³	Groundwater Soil Vapor	inhalation, skin absorption, ingestion, skin and/or eye contact	In animals: tremor, convulsions; liver damage; [potential occupational carcinogen]	Eye: Irrigate immediately Skin: Soap wash immediately Breathing: Respiratory support Swallow: Medical attention immediately
1.3.1 – 1.3.12	Heptane n-Heptane	142-82-5	PID	500 ppm 750 ppm	Groundwater Soil Vapor	inhalation, ingestion, skin and/or eye contact	dizziness, stupor, incoordination; loss of appetite, nausea; dermatitis; chemical pneumonitis (aspiration liquid); unconsciousness	Eye: Irrigate immediately Skin: Soap wash promptly Breathing: Respiratory support Swallow: Medical attention immediately
1.3.1 – 1.3.12	Hexachlorobenzene Perchlorobenzene Pentachlorophenylchloride Benzene hexachloride Phenyl perchloryl HCB BHC	118-74-1	NA	NA NA	Groundwater Soil	inhalation, ingestion, skin and/or eye contact	Irritating to eyes, skin and mucous membranes. Prolonged periods of ingestion may cause cutaneous porphyria	Eye: Irrigate immediately Skin: Soap wash promptly Breathing: Respiratory support Swallow: Medical attention immediately
1.3.1 – 1.3.12	Hexachlorobutadiene HCBD Hexachloro-1,3-butadiene 1,3-Hexachlorobutadiene Perchlorobutadiene	87-68-3	PID	NA NA	Groundwater Soil Vapor	inhalation, skin absorption, ingestion, skin and/or eye contact	In animals: irritation to the eyes, skin, respiratory system; kidney damage; [potential occupational carcinogen]	Eye: Irrigate immediately Skin: Soap wash immediately Breathing: Respiratory support Swallow: Medical attention immediately

Task	Contaminant	CAS Number	Monitoring Device	PEL/IDLH	Source of Concentration on Site	Route of Exposure	Symptoms	First Aid
1.3.1 – 1.3.12	Hexachlorocyclopentadiene	77-47-4	PID	NA NA	Groundwater Soil	inhalation, skin absorption, ingestion, skin and/or eye contact	Irritation eyes, skin, respiratory system; eye, skin burns; lacrimation (discharge of tears); sneezing, cough, dyspnea (breathing difficulty), salivation, pulmonary edema; nausea, vomiting, diarrhea; In Animals: liver, kidney injury	Eye: Irrigate immediately Skin: Soap wash promptly Breathing: Respiratory support Swallow: Medical attention immediately
1.3.1 – 1.3.12	Hexachloroethane Carbon hexachloride Ethane hexachloride Perchloroethane	67-72-1	PID	1 ppm\ 300 ppm	Groundwater Soil Vapor	inhalation, skin absorption, ingestion, skin and/or eye contact	irritation to the eyes, skin, mucous membrane; In Animals: kidney damage; [potential occupational carcinogen]	Eye: Irrigate immediately Skin: Soap wash immediately Breathing: Respiratory support Swallow: Medical attention immediately
1.3.1 – 1.3.12	Hexavalent Chromium Chromium VI	18540-29-9	None	1.0 mg/m\ 250 mg/m ³	Groundwater Soil	inhalation absorption ingestion	irritation to eye, skin, and respiratory	Eye: Irrigate immediately Skin: Soap wash Breathing: Respiratory support Swallow: Medical attention immediately

Task	Contaminant	CAS Number	Monitoring Device	PEL/IDLH	Source of Concentration on Site	Route of Exposure	Symptoms	First Aid
1.3.1 – 1.3.12	Indeno(1,2,3-cd)pyrene Indeno(1,2,3-c,d)Pyrene Indeno(1,2,3-cd)Pyrene	193-39-5	None	0.2 mg/m ³ 80 mg/m ³ (Coal Pitch Tar)	Groundwater Soil	inhalation, absorption, ingestion, consumption	irritation to eyes, skin, respiratory, and digestion [potential occupational carcinogen]	Eyes: Irrigate immediately Skin: Soap wash promptly. Breath: Respiratory support Swallow: Medical attention immediately, wash mouth with water
1.3.1 – 1.3.12	Iron	7439-89- 6	None	10 mg/m ³ NA	Groundwater Soil	inhalation, ingestion, skin and/or eye contact	irritation to the eyes, skin, mucous membrane; abdominal pain, diarrhea, vomiting	Eye: Irrigate immediately Skin: Soap wash Breathing: Respiratory support Swallow: Medical attention immediately
1.3.1 – 1.3.12	Isophorone 1,1,3-Trimethyl-3-cyclohexene- 5-one Isoforone Isoacetophorone	78-59-1	None	25 ppm 200 ppm	Groundwater Soil Vapor	inhalation, skin absorption, ingestion, skin and/or eye contact	irritation to the eyes, skin, nose, respiratory system	Eye: Irrigate immediately Skin: Soap wash immediately Breathing: Respiratory support Swallow: Medical attention immediately

Task	Contaminant	CAS Number	Monitoring Device	PEL/IDLH	Source of Concentration on Site	Route of Exposure	Symptoms	First Aid
1.3.1 – 1.3.12	Lead	7439-92-1	None	0.050 mg/m ³ 100 mg/m ³	Groundwater Soil	inhalation, ingestion, skin and/or eye contact	lassitude (weakness, exhaustion), insomnia; facial pallor; anorexia, weight loss, malnutrition; constipation, abdominal pain, colic; anemia; gingival lead line; tremor; paralysis wrist, ankles; encephalopathy; kidney disease; irritation to the eyes; hypertension	Eye: Irrigate immediately Skin: Soap flush promptly Breathing: Respiratory support Swallow: Medical attention immediately
1.3.1 – 1.3.12	Lindane Gamma BHC HCH α-Hexachlorocyclohexane gamma isomer of 1,2,3,4,5,6-Hexachlorocyclohexane gamma-Hexachlorocyclohexane	58-89-9	None	0.5 mg/m ³ 50 mg/m ³	Groundwater Soil Vapor	inhalation, skin absorption, ingestion, skin and/or eye contact	irritation to the eyes, skin, nose, throat; headache; nausea; clonic convulsions; resp difficulty; cyanosis; aplastic anemia; muscle spasm; in animals: liver, kidney damage	Eye: Irrigate immediately Skin: Soap wash promptly Breathing: Respiratory support Swallow: Medical attention immediately
1.3.1 – 1.3.12	Magnesium	7439-95-4	None	15 mg/m ³ NA	Soil	inhalation, skin and/or eye contact	irritation to the eyes, skin, respiratory system; cough	Eye: Irrigate immediately Breathing: Fresh air
1.3.1 – 1.3.12	Manganese	7439-96-5	None	5 mg/m ³ 500 mg/m ³	Groundwater Soil	inhalation, ingestion	aerosol is irritating to the respiratory tract	Eye: Irrigate immediately Skin: Soap flush promptly Breathing: Respiratory support Swallow: Medical attention immediately

Task	Contaminant	CAS Number	Monitoring Device	PEL/IDLH	Source of Concentration on Site	Route of Exposure	Symptoms	First Aid
1.3.1 – 1.3.12	m-Cresol meta-Cresol 3-Cresol m-Cresylic acid 1-Hydroxy-3-methylbenzene 3-Hydroxytoluene 3-Methylphenol	108-39-4	PID	5 ppm 250 ppm	Groundwater Soil Vapor	inhalation, skin absorption, ingestion, skin and/or eye contact	irritation to the eyes, skin, mucous membrane; central nervous system effects: confusion, depression, resp failure; dyspnea (breathing difficulty), irreg rapid resp, weak pulse; eye, skin burns; dermatitis; lung, liver, kidney, pancreas damage	Eye: Irrigate immediately Skin: Soap wash immediately Breathing: Respiratory support Swallow: Medical attention immediately
1.3.1 – 1.3.12	Mercury	7439-97-6	None	0.1 mg/m ³ 10 mg/m ³	Groundwater Soil	inhalation, skin absorption, ingestion, skin and/or eye contact	irritation to the eyes, skin; cough, chest pain, dyspnea (breathing difficulty), bronchitis, pneumonitis; tremor, insomnia, irritability, headache, lassitude (weakness, exhaustion); stomatitis, salivation; gastrointestinal disturbance, anorexia, weight loss; proteinuria	Eye: Irrigate immediately Skin: Soap wash promptly Breathing: Respiratory support Swallow: Medical attention immediately
1.3.1 – 1.3.12	Methoxychlor 4,4'-Methoxychlor p,p'- Dimethoxydiphenyltrichloroethane DMDT Methoxy-DDT 2,2-bis(p-Methoxyphenyl)-1,1,1-trichloroethane 1,1,1-Trichloro-2,2-bis-(p-methoxyphenyl)ethane	72-43-5	None	15 mg/m ³ 5000 mg/m ³	Groundwater Soil Vapor	inhalation, ingestion	fasciculation, trembling, convulsions; kidney, liver damage; [potential occupational carcinogen]	Skin: Soap wash Breathing: Fresh air Swallow: Medical attention immediately

Task	Contaminant	CAS Number	Monitoring Device	PEL/IDLH	Source of Concentration on Site	Route of Exposure	Symptoms	First Aid
1.3.1 – 1.3.12	Methyl Bromide Bromomethane Monobromomethane	74-83-9	PID	20 ppm 250 ppm	Soil Groundwater Vapor	inhalation, skin absorption (liquid), skin and/or eye contact (liquid)	irritation to the eyes, skin, respiratory system; muscle weak, incoordination, visual disturbance, dizziness; nausea, vomiting, headache; malaise (vague feeling of discomfort); hand tremor; convulsions; dyspnea (breathing difficulty); skin vesiculation; liquid: frostbite; [potential occupational carcinogen]	Eye: Irrigate immediately (liquid) Skin: Water flush immediately (liquid) Breathing: Respiratory support
1.3.1 – 1.3.12	Methyl Chloride Chloromethane Monochloromethane Refrigerant-40 R-40	74-87-3	NA	100 ppm 2000 ppm	Groundwater Soil	inhalation, skin and/or eye contact	dizziness, nausea, vomiting; visual disturbance, stagger, slurred speech, convulsions, coma; liver, kidney damage; liquid: frostbite; reproductive, teratogenic effects; [potential occupational carcinogen]	Eye: Frostbite Skin: Frostbite Breathing: Respiratory support
1.3.1 – 1.3.12	Methyl chloroform Chloroethene 1,1,1-Trichloroethane 1,1,1-Trichloroethane- (stabilized) 1,1,1-TCA	71-55-6	PID	350 ppm 700 ppm	Groundwater Soil Vapor	inhalation, ingestion, skin and/or eye contact	irritation to the eyes, skin; headache, lassitude (weakness, exhaustion), central nervous system depression, poor equilibrium; dermatitis; cardiac arrhythmias; liver damage	Eye: Irrigate immediately Skin: Soap wash promptly Breathing: Respiratory support Swallow: Medical attention

Task	Contaminant	CAS Number	Monitoring Device	PEL/IDLH	Source of Concentration on Site	Route of Exposure	Symptoms	First Aid
1.3.1 – 1.3.12	Methyl <i>tert</i> -butyl ether MTBE Methyl tertiary-butyl ether Methyl t-butyl ether <i>tert</i> -Butyl methyl ether tBME <i>tert</i> -BuOMe	1634-04-4	PID	NA NA	Groundwater Soil Vapor	inhalation, ingestion, skin and/or eye contact	irritation to the eyes, skin, nose, throat; burning sensation in chest; headache, nausea, lassitude (weakness, exhaustion), restlessness, incoordination, confusion, drowsiness; vomiting, diarrhea; dermatitis; chemical pneumonitis (aspiration liquid)	Eye: Irrigate immediately Skin: Soap flush immediately Breathing: Respiratory support Swallow: Medical attention immediately
1.3.1 – 1.3.12	Methylene Chloride Dichloromethane Methylene dichloride	75-09-2	PID	25 ppm 2300 ppm	Groundwater Soil Vapor	inhalation, skin absorption, ingestion, skin and/or eye contact	irritation to the eyes, skin; lassitude (weakness, exhaustion), drowsiness, dizziness; numb, tingle limbs; nausea; [potential occupational carcinogen]	Eye: Irrigate immediately Skin: Soap wash promptly Breathing: Respiratory support Swallow: Medical attention immediately
1.3.1 – 1.3.12	m-Xylenes 1,3-Dimethylbenzene m-Xylol Metaxylene	108-38-3	PID	100 ppm 900 ppm	Groundwater Soil Vapor	inhalation, skin absorption, ingestion, skin and/or eye contact	irritation to the eyes, skin, nose, throat; dizziness, excitement, drowsiness, incoordination, staggering gait; corneal vacuolization; nausea, vomiting, abdominal pain; dermatitis	Eye: Irrigate immediately Skin: Soap flush immediately Breathing: Respiratory support Swallow: Medical attention immediately

Task	Contaminant	CAS Number	Monitoring Device	PEL/IDLH	Source of Concentration on Site	Route of Exposure	Symptoms	First Aid
1.3.1 – 1.3.12	Naphthalene Naphthalin Tar camphor White tar	91-20-3	PID	50 mg/m ³ 250 ppm	Groundwater Soil Vapor	inhalation, skin absorption, ingestion, skin and/or eye contact	irritation to the eyes; headache, confusion, excitement, malaise (vague feeling of discomfort); nausea, vomiting, abdominal pain; irritation bladder; profuse sweating; hematuria (blood in the urine); dermatitis, optical neuritis	Eye: Irrigate immediately Skin: Molten flush immediately/solid- liquid soap wash promptly Breathing: Respiratory support Swallow: Medical attention immediately
1.3.1 – 1.3.12	n-Butylbenzene Butylbenzene 1-phenylbutane	104-51-8	PID	NA NA	Groundwater Soil Vapor	inhalation, ingestion, skin and/or eye contact	irritation to the eyes, skin; dry nose, throat; headache; low blood pressure, tachycardia, abnormal cardiovascular system stress; central nervous system, hematopoietic depression; metallic taste; liver, kidney injury	Eye: Irrigate immediately Skin: Water flush promptly Breathing: Respiratory support Swallow: Medical attention immediately
1.3.1 – 1.3.12	N-ethyl perfluorooctane sulfonamido acetic acid NEtFOSAA N- Ethylperfluorooctanesulfonami de	4151-50- 2	NA	NA NA	Groundwater	inhalation, skin or eye contact, ingestion	irritation to eyes with possible eye damage, skin causing rash, redness or burning, irritation to nose, throat and lungs	Eye: Irrigate immediately Skin: Water flush promptly Breathing: Respiratory support Swallow: Medical attention immediately
1.3.1 – 1.3.12	Nickel	7440-02- 0	None	NA 10 mg/m ³	Groundwater Soil	ion, ingestion, skin and/or eye contact	sensitization dermatitis, allergic asthma, pneumonitis; [potential occupational carcinogen]	Skin: Water flush immediately Breathing: Respiratory support Swallow: Medical attention immediately

Task	Contaminant	CAS Number	Monitoring Device	PEL/IDLH	Source of Concentration on Site	Route of Exposure	Symptoms	First Aid
1.3.1 – 1.3.12	Nitrobenzene Essence of mirbane Nitrobenzol Oil of mirbane	98-95-3	None	1 ppm 200 ppm	Groundwater Soil Vapor	inhalation, skin absorption, ingestion, skin and/or eye contact	irritation eyes, skin; anoxia; dermatitis; anemia; methemoglobinemia; In Animals: liver, kidney damage; testicular effects	Eye: Irrigate immediately Skin: Water flush promptly Breathing: Respiratory support Swallow: Medical attention immediately
1.3.1 – 1.3.12	N-Nitrosodi-n-propylamine N-nitroso-di-n-propylamine	621-64-7	None	NA NA	Groundwater Soil Vapor	inhalation, skin absorption, ingestion, skin and/or eye contact	irritation to the eyes, skin, nose, respiratory system	Eye: Irrigate immediately Skin: Soap wash immediately Breathing: Respiratory support Swallow: Medical attention immediately
1.3.1 – 1.3.12	N-Nitrosodiphenylamine	86-30-6	PID	NA NA	Groundwater Soil Vapor	inhalation, skin absorption, ingestion, skin and/or eye contact	irritation to the eyes, skin, nose, respiratory system	Eye: Irrigate immediately Skin: Soap wash immediately Breathing: Respiratory support Swallow: Medical attention immediately
1.3.1 – 1.3.12	Non-Flammable Gas Mixture CALGAS (Equipment Calibration Gas : Oxygen Methane Hydrogen Sulfide Carbon Monoxide Nitrogen	7782-44-7 74-82-8 7783-08-4 830-08-0 7727-37-9	Multi-Gas PID	NA/NA NA/NA 10/100 ppm 50/1200 ppm NA/NA	NA	inhalation	dizziness, headache, and nausea	Breathing: Respiratory support

Task	Contaminant	CAS Number	Monitoring Device	PEL/IDLH	Source of Concentration on Site	Route of Exposure	Symptoms	First Aid
1.3.1 – 1.3.12	Non-Flammable Gas Mixture CALGAS (Equipment Calibration Gas : Oxygen Isobutylene Nitrogen	7782-44- 7 115-11-7 7727-37- 9	PID	NA/NA NA/NA NA/NA	NA	inhalation	dizziness, headache, and nausea	Breathing: Respiratory support
1.3.1 – 1.3.12	n-Propylbenzene Isocumene Propylbenzene 1-Phenylpropane 1-Propylbenzene Phenylpropane	103-65-1	PID	NA NA	Groundwater Soil Vapor	inhalation, ingestion, skin and/or eye contact	irritation to the eyes, skin; dry nose, throat; headache; low blood pressure, tachycardia, abnormal cardiovascular system stress; central nervous system, hematopoietic depression; metallic taste; liver, kidney injury	Eye: Irrigate immediately Skin: Water flush promptly Breathing: Respiratory support Swallow: Medical attention immediately
1.3.1 – 1.3.12	o-Chlorotoluene 1-Chloro-2-methylbenzene 2-Chloro-1-methylbenzene 2-Chlorotoluene o-Tolyl chloride 2-Cyclohexane	95-49-8	PID	NA NA	Groundwater Soil Vapor	inhalation, skin absorption, ingestion, skin and/or eye contact	irritation eyes, skin, mucous membrane; dermatitis; drowsiness, incoordination, anesthesia; cough; liver, kidney injury	Eye: Irrigate immediately Skin: Soap wash immediately Breathing: Respiratory support Swallow: Medical attention immediately
1.3.1 – 1.3.12	o-Cresol ortho-Cresol 2-Cresol o-Cresylic acid 1-Hydroxy-2-methylbenzene 2-Hydroxytoluene 2-Methyl phenol 2-Methylphenol 2-Methylphenol	95-48-7	PID	5 ppm 250 ppm	Groundwater Soil Vapor	inhalation, skin absorption, ingestion, skin and/or eye contact	irritation to the eyes, skin, mucous membrane; central nervous system effects: confusion, depression, resp failure; dyspnea (breathing difficulty), irreg rapid resp, weak pulse; eye, skin burns; dermatitis; lung, liver, kidney, pancreas damage	Eye: Irrigate immediately Skin: Soap wash immediately Breathing: Respiratory support Swallow: Medical attention immediately hhhhhhhhh

Task	Contaminant	CAS Number	Monitoring Device	PEL/IDLH	Source of Concentration on Site	Route of Exposure	Symptoms	First Aid
1.3.1 – 1.3.12	o-Xylenes 1,2-Dimethylbenzene ortho-Xylene o-Xylol	95-47-6	PID	100 ppm 900 ppm	Groundwater Soil Vapor	inhalation, skin absorption, ingestion, skin and/or eye contact	irritation to the eyes, skin, nose, throat; dizziness, excitement, drowsiness, incoordination, staggering gait; corneal vacuolization; nausea, vomiting, abdominal pain; dermatitis	Eye: Irrigate immediately Skin: Soap flush immediately Breathing: Respiratory support Swallow: Medical attention immediately
1.3.1 – 1.3.12	p-Chlorocresol 4-Chloro-3-methylphenol p-Chloro-m-cresol 2-Chloro-5-hydroxytoluene	59-50-7	PID	NA NA	Groundwater Soil Vapor	inhalation, skin absorption, ingestion, skin and/or eye contact	irritation to the eyes, skin, mucous membrane; central nervous system effects: confusion, depression, resp failure; dyspnea (breathing difficulty), irreg rapid resp, weak pulse; eye, skin burns; dermatitis; lung, liver, kidney, pancreas damage	Eye: Irrigate immediately Skin: Soap wash immediately Breathing: Respiratory support Swallow: Medical attention immediately
1.3.1 – 1.3.12	p-Cresol para-Cresol 4-Cresol p-Cresylic acid 1-Hydroxy-4-methylbenzene 4-Hydroxytoluene 4-Methylphenol	106-44-5	PID	5 ppm 250 ppm	Groundwater Soil Vapor	inhalation, skin absorption, ingestion, skin and/or eye contact	irritation to the eyes, skin, mucous membrane; central nervous system effects: confusion, depression, resp failure; dyspnea (breathing difficulty), irreg rapid resp, weak pulse; eye, skin burns; dermatitis; lung, liver, kidney, pancreas damage	Eye: Irrigate immediately Skin: Soap wash immediately Breathing: Respiratory support Swallow: Medical attention immediately

Task	Contaminant	CAS Number	Monitoring Device	PEL/IDLH	Source of Concentration on Site	Route of Exposure	Symptoms	First Aid
1.3.1 – 1.3.12	p-Dichlorobenzene p-DCB 1,4-Dichlorobenzene para-Dichlorobenzene Dichlorocide	106-46-7	PID	75 ppm 150 ppm	Groundwater Soil Vapor	inhalation, skin absorption, ingestion, skin and/or eye contact	irritation to the eyes, swelling periorbital (situated around the eye); profuse rhinitis; headache, anorexia, nausea, vomiting; weight loss, jaundice, cirrhosis; in animals: liver, kidney injury; [potential occupational carcinogen]	Eye: Irrigate immediately Skin: Soap wash Breathing: Respiratory support Swallow: Medical attention immediately
1.3.1 – 1.3.12	p-Diethylbenzene 1,4-Diethylbenzene 1,4-Diethyl benzene	105-05-5	PID	None None	Groundwater Soil Vapor	inhalation, ingestion, skin and/or eye contact	irritation to the eyes, skin, respiratory system; skin burns; in animals: central nervous system depression	Eye: Irrigate immediately Skin: Soap wash Breathing: Respiratory support Swallow: Medical attention immediately
1.3.1 – 1.3.12	Pentachlorophenol PCP; Penta; 2,3,4,5,6-Pentachlorophenol	87-86-5	PID	0.5 mg/m ³ 2.5 mg/m ³	Groundwater Soil Vapor	inhalation, skin absorption, ingestion, skin and/or eye contact	irritation to the eyes, nose, throat; sneezing, cough; lassitude (weakness, exhaustion), anorexia, weight loss; sweating; headache, dizziness; nausea, vomiting; dyspnea (breathing difficulty), chest pain; high fever; dermatitis	Eye: Irrigate immediately Skin: Soap wash immediately Breathing: Respiratory support Swallow: Medical attention immediately
1.3.1 – 1.3.12	Perfluoroheptanoic acid Perfluoroheptanoic acid Tridecafluoroheptanoic acid PFHpA	375-85-9	NA	None None	Groundwater	inhalation, skin or eye contact, ingestion	irritation to eyes with possible eye damage, skin causing rash, redness or burning, irritation to nose, throat and lungs	Eye: Irrigate immediately Skin: Water flush promptly Breathing: Respiratory support Swallow: Medical attention immediately

Task	Contaminant	CAS Number	Monitoring Device	PEL/IDLH	Source of Concentration on Site	Route of Exposure	Symptoms	First Aid
1.3.1 – 1.3.12	N-methyl perfluorooctane-sulfonamidoacetic acid NMeFOSAA	2355-31-9	NA	None None	Groundwater	inhalation, skin or eye contact, ingestion	irritation to eyes with possible eye damage, skin causing rash, redness or burning, irritation to nose, throat and lungs	Eye: Irrigate immediately Skin: Water flush promptly Breathing: Respiratory support Swallow: Medical attention immediately
1.3.1 – 1.3.12	N-ethyl perfluorooctane-sulfonamidoacetic acid NEtFOSAA	2991-50-6	NA	None None	Groundwater	inhalation, skin or eye contact, ingestion	irritation to eyes with possible eye damage, skin causing rash, redness or burning, irritation to nose, throat and lungs	Eye: Irrigate immediately Skin: Water flush promptly Breathing: Respiratory support Swallow: Medical attention immediately
1.3.1 – 1.3.12	Perfluorobutanesulfonic acid FC-98 Nonaflate Nonafluorobutanesulphonic acid Perfluorobutanesulfonic Acid Perfluorobutane sulfonate PFBS	375-73-5	NA	None None	Groundwater	inhalation, skin or eye contact, ingestion	irritation to eyes with possible eye damage, skin causing rash, redness or burning, irritation to nose, throat and lungs	Eye: Irrigate immediately Skin: Water flush promptly Breathing: Respiratory support Swallow: Medical attention immediately
1.3.1 – 1.3.12	Perfluorobutanoic Acid Heptafluorobutyric acid Heptafluorobutanoic acid Perfluorobutyric acid PFBA	375-22-4	NA	None None	Groundwater	inhalation, skin or eye contact, ingestion	irritation to eyes with possible eye damage, skin causing rash, redness or burning, irritation to nose, throat and lungs	Eye: Irrigate immediately Skin: Water flush promptly Breathing: Respiratory support Swallow: Medical attention immediately

Task	Contaminant	CAS Number	Monitoring Device	PEL/IDLH	Source of Concentration on Site	Route of Exposure	Symptoms	First Aid
1.3.1 – 1.3.12	Perfluorodecanesulfonic Acid PFDS	335-77-3	NA	NA NA	Groundwater	inhalation, skin or eye contact, ingestion	irritation to eyes with possible eye damage, skin causing rash, redness or burning, irritation to nose, throat and lungs	Eye: Irrigate immediately Skin: Water flush promptly Breathing: Respiratory support Swallow: Medical attention immediately
1.3.1 – 1.3.12	Perfluorodecanoic acid PFDA	335-76-2	NA	None None	Groundwater	inhalation, skin or eye contact, ingestion	irritation to eyes with possible eye damage, skin causing rash, redness or burning, irritation to nose, throat and lungs	Eye: Irrigate immediately Skin: Water flush promptly Breathing: Respiratory support Swallow: Medical attention immediately
1.3.1 – 1.3.12	Perfluorododecanoic acid Perfluoralauric acid Tricosafuorododecanoic acid PFDoA	307-55-1	NA	None None	Groundwater	inhalation, skin or eye contact, ingestion	irritation to eyes with possible eye damage, skin causing rash, redness or burning, irritation to nose, throat and lungs	Eye: Irrigate immediately Skin: Water flush promptly Breathing: Respiratory support Swallow: Medical attention immediately
1.3.1 – 1.3.12	Perfluoroheptane sulfonic Acid Perfluoroheptane sulfonate Perfluoroheptanesulfonic acid PFHpS	375-92-8	NA	None None	Groundwater	inhalation, skin or eye contact, ingestion	irritation to eyes with possible eye damage, skin causing rash, redness or burning, irritation to nose, throat and lungs	Eye: Irrigate immediately Skin: Water flush promptly Breathing: Respiratory support Swallow: Medical attention immediately

Task	Contaminant	CAS Number	Monitoring Device	PEL/IDLH	Source of Concentration on Site	Route of Exposure	Symptoms	First Aid
1.3.1 – 1.3.12	Perfluorohexanesulfonic Acid perfluorohexanesulfonate perfluorohexanesulfonic acid PFHxS	355-46-4	NA	None None	Groundwater	inhalation, skin or eye contact, ingestion	irritation to eyes with possible eye damage, skin causing rash, redness or burning, irritation to nose, throat and lungs	Eye: Irrigate immediately Skin: Water flush promptly Breathing: Respiratory support Swallow: Medical attention immediately
1.3.1 – 1.3.12	Perfluorohexanoic Acid PFHxA	307-24-4	NA	None None	Groundwater	inhalation, skin or eye contact, ingestion	irritation to eyes with possible eye damage, skin causing rash, redness or burning, irritation to nose, throat and lungs	Eye: Irrigate immediately Skin: Water flush promptly Breathing: Respiratory support Swallow: Medical attention immediately
1.3.1 – 1.3.12	Perfluorononanoic Acid Perfluorononanoic Acid PFNA perfluoro-n-nonanoic acid perfluorononanoate	375-95-1	NA	None None	Groundwater	Groundwater	inhalation, skin or eye contact, ingestion; strong acid	Eye: Irrigate immediately Skin: Water flush promptly Breathing: Respiratory support Swallow: Medical attention immediately
1.3.1 – 1.3.12	Perfluorooctanesulfonamide Erfuorooctylsulfonamide Perfluorooctane sulfonamide Heptadecafluorooctanesulphonamide Perfluorooctanesulfonic acid amide Deethylsulfluramid FC-99 PFOSA	754-91-6	NA	NA NA	Groundwater	inhalation, skin or eye contact, ingestion	irritation to eyes with possible eye damage, skin causing rash, redness or burning, irritation to nose, throat and lungs	Eye: Irrigate immediately Skin: Water flush promptly Breathing: Respiratory support Swallow: Medical attention immediately

Task	Contaminant	CAS Number	Monitoring Device	PEL/IDLH	Source of Concentration on Site	Route of Exposure	Symptoms	First Aid
1.3.1 – 1.3.12	Perfluorooctanesulfonic Acid PFOS	1763-23- 1	NA	None None	Groundwater	inhalation, skin or eye contact, ingestion	irritation to eyes with possible eye damage, skin causing rash, redness or burning, irritation to nose, throat and lungs	Eye: Irrigate immediately Skin: Water flush promptly Breathing: Respiratory support Swallow: Medical attention immediately
1.3.1 – 1.3.12	Perfluorooctanoic Acid PFOA pentadecafluorooctanoic acid perfluorooctanoate perfluorocaprylic acid	335-67-1	NA	None None	Groundwater	inhalation, skin or eye contact, ingestion	irritation to eyes with possible eye damage, skin causing rash, redness or burning, irritation to nose, throat and lungs	Eye: Irrigate immediately Skin: Water flush promptly Breathing: Respiratory support Swallow: Medical attention immediately
1.3.1 – 1.3.12	Perfluoropentanoic Acid PFPeA	2706-90- 3	NA	None None	Groundwater	inhalation, skin or eye contact, ingestion	irritation to eyes with possible eye damage, skin causing rash, redness or burning, irritation to nose, throat and lungs	Eye: Irrigate immediately Skin: Water flush promptly Breathing: Respiratory support Swallow: Medical attention immediately
1.3.1 – 1.3.12	Perfluoroundecanoic Acid PFUnA PFUnDA Perfluoroundecanoic Acid Henicosfluoroundecanoic Acid	4234-23- 5	NA	None None	Groundwater	inhalation, skin or eye contact, ingestion	irritation to eyes with possible eye damage, skin causing rash, redness or burning, irritation to nose, throat and lungs	Eye: Irrigate immediately Skin: Water flush promptly Breathing: Respiratory support Swallow: Medical attention immediately

Task	Contaminant	CAS Number	Monitoring Device	PEL/IDLH	Source of Concentration on Site	Route of Exposure	Symptoms	First Aid
1.3.1 – 1.3.12	Perfluorotetradecanoic Acid PFTA	376-06-7	NA	None None	Groundwater	inhalation, skin or eye contact, ingestion	irritation to eyes with possible eye damage, skin causing rash, redness or burning, irritation to nose, throat and lungs	Eye: Irrigate immediately Skin: Water flush promptly Breathing: Respiratory support Swallow: Medical attention immediately
1.3.1 – 1.3.12	Perfluorotridecanoic Acid PFTTrDA Sodium 1H,1H,2H,2H-Perfluorodecane Sulfonate (8:2)	72629-94-8	NA	None None	Groundwater	inhalation, skin or eye contact, ingestion	irritation to eyes with possible eye damage, skin causing rash, redness or burning, irritation to nose, throat and lungs	Eye: Irrigate immediately Skin: Water flush promptly Breathing: Respiratory support Swallow: Medical attention immediately
1.3.1 – 1.3.12	p-Ethyltoluene 4-Ethyltoluene 1-ethyl-4-methyl-benzene 1-methyl-4-ethylbenzene	622-96-8	NA	NA NA	Soil	ingestion, skin and/or eye contact	irritation to the eyes, skin, mucous membrane; headache; dermatitis; narcosis, coma	Eye: Irrigate immediately Skin: Water flush promptly Breathing: Respiratory support Swallow: Medical attention immediately
1.3.1 – 1.3.12	Phenanthrene	85-01-8	PID	0.2 mg/m ³ 80 mg/m ³ (Coal Pitch Tar)	Groundwater Soil	inhalation, skin or eye contact, ingestion	irritation to eyes and skin, respiratory irritation(dizziness, weakness, fatigue, nausea, headache)	Eye: Irrigate immediately, refer to medical attention Skin: Soap wash immediately Breathing: move to fresh air Swallow: Medical attention immediately

Task	Contaminant	CAS Number	Monitoring Device	PEL/IDLH	Source of Concentration on Site	Route of Exposure	Symptoms	First Aid
1.3.1 – 1.3.12	Phenol Carbolic acid Hydroxybenzene, Monohydroxybenzene Phenyl alcohol Phenyl hydroxide	108-95-2	PID	5 ppm 250 ppm	Groundwater Soil	inhalation, skin absorption, ingestion, skin and/or eye contact	irritation to the eyes, nose, throat; anorexia, weight loss; lassitude (weakness, exhaustion), muscle ache, pain; dark urine, skin burns; dermatitis; tremor, convulsions, twitching	Eye: Irrigate immediately Skin: Soap wash immediately Breathing: Respiratory support Swallow: Medical attention immediately
1.3.1 – 1.3.12	Potassium	7440-09-7	None	NA NA	Soil	inhalation, skin absorption, ingestion, skin and/or eye contact inhalation, ingestion, skin and/or eye contact	eye: Causes eye burns. Skin: Causes skin burns. Reacts with moisture in the skin to form potassium hydroxide and hydrogen with much heat. ingestion: Causes gastrointestinal tract burns. inhalation: May cause irritation of the respiratory tract with burning pain in the nose and throat, coughing, wheezing, shortness of breath and pulmonary edema. Causes chemical burns to the respiratory tract. inhalation may be fatal as a result of spasm, inflammation, edema of the larynx and bronchi, chemical pneumonitis and pulmonary edema.	Eyes: Get medical aid immediately Skin: Get medical aid immediately. Immediately flush skin with plenty of water for at least 15 minutes while removing contaminated clothing and shoes. Ingestion: If victim is conscious and alert, give 2-4 full cups of milk or water. Get medical aid immediately. inhalation: Get medical aid immediately.

Task	Contaminant	CAS Number	Monitoring Device	PEL/IDLH	Source of Concentration on Site	Route of Exposure	Symptoms	First Aid
1.3.1 – 1.3.12	Propylene dichloride Dichloro-1,2-propane 1,2-Dichloropropane	78-87-5	PEL	75 ppm 400 ppm	Groundwater Soil Vapor	inhalation, skin absorption, ingestion, skin and/or eye contact	irritation to the eyes, skin, respiratory system; drowsiness, dizziness; liver, kidney damage; in animals: central nervous system depression; [potential occupational carcinogen]	irritation to the eyes, skin, respiratory system; drowsiness, dizziness; liver, kidney damage; in animals: central nervous system depression; [potential occupational carcinogen]
1.3.1 – 1.3.12	p-Xylenes 1,4-Dimethylbenzene para-Xylene p-Xylol	106-42-3	PID	100 ppm 900 ppm	Groundwater Soil Vapor	inhalation, skin absorption, ingestion, skin and/or eye contact	irritation to the eyes, skin, nose, throat; dizziness, excitement, drowsiness, incoordination, staggering gait; corneal vacuolization; nausea, vomiting, abdominal pain; dermatitis	Eye: Irrigate immediately Skin: Soap flush immediately Breathing: Respiratory support Swallow: Medical attention immediately
1.3.1 – 1.3.12	Pyrene benzo[def]phenanthrene	129-00-0	PID	0.2 mg/m ³ 80 mg/m ³ (Coal Pitch Tar)	Groundwater Soil	inhalation, skin or eye contact, ingestion	irritation to eyes and skin, respiratory irritation(dizziness, weakness, fatigue, nausea, headache)	Eye: Irrigate immediately, refer to medical attention Skin: Soap wash immediately Breathing: move to fresh air Swallow: Medical attention immediately

Task	Contaminant	CAS Number	Monitoring Device	PEL/IDLH	Source of Concentration on Site	Route of Exposure	Symptoms	First Aid
1.3.1 – 1.3.12	sec-Butylbenzene	135-98-8	PID	10 ppm 100 ppm	Groundwater Soil	inhalation, skin absorption, ingestion, skin and/or eye contact	irritation to the eyes, nose, throat; inhalation: nausea or vomiting	Eye: Irrigate immediately Skin: Soap wash immediately Breathing: Respiratory support Swallow: Medical attention immediately
1.3.1 – 1.3.12	Selenium	7782-49-2	None	1 mg/m ³ 0.2 mg/m ³	Soil	inhalation, ingestion, skin and/or eye contact	irritation to the eyes, skin, nose, throat; visual disturbance; headache; chills, fever; dyspnea (breathing difficulty), bronchitis; metallic taste, garlic breath, gastrointestinal disturbance; dermatitis; eye, skin burns; in animals: anemia; liver necrosis, cirrhosis; kidney, spleen damage	Eye: Irrigate immediately Skin: Soap wash immediately Breathing: Respiratory support Swallow: Medical attention immediately
1.3.1 – 1.3.12	Silver	7440-22-4	None	0.01 mg/m ³ 10 mg/m ³	Soil	inhalation, ingestion, skin and/or eye contact	blue-gray eyes, nasal septum, throat, skin; irritation, ulceration skin; gastrointestinal disturbance	Eye: Irrigate immediately Skin: Water flush Breathing: Respiratory support Swallow: Medical attention immediately
1.3.1 – 1.3.12	Sodium	7440-23-5	None	NA NA	Groundwater Soil	ion, ingestion, skin and/or eye contact	sensitization dermatitis, allergic asthma, pneumonitis; [potential occupational carcinogen]	Skin: Water flush immediately Breathing: Respiratory support Swallow: Medical attention immediately

Task	Contaminant	CAS Number	Monitoring Device	PEL/IDLH	Source of Concentration on Site	Route of Exposure	Symptoms	First Aid
1.3.1 – 1.3.12	Styrene Ethenyl benzene Phenylethylene Styrene monomer Styrol Vinyl benzene	100-42-5	PID	100 ppm 700 ppm	Groundwater Soil Vapor	inhalation, skin absorption, ingestion, skin and/or eye contact	irritation to the eyes, nose, respiratory system; headache, lassitude (weakness, exhaustion), dizziness, confusion, malaise (vague feeling of discomfort), drowsiness, unsteady gait; narcosis; defatting dermatitis; possible liver injury; reproductive effects	Eye: Irrigate immediately Skin: Water flush Breathing: Respiratory support Swallow: Medical attention immediately
1.3.1 – 1.3.12	Tert-Butyl Alcohol Tertiary Butyl Alcohol Tert-Butanol Butyl alcohol 2-Methyl-2-propanol Trimethyl carbinol TBA	75-65-0	PID	100 ppm 1600 ppm	Groundwater Soil Vapor	inhalation, ingestion, skin and/or eye contact	irritation to the eyes, skin, nose, throat; drowsiness, narcosis	Eye: Irrigate immediately Skin: Water flush promptly Breathing: Respiratory support Swallow: Medical attention immediately
1.3.1 – 1.3.12	tert-Butylbenzene t-Butylbenzene 2-Methyl-2-phenylpropane Pseudobutylbenzene	98-06-6	PID	10 ppm NA	Groundwater Soil Vapor	inhalation, ingestion, skin and/or eye contact	eye, skin irritation; dry nose, throat; headaches; low blood pressure, tachycardia; abnormal cardiovascular system; central nervous system depression; hematopoietic depression	Eye: Irrigate immediately Skin: Soap wash immediately Breathing: Respiratory support Swallow: Medical attention immediately

Task	Contaminant	CAS Number	Monitoring Device	PEL/IDLH	Source of Concentration on Site	Route of Exposure	Symptoms	First Aid
1.3.1 – 1.3.12	Tetrachloroethane 1,1,2,2-Tetrachloroethane Acetylene tetrachloride Symmetrical tetrachloroethane	79-34-5	PID	5 ppm 100 ppm	Groundwater Soil Vapor	inhalation, skin absorption, ingestion, skin and/or eye contact	nausea, vomiting, abdominal pain; tremor fingers; jaundice, hepatitis, liver tenderness; dermatitis; leukocytosis (increased blood leukocytes); kidney damage; [potential occupational carcinogen]	Eye: Irrigate immediately Skin: Soap wash promptly Breathing: Respiratory support Swallow: Medical attention immediately
1.3.1 – 1.3.12	Tetrachloroethylene Perchloroethylene Perchloroethylene PCE Perk Tetrachloroethylene Tetrachloroethene	127-18-4	PID	100 ppm 150 ppm	Groundwater Soil Vapor	inhalation, skin absorption, ingestion, skin and/or eye contact	irritation to the eyes, skin, nose, throat, respiratory system; nausea; flush face, neck; dizziness, incoordination; headache, drowsiness; skin erythema (skin redness); liver damage; [potential occupational carcinogen]	Eye: Irrigate immediately Skin: Soap wash promptly Breathing: Respiratory support Swallow: Medical attention immediately
1.3.1 – 1.3.12	Tetrahydrofuran Diethylene oxide 1,4-Epoxybutane Tetramethylene oxide THF	109-99-9	PID	200 ppm 2000 ppm	Groundwater Soil Vapor	inhalation, skin and/or eye contact, ingestion	irritation to the eyes, upper respiratory system; nausea, dizziness, headache, central nervous system depression	Eye: Irrigate immediately Skin: Water flush promptly Breathing: Respiratory support Swallow: Medical attention immedi

Task	Contaminant	CAS Number	Monitoring Device	PEL/IDLH	Source of Concentration on Site	Route of Exposure	Symptoms	First Aid
1.3.1 – 1.3.12	Thallium	7440-28-0	None	0.1 mg/m ³ 15 mg/m ³	Groundwater Soil	inhalation, skin absorption, ingestion, skin and/or eye contact	nausea, diarrhea, abdominal pain, vomiting; ptosis, strabismus; peri neuritis, tremor; retrosternal (occurring behind the sternum) tightness, chest pain, pulmonary edema; convulsions, chorea, psychosis; liver, kidney damage; alopecia; paresthesia legs	Eye: Irrigate immediately Skin: Water flush promptly Breathing: Respiratory support Swallow: Medical attention immediately
1.3.1 – 1.3.12	Toluene Methyl benzene Methyl benzol Phenyl methane Toluol	108-88-3	PID	200 ppm 500 ppm	Groundwater Soil Vapor	inhalation, skin absorption, ingestion, skin and/or eye contact	irritation to the eyes, nose; lassitude (weakness, exhaustion), confusion, euphoria, dizziness, headache; dilated pupils, lacrimation (discharge of tears); anxiety, muscle fatigue, paresthesia; dermatitis	Eye: Irrigate immediately Skin: Soap wash promptly Breathing: Respiratory support Swallow: Medical attention immediately
1.3.1 – 1.3.12	Total PCBs Chlorodiphenyl (42% chlorine) Aroclor® 1242 PCB Polychlorinated biphenyl	53469-21-9	None	0.5 mg/m ³ 5 mg/m ³	Groundwater Soil	inhalation, skin absorption, ingestion, skin and/or eye contact	irritation to the eyes, chloracne	Eye: Irrigate immediately Skin: Soap wash immediately Breathing: Respiratory support Swallow: Medical attention immediately

Task	Contaminant	CAS Number	Monitoring Device	PEL/IDLH	Source of Concentration on Site	Route of Exposure	Symptoms	First Aid
1.3.1 – 1.3.12	Total Xylenes Dimethylbenzene Xylol	1330-20- 7	PID	100 ppm 900 ppm	Groundwater Soil Vapor	inhalation, skin absorption, ingestion, skin and/or eye contact	irritation to the eyes, skin, nose, throat; dizziness, excitement, drowsiness, incoordination, staggering gait; corneal vacuolization; nausea, vomiting, abdominal pain; dermatitis	Eye: Irrigate immediately Skin: Soap flush immediately Breathing: Respiratory support Swallow: Medical attention immediately
1.3.1 – 1.3.12	Toxaphene Chlorocamphene Octachlorocamphene Polychlorocamphene Chlorinated camphene	8001-35- 2	PID	0.5 mg/m ³ 200 mg/m ³	Groundwater Soil Vapor	inhalation, skin absorption, ingestion, skin and/or eye contact	irritation to the eyes, respiratory system; central nervous system, lungs, kidneys; may cause convulsive seizures	Eye: Irrigate immediately Skin: Soap wash promptly Breathing: Respiratory support Swallow: Medical attention immediately
1.3.1 – 1.3.12	Trans-1,3-dichloropropylene trans-1,3-Dichloropropene Propene 1,3-dichloro-(E) (E)-1,3-Dichloropropene trans-1,3-Dichloro-1-Propene trans-1,3-Dichloropropene trans-1,3-Dichloropropylene (1E)-1,3-Dichloro-1-propene	10061- 02-6	None	Na NA	Groundwater Soil Vapor	inhalation, ingestion, skin absorption, skin and/or eye contact	irritation to the eyes, skin, mucous membrane	Eye: Irrigate immediately Skin: Soap wash promptly Breathing: Respiratory support Swallow: Medical attention immediately

Task	Contaminant	CAS Number	Monitoring Device	PEL/IDLH	Source of Concentration on Site	Route of Exposure	Symptoms	First Aid
1.3.1 – 1.3.12	Trans-1,4-Dichloro-2-butene trans-1,4-Dichlorobutene	110-57-6	None	NA NA	Groundwater Soil Vapor	inhalation, ingestion, skin and/or eye contact	irritation to the eyes, skin, respiratory system;	Eye: Irrigate immediately Skin: Soap wash promptly Breathing: Respiratory support Swallow: Medical attention immediately
1.3.1 – 1.3.12	gamma-Chlordane Gamma Chlordane	5566-34- 7	None	0.5 mg/m ³ 100 mg/m ³	Groundwater Soil	inhalation, skin absorption, ingestion, skin and/or eye contact	Blurred vision; confusion; ataxia, delirium; cough; abdominal pain, nausea, vomiting, diarrhea; irritability, tremor, convulsions; anuria	Eye: Irrigate immediately Skin: Soap wash immediately Breathing: Respiratory support Swallow: Medical attention immediately
1.3.1 – 1.3.12	Trichloroethylene Ethylene trichloride TCE Trichloroethene Trilene	79-01-6	PID	100 ppm 1000 ppm	Groundwater Soil Vapor	inhalation, skin absorption, ingestion, skin and/or eye contact	irritation to the eyes, skin; headache, visual disturbance, lassitude (weakness, exhaustion), dizziness, tremor, drowsiness, nausea, vomiting; dermatitis; cardiac arrhythmias, paresthesia; liver injury; [potential occupational carcinogen]	Eye: Irrigate immediately Skin: Soap wash promptly Breathing: Respiratory support Swallow: Medical attention immediately

Task	Contaminant	CAS Number	Monitoring Device	PEL/IDLH	Source of Concentration on Site	Route of Exposure	Symptoms	First Aid
1.3.1 – 1.3.12	Trichlorofluoromethane Fluorotrichloromethane Freon® 11 Monofluorotrichloromethane Refrigerant 11 Trichloromonofluoromethane	75-69-4	PID	1000 ppm 2000 ppm	Groundwater Soil Vapor	inhalation, ingestion, skin and/or eye contact	incoordination, tremor; dermatitis; cardiac arrhythmias, cardiac arrest; asphyxia; liquid: frostbite	Eye: Irrigate immediately Skin: Water flush immediately Breathing: Respiratory support Swallow: Medical attention immediately
1.3.1 – 1.3.12	Trivalent Chromium Chromium III	NA	None	1.0 mg/m ³ 250 mg/m ³	Groundwater Soil	inhalation absorption ingestion	irritation to eye, skin, and respiratory	Eye: Irrigate immediately Skin: Soap wash Breathing: Respiratory support Swallow: Medical attention immediately
1.3.1 – 1.3.12	Vanadium	7440-62-2	None	0.1 mg/m ³ 15 mg/m ³	Groundwater Soil	inhalation, skin absorption, ingestion, skin and/or eye contact	nausea, diarrhea, abdominal pain, vomiting; ptosis, strabismus; peri neuritis, tremor; retrosternal (occurring behind the sternum) tightness, chest pain, pulmonary edema; convulsions, chorea, psychosis; liver, kidney damage; alopecia; paresthesia legs	Eye: Irrigate immediately Skin: Water flush promptly Breathing: Respiratory support Swallow: Medical attention immediately

Task	Contaminant	CAS Number	Monitoring Device	PEL/IDLH	Source of Concentration on Site	Route of Exposure	Symptoms	First Aid
1.3.1 – 1.3.12	Vinyl acetate 1-Acetoxyethylene Ethenyl acetate Ethenyl ethanoate VAC Vinyl acetate monomer Vinyl ethanoate	108-05-4	PID	NA NA	Groundwater Soil Vapor	inhalation, ingestion, skin and/or eye contact	irritation to the eyes, skin, nose, throat; hoarseness, cough; loss of smell; eye burns, skin blisters	Eye: Irrigate immediately Skin: Soap flush immediately Breathing: Respiratory support Swallow: Medical attention immediately
1.3.1 – 1.3.12	Vinyl Chloride Chloroethene Chloroethylen Ethylene monochloride Monochloroethene Monochloroethylene VC Vinyl chloride monomer (VCM)	75-01-4	PID	1 ppm NA	Groundwater Soil Vapor	inhalation, skin and/or eye contact (liquid)	lassitude (weakness, exhaustion); abdominal pain, gastrointestinal bleeding; enlarged liver; pallor or cyanosis of extremities; liquid: frostbite; [potential occupational carcinogen]	Eye: Frostbite Skin: Frostbite Breathing: Respiratory support
1.3.1 – 1.3.12	Zinc	7440-62- 2	None	15 mg/m ³ 500 mg/m ³	Groundwater Soil	inhalation	chills, muscle ache, nausea, fever, dry throat, cough; lassitude (weakness, exhaustion); metallic taste; headache; blurred vision; low back pain; vomiting; malaise (vague feeling of discomfort); chest tightness; dyspnea (breathing difficulty), rales, decreased pulmonary function	Breathing: Respiratory support

EXPLANATION OF ABBREVIATIONS

PID = Photoionization Detector

PEL = Permissible Exposure Limit (8-hour Time Weighted Average)

IDLH = Immediately Dangerous to Life and Health

ppm = part per million

mg/m³ = milligrams per cubic meter

500 mg/m³

TABLE 3
Summary of Monitoring Equipment

Instrument	Operation Parameters
Photoionization Detector (PID)	<p>Hazard Monitored: Many organic and some inorganic gases and vapors.</p> <p>Application: Detects total concentration of many organic and some inorganic gases and vapors. Some identification of compounds is possible if more than one probe is measured.</p> <p>Detection Method: Ionizes molecules using UV radiation; produces a current that is proportional to the number of ions.</p> <p>General Care/Maintenance: Recharge or replace battery. Regularly clean lamp window. Regularly clean and maintain the instrument and accessories.</p> <p>Typical Operating Time: 10 hours. 5 hours with strip chart recorder.</p>
Oxygen Meter	<p>Hazard Monitored: Oxygen (O₂).</p> <p>Application: Measures the percentage of O₂ in the air.</p> <p>Detection Method: Uses an electrochemical sensor to measure the partial pressure of O₂ in the air, and converts the reading to O₂ concentration.</p> <p>General Care/Maintenance: Replace detector cell according to manufacturer's recommendations. Recharge or replace batteries prior to expiration of the specified interval. If the ambient air is less than 0.5% C O₂, replace the detector cell frequently.</p> <p>Typical Operating Time: 8 – 12 hours.</p>
Additional equipment (if needed, based on site conditions)	
Combustible Gas Indicator (CGI)	<p>Hazard Monitored: Combustible gases and vapors.</p> <p>Application: Measures the concentration of combustible gas or vapor.</p> <p>Detection Method: A filament, usually made of platinum, is heated by burning the combustible gas or vapor. The increase in heat is measured. Gases and vapors are ionized in a flame. A current is produced in proportion to the number of carbon atoms present.</p> <p>General Care/Maintenance: Recharge or replace battery. Calibrate immediately before use.</p> <p>Typical Operating Time: Can be used for as long as the battery lasts, or for the recommended interval between calibrations, whichever is less.</p>
Flame Ionization Detector (FID) with Gas Chromatography Option <i>(i.e., Foxboro Organic Vapor Analyzer (OVA))</i>	<p>Hazard Monitored: Many organic gases and vapors (approved areas only).</p> <p>Application: In survey mode, detects the concentration of many organic gases and vapors. In gas chromatography (GC) mode, identifies and measures specific compounds. In survey mode, all the organic compounds are ionized and detected at the same time. In GC mode, volatile species are separated.</p> <p>General Care/Maintenance: Recharge or replace battery. Monitor fuel and/or combustion air supply gauges. Perform routine maintenance as described in the manual. Check for leaks.</p> <p>Typical Operating Time: 8 hours; 3 hours with strip chart recorder.</p>
Potable Infrared (IR) Spectrophotometer	<p>Hazard Monitored: Many gases and vapors.</p> <p>Application: Measures concentration of many gases and vapors in air. Designed to quantify one or two component mixtures.</p> <p>Detection Method: Passes different frequencies of IR through the sample. The frequencies absorbed are specific for each compound.</p> <p>General Care/Maintenance: As specified by the manufacturer.</p>

Instrument	Operation Parameters
Direct Reading Colorimetric Indicator Tube	<p>Hazard Monitored: Specific gas and vapors.</p> <p>Application: Measures concentration of specific gases and vapors.</p> <p>Detection Method: The compound reacts with the indicator chemical in the tube, producing a stain whose length or color change is proportional to the compound's concentration.</p> <p>General Care/Maintenance: Do not use a previously opened tube even if the indicator chemical is not stained. Check pump for leaks before and after use. Refrigerate before use to maintain a shelf life of about 2 years. Check expiration dates of tubes. Calibrate pump volume at least quarterly. Avoid rough handling which may cause channeling.</p>
Aerosol Monitor	<p>Hazard Monitored: Airborne particulate (dust, mist, fume) concentrations</p> <p>Application: Measures total concentration of semi-volatile organic compounds, PCBs, and metals.</p> <p>Detection Method: Based on light-scattering properties of particulate matter. Using an internal pump, air sample is drawn into the sensing volume where near infrared light scattering is used to detect particles.</p> <p>General Care/Maintenance: As specified by the mfr. Also, the instrument must be calibrated with particulates of a size and refractive index similar to those to be measured in the ambient air.</p>
Monitox	<p>Hazard Monitored: Gases and vapors.</p> <p>Application: Measures specific gases and vapors.</p> <p>Detection Method: Electrochemical sensor relatively specific for the chemical species in question.</p> <p>General Care/Maintenance: Moisten sponge before use; check the function switch; change the battery when needed.</p>
Gamma Radiation Survey Instrument	<p>Hazard Monitored: Gamma Radiation.</p> <p>Application: Environmental radiation monitor.</p> <p>Detection Method: Scintillation detector.</p> <p>General Care/Maintenance: Must be calibrated annually at a specialized facility.</p> <p>Typical Operating Time: Can be used for as long as the battery lasts, or for the recommended interval between calibrations, whichever is less.</p>

**TABLE 3
INSTRUMENTATION ACTION LEVELS**

Photoionization Detector Action Levels	Action Required
Background to 5 parts per million (ppm) ¹	No respirator needed; no further action
>5ppm but \leq 15 ppm at the perimeter of the work area	<ul style="list-style-type: none"> • Work temporarily halted and monitoring continues • If instantaneous readings decrease below 5 ppm above background, work activities will resume with continued monitoring
>5ppm but \leq 25 ppm at the downwind perimeter of the hot zone	<ul style="list-style-type: none"> • Work activities will be halted • Source of vapors identified • Corrective actions taken to abate emissions • Continued monitoring • Workers will don appropriate respirators and work can resume if vapor levels 200 feet downwind of the hot zone or half the distance to the nearest potential receptor or residential or commercial structure, whichever is less – but in no case less than 20 feet – is below 5 ppm above background for the 15-minute average
>25ppm at the parameter of the hot zone	Activities will shut down

Particulate Monitoring Action Levels	Action Required
Background to 100 micrograms per cubic meter ($\mu\text{g}/\text{m}^3$) ² , no dust observed	No further action
Background to 100 $\mu\text{g}/\text{m}^3$, dust observed leaving the work area	Dust suppression must be employed
100 to 150 $\mu\text{g}/\text{m}^3$ at the downwind parameter of the hot zone	<ul style="list-style-type: none"> • Work activities will be halted • Source of dust identified • Dust suppression activities initiated • Corrective actions taken to abate emissions • Continued monitoring • Workers will don appropriate respirators • Work can resume provided that dust suppression measures and other controls are successful in reducing the downwind PM10 concentration to within 150 $\mu\text{g}/\text{m}^3$ of the upwind level and in preventing visible dust migration.
>150 $\mu\text{g}/\text{m}^3$ at the parameter of the hot zone	Activities will shut down

¹ VOC concentrations are 15-minute averages above site background (upwind parameter)

² Particulate concentrations are 15-minute averages above site background (upwind parameter)

**TABLE 5
EMERGENCY NOTIFICATION LIST**

ORGANIZATION	CONTACT	TELEPHONE
Local Police Department	NYPD	911
Local Fire Department	NYFD	911
Ambulance/Rescue Squad	NYFD	911
Hospital	New York Hospital Queens	911 or 718-670-1231
Langan Incident Hotline		800-952-6426 ex 4699
Medical Treatment Hotline	Incident Intervention	888-449-7787
Langan Environmental Project Manager	Andrew Schweitzer	516-458-3820 (cell)
Langan Geotechnical Project Manager	Miguel Matos	347-733-7750 (cell)
Langan Health and Safety Manager (HSM)	Tony Moffa	215-756-2523 (cell)
Langan Health & Safety Officer (HSO)	William Bohrer	410-984-3068 (cell)
Langan Field Team Leader (FTL)	To Be Determined	
Client's Representative	Connor Larr	646-582-2208
National Response Center (NRC)		800-424-8802
Chemical Transportation Emergency Center (Chemtrec)		800-424-9300
Center for Disease Control (CDC)		404-639-3534
EPA (RCRA Superfund Hotline)		800-424-9346
TSCA Hotline		202-554-1404
Poison Control Center		800-222-1222

Immediately following an injury, unless immediate emergency medical treatment is required, the injured employee must contact Incident Intervention® at 888-449-7787.

For all other incidents or near misses, unless emergency response is required, either the employee or a coworker must contact the Langan Incident Hotline at 1-(800)-9-LANGAN (ext. #4699).

TABLE 6
SUGGESTED FREQUENCY OF PHYSIOLOGICAL MONITORING
FOR FIT AND ACCLIMATED WORKERS^A

Adjusted Temperature^b	Normal Work Ensemble^c	Impermeable Ensemble
90°F or above (32.2°C) or above	After each 45 min. of work	After each 15 min. of work
87.5°F (30.8°-32.2°C)	After each 60 min. of work	After each 30 min. of work
82.5°-87.5°F (28.1°-30.8°C)	After each 90 min. of work	After each 60 min. of work
77.5°-82.5°F (25.3°-28.1°C)	After each 120 min. of work	After each 90 min. of work
72.5°-77.5°F (22.5°-25.3°C)	After each 150 min. of work	After each 120 min. of work

a For work levels of 250 kilocalories/hour.

b Calculate the adjusted air temperature (ta adj) by using this equation: $ta\ adj\ ^\circ F = ta\ ^\circ F + (13 \times \% \text{ sunshine})$. Measure air temperature (ta) with a standard mercury-in-glass thermometer, with the bulb shielded from radiant heat. Estimate percent sunshine by judging what percent time the sun is not covered by clouds that are thick enough to produce a shadow. (100 percent sunshine = no cloud cover and a sharp, distinct shadow; 0 percent sunshine = no shadows.)

c A normal work ensemble consists of cotton coveralls or other cotton clothing with long sleeves and pants.

**TABLE 7
HEAT INDEX**

RELATIVE HUMIDITY	ENVIRONMENTAL TEMPERATURE (Fahrenheit)										
	70	75	80	85	90	95	100	105	110	115	120
	APPARENT TEMPERATURE*										
0%	64	69	73	78	83	87	91	95	99	103	107
10%	65	70	75	80	85	90	95	100	105	111	116
20%	66	72	77	82	87	93	99	105	112	120	130
30%	67	73	78	84	90	96	104	113	123	135	148
40%	68	74	79	86	93	101	110	123	137	151	
50%	69	75	81	88	96	107	120	135	150		
60%	70	76	82	90	100	114	132	149			
70%	70	77	85	93	106	124	144				
80%	71	78	86	97	113	136					
90%	71	79	88	102	122						
100%	72	80	91	108							

*Combined Index of Heat and Humidity...what it "feels like" to the body
Source: National Oceanic and Atmospheric Administration

How to use Heat Index:

1. Across top locate Environmental Temperature
2. Down left side locate Relative Humidity
3. Follow across and down to find Apparent Temperature
4. Determine Heat Stress Risk on chart at right

Note: Exposure to full sunshine can increase Heat Index values by up to 15 degrees F.

Apparent Temperature	Heat Stress Risk with Physical Activity and/or Prolonged Exposure
90-105	Heat Cramps or Heat Exhaustion Possible
105-130	Heat Cramps or Heat Exhaustion Likely, Heat Stroke Possible
>130	Heatstroke Highly Likely

FIGURES

FIGURE 1

Site Location Map

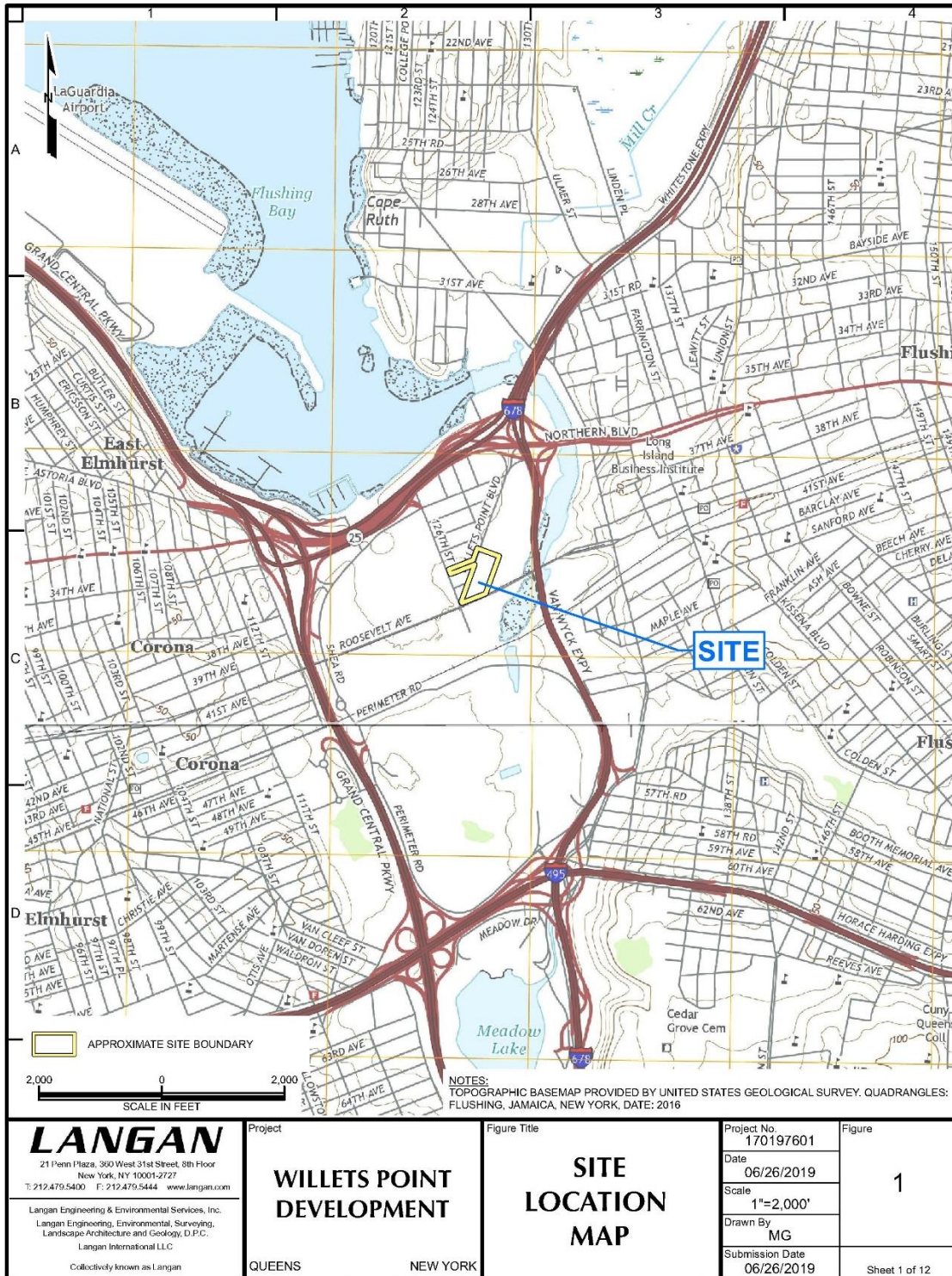


FIGURE 2

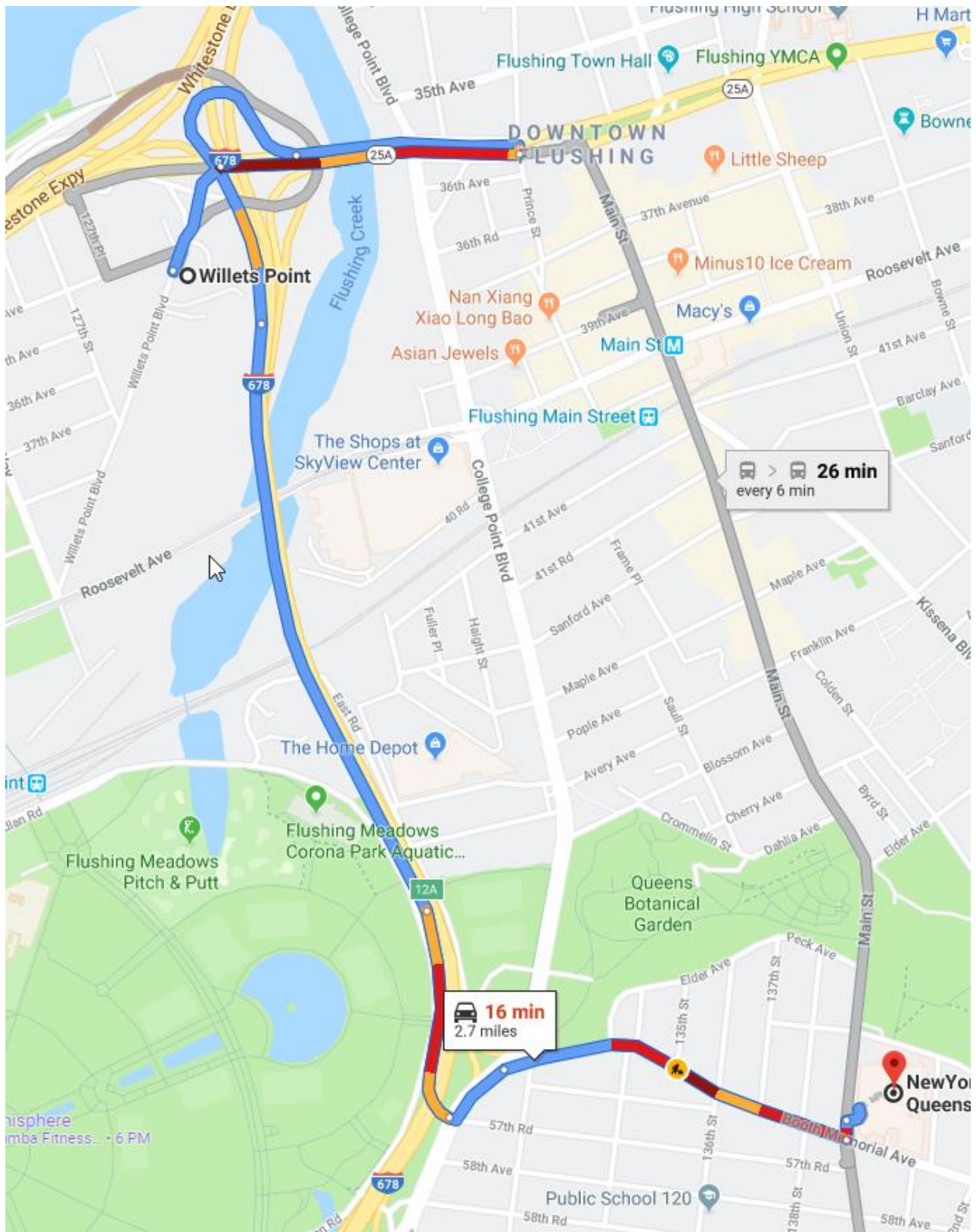
HOSPITAL ROUTE PLAN

Hospital Location: New York Presbyterian Queens Hospital
56-45 Main Street
Flushing, New York
718-670-1231

START: 126th Street and Willets Point Boulevard, Queens, New York

1. Head north on Willets Point Boulevard toward 34th Avenue
2. Slight right onto NY-25A E/Northern Boulevard
3. Make a U-turn at Prince Street
4. Use the right lane to take the ramp to Kennedy Airport
5. Merge onto I-678 South
6. Take exit 12A for College Point Boulevard toward Interstate 495
7. Turn left onto College Point Boulevard
8. Slight right onto Booth Memorial Avenue
9. Turn left onto Main Street
10. Turn right, destination will be on the right.

END: New York Presbyterian Queens Hospital, 46-45 Main Street, Flushing, NY



ATTACHMENT A

STANDING ORDERS

STANDING ORDERS

GENERAL

- No smoking, eating, or drinking in this work zone.
- Upon leaving the work zone, personnel will thoroughly wash their hands and face.
- Minimize contact with contaminated materials through proper planning of work areas and decontamination areas, and by following proper procedures. Do not place equipment on the ground. Do not sit on contaminated materials.
- No open flames in the work zone.
- Only properly trained and equipped personnel are permitted to work in potentially contaminated areas.
- Always use the appropriate level of personal protective equipment (PPE).
- Maintain close contact with your buddy in the work zone
- Contaminated material will be contained in the Exclusion Zone (EZ).
- Report any unusual conditions.
- Work areas will be kept clear and uncluttered. Debris and other slip, trip, and fall hazards will be removed as frequently as possible.
- The number of personnel and equipment in the work zone will be kept to an essential minimum.
- Be alert to the symptoms of fatigue and heat/cold stress, and their effects on the normal caution and judgment of personnel.
- Conflicting situations which may arise concerning safety requirements and working conditions must be addressed and resolved quickly by the site HSO.

TOOLS AND HEAVY EQUIPMENT

- Do not, under any circumstances, enter or ride in or on any backhoe bucket, materials hoist, or any other device not specifically designed to carrying passengers.
- Loose-fitting clothing or loose long hair is prohibited around moving machinery.
- Ensure that heavy equipment operators and all other personnel in the work zone are using the same hand signals to communicate.
- Drilling/excavating within 10 feet in any direction of overhead power lines is prohibited.
- The locations of all underground utilities must be identified and marked out prior to initiating any subsurface activities.
- Check to insure that the equipment operator has lowered all blades and buckets to the ground before shutting off the vehicle.
- If the equipment has an emergency stop device, have the operator show all personnel its location and how to activate it.
- Help the operator ensure adequate clearances when the equipment must negotiate in tight quarters; serve as a signalman to direct backing as necessary.
- Ensure that all heavy equipment that is used in the Exclusion Zone is kept in that zone until the job is done, and that such equipment is completely decontaminated before moving it into the clean area of the work zone.
- Samplers must not reach into or get near rotating equipment such as the drill rig. If personnel must work near any tools that could rotate, the equipment operator must completely shut down the rig prior to initiating such work. It may be necessary to use a remote sampling device.

ATTACHMENT B

DECONTAMINATION PROCEDURES

PERSONNEL DECONTAMINATION

LEVEL C DECONTAMINATION

Station 1:	Equipment Drop	1. Deposit equipment used on-site (tools, sampling devices and containers, monitoring instruments, radios, clipboards, etc.) on plastic drop cloths. Segregation at the drop reduces the probability of cross contamination. During hot weather operations, cool down stations may be set up within this area.
Station 2:	Outer Garment, Boots, and Gloves Wash and Rinse	2. Scrub outer boots, outer gloves and chemical-resistant splash suit with decon solution or detergent and water. Rinse off using copious amounts of water.
Station 3:	Outer Boot and Glove Removal	3. Remove outer boots and gloves. Deposit in container with plastic liner.
Station 4:	Canister or Mask Change	4. If worker leaves Exclusion Zone to change canister (or mask), this is the last step in the decontamination procedure. Worker's canister is exchanged, new outer gloves and boot covers donned, joints taped, and worker returns to duty.
Station 5:	Boot, Gloves and Outer Garment Removal	5. Boots, chemical-resistant splash suit, inner gloves removed and deposited in separate containers lined with plastic.
Station 6:	Face piece Removal	6. Face piece is removed (avoid touching face with fingers). Face piece deposited on plastic sheets.
Station 7:	Field Wash	7. Hands and face are thoroughly washed. Shower as soon as possible.

LEVEL D DECONTAMINATION

Station 1:	Equipment Drop	1. Deposit equipment used on-site (tools, sampling devices and containers, monitoring instruments, radios, clipboards, etc.) on plastic drop cloths. Segregation at the drop reduces the probability of cross contamination. During hot weather operations, cool down stations may be set up within this area.
Station 2:	Outer Garment, Boots, and Gloves Wash and Rinse	2. Scrub outer boots, outer gloves and chemical-resistant splash suit with decon solution or detergent and water. Rinse off using copious amounts of water.
Station 3:	Outer Boot and Glove Removal	3. Remove outer boots and gloves. Deposit in container with plastic liner.
Station 4:	Boot, Gloves and Outer Garment Removal	4. Boots, chemical-resistant splash suit, inner gloves removed and deposited in separate containers lined with plastic.
Station 5:	Field Wash	5. Hands and face are thoroughly washed. Shower as soon as possible.

EQUIPMENT DECONTAMINATION

GENERAL:

Equipment to be decontaminated during the project may include tools, monitoring equipment, respirators, sampling containers, laboratory equipment and drilling equipment.

All decontamination will be done by personnel in protective gear, appropriate for the level of decontamination, as determined by the site HSO. The decontamination work tasks will be split or rotated among support and work crews.

Depending on site conditions, backhoe and pumps may be decontaminated over a portable decontamination pad to contain wash water; or, wash water may be allowed to run off into a storm sewer system. Equipment needed may include a steam generator with high-pressure water, empty drums, screens, screen support structures, and shovels. Drums will be used to hold contaminated wash water pumped from the lined pit. These drums will be labeled as such.

Miscellaneous tools and equipment will be dropped into a plastic pail, tub, or other container. They will be brushed off and rinsed with a detergent solution, and finally rinsed with clean water.

MONITORING EQUIPMENT:

Monitoring equipment will be protected as much as possible from contamination by draping, masking, or otherwise covering as much of the instruments as possible with plastic without hindering the operation of the unit. The PID, HNu or OVA meter, for example, can be placed in a clear plastic bag, which allows reading of the scale and operation of knobs. The probes can be partially wrapped keeping the sensor tip and discharge port clear.

The contaminated equipment will be taken from the drop area and the protective coverings removed and disposed in the appropriate containers. Any dirt or obvious contamination will be brushed or wiped with a disposable paper wipe.

RESPIRATORS:

Respirators will be cleaned and disinfected after every use. Taken from the drop area, the masks (with the cartridges removed and disposed of with other used disposable gear) will be immersed in a cleaning solution and scrubbed gently with a soft brush, followed by a rinse in plain warm water, and then allowed to air dry. In the morning, new cartridges will be installed. Personnel will inspect their own masks for serviceability prior to donning them. And, once the mask is on, the wearer will check the respirator for leakage using the negative and positive pressure fit check techniques.

ATTACHMENT C

EMPLOYEE EXPOSURE/ INJURY INCIDENT REPORT

EMPLOYEE INCIDENT/INJURY REPORT LANGAN ENGINEERING & ENVIRONMENTAL SERVICES

(Complete and return to Tony Moffa in the Doylestown Office)

Affected Employee Name: _____

Date: _____

Incident type: Injury Report Only/No Injury
 Near Miss Other: _____

EMPLOYEE INFORMATION (Person completing Form)

Employee Name: _____

Employee

No: _____

Title: _____

Office

Location: _____

Length of time employed or date of hire: _____

Mailing address: _____

Sex: M F Birth date: _____

Business phone & extension: _____

Residence/cell

phone: _____

ACCIDENT INFORMATION

Project: _____

Project

#: _____

Date & time of incident: _____ Time work started & ended: _____

Site location: _____

Incident Type: Possible Exposure Exposure Physical Injury

Names of person(s) who witnessed the incident: _____

Exact location incident occurred: _____

Describe work being done: _____

Describe what affected employee was doing prior to the incident occurring: _____

Describe in detail how the incident occurred: _____

Nature of the incident (List the parts of the body affected): _____

Person(s) to whom incident was reported (Time and Date): _____

List the names of other persons affected during this incident: _____

Possible causes of the incident (equipment, unsafe work practices, lack of PPE, etc.):

Weather conditions during incident:

MEDICAL CARE INFORMATION

Did affected employee receive medical care? Yes No

If Yes, when and where was medical care received: _____

Provide name of facility (hospital, clinic, etc.):

Length of stay at the facility?

Did the employee miss any work time? Yes No Undetermined

Date employee last worked: _____ Date employee returned to work: _____

Has the employee returned to work? Yes No

Does the employee have any work limitations or restrictions from the injury? : Yes No

If Yes, please describe:

Did the exposure/injury result in permanent disability? Yes No Unknown

If Yes, please describe:

HEALTH & SAFETY INFORMATION

Was the operation being conducted under an established site specific CONSTRUCTION HEALTH AND SAFETY PLAN?

Yes No Not Applicable:

Describe protective equipment and clothing used by the employee:

Did any limitations in safety equipment or protective clothing contribute to or affect exposure / injury? If so, explain:

Employee Signature

Date

Langan Representative

Date

ATTACHMENT D
CALIBRATION LOG

ATTACHMENT E

MATERIAL SAFETY DATA SHEETS

SAFETY DATA SHEETS

All Langan Field Personnel Completing This Work Plan Are To Have Real Time Accessibility To Material Safety Data Sheet (MSDs) or Safety Data Sheet (SDSs) Through Their Smart Phone.

*The link is <http://www.msds.com/>
The login name is "drapehead"
The password is "2angan987"*

If You Are Unable To Use the Smart Phone App, You Are To Bring Printed Copies of the MSDs/SDSs to the Site

ATTACHMENT F

JOBSITE SAFETY INSPECTION CHECKLIST

Jobsite Safety Inspection Checklist

Date: _____ **Inspected By:** _____

Location: _____ **Project #:** _____

Check one of the following: **A:** Acceptable **NA:** Not Applicable **D:** Deficiency

	A	NA	D	Remark
1. CHASP available onsite for inspection?				
2. Health & Safety Compliance agreement (in CHASP) appropriately signed by Langan employees and contractors?				
3. Hospital route map with directions posted on site?				
4. Emergency Notification List posted on site?				
5. First Aid kit available and properly stocked?				
6. Personnel trained in CPR/First Aid on site?				
7. MSDSs readily available, and all workers knowledgeable about the specific chemicals and compounds to which they may be exposed?				
8. Appropriate PPE being worn by Langan employees and contractors?				
9. Project site safe practices ("Standing Orders") posted?				
10. Project staff have 40-hr./8-hr./Supervisor HAZWOPER training?				
11. Project staff medically cleared to work in hazardous waste sites and fit-tested to wear respirators, if needed?				
12. Respiratory protection readily available?				
13. Health & Safety Incident Report forms available?				
14. Air monitoring instruments calibrated daily and results recorded on the Daily Instrument Calibration check sheet?				
15. Air monitoring readings recorded on the air monitoring data sheet/field log book?				
16. Subcontract workers have received 40-hr./8-hr./Spvsr. HAZWOPER training, as appropriate?				
17. Subcontract workers medically cleared to work on site, and fit-tested for respirator wear?				
18. Subcontract workers have respirators readily available?				
19. Mark outs of underground utilities done prior to initiating any subsurface activities?				
20. Decontamination procedures being followed as outlined in CHASP?				
21. Are tools in good condition and properly used?				
22. Drilling performed in areas free from underground objects including utilities?				

23. Adequate size/type fire extinguisher supplied?				
24. Equipment at least 20 feet from overhead powerlines?				
25. Evidence that drilling operator is responsible for the safety of his rig.				
26. Trench sides shored, layer back, or boxed?				
27. Underground utilities located and authorities contacted before digging?				
28. Ladders in trench (25-foot spacing)?				
29. Excavated material placed more than 2 feet away from excavation edge?				
30. Public protected from exposure to open excavation?				
31. People entering the excavation regarding it as a permit-required confined space and following appropriate procedures?				
32. Confined space entry permit is completed and posted?				
33. All persons knowledgeable about the conditions and characteristics of the confined space?				
34. All persons engaged in confined space operations have been trained in safe entry and rescue (non-entry)?				
35. Full body harnesses, lifelines, and hoisting apparatus available for rescue needs?				
36. Attendant and/or supervisor certified in basic first aid and CPR?				
37. Confined space atmosphere checked before entry and continuously while the work is going on?				
38. Results of confined space atmosphere testing recorded?				
39. Evidence of coordination with off-site rescue services to perform entry rescue, if needed?				
40. Are extension cords rated for this work being used and are they properly maintained?				
41. Are GFCIs provided and being used?				

Unsafe Acts: _____

Notes: _____

ATTACHMENT G

JOB SAFETY ANALYSIS FORM



Job Safety Analysis (JSA) Health and Safety

JSA TITLE:

DATE CREATED:

CREATED BY:

JSA NUMBER:

REVISION DATE:

REVISED BY:

Langan employees must review and revise the Job Safety Analysis (JSA) as needed to address the any site specific hazards not identified. Employees must provide their signatures on the last page of the JSA indicating they have review the JSA and are aware the potential hazards associated with this work and will follow the provided preventive or corrective measures.

PERSONAL PROTECTIVE EQUIPMENT REQUIRED: (PPE): Required As Needed

Steel-toed boots Nitrile gloves Dermal Protection (Specify)

Long-sleeved shirt Leather/ Cut-resistant gloves High visibility vest/clothing

Safety glasses Face Shield Hard hat

ADDITIONAL PERSONAL PROTECTIVE EQUIPMENT NEEDED (Provide specific type(s) or descriptions)

Air Monitoring: Respirators: Other:

JOB STEPS	POTENTIAL HAZARDS	PREVENTATIVE OR CORRECTIVE ACTION
1.	1. 2.	1a. 1b. 2a. 2b.
2.	1.	1
Additional items identified in the field.		
Additional Items.		

If additional items are identified during daily work activities, please notify all relevant personnel about the change and document on this JSA.



**Job Safety Analysis (JSA)
Health and Safety**

JSA Title: General Construction Activities

JSA Number: JSA010-01

A Job Safety Analysis (JSA) must identify all job steps required to complete the task, the potential hazards employees could be exposed to while performing the job step and the preventative/corrective actions required to reduce/mitigate the identified potential hazards. Employees must certify that they have either prepared the JSA or have reviewed the JSA and are aware of the potential hazards associated with this task and will follow the provided preventive/corrective actions.

PERSONAL PROTECTIVE EQUIPMENT (Required or to be worn as needed):

<input checked="" type="checkbox"/> Safety Shoes	<input checked="" type="checkbox"/> Long Sleeves	<input checked="" type="checkbox"/> Safety Vest (Class 2)	<input checked="" type="checkbox"/> Hard Hat	<input checked="" type="checkbox"/> Hearing Protection
<input checked="" type="checkbox"/> Safety Glasses	<input type="checkbox"/> Safety Goggles	<input checked="" type="checkbox"/> Face Shield	<input checked="" type="checkbox"/> Nitrile Gloves	<input type="checkbox"/> PVC Gloves
<input checked="" type="checkbox"/> Leather Gloves	<input type="checkbox"/> Cut Resist. Gloves	<input type="checkbox"/> Fall Protection	<input type="checkbox"/> Fire Resistant Clothing	<input type="checkbox"/> Rubber Boots
<input type="checkbox"/> Insect/Animal Repellent	<input type="checkbox"/> Ivy Blocker/Cleaner	<input checked="" type="checkbox"/> Traffic Cones/Signs	<input type="checkbox"/> Life Vest/Jacket	
<input type="checkbox"/> Other:				

JOB STEPS	POTENTIAL HAZARDS	PREVENTATIVE / CORRECTIVE ACTION
1. Transport equipment to work area	1. Back Strain 2. Slips/ Trips/ Falls 3. Traffic 4. Cuts/abrasions from equipment 5. Contusions from dropped equipment	1. Use proper lifting techniques / Use wheeled transport 2. Minimize distance to work area / Have unobstructed path to work area / Follow good housekeeping procedures 3. Wear proper PPE (high visibility vest or clothing) 4. Wear proper PPE (leather gloves, long sleeves) 5. Wear proper PPE (safety shoes)
2. Installation of piping from vapor wells to skid connections and from discharge piping to effluent stack	1. Pinch fingers when connecting pipes 2. Slips/ Trips/ Falls 3. Machinery Hazards	1. Wear proper PPE (leather gloves) 2. Be aware of potential trip hazards / Practice good housekeeping procedures / Mark significant below-grade hazards (i.e. holes, trenches) with safety cones or spray paint 3. Wear proper PPE (safety vest) / Maintain safe distance from operating machinery
3. Remediation equipment installation	1. Back strain when lifting heavy equipment 2. Slips/ Trips/ Falls 3. Traffic	1. Use proper lifting techniques / Use wheeled transport / Minimize distance to vehicle 2. Be aware of potential trip hazards / Practice good housekeeping procedures / Mark significant below-grade hazards (i.e. holes, trenches) with safety cones or spray pain 3. Wear proper PPE (safety vest)
4. All activities	1. Slips/ Trips/ Falls 2. Hand injuries, cuts or lacerations during manual handling of materials 3. Foot injuries 4. Back injuries 5. Traffic 6. Wildlife: Stray dogs, Mice/rats, Vectors (i.e. mosquitoes, bees, etc.) 7. High Noise levels	1. Be aware of potential trip hazards / Follow good housekeeping procedures/ Mark significant hazards 2. Inspect for jagged/sharp edges, and rough or slippery surfaces / Keep fingers away from pinch points / Wipe off greasy, wet, slippery or dirty objects before handling / Wear leather/ cut-resistant gloves 3. Wear Langan approved safety shoes 4. Use proper lifting techniques / Consider load location, task repetition, and load weigh when evaluating what is safe or unsafe to lift / Obtain assistance when possible

JOB STEPS	POTENTIAL HAZARDS	PREVENTATIVE / CORRECTIVE ACTION
4. All activities (cont'd)	8. Overhead hazards 9. Heat Stress/ Cold Stress 10. Eye Injuries	5. Wear high visibility clothing & vest / Use cones or signs to designate work area 6. Be aware of surroundings at all times, including the presence of wildlife/ Do not approach stray dogs / Carry/use dog/animal repellent / Use bug spray when needed 7. Wear hearing protection 8. Wear hard hat / Avoid areas where overhead hazards exist. 9. Wear proper attire for weather conditions (sunscreen or protective clothing in sunlight, layers for cold weather) / Drink plenty of fluids to avoid dehydration / Take breaks as necessary to avoid heat/cold stress 10. Wear safety glasses
Additional items.		
Additional Items identified while in the field. (Delete row if not needed.)		

<u>Print Name</u>	<u>Sign Name</u>	<u>Date</u>
<i>Prepared by:</i>		
<i>Reviewed by:</i>		



Job Safety Analysis (JSA) Health and Safety

JSA Title: Subsurface Investigation

JSA Number: JSA030-01

A Job Safety Analysis (JSA) must identify all job steps required to complete the task, the potential hazards employees could be exposed to while performing the job step and the preventative/corrective actions required to reduce/mitigate the identified potential hazards. Employees must certify that they have either prepared the JSA or have reviewed the JSA and are aware of the potential hazards associated with this task and will follow the provided preventive/corrective actions.

PERSONAL PROTECTIVE EQUIPMENT (Required or to be worn as needed):

<input checked="" type="checkbox"/> Safety Shoes	<input checked="" type="checkbox"/> Long Sleeves	<input checked="" type="checkbox"/> Safety Vest (Class 2)	<input checked="" type="checkbox"/> Hard Hat	<input checked="" type="checkbox"/> Hearing Protection
<input checked="" type="checkbox"/> Safety Glasses	<input checked="" type="checkbox"/> Safety Goggles	<input type="checkbox"/> Face Shield	<input type="checkbox"/> Nitrile Gloves	<input type="checkbox"/> PVC Gloves
<input checked="" type="checkbox"/> Leather Gloves	<input checked="" type="checkbox"/> Cut Resist. Gloves	<input type="checkbox"/> Fall Protection	<input type="checkbox"/> Fire Resistant Clothing	<input type="checkbox"/> Rubber Boots
<input type="checkbox"/> Insect/Animal Repellent	<input type="checkbox"/> Ivy Blocker/Cleaner	<input type="checkbox"/> Traffic Cones/Signs	<input type="checkbox"/> Life Vest/Jacket	
<input checked="" type="checkbox"/> Other: Dielectric Overshoes, Sun Block				

JOB STEPS	POTENTIAL HAZARDS	PREVENTATIVE / CORRECTIVE ACTION
5. Transport equipment to work area	<ol style="list-style-type: none"> 1. Back/strain 2. Slip/Trip/Falls 3. Traffic 4. Cuts/abrasions/contusions from equipment 5. Accidents due to vehicle operations 	<ol style="list-style-type: none"> 1. Use proper lifting techniques/Use wheeled transport 2. Minimize distance to work area/unobstructed path to work area/follow good housekeeping procedures 3. Wear proper PPE (high visibility vest or clothing) 4. Wear proper PPE (leather gloves, long sleeves, Langan approved safety shoes) 5. Observe posted speed limits/ Wear seat belts at all times
6. Traffic	<ol style="list-style-type: none"> 1. Hit by moving vehicle 	<ol style="list-style-type: none"> 1. Use traffic cones and signage/ Use High visibility traffic vests and clothing/ Caution tape when working near active roadways.
7. Field Work (drilling, resistivity testing, and inspection)	<ol style="list-style-type: none"> 1. Biological Hazards: insects, rats, snakes, poisonous plants, and other animals 2. Heat stress/injuries 3. Cold Stress/injuries 4. High Energy Transmission Lines 5. Underground Utilities 6. Electrical (soil resistivity testing) 	<ol style="list-style-type: none"> 11. Inspect work area to identify biological hazards. Wear light colored long sleeve shirt and long pants/ Use insect repellent as necessary/ Beware of tall grass, bushes, woods and other areas where ticks may live/ Avoid leaving garbage on site to prevent attracting animals/ Identify and avoid contact with poisonous plants/Beware of rats, snakes, or stray animals. 12. Wear proper clothing (light colored)/ drink plenty of water/ take regular breaks/use sun block 13. Wear proper clothing/ dress in layers/ take regular breaks. 14. Avoid direct contact with high energy transmission lines/ position equipment at least 15 feet or as required by PSE&G from the transmission lines/ wear proper PPE (dielectric overshoes 15 kV minimum rating). 15. Call one-call service before performing intrusive field work/ Review utility mark-outs and available utility drawings (with respect to proposed work locations)/ Follow Underground Utility Guidelines

JOB STEPS	POTENTIAL HAZARDS	PREVENTATIVE / CORRECTIVE ACTION
8.All activities	11. Slips/ Trips/ Falls 12. Hand injuries, cuts or lacerations during manual handling of materials 13. Foot injuries 14. Back injuries 15. Traffic 16. Wildlife: Stray dogs, Mice/rats, Vectors (i.e. mosquitoes, bees, etc.) 17. High Noise levels 18. Overhead hazards 19. Heat Stress/ Cold Stress 20. Eye Injuries	16. See AGI Sting R1 operating manual for specific concerns during operating instrument 17. Be aware of potential trip hazards / Follow good housekeeping procedures/ Mark significant hazards 18. Inspect for jagged/sharp edges, and rough or slippery surfaces / Keep fingers away from pinch points / Wipe off greasy, wet, slippery or dirty objects before handling / Wear leather/ cut-resistant gloves 19. Wear Langan approved safety shoes 20. Use proper lifting techniques / Consider load location, task repetition, and load weigh when evaluating what is safe or unsafe to lift / Obtain assistance when possible 21. Wear high visibility clothing & vest / Use cones or signs to designate work area 22. Be aware of surroundings at all times, including the presence of wildlife/ Do not approach stray dogs / Carry/use dog/animal repellent / Use bug spray when needed 23. Wear proper hearing protection 24. Wear hard hat / Avoid areas where overhead hazards exist. 25. Wear proper attire for weather conditions (sunscreen or protective clothing in sunlight, layers for cold weather) / Drink plenty of fluids to avoid dehydration / Takes breaks as necessary to avoid heat/cold stress 26. Wear safety glasses
Additional items.		
Additional Items identified while in the field. (Delete row if not needed.)		

<u>Print Name</u>	<u>Sign Name</u>	<u>Date</u>
<u>Prepared by:</u>		
<u>Reviewed by:</u>		

LANGAN

Job Safety Analysis (JSA) Health and Safety

JSA Title: Excavation Oversight
JSA Number: JSA041-01

A Job Safety Analysis (JSA) must identify all job steps required to complete the task, the potential hazards employees could be exposed to while performing the job step and the preventative/corrective actions required to reduce/mitigate the identified potential hazards. Employees must certify that they have either prepared the JSA or have reviewed the JSA and are aware of the potential hazards associated with this task and will follow the provided preventive/corrective actions. Prior to the start of any work "TAKE 5" and conduct a Last Minute Risk Assessment.



- S** – Stop, what has changed?
- T** – Think about the task
- E** – Evaluate potential hazards
- P** – Plan safe approach
- S** – Start task / Stop & regroup

PERSONAL PROTECTIVE EQUIPMENT (Required or to be worn as needed):

<input checked="" type="checkbox"/> Safety Shoes	<input checked="" type="checkbox"/> Long Sleeves	<input checked="" type="checkbox"/> Safety Vest (Class 2)	<input checked="" type="checkbox"/> Hard Hat	<input checked="" type="checkbox"/> Hearing Protection
<input checked="" type="checkbox"/> Safety Glasses	<input type="checkbox"/> Safety Goggles	<input type="checkbox"/> Face Shield	<input checked="" type="checkbox"/> Nitrile Gloves	<input type="checkbox"/> PVC Gloves
<input checked="" type="checkbox"/> Leather Gloves	<input checked="" type="checkbox"/> Cut Resist. Gloves	<input type="checkbox"/> Fall Protection	<input type="checkbox"/> Fire Resistant Clothing	<input type="checkbox"/> Rubber Boots
<input type="checkbox"/> Insect/Animal Repellent	<input type="checkbox"/> Ivy Blocker/Cleaner	<input type="checkbox"/> Traffic Cones/Signs	<input type="checkbox"/> Life Vest/Jacket	

Other: _____

JOB STEPS	POTENTIAL HAZARDS	PREVENTATIVE / CORRECTIVE ACTION
9. Transport equipment to work area	6. Back Strain 7. Slips/Trips/Falls 8. Traffic 9. Cuts/abrasions/contusions from equipment	6. Use proper lifting techniques / Use wheeled transport 7. Minimize distance to work area / Have unobstructed path to work area / Follow good housekeeping procedures 8. Wear proper PPE (high visibility vest or clothing) 9. Wear proper PPE (leather gloves, long sleeves, safety shoes)
10. Earth Moving Equipment	1. Equipment running over employee	1. Ensure you have direct line of sight with operator of equipment; don't walk behind equipment; maintain a safe distance away from equipment. 2. Wear proper PPE (high vis vest/clothing)
11. Excavation	4. Excavation collapse 5. Confined space 6. Soil	1. Use proper shoring/benching/sloping techniques; Ladder is properly situated in excavation; no water in excavation; competent person has inspected excavation prior to allow employees to enter. 2. Langan employees are not authorized to enter a confined space; 3. Soil and equipment is kept at least 2 feet from edge of excavation
12. Excavated soil	1. Hazardous substances	1. Use proper equipment to monitor excavated soil for contaminants; ensure levels do not exceed PEL's for contaminants; Wear proper PPE
13. All activities	21. Slips/ Trips/ Falls 22. Hand injuries, cuts or lacerations during manual handling of materials 23. Foot injuries 24. Back injuries 25. Traffic	27. Be aware of potential trip hazards / Follow good housekeeping procedures/ Mark significant hazards 28. Inspect for jagged/sharp edges, and rough or slippery surfaces / Keep fingers away from pinch points / Wipe off greasy, wet, slippery or dirty objects before handling / Wear leather/ cut-resistant gloves 29. Wear proper PPE (Langan approved safety shoes)

JOB STEPS	POTENTIAL HAZARDS	PREVENTATIVE / CORRECTIVE ACTION
	26. Wildlife: Stray dogs, Mice/rats, Vectors (i.e. mosquitoes, bees, etc.) 27. High Noise levels 28. Overhead hazards 29. Heat Stress/ Cold Stress 30. Eye Injuries	30. Use proper lifting techniques / Consider load location, task repetition, and load weigh when evaluating what is safe or unsafe to lift / Obtain assistance when possible 31. Wear high visibility clothing & vest / Use cones or signs to designate work area 32. Be aware of surroundings at all times, including the presence of wildlife/ Do not approach stray dogs / Carry/use dog/animal repellent / Use bug spray when needed 33. Wear hearing protection 34. Wear hard hat / Avoid areas where overhead hazards exist. 35. Wear proper attire for weather conditions (sunscreen or protective clothing in sunlight, layers for cold weather) / Drink plenty of fluids to avoid dehydration / Takes breaks as necessary to avoid heat/cold stress 36. Wear safety glasses
Additional items.		
Additional Items identified while in the field. (Delete row if not needed.)		

<u>Print Name</u>	<u>Sign Name</u>	<u>Date</u>
<u>Prepared by:</u>		
<u>Reviewed by:</u>		



Job Safety Analysis (JSA) Health and Safety

JSA Title: Field Sampling

JSA Number: JSA022-01

A Job Safety Analysis (JSA) must identify all job steps required to complete the task, the potential hazards employees could be exposed to while performing the job step and the preventative/corrective actions required to reduce/mitigate the identified potential hazards. Employees must certify that they have either prepared the JSA or have reviewed the JSA and are aware of the potential hazards associated with this task and will follow the provided preventive/corrective actions.

PERSONAL PROTECTIVE EQUIPMENT (Required or to be worn as needed):

<input checked="" type="checkbox"/> Safety Shoes	<input checked="" type="checkbox"/> Long Sleeves	<input type="checkbox"/> Safety Vest (Class 2)	<input checked="" type="checkbox"/> Hard Hat	<input checked="" type="checkbox"/> Hearing Protection
<input checked="" type="checkbox"/> Safety Glasses	<input type="checkbox"/> Safety Goggles	<input type="checkbox"/> Face Shield	<input checked="" type="checkbox"/> Nitrile Gloves	<input type="checkbox"/> PVC Gloves
<input checked="" type="checkbox"/> Leather Gloves	<input type="checkbox"/> Cut Resist. Gloves	<input type="checkbox"/> Fall Protection	<input type="checkbox"/> Fire Resistant Clothing	<input type="checkbox"/> Rubber Boots
<input type="checkbox"/> Insect/Animal Repellent	<input type="checkbox"/> Ivy Blocker/Cleaner	<input checked="" type="checkbox"/> Traffic Cones/Signs	<input type="checkbox"/> Life Vest/Jacket	
<input type="checkbox"/> Other: _____				

JOB STEPS	POTENTIAL HAZARDS	PREVENTATIVE / CORRECTIVE ACTION
14. Unpack/Transport equipment to work area.	10. Back Strains 11. Slip/Trips/Falls 12. Cuts/Abrasions from equipment 13. Contusions from dropped equipment	10. Use proper lifting techniques/Use wheeled transport 11. Minimize distance to work area/Unobstructed path to work area/follow good housekeeping procedures. Mark slip/trip/fall hazards with orange safety cones. 12. Wear proper PPE (leather gloves, long sleeves). 13. Wear proper PPE (Langan approved safety shoes).
15. Initial Site Arrival-Site Assessment	2. Traffic	3. Situational awareness (be alert of your surroundings). Secure area from through traffic.
16. Surface Water Sampling	7. Contaminated media. Skin/eye contact with biological agents and/or chemicals.	4. Wear appropriate PPE (Safety glasses, appropriate gloves). Review (M)SDS for all chemicals being.
17. Sampling from bridges	1. Struck by vehicles	1. Wear appropriate PPE (Safety Vest). Use buddy system and orange safety cones.
18. Icing of Samples/ Transporting coolers/equipment from work area.	31. Back Strains 32. Slips/Trips/Falls 33. Cuts/Abrasions from equipment 34. Pinch/Crushing Hazards.	37. Drain coolers of water. Use proper lifting techniques. Use wheeled transport. 38. Have unobstructed path from work area. Aware of surroundings. 39. Wear proper PPE (Leather gloves, long sleeves) 40. Wear proper PPE (Leather gloves, long sleeves)
19. Site Departure	1. Contaminated PPE/Vehicle	1. Contaminated PPE should be disposed of on-site. Remove boots and soiled clothing for secure storage in trunk. Wash hands promptly.
20. All activities	1. Slips/ Trips/ Falls 2. Hand injuries, cuts or lacerations during manual handling of materials	1. Be aware of potential trip hazards / Follow good housekeeping procedures/ Mark significant hazards

JOB STEPS	POTENTIAL HAZARDS	PREVENTATIVE / CORRECTIVE ACTION
	3. Foot injuries 4. Back injuries 35. Traffic 36. Wildlife: Stray dogs, Mice/rats, Vectors (i.e. mosquitoes, bees, etc.) 37. High Noise levels 38. Overhead hazards 39. Heat Stress/ Cold Stress 40. Eye Injuries	2. Inspect for jagged/sharp edges, and rough or slippery surfaces / Keep fingers away from pinch points / Wipe off greasy, wet, slippery or dirty objects before handling / Wear leather/ cut-resistant gloves 3. Wear Langan approved safety shoes 4. Use proper lifting techniques / Consider load location, task repetition, and load weigh when evaluating what is safe or unsafe to lift / Obtain assistance when possible 41. Wear high visibility clothing & vest / Use cones or signs to designate work area 42. Be aware of surroundings at all times, including the presence of wildlife/ Do not approach stray dogs / Carry/use dog/animal repellant / Use bug spray when needed 43. Wear hearing protection 44. Wear hard hat / Avoid areas were overhead hazards exist. 45. Wear proper attire for weather conditions (sunscreen or protective clothing in sunlight, layers for cold weather) / Drink plenty of fluids to avoid dehydration / Takes breaks as necessary to avoid heat/cold stress 46. Wear safety glasses
Additional items.		
Additional Items identified while in the field. (Delete row if not needed.)		

<u>Print Name</u>	<u>Sign Name</u>	<u>Date</u>
<u>Prepared by:</u>		
<u>Reviewed by:</u>		



Job Safety Analysis (JSA) Health and Safety

JSA Title: Equipment Transportation and Set-Up

JSA Number: JSA012-01

A Job Safety Analysis (JSA) must identify all job steps required to complete the task, the potential hazards employees could be exposed to while performing the job step and the preventative/corrective actions required to reduce/mitigate the identified potential hazards. Employees must certify that they have either prepared the JSA or have reviewed the JSA and are aware of the potential hazards associated with this task and will follow the provided preventive/corrective actions.

PERSONAL PROTECTIVE EQUIPMENT (Required or to be worn as needed):

<input checked="" type="checkbox"/> Safety Shoes	<input checked="" type="checkbox"/> Long Sleeves	<input checked="" type="checkbox"/> Safety Vest (Class 2)	<input checked="" type="checkbox"/> Hard Hat	<input checked="" type="checkbox"/> Hearing Protection
<input checked="" type="checkbox"/> Safety Glasses	<input type="checkbox"/> Safety Goggles	<input type="checkbox"/> Face Shield	<input type="checkbox"/> Nitrile Gloves	<input type="checkbox"/> PVC Gloves
<input checked="" type="checkbox"/> Leather Gloves	<input type="checkbox"/> Cut Resist. Gloves	<input type="checkbox"/> Fall Protection	<input type="checkbox"/> Fire Resistant Clothing	<input type="checkbox"/> Rubber Boots
<input type="checkbox"/> Insect/Animal Repellent	<input type="checkbox"/> Ivy Blocker/Cleaner	<input type="checkbox"/> Traffic Cones/Signs	<input type="checkbox"/> Life Vest/Jacket	

Other:

JOB STEPS	POTENTIAL HAZARDS	PREVENTATIVE / CORRECTIVE ACTION
21. Transport equipment to work area	14. Back Strain 15. Slips/ Trips/ Falls 16. Traffic 17. Cuts/abrasions from equipment 18. Contusions from dropped equipment	6. Use proper lifting techniques / Use wheeled transport 7. Minimize distance to work area / Have unobstructed path to work area / Follow good housekeeping procedures 8. Wear proper PPE (high visibility vest or clothing) 9. Wear proper PPE (leather gloves, long sleeves) 10. Wear proper PPE (safety shoes)
22. Moving equipment to its planned location	3. Pinch Hazard 4. Slips/ Trips/ Falls	4. Wear proper PPE (leather gloves) 5. Be aware of potential trip hazards / Practice good housekeeping procedures / Mark significant below-grade hazards (i.e. holes, trenches) with safety cones or spray paint
23. Equipment Set-up	8. Pinch Hazard 9. Cuts/abrasions to knuckles/hands 10. Back Strain	4. Wear proper PPE (leather gloves) 5. Wear proper PPE (leather gloves) 6. Use proper lifting techniques / Use wheeled transport
24. All activities	41. Slips/ Trips/ Falls 42. Hand injuries, cuts or lacerations during manual handling of materials 43. Foot injuries 44. Back injuries 45. Traffic 46. Wildlife: Stray dogs, Mice/rats, Vectors (i.e. mosquitoes, bees, etc.) 47. High Noise levels 48. Overhead hazards 49. Heat Stress/ Cold Stress	47. Be aware of potential trip hazards / Follow good housekeeping procedures/ Mark significant hazards 48. Inspect for jagged/sharp edges, and rough or slippery surfaces / Keep fingers away from pinch points / Wipe off greasy, wet, slippery or dirty objects before handling / Wear leather/ cut-resistant gloves 49. Wear Langan approved safety shoes 50. Use proper lifting techniques / Consider load location, task repetition, and load weigh when evaluating what is safe or unsafe to lift / Obtain assistance when possible 51. Wear high visibility clothing & vest / Use cones or signs to designate work area

JOB STEPS	POTENTIAL HAZARDS	PREVENTATIVE / CORRECTIVE ACTION
7. All activities (cont'd)	50. Eye Injuries	52. Be aware of surroundings at all times, including the presence of wildlife/ Do not approach stray dogs / Carry/use dog/animal repellent / Use bug spray when needed 53. Wear hearing protection 54. Wear hard hat / Avoid areas where overhead hazards exist. 55. Wear proper attire for weather conditions (sunscreen or protective clothing in sunlight, layers for cold weather) / Drink plenty of fluids to avoid dehydration / Takes breaks as necessary to avoid heat/cold stress 56. Wear safety glasses
Additional items.		
Additional Items identified while in the field. (Delete row if not needed.)		

<u>Print Name</u>	<u>Sign Name</u>	<u>Date</u>
<u>Prepared by:</u>		
<u>Reviewed by:</u>		



Job Safety Analysis (JSA) Health and Safety

JSA Title: 55-gallon Drum Sampling

JSA Number: JSA043-01

A Job Safety Analysis (JSA) must identify all job steps required to complete the task, the potential hazards employees could be exposed to while performing the job step and the preventative/corrective actions required to reduce/mitigate the identified potential hazards. Employees must certify that they have either prepared the JSA or have reviewed the JSA and are aware of the potential hazards associated with this task and will follow the provided preventive/corrective actions.

PERSONAL PROTECTIVE EQUIPMENT (Required or to be worn as needed):

<input checked="" type="checkbox"/> Safety Shoes	<input checked="" type="checkbox"/> Long Sleeves	<input checked="" type="checkbox"/> Safety Vest (Class 2)	<input checked="" type="checkbox"/> Hard Hat	<input type="checkbox"/> Hearing Protection
<input checked="" type="checkbox"/> Safety Glasses	<input checked="" type="checkbox"/> Safety Goggles	<input checked="" type="checkbox"/> Face Shield	<input checked="" type="checkbox"/> Nitrile Gloves	<input checked="" type="checkbox"/> PVC Gloves
<input checked="" type="checkbox"/> Leather Gloves	<input type="checkbox"/> Cut Resist. Gloves	<input type="checkbox"/> Fall Protection	<input type="checkbox"/> Fire Resistant Clothing	<input type="checkbox"/> Rubber Boots
<input type="checkbox"/> Insect/Animal Repellent	<input type="checkbox"/> Ivy Blocker/Cleaner	<input type="checkbox"/> Traffic Cones/Signs	<input type="checkbox"/> Life Vest/Jacket	

Other: All Drums are required to be labeled. Langan employees do not open or move undocumented drums or unlabeled drums without proper project manager authorization.

JOB STEPS	POTENTIAL HAZARDS	PREVENTATIVE / CORRECTIVE ACTION
25. Unpack/Transport equipment to work area.	19. Back Strains 20. Slip/Trips/Falls 21. Cuts/Abrasions from equipment 4. Contusions from dropped equipment	14. Use proper lifting techniques/Use wheeled transport 15. Minimize distance to work area/Unobstructed path to work area/follow good housekeeping procedures. Mark slip/trip/fall hazards with orange safety cones. 16. Wear proper PPE (leather gloves, long sleeves). 4. Wear proper PPE (Langan approved safety shoes).
26. Open Drums	1. Hand Injuries, cuts or lacerations when untightening drum locking bolt, removing drum lid strap, or removing lid. 2. Pressure from drums.	1. Inspect for jagged/sharp edges, and rough or slippery surfaces / Keep fingers away from pinch points / Wipe off greasy, wet, slippery or dirty objects before handling / Wear leather/ cut-resistant gloves. Use non-metallic mallet and non-sparking tools/wrenches. 2. Open drum slowly to relieve pressure. Wear proper PPE: face shield and goggles; correct gloves; and over garments.
27. Collecting Soil/Fluid Sample	5. Irritation to eye from vapor, soil dust, or splashing 6. Irritation to exposed skin	4. Wear proper eye protection including safety glasses/ face shield/goggles and when necessary, splash guard. If dust or vapor phase is present, wear appropriate safety breathing gear (1/2 mask or full face mask with correct filter) 5. Wear proper skin protection including nitrile gloves.
28. Closing Drums	1. Hand Injuries, cuts or lacerations when untightening drum locking bolt, removing drum lid strap, or removing lid.	5. Inspect for jagged/sharp edges, and rough or slippery surfaces / Keep fingers away from pinch points / Wipe off greasy, wet, slippery or dirty objects before handling / Wear leather/ cut-resistant gloves. Use non-metallic mallet and non-sparking tools/wrenches.
29. Moving Drums	2. Hand Injuries, cuts or lacerations when untightening drum locking bolt, removing drum lid strap, or removing lid. 3. Back Strains	2. Inspect for jagged/sharp edges, and rough or slippery surfaces / Keep fingers away from pinch points / Wipe off greasy, wet, slippery or dirty objects before handling / Wear leather/ cut-resistant gloves. Use non-metallic mallet and non-sparking tools/wrenches. 3. Use proper lifting techniques/Use wheeled transport

JOB STEPS	POTENTIAL HAZARDS	PREVENTATIVE / CORRECTIVE ACTION
30. All activities	51. Slips/ Trips/ Falls 52. Hand injuries, cuts or lacerations during manual handling of materials 53. Foot injuries 54. Back injuries 55. Traffic 56. Wildlife: Stray dogs, Mice/rats, Vectors (i.e. mosquitoes, bees, etc.) 57. High Noise levels 58. Overhead hazards 59. Heat Stress/ Cold Stress 60. Eye Injuries	57. Be aware of potential trip hazards / Follow good housekeeping procedures/ Mark significant hazards 58. Inspect for jagged/sharp edges, and rough or slippery surfaces / Keep fingers away from pinch points / Wipe off greasy, wet, slippery or dirty objects before handling / Wear leather/ cut-resistant gloves 59. Wear Langan approved safety shoes 60. Use proper lifting techniques / Consider load location, task repetition, and load weigh when evaluating what is safe or unsafe to lift / Obtain assistance when possible 61. Wear high visibility clothing & vest / Use cones or signs to designate work area 62. Be aware of surroundings at all times, including the presence of wildlife/ Do not approach stray dogs / Carry/use dog/animal repellant / Use bug spray when needed 63. Wear hearing protection 64. Wear hard hat / Avoid areas were overhead hazards exist. 65. Wear proper attire for weather conditions (sunscreen or protective clothing in sunlight, layers for cold weather) / Drink plenty of fluids to avoid dehydration / Takes breaks as necessary to avoid heat/cold stress 66. Wear safety glasses
Additional items.		
Additional Items identified while in the field. (Delete row if not needed.)		

<u>Print Name</u>	<u>Sign Name</u>	<u>Date</u>
<u>Prepared by:</u>		
<u>Reviewed by:</u>		



**Job Safety Analysis (JSA)
Health and Safety**

JSA Title: **Site Inspection**

JSA Number: **JSA024-01**

A Job Safety Analysis (JSA) must identify all job steps required to complete the task, the potential hazards employees could be exposed to while performing the job step and the preventative/corrective actions required to reduce/mitigate the identified potential hazards. Employees must certify that they have either prepared the JSA or have reviewed the JSA and are aware of the potential hazards associated with this task and will follow the provided preventive/corrective actions.

PERSONAL PROTECTIVE EQUIPMENT (Required or to be worn as needed):

<input checked="" type="checkbox"/> Safety Shoes	<input checked="" type="checkbox"/> Long Sleeves	<input checked="" type="checkbox"/> Safety Vest (Class 2)	<input checked="" type="checkbox"/> Hard Hat	<input checked="" type="checkbox"/> Hearing Protection
<input checked="" type="checkbox"/> Safety Glasses	<input type="checkbox"/> Safety Goggles	<input type="checkbox"/> Face Shield	<input checked="" type="checkbox"/> Nitrile Gloves	<input type="checkbox"/> PVC Gloves
<input checked="" type="checkbox"/> Leather Gloves	<input type="checkbox"/> Cut Resist. Gloves	<input type="checkbox"/> Fall Protection	<input type="checkbox"/> Fire Resistant Clothing	<input checked="" type="checkbox"/> Rubber Boots
<input checked="" type="checkbox"/> Insect/Animal Repellent	<input type="checkbox"/> Ivy Blocker/Cleaner	<input checked="" type="checkbox"/> Traffic Cones/Signs	<input type="checkbox"/> Life Vest/Jacket	
<input type="checkbox"/> Other: _____				

JOB STEPS	POTENTIAL HAZARDS	PREVENTATIVE / CORRECTIVE ACTION
31. Jobsite Pre-briefing	22. None	17. Review JSA, SOP's, and discuss hazards that may be present and control measures for present hazards while on-site.
2. Working near railroads	1. Passing Trains. 2. Slip/Trips/Falls.	1. Wear reflective vest/ Stay away from tracks/ Do not cross tracks within 10 ft. of train car or when there is a train within view/listen for train horn. 2. Be aware of tripping hazards/ Follow good housekeeping procedures/ Mark significant hazards with spray paint or cones.
3. Walking around site	4. Uneven terrain 5. Wildlife: Stray animals, mice/rats, vectors (i.e. mosquitoes, bees, etc.) 6. Weather: Heat/cold stress 7. Slip/Trips/Falls 8. Foot injuries 9. Eye injuries	4. Pay attention to surrounding area (puddles, wet, frozen, uneven areas); Mark with cones or spray paint. 5. Use bug spray/ Avoid stray animals/Use repellent when needed. 6. Dress for the correct weather situation/ Use sunscreen or protective clothing in sunlight, layers in cold weather/ Drink plenty of fluids/ Take breaks when needed. 4. Be aware of tripping hazards/ Follow good housekeeping procedures/ Mark significant hazards with spray paint or cones. 5. Wear proper PPE (Langan approved safety shoes)/ Change wet socks during cold weather. 6. Wear proper PPE (safety glasses/goggles).
4. Working near road	1. Passing vehicles 2. Slip/Trips/Falls	1. Wear reflective vest/ Stay away from roadway/ Use buddy system/ Place signage or cones when needed. 2. Be aware of tripping hazards/ Follow good housekeeping procedures/ Mark significant hazards with spray paint or cones.
5. All activities	61. Slips/ Trips/ Falls 62. Hand injuries, cuts or lacerations during manual handling of materials 63. Foot injuries 64. Back injuries 65. Traffic	67. Be aware of potential trip hazards / Follow good housekeeping procedures/ Mark significant hazards 68. Inspect for jagged/sharp edges, and rough or slippery surfaces / Keep fingers away from pinch points / Wipe off greasy, wet, slippery or dirty objects before handling / Wear leather/ cut-resistant gloves 69. Wear Langan approved safety shoes

JOB STEPS	POTENTIAL HAZARDS	PREVENTATIVE / CORRECTIVE ACTION
	66. Wildlife: Stray dogs, Mice/rats, Vectors (i.e. mosquitoes, bees, etc.) 67. High Noise levels 68. Overhead hazards 69. Heat Stress/ Cold Stress 70. Eye Injuries	70. Use proper lifting techniques / Consider load location, task repetition, and load weigh when evaluating what is safe or unsafe to lift / Obtain assistance when possible 71. Wear high visibility clothing & vest / Use cones or signs to designate work area 72. Be aware of surroundings at all times, including the presence of wildlife/ Do not approach stray dogs / Carry/use dog/animal repellent / Use bug spray when needed 73. Wear hearing protection 74. Wear hard hat / Avoid areas where overhead hazards exist. 75. Wear proper attire for weather conditions (sunscreen or protective clothing in sunlight, layers for cold weather) / Drink plenty of fluids to avoid dehydration / Take breaks as necessary to avoid heat/cold stress 76. Wear safety glasses
Additional items.		
Additional Items identified while in the field. (Delete row if not needed.)		

<u>Print Name</u>	<u>Sign Name</u>	<u>Date</u>
<u>Prepared by:</u>		
<u>Reviewed by:</u>		



Job Safety Analysis (JSA) Health and Safety

JSA Title: Building Construction Oversight

JSA Number: JSA006-01

A Job Safety Analysis (JSA) must identify all job steps required to complete the task, the potential hazards employees could be exposed to while performing the job step and the preventative/corrective actions required to reduce/mitigate the identified potential hazards. Employees must certify that they have either prepared the JSA or have reviewed the JSA and are aware of the potential hazards associated with this task and will follow the provided preventive/corrective actions.

PERSONAL PROTECTIVE EQUIPMENT (Required or to be worn as needed):

<input checked="" type="checkbox"/> Safety Shoes	<input checked="" type="checkbox"/> Long Sleeves	<input checked="" type="checkbox"/> Safety Vest (Class 2)	<input checked="" type="checkbox"/> Hard Hat	<input checked="" type="checkbox"/> Hearing Protection
<input checked="" type="checkbox"/> Safety Glasses	<input type="checkbox"/> Safety Goggles	<input checked="" type="checkbox"/> Face Shield	<input checked="" type="checkbox"/> Nitrile Gloves	<input type="checkbox"/> PVC Gloves
<input checked="" type="checkbox"/> Leather Gloves	<input type="checkbox"/> Cut Resist. Gloves	<input type="checkbox"/> Fall Protection	<input type="checkbox"/> Fire Resistant Clothing	<input type="checkbox"/> Rubber Boots
<input type="checkbox"/> Insect/Animal Repellent	<input type="checkbox"/> Ivy Blocker/Cleaner	<input checked="" type="checkbox"/> Traffic Cones/Signs	<input type="checkbox"/> Life Vest/Jacket	
<input type="checkbox"/> Other:				

JOB STEPS	POTENTIAL HAZARDS	PREVENTATIVE / CORRECTIVE ACTION
32. Transport equipment to work area	23. Back Strain 24. Slips/ Trips/ Falls 25. Traffic 26. Cuts/abrasions from equipment 27. Contusions from dropped equipment	11. Use proper lifting techniques / Use wheeled transport 12. Minimize distance to work area / Have unobstructed path to work area / Follow good housekeeping procedures 13. Wear proper PPE (high visibility vest or clothing) 14. Wear proper PPE (leather gloves, long sleeves) 15. Wear proper PPE (safety shoes)
33. Drilling/anchor bolt installation	7. Hazards associated with drilling, flying objects, heavy equipment, ground level hazards and dust 8. Slips/ Trips/ Falls 9. Hazards associated with concrete work	6. Maintain a safe distance from drilling operation / Wear proper PPE (hard hat, safety glasses, safety shoes, safety vest) 7. Be aware of potential trip hazards / Follow good housekeeping procedures / Mark significant below-grade hazards (i.e. holes, trenches) with safety cones or spray paint / Wear the proper PPE (safety shoes) 8. Maintain a safe distance from pouring operation
34. Steel building erection	11. Overhead hazards, falling objects 12. Pinching/crushing hazards	8. Wear proper PPE (hard hat, safety glasses, safety vest) / Be aware of overhead hazards and maintain a safe distance of at least 10 ft. 9. All personnel should make others aware of moving objects or their intent to move objects / Avoid areas where pinching and crushing hazards are possible
35. All activities	71. Slips/ Trips/ Falls 72. Hand injuries, cuts or lacerations during manual handling of materials 73. Foot injuries 74. Back injuries 75. Traffic 76. Wildlife: Stray dogs, Mice/rats, Vectors (i.e. mosquitoes, bees, etc.)	77. Be aware of potential trip hazards / Follow good housekeeping procedures/ Mark significant hazards 78. Inspect for jagged/sharp edges, and rough or slippery surfaces / Keep fingers away from pinch points / Wipe off greasy, wet, slippery or dirty objects before handling / Wear leather/ cut-resistant gloves 79. Wear Langan approved safety shoes

JOB STEPS	POTENTIAL HAZARDS	PREVENTATIVE / CORRECTIVE ACTION
4. All activities (cont'd)	77. High Noise levels 78. Overhead hazards 79. Heat Stress/ Cold Stress 80. Eye Injuries	80. Use proper lifting techniques / Consider load location, task repetition, and load weigh when evaluating what is safe or unsafe to lift / Obtain assistance when possible 81. Wear high visibility clothing & vest / Use cones or signs to designate work area 82. Be aware of surroundings at all times, including the presence of wildlife/ Do not approach stray dogs / Carry/use dog/animal repellent / Use bug spray when needed 83. Wear hearing protection 84. Wear hard hat / Avoid areas where overhead hazards exist. 85. Wear proper attire for weather conditions (sunscreen or protective clothing in sunlight, layers for cold weather) / Drink plenty of fluids to avoid dehydration / Takes breaks as necessary to avoid heat/cold stress 86. Wear safety glasses
Additional items.		
Additional Items identified while in the field. (Delete row if not needed.)		

<u>Print Name</u>	<u>Sign Name</u>	<u>Date</u>
<u>Prepared by:</u>		
<u>Reviewed by:</u>		



**Job Safety Analysis (JSA)
Health and Safety**

JSA Title: Tieback Testing

JSA Number: JSA036-01

A Job Safety Analysis (JSA) must identify all job steps required to complete the task, the potential hazards employees could be exposed to while performing the job step and the preventative/corrective actions required to reduce/mitigate the identified potential hazards. Employees must certify that they have either prepared the JSA or have reviewed the JSA and are aware of the potential hazards associated with this task and will follow the provided preventive/corrective actions.

PERSONAL PROTECTIVE EQUIPMENT (Required or to be worn as needed):

<input checked="" type="checkbox"/> Safety Shoes	<input checked="" type="checkbox"/> Long Sleeves	<input checked="" type="checkbox"/> Safety Vest (Class 2)	<input checked="" type="checkbox"/> Hard Hat	<input type="checkbox"/> Hearing Protection
<input checked="" type="checkbox"/> Safety Glasses	<input type="checkbox"/> Safety Goggles	<input type="checkbox"/> Face Shield	<input type="checkbox"/> Nitrile Gloves	<input type="checkbox"/> Rubber Gloves
<input checked="" type="checkbox"/> Leather Gloves	<input type="checkbox"/> Cut Resist. Gloves	<input type="checkbox"/> Fall Protection	<input type="checkbox"/> Fire Resistant Clothing	<input type="checkbox"/> Rubber Boots
<input type="checkbox"/> Insect/Animal Repellent	<input type="checkbox"/> Ivy Blocker/Cleaner	<input type="checkbox"/> Traffic Cones/Signs	<input type="checkbox"/> Life Vest/Jacket	<input type="checkbox"/> Air Monitoring
<input type="checkbox"/> Other: _____				

JOB STEPS	POTENTIAL HAZARDS	PREVENTATIVE / CORRECTIVE ACTION
36. Transport equipment to work site	28. Back Strain 29. Slips/ Trips/ Falls 30. Traffic 31. Cuts/Abrasions/Contusions from equipment	18. Use proper lifting techniques/ Use wheeled transport 19. Minimize distance to work area/ Have unobstructed path to work area/ Follow good housekeeping procedures/ Mark tripping hazards with spray paint or cones. 20. Wear proper PPE (high visibility vest or clothing) 21. Wear proper PPE (leather gloves, long sleeves, Langan approved safety shoes)
37. Check calibration curve for the testing equipment	1. No hazards	1.
38. Alignment of hydraulic ram by contractor	10. Hand injuries (pinch points) 11. Equipment fall hazard (2 to 3 ft. drop) 12. Airborne objects	6. Keep fingers and hands out of pinch point areas/ Wear proper PPE (work gloves) 7. Stay away from equipment until load has been stabilized and secured. 8. Wear proper PPE (safety glasses) at all times/ Stand to side of possible projection area
39. Conduct proof or performance test	1. Hand injuries (pinch points) 2. Airborne objects from Hydraulic ram	6. Keep fingers and hands away from pinch point areas/ Wear proper PPE (leather gloves) 7. Stand away to safe side of the shoring beam (opposite side of the beam from the tieback pocket)/ Wear proper PPE (safety glasses and face shield)
40. Conduct Lift-Off test	1. Hand injuries (pinch points) 2. Airborne objects (splintered wedges)	1. Keep fingers and hands away from pinch point areas/ Wear proper PPE (leather gloves) 2. Wear proper PPE (safety glasses) at all times/ Stand to safe side of the shoring beam (opposite side of the beam from the tieback pocket)

JOB STEPS	POTENTIAL HAZARDS	PREVENTATIVE / CORRECTIVE ACTION
6. All activities	1. Slips/ Trips/ Falls 2. Hand injuries, cuts or lacerations during manual handling of materials 3. Foot injuries 4. Back injuries 5. Traffic 6. Wildlife: Stray dogs, Mice/rats, Vectors (i.e. mosquitoes, bees, etc.) 7. High Noise levels 8. Overhead hazards 9. Heat or cold injuries 10. Eye Injuries	87. Be aware of tripping hazards/ Follow good housekeeping procedures/ Mark significant hazards with caution tape, cones, or spray paint 88. Inspect for jagged/sharp edges, and rough or slippery surfaces/ Keep fingers away from pinch points/ Wipe off greasy, wet, slippery or dirty objects before handling/ Wear leather or cut-resistant gloves 89. Wear proper PPE (Langan approved safety shoes) 90. Use proper lifting techniques/ Consider load location, task repetition, and load weigh when evaluating what is safe or unsafe to life / Obtain assistance when possible 91. Wear high visibility clothing & vest/ Use cones or signs to designate work area 92. Be aware of surroundings at all times, including the presence of wildlife/ Do not approach stray animals/ Carry and use animal repellent when needed/ Use bug spray when needed 93. Wear hearing protection 94. Wear hard hat/ Avoid areas where overhead hazards exist. 95. Wear proper attire for weather conditions (sunscreen or protective clothing in sunlight, layers for cold weather)/ Drink plenty of fluids to avoid dehydration/ Take breaks as necessary to avoid heat or cold stress 10. Wear safety glasses
Additional items.		

<u>Print Name</u>	<u>Sign Name</u>	<u>Date</u>
<u>Prepared by:</u>		
Antonio R. Mencarini		
Scott A. Walker		
<u>Reviewed by:</u>		

ATTACHMENT H

TAILGATE SAFETY BRIEFING FORM

LANGAN TAILGATE SAFETY BRIEFING

Date: _____

Time: _____

Leader: _____

Location: _____

Work Task:

SAFETY TOPICS (provide some detail of discussion points)

Chemical Exposure Hazards and Control: _____

Physical Hazards and Control: _____

Air Monitoring: _____

PPE: _____

Communications: _____

Safe Work Practices: _____

Emergency Response: _____

Hospital/Medical Center Location: _____

Phone Nos.: _____

Other: _____

FOR FOLLOW-UP (the issues, responsibilities, due dates, etc.)

ATTENDEES

PRINT NAME	COMPANY	SIGNATURE