

**POP DISPLAYS MANUFACTURING SITE**  
**30-77 VERNON BOULEVARD AND 30-80 12<sup>TH</sup> STREET**  
**QUEENS, NEW YORK**

---

**Vapor Intrusion Evaluation Work Plan**

**NYSDEC BCP Site No: C241181**  
**AKRF Project Number: 180066**

**Prepared for:**

New York State Department of Environmental Conservation  
Division of Environmental Remediation, Remedial Bureau B  
625 Broadway, 12<sup>th</sup> Floor  
Albany, New York 12233

**On Behalf of:**

Astoria West, LLC  
375 Greenwich, 3<sup>rd</sup> Floor  
New York, New York 10013

**Prepared by:**



AKRF, Inc.  
440 Park Avenue South, 7<sup>th</sup> Floor  
New York, New York 10016  
(212) 696-0670

---

**JULY 2024; REVISED OCTOBER 2024**

## TABLE OF CONTENTS

1.0	INTRODUCTION .....	1
2.0	SITE DESCRIPTION AND HISTORY .....	2
2.1	Site Description and Surrounding Land Use .....	2
2.2	Site Geology, Hydrogeology, and Subsurface Characteristics .....	2
2.3	Site History .....	2
3.0	FIELD PROGRAM .....	3
3.1	Pre-Sampling Survey .....	3
3.2	Indoor Air Sampling.....	3
3.3	Ambient Air Sampling .....	3
3.4	Laboratory Analysis .....	3
4.0	REPORTING REQUIREMENTS .....	5
4.1	Vapor Intrusion Evaluation Report (VIER).....	5
4.1.1	Description of Field Activities .....	5
4.1.2	Indoor Air and Ambient Air Assessment .....	5
5.0	CERTIFICATION .....	6

## FIGURES

Figure 1 – Site Location

Figure 2 – Proposed Vapor Intrusion Evaluation Sampling Locations in the Buildings

## APPENDICES

Appendix A – Map of Soil Vapor Chemistry from Remedial Investigation Report (RIR)

Appendix B – Health and Safety Plan (HASP)

Appendix C – Quality Assurance Project Plan (QAPP)

Appendix D – NYSDOH Indoor Air Quality Questionnaire and Building Inventory Form

## **1.0 INTRODUCTION**

This Vapor Intrusion Evaluation (VIE) Work Plan (VIEWP) describes the procedures to be used during the VIE, which will be performed to evaluate the effectiveness of the vapor barrier installed at the “POP Displays Manufacturing Site” project site, located at 30-77 Vernon Boulevard in Queens, New York (hereinafter referred to as the “Site”). The Site is identified on the New York City Tax Map as Queens Borough Block 504, Lots 3, 121, and 122 (former Lot 3). The Site was remediated under the New York State Department of Environmental Conservation (NYSDEC) Brownfield Cleanup Program (BCP) (Site No. C241181) to Track 2 Restricted Residential Soil Cleanup Objectives (RRSCOs).

Soil vapor samples collected during the 2016 Remedial Investigation (RI) detected several volatile organic compounds (VOCs) throughout the Site, including benzene, toluene, ethylbenzene, xylene (BTEX) and associated derivative compounds, naphthalene, and chlorinated hydrocarbons. When compared to the corresponding New York State Department of Health (NYSDOH) Air Guidance Values (AGVs), which are intended for vapor present in indoor air, tetrachlorethylene (PCE) concentrations detected in four of the seven vapor samples at the Site were above the corresponding AGV of 30 micrograms per cubic meter ( $\mu\text{g}/\text{m}^3$ ). Detected trichloroethylene (TCE) concentrations in three of the vapor samples exceeded the corresponding AGV of  $2 \mu\text{g}/\text{m}^3$ . In addition to the AGVs, the vapor results were compared to concentrations that may require monitoring or mitigation, as presented in Matrix 1 and Matrix 2 in the NYSDOH guidance document. PCE and TCE detected in two soil vapor samples suggested that monitoring or mitigation may have been required based on the guidance. A figure from the RI report with a map of the soil vapor chemistry is provided in Appendix A.

This VIEWP describes the procedures to be used during the VIE, which will include collection of indoor air samples to determine effectiveness of the vapor barrier membrane installed below the new building slab which prevents any contaminated vapors from entering the Site buildings (three total). The results of the VIE will be documented in a VIE Report, which will evaluate Site-specific data in accordance with the New York State Department of Health (NYSDOH) Soil Vapor Intrusion (SVI) Guidance and Decision Matrices to determine whether actions are necessary to address potential exposure to soil vapor intrusion into the new buildings. All work will be completed in accordance with this VIEWP, and the Health and Safety Plan (HASP) included as Appendix B.

## **2.0 SITE DESCRIPTION AND HISTORY**

### **2.1 Site Description and Surrounding Land Use**

The Site is located in Queens, Queens County, New York, and is an approximately 2.721-acre parcel consisting of Tax Block 504, Lots 3, 121, and 122 (former Lot 3) on the New York City Tax Map (see Figure 2). The approximately 2.75-acre Site is bound to the north by 30<sup>th</sup> Drive; to the east by 12<sup>th</sup> Street; to the south by 31<sup>st</sup> Avenue; and to the west by Vernon Boulevard followed by the East River.

The Site was redeveloped with three (3) new multi-story residential buildings with 534 residential units (162 affordable), approximately 500 square feet of retail space, parking, and courtyards with landscaped areas. The buildings are constructed and currently occupied. The Site is zoned residential (R-7a/R6) with a C1-3 local retail district overlay. The Site location is shown on Figure 1.

### **2.2 Site Geology, Hydrogeology, and Subsurface Characteristics**

The Site slopes up gently towards the east. Soil observed during the Remedial Investigation (RI) completed at the Site consisted of native soil comprising primarily sand and silt with varying amounts of gravel. Based on the August 2015 Geotechnical Report by JW Engineering Consulting, P.C., bedrock was encountered at 31 to 58 feet below grade (ftbg).

Based on the U.S. Geological Survey (USGS Topographic Map – Queens, New York quadrangle), the Site elevation ranges from approximately 10 to 20 feet (from west to east) above the National Geodetic Vertical Datum (NGVD) of 1988 (an approximation of mean sea level).

The depth to groundwater beneath the Site ranged from 14 to 19 ftbg and is expected to flow to the west, toward the East River, located approximately 80 feet away. Groundwater flow may be tidally influenced. Groundwater in Queens is not used as a source of potable water.

### **2.3 Site History**

Historical reports indicated that the Site was developed with two small dwellings in 1898 and remained vacant between 1915 and 1936. The Site was developed with warehouse buildings sometime between 1936 and 1948. The larger warehouse building was demolished in 2017.

The surrounding blocks contained a piano manufacturer, a garment cleaner, woodworks, an auto repair shop, truck sales and service, and a plastic products manufacturer between circa 1898 and 2006.

### 3.0 FIELD PROGRAM

The field program will focus on collecting indoor air samples from each building during the heating season. The VIE will include the collection of a total of 14 indoor air samples (in the buildings) and one ambient air sample from the exterior area. The proposed sample locations are shown on Figure 2. Samples will be collected during a normal business day and unnecessary building ventilation will be avoided within 24 hours prior to sampling. All work will be implemented in accordance with the Quality Assurance Project Plan (QAPP), which is provided as Appendix C.

#### 3.1 Pre-Sampling Survey

Prior to conducting the sampling, AKRF will perform a pre-sampling survey to gather information on: the Site building characteristics (at each building); air flow patterns; heating, ventilation, and air conditioning (HVAC); utilities; building operations; chemical and maintenance product inventory; and other known factors that may affect indoor air quality in the building. A photoionization detector (PID) with a parts per billion (ppb) detection range (e.g., ppbRAE 3000 or equivalent) will be used during the survey to screen for volatile organic compounds (VOCs) near windows, air supply vents, stored chemicals, and other potential sources. A NYSDOH Indoor Air Quality Questionnaire and Building Inventory form will be used to document the results of the survey. The NYSDOH form is included as Appendix D.

#### 3.2 Indoor Air Sampling

Indoor air samples will be collected from locations shown on Figure 2 (14 total, IA-01 through IA-14). The samples will be collected using batch-certified, 6-Liter, SUMMA<sup>®</sup> canisters equipped with vacuum gauges and flow controllers calibrated to collect the sample over an approximately 24-hour period. The SUMMA<sup>®</sup> canisters will be placed at typical breathing zone height (approximately five feet above the floor) during collection. Immediately after opening the flow control valve, the initial SUMMA<sup>®</sup> canister vacuum (in. Hg) will be noted. Conditions will be noted throughout the sampling period, including vacuum of the samples and potential sources of VOCs in the vicinity of the sampling locations. Once the vacuum reading on the flow controller reads between approximately -8 in. Hg and -2 in. Hg (after approximately 24 hours), the flow controller valve will be closed, the final vacuum will be noted, and the SUMMA<sup>®</sup> canister will be placed in a shipping carton for delivery to the laboratory.

#### 3.3 Ambient Air Sampling

One ambient (outdoor) air sample will be collected from an exterior location; the proposed location is shown on Figure 2. The actual ambient air sample location will be determined during the pre-sampling survey (Section 3.1) based on weather conditions and any work or other activities nearby. The ambient air sample will be collected concurrently with the indoor air samples in a batch-certified 6-Liter SUMMA<sup>®</sup> canister equipped with a vacuum gauge and flow controller calibrated to collect the sample over an approximately 24-hour period. The SUMMA<sup>®</sup> canister will be placed at typical breathing zone height (approximately five feet above the ground) during collection. Immediately after opening the flow control valve, the initial SUMMA<sup>®</sup> canister vacuum (in. Hg) will be noted. Conditions will be noted throughout the sampling period, including vacuum of the samples and potential sources of VOCs in the vicinity of the sampling locations. Once the vacuum reading on the flow controller reads between approximately -8 in. Hg and -2 in. Hg (after approximately 24 hours), the flow controller valve will be closed, the final vacuum will be noted, and the SUMMA<sup>®</sup> canister will be placed in a shipping carton for delivery to the laboratory.

#### 3.4 Laboratory Analysis

Samples will be shipped to the laboratory with a chain of custody (COC). The indoor air and ambient air samples will be analyzed for VOCs by Environmental Protection Agency (EPA)

Method TO-15 by a NYSDOH Environmental Laboratory Accreditation Program (ELAP)-certified laboratory with Category B deliverables and will be validated by a third-party prior to electronic data deliverable (EDD) submission to NYSDEC via EQUIS.<sup>TM</sup>

## **4.0 REPORTING REQUIREMENTS**

### **4.1 Vapor Intrusion Evaluation Report (VIER)**

Upon completion of field work and receipt of laboratory analytical results, a VIER will be prepared in compliance with Section 3.14 of DER-10. The VIER will include: a description of investigation and sampling methods; a presentation of the field and laboratory analytical results; field data sheets, the pre-sampling inspection form, and laboratory analytical reports as attachments; and an interpretation of the findings and recommendations. The results of the sampling will be presented relative to the NYSDOH Soil Vapor Intrusion Guidance matrices.

#### **4.1.1 Description of Field Activities**

The field activities section of the VIER will describe the field methods used, including sampling techniques and field screening equipment.

#### **4.1.2 Indoor Air and Ambient Air Assessment**

The VIER will include a section that presents field and laboratory data. Figures will be provided that illustrate the sampling locations. Field and laboratory analytical results will be presented in the body of the report, summarized in tables and figures, and the detected concentrations will be compared to regulatory standards and/or guidance values. Sampling logs and laboratory analytical reports will be provided as attachments.

## 5.0 CERTIFICATION

I, Axel Schwendt, certify that I am currently a Qualified Environmental Professional as defined in 6 NYCRR Part 375 and that this Vapor Intrusion Evaluation Work Plan was prepared in accordance with all applicable statutes and regulations and in substantial conformance with the DER Technical Guidance for Site Investigation and Remediation (DER-10).

Axel Schwendt

Name



Signature

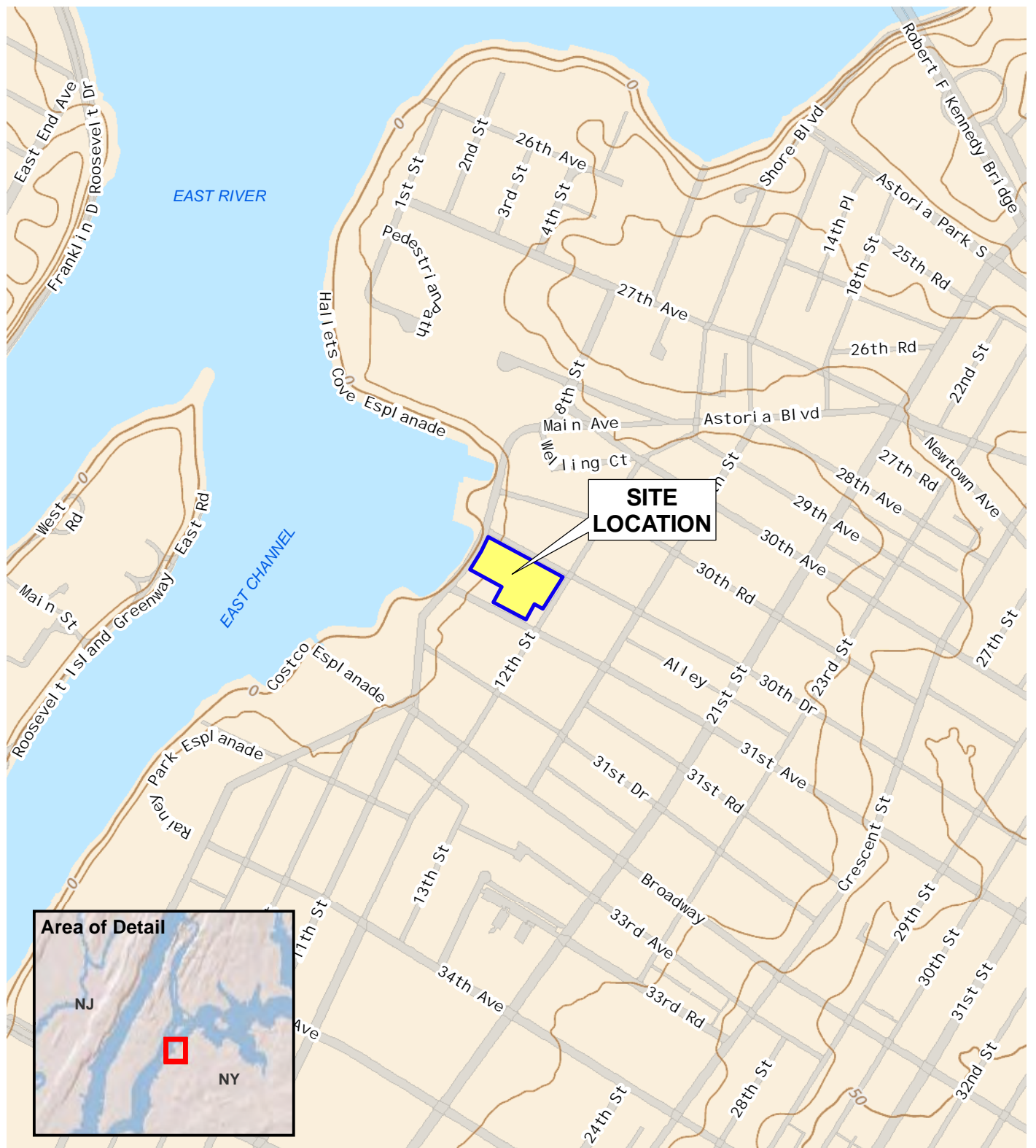
October 4, 2024

Date



## FIGURES

©2020 AKRF W:\Projects\180066 - 30-77 VERNON BLVD ASTORIA\Technical\GIS and Graphics\Hazmat\FER\180066 Fig 1 site loc map.mxd 7/20/2020 5:14:23 PM jszalus



Service Layer Credits: USGS The National Map: 3d Elevation Program 2020



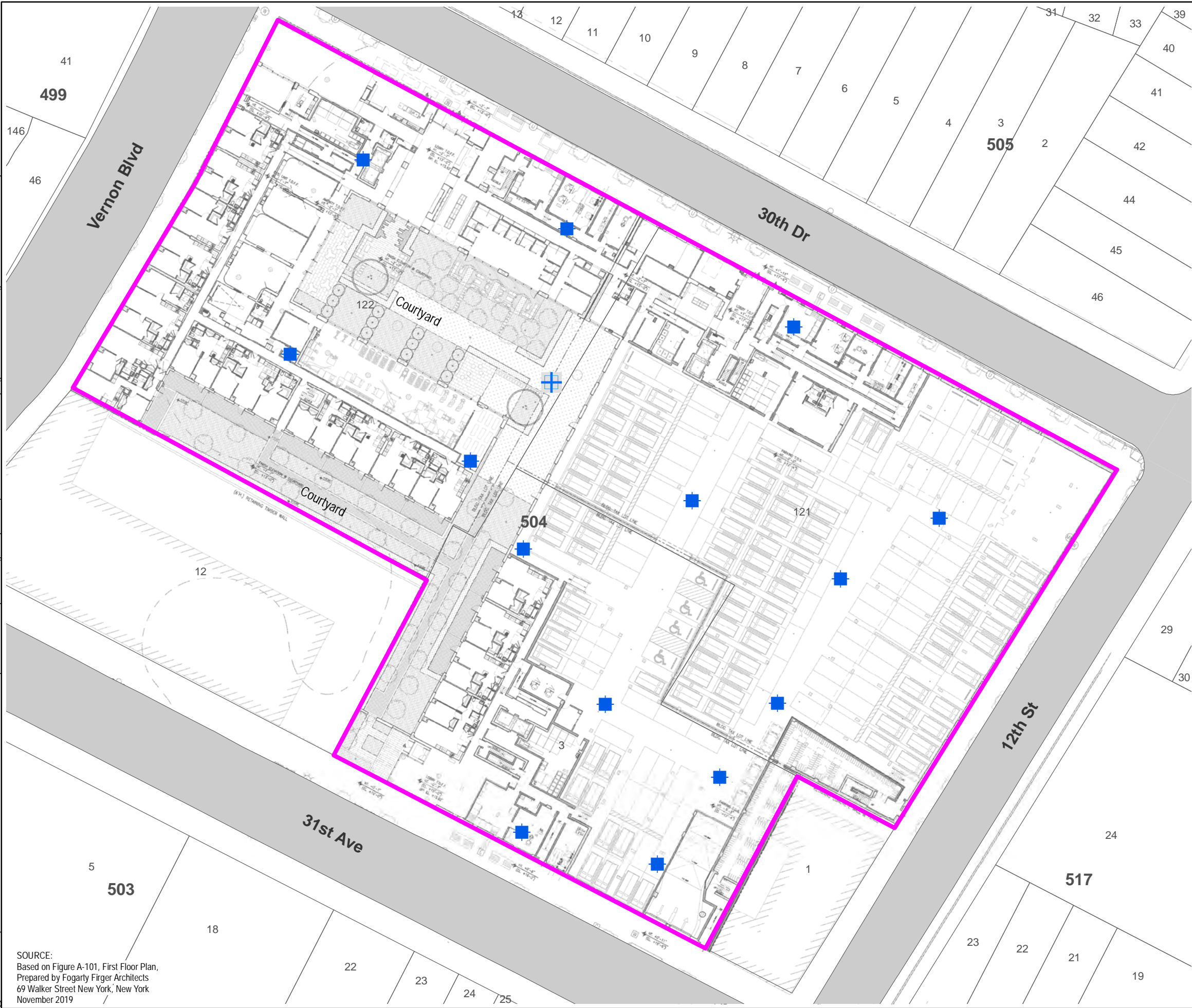
440 Park Avenue South, New York, NY 10016

**POP Displays Manufacturing Site**  
30-77 Vernon Boulevard and 30-80 12th Street  
Astoria, New York

**SITE LOCATION**

DATE  
**7/20/2020**  
PROJECT NO.  
**180066**  
FIGURE  
**1**

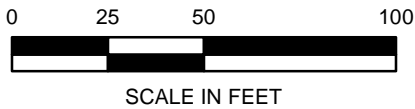
© 2024 AKRF W:\Projects\180066 - 30-77 VERNON BLVD ASTORIA\Technical\GIS and Graphics\Hazmat\View\180066 Fig 2 Proposed Vapor Intrusion Evaluation Sampling Locations in the Buildings.mxd7/31/2024 9:54:17 AM iszslus



SOURCE:  
Based on Figure A-101, First Floor Plan,  
Prepared by Fogarty Finger Architects  
69 Walker Street New York, New York  
November 2019

**LEGEND**

- PROJECT SITE BOUNDARY
- LOT BOUNDARY
- 504** BLOCK NUMBER
- PROPOSED SAMPLE LOCATIONS INSIDE BUILDING
- PROPOSED OUTDOOR SAMPLE LOCATION



**POP Displays Manufacturing Site**  
30-77 Vernon Boulevard and 30-80 12<sup>th</sup> Street  
Astoria, New York



440 Park Avenue South, New York, NY 10016

**PROPOSED VAPOR INTRUSION EVALUATION SAMPLING  
LOCATIONS IN THE BUILDINGS**

DATE

**7/31/2024**

PROJECT NO.


**180066**

FIGURE

**2**

**APPENDIX A**  
**MAP OF SOIL VAPOR CHEMISTRY FROM REMEDIAL INVESTIGATION REPORT (RIR)**





SV-804	8/12/2016
Analyte	ug/L
<b>VOCs</b>	
Trichlorofluoromethane	3.99
1,1,2-Trichlorotrifluoroethane	0.61 J
tert-Butyl alcohol	6.97
Heptane	9.02
Acetone	475 D
Methylene Chloride	0.83 J
Cyclohexane	4.82
2-Butanone	17.1
Chloroform	3.81
2,2,4-Trimethylpentane	0.98 J
Benzene	2.2
Trichloroethene	3.01
Toluene	27.1
Tetrachloroethene	321 D
Ethyl Benzene	7.38
m/p-Xylene	28.2
o-Xylene	9.55
Styrene	1.62 J
1,3,5-Trimethylbenzene	3.29
1,2,4-Trimethylbenzene	10.3
Naphthalene	12.5
4-Ethyltoluene	3.88
Hexane	5.64

SV-801	8/12/2016
Analyte	ug/L
<b>VOCs</b>	
Trichlorofluoromethane	5.62 J
tert-Butyl alcohol	29.4
Heptane	7.79 J
Acetone	2613 D
Methylene Chloride	4.86 J
2-Butanone	217
Trichloroethene	4.3
Toluene	23.4
Tetrachloroethene	48.8
Ethyl Benzene	5.65 J
m/p-Xylene	20 J
o-Xylene	7.82 J
1,2,4-Trimethylbenzene	8.85 J
Naphthalene	9.44 J

SV-803	8/12/2016
Analyte	ug/L
<b>VOCs</b>	
Dichlorodifluoromethane	0.99 J
Chloromethane	0.97 J
Trichlorofluoromethane	1.35 J
tert-Butyl alcohol	3.64
Heptane	3.11
Acetone	285 D
Methylene Chloride	1.81
Cyclohexane	0.69 J
2-Butanone	11.5
Carbon Tetrachloride	0.44
Chloroform	0.49 J
2,2,4-Trimethylpentane	1.4 J
Benzene	1.21 J
Trichloroethene	0.86
Toluene	11.3
Tetrachloroethene	12.9
Ethyl Benzene	2.04 J
m/p-Xylene	6.95
o-Xylene	2.56
Styrene	1.53 J
1,3,5-Trimethylbenzene	0.64 J
1,2,4-Trimethylbenzene	1.72 J
Naphthalene	2.36 J
4-Ethyltoluene	0.74 J

SV-806	8/12/2016
Analyte	ug/L
<b>VOCs</b>	
Dichlorodifluoromethane	1.14 J
Trichlorofluoromethane	27
tert-Butyl alcohol	2.49
Heptane	23.4
Acetone	38 D
Methylene Chloride	0.9 J
Cyclohexane	80.6 D
2-Butanone	3.83
Chloroform	0.59 J
1,1,1-Trichloroethane	74.8
Benzene	1.25 J
Trichloroethene	15
Toluene	18.5
Tetrachloroethene	48.8
Ethyl Benzene	8.25
m/p-Xylene	28.2
o-Xylene	9.12
Styrene	1.36 J
1,3,5-Trimethylbenzene	2.61
1,2,4-Trimethylbenzene	8.36
Naphthalene	11.5
4-Ethyltoluene	3.05
Hexane	3.07

SV-802	8/12/2016
Analyte	ug/L
<b>VOCs</b>	
Trichlorofluoromethane	2.47 J
tert-Butyl alcohol	6.97
Heptane	8.2
Acetone	261 D
Methylene Chloride	2.78 J
Cyclohexane	3.3 J
2-Butanone	8.85
Chloroform	142
1,1,1-Trichloroethane	2.62
Benzene	2.43 J
Trichloroethene	0.86
Toluene	30.2
Tetrachloroethene	72.6
Ethyl Benzene	5.95 J
m/p-Xylene	27.8
o-Xylene	9.56
1,3,5-Trimethylbenzene	3.15 J
1,2,4-Trimethylbenzene	9.34 J
Naphthalene	12.6
4-Ethyltoluene	3.54 J

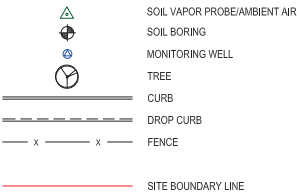
SV-805	8/12/2016
Analyte	ug/L
<b>VOCs</b>	
Dichlorodifluoromethane	4.94 J
tert-Butyl alcohol	17.6
Acetone	2090 D
Methylene Chloride	5.21 J
2-Butanone	127
1,1,1-Trichloroethane	2.73
Toluene	6.41 J
Tetrachloroethene	6.1

IA-03	8/12/2016
Analyte	ug/L
<b>VOCs</b>	
Dichlorodifluoromethane	1.09 J
Chloromethane	1.03
Trichlorofluoromethane	1.46 J
Heptane	0.57 J
Acetone	16.2
Methylene Chloride	2.26
trans-1,2-Dichloroethene	0.91 J
Cyclohexane	0.34 J
2-Butanone	1.77
Carbon Tetrachloride	0.44
Chloroform	0.63 J
2,2,4-Trimethylpentane	0.75 J
Benzene	0.73 J
Trichloroethene	0.91
Toluene	3.35
Tetrachloroethene	0.54
Ethyl Benzene	0.48 J
m/p-Xylene	1.74 J
o-Xylene	0.65 J
1,2,4-Trimethylbenzene	0.74 J
Hexane	1.97

#### GENERAL NOTES

- ELEVATIONS REFER TO NORTH AMERICAN VERTICAL DATUM OF 1988 (NAVD 88).
- THIS SURVEY WAS COMPLETED WITHOUT THE BENEFIT OF A COMPLETE TITLE REPORT.
- THE OFFSETS AND DIMENSIONS SHOWN FROM STRUCTURES TO THE PROPERTY LINE ARE FOR A SPECIFIC PURPOSE AND ARE NOT INTENDED TO GUIDE THE ERECTION OF FENCES WALLS POOLS PATIOS ADDITIONS TO BUILDINGS AND ANY OTHER CONSTRUCTION.
- MAPPING BASED ON SURVEY BY LEONARD J. STRANDBERG AND ASSOCIATES, CONSULTING ENGINEERS AND LAND SURVEYORS, P.C. LAST DATED AUGUST 09, 2016

#### LEGEND



Parameter	NYSDOH 2006 Soil Vapor Intrusion Air Guidline Value <sup>1</sup>	NYSDOH 2006 Soil Vapor Intrusion Matrix <sup>2</sup>
<b>VOCs</b>		
Dichlorodifluoromethane	NS	NS
Chloromethane	NS	NS
Trichlorofluoromethane	NS	NS
1,1,2-Trichlorotrifluoroethane	NS	NS
tert-Butyl alcohol	NS	NS
Heptane	NS	NS
Acetone	NS	NS
Methylene Chloride	60	NS
trans-1,2-Dichloroethene	NS	NS
Cyclohexane	NS	NS
2-Butanone	NS	NS
Carbon Tetrachloride	NS	5
Chloroform	NS	NS
1,1,1-Trichloroethane	NS	100
2,2,4-Trimethylpentane	NS	NS
Benzene	NS	NS
Trichloroethene	2	5
Toluene	NS	NS
Tetrachloroethene	30	100
Ethyl Benzene	NS	NS
m/p-Xylene	NS	NS
o-Xylene	NS	NS
Styrene	NS	NS
1,3,5-Trimethylbenzene	NS	NS
1,2,4-Trimethylbenzene	NS	NS
Naphthalene	NS	NS
4-Ethyltoluene	NS	NS
Hexane	NS	NS

H2M

architects  
+  
engineers

538 Broad Hollow Road  
4th Floor East  
Melville, NY 11747  
P:(631)756-8800  
F:(631)694-4122

Melville, NY 11747  
Albany, NY 12205  
New York, NY 10001  
White Plains, NY 11604  
New City, NY 10956  
Parsippany, NJ 07054  
Howell, NJ 07731

DESIGNED BY:  
LJS ASSC.

DRAWN BY:  
JSG

CHECKED BY:

PROJECT NO:  
CRDG-1601

DATE:  
10/05/2016

SCALE:  
1"=30 FEET

UNAUTHORIZED ALTERATION OR ADDITION TO THIS SURVEY IS A VIOLATION OF SECTION 1203 OF THE NEW YORK STATE EDUCATION LAW. COPIES OF THIS SURVEY MAP NOT BEARING THE LAND SURVEYOR'S PROFESSIONAL OR EXEMPTED SEAL SHALL NOT BE CONSIDERED TO BE A VALID OR TRUE COPY. CERTIFICATION INDICATED HEREON SHALL RUN ONLY TO THE PERSON FOR WHOM THE SURVEY IS PREPARED AND ON BEHALF OF THE TITLE COMPANY, GOVERNMENTAL AGENCY AND LENDING INSTITUTION LETTED HEREON AND TO THE ADDRESS OF THE LENDING INSTITUTION. CERTIFICATIONS ARE NOT TRANSFERABLE TO ADDITIONAL INSTITUTIONS OR SUBSEQUENT OWNERS.

MAP OF SOIL VAPOR CHEMISTRY

ASTORIA  
CITY OF NEW YORK

QUEENS COUNTY  
NEW YORK

POP DISPLAYS  
MANUFACTURING SITE  
FIGURE 10

QCTM: BLOCK 504, LOT 03

**APPENDIX B**  
**HEALTH AND SAFETY PLAN (HASP)**

**POP DISPLAYS MANUFACTURING SITE**  
**30-77 VERNON BOULEVARD AND 30-80 12<sup>TH</sup> STREET**  
**QUEENS, NEW YORK**

---

**Health and Safety Plan and Community Air Monitoring Plan**

**NYSDEC BCP Site #: C241181**

**AKRF Project Number: 180066**

**Prepared for:**

New York State Department of Environmental Conservation  
Division of Environmental Remediation, Remedial Bureau B  
625 Broadway, 12<sup>th</sup> Floor  
Albany, New York 12233

**On Behalf Of:**

Astoria West, LLC  
375 Greenwich, 3<sup>rd</sup> Floor  
New York, New York 10013

**Prepared by:**



**AKRF, Inc.**  
440 Park Avenue South, 7<sup>th</sup> Floor  
New York, NY 10016  
212-696-0670

---

**OCTOBER 2024**

## TABLE OF CONTENTS

1.0	INTRODUCTION .....	1
2.0	HEALTH AND SAFETY GUIDELINES AND PROCEDURES.....	2
2.1	Hazard Evaluation .....	2
2.1.1	Hazards of Concern.....	2
2.1.2	Physical Characteristics.....	2
2.1.3	Hazardous Materials.....	2
2.1.4	Chemicals of Concern .....	3
2.2	Designated Personnel .....	3
2.3	Training .....	3
2.4	Medical Surveillance Program .....	4
2.5	Site Work Zones .....	4
2.6	Air Monitoring.....	4
2.7	Special Requirements CAMP .....	6
2.8	Personal Protection Equipment .....	7
2.9	General Work Practices .....	7
3.0	EMERGENCY PROCEDURES AND EMERGENCY RESPONSE PLAN.....	9
3.1	Hospital Directions .....	9
3.2	Emergency Contacts .....	9
4.0	APPROVAL & ACKNOWLEDGMENTS OF HASP .....	10

## FIGURES

Figure 1 – Site Location

Figure 2 – Hospital Location Map

## APPENDICES

Attachment A – Potential Health Effects from On-Site Contaminants

Attachment B – West Nile Virus/St. Louis Encephalitis Prevention

Attachment C – Report Forms

Attachment D – Emergency Hand Signals

Attachment E – Special Requirements CAMP



## 1.0 INTRODUCTION

This environmental Health and Safety Plan (HASP) and Community Air Monitoring Plan (CAMP) has been developed for implementation of Site Management Plan (SMP) activities conducted by all personnel on-Site, both AKRF, Inc. (AKRF) employees and others, at the POP Displays Manufacturing Site (the “Site”). The Site is located at 30-77 Vernon Boulevard in Queens, New York. The legal definition of the Site is Tax Block 504, Lots 3, 121, and 122 (former Lot 3). A Site Location plan is provided as Figure 1.

11-12 30<sup>th</sup> Drive LLC entered into a Brownfield Cleanup Agreement (BCA) (BCA Index No. C241181-02-16) with the New York State Department of Environmental Conservation (NYSDEC) in February 2016 as a Volunteer Applicant to investigate and remediate the Site. The RAWP and Decision Document were approved by the NYSDEC in August 2018. The Site was sold to Astoria West, LLC (the current owner) on April 25, 2018, and an amendment was filed with NYSDEC in May 2018 to include the new owner as a Volunteer Applicant party on the BCA. A third amendment was filed on December 11, 2020 to reflect the subdivision of the tax lot, which comprised the Site at the time the Agreement was executed. The BCA was again amended on June 12, 2023, to update the Site eligibility for tangible property tax credits and to identify the project as an affordable housing development. The Site was remediated to Track 2 Restricted Residential Soil Cleanup Objectives (RRSCOs) in accordance with the NYSDEC-approved Remedial Action Work Plan (RAWP), Final Engineering Report (FER), and Decision Document (DD).

The Site was redeveloped with three new multi-story residential buildings with 534 residential units (162 affordable), approximately 500 square feet of retail space, parking, and courtyards with landscaped areas.

Based on the findings of the remedial investigation (RI) and the remedial action, the remaining Site soil overwhelmingly met the unrestricted use soil cleanup objectives (UUSCOs) and no further soil remediation was subsequently required, which is consistent with the Decision Document. Therefore, no contamination remains at the Site. A vapor barrier system was installed as an engineering control to protect the building occupants from the potential for future vapor intrusion from off-site sources. An Environmental Easement granted to the NYSDEC, and recorded with the Queens County Clerk, requires compliance with the SMP and all ICs/ECs placed on the Site.

This HASP and CAMP does not discuss routine health and safety issues common to general construction and excavation, including, but not, limited to slips, trips, falls, shoring, and other physical hazards. All AKRF employees are directed that all work must be performed in accordance with the AKRF's Generic HASP and all Occupation Safety and Health Administration (OSHA)-applicable regulations for the work activities required for the project. All project personnel are furthermore directed that they are not permitted to enter Permit Required Confined Spaces (as defined by OSHA). For issues unrelated to contaminated materials, all non-AKRF employees are to be bound by all applicable OSHA regulations as well as any more stringent requirements specified by their employer in their corporate HASP or otherwise. AKRF is not responsible for providing oversight for issues unrelated to contaminated materials for non-employees. This oversight shall be the responsibility of the employer of that worker or other official designated by that employer.

**2.0 HEALTH AND SAFETY GUIDELINES AND PROCEDURES****2.1 Hazard Evaluation****2.1.1 Hazards of Concern**

Check all that apply		
<input checked="" type="checkbox"/> Organic Chemicals	<input checked="" type="checkbox"/> Inorganic Chemicals	<input type="checkbox"/> Radiological
<input type="checkbox"/> Biological	<input type="checkbox"/> Explosive/Flammable	<input type="checkbox"/> Oxygen Deficient Atm
<input checked="" type="checkbox"/> Heat Stress	<input checked="" type="checkbox"/> Cold Stress	<input type="checkbox"/> Carbon Monoxide
Comments: No personnel are permitted to enter permit confined spaces.		

**2.1.2 Physical Characteristics**

Check all that apply		
<input checked="" type="checkbox"/> Liquid	<input checked="" type="checkbox"/> Solid	<input type="checkbox"/> Sludge
<input checked="" type="checkbox"/> Vapors	<input type="checkbox"/> Unknown	<input type="checkbox"/> Other
Comments:		

**2.1.3 Hazardous Materials**

Check all that apply					
Chemicals	Solids	Sludges	Solvents	Oils	Other
<input type="checkbox"/> Acids	<input type="checkbox"/> Ash	<input type="checkbox"/> Paints	<input type="checkbox"/> Halogens	<input type="checkbox"/> Transformer	<input type="checkbox"/> Lab
<input type="checkbox"/> Caustics	<input type="checkbox"/> Asbestos	<input type="checkbox"/> Metals	<input checked="" type="checkbox"/> Petroleum	<input type="checkbox"/> Other DF	<input type="checkbox"/> Pharm
<input type="checkbox"/> Pesticides	<input type="checkbox"/> Tailings	<input type="checkbox"/> POTW	<input checked="" type="checkbox"/> Other	<input type="checkbox"/> Motor or Hydraulic Oil	<input type="checkbox"/> Hospital
<input checked="" type="checkbox"/> Petroleum	<input type="checkbox"/> Other	<input type="checkbox"/> Other	Chlorinated Solvents	<input checked="" type="checkbox"/> Gasoline	<input type="checkbox"/> Rad
<input type="checkbox"/> Inks	Fill material			<input checked="" type="checkbox"/> Fuel Oil	<input type="checkbox"/> MGP
<input type="checkbox"/> PCBs					<input type="checkbox"/> Mold
<input type="checkbox"/> Metals					<input type="checkbox"/> Cyanide
<input checked="" type="checkbox"/> Other: VOCs & SVOCs					

**2.1.4 Chemicals of Concern**

<b>Chemicals</b>	<b>REL/PEL/STEL (ppm)</b>	<b>Health Hazards</b>
1,2 Dichloroethene	REL = 200 ppm PEL = 200 ppm	Nausea, drowsy, tiredness possible heart damage.
1,2-Dichloroethane	REL = 1 ppm PEL = 50 ppm	Irritation eyes, corneal opacity; central nervous system depression; nausea, vomiting; dermatitis; liver, kidney, cardiovascular system damage; [potential occupational carcinogen].
1,1,1 Trichloroethane	REL = 350 ppm PEL = 350 ppm	Irritation eyes, skin; headache, lassitude (weakness, exhaustion), central nervous system depression, poor equilibrium; dermatitis; cardiac arrhythmias; liver damage
Benzene	REL = 0.1 ppm PEL = 1 ppm STEL = 5 ppm	Irritation eyes, skin, nose, respiratory system; dizziness; headache, nausea, staggered gait; anorexia, lassitude, dermatitis; bone marrow depression, potential occupational carcinogen.
Ethylbenzene	REL = 100 ppm PEL = 100 ppm	Irritation eyes, skin, mucous membrane; headache; dermatitis; narcosis, coma.
Tetrachloroethylene	PEL = 100 ppm	Irritation eyes, skin, nose, throat, respiratory system; nausea; flush face, neck; dizziness, incoordination; headache, drowsiness; skin erythema (skin redness); liver damage; [potential occupational carcinogen].
Trichloroethylene	REL = 25 ppm PEL = 100 ppm	Headaches, lung irritation, dizziness, poor coordination, impaired heart function, unconsciousness, and nerve, kidney and liver damage.
Toluene	REL = 100 ppm PEL = 200 ppm STEL = 300 ppm	Irritation eyes, nose; lassitude, confusion, euphoria, dizziness, headache; dilated pupils, lacrimation (discharge of tears); anxiety, muscle fatigue, insomnia; paresthesia; dermatitis; liver, kidney damage.
Xylenes	REL = 100 ppm PEL = 100 ppm	Irritation eyes, skin, nose, throat; dizziness, excitement, drowsiness, poor coordination, staggering gait; corneal vacuolization; anorexia, nausea, vomiting, abdominal pain; dermatitis.
Comments: REL = National Institute for Occupational Safety and Health (NIOSH) Recommended Exposure Limit PEL = OSHA Permissible Exposure Limit STEL = OSHA Short Term Exposure Limit		

**2.2 Designated Personnel**

AKRF will appoint one of its on-site personnel as the Site Safety Officer (SSO). This individual will be responsible for implementation of the HASP. The SSO will have a 2-year or 4-year college degree in occupational safety or a related environmental science/engineering field, and experience in implementation of air monitoring and hazardous materials sampling programs. Health and safety training required for the SSO and all field personnel are outlined in Section 2.3 of this HASP.

**2.3 Training**

All personnel who enter the work area while intrusive activities are being performed will have completed a 40-hour training course that meets OSHA requirements of 29 CFR Part 1910, Occupational Safety and Health Standards. In addition, all personnel will have up-to-date 8-hour refresher training. The training will allow personnel to recognize and understand the potential hazards to health and safety. All field personnel must attend a training program, whose purpose is to:

- Make them aware of the potential hazards they may encounter;

- Provide the knowledge and skills necessary for them to perform the work with minimal risk to health and safety and make them aware of the purpose and limitations of safety equipment; and
- Ensure that they can safely avoid or escape from emergencies.

Each member of the field crew will be instructed in these objectives before he/she goes onto the Site. A Site safety meeting will be conducted at the start of the project. Additional meetings shall be conducted, as necessary, for new personnel working at the Site.

## 2.4 Medical Surveillance Program

All AKRF and subcontractor personnel performing field work involving subsurface disturbance at the Site are required to have passed a complete medical surveillance examination in accordance with 29 CFR 1910.120 (f). A physician's medical release for work will be confirmed by the SSO before an employee can begin Site activities. The medical release shall consider the type of work to be performed and the required personal protective equipment (PPE). The medical examination will, at a minimum, be provided annually and upon termination of hazardous waste Site work.

## 2.5 Site Work Zones

During any activities involving subsurface disturbance, the work area must be divided into various zones to prevent the spread of contamination, ensure that proper protective equipment is donned, and provide an area for decontamination.

The Exclusion Zone is defined as the area where exposure to impacted media could be encountered. The Contamination Reduction Zone (CRZ) is the area where decontamination procedures take place and is located next to the Exclusion Zone. The Support is the zone area where support facilities such as vehicles, fire extinguisher, and first aid supplies are located. The emergency staging area (part of the Support Zone) is the area where all workers on-site would assemble in the event of an emergency. A summary of these areas is provided below. These zones may be changed by the SSO, depending on that day's activities. All field personnel will be informed of the location of these zones before work begins. The exclusion zone and CRZ are 10 and 25 feet from the drill rig during excavation and/or sampling. Control measures such as caution tape and/or traffic cones will be placed around the perimeter of the work area when needed.

Task	Exclusion Zone	CRZ	Support Zone
Excavation and/or Sampling	10 ft from Drill Rig or Excavator	25 ft from Drill Rig or Excavator	As Needed
Comments: Control measures such as "caution tape" and/or traffic cones will be placed around the perimeter of the work area when work is being done in a public area.			

## 2.6 Air Monitoring

The purpose of the air monitoring program is to identify any exposure of the field personnel to potential environmental hazards in the soil and groundwater. Results of the air monitoring will be used to determine the appropriate response action, if needed. However, since the testing comprises indoor air, i.e., no subsurface work, no air monitoring will be warranted.

### 1.1.1 Volatile Organic Compound (VOC) Monitoring

Continuous monitoring for VOCs will be conducted during all ground-intrusive activities, including soil boring advancement and groundwater monitoring well installation. Upwind concentrations will be measured at the start of each workday and periodically thereafter to establish background concentrations. VOCs will be monitored continuously at the downwind perimeter of the exclusion zone. Monitoring will be conducted with a photoionization detector (PID) equipped with a 10.6 electron volt (eV) lamp capable of calculating 15-minute running average concentrations.

More frequent intervals of monitoring will be conducted if required as determined by the SSO. All PID readings will be recorded and available for NYSDEC and New York State Department of Health (NYSDOH) personnel to review. Instantaneous readings, if any, will also be recorded.

### 1.1.2 Community Air Monitoring Action Levels

#### VOC Action Levels

The following actions will be taken based on organic vapor levels measured:

- If total organic vapor levels exceed 5 ppm above background for the 15-minute average at the exclusion zone perimeter, work activities will be temporarily halted and monitoring continued. If levels readily decrease (per instantaneous readings) below 5 ppm above background, work activities will resume with continued monitoring.
- If total organic vapor levels at the downwind perimeter of the exclusion zone persist at levels in excess of 5 ppm above background but less than 25 ppm, work activities will be halted, the source of vapors identified, corrective actions taken to abate emissions, and monitoring continued. After these steps, work activities will resume provided that the total organic vapor level 200 feet downwind of the hot zone or half the distance to the nearest potential receptor or residential/commercial structure, whichever is less – but in no case less than 20 feet, is below 5 ppm above background for the 15-minute average.
- If the total organic vapor level is above 25 ppm at the perimeter of the exclusion zone, activities will be shutdown.

#### Major Vapor Emission Response Plan

If any organic levels greater than 5 ppm over background are identified 200 feet downwind from the work Site, or half the distance to the nearest residential or commercial property, whichever is less, all work activities must be halted or vapor controls must be implemented.

If, following the cessation of the work activities, or as the result of an emergency, organic levels persist above 5 ppm above background 200 feet downwind or half the distance to the nearest residential or commercial property from the exclusion zone, then the air quality must be monitored within 20 feet of the perimeter of the nearest residential or commercial structure (20 Foot Zone).

If either of the following criteria is exceeded in the 20 Foot Zone, then the Major Vapor Emission Response Plan shall automatically be implemented:

- Sustained organic vapor levels approaching 1 ppm above background for a period of more than 30 minutes; or

- Organic vapor levels greater than 5 ppm above background for any time period.

Upon activation, the following activities shall be undertaken as part of the Major Vapor Emission Response Plan:

- The NYSDEC, NYSDOH, and local police authorities will be immediately contacted by the SSO and advised of the situation;
- Frequent air monitoring will be conducted at 30-minute intervals within the 20-Foot Zone. If two successive readings below action levels are measured, air monitoring may be halted or modified by the Site Health and Safety Officer; and
- All Emergency contacts will go into effect as appropriate.
- All readings will be recorded and be available for NYSDEC and NYSDOH personnel to review.

Instrument	Action Level	Response Action
PID	Less than 5 ppm in breathing zone	Level D or D-Modified
	Between 5 ppm and 50 ppm	Level C
	More than 50 ppm	Stop work. Resume work when readings are less than 50 ppm.
ppm = parts per million		

## 2.7 Special Requirements CAMP

As the Site is located within 20 feet of potentially occupied structures, a Special Requirements CAMP will be implemented during activities involving subsurface disturbance. One of the two fixed CAMP stations will be located near potentially exposed individuals. Private residences are located southwest-adjacent to the Site.

The additional CAMP provisions included in the Special Requirements CAMP are as follows:

1. Use of engineering controls such as vapor/dust barriers or special ventilation devices will be considered; and
2. Special consideration will be given to implementing planned activities when potentially exposed populations are at a minimum.

The following Site-Specific CAMP provisions will be implemented at the Site, as necessary:

1. If total VOC concentrations near the outside walls or next to intake vents of the south-adjacent occupied structures exceed 1 ppm, air monitoring should occur within the occupied structures; and
2. If total particulate concentrations near the outside walls or next to intake vents of the south-adjacent occupied structures exceed 0.150 mg/m<sup>3</sup>, work activities should be suspended until controls are implemented.

Additional information regarding the Special Requirements CAMP is provided in Attachment E.

## 2.8 Personal Protection Equipment

The PPE required for various kinds of investigation tasks are based on 29 CFR 1910.120, Hazardous Waste Operations and Emergency Response, Appendix B, “General Description and Discussion of the Levels of Protection and Protective Gear.”

AKRF field personnel and other site personnel shall wear, at a minimum, Level D PPE. The protection will be based on the air monitoring described in Section 2.6.

Level D PPE includes donning of the following during drilling and sampling:

1. Steel Toed Boots
2. Hard Hat
3. Work Gloves
4. Safety Glasses
5. Ear Plugs
6. Nitrile Gloves
7. Tyvek Suit if NAPL is present

If PID readings exceed 5 ppm in the breathing zone, personnel will don Level C PPE, which includes Level D PPE and a half- or full-face respirator with a dual organic and particulate cartridge.

LEVEL OF PROTECTION & PPE		Excavation/ Sampling
<b>Level D</b> <input checked="" type="checkbox"/> Steel Toe Shoes <input checked="" type="checkbox"/> Hard Hat (within 25 ft of drill rig) <input checked="" type="checkbox"/> Work Gloves	<input checked="" type="checkbox"/> Safety Glasses <input type="checkbox"/> Face Shield <input checked="" type="checkbox"/> Ear Plugs (within 25 ft of drill rig) <input checked="" type="checkbox"/> Nitrile Gloves <input checked="" type="checkbox"/> Tyvek for drill rig operator if NAPL present	Yes
<b>Level C (in addition to Level D)</b> <input checked="" type="checkbox"/> Half-Face Respirator OR <input checked="" type="checkbox"/> Full Face Respirator <input type="checkbox"/> Full-Face PAPR	<input type="checkbox"/> Particulate Cartridge <input type="checkbox"/> Organic Cartridge <input checked="" type="checkbox"/> Dual Organic/Particulate Cartridge	If PID > 10 ppm (breathing zone)
Comments: Cartridges to be changed out at least once per shift unless warranted beforehand (e.g., more difficult to breathe or any odors detected).		

## 2.9 General Work Practices

To protect the health and safety of the field personnel, field personnel will adhere to the guidelines listed below during activities involving subsurface disturbance:

- Eating, drinking, chewing gum or tobacco, and smoking are prohibited, except in designated areas on the Site. These areas will be designated by the SSO.
- Workers must wash their hands thoroughly on leaving the work area and before eating, drinking, or any other such activity.

- The workers should shower as soon as possible after leaving the Site. Contact with contaminated or suspected surfaces should be avoided.
- The buddy system should always be used; each buddy should watch for signs of fatigue, exposure, and heat/cold stress.



### 3.0 EMERGENCY PROCEDURES AND EMERGENCY RESPONSE PLAN

The field crew will be equipped with emergency equipment, such as a first aid kit and disposable eye washes. In the case of a medical emergency, the SSO will determine the nature of the emergency and he/she will have someone call for an ambulance, if needed. If the nature of the injury is not serious, i.e., the person can be moved without expert emergency medical personnel, he/she should be taken to a hospital by on-site personnel. Directions to the hospital are provided below, and a hospital route map is provided as Figure 2.

#### 3.1 Hospital Directions

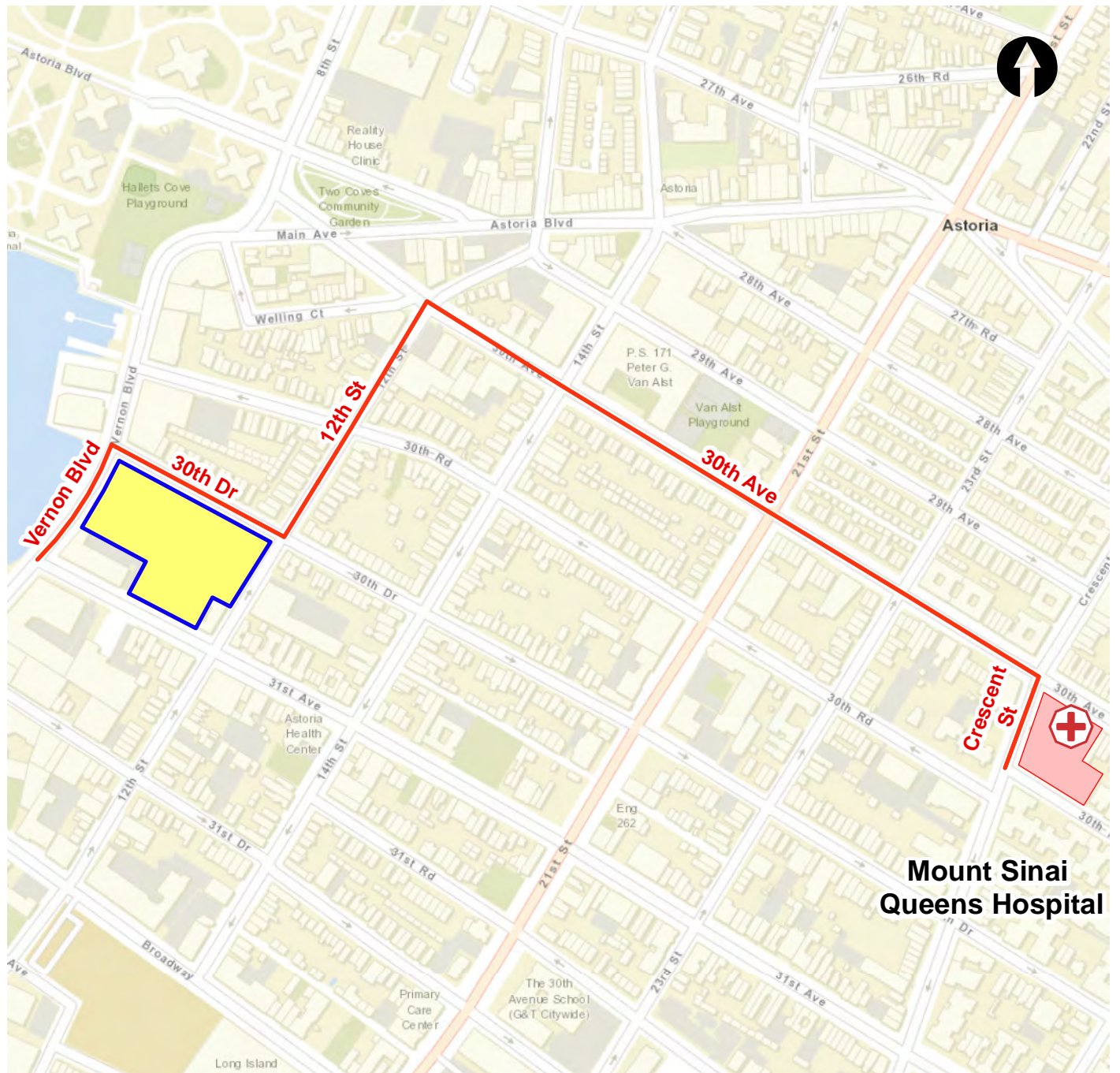
<b>Hospital Name:</b>	Mount Sinai Queens Hospital
<b>Phone Number:</b>	718-932-1000
<b>Address/Location:</b>	25-10 30th Avenue, Astoria, NY 11102
<b>Directions:</b>	<ol style="list-style-type: none"> <li>1. Head north from the site on 12th Street.</li> <li>2. Turn right onto 30th Avenue.</li> <li>3. Continue for 4 blocks to Crescent Street.</li> <li>4. Mount Sinai Queens Hospital will be on the right.</li> </ol>

#### 3.2 Emergency Contacts

Company	Individual Name	Title	Contact Number
AKRF	Axel Schwendt	Project Director	646-388-9529 (office)
	Ashutosh Sharma	Project Manager	646-388-9865 (office)
	Stephen Schmid	SSO	914-400-9736 (cell)
Astoria West, LLC	David Kronman	Owner Representative	646-415-6172 (office)
Ambulance, Fire Department & Police Department	-	-	911
NYSDEC Spill Hotline	-	-	800-457-7362






## FIGURES



Service Layer Credits: ESRI World Street Map 2020

#### LEGEND

-  PROJECT SITE BOUNDARY
-  ROUTE TO HOSPITAL
-  HOSPITAL LOCATION

Hospital address:  
Mount Sinai Queens  
25-10 30th Avenue  
Astoria, NY 11102  
718-932-1000



440 Park Avenue South, New York, NY 10016

**POP Displays Manufacturing Site**  
30-77 Vernon Boulevard and 30-80 12<sup>th</sup> Street  
Astoria, New York

#### HOSPITAL ROUTE MAP

DATE <b>7/28/2020</b>
PROJECT NO. <b>180066</b>
FIGURE <b>2</b>

**ATTACHMENT A**  
**POTENTIAL HEALTH EFFECTS FROM ON-SITE CONTAMINANTS**

This fact sheet answers the most frequently asked health questions (FAQs) about 1,2-dichloroethene. For more information, call the ATSDR Information Center at 1-888-422-8737. This fact sheet is one in a series of summaries about hazardous substances and their health effects. This information is important because this substance may harm you. The effects of exposure to any hazardous substance depend on the dose, the duration, how you are exposed, personal traits and habits, and whether other chemicals are present.

**HIGHLIGHTS:** Exposure to 1,2-dichloroethene occurs mainly in workplaces where it is made or used. Breathing high levels of 1,2-dichloroethene can make you feel nauseous, drowsy, and tired. *cis*-1,2-Dichloroethene has been found in at least 146 of the 1,430 National Priorities List sites identified by the Environmental Protection Agency (EPA). *trans*-1,2-Dichloroethene was found in at least 563 NPL sites. 1,2-Dichloroethene was found at 336 sites, but the isomer (*cis*- or *trans*-) was not specified.

## What is 1,2-dichloroethene?

(Pronounced 1,2-dī-klôr' ô-ěth'ēn)

1,2-Dichloroethene, also called 1,2-dichloroethylene, is a highly flammable, colorless liquid with a sharp, harsh odor. It is used to produce solvents and in chemical mixtures. You can smell very small amounts of 1,2-dichloroethene in air (about 17 parts of 1,2-dichloroethene per million parts of air [17 ppm]).

There are two forms of 1,2-dichloroethene; one is called *cis*-1,2-dichloroethene and the other is called *trans*-1,2-dichloroethene. Sometimes both forms are present as a mixture.

## What happens to 1,2-dichloroethene when it enters the environment?

- ☐ 1,2-Dichloroethene evaporates rapidly into air.
- ☐ In the air, it takes about 5-12 days for half of it to break down.
- ☐ Most 1,2-dichloroethene in the soil surface or bodies of water will evaporate into air.
- ☐ 1,2-Dichloroethene can travel through soil or dissolve in water in the soil. It is possible that it can contaminate groundwater.
- ☐ In groundwater, it takes about 13-48 weeks to break down.

- ☐ There is a slight chance that 1,2-dichloroethene will break down into vinyl chloride, a different chemical which is believed to be more toxic than 1,2-dichloroethene.

## How might I be exposed to 1,2-dichloroethene?

- ☐ Breathing 1,2-dichloroethene that has leaked from hazardous waste sites and landfills.
- ☐ Drinking contaminated tap water or breathing vapors from contaminated water while cooking, bathing, or washing dishes.
- ☐ Breathing 1,2-dichloroethene, touching it, or touching contaminated materials in the workplace.

## How can 1,2-dichloroethene affect my health?

Breathing high levels of 1,2-dichloroethene can make you feel nauseous, drowsy, and tired; breathing very high levels can kill you.

When animals breathed high levels of *trans*-1,2-dichloroethene for short or longer periods of time, their livers and lungs were damaged and the effects were more severe with longer exposure times. Animals that breathed very high

**ToxFAQs Internet address via WWW is <http://www.atsdr.cdc.gov/toxfaq.html>**

levels of *trans*-1,2-dichloroethene had damaged hearts.

Animals that ingested extremely high doses of *cis*- or *trans*-1,2-dichloroethene died.

Lower doses of *cis*-1,2-dichloroethene caused effects on the blood, such as decreased numbers of red blood cells, and also effects on the liver.

The long-term (365 days or longer) human health effects after exposure to low concentrations of 1,2-dichloroethene aren't known. One animal study suggested that an exposed fetus may not grow as quickly as one that hasn't been exposed.

Exposure to 1,2-dichloroethene hasn't been shown to affect fertility in people or animals.

### **How likely is 1,2-dichloroethene to cause cancer?**

The EPA has determined that *cis*-1,2-dichloroethene is not classifiable as to its human carcinogenicity.

No EPA cancer classification is available for *trans*-1,2-dichloroethene.

### **Is there a medical test to show whether I've been exposed to 1,2-dichloroethene?**

Tests are available to measure concentrations of the breakdown products of 1,2-dichloroethene in blood, urine, and tissues. However, these tests aren't used routinely to determine whether a person has been exposed to this compound. This is because after you are exposed to 1,2-dichloroethene, the breakdown products in your body that are detected with these tests may be the same as those that come from exposure to other chemicals. These tests aren't available in most doctors' offices, but can be done at special laboratories that have the right equipment.

### **Has the federal government made recommendations to protect human health?**

The EPA has set the maximum allowable level of *cis*-1,2-dichloroethene in drinking water at 0.07 milligrams per liter of water (0.07 mg/L) and *trans*-1,2-dichloroethene at 0.1 mg/L.

The EPA requires that any spills or accidental release of 1,000 pounds or more of 1,2-dichloroethene must be reported to the EPA.

The Occupational Health Safety and Health Administration (OSHA) has set the maximum allowable amount of 1,2-dichloroethene in workroom air during an 8-hour workday in a 40-hour workweek at 200 parts of 1,2-dichloroethene per million parts of air (200 ppm).

### **Glossary**

Carcinogenicity: Ability of a substance to cause cancer.

CAS: Chemical Abstracts Service.

Fertility: Ability to reproduce.

Ingest: To eat or drink something.

Milligram (mg): One thousandth of a gram.

ppm: Parts per million.

Solvent: A chemical that can dissolve other substances.

### **References**

This ToxFAQs information is taken from the 1996 Toxicological Profile for 1,2-Dichloroethene produced by the Agency for Toxic Substances and Disease Registry, Public Health Service, U.S. Department of Health and Human Services, Public Health Service in Atlanta, GA.

**Where can I get more information?** For more information, contact the Agency for Toxic Substances and Disease Registry, Division of Toxicology, 1600 Clifton Road NE, Mailstop F-32, Atlanta, GA 30333. Phone: 1-888-422-8737, FAX: 770-488-4178. ToxFAQs Internet address via WWW is <http://www.atsdr.cdc.gov/toxfaq.html> ATSDR can tell you where to find occupational and environmental health clinics. Their specialists can recognize, evaluate, and treat illnesses resulting from exposure to hazardous substances. You can also contact your community or state health or environmental quality department if you have any more questions or concerns.





This fact sheet answers the most frequently asked health questions (FAQs) about benzene. For more information, call the ATSDR Information Center at 1-888-422-8737. This fact sheet is one in a series of summaries about hazardous substances and their health effects. This information is important because this substance may harm you. The effects of exposure to any hazardous substance depend on the dose, the duration, how you are exposed, personal traits and habits, and whether other chemicals are present.

**HIGHLIGHTS:** Benzene is a widely used chemical formed from both natural processes and human activities. Breathing benzene can cause drowsiness, dizziness, and unconsciousness; long-term benzene exposure causes effects on the bone marrow and can cause anemia and leukemia. Benzene has been found in at least 813 of the 1,430 National Priorities List sites identified by the Environmental Protection Agency (EPA).

## What is benzene?

(Pronounced bĕn'zĕn')

Benzene is a colorless liquid with a sweet odor. It evaporates into the air very quickly and dissolves slightly in water. It is highly flammable and is formed from both natural processes and human activities.

Benzene is widely used in the United States; it ranks in the top 20 chemicals for production volume. Some industries use benzene to make other chemicals which are used to make plastics, resins, and nylon and synthetic fibers. Benzene is also used to make some types of rubbers, lubricants, dyes, detergents, drugs, and pesticides. Natural sources of benzene include volcanoes and forest fires. Benzene is also a natural part of crude oil, gasoline, and cigarette smoke.

## What happens to benzene when it enters the environment?

- ☐ Industrial processes are the main source of benzene in the environment.
- ☐ Benzene can pass into the air from water and soil.
- ☐ It reacts with other chemicals in the air and breaks down within a few days.
- ☐ Benzene in the air can attach to rain or snow and be carried back down to the ground.

- ☐ It breaks down more slowly in water and soil, and can pass through the soil into underground water.
- ☐ Benzene does not build up in plants or animals.

## How might I be exposed to benzene?

- ☐ Outdoor air contains low levels of benzene from tobacco smoke, automobile service stations, exhaust from motor vehicles, and industrial emissions.
- ☐ Indoor air generally contains higher levels of benzene from products that contain it such as glues, paints, furniture wax, and detergents.
- ☐ Air around hazardous waste sites or gas stations will contain higher levels of benzene.
- ☐ Leakage from underground storage tanks or from hazardous waste sites containing benzene can result in benzene contamination of well water.
- ☐ People working in industries that make or use benzene may be exposed to the highest levels of it.
- ☐ A major source of benzene exposures is tobacco smoke.

## How can benzene affect my health?

Breathing very high levels of benzene can result in death, while high levels can cause drowsiness, dizziness, rapid heart rate, headaches, tremors, confusion, and unconsciousness. Eating or drinking foods containing high levels of benzene can cause vomiting, irritation of the stomach, dizziness, sleepiness, convulsions, rapid heart rate, and death.



**ToxFAQs Internet address via WWW is <http://www.atsdr.cdc.gov/toxfaq.html>**

The major effect of benzene from long-term (365 days or longer) exposure is on the blood. Benzene causes harmful effects on the bone marrow and can cause a decrease in red blood cells leading to anemia. It can also cause excessive bleeding and can affect the immune system, increasing the chance for infection.

Some women who breathed high levels of benzene for many months had irregular menstrual periods and a decrease in the size of their ovaries. It is not known whether benzene exposure affects the developing fetus in pregnant women or fertility in men.

Animal studies have shown low birth weights, delayed bone formation, and bone marrow damage when pregnant animals breathed benzene.

### **How likely is benzene to cause cancer?**

The Department of Health and Human Services (DHHS) has determined that benzene is a known human carcinogen. Long-term exposure to high levels of benzene in the air can cause leukemia, cancer of the blood-forming organs.

### **Is there a medical test to show whether I've been exposed to benzene?**

Several tests can show if you have been exposed to benzene. There is test for measuring benzene in the breath; this test must be done shortly after exposure. Benzene can also be measured in the blood, however, since benzene disappears rapidly from the blood, measurements are accurate only for recent exposures.

In the body, benzene is converted to products called metabolites. Certain metabolites can be measured in the urine. However, this test must be done shortly after exposure and is not a reliable indicator of how much benzene you have been exposed to, since the metabolites may be present in urine from other sources.

### **Has the federal government made recommendations to protect human health?**

The EPA has set the maximum permissible level of benzene in drinking water at 0.005 milligrams per liter (0.005 mg/L). The EPA requires that spills or accidental releases into the environment of 10 pounds or more of benzene be reported to the EPA.

The Occupational Safety and Health Administration (OSHA) has set a permissible exposure limit of 1 part of benzene per million parts of air (1 ppm) in the workplace during an 8-hour workday, 40-hour workweek.

### **Glossary**

Anemia: A decreased ability of the blood to transport oxygen.

Carcinogen: A substance with the ability to cause cancer.

CAS: Chemical Abstracts Service.

Chromosomes: Parts of the cells responsible for the development of hereditary characteristics.

Metabolites: Breakdown products of chemicals.

Milligram (mg): One thousandth of a gram.

Pesticide: A substance that kills pests.

### **References**

This ToxFAQs information is taken from the 1997 Toxicological Profile for Benzene (update) produced by the Agency for Toxic Substances and Disease Registry, Public Health Service, U.S. Department of Health and Human Services, Public Health Service in Atlanta, GA.

**Where can I get more information?** For more information, contact the Agency for Toxic Substances and Disease Registry, Division of Toxicology, 1600 Clifton Road NE, Mailstop E-29, Atlanta, GA 30333. Phone: 1-888-422-8737, FAX: 404-498-0093. ToxFAQs Internet address via WWW is <http://www.atsdr.cdc.gov/toxfaq.html> ATSDR can tell you where to find occupational and environmental health clinics. Their specialists can recognize, evaluate, and treat illnesses resulting from exposure to hazardous substances. You can also contact your community or state health or environmental quality department if you have any more questions or concerns.



**This fact sheet answers the most frequently asked health questions (FAQs) about carbon tetrachloride. For more information, call the ATSDR Information Center at 1-888-422-8737. This fact sheet is one in a series of summaries about hazardous substances and their health effects. It is important you understand this information because this substance may harm you. The effects of exposure to any hazardous substance depend on the dose, the duration, how you are exposed, personal traits and habits, and whether other chemicals are present.**

**HIGHLIGHTS:** Carbon tetrachloride does not occur naturally. Exposure to this substance results mostly from breathing air, drinking water, or coming in contact with soil that is contaminated with it. Exposure to very high amounts of carbon tetrachloride can damage the liver, kidneys, and nervous system. Carbon tetrachloride can cause cancer in animals. Carbon tetrachloride has been found in at least 425 of the 1,662 National Priority List sites identified by the Environmental Protection Agency (EPA).

### **What is carbon tetrachloride?**

Carbon tetrachloride is a manufactured chemical that does not occur naturally. It is a clear liquid with a sweet smell that can be detected at low levels. It is also called carbon chloride, methane tetrachloride, perchloromethane, tetrachloroethane, or benziform.

Carbon tetrachloride is most often found in the air as a colorless gas. It is not flammable and does not dissolve in water very easily. It was used in the production of refrigeration fluid and propellants for aerosol cans, as a pesticide, as a cleaning fluid and degreasing agent, in fire extinguishers, and in spot removers. Because of its harmful effects, these uses are now banned and it is only used in some industrial applications.

### **What happens to carbon tetrachloride when it enters the environment?**

- ☐ It moves very quickly into the air upon release, so most of it is in the air.
- ☐ It evaporates quickly surface water.
- ☐ Only a small amount sticks to soil particles; the rest evaporates or moves into the groundwater.
- ☐ It is very stable in air (lifetime 30-100 years).
- ☐ It can be broken down or transformed in soil and water within several days.
- ☐ When it does break down, it forms chemicals that can destroy ozone in the upper atmosphere.
- ☐ It does not build up in animals. We do not know if it build up in plants.

### **How might I be exposed to carbon tetrachloride?**

- ☐ Breathing contaminated air near manufacturing plants or waste sites.
- ☐ Breathing workplace air when it is used.
- ☐ Drinking contaminated water near manufacturing plants and waste sites.
- ☐ Breathing contaminated air and skin contact with water while showering or cooking with contaminated water.
- ☐ Swimming or bathing in contaminated water.
- ☐ Contact with or eating contaminated soil (pica child) at waste sites.

### **How can carbon tetrachloride affect my health?**

High exposure to carbon tetrachloride can cause liver, kidney, and central nervous system damage. These effects can occur after ingestion or breathing carbon tetrachloride, and possibly from exposure to the skin. The liver is especially sensitive to carbon tetrachloride because it enlarges and cells are damaged or destroyed. Kidneys also are damaged, causing a build up of wastes in the blood. If exposure is low and brief, the liver and kidneys can repair the damaged cells and function normally again. Effects of carbon tetrachloride are more severe in persons who drink large amounts of alcohol.

If exposure is very high, the nervous system, including the brain, is affected. People may feel intoxicated and experience headaches, dizziness, sleepiness, and nausea and vomiting. These effects may subside if exposure is stopped, but in severe cases, coma and even death may occur.

ToxFAQs™ Internet address is <http://www.atsdr.cdc.gov/toxfaq.html>

There have been no studies of the effects of carbon tetrachloride on reproduction in humans, but studies in rats showed that long-term inhalation may cause decreased fertility.

### **How likely is carbon tetrachloride to cause cancer?**

Studies in humans have not been able to determine whether or not carbon tetrachloride can cause cancer because usually there has been exposure to other chemicals at the same time. Swallowing or breathing carbon tetrachloride for years caused liver tumors in animals. Mice that breathed carbon tetrachloride also developed tumors of the adrenal gland. The Department of Health and Human Services (DHHS) has determined that carbon tetrachloride may reasonably be anticipated to be a carcinogen. The International Agency for Research on Cancer (IARC) has determined that carbon tetrachloride is possibly carcinogenic to humans, whereas the EPA determined that carbon tetrachloride is a probable human carcinogen.

### **How can carbon tetrachloride affect children?**

The health effects of carbon tetrachloride have not been studied in children, but they are likely to be similar to those seen in adults exposed to the chemical. We do not know whether children differ from adults in their susceptibility to carbon tetrachloride.

A few survey-type studies suggest that maternal drinking water exposure to carbon tetrachloride might possibly be related to certain birth defects. Studies in animals showed that carbon tetrachloride can cause early fetal deaths, but did not cause birth defects. A study with human breast milk in a test tube suggested that it would be possible for carbon tetrachloride to pass from the maternal circulation to breast milk, but there is no direct demonstration of this occurring.

### **How can families reduce the risks of exposure to carbon tetrachloride?**

- ☐ Discard any product that contains carbon tetrachloride that you may have at home and may have used in the past.
- ☐ Household chemicals should be stored out of the reach of children in their original containers.

- ☐ Sometimes older children sniff household chemical products to get high. Talk to your children about the dangers of sniffing chemicals.

### **Is there a medical test to determine whether I've been exposed to carbon tetrachloride?**

Several sensitive and specific tests are available to measure carbon tetrachloride in exposed persons. The most convenient way is simply to measure carbon tetrachloride in the exhaled air. Carbon tetrachloride also can be measured in blood, fat, or other tissues. These tests are not usually done in the doctor's office because they require special equipment. Although these tests can show that a person has been exposed to carbon tetrachloride, the results cannot be used to reliably predict whether any adverse health effect might result. Because carbon tetrachloride leaves the body fairly quickly, these methods are best suited to detecting exposures that have occurred within the last several days.

### **Has the federal government made recommendations to protect human health?**

The EPA has set a limit for carbon tetrachloride in drinking water of 5 parts of carbon tetrachloride per billion parts of water (5 ppb). The EPA has also set limits on how much carbon tetrachloride can be released from an industrial plant into waste water and is preparing to set limits on how much carbon tetrachloride can escape from an industrial plant into outside air.

The Occupational Safety and Health Administration (OSHA) set a limit of 10 ppm for carbon tetrachloride in workplace air for an 8-hour workday, 40-hour workweek.

### **References**

Agency for Toxic Substances and Disease Registry (ATSDR). 2005. Toxicological Profile for Carbon Tetrachloride (Update). Atlanta, GA: U.S. Department of Health and Human Services, Public Health Service.

**Where can I get more information?** For more information, contact the Agency for Toxic Substances and Disease Registry, Division of Toxicology, 1600 Clifton Road NE, Mailstop F-32, Atlanta, GA 30333. Phone: 1-888-422-8737, FAX: 770-488-0093. ToxFAQs Internet address via WWW is <http://www.atsdr.cdc.gov/toxfaq.html>. ATSDR can tell you where to find occupational and environmental health clinics. Their specialists can recognize, evaluate, and treat illnesses resulting from exposure to hazardous substances. You can also contact your community or state health or environmental quality department if you have any more questions or concerns.



This fact sheet answers the most frequently asked health questions (FAQs) about chloroform. For more information, call the ATSDR Information Center at 1-888-422-8737. This fact sheet is one in a series of summaries about hazardous substances and their health effects. It's important you understand this information because this substance may harm you. The effects of exposure to any hazardous substance depend on the dose, the duration, how you are exposed, personal traits and habits, and whether other chemicals are present.

**HIGHLIGHTS:** Exposure to chloroform can occur when breathing contaminated air or when drinking or touching the substance or water containing it. Breathing chloroform can cause dizziness, fatigue, and headaches. Breathing chloroform or ingesting chloroform over long periods of time may damage your liver and kidneys. It can cause sores if large amounts touch your skin. This substance has been found in at least 717 of the 1,430 National Priorities List sites identified by the Environmental Protection Agency (EPA).

## What is chloroform?

(Pronounced klôr'ə-fôrm')

Chloroform is a colorless liquid with a pleasant, nonirritating odor and a slightly sweet taste. It will burn only when it reaches very high temperatures.

In the past, chloroform was used as an inhaled anesthetic during surgery, but it isn't used that way today. Today, chloroform is used to make other chemicals and can also be formed in small amounts when chlorine is added to water.

Other names for chloroform are trichloromethane and methyl trichloride.

## What happens to chloroform when it enters the environment?

- ☐ Chloroform evaporates easily into the air.
- ☐ Most of the chloroform in air breaks down eventually, but it is a slow process.
- ☐ The breakdown products in air include phosgene and hydrogen chloride, which are both toxic.
- ☐ It doesn't stick to soil very well and can travel through soil to groundwater.

- ☐ Chloroform dissolves easily in water and some of it may break down to other chemicals.
- ☐ Chloroform lasts a long time in groundwater.
- ☐ Chloroform doesn't appear to build up in great amounts in plants and animals.

## How might I be exposed to chloroform?

- ☐ Drinking water or beverages made using water containing chloroform.
- ☐ Breathing indoor or outdoor air containing it, especially in the workplace.
- ☐ Eating food that contains it.
- ☐ Skin contact with chloroform or water that contains it, such as in swimming pools.

## How can chloroform affect my health?

Breathing about 900 parts of chloroform per million parts air (900 ppm) for a short time can cause dizziness, fatigue, and headache. Breathing air, eating food, or drinking water containing high levels of chloroform for long periods of time may damage your liver and kidneys. Large amounts of chloroform can cause sores when chloroform touches your skin.

**ToxFAQs Internet address via WWW is <http://www.atsdr.cdc.gov/toxfaq.html>**

It isn't known whether chloroform causes reproductive effects or birth defects in people.

Animal studies have shown that miscarriages occurred in rats and mice that breathed air containing 30 to 300 ppm chloroform during pregnancy and also in rats that ate chloroform during pregnancy. Offspring of rats and mice that breathed chloroform during pregnancy had birth defects. Abnormal sperm were found in mice that breathed air containing 400 ppm chloroform for a few days.

### **How likely is chloroform to cause cancer?**

The Department of Health and Human Services (DHHS) has determined that chloroform may reasonably be anticipated to be a carcinogen.

Rats and mice that ate food or drank water with chloroform developed cancer of the liver and kidneys.

### **Is there a medical test to show whether I've been exposed to chloroform?**

Although the amounts of chloroform in the air that you exhale and in blood, urine, and body tissues can be measured, there is no reliable test to determine how much chloroform you have been exposed to or whether you will experience any harmful effects.

The measurement of chloroform in body fluids and tissues may help to determine if you have come into contact with large amounts of chloroform, but these tests are useful for only a short time after you are exposed. Chloroform in your body might also indicate that you have come into contact with other chemicals.

### **Has the federal government made recommendations to protect human health?**

The EPA drinking water limit for total trihalomethanes, a class of chemicals that includes chloroform, is 100 micrograms per liter of water (100 µg/L).

The EPA requires that spills or accidental releases of 10 pounds or more of chloroform into the environment be reported to the EPA.

The Occupational Safety and Health Administration (OSHA) has set the maximum allowable concentration of chloroform in workroom air during an 8-hour workday in a 40-hour workweek at 50 ppm.

### **Glossary**

**Carcinogenicity:** A substance with the ability to cause cancer.

**CAS:** Chemical Abstracts Service.

**Ingesting:** Taking food or drink into your body.

**Microgram (µg):** One millionth of a gram.

**Miscarriage:** Pregnancy loss.

**ppm:** Parts per million.

### **References**

This ToxFAQs information is taken from the 1997 Toxicological Profile for Chloroform (update) produced by the Agency for Toxic Substances and Disease Registry, Public Health Service, U.S. Department of Health and Human Services, Public Health Service in Atlanta, GA.

**Where can I get more information?** For more information, contact the Agency for Toxic Substances and Disease Registry, Division of Toxicology, 1600 Clifton Road NE, Mailstop F-32, Atlanta, GA 30333. Phone: 1-888-422-8737, FAX: 770-488-4178. ToxFAQs Internet address via WWW is <http://www.atsdr.cdc.gov/toxfaq.html> ATSDR can tell you where to find occupational and environmental health clinics. Their specialists can recognize, evaluate, and treat illnesses resulting from exposure to hazardous substances. You can also contact your community or state health or environmental quality department if you have any more questions or concerns.





This fact sheet answers the most frequently asked health questions (FAQs) about ethylbenzene. For more information, call the ATSDR Information Center at 1-888-422-8737. This fact sheet is one in a series of summaries about hazardous substances and their health effects. It's important you understand this information because this substance may harm you. The effects of exposure to any hazardous substance depend on the dose, the duration, how you are exposed, personal traits and habits, and whether other chemicals are present.

**HIGHLIGHTS:** Ethylbenzene is a colorless liquid found in a number of products including gasoline and paints. Breathing very high levels can cause dizziness and throat and eye irritation. Ethylbenzene has been found in at least 731 of the 1,467 National Priorities List sites identified by the Environmental Protection Agency (EPA).

## What is ethylbenzene?

(Pronounced ĕth' əl bĕn' zĕn')

Ethylbenzene is a colorless, flammable liquid that smells like gasoline. It is found in natural products such as coal tar and petroleum and is also found in manufactured products such as inks, insecticides, and paints.

Ethylbenzene is used primarily to make another chemical, styrene. Other uses include as a solvent, in fuels, and to make other chemicals.

## What happens to ethylbenzene when it enters the environment?

- ☐ Ethylbenzene moves easily into the air from water and soil.
- ☐ It takes about 3 days for ethylbenzene to be broken down in air into other chemicals.
- ☐ Ethylbenzene may be released to water from industrial discharges or leaking underground storage tanks.
- ☐ In surface water, ethylbenzene breaks down by reacting with other chemicals found naturally in water.
- ☐ In soil, it is broken down by soil bacteria.

## How might I be exposed to ethylbenzene?

- ☐ Breathing air containing ethylbenzene, particularly in areas near factories or highways.
- ☐ Drinking contaminated tap water.
- ☐ Working in an industry where ethylbenzene is used or made.
- ☐ Using products containing it, such as gasoline, carpet glues, varnishes, and paints.

## How can ethylbenzene affect my health?

Limited information is available on the effects of ethylbenzene on people's health. The available information shows dizziness, throat and eye irritation, tightening of the chest, and a burning sensation in the eyes of people exposed to high levels of ethylbenzene in air.

Animals studies have shown effects on the nervous system, liver, kidneys, and eyes from breathing ethylbenzene in air.

## How likely is ethylbenzene to cause cancer?

The EPA has determined that ethylbenzene is not classifiable as to human carcinogenicity.

ToxFAQs Internet address via WWW is <http://www.atsdr.cdc.gov/toxfaq.html>

No studies in people have shown that ethylbenzene exposure can result in cancer. Two available animal studies suggest that ethylbenzene may cause tumors.

### How can ethylbenzene affect children?

Children may be exposed to ethylbenzene through inhalation of consumer products, including gasoline, paints, inks, pesticides, and carpet glue. We do not know whether children are more sensitive to the effects of ethylbenzene than adults.

It is not known whether ethylbenzene can affect the development of the human fetus. Animal studies have shown that when pregnant animals were exposed to ethylbenzene in air, their babies had an increased number of birth defects.

### How can families reduce the risk of exposure to ethylbenzene?

Exposure to ethylbenzene vapors from household products and newly installed carpeting can be minimized by using adequate ventilation.

Household chemicals should be stored out of reach of children to prevent accidental poisoning. Always store household chemicals in their original containers; never store them in containers children would find attractive to eat or drink from, such as old soda bottles. Gasoline should be stored in a gasoline can with a locked cap.

Sometimes older children sniff household chemicals, including ethylbenzene, in an attempt to get high. Talk with your children about the dangers of sniffing chemicals.

### Is there a medical test to show whether I've been exposed to ethylbenzene?

Ethylbenzene is found in the blood, urine, breath, and

some body tissues of exposed people. The most common way to test for ethylbenzene is in the urine. This test measures substances formed by the breakdown of ethylbenzene. This test needs to be done within a few hours after exposure occurs, because the substances leave the body very quickly.

These tests can show you were exposed to ethylbenzene, but cannot predict the kind of health effects that might occur.

### Has the federal government made recommendations to protect human health?

The EPA has set a maximum contaminant level of 0.7 milligrams of ethylbenzene per liter of drinking water (0.7 mg/L).

The EPA requires that spills or accidental releases into the environment of 1,000 pounds or more of ethylbenzene be reported to the EPA.

The Occupational Safety and Health Administration (OSHA) has set an occupational exposure limit of 100 parts of ethylbenzene per million parts of air (100 ppm) for an 8-hour workday, 40-hour workweek.

### References

Agency for Toxic Substances and Disease Registry (ATSDR). 1999. Toxicological profile for ethylbenzene. Atlanta, GA: U.S. Department of Health and Human Services, Public Health Service.

**Where can I get more information?** For more information, contact the Agency for Toxic Substances and Disease Registry, Division of Toxicology, 1600 Clifton Road NE, Mailstop F-32, Atlanta, GA 30333. Phone: 1-888-422-8737, FAX: 770-488-4178. ToxFAQs Internet address via WWW is <http://www.atsdr.cdc.gov/toxfaq.html> ATSDR can tell you where to find occupational and environmental health clinics. Their specialists can recognize, evaluate, and treat illnesses resulting from exposure to hazardous substances. You can also contact your community or state health or environmental quality department if you have any more questions or concerns.



This fact sheet answers the most frequently asked health questions (FAQs) about fuel oils. For more information, call the ATSDR Information Center at 1-888-422-8737. This fact sheet is one in a series of summaries about hazardous substances and their health effects. It's important you understand this information because this substance may harm you. The effects of exposure to any hazardous substance depend on the dose, the duration, how you are exposed, personal traits and habits, and whether other chemicals are present.

**SUMMARY:** Fuel oils are liquid mixtures produced from petroleum, and their use mostly involves burning them as fuels. Drinking or breathing fuel oils may cause nausea or nervous system effects. However, exposure under normal use conditions is not likely to be harmful. Fuel oils have been found in at least 26 of the 1,430 National Priorities List sites identified by the Environmental Protection Agency (EPA).

### What are fuel oils?

(Pronounced fyoo'əl oilz)

Fuel oils are a variety of yellowish to light brown liquid mixtures that come from crude petroleum. Some chemicals found in fuel oils may evaporate easily, while others may more easily dissolve in water.

Fuel oils are produced by different petroleum refining processes, depending on their intended uses. Fuel oils may be used as fuel for engines, lamps, heaters, furnaces, and stoves, or as solvents.

Some commonly found fuel oils include kerosene, diesel fuel, jet fuel, range oil, and home heating oil. These fuel oils differ from one another by their hydrocarbon compositions, boiling point ranges, chemical additives, and uses.

### What happens to fuel oils when they enter the environment?

- ☐ Some chemicals found in fuel oils may evaporate into the air from open containers or contaminated soil or water.
- ☐ Some chemicals found in fuel oils may dissolve in water after spills to surface waters or leaks from underground storage tanks.

- ☐ Some chemicals found in fuel oils may stick to particles in water, which will eventually cause them to settle to the bottom sediment.
- ☐ Some of the chemicals found in fuel oils may be broken down slowly in air, water, and soil by sunlight or small organisms.
- ☐ Some of the chemicals found in fuel oils may build up significantly in plants and animals.

### How might I be exposed to fuel oils?

- ☐ Using a home kerosene heater or stove, or using fuel oils at work.
- ☐ Breathing air in home or building basements that has been contaminated with fuel oil vapors entering from the soil.
- ☐ Drinking or swimming in water that has been contaminated with fuel oils from a spill or a leaking underground storage tank.
- ☐ Touching soil contaminated with fuel oils.
- ☐ Using fuel oils to wash paint or grease from skin or equipment.

### How can fuel oils affect my health?

Little information is available about the health effects that may be caused by fuel oils. People who use kerosene



ToxFAQs Internet address via WWW is <http://www.atsdr.cdc.gov/toxfaq.html>

stoves for cooking do not seem to have any health problems related to their exposure.

Breathing some fuel oils for short periods may cause nausea, eye irritation, increased blood pressure, headache, light-headedness, loss of appetite, poor coordination, and difficulty concentrating. Breathing diesel fuel vapors for long periods may cause kidney damage and lower your blood's ability to clot.

Drinking small amounts of kerosene may cause vomiting, diarrhea, coughing, stomach swelling and cramps, drowsiness, restlessness, painful breathing, irritability, and unconsciousness. Drinking large amounts of kerosene may cause convulsions, coma, or death. Skin contact with kerosene for short periods may cause itchy, red, sore, or peeling skin.

### How likely are fuel oils to cause cancer?

The International Agency for Research on Cancer (IARC) has determined that some fuel oils (heavy) may possibly cause cancer in humans, but for other fuel oils (light) there is not enough information to make a determination. IARC has also determined that occupational exposures to fuel oils during petroleum refining are probably carcinogenic in humans.

Some studies with mice have suggested that repeated contact with fuel oils may cause liver or skin cancer. However, other mouse studies have found this not to be the case. No studies are available in other animals or in people on the carcinogenic effects of fuel oils.

### Is there a medical test to show whether I've been exposed to fuel oils?

There is no medical test that shows if you have been exposed to fuel oils. Tests are available to determine if some of

the chemicals commonly found in fuel oils are in your blood. However, the presence of these chemicals in blood may not necessarily mean that you have been exposed to fuel oils.

### Has the federal government made recommendations to protect human health?

The Occupational Safety and Health Administration (OSHA) and the Air Force Office of Safety and Health (AFOSH) have set a permissible exposure level (PEL) of 400 parts of petroleum distillates per million parts of air (400 ppm) for an 8-hour workday, 40-hour workweek.

The National Institute for Occupational Safety and Health (NIOSH) recommends that average workplace air levels not exceed 350 milligrams of petroleum distillates per cubic meter of air (350 mg/m<sup>3</sup>) for a 40-hour workweek.

The Department of Transportation (DOT) lists fuel oils as hazardous materials and, therefore, regulates their transportation.

### Glossary

Carcinogenic: Able to cause cancer.

CAS: Chemical Abstracts Service.

Evaporate: To change into a vapor or a gas.

Hydrocarbon: Any compound made up of hydrogen and carbon.

Milligram (mg): One thousandth of a gram.

ppm: Parts per million.

Sediment: Mud and debris that have settled to the bottom of a body of water.

### References

Agency for Toxic Substances and Disease Registry (ATSDR). 1995. Toxicological profile for fuel oils. Atlanta, GA: U.S. Department of Health and Human Services, Public Health Service.

**Where can I get more information?** For more information, contact the Agency for Toxic Substances and Disease Registry, Division of Toxicology, 1600 Clifton Road NE, Mailstop E-29, Atlanta, GA 30333. Phone: 1-888-422-8737, FAX: 404-498-0093. ToxFAQs Internet address via WWW is <http://www.atsdr.cdc.gov/toxfaq.html> ATSDR can tell you where to find occupational and environmental health clinics. Their specialists can recognize, evaluate, and treat illnesses resulting from exposure to hazardous substances. You can also contact your community or state health or environmental quality department if you have any more questions or concerns.



This fact sheet answers the most frequently asked health questions (FAQs) about methylene chloride. For more information, call the ATSDR Information Center at 1-888-422-8737. This fact sheet is one in a series of summaries about hazardous substances and their health effects. It's important you understand this information because this substance may harm you. The effects of exposure to any hazardous substance depend on the dose, the duration, how you are exposed, personal traits and habits, and whether other chemicals are present.

**HIGHLIGHTS:** Exposure to methylene chloride occurs mostly from breathing contaminated air, but may also occur through skin contact or by drinking contaminated water. Breathing in large amounts of methylene chloride can damage the central nervous system. Contact of eyes or skin with methylene chloride can result in burns. Methylene chloride has been found in at least 882 of 1,569 National Priorities List sites identified by the Environmental Protection Agency (EPA).

## What is methylene chloride?

Methylene chloride is a colorless liquid with a mild, sweet odor. Another name for it is dichloromethane. Methylene chloride does not occur naturally in the environment.

Methylene chloride is used as an industrial solvent and as a paint stripper. It may also be found in some aerosol and pesticide products and is used in the manufacture of photographic film.

## What happens to methylene chloride when it enters the environment?

- ☐ Methylene chloride is mainly released to the environment in air. About half of the methylene chloride in air disappears in 53 to 127 days.
- ☐ Methylene chloride does not easily dissolve in water, but small amounts may be found in drinking water.
- ☐ We do not expect methylene chloride to build up in plants or animals.

## How might I be exposed to methylene chloride?

- ☐ The most likely way to be exposed to methylene chloride is by breathing contaminated air.
- ☐ Breathing the vapors given off by products containing methylene chloride. Exposure to high levels of methylene chloride is likely if methylene chloride or a product containing it is used in a room with inadequate ventilation.

## How can methylene chloride affect my health?

If you breathe in large amounts of methylene chloride you may feel unsteady, dizzy, and have nausea and a tingling or numbness of your finger and toes. A person breathing smaller amounts of methylene chloride may become less attentive and less accurate in tasks requiring hand-eye coordination. Skin contact with methylene chloride causes burning and redness of the skin.

## How likely is methylene chloride to cause cancer?

We do not know if methylene chloride can cause cancer in humans. An increased cancer risk was seen in mice

ToxFAQs™ Internet address is <http://www.atsdr.cdc.gov/toxfaq.html>

breathing large amounts of methylene chloride for a long time.

The World Health Organization (WHO) has determined that methylene chloride may cause cancer in humans.

The Department of Health and Human Services (DHHS) has determined that methylene chloride can be reasonably anticipated to be a cancer-causing chemical.

The EPA has determined that methylene chloride is a probable cancer-causing agent in humans.

### How can methylene chloride affect children?

It is likely that health effects seen in children exposed to high amounts of methylene chloride will be similar to the effects seen in adults. We do not know if methylene chloride can affect the ability of people to have children or if it causes birth defects. Some birth defects have been seen in animals inhaling very high levels of methylene chloride.

### How can families reduce the risk of exposure to methylene chloride?

- ☐ Families may be exposed to methylene chloride while using products such as paint removers. Such products should always be used in well-ventilated areas and skin contact should be avoided.
- ☐ Children should not be allowed to remain near indoor paint removal activities.

### Is there a medical test to show whether I've been exposed to methylene chloride?

- ☐ Several tests can measure exposure to methylene chloride.

These tests are not routinely available in your doctor's office.

- ☐ Methylene chloride can be detected in the air you breathe out and in your blood. These tests are only useful for detecting exposures that have occurred within a few days.
- ☐ It is also possible to measure carboxyhemoglobin (a chemical formed in the blood as methylene chloride breaks down in the body) in the blood or formic acid (a breakdown product of methylene chloride) in the urine. These tests are not specific for methylene chloride.

### Has the federal government made recommendations to protect human health?

- ☐ The EPA requires that releases of methylene chloride of 1,000 pounds or more be reported to the federal government.
- ☐ The EPA recommends that exposure of children to methylene chloride be limited to less than 10 milligrams per liter of drinking water (10 mg/L) for 1 day or 2 mg/L for 10 days.
- ☐ The Food and Drug Administration (FDA) has established limits on the amounts of methylene chloride that can remain after processing of spices, hops extract, and decaffeinated coffee.
- ☐ The Occupational Safety and Health Administration (OSHA) has set limits of 25 parts methylene chloride per million parts of workplace air (25 ppm) for 8-hour shifts and 40-hour work weeks.

### References

Agency for Toxic Substances and Disease Registry (ATSDR). 2000. Toxicological Profile for methylene chloride. Atlanta, GA: U.S. Department of Health and Human Services, Public Health Service.

**Where can I get more information?** For more information, contact the Agency for Toxic Substances and Disease Registry, Division of Toxicology, 1600 Clifton Road NE, Mailstop F-32, Atlanta, GA 30333. Phone: 1-888-422-8737, FAX: 770-488-4178. ToxFAQs™ Internet address is <http://www.atsdr.cdc.gov/toxfaq.html>. ATSDR can tell you where to find occupational and environmental health clinics. Their specialists can recognize, evaluate, and treat illnesses resulting from exposure to hazardous substances. You can also contact your community or state health or environmental quality department if you have any more questions or concerns.



This fact sheet answers the most frequently asked health questions (FAQs) about methyl *tert*-butyl ether (MTBE). For more information, call the ATSDR Information Center at 1-888-422-8737. This fact sheet is one in a series of summaries about hazardous substances and their health effects. This information is important because this substance may harm you. The effects of exposure to any hazardous substance depend on the dose, the duration, how you are exposed, personal traits and habits, and whether other chemicals are present.

**HIGHLIGHTS:** Methyl *tert*-butyl ether (MTBE) is a flammable liquid which is used as an additive in unleaded gasoline. Drinking or breathing MTBE may cause nausea, nose and throat irritation, and nervous system effects. MTBE has been found in at least 11 of the 1,430 National Priorities List sites identified by the Environmental Protection Agency (EPA).

### What is methyl *tert*-butyl ether?

(Pronounced mëth'/əl tûr'/shē-ër'ē byōōt'/l ē'thər)

Methyl *tert*-butyl ether (MTBE) is a flammable liquid with a distinctive, disagreeable odor. It is made from blending chemicals such as isobutylene and methanol, and has been used since the 1980s as an additive for unleaded gasolines to achieve more efficient burning.

MTBE is also used to dissolve gallstones. Patients treated in this way have MTBE delivered directly to their gall bladders through special tubes that are surgically inserted.

### What happens to MTBE when it enters the environment?

- ☐ MTBE quickly evaporates from open containers and surface water, so it is commonly found as a vapor in the air.
- ☐ Small amounts of MTBE may dissolve in water and get into underground water.
- ☐ It remains in underground water for a long time.

- ☐ MTBE may stick to particles in water, which will cause it to eventually settle to the bottom sediment.
- ☐ MTBE may be broken down quickly in the air by sunlight.
- ☐ MTBE does not build up significantly in plants and animals.

### How might I be exposed to MTBE?

- ☐ Touching the skin or breathing contaminated air while pumping gasoline.
- ☐ Breathing exhaust fumes while driving a car.
- ☐ Breathing air near highways or in cities.
- ☐ Drinking, swimming, or showering in water that has been contaminated with MTBE.
- ☐ Receiving MTBE treatment for gallstones.

### How can MTBE affect my health?

Breathing small amounts of MTBE for short periods may cause nose and throat irritation. Some people exposed to MTBE while pumping gasoline, driving their cars, or working

**ToxFAQs Internet address via WWW is <http://www.atsdr.cdc.gov/toxfaq.html>**

in gas stations have reported having headaches, nausea, dizziness, and mental confusion. However, the actual levels of exposure in these cases are unknown. In addition, these symptoms may have been caused by exposure to other chemicals.

There are no data on the effects in people of drinking MTBE. Studies with rats and mice suggest that drinking MTBE may cause gastrointestinal irritation, liver and kidney damage, and nervous system effects.

### **How likely is MTBE to cause cancer?**

There is no evidence that MTBE causes cancer in humans. One study with rats found that breathing high levels of MTBE for long periods may cause kidney cancer. Another study with mice found that breathing high levels of MTBE for long periods may cause liver cancer.

The Department of Health and Human Services (DHHS), the International Agency for Research on Cancer (IARC), and the EPA have not classified MTBE as to its carcinogenicity.

### **Is there a medical test to show whether I've been exposed to MTBE?**

MTBE and its breakdown product, butyl alcohol, can be detected in your breath, blood, or urine for up to 1 or 2 days after exposure. These tests aren't available at most doctors' offices, but can be done at special laboratories that have the right equipment. There is no other test specific to determining MTBE exposure.

### **Has the federal government made recommendations to protect human health?**

The EPA has issued guidelines recommending that, to protect children, drinking water levels of MTBE not exceed 4 milligrams per liter of water (4 mg/L) for an exposure of 1-10 days, and 3 mg/L for longer-term exposures.

The American Conference of Governmental Industrial Hygienists (ACGIH) has recommended an exposure limit of 40 parts of MTBE per million parts of air (40 ppm) for an 8-hour workday, 40-hour workweek.

### **Glossary**

Carcinogenicity: Ability to cause cancer.

CAS: Chemical Abstracts Service.

Evaporate: To change into a vapor or gas.

Milligram (mg): One thousandth of a gram.

ppm: Parts per million.

Sediment: Mud and debris that have settled to the bottom of a body of water.

### **References**

This ToxFAQs information is taken from the 1996 Toxicological Profile for Methyl *tert*-Butyl Ether produced by the Agency for Toxic Substances and Disease Registry, Public Health Service, U.S. Department of Health and Human Services, Public Health Service in Atlanta, GA.

**Where can I get more information?** For more information, contact the Agency for Toxic Substances and Disease Registry, Division of Toxicology, 1600 Clifton Road NE, Mailstop F-32, Atlanta, GA 30333. Phone: 1-888-422-8737, FAX: 770-488-4178. ToxFAQs Internet address via WWW is <http://www.atsdr.cdc.gov/toxfaq.html> ATSDR can tell you where to find occupational and environmental health clinics. Their specialists can recognize, evaluate, and treat illnesses resulting from exposure to hazardous substances. You can also contact your community or state health or environmental quality department if you have any more questions or concerns.



This fact sheet answers the most frequently asked health questions (FAQs) about naphthalene, 1-methylnaphthalene, and 2-methylnaphthalene. For more information, call the ATSDR Information Center at 1-888-422-8737. This fact sheet is one in a series of summaries about hazardous substances and their health effects. It is important you understand this information because these substances may harm you. The effects of exposure to any hazardous substance depend on the dose, the duration, how you are exposed, personal traits and habits, and whether other chemicals are present.

**HIGHLIGHTS:** Exposure to naphthalene, 1-methylnaphthalene, or 2-methylnaphthalene happens mostly from breathing air contaminated from the burning of wood, tobacco, or fossil fuels, industrial discharges, or moth repellents. Exposure to large amounts of naphthalene may damage or destroy some of your red blood cells. Naphthalene has caused cancer in animals. Naphthalene, 1-methylnaphthalene, and 2-methylnaphthalene have been found in at least 687, 36, and 412, respectively, of the 1,662 National Priority List sites identified by the Environmental Protection Agency (EPA).

### What are naphthalene, 1-methylnaphthalene, and 2-methylnaphthalene?

Naphthalene is a white solid that evaporates easily. Fuels such as petroleum and coal contain naphthalene. It is also called white tar, and tar camphor, and has been used in mothballs and moth flakes. Burning tobacco or wood produces naphthalene. It has a strong, but not unpleasant smell. The major commercial use of naphthalene is in the manufacture of polyvinyl chloride (PVC) plastics. Its major consumer use is in moth repellents and toilet deodorant blocks.

1-Methylnaphthalene and 2-methylnaphthalene are naphthalene-related compounds. 1-Methylnaphthalene is a clear liquid and 2-methylnaphthalene is a solid; both can be smelled in air and in water at very low concentrations.

1-Methylnaphthalene and 2-methylnaphthalene are used to make other chemicals such as dyes and resins. 2-Methylnaphthalene is also used to make vitamin K.

### What happens to naphthalene, 1-methylnaphthalene, and 2-methylnaphthalene when they enter the environment?

- ☐ Naphthalene enters the environment from industrial and domestic sources, and from accidental spills.
- ☐ Naphthalene can dissolve in water to a limited degree and may be present in drinking water from wells close to hazardous waste sites and landfills.
- ☐ Naphthalene can become weakly attached to soil or pass through soil into underground water.
- ☐ In air, moisture and sunlight break it down within 1 day. In water, bacteria break it down or it evaporates into the air.
- ☐ Naphthalene does not accumulate in the flesh of animals or fish that you might eat.

- ☐ 1-Methylnaphthalene and 2-methylnaphthalene are expected to act like naphthalene in air, water, or soil because they have similar chemical and physical properties.

### How might I be exposed to naphthalene, 1-methylnaphthalene, and 2-methylnaphthalene?

- ☐ Breathing low levels in outdoor air.
- ☐ Breathing air contaminated from industrial discharges or smoke from burning wood, tobacco, or fossil fuels.
- ☐ Using or making moth repellents, coal tar products, dyes or inks could expose you to these chemicals in the air.
- ☐ Drinking water from contaminated wells.
- ☐ Touching fabrics that are treated with moth repellents containing naphthalene.
- ☐ Exposure to naphthalene, 1-methylnaphthalene and 2-methylnaphthalene from eating foods or drinking beverages is unlikely.

### How can naphthalene, 1-methylnaphthalene, and 2-methylnaphthalene affect my health?

Exposure to large amounts of naphthalene may damage or destroy some of your red blood cells. This could cause you to have too few red blood cells until your body replaces the destroyed cells. This condition is called hemolytic anemia. Some symptoms of hemolytic anemia are fatigue, lack of appetite, restlessness, and pale skin. Exposure to large amounts of naphthalene may also cause nausea, vomiting, diarrhea, blood in the urine, and a yellow color to the skin. Animals sometimes develop cloudiness in their eyes after swallowing high amounts of naphthalene. It is not clear whether this also develops in people. Rats and mice that breathed naphthalene vapors daily for a lifetime developed irritation and inflammation of their nose and lungs. It is unclear if naphthalene



ToxFAQs™ Internet address is <http://www.atsdr.cdc.gov/toxfaq.html>

causes reproductive effects in animals; most evidence says it does not.

There are no studies of humans exposed to 1-methylnaphthalene or 2-methylnaphthalene.

Mice fed food containing 1-methylnaphthalene and 2-methylnaphthalene for most of their lives had part of their lungs filled with an abnormal material.

### **How likely are naphthalene, 1-methylnaphthalene, or 2-methylnaphthalene to cause cancer?**

There is no direct evidence in humans that naphthalene, 1-methylnaphthalene, or 2-methylnaphthalene cause cancer. However, cancer from naphthalene exposure has been seen in animal studies. Some female mice that breathed naphthalene vapors daily for a lifetime developed lung tumors. Some male and female rats exposed to naphthalene in a similar manner also developed nose tumors.

Based on the results from animal studies, the Department of Health and Human Services (DHHS) concluded that naphthalene is reasonably anticipated to be a human carcinogen. The International Agency for Research on Cancer (IARC) concluded that naphthalene is possibly carcinogenic to humans. The EPA determined that naphthalene is a possible human carcinogen (Group C) and that the data are inadequate to assess the human carcinogenic potential of 2-methylnaphthalene.

### **How can naphthalene, 1-methylnaphthalene, or 2-methylnaphthalene affect children?**

Hospitals have reported many cases of hemolytic anemia in children, including newborns and infants, who either ate naphthalene mothballs or deodorants cakes or who were in close contact with clothing or blankets stored in naphthalene mothballs. Naphthalene can move from a pregnant woman's blood to the unborn baby's blood. Naphthalene has been detected in some samples of breast milk from the general U.S. population, but not at levels that are expected to be of concern.

There is no information on whether naphthalene has affected development in humans. No developmental abnormalities were observed in the offspring from rats, mice, and rabbits fed naphthalene during pregnancy.

We do not have any information on possible health effects of 1-methylnaphthalene or 2-methylnaphthalene on children.

### **How can families reduce the risks of exposure to naphthalene, 1-methylnaphthalene, and 2-methylnaphthalene?**

❑ Families can reduce the risks of exposure to naphthalene, 1-methylnaphthalene, and 2-methylnaphthalene by avoiding smoking tobacco, generating smoke during cooking, or using

fireplaces or heating appliances in their homes.

❑ If families use naphthalene-containing moth repellents, the material should be enclosed in containers that prevent vapors from escaping, and kept out of the reach from children.

❑ Blankets and clothing stored with naphthalene moth repellents should be aired outdoors to remove naphthalene odors and washed before they are used.

❑ Families should inform themselves of the contents of air deodorizers that are used in their homes and refrain from using deodorizers with naphthalene.

### **Is there a medical test to determine whether I've been exposed to naphthalene, 1-methylnaphthalene, and 2-methylnaphthalene?**

Tests are available that measure levels of these chemicals and their breakdown products in samples of urine, feces, blood, maternal milk, or body fat. These tests are not routinely available in a doctor's office because they require special equipment, but samples can be sent to special testing laboratories. These tests cannot determine exactly how much naphthalene, 1-methylnaphthalene, or 2-methylnaphthalene you were exposed to or predict whether harmful effects will occur. If the samples are collected within a day or two of exposure, then the tests can show if you were exposed to a large or small amount of naphthalene, 1-methylnaphthalene, or 2-methylnaphthalene.

### **Has the federal government made recommendations to protect human health?**

The EPA recommends that children not drink water with over 0.5 parts per million (0.5 ppm) naphthalene for more than 10 days or over 0.4 ppm for any longer than 7 years. Adults should not drink water with more than 1 ppm for more than 7 years. For water consumed over a lifetime (70 years), the EPA suggests that it contain no more than 0.1 ppm naphthalene.

The Occupational Safety and Health Administration (OSHA) set a limit of 10 ppm for the level of naphthalene in workplace air during an 8-hour workday, 40-hour workweek. The National Institute for Occupational Safety and Health (NIOSH) considers more than 500 ppm of naphthalene in air to be immediately dangerous to life or health. This is the exposure level of a chemical that is likely to impair a worker's ability to leave a contaminate area and therefore, results in permanent health problems or death.

### **References**

Agency for Toxic Substances and Disease Registry (ATSDR). 2005. Toxicological Profile for Naphthalene, 1-Methylnaphthalene, and 2-Methylnaphthalene (Update). Atlanta, GA: U.S. Department of Health and Human Services, Public Health Service.

**Where can I get more information?** For more information, contact the Agency for Toxic Substances and Disease Registry, Division of Toxicology, 1600 Clifton Road NE, Mailstop F-32, Atlanta, GA 30333. Phone: 1-888-422-8737, FAX: 770-488-4178. ToxFAQs Internet address via WWW is <http://www.atsdr.cdc.gov/toxfaq.html>. ATSDR can tell you where to find occupational and environmental health clinics. Their specialists can recognize, evaluate, and treat illnesses resulting from exposure to hazardous substances. You can also contact your community or state health or environmental quality department if you have any more questions or concerns.



This fact sheet answers the most frequently asked health questions (FAQs) about polycyclic aromatic hydrocarbons (PAHs). For more information, call the ATSDR Information Center at 1-888-422-8737. This fact sheet is one in a series of summaries about hazardous substances and their health effects. This information is important because this substance may harm you. The effects of exposure to any hazardous substance depend on the dose, the duration, how you are exposed, personal traits and habits, and whether other chemicals are present.

**SUMMARY:** Exposure to polycyclic aromatic hydrocarbons usually occurs by breathing air contaminated by wild fires or coal tar, or by eating foods that have been grilled. PAHs have been found in at least 600 of the 1,430 National Priorities List sites identified by the Environmental Protection Agency (EPA).

## What are polycyclic aromatic hydrocarbons?

(Pronounced pŏl'ī-sī'klīk ār'ə-măt'īk hī'drə-kar'bənz)

Polycyclic aromatic hydrocarbons (PAHs) are a group of over 100 different chemicals that are formed during the incomplete burning of coal, oil and gas, garbage, or other organic substances like tobacco or charbroiled meat. PAHs are usually found as a mixture containing two or more of these compounds, such as soot.

Some PAHs are manufactured. These pure PAHs usually exist as colorless, white, or pale yellow-green solids. PAHs are found in coal tar, crude oil, creosote, and roofing tar, but a few are used in medicines or to make dyes, plastics, and pesticides.

## What happens to PAHs when they enter the environment?

- ☐ PAHs enter the air mostly as releases from volcanoes, forest fires, burning coal, and automobile exhaust.
- ☐ PAHs can occur in air attached to dust particles.
- ☐ Some PAH particles can readily evaporate into the air from soil or surface waters.
- ☐ PAHs can break down by reacting with sunlight and other chemicals in the air, over a period of days to weeks.

- ☐ PAHs enter water through discharges from industrial and wastewater treatment plants.
- ☐ Most PAHs do not dissolve easily in water. They stick to solid particles and settle to the bottoms of lakes or rivers.
- ☐ Microorganisms can break down PAHs in soil or water after a period of weeks to months.
- ☐ In soils, PAHs are most likely to stick tightly to particles; certain PAHs move through soil to contaminate underground water.
- ☐ PAH contents of plants and animals may be much higher than PAH contents of soil or water in which they live.

## How might I be exposed to PAHs?

- ☐ Breathing air containing PAHs in the workplace of coking, coal-tar, and asphalt production plants; smoke-houses; and municipal trash incineration facilities.
- ☐ Breathing air containing PAHs from cigarette smoke, wood smoke, vehicle exhausts, asphalt roads, or agricultural burn smoke.
- ☐ Coming in contact with air, water, or soil near hazardous waste sites.
- ☐ Eating grilled or charred meats; contaminated cereals, flour, bread, vegetables, fruits, meats; and processed or pickled foods.
- ☐ Drinking contaminated water or cow's milk.



ToxFAQs Internet address via WWW is <http://www.atsdr.cdc.gov/toxfaq.html>

- ❑ Nursing infants of mothers living near hazardous waste sites may be exposed to PAHs through their mother's milk.

### How can PAHs affect my health?

Mice that were fed high levels of one PAH during pregnancy had difficulty reproducing and so did their offspring. These offspring also had higher rates of birth defects and lower body weights. It is not known whether these effects occur in people.

Animal studies have also shown that PAHs can cause harmful effects on the skin, body fluids, and ability to fight disease after both short- and long-term exposure. But these effects have not been seen in people.

### How likely are PAHs to cause cancer?

The Department of Health and Human Services (DHHS) has determined that some PAHs may reasonably be expected to be carcinogens.

Some people who have breathed or touched mixtures of PAHs and other chemicals for long periods of time have developed cancer. Some PAHs have caused cancer in laboratory animals when they breathed air containing them (lung cancer), ingested them in food (stomach cancer), or had them applied to their skin (skin cancer).

### Is there a medical test to show whether I've been exposed to PAHs?

In the body, PAHs are changed into chemicals that can attach to substances within the body. There are special tests that can detect PAHs attached to these substances in body tissues or blood. However, these tests cannot tell whether any

health effects will occur or find out the extent or source of your exposure to the PAHs. The tests aren't usually available in your doctor's office because special equipment is needed to conduct them.

### Has the federal government made recommendations to protect human health?

The Occupational Safety and Health Administration (OSHA) has set a limit of 0.2 milligrams of PAHs per cubic meter of air ( $0.2 \text{ mg/m}^3$ ). The OSHA Permissible Exposure Limit (PEL) for mineral oil mist that contains PAHs is  $5 \text{ mg/m}^3$  averaged over an 8-hour exposure period.

The National Institute for Occupational Safety and Health (NIOSH) recommends that the average workplace air levels for coal tar products not exceed  $0.1 \text{ mg/m}^3$  for a 10-hour workday, within a 40-hour workweek. There are other limits for workplace exposure for things that contain PAHs, such as coal, coal tar, and mineral oil.

### Glossary

Carcinogen: A substance that can cause cancer.

Ingest: Take food or drink into your body.

### References

Agency for Toxic Substances and Disease Registry (ATSDR). 1995. Toxicological profile for polycyclic aromatic hydrocarbons. Atlanta, GA: U.S. Department of Health and Human Services, Public Health Service.

**Where can I get more information?** For more information, contact the Agency for Toxic Substances and Disease Registry, Division of Toxicology, 1600 Clifton Road NE, Mailstop F-32, Atlanta, GA 30333. Phone: 1-888-422-8737, FAX: 770-488-4178. ToxFAQs Internet address via WWW is <http://www.atsdr.cdc.gov/toxfaq.html> ATSDR can tell you where to find occupational and environmental health clinics. Their specialists can recognize, evaluate, and treat illnesses resulting from exposure to hazardous substances. You can also contact your community or state health or environmental quality department if you have any more questions or concerns.



**This fact sheet answers the most frequently asked health questions (FAQs) about selenium. For more information, call the ATSDR Information Center at 1-888-422-8737. This fact sheet is one in a series of summaries about hazardous substances and their health effects. It is important you understand this information because this substance may harm you. The effects of exposure to any hazardous substance depend on the dose, the duration, how you are exposed, personal traits and habits, and whether other chemicals are present.**

**HIGHLIGHTS:** People may be exposed to low levels of selenium daily through food and water. Selenium is a trace mineral needed in small amounts for good health, but exposure to much higher levels can result in neurological effects and brittle hair and deformed nails. Occupational inhalation exposure to selenium vapors may cause dizziness, fatigue, irritation of mucous membranes, and respiratory effects. This substance has been found in at least 508 of the 1,636 National Priorities List sites identified by the Environmental Protection Agency (EPA).

## What is selenium?

Selenium is a naturally occurring mineral element that is distributed widely in nature in most rocks and soils. In its pure form, it exists as metallic gray to black hexagonal crystals, but in nature it is usually combined with sulfide or with silver, copper, lead, and nickel minerals. Most processed selenium is used in the electronics industry, but it is also used: as a nutritional supplement; in the glass industry; as a component of pigments in plastics, paints, enamels, inks, and rubber; in the preparation of pharmaceuticals; as a nutritional feed additive for poultry and livestock; in pesticide formulations; in rubber production; as an ingredient in antidandruff shampoos; and as a constituent of fungicides. Radioactive selenium is used in diagnostic medicine.

## What happens to selenium when it enters the environment?

- ☐ Selenium occurs naturally in the environment and can be released by both natural and manufacturing processes.
- ☐ Selenium dust can enter the air from burning coal and oil. This selenium dust will eventually settle over the land and water.
- ☐ It also enters water from rocks and soil, and from agricultural and industrial waste. Some selenium compounds will dissolve in water, and some will settle to the bottom as particles.

☐ Insoluble forms of selenium will remain in soil, but soluble forms are very mobile and may enter surface water from soils.

☐ Selenium may accumulate up the food chain.

## How might I be exposed to selenium?

- ☐ The general population is exposed to very low levels of selenium in air, food, and water. The majority of the daily intake comes from food.
- ☐ People working in or living near industries where selenium is produced, processed, or converted into commercial products may be exposed to higher levels of selenium in the air.
- ☐ People living in the vicinity of hazardous waste sites or coal burning plants may also be exposed to higher levels of selenium.

## How can selenium affect my health?

Selenium has both beneficial and harmful effects. Low doses of selenium are needed to maintain good health. However, exposure to high levels can cause adverse health effects. Short-term oral exposure to high concentrations of selenium may cause nausea, vomiting, and diarrhea. Chronic oral exposure to high concentrations of selenium compounds can produce a disease called selenosis. The major signs of selenosis are hair loss, nail brittleness, and neurological abnormalities (such as numbness and other odd sensations).

**ToxFAQs™ Internet address is <http://www.atsdr.cdc.gov/toxfaq.html>**

in the extremities).

Brief exposures to high levels of elemental selenium or selenium dioxide in air can result in respiratory tract irritation, bronchitis, difficulty breathing, and stomach pains. Longer-term exposure to either of these air-borne forms can cause respiratory irritation, bronchial spasms, and coughing. Levels of these forms of selenium that would be necessary to produce such effects are normally not seen outside of the workplace.

Animal studies have shown that very high amounts of selenium can affect sperm production and the female reproductive cycle. We do not know if similar effects would occur in humans.

### **How likely is selenium to cause cancer?**

Studies of laboratory animals and people show that most selenium compounds probably do not cause cancer. In fact, studies in humans suggest that lower-than-normal selenium levels in the diet might increase the risk of cancer.

The International Agency for Research on Cancer (IARC) has determined that selenium and selenium compounds are not classifiable as to their carcinogenicity to humans.

The EPA has determined that one specific form of selenium, selenium sulfide, is a probable human carcinogen. Selenium sulfide is not present in foods and is a very different chemical from the organic and inorganic selenium compounds found in foods and in the environment.

### **How can selenium affect children?**

It is likely that the health effects seen in children exposed to selenium will be similar to the effects seen in adults.

However, one study found that children may be less susceptible to the health effects of selenium than adults. Selenium compounds have not been shown to cause birth defects in humans or in other mammals.

### **How can families reduce the risk of exposure to selenium?**

☐ Certain dietary supplements and shampoos contain selenium; these should be used according to the

manufacturer's directions.

☐ Children living near waste sites that contain selenium or coal burning plants should be encouraged to wash their hands before eating and to avoid putting their unwashed hands in their mouths.

### **Is there a medical test to show whether I've been exposed to selenium?**

Low levels of selenium are normally found in body tissues and urine. Blood and urine tests for selenium are most useful for people who have recently been exposed to high levels. Toenail clippings can be used to determine longer-term exposure. These tests are not usually available at your doctor's office, but your doctor can send the samples to a laboratory that can perform the tests. None of these tests, however, can predict whether you will experience any health effects.

### **Has the federal government made recommendations to protect human health?**

The EPA restricts the amount of selenium allowed in public water supplies to 50 parts total selenium per billion parts of water (50 ppb).

The Occupational Safety and Health Administration (OSHA) sets a limit of 0.2 mg selenium/m<sup>3</sup> of workroom air for an 8-hour work shift.

ATSDR and the EPA have determined that 5 micrograms of selenium per kilogram of body weight taken daily would not be expected to cause any adverse health effects over a lifetime of such intake.

### **References**

Agency for Toxic Substances and Disease Registry (ATSDR). 2003. Toxicological Profile for Selenium (Update). Atlanta, GA: U.S. Department of Health and Human Services, Public Health Service.

**Where can I get more information?** For more information, contact the Agency for Toxic Substances and Disease Registry, Division of Toxicology, 1600 Clifton Road NE, Mailstop F-32, Atlanta, GA 30333. Phone: 1-888-422-8737, FAX: 770-488-4178. ToxFAQs Internet address via WWW is <http://www.atsdr.cdc.gov/toxfaq.html>. ATSDR can tell you where to find occupational and environmental health clinics. Their specialists can recognize, evaluate, and treat illnesses resulting from exposure to hazardous substances. You can also contact your community or state health or environmental quality department if you have any more questions or concerns.



This fact sheet answers the most frequently asked health questions (FAQs) about trichloroethylene. For more information, call the ATSDR Information Center at 1-888-422-8737. This fact sheet is one in a series of summaries about hazardous substances and their health effects. This information is important because this substance may harm you. The effects of exposure to any hazardous substance depend on the dose, the duration, how you are exposed, personal traits and habits, and whether other chemicals are present.

**HIGHLIGHTS:** Trichloroethylene is a colorless liquid which is used as a solvent for cleaning metal parts. Drinking or breathing high levels of trichloroethylene may cause nervous system effects, liver and lung damage, abnormal heartbeat, coma, and possibly death. Trichloroethylene has been found in at least 852 of the 1,430 National Priorities List sites identified by the Environmental Protection Agency (EPA).

### What is trichloroethylene?

Trichloroethylene (TCE) is a nonflammable, colorless liquid with a somewhat sweet odor and a sweet, burning taste. It is used mainly as a solvent to remove grease from metal parts, but it is also an ingredient in adhesives, paint removers, typewriter correction fluids, and spot removers.

Trichloroethylene is not thought to occur naturally in the environment. However, it has been found in underground water sources and many surface waters as a result of the manufacture, use, and disposal of the chemical.

### What happens to trichloroethylene when it enters the environment?

- ❑ Trichloroethylene dissolves a little in water, but it can remain in ground water for a long time.
- ❑ Trichloroethylene quickly evaporates from surface water, so it is commonly found as a vapor in the air.
- ❑ Trichloroethylene evaporates less easily from the soil than from surface water. It may stick to particles and remain for a long time.
- ❑ Trichloroethylene may stick to particles in water, which will cause it to eventually settle to the bottom sediment.
- ❑ Trichloroethylene does not build up significantly in

plants and animals.

### How might I be exposed to trichloroethylene?

- ❑ Breathing air in and around the home which has been contaminated with trichloroethylene vapors from shower water or household products such as spot removers and typewriter correction fluid.
- ❑ Drinking, swimming, or showering in water that has been contaminated with trichloroethylene.
- ❑ Contact with soil contaminated with trichloroethylene, such as near a hazardous waste site.
- ❑ Contact with the skin or breathing contaminated air while manufacturing trichloroethylene or using it at work to wash paint or grease from skin or equipment.

### How can trichloroethylene affect my health?

Breathing small amounts may cause headaches, lung irritation, dizziness, poor coordination, and difficulty concentrating.

Breathing large amounts of trichloroethylene may cause impaired heart function, unconsciousness, and death. Breathing it for long periods may cause nerve, kidney, and liver damage.

ToxFAQs™ Internet address is <http://www.atsdr.cdc.gov/toxfaq.html>

Drinking large amounts of trichloroethylene may cause nausea, liver damage, unconsciousness, impaired heart function, or death.

Drinking small amounts of trichloroethylene for long periods may cause liver and kidney damage, impaired immune system function, and impaired fetal development in pregnant women, although the extent of some of these effects is not yet clear.

Skin contact with trichloroethylene for short periods may cause skin rashes.

### How likely is trichloroethylene to cause cancer?

Some studies with mice and rats have suggested that high levels of trichloroethylene may cause liver, kidney, or lung cancer. Some studies of people exposed over long periods to high levels of trichloroethylene in drinking water or in workplace air have found evidence of increased cancer. Although, there are some concerns about the studies of people who were exposed to trichloroethylene, some of the effects found in people were similar to effects in animals.

In its 9<sup>th</sup> Report on Carcinogens, the National Toxicology Program (NTP) determined that trichloroethylene is “reasonably anticipated to be a human carcinogen.” The International Agency for Research on Cancer (IARC) has determined that trichloroethylene is “probably carcinogenic to humans.”

### Is there a medical test to show whether I’ve been exposed to trichloroethylene?

If you have recently been exposed to trichloroethylene, it can be detected in your breath, blood, or urine. The breath test, if it is performed soon after exposure, can tell if you have been exposed to even a small amount of trichloroethylene.

Exposure to larger amounts is assessed by blood

and urine tests, which can detect trichloroethylene and many of its breakdown products for up to a week after exposure. However, exposure to other similar chemicals can produce the same breakdown products, so their detection is not absolute proof of exposure to trichloroethylene. This test isn’t available at most doctors’ offices, but can be done at special laboratories that have the right equipment.

### Has the federal government made recommendations to protect human health?

The EPA has set a maximum contaminant level for trichloroethylene in drinking water at 0.005 milligrams per liter (0.005 mg/L) or 5 parts of TCE per billion parts water.

The EPA has also developed regulations for the handling and disposal of trichloroethylene.

The Occupational Safety and Health Administration (OSHA) has set an exposure limit of 100 parts of trichloroethylene per million parts of air (100 ppm) for an 8-hour workday, 40-hour workweek.

### Glossary

Carcinogenicity: The ability of a substance to cause cancer.

CAS: Chemical Abstracts Service.

Evaporate: To change into a vapor or gas.

Milligram (mg): One thousandth of a gram.

Nonflammable: Will not burn.

ppm: Parts per million.

Sediment: Mud and debris that have settled to the bottom of a body of water.

Solvent: A chemical that dissolves other substances.

### References

This ToxFAQs information is taken from the 1997 Toxicological Profile for Trichloroethylene (update) produced by the Agency for Toxic Substances and Disease Registry, Public Health Service, U.S. Department of Health and Human Services, Public Health Service in Atlanta, GA.

**Where can I get more information?** For more information, contact the Agency for Toxic Substances and Disease Registry, Division of Toxicology, 1600 Clifton Road NE, Mailstop F-32, Atlanta, GA 30333. Phone: 1-888-422-8737, FAX: 770-488-4178. ToxFAQs™ Internet address is <http://www.atsdr.cdc.gov/toxfaq.html>. ATSDR can tell you where to find occupational and environmental health clinics. Their specialists can recognize, evaluate, and treat illnesses resulting from exposure to hazardous substances. You can also contact your community or state health or environmental quality department if you have any more questions or concerns.

This fact sheet answers the most frequently asked health questions (FAQs) about tetrachloroethylene. For more information, call the ATSDR Information Center at 1-888-422-8737. This fact sheet is one in a series of summaries about hazardous substances and their health effects. It's important you understand this information because this substance may harm you. The effects of exposure to any hazardous substance depend on the dose, the duration, how you are exposed, personal traits and habits, and whether other chemicals are present.

**HIGHLIGHTS:** Tetrachloroethylene is a manufactured chemical used for dry cleaning and metal degreasing. Exposure to very high concentrations of tetrachloroethylene can cause dizziness, headaches, sleepiness, confusion, nausea, difficulty in speaking and walking, unconsciousness, and death. Tetrachloroethylene has been found in at least 771 of the 1,430 National Priorities List sites identified by the Environmental Protection Agency (EPA).

## What is tetrachloroethylene?

(Pronounced tět'rə-klôr' ō-ěth'ə-lēn')

Tetrachloroethylene is a manufactured chemical that is widely used for dry cleaning of fabrics and for metal-degreasing. It is also used to make other chemicals and is used in some consumer products.

Other names for tetrachloroethylene include perchloroethylene, PCE, and tetrachloroethene. It is a nonflammable liquid at room temperature. It evaporates easily into the air and has a sharp, sweet odor. Most people can smell tetrachloroethylene when it is present in the air at a level of 1 part tetrachloroethylene per million parts of air (1 ppm) or more, although some can smell it at even lower levels.

## What happens to tetrachloroethylene when it enters the environment?

- ☐ Much of the tetrachloroethylene that gets into water or soil evaporates into the air.
- ☐ Microorganisms can break down some of the tetrachloroethylene in soil or underground water.
- ☐ In the air, it is broken down by sunlight into other chemicals or brought back to the soil and water by rain.
- ☐ It does not appear to collect in fish or other animals that live in water.

## How might I be exposed to tetrachloroethylene?

- ☐ When you bring clothes from the dry cleaners, they will release small amounts of tetrachloroethylene into the air.
- ☐ When you drink water containing tetrachloroethylene, you are exposed to it.

## How can tetrachloroethylene affect my health?

High concentrations of tetrachloroethylene (particularly in closed, poorly ventilated areas) can cause dizziness, headache, sleepiness, confusion, nausea, difficulty in speaking and walking, unconsciousness, and death.

Irritation may result from repeated or extended skin contact with it. These symptoms occur almost entirely in work (or hobby) environments when people have been accidentally exposed to high concentrations or have intentionally used tetrachloroethylene to get a "high."

In industry, most workers are exposed to levels lower than those causing obvious nervous system effects. The health effects of breathing in air or drinking water with low levels of tetrachloroethylene are not known.

Results from some studies suggest that women who work in dry cleaning industries where exposures to tetrachloroethyl-

**ToxFAQs Internet home page via WWW is <http://www.atsdr.cdc.gov/toxfaq.html>**

ene can be quite high may have more menstrual problems and spontaneous abortions than women who are not exposed. However, it is not known if tetrachloroethylene was responsible for these problems because other possible causes were not considered.

Results of animal studies, conducted with amounts much higher than those that most people are exposed to, show that tetrachloroethylene can cause liver and kidney damage. Exposure to very high levels of tetrachloroethylene can be toxic to the unborn pups of pregnant rats and mice. Changes in behavior were observed in the offspring of rats that breathed high levels of the chemical while they were pregnant.

### **How likely is tetrachloroethylene to cause cancer?**

The Department of Health and Human Services (DHHS) has determined that tetrachloroethylene may reasonably be anticipated to be a carcinogen. Tetrachloroethylene has been shown to cause liver tumors in mice and kidney tumors in male rats.

### **Is there a medical test to show whether I've been exposed to tetrachloroethylene?**

One way of testing for tetrachloroethylene exposure is to measure the amount of the chemical in the breath, much the same way breath-alcohol measurements are used to determine the amount of alcohol in the blood.

Because it is stored in the body's fat and slowly released into the bloodstream, tetrachloroethylene can be detected in the breath for weeks following a heavy exposure.

Tetrachloroethylene and trichloroacetic acid (TCA), a breakdown product of tetrachloroethylene, can be detected in the blood. These tests are relatively simple to perform. These tests aren't available at most doctors' offices, but can be per-

formed at special laboratories that have the right equipment.

Because exposure to other chemicals can produce the same breakdown products in the urine and blood, the tests for breakdown products cannot determine if you have been exposed to tetrachloroethylene or the other chemicals.

### **Has the federal government made recommendations to protect human health?**

The EPA maximum contaminant level for the amount of tetrachloroethylene that can be in drinking water is 0.005 milligrams tetrachloroethylene per liter of water (0.005 mg/L).

The Occupational Safety and Health Administration (OSHA) has set a limit of 100 ppm for an 8-hour workday over a 40-hour workweek.

The National Institute for Occupational Safety and Health (NIOSH) recommends that tetrachloroethylene be handled as a potential carcinogen and recommends that levels in workplace air should be as low as possible.

### **Glossary**

Carcinogen: A substance with the ability to cause cancer.

CAS: Chemical Abstracts Service.

Milligram (mg): One thousandth of a gram.

Nonflammable: Will not burn.

### **References**

This ToxFAQs information is taken from the 1997 Toxicological Profile for Tetrachloroethylene (update) produced by the Agency for Toxic Substances and Disease Registry, Public Health Service, U.S. Department of Health and Human Services, Public Health Service in Atlanta, GA.

**Where can I get more information?** For more information, contact the Agency for Toxic Substances and Disease Registry, Division of Toxicology, 1600 Clifton Road NE, Mailstop F-32, Atlanta, GA 30333. Phone: 1-888-422-8737, FAX: 770-488-4178. ToxFAQs Internet address via WWW is <http://www.atsdr.cdc.gov/toxfaq.html> ATSDR can tell you where to find occupational and environmental health clinics. Their specialists can recognize, evaluate, and treat illnesses resulting from exposure to hazardous substances. You can also contact your community or state health or environmental quality department if you have any more questions or concerns.





This fact sheet answers the most frequently asked health questions (FAQs) about xylene. For more information, call the ATSDR Information Center at 1-888-422-8737. This fact sheet is one in a series of summaries about hazardous substances and their health effects. It's important you understand this information because this substance may harm you. The effects of exposure to any hazardous substance depend on the dose, the duration, how you are exposed, personal traits and habits, and whether other chemicals are present.

**SUMMARY:** Exposure to xylene occurs in the workplace and when you use paint, gasoline, paint thinners and other products that contain it. People who breathe high levels may have dizziness, confusion, and a change in their sense of balance. This substance has been found in at least 658 of the 1,430 National Priorities List sites identified by the Environmental Protection Agency (EPA).

## What is xylene?

(Pronounced zī'lēn)

Xylene is a colorless, sweet-smelling liquid that catches on fire easily. It occurs naturally in petroleum and coal tar and is formed during forest fires. You can smell xylene in air at 0.08–3.7 parts of xylene per million parts of air (ppm) and begin to taste it in water at 0.53–1.8 ppm.

Chemical industries produce xylene from petroleum. It's one of the top 30 chemicals produced in the United States in terms of volume.

Xylene is used as a solvent and in the printing, rubber, and leather industries. It is also used as a cleaning agent, a thinner for paint, and in paints and varnishes. It is found in small amounts in airplane fuel and gasoline.

## What happens to xylene when it enters the environment?

- ☐ Xylene has been found in waste sites and landfills when discarded as used solvent, or in varnish, paint, or paint thinners.
- ☐ It evaporates quickly from the soil and surface water into the air.

- ☐ In the air, it is broken down by sunlight into other less harmful chemicals.
- ☐ It is broken down by microorganisms in soil and water.
- ☐ Only a small amount of it builds up in fish, shellfish, plants, and animals living in xylene-contaminated water.

## How might I be exposed to xylene?

- ☐ Breathing xylene in workplace air or in automobile exhaust.
- ☐ Breathing contaminated air.
- ☐ Touching gasoline, paint, paint removers, varnish, shellac, and rust preventatives that contain it.
- ☐ Breathing cigarette smoke that has small amounts of xylene in it.
- ☐ Drinking contaminated water or breathing air near waste sites and landfills that contain xylene.
- ☐ The amount of xylene in food is likely to be low.

## How can xylene affect my health?

Xylene affects the brain. High levels from exposure for short periods (14 days or less) or long periods (more than 1 year) can cause headaches, lack of muscle coordination, dizziness, confusion, and changes in one's sense of balance. Exposure of



ToxFAQs Internet home page via WWW is <http://www.atsdr.cdc.gov/toxfaq.html>

people to high levels of xylene for short periods can also cause irritation of the skin, eyes, nose, and throat; difficulty in breathing; problems with the lungs; delayed reaction time; memory difficulties; stomach discomfort; and possibly changes in the liver and kidneys. It can cause unconsciousness and even death at very high levels.

Studies of unborn animals indicate that high concentrations of xylene may cause increased numbers of deaths, and delayed growth and development. In many instances, these same concentrations also cause damage to the mothers. We do not know if xylene harms the unborn child if the mother is exposed to low levels of xylene during pregnancy.

### How likely is xylene to cause cancer?

The International Agency for Research on Cancer (IARC) has determined that xylene is not classifiable as to its carcinogenicity in humans.

Human and animal studies have not shown xylene to be carcinogenic, but these studies are not conclusive and do not provide enough information to conclude that xylene does not cause cancer.

### Is there a medical test to show whether I've been exposed to xylene?

Laboratory tests can detect xylene or its breakdown products in exhaled air, blood, or urine. There is a high degree of agreement between the levels of exposure to xylene and the levels of xylene breakdown products in the urine. However, a urine sample must be provided very soon after exposure ends because xylene quickly leaves the body. These tests are not routinely available at your doctor's office.

### Has the federal government made recommendations to protect human health?

The EPA has set a limit of 10 ppm of xylene in drinking water.

The EPA requires that spills or accidental releases of xylenes into the environment of 1,000 pounds or more must be reported.

The Occupational Safety and Health Administration (OSHA) has set a maximum level of 100 ppm xylene in workplace air for an 8-hour workday, 40-hour workweek.

The National Institute for Occupational Safety and Health (NIOSH) and the American Conference of Governmental Industrial Hygienists (ACGIH) also recommend exposure limits of 100 ppm in workplace air.

NIOSH has recommended that 900 ppm of xylene be considered immediately dangerous to life or health. This is the exposure level of a chemical that is likely to cause permanent health problems or death.

### Glossary

Evaporate: To change from a liquid into a vapor or a gas.

Carcinogenic: Having the ability to cause cancer.

CAS: Chemical Abstracts Service.

ppm: Parts per million.

Solvent: A liquid that can dissolve other substances.

### References

Agency for Toxic Substances and Disease Registry (ATSDR). 1995. Toxicological profile for xylenes (update). Atlanta, GA: U.S. Department of Health and Human Services, Public Health Service.

**Where can I get more information?** For more information, contact the Agency for Toxic Substances and Disease Registry, Division of Toxicology, 1600 Clifton Road NE, Mailstop E-29, Atlanta, GA 30333. Phone: 1-888-422-8737, FAX: 404-498-0093. ToxFAQs Internet address via WWW is <http://www.atsdr.cdc.gov/toxfaq.html> ATSDR can tell you where to find occupational and environmental health clinics. Their specialists can recognize, evaluate, and treat illnesses resulting from exposure to hazardous substances. You can also contact your community or state health or environmental quality department if you have any more questions or concerns.



**ATTACHEMENT B**

**WEST NILE VIRUS/ST. LOUIS ENCEPHALITIS PREVENTION**

## **WEST NILE VIRUS/ST. LOUIS ENCEPHALITIS PREVENTION**

The following section is based upon information provided by the CDC Division of Vector-Borne Infectious Diseases. Symptoms of West Nile Virus include fever, headache, and body aches, occasionally with skin rash and swollen lymph glands, with most infections being mild. More severe infection may be marked by headache, high fever, neck stiffness, stupor, disorientation, coma, tremors, convulsions, muscle weakness, paralysis, and, rarely, death. Most infections of St. Louis encephalitis are mild without apparent symptoms other than fever with headache. More severe infection is marked by headache, high fever, neck stiffness, stupor, disorientation, coma, tremors, occasional convulsions (especially infants) and spastic (but rarely flaccid) paralysis. The only way to avoid infection of West Nile Virus and St. Louis encephalitis is to avoid mosquito bites. To reduce the chance of mosquito contact:

- Stay indoors at dawn, dusk, and in the early evening.
- Wear long-sleeved shirts and long pants whenever you are outdoors.
- Spray clothing with repellents containing permethrin or DEET (N, N-diethyl-meta-toluamide), since mosquitoes may bite through thin clothing.
- Apply insect repellent sparingly to exposed skin. An effective repellent will contain 35% DEET. DEET in high concentrations (greater than 35%) provides no additional protection.
- Repellents may irritate the eyes and mouth.
- Whenever you use an insecticide or insect repellent, be sure to read and follow the manufacturer's directions for use, as printed on the product.

**ATTACHMENT C**  
**REPORT FORMS**

## WEEKLY SAFETY REPORT FORM

Week Ending: \_\_\_\_\_ Project Name/Number: \_\_\_\_\_

Report Date: \_\_\_\_\_ Project Manager Name: \_\_\_\_\_

Summary of any violations of procedures occurring that week:

---

---

---

Summary of any job related injuries, illnesses, or near misses that week:

---

---

---

---

Summary of air monitoring data that week (include and sample analyses, action levels exceeded, and actions taken):

---

---

---

Comments:

---

---

---

Name: \_\_\_\_\_ Company: \_\_\_\_\_

Signature: \_\_\_\_\_ Title: \_\_\_\_\_

## INCIDENT REPORT FORM

Date of Report: \_\_\_\_\_

Injured: \_\_\_\_\_

Employer: \_\_\_\_\_

Site: \_\_\_\_\_ Site Location: \_\_\_\_\_

Report Prepared By: \_\_\_\_\_  
Signature Title

### ACCIDENT/INCIDENT CATEGORY (check all that applies)

<input type="checkbox"/> Injury	<input type="checkbox"/> Illness	<input type="checkbox"/> Near Miss
<input type="checkbox"/> Property Damage	<input type="checkbox"/> Fire	<input type="checkbox"/> Chemical Exposure
<input type="checkbox"/> On-site Equipment	<input type="checkbox"/> Motor Vehicle	<input type="checkbox"/> Electrical
<input type="checkbox"/> Mechanical	<input type="checkbox"/> Spill	<input type="checkbox"/> Other

**DATE AND TIME OF ACCIDENT/INCIDENT:** Narrative report of Accident/Incident: Identify: 1) actions leading to or contributing to the accident/incident; 2) the accident/incident occurrence; and 3) actions following the accident/incident.

---

---

---

---

---

---

---

---

---

---

### WITNESS TO ACCIDENT/INCIDENT:

Name: _____	Company: _____
Address: _____	Address: _____
Phone No.: _____	Phone No.: _____
Name: _____	Company: _____
Address: _____	Address: _____
Phone No.: _____	Phone No.: _____

**INJURED - ILL:**

Name: \_\_\_\_\_ SSN: \_\_\_\_\_

Address: \_\_\_\_\_ Age: \_\_\_\_\_

Length of Service: \_\_\_\_\_ Time on Present Job: \_\_\_\_\_

Time/Classification: \_\_\_\_\_

**SEVERITY OF INJURY OR ILLNESS:**

\_\_\_ Disabling                      \_\_\_ Non-disabling                      \_\_\_ Fatality

\_\_\_ Medical Treatment                      \_\_\_ First Aid Only

**ESTIMATED NUMBER OF DAYS AWAY FROM JOB:** \_\_\_\_\_**NATURE OF INJURY OR ILLNESS:** \_\_\_\_\_\_\_\_\_\_  
\_\_\_\_\_**CLASSIFICATION OF INJURY:**

___ Abrasions	___ Dislocations	___ Punctures
___ Bites	___ Faint/Dizziness	___ Radiation Burns
___ Blisters	___ Fractures	___ Respiratory Allergy
___ Bruises	___ Frostbite	___ Sprains
___ Chemical Burns	___ Heat Burns	___ Toxic Resp. Exposure
___ Cold Exposure	___ Heat Exhaustion	___ Toxic Ingestion
___ Concussion	___ Heat Stroke	___ Dermal Allergy
___ Lacerations		

Part of Body Affected: \_\_\_\_\_

Degree of Disability: \_\_\_\_\_

Date Medical Care was Received: \_\_\_\_\_

Where Medical Care was Received: \_\_\_\_\_

Address (if off-site): \_\_\_\_\_

(If two or more injuries, record on separate sheets)



**PROPERTY DAMAGE:**

Description of Damage: \_\_\_\_\_

Cost of Damage: \$ \_\_\_\_\_

**ACCIDENT/INCIDENT LOCATION:** \_\_\_\_\_

**ACCIDENT/INCIDENT ANALYSIS:** Causative agent most directly related to accident/incident  
(Object, substance, material, machinery, equipment, conditions)

---

---

---

---

Was weather a factor?: \_\_\_\_\_

Unsafe mechanical/physical/environmental condition at time of accident/incident (Be specific):

---

---

Personal factors (Attitude, knowledge or skill, reaction time, fatigue):

---

---

**ON-SITE ACCIDENTS/INCIDENTS:**

Level of personal protection equipment required in Site Safety Plan:

---

---

Modifications:

Was injured using required equipment?:

---

---

If not, how did actual equipment use differ from plan?:

---

---

ACTION TAKEN TO PREVENT RECURRENCE: (Be specific. What has or will be done? When will it be done? Who is the responsible party to insure that the correction is made?)

---

---

---

---

**ACCIDENT/INCIDENT REPORT REVIEWED BY:**

SSO Name Printed

SSO Signature

**OTHERS PARTICIPATING IN INVESTIGATION:**

Signature

Title

Signature

Title

Signature

Title

**ACCIDENT/INCIDENT FOLLOW-UP:**      Date:

Outcome of accident/incident:

---

---

---

Physician's recommendations:

---

---

---

Date injured returned to work:

Follow-up performed by:

Signature

Title

**ATTACH ANY ADDITIONAL INFORMATION TO THIS FORM**

**ATTACHMENT D**  
**EMERGENCY HAND SIGNALS**

## **EMERGENCY SIGNALS**

In most cases, field personnel will carry portable radios for communication. If this is the case, a transmission that indicates an emergency will take priority over all other transmissions. All other site radios will yield the frequency to the emergency transmissions.

Where radio communications is not available, the following air-horn and/or hand signals will be used:

### **EMERGENCY HAND SIGNALS**

**OUT OF AIR, CAN'T BREATHE!**



**Hand gripping throat**

**LEAVE AREA IMMEDIATELY,  
NO DEBATE!**

**(No Picture) Grip partner's wrist or place both hands around waist**

**NEED ASSISTANCE!**



**Hands on top of head**

**OKAY! – I'M ALL RIGHT!  
- I UNDERSTAND!**



**Thumbs up**

**NO! - NEGATIVE!**



**Thumbs down**

**ATTACHMENT E**  
**SPECIAL REQUIREMENTS CAMP**

### Special Requirements for Work Within 20 Feet of Potentially Exposed Individuals or Structures

When work areas are within 20 feet of potentially exposed populations or occupied structures, the continuous monitoring locations for VOCs and particulates must reflect the nearest potentially exposed individuals and the location of ventilation system intakes for nearby structures. The use of engineering controls such as vapor/dust barriers, temporary negative-pressure enclosures, or special ventilation devices should be considered to prevent exposures related to the work activities and to control dust and odors. Consideration should be given to implementing the planned activities when potentially exposed populations are at a minimum, such as during weekends or evening hours in non-residential settings.

- If total VOC concentrations opposite the walls of occupied structures or next to intake vents exceed 1 ppm, monitoring should occur within the occupied structure(s). Background readings in the occupied spaces must be taken prior to commencement of the planned work. Any unusual background readings should be discussed with NYSDOH prior to commencement of the work.
- If total particulate concentrations opposite the walls of occupied structures or next to intake vents exceed 150 mcg/m<sup>3</sup>, work activities should be suspended until controls are implemented and are successful in reducing the total particulate concentration to 150 mcg/m<sup>3</sup> or less at the monitoring point.
- Depending upon the nature of contamination and remedial activities, other parameters (e.g., explosivity, oxygen, hydrogen sulfide, carbon monoxide) may also need to be monitored. Response levels and actions should be pre-determined, as necessary, for each site.

### Special Requirements for Indoor Work With Co-Located Residences or Facilities

Unless a self-contained, negative-pressure enclosure with proper emission controls will encompass the work area, all individuals not directly involved with the planned work must be absent from the room in which the work will occur. Monitoring requirements shall be as stated above under “Special Requirements for Work Within 20 Feet of Potentially Exposed Individuals or Structures” except that in this instance “nearby/occupied structures” would be adjacent occupied rooms. Additionally, the location of all exhaust vents in the room and their discharge points, as well as potential vapor pathways (openings, conduits, etc.) relative to adjoining rooms, should be understood and the monitoring locations established accordingly. In these situations, it is strongly recommended that exhaust fans or other engineering controls be used to create negative air pressure within the work area during remedial activities. Additionally, it is strongly recommended that the planned work be implemented during hours (e.g. weekends or evenings) when building occupancy is at a minimum.

**APPENDIX C**  
**QUALITY ASSURANCE PROJECT PLAN (QAPP)**



**POP DISPLAYS MANUFACTURING SITE**  
**30-77 VERNON BOULEVARD AND 30-80 12<sup>TH</sup> STREET**  
**QUEENS, NEW YORK**

---

**Quality Assurance Project Plan**

**AKRF Project Number: 180066**  
**BCP Site Number: C2411811**

**Prepared for:**

New York State Department of Environmental Conservation  
Division of Environmental Remediation, Remedial Bureau B  
625 Broadway, 12<sup>th</sup> Floor  
Albany, New York 12233

**On Behalf Of:**

Astoria West, LLC  
375 Greenwich, 3<sup>rd</sup> Floor  
New York, New York 10013

**Prepared by:**



AKRF, Inc.  
440 Park Avenue South  
New York, New York 10016  
(212) 696-0670

---

**OCTOBER 2024**

## **TABLE OF CONTENTS**

1.0	INTRODUCTION .....	1
2.0	PROJECT TEAM .....	2
2.1	Remedial Engineer .....	2
2.2	Quality Assurance/Quality Control (QA/QC) Officer .....	2
2.3	Project Manager/Project Director .....	2
2.4	Field Team Leader/Technician, Site Safety Officer (SSO), and Alternate .....	2
2.5	Laboratory Quality Assurance/Quality Control (QA/QC) Officer .....	2
3.0	STANDARD OPERATING PROCEDURES (SOPs) .....	4
3.1	Sampling Equipment Decontamination .....	4
3.2	Management of Investigation-Derived Waste (IDW) .....	4
4.0	SAMPLING AND LABORATORY PROCEDURES .....	5
4.1	Soil Vapor Sampling .....	5
4.2	Laboratory Methods .....	5
4.3	Sample Handling .....	5
4.3.1	Sample Identification .....	5
4.4	Field Instrumentation .....	6
4.5	Quality Assurance (QA) .....	6

## **IN-TEXT TABLES**

Table 1 –	Laboratory Analytical Methods for Analyte Group
Table 2 –	Sample Nomenclature

## **ATTACHMENTS**

Attachment A –	Resumes of Remedial Engineer, QA/QC Officer, Project Manager/Project Director, and Field Team Leader and Alternate
----------------	--

## **1.0 INTRODUCTION**

This Quality Assurance Project Plan (QAPP) describes the protocols and procedures that will be followed during the environmental sampling conducted in accordance with the Vapor Intrusion Evaluation (VIE) Work Plan (VIEWP) at the POP Displays Manufacturing site, hereafter referred to as the “Site”. The Site is an approximately 2.75-acre property located at 30-77 Vernon Boulevard in Queens, New York. The Site is identified on the New York City Tax Map as Queens Borough Tax Block 504, Lots 3, 121, and 122 (former Lot 3). The Site was remediated under the New York State Department of Environmental Conservation (NYSDEC) Brownfield Cleanup Program (BCP) (Site No. C241181) to a Track.

The objective of this QAPP is to provide Quality Assurance (QA) and Quality Control (QC) for the sampling conducted under the NYSDEC-approved VIEWP. Adherence to this QAPP will ensure that defensible data will be obtained during the environmental work completed at the Site.

## **2.0 PROJECT TEAM**

The project team will be drawn from AKRF professional and technical personnel, and AKRF's subcontractors. All field personnel and subcontractors will have completed a 40-hour training course and updated 8-hour refresher course that meet the Occupational Safety and Health Administration (OSHA) requirements of 29 CFR Part 1910. The following sections describe the key project personnel and their responsibilities.

### **2.1 Remedial Engineer**

Ms. Michelle Lapin, P.E. will serve as the remedial engineer for the VIEWP. Ms. Lapin's resume is included in Attachment A.

### **2.2 Quality Assurance/Quality Control (QA/QC) Officer**

Mr. Axel Schwendt will serve as the QA/QC officer for the VIEWP. As the QA/QC officer, Mr. Schwendt will be responsible for adherence to this QAPP and will review the procedures with all personnel prior to commencing any fieldwork and will conduct periodic Site visits to assess implementation of the procedures. Mr. Schwendt's resume is included in Attachment A.

### **2.3 Project Manager/Project Director**

Mr. Ashutosh Sharma will serve as the project manager/project director for the VIEWP. Mr. Sharma will be responsible for directing and coordinating all elements of the VIEWP. The project manager will prepare reports and participate in meetings with the Site owner/Volunteer, and/or the NYSDEC. As project director/project manager, Mr. Sharma will also be responsible for the general oversight of all aspects of the project, including scheduling, data management, and field program decision-making. The project manager/project director will communicate regularly with all members of the AKRF and NYSDEC project teams to ensure a smooth flow of information between involved parties. Mr. Sharma's resume is included in Attachment A.

### **2.4 Field Team Leader/Technician, Site Safety Officer (SSO), and Alternate**

The field team leader will be responsible for supervising the daily sampling and health and safety activities in the field, and will ensure adherence to the work plan and Health and Safety Plan (HASP), included in Appendix D of the NYSDEC-approved Site Management Plan (SMP). The field team leader will also act as the field technician and Site safety officer (SSO), and will report to the project manager/project director regarding the work progress and any deviations from the work plan. The field team leader will be a qualified and responsible person able to act professionally and promptly during environmental work at the Site. Mr. Stephen Schmid will be the field team leader. The field team leader alternate is Madelyn Fleming of AKRF. Mr. Schmid's and Ms. Fleming's resumes are included in Attachment A.

### **2.5 Laboratory Quality Assurance/Quality Control (QA/QC) Officer**

The laboratory QA/QC Officer will be Carl Armbruster of Eurofins-TestAmerica Laboratories (Eurofins-TestAmerica), the NYSDOH Environmental Laboratory Approval Program (ELAP)-certified laboratory being employed for all environmental sampling at the Site. The laboratory QA/QC Officer will be responsible for quality control procedures and checks in the laboratory and ensuring adherence to laboratory protocols. He will track the movement of samples from the time they are checked in at the laboratory to the time that analytical results are issued. He will also conduct a final check on the analytical calculations and sign off on the laboratory reports.

## **2.6 Laboratory Data Validator**

The laboratory data validator will be responsible for third party data validation and preparation of DUSRs. The third-party laboratory data validator will be Lori Beyer of L.A.B. Validation Corp.

### **3.0 STANDARD OPERATING PROCEDURES (SOPS)**

The following sections describe the SOPs for the sampling activities included in the VIEWP. During these operations, safety monitoring will be performed as described in the HASP, included as Appendix A of the VIEWP.

#### **3.1 Sampling Equipment Decontamination**

No drilling work is expected or planned during the sampling. However, if required, all drilling and sampling equipment will be either dedicated or decontaminated between sampling locations. Decontamination will be conducted to prevent discharge to the ground. The decontamination procedure will be as follows:

1. Scrub using tap water/Alconox<sup>®</sup> mixture and bristle brush.
2. Rinse with tap water.
3. Scrub again with tap water/Alconox<sup>®</sup> mixture and bristle brush.
4. Rinse with tap water.
5. Rinse with distilled water.
6. Air-dry the equipment, if possible.

#### **3.2 Management of Investigation-Derived Waste (IDW)**

IDW (if any) will be containerized in New York State Department of Transportation (NYSDOT)-approved 55-gallon drums. The drums will be sealed at the end of each workday and labeled with the date, the excavation grid(s), the type of waste, and the name and phone number of an AKRF point of contact. All IDW exhibiting field evidence of contamination will be disposed of or treated according to applicable local, state, and federal regulations.

## 4.0 SAMPLING AND LABORATORY PROCEDURES

### 4.1 Indoor Air Sampling

Indoor air sampling will be conducted in accordance with New York State Department of Health (NYSDOH) Final Guidance on Soil Vapor Intrusion, October 2006. Samples will be collected in batch-certified SUMMA<sup>®</sup> canisters.

### 4.2 Laboratory Methods

Eurofins Environment Testing America of Edison, New Jersey, a NYSDOH ELAP-certified laboratory subcontracted to AKRF, will be used for all chemical analyses in accordance with the Division of Environmental Remediation (DER)-10 2.1(b) and 2.1(f) with Category B Deliverables. Table 1 summarizes the laboratory methods that will be used to analyze field samples and the sample container type, preservation, and applicable holding times.

**Table 1**  
**Laboratory Analytical Methods for Analyte Group**

Matrix	Analysis	EPA Method	Bottle Type	Preservative	Hold Time
Indoor Air/Ambient Air	VOCs	TO-15	6L SUMMA <sup>®</sup> Canister	None	14 days
Notes: EPA - Environmental Protection Agency VOCs – volatile organic compounds					

### 4.3 Sample Handling

#### 4.3.1 Sample Identification

All samples will be consistently identified in all field documentation, chain of custody (COC) documents, and laboratory reports. All samples will be amended with the collection date at the end of the sample name in a year, month, day (YYYYMMDD) format. The samples collected from the vapor monitoring points (MPs) will be identified by the MP location; indoor air samples will be identified by prefix “IA” followed by the sample number; and the ambient air sample will be identified by the prefix “AA”. Table 2 provides examples of the sampling identification scheme for the samples.

**Table 2**  
**Sample Nomenclature**

Sample Description	Sample Designation
Indoor Air sample collected at Building A on November 10, 2024	BuildingA_IA-01_20241110
Ambient air sample collected on November 10, 2024	AA-01_20241110

#### Sample Labeling and Shipping

All sample containers will be provided with labels containing the following information:

- Project identification, including Site name, BCP Site number, Site address
- Sample identification

- Date and time of collection
- Analysis(es) to be performed
- Sampler's initials

The samples will be collected using laboratory-supplied SUMMA<sup>®</sup> canisters. The COC form(s) will be properly completed by the sampler in ink, and all sample shipment transactions will be documented with signatures, and the date and time of custody transfer. Samples will be shipped overnight (e.g., Federal Express) or transported by a laboratory courier. All containers shipped to the laboratory will be sealed with mailing tape and a COC seal to ensure that the samples remain under strict COC protocol.

#### Sample Custody

Field personnel will be responsible for maintaining the sample containers in a secured location until they are picked up and/or sent to the laboratory. The record of possession of samples from the time they are obtained in the field to the time they are delivered to the laboratory or shipped off-site will be documented on COC forms. The COC forms will contain the following information: project name; names of sampling personnel; sample number; date and time of collection and matrix; and signatures of individuals involved in sample transfer, and the dates and times of transfers. Laboratory personnel will note the condition of the custody seal and sample containers at sample check-in.

#### **4.4 Field Instrumentation**

Field personnel will be trained in the proper operation of all field instruments at the start of the field program. Instruction manuals for the equipment will be on file at the Site for referencing proper operation, maintenance, and calibration procedures. The equipment will be calibrated according to manufacturer specifications at the start of each day of fieldwork. If an instrument fails calibration, the project manager or QA/QC officer will be contacted immediately to obtain a replacement instrument. A calibration log will be maintained to record the date of each calibration, any failure to calibrate and corrective actions taken. The PID will be equipped with a 10.6 electron volt (eV) lamp and will be calibrated each day using 100 parts per million (ppm) isobutylene standard gas in accordance with the manufacturer's standards.

#### **4.5 Quality Assurance (QA)**

All laboratory analytical data will be reviewed by a third-party validator and a Data Usability Summary Report (DUSR) will be prepared to document the usability and validity of the data. The Vapor Intrusion Evaluation Report (VIER) will include a detailed description of the sampling activities, data summary tables, concentration map showing sample locations and concentrations, DUSR, and laboratory reports.



**ATTACHMENT A**

**RESUMES OF REMEDIAL ENGINEER, QA/QC OFFICER, PROJECT MANAGER, PROJECT DIRECTOR  
AND FIELD TEAM LEADER AND ALTERNATE**

## **MICHELLE LAPIN, P.E.**

### **SENIOR VICE PRESIDENT**

Michelle Lapin is a Senior Vice President with more than 25 years of experience in the assessment and remediation of hazardous waste issues. She leads the firm's Hazardous Materials group and offers extensive experience providing strategic planning and management for clients. Ms. Lapin has been responsible for the administration of technical solutions to contaminated soil, groundwater, air and geotechnical problems. Her other duties have included technical and report review, proposal writing, scheduling, budgeting, and acting as liaison between clients and regulatory agencies, and project coordination with federal, state, and local authorities.

Ms. Lapin's hydrogeologic experience includes groundwater investigations, formulation and administration of groundwater monitoring programs and remediation throughout the Northeast. Her experience with groundwater contamination includes Level B hazardous waste site investigations; leaking underground storage tank studies, including hazardous soil removal and disposal and associated soil and water issues; soil gas/vapor intrusion surveys; and wetlands issues. Ms. Lapin is experienced in coordinating and monitoring field programs concerning hazardous waste cell closures. She has directed hundreds of Phase I, Phase II, and Phase III investigations and remediations, many of them in conjunction with developers, law firms, lending institutions, and national retail chains. She is also experienced in the cleanup of contaminated properties under Brownfield Cleanup Program (BCP) regulations.

### **BACKGROUND**

#### **Education**

M.S., Civil Engineering, Syracuse University, 1985

B.S., Civil Engineering, Clarkson University, 1983

#### **Professional Licenses/Certifications**

New York State P.E.

State of Connecticut P.E.

#### **Professional Memberships**

Member, National Society of Professional Engineers (NSPE), National and CT Chapters

Member, American Society of Civil Engineers (ASCE), National and CT Chapters

Member, Connecticut Business & Industry Association (CBIA), CBIA Environmental Policies Council (EPC)

Member, Environmental Professionals' Organization of Connecticut (EPOC)

Board Member, New York City Brownfield Partnership

#### **Years of Experience**

Year started in company: 1994

Year started in industry: 1986

### **RELEVANT EXPERIENCE**

#### **West 61<sup>st</sup> Street Rezoning/Residential Development, New York, NY**

Ms. Lapin is directing the firm's hazardous materials work for this mixed-use development in Manhattan. The Algin Management Company hired AKRF to prepare an environmental impact statement (EIS) for the proposed rezoning of the western portion of the block between West 60th and 61st Streets, between Amsterdam and West



## **MICHELLE LAPIN, P.E.**

**SENIOR VICE PRESIDENT**

| p. 2

End Avenues. The purpose of the proposed action was to facilitate the development of two 30-story residential towers with accessory parking spaces, and landscaped open space. The EIS examined a “worst case” condition for rezoning the block, which allowed Algin to build a residential building of approximately 375,000 square feet at their site. The building now contains 475 apartments, 200 accessory parking spaces, a health club, and community facility space. This site, with the services of AKRF, entered into New York State’s Brownfield Cleanup Program (BCP). On-site issues included underground storage tanks remaining from previous on-site buildings, petroleum contamination from these tanks and possibly from off-site sources, and other soil contaminants (metals, semi-volatile organic compounds, etc.) from fill materials and previous on-site buildings. AKRF oversaw the adherence to the Construction Health and Safety Plan (HASP), which was submitted to and approved by the New York State Department of Environmental Conservation (NYSDEC), and monitored the waste streams, to ensure that the different types of waste were disposed of at the correct receiving facilities. This oversight also included confirmation and characteristic soil sampling for the receiving facilities and NYSDEC. A “Track 1” Clean up of the majority of the property (the portion including the buildings) was completed and the final Engineering Report was approved by the NYSDEC. AKRF has also completed a smaller portion of the property as a “Track 4” cleanup, which includes a tennis court and landscaped areas.

### **Hudson River Park, New York, NY**

Ms. Lapin is directing AKRF’s hazardous materials work during construction of Hudson River Park, a five-mile linear park along Manhattan’s West Side. As the Hudson River Park Trust’s (HRPT’s) environmental consultant, AKRF is overseeing preparation and implementation of additional soil and groundwater investigations (working with both NYSDEC and the New York City Department of Environmental Protection (NYCDEP)), all health and safety activities, and removal of both known underground storage tanks and those encountered during construction. Previously, the firm performed hazardous materials assessments as part of the environmental impact statement (EIS) process, including extensive database and historical research, and soil and groundwater investigations. Ms. Lapin has been the senior consultant for the soil and groundwater investigations and remediation, and the asbestos investigations and abatement oversight.

### **Roosevelt Union Free School District – District-wide Improvement Program, Roosevelt, NY**

Ms. Lapin managed the hazardous materials investigation for the Draft and Final EISs for the improvement program, which included the demolition of three existing elementary schools and portions of the junior-senior high school, and the reconstruction of three replacement elementary schools, a separate replacement middle school, and renovations to the high school. Following the EIS, additional hazardous materials investigations were completed, including comprehensive asbestos and lead surveys; Phase I and Phase II Environmental Site Assessments; the preparation of asbestos, lead, hazardous materials and demolition specifications; and obtaining site-specific variances from the New York State Department of Labor (NYSDOL). The middle school remediation was conducted through coordination with the NYSDEC, New York State Department of Health (NYSDOH), the New York State Education Department (NYSED) and the local school district. After project approval and completion of construction/renovation of the new middle school, the school opened for the Fall 2008 semester as planned. AKRF continues to provide oversight for ongoing abatement at a number of the schools, and overall environmental consulting to the school district.

### **Fiterman Hall Deconstruction and Decontamination Project, New York, NY**

The 15-story Fiterman Hall building, located at 30 West Broadway, originally constructed as an office building in the 1950s, had served as an extension of the City University of New York (CUNY) Borough of Manhattan Community College (BMCC) since 1993. The building was severely damaged during the September 11, 2001, World Trade Center (WTC) attack when 7 WTC collapsed and struck the south façade of the building, resulting in the partial collapse of the southwest corner of the structure. The building was subsequently stabilized, with breaches closed and major debris removed. Because extensive mold and WTC dust contaminants remain within the building, it must be taken down. The project required the preparation of two environmental assessment statements (EASs)—one for the deconstruction and decontamination of Fiterman Hall and one for the construction of a replacement building on the site. AKRF prepared the EAS for the Deconstruction and Decontamination project, which included the decontamination of the interior and exterior of the building, the



## **MICHELLE LAPIN, P.E.**

**SENIOR VICE PRESIDENT**

| p. 3

removal and disposal of all building contents, and the deconstruction of the existing, approximately 377,000-gross-square-foot partially collapsed structure. Ms. Lapin reviewed the EAS's deconstruction and decontamination plans. The cleanup plan was submitted to the United States Environmental Protection Agency (USEPA).

### **Columbia University Manhattanville Academic Mixed-Use Development, New York, NY**

Ms. Lapin served as Hazardous Materials Task Leader on this EIS for approximately 4 million square feet of new academic, research and neighborhood uses to be constructed north of Columbia University's existing Morningside campus. The Hazardous Materials work included Phase I Environmental Site Assessments for the properties within the site boundaries, and estimates for a Subsurface (Phase II) Investigation of the entire development area. The firm's Hazardous Materials group has performed over 30 individual Phase I Environmental Site Assessments for properties within the development area. In addition, a Preliminary Environmental Site Assessment (PESA) was completed in conjunction with the EIS. Based on the Phase I studies, AKRF conducted a subsurface (Phase II) investigation in accordance with an NYCDEP-approved investigative work plan and health and safety plan. Subsurface activities included the advancement of soil borings, groundwater monitor wells, and the collection of soil and groundwater samples for laboratory analysis. This study estimated costs to remediate contaminated soil, groundwater and hazardous building materials, including lead-based paint and asbestos-containing materials.

### **Yonkers Waterfront Redevelopment Project, Yonkers, NY**

For this redevelopment along Yonkers' Hudson River waterfront, Ms. Lapin headed the remedial investigation and remediation work that included Phase I assessments of 12 parcels, investigations of underground storage tank removals and associated soil remediation, remedial alternatives reports, and remedial work plans for multiple parcels. Several of the city-owned parcels were remediated under a Voluntary Cleanup Agreement; others were administered with state Brownfields grants. Hazardous waste remediation was completed on both brownfield and voluntary clean-up parcels, which enabled construction of mixed-use retail, residential development, and parking.

### **Dauids Island Site Investigations, New Rochelle, NY**

Ms. Lapin managed the hazardous materials investigation of Westchester County's Davids Island. The island, which features pre- and post-Civil War military buildings and parade grounds and is viewed as a major heritage, tourism, and recreational amenity, was planned for county park purposes. The investigation included a Phase I site assessment, with historical research dating to the 17th century, a Phase II (Subsurface) Investigation, underground storage tank investigations, asbestos surveys, and conditions surveys of all remaining structures. Cost estimates were submitted to Westchester County for soil remediation, asbestos abatement, and building demolition.

### **Site Selection and Installation of 11 Turbine Generators, New York and Long Island, NY**

AKRF was retained by the New York Power Authority (NYPA) to assist in the State Environmental Quality Review Act (SEQRA) review of the proposed siting, construction, and operation of 11 single-cycle gas turbine generators in the New York metropolitan area. Ms. Lapin managed the hazardous materials investigation of the sites. The work included Phase I site assessments, subsurface investigations, and construction health and safety plans.

### **Cross Westchester (I-287) Expressway Phases V and VI, Westchester County, NY**

Ms. Lapin served as Project Manager for the New York State Department of Transportation's (NYSDOT) reconstruction of Westchester County's major east-west artery and was responsible for directing the contaminated materials aspect of the final design effort. As part of her duties, she managed the asbestos investigations at eight bridges and wetland delineation along the entire corridor, wrote the scope of work and provided general project management.

### **Supermarket Redevelopment, New Fairfield, CT**

AKRF provided consulting services to the developer and owner of a 9-acre site including conducting a remedial investigation and remediation of a site contaminated from former dry cleaning operations and off-site gasoline spills. The investigation included the installation of monitoring wells in three distinct aquifers, geophysical logging, pump tests, and associated data analysis. Ms. Lapin presented the environmental issues and planned remediation to local and state officials during the early stages of the planning process to incorporate their comments into the final remedial design. A remedial action work plan (RAWP) was completed and approved by the Connecticut



## **MICHELLE LAPIN, P.E.**

**SENIOR VICE PRESIDENT**

| p. 4

Department of Environmental Protection within a year to enable redevelopment work for a new supermarket and shopping center. The RAWP included the remediation of soil within the source area and a multi-well pump and treat system for the recovery of non-aqueous and dissolved phase contamination in groundwater. The design of the recovery well system included extensive groundwater modeling to ensure capture of the contaminant plume and the appropriate quantity and spacing of the wells. Ms. Lapin directed the soil removal remedial activities and monitoring for additional potential contamination during construction. In addition, AKRF performed comprehensive pre-demolition asbestos and lead-based paint surveys of the former site structures, conducted abatement, air monitoring and oversight, and provided environmental consulting support for the development of the site. The groundwater remediation system was installed during site development and began operation once development was complete.

### **East 75th/East 76th Street Site, New York, NY**

Ms. Lapin served as Senior Manager for this project that encompassed coordination and direct remediation efforts of this former dry cleaning facility and parking garage prior to the sale of the property and its ultimate redevelopment for use as a private school. A preliminary site investigation identified 20 current and former petroleum and solvent tanks on the property. A soil and groundwater testing program was designed and implemented to identify the presence and extent of contamination resulting from potential tank spills. This investigation confirmed the presence of subsurface petroleum contamination in the soil and solvent contamination from former dry cleaning activities in the bedrock. AKRF completed oversight of the remediation under the State's Voluntary Cleanup Program. Remediation, consisting of tank removals and excavation of contaminated soil and the removal of solvent-contaminated bedrock down to 30 feet below grade, has been completed. AKRF completed oversight of the pre-treatment of groundwater prior to discharge to the municipal sewer system and an off-site study to determine impacts to groundwater in downgradient locations.

### **Home Depot, Various Locations, NY**

Ms. Lapin, serving as either Project Manager or Senior Manager, has managed the investigations and remediation at multiple Home Depot sites in the five boroughs, Long Island, and Connecticut. The investigations have included Phase I and II site assessments, asbestos and lead paint surveys, abatement specifications and oversight, and soil and groundwater remediation.

### **Avalon on the Sound, New Rochelle, NY**

For Avalon Bay Communities, Ms. Lapin managed the investigations and remediation of two luxury residential towers and an associated parking garage. Remediation of the first phase of development (the first residential tower and the parking garage) included gasoline contamination from a former taxi facility, fuel oil contamination from multiple residential underground storage tanks, and chemical contamination from former on-site manufacturing facilities. The remediation and closure of the tank spills was coordinated with the New York State Department of Environmental Conservation (NYSDEC). The initial investigation of the Phase II development—an additional high-rise luxury residential building—detected petroleum contamination. A second investigation was conducted to delineate the extent of the contamination and estimate the costs for remediation. AKRF oversaw the remediation and conducted the Health and Safety monitoring. The remediation was completed with closure and approvals of the NYSDEC.

### **East River Science Park, New York, NY**

Originally, New York University School of Medicine (NYUSOM) retained the firm to prepare a full Environmental Impact Statement (EIS) for its proposed East River Science Park (ERSP). As originally contemplated, the proposed complex was to occupy a portion of the Bellevue Hospital campus between East 30th Street and approximately East 28th Street and would have included a clinical practice, research, and biotech facilities, housing units, a child care center, and a conference center and parking.

Ms. Lapin managed the Phase I Environmental Site Assessment and other hazardous materials-related issues. Events relating to September 11, 2001 delayed the project for several years. When it resurfaced with a new developer and a diminished scope, Ms. Lapin updated the hazardous materials issues and consulted with the new



## **MICHELLE LAPIN, P.E.**

**SENIOR VICE PRESIDENT**

| p. 5

developer regarding remediation strategies and involvement of regulatory agencies. For the actual remediation/development, the city requested oversight by AKRF to represent its interests (the city is retaining ownership of the land). Ms. Lapin completed directing the remediation oversight on behalf of the City of New York for the remediation of this former psychiatric hospital building, laundry building and parking areas. The new 550,000 square-foot development includes a biotechnology center, street level retail, and an elevated plaza.

# **MADELYN FLEMING**

## **GEOLOGIST/PROFESSIONAL II**

Madelyn Fleming is a Geologist/Professional II in the AKRF, Inc. Site Assessment and Remediation department with experience in remedial oversight, community air monitoring (CAMP), soil sampling, groundwater sampling, and technical reporting.

## **BACKGROUND**

### **Role in Project**

Field Technician

### **Education**

B.S., Geology, Clemson University, May 2020

### **Certifications**

OSHA 40-hour HAZWOPER Certified

OSHA 30-hour Construction Safety Training

### **Years of experience**

AKRF: November 2022 - present (1 year and 7 months)

Prior industry experiences: Intern at Vineyard Engineering and Environmental Services (Summer 2019)

## **RELEVANT EXPERIENCE**

### **Phase I Environmental Site Assessment – Various Projects**

Ms. Fleming has drafted Phase I reports for various projects and completed the site research and reconnaissance as part of the assessments.

### **Phase II Subsurface Investigation and Remedial Investigation – Various Projects**

Ms. Fleming conducted subsurface and remedial investigations on various project sites in the Bronx, Manhattan, Brooklyn, and Queens, including the oversight of drilling activities, as well as low-flow groundwater sampling, soil sampling, and soil vapor sampling.

### **Remediation Oversight and Community Air Monitoring - 380 4<sup>th</sup> Avenue, Brooklyn, NY**

Ms. Fleming performed oversight and conducted community air monitoring during removal of contaminated soil/municipal waste and import of fill materials, to ensure adherence to project specifications for construction projects at 380 4<sup>th</sup> Avenue in the Gowanus neighborhood of Brooklyn. As part of her duties, Ms. Fleming also prepared daily reports for client and agency review and participated in the NYSDEC-approved endpoint sampling program.

### **Remediation Oversight and Community Air Monitoring - 57 Alexander Street, Yonkers, NY**

AKRF is providing ongoing remedial oversight of this NYSDEC Brownfield Cleanup Site on the Yonkers, New York waterfront. The Site, which was contaminated with PCBs, is being remediated under an NYSDEC-approved Remedial Action Work Plan (RAWP) and a USEPA-approved Self Implementation Plan (SIP). Ms. Fleming performed environmental oversight during site remediation and redevelopment activities, including community air



## **MADELYN FLEMING**

**GEOLOGIST/PROFESSIONAL I** | p. 2

monitoring, and documentation of off-site disposal of excavated soil, import of environmentally clean fill material, and collection of endpoint samples. Ms. Fleming also prepared daily reports for submission to the NYSDEC.

### **Remediation Oversight and Community Air Monitoring – Fresh Kills Landfill, Staten Island, NY**

Ms. Fleming performed oversight and conducted community air monitoring during removal of contaminated soil/municipal waste and import of fill materials, to ensure adherence to project specifications for construction projects at several NYC Department of Sanitation (DSNY) facilities located on/near the Fresh Kills Landfill. As part of her duties, Ms. Fleming also prepared daily reports for client and agency review.

### **Remediation Oversight and Community Air Monitoring – Harlem Hospital, Manhattan, NY**

Through an on-call contract with the New York City Economic Development Corporation, AKRF is providing construction support and environmental monitoring services during construction of a new public health laboratory on the Harlem Hospital campus to ensure compliance with the NYCDEP-approved Remediation Action Work Plan (RAWP). Ms. Fleming served as an on-site environmental monitor during earthwork for the building construction. Her duties included community and work zone air monitoring, overseeing excavation and export of urban fill and petroleum-contaminated soil, documenting the import/placement of environmentally clean backfill, and preparation of daily reports for submission to the client.

## **PREVIOUS EXPERIENCE**

### **Vineyard Engineering and Environmental Services – Stoneham, MA**

As an environmental technician intern, Ms. Fleming conducted monitoring well sampling, soil gas sampling, and oversight of remediation projects. She also helped to review data and prepare environmental reports.





## **STEPHEN SCHMID**

### **ENVIRONMENTAL SCIENTIST**

Stephen Schmid is an Environmental Scientist in AKRF's Hazardous Materials Department with five years of experience. He has experience in Phase I and II site assessments, asbestos surveying and monitoring, and construction/remediation. Mr. Schmid is a 2011 graduate from the University of New Hampshire, where he studied marine and freshwater biology, and environmental conservation. Prior to joining AKRF Mr. Schmid conducted fieldwork, water sampling and analysis in addition to assisting in a study of lakes in the North Eastern United States.

### **BACKGROUND**

#### **Education**

BS Marine & Freshwater Biology, University of New Hampshire, Durham, NH

#### **Licenses/Certifications**

40 Hour OSHA HAZWOPER

10 Hour OSHA Construction Health and Safety

NYS DEC Erosion and Sediment Control Certificate

Asbestos Project Monitor, Air Sampling Technician, Inspector and Investigator

#### **Years of Experience**

Year started in company: 2012

Year started in industry: 2011

### **RELEVANT EXPERIENCE**

#### **Willets Point, Queens, NY**

AKRF supported the New York City Economic Development Corporation (EDC) with Phase 1 of the Willets Point Redevelopment Plan, which includes the demolition of existing structures. Mr. Schmid performed pre-demolition asbestos-containing materials and universal waste surveys of approximately 70 structures throughout the 23-acre area site in Queens along with an AKRF licensed NYC asbestos investigator.

#### **Adelaar, Monticello, NY**

The project is a multi-phase development consisting of approximately 1,700 acres. The project site has been developed with a mixed-use residential-commercial hotel, casino, water park and entertainment village. AKRF provided acquisition and development support, including performing Phase I and II environmental site assessments. Mr. Schmid provided assistance with Phase I assessments, oversight during remedial soil handling activities and conducted inspections in accordance with the Stormwater Pollution and Prevention Plans.

#### **NYCHA Randolph Houses, W 114th Street, Harlem, NY**

AKRF was directed to survey 14 five story affordable housing apartment buildings for potential asbestos containing materials prior to the renovation of the buildings. Mr. Schmid along with AKRF licensed NYC asbestos investigators performed the collection of bulk samples throughout the building's main floors, basements and roofs to confirm the presence of asbestos in some of the building materials.



## **STEPHEN SCHMID**

**ENVIRONMENTAL SCIENTIST** | p. 2

### **25 Broad Street, Manhattan, NY**

AKRF was contracted by LCOR during the demolition of a residential building on a property which will eventually be redeveloped. AKRF was responsible for creating and implementing a community air monitoring program during demolition activities. As the environmental scientist Mr. Schmid was the on-site monitor responsible for calibrating equipment and monitoring levels of volatile organic compounds and particulate matter for the surrounding area and construction personnel. Reports of the daily activity including data collected throughout the day were prepared for submittal to the client.

### **Kent Avenue, Brooklyn, NY (AKA Northside Piers and 1 North 4th Place)**

The project was a multi-phase development consisting of a waterfront block in the Williamsburg Rezoning Area. The project site has been developed with a mixed-use residential-commercial high rise towers with an esplanade and a pier along the East River. AKRF provided acquisition and development support, including performing Phase I and II environmental site assessments, and preparation of Remedial Action Plans (RAPs) and Construction Health and Safety Plan (CHASPs) for approval by DEP and OER. As the environmental scientist Mr. Schmid provided assistance with construction oversight during soil handling activities and managing the Community Air Monitoring Plan (CAMP) activities.

### **250 North 10th Street, LLC., Residential Redevelopment Site, Brooklyn, NY**

AKRF was retained to investigate and remediate this former industrial property in the Williamsburg section of Brooklyn, New York in connection with site redevelopment. The site is approximately 50,000 square feet, and redevelopment included a six story residential building and parking garage. The work was completed to satisfy the requirements of the NYC E-designation Program and NYC Voluntary Cleanup Program (NYC VCP). AKRF completed a Remedial Investigation (RI) to evaluate the nature and extent of site contamination, and developed a Remedial Action Work Plan (RAWP) to properly address site contamination during redevelopment. Remediation included removal of underground storage tanks, more than 7,500 tons of contaminated soil, and installation of a vapor barrier and site cap across the entire property. The remediation was completed under oversight of the NYC Office of Environmental Remediation (OER), and in a manner that has rendered the Site protective of public health and the environment consistent with residential use of the property. As the environmental scientist Mr. Schmid conducted construction oversight and community air monitoring during the removal of contaminated soil.

### **Pier 40, 353 West Street, New York, NY**

AKRF was directed to survey the property for potential asbestos containing materials prior to renovations and upgrades to multiple rooms. As the environmental scientist Mr. Schmid collected bulk samples to test for asbestos along with an AKRF licensed NYC asbestos investigator. Results confirmed the presence of asbestos in some of the rooms and Mr. Schmid subsequently provided project monitoring and the collection of air samples during the abatement.

### **137-44 94th Avenue, Queens, NY**

AKRF was contracted to survey the building for potential asbestos containing materials prior to demolition. As the environmental scientist Mr. Schmid collected bulk samples to test for asbestos along with an AKRF licensed NYC asbestos investigator. Results confirmed the presence of asbestos in an office, trailer and the roof. During abatement Mr. Schmid served as the project monitor and collected daily air samples.

### **The Home Depot, Rego Park, NY**

AKRF has designed, installed and performed upgrades to an air sparging and soil vapor extraction system being used to remediate tetrachloroethene contamination at this site under the NYSDEC Voluntary Cleanup Program. As the environmental scientist Mr. Schmid has performed low flow, indoor air and effluent sampling as part of ongoing monitoring activities to assess the progress of the cleanup.



## **STEPHEN SCHMID**

**ENVIRONMENTAL SCIENTIST** | p. 3

### **AP-Williamsburg, LLC, 50 North 5th Street Development, Brooklyn, NY**

AKRF directed the remedial program at a 55,000-square foot site located in the Williamsburg section of Brooklyn, New York. The site had an industrial and manufacturing history for over 100 years that included a barrel making factory, use of kilns, and a carpet and flooring materials warehouse. AKRF completed a Remedial Investigation (RI) to evaluate the nature and extent of site contamination, and developed a Remedial Action Work Plan (RAWP) to properly address site contamination during redevelopment. Remediation included removal of more than 5,000 tons of contaminated soil, and installation of a vapor barrier and sub-slab depressurization system (SSDS) beneath the site building. The remediation was completed in a manner that has rendered the Site protective of public health and the environment consistent with commercial and residential use of the property, and in accordance with the requirements of the NYC OER E-designation program. The site includes a seven story residential apartment building with street level retail space and a parking garage. As the environmental scientist Mr. Schmid provided oversight and community air monitoring during construction activities.

### **Gedney Way Leaf and Yard Waste Composting Facility, White Plains, NY**

AKRF directed the remediation and landfill closure project at the existing composting facility. The project included investigation to document disposal history, extent of landfill materials and a solvent plume, preparation of a landfill closure plan, and management of landfill closure and cap construction. The landfill investigation and closure activities were completed to satisfy the requirements of a New York State Department of Environmental Conservation's (NYSDEC) consent order, and were completed in compliance with NYSDEC DER-10 and 6NYCRR Part 360. As the environmental scientist Mr. Schmid performed construction oversight and low-flow groundwater sampling during construction activities.

### **443 Greenwich Street, New York, NY**

AKRF was retained to investigate and remediate this property in the Tribeca section of Manhattan, New York in connection with site redevelopment for a multi-story residential building. AKRF completed a Remedial Investigation (RI) to evaluate the nature and extent of site contamination, and developed a Remedial Action Work Plan (RAWP) to properly address site contamination during redevelopment. Remediation included removal of contaminated soil and installation of a vapor barrier. The remediation was completed under oversight of the NYC Office of Environmental Remediation (OER), and in a manner that has rendered the Site protective of public health and the environment consistent with residential use of the property. As the environmental scientist Mr. Schmid conducted construction oversight and community air monitoring during the removal of contaminated soil.

### **606 W 57th Street, New York, NY**

AKRF was retained to investigate and remediate this property in Manhattan, New York in connection with site redevelopment for a multi-story residential structure. The work is being completed to satisfy the requirements of the NYC E-designation Program. AKRF completed a Remedial Investigation (RI) to evaluate the nature and extent of site contamination, and developed a Remedial Action Work Plan (RAWP) to properly address site contamination during redevelopment. Remediation includes removal of underground storage tanks and contaminated soil. The remediation is being completed under oversight of the NYC Office of Environmental Remediation (OER), and in a manner that has rendered the Site protective of public health and the environment consistent with residential use of the property. As the environmental scientist Mr. Schmid conducted construction oversight and community air monitoring during the removal of contaminated soil.

### **NYCEDC Office of Environmental Remediation (OER) On-Call Environmental Consulting Services**

#### **Second Farms, Bronx, NY**

AKRF, Inc. was contracted by OER to conduct a subsurface investigation of a 1.12-acre parcel in the Bronx, New York under the United States Environmental Protection Agency (USEPA) Brownfield Assessment Grant program.



## **STEPHEN SCHMID**

**ENVIRONMENTAL SCIENTIST** | p. 4

As the environmental scientist Mr. Schmid assisted in the investigation which included a geophysical survey and utility mark-outs, and the collection and analysis of soil, groundwater, soil vapor, indoor air and ambient air samples.

### **Former Nelson Foundry, Long Island City, NY**

AKRF, Inc. was contracted by OER to conduct a subsurface investigation around the perimeter of a former foundry property in Long Island City, New York under the USEPA Brownfield Assessment Grant program. The work included preparation of a rigorous investigation work plan, Quality Assurance Project Plan, and Health and Safety Plan. The investigation will include a geophysical survey and utility mark-outs and the collection and analysis of soil, groundwater, soil vapor, and ambient air samples. The project also requires careful coordination of investigation-derived waste due to lack of on-site storage and daily drum pick-ups. As the environmental scientist Mr. Schmid conducted low flow sampling for the analysis of groundwater.



## **AXEL E. SCHWENDT**

### **VICE PRESIDENT**

Mr. Schwendt is a Vice President for AKRF with over 20 years of experience in the environmental consulting field. Mr. Schwendt has extensive experience in Phase II studies involving subsurface soil and groundwater investigations, and has been involved in all aspects of soil and groundwater remediation, including those related to manufactured gas plants (MGP). He has designed, managed and implemented large-scale site investigations and remedial measures for various properties, including those under different regulatory programs such as the New York State Department of Environmental Conservation's (NYSDEC) Voluntary Cleanup Program and Brownfield Cleanup Program, New York State's Spill Response Program, the Mayor's Office of Environmental Remediation (OER) E-Designation Program, New Jersey's Industrial Site Recovery Act (ISRA), and Pennsylvania's Land Recycling program. Mr. Schwendt manages the hazardous materials tasks for the company's Environmental Impact Statements (EISs) and also conducts and manages Phase I Environmental Site Assessments (ESAs) for various individual clients and industries as well as for area-wide rezoning projects.

Mr. Schwendt has extensive experience in underground and aboveground storage tank (UST and AST) management, including tank removals, installations, and upgrades. He has designed and implemented remedial investigations surrounding UST and AST releases and overseen the installation and maintenance of pump-and-treat and other remedial systems. He has performed storage tank compliance audits and maintenance inspections all across the country and prepared Spill Prevention, Control, and Countermeasures Plans (SPCC Plans) for over 100 individual facilities, including designing and conducting the personnel training programs.

Mr. Schwendt worked with several other firms prior to joining AKRF, which provided him with a variety of skills. He has expertise with Chemical Bulk Storage Spill Prevention Reports, Environmental Emergency Response Plans, Integrated Contingency Plans, and multi-phase compliance audits, including some international projects. He has also performed various types of hydrogeologic testing, including pilot tests, slug tests, pump tests and groundwater modeling, and has been responsible for data review and management.

### **BACKGROUND**

#### **Education**

B.A., Earth Science and Environmental Studies, Tulane University, 1991

M.S., Geology, University of Delaware, 2002

#### **Years of Experience**

Year started in company: 2002

Year started in industry: 1995

### **RELEVANT EXPERIENCE**

#### **New York City Department of Design and Construction (NYCDDC) Feasibility and Pre-Scoping Services for East Side Coastal Resiliency, New York, NY**

Mr. Schwendt assisted with the subsurface exploration program for a multidisciplinary design team selected by the New York City agency partnership of NYCDDC, New York City Department of Parks and Recreation (NYCDPR), and Office of Recovery and Resiliency (ORR) for the Feasibility Study and Pre-Scoping Services for East Side Coastal Resiliency (ESCR) project. The AKRF Team provided technical analysis and pre-scoping



## **AXEL E. SCHWENDT**

**VICE PRESIDENT**

| p. 2

services, including complex conceptual design services, for 100+ year storm protection with anticipated sea level rise along the east side of Lower Manhattan. The ESCR subsurface exploration program involved a review of available utility plans and environmental reports involving manufactured gas plant (MGP) and petroleum-related contamination along a 2.5 mile study area from Montgomery Street to East 23rd Street to develop a Subsurface Investigation Work Plan for approval by the New York City Department of Environmental Protection (NYCDEP). The program included both public and private utility mark-out services across vast areas of the project containing critical infrastructure to enable the installation of 81 deep borings, 515 shallow borings, and 10 temporary groundwater wells.

### **New York City Health and Hospitals Corporation (NYCHHC)'s Post-Sandy mitigation program at Bellevue, Coler-Goldwater, Coney Island, and Metropolitan Hospitals**

AKRF is assisting the NYCHHC in the recovery, reconstruction and hazard mitigation of Bellevue Hospital, Coler Hospital, and Coney Island Hospital and other NYCHHC facilities, which were damaged as a result of the Hurricane Sandy disaster. The majority of the funding for these projects will be reimbursed from the Federal Emergency Management Agency (FEMA). AKRF is collecting baseline information and develop study plan and approach, including assessing for critical path approvals, preparing FEMA NEPA Environmental Assessments (EAs), conducting additional studies required by Federal Regulations for FEMA, permitting, and providing design/bid support. Mr. Schwendt is responsible for the hazardous materials tasks associated with the program, including conducting Phase I ESAs and subsurface (Phase II) investigations, and preparing necessary work plans and Remedial Action Plans (RAPs)/Construction Health and Safety Plans (CHASPs) for federal, state and city agency review and approval.

### **NYCDEP Task Order Contracts (TOCs) for Design and Construction Management Services Professional Engineering Design Services and Construction Management (PEDS)**

AKRF is currently serving as environmental review and permitting subcontractor under all four NYCDEP TOCs contracts and both PEDS contracts that were recently awarded. In addition to the preparation of environmental review/ULURP documentation and permit applications, AKRF's responsibilities include site selection support, site/civil design, and the preparation of various permit management plans and regulatory compliance tracking in accordance with DEP's Project Delivery Manual. Mr. Schwendt is providing Hazardous Materials consulting services for the TOCs and PEDS contracts, including:

- Prospect Expressway Pump Station Upgrade;
- Clearview Pump Station Reconstruction;
- Rockaway Wastewater Treatment Plant Level 1 Biological Nutrient Removal (BNR) Upgrade; and
- Oakwood Beach Wastewater Treatment Plant Headworks Improvements.

### **Verdopolis JFK Airport Facility, Queens, NY**

On behalf of Verdopolis JFK, AKRF prepared documentation for a New York State Department of Environmental Conservation (NYSDEC) Part 360 Solid Waste Management Facility Permit application. The facility, which would be constructed at the abandoned Hangar 16 site of the John F. Kennedy International Airport (JFK Airport), would process 180,000 tons per year of source separated, pre-consumer organic waste generated largely by food preparation facilities at JFK Airport. Using an anaerobic digestion process, the proposed facility would convert the food waste, which would otherwise be discarded in a landfill or incinerated, into three usable products. Mr. Schwendt assisted in preparing the application package, including preparation of the Engineering Report, Operations and Maintenance Plan, Contingency Plan, Facility Closure Plan, Hiring and Training Plan,





## **AXEL E. SCHWENDT**

**VICE PRESIDENT**

| p. 3

Chemical Bulk Storage Spill Prevention Report, and the Spill Control Prevention and Countermeasure Plan (SPCC Plan). Mr. Schwendt also prepared a Phase I Environmental Site Assessment (ESA) of the property to ascertain potential environmental conditions that may be exposed during site development activities.

### **2477 Third Avenue, Bronx, NY**

Mr. Schwendt prepared the application to enter the former 2477 Third Avenue gasoline station property into the New York State Department of Environmental Conservation's (NYSDEC) Brownfield Cleanup Program (BCP). Since its acceptance into the program, Mr. Schwendt has been managing and coordinating the remedial investigation of the site, including shallow and deep aquifer groundwater testing, delineation of known areas of soil contamination, soil vapor analyses, and investigation for potential non-aqueous phase liquid (DNAPL) from past industrial activities in the surrounding area. Mr. Schwendt was responsible for developing work plans for approval by the NYSDEC and New York State Department of Health (NYSDOH), and for preparing summary reports for public comment. As part of the project, Mr. Schwendt coordinated with the client, lawyers, and architects of the planned development, tenants of neighboring properties, NYSDEC, NYSDOH, and the New York City Department of Environmental Protection (NYCDEP). Mr. Schwendt is also conducting the work necessary to address a hazardous materials E-Designation assigned to the property.

### **E-Designation Properties/Voluntary Cleanup Program, New York City, NY**

Mr. Schwendt has assisted various public and private clients with addressing E-Designations assigned by the New York City Department of Environmental Protection (NYCDEP) to properties throughout New York City. He has prepared the required Phase I Environmental Site Assessments (Phase I ESAs) and implemented Phase II testing to the satisfaction of the New York Office of Environmental Remediation (OER). Based on the results of the testing, he has prepared Remedial Action Plans (RAPs) and Construction Health and Safety Plans (CHASPs) for approval by the NYCOER, which included strategies for mitigating on-site environmental conditions and plans for incorporating environmental engineering controls into proposed construction projects. Mr. Schwendt's clients promptly receive the Notice of Satisfaction necessary to acquire building permits from the New York City Department of Buildings (DOB). Mr. Schwendt has also managed several projects enrolled in the New York City Voluntary Cleanup Program.

### **St. George Ferry Terminal, Staten Island, NY**

Mr. Schwendt prepared a Spill Prevention, Control, and Countermeasures Plan (SPCC Plan) for the Department of Transportation's (DOT) St. George Ferry Terminal facility in Staten Island. The facility's bulk containers store over 600,000-gallons of petroleum used to fuel boilers and emergency generators, provide oil for maintenance and repair of equipment and vessels, and to fuel the ferry vessels. Mr. Schwendt also consulted the DOT on how to upgrade the facility's fueling systems to comply with the SPCC and New York State Department of Environmental Conservation (NYSDEC) regulations.

### **Mount Sinai Medical Center, Manhattan, NY**

Mr. Schwendt managed the Hazardous Materials task for the environmental assessment of the Mount Sinai Medical Center, which is constructing a 700,000 sf, mixed-use residential and bio-medical research facility building. His work included managing the Phase I Environmental Site Assessment (ESA), Phase II investigation, and preparing the Remedial Action Plan (RAP) and Construction Health and Safety Plan (CHASP) approved by the New York City Department of Environmental Protection (NYCDEP).

### **Lincoln Center Development Project, New York, NY**

On behalf of the Lincoln Center Development Project, Inc., Mr. Schwendt conducted a Subsurface (Phase II) Investigation in the area of an underground storage tank (UST) farm located beneath the lower garage level of the West 62nd Street parking garage at Lincoln Center. The Phase II study was prompted by a request from the New York State Department of Environmental Conservation (NYSDEC) to properly close out the tanks. The tank farm includes seventeen (17) 550-gallon gasoline USTs and one (1) 550-gallon waste oil UST. The purpose of this Phase



## **AXEL E. SCHWENDT**

**VICE PRESIDENT**

| p. 4

II investigation was to determine whether historic leaks from the tanks had affected the subsurface and to assist with future tank closure activities. The Phase II report was submitted to the NYSDEC for review and included a request to close the tanks in-place instead of removing them due to the structural constraints of the tank farm location. Mr. Schwendt also managed the closure of the 18 UST's to the satisfaction of the NYSDEC.

### **512-522 Vanderbilt Avenue, Brooklyn, NY**

On behalf of the Empire State Development Corporation (ESDC), AKRF was retained to provide hazardous material consulting services in connection with the former gasoline station property located at 512-522 Vanderbilt Avenue. Mr. Schwendt performed a Phase I Environmental Site Assessment (ESA), a geophysical survey of the site, and a soil and groundwater subsurface investigation. Data from the investigation would be used to assess remedial strategies during development of the site.

### **Whitney Museum of American Art, Gansevoort Facility, New York, NY**

AKRF has provided various consulting services in support of the Whitney Museum of American Art's long-term planning requirements. Tasks have included transportation surveys, traffic counts, attendance projections, visual impact and shadow studies, economic benefit studies, and two Environmental Assessment Statements (EASs) for proposed new facilities for the Museum. Mr. Schwendt was responsible for the hazardous materials elements of the assessment, including preparing a Phase I ESA and conducting several Subsurface (Phase II) Investigations for review by the New York City department of Environmental Protection (NYCDEP) and Mayor's Office of Environmental Remediation (OER). Mr. Schwendt prepared and managed the implementation of the OER-approved Remedial Action Plan (RAP) for the construction project and is responsible for satisfying all of the associated regulatory reporting requirements. Environmental work at the site also included mitigating a petroleum spill discovered during site excavation activities and coordinating all remedial efforts with the New York State Department of Environmental Conservation's (NYSDEC) Department of Environmental Remediation (DER).

### **New York Botanical Garden, Bronx, NY**

The New York Botanical Garden (NYBG) proposed to construct an accessory parking garage of approximately 825 spaces at Bedford Park Boulevard and Webster Avenue in the Bronx to provide a parking garage for staff and visitors who cannot be accommodated within NYBG's on-site facilities. Mr. Schwendt was the Project Manager for the environmental assessment's hazardous materials work, which included a Phase I Environmental Site Assessment (ESA), Phase II Investigation and the preparation of a Remedial Action Plan (RAP) and a Construction Health and Safety Plan (CHASP) to the satisfaction of the New York City Department of Environmental Protection (NYCDEP). As construction proceeds, Mr. Schwendt will be responsible for managing the environmental monitoring during all subsurface work and preparing the post-construction Closure Report required by the NYCDEP in order to receive the Notice of Satisfaction necessary to obtain occupancy permits from the New York City Department of Buildings (DOB).

### **Roberto Clemente State Park, Bronx, NY**

AKRF participated in the rehabilitation of an existing ballfield, redevelopment of the existing picnic areas, and shoreline restoration along the Harlem River at Roberto Clemente State Park. AKRF is charged with preparing the Joint Permit Application which is necessary to procure the federal, state and local permits and approvals for the shoreline redevelopment. Mr. Schwendt worked with the firm's engineering group to conduct testing to pre-characterize soil to assist with the management of soil during construction. The testing included pre-characterization of soil for on-site reuse in accordance with the New York State Department of Environmental Conservation (NYSDEC) tidal wetland permit requirements and testing for physical parameters required for landscape planning.

### **Long Island Power Authority (LIPA), Long Island, NY**





## **AXEL E. SCHWENDT**

**VICE PRESIDENT**

| p. 5

Mr. Schwendt managed the preparation of Phase I Environmental Site Assessments and Phase II Investigations, along with the Hazardous Materials chapters for Environmental Impact Statements, for properties owned or to be acquired by LIPA to identify potential sources of environmental contaminants prior to power station and power line installation.

### **Rose Plaza on the River, Brooklyn, NY**

Mr. Schwendt conducted a Subsurface (Phase II) Investigation at the 470 Kent Avenue property located in Brooklyn, New York. The objective of the subsurface investigation was to characterize the subsurface soil and groundwater conditions and determine whether past or present on-site and/or off-site potential sources of contamination have adversely affected the site. Results of the Phase II study were also used to evaluate any potential environmental risks and/or the need for remedial action at the site prior to future development. The proposed development of the site includes the construction of approximately 665 market rate dwelling units and approximately 33,750 square feet of commercial uses. The scope of the Phase II study was based on a Phase I Environmental Site Assessment (January 2004) performed by AKRF, which identified recognized environmental conditions for the site, including the potential for soil and groundwater contamination from a historical on-site manufactured gas plant, and potential underground storage tanks. Phase II activities were conducted in accordance with AKRF's Sampling Protocol and site-specific Health and Safety Plan (HASP), which was reviewed and approved by the New York City Department of Environmental Protection (NYCDEP).

### **Albert Einstein College of Medicine Environmental Investigation, Bronx, NY**

Mr. Schwendt managed a Subsurface (Phase II) Investigation at an approximately eight-acre portion of the Jacobi Medical Center fronting on Eastchester Road in the Bronx, New York. The site, owned by New York City, contained an old boiler house, a storage warehouse, a laundry facility, and several paved parking areas. The objective of the subsurface investigation was to characterize the subsurface conditions on the property and determine whether past or present on-site and/or off-site potential sources of contamination have adversely affected the site.

### **Storage Deluxe, Various Locations, NY**

Mr. Schwendt is currently the project manager for assisting Storage Deluxe with the ongoing expansion of their self-storage facilities primarily in the five boroughs of New York City and Westchester County. He conducts and manages environmental due diligence needs related to their property transactions, including Phase I Environmental Site Assessments (ESAs), Phase II investigations, and geophysical surveys, as well as consulting on petroleum bulk storage tank management. He assists Storage Deluxe in making decisions with respect to environmental risk issues.

### **South Bronx Overall Economic Development Corporation (SoBRO) Port Morris Brownfield Opportunity Areas (BOA), Bronx, NY**

Mr. Schwendt is assisting SoBRO with the in-depth and thorough analysis of existing conditions, opportunities, and reuse potential for properties located in the proposed Port Morris Brownfield Opportunity Area with an emphasis on the identification and reuse potential of strategic brownfield sites that may be catalysts for revitalization. His work so far has included the preparation of Phase I Environmental Site Assessments (ESAs) and conducting Phase II investigations for the catalyst sites and advising on the suitability of enacting zoning changes to permit various property uses. Mr. Schwendt also assisted SoBRO with the BOA application process.

### **Kings Plaza, LLC Total Energy Plant, Brooklyn, NY**

Mr. Schwendt has conducted regular environmental compliance reviews of the Kings Plaza Total Energy Plant (TEP) in Brooklyn, New York. The reviews were conducted to observe operations and to review environmental permits, agency correspondence, operating records, recordkeeping and monitoring procedures, and regulatory reporting requirements. As a result of the review, Mr. Schwendt provided the TEP with recommendations for the



## **AXEL E. SCHWENDT**

**VICE PRESIDENT**

| p. 6

management of various waste streams and petroleum/chemical bulk storage associated with facility operations and prepared a Spill Control Prevention and Countermeasure Plan (SPCC Plan) for the facility.

### **270 Greenwich Street, New York NY**

Mr. Schwendt conducted a subsurface (Phase II) investigation that included the advancement of soil borings and the collection of soil and groundwater samples from the 270 Greenwich Street property in the Tribeca neighborhood of New York City. The site will be developed with approximately 402 dwelling units (172 rental units and 230 for sale condominiums), approximately 224,084 gross square feet of destination and local retail space, and below-grade public parking. The purpose of this Phase II subsurface investigation was to ascertain subsurface soil and groundwater quality beneath the site and determine whether past on- or off-site operations have affected the property. The subsurface investigation was also intended to determine whether there are any special handling or disposal requirements for pumped groundwater, should dewatering be necessary during site development. The Phase II study included soil and groundwater sampling as well as a geophysical investigation to determine whether unknown underground storage tanks were present at the site. Field activities were performed in accordance with Mr. Schwendt's Sampling Protocol and Health and Safety Plan (HASP), which were approved by the New York City Department of Environmental Protection (NYCDEP).

### **Columbia University Manhattanville Rezoning and Academic Mixed-Use Development, New York, NY**

Mr. Schwendt managed the hazardous materials task on the Environmental Impact Statement (EIS) for approximately 4 million square feet of new academic, research and neighborhood uses to be constructed north of Columbia University's existing Morningside Heights campus. The work included more than 25 Phase I Environmental Site Assessments (ESAs) for the properties within the rezoning area and estimates for upcoming investigation and remediation. In addition, a Preliminary Environmental Site Assessment (PESA) was completed for the whole project area. Recognized environmental concerns in the area included: current and historical underground storage tanks; current and historical auto-related use such as repair shops and gasoline stations; two historical manufactured gas holders; and a Consolidated Edison cooling plant located on West 132nd Street. Mr. Schwendt conducted a subsurface investigation at the site to characterize the subsurface conditions on the property and determine whether past or present on-site and/or off-site potential sources of contamination have adversely affected the study site, and to use the analytical data to evaluate any potential environmental risks and/or the need for remedial action at the site prior to future development. Based on the results of the investigation, Mr. Schwendt prepared a Remedial Action Plan (RAP) and Construction Health and Safety Plan (CHASP) for the project, which was approved by the New York City Department of Environmental Protection (NYCDEP).

### **Hudson River Park, New York, NY**

Mr. Schwendt serves as the on-call environmental consultant for the ongoing development of the Hudson River Park, the approximately 5 to 6 mile section of waterfront property from Battery Place to 59th Street along the western edge of Manhattan. He conducts subsurface investigations, coordinates tank removals, implements soil and groundwater remediations, provides guidance on construction and environmental health and safety issues, interfaces with regulatory agencies as necessary, and manages the mitigation of environmental conditions encountered during site development activities.

### **Brooklyn Bridge Park, Brooklyn, NY**

AKRF is providing environmental planning and review services for the development of a new 70-acre park that will revitalize 1.5 miles of the East River waterfront between Jay Street and Atlantic Avenue. When completed, the park will provide open space, recreational facilities, a hotel, restaurants, and retail, historic, and educational venues. Mr. Schwendt was involved with the completion of the Environmental Impact Statement (EIS) and conducted a Phase I Environmental Site Assessment (ESA) and Phase II Subsurface Investigation for the proposed Brooklyn



## **AXEL E. SCHWENDT**

**VICE PRESIDENT**

| p. 7

Bridge Park area. He serves as the park's on-call consultant for addressing environmental conditions as development progresses and has conducted several tank removals and contaminated soil delineation and remediation projects for various sections of the park.

### **Titan Property Management, Rego Park, NY**

Mr. Schwendt was involved with an extensive site investigation for a property involved in the New York State Voluntary Cleanup Program. The property was resting on a plume of PCE contamination. The goal of the investigation was to determine whether the property is the source of the contamination and to collect data to provide information for the design and implementation of a site remedial system. The investigation involved extensive soil, soil gas, and groundwater investigation, and included the investigation of surrounding properties.

### **ABCO Refrigeration Company, Long Island, NY**

Mr. Schwendt managed a tank closure and dry well assessment and remediation project for the ABCO Refrigeration Company. Historic contamination was found seeping from the ground in the location of an old underground storage tank, which is believed to be a source of adverse impact. An adjacent drywell was impacted by the tank as well as from past dumping activities of a former typewriter ribbon ink manufacturing company. A site-wide investigation of the ten drywells was also implemented at the request of the Nassau County Department of Health. Mr. Schwendt undertook soil remedial activities that led to the property receiving closure with respect to the underground storage tank. Drywell remedial activities were successful and the site received approval from the United States Environmental Protection Agency (USEPA) to continue use of on-site drywells.

### **Levin Management Corporation Property—Site Investigation, Pelham Manor, NY**

Mr. Schwendt was involved in the site investigation of a former manufactured gas plant (MGP) that handled petroleum off-loading and storage until the late 1950s. Soils have also been observed to have been affected by non-aqueous phase liquid (NAPL) consisting of oil- and tar-like material. Floating or light NAPL (LNAPL) has also been detected in on-site groundwater. The objectives of the site investigation were to collect additional data to further determine the extent of NAPL-affected soil both above and below the water table throughout the site and to further delineate groundwater contamination throughout the site. The site investigation also sought to confirm the on-site groundwater flow direction and that NAPL had not migrated to the downgradient perimeter of the site, including Eastchester Creek. Mr. Schwendt was brought on board for this project for his expertise in soil and groundwater MGP contaminant delineation.

### **NYCDEP Bureau of Environmental Engineering 26th Ward Wastewater Treatment Plant—Site Investigation, Brooklyn, New York**

Mr. Schwendt managed and conducted environmental sampling and testing at the 26th Ward Wastewater Treatment Plant property located in Brooklyn, New York. This investigation was performed to determine the presence or absence of contamination in the soil and groundwater that would affect the proposed construction of a new raw sewage pump station. Mr. Schwendt provided the 26th Ward with the protocol necessary for the special handling and disposal of the excavated soil as well as for the groundwater that would be pumped during dewatering operations.

### **Olnick Organization, New York, NY**

AKRF was retained by the Olnick Organization to prepare and implement an Spill Prevention, Control, and Countermeasures Plan (SPCC Plan) for their aboveground storage tank system for an office building in Manhattan. Mr. Schwendt performed the site inspections and provided the Olnick Organization with a list of recommendations for upgrades to their fuel transfer piping system that would bring the facility into compliance with SPCC regulations. He also provided Olnick with a plan for implementing the required SPCC training program for their facility personnel.



## **AXEL E. SCHWENDT**

**VICE PRESIDENT**

| p. 8

### **Site investigations of former MGP Facilities/Properties for Consolidated Edison, New York City, NY & Westchester County, NY**

While with another firm, Mr. Schwendt worked on this project, which included a service station in New York City and an electrical substation in Westchester County, New York. Mr. Schwendt performed the site characterizations, including subsurface soil and groundwater impact delineation and aquifer testing. The findings from these characterizations are being used by Consolidated Edison to make appropriate changes to the design specifications and to plan for appropriate handling of impacted materials and health and safety protocols during future construction activities.

### **UST Site Investigation and Remediation for Consolidated Edison Service Center, Queens, NY**

While with another firm, Mr. Schwendt worked on this project, which included due diligence site reviews, soil boring installation, monitoring well installation, hydrogeologic testing, and water quality sampling. Risk-based closures incorporating natural attenuation and groundwater monitoring activities have been proposed. Remedial work plans are under development for other facilities where more aggressive remedial actions are required. Mr. Schwendt also performed subsurface investigations and site characterizations for several other Consolidated Edison facilities including soil-gas surveys and a radiological scoping survey.

### **Petroleum Bulk Storage Management Program for Bell Atlantic-New York (now Verizon), Manhattan, Brooklyn, Queens, Bronx, Staten Island, and Long Island, NY**

While with another firm, Mr. Schwendt personally designed and conducted subsurface investigations for underground storage tank (UST) remediations including characterization of releases, soil and ground water investigations, pilot tests, slug tests, pump tests, groundwater modeling, horizontal and vertical impact delineation, and preparation of compliance documentation for regulatory agencies. He performed oversight of the installation of 'pump and treat' remedial systems and performed maintenance activities. He also supervised UST installations, upgrades and closures; implemented tank tightness testing programs; addressed on-site health and safety issues and other regulatory requirements; prepared closure reports; and managed soil disposal.

### **Hertz Rent-A-Car Corporate Headquarters, Park Ridge, NJ**

While with another firm, Mr. Schwendt served as an in-house consultant/project manager for the environmental department at Hertz's corporate office in Park Ridge, New Jersey. He managed Phase I and Phase II investigations for real estate purchases, leases and acquisitions throughout the United States and Canada. He coordinated Hertz's subcontractors and environmental consulting firms, reviewed reports, and made recommendations to the legal and real estate departments with respect to environmental risk issues.

### **Temple University, Philadelphia, PA**

Mr. Schwendt was a lead auditor for a multi-phase compliance audit of the five campuses of Temple University. The audit included an assessment of all of the Temple University Hospitals, the School of Medicine, the College of Science and Technology, the Tyler School of Art, the College of Engineering, Ambler College (Community and Regional Planning, Horticulture, and Landscape Architecture), the Physical Plant Department, and all university facilities and maintenance departments. Regulatory programs targeted as part of the audit included, but were not limited to, federal and state air and water programs, hazardous waste management, hazardous chemicals and substances, Federal Insecticide, Fungicide, and Rodenticide Act (FIFRA) for pesticides, emergency response, Community Right-to-Know, Toxic Substance Control Act (TSCA), and petroleum bulk storage regulations. Following completion of the audit, Mr. Schwendt prepared and implemented an environmental management system that conformed to the needs and culture of the Temple University organization.

### **University of Pennsylvania, Philadelphia, PA**



## **AXEL E. SCHWENDT**

**VICE PRESIDENT**

| p. 9

Mr. Schwendt was the lead auditor for an environmental compliance audit of the University of Pennsylvania's Department of Environmental Health and Radiation Safety. The audit included an assessment for the preparation and implementation of the university's Spill Prevention, Control, and Countermeasures Plans (SPCC Plans). Mr. Schwendt prepared and implemented the university's environmental management program and provided training for the facility personnel.

### **Wistar Institute, Philadelphia, PA**

Mr. Schwendt was the lead auditor for an environmental compliance audit of the Wistar Institute, an independent non-profit biomedical research institute in West Philadelphia, Pennsylvania. The multi-phase audit comprised an assessment of the entire facility for compliance with federal, state and local environmental regulations and included the development of an environmental management system.

### **Seton Hall University, South Orange, NJ**

Mr. Schwendt was a lead auditor for a multi-phase compliance audit of the Seton Hall University campus. The audit comprised an assessment of the entire facility for compliance with federal and state air and water programs, hazardous waste management programs, hazardous chemicals and substances programs, the Federal Insecticide, Fungicide, and Rodenticide Act (FIFRA) for pesticides, emergency response and Community Right-to-Know regulations, the Toxic Substance Control Act (TSCA), and petroleum bulk storage regulations. The audit included the development and implementation of an environmental management system for the Seton Hall University faculty and staff.

### **New York City College of Technology (City Tech) Academic Building, Brooklyn, New York**

Mr. Schwendt is assisting the City University of New York (CUNY) and the Dormitory Authority of the State of New York (DASNY) in addressing the E-Designation assigned to the New York City College of Technology (City Tech) redevelopment project site in Brooklyn, New York. CUNY is proposing to construct an eight-story academic building with classrooms, laboratories, administrative space, and underground parking. Mr. Schwendt conducted the required Phase I Environmental Site Assessment (ESA) and Phase II testing to the satisfaction of the Mayor's Office of Environmental Remediation (OER) and will assist CUNY with entering the project site in the City's Voluntary Cleanup Program (VCP). The work will include preparing the required Remedial Action Plan (RAP) and Construction Health and Safety Plan (CHASP) and conducting the necessary environmental monitoring during construction. Mr. Schwendt will also prepare the closure documentation required for CUNY to receive the Notice of Satisfaction necessary to obtain occupancy permits from the New York City Department of Buildings (DOB).

### **New York University Langone Medical Center, New York, NY**

Mr. Schwendt managed the hazardous materials task on the EAS for the NYU Langone Medical Center (NYULMC) development project in Manhattan, New York. NYULMC is in the process of developing the Kimmel Program, which consists of two new buildings on its main campus: the Kimmel Pavilion to house hospital functions and an Energy Building to house a combined heat and power (CHP) plant, primary electric service and emergency generators to support the campus, as well as space for patient care (specifically, radiation oncology). The work included conducting Phase I Environmental Site Assessments and Phase II subsurface investigations at each site to characterize the subsurface environmental conditions at the project site. Based on the results of the investigations, a Remedial Action Plan (RAP) and Construction Health and Safety Plan (CHASP) were prepared for each project phase for submission to the New York City Department of Environmental Protection (NYCDEP) and Mayor's Office of Environmental Remediation (OER). Mr. Schwendt will assist NYULMC by conducting the environmental monitoring required by the agency-approved RAPs/CHASPs as construction progresses, and will prepare the closure documentation required by the agencies to obtain Certificates of Occupancy from the New York City Department of Buildings (DOB).

### **DASNY Term Environmental Consultant 2006-2012 and 2012-2016, Various Locations, NY**





## **AXEL E. SCHWENDT**

**VICE PRESIDENT**

| p. 10

Mr. Schwendt serves as a hazardous materials task leader under the firm's on-call contract with DASNY, through which AKRF is providing State Environmental Quality Review Act (SEQRA) and City Environmental Quality Review (CEQR) environmental review services for a wide range of educational, healthcare and other institutional projects, as well as specialized technical services in historic and archaeological resources, hazardous materials, traffic, air quality, noise, and natural resources. Mr. Schwendt has also assisted DASNY with addressing E-Designations and by conducting various types of environmental investigations, including Phase I and Phase II assessments.

### **NYCDEP Permit Resource Division On-Call Contract, New York, NY**

Under subcontract to a national engineering firm, and as part of two successive Program Management contracts, AKRF is providing support in a wide range of technical areas related to environmental and engineering permits for NYCDEP capital projects. These services fall into two major categories: preparing detailed guidance documents that will be used by project designers and construction managers on future projects, in order to expedite permit approvals and prevent delays; and providing expert review and guidance regarding permits for current projects, in order to ensure completeness of permit applications and effective coordination with regulatory agencies. The technical areas covered by AKRF include: wetlands, groundwater, surface water, and other natural resources; hazardous materials; traffic and transportation; air quality; noise and vibration; historic and archaeological resources; stormwater management; open space and parkland; and a broad range of permits and approvals from the New York City Fire Department (FDNY), the New York City Police Department (NYPD), the New York City Department of Buildings (NYCDOB), and other municipal agencies. AKRF is also helping NYCDEP improve the overall process for tracking environmental and engineering permits and approvals, from the planning and design phases of a project to construction and long-term operation. Mr. Schwendt provides consulting services related to the hazardous materials issues.



# Ashutosh Sharma

## Senior Environmental Professional

Ashutosh Sharma is an Environmental Scientist with over 10 years of experience in the environmental consulting field. He has managed and implemented investigations and remedial measures for various properties, including those under different regulatory programs such as the New York State Department of Environmental Conservation's (NYSDEC) Voluntary Cleanup Program and Brownfield Cleanup Program, New York State's Spill Response Program, the Mayor's Office of Environmental Remediation (OER) E-Designation Program. Mr. Sharma has extensive experience in Phase I and Phase II (subsurface) site assessment and remedial investigation, remediation and cleanup of contaminated sites, and construction oversight. He has experience with subsurface soil, groundwater and sub-slab air/vapor sampling procedures, coordinating and running Community Air Monitoring Plans (CAMP) and is familiar with relevant United States Environmental Protection Agency (USEPA), New York State Department of Environmental Conservation (NYSDEC), and New York City Department of Environmental Protection (NYCDEP) environmental laws and regulations.

## Background

### Education

M.S., Environmental Science, New Jersey Institute of Technology, 2007

B.Tech, Dr. B.R. Ambedkar National Institute of Technology, India, 2005

### Years of Experience

Year started in industry: 2007

Year started in company: 2007

## Relevant Experience

### **New York City School Construction Authority: On Call Environmental Consulting**

Under an on-call contract, AKRF provides the New York City School Construction Authority (NYCSCA) with hazardous materials consulting services. Mr. Sharma has provided assistance with various environmental assessment tasks including Phase II (Subsurface) Environmental Site Investigations (soil, groundwater and soil gas investigations); Indoor Air Quality (IAQ) and Vapor Intrusion (VI) Assessments; and Underground Storage Tank (UST) investigations. He evaluates the results of the investigations in the context of applicable environmental regulations to assist the project manager and/or project engineer in developing recommendations for remedial actions. Mr. Sharma also provided assistance with the lead in drinking water and plumbing disinfection tasks under the current on-call contract. AKRF also oversees plumbing disinfection work, which is required prior to new plumbing being placed into service. The assignments involve reviewing and commenting on disinfection plans, supervision of the disinfection and confirmation testing, and preparation of reports documenting the work was conducted in accordance with the specifications and applicable requirements. Due to the sensitivity of school sites, work under this contract is often conducted on short notice and during non-school hours.

### **RXR Realty, NY: Multiple Projects**

AKRF has worked with RXR Realty on multiple projects and provided services for completion of Phase I Environmental Site Assessments (ESAs), implemented Phase II Environmental Site Investigations (ESI) and soil waste characterization sampling. Mr. Sharma acted as project manager, overseeing field personnel

implementing the Phase I ESA site reconnaissance the subsurface investigations, as well as completing reports for delivery to the client.

#### **Larkin Plaza, Yonkers, NY**

RXR SoYo Exalta LLC enrolled in the New York State Brownfield Cleanup Program (NYS BCP) to investigate and remediate the property located at 25 Warburton Avenue in Yonkers, NY. Mr. Sharma assisted the client in preparing the application to enroll the site in the NYS BCP program.. Mr. Sharma acted as the project manager for the project and prepared the Remedial Investigation Work Plan (RIWP), the Remedial Investigation Report (RIR), the Interim Remedial Measure Work Plan (IRMWP), the Remedial Action Work Plan (RAWP), the Interim Remedial Measures Construction Completion Report and the Site Management Plan (SMP) for the BCP site. Mr. Sharma also managed the field implementation of the remedial investigation and site cleanup activities during the development. Mr. Sharma maintained constant communication with the NYS Department of Environmental Conservation (NYSDEC) project manager and the client during the site redevelopment.

#### **810 Fulton Street, Brooklyn, NY**

RXR 810 Fulton Owner LLC developed the property located at 810 Fulton Street in Brooklyn. Mr. Sharma acted as project manager, overseeing field personnel implementing the requirements of the NYC Office of Environmental Remediation (OER)-approved Remedial Action Plan (RAP). Mr. Sharma also coordinated with the OER on behalf of the client on the day to day activities during the remedial action. Mr. Sharma also completed reports for delivery to the client and OER.

#### **Lambert Houses, Bronx, NY**

988 East 180th Street Housing Development Fund Corporation enrolled in the New York City Voluntary Cleanup Program (NYC VCP) to investigate and remediate the property located at 988 East 180th Street in the Bronx. Mr. Sharma acted as the deputy project manager overseeing field personnel implementing the construction oversight during site redevelopment, and coordinated with the client and their subcontractors. Mr. Sharma prepared the spill investigation work plan, coordinated spill cleanup and prepared the spill closure report to address the petroleum spill encountered during site redevelopment.

#### **Melrose Commons Site C, Bronx, NY**

The Bridge Inc. enrolled in the New York City Voluntary Cleanup Program (NYC VCP) to investigate and remediate the property located at 988 East 18th Street in the Bronx. Mr. Sharma acted as the deputy project manager overseeing field personnel implementing the construction oversight during site redevelopment, and coordinated with the client and their subcontractors. Mr. Sharma prepared the remedial closure report for delivery to the client.

#### **Essex Crossing Sites 1, 2, 3, 4, 5, 6, and 8, Manhattan, NY**

AKRF provided various services during the redevelopment of the Essex Crossing sites in the lower east of Manhattan. Mr. Sharma acted as the deputy project manager overseeing field personnel implementing the construction oversight during site redevelopment, and coordinated with the client and their subcontractors. Mr. Sharma also coordinated spill cleanups and prepared the spill closure reports to address the multiple petroleum spills encountered during redevelopment. Mr. Sharma also coordinated with the client and the New York City Department of Housing & Preservation (HPD) during the implementation of the NYC Department of Environmental Protection (DEP)-approved Remedial Action Plan (RAP). Mr. Sharma also completed reports for delivery to the client.

#### **NYU Langone Medical Center (NYULMC) – Kimmel Pavilion, New York, NY**

New York University Langone Medical Center enrolled in the New York City Voluntary Cleanup Program (NYC VCP) to investigate and remediate the property located at 424 East 34th Street in Manhattan. The proposed development consisted of a new medical facility. Mr. Sharma acted as the deputy project manager overseeing field personnel implementing the construction oversight during site redevelopment, and coordinated with the client and their subcontractors.



**551 Tenth Avenue, New York, NY**

Extell 4110 LLC enrolled in the New York City Voluntary Cleanup Program (NYC VCP) to investigate and remediate the property located at 547-551 Tenth Avenue in Manhattan. The property was developed with a 52-story residential building with one sub-grade level. Mr. Sharma provided construction oversight during site excavation, spill remediation, coordination and management of soil removal and fill material imports, oversight of the on-site air monitoring program, identification and proper management of contamination encountered during excavation work, and maintenance of critical paperwork and preparation of the final closure report.

**Zerega Avenue – Phase I, Phase II and Wetland Survey, Bronx, NY**

AKRF was contracted by EDC to conduct perform environmental services at an approximately 255,000-square foot project area located at 530 to 590 Zerega Avenue, Bronx, New York. The work included a Phase I Environmental Site Assessment (ESA), and Phase II Environmental Site Investigation which included preparation of a site-specific health and safety plan, a geophysical survey and utility mark-outs, and the collection and analysis of soil, groundwater, soil vapor, indoor air and ambient air samples. Mr. Sharma provided assistance with subsurface soil, groundwater and soil gas investigation as part of the Phase II investigation of the project site.

**Rego Park Home Depot, Queens, NY**

Solvent contamination was encountered during retail development of a former industrial property in Rego Park, Queens, New York. The site work included an extensive investigation and a multi-phase remediation performed under the NYSDEC Voluntary Cleanup Program (BCP). Remediation included removal of aboveground and underground storage tanks (ASTs and USTs) and hotspot soil removal. An Air Sparging/Soil Vapor Extraction (AS/SVE) groundwater remediation system designed by AKRF was installed as part of the building construction. Continued remediation work included upgrading and expanding the AS/SVE system after the store was opened. AKRF prepared the Final Engineering Report and obtained closure with a Release and Covenant Not to Sue issued by NYSDEC in 2013. AKRF continues operations, maintenance, and monitoring under the NYSDEC-approved Site Management Plan. Mr. Sharma assisted with ongoing operation, maintenance and monitoring of the AS/SVE system.

**TF Cornerstone – 606 West 57th Street, New York, NY**

AKRF has been retained by TF Cornerstone to provide environmental services for the proposed redevelopment of a portion of the block bounded by Eleventh and Twelfth Avenues and West 56th and 57th Streets. The proposed actions include a zoning map amendment, zoning text amendments, a special permit, and an authorization to facilitate development of approximately 1.2 million square feet of residential and retail space. AKRF is currently preparing an Environmental Impact Statement (EIS) for the New York City Department of City Planning (DCP) to analyze the effects of the proposed actions and development of the proposed building. The EIS will address the full range of environmental impacts associated with the proposed development. As part of the project's review, AKRF also prepared documents and graphics submitted to DCP under its Blue Print program, a pre-application process that presents basic project information to DCP and clarifies major issues prior to the filing of a land use- or zoning-related application. The process is intended to standardize the pre-application process and expedite DCP's overall project review. Mr. Sharma was responsible for contractor oversight for the spill remediation activities as requested by the NYSDEC.

**Whitney Museum of American Art, NY**

Mr. Sharma provided assistance with subsurface soil and groundwater investigation, construction oversight and soil disposal management during the remediation phase of the project. The project included the construction of an approximately 230,000-square foot museum building with one sub-grade level with exhibition galleries, administrative offices, accessory use (café and bookstore), storage space, and an approximately 4,000-square foot restaurant.

**Yankee Stadium Demolition, Bronx, NY**

The New York City Economic Development Corporation (NYCEDC) project included demolition of the old Yankee Stadium and construction of a ball field known as Heritage Field. Mr. Sharma provided air monitoring and remedial action plan (RAP) oversight during the demolition and soil disturbance work.

**East River Science Park, New York, NY**

The New York City Economic Development Corporation (NYCEDC) proposed to construct two seventeen-story buildings to serve as a biomedical research center. The space between the two towers included an elevated atrium and an outdoor plaza on top of a parking garage. Mr. Sharma provided construction oversight during site excavation, coordination and management of soil removal and fill material imports, oversight of the on-site air monitoring program, identification and proper management of contamination encountered during excavation work, and maintenance of critical paperwork and preparation of the final closure report.

**W 61st Street Site, NY**

Mr. Sharma provided assistance with construction oversight during site excavation activities and helped prepare the final closure report for the site which, as part of the Brownfield Cleanup Program (BCP), was slated for redevelopment as two residential buildings with a courtyard and a tennis court.

**164 Kent Avenue, Brooklyn, NY**

The project was a multi-phase development consisting of a large waterfront block in the Williamsburg Rezoning Area. The project site has been developed with a mixed-use residential-commercial high rise towers with an esplanade and a pier along the East River. AKRF provided acquisition and development support, including performing Phase I and II environmental site assessments, and preparation of Remedial Action Plans (RAPs) and Construction Health and Safety Plan (CHASPs) for approval by DEP and OER. AKRF provided assistance with construction oversight during soil handling activities and managing the Community Air Monitoring Plan (CAMP) activities. To date, closure reports have been prepared and occupancy achieved for three of the four buildings. Mr. Sharma provided construction oversight during soil handling activities and running the Community Air Monitoring Plan (CAMP).

**285 Jay Street, Brooklyn, NY**

Under contract with the Dormitory Authority of the State New York (DASNY), AKRF completed a Phase II Subsurface investigation at the site of a proposed CUNY educational building to satisfy New York City E-designation requirements. As part of the work AKRF performed at the site, Mr. Sharma conducted sub-surface soil and groundwater investigation work and coordinated with the driller and the property owner for successful completion of the work. Mr. Sharma prepared the remedial closure report for delivery to the client.

**MTA Long Island Railroad, East Side Access Project, New York, NY**

The Metropolitan Transportation Authority (MTA) sponsored the East Side Access project to connect the Long Island Railroad to the Grand Central Terminal, thereby allowing Long Island commuters direct access to the East Side of Manhattan. Mr. Sharma provided assistance with the execution of the Community Air Monitoring Plan (CAMP) at various locations during the construction phase.

**Adam Clayton Powell Jr. Boulevard, New York, NY**

AKRF performed a Phase II study to meet the requirements of the New York City Department of Environmental Protection (NYCDEP) and to determine whether subsurface conditions had been affected by the on-site and/or off-site petroleum storage tanks and to ascertain whether current or former on- or off-site activities had adversely affected the subject property. Mr. Sharma conducted sub-surface soil and groundwater investigation at the abandoned site slated for future development. He was responsible for coordinating with the driller and the property owner for successful completion of the work.

# **L.A.B. Validation Corp., 14 West Point Drive, East Northport, New York 11731**

## **Lori A. Beyer**

### **SUMMARY:**

General Manager/Laboratory Director with over 35 years' experience and a solid technical background combined with Management experience in environmental testing industry. Outstanding organizational, leadership, communication, and technical skills. Customer focused; quality oriented professional with consistently high marks in customer/employee satisfaction.

### **EXPERIENCE:**

1998-Present L.A.B. Validation Corporation, 14 West Point Drive, East Northport, NY

#### **President**

- Perform Data Validation activities relating to laboratory generated Organic and Inorganic Environmental Data according to the various protocols from the USEPA, EPA CLP, NYSASP and Test Methods for the Evaluation of Solid Waste, Methods for the Chemical Analysis of Water and Waste and the Federal Register.
- Use the USEPA National Functional Guidelines for Organic and Inorganic Data Validation as well as State requirements to report on laboratory data quality and determine data usability and prepare Data Usability Summary Reports (DUSR) for submission to the appropriate regulatory agencies.
- Apply Data Validation findings and qualifiers to NYSDEC Equis deliverables.

1998-2022 American Analytical Laboratories, LLC. 56 Toledo Street, Farmingdale, NY

#### **Laboratory Director/Technical Director**

- Plan, direct and control the operation, development, and implementation of programs for the entire laboratory in order to meet AAL's financial and operational performance standards.
- Ensure that all operations are following AAL's QA manual and other appropriate regulatory requirements.
- Actively maintains a safe and healthy working environmental that is demanded by local laws/regulations.
- Monitors and manages group's performance with respect to data quality, on time delivery, safety, analyst development/goal achievement and any other key performance indices.
- Reviews work for accuracy and completeness prior to release of results to customers.

1996-1998 Nytest Environmental, Inc. (NEI) Port Washington, New York

#### **General Manager**

- Responsible for controlling the operation of an 18,000 square foot facility to meet NEI's financial and operational performance standards.
- Management of 65 FTEs including Sales and Operations
- Ensure that all operations are following NEI's QA procedures
- Ensures that productivity indicators, staffing levels and other cost factors are held within established guidelines
- Maintains a quantified model of laboratory's capacity and uses this model as the basis for controlling the flow of work into and through the lab so as to ensure that customer requirements and lab's revenue and contribution targets are achieved.

1994-1996 Nytest Environmental, Inc. (NEI) Port Washington, New York

#### **Technical Project Manager**

- Responsible for the coordination and implementation of environmental testing programs requirements between NEI and their customers
- Supervise Customer Service Department
- Assist in the development of major proposals
- Complete management of all Federal and State Contracts and assigned commercial contracts
- Provide technical assistance to the customer, including data validation and interpretation
- Review and implement Project specific QAPP's.

1995-1996 Nytest Environmental, Inc. (NEI) Port Washington, New York

#### **Corporate QA/QC Officer**

- Responsible for the implementation of QA practices as required in the NJDEP and EPA Contracts
- Primary contact for NJDEP QA/QC issues including SOP preparation, review, and approval
- Responsible for review, verification, and adherence to the Contract requirements and NEI QA Plan

1992-1994 Nytest Environmental, Inc. (NEI) Port Washington, New York

#### **Data Review Manager**

- Responsible for the accurate compilation, review, and delivery of analytical data to the company's customers. Directly and effectively supervised a department of 22 personnel.
- Managed activities of the data processing software including method development, form creation, and production
- Implement new protocol requirements for report and data management formats
- Maintained control of data storage/archival areas as EPA/CLP document control officer

1987-1991 Nytest Environmental, Inc. (NEI) Port Washington, New York

#### **Data Review Specialist**

- Responsible for the review of GC, GC/MS, Metals and Wet Chemistry data in accordance with regulatory requirements
- Proficient with USEPA, NYSDEC, NJDEP and USACOE requirements
- Review data generated in accordance with SW846, NYSDEC ASP, EPA/CLP and 40 CFR Methodologies

1986-1987 Nytest Environmental, Inc. (NEI) Port Washington, New York

#### **GC/MS VOA Analyst**

- Analyze samples by GC/MS technology.

### **EDUCATION:**

1982-1985 State University of New York at Stony Brook, New York; BS Biology/Biochemistry

1981-1982 University of Delaware; Biology/Chemistry

5/1991 Rutgers University; Mass Spectral Data Interpretation Course, GC/MS Training

8/1992 Westchester Community College; Organic Data Validation Course

9/1993 Westchester Community College; Inorganic Data Validation Course

**Carl Armbruster**  
**QA Manager**

---

---

**Qualifications Summary**

---

Mr. Armbruster has over 30 years of experience in the environmental laboratory and engineering industry that includes extensive technical, management/leadership experience in all aspects of the laboratory business. He is an action-oriented manager dedicated to ensuring the laboratory maintains a quality program that holds the highest credentials in PT scores, accreditations and customer satisfaction. His unique experience lends itself to working successfully with employees, managers and clients at all levels.

**Professional Experience**

---

**Quality Assurance Manager – TestAmerica Edison - 2005 to Present**

Mr. Armbruster is responsible for establishing and implementing the quality assurance program at the Edison facility; and for interfacing with the corporate Quality Assurance Director to ensure adherence with the overall Quality Management Plan. He is also responsible for monitoring implementation and compliance with NELAC and TestAmerica's QMP, conducting annual management system audits and data audits, as well as providing regulatory updates and technical support to the Laboratory Director, Operations Manager, Client Services and Sales department.

**Project Manager/Assistant Technical Director – STL Edison --2000 to 2005**

**Laboratory Director – STL Whippany – 1998 to 2000**

**Account Manager – Clean Harbors Environmental Services – 1997 to 1998**

**Laboratory Manager – Waste Management Inc., and Chemical Waste Management Inc – 1988 to 1997**

**Environmental Scientist – ICF Technology – 1987 to 1988**

**Analytical Chemist – IT Corporation – 1985 to 1987**

**Analytical Chemist – Hess Environmental Laboratories – 1983 to 1985**

**Education**

---

- ♦ MS in Biology – East Stroudsburg University, 1984
- ♦ BS in Environmental Studies - East Stroudsburg University, 1980

**APPENDIX D**  
**NYSDOH INDOOR AIR QUALITY QUESTIONNAIRE AND BUILDING INVENTORY FORM**

**NEW YORK STATE DEPARTMENT OF HEALTH  
INDOOR AIR QUALITY QUESTIONNAIRE AND BUILDING INVENTORY  
CENTER FOR ENVIRONMENTAL HEALTH**

This form must be completed for each residence involved in indoor air testing.

Preparer's Name \_\_\_\_\_ Date/Time Prepared \_\_\_\_\_

Preparer's Affiliation \_\_\_\_\_ Phone No. \_\_\_\_\_

Purpose of Investigation \_\_\_\_\_

**1. OCCUPANT:**

**Interviewed: Y / N**

Last Name: \_\_\_\_\_ First Name: \_\_\_\_\_

Address: \_\_\_\_\_

County: \_\_\_\_\_

Home Phone: \_\_\_\_\_ Office Phone: \_\_\_\_\_

Number of Occupants/persons at this location \_\_\_\_\_ Age of Occupants \_\_\_\_\_

**2. OWNER OR LANDLORD:** (Check if same as occupant \_\_\_\_ )

**Interviewed: Y / N**

Last Name: \_\_\_\_\_ First Name: \_\_\_\_\_

Address: \_\_\_\_\_

County: \_\_\_\_\_

Home Phone: \_\_\_\_\_ Office Phone: \_\_\_\_\_

**3. BUILDING CHARACTERISTICS**

**Type of Building:** (Circle appropriate response)

Residential  
Industrial

School  
Church

Commercial/Multi-use  
Other: \_\_\_\_\_

**If the property is residential, type?** (Circle appropriate response)

Ranch	2-Family	3-Family
Raised Ranch	Split Level	Colonial
Cape Cod	Contemporary	Mobile Home
Duplex	Apartment House	Townhouses/Condos
Modular	Log Home	Other: _____

**If multiple units, how many?** \_\_\_\_\_

**If the property is commercial, type?**

Business Type(s) \_\_\_\_\_

Does it include residences (i.e., multi-use)? Y / N      If yes, how many? \_\_\_\_\_

**Other characteristics:**

Number of floors \_\_\_\_\_ Building age \_\_\_\_\_

Is the building insulated? Y / N      How air tight? Tight / Average / Not Tight

#### **4. AIRFLOW**

**Use air current tubes or tracer smoke to evaluate airflow patterns and qualitatively describe:**

Airflow between floors

---



---



---

Airflow near source

---



---



---

Outdoor air infiltration

---



---



---

Infiltration into air ducts

---



---



---

### 5. BASEMENT AND CONSTRUCTION CHARACTERISTICS (Circle all that apply)

- a. Above grade construction: wood frame concrete stone brick
- b. Basement type: full crawlspace slab other \_\_\_\_\_
- c. Basement floor: concrete dirt stone other \_\_\_\_\_
- d. Basement floor: uncovered covered covered with \_\_\_\_\_
- e. Concrete floor: unsealed sealed sealed with \_\_\_\_\_
- f. Foundation walls: poured block stone other \_\_\_\_\_
- g. Foundation walls: unsealed sealed sealed with \_\_\_\_\_
- h. The basement is: wet damp dry moldy
- i. The basement is: finished unfinished partially finished
- j. Sump present? Y / N
- k. Water in sump? Y / N / not applicable

Basement/Lowest level depth below grade: \_\_\_\_\_(feet)

Identify potential soil vapor entry points and approximate size (e.g., cracks, utility ports, drains)

---



---

### 6. HEATING, VENTING and AIR CONDITIONING (Circle all that apply)

Type of heating system(s) used in this building: (circle all that apply – note primary)

Hot air circulation	Heat pump	Hot water baseboard	
Space Heaters	Stream radiation	Radiant floor	
Electric baseboard	Wood stove	Outdoor wood boiler	Other _____

The primary type of fuel used is:

Natural Gas	Fuel Oil	Kerosene
Electric	Propane	Solar
Wood	Coal	

Domestic hot water tank fueled by: \_\_\_\_\_

Boiler/furnace located in: Basement Outdoors Main Floor Other \_\_\_\_\_

Air conditioning: Central Air Window units Open Windows None



Are there air distribution ducts present? Y / N

Describe the supply and cold air return ductwork, and its condition where visible, including whether there is a cold air return and the tightness of duct joints. Indicate the locations on the floor plan diagram.

---



---



---



---

## 7. OCCUPANCY

Is basement/lowest level occupied?      Full-time      Occasionally      Seldom      Almost Never

**Level**                      **General Use of Each Floor (e.g., familyroom, bedroom, laundry, workshop, storage)**

Basement	<hr/>
1 <sup>st</sup> Floor	<hr/>
2 <sup>nd</sup> Floor	<hr/>
3 <sup>rd</sup> Floor	<hr/>
4 <sup>th</sup> Floor	<hr/>

## 8. FACTORS THAT MAY INFLUENCE INDOOR AIR QUALITY

- |  |                                    |
|--|------------------------------------|
| a. Is there an attached garage?  | Y / N                              |
| b. Does the garage have a separate heating unit?   | Y / N / NA                         |
| c. Are petroleum-powered machines or vehicles stored in the garage (e.g., lawnmower, atv, car) | Y / N / NA<br>Please specify <hr/> |
| d. Has the building ever had a fire?   | Y / N    When? <hr/>               |
| e. Is a kerosene or unvented gas space heater present?   | Y / N    Where? <hr/>              |
| f. Is there a workshop or hobby/craft area?  | Y / N    Where & Type? <hr/>       |
| g. Is there smoking in the building?   | Y / N    How frequently? <hr/>     |
| h. Have cleaning products been used recently?  | Y / N    When & Type? <hr/>        |
| i. Have cosmetic products been used recently?  | Y / N    When & Type? <hr/>        |

- j. Has painting/staining been done in the last 6 months? Y / N Where & When? \_\_\_\_\_
- k. Is there new carpet, drapes or other textiles? Y / N Where & When? \_\_\_\_\_
- l. Have air fresheners been used recently? Y / N When & Type? \_\_\_\_\_
- m. Is there a kitchen exhaust fan? Y / N If yes, where vented? \_\_\_\_\_
- n. Is there a bathroom exhaust fan? Y / N If yes, where vented? \_\_\_\_\_
- o. Is there a clothes dryer? Y / N If yes, is it vented outside? Y / N
- p. Has there been a pesticide application? Y / N When & Type? \_\_\_\_\_

**Are there odors in the building?**

Y / N

If yes, please describe: \_\_\_\_\_

**Do any of the building occupants use solvents at work?**

Y / N

(e.g., chemical manufacturing or laboratory, auto mechanic or auto body shop, painting, fuel oil delivery, boiler mechanic, pesticide application, cosmetologist)

If yes, what types of solvents are used? \_\_\_\_\_

If yes, are their clothes washed at work?

Y / N

**Do any of the building occupants regularly use or work at a dry-cleaning service?** (Circle appropriate response)

Yes, use dry-cleaning regularly (weekly)

No

Yes, use dry-cleaning infrequently (monthly or less)

Unknown

Yes, work at a dry-cleaning service

**Is there a radon mitigation system for the building/structure?** Y / N Date of Installation: \_\_\_\_\_

**Is the system active or passive?** Active/Passive

## 9. WATER AND SEWAGE

**Water Supply:** Public Water Drilled Well Driven Well Dug Well Other: \_\_\_\_\_

**Sewage Disposal:** Public Sewer Septic Tank Leach Field Dry Well Other: \_\_\_\_\_

## 10. RELOCATION INFORMATION (for oil spill residential emergency)

a. Provide reasons why relocation is recommended: \_\_\_\_\_

b. Residents choose to: remain in home relocate to friends/family relocate to hotel/motel


c. Responsibility for costs associated with reimbursement explained? Y / N

d. Relocation package provided and explained to residents? Y / N


**11. FLOOR PLANS**

**Draw a plan view sketch of the basement and first floor of the building. Indicate air sampling locations, possible indoor air pollution sources and PID meter readings. If the building does not have a basement, please note.**

**Basement:**




**First Floor:**



## 12. OUTDOOR PLOT

**Draw a sketch of the area surrounding the building being sampled. If applicable, provide information on spill locations, potential air contamination sources (industries, gas stations, repair shops, landfills, etc.), outdoor air sampling location(s) and PID meter readings.**

**Also indicate compass direction, wind direction and speed during sampling, the locations of the well and septic system, if applicable, and a qualifying statement to help locate the site on a topographic map.**



### 13. PRODUCT INVENTORY FORM

**Make & Model of field instrument used:** \_\_\_\_\_

**List specific products found in the residence that have the potential to affect indoor air quality.**

[illegible]

\* Describe the condition of the product containers as **Unopened (UO)**, **Used (U)**, or **Deteriorated (D)**

**\*\* Photographs of the front and back of product containers can replace the handwritten list of chemical ingredients. However, the photographs must be of good quality and ingredient labels must be legible.**