www.alphalab.com



Alpha Analytical

Laboratory Code: 11148

SDG Number: L2046791

The original project report/data package is held by Alpha Analytical. This report/data package is paginated and should be reproduced only in its entirety. Alpha Analytical holds no responsibility for results and/or data that are not consistent with the original.

Table of Contents

New York ASP Category B Data Deliverable Package 1
Table of Contents 2
Sample ID Cross Reference 16
SDG Narrative 17
Data Qualifier Definitions 20
Instrument Information 23
Sample Log-in Sheet 26
Lims COC (LN01) 27
External Chain of Custody 30
Organics Analysis 32
GCMS 8260 Analysis 33
Volatiles QC Summary 34
Form 2 - Organics 35
Form 3 - Organics 36
Form 4 - Organics 44
Form 5 - Organics 48
Form 8 - Organics 56
MDL Study - Volatile Organics 8260 60
Volatiles Sample Data 69
Form 1 - Organics 70
SB-1 (2-4) (L2046791-02) Analyzed: 10/28/20 15:42 104
SB-2 (0-2) (L2046791-03) Analyzed: 10/28/20 16:22 118
SB-2 (2-4) (L2046791-04) Analyzed: 10/28/20 17:02 132
SB-3 (0-2) (L2046791-05) Analyzed: 10/28/20 17:42 146
SB-3 (4-6) (L2046791-06) Analyzed: 10/28/20 18:22 160
SB-4 (0-2) (L2046791-07) Analyzed: 10/28/20 19:02 175
SB-5 (0-2) (L2046791-09) Analyzed: 10/28/20 19:42 190
SB-5 (4-6) (L2046791-10) Analyzed: 10/28/20 20:22 205
SB-1 (0-2) (L2046791-01) Analyzed: 10/28/20 22:24 220
SB-4 (2-4) (L2046791-08) Analyzed: 10/28/20 22:50 227
SB-6 (0-2) (L2046791-12) Analyzed: 10/29/20 15:43 235
SB-6 (4-6) (L2046791-13) Analyzed: 10/29/20 16:37 240
SB-1 (0-2) (L2046791-01) Analyzed: 10/30/20 04:37 248
Volatile Standards Data 259
Initial Calibration 260
Form 6 - Organics 261
ICAL for VOA100 on 09/24/20 ICAL17163 274
Initial Calibration Summary - Cal Date: 09/24/20 00:00 274
BFB Tune Std Injected on: 09/24/20 05:15 278
STDL0.5PPB Injected on: 09/24/20 06:55 279
STDL1PPB Injected on: 09/24/20 07:20 282
STDL2PPB Injected on: 09/24/20 07:46 289
STDL4PPB Injected on: 09/24/20 08:12 296
STDL20PPB Injected on: 09/24/20 08:38 305
STDL40PPB Injected on: 09/24/20 09:03 310
STDL100PPB Injected on: 09/24/20 09:29 315
STDL200PPB Injected on: 09/24/20 09:55 320
STDL300PPB Injected on: 09/24/20 10:21 325
ICV Summary Form Injected on: 09/24/20 12:04 330
ICV Quant Report Injected on: 09/24/20 12:04 333

Table of Contents

ICAL for VOA110 on 10/04/20 ICAL17196 338
Initial Calibration Summary - Cal Date: 10/04/20 00:00 338
BFB Tune Std Injected on: 10/02/20 05:13 342
STDL0.5PPB Injected on: 10/02/20 06:27 343
STDL1PPB Injected on: 10/02/20 06:53 346
STDL2PPB Injected on: 10/02/20 07:19 355
STDL4PPB Injected on: 10/02/20 07:44 363
STDL20PPB Injected on: 10/02/20 08:10 370
STDL40PPB Injected on: 10/02/20 08:36 375
STDL100PPB Injected on: 10/02/20 09:01 380
STDL200PPB Injected on: 10/02/20 09:27 385
STDL300PPB Injected on: 10/02/20 09:53 390
ICV Summary Form Injected on: 10/02/20 11:36 395
ICV Quant Report Injected on: 10/02/20 11:36 398
ICAL for VOA126 on 10/13/20 ICAL17233 403
Initial Calibration Summary - Cal Date: 10/13/20 00:00 403
BFB Tune Injected on: 10/12/20 20:48 407
STD0.5PPB Injected on: 10/12/20 22:41 408
STD1.0PPB Injected on: 10/12/20 23:21 412
STD2.0PPB Injected on: 10/13/20 00:00 450
STD4.0PPB Injected on: 10/13/20 00:40 478
STD20PPB Injected on: 10/13/20 01:20 500
STD40PPB Injected on: 10/13/20 01:59 510
STD100PPB Injected on: 10/13/20 02:39 518
STD200PPB Injected on: 10/13/20 03:19 525
STD300PPB Injected on: 10/13/20 03:58 533
ICV Summary Form Injected on: 10/13/20 07:16 541
ICV Quant Report Injected on: 10/13/20 07:16 545
ICAL for CHARLIE on 10/20/20 ICAL17262 554
Initial Calibration Summary - Cal Date: 10/20/20 00:00 554
BFB Tune Injected on: 10/19/20 21:13 558
STD0.5PPB Injected on: 10/19/20 23:04 559
STD1.0PPB Injected on: 10/19/20 23:32 562
STD2.0PPB Injected on: 10/20/20 00:00 572
STD4.0PPB Injected on: 10/20/20 00:28 579
STD20PPB Injected on: 10/20/20 00:56 586
STD40PPB Injected on: 10/20/20 01:24 592
STD100PPB Injected on: 10/20/20 01:51 598
STD200PPB Injected on: 10/20/20 02:19 603
STD300PPB Injected on: 10/20/20 02:47 609
ICV Summary Form Injected on: 10/20/20 05:06 615
ICV Quant Report Injected on: 10/20/20 05:06 618
Continuing Calibration 624
Form 7 - Organics 625
CC Summary - VOA126 Run: 10/28/20 13:42 637
CC Quant - VOA126 Run: 10/28/20 13:42 640
CC Summary - VOA100 Run: 10/28/20 15:32 645
CC Quant - VOA100 Run: 10/28/20 15:32 648
CC Summary - CHARLIE Run: 10/29/20 07:38 653
CC Quant - CHARLIE Run: 10/29/20 07:38 656

Table of Contents

CC Summary - VOA110 Run: 10/29/20 18:44 661
CC Quant - VOA110 Run: 10/29/20 18:44 664
bfb tune - Inst. VOA126 10/28/20 13:17 669
bfb tune - Inst. VOA100 10/28/20 15:10 670
bfb tune - Inst. CHARLIE 10/29/20 06:44 671
bfb tune - Inst. VOA110 10/29/20 18:20 672
Volatiles Raw QC Data 673
Laboratory Method Bl (WG1427739-5) Analyzed: 10/28/20 15:02 674
Laboratory Method Bl (WG1427985-5) Analyzed: 10/28/20 16:50 686
Laboratory Method Bl (WG1428163-5) Analyzed: 10/29/20 08:58 692
Laboratory Method Bl (WG1428553-5) Analyzed: 10/29/20 20:01 697
Laboratory Control S (WG1428163-3) Analyzed: 10/29/20 07:38 702
Laboratory Control S (WG1427739-3) Analyzed: 10/28/20 13:42 737
Laboratory Control S (WG1427985-3) Analyzed: 10/28/20 15:32 772
Laboratory Control S (WG1428553-3) Analyzed: 10/29/20 18:44 806
LCS Duplicate (WG1428163-4) Analyzed: 10/29/20 08:04 841
LCS Duplicate (WG1427739-4) Analyzed: 10/28/20 14:22 876
LCS Duplicate (WG1427985-4) Analyzed: 10/28/20 15:58 911
LCS Duplicate (WG1428553-4) Analyzed: 10/29/20 19:10 945
Volatiles Calculations 980
QC Batch WG1427739 981
QC Batch WG1427985 982
QC Batch WG1428163 983
QC Batch WG1428553 984
ICAL Sequence for VOA100 on 24-SEP-2020 00:00 ICAL17163 985
ICAL Sequence for VOA110 on 04-OCT-2020 00:00 ICAL17196 986
ICAL Sequence for VOA126 on 13-OCT-2020 00:00 ICAL17233 987
ICAL Sequence for CHARLIE on 20-OCT-2020 00:00 ICAL17262 988
Sequence Log 989
Semivolatiles Data - Method 8270D 993
Semivolatiles QC Summary 994
Form 2 - Organics 995
Form 3 - Organics 996
Form 4 - Organics 998
Form 5 - Organics 1000
Form 8 - Organics 1010
MDL Study - ABN Extractables 1016
8270 1016
Semivolatiles Sample Data 1019
Form 1 - Organics 1020
SB-3 (4-6) (L2046791-06) Analyzed: 10/29/20 03:23 1034
SB-2 (2-4) (L2046791-04) Analyzed: 10/29/20 03:46 1038
SB-3 (0-2) (L2046791-05) Analyzed: 10/29/20 04:10 1042
SB-4 (2-4) (L2046791-08) Analyzed: 10/29/20 04:33 1046
SB-1 (2-4) (L2046791-02) Analyzed: 10/29/20 04:57 1061
SB-2 (0-2) (L2046791-03) Analyzed: 10/29/20 06:31 1068
SB-5 (4-6) (L2046791-10) Analyzed: 10/29/20 06:55 1081
SB-5 (0-2) (L2046791-09) Analyzed: 10/29/20 08:29 1102
SB-1 (0-2) (L2046791-01) Analyzed: 10/29/20 08:53 1123
SB-4 (0-2) (L2046791-07) Analyzed: 10/29/20 16:21 1147

Table of Contents

SB-4 (0-2) (L2046791-07) Analyzed: 10/30/20 06:01 1170
SB-2 (0-2) (L2046791-03) Analyzed: 10/30/20 06:23 1193
Semivolatiles Standards Data 1197
Initial Calibration 1198
Form 6 - Organics 1199
ICAL for GCMS5 on 04/02/20 ICAL16639 1211
Initial Calibration Summary - Cal Date: 04/02/20 00:00 1211
DFTPP Injected on: 04/01/20 22:18 1219
DEG Injected on: 04/01/20 22:18 1220
Tailing Factor Injected on: 04/01/20 22:18 1221
ABNL10 Injected on: 04/01/20 22:40 1223
ABNL9 Injected on: 04/01/20 23:03 1228
ABNL8 Injected on: 04/01/20 23:25 1233
ABNL7 Injected on: 04/01/20 23:48 1238
ABNL6 Injected on: 04/02/20 00:11 1243
ABNL5 Injected on: 04/02/20 00:33 1249
ABNL4 Injected on: 04/02/20 00:56 1255
ABNL3 Injected on: 04/02/20 01:18 1260
ABNL2 Injected on: 04/02/20 01:40 1265
ABNL1 Injected on: 04/02/20 02:03 1270
AP9L10 Injected on: 04/02/20 02:25 1275
AP9L9 Injected on: 04/02/20 02:48 1278
AP9L8 Injected on: 04/02/20 03:11 1281
AP9L7 Injected on: 04/02/20 03:33 1284
AP9L6 Injected on: 04/02/20 03:56 1287
AP9L5 Injected on: 04/02/20 04:19 1290
AP9L4 Injected on: 04/02/20 04:41 1293
AP9L3 Injected on: 04/02/20 05:04 1296
AP9L2 Injected on: 04/02/20 05:26 1299
AP9L1 Injected on: 04/02/20 05:49 1302
AP9 ICV Summary Form Injected on: 04/02/20 06:34 1305
AP9 ICV Quant Report Injected on: 04/02/20 06:34 1306
DFTPP Injected on: 04/02/20 06:57 1323
DEG Injected on: 04/02/20 06:57 1324
Tailing Factor Injected on: 04/02/20 06:57 1325
ADPL10 Injected on: 04/02/20 07:20 1327
ADPL9 Injected on: 04/02/20 07:42 1331
ADPL8 Injected on: 04/02/20 08:05 1334
ADPL7 Injected on: 04/02/20 08:28 1337
ADPL6 Injected on: 04/02/20 08:50 1340
ADPL5 Injected on: 04/02/20 09:13 1343
ADPL4 Injected on: 04/02/20 09:35 1346
ADPL3 Injected on: 04/02/20 09:58 1349
ADPL2 Injected on: 04/02/20 10:21 1352
ADPL1 Injected on: 04/02/20 10:43 1355
ADP ICV Summary Form Injected on: 04/02/20 11:06 1358
ADP ICV Quant Report Injected on: 04/02/20 11:06 1359
ABN ICV Summary Form Injected on: 04/02/20 11:51 1368
ABN ICV Quant Report Injected on: 04/02/20 11:51 1371
ICAL for MORK on 09/21/20 ICAL17151 1453

Table of Contents

Initial Calibration Summary - Cal Date: 09/21/20 00:00 1453
DFTPP Injected on: 09/11/20 18:29 1456
DEG Injected on: 09/11/20 18:29 1457
Tailing Factor Injected on: 09/11/20 18:29 1458
ABNL10 Injected on: 09/11/20 18:52 1460
ABNL9 Injected on: 09/11/20 19:16 1469
ABNL8 Injected on: 09/11/20 19:39 1476
ABNL7 Injected on: 09/11/20 20:02 1482
ABNL6 Injected on: 09/11/20 20:26 1489
ABNL5 Injected on: 09/11/20 20:49 1497
ABNL4 Injected on: 09/11/20 21:12 1503
ABNL3 Injected on: 09/11/20 21:36 1512
ABNL2 Injected on: 09/11/20 21:59 1522
ABNL1 Injected on: 09/11/20 22:23 1531
AP9L10 Injected on: 09/11/20 22:46 1539
AP9L9 Injected on: 09/11/20 23:09 1542
AP9L8 Injected on: 09/11/20 23:33 1545
AP9L7 Injected on: 09/11/20 23:56 1548
AP9L6 Injected on: 09/12/20 00:19 1551
AP9L5 Injected on: 09/12/20 00:43 1554
AP9L4 Injected on: 09/12/20 01:07 1557
AP9L3 Injected on: 09/12/20 01:30 1560
AP9L2 Injected on: 09/12/20 01:54 1563
AP9L1 Injected on: 09/12/20 02:17 1566
ABN ICV Summary Form Injected on: 09/12/20 02:41 1569
ABN ICV Quant Report Injected on: 09/12/20 02:41 1572
DFTPP Injected on: 09/12/20 03:28 1655
DEG Injected on: 09/12/20 03:28 1656
Tailing Factor Injected on: 09/12/20 03:28 1657
ADPL10 Injected on: 09/12/20 03:52 1659
ADPL9 Injected on: 09/12/20 04:15 1662
ADPL8 Injected on: 09/12/20 04:39 1665
ADPL7 Injected on: 09/12/20 05:03 1668
ADPL6 Injected on: 09/12/20 05:26 1671
ADPL5 Injected on: 09/12/20 05:50 1674
ADPL4 Injected on: 09/12/20 06:13 1677
ADPL3 Injected on: 09/12/20 06:37 1680
ADPL2 Injected on: 09/12/20 07:00 1683
DFTPP Injected on: 09/15/20 10:41 1686
DEG Injected on: 09/15/20 10:41 1687
Tailing Factor Injected on: 09/15/20 10:41 1688
AP9 ICV Summary Form Injected on: 09/15/20 11:04 1690
AP9 ICV Quant Report Injected on: 09/15/20 11:04 1691
ADPL1a Injected on: 09/15/20 11:28 1708
ADP ICV Summary Form Injected on: 09/15/20 15:01 1711
ADP ICV Quant Report Injected on: 09/15/20 15:01 1712
ICAL for SV109 on 10/08/20 ICAL17223 1721
Initial Calibration Summary - Cal Date: 10/08/20 00:00 1721
DFTPP Injected on: 10/06/20 13:26 1724
DEG Injected on: 10/06/20 13:26 1725

Table of Contents

Tailing Factor Injected on: 10/06/20 13:26 1726
ABNL10 Injected on: 10/06/20 13:50 1728
ABNL9 Injected on: 10/06/20 14:14 1733
ABNL8 Injected on: 10/06/20 14:38 1738
ABNL7 Injected on: 10/06/20 15:02 1743
ABNL6 Injected on: 10/06/20 15:26 1748
ABNL5 Injected on: 10/06/20 15:50 1753
ABNL4 Injected on: 10/06/20 16:14 1758
ABNL3 Injected on: 10/06/20 16:38 1763
ABNL2 Injected on: 10/06/20 17:02 1768
ABNL1 Injected on: 10/06/20 17:26 1774
AP9L10 Injected on: 10/06/20 17:50 1787
AP9L9 Injected on: 10/06/20 18:14 1790
AP9L8 Injected on: 10/06/20 18:38 1793
AP9L7 Injected on: 10/06/20 19:02 1796
AP9L6 Injected on: 10/06/20 19:26 1799
AP9L5 Injected on: 10/06/20 19:49 1802
AP9L4 Injected on: 10/06/20 20:13 1805
AP9L3 Injected on: 10/06/20 20:37 1808
AP9L2 Injected on: 10/06/20 21:01 1812
AP9L1 Injected on: 10/06/20 21:25 1816
ABN ICV Summary Form Injected on: 10/06/20 21:49 1823
ABN ICV Quant Report Injected on: 10/06/20 21:49 1826
AP9 ICV Summary Form Injected on: 10/06/20 22:13 1908
AP9 ICV Quant Report Injected on: 10/06/20 22:13 1909
DFTPP Injected on: 10/06/20 22:37 1926
DEG Injected on: 10/06/20 22:37 1927
Tailing Factor Injected on: 10/06/20 22:37 1928
ADPL10 Injected on: 10/06/20 23:01 1930
ADPL9 Injected on: 10/06/20 23:25 1933
ADPL8 Injected on: 10/06/20 23:49 1936
ADPL7 Injected on: 10/07/20 00:12 1939
ADPL6 Injected on: 10/07/20 00:36 1942
ADPL5 Injected on: 10/07/20 01:00 1945
ADPL4 Injected on: 10/07/20 01:24 1948
ADPL3 Injected on: 10/07/20 01:48 1951
ADPL2 Injected on: 10/07/20 02:12 1954
ADPL1 Injected on: 10/07/20 02:36 1957
ADP ICV Summary Form Injected on: 10/07/20 03:00 1962
ADP ICV Quant Report Injected on: 10/07/20 03:00 1963
Continuing Calibration 1972
Form 7 - Organics 1973
CC Summary - MORK Run: 10/28/20 21:29 1988
CC Quant - MORK Run: 10/28/20 21:29 1991
CC Summary - MORK Run: 10/28/20 21:53 2087
CC Quant - MORK Run: 10/28/20 21:53 2088
CC Summary - MORK Run: 10/28/20 22:16 2105
CC Quant - MORK Run: 10/28/20 22:16 2106
DEG Quant for MORK injected on 10/28/20 21:05 2115
dftpp tune - Inst. MORK 10/28/20 21:05 2116

Table of Contents

Tailing Factor 2117
CC Summary - SV109 Run: 10/29/20 07:28 2119
CC Quant - SV109 Run: 10/29/20 07:28 2122
CC Summary - SV109 Run: 10/29/20 07:53 2204
CC Quant - SV109 Run: 10/29/20 07:53 2205
CC Summary - SV109 Run: 10/29/20 08:17 2222
CC Quant - SV109 Run: 10/29/20 08:17 2223
DEG Quant for SV109 injected on 10/29/20 07:04 2232
dftpp tune - Inst. SV109 10/29/20 07:04 2233
Tailing Factor 2234
CC Summary - GCMS5 Run: 10/29/20 20:15 2236
CC Quant - GCMS5 Run: 10/29/20 20:15 2239
CC Summary - GCMS5 Run: 10/29/20 20:38 2322
CC Quant - GCMS5 Run: 10/29/20 20:38 2323
CC Summary - GCMS5 Run: 10/29/20 21:00 2340
CC Quant - GCMS5 Run: 10/29/20 21:00 2341
DEG Quant for GCMS5 injected on 10/29/20 19:53 2350
dftpp tune - Inst. GCMS5 10/29/20 19:53 2351
Tailing Factor 2352
Semivolatiles Raw QC Summary 2354
Laboratory Method Bl (WG1427354-1) Analyzed: 10/28/20 22:40 2355
Laboratory Method Bl (WG1427944-1) Analyzed: 10/29/20 22:31 2363
Laboratory Control S (WG1427354-2) Analyzed: 10/28/20 23:03 2371
Laboratory Control S (WG1427944-2) Analyzed: 10/29/20 22:54 2396
LCS Duplicate (WG1427354-3) Analyzed: 10/28/20 23:27 2422
LCS Duplicate (WG1427944-3) Analyzed: 10/29/20 23:16 2447
Semivolatiles Calculations 2473
QC Batch WG1427354 2474
QC Batch WG1427944 2475
ICAL Sequence for GCMS5 on 02-APR-2020 00:00 ICAL16639 2476
ICAL Sequence for MORK on 21-SEP-2020 00:00 ICAL17151 2477
ICAL Sequence for SV109 on 08-OCT-2020 00:00 ICAL17223 2479
Sequence Log 2480
Organic ELN-Workgroup:WG1427354 2483
Organic ELN-Workgroup:WG1427944 2486
GC Herbicide Analysis 2489
Semivolatiles QC Summary 2490
Form 2 - Organics 2491
Form 3 - Organics 2492
Form 4 - Organics 2493
Form 8 - Organics 2494
MDL Study - Herbicides 2495
Herbicides Sample Data 2497
Form 1 - Organics 2498
SB-1 (0-2) (L2046791-01) Analyzed: 10/29/20 10:53 2509
SB-1 (2-4) (L2046791-02) Analyzed: 10/29/20 11:11 2512
SB-2 (0-2) (L2046791-03) Analyzed: 10/29/20 11:29 2515
SB-2 (2-4) (L2046791-04) Analyzed: 10/29/20 11:48 2518
SB-3 (0-2) (L2046791-05) Analyzed: 10/29/20 12:06 2521
SB-3 (4-6) (L2046791-06) Analyzed: 10/29/20 12:24 2524

Table of Contents

SB-4 (0-2) (L2046791-07) Analyzed: 10/29/20 13:37 2527
SB-4 (2-4) (L2046791-08) Analyzed: 10/29/20 13:56 2530
SB-5 (0-2) (L2046791-09) Analyzed: 10/29/20 14:14 2533
SB-5 (4-6) (L2046791-10) Analyzed: 10/29/20 14:32 2536
Herbicides Standards Data 2539
Initial Calibration 2540
Form 6 - Organics 2541
ICAL for PEST17 on 10/07/20 ICAL17213 2543
Initial Calibration Summary - Cal Date: 10/07/20 00:00 2543
Herbicides L1 Injected on: 10/05/20 15:16 2545
Herbicides L2 Injected on: 10/05/20 15:35 2548
Herbicides L3 Injected on: 10/05/20 15:53 2551
Herbicides L4 Injected on: 10/05/20 16:11 2555
Herbicides L5 Injected on: 10/05/20 16:30 2559
Herbicides L6 Injected on: 10/05/20 16:48 2563
Initial Calibration Verification 2566
ICV Summary Form Injected on: 10/05/20 17:06 2567
ICV Quant Report Injected on: 10/05/20 17:06 2569
Continuing Calibration 2572
Form 7 - Organics 2573
CC Summary - PEST17 Run: 10/29/20 06:37 2577
CC Quant - WG1427893-1 PEST17 Run: 10/29/20 06:37 2579
CC Summary - PEST17 Run: 10/29/20 13:19 2582
CC Quant - WG1427893-2 PEST17 Run: 10/29/20 13:19 2584
RT Shift Summary 2587
Form 10 - Organics 2588
Herbicides Raw QC Data 2589
Laboratory Method Bl (WG1427322-1) Analyzed: 10/29/20 07:17 Chan. A&B 2590
Laboratory Control S (WG1427322-2) Analyzed: 10/29/20 07:35 Chan. A&B 2593
LCS Duplicate (WG1427322-3) Analyzed: 10/29/20 07:54 Chan. A&B 2595
Herbicides Calculations 2597
ICAL Sequence for PEST17 on 07-OCT-2020 00:00 ICAL17213 2598
Sequence Log 2599
QC Batch WG1427322 2601
Organic ELN-Workgroup:WG1427322 2602
GC PCB Analysis 2605
Aroclor QC Summary 2606
Form 2 - Organics 2607
Form 3 - Organics 2608
Form 4 - Organics 2609
Form 8 - Organics 2610
MDL Study - PCBs 2612
Aroclor Sample Data 2614
Form 1 - Organics 2615
SB-1 (0-2) (L2046791-01) Analyzed: 10/28/20 18:43 2626
SB-1 (2-4) (L2046791-02) Analyzed: 10/28/20 18:50 2646
SB-2 (0-2) (L2046791-03) Analyzed: 10/28/20 18:57 2653
SB-2 (2-4) (L2046791-04) Analyzed: 10/28/20 19:04 2668
SB-3 (0-2) (L2046791-05) Analyzed: 10/28/20 19:11 2677
SB-3 (4-6) (L2046791-06) Analyzed: 10/28/20 19:18 2682

Table of Contents

SB-4 (0-2) (L2046791-07) Analyzed: 10/28/20 19:25 2691
SB-4 (2-4) (L2046791-08) Analyzed: 10/28/20 19:32 2708
SB-5 (0-2) (L2046791-09) Analyzed: 10/28/20 19:39 2715
SB-5 (4-6) (L2046791-10) Analyzed: 10/28/20 19:46 2731
Aroclor Standards Data 2745
Initial Calibration 2746
Form 6 - Organics 2747
ICAL for PEST19 on 06/26/20 ICAL16927 2751
Initial Calibration Summary - Cal Date: 06/26/20 00:00 2751
1242/1268 L1 Injected on: 06/24/20 15:10 2755
1242/1268 L2 Injected on: 06/24/20 15:16 2779
1242/1268 L3 Injected on: 06/24/20 15:23 2786
1242/1268 L4 Injected on: 06/24/20 15:30 2800
1242/1268 L5 Injected on: 06/24/20 15:37 2805
1242/1268 L6 Injected on: 06/24/20 15:44 2815
1232/1262 L1 Injected on: 06/24/20 15:51 2825
1232/1262 L2 Injected on: 06/24/20 15:58 2843
1232/1262 L3 Injected on: 06/24/20 16:05 2852
1232/1262 L4 Injected on: 06/24/20 16:12 2862
1232/1262 L5 Injected on: 06/24/20 16:19 2867
1232/1262 L6 Injected on: 06/24/20 16:26 2887
1221/1254 L1 Injected on: 06/24/20 16:32 2901
1221/1254 L2 Injected on: 06/24/20 16:39 2920
1221/1254 L3 Injected on: 06/24/20 16:46 2929
1221/1254 L4 Injected on: 06/24/20 16:53 2936
1221/1254 L5 Injected on: 06/24/20 17:00 2948
1221/1254 L6 Injected on: 06/24/20 17:07 2955
1016/1260 L1 Injected on: 06/24/20 17:14 2962
1016/1260 L2 Injected on: 06/24/20 17:21 2973
1016/1260 L3 Injected on: 06/24/20 17:28 2978
1016/1260 L4 Injected on: 06/24/20 17:35 2983
1016/1260 L5 Injected on: 06/24/20 17:42 2991
1016/1260 L6 Injected on: 06/24/20 17:48 3002
1248 L1 Injected on: 06/24/20 17:55 3007
1248 L2 Injected on: 06/24/20 18:02 3020
1248 L3 Injected on: 06/24/20 18:09 3028
1248 L4 Injected on: 06/24/20 18:16 3043
1248 L5 Injected on: 06/24/20 18:23 3052
1248 L6 Injected on: 06/24/20 18:30 3057
Initial Calibration Verification 3066
1242/1268 ICV Summary Form Injected on: 06/24/20 18:37 3067
1242/1268 ICV Quant Report Injected on: 06/24/20 18:37 3071
1232/1262 ICV Summary Form Injected on: 06/24/20 18:44 3078
1232/1262 ICV Quant Report Injected on: 06/24/20 18:44 3082
1221/1254 ICV Summary Form Injected on: 06/24/20 18:51 3088
1221/1254 ICV Quant Report Injected on: 06/24/20 18:51 3092
1016/1260 ICV Summary Form Injected on: 06/24/20 18:57 3109
1016/1260 ICV Quant Report Injected on: 06/24/20 18:57 3113
1248 ICV Summary Form Injected on: 06/24/20 19:04 3126
1248 ICV Quant Report Injected on: 06/24/20 19:04 3130

Table of Contents

Continuing Calibration 3135
Form 7 - Organics 3136
CC Summary - PEST19 Run: 10/28/20 11:19 3138
CC Quant - WG1427434-2 PEST19 Run: 10/28/20 11:19 3140
RT Shift Summary 3147
Form 10 - Organics 3148
Aroclor Raw QC Data 3151
Laboratory Method Bl (WG1427443-1) Analyzed: 10/28/20 18:23 Chan. A&B 3152
Laboratory Control S (WG1427443-2) Analyzed: 10/28/20 18:30 Chan. A&B 3162
LCS Duplicate (WG1427443-3) Analyzed: 10/28/20 18:37 Chan. A&B 3178
PCB Calculations 3196
ICAL Sequence for PEST19 on 26-JUN-2020 00:00 ICAL16927 3197
Sequence Log 3198
QC Batch WG1427443 3200
Organic ELN-Workgroup:WG1427443 3201
GC Pesticide Analysis 3208
Pesticides QC Summary 3209
Form 2 - Organics 3210
Form 3 - Organics 3211
Form 4 - Organics 3212
Form 8 - Organics 3213
MDL Study - Pesticides 3215
Pesticides Sample Data 3217
Form 1 - Organics 3218
SB-1 (0-2) (L2046791-01) Analyzed: 10/28/20 21:28 3229
SB-1 (2-4) (L2046791-02) Analyzed: 10/28/20 21:40 3233
SB-2 (0-2) (L2046791-03) Analyzed: 10/28/20 21:51 3237
SB-2 (2-4) (L2046791-04) Analyzed: 10/28/20 22:03 3241
SB-3 (0-2) (L2046791-05) Analyzed: 10/28/20 22:14 3245
SB-3 (4-6) (L2046791-06) Analyzed: 10/28/20 22:26 3251
SB-4 (0-2) (L2046791-07) Analyzed: 10/28/20 22:37 3255
SB-4 (2-4) (L2046791-08) Analyzed: 10/28/20 22:49 3259
SB-5 (0-2) (L2046791-09) Analyzed: 10/28/20 23:00 3264
SB-5 (4-6) (L2046791-10) Analyzed: 10/28/20 23:11 3271
Pesticides Standards Data 3282
Initial Calibration 3283
Form 6 - Organics 3284
ICAL for PEST15 on 09/22/20 ICAL17155 3292
Initial Calibration Summary - Cal Date: 09/22/20 00:00 3292
Degradation Standard Injected on: 09/09/20 22:03 3297
Pesticides L1 Injected on: 09/09/20 22:16 3305
Pesticides L2 Injected on: 09/09/20 22:29 3309
Pesticides L3 Injected on: 09/09/20 22:41 3317
Pesticides L4 Injected on: 09/09/20 22:55 3323
Pesticides L5 Injected on: 09/09/20 23:07 3327
Pesticides L6 Injected on: 09/09/20 23:20 3331
Pesticides L7 Injected on: 09/09/20 23:33 3335
Pesticides L8 Injected on: 09/09/20 23:46 3339
Pesticides L9 Injected on: 09/09/20 23:59 3343
Pesticides L10 Injected on: 09/10/20 00:12 3347

Table of Contents

Initial Calibration Verification 3351
Degradation Standard Injected on: 09/10/20 09:54 3352
ICV Summary Form Injected on: 09/10/20 10:07 3356
ICV Quant Report Injected on: 09/10/20 10:07 3359
Chlordane RL Check (L2) Injected on: 09/10/20 16:21 3363
Chlordane RL Check (L3) Injected on: 09/10/20 10:33 3367
Chlordane L7 Injected on: 09/10/20 10:46 3372
Initial Calibration Verification 3376
ICV Summary Form Injected on: 09/10/20 10:59 3377
ICV Quant Report Injected on: 09/10/20 10:59 3380
Toxaphene L2 Injected on: 09/10/20 01:42 3384
Toxaphene L7 Injected on: 09/10/20 01:55 3394
Toxaphene L8 Injected on: 09/10/20 02:08 3398
Initial Calibration Verification 3402
ICV Summary Form 3403
ICV Quant Report Injected on: 09/10/20 11:25 3406
ICAL for PEST10 on 10/15/20 ICAL17245 3410
Initial Calibration Summary - Cal Date: 10/15/20 00:00 3410
Degradation Standard Injected on: 10/14/20 12:14 3415
Pesticides L1 (0.5ug/L) Injected on: 10/14/20 12:25 3422
Pesticides L2 (1.0ug/L) Injected on: 10/14/20 12:37 3426
Pesticides L3 (2.0ug/L) Injected on: 10/14/20 12:48 3433
Pesticides L4 (3.0ug/L) Injected on: 10/14/20 13:00 3440
Pesticides L5 (4.0ug/L) Injected on: 10/14/20 13:11 3447
Pesticides L6 (5.0ug/L) Injected on: 10/14/20 13:23 3453
Pesticides L7 (10.0ug/L) Injected on: 10/14/20 13:34 3459
Pesticides L8 (50.0ug/L) Injected on: 10/14/20 13:46 3463
Pesticides L9 (100ug/L) Injected on: 10/14/20 13:57 3467
Pesticides L10 (200ug/L) Injected on: 10/14/20 14:09 3471
Initial Calibration Verification 3475
ICV Summary Form Injected on: 10/14/20 14:20 3476
ICV Quant Report Injected on: 10/14/20 14:20 3479
Chlordane L7 (1000ug/L) Injected on: 10/14/20 15:06 3483
Initial Calibration Verification 3487
ICV Summary Form Injected on: 10/14/20 15:29 3488
ICV Quant Report Injected on: 10/14/20 15:29 3491
Toxaphene L2 (20.0ug/l) Injected on: 10/14/20 15:41 3495
Toxaphene L7 (2000ug/L) Injected on: 10/14/20 15:52 3505
Toxaphene L8 (5000ug/L) Injected on: 10/14/20 16:04 3509
Initial Calibration Verification 3513
ICV Summary Form Injected on: 10/14/20 16:15 3514
ICV Quant Report Injected on: 10/14/20 16:15 3517
Chlordane RL Check Injected on: 10/14/20 18:01 3521
Continuing Calibration 3525
Form 7 - Organics 3526
CC Summary - PEST15 Run: 10/28/20 05:57 3538
CC Quant - WG1427385-1 PEST15 Run: 10/28/20 05:57 3541
CC Summary - PEST15 Run: 10/28/20 06:10 3545
CC Quant - WG1427385-2 PEST15 Run: 10/28/20 06:10 3548
CC Summary - PEST15 Run: 10/28/20 06:23 3552

Table of Contents

CC Quant - WG1427385-3 PEST15 Run: 10/28/20 06:23 3555
CC Summary - PEST10 Run: 10/28/20 18:19 3560
CC Quant - WG1427765-2 PEST10 Run: 10/28/20 18:19 3563
CC Summary - PEST10 Run: 10/28/20 18:31 3567
CC Quant - WG1427765-3 PEST10 Run: 10/28/20 18:31 3570
CC Summary - PEST10 Run: 10/28/20 19:06 3574
CC Quant - WG1427765-1 PEST10 Run: 10/28/20 19:06 3577
Continuing Calibration Degradation Check 3582
Form 15 - Organics 3583
DEG Quant for PEST15 injected on 10/28/20 05:44 3585
DEG Quant for PEST10 injected on 10/28/20 17:56 3595
RT Shift Summary 3600
Form 10 - Organics 3601
Pesticides Raw QC Data 3602
Laboratory Method Bl (WG1427069-1) Analyzed: 10/28/20 08:57 Chan. A&B 3603
Laboratory Control S (WG1427069-2) Analyzed: 10/28/20 11:06 Chan. A&B 3611
LCS Duplicate (WG1427069-3) Analyzed: 10/28/20 11:19 Chan. A&B 3615
Pesticides Calculations 3619
ICAL Sequence for PEST15 on 22-SEP-2020 00:00 ICAL17155 3620
ICAL Sequence for PEST10 on 15-OCT-2020 00:00 ICAL17245 3621
Sequence Log 3623
QC Batch WG1427069 3626
Organic ELN-Workgroup:WG1427069 3627
Metals Analysis 3632
Inorganic Data (ICP Analysis) 3633
Form 1 - Inorganics 3634
Form 2A - Inorganics 3646
Form 3 - Inorganics 3652
Form 4A - Inorganics 3658
Form 5A - Inorganics 3659
Form 5B - Inorganics 3660
Form 6 - Inorganics 3661
Form 7 - Inorganics 3662
Form 8 - Inorganics 3663
Form 10 - Inorganics 3664
Form 11 - Inorganics 3683
Form 12 - Inorganics 3684
Form 13 - Inorganics 3685
MDL Study - Metals by ICP 3688
Run Date 10/29/20 Run ID R1366789 3690
ICP True Value Summary Form 3857
ICP Calculations 3870
Sequence Log 3871
Metals ELN-Workgroup:WG1427675 3874
Inorganic Data (Mercury Analysis) 3877
Form 1 - Inorganics 3878
Form 2A - Inorganics 3890
Form 3 - Inorganics 3892
Form 5A - Inorganics 3894
Form 6 - Inorganics 3895

Table of Contents

Form 7 - Inorganics 3896
Form 12 - Inorganics 3897
Form 13 - Inorganics 3898
MDL Study - Mercury by 245.1 3900
MDL Study - Mercury by 7470A 3901
MDL Study - Mercury by 7471B 3902
Mercury Raw Data 3903
Hg True Value Summary Form 3907
HG Calculations 3919
Sequence Log 3921
Metals ELN-Workgroup:WG1427677 3924
Trivalent Chromium Analysis 3926
Results 3927
Form 1 - Inorganics 3928
Trivalent Chromium Calculations 3938
Wet Chemistry Analysis 3939
Cyanide Analysis 3940
Results 3941
Form 1 - Inorganics 3942
Sample Raw Data 3954
Wet Chemistry Raw Data 3955
TCN102920- TRAY1 3955
TCN102920- TRAY1A 3963
TCN102920- TRAY1B 3965
TCN102920- TRAY2 3968
TCN102920- TRAY2A 3972
Wet Chemistry Raw Data 3975
TCN103020- TRAY1 3975
TCN103020- TRAY1B 3980
TCN103020- TRAY2 3984
Quality Control 3990
Form 5A - Inorganics 3991
Form 7 - Inorganics 3993
MDL Study - Total Cyanide 3995
MDL Study - Free Cyanide 3997
MDL Study - Physiologically Available Cyanide 3999
Cyanide Calculations 4001
Free Cyanide Calculations 4002
Sequence Logs 4003
Sequence Log 4004
Sample Preparation 4008
Prep Logs 4009
Hexavalent Chromium Analysis 4026
Results 4027
Form 1 - Inorganics 4028
Sample Raw Data 4040
Wet Chemistry Raw Data 4041
Quality Control 4043
Form 5A - Inorganics 4044
Form 5B - Inorganics 4046

Table of Contents

Form 6 - Inorganics 4047
Form 7 - Inorganics 4048
MDL Study - Hexavalent Chromium 4050
Hexavalent Chromium Calculations 4052
Sample Preparation 4053
Prep Logs 4054
Total Solids Analysis 4055
Results 4056
Form 1 - Inorganics 4057
Sample Raw Data 4072
Wet Chemistry Raw Data 4073
Quality Control 4074
Form 6 - Inorganics 4075

Project Name: 13-12 BEACH CHANNEL DRIVE
Project Number: 15209

Lab Number: L2046791
Report Date: 11/05/20

Alpha Sample ID	Client ID	Matrix	Sample Location	Collection Date/Time	Receive Date
L2046791-01	SB-1 (0-2)	SOIL	13-16 TO 13-20 BEACH CHANNEL DRIVE	10/20/20 09:45	10/27/20
L2046791-02	SB-1 (2-4)	SOIL	13-16 TO 13-20 BEACH CHANNEL DRIVE	10/20/20 10:00	10/27/20
L2046791-03	SB-2 (0-2)	SOIL	13-16 TO 13-20 BEACH CHANNEL DRIVE	10/20/20 11:00	10/27/20
L2046791-04	SB-2 (2-4)	SOIL	13-16 TO 13-20 BEACH CHANNEL DRIVE	10/20/20 11:15	10/27/20
L2046791-05	SB-3 (0-2)	SOIL	13-16 TO 13-20 BEACH CHANNEL DRIVE	10/21/20 08:00	10/27/20
L2046791-06	SB-3 (4-6)	SOIL	13-16 TO 13-20 BEACH CHANNEL DRIVE	10/21/20 08:27	10/27/20
L2046791-07	SB-4 (0-2)	SOIL	13-16 TO 13-20 BEACH CHANNEL DRIVE	10/20/20 13:00	10/27/20
L2046791-08	SB-4 (2-4)	SOIL	13-16 TO 13-20 BEACH CHANNEL DRIVE	10/20/20 13:15	10/27/20
L2046791-09	SB-5 (0-2)	SOIL	13-16 TO 13-20 BEACH CHANNEL DRIVE	10/21/20 09:10	10/27/20
L2046791-10	SB-5 (4-6)	SOIL	13-16 TO 13-20 BEACH CHANNEL DRIVE	10/21/20 09:14	10/27/20
L2046791-11	SB-5 (6-8)	SOIL	13-16 TO 13-20 BEACH CHANNEL DRIVE	10/21/20 09:20	10/27/20
L2046791-12	SB-6 (0-2)	SOIL	13-16 TO 13-20 BEACH CHANNEL DRIVE	10/21/20 11:00	10/27/20
L2046791-13	SB-6 (4-6)	SOIL	13-16 TO 13-20 BEACH CHANNEL DRIVE	10/21/20 11:15	10/27/20
L2046791-14	SB-6 (6-8)	SOIL	13-16 TO 13-20 BEACH CHANNEL DRIVE	10/21/20 11:21	10/27/20

Case Narrative

The samples were received in accordance with the Chain of Custody and no significant deviations were encountered during the preparation or analysis unless otherwise noted. Sample Receipt, Container Information, and the Chain of Custody are located at the back of the report.

Results contained within this report relate only to the samples submitted under this Alpha Lab Number and meet NELAP requirements for all NELAP accredited parameters unless otherwise noted in the following narrative. The data presented in this report is organized by parameter (i.e. VOC, SVOC, etc.). Sample specific Quality Control data (i.e. Surrogate Spike Recovery) is reported at the end of the target analyte list for each individual sample, followed by the Laboratory Batch Quality Control at the end of each parameter. Tentatively Identified Compounds (TICs), if requested, are reported for compounds identified to be present and are not part of the method/program Target Compound List, even if only a subset of the TCL are being reported. If a sample was re-analyzed or re-extracted due to a required quality control corrective action and if both sets of data are reported, the Laboratory ID of the re-analysis or re-extraction is designated with an "R" or "RE", respectively. When multiple Batch Quality Control elements are reported (e.g. more than one LCS), the associated samples for each element are noted in the grey shaded header line of each data table. Any Laboratory Batch, Sample Specific % recovery or RPD value that is outside the listed Acceptance Criteria is bolded in the report. All specific QC information is also incorporated in the Data Usability format of our Data Merger tool where it can be reviewed along with any associated usability implications. Soil/sediments, solids and tissues are reported on a dry weight basis unless otherwise noted. Definitions of all data qualifiers and acronyms used in this report are provided in the Glossary located at the back of the report.

In reference to questions H (CAM) or 4 (RCP) when "NO" is checked, the performance criteria for CAM and RCP methods allow for some quality control failures to occur and still be within method compliance. In these instances the specific failure is not narrated but noted in the associated QC table. The information is also incorporated in the Data Usability format of our Data Merger tool where it can be reviewed along with any associated usability implications.

Please see the associated ADEx data file for a comparison of laboratory reporting limits that were achieved with the regulatory Numerical Standards requested on the Chain of Custody.

HOLD POLICY
For samples submitted on hold, Alpha's policy is to hold samples (with the exception of Air canisters) free of charge for 21 calendar days from the date the project is completed. After 21 calendar days, we will dispose of all samples submitted including those put on hold unless you have contacted your Client Service Representative and made arrangements for Alpha to continue to hold the samples. Air canisters will be disposed after 3 business days from the date the project is completed.

Please contact Client Services at 800-624-9220 with any questions.

Case Narrative (continued)

Report Submission

November 05, 2020: This final report includes the results of all requested analyses.

October 30, 2020: This is a preliminary report.

All non-detect (ND) or estimated concentrations (J-qualified) have been quantitated to the limit noted in the MDL column.

Sample Receipt

The analyses performed were specified by the client.

Volatile Organics

L2046791-01: The sample was analyzed as a High Level Methanol based upon screen results. The sample was then analyzed as a Low Level in order to achieve lower reporting limits. The results of both analyses are reported. Differences were noted between the results of the analyses which have been attributed to vial discrepancies.

L2046791-03: The surrogate recovery is below the acceptance criteria for dibromofluoromethane (39%), possibly due to the matrix effect caused by the high pH of the sample (>10).

Semivolatile Organics

L2046791-03: The surrogate recoveries were outside the acceptance criteria for 2-fluorophenol (7%) and 2,4,6-tribromophenol (4%); however, re-extraction achieved similar results: 2-fluorophenol (7%) and 2,4,6-tribromophenol (2%). The results of both extractions are reported.

Total Metals

The WG1427675-3 MS recovery for lead (174%), performed on L2046791-01, does not apply because the sample concentration is greater than four times the spike amount added.

The WG1427675-3 MS recovery, performed on L2046791-01, is outside the acceptance criteria for zinc (17%). A post digestion spike was performed and yielded an unacceptable recovery for zinc (66%). The serial

Case Narrative (continued)

dilution recovery was acceptable; therefore, the matrix test passed for the sample matrix.
The WG1427677-3 MS recovery, performed on L2046791-01, is outside the acceptance criteria for mercury (0%). A post digestion spike was performed and was within acceptance criteria.
The WG1427675-4 Laboratory Duplicate RPDs for barium (27%), copper (70%), lead (60%) and manganese (31%), performed on L2046791-01, are outside the acceptance criteria. The elevated RPDs have been attributed to the non-homogeneous nature of the native sample.

Cyanide, Total
The WG1427623-2/-3 LCS/LCSD recoveries for cyanide, total (68%/72%), associated with L2046791-10, are outside our in-house acceptance criteria, but within the vendor-certified acceptance limits. The results of the original analyses are reported.
The WG1428128-2/-3 LCS/LCSD recoveries for cyanide, total (54%/63%), associated with L2046791-01 through -09, are outside our in-house acceptance criteria, but within the vendor-certified acceptance limits. The results of the original analyses are reported.

I, the undersigned, attest under the pains and penalties of perjury that, to the best of my knowledge and belief and based upon my personal inquiry of those responsible for providing the information contained in this analytical report, such information is accurate and complete. This certificate of analysis is not complete unless this page accompanies any and all pages of this report.

Authorized Signature: Melissa Sturgis Report Date: 11/05/20

Title: Technical Director/Representative

GLOSSARY

Acronyms

DL - Detection Limit: This value represents the level to which target analyte concentrations are reported as estimated values, when those target analyte concentrations are quantified below the limit of quantitation (LOQ). The DL includes any adjustments from dilutions, concentrations or moisture content, where applicable. (DoD report formats only.)

EDL - Estimated Detection Limit: This value represents the level to which target analyte concentrations are reported as estimated values, when those target analyte concentrations are quantified below the reporting limit (RL). The EDL includes any adjustments from dilutions, concentrations or moisture content, where applicable. The use of EDLs is specific to the analysis of PAHs using Solid-Phase Microextraction (SPME).

EMPC - Estimated Maximum Possible Concentration: The concentration that results from the signal present at the retention time of an analyte when the ions meet all of the identification criteria except the ion abundance ratio criteria. An EMPC is a worst-case estimate of the concentration.

EPA - Environmental Protection Agency.

LCS - Laboratory Control Sample: A sample matrix, free from the analytes of interest, spiked with verified known amounts of analytes or a material containing known and verified amounts of analytes.

LCSD - Laboratory Control Sample Duplicate: Refer to LCS.

LFB - Laboratory Fortified Blank: A sample matrix, free from the analytes of interest, spiked with verified known amounts of analytes or a material containing known and verified amounts of analytes.

LOD - Limit of Detection: This value represents the level to which a target analyte can reliably be detected for a specific analyte in a specific matrix by a specific method. The LOD includes any adjustments from dilutions, concentrations or moisture content, where applicable. (DoD report formats only.)

LOQ - Limit of Quantitation: The value at which an instrument can accurately measure an analyte at a specific concentration. The LOQ includes any adjustments from dilutions, concentrations or moisture content, where applicable. (DoD report formats only.)

Limit of Quantitation: The value at which an instrument can accurately measure an analyte at a specific concentration. The LOQ includes any adjustments from dilutions, concentrations or moisture content, where applicable. (DoD report formats only.)

MDL - Method Detection Limit: This value represents the level to which target analyte concentrations are reported as estimated values, when those target analyte concentrations are quantified below the reporting limit (RL). The MDL includes any adjustments from dilutions, concentrations or moisture content, where applicable.

MS - Matrix Spike Sample: A sample prepared by adding a known mass of target analyte to a specified amount of matrix sample for which an independent estimate of target analyte concentration is available. For Method 332.0, the spike recovery is calculated using the native concentration, including estimated values.

MSD - Matrix Spike Sample Duplicate: Refer to MS.

NA - Not Applicable.

NC - Not Calculated: Term is utilized when one or more of the results utilized in the calculation are non-detect at the parameter's reporting unit.

NDPA/DPA - N-Nitrosodiphenylamine/Diphenylamine.

NI - Not Ignitable.

NP - Non-Plastic: Term is utilized for the analysis of Atterberg Limits in soil.

NR - No Results: Term is utilized when 'No Target Compounds Requested' is reported for the analysis of Volatile or Semivolatile Organic TIC only requests.

RL - Reporting Limit: The value at which an instrument can accurately measure an analyte at a specific concentration. The RL includes any adjustments from dilutions, concentrations or moisture content, where applicable.

RPD - Relative Percent Difference: The results from matrix and/or matrix spike duplicates are primarily designed to assess the precision of analytical results in a given matrix and are expressed as relative percent difference (RPD). Values which are less than five times the reporting limit for any individual parameter are evaluated by utilizing the absolute difference between the values; although the RPD value will be provided in the report.

SRM - Standard Reference Material: A reference sample of a known or certified value that is of the same or similar matrix as the associated field samples.

STLP - Semi-dynamic Tank Leaching Procedure per EPA Method 1315.

TEF - Toxic Equivalency Factors: The values assigned to each dioxin and furan to evaluate their toxicity relative to 2,3,7,8-TCDD.

TEQ - Toxic Equivalent: The measure of a sample's toxicity derived by multiplying each dioxin and furan by its corresponding TEF and then summing the resulting values.

TIC - Tentatively Identified Compound: A compound that has been identified to be present and is not part of the target compound list (TCL) for the method and/or program. All TICs are qualitatively identified and reported as estimated concentrations.

Report Format: DU Report with 'J' Qualifiers

Footnotes

1 - The reference for this analyte should be considered modified since this analyte is absent from the target analyte list of the original method.

Terms

Analytical Method: Both the document from which the method originates and the analytical reference method. (Example: EPA 8260B is shown as 1,8260B.) The codes for the reference method documents are provided in the References section of the Addendum.

Difference: With respect to Total Oxidizable Precursor (TOP) Assay analysis, the difference is defined as the Post-Treatment value minus the Pre-Treatment value.

Final pH: As it pertains to Sample Receipt & Container Information section of the report, Final pH reflects pH of container determined after adjustment at the laboratory, if applicable. If no adjustment required, value reflects Initial pH.

Frozen Date/Time: With respect to Volatile Organics in soil, Frozen Date/Time reflects the date/time at which associated Reagent Water-preserved vials were initially frozen. Note: If frozen date/time is beyond 48 hours from sample collection, value will be reflected in 'bold'.

Initial pH: As it pertains to Sample Receipt & Container Information section of the report, Initial pH reflects pH of container determined upon receipt, if applicable.

PAH Total: With respect to Alkylated PAH analyses, the 'PAHs, Total' result is defined as the summation of results for all or a subset of the following compounds: Naphthalene, C1-C4 Naphthalenes, 2-Methylnaphthalene, 1-Methylnaphthalene, Biphenyl, Acenaphthylene, Acenaphthene, Fluorene, C1-C3 Fluorenes, Phenanthrene, C1-C4 Phenanthrenes/Anthracenes, Anthracene, Fluoranthene, Pyrene, C1-C4 Fluoranthenes/Pyrenes, Benz(a)anthracene, Chrysene, C1-C4 Chrysenes, Benzo(b)fluoranthene, Benzo(j)+(k)fluoranthene, Benzo(e)pyrene, Benzo(a)pyrene, Perylene, Indeno(1,2,3-cd)pyrene, Dibenz(ah)+(ac)anthracene, Benzo(g,h,i)perylene. If a 'Total' result is requested, the results of its individual components will also be reported.

PFAS Total: With respect to PFAS analyses, the 'PFAS, Total (5)' result is defined as the summation of results for: PFHpA, PFHxS, PFOA, PFNA and PFOS. In addition, the 'PFAS, Total (6)' result is defined as the summation of results at or above the RL for: PFHpA, PFHxS, PFOA, PFNA, PFDA and PFOS. (Note: 'PFAS, Total (6)' is applicable to MassDEP DW compliance analysis only.). If a 'Total' result is requested, the results of its individual components will also be reported.

The target compound Chlordane (CAS No. 57-74-9) is reported for GC ECD analyses. Per EPA,this compound "refers to a mixture of chlordane isomers, other chlorinated hydrocarbons and numerous other components." (Reference: USEPA Toxicological Review of Chlordane, In Support of Summary Information on the Integrated Risk Information System (IRIS), December 1997.)

Total: With respect to Organic analyses, a 'Total' result is defined as the summation of results for individual isomers or Aroclors. If a 'Total' result is requested, the results of its individual components will also be reported. This is applicable to 'Total' results for methods 8260, 8081 and 8082.

Data Qualifiers

A - Spectra identified as "Aldol Condensates" are byproducts of the extraction/concentration procedures when acetone is introduced in the process.

B - The analyte was detected above the reporting limit in the associated method blank. Flag only applies to associated field samples that have detectable concentrations of the analyte at less than ten times (10x) the concentration found in the blank. For MCP-related projects, flag only applies to associated field samples that have detectable concentrations of the analyte at less than ten times (10x) the concentration found in the blank. For DOD-related projects, flag only applies to associated field samples that have detectable concentrations of the analyte at less than ten times (10x) the concentration found in the blank AND the analyte was detected above one-half the reporting limit (or above the reporting limit for common lab contaminants) in the associated method blank. For NJ-Air-related projects, flag only applies to associated field samples that have detectable concentrations of the analyte above the reporting limit. For NJ-related projects (excluding Air), flag only applies to associated field samples that have detectable concentrations of the analyte, which was detected above the reporting limit in the associated method blank or above five times the reporting limit for common lab contaminants (Phthalates, Acetone, Methylene Chloride, 2-Butanone).

C - Co-elution: The target analyte co-elutes with a known lab standard (i.e. surrogate, internal standards, etc.) for co-extracted analyses.

D - Concentration of analyte was quantified from diluted analysis. Flag only applies to field samples that have detectable concentrations of the analyte.

E - Concentration of analyte exceeds the range of the calibration curve and/or linear range of the instrument.

F - The ratio of quantifier ion response to qualifier ion response falls outside of the laboratory criteria. Results are considered to be an estimated maximum concentration.

G - The concentration may be biased high due to matrix interferences (i.e, co-elution) with non-target compound(s). The result should be considered estimated.

H - The analysis of pH was performed beyond the regulatory-required holding time of 15 minutes from the time of sample collection.

I - The lower value for the two columns has been reported due to obvious interference.

M - Reporting Limit (RL) exceeds the MCP CAM Reporting Limit for this analyte.

NJ - Presumptive evidence of compound. This represents an estimated concentration for Tentatively Identified Compounds (TICs), where the identification is based on a mass spectral library search.

P - The RPD between the results for the two columns exceeds the method-specified criteria.

Report Format: DU Report with 'J' Qualifiers

Data Qualifiers

Q - The quality control sample exceeds the associated acceptance criteria. For DOD-related projects, LCS and/or Continuing Calibration Standard exceedences are also qualified on all associated sample results. Note: This flag is not applicable for matrix spike recoveries when the sample concentration is greater than 4x the spike added or for batch duplicate RPD when the sample concentrations are less than 5x the RL. (Metals only.)

R - Analytical results are from sample re-analysis.

RE - Analytical results are from sample re-extraction.

S - Analytical results are from modified screening analysis.

J - Estimated value. The Target analyte concentration is below the quantitation limit (RL), but above the Method Detection Limit (MDL) or Estimated Detection Limit (EDL) for SPME-related analyses. This represents an estimated concentration for Tentatively Identified Compounds (TICs).

ND - Not detected at the method detection limit (MDL) for the sample, or estimated detection limit (EDL) for SPME-related analyses.

Report Format: DU Report with 'J' Qualifiers

Volatile Organics Instruments

Volatile Organics:

Instrument: Agilent 7890 GC/5975C MSD	Columns (length x ID x df):
Trap: Supelco K Trap (VOACARB 3000)	RTX-VMS 20m x 0.18mm x 1um
Concentrator: EST Encon (or equivalent)	RTX-VMS 30m x 0.25mm x 1.4um
Autosampler: EST Centurion (or equivalent)	RTX-502.2 40m x 0.18mm x 1um
Purge time: 11 min	

Volatile Organics: VPH

Instrument: Agilent 6890 (or equivalent)	Column Type: Restek RTX 502.2
Trap: Supelco K Trap (VOACARB 3000)	Column Length: 105 Meters
Concentrator: EST Encon (or equivalent)	df: 3.00 um
Autosampler: EST Centurion (or equivalent)	ID: 0.53mm

Volatile Organics: PIANO

Instrument: Agilent 7890 GC/5975C MSD	Column Type: DB-VRX
Trap: Supelco K Trap (VOACARB 3000)	Column Length: 60 Meters
Concentrator: Tekmar Velocity / EST Encon	df: 1.40 um
Autosampler: Varian Archon / EST Centurion	ID: 0.25 mm
Purge time: 11 min	Desorb: 1 min

Volatile Organics: Dissolved Gas

Instrument: Agilent 7890 (or equivalent) with FID/TCD	
	Column Type: Haysep S Column
	Column Length: 2 Meters packed (100/200 mesh)
Autosampler: LEAP Headspace	Purge time: 0.6 min

Volatile Organics in Air Instruments

Volatile Organics in Air:

Instruments: Agilent 6890 GC / 5975 MSD Shimadzu QP2010-SE / QP2020

Concentrator: Entech 7100A or 7200	Column Type: Restek RTX-1
Autosampler: Entech 7016CA or 7016D	Column Length: 60 Meters
	df: 1.00 um
	ID: 0.25 mm or 0.32 mm

Trap 1: Glass Bead: manufacturer-Entech: 20 cm packing material
Trap 2: Tenax: manufacturer-Entech: 20 cm packing material

Semivolatile Organics Instruments - Westborough

Semivolatile Organics (Acid/Base/Neutral Extractables):

Instrument: Agilent 5973N MSD	Injection volume: 1 ul;2 uL LVI
Column Type: Restek RXI-5SILMS	df: 0.32 um
Column Length: 30 Meters	ID: 0.25 mm

Polynuclear Aromatic Hydrocarbons by 8270 SIM:

Instrument: Agilent 5973 MSD	Injection volume: 1 ul;2 uL LVI
Column Type: Restek RXI-5SILMS	df: 0.25 um
Column Length: 30 Meters	ID: 0.25 mm

Pesticides/PCB/Herbicides:

Instrument: Agilent 6890 w/Dual Micro ECDs	Injection Volume: 1uL
Column A: Restek RTX-CL/STX-CL	df: 0.32
Column B: Restek RTX/STX-CLPPesticide II	df: 0.25
Column Length: 30 Meters	ID: 0.32 mm

Petroleum/EPH:

Instrument: Agilent 6890 w/FID / HP 5890 w/ FID	Injection Volume: 1uL
Column: Restek RTX 5	df: 0.25
Column Length: 30 Meters	
ID: 0.32 mm	

Semivolatile Organic Instruments - Mansfield

Semivolatile Organics (ALK-PAH Extractables):

Instrument: Agilent 5973N / 5975 MSD	Injection volume: 1 ul
Column Type: ZB-5	df: 0.25 um
Column Length: 60 Meters	ID: 0.25 mm

Semivolatile Organics (8270):

Instrument: Agilent 5973N / 5975 MSD	Injection volume: 2 ul
Column Type: ZB-Semivolatiles	df: 0.25 um
Column Length: 30 Meters	ID: 0.25 mm

Semivolatile Organics (8270 SIM):

Instrument: Agilent 5973N / 5975 MSD	Injection volume: 3 ul
Column Type: ZB-5	df: 0.25 um
Column Length: 30 Meters	ID: 0.25 mm

Semivolatile Organics (1,4-Dioxane):

Instrument: Agilent 5973N / 5975 / 5977 MSD	Injection volume: 3 ul
Column Type: RTX-5	df: 0.25um, 0.18 um
Column Length: 30 Meters	ID: 0.25um, 0.18 mm

Semivolatile Organics (209 Congener):

Instrument: Agilent 5973N / 5975 MSD	Injection volume: 3 ul
Column Type: RTX-5, RTX-PCB	df: 0.25um, 0.18 um
Column Length: 60 Meters	ID: 0.25um, 0.18 mm

Semivolatile Organics (8081):

Instrument: Agilent 6890 / 7890	Injection volume: 1 ul
Column Type: RTX-5 / RTX-CLP II	df: 0.25 um
Column Length: 60 Meters	ID: 0.25 mm

Semivolatile Organics (8082):

Instrument: Agilent 6890 w/Dual Micro ECDs	Injection Volume: 1uL
Column A: Restek RTX-CL/STX-CL	df: 0.32
Column B: Restek RTX/STX-CLPPesticide II	df: 0.25
Column Length: 30 Meters	ID: 0.32 mm

Semivolatile Organics (SHC Extractables):

Instrument: Agilent 6890	Injection volume: 1 ul
Column Type: RTX-5	df: 0.25 um
Column Length: 60 Meters	ID: 0.25 mm

Sample Delivery Group Summary

Alpha Job Number : L2046791

Received : 27-OCT-2020
Reviewer : Elizabeth Oko

Account Name : Impact Environmental
Project Number : 15209
Project Name : 13-12 BEACH CHANNEL DRIVE

Delivery Information

Samples Delivered By : Alpha Courier

Chain of Custody : Present

Cooler Information

Cooler	Seal/Seal#	Preservation	Temperature(°C)	Additional Information
B	Absent/	Ice	3.1	
C	Absent/	Ice	3.4	

Condition Information

1) All samples on COC received?	**YES**
2) Extra samples received?	**NO**
3) Are there any sample container discrepancies?	**NO**
4) Are there any discrepancies between sample labels & COC?	**NO**
5) Are samples in appropriate containers for requested analysis?	**YES**
6) Are samples properly preserved for requested analysis?	**YES**
7) Are samples within holding time for requested analysis?	**YES**
8) All sampling equipment returned?	**NA**

Volatile Organics/VPH

1) Reagent Water Vials Frozen by Client?	**YES**

ALPHA ANALYTICAL LABORATORIES, INC.
LOGIN CHAIN OF CUSTODY REPORT
Jan 06 2021, 04:33 pm

Login Number: L2046791
Account: IMPENV Impact EnvironmentalProject: 15209
Received: 27OCT20 Due Date: 05NOV20

Sample #	Client ID	Mat	PR	Collected
L2046791-01	SB-1 (0-2)		3	1C 20OCT20 09:45

STD TAT 3-5 days; 1-day, 50%; 2-day, 25% 8260: reporting list built 8270: Reporting list built Pest / Herb : Reporting List Built ASP-B Package Due Date: 01/08/21

ASP-B,HERB-APA,NY-PART375METALS,AG-TI,AS-TI,BA-TI,BE-TI,CD-TI,CR-TI,CU-TI,HEXCR-7196,HG-T,MN-TI,NI-TI,PB-TI,PREPT,SE-TI,TCN-9010,TRICR-CALC,TS,ZN-TI,NYTCL-8081,NYTCL-8082,NYTCL-8260H,NYTCL-8260HLW,NYTCL-8270

L2046791-02	SB-1 (2-4)		3	1C 20OCT20 10:00

STD TAT 3-5 days; 1-day, 50%; 2-day, 25% 8260: reporting list built 8270: Reporting list built Pest / Herb : Reporting List Built Package Due Date: 01/08/21

HERB-APA,NY-PART375METALS,AG-TI,AS-TI,BA-TI,BE-TI,CD-TI,CR-TI,CU-TI,HEXCR-7196,HG-T,MN-TI,NI-TI,PB-TI,PREPT,SE-TI,TCN-9010,TRICR-CALC,TS,ZN-TI,NYTCL-8081,NYTCL-8082,NYTCL-8260HLW,NYTCL-8270

L2046791-03	SB-2 (0-2)		3	1C 20OCT20 11:00

STD TAT 3-5 days; 1-day, 50%; 2-day, 25% 8260: reporting list built 8270: Reporting list built Pest / Herb : Reporting List Built Package Due Date: 01/08/21

HERB-APA,NY-PART375METALS,AG-TI,AS-TI,BA-TI,BE-TI,CD-TI,CR-TI,CU-TI,HEXCR-7196,HG-T,MN-TI,NI-TI,PB-TI,PREPT,SE-TI,TCN-9010,TRICR-CALC,TS,ZN-TI,NYTCL-8081,NYTCL-8082,NYTCL-8260HLW,NYTCL-8270

L2046791-04	SB-2 (2-4)		3	1C 20OCT20 11:15

STD TAT 3-5 days; 1-day, 50%; 2-day, 25% 8260: reporting list built 8270: Reporting list built Pest / Herb : Reporting List Built Package Due Date: 01/08/21

HERB-APA,NY-PART375METALS,AG-TI,AS-TI,BA-TI,BE-TI,CD-TI,CR-TI,CU-TI,HEXCR-7196,HG-T,MN-TI,NI-TI,PB-TI,PREPT,SE-TI,TCN-9010,TRICR-CALC,TS,ZN-TI,NYTCL-8081,NYTCL-8082,NYTCL-8260HLW,NYTCL-8270

L2046791-05	SB-3 (0-2)		3	1C 21OCT20 08:00

STD TAT 3-5 days; 1-day, 50%; 2-day, 25% 8260: reporting list built 8270: Reporting list built Pest / Herb : Reporting List Built Package Due Date: 01/08/21

ALPHA ANALYTICAL LABORATORIES, INC.
LOGIN CHAIN OF CUSTODY REPORT
Jan 06 2021, 04:33 pm

Login Number: L2046791
Account: IMPENV Impact EnvironmentalProject: 15209
Received: 27OCT20 Due Date: 05NOV20

Sample #	Client ID	Mat	PR	Collected

HERB-APA,NY-PART375METALS,AG-TI,AS-TI,BA-TI,BE-TI,CD-TI,CR-TI,CU-TI,HEXCR-7196,HG-T,MN-TI,NI-TI,PB-TI,PREPT,SE-TI,TCN-9010,TRICR-CALC,TS,ZN-TI,NYTCL-8081,NYTCL-8082,NYTCL-8260HLW,NYTCL-8270

L2046791-06 SB-3 (4-6) 3 1C 21OCT20 08:27

STD TAT 3-5 days; 1-day, 50%; 2-day, 25% 8260: reporting list built 8270: Reporting list built Pest / Herb : Reporting List Built Package Due Date: 01/08/21

HERB-APA,NY-PART375METALS,AG-TI,AS-TI,BA-TI,BE-TI,CD-TI,CR-TI,CU-TI,HEXCR-7196,HG-T,MN-TI,NI-TI,PB-TI,PREPT,SE-TI,TCN-9010,TRICR-CALC,TS,ZN-TI,NYTCL-8081,NYTCL-8082,NYTCL-8260HLW,NYTCL-8270

L2046791-07 SB-4 (0-2) 3 1C 20OCT20 13:00

STD TAT 3-5 days; 1-day, 50%; 2-day, 25% 8260: reporting list built 8270: Reporting list built Pest / Herb : Reporting List Built Package Due Date: 01/08/21

HERB-APA,NY-PART375METALS,AG-TI,AS-TI,BA-TI,BE-TI,CD-TI,CR-TI,CU-TI,HEXCR-7196,HG-T,MN-TI,NI-TI,PB-TI,PREPT,SE-TI,TCN-9010,TRICR-CALC,TS,ZN-TI,NYTCL-8081,NYTCL-8082,NYTCL-8260HLW,NYTCL-8270

L2046791-08 SB-4 (2-4) 3 1C 20OCT20 13:15

STD TAT 3-5 days; 1-day, 50%; 2-day, 25% 8260: reporting list built 8270: Reporting list built Pest / Herb : Reporting List Built Package Due Date: 01/08/21

HERB-APA,NY-PART375METALS,AG-TI,AS-TI,BA-TI,BE-TI,CD-TI,CR-TI,CU-TI,HEXCR-7196,HG-T,MN-TI,NI-TI,PB-TI,PREPT,SE-TI,TCN-9010,TRICR-CALC,TS,ZN-TI,NYTCL-8081,NYTCL-8082,NYTCL-8260HLW,NYTCL-8270

L2046791-09 SB-5 (0-2) 3 1C 21OCT20 09:10

STD TAT 3-5 days; 1-day, 50%; 2-day, 25% 8260: reporting list built 8270: Reporting list built Pest / Herb : Reporting List Built Package Due Date: 01/08/21

HERB-APA,NY-PART375METALS,AG-TI,AS-TI,BA-TI,BE-TI,CD-TI,CR-TI,CU-TI,HEXCR-7196,HG-T,MN-TI,NI-TI,PB-TI,PREPT,SE-TI,TCN-9010,TRICR-CALC,TS,ZN-TI,NYTCL-8081,NYTCL-8082,NYTCL-8260HLW,NYTCL-8270

ALPHA ANALYTICAL LABORATORIES, INC.
LOGIN CHAIN OF CUSTODY REPORT
Jan 06 2021, 04:33 pm

Login Number: L2046791
Account: IMPENV Impact EnvironmentalProject: 15209
Received: 27OCT20 Due Date: 05NOV20

Sample #	Client ID	Mat	PR	Collected
L2046791-10	SB-5 (4-6)		3	1C 21OCT20 09:14

STD TAT 3-5 days; 1-day, 50%; 2-day, 25% 8260: reporting list built 8270: Reporting list built Pest / Herb : Reporting List Built Package Due Date: 01/08/21

HERB-APA,NY-PART375METALS,AG-TI,AS-TI,BA-TI,BE-TI,CD-TI,CR-TI,CU-TI,HEXCR-7196,HG-T,MN-TI,NI-TI,PB-TI,PREPT,SE-TI,TCN-9010,TRICR-CALC,TS,ZN-TI,NYTCL-8081,NYTCL-8082,NYTCL-8260HLW,NYTCL-8270

L2046791-11	SB-5 (6-8)		3	1C 21OCT20 09:20

STD TAT 3-5 days; 1-day, 50%; 2-day, 25% 8260: reporting list built Package Due Date: 01/08/21

HOLD-8260HLW,HOLD-CONTINGENCY,TS

L2046791-12	SB-6 (0-2)		3	1C 21OCT20 11:00

STD TAT 3-5 days; 1-day, 50%; 2-day, 25% 8260: reporting list built Package Due Date: 01/08/21

HOLD-CONTINGENCY,NYTCL-8260HLW,TS

L2046791-13	SB-6 (4-6)		3	1C 21OCT20 11:15

STD TAT 3-5 days; 1-day, 50%; 2-day, 25% 8260: reporting list built Package Due Date: 01/08/21

HOLD-CONTINGENCY,NYTCL-8260HLW,TS

L2046791-14	SB-6 (6-8)		3	1C 21OCT20 11:21

STD TAT 3-5 days; 1-day, 50%; 2-day, 25% 8260: reporting list built Package Due Date: 01/08/21

HOLD-8260HLW,HOLD-CONTINGENCY,TS

Logged By: Heather Hayden

CHAIN OF CUSTODY

IMPACT ENVIRONMENTAL
170 Keyland Court, Bohemia, New York 11716
(Tel.) 631-269-8800 (Fax) 631-269-1599

Page 1 of 2

ICL ☒ ISW ☐
IEC ☐ SGC ☐
IM ☐

LAB NAME: Alpha L2046791

RECEIVED DATE: 10/27/20

Client Information

Company Name: Impact Environmental
Address: 170 Keyland Court
City: Bohemia **State:** NY **Zip:** 11716
Project Contact: Leif Robertson
Phone #: 631-269-8800 **Fax #:** 631-269-1599
E-mail: lrobertson@impactenvironmental.com

Project Information

Project Name: 13-12 Beach Channel Drive
Street: 13-16 to 13-30 Beach Channel Drive
City: Queens **State:** NY **Zip:**
Project #: 15209
Sampler's Name: Leif Robertson
Sampler's Signature:

Analytical Information

Impact Analytical Package A*
Impact Analytical Package B**
Impact Analytical Package C***
VOC 8260 (Analyte List for NY Part 375 and NJ MADEP)
GP82 Analysis
VOCs 8260 (CP51 Analyte List)
Part 375 SVOCs
Part 375 Pesticides
Part 375 PCB
Part 375 Metals

Matrix Codes

L - Liquid
S - Soil
A - Air
OL - Oil
W - Wipe
PC - Paint Chips
SL - Sludge
SD - Solid
DW- Drinking Water
DISS - Dissolved

Sample Type

G=Grab
C=Composite
B=Blank

LAB SAMPLE # (LAB USE ONLY)	Sample ID	IEC Project Code	Matrix Code	Sample Type	Sample Date	Time	Total # of bottles	Sample Containers: NONE or OTHER*	ICE	HCl	Methanol (USEPA 5035)	Sodium Bisulfate (EPA 5035)	(LAB USE ONLY)
	1 SB-1(0-2)	15209	S	G	10/20	545	7		X		X		
	2 SB-1(2-4)	15209	S	G	10/20	1000	7		X		X		
	3 SB-2(0-2)	15209	S	G	10/20	1100	7		X		X		
	4 SB-2(2-4)	15209	S	G	10/20	1115	7		X		X		
	5 SB-3(0-2)	15209	S	G	10/21	800	7		X		X		
	6 SB-3(4-6)	15209	S	G	10/21	827	7		X		X		
	7 SB-4(0-2)	15209	S	G	10/20	1300	7		X		X		
	8 SB-4(2-4)	15209	S	G	10/20	1315	7		X		X		
	9 SB-5(0-2)	15209	S	G	10/21	910	7		X		X		
	10 SB-5(4-6)	15209	S	G	10/21	914	7		X		X		

Turnaround Time (Business Days)

Standard Service
- ☐ Standard - 5 day
- ☐ Standard - 4 day
- ☒ Standard - 3 day

Rush Service
- ☐ 48 Hour *RUSH*
- ☐ 24 Hour *RUSH*

(LAB USE ONLY)
TAT Approved By / Date:

Data Deliverable Information

- ☐ Results Only (Level-1)
- ☐ Results plus Misc. QC (Level-2)
- ☐ Results plus ALL QC (Level-3)
- ☐ PA QC Package
- ☐ NJ QC Package (Level3NJ)
- ☐ CLP Category A (Level-2)
- ☐ CLP Category B (Level-4)
- ☐ ASP QC Package (Level-4)
- ☐ Other
- ☐ EDD Format

(EDD Formats: Excel, pdf, EQUIS, GIS, GISKey, SPDES, Ascii, TAGM, OENJ)

REFERENCES

*Package A (proprietary) - Priority Pollutants Metals, SVOCs, PCB/Pest and Herbicides - to match all NJ DCSRS & NY Part 375 parameters and dectection limits. **Package B (proprietary)-Same as Package A, plus TCLP Metals & Category II EPH. ***Package C (proprietary)- Same as Package B plus RCRA characteristics and Full TCLP

NOTES/COMMENTS:

* VOC samples frozen on date of collection *

Sample custody must be documented below, each time samples change possession, with a signature, date, and time.

	Relinquished by/Sampler:	Date / Time:	Received By:	Relinquished By:	Date / Time:	Received By:
1		10/27/20 1430	RBIR AAL	RBIR AAL	10/27/20 1845	AAL 10/27/20 19:30
3	AAL	10/27/20 23:10				10/27/20 23:10
5						

COOLER INFORMATION

Cooler Temp: pH: ☐ On Ice ☐ Sample Receipt Discrepancy(attach information)

Form SS-2/Nov. 2013

CHAIN OF CUSTODY

IMPACT ENVIRONMENTAL
170 Keyland Court, Bohemia, New York 11716
(Tel.) 631-269-8800 (Fax) 631-269-1599

Page 2 of 2

ICL ☒ ISW ☐
IEC ☐ SGC ☐
IM ☐

LAB NAME: Alpha L2046791

RECEIVED DATE: 10/27/20

Client Information

Company Name: Impact Environmental
Address: 170 Keyland Court
City: Bohemia **State:** NY **Zip:** 11716
Project Contact: Leif Robertson
Phone #: 631-269-8800 **Fax #:** 631-269-1599
E-mail: lrobertson@impactenvironmental.com

Project Information

Project Name: 13-12 Beach Channel Drive
Street: 13-16 to 13-50 Beach channel Drive
City: Queens **State:** NY **Zip:**
Project #: 15209
Sampler's Name: Leif Robertson
Sampler's Signature:

Analytical Information

LAB SAMPLE # (LAB USE ONLY)	Sample ID	IEC Project Code	Matrix Code	Sample Type	Sample Date	Time	Total # of bottles	NONE or OTHER*	ICE	HCL	Methanol (USEPA 5035)	Sodium Bisulfate (EPA 5035)	Impact Analytical Package A*	Impact Analytical Package B**	Impact Analytical Package C***	VOC 8260 (Analyte List for NY Part 375 and NJ-NGDQC)	GP82 Analysis	VOCs 8260 (CP51 Analyte List)	Part 375 SVOC's	Part 375 Pesticides	Part 375 PCB's	Part 375 Metals		(LAB USE ONLY)
	1 SB-5 (6-8)	15209	S	G	10/21	920	7		X		X					X								
	2 SB-6 (0-2)	15209	S	G	10/21	1100	7		X		X					X								
	3 SB-6 (4-6)	15209	S	G	10/21	1115	7		X		X					X								
	4 SB-6 (6-8)	15209	S	G	10/21	1121	7		X		X					X								
	5																							
	6																							
	7																							
	8																							
	9																							
	10																							

Matrix Codes: L - Liquid; S - Soil; A - Air; OL - Oil; W - Wipe; PC - Paint Chips; SL - Sludge; SD - Solid; DW- Drinking Water; DISS - Dissolved

Sample Type: G=Grab; C=Composite; B=Blank

Turnaround Time (Business Days)

Standard Service
- ☐ Standard - 5 day
- ☐ Standard - 4 day
- ☒ Standard - 3 day

Rush Service
- ☐ 48 Hour *RUSH*
- ☐ 24 Hour *RUSH*

(LAB USE ONLY)
TAT Approved By / Date:

Data Deliverable Information

- ☐ Results Only (Level-1)
- ☐ Results plus Misc. QC (Level-2)
- ☐ Results plus ALL QC (Level-3)
- ☐ PA QC Package
- ☐ NJ QC Package (Level3NJ)
- ☐ CLP Category A (Level-2)
- ☐ CLP Category B (Level-4)
- ☐ ASP QC Package (Level-4)
- ☐ Other
- ☐ EDD Format

(EDD Formats: Excel, pdf, EQUIS, GIS, GISKey, SPDES, Ascii, TAGM, OENJ)

REFERENCES

*Package A (proprietary) - Priority Pollutants Metals, SVOCs, PCB/Pest and Herbicides - to match all NJ DCSRS & NY Part 375 parameters and dectection limits. **Package B (proprietary)-Same as Package A, plus TCLP Metals & Category II EPH. ***Package C (proprietary)- Same as Package B plus RCRA characteristics and Full TCLP

NOTES/COMMENTS:

* SB-5 (6-8) and SB-6 (6-8) Hold *
* VOC's Frozen on date of collection

Sample custody must be documented below, each time samples change possession, with a signature, date, and time.

Relinquished by Sampler:	Date / Time:	Received By:	Relinquished By:	Date / Time:	Received By:
1	1 10/27/20 1430	1 RBIR AAL	2 RBIR AAL	2 10/27/20 1840	2 AAL 10/27/20 19:30
3 AAL	3 10/27/20 23:10	3	4	4	4 10/27/20 23:10
5	5	5			

COOLER INFORMATION

Cooler Temp: pH: ☐ On Ice ☐ Sample Receipt Discrepancy(attach information)

Form SS-2/Nov. 2013

Organics

GC/MS 8260
Analysis

Volatiles QC Summary

Surrogate Recovery Summary
Form 2
Volatiles

Client: Impact Environmental
Project Name: 13-12 BEACH CHANNEL DRIVE

Lab Number: L2046791
Project Number: 15209
Matrix: Soil

CLIENT ID (LAB SAMPLE NO.)	SMC1 DCA	SMC2 TOL	SMC3 BFB	SMC4 DBFM	TOT OUT
SB-1 (0-2) (L2046791-01)	103	108	111	94	0
SB-1 (0-2) (L2046791-01)	108	97	100	101	0
SB-1 (2-4) (L2046791-02)	102	99	108	96	0
SB-2 (0-2) (L2046791-03)	100	100	109	39*	1
SB-2 (2-4) (L2046791-04)	105	98	104	97	0
SB-3 (0-2) (L2046791-05)	102	99	108	95	0
SB-3 (4-6) (L2046791-06)	103	99	104	94	0
SB-4 (0-2) (L2046791-07)	102	105	120	96	0
SB-4 (2-4) (L2046791-08)	103	109	112	94	0
SB-5 (0-2) (L2046791-09)	103	102	117	96	0
SB-5 (4-6) (L2046791-10)	104	104	119	97	0
SB-6 (0-2) (L2046791-12)	110	96	103	101	0
SB-6 (4-6) (L2046791-13)	112	97	104	101	0
WG1427739-3LCS	99	98	101	96	0
WG1427739-4LCSD	101	98	99	98	0
WG1427739-5BLANK	101	98	105	96	0
WG1427985-3LCS	108	110	117	97	0
WG1427985-4LCSD	107	111	116	99	0
WG1427985-5BLANK	103	109	114	95	0
WG1428163-3LCS	109	96	97	103	0
WG1428163-4LCSD	109	94	96	103	0
WG1428163-5BLANK	110	98	96	101	0
WG1428553-3LCS	105	97	95	104	0
WG1428553-4LCSD	104	98	94	103	0
WG1428553-5BLANK	104	97	96	101	0

QC LIMITS

(70-130) DCA = 1,2-DICHLOROETHANE-D4
(70-130) TOL = TOLUENE-D8
(70-130) BFB = 4-BROMOFLUOROBENZENE
(70-130) DBFM = DIBROMOFLUOROMETHANE

*** Values outside of QC limits**

FORM II NYTCL-8260H

Laboratory Control Sample Summary
Form 3
Volatiles

Client	: Impact Environmental	**Lab Number**	: L2046791
Project Name	: 13-12 BEACH CHANNEL DRIVE	**Project Number**	: 15209
Matrix	: SOIL		
LCS Sample ID	: WG1427739-3 **Analysis Date** : 10/28/20 13:42	**File ID**	: V26201028N01
LCSD Sample ID	: WG1427739-4 **Analysis Date** : 10/28/20 14:22	**File ID**	: V26201028N02

	Laboratory Control Sample			Laboratory Control Duplicate					
Parameter	True (ug/kg)	Found (ug/kg)	%R	True (ug/kg)	Found (ug/kg)	%R	RPD	Recovery Limits	RPD Limit
Methylene chloride	40	33	82	40	34	84	2	70-130	30
1,1-Dichloroethane	40	35	88	40	36	89	1	70-130	30
Chloroform	40	35	87	40	36	89	2	70-130	30
Carbon tetrachloride	40	33	84	40	34	86	2	70-130	30
Tetrachloroethene	40	32	79	40	32	79	0	70-130	30
Chlorobenzene	40	35	86	40	35	87	1	70-130	30
1,2-Dichloroethane	40	36	89	40	37	92	3	70-130	30
1,1,1-Trichloroethane	40	35	86	40	34	86	0	70-130	30
Benzene	40	36	89	40	36	89	0	70-130	30
Toluene	40	35	87	40	35	87	0	70-130	30
Ethylbenzene	40	36	90	40	36	90	0	70-130	30
Vinyl chloride	40	31	77	40	31	77	0	67-130	30
1,1-Dichloroethene	40	33	82	40	33	83	1	65-135	30
trans-1,2-Dichloroethene	40	34	85	40	35	86	1	70-130	30
Trichloroethene	40	36	90	40	36	90	0	70-130	30
1,2-Dichlorobenzene	40	34	85	40	34	86	1	70-130	30
1,3-Dichlorobenzene	40	34	86	40	34	86	0	70-130	30
1,4-Dichlorobenzene	40	35	86	40	35	86	0	70-130	30
Methyl tert butyl ether	40	34	86	40	37	91	6	66-130	30
p/m-Xylene	80	72	90	80	71	89	1	70-130	30
o-Xylene	80	72	90	80	71	89	1	70-130	30
cis-1,2-Dichloroethene	40	34	86	40	35	87	1	70-130	30
Acetone	40	38	94	40	40	100	6	54-140	30
2-Butanone	40	36	91	40	40	99	8	70-130	30
n-Butylbenzene	40	34	86	40	34	84	2	70-130	30
sec-Butylbenzene	40	35	88	40	35	87	1	70-130	30

Laboratory Control Sample Summary
Form 3
Volatiles

Client	: Impact Environmental	**Lab Number**	: L2046791
Project Name	: 13-12 BEACH CHANNEL DRIVE	**Project Number**	: 15209
Matrix	: SOIL		
LCS Sample ID	: WG1427739-3 **Analysis Date** : 10/28/20 13:42	**File ID**	: V26201028N01
LCSD Sample ID	: WG1427739-4 **Analysis Date** : 10/28/20 14:22	**File ID**	: V26201028N02

	Laboratory Control Sample			Laboratory Control Duplicate					
Parameter	True (ug/kg)	Found (ug/kg)	%R	True (ug/kg)	Found (ug/kg)	%R	RPD	Recovery Limits	RPD Limit
tert-Butylbenzene	40	34	86	40	34	85	1	70-130	30
n-Propylbenzene	40	35	88	40	35	87	1	70-130	30
1,3,5-Trimethylbenzene	40	35	86	40	34	85	1	70-130	30
1,2,4-Trimethylbenzene	40	35	87	40	34	86	1	70-130	30
1,4-Dioxane	2000	1700	86	2000	1900	97	12	65-136	30

Laboratory Control Sample Summary
Form 3
Volatiles

Client	: Impact Environmental	**Lab Number**	: L2046791
Project Name	: 13-12 BEACH CHANNEL DRIVE	**Project Number**	: 15209
Matrix	: SOIL		
LCS Sample ID	: WG1427985-3 **Analysis Date** : 10/28/20 15:32	**File ID**	: V00201028P01
LCSD Sample ID	: WG1427985-4 **Analysis Date** : 10/28/20 15:58	**File ID**	: V00201028P02

	Laboratory Control Sample			Laboratory Control Duplicate					
Parameter	True (ug/kg)	Found (ug/kg)	%R	True (ug/kg)	Found (ug/kg)	%R	RPD	Recovery Limits	RPD Limit
Methylene chloride	2000	1700	85	2000	1700	85	0	70-130	30
1,1-Dichloroethane	2000	1800	92	2000	1800	92	0	70-130	30
Chloroform	2000	1700	87	2000	1800	88	1	70-130	30
Carbon tetrachloride	2000	1600	78	2000	1600	78	0	70-130	30
Tetrachloroethene	2000	1600	78	2000	1600	79	1	70-130	30
Chlorobenzene	2000	1800	87	2000	1800	88	1	70-130	30
1,2-Dichloroethane	2000	1900	94	2000	1900	93	1	70-130	30
1,1,1-Trichloroethane	2000	1600	82	2000	1600	81	1	70-130	30
Benzene	2000	1800	89	2000	1800	89	0	70-130	30
Toluene	2000	1900	92	2000	1900	93	1	70-130	30
Ethylbenzene	2000	1800	92	2000	1900	92	0	70-130	30
Vinyl chloride	2000	1400	72	2000	1400	70	3	67-130	30
1,1-Dichloroethene	2000	1500	76	2000	1500	76	0	65-135	30
trans-1,2-Dichloroethene	2000	1700	84	2000	1700	84	0	70-130	30
Trichloroethene	2000	1700	83	2000	1700	83	0	70-130	30
1,2-Dichlorobenzene	2000	1800	91	2000	1800	90	1	70-130	30
1,3-Dichlorobenzene	2000	1800	92	2000	1900	93	1	70-130	30
1,4-Dichlorobenzene	2000	1800	91	2000	1800	92	1	70-130	30
Methyl tert butyl ether	2000	1800	92	2000	1800	91	1	66-130	30
p/m-Xylene	4000	3600	89	4000	3600	89	0	70-130	30
o-Xylene	4000	3600	89	4000	3600	91	2	70-130	30
cis-1,2-Dichloroethene	2000	1700	86	2000	1700	86	0	70-130	30
Acetone	2000	1700	85	2000	1700	84	1	54-140	30
2-Butanone	2000	1600	81	2000	1900	95	16	70-130	30
n-Butylbenzene	2000	2000	101	2000	2000	100	1	70-130	30
sec-Butylbenzene	2000	1900	97	2000	1900	96	1	70-130	30

Laboratory Control Sample Summary
Form 3
Volatiles

Client	: Impact Environmental	**Lab Number**	: L2046791
Project Name	: 13-12 BEACH CHANNEL DRIVE	**Project Number**	: 15209
Matrix	: SOIL		
LCS Sample ID	: WG1427985-3 **Analysis Date** : 10/28/20 15:32	**File ID**	: V00201028P01
LCSD Sample ID	: WG1427985-4 **Analysis Date** : 10/28/20 15:58	**File ID**	: V00201028P02

	Laboratory Control Sample			Laboratory Control Duplicate					
Parameter	True (ug/kg)	Found (ug/kg)	%R	True (ug/kg)	Found (ug/kg)	%R	RPD	Recovery Limits	RPD Limit
tert-Butylbenzene	2000	1900	93	2000	1900	95	2	70-130	30
n-Propylbenzene	2000	2000	102	2000	2000	102	0	70-130	30
1,3,5-Trimethylbenzene	2000	2000	98	2000	2000	98	0	70-130	30
1,2,4-Trimethylbenzene	2000	2000	99	2000	2000	98	1	70-130	30
1,4-Dioxane	100000	110000	109	100000	100000	103	6	65-136	30

Laboratory Control Sample Summary
Form 3
Volatiles

Client	: Impact Environmental	**Lab Number**	: L2046791
Project Name	: 13-12 BEACH CHANNEL DRIVE	**Project Number**	: 15209
Matrix	: SOIL		
LCS Sample ID	: WG1428163-3 **Analysis Date** : 10/29/20 07:38	**File ID**	: VC201029A02
LCSD Sample ID	: WG1428163-4 **Analysis Date** : 10/29/20 08:04	**File ID**	: VC201029A03

	Laboratory Control Sample			Laboratory Control Duplicate					
Parameter	True (ug/kg)	Found (ug/kg)	%R	True (ug/kg)	Found (ug/kg)	%R	RPD	Recovery Limits	RPD Limit
Methylene chloride	40	39	97	40	37	93	4	70-130	30
1,1-Dichloroethane	40	43	108	40	42	105	3	70-130	30
Chloroform	40	45	113	40	44	109	4	70-130	30
Carbon tetrachloride	40	49	123	40	47	118	4	70-130	30
Tetrachloroethene	40	45	113	40	43	108	5	70-130	30
Chlorobenzene	40	44	110	40	42	104	6	70-130	30
1,2-Dichloroethane	40	47	116	40	46	114	2	70-130	30
1,1,1-Trichloroethane	40	49	123	40	48	121	2	70-130	30
Benzene	40	44	110	40	42	105	5	70-130	30
Toluene	40	42	104	40	40	100	4	70-130	30
Ethylbenzene	40	44	109	40	42	104	5	70-130	30
Vinyl chloride	40	52	131 Q	40	50	124	5	67-130	30
1,1-Dichloroethene	40	42	106	40	41	103	3	65-135	30
trans-1,2-Dichloroethene	40	45	111	40	43	108	3	70-130	30
Trichloroethene	40	47	116	40	45	112	4	70-130	30
1,2-Dichlorobenzene	40	42	106	40	41	101	5	70-130	30
1,3-Dichlorobenzene	40	43	108	40	41	104	4	70-130	30
1,4-Dichlorobenzene	40	43	107	40	41	101	6	70-130	30
Methyl tert butyl ether	40	42	104	40	41	102	2	66-130	30
p/m-Xylene	80	92	115	80	89	111	4	70-130	30
o-Xylene	80	90	113	80	87	108	5	70-130	30
cis-1,2-Dichloroethene	40	44	109	40	42	105	4	70-130	30
Acetone	40	34	84	40	34	86	2	54-140	30
2-Butanone	40	36	91	40	35	87	4	70-130	30
n-Butylbenzene	40	44	111	40	43	106	5	70-130	30
sec-Butylbenzene	40	45	112	40	43	107	5	70-130	30

Laboratory Control Sample Summary
Form 3
Volatiles

Client : Impact Environmental **Lab Number** : L2046791
Project Name : 13-12 BEACH CHANNEL DRIVE **Project Number** : 15209
Matrix : SOIL
LCS Sample ID : WG1428163-3 **Analysis Date** : 10/29/20 07:38 **File ID** : VC201029A02
LCSD Sample ID : WG1428163-4 **Analysis Date** : 10/29/20 08:04 **File ID** : VC201029A03

	Laboratory Control Sample			Laboratory Control Duplicate					
Parameter	True (ug/kg)	Found (ug/kg)	%R	True (ug/kg)	Found (ug/kg)	%R	RPD	Recovery Limits	RPD Limit
tert-Butylbenzene	40	44	109	40	42	104	5	70-130	30
n-Propylbenzene	40	42	105	40	40	101	4	70-130	30
1,3,5-Trimethylbenzene	40	44	109	40	42	104	5	70-130	30
1,2,4-Trimethylbenzene	40	44	110	40	43	106	4	70-130	30
1,4-Dioxane	2000	2200	109	2000	2200	110	1	65-136	30

Laboratory Control Sample Summary
Form 3
Volatiles

Client	: Impact Environmental	**Lab Number**	: L2046791
Project Name	: 13-12 BEACH CHANNEL DRIVE	**Project Number**	: 15209
Matrix	: SOIL		
LCS Sample ID	: WG1428553-3 **Analysis Date** : 10/29/20 18:44	**File ID**	: V10201029N01
LCSD Sample ID	: WG1428553-4 **Analysis Date** : 10/29/20 19:10	**File ID**	: V10201029N02

	Laboratory Control Sample			Laboratory Control Duplicate					
Parameter	True (ug/kg)	Found (ug/kg)	%R	True (ug/kg)	Found (ug/kg)	%R	RPD	Recovery Limits	RPD Limit
Methylene chloride	40	38	96	40	38	96	0	70-130	30
1,1-Dichloroethane	40	44	111	40	44	110	1	70-130	30
Chloroform	40	39	99	40	40	99	0	70-130	30
Carbon tetrachloride	40	42	104	40	42	106	2	70-130	30
Tetrachloroethene	40	37	92	40	36	90	2	70-130	30
Chlorobenzene	40	37	91	40	36	91	0	70-130	30
1,2-Dichloroethane	40	44	111	40	44	110	1	70-130	30
1,1,1-Trichloroethane	40	40	101	40	40	100	1	70-130	30
Benzene	40	39	98	40	39	98	0	70-130	30
Toluene	40	38	94	40	37	93	1	70-130	30
Ethylbenzene	40	38	94	40	38	94	0	70-130	30
Vinyl chloride	40	40	99	40	39	97	2	67-130	30
1,1-Dichloroethene	40	39	97	40	40	100	3	65-135	30
trans-1,2-Dichloroethene	40	41	101	40	41	103	2	70-130	30
Trichloroethene	40	39	97	40	39	97	0	70-130	30
1,2-Dichlorobenzene	40	36	90	40	36	89	1	70-130	30
1,3-Dichlorobenzene	40	36	90	40	36	90	0	70-130	30
1,4-Dichlorobenzene	40	36	89	40	36	90	1	70-130	30
Methyl tert butyl ether	40	40	100	40	40	99	1	66-130	30
p/m-Xylene	80	73	92	80	73	92	0	70-130	30
o-Xylene	80	73	91	80	73	91	0	70-130	30
cis-1,2-Dichloroethene	40	40	100	40	41	102	2	70-130	30
Acetone	40	44	109	40	43	107	2	54-140	30
2-Butanone	40	43	107	40	41	102	5	70-130	30
n-Butylbenzene	40	36	90	40	36	91	1	70-130	30
sec-Butylbenzene	40	36	90	40	36	90	0	70-130	30

Laboratory Control Sample Summary
Form 3
Volatiles

Client	: Impact Environmental	**Lab Number**	: L2046791
Project Name	: 13-12 BEACH CHANNEL DRIVE	**Project Number**	: 15209
Matrix	: SOIL		
LCS Sample ID	: WG1428553-3 **Analysis Date** : 10/29/20 18:44	**File ID**	: V10201029N01
LCSD Sample ID	: WG1428553-4 **Analysis Date** : 10/29/20 19:10	**File ID**	: V10201029N02

	Laboratory Control Sample			Laboratory Control Duplicate					
Parameter	True (ug/kg)	Found (ug/kg)	%R	True (ug/kg)	Found (ug/kg)	%R	RPD	Recovery Limits	RPD Limit
tert-Butylbenzene	40	37	91	40	37	93	2	70-130	30
n-Propylbenzene	40	36	90	40	36	91	1	70-130	30
1,3,5-Trimethylbenzene	40	36	90	40	36	90	0	70-130	30
1,2,4-Trimethylbenzene	40	36	89	40	36	90	1	70-130	30
1,4-Dioxane	2000	2300	116	2000	2200	112	4	65-136	30

Method Blank Summary
Form 4
Volatiles

Client	: Impact Environmental	**Lab Number**	: L2046791
Project Name	: 13-12 BEACH CHANNEL DRIVE	**Project Number**	: 15209
Lab Sample ID	: WG1427739-5	**Lab File ID**	: V26201028N03
Instrument ID	: VOA126		
Matrix	: SOIL	**Analysis Date**	: 10/28/20 15:02

Client Sample No.	Lab Sample ID	Analysis Date
WG1427739-3LCS	WG1427739-3	10/28/20 13:42
WG1427739-4LCSD	WG1427739-4	10/28/20 14:22
SB-1 (2-4)	L2046791-02	10/28/20 15:42
SB-2 (0-2)	L2046791-03	10/28/20 16:22
SB-2 (2-4)	L2046791-04	10/28/20 17:02
SB-3 (0-2)	L2046791-05	10/28/20 17:42
SB-3 (4-6)	L2046791-06	10/28/20 18:22
SB-4 (0-2)	L2046791-07	10/28/20 19:02
SB-5 (0-2)	L2046791-09	10/28/20 19:42
SB-5 (4-6)	L2046791-10	10/28/20 20:22

Method Blank Summary
Form 4
Volatiles

Client	: Impact Environmental	**Lab Number**	: L2046791
Project Name	: 13-12 BEACH CHANNEL DRIVE	**Project Number**	: 15209
Lab Sample ID	: WG1427985-5	**Lab File ID**	: V00201028P04
Instrument ID	: VOA100		
Matrix	: SOIL	**Analysis Date**	: 10/28/20 16:50

Client Sample No.	Lab Sample ID	Analysis Date
WG1427985-3LCS	WG1427985-3	10/28/20 15:32
WG1427985-4LCSD	WG1427985-4	10/28/20 15:58
SB-1 (0-2)	L2046791-01	10/28/20 22:24
SB-4 (2-4)	L2046791-08	10/28/20 22:50

Method Blank Summary
Form 4
Volatiles

Client	: Impact Environmental	**Lab Number**	: L2046791
Project Name	: 13-12 BEACH CHANNEL DRIVE	**Project Number**	: 15209
Lab Sample ID	: WG1428163-5	**Lab File ID**	: VC201029A05
Instrument ID	: CHARLIE		
Matrix	: SOIL	**Analysis Date**	: 10/29/20 08:58

Client Sample No.	Lab Sample ID	Analysis Date
WG1428163-3LCS	WG1428163-3	10/29/20 07:38
WG1428163-4LCSD	WG1428163-4	10/29/20 08:04
SB-6 (0-2)	L2046791-12	10/29/20 15:43
SB-6 (4-6)	L2046791-13	10/29/20 16:37

Method Blank Summary
Form 4
Volatiles

Client	: Impact Environmental	**Lab Number**	: L2046791
Project Name	: 13-12 BEACH CHANNEL DRIVE	**Project Number**	: 15209
Lab Sample ID	: WG1428553-5	**Lab File ID**	: V10201029N04
Instrument ID	: VOA110		
Matrix	: SOIL	**Analysis Date**	: 10/29/20 20:01

Client Sample No.	Lab Sample ID	Analysis Date
WG1428553-3LCS	WG1428553-3	10/29/20 18:44
WG1428553-4LCSD	WG1428553-4	10/29/20 19:10
SB-1 (0-2)	L2046791-01	10/30/20 04:37

Instrument Performance Check (Tune) Summary
Form 5
Volatiles
Bromofluorobenzene (BFB)

Client	: Impact Environmental	**Lab Number**	: L2046791
Project Name	: 13-12 BEACH CHANNEL DRIVE	**Project Number**	: 15209
Instrument ID	: VOA100	**Analysis Date**	: 09/24/20 05:15
Tune Standard	: WG1414268-1	**Tune File ID**	: V00200924BFB_tune

m/e	Ion Abundance Criteria	%Relative Abundance
50	15.0 - 40.0% of mass 95	20.4
75	30.0 - 60.0% of mass 95	49.3
95	Base Peak, 100% relative abundance	100
96	5.0 - 9.0% of mass 95	6.8
173	Less than 2.0% of mass 174	0.3 (.4)1
174	Greater than 50.0 of mass 95	76.7
175	5.0 - 9.0% of mass 174	6.1 (7.9)1
176	95.0 - 101% of mass 174	74.7 (97.5)1
177	5.0 - 9.0% of mass 176	4.9 (6.5)2

1-Value is % of mass 174 2-Value is % of mass 176

This Check Applies to the following Samples, MS, MSD, Blanks, and Standards:

Client Sample ID	Lab Sample ID	File ID	Analysis Date/Time
STDL0.5PPB	R1353772-1	V00200924A04	09/24/20 06:55
STDL1PPB	R1353772-2	V00200924A05	09/24/20 07:20
STDL2PPB	R1353772-3	V00200924A06	09/24/20 07:46
STDL4PPB	R1353772-4	V00200924A07	09/24/20 08:12
STDL20PPB	R1353772-5	V00200924A08	09/24/20 08:38
STDL40PPB	R1353772-6	V00200924A09	09/24/20 09:03
STDL100PPB	R1353772-8	V00200924A10	09/24/20 09:29
STDL200PPB	R1353772-7	V00200924A11	09/24/20 09:55
STDL300PPB	R1353772-9	V00200924A12	09/24/20 10:21
ICV Quant Report	R1353772-10	V00200924A16	09/24/20 12:04

Instrument Performance Check (Tune) Summary
Form 5
Volatiles
Bromofluorobenzene (BFB)

Client	: Impact Environmental	**Lab Number**	: L2046791
Project Name	: 13-12 BEACH CHANNEL DRIVE	**Project Number**	: 15209
Instrument ID	: VOA100	**Analysis Date**	: 10/28/20 15:10
Tune Standard	: WG1427985-1	**Tune File ID**	: V00201028PBF1_tune

m/e	Ion Abundance Criteria	%Relative Abundance
50	15.0 - 40.0% of mass 95	20.8
75	30.0 - 60.0% of mass 95	51.4
95	Base Peak, 100% relative abundance	100
96	5.0 - 9.0% of mass 95	6.8
173	Less than 2.0% of mass 174	0 (0)1
174	Greater than 50.0 of mass 95	70.2
175	5.0 - 9.0% of mass 174	4.2 (6.1)1
176	95.0 - 101% of mass 174	68.1 (97)1
177	5.0 - 9.0% of mass 176	4.6 (6.7)2

1-Value is % of mass 174 2-Value is % of mass 176

This Check Applies to the following Samples, MS, MSD, Blanks, and Standards:

Client Sample ID	Lab Sample ID	File ID	Analysis Date/Time
WG1427985-2CCAL	WG1427985-2	V00201028P01	10/28/20 15:32
WG1427985-3LCS	WG1427985-3	V00201028P01	10/28/20 15:32
WG1427985-4LCSD	WG1427985-4	V00201028P02	10/28/20 15:58
WG1427985-5BLANK	WG1427985-5	V00201028P04	10/28/20 16:50
SB-1 (0-2)	L2046791-01	V00201028P17	10/28/20 22:24
SB-4 (2-4)	L2046791-08	V00201028P18	10/28/20 22:50

Instrument Performance Check (Tune) Summary
Form 5
Volatiles
Bromofluorobenzene (BFB)

Client	: Impact Environmental	**Lab Number**	: L2046791
Project Name	: 13-12 BEACH CHANNEL DRIVE	**Project Number**	: 15209
Instrument ID	: VOA110	**Analysis Date**	: 10/02/20 05:13
Tune Standard	: WG1417948-1	**Tune File ID**	: V10201002BFB3_tune

m/e	Ion Abundance Criteria	%Relative Abundance
50	15.0 - 40.0% of mass 95	19.3
75	30.0 - 60.0% of mass 95	52.8
95	Base Peak, 100% relative abundance	100
96	5.0 - 9.0% of mass 95	7
173	Less than 2.0% of mass 174	0.6 (.8)1
174	Greater than 50.0 of mass 95	77.5
175	5.0 - 9.0% of mass 174	6.3 (8.2)1
176	95.0 - 101% of mass 174	75.7 (97.7)1
177	5.0 - 9.0% of mass 176	5.1 (6.7)2

1-Value is % of mass 174 2-Value is % of mass 176

This Check Applies to the following Samples, MS, MSD, Blanks, and Standards:

Client Sample ID	Lab Sample ID	File ID	Analysis Date/Time
STDL0.5PPB	R1357301-1	V10201002A03	10/02/20 06:27
STDL1PPB	R1357301-2	V10201002A04	10/02/20 06:53
STDL2PPB	R1357301-4	V10201002A05	10/02/20 07:19
STDL4PPB	R1357301-3	V10201002A06	10/02/20 07:44
STDL20PPB	R1357301-5	V10201002A07	10/02/20 08:10
STDL40PPB	R1357301-7	V10201002A08	10/02/20 08:36
STDL100PPB	R1357301-6	V10201002A09	10/02/20 09:01
STDL200PPB	R1357301-8	V10201002A10	10/02/20 09:27
STDL300PPB	R1357301-10	V10201002A11	10/02/20 09:53
ICV Quant Report	R1357301-9	V10201002A15	10/02/20 11:36

Instrument Performance Check (Tune) Summary
Form 5
Volatiles
Bromofluorobenzene (BFB)

Client	: Impact Environmental	**Lab Number**	: L2046791
Project Name	: 13-12 BEACH CHANNEL DRIVE	**Project Number**	: 15209
Instrument ID	: VOA110	**Analysis Date**	: 10/29/20 18:20
Tune Standard	: WG1428553-1	**Tune File ID**	: V10201029BF2_tune

m/e	Ion Abundance Criteria	%Relative Abundance
50	15.0 - 40.0% of mass 95	24.2
75	30.0 - 60.0% of mass 95	50.6
95	Base Peak, 100% relative abundance	100
96	5.0 - 9.0% of mass 95	6.4
173	Less than 2.0% of mass 174	0.4 (.5)1
174	Greater than 50.0 of mass 95	81.8
175	5.0 - 9.0% of mass 174	6.2 (7.5)1
176	95.0 - 101% of mass 174	78.9 (96.4)1
177	5.0 - 9.0% of mass 176	4.9 (6.2)2

1-Value is % of mass 174 2-Value is % of mass 176

This Check Applies to the following Samples, MS, MSD, Blanks, and Standards:

Client Sample ID	Lab Sample ID	File ID	Analysis Date/Time
WG1428553-2CCAL	WG1428553-2	V10201029N01	10/29/20 18:44
WG1428553-3LCS	WG1428553-3	V10201029N01	10/29/20 18:44
WG1428553-4LCSD	WG1428553-4	V10201029N02	10/29/20 19:10
WG1428553-5BLANK	WG1428553-5	V10201029N04	10/29/20 20:01
SB-1 (0-2)	L2046791-01	V10201029N24	10/30/20 04:37

Instrument Performance Check (Tune) Summary
Form 5
Volatiles
Bromofluorobenzene (BFB)

Client	: Impact Environmental	**Lab Number**	: L2046791
Project Name	: 13-12 BEACH CHANNEL DRIVE	**Project Number**	: 15209
Instrument ID	: VOA126	**Analysis Date**	: 10/12/20 20:48
Tune Standard	: WG1421526-1	**Tune File ID**	: V26201012NBF4_tune

m/e	Ion Abundance Criteria	%Relative Abundance
50	15.0 - 40.0% of mass 95	16.8
75	30.0 - 60.0% of mass 95	50.1
95	Base Peak, 100% relative abundance	100
96	5.0 - 9.0% of mass 95	6.9
173	Less than 2.0% of mass 174	0.7 (.9)1
174	Greater than 50.0 of mass 95	83.4
175	5.0 - 9.0% of mass 174	6.1 (7.3)1
176	95.0 - 101% of mass 174	82.2 (98.6)1
177	5.0 - 9.0% of mass 176	5.5 (6.7)2

1-Value is % of mass 174 2-Value is % of mass 176

This Check Applies to the following Samples, MS, MSD, Blanks, and Standards:

Client Sample ID	Lab Sample ID	File ID	Analysis Date/Time
STD0.5PPB	R1360575-1	V26201012N03	10/12/20 22:41
STD1.0PPB	R1360575-2	V26201012N04	10/12/20 23:21
STD2.0PPB	R1360575-3	V26201012N05	10/13/20 00:00
STD4.0PPB	R1360575-4	V26201012N06	10/13/20 00:40
STD20PPB	R1360575-6	V26201012N07	10/13/20 01:20
STD40PPB	R1360575-5	V26201012N08	10/13/20 01:59
STD100PPB	R1360575-7	V26201012N09	10/13/20 02:39
STD200PPB	R1360575-9	V26201012N10	10/13/20 03:19
STD300PPB	R1360575-8	V26201012N11	10/13/20 03:58
ICV Quant Report	R1360575-10	V26201012N16	10/13/20 07:16

Instrument Performance Check (Tune) Summary
Form 5
Volatiles
Bromofluorobenzene (BFB)

Client	: Impact Environmental	**Lab Number**	: L2046791
Project Name	: 13-12 BEACH CHANNEL DRIVE	**Project Number**	: 15209
Instrument ID	: VOA126	**Analysis Date**	: 10/28/20 13:17
Tune Standard	: WG1427739-1	**Tune File ID**	: V26201028BF1_tune

m/e	Ion Abundance Criteria	%Relative Abundance
50	15.0 - 40.0% of mass 95	17.3
75	30.0 - 60.0% of mass 95	50.7
95	Base Peak, 100% relative abundance	100
96	5.0 - 9.0% of mass 95	7
173	Less than 2.0% of mass 174	0.8 (1)1
174	Greater than 50.0 of mass 95	81.1
175	5.0 - 9.0% of mass 174	6 (7.4)1
176	95.0 - 101% of mass 174	78.8 (97.1)1
177	5.0 - 9.0% of mass 176	5 (6.4)2

1-Value is % of mass 174 2-Value is % of mass 176

This Check Applies to the following Samples, MS, MSD, Blanks, and Standards:

Client Sample ID	Lab Sample ID	File ID	Analysis Date/Time
WG1427739-2CCAL	WG1427739-2	V26201028N01	10/28/20 13:42
WG1427739-3LCS	WG1427739-3	V26201028N01	10/28/20 13:42
WG1427739-4LCSD	WG1427739-4	V26201028N02	10/28/20 14:22
WG1427739-5BLANK	WG1427739-5	V26201028N03	10/28/20 15:02
SB-1 (2-4)	L2046791-02	V26201028N04	10/28/20 15:42
SB-2 (0-2)	L2046791-03	V26201028N05	10/28/20 16:22
SB-2 (2-4)	L2046791-04	V26201028N06	10/28/20 17:02
SB-3 (0-2)	L2046791-05	V26201028N07	10/28/20 17:42
SB-3 (4-6)	L2046791-06	V26201028N08	10/28/20 18:22
SB-4 (0-2)	L2046791-07	V26201028N09	10/28/20 19:02
SB-5 (0-2)	L2046791-09	V26201028N10	10/28/20 19:42
SB-5 (4-6)	L2046791-10	V26201028N11	10/28/20 20:22

Instrument Performance Check (Tune) Summary
Form 5
Volatiles
Bromofluorobenzene (BFB)

Client	: Impact Environmental	**Lab Number**	: L2046791
Project Name	: 13-12 BEACH CHANNEL DRIVE	**Project Number**	: 15209
Instrument ID	: CHARLIE	**Analysis Date**	: 10/19/20 21:13
Tune Standard	: WG1424139-1	**Tune File ID**	: VC201019NBF1_tune

m/e	Ion Abundance Criteria	%Relative Abundance
50	15.0 - 40.0% of mass 95	20.9
75	30.0 - 60.0% of mass 95	53.1
95	Base Peak, 100% relative abundance	100
96	5.0 - 9.0% of mass 95	6.7
173	Less than 2.0% of mass 174	1 (1.3)1
174	Greater than 50.0 of mass 95	78.7
175	5.0 - 9.0% of mass 174	6.1 (7.8)1
176	95.0 - 101% of mass 174	75.7 (96.1)1
177	5.0 - 9.0% of mass 176	5.2 (6.8)2

1-Value is % of mass 174 2-Value is % of mass 176

This Check Applies to the following Samples, MS, MSD, Blanks, and Standards:

Client Sample ID	Lab Sample ID	File ID	Analysis Date/Time
STD0.5PPB	R1363034-1	VC201019N04	10/19/20 23:04
STD1.0PPB	R1363034-2	VC201019N05	10/19/20 23:32
STD2.0PPB	R1363034-4	VC201019N06	10/20/20 00:00
STD4.0PPB	R1363034-3	VC201019N07	10/20/20 00:28
STD20PPB	R1363034-5	VC201019N08	10/20/20 00:56
STD40PPB	R1363034-6	VC201019N09	10/20/20 01:24
STD100PPB	R1363034-7	VC201019N10	10/20/20 01:51
STD200PPB	R1363034-9	VC201019N11	10/20/20 02:19
STD300PPB	R1363034-8	VC201019N12	10/20/20 02:47
ICV Quant Report	R1363034-10	VC201019N17	10/20/20 05:06

Instrument Performance Check (Tune) Summary
Form 5
Volatiles
Bromofluorobenzene (BFB)

Client	: Impact Environmental	**Lab Number**	: L2046791
Project Name	: 13-12 BEACH CHANNEL DRIVE	**Project Number**	: 15209
Instrument ID	: CHARLIE	**Analysis Date**	: 10/29/20 06:44
Tune Standard	: WG1428163-1	**Tune File ID**	: VC201029BF1_tune

m/e	Ion Abundance Criteria	%Relative Abundance
50	15.0 - 40.0% of mass 95	20
75	30.0 - 60.0% of mass 95	55.2
95	Base Peak, 100% relative abundance	100
96	5.0 - 9.0% of mass 95	6.6
173	Less than 2.0% of mass 174	1.4 (1.6)1
174	Greater than 50.0 of mass 95	86.9
175	5.0 - 9.0% of mass 174	6.6 (7.6)1
176	95.0 - 101% of mass 174	83.5 (96.1)1
177	5.0 - 9.0% of mass 176	5.2 (6.3)2

1-Value is % of mass 174 2-Value is % of mass 176

This Check Applies to the following Samples, MS, MSD, Blanks, and Standards:

Client Sample ID	Lab Sample ID	File ID	Analysis Date/Time
WG1428163-2CCAL	WG1428163-2	VC201029A02	10/29/20 07:38
WG1428163-3LCS	WG1428163-3	VC201029A02	10/29/20 07:38
WG1428163-4LCSD	WG1428163-4	VC201029A03	10/29/20 08:04
WG1428163-5BLANK	WG1428163-5	VC201029A05	10/29/20 08:58
SB-6 (0-2)	L2046791-12	VC201029A20	10/29/20 15:43
SB-6 (4-6)	L2046791-13	VC201029A22	10/29/20 16:37

Internal Standard Area and RT Summary
Form 8a
Volatiles

Client	: Impact Environmental	**Lab Number**	: L2046791
Project Name	: 13-12 BEACH CHANNEL DRIVE	**Project Number**	: 15209
Instrument ID	: VOA126	**Analysis Date**	: 10/28/20 13:42:00
Sample No	: WG1427739-2	**Lab File ID**	: V26201028N01

	Fluorobenzene (IS)		Chlorobenzene-d5		1,4-Dichlorobenzene-D4	
	Area	RT	Area	RT	Area	RT
WG1427739-2	578335	11.53	474087	18.23	263425	23.89
Upper Limit	1156670	12.03	948174	18.73	526850	24.39
Lower Limit	289168	11.03	237044	17.73	131713	23.39
Sample ID						
WG1427739-3 LCS	578335	11.53	474087	18.23	263425	23.89
WG1427739-4 LCSD	570799	11.54	471191	18.23	264045	23.89
WG1427739-5 BLANK	535586	11.54	443397	18.23	227738	23.89
SB-1 (2-4)	510017	11.54	420232	18.24	207792	23.89
SB-2 (0-2)	477826	11.54	383594	18.23	185058	23.89
SB-2 (2-4)	490732	11.54	409779	18.24	209759	23.89
SB-3 (0-2)	501171	11.54	411539	18.24	203094	23.89
SB-3 (4-6)	505400	11.54	413117	18.23	210557	23.89
SB-4 (0-2)	493200	11.54	373953	18.24	151174	23.89
SB-5 (0-2)	492018	11.54	389440	18.24	166876	23.89
SB-5 (4-6)	482065	11.54	375932	18.24	153756	23.89

Area Upper Limit = +100% of internal standard area
Area Lower Limit = - 50% of internal standard area

RT Upper Limit = +0.50 minutes of internal standard RT
RT Lower Limit = -0.50 minutes of internal standard RT

* Values outside of QC limits

Internal Standard Area and RT Summary
Form 8a
Volatiles

Client	: Impact Environmental	**Lab Number**	: L2046791
Project Name	: 13-12 BEACH CHANNEL DRIVE	**Project Number**	: 15209
Instrument ID	: VOA100	**Analysis Date**	: 10/28/20 15:32:00
Sample No	: WG1427985-2	**Lab File ID**	: V00201028P01

	Fluorobenzene (IS)		Chlorobenzene-d5		1,4-Dichlorobenzene-D4	
	Area	RT	Area	RT	Area	RT
WG1427985-2	152125	6.32	102075	9.89	48444	12.52
Upper Limit	304250	6.82	204150	10.39	96888	13.02
Lower Limit	76063	5.82	51038	9.39	24222	12.02
Sample ID						
WG1427985-3 LCS	152125	6.32	102075	9.89	48444	12.52
WG1427985-4 LCSD	141568	6.32	95480	9.88	45757	12.52
WG1427985-5 BLANK	127993	6.31	87588	9.88	41490	12.52
SB-1 (0-2)	124802	6.32	85877	9.89	41190	12.52
SB-4 (2-4)	118789	6.32	81302	9.89	39180	12.52

Area Upper Limit = +100% of internal standard area
Area Lower Limit = - 50% of internal standard area

RT Upper Limit = +0.50 minutes of internal standard RT
RT Lower Limit = -0.50 minutes of internal standard RT

* Values outside of QC limits

Internal Standard Area and RT Summary
Form 8a
Volatiles

Client	: Impact Environmental	**Lab Number**	: L2046791
Project Name	: 13-12 BEACH CHANNEL DRIVE	**Project Number**	: 15209
Instrument ID	: CHARLIE	**Analysis Date**	: 10/29/20 07:38:00
Sample No	: WG1428163-2	**Lab File ID**	: VC201029A02

	Fluorobenzene (IS)		Chlorobenzene-d5		1,4-Dichlorobenzene-D4	
	Area	RT	Area	RT	Area	RT
WG1428163-2	95526	6.02	75771	9.56	44289	12.25
Upper Limit	191052	6.52	151542	10.06	88578	12.75
Lower Limit	47763	5.52	37886	9.06	22145	11.75
Sample ID						
WG1428163-3 LCS	95526	6.02	75771	9.56	44289	12.25
WG1428163-4 LCSD	98920	6.02	79329	9.55	46276	12.24
WG1428163-5 BLANK	87632	6.02	68037	9.56	36506	12.25
SB-6 (0-2)	87112	6.02	68759	9.56	35050	12.25
SB-6 (4-6)	86385	6.02	66733	9.56	34615	12.25

Area Upper Limit = +100% of internal standard area
Area Lower Limit = - 50% of internal standard area

RT Upper Limit = +0.50 minutes of internal standard RT
RT Lower Limit = -0.50 minutes of internal standard RT

* Values outside of QC limits

Internal Standard Area and RT Summary
Form 8a
Volatiles

Client	: Impact Environmental	**Lab Number**	: L2046791
Project Name	: 13-12 BEACH CHANNEL DRIVE	**Project Number**	: 15209
Instrument ID	: VOA110	**Analysis Date**	: 10/29/20 18:44:00
Sample No	: WG1428553-2	**Lab File ID**	: V10201029N01

	Fluorobenzene (IS)		Chlorobenzene-d5		1,4-Dichlorobenzene-D4	
	Area	RT	Area	RT	Area	RT
WG1428553-2	273154	6.48	258803	10.06	146931	12.67
Upper Limit	546308	6.98	517606	10.56	293862	13.17
Lower Limit	136577	5.98	129402	9.56	73466	12.17
Sample ID						
WG1428553-3 LCS	273154	6.48	258803	10.06	146931	12.67
WG1428553-4 LCSD	278668	6.48	264174	10.06	148522	12.67
WG1428553-5 BLANK	275323	6.48	259032	10.06	141489	12.67
SB-1 (0-2)	258146	6.48	240989	10.06	128968	12.66

Area Upper Limit = +100% of internal standard area
Area Lower Limit = - 50% of internal standard area

RT Upper Limit = +0.50 minutes of internal standard RT
RT Lower Limit = -0.50 minutes of internal standard RT

* Values outside of QC limits

Date Created: 06/19/18
Created By: Jason Hebert
File: PM5049-1
Page: 1

Volatile Organics - EPA 8260C (WATER)

Holding Time: 14 days
Container / Sample Preservation: 3 - Vial HCl preserved

Analyte	CAS #	RL	MDL	Units	LCS Criteria	LCS RPD	MS Criteria	MS RPD	Duplicate RPD	Surrogate Criteria		
Methylene chloride	75-09-2	3	0.678	ug/l	70-130	20	70-130	20	20			
1,1-Dichloroethane	75-34-3	0.75	0.210	ug/l	70-130	20	70-130	20	20			
Chloroform	67-66-3	0.75	0.222	ug/l	70-130	20	70-130	20	20			
Carbon tetrachloride	56-23-5	0.5	0.134	ug/l	63-132	20	63-132	20	20			
1,2-Dichloropropane	78-87-5	1.75	0.137	ug/l	70-130	20	70-130	20	20			
Dibromochloromethane	124-48-1	0.5	0.149	ug/l	63-130	20	63-130	20	20			
1,1,2-Trichloroethane	79-00-5	0.75	0.144	ug/l	70-130	20	70-130	20	20			
Tetrachloroethene	127-18-4	0.5	0.181	ug/l	70-130	20	70-130	20	20			
Chlorobenzene	108-90-7	0.5	0.178	ug/l	75-130	25	75-130	25	25			
Trichlorofluoromethane	75-69-4	2.5	0.161	ug/l	62-150	20	62-150	20	20			
1,2-Dichloroethane	107-06-2	0.5	0.132	ug/l	70-130	20	70-130	20	20			
1,1,1-Trichloroethane	71-55-6	0.5	0.158	ug/l	67-130	20	67-130	20	20			
Bromodichloromethane	75-27-4	0.5	0.192	ug/l	67-130	20	67-130	20	20			
trans-1,3-Dichloropropene	10061-02-6	0.5	0.164	ug/l	70-130	20	70-130	20	20			
cis-1,3-Dichloropropene	10061-01-5	0.5	0.144	ug/l	70-130	20	70-130	20	20			
1,3-Dichloropropene, Total	542-75-6	0.5	0.144	ug/l				20	20			
1,3-Dichloropropene, Total	542-75-6	0.5	0.144	ug/l				20	20			
1,1-Dichloropropene	563-58-6	2.5	0.240	ug/l	70-130	20	70-130	20	20			
Bromoform	75-25-2	2	0.248	ug/l	54-136	20	54-136	20	20			
1,1,2,2-Tetrachloroethane	79-34-5	0.5	0.167	ug/l	67-130	20	67-130	20	20			
Benzene	71-43-2	0.5	0.159	ug/l	70-130	25	70-130	25	25			
Toluene	108-88-3	0.75	0.203	ug/l	70-130	25	70-130	25	25			
Ethylbenzene	100-41-4	0.5	0.167	ug/l	70-130	20	70-130	20	20			
Chloromethane	74-87-3	2.5	0.200	ug/l	64-130	20	64-130	20	20			
Bromomethane	74-83-9	1	0.256	ug/l	39-139	20	39-139	20	20			
Vinyl chloride	75-01-4	1	0.0714	ug/l	55-140	20	55-140	20	20			
Chloroethane	75-00-3	1	0.134	ug/l	55-138	20	55-138	20	20			
1,1-Dichloroethene	75-35-4	0.5	0.169	ug/l	61-145	25	61-145	25	25			
trans-1,2-Dichloroethene	156-60-5	0.75	0.163	ug/l	70-130	20	70-130	20	20			
1,2-Dichloroethene (total)	540-59-0	0.5	0.163	ug/l				20	20			
1,2-Dichloroethene (total)	540-59-0	0.5	0.163	ug/l				20	20			
Trichloroethene	79-01-6	0.5	0.175	ug/l	70-130	25	70-130	25	25			
1,2-Dichlorobenzene	95-50-1	2.5	0.184	ug/l	70-130	20	70-130	20	20			
1,3-Dichlorobenzene	541-73-1	2.5	0.186	ug/l	70-130	20	70-130	20	20			
1,4-Dichlorobenzene	106-46-7	2.5	0.187	ug/l	70-130	20	70-130	20	20			
Methyl tert butyl ether	1634-04-4	1	0.166	ug/l	63-130	20	63-130	20	20			
p/m-Xylene	179601-23-1	1	0.332	ug/l	70-130	20	70-130	20	20			
o-Xylene	95-47-6	1	0.392	ug/l	70-130	20	70-130	20	20			
Xylene (Total)	1330-20-7	1	0.330	ug/l				20	20			
Xylene (Total)	1330-20-7	1	0.330	ug/l				20	20			
cis-1,2-Dichloroethene	156-59-2	0.5	0.187	ug/l	70-130	20	70-130	20	20			
Dibromomethane	74-95-3	5	0.363	ug/l	70-130	20	70-130	20	20			

Please Note that the RL information provided in this table is calculated using a 100% Solids factor. ***(Soil/Solids only)***
Please Note that the information provided in this table is subject to change at anytime at the discretion of Alpha Analytical, Inc.

Volatile Organics - EPA 8260C (WATER)

Holding Time: 14 days
Container / Sample Preservation: 3 - Vial HCl preserved

Analyte	CAS #	RL	MDL	Units	LCS Criteria	LCS RPD	MS Criteria	MS RPD	Duplicate RPD	Surrogate Criteria		
1,4-Dichlorobutane	110-56-5	5	0.464	ug/l	70-130	20	70-130	20	20			
1,2,3-Trichloropropane	96-18-4	5	0.176	ug/l	64-130	20	64-130	20	20			
Styrene	100-42-5	1	0.359	ug/l	70-130	20	70-130	20	20			
Dichlorodifluoromethane	75-71-8	5	0.244	ug/l	36-147	20	36-147	20	20			
Acetone	67-64-1	5	1.46	ug/l	58-148	20	58-148	20	20			
Carbon disulfide	75-15-0	5	0.299	ug/l	51-130	20	51-130	20	20			
2-Butanone	78-93-3	5	1.94	ug/l	63-138	20	63-138	20	20			
Vinyl acetate	108-05-4	5	0.311	ug/l	70-130	20	70-130	20	20			
4-Methyl-2-pentanone	108-10-1	5	0.416	ug/l	59-130	20	59-130	20	20			
2-Hexanone	591-78-6	5	0.515	ug/l	57-130	20	57-130	20	20			
Ethyl methacrylate	97-63-2	5	0.606	ug/l	70-130	20	70-130	20	20			
Acrylonitrile	107-13-1	5	0.430	ug/l	70-130	20	70-130	20	20			
Bromochloromethane	74-97-5	2.5	0.152	ug/l	70-130	20	70-130	20	20			
Tetrahydrofuran	109-99-9	5	0.525	ug/l	58-130	20	58-130	20	20			
2,2-Dichloropropane	594-20-7	2.5	0.204	ug/l	63-133	20	63-133	20	20			
1,2-Dibromoethane	106-93-4	2	0.193	ug/l	70-130	20	70-130	20	20			
1,3-Dichloropropane	142-28-9	2.5	0.212	ug/l	70-130	20	70-130	20	20			
1,1,1,2-Tetrachloroethane	630-20-6	0.5	0.164	ug/l	64-130	20	64-130	20	20			
Bromobenzene	108-86-1	2.5	0.152	ug/l	70-130	20	70-130	20	20			
n-Butylbenzene	104-51-8	0.5	0.192	ug/l	53-136	20	53-136	20	20			
sec-Butylbenzene	135-98-8	0.5	0.181	ug/l	70-130	20	70-130	20	20			
tert-Butylbenzene	98-06-6	2.5	0.196	ug/l	70-130	20	70-130	20	20			
o-Chlorotoluene	95-49-8	2.5	0.215	ug/l	70-130	20	70-130	20	20			
p-Chlorotoluene	106-43-4	2.5	0.185	ug/l	70-130	20	70-130	20	20			
1,2-Dibromo-3-chloropropane	96-12-8	2.5	0.353	ug/l	41-144	20	41-144	20	20			
Hexachlorobutadiene	87-68-3	0.5	0.217	ug/l	63-130	20	63-130	20	20			
Isopropylbenzene	98-82-8	0.5	0.187	ug/l	70-130	20	70-130	20	20			
p-Isopropyltoluene	99-87-6	0.5	0.188	ug/l	70-130	20	70-130	20	20			
Naphthalene	91-20-3	2.5	0.216	ug/l	70-130	20	70-130	20	20			
n-Propylbenzene	103-65-1	0.5	0.173	ug/l	69-130	20	69-130	20	20			
1,2,3-Trichlorobenzene	87-61-6	2.5	0.234	ug/l	70-130	20	70-130	20	20			
1,2,4-Trichlorobenzene	120-82-1	2.5	0.220	ug/l	70-130	20	70-130	20	20			
1,3,5-Trimethylbenzene	108-67-8	2.5	0.217	ug/l	64-130	20	64-130	20	20			
1,3,5-Trichlorobenzene	108-70-3	2	0.141	ug/l	70-130	20	70-130	20	20			
1,2,4-Trimethylbenzene	95-63-6	2.5	0.191	ug/l	70-130	20	70-130	20	20			
trans-1,4-Dichloro-2-butene	110-57-6	2.5	0.213	ug/l	70-130	20	70-130	20	20			
Ethyl ether	60-29-7	2.5	0.163	ug/l	59-134	20	59-134	20	20			
Methyl Acetate	79-20-9	10	0.234	ug/l	70-130	20	70-130	20	20			
Ethyl Acetate	141-78-6	10	0.716	ug/l	70-130	20	70-130	20	20			
Isopropyl Ether	108-20-3	2	0.425	ug/l	70-130	20	70-130	20	20			
Cyclohexane	110-82-7	10	0.271	ug/l	70-130	20	70-130	20	20			
Ethyl-Tert-Butyl-Ether	637-92-3	2	0.179	ug/l	70-130	20	70-130	20	20			

Please Note that the RL information provided in this table is calculated using a 100% Solids factor. ***(Soil/Solids only)***
Please Note that the information provided in this table is subject to change at anytime at the discretion of Alpha Analytical, Inc.

Volatile Organics - EPA 8260C (WATER)

Holding Time: 14 days
Container / Sample Preservation: 3 - Vial HCl preserved

Analyte	CAS #	RL	MDL	Units	LCS Criteria	LCS RPD	MS Criteria	MS RPD	Duplicate RPD	Surrogate Criteria		
Tertiary-Amyl Methyl Ether	994-05-8	2	0.278	ug/l	66-130	20	66-130	20	20			
1,4-Dioxane	123-91-1	250	60.8	ug/l	56-162	20	56-162	20	20			
1,1,2-Trichloro-1,2,2-Trifluoroethane	76-13-1	10	0.148	ug/l	70-130	20	70-130	20	20			
Methyl cyclohexane	108-87-2	10	0.396	ug/l	70-130	20	70-130	20	20			
1,4-Diethylbenzene	105-05-5	2	0.392	ug/l	70-130	20	70-130	20	20			
4-Ethyltoluene	622-96-8	2	0.340	ug/l	70-130	20	70-130	20	20			
1,2,4,5-Tetramethylbenzene	95-93-2	2	0.542	ug/l	70-130	20	70-130	20	20			
1,2-Dichloroethane-d4	*17060-07-0*									*70-130*		
Toluene-d8	*2037-26-5*									*70-130*		
4-Bromofluorobenzene	*460-00-4*									*70-130*		
Dibromofluoromethane	*1868-53-7*									*70-130*		

Please Note that the RL information provided in this table is calculated using a 100% Solids factor. ***(Soil/Solids only)***
Please Note that the information provided in this table is subject to change at anytime at the discretion of Alpha Analytical, Inc.

Date Created: 06/19/18
Created By: Jason Hebert
File: PM5047-1
Page: 1

Volatile Organics - EPA 8260C (SOIL-LOW)

Holding Time: 14 days
Container / Sample Preservation: 1 - Vial Large Septa unpreserved (4oz)

Analyte	CAS #	RL	MDL	Units	LCS Criteria	LCS RPD	MS Criteria	MS RPD	Duplicate RPD	Surrogate Criteria		
Methylene chloride	75-09-2	5	2.29	ug/kg	70-130	30	70-130	30	30			
1,1-Dichloroethane	75-34-3	1	0.145	ug/kg	70-130	30	70-130	30	30			
Chloroform	67-66-3	1.5	0.140	ug/kg	70-130	30	70-130	30	30			
Carbon tetrachloride	56-23-5	1	0.230	ug/kg	70-130	30	70-130	30	30			
1,2-Dichloropropane	78-87-5	1	0.125	ug/kg	70-130	30	70-130	30	30			
Dibromochloromethane	124-48-1	1	0.140	ug/kg	70-130	30	70-130	30	30			
1,1,2-Trichloroethane	79-00-5	1	0.267	ug/kg	70-130	30	70-130	30	30			
Tetrachloroethene	127-18-4	0.5	0.196	ug/kg	70-130	30	70-130	30	30			
Chlorobenzene	108-90-7	0.5	0.127	ug/kg	70-130	30	70-130	30	30			
Trichlorofluoromethane	75-69-4	4	0.695	ug/kg	70-139	30	70-139	30	30			
1,2-Dichloroethane	107-06-2	1	0.257	ug/kg	70-130	30	70-130	30	30			
1,1,1-Trichloroethane	71-55-6	0.5	0.167	ug/kg	70-130	30	70-130	30	30			
Bromodichloromethane	75-27-4	0.5	0.109	ug/kg	70-130	30	70-130	30	30			
trans-1,3-Dichloropropene	10061-02-6	1	0.273	ug/kg	70-130	30	70-130	30	30			
cis-1,3-Dichloropropene	10061-01-5	0.5	0.158	ug/kg	70-130	30	70-130	30	30			
1,3-Dichloropropene, Total	542-75-6	0.5	0.158	ug/kg				30	30			
1,3-Dichloropropene, Total	542-75-6	0.5	0.158	ug/kg				30	30			
1,1-Dichloropropene	563-58-6	0.5	0.159	ug/kg	70-130	30	70-130	30	30			
Bromoform	75-25-2	4	0.246	ug/kg	70-130	30	70-130	30	30			
1,1,2,2-Tetrachloroethane	79-34-5	0.5	0.166	ug/kg	70-130	30	70-130	30	30			
Benzene	71-43-2	0.5	0.166	ug/kg	70-130	30	70-130	30	30			
Toluene	108-88-3	1	0.543	ug/kg	70-130	30	70-130	30	30			
Ethylbenzene	100-41-4	1	0.141	ug/kg	70-130	30	70-130	30	30			
Chloromethane	74-87-3	4	0.932	ug/kg	52-130	30	52-130	30	30			
Bromomethane	74-83-9	2	0.581	ug/kg	57-147	30	57-147	30	30			
Vinyl chloride	75-01-4	1	0.335	ug/kg	67-130	30	67-130	30	30			
Chloroethane	75-00-3	2	0.452	ug/kg	50-151	30	50-151	30	30			
1,1-Dichloroethene	75-35-4	1	0.238	ug/kg	65-135	30	65-135	30	30			
trans-1,2-Dichloroethene	156-60-5	1.5	0.137	ug/kg	70-130	30	70-130	30	30			
Trichloroethene	79-01-6	0.5	0.137	ug/kg	70-130	30	70-130	30	30			
1,2-Dichlorobenzene	95-50-1	2	0.144	ug/kg	70-130	30	70-130	30	30			
1,3-Dichlorobenzene	541-73-1	2	0.148	ug/kg	70-130	30	70-130	30	30			
1,4-Dichlorobenzene	106-46-7	2	0.171	ug/kg	70-130	30	70-130	30	30			
Methyl tert butyl ether	1634-04-4	2	0.201	ug/kg	66-130	30	66-130	30	30			
p/m-Xylene	179601-23-1	2	0.560	ug/kg	70-130	30	70-130	30	30			
o-Xylene	95-47-6	1	0.291	ug/kg	70-130	30	70-130	30	30			
Xylene (Total)	1330-20-7	1	0.291	ug/kg				30	30			
Xylene (Total)	1330-20-7	1	0.291	ug/kg				30	30			
cis-1,2-Dichloroethene	156-59-2	1	0.175	ug/kg	70-130	30	70-130	30	30			
1,2-Dichloroethene (total)	540-59-0	1	0.137	ug/kg				30	30			
1,2-Dichloroethene (total)	540-59-0	1	0.137	ug/kg				30	30			
Dibromomethane	74-95-3	2	0.238	ug/kg	70-130	30	70-130	30	30			

Please Note that the RL information provided in this table is calculated using a 100% Solids factor. (Soil/Solids only)
Please Note that the information provided in this table is subject to change at anytime at the discretion of Alpha Analytical, Inc.

Volatile Organics - EPA 8260C (SOIL-LOW)

Holding Time: 14 days
Container/Sample Preservation: 1 - Vial Large Septa unpreserved (4oz)

Analyte	CAS #	RL	MDL	Units	LCS Criteria	LCS RPD	MS Criteria	MS RPD	Duplicate RPD	Surrogate Criteria		
1,4-Dichlorobutane	110-56-5	10	0.226	ug/kg	70-130	30	70-130	30	30			
1,2,3-Trichloropropane	96-18-4	2	0.127	ug/kg	68-130	30	68-130	30	30			
Styrene	100-42-5	1	0.196	ug/kg	70-130	30	70-130	30	30			
Dichlorodifluoromethane	75-71-8	10	0.915	ug/kg	30-146	30	30-146	30	30			
Acetone	67-64-1	10	4.81	ug/kg	54-140	30	54-140	30	30			
Carbon disulfide	75-15-0	10	4.55	ug/kg	59-130	30	59-130	30	30			
2-Butanone	78-93-3	10	2.22	ug/kg	70-130	30	70-130	30	30			
Vinyl acetate	108-05-4	10	2.15	ug/kg	70-130	30	70-130	30	30			
4-Methyl-2-pentanone	108-10-1	10	1.28	ug/kg	70-130	30	70-130	30	30			
2-Hexanone	591-78-6	10	1.18	ug/kg	70-130	30	70-130	30	30			
Ethyl methacrylate	97-63-2	10	1.58	ug/kg	70-130	30	70-130	30	30			
Acrylonitrile	107-13-1	4	1.15	ug/kg	70-130	30	70-130	30	30			
Bromochloromethane	74-97-5	2	0.205	ug/kg	70-130	30	70-130	30	30			
Tetrahydrofuran	109-99-9	4	1.59	ug/kg	66-130	30	66-130	30	30			
2,2-Dichloropropane	594-20-7	2	0.202	ug/kg	70-130	30	70-130	30	30			
1,2-Dibromoethane	106-93-4	1	0.279	ug/kg	70-130	30	70-130	30	30			
1,3-Dichloropropane	142-28-9	2	0.167	ug/kg	69-130	30	69-130	30	30			
1,1,1,2-Tetrachloroethane	630-20-6	0.5	0.132	ug/kg	70-130	30	70-130	30	30			
Bromobenzene	108-86-1	2	0.145	ug/kg	70-130	30	70-130	30	30			
n-Butylbenzene	104-51-8	1	0.167	ug/kg	70-130	30	70-130	30	30			
sec-Butylbenzene	135-98-8	1	0.146	ug/kg	70-130	30	70-130	30	30			
tert-Butylbenzene	98-06-6	2	0.118	ug/kg	70-130	30	70-130	30	30			
1,3,5-Trichlorobenzene	108-70-3	2	0.173	ug/kg	70-139	30	70-130	30	30			
o-Chlorotoluene	95-49-8	2	0.191	ug/kg	70-130	30	70-130	30	30			
p-Chlorotoluene	106-43-4	2	0.108	ug/kg	70-130	30	70-130	30	30			
1,2-Dibromo-3-chloropropane	96-12-8	3	0.998	ug/kg	68-130	30	68-130	30	30			
Hexachlorobutadiene	87-68-3	4	0.169	ug/kg	67-130	30	67-130	30	30			
Isopropylbenzene	98-82-8	1	0.109	ug/kg	70-130	30	70-130	30	30			
p-Isopropyltoluene	99-87-6	1	0.109	ug/kg	70-130	30	70-130	30	30			
Naphthalene	91-20-3	4	0.650	ug/kg	70-130	30	70-130	30	30			
n-Propylbenzene	103-65-1	1	0.171	ug/kg	70-130	30	70-130	30	30			
1,2,3-Trichlorobenzene	87-61-6	2	0.322	ug/kg	70-130	30	70-130	30	30			
1,2,4-Trichlorobenzene	120-82-1	2	0.272	ug/kg	70-130	30	70-130	30	30			
1,3,5-Trimethylbenzene	108-67-8	2	0.193	ug/kg	70-130	30	70-130	30	30			
1,2,4-Trimethylbenzene	95-63-6	2	0.334	ug/kg	70-130	30	70-130	30	30			
trans-1,4-Dichloro-2-butene	110-57-6	5	1.42	ug/kg	70-130	30	70-130	30	30			
iso-Propyl Alcohol	67-63-0	100	100	ug/kg	70-130	20	70-130	20	20			
Ethyl ether	60-29-7	2	0.341	ug/kg	67-130	30	67-130	30	30			
Methyl Acetate	79-20-9	4	0.950	ug/kg	65-130	30	65-130	30	30			
Ethyl Acetate	141-78-6	10	1.21	ug/kg	70-130	30	70-130	30	30			
Isopropyl Ether	108-20-3	2	0.213	ug/kg	66-130	30	66-130	30	30			
Cyclohexane	110-82-7	10	0.544	ug/kg	70-130	30	70-130	30	30			

Please Note that the RL information provided in this table is calculated using a 100% Solids factor. (Soil/Solids only)
Please Note that the information provided in this table is subject to change at anytime at the discretion of Alpha Analytical, Inc.

Volatile Organics - EPA 8260C (SOIL-LOW)

Holding Time: 14 days
Container/Sample Preservation: 1 - Vial Large Septa unpreserved (4oz)

Analyte	CAS #	RL	MDL	Units	LCS Criteria	LCS RPD	MS Criteria	MS RPD	Duplicate RPD	Surrogate Criteria		
Ethyl-Tert-Butyl-Ether	637-92-3	2	0.128	ug/kg	70-130	30	70-130	30	30			
Tertiary-Amyl Methyl Ether	994-05-8	2	0.176	ug/kg	70-130	30	70-130	30	30			
1,4-Dioxane	123-91-1	100	35.1	ug/kg	65-136	30	65-136	30	30			
1,1,2-Trichloro-1,2,2-Trifluoroethane	76-13-1	4	0.693	ug/kg	70-130	30	70-130	30	30			
1,2-Dichloroethane-d4	*17060-07-0*									*70-130*		
Toluene-d8	*2037-26-5*									*70-130*		
4-Bromofluorobenzene	*460-00-4*									*70-130*		
Dibromofluoromethane	*1868-53-7*									*70-130*		

Please Note that the RL information provided in this table is calculated using a 100% Solids factor. (Soil/Solids only)
Please Note that the information provided in this table is subject to change at anytime at the discretion of Alpha Analytical, Inc.

Date Created: 06/19/18
Created By: Jason Hebert
File: PM5048-1
Page: 1

Volatile Organics - EPA 8260C (SOIL-HIGH)

Holding Time: 14 days
Container/Sample Preservation: 1 - Vial Large Septa unpreserved (4oz)

Analyte	CAS #	RL	MDL	Units	LCS Criteria	LCS RPD	MS Criteria	MS RPD	Duplicate RPD	Surrogate Criteria		
Methylene chloride	75-09-2	250	115	ug/kg	70-130	30	70-130	30	30			
1,1-Dichloroethane	75-34-3	50	7.25	ug/kg	70-130	30	70-130	30	30			
Chloroform	67-66-3	75	7.00	ug/kg	70-130	30	70-130	30	30			
Carbon tetrachloride	56-23-5	50	11.5	ug/kg	70-130	30	70-130	30	30			
1,2-Dichloropropane	78-87-5	50	6.25	ug/kg	70-130	30	70-130	30	30			
Dibromochloromethane	124-48-1	50	7.00	ug/kg	70-130	30	70-130	30	30			
1,1,2-Trichloroethane	79-00-5	50	13.4	ug/kg	70-130	30	70-130	30	30			
Tetrachloroethene	127-18-4	25	9.80	ug/kg	70-130	30	70-130	30	30			
Chlorobenzene	108-90-7	25	6.35	ug/kg	70-130	30	70-130	30	30			
Trichlorofluoromethane	75-69-4	200	34.8	ug/kg	70-139	30	70-139	30	30			
1,2-Dichloroethane	107-06-2	50	12.9	ug/kg	70-130	30	70-130	30	30			
1,1,1-Trichloroethane	71-55-6	25	8.35	ug/kg	70-130	30	70-130	30	30			
Bromodichloromethane	75-27-4	25	5.45	ug/kg	70-130	30	70-130	30	30			
trans-1,3-Dichloropropene	10061-02-6	50	13.7	ug/kg	70-130	30	70-130	30	30			
cis-1,3-Dichloropropene	10061-01-5	25	7.90	ug/kg	70-130	30	70-130	30	30			
1,3-Dichloropropene, Total	542-75-6	25	7.90	ug/kg				30	30			
1,3-Dichloropropene, Total	542-75-6	25	7.90	ug/kg				30	30			
1,1-Dichloropropene	563-58-6	25	7.95	ug/kg	70-130	30	70-130	30	30			
Bromoform	75-25-2	200	12.3	ug/kg	70-130	30	70-130	30	30			
1,1,2,2-Tetrachloroethane	79-34-5	25	8.30	ug/kg	70-130	30	70-130	30	30			
Benzene	71-43-2	25	8.30	ug/kg	70-130	30	70-130	30	30			
Toluene	108-88-3	50	27.2	ug/kg	70-130	30	70-130	30	30			
Ethylbenzene	100-41-4	50	7.05	ug/kg	70-130	30	70-130	30	30			
Chloromethane	74-87-3	200	46.6	ug/kg	52-130	30	52-130	30	30			
Bromomethane	74-83-9	100	29.1	ug/kg	57-147	30	57-147	30	30			
Vinyl chloride	75-01-4	50	16.8	ug/kg	67-130	30	67-130	30	30			
Chloroethane	75-00-3	100	22.6	ug/kg	50-151	30	50-151	30	30			
1,1-Dichloroethene	75-35-4	50	11.9	ug/kg	65-135	30	65-135	30	30			
trans-1,2-Dichloroethene	156-60-5	75	6.85	ug/kg	70-130	30	70-130	30	30			
Trichloroethene	79-01-6	25	6.85	ug/kg	70-130	30	70-130	30	30			
1,2-Dichlorobenzene	95-50-1	100	7.20	ug/kg	70-130	30	70-130	30	30			
1,3-Dichlorobenzene	541-73-1	100	7.40	ug/kg	70-130	30	70-130	30	30			
1,4-Dichlorobenzene	106-46-7	100	8.55	ug/kg	70-130	30	70-130	30	30			
Methyl tert butyl ether	1634-04-4	100	10.1	ug/kg	66-130	30	66-130	30	30			
p/m-Xylene	179601-23-1	100	28.0	ug/kg	70-130	30	70-130	30	30			
o-Xylene	95-47-6	50	14.6	ug/kg	70-130	30	70-130	30	30			
Xylene (Total)	1330-20-7	50	14.6	ug/kg				30	30			
Xylene (Total)	1330-20-7	50	14.6	ug/kg				30	30			
cis-1,2-Dichloroethene	156-59-2	50	8.75	ug/kg	70-130	30	70-130	30	30			
1,2-Dichloroethene (total)	540-59-0	50	6.85	ug/kg				30	30			
1,2-Dichloroethene (total)	540-59-0	50	6.85	ug/kg				30	30			
Dibromomethane	74-95-3	100	11.9	ug/kg	70-130	30	70-130	30	30			

Please Note that the RL information provided in this table is calculated using a 100% Solids factor. (Soil/Solids only)
Please Note that the information provided in this table is subject to change at anytime at the discretion of Alpha Analytical, Inc.

Volatile Organics - EPA 8260C (SOIL-HIGH)

Holding Time: 14 days
Container / Sample Preservation: 1 - Vial Large Septa unpreserved (4oz)

Analyte	CAS #	RL	MDL	Units	LCS Criteria	LCS RPD	MS Criteria	MS RPD	Duplicate RPD	Surrogate Criteria		
1,4-Dichlorobutane	110-56-5	500	11.3	ug/kg	70-130	30	70-130	30	30			
1,2,3-Trichloropropane	96-18-4	100	6.35	ug/kg	68-130	30	68-130	30	30			
Styrene	100-42-5	50	9.80	ug/kg	70-130	30	70-130	30	30			
Dichlorodifluoromethane	75-71-8	500	45.8	ug/kg	30-146	30	30-146	30	30			
Acetone	67-64-1	500	241	ug/kg	54-140	30	54-140	30	30			
Carbon disulfide	75-15-0	500	228	ug/kg	59-130	30	59-130	30	30			
2-Butanone	78-93-3	500	111	ug/kg	70-130	30	70-130	30	30			
Vinyl acetate	108-05-4	500	108	ug/kg	70-130	30	70-130	30	30			
4-Methyl-2-pentanone	108-10-1	500	64.0	ug/kg	70-130	30	70-130	30	30			
2-Hexanone	591-78-6	500	59.0	ug/kg	70-130	30	70-130	30	30			
Ethyl methacrylate	97-63-2	500	79.0	ug/kg	70-130	30	70-130	30	30			
Acrylonitrile	107-13-1	200	57.5	ug/kg	70-130	30	70-130	30	30			
Bromochloromethane	74-97-5	100	10.3	ug/kg	70-130	30	70-130	30	30			
Tetrahydrofuran	109-99-9	200	79.5	ug/kg	66-130	30	66-130	30	30			
2,2-Dichloropropane	594-20-7	100	10.1	ug/kg	70-130	30	70-130	30	30			
1,2-Dibromoethane	106-93-4	50	14.0	ug/kg	70-130	30	70-130	30	30			
1,3-Dichloropropane	142-28-9	100	8.35	ug/kg	69-130	30	69-130	30	30			
1,1,1,2-Tetrachloroethane	630-20-6	25	6.60	ug/kg	70-130	30	70-130	30	30			
Bromobenzene	108-86-1	100	7.25	ug/kg	70-130	30	70-130	30	30			
n-Butylbenzene	104-51-8	50	8.35	ug/kg	70-130	30	70-130	30	30			
sec-Butylbenzene	135-98-8	50	7.30	ug/kg	70-130	30	70-130	30	30			
tert-Butylbenzene	98-06-6	100	5.90	ug/kg	70-130	30	70-130	30	30			
1,3,5-Trichlorobenzene	108-70-3	100	8.65	ug/kg	70-139	30	70-130	30	30			
o-Chlorotoluene	95-49-8	100	9.55	ug/kg	70-130	30	70-130	30	30			
p-Chlorotoluene	106-43-4	100	5.40	ug/kg	70-130	30	70-130	30	30			
1,2-Dibromo-3-chloropropane	96-12-8	150	49.9	ug/kg	68-130	30	68-130	30	30			
Hexachlorobutadiene	87-68-3	200	8.45	ug/kg	67-130	30	67-130	30	30			
Isopropylbenzene	98-82-8	50	5.45	ug/kg	70-130	30	70-130	30	30			
p-Isopropyltoluene	99-87-6	50	5.45	ug/kg	70-130	30	70-130	30	30			
Naphthalene	91-20-3	200	32.5	ug/kg	70-130	30	70-130	30	30			
n-Propylbenzene	103-65-1	50	8.55	ug/kg	70-130	30	70-130	30	30			
1,2,3-Trichlorobenzene	87-61-6	100	16.1	ug/kg	70-130	30	70-130	30	30			
1,2,4-Trichlorobenzene	120-82-1	100	13.6	ug/kg	70-130	30	70-130	30	30			
1,3,5-Trimethylbenzene	108-67-8	100	9.65	ug/kg	70-130	30	70-130	30	30			
1,2,4-Trimethylbenzene	95-63-6	100	16.7	ug/kg	70-130	30	70-130	30	30			
trans-1,4-Dichloro-2-butene	110-57-6	250	71.0	ug/kg	70-130	30	70-130	30	30			
iso-Propyl Alcohol	67-63-0	5000	5000	ug/kg	70-130	20	70-130	20	20			
Ethyl ether	60-29-7	100	17.1	ug/kg	67-130	30	67-130	30	30			
Methyl Acetate	79-20-9	200	47.5	ug/kg	65-130	30	65-130	30	30			
Ethyl Acetate	141-78-6	500	60.5	ug/kg	70-130	30	70-130	30	30			
Isopropyl Ether	108-20-3	100	10.7	ug/kg	66-130	30	66-130	30	30			
Cyclohexane	110-82-7	500	27.2	ug/kg	70-130	30	70-130	30	30			

Please Note that the RL information provided in this table is calculated using a 100% Solids factor. (Soil/Solids only)
Please Note that the information provided in this table is subject to change at anytime at the discretion of Alpha Analytical, Inc.

Volatile Organics - EPA 8260C (SOIL-HIGH)

Holding Time: 14 days
Container / Sample Preservation: 1 - Vial Large Septa unpreserved (4oz)

Analyte	CAS #	RL	MDL	Units	LCS Criteria	LCS RPD	MS Criteria	MS RPD	Duplicate RPD	Surrogate Criteria		
Ethyl-Tert-Butyl-Ether	637-92-3	100	6.40	ug/kg	70-130	30	70-130	30	30			
Tertiary-Amyl Methyl Ether	994-05-8	100	8.80	ug/kg	70-130	30	70-130	30	30			
1,4-Dioxane	123-91-1	5000	1755	ug/kg	65-136	30	65-136	30	30			
1,1,2-Trichloro-1,2,2-Trifluoroethane	76-13-1	200	34.7	ug/kg	70-130	30	70-130	30	30			
1,2-Dichloroethane-d4	*17060-07-0*									*70-130*		
Toluene-d8	*2037-26-5*									*70-130*		
4-Bromofluorobenzene	*460-00-4*									*70-130*		
Dibromofluoromethane	*1868-53-7*									*70-130*		

Please Note that the RL information provided in this table is calculated using a 100% Solids factor. (Soil/Solids only)
Please Note that the information provided in this table is subject to change at anytime at the discretion of Alpha Analytical, Inc.

Volatiles Sample Data

Results Summary
Form 1
Volatile Organics by EPA 5035 High

Client	: Impact Environmental	**Lab Number**	: L2046791
Project Name	: 13-12 BEACH CHANNEL DRIVE	**Project Number**	: 15209
Lab ID	: L2046791-01	**Date Collected**	: 10/20/20 09:45
Client ID	: SB-1 (0-2)	**Date Received**	: 10/27/20
Sample Location	: 13-16 TO 13-20 BEACH CHANNEL DRIVE	**Date Analyzed**	: 10/28/20 22:24
Sample Matrix	: SOIL	**Dilution Factor**	: 1
Analytical Method	: 1,8260C	**Analyst**	: JC
Lab File ID	: V00201028P17	**Instrument ID**	: VOA100
Sample Amount	: 5.4 g	**GC Column**	: RTX-VMS
Level	: HIGH	**%Solids**	: 94
Extract Volume (MeOH)	: 5 ml	**Injection Volume**	: N/A

		ug/Kg			
CAS NO.	**Parameter**	**Results**	**RL**	**MDL**	**Qualifier**
75-09-2	Methylene chloride	ND	260	120	U
75-34-3	1,1-Dichloroethane	ND	52	7.6	U
67-66-3	Chloroform	ND	78	7.3	U
56-23-5	Carbon tetrachloride	ND	52	12.	U
127-18-4	Tetrachloroethene	880	26	10.	
108-90-7	Chlorobenzene	ND	26	6.6	U
107-06-2	1,2-Dichloroethane	ND	52	13.	U
71-55-6	1,1,1-Trichloroethane	ND	26	8.7	U
71-43-2	Benzene	ND	26	8.7	U
108-88-3	Toluene	ND	52	28.	U
100-41-4	Ethylbenzene	ND	52	7.4	U
75-01-4	Vinyl chloride	ND	52	18.	U
75-35-4	1,1-Dichloroethene	ND	52	12.	U
156-60-5	trans-1,2-Dichloroethene	ND	78	7.2	U
79-01-6	Trichloroethene	16	26	7.2	J
95-50-1	1,2-Dichlorobenzene	ND	100	7.5	U
541-73-1	1,3-Dichlorobenzene	ND	100	7.7	U
106-46-7	1,4-Dichlorobenzene	ND	100	8.9	U
1634-04-4	Methyl tert butyl ether	ND	100	10.	U
179601-23-1	p/m-Xylene	ND	100	29.	U
95-47-6	o-Xylene	ND	52	15.	U
156-59-2	cis-1,2-Dichloroethene	ND	52	9.1	U
67-64-1	Acetone	ND	520	250	U
78-93-3	2-Butanone	ND	520	120	U
104-51-8	n-Butylbenzene	ND	52	8.7	U

Results Summary
Form 1
Volatile Organics by EPA 5035 High

Client	: Impact Environmental	**Lab Number**	: L2046791
Project Name	: 13-12 BEACH CHANNEL DRIVE	**Project Number**	: 15209
Lab ID	: L2046791-01	**Date Collected**	: 10/20/20 09:45
Client ID	: SB-1 (0-2)	**Date Received**	: 10/27/20
Sample Location	: 13-16 TO 13-20 BEACH CHANNEL DRIVE	**Date Analyzed**	: 10/28/20 22:24
Sample Matrix	: SOIL	**Dilution Factor**	: 1
Analytical Method	: 1,8260C	**Analyst**	: JC
Lab File ID	: V00201028P17	**Instrument ID**	: VOA100
Sample Amount	: 5.4 g	**GC Column**	: RTX-VMS
Level	: HIGH	**%Solids**	: 94
Extract Volume (MeOH)	: 5 ml	**Injection Volume**	: N/A

		ug/Kg			
CAS NO.	**Parameter**	**Results**	**RL**	**MDL**	**Qualifier**
135-98-8	sec-Butylbenzene	ND	52	7.6	U
98-06-6	tert-Butylbenzene	ND	100	6.2	U
103-65-1	n-Propylbenzene	ND	52	8.9	U
108-67-8	1,3,5-Trimethylbenzene	ND	100	10.	U
95-63-6	1,2,4-Trimethylbenzene	ND	100	17.	U
123-91-1	1,4-Dioxane	ND	4200	1800	U

Results Summary
Form 1
Volatile Organics by EPA 5035

Client	: Impact Environmental	**Lab Number**	: L2046791
Project Name	: 13-12 BEACH CHANNEL DRIVE	**Project Number**	: 15209
Lab ID	: L2046791-01	**Date Collected**	: 10/20/20 09:45
Client ID	: SB-1 (0-2)	**Date Received**	: 10/27/20
Sample Location	: 13-16 TO 13-20 BEACH CHANNEL DRIVE	**Date Analyzed**	: 10/30/20 04:37
Sample Matrix	: SOIL	**Dilution Factor**	: 1
Analytical Method	: 1,8260C	**Analyst**	: JC
Lab File ID	: V10201029N24	**Instrument ID**	: VOA110
Sample Amount	: 5.2 g	**GC Column**	: RTX-VMS
Level	: LOW	**%Solids**	: 94
Extract Volume (MeOH)	: N/A	**Injection Volume**	: N/A

		ug/Kg			
CAS NO.	**Parameter**	**Results**	**RL**	**MDL**	**Qualifier**
75-09-2	Methylene chloride	ND	5.2	2.4	U
75-34-3	1,1-Dichloroethane	ND	1.0	0.15	U
67-66-3	Chloroform	ND	1.6	0.14	U
56-23-5	Carbon tetrachloride	ND	1.0	0.24	U
127-18-4	Tetrachloroethene	19	0.52	0.20	
108-90-7	Chlorobenzene	ND	0.52	0.13	U
107-06-2	1,2-Dichloroethane	ND	1.0	0.26	U
71-55-6	1,1,1-Trichloroethane	ND	0.52	0.17	U
71-43-2	Benzene	ND	0.52	0.17	U
108-88-3	Toluene	ND	1.0	0.56	U
100-41-4	Ethylbenzene	ND	1.0	0.14	U
75-01-4	Vinyl chloride	ND	1.0	0.35	U
75-35-4	1,1-Dichloroethene	ND	1.0	0.25	U
156-60-5	trans-1,2-Dichloroethene	ND	1.6	0.14	U
79-01-6	Trichloroethene	0.67	0.52	0.14	
95-50-1	1,2-Dichlorobenzene	ND	2.1	0.15	U
541-73-1	1,3-Dichlorobenzene	ND	2.1	0.15	U
106-46-7	1,4-Dichlorobenzene	ND	2.1	0.18	U
1634-04-4	Methyl tert butyl ether	ND	2.1	0.21	U
179601-23-1	p/m-Xylene	ND	2.1	0.58	U
95-47-6	o-Xylene	ND	1.0	0.30	U
156-59-2	cis-1,2-Dichloroethene	ND	1.0	0.18	U
67-64-1	Acetone	22	10	5.0	
78-93-3	2-Butanone	ND	10	2.3	U
104-51-8	n-Butylbenzene	ND	1.0	0.17	U

Results Summary
Form 1
Volatile Organics by EPA 5035

Client	: Impact Environmental	**Lab Number**	: L2046791
Project Name	: 13-12 BEACH CHANNEL DRIVE	**Project Number**	: 15209
Lab ID	: L2046791-01	**Date Collected**	: 10/20/20 09:45
Client ID	: SB-1 (0-2)	**Date Received**	: 10/27/20
Sample Location	: 13-16 TO 13-20 BEACH CHANNEL DRIVE	**Date Analyzed**	: 10/30/20 04:37
Sample Matrix	: SOIL	**Dilution Factor**	: 1
Analytical Method	: 1,8260C	**Analyst**	: JC
Lab File ID	: V10201029N24	**Instrument ID**	: VOA110
Sample Amount	: 5.2 g	**GC Column**	: RTX-VMS
Level	: LOW	**%Solids**	: 94
Extract Volume (MeOH)	: N/A	**Injection Volume**	: N/A

		ug/Kg			
CAS NO.	**Parameter**	**Results**	**RL**	**MDL**	**Qualifier**
135-98-8	sec-Butylbenzene	ND	1.0	0.15	U
98-06-6	tert-Butylbenzene	ND	2.1	0.12	U
103-65-1	n-Propylbenzene	ND	1.0	0.18	U
108-67-8	1,3,5-Trimethylbenzene	ND	2.1	0.20	U
95-63-6	1,2,4-Trimethylbenzene	ND	2.1	0.34	U
123-91-1	1,4-Dioxane	ND	83	36.	U

Results Summary
Form 1
Volatile Organics by EPA 5035

Client	: Impact Environmental	**Lab Number**	: L2046791
Project Name	: 13-12 BEACH CHANNEL DRIVE	**Project Number**	: 15209
Lab ID	: L2046791-02	**Date Collected**	: 10/20/20 10:00
Client ID	: SB-1 (2-4)	**Date Received**	: 10/27/20
Sample Location	: 13-16 TO 13-20 BEACH CHANNEL DRIVE	**Date Analyzed**	: 10/28/20 15:42
Sample Matrix	: SOIL	**Dilution Factor**	: 1
Analytical Method	: 1,8260C	**Analyst**	: AJK
Lab File ID	: V26201028N04	**Instrument ID**	: VOA126
Sample Amount	: 4.9 g	**GC Column**	: RTX-VMS
Level	: LOW	**%Solids**	: 92
Extract Volume (MeOH)	: N/A	**Injection Volume**	: N/A

		ug/Kg			
CAS NO.	**Parameter**	**Results**	**RL**	**MDL**	**Qualifier**
75-09-2	Methylene chloride	ND	5.6	2.6	U
75-34-3	1,1-Dichloroethane	ND	1.1	0.16	U
67-66-3	Chloroform	ND	1.7	0.16	U
56-23-5	Carbon tetrachloride	ND	1.1	0.26	U
127-18-4	Tetrachloroethene	1.4	0.56	0.22	
108-90-7	Chlorobenzene	ND	0.56	0.14	U
107-06-2	1,2-Dichloroethane	ND	1.1	0.29	U
71-55-6	1,1,1-Trichloroethane	ND	0.56	0.19	U
71-43-2	Benzene	ND	0.56	0.18	U
108-88-3	Toluene	ND	1.1	0.61	U
100-41-4	Ethylbenzene	ND	1.1	0.16	U
75-01-4	Vinyl chloride	ND	1.1	0.37	U
75-35-4	1,1-Dichloroethene	ND	1.1	0.27	U
156-60-5	trans-1,2-Dichloroethene	ND	1.7	0.15	U
79-01-6	Trichloroethene	ND	0.56	0.15	U
95-50-1	1,2-Dichlorobenzene	ND	2.2	0.16	U
541-73-1	1,3-Dichlorobenzene	ND	2.2	0.16	U
106-46-7	1,4-Dichlorobenzene	ND	2.2	0.19	U
1634-04-4	Methyl tert butyl ether	ND	2.2	0.22	U
179601-23-1	p/m-Xylene	ND	2.2	0.63	U
95-47-6	o-Xylene	ND	1.1	0.32	U
156-59-2	cis-1,2-Dichloroethene	ND	1.1	0.20	U
67-64-1	Acetone	22	11	5.4	
78-93-3	2-Butanone	ND	11	2.5	U
104-51-8	n-Butylbenzene	ND	1.1	0.19	U

Results Summary
Form 1
Volatile Organics by EPA 5035

Client	: Impact Environmental	**Lab Number**	: L2046791
Project Name	: 13-12 BEACH CHANNEL DRIVE	**Project Number**	: 15209
Lab ID	: L2046791-02	**Date Collected**	: 10/20/20 10:00
Client ID	: SB-1 (2-4)	**Date Received**	: 10/27/20
Sample Location	: 13-16 TO 13-20 BEACH CHANNEL DRIVE	**Date Analyzed**	: 10/28/20 15:42
Sample Matrix	: SOIL	**Dilution Factor**	: 1
Analytical Method	: 1,8260C	**Analyst**	: AJK
Lab File ID	: V26201028N04	**Instrument ID**	: VOA126
Sample Amount	: 4.9 g	**GC Column**	: RTX-VMS
Level	: LOW	**%Solids**	: 92
Extract Volume (MeOH)	: N/A	**Injection Volume**	: N/A

		ug/Kg			
CAS NO.	**Parameter**	**Results**	**RL**	**MDL**	**Qualifier**
135-98-8	sec-Butylbenzene	ND	1.1	0.16	U
98-06-6	tert-Butylbenzene	ND	2.2	0.13	U
103-65-1	n-Propylbenzene	ND	1.1	0.19	U
108-67-8	1,3,5-Trimethylbenzene	ND	2.2	0.22	U
95-63-6	1,2,4-Trimethylbenzene	ND	2.2	0.37	U
123-91-1	1,4-Dioxane	ND	89	39.	U

Results Summary
Form 1
Volatile Organics by EPA 5035

Client	: Impact Environmental	**Lab Number**	: L2046791
Project Name	: 13-12 BEACH CHANNEL DRIVE	**Project Number**	: 15209
Lab ID	: L2046791-03	**Date Collected**	: 10/20/20 11:00
Client ID	: SB-2 (0-2)	**Date Received**	: 10/27/20
Sample Location	: 13-16 TO 13-20 BEACH CHANNEL DRIVE	**Date Analyzed**	: 10/28/20 16:22
Sample Matrix	: SOIL	**Dilution Factor**	: 1
Analytical Method	: 1,8260C	**Analyst**	: AJK
Lab File ID	: V26201028N05	**Instrument ID**	: VOA126
Sample Amount	: 4.3 g	**GC Column**	: RTX-VMS
Level	: LOW	**%Solids**	: 96
Extract Volume (MeOH)	: N/A	**Injection Volume**	: N/A

		ug/Kg			
CAS NO.	**Parameter**	**Results**	**RL**	**MDL**	**Qualifier**
75-09-2	Methylene chloride	ND	6.1	2.8	U
75-34-3	1,1-Dichloroethane	ND	1.2	0.18	U
67-66-3	Chloroform	ND	1.8	0.17	U
56-23-5	Carbon tetrachloride	ND	1.2	0.28	U
127-18-4	Tetrachloroethene	0.36	0.61	0.24	J
108-90-7	Chlorobenzene	ND	0.61	0.16	U
107-06-2	1,2-Dichloroethane	ND	1.2	0.32	U
71-55-6	1,1,1-Trichloroethane	ND	0.61	0.20	U
71-43-2	Benzene	ND	0.61	0.20	U
108-88-3	Toluene	ND	1.2	0.66	U
100-41-4	Ethylbenzene	ND	1.2	0.17	U
75-01-4	Vinyl chloride	ND	1.2	0.41	U
75-35-4	1,1-Dichloroethene	ND	1.2	0.29	U
156-60-5	trans-1,2-Dichloroethene	ND	1.8	0.17	U
79-01-6	Trichloroethene	ND	0.61	0.17	U
95-50-1	1,2-Dichlorobenzene	ND	2.4	0.18	U
541-73-1	1,3-Dichlorobenzene	ND	2.4	0.18	U
106-46-7	1,4-Dichlorobenzene	ND	2.4	0.21	U
1634-04-4	Methyl tert butyl ether	ND	2.4	0.25	U
179601-23-1	p/m-Xylene	ND	2.4	0.69	U
95-47-6	o-Xylene	ND	1.2	0.36	U
156-59-2	cis-1,2-Dichloroethene	ND	1.2	0.21	U
67-64-1	Acetone	37	12	5.9	
78-93-3	2-Butanone	3.2	12	2.7	J
104-51-8	n-Butylbenzene	ND	1.2	0.20	U

Results Summary
Form 1
Volatile Organics by EPA 5035

Client	: Impact Environmental	**Lab Number**	: L2046791
Project Name	: 13-12 BEACH CHANNEL DRIVE	**Project Number**	: 15209
Lab ID	: L2046791-03	**Date Collected**	: 10/20/20 11:00
Client ID	: SB-2 (0-2)	**Date Received**	: 10/27/20
Sample Location	: 13-16 TO 13-20 BEACH CHANNEL DRIVE	**Date Analyzed**	: 10/28/20 16:22
Sample Matrix	: SOIL	**Dilution Factor**	: 1
Analytical Method	: 1,8260C	**Analyst**	: AJK
Lab File ID	: V26201028N05	**Instrument ID**	: VOA126
Sample Amount	: 4.3 g	**GC Column**	: RTX-VMS
Level	: LOW	**%Solids**	: 96
Extract Volume (MeOH)	: N/A	**Injection Volume**	: N/A

		ug/Kg			
CAS NO.	**Parameter**	**Results**	**RL**	**MDL**	**Qualifier**
135-98-8	sec-Butylbenzene	ND	1.2	0.18	U
98-06-6	tert-Butylbenzene	ND	2.4	0.14	U
103-65-1	n-Propylbenzene	ND	1.2	0.21	U
108-67-8	1,3,5-Trimethylbenzene	ND	2.4	0.24	U
95-63-6	1,2,4-Trimethylbenzene	ND	2.4	0.41	U
123-91-1	1,4-Dioxane	ND	98	43.	U

Results Summary
Form 1
Volatile Organics by EPA 5035

Client	: Impact Environmental	**Lab Number**	: L2046791
Project Name	: 13-12 BEACH CHANNEL DRIVE	**Project Number**	: 15209
Lab ID	: L2046791-04	**Date Collected**	: 10/20/20 11:15
Client ID	: SB-2 (2-4)	**Date Received**	: 10/27/20
Sample Location	: 13-16 TO 13-20 BEACH CHANNEL DRIVE	**Date Analyzed**	: 10/28/20 17:02
Sample Matrix	: SOIL	**Dilution Factor**	: 1
Analytical Method	: 1,8260C	**Analyst**	: AJK
Lab File ID	: V26201028N06	**Instrument ID**	: VOA126
Sample Amount	: 3.8 g	**GC Column**	: RTX-VMS
Level	: LOW	**%Solids**	: 96
Extract Volume (MeOH)	: N/A	**Injection Volume**	: N/A

		ug/Kg			
CAS NO.	**Parameter**	**Results**	**RL**	**MDL**	**Qualifier**
75-09-2	Methylene chloride	ND	6.9	3.2	U
75-34-3	1,1-Dichloroethane	ND	1.4	0.20	U
67-66-3	Chloroform	ND	2.1	0.19	U
56-23-5	Carbon tetrachloride	ND	1.4	0.32	U
127-18-4	Tetrachloroethene	0.27	0.69	0.27	J
108-90-7	Chlorobenzene	ND	0.69	0.18	U
107-06-2	1,2-Dichloroethane	ND	1.4	0.36	U
71-55-6	1,1,1-Trichloroethane	ND	0.69	0.23	U
71-43-2	Benzene	ND	0.69	0.23	U
108-88-3	Toluene	ND	1.4	0.75	U
100-41-4	Ethylbenzene	ND	1.4	0.20	U
75-01-4	Vinyl chloride	ND	1.4	0.46	U
75-35-4	1,1-Dichloroethene	ND	1.4	0.33	U
156-60-5	trans-1,2-Dichloroethene	ND	2.1	0.19	U
79-01-6	Trichloroethene	ND	0.69	0.19	U
95-50-1	1,2-Dichlorobenzene	ND	2.8	0.20	U
541-73-1	1,3-Dichlorobenzene	ND	2.8	0.20	U
106-46-7	1,4-Dichlorobenzene	ND	2.8	0.24	U
1634-04-4	Methyl tert butyl ether	ND	2.8	0.28	U
179601-23-1	p/m-Xylene	ND	2.8	0.77	U
95-47-6	o-Xylene	ND	1.4	0.40	U
156-59-2	cis-1,2-Dichloroethene	ND	1.4	0.24	U
67-64-1	Acetone	32	14	6.6	
78-93-3	2-Butanone	ND	14	3.1	U
104-51-8	n-Butylbenzene	ND	1.4	0.23	U

Results Summary
Form 1
Volatile Organics by EPA 5035

Client	: Impact Environmental	**Lab Number**	: L2046791
Project Name	: 13-12 BEACH CHANNEL DRIVE	**Project Number**	: 15209
Lab ID	: L2046791-04	**Date Collected**	: 10/20/20 11:15
Client ID	: SB-2 (2-4)	**Date Received**	: 10/27/20
Sample Location	: 13-16 TO 13-20 BEACH CHANNEL DRIVE	**Date Analyzed**	: 10/28/20 17:02
Sample Matrix	: SOIL	**Dilution Factor**	: 1
Analytical Method	: 1,8260C	**Analyst**	: AJK
Lab File ID	: V26201028N06	**Instrument ID**	: VOA126
Sample Amount	: 3.8 g	**GC Column**	: RTX-VMS
Level	: LOW	**%Solids**	: 96
Extract Volume (MeOH)	: N/A	**Injection Volume**	: N/A

		ug/Kg			
CAS NO.	**Parameter**	**Results**	**RL**	**MDL**	**Qualifier**
135-98-8	sec-Butylbenzene	ND	1.4	0.20	U
98-06-6	tert-Butylbenzene	ND	2.8	0.16	U
103-65-1	n-Propylbenzene	ND	1.4	0.24	U
108-67-8	1,3,5-Trimethylbenzene	ND	2.8	0.27	U
95-63-6	1,2,4-Trimethylbenzene	ND	2.8	0.46	U
123-91-1	1,4-Dioxane	ND	110	48.	U

Results Summary
Form 1
Volatile Organics by EPA 5035

Client	: Impact Environmental	**Lab Number**	: L2046791
Project Name	: 13-12 BEACH CHANNEL DRIVE	**Project Number**	: 15209
Lab ID	: L2046791-05	**Date Collected**	: 10/21/20 08:00
Client ID	: SB-3 (0-2)	**Date Received**	: 10/27/20
Sample Location	: 13-16 TO 13-20 BEACH CHANNEL DRIVE	**Date Analyzed**	: 10/28/20 17:42
Sample Matrix	: SOIL	**Dilution Factor**	: 1
Analytical Method	: 1,8260C	**Analyst**	: AJK
Lab File ID	: V26201028N07	**Instrument ID**	: VOA126
Sample Amount	: 4.5 g	**GC Column**	: RTX-VMS
Level	: LOW	**%Solids**	: 98
Extract Volume (MeOH)	: N/A	**Injection Volume**	: N/A

		ug/Kg			
CAS NO.	**Parameter**	**Results**	**RL**	**MDL**	**Qualifier**
75-09-2	Methylene chloride	ND	5.7	2.6	U
75-34-3	1,1-Dichloroethane	ND	1.1	0.16	U
67-66-3	Chloroform	ND	1.7	0.16	U
56-23-5	Carbon tetrachloride	ND	1.1	0.26	U
127-18-4	Tetrachloroethene	0.27	0.57	0.22	J
108-90-7	Chlorobenzene	ND	0.57	0.14	U
107-06-2	1,2-Dichloroethane	ND	1.1	0.29	U
71-55-6	1,1,1-Trichloroethane	ND	0.57	0.19	U
71-43-2	Benzene	ND	0.57	0.19	U
108-88-3	Toluene	ND	1.1	0.62	U
100-41-4	Ethylbenzene	ND	1.1	0.16	U
75-01-4	Vinyl chloride	ND	1.1	0.38	U
75-35-4	1,1-Dichloroethene	ND	1.1	0.27	U
156-60-5	trans-1,2-Dichloroethene	ND	1.7	0.16	U
79-01-6	Trichloroethene	ND	0.57	0.16	U
95-50-1	1,2-Dichlorobenzene	ND	2.3	0.16	U
541-73-1	1,3-Dichlorobenzene	ND	2.3	0.17	U
106-46-7	1,4-Dichlorobenzene	ND	2.3	0.19	U
1634-04-4	Methyl tert butyl ether	ND	2.3	0.23	U
179601-23-1	p/m-Xylene	ND	2.3	0.64	U
95-47-6	o-Xylene	ND	1.1	0.33	U
156-59-2	cis-1,2-Dichloroethene	ND	1.1	0.20	U
67-64-1	Acetone	29	11	5.5	
78-93-3	2-Butanone	ND	11	2.5	U
104-51-8	n-Butylbenzene	ND	1.1	0.19	U

Results Summary
Form 1
Volatile Organics by EPA 5035

Client	: Impact Environmental	**Lab Number**	: L2046791
Project Name	: 13-12 BEACH CHANNEL DRIVE	**Project Number**	: 15209
Lab ID	: L2046791-05	**Date Collected**	: 10/21/20 08:00
Client ID	: SB-3 (0-2)	**Date Received**	: 10/27/20
Sample Location	: 13-16 TO 13-20 BEACH CHANNEL DRIVE	**Date Analyzed**	: 10/28/20 17:42
Sample Matrix	: SOIL	**Dilution Factor**	: 1
Analytical Method	: 1,8260C	**Analyst**	: AJK
Lab File ID	: V26201028N07	**Instrument ID**	: VOA126
Sample Amount	: 4.5 g	**GC Column**	: RTX-VMS
Level	: LOW	**%Solids**	: 98
Extract Volume (MeOH)	: N/A	**Injection Volume**	: N/A

		ug/Kg			
CAS NO.	**Parameter**	**Results**	**RL**	**MDL**	**Qualifier**
135-98-8	sec-Butylbenzene	ND	1.1	0.17	U
98-06-6	tert-Butylbenzene	ND	2.3	0.13	U
103-65-1	n-Propylbenzene	ND	1.1	0.19	U
108-67-8	1,3,5-Trimethylbenzene	ND	2.3	0.22	U
95-63-6	1,2,4-Trimethylbenzene	ND	2.3	0.38	U
123-91-1	1,4-Dioxane	ND	91	40.	U

Results Summary
Form 1
Volatile Organics by EPA 5035

Client	: Impact Environmental	**Lab Number**	: L2046791
Project Name	: 13-12 BEACH CHANNEL DRIVE	**Project Number**	: 15209
Lab ID	: L2046791-06	**Date Collected**	: 10/21/20 08:27
Client ID	: SB-3 (4-6)	**Date Received**	: 10/27/20
Sample Location	: 13-16 TO 13-20 BEACH CHANNEL DRIVE	**Date Analyzed**	: 10/28/20 18:22
Sample Matrix	: SOIL	**Dilution Factor**	: 1
Analytical Method	: 1,8260C	**Analyst**	: AJK
Lab File ID	: V26201028N08	**Instrument ID**	: VOA126
Sample Amount	: 4.3 g	**GC Column**	: RTX-VMS
Level	: LOW	**%Solids**	: 93
Extract Volume (MeOH)	: N/A	**Injection Volume**	: N/A

		ug/Kg			
CAS NO.	**Parameter**	**Results**	**RL**	**MDL**	**Qualifier**
75-09-2	Methylene chloride	ND	6.2	2.8	U
75-34-3	1,1-Dichloroethane	ND	1.2	0.18	U
67-66-3	Chloroform	ND	1.9	0.17	U
56-23-5	Carbon tetrachloride	ND	1.2	0.28	U
127-18-4	Tetrachloroethene	0.31	0.62	0.24	J
108-90-7	Chlorobenzene	ND	0.62	0.16	U
107-06-2	1,2-Dichloroethane	ND	1.2	0.32	U
71-55-6	1,1,1-Trichloroethane	ND	0.62	0.21	U
71-43-2	Benzene	ND	0.62	0.21	U
108-88-3	Toluene	ND	1.2	0.67	U
100-41-4	Ethylbenzene	ND	1.2	0.18	U
75-01-4	Vinyl chloride	ND	1.2	0.42	U
75-35-4	1,1-Dichloroethene	ND	1.2	0.30	U
156-60-5	trans-1,2-Dichloroethene	ND	1.9	0.17	U
79-01-6	Trichloroethene	ND	0.62	0.17	U
95-50-1	1,2-Dichlorobenzene	ND	2.5	0.18	U
541-73-1	1,3-Dichlorobenzene	ND	2.5	0.18	U
106-46-7	1,4-Dichlorobenzene	ND	2.5	0.21	U
1634-04-4	Methyl tert butyl ether	ND	2.5	0.25	U
179601-23-1	p/m-Xylene	ND	2.5	0.70	U
95-47-6	o-Xylene	ND	1.2	0.36	U
156-59-2	cis-1,2-Dichloroethene	ND	1.2	0.22	U
67-64-1	Acetone	36	12	6.0	
78-93-3	2-Butanone	ND	12	2.8	U
104-51-8	n-Butylbenzene	ND	1.2	0.21	U

Results Summary
Form 1
Volatile Organics by EPA 5035

Client	: Impact Environmental	**Lab Number**	: L2046791
Project Name	: 13-12 BEACH CHANNEL DRIVE	**Project Number**	: 15209
Lab ID	: L2046791-06	**Date Collected**	: 10/21/20 08:27
Client ID	: SB-3 (4-6)	**Date Received**	: 10/27/20
Sample Location	: 13-16 TO 13-20 BEACH CHANNEL DRIVE	**Date Analyzed**	: 10/28/20 18:22
Sample Matrix	: SOIL	**Dilution Factor**	: 1
Analytical Method	: 1,8260C	**Analyst**	: AJK
Lab File ID	: V26201028N08	**Instrument ID**	: VOA126
Sample Amount	: 4.3 g	**GC Column**	: RTX-VMS
Level	: LOW	**%Solids**	: 93
Extract Volume (MeOH)	: N/A	**Injection Volume**	: N/A

		ug/Kg			
CAS NO.	**Parameter**	**Results**	**RL**	**MDL**	**Qualifier**
135-98-8	sec-Butylbenzene	ND	1.2	0.18	U
98-06-6	tert-Butylbenzene	ND	2.5	0.15	U
103-65-1	n-Propylbenzene	ND	1.2	0.21	U
108-67-8	1,3,5-Trimethylbenzene	ND	2.5	0.24	U
95-63-6	1,2,4-Trimethylbenzene	ND	2.5	0.41	U
123-91-1	1,4-Dioxane	ND	99	44.	U

Results Summary
Form 1
Volatile Organics by EPA 5035

Client	: Impact Environmental	**Lab Number**	: L2046791
Project Name	: 13-12 BEACH CHANNEL DRIVE	**Project Number**	: 15209
Lab ID	: L2046791-07	**Date Collected**	: 10/20/20 13:00
Client ID	: SB-4 (0-2)	**Date Received**	: 10/27/20
Sample Location	: 13-16 TO 13-20 BEACH CHANNEL DRIVE	**Date Analyzed**	: 10/28/20 19:02
Sample Matrix	: SOIL	**Dilution Factor**	: 1
Analytical Method	: 1,8260C	**Analyst**	: AJK
Lab File ID	: V26201028N09	**Instrument ID**	: VOA126
Sample Amount	: 5.3 g	**GC Column**	: RTX-VMS
Level	: LOW	**%Solids**	: 93
Extract Volume (MeOH)	: N/A	**Injection Volume**	: N/A

		ug/Kg			
CAS NO.	**Parameter**	**Results**	**RL**	**MDL**	**Qualifier**
75-09-2	Methylene chloride	ND	5.1	2.4	U
75-34-3	1,1-Dichloroethane	ND	1.0	0.15	U
67-66-3	Chloroform	ND	1.5	0.14	U
56-23-5	Carbon tetrachloride	ND	1.0	0.24	U
127-18-4	Tetrachloroethene	44	0.51	0.20	
108-90-7	Chlorobenzene	ND	0.51	0.13	U
107-06-2	1,2-Dichloroethane	ND	1.0	0.26	U
71-55-6	1,1,1-Trichloroethane	ND	0.51	0.17	U
71-43-2	Benzene	ND	0.51	0.17	U
108-88-3	Toluene	ND	1.0	0.56	U
100-41-4	Ethylbenzene	ND	1.0	0.14	U
75-01-4	Vinyl chloride	ND	1.0	0.34	U
75-35-4	1,1-Dichloroethene	ND	1.0	0.24	U
156-60-5	trans-1,2-Dichloroethene	ND	1.5	0.14	U
79-01-6	Trichloroethene	0.18	0.51	0.14	J
95-50-1	1,2-Dichlorobenzene	ND	2.0	0.15	U
541-73-1	1,3-Dichlorobenzene	ND	2.0	0.15	U
106-46-7	1,4-Dichlorobenzene	ND	2.0	0.18	U
1634-04-4	Methyl tert butyl ether	ND	2.0	0.21	U
179601-23-1	p/m-Xylene	ND	2.0	0.57	U
95-47-6	o-Xylene	ND	1.0	0.30	U
156-59-2	cis-1,2-Dichloroethene	ND	1.0	0.18	U
67-64-1	Acetone	29	10	4.9	
78-93-3	2-Butanone	ND	10	2.3	U
104-51-8	n-Butylbenzene	ND	1.0	0.17	U

Results Summary
Form 1
Volatile Organics by EPA 5035

Client	: Impact Environmental	**Lab Number**	: L2046791
Project Name	: 13-12 BEACH CHANNEL DRIVE	**Project Number**	: 15209
Lab ID	: L2046791-07	**Date Collected**	: 10/20/20 13:00
Client ID	: SB-4 (0-2)	**Date Received**	: 10/27/20
Sample Location	: 13-16 TO 13-20 BEACH CHANNEL DRIVE	**Date Analyzed**	: 10/28/20 19:02
Sample Matrix	: SOIL	**Dilution Factor**	: 1
Analytical Method	: 1,8260C	**Analyst**	: AJK
Lab File ID	: V26201028N09	**Instrument ID**	: VOA126
Sample Amount	: 5.3 g	**GC Column**	: RTX-VMS
Level	: LOW	**%Solids**	: 93
Extract Volume (MeOH)	: N/A	**Injection Volume**	: N/A

		ug/Kg			
CAS NO.	**Parameter**	**Results**	**RL**	**MDL**	**Qualifier**
135-98-8	sec-Butylbenzene	ND	1.0	0.15	U
98-06-6	tert-Butylbenzene	ND	2.0	0.12	U
103-65-1	n-Propylbenzene	ND	1.0	0.18	U
108-67-8	1,3,5-Trimethylbenzene	ND	2.0	0.20	U
95-63-6	1,2,4-Trimethylbenzene	ND	2.0	0.34	U
123-91-1	1,4-Dioxane	ND	82	36.	U

Results Summary
Form 1
Volatile Organics by EPA 5035

Client	: Impact Environmental	Lab Number	: L2046791
Project Name	: 13-12 BEACH CHANNEL DRIVE	Project Number	: 15209
Lab ID	: L2046791-08	Date Collected	: 10/20/20 13:15
Client ID	: SB-4 (2-4)	Date Received	: 10/27/20
Sample Location	: 13-16 TO 13-20 BEACH CHANNEL DRIVE	Date Analyzed	: 10/28/20 22:50
Sample Matrix	: SOIL	Dilution Factor	: 1
Analytical Method	: 1,8260C	Analyst	: JC
Lab File ID	: V00201028P18	Instrument ID	: VOA100
Sample Amount	: 3.8 g	GC Column	: RTX-VMS
Level	: HIGH	%Solids	: 94
Extract Volume (MeOH)	: 5 ml	Injection Volume	: N/A

		ug/Kg			
CAS NO.	Parameter	Results	RL	MDL	Qualifier
75-09-2	Methylene chloride	ND	370	170	U
75-34-3	1,1-Dichloroethane	ND	73	11.	U
67-66-3	Chloroform	ND	110	10.	U
56-23-5	Carbon tetrachloride	ND	73	17.	U
127-18-4	Tetrachloroethene	3200	37	14.	
108-90-7	Chlorobenzene	ND	37	9.3	U
107-06-2	1,2-Dichloroethane	ND	73	19.	U
71-55-6	1,1,1-Trichloroethane	ND	37	12.	U
71-43-2	Benzene	ND	37	12.	U
108-88-3	Toluene	ND	73	40.	U
100-41-4	Ethylbenzene	ND	73	10.	U
75-01-4	Vinyl chloride	ND	73	24.	U
75-35-4	1,1-Dichloroethene	ND	73	17.	U
156-60-5	trans-1,2-Dichloroethene	ND	110	10.	U
79-01-6	Trichloroethene	ND	37	10.	U
95-50-1	1,2-Dichlorobenzene	ND	150	10.	U
541-73-1	1,3-Dichlorobenzene	ND	150	11.	U
106-46-7	1,4-Dichlorobenzene	ND	150	12.	U
1634-04-4	Methyl tert butyl ether	ND	150	15.	U
179601-23-1	p/m-Xylene	ND	150	41.	U
95-47-6	o-Xylene	ND	73	21.	U
156-59-2	cis-1,2-Dichloroethene	ND	73	13.	U
67-64-1	Acetone	ND	730	350	U
78-93-3	2-Butanone	ND	730	160	U
104-51-8	n-Butylbenzene	ND	73	12.	U

Results Summary
Form 1
Volatile Organics by EPA 5035

Client	: Impact Environmental	**Lab Number**	: L2046791
Project Name	: 13-12 BEACH CHANNEL DRIVE	**Project Number**	: 15209
Lab ID	: L2046791-08	**Date Collected**	: 10/20/20 13:15
Client ID	: SB-4 (2-4)	**Date Received**	: 10/27/20
Sample Location	: 13-16 TO 13-20 BEACH CHANNEL DRIVE	**Date Analyzed**	: 10/28/20 22:50
Sample Matrix	: SOIL	**Dilution Factor**	: 1
Analytical Method	: 1,8260C	**Analyst**	: JC
Lab File ID	: V00201028P18	**Instrument ID**	: VOA100
Sample Amount	: 3.8 g	**GC Column**	: RTX-VMS
Level	: HIGH	**%Solids**	: 94
Extract Volume (MeOH)	: 5 ml	**Injection Volume**	: N/A

		ug/Kg			
CAS NO.	**Parameter**	**Results**	**RL**	**MDL**	**Qualifier**
135-98-8	sec-Butylbenzene	ND	73	11.	U
98-06-6	tert-Butylbenzene	ND	150	8.6	U
103-65-1	n-Propylbenzene	ND	73	12.	U
108-67-8	1,3,5-Trimethylbenzene	ND	150	14.	U
95-63-6	1,2,4-Trimethylbenzene	ND	150	24.	U
123-91-1	1,4-Dioxane	ND	5900	2600	U

Results Summary
Form 1
Volatile Organics by EPA 5035

Client	: Impact Environmental	**Lab Number**	: L2046791
Project Name	: 13-12 BEACH CHANNEL DRIVE	**Project Number**	: 15209
Lab ID	: L2046791-09	**Date Collected**	: 10/21/20 09:10
Client ID	: SB-5 (0-2)	**Date Received**	: 10/27/20
Sample Location	: 13-16 TO 13-20 BEACH CHANNEL DRIVE	**Date Analyzed**	: 10/28/20 19:42
Sample Matrix	: SOIL	**Dilution Factor**	: 1
Analytical Method	: 1,8260C	**Analyst**	: AJK
Lab File ID	: V26201028N10	**Instrument ID**	: VOA126
Sample Amount	: 4.7 g	**GC Column**	: RTX-VMS
Level	: LOW	**%Solids**	: 92
Extract Volume (MeOH)	: N/A	**Injection Volume**	: N/A

		ug/Kg			
CAS NO.	**Parameter**	**Results**	**RL**	**MDL**	**Qualifier**
75-09-2	Methylene chloride	ND	5.8	2.6	U
75-34-3	1,1-Dichloroethane	ND	1.2	0.17	U
67-66-3	Chloroform	ND	1.7	0.16	U
56-23-5	Carbon tetrachloride	ND	1.2	0.27	U
127-18-4	Tetrachloroethene	0.88	0.58	0.23	
108-90-7	Chlorobenzene	ND	0.58	0.15	U
107-06-2	1,2-Dichloroethane	ND	1.2	0.30	U
71-55-6	1,1,1-Trichloroethane	ND	0.58	0.19	U
71-43-2	Benzene	ND	0.58	0.19	U
108-88-3	Toluene	ND	1.2	0.63	U
100-41-4	Ethylbenzene	ND	1.2	0.16	U
75-01-4	Vinyl chloride	ND	1.2	0.39	U
75-35-4	1,1-Dichloroethene	ND	1.2	0.28	U
156-60-5	trans-1,2-Dichloroethene	ND	1.7	0.16	U
79-01-6	Trichloroethene	ND	0.58	0.16	U
95-50-1	1,2-Dichlorobenzene	ND	2.3	0.17	U
541-73-1	1,3-Dichlorobenzene	ND	2.3	0.17	U
106-46-7	1,4-Dichlorobenzene	ND	2.3	0.20	U
1634-04-4	Methyl tert butyl ether	ND	2.3	0.23	U
179601-23-1	p/m-Xylene	ND	2.3	0.65	U
95-47-6	o-Xylene	ND	1.2	0.34	U
156-59-2	cis-1,2-Dichloroethene	ND	1.2	0.20	U
67-64-1	Acetone	24	12	5.6	
78-93-3	2-Butanone	ND	12	2.6	U
104-51-8	n-Butylbenzene	ND	1.2	0.19	U

Results Summary
Form 1
Volatile Organics by EPA 5035

Client	: Impact Environmental	**Lab Number**	: L2046791
Project Name	: 13-12 BEACH CHANNEL DRIVE	**Project Number**	: 15209
Lab ID	: L2046791-09	**Date Collected**	: 10/21/20 09:10
Client ID	: SB-5 (0-2)	**Date Received**	: 10/27/20
Sample Location	: 13-16 TO 13-20 BEACH CHANNEL DRIVE	**Date Analyzed**	: 10/28/20 19:42
Sample Matrix	: SOIL	**Dilution Factor**	: 1
Analytical Method	: 1,8260C	**Analyst**	: AJK
Lab File ID	: V26201028N10	**Instrument ID**	: VOA126
Sample Amount	: 4.7 g	**GC Column**	: RTX-VMS
Level	: LOW	**%Solids**	: 92
Extract Volume (MeOH)	: N/A	**Injection Volume**	: N/A

		ug/Kg			
CAS NO.	**Parameter**	**Results**	**RL**	**MDL**	**Qualifier**
135-98-8	sec-Butylbenzene	ND	1.2	0.17	U
98-06-6	tert-Butylbenzene	ND	2.3	0.14	U
103-65-1	n-Propylbenzene	ND	1.2	0.20	U
108-67-8	1,3,5-Trimethylbenzene	ND	2.3	0.22	U
95-63-6	1,2,4-Trimethylbenzene	ND	2.3	0.39	U
123-91-1	1,4-Dioxane	ND	93	41.	U

Results Summary
Form 1
Volatile Organics by EPA 5035

Client	: Impact Environmental	**Lab Number**	: L2046791
Project Name	: 13-12 BEACH CHANNEL DRIVE	**Project Number**	: 15209
Lab ID	: L2046791-10	**Date Collected**	: 10/21/20 09:14
Client ID	: SB-5 (4-6)	**Date Received**	: 10/27/20
Sample Location	: 13-16 TO 13-20 BEACH CHANNEL DRIVE	**Date Analyzed**	: 10/28/20 20:22
Sample Matrix	: SOIL	**Dilution Factor**	: 1
Analytical Method	: 1,8260C	**Analyst**	: AJK
Lab File ID	: V26201028N11	**Instrument ID**	: VOA126
Sample Amount	: 4.2 g	**GC Column**	: RTX-VMS
Level	: LOW	**%Solids**	: 91
Extract Volume (MeOH)	: N/A	**Injection Volume**	: N/A

		ug/Kg			
CAS NO.	**Parameter**	**Results**	**RL**	**MDL**	**Qualifier**
75-09-2	Methylene chloride	ND	6.5	3.0	U
75-34-3	1,1-Dichloroethane	ND	1.3	0.19	U
67-66-3	Chloroform	ND	2.0	0.18	U
56-23-5	Carbon tetrachloride	ND	1.3	0.30	U
127-18-4	Tetrachloroethene	1.4	0.65	0.26	
108-90-7	Chlorobenzene	ND	0.65	0.17	U
107-06-2	1,2-Dichloroethane	ND	1.3	0.34	U
71-55-6	1,1,1-Trichloroethane	ND	0.65	0.22	U
71-43-2	Benzene	ND	0.65	0.22	U
108-88-3	Toluene	ND	1.3	0.71	U
100-41-4	Ethylbenzene	ND	1.3	0.18	U
75-01-4	Vinyl chloride	ND	1.3	0.44	U
75-35-4	1,1-Dichloroethene	ND	1.3	0.31	U
156-60-5	trans-1,2-Dichloroethene	ND	2.0	0.18	U
79-01-6	Trichloroethene	ND	0.65	0.18	U
95-50-1	1,2-Dichlorobenzene	ND	2.6	0.19	U
541-73-1	1,3-Dichlorobenzene	ND	2.6	0.19	U
106-46-7	1,4-Dichlorobenzene	ND	2.6	0.22	U
1634-04-4	Methyl tert butyl ether	ND	2.6	0.26	U
179601-23-1	p/m-Xylene	ND	2.6	0.73	U
95-47-6	o-Xylene	ND	1.3	0.38	U
156-59-2	cis-1,2-Dichloroethene	ND	1.3	0.23	U
67-64-1	Acetone	35	13	6.3	
78-93-3	2-Butanone	ND	13	2.9	U
104-51-8	n-Butylbenzene	ND	1.3	0.22	U

Results Summary
Form 1
Volatile Organics by EPA 5035

Client	: Impact Environmental	**Lab Number**	: L2046791
Project Name	: 13-12 BEACH CHANNEL DRIVE	**Project Number**	: 15209
Lab ID	: L2046791-10	**Date Collected**	: 10/21/20 09:14
Client ID	: SB-5 (4-6)	**Date Received**	: 10/27/20
Sample Location	: 13-16 TO 13-20 BEACH CHANNEL DRIVE	**Date Analyzed**	: 10/28/20 20:22
Sample Matrix	: SOIL	**Dilution Factor**	: 1
Analytical Method	: 1,8260C	**Analyst**	: AJK
Lab File ID	: V26201028N11	**Instrument ID**	: VOA126
Sample Amount	: 4.2 g	**GC Column**	: RTX-VMS
Level	: LOW	**%Solids**	: 91
Extract Volume (MeOH)	: N/A	**Injection Volume**	: N/A

		ug/Kg			
CAS NO.	**Parameter**	**Results**	**RL**	**MDL**	**Qualifier**
135-98-8	sec-Butylbenzene	ND	1.3	0.19	U
98-06-6	tert-Butylbenzene	ND	2.6	0.15	U
103-65-1	n-Propylbenzene	ND	1.3	0.22	U
108-67-8	1,3,5-Trimethylbenzene	ND	2.6	0.25	U
95-63-6	1,2,4-Trimethylbenzene	ND	2.6	0.44	U
123-91-1	1,4-Dioxane	ND	100	46.	U

Results Summary
Form 1
Volatile Organics by EPA 5035

Client	: Impact Environmental	**Lab Number**	: L2046791
Project Name	: 13-12 BEACH CHANNEL DRIVE	**Project Number**	: 15209
Lab ID	: L2046791-12	**Date Collected**	: 10/21/20 11:00
Client ID	: SB-6 (0-2)	**Date Received**	: 10/27/20
Sample Location	: 13-16 TO 13-20 BEACH CHANNEL DRIVE	**Date Analyzed**	: 10/29/20 15:43
Sample Matrix	: SOIL	**Dilution Factor**	: 1
Analytical Method	: 1,8260C	**Analyst**	: AJK
Lab File ID	: VC201029A20	**Instrument ID**	: CHARLIE
Sample Amount	: 6.1 g	**GC Column**	: RTX-VMS
Level	: LOW	**%Solids**	: 98
Extract Volume (MeOH)	: N/A	**Injection Volume**	: N/A

		ug/Kg			
CAS NO.	**Parameter**	**Results**	**RL**	**MDL**	**Qualifier**
75-09-2	Methylene chloride	ND	4.2	1.9	U
75-34-3	1,1-Dichloroethane	ND	0.84	0.12	U
67-66-3	Chloroform	ND	1.2	0.12	U
56-23-5	Carbon tetrachloride	ND	0.84	0.19	U
127-18-4	Tetrachloroethene	ND	0.42	0.16	U
108-90-7	Chlorobenzene	ND	0.42	0.11	U
107-06-2	1,2-Dichloroethane	ND	0.84	0.22	U
71-55-6	1,1,1-Trichloroethane	ND	0.42	0.14	U
71-43-2	Benzene	ND	0.42	0.14	U
108-88-3	Toluene	ND	0.84	0.46	U
100-41-4	Ethylbenzene	ND	0.84	0.12	U
75-01-4	Vinyl chloride	ND	0.84	0.28	U
75-35-4	1,1-Dichloroethene	ND	0.84	0.20	U
156-60-5	trans-1,2-Dichloroethene	ND	1.2	0.11	U
79-01-6	Trichloroethene	ND	0.42	0.11	U
95-50-1	1,2-Dichlorobenzene	ND	1.7	0.12	U
541-73-1	1,3-Dichlorobenzene	ND	1.7	0.12	U
106-46-7	1,4-Dichlorobenzene	ND	1.7	0.14	U
1634-04-4	Methyl tert butyl ether	ND	1.7	0.17	U
179601-23-1	p/m-Xylene	ND	1.7	0.47	U
95-47-6	o-Xylene	ND	0.84	0.24	U
156-59-2	cis-1,2-Dichloroethene	ND	0.84	0.15	U
67-64-1	Acetone	11	8.4	4.0	
78-93-3	2-Butanone	ND	8.4	1.9	U
104-51-8	n-Butylbenzene	ND	0.84	0.14	U

Results Summary
Form 1
Volatile Organics by EPA 5035

Client	: Impact Environmental	**Lab Number**	: L2046791
Project Name	: 13-12 BEACH CHANNEL DRIVE	**Project Number**	: 15209
Lab ID	: L2046791-12	**Date Collected**	: 10/21/20 11:00
Client ID	: SB-6 (0-2)	**Date Received**	: 10/27/20
Sample Location	: 13-16 TO 13-20 BEACH CHANNEL DRIVE	**Date Analyzed**	: 10/29/20 15:43
Sample Matrix	: SOIL	**Dilution Factor**	: 1
Analytical Method	: 1,8260C	**Analyst**	: AJK
Lab File ID	: VC201029A20	**Instrument ID**	: CHARLIE
Sample Amount	: 6.1 g	**GC Column**	: RTX-VMS
Level	: LOW	**%Solids**	: 98
Extract Volume (MeOH)	: N/A	**Injection Volume**	: N/A

		ug/Kg			
CAS NO.	**Parameter**	**Results**	**RL**	**MDL**	**Qualifier**
135-98-8	sec-Butylbenzene	ND	0.84	0.12	U
98-06-6	tert-Butylbenzene	ND	1.7	0.10	U
103-65-1	n-Propylbenzene	ND	0.84	0.14	U
108-67-8	1,3,5-Trimethylbenzene	ND	1.7	0.16	U
95-63-6	1,2,4-Trimethylbenzene	ND	1.7	0.28	U
123-91-1	1,4-Dioxane	ND	67	29.	U

Results Summary
Form 1
Volatile Organics by EPA 5035

Client	: Impact Environmental	Lab Number	: L2046791
Project Name	: 13-12 BEACH CHANNEL DRIVE	Project Number	: 15209
Lab ID	: L2046791-13	Date Collected	: 10/21/20 11:15
Client ID	: SB-6 (4-6)	Date Received	: 10/27/20
Sample Location	: 13-16 TO 13-20 BEACH CHANNEL DRIVE	Date Analyzed	: 10/29/20 16:37
Sample Matrix	: SOIL	Dilution Factor	: 1
Analytical Method	: 1,8260C	Analyst	: AJK
Lab File ID	: VC201029A22	Instrument ID	: CHARLIE
Sample Amount	: 5.1 g	GC Column	: RTX-VMS
Level	: LOW	%Solids	: 97
Extract Volume (MeOH)	: N/A	Injection Volume	: N/A

		ug/Kg			
CAS NO.	Parameter	Results	RL	MDL	Qualifier
75-09-2	Methylene chloride	ND	5.0	2.3	U
75-34-3	1,1-Dichloroethane	ND	1.0	0.15	U
67-66-3	Chloroform	ND	1.5	0.14	U
56-23-5	Carbon tetrachloride	ND	1.0	0.23	U
127-18-4	Tetrachloroethene	0.24	0.50	0.20	J
108-90-7	Chlorobenzene	ND	0.50	0.13	U
107-06-2	1,2-Dichloroethane	ND	1.0	0.26	U
71-55-6	1,1,1-Trichloroethane	ND	0.50	0.17	U
71-43-2	Benzene	ND	0.50	0.17	U
108-88-3	Toluene	ND	1.0	0.55	U
100-41-4	Ethylbenzene	ND	1.0	0.14	U
75-01-4	Vinyl chloride	ND	1.0	0.34	U
75-35-4	1,1-Dichloroethene	ND	1.0	0.24	U
156-60-5	trans-1,2-Dichloroethene	ND	1.5	0.14	U
79-01-6	Trichloroethene	ND	0.50	0.14	U
95-50-1	1,2-Dichlorobenzene	ND	2.0	0.14	U
541-73-1	1,3-Dichlorobenzene	ND	2.0	0.15	U
106-46-7	1,4-Dichlorobenzene	ND	2.0	0.17	U
1634-04-4	Methyl tert butyl ether	ND	2.0	0.20	U
179601-23-1	p/m-Xylene	ND	2.0	0.57	U
95-47-6	o-Xylene	ND	1.0	0.29	U
156-59-2	cis-1,2-Dichloroethene	ND	1.0	0.18	U
67-64-1	Acetone	20	10	4.9	
78-93-3	2-Butanone	ND	10	2.2	U
104-51-8	n-Butylbenzene	ND	1.0	0.17	U

Results Summary
Form 1
Volatile Organics by EPA 5035

Client	: Impact Environmental	**Lab Number**	: L2046791
Project Name	: 13-12 BEACH CHANNEL DRIVE	**Project Number**	: 15209
Lab ID	: L2046791-13	**Date Collected**	: 10/21/20 11:15
Client ID	: SB-6 (4-6)	**Date Received**	: 10/27/20
Sample Location	: 13-16 TO 13-20 BEACH CHANNEL DRIVE	**Date Analyzed**	: 10/29/20 16:37
Sample Matrix	: SOIL	**Dilution Factor**	: 1
Analytical Method	: 1,8260C	**Analyst**	: AJK
Lab File ID	: VC201029A22	**Instrument ID**	: CHARLIE
Sample Amount	: 5.1 g	**GC Column**	: RTX-VMS
Level	: LOW	**%Solids**	: 97
Extract Volume (MeOH)	: N/A	**Injection Volume**	: N/A

		ug/Kg			
CAS NO.	**Parameter**	**Results**	**RL**	**MDL**	**Qualifier**
135-98-8	sec-Butylbenzene	ND	1.0	0.15	U
98-06-6	tert-Butylbenzene	ND	2.0	0.12	U
103-65-1	n-Propylbenzene	ND	1.0	0.17	U
108-67-8	1,3,5-Trimethylbenzene	ND	2.0	0.20	U
95-63-6	1,2,4-Trimethylbenzene	ND	2.0	0.34	U
123-91-1	1,4-Dioxane	ND	81	36.	U

Results Summary
Form 1
Volatile Organics by EPA 5035

Client	: Impact Environmental	**Lab Number**	: L2046791
Project Name	: 13-12 BEACH CHANNEL DRIVE	**Project Number**	: 15209
Lab ID	: WG1427739-5	**Date Collected**	: NA
Client ID	: WG1427739-5BLANK	**Date Received**	: NA
Sample Location	:	**Date Analyzed**	: 10/28/20 15:02
Sample Matrix	: SOIL	**Dilution Factor**	: 1
Analytical Method	: 1,8260C	**Analyst**	: MKS
Lab File ID	: V26201028N03	**Instrument ID**	: VOA126
Sample Amount	: 5.0 g	**GC Column**	: RTX-VMS
Level	: LOW	**%Solids**	: NA
Extract Volume (MeOH)	: N/A	**Injection Volume**	: N/A

		ug/Kg			
CAS NO.	**Parameter**	**Results**	**RL**	**MDL**	**Qualifier**
75-09-2	Methylene chloride	ND	5.0	2.3	U
75-34-3	1,1-Dichloroethane	ND	1.0	0.14	U
67-66-3	Chloroform	ND	1.5	0.14	U
56-23-5	Carbon tetrachloride	ND	1.0	0.23	U
127-18-4	Tetrachloroethene	ND	0.50	0.20	U
108-90-7	Chlorobenzene	ND	0.50	0.13	U
107-06-2	1,2-Dichloroethane	ND	1.0	0.26	U
71-55-6	1,1,1-Trichloroethane	ND	0.50	0.17	U
71-43-2	Benzene	ND	0.50	0.17	U
108-88-3	Toluene	ND	1.0	0.54	U
100-41-4	Ethylbenzene	ND	1.0	0.14	U
75-01-4	Vinyl chloride	ND	1.0	0.34	U
75-35-4	1,1-Dichloroethene	ND	1.0	0.24	U
156-60-5	trans-1,2-Dichloroethene	ND	1.5	0.14	U
79-01-6	Trichloroethene	ND	0.50	0.14	U
95-50-1	1,2-Dichlorobenzene	ND	2.0	0.14	U
541-73-1	1,3-Dichlorobenzene	ND	2.0	0.15	U
106-46-7	1,4-Dichlorobenzene	ND	2.0	0.17	U
1634-04-4	Methyl tert butyl ether	ND	2.0	0.20	U
179601-23-1	p/m-Xylene	ND	2.0	0.56	U
95-47-6	o-Xylene	ND	1.0	0.29	U
156-59-2	cis-1,2-Dichloroethene	ND	1.0	0.18	U
67-64-1	Acetone	ND	10	4.8	U
78-93-3	2-Butanone	ND	10	2.2	U
104-51-8	n-Butylbenzene	ND	1.0	0.17	U

Results Summary
Form 1
Volatile Organics by EPA 5035

Client	: Impact Environmental	**Lab Number**	: L2046791
Project Name	: 13-12 BEACH CHANNEL DRIVE	**Project Number**	: 15209
Lab ID	: WG1427739-5	**Date Collected**	: NA
Client ID	: WG1427739-5BLANK	**Date Received**	: NA
Sample Location	:	**Date Analyzed**	: 10/28/20 15:02
Sample Matrix	: SOIL	**Dilution Factor**	: 1
Analytical Method	: 1,8260C	**Analyst**	: MKS
Lab File ID	: V26201028N03	**Instrument ID**	: VOA126
Sample Amount	: 5.0 g	**GC Column**	: RTX-VMS
Level	: LOW	**%Solids**	: NA
Extract Volume (MeOH)	: N/A	**Injection Volume**	: N/A

		ug/Kg			
CAS NO.	**Parameter**	**Results**	**RL**	**MDL**	**Qualifier**
135-98-8	sec-Butylbenzene	ND	1.0	0.15	U
98-06-6	tert-Butylbenzene	ND	2.0	0.12	U
103-65-1	n-Propylbenzene	ND	1.0	0.17	U
108-67-8	1,3,5-Trimethylbenzene	ND	2.0	0.19	U
95-63-6	1,2,4-Trimethylbenzene	ND	2.0	0.33	U
123-91-1	1,4-Dioxane	ND	80	35.	U

Results Summary
Form 1
Volatile Organics by EPA 5035

Client	: Impact Environmental	Lab Number	: L2046791
Project Name	: 13-12 BEACH CHANNEL DRIVE	Project Number	: 15209
Lab ID	: WG1427985-5	Date Collected	: NA
Client ID	: WG1427985-5BLANK	Date Received	: NA
Sample Location	:	Date Analyzed	: 10/28/20 16:50
Sample Matrix	: SOIL	Dilution Factor	: 1
Analytical Method	: 1,8260C	Analyst	: MKS
Lab File ID	: V00201028P04	Instrument ID	: VOA100
Sample Amount	: 15.0 g	GC Column	: RTX-VMS
Level	: HIGH	%Solids	: NA
Extract Volume (MeOH)	: 15 ml	Injection Volume	: N/A

		ug/Kg			
CAS NO.	Parameter	Results	RL	MDL	Qualifier
75-09-2	Methylene chloride	ND	250	110	U
75-34-3	1,1-Dichloroethane	ND	50	7.2	U
67-66-3	Chloroform	ND	75	7.0	U
56-23-5	Carbon tetrachloride	ND	50	12.	U
127-18-4	Tetrachloroethene	ND	25	9.8	U
108-90-7	Chlorobenzene	ND	25	6.4	U
107-06-2	1,2-Dichloroethane	ND	50	13.	U
71-55-6	1,1,1-Trichloroethane	ND	25	8.4	U
71-43-2	Benzene	ND	25	8.3	U
108-88-3	Toluene	ND	50	27.	U
100-41-4	Ethylbenzene	ND	50	7.0	U
75-01-4	Vinyl chloride	ND	50	17.	U
75-35-4	1,1-Dichloroethene	ND	50	12.	U
156-60-5	trans-1,2-Dichloroethene	ND	75	6.8	U
79-01-6	Trichloroethene	ND	25	6.8	U
95-50-1	1,2-Dichlorobenzene	ND	100	7.2	U
541-73-1	1,3-Dichlorobenzene	ND	100	7.4	U
106-46-7	1,4-Dichlorobenzene	ND	100	8.6	U
1634-04-4	Methyl tert butyl ether	ND	100	10.	U
179601-23-1	p/m-Xylene	ND	100	28.	U
95-47-6	o-Xylene	ND	50	14.	U
156-59-2	cis-1,2-Dichloroethene	ND	50	8.8	U
67-64-1	Acetone	ND	500	240	U
78-93-3	2-Butanone	ND	500	110	U
104-51-8	n-Butylbenzene	ND	50	8.4	U

Results Summary
Form 1
Volatile Organics by EPA 5035

Client	: Impact Environmental	**Lab Number**	: L2046791
Project Name	: 13-12 BEACH CHANNEL DRIVE	**Project Number**	: 15209
Lab ID	: WG1427985-5	**Date Collected**	: NA
Client ID	: WG1427985-5BLANK	**Date Received**	: NA
Sample Location	:	**Date Analyzed**	: 10/28/20 16:50
Sample Matrix	: SOIL	**Dilution Factor**	: 1
Analytical Method	: 1,8260C	**Analyst**	: MKS
Lab File ID	: V00201028P04	**Instrument ID**	: VOA100
Sample Amount	: 15.0 g	**GC Column**	: RTX-VMS
Level	: HIGH	**%Solids**	: NA
Extract Volume (MeOH)	: 15 ml	**Injection Volume**	: N/A

		ug/Kg			
CAS NO.	**Parameter**	**Results**	**RL**	**MDL**	**Qualifier**
135-98-8	sec-Butylbenzene	ND	50	7.3	U
98-06-6	tert-Butylbenzene	ND	100	5.9	U
103-65-1	n-Propylbenzene	ND	50	8.6	U
108-67-8	1,3,5-Trimethylbenzene	ND	100	9.6	U
95-63-6	1,2,4-Trimethylbenzene	ND	100	17.	U
123-91-1	1,4-Dioxane	ND	4000	1800	U

Results Summary
Form 1
Volatile Organics by EPA 5035

Client	: Impact Environmental	**Lab Number**	: L2046791
Project Name	: 13-12 BEACH CHANNEL DRIVE	**Project Number**	: 15209
Lab ID	: WG1428163-5	**Date Collected**	: NA
Client ID	: WG1428163-5BLANK	**Date Received**	: NA
Sample Location	:	**Date Analyzed**	: 10/29/20 08:58
Sample Matrix	: SOIL	**Dilution Factor**	: 1
Analytical Method	: 1,8260C	**Analyst**	: NLK
Lab File ID	: VC201029A05	**Instrument ID**	: CHARLIE
Sample Amount	: 5.0 g	**GC Column**	: RTX-VMS
Level	: LOW	**%Solids**	: NA
Extract Volume (MeOH)	: N/A	**Injection Volume**	: N/A

		ug/Kg			
CAS NO.	**Parameter**	**Results**	**RL**	**MDL**	**Qualifier**
75-09-2	Methylene chloride	ND	5.0	2.3	U
75-34-3	1,1-Dichloroethane	ND	1.0	0.14	U
67-66-3	Chloroform	ND	1.5	0.14	U
56-23-5	Carbon tetrachloride	ND	1.0	0.23	U
127-18-4	Tetrachloroethene	ND	0.50	0.20	U
108-90-7	Chlorobenzene	ND	0.50	0.13	U
107-06-2	1,2-Dichloroethane	ND	1.0	0.26	U
71-55-6	1,1,1-Trichloroethane	ND	0.50	0.17	U
71-43-2	Benzene	ND	0.50	0.17	U
108-88-3	Toluene	ND	1.0	0.54	U
100-41-4	Ethylbenzene	ND	1.0	0.14	U
75-01-4	Vinyl chloride	ND	1.0	0.34	U
75-35-4	1,1-Dichloroethene	ND	1.0	0.24	U
156-60-5	trans-1,2-Dichloroethene	ND	1.5	0.14	U
79-01-6	Trichloroethene	ND	0.50	0.14	U
95-50-1	1,2-Dichlorobenzene	ND	2.0	0.14	U
541-73-1	1,3-Dichlorobenzene	ND	2.0	0.15	U
106-46-7	1,4-Dichlorobenzene	ND	2.0	0.17	U
1634-04-4	Methyl tert butyl ether	ND	2.0	0.20	U
179601-23-1	p/m-Xylene	ND	2.0	0.56	U
95-47-6	o-Xylene	ND	1.0	0.29	U
156-59-2	cis-1,2-Dichloroethene	ND	1.0	0.18	U
67-64-1	Acetone	ND	10	4.8	U
78-93-3	2-Butanone	ND	10	2.2	U
104-51-8	n-Butylbenzene	ND	1.0	0.17	U

Results Summary
Form 1
Volatile Organics by EPA 5035

Client	: Impact Environmental	**Lab Number**	: L2046791
Project Name	: 13-12 BEACH CHANNEL DRIVE	**Project Number**	: 15209
Lab ID	: WG1428163-5	**Date Collected**	: NA
Client ID	: WG1428163-5BLANK	**Date Received**	: NA
Sample Location	:	**Date Analyzed**	: 10/29/20 08:58
Sample Matrix	: SOIL	**Dilution Factor**	: 1
Analytical Method	: 1,8260C	**Analyst**	: NLK
Lab File ID	: VC201029A05	**Instrument ID**	: CHARLIE
Sample Amount	: 5.0 g	**GC Column**	: RTX-VMS
Level	: LOW	**%Solids**	: NA
Extract Volume (MeOH)	: N/A	**Injection Volume**	: N/A

		ug/Kg			
CAS NO.	**Parameter**	**Results**	**RL**	**MDL**	**Qualifier**
135-98-8	sec-Butylbenzene	ND	1.0	0.15	U
98-06-6	tert-Butylbenzene	ND	2.0	0.12	U
103-65-1	n-Propylbenzene	ND	1.0	0.17	U
108-67-8	1,3,5-Trimethylbenzene	ND	2.0	0.19	U
95-63-6	1,2,4-Trimethylbenzene	ND	2.0	0.33	U
123-91-1	1,4-Dioxane	ND	80	35.	U

Results Summary
Form 1
Volatile Organics by EPA 5035

Client	: Impact Environmental	**Lab Number**	: L2046791
Project Name	: 13-12 BEACH CHANNEL DRIVE	**Project Number**	: 15209
Lab ID	: WG1428553-5	**Date Collected**	: NA
Client ID	: WG1428553-5BLANK	**Date Received**	: NA
Sample Location	:	**Date Analyzed**	: 10/29/20 20:01
Sample Matrix	: SOIL	**Dilution Factor**	: 1
Analytical Method	: 1,8260C	**Analyst**	: AD
Lab File ID	: V10201029N04	**Instrument ID**	: VOA110
Sample Amount	: 5.0 g	**GC Column**	: RTX-VMS
Level	: LOW	**%Solids**	: NA
Extract Volume (MeOH)	: N/A	**Injection Volume**	: N/A

		ug/Kg			
CAS NO.	**Parameter**	**Results**	**RL**	**MDL**	**Qualifier**
75-09-2	Methylene chloride	ND	5.0	2.3	U
75-34-3	1,1-Dichloroethane	ND	1.0	0.14	U
67-66-3	Chloroform	ND	1.5	0.14	U
56-23-5	Carbon tetrachloride	ND	1.0	0.23	U
127-18-4	Tetrachloroethene	ND	0.50	0.20	U
108-90-7	Chlorobenzene	ND	0.50	0.13	U
107-06-2	1,2-Dichloroethane	ND	1.0	0.26	U
71-55-6	1,1,1-Trichloroethane	ND	0.50	0.17	U
71-43-2	Benzene	ND	0.50	0.17	U
108-88-3	Toluene	ND	1.0	0.54	U
100-41-4	Ethylbenzene	ND	1.0	0.14	U
75-01-4	Vinyl chloride	ND	1.0	0.34	U
75-35-4	1,1-Dichloroethene	ND	1.0	0.24	U
156-60-5	trans-1,2-Dichloroethene	ND	1.5	0.14	U
79-01-6	Trichloroethene	ND	0.50	0.14	U
95-50-1	1,2-Dichlorobenzene	ND	2.0	0.14	U
541-73-1	1,3-Dichlorobenzene	ND	2.0	0.15	U
106-46-7	1,4-Dichlorobenzene	ND	2.0	0.17	U
1634-04-4	Methyl tert butyl ether	ND	2.0	0.20	U
179601-23-1	p/m-Xylene	ND	2.0	0.56	U
95-47-6	o-Xylene	ND	1.0	0.29	U
156-59-2	cis-1,2-Dichloroethene	ND	1.0	0.18	U
67-64-1	Acetone	ND	10	4.8	U
78-93-3	2-Butanone	ND	10	2.2	U
104-51-8	n-Butylbenzene	ND	1.0	0.17	U

Results Summary
Form 1
Volatile Organics by EPA 5035

Client	: Impact Environmental	**Lab Number**	: L2046791
Project Name	: 13-12 BEACH CHANNEL DRIVE	**Project Number**	: 15209
Lab ID	: WG1428553-5	**Date Collected**	: NA
Client ID	: WG1428553-5BLANK	**Date Received**	: NA
Sample Location	:	**Date Analyzed**	: 10/29/20 20:01
Sample Matrix	: SOIL	**Dilution Factor**	: 1
Analytical Method	: 1,8260C	**Analyst**	: AD
Lab File ID	: V10201029N04	**Instrument ID**	: VOA110
Sample Amount	: 5.0 g	**GC Column**	: RTX-VMS
Level	: LOW	**%Solids**	: NA
Extract Volume (MeOH)	: N/A	**Injection Volume**	: N/A

		ug/Kg			
CAS NO.	**Parameter**	**Results**	**RL**	**MDL**	**Qualifier**
135-98-8	sec-Butylbenzene	ND	1.0	0.15	U
98-06-6	tert-Butylbenzene	ND	2.0	0.12	U
103-65-1	n-Propylbenzene	ND	1.0	0.17	U
108-67-8	1,3,5-Trimethylbenzene	ND	2.0	0.19	U
95-63-6	1,2,4-Trimethylbenzene	ND	2.0	0.33	U
123-91-1	1,4-Dioxane	ND	80	35.	U

Quantitation Report (QT Reviewed)

Data Path : I:\VOLATILES\VOA126\2020\201028N\
Data File : V26201028N04.D
Acq On : 28 Oct 2020 03:42 pm
Operator : VOA126:AJK
Sample : l2046791-02,31,4.85,5,,b
Misc : WG1427739,ICAL17233
ALS Vial : 4 Sample Multiplier: 1

Quant Time: Oct 28 19:17:56 2020
Quant Method : I:\VOLATILES\VOA126\2020\201028N\V126_201012N_8260Suff.m
Quant Title : VOLATILES BY GC/MS
QLast Update : Tue Oct 13 17:03:21 2020
Response via : Initial Calibration

CCAL FILE(s) : 1 - I:\VOLATILES\VOA126\2020\201028N\V26201028N01.D
Sub List : 8260-CurveSoil - Megamix plus Diox

Compound	R.T.	QIon	Response	Conc	Units	Dev(Min)
Internal Standards						
1) Fluorobenzene	11.538	96	510017	20.000	ug/L	0.00
Standard Area 1 = 578335			Recovery =	88.19%		
63) Chlorobenzene-d5	18.237	117	420232	20.000	ug/L	0.00
Standard Area 1 = 474087			Recovery =	88.64%		
88) 1,4-Dichlorobenzene-d4	23.892	152	207792	20.000	ug/L	0.00
Standard Area 1 = 263425			Recovery =	78.88%		
System Monitoring Compounds						
39) Dibromofluoromethane	9.904	113	127981	19.149	ug/L	0.00
Spiked Amount 20.000	Range 70 - 130		Recovery =	95.75%		
47) 1,2-Dichloroethane-d4	10.902	65	116617	20.324	ug/L	0.00
Spiked Amount 20.000	Range 70 - 130		Recovery =	101.62%		
65) Toluene-d8	14.874	98	526654	19.732	ug/L	0.00
Spiked Amount 20.000	Range 70 - 130		Recovery =	98.66%		
92) 4-Bromofluorobenzene	21.070	95	198565	21.504	ug/L	0.00
Spiked Amount 20.000	Range 70 - 130		Recovery =	107.52%		
Target Compounds						Qvalue
5) Vinyl chloride	0.000		0	N.D.		
11) 1,1-Dichloroethene	0.000		0	N.D.		
17) Methylene chloride	6.591	84	1677M1	0.296	ug/L	
19) Acetone	5.481	43	18150	19.272	ug/L	95
20) trans-1,2-Dichloroethene	0.000		0	N.D.		
23) Methyl tert-butyl ether	0.000		0	N.D.		
26) 1,1-Dichloroethane	0.000		0	N.D.		
31) cis-1,2-Dichloroethene	0.000		0	N.D.		
35) Chloroform	0.000		0	N.D.		
37) Carbon tetrachloride	0.000		0	N.D.		
40) 1,1,1-Trichloroethane	0.000		0	N.D.		
42) 2-Butanone	8.839	43	1508M1	0.856	ug/L	
45) Benzene	11.109	78	237	N.D.		
48) 1,2-Dichloroethane	11.086	62	136	N.D.		
52) Trichloroethene	0.000		0	N.D.		
61) 1,4-Dioxane	0.000		0	N.D.		
66) Toluene	15.046	92	1776M1	0.117	ug/L	
68) Tetrachloroethene	16.471	166	9211	1.263	ug/L #	79
82) Chlorobenzene	18.320	112	93	N.D.		
83) Ethylbenzene	18.449	91	2036	N.D.		

Quantitation Report (QT Reviewed)

Data Path : I:\VOLATILES\VOA126\2020\201028N\
Data File : V26201028N04.D
Acq On : 28 Oct 2020 03:42 pm
Operator : VOA126:AJK
Sample : l2046791-02,31,4.85,5,,b
Misc : WG1427739,ICAL17233
ALS Vial : 4 Sample Multiplier: 1

Quant Time: Oct 28 19:17:56 2020
Quant Method : I:\VOLATILES\VOA126\2020\201028N\V126_201012N_8260Suff.m
Quant Title : VOLATILES BY GC/MS
QLast Update : Tue Oct 13 17:03:21 2020
Response via : Initial Calibration

CCAL FILE(s) : 1 - I:\VOLATILES\VOA126\2020\201028N\V26201028N01.D
Sub List : 8260-CurveSoil - Megamix plus Diox

	Compound	R.T.	QIon	Response	Conc	Units	Dev(Min)
85)	p/m Xylene	18.622	106	2616	0.224	ug/L	78
86)	o Xylene	19.642	106	874	N.D.		
95)	n-Propylbenzene	21.421	91	224	N.D.		
100)	1,3,5-Trimethylbenzene	21.817	105	148	N.D.		
104)	tert-Butylbenzene	22.665	119	25	N.D.		
107)	1,2,4-Trimethylbenzene	22.738	105	1489	N.D.		
109)	sec-Butylbenzene	23.170	105	29	N.D.		
111)	1,3-Dichlorobenzene	23.703	146	85	N.D.		
112)	1,4-Dichlorobenzene	23.973	146	180	N.D.		
116)	n-Butylbenzene	24.481	91	306	N.D.		
118)	1,2-Dichlorobenzene	24.815	146	55	N.D.		

(#) = qualifier out of range (m) = manual integration (+) = signals summed

Quantitation Report (QT Reviewed)

Data Path : I:\VOLATILES\VOA126\2020\201028N\
Data File : V26201028N04.D
Acq On : 28 Oct 2020 03:42 pm
Operator : VOA126:AJK
Sample : l2046791-02,31,4.85,5,,b
Misc : WG1427739,ICAL17233
ALS Vial : 4 Sample Multiplier: 1

Quant Time: Oct 28 19:17:56 2020
Quant Method : I:\VOLATILES\VOA126\2020\201028N\V126_201012N_8260Suff.m
Quant Title : VOLATILES BY GC/MS
QLast Update : Tue Oct 13 17:03:21 2020
Response via : Initial Calibration

Sub List : 8260-CurveSoil - Megamix plus Diox8N\V26201028N01.D•

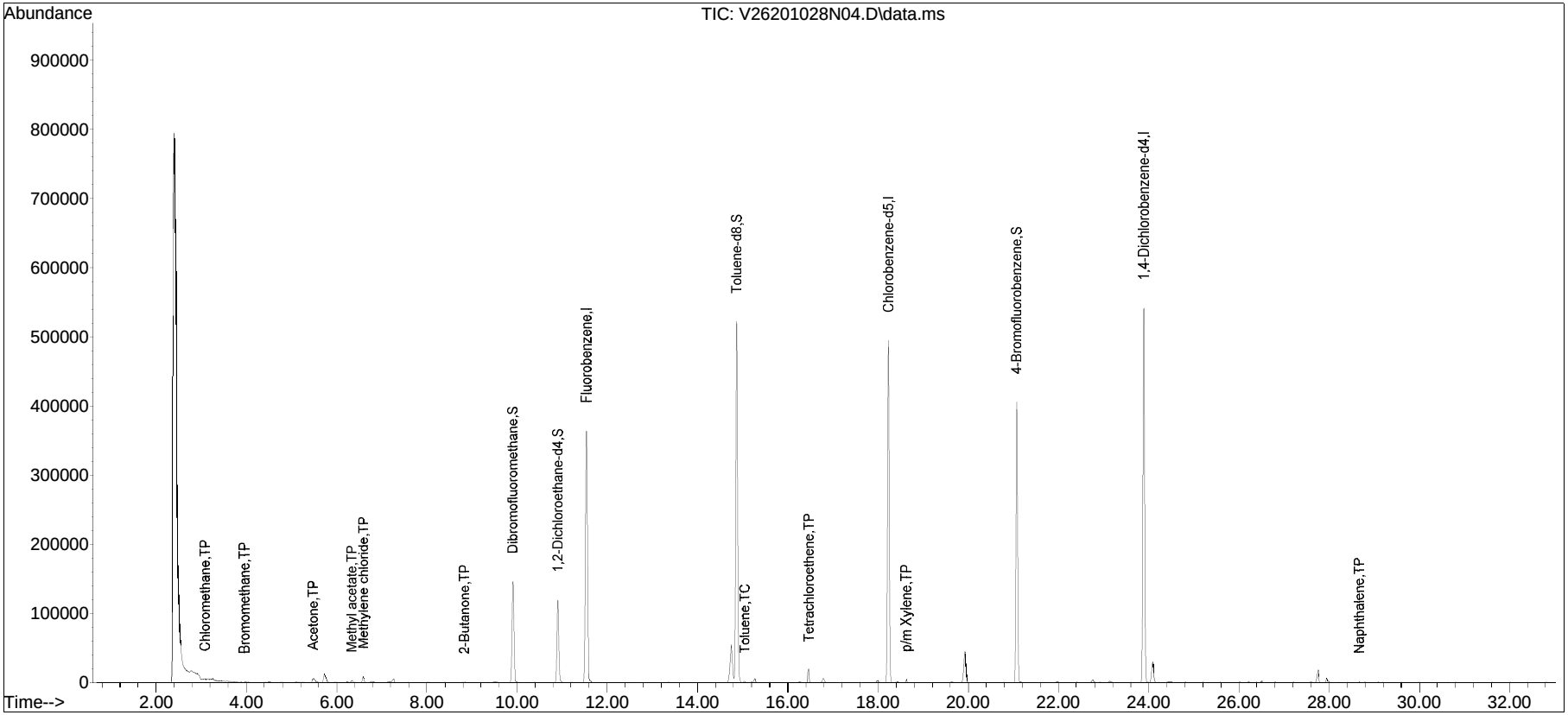

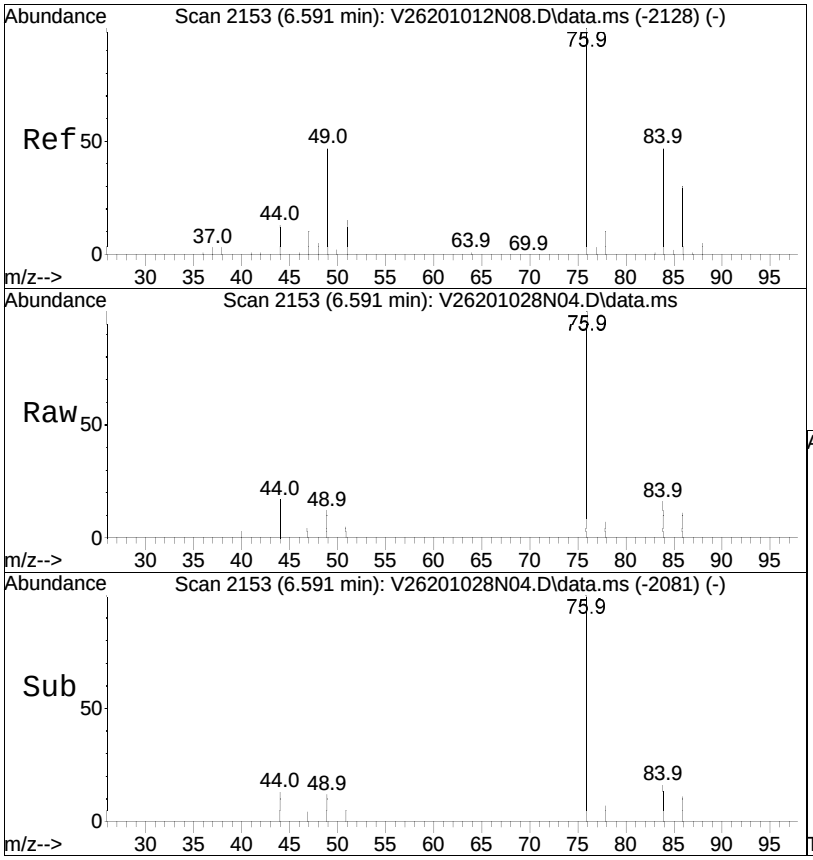

#17
Methylene chloride
Concen: 0.30 ug/L M1
RT: 6.591 min Scan# 2153
Delta R.T. 0.000 min
Lab File: V26201028N04.D
Acq: 28 Oct 2020 03:42 pm

Tgt Ion: 84 Resp: 1677

Ion	Ratio	Lower	Upper
84	100		
86	17.9	41.9	87.1#
49	0.0	88.1	183.1#

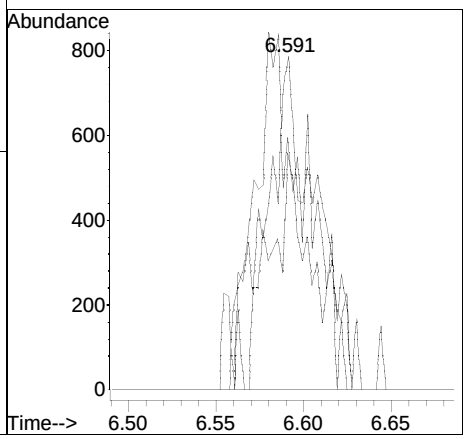

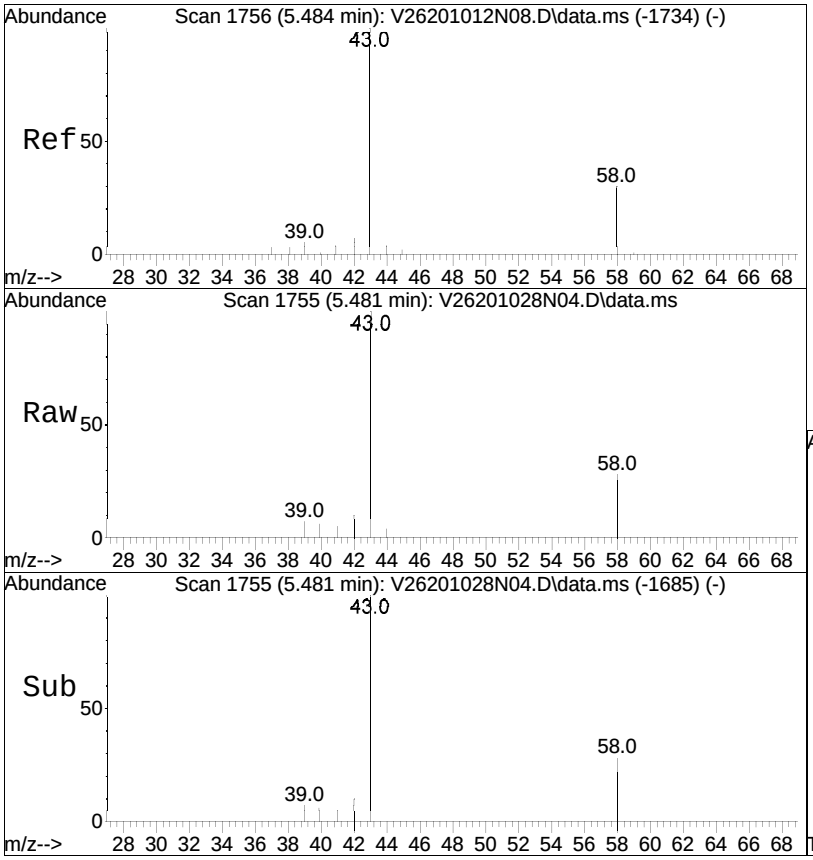

#19
Acetone
Concen: 19.27 ug/L
RT: 5.481 min Scan# 1755
Delta R.T. -0.003 min
Lab File: V26201028N04.D
Acq: 28 Oct 2020 03:42 pm

Tgt Ion: 43 Resp: 18150

Ion	Ratio	Lower	Upper
43	100		
58	33.4	24.6	37.0

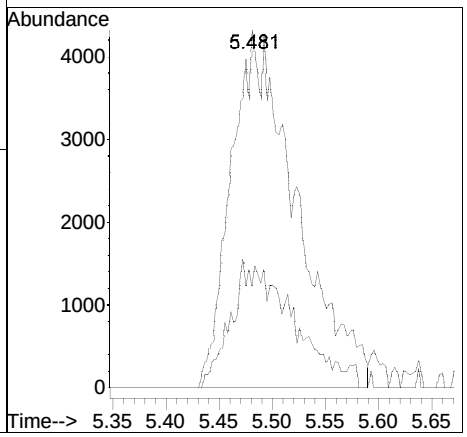

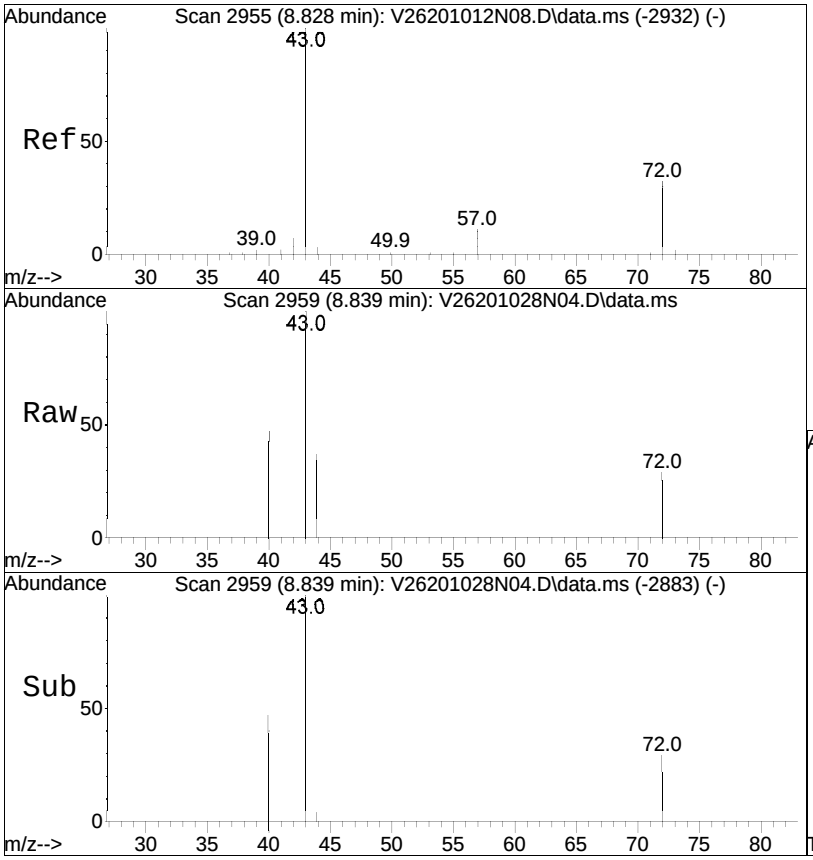

#42
2-Butanone
Concen: 0.86 ug/L M1
RT: 8.839 min Scan# 2959
Delta R.T. 0.011 min
Lab File: V26201028N04.D
Acq: 28 Oct 2020 03:42 pm

Tgt Ion: 43 Resp: 1508

Ion	Ratio	Lower	Upper
43	100		
72	1.7	18.7	28.1#

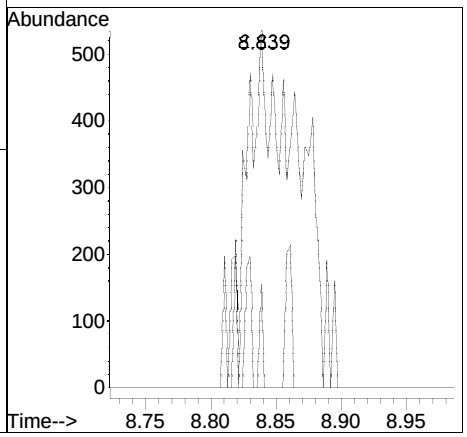

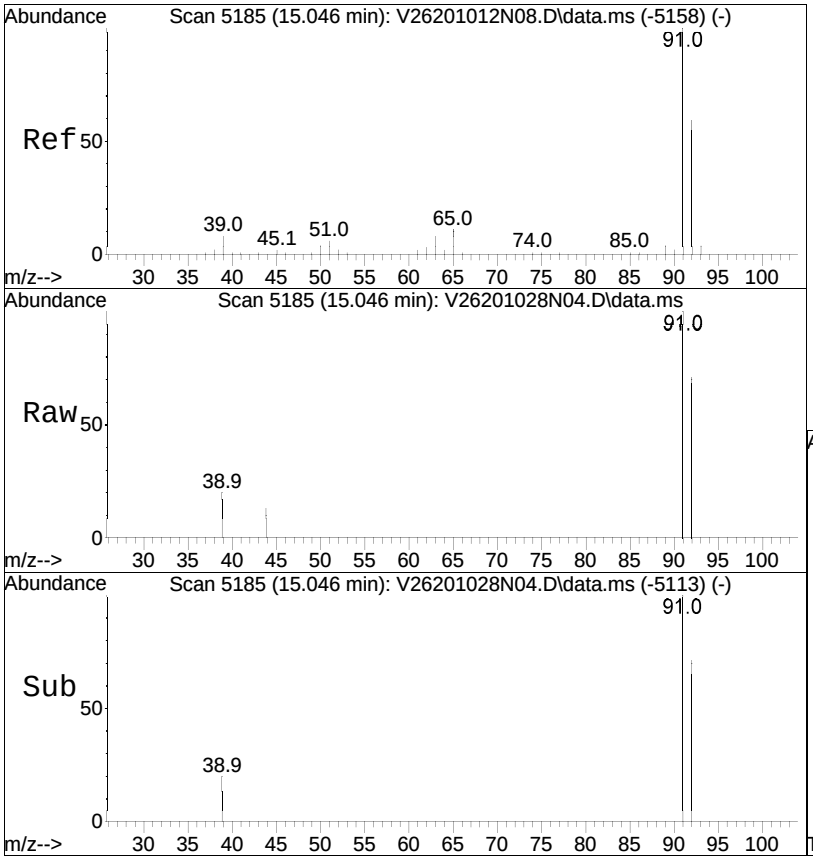

#66
Toluene
Concen: 0.12 ug/L M1
RT: 15.046 min Scan# 5185
Delta R.T. 0.000 min
Lab File: V26201028N04.D
Acq: 28 Oct 2020 03:42 pm

Tgt Ion: 92 Resp: 1776

Ion	Ratio	Lower	Upper
92	100		
91	162.3	132.2	198.2

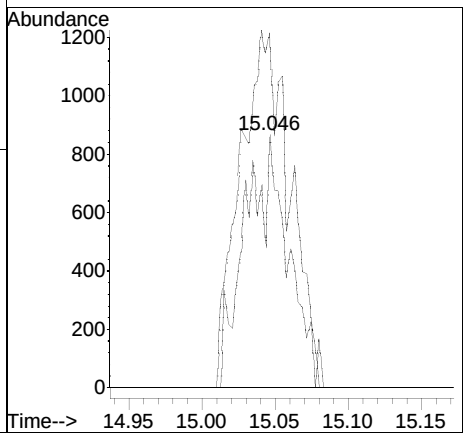

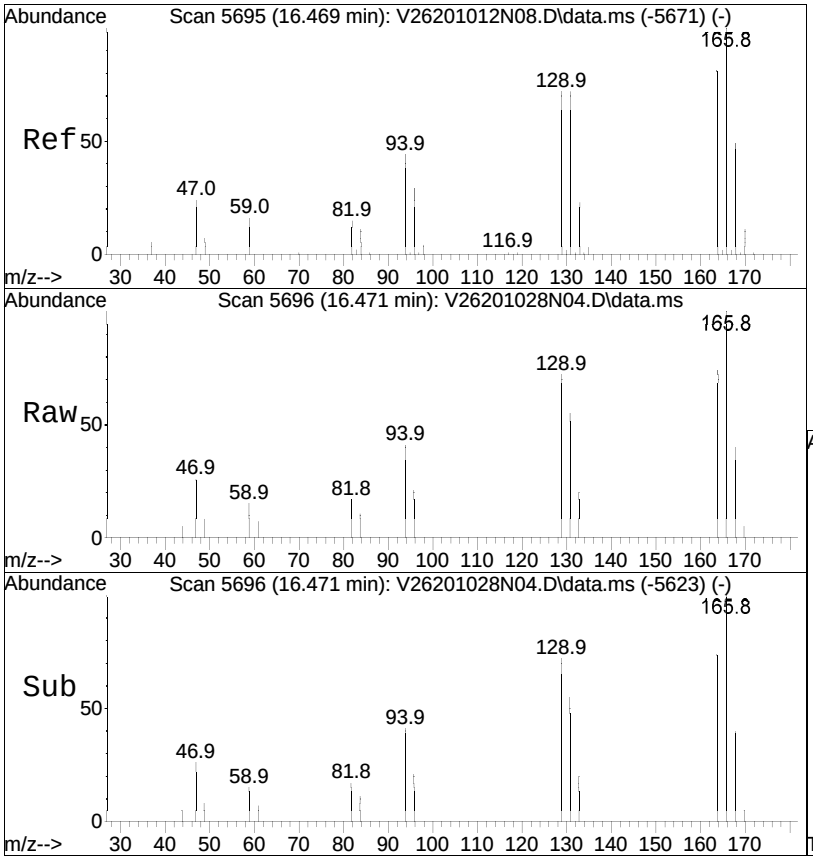

#68
Tetrachloroethene
Concen: 1.26 ug/L
RT: 16.471 min Scan# 5696
Delta R.T. 0.002 min
Lab File: V26201028N04.D
Acq: 28 Oct 2020 03:42 pm

Tgt Ion:166 Resp: 9211

Ion	Ratio	Lower	Upper
166	100		
168	45.0	27.8	67.8
94	18.4	24.4	64.4#

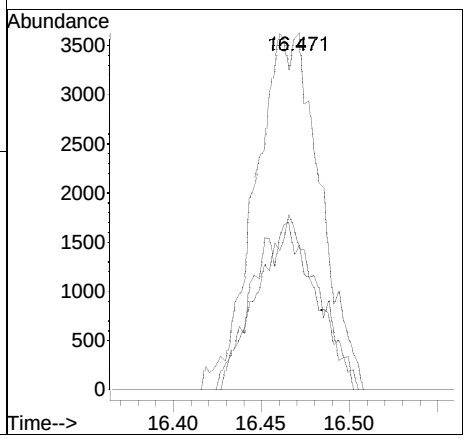

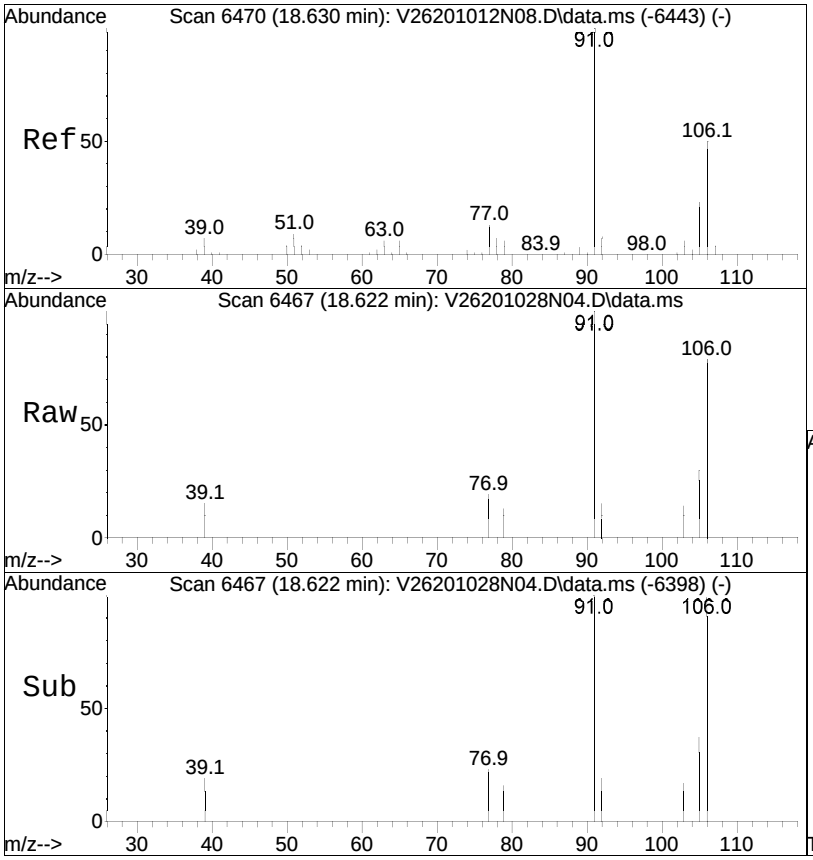

#85
p/m Xylene
Concen: 0.22 ug/L
RT: 18.622 min Scan# 6467
Delta R.T. -0.008 min
Lab File: V26201028N04.D
Acq: 28 Oct 2020 03:42 pm

Tgt Ion:106 Resp: 2616

Ion	Ratio	Lower	Upper
106	100		
91	216.6	147.9	221.9

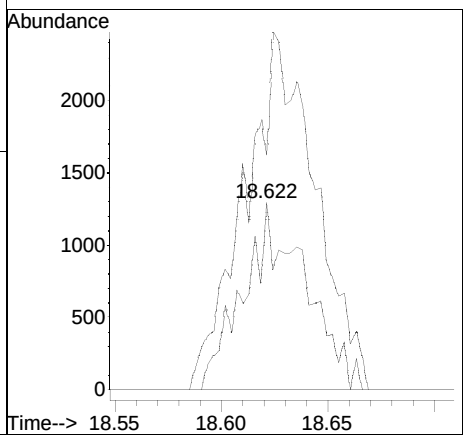

Manual Integration Report

Data Path : I:\VOLATILES\VOA126\2020\2Q
Data File : V26201028N04.D
Date Inj'd : 10/28/2020 3:42 pm
Sample : l2046791-02,31,4.85,5,,b
Method : V126_201012N_8260Suff.m
Operator : VOA126:AJK
Instrument : VOA126
Quant Date : 10/28/2020 7:14 pm

Compound #17: Methylene chloride

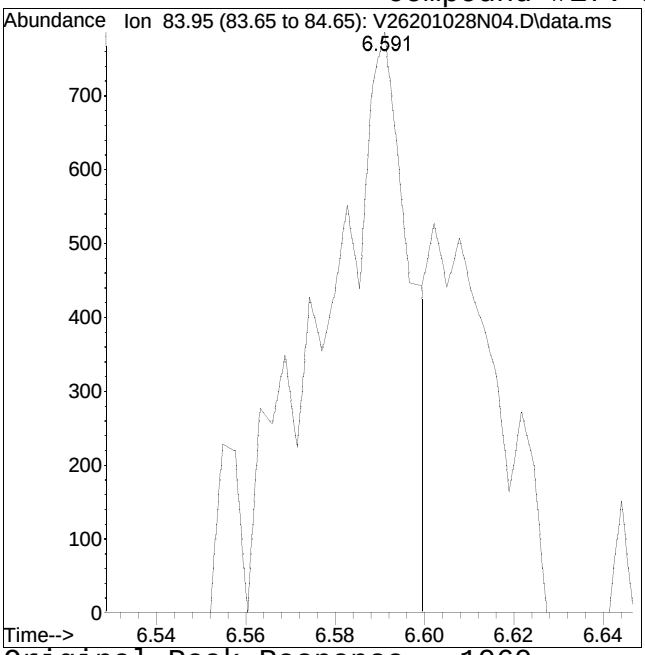

Original Peak Response = 1060

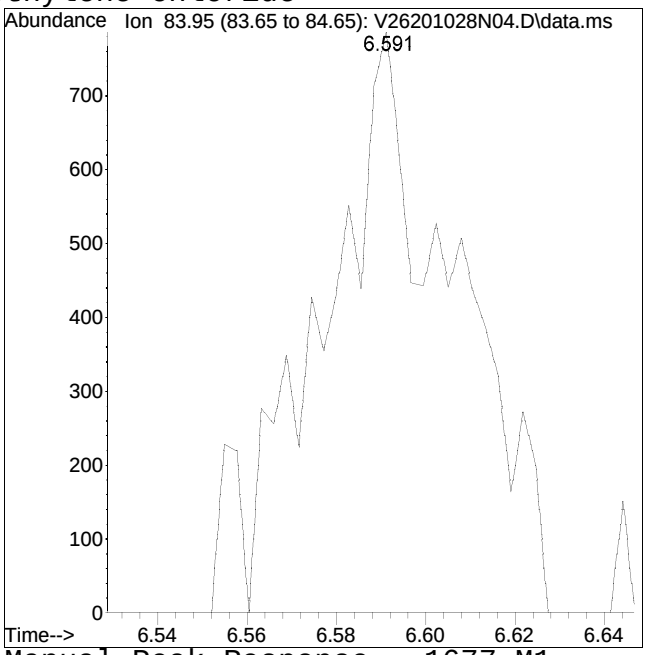

Manual Peak Response = 1677 M1

M1 = Split or tailing peak, auto integration stopped early resulting in false low area count.

Manual Integration Report

Data Path : I:\VOLATILES\VOA126\2020\2Q
Data File : V26201028N04.D
Date Inj'd : 10/28/2020 3:42 pm
Sample : l2046791-02,31,4.85,5,,b

Method : V126_201012N_8260Suff.m
Operator : VOA126:AJK
Instrument : VOA126
Quant Date : 10/28/2020 7:14 pm

Compound #42: 2-Butanone

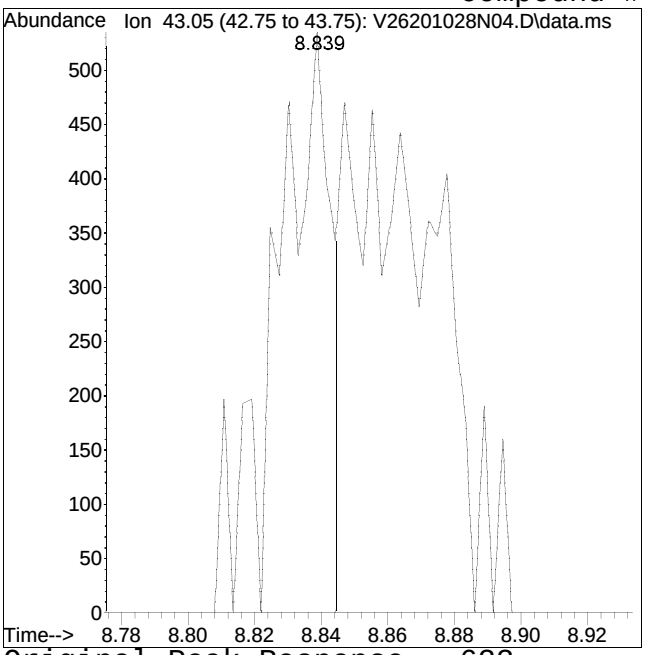

Original Peak Response = 623

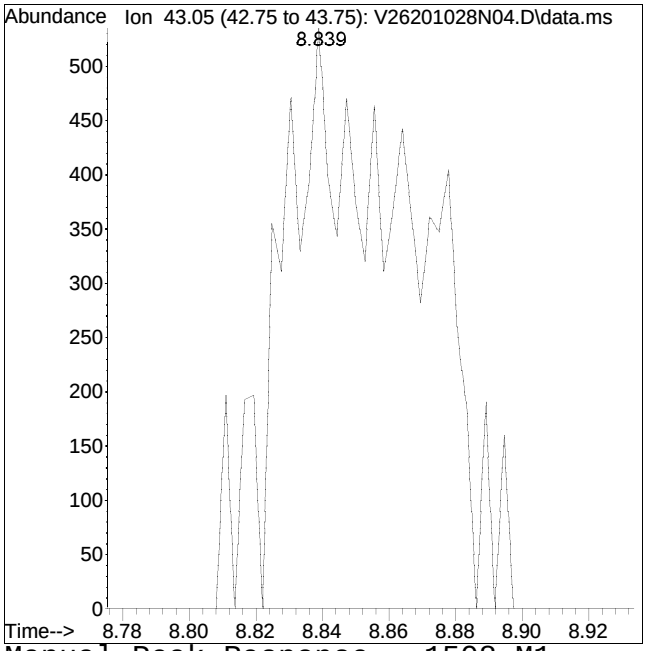

Manual Peak Response = 1508 M1

M1 = Split or tailing peak, auto integration stopped early resulting in false low area count.

Manual Integration Report

Data Path : I:\VOLATILES\VOA126\2020\2QMethod : V126_201012N_8260Suff.m
Data File : V26201028N04.D Operator : VOA126:AJK
Date Inj'd : 10/28/2020 3:42 pm Instrument : VOA126
Sample : l2046791-02,31,4.85,5,,b Quant Date : 10/28/2020 7:14 pm

Compound #66: Toluene

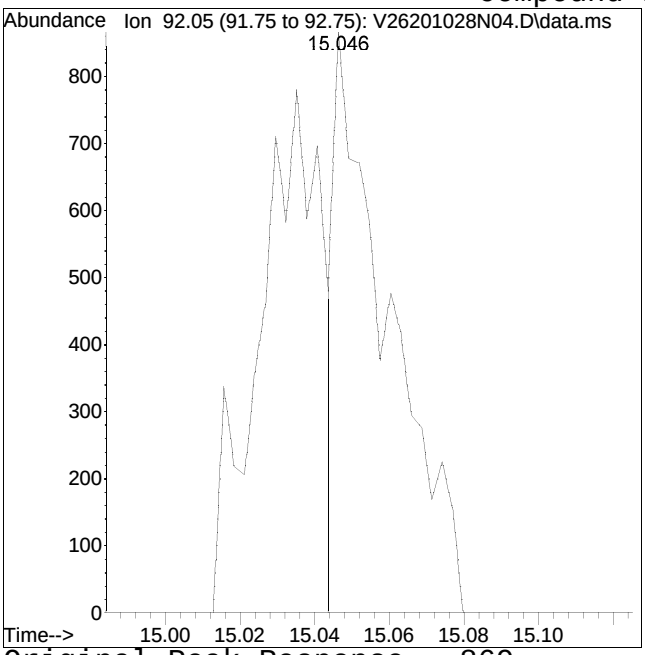

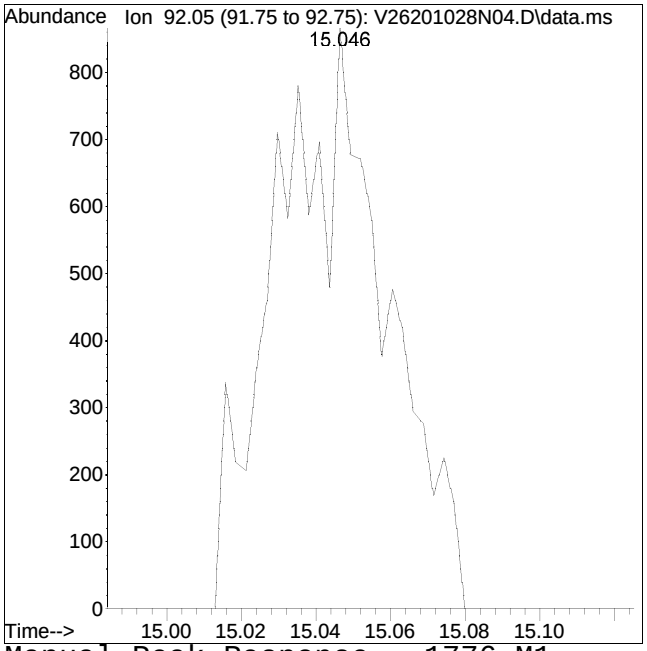

Original Peak Response = 869 Manual Peak Response = 1776 M1
M1 = Split or tailing peak, auto integration stopped early resulting in false low area count.

Manual Integration Report

Data Path : I:\VOLATILES\VOA126\2020\2QMethod : V126_201012N_8260Suff.m
Data File : V26201028N04.D Operator : VOA126:AJK
Date Inj'd : 10/28/2020 3:42 pm Instrument : VOA126
Sample : l2046791-02,31,4.85,5,,b Quant Date : 10/28/2020 7:14 pm

Compound #86: o Xylene

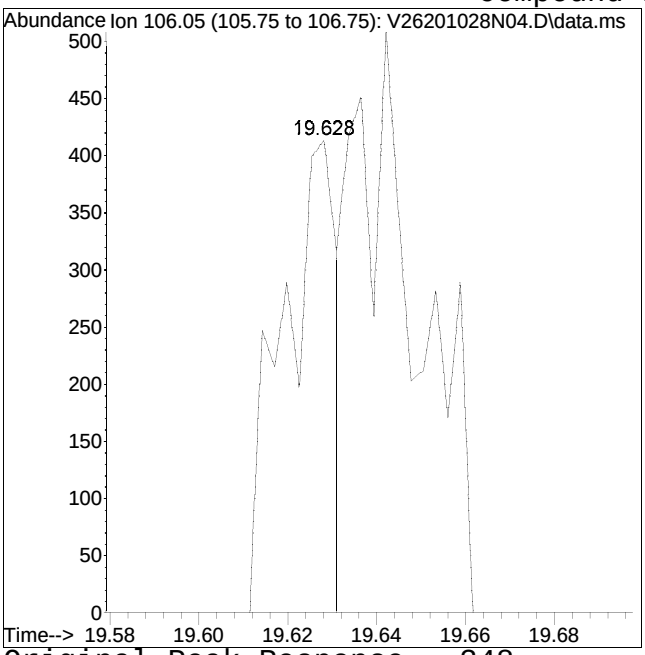

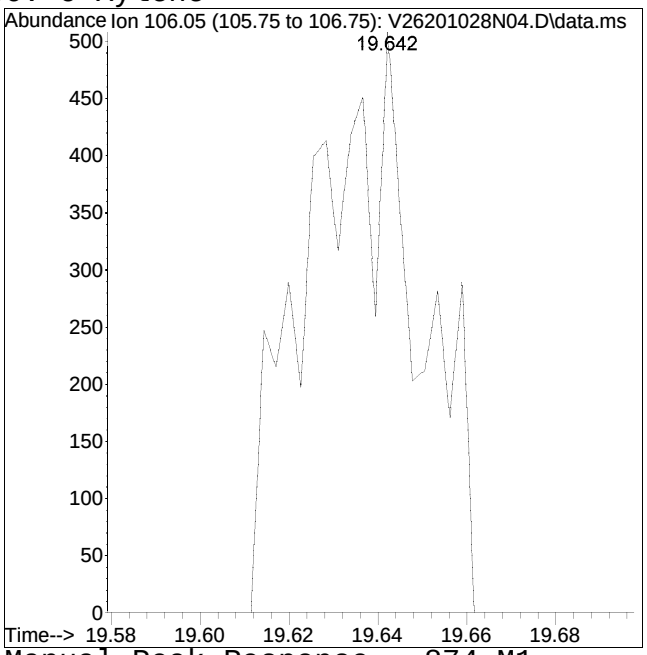

Original Peak Response = 348 Manual Peak Response = 874 M1
M1 = Split or tailing peak, auto integration stopped early resulting in false low area count.

Manual Integration Report

Data Path : I:\VOLATILES\VOA126\2020\2Q
Data File : V26201028N04.D
Date Inj'd : 10/28/2020 3:42 pm
Sample : l2046791-02,31,4.85,5,,b

Method : V126_201012N_8260Suff.m
Operator : VOA126:AJK
Instrument : VOA126
Quant Date : 10/28/2020 7:14 pm

Compound #107: 1,2,4-Trimethylbenzene

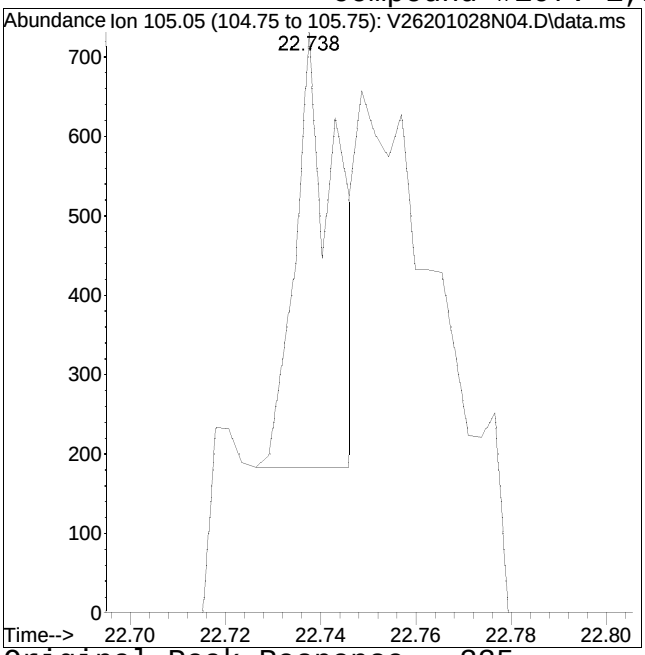

Original Peak Response = 335

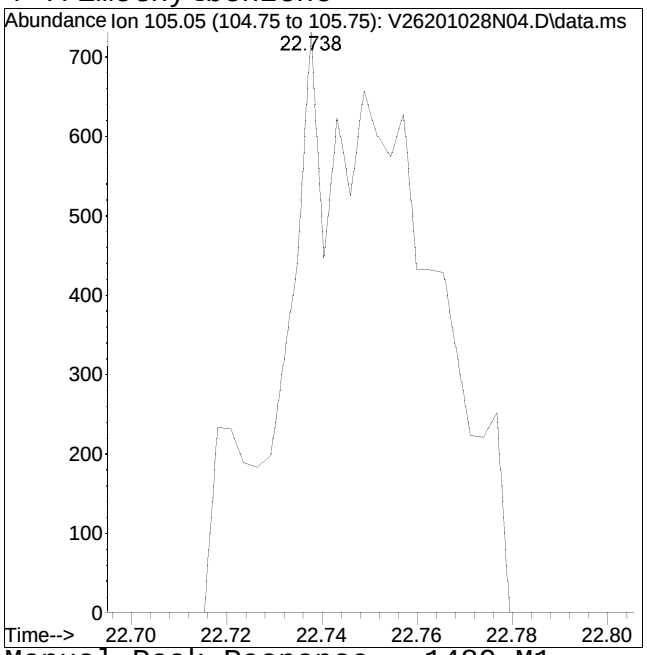

Manual Peak Response = 1489 M1

M1 = Split or tailing peak, auto integration stopped early resulting in false low area count.

Quantitation Report (QT Reviewed)

Data Path : I:\VOLATILES\VOA126\2020\201028N\
Data File : V26201028N05.D
Acq On : 28 Oct 2020 04:22 pm
Operator : VOA126:AJK
Sample : l2046791-03,31,4.27,5,,b
Misc : WG1427739,ICAL17233
ALS Vial : 5 Sample Multiplier: 1

Quant Time: Oct 28 19:19:31 2020
Quant Method : I:\VOLATILES\VOA126\2020\201028N\V126_201012N_8260Suff.m
Quant Title : VOLATILES BY GC/MS
QLast Update : Tue Oct 13 17:03:21 2020
Response via : Initial Calibration

CCAL FILE(s) : 1 - I:\VOLATILES\VOA126\2020\201028N\V26201028N01.D
Sub List : 8260-CurveSoil - Megamix plus Diox

Compound	R.T.	QIon	Response	Conc	Units	Dev(Min)
Internal Standards						
1) Fluorobenzene	11.538	96	477826	20.000	ug/L	0.00
Standard Area 1 = 578335			Recovery = 82.62%			
63) Chlorobenzene-d5	18.234	117	383594	20.000	ug/L	0.00
Standard Area 1 = 474087			Recovery = 80.91%			
88) 1,4-Dichlorobenzene-d4	23.892	152	185058	20.000	ug/L	0.00
Standard Area 1 = 263425			Recovery = 70.25%			
System Monitoring Compounds						
39) Dibromofluoromethane	9.901	113	49039	7.832	ug/L	0.00
Spiked Amount 20.000	Range 70 - 130		Recovery = 39.16%#			
47) 1,2-Dichloroethane-d4	10.897	65	107444	19.987	ug/L	0.00
Spiked Amount 20.000	Range 70 - 130		Recovery = 99.94%			
65) Toluene-d8	14.873	98	487892	20.026	ug/L	0.00
Spiked Amount 20.000	Range 70 - 130		Recovery = 100.13%			
92) 4-Bromofluorobenzene	21.070	95	178875	21.752	ug/L	0.00
Spiked Amount 20.000	Range 70 - 130		Recovery = 108.76%			
Target Compounds						Qvalue
5) Vinyl chloride	0.000		0	N.D.		
11) 1,1-Dichloroethene	0.000		0	N.D.		
17) Methylene chloride	6.583	84	1882	0.355	ug/L	84
19) Acetone	5.484	43	24674	30.297	ug/L #	74
20) trans-1,2-Dichloroethene	0.000		0	N.D.		
23) Methyl tert-butyl ether	0.000		0	N.D.		
26) 1,1-Dichloroethane	0.000		0	N.D.		
31) cis-1,2-Dichloroethene	0.000		0	N.D.		
35) Chloroform	0.000		0	N.D.		
37) Carbon tetrachloride	0.000		0	N.D.		
40) 1,1,1-Trichloroethane	0.000		0	N.D.		
42) 2-Butanone	8.850	43	3512M1	2.615	ug/L	
45) Benzene	11.100	78	294	N.D.		
48) 1,2-Dichloroethane	11.095	62	35	N.D.		
52) Trichloroethene	0.000		0	N.D.		
61) 1,4-Dioxane	0.000		0	N.D.		
66) Toluene	15.038	92	2017	0.145	ug/L	86
68) Tetrachloroethene	16.469	166	1953	0.293	ug/L #	62
82) Chlorobenzene	18.320	112	46	N.D.		
83) Ethylbenzene	18.454	91	1863	N.D.		

Data Path : I:\VOLATILES\VOA126\2020\201028N\
Data File : V26201028N05.D
Acq On : 28 Oct 2020 04:22 pm
Operator : VOA126:AJK
Sample : l2046791-03,31,4.27,5,,b
Misc : WG1427739,ICAL17233
ALS Vial : 5 Sample Multiplier: 1

Quant Time: Oct 28 19:19:31 2020
Quant Method : I:\VOLATILES\VOA126\2020\201028N\V126_201012N_8260Suff.m
Quant Title : VOLATILES BY GC/MS
QLast Update : Tue Oct 13 17:03:21 2020
Response via : Initial Calibration

CCAL FILE(s) : 1 - I:\VOLATILES\VOA126\2020\201028N\V26201028N01.D
Sub List : 8260-CurveSoil - Megamix plus Diox

	Compound	R.T.	QIon	Response	Conc	Units	Dev(Min)
85)	p/m Xylene	18.633	106	2538M1	0.239	ug/L	
86)	o Xylene	19.634	106	753	N.D.		
95)	n-Propylbenzene	21.430	91	391	N.D.		
100)	1,3,5-Trimethylbenzene	21.817	105	141	N.D.		
104)	tert-Butylbenzene	0.000		0	N.D.		
107)	1,2,4-Trimethylbenzene	22.740	105	1387	N.D.		
109)	sec-Butylbenzene	0.000		0	N.D.		
111)	1,3-Dichlorobenzene	23.705	146	56	N.D.		
112)	1,4-Dichlorobenzene	23.973	146	200	N.D.		
116)	n-Butylbenzene	24.486	91	70	N.D.		
118)	1,2-Dichlorobenzene	24.823	146	25	N.D.		

(#) = qualifier out of range (m) = manual integration (+) = signals summed

Quantitation Report (QT Reviewed)

Data Path : I:\VOLATILES\VOA126\2020\201028N\
Data File : V26201028N05.D
Acq On : 28 Oct 2020 04:22 pm
Operator : VOA126:AJK
Sample : l2046791-03,31,4.27,5,,b
Misc : WG1427739,ICAL17233
ALS Vial : 5 Sample Multiplier: 1

Quant Time: Oct 28 19:19:31 2020
Quant Method : I:\VOLATILES\VOA126\2020\201028N\V126_201012N_8260Suff.m
Quant Title : VOLATILES BY GC/MS
QLast Update : Tue Oct 13 17:03:21 2020
Response via : Initial Calibration

Sub List : 8260-CurveSoil - Megamix plus Diox8N\V26201028N01.D•

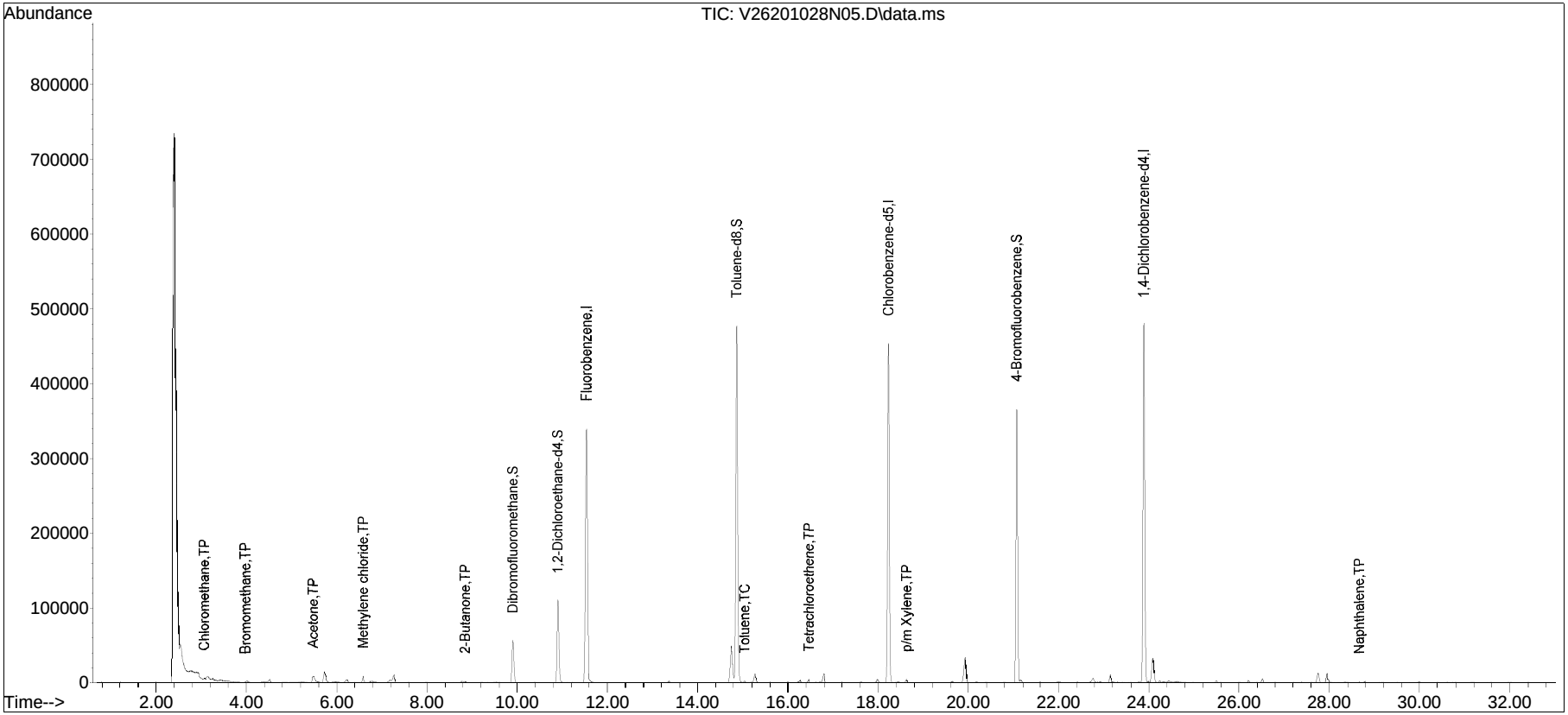

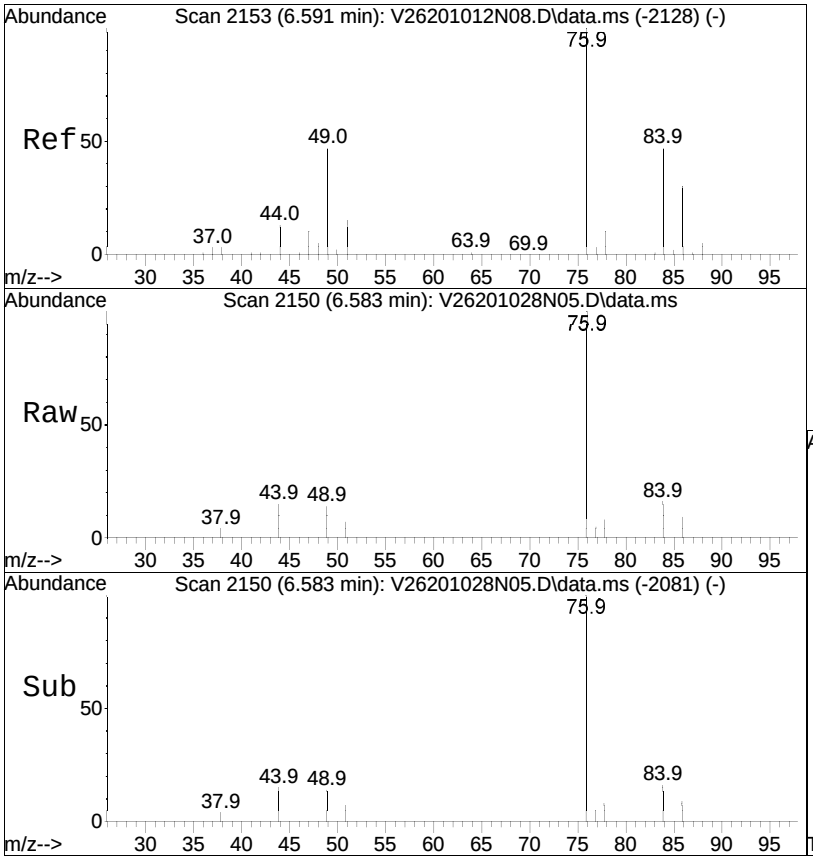

#17
Methylene chloride
Concen: 0.36 ug/L
RT: 6.583 min Scan# 2150
Delta R.T. -0.008 min
Lab File: V26201028N05.D
Acq: 28 Oct 2020 04:22 pm

Tgt Ion: 84 Resp: 1882

Ion	Ratio	Lower	Upper
84	100		
86	60.5	41.9	87.1
49	109.8	88.1	183.1

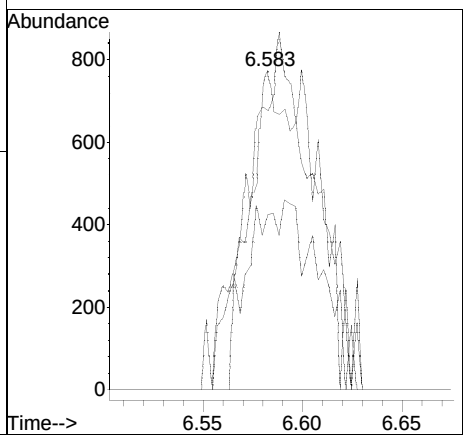

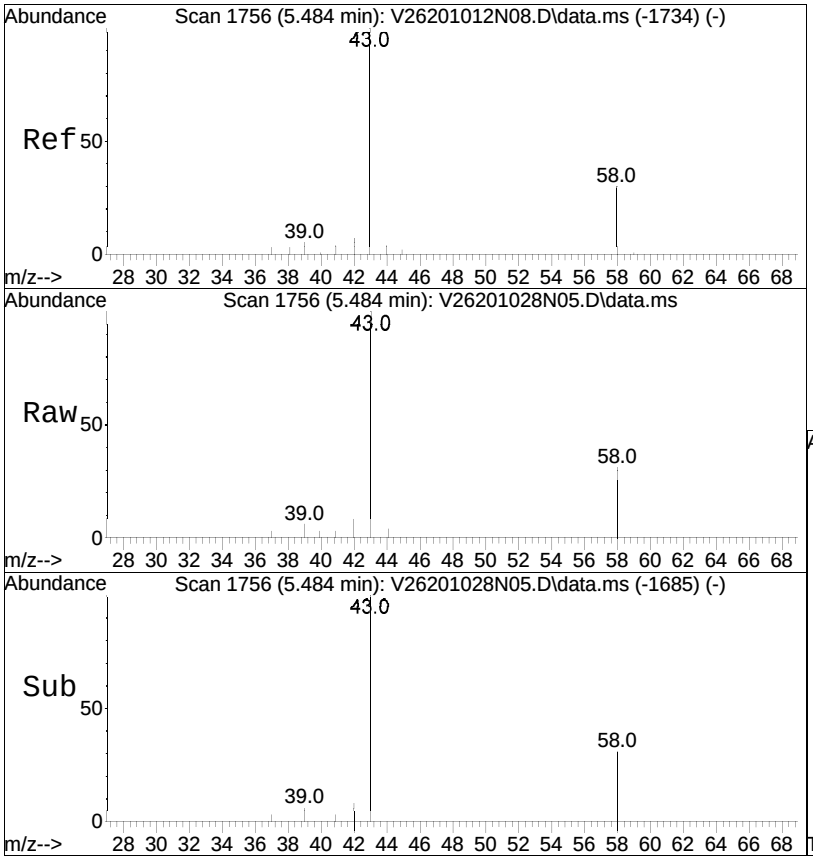

#19
Acetone
Concen: 30.30 ug/L
RT: 5.484 min Scan# 1756
Delta R.T. -0.000 min
Lab File: V26201028N05.D
Acq: 28 Oct 2020 04:22 pm

Tgt Ion: 43 Resp: 24674

Ion	Ratio	Lower	Upper
43	100		
58	16.5	24.6	37.0#

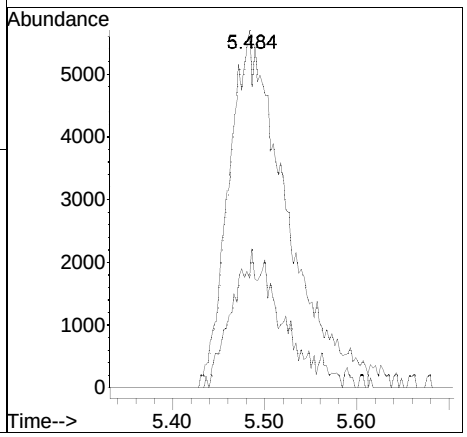

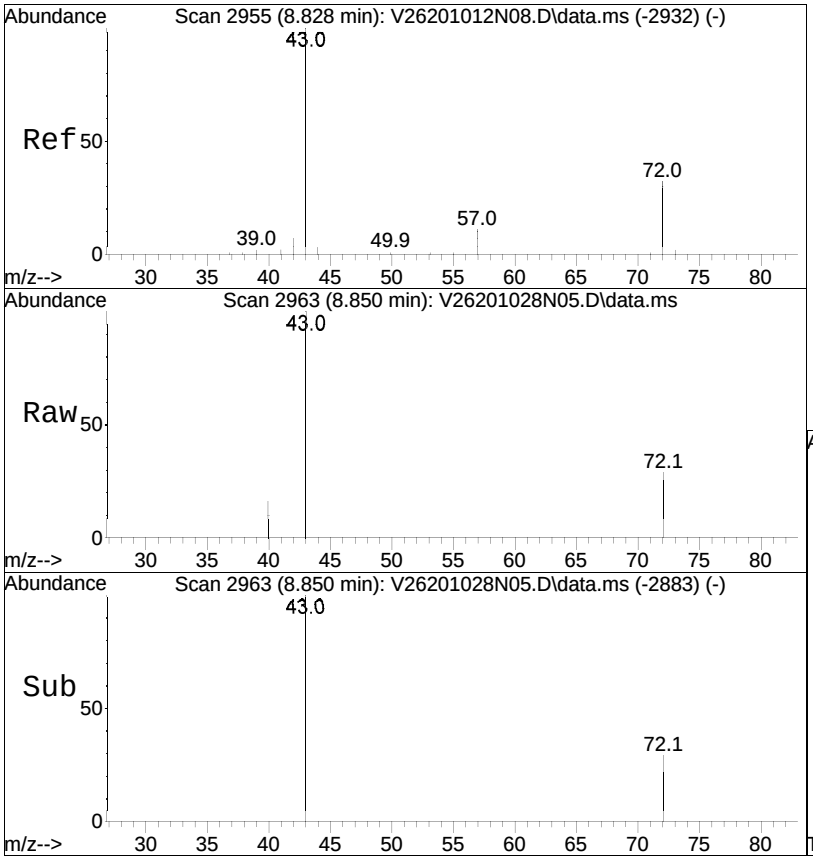

#42
2-Butanone
Concen: 2.61 ug/L M1
RT: 8.850 min Scan# 2963
Delta R.T. 0.022 min
Lab File: V26201028N05.D
Acq: 28 Oct 2020 04:22 pm

Tgt Ion: 43 Resp: 3512

Ion	Ratio	Lower	Upper
43	100		
72	1.9	18.7	28.1#

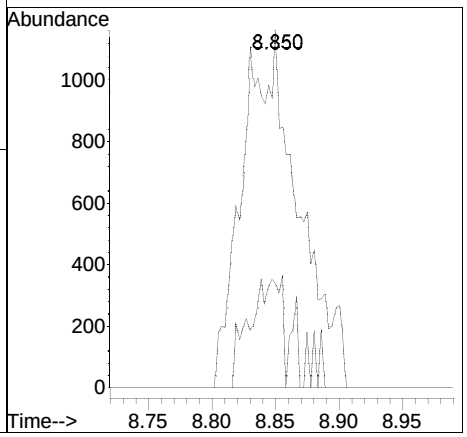

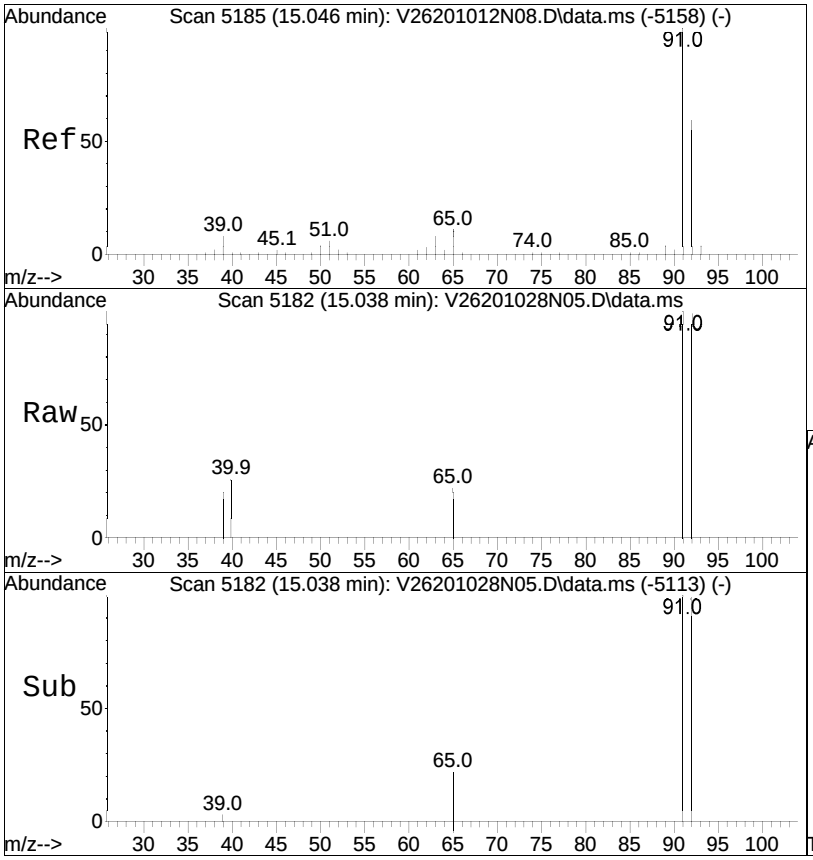

#66
Toluene
Concen: 0.15 ug/L
RT: 15.038 min Scan# 5182
Delta R.T. -0.008 min
Lab File: V26201028N05.D
Acq: 28 Oct 2020 04:22 pm

Tgt Ion: 92 Resp: 2017

Ion	Ratio	Lower	Upper
92	100		
91	146.8	132.2	198.2

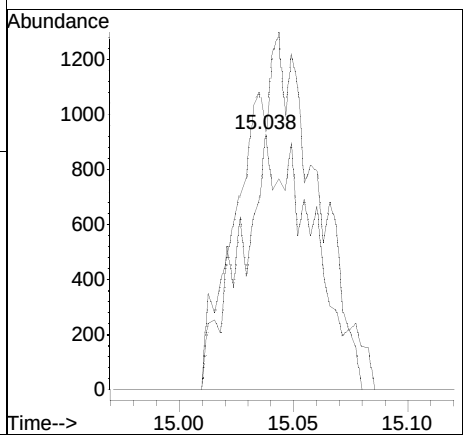

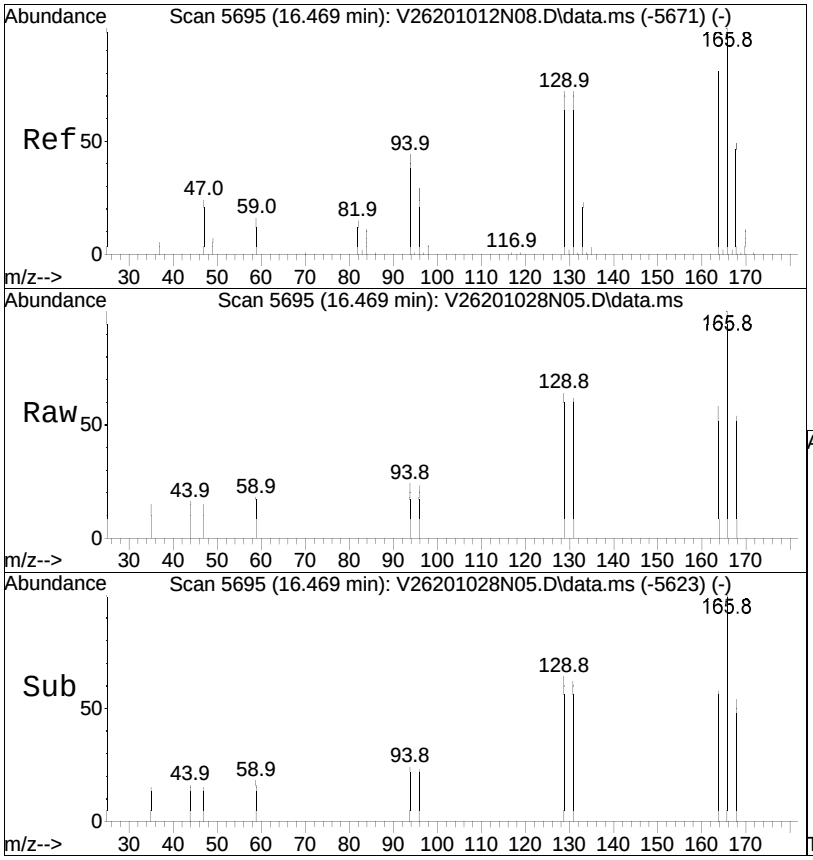

#68
Tetrachloroethene
Concen: 0.29 ug/L
RT: 16.469 min Scan# 5695
Delta R.T. -0.000 min
Lab File: V26201028N05.D
Acq: 28 Oct 2020 04:22 pm

Tgt Ion:166 Resp: 1953

Ion	Ratio	Lower	Upper
166	100		
168	33.4	27.8	67.8
94	8.5	24.4	64.4#

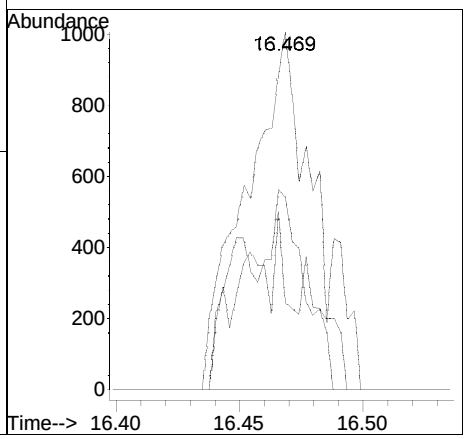

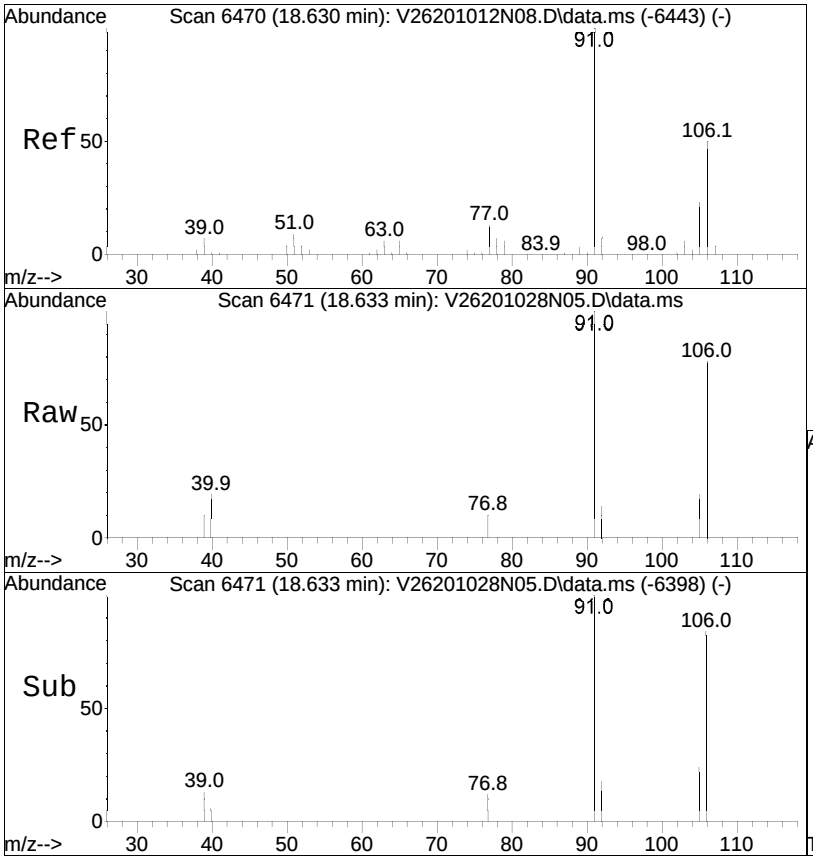

#85
p/m Xylene
Concen: 0.24 ug/L M1
RT: 18.633 min Scan# 6471
Delta R.T. 0.003 min
Lab File: V26201028N05.D
Acq: 28 Oct 2020 04:22 pm

Tgt Ion:106 Resp: 2538

Ion	Ratio	Lower	Upper
106	100		
91	194.3	147.9	221.9

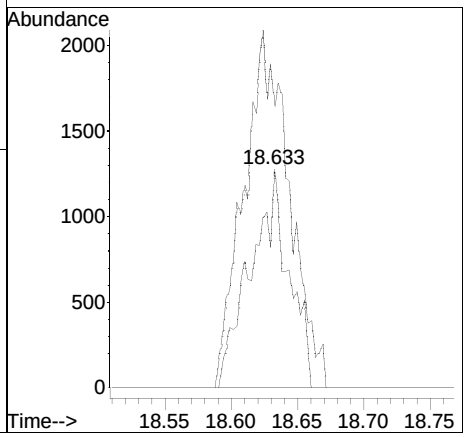

Manual Integration Report

Data Path : I:\VOLATILES\VOA126\2020\2QMethod : V126_201012N_8260Suff.m
Data File : V26201028N05.D Operator : VOA126:AJK
Date Inj'd : 10/28/2020 4:22 pm Instrument : VOA126
Sample : l2046791-03,31,4.27,5,,b Quant Date : 10/28/2020 7:14 pm

Compound #42: 2-Butanone

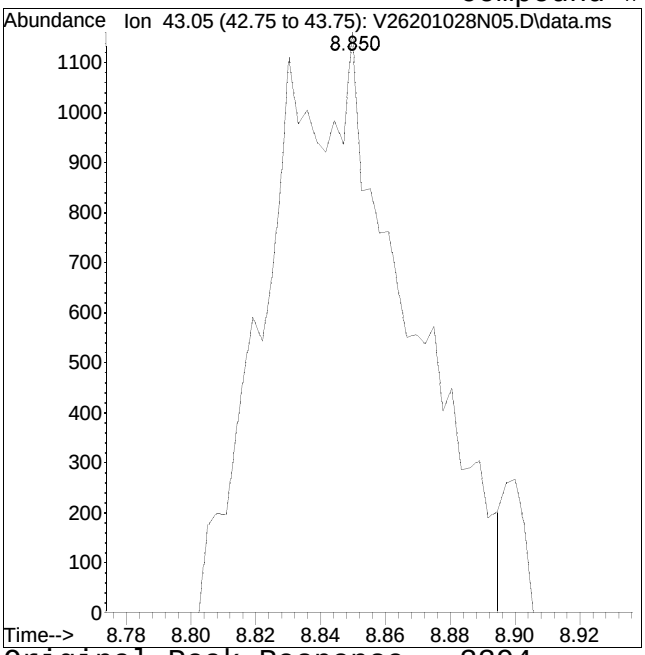

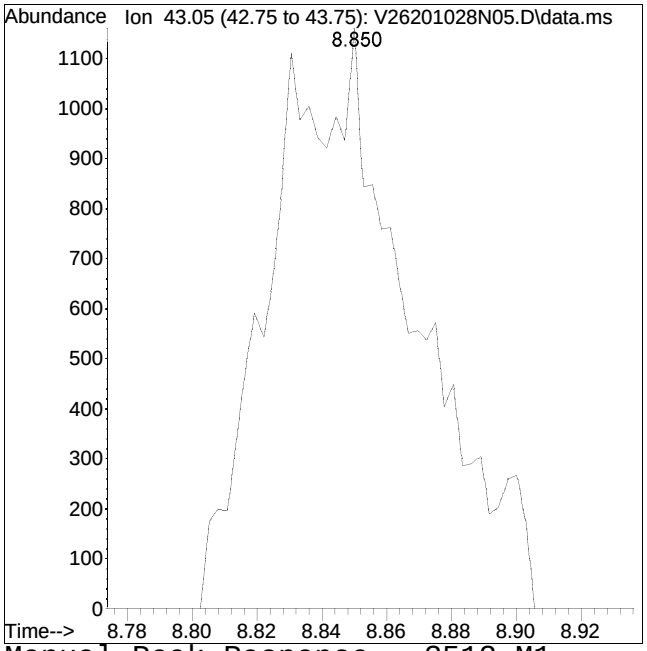

Original Peak Response = 3394 Manual Peak Response = 3512 M1
M1 = Split or tailing peak, auto integration stopped early resulting in false low area count.

Manual Integration Report

Data Path : I:\VOLATILES\VOA126\2020\2QMethod : V126_201012N_8260Suff.m
Data File : V26201028N05.D Operator : VOA126:AJK
Date Inj'd : 10/28/2020 4:22 pm Instrument : VOA126
Sample : l2046791-03,31,4.27,5,,b Quant Date : 10/28/2020 7:14 pm

Compound #83: Ethylbenzene

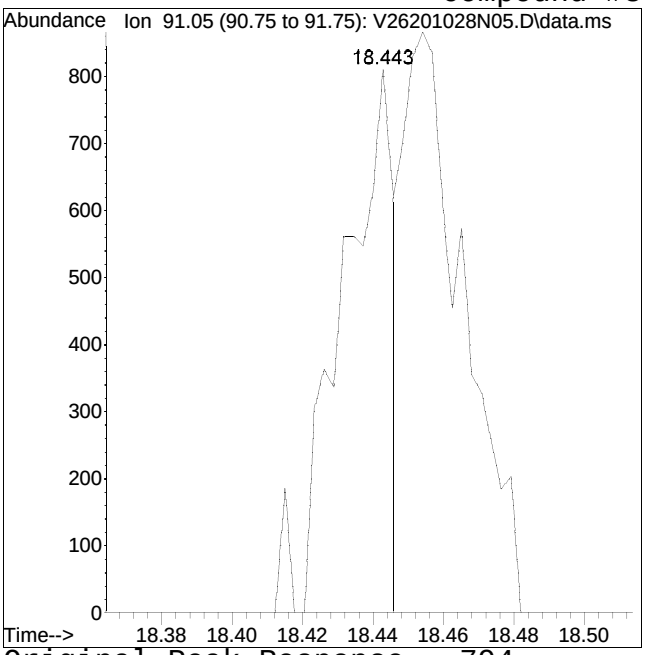

Original Peak Response = 794

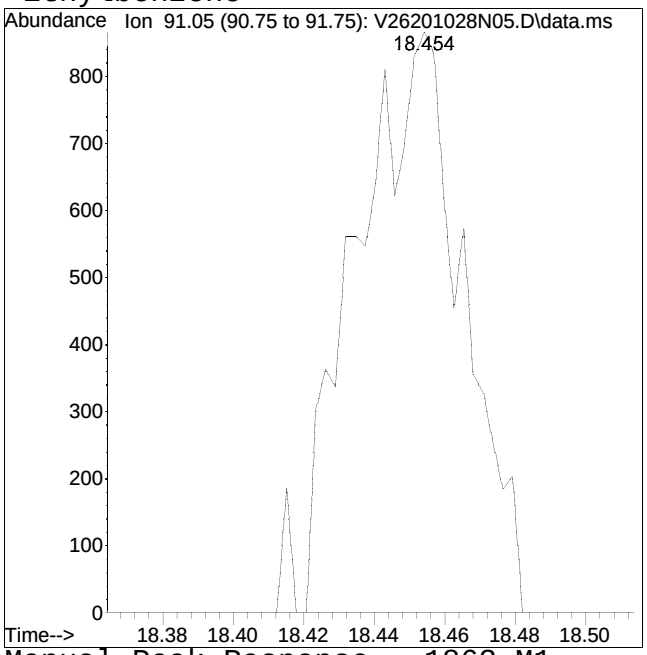

Manual Peak Response = 1863 M1

M1 = Split or tailing peak, auto integration stopped early resulting in false low area count.

Manual Integration Report

Data Path : I:\VOLATILES\VOA126\2020\2QMethod : V126_201012N_8260Suff.m
Data File : V26201028N05.D Operator : VOA126:AJK
Date Inj'd : 10/28/2020 4:22 pm Instrument : VOA126
Sample : l2046791-03,31,4.27,5,,b Quant Date : 10/28/2020 7:14 pm

Compound #85: p/m Xylene

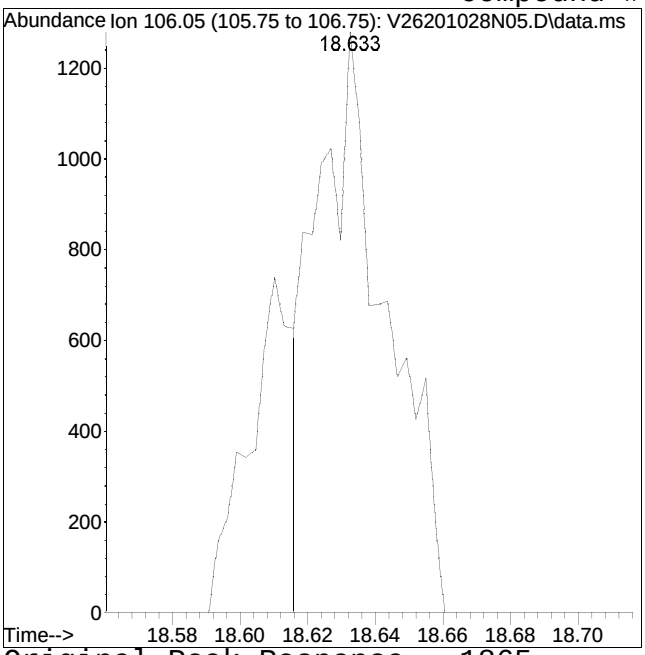

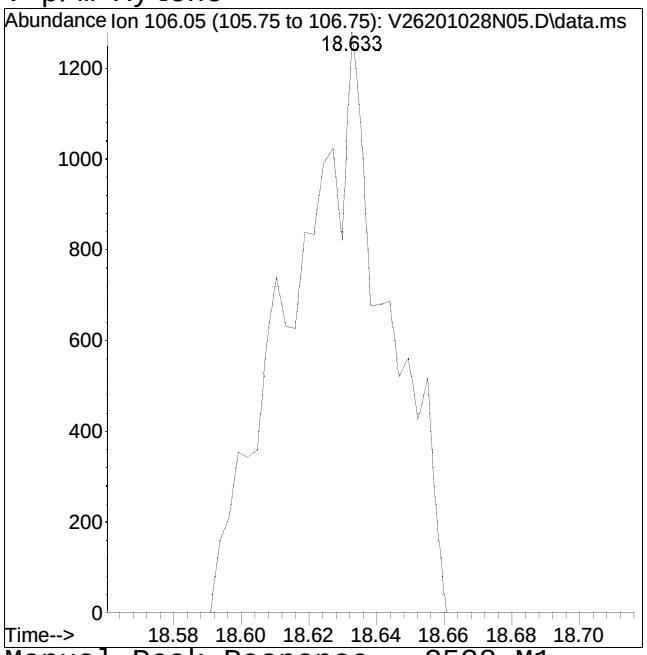

Original Peak Response = 1865 Manual Peak Response = 2538 M1
M1 = Split or tailing peak, auto integration stopped early resulting in false low area count.

Manual Integration Report

Data Path : I:\VOLATILES\VOA126\2020\2QMethod : V126_201012N_8260Suff.m
Data File : V26201028N05.D Operator : VOA126:AJK
Date Inj'd : 10/28/2020 4:22 pm Instrument : VOA126
Sample : l2046791-03,31,4.27,5,,b Quant Date : 10/28/2020 7:14 pm

Compound #86: o Xylene

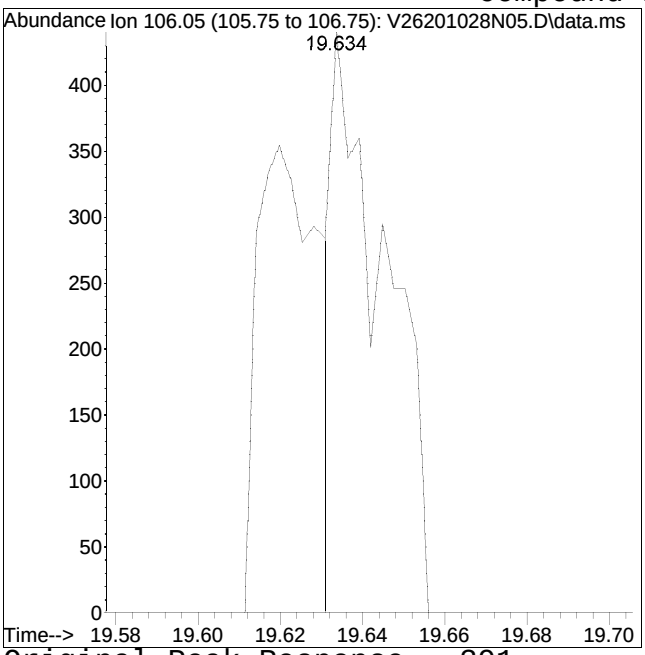

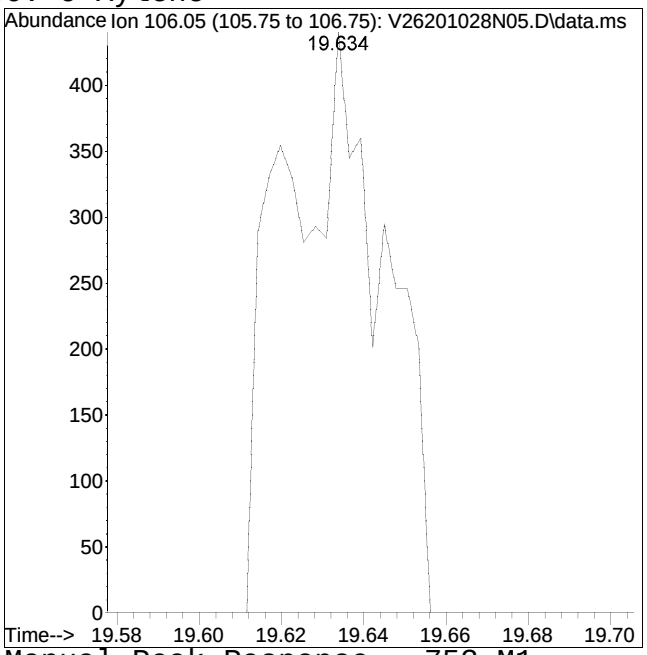

Original Peak Response = 391 Manual Peak Response = 753 M1
M1 = Split or tailing peak, auto integration stopped early resulting in false low area count.

Manual Integration Report

Data Path : I:\VOLATILES\VOA126\2020\2QMethod : V126_201012N_8260Suff.m
Data File : V26201028N05.D Operator : VOA126:AJK
Date Inj'd : 10/28/2020 4:22 pm Instrument : VOA126
Sample : l2046791-03,31,4.27,5,,b Quant Date : 10/28/2020 7:14 pm

Compound #107: 1,2,4-Trimethylbenzene

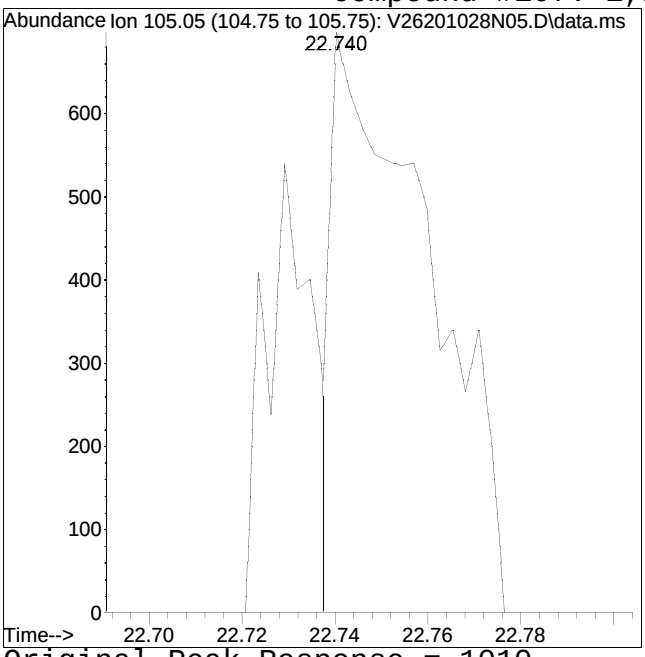

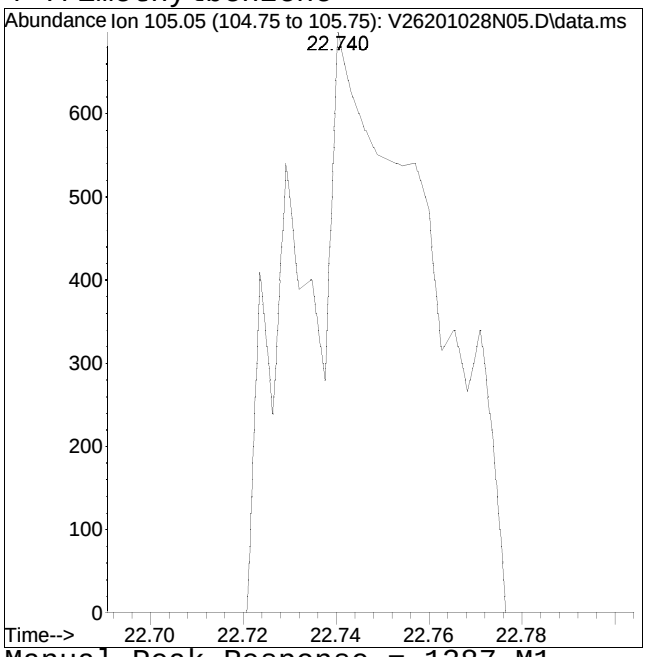

Original Peak Response = 1010 Manual Peak Response = 1387 M1
M1 = Split or tailing peak, auto integration stopped early resulting in false low area count.

Quantitation Report (QT Reviewed)

Data Path : I:\VOLATILES\VOA126\2020\201028N\
Data File : V26201028N06.D
Acq On : 28 Oct 2020 05:02 pm
Operator : VOA126:AJK
Sample : l2046791-04,31,3.78,5,,b
Misc : WG1427739,ICAL17233
ALS Vial : 6 Sample Multiplier: 1

Quant Time: Oct 28 19:21:22 2020
Quant Method : I:\VOLATILES\VOA126\2020\201028N\V126_201012N_8260Suff.m
Quant Title : VOLATILES BY GC/MS
QLast Update : Tue Oct 13 17:03:21 2020
Response via : Initial Calibration

CCAL FILE(s) : 1 - I:\VOLATILES\VOA126\2020\201028N\V26201028N01.D
Sub List : 8260-CurveSoil - Megamix plus Diox

Compound	R.T.	QIon	Response	Conc	Units	Dev(Min)
Internal Standards						
1) Fluorobenzene	11.538	96	490732	20.000	ug/L	0.00
Standard Area 1 = 578335			Recovery = 84.85%			
63) Chlorobenzene-d5	18.239	117	409779	20.000	ug/L	0.00
Standard Area 1 = 474087			Recovery = 86.44%			
88) 1,4-Dichlorobenzene-d4	23.892	152	209759	20.000	ug/L	0.00
Standard Area 1 = 263425			Recovery = 79.63%			
System Monitoring Compounds						
39) Dibromofluoromethane	9.904	113	124790	19.405	ug/L	0.00
Spiked Amount 20.000	Range 70 - 130		Recovery = 97.03%			
47) 1,2-Dichloroethane-d4	10.902	65	116399	21.083	ug/L	0.00
Spiked Amount 20.000	Range 70 - 130		Recovery = 105.41%			
65) Toluene-d8	14.873	98	508542	19.539	ug/L	0.00
Spiked Amount 20.000	Range 70 - 130		Recovery = 97.70%			
92) 4-Bromofluorobenzene	21.073	95	193472	20.756	ug/L	0.00
Spiked Amount 20.000	Range 70 - 130		Recovery = 103.78%			
Target Compounds						Qvalue
5) Vinyl chloride	0.000		0	N.D.		
11) 1,1-Dichloroethene	0.000		0	N.D.		
17) Methylene chloride	6.591	84	1849M1	0.340	ug/L	
19) Acetone	5.478	43	20405M1	23.389	ug/L	
20) trans-1,2-Dichloroethene	0.000		0	N.D.		
23) Methyl tert-butyl ether	0.000		0	N.D.		
26) 1,1-Dichloroethane	0.000		0	N.D.		
31) cis-1,2-Dichloroethene	0.000		0	N.D.		
35) Chloroform	0.000		0	N.D.		
37) Carbon tetrachloride	0.000		0	N.D.		
40) 1,1,1-Trichloroethane	0.000		0	N.D.		
42) 2-Butanone	8.850	43	1588	0.968	ug/L #	72
45) Benzene	11.112	78	111	N.D.		
48) 1,2-Dichloroethane	11.081	62	58	N.D.		
52) Trichloroethene	0.000		0	N.D.		
61) 1,4-Dioxane	0.000		0	N.D.		
66) Toluene	15.038	92	1282	N.D.		
68) Tetrachloroethene	16.460	166	1372	0.193	ug/L #	54
82) Chlorobenzene	18.329	112	40	N.D.		
83) Ethylbenzene	18.451	91	1894	N.D.		

Data Path : I:\VOLATILES\VOA126\2020\201028N\
Data File : V26201028N06.D
Acq On : 28 Oct 2020 05:02 pm
Operator : VOA126:AJK
Sample : l2046791-04,31,3.78,5,,b
Misc : WG1427739,ICAL17233
ALS Vial : 6 Sample Multiplier: 1

Quant Time: Oct 28 19:21:22 2020
Quant Method : I:\VOLATILES\VOA126\2020\201028N\V126_201012N_8260Suff.m
Quant Title : VOLATILES BY GC/MS
QLast Update : Tue Oct 13 17:03:21 2020
Response via : Initial Calibration

CCAL FILE(s) : 1 - I:\VOLATILES\VOA126\2020\201028N\V26201028N01.D
Sub List : 8260-CurveSoil - Megamix plus Diox

	Compound	R.T.	QIon	Response	Conc	Units	Dev(Min)
85)	p/m Xylene	18.633	106	2652	0.233	ug/L	90
86)	o Xylene	19.639	106	717	N.D.		
95)	n-Propylbenzene	21.432	91	223	N.D.		
100)	1,3,5-Trimethylbenzene	21.812	105	104	N.D.		
104)	tert-Butylbenzene	0.000		0	N.D.		
107)	1,2,4-Trimethylbenzene	22.760	105	1261	N.D.		
109)	sec-Butylbenzene	0.000		0	N.D.		
111)	1,3-Dichlorobenzene	23.708	146	27	N.D.		
112)	1,4-Dichlorobenzene	23.956	146	71	N.D.		
116)	n-Butylbenzene	24.486	91	68	N.D.		
118)	1,2-Dichlorobenzene	0.000		0	N.D.		

(#) = qualifier out of range (m) = manual integration (+) = signals summed

Quantitation Report (QT Reviewed)

Data Path : I:\VOLATILES\VOA126\2020\201028N\
Data File : V26201028N06.D
Acq On : 28 Oct 2020 05:02 pm
Operator : VOA126:AJK
Sample : l2046791-04,31,3.78,5,,b
Misc : WG1427739,ICAL17233
ALS Vial : 6 Sample Multiplier: 1

Quant Time: Oct 28 19:21:22 2020
Quant Method : I:\VOLATILES\VOA126\2020\201028N\V126_201012N_8260Suff.m
Quant Title : VOLATILES BY GC/MS
QLast Update : Tue Oct 13 17:03:21 2020
Response via : Initial Calibration

Sub List : 8260-CurveSoil - Megamix plus Diox8N\V26201028N01.D•

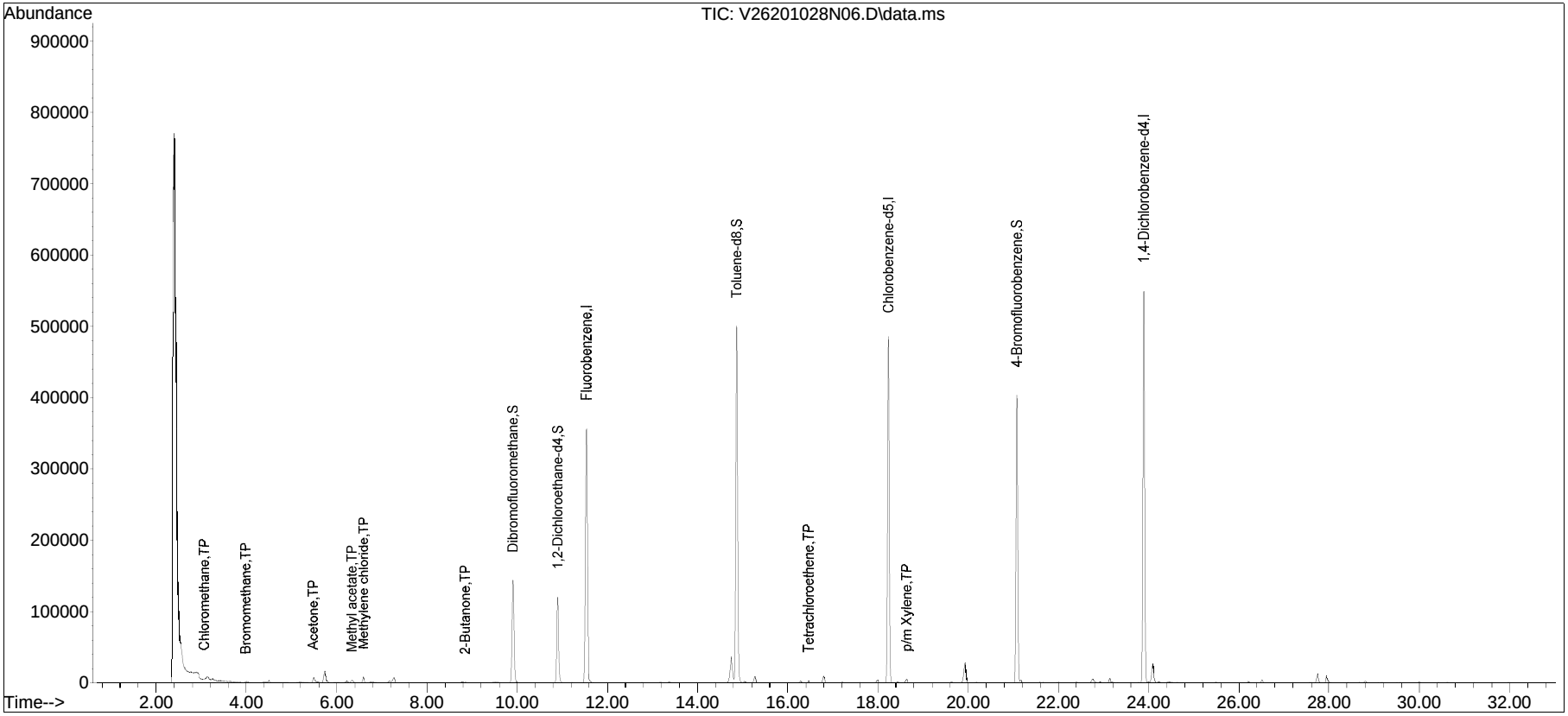

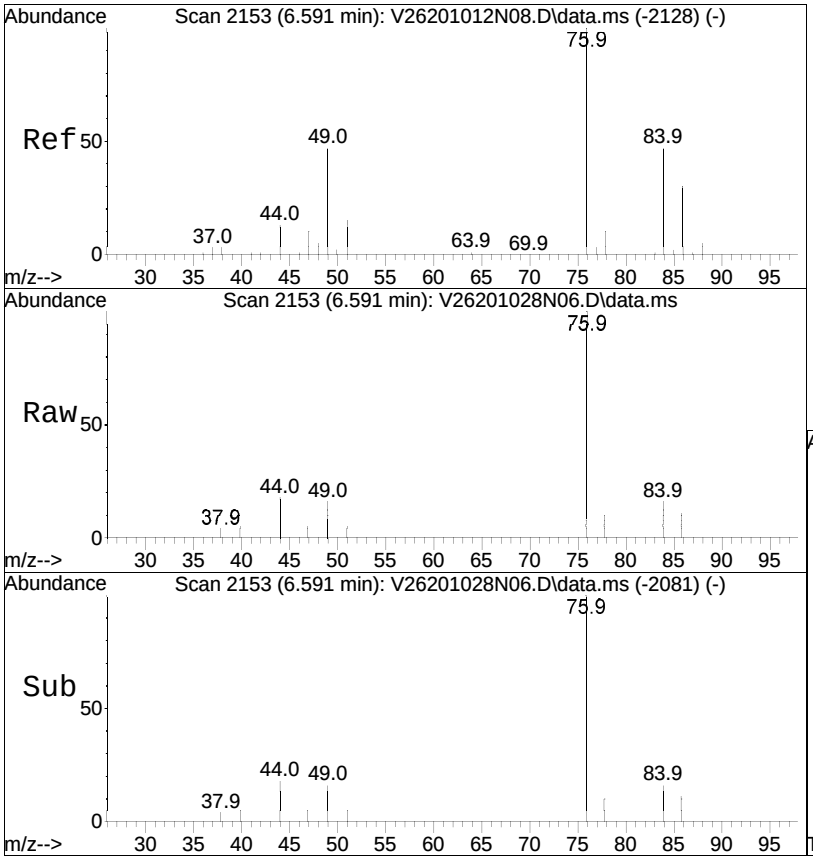

#17
Methylene chloride
Concen: 0.34 ug/L M1
RT: 6.591 min Scan# 2153
Delta R.T. 0.000 min
Lab File: V26201028N06.D
Acq: 28 Oct 2020 05:02 pm

Tgt Ion: 84 Resp: 1849

Ion	Ratio	Lower	Upper
84	100		
86	55.4	41.9	87.1
49	54.2	88.1	183.1#

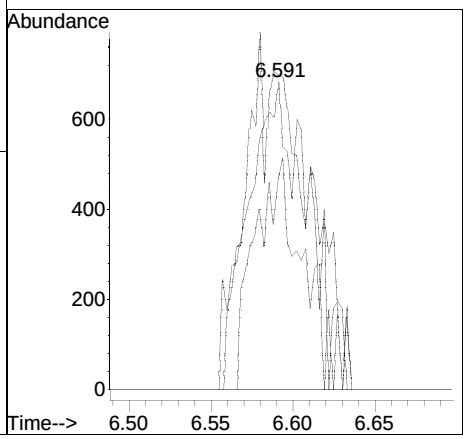

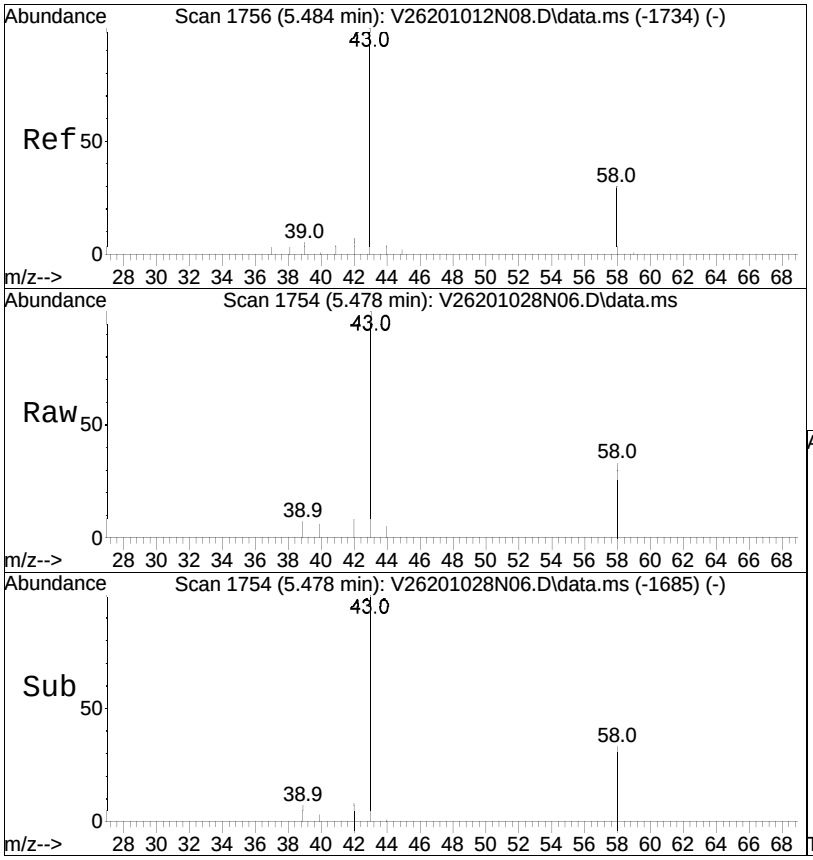

#19
Acetone
Concen: 23.39 ug/L M1
RT: 5.478 min Scan# 1754
Delta R.T. -0.006 min
Lab File: V26201028N06.D
Acq: 28 Oct 2020 05:02 pm

Tgt Ion: 43 Resp: 20405

Ion	Ratio	Lower	Upper
43	100		
58	8.1	24.6	37.0#

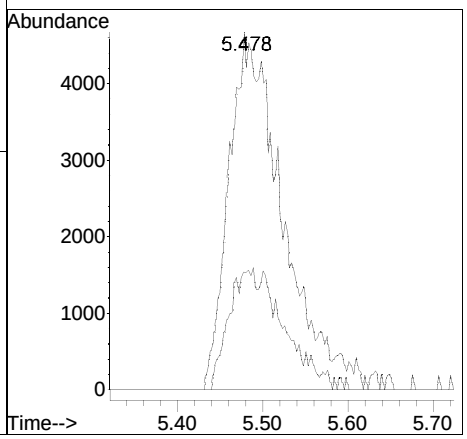

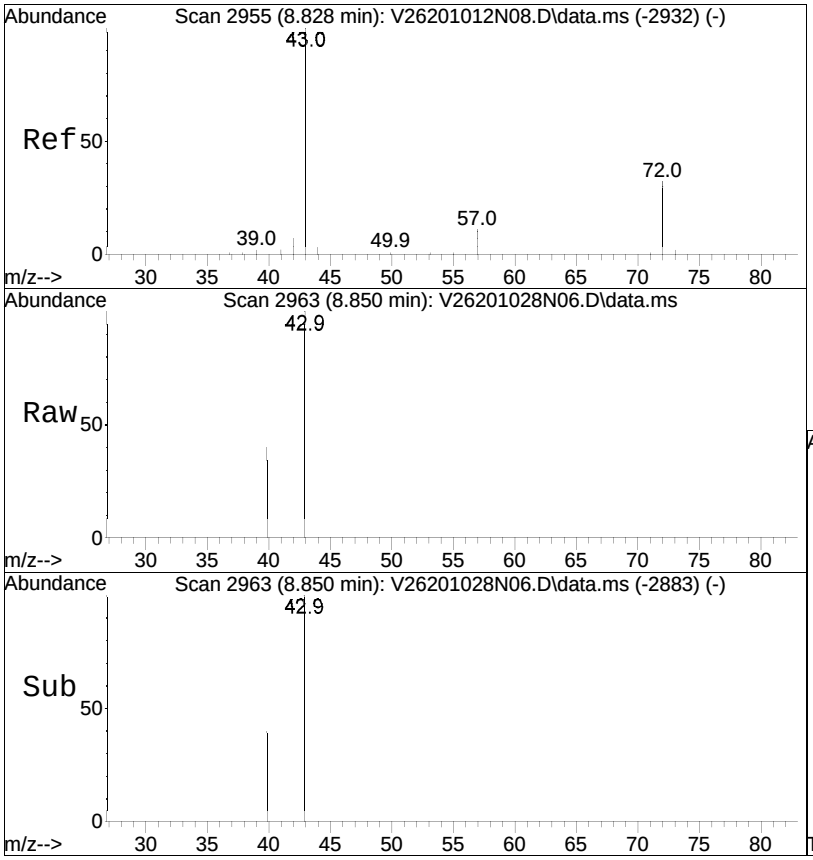

#42
2-Butanone
Concen: 0.97 ug/L
RT: 8.850 min Scan# 2963
Delta R.T. 0.022 min
Lab File: V26201028N06.D
Acq: 28 Oct 2020 05:02 pm

Tgt Ion: 43 Resp: 1588

Ion	Ratio	Lower	Upper
43	100		
72	9.9	18.7	28.1#

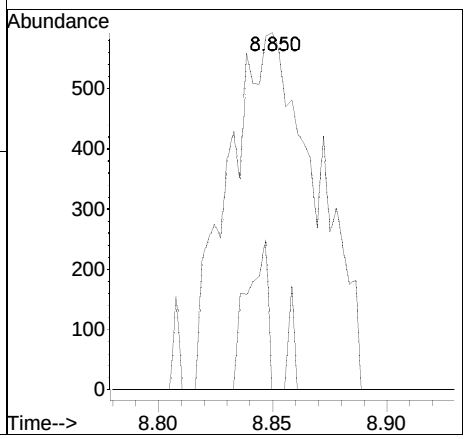

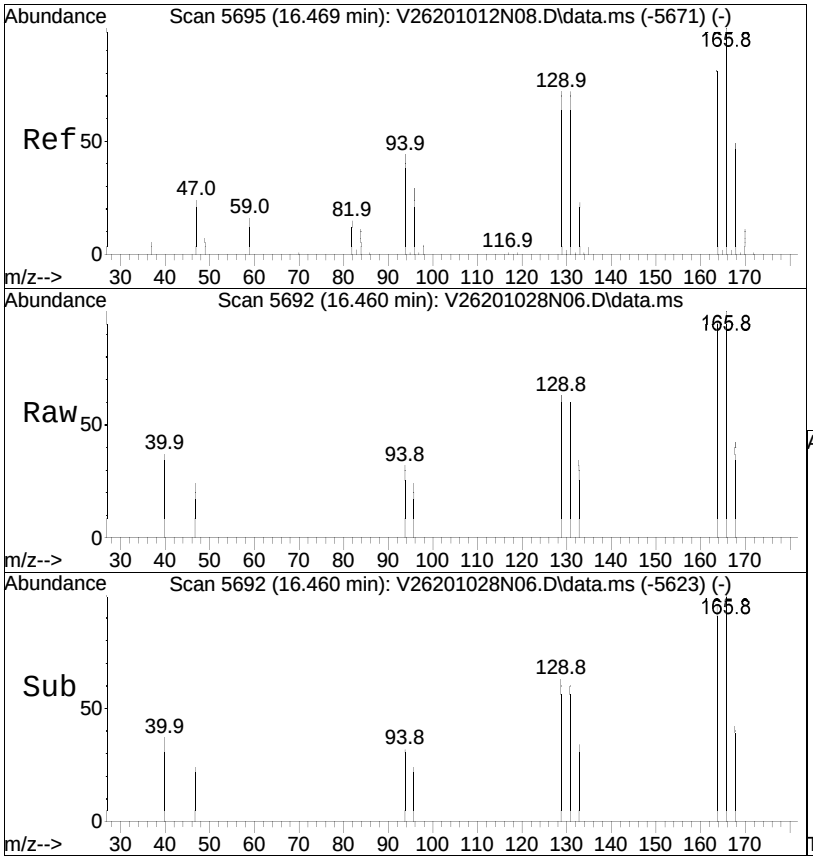

#68
Tetrachloroethene
Concen: 0.19 ug/L
RT: 16.460 min Scan# 5692
Delta R.T. -0.009 min
Lab File: V26201028N06.D
Acq: 28 Oct 2020 05:02 pm

Tgt Ion:166 Resp: 1372

Ion	Ratio	Lower	Upper
166	100		
168	5.1	27.8	67.8#
94	26.3	24.4	64.4

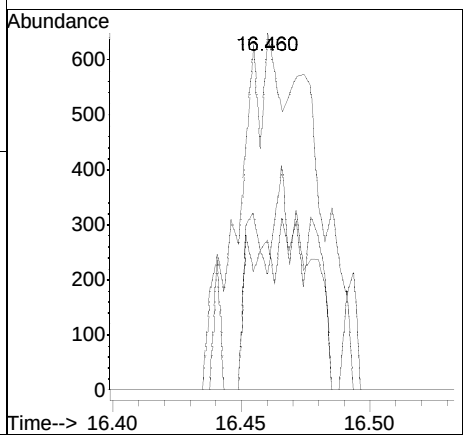

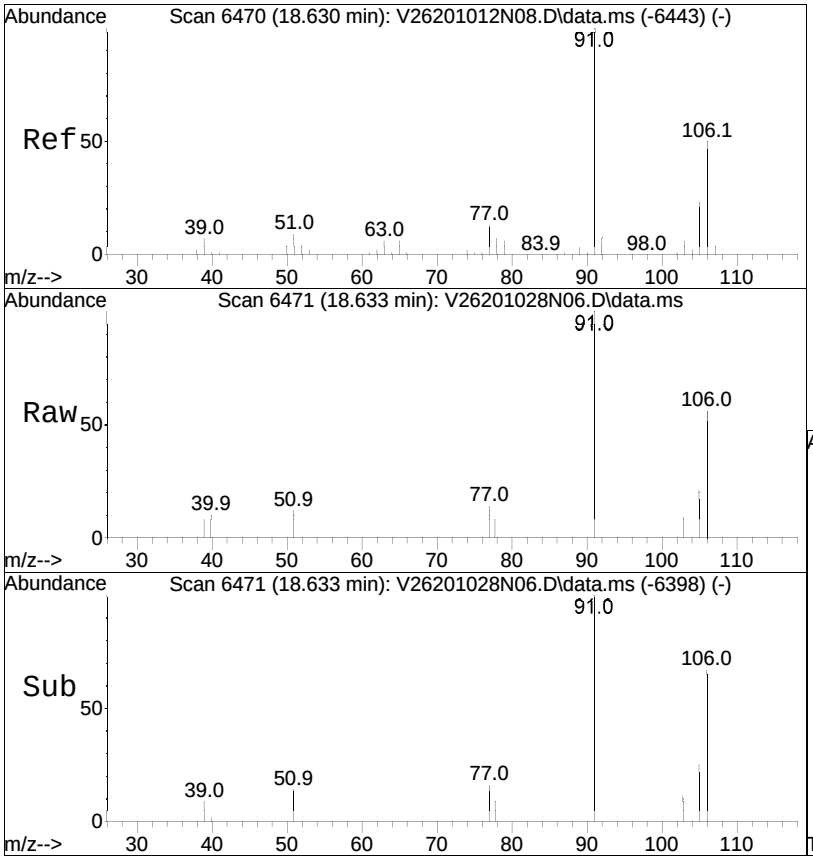

#85
p/m Xylene
Concen: 0.23 ug/L
RT: 18.633 min Scan# 6471
Delta R.T. 0.003 min
Lab File: V26201028N06.D
Acq: 28 Oct 2020 05:02 pm

Tgt Ion:106 Resp: 2652

Ion	Ratio	Lower	Upper
106	100		
91	199.4	147.9	221.9

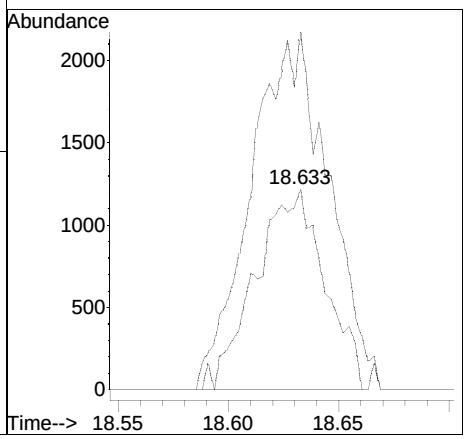

Manual Integration Report

Data Path : I:\VOLATILES\VOA126\2020\2Q
Data File : V26201028N06.D
Date Inj'd : 10/28/2020 5:02 pm
Sample : l2046791-04,31,3.78,5,,b

Method : V126_201012N_8260Suff.m
Operator : VOA126:AJK
Instrument : VOA126
Quant Date : 10/28/2020 7:14 pm

Compound #17: Methylene chloride

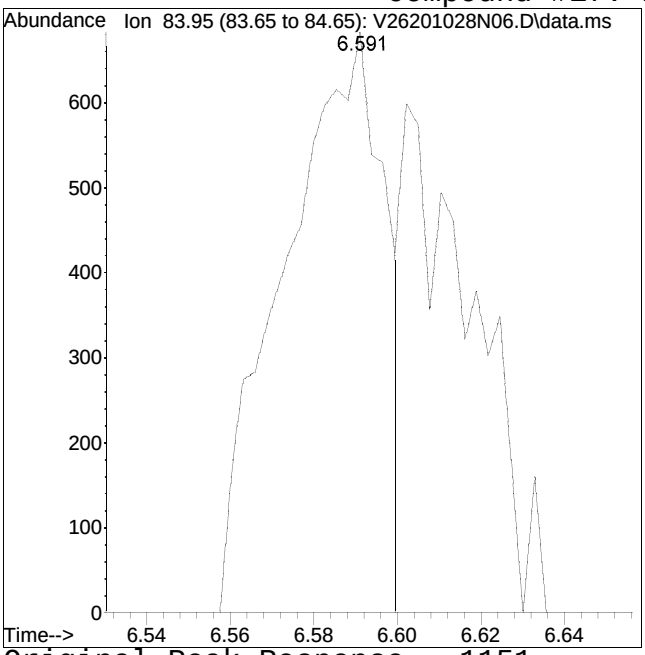

Original Peak Response = 1151

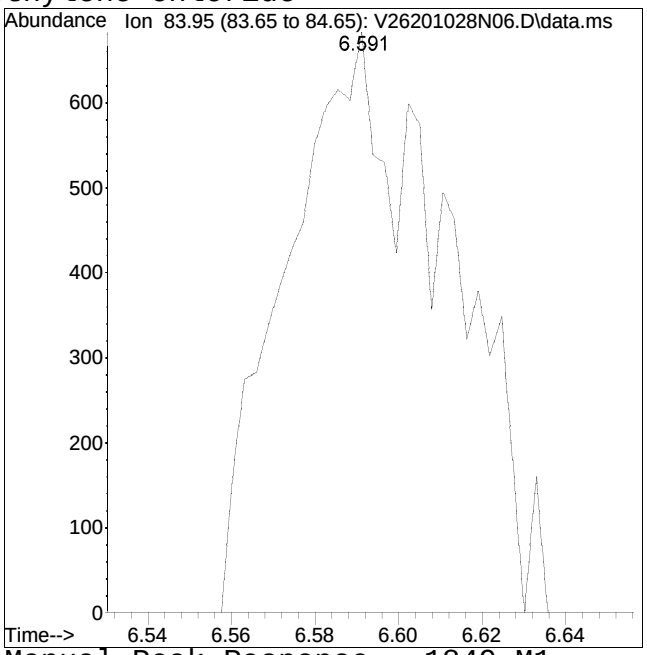

Manual Peak Response = 1849 M1

M1 = Split or tailing peak, auto integration stopped early resulting in false low area count.

Manual Integration Report

Data Path : I:\VOLATILES\VOA126\2020\2Q
Data File : V26201028N06.D
Date Inj'd : 10/28/2020 5:02 pm
Sample : l2046791-04,31,3.78,5,,b

Method : V126_201012N_8260Suff.m
Operator : VOA126:AJK
Instrument : VOA126
Quant Date : 10/28/2020 7:14 pm

Compound #19: Acetone

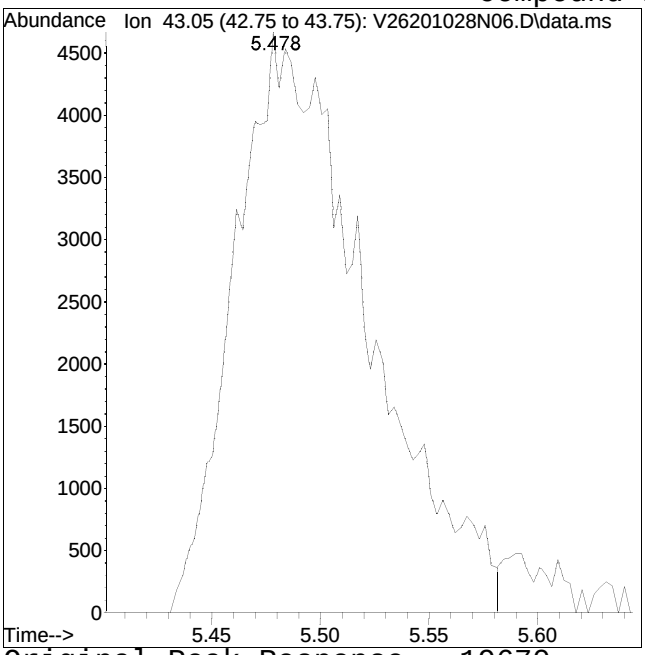

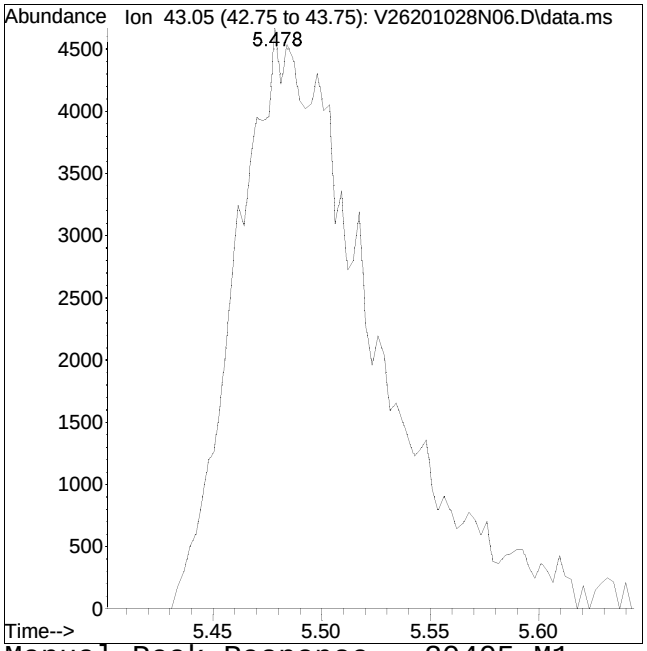

Original Peak Response = 19670 Manual Peak Response = 20405 M1

M1 = Split or tailing peak, auto integration stopped early resulting in false low area count.

Manual Integration Report

Data Path : I:\VOLATILES\VOA126\2020\2QMethod : V126_201012N_8260Suff.m
Data File : V26201028N06.D Operator : VOA126:AJK
Date Inj'd : 10/28/2020 5:02 pm Instrument : VOA126
Sample : l2046791-04,31,3.78,5,,b Quant Date : 10/28/2020 7:14 pm

Compound #66: Toluene

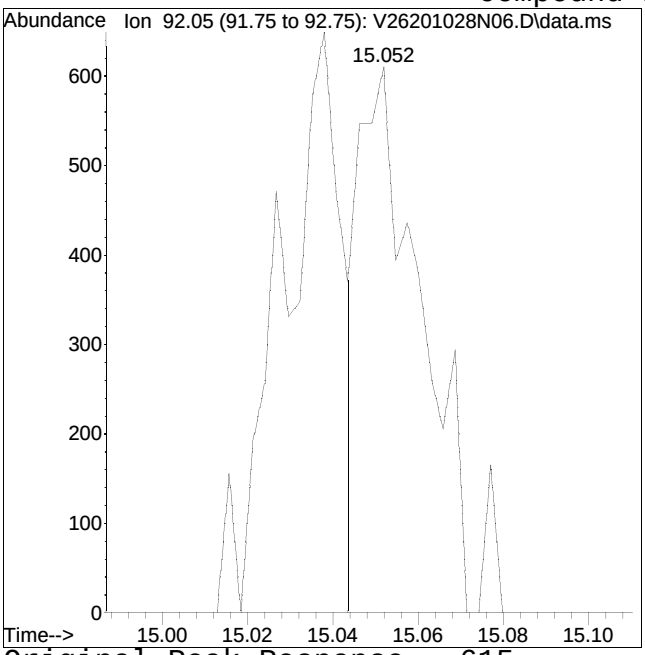

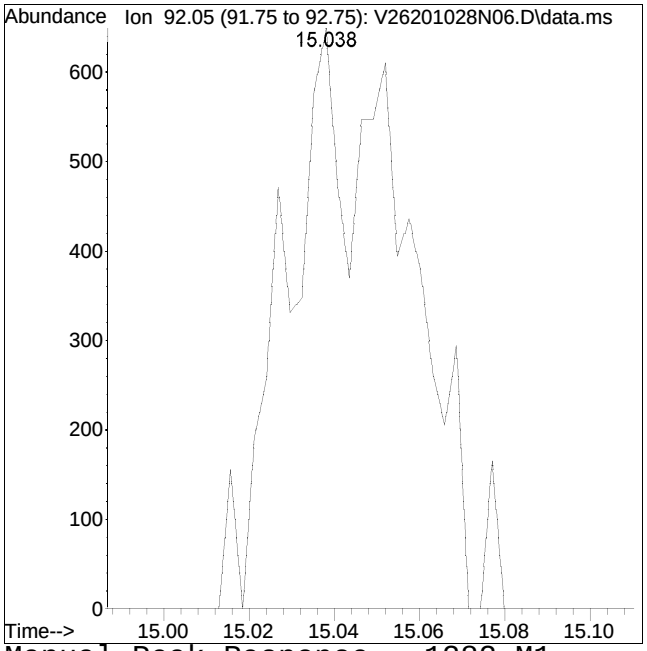

Original Peak Response = 615 Manual Peak Response = 1282 M1

M1 = Split or tailing peak, auto integration stopped early resulting in false low area count.

Manual Integration Report

Data Path : I:\VOLATILES\VOA126\2020\2QMethod : V126_201012N_8260Suff.m
Data File : V26201028N06.D Operator : VOA126:AJK
Date Inj'd : 10/28/2020 5:02 pm Instrument : VOA126
Sample : l2046791-04,31,3.78,5,,b Quant Date : 10/28/2020 7:14 pm

Compound #83: Ethylbenzene

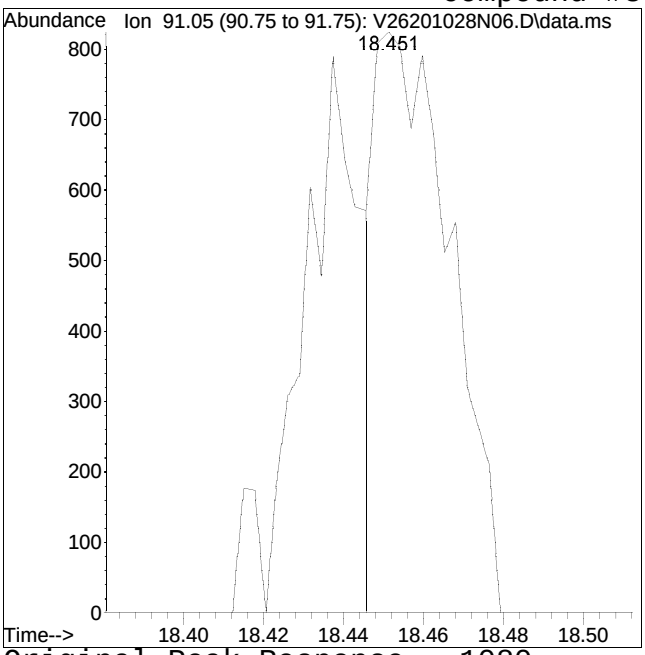

Original Peak Response = 1080

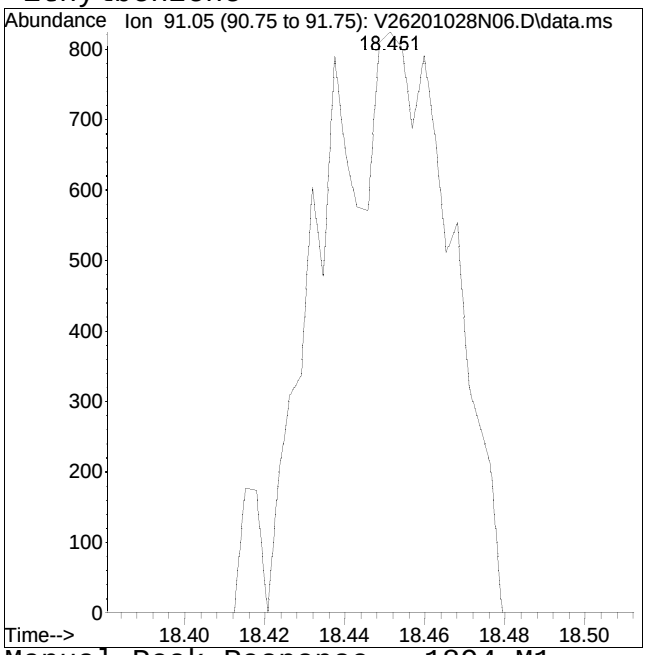

Manual Peak Response = 1894 M1

M1 = Split or tailing peak, auto integration stopped early resulting in false low area count.

Manual Integration Report

Data Path : I:\VOLATILES\VOA126\2020\2QMethod : V126_201012N_8260Suff.m
Data File : V26201028N06.D Operator : VOA126:AJK
Date Inj'd : 10/28/2020 5:02 pm Instrument : VOA126
Sample : l2046791-04,31,3.78,5,,b Quant Date : 10/28/2020 7:14 pm

Compound #86: o Xylene

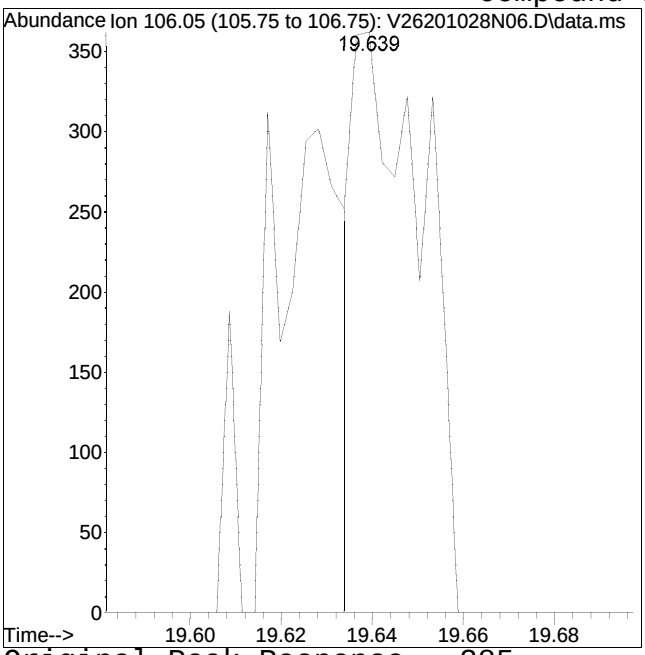

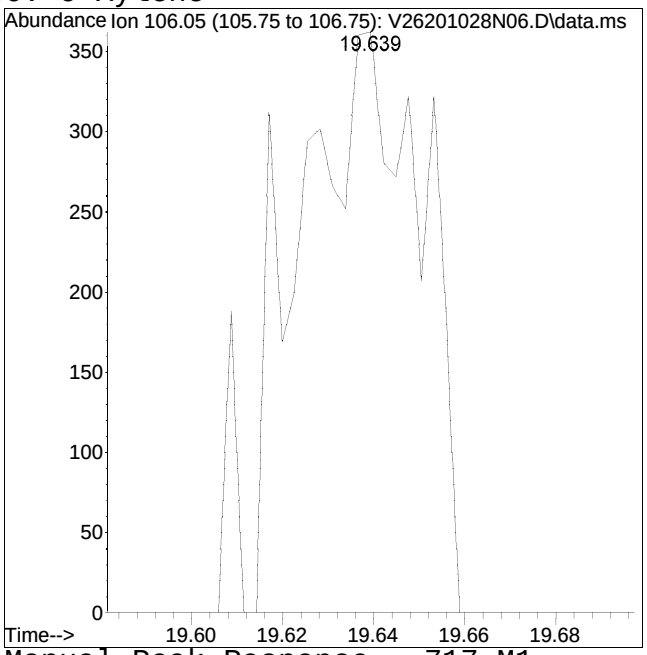

Original Peak Response = 385 Manual Peak Response = 717 M1
M1 = Split or tailing peak, auto integration stopped early resulting in false low area count.

Manual Integration Report

Data Path : I:\VOLATILES\VOA126\2020\2Q
Data File : V26201028N06.D
Date Inj'd : 10/28/2020 5:02 pm
Sample : l2046791-04,31,3.78,5,,b

Method : V126_201012N_8260Suff.m
Operator : VOA126:AJK
Instrument : VOA126
Quant Date : 10/28/2020 7:14 pm

Compound #107: 1,2,4-Trimethylbenzene

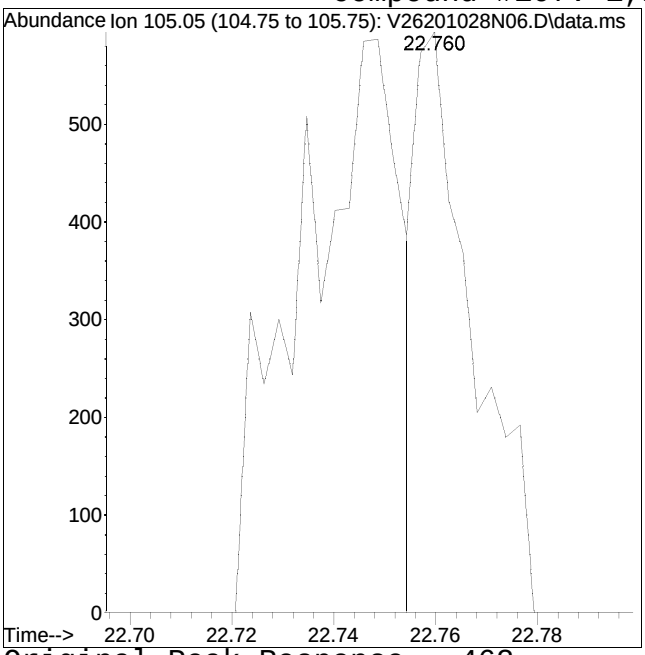

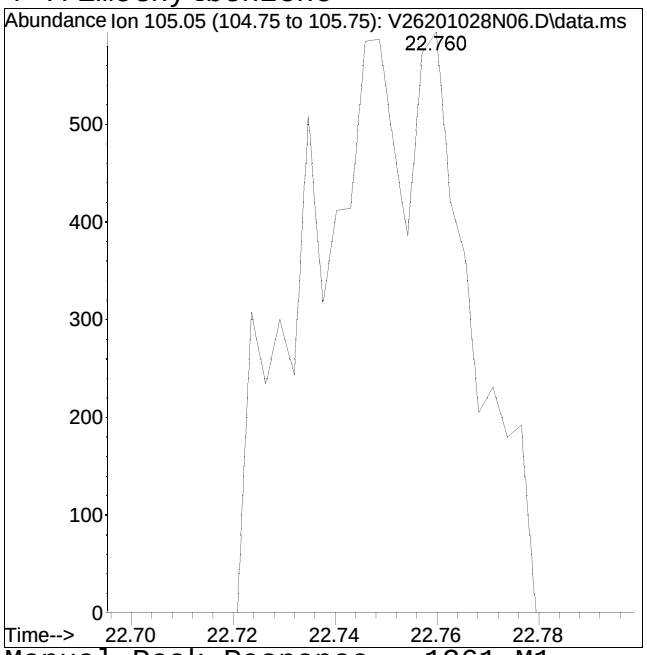

Original Peak Response = 462 Manual Peak Response = 1261 M1

M1 = Split or tailing peak, auto integration stopped early resulting in false low area count.

Quantitation Report (QT Reviewed)

Data Path : I:\VOLATILES\VOA126\2020\201028N\
Data File : V26201028N07.D
Acq On : 28 Oct 2020 05:42 pm
Operator : VOA126:AJK
Sample : l2046791-05,31,4.50,5,,b
Misc : WG1427739,ICAL17233
ALS Vial : 7 Sample Multiplier: 1

Quant Time: Oct 29 10:56:54 2020
Quant Method : I:\VOLATILES\VOA126\2020\201028N\V126_201012N_8260Suff.m
Quant Title : VOLATILES BY GC/MS
QLast Update : Tue Oct 13 17:03:21 2020
Response via : Initial Calibration

CCAL FILE(s) : 1 - I:\VOLATILES\VOA126\2020\201028N\V26201028N01.D
Sub List : 8260-CurveSoil - Megamix plus Diox

Compound	R.T.	QIon	Response	Conc	Units	Dev(Min)
Internal Standards						
1) Fluorobenzene	11.538	96	501171	20.000	ug/L	0.00
Standard Area 1 = 578335			Recovery =	86.66%		
63) Chlorobenzene-d5	18.237	117	411539	20.000	ug/L	0.00
Standard Area 1 = 474087			Recovery =	86.81%		
88) 1,4-Dichlorobenzene-d4	23.889	152	203094	20.000	ug/L	0.00
Standard Area 1 = 263425			Recovery =	77.10%		
System Monitoring Compounds						
39) Dibromofluoromethane	9.904	113	125000	19.033	ug/L	0.00
Spiked Amount 20.000	Range 70 - 130		Recovery =	95.17%		
47) 1,2-Dichloroethane-d4	10.903	65	115459	20.477	ug/L	0.00
Spiked Amount 20.000	Range 70 - 130		Recovery =	102.38%		
65) Toluene-d8	14.874	98	515705	19.730	ug/L	0.00
Spiked Amount 20.000	Range 70 - 130		Recovery =	98.65%		
92) 4-Bromofluorobenzene	21.073	95	195017	21.609	ug/L	0.00
Spiked Amount 20.000	Range 70 - 130		Recovery =	108.05%		
Target Compounds						Qvalue
5) Vinyl chloride	0.000		0	N.D.		
11) 1,1-Dichloroethene	0.000		0	N.D.		
17) Methylene chloride	6.602	84	1667M1	0.300	ug/L	
19) Acetone	5.487	43	22539	25.719	ug/L #	71
20) trans-1,2-Dichloroethene	0.000		0	N.D.		
23) Methyl tert-butyl ether	0.000		0	N.D.		
26) 1,1-Dichloroethane	0.000		0	N.D.		
31) cis-1,2-Dichloroethene	0.000		0	N.D.		
35) Chloroform	0.000		0	N.D.		
37) Carbon tetrachloride	0.000		0	N.D.		
40) 1,1,1-Trichloroethane	0.000		0	N.D.		
42) 2-Butanone	8.856	43	1966M1	1.243	ug/L	
45) Benzene	11.101	78	112	N.D.		
48) 1,2-Dichloroethane	11.095	62	83	N.D.		
52) Trichloroethene	0.000		0	N.D.		
61) 1,4-Dioxane	0.000		0	N.D.		
66) Toluene	15.044	92	1556M1	0.104	ug/L	
68) Tetrachloroethene	16.458	166	1719	0.241	ug/L #	59
82) Chlorobenzene	18.329	112	66	N.D.		
83) Ethylbenzene	18.457	91	1506	N.D.		

Data Path : I:\VOLATILES\VOA126\2020\201028N\
Data File : V26201028N07.D
Acq On : 28 Oct 2020 05:42 pm
Operator : VOA126:AJK
Sample : l2046791-05,31,4.50,5,,b
Misc : WG1427739,ICAL17233
ALS Vial : 7 Sample Multiplier: 1

Quant Time: Oct 29 10:56:54 2020
Quant Method : I:\VOLATILES\VOA126\2020\201028N\V126_201012N_8260Suff.m
Quant Title : VOLATILES BY GC/MS
QLast Update : Tue Oct 13 17:03:21 2020
Response via : Initial Calibration

CCAL FILE(s) : 1 - I:\VOLATILES\VOA126\2020\201028N\V26201028N01.D
Sub List : 8260-CurveSoil - Megamix plus Diox

Compound	R.T.	QIon	Response	Conc	Units	Dev(Min)
85) p/m Xylene	18.633	106	1975M1	0.173	ug/L	
86) o Xylene	19.628	106	646	N.D.		
95) n-Propylbenzene	21.433	91	160	N.D.		
100) 1,3,5-Trimethylbenzene	21.812	105	184	N.D.		
104) tert-Butylbenzene	0.000		0	N.D.		
107) 1,2,4-Trimethylbenzene	22.746	105	1544	N.D.		
109) sec-Butylbenzene	0.000		0	N.D.		
111) 1,3-Dichlorobenzene	23.711	146	52	N.D.		
112) 1,4-Dichlorobenzene	23.956	146	26	N.D.		
116) n-Butylbenzene	0.000		0	N.D.		
118) 1,2-Dichlorobenzene	0.000		0	N.D.		

(#) = qualifier out of range (m) = manual integration (+) = signals summed

Quantitation Report (QT Reviewed)

Data Path : I:\VOLATILES\VOA126\2020\201028N\
Data File : V26201028N07.D
Acq On : 28 Oct 2020 05:42 pm
Operator : VOA126:AJK
Sample : l2046791-05,31,4.50,5,,b
Misc : WG1427739,ICAL17233
ALS Vial : 7 Sample Multiplier: 1

Quant Time: Oct 29 10:56:54 2020
Quant Method : I:\VOLATILES\VOA126\2020\201028N\V126_201012N_8260Suff.m
Quant Title : VOLATILES BY GC/MS
QLast Update : Tue Oct 13 17:03:21 2020
Response via : Initial Calibration

Sub List : 8260-CurveSoil - Megamix plus Diox8N\V26201028N01.D•

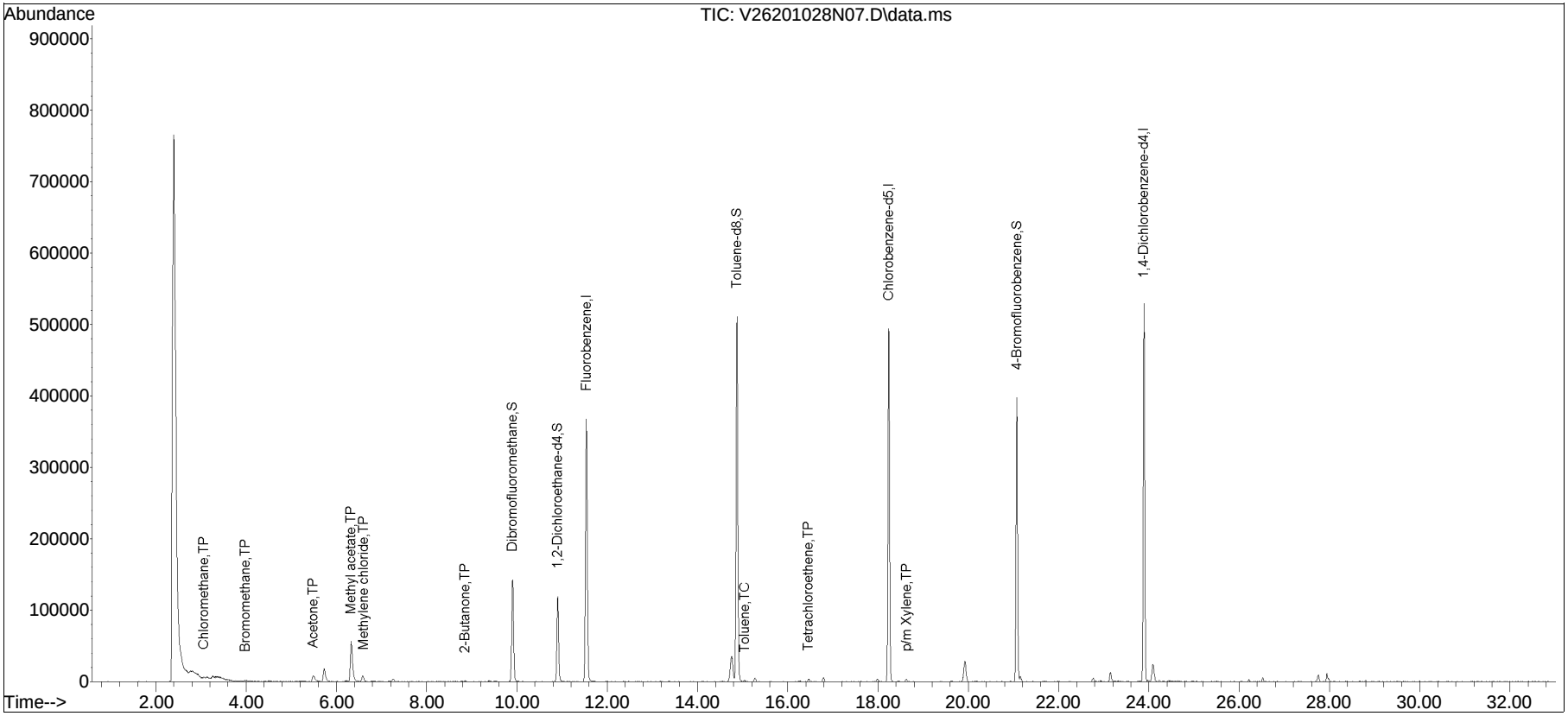

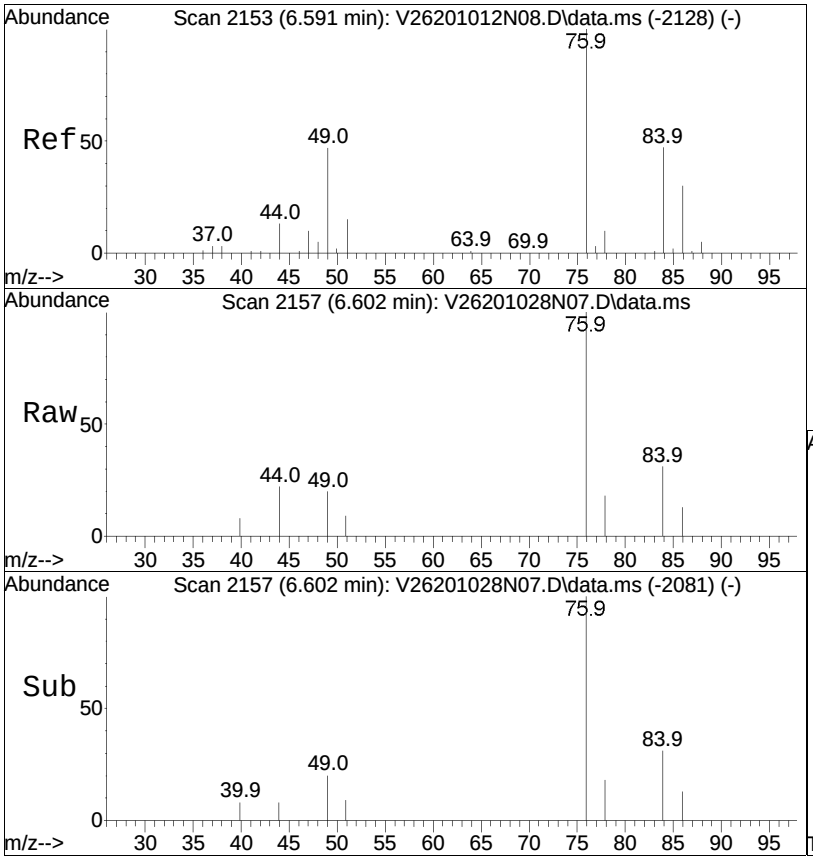

#17
Methylene chloride
Concen: 0.30 ug/L M1
RT: 6.602 min Scan# 2157
Delta R.T. 0.011 min
Lab File: V26201028N07.D
Acq: 28 Oct 2020 05:42 pm

Tgt Ion: 84 Resp: 1667

Ion	Ratio	Lower	Upper
84	100		
86	32.5	41.9	87.1#
49	111.2	88.1	183.1

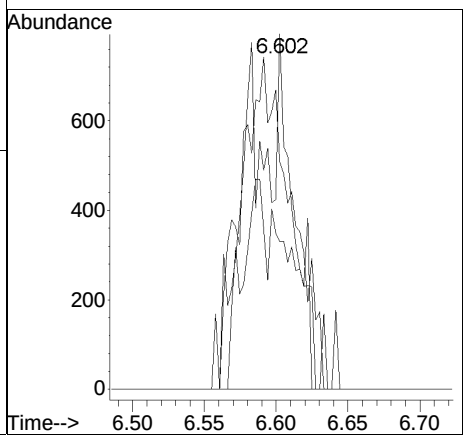

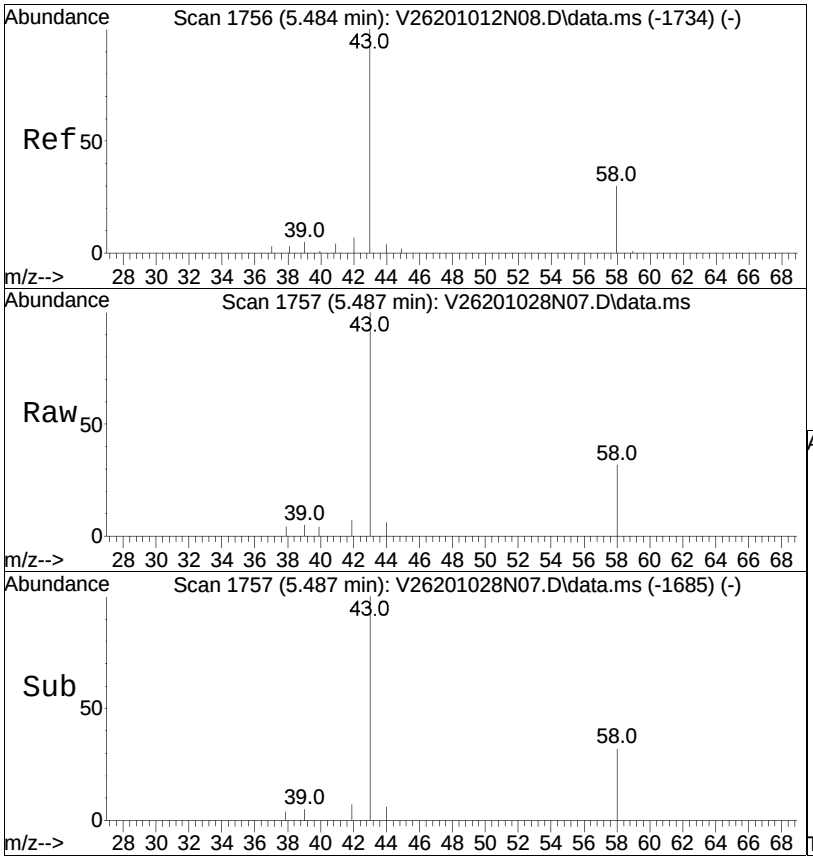

#19
Acetone
Concen: 25.72 ug/L
RT: 5.487 min Scan# 1757
Delta R.T. 0.003 min
Lab File: V26201028N07.D
Acq: 28 Oct 2020 05:42 pm

Tgt Ion: 43 Resp: 22539

Ion	Ratio	Lower	Upper
43	100		
58	14.9	24.6	37.0#

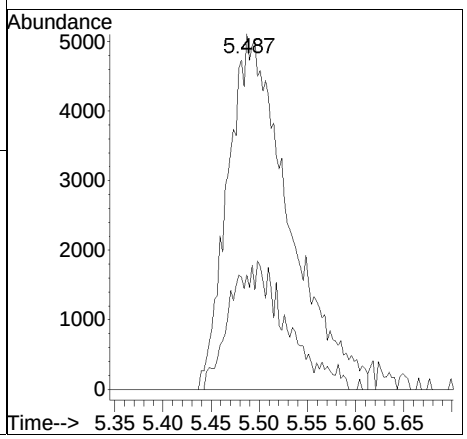

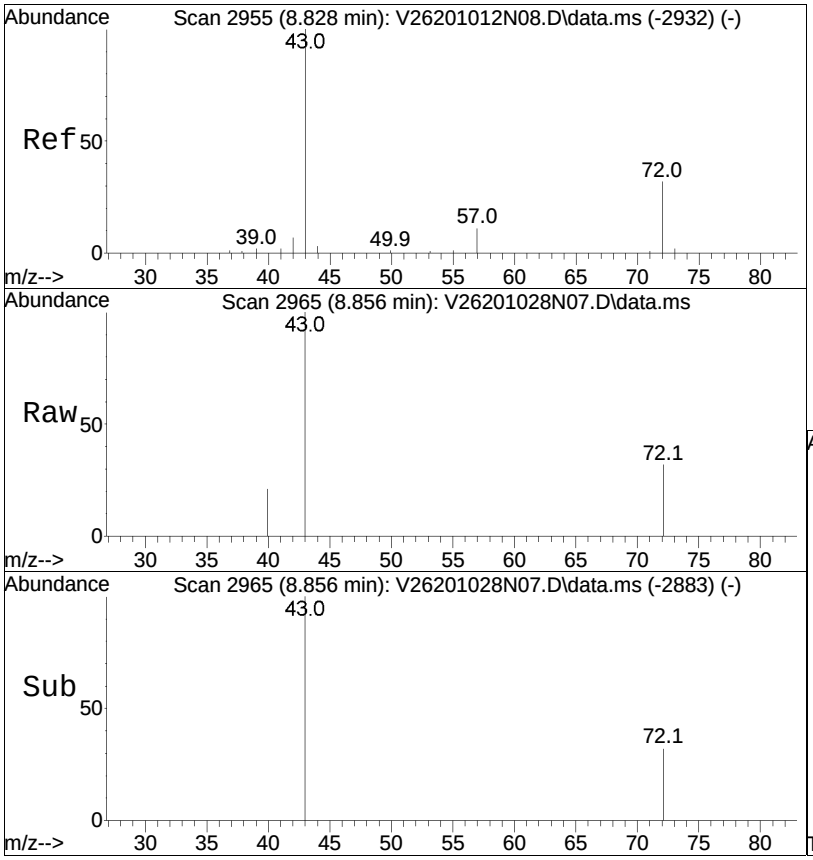

#42
2-Butanone
Concen: 1.24 ug/L M1
RT: 8.856 min Scan# 2965
Delta R.T. 0.028 min
Lab File: V26201028N07.D
Acq: 28 Oct 2020 05:42 pm

Tgt Ion: 43 Resp: 1966

Ion	Ratio	Lower	Upper
43	100		
72	7.0	18.7	28.1#

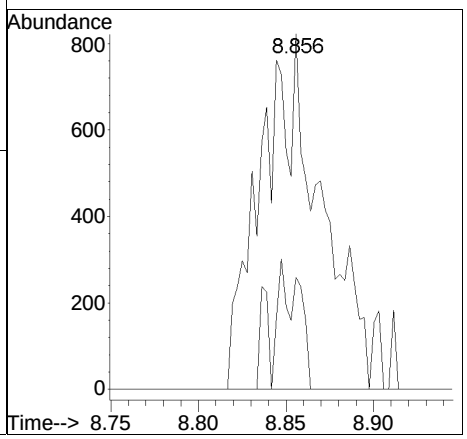

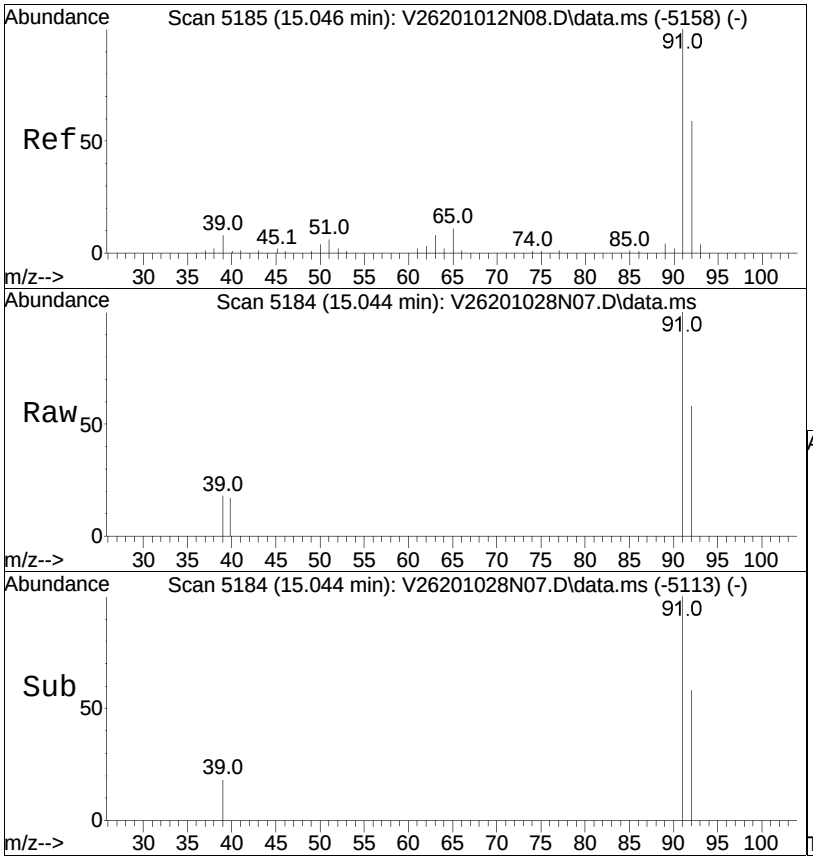

#66
Toluene
Concen: 0.10 ug/L M1
RT: 15.044 min Scan# 5184
Delta R.T. -0.002 min
Lab File: V26201028N07.D
Acq: 28 Oct 2020 05:42 pm

Tgt Ion: 92 Resp: 1556

Ion	Ratio	Lower	Upper
92	100		
91	158.2	132.2	198.2

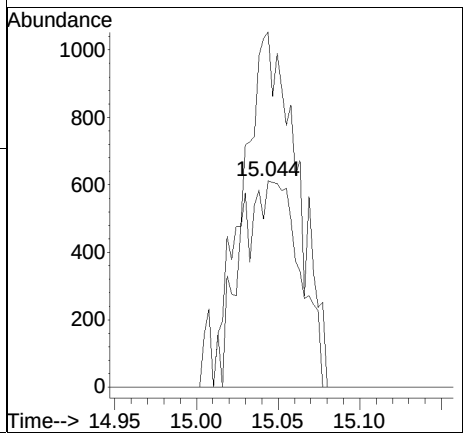

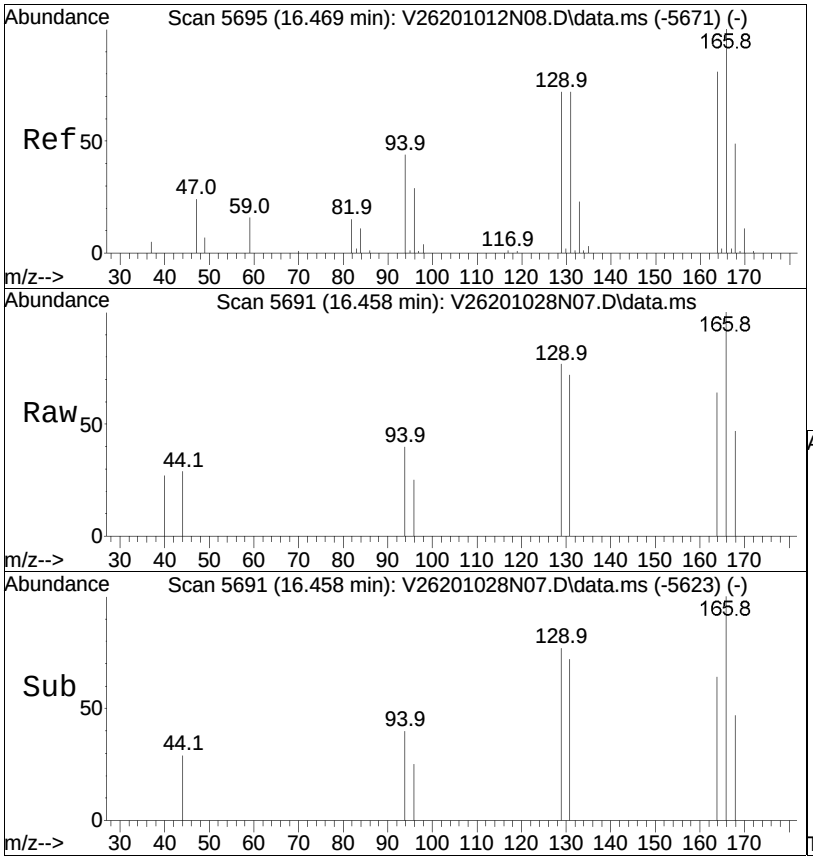

#68
Tetrachloroethene
Concen: 0.24 ug/L
RT: 16.458 min Scan# 5691
Delta R.T. -0.011 min
Lab File: V26201028N07.D
Acq: 28 Oct 2020 05:42 pm

Tgt Ion:166 Resp: 1719

Ion	Ratio	Lower	Upper
166	100		
168	18.7	27.8	67.8#
94	19.1	24.4	64.4#

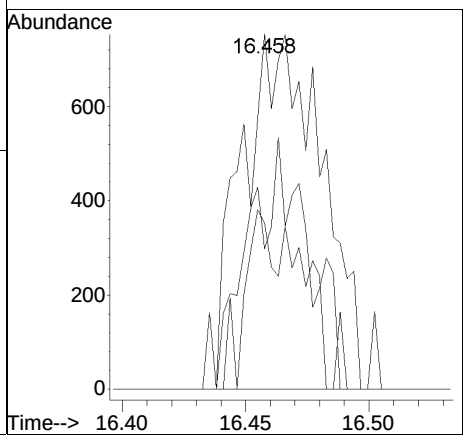

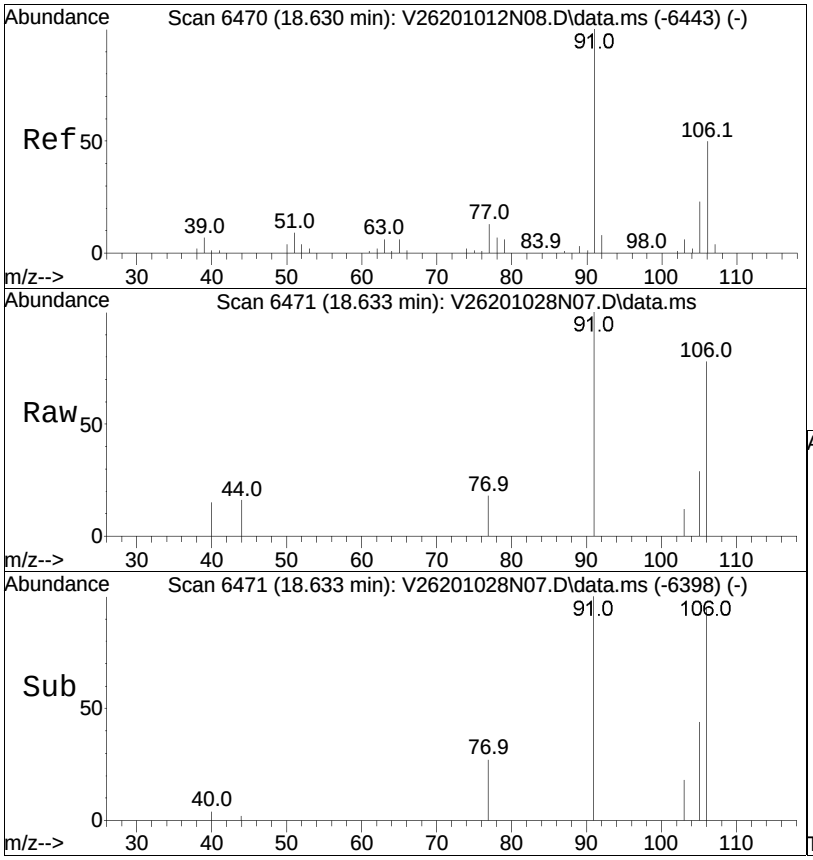

#85
p/m Xylene
Concen: 0.17 ug/L M1
RT: 18.633 min Scan# 6471
Delta R.T. 0.003 min
Lab File: V26201028N07.D
Acq: 28 Oct 2020 05:42 pm

Tgt Ion:106 Resp: 1975

Ion	Ratio	Lower	Upper
106	100		
91	198.1	147.9	221.9

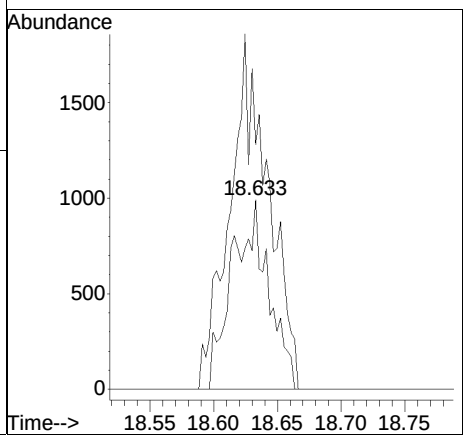

Manual Integration Report

Data Path : I:\VOLATILES\VOA126\2020\2Q
Data File : V26201028N07.D
Date Inj'd : 10/28/2020 5:42 pm
Sample : l2046791-05,31,4.50,5,,b

Method : V126_201012N_8260Suff.m
Operator : VOA126:AJK
Instrument : VOA126
Quant Date : 10/28/2020 7:14 pm

Compound #17: Methylene chloride

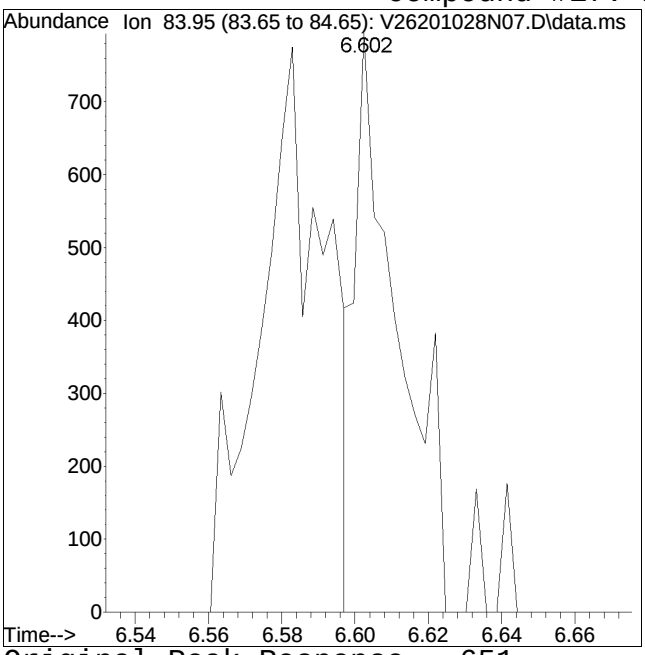

Original Peak Response = 651

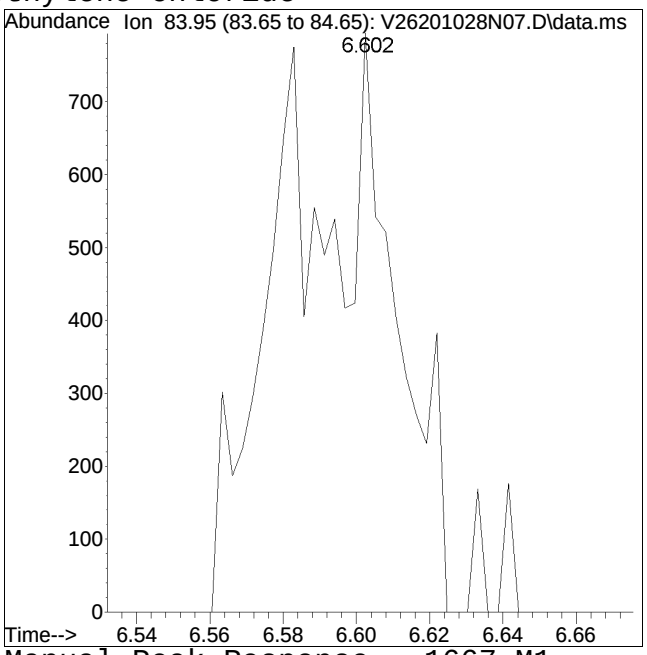

Manual Peak Response = 1667 M1

M1 = Split or tailing peak, auto integration stopped early resulting in false low area count.

Manual Integration Report

Data Path : I:\VOLATILES\VOA126\2020\2Q
Data File : V26201028N07.D
Date Inj'd : 10/28/2020 5:42 pm
Sample : l2046791-05,31,4.50,5,,b

Method : V126_201012N_8260Suff.m
Operator : VOA126:AJK
Instrument : VOA126
Quant Date : 10/28/2020 7:14 pm

Compound #42: 2-Butanone

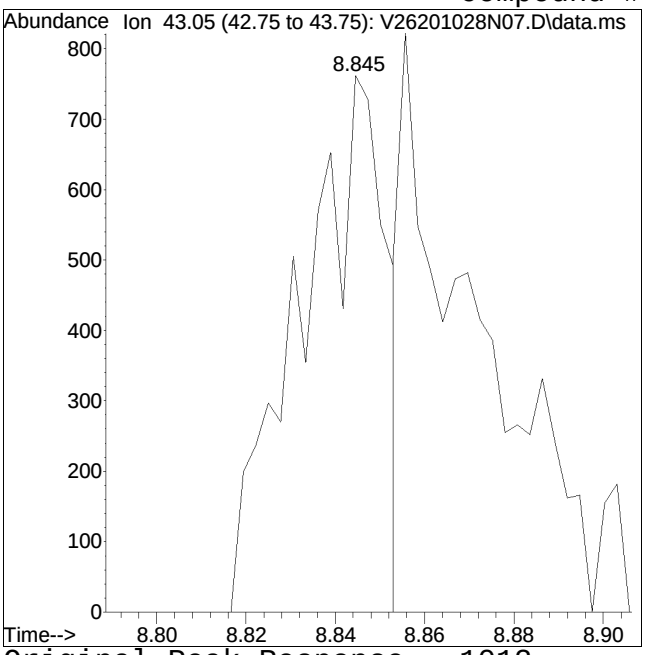

Original Peak Response = 1012

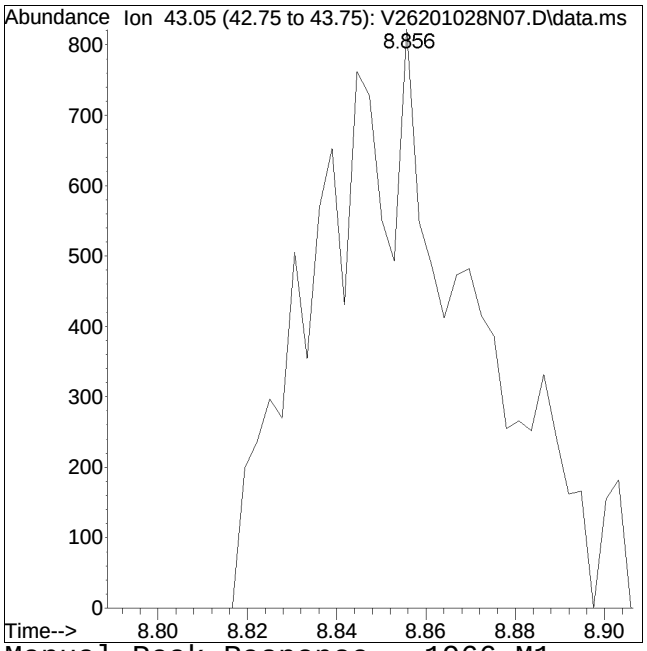

Manual Peak Response = 1966 M1

M1 = Split or tailing peak, auto integration stopped early resulting in false low area count.

Manual Integration Report

Data Path : I:\VOLATILES\VOA126\2020\2Q
Data File : V26201028N07.D
Date Inj'd : 10/28/2020 5:42 pm
Sample : l2046791-05,31,4.50,5,,b

Method : V126_201012N_8260Suff.m
Operator : VOA126:AJK
Instrument : VOA126
Quant Date : 10/28/2020 7:14 pm

Compound #66: Toluene

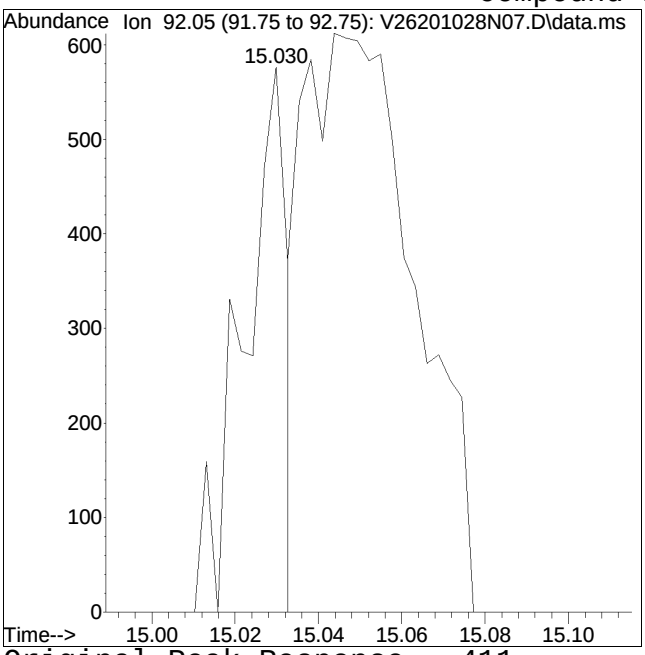

Original Peak Response = 411

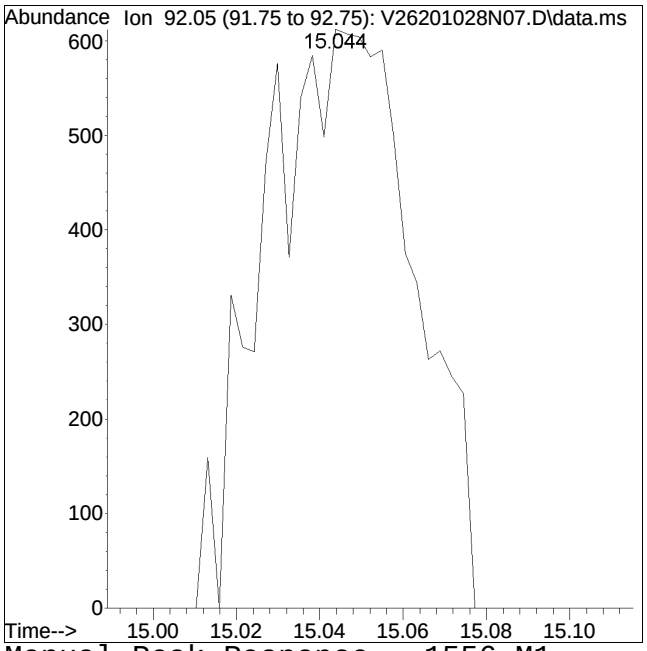

Manual Peak Response = 1556 M1

M1 = Split or tailing peak, auto integration stopped early resulting in false low area count.

Manual Integration Report

Data Path : I:\VOLATILES\VOA126\2020\2QMethod : V126_201012N_8260Suff.m
Data File : V26201028N07.D Operator : VOA126:AJK
Date Inj'd : 10/28/2020 5:42 pm Instrument : VOA126
Sample : l2046791-05,31,4.50,5,,b Quant Date : 10/28/2020 7:14 pm

Compound #85: p/m Xylene

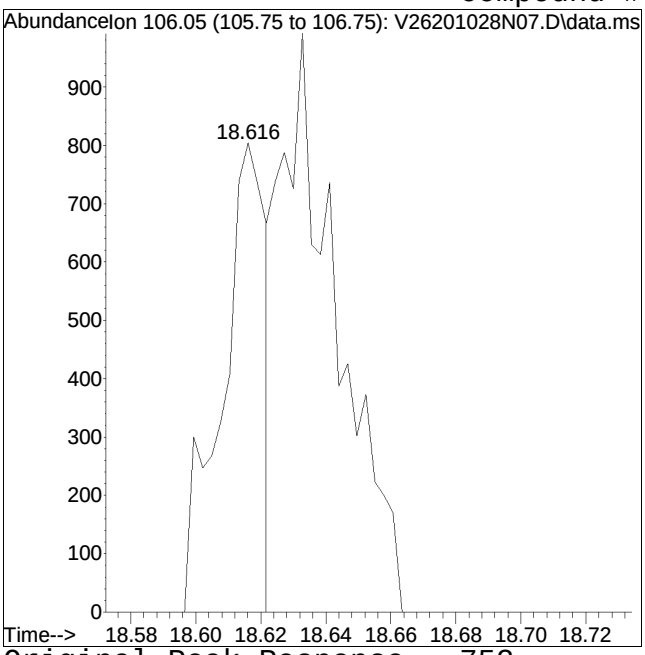

Original Peak Response = 752

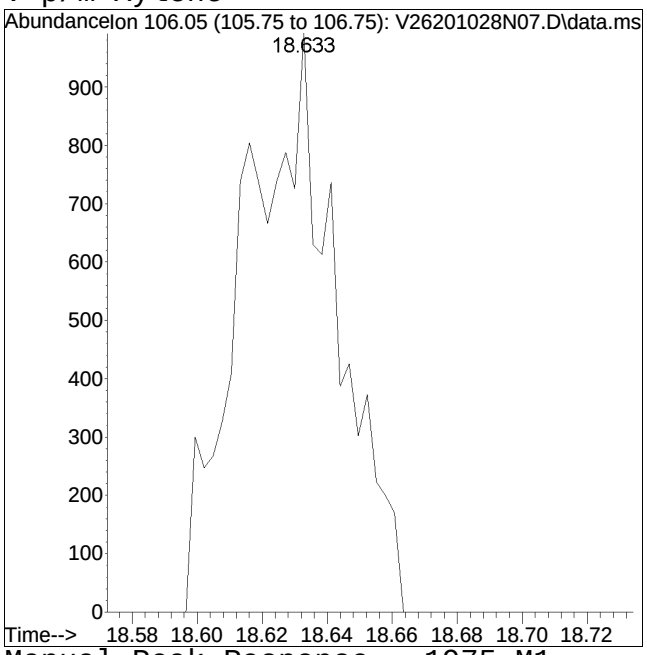

Manual Peak Response = 1975 M1

M1 = Split or tailing peak, auto integration stopped early resulting in false low area count.

Manual Integration Report

Data Path : I:\VOLATILES\VOA126\2020\2QMethod : V126_201012N_8260Suff.m
Data File : V26201028N07.D Operator : VOA126:AJK
Date Inj'd : 10/28/2020 5:42 pm Instrument : VOA126
Sample : l2046791-05,31,4.50,5,,b Quant Date : 10/28/2020 7:14 pm

Compound #86: o Xylene

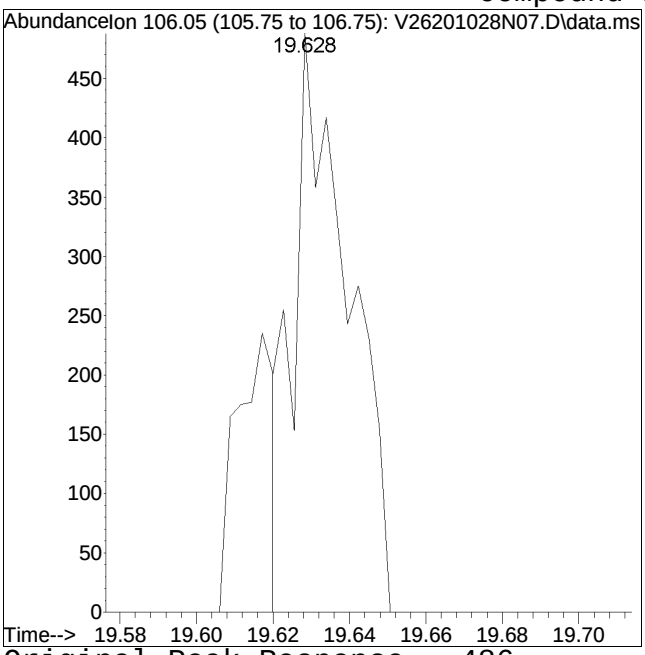

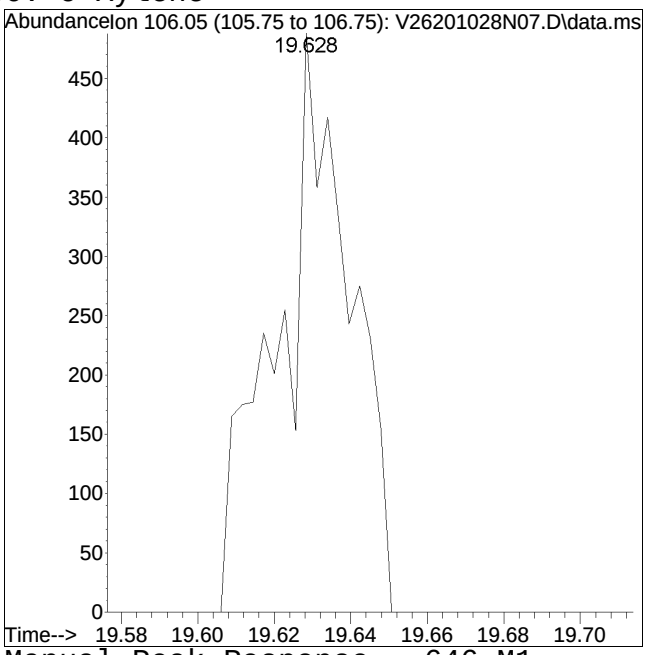

Original Peak Response = 486 Manual Peak Response = 646 M1
M1 = Split or tailing peak, auto integration stopped early resulting in false low area count.

Quantitation Report (QT Reviewed)

Data Path : I:\VOLATILES\VOA126\2020\201028N\
Data File : V26201028N08.D
Acq On : 28 Oct 2020 06:22 pm
Operator : VOA126:AJK
Sample : l2046791-06,31,4.32,5,,b
Misc : WG1427739,ICAL17233
ALS Vial : 8 Sample Multiplier: 1

Quant Time: Oct 28 19:24:56 2020
Quant Method : I:\VOLATILES\VOA126\2020\201028N\V126_201012N_8260Suff.m
Quant Title : VOLATILES BY GC/MS
QLast Update : Tue Oct 13 17:03:21 2020
Response via : Initial Calibration

CCAL FILE(s) : 1 - I:\VOLATILES\VOA126\2020\201028N\V26201028N01.D
Sub List : 8260-CurveSoil - Megamix plus Diox

Compound	R.T.	QIon	Response	Conc	Units	Dev(Min)
Internal Standards						
1) Fluorobenzene	11.535	96	505400	20.000	ug/L	0.00
Standard Area 1 = 578335			Recovery = 87.39%			
63) Chlorobenzene-d5	18.234	117	413117	20.000	ug/L	0.00
Standard Area 1 = 474087			Recovery = 87.14%			
88) 1,4-Dichlorobenzene-d4	23.892	152	210557	20.000	ug/L	0.00
Standard Area 1 = 263425			Recovery = 79.93%			
System Monitoring Compounds						
39) Dibromofluoromethane	9.907	113	124737	18.834	ug/L	0.00
Spiked Amount 20.000	Range 70 - 130		Recovery = 94.17%			
47) 1,2-Dichloroethane-d4	10.902	65	116988	20.575	ug/L	0.00
Spiked Amount 20.000	Range 70 - 130		Recovery = 102.88%			
65) Toluene-d8	14.873	98	519160	19.786	ug/L	0.00
Spiked Amount 20.000	Range 70 - 130		Recovery = 98.93%			
92) 4-Bromofluorobenzene	21.070	95	195296	20.872	ug/L	0.00
Spiked Amount 20.000	Range 70 - 130		Recovery = 104.36%			
Target Compounds						Qvalue
5) Vinyl chloride	0.000		0	N.D.		
11) 1,1-Dichloroethene	0.000		0	N.D.		
17) Methylene chloride	6.585	84	1407M1	0.251	ug/L	
19) Acetone	5.531	43	24866	28.623	ug/L #	67
20) trans-1,2-Dichloroethene	0.000		0	N.D.		
23) Methyl tert-butyl ether	6.884	73	87	N.D.		
26) 1,1-Dichloroethane	0.000		0	N.D.		
31) cis-1,2-Dichloroethene	0.000		0	N.D.		
35) Chloroform	9.463	83	29	N.D.		
37) Carbon tetrachloride	0.000		0	N.D.		
40) 1,1,1-Trichloroethane	0.000		0	N.D.		
42) 2-Butanone	8.881	43	2264M1	1.466	ug/L	
45) Benzene	11.114	78	105	N.D.		
48) 1,2-Dichloroethane	11.089	62	56	N.D.		
52) Trichloroethene	0.000		0	N.D.		
61) 1,4-Dioxane	0.000		0	N.D.		
66) Toluene	15.044	92	3167M1	0.212	ug/L	
68) Tetrachloroethene	16.466	166	1800M1	0.251	ug/L	
82) Chlorobenzene	18.323	112	67	N.D.		
83) Ethylbenzene	18.449	91	1711	N.D.		

Data Path : I:\VOLATILES\VOA126\2020\201028N\
Data File : V26201028N08.D
Acq On : 28 Oct 2020 06:22 pm
Operator : VOA126:AJK
Sample : l2046791-06,31,4.32,5,,b
Misc : WG1427739,ICAL17233
ALS Vial : 8 Sample Multiplier: 1

Quant Time: Oct 28 19:24:56 2020
Quant Method : I:\VOLATILES\VOA126\2020\201028N\V126_201012N_8260Suff.m
Quant Title : VOLATILES BY GC/MS
QLast Update : Tue Oct 13 17:03:21 2020
Response via : Initial Calibration

CCAL FILE(s) : 1 - I:\VOLATILES\VOA126\2020\201028N\V26201028N01.D
Sub List : 8260-CurveSoil - Megamix plus Diox

	Compound	R.T.	QIon	Response	Conc	Units	Dev(Min)
85)	p/m Xylene	18.633	106	2244M1	0.196	ug/L	
86)	o Xylene	19.625	106	763	N.D.		
95)	n-Propylbenzene	21.427	91	351	N.D.		
100)	1,3,5-Trimethylbenzene	21.823	105	128	N.D.		
104)	tert-Butylbenzene	0.000		0	N.D.		
107)	1,2,4-Trimethylbenzene	22.751	105	1966	N.D.		
109)	sec-Butylbenzene	0.000		0	N.D.		
111)	1,3-Dichlorobenzene	23.711	146	26	N.D.		
112)	1,4-Dichlorobenzene	23.962	146	59	N.D.		
116)	n-Butylbenzene	24.480	91	56	N.D.		
118)	1,2-Dichlorobenzene	24.823	146	26	N.D.		

(#) = qualifier out of range (m) = manual integration (+) = signals summed

Quantitation Report (QT Reviewed)

Data Path : I:\VOLATILES\VOA126\2020\201028N\
Data File : V26201028N08.D
Acq On : 28 Oct 2020 06:22 pm
Operator : VOA126:AJK
Sample : l2046791-06,31,4.32,5,,b
Misc : WG1427739,ICAL17233
ALS Vial : 8 Sample Multiplier: 1

Quant Time: Oct 28 19:24:56 2020
Quant Method : I:\VOLATILES\VOA126\2020\201028N\V126_201012N_8260Suff.m
Quant Title : VOLATILES BY GC/MS
QLast Update : Tue Oct 13 17:03:21 2020
Response via : Initial Calibration

Sub List : 8260-CurveSoil - Megamix plus Diox8N\V26201028N01.D•

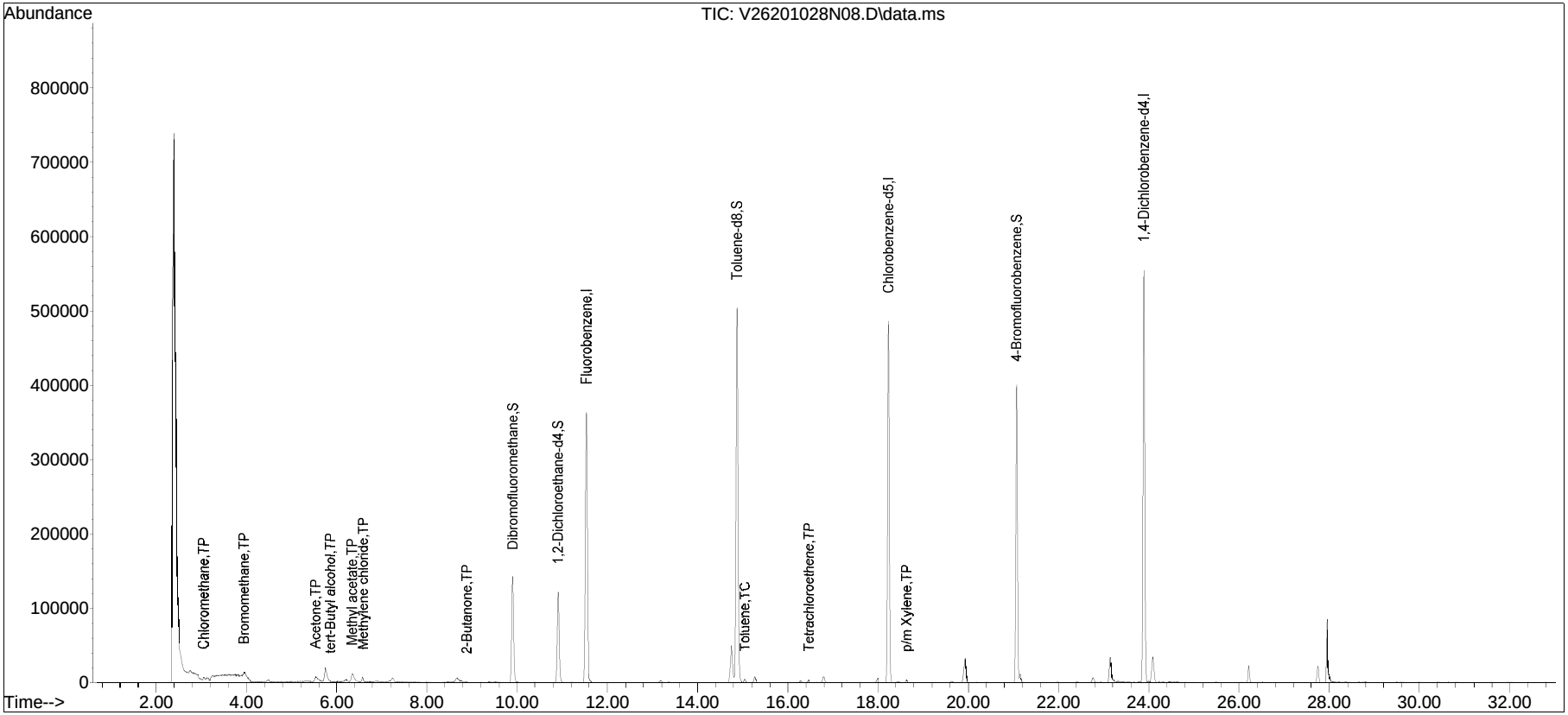

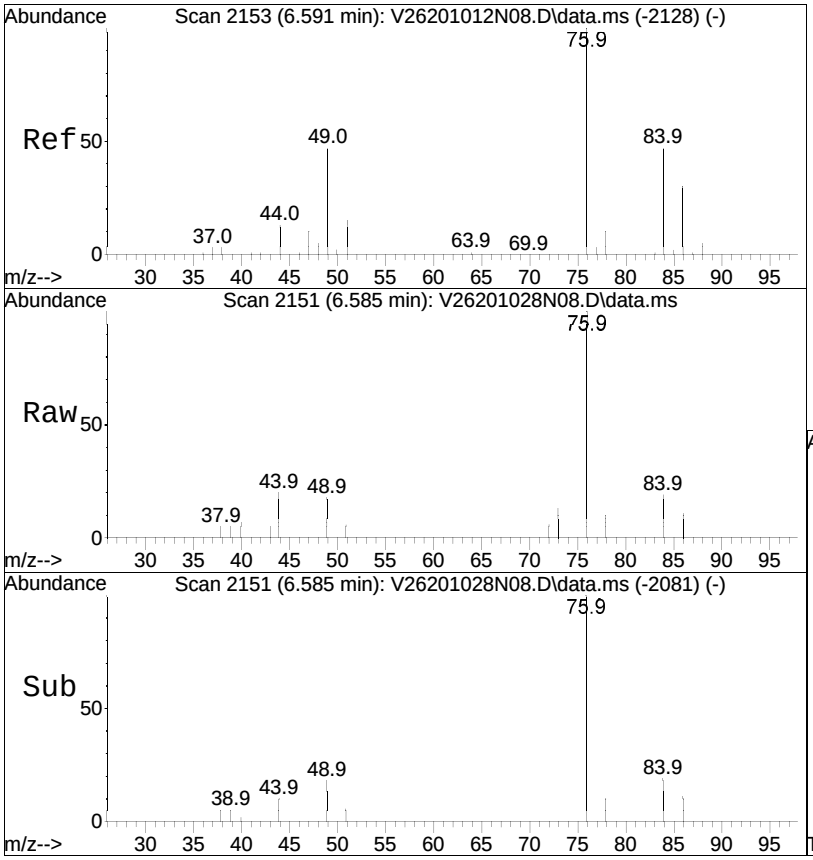

#17
Methylene chloride
Concen: 0.25 ug/L M1
RT: 6.585 min Scan# 2151
Delta R.T. -0.006 min
Lab File: V26201028N08.D
Acq: 28 Oct 2020 06:22 pm

Tgt Ion: 84 Resp: 1407

Ion	Ratio	Lower	Upper
84	100		
86	1.8	41.9	87.1#
49	2.0	88.1	183.1#

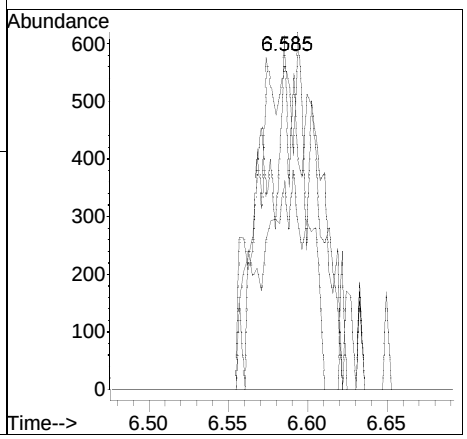

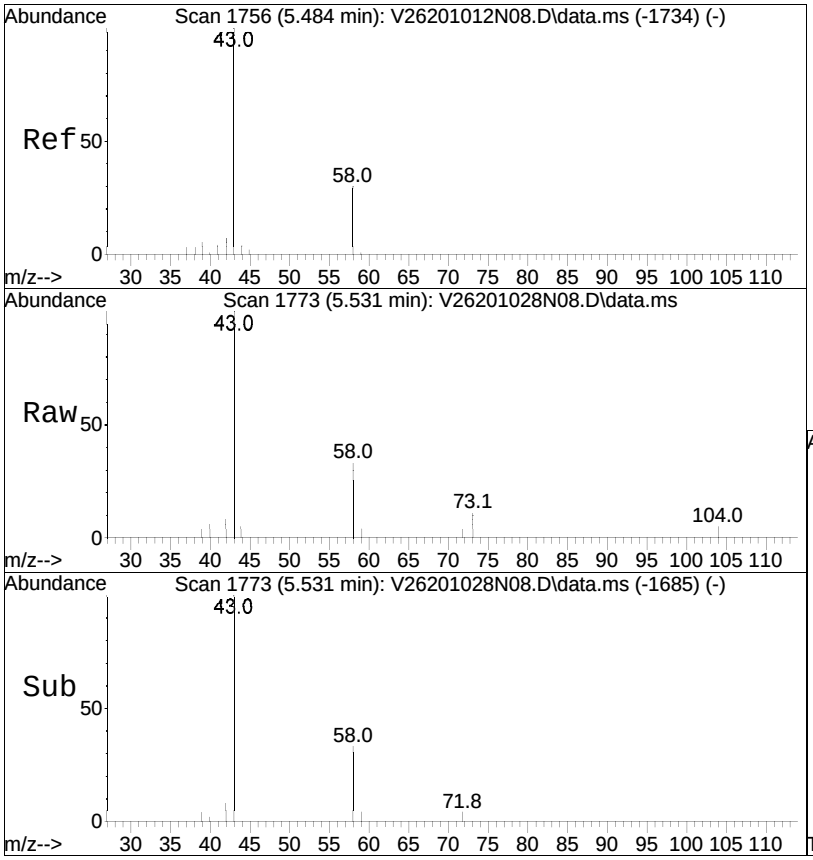

#19
Acetone
Concen: 28.62 ug/L
RT: 5.531 min Scan# 1773
Delta R.T. 0.047 min
Lab File: V26201028N08.D
Acq: 28 Oct 2020 06:22 pm

Tgt Ion: 43 Resp: 24866

Ion	Ratio	Lower	Upper
43	100		
58	12.9	24.6	37.0#

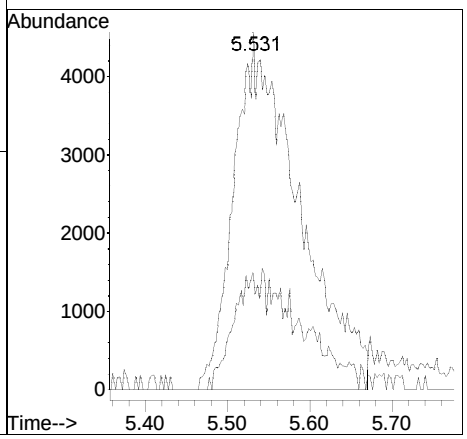

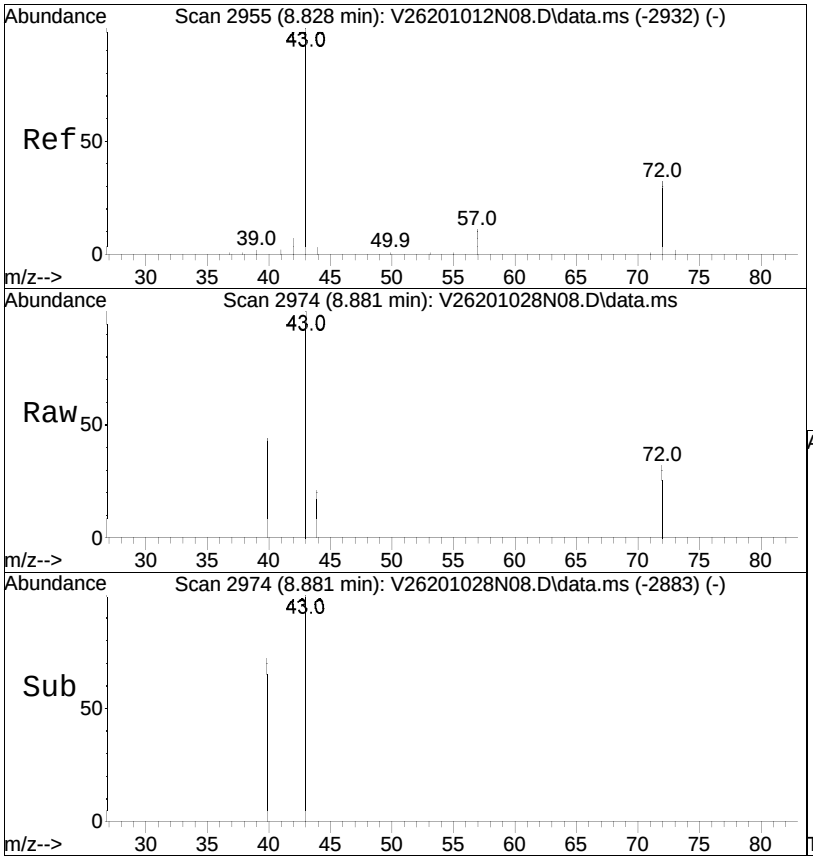

#42
2-Butanone
Concen: 1.47 ug/L M1
RT: 8.881 min Scan# 2974
Delta R.T. 0.053 min
Lab File: V26201028N08.D
Acq: 28 Oct 2020 06:22 pm

Tgt Ion: 43 Resp: 2264

Ion	Ratio	Lower	Upper
43	100		
72	10.1	18.7	28.1#

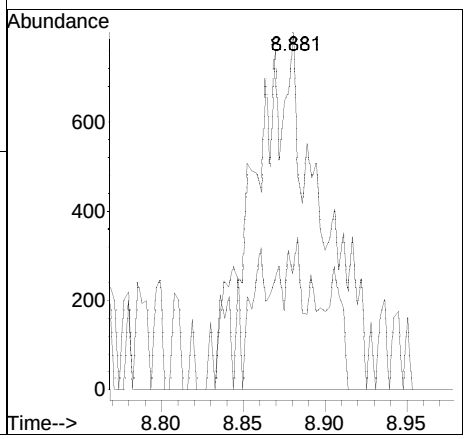

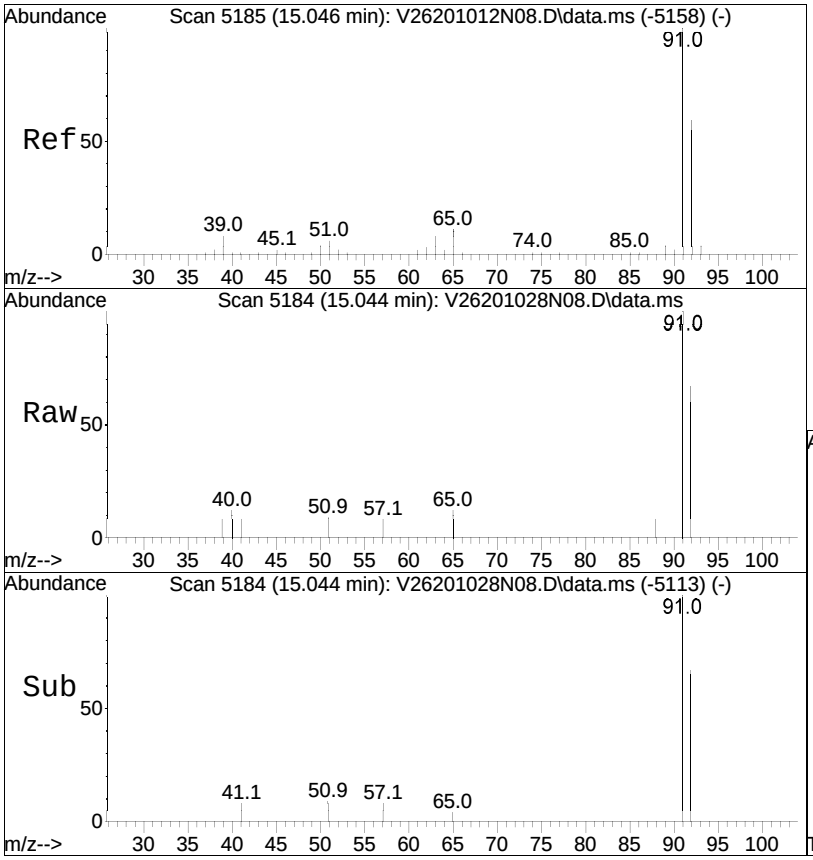

#66
Toluene
Concen: 0.21 ug/L M1
RT: 15.044 min Scan# 5184
Delta R.T. -0.002 min
Lab File: V26201028N08.D
Acq: 28 Oct 2020 06:22 pm

Tgt Ion: 92 Resp: 3167

Ion	Ratio	Lower	Upper
92	100		
91	71.9	132.2	198.2#

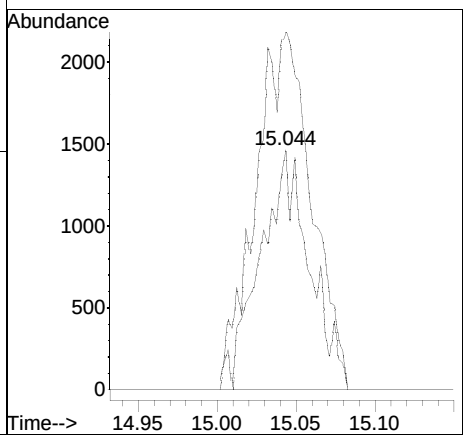

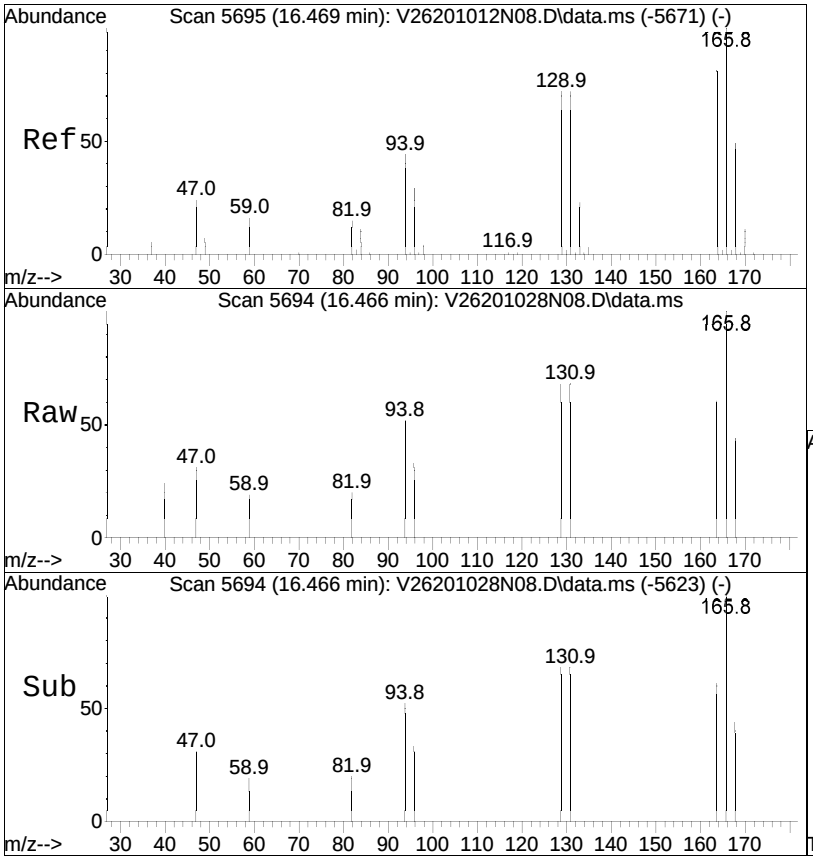

#68
Tetrachloroethene
Concen: 0.25 ug/L M1
RT: 16.466 min Scan# 5694
Delta R.T. -0.003 min
Lab File: V26201028N08.D
Acq: 28 Oct 2020 06:22 pm

Tgt Ion:166 Resp: 1800

Ion	Ratio	Lower	Upper
166	100		
168	3.5	27.8	67.8#
94	47.2	24.4	64.4

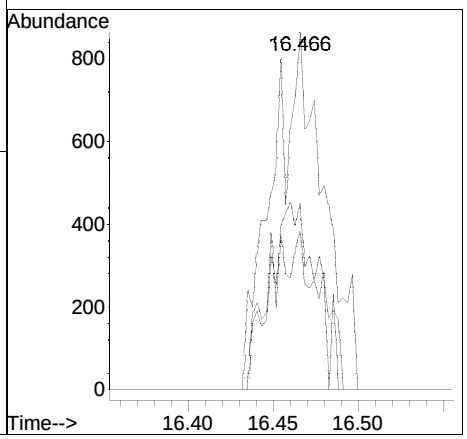

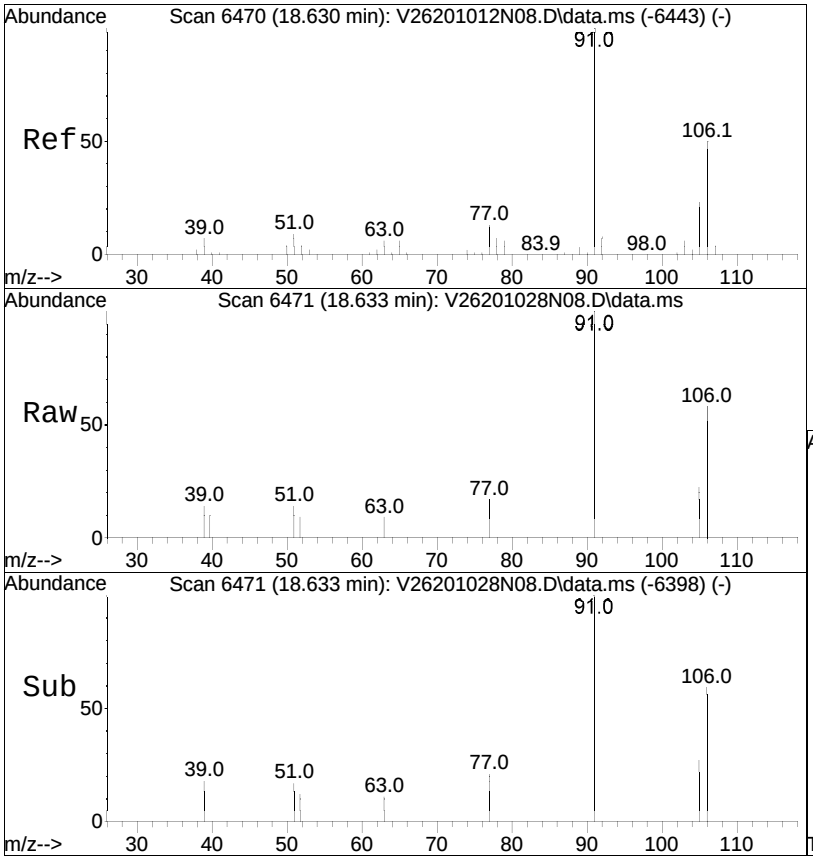

#85
p/m Xylene
Concen: 0.20 ug/L M1
RT: 18.633 min Scan# 6471
Delta R.T. 0.003 min
Lab File: V26201028N08.D
Acq: 28 Oct 2020 06:22 pm

Tgt Ion:106 Resp: 2244

Ion	Ratio	Lower	Upper
106	100		
91	204.8	147.9	221.9

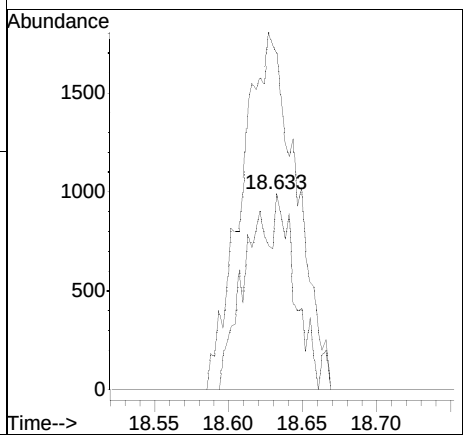

Manual Integration Report

Data Path : I:\VOLATILES\VOA126\2020\2Q
Data File : V26201028N08.D
Date Inj'd : 10/28/2020 6:22 pm
Sample : l2046791-06,31,4.32,5,,b

Method : V126_201012N_8260Suff.m
Operator : VOA126:AJK
Instrument : VOA126
Quant Date : 10/28/2020 7:14 pm

Compound #17: Methylene chloride

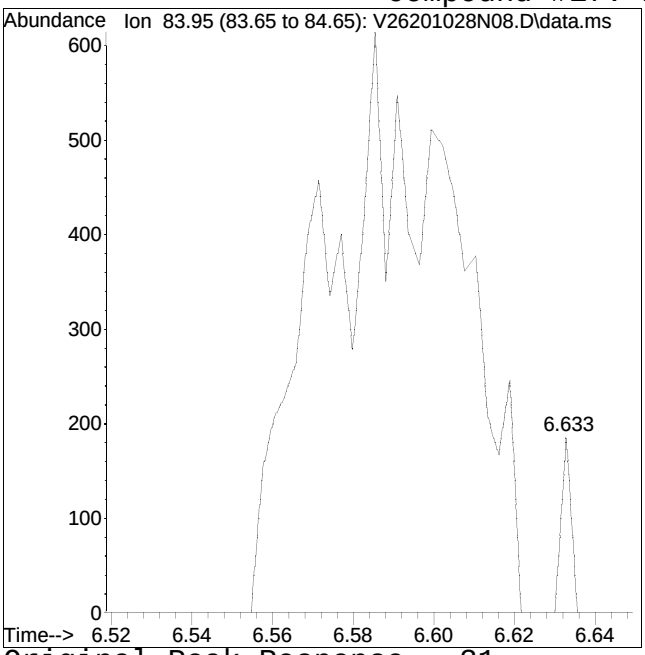

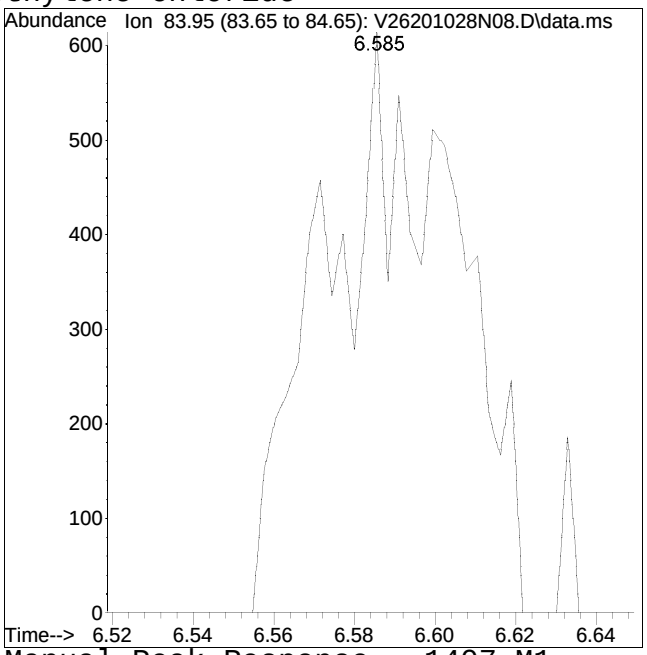

Original Peak Response = 31 Manual Peak Response = 1407 M1

M1 = Split or tailing peak, auto integration stopped early resulting in false low area count.

Manual Integration Report

Data Path : I:\VOLATILES\VOA126\2020\2Q
Data File : V26201028N08.D
Date Inj'd : 10/28/2020 6:22 pm
Sample : l2046791-06,31,4.32,5,,b

Method : V126_201012N_8260Suff.m
Operator : VOA126:AJK
Instrument : VOA126
Quant Date : 10/28/2020 7:14 pm

Compound #42: 2-Butanone

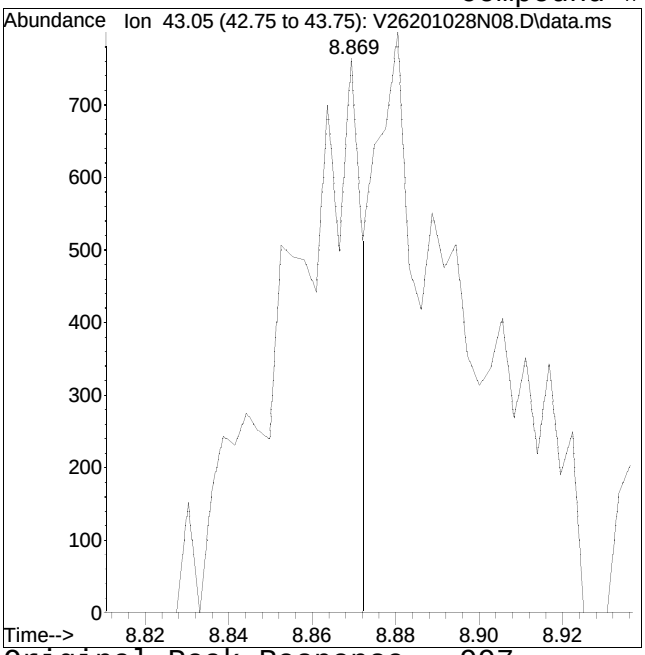

Original Peak Response = 997

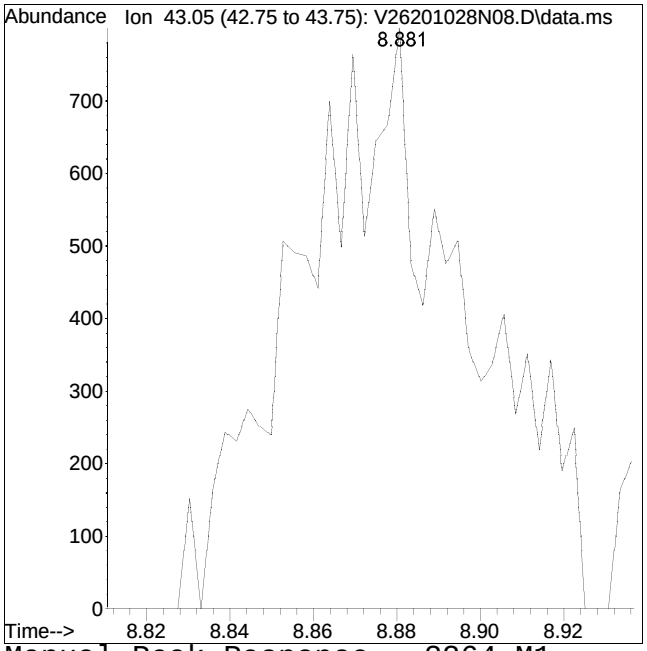

Manual Peak Response = 2264 M1

M1 = Split or tailing peak, auto integration stopped early resulting in false low area count.

Manual Integration Report

Data Path : I:\VOLATILES\VOA126\2020\2QMethod : V126_201012N_8260Suff.m
Data File : V26201028N08.D Operator : VOA126:AJK
Date Inj'd : 10/28/2020 6:22 pm Instrument : VOA126
Sample : l2046791-06,31,4.32,5,,b Quant Date : 10/28/2020 7:14 pm

Compound #66: Toluene

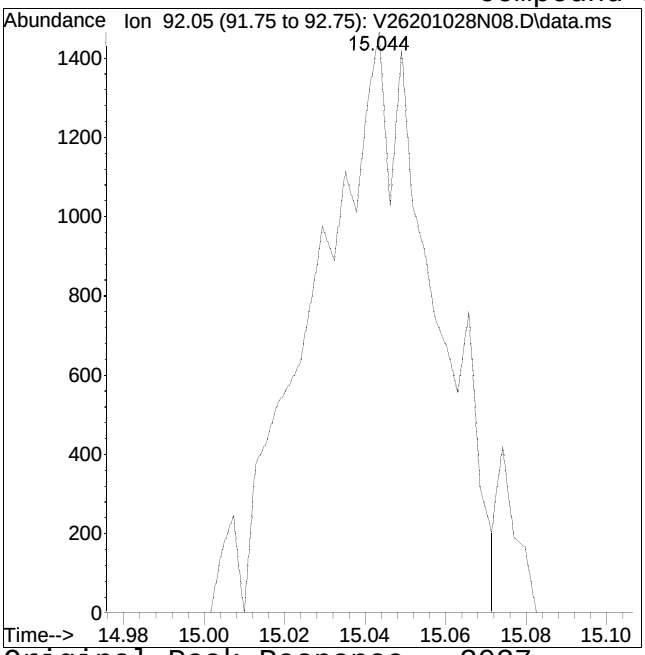

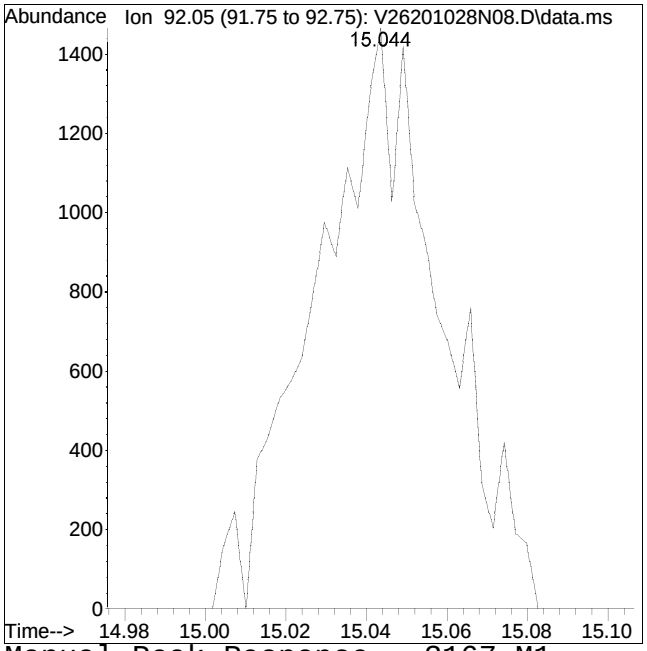

Original Peak Response = 3037 Manual Peak Response = 3167 M1
M1 = Split or tailing peak, auto integration stopped early resulting in false low area count.

Manual Integration Report

Data Path : I:\VOLATILES\VOA126\2020\2Q
Data File : V26201028N08.D
Date Inj'd : 10/28/2020 6:22 pm
Sample : l2046791-06,31,4.32,5,,b

Method : V126_201012N_8260Suff.m
Operator : VOA126:AJK
Instrument : VOA126
Quant Date : 10/28/2020 7:14 pm

Compound #68: Tetrachloroethene

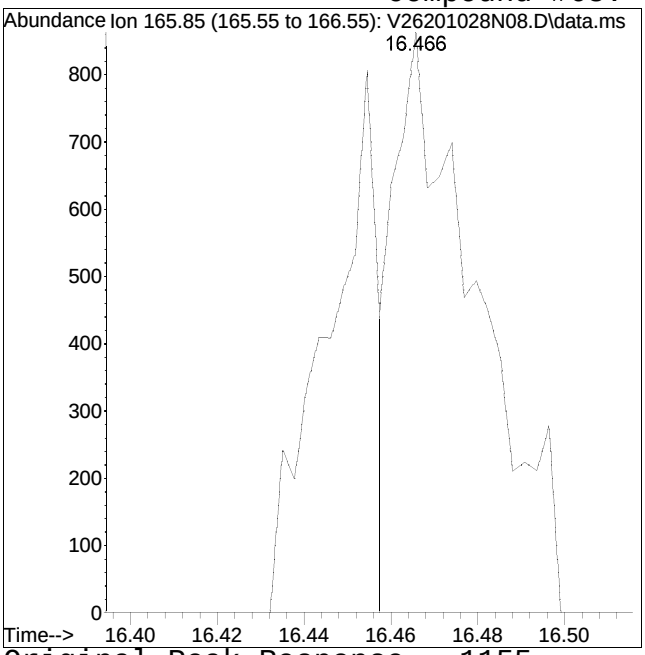

Original Peak Response = 1155

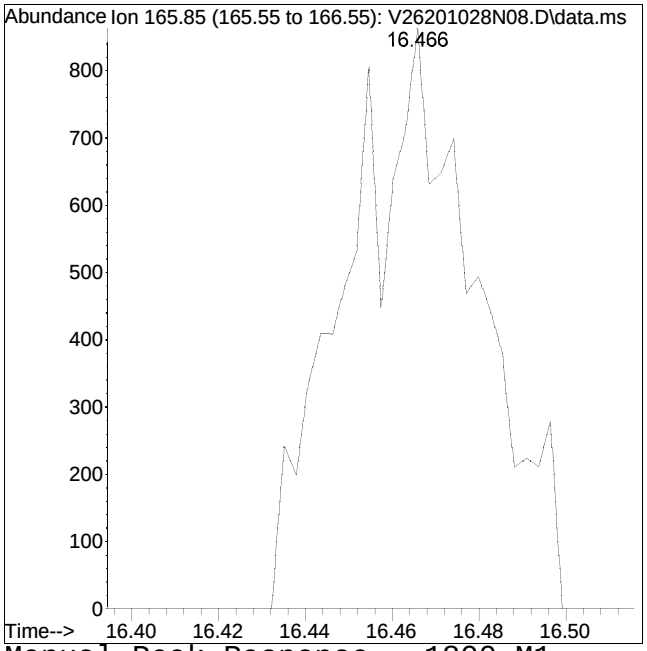

Manual Peak Response = 1800 M1

M1 = Split or tailing peak, auto integration stopped early resulting in false low area count.

Manual Integration Report

Data Path : I:\VOLATILES\VOA126\2020\2QMethod : V126_201012N_8260Suff.m
Data File : V26201028N08.D Operator : VOA126:AJK
Date Inj'd : 10/28/2020 6:22 pm Instrument : VOA126
Sample : l2046791-06,31,4.32,5,,b Quant Date : 10/28/2020 7:14 pm

Compound #85: p/m Xylene

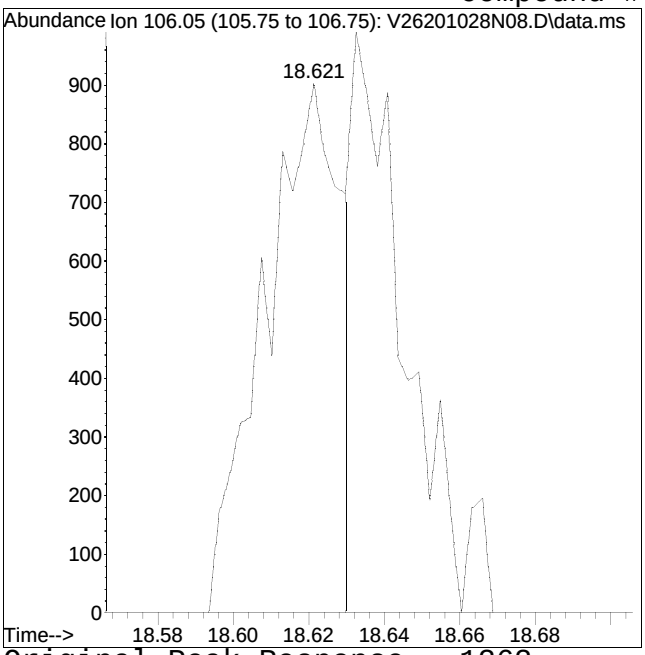

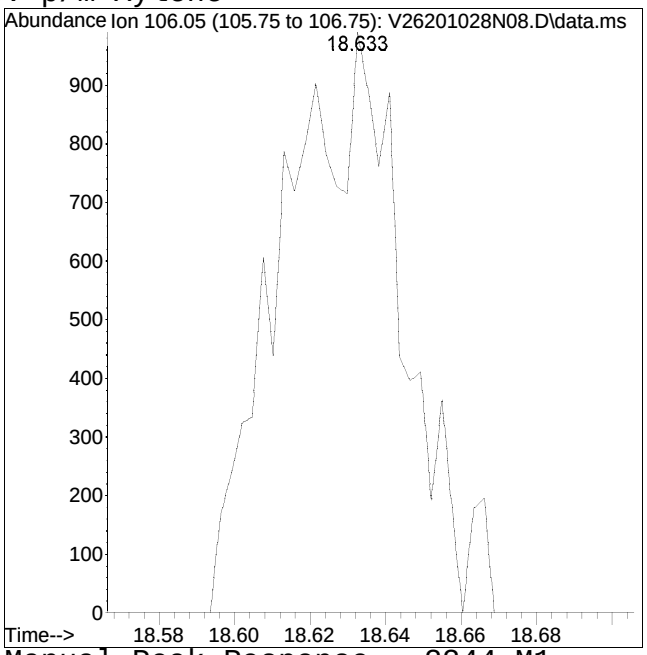

Original Peak Response = 1262 Manual Peak Response = 2244 M1

M1 = Split or tailing peak, auto integration stopped early resulting in false low area count.

Manual Integration Report

Data Path : I:\VOLATILES\VOA126\2020\2Q
Data File : V26201028N08.D
Date Inj'd : 10/28/2020 6:22 pm
Sample : l2046791-06,31,4.32,5,,b

Method : V126_201012N_8260Suff.m
Operator : VOA126:AJK
Instrument : VOA126
Quant Date : 10/28/2020 7:14 pm

Compound #107: 1,2,4-Trimethylbenzene

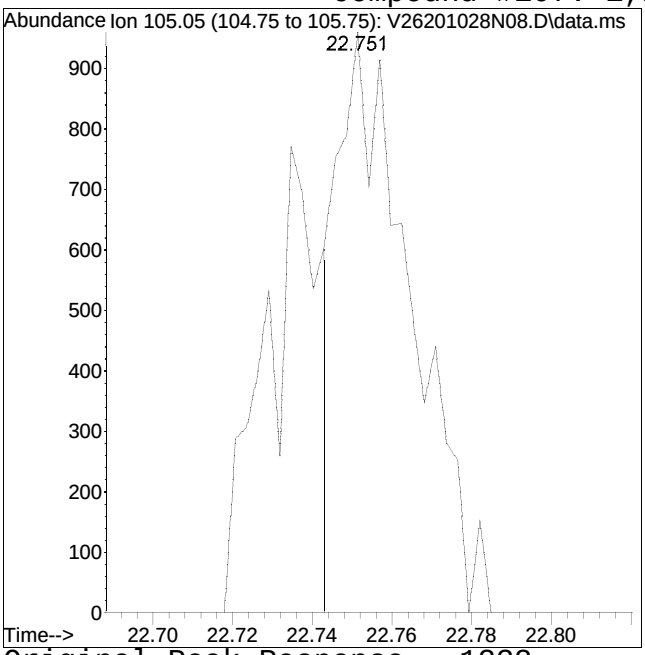

Original Peak Response = 1232

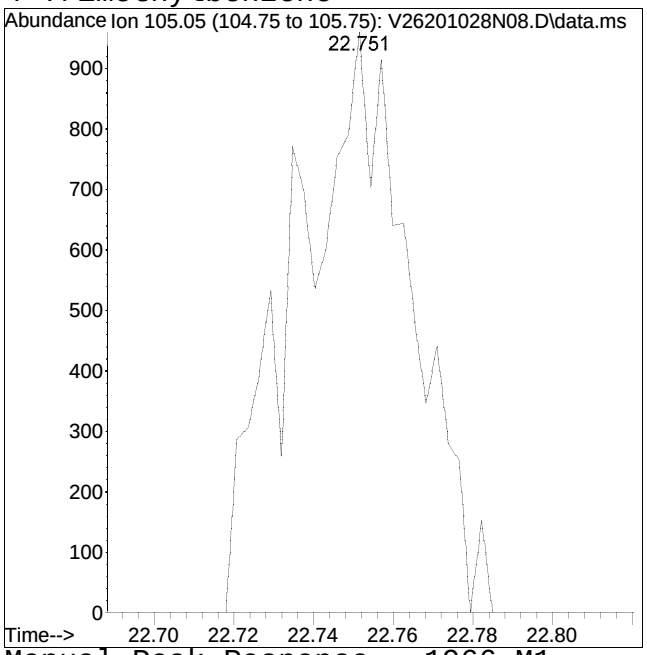

Manual Peak Response = 1966 M1

M1 = Split or tailing peak, auto integration stopped early resulting in false low area count.

Quantitation Report (QT Reviewed)

Data Path : I:\VOLATILES\VOA126\2020\201028N\
Data File : V26201028N09.D
Acq On : 28 Oct 2020 07:02 pm
Operator : VOA126:AJK
Sample : l2046791-07,31,5.26,5,,b
Misc : WG1427739,ICAL17233
ALS Vial : 9 Sample Multiplier: 1

Quant Time: Oct 28 20:35:37 2020
Quant Method : I:\VOLATILES\VOA126\2020\201028N\V126_201012N_8260Suff.m
Quant Title : VOLATILES BY GC/MS
QLast Update : Tue Oct 13 17:03:21 2020
Response via : Initial Calibration

CCAL FILE(s) : 1 - I:\VOLATILES\VOA126\2020\201028N\V26201028N01.D
Sub List : 8260-CurveSoil - Megamix plus Diox

Compound	R.T.	QIon	Response	Conc	Units	Dev(Min)
Internal Standards						
1) Fluorobenzene	11.538	96	493200	20.000	ug/L	0.00
Standard Area 1 = 578335			Recovery =	85.28%		
63) Chlorobenzene-d5	18.237	117	373953	20.000	ug/L	0.00
Standard Area 1 = 474087			Recovery =	78.88%		
88) 1,4-Dichlorobenzene-d4	23.892	152	151174	20.000	ug/L	0.00
Standard Area 1 = 263425			Recovery =	57.39%		
System Monitoring Compounds						
39) Dibromofluoromethane	9.904	113	124735	19.299	ug/L	0.00
Spiked Amount 20.000	Range 70 - 130		Recovery =	96.50%		
47) 1,2-Dichloroethane-d4	10.903	65	113725	20.496	ug/L	0.00
Spiked Amount 20.000	Range 70 - 130		Recovery =	102.48%		
65) Toluene-d8	14.874	98	500131	21.057	ug/L	0.00
Spiked Amount 20.000	Range 70 - 130		Recovery =	105.28%		
92) 4-Bromofluorobenzene	21.070	95	160670	23.917	ug/L	0.00
Spiked Amount 20.000	Range 70 - 130		Recovery =	119.59%		
Target Compounds						Qvalue
5) Vinyl chloride	0.000		0	N.D.		
11) 1,1-Dichloroethene	0.000		0	N.D.		
17) Methylene chloride	6.591	84	1826	0.334	ug/L #	51
19) Acetone	5.479	43	23826M1	28.010	ug/L	
20) trans-1,2-Dichloroethene	0.000		0	N.D.		
23) Methyl tert-butyl ether	0.000		0	N.D.		
26) 1,1-Dichloroethane	0.000		0	N.D.		
31) cis-1,2-Dichloroethene	0.000		0	N.D.		
35) Chloroform	0.000		0	N.D.		
37) Carbon tetrachloride	0.000		0	N.D.		
40) 1,1,1-Trichloroethane	0.000		0	N.D.		
42) 2-Butanone	8.842	43	1776M1	1.114	ug/L	
45) Benzene	11.095	78	540	N.D.		
48) 1,2-Dichloroethane	11.101	62	25	N.D.		
52) Trichloroethene	12.344	95	1003M1	0.173	ug/L	
61) 1,4-Dioxane	0.000		0	N.D.		
66) Toluene	15.041	92	4187	0.309	ug/L	92
68) Tetrachloroethene	16.466	166	277791	42.817	ug/L	97
82) Chlorobenzene	18.318	112	52	N.D.		
83) Ethylbenzene	18.440	91	1285	N.D.		

Data Path : I:\VOLATILES\VOA126\2020\201028N\
Data File : V26201028N09.D
Acq On : 28 Oct 2020 07:02 pm
Operator : VOA126:AJK
Sample : l2046791-07,31,5.26,5,,b
Misc : WG1427739,ICAL17233
ALS Vial : 9 Sample Multiplier: 1

Quant Time: Oct 28 20:35:37 2020
Quant Method : I:\VOLATILES\VOA126\2020\201028N\V126_201012N_8260Suff.m
Quant Title : VOLATILES BY GC/MS
QLast Update : Tue Oct 13 17:03:21 2020
Response via : Initial Calibration

CCAL FILE(s) : 1 - I:\VOLATILES\VOA126\2020\201028N\V26201028N01.D
Sub List : 8260-CurveSoil - Megamix plus Diox

	Compound	R.T.	QIon	Response	Conc	Units	Dev(Min)
85)	p/m Xylene	18.630	106	1762	0.170	ug/L	83
86)	o Xylene	19.634	106	742	N.D.		
95)	n-Propylbenzene	21.435	91	74	N.D.		
100)	1,3,5-Trimethylbenzene	21.818	105	402	N.D.		
104)	tert-Butylbenzene	0.000		0	N.D.		
107)	1,2,4-Trimethylbenzene	22.749	105	1290	N.D.		
109)	sec-Butylbenzene	0.000		0	N.D.		
111)	1,3-Dichlorobenzene	0.000		0	N.D.		
112)	1,4-Dichlorobenzene	23.954	146	29	N.D.		
116)	n-Butylbenzene	24.481	91	30	N.D.		
118)	1,2-Dichlorobenzene	0.000		0	N.D.		

(#) = qualifier out of range (m) = manual integration (+) = signals summed

Quantitation Report (QT Reviewed)

Data Path : I:\VOLATILES\VOA126\2020\201028N\
Data File : V26201028N09.D
Acq On : 28 Oct 2020 07:02 pm
Operator : VOA126:AJK
Sample : l2046791-07,31,5.26,5,,b
Misc : WG1427739,ICAL17233
ALS Vial : 9 Sample Multiplier: 1

Quant Time: Oct 28 20:35:37 2020
Quant Method : I:\VOLATILES\VOA126\2020\201028N\V126_201012N_8260Suff.m
Quant Title : VOLATILES BY GC/MS
QLast Update : Tue Oct 13 17:03:21 2020
Response via : Initial Calibration

Sub List : 8260-CurveSoil - Megamix plus Diox8N\V26201028N01.D•

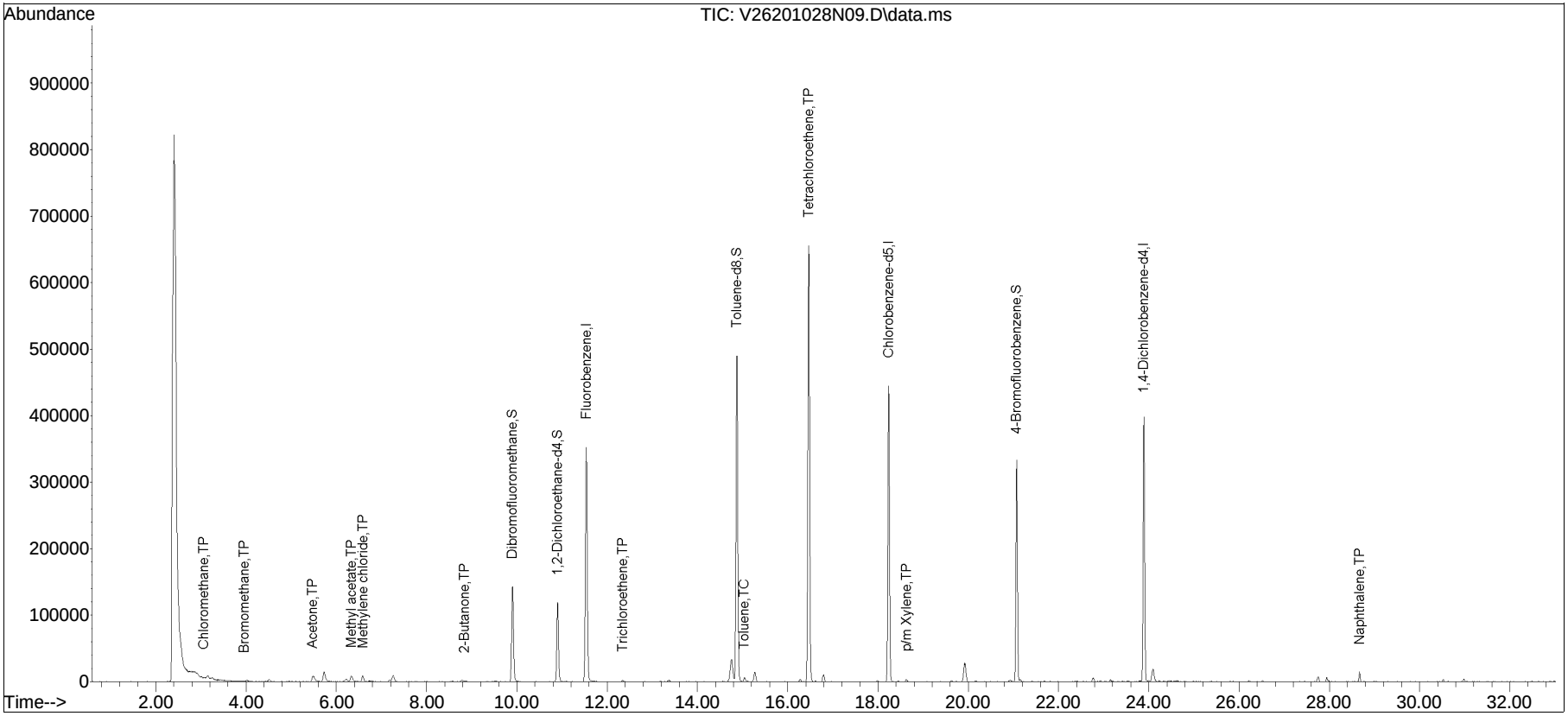

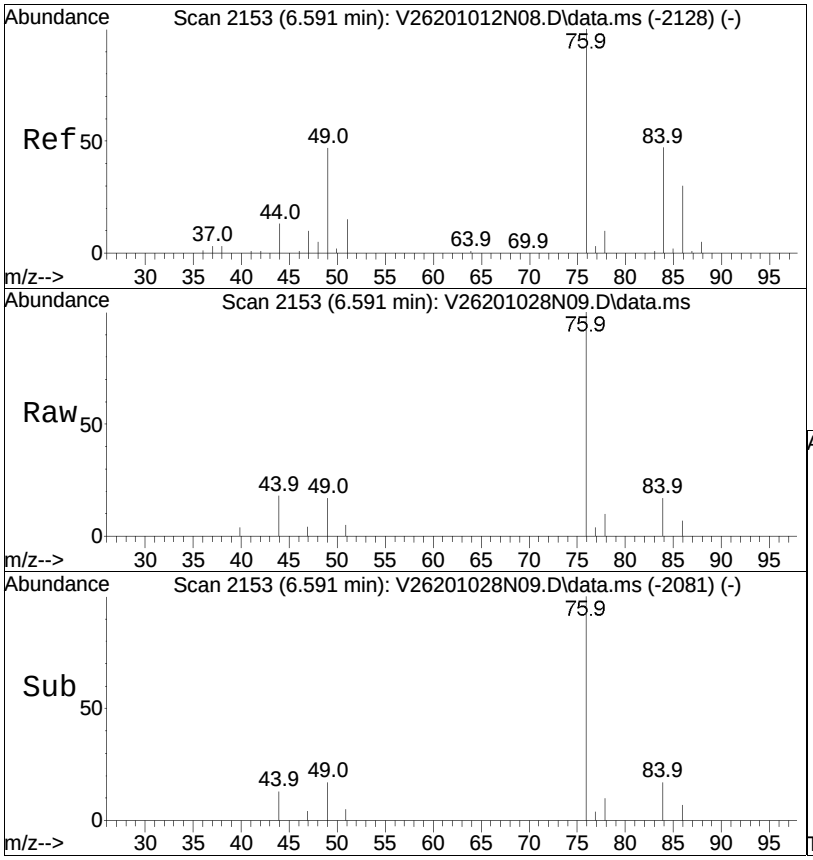

#17
Methylene chloride
Concen: 0.33 ug/L
RT: 6.591 min Scan# 2153
Delta R.T. 0.000 min
Lab File: V26201028N09.D
Acq: 28 Oct 2020 07:02 pm

Tgt Ion: 84 Resp: 1826

Ion	Ratio	Lower	Upper
84	100		
86	51.5	41.9	87.1
49	58.7	88.1	183.1#

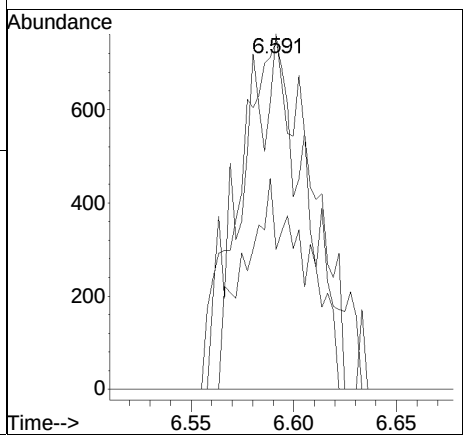

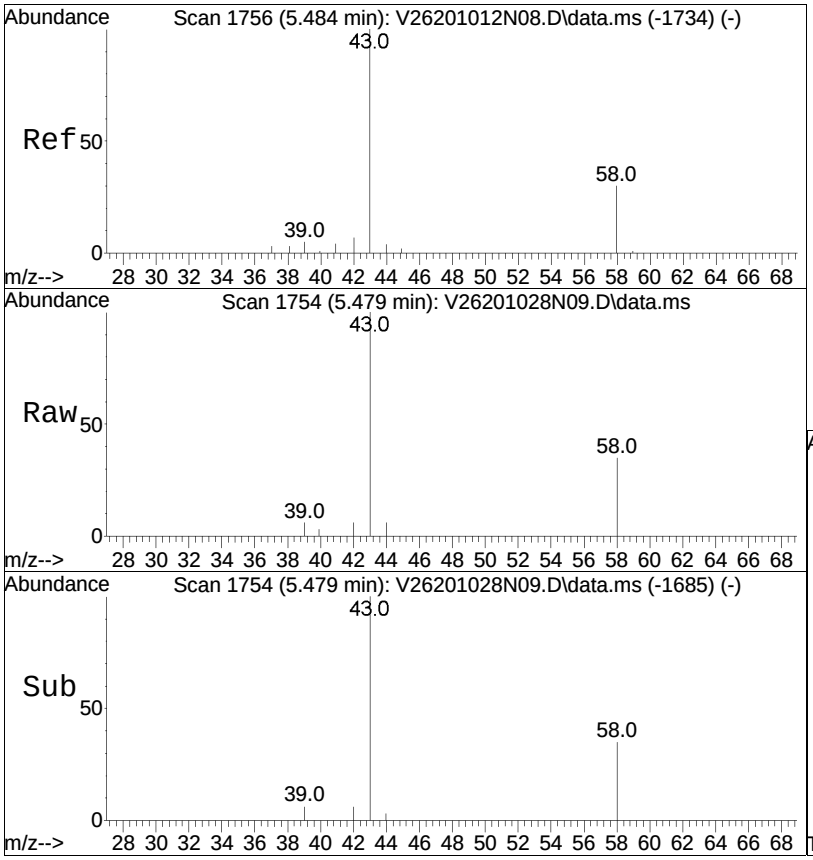

#19
Acetone
Concen: 28.01 ug/L M1
RT: 5.479 min Scan# 1754
Delta R.T. -0.005 min
Lab File: V26201028N09.D
Acq: 28 Oct 2020 07:02 pm

Tgt Ion: 43 Resp: 23826

Ion	Ratio	Lower	Upper
43	100		
58	21.8	24.6	37.0#

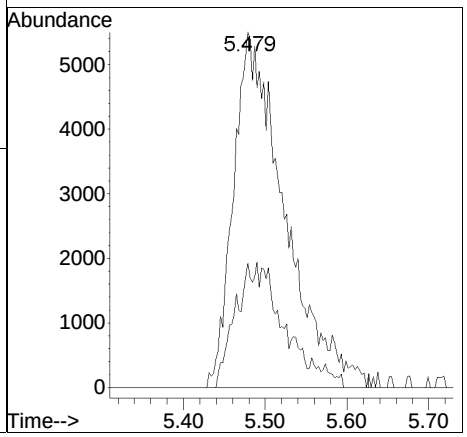

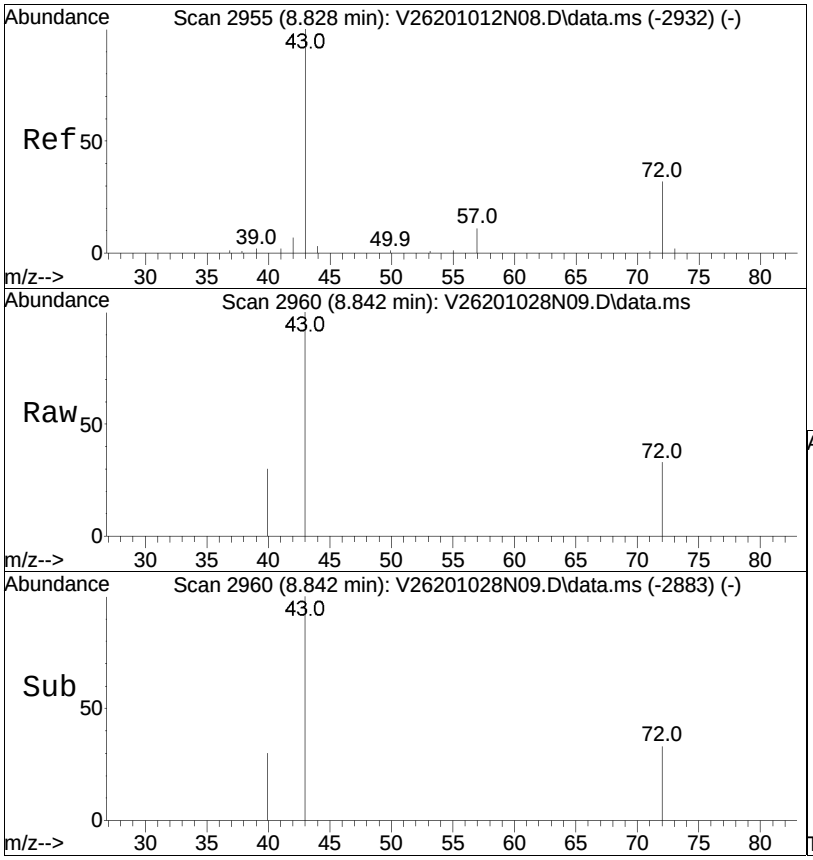

#42
2-Butanone
Concen: 1.11 ug/L M1
RT: 8.842 min Scan# 2960
Delta R.T. 0.014 min
Lab File: V26201028N09.D
Acq: 28 Oct 2020 07:02 pm

Tgt Ion: 43 Resp: 1776

Ion	Ratio	Lower	Upper
43	100		
72	14.9	18.7	28.1#

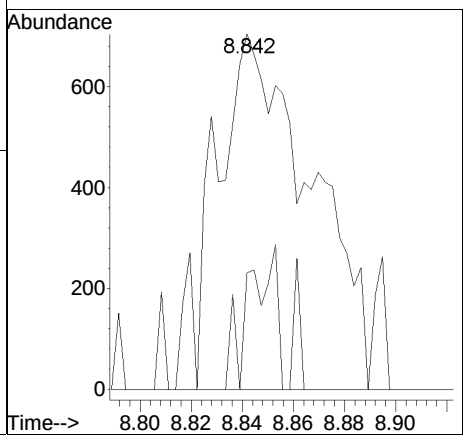

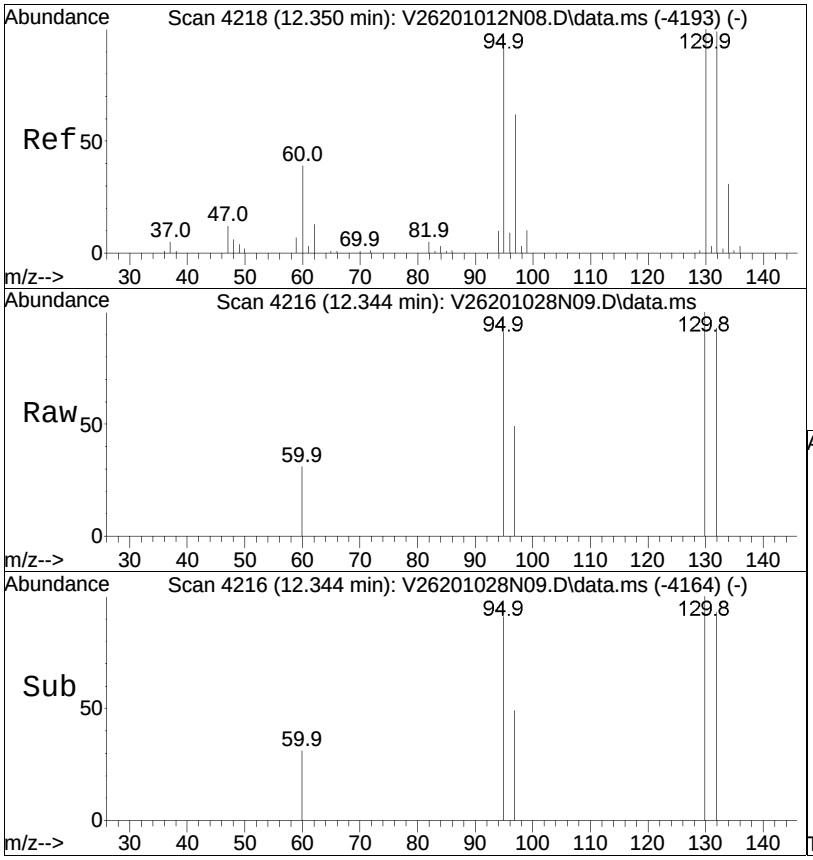

#52
Trichloroethene
Concen: 0.17 ug/L M1
RT: 12.344 min Scan# 4216
Delta R.T. -0.006 min
Lab File: V26201028N09.D
Acq: 28 Oct 2020 07:02 pm

Tgt Ion: 95 Resp: 1003

Ion	Ratio	Lower	Upper
95	100		
97	46.8	51.3	76.9#
130	104.8	84.5	126.7

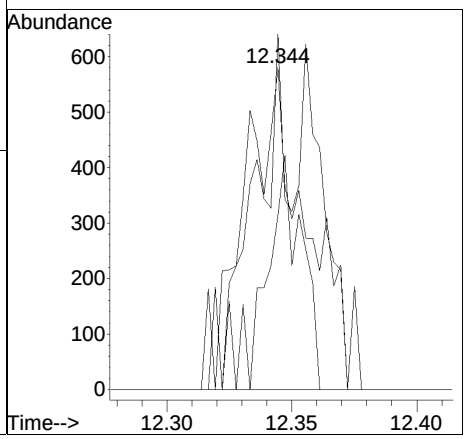

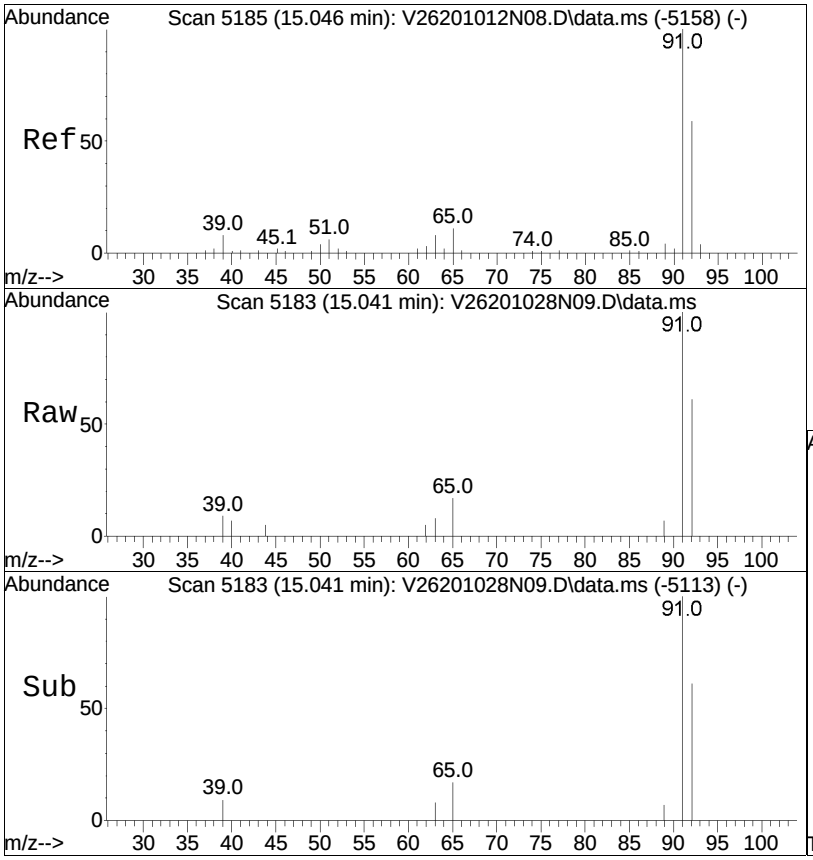

#66
Toluene
Concen: 0.31 ug/L
RT: 15.041 min Scan# 5183
Delta R.T. -0.005 min
Lab File: V26201028N09.D
Acq: 28 Oct 2020 07:02 pm

Tgt Ion: 92 Resp: 4187

Ion	Ratio	Lower	Upper
92	100		
91	176.3	132.2	198.2

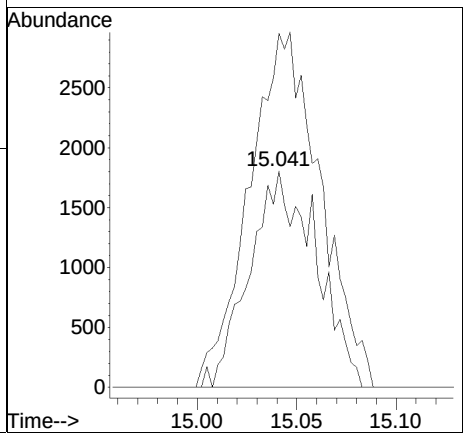

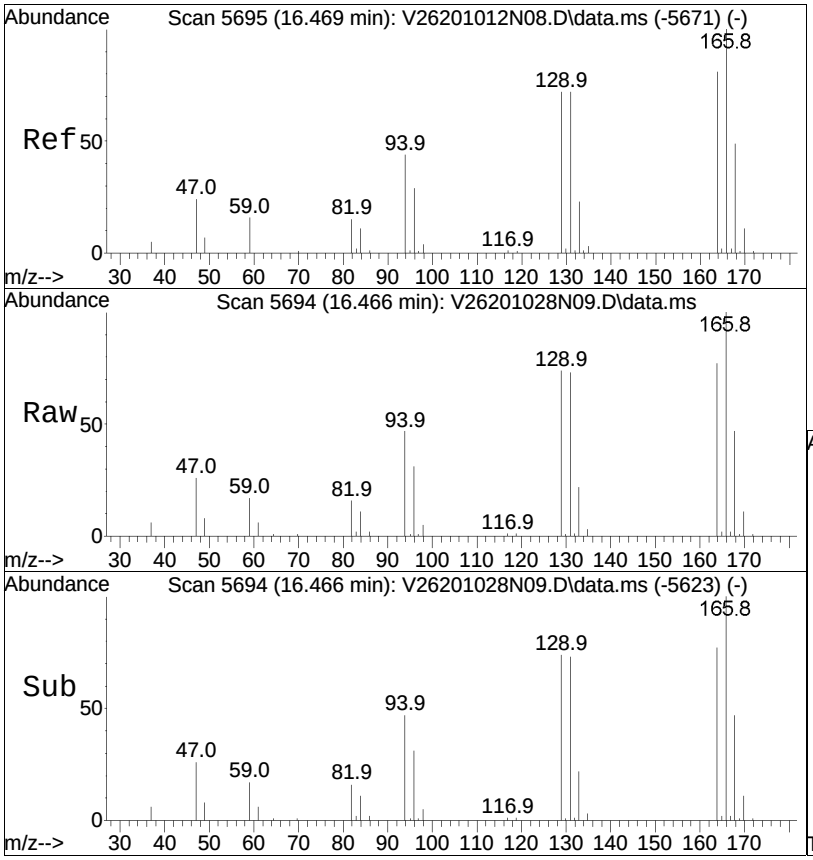

#68
Tetrachloroethene
Concen: 42.82 ug/L
RT: 16.466 min Scan# 5694
Delta R.T. -0.003 min
Lab File: V26201028N09.D
Acq: 28 Oct 2020 07:02 pm

Tgt Ion:166 Resp: 277791

Ion	Ratio	Lower	Upper
166	100		
168	47.8	27.8	67.8
94	47.9	24.4	64.4

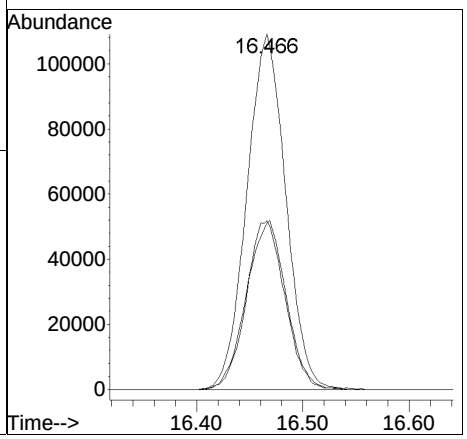

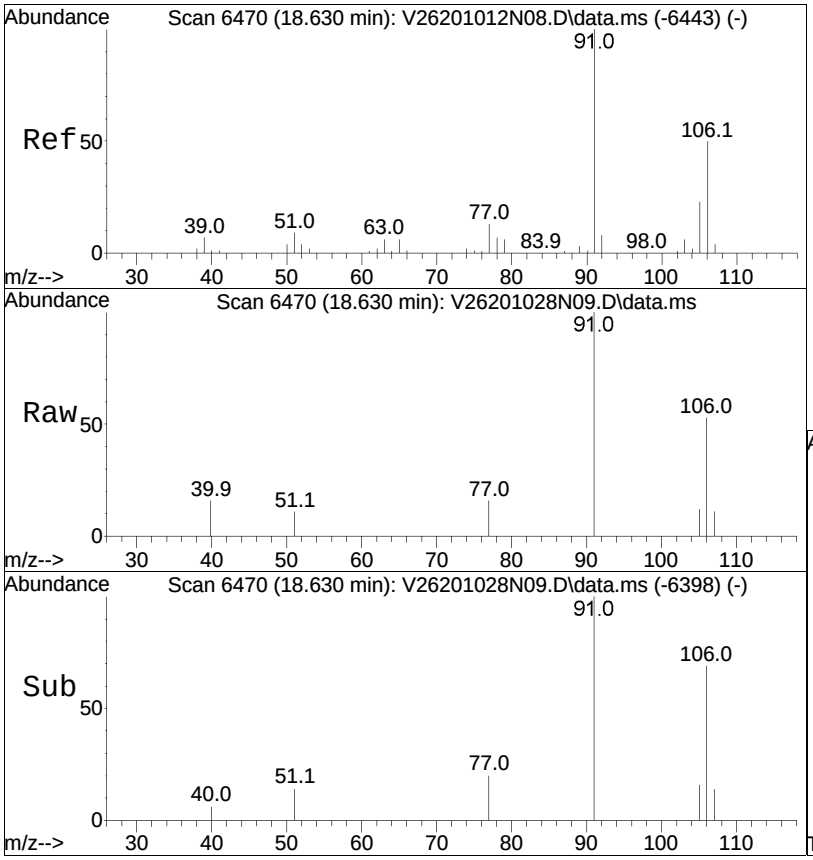

#85
p/m Xylene
Concen: 0.17 ug/L
RT: 18.630 min Scan# 6470
Delta R.T. 0.000 min
Lab File: V26201028N09.D
Acq: 28 Oct 2020 07:02 pm

Tgt Ion:106 Resp: 1762

Ion	Ratio	Lower	Upper
106	100		
91	208.9	147.9	221.9

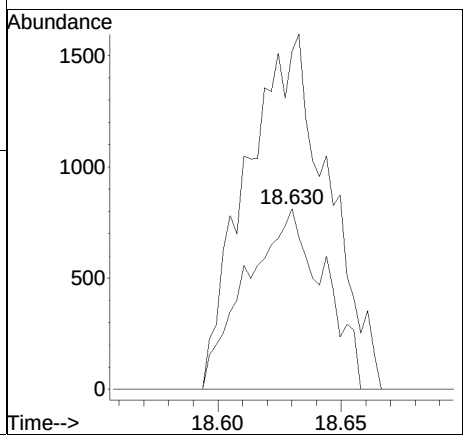

Manual Integration Report

Data Path : I:\VOLATILES\VOA126\2020\2Q
Data File : V26201028N09.D
Date Inj'd : 10/28/2020 7:02 pm
Sample : l2046791-07,31,5.26,5,,b

Method : V126_201012N_8260Suff.m
Operator : VOA126:AJK
Instrument : VOA126
Quant Date : 10/28/2020 8:32 pm

Compound #19: Acetone

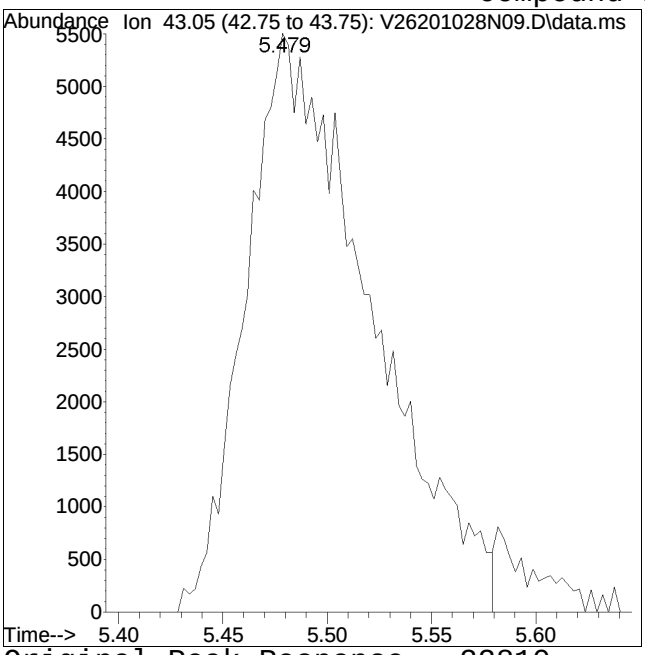

Original Peak Response = 22810

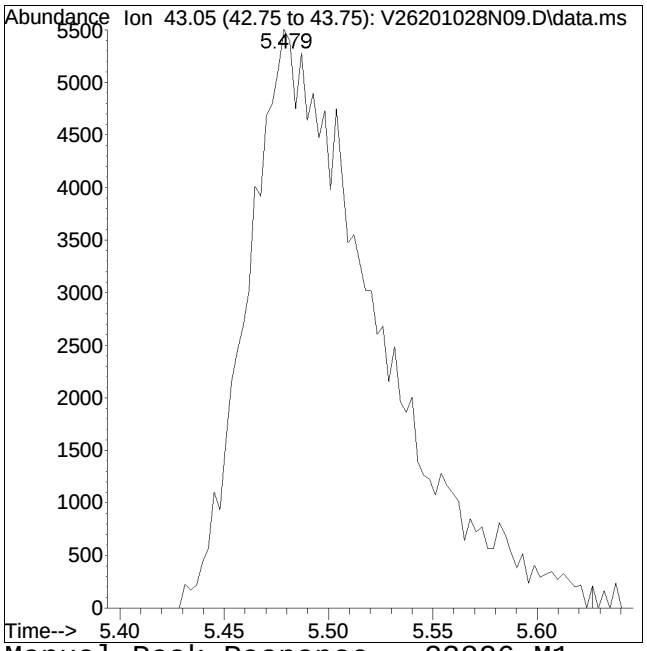

Manual Peak Response = 23826 M1

M1 = Split or tailing peak, auto integration stopped early resulting in false low area count.

Manual Integration Report

Data Path : I:\VOLATILES\VOA126\2020\2Q
Data File : V26201028N09.D
Date Inj'd : 10/28/2020 7:02 pm
Sample : l2046791-07,31,5.26,5,,b

Method : V126_201012N_8260Suff.m
Operator : VOA126:AJK
Instrument : VOA126
Quant Date : 10/28/2020 8:32 pm

Compound #42: 2-Butanone

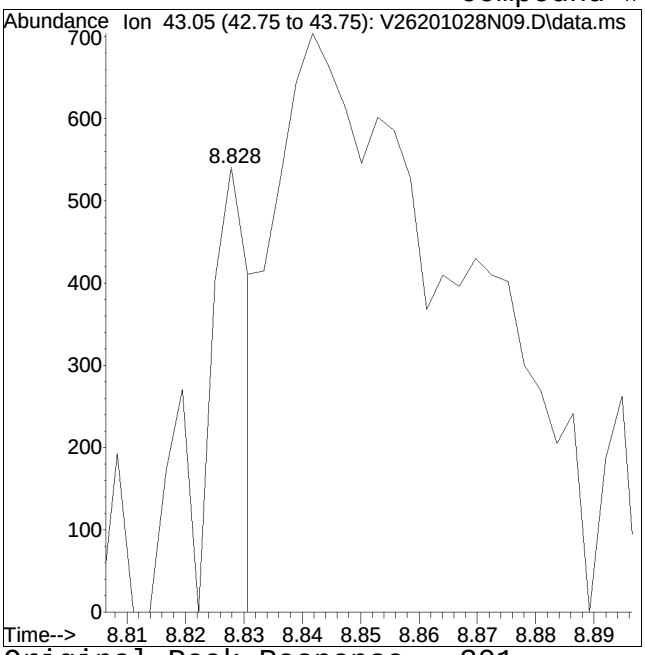

Original Peak Response = 301

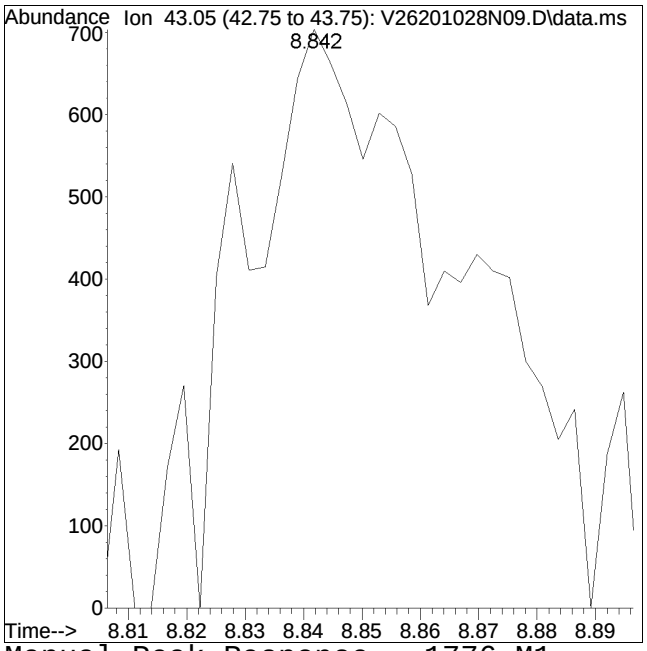

Manual Peak Response = 1776 M1

M1 = Split or tailing peak, auto integration stopped early resulting in false low area count.

Manual Integration Report

Data Path : I:\VOLATILES\VOA126\2020\2Q
Data File : V26201028N09.D
Date Inj'd : 10/28/2020 7:02 pm
Sample : l2046791-07,31,5.26,5,,b

Method : V126_201012N_8260Suff.m
Operator : VOA126:AJK
Instrument : VOA126
Quant Date : 10/28/2020 8:32 pm

Compound #52: Trichloroethene

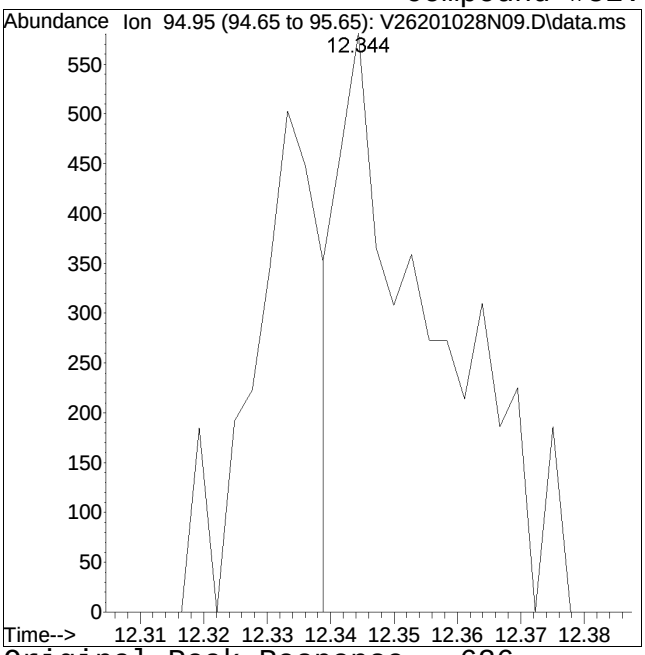

Original Peak Response = 626

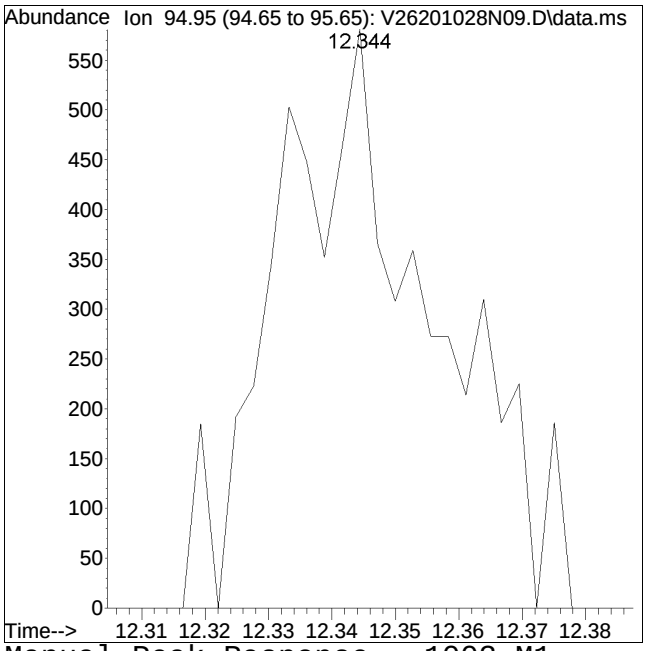

Manual Peak Response = 1003 M1

M1 = Split or tailing peak, auto integration stopped early resulting in false low area count.

Manual Integration Report

Data Path : I:\VOLATILES\VOA126\2020\2QMethod : V126_201012N_8260Suff.m
Data File : V26201028N09.D Operator : VOA126:AJK
Date Inj'd : 10/28/2020 7:02 pm Instrument : VOA126
Sample : l2046791-07,31,5.26,5,,b Quant Date : 10/28/2020 8:32 pm

Compound #86: o Xylene

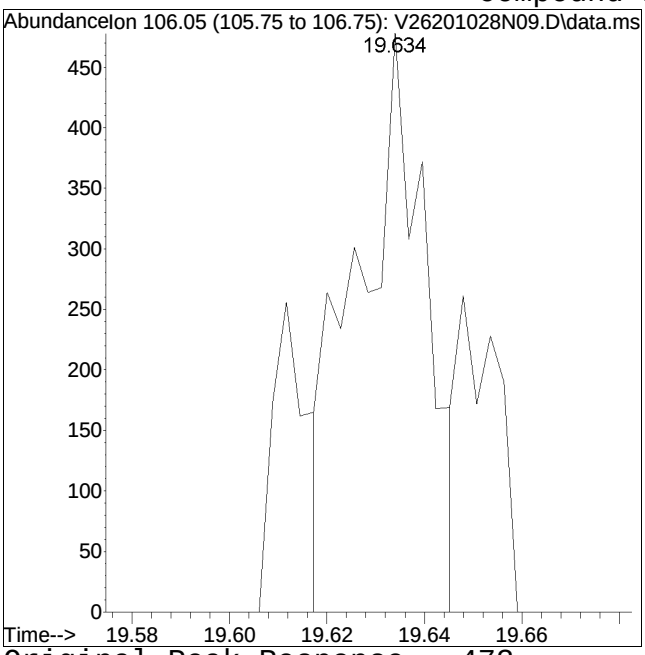

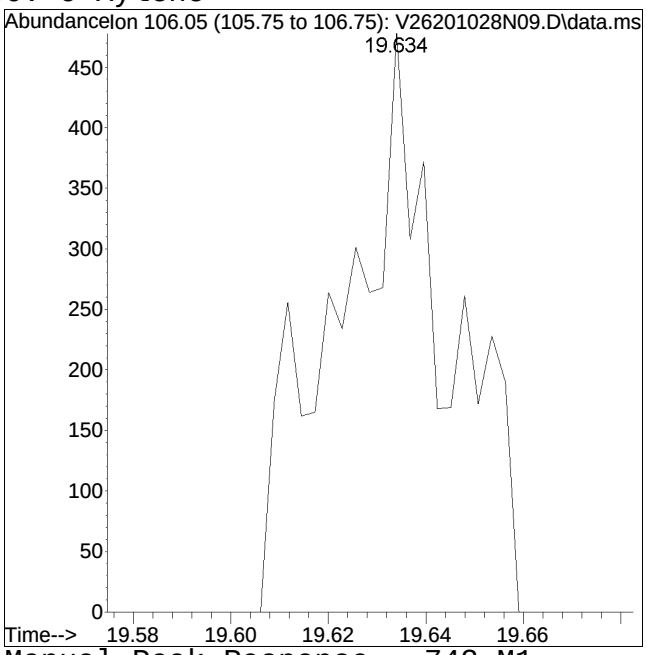

Original Peak Response = 473 Manual Peak Response = 742 M1

M1 = Split or tailing peak, auto integration stopped early resulting in false low area count.

Manual Integration Report

Data Path : I:\VOLATILES\VOA126\2020\2Q
Data File : V26201028N09.D
Date Inj'd : 10/28/2020 7:02 pm
Sample : l2046791-07,31,5.26,5,,b

Method : V126_201012N_8260Suff.m
Operator : VOA126:AJK
Instrument : VOA126
Quant Date : 10/28/2020 8:32 pm

Compound #107: 1,2,4-Trimethylbenzene

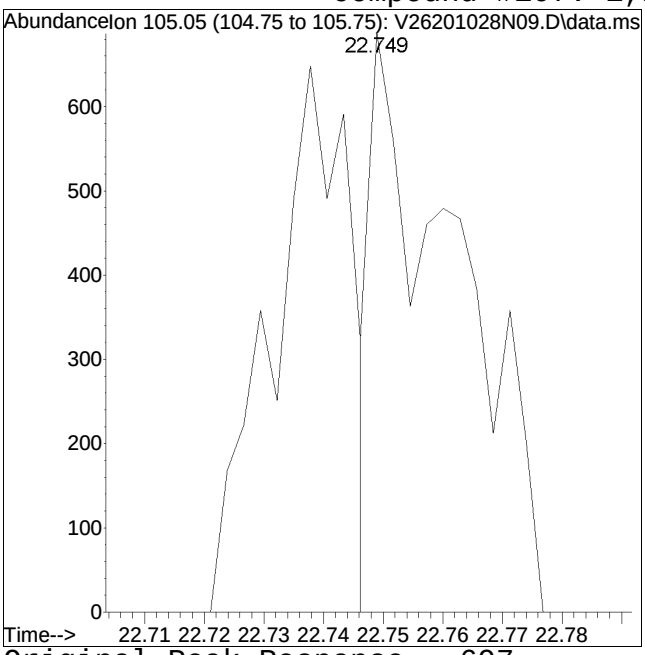

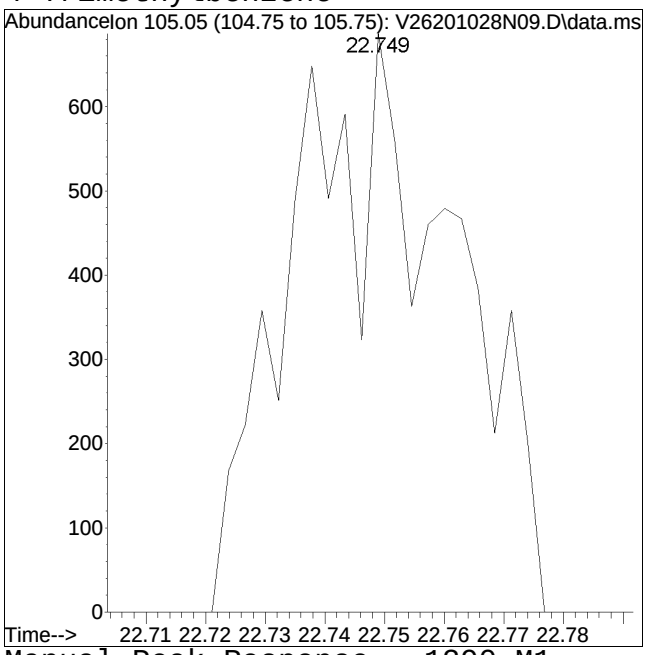

Original Peak Response = 697 Manual Peak Response = 1290 M1

M1 = Split or tailing peak, auto integration stopped early resulting in false low area count.

Quantitation Report (QT Reviewed)

Data Path : I:\VOLATILES\VOA126\2020\201028N\
Data File : V26201028N10.D
Acq On : 28 Oct 2020 07:42 pm
Operator : VOA126:AJK
Sample : l2046791-09,31,4.70,5,,b
Misc : WG1427739,ICAL17233
ALS Vial : 10 Sample Multiplier: 1

Quant Time: Oct 28 20:37:40 2020
Quant Method : I:\VOLATILES\VOA126\2020\201028N\V126_201012N_8260Suff.m
Quant Title : VOLATILES BY GC/MS
QLast Update : Tue Oct 13 17:03:21 2020
Response via : Initial Calibration

CCAL FILE(s) : 1 - I:\VOLATILES\VOA126\2020\201028N\V26201028N01.D
Sub List : 8260-CurveSoil - Megamix plus Diox

Compound	R.T.	QIon	Response	Conc	Units	Dev(Min)
Internal Standards						
1) Fluorobenzene	11.541	96	492018	20.000	ug/L	0.00
Standard Area 1 = 578335			Recovery =	85.07%		
63) Chlorobenzene-d5	18.237	117	389440	20.000	ug/L	0.00
Standard Area 1 = 474087			Recovery =	82.15%		
88) 1,4-Dichlorobenzene-d4	23.892	152	166876	20.000	ug/L	0.00
Standard Area 1 = 263425			Recovery =	63.35%		
System Monitoring Compounds						
39) Dibromofluoromethane	9.901	113	123681	19.182	ug/L	0.00
Spiked Amount 20.000	Range 70 - 130		Recovery =	95.91%		
47) 1,2-Dichloroethane-d4	10.902	65	113822	20.562	ug/L	0.00
Spiked Amount 20.000	Range 70 - 130		Recovery =	102.81%		
65) Toluene-d8	14.874	98	505525	20.438	ug/L	0.00
Spiked Amount 20.000	Range 70 - 130		Recovery =	102.19%		
92) 4-Bromofluorobenzene	21.073	95	173557	23.404	ug/L	0.00
Spiked Amount 20.000	Range 70 - 130		Recovery =	117.02%		
Target Compounds						Qvalue
5) Vinyl chloride	0.000		0	N.D.		
11) 1,1-Dichloroethene	0.000		0	N.D.		
17) Methylene chloride	6.583	84	1645M1	0.301	ug/L	
19) Acetone	5.484	43	18621	20.824	ug/L #	62
20) trans-1,2-Dichloroethene	0.000		0	N.D.		
23) Methyl tert-butyl ether	0.000		0	N.D.		
26) 1,1-Dichloroethane	0.000		0	N.D.		
31) cis-1,2-Dichloroethene	0.000		0	N.D.		
35) Chloroform	0.000		0	N.D.		
37) Carbon tetrachloride	0.000		0	N.D.		
40) 1,1,1-Trichloroethane	0.000		0	N.D.		
42) 2-Butanone	8.864	43	1449M1	0.851	ug/L	
45) Benzene	11.098	78	471	N.D.		
48) 1,2-Dichloroethane	11.089	62	33	N.D.		
52) Trichloroethene	0.000		0	N.D.		
61) 1,4-Dioxane	0.000		0	N.D.		
66) Toluene	15.044	92	1414	0.100	ug/L #	26
68) Tetrachloroethene	16.469	166	5156M1	0.763	ug/L	
82) Chlorobenzene	0.000		0	N.D.		
83) Ethylbenzene	18.451	91	900	N.D.		

Data Path : I:\VOLATILES\VOA126\2020\201028N\
Data File : V26201028N10.D
Acq On : 28 Oct 2020 07:42 pm
Operator : VOA126:AJK
Sample : l2046791-09,31,4.70,5,,b
Misc : WG1427739,ICAL17233
ALS Vial : 10 Sample Multiplier: 1

Quant Time: Oct 28 20:37:40 2020
Quant Method : I:\VOLATILES\VOA126\2020\201028N\V126_201012N_8260Suff.m
Quant Title : VOLATILES BY GC/MS
QLast Update : Tue Oct 13 17:03:21 2020
Response via : Initial Calibration

CCAL FILE(s) : 1 - I:\VOLATILES\VOA126\2020\201028N\V26201028N01.D
Sub List : 8260-CurveSoil - Megamix plus Diox

Compound	R.T.	QIon	Response	Conc	Units	Dev(Min)
85) p/m Xylene	18.624	106	1164M1	0.108	ug/L	
86) o Xylene	19.637	106	443	N.D.		
95) n-Propylbenzene	21.427	91	43	N.D.		
100) 1,3,5-Trimethylbenzene	21.817	105	28	N.D.		
104) tert-Butylbenzene	0.000		0	N.D.		
107) 1,2,4-Trimethylbenzene	22.752	105	1167	N.D.		
109) sec-Butylbenzene	0.000		0	N.D.		
111) 1,3-Dichlorobenzene	0.000		0	N.D.		
112) 1,4-Dichlorobenzene	0.000		0	N.D.		
116) n-Butylbenzene	0.000		0	N.D.		
118) 1,2-Dichlorobenzene	0.000		0	N.D.		

(#) = qualifier out of range (m) = manual integration (+) = signals summed

Quantitation Report (QT Reviewed)

Data Path : I:\VOLATILES\VOA126\2020\201028N\
Data File : V26201028N10.D
Acq On : 28 Oct 2020 07:42 pm
Operator : VOA126:AJK
Sample : l2046791-09,31,4.70,5,,b
Misc : WG1427739,ICAL17233
ALS Vial : 10 Sample Multiplier: 1

Quant Time: Oct 28 20:37:40 2020
Quant Method : I:\VOLATILES\VOA126\2020\201028N\V126_201012N_8260Suff.m
Quant Title : VOLATILES BY GC/MS
QLast Update : Tue Oct 13 17:03:21 2020
Response via : Initial Calibration

Sub List : 8260-CurveSoil - Megamix plus Diox8N\V26201028N01.D•

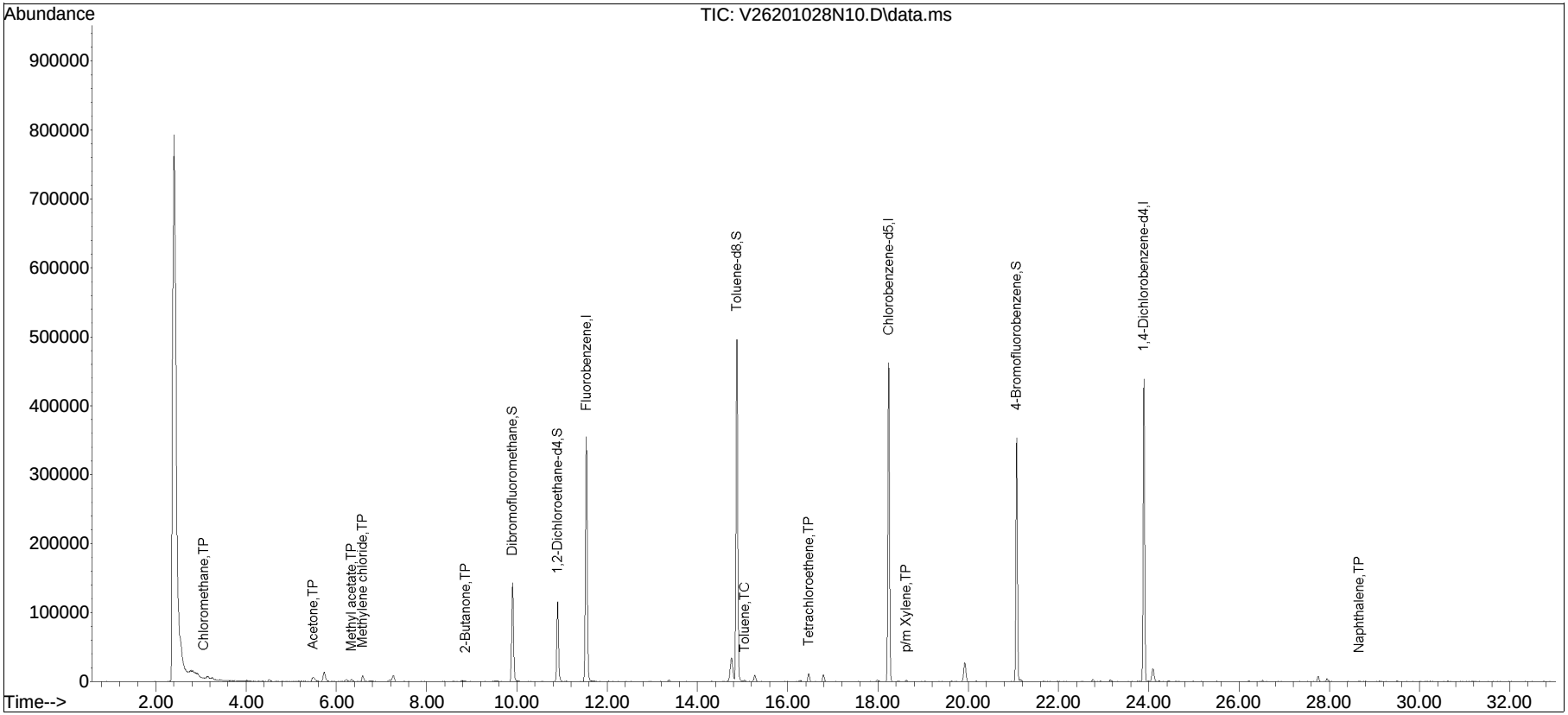

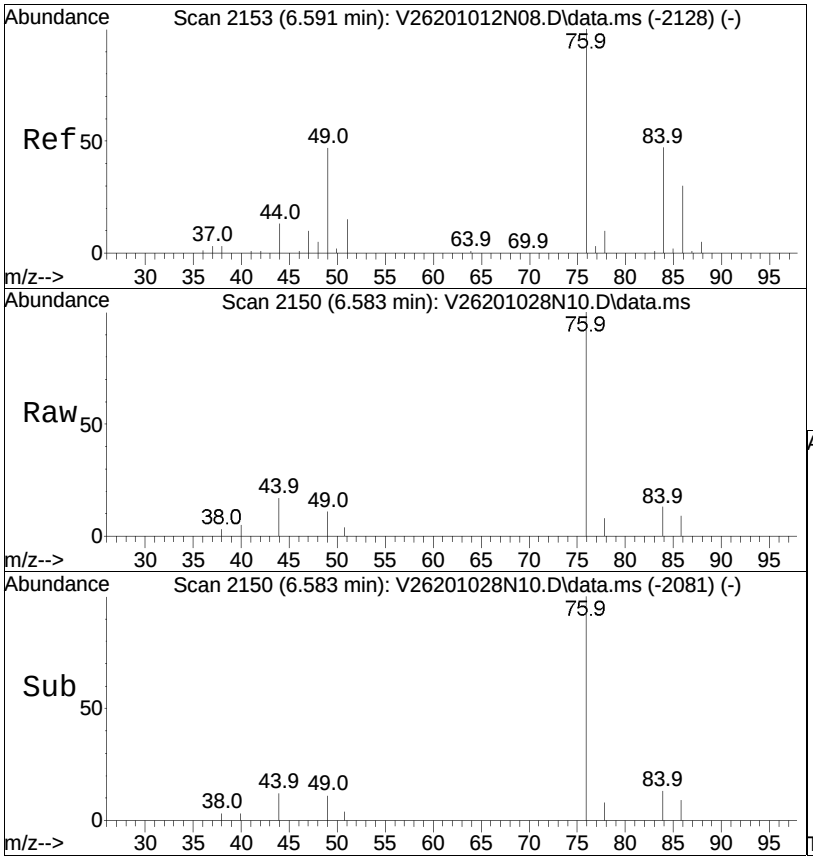

#17
Methylene chloride
Concen: 0.30 ug/L M1
RT: 6.583 min Scan# 2150
Delta R.T. -0.008 min
Lab File: V26201028N10.D
Acq: 28 Oct 2020 07:42 pm

Tgt Ion: 84 Resp: 1645

Ion	Ratio	Lower	Upper
84	100		
86	35.0	41.9	87.1#
49	65.3	88.1	183.1#

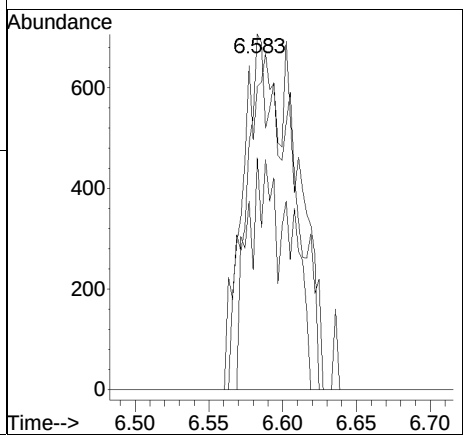

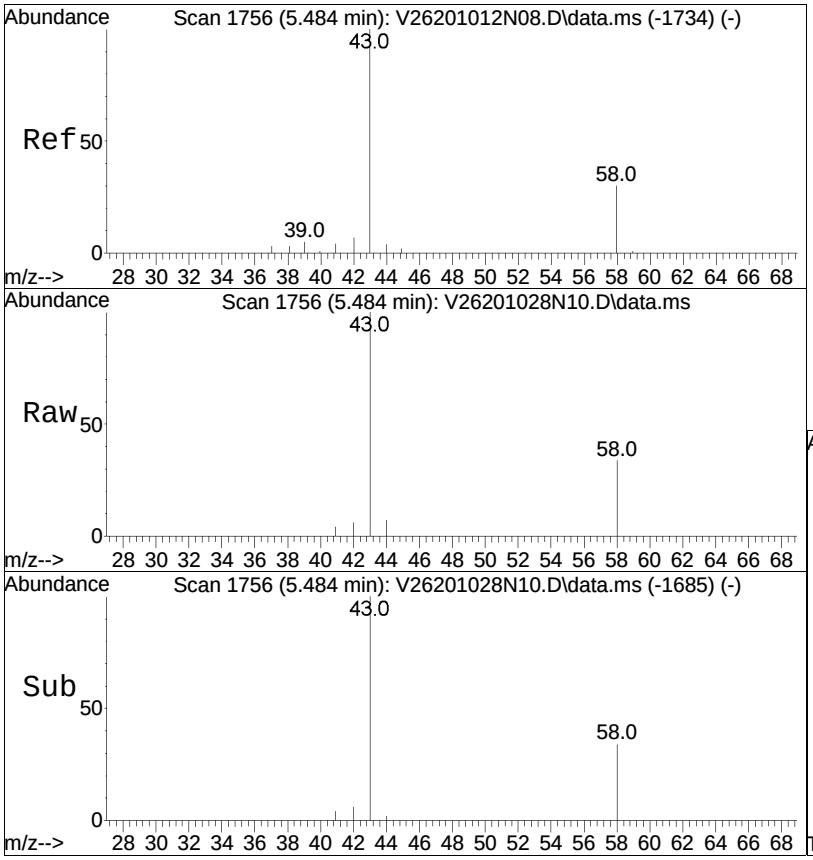

#19
Acetone
Concen: 20.82 ug/L
RT: 5.484 min Scan# 1756
Delta R.T. 0.000 min
Lab File: V26201028N10.D
Acq: 28 Oct 2020 07:42 pm

Tgt Ion: 43 Resp: 18621

Ion	Ratio	Lower	Upper
43	100		
58	9.8	24.6	37.0#

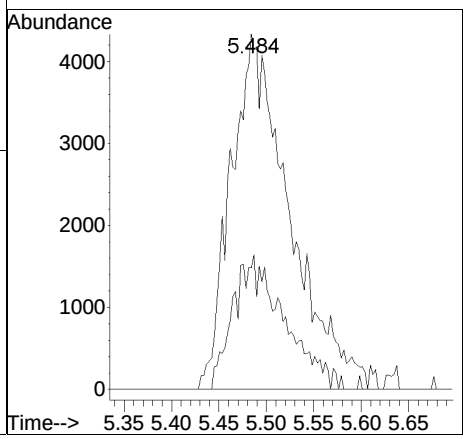

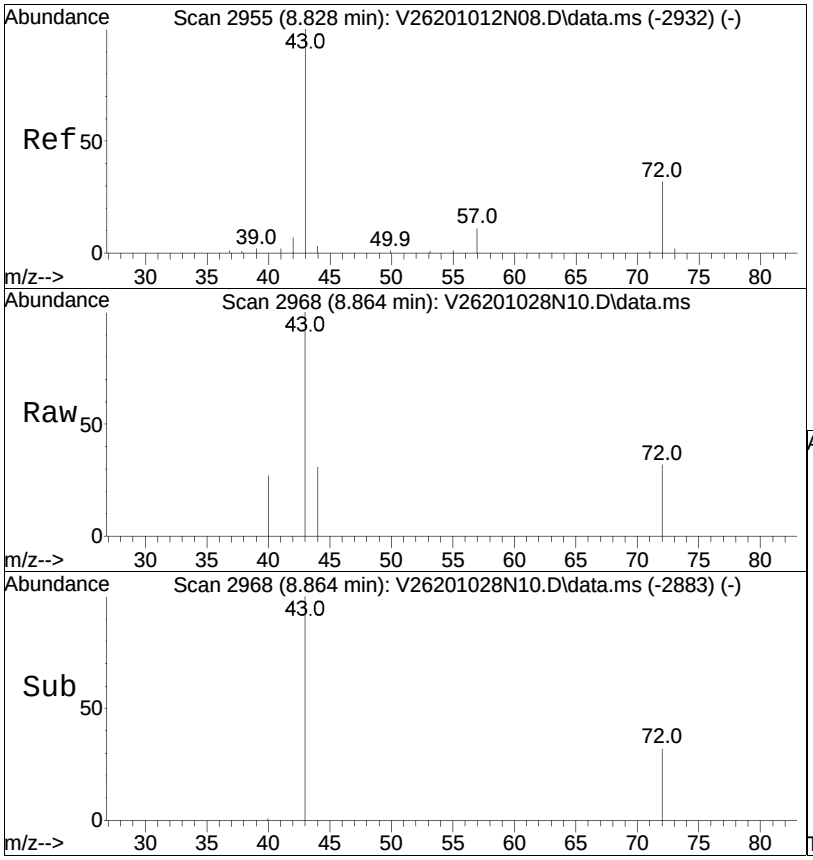

#42
2-Butanone
Concen: 0.85 ug/L M1
RT: 8.864 min Scan# 2968
Delta R.T. 0.036 min
Lab File: V26201028N10.D
Acq: 28 Oct 2020 07:42 pm

Tgt Ion: 43 Resp: 1449

Ion	Ratio	Lower	Upper
43	100		
72	13.3	18.7	28.1#

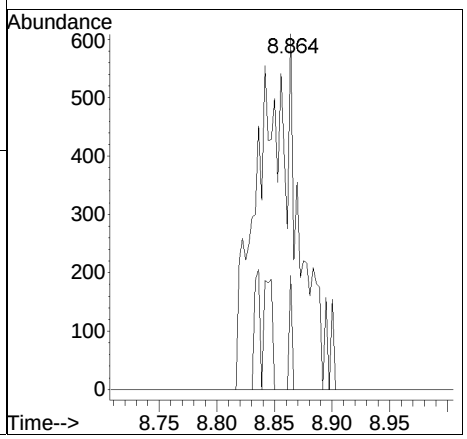

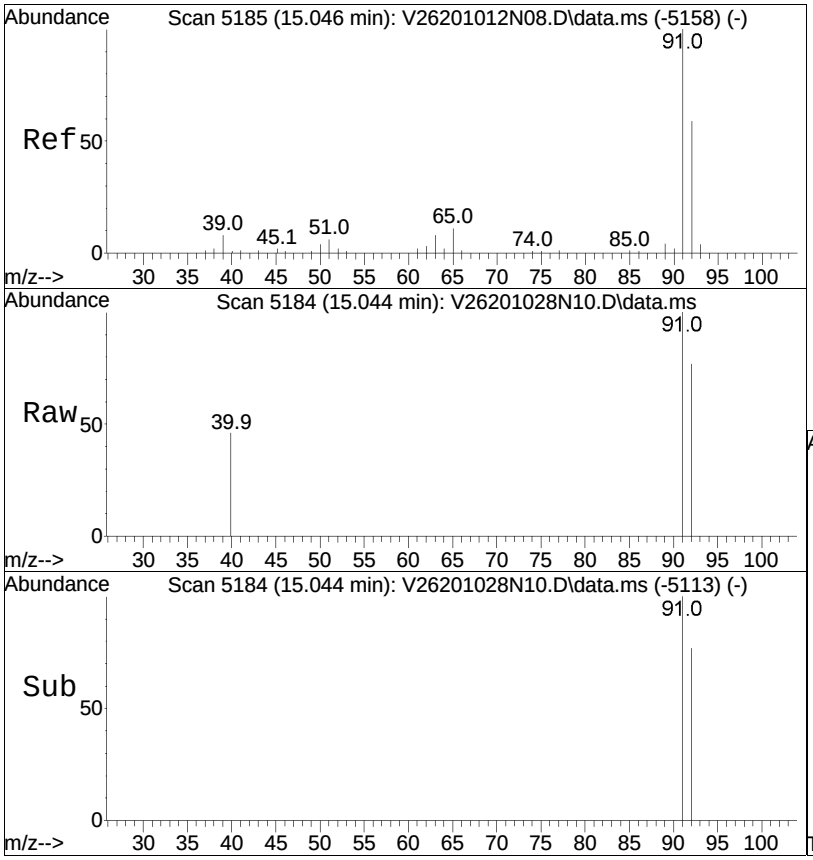

#66
Toluene
Concen: 0.10 ug/L
RT: 15.044 min Scan# 5184
Delta R.T. -0.002 min
Lab File: V26201028N10.D
Acq: 28 Oct 2020 07:42 pm

Tgt Ion: 92 Resp: 1414

Ion	Ratio	Lower	Upper
92	100		
91	66.3	132.2	198.2#

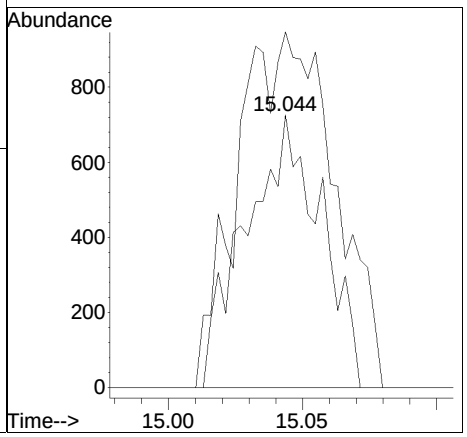

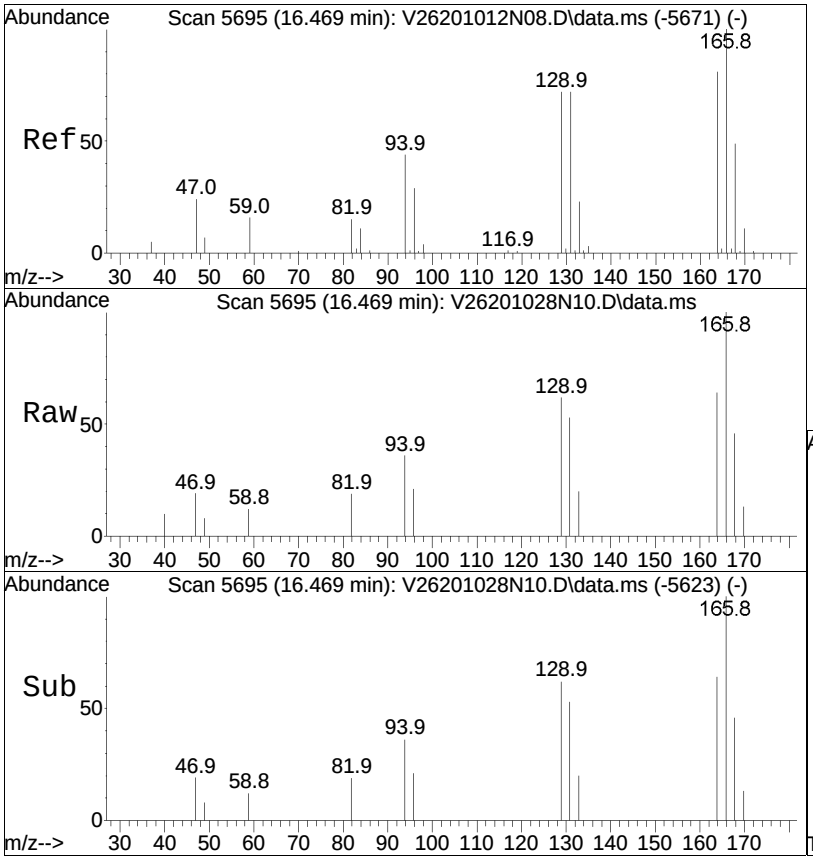

#68
Tetrachloroethene
Concen: 0.76 ug/L M1
RT: 16.469 min Scan# 5695
Delta R.T. -0.000 min
Lab File: V26201028N10.D
Acq: 28 Oct 2020 07:42 pm

Tgt Ion:166 Resp: 5156

Ion	Ratio	Lower	Upper
166	100		
168	47.7	27.8	67.8
94	47.8	24.4	64.4

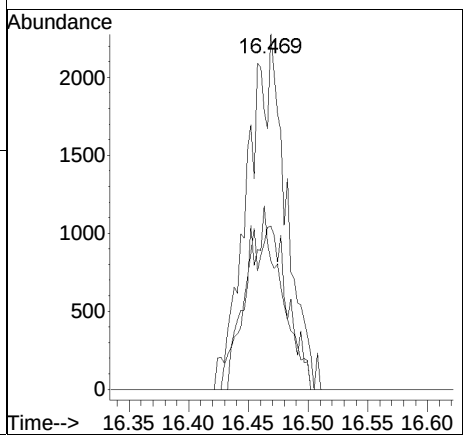

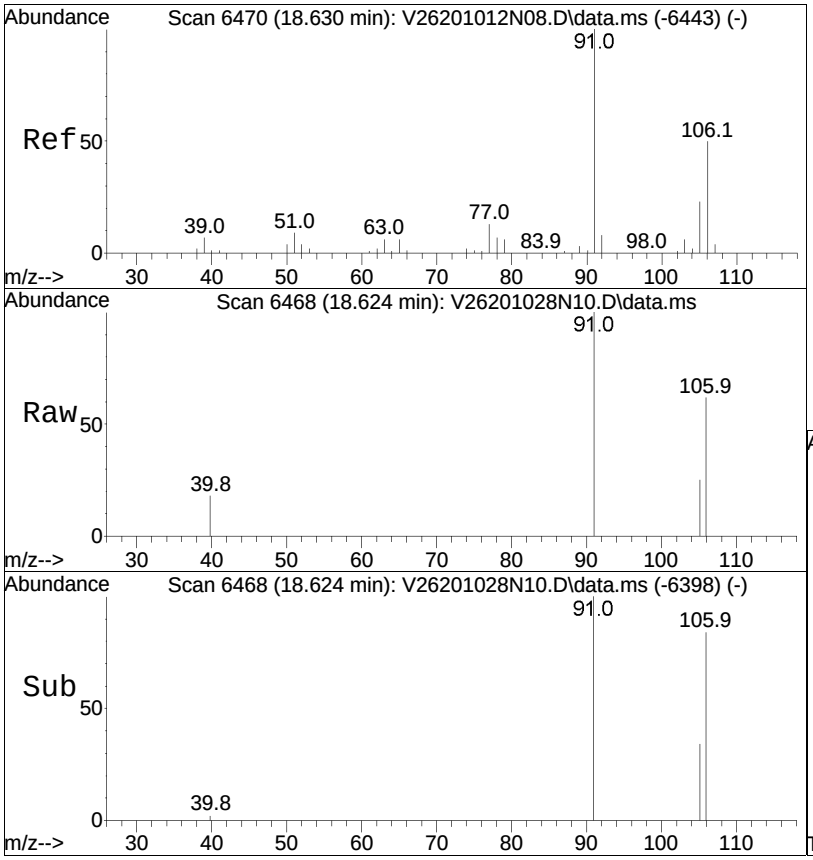

#85
p/m Xylene
Concen: 0.11 ug/L M1
RT: 18.624 min Scan# 6468
Delta R.T. -0.006 min
Lab File: V26201028N10.D
Acq: 28 Oct 2020 07:42 pm

Tgt Ion:106 Resp: 1164

Ion	Ratio	Lower	Upper
106	100		
91	214.1	147.9	221.9

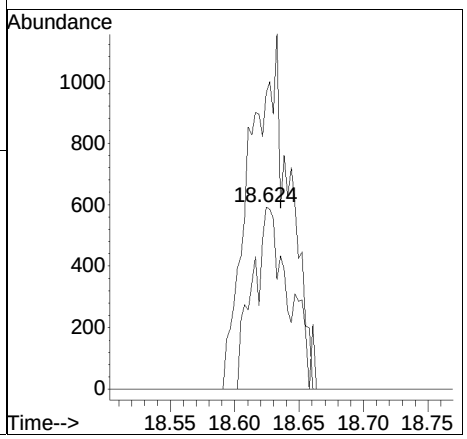

Manual Integration Report

Data Path : I:\VOLATILES\VOA126\2020\2Q
Data File : V26201028N10.D
Date Inj'd : 10/28/2020 7:42 pm
Sample : l2046791-09,31,4.70,5,,b
Method : V126_201012N_8260Suff.m
Operator : VOA126:AJK
Instrument : VOA126
Quant Date : 10/28/2020 8:32 pm

Compound #17: Methylene chloride

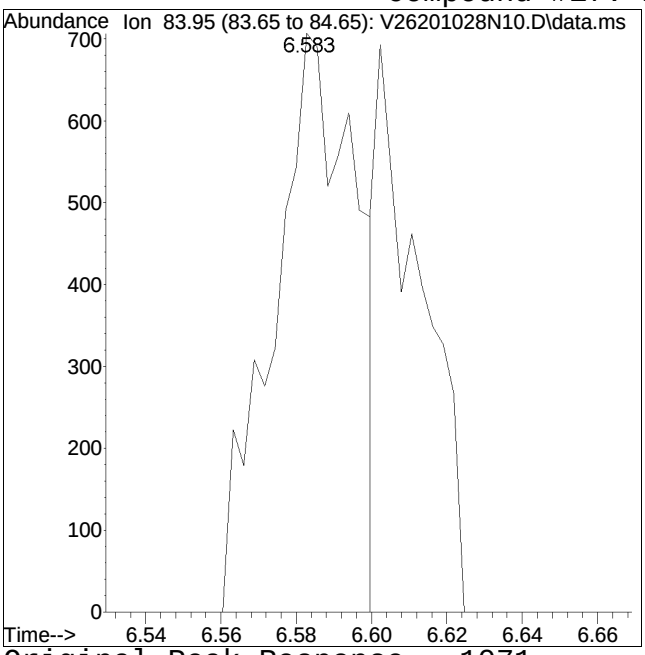

Original Peak Response = 1071

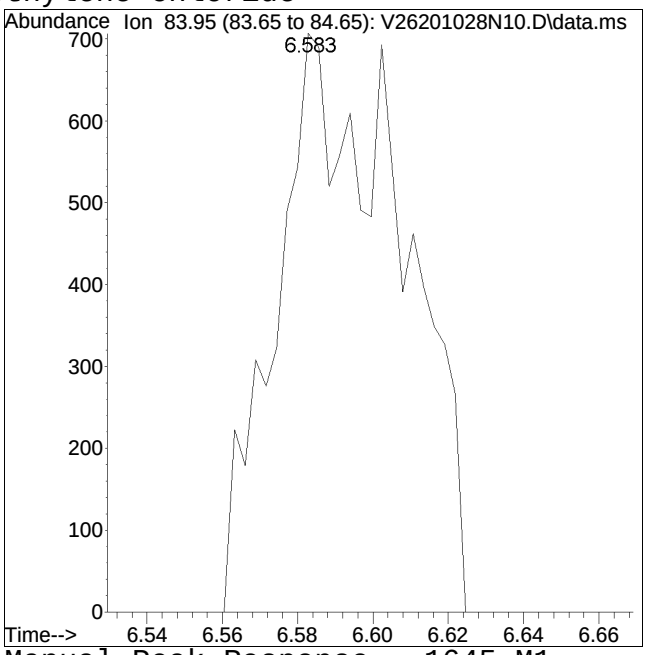

Manual Peak Response = 1645 M1

M1 = Split or tailing peak, auto integration stopped early resulting in false low area count.

Manual Integration Report

Data Path : I:\VOLATILES\VOA126\2020\2Q
Data File : V26201028N10.D
Date Inj'd : 10/28/2020 7:42 pm
Sample : l2046791-09,31,4.70,5,,b

Method : V126_201012N_8260Suff.m
Operator : VOA126:AJK
Instrument : VOA126
Quant Date : 10/28/2020 8:32 pm

Compound #42: 2-Butanone

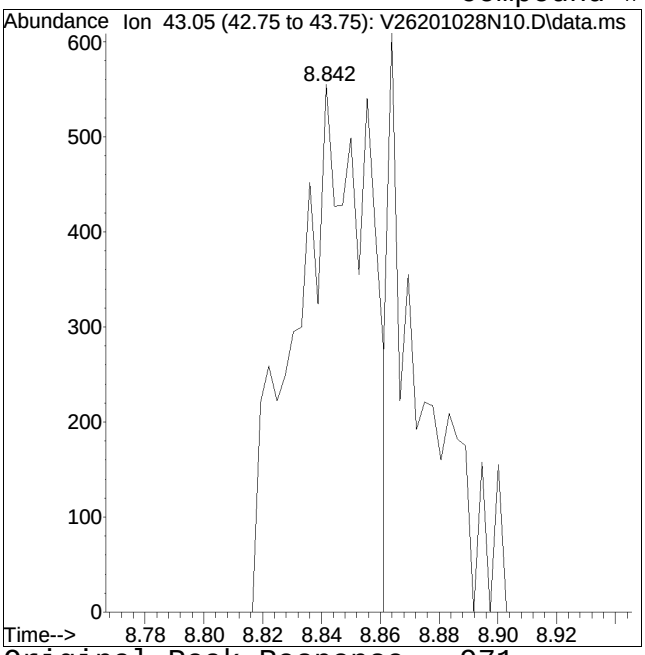

Original Peak Response = 971

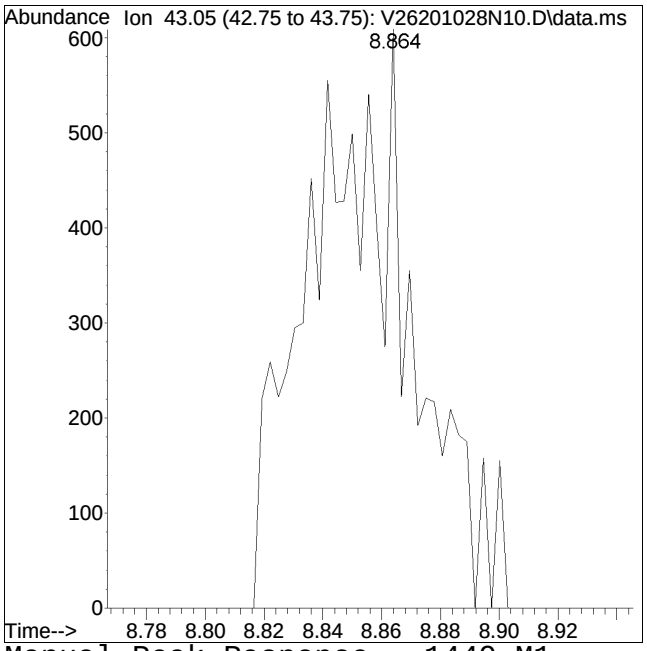

Manual Peak Response = 1449 M1

M1 = Split or tailing peak, auto integration stopped early resulting in false low area count.

Manual Integration Report

Data Path : I:\VOLATILES\VOA126\2020\2Q
Data File : V26201028N10.D
Date Inj'd : 10/28/2020 7:42 pm
Sample : l2046791-09,31,4.70,5,,b

Method : V126_201012N_8260Suff.m
Operator : VOA126:AJK
Instrument : VOA126
Quant Date : 10/28/2020 8:32 pm

Compound #68: Tetrachloroethene

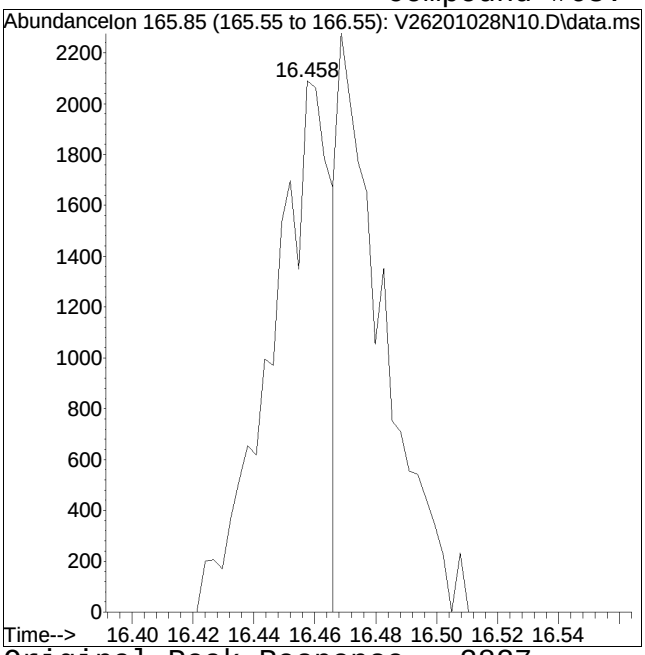

Original Peak Response = 2827

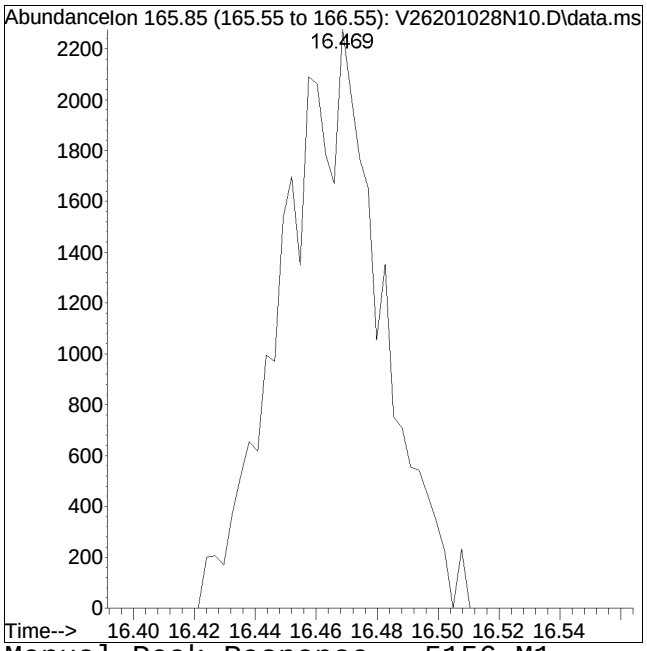

Manual Peak Response = 5156 M1

M1 = Split or tailing peak, auto integration stopped early resulting in false low area count.

Manual Integration Report

Data Path : I:\VOLATILES\VOA126\2020\2Q
Data File : V26201028N10.D
Date Inj'd : 10/28/2020 7:42 pm
Sample : l2046791-09,31,4.70,5,,b

Method : V126_201012N_8260Suff.m
Operator : VOA126:AJK
Instrument : VOA126
Quant Date : 10/28/2020 8:32 pm

Compound #83: Ethylbenzene

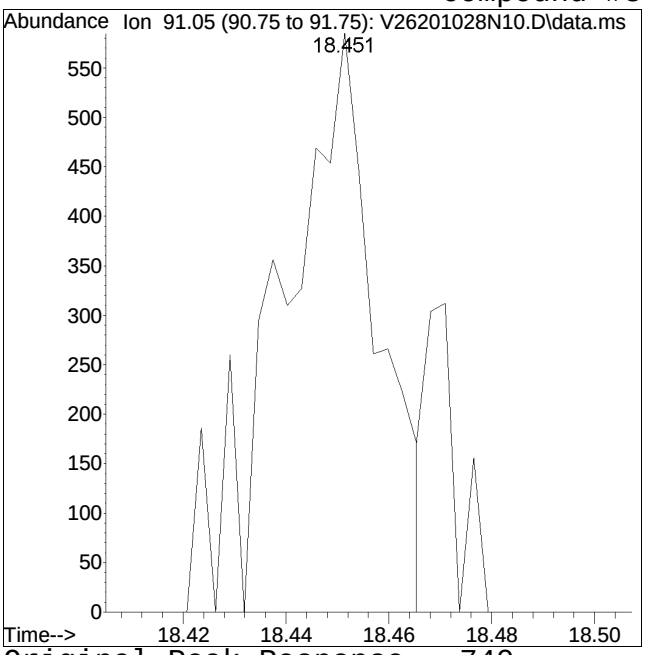

Original Peak Response = 740

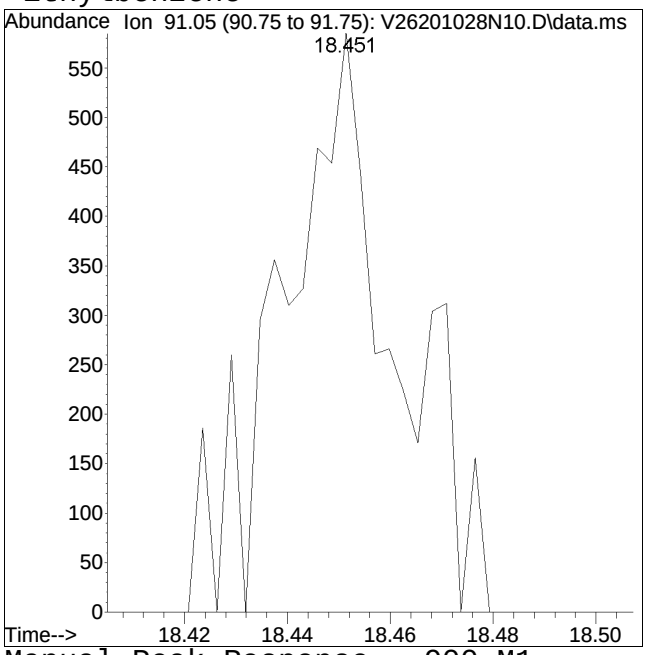

Manual Peak Response = 900 M1

M1 = Split or tailing peak, auto integration stopped early resulting in false low area count.

Manual Integration Report

Data Path : I:\VOLATILES\VOA126\2020\2QMethod : V126_201012N_8260Suff.m
Data File : V26201028N10.D Operator : VOA126:AJK
Date Inj'd : 10/28/2020 7:42 pm Instrument : VOA126
Sample : l2046791-09,31,4.70,5,,b Quant Date : 10/28/2020 8:32 pm

Compound #85: p/m Xylene

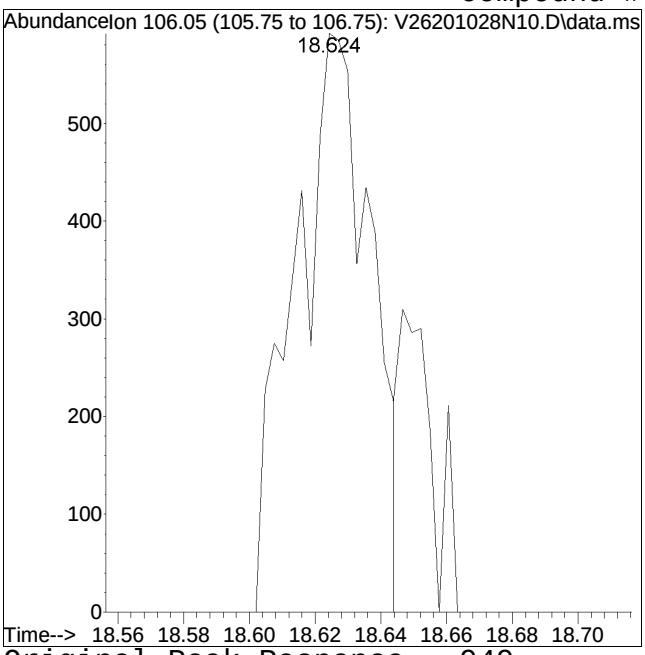

Original Peak Response = 949

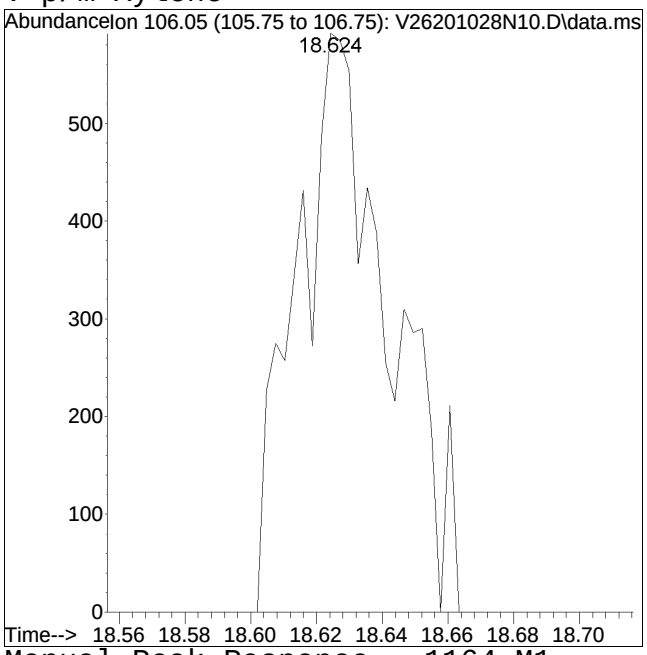

Manual Peak Response = 1164 M1

M1 = Split or tailing peak, auto integration stopped early resulting in false low area count.

Manual Integration Report

Data Path : I:\VOLATILES\VOA126\2020\2QMethod : V126_201012N_8260Suff.m
Data File : V26201028N10.D Operator : VOA126:AJK
Date Inj'd : 10/28/2020 7:42 pm Instrument : VOA126
Sample : l2046791-09,31,4.70,5,,b Quant Date : 10/28/2020 8:32 pm

Compound #107: 1,2,4-Trimethylbenzene

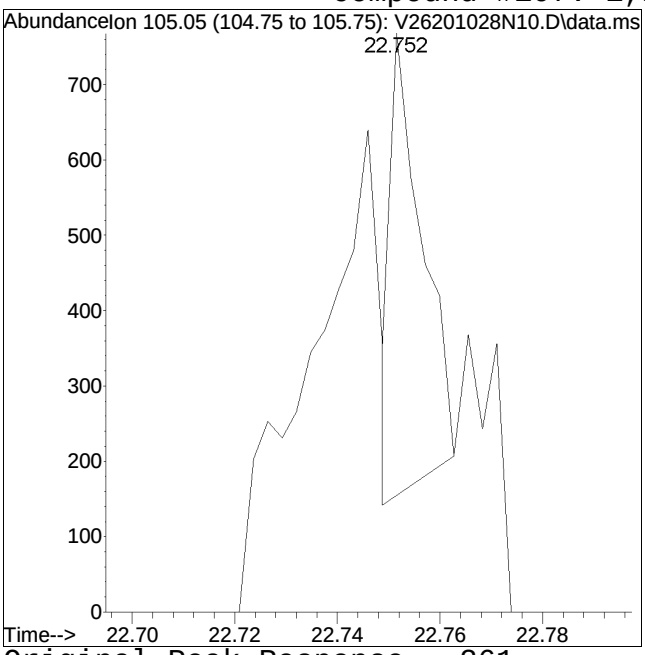

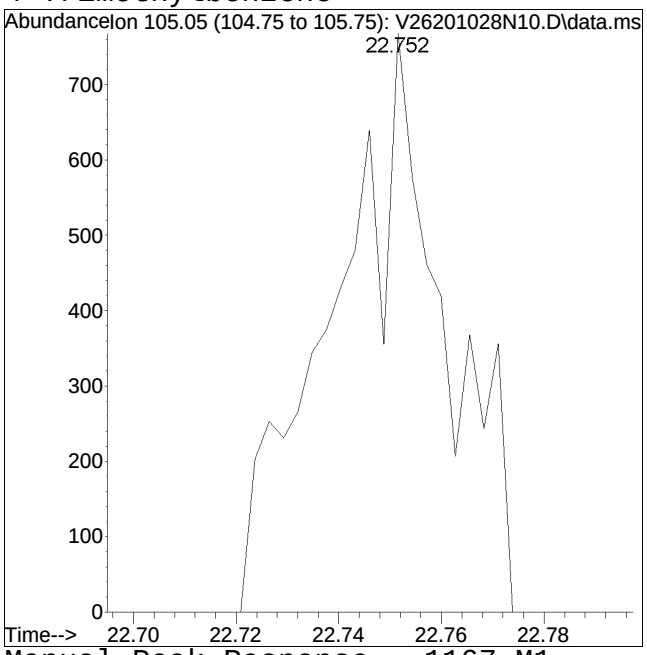

Original Peak Response = 261 Manual Peak Response = 1167 M1

M1 = Split or tailing peak, auto integration stopped early resulting in false low area count.

Quantitation Report (QT Reviewed)

Data Path : I:\VOLATILES\VOA126\2020\201028N\
Data File : V26201028N11.D
Acq On : 28 Oct 2020 08:22 pm
Operator : VOA126:AJK
Sample : l2046791-10,31,4.19,5,,b
Misc : WG1427739,ICAL17233
ALS Vial : 11 Sample Multiplier: 1

Quant Time: Oct 28 21:34:35 2020
Quant Method : I:\VOLATILES\VOA126\2020\201028N\V126_201012N_8260Suff.m
Quant Title : VOLATILES BY GC/MS
QLast Update : Tue Oct 13 17:03:21 2020
Response via : Initial Calibration

CCAL FILE(s) : 1 - I:\VOLATILES\VOA126\2020\201028N\V26201028N01.D
Sub List : 8260-CurveSoil - Megamix plus Diox

Compound	R.T.	QIon	Response	Conc	Units	Dev(Min)
Internal Standards						
1) Fluorobenzene	11.538	96	482065	20.000	ug/L	0.00
Standard Area 1 = 578335			Recovery =	83.35%		
63) Chlorobenzene-d5	18.237	117	375932	20.000	ug/L	0.00
Standard Area 1 = 474087			Recovery =	79.30%		
88) 1,4-Dichlorobenzene-d4	23.889	152	153756	20.000	ug/L	0.00
Standard Area 1 = 263425			Recovery =	58.37%		
System Monitoring Compounds						
39) Dibromofluoromethane	9.904	113	122475	19.387	ug/L	0.00
Spiked Amount 20.000	Range 70 - 130		Recovery =	96.94%		
47) 1,2-Dichloroethane-d4	10.903	65	113083	20.851	ug/L	0.00
Spiked Amount 20.000	Range 70 - 130		Recovery =	104.25%		
65) Toluene-d8	14.868	98	496133	20.779	ug/L	0.00
Spiked Amount 20.000	Range 70 - 130		Recovery =	103.90%		
92) 4-Bromofluorobenzene	21.073	95	162610	23.799	ug/L	0.00
Spiked Amount 20.000	Range 70 - 130		Recovery =	119.00%		
Target Compounds						Qvalue
5) Vinyl chloride	0.000		0	N.D.		
11) 1,1-Dichloroethene	0.000		0	N.D.		
17) Methylene chloride	6.591	84	1793M1	0.335	ug/L	
19) Acetone	5.490	43	22364M1	26.694	ug/L	
20) trans-1,2-Dichloroethene	0.000		0	N.D.		
23) Methyl tert-butyl ether	0.000		0	N.D.		
26) 1,1-Dichloroethane	0.000		0	N.D.		
31) cis-1,2-Dichloroethene	0.000		0	N.D.		
35) Chloroform	0.000		0	N.D.		
37) Carbon tetrachloride	0.000		0	N.D.		
40) 1,1,1-Trichloroethane	0.000		0	N.D.		
42) 2-Butanone	8.850	43	2001M1	1.334	ug/L	
45) Benzene	11.112	78	299	N.D.		
48) 1,2-Dichloroethane	11.084	62	99	N.D.		
52) Trichloroethene	0.000		0	N.D.		
61) 1,4-Dioxane	0.000		0	N.D.		
66) Toluene	15.047	92	1225	N.D.		
68) Tetrachloroethene	16.463	166	7254	1.112	ug/L	95
82) Chlorobenzene	0.000		0	N.D.		
83) Ethylbenzene	18.454	91	1005	N.D.		

Data Path : I:\VOLATILES\VOA126\2020\201028N\
Data File : V26201028N11.D
Acq On : 28 Oct 2020 08:22 pm
Operator : VOA126:AJK
Sample : l2046791-10,31,4.19,5,,b
Misc : WG1427739,ICAL17233
ALS Vial : 11 Sample Multiplier: 1

Quant Time: Oct 28 21:34:35 2020
Quant Method : I:\VOLATILES\VOA126\2020\201028N\V126_201012N_8260Suff.m
Quant Title : VOLATILES BY GC/MS
QLast Update : Tue Oct 13 17:03:21 2020
Response via : Initial Calibration

CCAL FILE(s) : 1 - I:\VOLATILES\VOA126\2020\201028N\V26201028N01.D
Sub List : 8260-CurveSoil - Megamix plus Diox

	Compound	R.T.	QIon	Response	Conc	Units	Dev(Min)
85)	p/m Xylene	18.630	106	1101M1	0.106	ug/L	
86)	o Xylene	19.631	106	31	N.D.		
95)	n-Propylbenzene	21.421	91	48	N.D.		
100)	1,3,5-Trimethylbenzene	21.817	105	25	N.D.		
104)	tert-Butylbenzene	0.000		0	N.D.		
107)	1,2,4-Trimethylbenzene	22.746	105	997	N.D.		
109)	sec-Butylbenzene	0.000		0	N.D.		
111)	1,3-Dichlorobenzene	0.000		0	N.D.		
112)	1,4-Dichlorobenzene	0.000		0	N.D.		
116)	n-Butylbenzene	0.000		0	N.D.		
118)	1,2-Dichlorobenzene	0.000		0	N.D.		

(#) = qualifier out of range (m) = manual integration (+) = signals summed

Quantitation Report (QT Reviewed)

Data Path : I:\VOLATILES\VOA126\2020\201028N\
Data File : V26201028N11.D
Acq On : 28 Oct 2020 08:22 pm
Operator : VOA126:AJK
Sample : l2046791-10,31,4.19,5,,b
Misc : WG1427739,ICAL17233
ALS Vial : 11 Sample Multiplier: 1

Quant Time: Oct 28 21:34:35 2020
Quant Method : I:\VOLATILES\VOA126\2020\201028N\V126_201012N_8260Suff.m
Quant Title : VOLATILES BY GC/MS
QLast Update : Tue Oct 13 17:03:21 2020
Response via : Initial Calibration

Sub List : 8260-CurveSoil - Megamix plus Diox8N\V26201028N01.D•

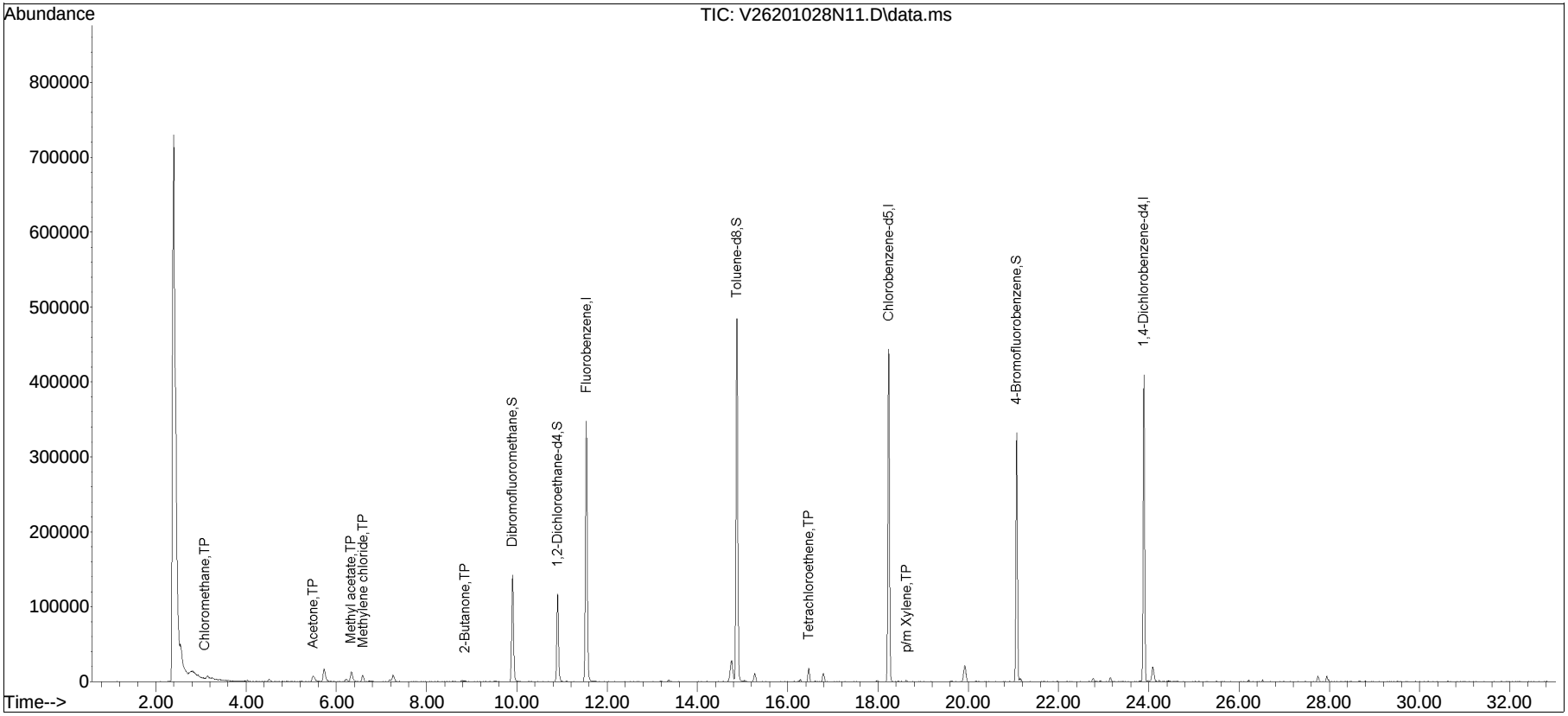

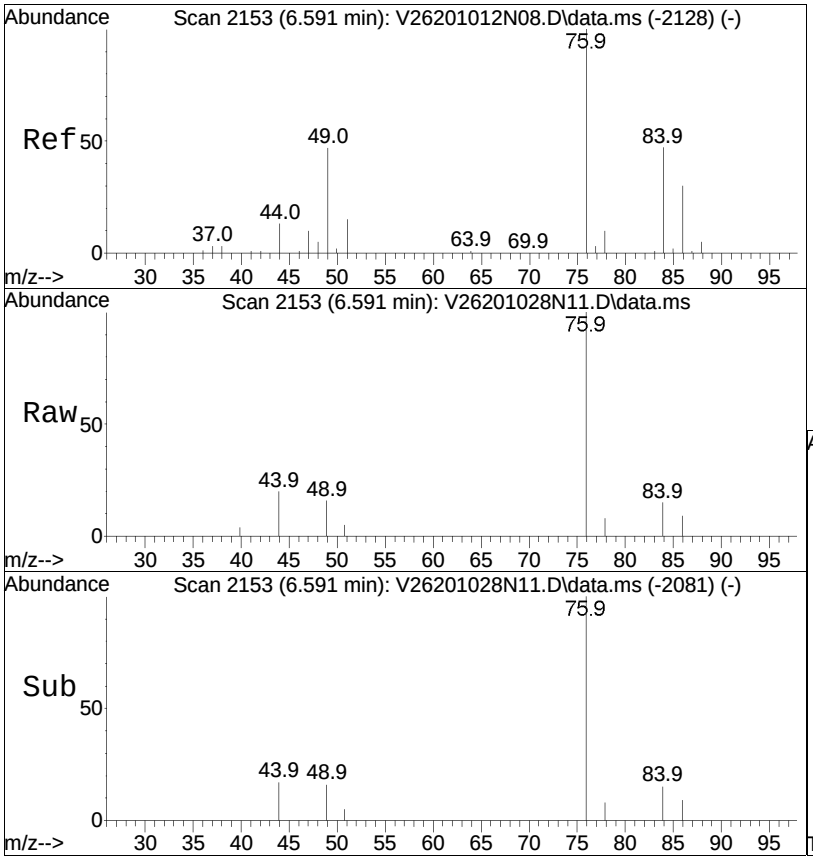

#17
Methylene chloride
Concen: 0.34 ug/L M1
RT: 6.591 min Scan# 2153
Delta R.T. 0.000 min
Lab File: V26201028N11.D
Acq: 28 Oct 2020 08:22 pm

Tgt Ion: 84 Resp: 1793

Ion	Ratio	Lower	Upper
84	100		
86	11.2	41.9	87.1#
49	54.2	88.1	183.1#

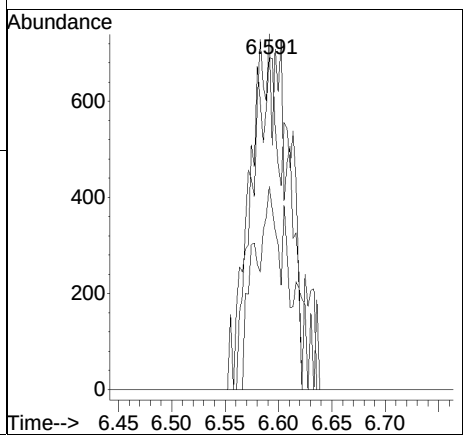

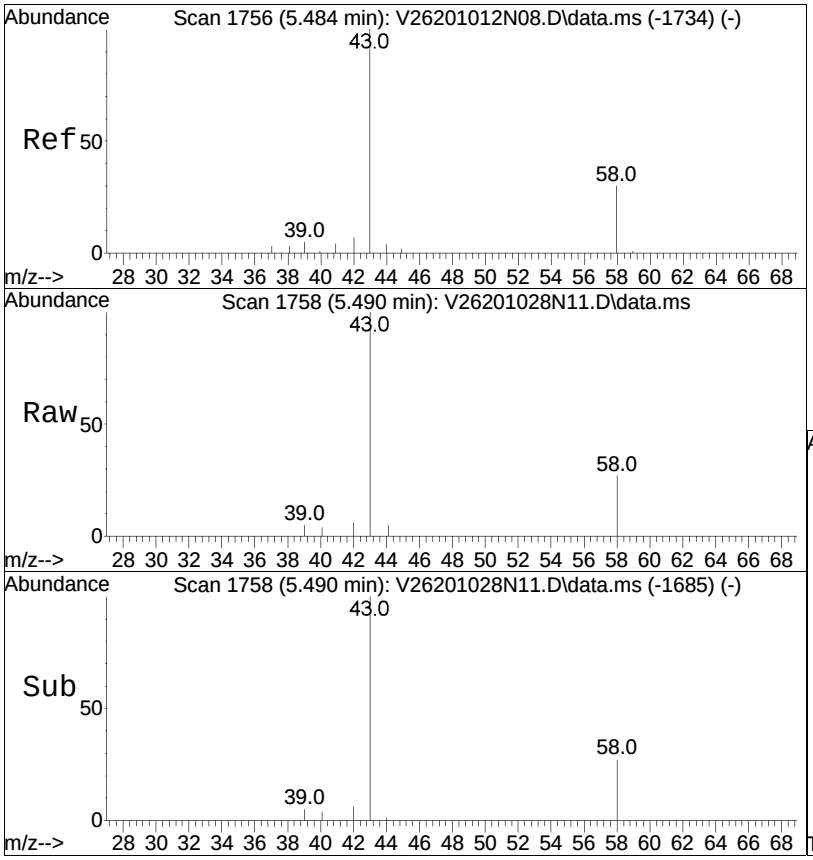

#19
Acetone
Concen: 26.69 ug/L M1
RT: 5.490 min Scan# 1758
Delta R.T. 0.006 min
Lab File: V26201028N11.D
Acq: 28 Oct 2020 08:22 pm

Tgt Ion: 43 Resp: 22364

Ion	Ratio	Lower	Upper
43	100		
58	15.0	24.6	37.0#

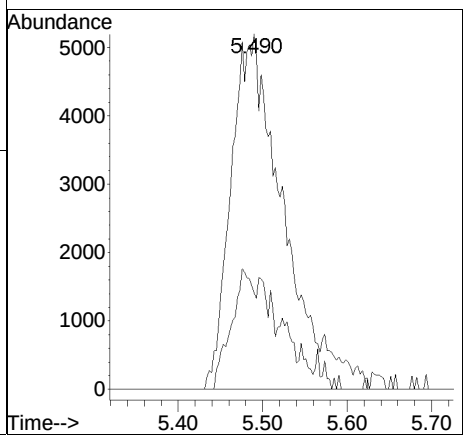

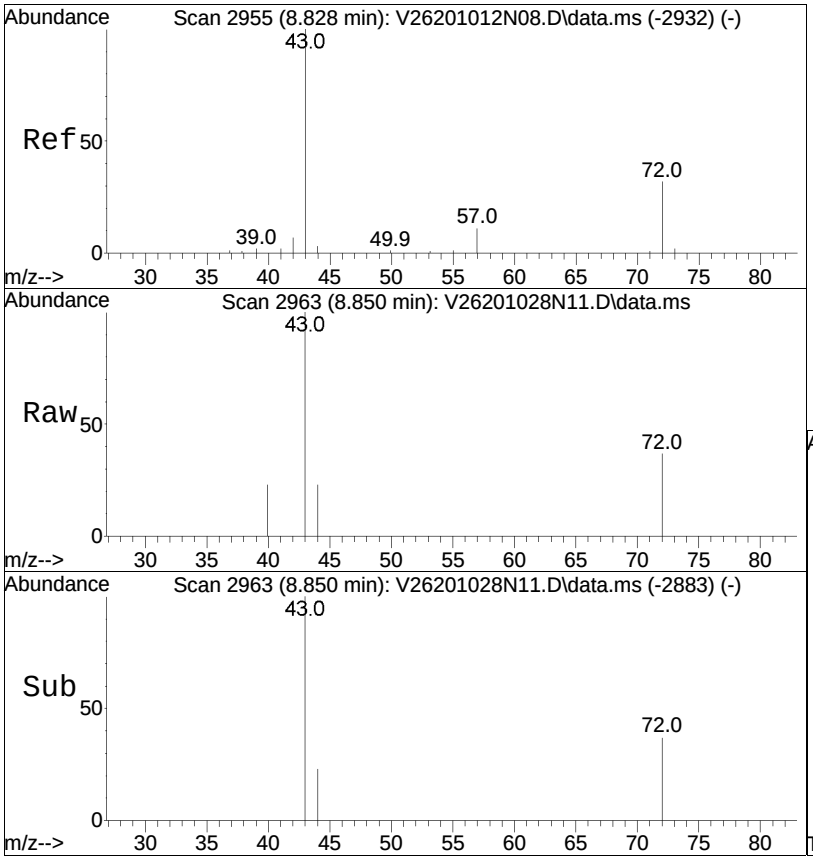

#42
2-Butanone
Concen: 1.33 ug/L M1
RT: 8.850 min Scan# 2963
Delta R.T. 0.022 min
Lab File: V26201028N11.D
Acq: 28 Oct 2020 08:22 pm

Tgt Ion: 43 Resp: 2001

Ion	Ratio	Lower	Upper
43	100		
72	1.2	18.7	28.1#

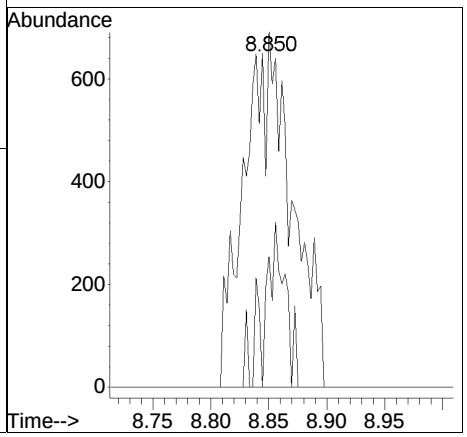

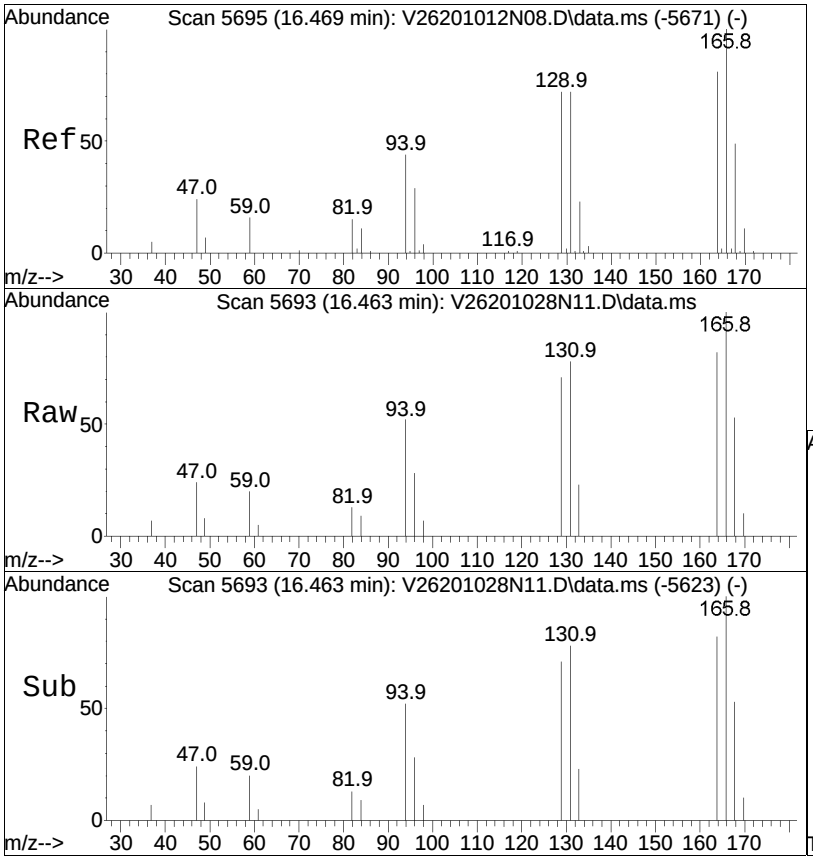

#68
Tetrachloroethene
Concen: 1.11 ug/L
RT: 16.463 min Scan# 5693
Delta R.T. -0.006 min
Lab File: V26201028N11.D
Acq: 28 Oct 2020 08:22 pm

Tgt Ion:166 Resp: 7254

Ion	Ratio	Lower	Upper
166	100		
168	50.2	27.8	67.8
94	49.2	24.4	64.4

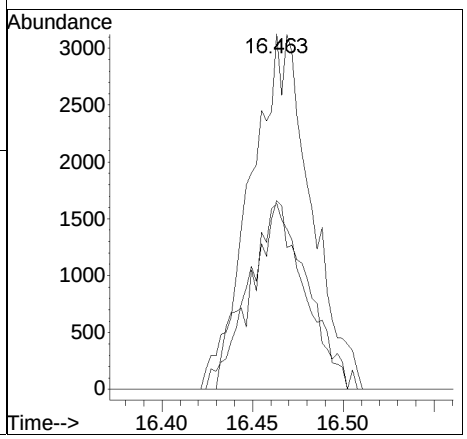

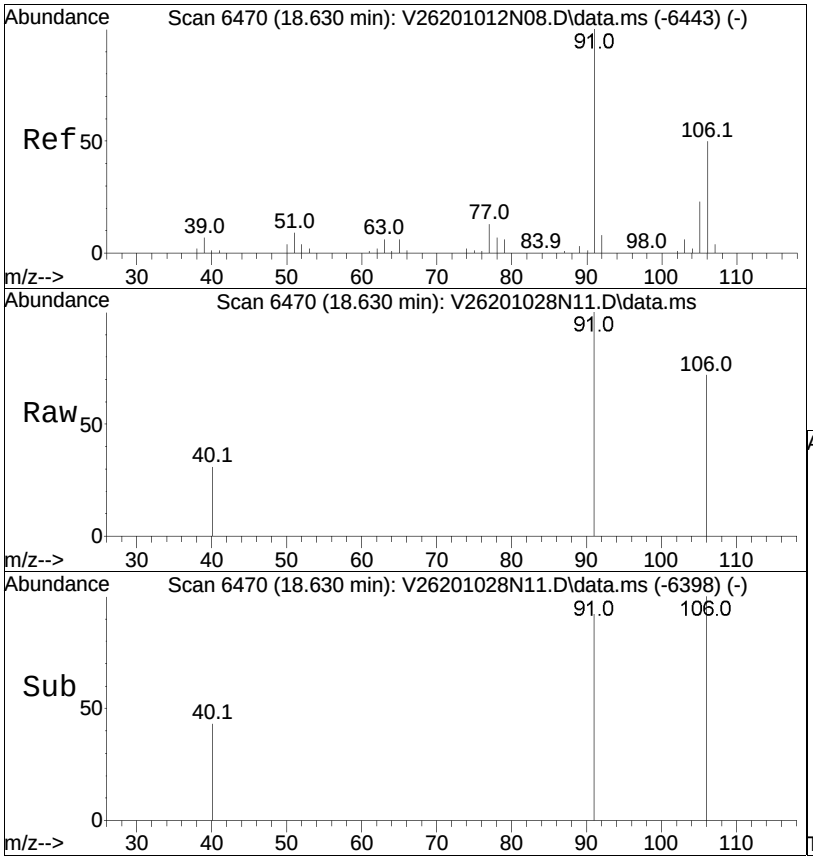

#85
p/m Xylene
Concen: 0.11 ug/L M1
RT: 18.630 min Scan# 6470
Delta R.T. -0.000 min
Lab File: V26201028N11.D
Acq: 28 Oct 2020 08:22 pm

Tgt Ion:106 Resp: 1101

Ion	Ratio	Lower	Upper
106	100		
91	0.0	147.9	221.9#

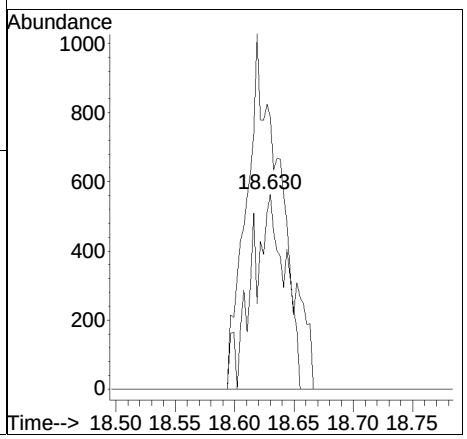

Manual Integration Report

Data Path : I:\VOLATILES\VOA126\2020\2Q
Data File : V26201028N11.D
Date Inj'd : 10/28/2020 8:22 pm
Sample : l2046791-10,31,4.19,5,,b

Method : V126_201012N_8260Suff.m
Operator : VOA126:AJK
Instrument : VOA126
Quant Date : 10/28/2020 9:30 pm

Compound #17: Methylene chloride

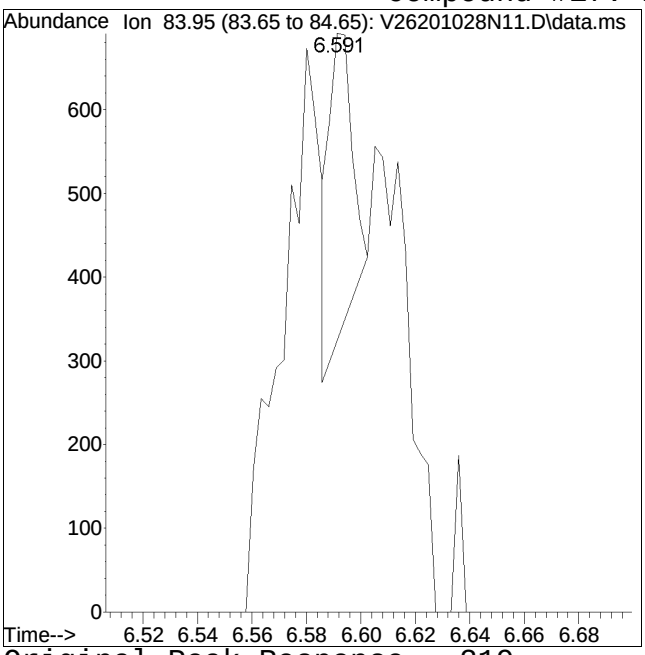

Original Peak Response = 219

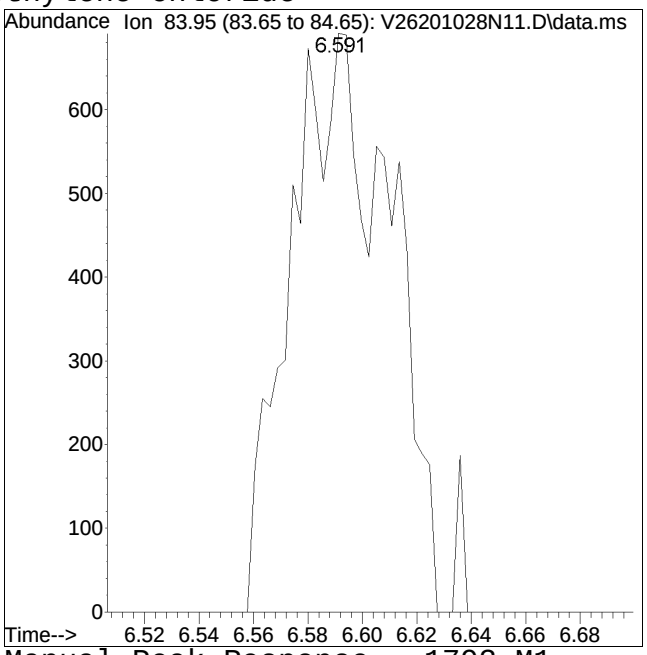

Manual Peak Response = 1793 M1

M1 = Split or tailing peak, auto integration stopped early resulting in false low area count.

Manual Integration Report

Data Path : I:\VOLATILES\VOA126\2020\2Q
Data File : V26201028N11.D
Date Inj'd : 10/28/2020 8:22 pm
Sample : l2046791-10,31,4.19,5,,b

Method : V126_201012N_8260Suff.m
Operator : VOA126:AJK
Instrument : VOA126
Quant Date : 10/28/2020 9:30 pm

Compound #19: Acetone

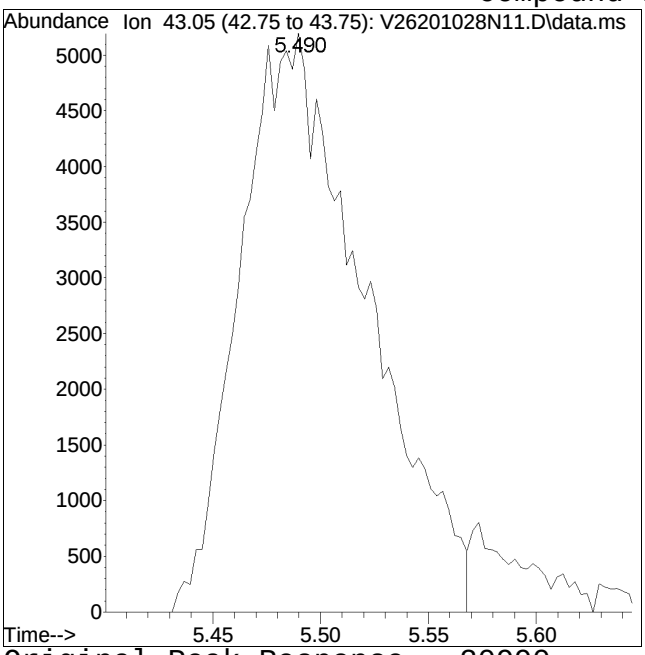

Original Peak Response = 20990

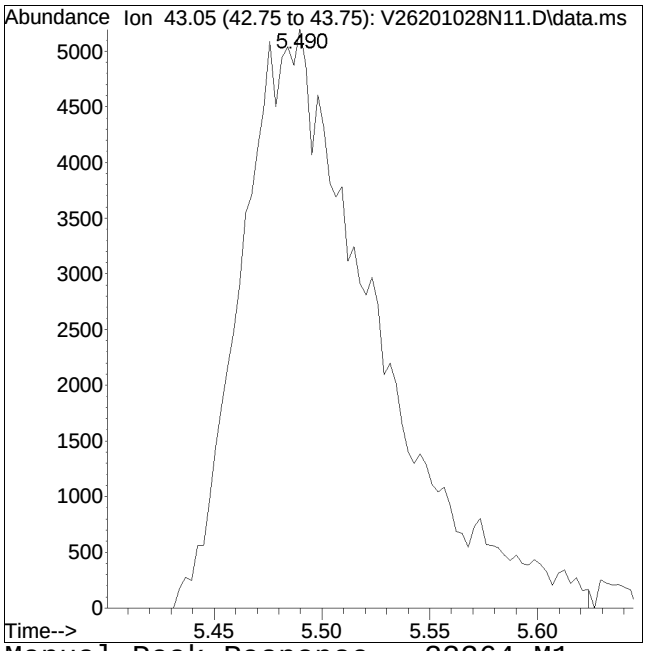

Manual Peak Response = 22364 M1

M1 = Split or tailing peak, auto integration stopped early resulting in false low area count.

Manual Integration Report

Data Path : I:\VOLATILES\VOA126\2020\2Q
Data File : V26201028N11.D
Date Inj'd : 10/28/2020 8:22 pm
Sample : l2046791-10,31,4.19,5,,b

Method : V126_201012N_8260Suff.m
Operator : VOA126:AJK
Instrument : VOA126
Quant Date : 10/28/2020 9:30 pm

Compound #42: 2-Butanone

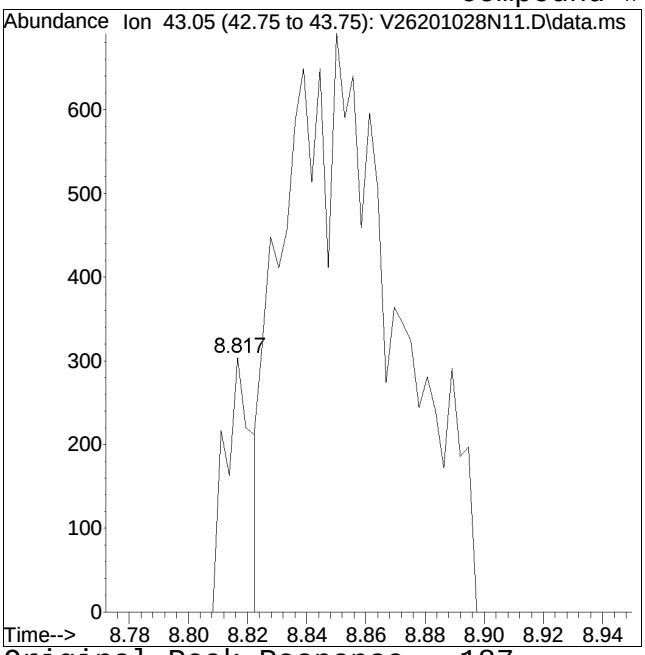

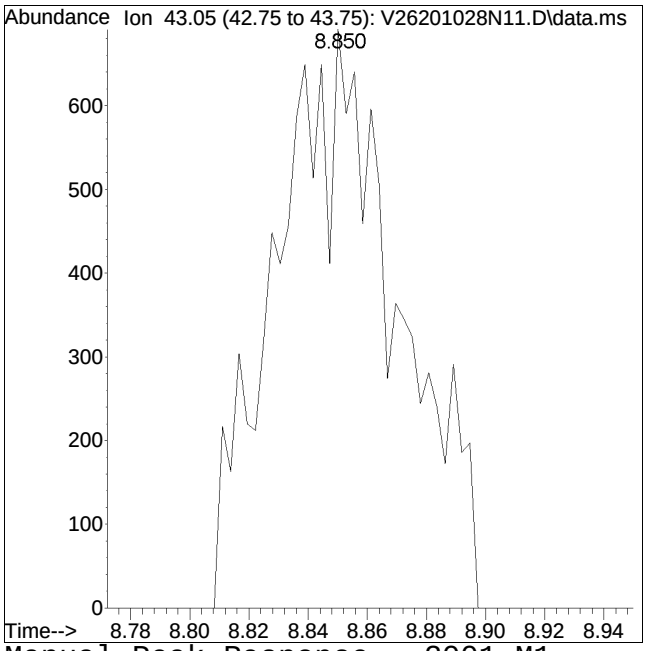

Original Peak Response = 187 Manual Peak Response = 2001 M1

M1 = Split or tailing peak, auto integration stopped early resulting in false low area count.

Manual Integration Report

Data Path : I:\VOLATILES\VOA126\2020\2Q
Data File : V26201028N11.D
Date Inj'd : 10/28/2020 8:22 pm
Sample : l2046791-10,31,4.19,5,,b

Method : V126_201012N_8260Suff.m
Operator : VOA126:AJK
Instrument : VOA126
Quant Date : 10/28/2020 9:30 pm

Compound #66: Toluene

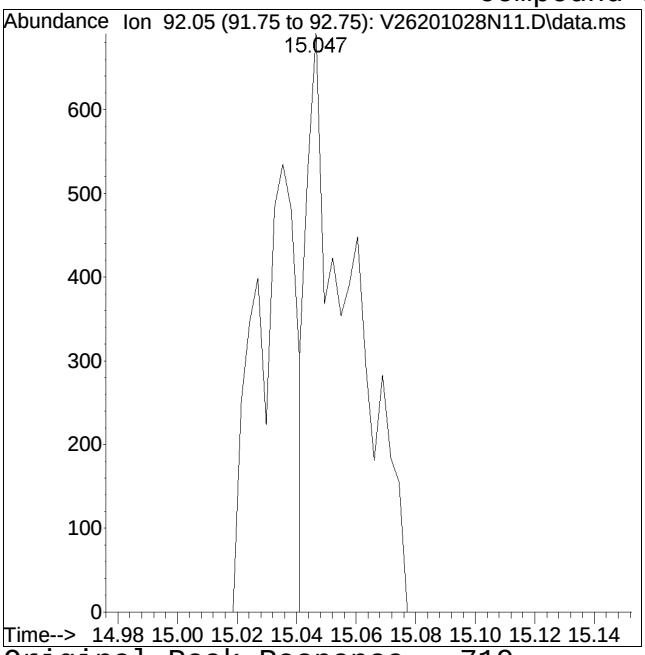

Original Peak Response = 719

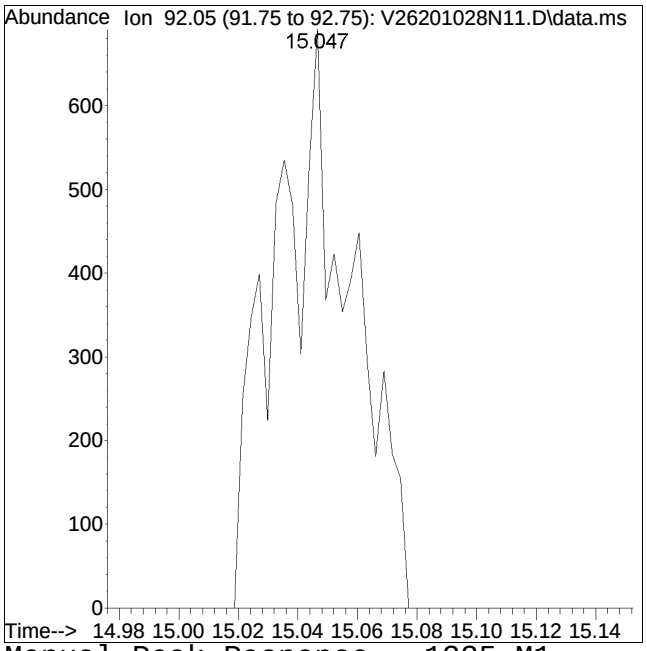

Manual Peak Response = 1225 M1

M1 = Split or tailing peak, auto integration stopped early resulting in false low area count.

Manual Integration Report

Data Path : I:\VOLATILES\VOA126\2020\2Q
Data File : V26201028N11.D
Date Inj'd : 10/28/2020 8:22 pm
Sample : l2046791-10,31,4.19,5,,b

Method : V126_201012N_8260Suff.m
Operator : VOA126:AJK
Instrument : VOA126
Quant Date : 10/28/2020 9:30 pm

Compound #83: Ethylbenzene

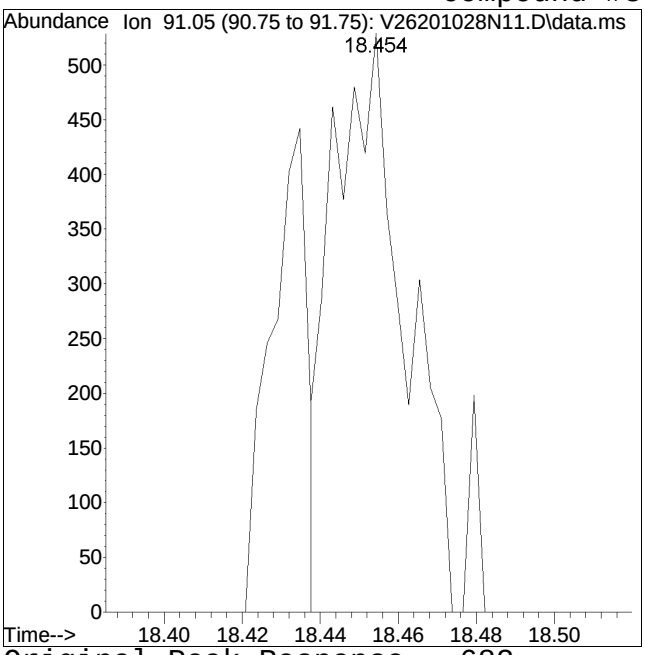

Original Peak Response = 682

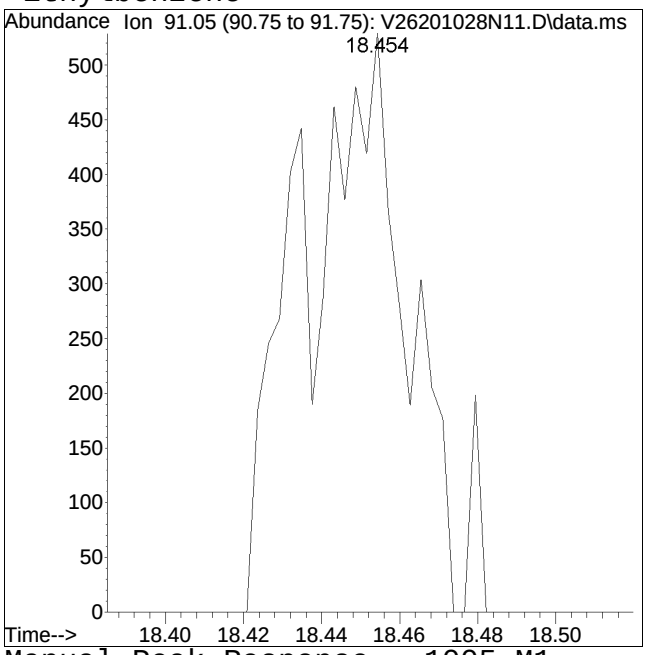

Manual Peak Response = 1005 M1

M1 = Split or tailing peak, auto integration stopped early resulting in false low area count.

Manual Integration Report

Data Path : I:\VOLATILES\VOA126\2020\2Q
Data File : V26201028N11.D
Date Inj'd : 10/28/2020 8:22 pm
Sample : l2046791-10,31,4.19,5,,b

Method : V126_201012N_8260Suff.m
Operator : VOA126:AJK
Instrument : VOA126
Quant Date : 10/28/2020 9:30 pm

Compound #85: p/m Xylene

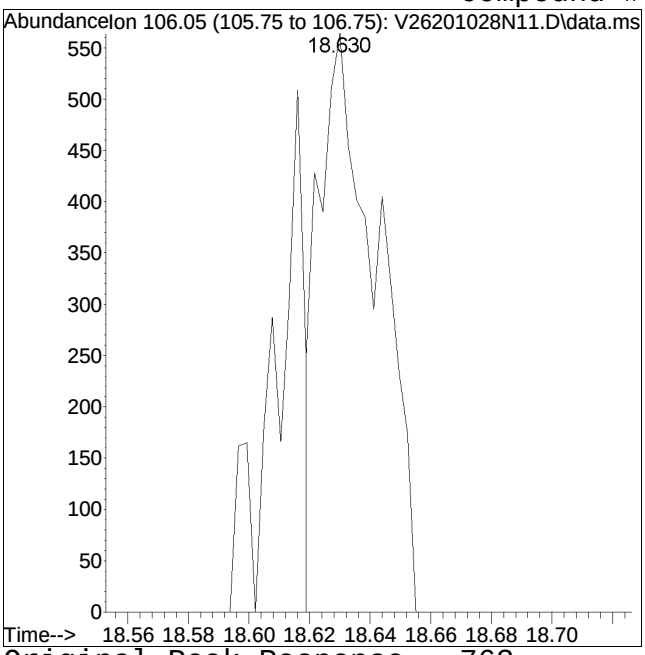

Original Peak Response = 763

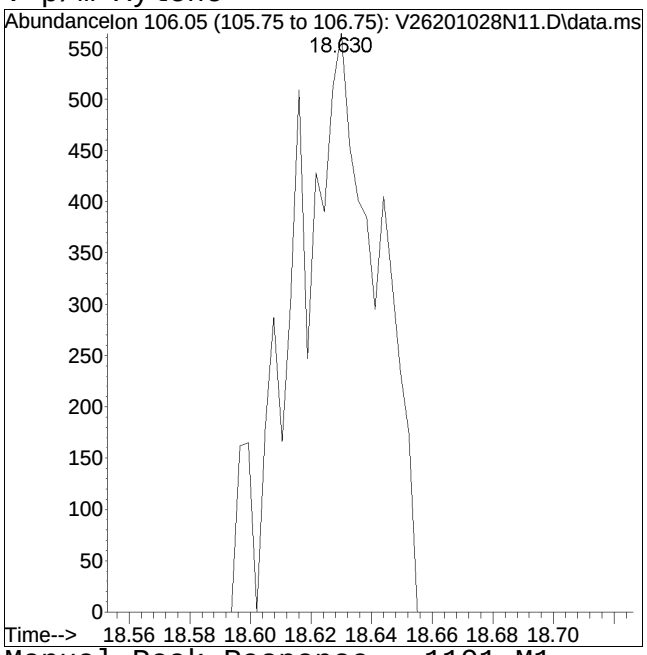

Manual Peak Response = 1101 M1

M1 = Split or tailing peak, auto integration stopped early resulting in false low area count.

Manual Integration Report

Data Path : I:\VOLATILES\VOA126\2020\2Q
Data File : V26201028N11.D
Date Inj'd : 10/28/2020 8:22 pm
Sample : l2046791-10,31,4.19,5,,b
Method : V126_201012N_8260Suff.m
Operator : VOA126:AJK
Instrument : VOA126
Quant Date : 10/28/2020 9:30 pm

Compound #107: 1,2,4-Trimethylbenzene

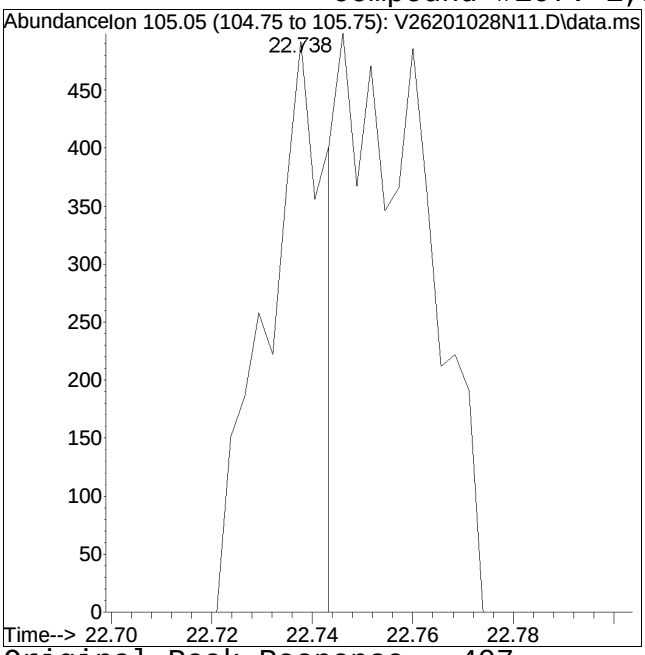

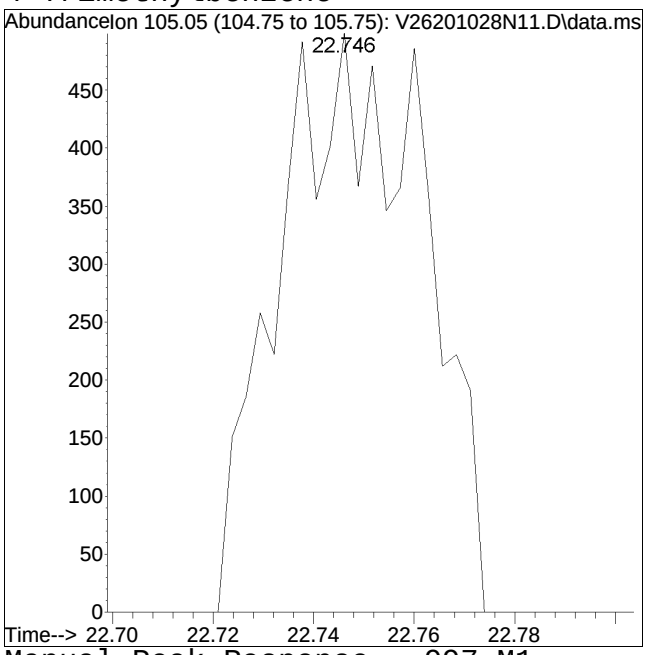

Original Peak Response = 407 Manual Peak Response = 997 M1

M1 = Split or tailing peak, auto integration stopped early resulting in false low area count.

Quantitation Report (QT Reviewed)

Data Path : I:\VOLATILES\VOA100\2020\201028P\
Data File : V00201028P17.D
Acq On : 28 Oct 2020 10:24 pm
Operator : VOA100:JC
Sample : l2046791-01,31H,5.43,5,0.100,,a
Misc : WG1427985,ICAL17163
ALS Vial : 17 Sample Multiplier: 1

Quant Time: Oct 29 06:56:08 2020
Quant Method : I:\VOLATILES\VOA100\2020\201028P\V100_200924_8260.m
Quant Title : VOLATILES BY GC/MS
QLast Update : Thu Sep 24 17:46:36 2020
Response via : Initial Calibration

CCAL FILE(s) : 1 - I:\VOLATILES\VOA100\2020\201028P\V00201028P01.D
Sub List : 8260-CurveSoil - Megamix plus Diox

Compound	R.T.	QIon	Response	Conc	Units	Dev(Min)
Internal Standards						
1) Fluorobenzene	6.316	96	124802	20.000	ug/L	0.00
Standard Area 1 = 152125			Recovery = 82.04%			
60) Chlorobenzene-d5	9.887	117	85877	20.000	ug/L	0.00
Standard Area 1 = 102075			Recovery = 84.13%			
80) 1,4-Dichlorobenzene-d4	12.519	152	41190	20.000	ug/L	0.00
Standard Area 1 = 48444			Recovery = 85.03%			
System Monitoring Compounds						
37) Dibromofluoromethane	5.493	113	28406	18.783	ug/L	0.00
Spiked Amount 20.000	Range 70 - 130		Recovery = 93.92%			
44) 1,2-Dichloroethane-d4	6.028	65	29862	20.611	ug/L	0.00
Spiked Amount 20.000	Range 70 - 130		Recovery = 103.06%			
61) Toluene-d8	8.020	98	122350	21.717	ug/L	0.00
Spiked Amount 20.000	Range 70 - 130		Recovery = 108.58%			
84) 4-Bromofluorobenzene	11.334	95	41188	22.261	ug/L	0.00
Spiked Amount 20.000	Range 70 - 130		Recovery = 111.30%			
Target Compounds						Qvalue
4) Vinyl chloride	0.000		0	N.D.		
10) 1,1-Dichloroethene	0.000		0	N.D.		
15) Methylene chloride	0.000		0	N.D.		
17) Acetone	3.936	43	303	Below Cal	#	41
18) trans-1,2-Dichloroethene	0.000		0	N.D.		
20) Methyl tert-butyl ether	0.000		0	N.D.		
23) 1,1-Dichloroethane	0.000		0	N.D.		
28) cis-1,2-Dichloroethene	0.000		0	N.D.		
33) Chloroform	0.000		0	N.D.		
35) Carbon tetrachloride	0.000		0	N.D.		
38) 1,1,1-Trichloroethane	0.000		0	N.D.		
40) 2-Butanone	0.000		0	N.D.		
42) Benzene	0.000		0	N.D.		
45) 1,2-Dichloroethane	0.000		0	N.D.		
49) Trichloroethene	6.516	95	529	0.311	ug/L #	77
58) 1,4-Dioxane	0.000		0	N.D.		
62) Toluene	8.089	92	423	0.109	ug/L	87
64) Tetrachloroethene	8.539	166	27714	16.836	ug/L	98
74) Chlorobenzene	0.000		0	N.D.		
75) Ethylbenzene	0.000		0	N.D.		

Data Path : I:\VOLATILES\VOA100\2020\201028P\
Data File : V00201028P17.D
Acq On : 28 Oct 2020 10:24 pm
Operator : VOA100:JC
Sample : l2046791-01,31H,5.43,5,0.100,,a
Misc : WG1427985,ICAL17163
ALS Vial : 17 Sample Multiplier: 1

Quant Time: Oct 29 06:56:08 2020
Quant Method : I:\VOLATILES\VOA100\2020\201028P\V100_200924_8260.m
Quant Title : VOLATILES BY GC/MS
QLast Update : Thu Sep 24 17:46:36 2020
Response via : Initial Calibration

CCAL FILE(s) : 1 - I:\VOLATILES\VOA100\2020\201028P\V00201028P01.D
Sub List : 8260-CurveSoil - Megamix plus Diox

Compound	R.T.	QIon	Response	Conc	Units	Dev(Min)
77) p/m Xylene	0.000		0		N.D.	
78) o Xylene	0.000		0		N.D.	
86) n-Propylbenzene	0.000		0		N.D.	
91) 1,3,5-Trimethylbenzene	0.000		0		N.D.	
95) tert-Butylbenzene	0.000		0		N.D.	
98) 1,2,4-Trimethylbenzene	12.131	105	105		N.D.	
99) sec-Butylbenzene	12.131	105	105		N.D.	
101) 1,3-Dichlorobenzene	0.000		0		N.D.	
102) 1,4-Dichlorobenzene	0.000		0		N.D.	
104) n-Butylbenzene	0.000		0		N.D.	
105) 1,2-Dichlorobenzene	0.000		0		N.D.	

(#) = qualifier out of range (m) = manual integration (+) = signals summed

Quantitation Report (QT Reviewed)

Data Path : I:\VOLATILES\VOA100\2020\201028P\
Data File : V00201028P17.D
Acq On : 28 Oct 2020 10:24 pm
Operator : VOA100:JC
Sample : l2046791-01,31H,5.43,5,0.100,,a
Misc : WG1427985,ICAL17163
ALS Vial : 17 Sample Multiplier: 1

Quant Time: Oct 29 06:56:08 2020
Quant Method : I:\VOLATILES\VOA100\2020\201028P\V100_200924_8260.m
Quant Title : VOLATILES BY GC/MS
QLast Update : Thu Sep 24 17:46:36 2020
Response via : Initial Calibration

Sub List : 8260-CurveSoil - Megamix plus Diox8P\V00201028P01.D•

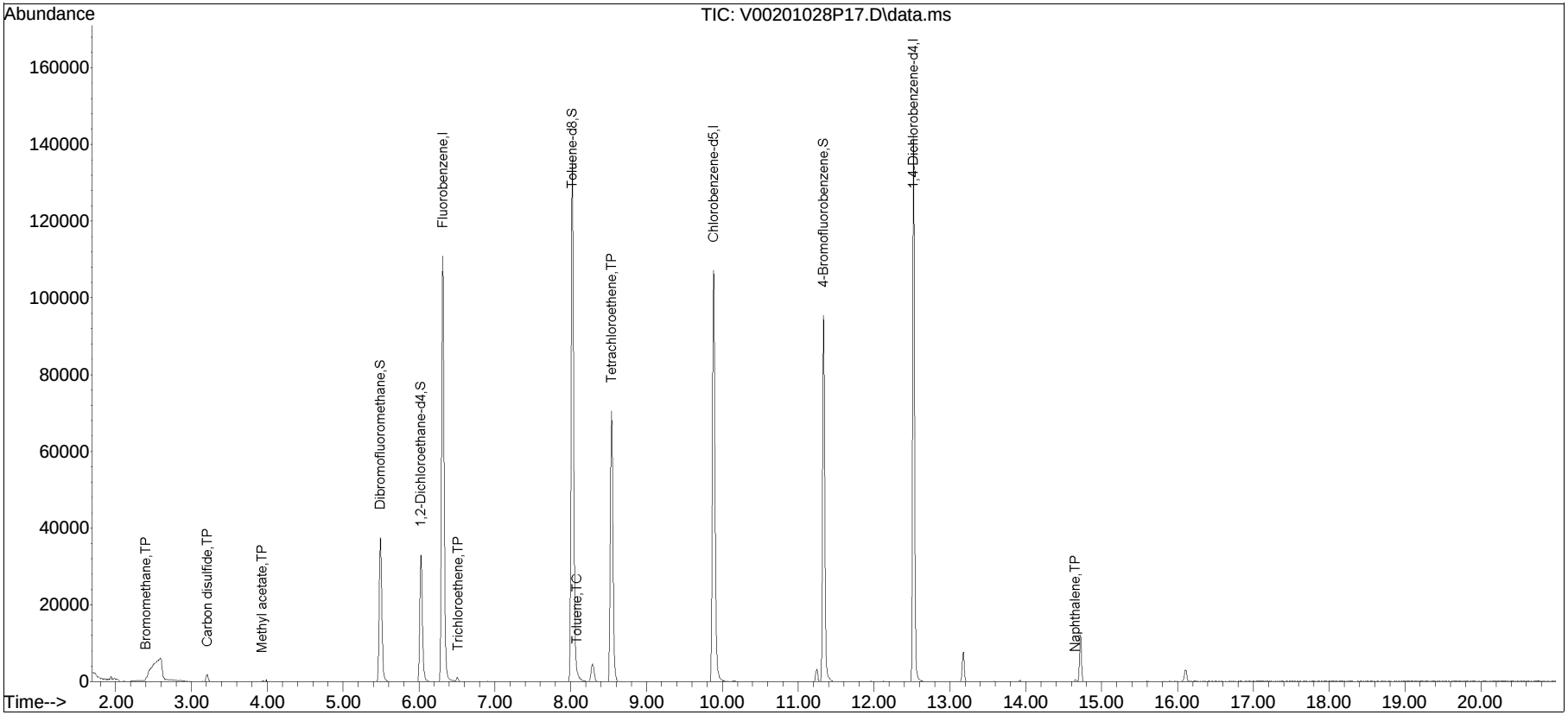

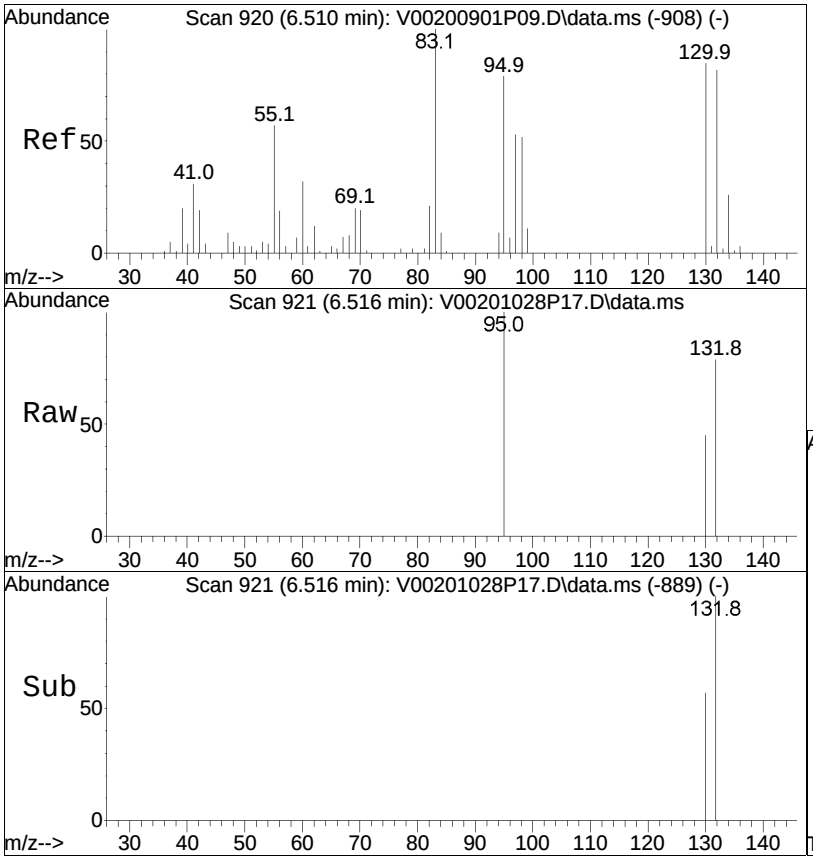

#49
Trichloroethene
Concen: 0.31 ug/L
RT: 6.516 min Scan# 921
Delta R.T. 0.016 min
Lab File: V00201028P17.D
Acq: 28 Oct 2020 10:24 pm

Tgt Ion: 95 Resp: 529

Ion	Ratio	Lower	Upper
95	100		
97	41.2	54.2	81.4#
130	80.7	77.0	115.6

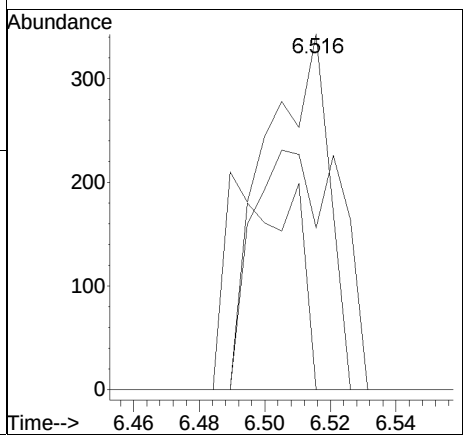

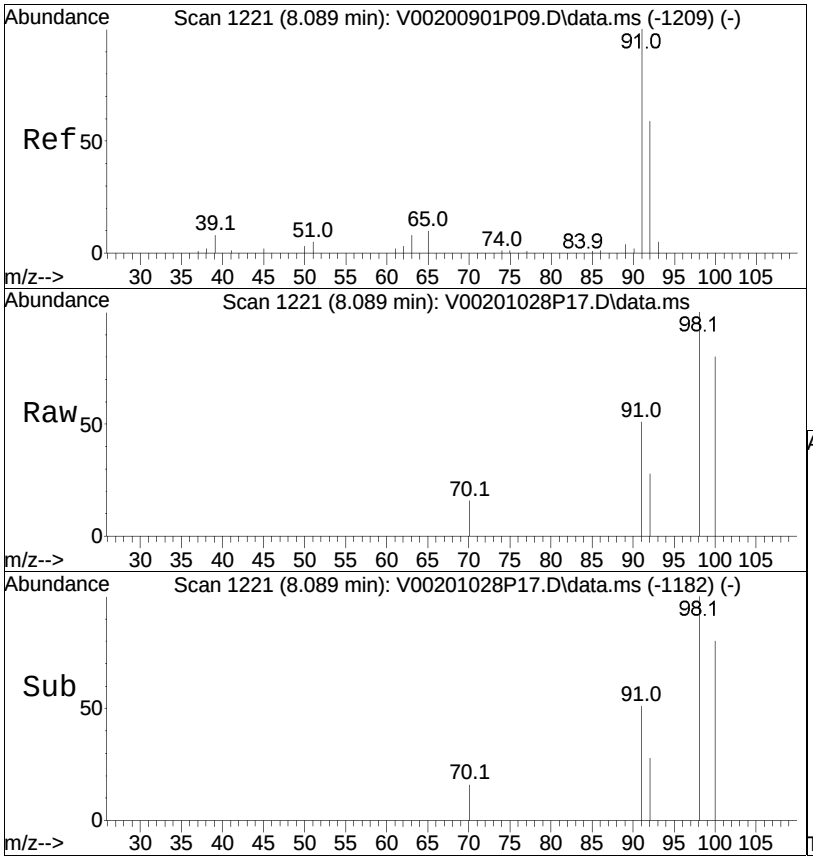

#62
Toluene
Concen: 0.11 ug/L
RT: 8.089 min Scan# 1221
Delta R.T. 0.006 min
Lab File: V00201028P17.D
Acq: 28 Oct 2020 10:24 pm

Tgt Ion: 92 Resp: 423

Ion	Ratio	Lower	Upper
92	100		
91	191.0	138.2	207.2

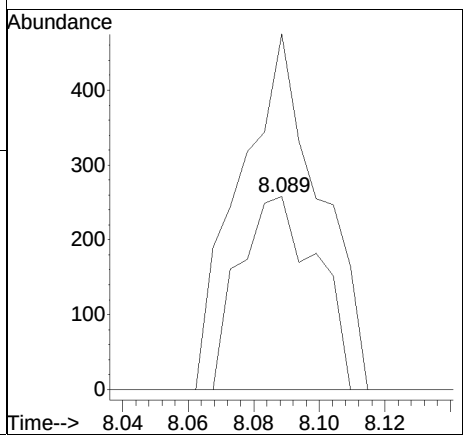

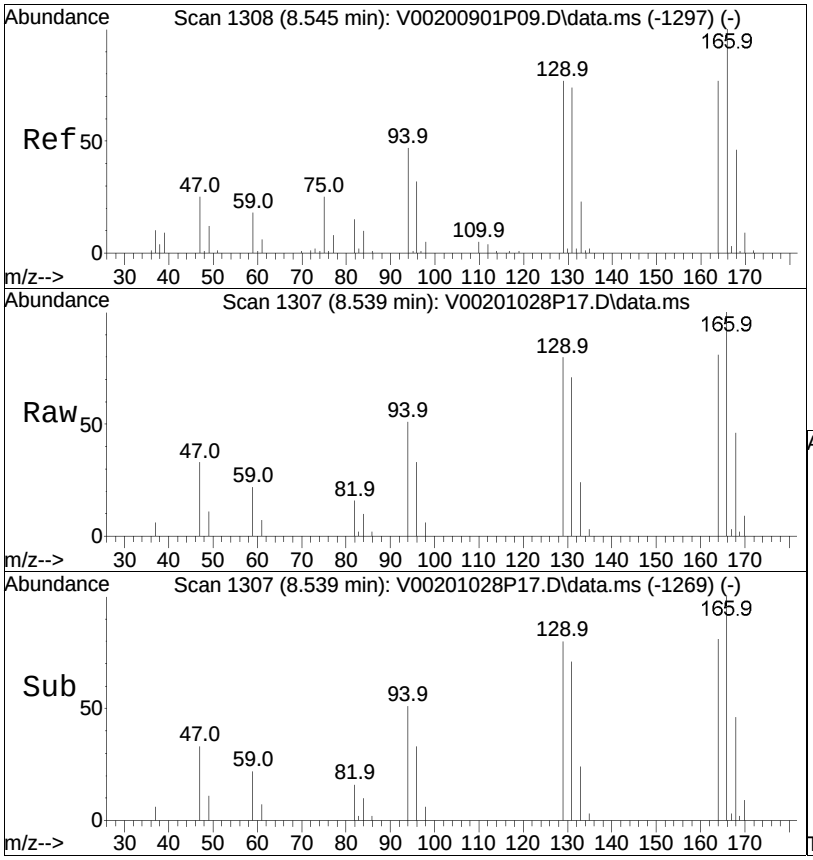

#64
Tetrachloroethene
Concen: 16.84 ug/L
RT: 8.539 min Scan# 1307
Delta R.T. -0.001 min
Lab File: V00201028P17.D
Acq: 28 Oct 2020 10:24 pm

Tgt Ion:166 Resp: 27714

Ion	Ratio	Lower	Upper
166	100		
168	47.6	29.2	69.2
94	49.9	29.0	69.0

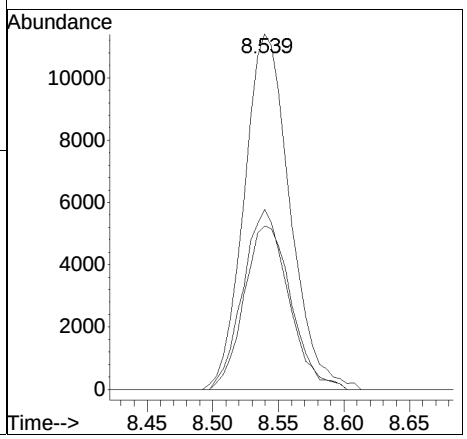

Manual Integration Report

Data Path	: I:\VOLATILES\VOA100\2020\2Q	Method	: V100_200924_8260.m
Data File	: V00201028P17.D	Operator	: VOA100:JC
Date Inj'd	: 10/28/2020 10:24 pm	Instrument	: VOA 100
Sample	: l2046791-01,31H,5.43,5,0.1	Quant Date	: 10/29/2020 6:56 am

There are no manual integrations or false positives in this file.

Quantitation Report (QT Reviewed)

Data Path : I:\VOLATILES\VOA100\2020\201028P\
Data File : V00201028P18.D
Acq On : 28 Oct 2020 10:50 pm
Operator : VOA100:JC
Sample : l2046791-08,31H,3.82,5,0.100,,a
Misc : WG1427985,ICAL17163
ALS Vial : 18 Sample Multiplier: 1

Quant Time: Oct 29 07:02:15 2020
Quant Method : I:\VOLATILES\VOA100\2020\201028P\V100_200924_8260.m
Quant Title : VOLATILES BY GC/MS
QLast Update : Thu Sep 24 17:46:36 2020
Response via : Initial Calibration

CCAL FILE(s) : 1 - I:\VOLATILES\VOA100\2020\201028P\V00201028P01.D
Sub List : 8260-CurveSoil - Megamix plus Diox

Compound	R.T.	QIon	Response	Conc	Units	Dev(Min)
Internal Standards						
1) Fluorobenzene	6.316	96	118789	20.000	ug/L	0.00
Standard Area 1 = 152125			Recovery = 78.09%			
60) Chlorobenzene-d5	9.887	117	81302	20.000	ug/L	0.00
Standard Area 1 = 102075			Recovery = 79.65%			
80) 1,4-Dichlorobenzene-d4	12.519	152	39180	20.000	ug/L	0.00
Standard Area 1 = 48444			Recovery = 80.88%			
System Monitoring Compounds						
37) Dibromofluoromethane	5.493	113	26913	18.697	ug/L	0.00
Spiked Amount 20.000	Range 70 - 130		Recovery = 93.48%			
44) 1,2-Dichloroethane-d4	6.023	65	28346	20.555	ug/L	0.00
Spiked Amount 20.000	Range 70 - 130		Recovery = 102.77%			
61) Toluene-d8	8.020	98	115589	21.671	ug/L	0.00
Spiked Amount 20.000	Range 70 - 130		Recovery = 108.36%			
84) 4-Bromofluorobenzene	11.334	95	39633	22.519	ug/L	0.00
Spiked Amount 20.000	Range 70 - 130		Recovery = 112.60%			
Target Compounds						Qvalue
4) Vinyl chloride	0.000		0	N.D.		
10) 1,1-Dichloroethene	0.000		0	N.D.		
15) Methylene chloride	3.752	84	47	N.D.		
17) Acetone	3.815	43	605	Below Cal	#	41
18) trans-1,2-Dichloroethene	0.000		0	N.D.		
20) Methyl tert-butyl ether	0.000		0	N.D.		
23) 1,1-Dichloroethane	0.000		0	N.D.		
28) cis-1,2-Dichloroethene	0.000		0	N.D.		
33) Chloroform	0.000		0	N.D.		
35) Carbon tetrachloride	0.000		0	N.D.		
38) 1,1,1-Trichloroethane	0.000		0	N.D.		
40) 2-Butanone	0.000		0	N.D.		
42) Benzene	0.000		0	N.D.		
45) 1,2-Dichloroethane	0.000		0	N.D.		
49) Trichloroethene	0.000		0	N.D.		
58) 1,4-Dioxane	0.000		0	N.D.		
62) Toluene	8.094	92	1123	0.305	ug/L	91
64) Tetrachloroethene	8.539	166	69180	44.391	ug/L	99
74) Chlorobenzene	0.000		0	N.D.		
75) Ethylbenzene	9.944	91	848	0.120	ug/L #	43

Data Path : I:\VOLATILES\VOA100\2020\201028P\
Data File : V00201028P18.D
Acq On : 28 Oct 2020 10:50 pm
Operator : VOA100:JC
Sample : l2046791-08,31H,3.82,5,0.100,,a
Misc : WG1427985,ICAL17163
ALS Vial : 18 Sample Multiplier: 1

Quant Time: Oct 29 07:02:15 2020
Quant Method : I:\VOLATILES\VOA100\2020\201028P\V100_200924_8260.m
Quant Title : VOLATILES BY GC/MS
QLast Update : Thu Sep 24 17:46:36 2020
Response via : Initial Calibration

CCAL FILE(s) : 1 - I:\VOLATILES\VOA100\2020\201028P\V00201028P01.D
Sub List : 8260-CurveSoil - Megamix plus Diox

	Compound	R.T.	QIon	Response	Conc	Units	Dev(Min)
77)	p/m Xylene	10.139	106	1106	0.403	ug/L	80
78)	o Xylene	10.663	106	164	N.D.		
86)	n-Propylbenzene	11.496	91	47	N.D.		
91)	1,3,5-Trimethylbenzene	11.706	105	102	N.D.		
95)	tert-Butylbenzene	0.000		0	N.D.		
98)	1,2,4-Trimethylbenzene	12.115	105	52	N.D.		
99)	sec-Butylbenzene	12.115	105	52	N.D.		
101)	1,3-Dichlorobenzene	0.000		0	N.D.		
102)	1,4-Dichlorobenzene	0.000		0	N.D.		
104)	n-Butylbenzene	0.000		0	N.D.		
105)	1,2-Dichlorobenzene	0.000		0	N.D.		

(#) = qualifier out of range (m) = manual integration (+) = signals summed

Quantitation Report (QT Reviewed)

Data Path : I:\VOLATILES\VOA100\2020\201028P\
Data File : V00201028P18.D
Acq On : 28 Oct 2020 10:50 pm
Operator : VOA100:JC
Sample : l2046791-08,31H,3.82,5,0.100,,a
Misc : WG1427985,ICAL17163
ALS Vial : 18 Sample Multiplier: 1

Quant Time: Oct 29 07:02:15 2020
Quant Method : I:\VOLATILES\VOA100\2020\201028P\V100_200924_8260.m
Quant Title : VOLATILES BY GC/MS
QLast Update : Thu Sep 24 17:46:36 2020
Response via : Initial Calibration

Sub List : 8260-CurveSoil - Megamix plus Diox8P\V00201028P01.D•

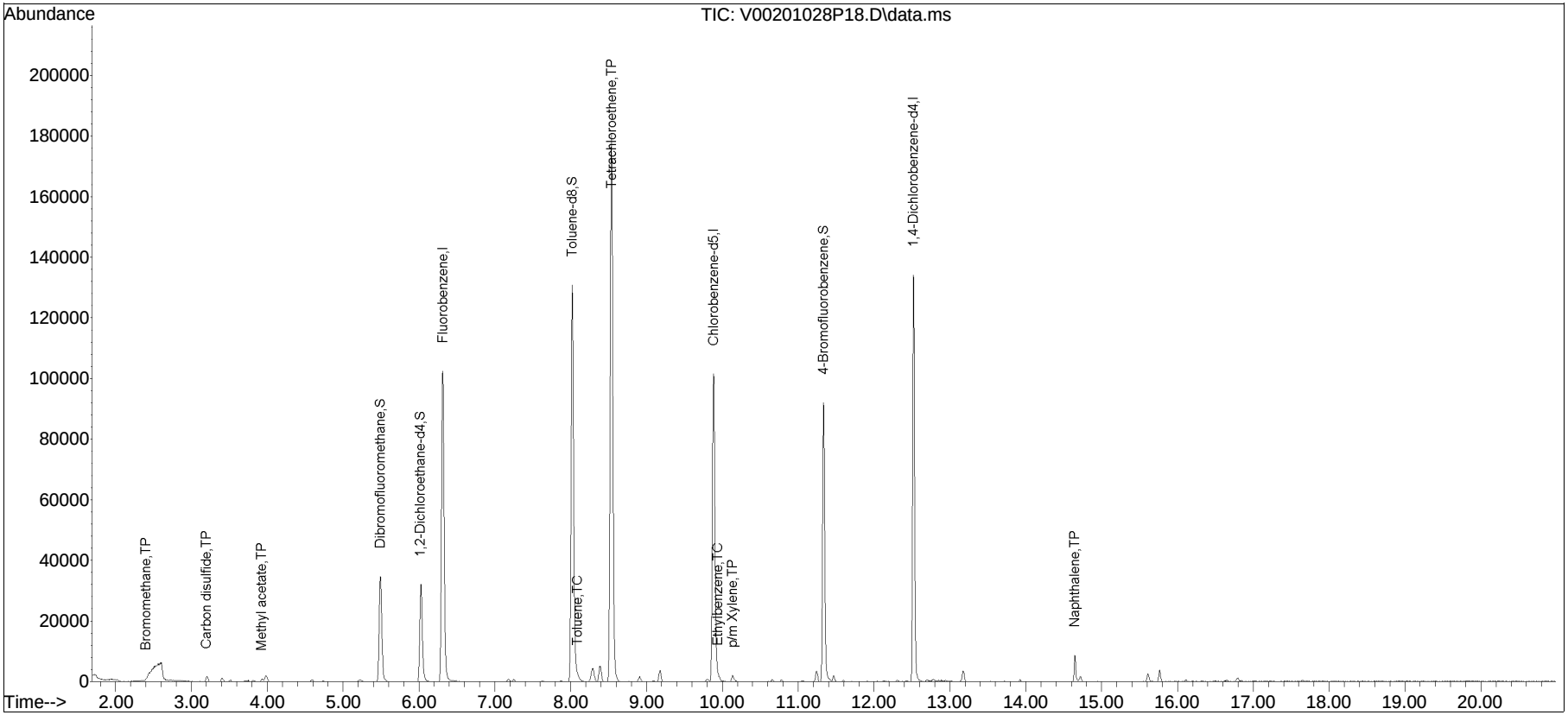

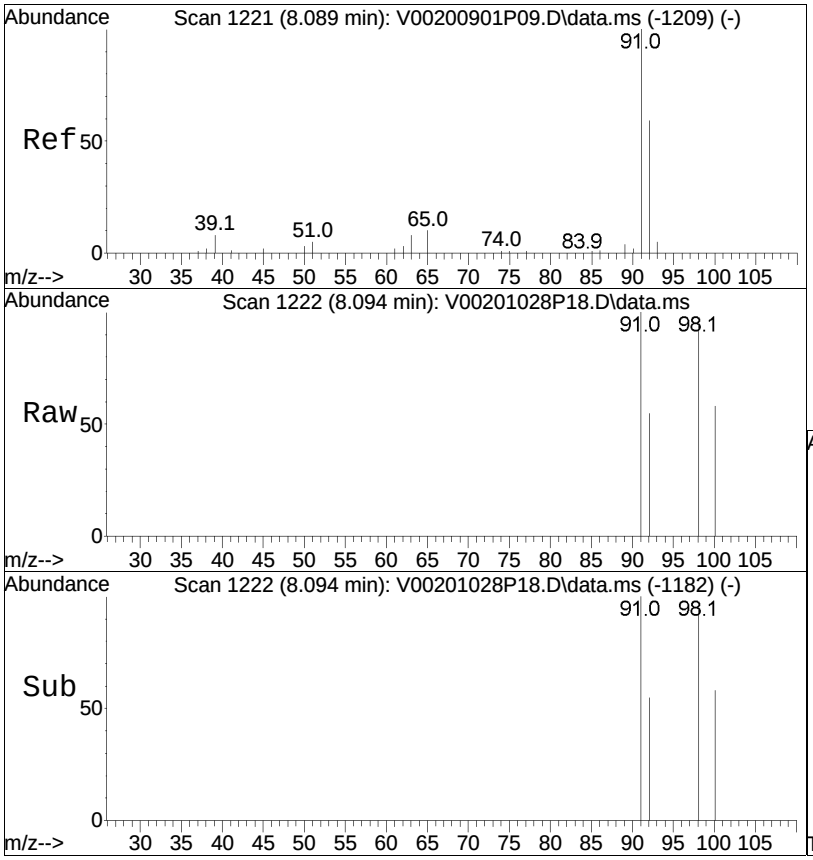

#62
Toluene
Concen: 0.30 ug/L
RT: 8.094 min Scan# 1222
Delta R.T. 0.011 min
Lab File: V00201028P18.D
Acq: 28 Oct 2020 10:50 pm

Tgt Ion: 92 Resp: 1123

Ion	Ratio	Lower	Upper
92	100		
91	184.6	138.2	207.2

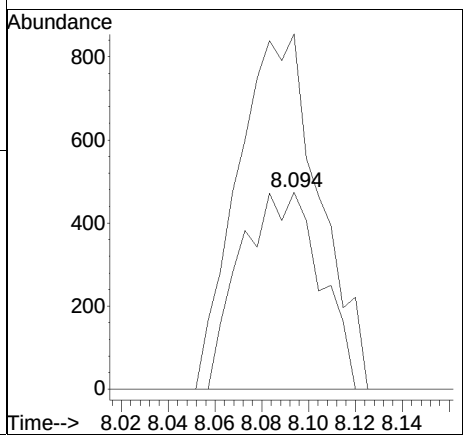

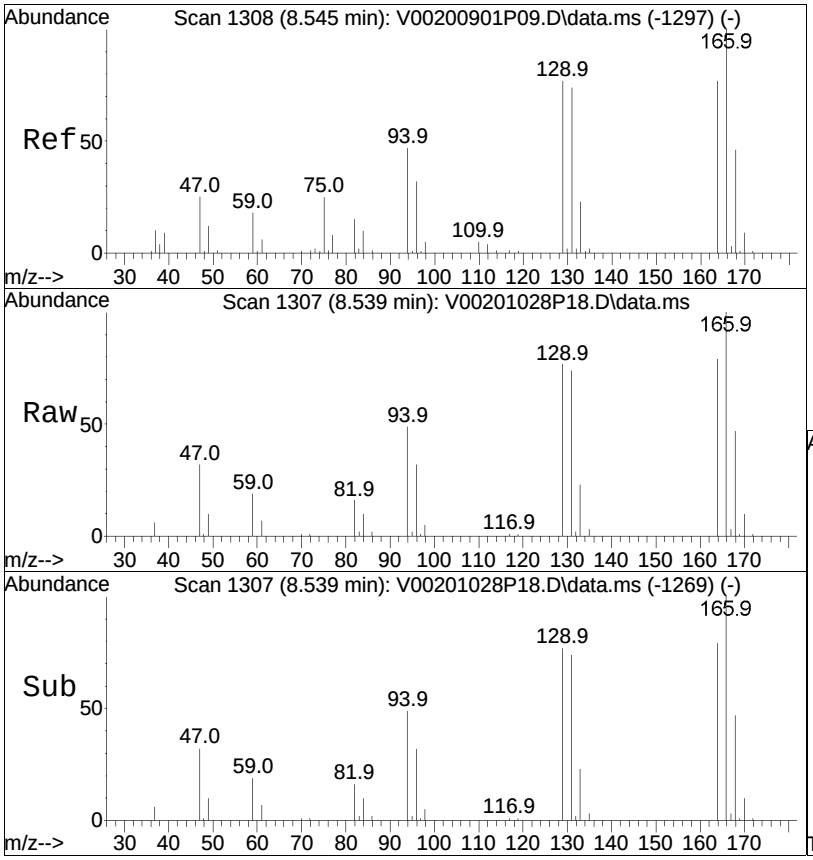

#64
Tetrachloroethene
Concen: 44.39 ug/L
RT: 8.539 min Scan# 1307
Delta R.T. -0.001 min
Lab File: V00201028P18.D
Acq: 28 Oct 2020 10:50 pm

Tgt Ion:166 Resp: 69180

Ion	Ratio	Lower	Upper
166	100		
168	47.8	29.2	69.2
94	49.4	29.0	69.0

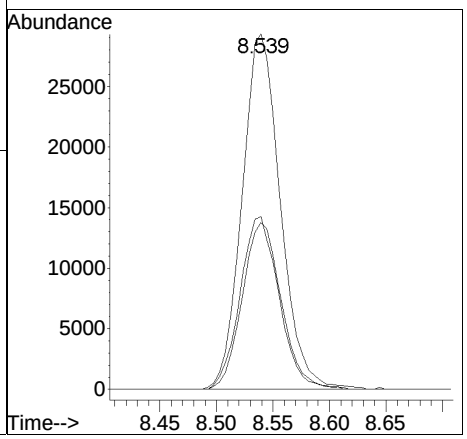

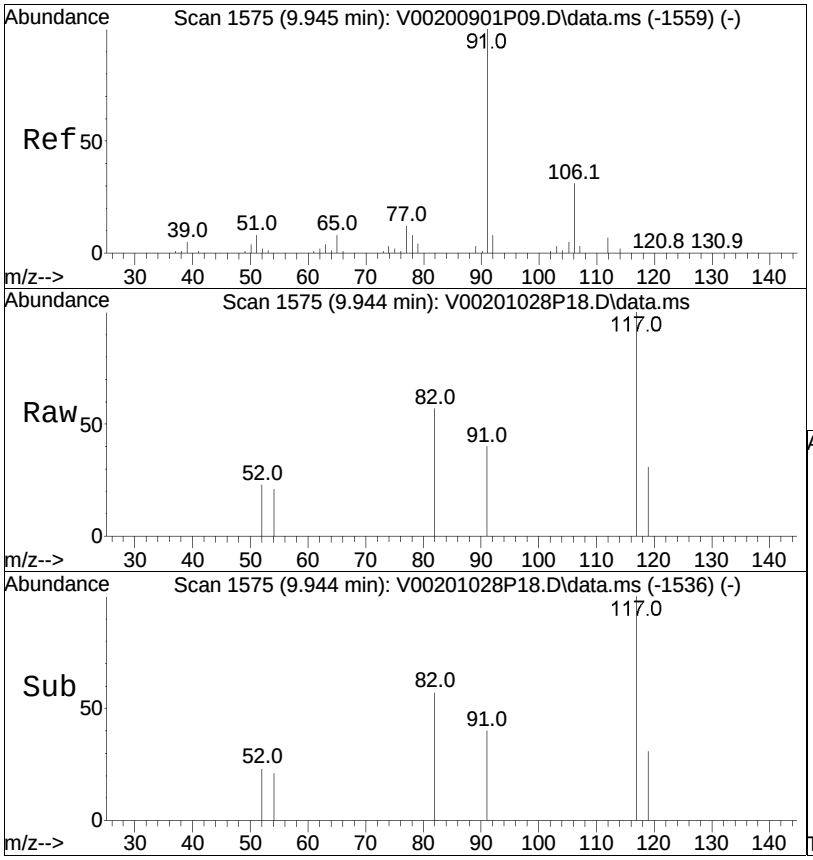

#75
Ethylbenzene
Concen: 0.12 ug/L
RT: 9.944 min Scan# 1575
Delta R.T. 0.005 min
Lab File: V00201028P18.D
Acq: 28 Oct 2020 10:50 pm

Tgt Ion: 91 Resp: 848

Ion	Ratio	Lower	Upper
91	100		
106	0.0	25.1	37.7#

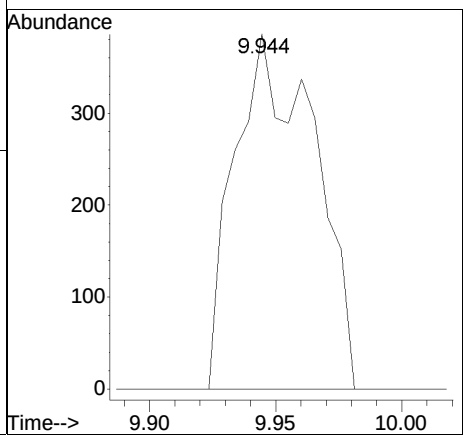

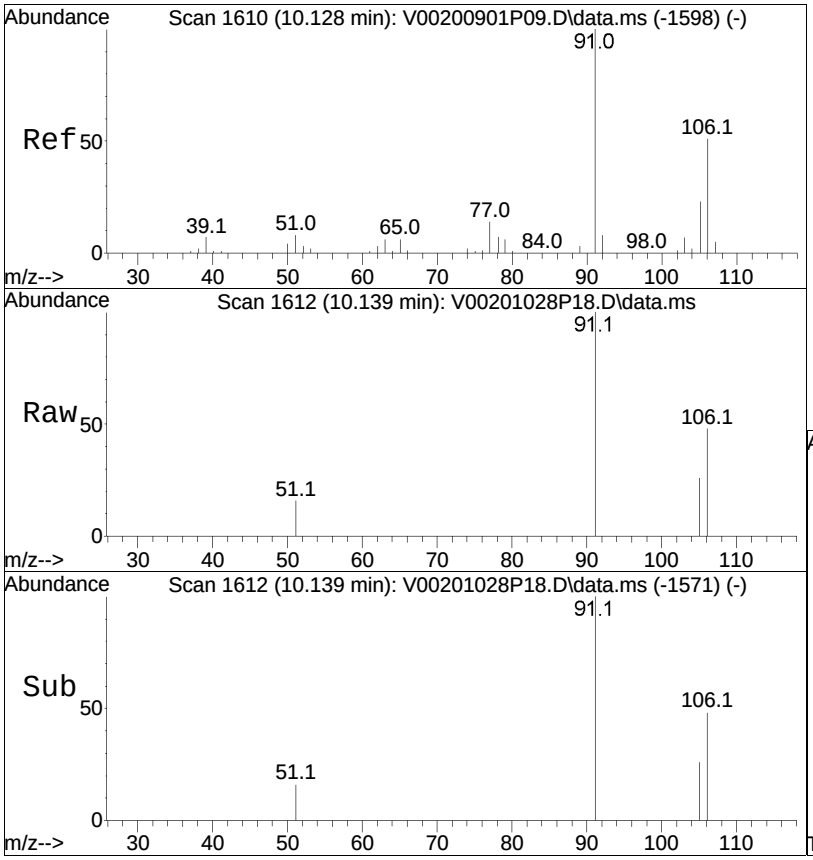

#77
p/m Xylene
Concen: 0.40 ug/L
RT: 10.139 min Scan# 1612
Delta R.T. 0.016 min
Lab File: V00201028P18.D
Acq: 28 Oct 2020 10:50 pm

Tgt Ion:106 Resp: 1106

Ion	Ratio	Lower	Upper
106	100		
91	229.9	159.5	239.3

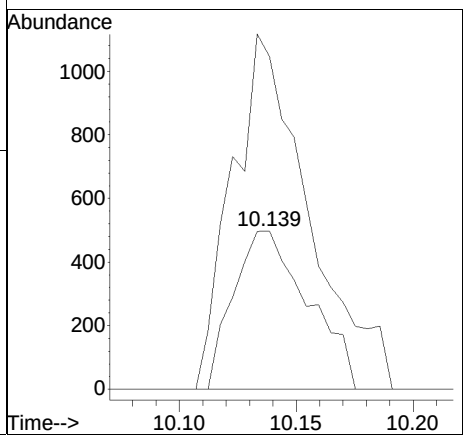

Manual Integration Report

Data Path	: I:\VOLATILES\VOA100\2020\2Q	Method	: V100_200924_8260.m
Data File	: V00201028P18.D	Operator	: VOA100:JC
Date Inj'd	: 10/28/2020 10:50 pm	Instrument	: VOA 100
Sample	: l2046791-08,31H,3.82,5,0.1	Quant Date	: 10/29/2020 6:56 am

There are no manual integrations or false positives in this file.

Quantitation Report (QT Reviewed)

Data Path : I:\VOLATILES\Charlie\2020\201029A\
Data File : VC201029A20.D
Acq On : 29 Oct 2020 3:43 pm
Operator : CHARLIE:AJK
Sample : l2046791-12,31,6.08,5,,c
Misc : WG1428163,ICAL17262
ALS Vial : 20 Sample Multiplier: 1

Quant Time: Oct 29 17:14:34 2020
Quant Method : I:\VOLATILES\Charlie\2020\201029A\C_201019N_8260.m
Quant Title : VOLATILES BY GC/MS
QLast Update : Tue Oct 20 14:34:51 2020
Response via : Initial Calibration

CCAL FILE(s) : 1 - I:\VOLATILES\Charlie\2020\201029A\VC201029A02.D
Sub List : 8260-CurveSoil - Megamix plus Diox

Compound	R.T.	QIon	Response	Conc	Units	Dev(Min)
Internal Standards						
1) Fluorobenzene	6.022	96	87112	20.000	ug/L	0.00
Standard Area 1 = 95526			Recovery = 91.19%			
59) Chlorobenzene-d5	9.556	117	68759	20.000	ug/L	0.00
Standard Area 1 = 75771			Recovery = 90.75%			
79) 1,4-Dichlorobenzene-d4	12.245	152	35050	20.000	ug/L	0.00
Standard Area 1 = 44289			Recovery = 79.14%			
System Monitoring Compounds						
36) Dibromofluoromethane	5.215	113	24311	20.233	ug/L	0.00
Spiked Amount 20.000	Range 70 - 130		Recovery = 101.16%			
43) 1,2-Dichloroethane-d4	5.734	65	24936	21.954	ug/L	0.00
Spiked Amount 20.000	Range 70 - 130		Recovery = 109.77%			
60) Toluene-d8	7.710	98	87412	19.156	ug/L	0.00
Spiked Amount 20.000	Range 70 - 130		Recovery = 95.78%			
83) 4-Bromofluorobenzene	11.040	95	31528	20.597	ug/L	0.00
Spiked Amount 20.000	Range 70 - 130		Recovery = 102.99%			
Target Compounds						Qvalue
4) Vinyl chloride	0.000		0	N.D.		
10) 1,1-Dichloroethene	0.000		0	N.D.		
15) Methylene chloride	3.511	84	47	N.D.		
17) Acetone	3.558	43	3692	13.216	ug/L	90
18) trans-1,2-Dichloroethene	0.000		0	N.D.		
20) Methyl tert-butyl ether	0.000		0	N.D.		
23) 1,1-Dichloroethane	0.000		0	N.D.		
28) cis-1,2-Dichloroethene	0.000		0	N.D.		
32) Chloroform	0.000		0	N.D.		
34) Carbon tetrachloride	0.000		0	N.D.		
37) 1,1,1-Trichloroethane	0.000		0	N.D.		
39) 2-Butanone	0.000		0	N.D.		
41) Benzene	0.000		0	N.D.		
44) 1,2-Dichloroethane	0.000		0	N.D.		
48) Trichloroethene	0.000		0	N.D.		
57) 1,4-Dioxane	0.000		0	N.D.		
61) Toluene	0.000		0	N.D.		
63) Tetrachloroethene	8.229	166	112	N.D.		
73) Chlorobenzene	0.000		0	N.D.		
74) Ethylbenzene	9.813	91	253	N.D.		

Data Path : I:\VOLATILES\Charlie\2020\201029A\
Data File : VC201029A20.D
Acq On : 29 Oct 2020 3:43 pm
Operator : CHARLIE:AJK
Sample : l2046791-12,31,6.08,5,,c
Misc : WG1428163,ICAL17262
ALS Vial : 20 Sample Multiplier: 1

Quant Time: Oct 29 17:14:34 2020
Quant Method : I:\VOLATILES\Charlie\2020\201029A\C_201019N_8260.m
Quant Title : VOLATILES BY GC/MS
QLast Update : Tue Oct 20 14:34:51 2020
Response via : Initial Calibration

CCAL FILE(s) : 1 - I:\VOLATILES\Charlie\2020\201029A\VC201029A02.D
Sub List : 8260-CurveSoil - Megamix plus Diox

Compound	R.T.	QIon	Response	Conc	Units	Dev(Min)
76) p/m Xylene	9.823	106	95		N.D.	
77) o Xylene	0.000		0		N.D.	
85) n-Propylbenzene	0.000		0		N.D.	
90) 1,3,5-Trimethylbenzene	0.000		0		N.D.	
94) tert-Butylbenzene	0.000		0		N.D.	
97) 1,2,4-Trimethylbenzene	0.000		0		N.D.	
98) sec-Butylbenzene	0.000		0		N.D.	
100) 1,3-Dichlorobenzene	0.000		0		N.D.	
101) 1,4-Dichlorobenzene	0.000		0		N.D.	
103) n-Butylbenzene	0.000		0		N.D.	
104) 1,2-Dichlorobenzene	0.000		0		N.D.	

(#) = qualifier out of range (m) = manual integration (+) = signals summed

Quantitation Report (QT Reviewed)

Data Path : I:\VOLATILES\Charlie\2020\201029A\
Data File : VC201029A20.D
Acq On : 29 Oct 2020 3:43 pm
Operator : CHARLIE:AJK
Sample : l2046791-12,31,6.08,5,,c
Misc : WG1428163,ICAL17262
ALS Vial : 20 Sample Multiplier: 1

Quant Time: Oct 29 17:14:34 2020
Quant Method : I:\VOLATILES\Charlie\2020\201029A\C_201019N_8260.m
Quant Title : VOLATILES BY GC/MS
QLast Update : Tue Oct 20 14:34:51 2020
Response via : Initial Calibration

Sub List : 8260-CurveSoil - Megamix plus Diox29A\VC201029A02.D•

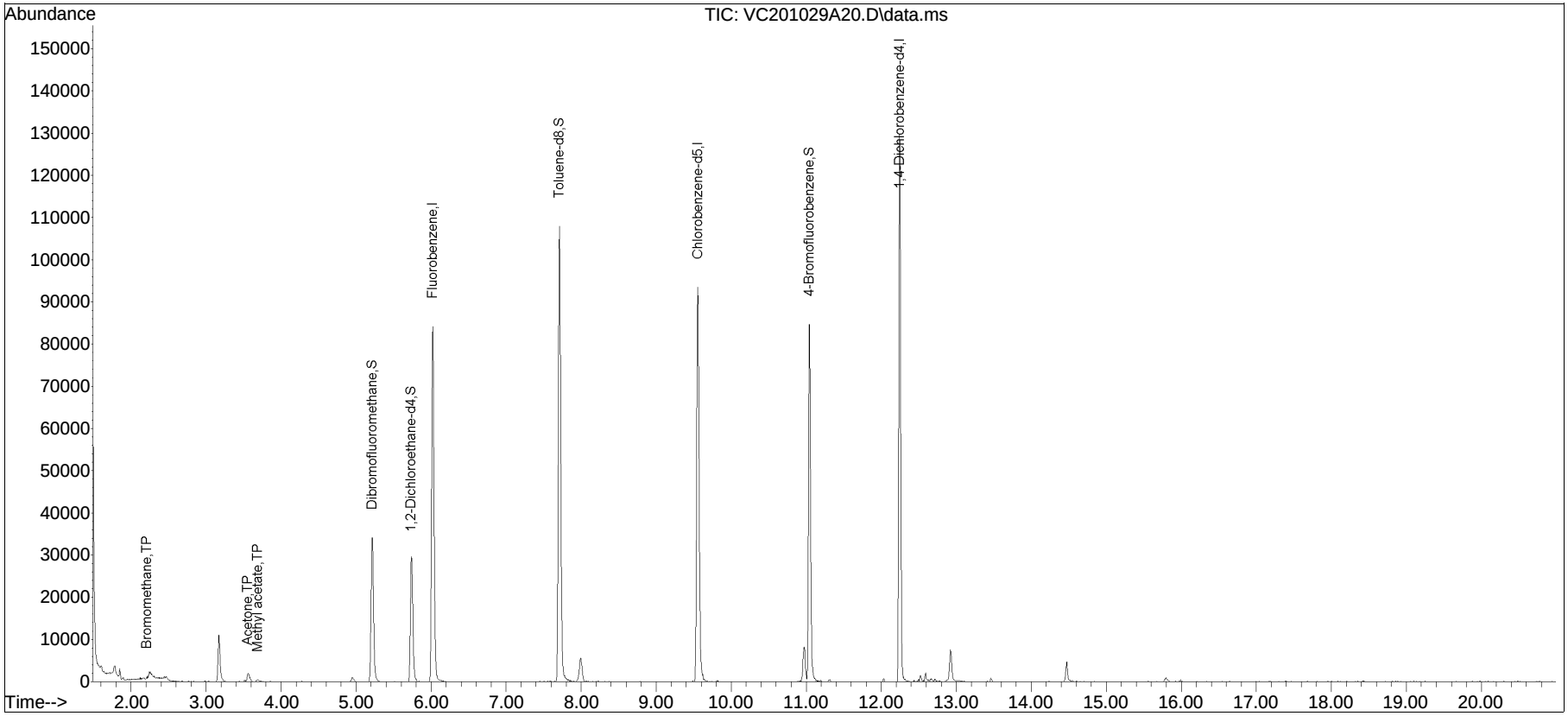

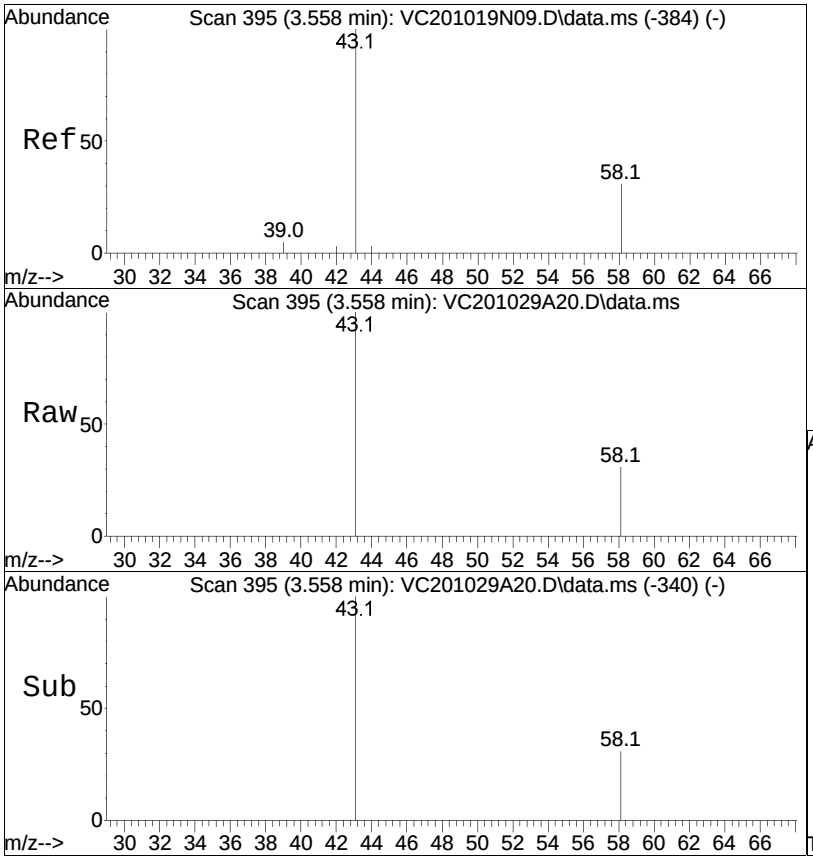

#17
Acetone
Concen: 13.22 ug/L
RT: 3.558 min Scan# 395
Delta R.T. -0.010 min
Lab File: VC201029A20.D
Acq: 29 Oct 2020 3:43 pm

Tgt Ion: 43 Resp: 3692

Ion	Ratio	Lower	Upper
43	100		
58	26.3	25.4	38.2

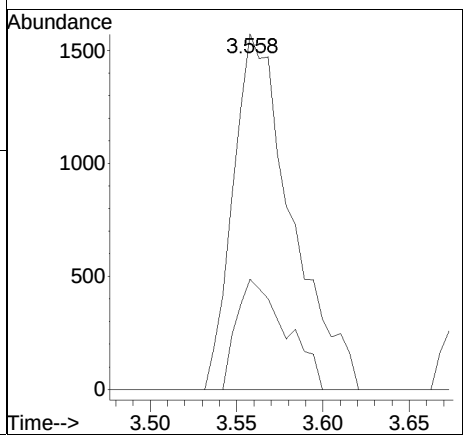

Manual Integration Report

Data Path	: I:\VOLATILES\Charlie\2020\	QMethod	: C_201019N_8260.m
Data File	: VC201029A20.D	Operator	: CHARLIE:AJK
Date Inj'd	: 10/29/2020 3:43 pm	Instrument	: Charlie
Sample	: l2046791-12,31,6.08,5,,c	Quant Date	: 10/29/2020 5:09 pm

There are no manual integrations or false positives in this file.

Quantitation Report (QT Reviewed)

Data Path : I:\VOLATILES\Charlie\2020\201029A\
Data File : VC201029A22.D
Acq On : 29 Oct 2020 4:37 pm
Operator : CHARLIE:AJK
Sample : l2046791-13,31,5.11,5,,b
Misc : WG1428163,ICAL17262
ALS Vial : 22 Sample Multiplier: 1

Quant Time: Oct 29 17:09:56 2020
Quant Method : I:\VOLATILES\Charlie\2020\201029A\C_201019N_8260.m
Quant Title : VOLATILES BY GC/MS
QLast Update : Tue Oct 20 14:34:51 2020
Response via : Initial Calibration

CCAL FILE(s) : 1 - I:\VOLATILES\Charlie\2020\201029A\VC201029A02.D
Sub List : 8260-CurveSoil - Megamix plus Diox

Compound	R.T.	QIon	Response	Conc	Units	Dev(Min)
Internal Standards						
1) Fluorobenzene	6.022	96	86385	20.000	ug/L	0.00
Standard Area 1 = 95526			Recovery =	90.43%		
59) Chlorobenzene-d5	9.556	117	66733	20.000	ug/L	0.00
Standard Area 1 = 75771			Recovery =	88.07%		
79) 1,4-Dichlorobenzene-d4	12.245	152	34615	20.000	ug/L	0.00
Standard Area 1 = 44289			Recovery =	78.16%		
System Monitoring Compounds						
36) Dibromofluoromethane	5.214	113	24164	20.280	ug/L	0.00
Spiked Amount 20.000	Range 70 - 130		Recovery =	101.40%		
43) 1,2-Dichloroethane-d4	5.739	65	25191	22.365	ug/L	0.00
Spiked Amount 20.000	Range 70 - 130		Recovery =	111.83%		
60) Toluene-d8	7.710	98	86133	19.448	ug/L	0.00
Spiked Amount 20.000	Range 70 - 130		Recovery =	97.24%		
83) 4-Bromofluorobenzene	11.045	95	31321	20.719	ug/L	0.00
Spiked Amount 20.000	Range 70 - 130		Recovery =	103.60%		
Target Compounds						Qvalue
4) Vinyl chloride	0.000		0	N.D.		
10) 1,1-Dichloroethene	0.000		0	N.D.		
15) Methylene chloride	3.510	84	233	0.209	ug/L #	60
17) Acetone	3.568	43	5492	19.825	ug/L #	87
18) trans-1,2-Dichloroethene	0.000		0	N.D.		
20) Methyl tert-butyl ether	0.000		0	N.D.		
23) 1,1-Dichloroethane	0.000		0	N.D.		
28) cis-1,2-Dichloroethene	0.000		0	N.D.		
32) Chloroform	0.000		0	N.D.		
34) Carbon tetrachloride	0.000		0	N.D.		
37) 1,1,1-Trichloroethane	0.000		0	N.D.		
39) 2-Butanone	0.000		0	N.D.		
41) Benzene	0.000		0	N.D.		
44) 1,2-Dichloroethane	0.000		0	N.D.		
48) Trichloroethene	0.000		0	N.D.		
57) 1,4-Dioxane	0.000		0	N.D.		
61) Toluene	0.000		0	N.D.		
63) Tetrachloroethene	8.224	166	271	0.241	ug/L #	63
73) Chlorobenzene	0.000		0	N.D.		
74) Ethylbenzene	9.634	91	232	N.D.		

Data Path : I:\VOLATILES\Charlie\2020\201029A\
Data File : VC201029A22.D
Acq On : 29 Oct 2020 4:37 pm
Operator : CHARLIE:AJK
Sample : l2046791-13,31,5.11,5,,b
Misc : WG1428163,ICAL17262
ALS Vial : 22 Sample Multiplier: 1

Quant Time: Oct 29 17:09:56 2020
Quant Method : I:\VOLATILES\Charlie\2020\201029A\C_201019N_8260.m
Quant Title : VOLATILES BY GC/MS
QLast Update : Tue Oct 20 14:34:51 2020
Response via : Initial Calibration

CCAL FILE(s) : 1 - I:\VOLATILES\Charlie\2020\201029A\VC201029A02.D
Sub List : 8260-CurveSoil - Megamix plus Diox

Compound	R.T.	QIon	Response	Conc	Units	Dev(Min)
76) p/m Xylene	9.813	106	669	0.328	ug/L	82
77) o Xylene	10.347	106	53	N.D.		
85) n-Propylbenzene	11.045	91	104	N.D.		
90) 1,3,5-Trimethylbenzene	0.000		0	N.D.		
94) tert-Butylbenzene	0.000		0	N.D.		
97) 1,2,4-Trimethylbenzene	0.000		0	N.D.		
98) sec-Butylbenzene	0.000		0	N.D.		
100) 1,3-Dichlorobenzene	0.000		0	N.D.		
101) 1,4-Dichlorobenzene	0.000		0	N.D.		
103) n-Butylbenzene	0.000		0	N.D.		
104) 1,2-Dichlorobenzene	0.000		0	N.D.		

(#) = qualifier out of range (m) = manual integration (+) = signals summed

Quantitation Report (QT Reviewed)

Data Path : I:\VOLATILES\Charlie\2020\201029A\
Data File : VC201029A22.D
Acq On : 29 Oct 2020 4:37 pm
Operator : CHARLIE:AJK
Sample : l2046791-13,31,5.11,5,,b
Misc : WG1428163,ICAL17262
ALS Vial : 22 Sample Multiplier: 1

Quant Time: Oct 29 17:09:56 2020
Quant Method : I:\VOLATILES\Charlie\2020\201029A\C_201019N_8260.m
Quant Title : VOLATILES BY GC/MS
QLast Update : Tue Oct 20 14:34:51 2020
Response via : Initial Calibration

Sub List : 8260-CurveSoil - Megamix plus Diox29A\VC201029A02.D•

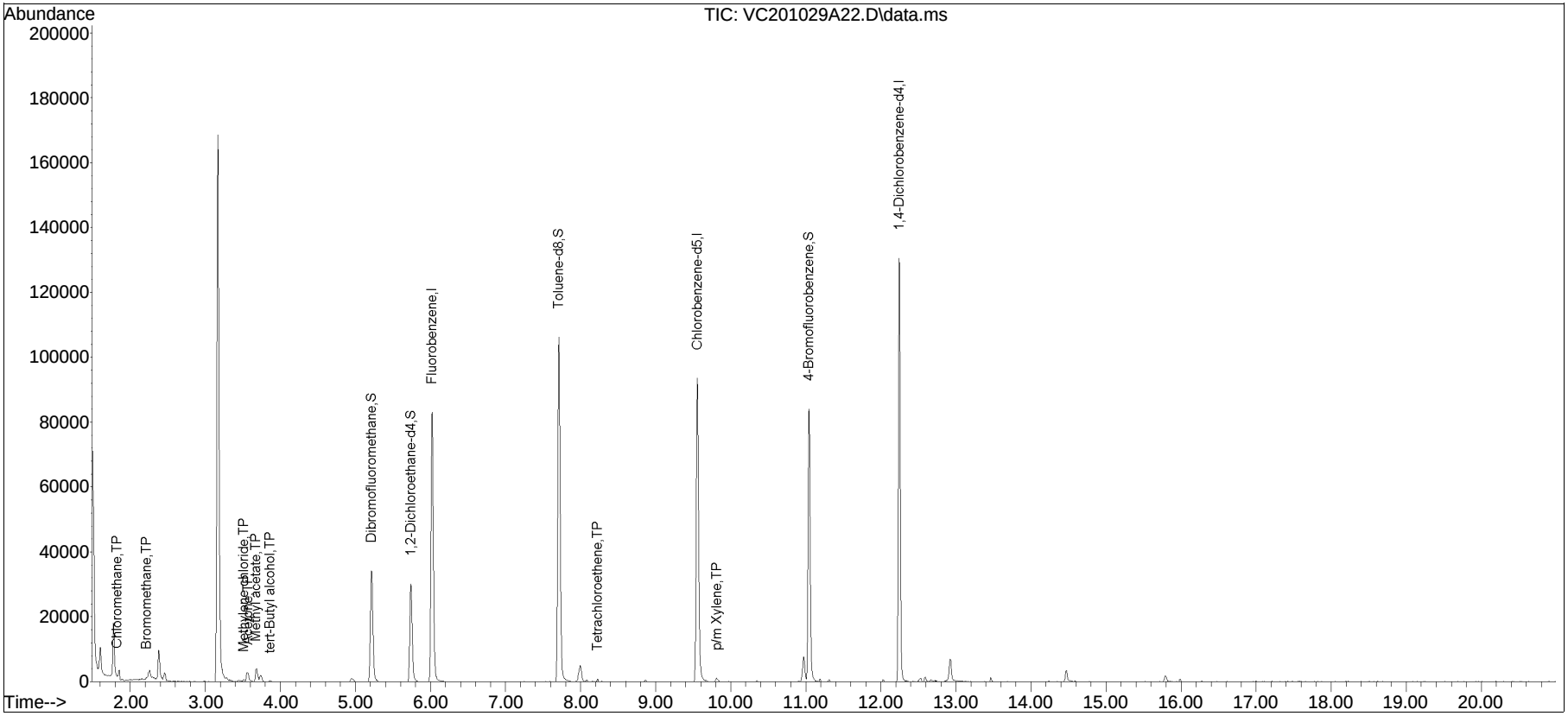

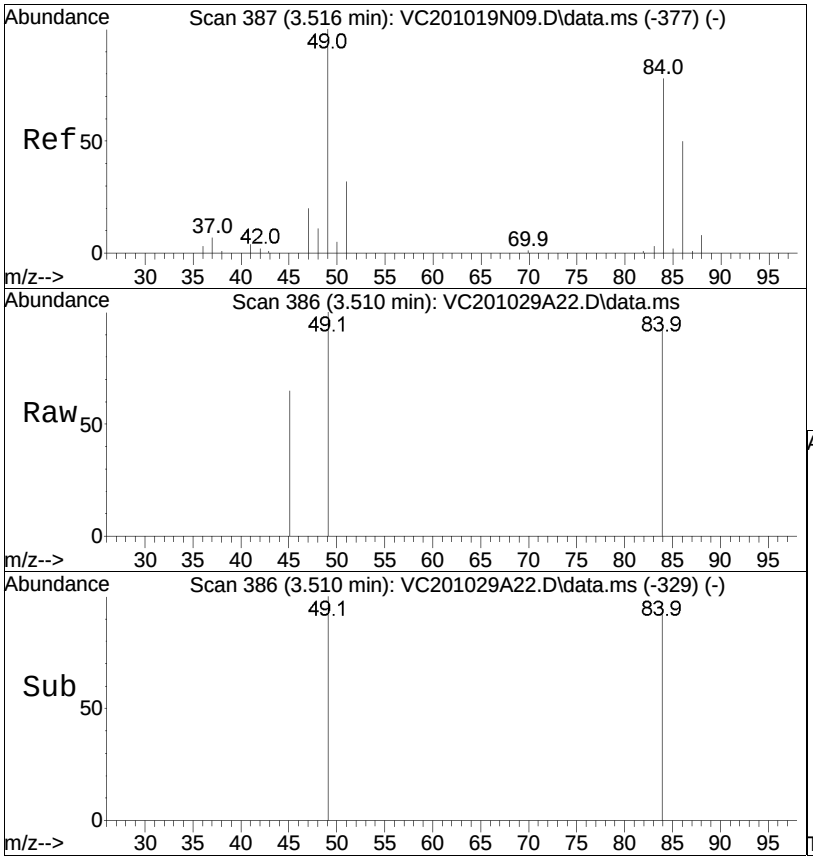

#15
Methylene chloride
Concen: 0.21 ug/L
RT: 3.510 min Scan# 386
Delta R.T. -0.000 min
Lab File: VC201029A22.D
Acq: 29 Oct 2020 4:37 pm

Tgt Ion: 84 Resp: 233

Ion	Ratio	Lower	Upper
84	100		
86	54.1	41.9	86.9
49	166.5	70.3	146.1#

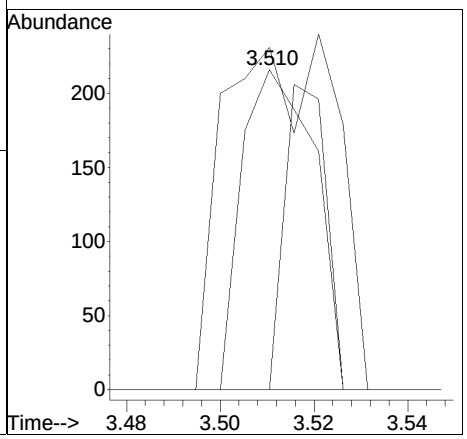

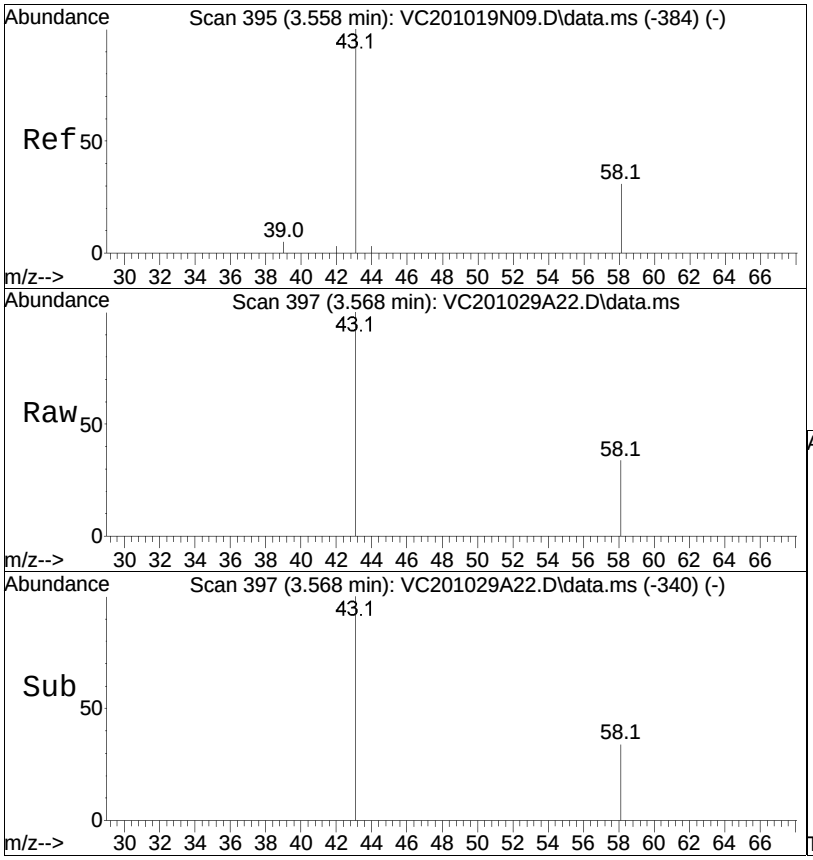

#17
Acetone
Concen: 19.82 ug/L
RT: 3.568 min Scan# 397
Delta R.T. 0.000 min
Lab File: VC201029A22.D
Acq: 29 Oct 2020 4:37 pm

Tgt Ion: 43 Resp: 5492

Ion	Ratio	Lower	Upper
43	100		
58	24.7	25.4	38.2#

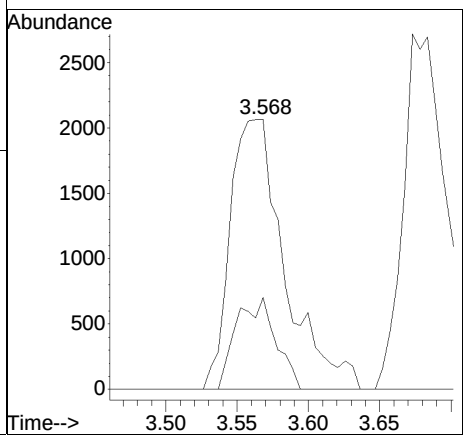

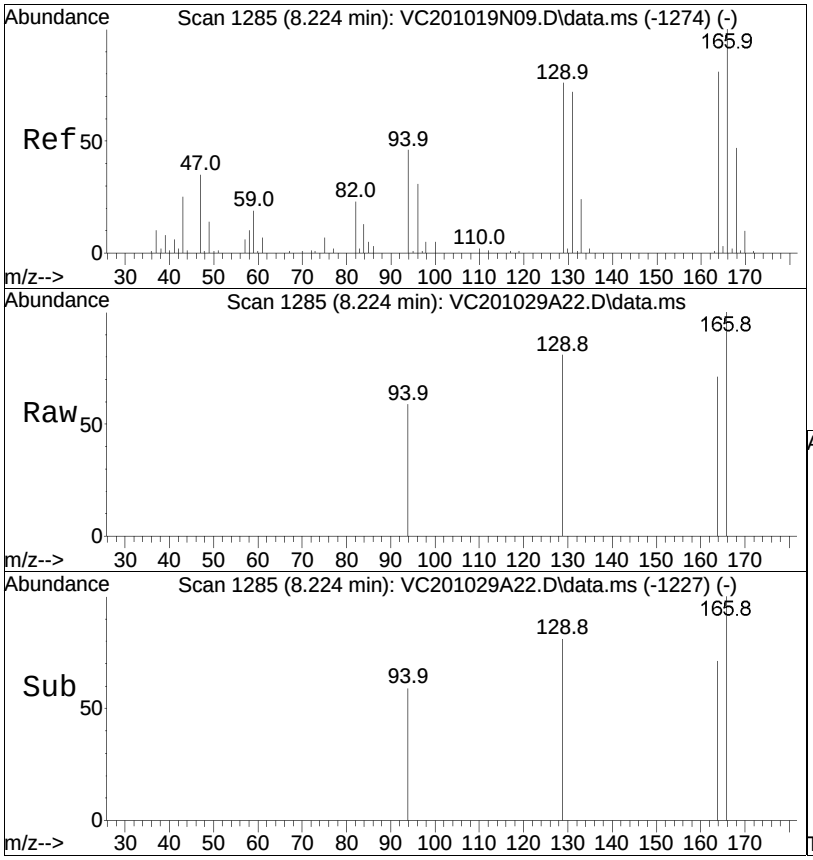

#63
Tetrachloroethene
Concen: 0.24 ug/L
RT: 8.224 min Scan# 1285
Delta R.T. 0.005 min
Lab File: VC201029A22.D
Acq: 29 Oct 2020 4:37 pm

Tgt Ion:166 Resp: 271

Ion	Ratio	Lower	Upper
166	100		
168	0.0	26.4	66.4#
94	41.3	21.5	61.5

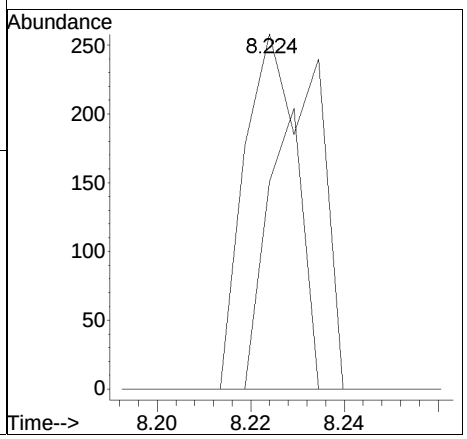

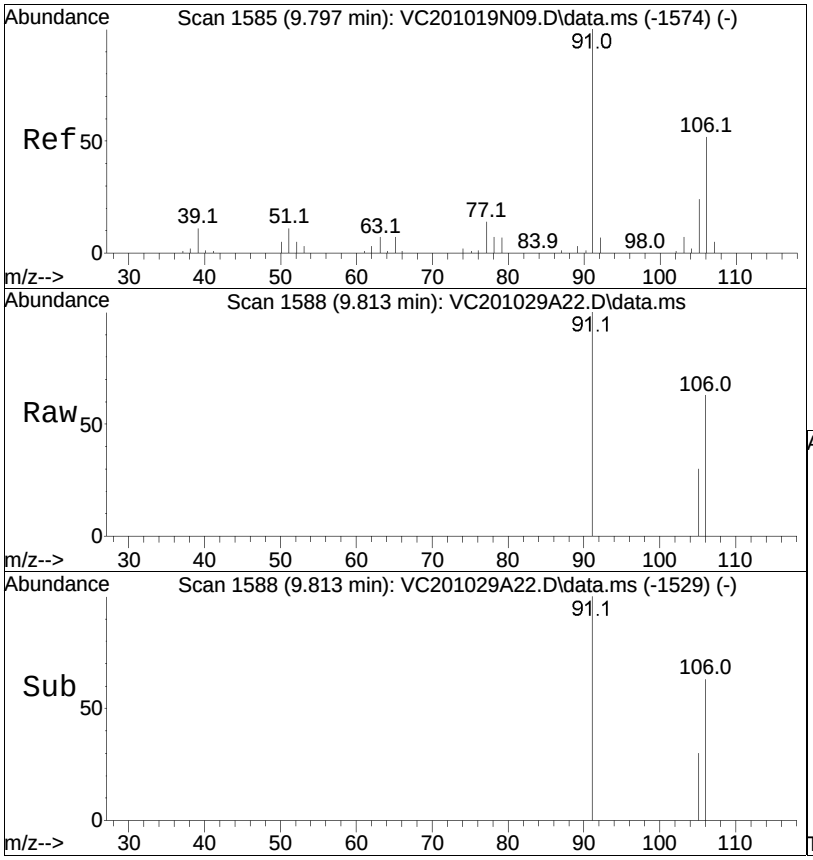

#76
p/m Xylene
Concen: 0.33 ug/L
RT: 9.813 min Scan# 1588
Delta R.T. 0.010 min
Lab File: VC201029A22.D
Acq: 29 Oct 2020 4:37 pm

Tgt Ion:106 Resp: 669

Ion	Ratio	Lower	Upper
106	100		
91	217.3	152.9	229.3

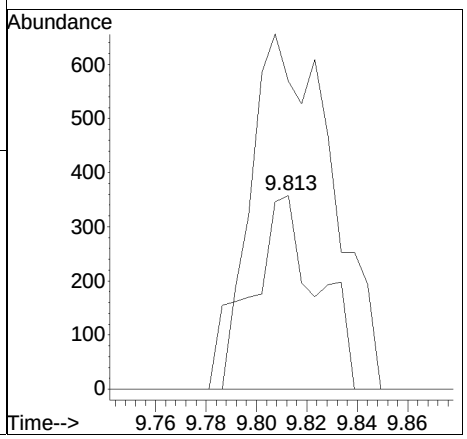

Manual Integration Report

Data Path	: I:\VOLATILES\Charlie\2020\	QMethod	: C_201019N_8260.m
Data File	: VC201029A22.D	Operator	: CHARLIE:AJK
Date Inj'd	: 10/29/2020 4:37 pm	Instrument	: Charlie
Sample	: l2046791-13,31,5.11,5,,b	Quant Date	: 10/29/2020 5:09 pm

There are no manual integrations or false positives in this file.

Quantitation Report (QT Reviewed)

Data Path : I:\VOLATILES\VOA110\2020\201029N\
Data File : V10201029N24.d
Acq On : 30 Oct 2020 4:37 am
Operator : VOA110:JC
Sample : l2046791-01,31,5.15,5,,c
Misc : WG1428553,ICAL17196
ALS Vial : 24 Sample Multiplier: 1

Quant Time: Oct 30 09:18:05 2020
Quant Method : I:\VOLATILES\VOA110\2020\201029N\V110_201002A_8260.m
Quant Title : VOLATILES BY GC/MS
QLast Update : Sun Oct 04 17:19:01 2020
Response via : Initial Calibration

CCAL FILE(s) : 1 - I:\VOLATILES\VOA110\2020\201029N\V10201029N01.d
Sub List : 8260-CurveSoil - Megamix plus Diox

Compound	R.T.	QIon	Response	Conc	Units	Dev(Min)
Internal Standards						
1) Fluorobenzene	6.483	96	258146	20.000	ug/L	0.00
Standard Area 1 = 273154			Recovery = 94.51%			
59) Chlorobenzene-d5	10.064	117	240989	20.000	ug/L	0.00
Standard Area 1 = 258803			Recovery = 93.12%			
79) 1,4-Dichlorobenzene-d4	12.660	152	128968	20.000	ug/L	0.00
Standard Area 1 = 146931			Recovery = 87.77%			
System Monitoring Compounds						
36) Dibromofluoromethane	5.650	113	61755	20.213	ug/L	0.00
Spiked Amount 20.000	Range 70 - 130		Recovery = 101.07%			
43) 1,2-Dichloroethane-d4	6.195	65	73511	21.522	ug/L	0.00
Spiked Amount 20.000	Range 70 - 130		Recovery = 107.61%			
60) Toluene-d8	8.198	98	274441	19.347	ug/L	0.00
Spiked Amount 20.000	Range 70 - 130		Recovery = 96.73%			
83) 4-Bromofluorobenzene	11.485	95	113793	19.991	ug/L	0.00
Spiked Amount 20.000	Range 70 - 130		Recovery = 99.95%			
Target Compounds						Qvalue
4) Vinyl chloride	0.000		0	N.D.		
10) 1,1-Dichloroethene	0.000		0	N.D.		
15) Methylene chloride	3.893	84	932	0.249	ug/L #	61
17) Acetone	3.951	43	24162	21.803	ug/L #	28
18) trans-1,2-Dichloroethene	0.000		0	N.D.		
20) Methyl tert-butyl ether	0.000		0	N.D.		
23) 1,1-Dichloroethane	0.000		0	N.D.		
28) cis-1,2-Dichloroethene	0.000		0	N.D.		
32) Chloroform	0.000		0	N.D.		
34) Carbon tetrachloride	0.000		0	N.D.		
37) 1,1,1-Trichloroethane	0.000		0	N.D.		
39) 2-Butanone	5.781	43	1653	0.871	ug/L #	1
41) Benzene	6.054	78	111	N.D.		
44) 1,2-Dichloroethane	0.000		0	N.D.		
48) Trichloroethene	6.657	95	2473	0.652	ug/L	97
57) 1,4-Dioxane	0.000		0	N.D.		
61) Toluene	8.266	92	1618	0.157	ug/L	85
63) Tetrachloroethene	8.707	166	80544	18.559	ug/L	99
73) Chlorobenzene	0.000		0	N.D.		
74) Ethylbenzene	10.133	91	1157	N.D.		

Data Path : I:\VOLATILES\VOA110\2020\201029N\
Data File : V10201029N24.d
Acq On : 30 Oct 2020 4:37 am
Operator : VOA110:JC
Sample : l2046791-01,31,5.15,5,,c
Misc : WG1428553,ICAL17196
ALS Vial : 24 Sample Multiplier: 1

Quant Time: Oct 30 09:18:05 2020
Quant Method : I:\VOLATILES\VOA110\2020\201029N\V110_201002A_8260.m
Quant Title : VOLATILES BY GC/MS
QLast Update : Sun Oct 04 17:19:01 2020
Response via : Initial Calibration

CCAL FILE(s) : 1 - I:\VOLATILES\VOA110\2020\201029N\V10201029N01.d
Sub List : 8260-CurveSoil - Megamix plus Diox

	Compound	R.T.	QIon	Response	Conc	Units	Dev(Min)
76)	p/m Xylene	10.300	106	1299	0.159	ug/L	94
77)	o Xylene	10.825	106	499	N.D.		
85)	n-Propylbenzene	11.480	91	538	N.D.		
90)	1,3,5-Trimethylbenzene	11.732	105	120	N.D.		
94)	tert-Butylbenzene	0.000		0	N.D.		
97)	1,2,4-Trimethylbenzene	12.251	105	931	N.D.		
98)	sec-Butylbenzene	12.251	105	931	N.D.		
100)	1,3-Dichlorobenzene	12.681	146	61	N.D.		
101)	1,4-Dichlorobenzene	12.681	146	61	N.D.		
103)	n-Butylbenzene	0.000		0	N.D.		
104)	1,2-Dichlorobenzene	0.000		0	N.D.		

(#) = qualifier out of range (m) = manual integration (+) = signals summed

Quantitation Report (QT Reviewed)

Data Path : I:\VOLATILES\VOA110\2020\201029N\
Data File : V10201029N24.d
Acq On : 30 Oct 2020 4:37 am
Operator : VOA110:JC
Sample : l2046791-01,31,5.15,5,,c
Misc : WG1428553,ICAL17196
ALS Vial : 24 Sample Multiplier: 1

Quant Time: Oct 30 09:18:05 2020
Quant Method : I:\VOLATILES\VOA110\2020\201029N\V110_201002A_8260.m
Quant Title : VOLATILES BY GC/MS
QLast Update : Sun Oct 04 17:19:01 2020
Response via : Initial Calibration

Sub List : 8260-CurveSoil - Megamix plus Diox9N\V10201029N01.d•

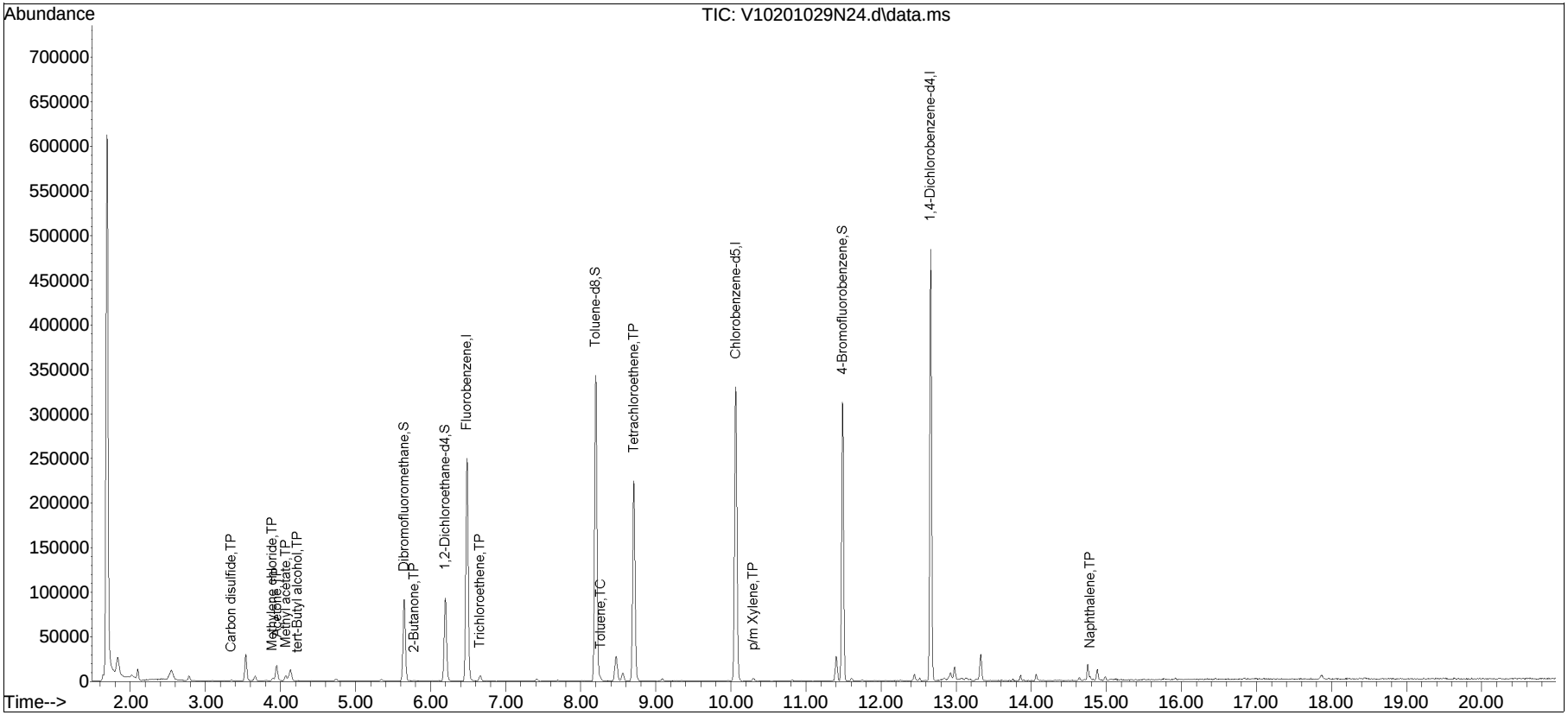

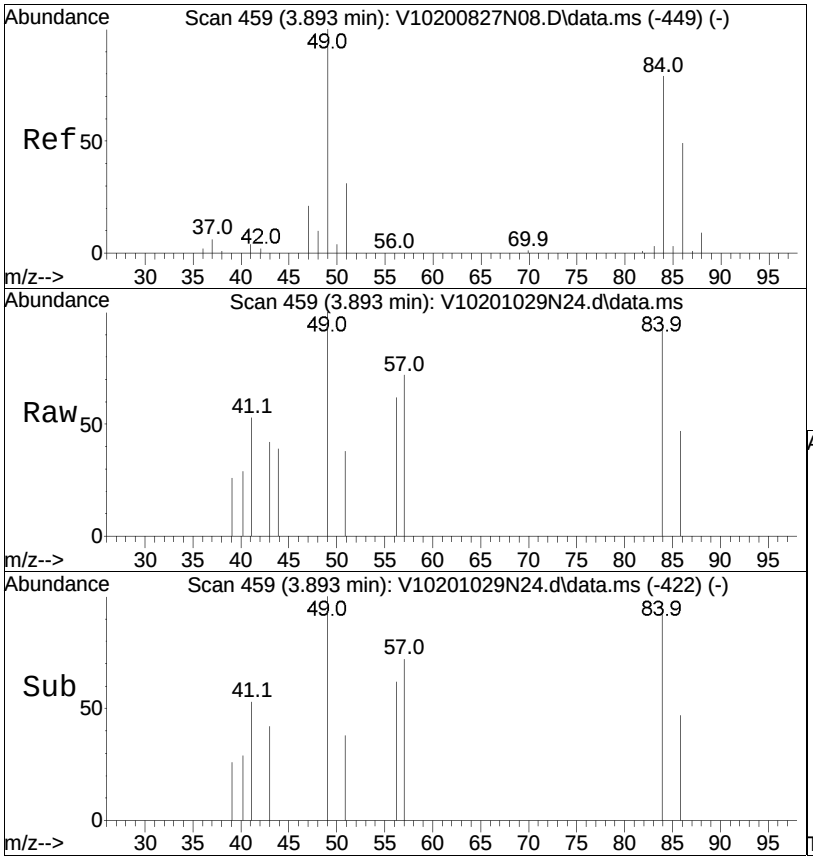

#15
Methylene chloride
Concen: 0.25 ug/L
RT: 3.893 min Scan# 459
Delta R.T. -0.006 min
Lab File: V10201029N24.d
Acq: 30 Oct 2020 4:37 am

Tgt Ion: 84 Resp: 932

Ion	Ratio	Lower	Upper
84	100		
86	75.0	41.5	86.3
49	88.9	99.3	206.1#

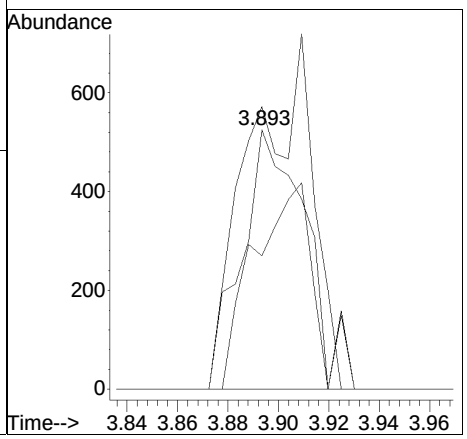

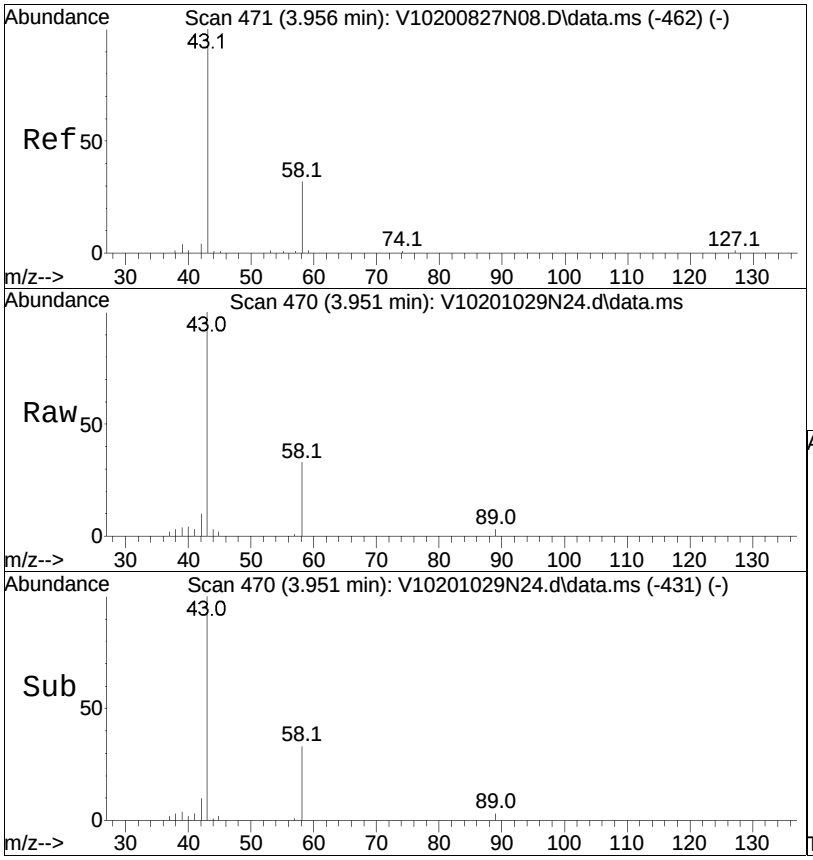

#17
Acetone
Concen: 21.80 ug/L
RT: 3.951 min Scan# 470
Delta R.T. 0.005 min
Lab File: V10201029N24.d
Acq: 30 Oct 2020 4:37 am

Tgt Ion: 43 Resp: 24162

Ion	Ratio	Lower	Upper
43	100		
58	30.8	5.0	7.6#

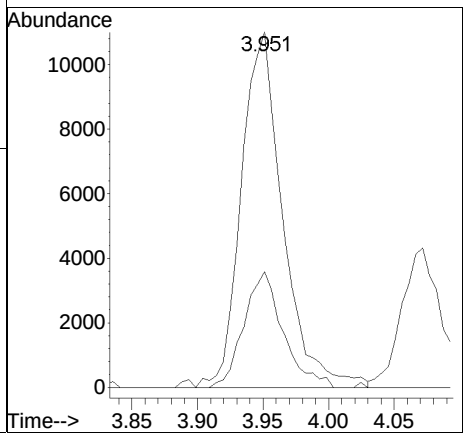

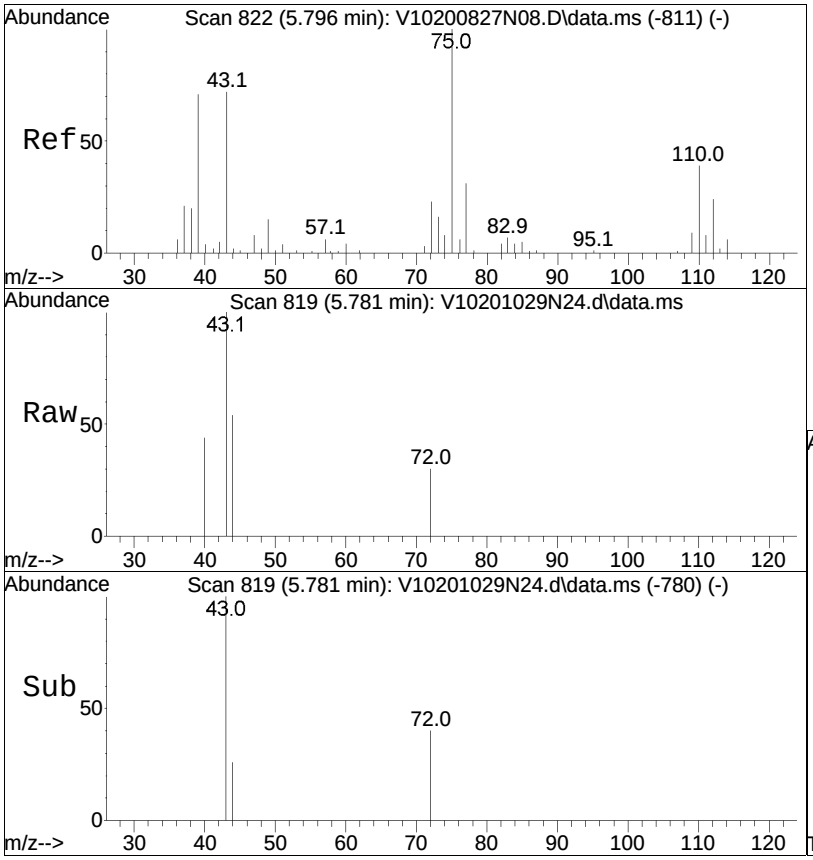

#39
2-Butanone
Concen: 0.87 ug/L
RT: 5.781 min Scan# 819
Delta R.T. 0.005 min
Lab File: V10201029N24.d
Acq: 30 Oct 2020 4:37 am

Tgt Ion: 43 Resp: 1653

Ion	Ratio	Lower	Upper
43	100		
72	12.9	113.1	169.7#

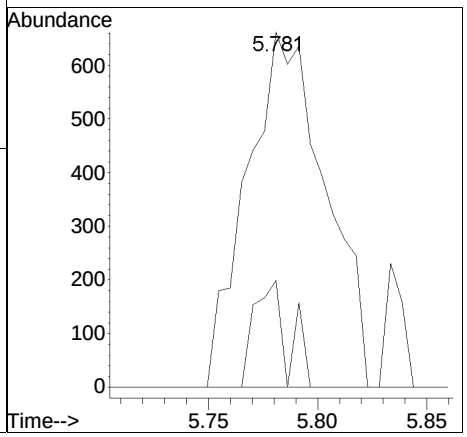

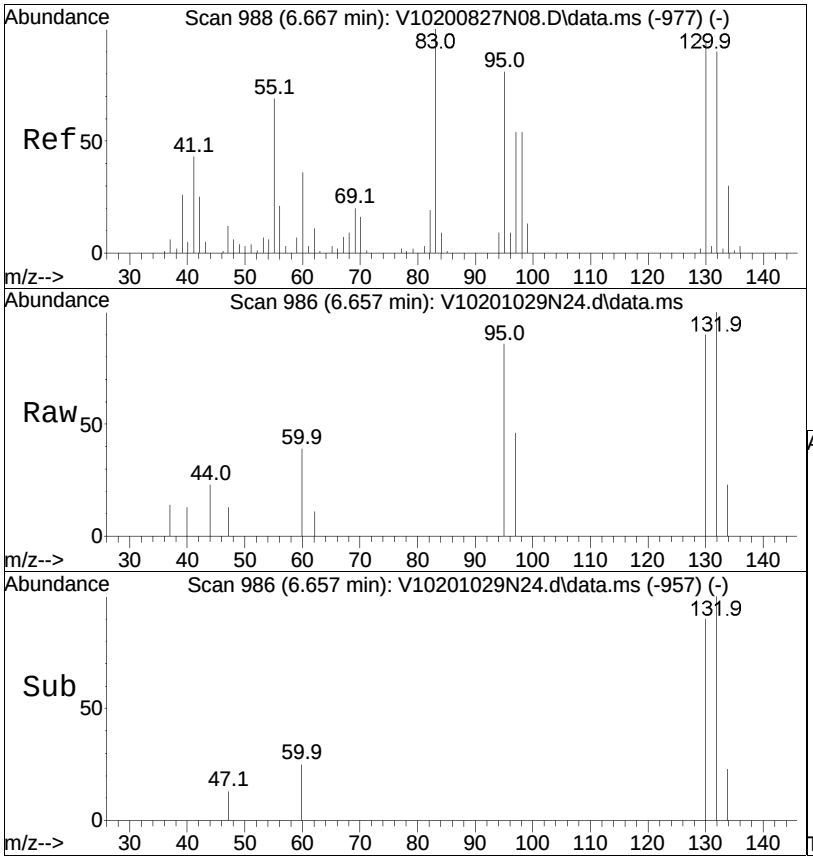

#48
Trichloroethene
Concen: 0.65 ug/L
RT: 6.657 min Scan# 986
Delta R.T. -0.000 min
Lab File: V10201029N24.d
Acq: 30 Oct 2020 4:37 am

Tgt Ion: 95 Resp: 2473

Ion	Ratio	Lower	Upper
95	100		
97	69.1	53.3	79.9
130	103.9	80.7	121.1

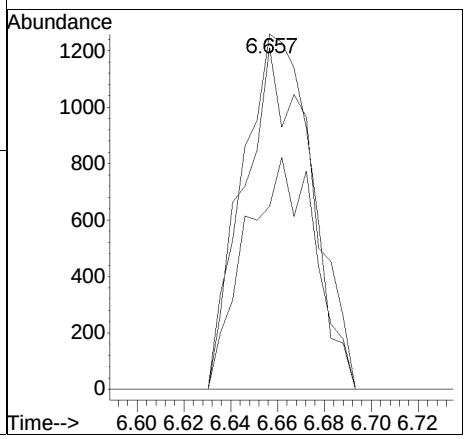

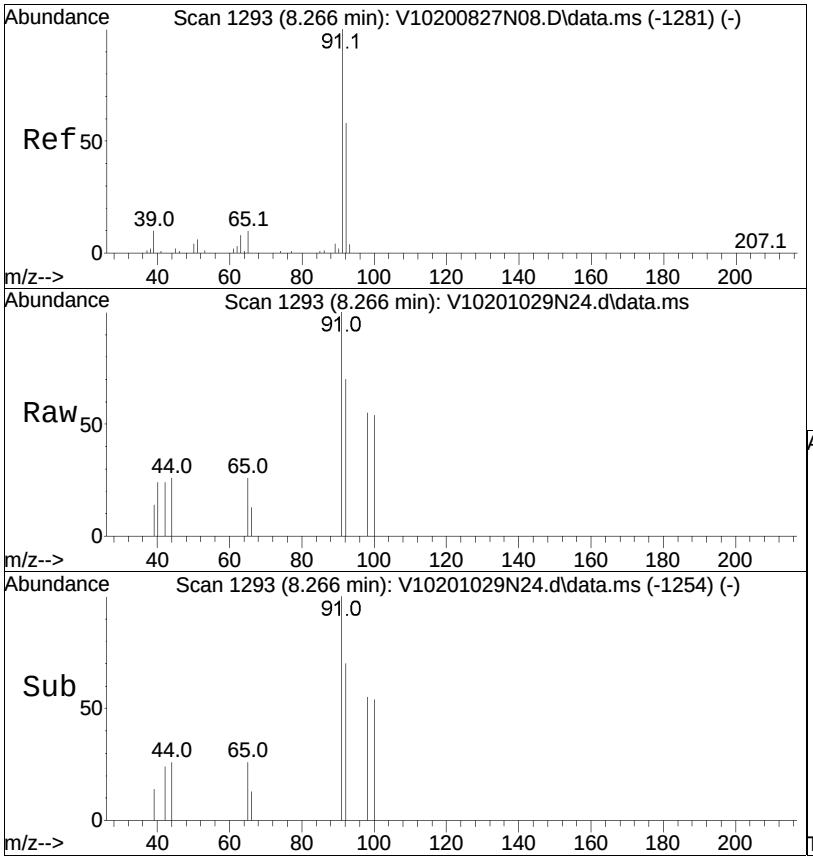

#61
Toluene
Concen: 0.16 ug/L
RT: 8.266 min Scan# 1293
Delta R.T. 0.005 min
Lab File: V10201029N24.d
Acq: 30 Oct 2020 4:37 am

Tgt Ion: 92 Resp: 1618

Ion	Ratio	Lower	Upper
92	100		
91	148.3	134.9	202.3

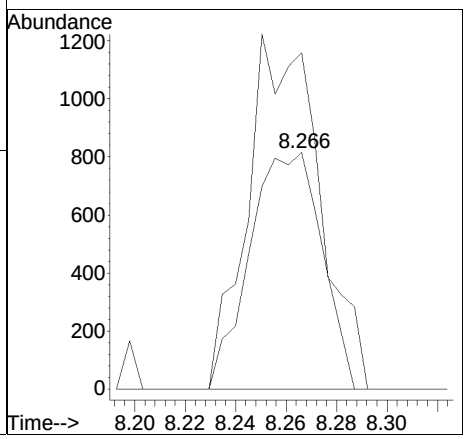

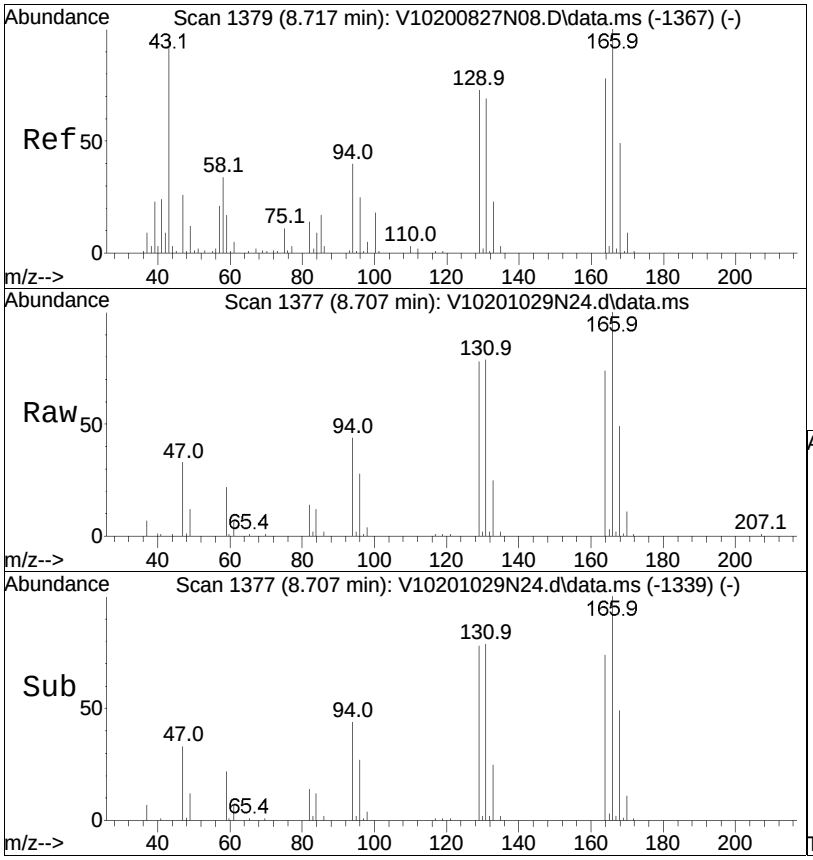

#63
Tetrachloroethene
Concen: 18.56 ug/L
RT: 8.707 min Scan# 1377
Delta R.T. -0.000 min
Lab File: V10201029N24.d
Acq: 30 Oct 2020 4:37 am

Tgt Ion:166 Resp: 80544

Ion	Ratio	Lower	Upper
166	100		
168	47.4	26.7	66.7
94	45.1	24.4	64.4

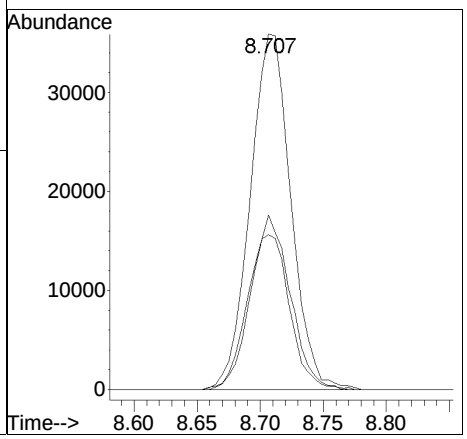

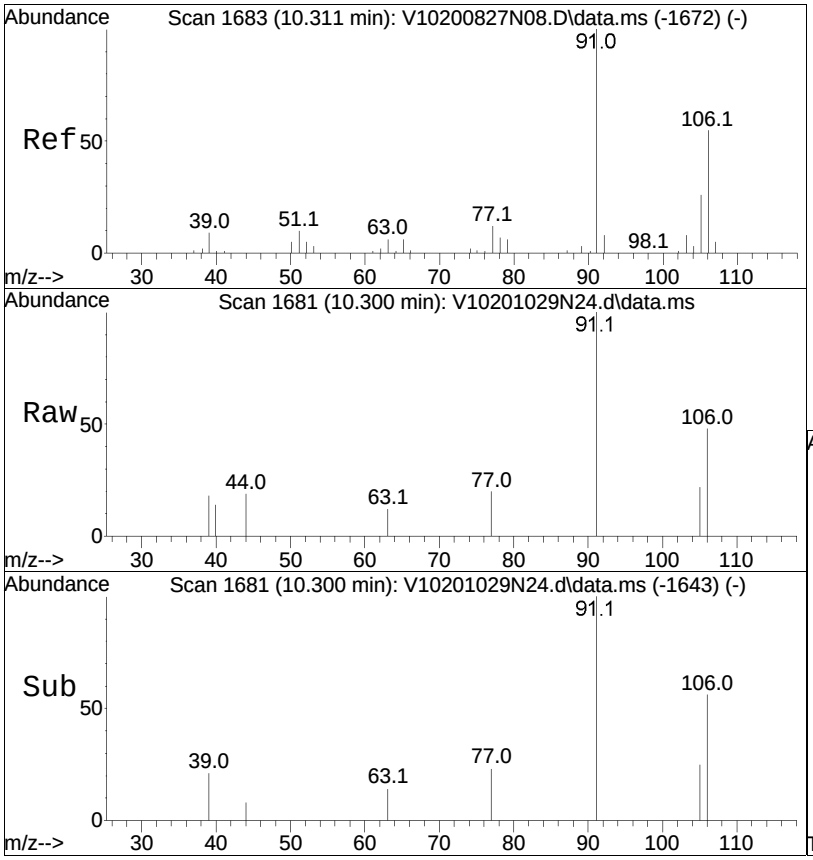

#76
p/m Xylene
Concen: 0.16 ug/L
RT: 10.300 min Scan# 1681
Delta R.T. 0.000 min
Lab File: V10201029N24.d
Acq: 30 Oct 2020 4:37 am

Tgt Ion:106 Resp: 1299

Ion	Ratio	Lower	Upper
106	100		
91	206.5	158.2	237.2

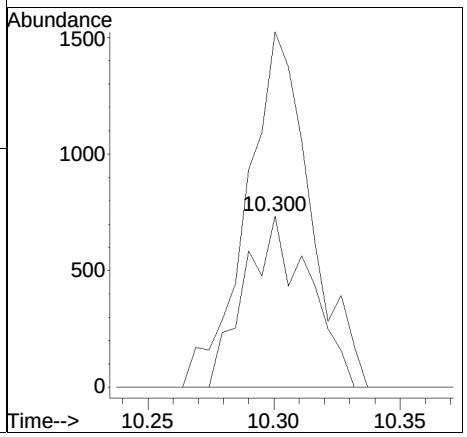

Manual Integration Report

Data Path	: I:\VOLATILES\VOA110\2020\2	QMethod	: V110_201002A_8260.m
Data File	: V10201029N24.d	Operator	: VOA110:JC
Date Inj'd	: 10/30/2020 4:37 am	Instrument	: VOA 110
Sample	: l2046791-01,31,5.15,5,,c	Quant Date	: 10/30/2020 9:03 am

There are no manual integrations or false positives in this file.

Volatiles Standards Data

Initial Calibration

Initial Calibration Summary
Form 6
Volatiles

Client	**: Impact Environmental**	**Lab Number**	**: L2046791**
Project Name	**: 13-12 BEACH CHANNEL DRIVE**	**Project Number**	**: 15209**
Instrument ID	**: VOA100**	**Ical Ref**	**: ICAL17163**
Calibration dates	**: 09/24/20 06:55 09/24/20 10:21**		

Calibration Files

L1 =V00200924A05.D L2 =V00200924A07.D L3 =V00200924A08.D L4 =V00200924A09.D L6 =V00200924A10.D

L7 =V00200924A11.D L8 =V00200924A12.D L0 =V00200924A04.D L1.5=V00200924A06.D

		Compound	L1	L2	L3	L4	L6	L7	L8	L0	L1.5	Avg	%RSD
1)	I	Fluorobenzene	ISTD										
2)	TP	Dichlorodifluoromethane	0.344	0.370	0.319	0.283	0.315	0.326	0.320		0.317	0.324	7.72
3)	TP	Chloromethane	0.354	0.361	0.296	0.251	0.273	0.284	0.285		0.317	0.303	12.76
4)	TC	Vinyl chloride	0.339	0.369	0.303	0.272	0.302	0.308	0.303		0.328	0.315	9.25
5)	TP	Bromomethane	0.172	0.186	0.151	0.149	0.173	0.196	0.207		0.152	0.173	12.69
6)	TP	Chloroethane	0.245	0.255	0.206	0.191	0.218	0.237	0.201		0.221	0.222	10.08
7)	TP	Trichlorofluoromethane	0.479	0.526	0.439	0.393	0.443	0.462	0.453		0.451	0.456	8.26
8)	TP	Ethyl ether	0.138	0.143	0.127	0.109	0.123	0.130	0.126		0.122	0.127	8.12
10)	TC	1,1-Dichloroethene	0.250	0.278	0.234	0.205	0.230	0.240	0.236		0.232	0.238	8.65
11)	TP	Carbon disulfide		0.838	0.615	0.539	0.593	0.616	0.612		0.862	0.668	19.10
12)	TP	Freon-113	0.219	0.275	0.235	0.208	0.233	0.241	0.235		0.220	0.233	8.58
14)	TP	Acrolein		0.027	0.026	0.022	0.026	0.027	0.027		0.024	0.026#	7.34
15)	TP	Methylene chloride		0.323	0.254	0.221	0.246	0.253	0.250		0.316	0.266	14.30
17)	TP	Acetone		0.069	0.048	0.039	0.042	0.044	0.041		0.105	*L	0.9973
18)	TP	trans-1,2-Dichloroethene	0.279	0.307	0.262	0.229	0.257	0.266	0.259		0.256	0.264	8.33
19)	TP	Methyl acetate	0.145	0.139	0.109	0.096	0.112	0.121	0.113		0.121	0.119	13.29
20)	TP	Methyl tert-butyl ether	0.652	0.713	0.611	0.530	0.602	0.626	0.601		0.608	0.618	8.35
21)	TP	tert-Butyl alcohol	0.024	0.025	0.020	0.018	0.020	0.022	0.020		0.020	0.021#	10.32
22)	TP	Diisopropyl ether	0.842	0.858	0.762	0.665	0.751	0.791	0.774		0.795	0.780	7.61
23)	TP	1,1-Dichloroethane	0.483	0.505	0.430	0.381	0.425	0.438	0.430		0.456	0.443	8.62
24)	TP	Halothane	0.196	0.226	0.196	0.169	0.193	0.197	0.192		0.198	0.196	7.98
25)	TP	Acrylonitrile		0.048	0.050	0.046	0.052	0.055	0.053			0.051	6.88
26)	TP	Ethyl tert-butyl ether	0.793	0.812	0.710	0.624	0.704	0.734	0.713		0.732	0.728	7.93
27)	TP	Vinyl acetate		0.542	0.487	0.427	0.496	0.524	0.504		0.491	0.496	7.25
28)	TP	cis-1,2-Dichloroethene	0.313	0.324	0.285	0.248	0.275	0.284	0.278		0.288	0.287	8.12
29)	TP	2,2-Dichloropropane	0.427	0.450	0.385	0.341	0.378	0.388	0.376		0.400	0.393	8.48
31)	TP	Bromochloromethane	0.121	0.143	0.130	0.110	0.122	0.122	0.117		0.122	0.123	7.96
32)	TP	Cyclohexane	0.447	0.485	0.414	0.372	0.408	0.421	0.410		0.408	0.421	7.85
33)	TC	Chloroform	0.576	0.535	0.476	0.412	0.453	0.467	0.454		0.488	0.483	10.60
34)	TP	Ethyl acetate		0.207	0.182	0.156	0.178	0.185	0.171			0.180	9.24
35)	TP	Carbon tetrachloride	0.417	0.447	0.386	0.347	0.374	0.383	0.372		0.395	0.390	7.79
36)	TP	Tetrahydrofuran		0.068	0.056	0.048	0.052	0.053	0.050		0.060	*L	0.9985
37)	S	Dibromofluoromethane	0.242	0.241	0.246	0.240	0.246	0.245	0.245	0.237	0.240	0.242	1.35
38)	TP	1,1,1-Trichloroethane	0.421	0.487	0.412	0.364	0.395	0.400	0.387	0.452	0.435	0.417	8.91
40)	TP	2-Butanone		0.113	0.068	0.058	0.072	0.073	0.067		0.120	*L	0.9955
41)	TP	1,1-Dichloropropene	0.339	0.398	0.341	0.302	0.330	0.334	0.324	0.357	0.334	0.340	7.77

Initial Calibration Summary
Form 6
Volatiles

Client	**: Impact Environmental**	**Lab Number**	**: L2046791**
Project Name	**: 13-12 BEACH CHANNEL DRIVE**	**Project Number**	**: 15209**
Instrument ID	**: VOA100**	**Ical Ref**	**: ICAL17163**
Calibration dates	**: 09/24/20 06:55 09/24/20 10:21**		

Calibration Files

L1 =V00200924A05.D L2 =V00200924A07.D L3 =V00200924A08.D L4 =V00200924A09.D L6 =V00200924A10.D

L7 =V00200924A11.D L8 =V00200924A12.D L0 =V00200924A04.D L1.5=V00200924A06.D

		Compound	L1	L2	L3	L4	L6	L7	L8	L0	L1.5	Avg	%RSD
42)	TP	Benzene	1.113	1.160	1.007	0.869	0.956	0.979	0.956	1.180	1.009	1.026	10.14
43)	TP	tert-Amyl methyl ether	0.702	0.741	0.645	0.561	0.623	0.641	0.617		0.641	0.646	8.41
44)	S	1,2-Dichloroethane-d4	0.231	0.229	0.229	0.228	0.240	0.237	0.239	0.230	0.227	0.232	2.18
45)	TP	1,2-Dichloroethane	0.336	0.352	0.301	0.264	0.290	0.296	0.284		0.307	0.304	9.33
48)	TP	Methyl cyclohexane	0.445	0.510	0.443	0.391	0.428	0.441	0.431		0.429	0.440	7.55
49)	TP	Trichloroethene	0.286	0.309	0.260	0.231	0.254	0.259	0.255	0.325	0.274	0.273	10.79
51)	TP	Dibromomethane	0.132	0.154	0.139	0.123	0.136	0.138	0.133		0.134	0.136	6.42
52)	TC	1,2-Dichloropropane	0.266	0.289	0.248	0.216	0.238	0.242	0.234		0.244	0.247	8.88
54)	TP	2-Chloroethyl vinyl ether		0.096	0.092	0.092	0.094	0.111	0.105		0.065	0.094	15.63
55)	TP	Bromodichloromethane	0.372	0.397	0.353	0.302	0.337	0.346	0.335	0.403	0.346	0.354	8.98
58)	TP	1,4-Dioxane	0.001	0.002	0.002	0.002	0.002	0.002	0.002		0.001	0.002#	17.76
59)	TP	cis-1,3-Dichloropropene	0.414	0.438	0.396	0.351	0.392	0.400	0.390	0.439	0.395	0.402	6.63
60)	I	Chlorobenzene-d5	----------ISTD----------										
61)	S	Toluene-d8	1.324	1.305	1.304	1.293	1.308	1.305	1.310	1.337	1.323	1.312	1.02
62)	TC	Toluene	1.005	1.058	0.899	0.776	0.853	0.873	0.846		0.936	0.906	10.08
63)	TP	4-Methyl-2-pentanone		0.108	0.094	0.085	0.096	0.101	0.092		0.086	0.095#	8.57
64)	TP	Tetrachloroethene	0.379	0.443	0.381	0.331	0.363	0.372	0.361	0.429	0.391	0.383	8.99
66)	TP	trans-1,3-Dichloropropene	0.474	0.529	0.467	0.410	0.464	0.489	0.471		0.445	0.469	7.25
68)	TP	Ethyl methacrylate	0.294	0.392	0.359	0.319	0.358	0.378	0.356		0.307	0.345	10.10
69)	TP	1,1,2-Trichloroethane	0.239	0.263	0.228	0.198	0.220	0.228	0.216		0.215	0.226	8.48
70)	TP	Chlorodibromomethane	0.346	0.380	0.338	0.298	0.333	0.346	0.331	0.358	0.324	0.339	6.71
71)	TP	1,3-Dichloropropane	0.488	0.522	0.448	0.388	0.430	0.445	0.423		0.462	0.451	9.08
72)	TP	1,2-Dibromoethane	0.259	0.299	0.257	0.227	0.255	0.264	0.251		0.247	0.257	7.86
73)	TP	2-Hexanone	0.174	0.186	0.163	0.148	0.166	0.174	0.159		0.144	0.164	8.51
74)	TP	Chlorobenzene	1.129	1.138	0.981	0.851	0.928	0.948	0.921	1.216	1.025	1.015	11.94
75)	TC	Ethylbenzene	1.894	2.007	1.714	1.499	1.649	1.690	1.649		1.810	1.739	9.17
76)	TP	1,1,1,2-Tetrachloroethane	0.392	0.418	0.354	0.311	0.345	0.350	0.340	0.389	0.360	0.362	8.90
77)	TP	p/m Xylene	0.730	0.780	0.659	0.580	0.631	0.638	0.621	0.754	0.679	0.675	9.91
78)	TP	o Xylene	0.672	0.709	0.622	0.542	0.594	0.603	0.588	0.699	0.640	0.630	8.79
79)	TP	Styrene	1.118	1.163	1.051	0.926	1.023	1.042	1.020	1.159	1.022	1.058	7.20
80)	I	1,4-Dichlorobenzene-d4	----------ISTD----------										
81)	TP	Bromoform	0.395	0.421	0.375	0.338	0.388	0.400	0.392		0.340	0.381	7.61
83)	TP	Isopropylbenzene	3.491	3.837	3.358	2.917	3.195	3.189	3.159		3.375	3.315	8.23
84)	S	4-Bromofluorobenzene	0.903	0.893	0.904	0.882	0.901	0.885	0.891	0.917	0.910	0.898	1.26
85)	TP	Bromobenzene	0.891	0.874	0.765	0.657	0.728	0.729	0.725		0.784	0.769	10.28
86)	TP	n-Propylbenzene	4.227	4.475	3.927	3.378	3.743	3.767	3.755		3.939	3.902	8.53

Initial Calibration Summary
Form 6
Volatiles

Client	**: Impact Environmental**	**Lab Number**	**: L2046791**
Project Name	**: 13-12 BEACH CHANNEL DRIVE**	**Project Number**	**: 15209**
Instrument ID	**: VOA100**	**Ical Ref**	**: ICAL17163**
Calibration dates	**: 09/24/20 06:55 09/24/20 10:21**		

Calibration Files

L1 =V00200924A05.D L2 =V00200924A07.D L3 =V00200924A08.D L4 =V00200924A09.D L6 =V00200924A10.D

L7 =V00200924A11.D L8 =V00200924A12.D L0 =V00200924A04.D L1.5=V00200924A06.D

	Compound	L1	L2	L3	L4	L6	L7	L8	L0	L1.5	Avg	%RSD
87) TP	1,4-Dichlorobutane	0.949	0.998	0.826	0.718	0.789	0.809	0.792		0.857	0.842	10.79
88) TP	1,1,2,2-Tetrachloroethane	0.641	0.758	0.641	0.549	0.613	0.620	0.596	0.727	0.636	0.642	10.00
89) TP	4-Ethyltoluene	3.586	3.726	3.304	2.838	3.113	3.107	3.078		3.377	3.266	8.93
90) TP	2-Chlorotoluene	2.927	2.653	2.271	1.954	2.159	2.136	2.164		2.346	2.326	13.59
91) TP	1,3,5-Trimethylbenzene	3.225	3.196	2.759	2.381	2.616	2.646	2.609		2.938	2.796	10.71
92) TP	1,2,3-Trichloropropane	0.515	0.583	0.491	0.422	0.476	0.486	0.465		0.512	0.494	9.40
93) TP	trans-1,4-Dichloro-2-b...	0.168	0.201	0.174	0.149	0.164	0.171	0.159		0.153	0.167	9.58
94) TP	4-Chlorotoluene	2.699	2.659	2.286	1.973	2.167	2.191	2.183		2.458	2.327	10.98
95) TP	tert-Butylbenzene	2.597	2.668	2.379	2.059	2.227	2.254	2.211		2.378	2.347	8.70
98) TP	1,2,4-Trimethylbenzene	3.040	3.042	2.689	2.314	2.552	2.595	2.558		2.791	2.698	9.33
99) TP	sec-Butylbenzene	3.735	4.074	3.580	3.118	3.410	3.446	3.375		3.649	3.548	8.02
100) TP	p-Isopropyltoluene	3.334	3.450	3.082	2.667	2.902	2.941	2.848		3.121	3.043	8.50
101) TP	1,3-Dichlorobenzene	1.646	1.694	1.503	1.292	1.424	1.432	1.412		1.521	1.490	8.78
102) TP	1,4-Dichlorobenzene	1.717	1.723	1.499	1.295	1.406	1.426	1.392		1.576	1.504	10.36
103) TP	p-Diethylbenzene	1.955	2.003	1.830	1.574	1.729	1.734	1.672		1.833	1.791	8.00
104) TP	n-Butylbenzene	2.952	3.063	2.692	2.336	2.592	2.591	2.522		2.761	2.689	8.73
105) TP	1,2-Dichlorobenzene	1.549	1.562	1.365	1.165	1.297	1.309	1.270		1.389	1.363	9.99
106) TP	1,2,4,5-Tetramethylben...	3.032	3.094	2.747	2.385	2.702	2.685	2.497		2.773	2.739	8.74
107) TP	1,2-Dibromo-3-chloropr...		0.106	0.096	0.085	0.099	0.103	0.092		0.083	0.095	9.15
108) TP	1,3,5-Trichlorobenzene	1.119	1.141	1.023	0.889	0.999	0.965	0.903		1.037	1.009	9.03
109) TP	Hexachlorobutadiene	0.544	0.576	0.534	0.469	0.524	0.513	0.484		0.527	0.521	6.40
110) TP	1,2,4-Trichlorobenzene	0.978	1.038	0.901	0.786	0.891	0.850	0.810		0.919	0.897	9.33
111) TP	Naphthalene	2.136	2.167	1.851	1.640	1.889	1.867	1.739		1.857	1.893	9.47
112) TP	1,2,3-Trichlorobenzene	0.883	0.913	0.786	0.696	0.781	0.757	0.724		0.789	0.791	9.34

Initial Calibration Summary
Form 6
Volatiles

Client	**: Impact Environmental**	**Lab Number**	**: L2046791**
Project Name	**: 13-12 BEACH CHANNEL DRIVE**	**Project Number**	**: 15209**
Instrument ID	**: VOA110**	**Ical Ref**	**: ICAL17196**
Calibration dates	**: 10/02/20 06:27 10/02/20 09:53**		

Calibration Files

L0 =V10201002A03.d L1 =V10201002A04.d L1.5=V10201002A05.d L2 =V10201002A06.d L3 =V10201002A07.d

L4 =V10201002A08.d L6 =V10201002A09.d L7 =V10201002A10.d L8 =V10201002A11.d

		Compound	L0	L1	L1.5	L2	L3	L4	L6	L7	L8	Avg	%RSD
1)	I	Fluorobenzene	----------ISTD----------										
2)	TP	Dichlorodifluoromethane		0.219	0.292	0.352	0.278	0.267	0.248	0.256	0.249	0.270	14.59
3)	TP	Chloromethane		0.333	0.305	0.344	0.255	0.244	0.221	0.223	0.219	0.268	19.27
4)	TC	Vinyl chloride		0.256	0.294	0.359	0.289	0.280	0.259	0.264	0.257	0.282	12.22
5)	TP	Bromomethane		0.299	0.230	0.222	0.146	0.139	0.129	0.144	0.158	*L	0.9934
6)	TP	Chloroethane		0.203	0.202	0.244	0.187	0.184	0.186	0.209	0.134	0.194	15.91
7)	TP	Trichlorofluoromethane		0.313	0.398	0.478	0.395	0.387	0.365	0.395	0.404	0.392	11.69
8)	TP	Ethyl ether		0.193	0.174	0.198	0.169	0.161	0.156	0.160	0.157	0.171	9.45
10)	TC	1,1-Dichloroethene		0.217	0.234	0.291	0.235	0.227	0.216	0.224	0.222	0.233	10.43
11)	TP	Carbon disulfide		0.710	0.673	0.788	0.610	0.599	0.564	0.593	0.584	0.640	12.01
12)	TP	Freon-113		0.176	0.242	0.281	0.236	0.229	0.219	0.227	0.224	0.229	12.62
13)	TP	Iodomethane		0.155	0.134	0.169	0.133	0.167	0.188	0.212	0.208	0.171	17.80
14)	TP	Acrolein			0.054	0.057	0.044	0.040	0.040	0.042	0.039	0.045#	16.29
15)	TP	Methylene chloride			0.339	0.383	0.281	0.266	0.248	0.259	0.253	0.290	17.66
17)	TP	Acetone			0.101	0.112	0.080	0.079	0.075	0.080	0.074	0.086#	17.20
18)	TP	trans-1,2-Dichloroethene		0.260	0.278	0.341	0.269	0.256	0.242	0.255	0.251	0.269	11.55
19)	TP	Methyl acetate		0.212	0.201	0.234	0.200	0.192	0.187	0.203	0.190	0.203	7.50
20)	TP	Methyl tert-butyl ether		0.897	0.863	1.012	0.857	0.833	0.799	0.838	0.812	0.864	7.78
21)	TP	tert-Butyl alcohol		0.063	0.045	0.056	0.045	0.043	0.042	0.047	0.043	0.048#	15.61
22)	TP	Diisopropyl ether		0.851	0.789	0.979	0.792	0.781	0.746	0.783	0.768	0.811	9.14
23)	TP	1,1-Dichloroethane		0.476	0.480	0.569	0.443	0.432	0.411	0.431	0.424	0.458	11.13
24)	TP	Halothane		0.182	0.213	0.247	0.205	0.198	0.190	0.198	0.197	0.204	9.60
25)	TP	Acrylonitrile		0.117	0.093	0.109	0.093	0.090	0.088	0.093	0.088	0.096	11.18
26)	TP	Ethyl tert-butyl ether		0.884	0.823	0.985	0.827	0.802	0.776	0.811	0.797	0.838	8.02
27)	TP	Vinyl acetate		0.628	0.560	0.687	0.594	0.572	0.572	0.624	0.609	0.606	6.80
28)	TP	cis-1,2-Dichloroethene		0.361	0.306	0.380	0.294	0.288	0.275	0.285	0.282	0.309	12.72
29)	TP	2,2-Dichloropropane		0.464	0.451	0.531	0.410	0.398	0.376	0.392	0.386	0.426	12.35
30)	TP	Bromochloromethane		0.165	0.144	0.171	0.139	0.133	0.122	0.125	0.123	0.140	13.45
31)	TP	Cyclohexane		0.356	0.427	0.496	0.413	0.400	0.382	0.400	0.393	0.408	10.12
32)	TC	Chloroform		0.561	0.506	0.579	0.465	0.450	0.425	0.445	0.438	0.484	12.13
33)	TP	Ethyl acetate		0.369	0.312	0.370	0.317	0.298	0.293	0.314	0.295	0.321	9.70
34)	TP	Carbon tetrachloride		0.334	0.382	0.418	0.361	0.352	0.338	0.352	0.351	0.361	7.57
35)	TP	Tetrahydrofuran		0.145	0.110	0.111	0.098	0.092	0.090	0.095	0.088	0.104	18.29
36)	S	Dibromofluoromethane	0.233	0.237	0.239	0.234	0.234	0.236	0.240	0.237	0.242	0.237	1.36
37)	TP	1,1,1-Trichloroethane	0.514	0.388	0.407	0.484	0.396	0.390	0.371	0.389	0.383	0.414	12.11
39)	TP	2-Butanone			0.188	0.169	0.140	0.132	0.130	0.140	0.130	0.147	15.32

Initial Calibration Summary
Form 6
Volatiles

Client	**: Impact Environmental**	**Lab Number**	**: L2046791**
Project Name	**: 13-12 BEACH CHANNEL DRIVE**	**Project Number**	**: 15209**
Instrument ID	**: VOA110**	**Ical Ref**	**: ICAL17196**
Calibration dates	**: 10/02/20 06:27 10/02/20 09:53**		

Calibration Files

L0 =V10201002A03.d L1 =V10201002A04.d L1.5=V10201002A05.d L2 =V10201002A06.d L3 =V10201002A07.d

L4 =V10201002A08.d L6 =V10201002A09.d L7 =V10201002A10.d L8 =V10201002A11.d

		Compound	L0	L1	L1.5	L2	L3	L4	L6	L7	L8	Avg	%RSD
40)	TP	1,1-Dichloropropene	0.475	0.343	0.368	0.452	0.365	0.349	0.335	0.350	0.344	0.376	13.63
41)	TP	Benzene	1.534	1.193	1.144	1.384	1.104	1.086	1.024	1.072	1.052	1.177	14.56
42)	TP	Tertiary-Amyl Methyl Ether		0.919	0.843	1.037	0.862	0.843	0.820	0.861	0.840	0.878	8.06
43)	S	1,2-Dichloroethane-d4	0.258	0.262	0.264	0.258	0.263	0.263	0.266	0.271	0.275	0.265	2.10
44)	TP	1,2-Dichloroethane-d4		0.406	0.370	0.430	0.352	0.342	0.328	0.345	0.336	0.364	10.01
47)	TP	Methyl Cyclohexane		0.424	0.500	0.579	0.483	0.469	0.449	0.473	0.470	0.481	9.49
48)	TP	Trichloroethene	0.387	0.288	0.288	0.341	0.279	0.272	0.254	0.270	0.267	0.294	14.52
50)	TP	Dibromomethane		0.185	0.169	0.200	0.172	0.167	0.162	0.170	0.165	0.174	7.22
51)	TC	1,2-Dichloropropane		0.288	0.281	0.348	0.277	0.265	0.251	0.263	0.258	0.279	10.97
53)	TP	2-Chloroethyl		0.215	0.214	0.237	0.203	0.195	0.191	0.200	0.195	0.206	7.44
54)	TP	Bromodichloromethane	0.523	0.406	0.387	0.459	0.378	0.369	0.358	0.378	0.370	0.403	13.39
57)	TP	1,4-Dioxane		0.005	0.004	0.004	0.004	0.004	0.004	0.004	0.004	0.004#	12.44
58)	TP	cis-1,3-Dichloropropene	0.659	0.495	0.483	0.575	0.471	0.460	0.445	0.467	0.458	0.502	14.03
59)	I	Chlorobenzene-d5	----------ISTD----------										
60)	S	Toluene-d8	1.174	1.175	1.182	1.173	1.183	1.177	1.177	1.172	1.182	1.177	0.35
61)	TC	Toluene		0.909	0.873	1.016	0.837	0.816	0.776	0.812	0.803	0.855	9.03
62)	TP	4-Methyl-2-pen		0.145	0.138	0.163	0.150	0.142	0.141	0.150	0.142	0.146	5.37
63)	TP	Tetrachloroethene	0.449	0.332	0.346	0.429	0.348	0.338	0.323	0.339	0.338	0.360	12.66
65)	TP	trans-1,3-Dichloropropene		0.519	0.488	0.583	0.509	0.497	0.481	0.506	0.501	0.511	6.16
67)	TP	Ethyl methacrylate		0.483	0.460	0.553	0.491	0.469	0.466	0.494	0.483	0.487	6.00
68)	TP	1,1,2-Trichloroethane		0.271	0.249	0.297	0.252	0.245	0.238	0.247	0.244	0.256	7.55
69)	TP	Chlorodibromom		0.317	0.314	0.372	0.327	0.322	0.322	0.341	0.337	0.332	5.66
70)	TP	1,3-Dichloropropane		0.552	0.543	0.607	0.532	0.509	0.490	0.510	0.497	0.530	7.16
71)	TP	1,2-Dibromoethane		0.338	0.300	0.357	0.318	0.305	0.297	0.310	0.303	0.316	6.71
72)	TP	2-Hexanone		0.373	0.296	0.330	0.276	0.261	0.258	0.275	0.257	0.291	14.18
73)	TP	Chlorobenzene	1.350	0.992	0.960	1.177	0.948	0.918	0.884	0.918	0.910	1.006	15.43
74)	TC	Ethylbenzene		1.628	1.588	1.932	1.593	1.537	1.485	1.550	1.544	1.607	8.60
75)	TP	1,1,1,2-Tetrachloroethane	0.461	0.356	0.318	0.388	0.330	0.323	0.318	0.333	0.330	0.351	13.37
76)	TP	p/m Xylene	0.855	0.649	0.641	0.780	0.640	0.628	0.604	0.641	0.648	0.676	12.31
77)	TP	o Xylene	0.816	0.617	0.592	0.736	0.604	0.591	0.572	0.612	0.616	0.640	12.71
78)	TP	Styrene	1.362	1.062	1.001	1.224	1.050	1.040	1.021	1.098	1.110	1.107	10.44
79)	I	1,4-Dichlorobenzene-d4	----------ISTD----------										
80)	TP	Bromoform		0.409	0.353	0.426	0.391	0.386	0.392	0.430	0.435	0.403	6.86
82)	TP	Isopropylbenzene		3.075	2.964	3.682	2.990	2.923	2.816	2.925	2.922	3.037	8.91
83)	S	4-Bromofluorobenzene	0.892	0.898	0.898	0.903	0.877	0.878	0.875	0.868	0.857	0.883	1.77
84)	TP	Bromobenzene		0.811	0.750	0.894	0.741	0.721	0.703	0.719	0.711	0.756	8.61

Initial Calibration Summary
Form 6
Volatiles

Client	**: Impact Environmental**	**Lab Number**	**: L2046791**
Project Name	**: 13-12 BEACH CHANNEL DRIVE**	**Project Number**	**: 15209**
Instrument ID	**: VOA110**	**Ical Ref**	**: ICAL17196**
Calibration dates	**: 10/02/20 06:27 10/02/20 09:53**		

Calibration Files
L0 =V10201002A03.d L1 =V10201002A04.d L1.5=V10201002A05.d L2 =V10201002A06.d L3 =V10201002A07.d
L4 =V10201002A08.d L6 =V10201002A09.d L7 =V10201002A10.d L8 =V10201002A11.d

		Compound	L0	L1	L1.5	L2	L3	L4	L6	L7	L8	Avg	%RSD
85)	TP	n-Propylbenzene		3.559	3.473	4.215	3.435	3.357	3.239	3.370	3.345	3.499	8.71
86)	TP	1,4-Dichlorobutane		1.055	0.936	1.067	0.887	0.857	0.841	0.885	0.869	0.925	9.57
87)	TP	1,1,2,2-Tetrachloroethane	1.093	0.838	0.756	0.936	0.775	0.753	0.733	0.766	0.736	0.821	14.71
88)	TP	4-Ethyltoluene		3.190	2.982	3.635	2.979	2.895	2.802	2.883	2.863	3.029	8.96
89)	TP	2-Chlorotoluene		2.232	2.069	2.495	2.022	1.960	1.869	1.966	1.965	2.072	9.71
90)	TP	1,3,5-Trimethylbenzene		2.615	2.444	3.060	2.530	2.469	2.394	2.529	2.528	2.571	8.10
91)	TP	1,2,3-Trichloropropane		0.709	0.635	0.793	0.659	0.628	0.622	0.660	0.642	0.669	8.55
92)	TP	trans-1,4-Dichloro-2-butene		0.275	0.223	0.259	0.229	0.218	0.215	0.229	0.222	0.234	9.18
93)	TP	4-Chlorotoluene		2.337	2.125	2.654	2.112	2.054	1.975	2.052	2.040	2.169	10.31
94)	TP	tert-Butylbenzene		2.233	2.155	2.692	2.184	2.137	2.043	2.120	2.120	2.210	9.15
97)	TP	1,2,4-Trimethylbenzene		2.735	2.415	3.071	2.487	2.455	2.374	2.485	2.471	2.562	9.07
98)	TP	sec-Butylbenzene		3.276	3.278	3.972	3.265	3.230	3.083	3.216	3.164	3.310	8.31
99)	TP	p-Isopropyltoluene		2.961	2.785	3.382	2.823	2.780	2.660	2.800	2.770	2.870	7.76
100)	TP	1,3-Dichlorobenzene		1.671	1.486	1.799	1.477	1.434	1.399	1.456	1.444	1.521	9.15
101)	TP	1,4-Dichlorobenzene		1.712	1.517	1.817	1.488	1.456	1.408	1.453	1.446	1.537	9.54
102)	TP	p-Diethylbenzene		1.737	1.657	2.006	1.683	1.660	1.603	1.697	1.683	1.716	7.18
103)	TP	n-Butylbenzene		2.560	2.417	2.998	2.429	2.376	2.292	2.419	2.386	2.485	8.86
104)	TP	1,2-Dichlorobenzene		1.579	1.402	1.717	1.409	1.371	1.331	1.381	1.367	1.445	9.20
105)	TP	1,2,4,5-Tetramethylbenzene		2.958	2.634	3.253	2.712	2.649	2.588	2.727	2.706	2.778	7.98
106)	TP	1,2-Dibromo-3-chloropropane		0.139	0.149	0.169	0.151	0.148	0.143	0.156	0.148	0.151	6.04
107)	TP	1,3,5-Trichlorobenzene		1.151	1.003	1.253	0.994	0.969	0.944	0.985	0.962	1.033	10.62
108)	TP	Hexachlorobutadiene		0.494	0.491	0.571	0.478	0.462	0.444	0.460	0.450	0.481	8.42
109)	TP	1,2,4-Trichlorobenzene		1.087	0.956	1.166	0.986	0.942	0.920	0.957	0.922	0.992	8.89
110)	TP	Naphthalene		3.017	2.631	3.323	2.858	2.762	2.692	2.847	2.710	2.855	7.86
111)	TP	1,2,3-Trichlorobenzene		1.068	0.908	1.137	0.938	0.906	0.889	0.929	0.895	0.959	9.61

Initial Calibration Summary
Form 6
Volatiles

Client	**: Impact Environmental**	**Lab Number**	**: L2046791**
Project Name	**: 13-12 BEACH CHANNEL DRIVE**	**Project Number**	**: 15209**
Instrument ID	**: VOA126**	**Ical Ref**	**: ICAL17233**
Calibration dates	**: 10/12/20 22:41 10/13/20 03:58**		

Calibration Files

L0 =V26201012N03.D L1 =V26201012N04.D L1.5=V26201012N05.D L2 =V26201012N06.D L3 =V26201012N07.D

L4 =V26201012N08.D L6 =V26201012N09.D L7 =V26201012N10.D L8 =V26201012N11.D

		Compound	L0	L1	L1.5	L2	L3	L4	L6	L7	L8	Avg	%RSD
1)	I	Fluorobenzene	ISTD										
2)	TP	Dichlorodifluo		0.202	0.205	0.204	0.196	0.204	0.184	0.178	0.172	0.193	6.77
3)	TP	Chlorodifluoro		0.212	0.181	0.183	0.165	0.165	0.149	0.148	0.146	0.169	13.51
4)	TP	Chloromethane			0.227	0.197	0.176	0.163	0.161	0.167	0.178	0.181	12.92
5)	TC	Vinyl chloride		0.253	0.246	0.242	0.247	0.241	0.231	0.224	0.218	0.238	5.19
6)	TP	Bromomethane		0.156	0.137	0.130	0.126	0.125	0.124	0.129	0.133	0.132	7.85
7)	TP	Chloroethane		0.120	0.124	0.127	0.124	0.121	0.118	0.116	0.115	0.121	3.51
8)	TP	Trichlorofluor		0.316	0.325	0.319	0.320	0.319	0.299	0.285	0.280	0.308	5.70
9)	TP	Ethyl ether		0.096	0.096	0.096	0.099	0.097	0.099	0.102	0.102	0.098	2.60
11)	TC	1,1-Dichloroet		0.195	0.190	0.188	0.190	0.184	0.177	0.177	0.176	0.185	3.79
12)	TP	Carbon disulfide		1.221	0.857	0.660	0.520	0.481	0.453	0.444	0.446	*L	0.9997
13)	TP	Freon-113		0.185	0.181	0.186	0.186	0.187	0.175	0.166	0.163	0.178	5.39
14)	TP	Iodomethane		0.153	0.142	0.139	0.157	0.177	0.195	0.190	0.177	0.166	12.82
15)	TP	Acrolein		0.015	0.016	0.014	0.017	0.017	0.016	0.017	0.017	0.016#	7.61
16)	TP	Allyl chloride		0.113	0.110	0.117	0.121	0.120	0.119	0.114	0.109	0.116	3.93
17)	TP	Methylene chlo		0.259	0.241	0.228	0.219	0.208	0.206	0.206	0.208	0.222	8.85
19)	TP	Acetone		0.182	0.107	0.063	0.039	0.031	0.028	0.031	0.030	*L	0.9981
20)	TP	trans-1,2-Dich		0.215	0.225	0.222	0.228	0.219	0.215	0.215	0.216	0.219	2.35
21)	TP	Methyl acetate		0.084	0.079	0.076	0.080	0.077	0.074	0.080	0.079	0.078#	3.64
22)	TP	Hexane		0.231	0.253	0.258	0.255	0.265	0.244	0.225	0.224	0.244	6.49
23)	TP	Methyl tert butyl ether		0.474	0.489	0.473	0.503	0.499	0.501	0.515	0.516	0.496	3.31
24)	TP	tert-Butyl alc			0.012	0.013	0.016	0.015	0.015	0.016	0.017	0.015#	11.29
25)	TP	Diisopropyl ether		0.468	0.464	0.475	0.494	0.480	0.483	0.495	0.499	0.482	2.68
26)	TP	1,1-Dichloroet		0.343	0.339	0.340	0.344	0.331	0.329	0.330	0.331	0.336	1.83
27)	TP	Halothane		0.167	0.167	0.169	0.178	0.176	0.169	0.169	0.171	0.171	2.30
28)	TP	Acrylonitrile		0.029	0.041	0.039	0.042	0.042	0.040	0.043	0.043	*L	0.9993
29)	TP	Ethyl tert-but		0.480	0.486	0.484	0.517	0.506	0.514	0.527	0.534	0.506	4.07
30)	TP	Vinyl acetate		0.229	0.227	0.230	0.255	0.253	0.260	0.265	0.278	0.250	7.64
31)	TP	cis-1,2-Dichlo		0.258	0.239	0.248	0.251	0.242	0.243	0.244	0.247	0.246	2.42
32)	TP	2,2-Dichloropr		0.274	0.293	0.297	0.312	0.308	0.302	0.304	0.307	0.300	4.03
33)	TP	Bromochloromet		0.110	0.111	0.109	0.113	0.108	0.108	0.106	0.105	0.109	2.50
34)	TP	Cyclohexane		0.264	0.268	0.280	0.275	0.278	0.259	0.245	0.246	0.265	5.11
35)	TC	Chloroform		0.410	0.400	0.401	0.408	0.393	0.389	0.388	0.388	0.397	2.23
36)	TP	Ethyl acetate		0.095	0.102	0.106	0.111	0.110	0.109	0.117	0.118	0.109	6.97
37)	TP	Carbon tetrach		0.284	0.302	0.308	0.330	0.328	0.318	0.312	0.315	0.312	4.69
38)	TP	Tetrahydrofuran		0.056	0.044	0.034	0.034	0.034	0.031	0.033	0.033	*L	0.9991

Initial Calibration Summary
Form 6
Volatiles

Client	**: Impact Environmental**	**Lab Number**	**: L2046791**
Project Name	**: 13-12 BEACH CHANNEL DRIVE**	**Project Number**	**: 15209**
Instrument ID	**: VOA126**	**Ical Ref**	**: ICAL17233**
Calibration dates	**: 10/12/20 22:41 10/13/20 03:58**		

Calibration Files

L0 =V26201012N03.D L1 =V26201012N04.D L1.5=V26201012N05.D L2 =V26201012N06.D L3 =V26201012N07.D

L4 =V26201012N08.D L6 =V26201012N09.D L7 =V26201012N10.D L8 =V26201012N11.D

		Compound	L0	L1	L1.5	L2	L3	L4	L6	L7	L8	Avg	%RSD
39)	S	Dibromofluoromethane	0.261	0.260	0.266	0.261	0.261	0.261	0.262	0.264	0.264	0.262	0.75
40)	TP	1,1,1-Trichloroethane	0.326	0.341	0.343	0.352	0.363	0.351	0.340	0.337	0.342	0.344	3.03
42)	TP	2-Butanone		0.070	0.058	0.052	0.051	0.049	0.048	0.050	0.051	*L	0.9997
43)	TP	1,1-Dichloropropene	0.277	0.279	0.286	0.295	0.297	0.289	0.277	0.273	0.275	0.283	3.15
44)	TP	Heptane		0.195	0.207	0.216	0.206	0.210	0.193	0.181	0.185	0.199	6.21
45)	TP	Benzene	0.881	0.882	0.864	0.864	0.879	0.846	0.838	0.838	0.842	0.859	2.18
46)	TP	Tertiary-Amyl Methyl Ether		0.473	0.495	0.495	0.523	0.518	0.522	0.537	0.543	0.513	4.60
47)	S	1,2-Dichloroethane-d4	0.223	0.226	0.228	0.223	0.222	0.223	0.217	0.223	0.239	0.225	2.69
48)	TP	1,2-Dichloroet		0.273	0.258	0.249	0.255	0.245	0.243	0.248	0.254	0.253	3.79
51)	TP	Methyl cyclohe		0.325	0.335	0.342	0.345	0.352	0.322	0.303	0.306	0.329	5.49
52)	TP	Trichloroethene	0.226	0.238	0.229	0.237	0.248	0.238	0.233	0.232	0.234	0.235	2.72
54)	TP	Dibromomethane		0.125	0.124	0.126	0.131	0.124	0.124	0.126	0.127	0.126	1.81
55)	TC	1,2-Dichloropr		0.192	0.197	0.194	0.205	0.196	0.196	0.196	0.198	0.197	1.85
57)	TP	2-Chloroethyl		0.083	0.079	0.081	0.083	0.084	0.085	0.094	0.097	0.086	7.28
58)	TP	Bromodichloromethane	0.269	0.274	0.289	0.297	0.315	0.307	0.309	0.311	0.313	0.298	5.83
60)	TP	Methyl methacr		0.103	0.110	0.107	0.119	0.119	0.118	0.124	0.124	0.116	6.81
61)	TP	1,4-Dioxane			0.002	0.002	0.002	0.002	0.002	0.002	0.002	0.002#	12.05
62)	TP	cis-1,3-Dichloropropene	0.300	0.303	0.308	0.314	0.346	0.342	0.345	0.350	0.351	0.329	6.64
63)	I	Chlorobenzene-d5	----------ISTD----------										
64)	TP	Octane		0.261	0.258	0.275	0.280	0.283	0.276	0.276	0.295	0.275	4.27
65)	S	Toluene-d8	1.287	1.274	1.279	1.278	1.273	1.266	1.255	1.261	1.259	1.270	0.83
66)	TC	Toluene		0.737	0.730	0.722	0.747	0.720	0.705	0.716	0.721	0.725	1.82
67)	TP	4-Methyl-2-pen		0.055	0.062	0.062	0.071	0.068	0.068	0.073	0.073	0.066#	9.39
68)	TP	Tetrachloroethene	0.369	0.359	0.355	0.357	0.354	0.339	0.327	0.330	0.333	0.347	4.33
69)	TP	2-Nitropropane			0.034	0.033	0.040	0.040	0.042	0.043	0.045	0.040	11.25
71)	TP	trans-1,3-Dich		0.309	0.318	0.339	0.383	0.375	0.379	0.395	0.403	0.363	9.87
72)	TP	Methyl isothio		0.111	0.118	0.119	0.139	0.140	0.142	0.152	0.154	0.134	12.21
74)	TP	Ethyl methacry		0.239	0.248	0.258	0.290	0.292	0.291	0.312	0.316	0.281	10.31
75)	TP	1,1,2-Trichlor		0.177	0.181	0.184	0.194	0.188	0.186	0.192	0.193	0.187	3.19
76)	TP	Chlorodibromomethane	0.229	0.239	0.247	0.250	0.291	0.290	0.298	0.306	0.310	0.273	11.63
77)	TP	1,3-Dichloropr		0.365	0.364	0.361	0.382	0.372	0.370	0.381	0.383	0.372	2.35
78)	TP	1,2-Dibromoethane		0.210	0.213	0.207	0.230	0.223	0.222	0.229	0.229	0.220	4.22
79)	TP	n-Butyl Acetate		0.232	0.257	0.239	0.278	0.279	0.276	0.297	0.299	0.270	9.25
80)	TP	2-Hexanone		0.106	0.104	0.101	0.112	0.111	0.108	0.117	0.117	0.110	5.36
81)	TP	Nonane		0.360	0.358	0.369	0.395	0.404	0.420	0.435	0.466	0.401	9.56
82)	TP	Chlorobenzene	0.848	0.861	0.833	0.843	0.858	0.830	0.813	0.823	0.826	0.837	1.96

Initial Calibration Summary
Form 6
Volatiles

Client	**: Impact Environmental**	**Lab Number**	**: L2046791**
Project Name	**: 13-12 BEACH CHANNEL DRIVE**	**Project Number**	**: 15209**
Instrument ID	**: VOA126**	**Ical Ref**	**: ICAL17233**
Calibration dates	**: 10/12/20 22:41 10/13/20 03:58**		

Calibration Files

L0 =V26201012N03.D L1 =V26201012N04.D L1.5=V26201012N05.D L2 =V26201012N06.D L3 =V26201012N07.D

L4 =V26201012N08.D L6 =V26201012N09.D L7 =V26201012N10.D L8 =V26201012N11.D

		Compound	L0	L1	L1.5	L2	L3	L4	L6	L7	L8	Avg	%RSD
83)	TC	Ethylbenzene		1.370	1.393	1.408	1.458	1.400	1.358	1.375	1.367	1.391	2.32
84)	TP	1,1,1,2-Tetrachloroethane	0.248	0.275	0.263	0.279	0.310	0.308	0.309	0.320	0.326	0.293	9.39
85)	TP	p/m Xylene	0.535	0.543	0.538	0.556	0.580	0.558	0.546	0.563	0.574	0.555	2.82
86)	TP	o Xylene	0.486	0.495	0.498	0.514	0.540	0.522	0.515	0.537	0.545	0.517	4.07
87)	TP	Styrene	0.769	0.777	0.798	0.831	0.903	0.879	0.880	0.906	0.897	0.849	6.58
88)	I	1,4-Dichlorobenzene-d4	----------ISTD----------										
89)	TP	Bromoform		0.276	0.278	0.288	0.334	0.339	0.352	0.376	0.386	0.329	13.20
91)	TP	Isopropylbenzene		2.650	2.690	2.753	2.763	2.621	2.575	2.585	2.579	2.652	2.88
92)	S	4-Bromofluorobenzene	0.917	0.914	0.915	0.912	0.885	0.865	0.873	0.862	0.856	0.889	2.89
93)	TP	Bromobenzene		0.670	0.678	0.678	0.694	0.663	0.660	0.663	0.658	0.670	1.86
94)	TP	Decane		0.837	0.803	0.837	0.845	0.873	0.928	0.932	0.963	0.877	6.49
95)	TP	n-Propylbenzene		3.234	3.193	3.273	3.279	3.090	3.010	2.973	2.915	3.121	4.59
96)	TP	1,4-Dichlorobu		0.527	0.544	0.540	0.548	0.521	0.521	0.533	0.532	0.533	1.92
97)	TP	1,1,2,2-Tetrachloroethane	0.487	0.486	0.507	0.507	0.531	0.505	0.501	0.511	0.509	0.505	2.62
98)	TP	4-Ethyltoluene		2.607	2.609	2.673	2.696	2.566	2.508	2.493	2.458	2.576	3.33
99)	TP	2-Chlorotoluene		2.122	2.143	2.188	2.150	2.020	2.024	2.077	2.130	2.107	2.88
100)	TP	1,3,5-Trimethy		2.209	2.254	2.321	2.343	2.223	2.222	2.260	2.298	2.266	2.18
101)	TP	1,2,3-Trichlor		0.384	0.372	0.381	0.385	0.364	0.356	0.364	0.359	0.371	3.17
102)	TP	trans-1,4-Dich		0.095	0.108	0.113	0.121	0.118	0.122	0.132	0.137	0.118	11.27
103)	TP	4-Chlorotoluene		1.951	1.943	2.000	1.966	1.846	1.833	1.828	1.821	1.898	3.86
104)	TP	tert-Butylbenzene		1.921	1.952	2.009	2.036	1.931	1.890	1.881	1.881	1.938	3.02
107)	TP	1,2,4-Trimethy		2.199	2.214	2.253	2.294	2.171	2.169	2.185	2.181	2.208	2.01
108)	TP	Limonene		0.599	0.664	0.691	0.741	0.734	0.725	0.728	0.748	0.704	7.23
109)	TP	sec-Butylbenzene		2.829	2.881	2.988	3.051	2.902	2.801	2.774	2.744	2.871	3.71
110)	TP	p-Isopropyltol		2.461	2.470	2.568	2.637	2.506	2.452	2.450	2.439	2.498	2.81
111)	TP	1,3-Dichlorobe		1.352	1.332	1.369	1.378	1.307	1.308	1.311	1.308	1.333	2.23
112)	TP	1,4-Dichlorobe		1.347	1.326	1.361	1.357	1.291	1.282	1.294	1.292	1.319	2.49
113)	TP	trans-Decahydr		0.643	0.678	0.707	0.700	0.695	0.693	0.695	0.752	0.695	4.36
114)	TP	Undecane		0.819	0.782	0.794	0.809	0.813	0.815	0.774	0.714	0.790	4.41
115)	TP	p-Diethylbenzene		1.493	1.516	1.536	1.588	1.497	1.501	1.541	1.584	1.532	2.45
116)	TP	n-Butylbenzene		2.768	2.788	2.839	2.844	2.689	2.674	2.750	2.826	2.772	2.36
117)	TP	Hexachloroethane		0.376	0.413	0.413	0.486	0.495	0.510	0.530	0.538	0.470	12.96
118)	TP	1,2-Dichlorobe		1.216	1.204	1.216	1.260	1.198	1.198	1.209	1.214	1.214	1.65
119)	TP	cis-Decahydron		0.505	0.510	0.536	0.549	0.543	0.531	0.532	0.564	0.534	3.64
120)	TP	1,2,4,5-Tetram		2.059	2.011	2.119	2.317	2.249	2.266	2.306	2.265	2.199	5.38
121)	TP	1,2-Dibromo-3-		0.071	0.076	0.072	0.089	0.089	0.091	0.099	0.098	0.086	12.96

Initial Calibration Summary
Form 6
Volatiles

Client	**: Impact Environmental**	**Lab Number**	**: L2046791**
Project Name	**: 13-12 BEACH CHANNEL DRIVE**	**Project Number**	**: 15209**
Instrument ID	**: VOA126**	**Ical Ref**	**: ICAL17233**
Calibration dates	**: 10/12/20 22:41 10/13/20 03:58**		

Calibration Files

L0 =V26201012N03.D L1 =V26201012N04.D L1.5=V26201012N05.D L2 =V26201012N06.D L3 =V26201012N07.D

L4 =V26201012N08.D L6 =V26201012N09.D L7 =V26201012N10.D L8 =V26201012N11.D

Compound	L0	L1	L1.5	L2	L3	L4	L6	L7	L8	Avg	%RSD
122) TP 1,3,5-Trichlor		0.940	0.881	0.899	0.954	0.911	0.916	0.931	0.915	0.918	2.51
123) TP Nitrobenzene			0.012	0.015	0.019	0.021	0.025			*L	0.9924
124) TP Hexachlorobuta		0.437	0.435	0.446	0.480	0.468	0.467	0.483	0.484	0.462	4.40
125) TP 1,2,4-Trichlor		0.852	0.796	0.793	0.866	0.832	0.836	0.860	0.834	0.834	3.27
126) TP Naphthalene		1.520	1.517	1.486	1.667	1.651	1.647	1.695	1.613	1.599	5.00
127) TP 1,2,3-Trichlor		0.751	0.712	0.706	0.780	0.752	0.761	0.786	0.748	0.750	3.82

Initial Calibration Summary
Form 6
Volatiles

Client	**: Impact Environmental**	**Lab Number**	**: L2046791**
Project Name	**: 13-12 BEACH CHANNEL DRIVE**	**Project Number**	**: 15209**
Instrument ID	**: CHARLIE**	**Ical Ref**	**: ICAL17262**
Calibration dates	**: 10/19/20 23:04 10/20/20 02:47**		

Calibration Files

L0 =VC201019N04.D L1 =VC201019N05.D L1.5=VC201019N06.D L2 =VC201019N07.D L3 =VC201019N08.D

L4 =VC201019N09.D L6 =VC201019N10.D L7 =VC201019N11.D L8 =VC201019N12.D

		Compound	L0	L1	L1.5	L2	L3	L4	L6	L7	L8	Avg	%RSD
1)	I	Fluorobenzene	----------ISTD----------										
2)	TP	Dichlorodifluoromethane		0.177	0.182	0.174	0.182	0.185	0.185	0.193	0.183	0.183	3.13
3)	TP	Chloromethane		0.207	0.199	0.179	0.180	0.183	0.171	0.181	0.183	0.185	6.36
4)	TC	Vinyl chloride		0.214	0.226	0.221	0.233	0.236	0.231	0.235	0.220	0.227	3.54
5)	TP	Bromomethane			0.245	0.206	0.168	0.169	0.151	0.165	0.176	0.183	17.44
6)	TP	Chloroethane		0.194	0.198	0.178	0.193	0.214	0.182			0.193	6.62
7)	TP	Trichlorofluoromethane		0.542	0.548	0.533	0.537	0.574	0.571	0.593	0.549	0.556	3.78
8)	TP	Ethyl ether		0.120	0.120	0.112	0.123	0.126	0.133	0.143	0.141	0.127	8.45
10)	TC	1,1-Dichloroethene		0.183	0.188	0.177	0.188	0.194	0.198	0.207	0.205	0.192	5.45
11)	TP	Carbon disulfide		0.563	0.538	0.455	0.474	0.489	0.500	0.529	0.525	0.509	7.09
12)	TP	Freon-113		0.208	0.197	0.185	0.191	0.200	0.207	0.215	0.210	0.201	5.12
14)	TP	Acrolein					0.026	0.028	0.030	0.033	0.032	0.030#	8.96
15)	TP	Methylene chloride		0.311	0.260	0.243	0.241	0.245	0.247	0.262	0.258	0.258	8.75
17)	TP	Acetone			0.089	0.070	0.056	0.056	0.057	0.062	0.059	0.064#	19.03
18)	TP	trans-1,2-Dichloroethene		0.193	0.218	0.198	0.220	0.232	0.238	0.251	0.245	0.224	9.28
19)	TP	Methyl acetate		0.112	0.118	0.122	0.142	0.147	0.154	0.168	0.160	0.140	14.88
20)	TP	Methyl tert-butyl ether		0.585	0.622	0.591	0.654	0.679	0.712	0.763	0.751	0.670	10.26
21)	TP	tert-Butyl alcohol		0.020	0.024	0.026	0.028	0.029	0.031	0.034	0.032	0.028#	15.66
22)	TP	Diisopropyl ether		0.633	0.682	0.648	0.711	0.746	0.784	0.833	0.828	0.733	10.57
23)	TP	1,1-Dichloroethane		0.389	0.413	0.358	0.399	0.414	0.426	0.447	0.444	0.411	7.17
24)	TP	Halothane		0.146	0.167	0.159	0.171	0.178	0.183	0.194	0.191	0.174	9.45
25)	TP	Acrylonitrile				0.043	0.060	0.066	0.069	0.076	0.072	0.064	18.46
26)	TP	Ethyl tert-butyl ether		0.646	0.670	0.626	0.689	0.725	0.767	0.829	0.828	0.722	10.90
27)	TP	Vinyl acetate			0.442	0.442	0.524	0.566	0.624	0.689	0.678	0.566	18.16
28)	TP	cis-1,2-Dichloroethene		0.238	0.245	0.235	0.257	0.266	0.277	0.290	0.286	0.262	8.16
29)	TP	2,2-Dichloropropane		0.347	0.356	0.320	0.340	0.350	0.365	0.382	0.375	0.354	5.62
30)	TP	Bromochloromethane		0.108	0.123	0.112	0.122	0.130	0.132	0.138	0.137	0.125	8.73
31)	TP	Cyclohexane		0.340	0.342	0.309	0.337	0.354	0.361	0.377	0.367	0.348	6.10
32)	TC	Chloroform		0.407	0.435	0.396	0.429	0.434	0.451	0.475	0.472	0.438	6.41
33)	TP	Ethyl acetate		0.191	0.194	0.201	0.222	0.240	0.251	0.267	0.255	0.228	13.17
34)	TP	Carbon tetrachloride		0.334	0.304	0.290	0.319	0.344	0.354	0.379	0.374	0.337	9.50
35)	TP	Tetrahydrofuran		0.102	0.099	0.089	0.073	0.077	0.077	0.079	0.073	0.084	13.90
36)	S	Dibromofluoromethane	0.266	0.274	0.270	0.274	0.273	0.274	0.280	0.289	0.283	0.276	2.60
37)	TP	1,1,1-Trichloroethane	0.278	0.319	0.350	0.318	0.351	0.368	0.378	0.392	0.384	0.349	10.68
39)	TP	2-Butanone			0.086	0.084	0.100	0.106	0.108	0.114	0.110	0.101	11.68
40)	TP	1,1-Dichloropropene	0.213	0.301	0.322	0.287	0.313	0.322	0.331	0.342	0.336	0.307	12.84

Initial Calibration Summary
Form 6
Volatiles

Client	**: Impact Environmental**	**Lab Number**	**: L2046791**
Project Name	**: 13-12 BEACH CHANNEL DRIVE**	**Project Number**	**: 15209**
Instrument ID	**: CHARLIE**	**Ical Ref**	**: ICAL17262**
Calibration dates	**: 10/19/20 23:04 10/20/20 02:47**		

Calibration Files

L0 =VC201019N04.D L1 =VC201019N05.D L1.5=VC201019N06.D L2 =VC201019N07.D L3 =VC201019N08.D

L4 =VC201019N09.D L6 =VC201019N10.D L7 =VC201019N11.D L8 =VC201019N12.D

		Compound	L0	L1	L1.5	L2	L3	L4	L6	L7	L8	Avg	%RSD
41)	TP	Benzene	0.865	0.896	0.901	0.832	0.914	0.937	0.982	1.029	1.018	0.930	7.25
42)	TP	Tertiary-Amyl Methyl Ether		0.627	0.628	0.610	0.687	0.728	0.764	0.817	0.815	0.710	11.87
43)	S	1,2-Dichloroethane-d4	0.245	0.257	0.254	0.263	0.257	0.251	0.262	0.282	0.276	0.261	4.53
44)	TP	1,2-Dichloroethane-d4		0.273	0.301	0.292	0.310	0.326	0.339	0.362	0.360	0.320	10.00
47)	TP	Methyl Cyclohexane		0.360	0.378	0.338	0.375	0.400	0.406	0.429	0.418	0.388	7.94
48)	TP	Trichloroethene	0.211	0.237	0.218	0.219	0.237	0.248	0.259	0.275	0.276	0.242	10.03
50)	TP	Dibromomethane		0.127	0.133	0.138	0.158	0.167	0.174	0.185	0.183	0.158	14.41
51)	TC	1,2-Dichloropropane		0.221	0.245	0.212	0.246	0.255	0.264	0.280	0.275	0.250	9.63
53)	TP	2-Chloroethyl			0.117	0.121	0.159	0.168	0.172	0.187	0.183	0.158	17.97
54)	TP	Bromodichloromethane	0.257	0.268	0.293	0.292	0.335	0.357	0.384	0.406	0.403	0.333	17.27
57)	TP	1,4-Dioxane		0.002	0.002	0.002	0.003	0.003	0.003	0.003	0.003	0.003#	15.14
58)	TP	cis-1,3-Dichloropropene	0.268	0.318	0.344	0.327	0.399	0.417	0.447	0.474	0.474	0.385	19.28
59)	I	Chlorobenzene-d5	----------ISTD----------										
60)	S	Toluene-d8	1.342	1.365	1.352	1.331	1.359	1.328	1.319	1.281	1.270	1.327	2.50
61)	TC	Toluene		0.767	0.831	0.711	0.798	0.820	0.841	0.852	0.863	0.810	6.24
62)	TP	4-Methyl-2-pen			0.076	0.098	0.119	0.125	0.130	0.134	0.131	0.116	18.42
63)	TP	Tetrachloroethene	0.301	0.302	0.338	0.306	0.341	0.352	0.360	0.364	0.369	0.337	8.11
65)	TP	trans-1,3-Dichloropropene		0.335	0.395	0.368	0.482	0.509	0.540	0.562	0.569	0.470	19.59
67)	TP	Ethyl methacrylate			0.332	0.331	0.414	0.439	0.468	0.483	0.485	0.422	15.77
68)	TP	1,1,2-Trichloroethane		0.212	0.219	0.231	0.264	0.265	0.276	0.283	0.288	0.255	11.66
69)	TP	Chlorodibromomethane	0.201	0.291	0.303	0.289	0.355	0.377	0.399	0.410	0.414	*L	0.9989
70)	TP	1,3-Dichloropropane		0.421	0.497	0.462	0.521	0.533	0.543	0.551	0.551	0.510	9.24
71)	TP	1,2-Dibromoethane		0.243	0.248	0.250	0.297	0.317	0.327	0.333	0.331	0.293	13.65
72)	TP	2-Hexanone			0.166	0.170	0.216	0.234	0.243	0.254	0.243	0.218	16.52
73)	TP	Chlorobenzene	0.798	0.848	0.927	0.819	0.935	0.961	0.995	1.023	1.038	0.927	9.50
74)	TC	Ethylbenzene		1.418	1.564	1.376	1.539	1.608	1.684	1.717	1.753	1.582	8.62
75)	TP	1,1,1,2-Tetrachloroethane	0.241	0.276	0.324	0.289	0.336	0.363	0.380	0.391	0.402	0.333	16.77
76)	TP	p/m Xylene	0.495	0.520	0.576	0.533	0.609	0.635	0.674	0.707	0.744	0.610	14.25
77)	TP	o Xylene	0.457	0.530	0.545	0.509	0.582	0.604	0.647	0.689	0.723	0.587	14.82
78)	TP	Styrene	0.750	0.809	0.891	0.835	0.988	1.047	1.185	1.257		0.970	18.81
79)	I	1,4-Dichlorobenzene-d4	----------ISTD----------										
80)	TP	Bromoform				0.316	0.412	0.472	0.532	0.565	0.565	*L	0.9980
82)	TP	Isopropylbenzene		2.953	2.907	2.642	2.942	3.047	3.118	3.185	3.134	2.991	5.80
83)	S	4-Bromofluorobenzene	0.907	0.905	0.882	0.886	0.885	0.881	0.865	0.843	0.808	0.873	3.58
84)	TP	Bromobenzene		0.794	0.715	0.647	0.731	0.762	0.767	0.789	0.782	0.748	6.58
85)	TP	n-Propylbenzene		3.459	3.570	3.230	3.521	3.682	3.776	3.875	3.809	3.615	5.91

Initial Calibration Summary
Form 6
Volatiles

Client	**: Impact Environmental**	**Lab Number**	**: L2046791**
Project Name	**: 13-12 BEACH CHANNEL DRIVE**	**Project Number**	**: 15209**
Instrument ID	**: CHARLIE**	**Ical Ref**	**: ICAL17262**
Calibration dates	**: 10/19/20 23:04 10/20/20 02:47**		

Calibration Files

L0 =VC201019N04.D L1 =VC201019N05.D L1.5=VC201019N06.D L2 =VC201019N07.D L3 =VC201019N08.D

L4 =VC201019N09.D L6 =VC201019N10.D L7 =VC201019N11.D L8 =VC201019N12.D

	Compound	L0	L1	L1.5	L2	L3	L4	L6	L7	L8	Avg	%RSD
86) TP	1,4-Dichlorobutane		0.791	0.810	0.775	0.881	0.937	0.956	0.983	0.951	0.886	9.38
87) TP	1,1,2,2-Tetrachloroethane	0.635	0.648	0.710	0.681	0.773	0.826	0.830	0.852	0.813	0.752	11.24
88) TP	4-Ethyltoluene		2.634	2.866	2.561	2.881	3.021	3.027	3.103	3.089	2.898	7.08
89) TP	2-Chlorotoluene		2.020	2.030	1.828	1.992	2.116	2.134	2.176	2.165	2.058	5.62
90) TP	1,3,5-Trimethylbenzene		2.354	2.470	2.211	2.456	2.635	2.678	2.815	2.841	2.558	8.70
91) TP	1,2,3-Trichloropropane		0.561	0.566	0.528	0.588	0.627	0.638	0.666	0.643	0.602	8.04
92) TP	trans-1,4-Dichloro-2-butene			0.131	0.154	0.173	0.205	0.212	0.224	0.213	0.187	18.80
93) TP	4-Chlorotoluene		2.023	2.038	1.911	2.074	2.204	2.220	2.294	2.277	2.130	6.48
94) TP	tert-Butylbenzene		1.964	2.076	1.885	2.074	2.156	2.192	2.248	2.237	2.104	6.17
97) TP	1,2,4-Trimethylbenzene		2.234	2.227	2.111	2.403	2.564	2.654	2.750	2.747	2.461	10.25
98) TP	sec-Butylbenzene		3.004	3.213	2.904	3.248	3.421	3.469	3.545	3.488	3.286	7.20
99) TP	p-Isopropyltoluene		2.566	2.538	2.380	2.686	2.870	2.915	3.022	2.993	2.746	8.64
100) TP	1,3-Dichlorobenzene		1.352	1.353	1.293	1.406	1.517	1.545	1.601	1.610	1.460	8.46
101) TP	1,4-Dichlorobenzene		1.377	1.509	1.384	1.469	1.510	1.521	1.589	1.590	1.494	5.41
102) TP	p-Diethylbenzene		1.386	1.521	1.358	1.548	1.645	1.696	1.763	1.754	1.584	9.92
103) TP	n-Butylbenzene		2.346	2.415	2.170	2.494	2.659	2.700	2.777	2.704	2.533	8.37
104) TP	1,2-Dichlorobenzene		1.155	1.288	1.196	1.340	1.415	1.439	1.497	1.498	1.354	9.74
105) TP	1,2,4,5-Tetramethylbenzene		2.181	2.220	2.131	2.413	2.567	2.706	2.893	2.905	2.502	12.55
106) TP	1,2-Dibromo-3-chloropropane		0.022	0.074	0.086	0.114	0.124	0.134	0.139	0.136	*L	0.9990
107) TP	1,3,5-Trichlorobenzene		0.841	0.878	0.845	0.921	0.968	0.980	1.020	1.024	0.934	7.95
108) TP	Hexachlorobutadiene		0.400	0.442	0.360	0.409	0.441	0.460	0.489	0.501	0.438	10.70
109) TP	1,2,4-Trichlorobenzene		0.857	0.840	0.762	0.835	0.909	0.907	0.964	0.970	0.881	8.01
110) TP	Naphthalene		1.870	1.849	1.800	2.057	2.222	2.335	2.474	2.399	2.126	12.60
111) TP	1,2,3-Trichlorobenzene		0.776	0.798	0.738	0.767	0.833	0.853	0.907	0.901	0.822	7.60

Response Factor Report VOA 100

Method Path : I:\VOLATILES\VOA100\2020\200924\
Method File : V100_200924_8260.m
Title : VOLATILES BY GC/MS
Last Update : Thu Sep 24 17:46:36 2020
Response Via : Initial Calibration

Calibration Files
L1 =V00200924A05.D L2 =V00200924A07.D L3 =V00200924A08.D L4 =V00200924A09.D L6 =V00200924A10.D
L7 =V00200924A11.D L8 =V00200924A12.D L0 =V00200924A04.D L1.5=V00200924A06.D

		Compound	L1	L2	L3	L4	L6	L7	L8	L0	L1.5	Avg	%RSD
1)	I	Fluorobenzene	ISTD										
2)	TP	Dichlorodifluo...	0.344	0.370	0.319	0.283	0.315	0.326	0.320	0.317	0.324	7.72	
3)	TP	Chloromethane	0.354	0.361	0.296	0.251	0.273	0.284	0.285	0.317	0.303	12.76	
4)	TC	Vinyl chloride	0.339	0.369	0.303	0.272	0.302	0.308	0.303	0.328	0.315	9.25	
5)	TP	Bromomethane	0.172	0.186	0.151	0.149	0.173	0.196	0.207	0.152	0.173	12.69	
6)	TP	Chloroethane	0.245	0.255	0.206	0.191	0.218	0.237	0.201	0.221	0.222	10.08	
7)	TP	Trichlorofluor...	0.479	0.526	0.439	0.393	0.443	0.462	0.453	0.451	0.456	8.26	
8)	TP	Ethyl ether	0.138	0.143	0.127	0.109	0.123	0.130	0.126	0.122	0.127	8.12	
10)	TC	1,1-Dichloroet...	0.250	0.278	0.234	0.205	0.230	0.240	0.236	0.232	0.238	8.65	
11)	TP	Carbon disulfide		0.838	0.615	0.539	0.593	0.616	0.612	0.862	0.668	19.10	
12)	TP	Freon-113	0.219	0.275	0.235	0.208	0.233	0.241	0.235	0.220	0.233	8.58	
14)	TP	Acrolein		0.027	0.026	0.022	0.026	0.027	0.027	0.024	0.026#	7.34	
15)	TP	Methylene chlo...		0.323	0.254	0.221	0.246	0.253	0.250	0.316	0.266	14.30	
17)	TP	Acetone		0.069	0.048	0.039	0.042	0.044	0.041	0.105	*L	0.9973	
18)	TP	trans-1,2-Dich...	0.279	0.307	0.262	0.229	0.257	0.266	0.259	0.256	0.264	8.33	
19)	TP	Methyl acetate	0.145	0.139	0.109	0.096	0.112	0.121	0.113	0.121	0.119	13.29	
20)	TP	Methyl tert-bu...	0.652	0.713	0.611	0.530	0.602	0.626	0.601	0.608	0.618	8.35	
21)	TP	tert-Butyl alc...	0.024	0.025	0.020	0.018	0.020	0.022	0.020	0.020	0.021#	10.32	
22)	TP	Diisopropyl ether	0.842	0.858	0.762	0.665	0.751	0.791	0.774	0.795	0.780	7.61	
23)	TP	1,1-Dichloroet...	0.483	0.505	0.430	0.381	0.425	0.438	0.430	0.456	0.443	8.62	
24)	TP	Halothane	0.196	0.226	0.196	0.169	0.193	0.197	0.192	0.198	0.196	7.98	
25)	TP	Acrylonitrile		0.048	0.050	0.046	0.052	0.055	0.053		0.051	6.88	
26)	TP	Ethyl tert-but...	0.793	0.812	0.710	0.624	0.704	0.734	0.713	0.732	0.728	7.93	
27)	TP	Vinyl acetate		0.542	0.487	0.427	0.496	0.524	0.504	0.491	0.496	7.25	
28)	TP	cis-1,2-Dichlo...	0.313	0.324	0.285	0.248	0.275	0.284	0.278	0.288	0.287	8.12	
29)	TP	2,2-Dichloropr...	0.427	0.450	0.385	0.341	0.378	0.388	0.376	0.400	0.393	8.48	
31)	TP	Bromochloromet...	0.121	0.143	0.130	0.110	0.122	0.122	0.117	0.122	0.123	7.96	
32)	TP	Cyclohexane	0.447	0.485	0.414	0.372	0.408	0.421	0.410	0.408	0.421	7.85	
33)	TC	Chloroform	0.576	0.535	0.476	0.412	0.453	0.467	0.454	0.488	0.483	10.60	
34)	TP	Ethyl acetate		0.207	0.182	0.156	0.178	0.185	0.171		0.180	9.24	
35)	TP	Carbon tetrach...	0.417	0.447	0.386	0.347	0.374	0.383	0.372	0.395	0.390	7.79	

Response Factor Report VOA 100

Method Path : I:\VOLATILES\VOA100\2020\200924\
Method File : V100_200924_8260.m
Title : VOLATILES BY GC/MS
Last Update : Thu Sep 24 17:46:36 2020
Response Via : Initial Calibration

Calibration Files
L1 =V00200924A05.D L2 =V00200924A07.D L3 =V00200924A08.D L4 =V00200924A09.D L6 =V00200924A10.D
L7 =V00200924A11.D L8 =V00200924A12.D L0 =V00200924A04.D L1.5=V00200924A06.D

		Compound	L1	L2	L3	L4	L6	L7	L8	L0	L1.5	Avg	%RSD
36)	TP	Tetrahydrofuran	0.068	0.056	0.048	0.052	0.053	0.050		0.060	*L		0.9985
37)	S	Dibromofluorom...	0.242	0.241	0.246	0.240	0.246	0.245	0.245	0.237	0.240	0.242	1.35
38)	TP	1,1,1-Trichlor...	0.421	0.487	0.412	0.364	0.395	0.400	0.387	0.452	0.435	0.417	8.91
40)	TP	2-Butanone		0.113	0.068	0.058	0.072	0.073	0.067		0.120	*L	0.9955
41)	TP	1,1-Dichloropr...	0.339	0.398	0.341	0.302	0.330	0.334	0.324	0.357	0.334	0.340	7.77
42)	TP	Benzene	1.113	1.160	1.007	0.869	0.956	0.979	0.956	1.180	1.009	1.026	10.14
43)	TP	tert-Amyl meth...	0.702	0.741	0.645	0.561	0.623	0.641	0.617		0.641	0.646	8.41
44)	S	1,2-Dichloroet...	0.231	0.229	0.229	0.228	0.240	0.237	0.239	0.230	0.227	0.232	2.18
45)	TP	1,2-Dichloroet...	0.336	0.352	0.301	0.264	0.290	0.296	0.284		0.307	0.304	9.33
48)	TP	Methyl cyclohe...	0.445	0.510	0.443	0.391	0.428	0.441	0.431		0.429	0.440	7.55
49)	TP	Trichloroethene	0.286	0.309	0.260	0.231	0.254	0.259	0.255	0.325	0.274	0.273	10.79
51)	TP	Dibromomethane	0.132	0.154	0.139	0.123	0.136	0.138	0.133		0.134	0.136	6.42
52)	TC	1,2-Dichloropr...	0.266	0.289	0.248	0.216	0.238	0.242	0.234		0.244	0.247	8.88
54)	TP	2-Chloroethyl ...		0.096	0.092	0.092	0.094	0.111	0.105		0.065	0.094	15.63
55)	TP	Bromodichlorom...	0.372	0.397	0.353	0.302	0.337	0.346	0.335	0.403	0.346	0.354	8.98
58)	TP	1,4-Dioxane	0.001	0.002	0.002	0.002	0.002	0.002	0.002		0.001	0.002#	17.76
59)	TP	cis-1,3-Dichlo...	0.414	0.438	0.396	0.351	0.392	0.400	0.390	0.439	0.395	0.402	6.63
60)	I	Chlorobenzene-d5	----------ISTD----------										
61)	S	Toluene-d8	1.324	1.305	1.304	1.293	1.308	1.305	1.310	1.337	1.323	1.312	1.02
62)	TC	Toluene	1.005	1.058	0.899	0.776	0.853	0.873	0.846		0.936	0.906	10.08
63)	TP	4-Methyl-2-pen...		0.108	0.094	0.085	0.096	0.101	0.092		0.086	0.095#	8.57
64)	TP	Tetrachloroethene	0.379	0.443	0.381	0.331	0.363	0.372	0.361	0.429	0.391	0.383	8.99
66)	TP	trans-1,3-Dich...	0.474	0.529	0.467	0.410	0.464	0.489	0.471		0.445	0.469	7.25
68)	TP	Ethyl methacry...	0.294	0.392	0.359	0.319	0.358	0.378	0.356		0.307	0.345	10.10
69)	TP	1,1,2-Trichlor...	0.239	0.263	0.228	0.198	0.220	0.228	0.216		0.215	0.226	8.48
70)	TP	Chlorodibromom...	0.346	0.380	0.338	0.298	0.333	0.346	0.331	0.358	0.324	0.339	6.71
71)	TP	1,3-Dichloropr...	0.488	0.522	0.448	0.388	0.430	0.445	0.423		0.462	0.451	9.08
72)	TP	1,2-Dibromoethane	0.259	0.299	0.257	0.227	0.255	0.264	0.251		0.247	0.257	7.86
73)	TP	2-Hexanone	0.174	0.186	0.163	0.148	0.166	0.174	0.159		0.144	0.164	8.51
74)	TP	Chlorobenzene	1.129	1.138	0.981	0.851	0.928	0.948	0.921	1.216	1.025	1.015	11.94
75)	TC	Ethylbenzene	1.894	2.007	1.714	1.499	1.649	1.690	1.649		1.810	1.739	9.17

Response Factor Report VOA 100

Method Path : I:\VOLATILES\VOA100\2020\200924\
Method File : V100_200924_8260.m
Title : VOLATILES BY GC/MS
Last Update : Thu Sep 24 17:46:36 2020
Response Via : Initial Calibration

Calibration Files
L1 =V00200924A05.D L2 =V00200924A07.D L3 =V00200924A08.D L4 =V00200924A09.D L6 =V00200924A10.D
L7 =V00200924A11.D L8 =V00200924A12.D L0 =V00200924A04.D L1.5=V00200924A06.D

		Compound	L1	L2	L3	L4	L6	L7	L8	L0	L1.5	Avg	%RSD
76)	TP	1,1,1,2-Tetrac...	0.392	0.418	0.354	0.311	0.345	0.350	0.340	0.389	0.360	0.362	8.90
77)	TP	p/m Xylene	0.730	0.780	0.659	0.580	0.631	0.638	0.621	0.754	0.679	0.675	9.91
78)	TP	o Xylene	0.672	0.709	0.622	0.542	0.594	0.603	0.588	0.699	0.640	0.630	8.79
79)	TP	Styrene	1.118	1.163	1.051	0.926	1.023	1.042	1.020	1.159	1.022	1.058	7.20
80)	I	1,4-Dichlorobenzene-d4	ISTD										
81)	TP	Bromoform	0.395	0.421	0.375	0.338	0.388	0.400	0.392		0.340	0.381	7.61
83)	TP	Isopropylbenzene	3.491	3.837	3.358	2.917	3.195	3.189	3.159		3.375	3.315	8.23
84)	S	4-Bromofluorob...	0.903	0.893	0.904	0.882	0.901	0.885	0.891	0.917	0.910	0.898	1.26
85)	TP	Bromobenzene	0.891	0.874	0.765	0.657	0.728	0.729	0.725		0.784	0.769	10.28
86)	TP	n-Propylbenzene	4.227	4.475	3.927	3.378	3.743	3.767	3.755		3.939	3.902	8.53
87)	TP	1,4-Dichlorobu...	0.949	0.998	0.826	0.718	0.789	0.809	0.792		0.857	0.842	10.79
88)	TP	1,1,2,2-Tetrac...	0.641	0.758	0.641	0.549	0.613	0.620	0.596	0.727	0.636	0.642	10.00
89)	TP	4-Ethyltoluene	3.586	3.726	3.304	2.838	3.113	3.107	3.078		3.377	3.266	8.93
90)	TP	2-Chlorotoluene	2.927	2.653	2.271	1.954	2.159	2.136	2.164		2.346	2.326	13.59
91)	TP	1,3,5-Trimethy...	3.225	3.196	2.759	2.381	2.616	2.646	2.609		2.938	2.796	10.71
92)	TP	1,2,3-Trichlor...	0.515	0.583	0.491	0.422	0.476	0.486	0.465		0.512	0.494	9.40
93)	TP	trans-1,4-Dich...	0.168	0.201	0.174	0.149	0.164	0.171	0.159		0.153	0.167	9.58
94)	TP	4-Chlorotoluene	2.699	2.659	2.286	1.973	2.167	2.191	2.183		2.458	2.327	10.98
95)	TP	tert-Butylbenzene	2.597	2.668	2.379	2.059	2.227	2.254	2.211		2.378	2.347	8.70
98)	TP	1,2,4-Trimethy...	3.040	3.042	2.689	2.314	2.552	2.595	2.558		2.791	2.698	9.33
99)	TP	sec-Butylbenzene	3.735	4.074	3.580	3.118	3.410	3.446	3.375		3.649	3.548	8.02
100)	TP	p-Isopropyltol...	3.334	3.450	3.082	2.667	2.902	2.941	2.848		3.121	3.043	8.50
101)	TP	1,3-Dichlorobe...	1.646	1.694	1.503	1.292	1.424	1.432	1.412		1.521	1.490	8.78
102)	TP	1,4-Dichlorobe...	1.717	1.723	1.499	1.295	1.406	1.426	1.392		1.576	1.504	10.36
103)	TP	p-Diethylbenzene	1.955	2.003	1.830	1.574	1.729	1.734	1.672		1.833	1.791	8.00
104)	TP	n-Butylbenzene	2.952	3.063	2.692	2.336	2.592	2.591	2.522		2.761	2.689	8.73
105)	TP	1,2-Dichlorobe...	1.549	1.562	1.365	1.165	1.297	1.309	1.270		1.389	1.363	9.99
106)	TP	1,2,4,5-Tetram...	3.032	3.094	2.747	2.385	2.702	2.685	2.497		2.773	2.739	8.74
107)	TP	1,2-Dibromo-3-...		0.106	0.096	0.085	0.099	0.103	0.092		0.083	0.095	9.15
108)	TP	1,3,5-Trichlor...	1.119	1.141	1.023	0.889	0.999	0.965	0.903		1.037	1.009	9.03
109)	TP	Hexachlorobuta...	0.544	0.576	0.534	0.469	0.524	0.513	0.484		0.527	0.521	6.40

Method Path : I:\VOLATILES\VOA100\2020\200924\
Method File : V100_200924_8260.m
Title : VOLATILES BY GC/MS
Last Update : Thu Sep 24 17:46:36 2020
Response Via : Initial Calibration

Calibration Files
L1 =V00200924A05.D L2 =V00200924A07.D L3 =V00200924A08.D L4 =V00200924A09.D L6 =V00200924A10.D
L7 =V00200924A11.D L8 =V00200924A12.D L0 =V00200924A04.D L1.5=V00200924A06.D

	Compound	L1	L2	L3	L4	L6	L7	L8	L0	L1.5	Avg	%RSD
110)	TP 1,2,4-Trichlor...	0.978	1.038	0.901	0.786	0.891	0.850	0.810	0.919	0.897		9.33
111)	TP Naphthalene	2.136	2.167	1.851	1.640	1.889	1.867	1.739	1.857	1.893		9.47
112)	TP 1,2,3-Trichlor...	0.883	0.913	0.786	0.696	0.781	0.757	0.724	0.789	0.791		9.34

(#) = Out of Range

Data Path : I:\VOLATILES\VOA100\2020\200924\
Data File : V00200924BFB.D
Acq On : 24 Sep 2020 5:15 am
Operator : VOA100:MV
Sample : WG1414268-1
Misc : WG1414268
ALS Vial : 1 Sample Multiplier: 1

Integration File: rteint.p

Method : I:\VOLATILES\VOA100\2020\200924\V100_200924_8260.m
Title : VOLATILES BY GC/MS
Last Update : Thu Sep 24 16:37:22 2020

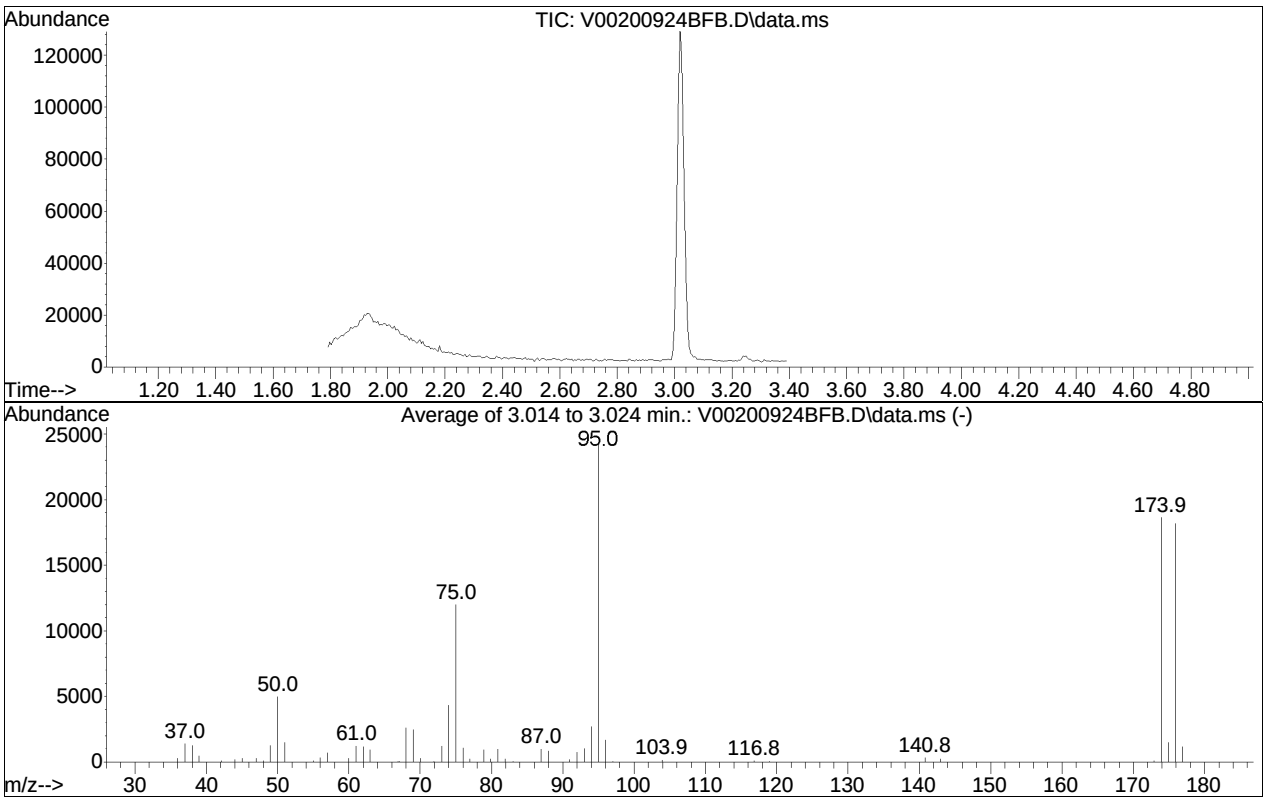

AutoFind: Scans 234, 235, 236; Background Corrected with Scan 225

Target Mass	Rel. to Mass	Lower Limit%	Upper Limit%	Rel. Abn%	Raw Abn	Result Pass/Fail
50	95	15	40	20.4	4974	PASS
75	95	30	60	49.3	11989	PASS
95	95	100	100	100.0	24339	PASS
96	95	5	9	6.8	1659	PASS
173	174	0.00	2	0.4	70	PASS
174	95	50	100	76.7	18660	PASS
175	174	5	9	7.9	1483	PASS
176	174	95	101	97.5	18185	PASS
177	176	5	9	6.5	1186	PASS

Quantitation Report (QT Reviewed)

Data Path : I:\VOLATILES\VOA100\2020\200924\
Data File : V00200924A04.D
Acq On : 24 Sep 2020 6:55 am
Operator : VOA100:KJD
Sample : I8260STDL0.5PPB
Misc : WG1414268
ALS Vial : 4 Sample Multiplier: 1

Quant Time: Sep 24 15:34:58 2020
Quant Method : I:\VOLATILES\VOA100\2020\200924\V100_200924_8260.m
Quant Title : VOLATILES BY GC/MS
QLast Update : Thu Sep 24 15:29:18 2020
Response via : Initial Calibration

CCAL FILE(s) : 1 - I:\VOLATILES\VOA100\2020\200924\V00200924A09.D
Sub List : 8260-L0 - SOILS Level 0.5ppb with Chlorodibromomethane

Compound	R.T.	QIon	Response	Conc Units	Dev(Min)
Internal Standards					
1) Fluorobenzene	6.322	96	242532	20.000 ug/L	0.00
Standard Area 1 = 221157			Recovery = 109.67%		
60) Chlorobenzene-d5	9.887	117	173731	20.000 ug/L	0.00
Standard Area 1 = 162647			Recovery = 106.81%		
80) 1,4-Dichlorobenzene-d4	12.519	152	90801	20.000 ug/L	0.00
Standard Area 1 = 85678			Recovery = 105.98%		
System Monitoring Compounds					
37) Dibromofluoromethane	5.499	113	57450	19.746 ug/L	0.00
Spiked Amount 20.000	Range 70 - 130		Recovery = 98.73%		
44) 1,2-Dichloroethane-d4	6.033	65	55678	20.112 ug/L	0.00
Spiked Amount 20.000	Range 70 - 130		Recovery = 100.56%		
61) Toluene-d8	8.026	98	232257	20.682 ug/L	0.00
Spiked Amount 20.000	Range 70 - 130		Recovery = 103.41%		
84) 4-Bromofluorobenzene	11.334	95	83236	20.775 ug/L	0.00
Spiked Amount 20.000	Range 70 - 130		Recovery = 103.87%		
Target Compounds					Qvalue
38) 1,1,1-Trichloroethane	5.525	97	2743	0.621 ug/L #	91
41) 1,1-Dichloropropene	5.661	75	2165	0.592 ug/L	97
42) Benzene	5.897	78	7155	0.679 ug/L	98
49) Trichloroethene	6.510	95	1971	0.703 ug/L	96
55) Bromodichloromethane	7.124	83	2446	0.669 ug/L #	92
59) cis-1,3-Dichloropropene	7.832	75	2660	0.624 ug/L #	67
64) Tetrachloroethene	8.545	166	1863	0.648 ug/L	88
70) Chlorodibromomethane	8.980	129	1554	0.600 ug/L	91
74) Chlorobenzene	9.908	112	5281	0.714 ug/L #	69
76) 1,1,1,2-Tetrachloroethane	9.992	131	1689	0.626 ug/L #	62
77) p/m Xylene	10.133	106	6552	1.300 ug/L	89
78) o Xylene	10.652	106	6075	1.290 ug/L	95
79) Styrene	10.721	104	10068	1.251 ug/L	94
88) 1,1,2,2-Tetrachloroethane	11.565	83	1651	0.663 ug/L	96

(#) = qualifier out of range (m) = manual integration (+) = signals summed

Quantitation Report (QT Reviewed)

Data Path : I:\VOLATILES\VOA100\2020\200924\
Data File : V00200924A04.D
Acq On : 24 Sep 2020 6:55 am
Operator : VOA100:KJD
Sample : I8260STDL0.5PPB
Misc : WG1414268
ALS Vial : 4 Sample Multiplier: 1

Quant Time: Sep 24 15:34:58 2020
Quant Method : I:\VOLATILES\VOA100\2020\200924\V100_200924_8260.m
Quant Title : VOLATILES BY GC/MS
QLast Update : Thu Sep 24 15:29:18 2020
Response via : Initial Calibration

Sub List : 8260-L0 - SOILS Level 0.5ppb with Chlorodibromomethane

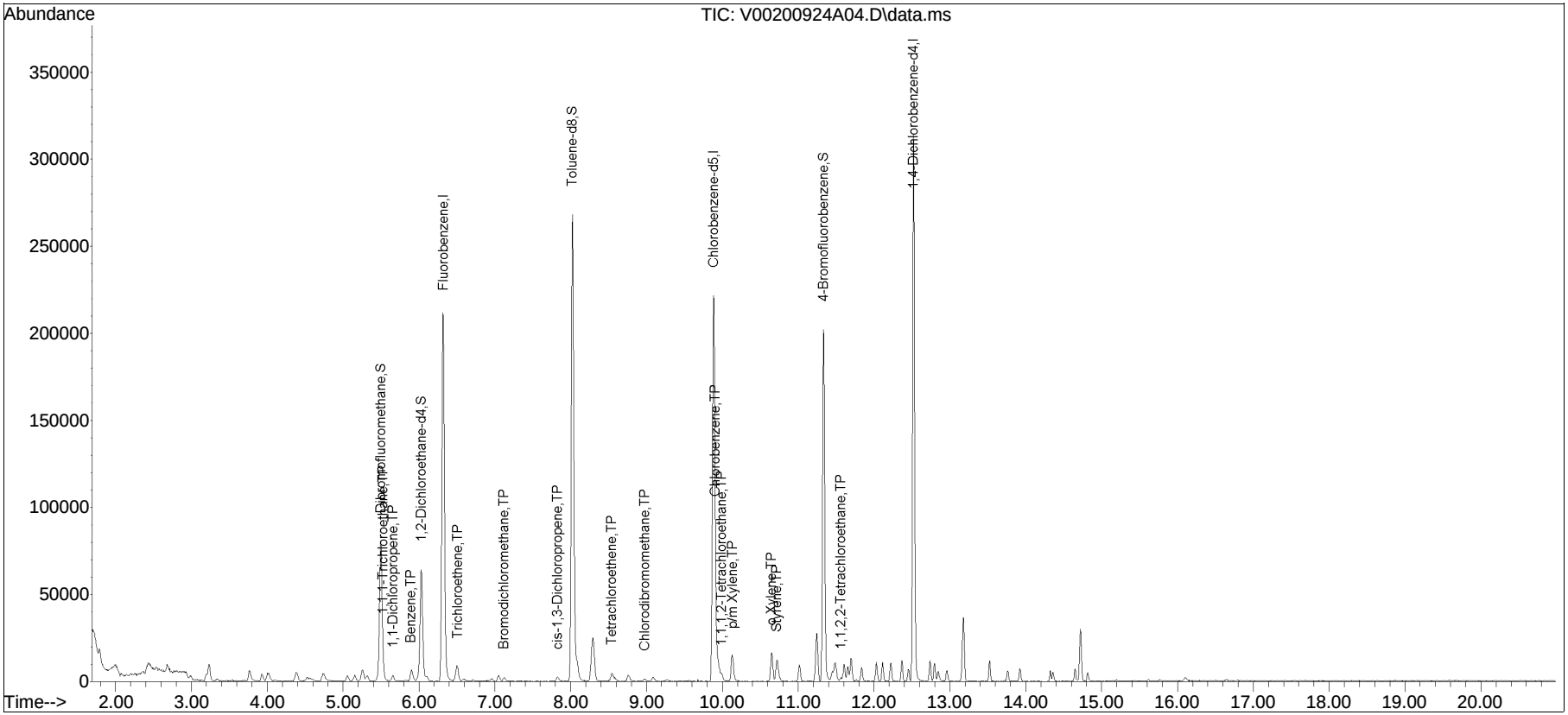

Manual Integration Report

Data Path	: I:\VOLATILES\VOA100\2020\2Q	Method	: V100_200924_8260.m
Data File	: V00200924A04.D	Operator	: VOA100:KJD
Date Inj'd	: 9/24/2020 6:55 am	Instrument	: VOA 100
Sample	: I8260STDL0.5PPB	Quant Date	: 9/24/2020 3:31 pm

There are no manual integrations or false positives in this file.

Quantitation Report (QT Reviewed)

Data Path : I:\VOLATILES\VOA100\2020\200924\
Data File : V00200924A05.D
Acq On : 24 Sep 2020 7:20 am
Operator : VOA100:KJD
Sample : I8260STDL1PPB
Misc : WG1414268
ALS Vial : 5 Sample Multiplier: 1

Quant Time: Sep 24 16:36:24 2020
Quant Method : I:\VOLATILES\VOA100\2020\200924\V100_200924_8260.m
Quant Title : VOLATILES BY GC/MS
QLast Update : Thu Sep 24 16:36:17 2020
Response via : Initial Calibration

CCAL FILE(s) : 1 - I:\VOLATILES\VOA100\2020\200924\V00200924A09.D
Sub List : 8260-CurveSoil - Megamix plus Diox

Compound	R.T.	QIon	Response	Conc Units	Dev(Min)
Internal Standards					
1) Fluorobenzene	6.322	96	228644	20.000 ug/L	0.00
Standard Area 1 = 221157			Recovery = 103.39%		
60) Chlorobenzene-d5	9.887	117	165035	20.000 ug/L	0.00
Standard Area 1 = 162647			Recovery = 101.47%		
80) 1,4-Dichlorobenzene-d4	12.524	152	86792	20.000 ug/L	0.00
Standard Area 1 = 85678			Recovery = 101.30%		
System Monitoring Compounds					
37) Dibromofluoromethane	5.498	113	55302	19.960 ug/L	0.00
Spiked Amount 20.000	Range 70 - 130		Recovery = 99.80%		
44) 1,2-Dichloroethane-d4	6.028	65	52775	19.883 ug/L	0.00
Spiked Amount 20.000	Range 70 - 130		Recovery = 99.41%		
61) Toluene-d8	8.025	98	218434	20.175 ug/L	0.00
Spiked Amount 20.000	Range 70 - 130		Recovery = 100.88%		
84) 4-Bromofluorobenzene	11.334	95	78392	20.107 ug/L	0.00
Spiked Amount 20.000	Range 70 - 130		Recovery = 100.54%		
Target Compounds					Qvalue
2) Dichlorodifluoromethane	1.786	85	3933	1.062 ug/L #	85
3) Chloromethane	1.996	50	4043	1.168 ug/L	97
4) Vinyl chloride	2.069	62	3873	1.074 ug/L	83
5) Bromomethane	2.410	94	1962	0.991 ug/L	84
6) Chloroethane	2.541	64	2799	1.104 ug/L	82
7) Trichlorofluoromethane	2.683	101	5472	1.050 ug/L	96
8) Ethyl ether	2.992	74	1575	1.083 ug/L #	81
10) 1,1-Dichloroethene	3.197	96	2859	1.051 ug/L	84
11) Carbon disulfide	3.233	76	13539	1.773 ug/L	98
12) Freon-113	3.233	101	2503	0.938 ug/L #	81
14) Acrolein	0.000		0	N.D. d	
15) Methylene chloride	3.768	84	4841	1.592 ug/L	86
17) Acetone	3.810	43	2248M1	1.395 ug/L	
18) trans-1,2-Dichloroethene	3.925	96	3189	1.056 ug/L	91
19) Methyl acetate	3.936	43	1656	1.213 ug/L #	55
20) Methyl tert-butyl ether	4.020	73	7453	1.055 ug/L #	64
21) tert-Butyl alcohol	4.109	59	1355	5.617 ug/L #	64
22) Diisopropyl ether	4.387	45	9621	1.079 ug/L	90
23) 1,1-Dichloroethane	4.523	63	5524	1.090 ug/L	99
24) Halothane	4.570	117	2244	1.002 ug/L #	62
25) Acrylonitrile	0.000		0	N.D.	

Data Path : I:\VOLATILES\VOA100\2020\200924\
Data File : V00200924A05.D
Acq On : 24 Sep 2020 7:20 am
Operator : VOA100:KJD
Sample : I8260STDL1PPB
Misc : WG1414268
ALS Vial : 5 Sample Multiplier: 1

Quant Time: Sep 24 16:36:24 2020
Quant Method : I:\VOLATILES\VOA100\2020\200924\V100_200924_8260.m
Quant Title : VOLATILES BY GC/MS
QLast Update : Thu Sep 24 16:36:17 2020
Response via : Initial Calibration

CCAL FILE(s) : 1 - I:\VOLATILES\VOA100\2020\200924\V00200924A09.D
Sub List : 8260-CurveSoil - Megamix plus Diox

Compound	R.T.	QIon	Response	Conc Units	Dev(Min)
26) Ethyl tert-butyl ether	4.738	59	9070	1.090 ug/L	90
27) Vinyl acetate	0.000		0	N.D. d	
28) cis-1,2-Dichloroethene	5.063	96	3577	1.091 ug/L	92
29) 2,2-Dichloropropane	5.152	77	4887	1.087 ug/L #	83
31) Bromochloromethane	5.252	128	1381	0.980 ug/L #	80
32) Cyclohexane	5.262	56	5115	1.064 ug/L	87
33) Chloroform	5.315	83	6582	1.193 ug/L	93
34) Ethyl acetate	0.000		0	N.D. d	
35) Carbon tetrachloride	5.462	117	4763	1.068 ug/L	97
36) Tetrahydrofuran	0.000		0	N.D. d	
38) 1,1,1-Trichloroethane	5.525	97	4818	1.011 ug/L #	95
40) 2-Butanone	0.000		0	N.D. d	
41) 1,1-Dichloropropene	5.661	75	3872	0.997 ug/L	97
42) Benzene	5.902	78	12727	1.086 ug/L	100
43) tert-Amyl methyl ether	6.007	73	8024	1.086 ug/L	94
45) 1,2-Dichloroethane	6.107	62	3842	1.107 ug/L	98
48) Methyl cyclohexane	6.495	83	5093	1.013 ug/L	87
49) Trichloroethene	6.516	95	3267	1.048 ug/L	91
51) Dibromomethane	6.961	93	1512	0.971 ug/L	87
52) 1,2-Dichloropropane	7.050	63	3045	1.078 ug/L	100
54) 2-Chloroethyl vinyl ether	0.000		0	N.D.	
55) Bromodichloromethane	7.124	83	4249	1.049 ug/L #	98
58) 1,4-Dioxane	7.333	88	542	26.291 ug/L #	61
59) cis-1,3-Dichloropropene	7.816	75	4731	1.030 ug/L #	82
62) Toluene	8.088	92	8292	1.109 ug/L	94
63) 4-Methyl-2-pentanone	0.000		0	N.D. d	
64) Tetrachloroethene	8.550	166	3128	0.989 ug/L	98
66) trans-1,3-Dichloropropene	8.581	75	3915	1.012 ug/L	83
68) Ethyl methacrylate	8.754	69	2424	0.851 ug/L	93
69) 1,1,2-Trichloroethane	8.754	83	1970	1.057 ug/L	89
70) Chlorodibromomethane	8.975	129	2857	1.020 ug/L	90
71) 1,3-Dichloropropane	9.085	76	4029	1.083 ug/L	93
72) 1,2-Dibromoethane	9.268	107	2139	1.007 ug/L	100
73) 2-Hexanone	9.551	43	1432M1	1.057 ug/L	
74) Chlorobenzene	9.903	112	9316	1.112 ug/L	90
75) Ethylbenzene	9.944	91	15631	1.089 ug/L	97
76) 1,1,1,2-Tetrachloroethane	9.992	131	3237	1.083 ug/L	94
77) p/m Xylene	10.128	106	12041	2.163 ug/L	99
78) o Xylene	10.647	106	11097	2.134 ug/L	98
79) Styrene	10.715	104	18448	2.113 ug/L	97

Quantitation Report (QT Reviewed)

Data Path : I:\VOLATILES\VOA100\2020\200924\
Data File : V00200924A05.D
Acq On : 24 Sep 2020 7:20 am
Operator : VOA100:KJD
Sample : I8260STDL1PPB
Misc : WG1414268
ALS Vial : 5 Sample Multiplier: 1

Quant Time: Sep 24 16:36:24 2020
Quant Method : I:\VOLATILES\VOA100\2020\200924\V100_200924_8260.m
Quant Title : VOLATILES BY GC/MS
QLast Update : Thu Sep 24 16:36:17 2020
Response via : Initial Calibration

CCAL FILE(s) : 1 - I:\VOLATILES\VOA100\2020\200924\V00200924A09.D
Sub List : 8260-CurveSoil - Megamix plus Diox

Compound	R.T.	QIon	Response	Conc	Units		Dev(Min)
81) Bromoform	10.741	173	1712	1.035	ug/L		91
83) Isopropylbenzene	11.014	105	15148	1.053	ug/L		99
85) Bromobenzene	11.449	156	3867	1.159	ug/L		91
86) n-Propylbenzene	11.486	91	18343	1.083	ug/L		99
87) 1,4-Dichlorobutane	11.502	55	4118	1.127	ug/L	#	88
88) 1,1,2,2-Tetrachloroethane	11.565	83	2781	0.998	ug/L		95
89) 4-Ethyltoluene	11.601	105	15562	1.098	ug/L		96
90) 2-Chlorotoluene	11.654	91	12700	1.258	ug/L		89
91) 1,3,5-Trimethylbenzene	11.696	105	13996	1.153	ug/L		99
92) 1,2,3-Trichloropropane	11.706	75	2234	1.043	ug/L		93
93) trans-1,4-Dichloro-2-b...	11.759	53	729	1.004	ug/L	#	85
94) 4-Chlorotoluene	11.837	91	11712	1.160	ug/L		92
95) tert-Butylbenzene	12.031	119	11270	1.107	ug/L		96
98) 1,2,4-Trimethylbenzene	12.110	105	13191	1.127	ug/L		94
99) sec-Butylbenzene	12.220	105	16210	1.053	ug/L		98
100) p-Isopropyltoluene	12.367	119	14470	1.096	ug/L		98
101) 1,3-Dichlorobenzene	12.451	146	7144	1.105	ug/L		95
102) 1,4-Dichlorobenzene	12.540	146	7450M3	1.141	ug/L		
103) p-Diethylbenzene	12.739	119	8483	1.091	ug/L		97
104) n-Butylbenzene	12.797	91	12811	1.098	ug/L		96
105) 1,2-Dichlorobenzene	12.959	146	6720	1.136	ug/L		98
106) 1,2,4,5-Tetramethylben...	13.525	119	13159	1.107	ug/L		96
107) 1,2-Dibromo-3-chloropr...	13.730	155	163	0.396	ug/L	#	1
108) 1,3,5-Trichlorobenzene	13.761	180	4855	1.108	ug/L		99
109) Hexachlorobutadiene	14.322	225	2359	1.043	ug/L		96
110) 1,2,4-Trichlorobenzene	14.359	180	4245	1.091	ug/L	#	96
111) Naphthalene	14.647	128	9269	1.128	ug/L		100
112) 1,2,3-Trichlorobenzene	14.815	180	3834	1.117	ug/L		98

(#) = qualifier out of range (m) = manual integration (+) = signals summed

Quantitation Report (QT Reviewed)

Data Path : I:\VOLATILES\VOA100\2020\200924\
Data File : V00200924A05.D
Acq On : 24 Sep 2020 7:20 am
Operator : VOA100:KJD
Sample : I8260STDL1PPB
Misc : WG1414268
ALS Vial : 5 Sample Multiplier: 1

Quant Time: Sep 24 16:36:24 2020
Quant Method : I:\VOLATILES\VOA100\2020\200924\V100_200924_8260.m
Quant Title : VOLATILES BY GC/MS
QLast Update : Thu Sep 24 16:36:17 2020
Response via : Initial Calibration

Sub List : 8260-CurveSoil - Megamix plus Diox4\V00200924A09.D•

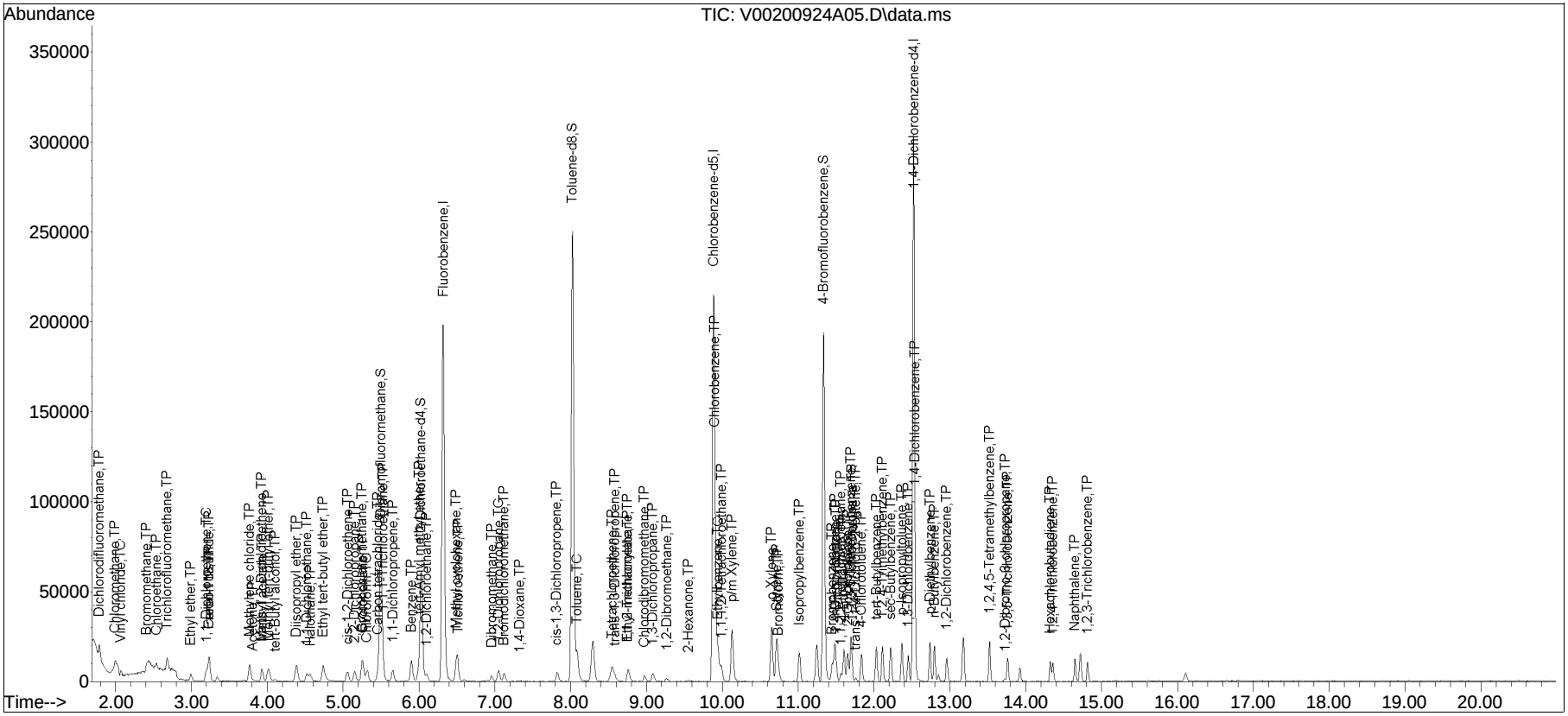

Manual Integration Report

Data Path : I:\VOLATILES\VOA100\2020\2QMethod : V100_200924_8260.m
Data File : V00200924A05.D Operator : VOA100:KJD
Date Inj'd : 9/24/2020 7:20 am Instrument : VOA 100
Sample : I8260STDL1PPB Quant Date : 9/24/2020 4:36 pm

Compound #17: Acetone

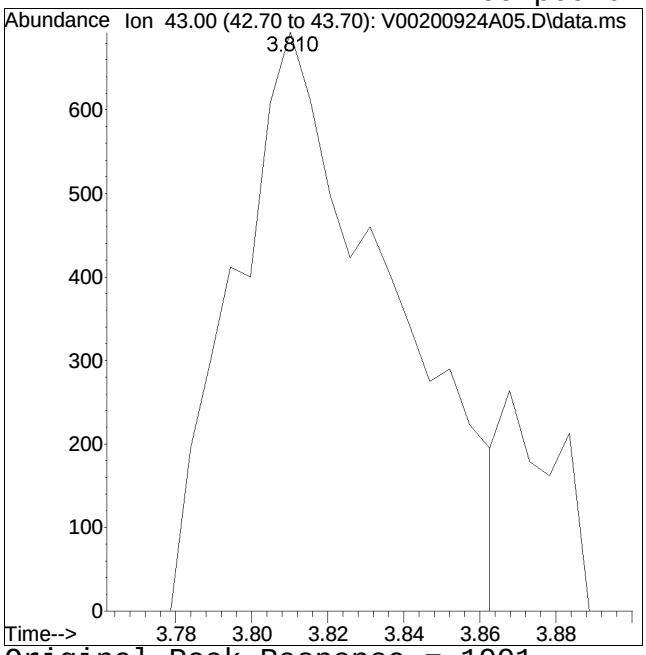

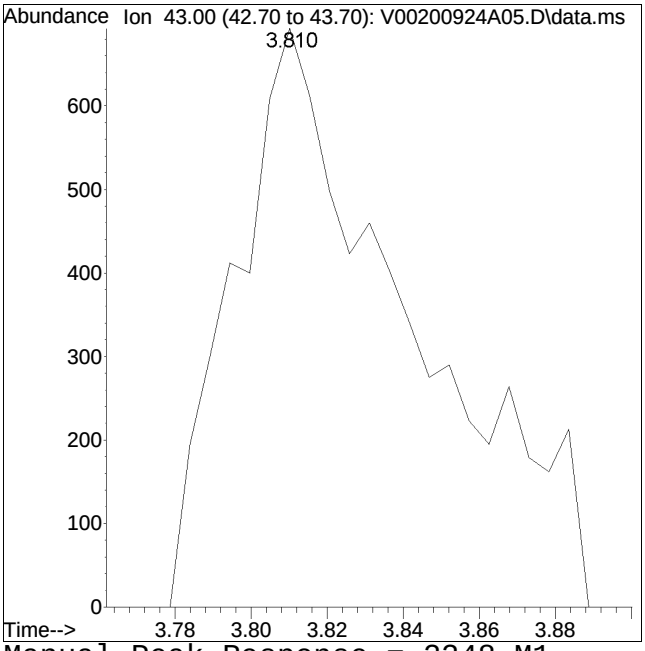

Original Peak Response = 1991 Manual Peak Response = 2248 M1
M1 = Split or tailing peak, auto integration stopped early resulting in false low area count.

Manual Integration Report

Data Path : I:\VOLATILES\VOA100\2020\2QMethod : V100_200924_8260.m
Data File : V00200924A05.D Operator : VOA100:KJD
Date Inj'd : 9/24/2020 7:20 am Instrument : VOA 100
Sample : I8260STDL1PPB Quant Date : 9/24/2020 4:36 pm

Compound #73: 2-Hexanone

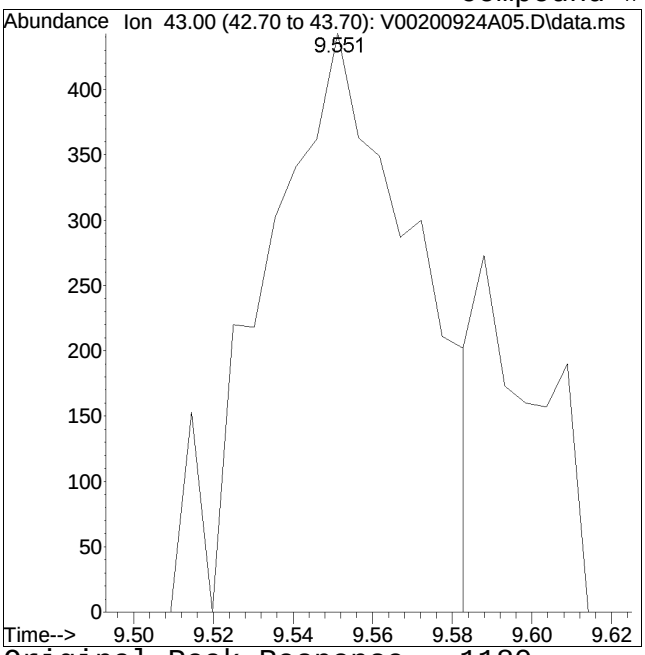

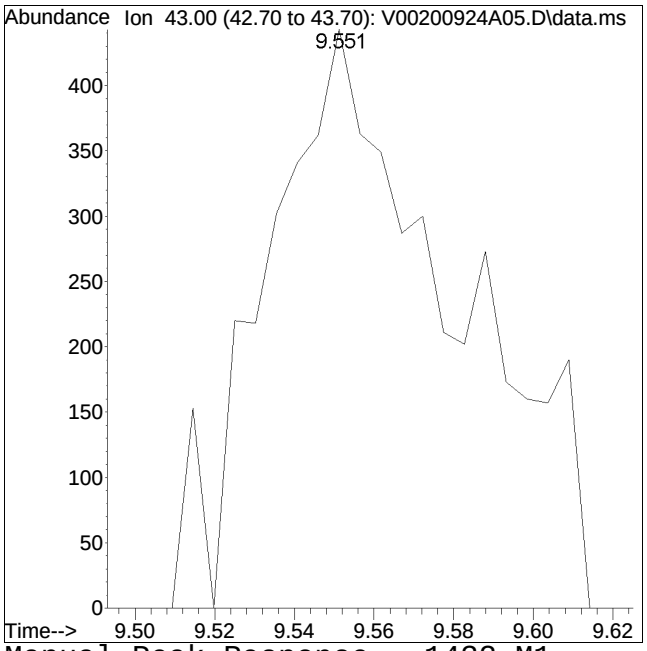

Original Peak Response = 1180 Manual Peak Response = 1432 M1
M1 = Split or tailing peak, auto integration stopped early resulting in false low area count.

Manual Integration Report

Data Path : I:\VOLATILES\VOA100\2020\2QMethod : V100_200924_8260.m
Data File : V00200924A05.D Operator : VOA100:KJD
Date Inj'd : 9/24/2020 7:20 am Instrument : VOA 100
Sample : I8260STDL1PPB Quant Date : 9/24/2020 4:36 pm

Compound #102: 1,4-Dichlorobenzene

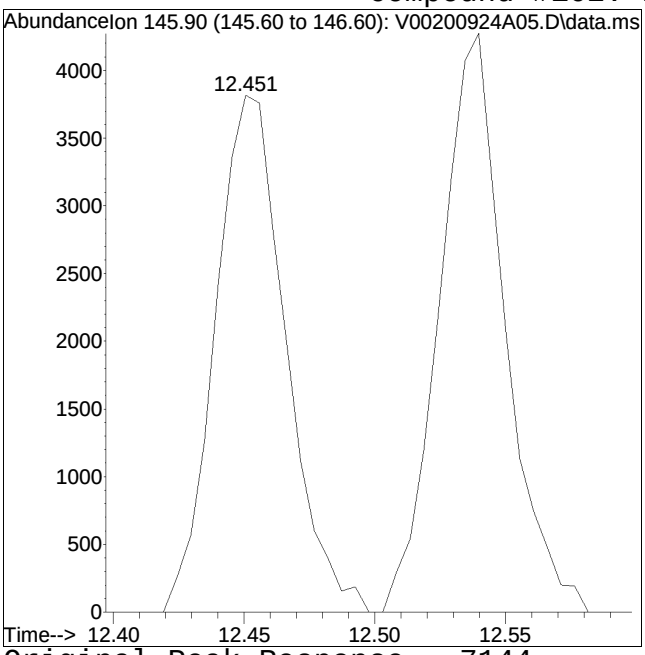

Original Peak Response = 7144

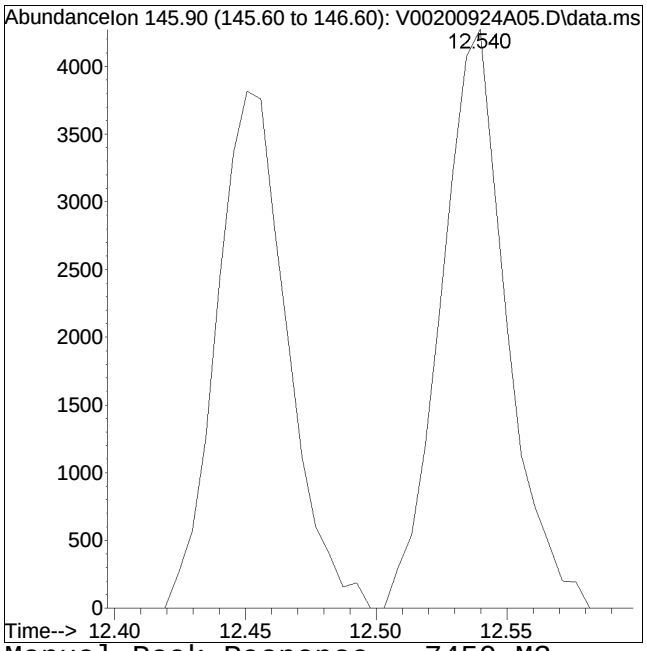

Manual Peak Response = 7450 M3

M3 = Misidentification of the peak (i.e. 1,4-dichlorobenzene identified as 1,3-dichlorobenzene), or misidentification from 2 partially resolved peaks not being split.

Quantitation Report (QT Reviewed)

Data Path : I:\VOLATILES\VOA100\2020\200924\
Data File : V00200924A06.D
Acq On : 24 Sep 2020 7:46 am
Operator : VOA100:KJD
Sample : I8260STDL2PPB
Misc : WG1414268
ALS Vial : 6 Sample Multiplier: 1

Quant Time: Sep 24 16:37:42 2020
Quant Method : I:\VOLATILES\VOA100\2020\200924\V100_200924_8260.m
Quant Title : VOLATILES BY GC/MS
QLast Update : Thu Sep 24 16:37:36 2020
Response via : Initial Calibration

CCAL FILE(s) : 1 - I:\VOLATILES\VOA100\2020\200924\V00200924A09.D
Sub List : 8260-CurveSoil - Megamix plus Diox

Compound	R.T.	QIon	Response	Conc	Units	Dev(Min)
Internal Standards						
1) Fluorobenzene	6.322	96	228349	20.000	ug/L	0.00
Standard Area 1 = 221157			Recovery = 103.25%			
60) Chlorobenzene-d5	9.887	117	165671	20.000	ug/L	0.00
Standard Area 1 = 162647			Recovery = 101.86%			
80) 1,4-Dichlorobenzene-d4	12.519	152	86581	20.000	ug/L	0.00
Standard Area 1 = 85678			Recovery = 101.05%			
System Monitoring Compounds						
37) Dibromofluoromethane	5.498	113	54791	19.801	ug/L	0.00
Spiked Amount 20.000	Range 70 - 130		Recovery = 99.00%			
44) 1,2-Dichloroethane-d4	6.033	65	51730	19.514	ug/L	0.00
Spiked Amount 20.000	Range 70 - 130		Recovery = 97.57%			
61) Toluene-d8	8.026	98	219209	20.169	ug/L	0.00
Spiked Amount 20.000	Range 70 - 130		Recovery = 100.85%			
84) 4-Bromofluorobenzene	11.334	95	78751	20.249	ug/L	0.00
Spiked Amount 20.000	Range 70 - 130		Recovery = 101.24%			
Target Compounds						Qvalue
2) Dichlorodifluoromethane	1.786	85	7230	1.955	ug/L #	84
3) Chloromethane	1.991	50	7231	2.092	ug/L	97
4) Vinyl chloride	2.075	62	7490	2.081	ug/L	89
5) Bromomethane	2.410	94	3476	1.757	ug/L	84
6) Chloroethane	2.536	64	5050	1.994	ug/L	79
7) Trichlorofluoromethane	2.683	101	10288	1.977	ug/L	95
8) Ethyl ether	2.992	74	2780	1.914	ug/L #	85
10) 1,1-Dichloroethene	3.197	96	5289	1.946	ug/L	83
11) Carbon disulfide	3.233	76	19685	2.582	ug/L	100
12) Freon-113	3.239	101	5019	1.884	ug/L	90
14) Acrolein	3.538	56	542	1.856	ug/L #	79
15) Methylene chloride	3.768	84	7210	2.374	ug/L	86
17) Acetone	3.815	43	2404	2.231	ug/L #	54
18) trans-1,2-Dichloroethene	3.931	96	5849	1.938	ug/L	95
19) Methyl acetate	3.936	43	2761	2.024	ug/L #	70
20) Methyl tert-butyl ether	4.015	73	13883	1.968	ug/L #	83
21) tert-Butyl alcohol	4.104	59	2236	9.282	ug/L #	86
22) Diisopropyl ether	4.382	45	18161	2.040	ug/L	95
23) 1,1-Dichloroethane	4.518	63	10421	2.058	ug/L	97
24) Halothane	4.570	117	4520	2.022	ug/L	99
25) Acrylonitrile	0.000		0	N.D.	d	

Data Path : I:\VOLATILES\VOA100\2020\200924\
Data File : V00200924A06.D
Acq On : 24 Sep 2020 7:46 am
Operator : VOA100:KJD
Sample : I8260STDL2PPB
Misc : WG1414268
ALS Vial : 6 Sample Multiplier: 1

Quant Time: Sep 24 16:37:42 2020
Quant Method : I:\VOLATILES\VOA100\2020\200924\V100_200924_8260.m
Quant Title : VOLATILES BY GC/MS
QLast Update : Thu Sep 24 16:37:36 2020
Response via : Initial Calibration

CCAL FILE(s) : 1 - I:\VOLATILES\VOA100\2020\200924\V00200924A09.D
Sub List : 8260-CurveSoil - Megamix plus Diox

Compound	R.T.	QIon	Response	Conc	Units		Dev(Min)
26) Ethyl tert-butyl ether	4.733	59	16715	2.011	ug/L		90
27) Vinyl acetate	4.770	43	11209M1	1.979	ug/L		
28) cis-1,2-Dichloroethene	5.053	96	6577	2.009	ug/L		91
29) 2,2-Dichloropropane	5.147	77	9138	2.035	ug/L		87
31) Bromochloromethane	5.252	128	2777	1.973	ug/L	#	82
32) Cyclohexane	5.263	56	9319	1.940	ug/L		98
33) Chloroform	5.320	83	11133	2.021	ug/L		98
34) Ethyl acetate	0.000		0	N.D.	d		
35) Carbon tetrachloride	5.462	117	9029	2.026	ug/L		95
36) Tetrahydrofuran	5.472	42	1372	2.190	ug/L	#	42
38) 1,1,1-Trichloroethane	5.519	97	9930	2.086	ug/L		92
40) 2-Butanone	5.630	43	2731M1	1.893	ug/L		
41) 1,1-Dichloropropene	5.656	75	7634	1.968	ug/L		99
42) Benzene	5.902	78	23049	1.968	ug/L		98
43) tert-Amyl methyl ether	5.997	73	14636	1.983	ug/L		97
45) 1,2-Dichloroethane	6.101	62	7015	2.023	ug/L		99
48) Methyl cyclohexane	6.500	83	9789	1.950	ug/L		94
49) Trichloroethene	6.505	95	6248	2.007	ug/L		98
51) Dibromomethane	6.956	93	3071	1.975	ug/L		96
52) 1,2-Dichloropropane	7.050	63	5576	1.976	ug/L		99
54) 2-Chloroethyl vinyl ether	7.753	63	1481	1.386	ug/L	#	100
55) Bromodichloromethane	7.124	83	7890	1.950	ug/L	#	99
58) 1,4-Dioxane	7.323	88	1358	65.958	ug/L	#	90
59) cis-1,3-Dichloropropene	7.821	75	9021	1.967	ug/L	#	87
62) Toluene	8.083	92	15505	2.066	ug/L		99
63) 4-Methyl-2-pentanone	8.513	58	1427	1.820	ug/L	#	55
64) Tetrachloroethene	8.545	166	6486	2.042	ug/L		93
66) trans-1,3-Dichloropropene	8.576	75	7375	1.900	ug/L		91
68) Ethyl methacrylate	8.760	69	5080	1.776	ug/L		97
69) 1,1,2-Trichloroethane	8.754	83	3562	1.904	ug/L		96
70) Chlorodibromomethane	8.980	129	5364	1.908	ug/L		98
71) 1,3-Dichloropropane	9.085	76	7652	2.049	ug/L		96
72) 1,2-Dibromoethane	9.258	107	4096	1.922	ug/L		95
73) 2-Hexanone	9.546	43	2382	1.752	ug/L	#	53
74) Chlorobenzene	9.908	112	16979	2.019	ug/L		94
75) Ethylbenzene	9.939	91	29985	2.082	ug/L		97
76) 1,1,1,2-Tetrachloroethane	9.986	131	5969	1.990	ug/L		94
77) p/m Xylene	10.123	106	22508	4.028	ug/L		99
78) o Xylene	10.647	106	21218	4.065	ug/L		98
79) Styrene	10.715	104	33849	3.862	ug/L		97

Quantitation Report (QT Reviewed)

Data Path : I:\VOLATILES\VOA100\2020\200924\
Data File : V00200924A06.D
Acq On : 24 Sep 2020 7:46 am
Operator : VOA100:KJD
Sample : I8260STDL2PPB
Misc : WG1414268
ALS Vial : 6 Sample Multiplier: 1

Quant Time: Sep 24 16:37:42 2020
Quant Method : I:\VOLATILES\VOA100\2020\200924\V100_200924_8260.m
Quant Title : VOLATILES BY GC/MS
QLast Update : Thu Sep 24 16:37:36 2020
Response via : Initial Calibration

CCAL FILE(s) : 1 - I:\VOLATILES\VOA100\2020\200924\V00200924A09.D
Sub List : 8260-CurveSoil - Megamix plus Diox

Compound	R.T.	QIon	Response	Conc	Units		Dev(Min)
81) Bromoform	10.742	173	2945	1.786	ug/L		99
83) Isopropylbenzene	11.014	105	29225	2.036	ug/L		97
85) Bromobenzene	11.449	156	6790	2.039	ug/L		98
86) n-Propylbenzene	11.481	91	34106	2.019	ug/L		100
87) 1,4-Dichlorobutane	11.502	55	7416	2.034	ug/L		92
88) 1,1,2,2-Tetrachloroethane	11.565	83	5503	1.979	ug/L		99
89) 4-Ethyltoluene	11.601	105	29241	2.068	ug/L		97
90) 2-Chlorotoluene	11.649	91	20316M3	2.017	ug/L		
91) 1,3,5-Trimethylbenzene	11.696	105	25434	2.101	ug/L		100
92) 1,2,3-Trichloropropane	11.706	75	4432	2.073	ug/L		98
93) trans-1,4-Dichloro-2-b...	11.764	53	1324	1.827	ug/L	#	88
94) 4-Chlorotoluene	11.827	91	21280	2.112	ug/L		95
95) tert-Butylbenzene	12.031	119	20587	2.027	ug/L		97
98) 1,2,4-Trimethylbenzene	12.110	105	24169	2.070	ug/L		98
99) sec-Butylbenzene	12.220	105	31591	2.057	ug/L		97
100) p-Isopropyltoluene	12.367	119	27020	2.051	ug/L		97
101) 1,3-Dichlorobenzene	12.451	146	13166	2.041	ug/L		99
102) 1,4-Dichlorobenzene	12.535	146	13645	2.095	ug/L		93
103) p-Diethylbenzene	12.734	119	15868	2.046	ug/L		97
104) n-Butylbenzene	12.797	91	23903	2.054	ug/L		98
105) 1,2-Dichlorobenzene	12.959	146	12029	2.038	ug/L		98
106) 1,2,4,5-Tetramethylben...	13.520	119	24007	2.024	ug/L		96
107) 1,2-Dibromo-3-chloropr...	13.720	155	719	1.752	ug/L		96
108) 1,3,5-Trichlorobenzene	13.762	180	8976	2.054	ug/L		98
109) Hexachlorobutadiene	14.323	225	4561	2.021	ug/L		98
110) 1,2,4-Trichlorobenzene	14.354	180	7957	2.049	ug/L		99
111) Naphthalene	14.648	128	16078	1.962	ug/L		100
112) 1,2,3-Trichlorobenzene	14.815	180	6828	1.994	ug/L		99

(#) = qualifier out of range (m) = manual integration (+) = signals summed

Quantitation Report (QT Reviewed)

Data Path : I:\VOLATILES\VOA100\2020\200924\
Data File : V00200924A06.D
Acq On : 24 Sep 2020 7:46 am
Operator : VOA100:KJD
Sample : I8260STDL2PPB
Misc : WG1414268
ALS Vial : 6 Sample Multiplier: 1

Quant Time: Sep 24 16:37:42 2020
Quant Method : I:\VOLATILES\VOA100\2020\200924\V100_200924_8260.m
Quant Title : VOLATILES BY GC/MS
QLast Update : Thu Sep 24 16:37:36 2020
Response via : Initial Calibration

Sub List : 8260-CurveSoil - Megamix plus Diox4\V00200924A09.D•

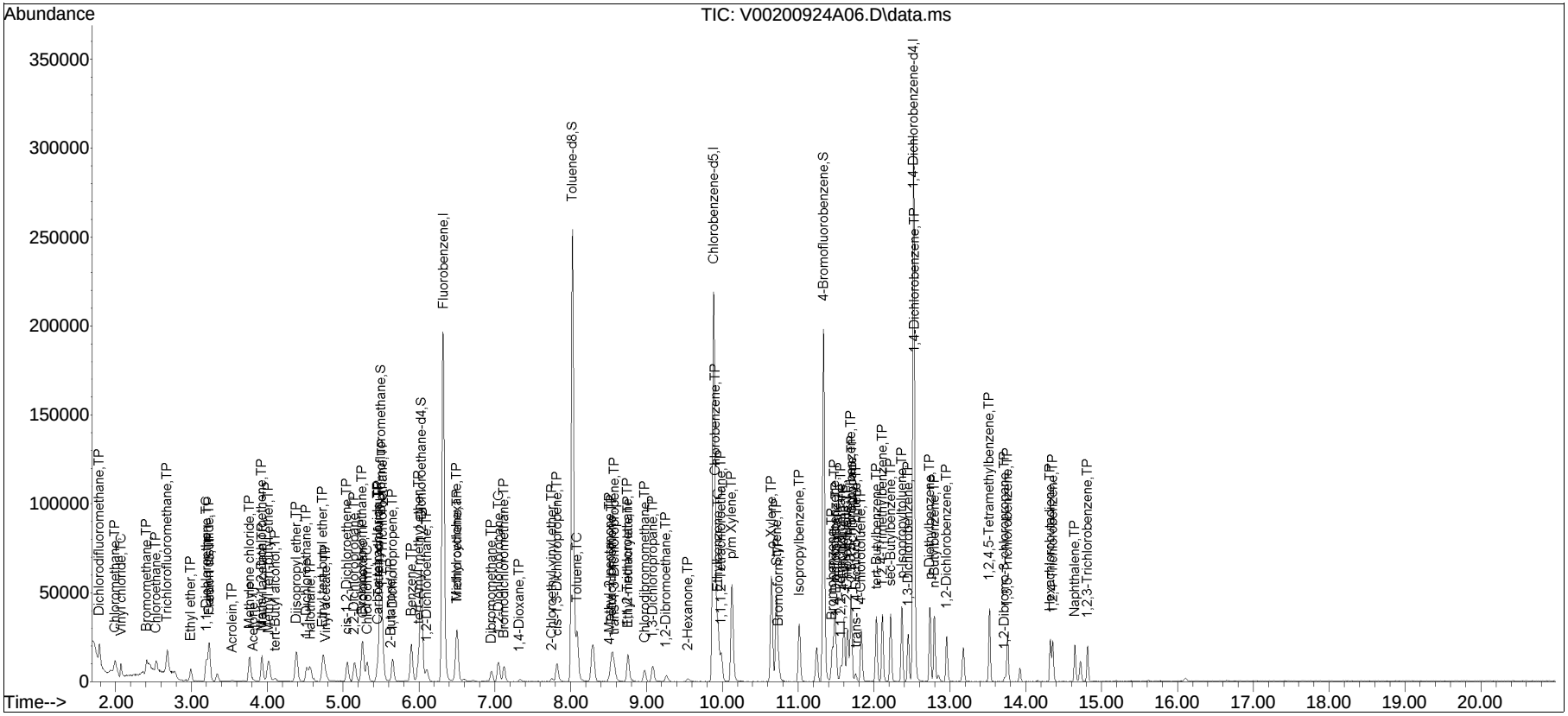

Manual Integration Report

Data Path : I:\VOLATILES\VOA100\2020\2QMethod : V100_200924_8260.m
Data File : V00200924A06.D Operator : VOA100:KJD
Date Inj'd : 9/24/2020 7:46 am Instrument : VOA 100
Sample : I8260STDL2PPB Quant Date : 9/24/2020 4:37 pm

Compound #27: Vinyl acetate

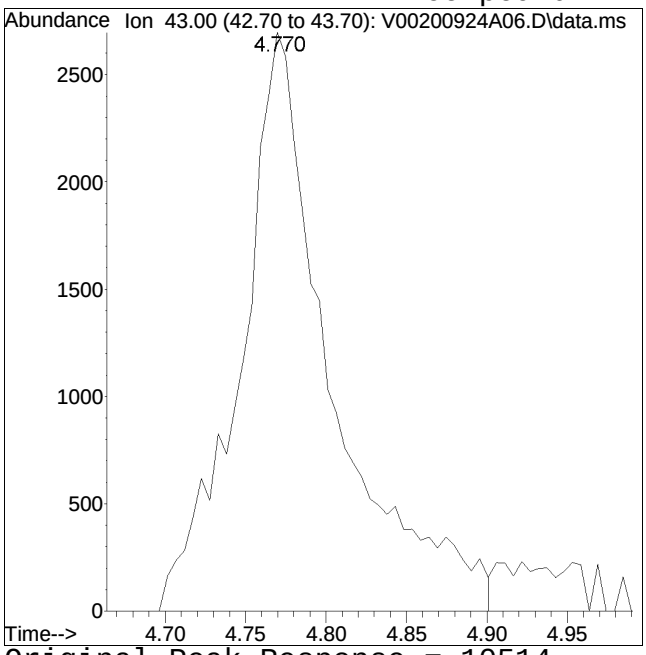

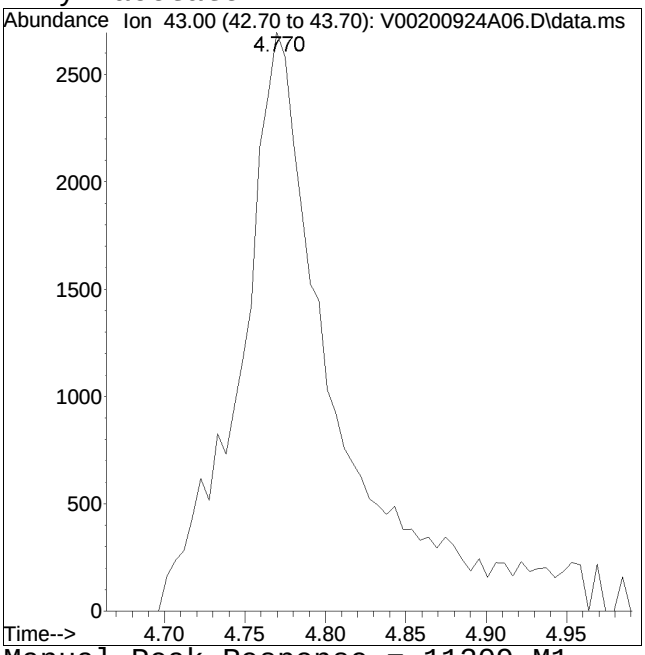

Original Peak Response = 10514 Manual Peak Response = 11209 M1
M1 = Split or tailing peak, auto integration stopped early resulting in false low area count.

Manual Integration Report

Data Path : I:\VOLATILES\VOA100\2020\2Q
Data File : V00200924A06.D
Date Inj'd : 9/24/2020 7:46 am
Sample : I8260STDL2PPB

Method : V100_200924_8260.m
Operator : VOA100:KJD
Instrument : VOA 100
Quant Date : 9/24/2020 4:37 pm

Compound #40: 2-Butanone

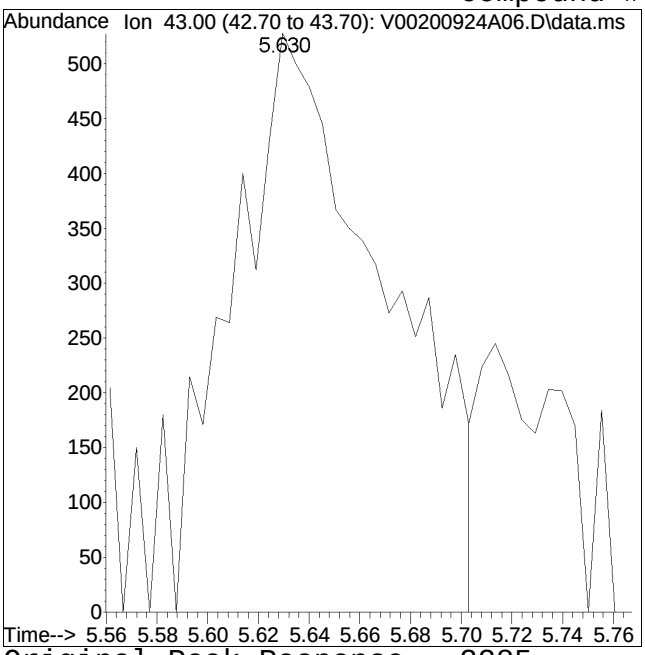

Original Peak Response = 2285

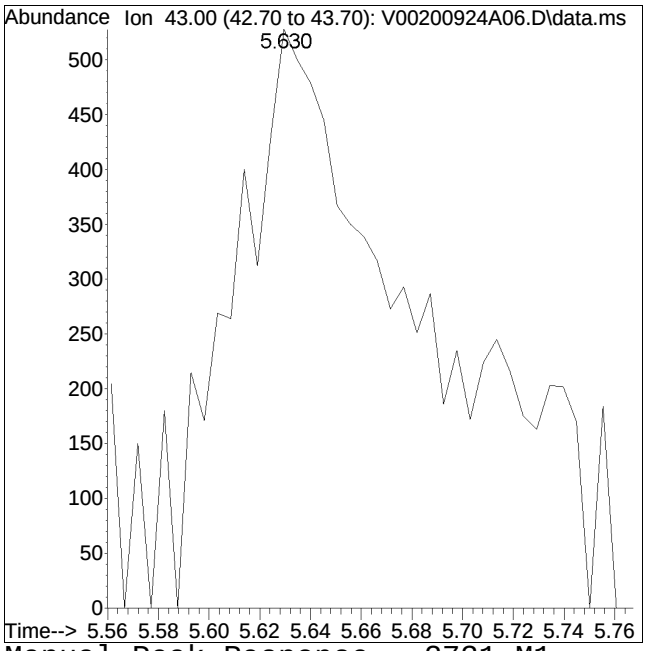

Manual Peak Response = 2731 M1

M1 = Split or tailing peak, auto integration stopped early resulting in false low area count.

Manual Integration Report

Data Path : I:\VOLATILES\VOA100\2020\2QMethod : V100_200924_8260.m
Data File : V00200924A06.D Operator : VOA100:KJD
Date Inj'd : 9/24/2020 7:46 am Instrument : VOA 100
Sample : I8260STDL2PPB Quant Date : 9/24/2020 4:37 pm

Compound #90: 2-Chlorotoluene

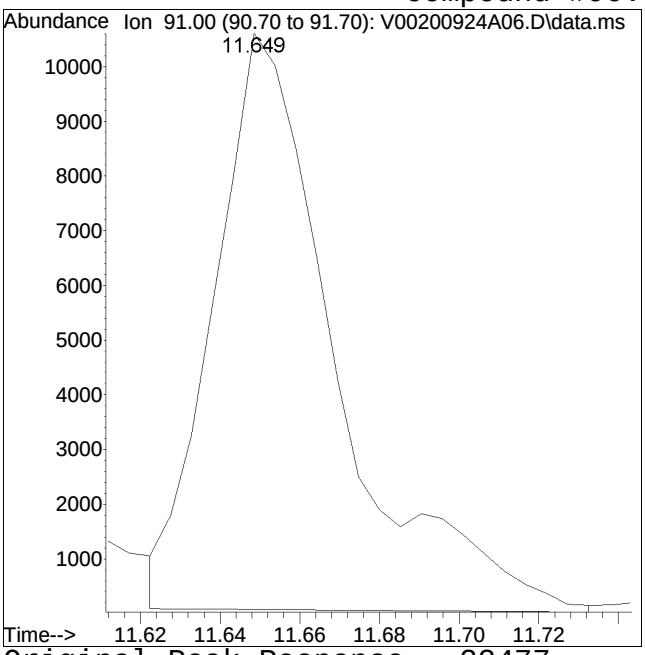

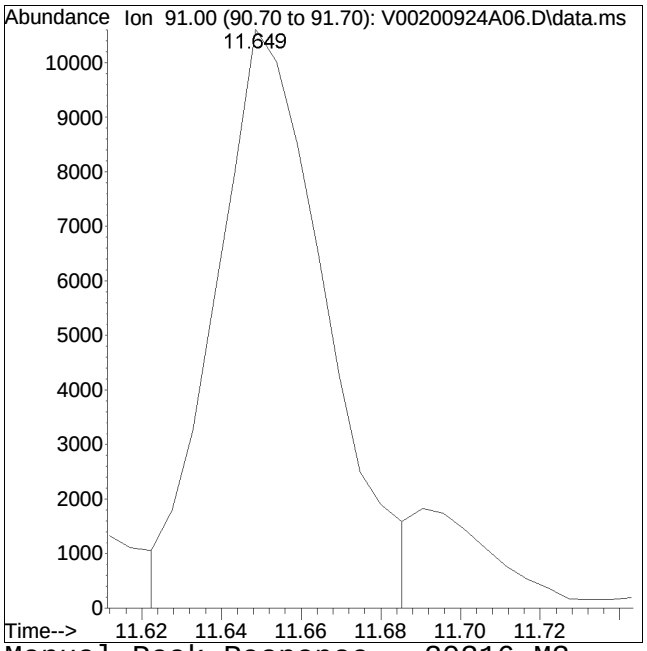

Original Peak Response = 22477 Manual Peak Response = 20316 M3

M3 = Misidentification of the peak (i.e. 1,4-dichlorobenzene identified as 1,3-dichlorobenzene), or misidentification from 2 partially resolved peaks not being split.

Quantitation Report (QT Reviewed)

Data Path : I:\VOLATILES\VOA100\2020\200924\
Data File : V00200924A07.D
Acq On : 24 Sep 2020 8:12 am
Operator : VOA100:KJD
Sample : I8260STDL4PPB
Misc : WG1414268
ALS Vial : 7 Sample Multiplier: 1

Quant Time: Sep 24 16:12:24 2020
Quant Method : I:\VOLATILES\VOA100\2020\200924\V100_200924_8260.m
Quant Title : VOLATILES BY GC/MS
QLast Update : Thu Sep 24 15:29:18 2020
Response via : Initial Calibration

CCAL FILE(s) : 1 - I:\VOLATILES\VOA100\2020\200924\V00200924A09.D
Sub List : 8260-CurveSoil - Megamix plus Diox

Compound	R.T.	QIon	Response	Conc	Units	Dev(Min)
Internal Standards						
1) Fluorobenzene	6.316	96	225966	20.000	ug/L	0.00
Standard Area 1 = 221157			Recovery = 102.17%			
60) Chlorobenzene-d5	9.887	117	163146	20.000	ug/L	0.00
Standard Area 1 = 162647			Recovery = 100.31%			
80) 1,4-Dichlorobenzene-d4	12.524	152	86902	20.000	ug/L	0.00
Standard Area 1 = 85678			Recovery = 101.43%			
System Monitoring Compounds						
37) Dibromofluoromethane	5.498	113	54371	20.058	ug/L	0.00
Spiked Amount 20.000	Range 70 - 130		Recovery = 100.29%			
44) 1,2-Dichloroethane-d4	6.028	65	51708	20.048	ug/L	0.00
Spiked Amount 20.000	Range 70 - 130		Recovery = 100.24%			
61) Toluene-d8	8.026	98	212891	20.188	ug/L	0.00
Spiked Amount 20.000	Range 70 - 130		Recovery = 100.94%			
84) 4-Bromofluorobenzene	11.334	95	77635	20.247	ug/L	0.00
Spiked Amount 20.000	Range 70 - 130		Recovery = 101.24%			
Target Compounds						Qvalue
2) Dichlorodifluoromethane	1.786	85	16702	5.230	ug/L #	82
3) Chloromethane	1.996	50	16316	5.755	ug/L	97
4) Vinyl chloride	2.075	62	16654	5.416	ug/L	85
5) Bromomethane	2.410	94	8418	5.013	ug/L	99
6) Chloroethane	2.536	64	11517	5.344	ug/L	83
7) Trichlorofluoromethane	2.683	101	23782	5.357	ug/L	100
8) Ethyl ether	2.998	74	6464	5.247	ug/L	92
10) 1,1-Dichloroethene	3.197	96	12557	5.431	ug/L	82
11) Carbon disulfide	3.233	76	37882	6.222	ug/L	100
12) Freon-113	3.239	101	12424	5.276	ug/L	94
14) Acrolein	3.527	56	1213	4.835	ug/L	89
15) Methylene chloride	3.768	84	14584	5.836	ug/L	91
17) Acetone	3.810	43	3128	7.079	ug/L #	80
18) trans-1,2-Dichloroethene	3.926	96	13858	5.350	ug/L	92
19) Methyl acetate	3.931	43	6281M1	5.763	ug/L	
20) Methyl tert-butyl ether	4.020	73	32202	5.381	ug/L	93
21) tert-Butyl alcohol	4.099	59	5600	26.890	ug/L #	78
22) Diisopropyl ether	4.387	45	38791	5.162	ug/L	96
23) 1,1-Dichloroethane	4.523	63	22823	5.304	ug/L	97
24) Halothane	4.565	117	10230	5.373	ug/L	99
25) Acrylonitrile	4.591	53	2173M1	4.206	ug/L	

Data Path : I:\VOLATILES\VOA100\2020\200924\
Data File : V00200924A07.D
Acq On : 24 Sep 2020 8:12 am
Operator : VOA100:KJD
Sample : I8260STDL4PPB
Misc : WG1414268
ALS Vial : 7 Sample Multiplier: 1

Quant Time: Sep 24 16:12:24 2020
Quant Method : I:\VOLATILES\VOA100\2020\200924\V100_200924_8260.m
Quant Title : VOLATILES BY GC/MS
QLast Update : Thu Sep 24 15:29:18 2020
Response via : Initial Calibration

CCAL FILE(s) : 1 - I:\VOLATILES\VOA100\2020\200924\V00200924A09.D
Sub List : 8260-CurveSoil - Megamix plus Diox

Compound	R.T.	QIon	Response	Conc	Units		Dev(Min)
26) Ethyl tert-butyl ether	4.738	59	36708	5.206	ug/L	#	87
27) Vinyl acetate	4.759	43	24480	5.068	ug/L	#	90
28) cis-1,2-Dichloroethene	5.053	96	14629	5.227	ug/L		93
29) 2,2-Dichloropropane	5.152	77	20331	5.280	ug/L		88
31) Bromochloromethane	5.252	128	6457	5.209	ug/L		89
32) Cyclohexane	5.257	56	21905	5.209	ug/L		98
33) Chloroform	5.315	83	24160	5.188	ug/L		96
34) Ethyl acetate	5.425	43	9333M1	5.282	ug/L		
35) Carbon tetrachloride	5.462	117	20211	5.151	ug/L		96
36) Tetrahydrofuran	5.477	42	3051	5.660	ug/L	#	72
38) 1,1,1-Trichloroethane	5.525	97	22021	5.351	ug/L		95
40) 2-Butanone	5.624	43	5103M1	7.721	ug/L		
41) 1,1-Dichloropropene	5.651	75	17989	5.280	ug/L		99
42) Benzene	5.897	78	52415	5.337	ug/L		98
43) tert-Amyl methyl ether	5.997	73	33478	5.279	ug/L		96
45) 1,2-Dichloroethane	6.101	62	15908	5.335	ug/L		98
48) Methyl cyclohexane	6.495	83	23049	5.221	ug/L		98
49) Trichloroethene	6.510	95	13963	5.342	ug/L		94
51) Dibromomethane	6.956	93	6961	5.007	ug/L		90
52) 1,2-Dichloropropane	7.050	63	13054	5.349	ug/L		97
54) 2-Chloroethyl vinyl ether	7.748	63	4316	4.132	ug/L	#	100
55) Bromodichloromethane	7.124	83	17936	5.264	ug/L		99
58) 1,4-Dioxane	7.339	88	4764	199.500	ug/L	#	88
59) cis-1,3-Dichloropropene	7.821	75	19788	4.984	ug/L	#	87
62) Toluene	8.083	92	34535	5.456	ug/L		98
63) 4-Methyl-2-pentanone	8.513	58	3530	5.070	ug/L	#	51
64) Tetrachloroethene	8.539	166	14447	5.352	ug/L		96
66) trans-1,3-Dichloropropene	8.571	75	17245	5.160	ug/L		97
68) Ethyl methacrylate	8.749	69	12778	4.912	ug/L		94
69) 1,1,2-Trichloroethane	8.754	83	8582	5.309	ug/L		97
70) Chlorodibromomethane	8.975	129	12409	5.101	ug/L		97
71) 1,3-Dichloropropane	9.079	76	17037	5.377	ug/L		100
72) 1,2-Dibromoethane	9.263	107	9748	5.275	ug/L		99
73) 2-Hexanone	9.530	43	6055	5.030	ug/L	#	79
74) Chlorobenzene	9.903	112	37138	5.350	ug/L		99
75) Ethylbenzene	9.939	91	65500	5.358	ug/L		99
76) 1,1,1,2-Tetrachloroethane	9.981	131	13624	5.374	ug/L		97
77) p/m Xylene	10.123	106	50885	10.752	ug/L		99
78) o Xylene	10.647	106	46289	10.469	ug/L		97
79) Styrene	10.710	104	75877	10.043	ug/L		96

Data Path : I:\VOLATILES\VOA100\2020\200924\
Data File : V00200924A07.D
Acq On : 24 Sep 2020 8:12 am
Operator : VOA100:KJD
Sample : I8260STDL4PPB
Misc : WG1414268
ALS Vial : 7 Sample Multiplier: 1

Quant Time: Sep 24 16:12:24 2020
Quant Method : I:\VOLATILES\VOA100\2020\200924\V100_200924_8260.m
Quant Title : VOLATILES BY GC/MS
QLast Update : Thu Sep 24 15:29:18 2020
Response via : Initial Calibration

CCAL FILE(s) : 1 - I:\VOLATILES\VOA100\2020\200924\V00200924A09.D
Sub List : 8260-CurveSoil - Megamix plus Diox

Compound	R.T.	QIon	Response	Conc	Units	Dev(Min)
81) Bromoform	10.747	173	7320	4.987	ug/L	98
83) Isopropylbenzene	11.014	105	66685	5.261	ug/L	98
85) Bromobenzene	11.449	156	15184	5.316	ug/L	100
86) n-Propylbenzene	11.481	91	77782	5.299	ug/L	99
87) 1,4-Dichlorobutane	11.502	55	17338	5.555	ug/L	95
88) 1,1,2,2-Tetrachloroethane	11.559	83	13182	5.530	ug/L	98
89) 4-Ethyltoluene	11.601	105	64760	5.252	ug/L	99
90) 2-Chlorotoluene	11.649	91	46115M3	5.432	ug/L	
91) 1,3,5-Trimethylbenzene	11.696	105	55549	5.368	ug/L	99
92) 1,2,3-Trichloropropane	11.701	75	10140	5.524	ug/L	99
93) trans-1,4-Dichloro-2-b...	11.748	53	3489	5.384	ug/L	95
94) 4-Chlorotoluene	11.827	91	46208	5.391	ug/L	99
95) tert-Butylbenzene	12.031	119	46367	5.183	ug/L	97
98) 1,2,4-Trimethylbenzene	12.110	105	52875	5.260	ug/L	100
99) sec-Butylbenzene	12.220	105	70800	5.226	ug/L	99
100) p-Isopropyltoluene	12.367	119	59964	5.175	ug/L	97
101) 1,3-Dichlorobenzene	12.445	146	29436	5.242	ug/L	99
102) 1,4-Dichlorobenzene	12.535	146	29939	5.319	ug/L	97
103) p-Diethylbenzene	12.739	119	34821	5.091	ug/L	98
104) n-Butylbenzene	12.792	91	53229	5.244	ug/L	98
105) 1,2-Dichlorobenzene	12.959	146	27145	5.363	ug/L	100
106) 1,2,4,5-Tetramethylben...	13.520	119	53773	5.188	ug/L	98
107) 1,2-Dibromo-3-chloropr...	13.730	155	1839	4.960	ug/L	94
108) 1,3,5-Trichlorobenzene	13.756	180	19827	5.135	ug/L	99
109) Hexachlorobutadiene	14.322	225	10004	4.906	ug/L	99
110) 1,2,4-Trichlorobenzene	14.354	180	18045	5.282	ug/L	98
111) Naphthalene	14.648	128	37655	5.283	ug/L	100
112) 1,2,3-Trichlorobenzene	14.815	180	15874	5.248	ug/L	98

(#) = qualifier out of range (m) = manual integration (+) = signals summed

Quantitation Report (QT Reviewed)

Data Path : I:\VOLATILES\VOA100\2020\200924\
Data File : V00200924A07.D
Acq On : 24 Sep 2020 8:12 am
Operator : VOA100:KJD
Sample : I8260STDL4PPB
Misc : WG1414268
ALS Vial : 7 Sample Multiplier: 1

Quant Time: Sep 24 16:12:24 2020
Quant Method : I:\VOLATILES\VOA100\2020\200924\V100_200924_8260.m
Quant Title : VOLATILES BY GC/MS
QLast Update : Thu Sep 24 15:29:18 2020
Response via : Initial Calibration

Sub List : 8260-CurveSoil - Megamix plus Diox4\V00200924A09.D•

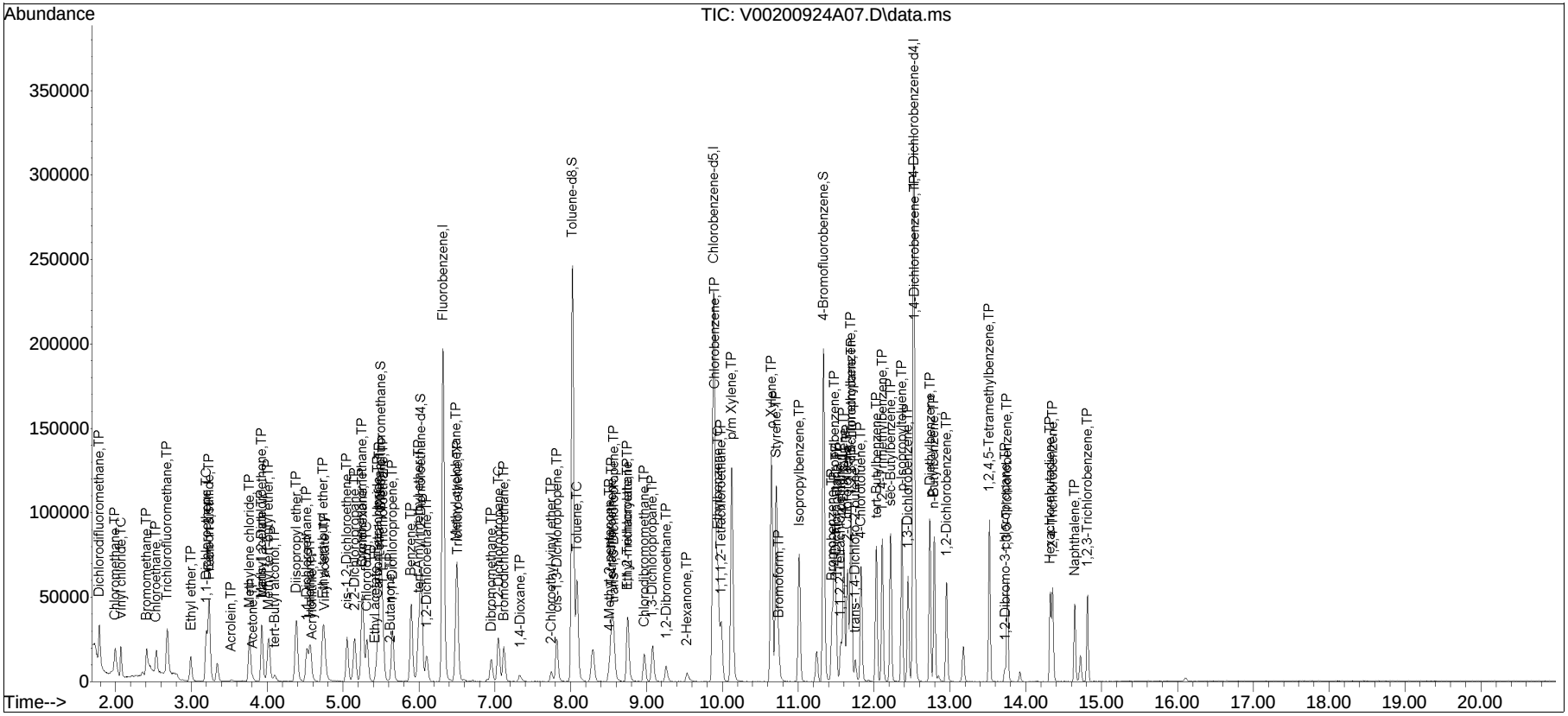

Manual Integration Report

Data Path : I:\VOLATILES\VOA100\2020\2QMethod : V100_200924_8260.m
Data File : V00200924A07.D Operator : VOA100:KJD
Date Inj'd : 9/24/2020 8:12 am Instrument : VOA 100
Sample : I8260STDL4PPB Quant Date : 9/24/2020 3:31 pm

Compound #19: Methyl acetate

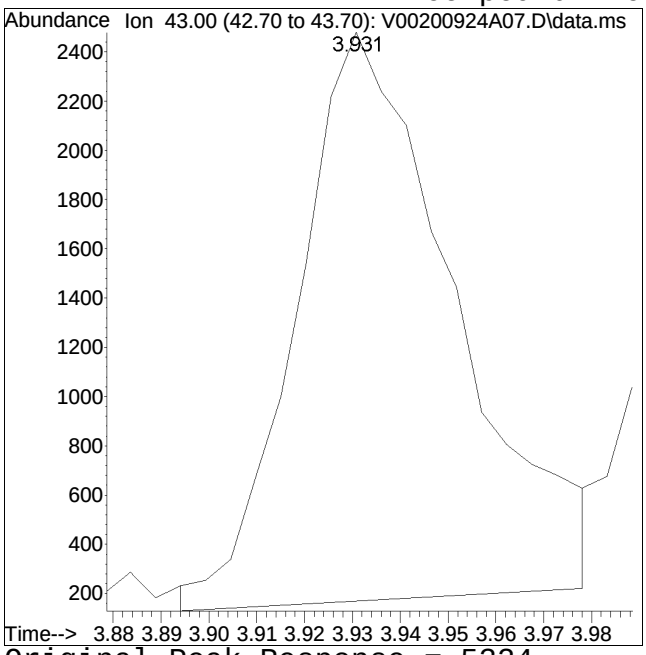

Original Peak Response = 5324

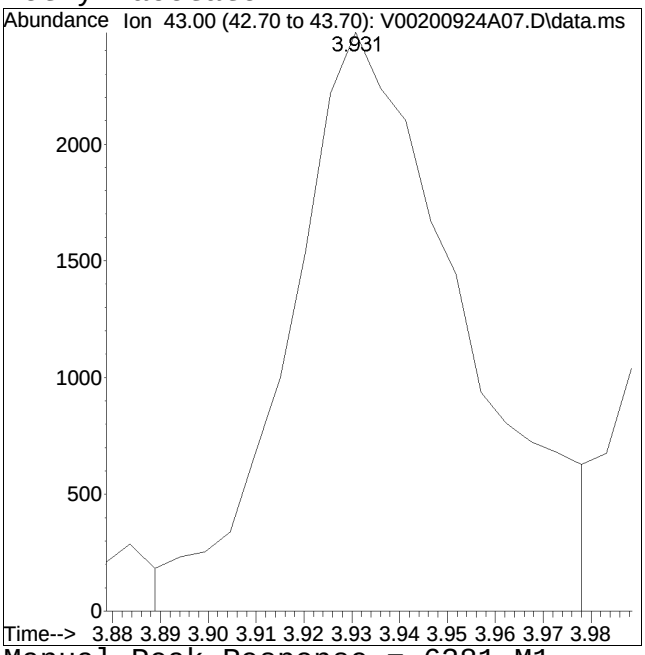

Manual Peak Response = 6281 M1

M1 = Split or tailing peak, auto integration stopped early resulting in false low area count.

Manual Integration Report

Data Path : I:\VOLATILES\VOA100\2020\2QMethod : V100_200924_8260.m
Data File : V00200924A07.D Operator : VOA100:KJD
Date Inj'd : 9/24/2020 8:12 am Instrument : VOA 100
Sample : I8260STDL4PPB Quant Date : 9/24/2020 3:31 pm

Compound #25: Acrylonitrile

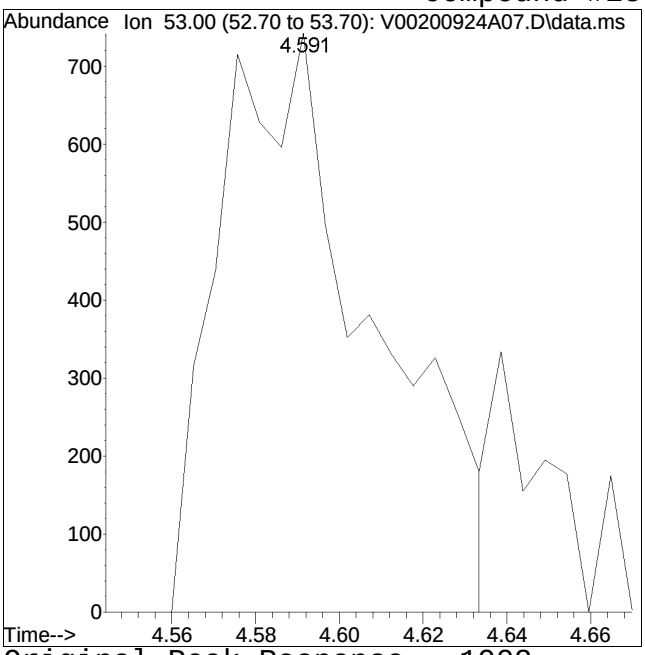

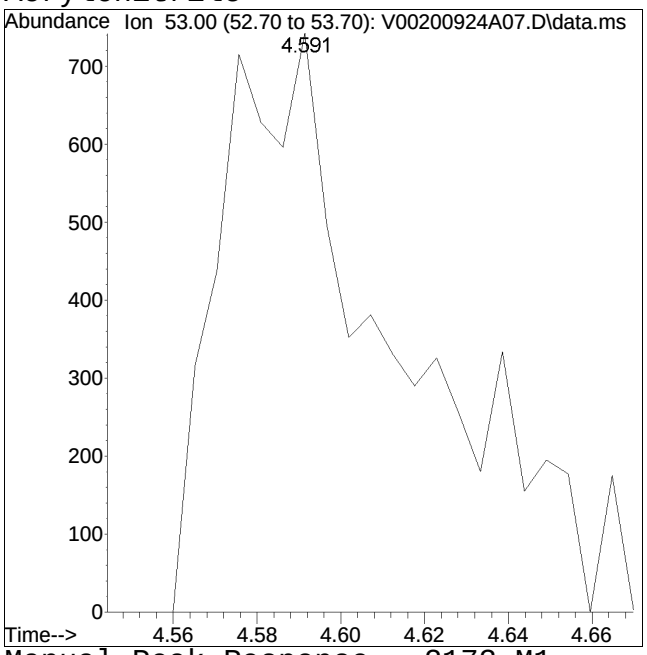

Original Peak Response = 1902 Manual Peak Response = 2173 M1

M1 = Split or tailing peak, auto integration stopped early resulting in false low area count.

Manual Integration Report

Data Path : I:\VOLATILES\VOA100\2020\2QMethod : V100_200924_8260.m
Data File : V00200924A07.D Operator : VOA100:KJD
Date Inj'd : 9/24/2020 8:12 am Instrument : VOA 100
Sample : I8260STDL4PPB Quant Date : 9/24/2020 3:31 pm

Compound #34: Ethyl acetate

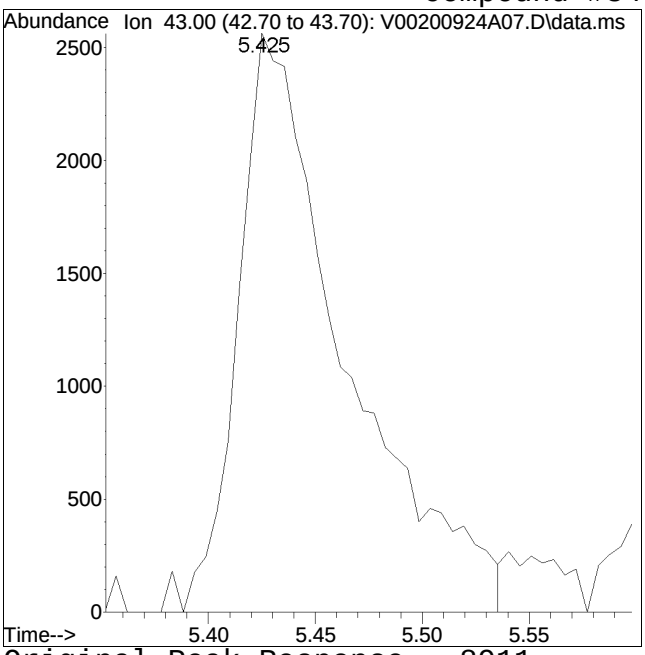

Original Peak Response = 8911

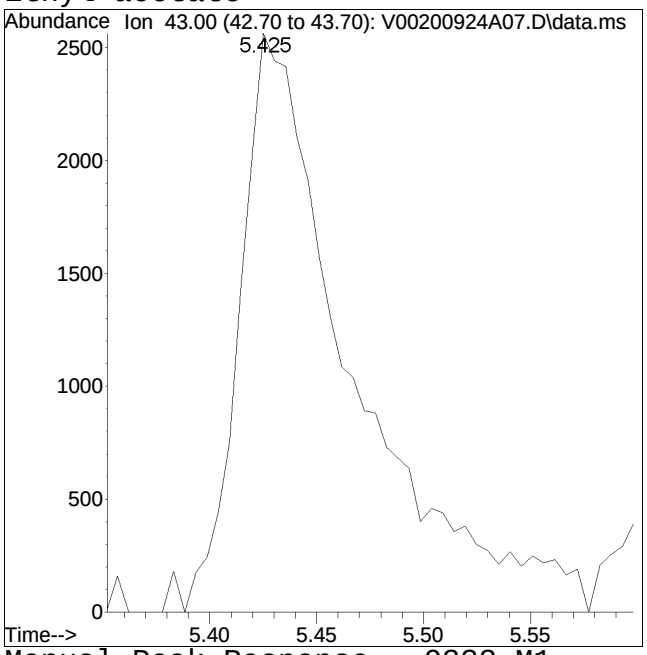

Manual Peak Response = 9333 M1

M1 = Split or tailing peak, auto integration stopped early resulting in false low area count.

Manual Integration Report

Data Path : I:\VOLATILES\VOA100\2020\2Q
Data File : V00200924A07.D
Date Inj'd : 9/24/2020 8:12 am
Sample : I8260STDL4PPB

Method : V100_200924_8260.m
Operator : VOA100:KJD
Instrument : VOA 100
Quant Date : 9/24/2020 3:31 pm

Compound #40: 2-Butanone

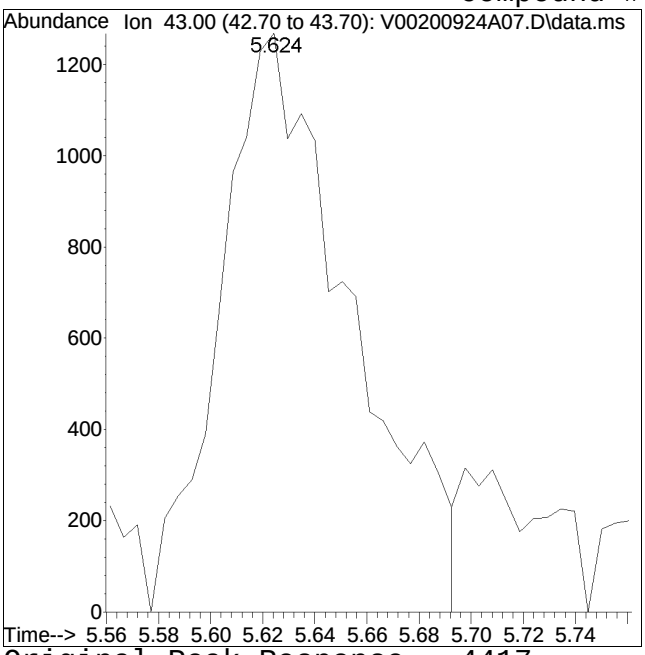

Original Peak Response = 4417

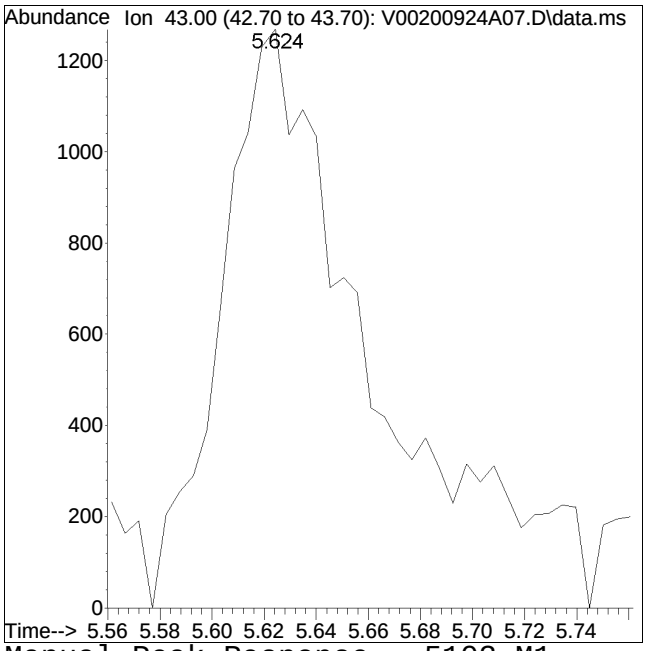

Manual Peak Response = 5103 M1

M1 = Split or tailing peak, auto integration stopped early resulting in false low area count.

Manual Integration Report

Data Path : I:\VOLATILES\VOA100\2020\2QMethod : V100_200924_8260.m
Data File : V00200924A07.D Operator : VOA100:KJD
Date Inj'd : 9/24/2020 8:12 am Instrument : VOA 100
Sample : I8260STDL4PPB Quant Date : 9/24/2020 3:31 pm

Compound #90: 2-Chlorotoluene

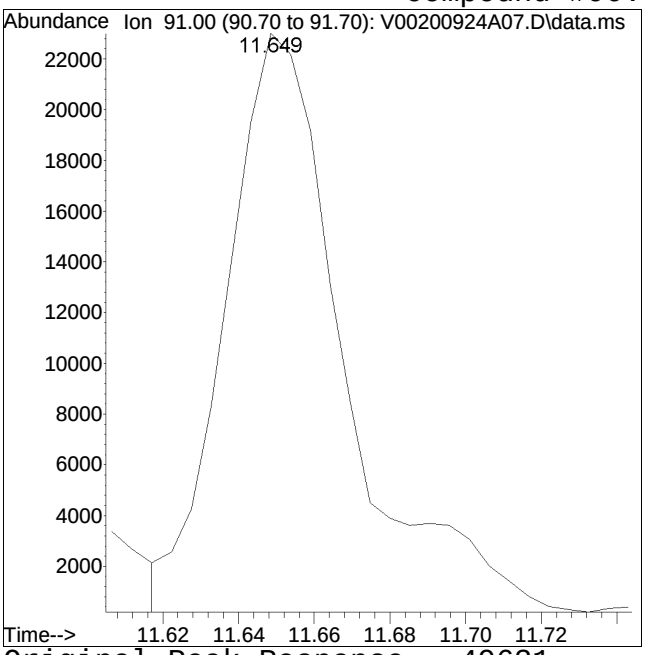

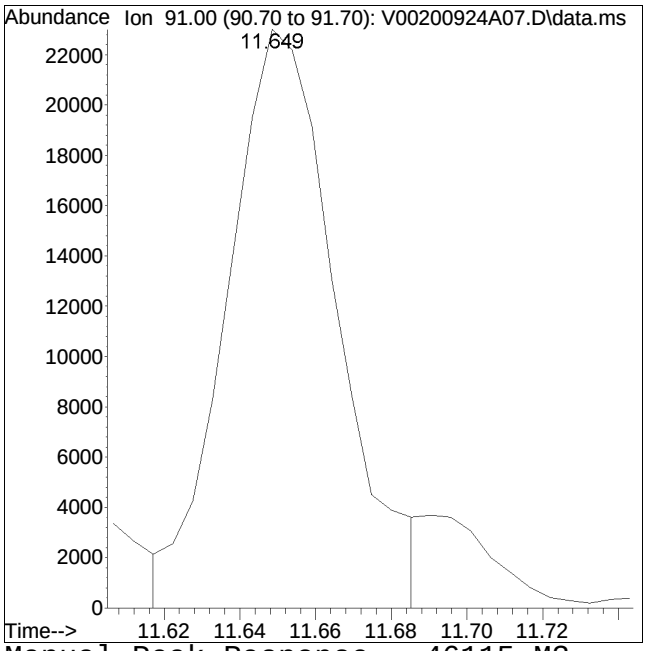

Original Peak Response = 49631 Manual Peak Response = 46115 M3

M3 = Misidentification of the peak (i.e. 1,4-dichlorobenzene identified as 1,3-dichlorobenzene), or misidentification from 2 partially resolved peaks not being split.

Quantitation Report (QT Reviewed)

Data Path : I:\VOLATILES\VOA100\2020\200924\
Data File : V00200924A08.D
Acq On : 24 Sep 2020 8:38 am
Operator : VOA100:KJD
Sample : I8260STDL20PPB
Misc : WG1414268
ALS Vial : 8 Sample Multiplier: 1

Quant Time: Sep 24 16:13:30 2020
Quant Method : I:\VOLATILES\VOA100\2020\200924\V100_200924_8260.m
Quant Title : VOLATILES BY GC/MS
QLast Update : Thu Sep 24 15:29:18 2020
Response via : Initial Calibration

CCAL FILE(s) : 1 - I:\VOLATILES\VOA100\2020\200924\V00200924A09.D
Sub List : 8260-CurveSoil - Megamix plus Diox

Compound	R.T.	QIon	Response	Conc	Units	Dev(Min)
Internal Standards						
1) Fluorobenzene	6.317	96	214988	20.000	ug/L	0.00
Standard Area 1 = 221157			Recovery = 97.21%			
60) Chlorobenzene-d5	9.882	117	157521	20.000	ug/L	0.00
Standard Area 1 = 162647			Recovery = 96.85%			
80) 1,4-Dichlorobenzene-d4	12.519	152	81853	20.000	ug/L	0.00
Standard Area 1 = 85678			Recovery = 95.54%			
System Monitoring Compounds						
37) Dibromofluoromethane	5.493	113	52840	20.489	ug/L	0.00
Spiked Amount 20.000	Range 70 - 130		Recovery = 102.45%			
44) 1,2-Dichloroethane-d4	6.033	65	49328	20.102	ug/L	0.00
Spiked Amount 20.000	Range 70 - 130		Recovery = 100.51%			
61) Toluene-d8	8.026	98	205459	20.179	ug/L	0.00
Spiked Amount 20.000	Range 70 - 130		Recovery = 100.90%			
84) 4-Bromofluorobenzene	11.334	95	73973	20.482	ug/L	0.00
Spiked Amount 20.000	Range 70 - 130		Recovery = 102.41%			
Target Compounds						Qvalue
2) Dichlorodifluoromethane	1.787	85	68477	22.539	ug/L #	83
3) Chloromethane	1.996	50	63729	23.626	ug/L	96
4) Vinyl chloride	2.075	62	65152	22.271	ug/L	86
5) Bromomethane	2.410	94	32471	20.325	ug/L	97
6) Chloroethane	2.542	64	44321	21.616	ug/L	86
7) Trichlorofluoromethane	2.683	101	94442	22.359	ug/L	100
8) Ethyl ether	2.992	74	27209	23.213	ug/L	90
10) 1,1-Dichloroethene	3.197	96	50375	22.901	ug/L	82
11) Carbon disulfide	3.234	76	132140	22.810	ug/L	98
12) Freon-113	3.234	101	50619	22.593	ug/L	96
14) Acrolein	3.527	56	5657	23.702	ug/L	94
15) Methylene chloride	3.768	84	54570	22.953	ug/L	90
17) Acetone	3.805	43	10355	24.631	ug/L	90
18) trans-1,2-Dichloroethene	3.926	96	56236	22.817	ug/L	91
19) Methyl acetate	3.926	43	23462	22.628	ug/L #	88
20) Methyl tert-butyl ether	4.020	73	131432	23.082	ug/L	96
21) tert-Butyl alcohol	4.099	59	21804	110.046	ug/L	93
22) Diisopropyl ether	4.382	45	163849	22.916	ug/L	95
23) 1,1-Dichloroethane	4.523	63	92395	22.570	ug/L	98
24) Halothane	4.565	117	42206	23.301	ug/L	99
25) Acrylonitrile	4.571	53	10793	21.956	ug/L	94

Data Path : I:\VOLATILES\VOA100\2020\200924\
Data File : V00200924A08.D
Acq On : 24 Sep 2020 8:38 am
Operator : VOA100:KJD
Sample : I8260STDL20PPB
Misc : WG1414268
ALS Vial : 8 Sample Multiplier: 1

Quant Time: Sep 24 16:13:30 2020
Quant Method : I:\VOLATILES\VOA100\2020\200924\V100_200924_8260.m
Quant Title : VOLATILES BY GC/MS
QLast Update : Thu Sep 24 15:29:18 2020
Response via : Initial Calibration

CCAL FILE(s) : 1 - I:\VOLATILES\VOA100\2020\200924\V00200924A09.D
Sub List : 8260-CurveSoil - Megamix plus Diox

Compound	R.T.	QIon	Response	Conc	Units		Dev(Min)
26) Ethyl tert-butyl ether	4.738	59	152739	22.766	ug/L	#	86
27) Vinyl acetate	4.754	43	104761	22.797	ug/L	#	93
28) cis-1,2-Dichloroethene	5.053	96	61177	22.977	ug/L		92
29) 2,2-Dichloropropane	5.153	77	82866	22.621	ug/L		90
31) Bromochloromethane	5.247	128	28005	23.744	ug/L		92
32) Cyclohexane	5.257	56	89107	22.271	ug/L		100
33) Chloroform	5.315	83	102395	23.111	ug/L		98
34) Ethyl acetate	5.420	43	39074	23.241	ug/L	#	92
35) Carbon tetrachloride	5.462	117	83069	22.252	ug/L		99
36) Tetrahydrofuran	5.472	42	12011	23.420	ug/L	#	79
38) 1,1,1-Trichloroethane	5.525	97	88529	22.610	ug/L		96
40) 2-Butanone	5.614	43	14580	23.186	ug/L		93
41) 1,1-Dichloropropene	5.651	75	73251	22.599	ug/L		98
42) Benzene	5.897	78	216469	23.165	ug/L		98
43) tert-Amyl methyl ether	5.997	73	138578	22.968	ug/L		94
45) 1,2-Dichloroethane	6.102	62	64615	22.777	ug/L		99
48) Methyl cyclohexane	6.495	83	95300	22.691	ug/L		99
49) Trichloroethene	6.505	95	56002	22.518	ug/L		94
51) Dibromomethane	6.946	93	29878	22.590	ug/L		95
52) 1,2-Dichloropropane	7.045	63	53227	22.926	ug/L		99
54) 2-Chloroethyl vinyl ether	7.737	63	19779	19.904	ug/L	#	100
55) Bromodichloromethane	7.119	83	75844	23.394	ug/L		99
58) 1,4-Dioxane	7.328	88	20903	920.044	ug/L	#	93
59) cis-1,3-Dichloropropene	7.816	75	85154	22.544	ug/L	#	89
62) Toluene	8.083	92	141627	23.173	ug/L		97
63) 4-Methyl-2-pentanone	8.503	58	14760	21.957	ug/L	#	64
64) Tetrachloroethene	8.540	166	60092	23.057	ug/L		95
66) trans-1,3-Dichloropropene	8.566	75	73636	22.821	ug/L		95
68) Ethyl methacrylate	8.744	69	56562	22.519	ug/L		91
69) 1,1,2-Trichloroethane	8.755	83	35960	23.041	ug/L		99
70) Chlorodibromomethane	8.970	129	53266	22.677	ug/L		98
71) 1,3-Dichloropropane	9.080	76	70581	23.071	ug/L		100
72) 1,2-Dibromoethane	9.253	107	40466	22.681	ug/L		98
73) 2-Hexanone	9.525	43	25727	22.135	ug/L	#	84
74) Chlorobenzene	9.903	112	154524	23.057	ug/L		98
75) Ethylbenzene	9.939	91	269940	22.870	ug/L		99
76) 1,1,1,2-Tetrachloroethane	9.987	131	55757	22.780	ug/L		99
77) p/m Xylene	10.123	106	207655	45.444	ug/L		100
78) o Xylene	10.647	106	195934	45.897	ug/L		100
79) Styrene	10.710	104	330972	45.372	ug/L		97

Quantitation Report (QT Reviewed)

Data Path : I:\VOLATILES\VOA100\2020\200924\
Data File : V00200924A08.D
Acq On : 24 Sep 2020 8:38 am
Operator : VOA100:KJD
Sample : I8260STDL20PPB
Misc : WG1414268
ALS Vial : 8 Sample Multiplier: 1

Quant Time: Sep 24 16:13:30 2020
Quant Method : I:\VOLATILES\VOA100\2020\200924\V100_200924_8260.m
Quant Title : VOLATILES BY GC/MS
QLast Update : Thu Sep 24 15:29:18 2020
Response via : Initial Calibration

CCAL FILE(s) : 1 - I:\VOLATILES\VOA100\2020\200924\V00200924A09.D
Sub List : 8260-CurveSoil - Megamix plus Diox

Compound	R.T.	QIon	Response	Conc	Units	Dev(Min)
81) Bromoform	10.736	173	30691	22.199	ug/L	97
83) Isopropylbenzene	11.014	105	274855	23.021	ug/L	99
85) Bromobenzene	11.444	156	62579	23.259	ug/L	99
86) n-Propylbenzene	11.481	91	321443	23.249	ug/L	99
87) 1,4-Dichlorobutane	11.497	55	67580	22.990	ug/L	98
88) 1,1,2,2-Tetrachloroethane	11.560	83	52438	23.354	ug/L	99
89) 4-Ethyltoluene	11.602	105	270468	23.288	ug/L	98
90) 2-Chlorotoluene	11.649	91	185876M4	23.246	ug/L	
91) 1,3,5-Trimethylbenzene	11.696	105	225824	23.170	ug/L	99
92) 1,2,3-Trichloropropane	11.701	75	40158	23.227	ug/L	96
93) trans-1,4-Dichloro-2-b...	11.748	53	14266	23.374	ug/L	98
94) 4-Chlorotoluene	11.827	91	187114	23.175	ug/L	100
95) tert-Butylbenzene	12.031	119	194727	23.111	ug/L	94
98) 1,2,4-Trimethylbenzene	12.105	105	220069	23.242	ug/L	99
99) sec-Butylbenzene	12.220	105	293066	22.967	ug/L	98
100) p-Isopropyltoluene	12.367	119	252301	23.118	ug/L	97
101) 1,3-Dichlorobenzene	12.446	146	122997	23.255	ug/L	100
102) 1,4-Dichlorobenzene	12.535	146	122662	23.138	ug/L	99
103) p-Diethylbenzene	12.734	119	149780	23.248	ug/L	96
104) n-Butylbenzene	12.792	91	220361	23.049	ug/L	100
105) 1,2-Dichlorobenzene	12.954	146	111744	23.439	ug/L	99
106) 1,2,4,5-Tetramethylben...	13.520	119	224815	23.029	ug/L	99
107) 1,2-Dibromo-3-chloropr...	13.725	155	7829	22.418	ug/L	94
108) 1,3,5-Trichlorobenzene	13.756	180	83733	23.022	ug/L	99
109) Hexachlorobutadiene	14.323	225	43676	22.740	ug/L	98
110) 1,2,4-Trichlorobenzene	14.354	180	73771	22.926	ug/L	100
111) Naphthalene	14.642	128	151506	22.567	ug/L	100
112) 1,2,3-Trichlorobenzene	14.816	180	64313	22.573	ug/L	99

(#) = qualifier out of range (m) = manual integration (+) = signals summed

Quantitation Report (QT Reviewed)

Data Path : I:\VOLATILES\VOA100\2020\200924\
Data File : V00200924A08.D
Acq On : 24 Sep 2020 8:38 am
Operator : VOA100:KJD
Sample : I8260STDL20PPB
Misc : WG1414268
ALS Vial : 8 Sample Multiplier: 1

Quant Time: Sep 24 16:13:30 2020
Quant Method : I:\VOLATILES\VOA100\2020\200924\V100_200924_8260.m
Quant Title : VOLATILES BY GC/MS
QLast Update : Thu Sep 24 15:29:18 2020
Response via : Initial Calibration

Sub List : 8260-CurveSoil - Megamix plus Diox4\V00200924A09.D•

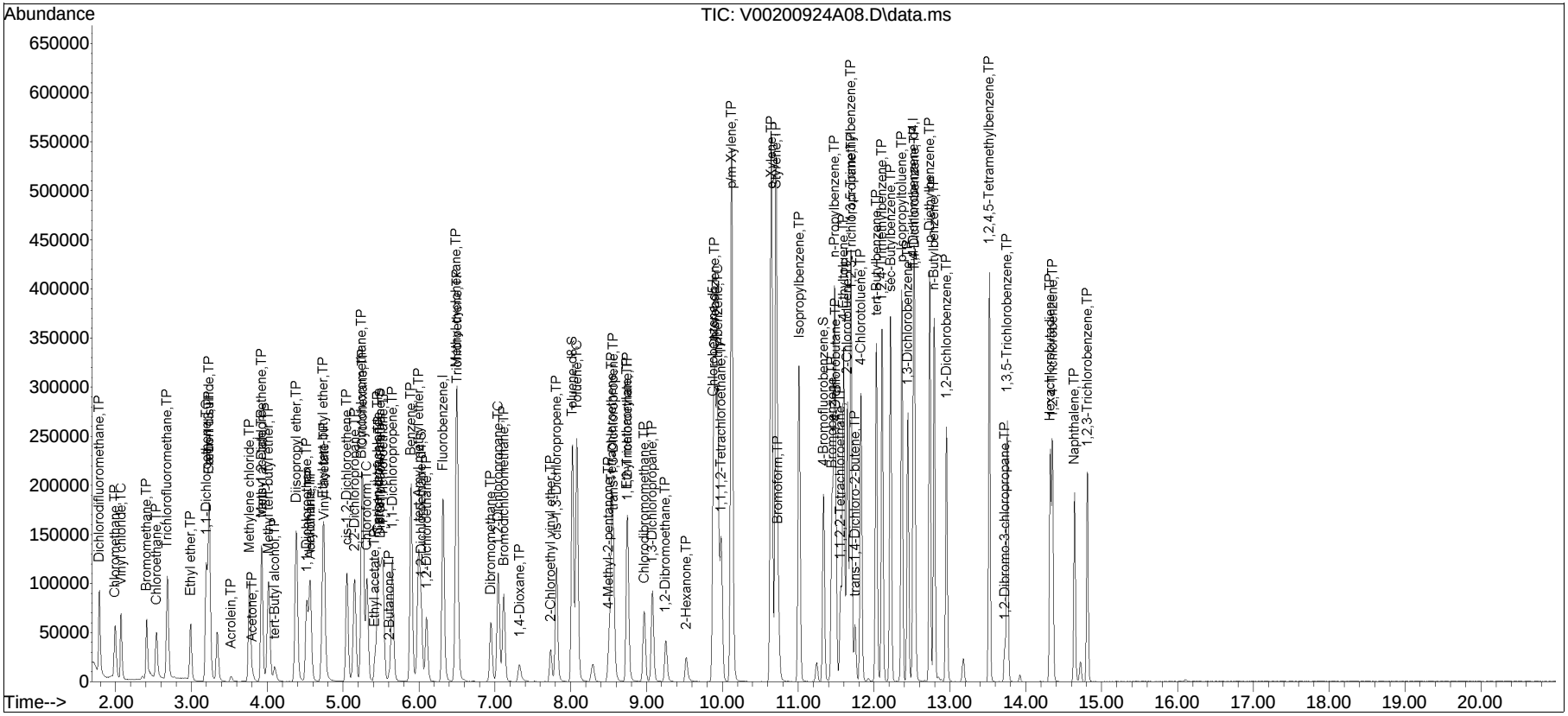

Manual Integration Report

Data Path : I:\VOLATILES\VOA100\2020\2QMethod : V100_200924_8260.m
Data File : V00200924A08.D Operator : VOA100:KJD
Date Inj'd : 9/24/2020 8:38 am Instrument : VOA 100
Sample : I8260STDL20PPB Quant Date : 9/24/2020 3:31 pm

Compound #90: 2-Chlorotoluene

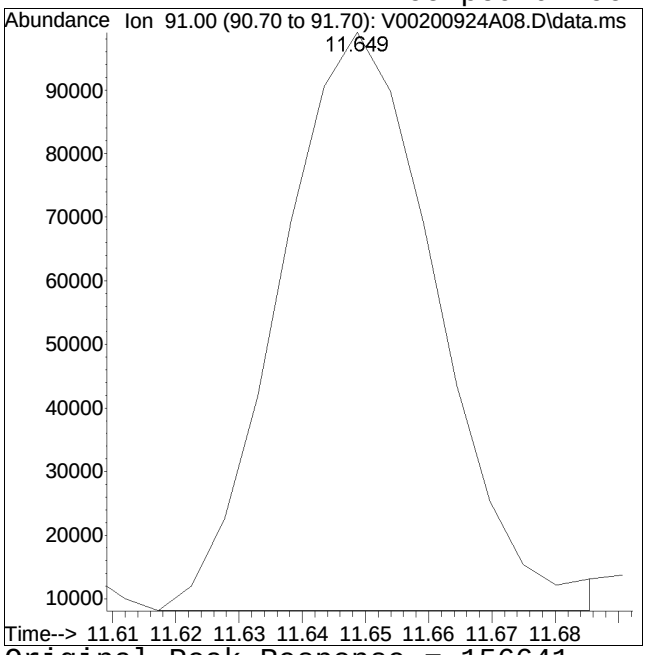

Original Peak Response = 156641

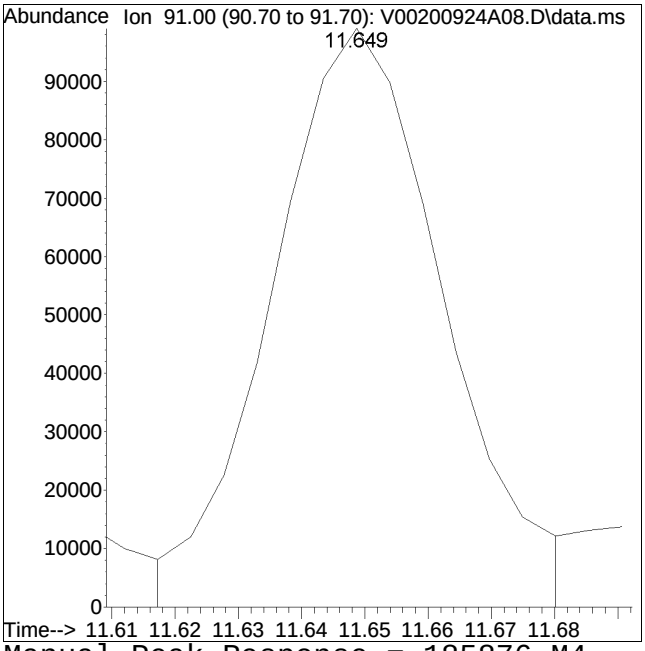

Manual Peak Response = 185876 M4

M4 = Poor automated baseline construction.

Quantitation Report (QT Reviewed)

Data Path : I:\VOLATILES\VOA100\2020\200924\
Data File : V00200924A09.D
Acq On : 24 Sep 2020 9:03 am
Operator : VOA100:KJD
Sample : I8260STDL40PPB
Misc : WG1414268
ALS Vial : 9 Sample Multiplier: 1

Quant Time: Sep 24 15:29:38 2020
Quant Method : I:\VOLATILES\VOA100\2020\200924\V100_200924_8260.m
Quant Title : VOLATILES BY GC/MS
QLast Update : Thu Sep 24 15:29:22 2020
Response via : Initial Calibration

CCAL FILE(s) : 1 - I:\VOLATILES\VOA100\2020\200924\V00200924A09.D
Sub List : 8260-CurveSoil - Megamix plus Diox

Compound	R.T.	QIon	Response	Conc	Units	Dev(Min)
Internal Standards						
1) Fluorobenzene	6.316	96	221157	20.000	ug/L	0.00
Standard Area 1 = 221157			Recovery = 100.00%			
60) Chlorobenzene-d5	9.882	117	162647	20.000	ug/L	0.00
Standard Area 1 = 162647			Recovery = 100.00%			
80) 1,4-Dichlorobenzene-d4	12.519	152	85678	20.000	ug/L	0.00
Standard Area 1 = 85678			Recovery = 100.00%			
System Monitoring Compounds						
37) Dibromofluoromethane	5.493	113	53060	20.000	ug/L	0.00
Spiked Amount 20.000	Range 70 - 130		Recovery = 100.00%			
44) 1,2-Dichloroethane-d4	6.028	65	50487	20.000	ug/L	0.00
Spiked Amount 20.000	Range 70 - 130		Recovery = 100.00%			
61) Toluene-d8	8.026	98	210264	20.000	ug/L	0.00
Spiked Amount 20.000	Range 70 - 130		Recovery = 100.00%			
84) 4-Bromofluorobenzene	11.334	95	75609	20.000	ug/L	0.00
Spiked Amount 20.000	Range 70 - 130		Recovery = 100.00%			
Target Compounds						Qvalue
2) Dichlorodifluoromethane	1.786	85	125012	40.000	ug/L #	83
3) Chloromethane	1.996	50	110994	40.000	ug/L	98
4) Vinyl chloride	2.070	62	120377	40.000	ug/L	87
5) Bromomethane	2.410	94	65736	40.000	ug/L	98
6) Chloroethane	2.536	64	84369	40.000	ug/L	86
7) Trichlorofluoromethane	2.683	101	173801	40.000	ug/L	99
8) Ethyl ether	2.992	74	48231	40.000	ug/L	90
10) 1,1-Dichloroethene	3.197	96	90514	40.000	ug/L	84
11) Carbon disulfide	3.234	76	238372	40.000	ug/L	98
12) Freon-113	3.234	101	92189	40.000	ug/L	95
14) Acrolein	3.522	56	9821	40.000	ug/L	97
15) Methylene chloride	3.768	84	97826	40.000	ug/L	91
17) Acetone	3.805	43	17299	40.000	ug/L	89
18) trans-1,2-Dichloroethene	3.926	96	101415	40.000	ug/L	91
19) Methyl acetate	3.926	43	42664	40.000	ug/L #	88
20) Methyl tert-butyl ether	4.020	73	234297	40.000	ug/L	96
21) tert-Butyl alcohol	4.099	59	40764	200.000	ug/L	96
22) Diisopropyl ether	4.382	45	294205	40.000	ug/L	94
23) 1,1-Dichloroethane	4.523	63	168445	40.000	ug/L	99
24) Halothane	4.565	117	74531	40.000	ug/L	98
25) Acrylonitrile	4.565	53	20227	40.000	ug/L	95

Data Path : I:\VOLATILES\VOA100\2020\200924\
Data File : V00200924A09.D
Acq On : 24 Sep 2020 9:03 am
Operator : VOA100:KJD
Sample : I8260STDL40PPB
Misc : WG1414268
ALS Vial : 9 Sample Multiplier: 1

Quant Time: Sep 24 15:29:38 2020
Quant Method : I:\VOLATILES\VOA100\2020\200924\V100_200924_8260.m
Quant Title : VOLATILES BY GC/MS
QLast Update : Thu Sep 24 15:29:22 2020
Response via : Initial Calibration

CCAL FILE(s) : 1 - I:\VOLATILES\VOA100\2020\200924\V00200924A09.D
Sub List : 8260-CurveSoil - Megamix plus Diox

Compound	R.T.	QIon	Response	Conc	Units		Dev(Min)
26) Ethyl tert-butyl ether	4.738	59	276058	40.000	ug/L	#	86
27) Vinyl acetate	4.749	43	189088	40.000	ug/L		94
28) cis-1,2-Dichloroethene	5.053	96	109558	40.000	ug/L		92
29) 2,2-Dichloropropane	5.152	77	150732	40.000	ug/L		92
31) Bromochloromethane	5.247	128	48532	40.000	ug/L		92
32) Cyclohexane	5.257	56	164636	40.000	ug/L		99
33) Chloroform	5.315	83	182305	40.000	ug/L		95
34) Ethyl acetate	5.415	43	69180	40.000	ug/L	#	94
35) Carbon tetrachloride	5.462	117	153609	40.000	ug/L		99
36) Tetrahydrofuran	5.467	42	21103	40.000	ug/L	#	83
38) 1,1,1-Trichloroethane	5.525	97	161111	40.000	ug/L		96
40) 2-Butanone	5.609	43	25875	40.000	ug/L		95
41) 1,1-Dichloropropene	5.651	75	133373	40.000	ug/L		97
42) Benzene	5.897	78	384511	40.000	ug/L		98
43) tert-Amyl methyl ether	5.997	73	248268	40.000	ug/L		94
45) 1,2-Dichloroethane	6.096	62	116730	40.000	ug/L		99
48) Methyl cyclohexane	6.495	83	172819	40.000	ug/L		100
49) Trichloroethene	6.500	95	102334	40.000	ug/L		95
51) Dibromomethane	6.946	93	54423	40.000	ug/L		96
52) 1,2-Dichloropropane	7.045	63	95533	40.000	ug/L		99
54) 2-Chloroethyl vinyl ether	7.737	63	40889	40.000	ug/L	#	100
55) Bromodichloromethane	7.119	83	133400	40.000	ug/L		99
58) 1,4-Dioxane	7.323	88	46743	2000.000	ug/L	#	93
59) cis-1,3-Dichloropropene	7.816	75	155424	40.000	ug/L	#	89
62) Toluene	8.083	92	252420	40.000	ug/L		98
63) 4-Methyl-2-pentanone	8.503	58	27764	40.000	ug/L	#	70
64) Tetrachloroethene	8.540	166	107642	40.000	ug/L		96
66) trans-1,3-Dichloropropene	8.566	75	133270	40.000	ug/L		95
68) Ethyl methacrylate	8.739	69	103739	40.000	ug/L		91
69) 1,1,2-Trichloroethane	8.749	83	64460	40.000	ug/L		99
70) Chlorodibromomethane	8.969	129	97015	40.000	ug/L		98
71) 1,3-Dichloropropane	9.080	76	126356	40.000	ug/L		99
72) 1,2-Dibromoethane	9.253	107	73687	40.000	ug/L		99
73) 2-Hexanone	9.520	43	48005	40.000	ug/L	#	85
74) Chlorobenzene	9.903	112	276795	40.000	ug/L		97
75) Ethylbenzene	9.939	91	487487	40.000	ug/L		99
76) 1,1,1,2-Tetrachloroethane	9.987	131	101089	40.000	ug/L		99
77) p/m Xylene	10.123	106	377455	80.000	ug/L		99
78) o Xylene	10.647	106	352632	80.000	ug/L		100
79) Styrene	10.710	104	602563	80.000	ug/L		97

Data Path : I:\VOLATILES\VOA100\2020\200924\
Data File : V00200924A09.D
Acq On : 24 Sep 2020 9:03 am
Operator : VOA100:KJD
Sample : I8260STDL40PPB
Misc : WG1414268
ALS Vial : 9 Sample Multiplier: 1

Quant Time: Sep 24 15:29:38 2020
Quant Method : I:\VOLATILES\VOA100\2020\200924\V100_200924_8260.m
Quant Title : VOLATILES BY GC/MS
QLast Update : Thu Sep 24 15:29:22 2020
Response via : Initial Calibration

CCAL FILE(s) : 1 - I:\VOLATILES\VOA100\2020\200924\V00200924A09.D
Sub List : 8260-CurveSoil - Megamix plus Diox

Compound	R.T.	QIon	Response	Conc	Units	Dev(Min)
81) Bromoform	10.742	173	57885	40.000	ug/L	98
83) Isopropylbenzene	11.009	105	499881	40.000	ug/L	99
85) Bromobenzene	11.444	156	112648	40.000	ug/L	99
86) n-Propylbenzene	11.476	91	578877	40.000	ug/L	100
87) 1,4-Dichlorobutane	11.497	55	123077	40.000	ug/L	97
88) 1,1,2,2-Tetrachloroethane	11.559	83	94012	40.000	ug/L	98
89) 4-Ethyltoluene	11.601	105	486275	40.000	ug/L	99
90) 2-Chlorotoluene	11.649	91	334792M4	40.000	ug/L	
91) 1,3,5-Trimethylbenzene	11.691	105	408082	40.000	ug/L	100
92) 1,2,3-Trichloropropane	11.701	75	72389	40.000	ug/L	97
93) trans-1,4-Dichloro-2-b...	11.743	53	25554	40.000	ug/L	98
94) 4-Chlorotoluene	11.827	91	338055	40.000	ug/L	99
95) tert-Butylbenzene	12.031	119	352777	40.000	ug/L	95
98) 1,2,4-Trimethylbenzene	12.105	105	396441	40.000	ug/L	99
99) sec-Butylbenzene	12.220	105	534260	40.000	ug/L	98
100) p-Isopropyltoluene	12.367	119	456938	40.000	ug/L	97
101) 1,3-Dichlorobenzene	12.446	146	221451	40.000	ug/L	100
102) 1,4-Dichlorobenzene	12.535	146	221959	40.000	ug/L	99
103) p-Diethylbenzene	12.734	119	269752	40.000	ug/L	96
104) n-Butylbenzene	12.792	91	400286	40.000	ug/L	99
105) 1,2-Dichlorobenzene	12.954	146	199607	40.000	ug/L	98
106) 1,2,4,5-Tetramethylben...	13.520	119	408741	40.000	ug/L	98
107) 1,2-Dibromo-3-chloropr...	13.725	155	14622	40.000	ug/L	93
108) 1,3,5-Trichlorobenzene	13.756	180	152279	40.000	ug/L	99
109) Hexachlorobutadiene	14.323	225	80417	40.000	ug/L	96
110) 1,2,4-Trichlorobenzene	14.354	180	134729	40.000	ug/L	99
111) Naphthalene	14.642	128	281099	40.000	ug/L	100
112) 1,2,3-Trichlorobenzene	14.810	180	119289	40.000	ug/L	100

(#) = qualifier out of range (m) = manual integration (+) = signals summed

Quantitation Report (QT Reviewed)

Data Path : I:\VOLATILES\VOA100\2020\200924\
Data File : V00200924A09.D
Acq On : 24 Sep 2020 9:03 am
Operator : VOA100:KJD
Sample : I8260STDL40PPB
Misc : WG1414268
ALS Vial : 9 Sample Multiplier: 1

Quant Time: Sep 24 15:29:38 2020
Quant Method : I:\VOLATILES\VOA100\2020\200924\V100_200924_8260.m
Quant Title : VOLATILES BY GC/MS
QLast Update : Thu Sep 24 15:29:22 2020
Response via : Initial Calibration

Sub List : 8260-CurveSoil - Megamix plus Diox4\V00200924A09.D•

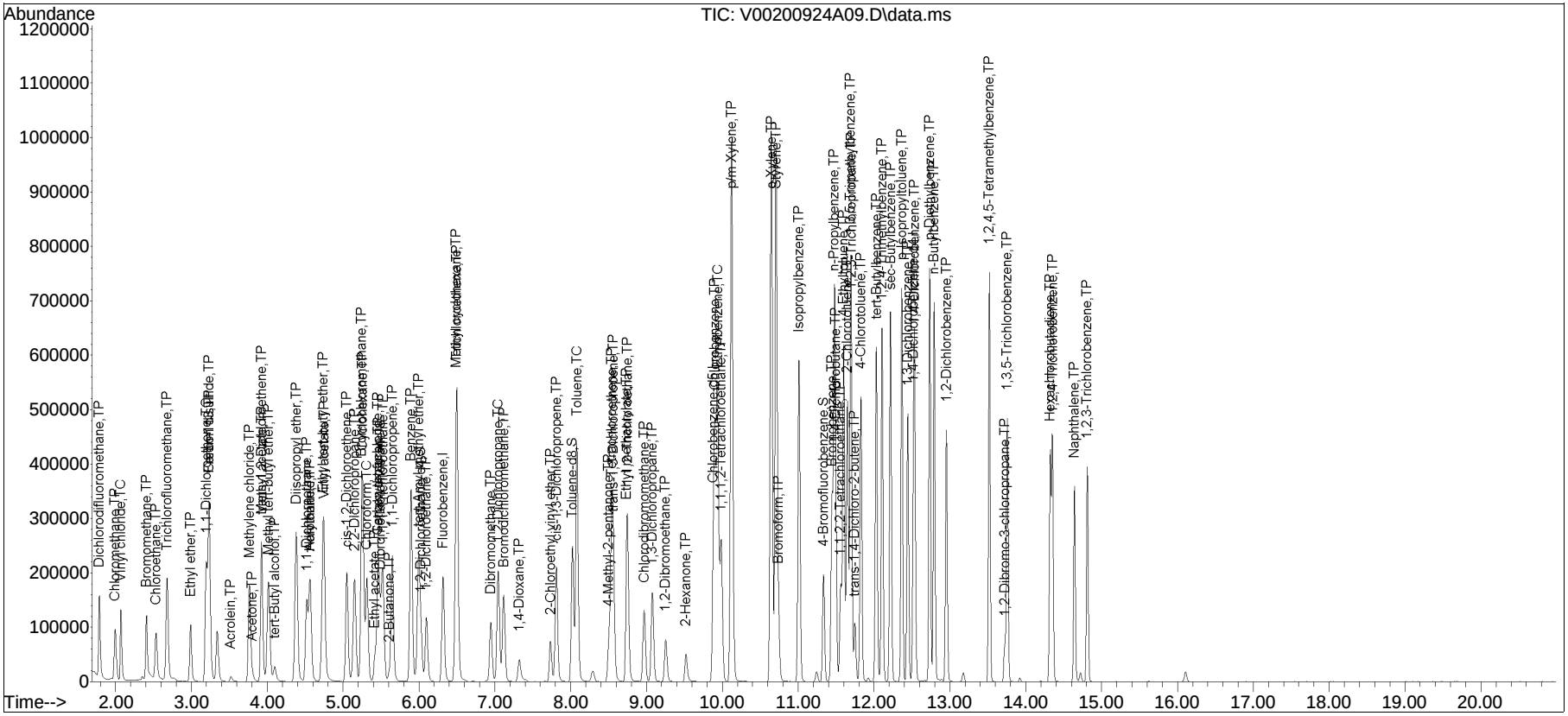

Manual Integration Report

Data Path : I:\VOLATILES\VOA100\2020\2QMethod : V100_200924_8260.m
Data File : V00200924A09.D Operator : VOA100:KJD
Date Inj'd : 9/24/2020 9:03 am Instrument : VOA 100
Sample : I8260STDL40PPB Quant Date : 9/24/2020 3:29 pm

Compound #90: 2-Chlorotoluene

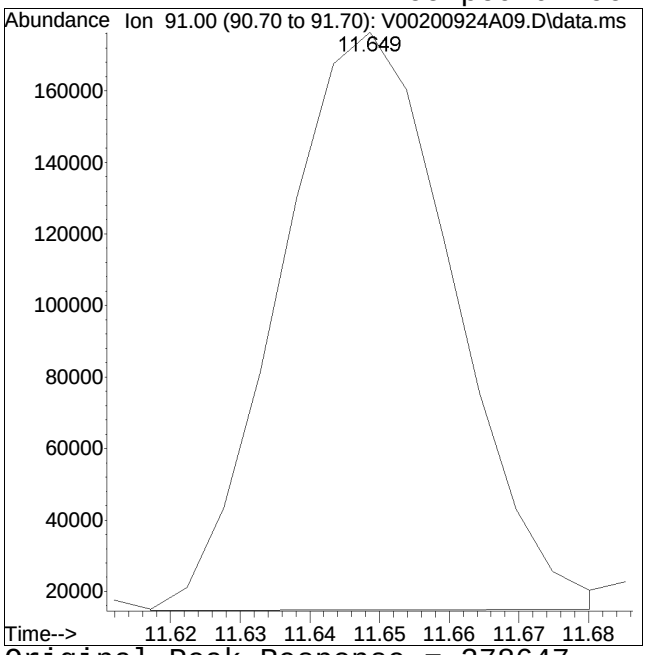

Original Peak Response = 278647

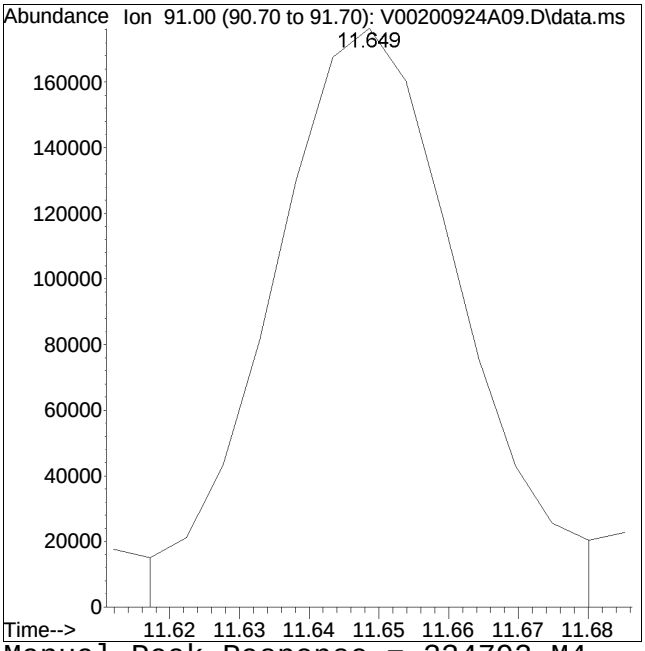

Manual Peak Response = 334792 M4

M4 = Poor automated baseline construction.

Quantitation Report (QT Reviewed)

Data Path : I:\VOLATILES\VOA100\2020\200924\
Data File : V00200924A10.D
Acq On : 24 Sep 2020 9:29 am
Operator : VOA100:KJD
Sample : I8260STDL100PPB
Misc : WG1414268
ALS Vial : 10 Sample Multiplier: 1

Quant Time: Sep 24 16:14:30 2020
Quant Method : I:\VOLATILES\VOA100\2020\200924\V100_200924_8260.m
Quant Title : VOLATILES BY GC/MS
QLast Update : Thu Sep 24 15:29:18 2020
Response via : Initial Calibration

CCAL FILE(s) : 1 - I:\VOLATILES\VOA100\2020\200924\V00200924A09.D
Sub List : 8260-CurveSoil - Megamix plus Diox

Compound	R.T.	QIon	Response	Conc Units	Dev(Min)
Internal Standards					
1) Fluorobenzene	6.317	96	207505	20.000 ug/L	0.00
Standard Area 1 = 221157			Recovery = 93.83%		
60) Chlorobenzene-d5	9.882	117	152081	20.000 ug/L	0.00
Standard Area 1 = 162647			Recovery = 93.50%		
80) 1,4-Dichlorobenzene-d4	12.519	152	79307	20.000 ug/L	0.00
Standard Area 1 = 85678			Recovery = 92.56%		
System Monitoring Compounds					
37) Dibromofluoromethane	5.493	113	51127	20.539 ug/L	0.00
Spiked Amount 20.000	Range 70 - 130		Recovery = 102.70%		
44) 1,2-Dichloroethane-d4	6.028	65	49771	21.014 ug/L	0.00
Spiked Amount 20.000	Range 70 - 130		Recovery = 105.07%		
61) Toluene-d8	8.021	98	198904	20.234 ug/L	0.00
Spiked Amount 20.000	Range 70 - 130		Recovery = 101.17%		
84) 4-Bromofluorobenzene	11.334	95	71438	20.415 ug/L	0.00
Spiked Amount 20.000	Range 70 - 130		Recovery = 102.08%		
Target Compounds					Qvalue
2) Dichlorodifluoromethane	1.787	85	326524	111.351 ug/L #	83
3) Chloromethane	1.996	50	282947	108.677 ug/L	98
4) Vinyl chloride	2.070	62	313243	110.935 ug/L	85
5) Bromomethane	2.405	94	179277	116.266 ug/L	97
6) Chloroethane	2.531	64	226606	114.504 ug/L	86
7) Trichlorofluoromethane	2.678	101	460021	112.839 ug/L	100
8) Ethyl ether	2.987	74	127994	113.135 ug/L	91
10) 1,1-Dichloroethene	3.197	96	238833	112.489 ug/L	83
11) Carbon disulfide	3.234	76	615177	110.021 ug/L	99
12) Freon-113	3.234	101	241344	111.607 ug/L	95
14) Acrolein	3.517	56	26968	117.064 ug/L	93
15) Methylene chloride	3.763	84	255042	111.145 ug/L	91
17) Acetone	3.800	43	43124	106.275 ug/L	94
18) trans-1,2-Dichloroethene	3.926	96	266304	111.946 ug/L	92
19) Methyl acetate	3.920	43	115755	115.667 ug/L #	88
20) Methyl tert-butyl ether	4.020	73	624160	113.569 ug/L	97
21) tert-Butyl alcohol	4.099	59	105559	551.977 ug/L	99
22) Diisopropyl ether	4.382	45	779545	112.960 ug/L	95
23) 1,1-Dichloroethane	4.518	63	440450	111.473 ug/L	99
24) Halothane	4.560	117	199873	114.327 ug/L	100
25) Acrylonitrile	4.560	53	54202	114.239 ug/L	96

Data Path : I:\VOLATILES\VOA100\2020\200924\
Data File : V00200924A10.D
Acq On : 24 Sep 2020 9:29 am
Operator : VOA100:KJD
Sample : I8260STDL100PPB
Misc : WG1414268
ALS Vial : 10 Sample Multiplier: 1

Quant Time: Sep 24 16:14:30 2020
Quant Method : I:\VOLATILES\VOA100\2020\200924\V100_200924_8260.m
Quant Title : VOLATILES BY GC/MS
QLast Update : Thu Sep 24 15:29:18 2020
Response via : Initial Calibration

CCAL FILE(s) : 1 - I:\VOLATILES\VOA100\2020\200924\V00200924A09.D
Sub List : 8260-CurveSoil - Megamix plus Diox

Compound	R.T.	QIon	Response	Conc	Units		Dev(Min)
26) Ethyl tert-butyl ether	4.738	59	730880	112.870	ug/L	#	85
27) Vinyl acetate	4.749	43	514641	116.031	ug/L		94
28) cis-1,2-Dichloroethene	5.048	96	285456	111.078	ug/L		92
29) 2,2-Dichloropropane	5.153	77	392519	111.016	ug/L		92
31) Bromochloromethane	5.247	128	126319	110.962	ug/L		94
32) Cyclohexane	5.257	56	423209	109.588	ug/L		99
33) Chloroform	5.315	83	470184	109.952	ug/L		96
34) Ethyl acetate	5.415	43	184174	113.496	ug/L	#	93
35) Carbon tetrachloride	5.462	117	388173	107.731	ug/L		97
36) Tetrahydrofuran	5.467	42	53452	107.982	ug/L		86
38) 1,1,1-Trichloroethane	5.525	97	409670	108.403	ug/L		97
40) 2-Butanone	5.603	43	74576	122.871	ug/L		95
41) 1,1-Dichloropropene	5.645	75	341992	109.315	ug/L		97
42) Benzene	5.897	78	991665	109.948	ug/L		98
43) tert-Amyl methyl ether	5.997	73	646307	110.981	ug/L		94
45) 1,2-Dichloroethane	6.096	62	300392	109.708	ug/L		99
48) Methyl cyclohexane	6.495	83	444195	109.576	ug/L		100
49) Trichloroethene	6.500	95	263944	109.957	ug/L		96
51) Dibromomethane	6.946	93	140843	110.328	ug/L		96
52) 1,2-Dichloropropane	7.045	63	246935	110.195	ug/L		99
54) 2-Chloroethyl vinyl ether	7.732	63	97203	101.346	ug/L	#	100
55) Bromodichloromethane	7.119	83	349981	111.846	ug/L		98
58) 1,4-Dioxane	7.323	88	95979	4376.851	ug/L	#	94
59) cis-1,3-Dichloropropene	7.811	75	406236	111.428	ug/L	#	89
62) Toluene	8.083	92	648645	109.930	ug/L		97
63) 4-Methyl-2-pentanone	8.503	58	72727	112.058	ug/L	#	68
64) Tetrachloroethene	8.540	166	275713	109.574	ug/L		97
66) trans-1,3-Dichloropropene	8.561	75	352738	113.227	ug/L		96
68) Ethyl methacrylate	8.739	69	272579	112.404	ug/L		91
69) 1,1,2-Trichloroethane	8.749	83	167277	111.014	ug/L		99
70) Chlorodibromomethane	8.970	129	253386	111.731	ug/L		98
71) 1,3-Dichloropropane	9.080	76	327167	110.766	ug/L		100
72) 1,2-Dibromoethane	9.253	107	193610	112.400	ug/L		99
73) 2-Hexanone	9.515	43	126431	112.667	ug/L		86
74) Chlorobenzene	9.903	112	706005	109.114	ug/L		97
75) Ethylbenzene	9.934	91	1253856	110.031	ug/L		99
76) 1,1,1,2-Tetrachloroethane	9.981	131	262283	110.993	ug/L		99
77) p/m Xylene	10.123	106	959166	217.415	ug/L		99
78) o Xylene	10.647	106	903656	219.251	ug/L		99
79) Styrene	10.710	104	1555930	220.927	ug/L		98

Quantitation Report (QT Reviewed)

Data Path : I:\VOLATILES\VOA100\2020\200924\
Data File : V00200924A10.D
Acq On : 24 Sep 2020 9:29 am
Operator : VOA100:KJD
Sample : I8260STDL100PPB
Misc : WG1414268
ALS Vial : 10 Sample Multiplier: 1

Quant Time: Sep 24 16:14:30 2020
Quant Method : I:\VOLATILES\VOA100\2020\200924\V100_200924_8260.m
Quant Title : VOLATILES BY GC/MS
QLast Update : Thu Sep 24 15:29:18 2020
Response via : Initial Calibration

CCAL FILE(s) : 1 - I:\VOLATILES\VOA100\2020\200924\V00200924A09.D
Sub List : 8260-CurveSoil - Megamix plus Diox

Compound	R.T.	QIon	Response	Conc	Units	Dev(Min)
81) Bromoform	10.742	173	153716	114.755	ug/L	98
83) Isopropylbenzene	11.014	105	1266962	109.525	ug/L	99
85) Bromobenzene	11.444	156	288629	110.722	ug/L	99
86) n-Propylbenzene	11.481	91	1484155	110.793	ug/L	100
87) 1,4-Dichlorobutane	11.497	55	312825	109.835	ug/L	98
88) 1,1,2,2-Tetrachloroethane	11.560	83	242994	111.694	ug/L	98
89) 4-Ethyltoluene	11.602	105	1234220	109.680	ug/L	98
90) 2-Chlorotoluene	11.649	91	856210M4	110.515	ug/L	
91) 1,3,5-Trimethylbenzene	11.696	105	1037357	109.850	ug/L	100
92) 1,2,3-Trichloropropane	11.701	75	188579	112.574	ug/L	97
93) trans-1,4-Dichloro-2-b...	11.748	53	65060	110.020	ug/L	100
94) 4-Chlorotoluene	11.827	91	859420	109.859	ug/L	98
95) tert-Butylbenzene	12.031	119	883204	108.188	ug/L	96
98) 1,2,4-Trimethylbenzene	12.105	105	1011923	110.303	ug/L	98
99) sec-Butylbenzene	12.220	105	1352200	109.372	ug/L	98
100) p-Isopropyltoluene	12.367	119	1150786	108.832	ug/L	97
101) 1,3-Dichlorobenzene	12.446	146	564712	110.196	ug/L	100
102) 1,4-Dichlorobenzene	12.535	146	557529	108.546	ug/L	99
103) p-Diethylbenzene	12.734	119	685462	109.809	ug/L	97
104) n-Butylbenzene	12.792	91	1027996	110.978	ug/L	99
105) 1,2-Dichlorobenzene	12.954	146	514223	111.325	ug/L	99
106) 1,2,4,5-Tetramethylben...	13.520	119	1071561	113.289	ug/L	99
107) 1,2-Dibromo-3-chloropr...	13.725	155	39226	115.927	ug/L	93
108) 1,3,5-Trichlorobenzene	13.756	180	396133	112.414	ug/L	99
109) Hexachlorobutadiene	14.323	225	207911	111.724	ug/L	98
110) 1,2,4-Trichlorobenzene	14.354	180	353455	113.368	ug/L	100
111) Naphthalene	14.642	128	749016	115.146	ug/L	100
112) 1,2,3-Trichlorobenzene	14.810	180	309687	112.186	ug/L	99

(#) = qualifier out of range (m) = manual integration (+) = signals summed

Quantitation Report (QT Reviewed)

Data Path : I:\VOLATILES\VOA100\2020\200924\
Data File : V00200924A10.D
Acq On : 24 Sep 2020 9:29 am
Operator : VOA100:KJD
Sample : I8260STDL100PPB
Misc : WG1414268
ALS Vial : 10 Sample Multiplier: 1

Quant Time: Sep 24 16:14:30 2020
Quant Method : I:\VOLATILES\VOA100\2020\200924\V100_200924_8260.m
Quant Title : VOLATILES BY GC/MS
QLast Update : Thu Sep 24 15:29:18 2020
Response via : Initial Calibration

Sub List : 8260-CurveSoil - Megamix plus Diox4\V00200924A09.D•

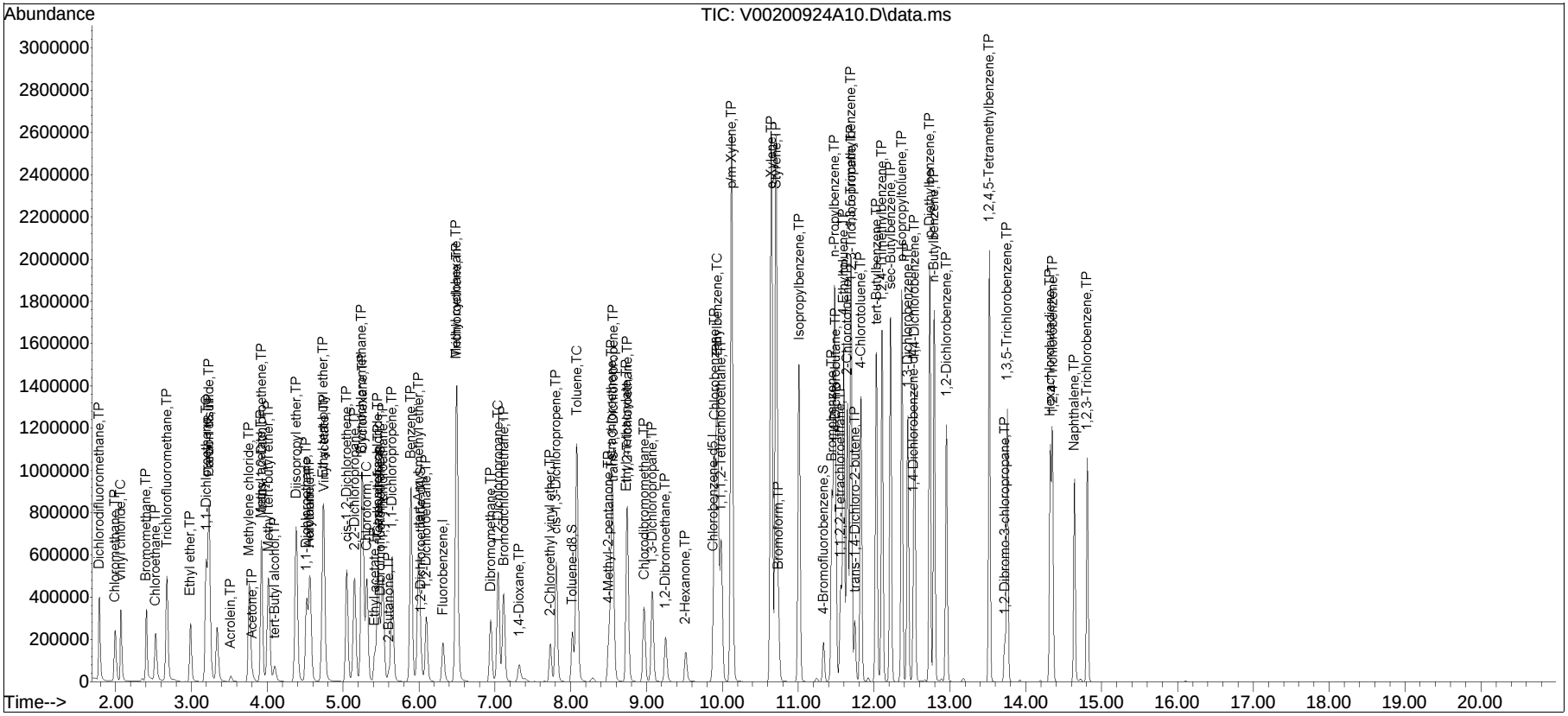

V100_200924_8260.m Thu Sep 24 17:28:05 2020 Page: 4

Page 318 of 4075

Manual Integration Report

Data Path : I:\VOLATILES\VOA100\2020\2QMethod : V100_200924_8260.m
Data File : V00200924A10.D Operator : VOA100:KJD
Date Inj'd : 9/24/2020 9:29 am Instrument : VOA 100
Sample : I8260STDL100PPB Quant Date : 9/24/2020 3:31 pm

Compound #90: 2-Chlorotoluene

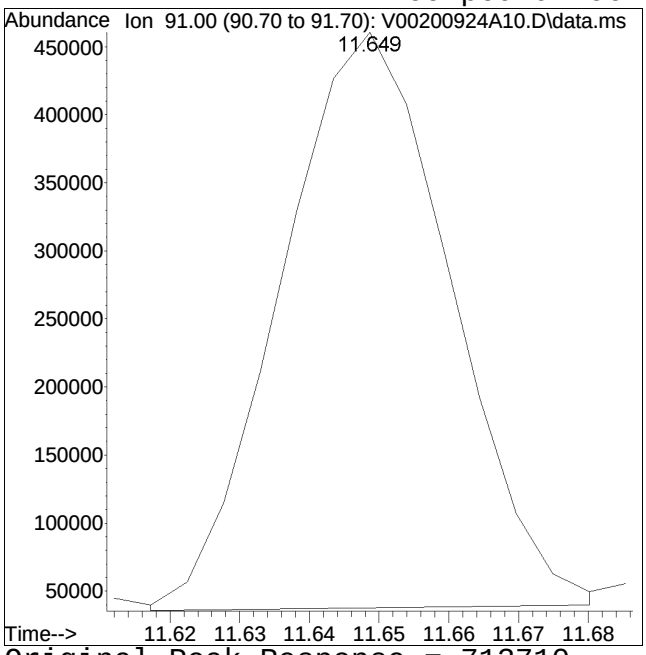

Original Peak Response = 713710

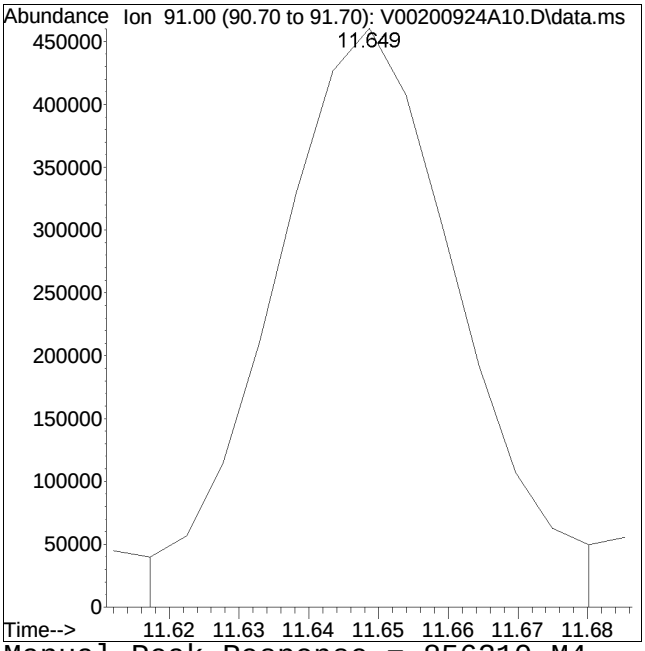

Manual Peak Response = 856210 M4

M4 = Poor automated baseline construction.

Quantitation Report (QT Reviewed)

Data Path : I:\VOLATILES\VOA100\2020\200924\
Data File : V00200924A11.D
Acq On : 24 Sep 2020 9:55 am
Operator : VOA100:KJD
Sample : I8260STDL200PPB
Misc : WG1414268
ALS Vial : 11 Sample Multiplier: 1

Quant Time: Sep 24 16:15:33 2020
Quant Method : I:\VOLATILES\VOA100\2020\200924\V100_200924_8260.m
Quant Title : VOLATILES BY GC/MS
QLast Update : Thu Sep 24 15:29:18 2020
Response via : Initial Calibration

CCAL FILE(s) : 1 - I:\VOLATILES\VOA100\2020\200924\V00200924A09.D
Sub List : 8260-CurveSoil - Megamix plus Diox

Compound	R.T.	QIon	Response	Conc	Units	Dev(Min)
Internal Standards						
1) Fluorobenzene	6.316	96	200740	20.000	ug/L	0.00
Standard Area 1 = 221157			Recovery = 90.77%			
60) Chlorobenzene-d5	9.882	117	145543	20.000	ug/L	0.00
Standard Area 1 = 162647			Recovery = 89.48%			
80) 1,4-Dichlorobenzene-d4	12.519	152	77672	20.000	ug/L	0.00
Standard Area 1 = 85678			Recovery = 90.66%			
System Monitoring Compounds						
37) Dibromofluoromethane	5.493	113	49218	20.439	ug/L	0.00
Spiked Amount 20.000	Range 70 - 130		Recovery = 102.19%			
44) 1,2-Dichloroethane-d4	6.028	65	47666	20.803	ug/L	0.00
Spiked Amount 20.000	Range 70 - 130		Recovery = 104.02%			
61) Toluene-d8	8.020	98	189979	20.194	ug/L	0.00
Spiked Amount 20.000	Range 70 - 130		Recovery = 100.97%			
84) 4-Bromofluorobenzene	11.334	95	68746	20.059	ug/L	0.00
Spiked Amount 20.000	Range 70 - 130		Recovery = 100.30%			
Target Compounds						Qvalue
2) Dichlorodifluoromethane	1.786	85	654522	230.727	ug/L #	83
3) Chloromethane	1.996	50	571044	226.724	ug/L	98
4) Vinyl chloride	2.069	62	617426	226.031	ug/L	85
5) Bromomethane	2.405	94	394230	264.285	ug/L	98
6) Chloroethane	2.510	64	475703	248.473	ug/L	86
7) Trichlorofluoromethane	2.672	101	927679	235.219	ug/L	100
8) Ethyl ether	2.987	74	261121	238.585	ug/L	91
10) 1,1-Dichloroethene	3.191	96	481080	234.222	ug/L	83
11) Carbon disulfide	3.228	76	1236469	228.589	ug/L	99
12) Freon-113	3.228	101	483962	231.344	ug/L	95
14) Acrolein	3.517	56	54673	245.326	ug/L	93
15) Methylene chloride	3.763	84	508492	229.064	ug/L	91
17) Acetone	3.800	43	89183	227.189	ug/L	92
18) trans-1,2-Dichloroethene	3.920	96	532969	231.594	ug/L	92
19) Methyl acetate	3.920	43	241971	249.936	ug/L #	87
20) Methyl tert-butyl ether	4.015	73	1256795	236.387	ug/L	97
21) tert-Butyl alcohol	4.098	59	219206	1184.875	ug/L	99
22) Diisopropyl ether	4.382	45	1587508	237.789	ug/L	94
23) 1,1-Dichloroethane	4.518	63	879602	230.120	ug/L	98
24) Halothane	4.560	117	394692	233.372	ug/L	100
25) Acrylonitrile	4.560	53	111138	242.135	ug/L	95

Data Path : I:\VOLATILES\VOA100\2020\200924\
Data File : V00200924A11.D
Acq On : 24 Sep 2020 9:55 am
Operator : VOA100:KJD
Sample : I8260STDL200PPB
Misc : WG1414268
ALS Vial : 11 Sample Multiplier: 1

Quant Time: Sep 24 16:15:33 2020
Quant Method : I:\VOLATILES\VOA100\2020\200924\V100_200924_8260.m
Quant Title : VOLATILES BY GC/MS
QLast Update : Thu Sep 24 15:29:18 2020
Response via : Initial Calibration

CCAL FILE(s) : 1 - I:\VOLATILES\VOA100\2020\200924\V00200924A09.D
Sub List : 8260-CurveSoil - Megamix plus Diox

Compound	R.T.	QIon	Response	Conc	Units		Dev(Min)
26) Ethyl tert-butyl ether	4.738	59	1474260	235.343	ug/L	#	84
27) Vinyl acetate	4.749	43	1052805	245.364	ug/L		95
28) cis-1,2-Dichloroethene	5.047	96	570334	229.410	ug/L		93
29) 2,2-Dichloropropane	5.147	77	779849	227.998	ug/L		92
31) Bromochloromethane	5.241	128	245791	223.185	ug/L		93
32) Cyclohexane	5.257	56	844889	226.153	ug/L		99
33) Chloroform	5.315	83	936593	226.401	ug/L		95
34) Ethyl acetate	5.415	43	370750	236.171	ug/L	#	93
35) Carbon tetrachloride	5.462	117	768625	220.508	ug/L		99
36) Tetrahydrofuran	5.467	42	106206	221.785	ug/L	#	85
38) 1,1,1-Trichloroethane	5.525	97	802271	219.443	ug/L		97
40) 2-Butanone	5.598	43	146088	248.806	ug/L		100
41) 1,1-Dichloropropene	5.645	75	670720	221.615	ug/L		97
42) Benzene	5.892	78	1965976	225.318	ug/L		98
43) tert-Amyl methyl ether	5.996	73	1286779	228.407	ug/L		94
45) 1,2-Dichloroethane	6.096	62	594374	224.390	ug/L		99
48) Methyl cyclohexane	6.495	83	885100	225.698	ug/L		99
49) Trichloroethene	6.500	95	520858	224.298	ug/L		95
51) Dibromomethane	6.945	93	277905	225.030	ug/L		96
52) 1,2-Dichloropropane	7.045	63	485900	224.140	ug/L		99
54) 2-Chloroethyl vinyl ether	7.732	63	223610	240.997	ug/L	#	100
55) Bromodichloromethane	7.118	83	694454	229.411	ug/L		100
58) 1,4-Dioxane	7.323	88	196480	9261.867	ug/L	#	94
59) cis-1,3-Dichloropropene	7.811	75	802766	227.613	ug/L	#	90
62) Toluene	8.083	92	1270698	225.026	ug/L		98
63) 4-Methyl-2-pentanone	8.503	58	147477	237.442	ug/L	#	68
64) Tetrachloroethene	8.539	166	541304	224.789	ug/L		96
66) trans-1,3-Dichloropropene	8.560	75	711824	238.756	ug/L		96
68) Ethyl methacrylate	8.739	69	549887	236.944	ug/L		90
69) 1,1,2-Trichloroethane	8.749	83	331360	229.786	ug/L		99
70) Chlorodibromomethane	8.969	129	504105	232.272	ug/L		98
71) 1,3-Dichloropropane	9.079	76	647624	229.109	ug/L		99
72) 1,2-Dibromoethane	9.252	107	384663	233.348	ug/L		99
73) 2-Hexanone	9.515	43	253180	235.753	ug/L		87
74) Chlorobenzene	9.903	112	1379255	222.741	ug/L		98
75) Ethylbenzene	9.939	91	2459927	225.566	ug/L		99
76) 1,1,1,2-Tetrachloroethane	9.986	131	510115	225.569	ug/L		99
77) p/m Xylene	10.123	106	1856555	439.731	ug/L		97
78) o Xylene	10.647	106	1755923	445.173	ug/L		97
79) Styrene	10.710	104	3031800	449.824	ug/L		100

Quantitation Report (QT Reviewed)

Data Path : I:\VOLATILES\VOA100\2020\200924\
Data File : V00200924A11.D
Acq On : 24 Sep 2020 9:55 am
Operator : VOA100:KJD
Sample : I8260STDL200PPB
Misc : WG1414268
ALS Vial : 11 Sample Multiplier: 1

Quant Time: Sep 24 16:15:33 2020
Quant Method : I:\VOLATILES\VOA100\2020\200924\V100_200924_8260.m
Quant Title : VOLATILES BY GC/MS
QLast Update : Thu Sep 24 15:29:18 2020
Response via : Initial Calibration

CCAL FILE(s) : 1 - I:\VOLATILES\VOA100\2020\200924\V00200924A09.D
Sub List : 8260-CurveSoil - Megamix plus Diox

Compound	R.T.	QIon	Response	Conc	Units	Dev(Min)
81) Bromoform	10.741	173	310611	236.764	ug/L	99
83) Isopropylbenzene	11.014	105	2476803	218.620	ug/L	99
85) Bromobenzene	11.444	156	566461	221.877	ug/L	99
86) n-Propylbenzene	11.481	91	2926128	223.034	ug/L	99
87) 1,4-Dichlorobutane	11.496	55	628340	225.259	ug/L	97
88) 1,1,2,2-Tetrachloroethane	11.559	83	481703	226.079	ug/L	98
89) 4-Ethyltoluene	11.601	105	2413317	218.976	ug/L	98
90) 2-Chlorotoluene	11.648	91	1659331	218.687	ug/L	98
91) 1,3,5-Trimethylbenzene	11.696	105	2055032	222.196	ug/L	99
92) 1,2,3-Trichloropropane	11.701	75	377642	230.183	ug/L	97
93) trans-1,4-Dichloro-2-b...	11.748	53	132843	229.374	ug/L	99
94) 4-Chlorotoluene	11.827	91	1701717	222.108	ug/L	98
95) tert-Butylbenzene	12.031	119	1750533	218.945	ug/L	97
98) 1,2,4-Trimethylbenzene	12.105	105	2015761	224.350	ug/L	98
99) sec-Butylbenzene	12.220	105	2676371	221.034	ug/L	98
100) p-Isopropyltoluene	12.367	119	2283953	220.544	ug/L	97
101) 1,3-Dichlorobenzene	12.445	146	1112047	221.570	ug/L	99
102) 1,4-Dichlorobenzene	12.535	146	1107708	220.200	ug/L	99
103) p-Diethylbenzene	12.734	119	1346950	220.319	ug/L	97
104) n-Butylbenzene	12.797	91	2012178	221.800	ug/L	99
105) 1,2-Dichlorobenzene	12.954	146	1016441	224.684	ug/L	99
106) 1,2,4,5-Tetramethylben...	13.520	119	2085349	225.110	ug/L	98
107) 1,2-Dibromo-3-chloropr...	13.725	155	80320	242.372	ug/L	93
108) 1,3,5-Trichlorobenzene	13.756	180	749571	217.189	ug/L	99
109) Hexachlorobutadiene	14.322	225	398481	218.637	ug/L	98
110) 1,2,4-Trichlorobenzene	14.354	180	660324	216.252	ug/L	99
111) Naphthalene	14.642	128	1449951	227.593	ug/L	100
112) 1,2,3-Trichlorobenzene	14.815	180	587963	217.478	ug/L	99

(#) = qualifier out of range (m) = manual integration (+) = signals summed

Quantitation Report (QT Reviewed)

Data Path : I:\VOLATILES\VOA100\2020\200924\
Data File : V00200924A11.D
Acq On : 24 Sep 2020 9:55 am
Operator : VOA100:KJD
Sample : I8260STDL200PPB
Misc : WG1414268
ALS Vial : 11 Sample Multiplier: 1

Quant Time: Sep 24 16:15:33 2020
Quant Method : I:\VOLATILES\VOA100\2020\200924\V100_200924_8260.m
Quant Title : VOLATILES BY GC/MS
QLast Update : Thu Sep 24 15:29:18 2020
Response via : Initial Calibration

Sub List : 8260-CurveSoil - Megamix plus Diox4\V00200924A09.D•

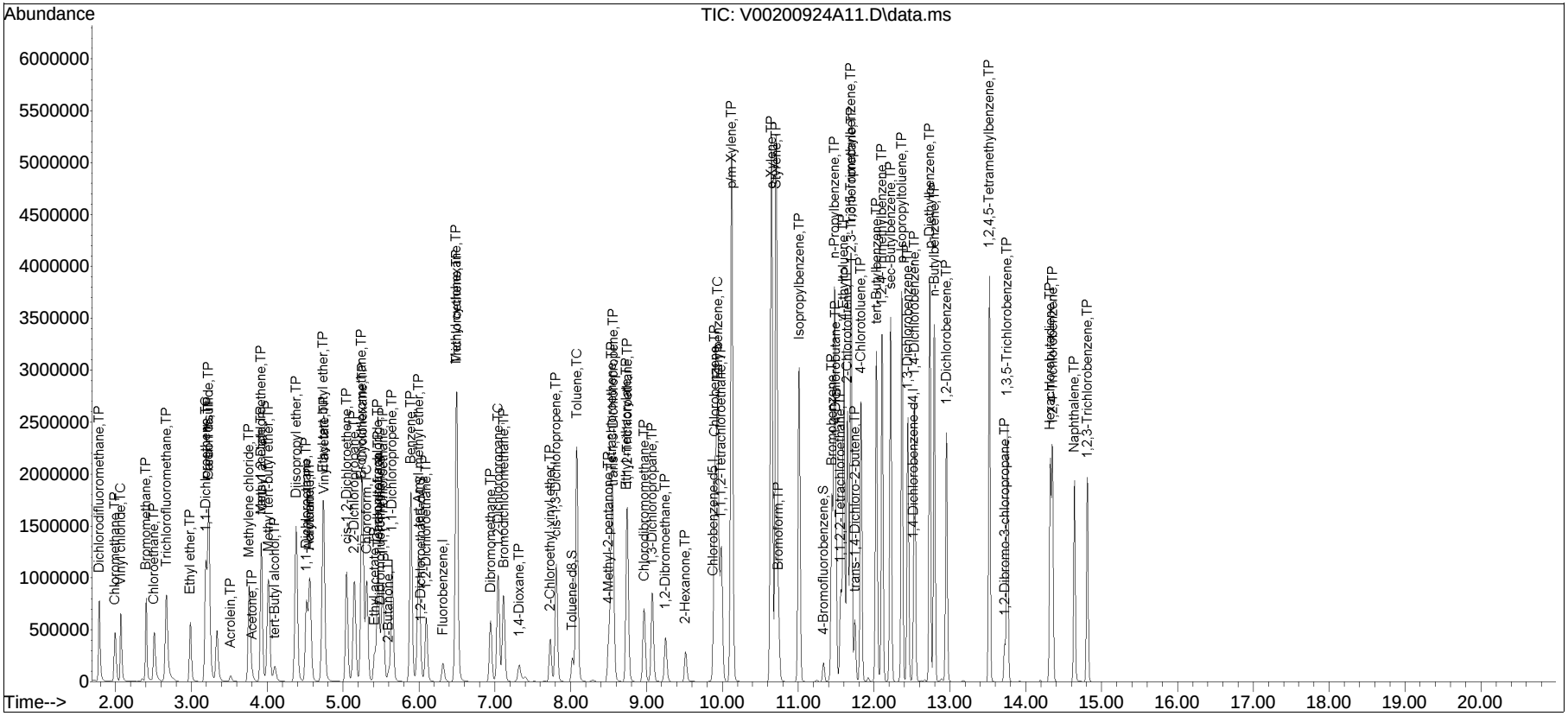

Manual Integration Report

Data Path	: I:\VOLATILES\VOA100\2020\2Q	Method	: V100_200924_8260.m
Data File	: V00200924A11.D	Operator	: VOA100:KJD
Date Inj'd	: 9/24/2020 9:55 am	Instrument	: VOA 100
Sample	: I8260STDL200PPB	Quant Date	: 9/24/2020 3:31 pm

There are no manual integrations or false positives in this file.

Quantitation Report (QT Reviewed)

Data Path : I:\VOLATILES\VOA100\2020\200924\
Data File : V00200924A12.D
Acq On : 24 Sep 2020 10:21 am
Operator : VOA100:KJD
Sample : I8260STDL300PPB
Misc : WG1414268
ALS Vial : 12 Sample Multiplier: 1

Quant Time: Sep 24 16:16:48 2020
Quant Method : I:\VOLATILES\VOA100\2020\200924\V100_200924_8260.m
Quant Title : VOLATILES BY GC/MS
QLast Update : Thu Sep 24 15:29:18 2020
Response via : Initial Calibration

CCAL FILE(s) : 1 - I:\VOLATILES\VOA100\2020\200924\V00200924A09.D
Sub List : 8260-CurveSoil - Megamix plus Diox

Compound	R.T.	QIon	Response	Conc	Units	Dev(Min)
Internal Standards						
1) Fluorobenzene	6.316	96	193665	20.000	ug/L	0.00
Standard Area 1 = 221157			Recovery = 87.57%			
60) Chlorobenzene-d5	9.887	117	142436	20.000	ug/L	0.00
Standard Area 1 = 162647			Recovery = 87.57%			
80) 1,4-Dichlorobenzene-d4	12.524	152	74774	20.000	ug/L	0.00
Standard Area 1 = 85678			Recovery = 87.27%			
System Monitoring Compounds						
37) Dibromofluoromethane	5.493	113	47369	20.389	ug/L	0.00
Spiked Amount 20.000	Range 70 - 130		Recovery = 101.94%			
44) 1,2-Dichloroethane-d4	6.028	65	46252	20.923	ug/L	0.00
Spiked Amount 20.000	Range 70 - 130		Recovery = 104.61%			
61) Toluene-d8	8.020	98	186569	20.264	ug/L	0.00
Spiked Amount 20.000	Range 70 - 130		Recovery = 101.32%			
84) 4-Bromofluorobenzene	11.334	95	66596	20.185	ug/L	0.00
Spiked Amount 20.000	Range 70 - 130		Recovery = 100.93%			
Target Compounds						Qvalue
2) Dichlorodifluoromethane	1.786	85	928396	339.228	ug/L #	83
3) Chloromethane	1.996	50	829237	341.263	ug/L	98
4) Vinyl chloride	2.070	62	878841	333.485	ug/L	86
5) Bromomethane	2.405	94	601151	417.724	ug/L	98
6) Chloroethane	2.505	64	584387	316.393	ug/L	86
7) Trichlorofluoromethane	2.667	101	1317153	346.173	ug/L	100
8) Ethyl ether	2.987	74	366277	346.891	ug/L	91
10) 1,1-Dichloroethene	3.186	96	685250	345.814	ug/L	84
11) Carbon disulfide	3.223	76	1777750	340.663	ug/L	99
12) Freon-113	3.223	101	683662	338.744	ug/L	95
14) Acrolein	3.517	56	77655	361.180	ug/L	91
15) Methylene chloride	3.763	84	725636	338.824	ug/L	91
17) Acetone	3.800	43	118283	312.328	ug/L	94
18) trans-1,2-Dichloroethene	3.920	96	753684	339.466	ug/L	92
19) Methyl acetate	3.920	43	329072	352.321	ug/L #	87
20) Methyl tert-butyl ether	4.015	73	1746318	340.460	ug/L	97
21) tert-Butyl alcohol	4.099	59	287917	1613.133	ug/L	100
22) Diisopropyl ether	4.382	45	2247758	348.987	ug/L	94
23) 1,1-Dichloroethane	4.518	63	1248336	338.519	ug/L	99
24) Halothane	4.560	117	557124	341.448	ug/L	99
25) Acrylonitrile	4.555	53	153875	347.493	ug/L	95

Data Path : I:\VOLATILES\VOA100\2020\200924\
Data File : V00200924A12.D
Acq On : 24 Sep 2020 10:21 am
Operator : VOA100:KJD
Sample : I8260STDL300PPB
Misc : WG1414268
ALS Vial : 12 Sample Multiplier: 1

Quant Time: Sep 24 16:16:48 2020
Quant Method : I:\VOLATILES\VOA100\2020\200924\V100_200924_8260.m
Quant Title : VOLATILES BY GC/MS
QLast Update : Thu Sep 24 15:29:18 2020
Response via : Initial Calibration

CCAL FILE(s) : 1 - I:\VOLATILES\VOA100\2020\200924\V00200924A09.D
Sub List : 8260-CurveSoil - Megamix plus Diox

Compound	R.T.	QIon	Response	Conc	Units		Dev(Min)
26) Ethyl tert-butyl ether	4.738	59	2071118	342.700	ug/L	#	85
27) Vinyl acetate	4.743	43	1463919	353.641	ug/L		94
28) cis-1,2-Dichloroethene	5.042	96	807592	336.711	ug/L		93
29) 2,2-Dichloropropane	5.147	77	1092497	331.073	ug/L		92
31) Bromochloromethane	5.242	128	338564	318.656	ug/L		92
32) Cyclohexane	5.257	56	1190572	330.324	ug/L		99
33) Chloroform	5.310	83	1319871	330.706	ug/L		95
34) Ethyl acetate	5.415	43	495790	327.361	ug/L	#	93
35) Carbon tetrachloride	5.462	117	1080871	321.415	ug/L		99
36) Tetrahydrofuran	5.467	42	140979	305.154	ug/L		88
38) 1,1,1-Trichloroethane	5.519	97	1123083	318.417	ug/L		96
40) 2-Butanone	5.598	43	194527	343.407	ug/L		99
41) 1,1-Dichloropropene	5.645	75	940567	322.130	ug/L		97
42) Benzene	5.897	78	2777181	329.917	ug/L		98
43) tert-Amyl methyl ether	5.997	73	1793072	329.903	ug/L		94
45) 1,2-Dichloroethane	6.096	62	826021	323.235	ug/L		99
48) Methyl cyclohexane	6.495	83	1251740	330.851	ug/L		99
49) Trichloroethene	6.500	95	739979	330.300	ug/L		96
51) Dibromomethane	6.946	93	385258	323.354	ug/L		95
52) 1,2-Dichloropropane	7.045	63	679880	325.079	ug/L		100
54) 2-Chloroethyl vinyl ether	7.732	63	305515	341.299	ug/L	#	100
55) Bromodichloromethane	7.113	83	973251	333.256	ug/L		99
58) 1,4-Dioxane	7.323	88	258547	12632.883	ug/L	#	94
59) cis-1,3-Dichloropropene	7.811	75	1133364	333.089	ug/L	#	90
62) Toluene	8.083	92	1807644	327.096	ug/L		98
63) 4-Methyl-2-pentanone	8.503	58	196978	324.057	ug/L	#	67
64) Tetrachloroethene	8.539	166	771643	327.432	ug/L		96
66) trans-1,3-Dichloropropene	8.560	75	1005717	344.691	ug/L		96
68) Ethyl methacrylate	8.739	69	759623	334.459	ug/L		90
69) 1,1,2-Trichloroethane	8.749	83	461945	327.330	ug/L		99
70) Chlorodibromomethane	8.969	129	707151	332.935	ug/L		99
71) 1,3-Dichloropropane	9.079	76	903757	326.695	ug/L		100
72) 1,2-Dibromoethane	9.252	107	536424	332.509	ug/L		99
73) 2-Hexanone	9.515	43	339514	323.041	ug/L		87
74) Chlorobenzene	9.908	112	1967493	324.669	ug/L		99
75) Ethylbenzene	9.939	91	3523450	330.135	ug/L		98
76) 1,1,1,2-Tetrachloroethane	9.987	131	726810	328.400	ug/L		99
77) p/m Xylene	10.128	106	2653161	642.118	ug/L		96
78) o Xylene	10.647	106	2513677	651.184	ug/L		95
79) Styrene	10.710	104	4360287	661.042	ug/L		99

Data Path : I:\VOLATILES\VOA100\2020\200924\
Data File : V00200924A12.D
Acq On : 24 Sep 2020 10:21 am
Operator : VOA100:KJD
Sample : I8260STDL300PPB
Misc : WG1414268
ALS Vial : 12 Sample Multiplier: 1

Quant Time: Sep 24 16:16:48 2020
Quant Method : I:\VOLATILES\VOA100\2020\200924\V100_200924_8260.m
Quant Title : VOLATILES BY GC/MS
QLast Update : Thu Sep 24 15:29:18 2020
Response via : Initial Calibration

CCAL FILE(s) : 1 - I:\VOLATILES\VOA100\2020\200924\V00200924A09.D
Sub List : 8260-CurveSoil - Megamix plus Diox

	Compound	R.T.	QIon	Response	Conc	Units	Dev(Min)
81)	Bromoform	10.742	173	439546	348.030	ug/L	99
83)	Isopropylbenzene	11.014	105	3543524	324.898	ug/L	99
85)	Bromobenzene	11.444	156	812816	330.710	ug/L	99
86)	n-Propylbenzene	11.481	91	4212114	333.497	ug/L	99
87)	1,4-Dichlorobutane	11.497	55	888712	330.950	ug/L	97
88)	1,1,2,2-Tetrachloroethane	11.559	83	668923	326.116	ug/L	98
89)	4-Ethyltoluene	11.601	105	3452842	325.442	ug/L	98
90)	2-Chlorotoluene	11.649	91	2426972	332.253	ug/L	97
91)	1,3,5-Trimethylbenzene	11.696	105	2926757	328.714	ug/L	99
92)	1,2,3-Trichloropropane	11.701	75	522061	330.543	ug/L	97
93)	trans-1,4-Dichloro-2-b...	11.748	53	178261	319.725	ug/L	96
94)	4-Chlorotoluene	11.832	91	2449024	332.035	ug/L	97
95)	tert-Butylbenzene	12.031	119	2480167	322.225	ug/L	97
98)	1,2,4-Trimethylbenzene	12.110	105	2868706	331.655	ug/L	98
99)	sec-Butylbenzene	12.220	105	3785621	324.760	ug/L	97
100)	p-Isopropyltoluene	12.367	119	3194107	320.384	ug/L	98
101)	1,3-Dichlorobenzene	12.445	146	1583170	327.664	ug/L	99
102)	1,4-Dichlorobenzene	12.535	146	1561258	322.389	ug/L	99
103)	p-Diethylbenzene	12.739	119	1874926	318.565	ug/L	98
104)	n-Butylbenzene	12.797	91	2828192	323.830	ug/L	98
105)	1,2-Dichlorobenzene	12.954	146	1424688	327.132	ug/L	99
106)	1,2,4,5-Tetramethylben...	13.520	119	2800308	314.005	ug/L	98
107)	1,2-Dibromo-3-chloropr...	13.725	155	102628	321.690	ug/L	91
108)	1,3,5-Trichlorobenzene	13.756	180	1012434	304.723	ug/L	99
109)	Hexachlorobutadiene	14.323	225	543079	309.524	ug/L	98
110)	1,2,4-Trichlorobenzene	14.354	180	909000	309.230	ug/L	99
111)	Naphthalene	14.642	128	1950719	318.064	ug/L	100
112)	1,2,3-Trichlorobenzene	14.810	180	812299	312.100	ug/L	99

(#) = qualifier out of range (m) = manual integration (+) = signals summed

Quantitation Report (QT Reviewed)

Data Path : I:\VOLATILES\VOA100\2020\200924\
Data File : V00200924A12.D
Acq On : 24 Sep 2020 10:21 am
Operator : VOA100:KJD
Sample : I8260STDL300PPB
Misc : WG1414268
ALS Vial : 12 Sample Multiplier: 1

Quant Time: Sep 24 16:16:48 2020
Quant Method : I:\VOLATILES\VOA100\2020\200924\V100_200924_8260.m
Quant Title : VOLATILES BY GC/MS
QLast Update : Thu Sep 24 15:29:18 2020
Response via : Initial Calibration

Sub List : 8260-CurveSoil - Megamix plus Diox4\V00200924A09.D•

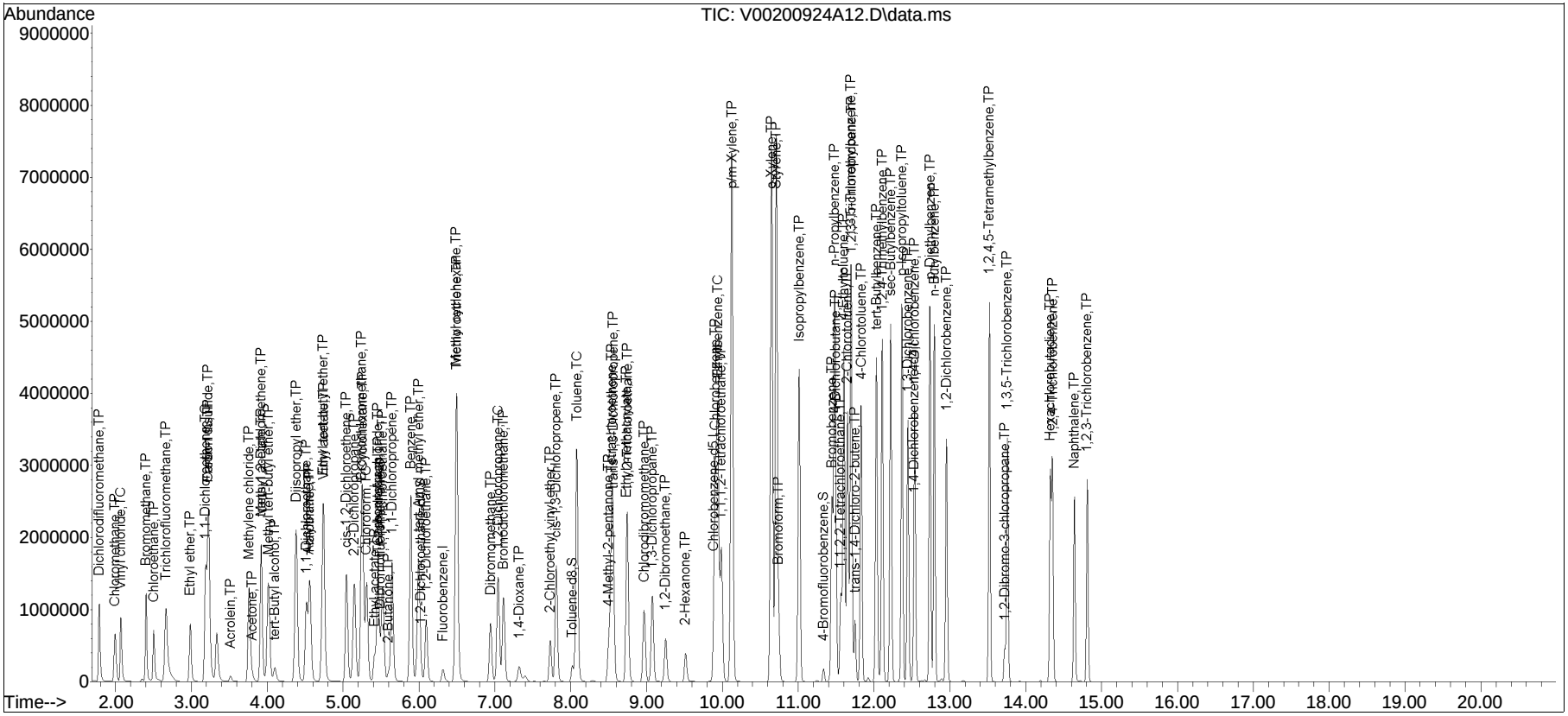

Manual Integration Report

Data Path	: I:\VOLATILES\VOA100\2020\2Q	Method	: V100_200924_8260.m
Data File	: V00200924A12.D	Operator	: VOA100:KJD
Date Inj'd	: 9/24/2020 10:21 am	Instrument	: VOA 100
Sample	: I8260STDL300PPB	Quant Date	: 9/24/2020 3:31 pm

There are no manual integrations or false positives in this file.

Evaluate Continuing Calibration Report

Data Path : I:\VOLATILES\VOA100\2020\200924\
Data File : V00200924A16.D
Acq On : 24 Sep 2020 12:04 pm
Operator : VOA100:KJD
Sample : C8260STDL40PPB
Misc : WG1414268
ALS Vial : 16 Sample Multiplier: 1

Quant Time: Sep 24 17:48:56 2020
Quant Method : I:\VOLATILES\VOA100\2020\200924\V100_200924_8260.m
Quant Title : VOLATILES BY GC/MS
QLast Update : Thu Sep 24 17:48:50 2020
Response via : Initial Calibration

Min. RRF : 0.000 Min. Rel. Area : 50% Max. R.T. Dev 0.50min
Max. RRF Dev : 20% Max. Rel. Area : 200%

		Compound		AvgRF	CCRF	%Dev	Area%	Dev(min)
1	I	Fluorobenzene		1.000	1.000	0.0	91	0.00
2	TP	Dichlorodifluoromethane		0.324	0.186	42.6#	60	0.00
3	TP	Chloromethane		0.303	0.242	20.1#	88	0.00
4	TC	Vinyl chloride		0.315	0.259	17.8	87	0.00
5	TP	Bromomethane		0.173	0.180	-4.0	111	0.00
6	TP	Chloroethane		0.222	0.192	13.5	92	0.00
7	TP	Trichlorofluoromethane		0.456	0.416	8.8	96	0.00
8	TP	Ethyl ether		0.127	0.126	0.8	105	0.00
10	TC	1,1-Dichloroethene		0.238	0.212	10.9	94	0.00
11	TP	Carbon disulfide		0.668	0.775	-16.0	131	0.00
12	TP	Freon-113		0.233	0.244	-4.7	106	0.00
14	TP	Acrolein		0.026	0.024#	7.7	99	0.00
15	TP	Methylene chloride		0.266	0.231	13.2	95	0.00
17	TP	Acetone	*	40.000	41.881	-4.7	107	0.00
18	TP	trans-1,2-Dichloroethene		0.264	0.241	8.7	96	0.00
19	TP	Methyl acetate		0.119	0.132	-10.9	124	0.00
20	TP	Methyl tert-butyl ether		0.618	0.606	1.9	104	0.00
21	TP	tert-Butyl alcohol		0.021	0.021#	0.0	104	0.00
22	TP	Diisopropyl ether		0.780	0.753	3.5	103	0.00
23	TP	1,1-Dichloroethane		0.443	0.418	5.6	100	0.00
24	TP	Halothane		0.196	0.192	2.0	104	0.00
25	TP	Acrylonitrile		0.051	0.053	-3.9	106	0.00
26	TP	Ethyl tert-butyl ether		0.728	0.723	0.7	105	0.00
27	TP	Vinyl acetate		0.496	0.463	6.7	99	0.00
28	TP	cis-1,2-Dichloroethene		0.287	0.270	5.9	99	0.00
29	TP	2,2-Dichloropropane		0.393	0.357	9.2	96	0.00
31	TP	Bromochloromethane		0.123	0.122	0.8	101	0.00
32	TP	Cyclohexane		0.421	0.421	0.0	103	0.00
33	TC	Chloroform		0.483	0.448	7.2	99	0.00
34	TP	Ethyl acetate		0.180	0.167	7.2	98	0.00
35	TP	Carbon tetrachloride		0.390	0.369	5.4	97	0.00
36	TP	Tetrahydrofuran	*	40.000	40.888	-2.2	101	0.00
37	S	Dibromofluoromethane		0.242	0.244	-0.8	93	0.00
38	TP	1,1,1-Trichloroethane		0.417	0.407	2.4	102	0.00
40	TP	2-Butanone	*	40.000	40.407	-1.0	112	0.00
41	TP	1,1-Dichloropropene		0.340	0.333	2.1	101	0.00
42	TP	Benzene		1.026	0.953	7.1	100	0.00
43	TP	tert-Amyl methyl ether		0.646	0.645	0.2	105	0.00
44	S	1,2-Dichloroethane-d4		0.232	0.233	-0.4	93	0.00

Evaluate Continuing Calibration Report

Data Path : I:\VOLATILES\VOA100\2020\200924\
Data File : V00200924A16.D
Acq On : 24 Sep 2020 12:04 pm
Operator : VOA100:KJD
Sample : C8260STDL40PPB
Misc : WG1414268
ALS Vial : 16 Sample Multiplier: 1

Quant Time: Sep 24 17:48:56 2020
Quant Method : I:\VOLATILES\VOA100\2020\200924\V100_200924_8260.m
Quant Title : VOLATILES BY GC/MS
QLast Update : Thu Sep 24 17:48:50 2020
Response via : Initial Calibration

Min. RRF : 0.000 Min. Rel. Area : 50% Max. R.T. Dev 0.50min
Max. RRF Dev : 20% Max. Rel. Area : 200%

		Compound	AvgRF	CCRF	%Dev	Area%	Dev(min)
45	TP	1,2-Dichloroethane	0.304	0.285	6.3	98	0.00
48	TP	Methyl cyclohexane	0.440	0.438	0.5	102	0.00
49	TP	Trichloroethene	0.273	0.252	7.7	99	0.00
51	TP	Dibromomethane	0.136	0.133	2.2	99	0.00
52	TC	1,2-Dichloropropane	0.247	0.233	5.7	98	0.00
54	TP	2-Chloroethyl vinyl ether	0.094	0.107	-13.8	106	0.00
55	TP	Bromodichloromethane	0.354	0.316	10.7	95	0.00
58	TP	1,4-Dioxane	0.00180	0.00183#	-1.7	79	0.00
59	TP	cis-1,3-Dichloropropene	0.402	0.367	8.7	95	0.00
60	I	Chlorobenzene-d5	1.000	1.000	0.0	90	0.00
61	S	Toluene-d8	1.312	1.308	0.3	91	0.00
62	TC	Toluene	0.906	0.860	5.1	100	0.00
63	TP	4-Methyl-2-pentanone	0.095	0.100#	-5.3	106	0.00
64	TP	Tetrachloroethene	0.383	0.366	4.4	100	0.00
66	TP	trans-1,3-Dichloropropene	0.469	0.456	2.8	101	0.00
68	TP	Ethyl methacrylate	0.345	0.370	-7.2	105	0.00
69	TP	1,1,2-Trichloroethane	0.226	0.217	4.0	99	0.00
70	TP	Chlorodibromomethane	0.339	0.330	2.7	100	0.00
71	TP	1,3-Dichloropropane	0.451	0.422	6.4	98	0.00
72	TP	1,2-Dibromoethane	0.257	0.252	1.9	101	0.00
73	TP	2-Hexanone	0.164	0.168	-2.4	103	0.00
74	TP	Chlorobenzene	1.015	0.936	7.8	99	0.00
75	TC	Ethylbenzene	1.739	1.657	4.7	100	0.00
76	TP	1,1,1,2-Tetrachloroethane	0.362	0.343	5.2	100	0.00
77	TP	p/m Xylene	0.675	0.637	5.6	99	0.00
78	TP	o Xylene	0.630	0.624	1.0	104	0.00
79	TP	Styrene	1.058	1.063	-0.5	104	0.00
80	I	1,4-Dichlorobenzene-d4	1.000	1.000	0.0	90	0.00
81	TP	Bromoform	0.381	0.378	0.8	101	0.00
83	TP	Isopropylbenzene	3.315	3.230	2.6	100	0.00
84	S	4-Bromofluorobenzene	0.898	0.904	-0.7	92	0.00
85	TP	Bromobenzene	0.769	0.715	7.0	98	0.00
86	TP	n-Propylbenzene	3.902	3.662	6.2	98	0.00
87	TP	1,4-Dichlorobutane	0.842	0.853	-1.3	107	0.00
88	TP	1,1,2,2-Tetrachloroethane	0.642	0.601	6.4	99	0.00
89	TP	4-Ethyltoluene	3.266	3.211	1.7	102	0.00
90	TP	2-Chlorotoluene	2.326	2.113	9.2	97	0.00

Evaluate Continuing Calibration Report

Data Path : I:\VOLATILES\VOA100\2020\200924\
Data File : V00200924A16.D
Acq On : 24 Sep 2020 12:04 pm
Operator : VOA100:KJD
Sample : C8260STDL40PPB
Misc : WG1414268
ALS Vial : 16 Sample Multiplier: 1

Quant Time: Sep 24 17:48:56 2020
Quant Method : I:\VOLATILES\VOA100\2020\200924\V100_200924_8260.m
Quant Title : VOLATILES BY GC/MS
QLast Update : Thu Sep 24 17:48:50 2020
Response via : Initial Calibration

Min. RRF : 0.000 Min. Rel. Area : 50% Max. R.T. Dev 0.50min
Max. RRF Dev : 20% Max. Rel. Area : 200%

	Compound	AvgRF	CCRF	%Dev	Area%	Dev(min)
91 TP	1,3,5-Trimethylbenzene	2.796	2.599	7.0	98	0.00
92 TP	1,2,3-Trichloropropane	0.494	0.469	5.1	100	0.00
93 TP	trans-1,4-Dichloro-2-butene	0.167	0.170	-1.8	103	0.00
94 TP	4-Chlorotoluene	2.327	2.119	8.9	97	0.00
95 TP	tert-Butylbenzene	2.347	2.260	3.7	99	0.00
98 TP	1,2,4-Trimethylbenzene	2.698	2.589	4.0	101	0.00
99 TP	sec-Butylbenzene	3.548	3.394	4.3	98	0.00
100 TP	p-Isopropyltoluene	3.043	2.843	6.6	96	0.00
101 TP	1,3-Dichlorobenzene	1.490	1.359	8.8	95	0.00
102 TP	1,4-Dichlorobenzene	1.504	1.357	9.8	94	0.00
103 TP	p-Diethylbenzene	1.791	1.670	6.8	96	0.00
104 TP	n-Butylbenzene	2.689	2.573	4.3	99	0.00
105 TP	1,2-Dichlorobenzene	1.363	1.256	7.9	97	0.00
106 TP	1,2,4,5-Tetramethylbenzene	2.739	2.593	5.3	98	0.00
107 TP	1,2-Dibromo-3-chloropropane	0.095	0.097	-2.1	103	0.00
108 TP	1,3,5-Trichlorobenzene	1.009	0.946	6.2	96	0.00
109 TP	Hexachlorobutadiene	0.521	0.484	7.1	93	0.00
110 TP	1,2,4-Trichlorobenzene	0.897	0.822	8.4	94	0.00
111 TP	Naphthalene	1.893	1.807	4.5	99	0.00
112 TP	1,2,3-Trichlorobenzene	0.791	0.732	7.5	95	0.00

* Evaluation of CC level amount vs concentration.
(#) = Out of Range SPCC's out = 4 CCC's out = 0

Quantitation Report (QT Reviewed)

Data Path : I:\VOLATILES\VOA100\2020\200924\
Data File : V00200924A16.D
Acq On : 24 Sep 2020 12:04 pm
Operator : VOA100:KJD
Sample : C8260STDL40PPB
Misc : WG1414268
ALS Vial : 16 Sample Multiplier: 1

Quant Time: Sep 24 17:48:56 2020
Quant Method : I:\VOLATILES\VOA100\2020\200924\V100_200924_8260.m
Quant Title : VOLATILES BY GC/MS
QLast Update : Thu Sep 24 17:48:50 2020
Response via : Initial Calibration

CCAL FILE(s) : 1 - I:\VOLATILES\VOA100\2020\200924\V00200924A09.D
Sub List : 8260-CurveSoil - Megamix plus Diox

Compound	R.T.	QIon	Response	Conc	Units	Dev(Min)
Internal Standards						
1) Fluorobenzene	6.322	96	201400	20.000	ug/L	0.00
Standard Area 1 = 221157			Recovery = 91.07%			
60) Chlorobenzene-d5	9.887	117	147115	20.000	ug/L	0.00
Standard Area 1 = 162647			Recovery = 90.45%			
80) 1,4-Dichlorobenzene-d4	12.519	152	77186	20.000	ug/L	0.00
Standard Area 1 = 85678			Recovery = 90.09%			
System Monitoring Compounds						
37) Dibromofluoromethane	5.493	113	49116	20.125	ug/L	0.00
Spiked Amount 20.000	Range 70 - 130		Recovery = 100.63%			
44) 1,2-Dichloroethane-d4	6.028	65	46850	20.038	ug/L	0.00
Spiked Amount 20.000	Range 70 - 130		Recovery = 100.19%			
61) Toluene-d8	8.026	98	192379	19.933	ug/L	0.00
Spiked Amount 20.000	Range 70 - 130		Recovery = 99.67%			
84) 4-Bromofluorobenzene	11.334	95	69767	20.122	ug/L	0.00
Spiked Amount 20.000	Range 70 - 130		Recovery = 100.61%			
Target Compounds						Qvalue
2) Dichlorodifluoromethane	1.786	85	75051	23.005	ug/L #	83
3) Chloromethane	1.996	50	97478	31.982	ug/L	98
4) Vinyl chloride	2.075	62	104296	32.847	ug/L	85
5) Bromomethane	2.410	94	72652	41.647	ug/L	97
6) Chloroethane	2.531	64	77477	34.691	ug/L	87
7) Trichlorofluoromethane	2.678	101	167653	36.525	ug/L	100
8) Ethyl ether	2.987	74	50860	39.703	ug/L	91
10) 1,1-Dichloroethene	3.197	96	85387	35.623	ug/L	82
11) Carbon disulfide	3.233	76	312211	46.426	ug/L	99
12) Freon-113	3.233	101	98102	41.754	ug/L	94
14) Acrolein	3.522	56	9681	37.584	ug/L	91
15) Methylene chloride	3.763	84	92914	34.681	ug/L	91
17) Acetone	3.805	43	18572	41.881	ug/L	94
18) trans-1,2-Dichloroethene	3.926	96	97268	36.550	ug/L	91
19) Methyl acetate	3.926	43	53085	44.127	ug/L #	85
20) Methyl tert-butyl ether	4.020	73	244007	39.222	ug/L	96
21) tert-Butyl alcohol	4.104	59	42366	199.393	ug/L	98
22) Diisopropyl ether	4.382	45	303470	38.646	ug/L	95
23) 1,1-Dichloroethane	4.523	63	168312	37.691	ug/L	98
24) Halothane	4.565	117	77516	39.313	ug/L	100
25) Acrylonitrile	4.560	53	21502	42.061	ug/L	95

Data Path : I:\VOLATILES\VOA100\2020\200924\
Data File : V00200924A16.D
Acq On : 24 Sep 2020 12:04 pm
Operator : VOA100:KJD
Sample : C8260STDL40PPB
Misc : WG1414268
ALS Vial : 16 Sample Multiplier: 1

Quant Time: Sep 24 17:48:56 2020
Quant Method : I:\VOLATILES\VOA100\2020\200924\V100_200924_8260.m
Quant Title : VOLATILES BY GC/MS
QLast Update : Thu Sep 24 17:48:50 2020
Response via : Initial Calibration

CCAL FILE(s) : 1 - I:\VOLATILES\VOA100\2020\200924\V00200924A09.D
Sub List : 8260-CurveSoil - Megamix plus Diox

Compound	R.T.	QIon	Response	Conc	Units		Dev(Min)
26) Ethyl tert-butyl ether	4.738	59	291215	39.724	ug/L		88
27) Vinyl acetate	4.749	43	186420	37.326	ug/L	#	94
28) cis-1,2-Dichloroethene	5.053	96	108565	37.595	ug/L		91
29) 2,2-Dichloropropane	5.152	77	143957	36.345	ug/L		93
31) Bromochloromethane	5.247	128	49009	39.487	ug/L		94
32) Cyclohexane	5.257	56	169571	40.027	ug/L		99
33) Chloroform	5.315	83	180486	37.142	ug/L		95
34) Ethyl acetate	5.420	43	67457	37.301	ug/L	#	93
35) Carbon tetrachloride	5.462	117	148731	37.846	ug/L		98
36) Tetrahydrofuran	5.467	42	21272	40.888	ug/L	#	85
38) 1,1,1-Trichloroethane	5.525	97	163755	38.996	ug/L		96
40) 2-Butanone	5.609	43	28875	40.407	ug/L		99
41) 1,1-Dichloropropene	5.645	75	134077	39.187	ug/L		97
42) Benzene	5.897	78	383980	37.181	ug/L		98
43) tert-Amyl methyl ether	5.997	73	259629	39.890	ug/L		94
45) 1,2-Dichloroethane	6.096	62	114789	37.533	ug/L		98
48) Methyl cyclohexane	6.495	83	176503	39.857	ug/L		98
49) Trichloroethene	6.500	95	101311	36.899	ug/L		94
51) Dibromomethane	6.946	93	53690	39.146	ug/L		96
52) 1,2-Dichloropropane	7.045	63	93830	37.704	ug/L		99
54) 2-Chloroethyl vinyl ether	7.732	63	43207	45.851	ug/L	#	100
55) Bromodichloromethane	7.119	83	127234	35.645	ug/L		99
58) 1,4-Dioxane	7.323	88	36916	2032.938	ug/L	#	93
59) cis-1,3-Dichloropropene	7.811	75	147659	36.511	ug/L	#	89
62) Toluene	8.083	92	253167	37.997	ug/L		98
63) 4-Methyl-2-pentanone	8.508	58	29422	42.260	ug/L	#	69
64) Tetrachloroethene	8.539	166	107609	38.160	ug/L		95
66) trans-1,3-Dichloropropene	8.560	75	134029	38.882	ug/L		96
68) Ethyl methacrylate	8.744	69	108857	42.867	ug/L		89
69) 1,1,2-Trichloroethane	8.749	83	63971	38.501	ug/L		98
70) Chlorodibromomethane	8.969	129	97243	38.945	ug/L		99
71) 1,3-Dichloropropane	9.079	76	124166	37.438	ug/L		99
72) 1,2-Dibromoethane	9.252	107	74059	39.126	ug/L		100
73) 2-Hexanone	9.520	43	49559	41.053	ug/L		86
74) Chlorobenzene	9.908	112	275372	36.876	ug/L		96
75) Ethylbenzene	9.939	91	487503	38.111	ug/L		99
76) 1,1,1,2-Tetrachloroethane	9.986	131	101043	37.931	ug/L		100
77) p/m Xylene	10.123	106	375100	75.589	ug/L		99
78) o Xylene	10.647	106	367008	79.182	ug/L		100
79) Styrene	10.710	104	625637	80.383	ug/L		97

Data Path : I:\VOLATILES\VOA100\2020\200924\
Data File : V00200924A16.D
Acq On : 24 Sep 2020 12:04 pm
Operator : VOA100:KJD
Sample : C8260STDL40PPB
Misc : WG1414268
ALS Vial : 16 Sample Multiplier: 1

Quant Time: Sep 24 17:48:56 2020
Quant Method : I:\VOLATILES\VOA100\2020\200924\V100_200924_8260.m
Quant Title : VOLATILES BY GC/MS
QLast Update : Thu Sep 24 17:48:50 2020
Response via : Initial Calibration

CCAL FILE(s) : 1 - I:\VOLATILES\VOA100\2020\200924\V00200924A09.D
Sub List : 8260-CurveSoil - Megamix plus Diox

Compound	R.T.	QIon	Response	Conc	Units	Dev(Min)
81) Bromoform	10.736	173	58283	39.638	ug/L	98
83) Isopropylbenzene	11.009	105	498558	38.968	ug/L	99
85) Bromobenzene	11.444	156	110420	37.201	ug/L	97
86) n-Propylbenzene	11.481	91	565380	37.549	ug/L	99
87) 1,4-Dichlorobutane	11.496	55	131684	40.517	ug/L	98
88) 1,1,2,2-Tetrachloroethane	11.559	83	92733	37.409	ug/L	99
89) 4-Ethyltoluene	11.601	105	495762	39.330	ug/L	98
90) 2-Chlorotoluene	11.649	91	326127M4	36.326	ug/L	
91) 1,3,5-Trimethylbenzene	11.696	105	401180	37.175	ug/L	99
92) 1,2,3-Trichloropropane	11.701	75	72352	37.966	ug/L	96
93) trans-1,4-Dichloro-2-b...	11.748	53	26203	40.562	ug/L	98
94) 4-Chlorotoluene	11.827	91	327183	36.433	ug/L	99
95) tert-Butylbenzene	12.031	119	348905	38.527	ug/L	95
98) 1,2,4-Trimethylbenzene	12.105	105	399727	38.396	ug/L	99
99) sec-Butylbenzene	12.220	105	523932	38.260	ug/L	98
100) p-Isopropyltoluene	12.367	119	438852	37.368	ug/L	97
101) 1,3-Dichlorobenzene	12.445	146	209770	36.471	ug/L	100
102) 1,4-Dichlorobenzene	12.535	146	209459	36.082	ug/L	99
103) p-Diethylbenzene	12.734	119	257731	37.284	ug/L	96
104) n-Butylbenzene	12.791	91	397137	38.275	ug/L	99
105) 1,2-Dichlorobenzene	12.954	146	193820	36.842	ug/L	99
106) 1,2,4,5-Tetramethylben...	13.520	119	400286	37.863	ug/L	98
107) 1,2-Dibromo-3-chloropr...	13.725	155	15033	41.085	ug/L	97
108) 1,3,5-Trichlorobenzene	13.756	180	145995	37.480	ug/L	99
109) Hexachlorobutadiene	14.322	225	74688	37.124	ug/L	97
110) 1,2,4-Trichlorobenzene	14.354	180	126856	36.650	ug/L	99
111) Naphthalene	14.642	128	278883	38.169	ug/L	100
112) 1,2,3-Trichlorobenzene	14.810	180	113053	37.025	ug/L	100

(#) = qualifier out of range (m) = manual integration (+) = signals summed

Quantitation Report (QT Reviewed)

Data Path : I:\VOLATILES\VOA100\2020\200924\
Data File : V00200924A16.D
Acq On : 24 Sep 2020 12:04 pm
Operator : VOA100:KJD
Sample : C8260STDL40PPB
Misc : WG1414268
ALS Vial : 16 Sample Multiplier: 1

Quant Time: Sep 24 17:48:56 2020
Quant Method : I:\VOLATILES\VOA100\2020\200924\V100_200924_8260.m
Quant Title : VOLATILES BY GC/MS
QLast Update : Thu Sep 24 17:48:50 2020
Response via : Initial Calibration

Sub List : 8260-CurveSoil - Megamix plus Diox4\V00200924A09.D•

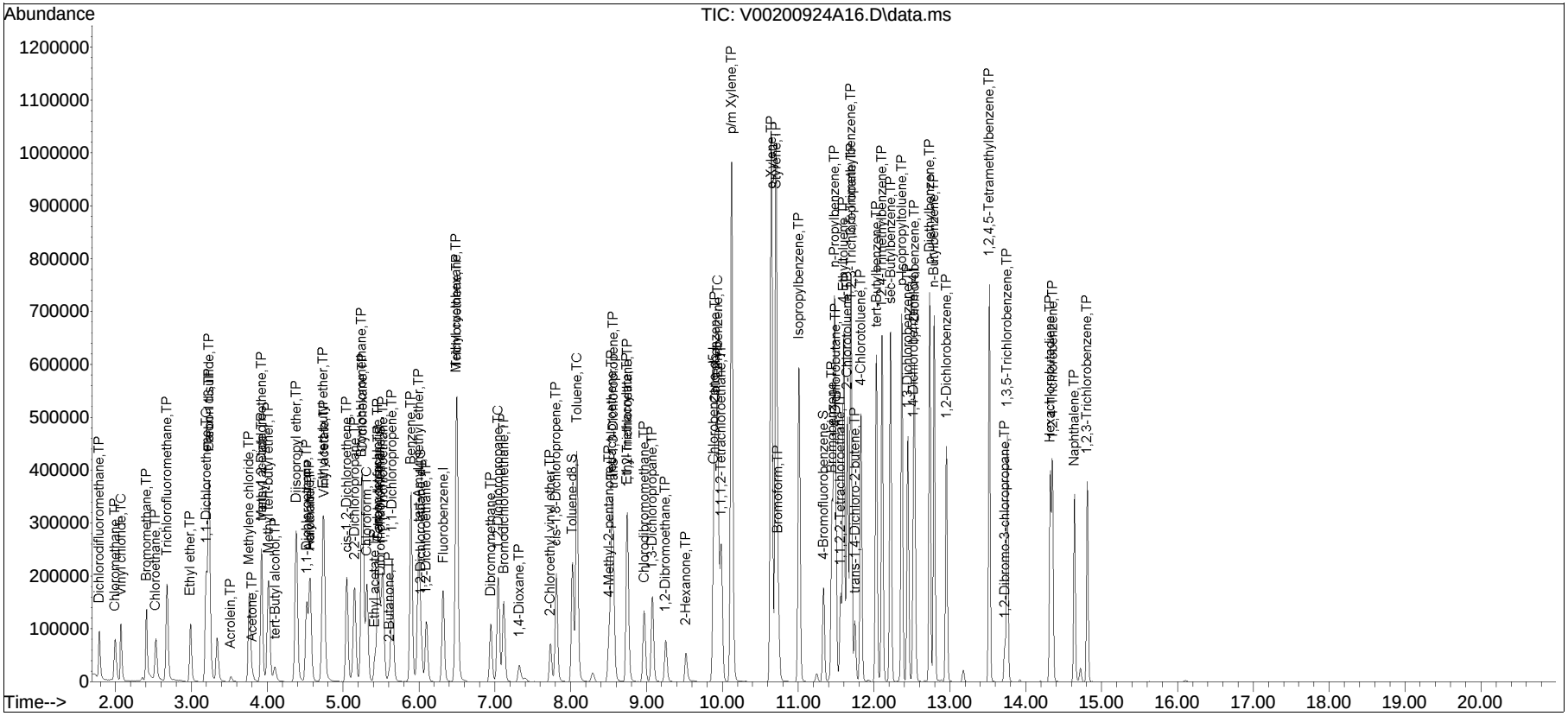

Manual Integration Report

Data Path : I:\VOLATILES\VOA100\2020\2QMethod : V100_200924_8260.m
Data File : V00200924A16.D Operator : VOA100:KJD
Date Inj'd : 9/24/2020 12:04 pm Instrument : VOA 100
Sample : C8260STDL40PPB Quant Date : 9/24/2020 5:48 pm

Compound #90: 2-Chlorotoluene

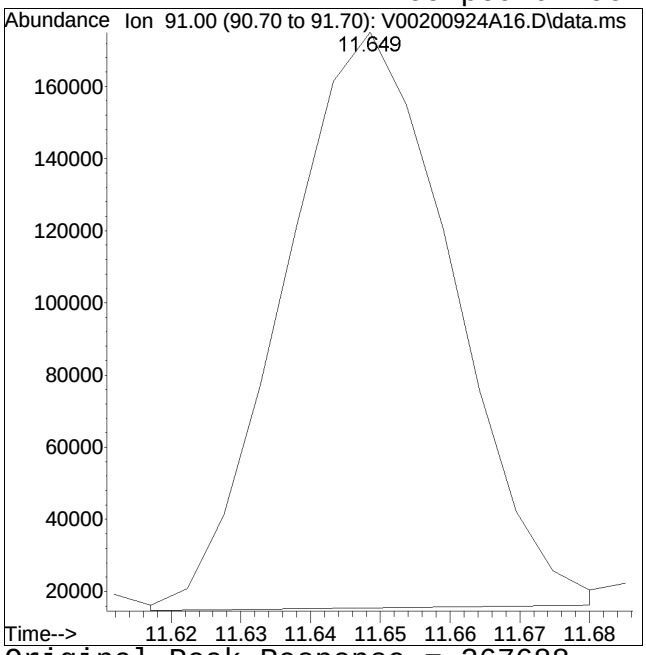

Original Peak Response = 267688

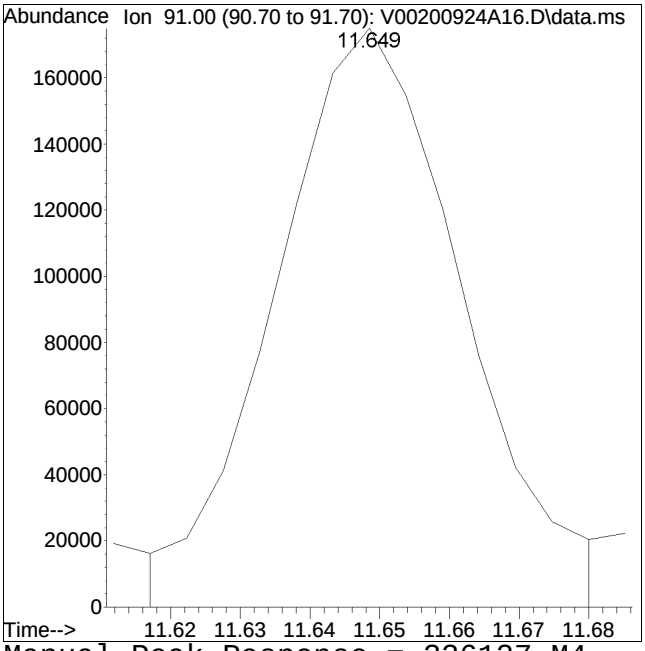

Manual Peak Response = 326127 M4

M4 = Poor automated baseline construction.

Response Factor Report VOA 110

Method Path : I:\VOLATILES\VOA110\2020\201002\
Method File : V110_201002A_8260.m
Title : VOLATILES BY GC/MS
Last Update : Sun Oct 04 17:19:01 2020
Response Via : Initial Calibration

Calibration Files
L0 =V10201002A03.d L1 =V10201002A04.d L1.5=V10201002A05.d L2 =V10201002A06.d L3 =V10201002A07.d
L4 =V10201002A08.d L6 =V10201002A09.d L7 =V10201002A10.d L8 =V10201002A11.d

		Compound	L0	L1	L1.5	L2	L3	L4	L6	L7	L8	Avg	%RSD
1)	I	Fluorobenzene	ISTD										
2)	TP	Dichlorodifluo...	0.219	0.292	0.352	0.278	0.267	0.248	0.256	0.249	0.270		14.59
3)	TP	Chloromethane	0.333	0.305	0.344	0.255	0.244	0.221	0.223	0.219	0.268		19.27
4)	TC	Vinyl chloride	0.256	0.294	0.359	0.289	0.280	0.259	0.264	0.257	0.282		12.22
5)	TP	Bromomethane	0.299	0.230	0.222	0.146	0.139	0.129	0.144	0.158	*L		0.9934
6)	TP	Chloroethane	0.203	0.202	0.244	0.187	0.184	0.186	0.209	0.134	0.194		15.91
7)	TP	Trichlorofluor...	0.313	0.398	0.478	0.395	0.387	0.365	0.395	0.404	0.392		11.69
8)	TP	Ethyl ether	0.193	0.174	0.198	0.169	0.161	0.156	0.160	0.157	0.171		9.45
10)	TC	1,1-Dichloroet...	0.217	0.234	0.291	0.235	0.227	0.216	0.224	0.222	0.233		10.43
11)	TP	Carbon disulfide	0.710	0.673	0.788	0.610	0.599	0.564	0.593	0.584	0.640		12.01
12)	TP	Freon-113	0.176	0.242	0.281	0.236	0.229	0.219	0.227	0.224	0.229		12.62
13)	TP	Iodomethane	0.155	0.134	0.169	0.133	0.167	0.188	0.212	0.208	0.171		17.80
14)	TP	Acrolein		0.054	0.057	0.044	0.040	0.040	0.042	0.039	0.045#		16.29
15)	TP	Methylene chlo...		0.339	0.383	0.281	0.266	0.248	0.259	0.253	0.290		17.66
17)	TP	Acetone		0.101	0.112	0.080	0.079	0.075	0.080	0.074	0.086#		17.20
18)	TP	trans-1,2-Dich...	0.260	0.278	0.341	0.269	0.256	0.242	0.255	0.251	0.269		11.55
19)	TP	Methyl acetate	0.212	0.201	0.234	0.200	0.192	0.187	0.203	0.190	0.203		7.50
20)	TP	Methyl tert-bu...	0.897	0.863	1.012	0.857	0.833	0.799	0.838	0.812	0.864		7.78
21)	TP	tert-Butyl alc...	0.063	0.045	0.056	0.045	0.043	0.042	0.047	0.043	0.048#		15.61
22)	TP	Diisopropyl ether	0.851	0.789	0.979	0.792	0.781	0.746	0.783	0.768	0.811		9.14
23)	TP	1,1-Dichloroet...	0.476	0.480	0.569	0.443	0.432	0.411	0.431	0.424	0.458		11.13
24)	TP	Halothane	0.182	0.213	0.247	0.205	0.198	0.190	0.198	0.197	0.204		9.60
25)	TP	Acrylonitrile	0.117	0.093	0.109	0.093	0.090	0.088	0.093	0.088	0.096		11.18
26)	TP	Ethyl tert-but...	0.884	0.823	0.985	0.827	0.802	0.776	0.811	0.797	0.838		8.02
27)	TP	Vinyl acetate	0.628	0.560	0.687	0.594	0.572	0.572	0.624	0.609	0.606		6.80
28)	TP	cis-1,2-Dichlo...	0.361	0.306	0.380	0.294	0.288	0.275	0.285	0.282	0.309		12.72
29)	TP	2,2-Dichloropr...	0.464	0.451	0.531	0.410	0.398	0.376	0.392	0.386	0.426		12.35
30)	TP	Bromochloromet...	0.165	0.144	0.171	0.139	0.133	0.122	0.125	0.123	0.140		13.45
31)	TP	Cyclohexane	0.356	0.427	0.496	0.413	0.400	0.382	0.400	0.393	0.408		10.12
32)	TC	Chloroform	0.561	0.506	0.579	0.465	0.450	0.425	0.445	0.438	0.484		12.13
33)	TP	Ethyl acetate	0.369	0.312	0.370	0.317	0.298	0.293	0.314	0.295	0.321		9.70

Response Factor Report VOA 110

Method Path : I:\VOLATILES\VOA110\2020\201002\
Method File : V110_201002A_8260.m
Title : VOLATILES BY GC/MS
Last Update : Sun Oct 04 17:19:01 2020
Response Via : Initial Calibration

Calibration Files
L0 =V10201002A03.d L1 =V10201002A04.d L1.5=V10201002A05.d L2 =V10201002A06.d L3 =V10201002A07.d
L4 =V10201002A08.d L6 =V10201002A09.d L7 =V10201002A10.d L8 =V10201002A11.d

		Compound	L0	L1	L1.5	L2	L3	L4	L6	L7	L8	Avg	%RSD
34)	TP	Carbon tetrach...		0.334	0.382	0.418	0.361	0.352	0.338	0.352	0.351	0.361	7.57
35)	TP	Tetrahydrofuran		0.145	0.110	0.111	0.098	0.092	0.090	0.095	0.088	0.104	18.29
36)	S	Dibromofluorom...	0.233	0.237	0.239	0.234	0.234	0.236	0.240	0.237	0.242	0.237	1.36
37)	TP	1,1,1-Trichlor...	0.514	0.388	0.407	0.484	0.396	0.390	0.371	0.389	0.383	0.414	12.11
39)	TP	2-Butanone			0.188	0.169	0.140	0.132	0.130	0.140	0.130	0.147	15.32
40)	TP	1,1-Dichloropr...	0.475	0.343	0.368	0.452	0.365	0.349	0.335	0.350	0.344	0.376	13.63
41)	TP	Benzene	1.534	1.193	1.144	1.384	1.104	1.086	1.024	1.072	1.052	1.177	14.56
42)	TP	tert-Amyl meth...		0.919	0.843	1.037	0.862	0.843	0.820	0.861	0.840	0.878	8.06
43)	S	1,2-Dichloroet...	0.258	0.262	0.264	0.258	0.263	0.263	0.266	0.271	0.275	0.265	2.10
44)	TP	1,2-Dichloroet...		0.406	0.370	0.430	0.352	0.342	0.328	0.345	0.336	0.364	10.01
47)	TP	Methyl cyclohe...		0.424	0.500	0.579	0.483	0.469	0.449	0.473	0.470	0.481	9.49
48)	TP	Trichloroethene	0.387	0.288	0.288	0.341	0.279	0.272	0.254	0.270	0.267	0.294	14.52
50)	TP	Dibromomethane		0.185	0.169	0.200	0.172	0.167	0.162	0.170	0.165	0.174	7.22
51)	TC	1,2-Dichloropr...		0.288	0.281	0.348	0.277	0.265	0.251	0.263	0.258	0.279	10.97
53)	TP	2-Chloroethyl ...		0.215	0.214	0.237	0.203	0.195	0.191	0.200	0.195	0.206	7.44
54)	TP	Bromodichlorom...	0.523	0.406	0.387	0.459	0.378	0.369	0.358	0.378	0.370	0.403	13.39
57)	TP	1,4-Dioxane		0.005	0.004	0.004	0.004	0.004	0.004	0.004	0.004	0.004#	12.44
58)	TP	cis-1,3-Dichlo...	0.659	0.495	0.483	0.575	0.471	0.460	0.445	0.467	0.458	0.502	14.03
59)	I	Chlorobenzene-d5	----------ISTD----------										
60)	S	Toluene-d8	1.174	1.175	1.182	1.173	1.183	1.177	1.177	1.172	1.182	1.177	0.35
61)	TC	Toluene		0.909	0.873	1.016	0.837	0.816	0.776	0.812	0.803	0.855	9.03
62)	TP	4-Methyl-2-pen...		0.145	0.138	0.163	0.150	0.142	0.141	0.150	0.142	0.146	5.37
63)	TP	Tetrachloroethene	0.449	0.332	0.346	0.429	0.348	0.338	0.323	0.339	0.338	0.360	12.66
65)	TP	trans-1,3-Dich...		0.519	0.488	0.583	0.509	0.497	0.481	0.506	0.501	0.511	6.16
67)	TP	Ethyl methacry...		0.483	0.460	0.553	0.491	0.469	0.466	0.494	0.483	0.487	6.00
68)	TP	1,1,2-Trichlor...		0.271	0.249	0.297	0.252	0.245	0.238	0.247	0.244	0.256	7.55
69)	TP	Chlorodibromom...		0.317	0.314	0.372	0.327	0.322	0.322	0.341	0.337	0.332	5.66
70)	TP	1,3-Dichloropr...		0.552	0.543	0.607	0.532	0.509	0.490	0.510	0.497	0.530	7.16
71)	TP	1,2-Dibromoethane		0.338	0.300	0.357	0.318	0.305	0.297	0.310	0.303	0.316	6.71
72)	TP	2-Hexanone		0.373	0.296	0.330	0.276	0.261	0.258	0.275	0.257	0.291	14.18
73)	TP	Chlorobenzene	1.350	0.992	0.960	1.177	0.948	0.918	0.884	0.918	0.910	1.006	15.43

Response Factor Report VOA 110

Method Path : I:\VOLATILES\VOA110\2020\201002\
Method File : V110_201002A_8260.m
Title : VOLATILES BY GC/MS
Last Update : Sun Oct 04 17:19:01 2020
Response Via : Initial Calibration

Calibration Files
L0 =V10201002A03.d L1 =V10201002A04.d L1.5=V10201002A05.d L2 =V10201002A06.d L3 =V10201002A07.d
L4 =V10201002A08.d L6 =V10201002A09.d L7 =V10201002A10.d L8 =V10201002A11.d

		Compound	L0	L1	L1.5	L2	L3	L4	L6	L7	L8	Avg	%RSD
74)	TC	Ethylbenzene		1.628	1.588	1.932	1.593	1.537	1.485	1.550	1.544	1.607	8.60
75)	TP	1,1,1,2-Tetrac...	0.461	0.356	0.318	0.388	0.330	0.323	0.318	0.333	0.330	0.351	13.37
76)	TP	p/m Xylene	0.855	0.649	0.641	0.780	0.640	0.628	0.604	0.641	0.648	0.676	12.31
77)	TP	o Xylene	0.816	0.617	0.592	0.736	0.604	0.591	0.572	0.612	0.616	0.640	12.71
78)	TP	Styrene	1.362	1.062	1.001	1.224	1.050	1.040	1.021	1.098	1.110	1.107	10.44
79)	I	1,4-Dichlorobenzene-d4	----------ISTD----------										
80)	TP	Bromoform		0.409	0.353	0.426	0.391	0.386	0.392	0.430	0.435	0.403	6.86
82)	TP	Isopropylbenzene		3.075	2.964	3.682	2.990	2.923	2.816	2.925	2.922	3.037	8.91
83)	S	4-Bromofluorob...	0.892	0.898	0.898	0.903	0.877	0.878	0.875	0.868	0.857	0.883	1.77
84)	TP	Bromobenzene		0.811	0.750	0.894	0.741	0.721	0.703	0.719	0.711	0.756	8.61
85)	TP	n-Propylbenzene		3.559	3.473	4.215	3.435	3.357	3.239	3.370	3.345	3.499	8.71
86)	TP	1,4-Dichlorobu...		1.055	0.936	1.067	0.887	0.857	0.841	0.885	0.869	0.925	9.57
87)	TP	1,1,2,2-Tetrac...	1.093	0.838	0.756	0.936	0.775	0.753	0.733	0.766	0.736	0.821	14.71
88)	TP	4-Ethyltoluene		3.190	2.982	3.635	2.979	2.895	2.802	2.883	2.863	3.029	8.96
89)	TP	2-Chlorotoluene		2.232	2.069	2.495	2.022	1.960	1.869	1.966	1.965	2.072	9.71
90)	TP	1,3,5-Trimethy...		2.615	2.444	3.060	2.530	2.469	2.394	2.529	2.528	2.571	8.10
91)	TP	1,2,3-Trichlor...		0.709	0.635	0.793	0.659	0.628	0.622	0.660	0.642	0.669	8.55
92)	TP	trans-1,4-Dich...		0.275	0.223	0.259	0.229	0.218	0.215	0.229	0.222	0.234	9.18
93)	TP	4-Chlorotoluene		2.337	2.125	2.654	2.112	2.054	1.975	2.052	2.040	2.169	10.31
94)	TP	tert-Butylbenzene		2.233	2.155	2.692	2.184	2.137	2.043	2.120	2.120	2.210	9.15
97)	TP	1,2,4-Trimethy...		2.735	2.415	3.071	2.487	2.455	2.374	2.485	2.471	2.562	9.07
98)	TP	sec-Butylbenzene		3.276	3.278	3.972	3.265	3.230	3.083	3.216	3.164	3.310	8.31
99)	TP	p-Isopropyltol...		2.961	2.785	3.382	2.823	2.780	2.660	2.800	2.770	2.870	7.76
100)	TP	1,3-Dichlorobe...		1.671	1.486	1.799	1.477	1.434	1.399	1.456	1.444	1.521	9.15
101)	TP	1,4-Dichlorobe...		1.712	1.517	1.817	1.488	1.456	1.408	1.453	1.446	1.537	9.54
102)	TP	p-Diethylbenzene		1.737	1.657	2.006	1.683	1.660	1.603	1.697	1.683	1.716	7.18
103)	TP	n-Butylbenzene		2.560	2.417	2.998	2.429	2.376	2.292	2.419	2.386	2.485	8.86
104)	TP	1,2-Dichlorobe...		1.579	1.402	1.717	1.409	1.371	1.331	1.381	1.367	1.445	9.20
105)	TP	1,2,4,5-Tetram...		2.958	2.634	3.253	2.712	2.649	2.588	2.727	2.706	2.778	7.98
106)	TP	1,2-Dibromo-3-...		0.139	0.149	0.169	0.151	0.148	0.143	0.156	0.148	0.151	6.04
107)	TP	1,3,5-Trichlor...		1.151	1.003	1.253	0.994	0.969	0.944	0.985	0.962	1.033	10.62

Method Path : I:\VOLATILES\VOA110\2020\201002\
Method File : V110_201002A_8260.m
Title : VOLATILES BY GC/MS
Last Update : Sun Oct 04 17:19:01 2020
Response Via : Initial Calibration

Calibration Files
L0 =V10201002A03.d L1 =V10201002A04.d L1.5=V10201002A05.d L2 =V10201002A06.d L3 =V10201002A07.d
L4 =V10201002A08.d L6 =V10201002A09.d L7 =V10201002A10.d L8 =V10201002A11.d

	Compound	L0	L1	L1.5	L2	L3	L4	L6	L7	L8	Avg	%RSD
108)	TP Hexachlorobuta...	0.494	0.491	0.571	0.478	0.462	0.444	0.460	0.450	0.481		8.42
109)	TP 1,2,4-Trichlor...	1.087	0.956	1.166	0.986	0.942	0.920	0.957	0.922	0.992		8.89
110)	TP Naphthalene	3.017	2.631	3.323	2.858	2.762	2.692	2.847	2.710	2.855		7.86
111)	TP 1,2,3-Trichlor...	1.068	0.908	1.137	0.938	0.906	0.889	0.929	0.895	0.959		9.61

(#) = Out of Range

Data Path : I:\VOLATILES\VOA110\2020\201002\
Data File : V10201002BFB3.d
Acq On : 2 Oct 2020 5:13
Operator : VOA110:TAB
Sample : WG1417948-1
Misc : WG1417948
ALS Vial : 1 Sample Multiplier: 1

Integration File: rteint.p

Method : I:\VOLATILES\VOA110\2020\201002\V110_201002A_8260.m
Title : VOLATILES BY GC/MS
Last Update : Sun Oct 04 17:19:01 2020

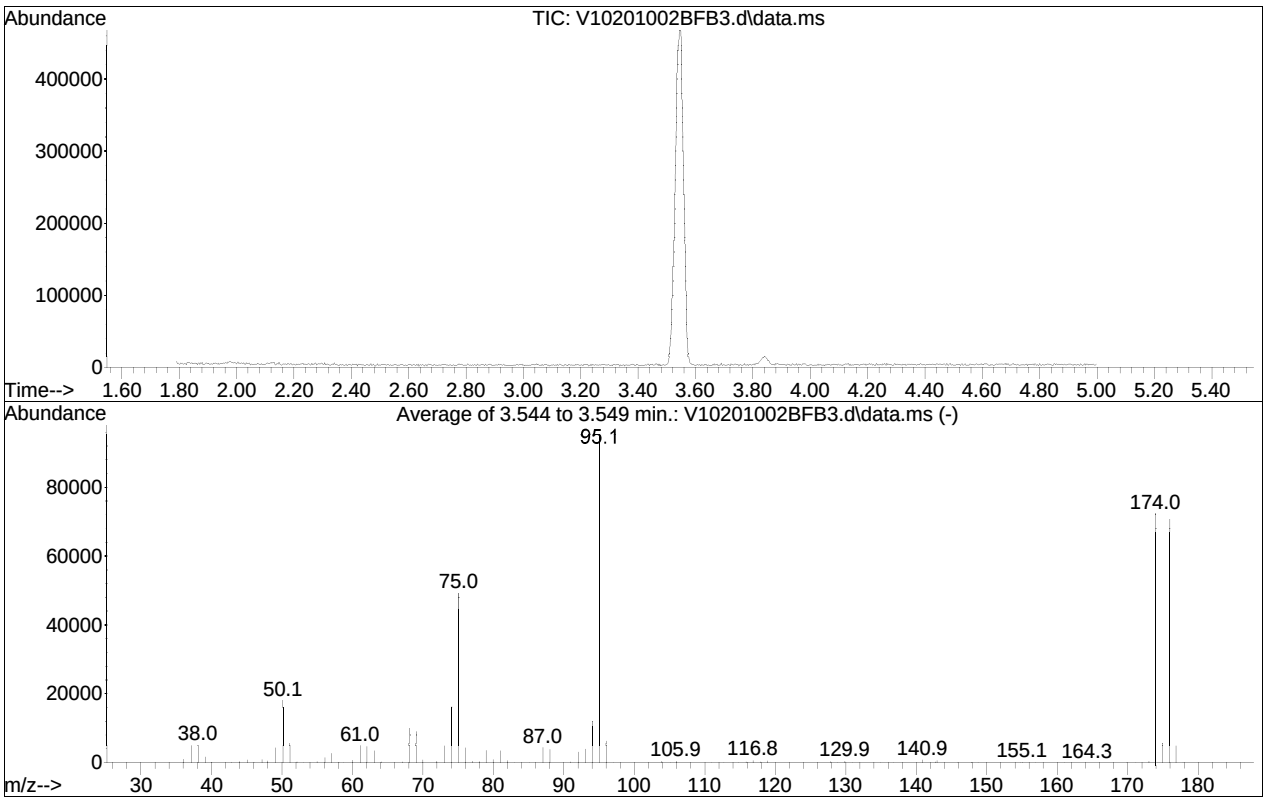

AutoFind: Scans 630, 631, 632; Background Corrected with Scan 610

Target Mass	Rel. to Mass	Lower Limit%	Upper Limit%	Rel. Abn%	Raw Abn	Result Pass/Fail
50	95	15	40	19.3	17989	PASS
75	95	30	60	52.8	49237	PASS
95	95	100	100	100.0	93315	PASS
96	95	5	9	7.0	6499	PASS
173	174	0.00	2	0.8	560	PASS
174	95	50	100	77.5	72315	PASS
175	174	5	9	8.2	5915	PASS
176	174	95	101	97.7	70637	PASS
177	176	5	9	6.7	4733	PASS

Quantitation Report (QT Reviewed)

Data Path : I:\VOLATILES\VOA110\2020\201002\
Data File : V10201002A03.d
Acq On : 2 Oct 2020 6:27
Operator : VOA110:KJD
Sample : I8260STDL0.5PPB
Misc : WG1417948
ALS Vial : 3 Sample Multiplier: 1

Quant Time: Oct 04 16:47:30 2020
Quant Method : I:\VOLATILES\VOA110\2020\201002\V110_201002A_8260.m
Quant Title : VOLATILES BY GC/MS
QLast Update : Sun Oct 04 16:40:57 2020
Response via : Initial Calibration

CCAL FILE(s) : 1 - I:\VOLATILES\VOA110\2020\201002\V10201002A08.d
Sub List : 8260-L0_soils - Only for SOILS Level 0

Compound	R.T.	QIon	Response	Conc	Units	Dev(Min)
Internal Standards						
1) Fluorobenzene	6.483	96	422695	20.000	ug/L	0.00
Standard Area 1 = 413552			Recovery = 102.21%			
59) Chlorobenzene-d5	10.064	117	364448	20.000	ug/L	0.00
Standard Area 1 = 354820			Recovery = 102.71%			
79) 1,4-Dichlorobenzene-d4	12.665	152	197336	20.000	ug/L	0.00
Standard Area 1 = 194290			Recovery = 101.57%			
System Monitoring Compounds						
36) Dibromofluoromethane	5.650	113	98458	19.781	ug/L	0.00
Spiked Amount 20.000	Range 70 - 130		Recovery = 98.91%			
43) 1,2-Dichloroethane-d4	6.195	65	109189	19.633	ug/L	0.00
Spiked Amount 20.000	Range 70 - 130		Recovery = 98.16%			
60) Toluene-d8	8.198	98	427696	19.944	ug/L	0.00
Spiked Amount 20.000	Range 70 - 130		Recovery = 99.72%			
83) 4-Bromofluorobenzene	11.485	95	175951	20.317	ug/L	0.00
Spiked Amount 20.000	Range 70 - 130		Recovery = 101.58%			
Target Compounds						Qvalue
37) 1,1,1-Trichloroethane	5.681	97	5436	0.659	ug/L	98
40) 1,1-Dichloropropene	5.807	75	5016	0.680	ug/L	95
41) Benzene	6.059	78	16206	0.706	ug/L	97
48) Trichloroethene	6.651	95	4089	0.712	ug/L	94
54) Bromodichloromethane	7.280	83	5526	0.709	ug/L #	95
58) cis-1,3-Dichloropropene	7.983	75	6968	0.716	ug/L #	84
63) Tetrachloroethene	8.706	166	4090	0.665	ug/L	100
73) Chlorobenzene	10.085	112	12303	0.735	ug/L #	61
75) 1,1,1,2-Tetrachloroethane	10.164	131	4197	0.713	ug/L #	65
76) p/m Xylene	10.300	106	15577	1.361	ug/L	95
77) o Xylene	10.814	106	14876	1.382	ug/L	96
78) Styrene	10.877	104	24810	1.310	ug/L	97
87) 1,1,2,2-Tetrachloroethane	11.711	83	5393	0.726	ug/L	97

(#) = qualifier out of range (m) = manual integration (+) = signals summed

Quantitation Report (QT Reviewed)

Data Path : I:\VOLATILES\VOA110\2020\201002\
Data File : V10201002A03.d
Acq On : 2 Oct 2020 6:27
Operator : VOA110:KJD
Sample : I8260STDL0.5PPB
Misc : WG1417948
ALS Vial : 3 Sample Multiplier: 1

Quant Time: Oct 04 16:47:30 2020
Quant Method : I:\VOLATILES\VOA110\2020\201002\V110_201002A_8260.m
Quant Title : VOLATILES BY GC/MS
QLast Update : Sun Oct 04 16:40:57 2020
Response via : Initial Calibration

Sub List : 8260-L0_soils - Only for SOILS Level 00201002A08.d•

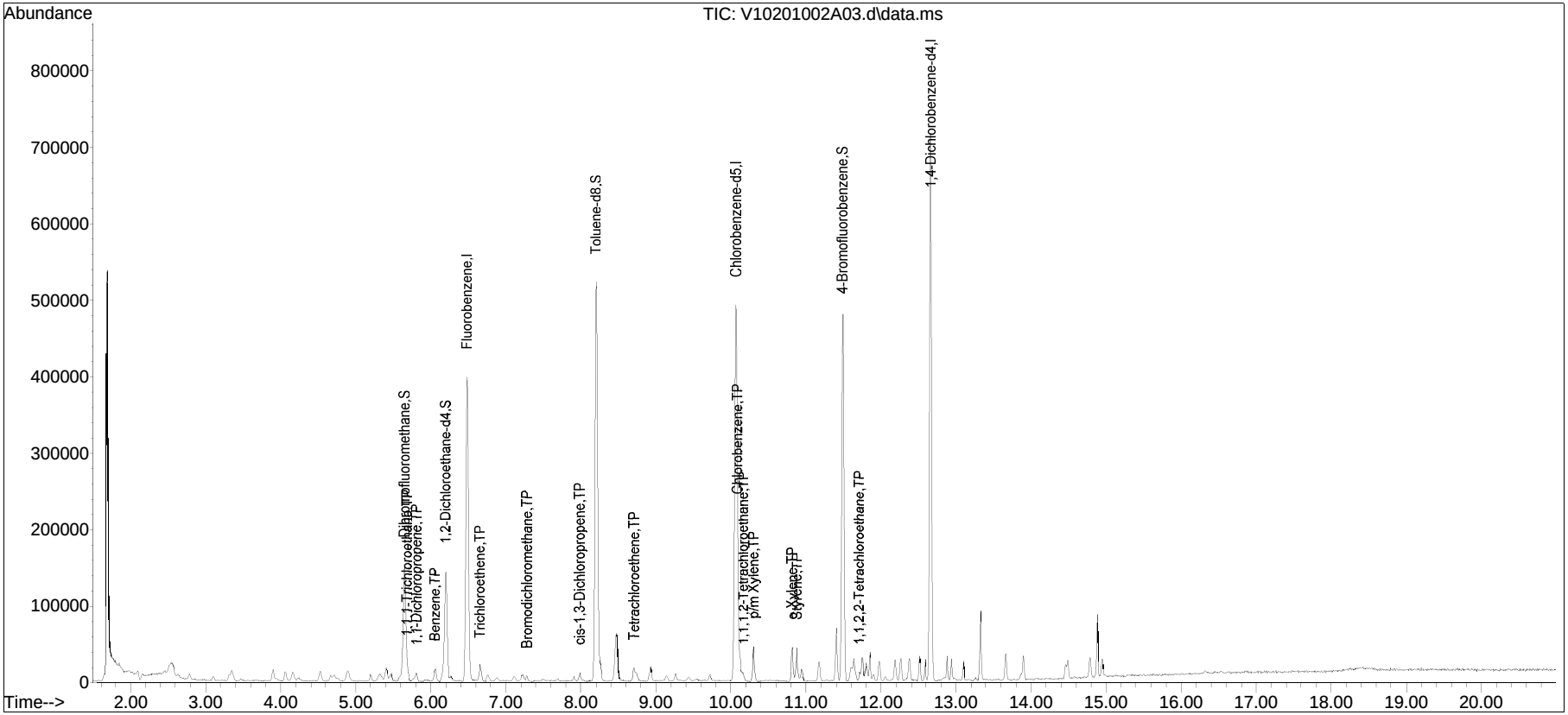

Manual Integration Report

Data Path	: I:\VOLATILES\VOA110\2020\2Q	Method	: V110_201002A_8260.m
Data File	: V10201002A03.d	Operator	: VOA110:KJD
Date Inj'd	: 10/2/2020 6:27	Instrument	: VOA 110
Sample	: I8260STDL0.5PPB	Quant Date	: 10/4/2020 4:42 pm

There are no manual integrations or false positives in this file.

Quantitation Report (QT Reviewed)

Data Path : I:\VOLATILES\VOA110\2020\201002\
Data File : V10201002A04.d
Acq On : 2 Oct 2020 6:53
Operator : VOA110:KJD
Sample : I8260STDL1PPB
Misc : WG1417948
ALS Vial : 4 Sample Multiplier: 1

Quant Time: Oct 04 17:20:43 2020
Quant Method : I:\VOLATILES\VOA110\2020\201002\V110_201002A_8260.m
Quant Title : VOLATILES BY GC/MS
QLast Update : Sun Oct 04 17:20:37 2020
Response via : Initial Calibration

CCAL FILE(s) : 1 - I:\VOLATILES\VOA110\2020\201002\V10201002A08.d
Sub List : 8260-Curve - Megamix plus Diox

Compound	R.T.	QIon	Response	Conc Units	Dev(Min)
Internal Standards					
1) Fluorobenzene	6.483	96	411886	20.000 ug/L	0.00
Standard Area 1 = 413552			Recovery =	99.60%	
59) Chlorobenzene-d5	10.064	117	359356	20.000 ug/L	0.00
Standard Area 1 = 354820			Recovery =	101.28%	
79) 1,4-Dichlorobenzene-d4	12.665	152	188577	20.000 ug/L	0.00
Standard Area 1 = 194290			Recovery =	97.06%	
System Monitoring Compounds					
36) Dibromofluoromethane	5.645	113	97419	19.985 ug/L	0.00
Spiked Amount 20.000	Range 70 - 130		Recovery =	99.92%	
43) 1,2-Dichloroethane-d4	6.195	65	108042	19.825 ug/L	0.00
Spiked Amount 20.000	Range 70 - 130		Recovery =	99.13%	
60) Toluene-d8	8.198	98	422399	19.969 ug/L	0.00
Spiked Amount 20.000	Range 70 - 130		Recovery =	99.84%	
83) 4-Bromofluorobenzene	11.485	95	169260	20.336 ug/L	0.00
Spiked Amount 20.000	Range 70 - 130		Recovery =	101.68%	
Target Compounds					Qvalue
2) Dichlorodifluoromethane	1.854	85	4519	0.812 ug/L	97
3) Chloromethane	2.090	50	6864	1.243 ug/L	94
4) Vinyl chloride	2.153	62	5272	0.907 ug/L	92
5) Bromomethane	2.499	94	6159M1	0.962 ug/L	
6) Chloroethane	2.640	64	4178	1.048 ug/L	95
7) Trichlorofluoromethane	2.787	101	6437	0.798 ug/L	98
8) Ethyl ether	3.112	74	3972	1.127 ug/L	73
10) 1,1-Dichloroethene	3.322	96	4478	0.932 ug/L	80
11) Carbon disulfide	3.348	76	14616	1.109 ug/L	100
12) Freon-113	3.359	101	3633	0.769 ug/L #	1
13) Iodomethane	3.463	142	3187	0.906 ug/L	97
14) Acrolein	3.663	56	1446M3	1.548 ug/L	
15) Methylene chloride	3.899	84	8585	1.438 ug/L	81
17) Acetone	3.951	43	4879	2.759 ug/L #	35
18) trans-1,2-Dichloroethene	4.061	96	5361	0.967 ug/L #	81
19) Methyl acetate	4.072	43	4371	1.048 ug/L #	77
20) Methyl tert-butyl ether	4.161	73	18470	1.038 ug/L	91
21) tert-Butyl alcohol	4.234	59	6476	6.567 ug/L #	75
22) Diisopropyl ether	4.533	45	17517	1.049 ug/L #	85
23) 1,1-Dichloroethane	4.675	63	9797	1.038 ug/L	94
24) Halothane	4.706	117	3755	0.895 ug/L	90

Data Path : I:\VOLATILES\VOA110\2020\201002\
Data File : V10201002A04.d
Acq On : 2 Oct 2020 6:53
Operator : VOA110:KJD
Sample : I8260STDL1PPB
Misc : WG1417948
ALS Vial : 4 Sample Multiplier: 1

Quant Time: Oct 04 17:20:43 2020
Quant Method : I:\VOLATILES\VOA110\2020\201002\V110_201002A_8260.m
Quant Title : VOLATILES BY GC/MS
QLast Update : Sun Oct 04 17:20:37 2020
Response via : Initial Calibration

CCAL FILE(s) : 1 - I:\VOLATILES\VOA110\2020\201002\V10201002A08.d
Sub List : 8260-Curve - Megamix plus Diox

Compound	R.T.	QIon	Response	Conc	Units		Dev(Min)
25) Acrylonitrile	4.727	53	2411	1.214	ug/L		90
26) Ethyl tert-butyl ether	4.884	59	18201	1.054	ug/L		92
27) Vinyl acetate	4.905	43	12929	1.037	ug/L		97
28) cis-1,2-Dichloroethene	5.204	96	7425	1.167	ug/L		92
29) 2,2-Dichloropropane	5.309	77	9551	1.089	ug/L		87
30) Bromochloromethane	5.403	128	3407	1.179	ug/L		83
31) Cyclohexane	5.409	56	7334	0.872	ug/L		91
32) Chloroform	5.466	83	11558	1.160	ug/L		96
33) Ethyl acetate	5.587	43	7592M3	1.148	ug/L		
34) Carbon tetrachloride	5.613	117	6870	0.924	ug/L		95
35) Tetrahydrofuran	5.624	42	2995M1	1.403	ug/L		
37) 1,1,1-Trichloroethane	5.681	97	7981	0.937	ug/L		99
39) 2-Butanone	5.776	43	7218M1	2.385	ug/L		
40) 1,1-Dichloropropene	5.807	75	7060	0.913	ug/L		92
41) Benzene	6.059	78	24576	1.014	ug/L		97
42) tert-Amyl methyl ether	6.158	73	18929	1.047	ug/L		93
44) 1,2-Dichloroethane	6.263	62	8370	1.117	ug/L		99
47) Methyl cyclohexane	6.656	83	8731	0.882	ug/L		99
48) Trichloroethene	6.662	95	5925	0.979	ug/L		96
50) Dibromomethane	7.113	93	3812	1.065	ug/L		93
51) 1,2-Dichloropropane	7.223	63	5922	1.032	ug/L		96
53) 2-Chloroethyl vinyl ether	7.910	63	4436	1.044	ug/L		93
54) Bromodichloromethane	7.275	83	8367	1.008	ug/L	#	94
57) 1,4-Dioxane	7.501	88	4199	50.677	ug/L	#	90
58) cis-1,3-Dichloropropene	7.983	75	10200	0.987	ug/L		90
61) Toluene	8.256	92	16333	1.063	ug/L		99
62) 4-Methyl-2-pentanone	8.701	58	2599	0.989	ug/L	#	86
63) Tetrachloroethene	8.701	166	5960	0.921	ug/L		95
65) trans-1,3-Dichloropropene	8.738	75	9318	1.016	ug/L		87
67) Ethyl methacrylate	8.927	69	8679	0.991	ug/L		88
68) 1,1,2-Trichloroethane	8.927	83	4870	1.061	ug/L		98
69) Chlorodibromomethane	9.142	129	5689	0.955	ug/L		95
70) 1,3-Dichloropropane	9.268	76	9924	1.042	ug/L		90
71) 1,2-Dibromoethane	9.430	107	6081	1.070	ug/L		91
72) 2-Hexanone	9.713	43	6709	1.284	ug/L	#	87
73) Chlorobenzene	10.085	112	17819	0.985	ug/L	#	66
74) Ethylbenzene	10.122	91	29247	1.013	ug/L		96
75) 1,1,1,2-Tetrachloroethane	10.164	131	6398	1.015	ug/L		96
76) p/m Xylene	10.300	106	23311	1.918	ug/L		99
77) o Xylene	10.814	106	22166	1.929	ug/L		97

Quantitation Report (QT Reviewed)

Data Path : I:\VOLATILES\VOA110\2020\201002\
Data File : V10201002A04.d
Acq On : 2 Oct 2020 6:53
Operator : VOA110:KJD
Sample : I8260STDL1PPB
Misc : WG1417948
ALS Vial : 4 Sample Multiplier: 1

Quant Time: Oct 04 17:20:43 2020
Quant Method : I:\VOLATILES\VOA110\2020\201002\V110_201002A_8260.m
Quant Title : VOLATILES BY GC/MS
QLast Update : Sun Oct 04 17:20:37 2020
Response via : Initial Calibration

CCAL FILE(s) : 1 - I:\VOLATILES\VOA110\2020\201002\V10201002A08.d
Sub List : 8260-Curve - Megamix plus Diox

	Compound	R.T.	QIon	Response	Conc	Units		Dev(Min)
78)	Styrene	10.877	104	38169	1.918	ug/L		97
80)	Bromoform	10.898	173	3853	1.014	ug/L		99
82)	Isopropylbenzene	11.176	105	28995	1.013	ug/L		98
84)	Bromobenzene	11.601	156	7643	1.072	ug/L		97
85)	n-Propylbenzene	11.637	91	33557	1.017	ug/L		97
86)	1,4-Dichlorobutane	11.658	55	9943	1.141	ug/L		99
87)	1,1,2,2-Tetrachloroethane	11.711	83	7899	1.021	ug/L		94
88)	4-Ethyltoluene	11.753	105	30075	1.053	ug/L		99
89)	2-Chlorotoluene	11.800	91	21045	1.077	ug/L		96
90)	1,3,5-Trimethylbenzene	11.852	105	24660	1.017	ug/L		99
91)	1,2,3-Trichloropropane	11.852	75	6682	1.060	ug/L		97
92)	trans-1,4-Dichloro-2-b...	11.900	53	2589	1.176	ug/L		87
93)	4-Chlorotoluene	11.978	91	22034	1.077	ug/L		97
94)	tert-Butylbenzene	12.183	119	21052	1.010	ug/L		97
97)	1,2,4-Trimethylbenzene	12.256	105	25791	1.068	ug/L		98
98)	sec-Butylbenzene	12.366	105	30890	0.990	ug/L		95
99)	p-Isopropyltoluene	12.513	119	27917	1.032	ug/L		99
100)	1,3-Dichlorobenzene	12.586	146	15755	1.099	ug/L		97
101)	1,4-Dichlorobenzene	12.676	146	16146	1.114	ug/L	#	86
102)	p-Diethylbenzene	12.880	119	16375	1.012	ug/L		97
103)	n-Butylbenzene	12.938	91	24138	1.030	ug/L		99
104)	1,2-Dichlorobenzene	13.095	146	14892	1.093	ug/L		97
105)	1,2,4,5-Tetramethylben...	13.661	119	27895	1.065	ug/L		99
106)	1,2-Dibromo-3-chloropr...	13.866	155	1314	0.926	ug/L		83
107)	1,3,5-Trichlorobenzene	13.892	180	10854	1.115	ug/L		98
108)	Hexachlorobutadiene	14.453	225	4655	1.026	ug/L		92
109)	1,2,4-Trichlorobenzene	14.484	180	10253	1.096	ug/L		96
110)	Naphthalene	14.783	128	28449	1.057	ug/L		100
111)	1,2,3-Trichlorobenzene	14.951	180	10069	1.114	ug/L		98

(#) = qualifier out of range (m) = manual integration (+) = signals summed

Quantitation Report (QT Reviewed)

Data Path : I:\VOLATILES\VOA110\2020\201002\
Data File : V10201002A04.d
Acq On : 2 Oct 2020 6:53
Operator : VOA110:KJD
Sample : I8260STDL1PPB
Misc : WG1417948
ALS Vial : 4 Sample Multiplier: 1

Quant Time: Oct 04 17:20:43 2020
Quant Method : I:\VOLATILES\VOA110\2020\201002\V110_201002A_8260.m
Quant Title : VOLATILES BY GC/MS
QLast Update : Sun Oct 04 17:20:37 2020
Response via : Initial Calibration

Sub List : 8260-Curve - Megamix plus Diox01002\V10201002A08.d•

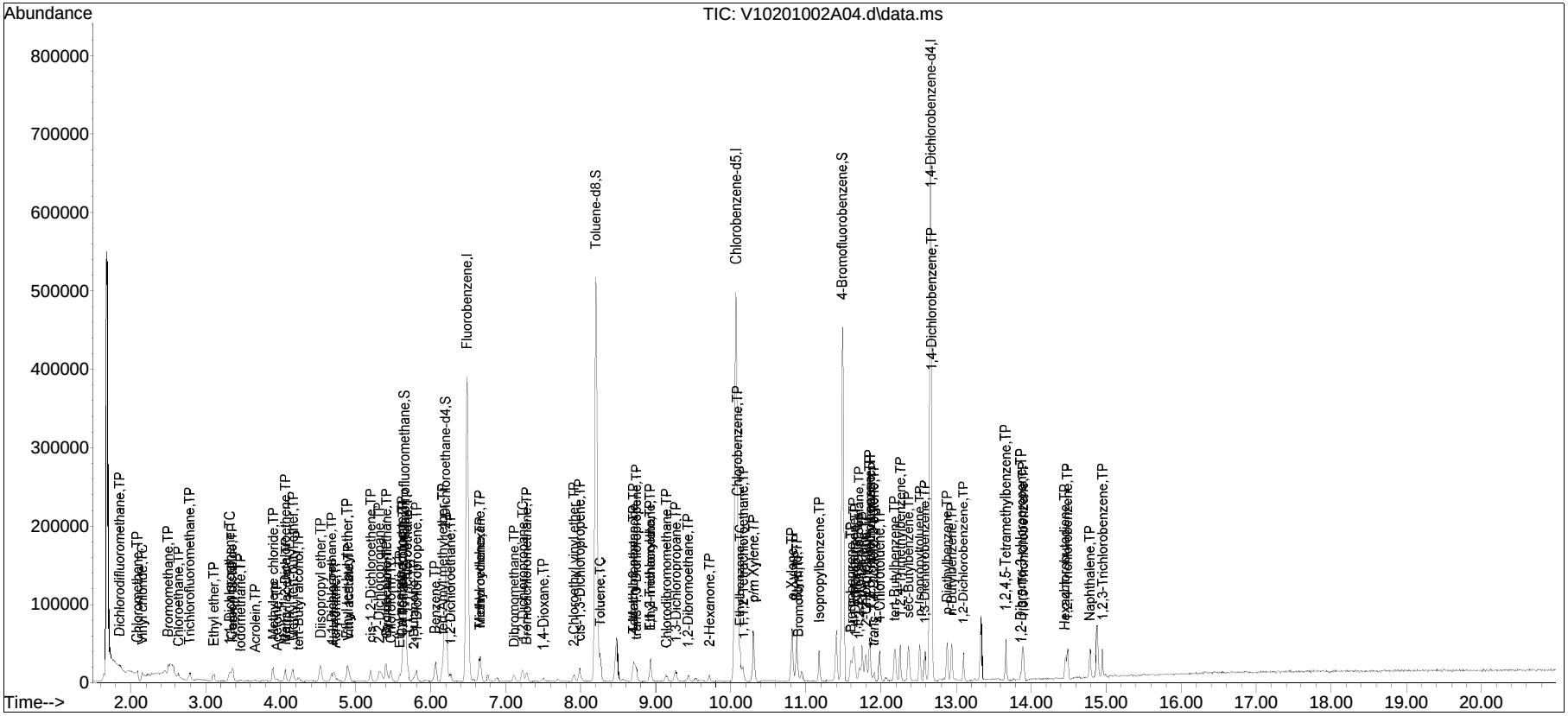

Manual Integration Report

Data Path : I:\VOLATILES\VOA110\2020\2QMethod : V110_201002A_8260.m
Data File : V10201002A04.d Operator : VOA110:KJD
Date Inj'd : 10/2/2020 6:53 Instrument : VOA 110
Sample : I8260STDL1PPB Quant Date : 10/4/2020 5:20 pm

Compound #5: Bromomethane

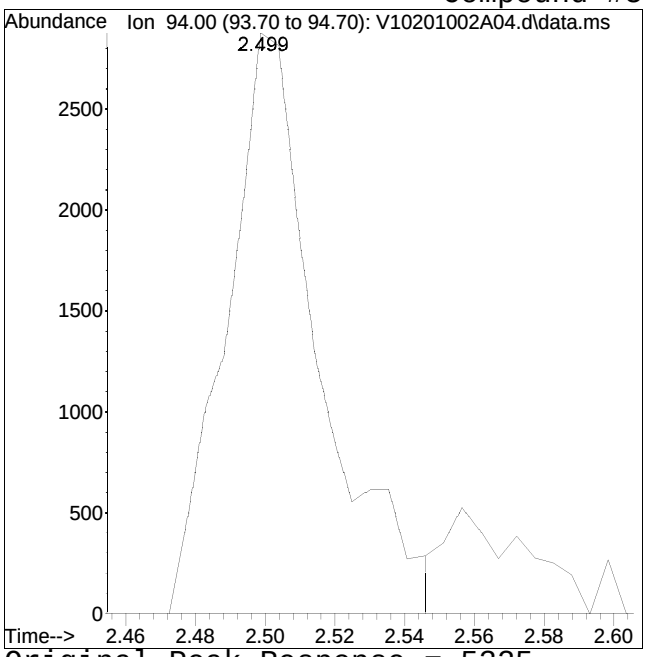

Original Peak Response = 5325

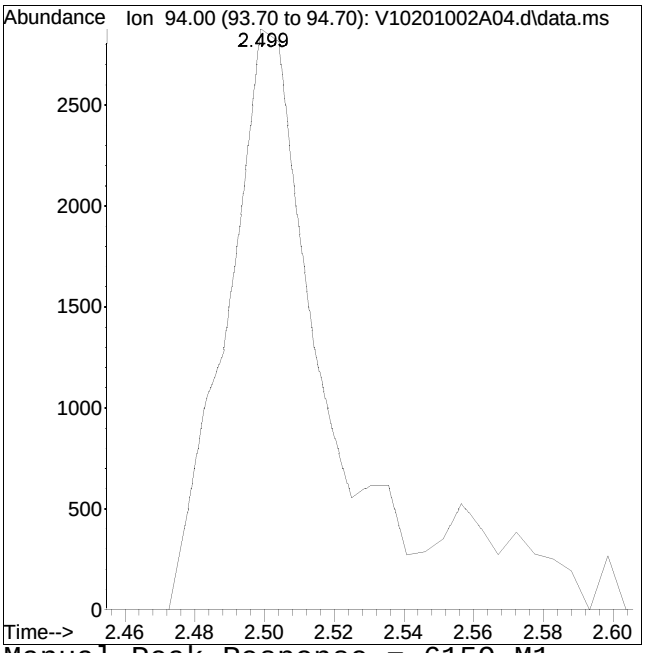

Manual Peak Response = 6159 M1

M1 = Split or tailing peak, auto integration stopped early resulting in false low area count.

Manual Integration Report

Data Path : I:\VOLATILES\VOA110\2020\2QMethod : V110_201002A_8260.m
Data File : V10201002A04.d Operator : VOA110:KJD
Date Inj'd : 10/2/2020 6:53 Instrument : VOA 110
Sample : I8260STDL1PPB Quant Date : 10/4/2020 5:20 pm

Compound #14: Acrolein

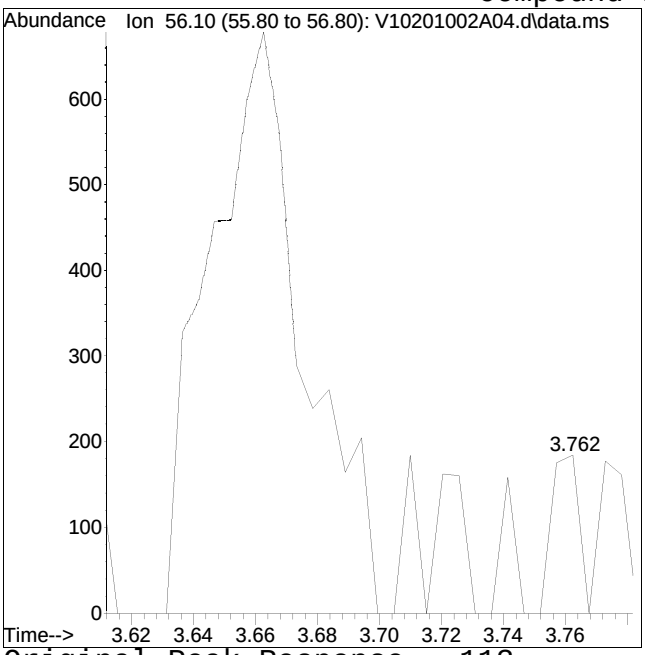

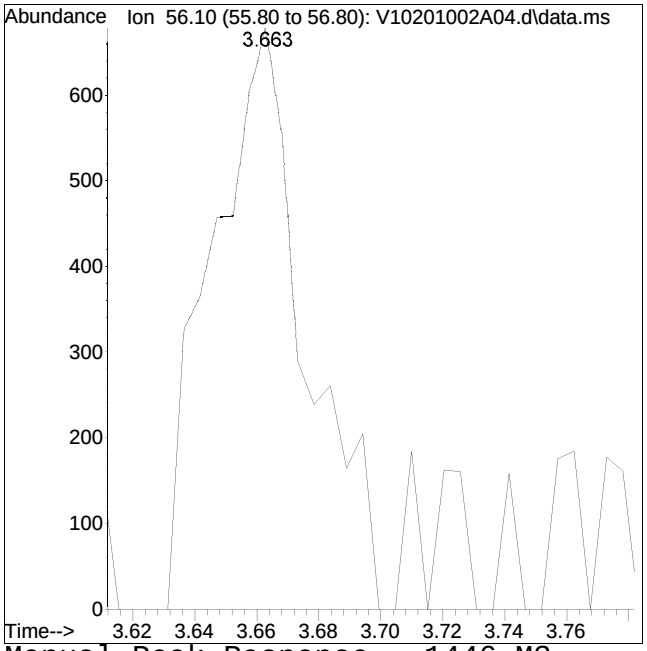

Original Peak Response = 113 Manual Peak Response = 1446 M3

M3 = Misidentification of the peak (i.e. 1,4-dichlorobenzene identified as 1,3-dichlorobenzene), or misidentification from 2 partially resolved peaks not being split.

Manual Integration Report

Data Path : I:\VOLATILES\VOA110\2020\2Q
Data File : V10201002A04.d
Date Inj'd : 10/2/2020 6:53
Sample : I8260STDL1PPB

Method : V110_201002A_8260.m
Operator : VOA110:KJD
Instrument : VOA 110
Quant Date : 10/4/2020 5:20 pm

Compound #33: Ethyl acetate

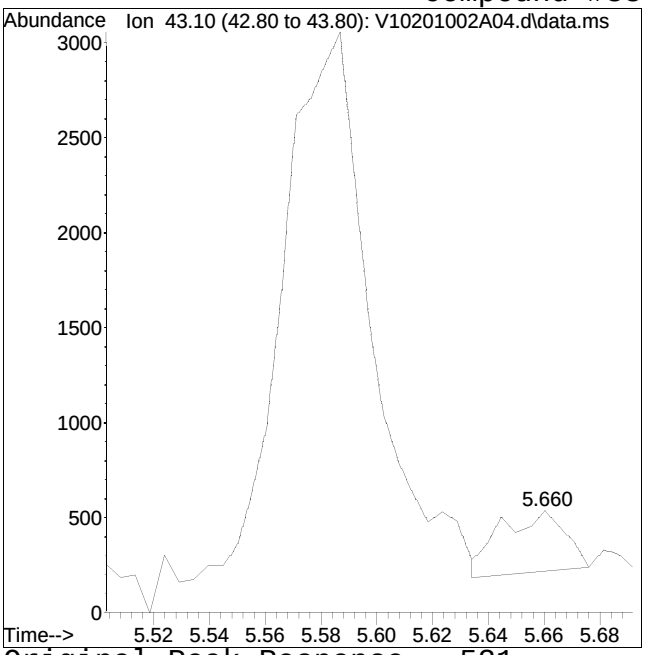

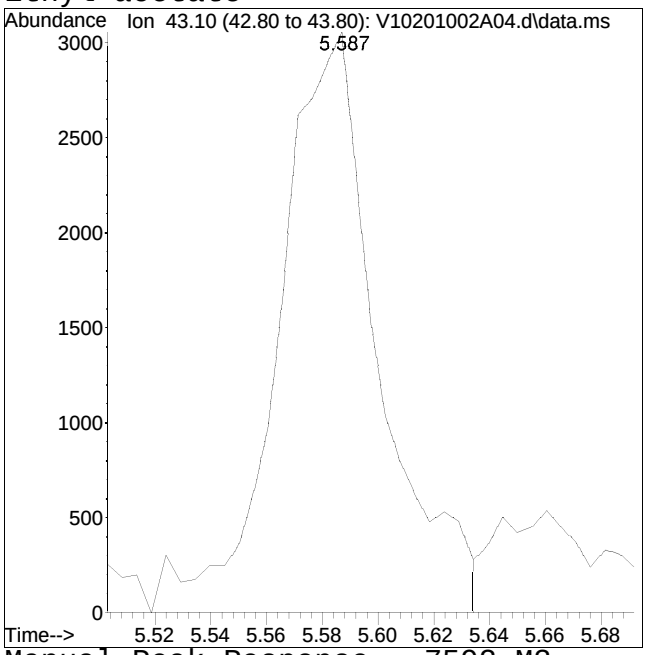

Original Peak Response = 521 Manual Peak Response = 7592 M3

M3 = Misidentification of the peak (i.e. 1,4-dichlorobenzene identified as 1,3-dichlorobenzene), or misidentification from 2 partially resolved peaks not being split.

Manual Integration Report

Data Path : I:\VOLATILES\VOA110\2020\2QMethod : V110_201002A_8260.m
Data File : V10201002A04.d Operator : VOA110:KJD
Date Inj'd : 10/2/2020 6:53 Instrument : VOA 110
Sample : I8260STDL1PPB Quant Date : 10/4/2020 5:20 pm

Compound #35: Tetrahydrofuran

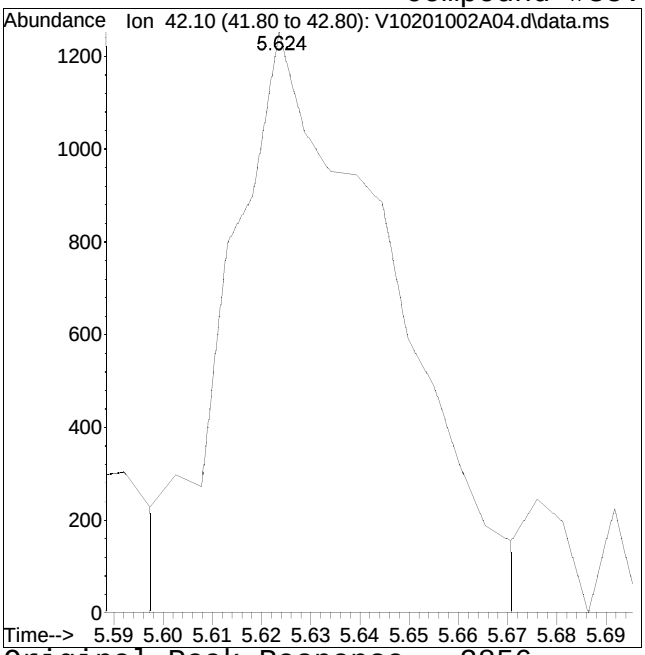

Original Peak Response = 2856

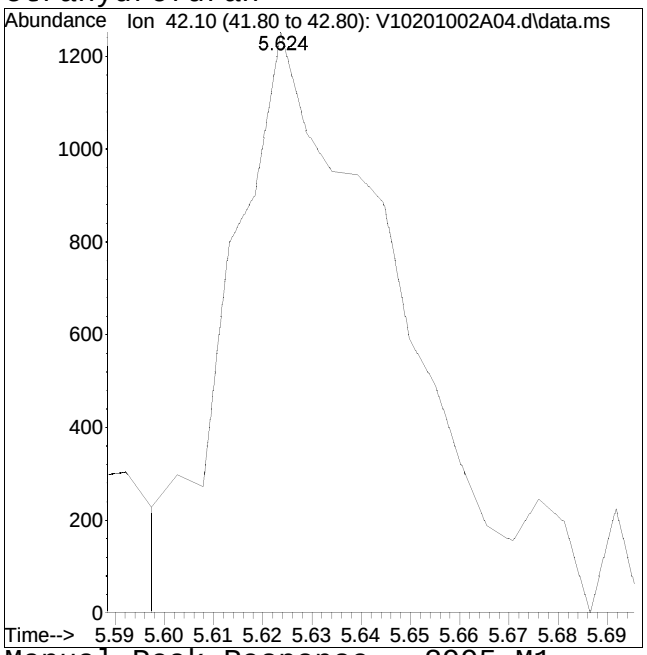

Manual Peak Response = 2995 M1

M1 = Split or tailing peak, auto integration stopped early resulting in false low area count.

Manual Integration Report

Data Path : I:\VOLATILES\VOA110\2020\2QMethod : V110_201002A_8260.m
Data File : V10201002A04.d Operator : VOA110:KJD
Date Inj'd : 10/2/2020 6:53 Instrument : VOA 110
Sample : I8260STDL1PPB Quant Date : 10/4/2020 5:20 pm

Compound #39: 2-Butanone

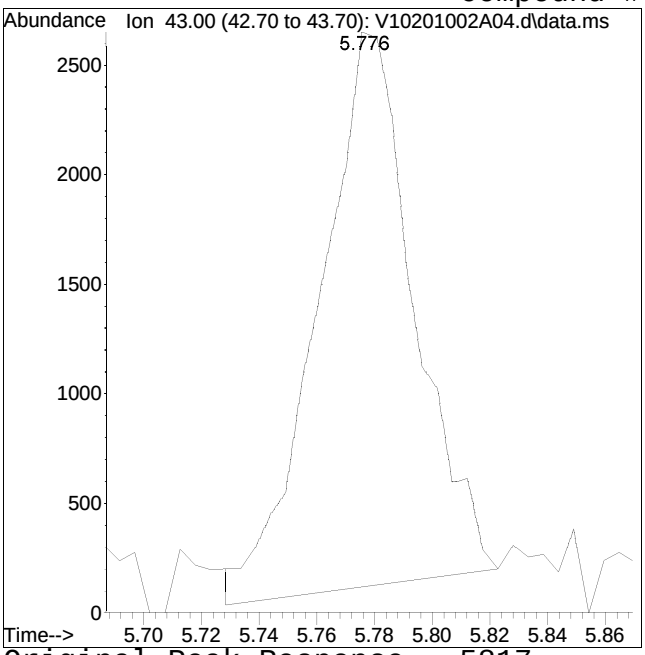

Original Peak Response = 5817

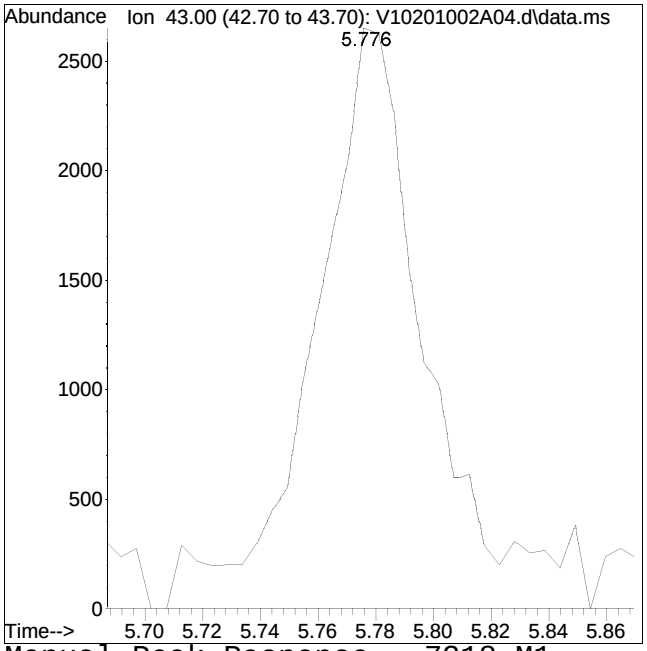

Manual Peak Response = 7218 M1

M1 = Split or tailing peak, auto integration stopped early resulting in false low area count.

Quantitation Report (QT Reviewed)

Data Path : I:\VOLATILES\VOA110\2020\201002\
Data File : V10201002A05.d
Acq On : 2 Oct 2020 7:19
Operator : VOA110:KJD
Sample : I8260STDL2PPB
Misc : WG1417948
ALS Vial : 5 Sample Multiplier: 1

Quant Time: Oct 04 16:50:47 2020
Quant Method : I:\VOLATILES\VOA110\2020\201002\V110_201002A_8260.m
Quant Title : VOLATILES BY GC/MS
QLast Update : Sun Oct 04 16:40:57 2020
Response via : Initial Calibration

CCAL FILE(s) : 1 - I:\VOLATILES\VOA110\2020\201002\V10201002A08.d
Sub List : 8260-Curve - Megamix plus Diox

Compound	R.T.	QIon	Response	Conc	Units	Dev(Min)
Internal Standards						
1) Fluorobenzene	6.483	96	404425	20.000	ug/L	0.00
Standard Area 1 = 413552			Recovery = 97.79%			
59) Chlorobenzene-d5	10.064	117	349962	20.000	ug/L	0.00
Standard Area 1 = 354820			Recovery = 98.63%			
79) 1,4-Dichlorobenzene-d4	12.660	152	188051	20.000	ug/L	0.00
Standard Area 1 = 194290			Recovery = 96.79%			
System Monitoring Compounds						
36) Dibromofluoromethane	5.645	113	96710	20.307	ug/L	0.00
Spiked Amount 20.000	Range 70 - 130		Recovery = 101.54%			
43) 1,2-Dichloroethane-d4	6.195	65	106858	20.082	ug/L	0.00
Spiked Amount 20.000	Range 70 - 130		Recovery = 100.41%			
60) Toluene-d8	8.198	98	413601	20.085	ug/L	0.00
Spiked Amount 20.000	Range 70 - 130		Recovery = 100.43%			
83) 4-Bromofluorobenzene	11.491	95	168835	20.458	ug/L	0.00
Spiked Amount 20.000	Range 70 - 130		Recovery = 102.29%			
Target Compounds						Qvalue
2) Dichlorodifluoromethane	1.854	85	11793	2.183	ug/L	98
3) Chloromethane	2.090	50	12338	2.496	ug/L	96
4) Vinyl chloride	2.153	62	11871	2.098	ug/L	96
5) Bromomethane	2.499	94	9308M1	3.315	ug/L	
6) Chloroethane	2.635	64	8166	2.190	ug/L	99
7) Trichlorofluoromethane	2.787	101	16088	2.058	ug/L	96
8) Ethyl ether	3.107	74	7049	2.159	ug/L	83
10) 1,1-Dichloroethene	3.317	96	9457	2.056	ug/L	85
11) Carbon disulfide	3.348	76	27215	2.248	ug/L	97
12) Freon-113	3.353	101	9792	2.117	ug/L #	53
13) Iodomethane	3.463	142	5428M1	1.608	ug/L	
14) Acrolein	3.668	56	2196	2.692	ug/L	88
15) Methylene chloride	3.899	84	13721	2.548	ug/L	79
17) Acetone	3.956	43	4098	2.557	ug/L #	1
18) trans-1,2-Dichloroethene	4.061	96	11241	2.169	ug/L	85
19) Methyl acetate	4.072	43	8110	2.086	ug/L #	81
20) Methyl tert-butyl ether	4.161	73	34911	2.072	ug/L	98
21) tert-Butyl alcohol	4.239	59	9149	10.586	ug/L #	87
22) Diisopropyl ether	4.523	45	31894	2.020	ug/L	92
23) 1,1-Dichloroethane	4.669	63	19426	2.225	ug/L	98
24) Halothane	4.711	117	8627	2.158	ug/L	100

Data Path : I:\VOLATILES\VOA110\2020\201002\
Data File : V10201002A05.d
Acq On : 2 Oct 2020 7:19
Operator : VOA110:KJD
Sample : I8260STDL2PPB
Misc : WG1417948
ALS Vial : 5 Sample Multiplier: 1

Quant Time: Oct 04 16:50:47 2020
Quant Method : I:\VOLATILES\VOA110\2020\201002\V110_201002A_8260.m
Quant Title : VOLATILES BY GC/MS
QLast Update : Sun Oct 04 16:40:57 2020
Response via : Initial Calibration

CCAL FILE(s) : 1 - I:\VOLATILES\VOA110\2020\201002\V10201002A08.d
Sub List : 8260-Curve - Megamix plus Diox

Compound	R.T.	QIon	Response	Conc	Units		Dev(Min)
25) Acrylonitrile	4.722	53	3779	2.074	ug/L	#	90
26) Ethyl tert-butyl ether	4.890	59	33291	2.052	ug/L		92
27) Vinyl acetate	4.910	43	22647	1.956	ug/L		99
28) cis-1,2-Dichloroethene	5.199	96	12394	2.125	ug/L		94
29) 2,2-Dichloropropane	5.314	77	18243	2.264	ug/L		95
30) Bromochloromethane	5.398	128	5821	2.169	ug/L		86
31) Cyclohexane	5.403	56	17263	2.136	ug/L		79
32) Chloroform	5.461	83	20474	2.248	ug/L		96
33) Ethyl acetate	5.582	43	12629	2.092	ug/L	#	95
34) Carbon tetrachloride	5.608	117	15433M3	2.169	ug/L		
35) Tetrahydrofuran	5.639	42	4447	2.393	ug/L		90
37) 1,1,1-Trichloroethane	5.686	97	16465	2.086	ug/L		99
39) 2-Butanone	5.770	43	7588M1	2.838	ug/L		
40) 1,1-Dichloropropene	5.802	75	14899	2.112	ug/L		91
41) Benzene	6.064	78	46250	2.106	ug/L		98
42) tert-Amyl methyl ether	6.164	73	34073	2.000	ug/L		97
44) 1,2-Dichloroethane	6.263	62	14981	2.165	ug/L		99
47) Methyl cyclohexane	6.651	83	20215	2.130	ug/L		92
48) Trichloroethene	6.662	95	11633	2.116	ug/L		96
50) Dibromomethane	7.107	93	6843	2.021	ug/L		92
51) 1,2-Dichloropropane	7.223	63	11358	2.123	ug/L		95
53) 2-Chloroethyl vinyl ether	7.910	63	8641	2.190	ug/L		94
54) Bromodichloromethane	7.280	83	15669	2.100	ug/L		100
57) 1,4-Dioxane	7.501	88	6708	84.467	ug/L	#	88
58) cis-1,3-Dichloropropene	7.983	75	19553	2.101	ug/L		96
61) Toluene	8.261	92	30540	2.139	ug/L		98
62) 4-Methyl-2-pentanone	8.701	58	4828	1.942	ug/L	#	90
63) Tetrachloroethene	8.706	166	12092	2.046	ug/L		98
65) trans-1,3-Dichloropropene	8.738	75	17087	1.966	ug/L		89
67) Ethyl methacrylate	8.921	69	16088	1.959	ug/L		92
68) 1,1,2-Trichloroethane	8.932	83	8725	2.034	ug/L		97
69) Chlorodibromomethane	9.142	129	10998	1.950	ug/L		98
70) 1,3-Dichloropropane	9.262	76	19005	2.132	ug/L		98
71) 1,2-Dibromoethane	9.430	107	10496	1.967	ug/L		100
72) 2-Hexanone	9.713	43	10366	2.270	ug/L	#	96
73) Chlorobenzene	10.085	112	33584	2.090	ug/L	#	76
74) Ethylbenzene	10.122	91	55561	2.066	ug/L		96
75) 1,1,1,2-Tetrachloroethane	10.169	131	11123	1.967	ug/L		98
76) p/m Xylene	10.300	106	44885	4.083	ug/L		95
77) o Xylene	10.814	106	41438	4.010	ug/L		96

Data Path : I:\VOLATILES\VOA110\2020\201002\
Data File : V10201002A05.d
Acq On : 2 Oct 2020 7:19
Operator : VOA110:KJD
Sample : I8260STDL2PPB
Misc : WG1417948
ALS Vial : 5 Sample Multiplier: 1

Quant Time: Oct 04 16:50:47 2020
Quant Method : I:\VOLATILES\VOA110\2020\201002\V110_201002A_8260.m
Quant Title : VOLATILES BY GC/MS
QLast Update : Sun Oct 04 16:40:57 2020
Response via : Initial Calibration

CCAL FILE(s) : 1 - I:\VOLATILES\VOA110\2020\201002\V10201002A08.d
Sub List : 8260-Curve - Megamix plus Diox

Compound	R.T.	QIon	Response	Conc	Units	Dev(Min)
78) Styrene	10.877	104	70091	3.853	ug/L	98
80) Bromoform	10.893	173	6640	1.827	ug/L	100
82) Isopropylbenzene	11.176	105	55743	2.028	ug/L	99
84) Bromobenzene	11.601	156	14112	2.083	ug/L	96
85) n-Propylbenzene	11.632	91	65309	2.069	ug/L	97
86) 1,4-Dichlorobutane	11.658	55	17608	2.185	ug/L	95
87) 1,1,2,2-Tetrachloroethane	11.711	83	14220	2.009	ug/L	98
88) 4-Ethyltoluene	11.753	105	56073	2.060	ug/L	100
89) 2-Chlorotoluene	11.800	91	38902	2.111	ug/L	95
90) 1,3,5-Trimethylbenzene	11.847	105	45966	1.980	ug/L	97
91) 1,2,3-Trichloropropane	11.858	75	11932	2.021	ug/L	96
92) trans-1,4-Dichloro-2-b...	11.905	53	4199	2.052	ug/L	92
93) 4-Chlorotoluene	11.978	91	39965	2.069	ug/L	94
94) tert-Butylbenzene	12.183	119	40522	2.016	ug/L	98
97) 1,2,4-Trimethylbenzene	12.256	105	45408	1.967	ug/L	99
98) sec-Butylbenzene	12.371	105	61647	2.030	ug/L	99
99) p-Isopropyltoluene	12.513	119	52368	2.004	ug/L	98
100) 1,3-Dichlorobenzene	12.592	146	27942	2.072	ug/L	98
101) 1,4-Dichlorobenzene	12.675	146	28525	2.083	ug/L	93
102) p-Diethylbenzene	12.880	119	31159	1.996	ug/L	98
103) n-Butylbenzene	12.938	91	45458	2.035	ug/L	97
104) 1,2-Dichlorobenzene	13.095	146	26360	2.045	ug/L	97
105) 1,2,4,5-Tetramethylben...	13.661	119	49540	1.989	ug/L	98
106) 1,2-Dibromo-3-chloropr...	13.871	155	2803	2.009	ug/L	92
107) 1,3,5-Trichlorobenzene	13.892	180	18853	2.069	ug/L	98
108) Hexachlorobutadiene	14.458	225	9229	2.124	ug/L	96
109) 1,2,4-Trichlorobenzene	14.484	180	17971	2.028	ug/L	98
110) Naphthalene	14.783	128	49473	1.905	ug/L	100
111) 1,2,3-Trichlorobenzene	14.946	180	17068	2.004	ug/L	98

(#) = qualifier out of range (m) = manual integration (+) = signals summed

Quantitation Report (QT Reviewed)

Data Path : I:\VOLATILES\VOA110\2020\201002\
Data File : V10201002A05.d
Acq On : 2 Oct 2020 7:19
Operator : VOA110:KJD
Sample : I8260STDL2PPB
Misc : WG1417948
ALS Vial : 5 Sample Multiplier: 1

Quant Time: Oct 04 16:50:47 2020
Quant Method : I:\VOLATILES\VOA110\2020\201002\V110_201002A_8260.m
Quant Title : VOLATILES BY GC/MS
QLast Update : Sun Oct 04 16:40:57 2020
Response via : Initial Calibration

Sub List : 8260-Curve - Megamix plus Diox01002\V10201002A08.d•

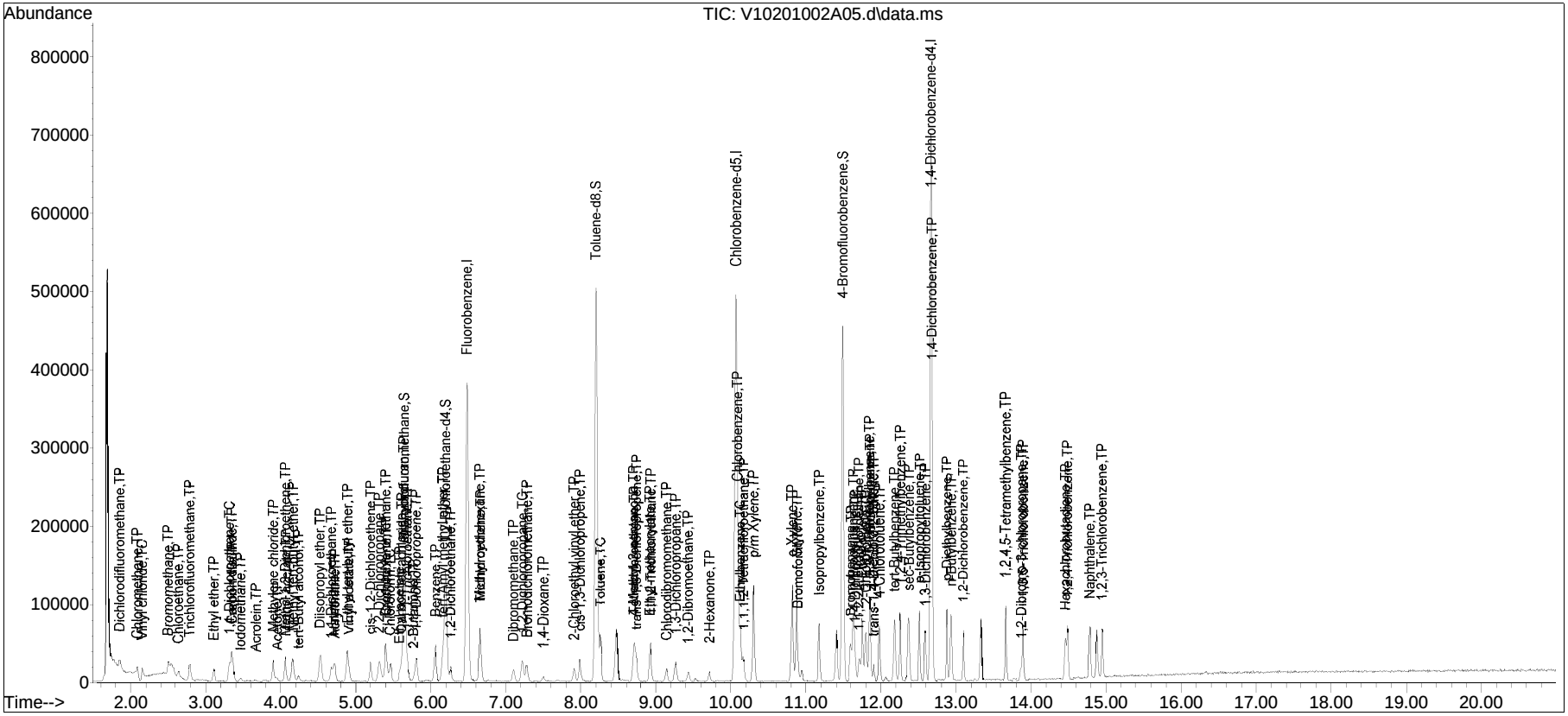

Manual Integration Report

Data Path : I:\VOLATILES\VOA110\2020\2QMethod : V110_201002A_8260.m
Data File : V10201002A05.d Operator : VOA110:KJD
Date Inj'd : 10/2/2020 7:19 Instrument : VOA 110
Sample : I8260STDL2PPB Quant Date : 10/4/2020 4:42 pm

Compound #5: Bromomethane

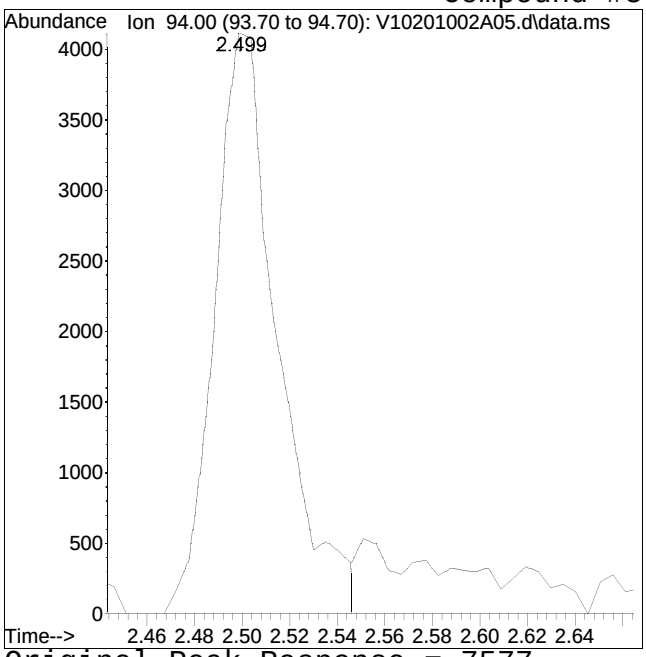

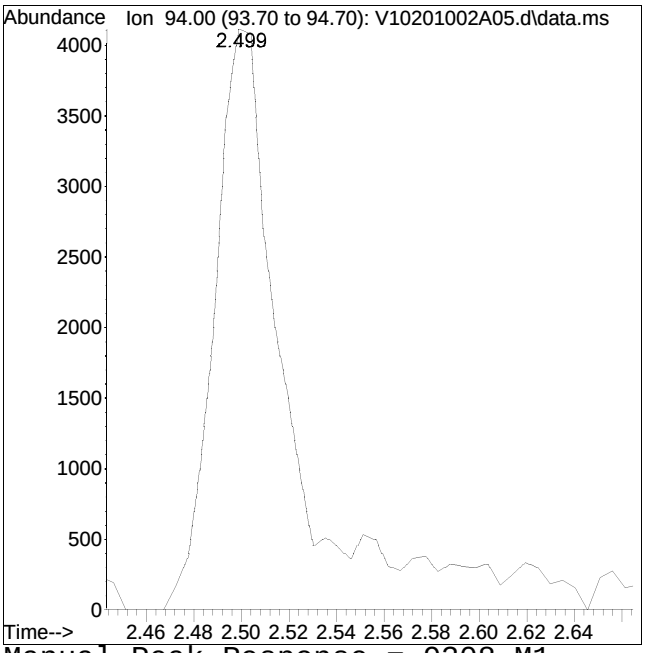

Original Peak Response = 7577 Manual Peak Response = 9308 M1
M1 = Split or tailing peak, auto integration stopped early resulting in false low area count.

Manual Integration Report

Data Path : I:\VOLATILES\VOA110\2020\2QMethod : V110_201002A_8260.m
Data File : V10201002A05.d Operator : VOA110:KJD
Date Inj'd : 10/2/2020 7:19 Instrument : VOA 110
Sample : I8260STDL2PPB Quant Date : 10/4/2020 4:42 pm

Compound #13: Iodomethane

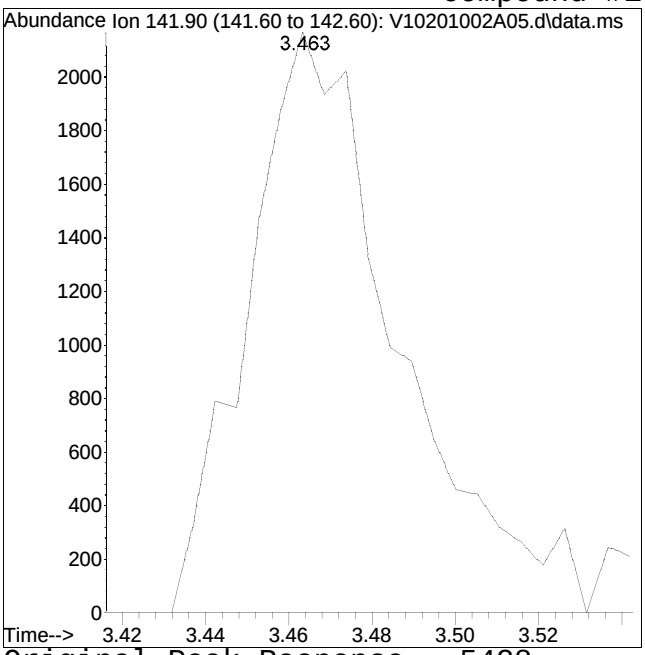

Original Peak Response = 5428

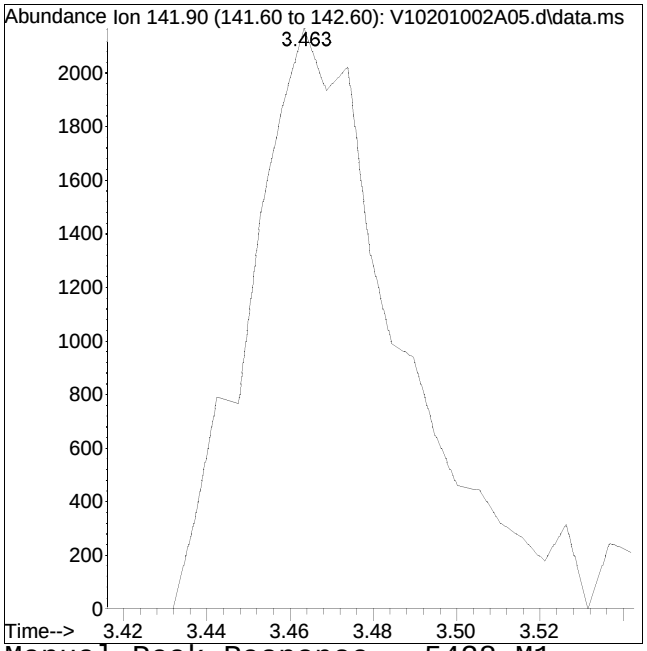

Manual Peak Response = 5428 M1

M1 = Split or tailing peak, auto integration stopped early resulting in false low area count.

Manual Integration Report

Data Path : I:\VOLATILES\VOA110\2020\2QMethod : V110_201002A_8260.m
Data File : V10201002A05.d Operator : VOA110:KJD
Date Inj'd : 10/2/2020 7:19 Instrument : VOA 110
Sample : I8260STDL2PPB Quant Date : 10/4/2020 4:42 pm

Compound #34: Carbon tetrachloride

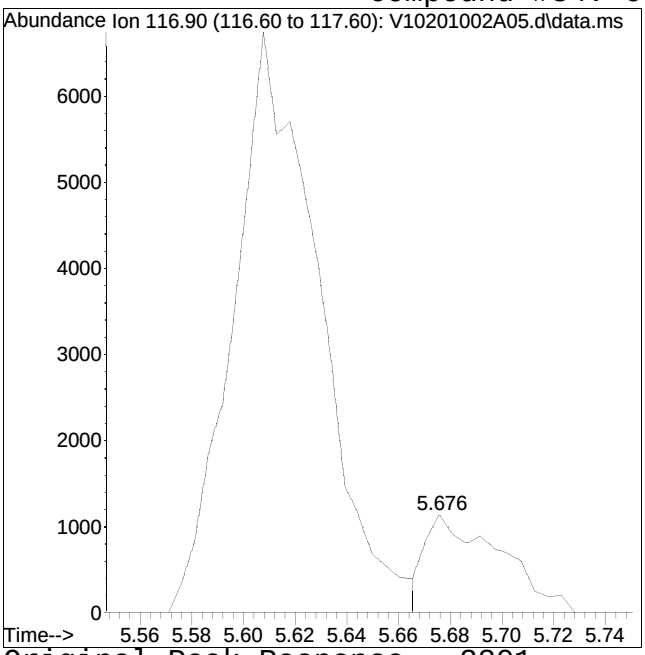

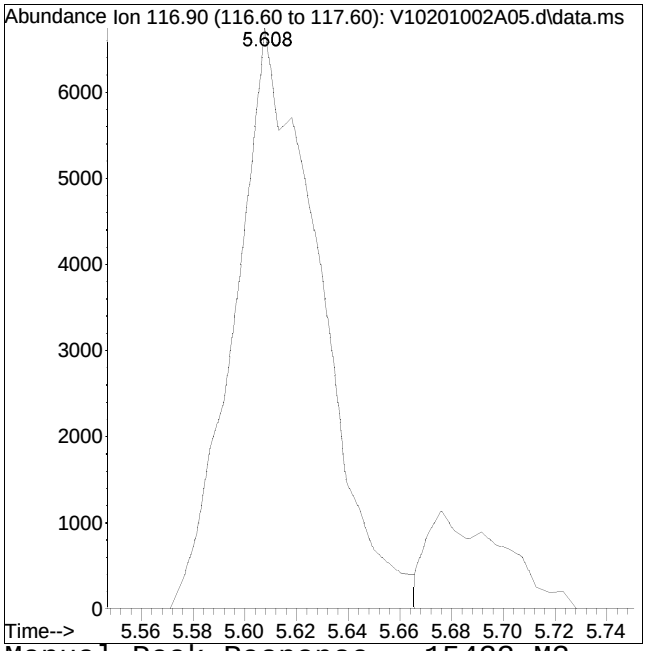

Original Peak Response = 2301 Manual Peak Response = 15433 M3

M3 = Misidentification of the peak (i.e. 1,4-dichlorobenzene identified as 1,3-dichlorobenzene), or misidentification from 2 partially resolved peaks not being split.

Manual Integration Report

Data Path : I:\VOLATILES\VOA110\2020\2Q
Data File : V10201002A05.d
Date Inj'd : 10/2/2020 7:19
Sample : I8260STDL2PPB

Method : V110_201002A_8260.m
Operator : VOA110:KJD
Instrument : VOA 110
Quant Date : 10/4/2020 4:42 pm

Compound #39: 2-Butanone

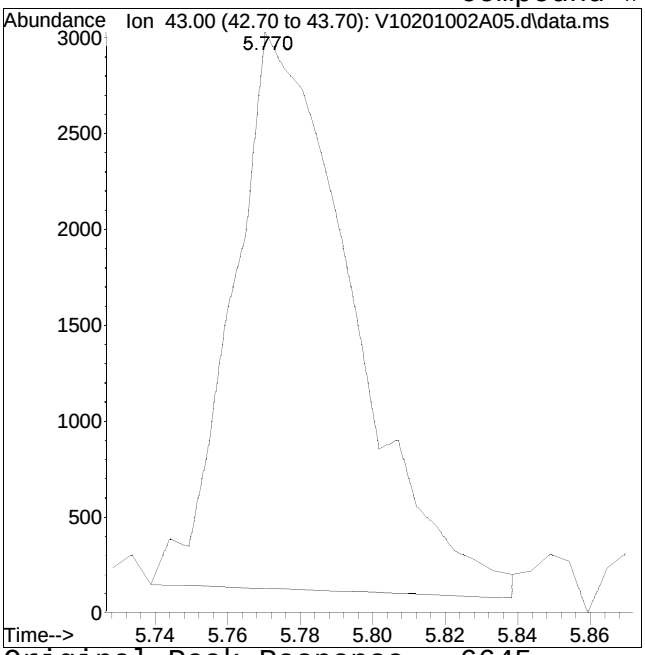

Original Peak Response = 6645

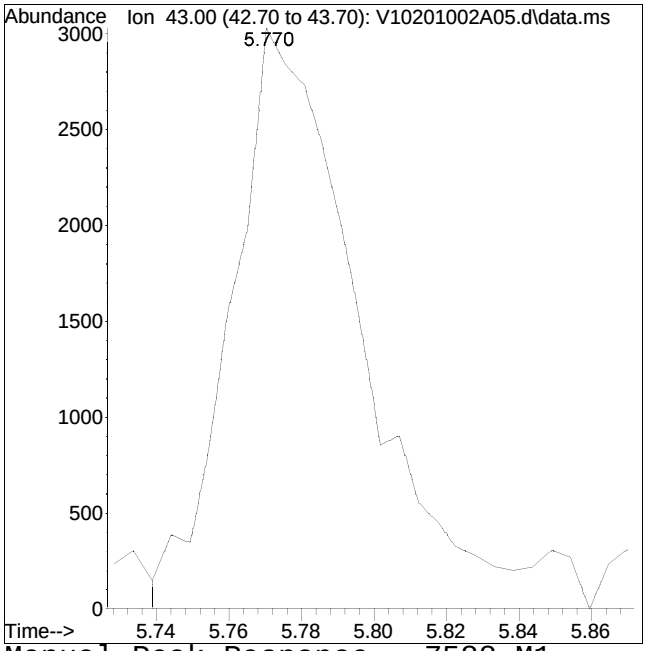

Manual Peak Response = 7588 M1

M1 = Split or tailing peak, auto integration stopped early resulting in false low area count.

Quantitation Report (QT Reviewed)

Data Path : I:\VOLATILES\VOA110\2020\201002\
Data File : V10201002A06.d
Acq On : 2 Oct 2020 7:44
Operator : VOA110:KJD
Sample : I8260STDL4PPB
Misc : WG1417948
ALS Vial : 6 Sample Multiplier: 1

Quant Time: Oct 04 16:52:18 2020
Quant Method : I:\VOLATILES\VOA110\2020\201002\V110_201002A_8260.m
Quant Title : VOLATILES BY GC/MS
QLast Update : Sun Oct 04 16:40:57 2020
Response via : Initial Calibration

CCAL FILE(s) : 1 - I:\VOLATILES\VOA110\2020\201002\V10201002A08.d
Sub List : 8260-Curve - Megamix plus Diox

Compound	R.T.	QIon	Response	Conc	Units	Dev(Min)
Internal Standards						
1) Fluorobenzene	6.484	96	406911	20.000	ug/L	0.00
Standard Area 1 = 413552			Recovery = 98.39%			
59) Chlorobenzene-d5	10.065	117	351581	20.000	ug/L	0.00
Standard Area 1 = 354820			Recovery = 99.09%			
79) 1,4-Dichlorobenzene-d4	12.665	152	185406	20.000	ug/L	0.00
Standard Area 1 = 194290			Recovery = 95.43%			
System Monitoring Compounds						
36) Dibromofluoromethane	5.645	113	95031	19.833	ug/L	0.00
Spiked Amount 20.000	Range 70 - 130		Recovery = 99.16%			
43) 1,2-Dichloroethane-d4	6.195	65	105014	19.615	ug/L	0.00
Spiked Amount 20.000	Range 70 - 130		Recovery = 98.07%			
60) Toluene-d8	8.198	98	412458	19.937	ug/L	0.00
Spiked Amount 20.000	Range 70 - 130		Recovery = 99.69%			
83) 4-Bromofluorobenzene	11.485	95	167403	20.574	ug/L	0.00
Spiked Amount 20.000	Range 70 - 130		Recovery = 102.87%			
Target Compounds						Qvalue
2) Dichlorodifluoromethane	1.849	85	28609	5.264	ug/L	99
3) Chloromethane	2.085	50	27967	5.623	ug/L	98
4) Vinyl chloride	2.153	62	29248	5.136	ug/L	96
5) Bromomethane	2.499	94	18040M1	6.385	ug/L	
6) Chloroethane	2.640	64	19842	5.290	ug/L	99
7) Trichlorofluoromethane	2.787	101	38930	4.949	ug/L	96
8) Ethyl ether	3.107	74	16090	4.897	ug/L	80
10) 1,1-Dichloroethene	3.317	96	23693	5.120	ug/L	84
11) Carbon disulfide	3.348	76	64091	5.262	ug/L	99
12) Freon-113	3.364	101	22905	4.922	ug/L #	54
13) Iodomethane	3.458	142	13730M1	4.042	ug/L	
14) Acrolein	3.658	56	4678	5.699	ug/L	89
15) Methylene chloride	3.899	84	31144	5.748	ug/L	80
17) Acetone	3.951	43	9126	5.660	ug/L #	2
18) trans-1,2-Dichloroethene	4.061	96	27757	5.322	ug/L	85
19) Methyl acetate	4.066	43	19079	4.877	ug/L #	81
20) Methyl tert-butyl ether	4.161	73	82374	4.859	ug/L	95
21) tert-Butyl alcohol	4.234	59	22702	26.108	ug/L	95
22) Diisopropyl ether	4.528	45	79683	5.015	ug/L	95
23) 1,1-Dichloroethane	4.669	63	46346	5.275	ug/L	99
24) Halothane	4.706	117	20064	4.987	ug/L	94

Data Path : I:\VOLATILES\VOA110\2020\201002\
Data File : V10201002A06.d
Acq On : 2 Oct 2020 7:44
Operator : VOA110:KJD
Sample : I8260STDL4PPB
Misc : WG1417948
ALS Vial : 6 Sample Multiplier: 1

Quant Time: Oct 04 16:52:18 2020
Quant Method : I:\VOLATILES\VOA110\2020\201002\V110_201002A_8260.m
Quant Title : VOLATILES BY GC/MS
QLast Update : Sun Oct 04 16:40:57 2020
Response via : Initial Calibration

CCAL FILE(s) : 1 - I:\VOLATILES\VOA110\2020\201002\V10201002A08.d
Sub List : 8260-Curve - Megamix plus Diox

Compound	R.T.	QIon	Response	Conc	Units		Dev(Min)
25) Acrylonitrile	4.722	53	8907	4.859	ug/L	#	87
26) Ethyl tert-butyl ether	4.884	59	80190	4.912	ug/L		93
27) Vinyl acetate	4.905	43	55892	4.799	ug/L		98
28) cis-1,2-Dichloroethene	5.199	96	30933	5.272	ug/L		95
29) 2,2-Dichloropropane	5.314	77	43210	5.330	ug/L		90
30) Bromochloromethane	5.393	128	13921	5.156	ug/L		86
31) Cyclohexane	5.403	56	40405	4.970	ug/L		79
32) Chloroform	5.461	83	47121	5.142	ug/L		97
33) Ethyl acetate	5.576	43	30125	4.961	ug/L		97
34) Carbon tetrachloride	5.613	117	34019	4.753	ug/L		93
35) Tetrahydrofuran	5.629	42	9026M3	4.828	ug/L		
37) 1,1,1-Trichloroethane	5.681	97	39404	4.961	ug/L		98
39) 2-Butanone	5.776	43	13766	5.116	ug/L	#	17
40) 1,1-Dichloropropene	5.802	75	36783	5.183	ug/L		97
41) Benzene	6.059	78	112640	5.099	ug/L		96
42) tert-Amyl methyl ether	6.164	73	84433	4.925	ug/L		98
44) 1,2-Dichloroethane	6.269	62	35034	5.031	ug/L		97
47) Methyl cyclohexane	6.651	83	47122	4.934	ug/L		92
48) Trichloroethene	6.657	95	27789	5.023	ug/L		95
50) Dibromomethane	7.107	93	16265	4.774	ug/L		91
51) 1,2-Dichloropropane	7.223	63	28312	5.259	ug/L		96
53) 2-Chloroethyl vinyl ether	7.910	63	19327	4.869	ug/L		96
54) Bromodichloromethane	7.280	83	37350	4.976	ug/L		100
57) 1,4-Dioxane	7.495	88	17271	216.147	ug/L	#	92
58) cis-1,3-Dichloropropene	7.988	75	46801	4.998	ug/L		95
61) Toluene	8.261	92	71437	4.980	ug/L		98
62) 4-Methyl-2-pentanone	8.701	58	11435	4.579	ug/L		97
63) Tetrachloroethene	8.712	166	30196	5.087	ug/L		98
65) trans-1,3-Dichloropropene	8.733	75	40973	4.693	ug/L		94
67) Ethyl methacrylate	8.922	69	38907	4.717	ug/L		94
68) 1,1,2-Trichloroethane	8.927	83	20871	4.843	ug/L		97
69) Chlorodibromomethane	9.136	129	26156	4.617	ug/L		99
70) 1,3-Dichloropropane	9.268	76	42654	4.763	ug/L		95
71) 1,2-Dibromoethane	9.435	107	25124	4.686	ug/L		100
72) 2-Hexanone	9.708	43	23176	5.052	ug/L	#	97
73) Chlorobenzene	10.085	112	82760	5.126	ug/L	#	86
74) Ethylbenzene	10.122	91	135843	5.029	ug/L		97
75) 1,1,1,2-Tetrachloroethane	10.164	131	27262	4.799	ug/L		97
76) p/m Xylene	10.306	106	109724	9.934	ug/L		94
77) o Xylene	10.814	106	103543	9.973	ug/L		94

Quantitation Report (QT Reviewed)

Data Path : I:\VOLATILES\VOA110\2020\201002\
Data File : V10201002A06.d
Acq On : 2 Oct 2020 7:44
Operator : VOA110:KJD
Sample : I8260STDL4PPB
Misc : WG1417948
ALS Vial : 6 Sample Multiplier: 1

Quant Time: Oct 04 16:52:18 2020
Quant Method : I:\VOLATILES\VOA110\2020\201002\V110_201002A_8260.m
Quant Title : VOLATILES BY GC/MS
QLast Update : Sun Oct 04 16:40:57 2020
Response via : Initial Calibration

CCAL FILE(s) : 1 - I:\VOLATILES\VOA110\2020\201002\V10201002A08.d
Sub List : 8260-Curve - Megamix plus Diox

Compound	R.T.	QIon	Response	Conc	Units	Dev(Min)
78) Styrene	10.877	104	172162	9.420	ug/L	95
80) Bromoform	10.898	173	15813	4.413	ug/L	93
82) Isopropylbenzene	11.176	105	136518	5.038	ug/L	99
84) Bromobenzene	11.601	156	33147	4.962	ug/L	99
85) n-Propylbenzene	11.637	91	156310	5.023	ug/L	96
86) 1,4-Dichlorobutane	11.658	55	39558	4.978	ug/L	99
87) 1,1,2,2-Tetrachloroethane	11.711	83	34697	4.971	ug/L	99
88) 4-Ethyltoluene	11.758	105	134773	5.022	ug/L	100
89) 2-Chlorotoluene	11.800	91	92532	5.094	ug/L	96
90) 1,3,5-Trimethylbenzene	11.847	105	113450	4.957	ug/L	100
91) 1,2,3-Trichloropropane	11.852	75	29402	5.052	ug/L	96
92) trans-1,4-Dichloro-2-b...	11.900	53	9598	4.758	ug/L	98
93) 4-Chlorotoluene	11.978	91	98429	5.168	ug/L	98
94) tert-Butylbenzene	12.183	119	99839	5.039	ug/L	100
97) 1,2,4-Trimethylbenzene	12.256	105	113873	5.003	ug/L	99
98) sec-Butylbenzene	12.366	105	147274	4.918	ug/L	98
99) p-Isopropyltoluene	12.513	119	125422	4.868	ug/L	97
100) 1,3-Dichlorobenzene	12.586	146	66698	5.016	ug/L	99
101) 1,4-Dichlorobenzene	12.681	146	67391	4.991	ug/L	97
102) p-Diethylbenzene	12.880	119	74367	4.832	ug/L	98
103) n-Butylbenzene	12.938	91	111159	5.047	ug/L	99
104) 1,2-Dichlorobenzene	13.095	146	63659	5.009	ug/L	99
105) 1,2,4,5-Tetramethylben...	13.661	119	120628	4.912	ug/L	97
106) 1,2-Dibromo-3-chloropr...	13.866	155	6279	4.564	ug/L	94
107) 1,3,5-Trichlorobenzene	13.892	180	46467	5.173	ug/L	96
108) Hexachlorobutadiene	14.458	225	21167	4.941	ug/L	98
109) 1,2,4-Trichlorobenzene	14.490	180	43222	4.948	ug/L	97
110) Naphthalene	14.783	128	123234	4.814	ug/L	100
111) 1,2,3-Trichlorobenzene	14.951	180	42169	5.022	ug/L	98

(#) = qualifier out of range (m) = manual integration (+) = signals summed

Quantitation Report (QT Reviewed)

Data Path : I:\VOLATILES\VOA110\2020\201002\
Data File : V10201002A06.d
Acq On : 2 Oct 2020 7:44
Operator : VOA110:KJD
Sample : I8260STDL4PPB
Misc : WG1417948
ALS Vial : 6 Sample Multiplier: 1

Quant Time: Oct 04 16:52:18 2020
Quant Method : I:\VOLATILES\VOA110\2020\201002\V110_201002A_8260.m
Quant Title : VOLATILES BY GC/MS
QLast Update : Sun Oct 04 16:40:57 2020
Response via : Initial Calibration

Sub List : 8260-Curve - Megamix plus Diox01002\V10201002A08.d•

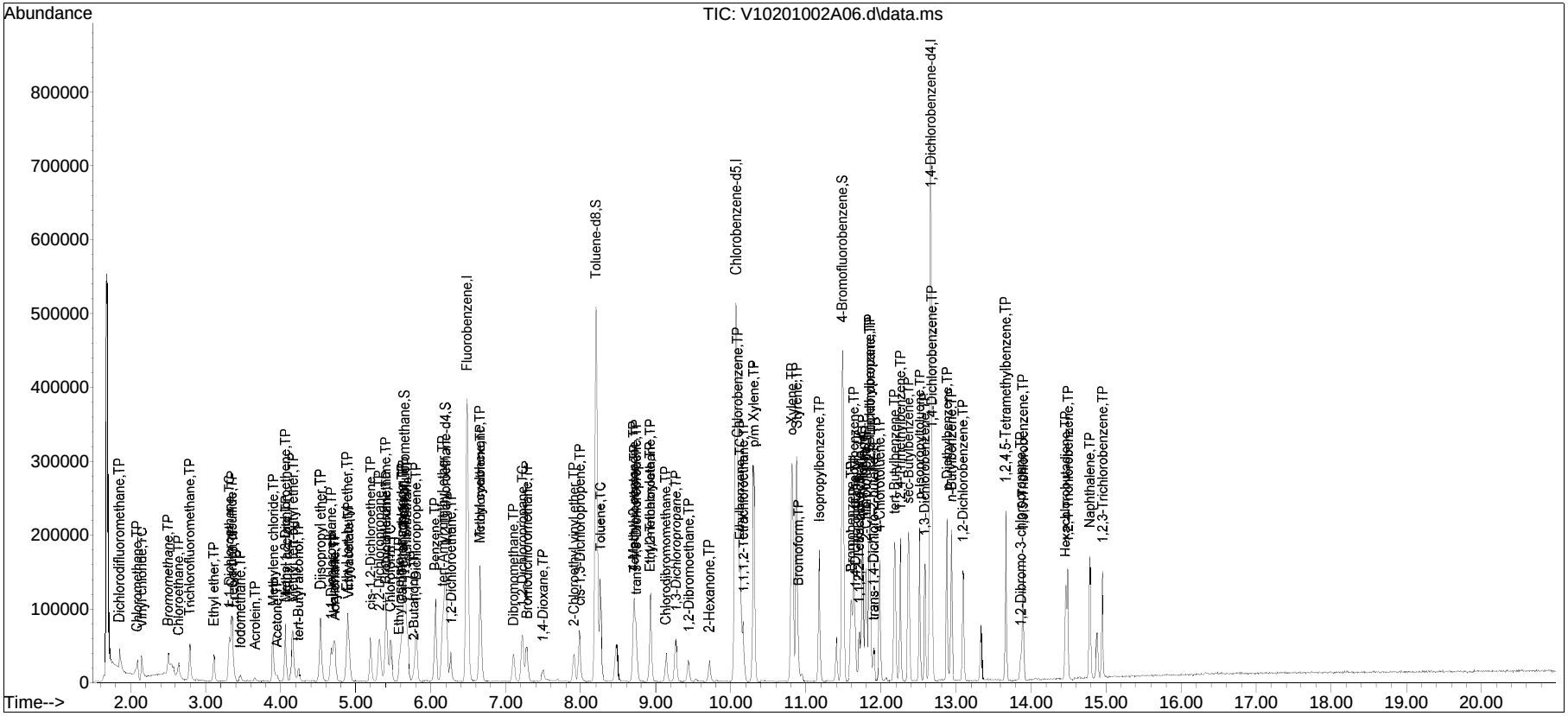

Manual Integration Report

Data Path : I:\VOLATILES\VOA110\2020\2QMethod : V110_201002A_8260.m
Data File : V10201002A06.d Operator : VOA110:KJD
Date Inj'd : 10/2/2020 7:44 Instrument : VOA 110
Sample : I8260STDL4PPB Quant Date : 10/4/2020 4:42 pm

Compound #5: Bromomethane

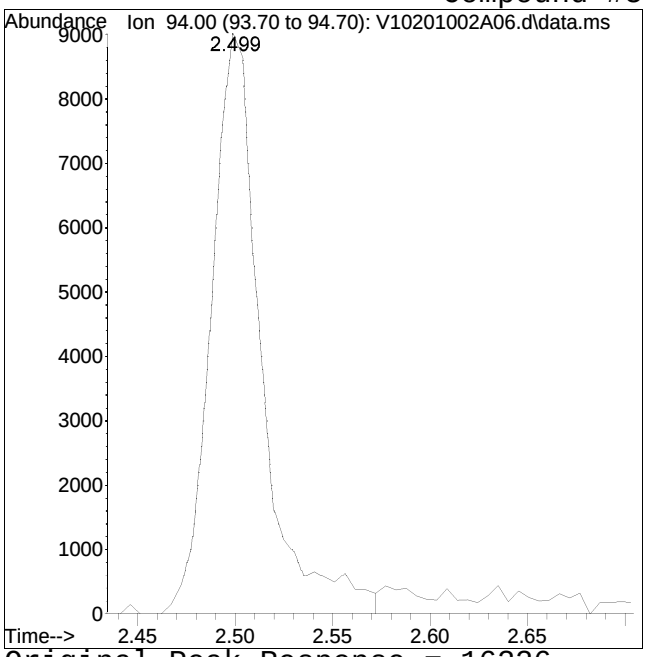

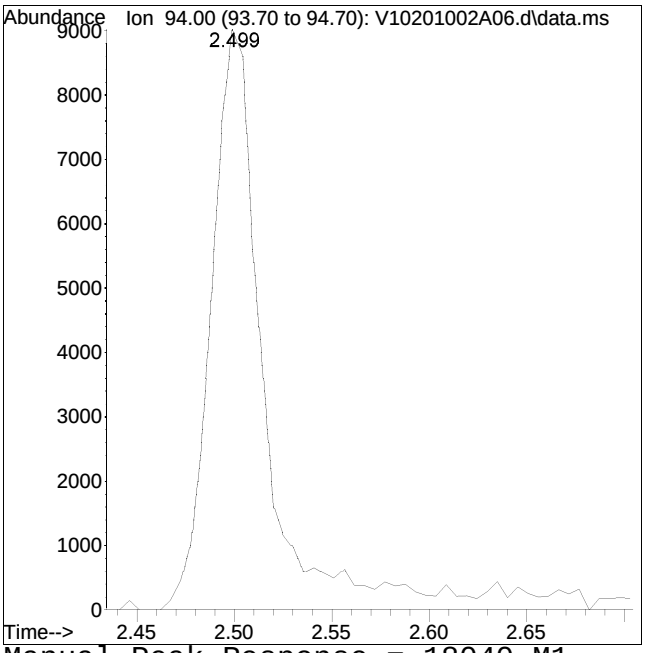

Original Peak Response = 16226 Manual Peak Response = 18040 M1
M1 = Split or tailing peak, auto integration stopped early resulting in false low area count.

Manual Integration Report

Data Path : I:\VOLATILES\VOA110\2020\2QMethod : V110_201002A_8260.m
Data File : V10201002A06.d Operator : VOA110:KJD
Date Inj'd : 10/2/2020 7:44 Instrument : VOA 110
Sample : I8260STDL4PPB Quant Date : 10/4/2020 4:42 pm

Compound #13: Iodomethane

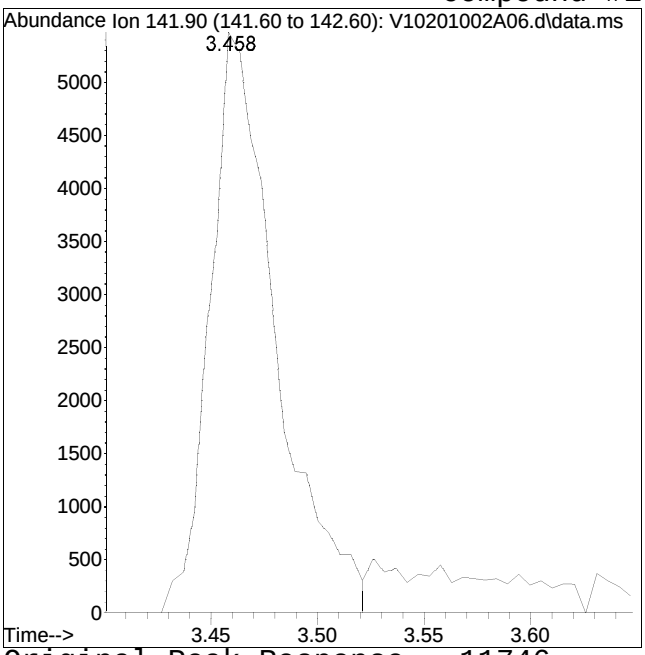

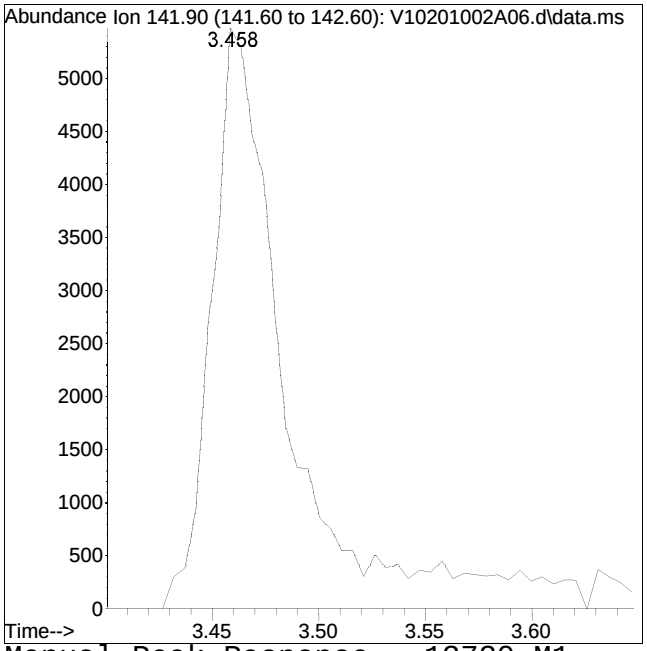

Original Peak Response = 11746 Manual Peak Response = 13730 M1
M1 = Split or tailing peak, auto integration stopped early resulting in false low area count.

Manual Integration Report

Data Path : I:\VOLATILES\VOA110\2020\2QMethod : V110_201002A_8260.m
Data File : V10201002A06.d Operator : VOA110:KJD
Date Inj'd : 10/2/2020 7:44 Instrument : VOA 110
Sample : I8260STDL4PPB Quant Date : 10/4/2020 4:42 pm

Compound #35: Tetrahydrofuran

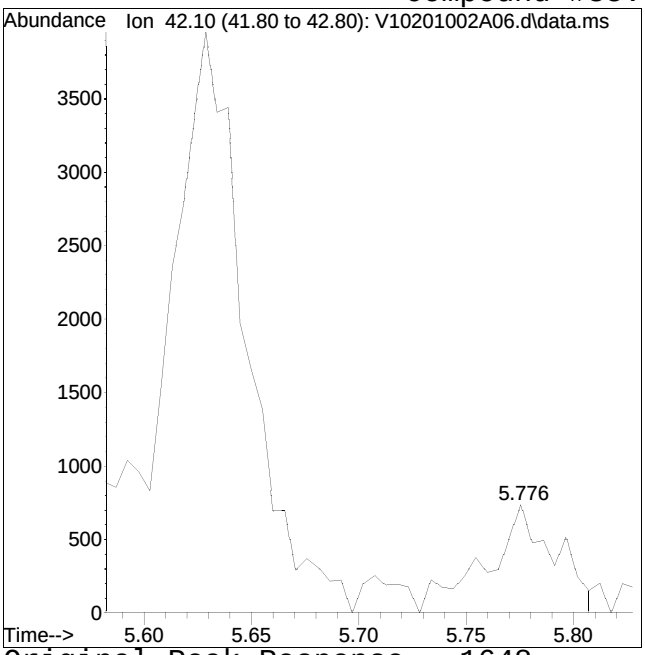

Original Peak Response = 1648

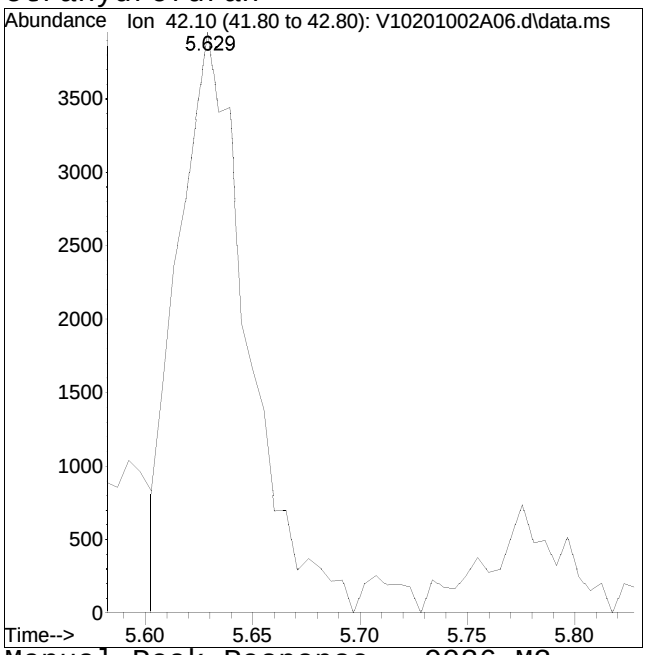

Manual Peak Response = 9026 M3

M3 = Misidentification of the peak (i.e. 1,4-dichlorobenzene identified as 1,3-dichlorobenzene), or misidentification from 2 partially resolved peaks not being split.

Quantitation Report (QT Reviewed)

Data Path : I:\VOLATILES\VOA110\2020\201002\
Data File : V10201002A07.d
Acq On : 2 Oct 2020 8:10
Operator : VOA110:KJD
Sample : I8260STDL20PPB
Misc : WG1417948
ALS Vial : 7 Sample Multiplier: 1

Quant Time: Oct 04 16:53:27 2020
Quant Method : I:\VOLATILES\VOA110\2020\201002\V110_201002A_8260.m
Quant Title : VOLATILES BY GC/MS
QLast Update : Sun Oct 04 16:40:57 2020
Response via : Initial Calibration

CCAL FILE(s) : 1 - I:\VOLATILES\VOA110\2020\201002\V10201002A08.d
Sub List : 8260-Curve - Megamix plus Diox

Compound	R.T.	QIon	Response	Conc	Units	Dev(Min)
Internal Standards						
1) Fluorobenzene	6.483	96	406816	20.000	ug/L	0.00
Standard Area 1 = 413552			Recovery = 98.37%			
59) Chlorobenzene-d5	10.064	117	346295	20.000	ug/L	0.00
Standard Area 1 = 354820			Recovery = 97.60%			
79) 1,4-Dichlorobenzene-d4	12.665	152	188711	20.000	ug/L	0.00
Standard Area 1 = 194290			Recovery = 97.13%			
System Monitoring Compounds						
36) Dibromofluoromethane	5.650	113	95058	19.843	ug/L	0.00
Spiked Amount 20.000	Range 70 - 130		Recovery = 99.22%			
43) 1,2-Dichloroethane-d4	6.190	65	107125	20.014	ug/L	0.00
Spiked Amount 20.000	Range 70 - 130		Recovery = 100.07%			
60) Toluene-d8	8.198	98	409735	20.108	ug/L	0.00
Spiked Amount 20.000	Range 70 - 130		Recovery = 100.54%			
83) 4-Bromofluorobenzene	11.485	95	165538	19.988	ug/L	0.00
Spiked Amount 20.000	Range 70 - 130		Recovery = 99.94%			
Target Compounds						Qvalue
2) Dichlorodifluoromethane	1.848	85	113112	20.818	ug/L	98
3) Chloromethane	2.090	50	103814	20.876	ug/L	99
4) Vinyl chloride	2.153	62	117651	20.666	ug/L	95
5) Bromomethane	2.499	94	59267M1	20.981	ug/L	
6) Chloroethane	2.635	64	75945	20.252	ug/L	98
7) Trichlorofluoromethane	2.787	101	160511	20.409	ug/L	98
8) Ethyl ether	3.107	74	68830	20.955	ug/L	78
10) 1,1-Dichloroethene	3.317	96	95488	20.640	ug/L	82
11) Carbon disulfide	3.348	76	248294	20.392	ug/L	98
12) Freon-113	3.358	101	96123	20.658	ug/L #	65
13) Iodomethane	3.463	142	54237	15.970	ug/L	98
14) Acrolein	3.657	56	17743	21.620	ug/L	98
15) Methylene chloride	3.898	84	114487	21.135	ug/L	79
17) Acetone	3.946	43	32386	20.092	ug/L #	17
18) trans-1,2-Dichloroethene	4.056	96	109477	20.997	ug/L	84
19) Methyl acetate	4.066	43	81206	20.762	ug/L #	84
20) Methyl tert-butyl ether	4.161	73	348538	20.563	ug/L	92
21) tert-Butyl alcohol	4.234	59	90709	104.342	ug/L	96
22) Diisopropyl ether	4.528	45	322383	20.293	ug/L	96
23) 1,1-Dichloroethane	4.669	63	180347	20.532	ug/L	98
24) Halothane	4.711	117	83377	20.731	ug/L	98

Data Path : I:\VOLATILES\VOA110\2020\201002\
Data File : V10201002A07.d
Acq On : 2 Oct 2020 8:10
Operator : VOA110:KJD
Sample : I8260STDL20PPB
Misc : WG1417948
ALS Vial : 7 Sample Multiplier: 1

Quant Time: Oct 04 16:53:27 2020
Quant Method : I:\VOLATILES\VOA110\2020\201002\V110_201002A_8260.m
Quant Title : VOLATILES BY GC/MS
QLast Update : Sun Oct 04 16:40:57 2020
Response via : Initial Calibration

CCAL FILE(s) : 1 - I:\VOLATILES\VOA110\2020\201002\V10201002A08.d
Sub List : 8260-Curve - Megamix plus Diox

Compound	R.T.	QIon	Response	Conc	Units		Dev(Min)
25) Acrylonitrile	4.716	53	37660	20.549	ug/L	#	89
26) Ethyl tert-butyl ether	4.889	59	336610	20.625	ug/L		95
27) Vinyl acetate	4.905	43	241603	20.748	ug/L		99
28) cis-1,2-Dichloroethene	5.199	96	119606	20.390	ug/L		96
29) 2,2-Dichloropropane	5.314	77	166594	20.553	ug/L		91
30) Bromochloromethane	5.393	128	56597	20.967	ug/L		87
31) Cyclohexane	5.409	56	168218	20.695	ug/L		79
32) Chloroform	5.461	83	189184	20.650	ug/L		97
33) Ethyl acetate	5.576	43	129013	21.250	ug/L		97
34) Carbon tetrachloride	5.613	117	146707	20.502	ug/L		99
35) Tetrahydrofuran	5.623	42	39731	21.258	ug/L	#	82
37) 1,1,1-Trichloroethane	5.681	97	161221	20.304	ug/L		97
39) 2-Butanone	5.776	43	56829	21.127	ug/L	#	19
40) 1,1-Dichloropropene	5.807	75	148454	20.924	ug/L		96
41) Benzene	6.059	78	449224	20.338	ug/L		96
42) tert-Amyl methyl ether	6.158	73	350827	20.471	ug/L		98
44) 1,2-Dichloroethane	6.263	62	143385	20.597	ug/L		98
47) Methyl cyclohexane	6.656	83	196354	20.563	ug/L		91
48) Trichloroethene	6.662	95	113586	20.537	ug/L		97
50) Dibromomethane	7.112	93	69815	20.498	ug/L		91
51) 1,2-Dichloropropane	7.223	63	112611	20.924	ug/L		96
53) 2-Chloroethyl vinyl ether	7.909	63	82601	20.814	ug/L		92
54) Bromodichloromethane	7.280	83	153585	20.465	ug/L		99
57) 1,4-Dioxane	7.500	88	74043	926.867	ug/L		92
58) cis-1,3-Dichloropropene	7.983	75	191725	20.479	ug/L		93
61) Toluene	8.261	92	289957	20.524	ug/L		100
62) 4-Methyl-2-pentanone	8.696	58	51909	21.104	ug/L		92
63) Tetrachloroethene	8.706	166	120421	20.595	ug/L		99
65) trans-1,3-Dichloropropene	8.738	75	176426	20.517	ug/L		99
67) Ethyl methacrylate	8.921	69	169903	20.912	ug/L		94
68) 1,1,2-Trichloroethane	8.932	83	87392	20.589	ug/L		99
69) Chlorodibromomethane	9.136	129	113229	20.291	ug/L		99
70) 1,3-Dichloropropane	9.262	76	184291	20.892	ug/L		100
71) 1,2-Dibromoethane	9.435	107	110292	20.886	ug/L		98
72) 2-Hexanone	9.713	43	95674	21.172	ug/L		97
73) Chlorobenzene	10.085	112	328192	20.636	ug/L	#	89
74) Ethylbenzene	10.122	91	551620	20.733	ug/L		97
75) 1,1,1,2-Tetrachloroethane	10.164	131	114358	20.440	ug/L		98
76) p/m Xylene	10.300	106	443388	40.756	ug/L		96
77) o Xylene	10.814	106	418274	40.904	ug/L		95

Data Path : I:\VOLATILES\VOA110\2020\201002\
Data File : V10201002A07.d
Acq On : 2 Oct 2020 8:10
Operator : VOA110:KJD
Sample : I8260STDL20PPB
Misc : WG1417948
ALS Vial : 7 Sample Multiplier: 1

Quant Time: Oct 04 16:53:27 2020
Quant Method : I:\VOLATILES\VOA110\2020\201002\V110_201002A_8260.m
Quant Title : VOLATILES BY GC/MS
QLast Update : Sun Oct 04 16:40:57 2020
Response via : Initial Calibration

CCAL FILE(s) : 1 - I:\VOLATILES\VOA110\2020\201002\V10201002A08.d
Sub List : 8260-Curve - Megamix plus Diox

	Compound	R.T.	QIon	Response	Conc	Units	Dev(Min)
78)	Styrene	10.877	104	726953	40.384	ug/L	96
80)	Bromoform	10.898	173	73852	20.251	ug/L	98
82)	Isopropylbenzene	11.176	105	564282	20.460	ug/L	99
84)	Bromobenzene	11.601	156	139928	20.581	ug/L	99
85)	n-Propylbenzene	11.637	91	648224	20.464	ug/L	99
86)	1,4-Dichlorobutane	11.658	55	167293	20.685	ug/L	97
87)	1,1,2,2-Tetrachloroethane	11.711	83	146270	20.588	ug/L	97
88)	4-Ethyltoluene	11.758	105	562104	20.580	ug/L	99
89)	2-Chlorotoluene	11.800	91	381624	20.641	ug/L	95
90)	1,3,5-Trimethylbenzene	11.847	105	477455	20.497	ug/L	99
91)	1,2,3-Trichloropropane	11.852	75	124370	20.996	ug/L	97
92)	trans-1,4-Dichloro-2-b...	11.899	53	43152	21.017	ug/L	98
93)	4-Chlorotoluene	11.978	91	398628	20.564	ug/L	96
94)	tert-Butylbenzene	12.182	119	412103	20.436	ug/L	99
97)	1,2,4-Trimethylbenzene	12.256	105	469336	20.261	ug/L	100
98)	sec-Butylbenzene	12.366	105	616120	20.215	ug/L	98
99)	p-Isopropyltoluene	12.518	119	532643	20.310	ug/L	98
100)	1,3-Dichlorobenzene	12.586	146	278758	20.595	ug/L	98
101)	1,4-Dichlorobenzene	12.675	146	280878	20.439	ug/L	99
102)	p-Diethylbenzene	12.880	119	317509	20.269	ug/L	98
103)	n-Butylbenzene	12.938	91	458406	20.451	ug/L	98
104)	1,2-Dichlorobenzene	13.095	146	265892	20.556	ug/L	99
105)	1,2,4,5-Tetramethylben...	13.661	119	511787	20.476	ug/L	97
106)	1,2-Dibromo-3-chloropr...	13.866	155	28497	20.349	ug/L	97
107)	1,3,5-Trichlorobenzene	13.892	180	187665	20.528	ug/L	97
108)	Hexachlorobutadiene	14.458	225	90184	20.682	ug/L	98
109)	1,2,4-Trichlorobenzene	14.489	180	185987	20.920	ug/L	97
110)	Naphthalene	14.783	128	539274	20.696	ug/L	100
111)	1,2,3-Trichlorobenzene	14.951	180	176991	20.710	ug/L	98

(#) = qualifier out of range (m) = manual integration (+) = signals summed

Quantitation Report (QT Reviewed)

Data Path : I:\VOLATILES\VOA110\2020\201002\
Data File : V10201002A07.d
Acq On : 2 Oct 2020 8:10
Operator : VOA110:KJD
Sample : I8260STDL20PPB
Misc : WG1417948
ALS Vial : 7 Sample Multiplier: 1

Quant Time: Oct 04 16:53:27 2020
Quant Method : I:\VOLATILES\VOA110\2020\201002\V110_201002A_8260.m
Quant Title : VOLATILES BY GC/MS
QLast Update : Sun Oct 04 16:40:57 2020
Response via : Initial Calibration

Sub List : 8260-Curve - Megamix plus Diox01002\V10201002A08.d•

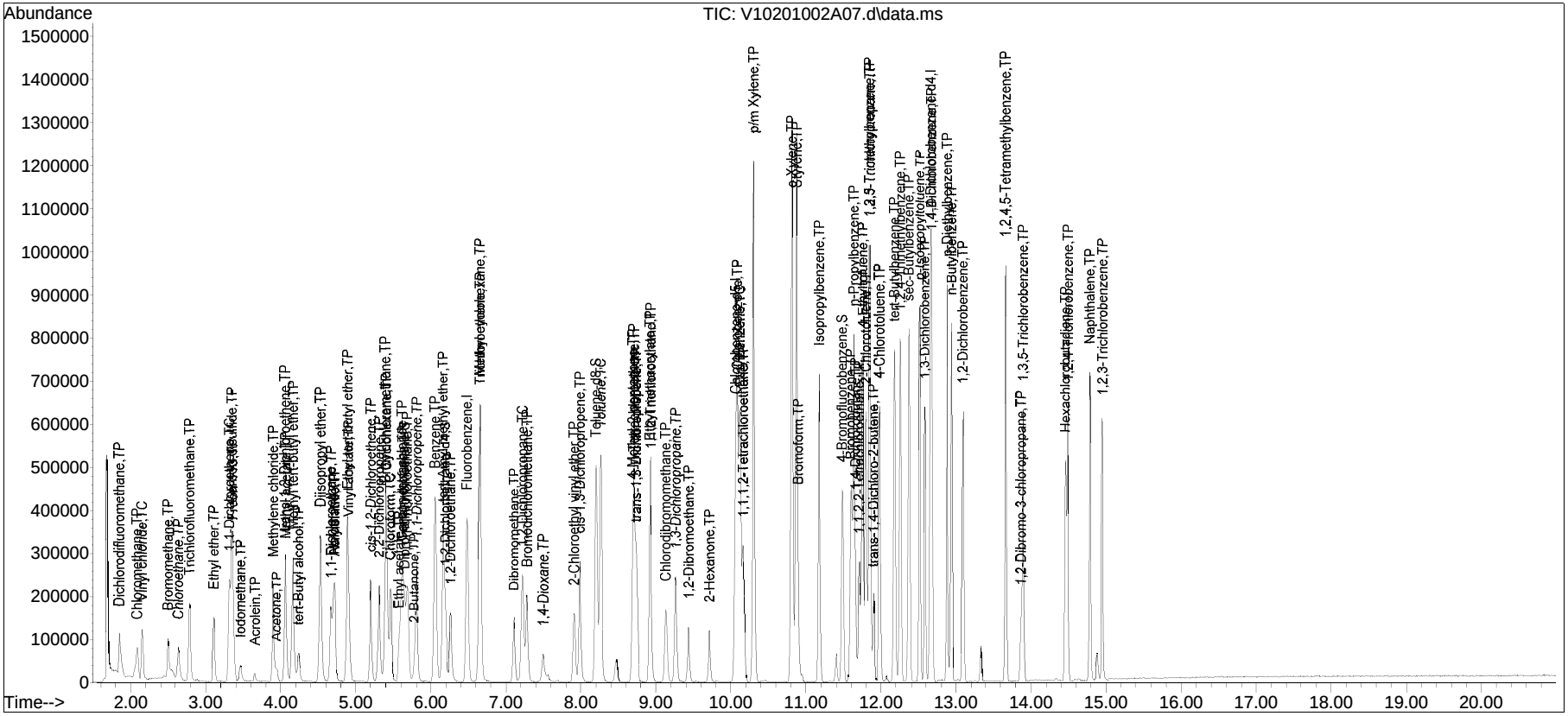

Manual Integration Report

Data Path : I:\VOLATILES\VOA110\2020\2QMethod : V110_201002A_8260.m
Data File : V10201002A07.d Operator : VOA110:KJD
Date Inj'd : 10/2/2020 8:10 Instrument : VOA 110
Sample : I8260STDL20PPB Quant Date : 10/4/2020 4:42 pm

Compound #5: Bromomethane

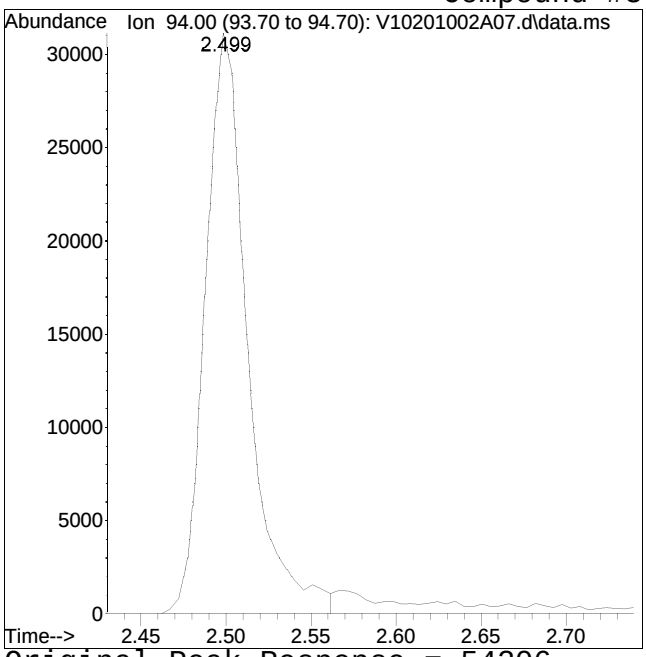

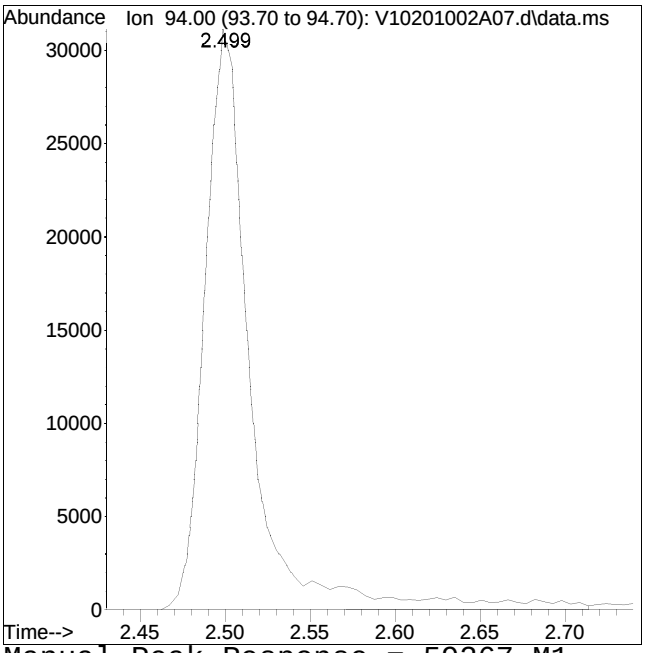

Original Peak Response = 54206 Manual Peak Response = 59267 M1
M1 = Split or tailing peak, auto integration stopped early resulting in false low area count.

Quantitation Report (QT Reviewed)

Data Path : I:\VOLATILES\VOA110\2020\201002\
Data File : V10201002A08.d
Acq On : 2 Oct 2020 8:36
Operator : VOA110:KJD
Sample : I8260STDL40PPB
Misc : WG1417948
ALS Vial : 8 Sample Multiplier: 1

Quant Time: Oct 04 16:41:13 2020
Quant Method : I:\VOLATILES\VOA110\2020\201002\V110_201002A_8260.m
Quant Title : VOLATILES BY GC/MS
QLast Update : Sun Oct 04 16:40:59 2020
Response via : Initial Calibration

CCAL FILE(s) : 1 - I:\VOLATILES\VOA110\2020\201002\V10201002A08.d
Sub List : 8260-Curve - Megamix plus Diox

Compound	R.T.	QIon	Response	Conc	Units	Dev(Min)
Internal Standards						
1) Fluorobenzene	6.484	96	413552	20.000	ug/L	0.00
Standard Area 1 = 413552			Recovery = 100.00%			
59) Chlorobenzene-d5	10.065	117	354820	20.000	ug/L	0.00
Standard Area 1 = 354820			Recovery = 100.00%			
79) 1,4-Dichlorobenzene-d4	12.665	152	194290	20.000	ug/L	0.00
Standard Area 1 = 194290			Recovery = 100.00%			
System Monitoring Compounds						
36) Dibromofluoromethane	5.650	113	97397	20.000	ug/L	0.00
Spiked Amount 20.000	Range 70 - 130		Recovery = 100.00%			
43) 1,2-Dichloroethane-d4	6.195	65	108822	20.000	ug/L	0.00
Spiked Amount 20.000	Range 70 - 130		Recovery = 100.00%			
60) Toluene-d8	8.198	98	417572	20.000	ug/L	0.00
Spiked Amount 20.000	Range 70 - 130		Recovery = 100.00%			
83) 4-Bromofluorobenzene	11.491	95	170531	20.000	ug/L	0.00
Spiked Amount 20.000	Range 70 - 130		Recovery = 100.00%			
Target Compounds						Qvalue
2) Dichlorodifluoromethane	1.854	85	220936	40.000	ug/L	98
3) Chloromethane	2.090	50	202211	40.000	ug/L	99
4) Vinyl chloride	2.153	62	231484	40.000	ug/L	96
5) Bromomethane	2.499	94	114863	40.000	ug/L	95
6) Chloroethane	2.635	64	152484	40.000	ug/L	96
7) Trichlorofluoromethane	2.782	101	319801	40.000	ug/L	99
8) Ethyl ether	3.107	74	133562	40.000	ug/L	78
10) 1,1-Dichloroethene	3.317	96	188116	40.000	ug/L	82
11) Carbon disulfide	3.348	76	495112	40.000	ug/L	98
12) Freon-113	3.359	101	189201	40.000	ug/L #	63
13) Iodomethane	3.464	142	138097	40.000	ug/L	98
14) Acrolein	3.658	56	33371	40.000	ug/L	100
15) Methylene chloride	3.899	84	220264	40.000	ug/L	79
17) Acetone	3.946	43	65542	40.000	ug/L #	26
18) trans-1,2-Dichloroethene	4.061	96	212006	40.000	ug/L	86
19) Methyl acetate	4.066	43	159038	40.000	ug/L #	85
20) Methyl tert-butyl ether	4.161	73	689221	40.000	ug/L	91
21) tert-Butyl alcohol	4.234	59	176748	200.000	ug/L	95
22) Diisopropyl ether	4.528	45	645965	40.000	ug/L	97
23) 1,1-Dichloroethane	4.669	63	357169	40.000	ug/L	99
24) Halothane	4.711	117	163541	40.000	ug/L	99

Data Path : I:\VOLATILES\VOA110\2020\201002\
Data File : V10201002A08.d
Acq On : 2 Oct 2020 8:36
Operator : VOA110:KJD
Sample : I8260STDL40PPB
Misc : WG1417948
ALS Vial : 8 Sample Multiplier: 1

Quant Time: Oct 04 16:41:13 2020
Quant Method : I:\VOLATILES\VOA110\2020\201002\V110_201002A_8260.m
Quant Title : VOLATILES BY GC/MS
QLast Update : Sun Oct 04 16:40:59 2020
Response via : Initial Calibration

CCAL FILE(s) : 1 - I:\VOLATILES\VOA110\2020\201002\V10201002A08.d
Sub List : 8260-Curve - Megamix plus Diox

Compound	R.T.	QIon	Response	Conc	Units		Dev(Min)
25) Acrylonitrile	4.717	53	74522	40.000	ug/L	#	89
26) Ethyl tert-butyl ether	4.890	59	663627	40.000	ug/L		94
27) Vinyl acetate	4.905	43	473505	40.000	ug/L		99
28) cis-1,2-Dichloroethene	5.199	96	238516	40.000	ug/L		96
29) 2,2-Dichloropropane	5.314	77	329597	40.000	ug/L		90
30) Bromochloromethane	5.398	128	109759	40.000	ug/L		86
31) Cyclohexane	5.403	56	330529	40.000	ug/L		77
32) Chloroform	5.466	83	372529	40.000	ug/L		97
33) Ethyl acetate	5.576	43	246869	40.000	ug/L		98
34) Carbon tetrachloride	5.613	117	290971	40.000	ug/L		99
35) Tetrahydrofuran	5.629	42	75998	40.000	ug/L	#	82
37) 1,1,1-Trichloroethane	5.681	97	322878	40.000	ug/L		97
39) 2-Butanone	5.776	43	109379	40.000	ug/L	#	19
40) 1,1-Dichloropropene	5.807	75	288491	40.000	ug/L		96
41) Benzene	6.059	78	898125	40.000	ug/L		95
42) tert-Amyl methyl ether	6.164	73	696873	40.000	ug/L		97
44) 1,2-Dichloroethane	6.269	62	283068	40.000	ug/L		98
47) Methyl cyclohexane	6.657	83	388274	40.000	ug/L		90
48) Trichloroethene	6.657	95	224895	40.000	ug/L		96
50) Dibromomethane	7.107	93	138491	40.000	ug/L		91
51) 1,2-Dichloropropane	7.223	63	218844	40.000	ug/L		98
53) 2-Chloroethyl vinyl ether	7.910	63	161367	40.000	ug/L		92
54) Bromodichloromethane	7.280	83	305160	40.000	ug/L		99
57) 1,4-Dioxane	7.495	88	162416	2000.000	ug/L		90
58) cis-1,3-Dichloropropene	7.988	75	380687	40.000	ug/L		93
61) Toluene	8.261	92	579031	40.000	ug/L		99
62) 4-Methyl-2-pentanone	8.696	58	100808	40.000	ug/L		94
63) Tetrachloroethene	8.707	166	239645	40.000	ug/L		98
65) trans-1,3-Dichloropropene	8.738	75	352426	40.000	ug/L		99
67) Ethyl methacrylate	8.927	69	332989	40.000	ug/L		94
68) 1,1,2-Trichloroethane	8.932	83	173961	40.000	ug/L		97
69) Chlorodibromomethane	9.136	129	228702	40.000	ug/L		99
70) 1,3-Dichloropropane	9.262	76	361535	40.000	ug/L		100
71) 1,2-Dibromoethane	9.430	107	216428	40.000	ug/L		99
72) 2-Hexanone	9.708	43	185204	40.000	ug/L		95
73) Chlorobenzene	10.085	112	651800	40.000	ug/L	#	89
74) Ethylbenzene	10.122	91	1090436	40.000	ug/L		97
75) 1,1,1,2-Tetrachloroethane	10.164	131	229303	40.000	ug/L		98
76) p/m Xylene	10.300	106	891757	80.000	ug/L		96
77) o Xylene	10.814	106	838206	80.000	ug/L		96

Data Path : I:\VOLATILES\VOA110\2020\201002\
Data File : V10201002A08.d
Acq On : 2 Oct 2020 8:36
Operator : VOA110:KJD
Sample : I8260STDL40PPB
Misc : WG1417948
ALS Vial : 8 Sample Multiplier: 1

Quant Time: Oct 04 16:41:13 2020
Quant Method : I:\VOLATILES\VOA110\2020\201002\V110_201002A_8260.m
Quant Title : VOLATILES BY GC/MS
QLast Update : Sun Oct 04 16:40:59 2020
Response via : Initial Calibration

CCAL FILE(s) : 1 - I:\VOLATILES\VOA110\2020\201002\V10201002A08.d
Sub List : 8260-Curve - Megamix plus Diox

	Compound	R.T.	QIon	Response	Conc	Units	Dev(Min)
78)	Styrene	10.877	104	1475538	80.000	ug/L	96
80)	Bromoform	10.898	173	150186	40.000	ug/L	99
82)	Isopropylbenzene	11.176	105	1135782	40.000	ug/L	99
84)	Bromobenzene	11.601	156	279994	40.000	ug/L	98
85)	n-Propylbenzene	11.637	91	1304502	40.000	ug/L	98
86)	1,4-Dichlorobutane	11.658	55	333065	40.000	ug/L	98
87)	1,1,2,2-Tetrachloroethane	11.711	83	292588	40.000	ug/L	97
88)	4-Ethyltoluene	11.753	105	1124802	40.000	ug/L	100
89)	2-Chlorotoluene	11.800	91	761423	40.000	ug/L	94
90)	1,3,5-Trimethylbenzene	11.847	105	959291	40.000	ug/L	99
91)	1,2,3-Trichloropropane	11.858	75	243945	40.000	ug/L	96
92)	trans-1,4-Dichloro-2-b...	11.905	53	84554	40.000	ug/L	97
93)	4-Chlorotoluene	11.978	91	798302	40.000	ug/L	96
94)	tert-Butylbenzene	12.183	119	830487	40.000	ug/L	98
97)	1,2,4-Trimethylbenzene	12.256	105	953993	40.000	ug/L	100
98)	sec-Butylbenzene	12.371	105	1255170	40.000	ug/L	98
99)	p-Isopropyltoluene	12.518	119	1080065	40.000	ug/L	98
100)	1,3-Dichlorobenzene	12.586	146	557410	40.000	ug/L	98
101)	1,4-Dichlorobenzene	12.676	146	565931	40.000	ug/L	99
102)	p-Diethylbenzene	12.880	119	645128	40.000	ug/L	98
103)	n-Butylbenzene	12.938	91	923115	40.000	ug/L	98
104)	1,2-Dichlorobenzene	13.095	146	532685	40.000	ug/L	99
105)	1,2,4,5-Tetramethylben...	13.661	119	1029342	40.000	ug/L	97
106)	1,2-Dibromo-3-chloropr...	13.866	155	57673	40.000	ug/L	99
107)	1,3,5-Trichlorobenzene	13.892	180	376487	40.000	ug/L	97
108)	Hexachlorobutadiene	14.458	225	179575	40.000	ug/L	99
109)	1,2,4-Trichlorobenzene	14.490	180	366130	40.000	ug/L	98
110)	Naphthalene	14.783	128	1073096	40.000	ug/L	100
111)	1,2,3-Trichlorobenzene	14.951	180	351959	40.000	ug/L	98

(#) = qualifier out of range (m) = manual integration (+) = signals summed

Quantitation Report (QT Reviewed)

Data Path : I:\VOLATILES\VOA110\2020\201002\
Data File : V10201002A08.d
Acq On : 2 Oct 2020 8:36
Operator : VOA110:KJD
Sample : I8260STDL40PPB
Misc : WG1417948
ALS Vial : 8 Sample Multiplier: 1

Quant Time: Oct 04 16:41:13 2020
Quant Method : I:\VOLATILES\VOA110\2020\201002\V110_201002A_8260.m
Quant Title : VOLATILES BY GC/MS
QLast Update : Sun Oct 04 16:40:59 2020
Response via : Initial Calibration

Sub List : 8260-Curve - Megamix plus Diox01002\V10201002A08.d•

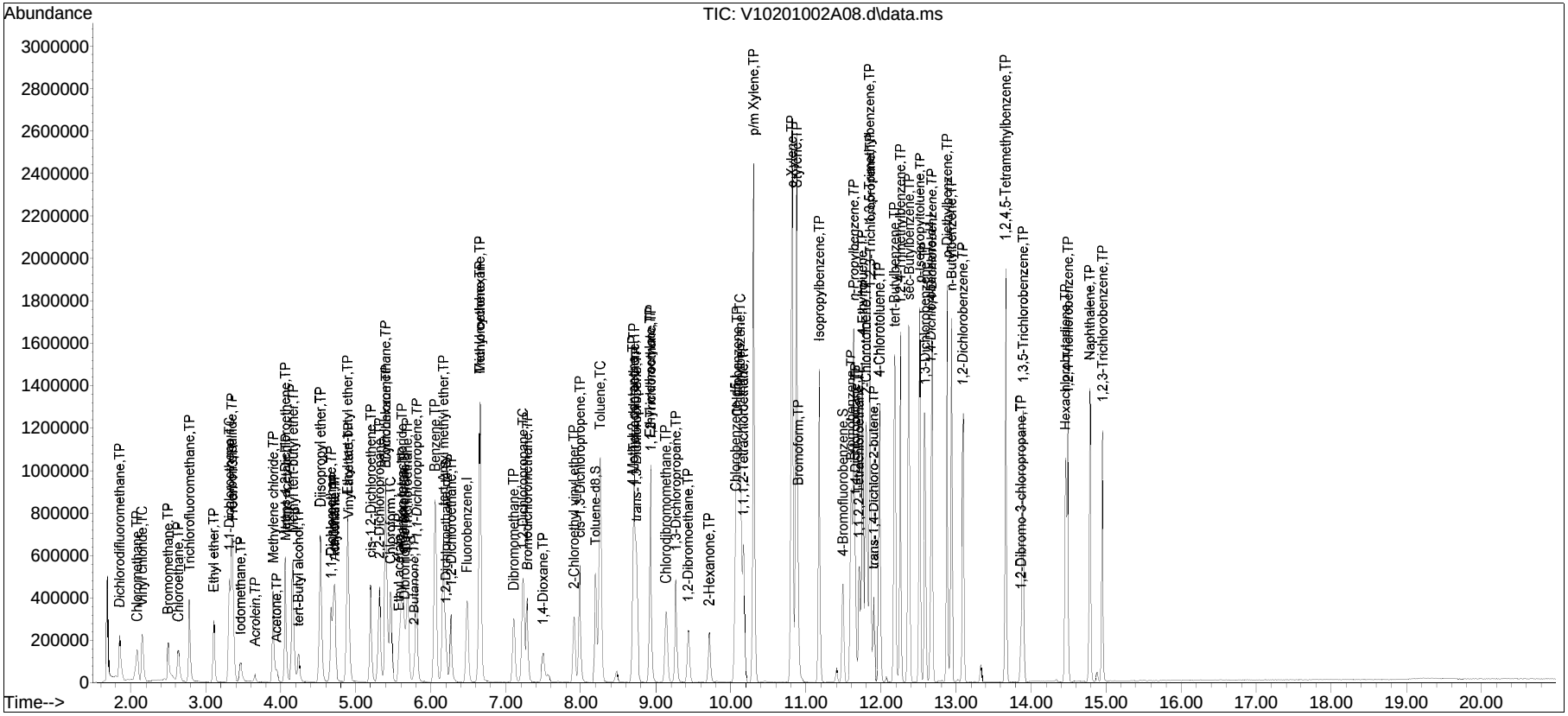

Manual Integration Report

Data Path	: I:\VOLATILES\VOA110\2020\2Q	Method	: V110_201002A_8260.m
Data File	: V10201002A08.d	Operator	: VOA110:KJD
Date Inj'd	: 10/2/2020 8:36	Instrument	: VOA 110
Sample	: I8260STDL40PPB	Quant Date	: 10/4/2020 4:41 pm

There are no manual integrations or false positives in this file.

Quantitation Report (QT Reviewed)

Data Path : I:\VOLATILES\VOA110\2020\201002\
Data File : V10201002A09.d
Acq On : 2 Oct 2020 9:01
Operator : VOA110:KJD
Sample : I8260STDL100PPB
Misc : WG1417948
ALS Vial : 9 Sample Multiplier: 1

Quant Time: Oct 04 16:54:35 2020
Quant Method : I:\VOLATILES\VOA110\2020\201002\V110_201002A_8260.m
Quant Title : VOLATILES BY GC/MS
QLast Update : Sun Oct 04 16:40:57 2020
Response via : Initial Calibration

CCAL FILE(s) : 1 - I:\VOLATILES\VOA110\2020\201002\V10201002A08.d
Sub List : 8260-Curve - Megamix plus Diox

Compound	R.T.	QIon	Response	Conc	Units	Dev(Min)
Internal Standards						
1) Fluorobenzene	6.483	96	419231	20.000	ug/L	0.00
Standard Area 1 = 413552			Recovery = 101.37%			
59) Chlorobenzene-d5	10.064	117	358500	20.000	ug/L	0.00
Standard Area 1 = 354820			Recovery = 101.04%			
79) 1,4-Dichlorobenzene-d4	12.665	152	196575	20.000	ug/L	0.00
Standard Area 1 = 194290			Recovery = 101.18%			
System Monitoring Compounds						
36) Dibromofluoromethane	5.650	113	100520	20.362	ug/L	0.00
Spiked Amount 20.000	Range 70 - 130		Recovery = 101.81%			
43) 1,2-Dichloroethane-d4	6.195	65	111558	20.225	ug/L	0.00
Spiked Amount 20.000	Range 70 - 130		Recovery = 101.13%			
60) Toluene-d8	8.198	98	421962	20.003	ug/L	0.00
Spiked Amount 20.000	Range 70 - 130		Recovery = 100.02%			
83) 4-Bromofluorobenzene	11.490	95	172078	19.947	ug/L	0.00
Spiked Amount 20.000	Range 70 - 130		Recovery = 99.73%			
Target Compounds						Qvalue
2) Dichlorodifluoromethane	1.854	85	519449	92.771	ug/L	98
3) Chloromethane	2.090	50	463370	90.419	ug/L	99
4) Vinyl chloride	2.153	62	542424	92.460	ug/L	95
5) Bromomethane	2.499	94	270466	92.911	ug/L	97
6) Chloroethane	2.624	64	390551	101.063	ug/L	96
7) Trichlorofluoromethane	2.782	101	765900	94.499	ug/L	100
8) Ethyl ether	3.107	74	327050	96.620	ug/L	77
10) 1,1-Dichloroethene	3.317	96	453101	95.040	ug/L	82
11) Carbon disulfide	3.348	76	1182825	94.266	ug/L	99
12) Freon-113	3.358	101	458787	95.681	ug/L #	65
13) Iodomethane	3.463	142	394710	112.780	ug/L	100
14) Acrolein	3.657	56	84626	100.062	ug/L	94
15) Methylene chloride	3.899	84	520703	93.279	ug/L	80
17) Acetone	3.946	43	158106	95.184	ug/L #	23
18) trans-1,2-Dichloroethene	4.061	96	506660	94.299	ug/L	85
19) Methyl acetate	4.066	43	392170	97.299	ug/L #	84
20) Methyl tert-butyl ether	4.161	73	1675091	95.900	ug/L	91
21) tert-Butyl alcohol	4.234	59	442353	493.766	ug/L	97
22) Diisopropyl ether	4.528	45	1564189	95.547	ug/L	97
23) 1,1-Dichloroethane	4.669	63	861486	95.172	ug/L	99
24) Halothane	4.711	117	397999	96.027	ug/L	98

Data Path : I:\VOLATILES\VOA110\2020\201002\
Data File : V10201002A09.d
Acq On : 2 Oct 2020 9:01
Operator : VOA110:KJD
Sample : I8260STDL100PPB
Misc : WG1417948
ALS Vial : 9 Sample Multiplier: 1

Quant Time: Oct 04 16:54:35 2020
Quant Method : I:\VOLATILES\VOA110\2020\201002\V110_201002A_8260.m
Quant Title : VOLATILES BY GC/MS
QLast Update : Sun Oct 04 16:40:57 2020
Response via : Initial Calibration

CCAL FILE(s) : 1 - I:\VOLATILES\VOA110\2020\201002\V10201002A08.d
Sub List : 8260-Curve - Megamix plus Diox

Compound	R.T.	QIon	Response	Conc	Units		Dev(Min)
25) Acrylonitrile	4.722	53	183589	97.207	ug/L	#	91
26) Ethyl tert-butyl ether	4.889	59	1626679	96.720	ug/L		96
27) Vinyl acetate	4.905	43	1198906	99.907	ug/L		98
28) cis-1,2-Dichloroethene	5.199	96	576731	95.410	ug/L		95
29) 2,2-Dichloropropane	5.314	77	787631	94.292	ug/L		91
30) Bromochloromethane	5.398	128	255587	91.883	ug/L		86
31) Cyclohexane	5.409	56	799996	95.503	ug/L		79
32) Chloroform	5.466	83	890790	94.352	ug/L		97
33) Ethyl acetate	5.582	43	614424	98.206	ug/L		98
34) Carbon tetrachloride	5.613	117	707851	95.991	ug/L		99
35) Tetrahydrofuran	5.629	42	188764	98.006	ug/L	#	83
37) 1,1,1-Trichloroethane	5.686	97	777750	95.047	ug/L		97
39) 2-Butanone	5.776	43	272395	98.266	ug/L	#	17
40) 1,1-Dichloropropene	5.807	75	702053	96.023	ug/L		96
41) Benzene	6.059	78	2146830	94.319	ug/L		96
42) tert-Amyl methyl ether	6.164	73	1718262	97.291	ug/L		97
44) 1,2-Dichloroethane	6.268	62	687635	95.853	ug/L		98
47) Methyl cyclohexane	6.656	83	940854	95.614	ug/L		90
48) Trichloroethene	6.662	95	532082	93.355	ug/L		95
50) Dibromomethane	7.107	93	339902	96.843	ug/L		91
51) 1,2-Dichloropropane	7.223	63	526413	94.914	ug/L		98
53) 2-Chloroethyl vinyl ether	7.909	63	400329	97.890	ug/L		92
54) Bromodichloromethane	7.280	83	750624	97.058	ug/L		100
57) 1,4-Dioxane	7.495	88	387024	4701.277	ug/L		91
58) cis-1,3-Dichloropropene	7.983	75	933103	96.716	ug/L		92
61) Toluene	8.261	92	1391050	95.109	ug/L		99
62) 4-Methyl-2-pentanone	8.701	58	252639	99.217	ug/L		91
63) Tetrachloroethene	8.706	166	579429	95.722	ug/L		99
65) trans-1,3-Dichloropropene	8.738	75	862988	96.943	ug/L		99
67) Ethyl methacrylate	8.927	69	835944	99.386	ug/L		95
68) 1,1,2-Trichloroethane	8.932	83	426296	97.015	ug/L		97
69) Chlorodibromomethane	9.142	129	577267	99.928	ug/L		98
70) 1,3-Dichloropropane	9.262	76	878505	96.199	ug/L		100
71) 1,2-Dibromoethane	9.435	107	532410	97.389	ug/L		99
72) 2-Hexanone	9.713	43	461665	98.686	ug/L		96
73) Chlorobenzene	10.085	112	1584894	96.264	ug/L	#	89
74) Ethylbenzene	10.122	91	2661328	96.622	ug/L		97
75) 1,1,1,2-Tetrachloroethane	10.164	131	569178	98.269	ug/L		98
76) p/m Xylene	10.306	106	2165670	192.289	ug/L		97
77) o Xylene	10.814	106	2052398	193.874	ug/L		97

Data Path : I:\VOLATILES\VOA110\2020\201002\
Data File : V10201002A09.d
Acq On : 2 Oct 2020 9:01
Operator : VOA110:KJD
Sample : I8260STDL100PPB
Misc : WG1417948
ALS Vial : 9 Sample Multiplier: 1

Quant Time: Oct 04 16:54:35 2020
Quant Method : I:\VOLATILES\VOA110\2020\201002\V110_201002A_8260.m
Quant Title : VOLATILES BY GC/MS
QLast Update : Sun Oct 04 16:40:57 2020
Response via : Initial Calibration

CCAL FILE(s) : 1 - I:\VOLATILES\VOA110\2020\201002\V10201002A08.d
Sub List : 8260-Curve - Megamix plus Diox

Compound	R.T.	QIon	Response	Conc	Units	Dev(Min)
78) Styrene	10.877	104	3661362	196.472	ug/L	97
80) Bromoform	10.898	173	385524	101.486	ug/L	98
82) Isopropylbenzene	11.176	105	2767702	96.340	ug/L	99
84) Bromobenzene	11.601	156	690916	97.557	ug/L	99
85) n-Propylbenzene	11.637	91	3183494	96.481	ug/L	98
86) 1,4-Dichlorobutane	11.658	55	826909	98.155	ug/L	97
87) 1,1,2,2-Tetrachloroethane	11.711	83	720025	97.291	ug/L	98
88) 4-Ethyltoluene	11.758	105	2754257	96.808	ug/L	100
89) 2-Chlorotoluene	11.800	91	1837368	95.401	ug/L	95
90) 1,3,5-Trimethylbenzene	11.852	105	2352861	96.968	ug/L	99
91) 1,2,3-Trichloropropane	11.857	75	611603	99.120	ug/L	97
92) trans-1,4-Dichloro-2-b...	11.905	53	211151	98.728	ug/L	94
93) 4-Chlorotoluene	11.983	91	1941493	96.150	ug/L	97
94) tert-Butylbenzene	12.183	119	2008179	95.599	ug/L	98
97) 1,2,4-Trimethylbenzene	12.256	105	2332931	96.680	ug/L	100
98) sec-Butylbenzene	12.371	105	3030005	95.438	ug/L	98
99) p-Isopropyltoluene	12.518	119	2614801	95.713	ug/L	98
100) 1,3-Dichlorobenzene	12.591	146	1374924	97.518	ug/L	99
101) 1,4-Dichlorobenzene	12.681	146	1384212	96.699	ug/L	99
102) p-Diethylbenzene	12.880	119	1575935	96.577	ug/L	98
103) n-Butylbenzene	12.938	91	2252831	96.484	ug/L	98
104) 1,2-Dichlorobenzene	13.100	146	1308041	97.081	ug/L	99
105) 1,2,4,5-Tetramethylben...	13.666	119	2543534	97.692	ug/L	97
106) 1,2-Dibromo-3-chloropr...	13.866	155	140415	96.255	ug/L	95
107) 1,3,5-Trichlorobenzene	13.892	180	927604	97.408	ug/L	97
108) Hexachlorobutadiene	14.458	225	436212	96.036	ug/L	99
109) 1,2,4-Trichlorobenzene	14.489	180	903895	97.603	ug/L	97
110) Naphthalene	14.783	128	2645822	97.477	ug/L	100
111) 1,2,3-Trichlorobenzene	14.951	180	874165	98.194	ug/L	98

(#) = qualifier out of range (m) = manual integration (+) = signals summed

Quantitation Report (QT Reviewed)

Data Path : I:\VOLATILES\VOA110\2020\201002\
Data File : V10201002A09.d
Acq On : 2 Oct 2020 9:01
Operator : VOA110:KJD
Sample : I8260STDL100PPB
Misc : WG1417948
ALS Vial : 9 Sample Multiplier: 1

Quant Time: Oct 04 16:54:35 2020
Quant Method : I:\VOLATILES\VOA110\2020\201002\V110_201002A_8260.m
Quant Title : VOLATILES BY GC/MS
QLast Update : Sun Oct 04 16:40:57 2020
Response via : Initial Calibration

Sub List : 8260-Curve - Megamix plus Diox01002\V10201002A08.d•

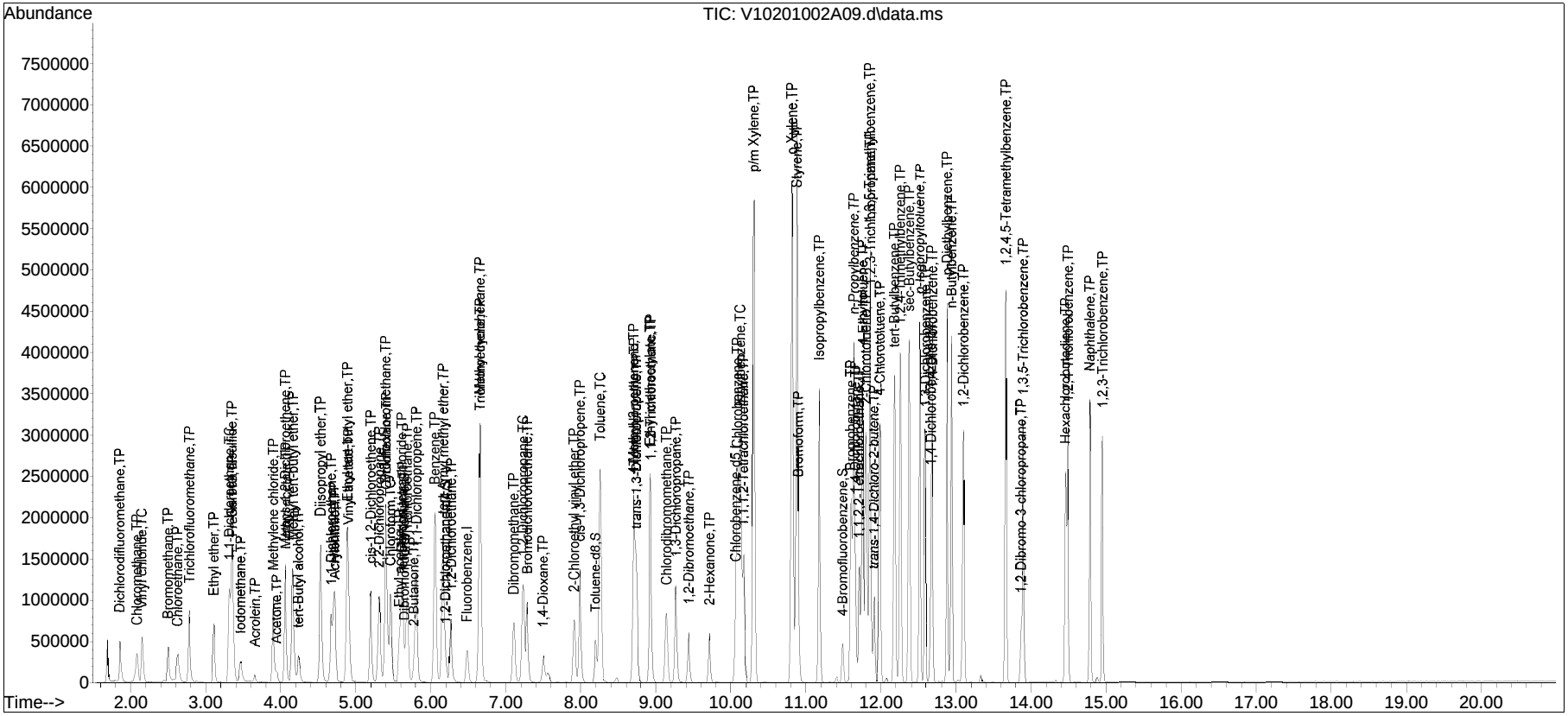

Manual Integration Report

Data Path	: I:\VOLATILES\VOA110\2020\2Q	Method	: V110_201002A_8260.m
Data File	: V10201002A09.d	Operator	: VOA110:KJD
Date Inj'd	: 10/2/2020 9:01	Instrument	: VOA 110
Sample	: I8260STDL100PPB	Quant Date	: 10/4/2020 4:42 pm

There are no manual integrations or false positives in this file.

Quantitation Report (QT Reviewed)

Data Path : I:\VOLATILES\VOA110\2020\201002\
Data File : V10201002A10.d
Acq On : 2 Oct 2020 9:27
Operator : VOA110:KJD
Sample : I8260STDL200PPB
Misc : WG1417948
ALS Vial : 10 Sample Multiplier: 1

Quant Time: Oct 04 16:55:31 2020
Quant Method : I:\VOLATILES\VOA110\2020\201002\V110_201002A_8260.m
Quant Title : VOLATILES BY GC/MS
QLast Update : Sun Oct 04 16:40:57 2020
Response via : Initial Calibration

CCAL FILE(s) : 1 - I:\VOLATILES\VOA110\2020\201002\V10201002A08.d
Sub List : 8260-Curve - Megamix plus Diox

Compound	R.T.	QIon	Response	Conc	Units	Dev(Min)
Internal Standards						
1) Fluorobenzene	6.483	96	421742	20.000	ug/L	0.00
Standard Area 1 = 413552			Recovery = 101.98%			
59) Chlorobenzene-d5	10.064	117	363547	20.000	ug/L	0.00
Standard Area 1 = 354820			Recovery = 102.46%			
79) 1,4-Dichlorobenzene-d4	12.665	152	200448	20.000	ug/L	0.00
Standard Area 1 = 194290			Recovery = 103.17%			
System Monitoring Compounds						
36) Dibromofluoromethane	5.650	113	99890	20.114	ug/L	0.00
Spiked Amount 20.000	Range 70 - 130		Recovery = 100.57%			
43) 1,2-Dichloroethane-d4	6.195	65	114286	20.596	ug/L	0.00
Spiked Amount 20.000	Range 70 - 130		Recovery = 102.98%			
60) Toluene-d8	8.203	98	426217	19.924	ug/L	0.00
Spiked Amount 20.000	Range 70 - 130		Recovery = 99.62%			
83) 4-Bromofluorobenzene	11.490	95	173972	19.777	ug/L	0.00
Spiked Amount 20.000	Range 70 - 130		Recovery = 98.89%			
Target Compounds						Qvalue
2) Dichlorodifluoromethane	1.854	85	1079257	191.603	ug/L	98
3) Chloromethane	2.090	50	940116	182.356	ug/L	99
4) Vinyl chloride	2.153	62	1115099	188.945	ug/L	96
5) Bromomethane	2.499	94	606164	206.992	ug/L	92
6) Chloroethane	2.609	64	881384	226.717	ug/L	96
7) Trichlorofluoromethane	2.771	101	1667190	204.479	ug/L	99
8) Ethyl ether	3.107	74	675708	198.436	ug/L	79
10) 1,1-Dichloroethene	3.311	96	944242	196.880	ug/L	82
11) Carbon disulfide	3.343	76	2499420	198.006	ug/L	99
12) Freon-113	3.353	101	959237	198.859	ug/L #	63
13) Iodomethane	3.463	142	895827	254.439	ug/L	99
14) Acrolein	3.652	56	178360	209.639	ug/L	95
15) Methylene chloride	3.899	84	1091603	194.386	ug/L	79
17) Acetone	3.946	43	335418	200.729	ug/L #	24
18) trans-1,2-Dichloroethene	4.056	96	1074872	198.862	ug/L	85
19) Methyl acetate	4.066	43	858219	211.661	ug/L #	85
20) Methyl tert-butyl ether	4.155	73	3533402	201.084	ug/L	91
21) tert-Butyl alcohol	4.239	59	987198	1095.376	ug/L	96
22) Diisopropyl ether	4.528	45	3301052	200.441	ug/L	97
23) 1,1-Dichloroethane	4.669	63	1818990	199.756	ug/L	99
24) Halothane	4.706	117	836894	200.718	ug/L	98

Quantitation Report (QT Reviewed)

Data Path : I:\VOLATILES\VOA110\2020\201002\
Data File : V10201002A10.d
Acq On : 2 Oct 2020 9:27
Operator : VOA110:KJD
Sample : I8260STDL200PPB
Misc : WG1417948
ALS Vial : 10 Sample Multiplier: 1

Quant Time: Oct 04 16:55:31 2020
Quant Method : I:\VOLATILES\VOA110\2020\201002\V110_201002A_8260.m
Quant Title : VOLATILES BY GC/MS
QLast Update : Sun Oct 04 16:40:57 2020
Response via : Initial Calibration

CCAL FILE(s) : 1 - I:\VOLATILES\VOA110\2020\201002\V10201002A08.d
Sub List : 8260-Curve - Megamix plus Diox

Compound	R.T.	QIon	Response	Conc	Units		Dev(Min)
25) Acrylonitrile	4.722	53	392463	206.565	ug/L	#	91
26) Ethyl tert-butyl ether	4.890	59	3420516	202.167	ug/L		97
27) Vinyl acetate	4.905	43	2631054	217.946	ug/L		99
28) cis-1,2-Dichloroethene	5.199	96	1200638	197.441	ug/L		95
29) 2,2-Dichloropropane	5.309	77	1652141	196.611	ug/L		91
30) Bromochloromethane	5.398	128	528572	188.889	ug/L		86
31) Cyclohexane	5.403	56	1684885	199.942	ug/L		78
32) Chloroform	5.461	83	1877748	197.706	ug/L		97
33) Ethyl acetate	5.576	43	1322522	210.126	ug/L		98
34) Carbon tetrachloride	5.613	117	1486467	200.377	ug/L		99
35) Tetrahydrofuran	5.629	42	401556	207.247	ug/L	#	82
37) 1,1,1-Trichloroethane	5.681	97	1639768	199.199	ug/L		97
39) 2-Butanone	5.776	43	591098	211.967	ug/L	#	17
40) 1,1-Dichloropropene	5.807	75	1474193	200.431	ug/L		96
41) Benzene	6.059	78	4522133	197.492	ug/L		96
42) tert-Amyl methyl ether	6.164	73	3632766	204.469	ug/L		97
44) 1,2-Dichloroethane	6.263	62	1456367	201.801	ug/L		98
47) Methyl cyclohexane	6.656	83	1993218	201.354	ug/L		90
48) Trichloroethene	6.656	95	1138142	198.500	ug/L		97
50) Dibromomethane	7.107	93	715665	202.690	ug/L		91
51) 1,2-Dichloropropane	7.223	63	1107168	198.437	ug/L		97
53) 2-Chloroethyl vinyl ether	7.909	63	844516	205.275	ug/L		92
54) Bromodichloromethane	7.280	83	1593024	204.757	ug/L		100
57) 1,4-Dioxane	7.501	88	827859	9996.336	ug/L	#	90
58) cis-1,3-Dichloropropene	7.983	75	1967648	202.732	ug/L		93
61) Toluene	8.261	92	2952145	199.041	ug/L		100
62) 4-Methyl-2-pentanone	8.696	58	546129	211.499	ug/L		91
63) Tetrachloroethene	8.706	166	1233559	200.955	ug/L		98
65) trans-1,3-Dichloropropene	8.738	75	1840817	203.915	ug/L		99
67) Ethyl methacrylate	8.927	69	1794249	210.359	ug/L		95
68) 1,1,2-Trichloroethane	8.927	83	899747	201.918	ug/L		98
69) Chlorodibromomethane	9.142	129	1238163	211.356	ug/L		99
70) 1,3-Dichloropropane	9.262	76	1853437	200.141	ug/L		100
71) 1,2-Dibromoethane	9.435	107	1127995	203.470	ug/L		98
72) 2-Hexanone	9.713	43	1001523	211.115	ug/L		96
73) Chlorobenzene	10.085	112	3338641	199.969	ug/L	#	88
74) Ethylbenzene	10.122	91	5634409	201.723	ug/L		96
75) 1,1,1,2-Tetrachloroethane	10.164	131	1208862	205.814	ug/L		98
76) p/m Xylene	10.306	106	4663578	408.329	ug/L		96
77) o Xylene	10.819	106	4449132	414.440	ug/L		96

Quantitation Report (QT Reviewed)

Data Path : I:\VOLATILES\VOA110\2020\201002\
Data File : V10201002A10.d
Acq On : 2 Oct 2020 9:27
Operator : VOA110:KJD
Sample : I8260STDL200PPB
Misc : WG1417948
ALS Vial : 10 Sample Multiplier: 1

Quant Time: Oct 04 16:55:31 2020
Quant Method : I:\VOLATILES\VOA110\2020\201002\V110_201002A_8260.m
Quant Title : VOLATILES BY GC/MS
QLast Update : Sun Oct 04 16:40:57 2020
Response via : Initial Calibration

CCAL FILE(s) : 1 - I:\VOLATILES\VOA110\2020\201002\V10201002A08.d
Sub List : 8260-Curve - Megamix plus Diox

Compound	R.T.	QIon	Response	Conc	Units	Dev(Min)
78) Styrene	10.877	104	7982270	422.390	ug/L	98
80) Bromoform	10.898	173	862662	222.700	ug/L	99
82) Isopropylbenzene	11.176	105	5862285	200.115	ug/L	99
84) Bromobenzene	11.601	156	1442010	199.677	ug/L	99
85) n-Propylbenzene	11.637	91	6754831	200.761	ug/L	98
86) 1,4-Dichlorobutane	11.658	55	1773949	206.500	ug/L	97
87) 1,1,2,2-Tetrachloroethane	11.711	83	1534625	203.355	ug/L	97
88) 4-Ethyltoluene	11.758	105	5779749	199.224	ug/L	100
89) 2-Chlorotoluene	11.805	91	3941518	200.699	ug/L	96
90) 1,3,5-Trimethylbenzene	11.852	105	5070188	204.919	ug/L	98
91) 1,2,3-Trichloropropane	11.858	75	1323704	210.382	ug/L	97
92) trans-1,4-Dichloro-2-b...	11.905	53	459339	210.624	ug/L	93
93) 4-Chlorotoluene	11.983	91	4112982	199.755	ug/L	97
94) tert-Butylbenzene	12.188	119	4248663	198.348	ug/L	97
97) 1,2,4-Trimethylbenzene	12.261	105	4981942	202.471	ug/L	99
98) sec-Butylbenzene	12.371	105	6445861	199.107	ug/L	98
99) p-Isopropyltoluene	12.518	119	5613446	201.506	ug/L	98
100) 1,3-Dichlorobenzene	12.592	146	2918054	202.968	ug/L	99
101) 1,4-Dichlorobenzene	12.681	146	2912680	199.544	ug/L	99
102) p-Diethylbenzene	12.885	119	3401554	204.428	ug/L	99
103) n-Butylbenzene	12.943	91	4849048	203.662	ug/L	98
104) 1,2-Dichlorobenzene	13.100	146	2768958	201.537	ug/L	99
105) 1,2,4,5-Tetramethylben...	13.666	119	5465834	205.876	ug/L	97
106) 1,2-Dibromo-3-chloropr...	13.866	155	312360	209.987	ug/L	96
107) 1,3,5-Trichlorobenzene	13.897	180	1974803	203.368	ug/L	97
108) Hexachlorobutadiene	14.458	225	922590	199.192	ug/L	99
109) 1,2,4-Trichlorobenzene	14.490	180	1918071	203.113	ug/L	97
110) Naphthalene	14.783	128	5706260	206.168	ug/L	100
111) 1,2,3-Trichlorobenzene	14.951	180	1861528	205.062	ug/L	99

(#) = qualifier out of range (m) = manual integration (+) = signals summed

Quantitation Report (QT Reviewed)

Data Path : I:\VOLATILES\VOA110\2020\201002\
Data File : V10201002A10.d
Acq On : 2 Oct 2020 9:27
Operator : VOA110:KJD
Sample : I8260STDL200PPB
Misc : WG1417948
ALS Vial : 10 Sample Multiplier: 1

Quant Time: Oct 04 16:55:31 2020
Quant Method : I:\VOLATILES\VOA110\2020\201002\V110_201002A_8260.m
Quant Title : VOLATILES BY GC/MS
QLast Update : Sun Oct 04 16:40:57 2020
Response via : Initial Calibration

Sub List : 8260-Curve - Megamix plus Diox01002\V10201002A08.d•

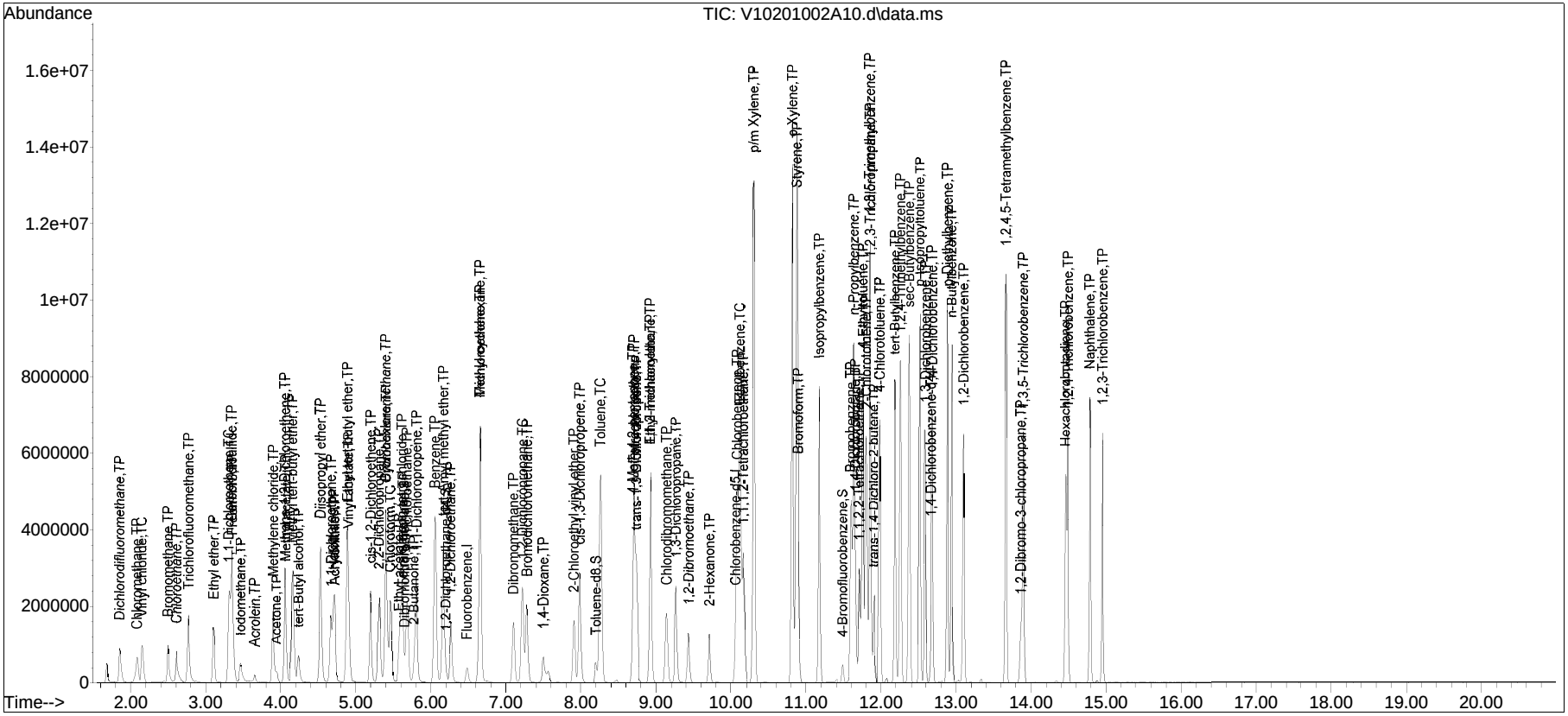

Manual Integration Report

Data Path	: I:\VOLATILES\VOA110\2020\2Q	Method	: V110_201002A_8260.m
Data File	: V10201002A10.d	Operator	: VOA110:KJD
Date Inj'd	: 10/2/2020 9:27	Instrument	: VOA 110
Sample	: I8260STDL200PPB	Quant Date	: 10/4/2020 4:42 pm

There are no manual integrations or false positives in this file.

Quantitation Report (QT Reviewed)

Data Path : I:\VOLATILES\VOA110\2020\201002\
Data File : V10201002A11.d
Acq On : 2 Oct 2020 9:53
Operator : VOA110:KJD
Sample : I8260STDL300PPB
Misc : WG1417948
ALS Vial : 11 Sample Multiplier: 1

Quant Time: Oct 04 16:56:09 2020
Quant Method : I:\VOLATILES\VOA110\2020\201002\V110_201002A_8260.m
Quant Title : VOLATILES BY GC/MS
QLast Update : Sun Oct 04 16:40:57 2020
Response via : Initial Calibration

CCAL FILE(s) : 1 - I:\VOLATILES\VOA110\2020\201002\V10201002A08.d
Sub List : 8260-Curve - Megamix plus Diox

Compound	R.T.	QIon	Response	Conc	Units	Dev(Min)
Internal Standards						
1) Fluorobenzene	6.483	96	435372	20.000	ug/L	0.00
Standard Area 1 = 413552			Recovery = 105.28%			
59) Chlorobenzene-d5	10.064	117	373376	20.000	ug/L	0.00
Standard Area 1 = 354820			Recovery = 105.23%			
79) 1,4-Dichlorobenzene-d4	12.665	152	206119	20.000	ug/L	0.00
Standard Area 1 = 194290			Recovery = 106.09%			
System Monitoring Compounds						
36) Dibromofluoromethane	5.644	113	105520	20.582	ug/L	0.00
Spiked Amount 20.000	Range 70 - 130		Recovery = 102.91%			
43) 1,2-Dichloroethane-d4	6.195	65	119802	20.914	ug/L	0.00
Spiked Amount 20.000	Range 70 - 130		Recovery = 104.57%			
60) Toluene-d8	8.198	98	441326	20.087	ug/L	0.00
Spiked Amount 20.000	Range 70 - 130		Recovery = 100.44%			
83) 4-Bromofluorobenzene	11.490	95	176542	19.517	ug/L	0.00
Spiked Amount 20.000	Range 70 - 130		Recovery = 97.58%			
Target Compounds						Qvalue
2) Dichlorodifluoromethane	1.849	85	1627022	279.806	ug/L	98
3) Chloromethane	2.090	50	1432067	269.084	ug/L	99
4) Vinyl chloride	2.153	62	1678835	275.560	ug/L	95
5) Bromomethane	2.499	94	1035073	342.390	ug/L	92
6) Chloroethane	2.603	64	875546	218.165	ug/L	96
7) Trichlorofluoromethane	2.761	101	2636449	313.234	ug/L	99
8) Ethyl ether	3.102	74	1025890	291.842	ug/L	78
10) 1,1-Dichloroethene	3.306	96	1449570	292.781	ug/L	83
11) Carbon disulfide	3.338	76	3815049	292.770	ug/L	99
12) Freon-113	3.348	101	1462943	293.788	ug/L #	63
13) Iodomethane	3.463	142	1361503	374.597	ug/L	99
14) Acrolein	3.652	56	255760	291.201	ug/L	95
15) Methylene chloride	3.893	84	1651458	284.875	ug/L	80
17) Acetone	3.946	43	481552	279.160	ug/L #	24
18) trans-1,2-Dichloroethene	4.056	96	1642405	294.348	ug/L	85
19) Methyl acetate	4.066	43	1243357	297.047	ug/L #	84
20) Methyl tert-butyl ether	4.155	73	5305021	292.454	ug/L	91
21) tert-Butyl alcohol	4.239	59	1397685	1502.292	ug/L	96
22) Diisopropyl ether	4.528	45	5012530	294.834	ug/L	97
23) 1,1-Dichloroethane	4.664	63	2769731	294.641	ug/L	99
24) Halothane	4.706	117	1289288	299.539	ug/L	98

Data Path : I:\VOLATILES\VOA110\2020\201002\
Data File : V10201002A11.d
Acq On : 2 Oct 2020 9:53
Operator : VOA110:KJD
Sample : I8260STDL300PPB
Misc : WG1417948
ALS Vial : 11 Sample Multiplier: 1

Quant Time: Oct 04 16:56:09 2020
Quant Method : I:\VOLATILES\VOA110\2020\201002\V110_201002A_8260.m
Quant Title : VOLATILES BY GC/MS
QLast Update : Sun Oct 04 16:40:57 2020
Response via : Initial Calibration

CCAL FILE(s) : 1 - I:\VOLATILES\VOA110\2020\201002\V10201002A08.d
Sub List : 8260-Curve - Megamix plus Diox

Compound	R.T.	QIon	Response	Conc	Units		Dev(Min)
25) Acrylonitrile	4.716	53	577184	294.279	ug/L	#	91
26) Ethyl tert-butyl ether	4.889	59	5207691	298.161	ug/L		97
27) Vinyl acetate	4.905	43	3975494	319.004	ug/L		98
28) cis-1,2-Dichloroethene	5.199	96	1843889	293.729	ug/L		95
29) 2,2-Dichloropropane	5.309	77	2523868	290.946	ug/L		91
30) Bromochloromethane	5.398	128	806508	279.189	ug/L		86
31) Cyclohexane	5.403	56	2568322	295.236	ug/L		77
32) Chloroform	5.461	83	2858588	291.555	ug/L		97
33) Ethyl acetate	5.576	43	1926841	296.558	ug/L		98
34) Carbon tetrachloride	5.613	117	2292933	299.413	ug/L		99
35) Tetrahydrofuran	5.623	42	574160	287.052	ug/L	#	81
37) 1,1,1-Trichloroethane	5.681	97	2500516	294.253	ug/L		97
39) 2-Butanone	5.776	43	848625	294.789	ug/L	#	17
40) 1,1-Dichloropropene	5.802	75	2245282	295.712	ug/L		96
41) Benzene	6.059	78	6868558	290.575	ug/L		96
42) tert-Amyl methyl ether	6.164	73	5482430	298.916	ug/L		97
44) 1,2-Dichloroethane	6.263	62	2195579	294.705	ug/L		98
47) Methyl cyclohexane	6.656	83	3071830	300.600	ug/L		89
48) Trichloroethene	6.656	95	1746430	295.054	ug/L		96
50) Dibromomethane	7.107	93	1077984	295.747	ug/L		90
51) 1,2-Dichloropropane	7.223	63	1682425	292.099	ug/L		98
53) 2-Chloroethyl vinyl ether	7.909	63	1271655	299.422	ug/L		92
54) Bromodichloromethane	7.280	83	2417012	300.941	ug/L		99
57) 1,4-Dioxane	7.500	88	1146931	13415.538	ug/L		91
58) cis-1,3-Dichloropropene	7.988	75	2989385	298.362	ug/L		93
61) Toluene	8.261	92	4498243	295.300	ug/L		100
62) 4-Methyl-2-pentanone	8.701	58	795938	300.128	ug/L		91
63) Tetrachloroethene	8.706	166	1893209	300.298	ug/L		99
65) trans-1,3-Dichloropropene	8.738	75	2804707	302.511	ug/L		99
67) Ethyl methacrylate	8.927	69	2702681	308.522	ug/L		95
68) 1,1,2-Trichloroethane	8.927	83	1367987	298.918	ug/L		97
69) Chlorodibromomethane	9.142	129	1889104	313.984	ug/L		98
70) 1,3-Dichloropropane	9.262	76	2780846	292.380	ug/L		100
71) 1,2-Dibromoethane	9.435	107	1698712	298.351	ug/L		98
72) 2-Hexanone	9.713	43	1441900	295.942	ug/L		95
73) Chlorobenzene	10.091	112	5095588	297.168	ug/L	#	88
74) Ethylbenzene	10.122	91	8645142	301.366	ug/L		96
75) 1,1,1,2-Tetrachloroethane	10.164	131	1849396	306.579	ug/L		98
76) p/m Xylene	10.306	106	7260222	618.949	ug/L		95
77) o Xylene	10.819	106	6904608	626.239	ug/L		95

Data Path : I:\VOLATILES\VOA110\2020\201002\
Data File : V10201002A11.d
Acq On : 2 Oct 2020 9:53
Operator : VOA110:KJD
Sample : I8260STDL300PPB
Misc : WG1417948
ALS Vial : 11 Sample Multiplier: 1

Quant Time: Oct 04 16:56:09 2020
Quant Method : I:\VOLATILES\VOA110\2020\201002\V110_201002A_8260.m
Quant Title : VOLATILES BY GC/MS
QLast Update : Sun Oct 04 16:40:57 2020
Response via : Initial Calibration

CCAL FILE(s) : 1 - I:\VOLATILES\VOA110\2020\201002\V10201002A08.d
Sub List : 8260-Curve - Megamix plus Diox

Compound	R.T.	QIon	Response	Conc	Units	Dev(Min)
78) Styrene	10.882	104	12429151	640.387	ug/L	100
80) Bromoform	10.898	173	1343772	337.356	ug/L	99
82) Isopropylbenzene	11.176	105	9033959	299.899	ug/L	99
84) Bromobenzene	11.601	156	2197117	295.867	ug/L	99
85) n-Propylbenzene	11.637	91	10341994	298.918	ug/L	97
86) 1,4-Dichlorobutane	11.658	55	2687318	304.216	ug/L	97
87) 1,1,2,2-Tetrachloroethane	11.711	83	2275655	293.253	ug/L	97
88) 4-Ethyltoluene	11.758	105	8853227	296.769	ug/L	100
89) 2-Chlorotoluene	11.805	91	6076473	300.897	ug/L	96
90) 1,3,5-Trimethylbenzene	11.852	105	7816735	307.233	ug/L	99
91) 1,2,3-Trichloropropane	11.857	75	1986304	307.006	ug/L	96
92) trans-1,4-Dichloro-2-b...	11.905	53	685487	305.673	ug/L	92
93) 4-Chlorotoluene	11.983	91	6307872	297.926	ug/L	97
94) tert-Butylbenzene	12.188	119	6553404	297.527	ug/L	97
97) 1,2,4-Trimethylbenzene	12.261	105	7638573	301.897	ug/L	100
98) sec-Butylbenzene	12.371	105	9782582	293.862	ug/L	97
99) p-Isopropyltoluene	12.518	119	8563227	298.937	ug/L	99
100) 1,3-Dichlorobenzene	12.591	146	4463101	301.894	ug/L	99
101) 1,4-Dichlorobenzene	12.681	146	4471354	297.898	ug/L	99
102) p-Diethylbenzene	12.885	119	5203452	304.115	ug/L	99
103) n-Butylbenzene	12.943	91	7377239	301.322	ug/L	98
104) 1,2-Dichlorobenzene	13.100	146	4226430	299.155	ug/L	99
105) 1,2,4,5-Tetramethylben...	13.666	119	8365046	306.409	ug/L	97
106) 1,2-Dibromo-3-chloropr...	13.866	155	458086	299.479	ug/L	96
107) 1,3,5-Trichlorobenzene	13.897	180	2973561	297.796	ug/L	97
108) Hexachlorobutadiene	14.458	225	1390341	291.923	ug/L	99
109) 1,2,4-Trichlorobenzene	14.489	180	2851610	293.662	ug/L	97
110) Naphthalene	14.788	128	8379704	294.430	ug/L	100
111) 1,2,3-Trichlorobenzene	14.951	180	2766349	296.352	ug/L	99

(#) = qualifier out of range (m) = manual integration (+) = signals summed

Quantitation Report (QT Reviewed)

Data Path : I:\VOLATILES\VOA110\2020\201002\
Data File : V10201002A11.d
Acq On : 2 Oct 2020 9:53
Operator : VOA110:KJD
Sample : I8260STDL300PPB
Misc : WG1417948
ALS Vial : 11 Sample Multiplier: 1

Quant Time: Oct 04 16:56:09 2020
Quant Method : I:\VOLATILES\VOA110\2020\201002\V110_201002A_8260.m
Quant Title : VOLATILES BY GC/MS
QLast Update : Sun Oct 04 16:40:57 2020
Response via : Initial Calibration

Sub List : 8260-Curve - Megamix plus Diox01002\V10201002A08.d•

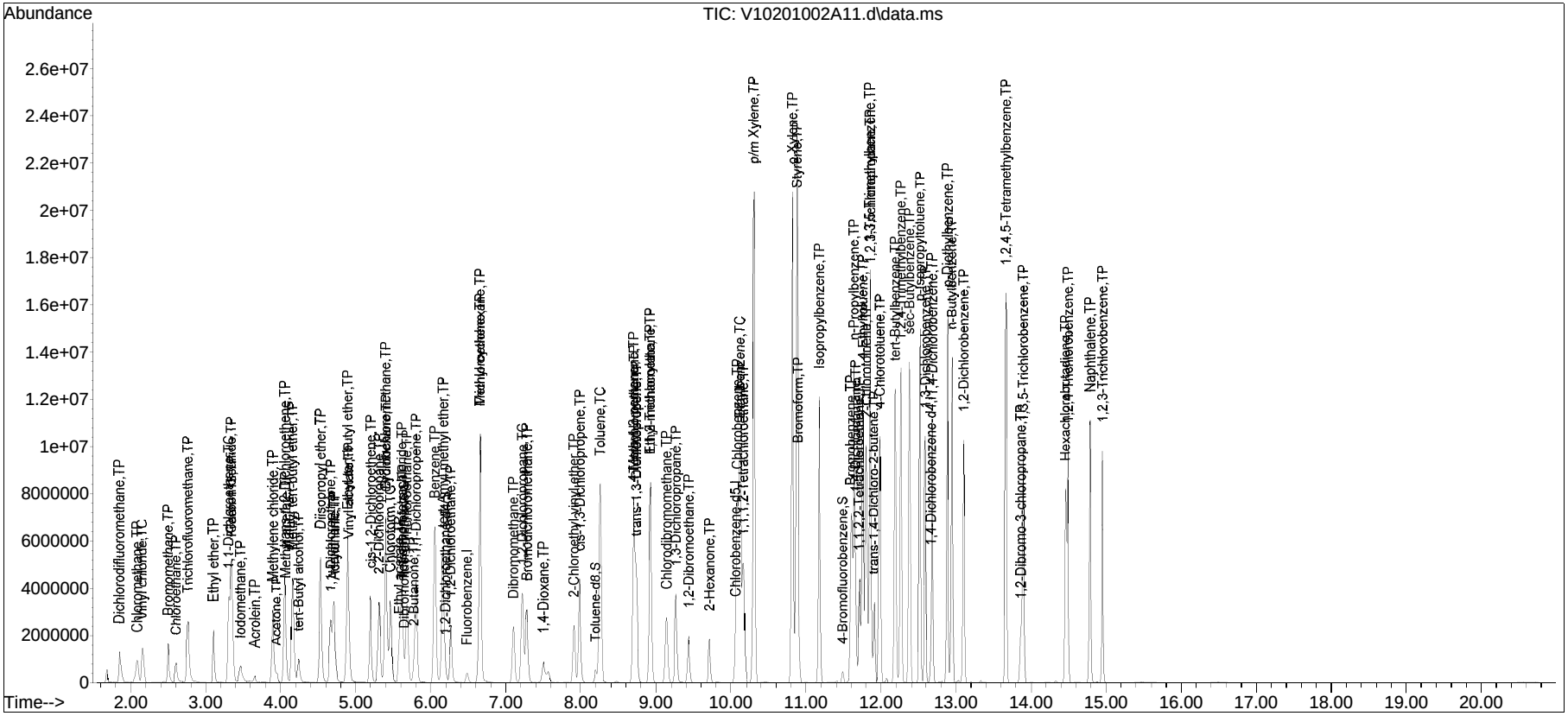

Manual Integration Report

Data Path	: I:\VOLATILES\VOA110\2020\2Q	Method	: V110_201002A_8260.m
Data File	: V10201002A11.d	Operator	: VOA110:KJD
Date Inj'd	: 10/2/2020 9:53	Instrument	: VOA 110
Sample	: I8260STDL300PPB	Quant Date	: 10/4/2020 4:43 pm

There are no manual integrations or false positives in this file.

Evaluate Continuing Calibration Report

Data Path : I:\VOLATILES\VOA110\2020\201002\
Data File : V10201002A15.d
Acq On : 2 Oct 2020 11:36
Operator : VOA110:KJD
Sample : C8260STDL40
Misc : WG1417948
ALS Vial : 15 Sample Multiplier: 1

Quant Time: Oct 04 17:21:28 2020
Quant Method : I:\VOLATILES\VOA110\2020\201002\V110_201002A_8260.m
Quant Title : VOLATILES BY GC/MS
QLast Update : Sun Oct 04 17:21:22 2020
Response via : Initial Calibration

Min. RRF : 0.000 Min. Rel. Area : 50% Max. R.T. Dev 0.50min
Max. RRF Dev : 20% Max. Rel. Area : 200%

		Compound	AvgRF	CCRF	%Dev	Area%	Dev(min)
1	I	Fluorobenzene	1.000	1.000	0.0	103	0.00
2	TP	Dichlorodifluoromethane	0.270	0.151	44.1#	58	0.00
3	TP	Chloromethane	0.268	0.195	27.2#	82	0.00
4	TC	Vinyl chloride	0.282	0.224	20.6#	82	0.00
5	TP	Bromomethane	* 40.000	35.048	12.4	98	0.00
6	TP	Chloroethane	0.194	0.157	19.1	88	0.00
7	TP	Trichlorofluoromethane	0.392	0.334	14.8	89	0.00
8	TP	Ethyl ether	0.171	0.160	6.4	102	0.00
10	TC	1,1-Dichloroethene	0.233	0.197	15.5	89	0.00
11	TP	Carbon disulfide	0.640	0.710	-10.9	122	0.00
12	TP	Freon-113	0.229	0.242	-5.7	109	0.00
13	TP	Iodomethane	0.171	0.112	34.5#	69	0.00
14	TP	Acrolein	0.045	0.038#	15.6	97	0.00
15	TP	Methylene chloride	0.290	0.238	17.9	92	0.00
17	TP	Acetone	0.086	0.081#	5.8	106	0.00
18	TP	trans-1,2-Dichloroethene	0.269	0.227	15.6	91	0.00
19	TP	Methyl acetate	0.203	0.243	-19.7	130	0.00
20	TP	Methyl tert-butyl ether	0.864	0.811	6.1	100	0.00
21	TP	tert-Butyl alcohol	0.048	0.043#	10.4	104	0.00
22	TP	Diisopropyl ether	0.811	0.765	5.7	101	0.00
23	TP	1,1-Dichloroethane	0.458	0.408	10.9	97	0.00
24	TP	Halothane	0.204	0.197	3.4	103	0.00
25	TP	Acrylonitrile	0.096	0.094	2.1	107	0.00
26	TP	Ethyl tert-butyl ether	0.838	0.796	5.0	102	0.00
27	TP	Vinyl acetate	0.606	0.536	11.6	96	0.00
28	TP	cis-1,2-Dichloroethene	0.309	0.265	14.2	95	0.00
29	TP	2,2-Dichloropropane	0.426	0.350	17.8	91	0.00
30	TP	Bromochloromethane	0.140	0.125	10.7	97	0.00
31	TP	Cyclohexane	0.408	0.414	-1.5	107	0.00
32	TC	Chloroform	0.484	0.415	14.3	95	0.00
33	TP	Ethyl acetate	0.321	0.256	20.2#	88	0.00
34	TP	Carbon tetrachloride	0.361	0.319	11.6	93	0.00
35	TP	Tetrahydrofuran	0.104	0.088	15.4	99	0.00
36	S	Dibromofluoromethane	0.237	0.238	-0.4	104	0.00
37	TP	1,1,1-Trichloroethane	0.414	0.369	10.9	97	0.00
39	TP	2-Butanone	0.147	0.137	6.8	107	0.00
40	TP	1,1-Dichloropropene	0.376	0.328	12.8	97	0.00
41	TP	Benzene	1.177	0.986	16.2	93	0.00
42	TP	tert-Amyl methyl ether	0.878	0.843	4.0	103	0.00

Evaluate Continuing Calibration Report

Data Path : I:\VOLATILES\VOA110\2020\201002\
Data File : V10201002A15.d
Acq On : 2 Oct 2020 11:36
Operator : VOA110:KJD
Sample : C8260STDL40
Misc : WG1417948
ALS Vial : 15 Sample Multiplier: 1

Quant Time: Oct 04 17:21:28 2020
Quant Method : I:\VOLATILES\VOA110\2020\201002\V110_201002A_8260.m
Quant Title : VOLATILES BY GC/MS
QLast Update : Sun Oct 04 17:21:22 2020
Response via : Initial Calibration

Min. RRF : 0.000 Min. Rel. Area : 50% Max. R.T. Dev 0.50min
Max. RRF Dev : 20% Max. Rel. Area : 200%

		Compound	AvgRF	CCRF	%Dev	Area%	Dev(min)
43	S	1,2-Dichloroethane-d4	0.265	0.262	1.1	103	0.00
44	TP	1,2-Dichloroethane	0.364	0.320	12.1	96	0.00
47	TP	Methyl cyclohexane	0.481	0.474	1.5	104	0.00
48	TP	Trichloroethene	0.294	0.250	15.0	95	0.00
50	TP	Dibromomethane	0.174	0.156	10.3	96	0.00
51	TC	1,2-Dichloropropane	0.279	0.241	13.6	94	0.00
53	TP	2-Chloroethyl vinyl ether	0.206	0.187	9.2	99	0.00
54	TP	Bromodichloromethane	0.403	0.335	16.9	93	0.00
57	TP	1,4-Dioxane	0.00402	0.00421#	-4.7	110	0.00
58	TP	cis-1,3-Dichloropropene	0.502	0.419	16.5	94	0.00
59	I	Chlorobenzene-d5	1.000	1.000	0.0	100	0.00
60	S	Toluene-d8	1.177	1.210	-2.8	103	0.00
61	TC	Toluene	0.855	0.785	8.2	96	0.00
62	TP	4-Methyl-2-pentanone	0.146	0.149	-2.1	105	0.00
63	TP	Tetrachloroethene	0.360	0.325	9.7	96	0.00
65	TP	trans-1,3-Dichloropropene	0.511	0.490	4.1	99	0.00
67	TP	Ethyl methacrylate	0.487	0.487	0.0	104	0.00
68	TP	1,1,2-Trichloroethane	0.256	0.244	4.7	100	0.00
69	TP	Chlorodibromomethane	0.332	0.327	1.5	102	0.00
70	TP	1,3-Dichloropropane	0.530	0.493	7.0	97	0.00
71	TP	1,2-Dibromoethane	0.316	0.297	6.0	98	0.00
72	TP	2-Hexanone	0.291	0.274	5.8	105	0.00
73	TP	Chlorobenzene	1.006	0.891	11.4	97	0.00
74	TC	Ethylbenzene	1.607	1.479	8.0	96	0.00
75	TP	1,1,1,2-Tetrachloroethane	0.351	0.320	8.8	99	0.00
76	TP	p/m Xylene	0.676	0.597	11.7	95	0.00
77	TP	o Xylene	0.640	0.598	6.6	101	0.00
78	TP	Styrene	1.107	1.050	5.1	101	0.00
79	I	1,4-Dichlorobenzene-d4	1.000	1.000	0.0	99	0.00
80	TP	Bromoform	0.403	0.403	0.0	103	0.00
82	TP	Isopropylbenzene	3.037	2.830	6.8	96	0.00
83	S	4-Bromofluorobenzene	0.883	0.884	-0.1	100	0.00
84	TP	Bromobenzene	0.756	0.704	6.9	97	0.00
85	TP	n-Propylbenzene	3.499	3.224	7.9	95	0.00
86	TP	1,4-Dichlorobutane	0.925	0.923	0.2	107	0.00
87	TP	1,1,2,2-Tetrachloroethane	0.821	0.751	8.5	99	0.00
88	TP	4-Ethyltoluene	3.029	2.873	5.2	98	0.00

Evaluate Continuing Calibration Report

Data Path : I:\VOLATILES\VOA110\2020\201002\
Data File : V10201002A15.d
Acq On : 2 Oct 2020 11:36
Operator : VOA110:KJD
Sample : C8260STDL40
Misc : WG1417948
ALS Vial : 15 Sample Multiplier: 1

Quant Time: Oct 04 17:21:28 2020
Quant Method : I:\VOLATILES\VOA110\2020\201002\V110_201002A_8260.m
Quant Title : VOLATILES BY GC/MS
QLast Update : Sun Oct 04 17:21:22 2020
Response via : Initial Calibration

Min. RRF : 0.000 Min. Rel. Area : 50% Max. R.T. Dev 0.50min
Max. RRF Dev : 20% Max. Rel. Area : 200%

	Compound	AvgRF	CCRF	%Dev	Area%	Dev(min)
89 TP	2-Chlorotoluene	2.072	1.843	11.1	93	0.00
90 TP	1,3,5-Trimethylbenzene	2.571	2.343	8.9	94	0.00
91 TP	1,2,3-Trichloropropane	0.669	0.633	5.4	100	0.00
92 TP	trans-1,4-Dichloro-2-butene	0.234	0.218	6.8	99	0.00
93 TP	4-Chlorotoluene	2.169	1.940	10.6	93	0.00
94 TP	tert-Butylbenzene	2.210	2.081	5.8	96	0.00
97 TP	1,2,4-Trimethylbenzene	2.562	2.432	5.1	98	0.00
98 TP	sec-Butylbenzene	3.310	3.057	7.6	94	0.00
99 TP	p-Isopropyltoluene	2.870	2.617	8.8	93	0.00
100 TP	1,3-Dichlorobenzene	1.521	1.366	10.2	94	0.00
101 TP	1,4-Dichlorobenzene	1.537	1.376	10.5	93	0.00
102 TP	p-Diethylbenzene	1.716	1.524	11.2	91	0.00
103 TP	n-Butylbenzene	2.485	2.319	6.7	97	0.00
104 TP	1,2-Dichlorobenzene	1.445	1.326	8.2	96	0.00
105 TP	1,2,4,5-Tetramethylbenzene	2.778	2.508	9.7	94	0.00
106 TP	1,2-Dibromo-3-chloropropane	0.151	0.149	1.3	100	0.00
107 TP	1,3,5-Trichlorobenzene	1.033	0.976	5.5	100	0.00
108 TP	Hexachlorobutadiene	0.481	0.434	9.8	93	0.00
109 TP	1,2,4-Trichlorobenzene	0.992	0.894	9.9	94	0.00
110 TP	Naphthalene	2.855	2.721	4.7	97	0.00
111 TP	1,2,3-Trichlorobenzene	0.959	0.863	10.0	94	0.00

* Evaluation of CC level amount vs concentration.
(#) = Out of Range SPCC's out = 4 CCC's out = 1

Quantitation Report (QT Reviewed)

Data Path : I:\VOLATILES\VOA110\2020\201002\
Data File : V10201002A15.d
Acq On : 2 Oct 2020 11:36
Operator : VOA110:KJD
Sample : C8260STDL40
Misc : WG1417948
ALS Vial : 15 Sample Multiplier: 1

Quant Time: Oct 04 17:21:28 2020
Quant Method : I:\VOLATILES\VOA110\2020\201002\V110_201002A_8260.m
Quant Title : VOLATILES BY GC/MS
QLast Update : Sun Oct 04 17:21:22 2020
Response via : Initial Calibration

CCAL FILE(s) : 1 - I:\VOLATILES\VOA110\2020\201002\V10201002A08.d
Sub List : 8260-Curve - Megamix plus Diox

Compound	R.T.	QIon	Response	Conc	Units	Dev(Min)
Internal Standards						
1) Fluorobenzene	6.483	96	425881	20.000	ug/L	0.00
Standard Area 1 = 413552			Recovery = 102.98%			
59) Chlorobenzene-d5	10.064	117	355207	20.000	ug/L	0.00
Standard Area 1 = 354820			Recovery = 100.11%			
79) 1,4-Dichlorobenzene-d4	12.665	152	192209	20.000	ug/L	0.00
Standard Area 1 = 194290			Recovery = 98.93%			
System Monitoring Compounds						
36) Dibromofluoromethane	5.645	113	101465	20.131	ug/L	0.00
Spiked Amount 20.000	Range 70 - 130		Recovery = 100.66%			
43) 1,2-Dichloroethane-d4	6.195	65	111738	19.829	ug/L	0.00
Spiked Amount 20.000	Range 70 - 130		Recovery = 99.15%			
60) Toluene-d8	8.198	98	429710	20.552	ug/L	0.00
Spiked Amount 20.000	Range 70 - 130		Recovery = 102.76%			
83) 4-Bromofluorobenzene	11.485	95	169926	20.030	ug/L	0.00
Spiked Amount 20.000	Range 70 - 130		Recovery = 100.15%			
Target Compounds						Qvalue
2) Dichlorodifluoromethane	1.854	85	128655	22.371	ug/L	97
3) Chloromethane	2.095	50	166331	29.133	ug/L	99
4) Vinyl chloride	2.153	62	190876	31.755	ug/L	96
5) Bromomethane	2.499	94	113069	35.048	ug/L	86
6) Chloroethane	2.630	64	133898	32.475	ug/L	96
7) Trichlorofluoromethane	2.782	101	284350	34.083	ug/L	100
8) Ethyl ether	3.107	74	136147	37.366	ug/L	78
10) 1,1-Dichloroethene	3.317	96	167490	33.711	ug/L	81
11) Carbon disulfide	3.348	76	605053	44.395	ug/L	99
12) Freon-113	3.359	101	206132	42.195	ug/L #	47
13) Iodomethane	3.463	142	95532	26.252	ug/L	99
14) Acrolein	3.657	56	32389	33.527	ug/L	94
15) Methylene chloride	3.899	84	202969	32.871	ug/L	79
17) Acetone	3.946	43	69273	37.890	ug/L #	26
18) trans-1,2-Dichloroethene	4.061	96	193451	33.759	ug/L	85
19) Methyl acetate	4.066	43	206719	47.937	ug/L #	85
20) Methyl tert-butyl ether	4.161	73	690723	37.546	ug/L	91
21) tert-Butyl alcohol	4.234	59	184332	180.774	ug/L	95
22) Diisopropyl ether	4.528	45	651738	37.738	ug/L	97
23) 1,1-Dichloroethane	4.669	63	347407	35.592	ug/L	99
24) Halothane	4.711	117	168107	38.732	ug/L	99

Data Path : I:\VOLATILES\VOA110\2020\201002\
Data File : V10201002A15.d
Acq On : 2 Oct 2020 11:36
Operator : VOA110:KJD
Sample : C8260STDL40
Misc : WG1417948
ALS Vial : 15 Sample Multiplier: 1

Quant Time: Oct 04 17:21:28 2020
Quant Method : I:\VOLATILES\VOA110\2020\201002\V110_201002A_8260.m
Quant Title : VOLATILES BY GC/MS
QLast Update : Sun Oct 04 17:21:22 2020
Response via : Initial Calibration

CCAL FILE(s) : 1 - I:\VOLATILES\VOA110\2020\201002\V10201002A08.d
Sub List : 8260-Curve - Megamix plus Diox

Compound	R.T.	QIon	Response	Conc	Units		Dev(Min)
25) Acrylonitrile	4.722	53	79716	38.811	ug/L	#	91
26) Ethyl tert-butyl ether	4.890	59	678062	37.984	ug/L		92
27) Vinyl acetate	4.905	43	456820	35.419	ug/L		99
28) cis-1,2-Dichloroethene	5.199	96	225524	34.280	ug/L		94
29) 2,2-Dichloropropane	5.314	77	298311	32.887	ug/L		89
30) Bromochloromethane	5.398	128	106469	35.618	ug/L		85
31) Cyclohexane	5.403	56	352650	40.553	ug/L		78
32) Chloroform	5.466	83	353333	34.302	ug/L		96
33) Ethyl acetate	5.576	43	218160	31.911	ug/L		97
34) Carbon tetrachloride	5.613	117	271351	35.313	ug/L		98
35) Tetrahydrofuran	5.629	42	75080	34.024	ug/L	#	84
37) 1,1,1-Trichloroethane	5.687	97	313920	35.641	ug/L		97
39) 2-Butanone	5.776	43	116569	37.248	ug/L	#	17
40) 1,1-Dichloropropene	5.807	75	279186	34.912	ug/L		95
41) Benzene	6.059	78	839740	33.505	ug/L		96
42) tert-Amyl methyl ether	6.164	73	718052	38.403	ug/L		97
44) 1,2-Dichloroethane	6.268	62	272644	35.180	ug/L		98
47) Methyl cyclohexane	6.656	83	403367	39.395	ug/L		89
48) Trichloroethene	6.662	95	213099	34.039	ug/L		96
50) Dibromomethane	7.107	93	132558	35.825	ug/L		90
51) 1,2-Dichloropropane	7.223	63	205485	34.634	ug/L		98
53) 2-Chloroethyl vinyl ether	7.910	63	159213	36.238	ug/L		91
54) Bromodichloromethane	7.280	83	285089	33.212	ug/L		100
57) 1,4-Dioxane	7.495	88	179177	2091.389	ug/L		90
58) cis-1,3-Dichloropropene	7.983	75	357017	33.426	ug/L		92
61) Toluene	8.261	92	557616	36.710	ug/L		99
62) 4-Methyl-2-pentanone	8.696	58	105751	40.697	ug/L		93
63) Tetrachloroethene	8.707	166	230672	36.060	ug/L		97
65) trans-1,3-Dichloropropene	8.738	75	347750	38.353	ug/L		100
67) Ethyl methacrylate	8.927	69	346210	40.003	ug/L		95
68) 1,1,2-Trichloroethane	8.927	83	173302	38.187	ug/L		95
69) Chlorodibromomethane	9.142	129	232439	39.479	ug/L		98
70) 1,3-Dichloropropane	9.262	76	350302	37.214	ug/L		100
71) 1,2-Dibromoethane	9.435	107	211034	37.576	ug/L		99
72) 2-Hexanone	9.713	43	194526	37.656	ug/L		97
73) Chlorobenzene	10.085	112	632814	35.406	ug/L	#	89
74) Ethylbenzene	10.122	91	1050935	36.825	ug/L		96
75) 1,1,1,2-Tetrachloroethane	10.164	131	227403	36.515	ug/L		97
76) p/m Xylene	10.300	106	848035	70.597	ug/L		97
77) o Xylene	10.814	106	849213	74.752	ug/L		95

Quantitation Report (QT Reviewed)

Data Path : I:\VOLATILES\VOA110\2020\201002\
Data File : V10201002A15.d
Acq On : 2 Oct 2020 11:36
Operator : VOA110:KJD
Sample : C8260STDL40
Misc : WG1417948
ALS Vial : 15 Sample Multiplier: 1

Quant Time: Oct 04 17:21:28 2020
Quant Method : I:\VOLATILES\VOA110\2020\201002\V110_201002A_8260.m
Quant Title : VOLATILES BY GC/MS
QLast Update : Sun Oct 04 17:21:22 2020
Response via : Initial Calibration

CCAL FILE(s) : 1 - I:\VOLATILES\VOA110\2020\201002\V10201002A08.d
Sub List : 8260-Curve - Megamix plus Diox

	Compound	R.T.	QIon	Response	Conc	Units	Dev(Min)
78)	Styrene	10.877	104	1492431	75.877	ug/L	95
80)	Bromoform	10.898	173	154732	39.960	ug/L	99
82)	Isopropylbenzene	11.176	105	1088050	37.278	ug/L	98
84)	Bromobenzene	11.601	156	270637	37.238	ug/L	97
85)	n-Propylbenzene	11.637	91	1239311	36.853	ug/L	98
86)	1,4-Dichlorobutane	11.658	55	354772	39.926	ug/L	99
87)	1,1,2,2-Tetrachloroethane	11.711	83	288813	36.624	ug/L	97
88)	4-Ethyltoluene	11.758	105	1104420	37.945	ug/L	99
89)	2-Chlorotoluene	11.800	91	708643	35.581	ug/L	95
90)	1,3,5-Trimethylbenzene	11.847	105	900630	36.448	ug/L	99
91)	1,2,3-Trichloropropane	11.858	75	243285	37.868	ug/L	96
92)	trans-1,4-Dichloro-2-b...	11.905	53	83895	37.372	ug/L	94
93)	4-Chlorotoluene	11.978	91	745853	35.783	ug/L	96
94)	tert-Butylbenzene	12.183	119	799965	37.658	ug/L	98
97)	1,2,4-Trimethylbenzene	12.256	105	935037	37.982	ug/L	99
98)	sec-Butylbenzene	12.366	105	1175315	36.942	ug/L	97
99)	p-Isopropyltoluene	12.518	119	1005887	36.468	ug/L	98
100)	1,3-Dichlorobenzene	12.586	146	525137	35.933	ug/L	98
101)	1,4-Dichlorobenzene	12.681	146	528915	35.798	ug/L	98
102)	p-Diethylbenzene	12.880	119	585801	35.528	ug/L	98
103)	n-Butylbenzene	12.938	91	891525	37.336	ug/L	98
104)	1,2-Dichlorobenzene	13.095	146	509741	36.716	ug/L	99
105)	1,2,4,5-Tetramethylben...	13.661	119	964250	36.112	ug/L	97
106)	1,2-Dibromo-3-chloropr...	13.866	155	57398	39.683	ug/L	94
107)	1,3,5-Trichlorobenzene	13.892	180	375353	37.823	ug/L	97
108)	Hexachlorobutadiene	14.458	225	166824	36.078	ug/L	99
109)	1,2,4-Trichlorobenzene	14.490	180	343852	36.071	ug/L	98
110)	Naphthalene	14.783	128	1045884	38.119	ug/L	100
111)	1,2,3-Trichlorobenzene	14.951	180	331829	36.017	ug/L	99

(#) = qualifier out of range (m) = manual integration (+) = signals summed

Quantitation Report (QT Reviewed)

Data Path : I:\VOLATILES\VOA110\2020\201002\
Data File : V10201002A15.d
Acq On : 2 Oct 2020 11:36
Operator : VOA110:KJD
Sample : C8260STDL40
Misc : WG1417948
ALS Vial : 15 Sample Multiplier: 1

Quant Time: Oct 04 17:21:28 2020
Quant Method : I:\VOLATILES\VOA110\2020\201002\V110_201002A_8260.m
Quant Title : VOLATILES BY GC/MS
QLast Update : Sun Oct 04 17:21:22 2020
Response via : Initial Calibration

Sub List : 8260-Curve - Megamix plus Diox01002\V10201002A08.d•

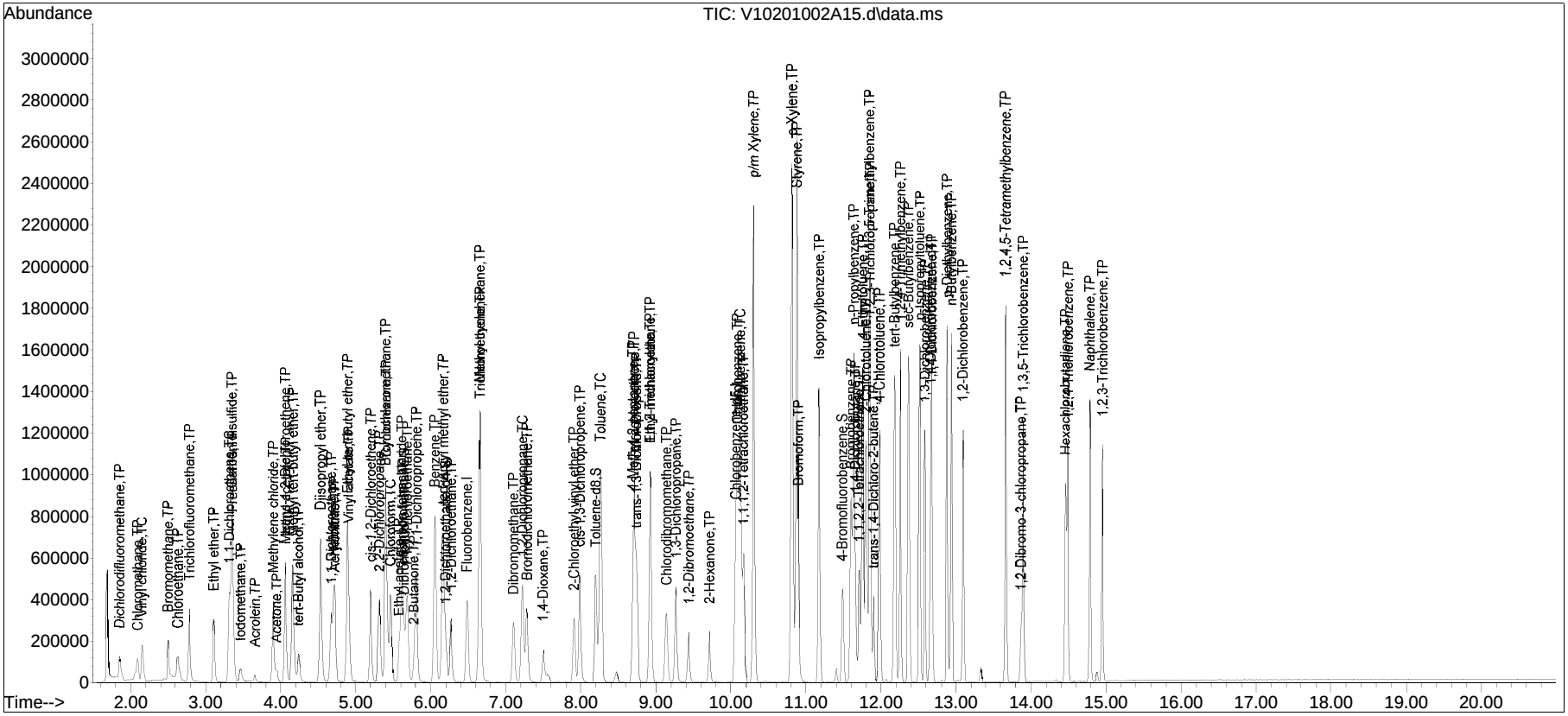

Manual Integration Report

Data Path	: I:\VOLATILES\VOA110\2020\2Q	Method	: V110_201002A_8260.m
Data File	: V10201002A15.d	Operator	: VOA110:KJD
Date Inj'd	: 10/2/2020 11:36	Instrument	: VOA 110
Sample	: C8260STDL40	Quant Date	: 10/4/2020 5:21 pm

There are no manual integrations or false positives in this file.

Response Factor Report VOA126

Method Path : I:\VOLATILES\VOA126\2020\201012N\
Method File : V126_201012N_8260Suff.m
Title : VOLATILES BY GC/MS
Last Update : Tue Oct 13 17:03:21 2020
Response Via : Initial Calibration

Calibration Files
L0 =V26201012N03.D L1 =V26201012N04.D L1.5=V26201012N05.D L2 =V26201012N06.D L3 =V26201012N07.D
L4 =V26201012N08.D L6 =V26201012N09.D L7 =V26201012N10.D L8 =V26201012N11.D

		Compound	L0	L1	L1.5	L2	L3	L4	L6	L7	L8	Avg	%RSD
1)	I	Fluorobenzene	ISTD										
2)	TP	Dichlorodifluo...	0.202	0.205	0.204	0.196	0.204	0.184	0.178	0.172	0.193		6.77
3)	TP	Chlorodifluoro...	0.212	0.181	0.183	0.165	0.165	0.149	0.148	0.146	0.169		13.51
4)	TP	Chloromethane		0.227	0.197	0.176	0.163	0.161	0.167	0.178	0.181		12.92
5)	TC	Vinyl chloride	0.253	0.246	0.242	0.247	0.241	0.231	0.224	0.218	0.238		5.19
6)	TP	Bromomethane	0.156	0.137	0.130	0.126	0.125	0.124	0.129	0.133	0.132		7.85
7)	TP	Chloroethane	0.120	0.124	0.127	0.124	0.121	0.118	0.116	0.115	0.121		3.51
8)	TP	Trichlorofluor...	0.316	0.325	0.319	0.320	0.319	0.299	0.285	0.280	0.308		5.70
9)	TP	Ethyl ether	0.096	0.096	0.096	0.099	0.097	0.099	0.102	0.102	0.098		2.60
11)	TC	1,1-Dichloroet...	0.195	0.190	0.188	0.190	0.184	0.177	0.177	0.176	0.185		3.79
12)	TP	Carbon disulfide	1.221	0.857	0.660	0.520	0.481	0.453	0.444	0.446	*L		0.9997
13)	TP	Freon-113	0.185	0.181	0.186	0.186	0.187	0.175	0.166	0.163	0.178		5.39
14)	TP	Iodomethane	0.153	0.142	0.139	0.157	0.177	0.195	0.190	0.177	0.166		12.82
15)	TP	Acrolein	0.015	0.016	0.014	0.017	0.017	0.016	0.017	0.017	0.016#		7.61
16)	TP	Allyl chloride	0.113	0.110	0.117	0.121	0.120	0.119	0.114	0.109	0.116		3.93
17)	TP	Methylene chlo...	0.259	0.241	0.228	0.219	0.208	0.206	0.206	0.208	0.222		8.85
19)	TP	Acetone	0.182	0.107	0.063	0.039	0.031	0.028	0.031	0.030	*L		0.9981
20)	TP	trans-1,2-Dich...	0.215	0.225	0.222	0.228	0.219	0.215	0.215	0.216	0.219		2.35
21)	TP	Methyl acetate	0.084	0.079	0.076	0.080	0.077	0.074	0.080	0.079	0.078#		3.64
22)	TP	Hexane	0.231	0.253	0.258	0.255	0.265	0.244	0.225	0.224	0.244		6.49
23)	TP	Methyl tert-bu...	0.474	0.489	0.473	0.503	0.499	0.501	0.515	0.516	0.496		3.31
24)	TP	tert-Butyl alc...		0.012	0.013	0.016	0.015	0.015	0.016	0.017	0.015#		11.29
25)	TP	Diisopropyl ether	0.468	0.464	0.475	0.494	0.480	0.483	0.495	0.499	0.482		2.68
26)	TP	1,1-Dichloroet...	0.343	0.339	0.340	0.344	0.331	0.329	0.330	0.331	0.336		1.83
27)	TP	Halothane	0.167	0.167	0.169	0.178	0.176	0.169	0.169	0.171	0.171		2.30
28)	TP	Acrylonitrile	0.029	0.041	0.039	0.042	0.042	0.040	0.043	0.043	*L		0.9993
29)	TP	Ethyl tert-but...	0.480	0.486	0.484	0.517	0.506	0.514	0.527	0.534	0.506		4.07
30)	TP	Vinyl acetate	0.229	0.227	0.230	0.255	0.253	0.260	0.265	0.278	0.250		7.64
31)	TP	cis-1,2-Dichlo...	0.258	0.239	0.248	0.251	0.242	0.243	0.244	0.247	0.246		2.42
32)	TP	2,2-Dichloropr...	0.274	0.293	0.297	0.312	0.308	0.302	0.304	0.307	0.300		4.03
33)	TP	Bromochloromet...	0.110	0.111	0.109	0.113	0.108	0.108	0.106	0.105	0.109		2.50

Response Factor Report VOA126

Method Path : I:\VOLATILES\VOA126\2020\201012N\
Method File : V126_201012N_8260Suff.m
Title : VOLATILES BY GC/MS
Last Update : Tue Oct 13 17:03:21 2020
Response Via : Initial Calibration

Calibration Files
L0 =V26201012N03.D L1 =V26201012N04.D L1.5=V26201012N05.D L2 =V26201012N06.D L3 =V26201012N07.D
L4 =V26201012N08.D L6 =V26201012N09.D L7 =V26201012N10.D L8 =V26201012N11.D

		Compound	L0	L1	L1.5	L2	L3	L4	L6	L7	L8	Avg	%RSD
34)	TP	Cyclohexane		0.264	0.268	0.280	0.275	0.278	0.259	0.245	0.246	0.265	5.11
35)	TC	Chloroform		0.410	0.400	0.401	0.408	0.393	0.389	0.388	0.388	0.397	2.23
36)	TP	Ethyl acetate		0.095	0.102	0.106	0.111	0.110	0.109	0.117	0.118	0.109	6.97
37)	TP	Carbon tetrach...		0.284	0.302	0.308	0.330	0.328	0.318	0.312	0.315	0.312	4.69
38)	TP	Tetrahydrofuran		0.056	0.044	0.034	0.034	0.034	0.031	0.033	0.033	*L	0.9991
39)	S	Dibromofluorom...	0.261	0.260	0.266	0.261	0.261	0.261	0.262	0.264	0.264	0.262	0.75
40)	TP	1,1,1-Trichlor...	0.326	0.341	0.343	0.352	0.363	0.351	0.340	0.337	0.342	0.344	3.03
42)	TP	2-Butanone		0.070	0.058	0.052	0.051	0.049	0.048	0.050	0.051	*L	0.9997
43)	TP	1,1-Dichloropr...	0.277	0.279	0.286	0.295	0.297	0.289	0.277	0.273	0.275	0.283	3.15
44)	TP	Heptane		0.195	0.207	0.216	0.206	0.210	0.193	0.181	0.185	0.199	6.21
45)	TP	Benzene	0.881	0.882	0.864	0.864	0.879	0.846	0.838	0.838	0.842	0.859	2.18
46)	TP	tert-Amyl meth...		0.473	0.495	0.495	0.523	0.518	0.522	0.537	0.543	0.513	4.60
47)	S	1,2-Dichloroet...	0.223	0.226	0.228	0.223	0.222	0.223	0.217	0.223	0.239	0.225	2.69
48)	TP	1,2-Dichloroet...		0.273	0.258	0.249	0.255	0.245	0.243	0.248	0.254	0.253	3.79
51)	TP	Methyl cyclohe...		0.325	0.335	0.342	0.345	0.352	0.322	0.303	0.306	0.329	5.49
52)	TP	Trichloroethene	0.226	0.238	0.229	0.237	0.248	0.238	0.233	0.232	0.234	0.235	2.72
54)	TP	Dibromomethane		0.125	0.124	0.126	0.131	0.124	0.124	0.126	0.127	0.126	1.81
55)	TC	1,2-Dichloropr...		0.192	0.197	0.194	0.205	0.196	0.196	0.196	0.198	0.197	1.85
57)	TP	2-Chloroethyl ...		0.083	0.079	0.081	0.083	0.084	0.085	0.094	0.097	0.086	7.28
58)	TP	Bromodichlorom...	0.269	0.274	0.289	0.297	0.315	0.307	0.309	0.311	0.313	0.298	5.83
60)	TP	Methyl methacr...		0.103	0.110	0.107	0.119	0.119	0.118	0.124	0.124	0.116	6.81
61)	TP	1,4-Dioxane			0.002	0.002	0.002	0.002	0.002	0.002	0.002	0.002#	12.05
62)	TP	cis-1,3-Dichlo...	0.300	0.303	0.308	0.314	0.346	0.342	0.345	0.350	0.351	0.329	6.64
63)	I	Chlorobenzene-d5	----------ISTD----------										
64)	TP	Octane		0.261	0.258	0.275	0.280	0.283	0.276	0.276	0.295	0.275	4.27
65)	S	Toluene-d8	1.287	1.274	1.279	1.278	1.273	1.266	1.255	1.261	1.259	1.270	0.83
66)	TC	Toluene		0.737	0.730	0.722	0.747	0.720	0.705	0.716	0.721	0.725	1.82
67)	TP	4-Methyl-2-pen...		0.055	0.062	0.062	0.071	0.068	0.068	0.073	0.073	0.066#	9.39
68)	TP	Tetrachloroethene	0.369	0.359	0.355	0.357	0.354	0.339	0.327	0.330	0.333	0.347	4.33
69)	TP	2-Nitropropane			0.034	0.033	0.040	0.040	0.042	0.043	0.045	0.040	11.25
71)	TP	trans-1,3-Dich...		0.309	0.318	0.339	0.383	0.375	0.379	0.395	0.403	0.363	9.87

Response Factor Report VOA126

Method Path : I:\VOLATILES\VOA126\2020\201012N\
Method File : V126_201012N_8260Suff.m
Title : VOLATILES BY GC/MS
Last Update : Tue Oct 13 17:03:21 2020
Response Via : Initial Calibration

Calibration Files
L0 =V26201012N03.D L1 =V26201012N04.D L1.5=V26201012N05.D L2 =V26201012N06.D L3 =V26201012N07.D
L4 =V26201012N08.D L6 =V26201012N09.D L7 =V26201012N10.D L8 =V26201012N11.D

		Compound	L0	L1	L1.5	L2	L3	L4	L6	L7	L8	Avg	%RSD
72)	TP	Methyl isothio...		0.111	0.118	0.119	0.139	0.140	0.142	0.152	0.154	0.134	12.21
74)	TP	Ethyl methacry...		0.239	0.248	0.258	0.290	0.292	0.291	0.312	0.316	0.281	10.31
75)	TP	1,1,2-Trichlor...		0.177	0.181	0.184	0.194	0.188	0.186	0.192	0.193	0.187	3.19
76)	TP	Chlorodibromom...	0.229	0.239	0.247	0.250	0.291	0.290	0.298	0.306	0.310	0.273	11.63
77)	TP	1,3-Dichloropr...		0.365	0.364	0.361	0.382	0.372	0.370	0.381	0.383	0.372	2.35
78)	TP	1,2-Dibromoethane		0.210	0.213	0.207	0.230	0.223	0.222	0.229	0.229	0.220	4.22
79)	TP	n-Butyl Acetate		0.232	0.257	0.239	0.278	0.279	0.276	0.297	0.299	0.270	9.25
80)	TP	2-Hexanone		0.106	0.104	0.101	0.112	0.111	0.108	0.117	0.117	0.110	5.36
81)	TP	Nonane		0.360	0.358	0.369	0.395	0.404	0.420	0.435	0.466	0.401	9.56
82)	TP	Chlorobenzene	0.848	0.861	0.833	0.843	0.858	0.830	0.813	0.823	0.826	0.837	1.96
83)	TC	Ethylbenzene		1.370	1.393	1.408	1.458	1.400	1.358	1.375	1.367	1.391	2.32
84)	TP	1,1,1,2-Tetrac...	0.248	0.275	0.263	0.279	0.310	0.308	0.309	0.320	0.326	0.293	9.39
85)	TP	p/m Xylene	0.535	0.543	0.538	0.556	0.580	0.558	0.546	0.563	0.574	0.555	2.82
86)	TP	o Xylene	0.486	0.495	0.498	0.514	0.540	0.522	0.515	0.537	0.545	0.517	4.07
87)	TP	Styrene	0.769	0.777	0.798	0.831	0.903	0.879	0.880	0.906	0.897	0.849	6.58
88)	I	1,4-Dichlorobenzene-d4	ISTD										
89)	TP	Bromoform		0.276	0.278	0.288	0.334	0.339	0.352	0.376	0.386	0.329	13.20
91)	TP	Isopropylbenzene		2.650	2.690	2.753	2.763	2.621	2.575	2.585	2.579	2.652	2.88
92)	S	4-Bromofluorob...	0.917	0.914	0.915	0.912	0.885	0.865	0.873	0.862	0.856	0.889	2.89
93)	TP	Bromobenzene		0.670	0.678	0.678	0.694	0.663	0.660	0.663	0.658	0.670	1.86
94)	TP	Decane		0.837	0.803	0.837	0.845	0.873	0.928	0.932	0.963	0.877	6.49
95)	TP	n-Propylbenzene		3.234	3.193	3.273	3.279	3.090	3.010	2.973	2.915	3.121	4.59
96)	TP	1,4-Dichlorobu...		0.527	0.544	0.540	0.548	0.521	0.521	0.533	0.532	0.533	1.92
97)	TP	1,1,2,2-Tetrac...	0.487	0.486	0.507	0.507	0.531	0.505	0.501	0.511	0.509	0.505	2.62
98)	TP	4-Ethyltoluene		2.607	2.609	2.673	2.696	2.566	2.508	2.493	2.458	2.576	3.33
99)	TP	2-Chlorotoluene		2.122	2.143	2.188	2.150	2.020	2.024	2.077	2.130	2.107	2.88
100)	TP	1,3,5-Trimethy...		2.209	2.254	2.321	2.343	2.223	2.222	2.260	2.298	2.266	2.18
101)	TP	1,2,3-Trichlor...		0.384	0.372	0.381	0.385	0.364	0.356	0.364	0.359	0.371	3.17
102)	TP	trans-1,4-Dich...		0.095	0.108	0.113	0.121	0.118	0.122	0.132	0.137	0.118	11.27
103)	TP	4-Chlorotoluene		1.951	1.943	2.000	1.966	1.846	1.833	1.828	1.821	1.898	3.86
104)	TP	tert-Butylbenzene		1.921	1.952	2.009	2.036	1.931	1.890	1.881	1.881	1.938	3.02

Response Factor Report VOA126

Method Path : I:\VOLATILES\VOA126\2020\201012N\
Method File : V126_201012N_8260Suff.m
Title : VOLATILES BY GC/MS
Last Update : Tue Oct 13 17:03:21 2020
Response Via : Initial Calibration

Calibration Files
L0 =V26201012N03.D L1 =V26201012N04.D L1.5=V26201012N05.D L2 =V26201012N06.D L3 =V26201012N07.D
L4 =V26201012N08.D L6 =V26201012N09.D L7 =V26201012N10.D L8 =V26201012N11.D

	Compound	L0	L1	L1.5	L2	L3	L4	L6	L7	L8	Avg	%RSD
107)	TP 1,2,4-Trimethy...	2.199	2.214	2.253	2.294	2.171	2.169	2.185	2.181	2.208	2.01	
108)	TP Limonene	0.599	0.664	0.691	0.741	0.734	0.725	0.728	0.748	0.704	7.23	
109)	TP sec-Butylbenzene	2.829	2.881	2.988	3.051	2.902	2.801	2.774	2.744	2.871	3.71	
110)	TP p-Isopropyltol...	2.461	2.470	2.568	2.637	2.506	2.452	2.450	2.439	2.498	2.81	
111)	TP 1,3-Dichlorobe...	1.352	1.332	1.369	1.378	1.307	1.308	1.311	1.308	1.333	2.23	
112)	TP 1,4-Dichlorobe...	1.347	1.326	1.361	1.357	1.291	1.282	1.294	1.292	1.319	2.49	
113)	TP trans-Decahydr...	0.643	0.678	0.707	0.700	0.695	0.693	0.695	0.752	0.695	4.36	
114)	TP Undecane	0.819	0.782	0.794	0.809	0.813	0.815	0.774	0.714	0.790	4.41	
115)	TP p-Diethylbenzene	1.493	1.516	1.536	1.588	1.497	1.501	1.541	1.584	1.532	2.45	
116)	TP n-Butylbenzene	2.768	2.788	2.839	2.844	2.689	2.674	2.750	2.826	2.772	2.36	
117)	TP Hexachloroethane	0.376	0.413	0.413	0.486	0.495	0.510	0.530	0.538	0.470	12.96	
118)	TP 1,2-Dichlorobe...	1.216	1.204	1.216	1.260	1.198	1.198	1.209	1.214	1.214	1.65	
119)	TP cis-Decahydron...	0.505	0.510	0.536	0.549	0.543	0.531	0.532	0.564	0.534	3.64	
120)	TP 1,2,4,5-Tetram...	2.059	2.011	2.119	2.317	2.249	2.266	2.306	2.265	2.199	5.38	
121)	TP 1,2-Dibromo-3-...	0.071	0.076	0.072	0.089	0.089	0.091	0.099	0.098	0.086	12.96	
122)	TP 1,3,5-Trichlor...	0.940	0.881	0.899	0.954	0.911	0.916	0.931	0.915	0.918	2.51	
123)	TP Nitrobenzene		0.012	0.015	0.019	0.021	0.025			*L	0.9924	
124)	TP Hexachlorobuta...	0.437	0.435	0.446	0.480	0.468	0.467	0.483	0.484	0.462	4.40	
125)	TP 1,2,4-Trichlor...	0.852	0.796	0.793	0.866	0.832	0.836	0.860	0.834	0.834	3.27	
126)	TP Naphthalene	1.520	1.517	1.486	1.667	1.651	1.647	1.695	1.613	1.599	5.00	
127)	TP 1,2,3-Trichlor...	0.751	0.712	0.706	0.780	0.752	0.761	0.786	0.748	0.750	3.82	

(#) = Out of Range

Data Path : I:\VOLATILES\VOA126\2020\201012N\
Data File : V26201012NBF4.D
Acq On : 12 Oct 2020 08:48 pm
Operator : VOA126:JC
Sample : WG1421526-1
Misc : WG1421526,ICAL
ALS Vial : 1 Sample Multiplier: 1

Integration File: rteint.p

Method : I:\VOLATILES\VOA126\2020\201012N\V126_201012N_8260Suff.m
Title : VOLATILES BY GC/MS
Last Update : Tue Oct 13 11:34:27 2020

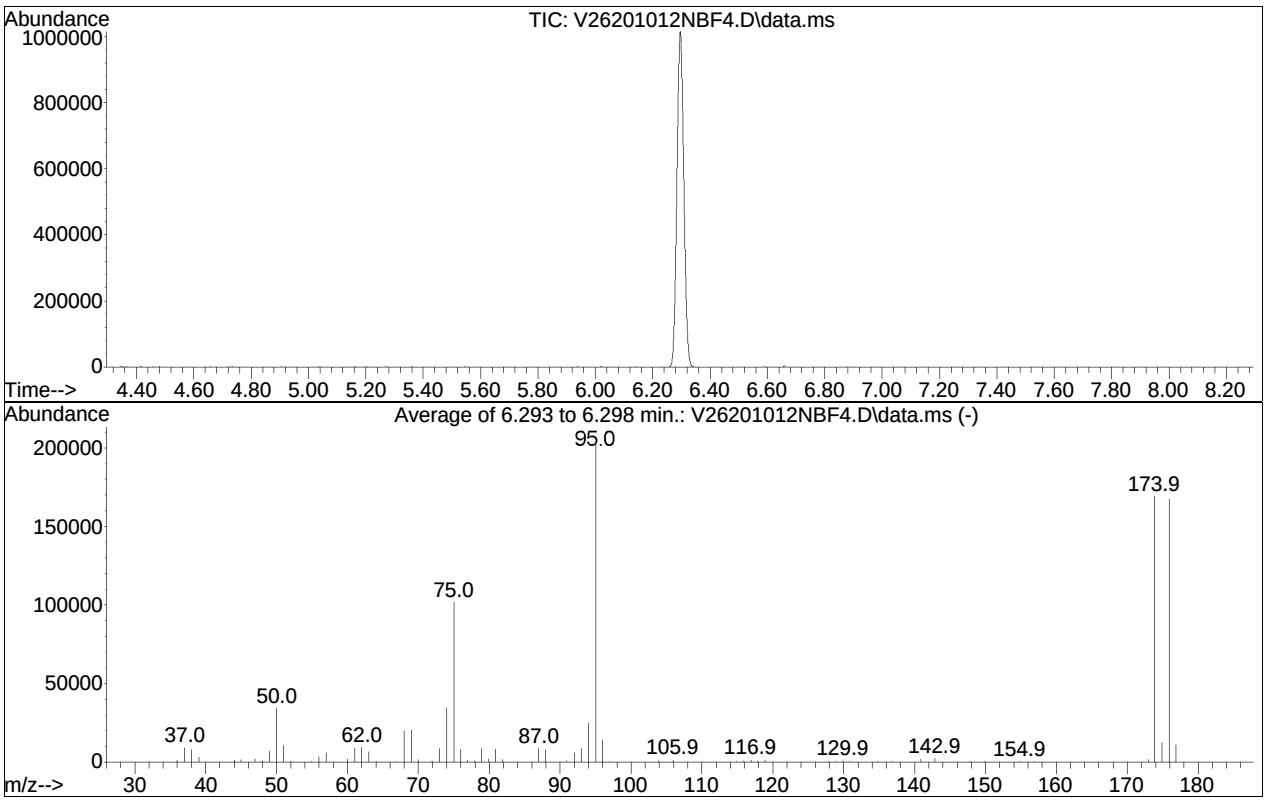

Spectrum Information: Average of 6.293 to 6.298 min.

Target Mass	Rel. to Mass	Lower Limit%	Upper Limit%	Rel. Abn%	Raw Abn	Result Pass/Fail
50	95	15	40	16.8	34253	PASS
75	95	30	60	50.1	101944	PASS
95	95	100	100	100.0	203307	PASS
96	95	5	9	6.9	13956	PASS
173	174	0.00	2	0.9	1514	PASS
174	95	50	100	83.4	169600	PASS
175	174	5	9	7.3	12396	PASS
176	174	95	101	98.6	167211	PASS
177	176	5	9	6.7	11165	PASS

Quantitation Report (QT Reviewed)

Data Path : I:\VOLATILES\VOA126\2020\201012N\
Data File : V26201012N03.D
Acq On : 12 Oct 2020 10:41 pm
Operator : VOA126:JC
Sample : I8260STD0.5PPB
Misc : WG1421526,ICAL
ALS Vial : 3 Sample Multiplier: 1

Quant Time: Oct 13 11:01:06 2020
Quant Method : I:\VOLATILES\VOA126\2020\201012N\V126_201012N_8260Suff.m
Quant Title : VOLATILES BY GC/MS
QLast Update : Tue Oct 13 10:56:23 2020
Response via : Initial Calibration

CCAL FILE(s) : 1 - I:\VOLATILES\VOA126\2020\201012N\V26201012N08.D
Sub List : 8260-L0 - SOILS Level 0.5ppb with Chlorodibromomethane

Compound	R.T.	QIon	Response	Conc	Units	Dev(Min)
Internal Standards						
1) Fluorobenzene	11.538	96	670661	20.000	ug/L	0.00
Standard Area 1 = 647844			Recovery = 103.52%			
63) Chlorobenzene-d5	18.237	117	525265	20.000	ug/L	0.00
Standard Area 1 = 511378			Recovery = 102.72%			
88) 1,4-Dichlorobenzene-d4	23.892	152	265972	20.000	ug/L	0.00
Standard Area 1 = 281015			Recovery = 94.65%			
System Monitoring Compounds						
39) Dibromofluoromethane	9.901	113	175201	20.014	ug/L	0.00
Spiked Amount 20.000	Range 70 - 130		Recovery = 100.07%			
47) 1,2-Dichloroethane-d4	10.905	65	149446	19.992	ug/L	0.00
Spiked Amount 20.000	Range 70 - 130		Recovery = 99.96%			
65) Toluene-d8	14.871	98	675882	20.324	ug/L	0.00
Spiked Amount 20.000	Range 70 - 130		Recovery = 101.62%			
92) 4-Bromofluorobenzene	21.073	95	243827	21.189	ug/L	0.00
Spiked Amount 20.000	Range 70 - 130		Recovery = 105.94%			
Target Compounds						Qvalue
40) 1,1,1-Trichloroethane	10.247	97	5474M1	0.465	ug/L	
43) 1,1-Dichloropropene	10.565	75	4642	0.480	ug/L #	75
45) Benzene	11.109	78	14768	0.521	ug/L #	76
52) Trichloroethene	12.355	95	3785	0.474	ug/L #	25
58) Bromodichloromethane	13.209	83	4507	0.438	ug/L #	56
62) cis-1,3-Dichloropropene	14.366	75	5026	0.438	ug/L #	78
68) Tetrachloroethene	16.466	166	4850	0.544	ug/L #	81
76) Chlorodibromomethane	16.931	129	3001	0.394	ug/L	94
82) Chlorobenzene	18.320	112	11132	0.511	ug/L	98
84) 1,1,1,2-Tetrachloroethane	18.429	131	3262M1	0.403	ug/L	
85) p/m Xylene	18.627	106	14046	0.958	ug/L	88
86) o Xylene	19.634	106	12757	0.931	ug/L	89
87) Styrene	19.726	104	20201	0.875	ug/L	93
97) 1,1,2,2-Tetrachloroethane	20.914	83	3240	0.483	ug/L #	95

(#) = qualifier out of range (m) = manual integration (+) = signals summed

Quantitation Report (QT Reviewed)

Data Path : I:\VOLATILES\VOA126\2020\201012N\
Data File : V26201012N03.D
Acq On : 12 Oct 2020 10:41 pm
Operator : VOA126:JC
Sample : I8260STD0.5PPB
Misc : WG1421526,ICAL
ALS Vial : 3 Sample Multiplier: 1

Quant Time: Oct 13 11:01:06 2020
Quant Method : I:\VOLATILES\VOA126\2020\201012N\V126_201012N_8260Suff.m
Quant Title : VOLATILES BY GC/MS
QLast Update : Tue Oct 13 10:56:23 2020
Response via : Initial Calibration

Sub List : 8260-L0 - SOILS Level 0.5ppb with Chlorodibromomethane

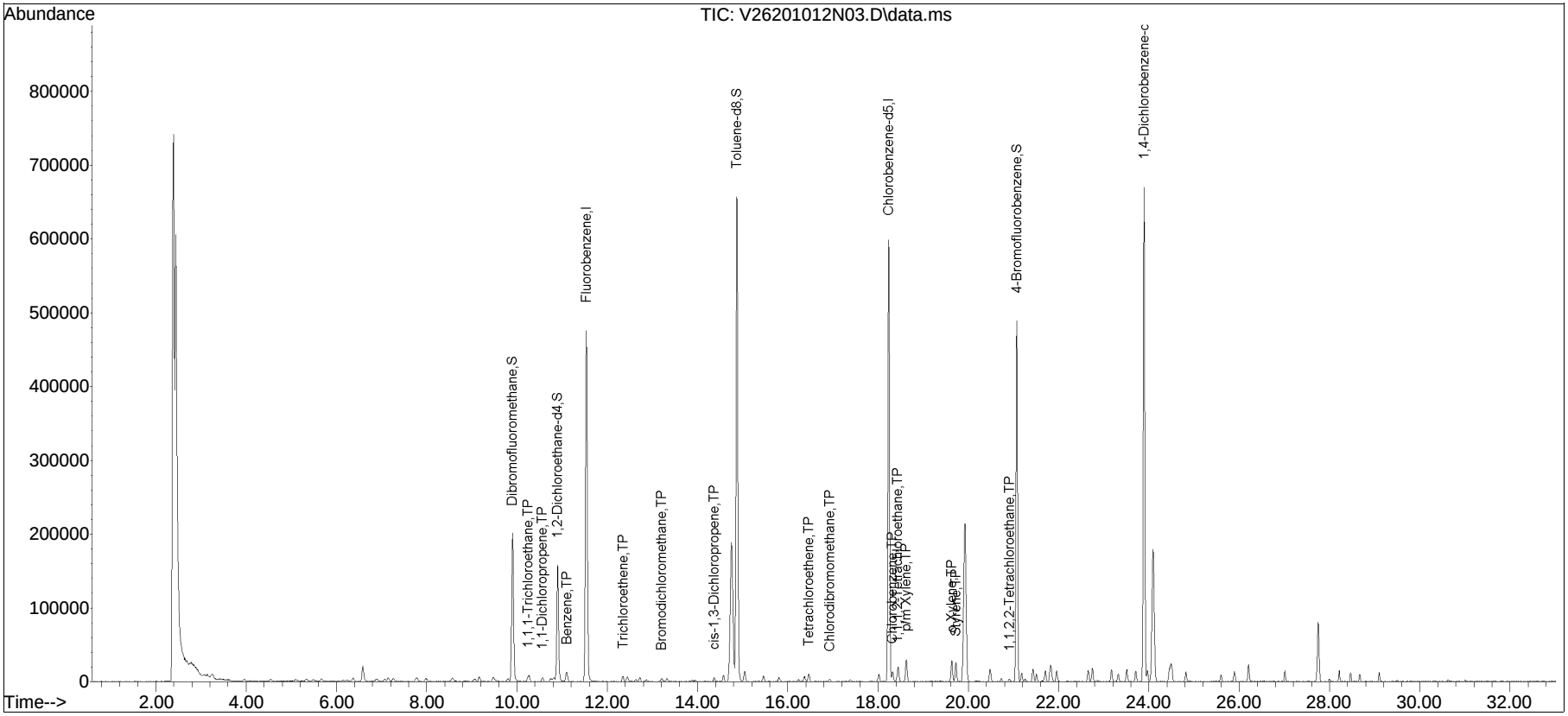

Manual Integration Report

Data Path : I:\VOLATILES\VOA126\2020\2QMethod : V126_201012N_8260Suff.m
Data File : V26201012N03.D Operator : VOA126:JC
Date Inj'd : 10/12/2020 10:41 pm Instrument : VOA126
Sample : I8260STD0.5PPB Quant Date : 10/13/2020 10:57 am

Compound #40: 1,1,1-Trichloroethane

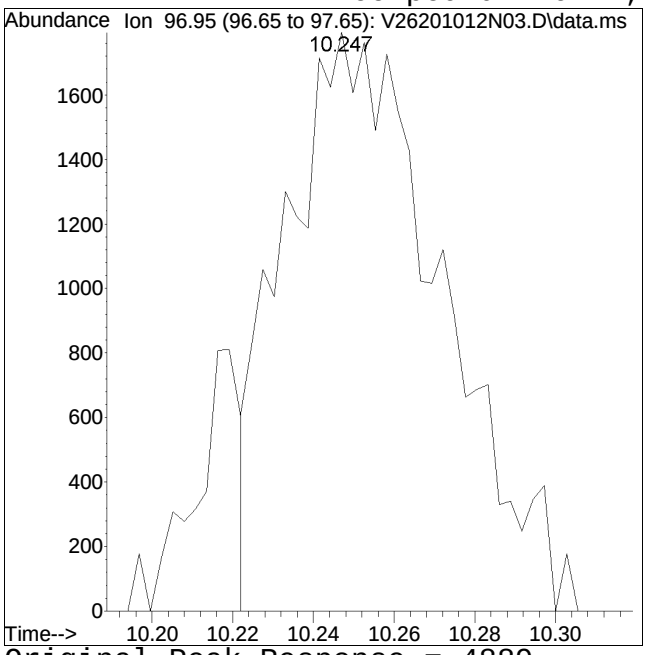

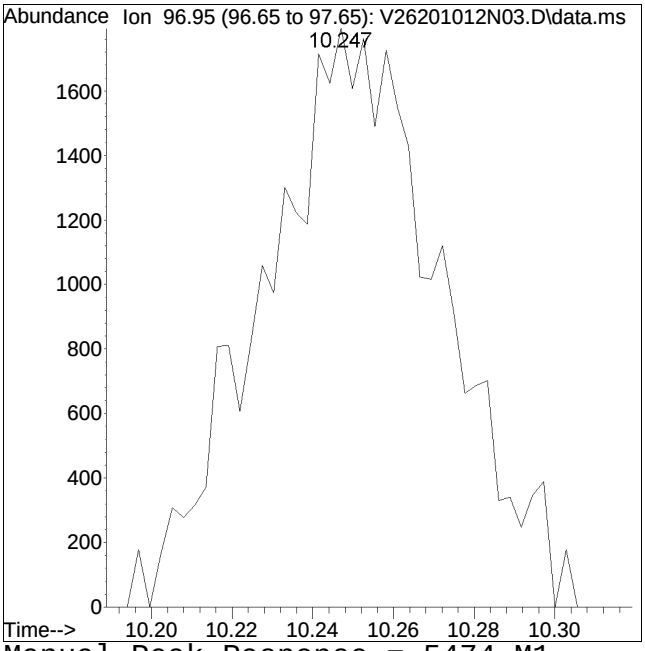

Original Peak Response = 4889 Manual Peak Response = 5474 M1
M1 = Split or tailing peak, auto integration stopped early resulting in false low area count.

Manual Integration Report

Data Path : I:\VOLATILES\VOA126\2020\2Q
Data File : V26201012N03.D
Date Inj'd : 10/12/2020 10:41 pm
Sample : I8260STD0.5PPB

Method : V126_201012N_8260Suff.m
Operator : VOA126:JC
Instrument : VOA126
Quant Date : 10/13/2020 10:57 am

Compound #84: 1,1,1,2-Tetrachloroethane

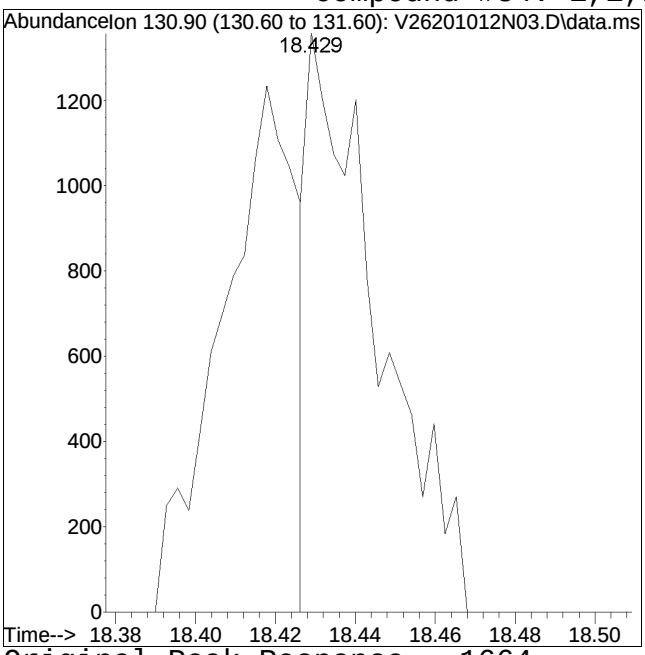

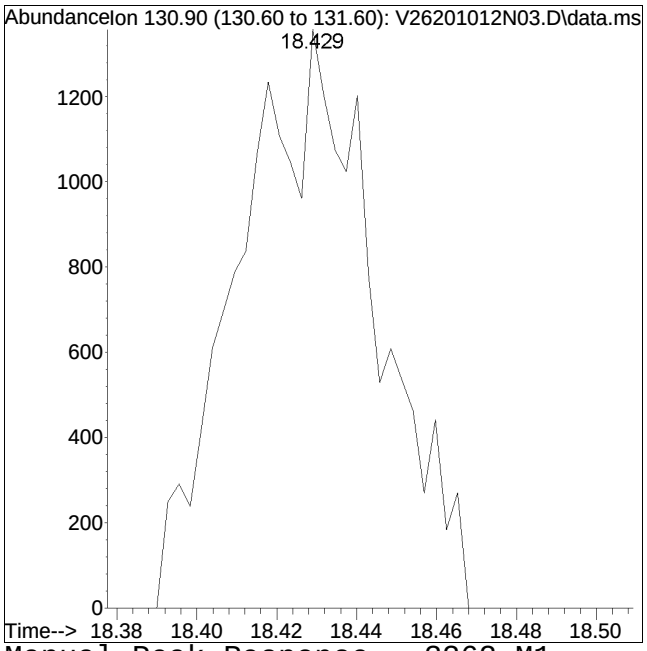

Original Peak Response = 1664 Manual Peak Response = 3262 M1

M1 = Split or tailing peak, auto integration stopped early resulting in false low area count.

Quantitation Report (QT Reviewed)

Data Path : I:\VOLATILES\VOA126\2020\201012N\
Data File : V26201012N04.D
Acq On : 12 Oct 2020 11:21 pm
Operator : VOA126:JC
Sample : I8260STD1.0PPB
Misc : WG1421526,ICAL
ALS Vial : 4 Sample Multiplier: 1

Quant Time: Oct 13 11:33:03 2020
Quant Method : I:\VOLATILES\VOA126\2020\201012N\V126_201012N_8260Suff.m
Quant Title : VOLATILES BY GC/MS
QLast Update : Tue Oct 13 11:30:26 2020
Response via : Initial Calibration

CCAL FILE(s) : 1 - I:\VOLATILES\VOA126\2020\201012N\V26201012N08.D
Sub List : 8260-Curve+Suffolk - Megamix+Diox+Suffolk

Compound	R.T.	QIon	Response	Conc	Units	Dev(Min)
Internal Standards						
1) Fluorobenzene	11.538	96	654185	20.000	ug/L	0.00
Standard Area 1 = 647844			Recovery = 100.98%			
63) Chlorobenzene-d5	18.237	117	519319	20.000	ug/L	0.00
Standard Area 1 = 511378			Recovery = 101.55%			
88) 1,4-Dichlorobenzene-d4	23.892	152	267975	20.000	ug/L	0.00
Standard Area 1 = 281015			Recovery = 95.36%			
System Monitoring Compounds						
39) Dibromofluoromethane	9.904	113	169893	19.818	ug/L	0.00
Spiked Amount 20.000	Range 70 - 130		Recovery = 99.09%			
47) 1,2-Dichloroethane-d4	10.902	65	148034	20.114	ug/L	0.00
Spiked Amount 20.000	Range 70 - 130		Recovery = 100.57%			
65) Toluene-d8	14.871	98	661765	20.063	ug/L	0.00
Spiked Amount 20.000	Range 70 - 130		Recovery = 100.32%			
92) 4-Bromofluorobenzene	21.073	95	244832	20.560	ug/L	0.00
Spiked Amount 20.000	Range 70 - 130		Recovery = 102.80%			
Target Compounds						Qvalue
2) Dichlorodifluoromethane	2.695	85	6595M1	1.044	ug/L	
3) Chlorodifluoromethane	2.684	51	6943M1	1.258	ug/L	
4) Chloromethane	3.080	50	9010M1	1.519	ug/L	
5) Vinyl chloride	3.236	62	8286M1	1.066	ug/L	
6) Bromomethane	3.967	94	5098	1.177	ug/L	96
7) Chloroethane	4.106	64	3930	0.996	ug/L #	52
8) Trichlorofluoromethane	4.539	101	10323	1.026	ug/L #	56
9) Ethyl ether	5.094	74	3131M1	0.973	ug/L	
11) 1,1-Dichloroethene	5.674	96	6365M1	1.054	ug/L	
12) Carbon disulfide	6.580	76	39947	0.885	ug/L #	88
13) Freon-113	5.336	101	6040M1	1.035	ug/L	
14) Iodomethane	6.243	142	5001M1	0.920	ug/L	
15) Acrolein	5.372	56	496M1	0.945	ug/L	
16) Allyl chloride	6.376	76	3701M1	0.979	ug/L	
17) Methylene chloride	6.588	84	8481	1.169	ug/L	81
19) Acetone	5.504	43	5944M1	1.070	ug/L	
20) trans-1,2-Dichloroethene	7.149	96	7025	0.979	ug/L	85
21) Methyl acetate	6.337	43	2742M1	1.068	ug/L	
22) Hexane	7.258	57	7540	0.944	ug/L #	92
23) Methyl tert-butyl ether	6.901	73	15500M1	0.955	ug/L	
24) tert-Butyl alcohol	5.877	59	1563M1	3.204	ug/L	

Data Path : I:\VOLATILES\VOA126\2020\201012N\
Data File : V26201012N04.D
Acq On : 12 Oct 2020 11:21 pm
Operator : VOA126:JC
Sample : I8260STD1.0PPB
Misc : WG1421526,ICAL
ALS Vial : 4 Sample Multiplier: 1

Quant Time: Oct 13 11:33:03 2020
Quant Method : I:\VOLATILES\VOA126\2020\201012N\V126_201012N_8260Suff.m
Quant Title : VOLATILES BY GC/MS
QLast Update : Tue Oct 13 11:30:26 2020
Response via : Initial Calibration

CCAL FILE(s) : 1 - I:\VOLATILES\VOA126\2020\201012N\V26201012N08.D
Sub List : 8260-Curve+Suffolk - Megamix+Diox+Suffolk

Compound	R.T.	QIon	Response	Conc	Units		Dev(Min)
25) Diisopropyl ether	7.768	45	15315	0.971	ug/L	#	86
26) 1,1-Dichloroethane	7.983	63	11203	1.020	ug/L	#	56
27) Halothane	7.076	117	5474M1	0.980	ug/L		
28) Acrylonitrile	6.873	53	941M1	0.952	ug/L		
29) Ethyl tert-butyl ether	8.568	59	15715M1	0.949	ug/L		
30) Vinyl acetate	8.005	43	7499M1	0.919	ug/L		
31) cis-1,2-Dichloroethene	9.162	96	8427	1.045	ug/L	#	77
32) 2,2-Dichloropropane	9.062	77	8958M1	0.914	ug/L		
33) Bromochloromethane	9.798	128	3599	1.011	ug/L	#	74
34) Cyclohexane	10.261	56	8649M1	0.999	ug/L		
35) Chloroform	9.472	83	13412	1.033	ug/L	#	94
36) Ethyl acetate	9.171	43	3106	0.875	ug/L	#	79
37) Carbon tetrachloride	10.752	117	9305	0.912	ug/L	#	83
38) Tetrahydrofuran	9.901	42	1830M1	1.103	ug/L		
40) 1,1,1-Trichloroethane	10.255	97	11151	0.991	ug/L	#	81
42) 2-Butanone	8.839	43	2298M1	1.307	ug/L		
43) 1,1-Dichloropropene	10.568	75	9115	0.985	ug/L	#	77
44) Heptane	10.880	71	6388	0.980	ug/L	#	66
45) Benzene	11.103	78	28843	1.026	ug/L	#	89
46) tert-Amyl methyl ether	10.822	73	15468M1	0.922	ug/L		
48) 1,2-Dichloroethane	11.092	62	8928	1.078	ug/L		94
51) Methyl cyclohexane	12.450	83	10640	0.989	ug/L		85
52) Trichloroethene	12.341	95	7771	1.011	ug/L		99
54) Dibromomethane	13.320	93	4087	0.993	ug/L	#	56
55) 1,2-Dichloropropane	12.721	63	6278	0.975	ug/L		94
57) 2-Chloroethyl vinyl ether	13.884	63	2724	0.970	ug/L	#	62
58) Bromodichloromethane	13.203	83	8959	0.919	ug/L	#	95
60) Methyl methacrylate	12.868	69	3378	0.893	ug/L	#	74
61) 1,4-Dioxane	13.303	88	1736M1	28.348	ug/L		
62) cis-1,3-Dichloropropene	14.369	75	9926	0.923	ug/L	#	89
64) Octane	14.581	85	6770M1	0.947	ug/L		
66) Toluene	15.041	92	19137	1.017	ug/L		95
67) 4-Methyl-2-pentanone	13.939	58	1429	0.828	ug/L	#	28
68) Tetrachloroethene	16.469	166	9311	1.033	ug/L		99
69) 2-Nitropropane	13.368	41	702	0.681	ug/L	#	44
71) trans-1,3-Dichloropropene	15.470	75	8035	0.853	ug/L		85
72) Methyl isothiocyanate	15.353	73	2879M1	0.825	ug/L		
74) Ethyl methacrylate	15.462	69	6200M1	0.851	ug/L		
75) 1,1,2-Trichloroethane	15.797	83	4601M1	0.949	ug/L		
76) Chlorodibromomethane	16.929	129	6198	0.874	ug/L		97

Quantitation Report (QT Reviewed)

Data Path : I:\VOLATILES\VOA126\2020\201012N\
Data File : V26201012N04.D
Acq On : 12 Oct 2020 11:21 pm
Operator : VOA126:JC
Sample : I8260STD1.0PPB
Misc : WG1421526,ICAL
ALS Vial : 4 Sample Multiplier: 1

Quant Time: Oct 13 11:33:03 2020
Quant Method : I:\VOLATILES\VOA126\2020\201012N\V126_201012N_8260Suff.m
Quant Title : VOLATILES BY GC/MS
QLast Update : Tue Oct 13 11:30:26 2020
Response via : Initial Calibration

CCAL FILE(s) : 1 - I:\VOLATILES\VOA126\2020\201012N\V26201012N08.D
Sub List : 8260-Curve+Suffolk - Megamix+Diox+Suffolk

	Compound	R.T.	QIon	Response	Conc	Units		Dev(Min)
77)	1,3-Dichloropropane	16.360	76	9487	0.982	ug/L		99
78)	1,2-Dibromoethane	17.389	107	5443	0.952	ug/L		98
79)	n-Butyl Acetate	16.382	43	6017	0.860	ug/L	#	77
80)	2-Hexanone	15.836	43	2749	0.966	ug/L	#	80
81)	Nonane	18.011	57	9357	0.899	ug/L	#	87
82)	Chlorobenzene	18.315	112	22368	1.029	ug/L		96
83)	Ethylbenzene	18.449	91	35566	0.984	ug/L		97
84)	1,1,1,2-Tetrachloroethane	18.421	131	7132	0.937	ug/L	#	61
85)	p/m Xylene	18.624	106	28186	1.956	ug/L		89
86)	o Xylene	19.637	106	25731	1.917	ug/L		88
87)	Styrene	19.723	104	40340	1.830	ug/L		94
89)	Bromoform	20.495	173	3703	0.841	ug/L		91
91)	Isopropylbenzene	20.479	105	35510	0.999	ug/L		97
93)	Bromobenzene	21.508	156	8982	1.000	ug/L		99
94)	Decane	21.181	57	11215	0.954	ug/L	#	87
95)	n-Propylbenzene	21.432	91	43329	1.036	ug/L		97
96)	1,4-Dichlorobutane	20.730	55	7065M1	0.989	ug/L		
97)	1,1,2,2-Tetrachloroethane	20.911	83	6514M1	0.963	ug/L		
98)	4-Ethyltoluene	21.706	105	34932	1.012	ug/L		98
99)	2-Chlorotoluene	21.840	91	28426	1.007	ug/L		99
100)	1,3,5-Trimethylbenzene	21.806	105	29603	0.975	ug/L		99
101)	1,2,3-Trichloropropane	21.251	75	5144	1.036	ug/L	#	47
102)	trans-1,4-Dichloro-2-b...	21.441	53	1272M1	0.804	ug/L		
103)	4-Chlorotoluene	21.954	91	26141	1.028	ug/L		99
104)	tert-Butylbenzene	22.654	119	25742	0.991	ug/L		99
107)	1,2,4-Trimethylbenzene	22.749	105	29459	0.996	ug/L		97
108)	Limonene	23.318	68	8020	0.851	ug/L	#	92
109)	sec-Butylbenzene	23.167	105	37900	0.985	ug/L		100
110)	p-Isopropyltoluene	23.507	119	32976	0.985	ug/L		98
111)	1,3-Dichlorobenzene	23.708	146	18113	1.014	ug/L		99
112)	1,4-Dichlorobenzene	23.970	146	18047	1.022	ug/L		98
113)	trans-Decahydronaphtha...	24.447	138	8610	0.924	ug/L		92
114)	Undecane	24.084	57	10971M1	1.037	ug/L		
115)	p-Diethylbenzene	24.506	119	20004	0.975	ug/L		99
116)	n-Butylbenzene	24.480	91	37089	0.998	ug/L		96
117)	Hexachloroethane	25.599	117	5033M1	0.799	ug/L		
118)	1,2-Dichlorobenzene	24.823	146	16291	1.001	ug/L		100
119)	cis-Decahydronaphthalene	25.894	138	6773	0.947	ug/L		89
120)	1,2,4,5-Tetramethylben...	26.201	119	27590	0.936	ug/L		96
121)	1,2-Dibromo-3-chloropr...	26.550	155	955	0.832	ug/L	#	55

Data Path : I:\VOLATILES\VOA126\2020\201012N\
Data File : V26201012N04.D
Acq On : 12 Oct 2020 11:21 pm
Operator : VOA126:JC
Sample : I8260STD1.0PPB
Misc : WG1421526,ICAL
ALS Vial : 4 Sample Multiplier: 1

Quant Time: Oct 13 11:33:03 2020
Quant Method : I:\VOLATILES\VOA126\2020\201012N\V126_201012N_8260Suff.m
Quant Title : VOLATILES BY GC/MS
QLast Update : Tue Oct 13 11:30:26 2020
Response via : Initial Calibration

CCAL FILE(s) : 1 - I:\VOLATILES\VOA126\2020\201012N\V26201012N08.D
Sub List : 8260-Curve+Suffolk - Megamix+Diox+Suffolk

	Compound	R.T.	QIon	Response	Conc	Units		Dev(Min)
122)	1,3,5-Trichlorobenzene	27.013	180	12593	1.024	ug/L		99
123)	Nitrobenzene	26.734	77	125	1.328	ug/L	#	60
124)	Hexachlorobutadiene	28.466	225	5855	0.945	ug/L		98
125)	1,2,4-Trichlorobenzene	28.212	180	11420	1.022	ug/L		98
126)	Naphthalene	28.669	128	20368	0.950	ug/L		100
127)	1,2,3-Trichlorobenzene	29.101	180	10057	1.001	ug/L		99

(#) = qualifier out of range (m) = manual integration (+) = signals summed

Quantitation Report (QT Reviewed)

Data Path : I:\VOLATILES\VOA126\2020\201012N\
Data File : V26201012N04.D
Acq On : 12 Oct 2020 11:21 pm
Operator : VOA126:JC
Sample : I8260STD1.0PPB
Misc : WG1421526,ICAL
ALS Vial : 4 Sample Multiplier: 1

Quant Time: Oct 13 11:33:03 2020
Quant Method : I:\VOLATILES\VOA126\2020\201012N\V126_201012N_8260Suff.m
Quant Title : VOLATILES BY GC/MS
QLast Update : Tue Oct 13 11:30:26 2020
Response via : Initial Calibration

Sub List : 8260-Curve+Suffolk - Megamix+Diox+Suffolk01012N08.D•

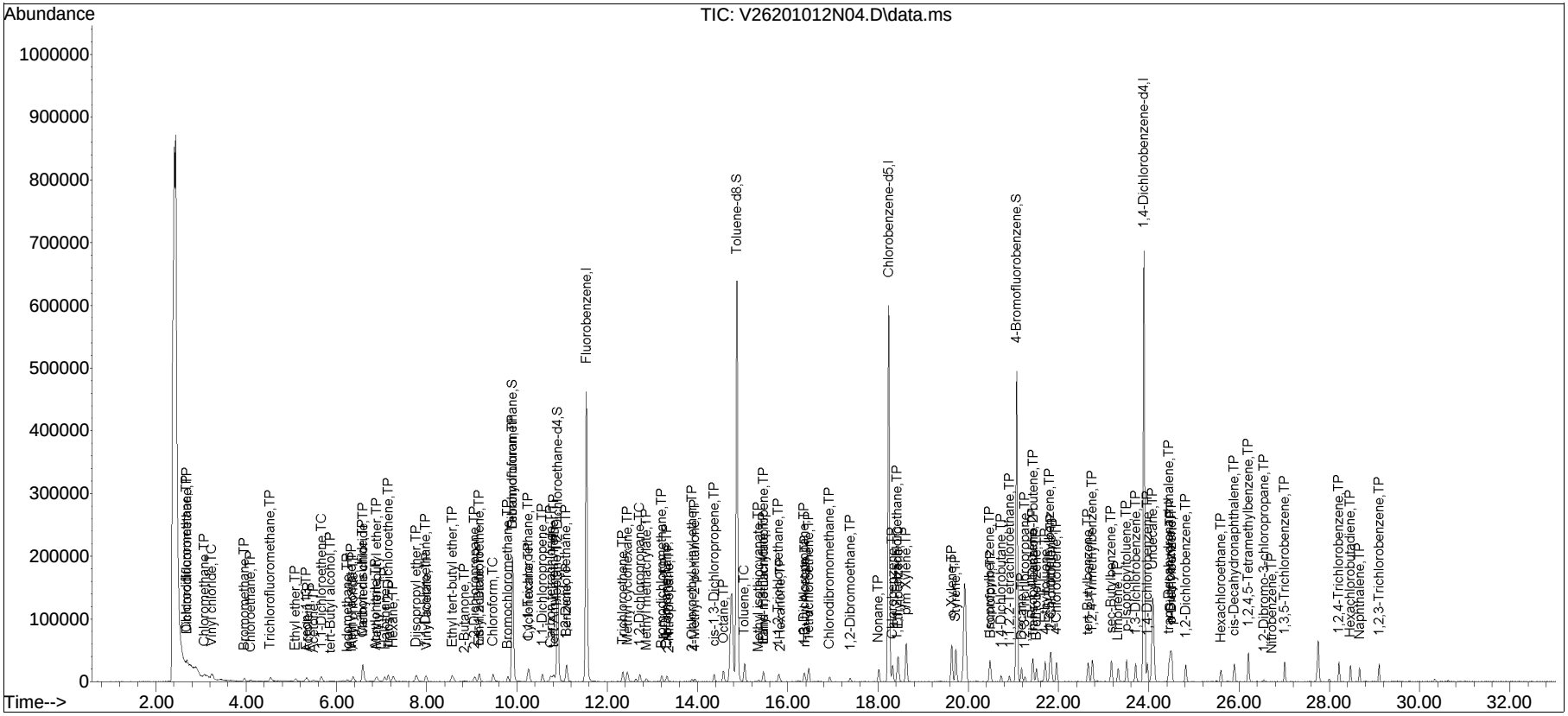

Manual Integration Report

Data Path : I:\VOLATILES\VOA126\2020\2QMethod : V126_201012N_8260Suff.m
Data File : V26201012N04.D Operator : VOA126:JC
Date Inj'd : 10/12/2020 11:21 pm Instrument : VOA126
Sample : I8260STD1.0PPB Quant Date : 10/13/2020 11:32 am

Compound #2: Dichlorodifluoromethane

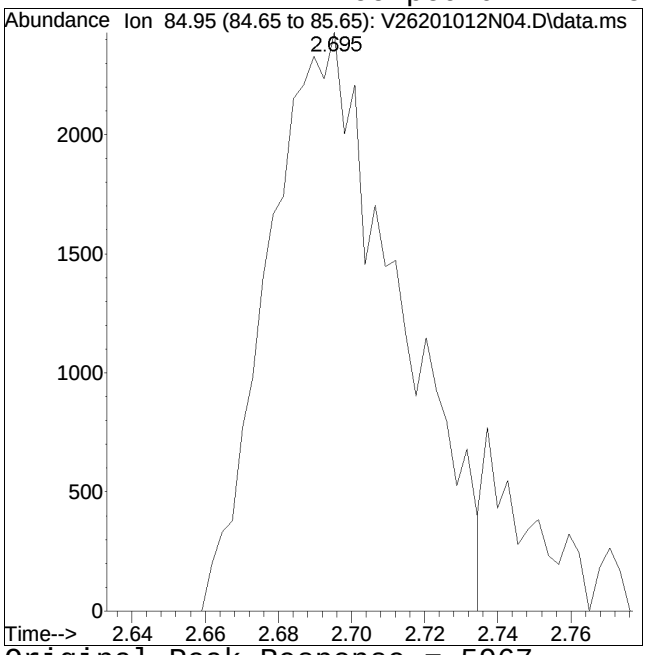

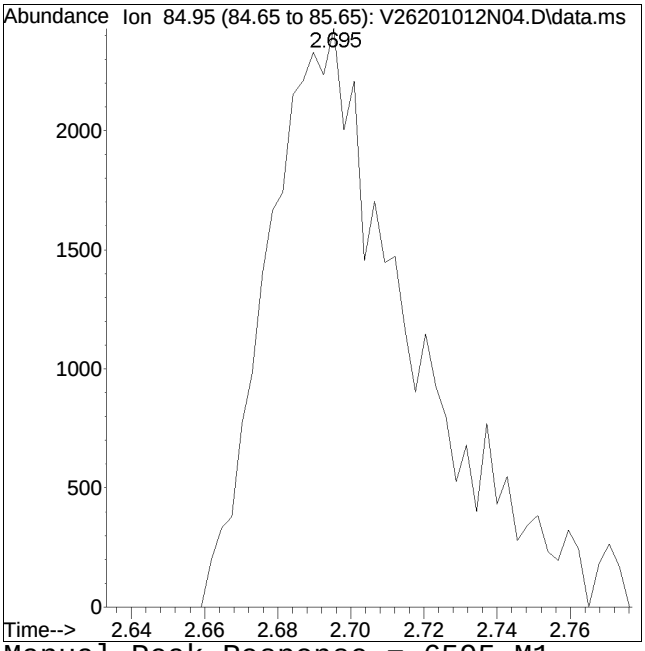

Original Peak Response = 5967 Manual Peak Response = 6595 M1
M1 = Split or tailing peak, auto integration stopped early resulting in false low area count.

Manual Integration Report

Data Path : I:\VOLATILES\VOA126\2020\2QMethod : V126_201012N_8260Suff.m
Data File : V26201012N04.D Operator : VOA126:JC
Date Inj'd : 10/12/2020 11:21 pm Instrument : VOA126
Sample : I8260STD1.0PPB Quant Date : 10/13/2020 11:32 am

Compound #3: Chlorodifluoromethane

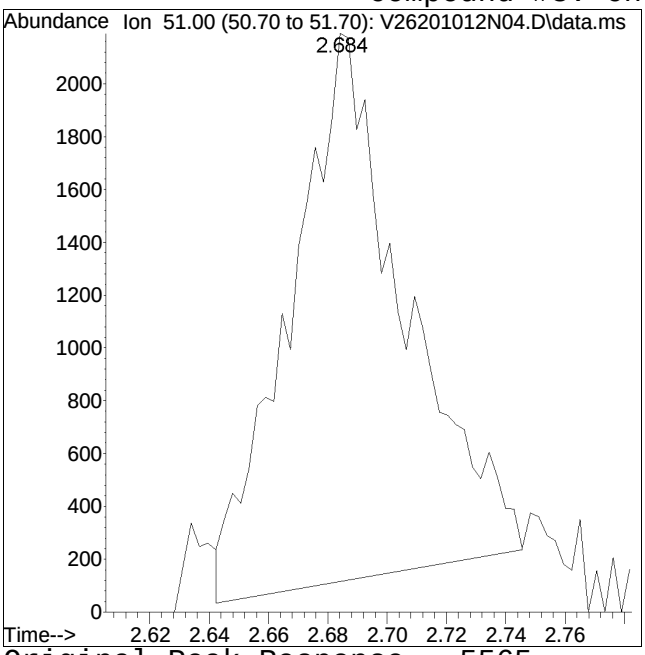

Original Peak Response = 5565

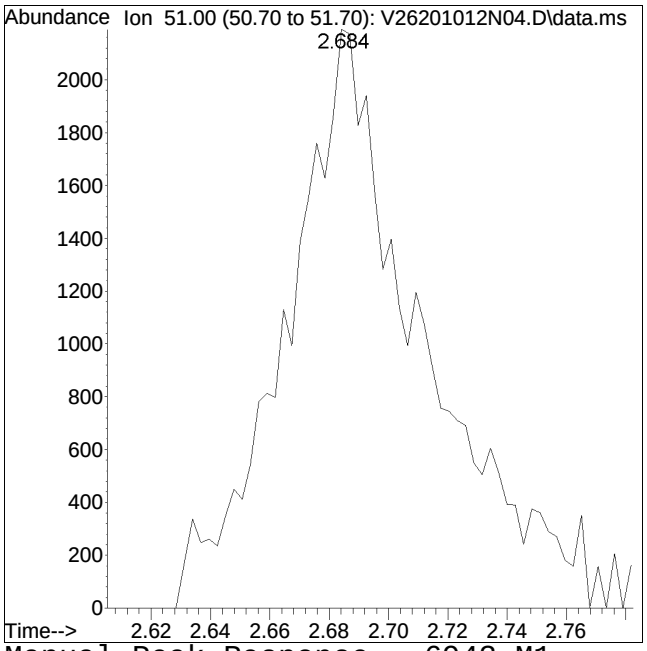

Manual Peak Response = 6943 M1

M1 = Split or tailing peak, auto integration stopped early resulting in false low area count.

Manual Integration Report

Data Path : I:\VOLATILES\VOA126\2020\2QMethod : V126_201012N_8260Suff.m
Data File : V26201012N04.D Operator : VOA126:JC
Date Inj'd : 10/12/2020 11:21 pm Instrument : VOA126
Sample : I8260STD1.0PPB Quant Date : 10/13/2020 11:32 am

Compound #4: Chloromethane

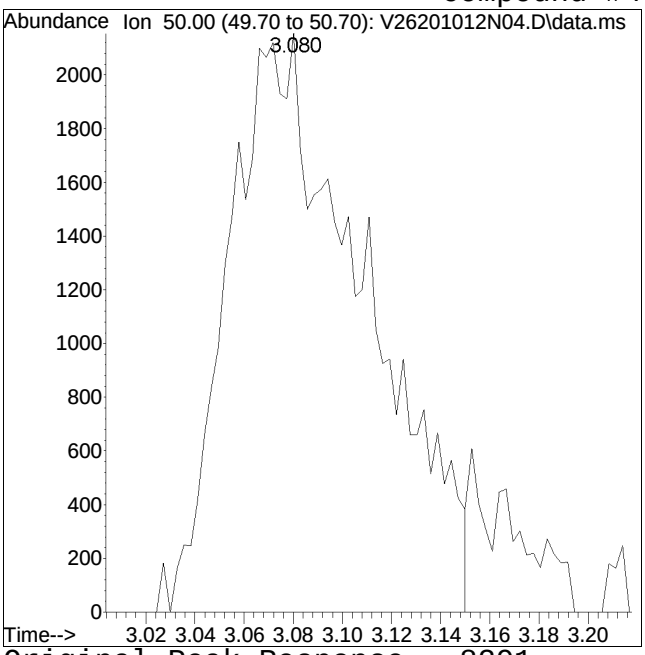

Original Peak Response = 8291

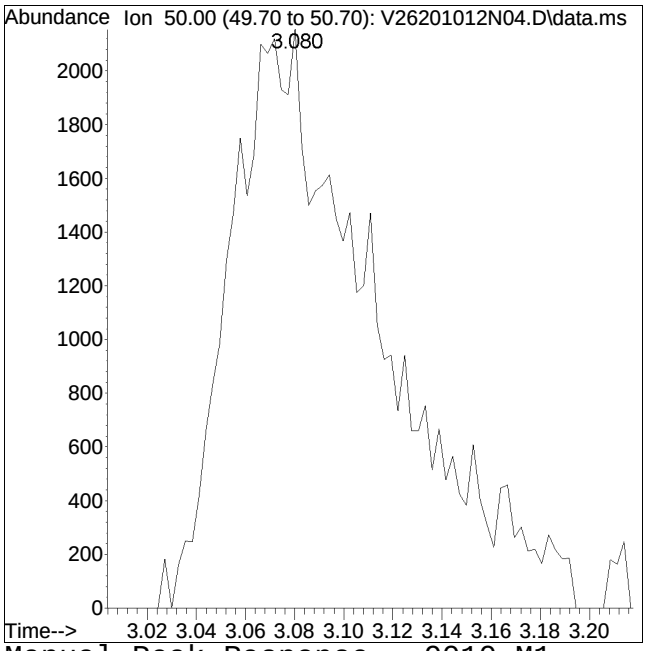

Manual Peak Response = 9010 M1

M1 = Split or tailing peak, auto integration stopped early resulting in false low area count.

Manual Integration Report

Data Path : I:\VOLATILES\VOA126\2020\2Q
Data File : V26201012N04.D
Date Inj'd : 10/12/2020 11:21 pm
Sample : I8260STD1.0PPB

Method : V126_201012N_8260Suff.m
Operator : VOA126:JC
Instrument : VOA126
Quant Date : 10/13/2020 11:32 am

Compound #5: Vinyl chloride

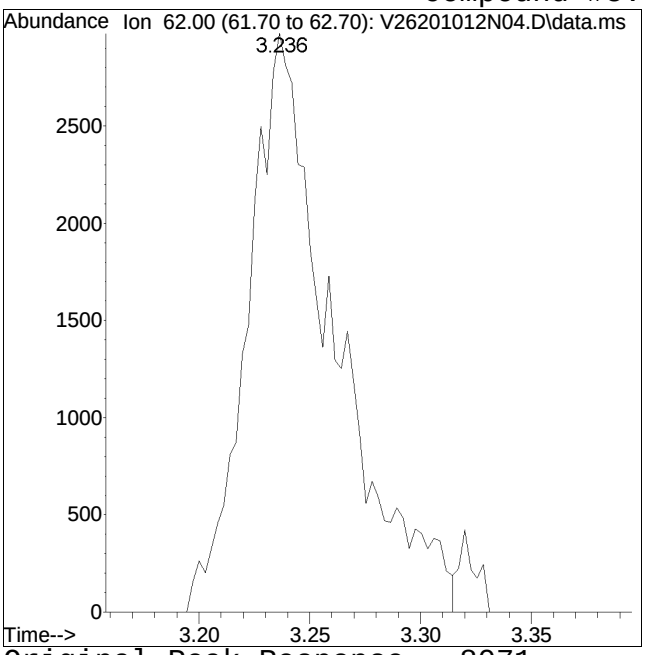

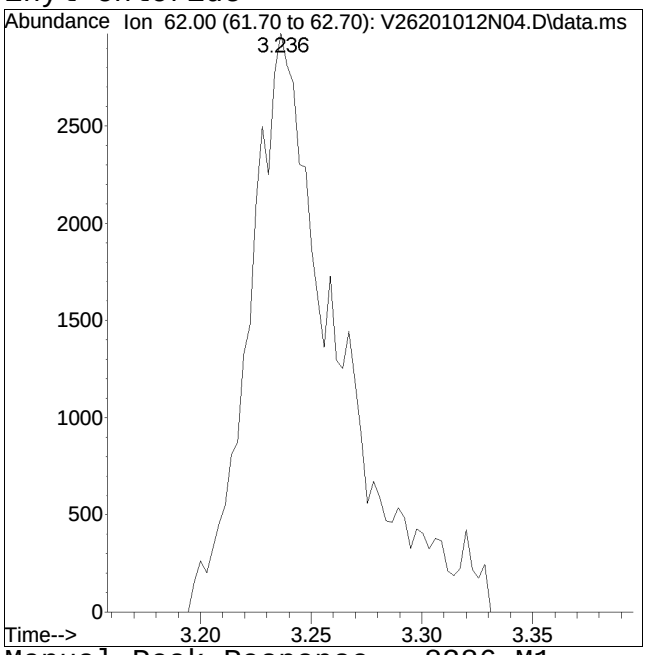

Original Peak Response = 8071 Manual Peak Response = 8286 M1

M1 = Split or tailing peak, auto integration stopped early resulting in false low area count.

Manual Integration Report

Data Path : I:\VOLATILES\VOA126\2020\2QMethod : V126_201012N_8260Suff.m
Data File : V26201012N04.D Operator : VOA126:JC
Date Inj'd : 10/12/2020 11:21 pm Instrument : VOA126
Sample : I8260STD1.0PPB Quant Date : 10/13/2020 11:32 am

Compound #9: Ethyl ether

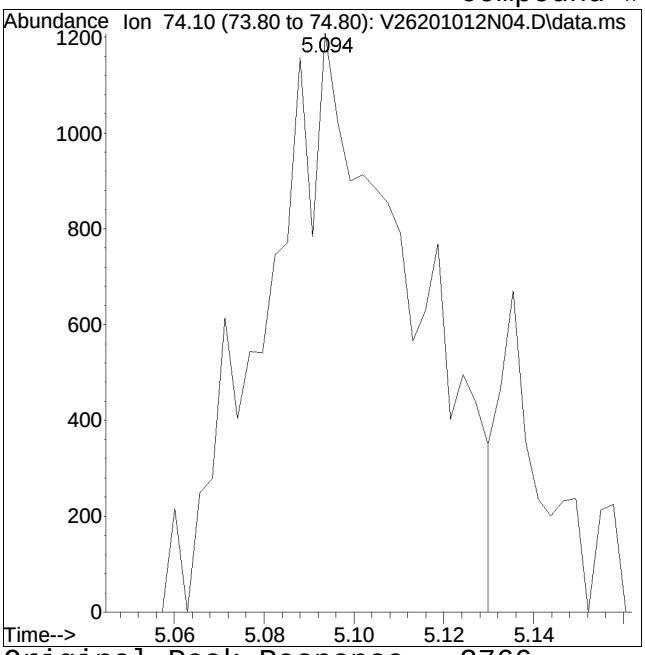

Original Peak Response = 2766

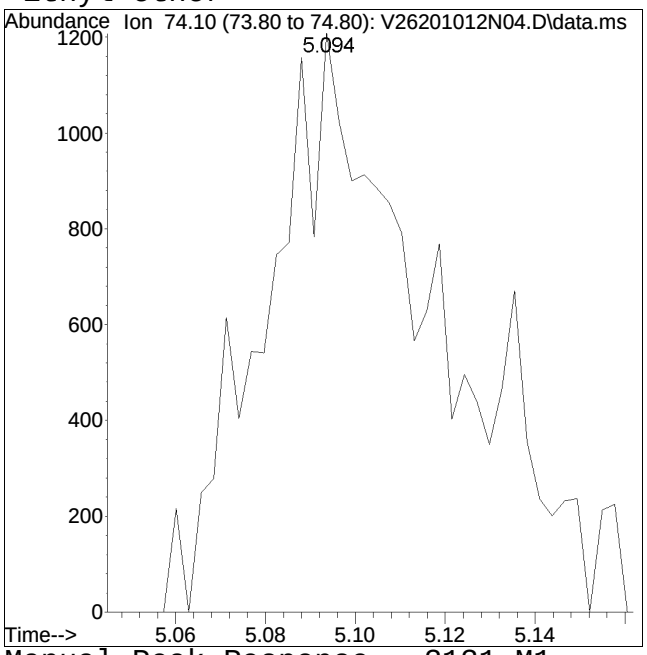

Manual Peak Response = 3131 M1

M1 = Split or tailing peak, auto integration stopped early resulting in false low area count.

Manual Integration Report

Data Path : I:\VOLATILES\VOA126\2020\2QMethod : V126_201012N_8260Suff.m
Data File : V26201012N04.D Operator : VOA126:JC
Date Inj'd : 10/12/2020 11:21 pm Instrument : VOA126
Sample : I8260STD1.0PPB Quant Date : 10/13/2020 11:32 am

Compound #11: 1,1-Dichloroethene

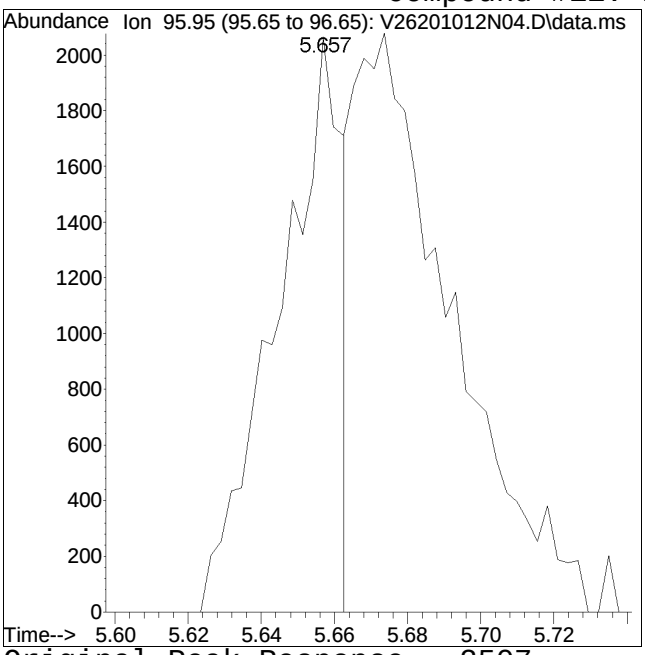

Original Peak Response = 2507

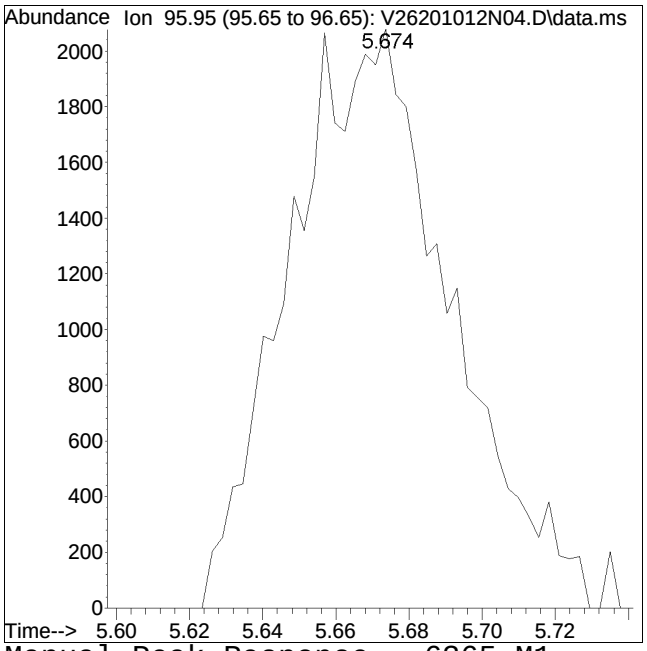

Manual Peak Response = 6365 M1

M1 = Split or tailing peak, auto integration stopped early resulting in false low area count.

Manual Integration Report

Data Path : I:\VOLATILES\VOA126\2020\2Q
Data File : V26201012N04.D
Date Inj'd : 10/12/2020 11:21 pm
Sample : I8260STD1.0PPB

Method : V126_201012N_8260Suff.m
Operator : VOA126:JC
Instrument : VOA126
Quant Date : 10/13/2020 11:32 am

Compound #13: Freon-113

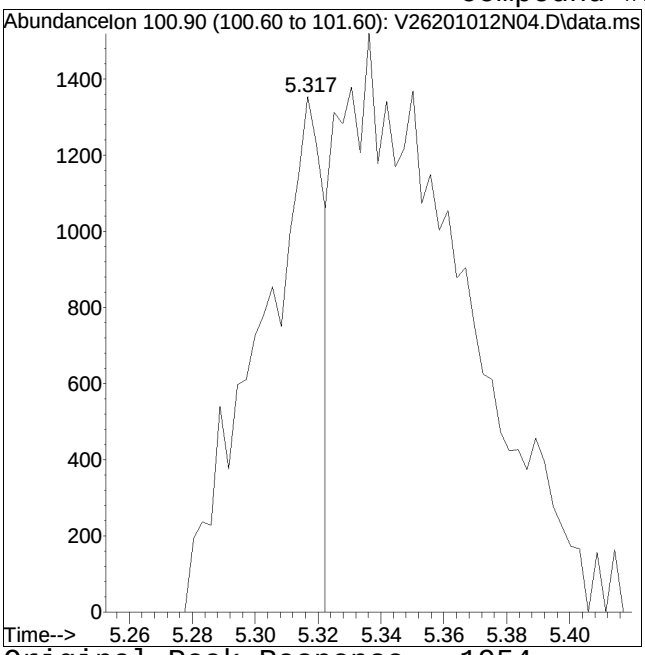

Original Peak Response = 1954

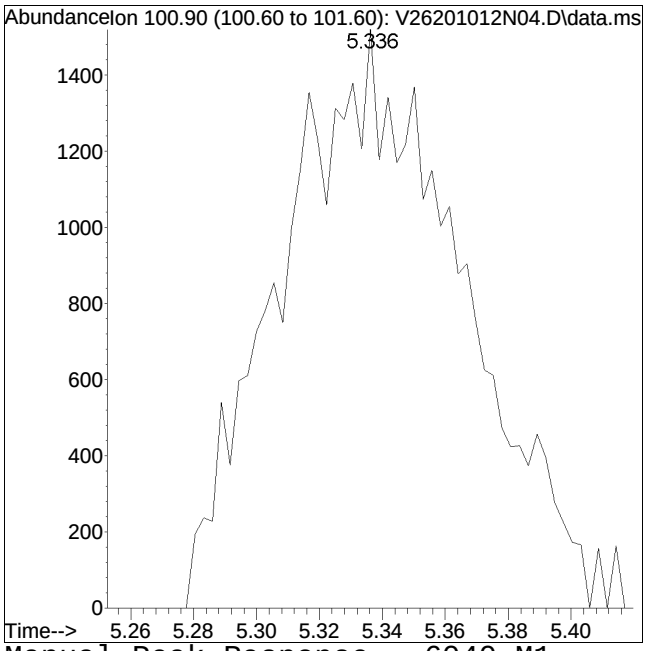

Manual Peak Response = 6040 M1

M1 = Split or tailing peak, auto integration stopped early resulting in false low area count.

Manual Integration Report

Data Path : I:\VOLATILES\VOA126\2020\2Q
Data File : V26201012N04.D
Date Inj'd : 10/12/2020 11:21 pm
Sample : I8260STD1.0PPB

Method : V126_201012N_8260Suff.m
Operator : VOA126:JC
Instrument : VOA126
Quant Date : 10/13/2020 11:32 am

Compound #14: Iodomethane

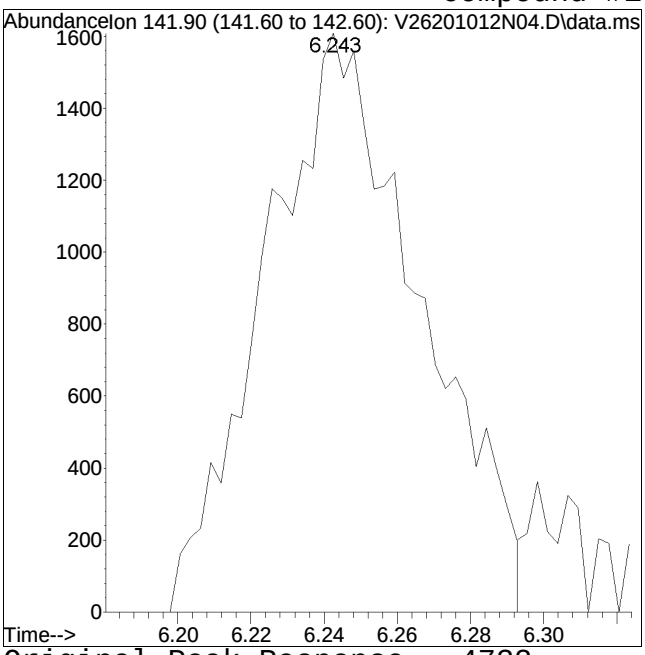

Original Peak Response = 4732

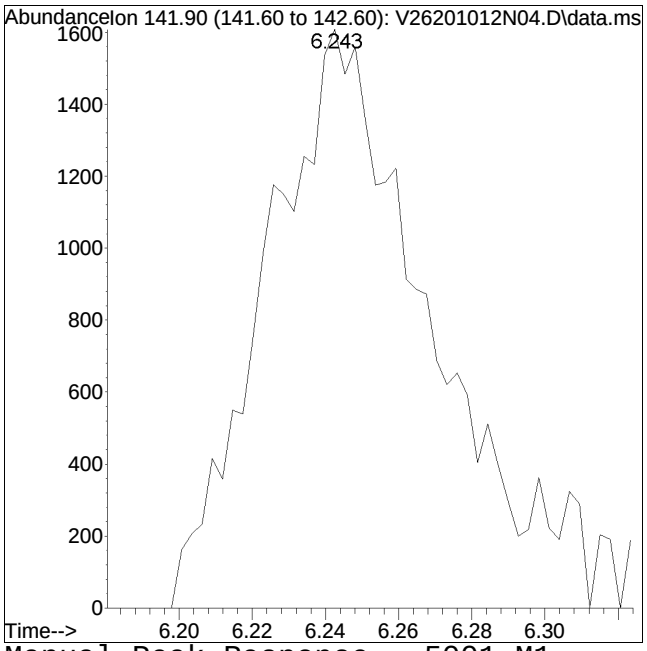

Manual Peak Response = 5001 M1

M1 = Split or tailing peak, auto integration stopped early resulting in false low area count.

Manual Integration Report

Data Path : I:\VOLATILES\VOA126\2020\2QMethod : V126_201012N_8260Suff.m
Data File : V26201012N04.D Operator : VOA126:JC
Date Inj'd : 10/12/2020 11:21 pm Instrument : VOA126
Sample : I8260STD1.0PPB Quant Date : 10/13/2020 11:32 am

Compound #15: Acrolein

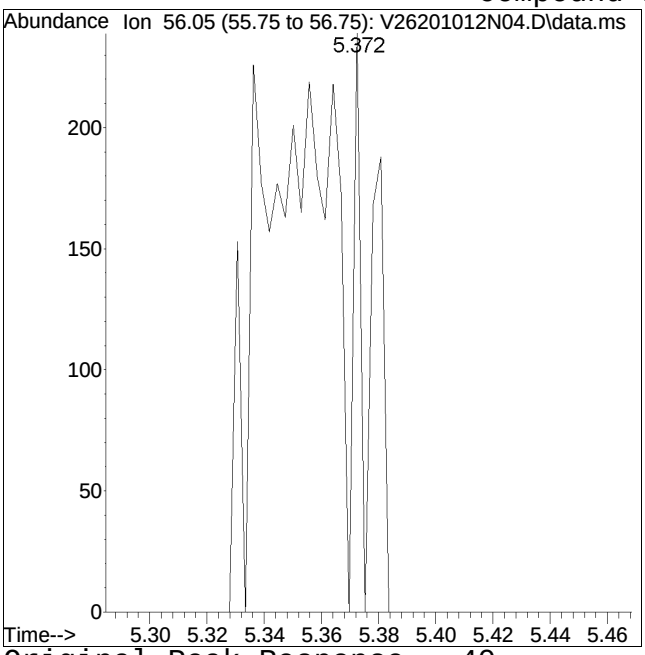

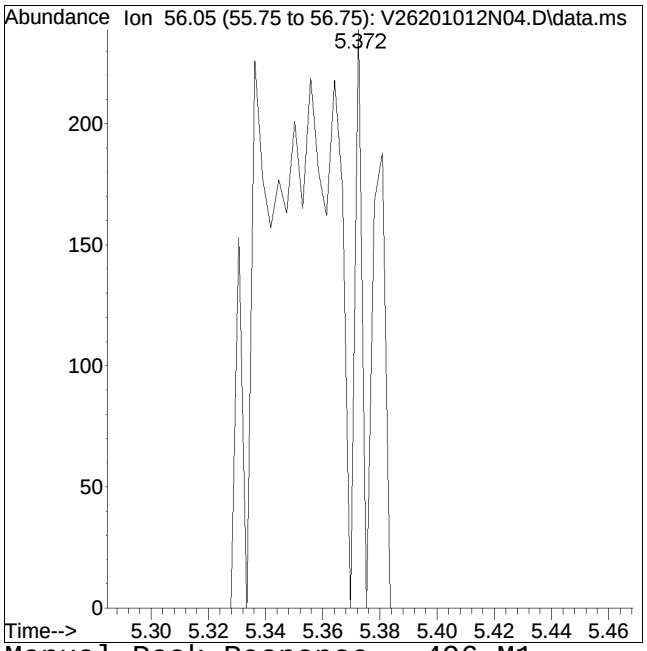

Original Peak Response = 40 Manual Peak Response = 496 M1
M1 = Split or tailing peak, auto integration stopped early resulting in false low area count.

Manual Integration Report

Data Path : I:\VOLATILES\VOA126\2020\2QMethod : V126_201012N_8260Suff.m
Data File : V26201012N04.D Operator : VOA126:JC
Date Inj'd : 10/12/2020 11:21 pm Instrument : VOA126
Sample : I8260STD1.0PPB Quant Date : 10/13/2020 11:32 am

Compound #16: Allyl chloride

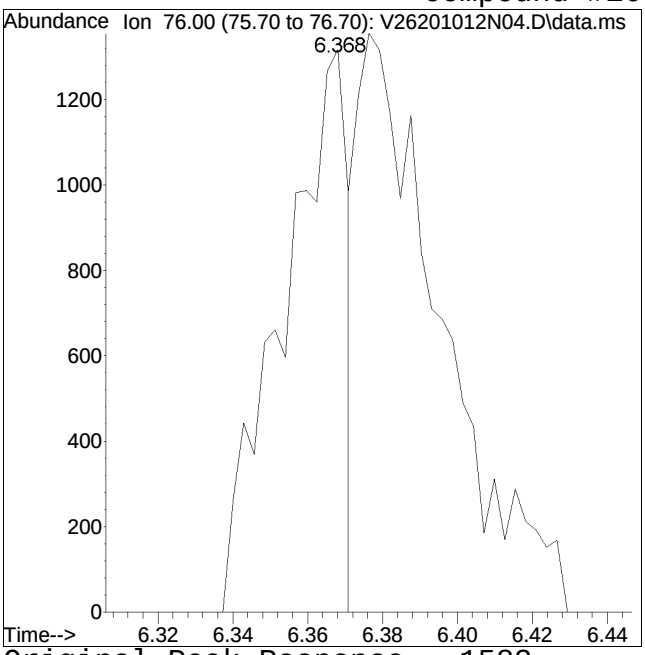

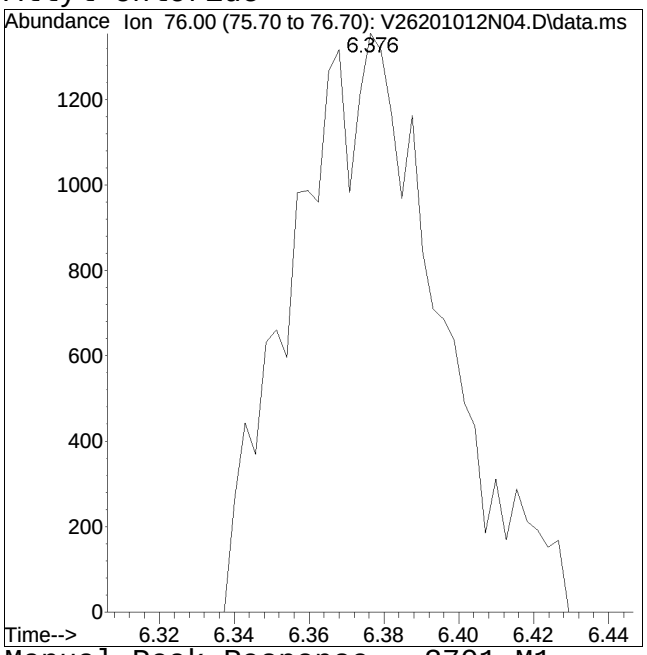

Original Peak Response = 1583 Manual Peak Response = 3701 M1
M1 = Split or tailing peak, auto integration stopped early resulting in false low area count.

Manual Integration Report

Data Path : I:\VOLATILES\VOA126\2020\2QMethod : V126_201012N_8260Suff.m
Data File : V26201012N04.D Operator : VOA126:JC
Date Inj'd : 10/12/2020 11:21 pm Instrument : VOA126
Sample : I8260STD1.0PPB Quant Date : 10/13/2020 11:32 am

Compound #19: Acetone

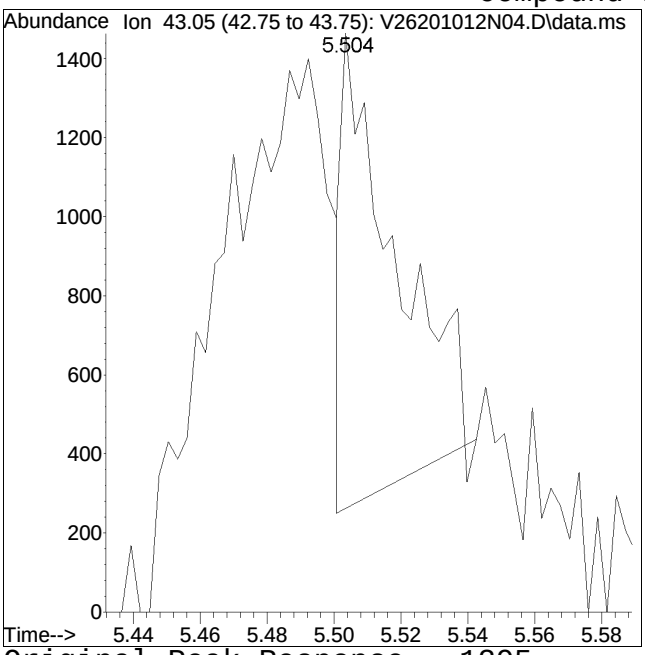

Original Peak Response = 1295

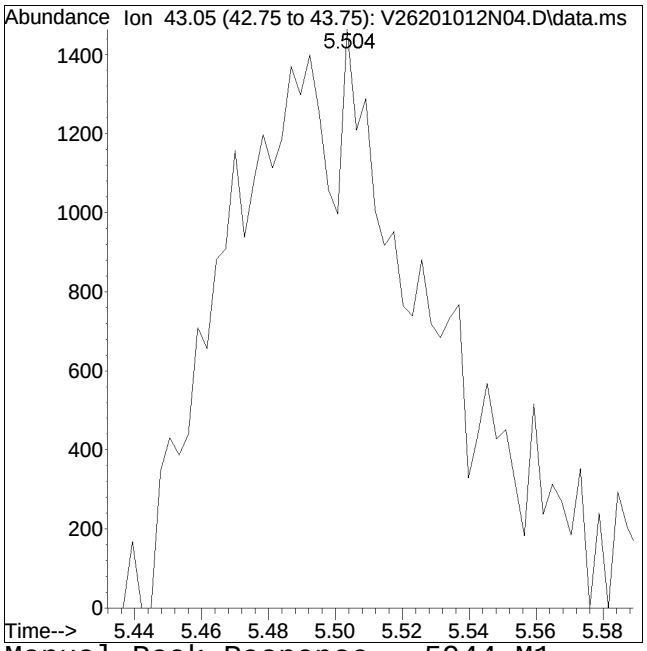

Manual Peak Response = 5944 M1

M1 = Split or tailing peak, auto integration stopped early resulting in false low area count.

Manual Integration Report

Data Path : I:\VOLATILES\VOA126\2020\2Q
Data File : V26201012N04.D
Date Inj'd : 10/12/2020 11:21 pm
Sample : I8260STD1.0PPB

Method : V126_201012N_8260Suff.m
Operator : VOA126:JC
Instrument : VOA126
Quant Date : 10/13/2020 11:32 am

Compound #21: Methyl acetate

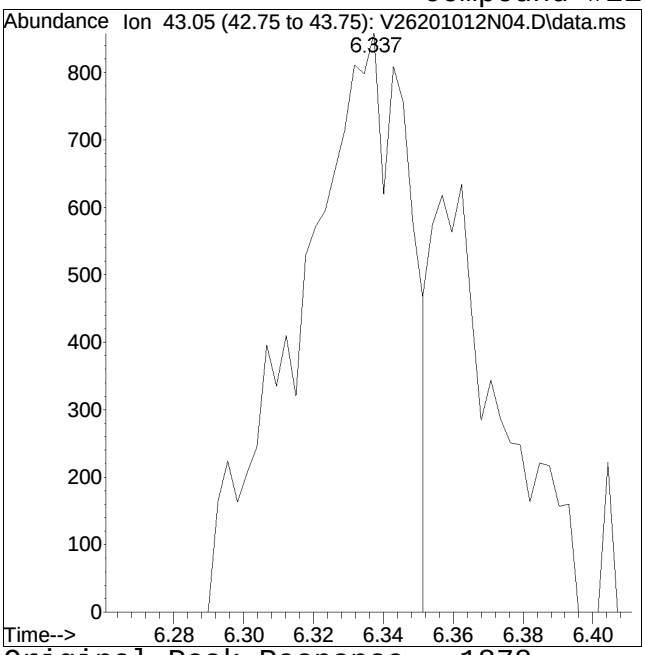

Original Peak Response = 1878

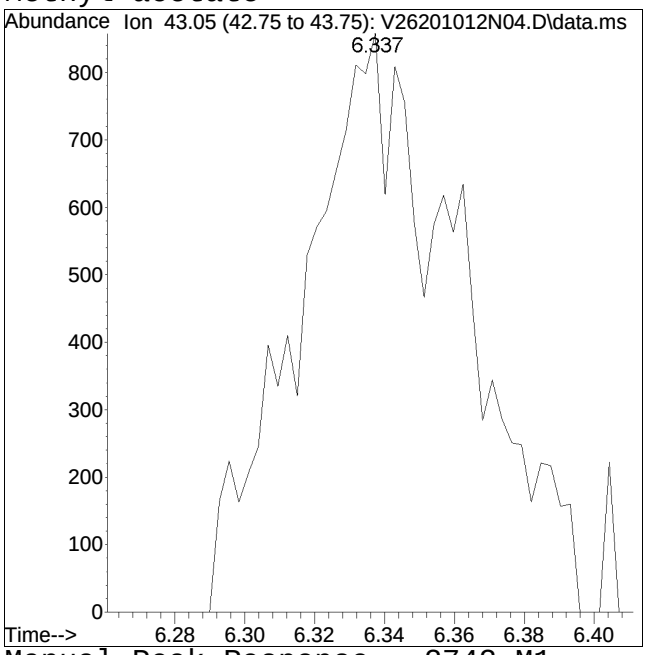

Manual Peak Response = 2742 M1

M1 = Split or tailing peak, auto integration stopped early resulting in false low area count.

Manual Integration Report

Data Path : I:\VOLATILES\VOA126\2020\2Q
Data File : V26201012N04.D
Date Inj'd : 10/12/2020 11:21 pm
Sample : I8260STD1.0PPB

Method : V126_201012N_8260Suff.m
Operator : VOA126:JC
Instrument : VOA126
Quant Date : 10/13/2020 11:32 am

Compound #23: Methyl tert-butyl ether

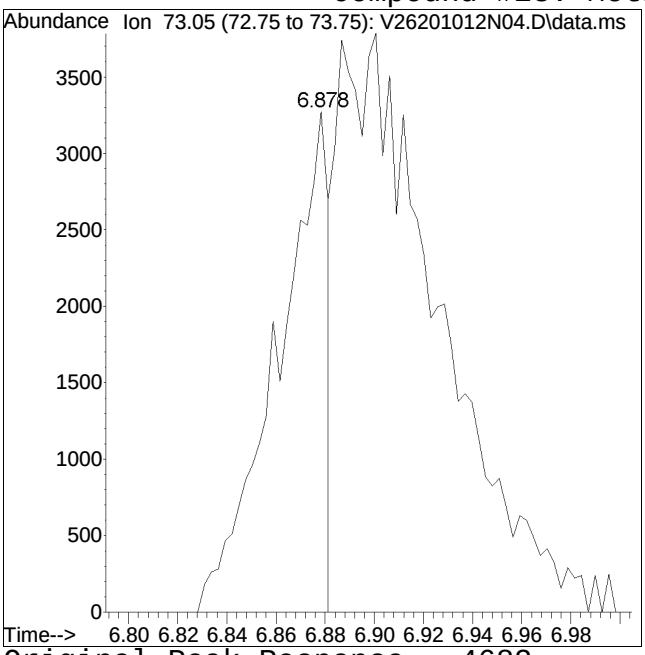

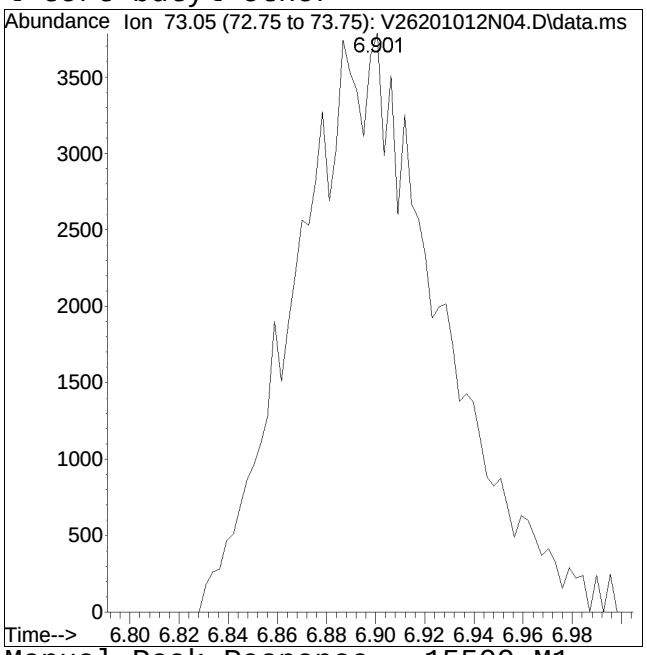

Original Peak Response = 4682 Manual Peak Response = 15500 M1

M1 = Split or tailing peak, auto integration stopped early resulting in false low area count.

Manual Integration Report

Data Path : I:\VOLATILES\VOA126\2020\2Q
Data File : V26201012N04.D
Date Inj'd : 10/12/2020 11:21 pm
Sample : I8260STD1.0PPB

Method : V126_201012N_8260Suff.m
Operator : VOA126:JC
Instrument : VOA126
Quant Date : 10/13/2020 11:32 am

Compound #24: tert-Butyl alcohol

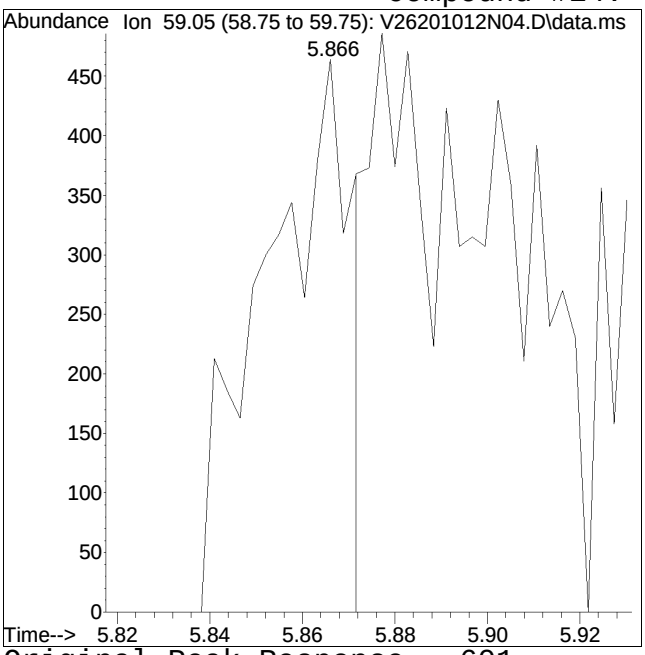

Original Peak Response = 601

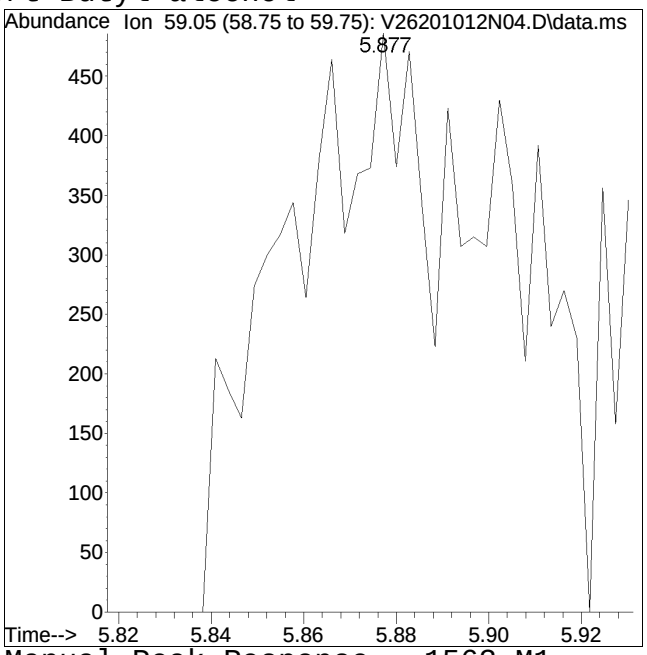

Manual Peak Response = 1563 M1

M1 = Split or tailing peak, auto integration stopped early resulting in false low area count.

Manual Integration Report

Data Path : I:\VOLATILES\VOA126\2020\2QMethod : V126_201012N_8260Suff.m
Data File : V26201012N04.D Operator : VOA126:JC
Date Inj'd : 10/12/2020 11:21 pm Instrument : VOA126
Sample : I8260STD1.0PPB Quant Date : 10/13/2020 11:32 am

Compound #27: Halothane

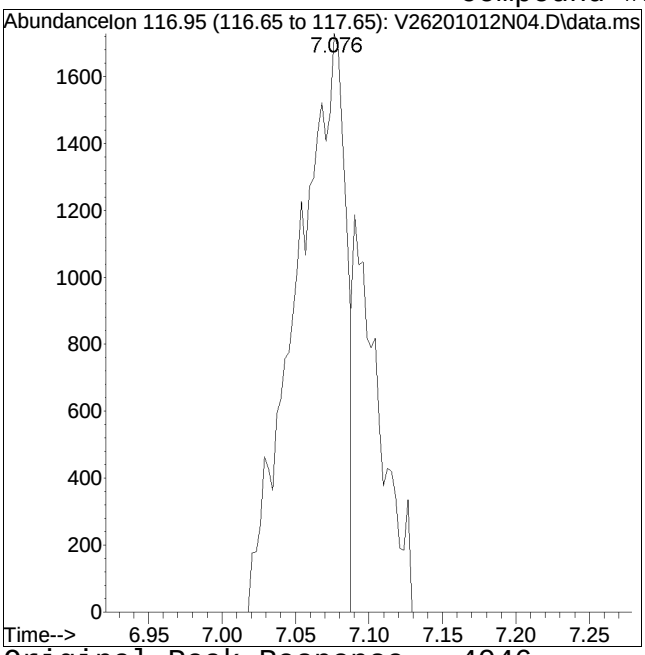

Original Peak Response = 4046

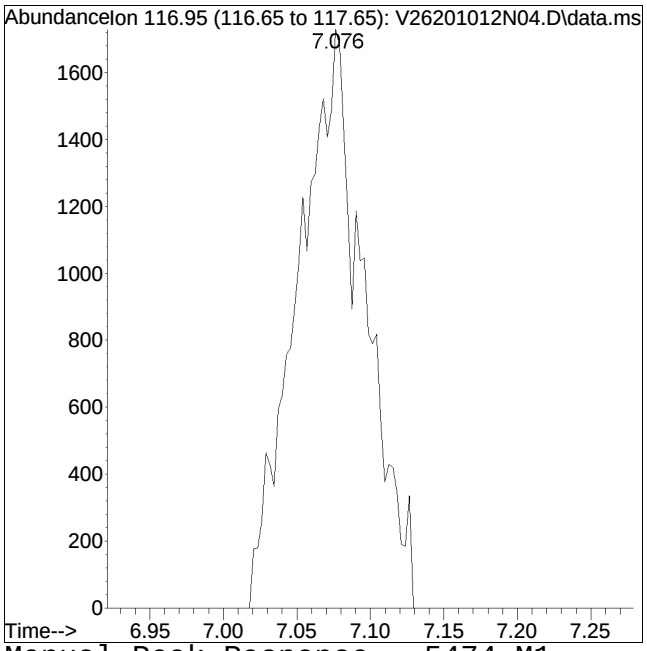

Manual Peak Response = 5474 M1

M1 = Split or tailing peak, auto integration stopped early resulting in false low area count.

Manual Integration Report

Data Path : I:\VOLATILES\VOA126\2020\2QMethod : V126_201012N_8260Suff.m
Data File : V26201012N04.D Operator : VOA126:JC
Date Inj'd : 10/12/2020 11:21 pm Instrument : VOA126
Sample : I8260STD1.0PPB Quant Date : 10/13/2020 11:32 am

Compound #28: Acrylonitrile

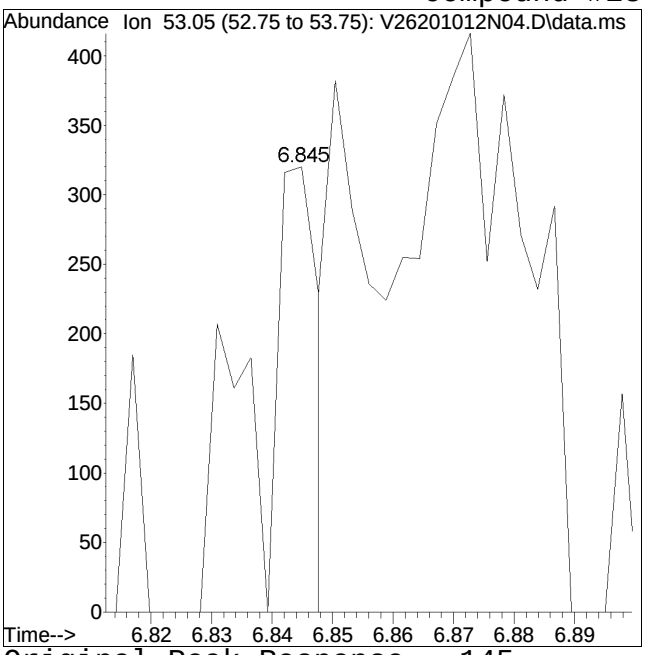

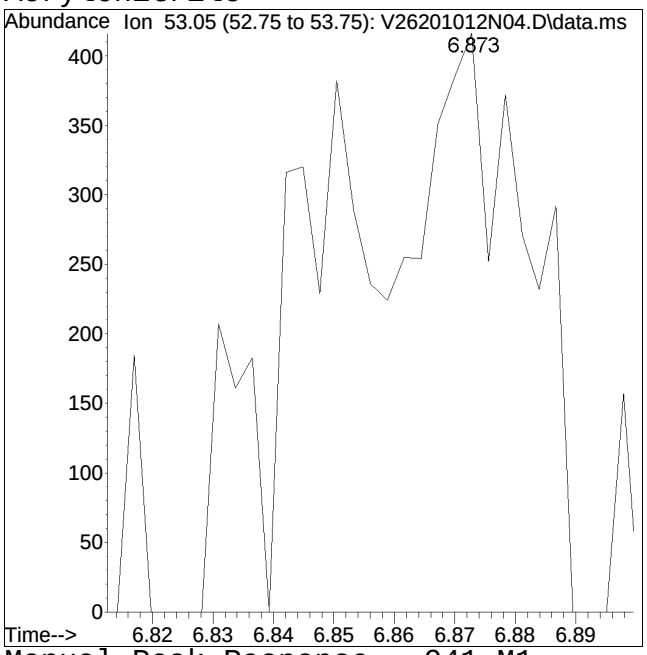

Original Peak Response = 145 Manual Peak Response = 941 M1
M1 = Split or tailing peak, auto integration stopped early resulting in false low area count.

Manual Integration Report

Data Path : I:\VOLATILES\VOA126\2020\2Q
Data File : V26201012N04.D
Date Inj'd : 10/12/2020 11:21 pm
Sample : I8260STD1.0PPB

Method : V126_201012N_8260Suff.m
Operator : VOA126:JC
Instrument : VOA126
Quant Date : 10/13/2020 11:32 am

Compound #29: Ethyl tert-butyl ether

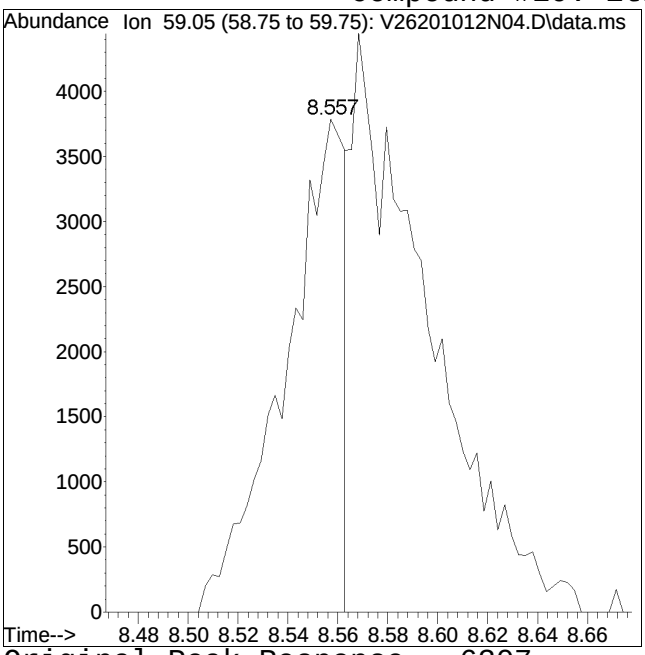

Original Peak Response = 6307

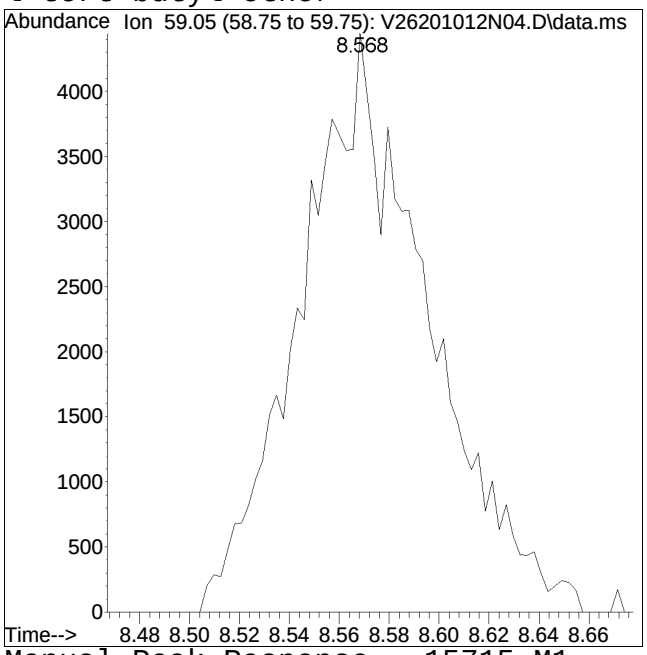

Manual Peak Response = 15715 M1

M1 = Split or tailing peak, auto integration stopped early resulting in false low area count.

Manual Integration Report

Data Path : I:\VOLATILES\VOA126\2020\2Q
Data File : V26201012N04.D
Date Inj'd : 10/12/2020 11:21 pm
Sample : I8260STD1.0PPB

Method : V126_201012N_8260Suff.m
Operator : VOA126:JC
Instrument : VOA126
Quant Date : 10/13/2020 11:32 am

Compound #30: Vinyl acetate

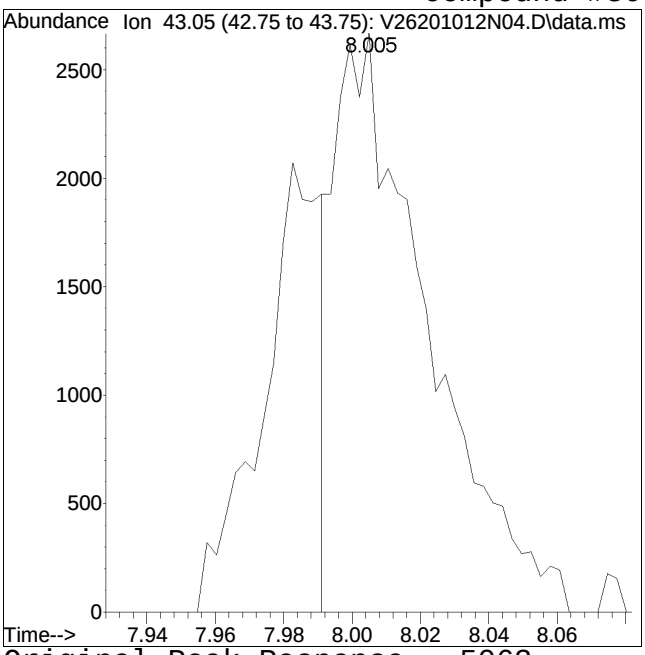

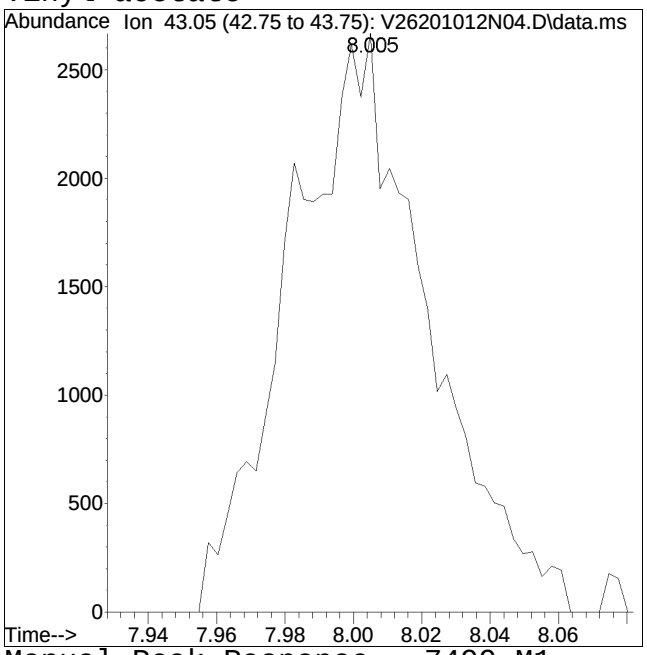

Original Peak Response = 5063 Manual Peak Response = 7499 M1

M1 = Split or tailing peak, auto integration stopped early resulting in false low area count.

Manual Integration Report

Data Path : I:\VOLATILES\VOA126\2020\2Q
Data File : V26201012N04.D
Date Inj'd : 10/12/2020 11:21 pm
Sample : I8260STD1.0PPB

Method : V126_201012N_8260Suff.m
Operator : VOA126:JC
Instrument : VOA126
Quant Date : 10/13/2020 11:32 am

Compound #32: 2,2-Dichloropropane

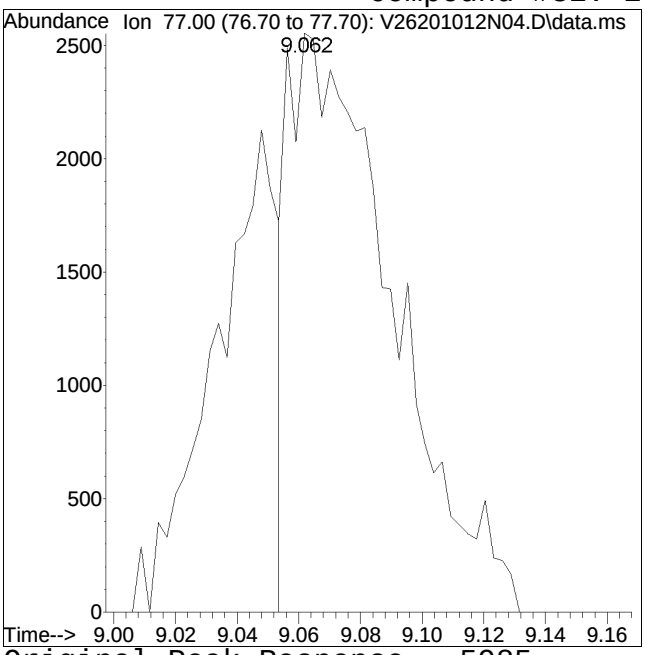

Original Peak Response = 5985

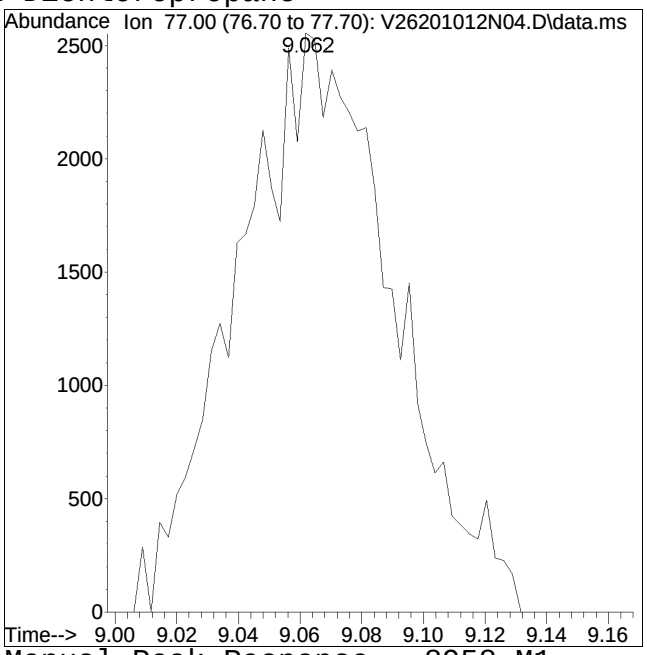

Manual Peak Response = 8958 M1

M1 = Split or tailing peak, auto integration stopped early resulting in false low area count.

Manual Integration Report

Data Path : I:\VOLATILES\VOA126\2020\2Q
Data File : V26201012N04.D
Date Inj'd : 10/12/2020 11:21 pm
Sample : I8260STD1.0PPB

Method : V126_201012N_8260Suff.m
Operator : VOA126:JC
Instrument : VOA126
Quant Date : 10/13/2020 11:32 am

Compound #34: Cyclohexane

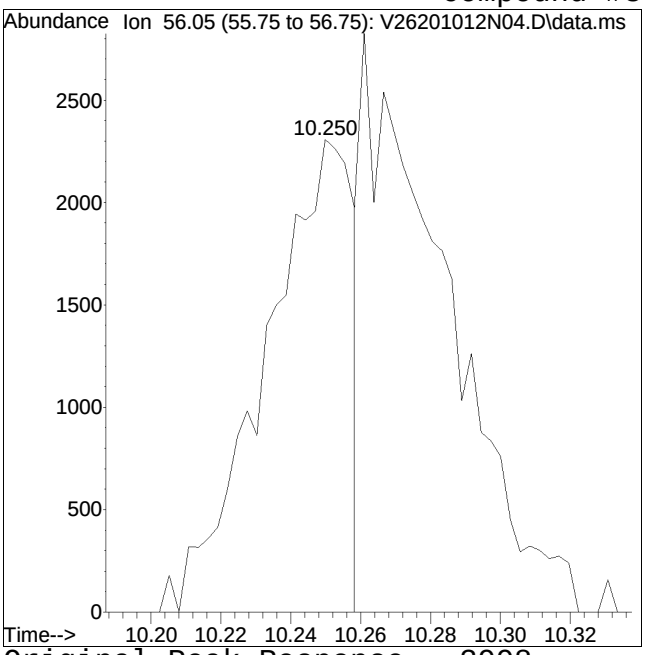

Original Peak Response = 3998

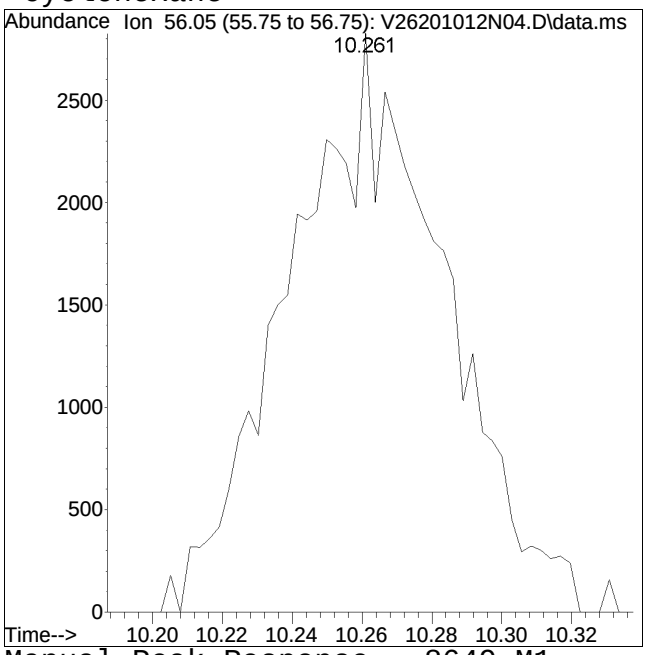

Manual Peak Response = 8649 M1

M1 = Split or tailing peak, auto integration stopped early resulting in false low area count.

Manual Integration Report

Data Path : I:\VOLATILES\VOA126\2020\2QMethod : V126_201012N_8260Suff.m
Data File : V26201012N04.D Operator : VOA126:JC
Date Inj'd : 10/12/2020 11:21 pm Instrument : VOA126
Sample : I8260STD1.0PPB Quant Date : 10/13/2020 11:32 am

Compound #38: Tetrahydrofuran

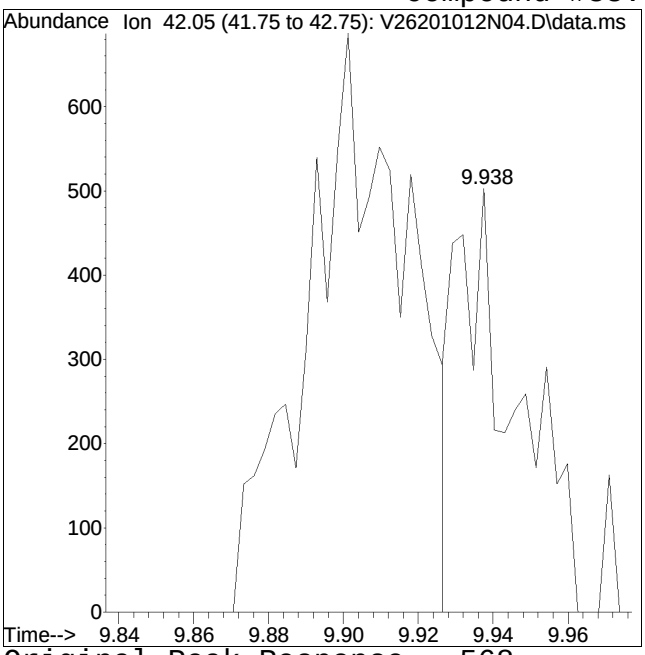

Original Peak Response = 568

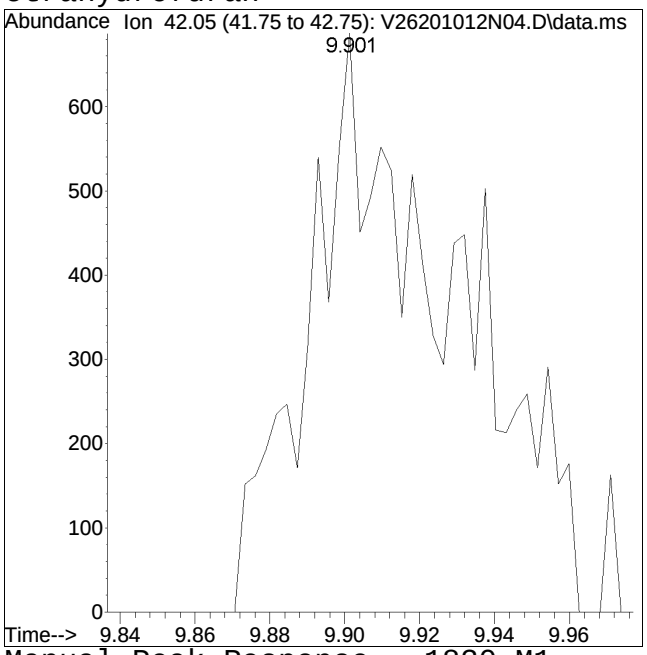

Manual Peak Response = 1830 M1

M1 = Split or tailing peak, auto integration stopped early resulting in false low area count.

Manual Integration Report

Data Path : I:\VOLATILES\VOA126\2020\2QMethod : V126_201012N_8260Suff.m
Data File : V26201012N04.D Operator : VOA126:JC
Date Inj'd : 10/12/2020 11:21 pm Instrument : VOA126
Sample : I8260STD1.0PPB Quant Date : 10/13/2020 11:32 am

Compound #42: 2-Butanone

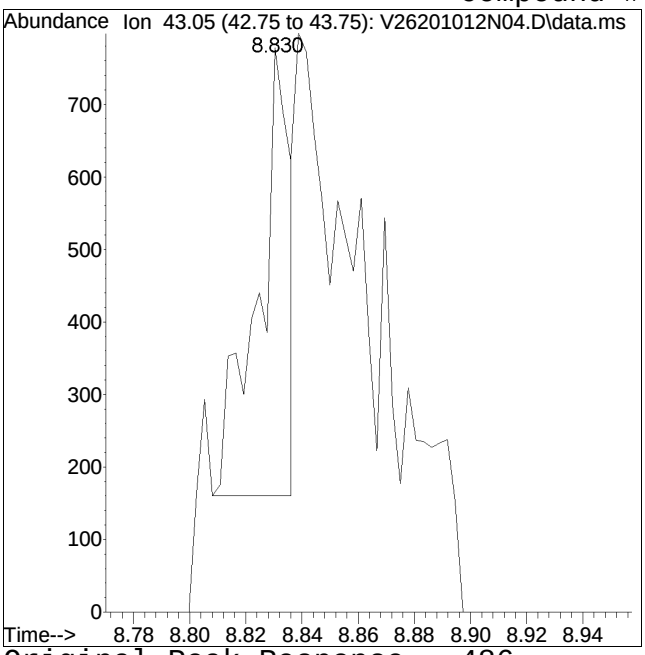

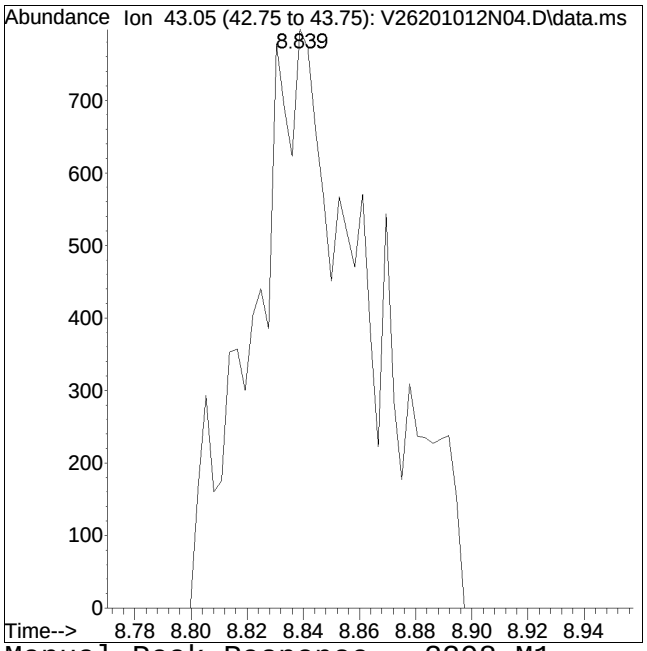

Original Peak Response = 486 Manual Peak Response = 2298 M1

M1 = Split or tailing peak, auto integration stopped early resulting in false low area count.

Manual Integration Report

Data Path : I:\VOLATILES\VOA126\2020\2QMethod : V126_201012N_8260Suff.m
Data File : V26201012N04.D Operator : VOA126:JC
Date Inj'd : 10/12/2020 11:21 pm Instrument : VOA126
Sample : I8260STD1.0PPB Quant Date : 10/13/2020 11:32 am

Compound #46: tert-Amyl methyl ether

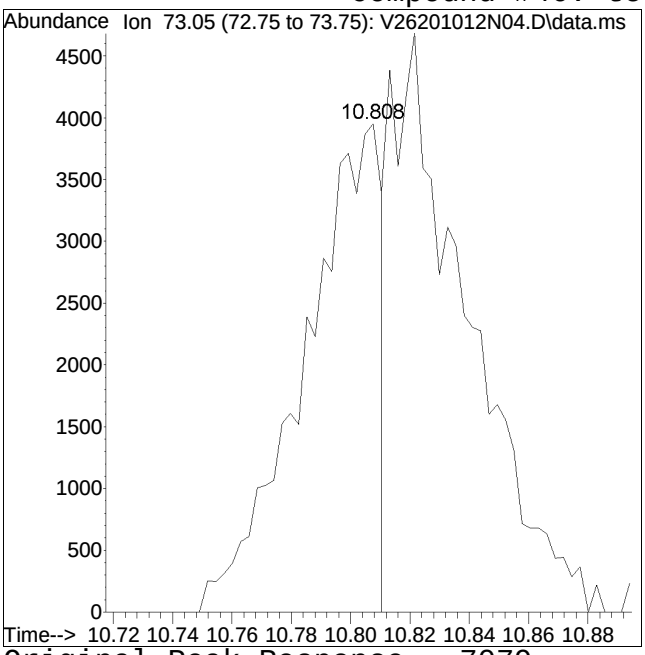

Original Peak Response = 7079

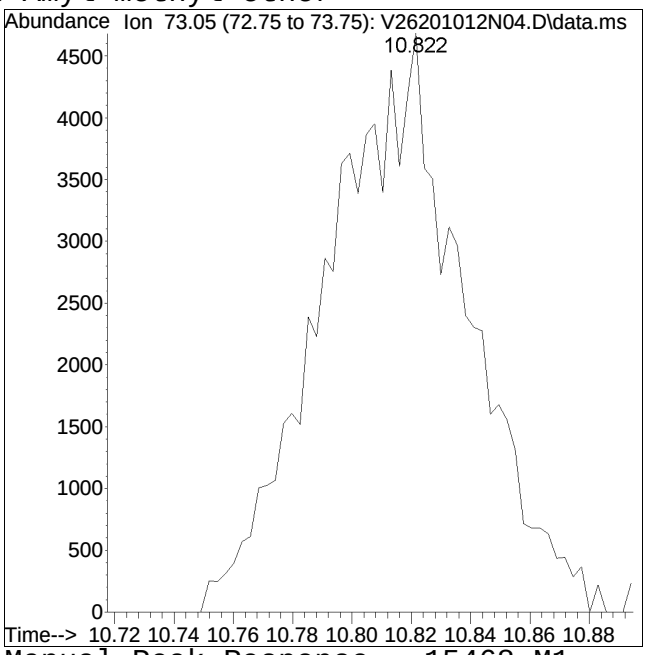

Manual Peak Response = 15468 M1

M1 = Split or tailing peak, auto integration stopped early resulting in false low area count.

Manual Integration Report

Data Path : I:\VOLATILES\VOA126\2020\2Q
Data File : V26201012N04.D
Date Inj'd : 10/12/2020 11:21 pm
Sample : I8260STD1.0PPB

Method : V126_201012N_8260Suff.m
Operator : VOA126:JC
Instrument : VOA126
Quant Date : 10/13/2020 11:32 am

Compound #61: 1,4-Dioxane

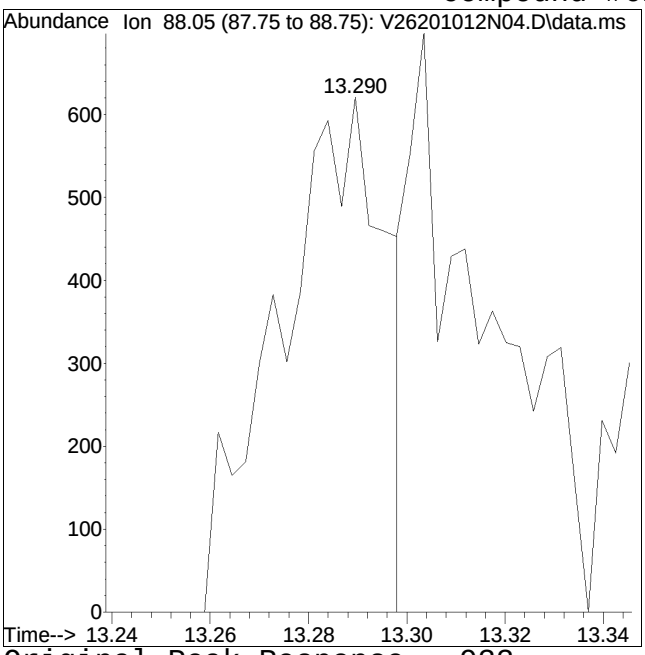

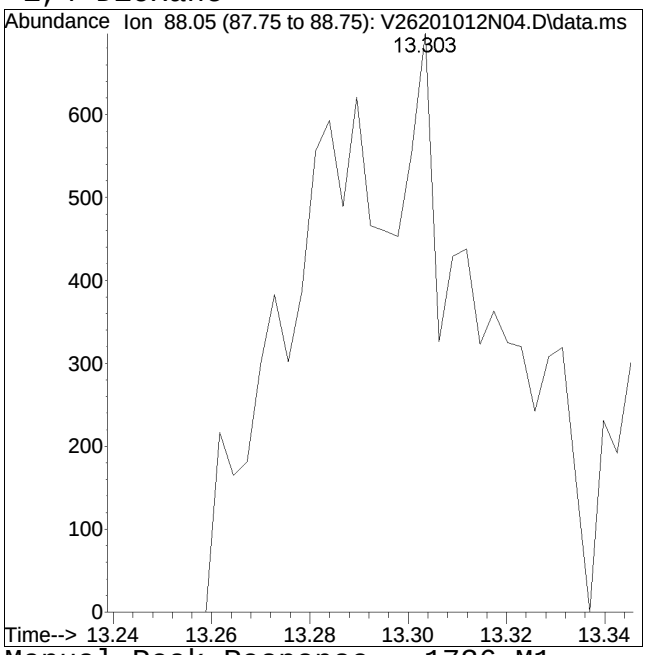

Original Peak Response = 933 Manual Peak Response = 1736 M1

M1 = Split or tailing peak, auto integration stopped early resulting in false low area count.

Manual Integration Report

Data Path : I:\VOLATILES\VOA126\2020\2Q
Data File : V26201012N04.D
Date Inj'd : 10/12/2020 11:21 pm
Sample : I8260STD1.0PPB

Method : V126_201012N_8260Suff.m
Operator : VOA126:JC
Instrument : VOA126
Quant Date : 10/13/2020 11:32 am

Compound #64: Octane

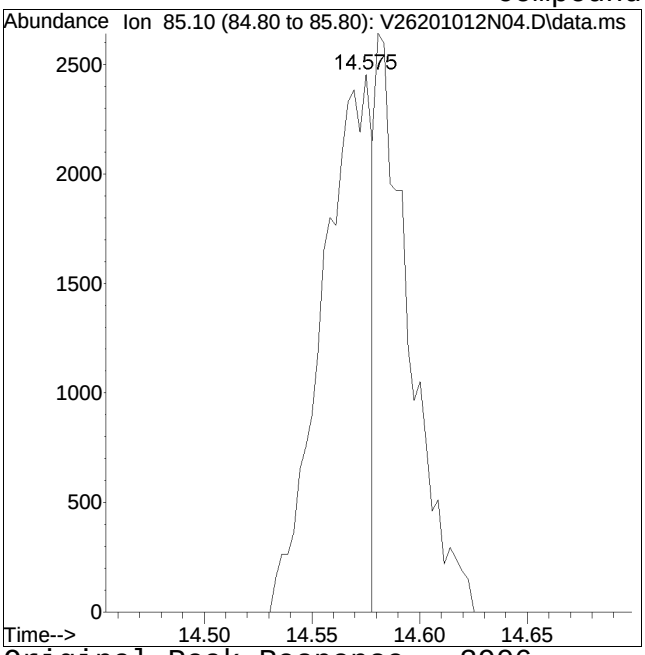

Original Peak Response = 3906

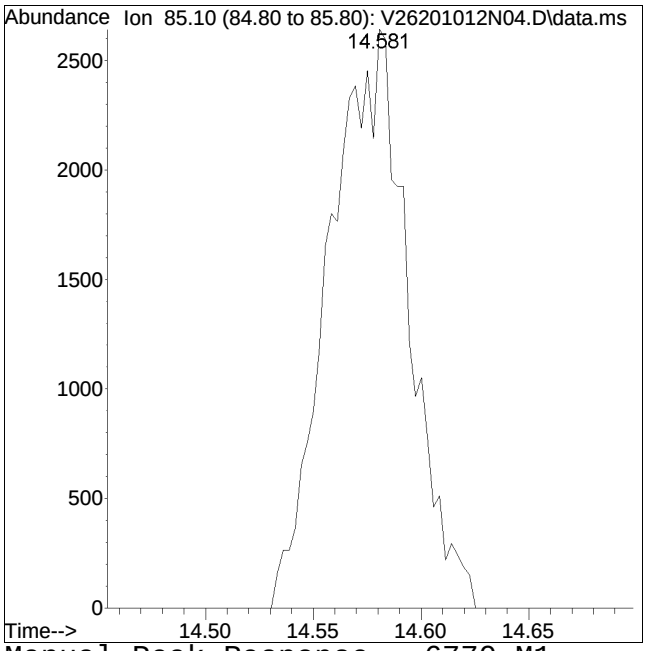

Manual Peak Response = 6770 M1

M1 = Split or tailing peak, auto integration stopped early resulting in false low area count.

Manual Integration Report

Data Path : I:\VOLATILES\VOA126\2020\2Q
Data File : V26201012N04.D
Date Inj'd : 10/12/2020 11:21 pm
Sample : I8260STD1.0PPB

Method : V126_201012N_8260Suff.m
Operator : VOA126:JC
Instrument : VOA126
Quant Date : 10/13/2020 11:32 am

Compound #72: Methyl isothiocyanate

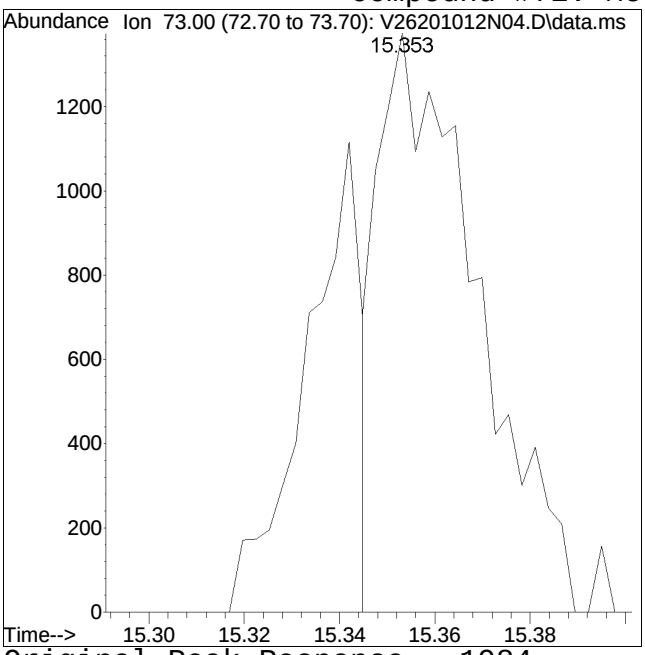

Original Peak Response = 1984

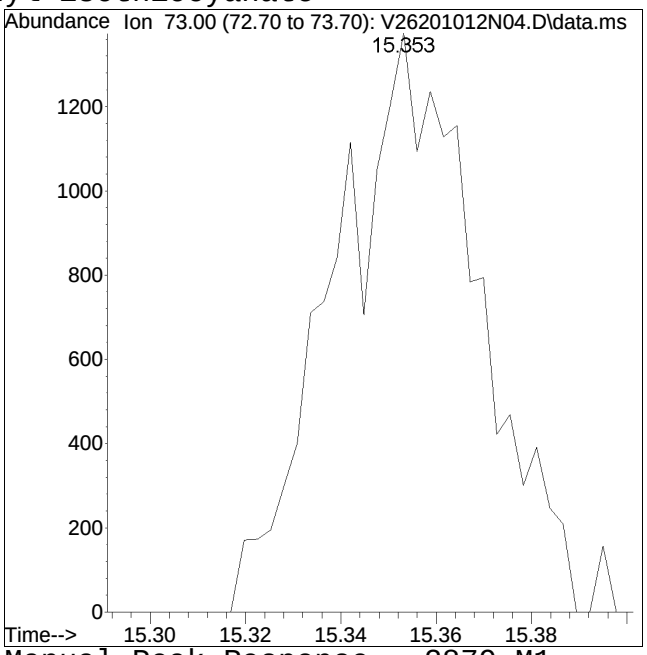

Manual Peak Response = 2879 M1

M1 = Split or tailing peak, auto integration stopped early resulting in false low area count.

Manual Integration Report

Data Path : I:\VOLATILES\VOA126\2020\2Q
Data File : V26201012N04.D
Date Inj'd : 10/12/2020 11:21 pm
Sample : I8260STD1.0PPB

Method : V126_201012N_8260Suff.m
Operator : VOA126:JC
Instrument : VOA126
Quant Date : 10/13/2020 11:32 am

Compound #74: Ethyl methacrylate

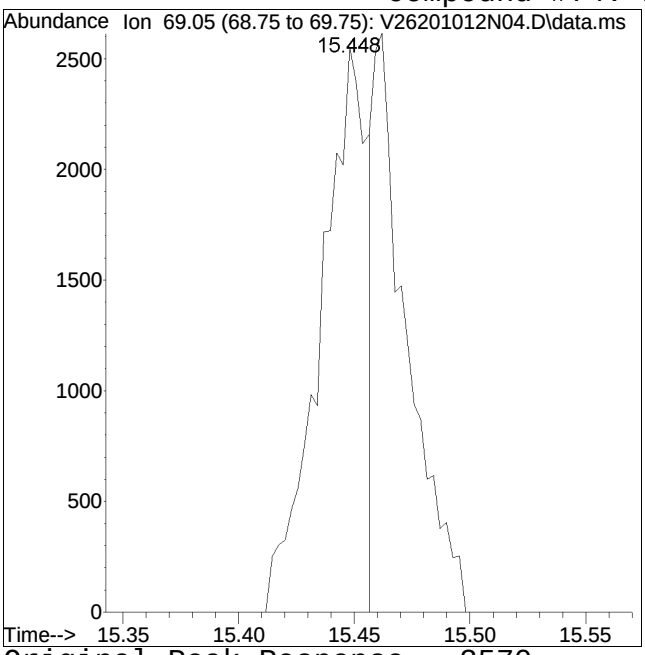

Original Peak Response = 3570

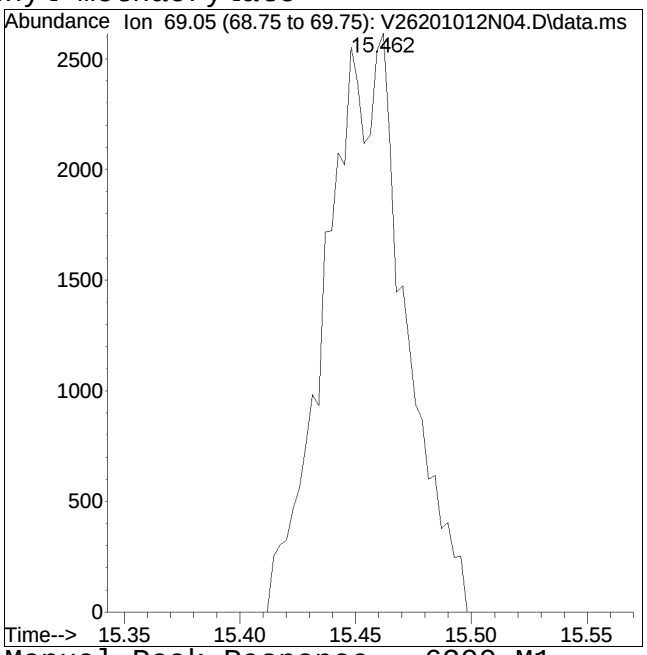

Manual Peak Response = 6200 M1

M1 = Split or tailing peak, auto integration stopped early resulting in false low area count.

Manual Integration Report

Data Path : I:\VOLATILES\VOA126\2020\2QMethod : V126_201012N_8260Suff.m
Data File : V26201012N04.D Operator : VOA126:JC
Date Inj'd : 10/12/2020 11:21 pm Instrument : VOA126
Sample : I8260STD1.0PPB Quant Date : 10/13/2020 11:32 am

Compound #75: 1,1,2-Trichloroethane

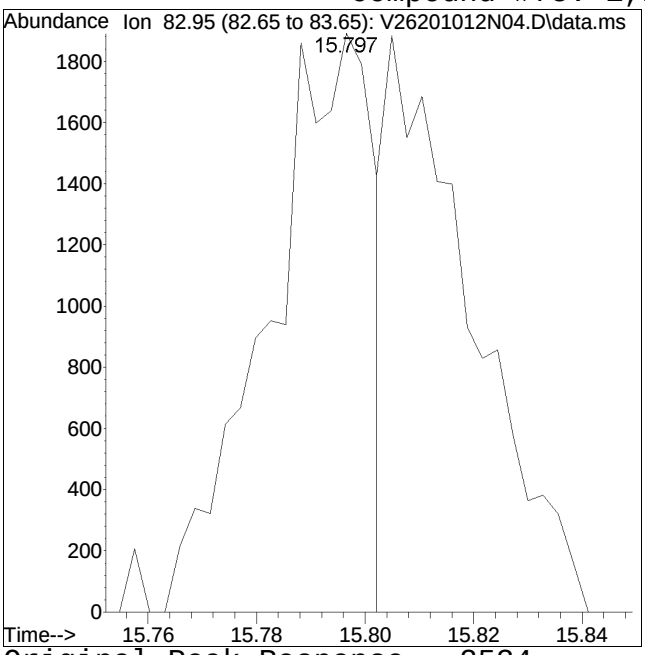

Original Peak Response = 2534

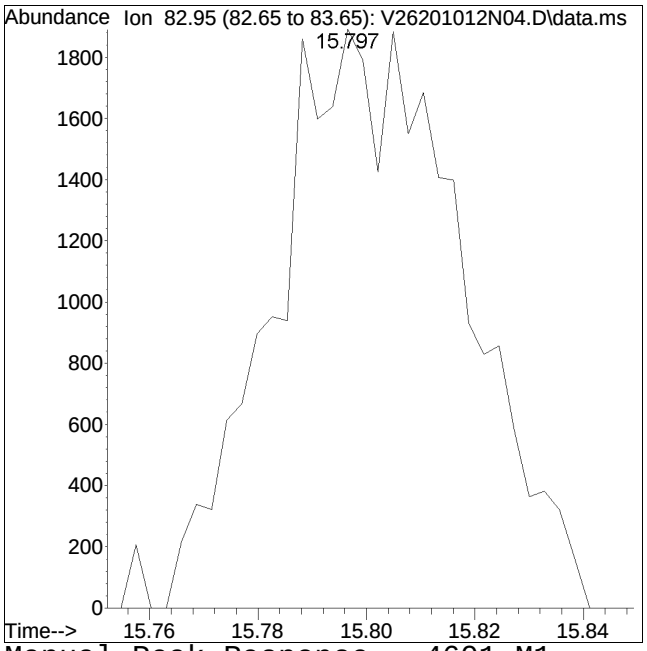

Manual Peak Response = 4601 M1

M1 = Split or tailing peak, auto integration stopped early resulting in false low area count.

Manual Integration Report

Data Path : I:\VOLATILES\VOA126\2020\2Q
Data File : V26201012N04.D
Date Inj'd : 10/12/2020 11:21 pm
Sample : I8260STD1.0PPB

Method : V126_201012N_8260Suff.m
Operator : VOA126:JC
Instrument : VOA126
Quant Date : 10/13/2020 11:32 am

Compound #96: 1,4-Dichlorobutane

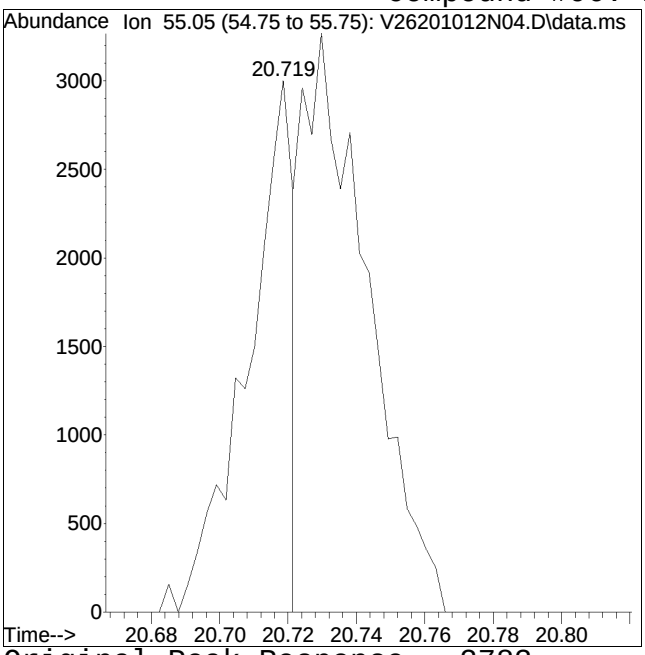

Original Peak Response = 2783

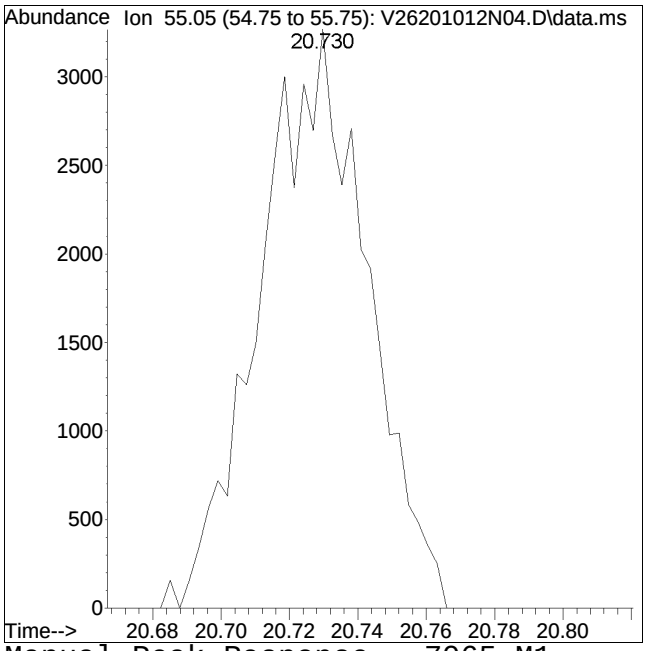

Manual Peak Response = 7065 M1

M1 = Split or tailing peak, auto integration stopped early resulting in false low area count.

Manual Integration Report

Data Path : I:\VOLATILES\VOA126\2020\2Q
Data File : V26201012N04.D
Date Inj'd : 10/12/2020 11:21 pm
Sample : I8260STD1.0PPB

Method : V126_201012N_8260Suff.m
Operator : VOA126:JC
Instrument : VOA126
Quant Date : 10/13/2020 11:32 am

Compound #97: 1,1,2,2-Tetrachloroethane

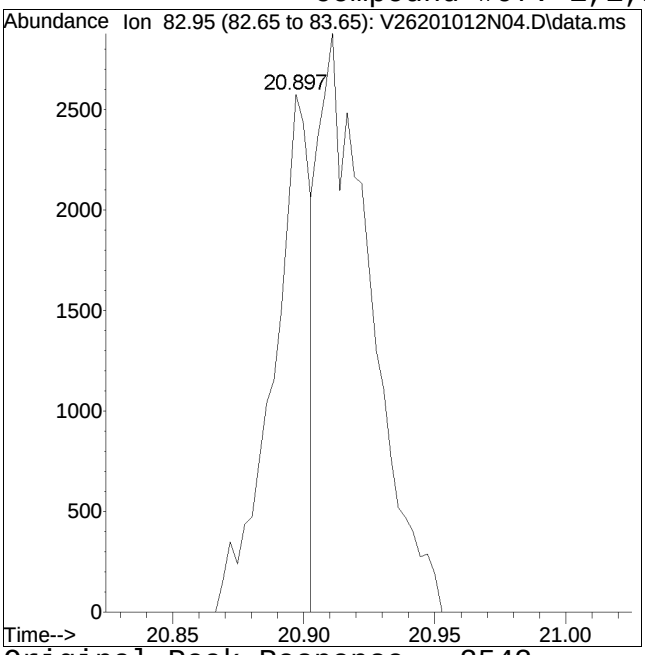

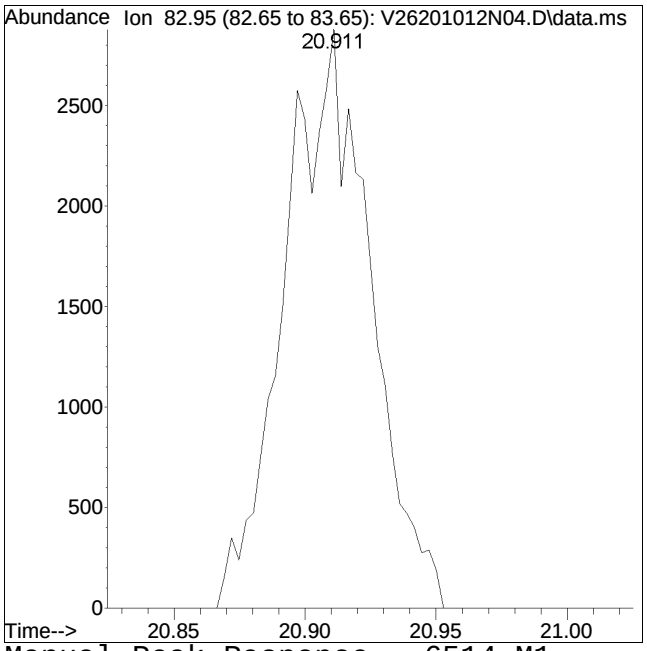

Original Peak Response = 2542 Manual Peak Response = 6514 M1

M1 = Split or tailing peak, auto integration stopped early resulting in false low area count.

Manual Integration Report

Data Path : I:\VOLATILES\VOA126\2020\2QMethod : V126_201012N_8260Suff.m
Data File : V26201012N04.D Operator : VOA126:JC
Date Inj'd : 10/12/2020 11:21 pm Instrument : VOA126
Sample : I8260STD1.0PPB Quant Date : 10/13/2020 11:32 am

Compound #102: trans-1,4-Dichloro-2-butene

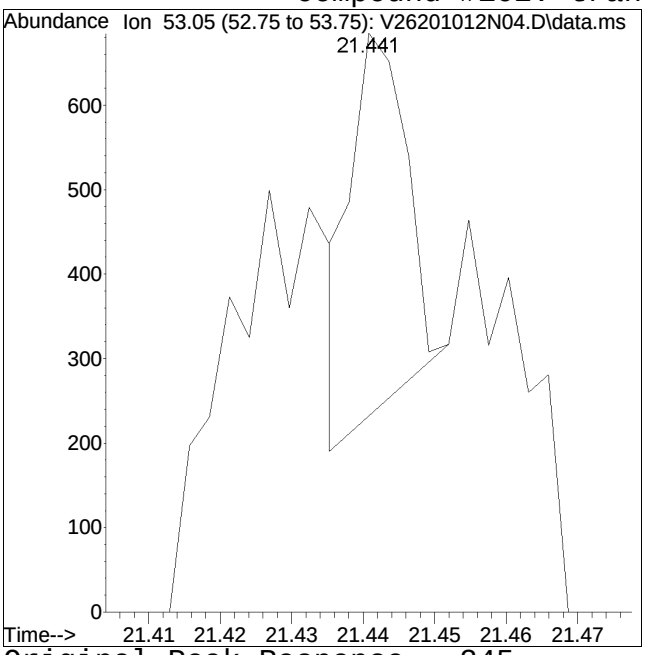

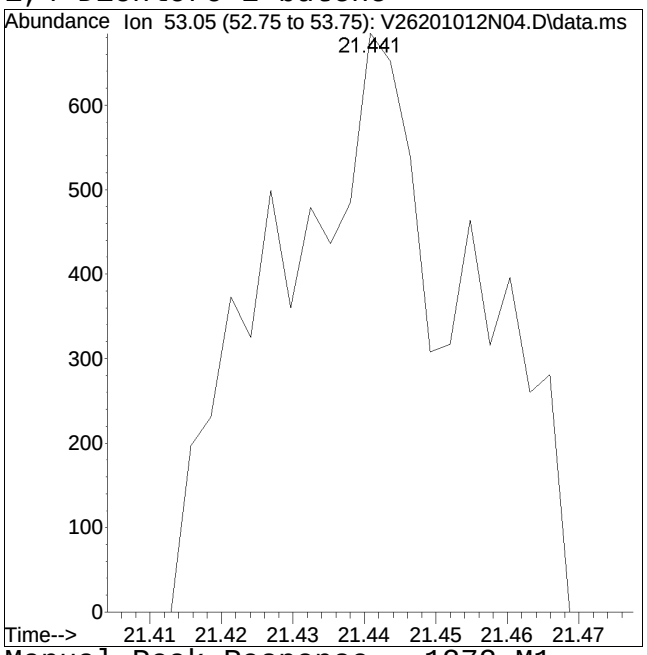

Original Peak Response = 245 Manual Peak Response = 1272 M1

M1 = Split or tailing peak, auto integration stopped early resulting in false low area count.

Manual Integration Report

Data Path : I:\VOLATILES\VOA126\2020\2Q
Data File : V26201012N04.D
Date Inj'd : 10/12/2020 11:21 pm
Sample : I8260STD1.0PPB

Method : V126_201012N_8260Suff.m
Operator : VOA126:JC
Instrument : VOA126
Quant Date : 10/13/2020 11:32 am

Compound #114: Undecane

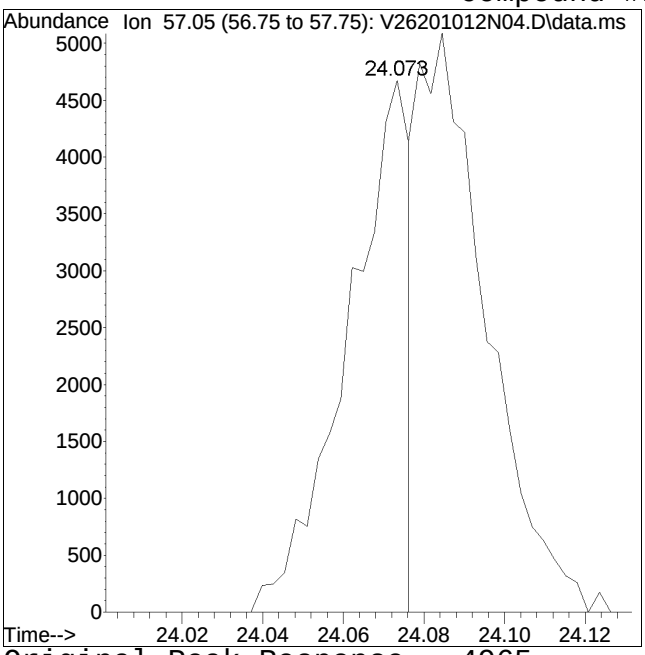

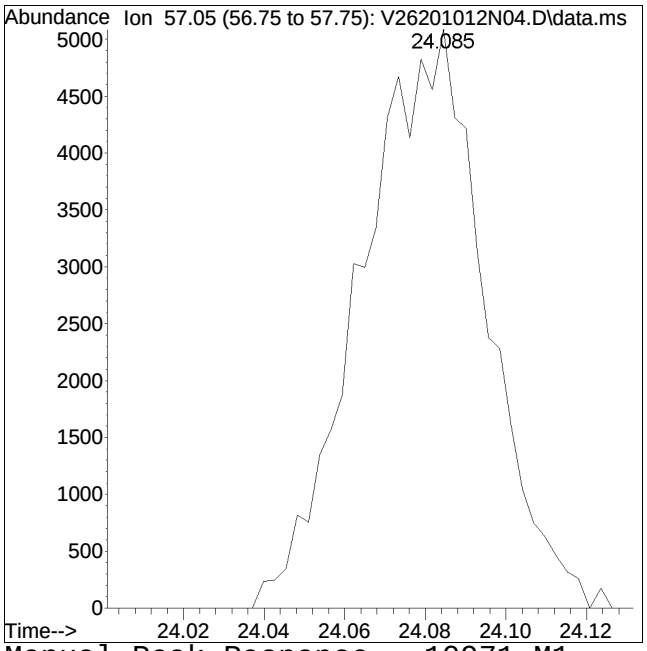

Original Peak Response = 4965 Manual Peak Response = 10971 M1

M1 = Split or tailing peak, auto integration stopped early resulting in false low area count.

Manual Integration Report

Data Path : I:\VOLATILES\VOA126\2020\2Q
Data File : V26201012N04.D
Date Inj'd : 10/12/2020 11:21 pm
Sample : I8260STD1.0PPB

Method : V126_201012N_8260Suff.m
Operator : VOA126:JC
Instrument : VOA126
Quant Date : 10/13/2020 11:32 am

Compound #117: Hexachloroethane

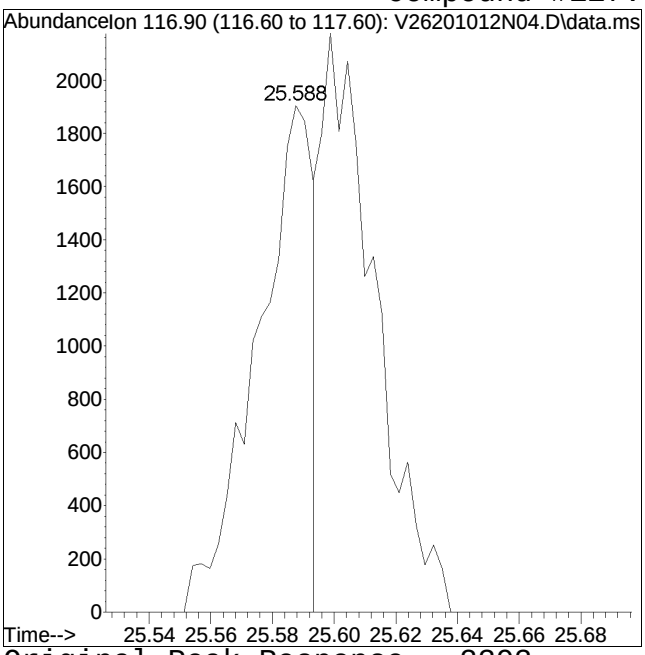

Original Peak Response = 2393

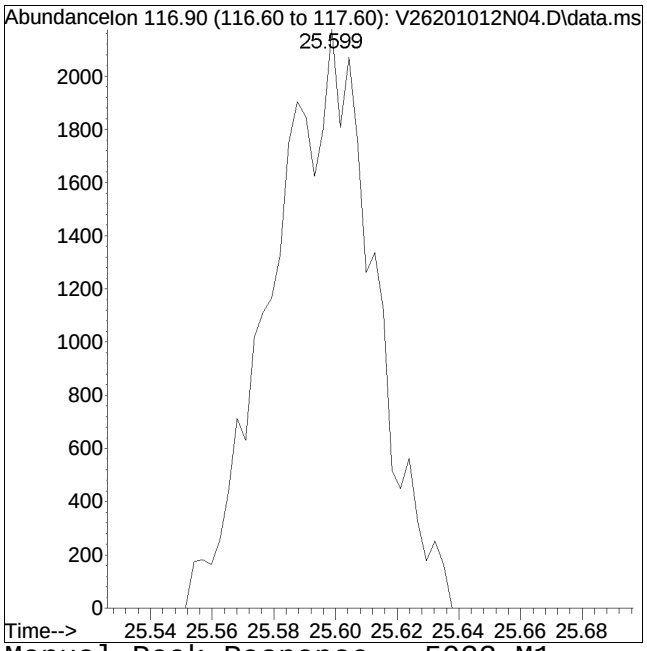

Manual Peak Response = 5033 M1

M1 = Split or tailing peak, auto integration stopped early resulting in false low area count.

Quantitation Report (QT Reviewed)

Data Path : I:\VOLATILES\VOA126\2020\201012N\
Data File : V26201012N05.D
Acq On : 13 Oct 2020 12:00 am
Operator : VOA126:JC
Sample : I8260STD2.0PPB
Misc : WG1421526,ICAL
ALS Vial : 5 Sample Multiplier: 1

Quant Time: Oct 13 11:34:48 2020
Quant Method : I:\VOLATILES\VOA126\2020\201012N\V126_201012N_8260Suff.m
Quant Title : VOLATILES BY GC/MS
QLast Update : Tue Oct 13 11:34:27 2020
Response via : Initial Calibration

CCAL FILE(s) : 1 - I:\VOLATILES\VOA126\2020\201012N\V26201012N08.D
Sub List : 8260-Curve+Suffolk - Megamix+Diox+Suffolk

Compound	R.T.	QIon	Response	Conc	Units	Dev(Min)
Internal Standards						
1) Fluorobenzene	11.538	96	655657	20.000	ug/L	0.00
Standard Area 1 = 647844			Recovery = 101.21%			
63) Chlorobenzene-d5	18.237	117	522837	20.000	ug/L	0.00
Standard Area 1 = 511378			Recovery = 102.24%			
88) 1,4-Dichlorobenzene-d4	23.892	152	267584	20.000	ug/L	0.00
Standard Area 1 = 281015			Recovery = 95.22%			
System Monitoring Compounds						
39) Dibromofluoromethane	9.904	113	174269	20.282	ug/L	0.00
Spiked Amount 20.000	Range 70 - 130		Recovery = 101.41%			
47) 1,2-Dichloroethane-d4	10.905	65	149765	20.303	ug/L	0.00
Spiked Amount 20.000	Range 70 - 130		Recovery = 101.52%			
65) Toluene-d8	14.874	98	668814	20.141	ug/L	0.00
Spiked Amount 20.000	Range 70 - 130		Recovery = 100.71%			
92) 4-Bromofluorobenzene	21.073	95	244882	20.594	ug/L	0.00
Spiked Amount 20.000	Range 70 - 130		Recovery = 102.97%			
Target Compounds						Qvalue
2) Dichlorodifluoromethane	2.693	85	13410M1	2.119	ug/L	
3) Chlorodifluoromethane	2.681	51	11886M1	2.149	ug/L	
4) Chloromethane	3.080	50	14870M1	2.502	ug/L	
5) Vinyl chloride	3.236	62	16102M1	2.067	ug/L	
6) Bromomethane	3.950	94	8967	2.066	ug/L	96
7) Chloroethane	4.101	64	8121M1	2.054	ug/L	
8) Trichlorofluoromethane	4.547	101	21304M1	2.113	ug/L	
9) Ethyl ether	5.094	74	6313M1	1.957	ug/L	
11) 1,1-Dichloroethene	5.665	96	12433M1	2.055	ug/L	
12) Carbon disulfide	6.583	76	56181	1.993	ug/L #	87
13) Freon-113	5.339	101	11863M1	2.027	ug/L	
14) Iodomethane	6.245	142	9310M1	1.709	ug/L	
15) Acrolein	5.353	56	1028M1	1.954	ug/L	
16) Allyl chloride	6.374	76	7239M1	1.911	ug/L	
17) Methylene chloride	6.597	84	15793	2.171	ug/L	80
19) Acetone	5.484	43	6993M1	2.154	ug/L	
20) trans-1,2-Dichloroethene	7.143	96	14774	2.054	ug/L	87
21) Methyl acetate	6.337	43	5167	2.008	ug/L #	73
22) Hexane	7.263	57	16563	2.070	ug/L #	87
23) Methyl tert-butyl ether	6.890	73	32053M1	1.971	ug/L	
24) tert-Butyl alcohol	5.877	59	4093M1	8.371	ug/L	

Data Path : I:\VOLATILES\VOA126\2020\201012N\
Data File : V26201012N05.D
Acq On : 13 Oct 2020 12:00 am
Operator : VOA126:JC
Sample : I8260STD2.0PPB
Misc : WG1421526,ICAL
ALS Vial : 5 Sample Multiplier: 1

Quant Time: Oct 13 11:34:48 2020
Quant Method : I:\VOLATILES\VOA126\2020\201012N\V126_201012N_8260Suff.m
Quant Title : VOLATILES BY GC/MS
QLast Update : Tue Oct 13 11:34:27 2020
Response via : Initial Calibration

CCAL FILE(s) : 1 - I:\VOLATILES\VOA126\2020\201012N\V26201012N08.D
Sub List : 8260-Curve+Suffolk - Megamix+Diox+Suffolk

Compound	R.T.	QIon	Response	Conc	Units		Dev(Min)
25) Diisopropyl ether	7.765	45	30413	1.924	ug/L	#	85
26) 1,1-Dichloroethane	7.974	63	22219M1	2.018	ug/L		
27) Halothane	7.074	117	10980M1	1.961	ug/L		
28) Acrylonitrile	6.856	53	2708M1	2.216	ug/L		
29) Ethyl tert-butyl ether	8.563	59	31856	1.920	ug/L		87
30) Vinyl acetate	8.002	43	14864	1.817	ug/L	#	94
31) cis-1,2-Dichloroethene	9.157	96	15663	1.939	ug/L		86
32) 2,2-Dichloropropane	9.070	77	19220	1.957	ug/L	#	39
33) Bromochloromethane	9.795	128	7310	2.050	ug/L	#	75
34) Cyclohexane	10.255	56	17583	2.027	ug/L		75
35) Chloroform	9.475	83	26222	2.014	ug/L	#	90
36) Ethyl acetate	9.171	43	6695	1.882	ug/L	#	91
37) Carbon tetrachloride	10.749	117	19771	1.933	ug/L		96
38) Tetrahydrofuran	9.904	42	2897M1	2.093	ug/L		
40) 1,1,1-Trichloroethane	10.244	97	22520	1.997	ug/L	#	46
42) 2-Butanone	8.833	43	3834M1	2.177	ug/L		
43) 1,1-Dichloropropene	10.568	75	18750	2.021	ug/L	#	88
44) Heptane	10.886	71	13546	2.074	ug/L	#	80
45) Benzene	11.106	78	56646	2.011	ug/L	#	81
46) tert-Amyl methyl ether	10.813	73	32441	1.929	ug/L	#	86
48) 1,2-Dichloroethane	11.095	62	16928	2.040	ug/L		98
51) Methyl cyclohexane	12.447	83	21950	2.036	ug/L	#	78
52) Trichloroethene	12.347	95	15041	1.952	ug/L		98
54) Dibromomethane	13.326	93	8139	1.974	ug/L		97
55) 1,2-Dichloropropane	12.721	63	12949	2.006	ug/L		94
57) 2-Chloroethyl vinyl ether	13.875	63	5199	1.848	ug/L	#	87
58) Bromodichloromethane	13.214	83	18938	1.937	ug/L		99
60) Methyl methacrylate	12.871	69	7213	1.903	ug/L	#	74
61) 1,4-Dioxane	13.295	88	4327M1	70.500	ug/L		
62) cis-1,3-Dichloropropene	14.369	75	20219	1.875	ug/L	#	89
64) Octane	14.572	85	13496	1.875	ug/L	#	87
66) Toluene	15.046	92	38185	2.015	ug/L		97
67) 4-Methyl-2-pentanone	13.948	58	3233M1	1.862	ug/L		
68) Tetrachloroethene	16.471	166	18574	2.048	ug/L	#	70
69) 2-Nitropropane	13.368	41	1770	1.705	ug/L	#	47
71) trans-1,3-Dichloropropene	15.468	75	16608	1.752	ug/L		85
72) Methyl isothiocyanate	15.353	73	6173	1.757	ug/L	#	93
74) Ethyl methacrylate	15.451	69	12983	1.769	ug/L		98
75) 1,1,2-Trichloroethane	15.799	83	9454	1.937	ug/L		96
76) Chlorodibromomethane	16.934	129	12923	1.809	ug/L		96

Data Path : I:\VOLATILES\VOA126\2020\201012N\
Data File : V26201012N05.D
Acq On : 13 Oct 2020 12:00 am
Operator : VOA126:JC
Sample : I8260STD2.0PPB
Misc : WG1421526,ICAL
ALS Vial : 5 Sample Multiplier: 1

Quant Time: Oct 13 11:34:48 2020
Quant Method : I:\VOLATILES\VOA126\2020\201012N\V126_201012N_8260Suff.m
Quant Title : VOLATILES BY GC/MS
QLast Update : Tue Oct 13 11:34:27 2020
Response via : Initial Calibration

CCAL FILE(s) : 1 - I:\VOLATILES\VOA126\2020\201012N\V26201012N08.D
Sub List : 8260-Curve+Suffolk - Megamix+Diox+Suffolk

Compound	R.T.	QIon	Response	Conc	Units		Dev(Min)
77) 1,3-Dichloropropane	16.363	76	19026	1.955	ug/L	#	74
78) 1,2-Dibromoethane	17.381	107	11125	1.933	ug/L		98
79) n-Butyl Acetate	16.379	43	13441	1.907	ug/L	#	71
80) 2-Hexanone	15.833	43	5419	1.891	ug/L	#	89
81) Nonane	18.019	57	18724	1.787	ug/L	#	78
82) Chlorobenzene	18.320	112	43540	1.990	ug/L		96
83) Ethylbenzene	18.449	91	72853	2.003	ug/L		97
84) 1,1,1,2-Tetrachloroethane	18.421	131	13734	1.792	ug/L		96
85) p/m Xylene	18.624	106	56292	3.881	ug/L		89
86) o Xylene	19.631	106	52094	3.856	ug/L		89
87) Styrene	19.723	104	83398	3.758	ug/L		94
89) Bromoform	20.501	173	7437	1.692	ug/L		98
91) Isopropylbenzene	20.476	105	71992	2.029	ug/L		97
93) Bromobenzene	21.508	156	18129	2.021	ug/L		98
94) Decane	21.179	57	21480	1.830	ug/L	#	86
95) n-Propylbenzene	21.430	91	85436	2.046	ug/L		98
96) 1,4-Dichlorobutane	20.724	55	14558	2.041	ug/L		98
97) 1,1,2,2-Tetrachloroethane	20.911	83	13558	2.007	ug/L		98
98) 4-Ethyltoluene	21.703	105	69804	2.025	ug/L		98
99) 2-Chlorotoluene	21.837	91	57351	2.035	ug/L		98
100) 1,3,5-Trimethylbenzene	21.817	105	60309	1.989	ug/L		97
101) 1,2,3-Trichloropropane	21.257	75	9967	2.010	ug/L		92
102) trans-1,4-Dichloro-2-b...	21.444	53	2878	1.822	ug/L	#	94
103) 4-Chlorotoluene	21.960	91	52003	2.047	ug/L		100
104) tert-Butylbenzene	22.662	119	52235	2.015	ug/L		99
107) 1,2,4-Trimethylbenzene	22.749	105	59256	2.006	ug/L		98
108) Limonene	23.323	68	17771	1.887	ug/L		90
109) sec-Butylbenzene	23.173	105	77089	2.007	ug/L		99
110) p-Isopropyltoluene	23.505	119	66087	1.978	ug/L		98
111) 1,3-Dichlorobenzene	23.708	146	35638	1.998	ug/L		99
112) 1,4-Dichlorobenzene	23.970	146	35479	2.011	ug/L		99
113) trans-Decahydronaphtha...	24.450	138	18150	1.951	ug/L		90
114) Undecane	24.079	57	20917	1.979	ug/L	#	81
115) p-Diethylbenzene	24.508	119	40566	1.979	ug/L		99
116) n-Butylbenzene	24.483	91	74615	2.012	ug/L		97
117) Hexachloroethane	25.596	117	11061	1.759	ug/L	#	67
118) 1,2-Dichlorobenzene	24.821	146	32212	1.983	ug/L		99
119) cis-Decahydronaphthalene	25.892	138	13641	1.910	ug/L		94
120) 1,2,4,5-Tetramethylben...	26.204	119	53809	1.829	ug/L		97
121) 1,2-Dibromo-3-chloropr...	26.547	155	2043	1.782	ug/L		96

Quantitation Report (QT Reviewed)

Data Path : I:\VOLATILES\VOA126\2020\201012N\
Data File : V26201012N05.D
Acq On : 13 Oct 2020 12:00 am
Operator : VOA126:JC
Sample : I8260STD2.0PPB
Misc : WG1421526,ICAL
ALS Vial : 5 Sample Multiplier: 1

Quant Time: Oct 13 11:34:48 2020
Quant Method : I:\VOLATILES\VOA126\2020\201012N\V126_201012N_8260Suff.m
Quant Title : VOLATILES BY GC/MS
QLast Update : Tue Oct 13 11:34:27 2020
Response via : Initial Calibration

CCAL FILE(s) : 1 - I:\VOLATILES\VOA126\2020\201012N\V26201012N08.D
Sub List : 8260-Curve+Suffolk - Megamix+Diox+Suffolk

	Compound	R.T.	QIon	Response	Conc	Units	Dev(Min)
122)	1,3,5-Trichlorobenzene	27.010	180	23567	1.919	ug/L	97
123)	Nitrobenzene	26.725	77	318M1	2.372	ug/L	
124)	Hexachlorobutadiene	28.466	225	11648	1.882	ug/L	99
125)	1,2,4-Trichlorobenzene	28.212	180	21296	1.909	ug/L	98
126)	Naphthalene	28.669	128	40593	1.897	ug/L	100
127)	1,2,3-Trichlorobenzene	29.101	180	19060	1.901	ug/L	99

(#) = qualifier out of range (m) = manual integration (+) = signals summed

Quantitation Report (QT Reviewed)

Data Path : I:\VOLATILES\VOA126\2020\201012N\
Data File : V26201012N05.D
Acq On : 13 Oct 2020 12:00 am
Operator : VOA126:JC
Sample : I8260STD2.0PPB
Misc : WG1421526,ICAL
ALS Vial : 5 Sample Multiplier: 1

Quant Time: Oct 13 11:34:48 2020
Quant Method : I:\VOLATILES\VOA126\2020\201012N\V126_201012N_8260Suff.m
Quant Title : VOLATILES BY GC/MS
QLast Update : Tue Oct 13 11:34:27 2020
Response via : Initial Calibration

Sub List : 8260-Curve+Suffolk - Megamix+Diox+Suffolk01012N08.D•

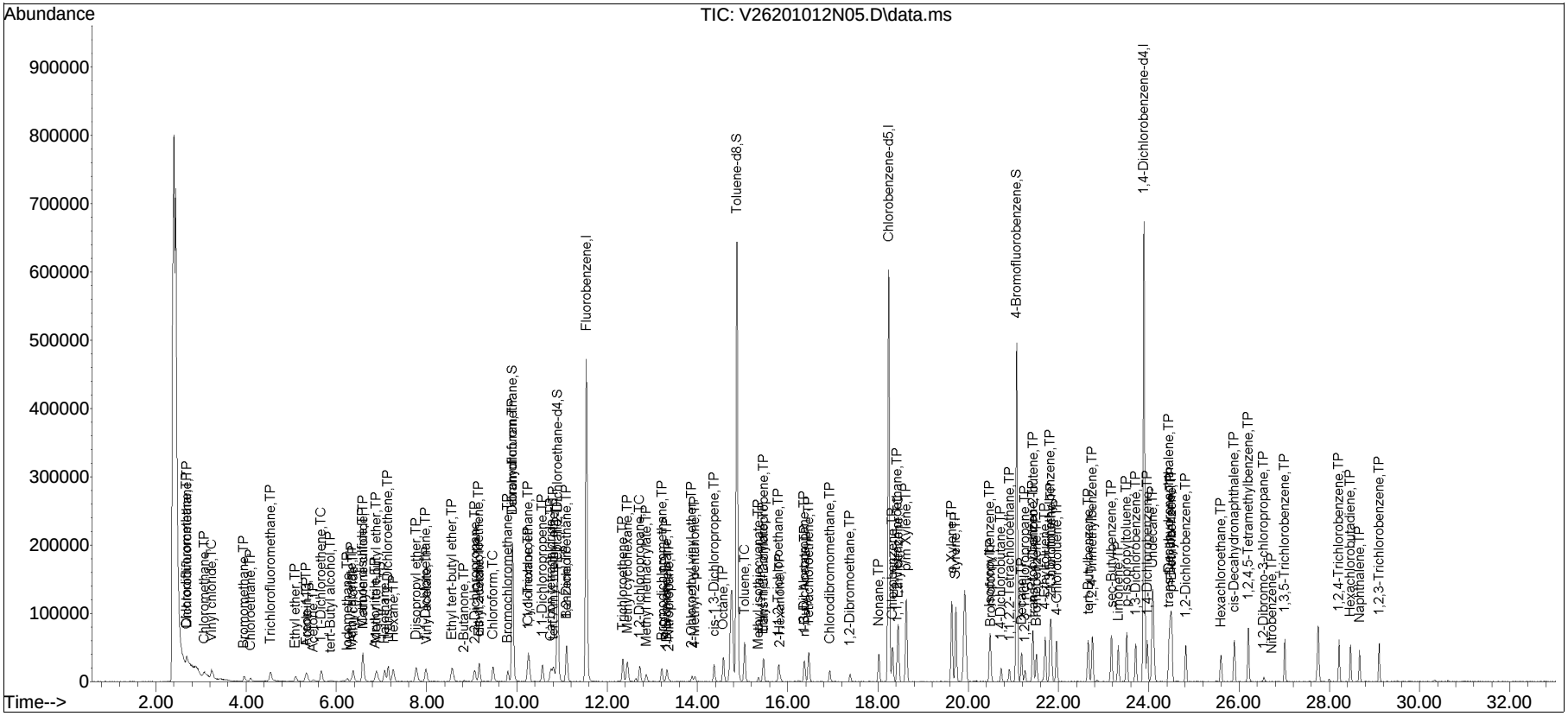

Manual Integration Report

Data Path : I:\VOLATILES\VOA126\2020\2QMethod : V126_201012N_8260Suff.m
Data File : V26201012N05.D Operator : VOA126:JC
Date Inj'd : 10/13/2020 12:00 am Instrument : VOA126
Sample : I8260STD2.0PPB Quant Date : 10/13/2020 11:34 am

Compound #2: Dichlorodifluoromethane

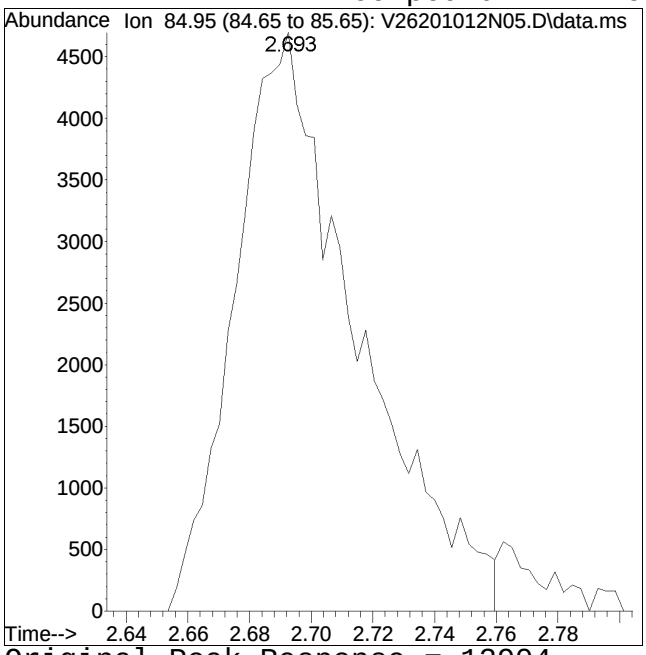

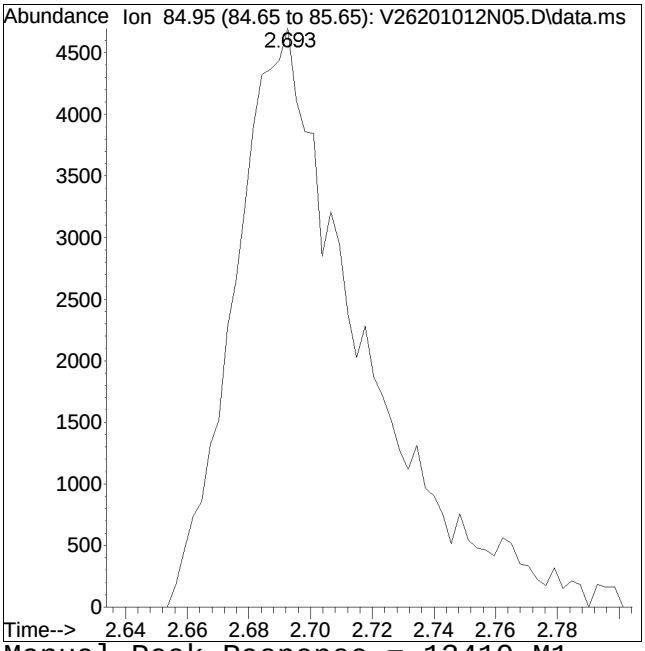

Original Peak Response = 12904 Manual Peak Response = 13410 M1
M1 = Split or tailing peak, auto integration stopped early resulting in false low area count.

Manual Integration Report

Data Path : I:\VOLATILES\VOA126\2020\2QMethod : V126_201012N_8260Suff.m
Data File : V26201012N05.D Operator : VOA126:JC
Date Inj'd : 10/13/2020 12:00 am Instrument : VOA126
Sample : I8260STD2.0PPB Quant Date : 10/13/2020 11:34 am

Compound #3: Chlorodifluoromethane

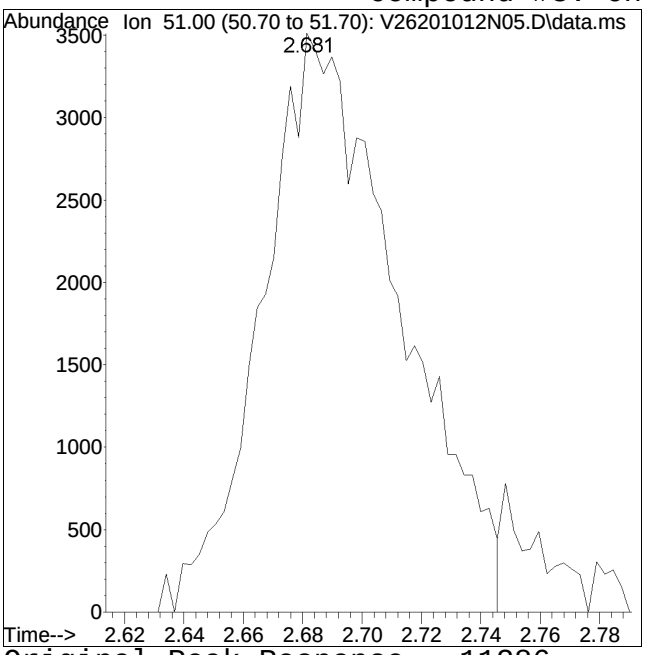

Original Peak Response = 11286

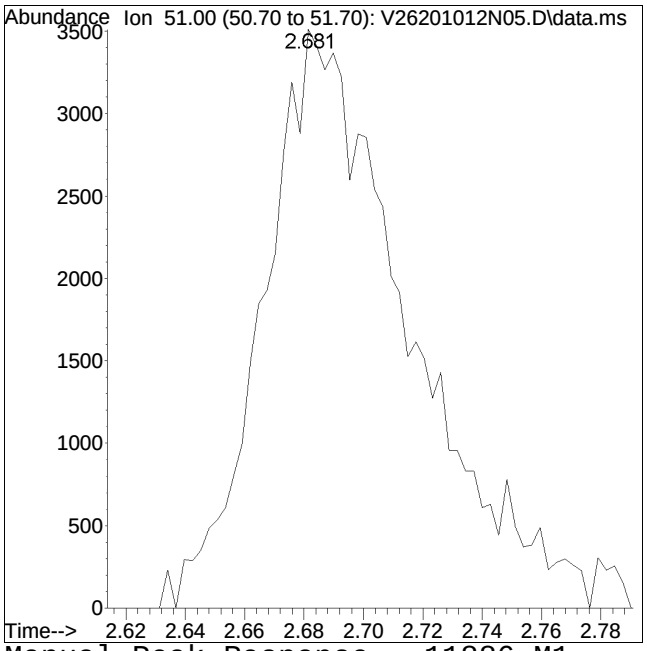

Manual Peak Response = 11886 M1

M1 = Split or tailing peak, auto integration stopped early resulting in false low area count.

Manual Integration Report

Data Path : I:\VOLATILES\VOA126\2020\2Q
Data File : V26201012N05.D
Date Inj'd : 10/13/2020 12:00 am
Sample : I8260STD2.0PPB

Method : V126_201012N_8260Suff.m
Operator : VOA126:JC
Instrument : VOA126
Quant Date : 10/13/2020 11:34 am

Compound #4: Chloromethane

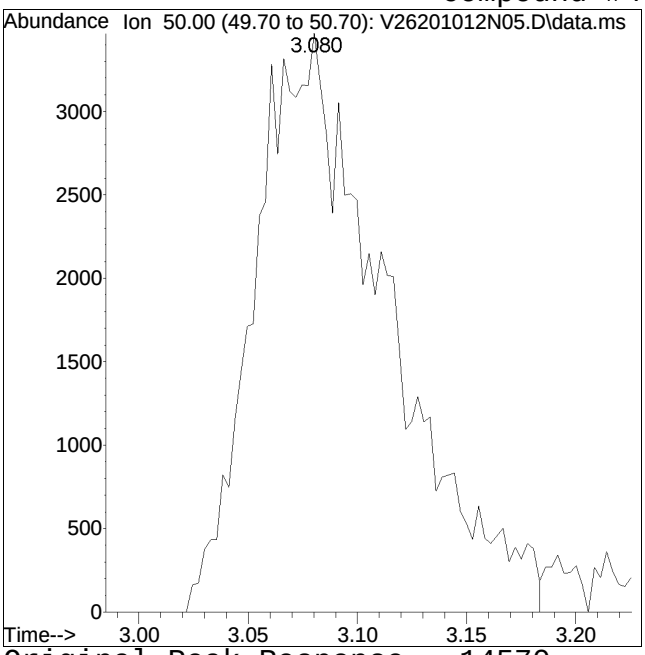

Original Peak Response = 14570

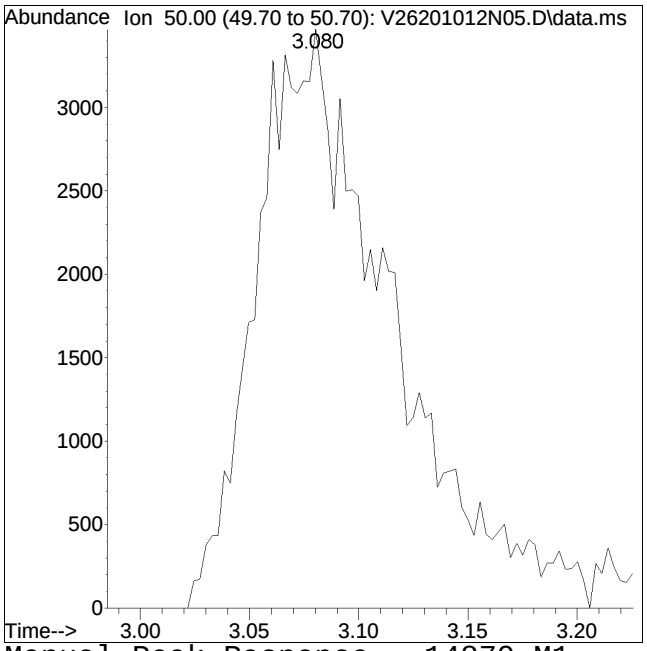

Manual Peak Response = 14870 M1

M1 = Split or tailing peak, auto integration stopped early resulting in false low area count.

Manual Integration Report

Data Path : I:\VOLATILES\VOA126\2020\2Q
Data File : V26201012N05.D
Date Inj'd : 10/13/2020 12:00 am
Sample : I8260STD2.0PPB

Method : V126_201012N_8260Suff.m
Operator : VOA126:JC
Instrument : VOA126
Quant Date : 10/13/2020 11:34 am

Compound #5: Vinyl chloride

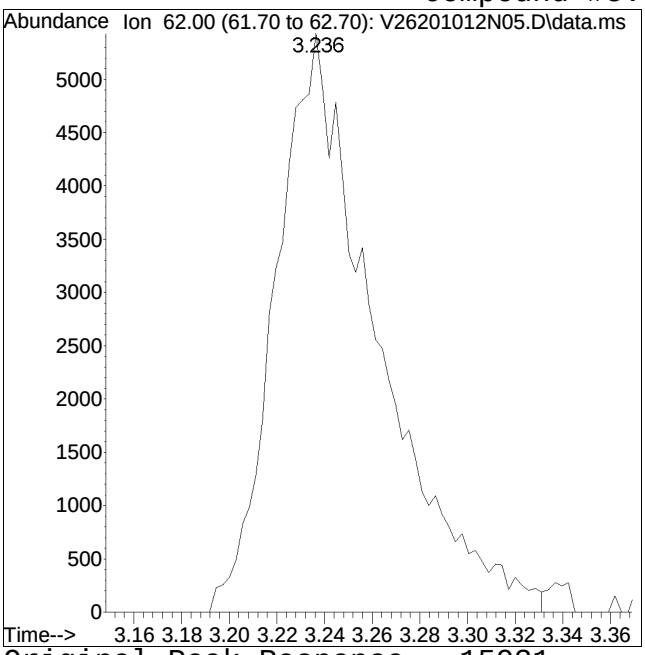

Original Peak Response = 15931

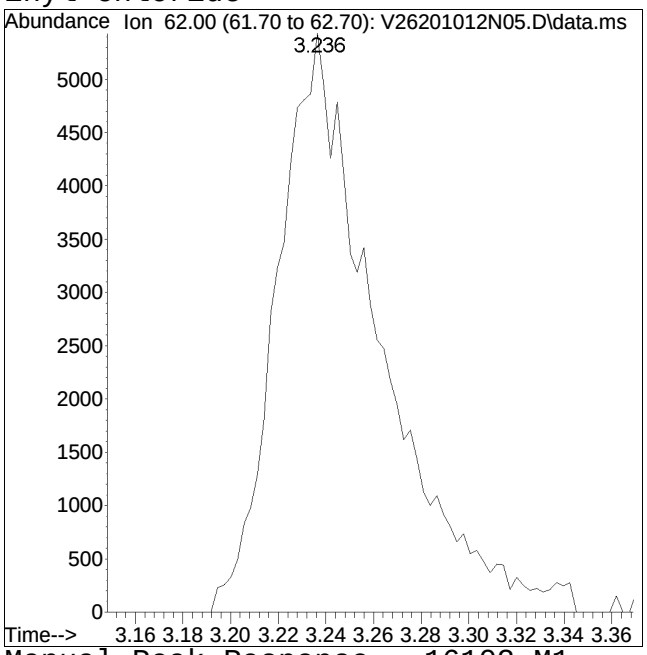

Manual Peak Response = 16102 M1

M1 = Split or tailing peak, auto integration stopped early resulting in false low area count.

Manual Integration Report

Data Path : I:\VOLATILES\VOA126\2020\2Q
Data File : V26201012N05.D
Date Inj'd : 10/13/2020 12:00 am
Sample : I8260STD2.0PPB

Method : V126_201012N_8260Suff.m
Operator : VOA126:JC
Instrument : VOA126
Quant Date : 10/13/2020 11:34 am

Compound #7: Chloroethane

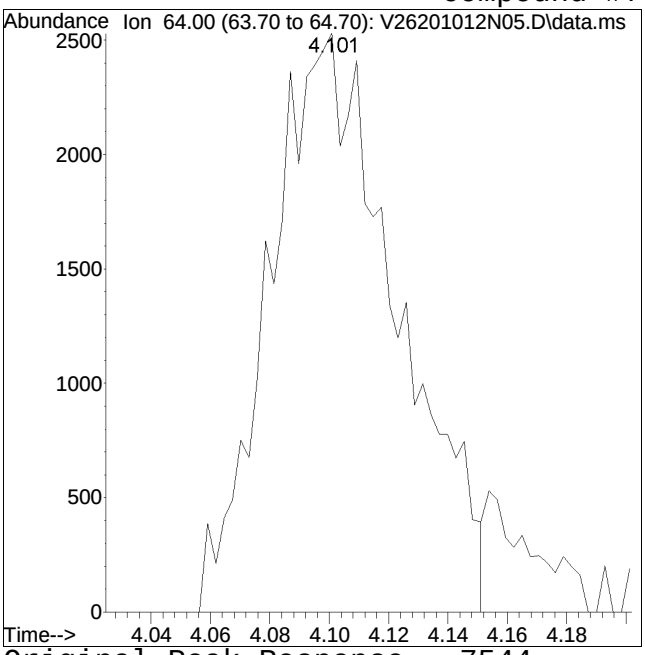

Original Peak Response = 7544

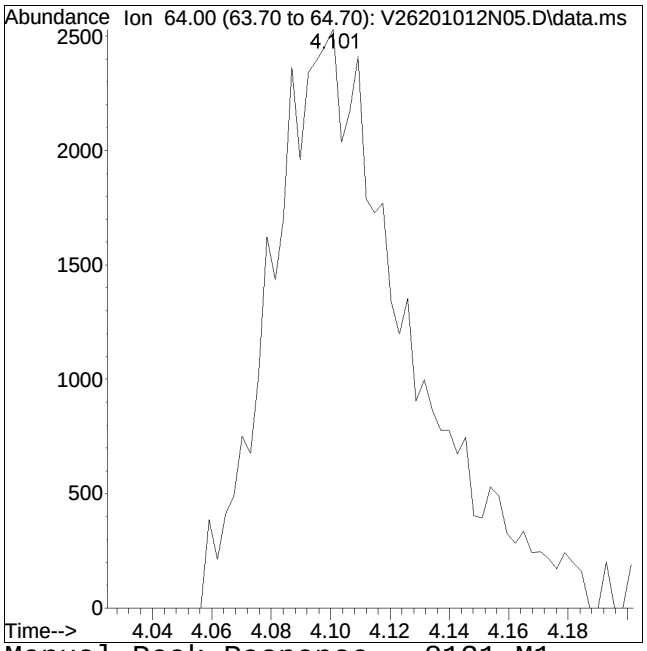

Manual Peak Response = 8121 M1

M1 = Split or tailing peak, auto integration stopped early resulting in false low area count.

Manual Integration Report

Data Path : I:\VOLATILES\VOA126\2020\2Q
Data File : V26201012N05.D
Date Inj'd : 10/13/2020 12:00 am
Sample : I8260STD2.0PPB

Method : V126_201012N_8260Suff.m
Operator : VOA126:JC
Instrument : VOA126
Quant Date : 10/13/2020 11:34 am

Compound #8: Trichlorofluoromethane

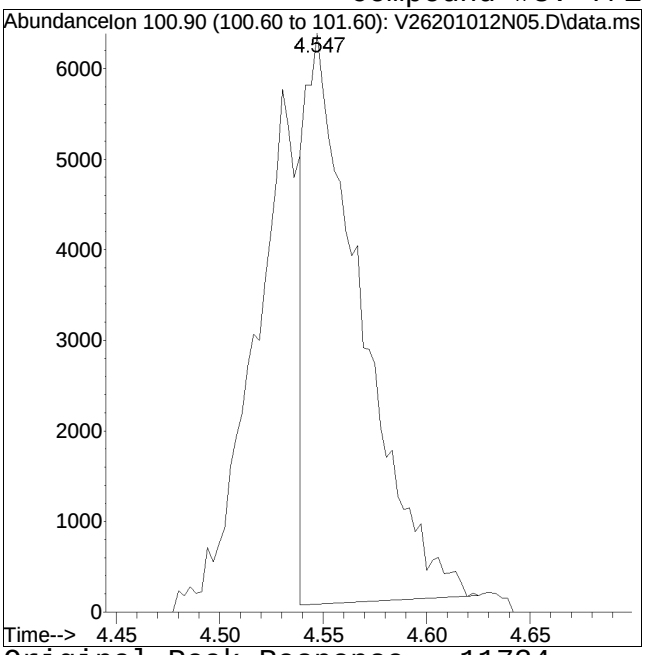

Original Peak Response = 11734

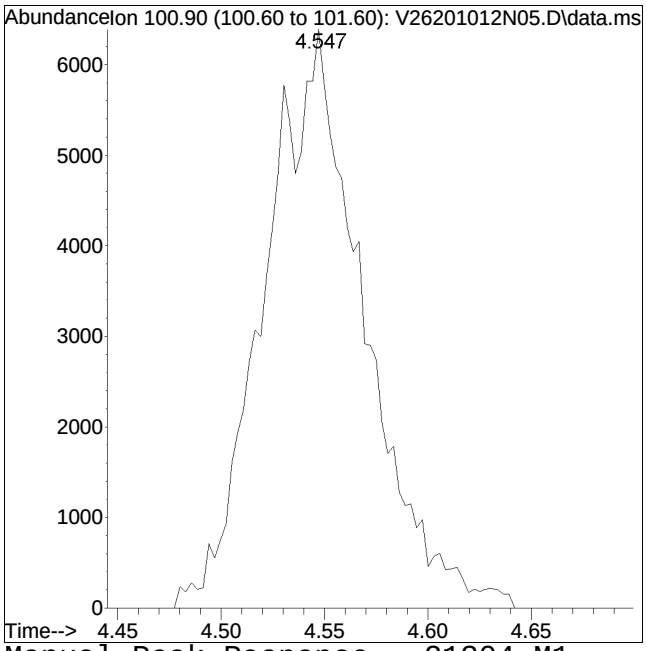

Manual Peak Response = 21304 M1

M1 = Split or tailing peak, auto integration stopped early resulting in false low area count.

Manual Integration Report

Data Path : I:\VOLATILES\VOA126\2020\2QMethod : V126_201012N_8260Suff.m
Data File : V26201012N05.D Operator : VOA126:JC
Date Inj'd : 10/13/2020 12:00 am Instrument : VOA126
Sample : I8260STD2.0PPB Quant Date : 10/13/2020 11:34 am

Compound #9: Ethyl ether

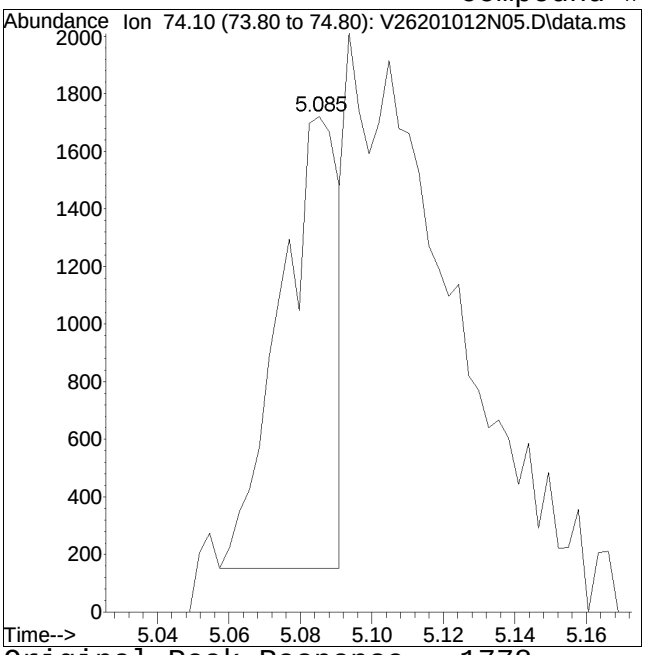

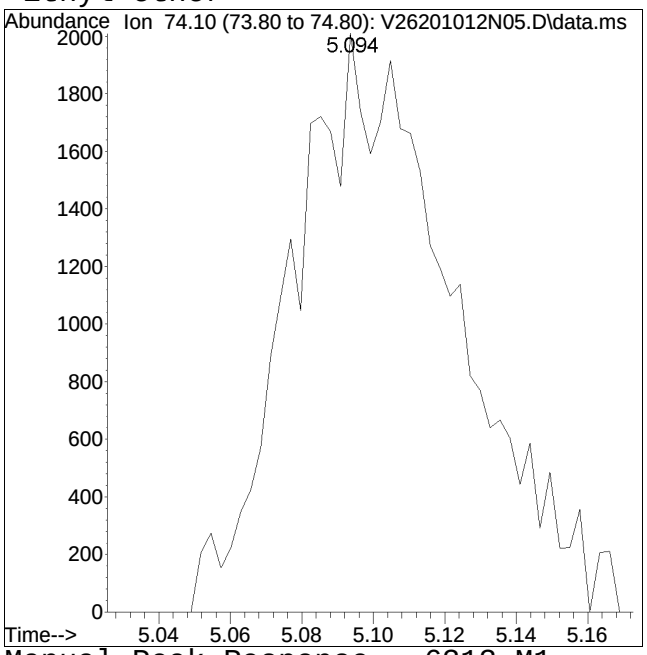

Original Peak Response = 1778 Manual Peak Response = 6313 M1
M1 = Split or tailing peak, auto integration stopped early resulting in false low area count.

Manual Integration Report

Data Path : I:\VOLATILES\VOA126\2020\2Q
Data File : V26201012N05.D
Date Inj'd : 10/13/2020 12:00 am
Sample : I8260STD2.0PPB

Method : V126_201012N_8260Suff.m
Operator : VOA126:JC
Instrument : VOA126
Quant Date : 10/13/2020 11:34 am

Compound #11: 1,1-Dichloroethene

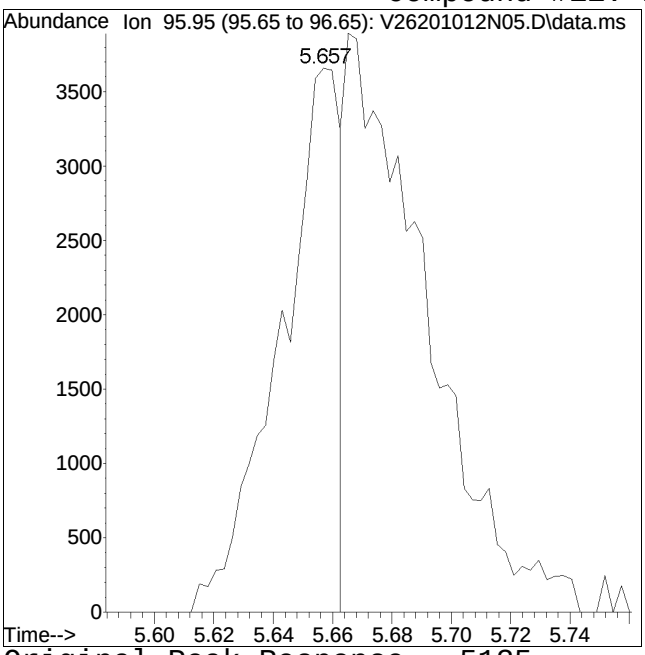

Original Peak Response = 5135

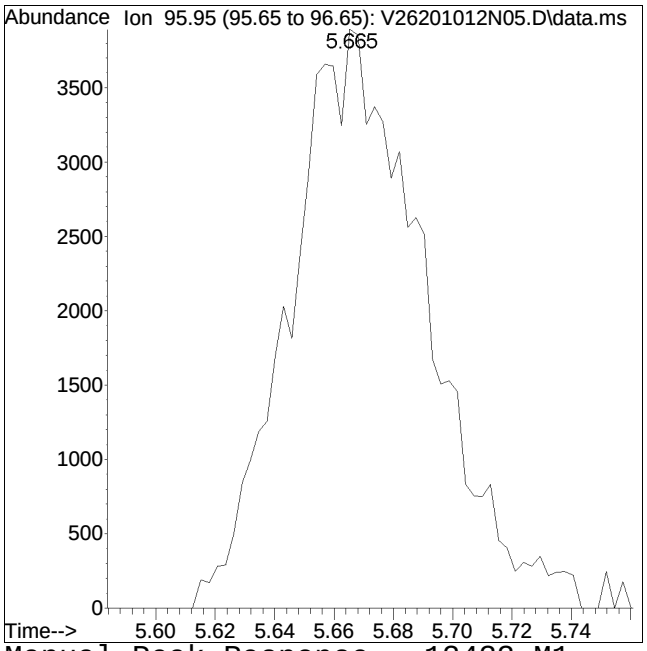

Manual Peak Response = 12433 M1

M1 = Split or tailing peak, auto integration stopped early resulting in false low area count.

Manual Integration Report

Data Path : I:\VOLATILES\VOA126\2020\2Q
Data File : V26201012N05.D
Date Inj'd : 10/13/2020 12:00 am
Sample : I8260STD2.0PPB

Method : V126_201012N_8260Suff.m
Operator : VOA126:JC
Instrument : VOA126
Quant Date : 10/13/2020 11:34 am

Compound #13: Freon-113

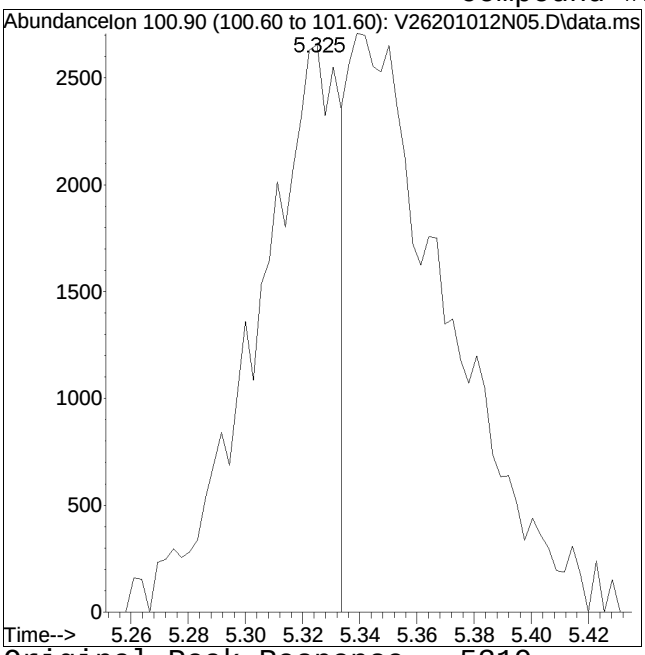

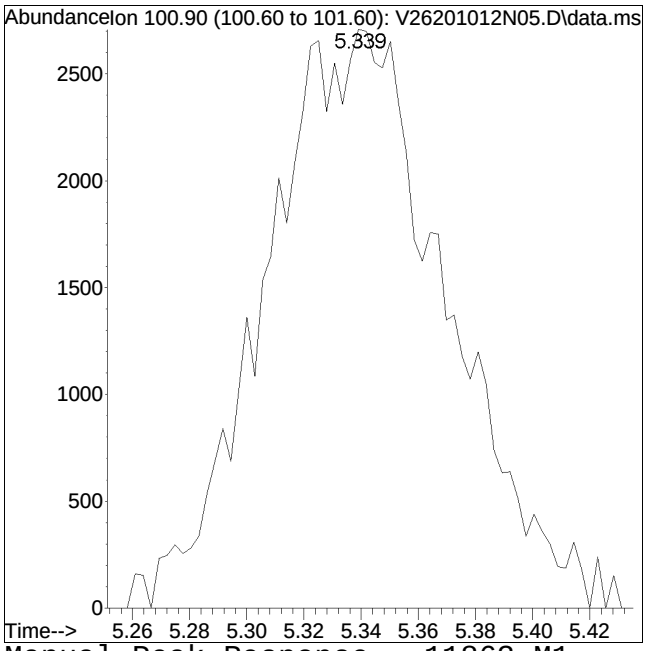

Original Peak Response = 5319 Manual Peak Response = 11863 M1

M1 = Split or tailing peak, auto integration stopped early resulting in false low area count.

Manual Integration Report

Data Path : I:\VOLATILES\VOA126\2020\2Q
Data File : V26201012N05.D
Date Inj'd : 10/13/2020 12:00 am
Sample : I8260STD2.0PPB

Method : V126_201012N_8260Suff.m
Operator : VOA126:JC
Instrument : VOA126
Quant Date : 10/13/2020 11:34 am

Compound #14: Iodomethane

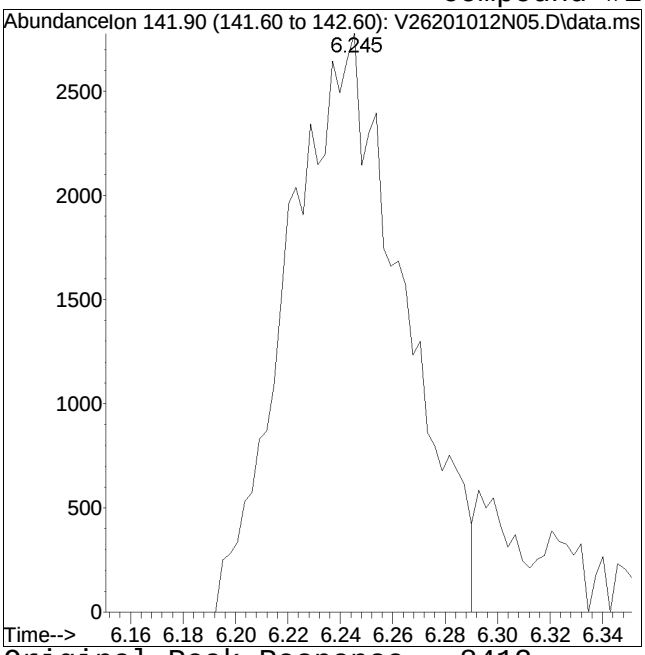

Original Peak Response = 8412

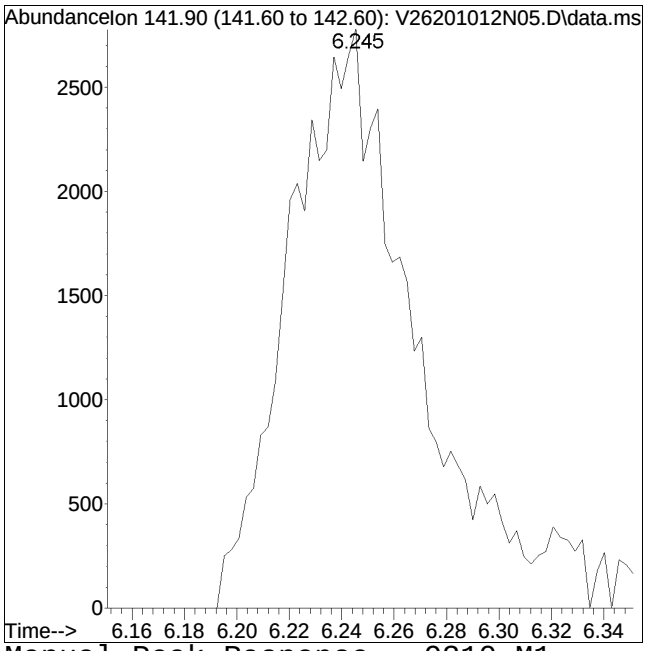

Manual Peak Response = 9310 M1

M1 = Split or tailing peak, auto integration stopped early resulting in false low area count.

Manual Integration Report

Data Path : I:\VOLATILES\VOA126\2020\2QMethod : V126_201012N_8260Suff.m
Data File : V26201012N05.D Operator : VOA126:JC
Date Inj'd : 10/13/2020 12:00 am Instrument : VOA126
Sample : I8260STD2.0PPB Quant Date : 10/13/2020 11:34 am

Compound #15: Acrolein

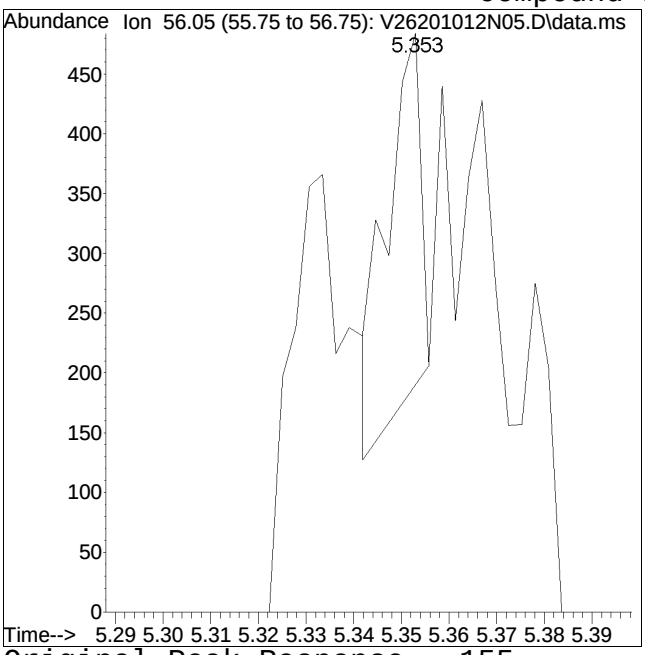

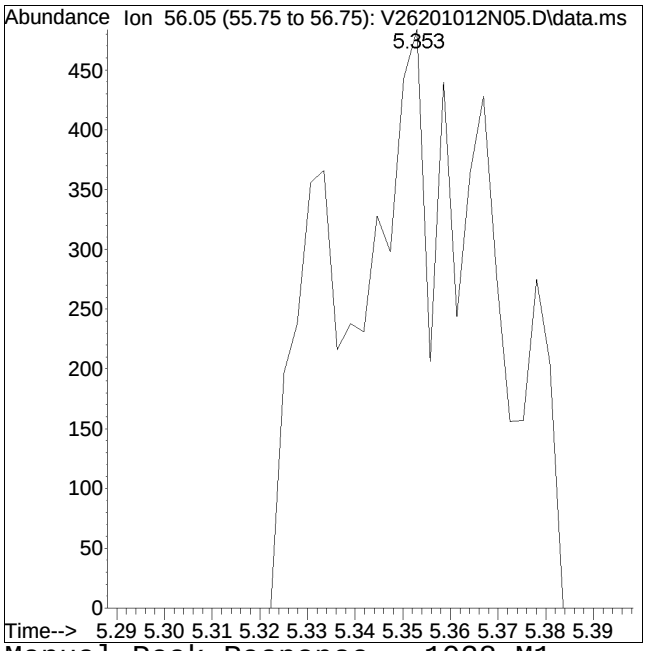

Original Peak Response = 155 Manual Peak Response = 1028 M1

M1 = Split or tailing peak, auto integration stopped early resulting in false low area count.

Manual Integration Report

Data Path : I:\VOLATILES\VOA126\2020\2QMethod : V126_201012N_8260Suff.m
Data File : V26201012N05.D Operator : VOA126:JC
Date Inj'd : 10/13/2020 12:00 am Instrument : VOA126
Sample : I8260STD2.0PPB Quant Date : 10/13/2020 11:34 am

Compound #16: Allyl chloride

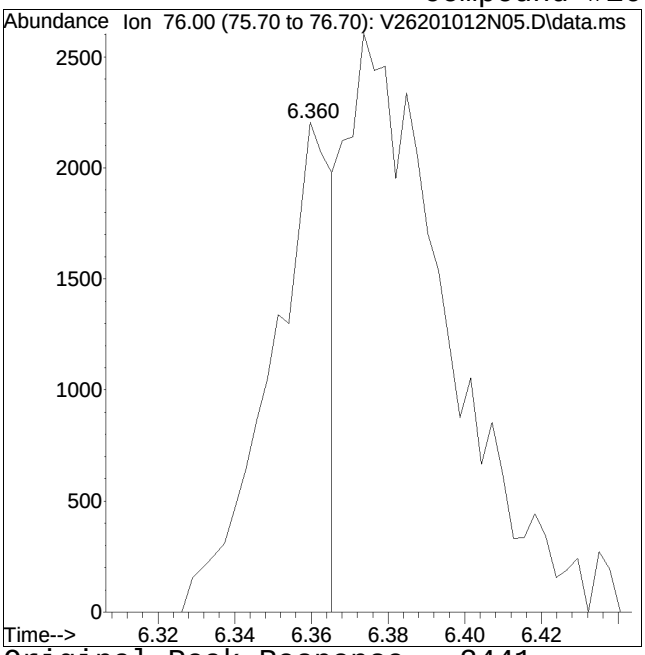

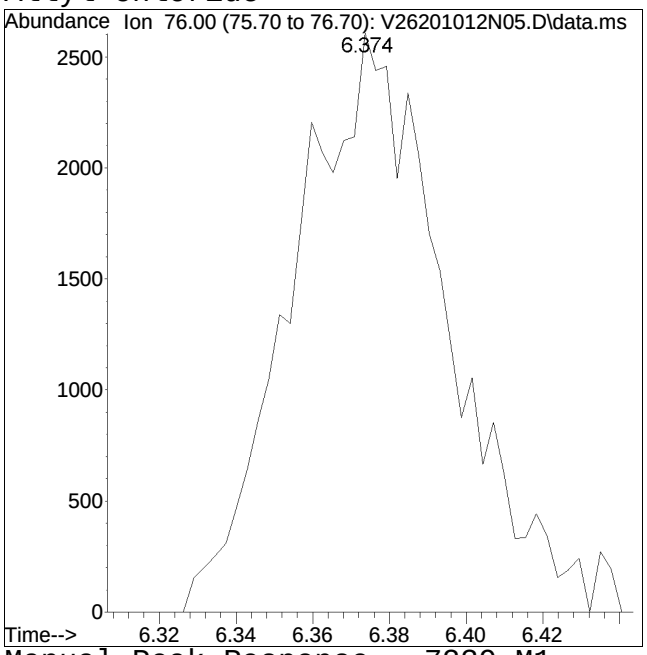

Original Peak Response = 2441 Manual Peak Response = 7239 M1

M1 = Split or tailing peak, auto integration stopped early resulting in false low area count.

Manual Integration Report

Data Path : I:\VOLATILES\VOA126\2020\2Q
Data File : V26201012N05.D
Date Inj'd : 10/13/2020 12:00 am
Sample : I8260STD2.0PPB

Method : V126_201012N_8260Suff.m
Operator : VOA126:JC
Instrument : VOA126
Quant Date : 10/13/2020 11:34 am

Compound #19: Acetone

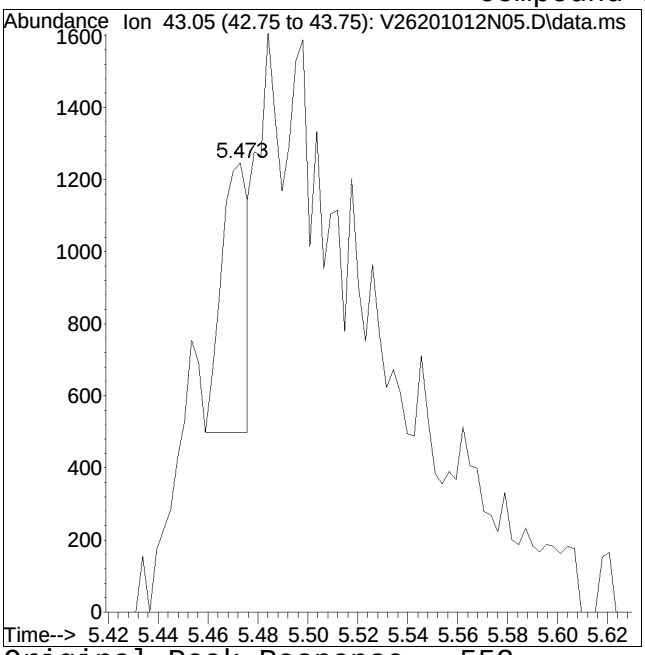

Original Peak Response = 552

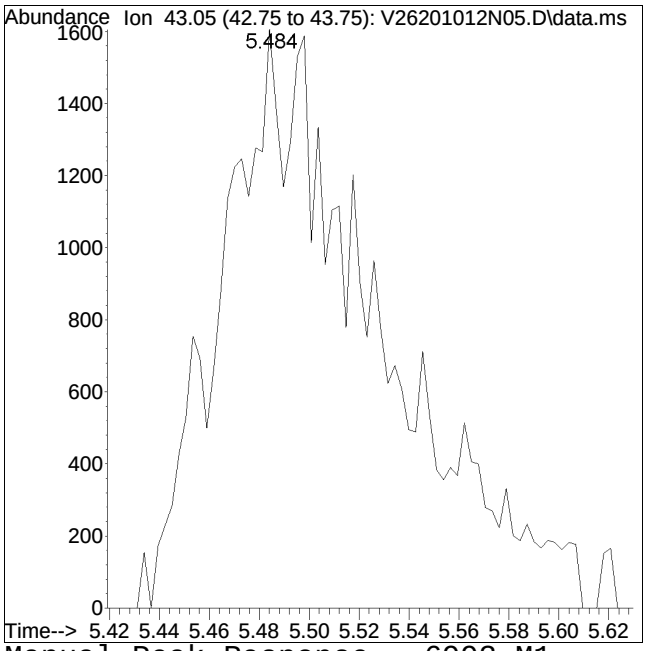

Manual Peak Response = 6993 M1

M1 = Split or tailing peak, auto integration stopped early resulting in false low area count.

Manual Integration Report

Data Path : I:\VOLATILES\VOA126\2020\2Q
Data File : V26201012N05.D
Date Inj'd : 10/13/2020 12:00 am
Sample : I8260STD2.0PPB

Method : V126_201012N_8260Suff.m
Operator : VOA126:JC
Instrument : VOA126
Quant Date : 10/13/2020 11:34 am

Compound #23: Methyl tert-butyl ether

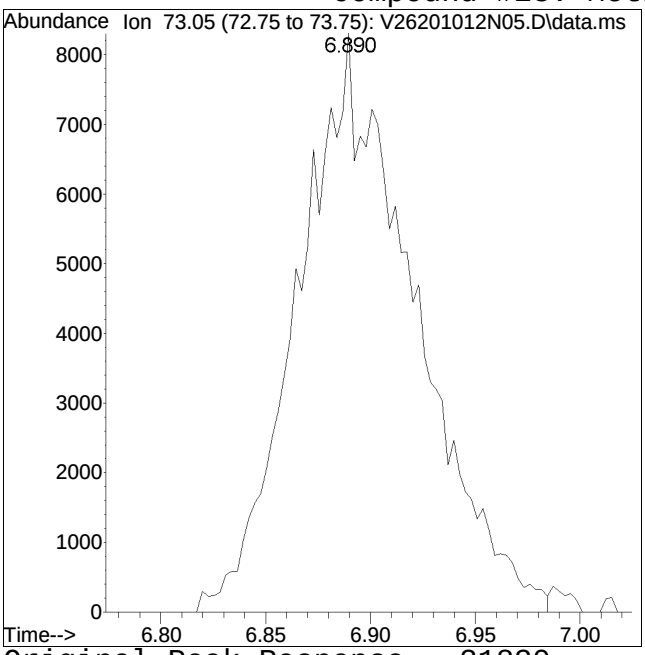

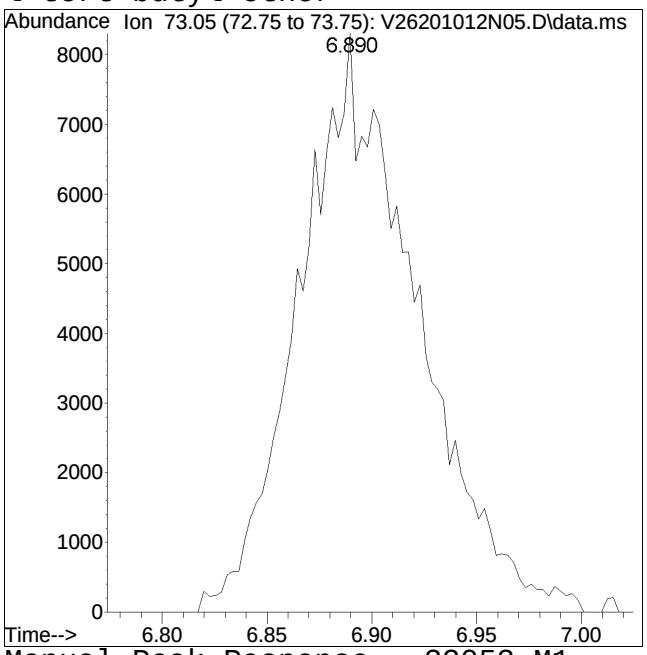

Original Peak Response = 31830 Manual Peak Response = 32053 M1

M1 = Split or tailing peak, auto integration stopped early resulting in false low area count.

Manual Integration Report

Data Path : I:\VOLATILES\VOA126\2020\2Q
Data File : V26201012N05.D
Date Inj'd : 10/13/2020 12:00 am
Sample : I8260STD2.0PPB

Method : V126_201012N_8260Suff.m
Operator : VOA126:JC
Instrument : VOA126
Quant Date : 10/13/2020 11:34 am

Compound #24: tert-Butyl alcohol

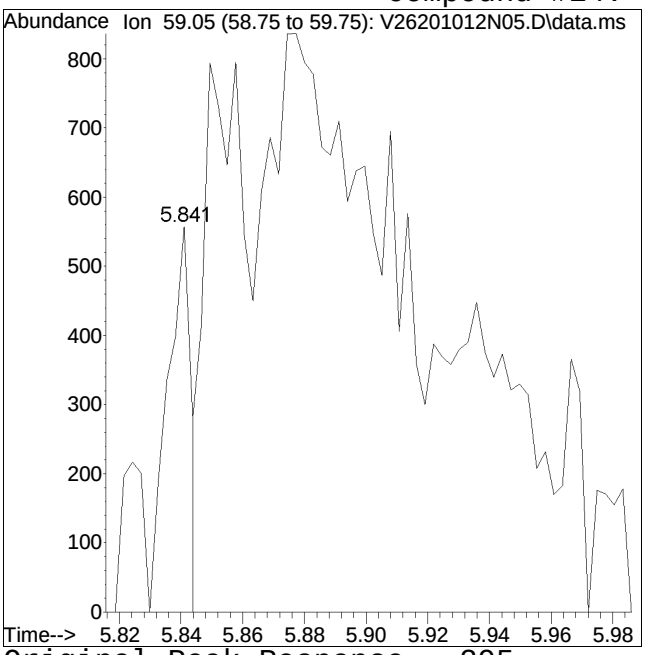

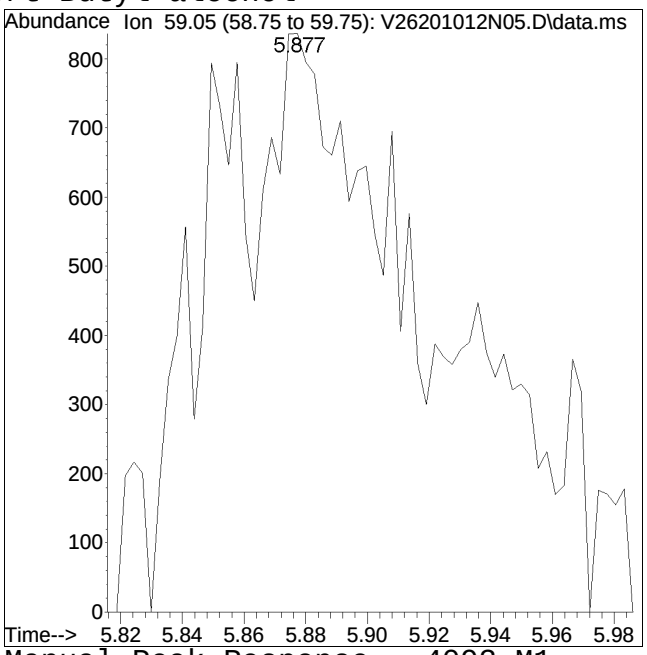

Original Peak Response = 295 Manual Peak Response = 4093 M1

M1 = Split or tailing peak, auto integration stopped early resulting in false low area count.

Manual Integration Report

Data Path : I:\VOLATILES\VOA126\2020\2QMethod : V126_201012N_8260Suff.m
Data File : V26201012N05.D Operator : VOA126:JC
Date Inj'd : 10/13/2020 12:00 am Instrument : VOA126
Sample : I8260STD2.0PPB Quant Date : 10/13/2020 11:34 am

Compound #26: 1,1-Dichloroethane

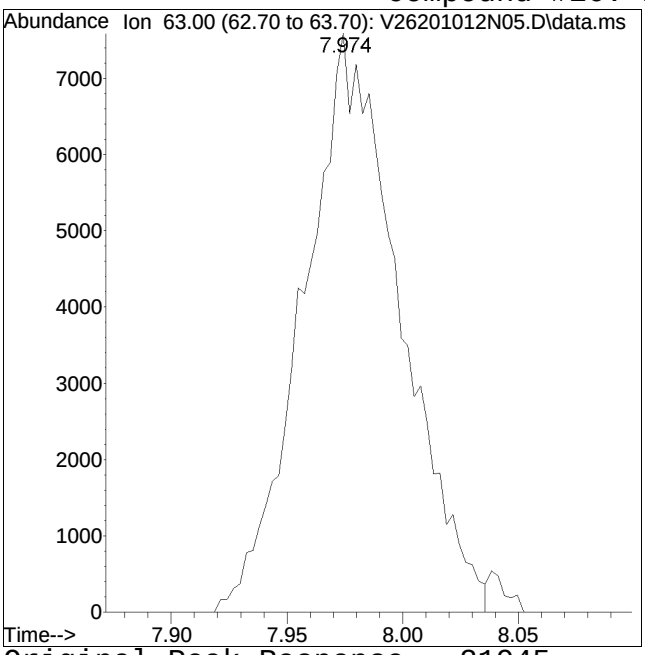

Original Peak Response = 21945

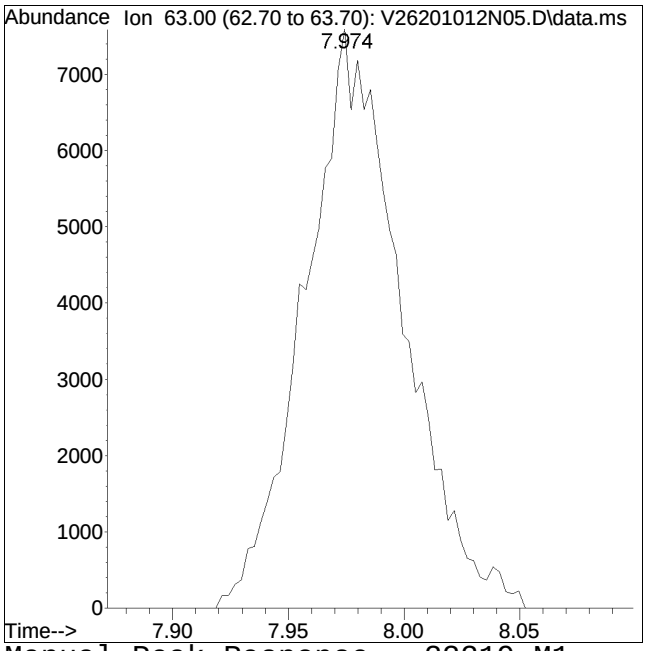

Manual Peak Response = 22219 M1

M1 = Split or tailing peak, auto integration stopped early resulting in false low area count.

Manual Integration Report

Data Path : I:\VOLATILES\VOA126\2020\2Q
Data File : V26201012N05.D
Date Inj'd : 10/13/2020 12:00 am
Sample : I8260STD2.0PPB

Method : V126_201012N_8260Suff.m
Operator : VOA126:JC
Instrument : VOA126
Quant Date : 10/13/2020 11:34 am

Compound #27: Halothane

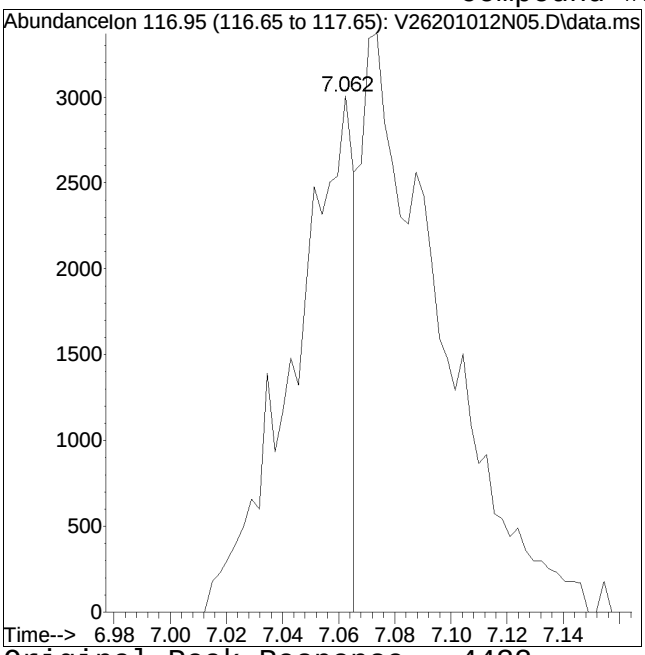

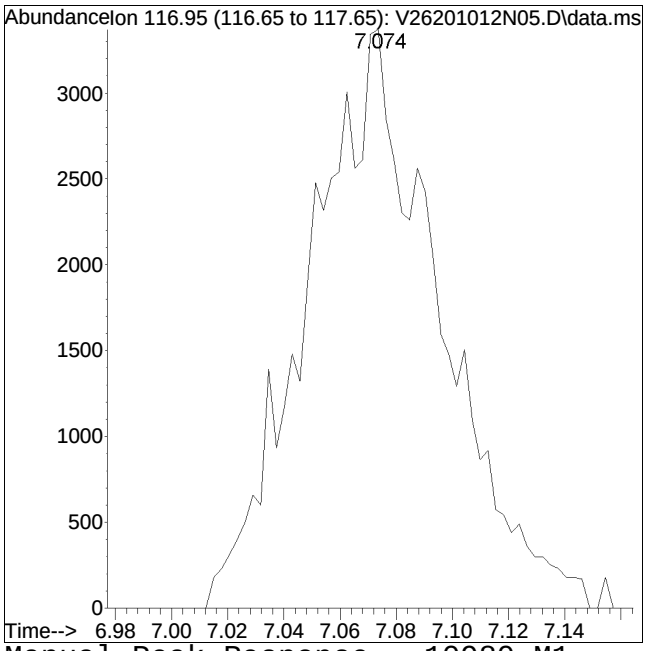

Original Peak Response = 4432 Manual Peak Response = 10980 M1

M1 = Split or tailing peak, auto integration stopped early resulting in false low area count.

Manual Integration Report

Data Path : I:\VOLATILES\VOA126\2020\2QMethod : V126_201012N_8260Suff.m
Data File : V26201012N05.D Operator : VOA126:JC
Date Inj'd : 10/13/2020 12:00 am Instrument : VOA126
Sample : I8260STD2.0PPB Quant Date : 10/13/2020 11:34 am

Compound #28: Acrylonitrile

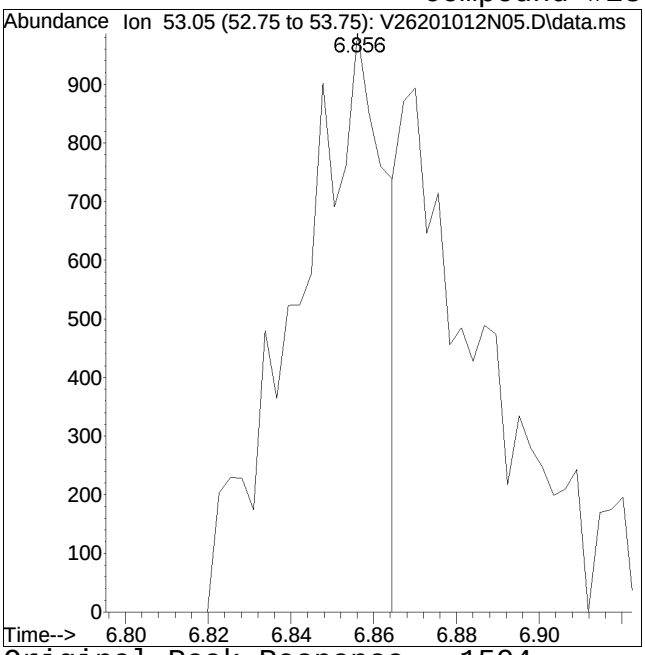

Original Peak Response = 1504

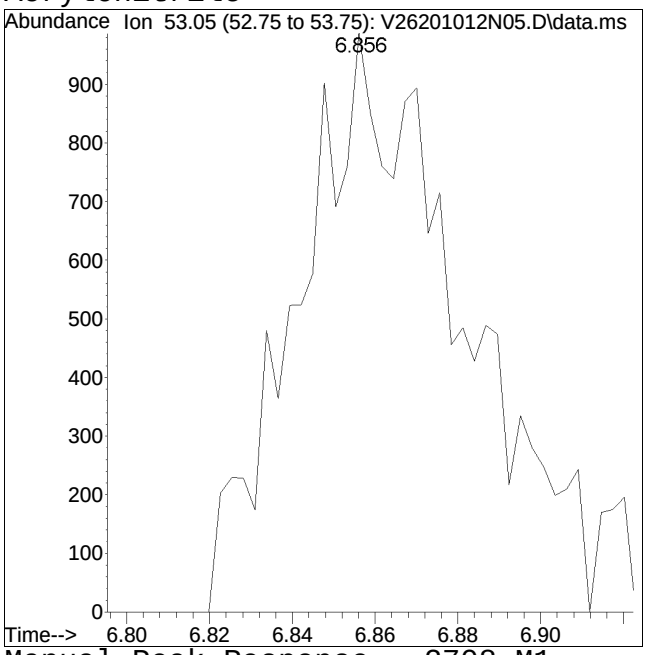

Manual Peak Response = 2708 M1

M1 = Split or tailing peak, auto integration stopped early resulting in false low area count.

Manual Integration Report

Data Path : I:\VOLATILES\VOA126\2020\2Q
Data File : V26201012N05.D
Date Inj'd : 10/13/2020 12:00 am
Sample : I8260STD2.0PPB

Method : V126_201012N_8260Suff.m
Operator : VOA126:JC
Instrument : VOA126
Quant Date : 10/13/2020 11:34 am

Compound #38: Tetrahydrofuran

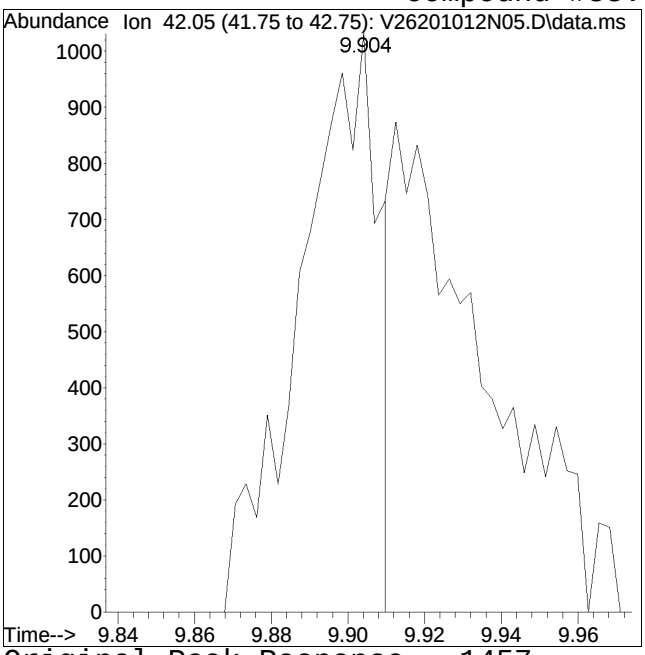

Original Peak Response = 1457

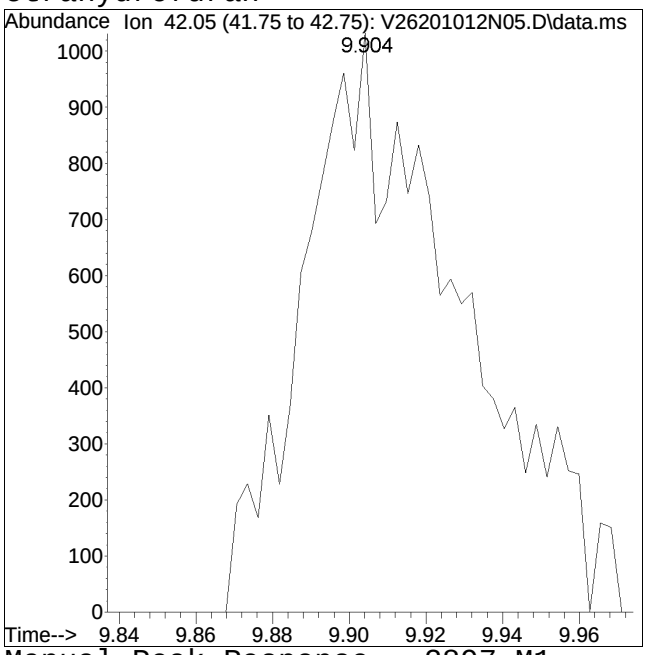

Manual Peak Response = 2897 M1

M1 = Split or tailing peak, auto integration stopped early resulting in false low area count.

Manual Integration Report

Data Path : I:\VOLATILES\VOA126\2020\2Q
Data File : V26201012N05.D
Date Inj'd : 10/13/2020 12:00 am
Sample : I8260STD2.0PPB

Method : V126_201012N_8260Suff.m
Operator : VOA126:JC
Instrument : VOA126
Quant Date : 10/13/2020 11:34 am

Compound #42: 2-Butanone

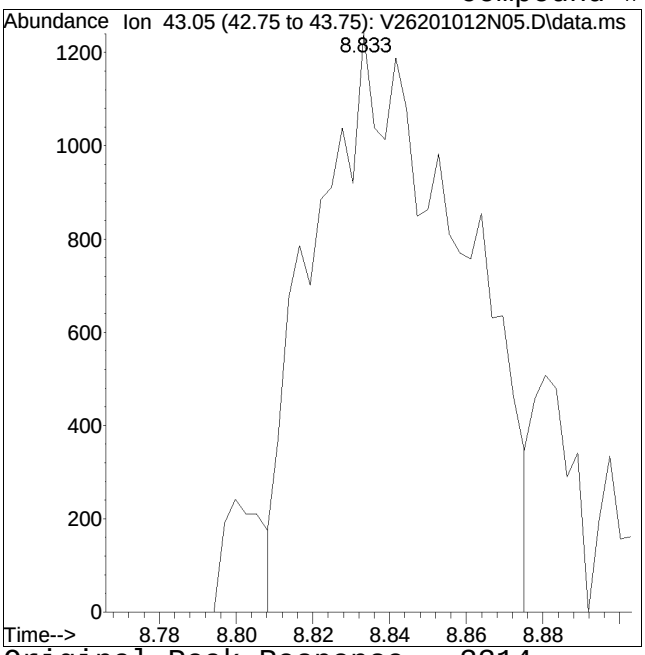

Original Peak Response = 3314

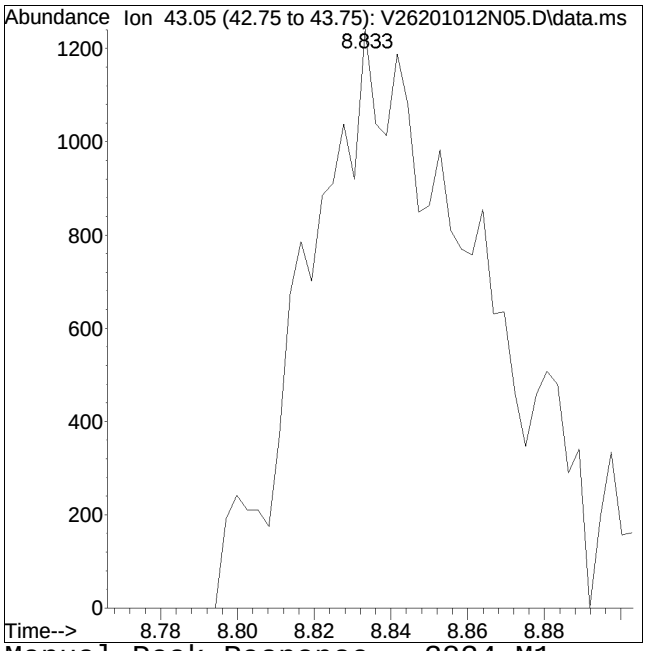

Manual Peak Response = 3834 M1

M1 = Split or tailing peak, auto integration stopped early resulting in false low area count.

Manual Integration Report

Data Path : I:\VOLATILES\VOA126\2020\2Q
Data File : V26201012N05.D
Date Inj'd : 10/13/2020 12:00 am
Sample : I8260STD2.0PPB

Method : V126_201012N_8260Suff.m
Operator : VOA126:JC
Instrument : VOA126
Quant Date : 10/13/2020 11:34 am

Compound #61: 1,4-Dioxane

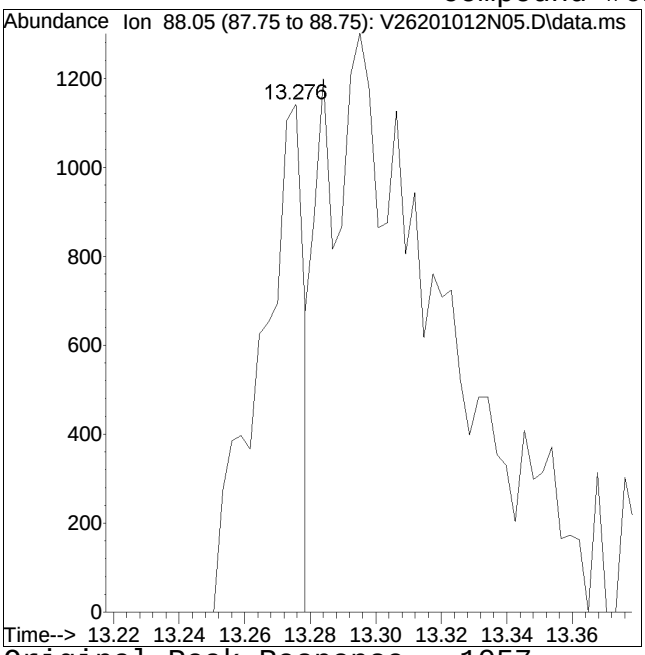

Original Peak Response = 1057

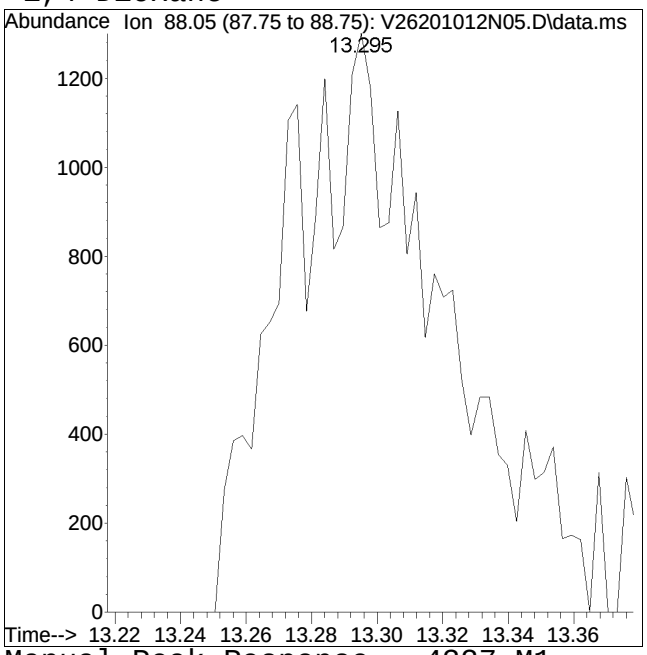

Manual Peak Response = 4327 M1

M1 = Split or tailing peak, auto integration stopped early resulting in false low area count.

Manual Integration Report

Data Path : I:\VOLATILES\VOA126\2020\2Q
Data File : V26201012N05.D
Date Inj'd : 10/13/2020 12:00 am
Sample : I8260STD2.0PPB

Method : V126_201012N_8260Suff.m
Operator : VOA126:JC
Instrument : VOA126
Quant Date : 10/13/2020 11:34 am

Compound #67: 4-Methyl-2-pentanone

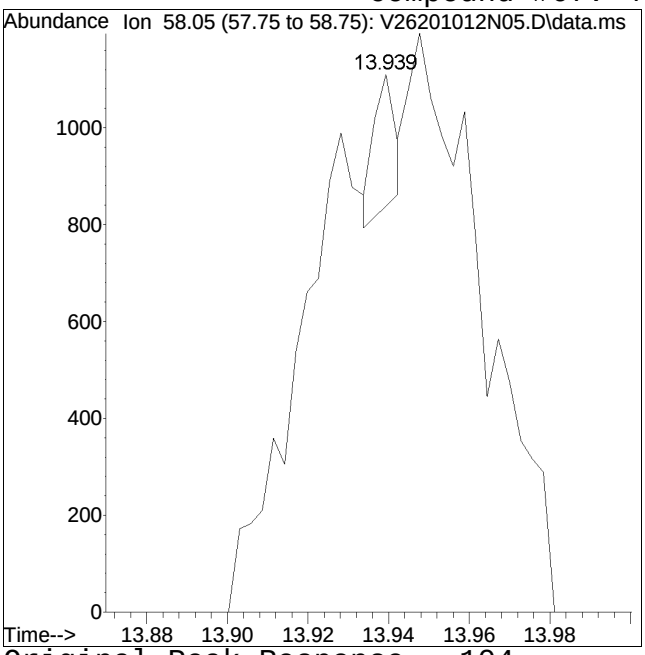

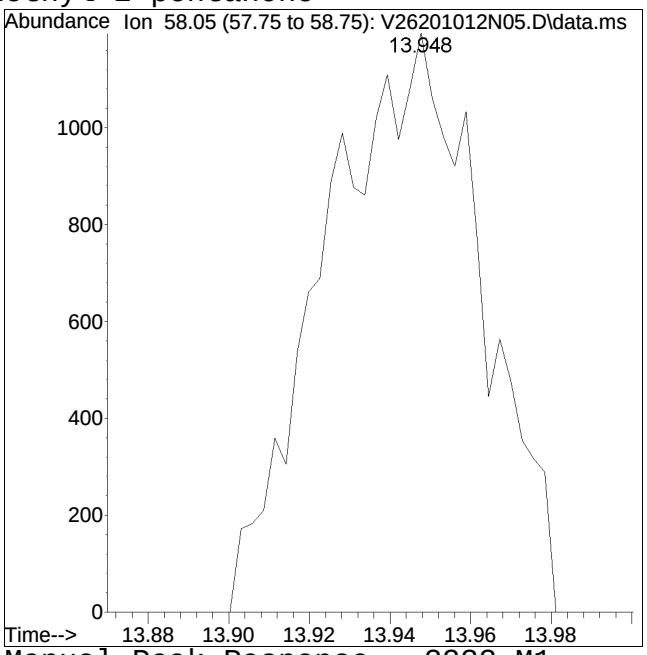

Original Peak Response = 104 Manual Peak Response = 3233 M1

M1 = Split or tailing peak, auto integration stopped early resulting in false low area count.

Manual Integration Report

Data Path : I:\VOLATILES\VOA126\2020\2QMethod : V126_201012N_8260Suff.m
Data File : V26201012N05.D Operator : VOA126:JC
Date Inj'd : 10/13/2020 12:00 am Instrument : VOA126
Sample : I8260STD2.0PPB Quant Date : 10/13/2020 11:34 am

Compound #123: Nitrobenzene

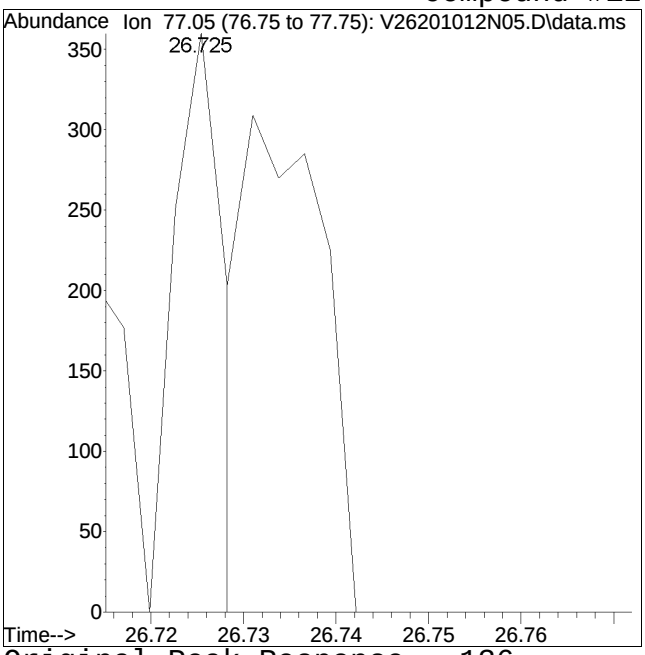

Original Peak Response = 136

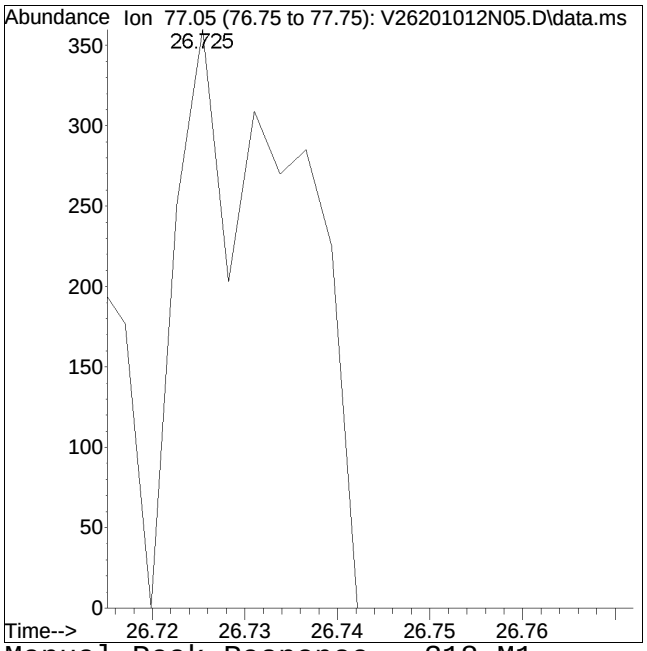

Manual Peak Response = 318 M1

M1 = Split or tailing peak, auto integration stopped early resulting in false low area count.

Quantitation Report (QT Reviewed)

Data Path : I:\VOLATILES\VOA126\2020\201012N\
Data File : V26201012N06.D
Acq On : 13 Oct 2020 12:40 am
Operator : VOA126:JC
Sample : I8260STD4.0PPB
Misc : WG1421526,ICAL
ALS Vial : 6 Sample Multiplier: 1

Quant Time: Oct 13 11:14:06 2020
Quant Method : I:\VOLATILES\VOA126\2020\201012N\V126_201012N_8260Suff.m
Quant Title : VOLATILES BY GC/MS
QLast Update : Tue Oct 13 10:56:23 2020
Response via : Initial Calibration

CCAL FILE(s) : 1 - I:\VOLATILES\VOA126\2020\201012N\V26201012N08.D
Sub List : 8260-Curve+Suffolk - Megamix+Diox+Suffolk

Compound	R.T.	QIon	Response	Conc	Units	Dev(Min)
Internal Standards						
1) Fluorobenzene	11.536	96	641193	20.000	ug/L	0.00
Standard Area 1 = 647844			Recovery =	98.97%		
63) Chlorobenzene-d5	18.234	117	506863	20.000	ug/L	0.00
Standard Area 1 = 511378			Recovery =	99.12%		
88) 1,4-Dichlorobenzene-d4	23.892	152	261039	20.000	ug/L	0.00
Standard Area 1 = 281015			Recovery =	92.89%		
System Monitoring Compounds						
39) Dibromofluoromethane	9.907	113	167200	19.978	ug/L	0.00
Spiked Amount 20.000	Range 70 - 130		Recovery =	99.89%		
47) 1,2-Dichloroethane-d4	10.902	65	142870	19.991	ug/L	0.00
Spiked Amount 20.000	Range 70 - 130		Recovery =	99.95%		
65) Toluene-d8	14.871	98	647797	20.187	ug/L	0.00
Spiked Amount 20.000	Range 70 - 130		Recovery =	100.94%		
92) 4-Bromofluorobenzene	21.073	95	238079	21.081	ug/L	0.00
Spiked Amount 20.000	Range 70 - 130		Recovery =	105.40%		
Target Compounds						Qvalue
2) Dichlorodifluoromethane	2.687	85	26168	4.008	ug/L #	88
3) Chlorodifluoromethane	2.684	51	23483M1	4.458	ug/L	
4) Chloromethane	3.080	50	25304M1	4.834	ug/L	
5) Vinyl chloride	3.234	62	31014	4.019	ug/L	97
6) Bromomethane	3.956	94	16644M1	4.187	ug/L	
7) Chloroethane	4.104	64	16298M1	4.187	ug/L	
8) Trichlorofluoromethane	4.542	101	40911	4.006	ug/L	96
9) Ethyl ether	5.094	74	12333M1	3.955	ug/L	
11) 1,1-Dichloroethene	5.671	96	24076M1	4.080	ug/L	
12) Carbon disulfide	6.580	76	84687	5.498	ug/L	99
13) Freon-113	5.336	101	23813	3.974	ug/L	99
14) Iodomethane	6.245	142	17819M1	3.135	ug/L	
15) Acrolein	5.350	56	1741M1	3.263	ug/L	
16) Allyl chloride	6.368	76	15058	3.902	ug/L #	55
17) Methylene chloride	6.594	84	29206	4.383	ug/L	79
19) Acetone	5.479	43	8119M1	8.196	ug/L	
20) trans-1,2-Dichloroethene	7.146	96	28501	4.060	ug/L	88
21) Methyl acetate	6.340	43	9740M1	3.947	ug/L	
22) Hexane	7.260	57	33022	3.890	ug/L	97
23) Methyl tert-butyl ether	6.887	73	60683	3.797	ug/L #	75
24) tert-Butyl alcohol	5.891	59	8150M1	16.865	ug/L	

Data Path : I:\VOLATILES\VOA126\2020\201012N\
Data File : V26201012N06.D
Acq On : 13 Oct 2020 12:40 am
Operator : VOA126:JC
Sample : I8260STD4.0PPB
Misc : WG1421526,ICAL
ALS Vial : 6 Sample Multiplier: 1

Quant Time: Oct 13 11:14:06 2020
Quant Method : I:\VOLATILES\VOA126\2020\201012N\V126_201012N_8260Suff.m
Quant Title : VOLATILES BY GC/MS
QLast Update : Tue Oct 13 10:56:23 2020
Response via : Initial Calibration

CCAL FILE(s) : 1 - I:\VOLATILES\VOA126\2020\201012N\V26201012N08.D
Sub List : 8260-Curve+Suffolk - Megamix+Diox+Suffolk

Compound	R.T.	QIon	Response	Conc	Units		Dev(Min)
25) Diisopropyl ether	7.762	45	60873	3.958	ug/L	#	90
26) 1,1-Dichloroethane	7.972	63	43637	4.107	ug/L		97
27) Halothane	7.068	117	21663	3.848	ug/L		99
28) Acrylonitrile	6.851	53	5010	3.733	ug/L	#	58
29) Ethyl tert-butyl ether	8.568	59	62080	3.826	ug/L		90
30) Vinyl acetate	8.005	43	29471M1	3.645	ug/L		
31) cis-1,2-Dichloroethene	9.162	96	31758	4.093	ug/L	#	82
32) 2,2-Dichloropropane	9.065	77	38086	3.857	ug/L		87
33) Bromochloromethane	9.801	128	13969	4.040	ug/L	#	79
34) Cyclohexane	10.264	56	35857	4.020	ug/L		76
35) Chloroform	9.475	83	51440	4.084	ug/L		96
36) Ethyl acetate	9.162	43	13607M1	3.858	ug/L		
37) Carbon tetrachloride	10.755	117	39439	3.749	ug/L		99
38) Tetrahydrofuran	9.896	42	4314	4.007	ug/L	#	67
40) 1,1,1-Trichloroethane	10.253	97	45084	4.007	ug/L		96
42) 2-Butanone	8.839	43	6687M1	4.254	ug/L		
43) 1,1-Dichloropropene	10.562	75	37829	4.088	ug/L		100
44) Heptane	10.877	71	27705	4.111	ug/L	#	81
45) Benzene	11.109	78	110847	4.088	ug/L		92
46) tert-Amyl methyl ether	10.808	73	63470	3.824	ug/L		99
48) 1,2-Dichloroethane	11.092	62	31932	4.074	ug/L		99
51) Methyl cyclohexane	12.445	83	43919	3.890	ug/L	#	77
52) Trichloroethene	12.350	95	30419	3.983	ug/L		99
54) Dibromomethane	13.323	93	16098	4.038	ug/L		97
55) 1,2-Dichloropropane	12.726	63	24920	3.964	ug/L	#	94
57) 2-Chloroethyl vinyl ether	13.881	63	10393	3.871	ug/L		89
58) Bromodichloromethane	13.212	83	38067	3.872	ug/L		100
60) Methyl methacrylate	12.860	69	13721	3.597	ug/L	#	67
61) 1,4-Dioxane	13.281	88	10243M1	154.212	ug/L		
62) cis-1,3-Dichloropropene	14.372	75	40277	3.675	ug/L	#	88
64) Octane	14.572	85	27846	3.878	ug/L	#	84
66) Toluene	15.044	92	73174	4.011	ug/L		95
67) 4-Methyl-2-pentanone	13.945	58	6323M1	3.676	ug/L		
68) Tetrachloroethene	16.460	166	36180	4.207	ug/L		98
69) 2-Nitropropane	13.379	41	3395	3.364	ug/L	#	99
71) trans-1,3-Dichloropropene	15.468	75	34369	3.619	ug/L	#	82
72) Methyl isothiocyanate	15.353	73	12045	3.389	ug/L	#	92
74) Ethyl methacrylate	15.454	69	26118	3.528	ug/L		97
75) 1,1,2-Trichloroethane	15.802	83	18661	3.924	ug/L		97
76) Chlorodibromomethane	16.934	129	25296	3.438	ug/L		97

Data Path : I:\VOLATILES\VOA126\2020\201012N\
Data File : V26201012N06.D
Acq On : 13 Oct 2020 12:40 am
Operator : VOA126:JC
Sample : I8260STD4.0PPB
Misc : WG1421526,ICAL
ALS Vial : 6 Sample Multiplier: 1

Quant Time: Oct 13 11:14:06 2020
Quant Method : I:\VOLATILES\VOA126\2020\201012N\V126_201012N_8260Suff.m
Quant Title : VOLATILES BY GC/MS
QLast Update : Tue Oct 13 10:56:23 2020
Response via : Initial Calibration

CCAL FILE(s) : 1 - I:\VOLATILES\VOA126\2020\201012N\V26201012N08.D
Sub List : 8260-Curve+Suffolk - Megamix+Diox+Suffolk

Compound	R.T.	QIon	Response	Conc	Units		Dev(Min)
77) 1,3-Dichloropropane	16.360	76	36594	3.879	ug/L		100
78) 1,2-Dibromoethane	17.383	107	20959	3.716	ug/L		97
79) n-Butyl Acetate	16.379	43	24214	3.430	ug/L	#	90
80) 2-Hexanone	15.833	43	10278	3.657	ug/L		93
81) Nonane	18.016	57	37427	3.656	ug/L	#	82
82) Chlorobenzene	18.323	112	85501	4.066	ug/L		98
83) Ethylbenzene	18.446	91	142768	4.023	ug/L		97
84) 1,1,1,2-Tetrachloroethane	18.432	131	28306	3.626	ug/L		98
85) p/m Xylene	18.627	106	112825	7.972	ug/L		90
86) o Xylene	19.634	106	104153	7.876	ug/L		89
87) Styrene	19.726	104	168383	7.557	ug/L		94
89) Bromoform	20.501	173	15024	3.399	ug/L		98
91) Isopropylbenzene	20.484	105	143742	4.202	ug/L		97
93) Bromobenzene	21.508	156	35406	4.093	ug/L		99
94) Decane	21.179	57	43675	3.832	ug/L	#	86
95) n-Propylbenzene	21.427	91	170900	4.238	ug/L		98
96) 1,4-Dichlorobutane	20.727	55	28172	4.145	ug/L	#	80
97) 1,1,2,2-Tetrachloroethane	20.908	83	26467	4.017	ug/L		98
98) 4-Ethyltoluene	21.706	105	139547	4.167	ug/L		98
99) 2-Chlorotoluene	21.840	91	114218	4.329	ug/L		99
100) 1,3,5-Trimethylbenzene	21.815	105	121181	4.177	ug/L		97
101) 1,2,3-Trichloropropane	21.257	75	19912	4.195	ug/L		98
102) trans-1,4-Dichloro-2-b...	21.438	53	5874	3.819	ug/L		97
103) 4-Chlorotoluene	21.951	91	104402	4.333	ug/L		100
104) tert-Butylbenzene	22.654	119	104875	4.161	ug/L		99
107) 1,2,4-Trimethylbenzene	22.749	105	117624	4.152	ug/L		97
108) Limonene	23.318	68	36065	3.764	ug/L		91
109) sec-Butylbenzene	23.173	105	155988	4.118	ug/L		98
110) p-Isopropyltoluene	23.513	119	134090	4.100	ug/L		98
111) 1,3-Dichlorobenzene	23.705	146	71471	4.191	ug/L		98
112) 1,4-Dichlorobenzene	23.965	146	71045	4.216	ug/L		98
113) trans-Decahydronaphtha...	24.450	138	36895	4.068	ug/L		92
114) Undecane	24.079	57	41474	3.911	ug/L	#	82
115) p-Diethylbenzene	24.508	119	80179	4.103	ug/L		99
116) n-Butylbenzene	24.483	91	148231	4.223	ug/L		97
117) Hexachloroethane	25.596	117	21581	3.343	ug/L		94
118) 1,2-Dichlorobenzene	24.821	146	63473	4.058	ug/L		99
119) cis-Decahydronaphthalene	25.894	138	27986	3.950	ug/L		91
120) 1,2,4,5-Tetramethylben...	26.201	119	110603	3.768	ug/L		97
121) 1,2-Dibromo-3-chloropr...	26.547	155	3754	3.220	ug/L		90

Data Path : I:\VOLATILES\VOA126\2020\201012N\
Data File : V26201012N06.D
Acq On : 13 Oct 2020 12:40 am
Operator : VOA126:JC
Sample : I8260STD4.0PPB
Misc : WG1421526,ICAL
ALS Vial : 6 Sample Multiplier: 1

Quant Time: Oct 13 11:14:06 2020
Quant Method : I:\VOLATILES\VOA126\2020\201012N\V126_201012N_8260Suff.m
Quant Title : VOLATILES BY GC/MS
QLast Update : Tue Oct 13 10:56:23 2020
Response via : Initial Calibration

CCAL FILE(s) : 1 - I:\VOLATILES\VOA126\2020\201012N\V26201012N08.D
Sub List : 8260-Curve+Suffolk - Megamix+Diox+Suffolk

Compound	R.T.	QIon	Response	Conc	Units	Dev(Min)
122) 1,3,5-Trichlorobenzene	27.010	180	46933	3.947	ug/L	99
123) Nitrobenzene	26.737	77	784M1	2.848	ug/L	
124) Hexachlorobutadiene	28.471	225	23272	3.806	ug/L	99
125) 1,2,4-Trichlorobenzene	28.212	180	41379	3.809	ug/L	99
126) Naphthalene	28.666	128	77558	3.599	ug/L	100
127) 1,2,3-Trichlorobenzene	29.099	180	36842	3.755	ug/L	99

(#) = qualifier out of range (m) = manual integration (+) = signals summed

Quantitation Report (QT Reviewed)

Data Path : I:\VOLATILES\VOA126\2020\201012N\
Data File : V26201012N06.D
Acq On : 13 Oct 2020 12:40 am
Operator : VOA126:JC
Sample : I8260STD4.0PPB
Misc : WG1421526,ICAL
ALS Vial : 6 Sample Multiplier: 1

Quant Time: Oct 13 11:14:06 2020
Quant Method : I:\VOLATILES\VOA126\2020\201012N\V126_201012N_8260Suff.m
Quant Title : VOLATILES BY GC/MS
QLast Update : Tue Oct 13 10:56:23 2020
Response via : Initial Calibration

Sub List : 8260-Curve+Suffolk - Megamix+Diox+Suffolk01012N08.D•

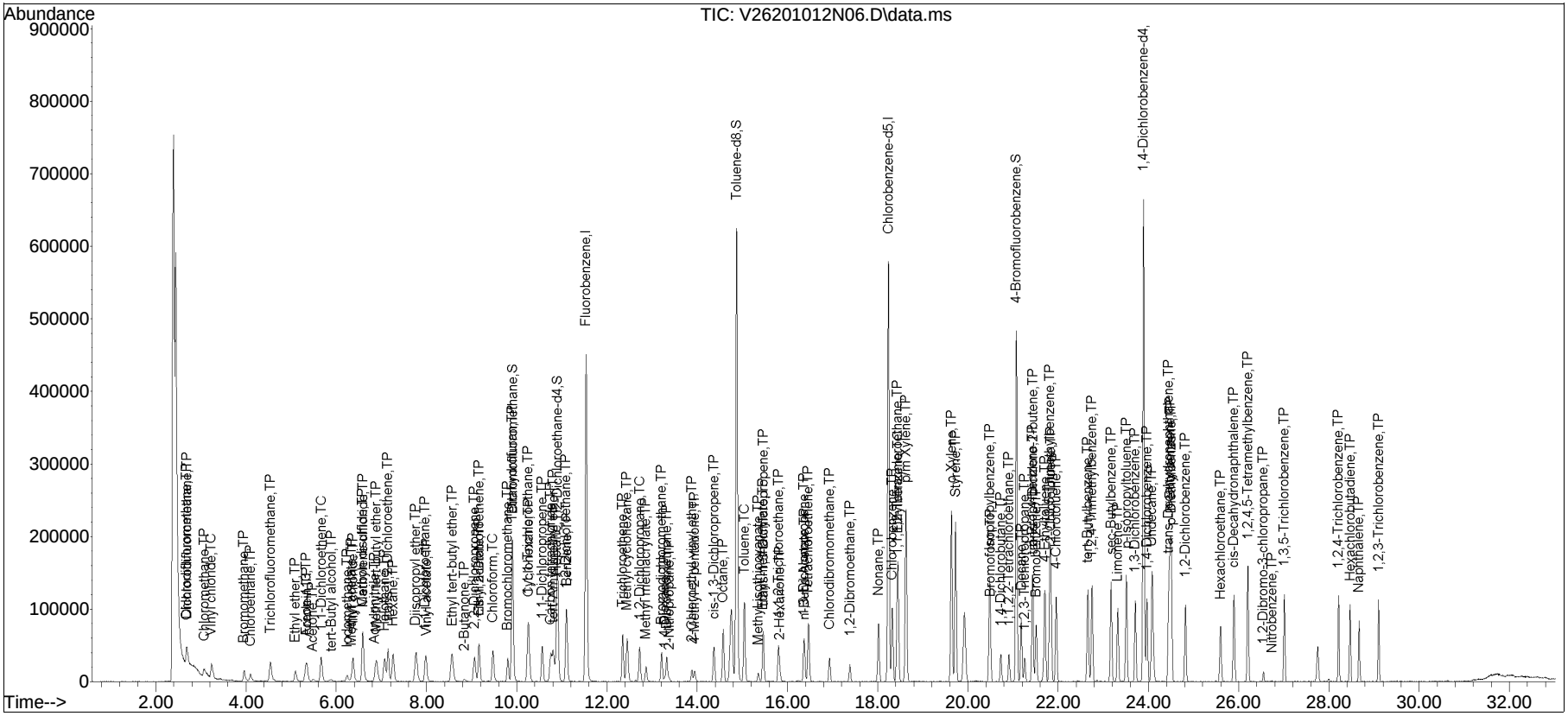

Manual Integration Report

Data Path : I:\VOLATILES\VOA126\2020\2QMethod : V126_201012N_8260Suff.m
Data File : V26201012N06.D Operator : VOA126:JC
Date Inj'd : 10/13/2020 12:40 am Instrument : VOA126
Sample : I8260STD4.0PPB Quant Date : 10/13/2020 10:57 am

Compound #3: Chlorodifluoromethane

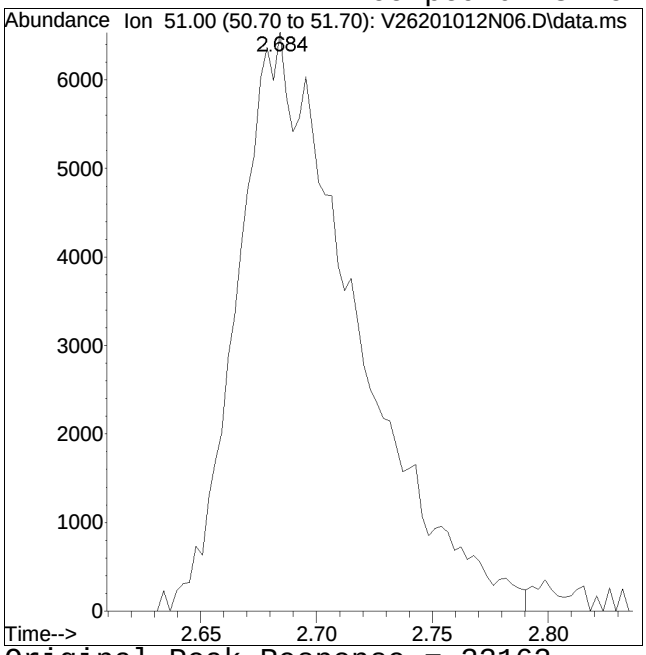

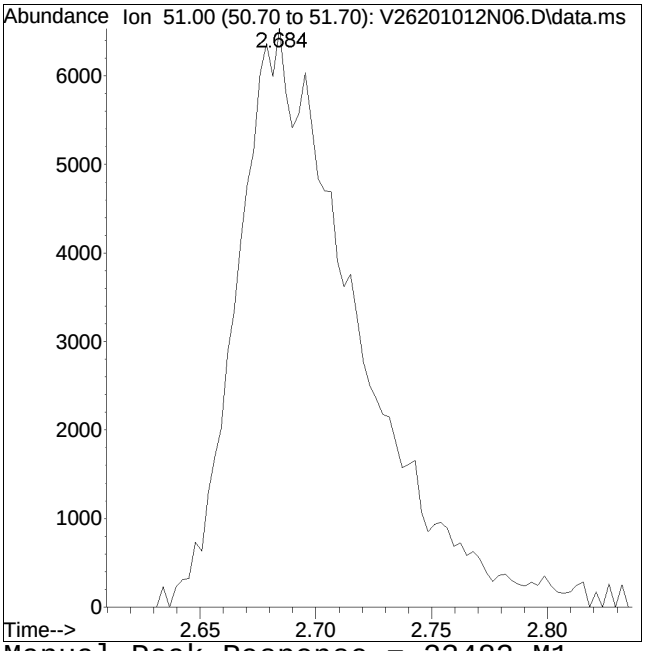

Original Peak Response = 23162 Manual Peak Response = 23483 M1
M1 = Split or tailing peak, auto integration stopped early resulting in false low area count.

Manual Integration Report

Data Path : I:\VOLATILES\VOA126\2020\2Q
Data File : V26201012N06.D
Date Inj'd : 10/13/2020 12:40 am
Sample : I8260STD4.0PPB

Method : V126_201012N_8260Suff.m
Operator : VOA126:JC
Instrument : VOA126
Quant Date : 10/13/2020 10:57 am

Compound #4: Chloromethane

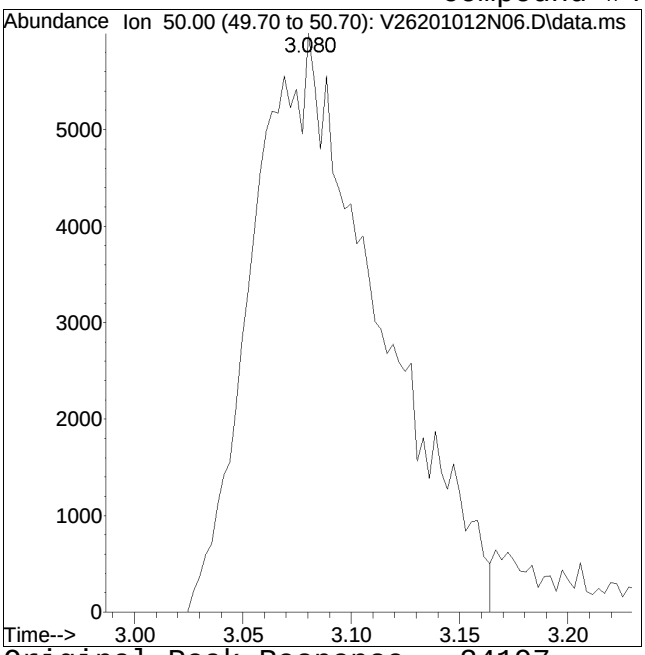

Original Peak Response = 24197

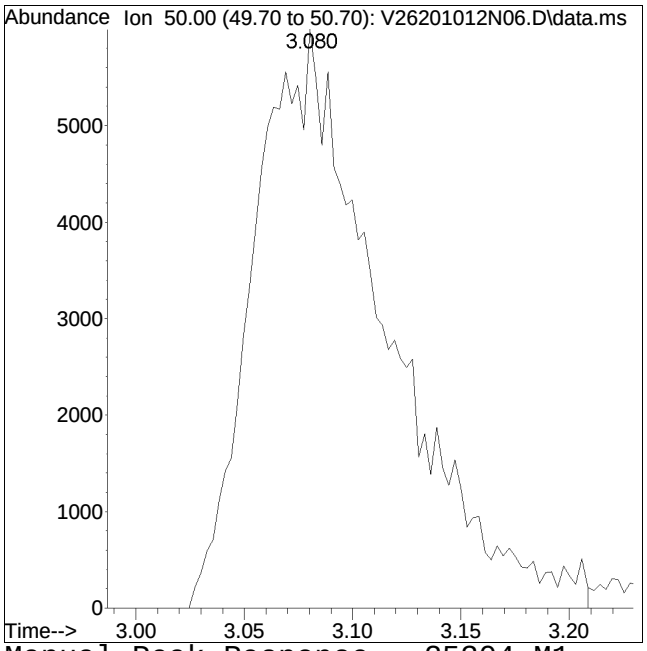

Manual Peak Response = 25304 M1

M1 = Split or tailing peak, auto integration stopped early resulting in false low area count.

Manual Integration Report

Data Path : I:\VOLATILES\VOA126\2020\2Q
Data File : V26201012N06.D
Date Inj'd : 10/13/2020 12:40 am
Sample : I8260STD4.0PPB

Method : V126_201012N_8260Suff.m
Operator : VOA126:JC
Instrument : VOA126
Quant Date : 10/13/2020 10:57 am

Compound #6: Bromomethane

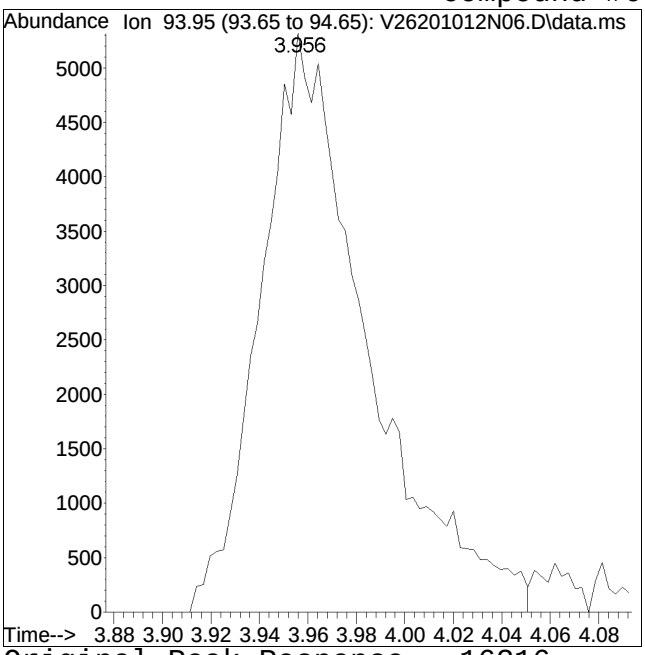

Original Peak Response = 16216

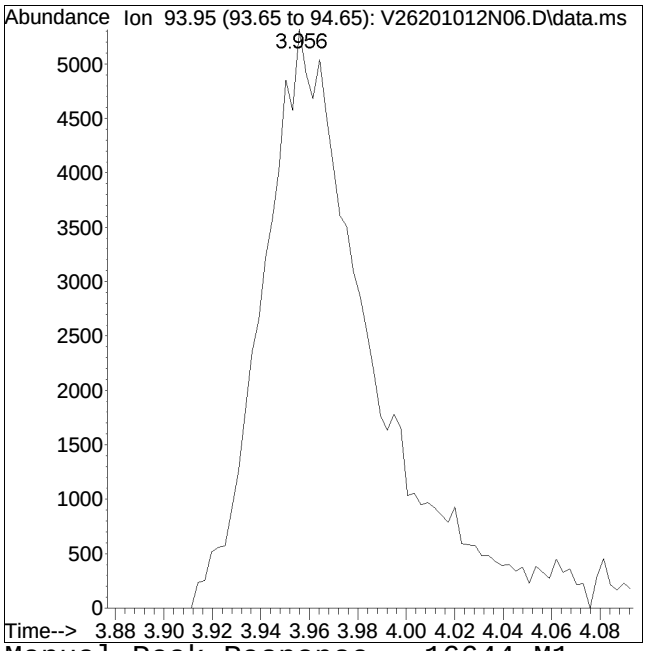

Manual Peak Response = 16644 M1

M1 = Split or tailing peak, auto integration stopped early resulting in false low area count.

Manual Integration Report

Data Path : I:\VOLATILES\VOA126\2020\2Q
Data File : V26201012N06.D
Date Inj'd : 10/13/2020 12:40 am
Sample : I8260STD4.0PPB

Method : V126_201012N_8260Suff.m
Operator : VOA126:JC
Instrument : VOA126
Quant Date : 10/13/2020 10:57 am

Compound #7: Chloroethane

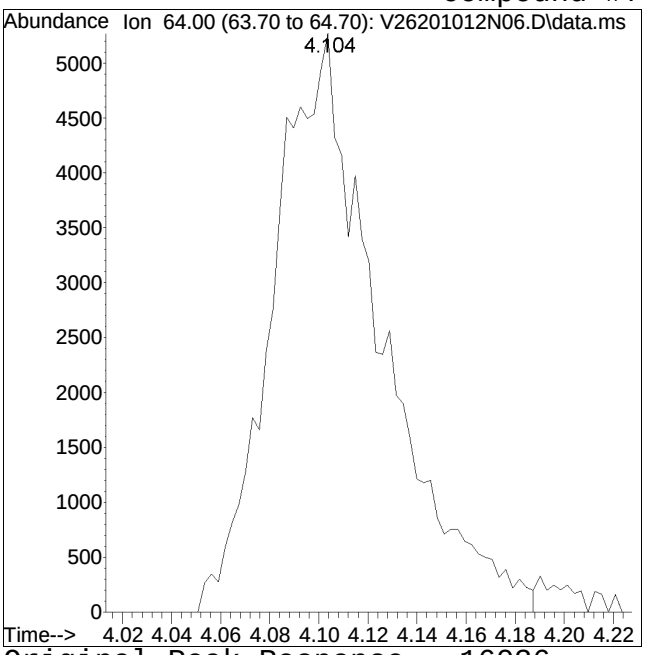

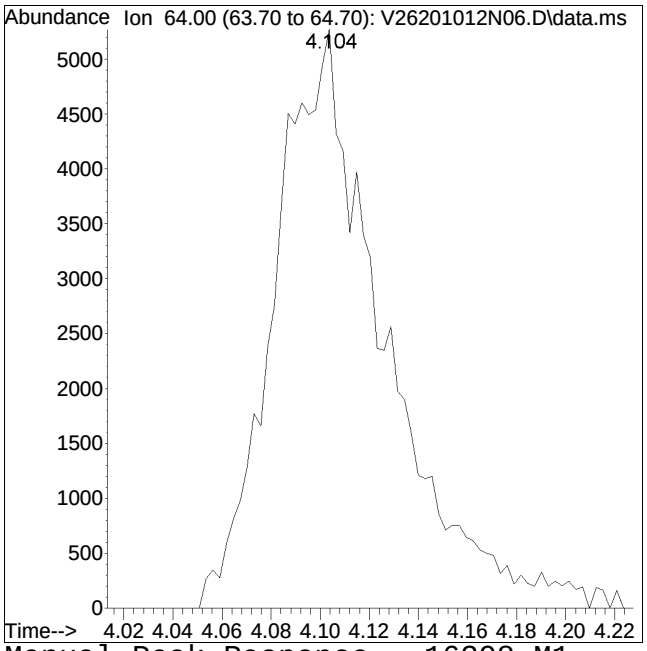

Original Peak Response = 16036 Manual Peak Response = 16298 M1

M1 = Split or tailing peak, auto integration stopped early resulting in false low area count.

Manual Integration Report

Data Path : I:\VOLATILES\VOA126\2020\2Q
Data File : V26201012N06.D
Date Inj'd : 10/13/2020 12:40 am
Sample : I8260STD4.0PPB

Method : V126_201012N_8260Suff.m
Operator : VOA126:JC
Instrument : VOA126
Quant Date : 10/13/2020 10:57 am

Compound #9: Ethyl ether

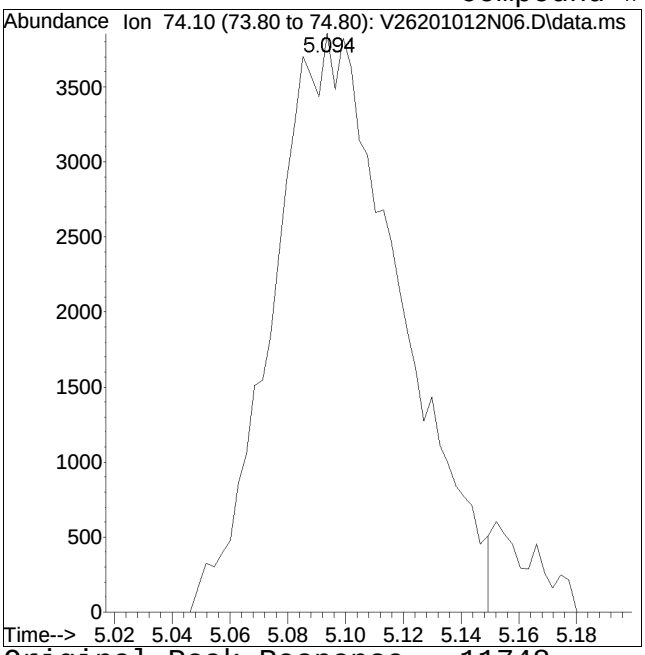

Original Peak Response = 11748

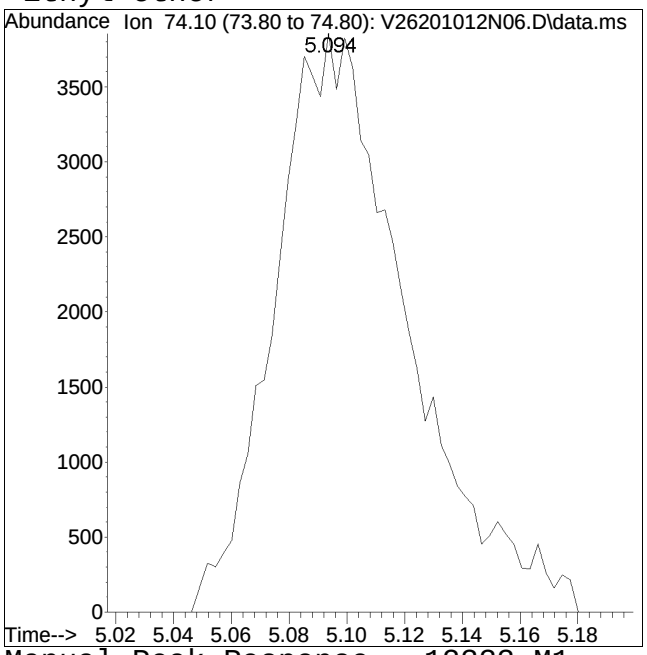

Manual Peak Response = 12333 M1

M1 = Split or tailing peak, auto integration stopped early resulting in false low area count.

Manual Integration Report

Data Path : I:\VOLATILES\VOA126\2020\2QMethod : V126_201012N_8260Suff.m
Data File : V26201012N06.D Operator : VOA126:JC
Date Inj'd : 10/13/2020 12:40 am Instrument : VOA126
Sample : I8260STD4.0PPB Quant Date : 10/13/2020 10:57 am

Compound #11: 1,1-Dichloroethene

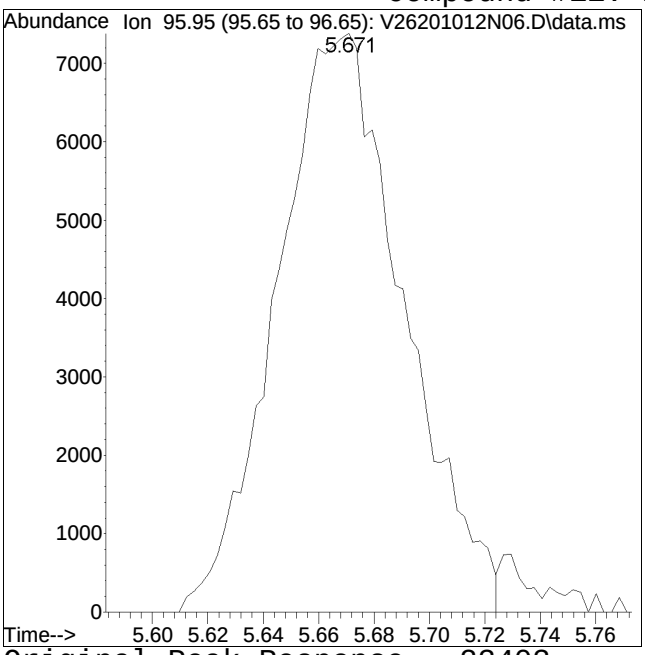

Original Peak Response = 23403

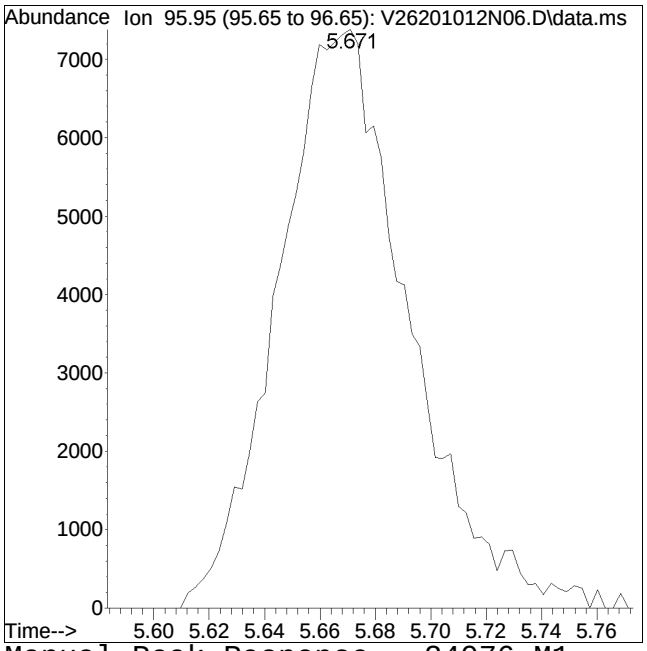

Manual Peak Response = 24076 M1

M1 = Split or tailing peak, auto integration stopped early resulting in false low area count.

Manual Integration Report

Data Path : I:\VOLATILES\VOA126\2020\2Q
Data File : V26201012N06.D
Date Inj'd : 10/13/2020 12:40 am
Sample : I8260STD4.0PPB

Method : V126_201012N_8260Suff.m
Operator : VOA126:JC
Instrument : VOA126
Quant Date : 10/13/2020 10:57 am

Compound #14: Iodomethane

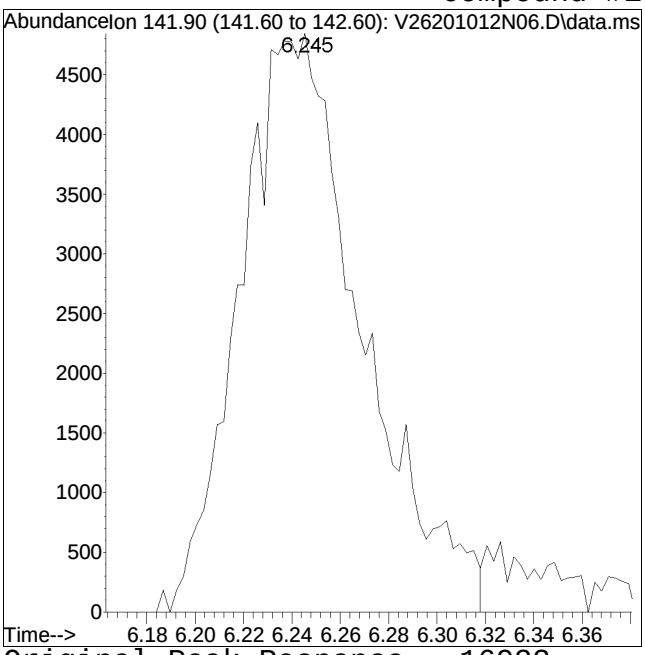

Original Peak Response = 16922

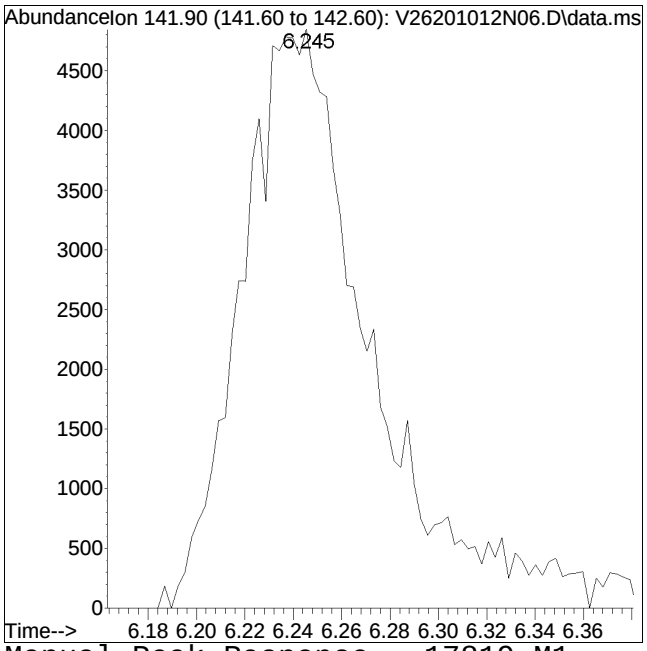

Manual Peak Response = 17819 M1

M1 = Split or tailing peak, auto integration stopped early resulting in false low area count.

Manual Integration Report

Data Path : I:\VOLATILES\VOA126\2020\2QMethod : V126_201012N_8260Suff.m
Data File : V26201012N06.D Operator : VOA126:JC
Date Inj'd : 10/13/2020 12:40 am Instrument : VOA126
Sample : I8260STD4.0PPB Quant Date : 10/13/2020 10:57 am

Compound #15: Acrolein

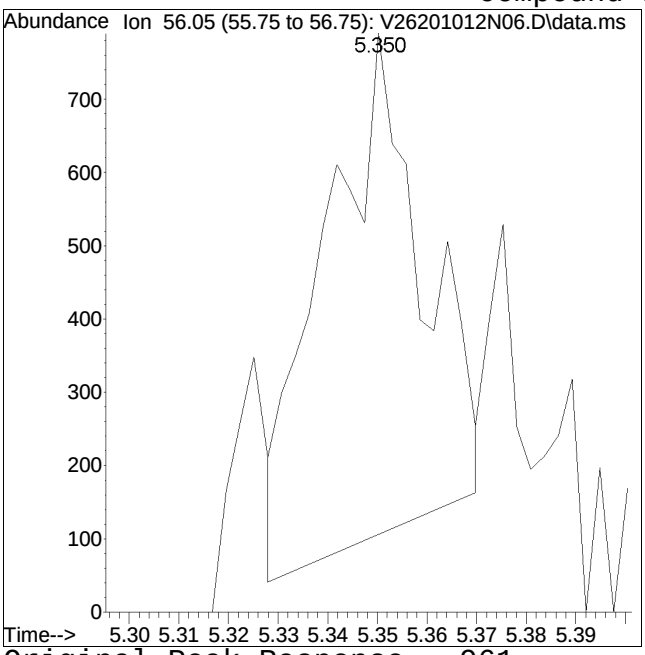

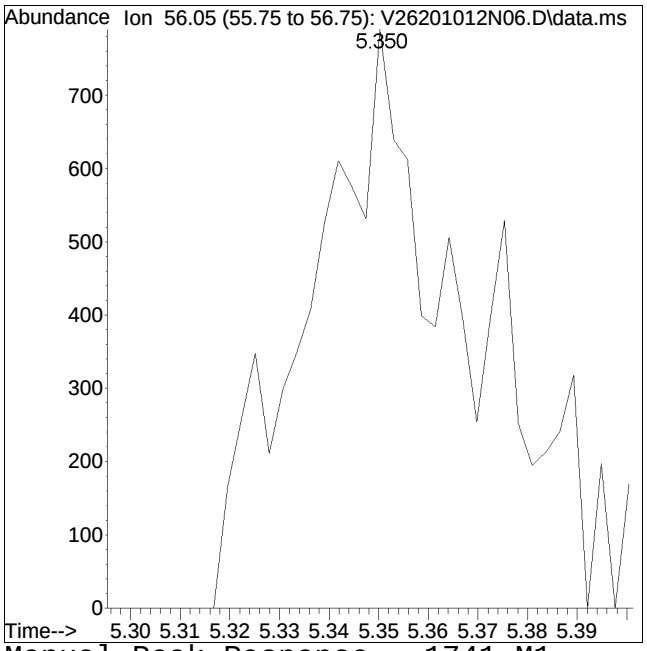

Original Peak Response = 961 Manual Peak Response = 1741 M1
M1 = Split or tailing peak, auto integration stopped early resulting in false low area count.

Manual Integration Report

Data Path : I:\VOLATILES\VOA126\2020\2Q
Data File : V26201012N06.D
Date Inj'd : 10/13/2020 12:40 am
Sample : I8260STD4.0PPB

Method : V126_201012N_8260Suff.m
Operator : VOA126:JC
Instrument : VOA126
Quant Date : 10/13/2020 10:57 am

Compound #19: Acetone

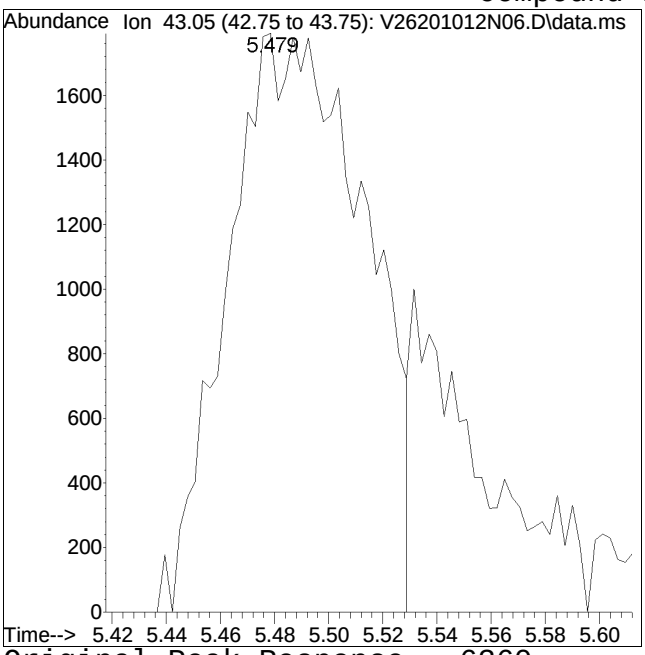

Original Peak Response = 6360

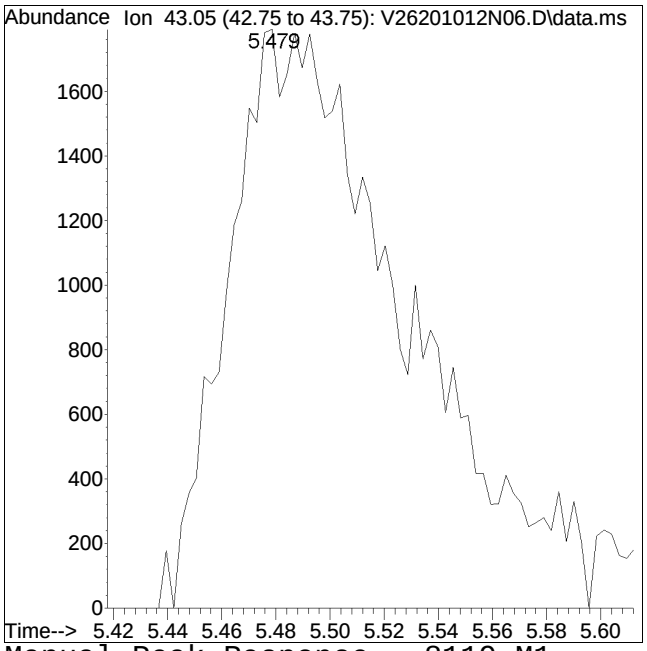

Manual Peak Response = 8119 M1

M1 = Split or tailing peak, auto integration stopped early resulting in false low area count.

Manual Integration Report

Data Path : I:\VOLATILES\VOA126\2020\2Q
Data File : V26201012N06.D
Date Inj'd : 10/13/2020 12:40 am
Sample : I8260STD4.0PPB

Method : V126_201012N_8260Suff.m
Operator : VOA126:JC
Instrument : VOA126
Quant Date : 10/13/2020 10:57 am

Compound #21: Methyl acetate

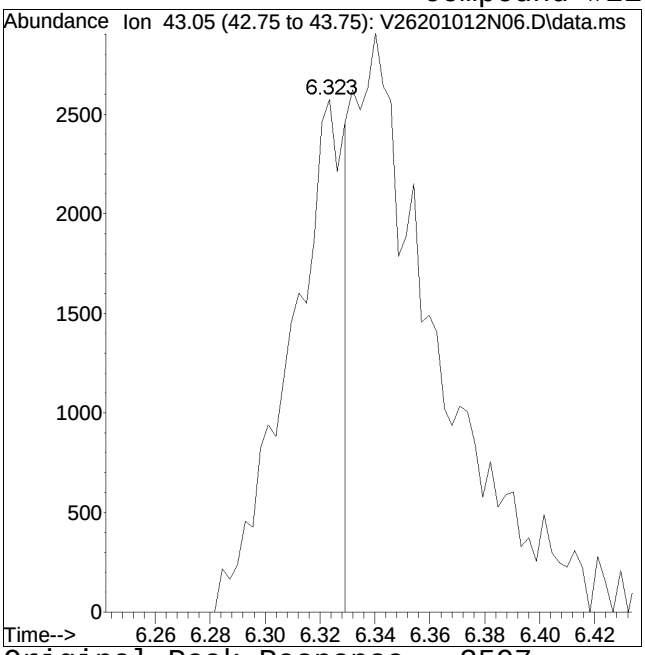

Original Peak Response = 3597

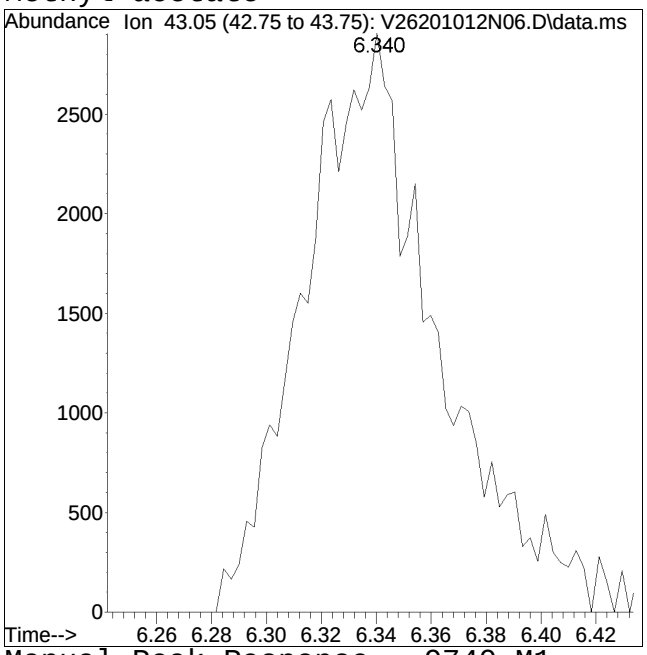

Manual Peak Response = 9740 M1

M1 = Split or tailing peak, auto integration stopped early resulting in false low area count.

Manual Integration Report

Data Path : I:\VOLATILES\VOA126\2020\2Q
Data File : V26201012N06.D
Date Inj'd : 10/13/2020 12:40 am
Sample : I8260STD4.0PPB

Method : V126_201012N_8260Suff.m
Operator : VOA126:JC
Instrument : VOA126
Quant Date : 10/13/2020 10:57 am

Compound #24: tert-Butyl alcohol

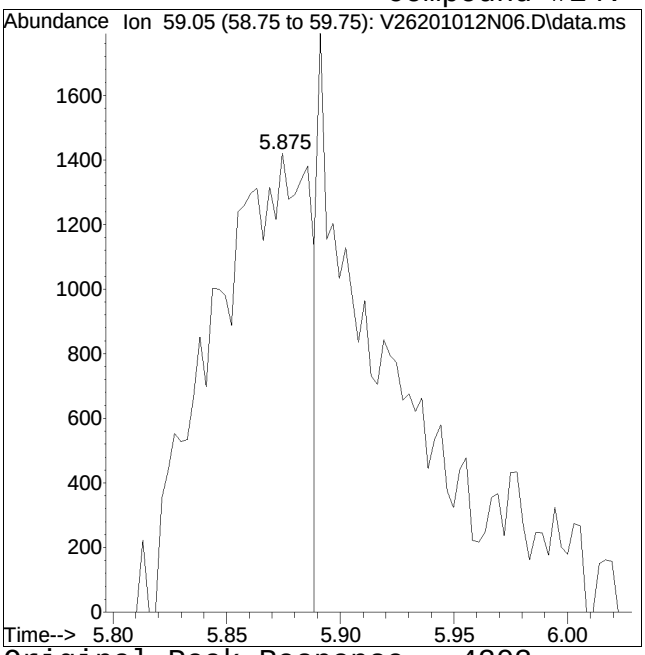

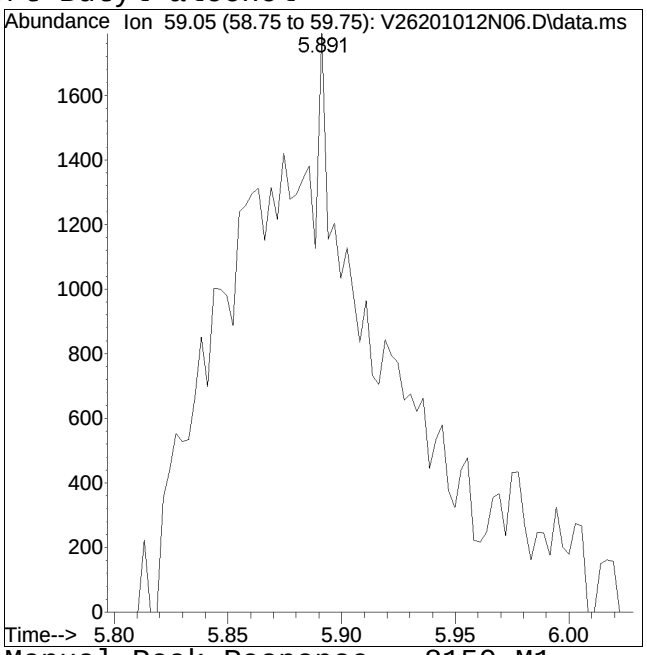

Original Peak Response = 4203 Manual Peak Response = 8150 M1

M1 = Split or tailing peak, auto integration stopped early resulting in false low area count.

Manual Integration Report

Data Path : I:\VOLATILES\VOA126\2020\2Q
Data File : V26201012N06.D
Date Inj'd : 10/13/2020 12:40 am
Sample : I8260STD4.0PPB

Method : V126_201012N_8260Suff.m
Operator : VOA126:JC
Instrument : VOA126
Quant Date : 10/13/2020 10:57 am

Compound #30: Vinyl acetate

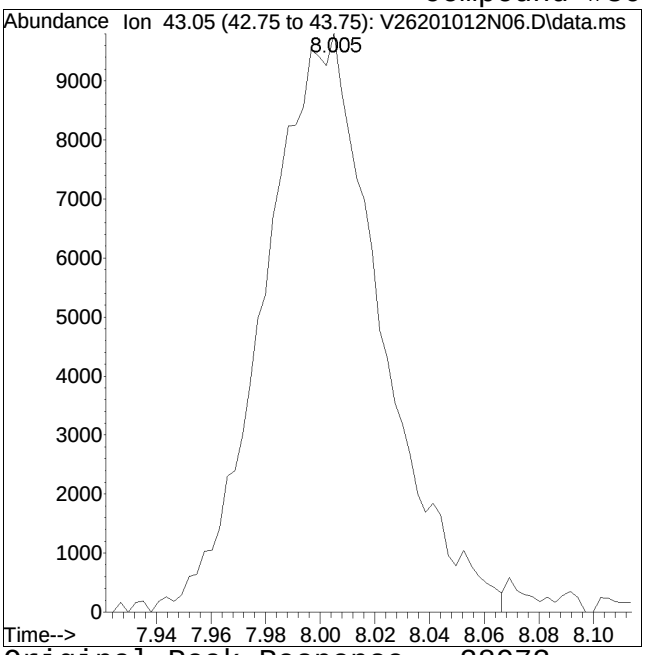

Original Peak Response = 28973

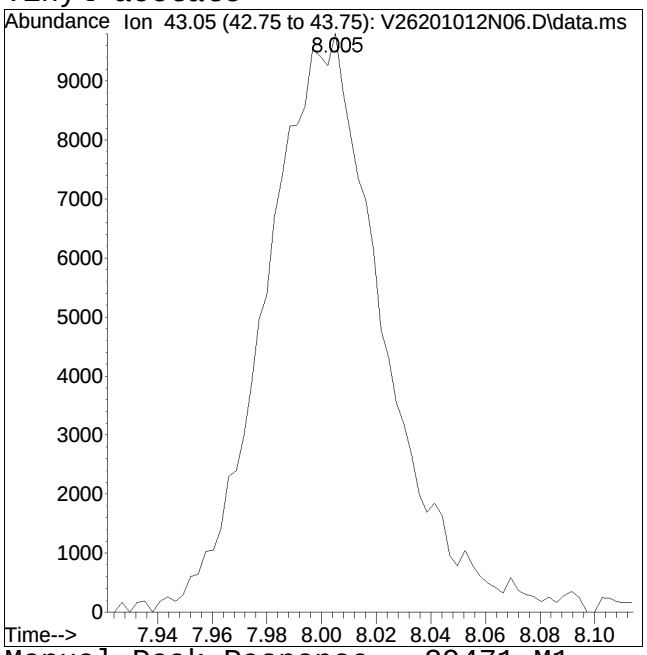

Manual Peak Response = 29471 M1

M1 = Split or tailing peak, auto integration stopped early resulting in false low area count.

Manual Integration Report

Data Path : I:\VOLATILES\VOA126\2020\2QMethod : V126_201012N_8260Suff.m
Data File : V26201012N06.D Operator : VOA126:JC
Date Inj'd : 10/13/2020 12:40 am Instrument : VOA126
Sample : I8260STD4.0PPB Quant Date : 10/13/2020 10:57 am

Compound #36: Ethyl acetate

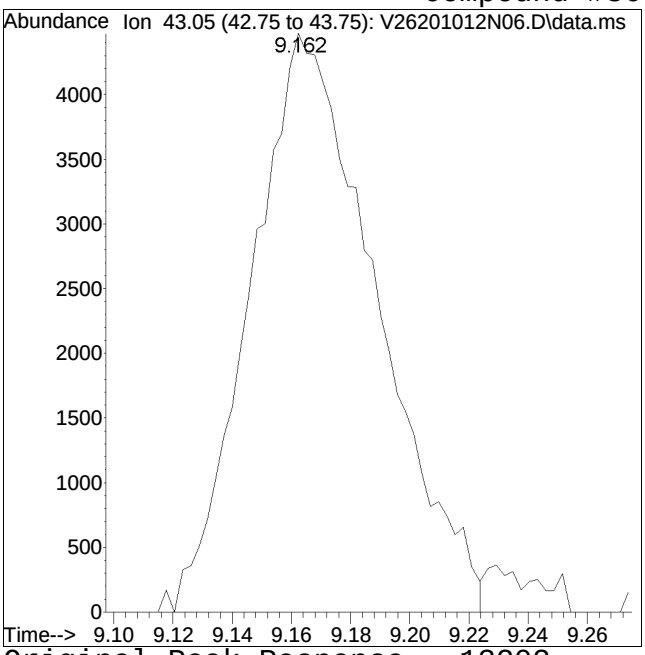

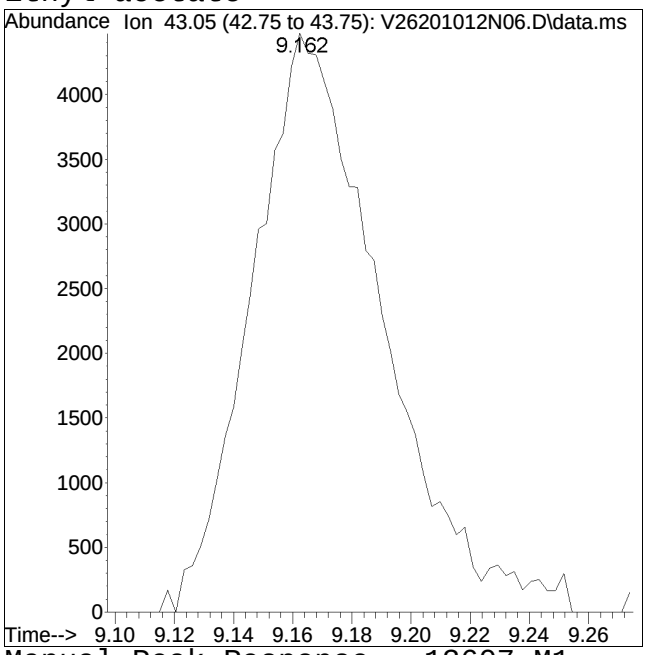

Original Peak Response = 13202 Manual Peak Response = 13607 M1
M1 = Split or tailing peak, auto integration stopped early resulting in false low area count.

Manual Integration Report

Data Path : I:\VOLATILES\VOA126\2020\2Q
Data File : V26201012N06.D
Date Inj'd : 10/13/2020 12:40 am
Sample : I8260STD4.0PPB

Method : V126_201012N_8260Suff.m
Operator : VOA126:JC
Instrument : VOA126
Quant Date : 10/13/2020 10:57 am

Compound #42: 2-Butanone

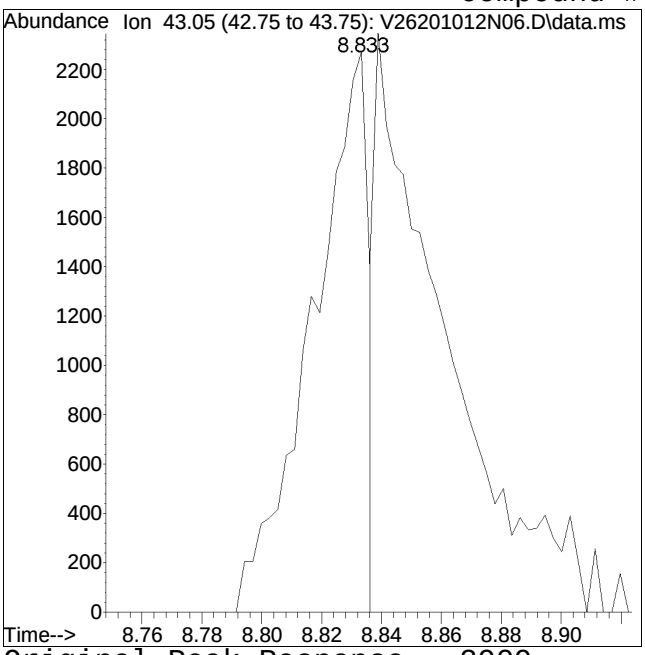

Original Peak Response = 2909

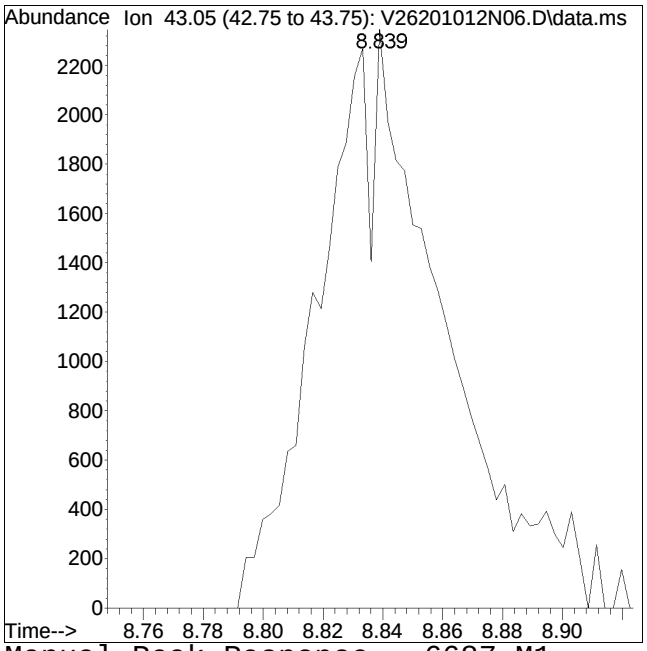

Manual Peak Response = 6687 M1

M1 = Split or tailing peak, auto integration stopped early resulting in false low area count.

Manual Integration Report

Data Path : I:\VOLATILES\VOA126\2020\2Q
Data File : V26201012N06.D
Date Inj'd : 10/13/2020 12:40 am
Sample : I8260STD4.0PPB

Method : V126_201012N_8260Suff.m
Operator : VOA126:JC
Instrument : VOA126
Quant Date : 10/13/2020 10:57 am

Compound #61: 1,4-Dioxane

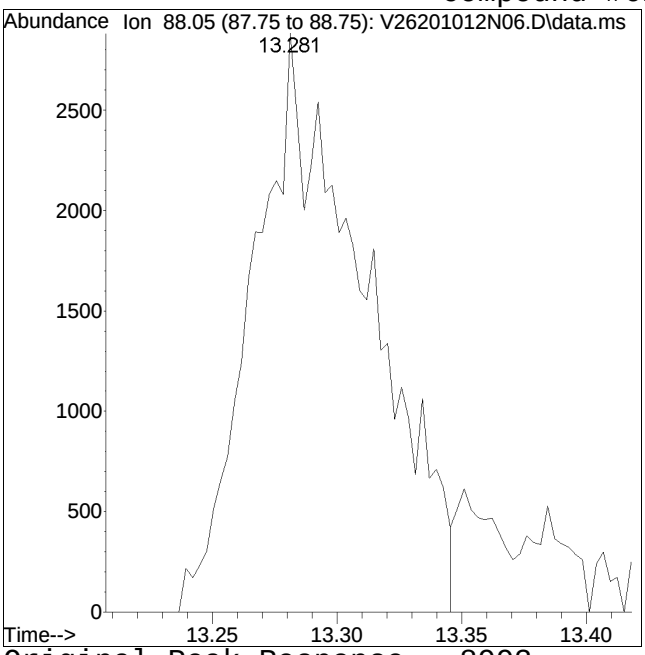

Original Peak Response = 8993

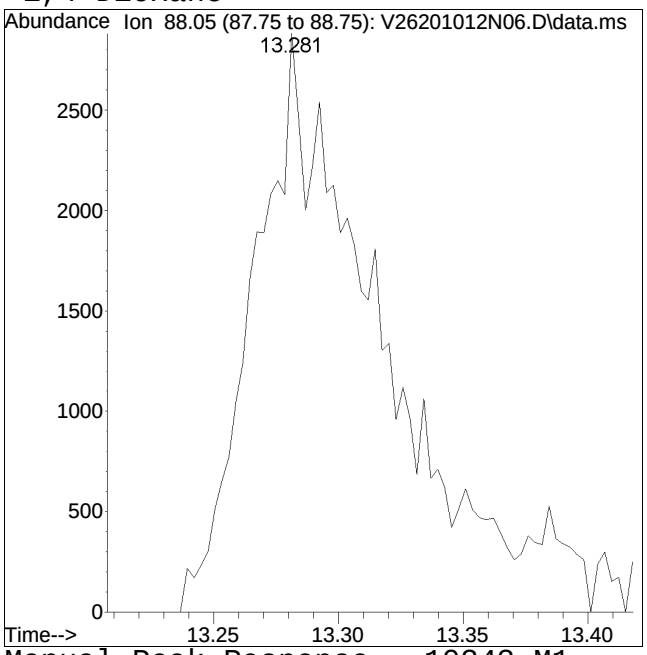

Manual Peak Response = 10243 M1

M1 = Split or tailing peak, auto integration stopped early resulting in false low area count.

Manual Integration Report

Data Path : I:\VOLATILES\VOA126\2020\2Q
Data File : V26201012N06.D
Date Inj'd : 10/13/2020 12:40 am
Sample : I8260STD4.0PPB

Method : V126_201012N_8260Suff.m
Operator : VOA126:JC
Instrument : VOA126
Quant Date : 10/13/2020 10:57 am

Compound #67: 4-Methyl-2-pentanone

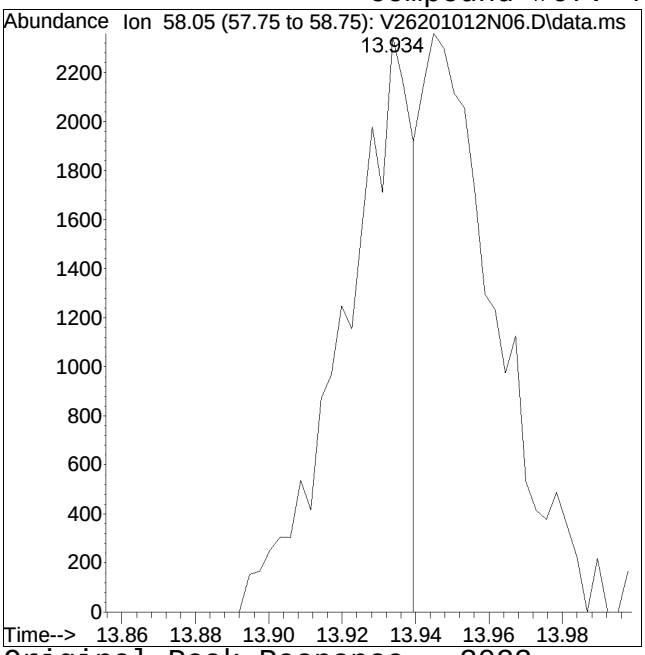

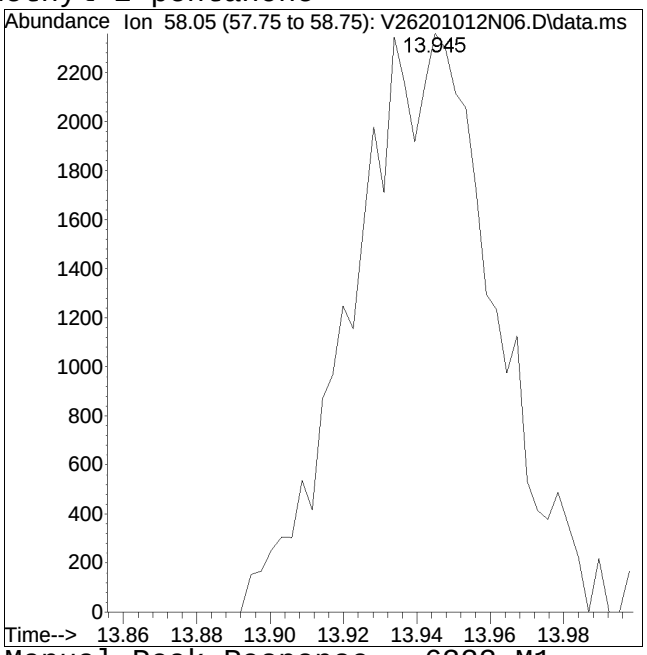

Original Peak Response = 3023 Manual Peak Response = 6323 M1

M1 = Split or tailing peak, auto integration stopped early resulting in false low area count.

Manual Integration Report

Data Path : I:\VOLATILES\VOA126\2020\2QMethod : V126_201012N_8260Suff.m
Data File : V26201012N06.D Operator : VOA126:JC
Date Inj'd : 10/13/2020 12:40 am Instrument : VOA126
Sample : I8260STD4.0PPB Quant Date : 10/13/2020 10:57 am

Compound #123: Nitrobenzene

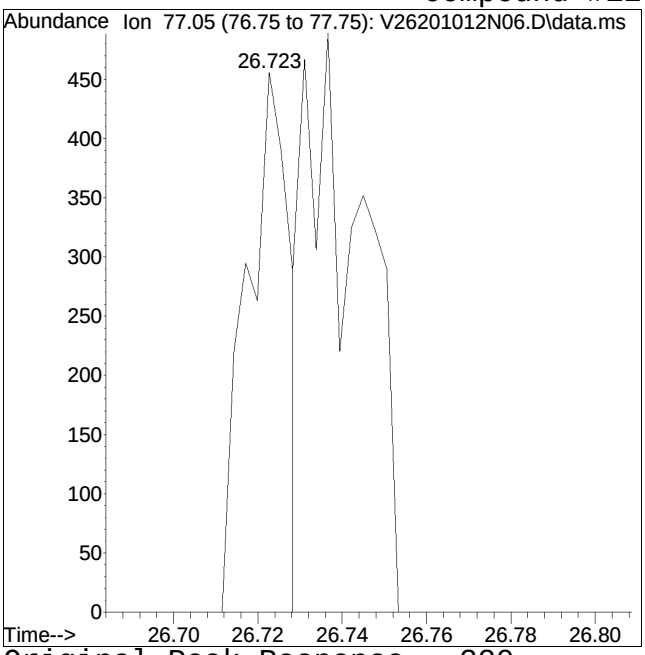

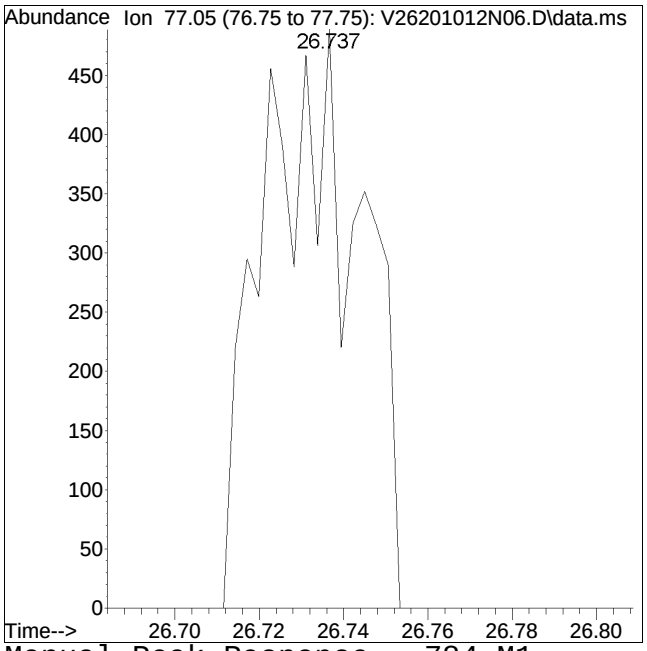

Original Peak Response = 320 Manual Peak Response = 784 M1
M1 = Split or tailing peak, auto integration stopped early resulting in false low area count.

Quantitation Report (QT Reviewed)

Data Path : I:\VOLATILES\VOA126\2020\201012N\
Data File : V26201012N07.D
Acq On : 13 Oct 2020 01:20 am
Operator : VOA126:JC
Sample : I8260STD20PPB
Misc : WG1421526,ICAL
ALS Vial : 7 Sample Multiplier: 1

Quant Time: Oct 13 11:16:08 2020
Quant Method : I:\VOLATILES\VOA126\2020\201012N\V126_201012N_8260Suff.m
Quant Title : VOLATILES BY GC/MS
QLast Update : Tue Oct 13 10:56:23 2020
Response via : Initial Calibration

CCAL FILE(s) : 1 - I:\VOLATILES\VOA126\2020\201012N\V26201012N08.D
Sub List : 8260-Curve+Suffolk - Megamix+Diox+Suffolk

Compound	R.T.	QIon	Response	Conc	Units	Dev(Min)
Internal Standards						
1) Fluorobenzene	11.538	96	647282	20.000	ug/L	0.00
Standard Area 1 = 647844			Recovery = 99.91%			
63) Chlorobenzene-d5	18.236	117	510244	20.000	ug/L	0.00
Standard Area 1 = 511378			Recovery = 99.78%			
88) 1,4-Dichlorobenzene-d4	23.892	152	275167	20.000	ug/L	0.00
Standard Area 1 = 281015			Recovery = 97.92%			
System Monitoring Compounds						
39) Dibromofluoromethane	9.901	113	168777	19.977	ug/L	0.00
Spiked Amount 20.000	Range 70 - 130		Recovery = 99.89%			
47) 1,2-Dichloroethane-d4	10.902	65	144016	19.962	ug/L	0.00
Spiked Amount 20.000	Range 70 - 130		Recovery = 99.81%			
65) Toluene-d8	14.873	98	649433	20.103	ug/L	0.00
Spiked Amount 20.000	Range 70 - 130		Recovery = 100.52%			
92) 4-Bromofluorobenzene	21.070	95	243640	20.466	ug/L	0.00
Spiked Amount 20.000	Range 70 - 130		Recovery = 102.33%			
Target Compounds						Qvalue
2) Dichlorodifluoromethane	2.692	85	127084	19.280	ug/L	94
3) Chlorodifluoromethane	2.684	51	106988	20.119	ug/L #	91
4) Chloromethane	3.071	50	113612	21.499	ug/L	98
5) Vinyl chloride	3.239	62	160142	20.555	ug/L	98
6) Bromomethane	3.958	94	81429	20.294	ug/L	95
7) Chloroethane	4.103	64	80163	20.403	ug/L	97
8) Trichlorofluoromethane	4.544	101	206860	20.067	ug/L	96
9) Ethyl ether	5.090	74	63983	20.323	ug/L	79
11) 1,1-Dichloroethene	5.662	96	122916	20.635	ug/L	83
12) Carbon disulfide	6.582	76	336685	21.653	ug/L	100
13) Freon-113	5.339	101	120473	19.916	ug/L	99
14) Iodomethane	6.239	142	101667	17.719	ug/L	95
15) Acrolein	5.347	56	10882M1	20.205	ug/L	
16) Allyl chloride	6.376	76	78333	20.106	ug/L #	56
17) Methylene chloride	6.588	84	141846	21.085	ug/L	80
19) Acetone	5.484	43	25267M1	25.267	ug/L	
20) trans-1,2-Dichloroethene	7.146	96	147463	20.809	ug/L	86
21) Methyl acetate	6.323	43	51514	20.681	ug/L #	89
22) Hexane	7.257	57	164906	19.243	ug/L	97
23) Methyl tert-butyl ether	6.884	73	325619	20.182	ug/L	89
24) tert-Butyl alcohol	5.866	59	52069M1	106.731	ug/L	

Data Path : I:\VOLATILES\VOA126\2020\201012N\
Data File : V26201012N07.D
Acq On : 13 Oct 2020 01:20 am
Operator : VOA126:JC
Sample : I8260STD20PPB
Misc : WG1421526,ICAL
ALS Vial : 7 Sample Multiplier: 1

Quant Time: Oct 13 11:16:08 2020
Quant Method : I:\VOLATILES\VOA126\2020\201012N\V126_201012N_8260Suff.m
Quant Title : VOLATILES BY GC/MS
QLast Update : Tue Oct 13 10:56:23 2020
Response via : Initial Calibration

CCAL FILE(s) : 1 - I:\VOLATILES\VOA126\2020\201012N\V26201012N08.D
Sub List : 8260-Curve+Suffolk - Megamix+Diox+Suffolk

Compound	R.T.	QIon	Response	Conc	Units		Dev(Min)
25) Diisopropyl ether	7.762	45	319786	20.595	ug/L	#	90
26) 1,1-Dichloroethane	7.980	63	222613	20.756	ug/L		97
27) Halothane	7.070	117	115189	20.269	ug/L		100
28) Acrylonitrile	6.853	53	27101	20.003	ug/L		96
29) Ethyl tert-butyl ether	8.560	59	334794	20.441	ug/L		91
30) Vinyl acetate	7.996	43	164831	20.195	ug/L	#	88
31) cis-1,2-Dichloroethene	9.168	96	162718	20.772	ug/L		84
32) 2,2-Dichloropropane	9.064	77	202030	20.269	ug/L		86
33) Bromochloromethane	9.801	128	73287	20.997	ug/L	#	78
34) Cyclohexane	10.263	56	178323	19.804	ug/L		71
35) Chloroform	9.472	83	263835	20.751	ug/L		96
36) Ethyl acetate	9.159	43	72016	20.229	ug/L	#	93
37) Carbon tetrachloride	10.752	117	213400	20.096	ug/L		100
38) Tetrahydrofuran	9.890	42	21931M1	20.177	ug/L		
40) 1,1,1-Trichloroethane	10.252	97	235173	20.704	ug/L		95
42) 2-Butanone	8.836	43	32747	20.637	ug/L	#	79
43) 1,1-Dichloropropene	10.567	75	192200	20.575	ug/L		98
44) Heptane	10.883	71	133378	19.606	ug/L	#	82
45) Benzene	11.106	78	568947	20.783	ug/L		92
46) tert-Amyl methyl ether	10.805	73	338304	20.191	ug/L		96
48) 1,2-Dichloroethane	11.092	62	165183	20.875	ug/L		99
51) Methyl cyclohexane	12.450	83	223359	19.595	ug/L	#	78
52) Trichloroethene	12.352	95	160574	20.828	ug/L		99
54) Dibromomethane	13.325	93	84667	21.040	ug/L		97
55) 1,2-Dichloropropane	12.726	63	132407	20.863	ug/L		94
57) 2-Chloroethyl vinyl ether	13.875	63	53810	19.855	ug/L	#	85
58) Bromodichloromethane	13.214	83	203948	20.549	ug/L		100
60) Methyl methacrylate	12.865	69	77160	20.037	ug/L	#	71
61) 1,4-Dioxane	13.278	88	72255M1	1077.592	ug/L		
62) cis-1,3-Dichloropropene	14.371	75	224170	20.263	ug/L	#	87
64) Octane	14.578	85	142815	19.756	ug/L	#	85
66) Toluene	15.046	92	381349	20.766	ug/L		96
67) 4-Methyl-2-pentanone	13.942	58	35979	20.778	ug/L	#	78
68) Tetrachloroethene	16.466	166	180555	20.854	ug/L		100
69) 2-Nitropropane	13.381	41	20598	20.277	ug/L	#	93
71) trans-1,3-Dichloropropene	15.467	75	195297	20.431	ug/L	#	81
72) Methyl isothiocyanate	15.353	73	70891	19.811	ug/L	#	95
74) Ethyl methacrylate	15.453	69	147901	19.848	ug/L		97
75) 1,1,2-Trichloroethane	15.805	83	99028	20.684	ug/L		99
76) Chlorodibromomethane	16.928	129	148467	20.044	ug/L		99

Data Path : I:\VOLATILES\VOA126\2020\201012N\
Data File : V26201012N07.D
Acq On : 13 Oct 2020 01:20 am
Operator : VOA126:JC
Sample : I8260STD20PPB
Misc : WG1421526,ICAL
ALS Vial : 7 Sample Multiplier: 1

Quant Time: Oct 13 11:16:08 2020
Quant Method : I:\VOLATILES\VOA126\2020\201012N\V126_201012N_8260Suff.m
Quant Title : VOLATILES BY GC/MS
QLast Update : Tue Oct 13 10:56:23 2020
Response via : Initial Calibration

CCAL FILE(s) : 1 - I:\VOLATILES\VOA126\2020\201012N\V26201012N08.D
Sub List : 8260-Curve+Suffolk - Megamix+Diox+Suffolk

Compound	R.T.	QIon	Response	Conc	Units		Dev(Min)
77) 1,3-Dichloropropane	16.362	76	194761	20.508	ug/L		100
78) 1,2-Dibromoethane	17.383	107	117298	20.661	ug/L		100
79) n-Butyl Acetate	16.374	43	142086	19.992	ug/L	#	91
80) 2-Hexanone	15.830	43	57357	20.271	ug/L		91
81) Nonane	18.019	57	201347	19.537	ug/L	#	83
82) Chlorobenzene	18.326	112	437549	20.670	ug/L		97
83) Ethylbenzene	18.448	91	744092	20.827	ug/L		98
84) 1,1,1,2-Tetrachloroethane	18.429	131	158128	20.120	ug/L		99
85) p/m Xylene	18.630	106	591681	41.528	ug/L		91
86) o Xylene	19.633	106	551001	41.392	ug/L		90
87) Styrene	19.725	104	921182	41.071	ug/L		93
89) Bromoform	20.501	173	91977	19.740	ug/L		100
91) Isopropylbenzene	20.478	105	760187	21.080	ug/L		98
93) Bromobenzene	21.510	156	191097	20.957	ug/L		100
94) Decane	21.181	57	232495	19.354	ug/L	#	85
95) n-Propylbenzene	21.429	91	902324	21.228	ug/L		98
96) 1,4-Dichlorobutane	20.727	55	150815	21.049	ug/L		97
97) 1,1,2,2-Tetrachloroethane	20.911	83	146038	21.028	ug/L		100
98) 4-Ethyltoluene	21.705	105	741952	21.017	ug/L		98
99) 2-Chlorotoluene	21.839	91	591728	21.278	ug/L		100
100) 1,3,5-Trimethylbenzene	21.817	105	644638	21.080	ug/L		98
101) 1,2,3-Trichloropropane	21.256	75	106075	21.202	ug/L		95
102) trans-1,4-Dichloro-2-b...	21.443	53	33390	20.596	ug/L	#	83
103) 4-Chlorotoluene	21.959	91	540848	21.293	ug/L		100
104) tert-Butylbenzene	22.656	119	560298	21.090	ug/L		99
107) 1,2,4-Trimethylbenzene	22.748	105	631366	21.140	ug/L		98
108) Limonene	23.320	68	203766	20.175	ug/L		91
109) sec-Butylbenzene	23.172	105	839668	21.031	ug/L		99
110) p-Isopropyltoluene	23.510	119	725678	21.049	ug/L		99
111) 1,3-Dichlorobenzene	23.708	146	379309	21.101	ug/L		99
112) 1,4-Dichlorobenzene	23.967	146	373281	21.017	ug/L		99
113) trans-Decahydronaphtha...	24.452	138	192552	20.140	ug/L		90
114) Undecane	24.079	57	222598	19.912	ug/L	#	83
115) p-Diethylbenzene	24.505	119	437040	21.216	ug/L		99
116) n-Butylbenzene	24.480	91	782533	21.150	ug/L		98
117) Hexachloroethane	25.598	117	133682	19.643	ug/L		90
118) 1,2-Dichlorobenzene	24.820	146	346831	21.034	ug/L		99
119) cis-Decahydronaphthalene	25.897	138	150957	20.211	ug/L		89
120) 1,2,4,5-Tetramethylben...	26.204	119	637577	20.605	ug/L		97
121) 1,2-Dibromo-3-chloropr...	26.552	155	24451	19.898	ug/L		99

Data Path : I:\VOLATILES\VOA126\2020\201012N\
Data File : V26201012N07.D
Acq On : 13 Oct 2020 01:20 am
Operator : VOA126:JC
Sample : I8260STD20PPB
Misc : WG1421526,ICAL
ALS Vial : 7 Sample Multiplier: 1

Quant Time: Oct 13 11:16:08 2020
Quant Method : I:\VOLATILES\VOA126\2020\201012N\V126_201012N_8260Suff.m
Quant Title : VOLATILES BY GC/MS
QLast Update : Tue Oct 13 10:56:23 2020
Response via : Initial Calibration

CCAL FILE(s) : 1 - I:\VOLATILES\VOA126\2020\201012N\V26201012N08.D
Sub List : 8260-Curve+Suffolk - Megamix+Diox+Suffolk

	Compound	R.T.	QIon	Response	Conc	Units	Dev(Min)
122)	1,3,5-Trichlorobenzene	27.010	180	262382	20.935	ug/L	98
123)	Nitrobenzene	26.733	77	5332	18.376	ug/L	97
124)	Hexachlorobutadiene	28.468	225	131975	20.477	ug/L	99
125)	1,2,4-Trichlorobenzene	28.214	180	238261	20.804	ug/L	98
126)	Naphthalene	28.669	128	458616	20.192	ug/L	100
127)	1,2,3-Trichlorobenzene	29.101	180	214670	20.758	ug/L	99

(#) = qualifier out of range (m) = manual integration (+) = signals summed

Quantitation Report (QT Reviewed)

Data Path : I:\VOLATILES\VOA126\2020\201012N\
Data File : V26201012N07.D
Acq On : 13 Oct 2020 01:20 am
Operator : VOA126:JC
Sample : I8260STD20PPB
Misc : WG1421526,ICAL
ALS Vial : 7 Sample Multiplier: 1

Quant Time: Oct 13 11:16:08 2020
Quant Method : I:\VOLATILES\VOA126\2020\201012N\V126_201012N_8260Suff.m
Quant Title : VOLATILES BY GC/MS
QLast Update : Tue Oct 13 10:56:23 2020
Response via : Initial Calibration

Sub List : 8260-Curve+Suffolk - Megamix+Diox+Suffolk01012N08.D•

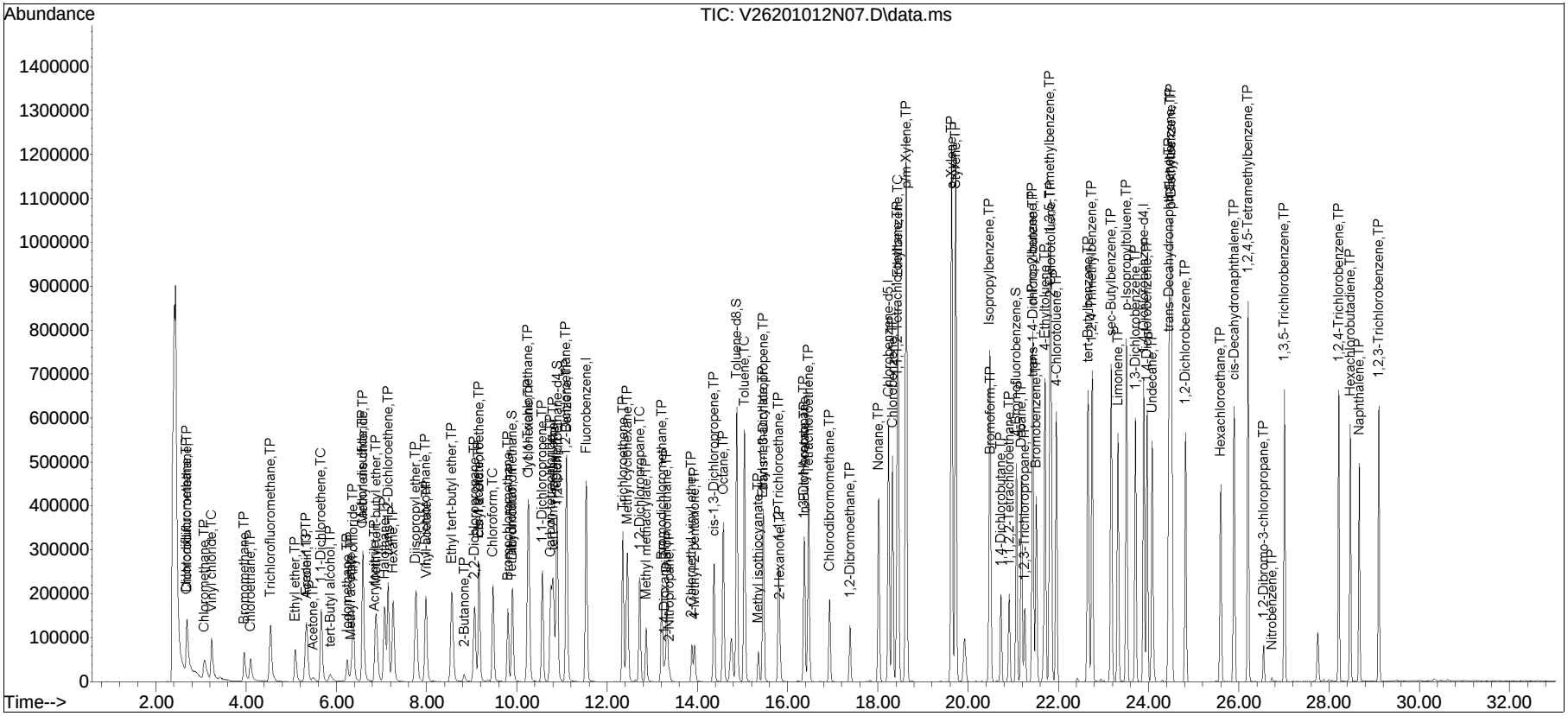

Manual Integration Report

Data Path : I:\VOLATILES\VOA126\2020\2QMethod : V126_201012N_8260Suff.m
Data File : V26201012N07.D Operator : VOA126:JC
Date Inj'd : 10/13/2020 1:20 am Instrument : VOA126
Sample : I8260STD20PPB Quant Date : 10/13/2020 10:57 am

Compound #15: Acrolein

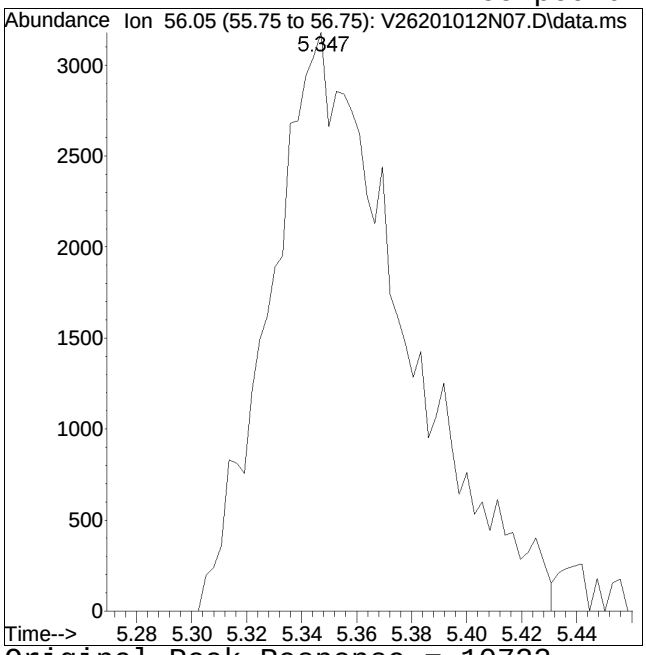

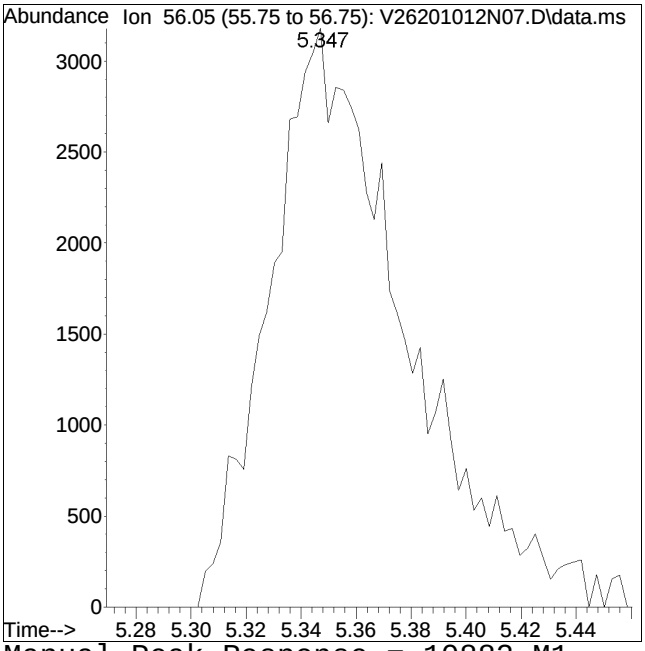

Original Peak Response = 10722 Manual Peak Response = 10882 M1
M1 = Split or tailing peak, auto integration stopped early resulting in false low area count.

Manual Integration Report

Data Path : I:\VOLATILES\VOA126\2020\2Q
Data File : V26201012N07.D
Date Inj'd : 10/13/2020 1:20 am
Sample : I8260STD20PPB

Method : V126_201012N_8260Suff.m
Operator : VOA126:JC
Instrument : VOA126
Quant Date : 10/13/2020 10:57 am

Compound #19: Acetone

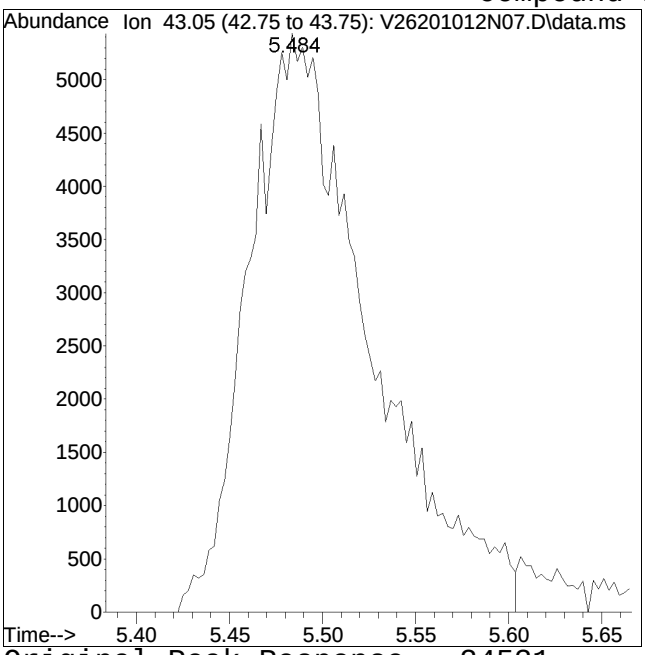

Original Peak Response = 24531

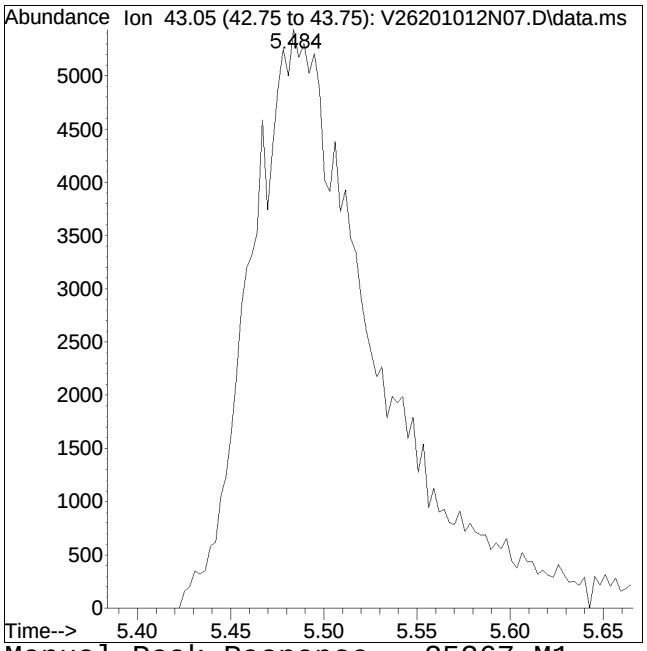

Manual Peak Response = 25267 M1

M1 = Split or tailing peak, auto integration stopped early resulting in false low area count.

Manual Integration Report

Data Path : I:\VOLATILES\VOA126\2020\2Q
Data File : V26201012N07.D
Date Inj'd : 10/13/2020 1:20 am
Sample : I8260STD20PPB

Method : V126_201012N_8260Suff.m
Operator : VOA126:JC
Instrument : VOA126
Quant Date : 10/13/2020 10:57 am

Compound #24: tert-Butyl alcohol

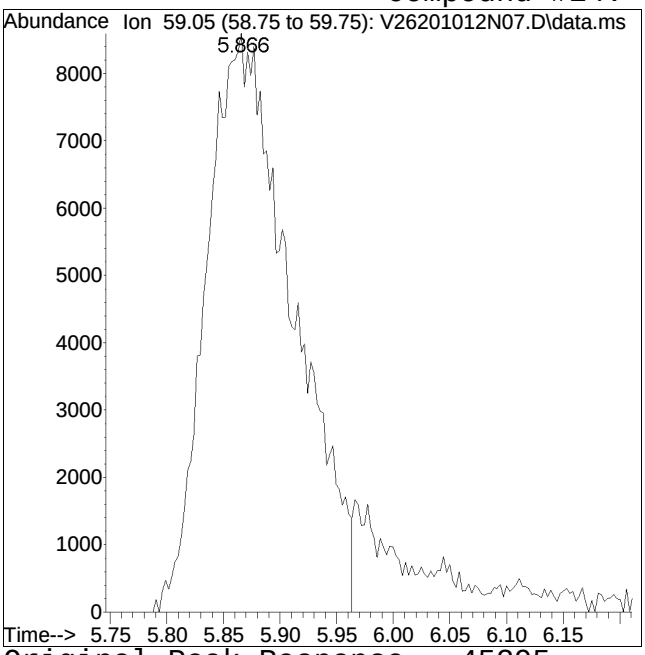

Original Peak Response = 45295

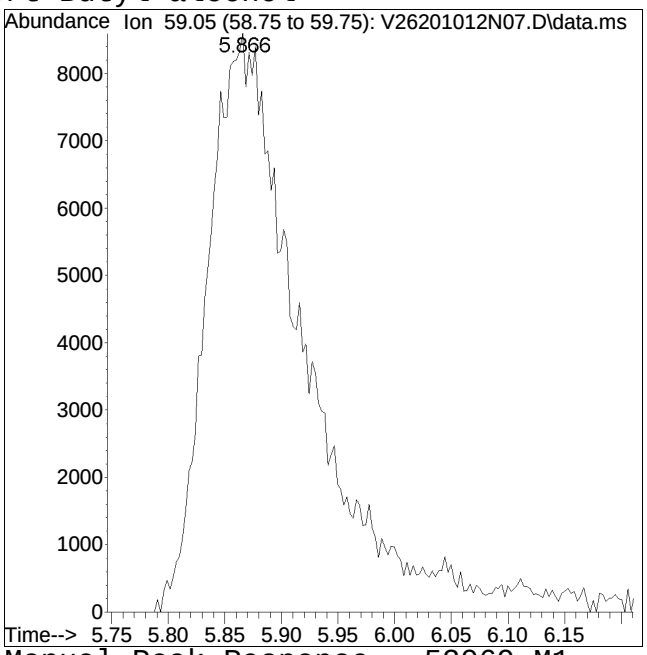

Manual Peak Response = 52069 M1

M1 = Split or tailing peak, auto integration stopped early resulting in false low area count.

Manual Integration Report

Data Path : I:\VOLATILES\VOA126\2020\2Q
Data File : V26201012N07.D
Date Inj'd : 10/13/2020 1:20 am
Sample : I8260STD20PPB

Method : V126_201012N_8260Suff.m
Operator : VOA126:JC
Instrument : VOA126
Quant Date : 10/13/2020 10:57 am

Compound #38: Tetrahydrofuran

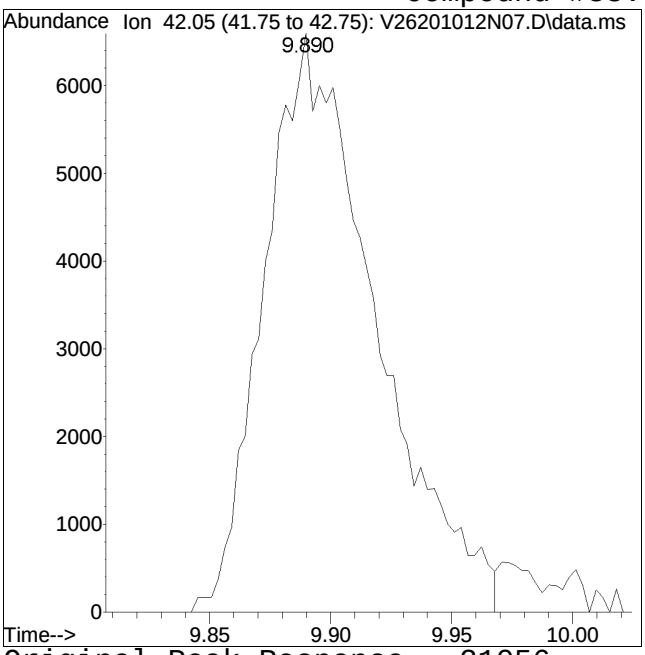

Original Peak Response = 21056

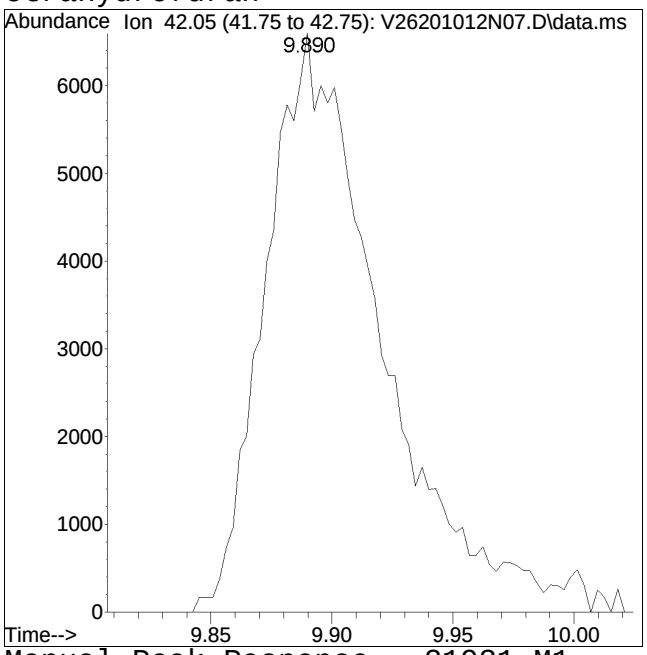

Manual Peak Response = 21931 M1

M1 = Split or tailing peak, auto integration stopped early resulting in false low area count.

Manual Integration Report

Data Path : I:\VOLATILES\VOA126\2020\2QMethod : V126_201012N_8260Suff.m
Data File : V26201012N07.D Operator : VOA126:JC
Date Inj'd : 10/13/2020 1:20 am Instrument : VOA126
Sample : I8260STD20PPB Quant Date : 10/13/2020 10:57 am

Compound #61: 1,4-Dioxane

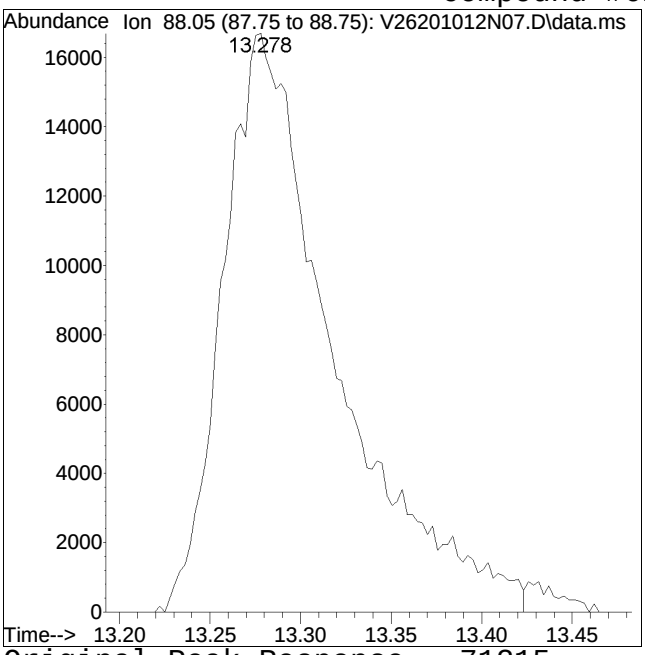

Original Peak Response = 71215

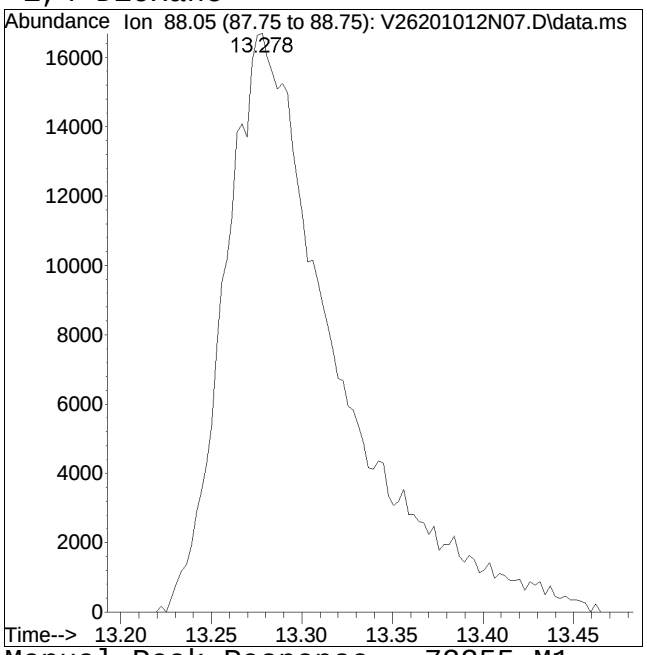

Manual Peak Response = 72255 M1

M1 = Split or tailing peak, auto integration stopped early resulting in false low area count.

Quantitation Report (QT Reviewed)

Data Path : I:\VOLATILES\VOA126\2020\201012N\
Data File : V26201012N08.D
Acq On : 13 Oct 2020 01:59 am
Operator : VOA126:JC
Sample : I8260STD40PPB
Misc : WG1421526,ICAL
ALS Vial : 8 Sample Multiplier: 1

Quant Time: Oct 13 10:56:48 2020
Quant Method : I:\VOLATILES\VOA126\2020\201012N\V126_201012N_8260Suff.m
Quant Title : VOLATILES BY GC/MS
QLast Update : Tue Oct 13 10:56:26 2020
Response via : Initial Calibration

CCAL FILE(s) : 1 - I:\VOLATILES\VOA126\2020\201012N\V26201012N08.D
Sub List : 8260-Curve+Suffolk - Megamix+Diox+Suffolk

Compound	R.T.	QIon	Response	Conc	Units	Dev(Min)
Internal Standards						
1) Fluorobenzene	11.535	96	647844	20.000	ug/L	0.00
Standard Area 1 = 647844			Recovery = 100.00%			
63) Chlorobenzene-d5	18.237	117	511378	20.000	ug/L	0.00
Standard Area 1 = 511378			Recovery = 100.00%			
88) 1,4-Dichlorobenzene-d4	23.892	152	281015	20.000	ug/L	0.00
Standard Area 1 = 281015			Recovery = 100.00%			
System Monitoring Compounds						
39) Dibromofluoromethane	9.904	113	169122	20.000	ug/L	0.00
Spiked Amount 20.000	Range 70 - 130		Recovery = 100.00%			
47) 1,2-Dichloroethane-d4	10.902	65	144419	20.000	ug/L	0.00
Spiked Amount 20.000	Range 70 - 130		Recovery = 100.00%			
65) Toluene-d8	14.874	98	647528	20.000	ug/L	0.00
Spiked Amount 20.000	Range 70 - 130		Recovery = 100.00%			
92) 4-Bromofluorobenzene	21.073	95	243156	20.000	ug/L	0.00
Spiked Amount 20.000	Range 70 - 130		Recovery = 100.00%			
Target Compounds						Qvalue
2) Dichlorodifluoromethane	2.693	85	263894	40.000	ug/L	93
3) Chlorodifluoromethane	2.690	51	213792	40.168	ug/L #	90
4) Chloromethane	3.072	50	211569	40.000	ug/L	97
5) Vinyl chloride	3.234	62	312196	40.037	ug/L	98
6) Bromomethane	3.959	94	161689	40.261	ug/L	97
7) Chloroethane	4.098	64	157299	40.000	ug/L	100
8) Trichlorofluoromethane	4.544	101	412702	40.000	ug/L	98
9) Ethyl ether	5.088	74	126039	40.000	ug/L	78
11) 1,1-Dichloroethene	5.662	96	238472	40.000	ug/L	85
12) Carbon disulfide	6.583	76	622643	40.010	ug/L	99
13) Freon-113	5.333	101	242169	40.000	ug/L	98
14) Iodomethane	6.237	142	229709	40.000	ug/L	95
15) Acrolein	5.356	56	21562M1	40.000	ug/L	
16) Allyl chloride	6.374	76	155976	40.000	ug/L #	54
17) Methylene chloride	6.591	84	269324	40.000	ug/L	80
19) Acetone	5.484	43	40035	40.000	ug/L #	70
20) trans-1,2-Dichloroethene	7.149	96	283710	40.000	ug/L	86
21) Methyl acetate	6.326	43	99722	40.000	ug/L #	86
22) Hexane	7.258	57	343090	40.000	ug/L	96
23) Methyl tert-butyl ether	6.878	73	645911	40.000	ug/L	88
24) tert-Butyl alcohol	5.863	59	97655M1	200.000	ug/L	

Data Path : I:\VOLATILES\VOA126\2020\201012N\
Data File : V26201012N08.D
Acq On : 13 Oct 2020 01:59 am
Operator : VOA126:JC
Sample : I8260STD40PPB
Misc : WG1421526,ICAL
ALS Vial : 8 Sample Multiplier: 1

Quant Time: Oct 13 10:56:48 2020
Quant Method : I:\VOLATILES\VOA126\2020\201012N\V126_201012N_8260Suff.m
Quant Title : VOLATILES BY GC/MS
QLast Update : Tue Oct 13 10:56:26 2020
Response via : Initial Calibration

CCAL FILE(s) : 1 - I:\VOLATILES\VOA126\2020\201012N\V26201012N08.D
Sub List : 8260-Curve+Suffolk - Megamix+Diox+Suffolk

Compound	R.T.	QIon	Response	Conc	Units		Dev(Min)
25) Diisopropyl ether	7.760	45	621621	40.000	ug/L	#	90
26) 1,1-Dichloroethane	7.974	63	429387	40.000	ug/L		97
27) Halothane	7.074	117	227515	40.000	ug/L		99
28) Acrylonitrile	6.856	53	54240	40.000	ug/L		96
29) Ethyl tert-butyl ether	8.560	59	655699	40.000	ug/L		92
30) Vinyl acetate	7.997	43	327353	40.073	ug/L	#	87
31) cis-1,2-Dichloroethene	9.165	96	313619	40.000	ug/L		84
32) 2,2-Dichloropropane	9.065	77	399036	40.000	ug/L		85
33) Bromochloromethane	9.801	128	139734	40.000	ug/L	#	78
34) Cyclohexane	10.261	56	360494	40.000	ug/L		73
35) Chloroform	9.475	83	509018	40.000	ug/L		96
36) Ethyl acetate	9.160	43	142527	40.000	ug/L	#	93
37) Carbon tetrachloride	10.752	117	425128	40.000	ug/L		99
38) Tetrahydrofuran	9.885	42	43514M1	40.000	ug/L		
40) 1,1,1-Trichloroethane	10.253	97	454751	40.000	ug/L		95
42) 2-Butanone	8.828	43	63527	40.000	ug/L	#	80
43) 1,1-Dichloropropene	10.568	75	373986	40.000	ug/L		98
44) Heptane	10.886	71	272348	40.000	ug/L	#	80
45) Benzene	11.103	78	1095952	40.000	ug/L		93
46) tert-Amyl methyl ether	10.802	73	670775	40.000	ug/L		95
48) 1,2-Dichloroethane	11.092	62	316797	40.000	ug/L		98
51) Methyl cyclohexane	12.450	83	456336	40.000	ug/L	#	78
52) Trichloroethene	12.350	95	308651	40.000	ug/L		99
54) Dibromomethane	13.326	93	161104	40.000	ug/L		95
55) 1,2-Dichloropropane	12.726	63	254085	40.000	ug/L		94
57) 2-Chloroethyl vinyl ether	13.881	63	108501	40.000	ug/L	#	82
58) Bromodichloromethane	13.211	83	397345	40.000	ug/L		99
60) Methyl methacrylate	12.866	69	154171	40.000	ug/L	#	71
61) 1,4-Dioxane	13.281	88	134300	2001.177	ug/L	#	81
62) cis-1,3-Dichloropropene	14.372	75	442898	40.000	ug/L	#	87
64) Octane	14.578	85	289802	40.000	ug/L	#	85
66) Toluene	15.046	92	736197	40.000	ug/L		97
67) 4-Methyl-2-pentanone	13.942	58	69417	40.000	ug/L	#	84
68) Tetrachloroethene	16.469	166	347099	40.000	ug/L		100
69) 2-Nitropropane	13.373	41	40724	40.000	ug/L	#	98
71) trans-1,3-Dichloropropene	15.468	75	383212	40.000	ug/L	#	81
72) Methyl isothiocyanate	15.353	73	143451	40.000	ug/L	#	95
74) Ethyl methacrylate	15.451	69	298735	40.000	ug/L		97
75) 1,1,2-Trichloroethane	15.805	83	191934	40.000	ug/L		98
76) Chlorodibromomethane	16.932	129	296937	40.000	ug/L		99

Data Path : I:\VOLATILES\VOA126\2020\201012N\
Data File : V26201012N08.D
Acq On : 13 Oct 2020 01:59 am
Operator : VOA126:JC
Sample : I8260STD40PPB
Misc : WG1421526,ICAL
ALS Vial : 8 Sample Multiplier: 1

Quant Time: Oct 13 10:56:48 2020
Quant Method : I:\VOLATILES\VOA126\2020\201012N\V126_201012N_8260Suff.m
Quant Title : VOLATILES BY GC/MS
QLast Update : Tue Oct 13 10:56:26 2020
Response via : Initial Calibration

CCAL FILE(s) : 1 - I:\VOLATILES\VOA126\2020\201012N\V26201012N08.D
Sub List : 8260-Curve+Suffolk - Megamix+Diox+Suffolk

	Compound	R.T.	QIon	Response	Conc	Units		Dev(Min)
77)	1,3-Dichloropropane	16.363	76	380726	40.000	ug/L		100
78)	1,2-Dibromoethane	17.383	107	227599	40.000	ug/L		99
79)	n-Butyl Acetate	16.379	43	284914	40.000	ug/L	#	90
80)	2-Hexanone	15.833	43	113434	40.000	ug/L		91
81)	Nonane	18.022	57	413143	40.000	ug/L	#	84
82)	Chlorobenzene	18.326	112	848603	40.000	ug/L		96
83)	Ethylbenzene	18.454	91	1432257	40.000	ug/L		99
84)	1,1,1,2-Tetrachloroethane	18.432	131	315071	40.000	ug/L		99
85)	p/m Xylene	18.630	106	1142362	80.000	ug/L		92
86)	o Xylene	19.634	106	1067296	80.000	ug/L		90
87)	Styrene	19.729	104	1798314	80.000	ug/L		93
89)	Bromoform	20.501	173	190337	40.000	ug/L		99
91)	Isopropylbenzene	20.479	105	1473133	40.000	ug/L		98
93)	Bromobenzene	21.513	156	372496	40.000	ug/L		99
94)	Decane	21.184	57	490726	40.000	ug/L	#	85
95)	n-Propylbenzene	21.430	91	1736404	40.000	ug/L		98
96)	1,4-Dichlorobutane	20.730	55	292684	40.000	ug/L		97
97)	1,1,2,2-Tetrachloroethane	20.908	83	283700	40.000	ug/L		99
98)	4-Ethyltoluene	21.706	105	1442127	40.000	ug/L		98
99)	2-Chlorotoluene	21.840	91	1135526	39.982	ug/L		100
100)	1,3,5-Trimethylbenzene	21.815	105	1249226	40.000	ug/L		97
101)	1,2,3-Trichloropropane	21.254	75	204372	40.000	ug/L		95
102)	trans-1,4-Dichloro-2-b...	21.446	53	66225	40.000	ug/L	#	80
103)	4-Chlorotoluene	21.960	91	1037617	40.000	ug/L		100
104)	tert-Butylbenzene	22.660	119	1085239	40.000	ug/L		99
107)	1,2,4-Trimethylbenzene	22.752	105	1220019	40.000	ug/L		98
108)	Limonene	23.320	68	412583	40.000	ug/L		91
109)	sec-Butylbenzene	23.173	105	1630960	40.000	ug/L		99
110)	p-Isopropyltoluene	23.513	119	1408333	40.000	ug/L		98
111)	1,3-Dichlorobenzene	23.711	146	734321	40.000	ug/L		99
112)	1,4-Dichlorobenzene	23.967	146	725550	40.000	ug/L		99
113)	trans-Decahydronaphtha...	24.453	138	390563	40.000	ug/L		89
114)	Undecane	24.082	57	456657	40.000	ug/L	#	84
115)	p-Diethylbenzene	24.511	119	841479	40.000	ug/L		99
116)	n-Butylbenzene	24.483	91	1511403	40.000	ug/L		98
117)	Hexachloroethane	25.599	117	278005	40.000	ug/L		89
118)	1,2-Dichlorobenzene	24.821	146	673588	40.000	ug/L		99
119)	cis-Decahydronaphthalene	25.894	138	305118	40.000	ug/L		89
120)	1,2,4,5-Tetramethylben...	26.204	119	1264025	40.000	ug/L		97
121)	1,2-Dibromo-3-chloropr...	26.550	155	50198	40.000	ug/L		99

Quantitation Report (QT Reviewed)

Data Path : I:\VOLATILES\VOA126\2020\201012N\
Data File : V26201012N08.D
Acq On : 13 Oct 2020 01:59 am
Operator : VOA126:JC
Sample : I8260STD40PPB
Misc : WG1421526,ICAL
ALS Vial : 8 Sample Multiplier: 1

Quant Time: Oct 13 10:56:48 2020
Quant Method : I:\VOLATILES\VOA126\2020\201012N\V126_201012N_8260Suff.m
Quant Title : VOLATILES BY GC/MS
QLast Update : Tue Oct 13 10:56:26 2020
Response via : Initial Calibration

CCAL FILE(s) : 1 - I:\VOLATILES\VOA126\2020\201012N\V26201012N08.D
Sub List : 8260-Curve+Suffolk - Megamix+Diox+Suffolk

	Compound	R.T.	QIon	Response	Conc	Units	Dev(Min)
122)	1,3,5-Trichlorobenzene	27.013	180	511981	40.000	ug/L	97
123)	Nitrobenzene	26.731	77	11853	40.000	ug/L	98
124)	Hexachlorobutadiene	28.468	225	263278	40.000	ug/L	99
125)	1,2,4-Trichlorobenzene	28.212	180	467850	40.000	ug/L	99
126)	Naphthalene	28.669	128	927835	40.000	ug/L	100
127)	1,2,3-Trichlorobenzene	29.101	180	422445	40.000	ug/L	99

(#) = qualifier out of range (m) = manual integration (+) = signals summed

Quantitation Report (QT Reviewed)

Data Path : I:\VOLATILES\VOA126\2020\201012N\
Data File : V26201012N08.D
Acq On : 13 Oct 2020 01:59 am
Operator : VOA126:JC
Sample : I8260STD40PPB
Misc : WG1421526,ICAL
ALS Vial : 8 Sample Multiplier: 1

Quant Time: Oct 13 10:56:48 2020
Quant Method : I:\VOLATILES\VOA126\2020\201012N\V126_201012N_8260Suff.m
Quant Title : VOLATILES BY GC/MS
QLast Update : Tue Oct 13 10:56:26 2020
Response via : Initial Calibration

Sub List : 8260-Curve+Suffolk - Megamix+Diox+Suffolk01012N08.D•

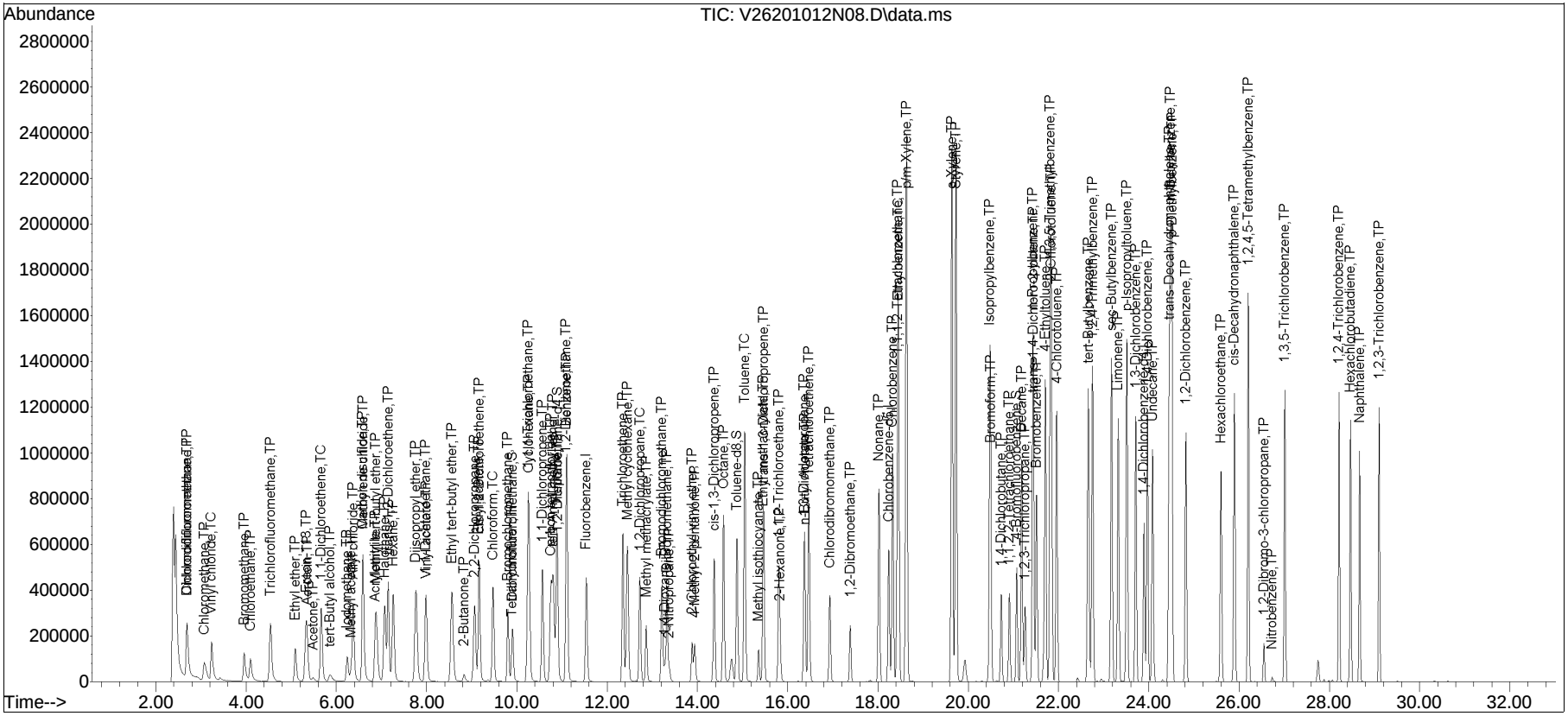

Manual Integration Report

Data Path : I:\VOLATILES\VOA126\2020\2QMethod : V126_201012N_8260Suff.m
Data File : V26201012N08.D Operator : VOA126:JC
Date Inj'd : 10/13/2020 1:59 am Instrument : VOA126
Sample : I8260STD40PPB Quant Date : 10/13/2020 10:56 am

Compound #15: Acrolein

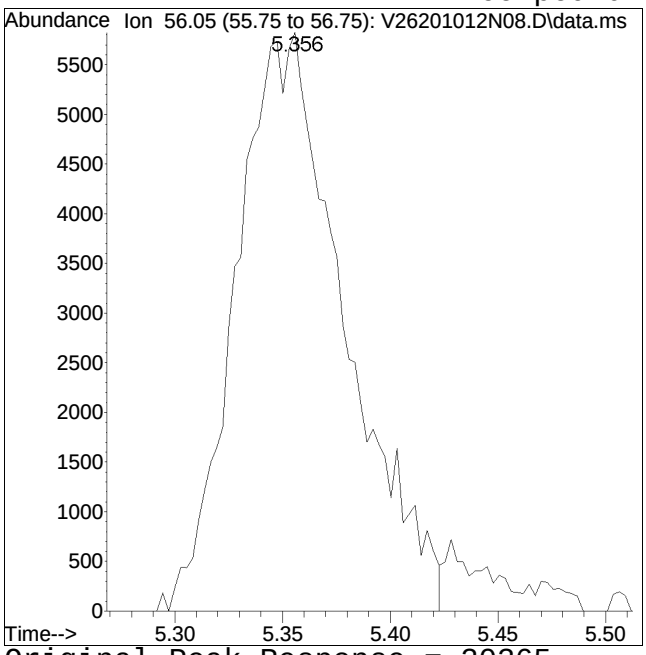

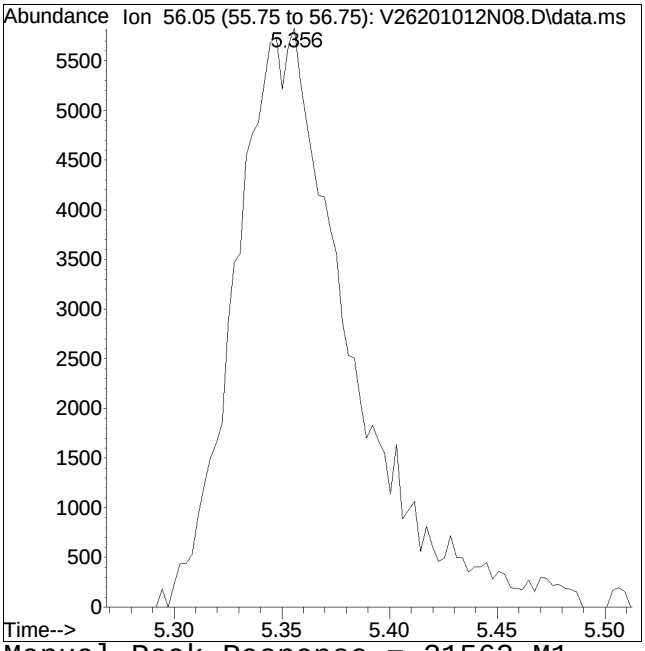

Original Peak Response = 20365 Manual Peak Response = 21562 M1
M1 = Split or tailing peak, auto integration stopped early resulting in false low area count.

Manual Integration Report

Data Path : I:\VOLATILES\VOA126\2020\2Q
Data File : V26201012N08.D
Date Inj'd : 10/13/2020 1:59 am
Sample : I8260STD40PPB

Method : V126_201012N_8260Suff.m
Operator : VOA126:JC
Instrument : VOA126
Quant Date : 10/13/2020 10:56 am

Compound #24: tert-Butyl alcohol

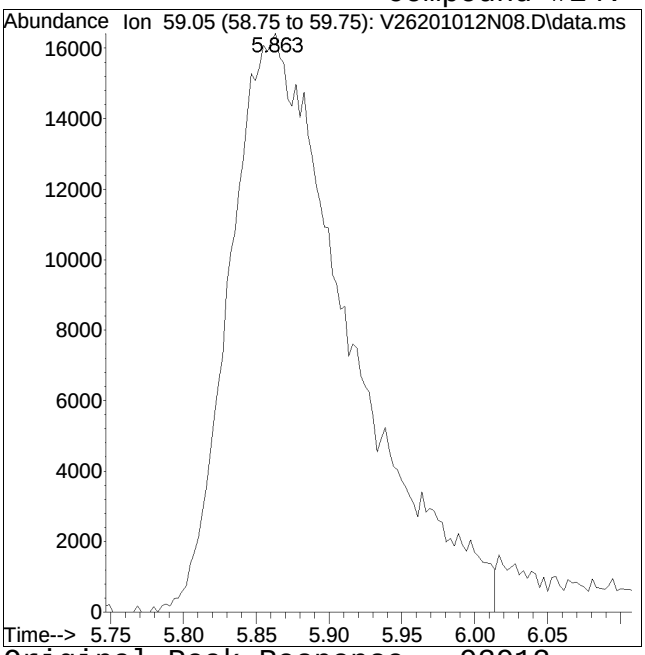

Original Peak Response = 93912

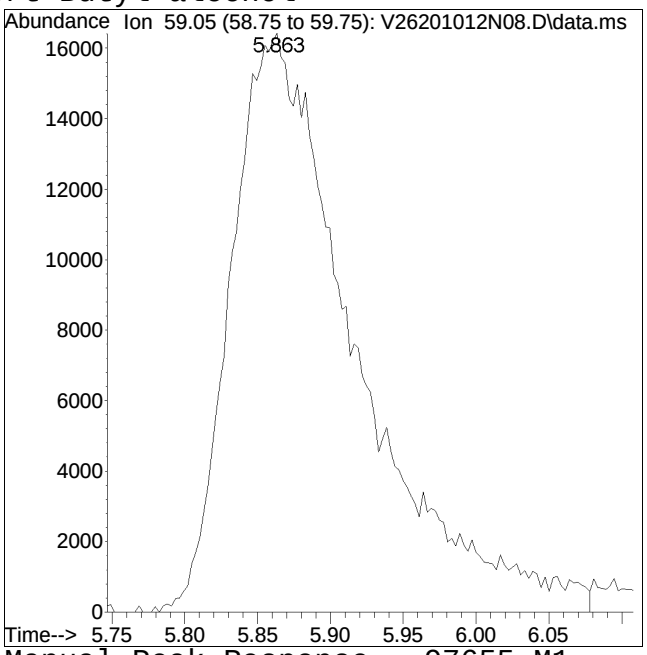

Manual Peak Response = 97655 M1

M1 = Split or tailing peak, auto integration stopped early resulting in false low area count.

Manual Integration Report

Data Path : I:\VOLATILES\VOA126\2020\2Q
Data File : V26201012N08.D
Date Inj'd : 10/13/2020 1:59 am
Sample : I8260STD40PPB

Method : V126_201012N_8260Suff.m
Operator : VOA126:JC
Instrument : VOA126
Quant Date : 10/13/2020 10:56 am

Compound #38: Tetrahydrofuran

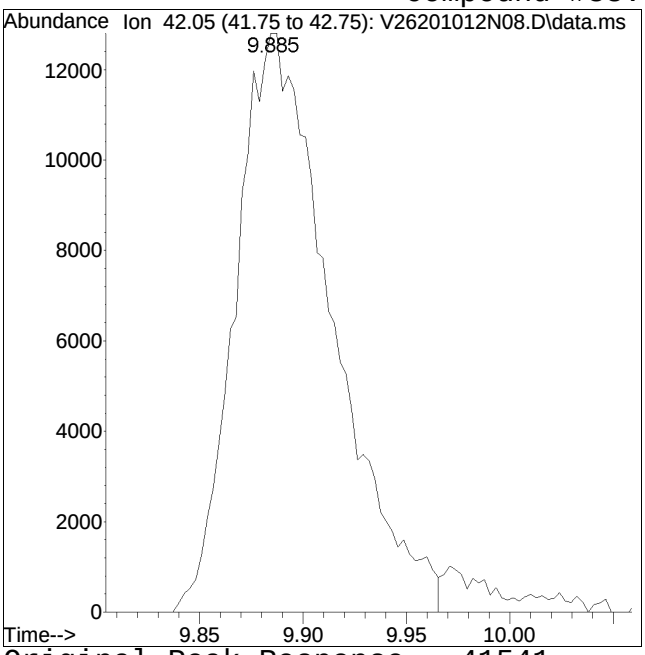

Original Peak Response = 41541

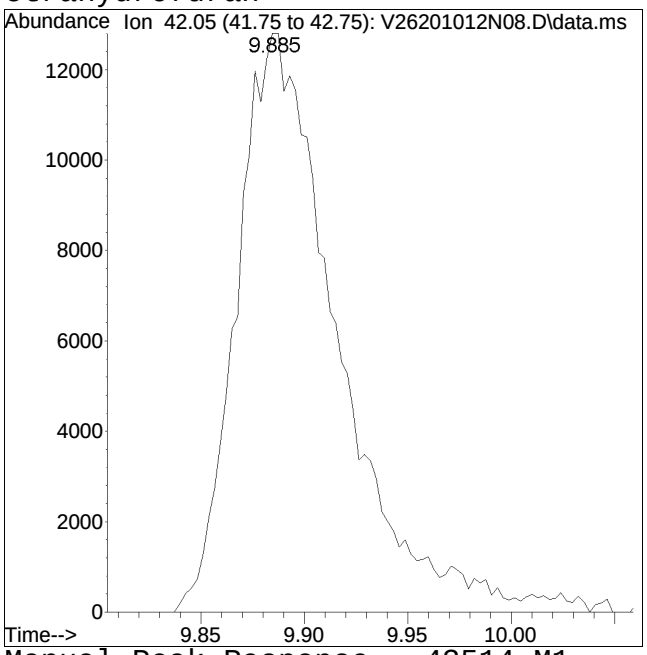

Manual Peak Response = 43514 M1

M1 = Split or tailing peak, auto integration stopped early resulting in false low area count.

Quantitation Report (QT Reviewed)

Data Path : I:\VOLATILES\VOA126\2020\201012N\
Data File : V26201012N09.D
Acq On : 13 Oct 2020 02:39 am
Operator : VOA126:JC
Sample : I8260STD100PPB
Misc : WG1421526,ICAL
ALS Vial : 9 Sample Multiplier: 1

Quant Time: Oct 13 11:17:42 2020
Quant Method : I:\VOLATILES\VOA126\2020\201012N\V126_201012N_8260Suff.m
Quant Title : VOLATILES BY GC/MS
QLast Update : Tue Oct 13 10:56:23 2020
Response via : Initial Calibration

CCAL FILE(s) : 1 - I:\VOLATILES\VOA126\2020\201012N\V26201012N08.D
Sub List : 8260-Curve+Suffolk - Megamix+Diox+Suffolk

Compound	R.T.	QIon	Response	Conc	Units	Dev(Min)
Internal Standards						
1) Fluorobenzene	11.538	96	673882	20.000	ug/L	0.00
Standard Area 1 = 647844			Recovery = 104.02%			
63) Chlorobenzene-d5	18.240	117	533025	20.000	ug/L	0.00
Standard Area 1 = 511378			Recovery = 104.23%			
88) 1,4-Dichlorobenzene-d4	23.892	152	287992	20.000	ug/L	0.00
Standard Area 1 = 281015			Recovery = 102.48%			
System Monitoring Compounds						
39) Dibromofluoromethane	9.904	113	176505	20.067	ug/L	0.00
Spiked Amount 20.000	Range 70 - 130		Recovery = 100.33%			
47) 1,2-Dichloroethane-d4	10.908	65	146448	19.497	ug/L	0.00
Spiked Amount 20.000	Range 70 - 130		Recovery = 97.48%			
65) Toluene-d8	14.876	98	668925	19.822	ug/L	0.00
Spiked Amount 20.000	Range 70 - 130		Recovery = 99.11%			
92) 4-Bromofluorobenzene	21.076	95	251461	20.182	ug/L	0.00
Spiked Amount 20.000	Range 70 - 130		Recovery = 100.91%			
Target Compounds						Qvalue
2) Dichlorodifluoromethane	2.693	85	621027	90.496	ug/L	94
3) Chlorodifluoromethane	2.690	51	501746	90.628	ug/L #	90
4) Chloromethane	3.080	50	544005M1	98.877	ug/L	
5) Vinyl chloride	3.236	62	776765	95.767	ug/L	98
6) Bromomethane	3.953	94	418530	100.188	ug/L	96
7) Chloroethane	4.098	64	396056	96.823	ug/L	98
8) Trichlorofluoromethane	4.544	101	1005776	93.715	ug/L	98
9) Ethyl ether	5.091	74	332495	101.444	ug/L	77
11) 1,1-Dichloroethene	5.663	96	597955	96.422	ug/L	83
12) Carbon disulfide	6.583	76	1526453	94.296	ug/L	100
13) Freon-113	5.336	101	590308	93.736	ug/L	96
14) Iodomethane	6.240	142	655626	109.755	ug/L	97
15) Acrolein	5.350	56	54771	97.681	ug/L	98
16) Allyl chloride	6.371	76	400559	98.754	ug/L #	53
17) Methylene chloride	6.594	84	695321	99.279	ug/L	80
19) Acetone	5.484	43	95230	91.470	ug/L	93
20) trans-1,2-Dichloroethene	7.152	96	722752	97.963	ug/L	86
21) Methyl acetate	6.329	43	250488	96.592	ug/L #	85
22) Hexane	7.258	57	822251	92.160	ug/L	96
23) Methyl tert-butyl ether	6.878	73	1689307	100.573	ug/L	88
24) tert-Butyl alcohol	5.866	59	254774M1	501.623	ug/L	

Data Path : I:\VOLATILES\VOA126\2020\201012N\
Data File : V26201012N09.D
Acq On : 13 Oct 2020 02:39 am
Operator : VOA126:JC
Sample : I8260STD100PPB
Misc : WG1421526,ICAL
ALS Vial : 9 Sample Multiplier: 1

Quant Time: Oct 13 11:17:42 2020
Quant Method : I:\VOLATILES\VOA126\2020\201012N\V126_201012N_8260Suff.m
Quant Title : VOLATILES BY GC/MS
QLast Update : Tue Oct 13 10:56:23 2020
Response via : Initial Calibration

CCAL FILE(s) : 1 - I:\VOLATILES\VOA126\2020\201012N\V26201012N08.D
Sub List : 8260-Curve+Suffolk - Megamix+Diox+Suffolk

Compound	R.T.	QIon	Response	Conc	Units		Dev(Min)
25) Diisopropyl ether	7.762	45	1627184	100.660	ug/L	#	90
26) 1,1-Dichloroethane	7.977	63	1107791	99.210	ug/L		98
27) Halothane	7.074	117	569141	96.196	ug/L		100
28) Acrylonitrile	6.859	53	135182	95.840	ug/L		97
29) Ethyl tert-butyl ether	8.557	59	1730494	101.487	ug/L		91
30) Vinyl acetate	7.999	43	876221	103.117	ug/L	#	87
31) cis-1,2-Dichloroethene	9.165	96	817745	100.268	ug/L		84
32) 2,2-Dichloropropane	9.059	77	1016757	97.983	ug/L		84
33) Bromochloromethane	9.801	128	362537	99.769	ug/L	#	77
34) Cyclohexane	10.261	56	873264	93.152	ug/L		71
35) Chloroform	9.472	83	1310386	98.995	ug/L		96
36) Ethyl acetate	9.162	43	367188	99.069	ug/L	#	93
37) Carbon tetrachloride	10.755	117	1070336	96.816	ug/L		100
38) Tetrahydrofuran	9.882	42	104012	91.918	ug/L	#	70
40) 1,1,1-Trichloroethane	10.253	97	1145087	96.830	ug/L		95
42) 2-Butanone	8.825	43	163204	98.791	ug/L	#	82
43) 1,1-Dichloropropene	10.568	75	934098	96.047	ug/L		98
44) Heptane	10.889	71	650382	91.831	ug/L	#	82
45) Benzene	11.109	78	2822239	99.026	ug/L		93
46) tert-Amyl methyl ether	10.805	73	1757549	100.757	ug/L		95
48) 1,2-Dichloroethane	11.095	62	819158	99.434	ug/L		98
51) Methyl cyclohexane	12.447	83	1085469	91.470	ug/L	#	79
52) Trichloroethene	12.350	95	784213	97.704	ug/L		99
54) Dibromomethane	13.326	93	416919	99.516	ug/L		94
55) 1,2-Dichloropropane	12.723	63	661272	100.080	ug/L		95
57) 2-Chloroethyl vinyl ether	13.881	63	287618	101.936	ug/L	#	83
58) Bromodichloromethane	13.214	83	1041858	100.829	ug/L		99
60) Methyl methacrylate	12.866	69	397619	99.177	ug/L	#	72
61) 1,4-Dioxane	13.276	88	322583	4621.017	ug/L	#	83
62) cis-1,3-Dichloropropene	14.372	75	1163365	101.009	ug/L	#	86
64) Octane	14.578	85	735786	97.433	ug/L	#	85
66) Toluene	15.046	92	1878134	97.901	ug/L		97
67) 4-Methyl-2-pentanone	13.937	58	181470	100.321	ug/L	#	81
68) Tetrachloroethene	16.469	166	870799	96.276	ug/L		99
69) 2-Nitropropane	13.376	41	111959	105.503	ug/L	#	94
71) trans-1,3-Dichloropropene	15.468	75	1011192	101.263	ug/L	#	81
72) Methyl isothiocyanate	15.356	73	377683	101.037	ug/L	#	95
74) Ethyl methacrylate	15.456	69	775494	99.620	ug/L		96
75) 1,1,2-Trichloroethane	15.802	83	494733	98.918	ug/L		98
76) Chlorodibromomethane	16.932	129	793639	102.568	ug/L		98

Data Path : I:\VOLATILES\VOA126\2020\201012N\
Data File : V26201012N09.D
Acq On : 13 Oct 2020 02:39 am
Operator : VOA126:JC
Sample : I8260STD100PPB
Misc : WG1421526,ICAL
ALS Vial : 9 Sample Multiplier: 1

Quant Time: Oct 13 11:17:42 2020
Quant Method : I:\VOLATILES\VOA126\2020\201012N\V126_201012N_8260Suff.m
Quant Title : VOLATILES BY GC/MS
QLast Update : Tue Oct 13 10:56:23 2020
Response via : Initial Calibration

CCAL FILE(s) : 1 - I:\VOLATILES\VOA126\2020\201012N\V26201012N08.D
Sub List : 8260-Curve+Suffolk - Megamix+Diox+Suffolk

Compound	R.T.	QIon	Response	Conc	Units		Dev(Min)
77) 1,3-Dichloropropane	16.366	76	984962	99.280	ug/L		100
78) 1,2-Dibromoethane	17.383	107	591346	99.707	ug/L		100
79) n-Butyl Acetate	16.377	43	736134	99.151	ug/L	#	90
80) 2-Hexanone	15.833	43	289052	97.788	ug/L		90
81) Nonane	18.025	57	1118662	103.909	ug/L	#	84
82) Chlorobenzene	18.326	112	2165548	97.930	ug/L		96
83) Ethylbenzene	18.454	91	3619375	96.977	ug/L		98
84) 1,1,1,2-Tetrachloroethane	18.432	131	823756	100.333	ug/L		99
85) p/m Xylene	18.633	106	2910637	195.555	ug/L		92
86) o Xylene	19.642	106	2742888	197.246	ug/L		91
87) Styrene	19.731	104	4693205	200.303	ug/L		94
89) Bromoform	20.501	173	506486	103.861	ug/L		100
91) Isopropylbenzene	20.482	105	3707196	98.223	ug/L		98
93) Bromobenzene	21.513	156	949800	99.522	ug/L		99
94) Decane	21.190	57	1335841	106.249	ug/L	#	86
95) n-Propylbenzene	21.435	91	4333798	97.415	ug/L		98
96) 1,4-Dichlorobutane	20.730	55	749562	99.958	ug/L		97
97) 1,1,2,2-Tetrachloroethane	20.911	83	722075	99.342	ug/L		100
98) 4-Ethyltoluene	21.711	105	3610960	97.730	ug/L		98
99) 2-Chlorotoluene	21.842	91	2914006	100.117	ug/L		100
100) 1,3,5-Trimethylbenzene	21.823	105	3200016	99.982	ug/L		97
101) 1,2,3-Trichloropropane	21.260	75	512269	97.833	ug/L		94
102) trans-1,4-Dichloro-2-b...	21.444	53	175210	103.263	ug/L	#	76
103) 4-Chlorotoluene	21.962	91	2638876	99.264	ug/L		99
104) tert-Butylbenzene	22.662	119	2721949	97.896	ug/L		99
107) 1,2,4-Trimethylbenzene	22.754	105	3122928	99.909	ug/L		97
108) Limonene	23.323	68	1044075	98.771	ug/L		92
109) sec-Butylbenzene	23.175	105	4032867	96.512	ug/L		99
110) p-Isopropyltoluene	23.516	119	3530996	97.859	ug/L		99
111) 1,3-Dichlorobenzene	23.714	146	1883356	100.105	ug/L		99
112) 1,4-Dichlorobenzene	23.973	146	1845806	99.295	ug/L		99
113) trans-Decahydronaphtha...	24.455	138	998549	99.790	ug/L		90
114) Undecane	24.087	57	1173065	100.263	ug/L	#	85
115) p-Diethylbenzene	24.514	119	2161350	100.252	ug/L		99
116) n-Butylbenzene	24.489	91	3849792	99.418	ug/L		98
117) Hexachloroethane	25.599	117	733732	103.013	ug/L		88
118) 1,2-Dichlorobenzene	24.824	146	1724849	99.946	ug/L		99
119) cis-Decahydronaphthalene	25.900	138	764619	97.811	ug/L		89
120) 1,2,4,5-Tetramethylben...	26.207	119	3263262	100.764	ug/L		97
121) 1,2-Dibromo-3-chloropr...	26.553	155	130749	101.663	ug/L		98

Quantitation Report (QT Reviewed)

Data Path : I:\VOLATILES\VOA126\2020\201012N\
Data File : V26201012N09.D
Acq On : 13 Oct 2020 02:39 am
Operator : VOA126:JC
Sample : I8260STD100PPB
Misc : WG1421526,ICAL
ALS Vial : 9 Sample Multiplier: 1

Quant Time: Oct 13 11:17:42 2020
Quant Method : I:\VOLATILES\VOA126\2020\201012N\V126_201012N_8260Suff.m
Quant Title : VOLATILES BY GC/MS
QLast Update : Tue Oct 13 10:56:23 2020
Response via : Initial Calibration

CCAL FILE(s) : 1 - I:\VOLATILES\VOA126\2020\201012N\V26201012N08.D
Sub List : 8260-Curve+Suffolk - Megamix+Diox+Suffolk

	Compound	R.T.	QIon	Response	Conc	Units	Dev(Min)
122)	1,3,5-Trichlorobenzene	27.015	180	1318382	100.507	ug/L	98
123)	Nitrobenzene	26.737	77	36179	119.134	ug/L	98
124)	Hexachlorobutadiene	28.468	225	672187	99.652	ug/L	100
125)	1,2,4-Trichlorobenzene	28.217	180	1203841	100.432	ug/L	99
126)	Naphthalene	28.672	128	2371190	99.748	ug/L	100
127)	1,2,3-Trichlorobenzene	29.104	180	1096204	101.282	ug/L	99

(#) = qualifier out of range (m) = manual integration (+) = signals summed

Quantitation Report (QT Reviewed)

Data Path : I:\VOLATILES\VOA126\2020\201012N\
Data File : V26201012N09.D
Acq On : 13 Oct 2020 02:39 am
Operator : VOA126:JC
Sample : I8260STD100PPB
Misc : WG1421526,ICAL
ALS Vial : 9 Sample Multiplier: 1

Quant Time: Oct 13 11:17:42 2020
Quant Method : I:\VOLATILES\VOA126\2020\201012N\V126_201012N_8260Suff.m
Quant Title : VOLATILES BY GC/MS
QLast Update : Tue Oct 13 10:56:23 2020
Response via : Initial Calibration

Sub List : 8260-Curve+Suffolk - Megamix+Diox+Suffolk01012N08.D•

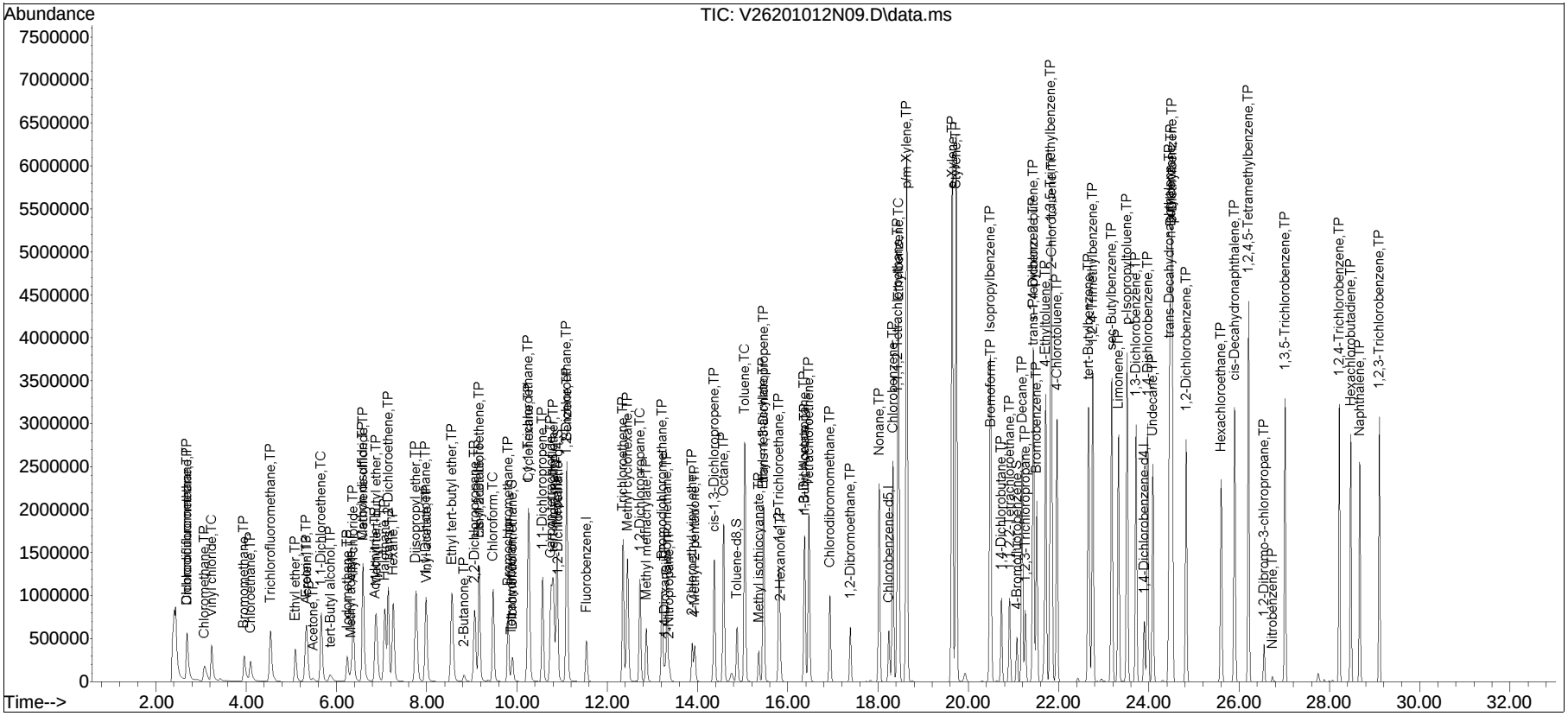

Manual Integration Report

Data Path : I:\VOLATILES\VOA126\2020\2QMethod : V126_201012N_8260Suff.m
Data File : V26201012N09.D Operator : VOA126:JC
Date Inj'd : 10/13/2020 2:39 am Instrument : VOA126
Sample : I8260STD100PPB Quant Date : 10/13/2020 10:57 am

Compound #4: Chloromethane

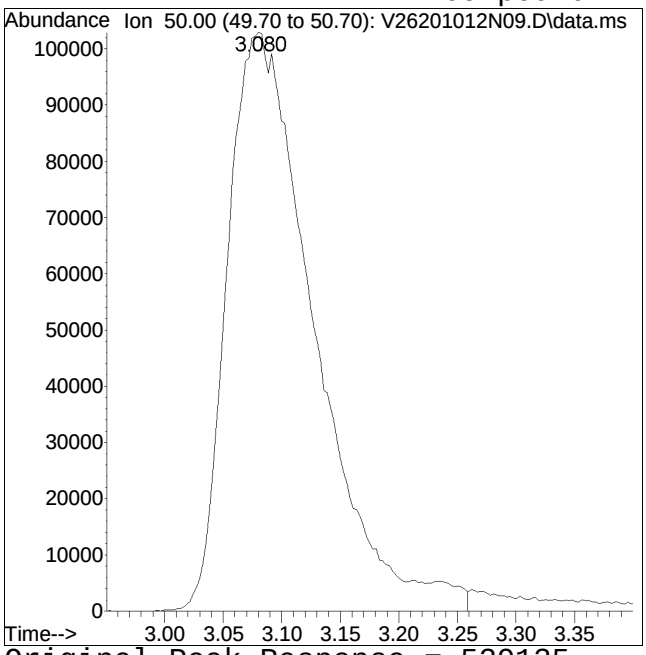

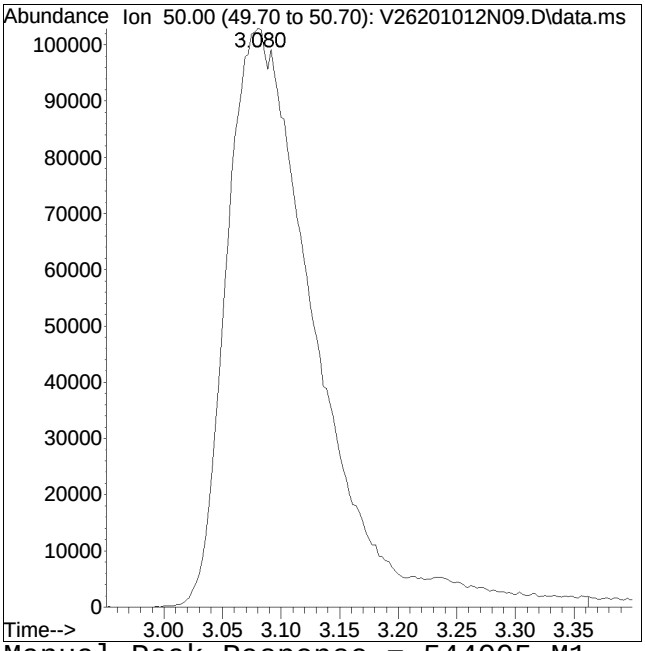

Original Peak Response = 529135 Manual Peak Response = 544005 M1
M1 = Split or tailing peak, auto integration stopped early resulting in false low area count.

Manual Integration Report

Data Path : I:\VOLATILES\VOA126\2020\2QMethod : V126_201012N_8260Suff.m
Data File : V26201012N09.D Operator : VOA126:JC
Date Inj'd : 10/13/2020 2:39 am Instrument : VOA126
Sample : I8260STD100PPB Quant Date : 10/13/2020 10:57 am

Compound #24: tert-Butyl alcohol

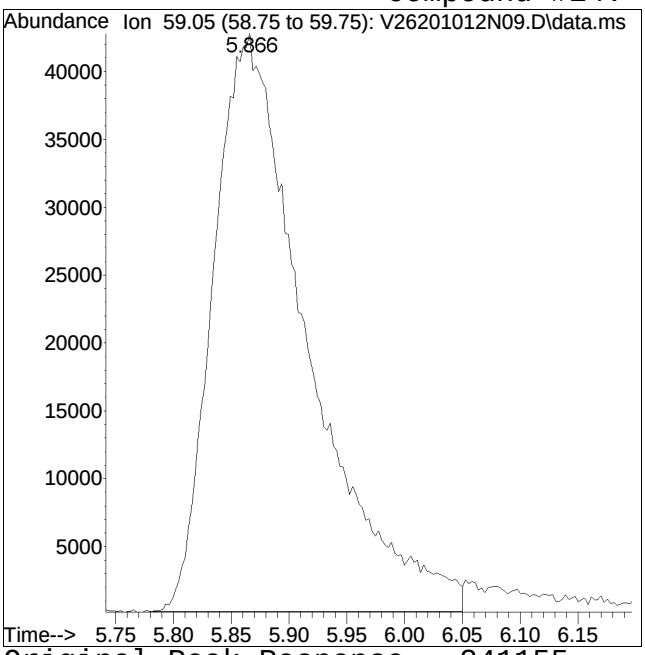

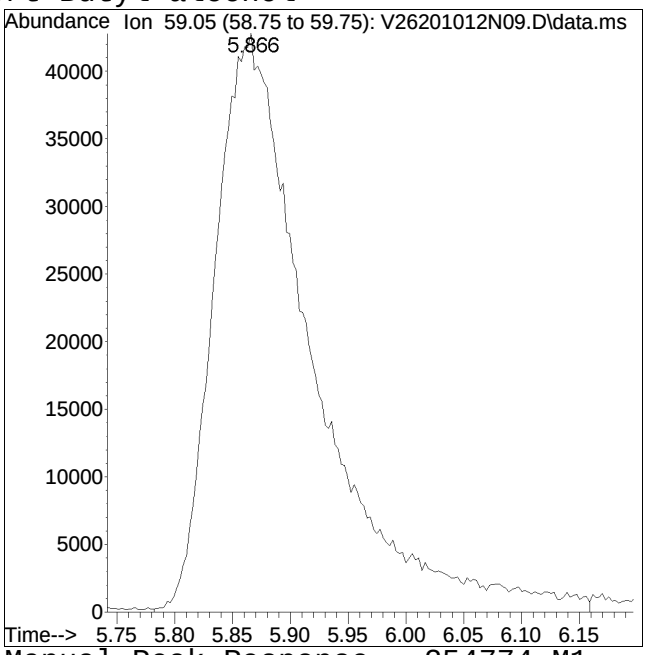

Original Peak Response = 241155 Manual Peak Response = 254774 M1
M1 = Split or tailing peak, auto integration stopped early resulting in false low area count.

Quantitation Report (QT Reviewed)

Data Path : I:\VOLATILES\VOA126\2020\201012N\
Data File : V26201012N10.D
Acq On : 13 Oct 2020 03:19 am
Operator : VOA126:JC
Sample : I8260STD200PPB
Misc : WG1421526,ICAL
ALS Vial : 10 Sample Multiplier: 1

Quant Time: Oct 13 11:19:07 2020
Quant Method : I:\VOLATILES\VOA126\2020\201012N\V126_201012N_8260Suff.m
Quant Title : VOLATILES BY GC/MS
QLast Update : Tue Oct 13 10:56:23 2020
Response via : Initial Calibration

CCAL FILE(s) : 1 - I:\VOLATILES\VOA126\2020\201012N\V26201012N08.D
Sub List : 8260-Curve+Suffolk - Megamix+Diox+Suffolk

Compound	R.T.	QIon	Response	Conc	Units	Dev(Min)
Internal Standards						
1) Fluorobenzene	11.541	96	711178	20.000	ug/L	0.00
Standard Area 1 = 647844			Recovery = 109.78%			
63) Chlorobenzene-d5	18.239	117	555247	20.000	ug/L	0.00
Standard Area 1 = 511378			Recovery = 108.58%			
88) 1,4-Dichlorobenzene-d4	23.898	152	304975	20.000	ug/L	0.00
Standard Area 1 = 281015			Recovery = 108.53%			
System Monitoring Compounds						
39) Dibromofluoromethane	9.904	113	187784	20.229	ug/L	0.00
Spiked Amount 20.000	Range 70 - 130		Recovery = 101.15%			
47) 1,2-Dichloroethane-d4	10.902	65	158580	20.005	ug/L	0.00
Spiked Amount 20.000	Range 70 - 130		Recovery = 100.02%			
65) Toluene-d8	14.876	98	700302	19.921	ug/L	0.00
Spiked Amount 20.000	Range 70 - 130		Recovery = 99.61%			
92) 4-Bromofluorobenzene	21.078	95	262828	19.920	ug/L	0.00
Spiked Amount 20.000	Range 70 - 130		Recovery = 99.60%			
Target Compounds						Qvalue
2) Dichlorodifluoromethane	2.690	85	1263249	174.426	ug/L	94
3) Chlorodifluoromethane	2.681	51	1051630	179.989	ug/L #	90
4) Chloromethane	3.072	50	1188467M1	204.686	ug/L	
5) Vinyl chloride	3.234	62	1592379	186.027	ug/L	98
6) Bromomethane	3.950	94	918114	208.254	ug/L	97
7) Chloroethane	4.095	64	823079	190.664	ug/L	97
8) Trichlorofluoromethane	4.539	101	2024451	178.740	ug/L	97
9) Ethyl ether	5.094	74	725966	209.876	ug/L	77
11) 1,1-Dichloroethene	5.662	96	1257184	192.094	ug/L	83
12) Carbon disulfide	6.580	76	3157879	184.847	ug/L	100
13) Freon-113	5.331	101	1179042	177.404	ug/L	94
14) Iodomethane	6.240	142	1348327	213.880	ug/L	98
15) Acrolein	5.353	56	119915	202.645	ug/L	100
16) Allyl chloride	6.371	76	812683	189.852	ug/L #	53
17) Methylene chloride	6.591	84	1463884	198.054	ug/L	80
19) Acetone	5.481	43	217089M1	197.583	ug/L	
20) trans-1,2-Dichloroethene	7.143	96	1531206	196.658	ug/L	86
21) Methyl acetate	6.329	43	565417	206.600	ug/L #	85
22) Hexane	7.258	57	1601093	170.044	ug/L	96
23) Methyl tert-butyl ether	6.878	73	3661608	206.562	ug/L	88
24) tert-Butyl alcohol	5.866	59	583630M1	1088.843	ug/L	

Data Path : I:\VOLATILES\VOA126\2020\201012N\
Data File : V26201012N10.D
Acq On : 13 Oct 2020 03:19 am
Operator : VOA126:JC
Sample : I8260STD200PPB
Misc : WG1421526,ICAL
ALS Vial : 10 Sample Multiplier: 1

Quant Time: Oct 13 11:19:07 2020
Quant Method : I:\VOLATILES\VOA126\2020\201012N\V126_201012N_8260Suff.m
Quant Title : VOLATILES BY GC/MS
QLast Update : Tue Oct 13 10:56:23 2020
Response via : Initial Calibration

CCAL FILE(s) : 1 - I:\VOLATILES\VOA126\2020\201012N\V26201012N08.D
Sub List : 8260-Curve+Suffolk - Megamix+Diox+Suffolk

Compound	R.T.	QIon	Response	Conc	Units		Dev(Min)
25) Diisopropyl ether	7.765	45	3517170	206.167	ug/L	#	91
26) 1,1-Dichloroethane	7.977	63	2346842	199.153	ug/L		98
27) Halothane	7.074	117	1201958	192.500	ug/L		100
28) Acrylonitrile	6.859	53	303788	204.081	ug/L		98
29) Ethyl tert-butyl ether	8.560	59	3748666	208.317	ug/L		91
30) Vinyl acetate	7.999	43	1884998	210.201	ug/L	#	87
31) cis-1,2-Dichloroethene	9.162	96	1733464	201.402	ug/L		84
32) 2,2-Dichloropropane	9.062	77	2158528	197.105	ug/L		84
33) Bromochloromethane	9.804	128	753330	196.442	ug/L	#	78
34) Cyclohexane	10.261	56	1744065	176.286	ug/L		72
35) Chloroform	9.472	83	2757769	197.414	ug/L		96
36) Ethyl acetate	9.159	43	828914	211.916	ug/L	#	93
37) Carbon tetrachloride	10.752	117	2220045	190.280	ug/L		100
38) Tetrahydrofuran	9.879	42	235635	197.316	ug/L	#	75
40) 1,1,1-Trichloroethane	10.250	97	2396854	192.053	ug/L		95
42) 2-Butanone	8.830	43	358251	205.486	ug/L	#	79
43) 1,1-Dichloropropene	10.568	75	1941036	189.117	ug/L		98
44) Heptane	10.888	71	1290262	172.626	ug/L	#	81
45) Benzene	11.109	78	5960986	198.189	ug/L		93
46) tert-Amyl methyl ether	10.805	73	3816521	207.321	ug/L		94
48) 1,2-Dichloroethane	11.095	62	1763370	202.822	ug/L		98
51) Methyl cyclohexane	12.450	83	2156356	172.182	ug/L	#	79
52) Trichloroethene	12.350	95	1647365	194.480	ug/L		99
54) Dibromomethane	13.329	93	894202	202.247	ug/L		94
55) 1,2-Dichloropropane	12.726	63	1396231	200.231	ug/L		95
57) 2-Chloroethyl vinyl ether	13.881	63	665794	223.593	ug/L	#	84
58) Bromodichloromethane	13.214	83	2214150	203.045	ug/L		99
60) Methyl methacrylate	12.866	69	881968	208.450	ug/L	#	72
61) 1,4-Dioxane	13.278	88	633844	8603.676	ug/L	#	82
62) cis-1,3-Dichloropropene	14.374	75	2487225	204.627	ug/L	#	87
64) Octane	14.581	85	1530992	194.620	ug/L	#	85
66) Toluene	15.049	92	3974447	198.883	ug/L		98
67) 4-Methyl-2-pentanone	13.937	58	406007	215.468	ug/L	#	82
68) Tetrachloroethene	16.471	166	1829732	194.200	ug/L		98
69) 2-Nitropropane	13.379	41	241506	218.471	ug/L	#	99
71) trans-1,3-Dichloropropene	15.470	75	2195418	211.054	ug/L	#	83
72) Methyl isothiocyanate	15.356	73	844387	216.847	ug/L	#	95
74) Ethyl methacrylate	15.456	69	1731034	213.469	ug/L		96
75) 1,1,2-Trichloroethane	15.805	83	1064490	204.317	ug/L		98
76) Chlorodibromomethane	16.934	129	1699893	210.898	ug/L		99

Data Path : I:\VOLATILES\VOA126\2020\201012N\
Data File : V26201012N10.D
Acq On : 13 Oct 2020 03:19 am
Operator : VOA126:JC
Sample : I8260STD200PPB
Misc : WG1421526,ICAL
ALS Vial : 10 Sample Multiplier: 1

Quant Time: Oct 13 11:19:07 2020
Quant Method : I:\VOLATILES\VOA126\2020\201012N\V126_201012N_8260Suff.m
Quant Title : VOLATILES BY GC/MS
QLast Update : Tue Oct 13 10:56:23 2020
Response via : Initial Calibration

CCAL FILE(s) : 1 - I:\VOLATILES\VOA126\2020\201012N\V26201012N08.D
Sub List : 8260-Curve+Suffolk - Megamix+Diox+Suffolk

	Compound	R.T.	QIon	Response	Conc	Units		Dev(Min)
77)	1,3-Dichloropropane	16.365	76	2115412	204.691	ug/L		100
78)	1,2-Dibromoethane	17.386	107	1269673	205.512	ug/L		100
79)	n-Butyl Acetate	16.382	43	1649172	213.240	ug/L	#	91
80)	2-Hexanone	15.836	43	651675	211.643	ug/L		90
81)	Nonane	18.033	57	2416700	215.495	ug/L	#	84
82)	Chlorobenzene	18.331	112	4571549	198.461	ug/L		97
83)	Ethylbenzene	18.460	91	7636311	196.417	ug/L		99
84)	1,1,1,2-Tetrachloroethane	18.437	131	1779008	208.011	ug/L		99
85)	p/m Xylene	18.644	106	6250032	403.111	ug/L		94
86)	o Xylene	19.648	106	5961236	411.526	ug/L		93
87)	Styrene	19.740	104	10062860	412.289	ug/L		97
89)	Bromoform	20.504	173	1146162	221.946	ug/L		100
91)	Isopropylbenzene	20.487	105	7884858	197.277	ug/L		98
93)	Bromobenzene	21.522	156	2021297	200.002	ug/L		100
94)	Decane	21.198	57	2842158	213.469	ug/L	#	86
95)	n-Propylbenzene	21.441	91	9067813	192.476	ug/L		99
96)	1,4-Dichlorobutane	20.735	55	1625970	204.757	ug/L		97
97)	1,1,2,2-Tetrachloroethane	20.914	83	1557110	202.295	ug/L		99
98)	4-Ethyltoluene	21.720	105	7601604	194.280	ug/L		99
99)	2-Chlorotoluene	21.848	91	6334708	205.522	ug/L		100
100)	1,3,5-Trimethylbenzene	21.831	105	6892411	203.355	ug/L		98
101)	1,2,3-Trichloropropane	21.262	75	1110440	200.262	ug/L		95
102)	trans-1,4-Dichloro-2-b...	21.452	53	402295	223.897	ug/L	#	76
103)	4-Chlorotoluene	21.968	91	5574206	198.003	ug/L		99
104)	tert-Butylbenzene	22.668	119	5736338	194.820	ug/L		100
107)	1,2,4-Trimethylbenzene	22.763	105	6663707	201.314	ug/L		98
108)	Limonene	23.332	68	2221299	198.436	ug/L		93
109)	sec-Butylbenzene	23.181	105	8459250	191.167	ug/L		99
110)	p-Isopropyltoluene	23.524	119	7471020	195.524	ug/L		99
111)	1,3-Dichlorobenzene	23.722	146	3997629	200.651	ug/L		99
112)	1,4-Dichlorobenzene	23.976	146	3945556	200.432	ug/L		99
113)	trans-Decahydronaphtha...	24.461	138	2118462	199.919	ug/L		92
114)	Undecane	24.093	57	2361393	190.591	ug/L	#	85
115)	p-Diethylbenzene	24.520	119	4700991	205.907	ug/L		100
116)	n-Butylbenzene	24.494	91	8387946	204.551	ug/L		98
117)	Hexachloroethane	25.602	117	1617648	214.465	ug/L		87
118)	1,2-Dichlorobenzene	24.829	146	3686089	201.696	ug/L		99
119)	cis-Decahydronaphthalene	25.906	138	1623435	196.107	ug/L		90
120)	1,2,4,5-Tetramethylben...	26.209	119	7032123	205.048	ug/L		98
121)	1,2-Dibromo-3-chloropr...	26.552	155	301001	221.007	ug/L		99

Data Path : I:\VOLATILES\VOA126\2020\201012N\
Data File : V26201012N10.D
Acq On : 13 Oct 2020 03:19 am
Operator : VOA126:JC
Sample : I8260STD200PPB
Misc : WG1421526,ICAL
ALS Vial : 10 Sample Multiplier: 1

Quant Time: Oct 13 11:19:07 2020
Quant Method : I:\VOLATILES\VOA126\2020\201012N\V126_201012N_8260Suff.m
Quant Title : VOLATILES BY GC/MS
QLast Update : Tue Oct 13 10:56:23 2020
Response via : Initial Calibration

CCAL FILE(s) : 1 - I:\VOLATILES\VOA126\2020\201012N\V26201012N08.D
Sub List : 8260-Curve+Suffolk - Megamix+Diox+Suffolk

	Compound	R.T.	QIon	Response	Conc	Units	Dev(Min)
122)	1,3,5-Trichlorobenzene	27.018	180	2838319	204.330	ug/L	97
123)	Nitrobenzene	26.737	77	96617	300.435	ug/L	99
124)	Hexachlorobutadiene	28.471	225	1472353	206.121	ug/L	100
125)	1,2,4-Trichlorobenzene	28.220	180	2621894	206.554	ug/L	99
126)	Naphthalene	28.675	128	5169970	205.373	ug/L	100
127)	1,2,3-Trichlorobenzene	29.104	180	2398213	209.239	ug/L	99

(#) = qualifier out of range (m) = manual integration (+) = signals summed

Quantitation Report (QT Reviewed)

Data Path : I:\VOLATILES\VOA126\2020\201012N\
Data File : V26201012N10.D
Acq On : 13 Oct 2020 03:19 am
Operator : VOA126:JC
Sample : I8260STD200PPB
Misc : WG1421526,ICAL
ALS Vial : 10 Sample Multiplier: 1

Quant Time: Oct 13 11:19:07 2020
Quant Method : I:\VOLATILES\VOA126\2020\201012N\V126_201012N_8260Suff.m
Quant Title : VOLATILES BY GC/MS
QLast Update : Tue Oct 13 10:56:23 2020
Response via : Initial Calibration

Sub List : 8260-Curve+Suffolk - Megamix+Diox+Suffolk01012N08.D•

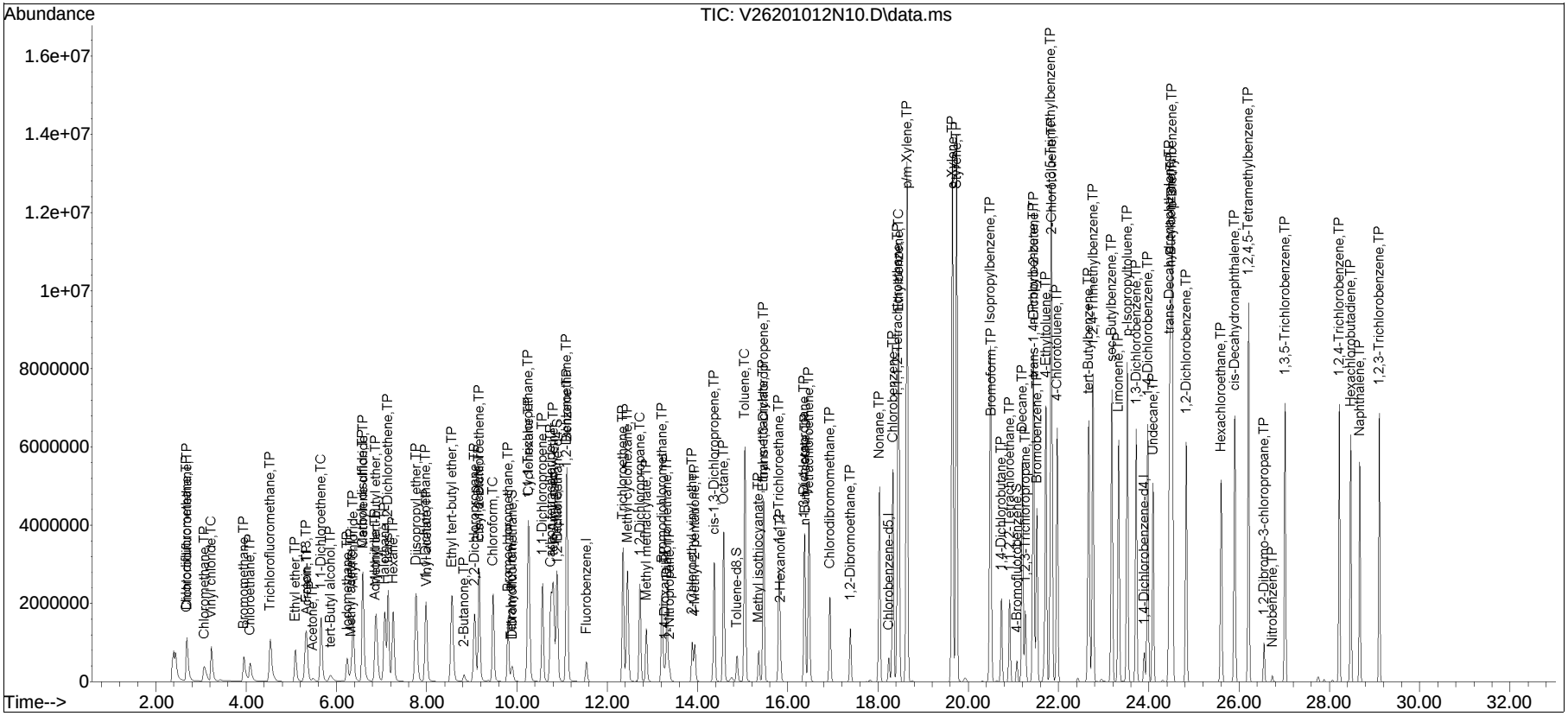

Manual Integration Report

Data Path : I:\VOLATILES\VOA126\2020\2QMethod : V126_201012N_8260Suff.m
Data File : V26201012N10.D Operator : VOA126:JC
Date Inj'd : 10/13/2020 3:19 am Instrument : VOA126
Sample : I8260STD200PPB Quant Date : 10/13/2020 10:58 am

Compound #4: Chloromethane

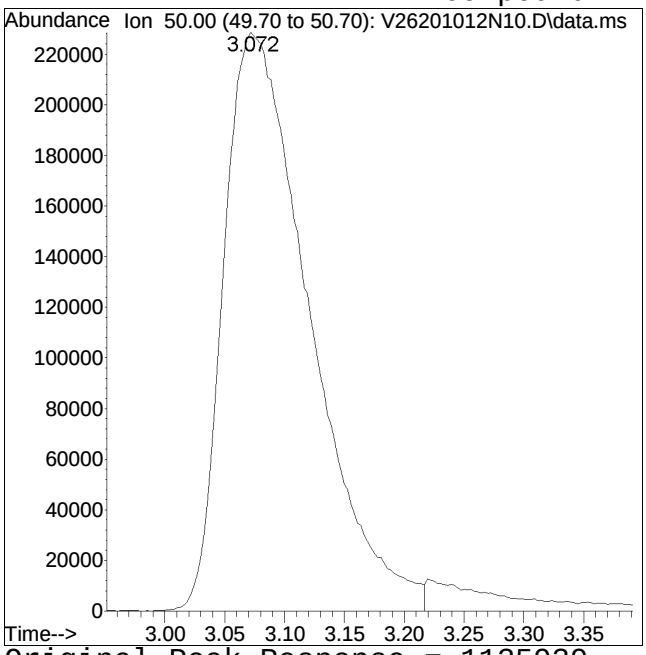

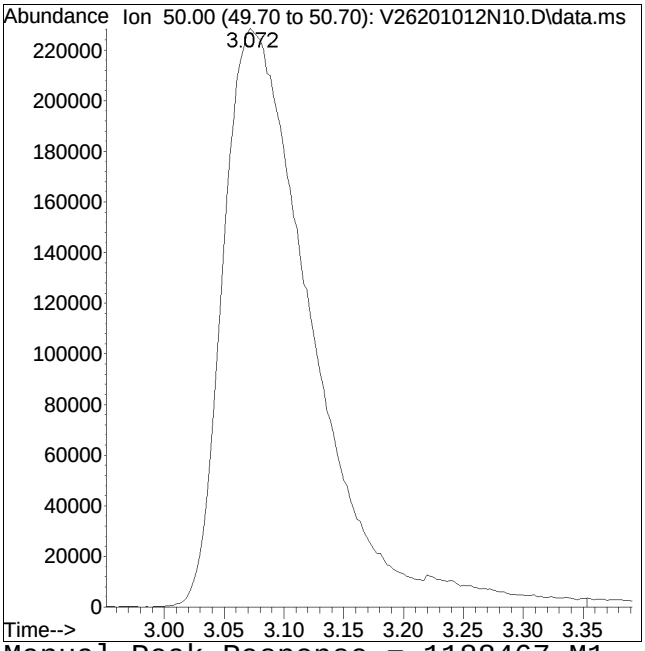

Original Peak Response = 1135939 Manual Peak Response = 1188467 M1
M1 = Split or tailing peak, auto integration stopped early resulting in false low area count.

Manual Integration Report

Data Path : I:\VOLATILES\VOA126\2020\2Q
Data File : V26201012N10.D
Date Inj'd : 10/13/2020 3:19 am
Sample : I8260STD200PPB

Method : V126_201012N_8260Suff.m
Operator : VOA126:JC
Instrument : VOA126
Quant Date : 10/13/2020 10:58 am

Compound #19: Acetone

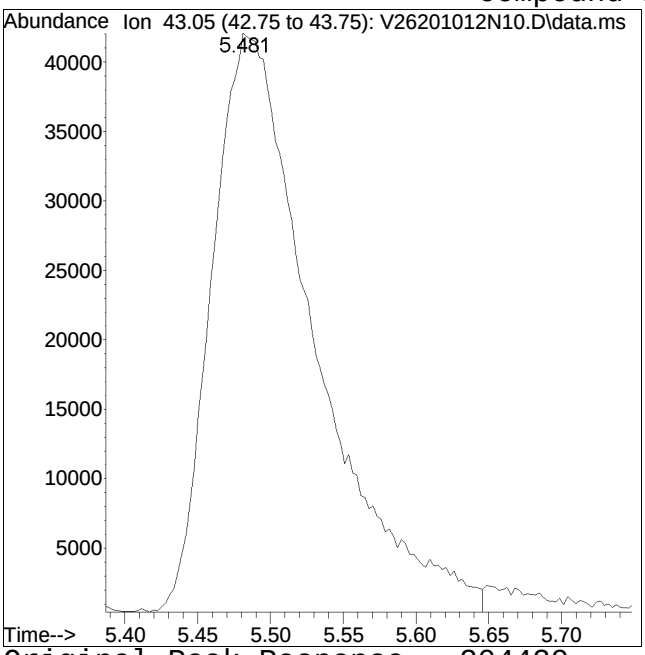

Original Peak Response = 204420

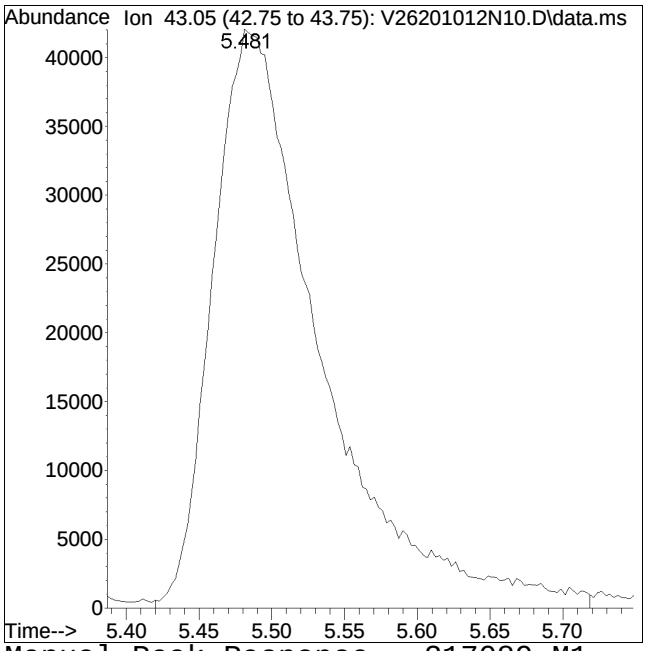

Manual Peak Response = 217089 M1

M1 = Split or tailing peak, auto integration stopped early resulting in false low area count.

Manual Integration Report

Data Path : I:\VOLATILES\VOA126\2020\2Q
Data File : V26201012N10.D
Date Inj'd : 10/13/2020 3:19 am
Sample : I8260STD200PPB

Method : V126_201012N_8260Suff.m
Operator : VOA126:JC
Instrument : VOA126
Quant Date : 10/13/2020 10:58 am

Compound #24: tert-Butyl alcohol

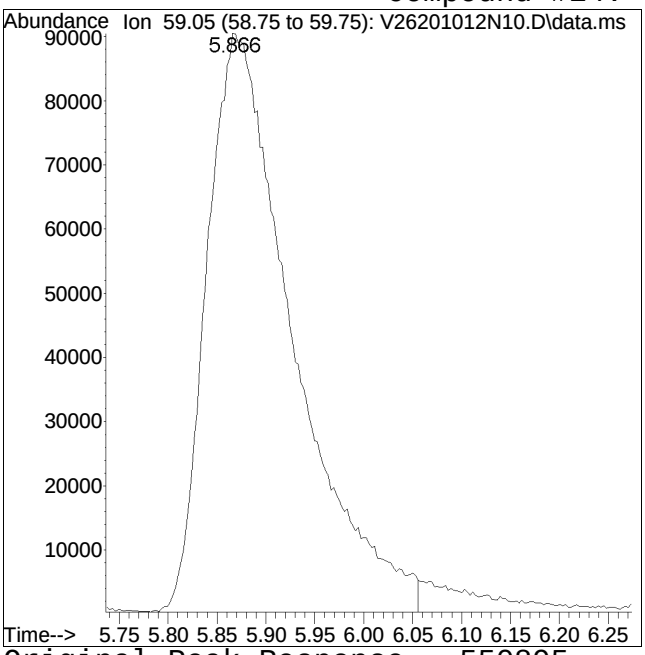

Original Peak Response = 550895

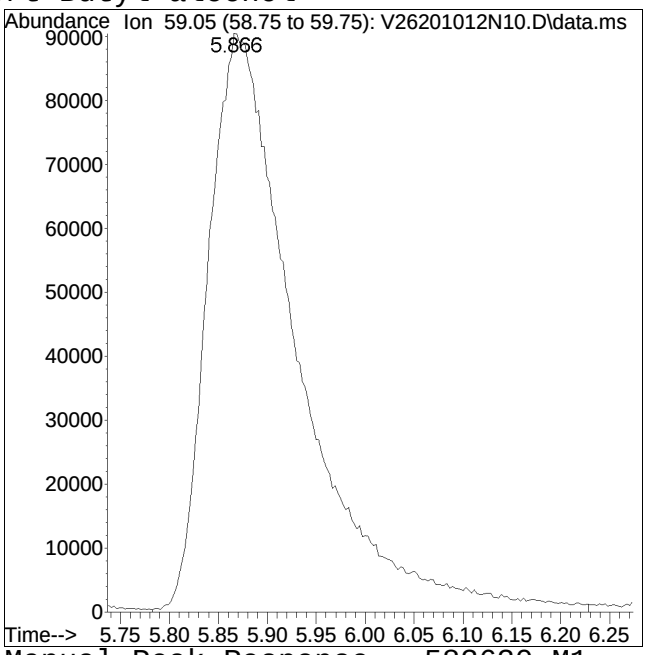

Manual Peak Response = 583630 M1

M1 = Split or tailing peak, auto integration stopped early resulting in false low area count.

Quantitation Report (QT Reviewed)

Data Path : I:\VOLATILES\VOA126\2020\201012N\
Data File : V26201012N11.D
Acq On : 13 Oct 2020 03:58 am
Operator : VOA126:JC
Sample : I8260STD300PPB
Misc : WG1421526,ICAL
ALS Vial : 11 Sample Multiplier: 1

Quant Time: Oct 13 11:20:28 2020
Quant Method : I:\VOLATILES\VOA126\2020\201012N\V126_201012N_8260Suff.m
Quant Title : VOLATILES BY GC/MS
QLast Update : Tue Oct 13 10:56:23 2020
Response via : Initial Calibration

CCAL FILE(s) : 1 - I:\VOLATILES\VOA126\2020\201012N\V26201012N08.D
Sub List : 8260-Curve+Suffolk - Megamix+Diox+Suffolk

Compound	R.T.	QIon	Response	Conc	Units	Dev(Min)
Internal Standards						
1) Fluorobenzene	11.538	96	719532	20.000	ug/L	0.00
Standard Area 1 = 647844			Recovery = 111.07%			
63) Chlorobenzene-d5	18.239	117	560685	20.000	ug/L	0.00
Standard Area 1 = 511378			Recovery = 109.64%			
88) 1,4-Dichlorobenzene-d4	23.900	152	309065	20.000	ug/L	0.00
Standard Area 1 = 281015			Recovery = 109.98%			
System Monitoring Compounds						
39) Dibromofluoromethane	9.907	113	189638	20.192	ug/L	0.00
Spiked Amount 20.000	Range 70 - 130		Recovery = 100.96%			
47) 1,2-Dichloroethane-d4	10.905	65	171980	21.444	ug/L	0.00
Spiked Amount 20.000	Range 70 - 130		Recovery = 107.22%			
65) Toluene-d8	14.876	98	705881	19.885	ug/L	0.00
Spiked Amount 20.000	Range 70 - 130		Recovery = 99.43%			
92) 4-Bromofluorobenzene	21.078	95	264408	19.774	ug/L	0.00
Spiked Amount 20.000	Range 70 - 130		Recovery = 98.87%			
Target Compounds						Qvalue
2) Dichlorodifluoromethane	2.687	85	1859519	253.777	ug/L	94
3) Chlorodifluoromethane	2.681	51	1573871	266.244	ug/L #	90
4) Chloromethane	3.069	50	1917362M1	326.387	ug/L	
5) Vinyl chloride	3.231	62	2350433	271.398	ug/L	98
6) Bromomethane	3.950	94	1432854	321.237	ug/L	97
7) Chloroethane	4.092	64	1244310	284.894	ug/L	97
8) Trichlorofluoromethane	4.539	101	3017601	263.333	ug/L	98
9) Ethyl ether	5.096	74	1102618	315.065	ug/L	77
11) 1,1-Dichloroethene	5.662	96	1904022	287.551	ug/L	83
12) Carbon disulfide	6.577	76	4814101	278.523	ug/L	100
13) Freon-113	5.325	101	1755524	261.077	ug/L	94
14) Iodomethane	6.237	142	1907088	299.001	ug/L	97
15) Acrolein	5.356	56	187619	313.378	ug/L	98
16) Allyl chloride	6.371	76	1176392	271.628	ug/L #	55
17) Methylene chloride	6.588	84	2242166	299.829	ug/L	80
19) Acetone	5.492	43	324868M1	292.245	ug/L	
20) trans-1,2-Dichloroethene	7.149	96	2333671	296.241	ug/L	86
21) Methyl acetate	6.332	43	851805	307.631	ug/L #	85
22) Hexane	7.258	57	2414029	253.405	ug/L	96
23) Methyl tert-butyl ether	6.881	73	5564319	310.256	ug/L	88
24) tert-Butyl alcohol	5.891	59	891079M1	1643.130	ug/L	

Data Path : I:\VOLATILES\VOA126\2020\201012N\
Data File : V26201012N11.D
Acq On : 13 Oct 2020 03:58 am
Operator : VOA126:JC
Sample : I8260STD300PPB
Misc : WG1421526,ICAL
ALS Vial : 11 Sample Multiplier: 1

Quant Time: Oct 13 11:20:28 2020
Quant Method : I:\VOLATILES\VOA126\2020\201012N\V126_201012N_8260Suff.m
Quant Title : VOLATILES BY GC/MS
QLast Update : Tue Oct 13 10:56:23 2020
Response via : Initial Calibration

CCAL FILE(s) : 1 - I:\VOLATILES\VOA126\2020\201012N\V26201012N08.D
Sub List : 8260-Curve+Suffolk - Megamix+Diox+Suffolk

Compound	R.T.	QIon	Response	Conc	Units		Dev(Min)
25) Diisopropyl ether	7.771	45	5386443	312.073	ug/L	#	90
26) 1,1-Dichloroethane	7.980	63	3575217	299.871	ug/L		97
27) Halothane	7.074	117	1846836	292.347	ug/L		99
28) Acrylonitrile	6.864	53	466524	309.767	ug/L		97
29) Ethyl tert-butyl ether	8.560	59	5766327	316.720	ug/L		92
30) Vinyl acetate	8.002	43	3005788	331.291	ug/L	#	87
31) cis-1,2-Dichloroethene	9.165	96	2670647	306.686	ug/L		84
32) 2,2-Dichloropropane	9.065	77	3318791	299.535	ug/L		84
33) Bromochloromethane	9.804	128	1135498	292.661	ug/L	#	77
34) Cyclohexane	10.261	56	2659295	265.674	ug/L		72
35) Chloroform	9.472	83	4192532	296.636	ug/L		96
36) Ethyl acetate	9.162	43	1276750	322.618	ug/L	#	93
37) Carbon tetrachloride	10.755	117	3400277	288.055	ug/L		100
38) Tetrahydrofuran	9.879	42	359309	297.385	ug/L	#	72
40) 1,1,1-Trichloroethane	10.253	97	3688688	292.132	ug/L		95
42) 2-Butanone	8.836	43	545692	309.364	ug/L	#	81
43) 1,1-Dichloropropene	10.571	75	2966072	285.632	ug/L		98
44) Heptane	10.894	71	1998594	264.290	ug/L	#	82
45) Benzene	11.112	78	9082712	298.473	ug/L		94
46) tert-Amyl methyl ether	10.808	73	5858249	314.537	ug/L		94
48) 1,2-Dichloroethane	11.100	62	2745680	312.140	ug/L		98
51) Methyl cyclohexane	12.453	83	3298657	260.335	ug/L	#	78
52) Trichloroethene	12.352	95	2530371	295.255	ug/L		98
54) Dibromomethane	13.329	93	1370181	306.303	ug/L		93
55) 1,2-Dichloropropane	12.726	63	2136533	302.838	ug/L		95
57) 2-Chloroethyl vinyl ether	13.883	63	1048702	348.096	ug/L	#	84
58) Bromodichloromethane	13.217	83	3378646	306.235	ug/L		99
60) Methyl methacrylate	12.871	69	1341176	313.302	ug/L	#	72
61) 1,4-Dioxane	13.281	88	1001119	13431.223	ug/L	#	82
62) cis-1,3-Dichloropropene	14.377	75	3793383	308.463	ug/L	#	88
64) Octane	14.586	85	2478397	311.999	ug/L	#	85
66) Toluene	15.055	92	6064155	300.510	ug/L		99
67) 4-Methyl-2-pentanone	13.942	58	610822	321.020	ug/L	#	81
68) Tetrachloroethene	16.474	166	2803053	294.619	ug/L		98
69) 2-Nitropropane	13.382	41	377459	338.145	ug/L	#	99
71) trans-1,3-Dichloropropene	15.473	75	3392250	322.947	ug/L		85
72) Methyl isothiocyanate	15.359	73	1299157	330.401	ug/L	#	95
74) Ethyl methacrylate	15.462	69	2656868	324.464	ug/L		96
75) 1,1,2-Trichloroethane	15.810	83	1620458	308.013	ug/L		98
76) Chlorodibromomethane	16.937	129	2606712	320.267	ug/L		99

Data Path : I:\VOLATILES\VOA126\2020\201012N\
Data File : V26201012N11.D
Acq On : 13 Oct 2020 03:58 am
Operator : VOA126:JC
Sample : I8260STD300PPB
Misc : WG1421526,ICAL
ALS Vial : 11 Sample Multiplier: 1

Quant Time: Oct 13 11:20:28 2020
Quant Method : I:\VOLATILES\VOA126\2020\201012N\V126_201012N_8260Suff.m
Quant Title : VOLATILES BY GC/MS
QLast Update : Tue Oct 13 10:56:23 2020
Response via : Initial Calibration

CCAL FILE(s) : 1 - I:\VOLATILES\VOA126\2020\201012N\V26201012N08.D
Sub List : 8260-Curve+Suffolk - Megamix+Diox+Suffolk

	Compound	R.T.	QIon	Response	Conc	Units		Dev(Min)
77)	1,3-Dichloropropane	16.371	76	3222353	308.776	ug/L		99
78)	1,2-Dibromoethane	17.389	107	1927767	309.006	ug/L		100
79)	n-Butyl Acetate	16.382	43	2513815	321.886	ug/L	#	91
80)	2-Hexanone	15.838	43	983578	316.336	ug/L		90
81)	Nonane	18.039	57	3917546	345.937	ug/L	#	84
82)	Chlorobenzene	18.334	112	6943192	298.495	ug/L		97
83)	Ethylbenzene	18.462	91	11495126	292.803	ug/L		100
84)	1,1,1,2-Tetrachloroethane	18.440	131	2743894	317.718	ug/L		99
85)	p/m Xylene	18.652	106	9652282	616.509	ug/L		99
86)	o Xylene	19.653	106	9166057	626.629	ug/L		98
87)	Styrene	19.748	104	15087028	612.141	ug/L		100
89)	Bromoform	20.504	173	1790342	342.100	ug/L		100
91)	Isopropylbenzene	20.490	105	11954564	295.142	ug/L		100
93)	Bromobenzene	21.522	156	3049218	297.719	ug/L		100
94)	Decane	21.207	57	4462712	330.750	ug/L	#	85
95)	n-Propylbenzene	21.446	91	13513621	283.048	ug/L		100
96)	1,4-Dichlorobutane	20.735	55	2467824	306.658	ug/L		97
97)	1,1,2,2-Tetrachloroethane	20.917	83	2359321	302.460	ug/L		100
98)	4-Ethyltoluene	21.728	105	11397147	287.430	ug/L		99
99)	2-Chlorotoluene	21.851	91	9872929	316.077	ug/L		100
100)	1,3,5-Trimethylbenzene	21.840	105	10653647	310.168	ug/L		99
101)	1,2,3-Trichloropropane	21.262	75	1663734	296.075	ug/L		95
102)	trans-1,4-Dichloro-2-b...	21.455	53	633634	347.982	ug/L	#	78
103)	4-Chlorotoluene	21.976	91	8443204	295.944	ug/L		99
104)	tert-Butylbenzene	22.671	119	8721604	292.288	ug/L		99
107)	1,2,4-Trimethylbenzene	22.768	105	10110520	301.402	ug/L		99
108)	Limonene	23.337	68	3470005	305.885	ug/L		92
109)	sec-Butylbenzene	23.184	105	12722686	283.710	ug/L		100
110)	p-Isopropyltoluene	23.527	119	11305534	291.961	ug/L		99
111)	1,3-Dichlorobenzene	23.725	146	6064214	300.350	ug/L		99
112)	1,4-Dichlorobenzene	23.981	146	5988359	300.179	ug/L		99
113)	trans-Decahydronaphtha...	24.467	138	3486608	324.677	ug/L		93
114)	Undecane	24.098	57	3308111	263.469	ug/L	#	85
115)	p-Diethylbenzene	24.528	119	7341183	317.294	ug/L		99
116)	n-Butylbenzene	24.500	91	13103281	315.311	ug/L		99
117)	Hexachloroethane	25.604	117	2493181	326.168	ug/L		87
118)	1,2-Dichlorobenzene	24.832	146	5629107	303.938	ug/L		99
119)	cis-Decahydronaphthalene	25.908	138	2616966	311.939	ug/L		91
120)	1,2,4,5-Tetramethylben...	26.215	119	10500978	302.144	ug/L		99
121)	1,2-Dibromo-3-chloropr...	26.552	155	455854	330.278	ug/L		99

Data Path : I:\VOLATILES\VOA126\2020\201012N\
Data File : V26201012N11.D
Acq On : 13 Oct 2020 03:58 am
Operator : VOA126:JC
Sample : I8260STD300PPB
Misc : WG1421526,ICAL
ALS Vial : 11 Sample Multiplier: 1

Quant Time: Oct 13 11:20:28 2020
Quant Method : I:\VOLATILES\VOA126\2020\201012N\V126_201012N_8260Suff.m
Quant Title : VOLATILES BY GC/MS
QLast Update : Tue Oct 13 10:56:23 2020
Response via : Initial Calibration

CCAL FILE(s) : 1 - I:\VOLATILES\VOA126\2020\201012N\V26201012N08.D
Sub List : 8260-Curve+Suffolk - Megamix+Diox+Suffolk

	Compound	R.T.	QIon	Response	Conc	Units	Dev(Min)
122)	1,3,5-Trichlorobenzene	27.021	180	4240911	301.262	ug/L	98
123)	Nitrobenzene	26.734	77	159936	490.747	ug/L	97
124)	Hexachlorobutadiene	28.474	225	2244848	310.107	ug/L	100
125)	1,2,4-Trichlorobenzene	28.220	180	3866262	300.555	ug/L	99
126)	Naphthalene	28.675	128	7477174	293.094	ug/L	100
127)	1,2,3-Trichlorobenzene	29.107	180	3467842	298.558	ug/L	99

(#) = qualifier out of range (m) = manual integration (+) = signals summed

Quantitation Report (QT Reviewed)

Data Path : I:\VOLATILES\VOA126\2020\201012N\
Data File : V26201012N11.D
Acq On : 13 Oct 2020 03:58 am
Operator : VOA126:JC
Sample : I8260STD300PPB
Misc : WG1421526,ICAL
ALS Vial : 11 Sample Multiplier: 1

Quant Time: Oct 13 11:20:28 2020
Quant Method : I:\VOLATILES\VOA126\2020\201012N\V126_201012N_8260Suff.m
Quant Title : VOLATILES BY GC/MS
QLast Update : Tue Oct 13 10:56:23 2020
Response via : Initial Calibration

Sub List : 8260-Curve+Suffolk - Megamix+Diox+Suffolk01012N08.D•

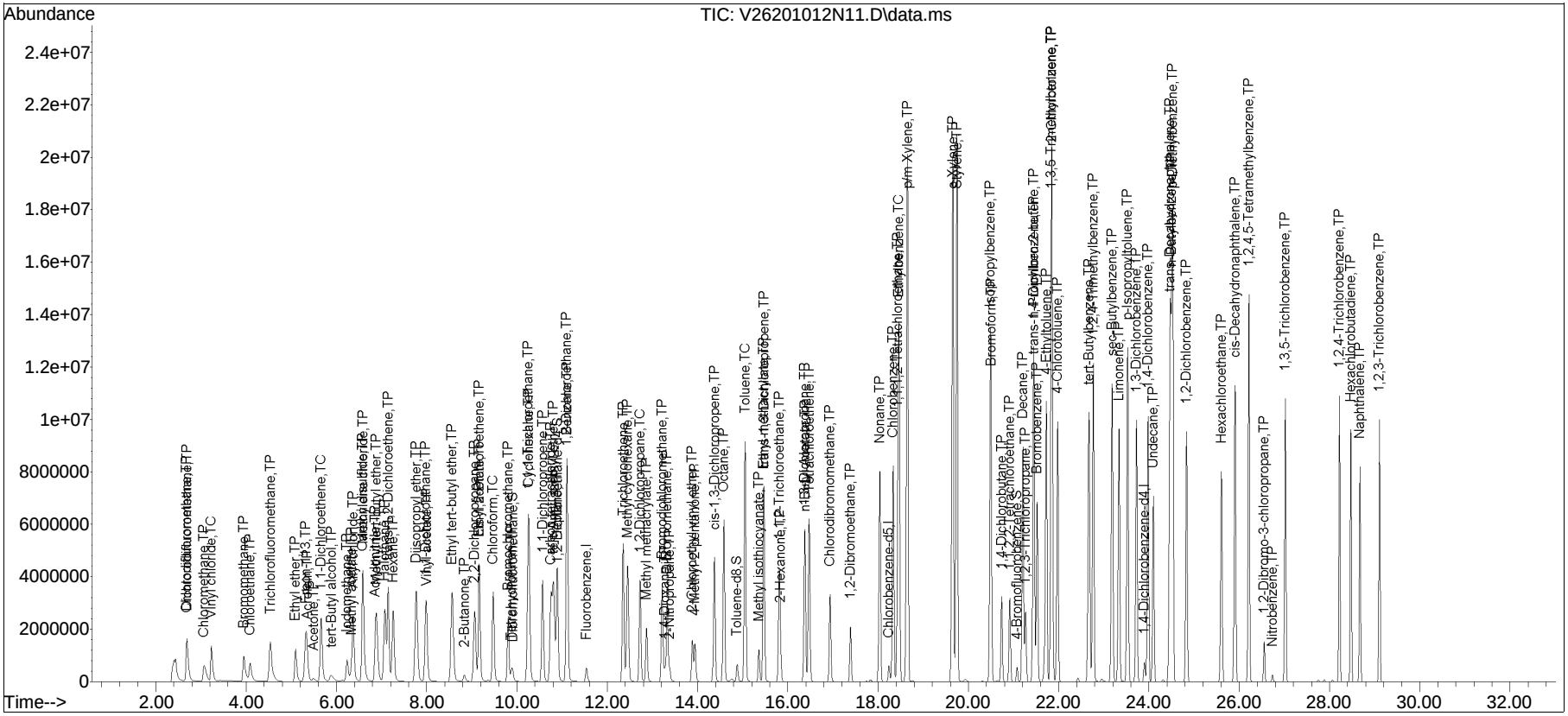

Manual Integration Report

Data Path : I:\VOLATILES\VOA126\2020\2QMethod : V126_201012N_8260Suff.m
Data File : V26201012N11.D Operator : VOA126:JC
Date Inj'd : 10/13/2020 3:58 am Instrument : VOA126
Sample : I8260STD300PPB Quant Date : 10/13/2020 10:58 am

Compound #4: Chloromethane

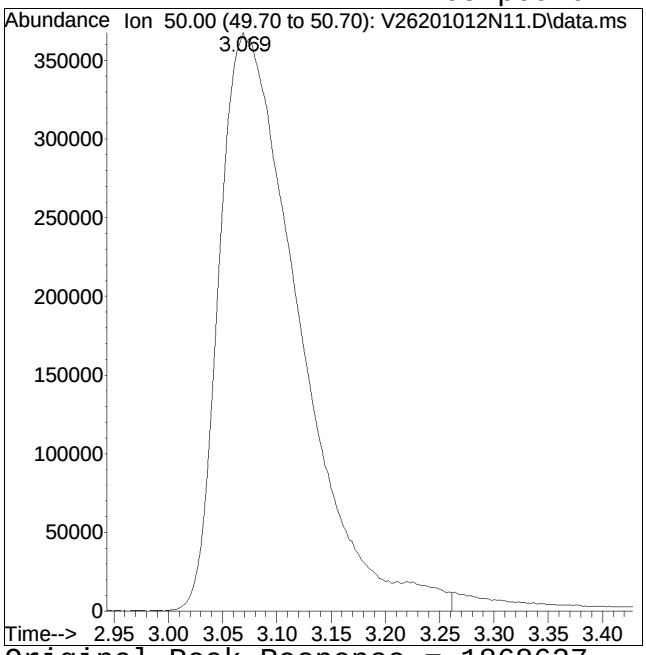

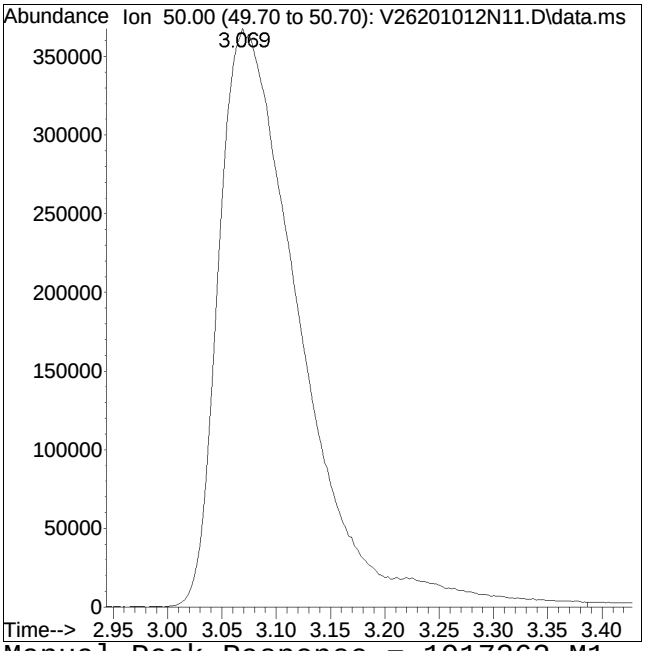

Original Peak Response = 1868627 Manual Peak Response = 1917362 M1
M1 = Split or tailing peak, auto integration stopped early resulting in false low area count.

Manual Integration Report

Data Path : I:\VOLATILES\VOA126\2020\2QMethod : V126_201012N_8260Suff.m
Data File : V26201012N11.D Operator : VOA126:JC
Date Inj'd : 10/13/2020 3:58 am Instrument : VOA126
Sample : I8260STD300PPB Quant Date : 10/13/2020 10:58 am

Compound #19: Acetone

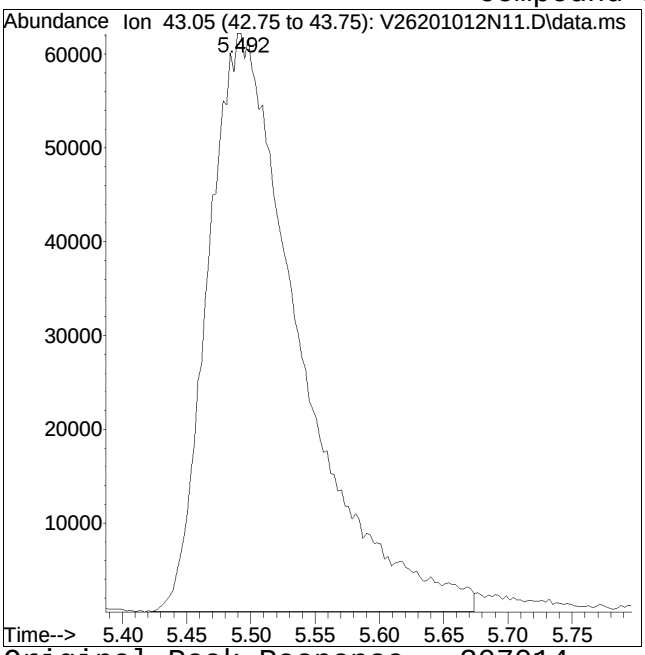

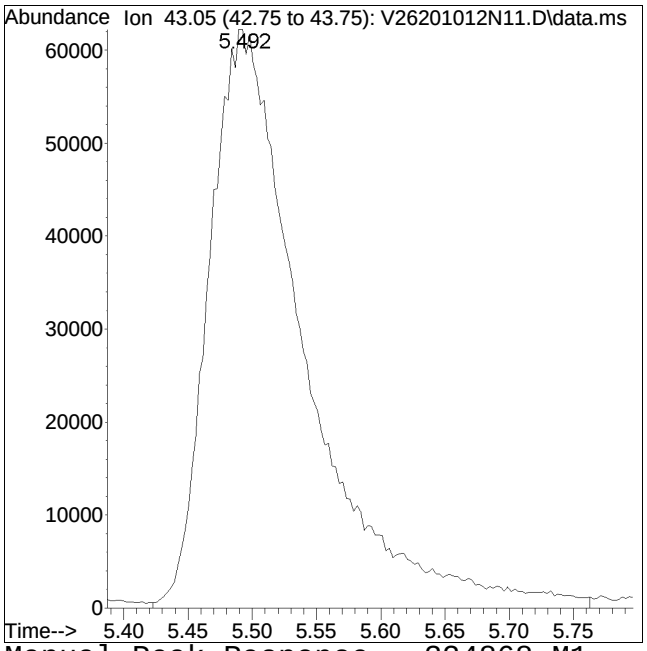

Original Peak Response = 307014 Manual Peak Response = 324868 M1
M1 = Split or tailing peak, auto integration stopped early resulting in false low area count.

Manual Integration Report

Data Path : I:\VOLATILES\VOA126\2020\2Q
Data File : V26201012N11.D
Date Inj'd : 10/13/2020 3:58 am
Sample : I8260STD300PPB

Method : V126_201012N_8260Suff.m
Operator : VOA126:JC
Instrument : VOA126
Quant Date : 10/13/2020 10:58 am

Compound #24: tert-Butyl alcohol

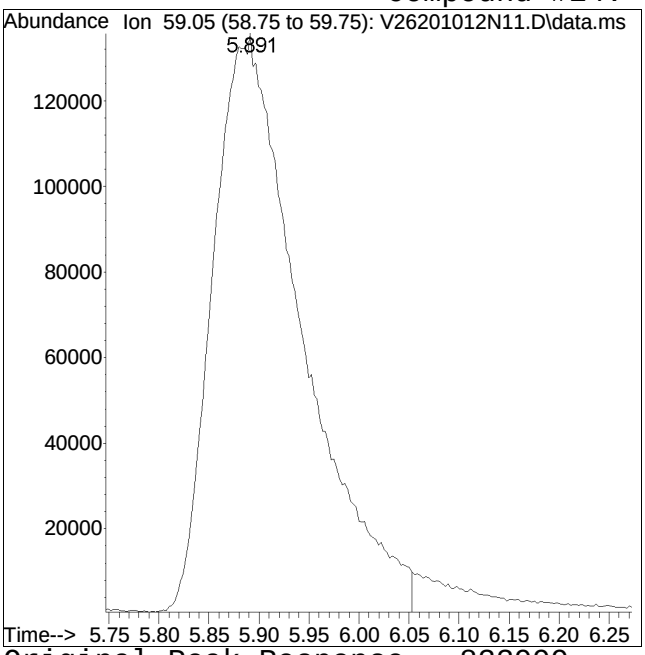

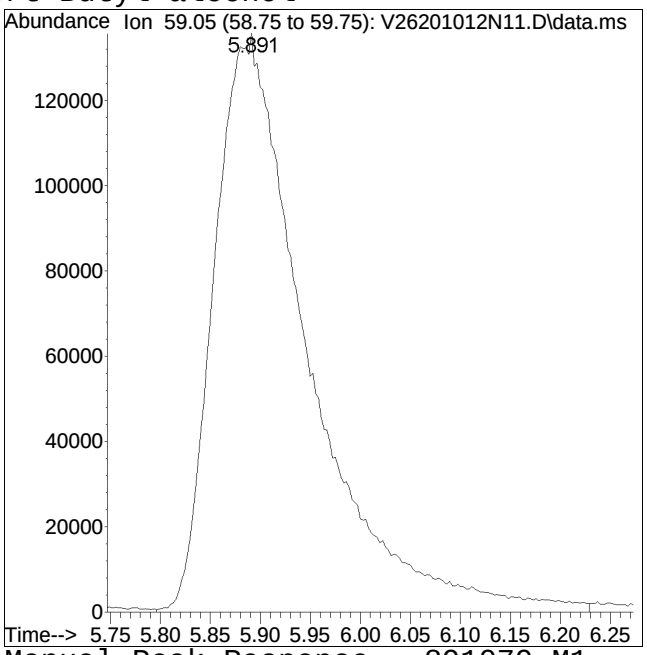

Original Peak Response = 833999 Manual Peak Response = 891079 M1

M1 = Split or tailing peak, auto integration stopped early resulting in false low area count.

Evaluate Continuing Calibration Report

Data Path : I:\VOLATILES\VOA126\2020\201012N\
Data File : V26201012N16.D
Acq On : 13 Oct 2020 07:16 am
Operator : VOA126:JC
Sample : C8260STD40PPB
Misc : WG1421526,ICAL
ALS Vial : 16 Sample Multiplier: 1

Quant Time: Oct 13 17:10:33 2020
Quant Method : I:\VOLATILES\VOA126\2020\201012N\V126_201012N_8260Suff.m
Quant Title : VOLATILES BY GC/MS
QLast Update : Tue Oct 13 17:03:21 2020
Response via : Initial Calibration

Min. RRF : 0.000 Min. Rel. Area : 50% Max. R.T. Dev 0.50min
Max. RRF Dev : 20% Max. Rel. Area : 200%

		Compound		AvgRF	CCRF	%Dev	Area%	Dev(min)
1	I	Fluorobenzene		1.000	1.000	0.0	109	0.00
2	TP	Dichlorodifluoromethane		0.193	0.158	18.1	84	0.00
3	TP	Chlorodifluoromethane		0.169	0.132	21.9#	87	0.00
4	TP	Chloromethane		0.181	0.177	2.2	118	0.01
5	TC	Vinyl chloride		0.238	0.233	2.1	105	0.00
6	TP	Bromomethane		0.132	0.135	-2.3	117	0.00
7	TP	Chloroethane		0.121	0.121	0.0	108	0.00
8	TP	Trichlorofluoromethane		0.308	0.320	-3.9	109	0.00
9	TP	Ethyl ether		0.098	0.108	-10.2	120	0.00
11	TC	1,1-Dichloroethene		0.185	0.182	1.6	107	0.00
12	TP	Carbon disulfide	*	40.000	62.810	-57.0#	162	0.00
13	TP	Freon-113		0.178	0.198	-11.2	115	0.00
14	TP	Iodomethane		0.166	0.239	-44.0#	147	0.00
15	TP	Acrolein		0.016	0.015#	6.3	97	0.00
16	TP	Allyl chloride		0.116	0.096	17.2	87	0.00
17	TP	Methylene chloride		0.222	0.208	6.3	109	0.00
19	TP	Acetone	*	40.000	44.154	-10.4	126	0.00
20	TP	trans-1,2-Dichloroethene		0.219	0.214	2.3	106	0.00
21	TP	Methyl acetate		0.078	0.087#	-11.5	123	0.00
22	TP	Hexane		0.244	0.201	17.6	83	0.00
23	TP	Methyl tert-butyl ether		0.496	0.528	-6.5	115	0.00
24	TP	tert-Butyl alcohol		0.015	0.016#	-6.7	117	0.00
25	TP	Diisopropyl ether		0.482	0.518	-7.5	117	0.00
26	TP	1,1-Dichloroethane		0.336	0.340	-1.2	111	0.00
27	TP	Halothane		0.171	0.177	-3.5	110	0.00
28	TP	Acrylonitrile	*	40.000	42.787	-7.0	117	0.00
29	TP	Ethyl tert-butyl ether		0.506	0.551	-8.9	118	0.00
30	TP	Vinyl acetate		0.250	0.273	-9.2	117	0.00
31	TP	cis-1,2-Dichloroethene		0.246	0.250	-1.6	112	0.00
32	TP	2,2-Dichloropropane		0.300	0.291	3.0	103	0.00
33	TP	Bromochloromethane		0.109	0.114	-4.6	115	0.00
34	TP	Cyclohexane		0.265	0.285	-7.5	111	0.00
35	TC	Chloroform		0.397	0.393	1.0	109	0.00
36	TP	Ethyl acetate		0.109	0.091	16.5	90	0.00
37	TP	Carbon tetrachloride		0.312	0.316	-1.3	105	0.00
38	TP	Tetrahydrofuran	*	40.000	41.698	-4.2	112	0.00
39	S	Dibromofluoromethane		0.262	0.262	0.0	109	0.00
40	TP	1,1,1-Trichloroethane		0.344	0.360	-4.7	111	0.00
42	TP	2-Butanone	*	40.000	42.295	-5.7	118	0.00

Data Path : I:\VOLATILES\VOA126\2020\201012N\
Data File : V26201012N16.D
Acq On : 13 Oct 2020 07:16 am
Operator : VOA126:JC
Sample : C8260STD40PPB
Misc : WG1421526,ICAL
ALS Vial : 16 Sample Multiplier: 1

Quant Time: Oct 13 17:10:33 2020
Quant Method : I:\VOLATILES\VOA126\2020\201012N\V126_201012N_8260Suff.m
Quant Title : VOLATILES BY GC/MS
QLast Update : Tue Oct 13 17:03:21 2020
Response via : Initial Calibration

Min. RRF : 0.000 Min. Rel. Area : 50% Max. R.T. Dev 0.50min
Max. RRF Dev : 20% Max. Rel. Area : 200%

		Compound	AvgRF	CCRF	%Dev	Area%	Dev(min)
43	TP	1,1-Dichloropropene	0.283	0.291	-2.8	109	0.00
44	TP	Heptane	0.199	0.161	19.1	83	0.00
45	TP	Benzene	0.859	0.856	0.3	110	0.00
46	TP	tert-Amyl methyl ether	0.513	0.556	-8.4	117	0.00
47	S	1,2-Dichloroethane-d4	0.225	0.216	4.0	105	0.00
48	TP	1,2-Dichloroethane	0.253	0.247	2.4	110	0.00
51	TP	Methyl cyclohexane	0.329	0.338	-2.7	104	0.00
52	TP	Trichloroethene	0.235	0.240	-2.1	110	0.00
54	TP	Dibromomethane	0.126	0.129	-2.4	113	0.00
55	TC	1,2-Dichloropropane	0.197	0.198	-0.5	110	0.00
57	TP	2-Chloroethyl vinyl ether	0.086	0.075	12.8	97	0.00
58	TP	Bromodichloromethane	0.298	0.299	-0.3	106	0.00
60	TP	Methyl methacrylate	0.116	0.103	11.2	94	0.00
61	TP	1,4-Dioxane	0.00187	0.00172#	8.0	90	0.00
62	TP	cis-1,3-Dichloropropene	0.329	0.338	-2.7	107	0.00
63	I	Chlorobenzene-d5	1.000	1.000	0.0	109	0.00
64	TP	Octane	0.275	0.224	18.5	86	0.00
65	S	Toluene-d8	1.270	1.253	1.3	108	0.00
66	TC	Toluene	0.725	0.738	-1.8	112	0.00
67	TP	4-Methyl-2-pentanone	0.066	0.072#	-9.1	117	0.00
68	TP	Tetrachloroethene	0.347	0.349	-0.6	112	0.00
69	TP	2-Nitropropane	0.040	0.032	20.0	89	0.00
71	TP	trans-1,3-Dichloropropene	0.363	0.386	-6.3	113	0.00
72	TP	Methyl isothiocyanate	0.134	0.113	15.7	88	0.00
74	TP	Ethyl methacrylate	0.281	0.311	-10.7	116	0.00
75	TP	1,1,2-Trichloroethane	0.187	0.192	-2.7	112	0.00
76	TP	Chlorodibromomethane	0.273	0.307	-12.5	115	0.00
77	TP	1,3-Dichloropropane	0.372	0.376	-1.1	110	0.00
78	TP	1,2-Dibromoethane	0.220	0.229	-4.1	113	0.00
79	TP	n-Butyl Acetate	0.270	0.246	8.9	97	0.00
80	TP	2-Hexanone	0.110	0.118	-7.3	117	0.00
81	TP	Nonane	0.401	0.316	21.2#	86	0.00
82	TP	Chlorobenzene	0.837	0.848	-1.3	112	0.00
83	TC	Ethylbenzene	1.391	1.414	-1.7	110	0.00
84	TP	1,1,1,2-Tetrachloroethane	0.293	0.315	-7.5	112	0.00
85	TP	p/m Xylene	0.555	0.560	-0.9	110	0.00
86	TP	o Xylene	0.517	0.539	-4.3	113	0.00
87	TP	Styrene	0.849	0.912	-7.4	113	0.00

Data Path : I:\VOLATILES\VOA126\2020\201012N\
Data File : V26201012N16.D
Acq On : 13 Oct 2020 07:16 am
Operator : VOA126:JC
Sample : C8260STD40PPB
Misc : WG1421526,ICAL
ALS Vial : 16 Sample Multiplier: 1

Quant Time: Oct 13 17:10:33 2020
Quant Method : I:\VOLATILES\VOA126\2020\201012N\V126_201012N_8260Suff.m
Quant Title : VOLATILES BY GC/MS
QLast Update : Tue Oct 13 17:03:21 2020
Response via : Initial Calibration

Min. RRF : 0.000 Min. Rel. Area : 50% Max. R.T. Dev 0.50min
Max. RRF Dev : 20% Max. Rel. Area : 200%

		Compound	AvgRF	CCRF	%Dev	Area%	Dev(min)
88	I	1,4-Dichlorobenzene-d4	1.000	1.000	0.0	107	0.00
89	TP	Bromoform	0.329	0.360	-9.4	114	0.00
91	TP	Isopropylbenzene	2.652	2.682	-1.1	109	0.00
92	S	4-Bromofluorobenzene	0.889	0.868	2.4	107	0.00
93	TP	Bromobenzene	0.670	0.684	-2.1	110	0.00
94	TP	Decane	0.877	0.703	19.8	86	0.00
95	TP	n-Propylbenzene	3.121	3.094	0.9	107	0.00
96	TP	1,4-Dichlorobutane	0.533	0.579	-8.6	119	0.00
97	TP	1,1,2,2-Tetrachloroethane	0.505	0.511	-1.2	108	0.00
98	TP	4-Ethyltoluene	2.576	2.597	-0.8	108	0.00
99	TP	2-Chlorotoluene	2.107	1.999	5.1	106	0.00
100	TP	1,3,5-Trimethylbenzene	2.266	2.207	2.6	106	0.00
101	TP	1,2,3-Trichloropropane	0.371	0.373	-0.5	110	0.00
102	TP	trans-1,4-Dichloro-2-butene	0.118	0.120	-1.7	109	0.00
103	TP	4-Chlorotoluene	1.898	1.816	4.3	105	0.00
104	TP	tert-Butylbenzene	1.938	1.975	-1.9	109	0.00
107	TP	1,2,4-Trimethylbenzene	2.208	2.239	-1.4	110	0.00
108	TP	Limonene	0.704	0.674	4.3	98	0.00
109	TP	sec-Butylbenzene	2.871	2.877	-0.2	106	0.00
110	TP	p-Isopropyltoluene	2.498	2.437	2.4	104	0.00
111	TP	1,3-Dichlorobenzene	1.333	1.278	4.1	105	0.00
112	TP	1,4-Dichlorobenzene	1.319	1.257	4.7	104	0.00
113	TP	trans-Decahydronaphthalene	0.695	0.603	13.2	93	0.00
114	TP	Undecane	0.790	0.707	10.5	93	0.00
115	TP	p-Diethylbenzene	1.532	1.410	8.0	101	0.00
116	TP	n-Butylbenzene	2.772	2.652	4.3	106	0.00
117	TP	Hexachloroethane	0.470	0.406	13.6	88	0.00
118	TP	1,2-Dichlorobenzene	1.214	1.185	2.4	106	0.00
119	TP	cis-Decahydronaphthalene	0.534	0.470	12.0	93	0.00
120	TP	1,2,4,5-Tetramethylbenzene	2.199	2.151	2.2	102	0.00
121	TP	1,2-Dibromo-3-chloropropane	0.086	0.093	-8.1	112	0.00
122	TP	1,3,5-Trichlorobenzene	0.918	0.860	6.3	101	0.00
123	TP	Nitrobenzene	* 40.000	31.100	22.2#	91	0.00
124	TP	Hexachlorobutadiene	0.462	0.453	1.9	104	0.00
125	TP	1,2,4-Trichlorobenzene	0.834	0.794	4.8	102	0.00
126	TP	Naphthalene	1.599	1.628	-1.8	105	0.00
127	TP	1,2,3-Trichlorobenzene	0.750	0.724	3.5	103	0.00

Evaluate Continuing Calibration Report

Data Path : I:\VOLATILES\VOA126\2020\201012N\
Data File : V26201012N16.D
Acq On : 13 Oct 2020 07:16 am
Operator : VOA126:JC
Sample : C8260STD40PPB
Misc : WG1421526,ICAL
ALS Vial : 16 Sample Multiplier: 1

Quant Time: Oct 13 17:10:33 2020
Quant Method : I:\VOLATILES\VOA126\2020\201012N\V126_201012N_8260Suff.m
Quant Title : VOLATILES BY GC/MS
QLast Update : Tue Oct 13 17:03:21 2020
Response via : Initial Calibration

Min. RRF : 0.000 Min. Rel. Area : 50% Max. R.T. Dev 0.50min
Max. RRF Dev : 20% Max. Rel. Area : 200%

Compound	AvgRF	CCRF	%Dev	Area%	Dev(min)

* Evaluation of CC level amount vs concentration.
(#) = Out of Range SPCC's out = 5 CCC's out = 0

Quantitation Report (QT Reviewed)

Data Path : I:\VOLATILES\VOA126\2020\201012N\
Data File : V26201012N16.D
Acq On : 13 Oct 2020 07:16 am
Operator : VOA126:JC
Sample : C8260STD40PPB
Misc : WG1421526,ICAL
ALS Vial : 16 Sample Multiplier: 1

Quant Time: Oct 13 17:10:33 2020
Quant Method : I:\VOLATILES\VOA126\2020\201012N\V126_201012N_8260Suff.m
Quant Title : VOLATILES BY GC/MS
QLast Update : Tue Oct 13 17:03:21 2020
Response via : Initial Calibration

CCAL FILE(s) : 1 - I:\VOLATILES\VOA126\2020\201012N\V26201012N08.D
Sub List : 8260-Curve+Suffolk - Megamix+Diox+Suffolk

Compound	R.T.	QIon	Response	Conc	Units	Dev(Min)
Internal Standards						
1) Fluorobenzene	11.541	96	703560	20.000	ug/L	0.00
Standard Area 1 = 647844			Recovery = 108.60%			
63) Chlorobenzene-d5	18.237	117	559024	20.000	ug/L	0.00
Standard Area 1 = 511378			Recovery = 109.32%			
88) 1,4-Dichlorobenzene-d4	23.892	152	300605	20.000	ug/L	0.00
Standard Area 1 = 281015			Recovery = 106.97%			
System Monitoring Compounds						
39) Dibromofluoromethane	9.901	113	184336	19.993	ug/L	0.00
Spiked Amount 20.000	Range 70 - 130		Recovery = 99.96%			
47) 1,2-Dichloroethane-d4	10.903	65	151852	19.184	ug/L	0.00
Spiked Amount 20.000	Range 70 - 130		Recovery = 95.92%			
65) Toluene-d8	14.871	98	700194	19.721	ug/L	0.00
Spiked Amount 20.000	Range 70 - 130		Recovery = 98.61%			
92) 4-Bromofluorobenzene	21.070	95	260863	19.528	ug/L	0.00
Spiked Amount 20.000	Range 70 - 130		Recovery = 97.64%			
Target Compounds						Qvalue
2) Dichlorodifluoromethane	2.690	85	222663	32.786	ug/L	94
3) Chlorodifluoromethane	2.684	51	185532	31.264	ug/L #	90
4) Chloromethane	3.083	50	249256M1	39.081	ug/L	
5) Vinyl chloride	3.237	62	328389	39.278	ug/L	98
6) Bromomethane	3.959	94	189348	40.659	ug/L	97
7) Chloroethane	4.098	64	170360	40.151	ug/L	98
8) Trichlorofluoromethane	4.536	101	449917	41.586	ug/L	97
9) Ethyl ether	5.088	74	151488	43.762	ug/L	78
11) 1,1-Dichloroethene	5.663	96	256123	39.447	ug/L	82
12) Carbon disulfide	6.586	76	1011330	62.810	ug/L	99
13) Freon-113	5.334	101	279239	44.472	ug/L	94
14) Iodomethane	6.240	142	336547	57.586	ug/L	97
15) Acrolein	5.348	56	20818M1	36.880	ug/L	
16) Allyl chloride	6.371	76	134976	33.201	ug/L #	53
17) Methylene chloride	6.591	84	292319	37.455	ug/L	79
19) Acetone	5.487	43	50524M1	44.154	ug/L	
20) trans-1,2-Dichloroethene	7.146	96	301323	39.042	ug/L	86
21) Methyl acetate	6.324	43	122367	44.319	ug/L #	85
22) Hexane	7.261	57	283456	33.006	ug/L	96
23) Methyl tert-butyl ether	6.879	73	742515	42.541	ug/L	88
24) tert-Butyl alcohol	5.863	59	114529M1	218.281	ug/L	

Data Path : I:\VOLATILES\VOA126\2020\201012N\
Data File : V26201012N16.D
Acq On : 13 Oct 2020 07:16 am
Operator : VOA126:JC
Sample : C8260STD40PPB
Misc : WG1421526,ICAL
ALS Vial : 16 Sample Multiplier: 1

Quant Time: Oct 13 17:10:33 2020
Quant Method : I:\VOLATILES\VOA126\2020\201012N\V126_201012N_8260Suff.m
Quant Title : VOLATILES BY GC/MS
QLast Update : Tue Oct 13 17:03:21 2020
Response via : Initial Calibration

CCAL FILE(s) : 1 - I:\VOLATILES\VOA126\2020\201012N\V26201012N08.D
Sub List : 8260-Curve+Suffolk - Megamix+Diox+Suffolk

Compound	R.T.	QIon	Response	Conc	Units		Dev(Min)
25) Diisopropyl ether	7.763	45	728547	42.955	ug/L	#	91
26) 1,1-Dichloroethane	7.977	63	478171	40.470	ug/L		97
27) Halothane	7.074	117	249505	41.528	ug/L		100
28) Acrylonitrile	6.859	53	63666	42.787	ug/L		97
29) Ethyl tert-butyl ether	8.560	59	775482	43.559	ug/L		91
30) Vinyl acetate	8.000	43	383532	43.683	ug/L	#	86
31) cis-1,2-Dichloroethene	9.162	96	351101	40.500	ug/L	#	81
32) 2,2-Dichloropropane	9.062	77	409657	38.868	ug/L		85
33) Bromochloromethane	9.798	128	160510	41.945	ug/L	#	77
34) Cyclohexane	10.258	56	401137	43.097	ug/L		72
35) Chloroform	9.469	83	553340	39.613	ug/L		96
36) Ethyl acetate	9.157	43	128425	33.637	ug/L	#	92
37) Carbon tetrachloride	10.752	117	445192	40.558	ug/L		99
38) Tetrahydrofuran	9.888	42	48732	41.698	ug/L	#	75
40) 1,1,1-Trichloroethane	10.250	97	506968	41.902	ug/L		95
42) 2-Butanone	8.831	43	74912	42.295	ug/L	#	81
43) 1,1-Dichloropropene	10.565	75	409197	41.102	ug/L		98
44) Heptane	10.886	71	226152	32.269	ug/L	#	82
45) Benzene	11.103	78	1204178	39.839	ug/L		92
46) tert-Amyl methyl ether	10.802	73	781955	43.330	ug/L		96
48) 1,2-Dichloroethane	11.092	62	347490	39.019	ug/L		98
51) Methyl cyclohexane	12.448	83	474961	41.057	ug/L	#	79
52) Trichloroethene	12.347	95	338251	40.916	ug/L		98
54) Dibromomethane	13.323	93	181980	41.131	ug/L		93
55) 1,2-Dichloropropane	12.726	63	278428	40.204	ug/L		95
57) 2-Chloroethyl vinyl ether	13.881	63	105706	35.010	ug/L	#	80
58) Bromodichloromethane	13.212	83	421147	40.148	ug/L		99
60) Methyl methacrylate	12.866	69	145482	35.777	ug/L	#	73
61) 1,4-Dioxane	13.279	88	120732	1833.157	ug/L	#	83
62) cis-1,3-Dichloropropene	14.369	75	475988	41.137	ug/L	#	86
64) Octane	14.575	85	250485	32.539	ug/L	#	84
66) Toluene	15.044	92	824845	40.718	ug/L		97
67) 4-Methyl-2-pentanone	13.939	58	80920	43.578	ug/L	#	86
68) Tetrachloroethene	16.466	166	390060	40.218	ug/L		98
69) 2-Nitropropane	13.373	41	36152	32.577	ug/L		96
71) trans-1,3-Dichloropropene	15.465	75	431131	42.525	ug/L	#	81
72) Methyl isothiocyanate	15.356	73	125955	33.528	ug/L	#	95
74) Ethyl methacrylate	15.451	69	347452	44.290	ug/L		96
75) 1,1,2-Trichloroethane	15.802	83	214710	41.137	ug/L		98
76) Chlorodibromomethane	16.929	129	342721	44.875	ug/L		99

Data Path : I:\VOLATILES\VOA126\2020\201012N\
Data File : V26201012N16.D
Acq On : 13 Oct 2020 07:16 am
Operator : VOA126:JC
Sample : C8260STD40PPB
Misc : WG1421526,ICAL
ALS Vial : 16 Sample Multiplier: 1

Quant Time: Oct 13 17:10:33 2020
Quant Method : I:\VOLATILES\VOA126\2020\201012N\V126_201012N_8260Suff.m
Quant Title : VOLATILES BY GC/MS
QLast Update : Tue Oct 13 17:03:21 2020
Response via : Initial Calibration

CCAL FILE(s) : 1 - I:\VOLATILES\VOA126\2020\201012N\V26201012N08.D
Sub List : 8260-Curve+Suffolk - Megamix+Diox+Suffolk

Compound	R.T.	QIon	Response	Conc	Units		Dev(Min)
77) 1,3-Dichloropropane	16.366	76	420211	40.387	ug/L		100
78) 1,2-Dibromoethane	17.384	107	256503	41.681	ug/L		99
79) n-Butyl Acetate	16.377	43	275039	36.498	ug/L	#	90
80) 2-Hexanone	15.830	43	132316	43.182	ug/L		90
81) Nonane	18.022	57	353815	31.576	ug/L	#	83
82) Chlorobenzene	18.323	112	948216	40.525	ug/L		96
83) Ethylbenzene	18.452	91	1580814	40.650	ug/L		99
84) 1,1,1,2-Tetrachloroethane	18.429	131	352635	43.031	ug/L		98
85) p/m Xylene	18.630	106	1251112	80.676	ug/L		92
86) o Xylene	19.637	106	1204427	83.380	ug/L		90
87) Styrene	19.726	104	2039057	85.943	ug/L		93
89) Bromoform	20.501	173	216616	43.860	ug/L		100
91) Isopropylbenzene	20.482	105	1612263	40.447	ug/L		98
93) Bromobenzene	21.514	156	411358	40.823	ug/L		99
94) Decane	21.182	57	422643	32.060	ug/L	#	86
95) n-Propylbenzene	21.433	91	1859852	39.650	ug/L		98
96) 1,4-Dichlorobutane	20.730	55	348330	43.462	ug/L		97
97) 1,1,2,2-Tetrachloroethane	20.911	83	307424	40.516	ug/L		99
98) 4-Ethyltoluene	21.709	105	1561380	40.324	ug/L		98
99) 2-Chlorotoluene	21.840	91	1201649	37.949	ug/L		99
100) 1,3,5-Trimethylbenzene	21.815	105	1326658	38.948	ug/L		98
101) 1,2,3-Trichloropropane	21.257	75	224010	40.204	ug/L		94
102) trans-1,4-Dichloro-2-b...	21.441	53	72323	40.759	ug/L	#	78
103) 4-Chlorotoluene	21.957	91	1091759	38.262	ug/L		99
104) tert-Butylbenzene	22.657	119	1187594	40.777	ug/L		99
107) 1,2,4-Trimethylbenzene	22.752	105	1346023	40.554	ug/L		98
108) Limonene	23.321	68	405077	38.296	ug/L		91
109) sec-Butylbenzene	23.173	105	1729384	40.074	ug/L		99
110) p-Isopropyltoluene	23.510	119	1465293	39.029	ug/L		99
111) 1,3-Dichlorobenzene	23.714	146	768486	38.355	ug/L		98
112) 1,4-Dichlorobenzene	23.968	146	755671	38.130	ug/L		99
113) trans-Decahydronaphtha...	24.450	138	362255	34.664	ug/L		89
114) Undecane	24.082	57	425231	35.819	ug/L	#	84
115) p-Diethylbenzene	24.509	119	847768	36.817	ug/L		97
116) n-Butylbenzene	24.483	91	1594668	38.269	ug/L		98
117) Hexachloroethane	25.599	117	243952	34.528	ug/L		87
118) 1,2-Dichlorobenzene	24.821	146	712223	39.020	ug/L		98
119) cis-Decahydronaphthalene	25.897	138	282637	35.226	ug/L		87
120) 1,2,4,5-Tetramethylben...	26.204	119	1293062	39.123	ug/L		97
121) 1,2-Dibromo-3-chloropr...	26.547	155	56161	43.604	ug/L		100

Quantitation Report (QT Reviewed)

Data Path : I:\VOLATILES\VOA126\2020\201012N\
Data File : V26201012N16.D
Acq On : 13 Oct 2020 07:16 am
Operator : VOA126:JC
Sample : C8260STD40PPB
Misc : WG1421526,ICAL
ALS Vial : 16 Sample Multiplier: 1

Quant Time: Oct 13 17:10:33 2020
Quant Method : I:\VOLATILES\VOA126\2020\201012N\V126_201012N_8260Suff.m
Quant Title : VOLATILES BY GC/MS
QLast Update : Tue Oct 13 17:03:21 2020
Response via : Initial Calibration

CCAL FILE(s) : 1 - I:\VOLATILES\VOA126\2020\201012N\V26201012N08.D
Sub List : 8260-Curve+Suffolk - Megamix+Diox+Suffolk

Compound	R.T.	QIon	Response	Conc	Units	Dev(Min)
122) 1,3,5-Trichlorobenzene	27.013	180	516970	37.462	ug/L	97
123) Nitrobenzene	26.731	77	10746	31.100	ug/L	96
124) Hexachlorobutadiene	28.468	225	272513	39.203	ug/L	100
125) 1,2,4-Trichlorobenzene	28.215	180	477567	38.116	ug/L	99
126) Naphthalene	28.669	128	978586	40.708	ug/L	100
127) 1,2,3-Trichlorobenzene	29.102	180	435327	38.643	ug/L	99

(#) = qualifier out of range (m) = manual integration (+) = signals summed

Quantitation Report (QT Reviewed)

Data Path : I:\VOLATILES\VOA126\2020\201012N\
Data File : V26201012N16.D
Acq On : 13 Oct 2020 07:16 am
Operator : VOA126:JC
Sample : C8260STD40PPB
Misc : WG1421526,ICAL
ALS Vial : 16 Sample Multiplier: 1

Quant Time: Oct 13 17:10:33 2020
Quant Method : I:\VOLATILES\VOA126\2020\201012N\V126_201012N_8260Suff.m
Quant Title : VOLATILES BY GC/MS
QLast Update : Tue Oct 13 17:03:21 2020
Response via : Initial Calibration

Sub List : 8260-Curve+Suffolk - Megamix+Diox+Suffolk01012N08.D•

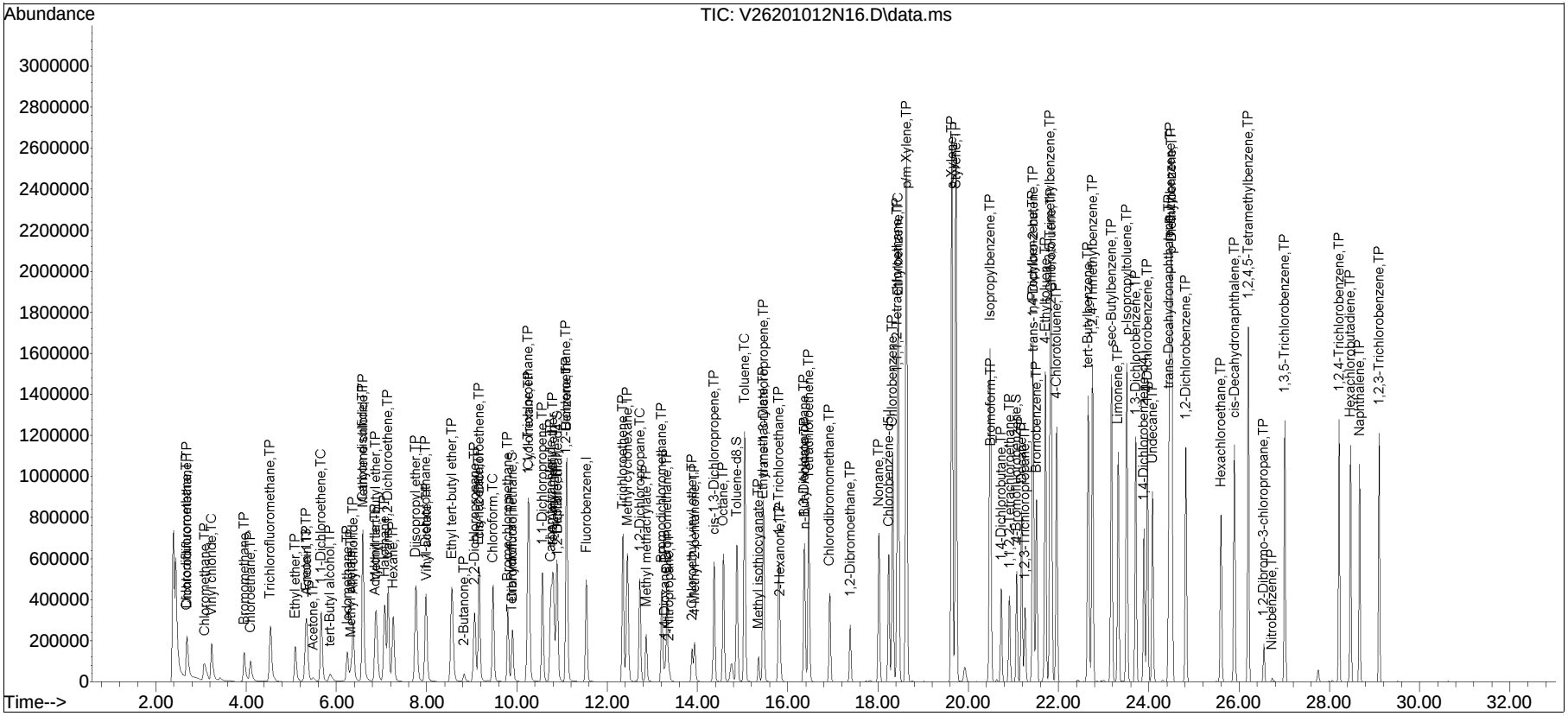

Manual Integration Report

Data Path : I:\VOLATILES\VOA126\2020\2QMethod : V126_201012N_8260Suff.m
Data File : V26201012N16.D Operator : VOA126:JC
Date Inj'd : 10/13/2020 7:16 am Instrument : VOA126
Sample : C8260STD40PPB Quant Date : 10/13/2020 5:04 pm

Compound #4: Chloromethane

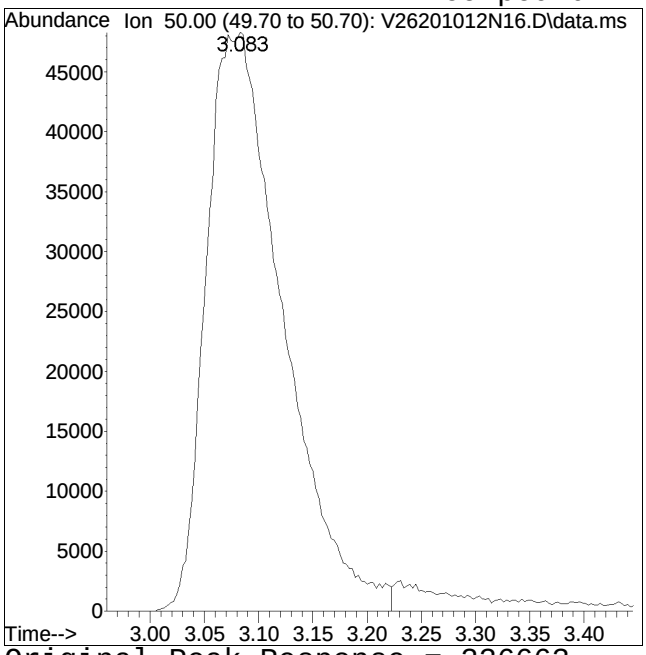

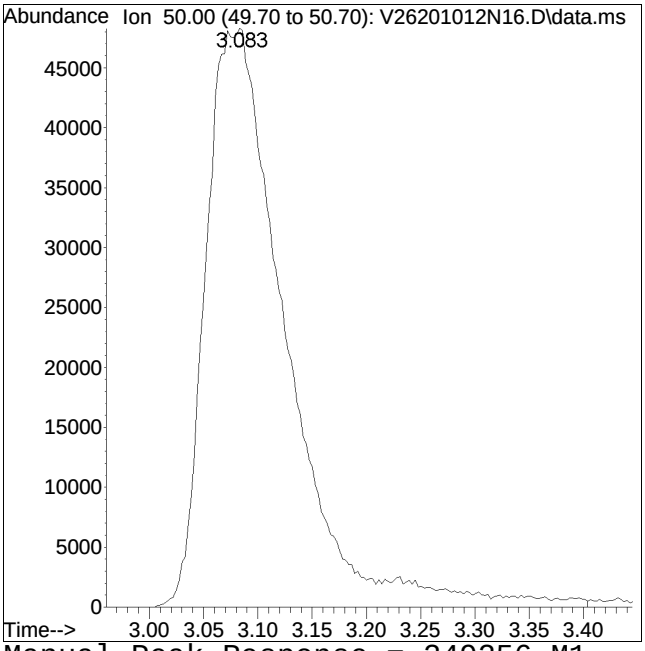

Original Peak Response = 236663 Manual Peak Response = 249256 M1
M1 = Split or tailing peak, auto integration stopped early resulting in false low area count.

Manual Integration Report

Data Path : I:\VOLATILES\VOA126\2020\2QMethod : V126_201012N_8260Suff.m
Data File : V26201012N16.D Operator : VOA126:JC
Date Inj'd : 10/13/2020 7:16 am Instrument : VOA126
Sample : C8260STD40PPB Quant Date : 10/13/2020 5:04 pm

Compound #15: Acrolein

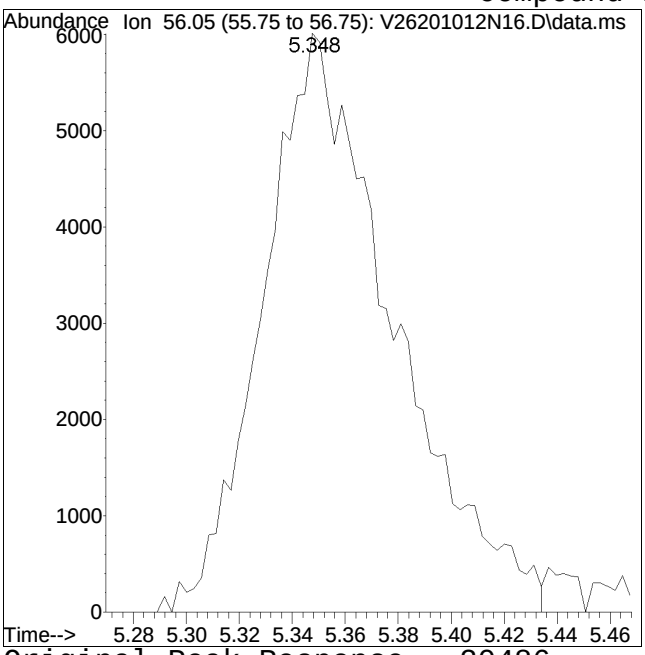

Original Peak Response = 20486

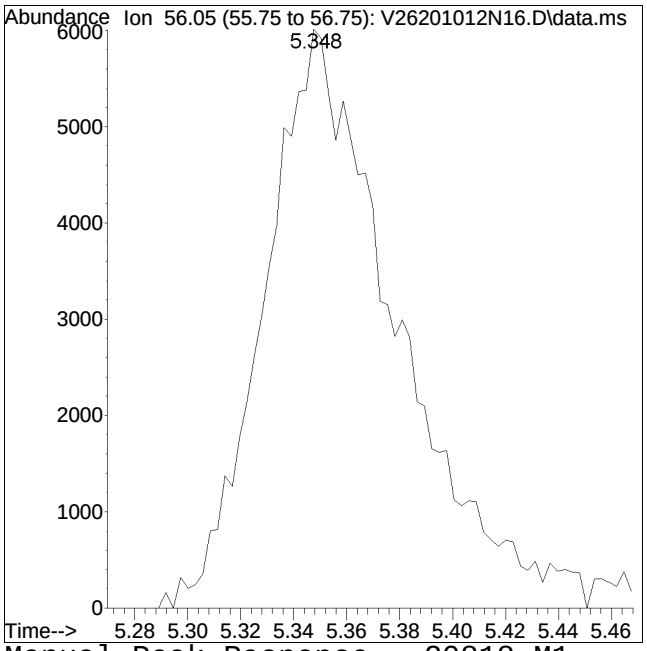

Manual Peak Response = 20818 M1

M1 = Split or tailing peak, auto integration stopped early resulting in false low area count.

Manual Integration Report

Data Path : I:\VOLATILES\VOA126\2020\2QMethod : V126_201012N_8260Suff.m
Data File : V26201012N16.D Operator : VOA126:JC
Date Inj'd : 10/13/2020 7:16 am Instrument : VOA126
Sample : C8260STD40PPB Quant Date : 10/13/2020 5:04 pm

Compound #19: Acetone

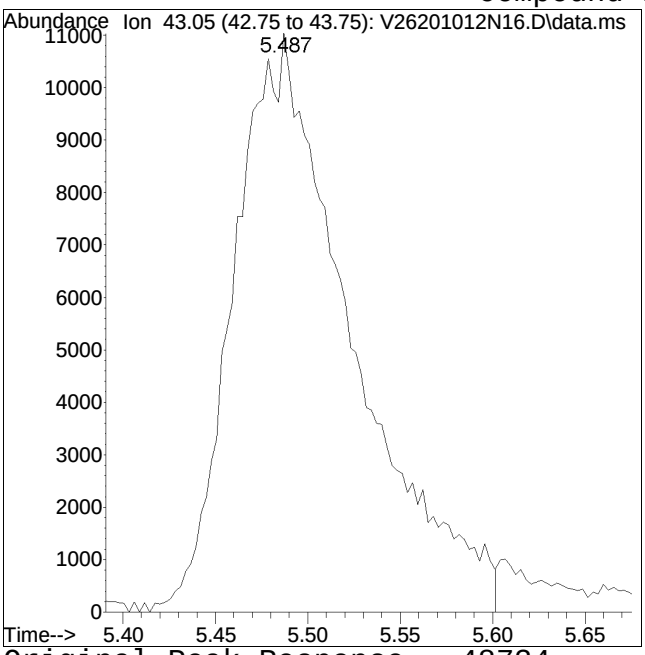

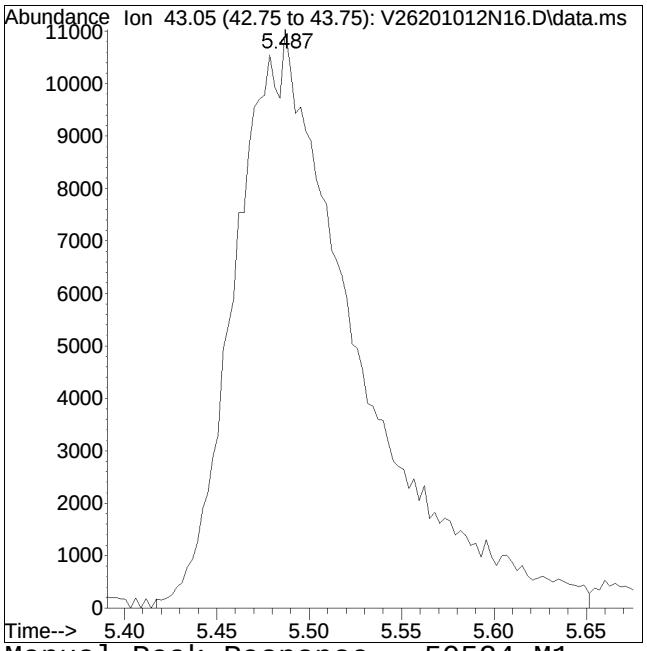

Original Peak Response = 48734 Manual Peak Response = 50524 M1
M1 = Split or tailing peak, auto integration stopped early resulting in false low area count.

Manual Integration Report

Data Path : I:\VOLATILES\VOA126\2020\2Q
Data File : V26201012N16.D
Date Inj'd : 10/13/2020 7:16 am
Sample : C8260STD40PPB

Method : V126_201012N_8260Suff.m
Operator : VOA126:JC
Instrument : VOA126
Quant Date : 10/13/2020 5:04 pm

Compound #24: tert-Butyl alcohol

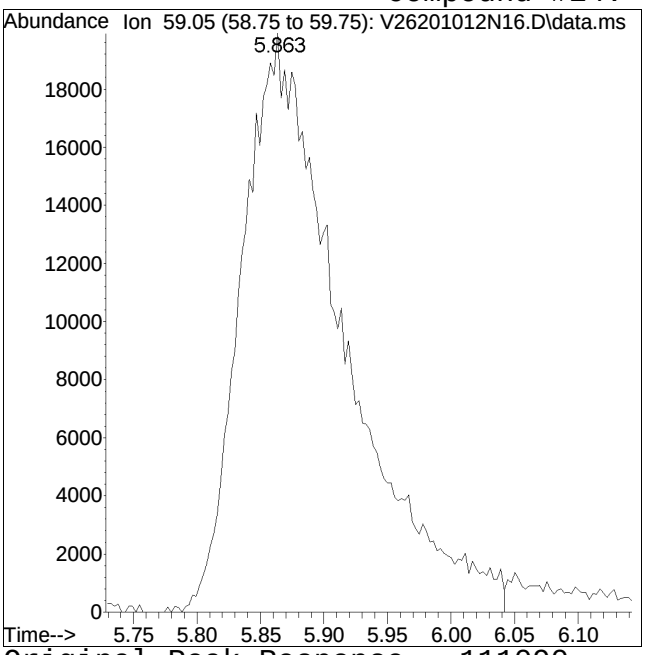

Original Peak Response = 111090

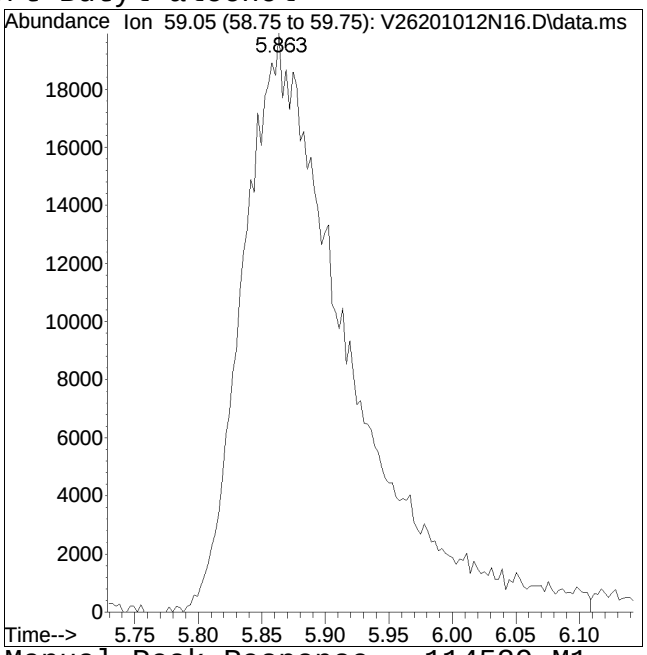

Manual Peak Response = 114529 M1

M1 = Split or tailing peak, auto integration stopped early resulting in false low area count.

Response Factor Report Charlie

Method Path : I:\VOLATILES\Charlie\2020\201019N\
Method File : C_201019N_8260.m
Title : VOLATILES BY GC/MS
Last Update : Tue Oct 20 14:34:51 2020
Response Via : Initial Calibration

Calibration Files
L0 =VC201019N04.D L1 =VC201019N05.D L1.5=VC201019N06.D L2 =VC201019N07.D L3 =VC201019N08.D
L4 =VC201019N09.D L6 =VC201019N10.D L7 =VC201019N11.D L8 =VC201019N12.D

		Compound	L0	L1	L1.5	L2	L3	L4	L6	L7	L8	Avg	%RSD
1)	I	Fluorobenzene	ISTD										
2)	TP	Dichlorodifluo...	0.177	0.182	0.174	0.182	0.185	0.185	0.193	0.183	0.183		3.13
3)	TP	Chloromethane	0.207	0.199	0.179	0.180	0.183	0.171	0.181	0.183	0.185		6.36
4)	TC	Vinyl chloride	0.214	0.226	0.221	0.233	0.236	0.231	0.235	0.220	0.227		3.54
5)	TP	Bromomethane		0.245	0.206	0.168	0.169	0.151	0.165	0.176	0.183		17.44
6)	TP	Chloroethane	0.194	0.198	0.178	0.193	0.214	0.182			0.193		6.62
7)	TP	Trichlorofluor...	0.542	0.548	0.533	0.537	0.574	0.571	0.593	0.549	0.556		3.78
8)	TP	Ethyl ether	0.120	0.120	0.112	0.123	0.126	0.133	0.143	0.141	0.127		8.45
10)	TC	1,1-Dichloroet...	0.183	0.188	0.177	0.188	0.194	0.198	0.207	0.205	0.192		5.45
11)	TP	Carbon disulfide	0.563	0.538	0.455	0.474	0.489	0.500	0.529	0.525	0.509		7.09
12)	TP	Freon-113	0.208	0.197	0.185	0.191	0.200	0.207	0.215	0.210	0.201		5.12
14)	TP	Acrolein				0.026	0.028	0.030	0.033	0.032	0.030#		8.96
15)	TP	Methylene chlo...	0.311	0.260	0.243	0.241	0.245	0.247	0.262	0.258	0.258		8.75
17)	TP	Acetone		0.089	0.070	0.056	0.056	0.057	0.062	0.059	0.064#		19.03
18)	TP	trans-1,2-Dich...	0.193	0.218	0.198	0.220	0.232	0.238	0.251	0.245	0.224		9.28
19)	TP	Methyl acetate	0.112	0.118	0.122	0.142	0.147	0.154	0.168	0.160	0.140		14.88
20)	TP	Methyl tert-bu...	0.585	0.622	0.591	0.654	0.679	0.712	0.763	0.751	0.670		10.26
21)	TP	tert-Butyl alc...	0.020	0.024	0.026	0.028	0.029	0.031	0.034	0.032	0.028#		15.66
22)	TP	Diisopropyl ether	0.633	0.682	0.648	0.711	0.746	0.784	0.833	0.828	0.733		10.57
23)	TP	1,1-Dichloroet...	0.389	0.413	0.358	0.399	0.414	0.426	0.447	0.444	0.411		7.17
24)	TP	Halothane	0.146	0.167	0.159	0.171	0.178	0.183	0.194	0.191	0.174		9.45
25)	TP	Acrylonitrile			0.043	0.060	0.066	0.069	0.076	0.072	0.064		18.46
26)	TP	Ethyl tert-but...	0.646	0.670	0.626	0.689	0.725	0.767	0.829	0.828	0.722		10.90
27)	TP	Vinyl acetate		0.442	0.442	0.524	0.566	0.624	0.689	0.678	0.566		18.16
28)	TP	cis-1,2-Dichlo...	0.238	0.245	0.235	0.257	0.266	0.277	0.290	0.286	0.262		8.16
29)	TP	2,2-Dichloropr...	0.347	0.356	0.320	0.340	0.350	0.365	0.382	0.375	0.354		5.62
30)	TP	Bromochloromet...	0.108	0.123	0.112	0.122	0.130	0.132	0.138	0.137	0.125		8.73
31)	TP	Cyclohexane	0.340	0.342	0.309	0.337	0.354	0.361	0.377	0.367	0.348		6.10
32)	TC	Chloroform	0.407	0.435	0.396	0.429	0.434	0.451	0.475	0.472	0.438		6.41
33)	TP	Ethyl acetate	0.191	0.194	0.201	0.222	0.240	0.251	0.267	0.255	0.228		13.17
34)	TP	Carbon tetrach...	0.334	0.304	0.290	0.319	0.344	0.354	0.379	0.374	0.337		9.50

Response Factor Report Charlie

Method Path : I:\VOLATILES\Charlie\2020\201019N\
Method File : C_201019N_8260.m
Title : VOLATILES BY GC/MS
Last Update : Tue Oct 20 14:34:51 2020
Response Via : Initial Calibration

Calibration Files
L0 =VC201019N04.D L1 =VC201019N05.D L1.5=VC201019N06.D L2 =VC201019N07.D L3 =VC201019N08.D
L4 =VC201019N09.D L6 =VC201019N10.D L7 =VC201019N11.D L8 =VC201019N12.D

		Compound	L0	L1	L1.5	L2	L3	L4	L6	L7	L8	Avg	%RSD
35)	TP	Tetrahydrofuran		0.102	0.099	0.089	0.073	0.077	0.077	0.079	0.073	0.084	13.90
36)	S	Dibromofluorom...	0.266	0.274	0.270	0.274	0.273	0.274	0.280	0.289	0.283	0.276	2.60
37)	TP	1,1,1-Trichlor...	0.278	0.319	0.350	0.318	0.351	0.368	0.378	0.392	0.384	0.349	10.68
39)	TP	2-Butanone			0.086	0.084	0.100	0.106	0.108	0.114	0.110	0.101	11.68
40)	TP	1,1-Dichloropr...	0.213	0.301	0.322	0.287	0.313	0.322	0.331	0.342	0.336	0.307	12.84
41)	TP	Benzene	0.865	0.896	0.901	0.832	0.914	0.937	0.982	1.029	1.018	0.930	7.25
42)	TP	tert-Amyl meth...		0.627	0.628	0.610	0.687	0.728	0.764	0.817	0.815	0.710	11.87
43)	S	1,2-Dichloroet...	0.245	0.257	0.254	0.263	0.257	0.251	0.262	0.282	0.276	0.261	4.53
44)	TP	1,2-Dichloroet...		0.273	0.301	0.292	0.310	0.326	0.339	0.362	0.360	0.320	10.00
47)	TP	Methyl cyclohe...		0.360	0.378	0.338	0.375	0.400	0.406	0.429	0.418	0.388	7.94
48)	TP	Trichloroethene	0.211	0.237	0.218	0.219	0.237	0.248	0.259	0.275	0.276	0.242	10.03
50)	TP	Dibromomethane		0.127	0.133	0.138	0.158	0.167	0.174	0.185	0.183	0.158	14.41
51)	TC	1,2-Dichloropr...		0.221	0.245	0.212	0.246	0.255	0.264	0.280	0.275	0.250	9.63
53)	TP	2-Chloroethyl ...			0.117	0.121	0.159	0.168	0.172	0.187	0.183	0.158	17.97
54)	TP	Bromodichlorom...	0.257	0.268	0.293	0.292	0.335	0.357	0.384	0.406	0.403	0.333	17.27
57)	TP	1,4-Dioxane		0.002	0.002	0.002	0.003	0.003	0.003	0.003	0.003	0.003#	15.14
58)	TP	cis-1,3-Dichlo...	0.268	0.318	0.344	0.327	0.399	0.417	0.447	0.474	0.474	0.385	19.28
59)	I	Chlorobenzene-d5	----------ISTD----------										
60)	S	Toluene-d8	1.342	1.365	1.352	1.331	1.359	1.328	1.319	1.281	1.270	1.327	2.50
61)	TC	Toluene		0.767	0.831	0.711	0.798	0.820	0.841	0.852	0.863	0.810	6.24
62)	TP	4-Methyl-2-pen...			0.076	0.098	0.119	0.125	0.130	0.134	0.131	0.116	18.42
63)	TP	Tetrachloroethene	0.301	0.302	0.338	0.306	0.341	0.352	0.360	0.364	0.369	0.337	8.11
65)	TP	trans-1,3-Dich...		0.335	0.395	0.368	0.482	0.509	0.540	0.562	0.569	0.470	19.59
67)	TP	Ethyl methacry...			0.332	0.331	0.414	0.439	0.468	0.483	0.485	0.422	15.77
68)	TP	1,1,2-Trichlor...		0.212	0.219	0.231	0.264	0.265	0.276	0.283	0.288	0.255	11.66
69)	TP	Chlorodibromom...	0.201	0.291	0.303	0.289	0.355	0.377	0.399	0.410	0.414	*L	0.9989
70)	TP	1,3-Dichloropr...		0.421	0.497	0.462	0.521	0.533	0.543	0.551	0.551	0.510	9.24
71)	TP	1,2-Dibromoethane		0.243	0.248	0.250	0.297	0.317	0.327	0.333	0.331	0.293	13.65
72)	TP	2-Hexanone			0.166	0.170	0.216	0.234	0.243	0.254	0.243	0.218	16.52
73)	TP	Chlorobenzene	0.798	0.848	0.927	0.819	0.935	0.961	0.995	1.023	1.038	0.927	9.50
74)	TC	Ethylbenzene		1.418	1.564	1.376	1.539	1.608	1.684	1.717	1.753	1.582	8.62

Response Factor Report Charlie

Method Path : I:\VOLATILES\Charlie\2020\201019N\
Method File : C_201019N_8260.m
Title : VOLATILES BY GC/MS
Last Update : Tue Oct 20 14:34:51 2020
Response Via : Initial Calibration

Calibration Files
L0 =VC201019N04.D L1 =VC201019N05.D L1.5=VC201019N06.D L2 =VC201019N07.D L3 =VC201019N08.D
L4 =VC201019N09.D L6 =VC201019N10.D L7 =VC201019N11.D L8 =VC201019N12.D

		Compound	L0	L1	L1.5	L2	L3	L4	L6	L7	L8	Avg	%RSD
75)	TP	1,1,1,2-Tetrac...	0.241	0.276	0.324	0.289	0.336	0.363	0.380	0.391	0.402	0.333	16.77
76)	TP	p/m Xylene	0.495	0.520	0.576	0.533	0.609	0.635	0.674	0.707	0.744	0.610	14.25
77)	TP	o Xylene	0.457	0.530	0.545	0.509	0.582	0.604	0.647	0.689	0.723	0.587	14.82
78)	TP	Styrene	0.750	0.809	0.891	0.835	0.988	1.047	1.185	1.257		0.970	18.81
79)	I	1,4-Dichlorobenzene-d4	----------ISTD----------										
80)	TP	Bromoform			0.316	0.412	0.472	0.532	0.565	0.565	*L		0.9980
82)	TP	Isopropylbenzene	2.953	2.907	2.642	2.942	3.047	3.118	3.185	3.134	2.991		5.80
83)	S	4-Bromofluorob...	0.907	0.905	0.882	0.886	0.885	0.881	0.865	0.843	0.808	0.873	3.58
84)	TP	Bromobenzene	0.794	0.715	0.647	0.731	0.762	0.767	0.789	0.782	0.748		6.58
85)	TP	n-Propylbenzene	3.459	3.570	3.230	3.521	3.682	3.776	3.875	3.809	3.615		5.91
86)	TP	1,4-Dichlorobu...	0.791	0.810	0.775	0.881	0.937	0.956	0.983	0.951	0.886		9.38
87)	TP	1,1,2,2-Tetrac...	0.635	0.648	0.710	0.681	0.773	0.826	0.830	0.852	0.813	0.752	11.24
88)	TP	4-Ethyltoluene	2.634	2.866	2.561	2.881	3.021	3.027	3.103	3.089	2.898		7.08
89)	TP	2-Chlorotoluene	2.020	2.030	1.828	1.992	2.116	2.134	2.176	2.165	2.058		5.62
90)	TP	1,3,5-Trimethy...	2.354	2.470	2.211	2.456	2.635	2.678	2.815	2.841	2.558		8.70
91)	TP	1,2,3-Trichlor...	0.561	0.566	0.528	0.588	0.627	0.638	0.666	0.643	0.602		8.04
92)	TP	trans-1,4-Dich...		0.131	0.154	0.173	0.205	0.212	0.224	0.213	0.187		18.80
93)	TP	4-Chlorotoluene	2.023	2.038	1.911	2.074	2.204	2.220	2.294	2.277	2.130		6.48
94)	TP	tert-Butylbenzene	1.964	2.076	1.885	2.074	2.156	2.192	2.248	2.237	2.104		6.17
97)	TP	1,2,4-Trimethy...	2.234	2.227	2.111	2.403	2.564	2.654	2.750	2.747	2.461		10.25
98)	TP	sec-Butylbenzene	3.004	3.213	2.904	3.248	3.421	3.469	3.545	3.488	3.286		7.20
99)	TP	p-Isopropyltol...	2.566	2.538	2.380	2.686	2.870	2.915	3.022	2.993	2.746		8.64
100)	TP	1,3-Dichlorobe...	1.352	1.353	1.293	1.406	1.517	1.545	1.601	1.610	1.460		8.46
101)	TP	1,4-Dichlorobe...	1.377	1.509	1.384	1.469	1.510	1.521	1.589	1.590	1.494		5.41
102)	TP	p-Diethylbenzene	1.386	1.521	1.358	1.548	1.645	1.696	1.763	1.754	1.584		9.92
103)	TP	n-Butylbenzene	2.346	2.415	2.170	2.494	2.659	2.700	2.777	2.704	2.533		8.37
104)	TP	1,2-Dichlorobe...	1.155	1.288	1.196	1.340	1.415	1.439	1.497	1.498	1.354		9.74
105)	TP	1,2,4,5-Tetram...	2.181	2.220	2.131	2.413	2.567	2.706	2.893	2.905	2.502		12.55
106)	TP	1,2-Dibromo-3-...	0.022	0.074	0.086	0.114	0.124	0.134	0.139	0.136	*L		0.9990
107)	TP	1,3,5-Trichlor...	0.841	0.878	0.845	0.921	0.968	0.980	1.020	1.024	0.934		7.95
108)	TP	Hexachlorobuta...	0.400	0.442	0.360	0.409	0.441	0.460	0.489	0.501	0.438		10.70

Method Path : I:\VOLATILES\Charlie\2020\201019N\
Method File : C_201019N_8260.m
Title : VOLATILES BY GC/MS
Last Update : Tue Oct 20 14:34:51 2020
Response Via : Initial Calibration

Calibration Files
L0 =VC201019N04.D L1 =VC201019N05.D L1.5=VC201019N06.D L2 =VC201019N07.D L3 =VC201019N08.D
L4 =VC201019N09.D L6 =VC201019N10.D L7 =VC201019N11.D L8 =VC201019N12.D

	Compound	L0	L1	L1.5	L2	L3	L4	L6	L7	L8	Avg	%RSD
109)	TP 1,2,4-Trichlor...	0.857	0.840	0.762	0.835	0.909	0.907	0.964	0.970	0.881	8.01	
110)	TP Naphthalene	1.870	1.849	1.800	2.057	2.222	2.335	2.474	2.399	2.126	12.60	
111)	TP 1,2,3-Trichlor...	0.776	0.798	0.738	0.767	0.833	0.853	0.907	0.901	0.822	7.60	

(#) = Out of Range

Data Path : I:\VOLATILES\Charlie\2020\201019N\
Data File : VC201019NBF1.D
Acq On : 19 Oct 2020 9:13 pm
Operator : CHARLIE:JC
Sample : WG1424139-1
Misc : WG1424139,ICAL
ALS Vial : 1 Sample Multiplier: 1

Integration File: rteint.p

Method : I:\VOLATILES\Charlie\2020\201019N\C_201019N_8260.m
Title : VOLATILES BY GC/MS
Last Update : Tue Oct 20 10:25:18 2020

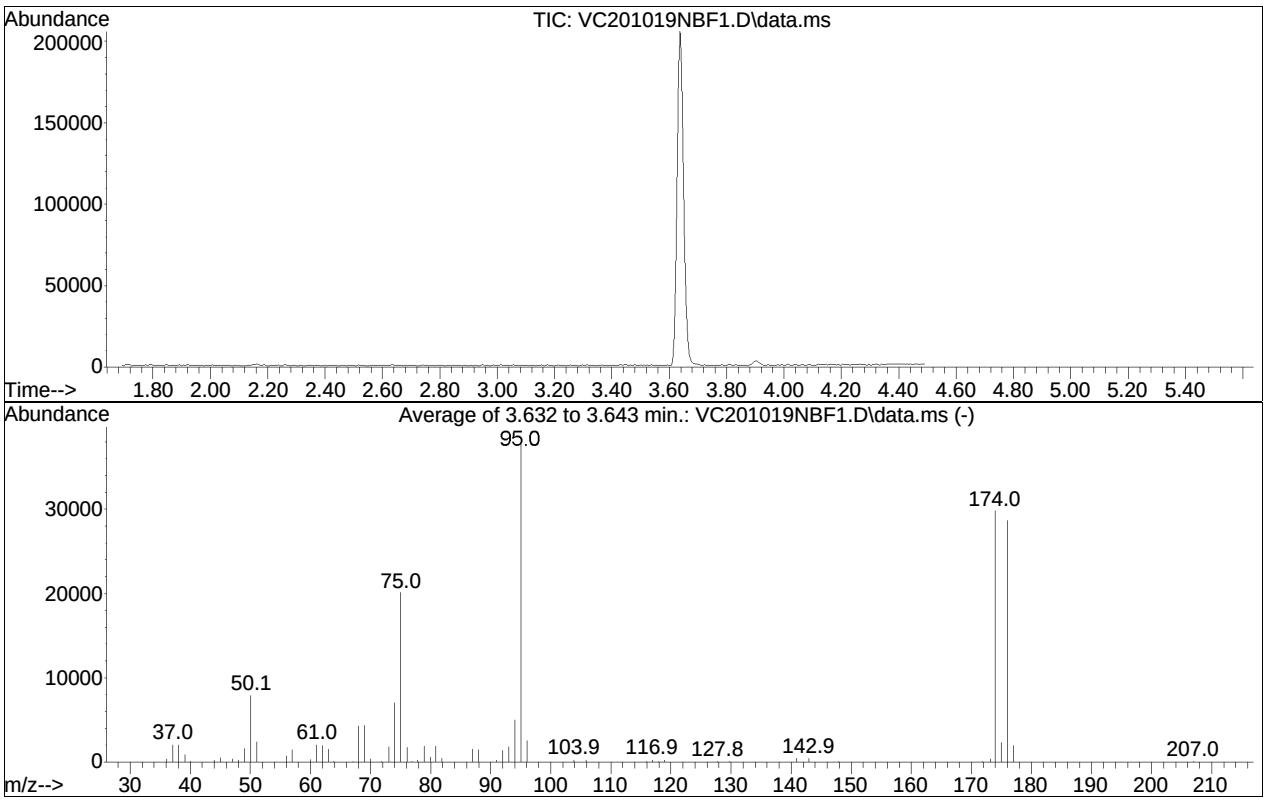

Spectrum Information: Average of 3.632 to 3.643 min.

Target Mass	Rel. to Mass	Lower Limit%	Upper Limit%	Rel. Abn%	Raw Abn	Result Pass/Fail
50	95	15	40	20.9	7905	PASS
75	95	30	60	53.1	20107	PASS
95	95	100	100	100.0	37896	PASS
96	95	5	9	6.7	2556	PASS
173	174	0.00	2	1.3	384	PASS
174	95	50	100	78.7	29832	PASS
175	174	5	9	7.8	2325	PASS
176	174	95	101	96.1	28677	PASS
177	176	5	9	6.8	1952	PASS

Quantitation Report (QT Reviewed)

Data Path : I:\VOLATILES\Charlie\2020\201019N\
Data File : VC201019N04.D
Acq On : 19 Oct 2020 11:04 pm
Operator : CHARLIE:JC
Sample : I8260STD0.5PPB
Misc : WG1424139,ICAL
ALS Vial : 4 Sample Multiplier: 1

Quant Time: Oct 20 10:18:21 2020
Quant Method : I:\VOLATILES\Charlie\2020\201019N\C_201019N_8260.m
Quant Title : VOLATILES BY GC/MS
QLast Update : Tue Oct 20 10:14:49 2020
Response via : Initial Calibration

CCAL FILE(s) : 1 - I:\VOLATILES\Charlie\2020\201019N\VC201019N09.D
Sub List : 8260-L0 - SOILS Level 0.5ppb with Chlorodibromomethane

Compound	R.T.	QIon	Response	Conc	Units	Dev(Min)
Internal Standards						
1) Fluorobenzene	6.027	96	189051	20.000	ug/L	0.00
Standard Area 1 = 160270			Recovery = 117.96%			
59) Chlorobenzene-d5	9.556	117	136052	20.000	ug/L	0.00
Standard Area 1 = 117074			Recovery = 116.21%			
79) 1,4-Dichlorobenzene-d4	12.245	152	68636	20.000	ug/L	0.00
Standard Area 1 = 62245			Recovery = 110.27%			
System Monitoring Compounds						
36) Dibromofluoromethane	5.225	113	50285	19.284	ug/L	0.01
Spiked Amount 20.000	Range 70 - 130		Recovery = 96.42%			
43) 1,2-Dichloroethane-d4	5.744	65	46272	18.772	ug/L	0.00
Spiked Amount 20.000	Range 70 - 130		Recovery = 93.86%			
60) Toluene-d8	7.715	98	182589	20.222	ug/L	0.00
Spiked Amount 20.000	Range 70 - 130		Recovery = 101.11%			
83) 4-Bromofluorobenzene	11.040	95	62235	20.762	ug/L	0.00
Spiked Amount 20.000	Range 70 - 130		Recovery = 103.81%			
Target Compounds						Qvalue
37) 1,1,1-Trichloroethane	5.246	97	1316	0.399	ug/L #	81
40) 1,1-Dichloropropene	5.382	75	1005	0.346	ug/L #	71
41) Benzene	5.608	78	4089	0.465	ug/L #	89
48) Trichloroethene	6.216	95	995	0.435	ug/L	86
54) Bromodichloromethane	6.824	83	1217	0.387	ug/L #	68
58) cis-1,3-Dichloropropene	7.527	75	1267	0.348	ug/L #	79
63) Tetrachloroethene	8.224	166	1024	0.446	ug/L #	61
69) Chlorodibromomethane	8.659	129	684	0.647	ug/L #	86
73) Chlorobenzene	9.577	112	2715	0.430	ug/L #	46
75) 1,1,1,2-Tetrachloroethane	9.655	131	819	0.361	ug/L #	54
76) p/m Xylene	9.797	106	3369	0.811	ug/L	82
77) o Xylene	10.337	106	3110	0.779	ug/L	99
78) Styrene	10.410	104	5105	1.518	ug/L	98
87) 1,1,2,2-Tetrachloroethane	11.281	83	1089	0.422	ug/L #	94

(#) = qualifier out of range (m) = manual integration (+) = signals summed

Quantitation Report (QT Reviewed)

Data Path : I:\VOLATILES\Charlie\2020\201019N\
Data File : VC201019N04.D
Acq On : 19 Oct 2020 11:04 pm
Operator : CHARLIE:JC
Sample : I8260STD0.5PPB
Misc : WG1424139,ICAL
ALS Vial : 4 Sample Multiplier: 1

Quant Time: Oct 20 10:18:21 2020
Quant Method : I:\VOLATILES\Charlie\2020\201019N\C_201019N_8260.m
Quant Title : VOLATILES BY GC/MS
QLast Update : Tue Oct 20 10:14:49 2020
Response via : Initial Calibration

Sub List : 8260-L0 - SOILS Level 0.5ppb with Chlorodibromomethane

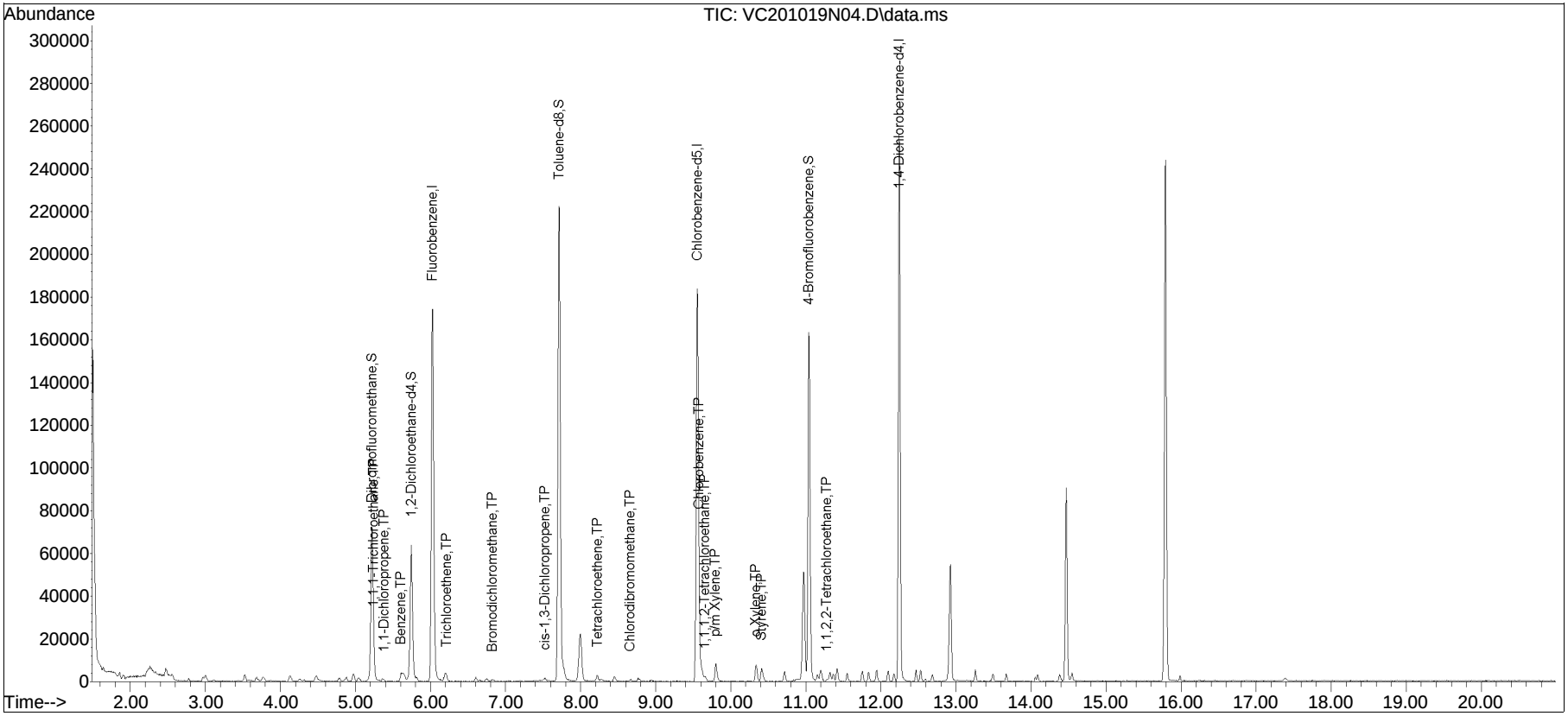

Manual Integration Report

Data Path	: I:\VOLATILES\Charlie\2020\	QMethod	: C_201019N_8260.m
Data File	: VC201019N04.D	Operator	: CHARLIE:JC
Date Inj'd	: 10/19/2020 11:04 pm	Instrument	: Charlie
Sample	: I8260STD0.5PPB	Quant Date	: 10/20/2020 10:18 am

There are no manual integrations or false positives in this file.

Quantitation Report (QT Reviewed)

Data Path : I:\VOLATILES\Charlie\2020\201019N\
Data File : VC201019N05.D
Acq On : 19 Oct 2020 11:32 pm
Operator : CHARLIE:JC
Sample : I8260STD1.0PPB
Misc : WG1424139,ICAL
ALS Vial : 5 Sample Multiplier: 1

Quant Time: Oct 20 14:28:28 2020
Quant Method : I:\VOLATILES\Charlie\2020\201019N\C_201019N_8260.m
Quant Title : VOLATILES BY GC/MS
QLast Update : Tue Oct 20 10:21:58 2020
Response via : Initial Calibration

CCAL FILE(s) : 1 - I:\VOLATILES\Charlie\2020\201019N\VC201019N09.D
Sub List : 8260-CurveSoil - Megamix plus Diox

Compound	R.T.	QIon	Response	Conc	Units	Dev(Min)
Internal Standards						
1) Fluorobenzene	6.022	96	157235	20.000	ug/L	0.00
Standard Area 1 = 160270			Recovery = 98.11%			
59) Chlorobenzene-d5	9.551	117	114879	20.000	ug/L	0.00
Standard Area 1 = 117074			Recovery = 98.13%			
79) 1,4-Dichlorobenzene-d4	12.246	152	58447	20.000	ug/L	0.00
Standard Area 1 = 62245			Recovery = 93.90%			
System Monitoring Compounds						
36) Dibromofluoromethane	5.215	113	43034	19.842	ug/L	0.00
Spiked Amount 20.000	Range 70 - 130		Recovery = 99.21%			
43) 1,2-Dichloroethane-d4	5.739	65	40425	19.718	ug/L	0.00
Spiked Amount 20.000	Range 70 - 130		Recovery = 98.59%			
60) Toluene-d8	7.710	98	156753	20.560	ug/L	0.00
Spiked Amount 20.000	Range 70 - 130		Recovery = 102.80%			
83) 4-Bromofluorobenzene	11.040	95	52869	20.712	ug/L	0.00
Spiked Amount 20.000	Range 70 - 130		Recovery = 103.56%			
Target Compounds						Qvalue
2) Dichlorodifluoromethane	1.634	85	1390	0.969	ug/L #	85
3) Chloromethane	1.822	50	1628	1.118	ug/L #	91
4) Vinyl chloride	1.896	62	1682	0.943	ug/L	90
5) Bromomethane	2.210	94	2079	1.445	ug/L	93
6) Chloroethane	2.331	64	1523	1.002	ug/L	99
7) Trichlorofluoromethane	2.467	101	4260	0.975	ug/L	93
8) Ethyl ether	2.766	74	943	0.943	ug/L	85
10) 1,1-Dichloroethene	2.960	96	1436	0.949	ug/L	94
11) Carbon disulfide	2.986	76	4425	1.106	ug/L	95
12) Freon-113	3.007	101	1632	1.030	ug/L	98
14) Acrolein	0.000		0	N.D.		
15) Methylene chloride	3.511	84	2442	1.202	ug/L	91
17) Acetone	3.568	43	983	1.949	ug/L #	43
18) trans-1,2-Dichloroethene	3.678	96	1521	0.862	ug/L	85
19) Methyl acetate	3.684	43	877	0.795	ug/L #	53
20) Methyl tert-butyl ether	3.757	73	4598	0.873	ug/L #	91
21) tert-Butyl alcohol	3.852	59	803	3.640	ug/L #	61
22) Diisopropyl ether	4.119	45	4977	0.864	ug/L	93
23) 1,1-Dichloroethane	4.255	63	3055	0.945	ug/L	96
24) Halothane	4.297	117	1144	0.838	ug/L #	61
25) Acrylonitrile	0.000		0	N.D. d		

Data Path : I:\VOLATILES\Charlie\2020\201019N\
Data File : VC201019N05.D
Acq On : 19 Oct 2020 11:32 pm
Operator : CHARLIE:JC
Sample : I8260STD1.0PPB
Misc : WG1424139,ICAL
ALS Vial : 5 Sample Multiplier: 1

Quant Time: Oct 20 14:28:28 2020
Quant Method : I:\VOLATILES\Charlie\2020\201019N\C_201019N_8260.m
Quant Title : VOLATILES BY GC/MS
QLast Update : Tue Oct 20 10:21:58 2020
Response via : Initial Calibration

CCAL FILE(s) : 1 - I:\VOLATILES\Charlie\2020\201019N\VC201019N09.D
Sub List : 8260-CurveSoil - Megamix plus Diox

Compound	R.T.	QIon	Response	Conc	Units		Dev(Min)
26) Ethyl tert-butyl ether	4.470	59	5077	0.894	ug/L	#	62
27) Vinyl acetate	4.502	43	2775M1	0.623	ug/L		
28) cis-1,2-Dichloroethene	4.785	96	1874M1	1.434	ug/L		
29) 2,2-Dichloropropane	4.863	77	2728	0.979	ug/L		95
30) Bromochloromethane	4.968	128	851	0.863	ug/L	#	80
31) Cyclohexane	4.963	56	2676	0.977	ug/L		90
32) Chloroform	5.042	83	3203	0.931	ug/L	#	97
33) Ethyl acetate	5.168	43	1501	0.839	ug/L	#	71
34) Carbon tetrachloride	5.173	117	2623	0.989	ug/L	#	84
35) Tetrahydrofuran	5.194	42	805	1.226	ug/L	#	41
37) 1,1,1-Trichloroethane	5.230	97	2505	0.914	ug/L		96
39) 2-Butanone	5.351	43	318	0.400	ug/L	#	34
40) 1,1-Dichloropropene	5.362	75	2367	0.980	ug/L		91
41) Benzene	5.603	78	7042	0.963	ug/L	#	95
42) tert-Amyl methyl ether	5.708	73	4927	0.883	ug/L		91
44) 1,2-Dichloroethane	5.802	62	2147	0.853	ug/L	#	90
47) Methyl cyclohexane	6.179	83	2827	0.927	ug/L	#	83
48) Trichloroethene	6.200	95	1860	0.977	ug/L		87
50) Dibromomethane	6.646	93	1002	0.806	ug/L		90
51) 1,2-Dichloropropane	6.735	63	1737M1	0.885	ug/L		
53) 2-Chloroethyl vinyl ether	7.453	63	566	0.455	ug/L	#	64
54) Bromodichloromethane	6.819	83	2110	0.806	ug/L	#	89
57) 1,4-Dioxane	7.039	88	663	31.282	ug/L	#	76
58) cis-1,3-Dichloropropene	7.511	75	2498	0.825	ug/L	#	88
61) Toluene	7.768	92	4406	0.947	ug/L		98
62) 4-Methyl-2-pentanone	8.198	58	301M1	0.451	ug/L		
63) Tetrachloroethene	8.219	166	1737	0.897	ug/L		98
65) trans-1,3-Dichloropropene	8.271	75	1922	0.712	ug/L		77
67) Ethyl methacrylate	8.450	69	1469	0.606	ug/L		85
68) 1,1,2-Trichloroethane	8.444	83	1216	0.831	ug/L		93
69) Chlorodibromomethane	8.659	129	1673	1.115	ug/L		83
70) 1,3-Dichloropropane	8.769	76	2419	0.826	ug/L	#	76
71) 1,2-Dibromoethane	8.943	107	1393	0.827	ug/L	#	51
72) 2-Hexanone	9.231	43	701	0.560	ug/L	#	59
73) Chlorobenzene	9.577	112	4868	0.914	ug/L	#	71
74) Ethylbenzene	9.608	91	8144	0.896	ug/L		100
75) 1,1,1,2-Tetrachloroethane	9.661	131	1585	0.828	ug/L	#	65
76) p/m Xylene	9.802	106	5976	1.704	ug/L		85
77) o Xylene	10.337	106	6087	1.805	ug/L		94
78) Styrene	10.405	104	9295	1.668	ug/L		96

Quantitation Report (QT Reviewed)

Data Path : I:\VOLATILES\Charlie\2020\201019N\
Data File : VC201019N05.D
Acq On : 19 Oct 2020 11:32 pm
Operator : CHARLIE:JC
Sample : I8260STD1.0PPB
Misc : WG1424139,ICAL
ALS Vial : 5 Sample Multiplier: 1

Quant Time: Oct 20 14:28:28 2020
Quant Method : I:\VOLATILES\Charlie\2020\201019N\C_201019N_8260.m
Quant Title : VOLATILES BY GC/MS
QLast Update : Tue Oct 20 10:21:58 2020
Response via : Initial Calibration

CCAL FILE(s) : 1 - I:\VOLATILES\Charlie\2020\201019N\VC201019N09.D
Sub List : 8260-CurveSoil - Megamix plus Diox

Compound	R.T.	QIon	Response	Conc	Units		Dev(Min)
80) Bromoform	10.442	173	853	1.475	ug/L	#	70
82) Isopropylbenzene	10.715	105	8631	0.987	ug/L		94
84) Bromobenzene	11.155	156	2319	1.060	ug/L		88
85) n-Propylbenzene	11.192	91	10109	0.957	ug/L		98
86) 1,4-Dichlorobutane	11.213	55	2311	0.893	ug/L		91
87) 1,1,2,2-Tetrachloroethane	11.281	83	1893	0.862	ug/L	#	91
88) 4-Ethyltoluene	11.318	105	7698	0.909	ug/L		97
89) 2-Chlorotoluene	11.365	91	5902	0.982	ug/L		97
90) 1,3,5-Trimethylbenzene	11.412	105	6880	0.920	ug/L		96
91) 1,2,3-Trichloropropane	11.422	75	1638	0.931	ug/L	#	75
92) trans-1,4-Dichloro-2-b...	11.491	53	209	0.382	ug/L	#	64
93) 4-Chlorotoluene	11.548	91	5911	0.950	ug/L		96
94) tert-Butylbenzene	11.753	119	5740	0.934	ug/L		96
97) 1,2,4-Trimethylbenzene	11.837	105	6529	0.908	ug/L		99
98) sec-Butylbenzene	11.947	105	8778	0.914	ug/L		97
99) p-Isopropyltoluene	12.099	119	7500	0.934	ug/L		96
100) 1,3-Dichlorobenzene	12.172	146	3952	0.927	ug/L		99
101) 1,4-Dichlorobenzene	12.261	146	4025M3	0.922	ug/L		
102) p-Diethylbenzene	12.471	119	4049	0.875	ug/L		98
103) n-Butylbenzene	12.529	91	6856	0.926	ug/L		99
104) 1,2-Dichlorobenzene	12.686	146	3374	0.853	ug/L		94
105) 1,2,4,5-Tetramethylben...	13.258	119	6374	0.872	ug/L		99
106) 1,2-Dibromo-3-chloropr...	13.462	155	64M1	1.204	ug/L		
107) 1,3,5-Trichlorobenzene	13.488	180	2457	0.900	ug/L		93
108) Hexachlorobutadiene	14.060	225	1169	0.914	ug/L		91
109) 1,2,4-Trichlorobenzene	14.086	180	2505	0.973	ug/L	#	88
110) Naphthalene	14.380	128	5466	0.880	ug/L		100
111) 1,2,3-Trichlorobenzene	14.547	180	2268	0.944	ug/L		92

(#) = qualifier out of range (m) = manual integration (+) = signals summed

Quantitation Report (QT Reviewed)

Data Path : I:\VOLATILES\Charlie\2020\201019N\
Data File : VC201019N05.D
Acq On : 19 Oct 2020 11:32 pm
Operator : CHARLIE:JC
Sample : I8260STD1.0PPB
Misc : WG1424139,ICAL
ALS Vial : 5 Sample Multiplier: 1

Quant Time: Oct 20 14:28:28 2020
Quant Method : I:\VOLATILES\Charlie\2020\201019N\C_201019N_8260.m
Quant Title : VOLATILES BY GC/MS
QLast Update : Tue Oct 20 10:21:58 2020
Response via : Initial Calibration

Sub List : 8260-CurveSoil - Megamix plus Diox19N\VC201019N09.D•

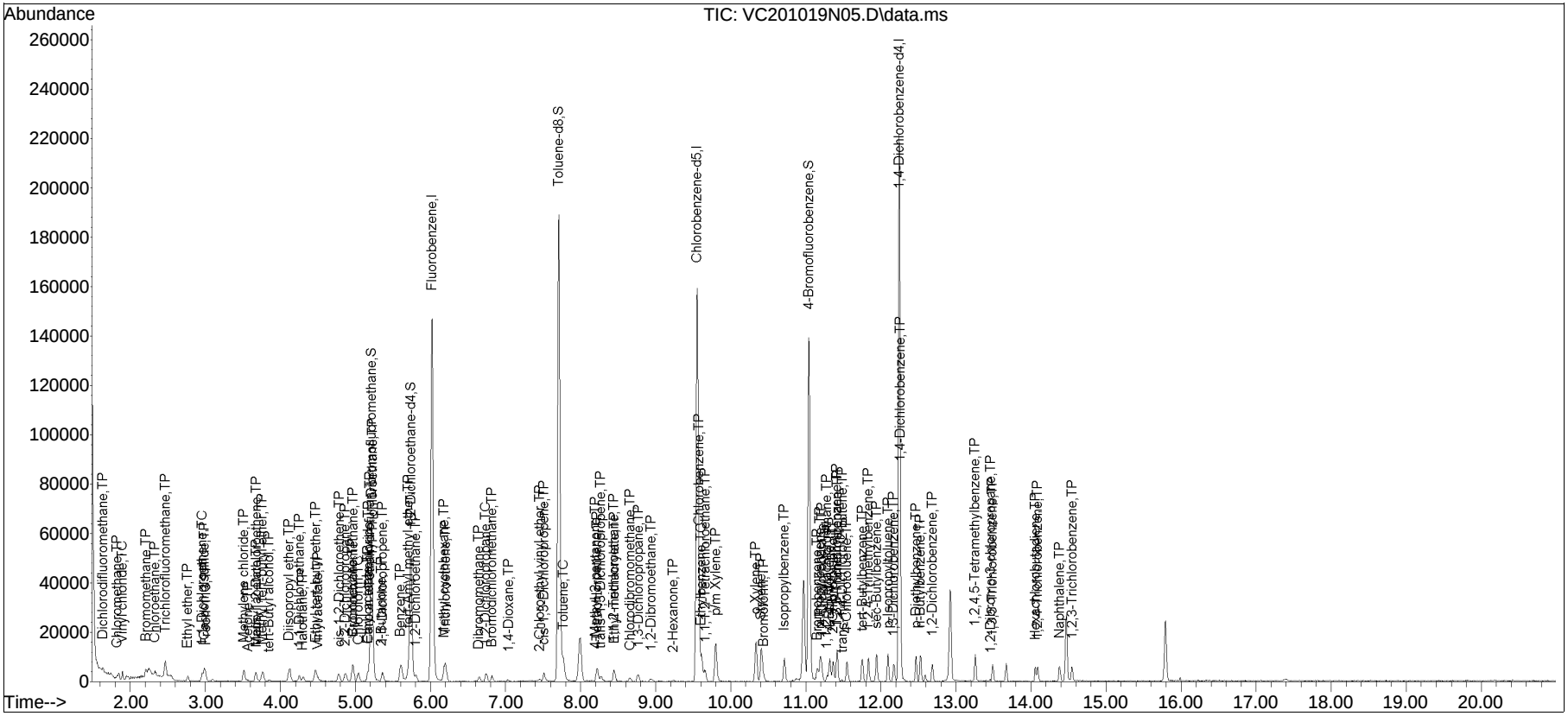

Manual Integration Report

Data Path : I:\VOLATILES\Charlie\2020\QMethod : C_201019N_8260.m
Data File : VC201019N05.D Operator : CHARLIE:JC
Date Inj'd : 10/19/2020 11:32 pm Instrument : Charlie
Sample : I8260STD1.0PPB Quant Date : 10/20/2020 10:23 am

Compound #27: Vinyl acetate

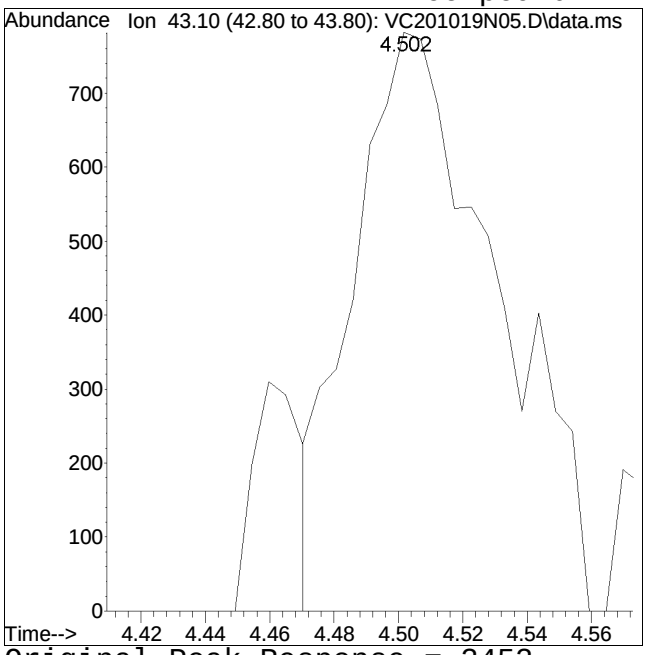

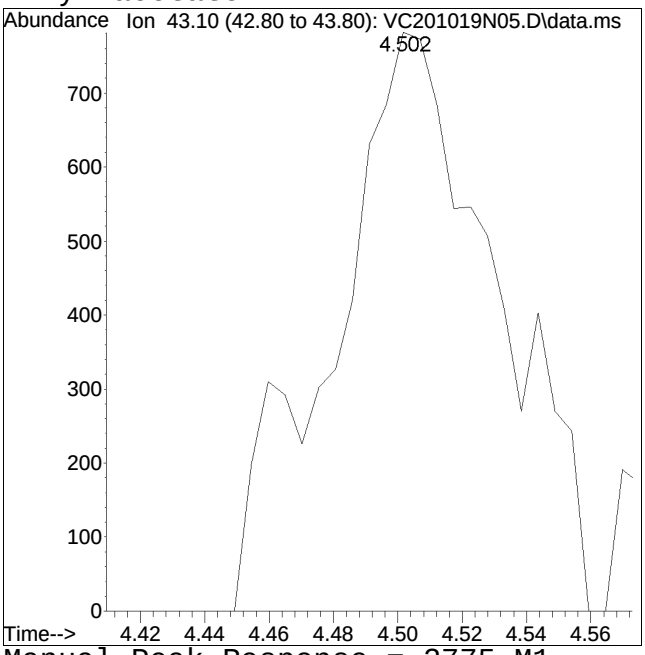

Original Peak Response = 2452 Manual Peak Response = 2775 M1
M1 = Split or tailing peak, auto integration stopped early resulting in false low area count.

Manual Integration Report

Data Path : I:\VOLATILES\Charlie\2020\QMethod : C_201019N_8260.m
Data File : VC201019N05.D Operator : CHARLIE:JC
Date Inj'd : 10/19/2020 11:32 pm Instrument : Charlie
Sample : I8260STD1.0PPB Quant Date : 10/20/2020 10:23 am

Compound #28: cis-1,2-Dichloroethene

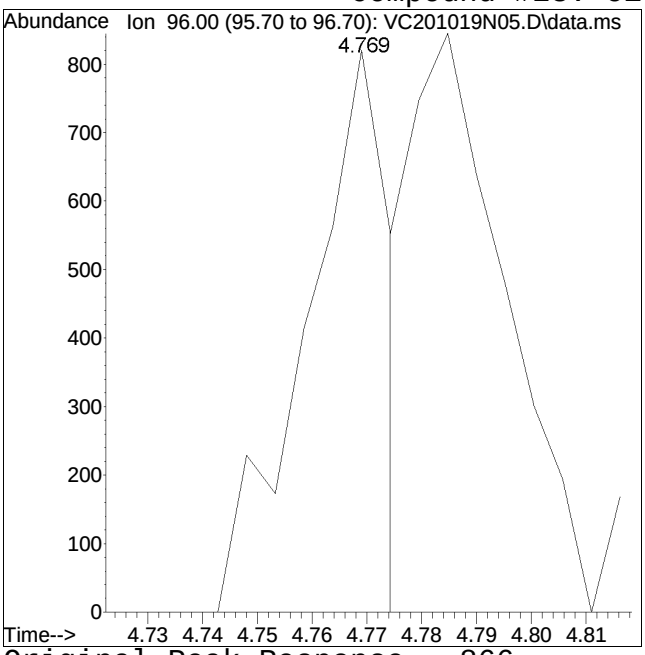

Original Peak Response = 866

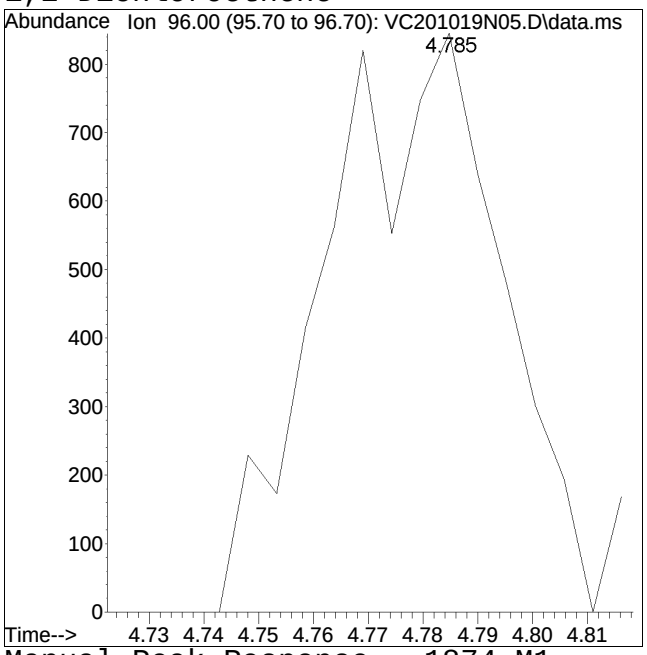

Manual Peak Response = 1874 M1

M1 = Split or tailing peak, auto integration stopped early resulting in false low area count.

Manual Integration Report

Data Path : I:\VOLATILES\Charlie\2020\QMethod : C_201019N_8260.m
Data File : VC201019N05.D Operator : CHARLIE:JC
Date Inj'd : 10/19/2020 11:32 pm Instrument : Charlie
Sample : I8260STD1.0PPB Quant Date : 10/20/2020 10:23 am

Compound #51: 1,2-Dichloropropane

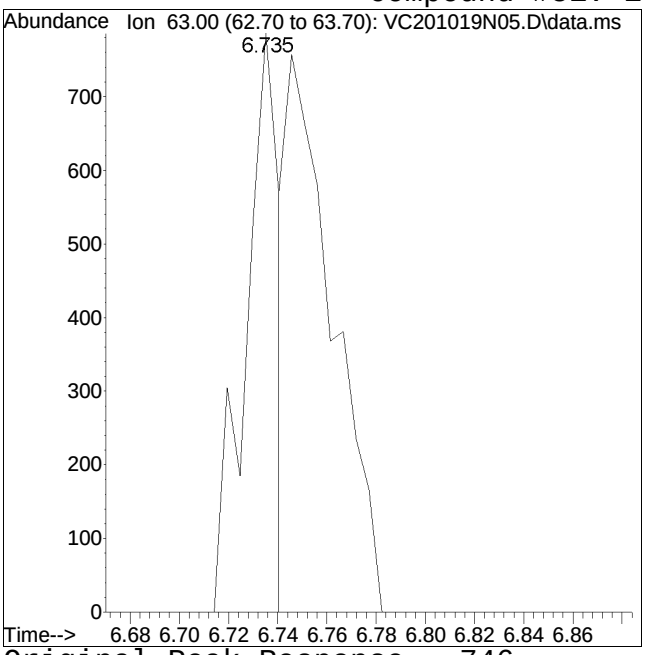

Original Peak Response = 746

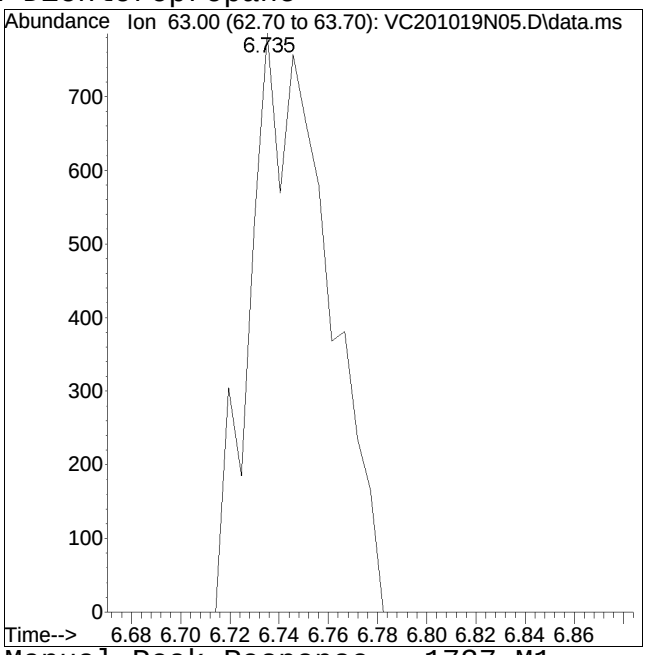

Manual Peak Response = 1737 M1

M1 = Split or tailing peak, auto integration stopped early resulting in false low area count.

Manual Integration Report

Data Path : I:\VOLATILES\Charlie\2020\QMethod : C_201019N_8260.m
Data File : VC201019N05.D Operator : CHARLIE:JC
Date Inj'd : 10/19/2020 11:32 pm Instrument : Charlie
Sample : I8260STD1.0PPB Quant Date : 10/20/2020 10:23 am

Compound #62: 4-Methyl-2-pentanone

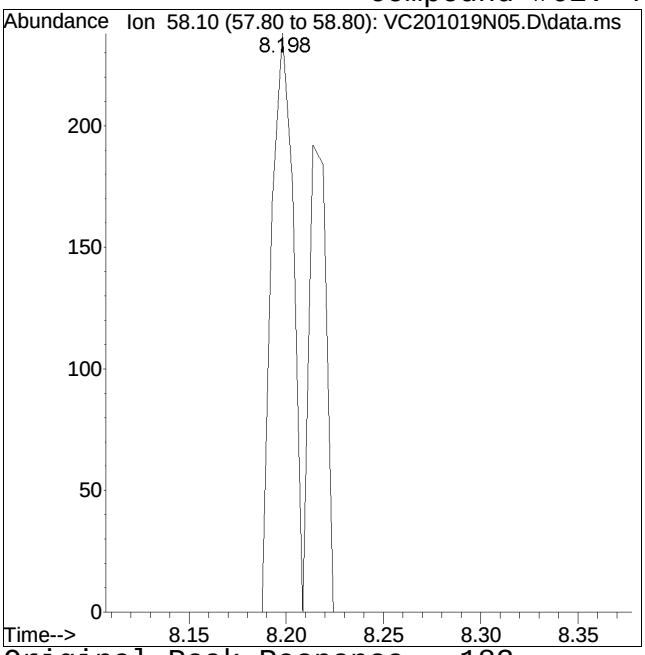

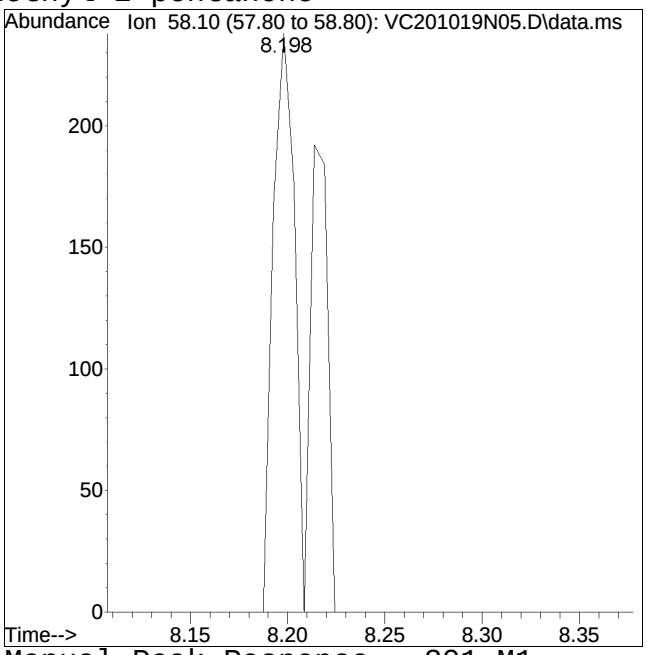

Original Peak Response = 183 Manual Peak Response = 301 M1
M1 = Split or tailing peak, auto integration stopped early resulting in false low area count.

Manual Integration Report

Data Path : I:\VOLATILES\Charlie\2020\QMethod : C_201019N_8260.m
Data File : VC201019N05.D Operator : CHARLIE:JC
Date Inj'd : 10/19/2020 11:32 pm Instrument : Charlie
Sample : I8260STD1.0PPB Quant Date : 10/20/2020 10:23 am

Compound #101: 1,4-Dichlorobenzene

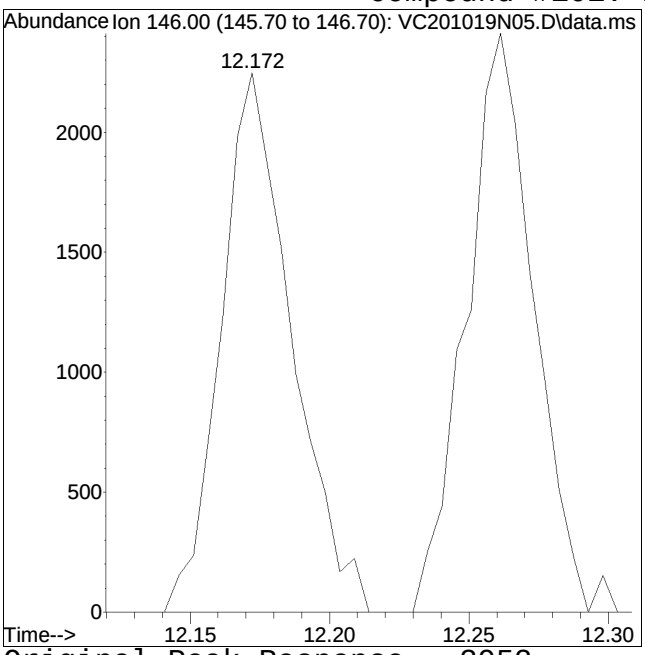

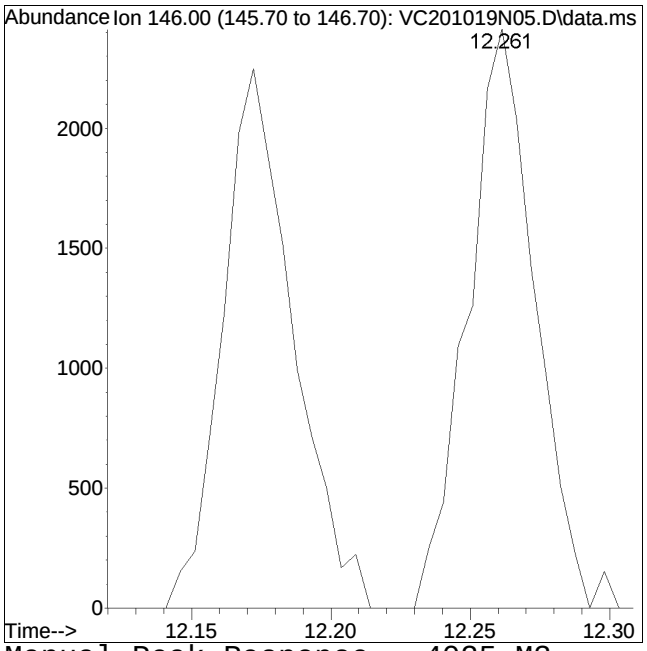

Original Peak Response = 3952 Manual Peak Response = 4025 M3

M3 = Misidentification of the peak (i.e. 1,4-dichlorobenzene identified as 1,3-dichlorobenzene), or misidentification from 2 partially resolved peaks not being split.

Manual Integration Report

Data Path : I:\VOLATILES\Charlie\2020\QMethod : C_201019N_8260.m
Data File : VC201019N05.D Operator : CHARLIE:JC
Date Inj'd : 10/19/2020 11:32 pm Instrument : Charlie
Sample : I8260STD1.0PPB Quant Date : 10/20/2020 10:23 am

Compound #106: 1,2-Dibromo-3-chloropropane

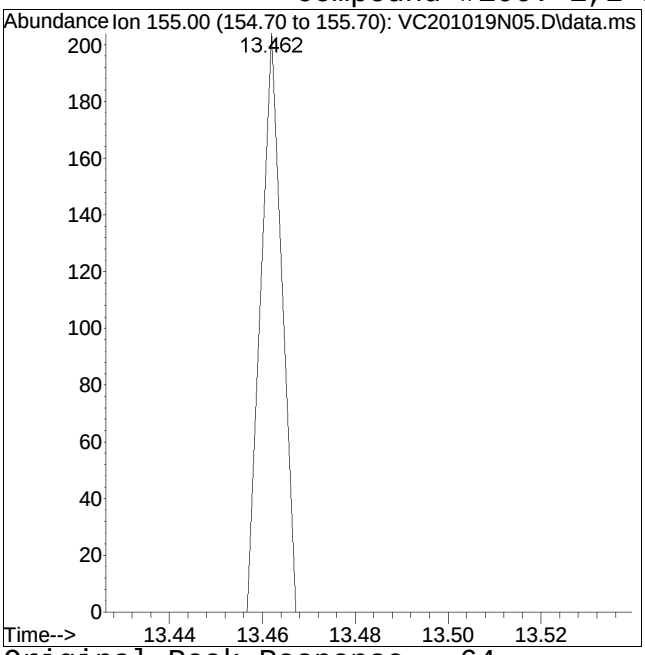

Original Peak Response = 64

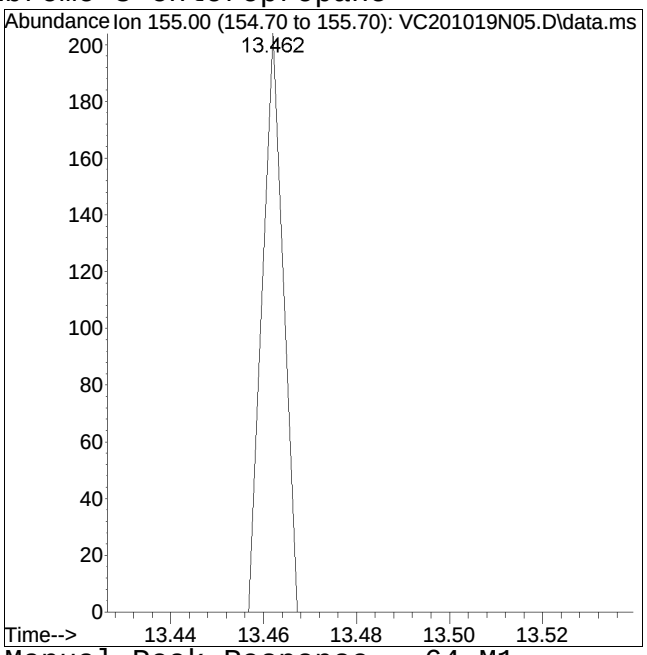

Manual Peak Response = 64 M1

M1 = Split or tailing peak, auto integration stopped early resulting in false low area count.

Quantitation Report (QT Reviewed)

Data Path : I:\VOLATILES\Charlie\2020\201019N\
Data File : VC201019N06.D
Acq On : 20 Oct 2020 12:00 am
Operator : CHARLIE:JC
Sample : I8260STD2.0PPB
Misc : WG1424139,ICAL
ALS Vial : 6 Sample Multiplier: 1

Quant Time: Oct 20 10:24:53 2020
Quant Method : I:\VOLATILES\Charlie\2020\201019N\C_201019N_8260.m
Quant Title : VOLATILES BY GC/MS
QLast Update : Tue Oct 20 10:24:35 2020
Response via : Initial Calibration

CCAL FILE(s) : 1 - I:\VOLATILES\Charlie\2020\201019N\VC201019N09.D
Sub List : 8260-CurveSoil - Megamix plus Diox

Compound	R.T.	QIon	Response	Conc	Units	Dev(Min)
Internal Standards						
1) Fluorobenzene	6.022	96	156368	20.000	ug/L	0.00
Standard Area 1 = 160270			Recovery = 97.57%			
59) Chlorobenzene-d5	9.556	117	112176	20.000	ug/L	0.00
Standard Area 1 = 117074			Recovery = 95.82%			
79) 1,4-Dichlorobenzene-d4	12.246	152	58571	20.000	ug/L	0.00
Standard Area 1 = 62245			Recovery = 94.10%			
System Monitoring Compounds						
36) Dibromofluoromethane	5.215	113	42154	19.544	ug/L	0.00
Spiked Amount 20.000	Range 70 - 130		Recovery = 97.72%			
43) 1,2-Dichloroethane-d4	5.739	65	39643	19.444	ug/L	0.00
Spiked Amount 20.000	Range 70 - 130		Recovery = 97.22%			
60) Toluene-d8	7.710	98	151704	20.378	ug/L	0.00
Spiked Amount 20.000	Range 70 - 130		Recovery = 101.89%			
83) 4-Bromofluorobenzene	11.045	95	51675	20.202	ug/L	0.00
Spiked Amount 20.000	Range 70 - 130		Recovery = 101.01%			
Target Compounds						Qvalue
2) Dichlorodifluoromethane	1.634	85	2850	1.997	ug/L	100
3) Chloromethane	1.828	50	3111	2.148	ug/L	93
4) Vinyl chloride	1.896	62	3531	1.990	ug/L	94
5) Bromomethane	2.205	94	3825	2.673	ug/L	96
6) Chloroethane	2.331	64	3095	2.048	ug/L	99
7) Trichlorofluoromethane	2.467	101	8570	1.972	ug/L	99
8) Ethyl ether	2.771	74	1871	1.881	ug/L	94
10) 1,1-Dichloroethene	2.965	96	2934	1.950	ug/L	84
11) Carbon disulfide	2.992	76	8418	2.116	ug/L	95
12) Freon-113	3.002	101	3080	1.955	ug/L	96
14) Acrolein	0.000		0	N.D. d		
15) Methylene chloride	3.516	84	4064	2.012	ug/L	86
17) Acetone	3.563	43	1399	2.790	ug/L #	61
18) trans-1,2-Dichloroethene	3.673	96	3416	1.947	ug/L	90
19) Methyl acetate	3.689	43	1839	1.677	ug/L #	76
20) Methyl tert-butyl ether	3.762	73	9722	1.857	ug/L	92
21) tert-Butyl alcohol	3.862	59	1887	8.601	ug/L #	73
22) Diisopropyl ether	4.124	45	10663	1.860	ug/L	96
23) 1,1-Dichloroethane	4.250	63	6460	2.009	ug/L	95
24) Halothane	4.302	117	2614	1.926	ug/L #	71
25) Acrylonitrile	4.323	53	386M1	0.770	ug/L	

Data Path : I:\VOLATILES\Charlie\2020\201019N\
Data File : VC201019N06.D
Acq On : 20 Oct 2020 12:00 am
Operator : CHARLIE:JC
Sample : I8260STD2.0PPB
Misc : WG1424139,ICAL
ALS Vial : 6 Sample Multiplier: 1

Quant Time: Oct 20 10:24:53 2020
Quant Method : I:\VOLATILES\Charlie\2020\201019N\C_201019N_8260.m
Quant Title : VOLATILES BY GC/MS
QLast Update : Tue Oct 20 10:24:35 2020
Response via : Initial Calibration

CCAL FILE(s) : 1 - I:\VOLATILES\Charlie\2020\201019N\VC201019N09.D
Sub List : 8260-CurveSoil - Megamix plus Diox

Compound	R.T.	QIon	Response	Conc	Units		Dev(Min)
26) Ethyl tert-butyl ether	4.475	59	10469	1.853	ug/L		97
27) Vinyl acetate	4.496	43	6916M1	1.562	ug/L		
28) cis-1,2-Dichloroethene	4.774	96	3833	2.318	ug/L		90
29) 2,2-Dichloropropane	4.863	77	5570	2.010	ug/L		98
30) Bromochloromethane	4.968	128	1925	1.963	ug/L	#	79
31) Cyclohexane	4.968	56	5353	1.965	ug/L		92
32) Chloroform	5.042	83	6806	1.990	ug/L		94
33) Ethyl acetate	5.157	43	3032	1.703	ug/L	#	79
34) Carbon tetrachloride	5.167	117	4747	1.801	ug/L		93
35) Tetrahydrofuran	5.194	42	1544	2.364	ug/L	#	76
37) 1,1,1-Trichloroethane	5.241	97	5466	2.006	ug/L		100
39) 2-Butanone	5.356	43	1341M1	1.695	ug/L		
40) 1,1-Dichloropropene	5.361	75	5034	2.095	ug/L		97
41) Benzene	5.608	78	14086	1.936	ug/L		97
42) tert-Amyl methyl ether	5.707	73	9826	1.771	ug/L		94
44) 1,2-Dichloroethane	5.812	62	4709	1.881	ug/L		93
47) Methyl cyclohexane	6.195	83	5909	1.949	ug/L		91
48) Trichloroethene	6.211	95	3413	1.803	ug/L		92
50) Dibromomethane	6.656	93	2085	1.685	ug/L		93
51) 1,2-Dichloropropane	6.746	63	3838	1.965	ug/L	#	92
53) 2-Chloroethyl vinyl ether	7.443	63	1830	1.479	ug/L	#	88
54) Bromodichloromethane	6.824	83	4587	1.763	ug/L	#	92
57) 1,4-Dioxane	7.034	88	1387	65.806	ug/L	#	88
58) cis-1,3-Dichloropropene	7.511	75	5376	1.785	ug/L	#	87
61) Toluene	7.773	92	9317	2.050	ug/L		98
62) 4-Methyl-2-pentanone	8.214	58	855	1.311	ug/L	#	36
63) Tetrachloroethene	8.224	166	3794	2.006	ug/L		92
65) trans-1,3-Dichloropropene	8.261	75	4428	1.680	ug/L		84
67) Ethyl methacrylate	8.444	69	3728	1.576	ug/L		88
68) 1,1,2-Trichloroethane	8.444	83	2461	1.723	ug/L		93
69) Chlorodibromomethane	8.659	129	3395	1.886	ug/L		94
70) 1,3-Dichloropropane	8.764	76	5572	1.948	ug/L		93
71) 1,2-Dibromoethane	8.927	107	2786	1.694	ug/L		96
72) 2-Hexanone	9.231	43	1866	1.526	ug/L	#	76
73) Chlorobenzene	9.577	112	10397	1.999	ug/L	#	85
74) Ethylbenzene	9.614	91	17539	1.976	ug/L		98
75) 1,1,1,2-Tetrachloroethane	9.661	131	3635	1.944	ug/L		96
76) p/m Xylene	9.797	106	12928	3.776	ug/L		90
77) o Xylene	10.337	106	12227	3.712	ug/L		91
78) Styrene	10.411	104	19980	3.671	ug/L		95

Quantitation Report (QT Reviewed)

Data Path : I:\VOLATILES\Charlie\2020\201019N\
Data File : VC201019N06.D
Acq On : 20 Oct 2020 12:00 am
Operator : CHARLIE:JC
Sample : I8260STD2.0PPB
Misc : WG1424139,ICAL
ALS Vial : 6 Sample Multiplier: 1

Quant Time: Oct 20 10:24:53 2020
Quant Method : I:\VOLATILES\Charlie\2020\201019N\C_201019N_8260.m
Quant Title : VOLATILES BY GC/MS
QLast Update : Tue Oct 20 10:24:35 2020
Response via : Initial Calibration

CCAL FILE(s) : 1 - I:\VOLATILES\Charlie\2020\201019N\VC201019N09.D
Sub List : 8260-CurveSoil - Megamix plus Diox

Compound	R.T.	QIon	Response	Conc	Units		Dev(Min)
80) Bromoform	10.431	173	1800	2.653	ug/L		93
82) Isopropylbenzene	10.720	105	17025	1.944	ug/L		94
84) Bromobenzene	11.160	156	4187	1.910	ug/L		96
85) n-Propylbenzene	11.192	91	20908	1.975	ug/L		94
86) 1,4-Dichlorobutane	11.213	55	4744	1.829	ug/L		97
87) 1,1,2,2-Tetrachloroethane	11.281	83	4158	1.889	ug/L		97
88) 4-Ethyltoluene	11.318	105	16785	1.978	ug/L		96
89) 2-Chlorotoluene	11.365	91	11892	1.974	ug/L		96
90) 1,3,5-Trimethylbenzene	11.412	105	14469	1.932	ug/L		96
91) 1,2,3-Trichloropropane	11.428	75	3315	1.880	ug/L		87
92) trans-1,4-Dichloro-2-b...	11.480	53	766	1.395	ug/L	#	69
93) 4-Chlorotoluene	11.548	91	11935	1.913	ug/L		97
94) tert-Butylbenzene	11.753	119	12157	1.973	ug/L		96
97) 1,2,4-Trimethylbenzene	11.831	105	13041	1.809	ug/L		97
98) sec-Butylbenzene	11.941	105	18817	1.955	ug/L		99
99) p-Isopropyltoluene	12.094	119	14866	1.848	ug/L		99
100) 1,3-Dichlorobenzene	12.172	146	7924	1.854	ug/L		98
101) 1,4-Dichlorobenzene	12.261	146	8836	2.020	ug/L		94
102) p-Diethylbenzene	12.466	119	8907	1.920	ug/L		99
103) n-Butylbenzene	12.523	91	14143	1.907	ug/L		96
104) 1,2-Dichlorobenzene	12.681	146	7543	1.903	ug/L		99
105) 1,2,4,5-Tetramethylben...	13.257	119	13003	1.775	ug/L		99
106) 1,2-Dibromo-3-chloropr...	13.451	155	432	2.126	ug/L		85
107) 1,3,5-Trichlorobenzene	13.493	180	5143	1.879	ug/L		97
108) Hexachlorobutadiene	14.060	225	2590	2.021	ug/L		94
109) 1,2,4-Trichlorobenzene	14.086	180	4918	1.907	ug/L		93
110) Naphthalene	14.374	128	10828	1.739	ug/L		100
111) 1,2,3-Trichlorobenzene	14.542	180	4676	1.943	ug/L		94

(#) = qualifier out of range (m) = manual integration (+) = signals summed

Quantitation Report (QT Reviewed)

Data Path : I:\VOLATILES\Charlie\2020\201019N\
Data File : VC201019N06.D
Acq On : 20 Oct 2020 12:00 am
Operator : CHARLIE:JC
Sample : I8260STD2.0PPB
Misc : WG1424139,ICAL
ALS Vial : 6 Sample Multiplier: 1

Quant Time: Oct 20 10:24:53 2020
Quant Method : I:\VOLATILES\Charlie\2020\201019N\C_201019N_8260.m
Quant Title : VOLATILES BY GC/MS
QLast Update : Tue Oct 20 10:24:35 2020
Response via : Initial Calibration

Sub List : 8260-CurveSoil - Megamix plus Diox19N\VC201019N09.D•

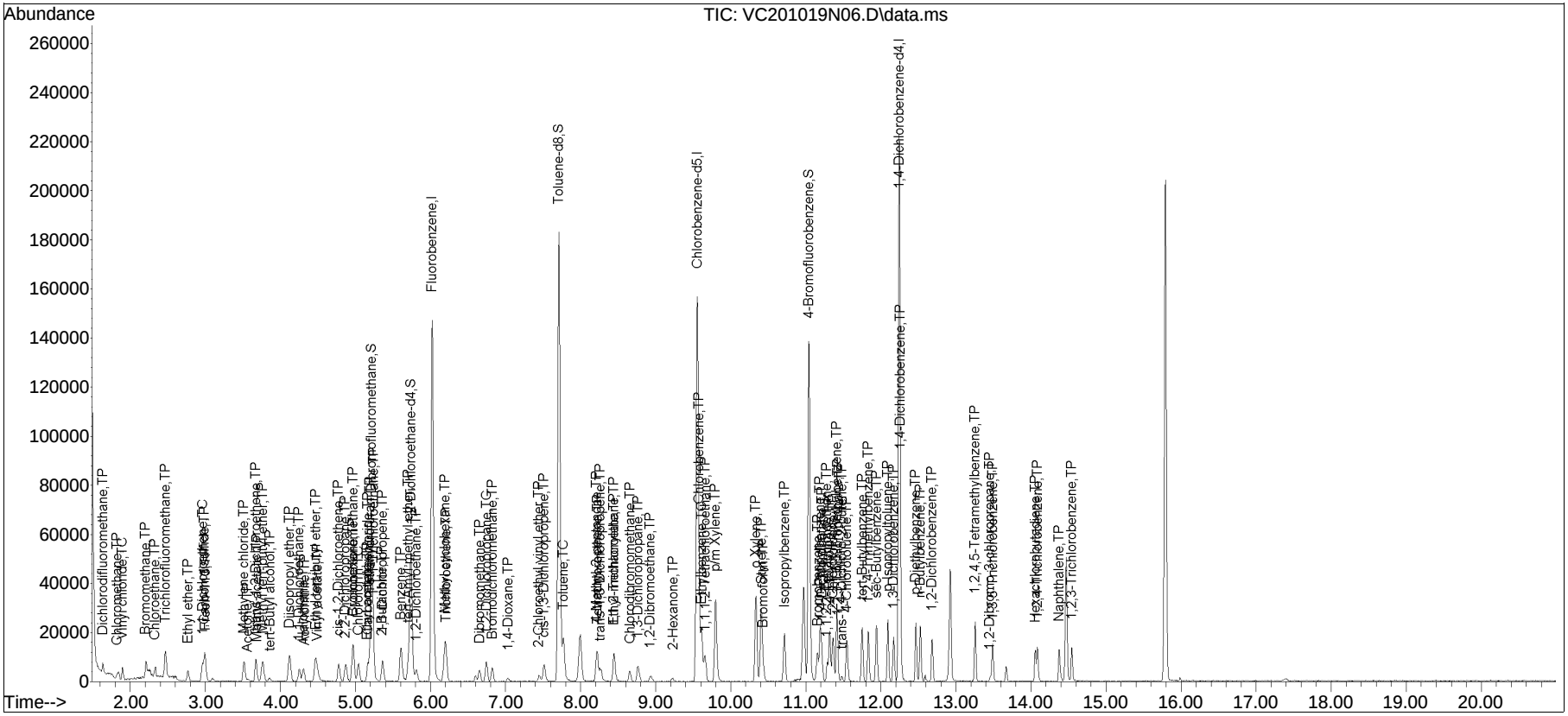

Manual Integration Report

Data Path : I:\VOLATILES\Charlie\2020\QMethod : C_201019N_8260.m
Data File : VC201019N06.D Operator : CHARLIE:JC
Date Inj'd : 10/20/2020 12:00 am Instrument : Charlie
Sample : I8260STD2.0PPB Quant Date : 10/20/2020 10:24 am

Compound #25: Acrylonitrile

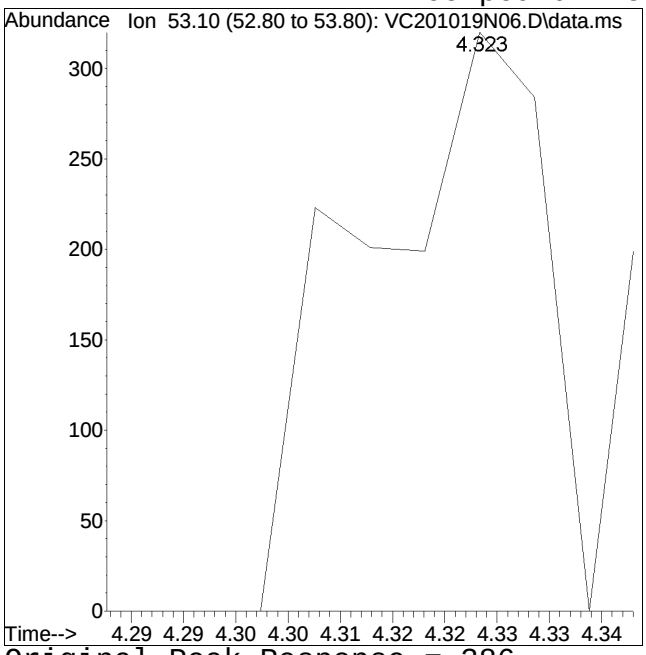

Original Peak Response = 386

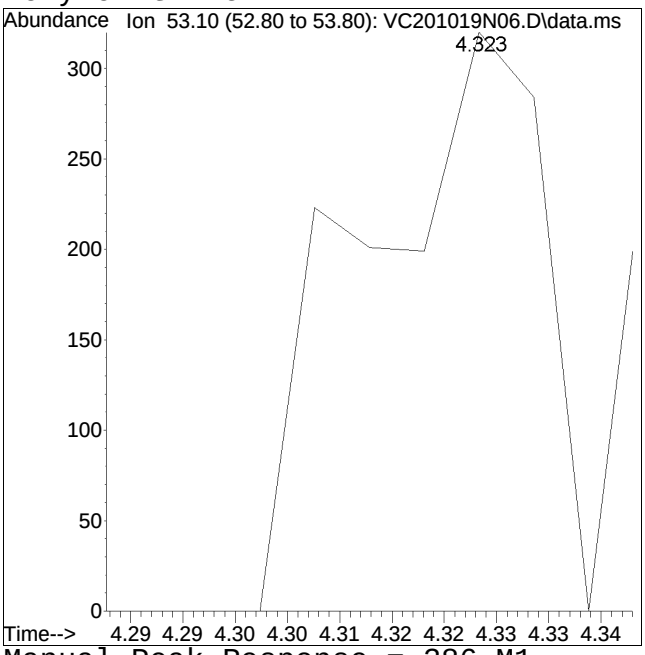

Manual Peak Response = 386 M1

M1 = Split or tailing peak, auto integration stopped early resulting in false low area count.

Manual Integration Report

Data Path : I:\VOLATILES\Charlie\2020\
Data File : VC201019N06.D
Date Inj'd : 10/20/2020 12:00 am
Sample : I8260STD2.0PPB

QMethod : C_201019N_8260.m
Operator : CHARLIE:JC
Instrument : Charlie
Quant Date : 10/20/2020 10:24 am

Compound #27: Vinyl acetate

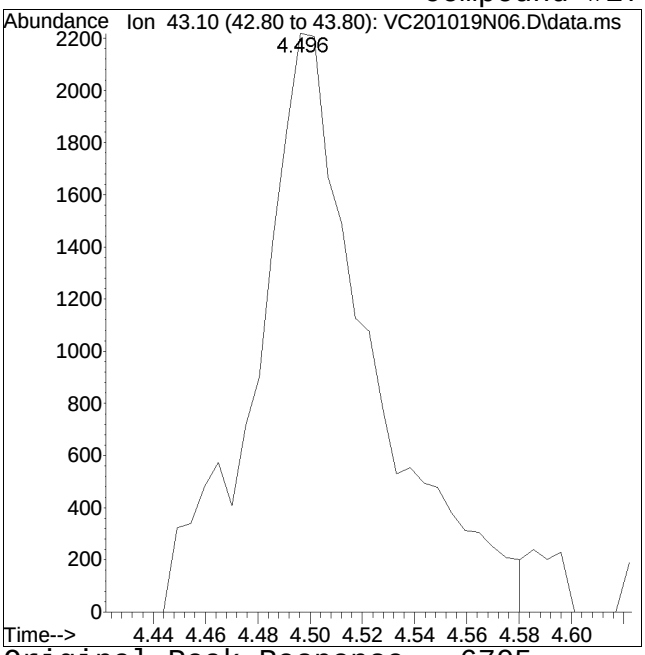

Original Peak Response = 6705

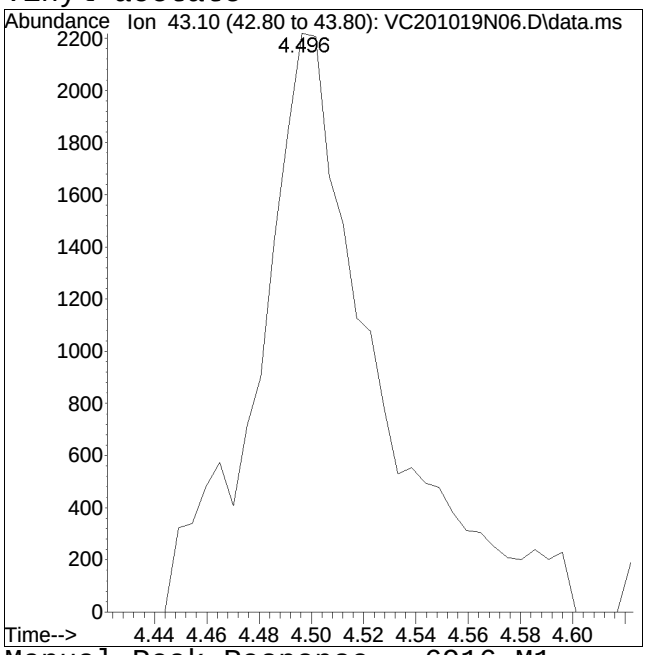

Manual Peak Response = 6916 M1

M1 = Split or tailing peak, auto integration stopped early resulting in false low area count.

Manual Integration Report

Data Path : I:\VOLATILES\Charlie\2020\
Data File : VC201019N06.D
Date Inj'd : 10/20/2020 12:00 am
Sample : I8260STD2.0PPB

QMethod : C_201019N_8260.m
Operator : CHARLIE:JC
Instrument : Charlie
Quant Date : 10/20/2020 10:24 am

Compound #39: 2-Butanone

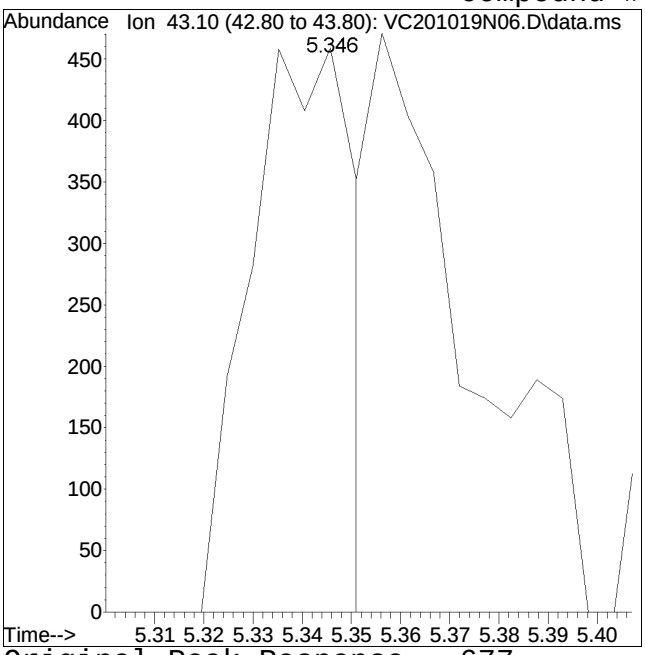

Original Peak Response = 677

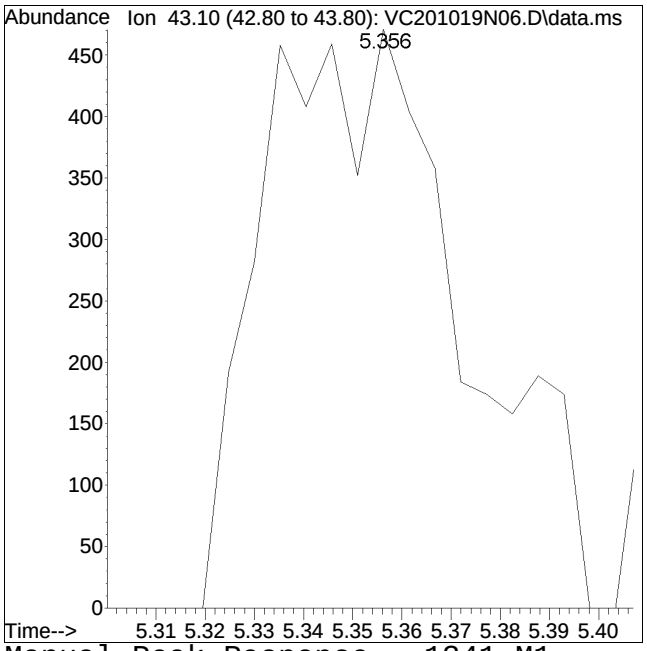

Manual Peak Response = 1341 M1

M1 = Split or tailing peak, auto integration stopped early resulting in false low area count.

Quantitation Report (QT Reviewed)

Data Path : I:\VOLATILES\Charlie\2020\201019N\
Data File : VC201019N07.D
Acq On : 20 Oct 2020 12:28 am
Operator : CHARLIE:JC
Sample : I8260STD4.0PPB
Misc : WG1424139,ICAL
ALS Vial : 7 Sample Multiplier: 1

Quant Time: Oct 20 10:25:39 2020
Quant Method : I:\VOLATILES\Charlie\2020\201019N\C_201019N_8260.m
Quant Title : VOLATILES BY GC/MS
QLast Update : Tue Oct 20 10:25:18 2020
Response via : Initial Calibration

CCAL FILE(s) : 1 - I:\VOLATILES\Charlie\2020\201019N\VC201019N09.D
Sub List : 8260-CurveSoil - Megamix plus Diox

Compound	R.T.	QIon	Response	Conc	Units	Dev(Min)
Internal Standards						
1) Fluorobenzene	6.027	96	153570	20.000	ug/L	0.00
Standard Area 1 = 160270			Recovery = 95.82%			
59) Chlorobenzene-d5	9.556	117	113250	20.000	ug/L	0.00
Standard Area 1 = 117074			Recovery = 96.73%			
79) 1,4-Dichlorobenzene-d4	12.246	152	57917	20.000	ug/L	0.00
Standard Area 1 = 62245			Recovery = 93.05%			
System Monitoring Compounds						
36) Dibromofluoromethane	5.215	113	42059	19.855	ug/L	0.00
Spiked Amount 20.000	Range 70 - 130		Recovery = 99.28%			
43) 1,2-Dichloroethane-d4	5.739	65	40465	20.209	ug/L	0.00
Spiked Amount 20.000	Range 70 - 130		Recovery = 101.05%			
60) Toluene-d8	7.716	98	150717	20.053	ug/L	0.00
Spiked Amount 20.000	Range 70 - 130		Recovery = 100.27%			
83) 4-Bromofluorobenzene	11.045	95	51341	20.298	ug/L	0.00
Spiked Amount 20.000	Range 70 - 130		Recovery = 101.49%			
Target Compounds						Qvalue
2) Dichlorodifluoromethane	1.634	85	5336	3.808	ug/L	99
3) Chloromethane	1.833	50	5508	3.873	ug/L	93
4) Vinyl chloride	1.896	62	6790	3.896	ug/L	99
5) Bromomethane	2.210	94	6340M1	4.511	ug/L	
6) Chloroethane	2.331	64	5469	3.686	ug/L	96
7) Trichlorofluoromethane	2.467	101	16382	3.839	ug/L	98
8) Ethyl ether	2.771	74	3447	3.529	ug/L	98
10) 1,1-Dichloroethene	2.960	96	5437	3.679	ug/L	93
11) Carbon disulfide	2.986	76	13967	3.574	ug/L	99
12) Freon-113	3.002	101	5673	3.667	ug/L	89
14) Acrolein	3.291	56	520	2.280	ug/L #	83
15) Methylene chloride	3.516	84	7474	3.768	ug/L	87
17) Acetone	3.563	43	2150	4.366	ug/L #	65
18) trans-1,2-Dichloroethene	3.673	96	6094	3.537	ug/L	95
19) Methyl acetate	3.684	43	3749	3.482	ug/L #	90
20) Methyl tert-butyl ether	3.762	73	18161	3.532	ug/L	96
21) tert-Butyl alcohol	3.857	59	3998	18.556	ug/L	94
22) Diisopropyl ether	4.124	45	19899	3.535	ug/L	97
23) 1,1-Dichloroethane	4.260	63	11003	3.485	ug/L	99
24) Halothane	4.308	117	4883	3.664	ug/L	98
25) Acrylonitrile	4.318	53	1307	2.656	ug/L #	88

Data Path : I:\VOLATILES\Charlie\2020\201019N\
Data File : VC201019N07.D
Acq On : 20 Oct 2020 12:28 am
Operator : CHARLIE:JC
Sample : I8260STD4.0PPB
Misc : WG1424139,ICAL
ALS Vial : 7 Sample Multiplier: 1

Quant Time: Oct 20 10:25:39 2020
Quant Method : I:\VOLATILES\Charlie\2020\201019N\C_201019N_8260.m
Quant Title : VOLATILES BY GC/MS
QLast Update : Tue Oct 20 10:25:18 2020
Response via : Initial Calibration

CCAL FILE(s) : 1 - I:\VOLATILES\Charlie\2020\201019N\VC201019N09.D
Sub List : 8260-CurveSoil - Megamix plus Diox

Compound	R.T.	QIon	Response	Conc	Units		Dev(Min)
26) Ethyl tert-butyl ether	4.470	59	19233	3.467	ug/L		93
27) Vinyl acetate	4.496	43	13565	3.119	ug/L	#	90
28) cis-1,2-Dichloroethene	4.780	96	7218	3.895	ug/L		94
29) 2,2-Dichloropropane	4.874	77	9831	3.613	ug/L		95
30) Bromochloromethane	4.974	128	3455	3.588	ug/L	#	81
31) Cyclohexane	4.963	56	9492	3.547	ug/L		94
32) Chloroform	5.042	83	12164	3.621	ug/L		95
33) Ethyl acetate	5.157	43	6166M1	3.527	ug/L		
34) Carbon tetrachloride	5.178	117	8896	3.436	ug/L		98
35) Tetrahydrofuran	5.194	42	2722	4.243	ug/L	#	76
37) 1,1,1-Trichloroethane	5.241	97	9772	3.651	ug/L	#	62
39) 2-Butanone	5.351	43	2591	3.334	ug/L	#	86
40) 1,1-Dichloropropene	5.367	75	8804	3.731	ug/L		95
41) Benzene	5.608	78	25559	3.577	ug/L		98
42) tert-Amyl methyl ether	5.718	73	18749	3.441	ug/L		94
44) 1,2-Dichloroethane	5.818	62	8963	3.645	ug/L		96
47) Methyl cyclohexane	6.190	83	10373	3.483	ug/L		86
48) Trichloroethene	6.206	95	6716	3.613	ug/L		92
50) Dibromomethane	6.657	93	4246	3.495	ug/L		91
51) 1,2-Dichloropropane	6.746	63	6514	3.396	ug/L		94
53) 2-Chloroethyl vinyl ether	7.443	63	3712	3.055	ug/L		93
54) Bromodichloromethane	6.824	83	8969	3.510	ug/L		98
57) 1,4-Dioxane	7.039	88	3577	172.802	ug/L		90
58) cis-1,3-Dichloropropene	7.516	75	10043	3.395	ug/L	#	89
61) Toluene	7.779	92	16094	3.508	ug/L		99
62) 4-Methyl-2-pentanone	8.209	58	2219	3.371	ug/L	#	83
63) Tetrachloroethene	8.229	166	6941	3.635	ug/L		96
65) trans-1,3-Dichloropropene	8.266	75	8338	3.133	ug/L		91
67) Ethyl methacrylate	8.444	69	7494	3.138	ug/L		87
68) 1,1,2-Trichloroethane	8.444	83	5231	3.628	ug/L		96
69) Chlorodibromomethane	8.659	129	6548	3.239	ug/L		94
70) 1,3-Dichloropropane	8.764	76	10460	3.622	ug/L		99
71) 1,2-Dibromoethane	8.932	107	5654	3.405	ug/L		97
72) 2-Hexanone	9.231	43	3850M1	3.119	ug/L		
73) Chlorobenzene	9.582	112	18556	3.534	ug/L		89
74) Ethylbenzene	9.619	91	31162	3.478	ug/L		97
75) 1,1,1,2-Tetrachloroethane	9.661	131	6537	3.463	ug/L		97
76) p/m Xylene	9.797	106	24127	6.980	ug/L		96
77) o Xylene	10.337	106	23070	6.938	ug/L		100
78) Styrene	10.411	104	37843	6.888	ug/L		96

Data Path : I:\VOLATILES\Charlie\2020\201019N\
Data File : VC201019N07.D
Acq On : 20 Oct 2020 12:28 am
Operator : CHARLIE:JC
Sample : I8260STD4.0PPB
Misc : WG1424139,ICAL
ALS Vial : 7 Sample Multiplier: 1

Quant Time: Oct 20 10:25:39 2020
Quant Method : I:\VOLATILES\Charlie\2020\201019N\C_201019N_8260.m
Quant Title : VOLATILES BY GC/MS
QLast Update : Tue Oct 20 10:25:18 2020
Response via : Initial Calibration

CCAL FILE(s) : 1 - I:\VOLATILES\Charlie\2020\201019N\VC201019N09.D
Sub List : 8260-CurveSoil - Megamix plus Diox

Compound	R.T.	QIon	Response	Conc	Units		Dev(Min)
80) Bromoform	10.437	173	3658	4.884	ug/L		97
82) Isopropylbenzene	10.715	105	30598	3.533	ug/L		96
84) Bromobenzene	11.155	156	7500	3.461	ug/L		94
85) n-Propylbenzene	11.197	91	37411	3.573	ug/L		95
86) 1,4-Dichlorobutane	11.213	55	8980	3.502	ug/L		97
87) 1,1,2,2-Tetrachloroethane	11.286	83	7884	3.621	ug/L		96
88) 4-Ethyltoluene	11.323	105	29667	3.535	ug/L		100
89) 2-Chlorotoluene	11.365	91	21177	3.554	ug/L		97
90) 1,3,5-Trimethylbenzene	11.417	105	25609	3.458	ug/L		97
91) 1,2,3-Trichloropropane	11.422	75	6116	3.508	ug/L		96
92) trans-1,4-Dichloro-2-b...	11.485	53	1789	3.296	ug/L	#	76
93) 4-Chlorotoluene	11.548	91	22136	3.589	ug/L		95
94) tert-Butylbenzene	11.753	119	21834	3.584	ug/L		96
97) 1,2,4-Trimethylbenzene	11.837	105	24455	3.431	ug/L		99
98) sec-Butylbenzene	11.942	105	33638	3.534	ug/L		99
99) p-Isopropyltoluene	12.094	119	27571	3.467	ug/L		98
100) 1,3-Dichlorobenzene	12.172	146	14974	3.543	ug/L		98
101) 1,4-Dichlorobenzene	12.261	146	16037	3.708	ug/L		95
102) p-Diethylbenzene	12.471	119	15725	3.429	ug/L		97
103) n-Butylbenzene	12.529	91	25138	3.427	ug/L		98
104) 1,2-Dichlorobenzene	12.686	146	13852	3.534	ug/L		99
105) 1,2,4,5-Tetramethylben...	13.258	119	24679	3.406	ug/L		98
106) 1,2-Dibromo-3-chloropr...	13.462	155	992	3.557	ug/L		90
107) 1,3,5-Trichlorobenzene	13.488	180	9786	3.616	ug/L		97
108) Hexachlorobutadiene	14.054	225	4173	3.293	ug/L		96
109) 1,2,4-Trichlorobenzene	14.086	180	8832	3.464	ug/L		97
110) Naphthalene	14.374	128	20848	3.386	ug/L		100
111) 1,2,3-Trichlorobenzene	14.542	180	8550	3.593	ug/L		99

(#) = qualifier out of range (m) = manual integration (+) = signals summed

Quantitation Report (QT Reviewed)

Data Path : I:\VOLATILES\Charlie\2020\201019N\
Data File : VC201019N07.D
Acq On : 20 Oct 2020 12:28 am
Operator : CHARLIE:JC
Sample : I8260STD4.0PPB
Misc : WG1424139,ICAL
ALS Vial : 7 Sample Multiplier: 1

Quant Time: Oct 20 10:25:39 2020
Quant Method : I:\VOLATILES\Charlie\2020\201019N\C_201019N_8260.m
Quant Title : VOLATILES BY GC/MS
QLast Update : Tue Oct 20 10:25:18 2020
Response via : Initial Calibration

Sub List : 8260-CurveSoil - Megamix plus Diox19N\VC201019N09.D•

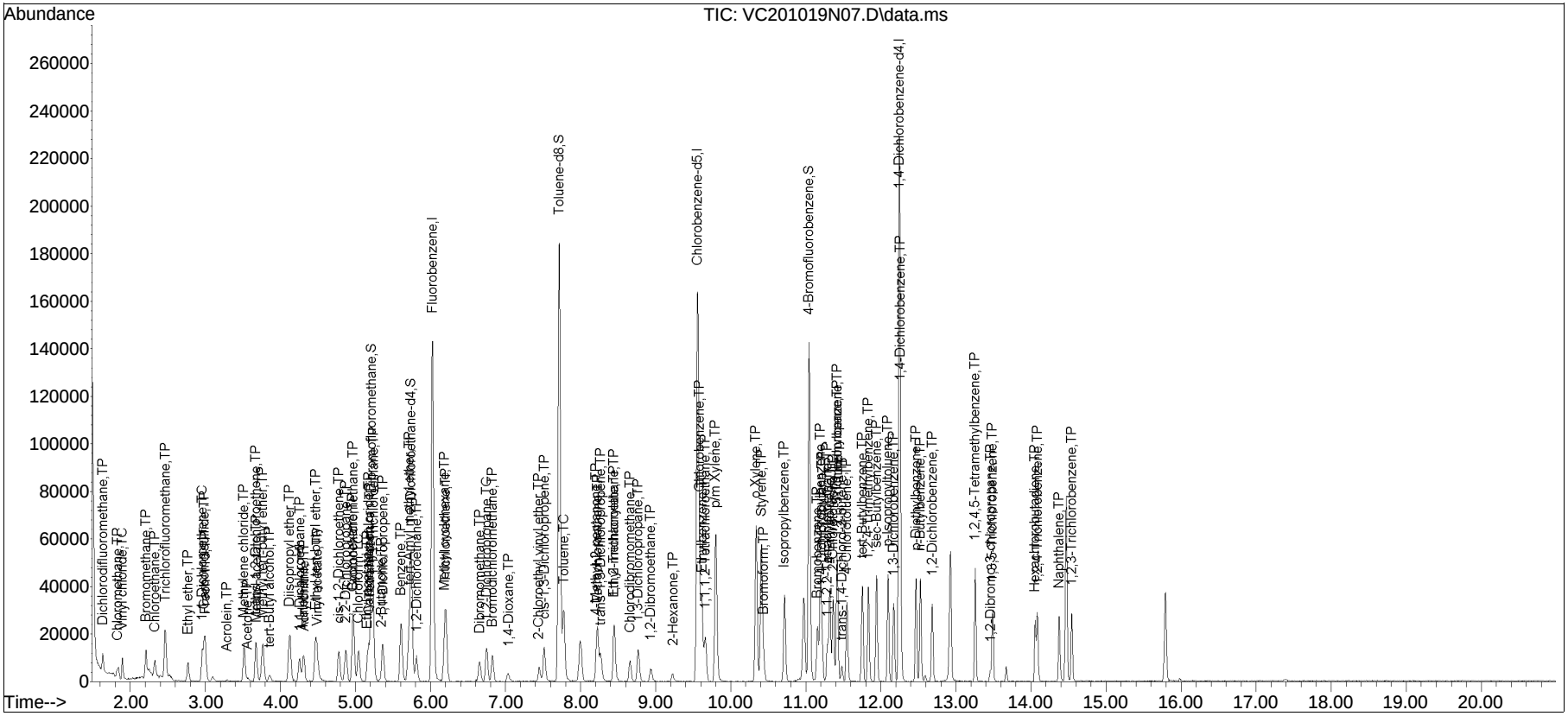

Manual Integration Report

Data Path : I:\VOLATILES\Charlie\2020\QMethod : C_201019N_8260.m
Data File : VC201019N07.D Operator : CHARLIE:JC
Date Inj'd : 10/20/2020 12:28 am Instrument : Charlie
Sample : I8260STD4.0PPB Quant Date : 10/20/2020 10:25 am

Compound #5: Bromomethane

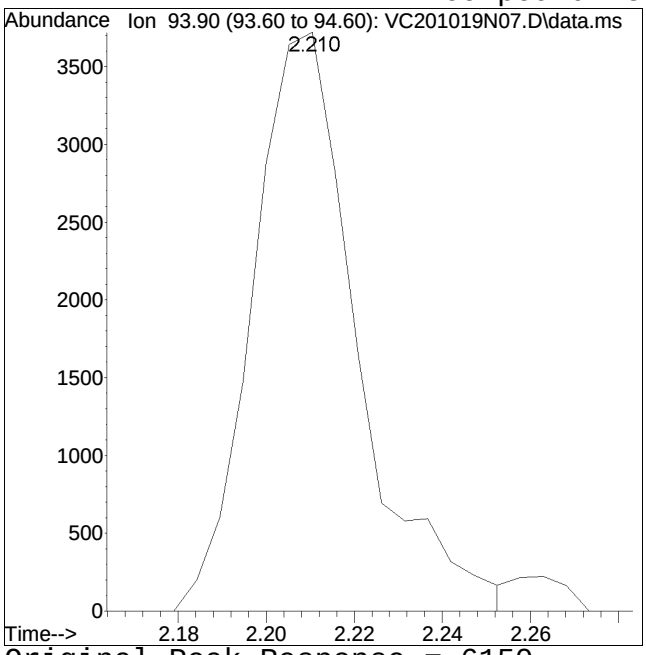

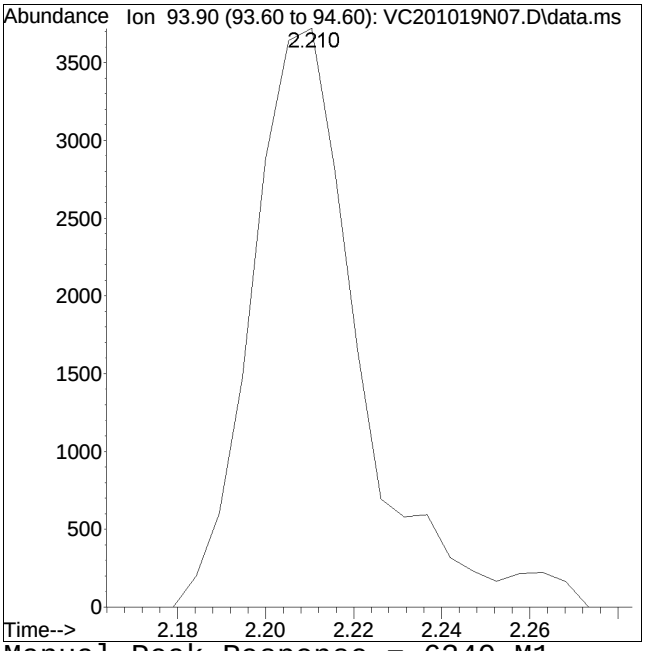

Original Peak Response = 6150 Manual Peak Response = 6340 M1
M1 = Split or tailing peak, auto integration stopped early resulting in false low area count.

Manual Integration Report

Data Path : I:\VOLATILES\Charlie\2020\
Data File : VC201019N07.D
Date Inj'd : 10/20/2020 12:28 am
Sample : I8260STD4.0PPB

QMethod : C_201019N_8260.m
Operator : CHARLIE:JC
Instrument : Charlie
Quant Date : 10/20/2020 10:25 am

Compound #33: Ethyl acetate

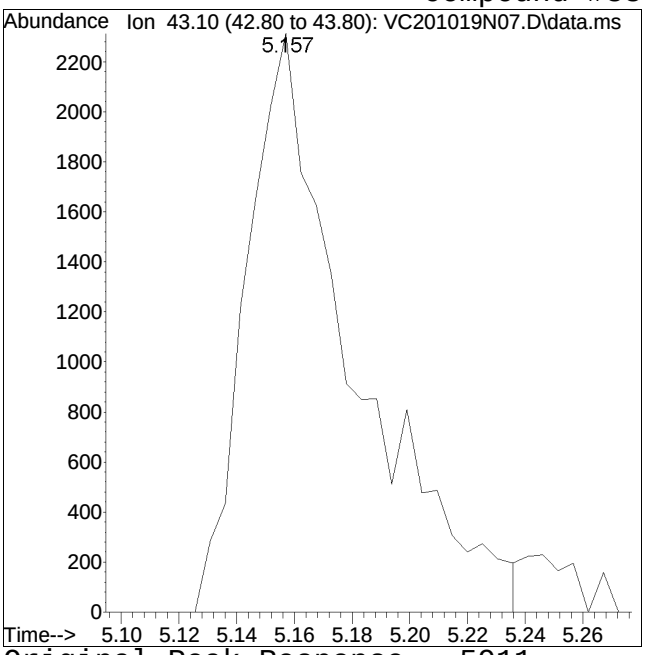

Original Peak Response = 5911

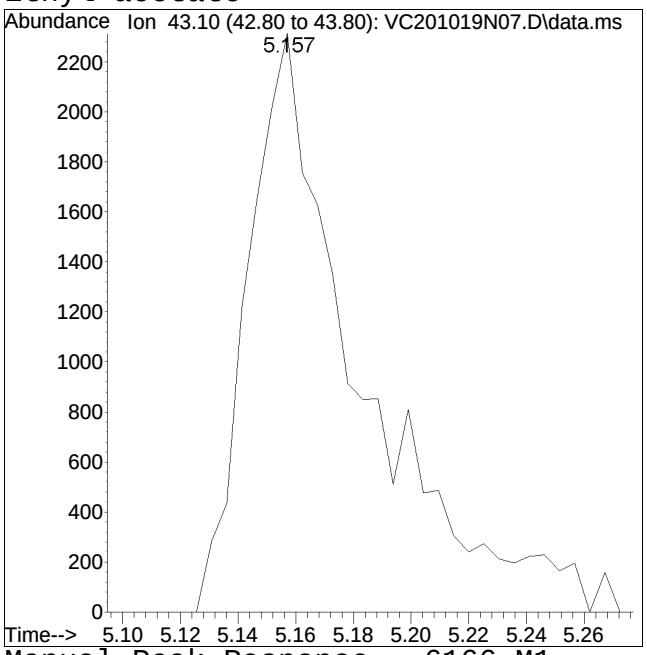

Manual Peak Response = 6166 M1

M1 = Split or tailing peak, auto integration stopped early resulting in false low area count.

Manual Integration Report

Data Path : I:\VOLATILES\Charlie\2020\
Data File : VC201019N07.D
Date Inj'd : 10/20/2020 12:28 am
Sample : I8260STD4.0PPB

QMethod : C_201019N_8260.m
Operator : CHARLIE:JC
Instrument : Charlie
Quant Date : 10/20/2020 10:25 am

Compound #72: 2-Hexanone

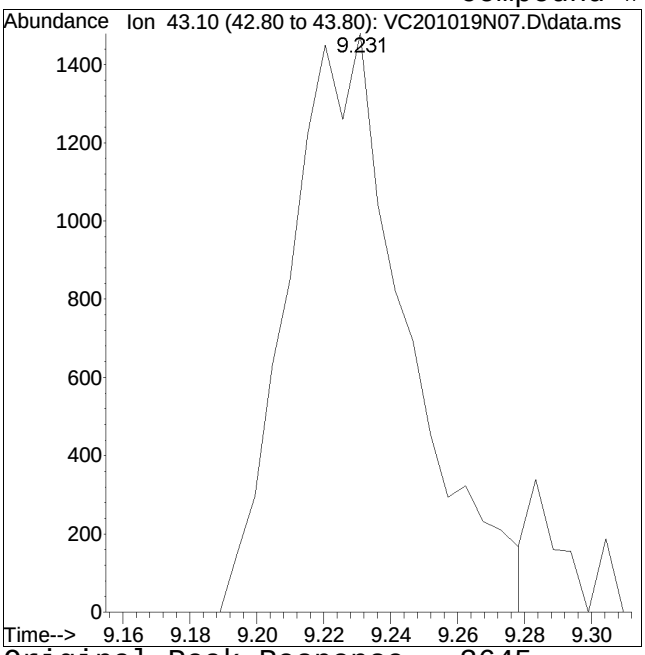

Original Peak Response = 3645

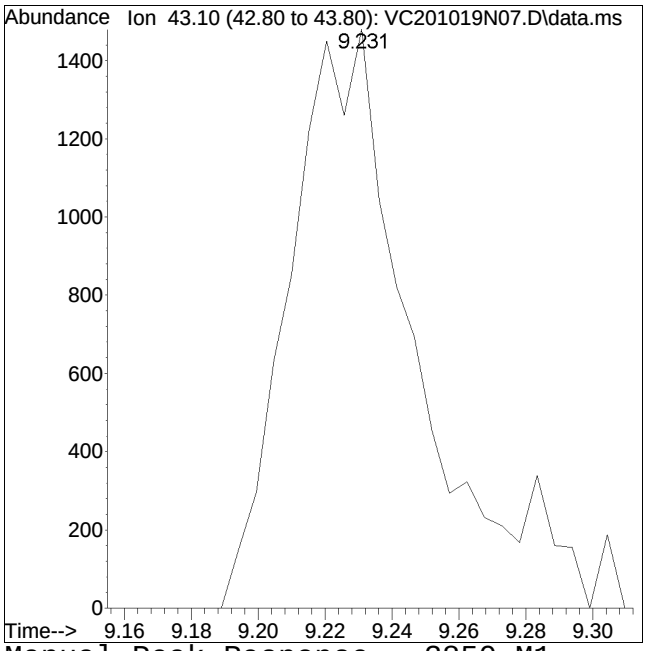

Manual Peak Response = 3850 M1

M1 = Split or tailing peak, auto integration stopped early resulting in false low area count.

Quantitation Report (QT Reviewed)

Data Path : I:\VOLATILES\Charlie\2020\201019N\
Data File : VC201019N08.D
Acq On : 20 Oct 2020 12:56 am
Operator : CHARLIE:JC
Sample : I8260STD20PPB
Misc : WG1424139,ICAL
ALS Vial : 8 Sample Multiplier: 1

Quant Time: Oct 20 10:06:32 2020
Quant Method : I:\VOLATILES\Charlie\2020\201019N\C_201019N_8260.m
Quant Title : VOLATILES BY GC/MS
QLast Update : Tue Oct 20 10:05:18 2020
Response via : Initial Calibration

CCAL FILE(s) : 1 - I:\VOLATILES\Charlie\2020\201019N\VC201019N09.D
Sub List : 8260-CurveSoil - Megamix plus Diox

Compound	R.T.	QIon	Response	Conc	Units	Dev(Min)
Internal Standards						
1) Fluorobenzene	6.022	96	154709	20.000	ug/L	0.00
Standard Area 1 = 160270			Recovery = 96.53%			
59) Chlorobenzene-d5	9.556	117	112167	20.000	ug/L	0.00
Standard Area 1 = 117074			Recovery = 95.81%			
79) 1,4-Dichlorobenzene-d4	12.245	152	59517	20.000	ug/L	0.00
Standard Area 1 = 62245			Recovery = 95.62%			
System Monitoring Compounds						
36) Dibromofluoromethane	5.215	113	42276	19.978	ug/L	0.00
Spiked Amount 20.000	Range 70 - 130		Recovery = 99.89%			
43) 1,2-Dichloroethane-d4	5.739	65	39788	20.470	ug/L	0.00
Spiked Amount 20.000	Range 70 - 130		Recovery = 102.35%			
60) Toluene-d8	7.710	98	152421	20.472	ug/L	0.00
Spiked Amount 20.000	Range 70 - 130		Recovery = 102.36%			
83) 4-Bromofluorobenzene	11.040	95	52660	20.090	ug/L	0.00
Spiked Amount 20.000	Range 70 - 130		Recovery = 100.45%			
Target Compounds						Qvalue
2) Dichlorodifluoromethane	1.634	85	28096	19.583	ug/L	97
3) Chloromethane	1.827	50	27775	19.657	ug/L	97
4) Vinyl chloride	1.896	62	36006	19.696	ug/L	99
5) Bromomethane	2.210	94	26030	19.859	ug/L	96
6) Chloroethane	2.326	64	29914	18.047	ug/L	99
7) Trichlorofluoromethane	2.467	101	83014	18.687	ug/L	99
8) Ethyl ether	2.766	74	19106	19.613	ug/L	97
10) 1,1-Dichloroethene	2.960	96	29117	19.366	ug/L	90
11) Carbon disulfide	2.991	76	73256	19.386	ug/L	100
12) Freon-113	2.997	101	29493	19.075	ug/L	91
14) Acrolein	3.285	56	4033	18.627	ug/L	90
15) Methylene chloride	3.516	84	37284	19.653	ug/L	90
17) Acetone	3.563	43	8681	20.101	ug/L	95
18) trans-1,2-Dichloroethene	3.673	96	33971	18.965	ug/L	92
19) Methyl acetate	3.678	43	21974	19.292	ug/L	93
20) Methyl tert-butyl ether	3.767	73	101234	19.267	ug/L	97
21) tert-Butyl alcohol	3.857	59	21730	96.818	ug/L	94
22) Diisopropyl ether	4.124	45	110066	19.083	ug/L	96
23) 1,1-Dichloroethane	4.255	63	61691	19.279	ug/L	98
24) Halothane	4.307	117	26397	19.180	ug/L	97
25) Acrylonitrile	4.302	53	9276M1	18.288	ug/L	

Data Path : I:\VOLATILES\Charlie\2020\201019N\
Data File : VC201019N08.D
Acq On : 20 Oct 2020 12:56 am
Operator : CHARLIE:JC
Sample : I8260STD20PPB
Misc : WG1424139,ICAL
ALS Vial : 8 Sample Multiplier: 1

Quant Time: Oct 20 10:06:32 2020
Quant Method : I:\VOLATILES\Charlie\2020\201019N\C_201019N_8260.m
Quant Title : VOLATILES BY GC/MS
QLast Update : Tue Oct 20 10:05:18 2020
Response via : Initial Calibration

CCAL FILE(s) : 1 - I:\VOLATILES\Charlie\2020\201019N\VC201019N09.D
Sub List : 8260-CurveSoil - Megamix plus Diox

Compound	R.T.	QIon	Response	Conc	Units		Dev(Min)
26) Ethyl tert-butyl ether	4.470	59	106644	19.010	ug/L		91
27) Vinyl acetate	4.486	43	81083	18.520	ug/L		97
28) cis-1,2-Dichloroethene	4.774	96	39801	19.358	ug/L		92
29) 2,2-Dichloropropane	4.874	77	52557	19.403	ug/L		97
30) Bromochloromethane	4.968	128	18935	18.855	ug/L	#	81
31) Cyclohexane	4.968	56	52079	19.012	ug/L		90
32) Chloroform	5.041	83	66329	19.738	ug/L		96
33) Ethyl acetate	5.146	43	34366	18.531	ug/L		97
34) Carbon tetrachloride	5.173	117	49397	18.565	ug/L		98
35) Tetrahydrofuran	5.188	42	11324	18.968	ug/L		88
37) 1,1,1-Trichloroethane	5.235	97	54250	19.055	ug/L		98
39) 2-Butanone	5.330	43	15503M1	18.910	ug/L		
40) 1,1-Dichloropropene	5.361	75	48381	19.449	ug/L		96
41) Benzene	5.608	78	141418	19.518	ug/L		98
42) tert-Amyl methyl ether	5.713	73	106355	18.884	ug/L		92
44) 1,2-Dichloroethane	5.812	62	47883	19.012	ug/L		98
47) Methyl cyclohexane	6.190	83	58051	18.776	ug/L		90
48) Trichloroethene	6.200	95	36639	19.114	ug/L		97
50) Dibromomethane	6.646	93	24400	18.941	ug/L		92
51) 1,2-Dichloropropane	6.745	63	38033	19.278	ug/L		97
53) 2-Chloroethyl vinyl ether	7.438	63	24661	18.989	ug/L		92
54) Bromodichloromethane	6.819	83	51782	18.747	ug/L		99
57) 1,4-Dioxane	7.029	88	22414	1009.441	ug/L		92
58) cis-1,3-Dichloropropene	7.511	75	61685	19.111	ug/L	#	91
61) Toluene	7.768	92	89465	19.450	ug/L		99
62) 4-Methyl-2-pentanone	8.198	58	13388	19.053	ug/L		95
63) Tetrachloroethene	8.219	166	38276	19.372	ug/L		96
65) trans-1,3-Dichloropropene	8.261	75	54054	18.938	ug/L		92
67) Ethyl methacrylate	8.444	69	46451	18.877	ug/L		87
68) 1,1,2-Trichloroethane	8.444	83	29564	19.872	ug/L		96
69) Chlorodibromomethane	8.654	129	39844	18.849	ug/L		97
70) 1,3-Dichloropropane	8.764	76	58487	19.552	ug/L		98
71) 1,2-Dibromoethane	8.932	107	33319	18.717	ug/L		98
72) 2-Hexanone	9.210	43	24179	18.427	ug/L		96
73) Chlorobenzene	9.577	112	104917	19.466	ug/L		95
74) Ethylbenzene	9.608	91	172575	19.132	ug/L		99
75) 1,1,1,2-Tetrachloroethane	9.661	131	37646	18.511	ug/L		98
76) p/m Xylene	9.797	106	136643	38.365	ug/L		96
77) o Xylene	10.337	106	130480	38.546	ug/L		97
78) Styrene	10.405	104	221603	37.729	ug/L		96

Quantitation Report (QT Reviewed)

Data Path : I:\VOLATILES\Charlie\2020\201019N\
Data File : VC201019N08.D
Acq On : 20 Oct 2020 12:56 am
Operator : CHARLIE:JC
Sample : I8260STD20PPB
Misc : WG1424139,ICAL
ALS Vial : 8 Sample Multiplier: 1

Quant Time: Oct 20 10:06:32 2020
Quant Method : I:\VOLATILES\Charlie\2020\201019N\C_201019N_8260.m
Quant Title : VOLATILES BY GC/MS
QLast Update : Tue Oct 20 10:05:18 2020
Response via : Initial Calibration

CCAL FILE(s) : 1 - I:\VOLATILES\Charlie\2020\201019N\VC201019N09.D
Sub List : 8260-CurveSoil - Megamix plus Diox

Compound	R.T.	QIon	Response	Conc	Units	Dev(Min)
80) Bromoform	10.431	173	24524	17.457	ug/L	98
82) Isopropylbenzene	10.714	105	175126	19.315	ug/L	97
84) Bromobenzene	11.150	156	43497	19.173	ug/L	98
85) n-Propylbenzene	11.192	91	209584	19.126	ug/L	97
86) 1,4-Dichlorobutane	11.213	55	52441	18.798	ug/L	98
87) 1,1,2,2-Tetrachloroethane	11.281	83	45978	18.712	ug/L	99
88) 4-Ethyltoluene	11.317	105	171470	19.072	ug/L	97
89) 2-Chlorotoluene	11.359	91	118580	18.835	ug/L	96
90) 1,3,5-Trimethylbenzene	11.412	105	146196	18.645	ug/L	97
91) 1,2,3-Trichloropropane	11.422	75	35009	18.763	ug/L	96
92) trans-1,4-Dichloro-2-b...	11.475	53	10274	16.870	ug/L	94
93) 4-Chlorotoluene	11.543	91	123441	18.817	ug/L	96
94) tert-Butylbenzene	11.753	119	123431	19.238	ug/L	98
97) 1,2,4-Trimethylbenzene	11.831	105	143025	18.742	ug/L	98
98) sec-Butylbenzene	11.941	105	193314	18.987	ug/L	99
99) p-Isopropyltoluene	12.093	119	159834	18.711	ug/L	98
100) 1,3-Dichlorobenzene	12.167	146	83689	18.544	ug/L	98
101) 1,4-Dichlorobenzene	12.261	146	87410	19.451	ug/L	97
102) p-Diethylbenzene	12.466	119	92152	18.822	ug/L	97
103) n-Butylbenzene	12.523	91	148449	18.758	ug/L	98
104) 1,2-Dichlorobenzene	12.681	146	79765	18.937	ug/L	98
105) 1,2,4,5-Tetramethylben...	13.257	119	143627	18.805	ug/L	100
106) 1,2-Dibromo-3-chloropr...	13.457	155	6767	18.335	ug/L	98
107) 1,3,5-Trichlorobenzene	13.488	180	54803	19.033	ug/L	96
108) Hexachlorobutadiene	14.054	225	24323	18.534	ug/L	97
109) 1,2,4-Trichlorobenzene	14.080	180	49682	18.373	ug/L	99
110) Naphthalene	14.374	128	122419	18.510	ug/L	100
111) 1,2,3-Trichlorobenzene	14.542	180	45644	18.407	ug/L	98

(#) = qualifier out of range (m) = manual integration (+) = signals summed

Quantitation Report (QT Reviewed)

Data Path : I:\VOLATILES\Charlie\2020\201019N\
Data File : VC201019N08.D
Acq On : 20 Oct 2020 12:56 am
Operator : CHARLIE:JC
Sample : I8260STD20PPB
Misc : WG1424139,ICAL
ALS Vial : 8 Sample Multiplier: 1

Quant Time: Oct 20 10:06:32 2020
Quant Method : I:\VOLATILES\Charlie\2020\201019N\C_201019N_8260.m
Quant Title : VOLATILES BY GC/MS
QLast Update : Tue Oct 20 10:05:18 2020
Response via : Initial Calibration

Sub List : 8260-CurveSoil - Megamix plus Diox19N\VC201019N09.D•

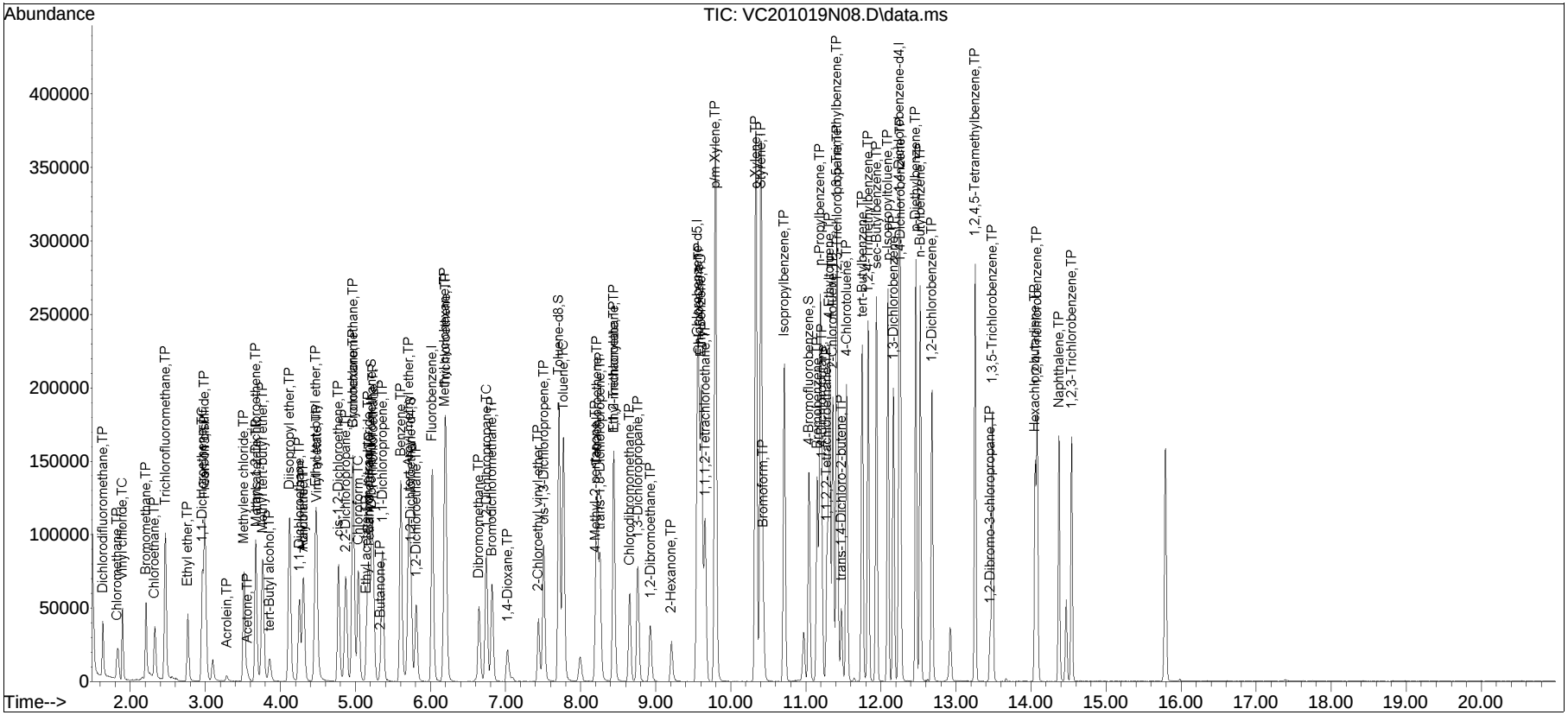

Manual Integration Report

Data Path : I:\VOLATILES\Charlie\2020\QMethod : C_201019N_8260.m
Data File : VC201019N08.D Operator : CHARLIE:JC
Date Inj'd : 10/20/2020 12:56 am Instrument : Charlie
Sample : I8260STD20PPB Quant Date : 10/20/2020 10:06 am

Compound #25: Acrylonitrile

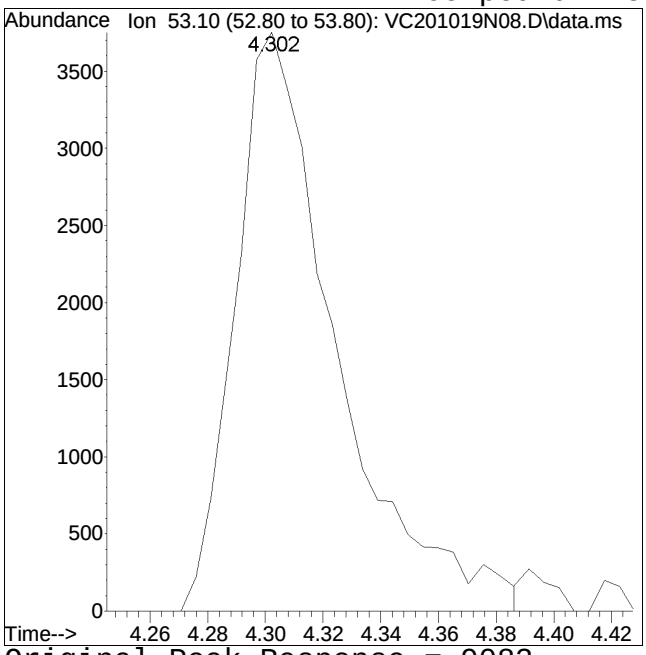

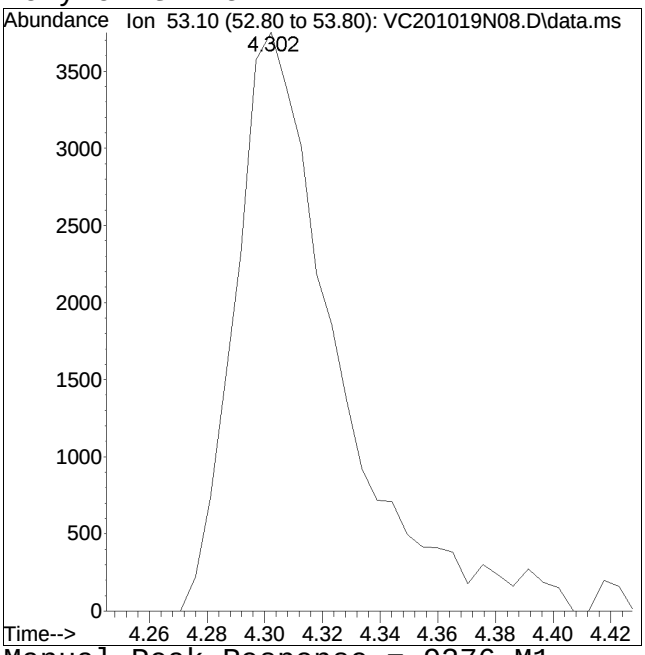

Original Peak Response = 9083 Manual Peak Response = 9276 M1
M1 = Split or tailing peak, auto integration stopped early resulting in false low area count.

Manual Integration Report

Data Path : I:\VOLATILES\Charlie\2020\
Data File : VC201019N08.D
Date Inj'd : 10/20/2020 12:56 am
Sample : I8260STD20PPB

QMethod : C_201019N_8260.m
Operator : CHARLIE:JC
Instrument : Charlie
Quant Date : 10/20/2020 10:06 am

Compound #39: 2-Butanone

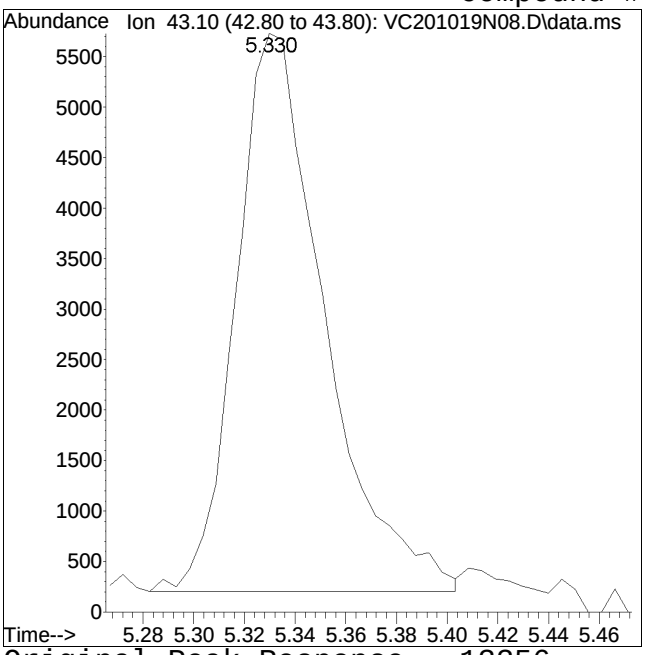

Original Peak Response = 13356

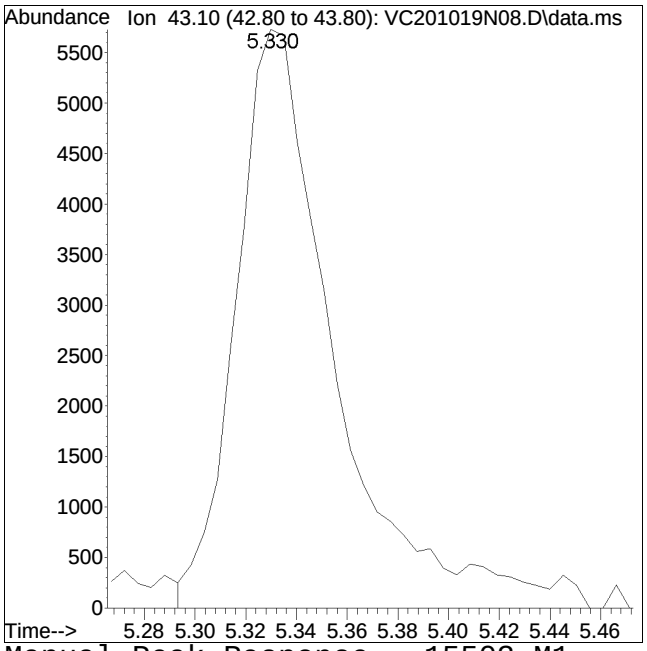

Manual Peak Response = 15503 M1

M1 = Split or tailing peak, auto integration stopped early resulting in false low area count.

Quantitation Report (QT Reviewed)

Data Path : I:\VOLATILES\Charlie\2020\201019N\
Data File : VC201019N09.D
Acq On : 20 Oct 2020 1:24 am
Operator : CHARLIE:JC
Sample : I8260STD40PPB
Misc : WG1424139,ICAL
ALS Vial : 9 Sample Multiplier: 1

Quant Time: Oct 20 10:06:40 2020
Quant Method : I:\VOLATILES\Charlie\2020\201019N\C_201019N_8260.m
Quant Title : VOLATILES BY GC/MS
QLast Update : Tue Oct 20 10:05:18 2020
Response via : Initial Calibration

CCAL FILE(s) : 1 - I:\VOLATILES\Charlie\2020\201019N\VC201019N09.D
Sub List : 8260-CurveSoil - Megamix plus Diox

Compound	R.T.	QIon	Response	Conc	Units	Dev(Min)
Internal Standards						
1) Fluorobenzene	6.027	96	160270	20.000	ug/L	0.00
Standard Area 1 = 160270			Recovery = 100.00%			
59) Chlorobenzene-d5	9.556	117	117074	20.000	ug/L	0.00
Standard Area 1 = 117074			Recovery = 100.00%			
79) 1,4-Dichlorobenzene-d4	12.246	152	62245	20.000	ug/L	0.00
Standard Area 1 = 62245			Recovery = 100.00%			
System Monitoring Compounds						
36) Dibromofluoromethane	5.215	113	43843	20.000	ug/L	0.00
Spiked Amount 20.000	Range 70 - 130		Recovery = 100.00%			
43) 1,2-Dichloroethane-d4	5.739	65	40271	20.000	ug/L	0.00
Spiked Amount 20.000	Range 70 - 130		Recovery = 100.00%			
60) Toluene-d8	7.710	98	155419	20.000	ug/L	0.00
Spiked Amount 20.000	Range 70 - 130		Recovery = 100.00%			
83) 4-Bromofluorobenzene	11.040	95	54826	20.000	ug/L	0.00
Spiked Amount 20.000	Range 70 - 130		Recovery = 100.00%			
Target Compounds						Qvalue
2) Dichlorodifluoromethane	1.639	85	59450	40.000	ug/L	98
3) Chloromethane	1.833	50	58552	40.000	ug/L	99
4) Vinyl chloride	1.896	62	75750	40.000	ug/L	100
5) Bromomethane	2.210	94	54315	40.000	ug/L	99
6) Chloroethane	2.326	64	68686	40.000	ug/L	99
7) Trichlorofluoromethane	2.467	101	184082	40.000	ug/L	100
8) Ethyl ether	2.771	74	40366	40.000	ug/L	96
10) 1,1-Dichloroethene	2.960	96	62301	40.000	ug/L	90
11) Carbon disulfide	2.992	76	156588	40.000	ug/L	100
12) Freon-113	2.997	101	64068	40.000	ug/L	89
14) Acrolein	3.285	56	8972	40.000	ug/L	94
15) Methylene chloride	3.516	84	78613	40.000	ug/L	88
17) Acetone	3.558	43	17896	40.000	ug/L	97
18) trans-1,2-Dichloroethene	3.668	96	74225	40.000	ug/L	94
19) Methyl acetate	3.673	43	47198	40.000	ug/L	95
20) Methyl tert-butyl ether	3.762	73	217730	40.000	ug/L	97
21) tert-Butyl alcohol	3.857	59	46502	200.000	ug/L	94
22) Diisopropyl ether	4.119	45	238999	40.000	ug/L	95
23) 1,1-Dichloroethane	4.250	63	132600	40.000	ug/L	99
24) Halothane	4.308	117	57031	40.000	ug/L	100
25) Acrylonitrile	4.297	53	21018	40.000	ug/L	97

Data Path : I:\VOLATILES\Charlie\2020\201019N\
Data File : VC201019N09.D
Acq On : 20 Oct 2020 1:24 am
Operator : CHARLIE:JC
Sample : I8260STD40PPB
Misc : WG1424139,ICAL
ALS Vial : 9 Sample Multiplier: 1

Quant Time: Oct 20 10:06:40 2020
Quant Method : I:\VOLATILES\Charlie\2020\201019N\C_201019N_8260.m
Quant Title : VOLATILES BY GC/MS
QLast Update : Tue Oct 20 10:05:18 2020
Response via : Initial Calibration

CCAL FILE(s) : 1 - I:\VOLATILES\Charlie\2020\201019N\VC201019N09.D
Sub List : 8260-CurveSoil - Megamix plus Diox

Compound	R.T.	QIon	Response	Conc	Units		Dev(Min)
26) Ethyl tert-butyl ether	4.470	59	232456	40.000	ug/L		89
27) Vinyl acetate	4.486	43	181424	40.000	ug/L		96
28) cis-1,2-Dichloroethene	4.774	96	85199	40.000	ug/L		92
29) 2,2-Dichloropropane	4.874	77	112244	40.000	ug/L		97
30) Bromochloromethane	4.968	128	41614	40.000	ug/L	#	84
31) Cyclohexane	4.968	56	113510	40.000	ug/L		90
32) Chloroform	5.036	83	139248	40.000	ug/L		97
33) Ethyl acetate	5.141	43	76847	40.000	ug/L		98
34) Carbon tetrachloride	5.168	117	110254	40.000	ug/L		99
35) Tetrahydrofuran	5.183	42	24739	40.000	ug/L	#	86
37) 1,1,1-Trichloroethane	5.236	97	117977	40.000	ug/L		98
39) 2-Butanone	5.330	43	33972M1	40.000	ug/L		
40) 1,1-Dichloropropene	5.356	75	103080	40.000	ug/L		98
41) Benzene	5.603	78	300236	40.000	ug/L		97
42) tert-Amyl methyl ether	5.708	73	233375	40.000	ug/L		93
44) 1,2-Dichloroethane	5.807	62	104362	40.000	ug/L		99
47) Methyl cyclohexane	6.190	83	128114	40.000	ug/L		92
48) Trichloroethene	6.206	95	79432	40.000	ug/L		94
50) Dibromomethane	6.646	93	53382	40.000	ug/L		92
51) 1,2-Dichloropropane	6.740	63	81750	40.000	ug/L		97
53) 2-Chloroethyl vinyl ether	7.438	63	53815	40.000	ug/L		92
54) Bromodichloromethane	6.819	83	114459	40.000	ug/L		99
57) 1,4-Dioxane	7.024	88	46005M1	2000.000	ug/L		
58) cis-1,3-Dichloropropene	7.506	75	133752	40.000	ug/L		92
61) Toluene	7.768	92	192036	40.000	ug/L		99
62) 4-Methyl-2-pentanone	8.203	58	29337	40.000	ug/L		93
63) Tetrachloroethene	8.224	166	82492	40.000	ug/L		94
65) trans-1,3-Dichloropropene	8.256	75	119162	40.000	ug/L		94
67) Ethyl methacrylate	8.439	69	102736	40.000	ug/L		86
68) 1,1,2-Trichloroethane	8.439	83	62111	40.000	ug/L		98
69) Chlorodibromomethane	8.654	129	88252	40.000	ug/L		97
70) 1,3-Dichloropropane	8.764	76	124888	40.000	ug/L		99
71) 1,2-Dibromoethane	8.927	107	74321	40.000	ug/L		99
72) 2-Hexanone	9.205	43	54783	40.000	ug/L		94
73) Chlorobenzene	9.577	112	225022	40.000	ug/L		94
74) Ethylbenzene	9.614	91	376603	40.000	ug/L		97
75) 1,1,1,2-Tetrachloroethane	9.661	131	84906	40.000	ug/L		99
76) p/m Xylene	9.797	106	297397	80.000	ug/L		96
77) o Xylene	10.337	106	282654	80.000	ug/L		95
78) Styrene	10.400	104	490442	80.000	ug/L		95

Data Path : I:\VOLATILES\Charlie\2020\201019N\
Data File : VC201019N09.D
Acq On : 20 Oct 2020 1:24 am
Operator : CHARLIE:JC
Sample : I8260STD40PPB
Misc : WG1424139,ICAL
ALS Vial : 9 Sample Multiplier: 1

Quant Time: Oct 20 10:06:40 2020
Quant Method : I:\VOLATILES\Charlie\2020\201019N\C_201019N_8260.m
Quant Title : VOLATILES BY GC/MS
QLast Update : Tue Oct 20 10:05:18 2020
Response via : Initial Calibration

CCAL FILE(s) : 1 - I:\VOLATILES\Charlie\2020\201019N\VC201019N09.D
Sub List : 8260-CurveSoil - Megamix plus Diox

Compound	R.T.	QIon	Response	Conc	Units	Dev(Min)
80) Bromoform	10.432	173	58768	40.000	ug/L	99
82) Isopropylbenzene	10.715	105	379288	40.000	ug/L	98
84) Bromobenzene	11.155	156	94908	40.000	ug/L	98
85) n-Propylbenzene	11.192	91	458407	40.000	ug/L	98
86) 1,4-Dichlorobutane	11.213	55	116702	40.000	ug/L	100
87) 1,1,2,2-Tetrachloroethane	11.286	83	102792	40.000	ug/L	99
88) 4-Ethyltoluene	11.318	105	376109	40.000	ug/L	97
89) 2-Chlorotoluene	11.360	91	263375	40.000	ug/L	97
90) 1,3,5-Trimethylbenzene	11.412	105	328014	40.000	ug/L	97
91) 1,2,3-Trichloropropane	11.422	75	78053	40.000	ug/L	96
92) trans-1,4-Dichloro-2-b...	11.470	53	25477	40.000	ug/L	87
93) 4-Chlorotoluene	11.543	91	274437	40.000	ug/L	97
94) tert-Butylbenzene	11.753	119	268403	40.000	ug/L	96
97) 1,2,4-Trimethylbenzene	11.831	105	319243	40.000	ug/L	97
98) sec-Butylbenzene	11.942	105	425913	40.000	ug/L	98
99) p-Isopropyltoluene	12.094	119	357347	40.000	ug/L	98
100) 1,3-Dichlorobenzene	12.167	146	188799	40.000	ug/L	99
101) 1,4-Dichlorobenzene	12.261	146	187991	40.000	ug/L	98
102) p-Diethylbenzene	12.466	119	204820	40.000	ug/L	96
103) n-Butylbenzene	12.523	91	331061	40.000	ug/L	97
104) 1,2-Dichlorobenzene	12.681	146	176212	40.000	ug/L	98
105) 1,2,4,5-Tetramethylben...	13.258	119	319504	40.000	ug/L	99
106) 1,2-Dibromo-3-chloropr...	13.457	155	15440	40.000	ug/L	100
107) 1,3,5-Trichlorobenzene	13.488	180	120456	40.000	ug/L	97
108) Hexachlorobutadiene	14.054	225	54900	40.000	ug/L	98
109) 1,2,4-Trichlorobenzene	14.081	180	113122	40.000	ug/L	97
110) Naphthalene	14.374	128	276666	40.000	ug/L	100
111) 1,2,3-Trichlorobenzene	14.542	180	103732	40.000	ug/L	99

(#) = qualifier out of range (m) = manual integration (+) = signals summed

Quantitation Report (QT Reviewed)

Data Path : I:\VOLATILES\Charlie\2020\201019N\
Data File : VC201019N09.D
Acq On : 20 Oct 2020 1:24 am
Operator : CHARLIE:JC
Sample : I8260STD40PPB
Misc : WG1424139,ICAL
ALS Vial : 9 Sample Multiplier: 1

Quant Time: Oct 20 10:06:40 2020
Quant Method : I:\VOLATILES\Charlie\2020\201019N\C_201019N_8260.m
Quant Title : VOLATILES BY GC/MS
QLast Update : Tue Oct 20 10:05:18 2020
Response via : Initial Calibration

Sub List : 8260-CurveSoil - Megamix plus Diox19N\VC201019N09.D•

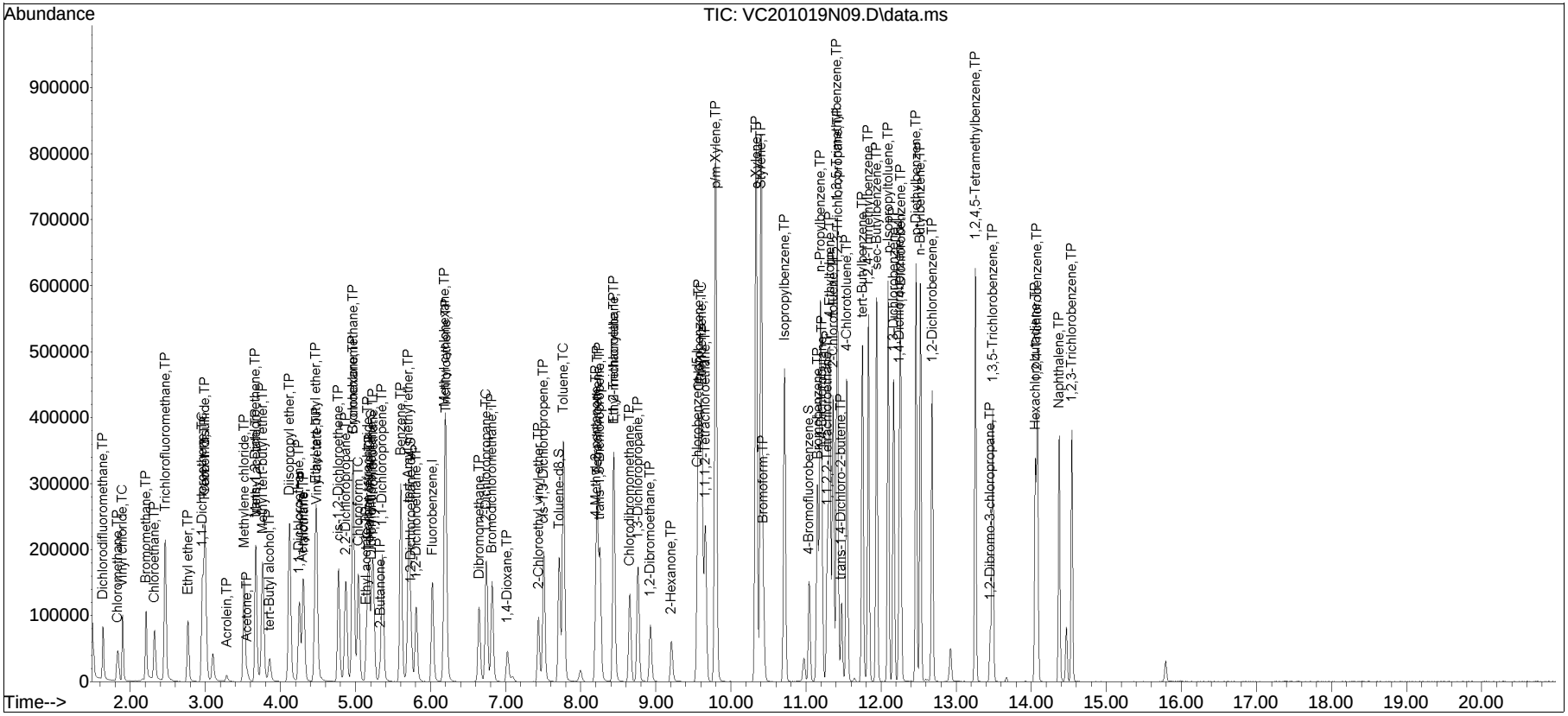

Manual Integration Report

Data Path : I:\VOLATILES\Charlie\2020\QMethod : C_201019N_8260.m
Data File : VC201019N09.D Operator : CHARLIE:JC
Date Inj'd : 10/20/2020 1:24 am Instrument : Charlie
Sample : I8260STD40PPB Quant Date : 10/20/2020 10:06 am

Compound #39: 2-Butanone

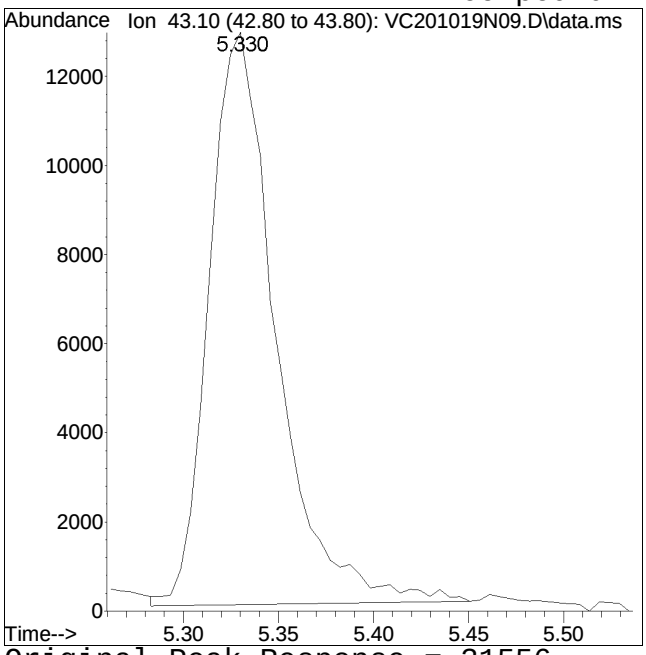

Original Peak Response = 31556

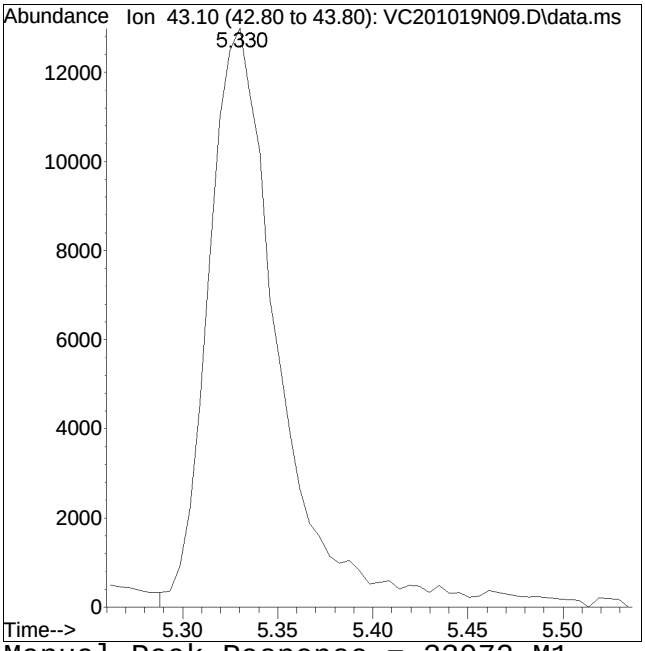

Manual Peak Response = 33972 M1

M1 = Split or tailing peak, auto integration stopped early resulting in false low area count.

Manual Integration Report

Data Path : I:\VOLATILES\Charlie\2020\QMethod : C_201019N_8260.m
Data File : VC201019N09.D Operator : CHARLIE:JC
Date Inj'd : 10/20/2020 1:24 am Instrument : Charlie
Sample : I8260STD40PPB Quant Date : 10/20/2020 10:06 am

Compound #57: 1,4-Dioxane

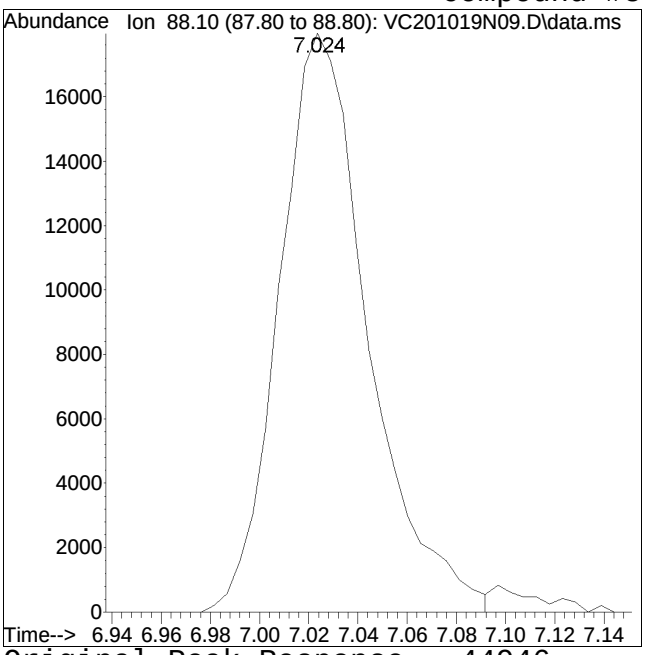

Original Peak Response = 44946

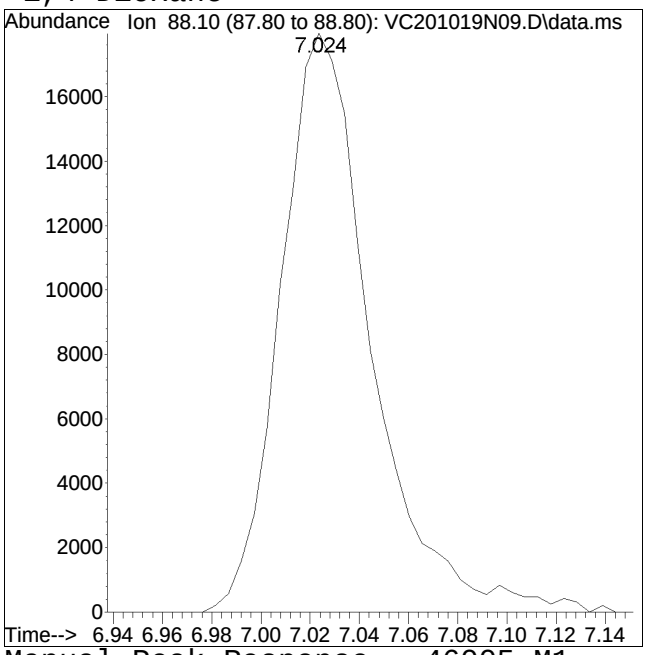

Manual Peak Response = 46005 M1

M1 = Split or tailing peak, auto integration stopped early resulting in false low area count.

Quantitation Report (QT Reviewed)

Data Path : I:\VOLATILES\Charlie\2020\201019N\
Data File : VC201019N10.D
Acq On : 20 Oct 2020 1:51 am
Operator : CHARLIE:JC
Sample : I8260STD100PPB
Misc : WG1424139,ICAL
ALS Vial : 10 Sample Multiplier: 1

Quant Time: Oct 20 10:06:48 2020
Quant Method : I:\VOLATILES\Charlie\2020\201019N\C_201019N_8260.m
Quant Title : VOLATILES BY GC/MS
QLast Update : Tue Oct 20 10:05:18 2020
Response via : Initial Calibration

CCAL FILE(s) : 1 - I:\VOLATILES\Charlie\2020\201019N\VC201019N09.D
Sub List : 8260-CurveSoil - Megamix plus Diox

Compound	R.T.	QIon	Response	Conc	Units	Dev(Min)
Internal Standards						
1) Fluorobenzene	6.027	96	178959	20.000	ug/L	0.00
Standard Area 1 = 160270			Recovery = 111.66%			
59) Chlorobenzene-d5	9.561	117	133821	20.000	ug/L	0.00
Standard Area 1 = 117074			Recovery = 114.30%			
79) 1,4-Dichlorobenzene-d4	12.246	152	74507	20.000	ug/L	0.00
Standard Area 1 = 62245			Recovery = 119.70%			
System Monitoring Compounds						
36) Dibromofluoromethane	5.220	113	50177	20.499	ug/L	0.00
Spiked Amount 20.000	Range 70 - 130		Recovery = 102.50%			
43) 1,2-Dichloroethane-d4	5.744	65	46801	20.816	ug/L	0.00
Spiked Amount 20.000	Range 70 - 130		Recovery = 104.08%			
60) Toluene-d8	7.716	98	176543	19.875	ug/L	0.00
Spiked Amount 20.000	Range 70 - 130		Recovery = 99.38%			
83) 4-Bromofluorobenzene	11.045	95	64456	19.643	ug/L	0.00
Spiked Amount 20.000	Range 70 - 130		Recovery = 98.22%			
Target Compounds						Qvalue
2) Dichlorodifluoromethane	1.644	85	165152	99.515	ug/L	98
3) Chloromethane	1.843	50	152862	93.523	ug/L	99
4) Vinyl chloride	1.906	62	207131	97.954	ug/L	99
5) Bromomethane	2.221	94	135436	89.325	ug/L	100
6) Chloroethane	2.321	64	162963	84.992	ug/L	100
7) Trichlorofluoromethane	2.467	101	510753	99.394	ug/L	100
8) Ethyl ether	2.777	74	118838	105.463	ug/L	98
10) 1,1-Dichloroethene	2.965	96	177231	101.907	ug/L	88
11) Carbon disulfide	2.997	76	447258	102.319	ug/L	99
12) Freon-113	3.002	101	185020	103.451	ug/L	87
14) Acrolein	3.291	56	27122	108.291	ug/L	92
15) Methylene chloride	3.521	84	221031	100.720	ug/L	88
17) Acetone	3.563	43	51154	102.396	ug/L	99
18) trans-1,2-Dichloroethene	3.673	96	213278	102.933	ug/L	94
19) Methyl acetate	3.684	43	137388	104.276	ug/L	95
20) Methyl tert-butyl ether	3.773	73	637395	104.869	ug/L	97
21) tert-Butyl alcohol	3.862	59	139166	536.031	ug/L	91
22) Diisopropyl ether	4.129	45	701226	105.104	ug/L	95
23) 1,1-Dichloroethane	4.255	63	380850	102.889	ug/L	100
24) Halothane	4.313	117	164056	103.048	ug/L	99
25) Acrylonitrile	4.302	53	61612	105.010	ug/L	98

Data Path : I:\VOLATILES\Charlie\2020\201019N\
Data File : VC201019N10.D
Acq On : 20 Oct 2020 1:51 am
Operator : CHARLIE:JC
Sample : I8260STD100PPB
Misc : WG1424139,ICAL
ALS Vial : 10 Sample Multiplier: 1

Quant Time: Oct 20 10:06:48 2020
Quant Method : I:\VOLATILES\Charlie\2020\201019N\C_201019N_8260.m
Quant Title : VOLATILES BY GC/MS
QLast Update : Tue Oct 20 10:05:18 2020
Response via : Initial Calibration

CCAL FILE(s) : 1 - I:\VOLATILES\Charlie\2020\201019N\VC201019N09.D
Sub List : 8260-CurveSoil - Megamix plus Diox

Compound	R.T.	QIon	Response	Conc	Units		Dev(Min)
26) Ethyl tert-butyl ether	4.475	59	686549	105.801	ug/L		88
27) Vinyl acetate	4.491	43	558513	110.280	ug/L		97
28) cis-1,2-Dichloroethene	4.780	96	247984	104.267	ug/L		93
29) 2,2-Dichloropropane	4.874	77	326584	104.229	ug/L		97
30) Bromochloromethane	4.974	128	117959	101.543	ug/L	#	85
31) Cyclohexane	4.974	56	323389	102.059	ug/L		89
32) Chloroform	5.042	83	403542	103.815	ug/L		96
33) Ethyl acetate	5.147	43	224875	104.827	ug/L		97
34) Carbon tetrachloride	5.178	117	317058	103.016	ug/L		99
35) Tetrahydrofuran	5.194	42	68673	99.440	ug/L		91
37) 1,1,1-Trichloroethane	5.241	97	338145	102.675	ug/L		98
39) 2-Butanone	5.330	43	96795M1	102.068	ug/L		
40) 1,1-Dichloropropene	5.367	75	296339	102.985	ug/L		97
41) Benzene	5.608	78	879112	104.891	ug/L		97
42) tert-Amyl methyl ether	5.718	73	683853	104.970	ug/L		93
44) 1,2-Dichloroethane	5.812	62	303681	104.240	ug/L		99
47) Methyl cyclohexane	6.195	83	362976	101.494	ug/L		91
48) Trichloroethene	6.206	95	231762	104.521	ug/L		96
50) Dibromomethane	6.646	93	155668	104.463	ug/L		93
51) 1,2-Dichloropropane	6.746	63	236416	103.597	ug/L		97
53) 2-Chloroethyl vinyl ether	7.438	63	154058	102.551	ug/L		89
54) Bromodichloromethane	6.824	83	343313	107.448	ug/L		99
57) 1,4-Dioxane	7.024	88	132976	5177.224	ug/L	#	89
58) cis-1,3-Dichloropropene	7.511	75	400148	107.171	ug/L	#	91
61) Toluene	7.773	92	562539	102.510	ug/L		100
62) 4-Methyl-2-pentanone	8.203	58	86790	103.526	ug/L		92
63) Tetrachloroethene	8.224	166	241196	102.319	ug/L		95
65) trans-1,3-Dichloropropene	8.261	75	361554	106.177	ug/L		94
67) Ethyl methacrylate	8.439	69	313137	106.662	ug/L		84
68) 1,1,2-Trichloroethane	8.444	83	184517	103.959	ug/L		98
69) Chlorodibromomethane	8.659	129	266961	105.857	ug/L		98
70) 1,3-Dichloropropane	8.764	76	363393	101.824	ug/L		100
71) 1,2-Dibromoethane	8.927	107	218963	103.099	ug/L		99
72) 2-Hexanone	9.210	43	162577	103.851	ug/L		96
73) Chlorobenzene	9.577	112	666086	103.586	ug/L		95
74) Ethylbenzene	9.614	91	1126446	104.670	ug/L		98
75) 1,1,1,2-Tetrachloroethane	9.661	131	254361	104.835	ug/L		99
76) p/m Xylene	9.802	106	902441	212.377	ug/L		94
77) o Xylene	10.337	106	865804	214.383	ug/L		93
78) Styrene	10.405	104	1585205	226.216	ug/L		94

Data Path : I:\VOLATILES\Charlie\2020\201019N\
Data File : VC201019N10.D
Acq On : 20 Oct 2020 1:51 am
Operator : CHARLIE:JC
Sample : I8260STD100PPB
Misc : WG1424139,ICAL
ALS Vial : 10 Sample Multiplier: 1

Quant Time: Oct 20 10:06:48 2020
Quant Method : I:\VOLATILES\Charlie\2020\201019N\C_201019N_8260.m
Quant Title : VOLATILES BY GC/MS
QLast Update : Tue Oct 20 10:05:18 2020
Response via : Initial Calibration

CCAL FILE(s) : 1 - I:\VOLATILES\Charlie\2020\201019N\VC201019N09.D
Sub List : 8260-CurveSoil - Megamix plus Diox

Compound	R.T.	QIon	Response	Conc	Units	Dev(Min)
80) Bromoform	10.437	173	198310	112.764	ug/L	98
82) Isopropylbenzene	10.715	105	1161646	102.346	ug/L	97
84) Bromobenzene	11.155	156	285816	100.635	ug/L	99
85) n-Propylbenzene	11.192	91	1406770	102.551	ug/L	97
86) 1,4-Dichlorobutane	11.213	55	356294	102.023	ug/L	99
87) 1,1,2,2-Tetrachloroethane	11.286	83	309182	100.513	ug/L	99
88) 4-Ethyltoluene	11.318	105	1127581	100.185	ug/L	97
89) 2-Chlorotoluene	11.365	91	794885	100.855	ug/L	97
90) 1,3,5-Trimethylbenzene	11.417	105	997703	101.643	ug/L	97
91) 1,2,3-Trichloropropane	11.422	75	237713	101.773	ug/L	97
92) trans-1,4-Dichloro-2-b...	11.475	53	79072	103.715	ug/L	92
93) 4-Chlorotoluene	11.548	91	826992	100.699	ug/L	95
94) tert-Butylbenzene	11.753	119	816623	101.672	ug/L	96
97) 1,2,4-Trimethylbenzene	11.831	105	988835	103.507	ug/L	97
98) sec-Butylbenzene	11.942	105	1292277	101.392	ug/L	99
99) p-Isopropyltoluene	12.099	119	1086057	101.562	ug/L	97
100) 1,3-Dichlorobenzene	12.167	146	575567	101.874	ug/L	98
101) 1,4-Dichlorobenzene	12.261	146	566762	100.747	ug/L	98
102) p-Diethylbenzene	12.471	119	631711	103.066	ug/L	97
103) n-Butylbenzene	12.529	91	1005716	101.516	ug/L	98
104) 1,2-Dichlorobenzene	12.681	146	535916	101.632	ug/L	98
105) 1,2,4,5-Tetramethylben...	13.258	119	1007901	105.417	ug/L	99
106) 1,2-Dibromo-3-chloropr...	13.457	155	50075	108.378	ug/L	100
107) 1,3,5-Trichlorobenzene	13.488	180	365054	101.274	ug/L	96
108) Hexachlorobutadiene	14.060	225	171181	104.196	ug/L	99
109) 1,2,4-Trichlorobenzene	14.086	180	338068	99.868	ug/L	98
110) Naphthalene	14.374	128	869951	105.077	ug/L	100
111) 1,2,3-Trichlorobenzene	14.542	180	317833	102.389	ug/L	98

(#) = qualifier out of range (m) = manual integration (+) = signals summed

Quantitation Report (QT Reviewed)

Data Path : I:\VOLATILES\Charlie\2020\201019N\
Data File : VC201019N10.D
Acq On : 20 Oct 2020 1:51 am
Operator : CHARLIE:JC
Sample : I8260STD100PPB
Misc : WG1424139,ICAL
ALS Vial : 10 Sample Multiplier: 1

Quant Time: Oct 20 10:06:48 2020
Quant Method : I:\VOLATILES\Charlie\2020\201019N\C_201019N_8260.m
Quant Title : VOLATILES BY GC/MS
QLast Update : Tue Oct 20 10:05:18 2020
Response via : Initial Calibration

Sub List : 8260-CurveSoil - Megamix plus Diox19N\VC201019N09.D•

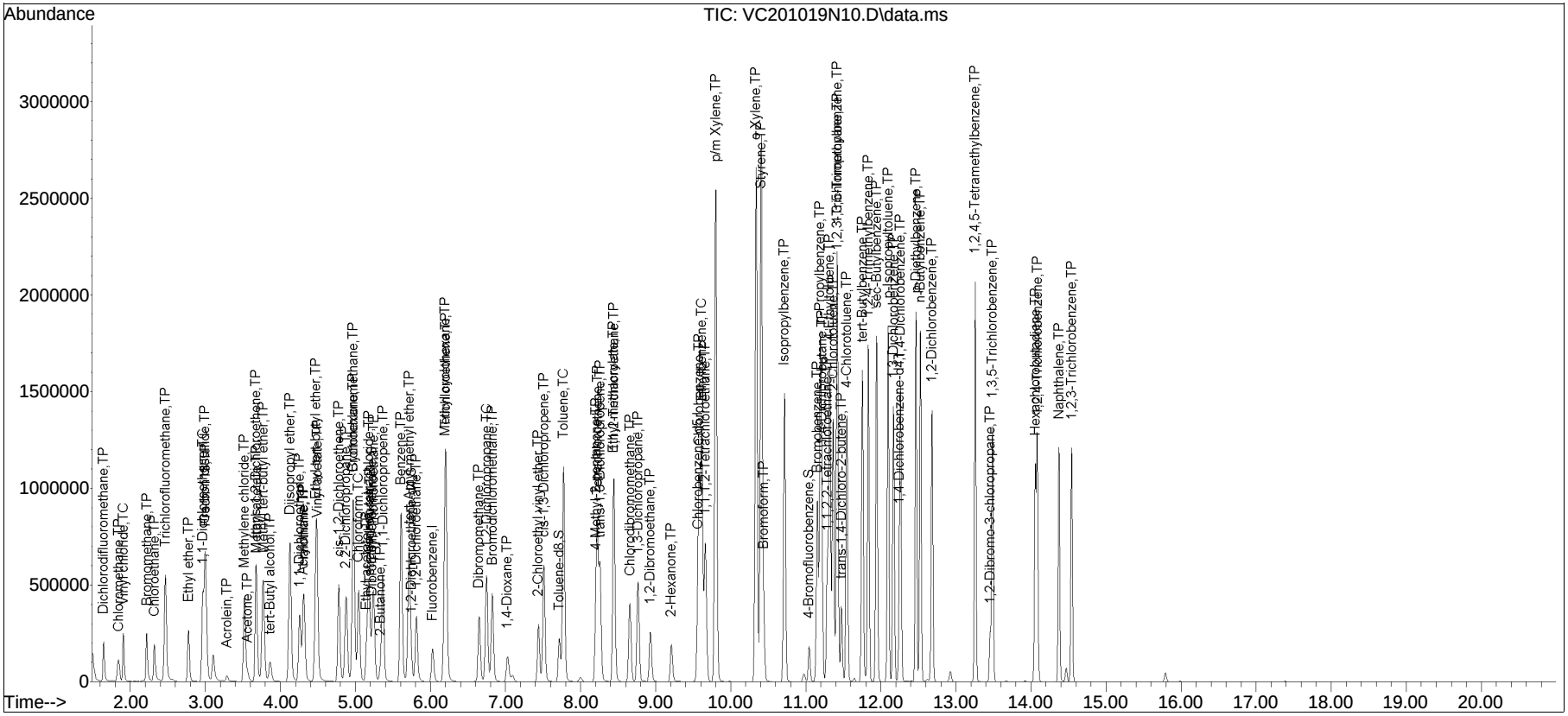

Manual Integration Report

Data Path : I:\VOLATILES\Charlie\2020\QMethod : C_201019N_8260.m
Data File : VC201019N10.D Operator : CHARLIE:JC
Date Inj'd : 10/20/2020 1:51 am Instrument : Charlie
Sample : I8260STD100PPB Quant Date : 10/20/2020 10:06 am

Compound #39: 2-Butanone

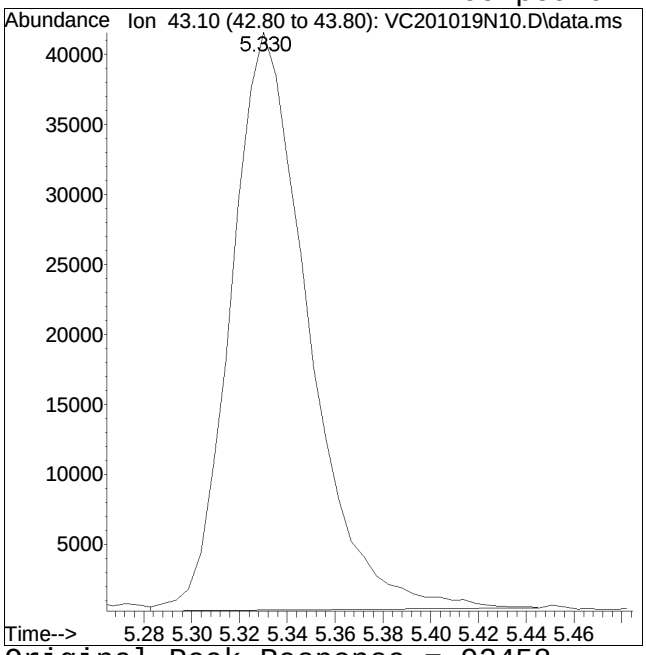

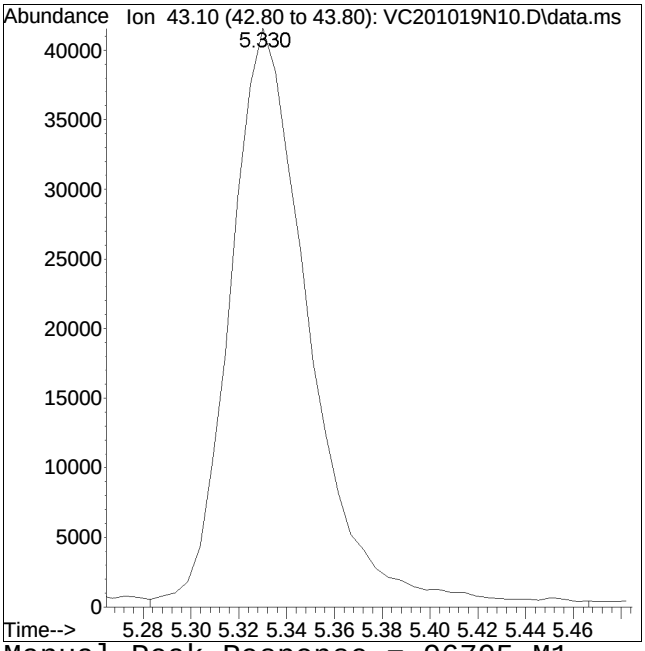

Original Peak Response = 92458 Manual Peak Response = 96795 M1
M1 = Split or tailing peak, auto integration stopped early resulting in false low area count.

Quantitation Report (QT Reviewed)

Data Path : I:\VOLATILES\Charlie\2020\201019N\
Data File : VC201019N11.D
Acq On : 20 Oct 2020 2:19 am
Operator : CHARLIE:JC
Sample : I8260STD200PPB
Misc : WG1424139,ICAL
ALS Vial : 11 Sample Multiplier: 1

Quant Time: Oct 20 10:06:55 2020
Quant Method : I:\VOLATILES\Charlie\2020\201019N\C_201019N_8260.m
Quant Title : VOLATILES BY GC/MS
QLast Update : Tue Oct 20 10:05:18 2020
Response via : Initial Calibration

CCAL FILE(s) : 1 - I:\VOLATILES\Charlie\2020\201019N\VC201019N09.D
Sub List : 8260-CurveSoil - Megamix plus Diox

Compound	R.T.	QIon	Response	Conc	Units	Dev(Min)
Internal Standards						
1) Fluorobenzene	6.022	96	158958	20.000	ug/L	0.00
Standard Area 1 = 160270			Recovery = 99.18%			
59) Chlorobenzene-d5	9.556	117	124519	20.000	ug/L	0.00
Standard Area 1 = 117074			Recovery = 106.36%			
79) 1,4-Dichlorobenzene-d4	12.246	152	69436	20.000	ug/L	0.00
Standard Area 1 = 62245			Recovery = 111.55%			
System Monitoring Compounds						
36) Dibromofluoromethane	5.215	113	45982	21.149	ug/L	0.00
Spiked Amount 20.000	Range 70 - 130		Recovery = 105.75%			
43) 1,2-Dichloroethane-d4	5.739	65	44808	22.437	ug/L	0.00
Spiked Amount 20.000	Range 70 - 130		Recovery = 112.19%			
60) Toluene-d8	7.710	98	159450	19.292	ug/L	0.00
Spiked Amount 20.000	Range 70 - 130		Recovery = 96.46%			
83) 4-Bromofluorobenzene	11.040	95	58502	19.131	ug/L	0.00
Spiked Amount 20.000	Range 70 - 130		Recovery = 95.66%			
Target Compounds						Qvalue
2) Dichlorodifluoromethane	1.634	85	306390	207.851	ug/L	99
3) Chloromethane	1.828	50	287378	197.944	ug/L	99
4) Vinyl chloride	1.896	62	372777	198.471	ug/L	100
5) Bromomethane	2.205	94	262582	194.973	ug/L	100
6) Chloroethane	2.300	64	105622	62.018	ug/L	99
7) Trichlorofluoromethane	2.441	101	941835	206.345	ug/L	100
8) Ethyl ether	2.761	74	226906	226.704	ug/L	98
10) 1,1-Dichloroethene	2.950	96	328461	212.627	ug/L	86
11) Carbon disulfide	2.981	76	840607	216.503	ug/L	99
12) Freon-113	2.986	101	341771	215.141	ug/L	89
14) Acrolein	3.275	56	51817	232.923	ug/L	92
15) Methylene chloride	3.511	84	416696	213.774	ug/L	89
17) Acetone	3.553	43	98131	221.147	ug/L	97
18) trans-1,2-Dichloroethene	3.663	96	398419	216.481	ug/L	93
19) Methyl acetate	3.668	43	266801	227.978	ug/L	95
20) Methyl tert-butyl ether	3.762	73	1212353	224.564	ug/L	97
21) tert-Butyl alcohol	3.857	59	268277	1163.353	ug/L	91
22) Diisopropyl ether	4.119	45	1324606	223.522	ug/L	95
23) 1,1-Dichloroethane	4.245	63	710680	216.153	ug/L	99
24) Halothane	4.302	117	308311	218.026	ug/L	100
25) Acrylonitrile	4.292	53	120034	230.326	ug/L	98

Data Path : I:\VOLATILES\Charlie\2020\201019N\
Data File : VC201019N11.D
Acq On : 20 Oct 2020 2:19 am
Operator : CHARLIE:JC
Sample : I8260STD200PPB
Misc : WG1424139,ICAL
ALS Vial : 11 Sample Multiplier: 1

Quant Time: Oct 20 10:06:55 2020
Quant Method : I:\VOLATILES\Charlie\2020\201019N\C_201019N_8260.m
Quant Title : VOLATILES BY GC/MS
QLast Update : Tue Oct 20 10:05:18 2020
Response via : Initial Calibration

CCAL FILE(s) : 1 - I:\VOLATILES\Charlie\2020\201019N\VC201019N09.D
Sub List : 8260-CurveSoil - Megamix plus Diox

Compound	R.T.	QIon	Response	Conc	Units		Dev(Min)
26) Ethyl tert-butyl ether	4.465	59	1317043	228.501	ug/L		86
27) Vinyl acetate	4.481	43	1094447	243.293	ug/L		97
28) cis-1,2-Dichloroethene	4.769	96	461069	218.254	ug/L		91
29) 2,2-Dichloropropane	4.869	77	607641	218.330	ug/L		97
30) Bromochloromethane	4.963	128	220073	213.283	ug/L	#	86
31) Cyclohexane	4.963	56	599567	213.026	ug/L		89
32) Chloroform	5.036	83	755300	218.756	ug/L		96
33) Ethyl acetate	5.136	43	424988	223.038	ug/L		97
34) Carbon tetrachloride	5.168	117	602652	220.446	ug/L		99
35) Tetrahydrofuran	5.183	42	124921M1	203.649	ug/L		
37) 1,1,1-Trichloroethane	5.230	97	622763	212.890	ug/L		98
39) 2-Butanone	5.325	43	181817M1	215.846	ug/L		
40) 1,1-Dichloropropene	5.356	75	543465	212.631	ug/L		98
41) Benzene	5.597	78	1635855	219.741	ug/L		97
42) tert-Amyl methyl ether	5.708	73	1298112	224.330	ug/L		93
44) 1,2-Dichloroethane	5.807	62	575008	222.209	ug/L		99
47) Methyl cyclohexane	6.190	83	682588	214.878	ug/L		91
48) Trichloroethene	6.200	95	437093	221.926	ug/L		95
50) Dibromomethane	6.641	93	294243	222.301	ug/L		93
51) 1,2-Dichloropropane	6.740	63	444424	219.250	ug/L		97
53) 2-Chloroethyl vinyl ether	7.433	63	297909	223.260	ug/L		91
54) Bromodichloromethane	6.819	83	644876	227.225	ug/L		99
57) 1,4-Dioxane	7.024	88	249477	10935.165	ug/L	#	89
58) cis-1,3-Dichloropropene	7.506	75	753706	227.264	ug/L	#	90
61) Toluene	7.768	92	1061284	207.842	ug/L		100
62) 4-Methyl-2-pentanone	8.203	58	167252	214.408	ug/L		94
63) Tetrachloroethene	8.219	166	453734	206.859	ug/L		94
65) trans-1,3-Dichloropropene	8.256	75	700234	220.999	ug/L		93
67) Ethyl methacrylate	8.439	69	601797	220.299	ug/L		85
68) 1,1,2-Trichloroethane	8.439	83	352212	213.265	ug/L		99
69) Chlorodibromomethane	8.649	129	511146	217.824	ug/L		98
70) 1,3-Dichloropropane	8.759	76	685926	206.558	ug/L		99
71) 1,2-Dibromoethane	8.927	107	414419	209.707	ug/L		99
72) 2-Hexanone	9.205	43	315854	216.833	ug/L		96
73) Chlorobenzene	9.577	112	1273992	212.925	ug/L		95
74) Ethylbenzene	9.614	91	2138331	213.538	ug/L		98
75) 1,1,1,2-Tetrachloroethane	9.661	131	486410	215.451	ug/L		99
76) p/m Xylene	9.797	106	1760139	445.169	ug/L		94
77) o Xylene	10.337	106	1715239	456.441	ug/L		94
78) Styrene	10.405	104	3130690	480.139	ug/L		92

Quantitation Report (QT Reviewed)

Data Path : I:\VOLATILES\Charlie\2020\201019N\
Data File : VC201019N11.D
Acq On : 20 Oct 2020 2:19 am
Operator : CHARLIE:JC
Sample : I8260STD200PPB
Misc : WG1424139,ICAL
ALS Vial : 11 Sample Multiplier: 1

Quant Time: Oct 20 10:06:55 2020
Quant Method : I:\VOLATILES\Charlie\2020\201019N\C_201019N_8260.m
Quant Title : VOLATILES BY GC/MS
QLast Update : Tue Oct 20 10:05:18 2020
Response via : Initial Calibration

CCAL FILE(s) : 1 - I:\VOLATILES\Charlie\2020\201019N\VC201019N09.D
Sub List : 8260-CurveSoil - Megamix plus Diox

Compound	R.T.	QIon	Response	Conc	Units	Dev(Min)
80) Bromoform	10.432	173	392375	239.409	ug/L	99
82) Isopropylbenzene	10.715	105	2211564	209.079	ug/L	97
84) Bromobenzene	11.150	156	547965	207.028	ug/L	99
85) n-Propylbenzene	11.192	91	2690469	210.454	ug/L	97
86) 1,4-Dichlorobutane	11.213	55	682381	209.666	ug/L	97
87) 1,1,2,2-Tetrachloroethane	11.286	83	591444	206.317	ug/L	99
88) 4-Ethyltoluene	11.318	105	2154907	205.445	ug/L	97
89) 2-Chlorotoluene	11.365	91	1510735	205.681	ug/L	96
90) 1,3,5-Trimethylbenzene	11.417	105	1954911	213.705	ug/L	96
91) 1,2,3-Trichloropropane	11.422	75	462639	212.536	ug/L	99
92) trans-1,4-Dichloro-2-b...	11.475	53	155742	219.198	ug/L	94
93) 4-Chlorotoluene	11.543	91	1593022	208.142	ug/L	95
94) tert-Butylbenzene	11.753	119	1560915	208.531	ug/L	95
97) 1,2,4-Trimethylbenzene	11.831	105	1909406	214.465	ug/L	96
98) sec-Butylbenzene	11.942	105	2461238	207.211	ug/L	99
99) p-Isopropyltoluene	12.094	119	2098143	210.535	ug/L	97
100) 1,3-Dichlorobenzene	12.167	146	1111354	211.073	ug/L	99
101) 1,4-Dichlorobenzene	12.261	146	1103535	210.489	ug/L	98
102) p-Diethylbenzene	12.466	119	1223970	214.278	ug/L	96
103) n-Butylbenzene	12.529	91	1928062	208.830	ug/L	98
104) 1,2-Dichlorobenzene	12.681	146	1039760	211.581	ug/L	97
105) 1,2,4,5-Tetramethylben...	13.258	119	2008973	225.464	ug/L	99
106) 1,2-Dibromo-3-chloropr...	13.457	155	96227	223.475	ug/L	99
107) 1,3,5-Trichlorobenzene	13.488	180	708249	210.832	ug/L	96
108) Hexachlorobutadiene	14.060	225	339500	221.742	ug/L	98
109) 1,2,4-Trichlorobenzene	14.086	180	669412	212.191	ug/L	97
110) Naphthalene	14.374	128	1718011	222.664	ug/L	100
111) 1,2,3-Trichlorobenzene	14.542	180	629611	217.640	ug/L	99

(#) = qualifier out of range (m) = manual integration (+) = signals summed

Quantitation Report (QT Reviewed)

Data Path : I:\VOLATILES\Charlie\2020\201019N\
Data File : VC201019N11.D
Acq On : 20 Oct 2020 2:19 am
Operator : CHARLIE:JC
Sample : I8260STD200PPB
Misc : WG1424139,ICAL
ALS Vial : 11 Sample Multiplier: 1

Quant Time: Oct 20 10:06:55 2020
Quant Method : I:\VOLATILES\Charlie\2020\201019N\C_201019N_8260.m
Quant Title : VOLATILES BY GC/MS
QLast Update : Tue Oct 20 10:05:18 2020
Response via : Initial Calibration

Sub List : 8260-CurveSoil - Megamix plus Diox19N\VC201019N09.D•

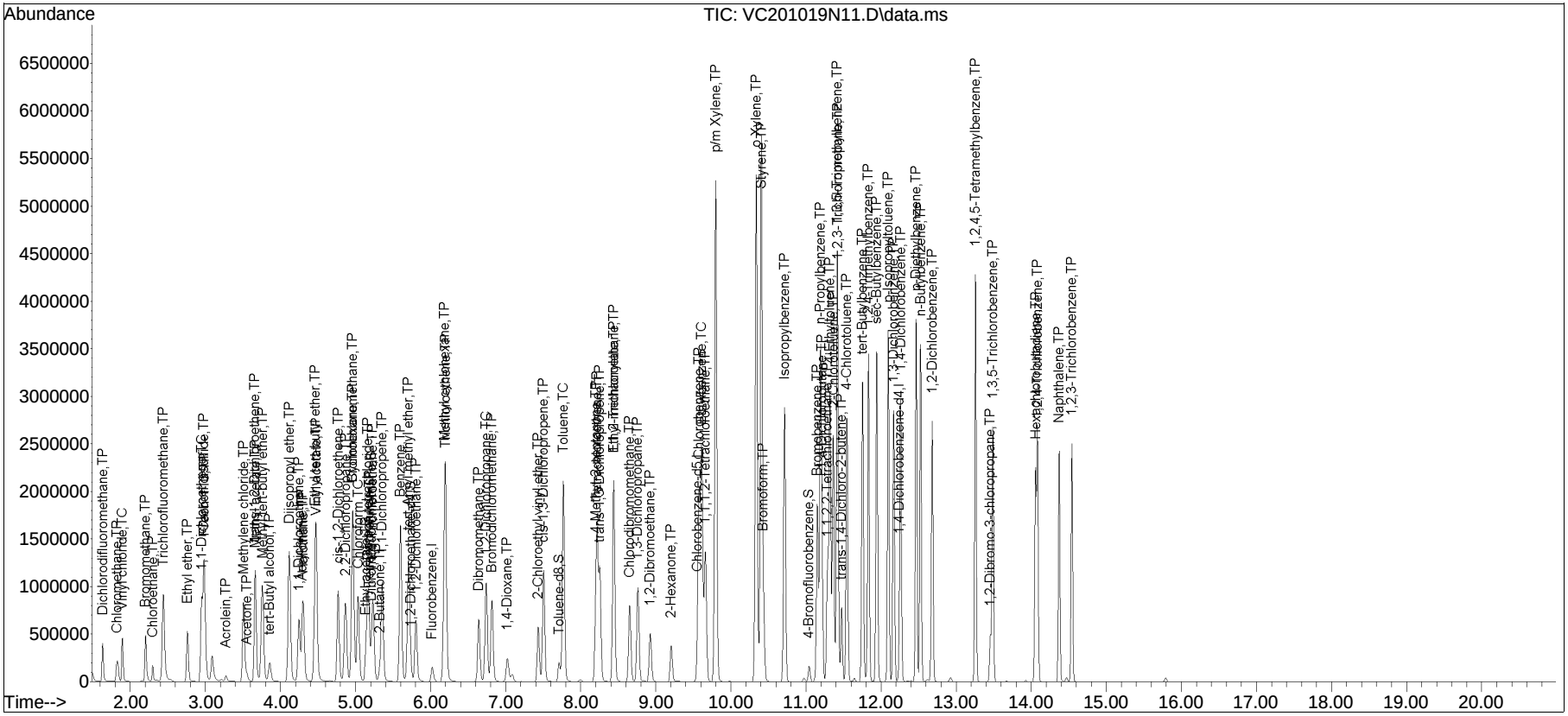

Manual Integration Report

Data Path : I:\VOLATILES\Charlie\2020\QMethod : C_201019N_8260.m
Data File : VC201019N11.D Operator : CHARLIE:JC
Date Inj'd : 10/20/2020 2:19 am Instrument : Charlie
Sample : I8260STD200PPB Quant Date : 10/20/2020 10:06 am

Compound #35: Tetrahydrofuran

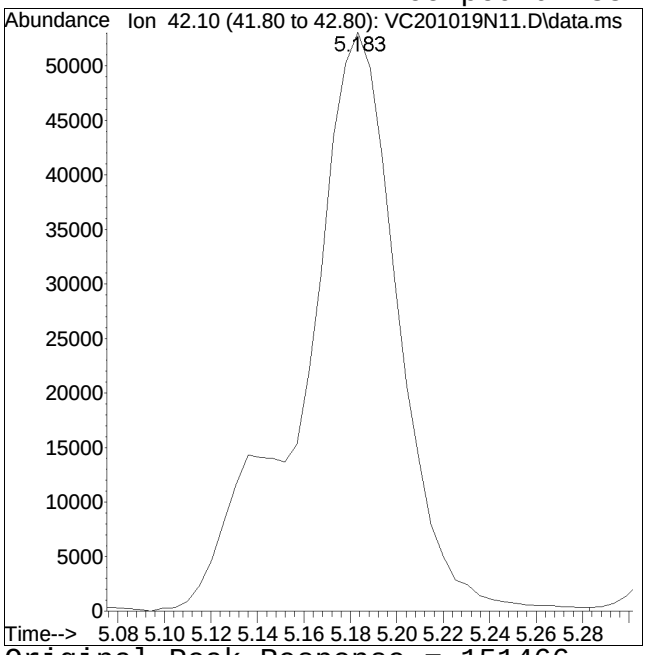

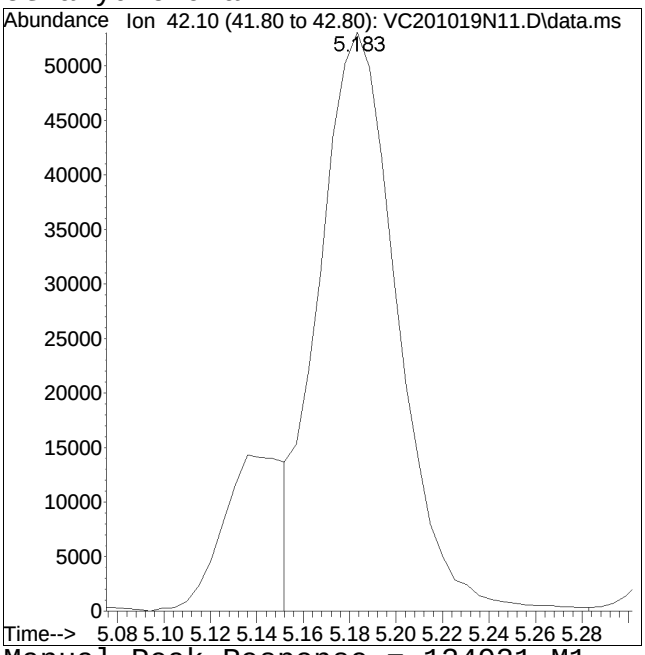

Original Peak Response = 151466 Manual Peak Response = 124921 M1
M1 = Split or tailing peak, auto integration stopped early resulting in false low area count.

Manual Integration Report

Data Path : I:\VOLATILES\Charlie\2020\QMethod : C_201019N_8260.m
Data File : VC201019N11.D Operator : CHARLIE:JC
Date Inj'd : 10/20/2020 2:19 am Instrument : Charlie
Sample : I8260STD200PPB Quant Date : 10/20/2020 10:06 am

Compound #39: 2-Butanone

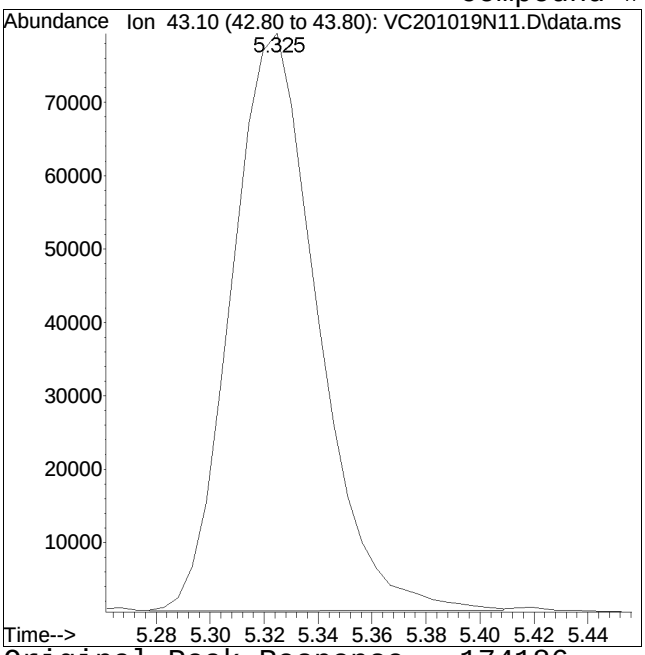

Original Peak Response = 174186

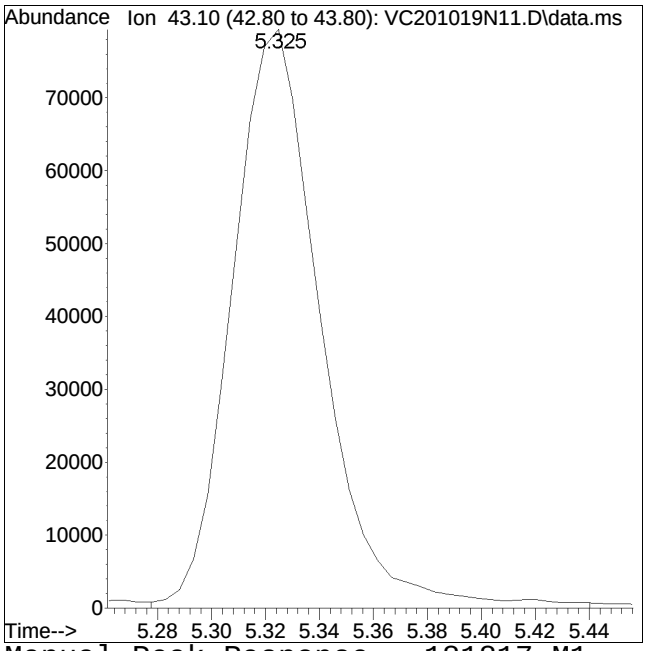

Manual Peak Response = 181817 M1

M1 = Split or tailing peak, auto integration stopped early resulting in false low area count.

Quantitation Report (QT Reviewed)

Data Path : I:\VOLATILES\Charlie\2020\201019N\
Data File : VC201019N12.D
Acq On : 20 Oct 2020 2:47 am
Operator : CHARLIE:JC
Sample : I8260STD300PPB
Misc : WG1424139,ICAL
ALS Vial : 12 Sample Multiplier: 1

Quant Time: Oct 20 10:07:04 2020
Quant Method : I:\VOLATILES\Charlie\2020\201019N\C_201019N_8260.m
Quant Title : VOLATILES BY GC/MS
QLast Update : Tue Oct 20 10:05:18 2020
Response via : Initial Calibration

CCAL FILE(s) : 1 - I:\VOLATILES\Charlie\2020\201019N\VC201019N09.D
Sub List : 8260-CurveSoil - Megamix plus Diox

Compound	R.T.	QIon	Response	Conc	Units	Dev(Min)
Internal Standards						
1) Fluorobenzene	6.022	96	164752	20.000	ug/L	0.00
Standard Area 1 = 160270			Recovery = 102.80%			
59) Chlorobenzene-d5	9.551	117	127471	20.000	ug/L	0.00
Standard Area 1 = 117074			Recovery = 108.88%			
79) 1,4-Dichlorobenzene-d4	12.245	152	73673	20.000	ug/L	0.00
Standard Area 1 = 62245			Recovery = 118.36%			
System Monitoring Compounds						
36) Dibromofluoromethane	5.209	113	46660	20.706	ug/L	0.00
Spiked Amount 20.000	Range 70 - 130		Recovery = 103.53%			
43) 1,2-Dichloroethane-d4	5.734	65	45511	21.987	ug/L	0.00
Spiked Amount 20.000	Range 70 - 130		Recovery = 109.93%			
60) Toluene-d8	7.710	98	161871	19.131	ug/L	0.00
Spiked Amount 20.000	Range 70 - 130		Recovery = 95.66%			
83) 4-Bromofluorobenzene	11.040	95	59515	18.343	ug/L	0.00
Spiked Amount 20.000	Range 70 - 130		Recovery = 91.72%			
Target Compounds						Qvalue
2) Dichlorodifluoromethane	1.628	85	451838	295.742	ug/L	99
3) Chloromethane	1.822	50	451502	300.054	ug/L	99
4) Vinyl chloride	1.890	62	543814	279.350	ug/L	100
5) Bromomethane	2.200	94	435213	311.791	ug/L	100
6) Chloroethane	2.294	64	144224	81.705	ug/L	99
7) Trichlorofluoromethane	2.420	101	1356007	286.637	ug/L	99
8) Ethyl ether	2.761	74	348068	335.529	ug/L	98
10) 1,1-Dichloroethene	2.944	96	506714	316.482	ug/L	86
11) Carbon disulfide	2.971	76	1297055	322.316	ug/L	99
12) Freon-113	2.981	101	519263	315.375	ug/L	91
14) Acrolein	3.275	56	78000	338.288	ug/L	93
15) Methylene chloride	3.505	84	636396	315.003	ug/L	88
17) Acetone	3.547	43	144935	315.137	ug/L	98
18) trans-1,2-Dichloroethene	3.657	96	604784	317.053	ug/L	92
19) Methyl acetate	3.668	43	395435	326.012	ug/L	95
20) Methyl tert-butyl ether	3.757	73	1856089	331.713	ug/L	97
21) tert-Butyl alcohol	3.857	59	394375	1650.020	ug/L	91
22) Diisopropyl ether	4.119	45	2045225	332.986	ug/L	96
23) 1,1-Dichloroethane	4.245	63	1098404	322.330	ug/L	99
24) Halothane	4.297	117	471972	322.023	ug/L	100
25) Acrylonitrile	4.292	53	178001	329.543	ug/L	96

Data Path : I:\VOLATILES\Charlie\2020\201019N\
Data File : VC201019N12.D
Acq On : 20 Oct 2020 2:47 am
Operator : CHARLIE:JC
Sample : I8260STD300PPB
Misc : WG1424139,ICAL
ALS Vial : 12 Sample Multiplier: 1

Quant Time: Oct 20 10:07:04 2020
Quant Method : I:\VOLATILES\Charlie\2020\201019N\C_201019N_8260.m
Quant Title : VOLATILES BY GC/MS
QLast Update : Tue Oct 20 10:05:18 2020
Response via : Initial Calibration

CCAL FILE(s) : 1 - I:\VOLATILES\Charlie\2020\201019N\VC201019N09.D
Sub List : 8260-CurveSoil - Megamix plus Diox

Compound	R.T.	QIon	Response	Conc	Units		Dev(Min)
26) Ethyl tert-butyl ether	4.465	59	2046060	342.499	ug/L		87
27) Vinyl acetate	4.475	43	1675515	359.364	ug/L		97
28) cis-1,2-Dichloroethene	4.764	96	706453	322.649	ug/L		91
29) 2,2-Dichloropropane	4.863	77	926185	321.082	ug/L		97
30) Bromochloromethane	4.958	128	338362	316.391	ug/L	#	86
31) Cyclohexane	4.958	56	906537	310.766	ug/L		89
32) Chloroform	5.031	83	1166604	325.999	ug/L		96
33) Ethyl acetate	5.136	43	631144	319.583	ug/L		97
34) Carbon tetrachloride	5.162	117	924566	326.306	ug/L		99
35) Tetrahydrofuran	5.178	42	180133M1	283.330	ug/L		
37) 1,1,1-Trichloroethane	5.230	97	947899	312.641	ug/L		98
39) 2-Butanone	5.319	43	270900M1	310.291	ug/L		
40) 1,1-Dichloropropene	5.351	75	830093	313.353	ug/L		98
41) Benzene	5.597	78	2516177	326.107	ug/L		97
42) tert-Amyl methyl ether	5.707	73	2014174	335.834	ug/L		93
44) 1,2-Dichloroethane	5.802	62	888533	331.293	ug/L		99
47) Methyl cyclohexane	6.185	83	1032201	313.508	ug/L		90
48) Trichloroethene	6.195	95	681978	334.085	ug/L		95
50) Dibromomethane	6.635	93	453290	330.417	ug/L		93
51) 1,2-Dichloropropane	6.740	63	679824	323.586	ug/L		98
53) 2-Chloroethyl vinyl ether	7.432	63	452439	327.143	ug/L		91
54) Bromodichloromethane	6.814	83	995374	338.390	ug/L		99
57) 1,4-Dioxane	7.023	88	374709	15846.765	ug/L	#	90
58) cis-1,3-Dichloropropene	7.501	75	1170168	340.431	ug/L	#	90
61) Toluene	7.763	92	1649178	315.496	ug/L		100
62) 4-Methyl-2-pentanone	8.198	58	250254	313.382	ug/L		94
63) Tetrachloroethene	8.214	166	705105	314.015	ug/L		93
65) trans-1,3-Dichloropropene	8.250	75	1088484	335.578	ug/L		91
67) Ethyl methacrylate	8.439	69	927495	331.664	ug/L		86
68) 1,1,2-Trichloroethane	8.434	83	549986	325.306	ug/L		98
69) Chlorodibromomethane	8.649	129	791010	329.281	ug/L		98
70) 1,3-Dichloropropane	8.759	76	1054279	310.130	ug/L		100
71) 1,2-Dibromoethane	8.921	107	632522	312.661	ug/L		99
72) 2-Hexanone	9.205	43	465467	312.142	ug/L		96
73) Chlorobenzene	9.577	112	1985129	324.095	ug/L		95
74) Ethylbenzene	9.608	91	3351331	326.921	ug/L		99
75) 1,1,1,2-Tetrachloroethane	9.661	131	768888	332.685	ug/L		99
76) p/m Xylene	9.797	106	2846430	703.239	ug/L		95
77) o Xylene	10.337	106	2764076	718.512	ug/L		94
78) Styrene	10.405	104	5035838	754.437	ug/L		93

Quantitation Report (QT Reviewed)

Data Path : I:\VOLATILES\Charlie\2020\201019N\
Data File : VC201019N12.D
Acq On : 20 Oct 2020 2:47 am
Operator : CHARLIE:JC
Sample : I8260STD300PPB
Misc : WG1424139,ICAL
ALS Vial : 12 Sample Multiplier: 1

Quant Time: Oct 20 10:07:04 2020
Quant Method : I:\VOLATILES\Charlie\2020\201019N\C_201019N_8260.m
Quant Title : VOLATILES BY GC/MS
QLast Update : Tue Oct 20 10:05:18 2020
Response via : Initial Calibration

CCAL FILE(s) : 1 - I:\VOLATILES\Charlie\2020\201019N\VC201019N09.D
Sub List : 8260-CurveSoil - Megamix plus Diox

Compound	R.T.	QIon	Response	Conc	Units	Dev(Min)
80) Bromoform	10.431	173	624307	359.016	ug/L	99
82) Isopropylbenzene	10.715	105	3463308	308.587	ug/L	97
84) Bromobenzene	11.150	156	863825	307.595	ug/L	98
85) n-Propylbenzene	11.192	91	4209721	310.355	ug/L	98
86) 1,4-Dichlorobutane	11.213	55	1050907	304.328	ug/L	96
87) 1,1,2,2-Tetrachloroethane	11.286	83	898872	295.525	ug/L	98
88) 4-Ethyltoluene	11.317	105	3413902	306.756	ug/L	97
89) 2-Chlorotoluene	11.365	91	2392253	306.965	ug/L	96
90) 1,3,5-Trimethylbenzene	11.417	105	3139978	323.512	ug/L	96
91) 1,2,3-Trichloropropane	11.422	75	710319	307.553	ug/L	100
92) trans-1,4-Dichloro-2-b...	11.475	53	235556	312.465	ug/L	96
93) 4-Chlorotoluene	11.548	91	2516266	309.863	ug/L	95
94) tert-Butylbenzene	11.753	119	2471708	311.219	ug/L	95
97) 1,2,4-Trimethylbenzene	11.831	105	3035772	321.369	ug/L	97
98) sec-Butylbenzene	11.941	105	3855039	305.889	ug/L	100
99) p-Isopropyltoluene	12.099	119	3307956	312.842	ug/L	96
100) 1,3-Dichlorobenzene	12.167	146	1779412	318.517	ug/L	98
101) 1,4-Dichlorobenzene	12.261	146	1756645	315.793	ug/L	98
102) p-Diethylbenzene	12.471	119	1937896	319.753	ug/L	95
103) n-Butylbenzene	12.529	91	2987749	304.995	ug/L	98
104) 1,2-Dichlorobenzene	12.681	146	1655884	317.578	ug/L	98
105) 1,2,4,5-Tetramethylben...	13.257	119	3210579	339.596	ug/L	99
106) 1,2-Dibromo-3-chloropr...	13.457	155	150554	329.535	ug/L	99
107) 1,3,5-Trichlorobenzene	13.488	180	1131561	317.472	ug/L	96
108) Hexachlorobutadiene	14.060	225	553262	340.576	ug/L	99
109) 1,2,4-Trichlorobenzene	14.086	180	1072184	320.316	ug/L	97
110) Naphthalene	14.374	128	2651616	323.900	ug/L	100
111) 1,2,3-Trichlorobenzene	14.542	180	995737	324.405	ug/L	99

(#) = qualifier out of range (m) = manual integration (+) = signals summed

Quantitation Report (QT Reviewed)

Data Path : I:\VOLATILES\Charlie\2020\201019N\
Data File : VC201019N12.D
Acq On : 20 Oct 2020 2:47 am
Operator : CHARLIE:JC
Sample : I8260STD300PPB
Misc : WG1424139,ICAL
ALS Vial : 12 Sample Multiplier: 1

Quant Time: Oct 20 10:07:04 2020
Quant Method : I:\VOLATILES\Charlie\2020\201019N\C_201019N_8260.m
Quant Title : VOLATILES BY GC/MS
QLast Update : Tue Oct 20 10:05:18 2020
Response via : Initial Calibration

Sub List : 8260-CurveSoil - Megamix plus Diox19N\VC201019N09.D•

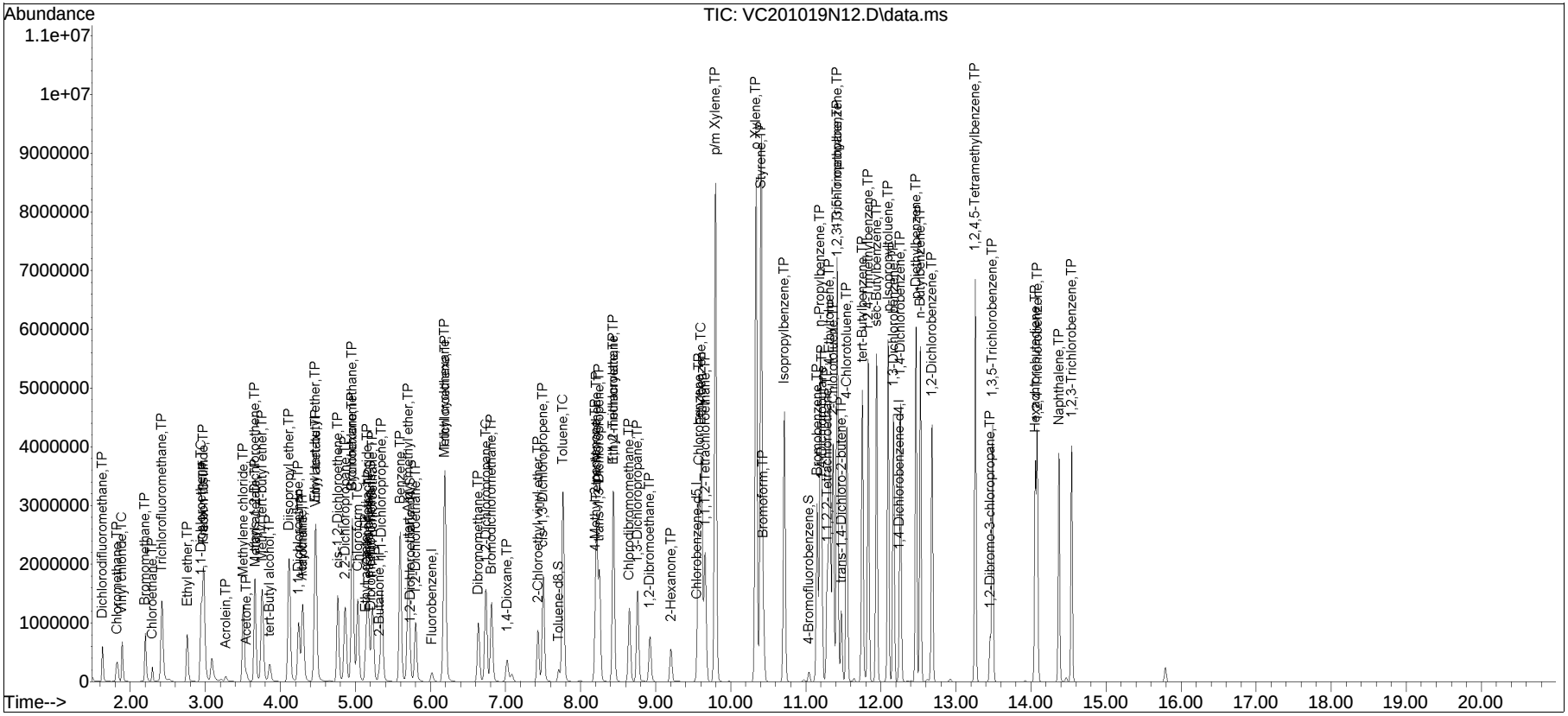

Manual Integration Report

Data Path : I:\VOLATILES\Charlie\2020\QMethod : C_201019N_8260.m
Data File : VC201019N12.D Operator : CHARLIE:JC
Date Inj'd : 10/20/2020 2:47 am Instrument : Charlie
Sample : I8260STD300PPB Quant Date : 10/20/2020 10:06 am

Compound #35: Tetrahydrofuran

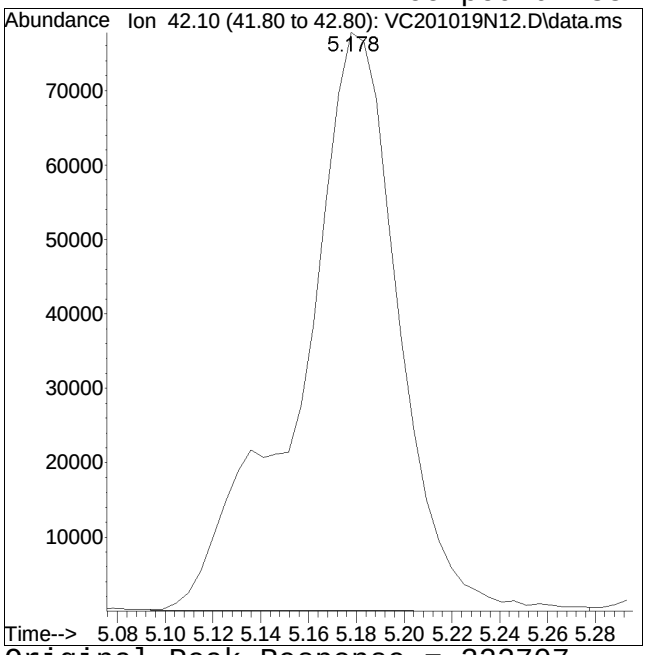

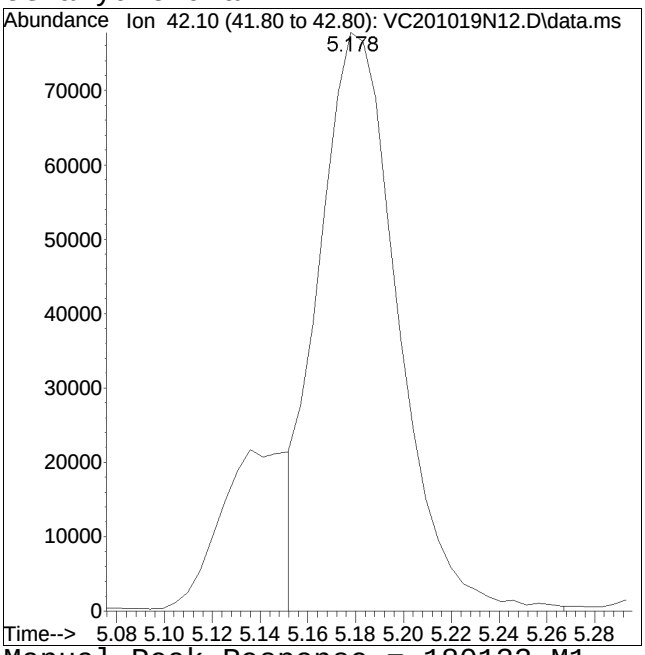

Original Peak Response = 222707 Manual Peak Response = 180133 M1
M1 = Split or tailing peak, auto integration stopped early resulting in false low area count.

Manual Integration Report

Data Path : I:\VOLATILES\Charlie\2020\QMethod : C_201019N_8260.m
Data File : VC201019N12.D Operator : CHARLIE:JC
Date Inj'd : 10/20/2020 2:47 am Instrument : Charlie
Sample : I8260STD300PPB Quant Date : 10/20/2020 10:06 am

Compound #39: 2-Butanone

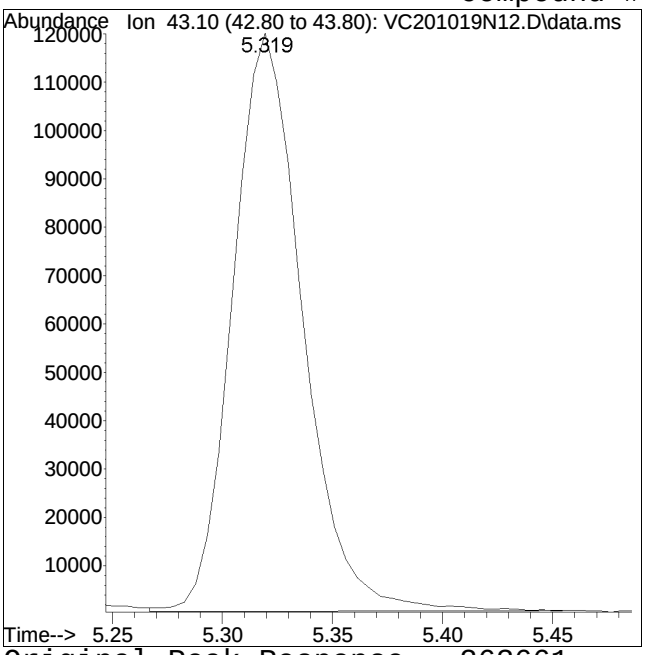

Original Peak Response = 263661

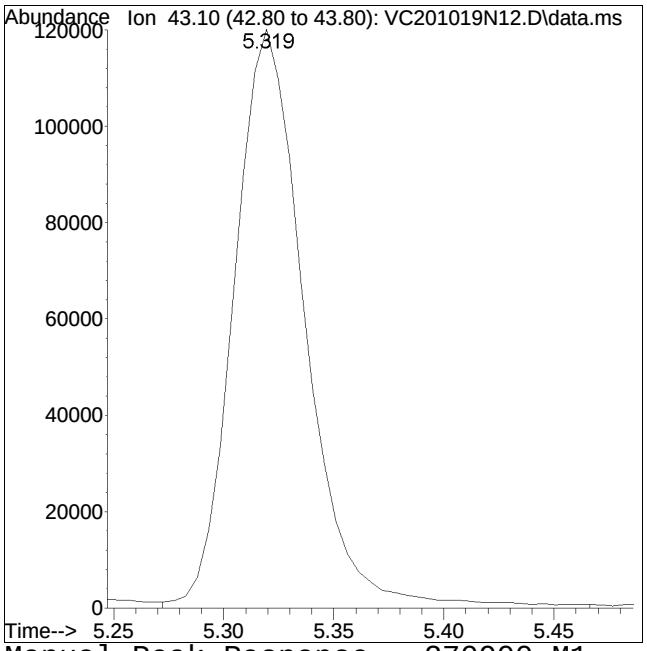

Manual Peak Response = 270900 M1

M1 = Split or tailing peak, auto integration stopped early resulting in false low area count.

Evaluate Continuing Calibration Report

Data Path : I:\VOLATILES\Charlie\2020\201019N\
Data File : VC201019N17.D
Acq On : 20 Oct 2020 5:06 am
Operator : CHARLIE:JC
Sample : C8260STD40PPB
Misc : WG1424139,ICAL
ALS Vial : 17 Sample Multiplier: 1

Quant Time: Oct 20 14:36:19 2020
Quant Method : I:\VOLATILES\Charlie\2020\201019N\C_201019N_8260.m
Quant Title : VOLATILES BY GC/MS
QLast Update : Tue Oct 20 14:34:51 2020
Response via : Initial Calibration

Min. RRF : 0.000 Min. Rel. Area : 50% Max. R.T. Dev 0.50min
Max. RRF Dev : 20% Max. Rel. Area : 200%

		Compound	AvgRF	CCRF	%Dev	Area%	Dev(min)
1	I	Fluorobenzene	1.000	1.000	0.0	91	0.00
2	TP	Dichlorodifluoromethane	0.183	0.228	-24.6#	112	0.00
3	TP	Chloromethane	0.185	0.246	-33.0#	122	0.00
4	TC	Vinyl chloride	0.227	0.308	-35.7#	118	0.00
5	TP	Bromomethane	0.183	0.234	-27.9#	126	0.00
6	TP	Chloroethane	0.193	0.250	-29.5#	106	-0.02
7	TP	Trichlorofluoromethane	0.556	0.664	-19.4	105	-0.01
8	TP	Ethyl ether	0.127	0.147	-15.7	106	0.00
10	TC	1,1-Dichloroethene	0.192	0.210	-9.4	98	0.00
11	TP	Carbon disulfide	0.509	0.810	-59.1#	151	0.00
12	TP	Freon-113	0.201	0.259	-28.9#	118	-0.02
14	TP	Acrolein	0.030	0.025#	16.7	80	0.00
15	TP	Methylene chloride	0.258	0.266	-3.1	98	0.00
17	TP	Acetone	0.064	0.068#	-6.3	110	-0.02
18	TP	trans-1,2-Dichloroethene	0.224	0.243	-8.5	95	-0.01
19	TP	Methyl acetate	0.140	0.188	-34.3#	116	0.00
20	TP	Methyl tert-butyl ether	0.670	0.735	-9.7	98	0.00
21	TP	tert-Butyl alcohol	0.028	0.030#	-7.1	95	0.01
22	TP	Diisopropyl ether	0.733	0.812	-10.8	99	0.00
23	TP	1,1-Dichloroethane	0.411	0.463	-12.7	102	0.00
24	TP	Halothane	0.174	0.196	-12.6	100	0.01
25	TP	Acrylonitrile	0.064	0.071	-10.9	98	0.00
26	TP	Ethyl tert-butyl ether	0.722	0.792	-9.7	99	0.00
27	TP	Vinyl acetate	0.566	0.650	-14.8	104	-0.02
28	TP	cis-1,2-Dichloroethene	0.262	0.288	-9.9	98	-0.01
29	TP	2,2-Dichloropropane	0.354	0.361	-2.0	94	0.01
30	TP	Bromochloromethane	0.125	0.146	-16.8	102	0.00
31	TP	Cyclohexane	0.348	0.427	-22.7#	110	0.00
32	TC	Chloroform	0.438	0.460	-5.0	96	0.00
33	TP	Ethyl acetate	0.228	0.220	3.5	83	-0.02
34	TP	Carbon tetrachloride	0.337	0.345	-2.4	91	0.00
35	TP	Tetrahydrofuran	0.084	0.077	8.3	90	0.00
36	S	Dibromofluoromethane	0.276	0.276	0.0	92	0.00
37	TP	1,1,1-Trichloroethane	0.349	0.397	-13.8	98	0.00
39	TP	2-Butanone	0.101	0.117	-15.8	100	-0.02
40	TP	1,1-Dichloropropene	0.307	0.346	-12.7	98	0.00
41	TP	Benzene	0.930	1.014	-9.0	98	0.00
42	TP	tert-Amyl methyl ether	0.710	0.766	-7.9	96	0.00
43	S	1,2-Dichloroethane-d4	0.261	0.258	1.1	93	0.00

Data Path : I:\VOLATILES\Charlie\2020\201019N\
Data File : VC201019N17.D
Acq On : 20 Oct 2020 5:06 am
Operator : CHARLIE:JC
Sample : C8260STD40PPB
Misc : WG1424139,ICAL
ALS Vial : 17 Sample Multiplier: 1

Quant Time: Oct 20 14:36:19 2020
Quant Method : I:\VOLATILES\Charlie\2020\201019N\C_201019N_8260.m
Quant Title : VOLATILES BY GC/MS
QLast Update : Tue Oct 20 14:34:51 2020
Response via : Initial Calibration

Min. RRF : 0.000 Min. Rel. Area : 50% Max. R.T. Dev 0.50min
Max. RRF Dev : 20% Max. Rel. Area : 200%

		Compound	AvgRF	CCRF	%Dev	Area%	Dev(min)
44	TP	1,2-Dichloroethane	0.320	0.348	-8.7	97	0.00
47	TP	Methyl cyclohexane	0.388	0.441	-13.7	100	0.01
48	TP	Trichloroethene	0.242	0.260	-7.4	95	0.00
50	TP	Dibromomethane	0.158	0.174	-10.1	95	0.00
51	TC	1,2-Dichloropropane	0.250	0.272	-8.8	97	0.01
53	TP	2-Chloroethyl vinyl ether	0.158	0.175	-10.8	95	-0.02
54	TP	Bromodichloromethane	0.333	0.362	-8.7	92	0.00
57	TP	1,4-Dioxane	0.00270	0.00293#	-8.5	93	-0.02
58	TP	cis-1,3-Dichloropropene	0.385	0.430	-11.7	94	0.00
59	I	Chlorobenzene-d5	1.000	1.000	0.0	91	0.00
60	S	Toluene-d8	1.327	1.333	-0.5	92	0.00
61	TC	Toluene	0.810	0.863	-6.5	96	0.00
62	TP	4-Methyl-2-pentanone	0.116	0.139	-19.8	101	0.00
63	TP	Tetrachloroethene	0.337	0.366	-8.6	95	0.00
65	TP	trans-1,3-Dichloropropene	0.470	0.542	-15.3	97	-0.01
67	TP	Ethyl methacrylate	0.422	0.454	-7.6	95	-0.01
68	TP	1,1,2-Trichloroethane	0.255	0.279	-9.4	96	0.00
69	TP	Chlorodibromomethane	* 40.000	40.032	-0.1	98	0.00
70	TP	1,3-Dichloropropane	0.510	0.555	-8.8	95	-0.01
71	TP	1,2-Dibromoethane	0.293	0.334	-14.0	96	-0.01
72	TP	2-Hexanone	0.218	0.255	-17.0	100	-0.03
73	TP	Chlorobenzene	0.927	1.020	-10.0	97	0.00
74	TC	Ethylbenzene	1.582	1.692	-7.0	96	0.00
75	TP	1,1,1,2-Tetrachloroethane	0.333	0.381	-14.4	96	0.00
76	TP	p/m Xylene	0.610	0.665	-9.0	96	0.00
77	TP	o Xylene	0.587	0.635	-8.2	96	0.00
78	TP	Styrene	0.970	1.117	-15.2	98	0.00
79	I	1,4-Dichlorobenzene-d4	1.000	1.000	0.0	93	0.00
80	TP	Bromoform	* 40.000	37.222	6.9	96	-0.01
82	TP	Isopropylbenzene	2.991	3.114	-4.1	95	0.00
83	S	4-Bromofluorobenzene	0.873	0.872	0.1	92	0.00
84	TP	Bromobenzene	0.748	0.786	-5.1	96	0.00
85	TP	n-Propylbenzene	3.615	3.691	-2.1	94	0.00
86	TP	1,4-Dichlorobutane	0.886	0.973	-9.8	97	0.00
87	TP	1,1,2,2-Tetrachloroethane	0.752	0.826	-9.8	93	0.00
88	TP	4-Ethyltoluene	2.898	2.968	-2.4	92	0.00
89	TP	2-Chlorotoluene	2.058	2.112	-2.6	93	0.00

Data Path : I:\VOLATILES\Charlie\2020\201019N\
Data File : VC201019N17.D
Acq On : 20 Oct 2020 5:06 am
Operator : CHARLIE:JC
Sample : C8260STD40PPB
Misc : WG1424139,ICAL
ALS Vial : 17 Sample Multiplier: 1

Quant Time: Oct 20 14:36:19 2020
Quant Method : I:\VOLATILES\Charlie\2020\201019N\C_201019N_8260.m
Quant Title : VOLATILES BY GC/MS
QLast Update : Tue Oct 20 14:34:51 2020
Response via : Initial Calibration

Min. RRF : 0.000 Min. Rel. Area : 50% Max. R.T. Dev 0.50min
Max. RRF Dev : 20% Max. Rel. Area : 200%

	Compound	AvgRF	CCRF	%Dev	Area%	Dev(min)
90 TP	1,3,5-Trimethylbenzene	2.558	2.609	-2.0	92	0.00
91 TP	1,2,3-Trichloropropane	0.602	0.639	-6.1	95	0.00
92 TP	trans-1,4-Dichloro-2-butene	0.187	0.195	-4.3	89	-0.02
93 TP	4-Chlorotoluene	2.130	2.193	-3.0	93	0.00
94 TP	tert-Butylbenzene	2.104	2.210	-5.0	96	0.00
97 TP	1,2,4-Trimethylbenzene	2.461	2.660	-8.1	97	0.00
98 TP	sec-Butylbenzene	3.286	3.384	-3.0	92	0.00
99 TP	p-Isopropyltoluene	2.746	2.782	-1.3	90	0.00
100 TP	1,3-Dichlorobenzene	1.460	1.482	-1.5	91	0.00
101 TP	1,4-Dichlorobenzene	1.494	1.492	0.1	92	0.00
102 TP	p-Diethylbenzene	1.584	1.495	5.6	85	0.00
103 TP	n-Butylbenzene	2.533	2.662	-5.1	93	0.00
104 TP	1,2-Dichlorobenzene	1.354	1.419	-4.8	94	0.00
105 TP	1,2,4,5-Tetramethylbenzene	2.502	2.372	5.2	86	0.00
106 TP	1,2-Dibromo-3-chloropropane *	40.000	37.176	7.1	93	0.00
107 TP	1,3,5-Trichlorobenzene	0.934	0.959	-2.7	93	0.00
108 TP	Hexachlorobutadiene	0.438	0.401	8.4	85	0.00
109 TP	1,2,4-Trichlorobenzene	0.881	0.858	2.6	88	0.00
110 TP	Naphthalene	2.126	2.210	-4.0	93	0.00
111 TP	1,2,3-Trichlorobenzene	0.822	0.789	4.0	88	0.00

* Evaluation of CC level amount vs concentration.
(#) = Out of Range SPCC's out = 4 CCC's out = 1

Quantitation Report (QT Reviewed)

Data Path : I:\VOLATILES\Charlie\2020\201019N\
Data File : VC201019N17.D
Acq On : 20 Oct 2020 5:06 am
Operator : CHARLIE:JC
Sample : C8260STD40PPB
Misc : WG1424139,ICAL
ALS Vial : 17 Sample Multiplier: 1

Quant Time: Oct 20 14:36:19 2020
Quant Method : I:\VOLATILES\Charlie\2020\201019N\C_201019N_8260.m
Quant Title : VOLATILES BY GC/MS
QLast Update : Tue Oct 20 14:34:51 2020
Response via : Initial Calibration

CCAL FILE(s) : 1 - I:\VOLATILES\Charlie\2020\201019N\VC201019N09.D
Sub List : 8260-CurveSoil - Megamix plus Diox

Compound	R.T.	QIon	Response	Conc	Units	Dev(Min)
Internal Standards						
1) Fluorobenzene	6.022	96	145650	20.000	ug/L	0.00
Standard Area 1 = 160270			Recovery = 90.88%			
59) Chlorobenzene-d5	9.556	117	107000	20.000	ug/L	0.00
Standard Area 1 = 117074			Recovery = 91.40%			
79) 1,4-Dichlorobenzene-d4	12.245	152	58091	20.000	ug/L	0.00
Standard Area 1 = 62245			Recovery = 93.33%			
System Monitoring Compounds						
36) Dibromofluoromethane	5.215	113	40168	19.994	ug/L	0.00
Spiked Amount 20.000	Range 70 - 130		Recovery = 99.97%			
43) 1,2-Dichloroethane-d4	5.744	65	37583	19.790	ug/L	0.00
Spiked Amount 20.000	Range 70 - 130		Recovery = 98.95%			
60) Toluene-d8	7.715	98	142590	20.080	ug/L	0.00
Spiked Amount 20.000	Range 70 - 130		Recovery = 100.40%			
83) 4-Bromofluorobenzene	11.045	95	50643	19.962	ug/L	0.00
Spiked Amount 20.000	Range 70 - 130		Recovery = 99.81%			
Target Compounds						Qvalue
2) Dichlorodifluoromethane	1.634	85	66367	49.934	ug/L	98
3) Chloromethane	1.828	50	71694	53.147	ug/L	100
4) Vinyl chloride	1.896	62	89582	54.191	ug/L	99
5) Bromomethane	2.205	94	68207	51.164	ug/L	99
6) Chloroethane	2.310	64	72934	51.825	ug/L	99
7) Trichlorofluoromethane	2.457	101	193461	47.799	ug/L	100
8) Ethyl ether	2.766	74	42755	46.152	ug/L	99
10) 1,1-Dichloroethene	2.955	96	61156	43.635	ug/L	87
11) Carbon disulfide	2.986	76	236059	63.691	ug/L	100
12) Freon-113	2.992	101	75413	51.402	ug/L	81
14) Acrolein	3.285	56	7160	33.097	ug/L	92
15) Methylene chloride	3.516	84	77416	41.148	ug/L	89
17) Acetone	3.553	43	19770	42.327	ug/L	97
18) trans-1,2-Dichloroethene	3.668	96	70818	43.335	ug/L	93
19) Methyl acetate	3.678	43	54767	53.626	ug/L	94
20) Methyl tert-butyl ether	3.762	73	214160	43.912	ug/L	97
21) tert-Butyl alcohol	3.862	59	44196	216.279	ug/L	93
22) Diisopropyl ether	4.119	45	236484	44.298	ug/L	95
23) 1,1-Dichloroethane	4.250	63	134932	45.059	ug/L	99
24) Halothane	4.308	117	57088	45.166	ug/L	100
25) Acrylonitrile	4.302	53	20619	44.184	ug/L	98

Data Path : I:\VOLATILES\Charlie\2020\201019N\
Data File : VC201019N17.D
Acq On : 20 Oct 2020 5:06 am
Operator : CHARLIE:JC
Sample : C8260STD40PPB
Misc : WG1424139,ICAL
ALS Vial : 17 Sample Multiplier: 1

Quant Time: Oct 20 14:36:19 2020
Quant Method : I:\VOLATILES\Charlie\2020\201019N\C_201019N_8260.m
Quant Title : VOLATILES BY GC/MS
QLast Update : Tue Oct 20 14:34:51 2020
Response via : Initial Calibration

CCAL FILE(s) : 1 - I:\VOLATILES\Charlie\2020\201019N\VC201019N09.D
Sub List : 8260-CurveSoil - Megamix plus Diox

Compound	R.T.	QIon	Response	Conc	Units		Dev(Min)
26) Ethyl tert-butyl ether	4.470	59	230671	43.842	ug/L		87
27) Vinyl acetate	4.486	43	189208	45.872	ug/L		97
28) cis-1,2-Dichloroethene	4.774	96	83770	43.933	ug/L		93
29) 2,2-Dichloropropane	4.874	77	105048	40.702	ug/L		97
30) Bromochloromethane	4.963	128	42462	46.494	ug/L	#	84
31) Cyclohexane	4.968	56	124354	48.999	ug/L		88
32) Chloroform	5.042	83	133963	42.045	ug/L		96
33) Ethyl acetate	5.146	43	64010	38.603	ug/L		97
34) Carbon tetrachloride	5.173	117	100515	40.930	ug/L		98
35) Tetrahydrofuran	5.188	42	22356M1	36.745	ug/L		
37) 1,1,1-Trichloroethane	5.236	97	115641	45.561	ug/L		98
39) 2-Butanone	5.330	43	34117M1	46.287	ug/L		
40) 1,1-Dichloropropene	5.361	75	100807	45.047	ug/L		97
41) Benzene	5.603	78	295506	43.609	ug/L		97
42) tert-Amyl methyl ether	5.707	73	223052	43.162	ug/L		93
44) 1,2-Dichloroethane	5.807	62	101453	43.504	ug/L		99
47) Methyl cyclohexane	6.190	83	128574	45.520	ug/L		92
48) Trichloroethene	6.200	95	75739	42.964	ug/L		97
50) Dibromomethane	6.646	93	50813	44.098	ug/L		93
51) 1,2-Dichloropropane	6.746	63	79253	43.569	ug/L		97
53) 2-Chloroethyl vinyl ether	7.438	63	50977	44.230	ug/L		92
54) Bromodichloromethane	6.819	83	105501	43.531	ug/L		99
57) 1,4-Dioxane	7.023	88	42675	2173.696	ug/L		92
58) cis-1,3-Dichloropropene	7.506	75	125348	44.675	ug/L	#	91
61) Toluene	7.773	92	184760	42.625	ug/L		99
62) 4-Methyl-2-pentanone	8.198	58	29667	47.701	ug/L		94
63) Tetrachloroethene	8.224	166	78254	43.370	ug/L		95
65) trans-1,3-Dichloropropene	8.261	75	115957	46.112	ug/L		93
67) Ethyl methacrylate	8.439	69	97218	43.083	ug/L		85
68) 1,1,2-Trichloroethane	8.444	83	59633	43.773	ug/L		98
69) Chlorodibromomethane	8.654	129	86370	40.032	ug/L		97
70) 1,3-Dichloropropane	8.759	76	118751	43.524	ug/L		99
71) 1,2-Dibromoethane	8.932	107	71504	45.580	ug/L		99
72) 2-Hexanone	9.205	43	54664	46.872	ug/L		95
73) Chlorobenzene	9.577	112	218188	43.984	ug/L		96
74) Ethylbenzene	9.613	91	362066	42.773	ug/L		97
75) 1,1,1,2-Tetrachloroethane	9.661	131	81548	45.720	ug/L		100
76) p/m Xylene	9.797	106	284633	87.155	ug/L		96
77) o Xylene	10.337	106	271916	86.552	ug/L		95
78) Styrene	10.400	104	478271	92.134	ug/L		95

Quantitation Report (QT Reviewed)

Data Path : I:\VOLATILES\Charlie\2020\201019N\
Data File : VC201019N17.D
Acq On : 20 Oct 2020 5:06 am
Operator : CHARLIE:JC
Sample : C8260STD40PPB
Misc : WG1424139,ICAL
ALS Vial : 17 Sample Multiplier: 1

Quant Time: Oct 20 14:36:19 2020
Quant Method : I:\VOLATILES\Charlie\2020\201019N\C_201019N_8260.m
Quant Title : VOLATILES BY GC/MS
QLast Update : Tue Oct 20 14:34:51 2020
Response via : Initial Calibration

CCAL FILE(s) : 1 - I:\VOLATILES\Charlie\2020\201019N\VC201019N09.D
Sub List : 8260-CurveSoil - Megamix plus Diox

Compound	R.T.	QIon	Response	Conc	Units	Dev(Min)
80) Bromoform	10.431	173	56433	37.222	ug/L	97
82) Isopropylbenzene	10.714	105	361754	41.641	ug/L	98
84) Bromobenzene	11.150	156	91298	42.000	ug/L	100
85) n-Propylbenzene	11.192	91	428796	40.834	ug/L	98
86) 1,4-Dichlorobutane	11.213	55	113055	43.952	ug/L	99
87) 1,1,2,2-Tetrachloroethane	11.286	83	95910	43.921	ug/L	98
88) 4-Ethyltoluene	11.317	105	344882	40.975	ug/L	97
89) 2-Chlorotoluene	11.359	91	245421	41.066	ug/L	98
90) 1,3,5-Trimethylbenzene	11.412	105	303163	40.808	ug/L	97
91) 1,2,3-Trichloropropane	11.422	75	74280	42.474	ug/L	97
92) trans-1,4-Dichloro-2-b...	11.475	53	22660	41.618	ug/L	88
93) 4-Chlorotoluene	11.543	91	254823	41.186	ug/L	96
94) tert-Butylbenzene	11.753	119	256725	42.011	ug/L	97
97) 1,2,4-Trimethylbenzene	11.831	105	309081	43.234	ug/L	97
98) sec-Butylbenzene	11.941	105	393192	41.191	ug/L	99
99) p-Isopropyltoluene	12.093	119	323170	40.513	ug/L	98
100) 1,3-Dichlorobenzene	12.167	146	172189	40.617	ug/L	99
101) 1,4-Dichlorobenzene	12.261	146	173301	39.945	ug/L	98
102) p-Diethylbenzene	12.466	119	173672	37.756	ug/L	97
103) n-Butylbenzene	12.523	91	309302	42.040	ug/L	98
104) 1,2-Dichlorobenzene	12.681	146	164905	41.945	ug/L	98
105) 1,2,4,5-Tetramethylben...	13.257	119	275591	37.924	ug/L	100
106) 1,2-Dibromo-3-chloropr...	13.457	155	14305	37.176	ug/L	97
107) 1,3,5-Trichlorobenzene	13.488	180	111457	41.063	ug/L	97
108) Hexachlorobutadiene	14.060	225	46567	36.633	ug/L	98
109) 1,2,4-Trichlorobenzene	14.081	180	99685	38.975	ug/L	98
110) Naphthalene	14.374	128	256808	41.590	ug/L	100
111) 1,2,3-Trichlorobenzene	14.542	180	91614	38.385	ug/L	99

(#) = qualifier out of range (m) = manual integration (+) = signals summed

Quantitation Report (QT Reviewed)

Data Path : I:\VOLATILES\Charlie\2020\201019N\
Data File : VC201019N17.D
Acq On : 20 Oct 2020 5:06 am
Operator : CHARLIE:JC
Sample : C8260STD40PPB
Misc : WG1424139,ICAL
ALS Vial : 17 Sample Multiplier: 1

Quant Time: Oct 20 14:36:19 2020
Quant Method : I:\VOLATILES\Charlie\2020\201019N\C_201019N_8260.m
Quant Title : VOLATILES BY GC/MS
QLast Update : Tue Oct 20 14:34:51 2020
Response via : Initial Calibration

Sub List : 8260-CurveSoil - Megamix plus Diox19N\VC201019N09.D•

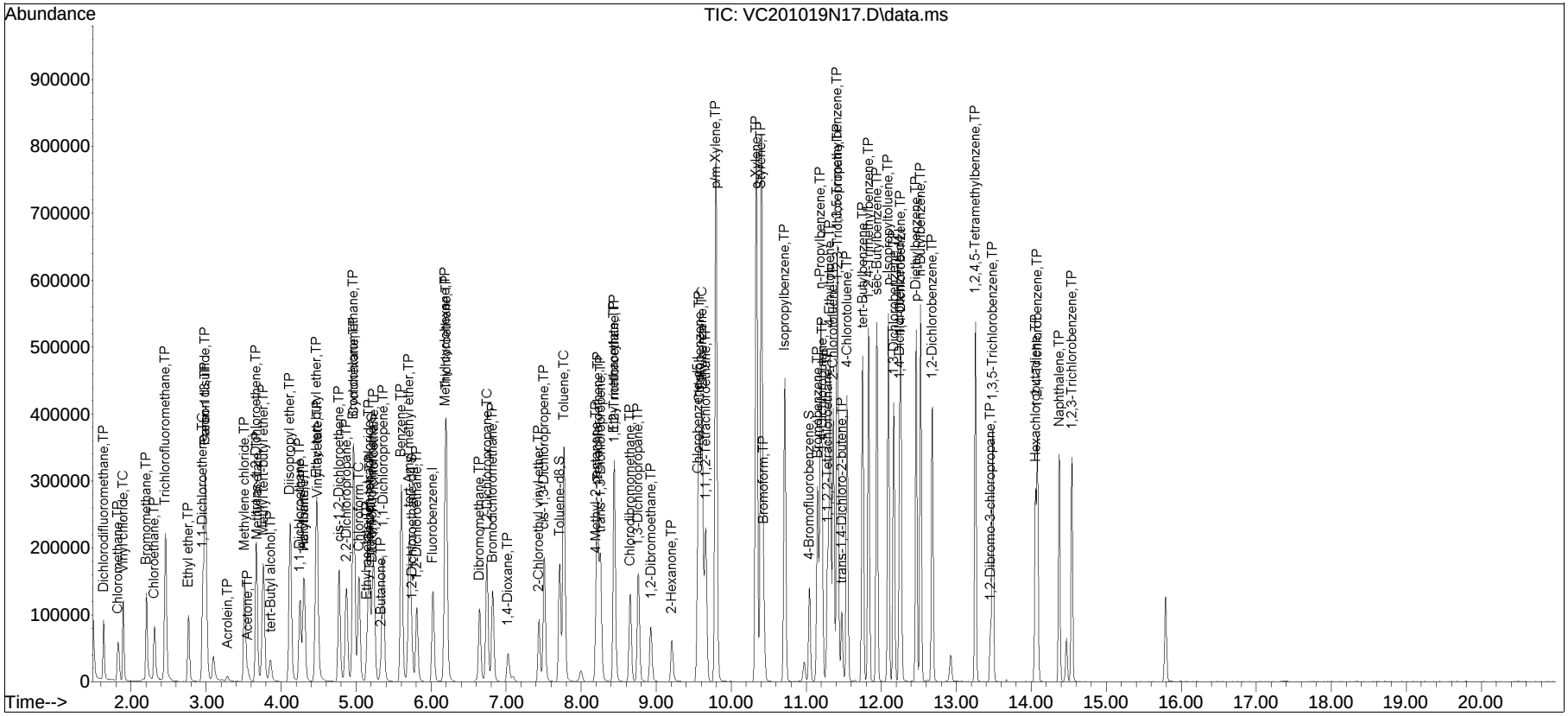

Manual Integration Report

Data Path : I:\VOLATILES\Charlie\2020\QMethod : C_201019N_8260.m
Data File : VC201019N17.D Operator : CHARLIE:JC
Date Inj'd : 10/20/2020 5:06 am Instrument : Charlie
Sample : C8260STD40PPB Quant Date : 10/20/2020 2:36 pm

Compound #35: Tetrahydrofuran

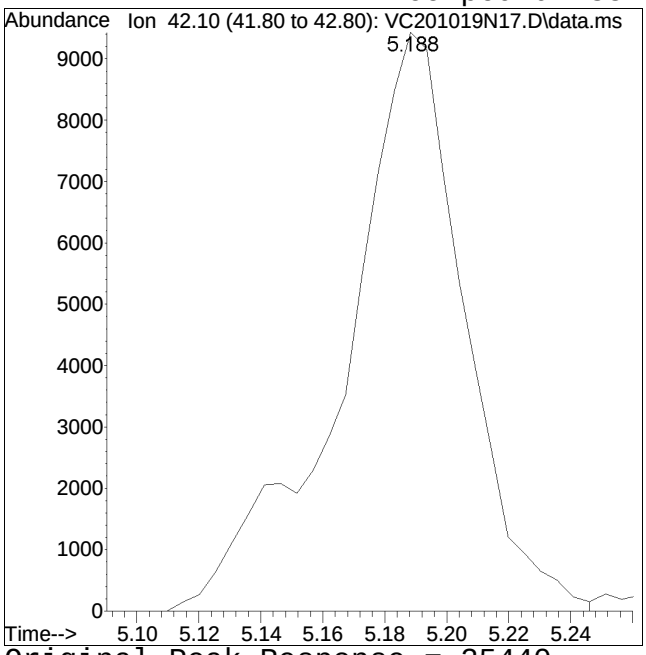

Original Peak Response = 25440

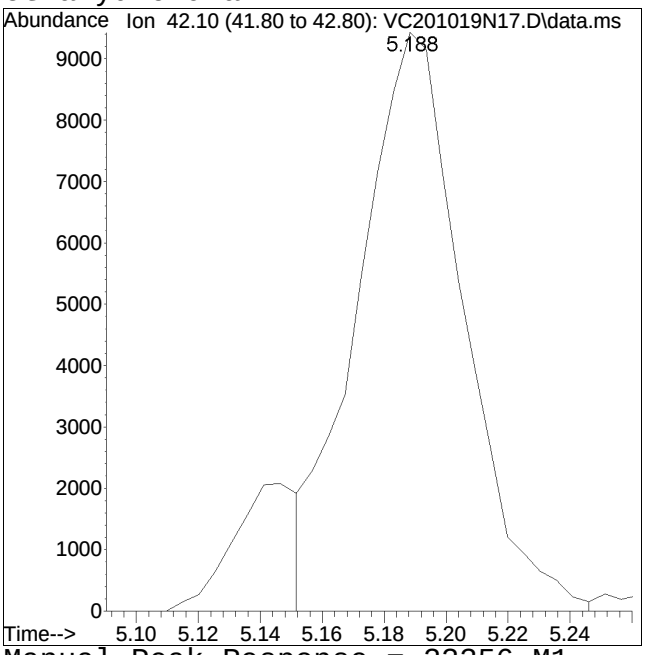

Manual Peak Response = 22356 M1

M1 = Split or tailing peak, auto integration stopped early resulting in false low area count.

Manual Integration Report

Data Path : I:\VOLATILES\Charlie\2020\QMethod : C_201019N_8260.m
Data File : VC201019N17.D Operator : CHARLIE:JC
Date Inj'd : 10/20/2020 5:06 am Instrument : Charlie
Sample : C8260STD40PPB Quant Date : 10/20/2020 2:36 pm

Compound #39: 2-Butanone

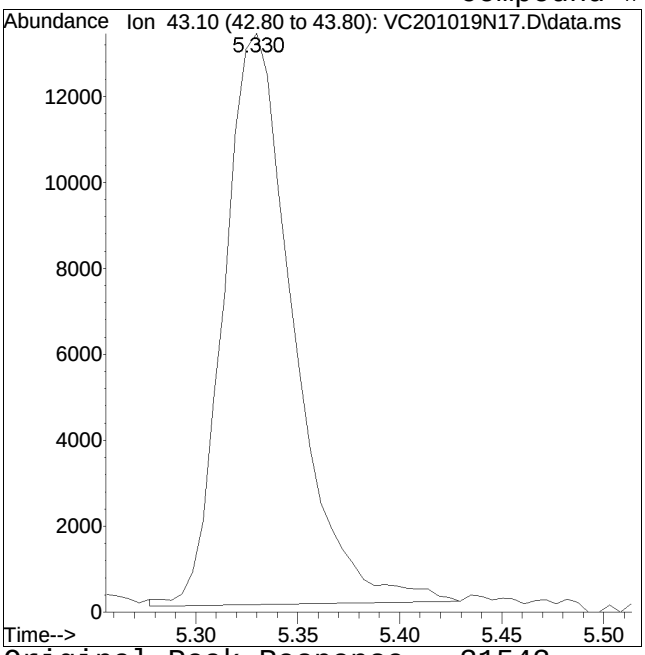

Original Peak Response = 31543

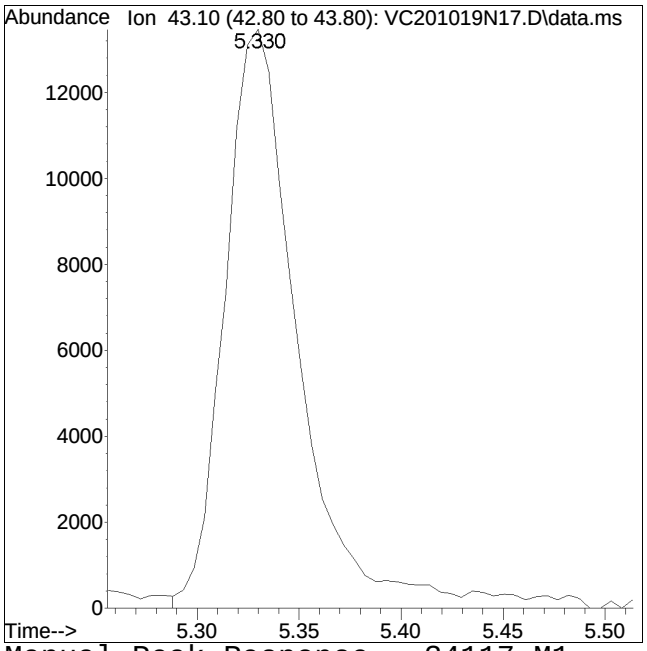

Manual Peak Response = 34117 M1

M1 = Split or tailing peak, auto integration stopped early resulting in false low area count.

Continuing Calibration

Calibration Verification Summary
Form 7
Volatiles

Client	: Impact Environmental	**Lab Number**	: L2046791		
Project Name	: 13-12 BEACH CHANNEL DRIVE	**Project Number**	: 15209		
Instrument ID	: VOA126	**Calibration Date**	: 10/28/20 13:42		
Lab File ID	: V26201028N01	**Init. Calib. Date(s)**	: 10/12/20	10/13/20	
Sample No	: WG1427739-2	**Init. Calib. Times**	: 22:41	03:58	
Channel	:				

Compound	Ave. RRF	RRF	Min RRF	%D	Max %D	Area%	Dev(min)
Fluorobenzene	1	1	-	0	20	89	0
Dichlorodifluoromethane	0.193	0.103	-	46.6*	20	45	0
Chloromethane	0.181	0.128	-	29.3*	20	70	0
Vinyl chloride	0.238	0.183	-	23.1*	20	68	0
Bromomethane	0.132	0.093*	-	29.5*	20	66	0
Chloroethane	0.121	0.103	-	14.9	20	76	0
Trichlorofluoromethane	0.308	0.24	-	22.1*	20	67	0
Ethyl ether	0.098	0.085	-	13.3	20	78	0
1,1-Dichloroethene	0.185	0.151	-	18.4	20	73	0
Carbon disulfide	40	33.21	-	17	20	72	0
Freon-113	0.178	0.146	-	18	20	70	0
Acrolein	0.016	0.014*	-	12.5	20	73	-.02
Methylene chloride	0.222	0.182	-	18	20	78	0
Acetone	40	37.54	-	6.2	20	90	0
trans-1,2-Dichloroethene	0.219	0.187	-	14.6	20	76	0
Methyl acetate	0.078	0.069*	-	11.5	20	80	0
Methyl tert-butyl ether	0.496	0.427	-	13.9	20	76	0
tert-Butyl alcohol	0.015	0.013*	-	13.3	20	74	0
Diisopropyl ether	0.482	0.446	-	7.5	20	83	0
1,1-Dichloroethane	0.336	0.297	-	11.6	20	80	0
Halothane	0.171	0.145	-	15.2	20	74	-.01
Acrylonitrile	40	37.076	-	7.3	20	84	0
Ethyl tert-butyl ether	0.506	0.45	-	11.1	20	79	0
Vinyl acetate	0.25	0.23	-	8	20	81	0
cis-1,2-Dichloroethene	0.246	0.212	-	13.8	20	78	0
2,2-Dichloropropane	0.3	0.267	-	11	20	77	0
Bromochloromethane	0.109	0.094	-	13.8	20	78	0
Cyclohexane	0.265	0.232	-	12.5	20	74	0
Chloroform	0.397	0.347	-	12.6	20	79	-.01
Ethyl acetate	0.109	0.102	-	6.4	20	83	0
Carbon tetrachloride	0.312	0.26	-	16.7	20	71	0
Tetrahydrofuran	40	36.491	-	8.8	20	81	0
Dibromofluoromethane	0.262	0.252	-	3.8	20	86	0
1,1,1-Trichloroethane	0.344	0.296	-	14	20	75	-.01
2-Butanone	40	36.309	-	9.2	20	83	-.01
1,1-Dichloropropene	0.283	0.253	-	10.6	20	78	0
Benzene	0.859	0.768	-	10.6	20	81	0
tert-Amyl methyl ether	0.513	0.453	-	11.7	20	78	0
1,2-Dichloroethane-d4	0.225	0.223	-	0.9	20	89	0
1,2-Dichloroethane	0.253	0.226	-	10.7	20	82	0
Methyl cyclohexane	0.329	0.285	-	13.4	20	72	0
Trichloroethene	0.235	0.211	-	10.2	20	79	-.01
Dibromomethane	0.126	0.112	-	11.1	20	80	0

* Value outside of QC limits.

Calibration Verification Summary
Form 7
Volatiles

Client	: Impact Environmental	**Lab Number**	: L2046791		
Project Name	: 13-12 BEACH CHANNEL DRIVE	**Project Number**	: 15209		
Instrument ID	: VOA126	**Calibration Date**	: 10/28/20 13:42		
Lab File ID	: V26201028N01	**Init. Calib. Date(s)**	: 10/12/20	10/13/20	
Sample No	: WG1427739-2	**Init. Calib. Times**	: 22:41	03:58	
Channel	:				

Compound	Ave. RRF	RRF	Min RRF	%D	Max %D	Area%	Dev(min)
1,2-Dichloropropane	0.197	0.18	-	8.6	20	82	0
2-Chloroethyl vinyl ether	0.086	0.079	-	8.1	20	85	0
Bromodichloromethane	0.298	0.271	-	9.1	20	79	0
1,4-Dioxane	0.00187	0.00161*	-	13.9	20	69	0
cis-1,3-Dichloropropene	0.329	0.31	-	5.8	20	81	0
Chlorobenzene-d5	1	1	-	0	20	93	0
Toluene-d8	1.27	1.241	-	2.3	20	91	0
Toluene	0.725	0.632	-	12.8	20	81	0
4-Methyl-2-pentanone	0.066	0.061*	-	7.6	20	83	-.02
Tetrachloroethene	0.347	0.274	-	21*	20	75	0
trans-1,3-Dichloropropene	0.363	0.331	-	8.8	20	82	0
Ethyl methacrylate	0.281	0.251	-	10.7	20	80	0
1,1,2-Trichloroethane	0.187	0.168	-	10.2	20	83	-.01
Chlorodibromomethane	0.273	0.239	-	12.5	20	76	0
1,3-Dichloropropane	0.372	0.331	-	11	20	83	0
1,2-Dibromoethane	0.22	0.19	-	13.6	20	79	0
2-Hexanone	0.11	0.1	-	9.1	20	84	0
Chlorobenzene	0.837	0.724	-	13.5	20	81	0
Ethylbenzene	1.391	1.245	-	10.5	20	82	0
1,1,1,2-Tetrachloroethane	0.293	0.258	-	11.9	20	78	0
p/m Xylene	0.555	0.497	-	10.5	20	83	0
o Xylene	0.517	0.463	-	10.4	20	82	0
Styrene	0.849	0.787	-	7.3	20	83	0
1,4-Dichlorobenzene-d4	1	1	-	0	20	94	0
Bromoform	0.329	0.267	-	18.8	20	74	0
Isopropylbenzene	2.652	2.297	-	13.4	20	82	0
4-Bromofluorobenzene	0.889	0.896	-	-0.8	20	97	0
Bromobenzene	0.67	0.562	-	16.1	20	80	0
n-Propylbenzene	3.121	2.75	-	11.9	20	83	0
1,4-Dichlorobutane	0.533	0.473	-	11.3	20	85	0
1,1,2,2-Tetrachloroethane	0.505	0.453	-	10.3	20	84	0
4-Ethyltoluene	2.576	2.276	-	11.6	20	83	0
2-Chlorotoluene	2.107	1.804	-	14.4	20	84	0
1,3,5-Trimethylbenzene	2.266	1.96	-	13.5	20	83	0
1,2,3-Trichloropropane	0.371	0.32	-	13.7	20	83	0
trans-1,4-Dichloro-2-buten	0.118	0.108	-	8.5	20	86	0
4-Chlorotoluene	1.898	1.673	-	11.9	20	85	0
tert-Butylbenzene	1.938	1.667	-	14	20	81	0
1,2,4-Trimethylbenzene	2.208	1.925	-	12.8	20	83	0
sec-Butylbenzene	2.871	2.524	-	12.1	20	82	0
p-Isopropyltoluene	2.498	2.159	-	13.6	20	81	0
1,3-Dichlorobenzene	1.333	1.146	-	14	20	82	0
1,4-Dichlorobenzene	1.319	1.137	-	13.8	20	83	0

* Value outside of QC limits.

Calibration Verification Summary
Form 7
Volatiles

Client	: Impact Environmental	**Lab Number**	: L2046791		
Project Name	: 13-12 BEACH CHANNEL DRIVE	**Project Number**	: 15209		
Instrument ID	: VOA126	**Calibration Date**	: 10/28/20 13:42		
Lab File ID	: V26201028N01	**Init. Calib. Date(s)**	: 10/12/20	10/13/20	
Sample No	: WG1427739-2	**Init. Calib. Times**	: 22:41	03:58	
Channel	:				

Compound	Ave. RRF	RRF	Min RRF	%D	Max %D	Area%	Dev(min)
p-Diethylbenzene	1.532	1.336	-	12.8	20	84	0
n-Butylbenzene	2.772	2.376	-	14.3	20	83	0
1,2-Dichlorobenzene	1.214	1.028	-	15.3	20	80	0
1,2,4,5-Tetramethylbenzene	2.199	1.952	-	11.2	20	81	0
1,2-Dibromo-3-chloropropan	0.086	0.066	-	23.3*	20	70	0
1,3,5-Trichlorobenzene	0.918	0.809	-	11.9	20	83	0
Hexachlorobutadiene	0.462	0.378	-	18.2	20	76	0
1,2,4-Trichlorobenzene	0.834	0.733	-	12.1	20	83	0
Naphthalene	1.599	1.401	-	12.4	20	80	0
1,2,3-Trichlorobenzene	0.75	0.648	-	13.6	20	81	0

* Value outside of QC limits.

Calibration Verification Summary
Form 7
Volatiles

Client	: Impact Environmental	**Lab Number**	: L2046791		
Project Name	: 13-12 BEACH CHANNEL DRIVE	**Project Number**	: 15209		
Instrument ID	: VOA100	**Calibration Date**	: 10/28/20 15:32		
Lab File ID	: V00201028P01	**Init. Calib. Date(s)**	: 09/24/20	09/24/20	
Sample No	: WG1427985-2	**Init. Calib. Times**	: 06:55	10:21	
Channel	:				

Compound	Ave. RRF	RRF	Min RRF	%D	Max %D	Area%	Dev(min)
Fluorobenzene	1	1	-	0	20	69	0
Dichlorodifluoromethane	0.324	0.144	-	55.6*	20	35	0
Chloromethane	0.303	0.191	-	37*	20	52	0
Vinyl chloride	0.315	0.226	-	28.3*	20	57	0
Bromomethane	0.173	0.175	-	-1.2	20	81	0
Chloroethane	0.222	0.185	-	16.7	20	67	0
Trichlorofluoromethane	0.456	0.325	-	28.7*	20	57	0
Ethyl ether	0.127	0.114	-	10.2	20	72	0
1,1-Dichloroethene	0.238	0.181	-	23.9*	20	61	0
Carbon disulfide	0.668	0.491	-	26.5*	20	63	0
Freon-113	0.233	0.17	-	27*	20	56	0
Acrolein	0.026	0.021*	-	19.2	20	65	0
Methylene chloride	0.266	0.226	-	15	20	70	0
Acetone	40	34.114	-	14.7	20	67	0
trans-1,2-Dichloroethene	0.264	0.223	-	15.5	20	67	0
Methyl acetate	0.119	0.092*	-	22.7*	20	65	0
Methyl tert-butyl ether	0.618	0.567	-	8.3	20	74	0
tert-Butyl alcohol	0.021	0.018*	-	14.3	20	67	0
Diisopropyl ether	0.78	0.686	-	12.1	20	71	0
1,1-Dichloroethane	0.443	0.408	-	7.9	20	74	0
Halothane	0.196	0.151	-	23*	20	62	0
Acrylonitrile	0.051	0.044*	-	13.7	20	66	0
Ethyl tert-butyl ether	0.728	0.648	-	11	20	71	0
Vinyl acetate	0.496	0.432	-	12.9	20	70	0
cis-1,2-Dichloroethene	0.287	0.245	-	14.6	20	68	0
2,2-Dichloropropane	0.393	0.347	-	11.7	20	70	0
Bromochloromethane	0.123	0.1	-	18.7	20	63	0
Cyclohexane	0.421	0.326	-	22.6*	20	60	0
Chloroform	0.483	0.42	-	13	20	70	0
Ethyl acetate	0.18	0.151	-	16.1	20	67	0
Carbon tetrachloride	0.39	0.304	-	22.1*	20	60	0
Tetrahydrofuran	40	35.941	-	10.1	20	67	0
Dibromofluoromethane	0.242	0.235	-	2.9	20	67	0
1,1,1-Trichloroethane	0.417	0.34	-	18.5	20	64	0
2-Butanone	40	32.344	-	19.1	20	68	0
1,1-Dichloropropene	0.34	0.302	-	11.2	20	69	0
Benzene	1.026	0.909	-	11.4	20	72	0
tert-Amyl methyl ether	0.646	0.581	-	10.1	20	71	0
1,2-Dichloroethane-d4	0.232	0.251	-	-8.2	20	76	0
1,2-Dichloroethane	0.304	0.285	-	6.3	20	74	0
Methyl cyclohexane	0.44	0.336	-	23.6*	20	59	0
Trichloroethene	0.273	0.226	-	17.2	20	67	0
Dibromomethane	0.136	0.121	-	11	20	68	0

* Value outside of QC limits.

Calibration Verification Summary
Form 7
Volatiles

Client	: Impact Environmental	**Lab Number**	: L2046791		
Project Name	: 13-12 BEACH CHANNEL DRIVE	**Project Number**	: 15209		
Instrument ID	: VOA100	**Calibration Date**	: 10/28/20 15:32		
Lab File ID	: V00201028P01	**Init. Calib. Date(s)**	: 09/24/20	09/24/20	
Sample No	: WG1427985-2	**Init. Calib. Times**	: 06:55	10:21	
Channel	:				

Compound	Ave. RRF	RRF	Min RRF	%D	Max %D	Area%	Dev(min)
1,2-Dichloropropane	0.247	0.231	-	6.5	20	74	0
2-Chloroethyl vinyl ether	0.094	0.103	-	-9.6	20	77	0
Bromodichloromethane	0.354	0.303	-	14.4	20	69	0
1,4-Dioxane	0.0018	0.00196*	-	-8.9	20	64	0
cis-1,3-Dichloropropene	0.402	0.37	-	8	20	72	0
Chlorobenzene-d5	1	1	-	0	20	63	0
Toluene-d8	1.312	1.449	-	-10.4	20	70	0
Toluene	0.906	0.836	-	7.7	20	68	0
4-Methyl-2-pentanone	0.095	0.09*	-	5.3	20	66	0
Tetrachloroethene	0.383	0.301	-	21.4*	20	57	0
trans-1,3-Dichloropropene	0.469	0.467	-	0.4	20	72	0
Ethyl methacrylate	0.345	0.345	-	0	20	68	0
1,1,2-Trichloroethane	0.226	0.216	-	4.4	20	68	0
Chlorodibromomethane	0.339	0.293	-	13.6	20	62	0
1,3-Dichloropropane	0.451	0.453	-	-0.4	20	73	0
1,2-Dibromoethane	0.257	0.238	-	7.4	20	66	0
2-Hexanone	0.164	0.147	-	10.4	20	62	0
Chlorobenzene	1.015	0.888	-	12.5	20	65	0
Ethylbenzene	1.739	1.593	-	8.4	20	67	0
1,1,1,2-Tetrachloroethane	0.362	0.308	-	14.9	20	62	0
p/m Xylene	0.675	0.599	-	11.3	20	65	0
o Xylene	0.63	0.561	-	11	20	65	0
Styrene	1.058	0.955	-	9.7	20	65	0
1,4-Dichlorobenzene-d4	1	1	-	0	20	57	0
Bromoform	0.381	0.353	-	7.3	20	59	0
Isopropylbenzene	3.315	3.283	-	1	20	64	0
4-Bromofluorobenzene	0.898	1.049	-	-16.8	20	67	0
Bromobenzene	0.769	0.689	-	10.4	20	59	0
n-Propylbenzene	3.902	3.989	-	-2.2	20	67	0
1,4-Dichlorobutane	0.842	0.904	-	-7.4	20	71	0
1,1,2,2-Tetrachloroethane	0.642	0.648	-	-0.9	20	67	0
4-Ethyltoluene	3.266	3.21	-	1.7	20	64	0
2-Chlorotoluene	2.326	2.347	-	-0.9	20	68	0
1,3,5-Trimethylbenzene	2.796	2.745	-	1.8	20	65	0
1,2,3-Trichloropropane	0.494	0.539	-	-9.1	20	72	0
trans-1,4-Dichloro-2-buten	0.167	0.179	-	-7.2	20	68	0
4-Chlorotoluene	2.327	2.39	-	-2.7	20	68	0
tert-Butylbenzene	2.347	2.192	-	6.6	20	60	0
1,2,4-Trimethylbenzene	2.698	2.662	-	1.3	20	65	0
sec-Butylbenzene	3.548	3.43	-	3.3	20	62	0
p-Isopropyltoluene	3.043	2.883	-	5.3	20	61	0
1,3-Dichlorobenzene	1.49	1.374	-	7.8	20	60	0
1,4-Dichlorobenzene	1.504	1.375	-	8.6	20	60	0

* Value outside of QC limits.

Calibration Verification Summary
Form 7
Volatiles

Client	: Impact Environmental	**Lab Number**	: L2046791		
Project Name	: 13-12 BEACH CHANNEL DRIVE	**Project Number**	: 15209		
Instrument ID	: VOA100	**Calibration Date**	: 10/28/20 15:32		
Lab File ID	: V00201028P01	**Init. Calib. Date(s)**	: 09/24/20	09/24/20	
Sample No	: WG1427985-2	**Init. Calib. Times**	: 06:55	10:21	
Channel	:				

Compound	Ave. RRF	RRF	Min RRF	%D	Max %D	Area%	Dev(min)
p-Diethylbenzene	1.791	1.709	-	4.6	20	61	0
n-Butylbenzene	2.689	2.723	-	-1.3	20	66	0
1,2-Dichlorobenzene	1.363	1.238	-	9.2	20	60	0
1,2,4,5-Tetramethylbenzene	2.739	2.593	-	5.3	20	61	0
1,2-Dibromo-3-chloropropan	0.095	0.079	-	16.8	20	52	0
1,3,5-Trichlorobenzene	1.009	0.937	-	7.1	20	60	0
Hexachlorobutadiene	0.521	0.435	-	16.5	20	52	0
1,2,4-Trichlorobenzene	0.897	0.835	-	6.9	20	60	0
Naphthalene	1.893	1.731	-	8.6	20	60	0
1,2,3-Trichlorobenzene	0.791	0.716	-	9.5	20	58	0

* Value outside of QC limits.

Calibration Verification Summary
Form 7
Volatiles

Client	: Impact Environmental	**Lab Number**	: L2046791		
Project Name	: 13-12 BEACH CHANNEL DRIVE	**Project Number**	: 15209		
Instrument ID	: CHARLIE	**Calibration Date**	: 10/29/20 07:38		
Lab File ID	: VC201029A02	**Init. Calib. Date(s)**	: 10/19/20	10/20/20	
Sample No	: WG1428163-2	**Init. Calib. Times**	: 23:04	02:47	
Channel	:				

Compound	Ave. RRF	RRF	Min RRF	%D	Max %D	Area%	Dev(min)
Fluorobenzene	1	1	-	0	20	60	0
Dichlorodifluoromethane	0.183	0.174	-	4.9	20	56	0
Chloromethane	0.185	0.151	-	18.4	20	49	0
Vinyl chloride	0.227	0.297	-	-30.8*	20	75	0
Bromomethane	0.183	0.246	-	-34.4*	20	87	0
Chloroethane	0.193	0.344	-	-78.2*	20	96	-.02
Trichlorofluoromethane	0.556	0.403	-	27.5*	20	42	-.01
Ethyl ether	0.127	0.126	-	0.8	20	60	0
1,1-Dichloroethene	0.192	0.203	-	-5.7	20	62	0
Carbon disulfide	0.509	0.497	-	2.4	20	61	0
Freon-113	0.201	0.223	-	-10.9	20	66	-.01
Acrolein	0.03	0.025*	-	16.7	20	53	0
Methylene chloride	0.258	0.25	-	3.1	20	61	0
Acetone	0.064	0.054*	-	15.6	20	58	-.01
trans-1,2-Dichloroethene	0.224	0.249	-	-11.2	20	64	-.01
Methyl acetate	0.14	0.128	-	8.6	20	52	-.02
Methyl tert-butyl ether	0.67	0.696	-	-3.9	20	61	0
tert-Butyl alcohol	0.028	0.03*	-	-7.1	20	61	0
Diisopropyl ether	0.733	0.755	-	-3	20	60	0
1,1-Dichloroethane	0.411	0.443	-	-7.8	20	64	0
Halothane	0.174	0.2	-	-14.9	20	67	0
Acrylonitrile	0.064	0.058	-	9.4	20	53	0
Ethyl tert-butyl ether	0.722	0.732	-	-1.4	20	60	0
Vinyl acetate	0.566	0.535	-	5.5	20	56	-.02
cis-1,2-Dichloroethene	0.262	0.285	-	-8.8	20	64	-.02
2,2-Dichloropropane	0.354	0.43	-	-21.5*	20	73	0
Bromochloromethane	0.125	0.132	-	-5.6	20	60	-.01
Cyclohexane	0.348	0.37	-	-6.3	20	62	0
Chloroform	0.438	0.496	-	-13.2	20	68	-.01
Ethyl acetate	0.228	0.22	-	3.5	20	55	-.03
Carbon tetrachloride	0.337	0.414	-	-22.8*	20	72	0
Tetrahydrofuran	0.084	0.079	-	6	20	61	-.01
Dibromofluoromethane	0.276	0.283	-	-2.5	20	62	0
1,1,1-Trichloroethane	0.349	0.429	-	-22.9*	20	70	0
2-Butanone	0.101	0.092*	-	8.9	20	52	-.03
1,1-Dichloropropene	0.307	0.364	-	-18.6	20	67	0
Benzene	0.93	1.023	-	-10	20	65	0
tert-Amyl methyl ether	0.71	0.739	-	-4.1	20	61	0
1,2-Dichloroethane-d4	0.261	0.283	-	-8.4	20	67	0
1,2-Dichloroethane	0.32	0.373	-	-16.6	20	68	0
Methyl cyclohexane	0.388	0.436	-	-12.4	20	65	0
Trichloroethene	0.242	0.281	-	-16.1	20	68	0
Dibromomethane	0.158	0.173	-	-9.5	20	62	0

* Value outside of QC limits.

Calibration Verification Summary
Form 7
Volatiles

Client	: Impact Environmental	**Lab Number**	: L2046791		
Project Name	: 13-12 BEACH CHANNEL DRIVE	**Project Number**	: 15209		
Instrument ID	: CHARLIE	**Calibration Date**	: 10/29/20 07:38		
Lab File ID	: VC201029A02	**Init. Calib. Date(s)**	: 10/19/20	10/20/20	
Sample No	: WG1428163-2	**Init. Calib. Times**	: 23:04	02:47	
Channel	:				

Compound	Ave. RRF	RRF	Min RRF	%D	Max %D	Area%	Dev(min)
1,2-Dichloropropane	0.25	0.266	-	-6.4	20	62	0
2-Chloroethyl vinyl ether	0.158	0.164	-	-3.8	20	58	-.02
Bromodichloromethane	0.333	0.411	-	-23.4*	20	69	0
1,4-Dioxane	0.0027	0.00293*	-	-8.5	20	61	-.02
cis-1,3-Dichloropropene	0.385	0.445	-	-15.6	20	64	0
Chlorobenzene-d5	1	1	-	0	20	65	0
Toluene-d8	1.327	1.271	-	4.2	20	62	0
Toluene	0.81	0.847	-	-4.6	20	67	0
4-Methyl-2-pentanone	0.116	0.109	-	6	20	56	0
Tetrachloroethene	0.337	0.382	-	-13.4	20	70	0
trans-1,3-Dichloropropene	0.47	0.523	-	-11.3	20	67	-.02
Ethyl methacrylate	0.422	0.402	-	4.7	20	59	-.02
1,1,2-Trichloroethane	0.255	0.259	-	-1.6	20	63	-.01
Chlorodibromomethane	40	37.351	-	6.6	20	65	-.01
1,3-Dichloropropane	0.51	0.513	-	-0.6	20	62	-.01
1,2-Dibromoethane	0.293	0.305	-	-4.1	20	62	-.02
2-Hexanone	0.218	0.203	-	6.9	20	56	-.03
Chlorobenzene	0.927	1.02	-	-10	20	69	0
Ethylbenzene	1.582	1.722	-	-8.8	20	69	0
1,1,1,2-Tetrachloroethane	0.333	0.394	-	-18.3	20	70	0
p/m Xylene	0.61	0.703	-	-15.2	20	72	-.01
o Xylene	0.587	0.663	-	-12.9	20	71	0
Styrene	0.97	1.157	-	-19.3	20	72	0
1,4-Dichlorobenzene-d4	1	1	-	0	20	71	0
Bromoform	40	35.239	-	11.9	20	69	-.01
Isopropylbenzene	2.991	3.2	-	-7	20	75	0
4-Bromofluorobenzene	0.873	0.844	-	3.3	20	68	0
Bromobenzene	0.748	0.744	-	0.5	20	69	0
n-Propylbenzene	3.615	3.798	-	-5.1	20	73	0
1,4-Dichlorobutane	0.886	0.834	-	5.9	20	63	0
1,1,2,2-Tetrachloroethane	0.752	0.729	-	3.1	20	63	0
4-Ethyltoluene	2.898	3.151	-	-8.7	20	74	0
2-Chlorotoluene	2.058	2.171	-	-5.5	20	73	0
1,3,5-Trimethylbenzene	2.558	2.788	-	-9	20	75	0
1,2,3-Trichloropropane	0.602	0.578	-	4	20	66	0
trans-1,4-Dichloro-2-buten	0.187	0.191	-	-2.1	20	66	-.02
4-Chlorotoluene	2.13	2.271	-	-6.6	20	73	0
tert-Butylbenzene	2.104	2.302	-	-9.4	20	76	0
1,2,4-Trimethylbenzene	2.461	2.717	-	-10.4	20	75	0
sec-Butylbenzene	3.286	3.678	-	-11.9	20	76	0
p-Isopropyltoluene	2.746	3.04	-	-10.7	20	75	0
1,3-Dichlorobenzene	1.46	1.581	-	-8.3	20	74	0
1,4-Dichlorobenzene	1.494	1.596	-	-6.8	20	75	0

* Value outside of QC limits.

Calibration Verification Summary
Form 7
Volatiles

Client	: Impact Environmental	**Lab Number**	: L2046791	
Project Name	: 13-12 BEACH CHANNEL DRIVE	**Project Number**	: 15209	
Instrument ID	: CHARLIE	**Calibration Date**	: 10/29/20 07:38	
Lab File ID	: VC201029A02	**Init. Calib. Date(s)**	: 10/19/20	10/20/20
Sample No	: WG1428163-2	**Init. Calib. Times**	: 23:04	02:47
Channel	:			

Compound	Ave. RRF	RRF	Min RRF	%D	Max %D	Area%	Dev(min)
p-Diethylbenzene	1.584	1.763	-	-11.3	20	76	0
n-Butylbenzene	2.533	2.805	-	-10.7	20	75	0
1,2-Dichlorobenzene	1.354	1.431	-	-5.7	20	72	0
1,2,4,5-Tetramethylbenzene	2.502	2.619	-	-4.7	20	73	0
1,2-Dibromo-3-chloropropan	40	34.436	-	13.9	20	65	0
1,3,5-Trichlorobenzene	0.934	0.995	-	-6.5	20	73	0
Hexachlorobutadiene	0.438	0.458	-	-4.6	20	74	0
1,2,4-Trichlorobenzene	0.881	0.893	-	-1.4	20	70	0
Naphthalene	2.126	1.972	-	7.2	20	63	0
1,2,3-Trichlorobenzene	0.822	0.773	-	6	20	66	0

* Value outside of QC limits.

Calibration Verification Summary
Form 7
Volatiles

Client	: Impact Environmental	**Lab Number**	: L2046791		
Project Name	: 13-12 BEACH CHANNEL DRIVE	**Project Number**	: 15209		
Instrument ID	: VOA110	**Calibration Date**	: 10/29/20 18:44		
Lab File ID	: V10201029N01	**Init. Calib. Date(s)**	: 10/02/20	10/02/20	
Sample No	: WG1428553-2	**Init. Calib. Times**	: 06:27	09:53	
Channel	:				

Compound	Ave. RRF	RRF	Min RRF	%D	Max %D	Area%	Dev(min)
Fluorobenzene	1	1	-	0	20	66	0
Dichlorodifluoromethane	0.27	0.175	-	35.2*	20	43	0
Chloromethane	0.268	0.236	-	11.9	20	64	.01
Vinyl chloride	0.282	0.28	-	0.7	20	66	0
Bromomethane	40	41.925	-	-4.8	20	75	0
Chloroethane	0.194	0.199	-	-2.6	20	71	0
Trichlorofluoromethane	0.392	0.367	-	6.4	20	63	0
Ethyl ether	0.171	0.17	-	0.6	20	70	0
1,1-Dichloroethene	0.233	0.225	-	3.4	20	65	0
Carbon disulfide	0.64	0.576	-	10	20	64	0
Freon-113	0.229	0.216	-	5.7	20	62	0
Acrolein	0.045	0.047*	-	-4.4	20	77	0
Methylene chloride	0.29	0.279	-	3.8	20	69	0
Acetone	0.086	0.094*	-	-9.3	20	78	0
trans-1,2-Dichloroethene	0.269	0.272	-	-1.1	20	70	0
Methyl acetate	0.203	0.228	-	-12.3	20	78	0
Methyl tert-butyl ether	0.864	0.869	-	-0.6	20	69	0
tert-Butyl alcohol	0.048	0.05	-	-4.2	20	78	0
Diisopropyl ether	0.811	0.914	-	-12.7	20	77	0
1,1-Dichloroethane	0.458	0.509	-	-11.1	20	78	0
Halothane	0.204	0.21	-	-2.9	20	70	0
Acrylonitrile	0.096	0.109	-	-13.5	20	80	0
Ethyl tert-butyl ether	0.838	0.911	-	-8.7	20	75	0
Vinyl acetate	0.606	0.747	-	-23.3*	20	86	0
cis-1,2-Dichloroethene	0.309	0.31	-	-0.3	20	71	0
2,2-Dichloropropane	0.426	0.421	-	1.2	20	70	0
Bromochloromethane	0.14	0.151	-	-7.9	20	75	0
Cyclohexane	0.408	0.434	-	-6.4	20	72	0
Chloroform	0.484	0.477	-	1.4	20	70	0
Ethyl acetate	0.321	0.355	-	-10.6	20	79	0
Carbon tetrachloride	0.361	0.375	-	-3.9	20	70	0
Tetrahydrofuran	0.104	0.112	-	-7.7	20	80	0
Dibromofluoromethane	0.237	0.246	-	-3.8	20	69	0
1,1,1-Trichloroethane	0.414	0.416	-	-0.5	20	70	0
2-Butanone	0.147	0.158	-	-7.5	20	79	0
1,1-Dichloropropene	0.376	0.376	-	0	20	71	0
Benzene	1.177	1.149	-	2.4	20	70	0
tert-Amyl methyl ether	0.878	0.868	-	1.1	20	68	0
1,2-Dichloroethane-d4	0.265	0.278	-	-4.9	20	70	0
1,2-Dichloroethane	0.364	0.403	-	-10.7	20	78	0
Methyl cyclohexane	0.481	0.443	-	7.9	20	62	0
Trichloroethene	0.294	0.285	-	3.1	20	69	0
Dibromomethane	0.174	0.179	-	-2.9	20	70	0

* Value outside of QC limits.

Calibration Verification Summary
Form 7
Volatiles

Client	: Impact Environmental	**Lab Number**	: L2046791		
Project Name	: 13-12 BEACH CHANNEL DRIVE	**Project Number**	: 15209		
Instrument ID	: VOA110	**Calibration Date**	: 10/29/20 18:44		
Lab File ID	: V10201029N01	**Init. Calib. Date(s)**	: 10/02/20	10/02/20	
Sample No	: WG1428553-2	**Init. Calib. Times**	: 06:27	09:53	
Channel	:				

Compound	Ave. RRF	RRF	Min RRF	%D	Max %D	Area%	Dev(min)
1,2-Dichloropropane	0.279	0.302	-	-8.2	20	75	0
2-Chloroethyl vinyl ether	0.206	0.203	-	1.5	20	69	0
Bromodichloromethane	0.403	0.386	-	4.2	20	69	0
1,4-Dioxane	0.00402	0.00468*	-	-16.4	20	79	0
cis-1,3-Dichloropropene	0.502	0.488	-	2.8	20	70	0
Chlorobenzene-d5	1	1	-	0	20	73	0
Toluene-d8	1.177	1.143	-	2.9	20	71	0
Toluene	0.855	0.805	-	5.8	20	72	0
4-Methyl-2-pentanone	0.146	0.148	-	-1.4	20	76	0
Tetrachloroethene	0.36	0.33	-	8.3	20	71	0
trans-1,3-Dichloropropene	0.511	0.473	-	7.4	20	70	0
Ethyl methacrylate	0.487	0.428	-	12.1	20	67	0
1,1,2-Trichloroethane	0.256	0.232	-	9.4	20	69	0
Chlorodibromomethane	0.332	0.324	-	2.4	20	73	0
1,3-Dichloropropane	0.53	0.494	-	6.8	20	71	0
1,2-Dibromoethane	0.316	0.287	-	9.2	20	69	0
2-Hexanone	0.291	0.273	-	6.2	20	76	0
Chlorobenzene	1.006	0.918	-	8.7	20	73	0
Ethylbenzene	1.607	1.509	-	6.1	20	72	0
1,1,1,2-Tetrachloroethane	0.351	0.322	-	8.3	20	73	0
p/m Xylene	0.676	0.62	-	8.3	20	72	0
o Xylene	0.64	0.582	-	9.1	20	72	0
Styrene	1.107	0.983	-	11.2	20	69	0
1,4-Dichlorobenzene-d4	1	1	-	0	20	76	0
Bromoform	0.403	0.374	-	7.2	20	73	0
Isopropylbenzene	3.037	2.738	-	9.8	20	71	0
4-Bromofluorobenzene	0.883	0.842	-	4.6	20	73	0
Bromobenzene	0.756	0.687	-	9.1	20	72	0
n-Propylbenzene	3.499	3.154	-	9.9	20	71	0
1,4-Dichlorobutane	0.925	0.903	-	2.4	20	80	0
1,1,2,2-Tetrachloroethane	0.821	0.691	-	15.8	20	69	0
4-Ethyltoluene	3.029	2.689	-	11.2	20	70	0
2-Chlorotoluene	2.072	1.82	-	12.2	20	70	0
1,3,5-Trimethylbenzene	2.571	2.316	-	9.9	20	71	0
1,2,3-Trichloropropane	0.669	0.588	-	12.1	20	71	0
trans-1,4-Dichloro-2-buten	0.234	0.222	-	5.1	20	77	0
4-Chlorotoluene	2.169	1.931	-	11	20	71	0
tert-Butylbenzene	2.21	2.017	-	8.7	20	71	0
1,2,4-Trimethylbenzene	2.562	2.29	-	10.6	20	71	0
sec-Butylbenzene	3.31	2.962	-	10.5	20	69	0
p-Isopropyltoluene	2.87	2.635	-	8.2	20	72	0
1,3-Dichlorobenzene	1.521	1.37	-	9.9	20	72	0
1,4-Dichlorobenzene	1.537	1.365	-	11.2	20	71	0

* Value outside of QC limits.

Calibration Verification Summary
Form 7
Volatiles

Client	: Impact Environmental	**Lab Number**	: L2046791	
Project Name	: 13-12 BEACH CHANNEL DRIVE	**Project Number**	: 15209	
Instrument ID	: VOA110	**Calibration Date**	: 10/29/20 18:44	
Lab File ID	: V10201029N01	**Init. Calib. Date(s)**	: 10/02/20	10/02/20
Sample No	: WG1428553-2	**Init. Calib. Times**	: 06:27	09:53
Channel	:			

Compound	Ave. RRF	RRF	Min RRF	%D	Max %D	Area%	Dev(min)
p-Diethylbenzene	1.716	1.561	-	9	20	71	0
n-Butylbenzene	2.485	2.234	-	10.1	20	71	0
1,2-Dichlorobenzene	1.445	1.294	-	10.4	20	71	0
1,2,4,5-Tetramethylbenzene	2.778	2.496	-	10.2	20	71	0
1,2-Dibromo-3-chloropropan	0.151	0.134	-	11.3	20	68	0
1,3,5-Trichlorobenzene	1.033	0.962	-	6.9	20	75	0
Hexachlorobutadiene	0.481	0.435	-	9.6	20	71	0
1,2,4-Trichlorobenzene	0.992	0.934	-	5.8	20	75	0
Naphthalene	2.855	2.586	-	9.4	20	71	0
1,2,3-Trichlorobenzene	0.959	0.876	-	8.7	20	73	0

* Value outside of QC limits.

Evaluate Continuing Calibration Report

Data Path : I:\VOLATILES\VOA126\2020\201028N\
Data File : V26201028N01.D
Acq On : 28 Oct 2020 01:42 pm
Operator : VOA126:MKS
Sample : WG1427739-2
Misc : WG1427739,ICAL17233
ALS Vial : 1 Sample Multiplier: 1

Quant Time: Oct 28 14:26:07 2020
Quant Method : I:\VOLATILES\VOA126\2020\201028N\V126_201012N_8260Suff.m
Quant Title : VOLATILES BY GC/MS
QLast Update : Tue Oct 13 17:03:21 2020
Response via : Initial Calibration

Min. RRF : 0.000 Min. Rel. Area : 50% Max. R.T. Dev 0.50min
Max. RRF Dev : 20% Max. Rel. Area : 200%

		Compound		AvgRF	CCRF	%Dev	Area%	Dev(min)
1	I	Fluorobenzene		1.000	1.000	0.0	89	0.00
2	TP	Dichlorodifluoromethane		0.193	0.103	46.6#	45#	0.00
4	TP	Chloromethane		0.181	0.128	29.3#	70	0.00
5	TC	Vinyl chloride		0.238	0.183	23.1#	68	0.00
6	TP	Bromomethane		0.132	0.093#	29.5#	66	0.00
7	TP	Chloroethane		0.121	0.103	14.9	76	0.00
8	TP	Trichlorofluoromethane		0.308	0.240	22.1#	67	0.00
9	TP	Ethyl ether		0.098	0.085	13.3	78	0.00
11	TC	1,1-Dichloroethene		0.185	0.151	18.4	73	0.00
12	TP	Carbon disulfide	*	40.000	33.210	17.0	72	0.00
13	TP	Freon-113		0.178	0.146	18.0	70	0.00
15	TP	Acrolein		0.016	0.014#	12.5	73	-0.02
17	TP	Methylene chloride		0.222	0.182	18.0	78	0.00
19	TP	Acetone	*	40.000	37.540	6.2	90	0.00
20	TP	trans-1,2-Dichloroethene		0.219	0.187	14.6	76	0.00
21	TP	Methyl acetate		0.078	0.069#	11.5	80	0.00
23	TP	Methyl tert-butyl ether		0.496	0.427	13.9	76	0.00
24	TP	tert-Butyl alcohol		0.015	0.013#	13.3	74	0.00
25	TP	Diisopropyl ether		0.482	0.446	7.5	83	0.00
26	TP	1,1-Dichloroethane		0.336	0.297	11.6	80	0.00
27	TP	Halothane		0.171	0.145	15.2	74	-0.01
28	TP	Acrylonitrile	*	40.000	37.076	7.3	84	0.00
29	TP	Ethyl tert-butyl ether		0.506	0.450	11.1	79	0.00
30	TP	Vinyl acetate		0.250	0.230	8.0	81	0.00
31	TP	cis-1,2-Dichloroethene		0.246	0.212	13.8	78	0.00
32	TP	2,2-Dichloropropane		0.300	0.267	11.0	77	0.00
33	TP	Bromochloromethane		0.109	0.094	13.8	78	0.00
34	TP	Cyclohexane		0.265	0.232	12.5	74	0.00
35	TC	Chloroform		0.397	0.347	12.6	79	-0.01
36	TP	Ethyl acetate		0.109	0.102	6.4	83	0.00
37	TP	Carbon tetrachloride		0.312	0.260	16.7	71	0.00
38	TP	Tetrahydrofuran	*	40.000	36.491	8.8	81	0.00
39	S	Dibromofluoromethane		0.262	0.252	3.8	86	0.00
40	TP	1,1,1-Trichloroethane		0.344	0.296	14.0	75	-0.01
42	TP	2-Butanone	*	40.000	36.309	9.2	83	-0.01
43	TP	1,1-Dichloropropene		0.283	0.253	10.6	78	0.00
45	TP	Benzene		0.859	0.768	10.6	81	0.00
46	TP	tert-Amyl methyl ether		0.513	0.453	11.7	78	0.00
47	S	1,2-Dichloroethane-d4		0.225	0.223	0.9	89	0.00

Data Path : I:\VOLATILES\VOA126\2020\201028N\
Data File : V26201028N01.D
Acq On : 28 Oct 2020 01:42 pm
Operator : VOA126:MKS
Sample : WG1427739-2
Misc : WG1427739,ICAL17233
ALS Vial : 1 Sample Multiplier: 1

Quant Time: Oct 28 14:26:07 2020
Quant Method : I:\VOLATILES\VOA126\2020\201028N\V126_201012N_8260Suff.m
Quant Title : VOLATILES BY GC/MS
QLast Update : Tue Oct 13 17:03:21 2020
Response via : Initial Calibration

Min. RRF : 0.000 Min. Rel. Area : 50% Max. R.T. Dev 0.50min
Max. RRF Dev : 20% Max. Rel. Area : 200%

		Compound	AvgRF	CCRF	%Dev	Area%	Dev(min)
48	TP	1,2-Dichloroethane	0.253	0.226	10.7	82	0.00
51	TP	Methyl cyclohexane	0.329	0.285	13.4	72	0.00
52	TP	Trichloroethene	0.235	0.211	10.2	79	-0.01
54	TP	Dibromomethane	0.126	0.112	11.1	80	0.00
55	TC	1,2-Dichloropropane	0.197	0.180	8.6	82	0.00
57	TP	2-Chloroethyl vinyl ether	0.086	0.079	8.1	85	0.00
58	TP	Bromodichloromethane	0.298	0.271	9.1	79	0.00
61	TP	1,4-Dioxane	0.00187	0.00161#	13.9	69	0.00
62	TP	cis-1,3-Dichloropropene	0.329	0.310	5.8	81	0.00
63	I	Chlorobenzene-d5	1.000	1.000	0.0	93	0.00
65	S	Toluene-d8	1.270	1.241	2.3	91	0.00
66	TC	Toluene	0.725	0.632	12.8	81	0.00
67	TP	4-Methyl-2-pentanone	0.066	0.061#	7.6	83	-0.02
68	TP	Tetrachloroethene	0.347	0.274	21.0#	75	0.00
71	TP	trans-1,3-Dichloropropene	0.363	0.331	8.8	82	0.00
74	TP	Ethyl methacrylate	0.281	0.251	10.7	80	0.00
75	TP	1,1,2-Trichloroethane	0.187	0.168	10.2	83	-0.01
76	TP	Chlorodibromomethane	0.273	0.239	12.5	76	0.00
77	TP	1,3-Dichloropropane	0.372	0.331	11.0	83	0.00
78	TP	1,2-Dibromoethane	0.220	0.190	13.6	79	0.00
80	TP	2-Hexanone	0.110	0.100	9.1	84	0.00
82	TP	Chlorobenzene	0.837	0.724	13.5	81	0.00
83	TC	Ethylbenzene	1.391	1.245	10.5	82	0.00
84	TP	1,1,1,2-Tetrachloroethane	0.293	0.258	11.9	78	0.00
85	TP	p/m Xylene	0.555	0.497	10.5	83	0.00
86	TP	o Xylene	0.517	0.463	10.4	82	0.00
87	TP	Styrene	0.849	0.787	7.3	83	0.00
88	I	1,4-Dichlorobenzene-d4	1.000	1.000	0.0	94	0.00
89	TP	Bromoform	0.329	0.267	18.8	74	0.00
91	TP	Isopropylbenzene	2.652	2.297	13.4	82	0.00
92	S	4-Bromofluorobenzene	0.889	0.896	-0.8	97	0.00
93	TP	Bromobenzene	0.670	0.562	16.1	80	0.00
95	TP	n-Propylbenzene	3.121	2.750	11.9	83	0.00
96	TP	1,4-Dichlorobutane	0.533	0.473	11.3	85	0.00
97	TP	1,1,2,2-Tetrachloroethane	0.505	0.453	10.3	84	0.00
98	TP	4-Ethyltoluene	2.576	2.276	11.6	83	0.00
99	TP	2-Chlorotoluene	2.107	1.804	14.4	84	0.00

Evaluate Continuing Calibration Report

Data Path : I:\VOLATILES\VOA126\2020\201028N\
Data File : V26201028N01.D
Acq On : 28 Oct 2020 01:42 pm
Operator : VOA126:MKS
Sample : WG1427739-2
Misc : WG1427739,ICAL17233
ALS Vial : 1 Sample Multiplier: 1

Quant Time: Oct 28 14:26:07 2020
Quant Method : I:\VOLATILES\VOA126\2020\201028N\V126_201012N_8260Suff.m
Quant Title : VOLATILES BY GC/MS
QLast Update : Tue Oct 13 17:03:21 2020
Response via : Initial Calibration

Min. RRF : 0.000 Min. Rel. Area : 50% Max. R.T. Dev 0.50min
Max. RRF Dev : 20% Max. Rel. Area : 200%

	Compound	AvgRF	CCRF	%Dev	Area%	Dev(min)
100 TP	1,3,5-Trimethylbenzene	2.266	1.960	13.5	83	0.00
101 TP	1,2,3-Trichloropropane	0.371	0.320	13.7	83	0.00
102 TP	trans-1,4-Dichloro-2-butene	0.118	0.108	8.5	86	0.00
103 TP	4-Chlorotoluene	1.898	1.673	11.9	85	0.00
104 TP	tert-Butylbenzene	1.938	1.667	14.0	81	0.00
107 TP	1,2,4-Trimethylbenzene	2.208	1.925	12.8	83	0.00
109 TP	sec-Butylbenzene	2.871	2.524	12.1	82	0.00
110 TP	p-Isopropyltoluene	2.498	2.159	13.6	81	0.00
111 TP	1,3-Dichlorobenzene	1.333	1.146	14.0	82	0.00
112 TP	1,4-Dichlorobenzene	1.319	1.137	13.8	83	0.00
115 TP	p-Diethylbenzene	1.532	1.336	12.8	84	0.00
116 TP	n-Butylbenzene	2.772	2.376	14.3	83	0.00
118 TP	1,2-Dichlorobenzene	1.214	1.028	15.3	80	0.00
120 TP	1,2,4,5-Tetramethylbenzene	2.199	1.952	11.2	81	0.00
121 TP	1,2-Dibromo-3-chloropropane	0.086	0.066	23.3#	70	0.00
122 TP	1,3,5-Trichlorobenzene	0.918	0.809	11.9	83	0.00
124 TP	Hexachlorobutadiene	0.462	0.378	18.2	76	0.00
125 TP	1,2,4-Trichlorobenzene	0.834	0.733	12.1	83	0.00
126 TP	Naphthalene	1.599	1.401	12.4	80	0.00
127 TP	1,2,3-Trichlorobenzene	0.750	0.648	13.6	81	0.00

* Evaluation of CC level amount vs concentration.
(#) = Out of Range SPCC's out = 6 CCC's out = 1

Quantitation Report (QT Reviewed)

Data Path : I:\VOLATILES\VOA126\2020\201028N\
Data File : V26201028N01.D
Acq On : 28 Oct 2020 01:42 pm
Operator : VOA126:MKS
Sample : WG1427739-2
Misc : WG1427739,ICAL17233
ALS Vial : 1 Sample Multiplier: 1

Quant Time: Oct 28 14:26:07 2020
Quant Method : I:\VOLATILES\VOA126\2020\201028N\V126_201012N_8260Suff.m
Quant Title : VOLATILES BY GC/MS
QLast Update : Tue Oct 13 17:03:21 2020
Response via : Initial Calibration

CCAL FILE(s) : 1 - I:\VOLATILES\VOA126\2020\201028N\V26201028N01.D
Sub List : 8260-CurveSoil - Megamix plus Diox

Compound	R.T.	QIon	Response	Conc	Units	Dev(Min)
Internal Standards						
1) Fluorobenzene	11.533	96	578335	20.000	ug/L	0.00
Standard Area 1 = 578335			Recovery = 100.00%			
63) Chlorobenzene-d5	18.231	117	474087	20.000	ug/L	0.00
Standard Area 1 = 474087			Recovery = 100.00%			
88) 1,4-Dichlorobenzene-d4	23.889	152	263425	20.000	ug/L	0.00
Standard Area 1 = 263425			Recovery = 100.00%			
System Monitoring Compounds						
39) Dibromofluoromethane	9.898	113	145947	19.257	ug/L	0.00
Spiked Amount 20.000	Range 70 - 130		Recovery = 96.29%			
47) 1,2-Dichloroethane-d4	10.900	65	129028	19.830	ug/L	0.00
Spiked Amount 20.000	Range 70 - 130		Recovery = 99.15%			
65) Toluene-d8	14.868	98	588390	19.541	ug/L	0.00
Spiked Amount 20.000	Range 70 - 130		Recovery = 97.70%			
92) 4-Bromofluorobenzene	21.067	95	236089	20.168	ug/L	0.00
Spiked Amount 20.000	Range 70 - 130		Recovery = 100.84%			
Target Compounds						Qvalue
2) Dichlorodifluoromethane	2.690	85	119329	21.375	ug/L #	90
4) Chloromethane	3.072	50	148293	28.285	ug/L	99
5) Vinyl chloride	3.231	62	211539	30.780	ug/L	97
6) Bromomethane	3.953	94	107136	27.987	ug/L	98
7) Chloroethane	4.095	64	118882	34.085	ug/L	98
8) Trichlorofluoromethane	4.536	101	277343	31.185	ug/L	98
9) Ethyl ether	5.085	74	98036	34.453	ug/L	79
11) 1,1-Dichloroethene	5.662	96	174370	32.671	ug/L	87
12) Carbon disulfide	6.574	76	450835	33.210	ug/L	100
13) Freon-113	5.336	101	168491	32.644	ug/L	97
15) Acrolein	5.336	56	15745	33.932	ug/L	96
17) Methylene chloride	6.585	84	210124	32.753	ug/L	82
19) Acetone	5.481	43	35963M1	37.540	ug/L	
20) trans-1,2-Dichloroethene	7.143	96	215812	34.017	ug/L	88
21) Methyl acetate	6.321	43	79799	35.160	ug/L #	88
23) Methyl tert-butyl ether	6.873	73	493445	34.393	ug/L	90
24) tert-Butyl alcohol	5.860	59	72607	168.345	ug/L #	77
25) Diisopropyl ether	7.757	45	515614	36.983	ug/L #	91
26) 1,1-Dichloroethane	7.969	63	343676	35.385	ug/L	98
27) Halothane	7.059	117	167481	33.912	ug/L	99
28) Acrylonitrile	6.848	53	45303	37.076	ug/L	95

Quantitation Report (QT Reviewed)

Data Path : I:\VOLATILES\VOA126\2020\201028N\
Data File : V26201028N01.D
Acq On : 28 Oct 2020 01:42 pm
Operator : VOA126:MKS
Sample : WG1427739-2
Misc : WG1427739,ICAL17233
ALS Vial : 1 Sample Multiplier: 1

Quant Time: Oct 28 14:26:07 2020
Quant Method : I:\VOLATILES\VOA126\2020\201028N\V126_201012N_8260Suff.m
Quant Title : VOLATILES BY GC/MS
QLast Update : Tue Oct 13 17:03:21 2020
Response via : Initial Calibration

CCAL FILE(s) : 1 - I:\VOLATILES\VOA126\2020\201028N\V26201028N01.D
Sub List : 8260-CurveSoil - Megamix plus Diox

Compound	R.T.	QIon	Response	Conc	Units		Dev(Min)
29) Ethyl tert-butyl ether	8.554	59	520542	35.570	ug/L		93
30) Vinyl acetate	7.991	43	266182	36.882	ug/L	#	89
31) cis-1,2-Dichloroethene	9.159	96	244993	34.379	ug/L		85
32) 2,2-Dichloropropane	9.056	77	309039	35.671	ug/L		88
33) Bromochloromethane	9.792	128	108544	34.507	ug/L	#	83
34) Cyclohexane	10.258	56	267853	35.008	ug/L		75
35) Chloroform	9.463	83	401026	34.925	ug/L		97
36) Ethyl acetate	9.157	43	117783	37.529	ug/L	#	94
37) Carbon tetrachloride	10.743	117	301238	33.386	ug/L		100
38) Tetrahydrofuran	9.876	42	35128	36.491	ug/L	#	78
40) 1,1,1-Trichloroethane	10.241	97	342860	34.474	ug/L		96
42) 2-Butanone	8.816	43	52930	36.309	ug/L	#	83
43) 1,1-Dichloropropene	10.562	75	293198	35.828	ug/L		99
45) Benzene	11.098	78	888380	35.755	ug/L		93
46) tert-Amyl methyl ether	10.794	73	523508	35.290	ug/L		99
48) 1,2-Dichloroethane	11.084	62	261038	35.658	ug/L		99
51) Methyl cyclohexane	12.444	83	330143	34.718	ug/L	#	81
52) Trichloroethene	12.338	95	243851	35.884	ug/L		98
54) Dibromomethane	13.320	93	129141	35.508	ug/L		98
55) 1,2-Dichloropropane	12.718	63	208054	36.547	ug/L		95
57) 2-Chloroethyl vinyl ether	13.875	63	91929	37.040	ug/L	#	86
58) Bromodichloromethane	13.203	83	313556	36.364	ug/L		100
61) 1,4-Dioxane	13.273	88	92999	1717.818	ug/L	#	84
62) cis-1,3-Dichloropropene	14.363	75	358330	37.674	ug/L	#	87
66) Toluene	15.038	92	599207	34.879	ug/L		97
67) 4-Methyl-2-pentanone	13.925	58	57955	36.802	ug/L	#	84
68) Tetrachloroethene	16.463	166	259543	31.555	ug/L		98
71) trans-1,3-Dichloropropene	15.459	75	313833	36.501	ug/L	#	82
74) Ethyl methacrylate	15.445	69	237694	35.727	ug/L		98
75) 1,1,2-Trichloroethane	15.794	83	159320	35.993	ug/L		99
76) Chlorodibromomethane	16.926	129	226985	35.045	ug/L		98
77) 1,3-Dichloropropane	16.360	76	314296	35.620	ug/L		100
78) 1,2-Dibromoethane	17.378	107	179957	34.482	ug/L		99
80) 2-Hexanone	15.824	43	95261	36.659	ug/L		92
82) Chlorobenzene	18.320	112	686341	34.588	ug/L		98
83) Ethylbenzene	18.446	91	1180745	35.802	ug/L		98
84) 1,1,1,2-Tetrachloroethane	18.426	131	244676	35.206	ug/L		99
85) p/m Xylene	18.624	106	943260	71.722	ug/L		90
86) o Xylene	19.631	106	877632	71.642	ug/L		89
87) Styrene	19.723	104	1491581	74.131	ug/L		94

Quantitation Report (QT Reviewed)

Data Path : I:\VOLATILES\VOA126\2020\201028N\
Data File : V26201028N01.D
Acq On : 28 Oct 2020 01:42 pm
Operator : VOA126:MKS
Sample : WG1427739-2
Misc : WG1427739,ICAL17233
ALS Vial : 1 Sample Multiplier: 1

Quant Time: Oct 28 14:26:07 2020
Quant Method : I:\VOLATILES\VOA126\2020\201028N\V126_201012N_8260Suff.m
Quant Title : VOLATILES BY GC/MS
QLast Update : Tue Oct 13 17:03:21 2020
Response via : Initial Calibration

CCAL FILE(s) : 1 - I:\VOLATILES\VOA126\2020\201028N\V26201028N01.D
Sub List : 8260-CurveSoil - Megamix plus Diox

	Compound	R.T.	QIon	Response	Conc	Units		Dev(Min)
89)	Bromoform	20.498	173	140451	32.452	ug/L		99
91)	Isopropylbenzene	20.476	105	1209989	34.640	ug/L		97
93)	Bromobenzene	21.508	156	296240	33.548	ug/L		100
95)	n-Propylbenzene	21.427	91	1448870	35.248	ug/L		97
96)	1,4-Dichlorobutane	20.724	55	249452	35.518	ug/L		97
97)	1,1,2,2-Tetrachloroethane	20.905	83	238612	35.885	ug/L		100
98)	4-Ethyltoluene	21.703	105	1199270	35.344	ug/L		98
99)	2-Chlorotoluene	21.837	91	950319	34.248	ug/L		100
100)	1,3,5-Trimethylbenzene	21.812	105	1032479	34.589	ug/L		97
101)	1,2,3-Trichloropropane	21.257	75	168782	34.568	ug/L		96
102)	trans-1,4-Dichloro-2-b...	21.441	53	56927	36.610	ug/L	#	87
103)	4-Chlorotoluene	21.954	91	881345	35.247	ug/L		99
104)	tert-Butylbenzene	22.654	119	878330	34.414	ug/L		99
107)	1,2,4-Trimethylbenzene	22.746	105	1014012	34.863	ug/L		97
109)	sec-Butylbenzene	23.170	105	1329688	35.161	ug/L		98
110)	p-Isopropyltoluene	23.507	119	1137492	34.574	ug/L		99
111)	1,3-Dichlorobenzene	23.708	146	603866	34.393	ug/L		99
112)	1,4-Dichlorobenzene	23.965	146	598864	34.483	ug/L		99
115)	p-Diethylbenzene	24.506	119	703941	34.885	ug/L		99
116)	n-Butylbenzene	24.478	91	1251719	34.279	ug/L		98
118)	1,2-Dichlorobenzene	24.815	146	541777	33.872	ug/L		99
120)	1,2,4,5-Tetramethylben...	26.201	119	1028673	35.516	ug/L		97
121)	1,2-Dibromo-3-chloropr...	26.544	155	34930	30.948	ug/L		99
122)	1,3,5-Trichlorobenzene	27.010	180	426378	35.258	ug/L		99
124)	Hexachlorobutadiene	28.465	225	199399	32.734	ug/L		100
125)	1,2,4-Trichlorobenzene	28.212	180	386369	35.190	ug/L		99
126)	Naphthalene	28.666	128	738214	35.043	ug/L		100
127)	1,2,3-Trichlorobenzene	29.098	180	341412	34.584	ug/L		99

(#) = qualifier out of range (m) = manual integration (+) = signals summed

Quantitation Report (QT Reviewed)

Data Path : I:\VOLATILES\VOA126\2020\201028N\
Data File : V26201028N01.D
Acq On : 28 Oct 2020 01:42 pm
Operator : VOA126:MKS
Sample : WG1427739-2
Misc : WG1427739,ICAL17233
ALS Vial : 1 Sample Multiplier: 1

Quant Time: Oct 28 14:26:07 2020
Quant Method : I:\VOLATILES\VOA126\2020\201028N\V126_201012N_8260Suff.m
Quant Title : VOLATILES BY GC/MS
QLast Update : Tue Oct 13 17:03:21 2020
Response via : Initial Calibration

Sub List : 8260-CurveSoil - Megamix plus Diox8N\V26201028N01.D•

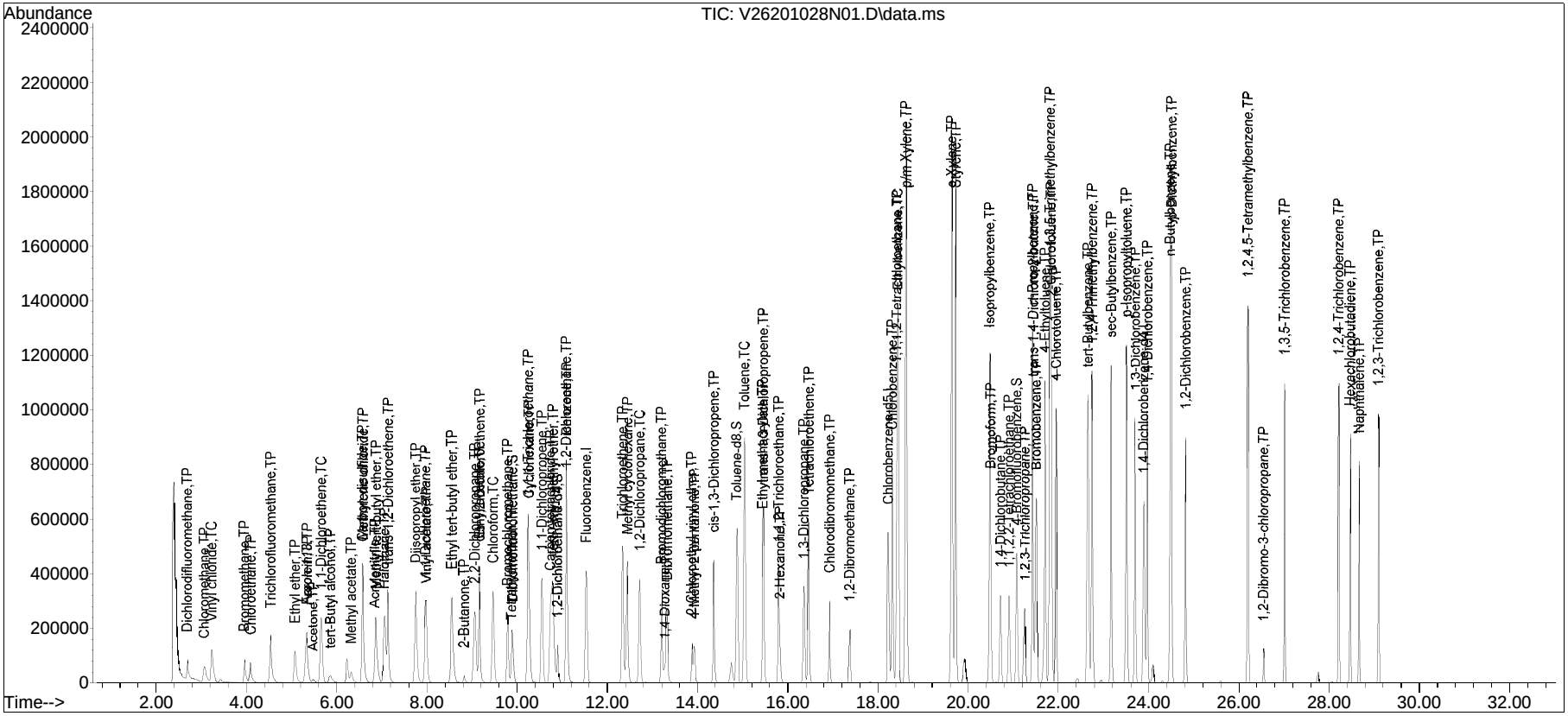

Manual Integration Report

Data Path : I:\VOLATILES\VOA126\2020\2QMethod : V126_201012N_8260Suff.m
Data File : V26201028N01.D Operator : VOA126:MKS
Date Inj'd : 10/28/2020 1:42 pm Instrument : VOA126
Sample : WG1427739-2 Quant Date : 10/28/2020 2:25 pm

Compound #19: Acetone

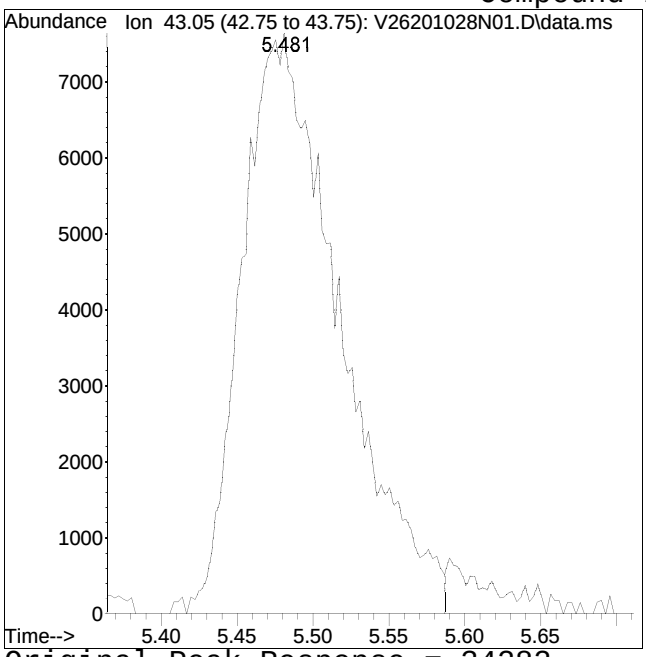

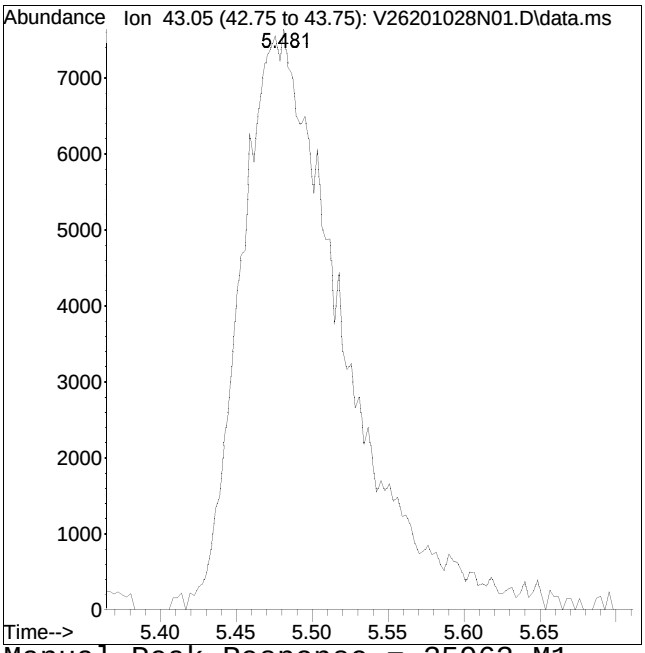

Original Peak Response = 34282 Manual Peak Response = 35963 M1
M1 = Split or tailing peak, auto integration stopped early resulting in false low area count.

Evaluate Continuing Calibration Report

Data Path : I:\VOLATILES\VOA100\2020\201028P\
Data File : V00201028P01.D
Acq On : 28 Oct 2020 3:32 pm
Operator : VOA100:MKS
Sample : WG1427985-2
Misc : WG1427985,ICAL17163
ALS Vial : 1 Sample Multiplier: 1

Quant Time: Oct 28 15:53:18 2020
Quant Method : I:\VOLATILES\VOA100\2020\201028P\V100_200924_8260.m
Quant Title : VOLATILES BY GC/MS
QLast Update : Thu Sep 24 17:46:36 2020
Response via : Initial Calibration

Min. RRF : 0.000 Min. Rel. Area : 50% Max. R.T. Dev 0.50min
Max. RRF Dev : 20% Max. Rel. Area : 200%

		Compound		AvgRF	CCRF	%Dev	Area%	Dev(min)
1	I	Fluorobenzene		1.000	1.000	0.0	69	0.00
2	TP	Dichlorodifluoromethane		0.324	0.144	55.6#	35#	0.00
3	TP	Chloromethane		0.303	0.191	37.0#	52	0.00
4	TC	Vinyl chloride		0.315	0.226	28.3#	57	0.00
5	TP	Bromomethane		0.173	0.175	-1.2	81	0.00
6	TP	Chloroethane		0.222	0.185	16.7	67	0.00
7	TP	Trichlorofluoromethane		0.456	0.325	28.7#	57	0.00
8	TP	Ethyl ether		0.127	0.114	10.2	72	0.00
10	TC	1,1-Dichloroethene		0.238	0.181	23.9#	61	0.00
11	TP	Carbon disulfide		0.668	0.491	26.5#	63	0.00
12	TP	Freon-113		0.233	0.170	27.0#	56	0.00
14	TP	Acrolein		0.026	0.021#	19.2	65	0.00
15	TP	Methylene chloride		0.266	0.226	15.0	70	0.00
17	TP	Acetone	*	40.000	34.114	14.7	67	0.00
18	TP	trans-1,2-Dichloroethene		0.264	0.223	15.5	67	0.00
19	TP	Methyl acetate		0.119	0.092#	22.7#	65	0.00
20	TP	Methyl tert-butyl ether		0.618	0.567	8.3	74	0.00
21	TP	tert-Butyl alcohol		0.021	0.018#	14.3	67	0.00
22	TP	Diisopropyl ether		0.780	0.686	12.1	71	0.00
23	TP	1,1-Dichloroethane		0.443	0.408	7.9	74	0.00
24	TP	Halothane		0.196	0.151	23.0#	62	0.00
25	TP	Acrylonitrile		0.051	0.044#	13.7	66	0.00
26	TP	Ethyl tert-butyl ether		0.728	0.648	11.0	71	0.00
27	TP	Vinyl acetate		0.496	0.432	12.9	70	0.00
28	TP	cis-1,2-Dichloroethene		0.287	0.245	14.6	68	0.00
29	TP	2,2-Dichloropropane		0.393	0.347	11.7	70	0.00
31	TP	Bromochloromethane		0.123	0.100	18.7	63	0.00
32	TP	Cyclohexane		0.421	0.326	22.6#	60	0.00
33	TC	Chloroform		0.483	0.420	13.0	70	0.00
34	TP	Ethyl acetate		0.180	0.151	16.1	67	0.00
35	TP	Carbon tetrachloride		0.390	0.304	22.1#	60	0.00
36	TP	Tetrahydrofuran	*	40.000	35.941	10.1	67	0.00
37	S	Dibromofluoromethane		0.242	0.235	2.9	67	0.00
38	TP	1,1,1-Trichloroethane		0.417	0.340	18.5	64	0.00
40	TP	2-Butanone	*	40.000	32.344	19.1	68	0.00
41	TP	1,1-Dichloropropene		0.340	0.302	11.2	69	0.00
42	TP	Benzene		1.026	0.909	11.4	72	0.00
43	TP	tert-Amyl methyl ether		0.646	0.581	10.1	71	0.00
44	S	1,2-Dichloroethane-d4		0.232	0.251	-8.2	76	0.00

Evaluate Continuing Calibration Report

Data Path : I:\VOLATILES\VOA100\2020\201028P\
Data File : V00201028P01.D
Acq On : 28 Oct 2020 3:32 pm
Operator : VOA100:MKS
Sample : WG1427985-2
Misc : WG1427985,ICAL17163
ALS Vial : 1 Sample Multiplier: 1

Quant Time: Oct 28 15:53:18 2020
Quant Method : I:\VOLATILES\VOA100\2020\201028P\V100_200924_8260.m
Quant Title : VOLATILES BY GC/MS
QLast Update : Thu Sep 24 17:46:36 2020
Response via : Initial Calibration

Min. RRF : 0.000 Min. Rel. Area : 50% Max. R.T. Dev 0.50min
Max. RRF Dev : 20% Max. Rel. Area : 200%

		Compound	AvgRF	CCRF	%Dev	Area%	Dev(min)
45	TP	1,2-Dichloroethane	0.304	0.285	6.3	74	0.00
48	TP	Methyl cyclohexane	0.440	0.336	23.6#	59	0.00
49	TP	Trichloroethene	0.273	0.226	17.2	67	0.00
51	TP	Dibromomethane	0.136	0.121	11.0	68	0.00
52	TC	1,2-Dichloropropane	0.247	0.231	6.5	74	0.00
54	TP	2-Chloroethyl vinyl ether	0.094	0.103	-9.6	77	0.00
55	TP	Bromodichloromethane	0.354	0.303	14.4	69	0.00
58	TP	1,4-Dioxane	0.00180	0.00196#	-8.9	64	0.00
59	TP	cis-1,3-Dichloropropene	0.402	0.370	8.0	72	0.00
60	I	Chlorobenzene-d5	1.000	1.000	0.0	63	0.00
61	S	Toluene-d8	1.312	1.449	-10.4	70	0.00
62	TC	Toluene	0.906	0.836	7.7	68	0.00
63	TP	4-Methyl-2-pentanone	0.095	0.090#	5.3	66	0.00
64	TP	Tetrachloroethene	0.383	0.301	21.4#	57	0.00
66	TP	trans-1,3-Dichloropropene	0.469	0.467	0.4	72	0.00
68	TP	Ethyl methacrylate	0.345	0.345	0.0	68	0.00
69	TP	1,1,2-Trichloroethane	0.226	0.216	4.4	68	0.00
70	TP	Chlorodibromomethane	0.339	0.293	13.6	62	0.00
71	TP	1,3-Dichloropropane	0.451	0.453	-0.4	73	0.00
72	TP	1,2-Dibromoethane	0.257	0.238	7.4	66	0.00
73	TP	2-Hexanone	0.164	0.147	10.4	62	0.00
74	TP	Chlorobenzene	1.015	0.888	12.5	65	0.00
75	TC	Ethylbenzene	1.739	1.593	8.4	67	0.00
76	TP	1,1,1,2-Tetrachloroethane	0.362	0.308	14.9	62	0.00
77	TP	p/m Xylene	0.675	0.599	11.3	65	0.00
78	TP	o Xylene	0.630	0.561	11.0	65	0.00
79	TP	Styrene	1.058	0.955	9.7	65	0.00
80	I	1,4-Dichlorobenzene-d4	1.000	1.000	0.0	57	0.00
81	TP	Bromoform	0.381	0.353	7.3	59	0.00
83	TP	Isopropylbenzene	3.315	3.283	1.0	64	0.00
84	S	4-Bromofluorobenzene	0.898	1.049	-16.8	67	0.00
85	TP	Bromobenzene	0.769	0.689	10.4	59	0.00
86	TP	n-Propylbenzene	3.902	3.989	-2.2	67	0.00
87	TP	1,4-Dichlorobutane	0.842	0.904	-7.4	71	0.00
88	TP	1,1,2,2-Tetrachloroethane	0.642	0.648	-0.9	67	0.00
89	TP	4-Ethyltoluene	3.266	3.210	1.7	64	0.00
90	TP	2-Chlorotoluene	2.326	2.347	-0.9	68	0.00

Data Path : I:\VOLATILES\VOA100\2020\201028P\
Data File : V00201028P01.D
Acq On : 28 Oct 2020 3:32 pm
Operator : VOA100:MKS
Sample : WG1427985-2
Misc : WG1427985,ICAL17163
ALS Vial : 1 Sample Multiplier: 1

Quant Time: Oct 28 15:53:18 2020
Quant Method : I:\VOLATILES\VOA100\2020\201028P\V100_200924_8260.m
Quant Title : VOLATILES BY GC/MS
QLast Update : Thu Sep 24 17:46:36 2020
Response via : Initial Calibration

Min. RRF : 0.000 Min. Rel. Area : 50% Max. R.T. Dev 0.50min
Max. RRF Dev : 20% Max. Rel. Area : 200%

	Compound	AvgRF	CCRF	%Dev	Area%	Dev(min)
91 TP	1,3,5-Trimethylbenzene	2.796	2.745	1.8	65	0.00
92 TP	1,2,3-Trichloropropane	0.494	0.539	-9.1	72	0.00
93 TP	trans-1,4-Dichloro-2-butene	0.167	0.179	-7.2	68	0.00
94 TP	4-Chlorotoluene	2.327	2.390	-2.7	68	0.00
95 TP	tert-Butylbenzene	2.347	2.192	6.6	60	0.00
98 TP	1,2,4-Trimethylbenzene	2.698	2.662	1.3	65	0.00
99 TP	sec-Butylbenzene	3.548	3.430	3.3	62	0.00
100 TP	p-Isopropyltoluene	3.043	2.883	5.3	61	0.00
101 TP	1,3-Dichlorobenzene	1.490	1.374	7.8	60	0.00
102 TP	1,4-Dichlorobenzene	1.504	1.375	8.6	60	0.00
103 TP	p-Diethylbenzene	1.791	1.709	4.6	61	0.00
104 TP	n-Butylbenzene	2.689	2.723	-1.3	66	0.00
105 TP	1,2-Dichlorobenzene	1.363	1.238	9.2	60	0.00
106 TP	1,2,4,5-Tetramethylbenzene	2.739	2.593	5.3	61	0.00
107 TP	1,2-Dibromo-3-chloropropane	0.095	0.079	16.8	52	0.00
108 TP	1,3,5-Trichlorobenzene	1.009	0.937	7.1	60	0.00
109 TP	Hexachlorobutadiene	0.521	0.435	16.5	52	0.00
110 TP	1,2,4-Trichlorobenzene	0.897	0.835	6.9	60	0.00
111 TP	Naphthalene	1.893	1.731	8.6	60	0.00
112 TP	1,2,3-Trichlorobenzene	0.791	0.716	9.5	58	0.00

* Evaluation of CC level amount vs concentration.
(#) = Out of Range SPCC's out = 6 CCC's out = 2

Quantitation Report (QT Reviewed)

Data Path : I:\VOLATILES\VOA100\2020\201028P\
Data File : V00201028P01.D
Acq On : 28 Oct 2020 3:32 pm
Operator : VOA100:MKS
Sample : WG1427985-2
Misc : WG1427985,ICAL17163
ALS Vial : 1 Sample Multiplier: 1

Quant Time: Oct 28 15:53:18 2020
Quant Method : I:\VOLATILES\VOA100\2020\201028P\V100_200924_8260.m
Quant Title : VOLATILES BY GC/MS
QLast Update : Thu Sep 24 17:46:36 2020
Response via : Initial Calibration

CCAL FILE(s) : 1 - I:\VOLATILES\VOA100\2020\201028P\V00201028P01.D
Sub List : 8260-CurveSoil - Megamix plus Diox

Compound	R.T.	QIon	Response	Conc	Units	Dev(Min)
Internal Standards						
1) Fluorobenzene	6.316	96	152125	20.000	ug/L	0.00
Standard Area 1 = 152125			Recovery = 100.00%			
60) Chlorobenzene-d5	9.887	117	102075	20.000	ug/L	0.00
Standard Area 1 = 102075			Recovery = 100.00%			
80) 1,4-Dichlorobenzene-d4	12.519	152	48444	20.000	ug/L	0.00
Standard Area 1 = 48444			Recovery = 100.00%			
System Monitoring Compounds						
37) Dibromofluoromethane	5.493	113	35730	19.383	ug/L	0.00
Spiked Amount 20.000	Range 70 - 130		Recovery = 96.91%			
44) 1,2-Dichloroethane-d4	6.028	65	38130	21.591	ug/L	0.00
Spiked Amount 20.000	Range 70 - 130		Recovery = 107.96%			
61) Toluene-d8	8.020	98	147884	22.084	ug/L	0.00
Spiked Amount 20.000	Range 70 - 130		Recovery = 110.42%			
84) 4-Bromofluorobenzene	11.334	95	50823	23.355	ug/L	0.00
Spiked Amount 20.000	Range 70 - 130		Recovery = 116.78%			
Target Compounds						Qvalue
2) Dichlorodifluoromethane	1.786	85	43710	17.738	ug/L #	83
3) Chloromethane	2.001	50	58143	25.256	ug/L	98
4) Vinyl chloride	2.075	62	68902	28.729	ug/L	86
5) Bromomethane	2.410	94	53294	40.446	ug/L	99
6) Chloroethane	2.536	64	56196	33.312	ug/L	84
7) Trichlorofluoromethane	2.683	101	98804	28.498	ug/L	100
8) Ethyl ether	2.992	74	34733	35.897	ug/L	92
10) 1,1-Dichloroethene	3.197	96	54945	30.348	ug/L	93
11) Carbon disulfide	3.234	76	149480	29.428	ug/L	100
12) Freon-113	3.234	101	51866	29.225	ug/L	97
14) Acrolein	3.522	56	6407	32.931	ug/L	93
15) Methylene chloride	3.763	84	68831	34.013	ug/L	89
17) Acetone	3.800	43	11594	34.114	ug/L	89
18) trans-1,2-Dichloroethene	3.926	96	67878	33.768	ug/L	98
19) Methyl acetate	3.926	43	27912	30.717	ug/L #	91
20) Methyl tert-butyl ether	4.020	73	172390	36.686	ug/L	96
21) tert-Butyl alcohol	4.099	59	27321	170.235	ug/L	97
22) Diisopropyl ether	4.377	45	208659	35.179	ug/L	95
23) 1,1-Dichloroethane	4.518	63	124194	36.820	ug/L	99
24) Halothane	4.560	117	46066	30.930	ug/L	98
25) Acrylonitrile	4.565	53	13437	34.799	ug/L	93

Data Path : I:\VOLATILES\VOA100\2020\201028P\
Data File : V00201028P01.D
Acq On : 28 Oct 2020 3:32 pm
Operator : VOA100:MKS
Sample : WG1427985-2
Misc : WG1427985,ICAL17163
ALS Vial : 1 Sample Multiplier: 1

Quant Time: Oct 28 15:53:18 2020
Quant Method : I:\VOLATILES\VOA100\2020\201028P\V100_200924_8260.m
Quant Title : VOLATILES BY GC/MS
QLast Update : Thu Sep 24 17:46:36 2020
Response via : Initial Calibration

CCAL FILE(s) : 1 - I:\VOLATILES\VOA100\2020\201028P\V00201028P01.D
Sub List : 8260-CurveSoil - Megamix plus Diox

Compound	R.T.	QIon	Response	Conc	Units		Dev(Min)
26) Ethyl tert-butyl ether	4.733	59	197010	35.578	ug/L	#	87
27) Vinyl acetate	4.749	43	131475	34.852	ug/L		94
28) cis-1,2-Dichloroethene	5.053	96	74687	34.241	ug/L		100
29) 2,2-Dichloropropane	5.152	77	105533	35.275	ug/L		92
31) Bromochloromethane	5.242	128	30499	32.533	ug/L	#	84
32) Cyclohexane	5.257	56	99067	30.959	ug/L		98
33) Chloroform	5.315	83	127914	34.850	ug/L		95
34) Ethyl acetate	5.415	43	46012	33.684	ug/L	#	94
35) Carbon tetrachloride	5.462	117	92347	31.110	ug/L		99
36) Tetrahydrofuran	5.472	42	14156	35.941	ug/L	#	84
38) 1,1,1-Trichloroethane	5.525	97	103356	32.585	ug/L		98
40) 2-Butanone	5.603	43	17625	32.344	ug/L	#	89
41) 1,1-Dichloropropene	5.651	75	91916	35.566	ug/L		97
42) Benzene	5.897	78	276605	35.460	ug/L		98
43) tert-Amyl methyl ether	5.997	73	176799	35.963	ug/L		95
45) 1,2-Dichloroethane	6.096	62	86728	37.543	ug/L		98
48) Methyl cyclohexane	6.495	83	102177	30.546	ug/L		98
49) Trichloroethene	6.500	95	68685	33.119	ug/L		100
51) Dibromomethane	6.946	93	36944	35.661	ug/L		95
52) 1,2-Dichloropropane	7.045	63	70323	37.411	ug/L		100
54) 2-Chloroethyl vinyl ether	7.732	63	31348	44.041	ug/L	#	100
55) Bromodichloromethane	7.119	83	92132	34.172	ug/L		99
58) 1,4-Dioxane	7.318	88	29804	2172.916	ug/L	#	96
59) cis-1,3-Dichloropropene	7.811	75	112624	36.868	ug/L	#	92
62) Toluene	8.083	92	170730	36.931	ug/L		99
63) 4-Methyl-2-pentanone	8.508	58	18317	37.919	ug/L	#	71
64) Tetrachloroethene	8.539	166	61385	31.373	ug/L		96
66) trans-1,3-Dichloropropene	8.560	75	95306	39.848	ug/L		96
68) Ethyl methacrylate	8.744	69	70411	39.962	ug/L		89
69) 1,1,2-Trichloroethane	8.749	83	44049	38.209	ug/L		99
70) Chlorodibromomethane	8.969	129	59759	34.493	ug/L		100
71) 1,3-Dichloropropane	9.080	76	92547	40.218	ug/L		100
72) 1,2-Dibromoethane	9.253	107	48539	36.959	ug/L		99
73) 2-Hexanone	9.520	43	29923	35.725	ug/L		89
74) Chlorobenzene	9.908	112	181214	34.974	ug/L		97
75) Ethylbenzene	9.939	91	325162	36.636	ug/L		98
76) 1,1,1,2-Tetrachloroethane	9.987	131	62914	34.039	ug/L		99
77) p/m Xylene	10.123	106	244485	71.007	ug/L		96
78) o Xylene	10.642	106	229118	71.244	ug/L		96
79) Styrene	10.710	104	390047	72.227	ug/L		98

Quantitation Report (QT Reviewed)

Data Path : I:\VOLATILES\VOA100\2020\201028P\
Data File : V00201028P01.D
Acq On : 28 Oct 2020 3:32 pm
Operator : VOA100:MKS
Sample : WG1427985-2
Misc : WG1427985,ICAL17163
ALS Vial : 1 Sample Multiplier: 1

Quant Time: Oct 28 15:53:18 2020
Quant Method : I:\VOLATILES\VOA100\2020\201028P\V100_200924_8260.m
Quant Title : VOLATILES BY GC/MS
QLast Update : Thu Sep 24 17:46:36 2020
Response via : Initial Calibration

CCAL FILE(s) : 1 - I:\VOLATILES\VOA100\2020\201028P\V00201028P01.D
Sub List : 8260-CurveSoil - Megamix plus Diox

	Compound	R.T.	QIon	Response	Conc	Units	Dev(Min)
81)	Bromoform	10.742	173	34212	37.072	ug/L	99
83)	Isopropylbenzene	11.009	105	318102	39.614	ug/L	97
85)	Bromobenzene	11.449	156	66780	35.847	ug/L	98
86)	n-Propylbenzene	11.481	91	386484	40.897	ug/L	97
87)	1,4-Dichlorobutane	11.497	55	87558	42.924	ug/L	97
88)	1,1,2,2-Tetrachloroethane	11.559	83	62829	40.383	ug/L	99
89)	4-Ethyltoluene	11.601	105	311002	39.311	ug/L	97
90)	2-Chlorotoluene	11.649	91	227381M1	40.353	ug/L	
91)	1,3,5-Trimethylbenzene	11.696	105	265956	39.266	ug/L	97
92)	1,2,3-Trichloropropane	11.701	75	52211	43.652	ug/L	96
93)	trans-1,4-Dichloro-2-b...	11.748	53	17346	42.782	ug/L	98
94)	4-Chlorotoluene	11.827	91	231565	41.084	ug/L	96
95)	tert-Butylbenzene	12.031	119	212408	37.370	ug/L	99
98)	1,2,4-Trimethylbenzene	12.110	105	257963	39.480	ug/L	97
99)	sec-Butylbenzene	12.220	105	332372	38.671	ug/L	95
100)	p-Isopropyltoluene	12.367	119	279362	37.900	ug/L	97
101)	1,3-Dichlorobenzene	12.446	146	133082	36.865	ug/L	98
102)	1,4-Dichlorobenzene	12.535	146	133210	36.562	ug/L	98
103)	p-Diethylbenzene	12.734	119	165621	38.174	ug/L	97
104)	n-Butylbenzene	12.792	91	263793	40.508	ug/L	97
105)	1,2-Dichlorobenzene	12.954	146	119995	36.341	ug/L	97
106)	1,2,4,5-Tetramethylben...	13.520	119	251265	37.868	ug/L	97
107)	1,2-Dibromo-3-chloropr...	13.725	155	7613	33.151	ug/L	92
108)	1,3,5-Trichlorobenzene	13.756	180	90757	37.123	ug/L	98
109)	Hexachlorobutadiene	14.323	225	42186	33.409	ug/L	99
110)	1,2,4-Trichlorobenzene	14.354	180	80917	37.248	ug/L	99
111)	Naphthalene	14.642	128	167670	36.563	ug/L	100
112)	1,2,3-Trichlorobenzene	14.815	180	69355	36.190	ug/L	99

(#) = qualifier out of range (m) = manual integration (+) = signals summed

Quantitation Report (QT Reviewed)

Data Path : I:\VOLATILES\VOA100\2020\201028P\
Data File : V00201028P01.D
Acq On : 28 Oct 2020 3:32 pm
Operator : VOA100:MKS
Sample : WG1427985-2
Misc : WG1427985,ICAL17163
ALS Vial : 1 Sample Multiplier: 1

Quant Time: Oct 28 15:53:18 2020
Quant Method : I:\VOLATILES\VOA100\2020\201028P\V100_200924_8260.m
Quant Title : VOLATILES BY GC/MS
QLast Update : Thu Sep 24 17:46:36 2020
Response via : Initial Calibration

Sub List : 8260-CurveSoil - Megamix plus Diox8P\V00201028P01.D•

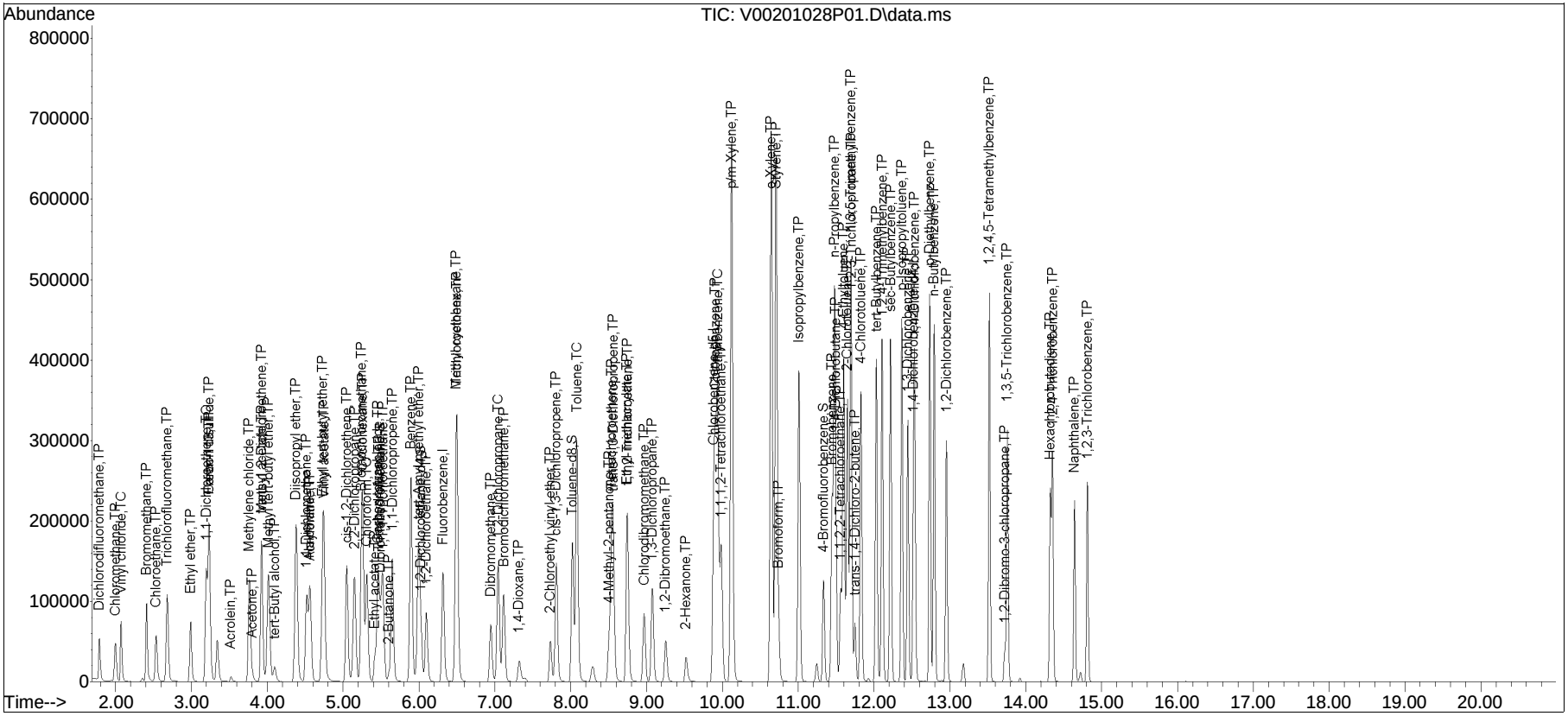

Manual Integration Report

Data Path : I:\VOLATILES\VOA100\2020\2QMethod : V100_200924_8260.m
Data File : V00201028P01.D Operator : VOA100:MKS
Date Inj'd : 10/28/2020 3:32 pm Instrument : VOA 100
Sample : WG1427985-2 Quant Date : 10/28/2020 3:52 pm

Compound #90: 2-Chlorotoluene

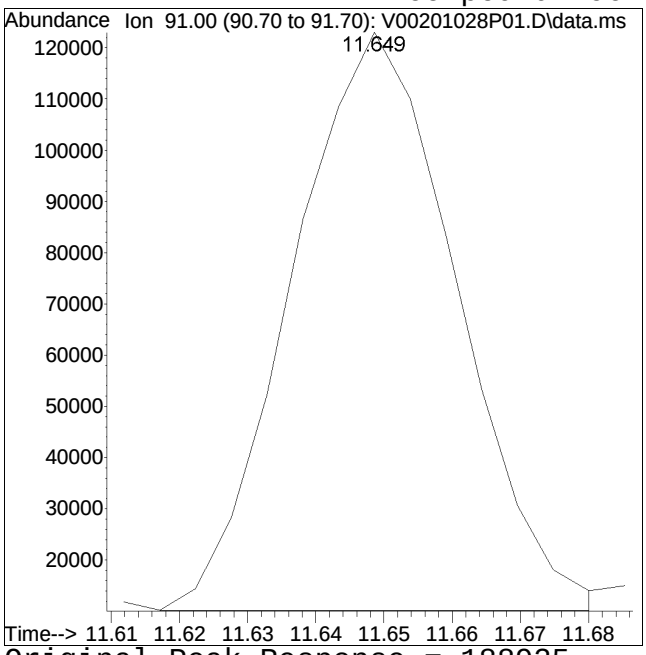

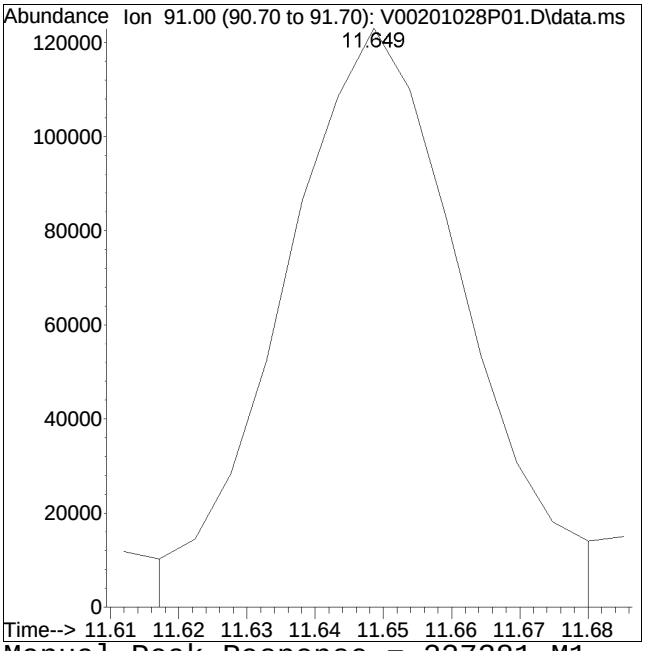

Original Peak Response = 188925 Manual Peak Response = 227381 M1
M1 = Split or tailing peak, auto integration stopped early resulting in false low area count.

Evaluate Continuing Calibration Report

Data Path : I:\VOLATILES\Charlie\2020\201029A\
Data File : VC201029A02.D
Acq On : 29 Oct 2020 7:38 am
Operator : CHARLIE:NLK
Sample : WG1428163-2
Misc : WG1428163,ICAL17262
ALS Vial : 2 Sample Multiplier: 1

Quant Time: Oct 29 08:18:32 2020
Quant Method : I:\VOLATILES\Charlie\2020\201029A\C_201019N_8260.m
Quant Title : VOLATILES BY GC/MS
QLast Update : Tue Oct 20 14:34:51 2020
Response via : Initial Calibration

Min. RRF : 0.000 Min. Rel. Area : 50% Max. R.T. Dev 0.50min
Max. RRF Dev : 20% Max. Rel. Area : 200%

		Compound	AvgRF	CCRF	%Dev	Area%	Dev(min)
1	I	Fluorobenzene	1.000	1.000	0.0	60	0.00
2	TP	Dichlorodifluoromethane	0.183	0.174	4.9	56	0.00
3	TP	Chloromethane	0.185	0.151	18.4	49#	0.00
4	TC	Vinyl chloride	0.227	0.297	-30.8#	75	0.00
5	TP	Bromomethane	0.183	0.246	-34.4#	87	0.00
6	TP	Chloroethane	0.193	0.344	-78.2#	96	-0.02
7	TP	Trichlorofluoromethane	0.556	0.403	27.5#	42#	-0.01
8	TP	Ethyl ether	0.127	0.126	0.8	60	0.00
10	TC	1,1-Dichloroethene	0.192	0.203	-5.7	62	0.00
11	TP	Carbon disulfide	0.509	0.497	2.4	61	0.00
12	TP	Freon-113	0.201	0.223	-10.9	66	-0.01
14	TP	Acrolein	0.030	0.025#	16.7	53	0.00
15	TP	Methylene chloride	0.258	0.250	3.1	61	0.00
17	TP	Acetone	0.064	0.054#	15.6	58	-0.01
18	TP	trans-1,2-Dichloroethene	0.224	0.249	-11.2	64	-0.01
19	TP	Methyl acetate	0.140	0.128	8.6	52	-0.02
20	TP	Methyl tert-butyl ether	0.670	0.696	-3.9	61	0.00
21	TP	tert-Butyl alcohol	0.028	0.030#	-7.1	61	0.00
22	TP	Diisopropyl ether	0.733	0.755	-3.0	60	0.00
23	TP	1,1-Dichloroethane	0.411	0.443	-7.8	64	0.00
24	TP	Halothane	0.174	0.200	-14.9	67	0.00
25	TP	Acrylonitrile	0.064	0.058	9.4	53	0.00
26	TP	Ethyl tert-butyl ether	0.722	0.732	-1.4	60	0.00
27	TP	Vinyl acetate	0.566	0.535	5.5	56	-0.02
28	TP	cis-1,2-Dichloroethene	0.262	0.285	-8.8	64	-0.02
29	TP	2,2-Dichloropropane	0.354	0.430	-21.5#	73	0.00
30	TP	Bromochloromethane	0.125	0.132	-5.6	60	-0.01
31	TP	Cyclohexane	0.348	0.370	-6.3	62	0.00
32	TC	Chloroform	0.438	0.496	-13.2	68	-0.01
33	TP	Ethyl acetate	0.228	0.220	3.5	55	-0.03
34	TP	Carbon tetrachloride	0.337	0.414	-22.8#	72	0.00
35	TP	Tetrahydrofuran	0.084	0.079	6.0	61	-0.01
36	S	Dibromofluoromethane	0.276	0.283	-2.5	62	0.00
37	TP	1,1,1-Trichloroethane	0.349	0.429	-22.9#	70	0.00
39	TP	2-Butanone	0.101	0.092#	8.9	52	-0.03
40	TP	1,1-Dichloropropene	0.307	0.364	-18.6	67	0.00
41	TP	Benzene	0.930	1.023	-10.0	65	0.00
42	TP	tert-Amyl methyl ether	0.710	0.739	-4.1	61	0.00
43	S	1,2-Dichloroethane-d4	0.261	0.283	-8.4	67	0.00

Evaluate Continuing Calibration Report

Data Path : I:\VOLATILES\Charlie\2020\201029A\
Data File : VC201029A02.D
Acq On : 29 Oct 2020 7:38 am
Operator : CHARLIE:NLK
Sample : WG1428163-2
Misc : WG1428163,ICAL17262
ALS Vial : 2 Sample Multiplier: 1

Quant Time: Oct 29 08:18:32 2020
Quant Method : I:\VOLATILES\Charlie\2020\201029A\C_201019N_8260.m
Quant Title : VOLATILES BY GC/MS
QLast Update : Tue Oct 20 14:34:51 2020
Response via : Initial Calibration

Min. RRF : 0.000 Min. Rel. Area : 50% Max. R.T. Dev 0.50min
Max. RRF Dev : 20% Max. Rel. Area : 200%

		Compound	AvgRF	CCRF	%Dev	Area%	Dev(min)
44	TP	1,2-Dichloroethane	0.320	0.373	-16.6	68	0.00
47	TP	Methyl cyclohexane	0.388	0.436	-12.4	65	0.00
48	TP	Trichloroethene	0.242	0.281	-16.1	68	0.00
50	TP	Dibromomethane	0.158	0.173	-9.5	62	0.00
51	TC	1,2-Dichloropropane	0.250	0.266	-6.4	62	0.00
53	TP	2-Chloroethyl vinyl ether	0.158	0.164	-3.8	58	-0.02
54	TP	Bromodichloromethane	0.333	0.411	-23.4#	69	0.00
57	TP	1,4-Dioxane	0.00270	0.00293#	-8.5	61	-0.02
58	TP	cis-1,3-Dichloropropene	0.385	0.445	-15.6	64	0.00
59	I	Chlorobenzene-d5	1.000	1.000	0.0	65	0.00
60	S	Toluene-d8	1.327	1.271	4.2	62	0.00
61	TC	Toluene	0.810	0.847	-4.6	67	0.00
62	TP	4-Methyl-2-pentanone	0.116	0.109	6.0	56	0.00
63	TP	Tetrachloroethene	0.337	0.382	-13.4	70	0.00
65	TP	trans-1,3-Dichloropropene	0.470	0.523	-11.3	67	-0.02
67	TP	Ethyl methacrylate	0.422	0.402	4.7	59	-0.02
68	TP	1,1,2-Trichloroethane	0.255	0.259	-1.6	63	-0.01
69	TP	Chlorodibromomethane	* 40.000	37.351	6.6	65	-0.01
70	TP	1,3-Dichloropropane	0.510	0.513	-0.6	62	-0.01
71	TP	1,2-Dibromoethane	0.293	0.305	-4.1	62	-0.02
72	TP	2-Hexanone	0.218	0.203	6.9	56	-0.03
73	TP	Chlorobenzene	0.927	1.020	-10.0	69	0.00
74	TC	Ethylbenzene	1.582	1.722	-8.8	69	0.00
75	TP	1,1,1,2-Tetrachloroethane	0.333	0.394	-18.3	70	0.00
76	TP	p/m Xylene	0.610	0.703	-15.2	72	-0.01
77	TP	o Xylene	0.587	0.663	-12.9	71	0.00
78	TP	Styrene	0.970	1.157	-19.3	72	0.00
79	I	1,4-Dichlorobenzene-d4	1.000	1.000	0.0	71	0.00
80	TP	Bromoform	* 40.000	35.239	11.9	69	-0.01
82	TP	Isopropylbenzene	2.991	3.200	-7.0	75	0.00
83	S	4-Bromofluorobenzene	0.873	0.844	3.3	68	0.00
84	TP	Bromobenzene	0.748	0.744	0.5	69	0.00
85	TP	n-Propylbenzene	3.615	3.798	-5.1	73	0.00
86	TP	1,4-Dichlorobutane	0.886	0.834	5.9	63	0.00
87	TP	1,1,2,2-Tetrachloroethane	0.752	0.729	3.1	63	0.00
88	TP	4-Ethyltoluene	2.898	3.151	-8.7	74	0.00
89	TP	2-Chlorotoluene	2.058	2.171	-5.5	73	0.00

Data Path : I:\VOLATILES\Charlie\2020\201029A\
Data File : VC201029A02.D
Acq On : 29 Oct 2020 7:38 am
Operator : CHARLIE:NLK
Sample : WG1428163-2
Misc : WG1428163,ICAL17262
ALS Vial : 2 Sample Multiplier: 1

Quant Time: Oct 29 08:18:32 2020
Quant Method : I:\VOLATILES\Charlie\2020\201029A\C_201019N_8260.m
Quant Title : VOLATILES BY GC/MS
QLast Update : Tue Oct 20 14:34:51 2020
Response via : Initial Calibration

Min. RRF : 0.000 Min. Rel. Area : 50% Max. R.T. Dev 0.50min
Max. RRF Dev : 20% Max. Rel. Area : 200%

	Compound	AvgRF	CCRF	%Dev	Area%	Dev(min)
90 TP	1,3,5-Trimethylbenzene	2.558	2.788	-9.0	75	0.00
91 TP	1,2,3-Trichloropropane	0.602	0.578	4.0	66	0.00
92 TP	trans-1,4-Dichloro-2-butene	0.187	0.191	-2.1	66	-0.02
93 TP	4-Chlorotoluene	2.130	2.271	-6.6	73	0.00
94 TP	tert-Butylbenzene	2.104	2.302	-9.4	76	0.00
97 TP	1,2,4-Trimethylbenzene	2.461	2.717	-10.4	75	0.00
98 TP	sec-Butylbenzene	3.286	3.678	-11.9	76	0.00
99 TP	p-Isopropyltoluene	2.746	3.040	-10.7	75	0.00
100 TP	1,3-Dichlorobenzene	1.460	1.581	-8.3	74	0.00
101 TP	1,4-Dichlorobenzene	1.494	1.596	-6.8	75	0.00
102 TP	p-Diethylbenzene	1.584	1.763	-11.3	76	0.00
103 TP	n-Butylbenzene	2.533	2.805	-10.7	75	0.00
104 TP	1,2-Dichlorobenzene	1.354	1.431	-5.7	72	0.00
105 TP	1,2,4,5-Tetramethylbenzene	2.502	2.619	-4.7	73	0.00
106 TP	1,2-Dibromo-3-chloropropane *	40.000	34.436	13.9	65	0.00
107 TP	1,3,5-Trichlorobenzene	0.934	0.995	-6.5	73	0.00
108 TP	Hexachlorobutadiene	0.438	0.458	-4.6	74	0.00
109 TP	1,2,4-Trichlorobenzene	0.881	0.893	-1.4	70	0.00
110 TP	Naphthalene	2.126	1.972	7.2	63	0.00
111 TP	1,2,3-Trichlorobenzene	0.822	0.773	6.0	66	0.00

* Evaluation of CC level amount vs concentration.
(#) = Out of Range SPCC's out = 5 CCC's out = 1

Quantitation Report (QT Reviewed)

Data Path : I:\VOLATILES\Charlie\2020\201029A\
Data File : VC201029A02.D
Acq On : 29 Oct 2020 7:38 am
Operator : CHARLIE:NLK
Sample : WG1428163-2
Misc : WG1428163,ICAL17262
ALS Vial : 2 Sample Multiplier: 1

Quant Time: Oct 29 08:18:32 2020
Quant Method : I:\VOLATILES\Charlie\2020\201029A\C_201019N_8260.m
Quant Title : VOLATILES BY GC/MS
QLast Update : Tue Oct 20 14:34:51 2020
Response via : Initial Calibration

CCAL FILE(s) : 1 - I:\VOLATILES\Charlie\2020\201029A\VC201029A02.D
Sub List : 8260-CurveSoil - Megamix plus Diox

Compound	R.T.	QIon	Response	Conc	Units	Dev(Min)
Internal Standards						
1) Fluorobenzene	6.022	96	95526	20.000	ug/L	0.00
Standard Area 1 = 95526			Recovery = 100.00%			
59) Chlorobenzene-d5	9.556	117	75771	20.000	ug/L	0.00
Standard Area 1 = 75771			Recovery = 100.00%			
79) 1,4-Dichlorobenzene-d4	12.246	152	44289	20.000	ug/L	0.00
Standard Area 1 = 44289			Recovery = 100.00%			
System Monitoring Compounds						
36) Dibromofluoromethane	5.209	113	27037	20.519	ug/L	0.00
Spiked Amount 20.000	Range 70 - 130		Recovery = 102.60%			
43) 1,2-Dichloroethane-d4	5.739	65	27045	21.714	ug/L	0.00
Spiked Amount 20.000	Range 70 - 130		Recovery = 108.57%			
60) Toluene-d8	7.705	98	96294	19.149	ug/L	0.00
Spiked Amount 20.000	Range 70 - 130		Recovery = 95.75%			
83) 4-Bromofluorobenzene	11.040	95	37369	19.320	ug/L	0.00
Spiked Amount 20.000	Range 70 - 130		Recovery = 96.60%			
Target Compounds						Qvalue
2) Dichlorodifluoromethane	1.634	85	33228	38.119	ug/L	98
3) Chloromethane	1.828	50	28867	32.628	ug/L	97
4) Vinyl chloride	1.896	62	56673	52.273	ug/L	100
5) Bromomethane	2.205	94	47011	53.768	ug/L	98
6) Chloroethane	2.315	64	65701	71.182	ug/L	99
7) Trichlorofluoromethane	2.457	101	77001	29.007	ug/L	99
8) Ethyl ether	2.761	74	24051	39.585	ug/L	99
10) 1,1-Dichloroethene	2.955	96	38818	42.230	ug/L	79
11) Carbon disulfide	2.986	76	94944	39.058	ug/L	98
12) Freon-113	2.997	101	42598	44.270	ug/L	79
14) Acrolein	3.280	56	4779	33.682	ug/L	96
15) Methylene chloride	3.511	84	47828	38.760	ug/L	87
17) Acetone	3.558	43	10292	33.597	ug/L	97
18) trans-1,2-Dichloroethene	3.668	96	47653	44.461	ug/L	94
19) Methyl acetate	3.668	43	24440	36.488	ug/L	95
20) Methyl tert-butyl ether	3.757	73	132911	41.552	ug/L	98
21) tert-Butyl alcohol	3.851	59	28490	212.575	ug/L	93
22) Diisopropyl ether	4.114	45	144319	41.218	ug/L	97
23) 1,1-Dichloroethane	4.250	63	84588	43.069	ug/L	100
24) Halothane	4.302	117	38257	46.149	ug/L	99
25) Acrylonitrile	4.297	53	11080	36.202	ug/L #	93

Quantitation Report (QT Reviewed)

Data Path : I:\VOLATILES\Charlie\2020\201029A\
Data File : VC201029A02.D
Acq On : 29 Oct 2020 7:38 am
Operator : CHARLIE:NLK
Sample : WG1428163-2
Misc : WG1428163,ICAL17262
ALS Vial : 2 Sample Multiplier: 1

Quant Time: Oct 29 08:18:32 2020
Quant Method : I:\VOLATILES\Charlie\2020\201029A\C_201019N_8260.m
Quant Title : VOLATILES BY GC/MS
QLast Update : Tue Oct 20 14:34:51 2020
Response via : Initial Calibration

CCAL FILE(s) : 1 - I:\VOLATILES\Charlie\2020\201029A\VC201029A02.D
Sub List : 8260-CurveSoil - Megamix plus Diox

Compound	R.T.	QIon	Response	Conc	Units		Dev(Min)
26) Ethyl tert-butyl ether	4.465	59	139852	40.528	ug/L		93
27) Vinyl acetate	4.481	43	102243	37.794	ug/L		96
28) cis-1,2-Dichloroethene	4.764	96	54421	43.517	ug/L		91
29) 2,2-Dichloropropane	4.869	77	82213	48.569	ug/L		96
30) Bromochloromethane	4.958	128	25125	41.946	ug/L	#	83
31) Cyclohexane	4.963	56	70688	42.468	ug/L		91
32) Chloroform	5.031	83	94770	45.352	ug/L		96
33) Ethyl acetate	5.136	43	42050	38.666	ug/L		99
34) Carbon tetrachloride	5.167	117	79176	49.158	ug/L		98
35) Tetrahydrofuran	5.183	42	15134	37.926	ug/L	#	83
37) 1,1,1-Trichloroethane	5.230	97	82033	49.279	ug/L		97
39) 2-Butanone	5.320	43	17586	36.378	ug/L	#	66
40) 1,1-Dichloropropene	5.356	75	69450	47.319	ug/L		97
41) Benzene	5.597	78	195424	43.972	ug/L		97
42) tert-Amyl methyl ether	5.702	73	141248	41.674	ug/L		95
44) 1,2-Dichloroethane	5.802	62	71171	46.532	ug/L		99
47) Methyl cyclohexane	6.185	83	83303	44.967	ug/L		94
48) Trichloroethene	6.200	95	53724	46.466	ug/L		94
50) Dibromomethane	6.641	93	33037	43.716	ug/L		93
51) 1,2-Dichloropropane	6.735	63	50858	42.630	ug/L		98
53) 2-Chloroethyl vinyl ether	7.432	63	31288	41.391	ug/L		92
54) Bromodichloromethane	6.814	83	78595	49.445	ug/L		99
57) 1,4-Dioxane	7.018	88	27990	2173.787	ug/L	#	90
58) cis-1,3-Dichloropropene	7.506	75	84991	46.186	ug/L	#	88
61) Toluene	7.768	92	128324	41.807	ug/L		99
62) 4-Methyl-2-pentanone	8.203	58	16535	37.544	ug/L		93
63) Tetrachloroethene	8.219	166	57903	45.318	ug/L		92
65) trans-1,3-Dichloropropene	8.250	75	79272	44.516	ug/L		93
67) Ethyl methacrylate	8.434	69	60906	38.116	ug/L		88
68) 1,1,2-Trichloroethane	8.434	83	39262	40.698	ug/L		98
69) Chlorodibromomethane	8.649	129	57025	37.351	ug/L		95
70) 1,3-Dichloropropane	8.759	76	77766	40.250	ug/L		99
71) 1,2-Dibromoethane	8.922	107	46150	41.542	ug/L		100
72) 2-Hexanone	9.205	43	30810	37.306	ug/L		99
73) Chlorobenzene	9.572	112	154596	44.009	ug/L		95
74) Ethylbenzene	9.608	91	260906	43.526	ug/L		100
75) 1,1,1,2-Tetrachloroethane	9.656	131	59760	47.313	ug/L		98
76) p/m Xylene	9.792	106	213050	92.123	ug/L		96
77) o Xylene	10.332	106	200924	90.313	ug/L		96
78) Styrene	10.400	104	350754	95.418	ug/L		94

Data Path : I:\VOLATILES\Charlie\2020\201029A\
Data File : VC201029A02.D
Acq On : 29 Oct 2020 7:38 am
Operator : CHARLIE:NLK
Sample : WG1428163-2
Misc : WG1428163,ICAL17262
ALS Vial : 2 Sample Multiplier: 1

Quant Time: Oct 29 08:18:32 2020
Quant Method : I:\VOLATILES\Charlie\2020\201029A\C_201019N_8260.m
Quant Title : VOLATILES BY GC/MS
QLast Update : Tue Oct 20 14:34:51 2020
Response via : Initial Calibration

CCAL FILE(s) : 1 - I:\VOLATILES\Charlie\2020\201029A\VC201029A02.D
Sub List : 8260-CurveSoil - Megamix plus Diox

Compound	R.T.	QIon	Response	Conc	Units	Dev(Min)
80) Bromoform	10.432	173	40558	35.239	ug/L	98
82) Isopropylbenzene	10.715	105	283445	42.794	ug/L	96
84) Bromobenzene	11.155	156	65873	39.748	ug/L	98
85) n-Propylbenzene	11.192	91	336430	42.022	ug/L	97
86) 1,4-Dichlorobutane	11.213	55	73913	37.690	ug/L	95
87) 1,1,2,2-Tetrachloroethane	11.281	83	64585	38.793	ug/L	98
88) 4-Ethyltoluene	11.318	105	279132	43.498	ug/L	97
89) 2-Chlorotoluene	11.360	91	192284	42.201	ug/L	96
90) 1,3,5-Trimethylbenzene	11.412	105	246996	43.609	ug/L	95
91) 1,2,3-Trichloropropane	11.417	75	51213	38.410	ug/L	99
92) trans-1,4-Dichloro-2-b...	11.475	53	16887	40.680	ug/L	91
93) 4-Chlorotoluene	11.543	91	201191	42.652	ug/L	95
94) tert-Butylbenzene	11.753	119	203901	43.765	ug/L	95
97) 1,2,4-Trimethylbenzene	11.831	105	240707	44.162	ug/L	96
98) sec-Butylbenzene	11.942	105	325819	44.770	ug/L	99
99) p-Isopropyltoluene	12.094	119	269245	44.271	ug/L	97
100) 1,3-Dichlorobenzene	12.167	146	140054	43.332	ug/L	98
101) 1,4-Dichlorobenzene	12.261	146	141394	42.747	ug/L	98
102) p-Diethylbenzene	12.466	119	156149	44.525	ug/L	97
103) n-Butylbenzene	12.523	91	248471	44.296	ug/L	99
104) 1,2-Dichlorobenzene	12.681	146	126786	42.299	ug/L	98
105) 1,2,4,5-Tetramethylben...	13.258	119	231999	41.874	ug/L	99
106) 1,2-Dibromo-3-chloropr...	13.457	155	10079	34.436	ug/L	95
107) 1,3,5-Trichlorobenzene	13.488	180	88123	42.584	ug/L	96
108) Hexachlorobutadiene	14.060	225	40525	41.814	ug/L	98
109) 1,2,4-Trichlorobenzene	14.086	180	79067	40.548	ug/L	97
110) Naphthalene	14.374	128	174652	37.099	ug/L	100
111) 1,2,3-Trichlorobenzene	14.542	180	68506	37.648	ug/L	98

(#) = qualifier out of range (m) = manual integration (+) = signals summed

Quantitation Report (QT Reviewed)

Data Path : I:\VOLATILES\Charlie\2020\201029A\
Data File : VC201029A02.D
Acq On : 29 Oct 2020 7:38 am
Operator : CHARLIE:NLK
Sample : WG1428163-2
Misc : WG1428163,ICAL17262
ALS Vial : 2 Sample Multiplier: 1

Quant Time: Oct 29 08:18:32 2020
Quant Method : I:\VOLATILES\Charlie\2020\201029A\C_201019N_8260.m
Quant Title : VOLATILES BY GC/MS
QLast Update : Tue Oct 20 14:34:51 2020
Response via : Initial Calibration

Sub List : 8260-CurveSoil - Megamix plus Diox29A\VC201029A02.D•

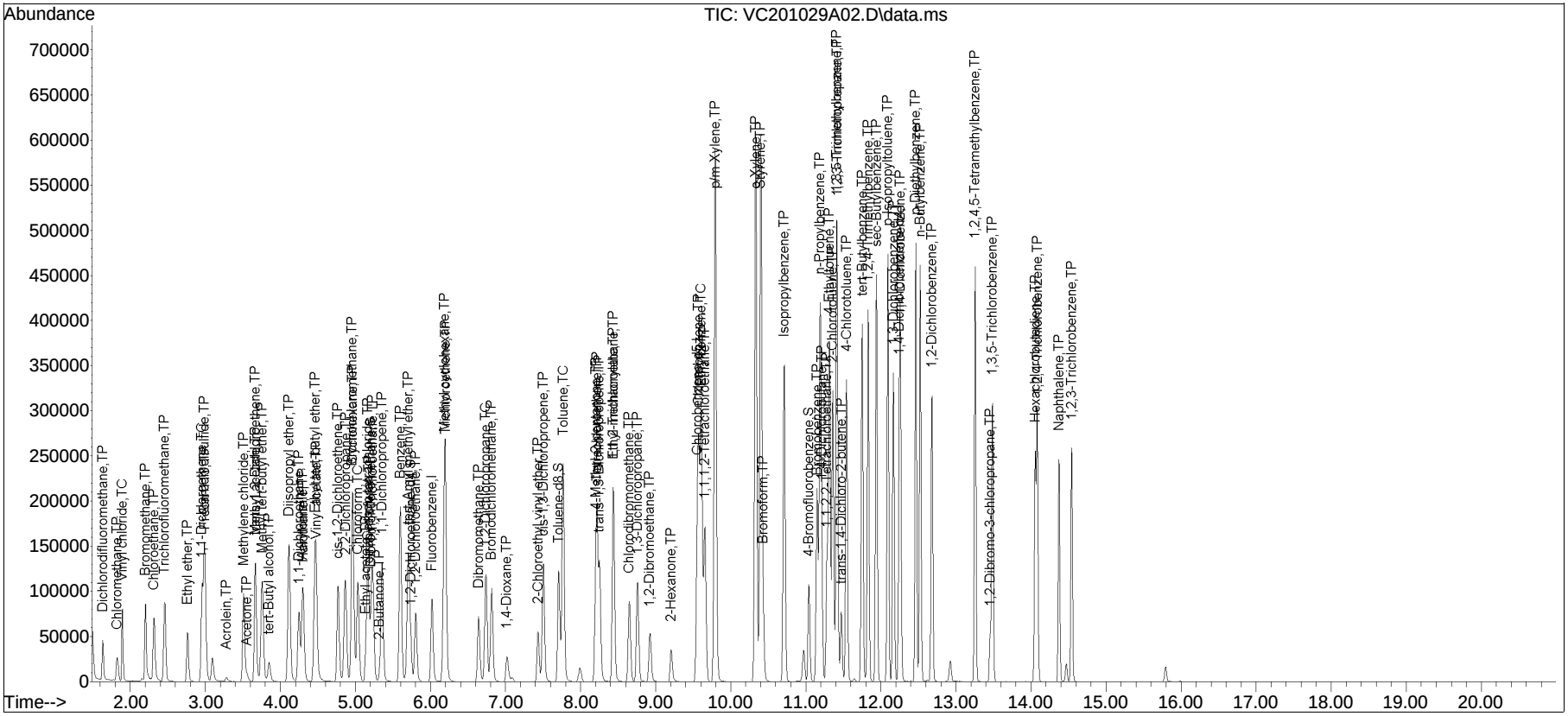

Manual Integration Report

Data Path	: I:\VOLATILES\Charlie\2020\	QMethod	: C_201019N_8260.m
Data File	: VC201029A02.D	Operator	: CHARLIE:NLK
Date Inj'd	: 10/29/2020 7:38 am	Instrument	: Charlie
Sample	: WG1428163-2	Quant Date	: 10/29/2020 8:18 am

There are no manual integrations or false positives in this file.

Evaluate Continuing Calibration Report

Data Path : I:\VOLATILES\VOA110\2020\201029N\
Data File : V10201029N01.d
Acq On : 29 Oct 2020 6:44 pm
Operator : VOA110:AD
Sample : WG1428553-2
Misc : WG1428553,ICAL17196
ALS Vial : 1 Sample Multiplier: 1

Quant Time: Oct 29 19:39:21 2020
Quant Method : I:\VOLATILES\VOA110\2020\201029N\V110_201002A_8260.m
Quant Title : VOLATILES BY GC/MS
QLast Update : Sun Oct 04 17:19:01 2020
Response via : Initial Calibration

Min. RRF : 0.000 Min. Rel. Area : 50% Max. R.T. Dev 0.50min
Max. RRF Dev : 20% Max. Rel. Area : 200%

		Compound		AvgRF	CCRF	%Dev	Area%	Dev(min)
1	I	Fluorobenzene		1.000	1.000	0.0	66	0.00
2	TP	Dichlorodifluoromethane		0.270	0.175	35.2#	43#	0.00
3	TP	Chloromethane		0.268	0.236	11.9	64	0.01
4	TC	Vinyl chloride		0.282	0.280	0.7	66	0.00
5	TP	Bromomethane	*	40.000	41.925	-4.8	75	0.00
6	TP	Chloroethane		0.194	0.199	-2.6	71	0.00
7	TP	Trichlorofluoromethane		0.392	0.367	6.4	63	0.00
8	TP	Ethyl ether		0.171	0.170	0.6	70	0.00
10	TC	1,1-Dichloroethene		0.233	0.225	3.4	65	0.00
11	TP	Carbon disulfide		0.640	0.576	10.0	64	0.00
12	TP	Freon-113		0.229	0.216	5.7	62	0.00
14	TP	Acrolein		0.045	0.047#	-4.4	77	0.00
15	TP	Methylene chloride		0.290	0.279	3.8	69	0.00
17	TP	Acetone		0.086	0.094#	-9.3	78	0.00
18	TP	trans-1,2-Dichloroethene		0.269	0.272	-1.1	70	0.00
19	TP	Methyl acetate		0.203	0.228	-12.3	78	0.00
20	TP	Methyl tert-butyl ether		0.864	0.869	-0.6	69	0.00
21	TP	tert-Butyl alcohol		0.048	0.050	-4.2	78	0.00
22	TP	Diisopropyl ether		0.811	0.914	-12.7	77	0.00
23	TP	1,1-Dichloroethane		0.458	0.509	-11.1	78	0.00
24	TP	Halothane		0.204	0.210	-2.9	70	0.00
25	TP	Acrylonitrile		0.096	0.109	-13.5	80	0.00
26	TP	Ethyl tert-butyl ether		0.838	0.911	-8.7	75	0.00
27	TP	Vinyl acetate		0.606	0.747	-23.3#	86	0.00
28	TP	cis-1,2-Dichloroethene		0.309	0.310	-0.3	71	0.00
29	TP	2,2-Dichloropropane		0.426	0.421	1.2	70	0.00
30	TP	Bromochloromethane		0.140	0.151	-7.9	75	0.00
31	TP	Cyclohexane		0.408	0.434	-6.4	72	0.00
32	TC	Chloroform		0.484	0.477	1.4	70	0.00
33	TP	Ethyl acetate		0.321	0.355	-10.6	79	0.00
34	TP	Carbon tetrachloride		0.361	0.375	-3.9	70	0.00
35	TP	Tetrahydrofuran		0.104	0.112	-7.7	80	0.00
36	S	Dibromofluoromethane		0.237	0.246	-3.8	69	0.00
37	TP	1,1,1-Trichloroethane		0.414	0.416	-0.5	70	0.00
39	TP	2-Butanone		0.147	0.158	-7.5	79	0.00
40	TP	1,1-Dichloropropene		0.376	0.376	0.0	71	0.00
41	TP	Benzene		1.177	1.149	2.4	70	0.00
42	TP	tert-Amyl methyl ether		0.878	0.868	1.1	68	0.00
43	S	1,2-Dichloroethane-d4		0.265	0.278	-4.9	70	0.00

Evaluate Continuing Calibration Report

Data Path : I:\VOLATILES\VOA110\2020\201029N\
Data File : V10201029N01.d
Acq On : 29 Oct 2020 6:44 pm
Operator : VOA110:AD
Sample : WG1428553-2
Misc : WG1428553,ICAL17196
ALS Vial : 1 Sample Multiplier: 1

Quant Time: Oct 29 19:39:21 2020
Quant Method : I:\VOLATILES\VOA110\2020\201029N\V110_201002A_8260.m
Quant Title : VOLATILES BY GC/MS
QLast Update : Sun Oct 04 17:19:01 2020
Response via : Initial Calibration

Min. RRF : 0.000 Min. Rel. Area : 50% Max. R.T. Dev 0.50min
Max. RRF Dev : 20% Max. Rel. Area : 200%

		Compound	AvgRF	CCRF	%Dev	Area%	Dev(min)
44	TP	1,2-Dichloroethane	0.364	0.403	-10.7	78	0.00
47	TP	Methyl cyclohexane	0.481	0.443	7.9	62	0.00
48	TP	Trichloroethene	0.294	0.285	3.1	69	0.00
50	TP	Dibromomethane	0.174	0.179	-2.9	70	0.00
51	TC	1,2-Dichloropropane	0.279	0.302	-8.2	75	0.00
53	TP	2-Chloroethyl vinyl ether	0.206	0.203	1.5	69	0.00
54	TP	Bromodichloromethane	0.403	0.386	4.2	69	0.00
57	TP	1,4-Dioxane	0.00402	0.00468#	-16.4	79	0.00
58	TP	cis-1,3-Dichloropropene	0.502	0.488	2.8	70	0.00
59	I	Chlorobenzene-d5	1.000	1.000	0.0	73	0.00
60	S	Toluene-d8	1.177	1.143	2.9	71	0.00
61	TC	Toluene	0.855	0.805	5.8	72	0.00
62	TP	4-Methyl-2-pentanone	0.146	0.148	-1.4	76	0.00
63	TP	Tetrachloroethene	0.360	0.330	8.3	71	0.00
65	TP	trans-1,3-Dichloropropene	0.511	0.473	7.4	70	0.00
67	TP	Ethyl methacrylate	0.487	0.428	12.1	67	0.00
68	TP	1,1,2-Trichloroethane	0.256	0.232	9.4	69	0.00
69	TP	Chlorodibromomethane	0.332	0.324	2.4	73	0.00
70	TP	1,3-Dichloropropane	0.530	0.494	6.8	71	0.00
71	TP	1,2-Dibromoethane	0.316	0.287	9.2	69	0.00
72	TP	2-Hexanone	0.291	0.273	6.2	76	0.00
73	TP	Chlorobenzene	1.006	0.918	8.7	73	0.00
74	TC	Ethylbenzene	1.607	1.509	6.1	72	0.00
75	TP	1,1,1,2-Tetrachloroethane	0.351	0.322	8.3	73	0.00
76	TP	p/m Xylene	0.676	0.620	8.3	72	0.00
77	TP	o Xylene	0.640	0.582	9.1	72	0.00
78	TP	Styrene	1.107	0.983	11.2	69	0.00
79	I	1,4-Dichlorobenzene-d4	1.000	1.000	0.0	76	0.00
80	TP	Bromoform	0.403	0.374	7.2	73	0.00
82	TP	Isopropylbenzene	3.037	2.738	9.8	71	0.00
83	S	4-Bromofluorobenzene	0.883	0.842	4.6	73	0.00
84	TP	Bromobenzene	0.756	0.687	9.1	72	0.00
85	TP	n-Propylbenzene	3.499	3.154	9.9	71	0.00
86	TP	1,4-Dichlorobutane	0.925	0.903	2.4	80	0.00
87	TP	1,1,2,2-Tetrachloroethane	0.821	0.691	15.8	69	0.00
88	TP	4-Ethyltoluene	3.029	2.689	11.2	70	0.00
89	TP	2-Chlorotoluene	2.072	1.820	12.2	70	0.00

Data Path : I:\VOLATILES\VOA110\2020\201029N\
Data File : V10201029N01.d
Acq On : 29 Oct 2020 6:44 pm
Operator : VOA110:AD
Sample : WG1428553-2
Misc : WG1428553,ICAL17196
ALS Vial : 1 Sample Multiplier: 1

Quant Time: Oct 29 19:39:21 2020
Quant Method : I:\VOLATILES\VOA110\2020\201029N\V110_201002A_8260.m
Quant Title : VOLATILES BY GC/MS
QLast Update : Sun Oct 04 17:19:01 2020
Response via : Initial Calibration

Min. RRF : 0.000 Min. Rel. Area : 50% Max. R.T. Dev 0.50min
Max. RRF Dev : 20% Max. Rel. Area : 200%

	Compound	AvgRF	CCRF	%Dev	Area%	Dev(min)
90 TP	1,3,5-Trimethylbenzene	2.571	2.316	9.9	71	0.00
91 TP	1,2,3-Trichloropropane	0.669	0.588	12.1	71	0.00
92 TP	trans-1,4-Dichloro-2-butene	0.234	0.222	5.1	77	0.00
93 TP	4-Chlorotoluene	2.169	1.931	11.0	71	0.00
94 TP	tert-Butylbenzene	2.210	2.017	8.7	71	0.00
97 TP	1,2,4-Trimethylbenzene	2.562	2.290	10.6	71	0.00
98 TP	sec-Butylbenzene	3.310	2.962	10.5	69	0.00
99 TP	p-Isopropyltoluene	2.870	2.635	8.2	72	0.00
100 TP	1,3-Dichlorobenzene	1.521	1.370	9.9	72	0.00
101 TP	1,4-Dichlorobenzene	1.537	1.365	11.2	71	0.00
102 TP	p-Diethylbenzene	1.716	1.561	9.0	71	0.00
103 TP	n-Butylbenzene	2.485	2.234	10.1	71	0.00
104 TP	1,2-Dichlorobenzene	1.445	1.294	10.4	71	0.00
105 TP	1,2,4,5-Tetramethylbenzene	2.778	2.496	10.2	71	0.00
106 TP	1,2-Dibromo-3-chloropropane	0.151	0.134	11.3	68	0.00
107 TP	1,3,5-Trichlorobenzene	1.033	0.962	6.9	75	0.00
108 TP	Hexachlorobutadiene	0.481	0.435	9.6	71	0.00
109 TP	1,2,4-Trichlorobenzene	0.992	0.934	5.8	75	0.00
110 TP	Naphthalene	2.855	2.586	9.4	71	0.00
111 TP	1,2,3-Trichlorobenzene	0.959	0.876	8.7	73	0.00

* Evaluation of CC level amount vs concentration.
(#) = Out of Range SPCC's out = 3 CCC's out = 0

Quantitation Report (QT Reviewed)

Data Path : I:\VOLATILES\VOA110\2020\201029N\
Data File : V10201029N01.d
Acq On : 29 Oct 2020 6:44 pm
Operator : VOA110:AD
Sample : WG1428553-2
Misc : WG1428553,ICAL17196
ALS Vial : 1 Sample Multiplier: 1

Quant Time: Oct 29 19:39:21 2020
Quant Method : I:\VOLATILES\VOA110\2020\201029N\V110_201002A_8260.m
Quant Title : VOLATILES BY GC/MS
QLast Update : Sun Oct 04 17:19:01 2020
Response via : Initial Calibration

CCAL FILE(s) : 1 - I:\VOLATILES\VOA110\2020\201029N\V10201029N01.d
Sub List : 8260-CurveSoil - Megamix plus Diox

Compound	R.T.	QIon	Response	Conc	Units	Dev(Min)
Internal Standards						
1) Fluorobenzene	6.483	96	273154	20.000	ug/L	0.00
Standard Area 1 = 273154			Recovery = 100.00%			
59) Chlorobenzene-d5	10.064	117	258803	20.000	ug/L	0.00
Standard Area 1 = 258803			Recovery = 100.00%			
79) 1,4-Dichlorobenzene-d4	12.665	152	146931	20.000	ug/L	0.00
Standard Area 1 = 146931			Recovery = 100.00%			
System Monitoring Compounds						
36) Dibromofluoromethane	5.650	113	67072	20.748	ug/L	0.00
Spiked Amount 20.000	Range 70 - 130		Recovery = 103.74%			
43) 1,2-Dichloroethane-d4	6.200	65	75880	20.995	ug/L	0.00
Spiked Amount 20.000	Range 70 - 130		Recovery = 104.97%			
60) Toluene-d8	8.198	98	295764	19.415	ug/L	0.00
Spiked Amount 20.000	Range 70 - 130		Recovery = 97.08%			
83) 4-Bromofluorobenzene	11.485	95	123731	19.079	ug/L	0.00
Spiked Amount 20.000	Range 70 - 130		Recovery = 95.40%			
Target Compounds						Qvalue
2) Dichlorodifluoromethane	1.854	85	95791	25.970	ug/L	99
3) Chloromethane	2.100	50	128737	35.156	ug/L	99
4) Vinyl chloride	2.158	62	153123	39.718	ug/L	100
5) Bromomethane	2.504	94	86327	41.925	ug/L	93
6) Chloroethane	2.635	64	108650	41.085	ug/L	98
7) Trichlorofluoromethane	2.787	101	200462	37.463	ug/L	100
8) Ethyl ether	3.112	74	93103	39.839	ug/L	89
10) 1,1-Dichloroethene	3.317	96	123146	38.644	ug/L	93
11) Carbon disulfide	3.348	76	314594	35.989	ug/L	99
12) Freon-113	3.359	101	117790	37.593	ug/L #	59
14) Acrolein	3.658	56	25553	41.241	ug/L	96
15) Methylene chloride	3.899	84	152299	38.456	ug/L	90
17) Acetone	3.951	43	51270	43.722	ug/L #	26
18) trans-1,2-Dichloroethene	4.061	96	148838	40.496	ug/L	92
19) Methyl acetate	4.066	43	124366	44.965	ug/L #	89
20) Methyl tert-butyl ether	4.161	73	474550	40.218	ug/L	96
21) tert-Butyl alcohol	4.234	59	137634	210.447	ug/L	95
22) Diisopropyl ether	4.533	45	499444	45.089	ug/L	98
23) 1,1-Dichloroethane	4.669	63	278234	44.443	ug/L	99
24) Halothane	4.711	117	114595	41.165	ug/L	99
25) Acrylonitrile	4.722	53	59485	45.154	ug/L #	89

Data Path : I:\VOLATILES\VOA110\2020\201029N\
Data File : V10201029N01.d
Acq On : 29 Oct 2020 6:44 pm
Operator : VOA110:AD
Sample : WG1428553-2
Misc : WG1428553,ICAL17196
ALS Vial : 1 Sample Multiplier: 1

Quant Time: Oct 29 19:39:21 2020
Quant Method : I:\VOLATILES\VOA110\2020\201029N\V110_201002A_8260.m
Quant Title : VOLATILES BY GC/MS
QLast Update : Sun Oct 04 17:19:01 2020
Response via : Initial Calibration

CCAL FILE(s) : 1 - I:\VOLATILES\VOA110\2020\201029N\V10201029N01.d
Sub List : 8260-CurveSoil - Megamix plus Diox

Compound	R.T.	QIon	Response	Conc	Units		Dev(Min)
26) Ethyl tert-butyl ether	4.890	59	497688	43.468	ug/L		96
27) Vinyl acetate	4.905	43	408027	49.325	ug/L		99
28) cis-1,2-Dichloroethene	5.199	96	169568	40.186	ug/L		97
29) 2,2-Dichloropropane	5.314	77	229973	39.529	ug/L		96
30) Bromochloromethane	5.398	128	82571	43.068	ug/L		95
31) Cyclohexane	5.409	56	237181	42.525	ug/L		91
32) Chloroform	5.466	83	260450	39.422	ug/L		98
33) Ethyl acetate	5.582	43	194189	44.286	ug/L		99
34) Carbon tetrachloride	5.613	117	204836	41.561	ug/L		98
35) Tetrahydrofuran	5.629	42	61043	43.130	ug/L		94
37) 1,1,1-Trichloroethane	5.687	97	227489	40.269	ug/L		99
39) 2-Butanone	5.776	43	86257	42.973	ug/L	#	15
40) 1,1-Dichloropropene	5.807	75	205313	40.030	ug/L		96
41) Benzene	6.059	78	627778	39.053	ug/L		99
42) tert-Amyl methyl ether	6.164	73	474185	39.540	ug/L		98
44) 1,2-Dichloroethane	6.263	62	220051	44.269	ug/L		100
47) Methyl cyclohexane	6.657	83	241860	36.828	ug/L		99
48) Trichloroethene	6.662	95	155680	38.771	ug/L		93
50) Dibromomethane	7.107	93	97613	41.131	ug/L		91
51) 1,2-Dichloropropane	7.223	63	165178	43.407	ug/L		99
53) 2-Chloroethyl vinyl ether	7.910	63	110785	39.314	ug/L		92
54) Bromodichloromethane	7.275	83	210763	38.282	ug/L		98
57) 1,4-Dioxane	7.495	88	127878	2327.176	ug/L		96
58) cis-1,3-Dichloropropene	7.983	75	266672	38.928	ug/L		96
61) Toluene	8.261	92	416776	37.658	ug/L		99
62) 4-Methyl-2-pentanone	8.696	58	76388	40.348	ug/L		94
63) Tetrachloroethene	8.707	166	170865	36.660	ug/L		97
65) trans-1,3-Dichloropropene	8.738	75	244965	37.081	ug/L		95
67) Ethyl methacrylate	8.927	69	221544	35.134	ug/L		91
68) 1,1,2-Trichloroethane	8.927	83	119896	36.260	ug/L		99
69) Chlorodibromomethane	9.136	129	167503	39.048	ug/L		98
70) 1,3-Dichloropropane	9.262	76	255910	37.313	ug/L		99
71) 1,2-Dibromoethane	9.430	107	148648	36.327	ug/L		98
72) 2-Hexanone	9.713	43	141096	37.487	ug/L		95
73) Chlorobenzene	10.085	112	475013	36.477	ug/L		92
74) Ethylbenzene	10.122	91	781171	37.569	ug/L		97
75) 1,1,1,2-Tetrachloroethane	10.164	131	166608	36.718	ug/L		97
76) p/m Xylene	10.300	106	641824	73.334	ug/L		95
77) o Xylene	10.814	106	602062	72.738	ug/L		95
78) Styrene	10.877	104	1018016	71.036	ug/L		94

Quantitation Report (QT Reviewed)

Data Path : I:\VOLATILES\VOA110\2020\201029N\
Data File : V10201029N01.d
Acq On : 29 Oct 2020 6:44 pm
Operator : VOA110:AD
Sample : WG1428553-2
Misc : WG1428553,ICAL17196
ALS Vial : 1 Sample Multiplier: 1

Quant Time: Oct 29 19:39:21 2020
Quant Method : I:\VOLATILES\VOA110\2020\201029N\V110_201002A_8260.m
Quant Title : VOLATILES BY GC/MS
QLast Update : Sun Oct 04 17:19:01 2020
Response via : Initial Calibration

CCAL FILE(s) : 1 - I:\VOLATILES\VOA110\2020\201029N\V10201029N01.d
Sub List : 8260-CurveSoil - Megamix plus Diox

Compound	R.T.	QIon	Response	Conc	Units	Dev(Min)
80) Bromoform	10.898	173	109824	37.103	ug/L	98
82) Isopropylbenzene	11.176	105	804682	36.065	ug/L	98
84) Bromobenzene	11.601	156	201859	36.333	ug/L	97
85) n-Propylbenzene	11.637	91	926965	36.059	ug/L	96
86) 1,4-Dichlorobutane	11.658	55	265340	39.063	ug/L	98
87) 1,1,2,2-Tetrachloroethane	11.711	83	203023	33.678	ug/L	95
88) 4-Ethyltoluene	11.758	105	790122	35.512	ug/L	98
89) 2-Chlorotoluene	11.800	91	534949	35.137	ug/L	92
90) 1,3,5-Trimethylbenzene	11.847	105	680561	36.029	ug/L	98
91) 1,2,3-Trichloropropane	11.852	75	172868	35.199	ug/L	96
92) trans-1,4-Dichloro-2-b...	11.900	53	65269	38.035	ug/L	91
93) 4-Chlorotoluene	11.978	91	567559	35.621	ug/L	94
94) tert-Butylbenzene	12.183	119	592838	36.507	ug/L	98
97) 1,2,4-Trimethylbenzene	12.256	105	672897	35.757	ug/L	97
98) sec-Butylbenzene	12.366	105	870394	35.789	ug/L	96
99) p-Isopropyltoluene	12.513	119	774279	36.722	ug/L	97
100) 1,3-Dichlorobenzene	12.586	146	402505	36.029	ug/L	98
101) 1,4-Dichlorobenzene	12.676	146	400975	35.502	ug/L	99
102) p-Diethylbenzene	12.880	119	458619	36.386	ug/L	96
103) n-Butylbenzene	12.938	91	656621	35.972	ug/L	98
104) 1,2-Dichlorobenzene	13.095	146	380204	35.825	ug/L	99
105) 1,2,4,5-Tetramethylben...	13.661	119	733371	35.929	ug/L	96
106) 1,2-Dibromo-3-chloropr...	13.860	155	39397	35.631	ug/L	93
107) 1,3,5-Trichlorobenzene	13.892	180	282669	37.261	ug/L	96
108) Hexachlorobutadiene	14.458	225	127713	36.131	ug/L	98
109) 1,2,4-Trichlorobenzene	14.490	180	274573	37.679	ug/L	98
110) Naphthalene	14.783	128	759782	36.225	ug/L	100
111) 1,2,3-Trichlorobenzene	14.951	180	257364	36.543	ug/L	98

(#) = qualifier out of range (m) = manual integration (+) = signals summed

Quantitation Report (QT Reviewed)

Data Path : I:\VOLATILES\VOA110\2020\201029N\
Data File : V10201029N01.d
Acq On : 29 Oct 2020 6:44 pm
Operator : VOA110:AD
Sample : WG1428553-2
Misc : WG1428553,ICAL17196
ALS Vial : 1 Sample Multiplier: 1

Quant Time: Oct 29 19:39:21 2020
Quant Method : I:\VOLATILES\VOA110\2020\201029N\V110_201002A_8260.m
Quant Title : VOLATILES BY GC/MS
QLast Update : Sun Oct 04 17:19:01 2020
Response via : Initial Calibration

Sub List : 8260-CurveSoil - Megamix plus Diox9N\V10201029N01.d•

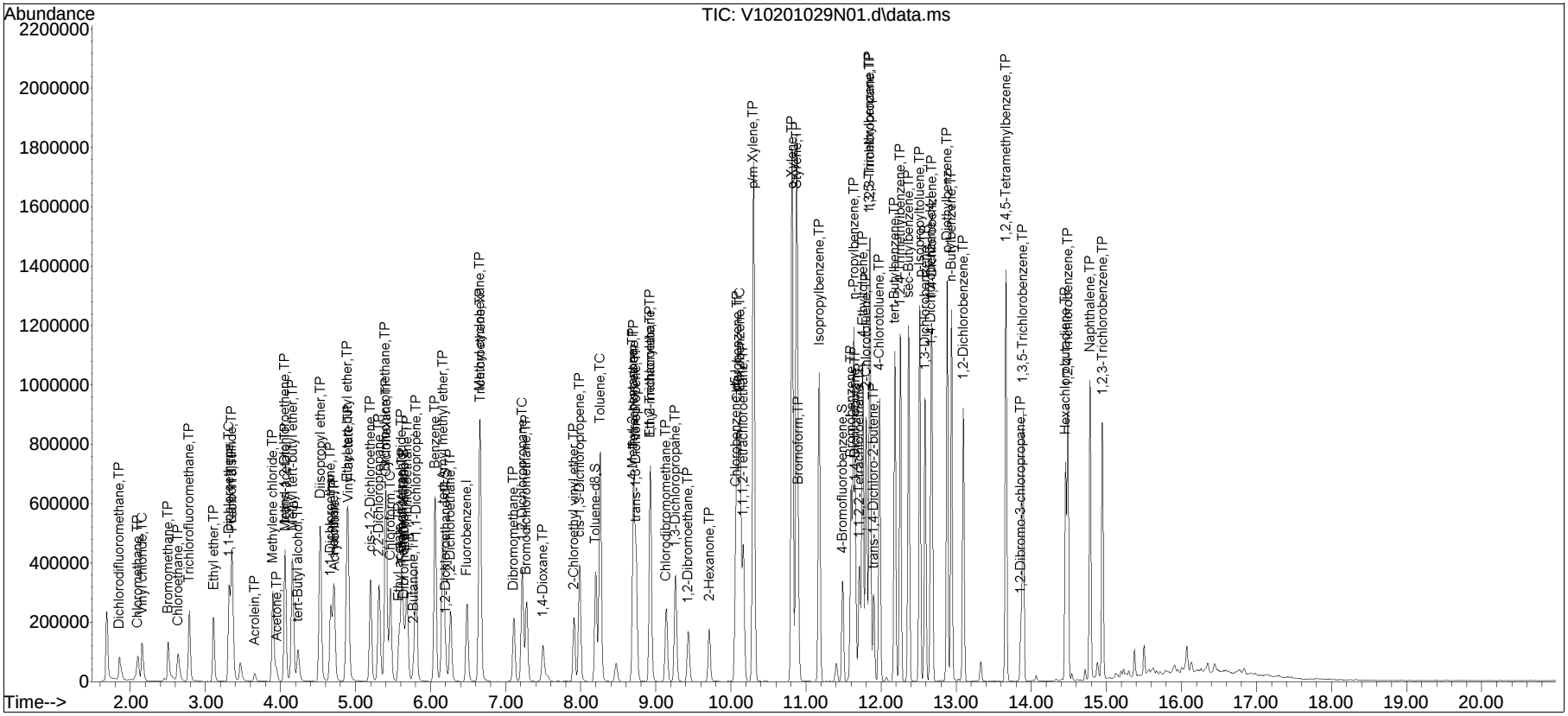

Manual Integration Report

Data Path	: I:\VOLATILES\VOA110\2020\2Q	Method	: V110_201002A_8260.m
Data File	: V10201029N01.d	Operator	: VOA110:AD
Date Inj'd	: 10/29/2020 6:44 pm	Instrument	: VOA 110
Sample	: WG1428553-2	Quant Date	: 10/29/2020 7:39 pm

There are no manual integrations or false positives in this file.

Data Path : I:\VOLATILES\VOA126\2020\201028N\
Data File : V26201028BF1.D
Acq On : 28 Oct 2020 01:17 pm
Operator : VOA126:MKS
Sample : WG1427739-1
Misc : WG1427739
ALS Vial : 1 Sample Multiplier: 1

Integration File: rteint.p

Method : I:\VOLATILES\VOA126\2020\201028N\V126_201012N_8260Suff.m
Title : VOLATILES BY GC/MS
Last Update : Tue Oct 13 17:03:21 2020

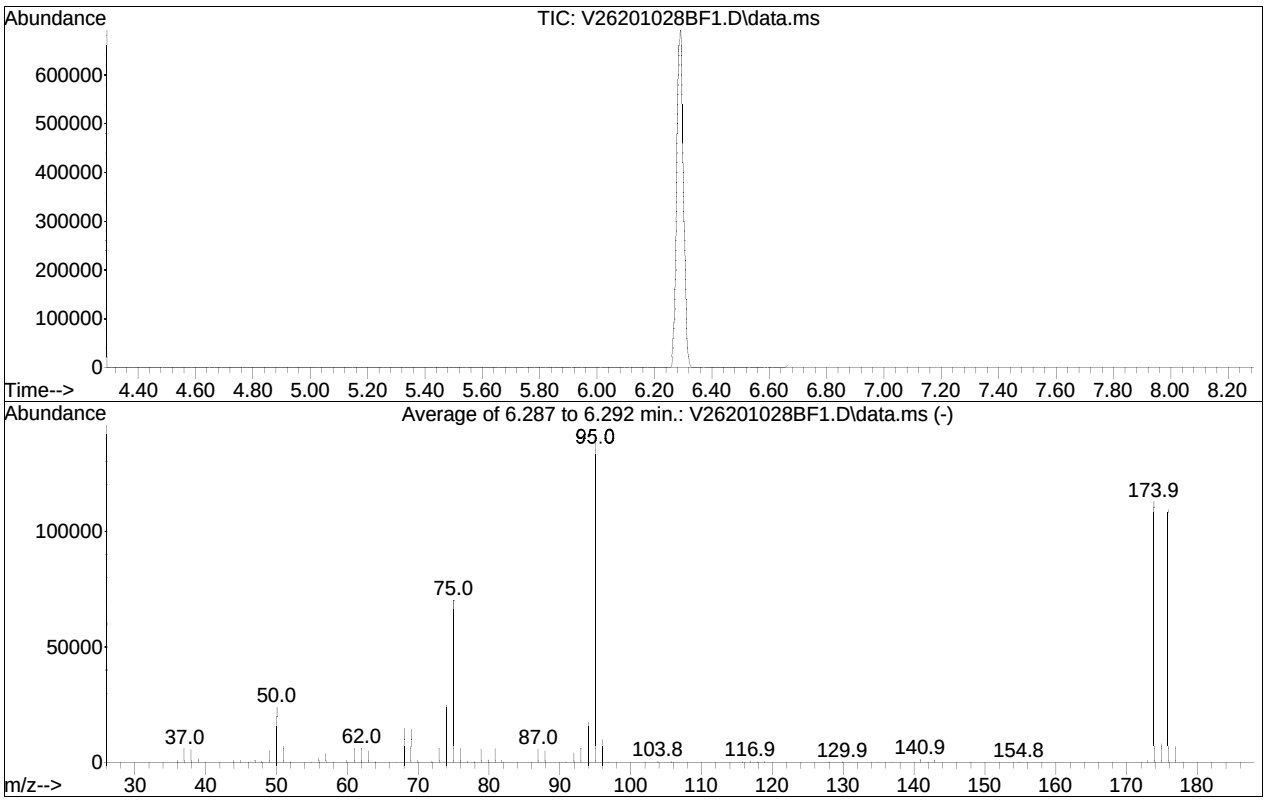

AutoFind: Scans 2044, 2045, 2046; Background Corrected with Scan 2029

Target Mass	Rel. to Mass	Lower Limit%	Upper Limit%	Rel. Abn%	Raw Abn	Result Pass/Fail
50	95	15	40	17.3	23925	PASS
75	95	30	60	50.7	70248	PASS
95	95	100	100	100.0	138688	PASS
96	95	5	9	7.0	9665	PASS
173	174	0.00	2	1.0	1149	PASS
174	95	50	100	81.1	112523	PASS
175	174	5	9	7.4	8282	PASS
176	174	95	101	97.1	109272	PASS
177	176	5	9	6.4	6981	PASS

Data Path : I:\VOLATILES\VOA100\2020\201028P\
Data File : V00201028PBF1.D
Acq On : 28 Oct 2020 3:10 pm
Operator : VOA100:MKS
Sample : WG1427985-1
Misc : WG1427985,ICAL17163
ALS Vial : 1 Sample Multiplier: 1

Integration File: rteint.p

Method : I:\VOLATILES\VOA100\2020\201028P\V100_200924_8260.m
Title : VOLATILES BY GC/MS
Last Update : Thu Sep 24 17:46:36 2020

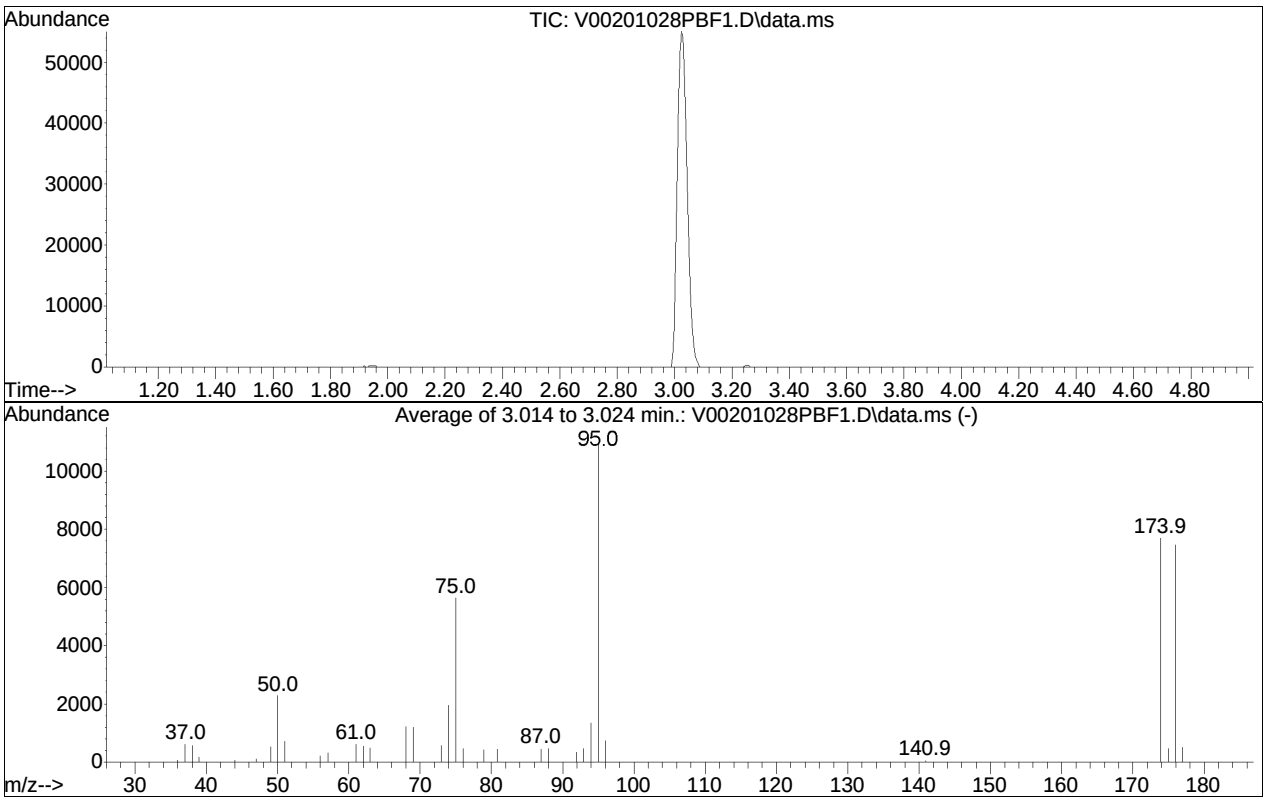

Spectrum Information: Average of 3.014 to 3.024 min.

Target Mass	Rel. to Mass	Lower Limit%	Upper Limit%	Rel. Abn%	Raw Abn	Result Pass/Fail
50	95	15	40	20.8	2278	PASS
75	95	30	60	51.4	5638	PASS
95	95	100	100	100.0	10976	PASS
96	95	5	9	6.8	744	PASS
173	174	0.00	2	0.0	0	PASS
174	95	50	100	70.2	7700	PASS
175	174	5	9	6.1	466	PASS
176	174	95	101	97.0	7472	PASS
177	176	5	9	6.7	501	PASS

Data Path : I:\VOLATILES\Charlie\2020\201029A\
Data File : VC201029BF1.D
Acq On : 29 Oct 2020 6:44 am
Operator : CHARLIE:NLK
Sample : WG1428163-1
Misc : WG1428163
ALS Vial : 1 Sample Multiplier: 1

Integration File: events.e

Method : I:\VOLATILES\Charlie\2020\201029A\C_201019N_8260.m
Title : VOLATILES BY GC/MS
Last Update : Tue Oct 20 14:34:51 2020

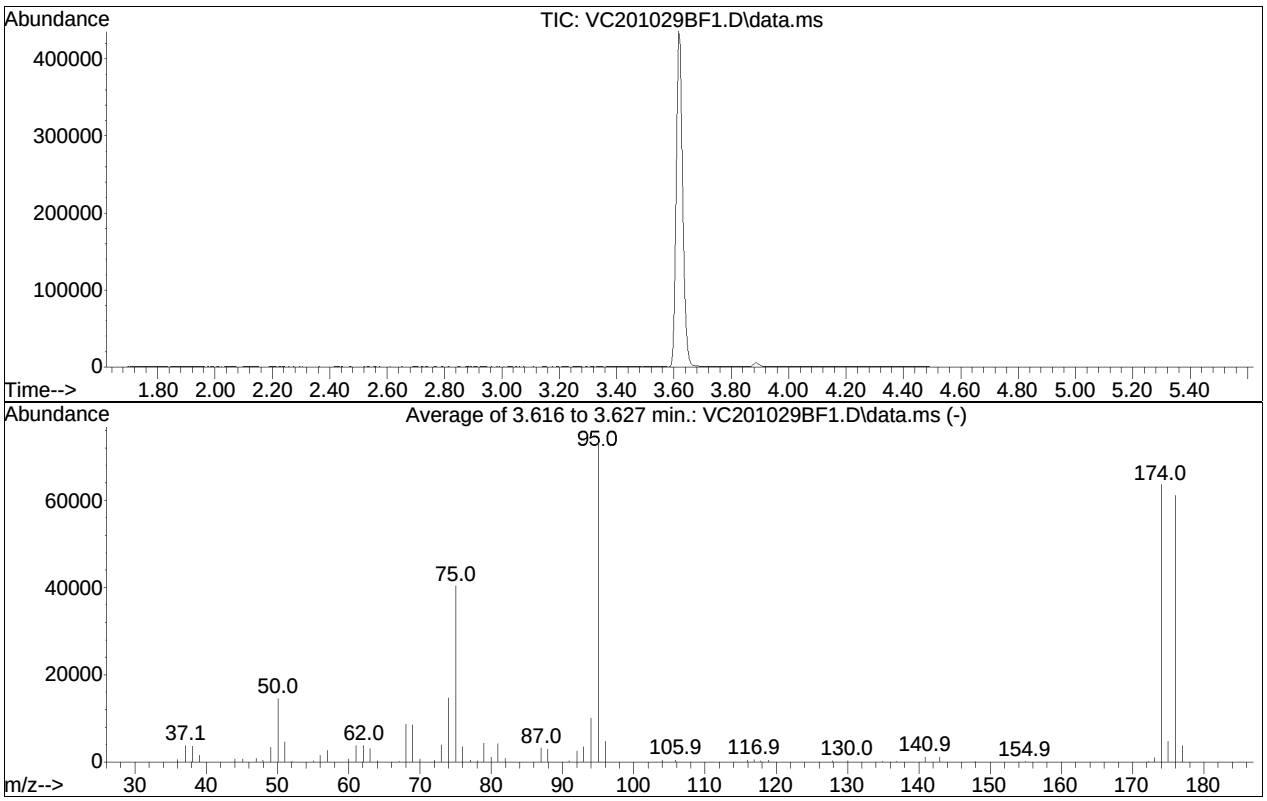

AutoFind: Scans 368, 369, 370; Background Corrected with Scan 361

AUTOFIND via AUTOINTEGRATE

Target Mass	Rel. to Mass	Lower Limit%	Upper Limit%	Rel. Abn%	Raw Abn	Result Pass/Fail
50	95	15	40	20.0	14662	PASS
75	95	30	60	55.2	40408	PASS
95	95	100	100	100.0	73208	PASS
96	95	5	9	6.6	4839	PASS
173	174	0.00	2	1.6	1015	PASS
174	95	50	100	86.9	63597	PASS
175	174	5	9	7.6	4856	PASS
176	174	95	101	96.1	61131	PASS
177	176	5	9	6.3	3837	PASS

Data Path : I:\VOLATILES\VOA110\2020\201029N\
Data File : V10201029BF2.d
Acq On : 29 Oct 2020 6:20 pm
Operator : VOA110:AD
Sample : WG1428553-1
Misc : WG1428553,ICAL17196
ALS Vial : 1 Sample Multiplier: 1

Integration File: rteint.p

Method : I:\VOLATILES\VOA110\2020\201029N\V110_201002A_8260.m
Title : VOLATILES BY GC/MS
Last Update : Sun Oct 04 17:19:01 2020

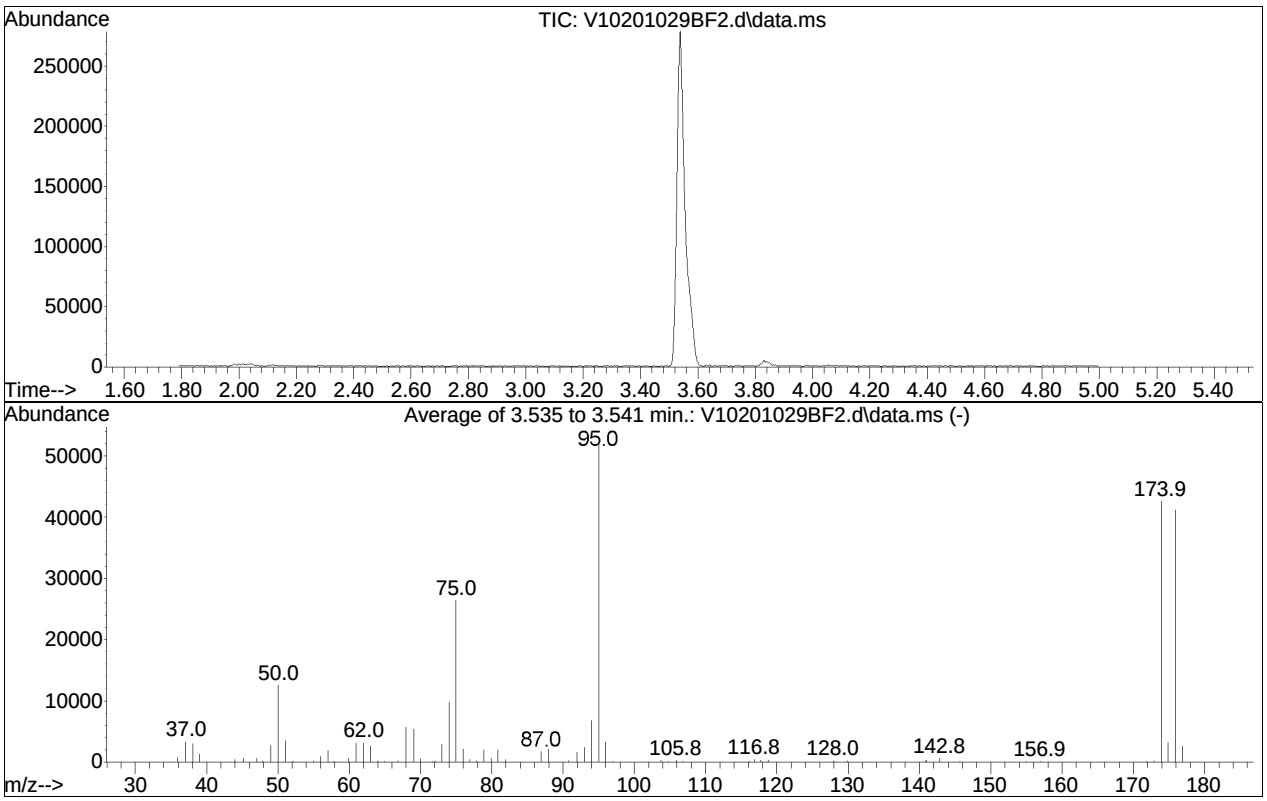

Spectrum Information: Average of 3.535 to 3.541 min.

Target Mass	Rel. to Mass	Lower Limit%	Upper Limit%	Rel. Abn%	Raw Abn	Result Pass/Fail
50	95	15	40	24.2	12605	PASS
75	95	30	60	50.6	26419	PASS
95	95	100	100	100.0	52187	PASS
96	95	5	9	6.4	3353	PASS
173	174	0.00	2	0.5	198	PASS
174	95	50	100	81.8	42675	PASS
175	174	5	9	7.5	3216	PASS
176	174	95	101	96.4	41155	PASS
177	176	5	9	6.2	2558	PASS

Volatiles Raw QC Data

Quantitation Report (QT/LSC Reviewed)

Data Path : I:\VOLATILES\VOA126\2020\201028N\
Data File : V26201028N03.D
Acq On : 28 Oct 2020 03:02 pm
Operator : VOA126:MKS
Sample : WG1427739-5,31,5,5
Misc : WG1427739,ICAL17233
ALS Vial : 3 Sample Multiplier: 1

Quant Time: Oct 28 15:41:52 2020
Quant Method : I:\VOLATILES\VOA126\2020\201028N\V126_201012N_8260Suff.m
Quant Title : VOLATILES BY GC/MS
QLast Update : Tue Oct 13 17:03:21 2020
Response via : Initial Calibration

CCAL FILE(s) : 1 - I:\VOLATILES\VOA126\2020\201028N\V26201028N01.D
Sub List : 8260-CurveSoil - Megamix plus Diox

Compound	R.T.	QIon	Response	Conc	Units	Dev(Min)
Internal Standards						
1) Fluorobenzene	11.538	96	535586	20.000	ug/L	0.00
Standard Area 1 = 578335			Recovery = 92.61%			
63) Chlorobenzene-d5	18.234	117	443397	20.000	ug/L	0.00
Standard Area 1 = 474087			Recovery = 93.53%			
88) 1,4-Dichlorobenzene-d4	23.892	152	227738	20.000	ug/L	0.00
Standard Area 1 = 263425			Recovery = 86.45%			
System Monitoring Compounds						
39) Dibromofluoromethane	9.904	113	135018	19.237	ug/L	0.00
Spiked Amount 20.000	Range 70 - 130		Recovery = 96.18%			
47) 1,2-Dichloroethane-d4	10.900	65	121228	20.119	ug/L	0.00
Spiked Amount 20.000	Range 70 - 130		Recovery = 100.59%			
65) Toluene-d8	14.871	98	551745	19.592	ug/L	0.00
Spiked Amount 20.000	Range 70 - 130		Recovery = 97.96%			
92) 4-Bromofluorobenzene	21.073	95	212422	20.990	ug/L	0.00
Spiked Amount 20.000	Range 70 - 130		Recovery = 104.95%			
Target Compounds						Qvalue
5) Vinyl chloride	0.000		0	N.D.		
11) 1,1-Dichloroethene	0.000		0	N.D.		
17) Methylene chloride	6.588	84	914M1	0.154	ug/L	
19) Acetone	5.487	43	4042	N.D.		
20) trans-1,2-Dichloroethene	0.000		0	N.D.		
23) Methyl tert-butyl ether	0.000		0	N.D.		
26) 1,1-Dichloroethane	0.000		0	N.D.		
31) cis-1,2-Dichloroethene	0.000		0	N.D.		
35) Chloroform	9.475	83	32	N.D.		
37) Carbon tetrachloride	0.000		0	N.D.		
40) 1,1,1-Trichloroethane	0.000		0	N.D.		
42) 2-Butanone	8.850	43	94	Below Cal #		52
45) Benzene	11.095	78	288	N.D.		
48) 1,2-Dichloroethane	11.089	62	109	N.D.		
52) Trichloroethene	0.000		0	N.D.		
61) 1,4-Dioxane	0.000		0	N.D.		
66) Toluene	15.046	92	1373	N.D.		
68) Tetrachloroethene	0.000		0	N.D.		
82) Chlorobenzene	18.318	112	805	N.D.		
83) Ethylbenzene	18.451	91	1223	N.D.		

Quantitation Report (QT/LSC Reviewed)

Data Path : I:\VOLATILES\VOA126\2020\201028N\
Data File : V26201028N03.D
Acq On : 28 Oct 2020 03:02 pm
Operator : VOA126:MKS
Sample : WG1427739-5,31,5,5
Misc : WG1427739,ICAL17233
ALS Vial : 3 Sample Multiplier: 1

Quant Time: Oct 28 15:41:52 2020
Quant Method : I:\VOLATILES\VOA126\2020\201028N\V126_201012N_8260Suff.m
Quant Title : VOLATILES BY GC/MS
QLast Update : Tue Oct 13 17:03:21 2020
Response via : Initial Calibration

CCAL FILE(s) : 1 - I:\VOLATILES\VOA126\2020\201028N\V26201028N01.D
Sub List : 8260-CurveSoil - Megamix plus Diox

	Compound	R.T.	QIon	Response	Conc	Units	Dev(Min)
85)	p/m Xylene	18.627	106	1263M1	0.103	ug/L	
86)	o Xylene	19.642	106	723	N.D.		
95)	n-Propylbenzene	21.424	91	1572	N.D.		
100)	1,3,5-Trimethylbenzene	21.809	105	1896	N.D.		
104)	tert-Butylbenzene	22.662	119	454	N.D.		
107)	1,2,4-Trimethylbenzene	22.754	105	1912	N.D.		
109)	sec-Butylbenzene	23.164	105	1149	N.D.		
111)	1,3-Dichlorobenzene	23.703	146	776	N.D.		
112)	1,4-Dichlorobenzene	23.962	146	1278	N.D.		
116)	n-Butylbenzene	24.475	91	2346	N.D.		
118)	1,2-Dichlorobenzene	24.821	146	1250	N.D.		

(#) = qualifier out of range (m) = manual integration (+) = signals summed

Quantitation Report (QT/LSC Reviewed)

Data Path : I:\VOLATILES\VOA126\2020\201028N\
Data File : V26201028N03.D
Acq On : 28 Oct 2020 03:02 pm
Operator : VOA126:MKS
Sample : WG1427739-5,31,5,5
Misc : WG1427739,ICAL17233
ALS Vial : 3 Sample Multiplier: 1

Quant Time: Oct 28 15:41:52 2020
Quant Method : I:\VOLATILES\VOA126\2020\201028N\V126_201012N_8260Suff.m
Quant Title : VOLATILES BY GC/MS
QLast Update : Tue Oct 13 17:03:21 2020
Response via : Initial Calibration

Sub List : 8260-CurveSoil - Megamix plus Diox8N\V26201028N01.D•

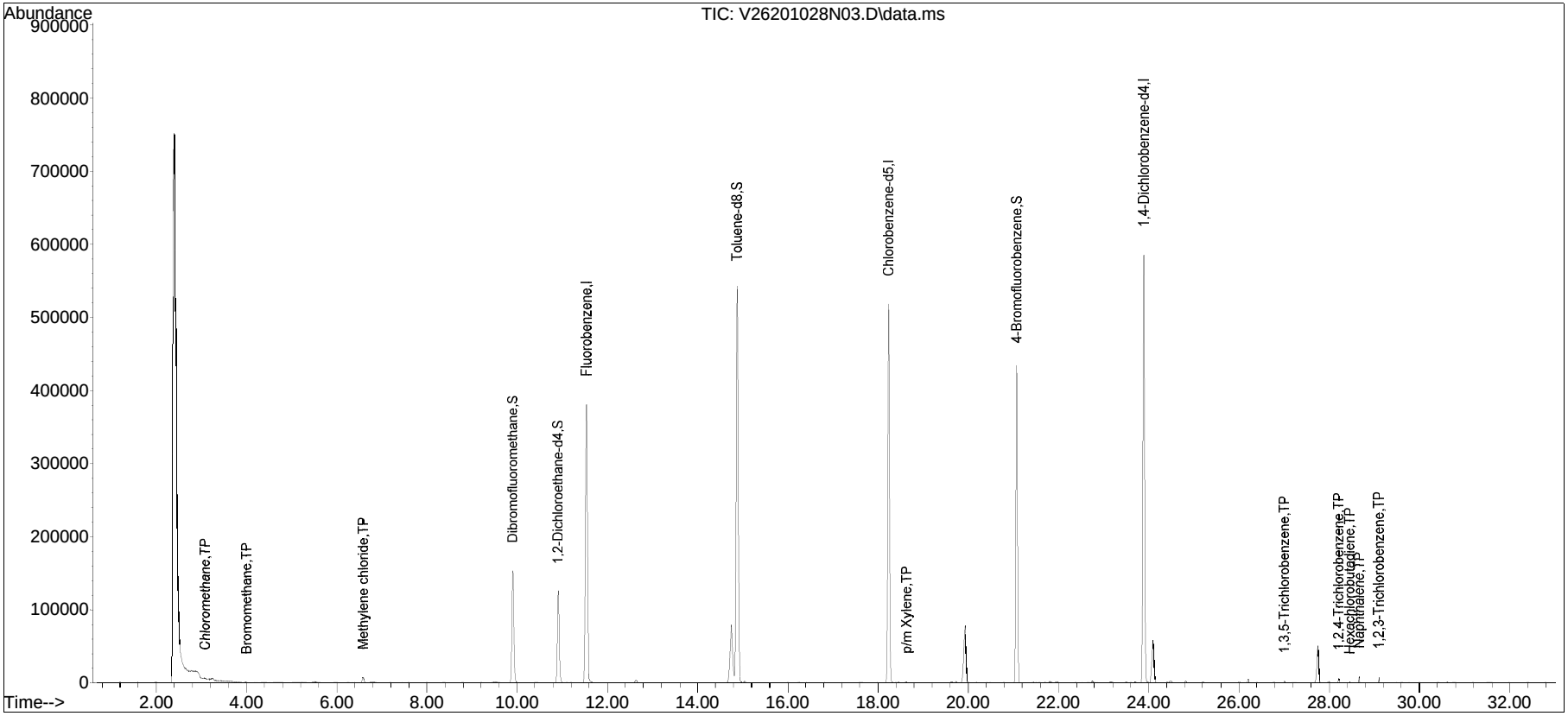

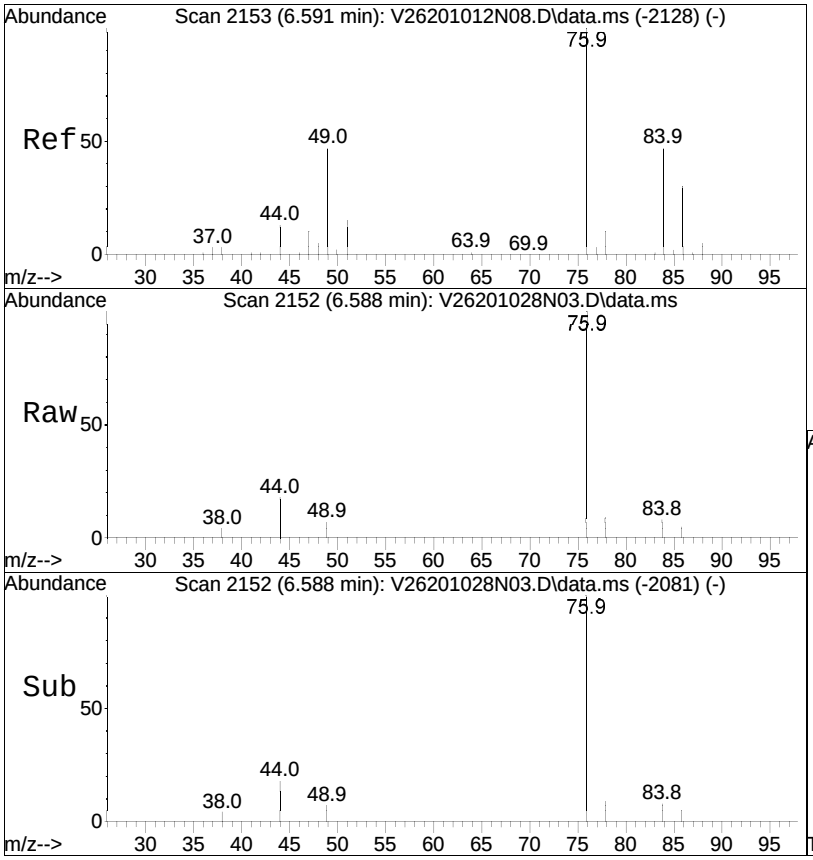

#17
Methylene chloride
Concen: 0.15 ug/L M1
RT: 6.588 min Scan# 2152
Delta R.T. -0.003 min
Lab File: V26201028N03.D
Acq: 28 Oct 2020 03:02 pm

Tgt Ion: 84 Resp: 914

Ion	Ratio	Lower	Upper
84	100		
86	20.6	41.9	87.1#
49	48.1	88.1	183.1#

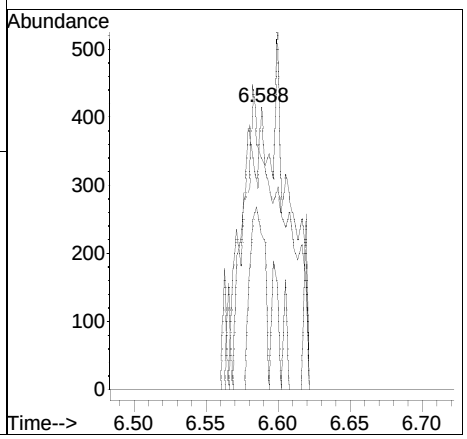

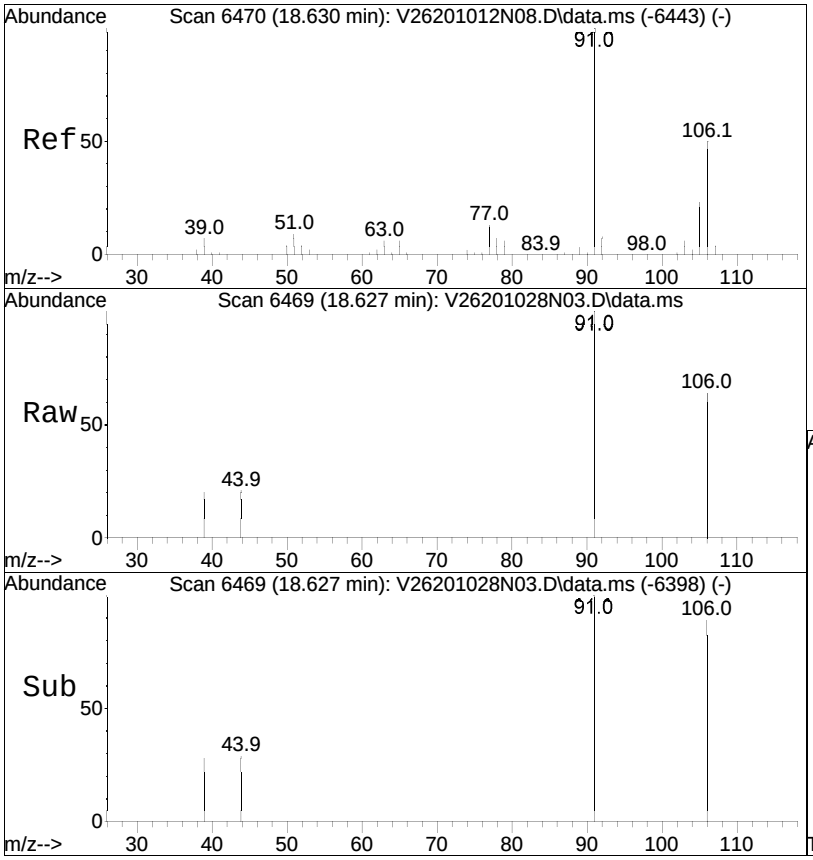

#85
p/m Xylene
Concen: 0.10 ug/L M1
RT: 18.627 min Scan# 6469
Delta R.T. -0.003 min
Lab File: V26201028N03.D
Acq: 28 Oct 2020 03:02 pm

Tgt Ion:106 Resp: 1263

Ion	Ratio	Lower	Upper
106	100		
91	162.0	147.9	221.9

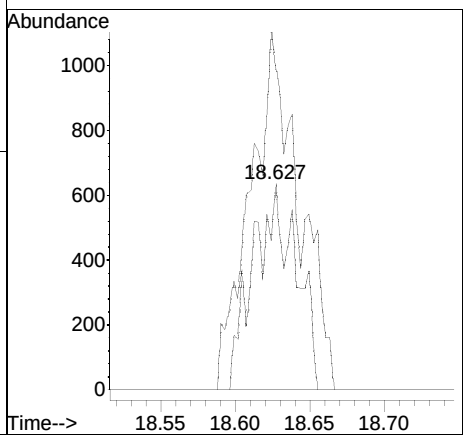

Manual Integration Report

Data Path : I:\VOLATILES\VOA126\2020\2Q
Data File : V26201028N03.D
Date Inj'd : 10/28/2020 3:02 pm
Sample : WG1427739-5,31,5,5

Method : V126_201012N_8260Suff.m
Operator : VOA126:MKS
Instrument : VOA126
Quant Date : 10/28/2020 3:39 pm

Compound #17: Methylene chloride

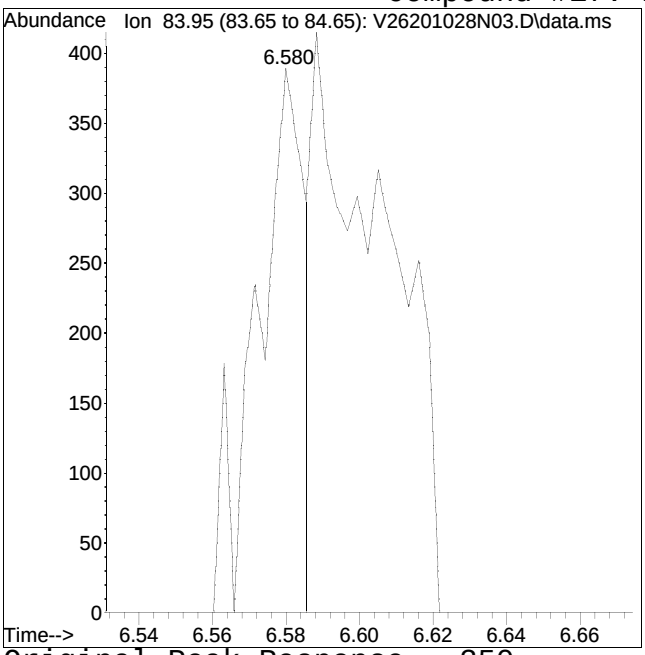

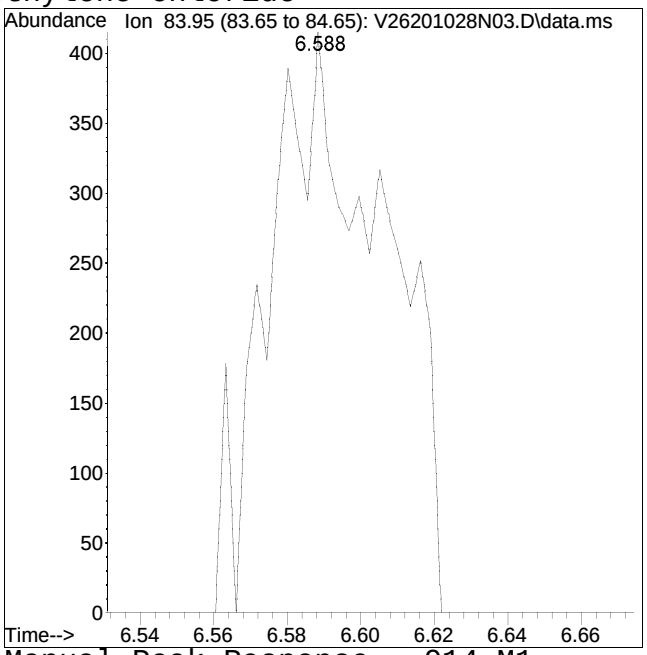

Original Peak Response = 350 Manual Peak Response = 914 M1

M1 = Split or tailing peak, auto integration stopped early resulting in false low area count.

Manual Integration Report

Data Path : I:\VOLATILES\VOA126\2020\2Q
Data File : V26201028N03.D
Date Inj'd : 10/28/2020 3:02 pm
Sample : WG1427739-5,31,5,5

Method : V126_201012N_8260Suff.m
Operator : VOA126:MKS
Instrument : VOA126
Quant Date : 10/28/2020 3:39 pm

Compound #19: Acetone

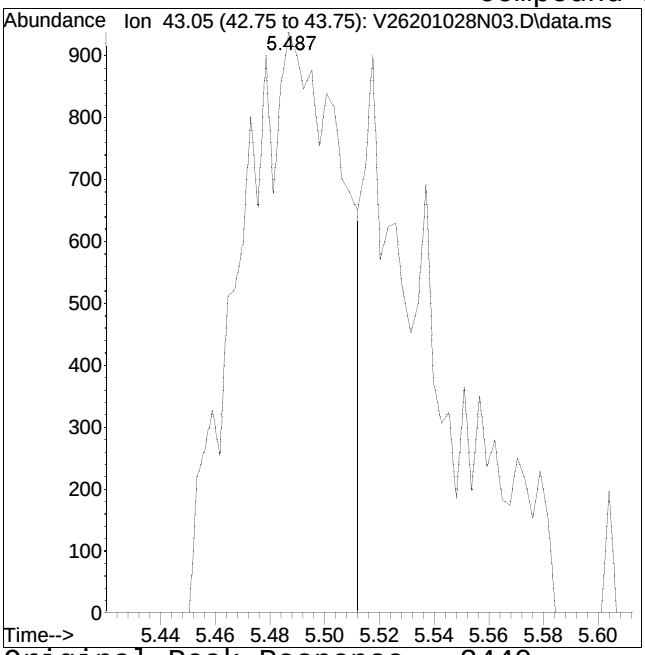

Original Peak Response = 2440

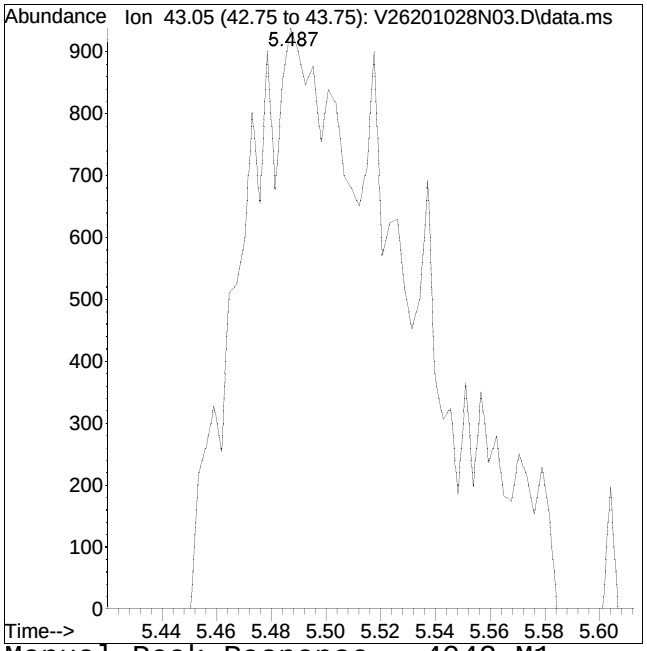

Manual Peak Response = 4042 M1

M1 = Split or tailing peak, auto integration stopped early resulting in false low area count.

Manual Integration Report

Data Path : I:\VOLATILES\VOA126\2020\2Q
Data File : V26201028N03.D
Date Inj'd : 10/28/2020 3:02 pm
Sample : WG1427739-5,31,5,5

Method : V126_201012N_8260Suff.m
Operator : VOA126:MKS
Instrument : VOA126
Quant Date : 10/28/2020 3:39 pm

Compound #66: Toluene

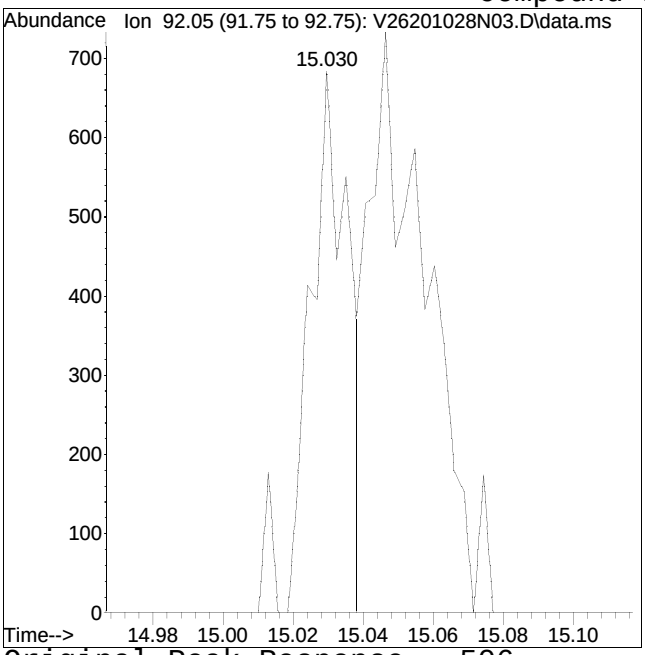

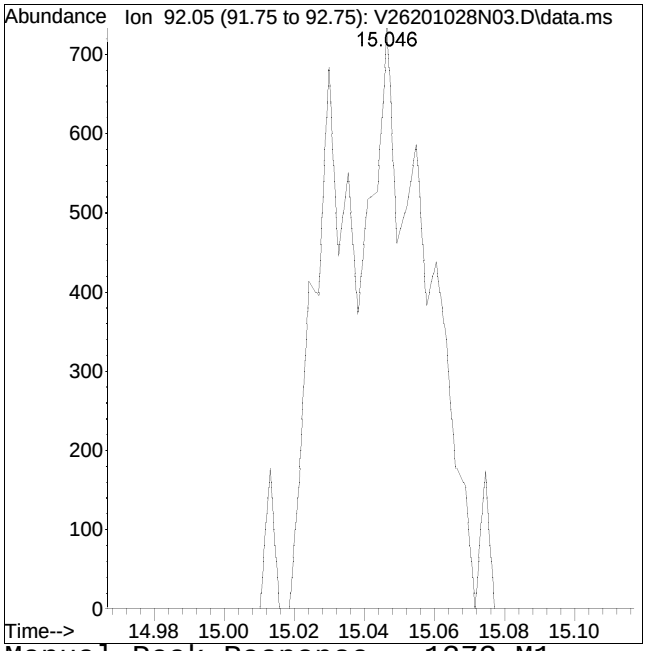

Original Peak Response = 506 Manual Peak Response = 1373 M1

M1 = Split or tailing peak, auto integration stopped early resulting in false low area count.

Manual Integration Report

Data Path : I:\VOLATILES\VOA126\2020\2Q
Data File : V26201028N03.D
Date Inj'd : 10/28/2020 3:02 pm
Sample : WG1427739-5,31,5,5

Method : V126_201012N_8260Suff.m
Operator : VOA126:MKS
Instrument : VOA126
Quant Date : 10/28/2020 3:39 pm

Compound #83: Ethylbenzene

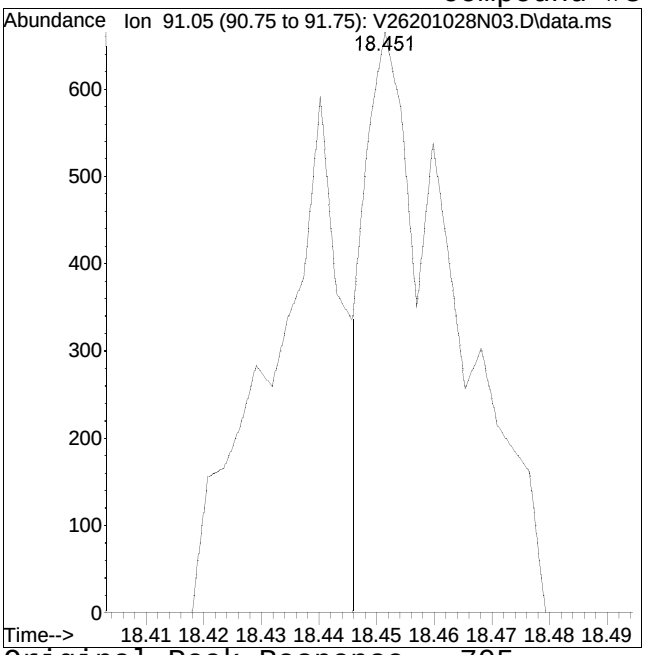

Original Peak Response = 705

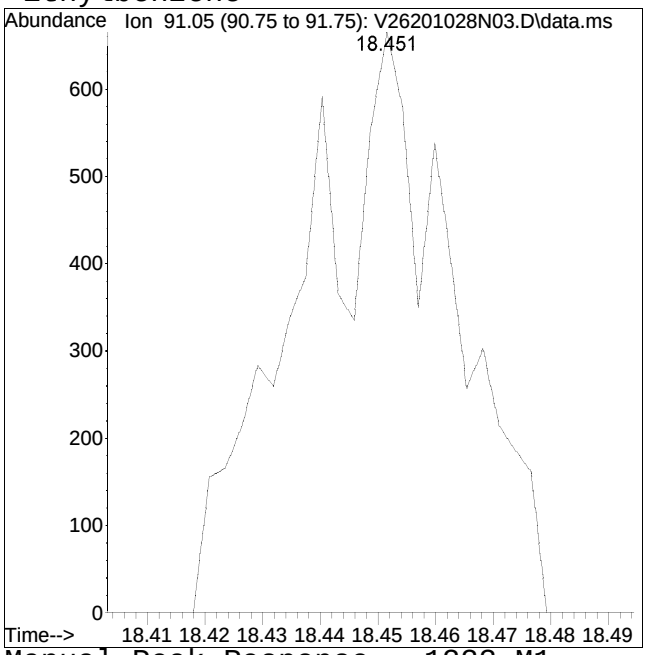

Manual Peak Response = 1223 M1

M1 = Split or tailing peak, auto integration stopped early resulting in false low area count.

Manual Integration Report

Data Path : I:\VOLATILES\VOA126\2020\2QMethod : V126_201012N_8260Suff.m
Data File : V26201028N03.D Operator : VOA126:MKS
Date Inj'd : 10/28/2020 3:02 pm Instrument : VOA126
Sample : WG1427739-5,31,5,5 Quant Date : 10/28/2020 3:39 pm

Compound #85: p/m Xylene

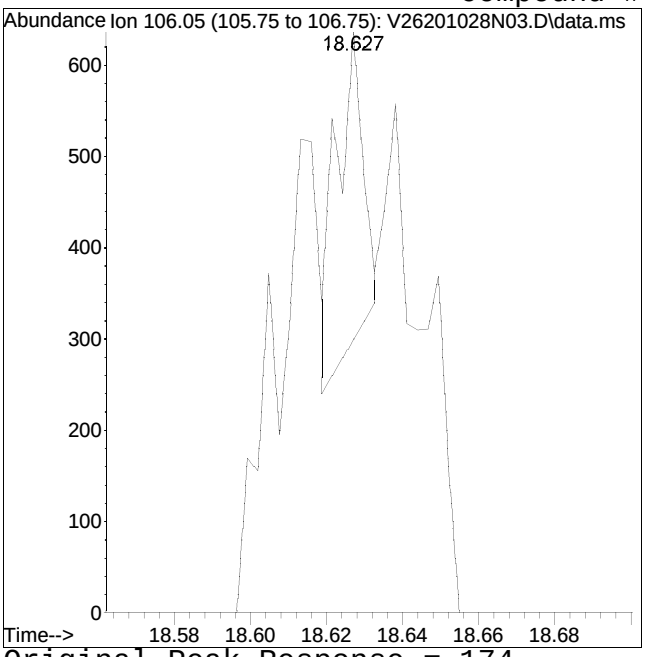

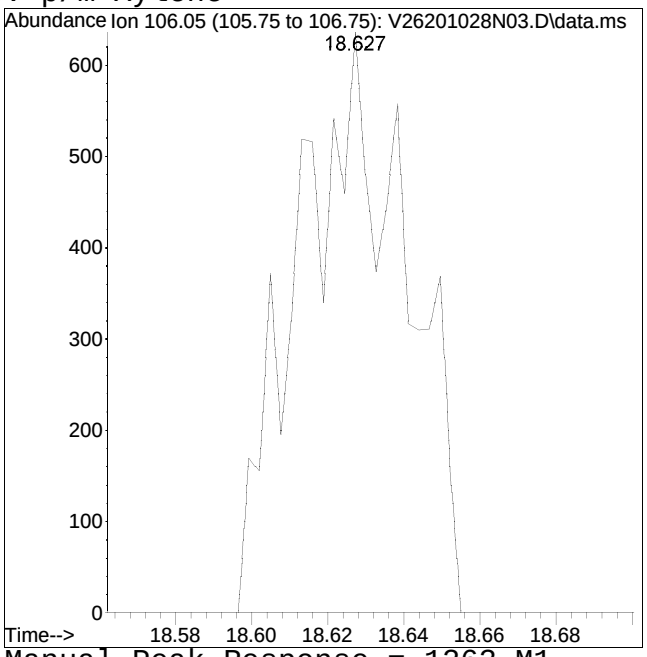

Original Peak Response = 174 Manual Peak Response = 1263 M1
M1 = Split or tailing peak, auto integration stopped early resulting in false low area count.

Manual Integration Report

Data Path : I:\VOLATILES\VOA126\2020\2QMethod : V126_201012N_8260Suff.m
Data File : V26201028N03.D Operator : VOA126:MKS
Date Inj'd : 10/28/2020 3:02 pm Instrument : VOA126
Sample : WG1427739-5,31,5,5 Quant Date : 10/28/2020 3:39 pm

Compound #86: o Xylene

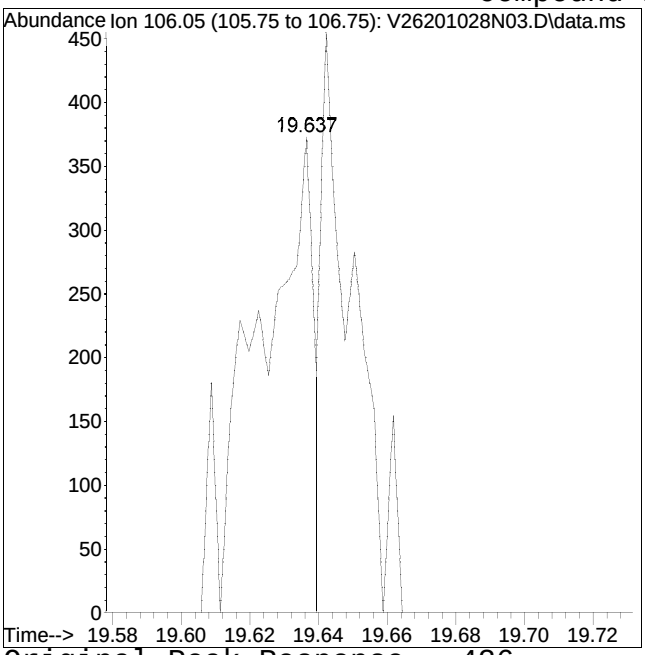

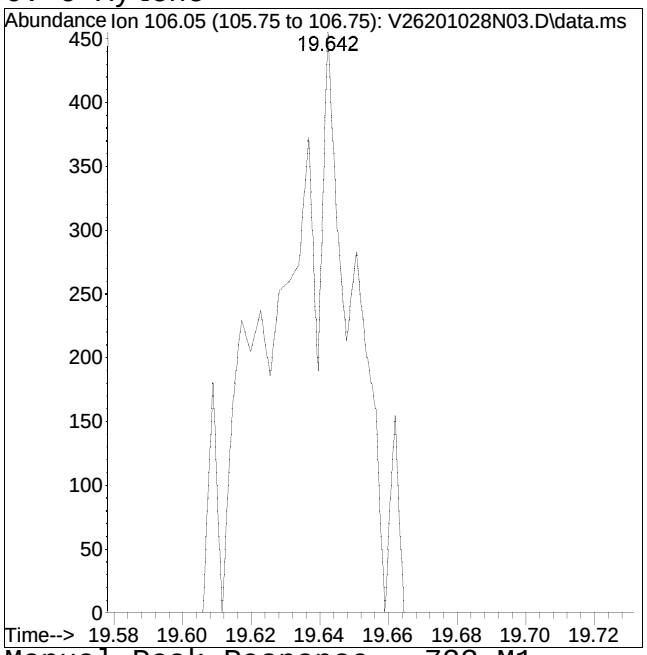

Original Peak Response = 426 Manual Peak Response = 723 M1

M1 = Split or tailing peak, auto integration stopped early resulting in false low area count.

Manual Integration Report

Data Path : I:\VOLATILES\VOA126\2020\2Q
Data File : V26201028N03.D
Date Inj'd : 10/28/2020 3:02 pm
Sample : WG1427739-5,31,5,5

Method : V126_201012N_8260Suff.m
Operator : VOA126:MKS
Instrument : VOA126
Quant Date : 10/28/2020 3:39 pm

Compound #116: n-Butylbenzene

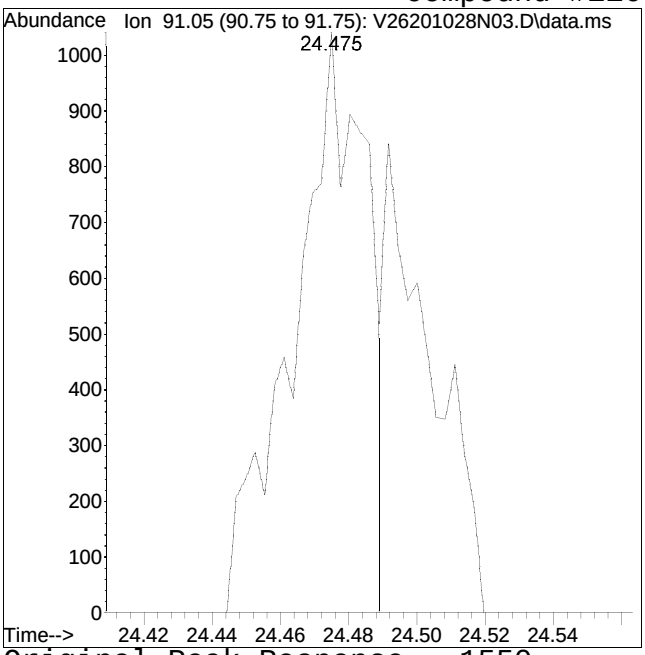

Original Peak Response = 1550

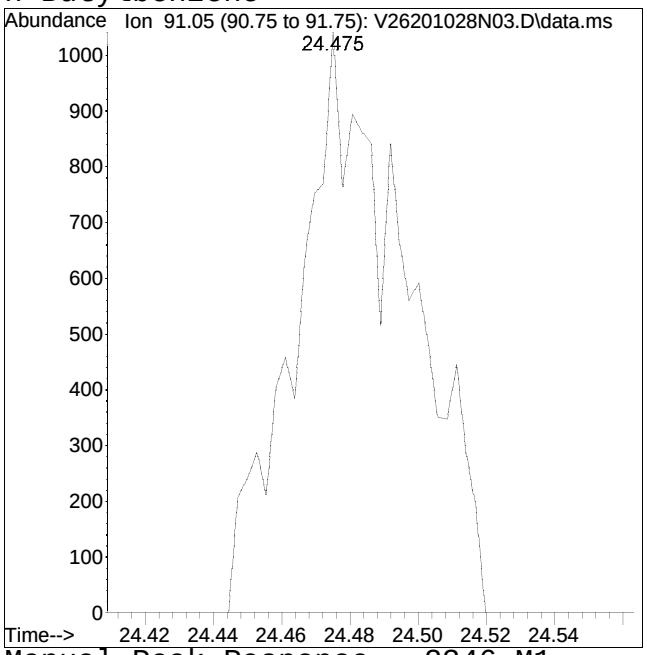

Manual Peak Response = 2346 M1

M1 = Split or tailing peak, auto integration stopped early resulting in false low area count.

Quantitation Report (QT Reviewed)

Data Path : I:\VOLATILES\VOA100\2020\201028P\
Data File : V00201028P04.D
Acq On : 28 Oct 2020 4:50 pm
Operator : VOA100:MKS
Sample : WG1427985-5,31h,15,15,0.1
Misc : WG1427985,ICAL17163
ALS Vial : 4 Sample Multiplier: 1

Quant Time: Oct 28 17:38:59 2020
Quant Method : I:\VOLATILES\VOA100\2020\201028P\V100_200924_8260.m
Quant Title : VOLATILES BY GC/MS
QLast Update : Thu Sep 24 17:46:36 2020
Response via : Initial Calibration

CCAL FILE(s) : 1 - I:\VOLATILES\VOA100\2020\201028P\V00201028P01.D
Sub List : 8260-CurveSoil - Megamix plus Diox

Compound	R.T.	QIon	Response	Conc	Units	Dev(Min)
Internal Standards						
1) Fluorobenzene	6.311	96	127993	20.000	ug/L	0.00
Standard Area 1 = 152125			Recovery = 84.14%			
60) Chlorobenzene-d5	9.882	117	87588	20.000	ug/L	0.00
Standard Area 1 = 102075			Recovery = 85.81%			
80) 1,4-Dichlorobenzene-d4	12.519	152	41490	20.000	ug/L	0.00
Standard Area 1 = 48444			Recovery = 85.65%			
System Monitoring Compounds						
37) Dibromofluoromethane	5.493	113	29436	18.979	ug/L	0.00
Spiked Amount 20.000	Range 70 - 130		Recovery = 94.89%			
44) 1,2-Dichloroethane-d4	6.028	65	30518	20.539	ug/L	0.00
Spiked Amount 20.000	Range 70 - 130		Recovery = 102.70%			
61) Toluene-d8	8.020	98	125095	21.770	ug/L	0.00
Spiked Amount 20.000	Range 70 - 130		Recovery = 108.85%			
84) 4-Bromofluorobenzene	11.334	95	42318	22.706	ug/L	0.00
Spiked Amount 20.000	Range 70 - 130		Recovery = 113.53%			
Target Compounds						Qvalue
4) Vinyl chloride	0.000		0	N.D.		
10) 1,1-Dichloroethene	0.000		0	N.D.		
15) Methylene chloride	0.000		0	N.D.		
17) Acetone	0.000		0	N.D.		
18) trans-1,2-Dichloroethene	0.000		0	N.D.		
20) Methyl tert-butyl ether	0.000		0	N.D.		
23) 1,1-Dichloroethane	0.000		0	N.D.		
28) cis-1,2-Dichloroethene	0.000		0	N.D.		
33) Chloroform	0.000		0	N.D.		
35) Carbon tetrachloride	0.000		0	N.D.		
38) 1,1,1-Trichloroethane	0.000		0	N.D.		
40) 2-Butanone	0.000		0	N.D.		
42) Benzene	0.000		0	N.D.		
45) 1,2-Dichloroethane	0.000		0	N.D.		
49) Trichloroethene	0.000		0	N.D.		
58) 1,4-Dioxane	0.000		0	N.D.		
62) Toluene	0.000		0	N.D.		
64) Tetrachloroethene	0.000		0	N.D.		
74) Chlorobenzene	0.000		0	N.D.		
75) Ethylbenzene	9.945	91	49	N.D.		

Quantitation Report (QT Reviewed)

Data Path : I:\VOLATILES\VOA100\2020\201028P\
Data File : V00201028P04.D
Acq On : 28 Oct 2020 4:50 pm
Operator : VOA100:MKS
Sample : WG1427985-5,31h,15,15,0.1
Misc : WG1427985,ICAL17163
ALS Vial : 4 Sample Multiplier: 1

Quant Time: Oct 28 17:38:59 2020
Quant Method : I:\VOLATILES\VOA100\2020\201028P\V100_200924_8260.m
Quant Title : VOLATILES BY GC/MS
QLast Update : Thu Sep 24 17:46:36 2020
Response via : Initial Calibration

CCAL FILE(s) : 1 - I:\VOLATILES\VOA100\2020\201028P\V00201028P01.D
Sub List : 8260-CurveSoil - Megamix plus Diox

	Compound	R.T.	QIon	Response	Conc	Units		Dev(Min)
77)	p/m Xylene	0.000		0	N.D.			
78)	o Xylene	0.000		0	N.D.			
86)	n-Propylbenzene	11.497	91	632	N.D.			
91)	1,3,5-Trimethylbenzene	11.706	105	226	N.D.			
95)	tert-Butylbenzene	12.037	119	277	N.D.			
98)	1,2,4-Trimethylbenzene	12.121	105	323	N.D.			
99)	sec-Butylbenzene	12.220	105	543	N.D.			
101)	1,3-Dichlorobenzene	12.456	146	163	N.D.			
102)	1,4-Dichlorobenzene	12.545	146	377	0.121	ug/L	#	49
104)	n-Butylbenzene	12.807	91	610	0.109	ug/L	#	41
105)	1,2-Dichlorobenzene	12.970	146	112	N.D.			

(#) = qualifier out of range (m) = manual integration (+) = signals summed

Quantitation Report (QT Reviewed)

Data Path : I:\VOLATILES\VOA100\2020\201028P\
Data File : V00201028P04.D
Acq On : 28 Oct 2020 4:50 pm
Operator : VOA100:MKS
Sample : WG1427985-5,31h,15,15,0.1
Misc : WG1427985,ICAL17163
ALS Vial : 4 Sample Multiplier: 1

Quant Time: Oct 28 17:38:59 2020
Quant Method : I:\VOLATILES\VOA100\2020\201028P\V100_200924_8260.m
Quant Title : VOLATILES BY GC/MS
QLast Update : Thu Sep 24 17:46:36 2020
Response via : Initial Calibration

Sub List : 8260-CurveSoil - Megamix plus Diox8P\V00201028P01.D•

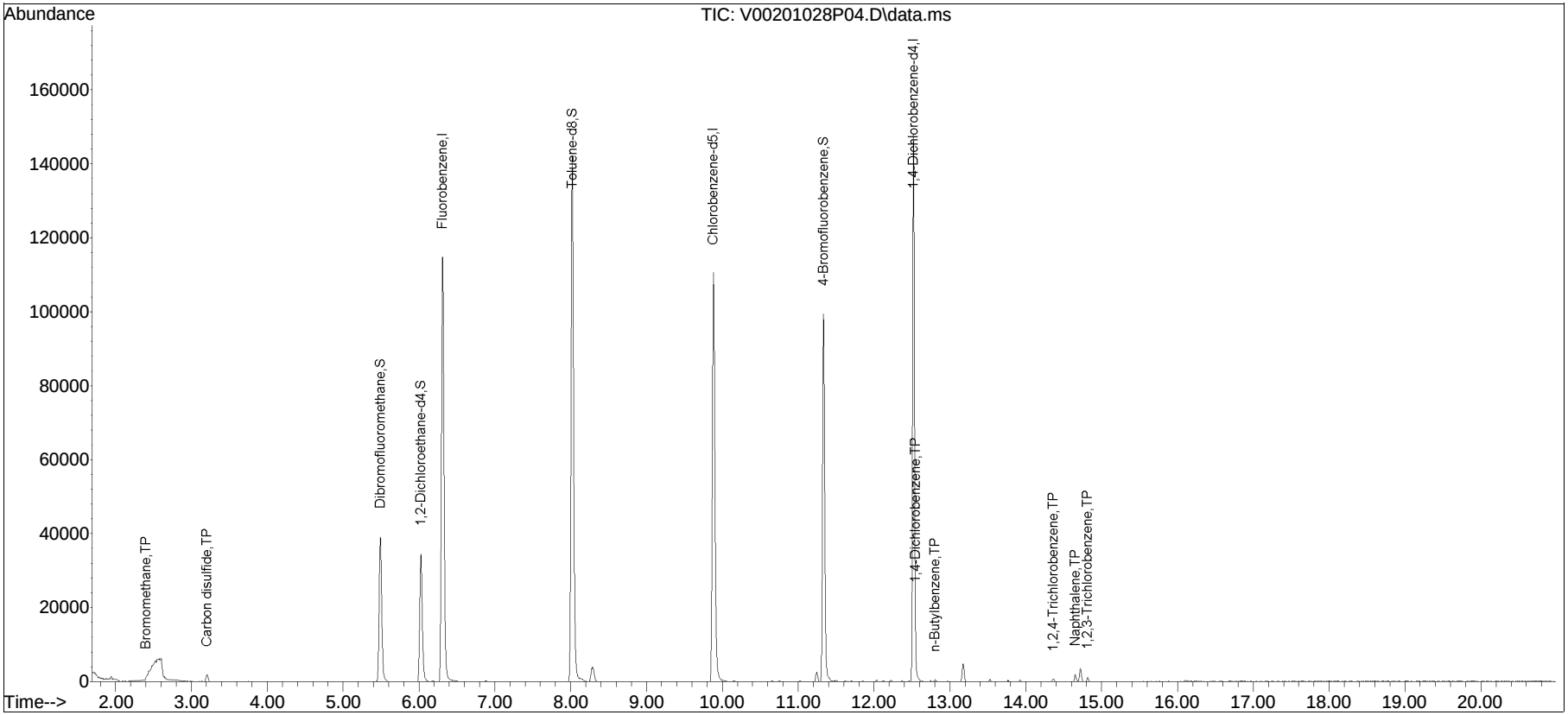

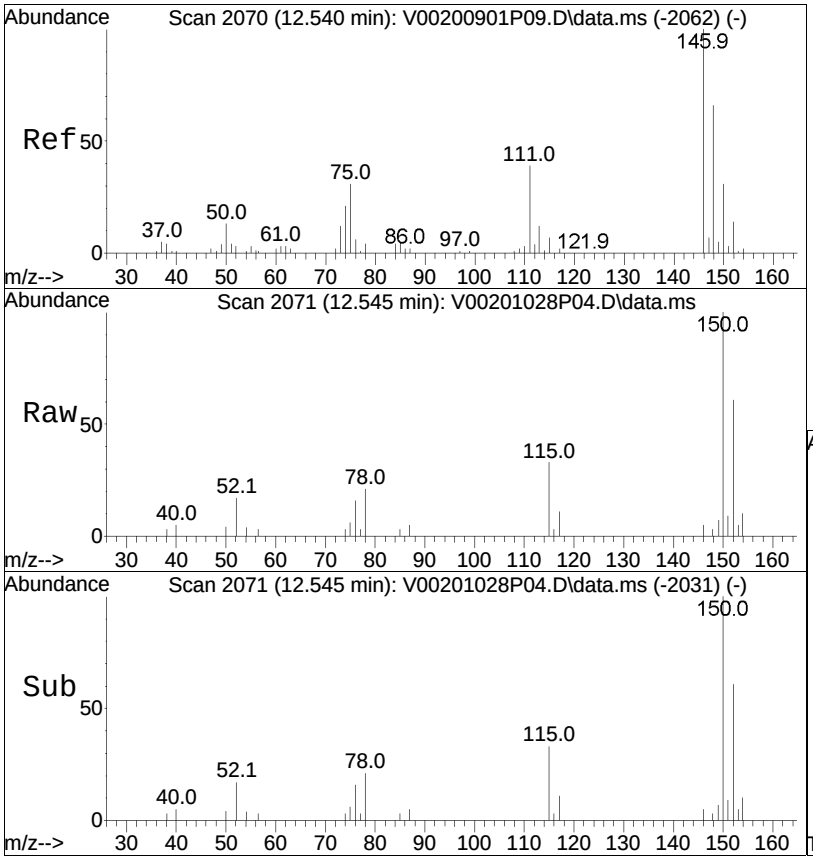

#102
1,4-Dichlorobenzene
Concen: 0.12 ug/L
RT: 12.545 min Scan# 2071
Delta R.T. 0.010 min
Lab File: V00201028P04.D
Acq: 28 Oct 2020 4:50 pm

Tgt Ion:146 Resp: 377

Ion	Ratio	Lower	Upper
146	100		
111	0.0	32.1	48.1#
148	30.0	50.6	75.8#

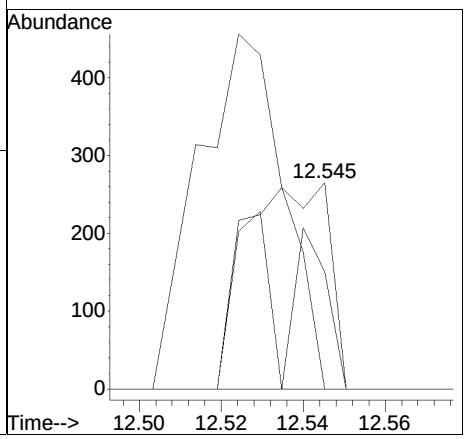

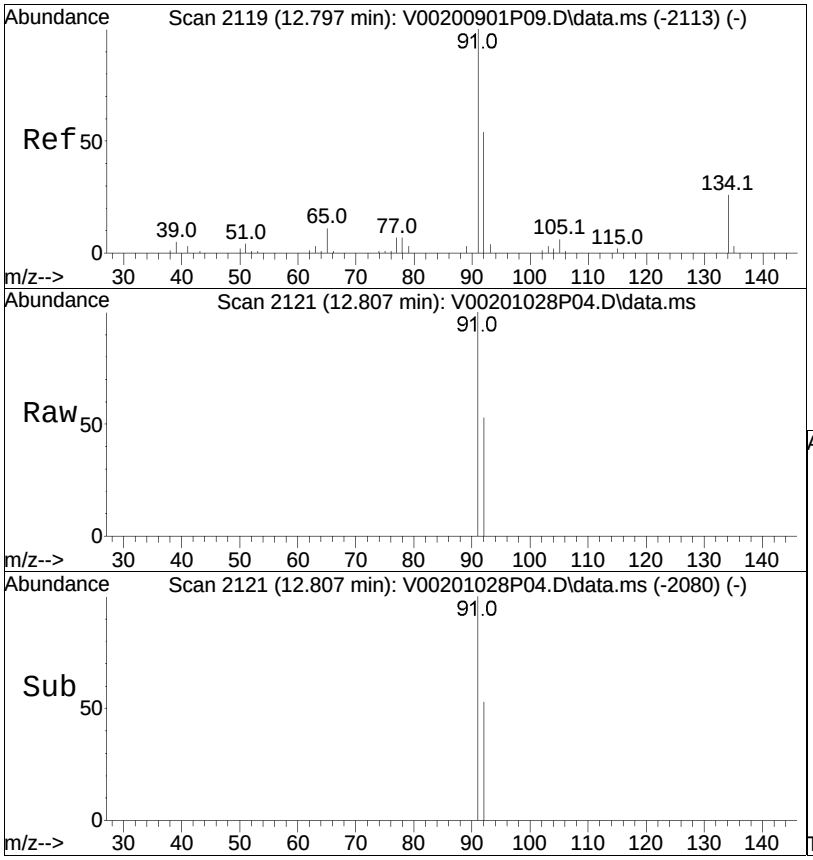

#104
n-Butylbenzene
Concen: 0.11 ug/L
RT: 12.807 min Scan# 2121
Delta R.T. 0.015 min
Lab File: V00201028P04.D
Acq: 28 Oct 2020 4:50 pm

Tgt Ion: 91 Resp: 610

Ion	Ratio	Lower	Upper
91	100		
92	9.7	43.7	65.5#
134	0.0	21.5	32.3#

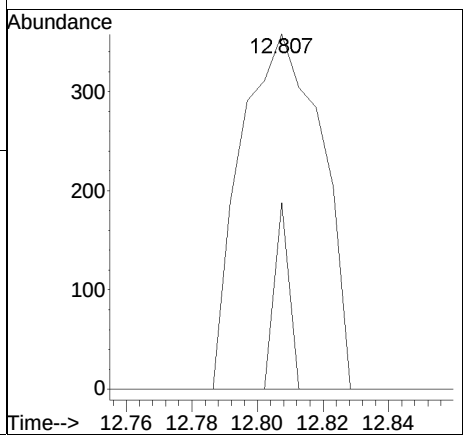

Manual Integration Report

Data Path	: I:\VOLATILES\VOA100\2020\2	QMethod	: V100_200924_8260.m
Data File	: V00201028P04.D	Operator	: VOA100:MKS
Date Inj'd	: 10/28/2020 4:50 pm	Instrument	: VOA 100
Sample	: WG1427985-5,31h,15,15,0.1	Quant Date	: 10/28/2020 5:38 pm

There are no manual integrations or false positives in this file.

Quantitation Report (QT/LSC Reviewed)

Data Path : I:\VOLATILES\Charlie\2020\201029A\
Data File : VC201029A05.D
Acq On : 29 Oct 2020 8:58 am
Operator : CHARLIE:NLK
Sample : WG1428163-5,31,5,5
Misc : WG1428163,ICAL17262
ALS Vial : 5 Sample Multiplier: 1

Quant Time: Oct 29 13:40:52 2020
Quant Method : I:\VOLATILES\Charlie\2020\201029A\C_201019N_8260.m
Quant Title : VOLATILES BY GC/MS
QLast Update : Tue Oct 20 14:34:51 2020
Response via : Initial Calibration

CCAL FILE(s) : 1 - I:\VOLATILES\Charlie\2020\201029A\VC201029A02.D
Sub List : 8260-CurveSoil - Megamix plus Diox

Compound	R.T.	QIon	Response	Conc	Units	Dev(Min)
Internal Standards						
1) Fluorobenzene	6.022	96	87632	20.000	ug/L	0.00
Standard Area 1 = 95526			Recovery =	91.74%		
59) Chlorobenzene-d5	9.556	117	68037	20.000	ug/L	0.00
Standard Area 1 = 75771			Recovery =	89.79%		
79) 1,4-Dichlorobenzene-d4	12.246	152	36506	20.000	ug/L	0.00
Standard Area 1 = 44289			Recovery =	82.43%		
System Monitoring Compounds						
36) Dibromofluoromethane	5.209	113	24475	20.248	ug/L	0.00
Spiked Amount 20.000	Range 70 - 130		Recovery =	101.24%		
43) 1,2-Dichloroethane-d4	5.734	65	25139	22.001	ug/L	0.00
Spiked Amount 20.000	Range 70 - 130		Recovery =	110.01%		
60) Toluene-d8	7.710	98	88639	19.631	ug/L	0.00
Spiked Amount 20.000	Range 70 - 130		Recovery =	98.16%		
83) 4-Bromofluorobenzene	11.040	95	30505	19.134	ug/L	0.00
Spiked Amount 20.000	Range 70 - 130		Recovery =	95.67%		
Target Compounds						Qvalue
4) Vinyl chloride	0.000		0	N.D.		
10) 1,1-Dichloroethene	0.000		0	N.D.		
15) Methylene chloride	3.521	84	171	0.151	ug/L #	37
17) Acetone	0.000		0	N.D. d		
18) trans-1,2-Dichloroethene	0.000		0	N.D.		
20) Methyl tert-butyl ether	0.000		0	N.D.		
23) 1,1-Dichloroethane	0.000		0	N.D.		
28) cis-1,2-Dichloroethene	0.000		0	N.D.		
32) Chloroform	0.000		0	N.D.		
34) Carbon tetrachloride	0.000		0	N.D.		
37) 1,1,1-Trichloroethane	0.000		0	N.D.		
39) 2-Butanone	0.000		0	N.D.		
41) Benzene	0.000		0	N.D.		
44) 1,2-Dichloroethane	0.000		0	N.D.		
48) Trichloroethene	0.000		0	N.D. d		
57) 1,4-Dioxane	0.000		0	N.D.		
61) Toluene	0.000		0	N.D.		
63) Tetrachloroethene	0.000		0	N.D.		
73) Chlorobenzene	0.000		0	N.D.		
74) Ethylbenzene	0.000		0	N.D.		

Quantitation Report (QT/LSC Reviewed)

Data Path : I:\VOLATILES\Charlie\2020\201029A\
Data File : VC201029A05.D
Acq On : 29 Oct 2020 8:58 am
Operator : CHARLIE:NLK
Sample : WG1428163-5,31,5,5
Misc : WG1428163,ICAL17262
ALS Vial : 5 Sample Multiplier: 1

Quant Time: Oct 29 13:40:52 2020
Quant Method : I:\VOLATILES\Charlie\2020\201029A\C_201019N_8260.m
Quant Title : VOLATILES BY GC/MS
QLast Update : Tue Oct 20 14:34:51 2020
Response via : Initial Calibration

CCAL FILE(s) : 1 - I:\VOLATILES\Charlie\2020\201029A\VC201029A02.D
Sub List : 8260-CurveSoil - Megamix plus Diox

Compound	R.T.	QIon	Response	Conc	Units	Dev(Min)
76) p/m Xylene	0.000		0		N.D.	
77) o Xylene	0.000		0		N.D.	
85) n-Propylbenzene	0.000		0		N.D.	
90) 1,3,5-Trimethylbenzene	0.000		0		N.D.	
94) tert-Butylbenzene	0.000		0		N.D.	
97) 1,2,4-Trimethylbenzene	0.000		0		N.D.	
98) sec-Butylbenzene	0.000		0		N.D.	
100) 1,3-Dichlorobenzene	12.256	146	47		N.D.	
101) 1,4-Dichlorobenzene	12.256	146	47		N.D.	
103) n-Butylbenzene	0.000		0		N.D.	
104) 1,2-Dichlorobenzene	0.000		0		N.D.	

(#) = qualifier out of range (m) = manual integration (+) = signals summed

Quantitation Report (QT/LSC Reviewed)

Data Path : I:\VOLATILES\Charlie\2020\201029A\
Data File : VC201029A05.D
Acq On : 29 Oct 2020 8:58 am
Operator : CHARLIE:NLK
Sample : WG1428163-5,31,5,5
Misc : WG1428163,ICAL17262
ALS Vial : 5 Sample Multiplier: 1

Quant Time: Oct 29 13:40:52 2020
Quant Method : I:\VOLATILES\Charlie\2020\201029A\C_201019N_8260.m
Quant Title : VOLATILES BY GC/MS
QLast Update : Tue Oct 20 14:34:51 2020
Response via : Initial Calibration

Sub List : 8260-CurveSoil - Megamix plus Diox29A\VC201029A02.D•

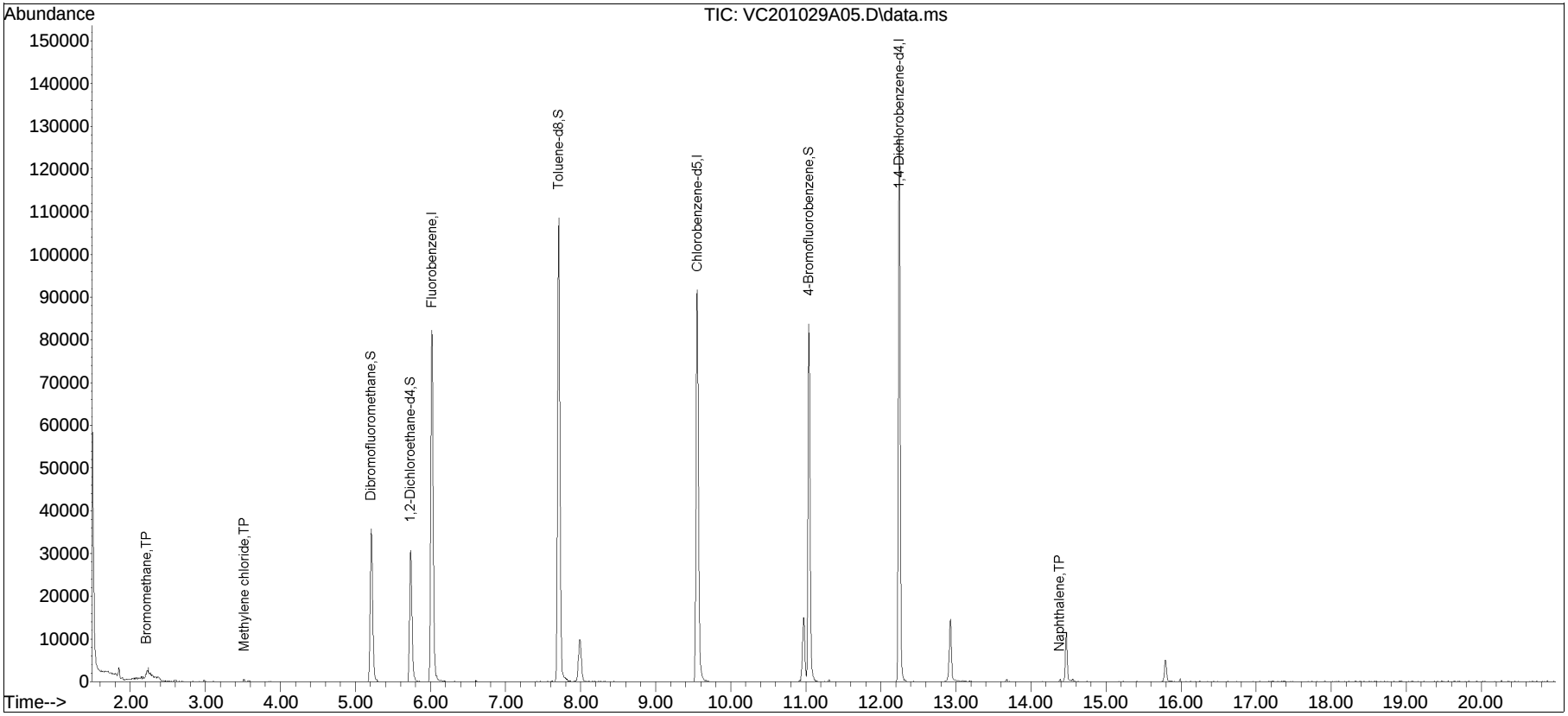

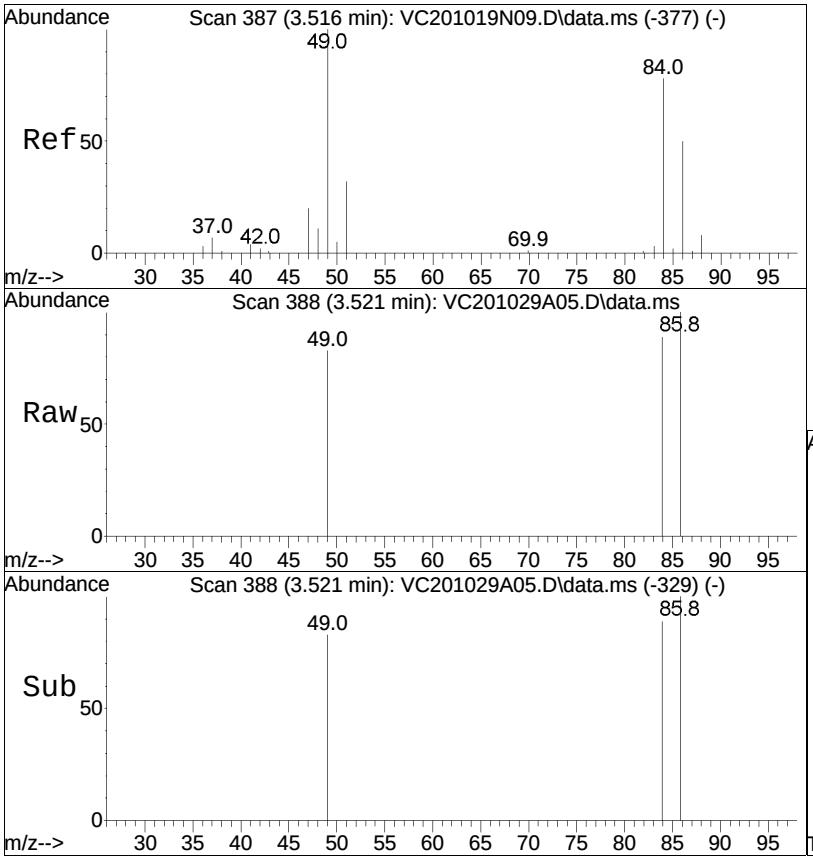

#15
Methylene chloride
Concen: 0.15 ug/L
RT: 3.521 min Scan# 388
Delta R.T. 0.010 min
Lab File: VC201029A05.D
Acq: 29 Oct 2020 8:58 am

Tgt Ion: 84 Resp: 171

Ion	Ratio	Lower	Upper
84	100		
86	72.5	41.9	86.9
49	207.6	70.3	146.1#

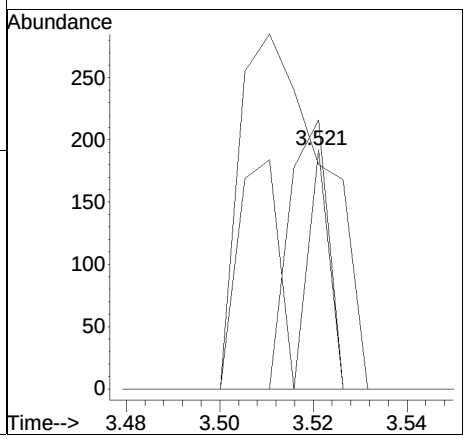

Manual Integration Report

Data Path	: I:\VOLATILES\Charlie\2020\	QMethod	: C_201019N_8260.m
Data File	: VC201029A05.D	Operator	: CHARLIE:NLK
Date Inj'd	: 10/29/2020 8:58 am	Instrument	: Charlie
Sample	: WG1428163-5,31,5,5	Quant Date	: 10/29/2020 1:40 pm

There are no manual integrations or false positives in this file.

Quantitation Report (QT/LSC Reviewed)

Data Path : I:\VOLATILES\VOA110\2020\201029N\
Data File : V10201029N04.d
Acq On : 29 Oct 2020 8:01 pm
Operator : VOA110:AD
Sample : WG1428553-5,31,5,5
Misc : WG1428553,ICAL17196
ALS Vial : 4 Sample Multiplier: 1

Quant Time: Oct 29 21:17:09 2020
Quant Method : I:\VOLATILES\VOA110\2020\201029N\V110_201002A_8260.m
Quant Title : VOLATILES BY GC/MS
QLast Update : Sun Oct 04 17:19:01 2020
Response via : Initial Calibration

CCAL FILE(s) : 1 - I:\VOLATILES\VOA110\2020\201029N\V10201029N01.d
Sub List : 8260-CurveSoil - Megamix plus Diox

Compound	R.T.	QIon	Response	Conc	Units	Dev(Min)
Internal Standards						
1) Fluorobenzene	6.483	96	275323	20.000	ug/L	0.00
Standard Area 1 = 273154			Recovery = 100.79%			
59) Chlorobenzene-d5	10.064	117	259032	20.000	ug/L	0.00
Standard Area 1 = 258803			Recovery = 100.09%			
79) 1,4-Dichlorobenzene-d4	12.665	152	141489	20.000	ug/L	0.00
Standard Area 1 = 146931			Recovery = 96.30%			
System Monitoring Compounds						
36) Dibromofluoromethane	5.644	113	65651	20.148	ug/L	0.00
Spiked Amount 20.000	Range 70 - 130		Recovery = 100.74%			
43) 1,2-Dichloroethane-d4	6.195	65	76002	20.863	ug/L	0.00
Spiked Amount 20.000	Range 70 - 130		Recovery = 104.32%			
60) Toluene-d8	8.198	98	294725	19.329	ug/L	0.00
Spiked Amount 20.000	Range 70 - 130		Recovery = 96.65%			
83) 4-Bromofluorobenzene	11.485	95	120069	19.227	ug/L	0.00
Spiked Amount 20.000	Range 70 - 130		Recovery = 96.14%			
Target Compounds						Qvalue
4) Vinyl chloride	0.000		0	N.D.		
10) 1,1-Dichloroethene	0.000		0	N.D.		
15) Methylene chloride	3.899	84	100	N.D.		
17) Acetone	3.946	43	2047	1.732	ug/L #	28
18) trans-1,2-Dichloroethene	0.000		0	N.D.		
20) Methyl tert-butyl ether	0.000		0	N.D.		
23) 1,1-Dichloroethane	0.000		0	N.D.		
28) cis-1,2-Dichloroethene	0.000		0	N.D.		
32) Chloroform	0.000		0	N.D.		
34) Carbon tetrachloride	0.000		0	N.D.		
37) 1,1,1-Trichloroethane	0.000		0	N.D.		
39) 2-Butanone	5.624	43	54	N.D.		
41) Benzene	0.000		0	N.D.		
44) 1,2-Dichloroethane	0.000		0	N.D.		
48) Trichloroethene	0.000		0	N.D.		
57) 1,4-Dioxane	0.000		0	N.D.		
61) Toluene	8.256	92	613	N.D.		
63) Tetrachloroethene	0.000		0	N.D.		
73) Chlorobenzene	0.000		0	N.D.		
74) Ethylbenzene	10.122	91	162	N.D.		

Data Path : I:\VOLATILES\VOA110\2020\201029N\
Data File : V10201029N04.d
Acq On : 29 Oct 2020 8:01 pm
Operator : VOA110:AD
Sample : WG1428553-5,31,5,5
Misc : WG1428553,ICAL17196
ALS Vial : 4 Sample Multiplier: 1

Quant Time: Oct 29 21:17:09 2020
Quant Method : I:\VOLATILES\VOA110\2020\201029N\V110_201002A_8260.m
Quant Title : VOLATILES BY GC/MS
QLast Update : Sun Oct 04 17:19:01 2020
Response via : Initial Calibration

CCAL FILE(s) : 1 - I:\VOLATILES\VOA110\2020\201029N\V10201029N01.d
Sub List : 8260-CurveSoil - Megamix plus Diox

	Compound	R.T.	QIon	Response	Conc	Units	Dev(Min)
76)	p/m Xylene	10.295	106	57		N.D.	
77)	o Xylene	10.819	106	52		N.D.	
85)	n-Propylbenzene	11.637	91	59		N.D.	
90)	1,3,5-Trimethylbenzene	11.852	105	427		N.D.	
94)	tert-Butylbenzene	0.000		0		N.D.	
97)	1,2,4-Trimethylbenzene	12.256	105	256		N.D.	
98)	sec-Butylbenzene	12.256	105	256		N.D.	
100)	1,3-Dichlorobenzene	12.586	146	134		N.D.	
101)	1,4-Dichlorobenzene	12.670	146	383		N.D.	
103)	n-Butylbenzene	0.000		0		N.D.	
104)	1,2-Dichlorobenzene	13.100	146	117		N.D.	

(#) = qualifier out of range (m) = manual integration (+) = signals summed

Quantitation Report (QT/LSC Reviewed)

Data Path : I:\VOLATILES\VOA110\2020\201029N\
Data File : V10201029N04.d
Acq On : 29 Oct 2020 8:01 pm
Operator : VOA110:AD
Sample : WG1428553-5,31,5,5
Misc : WG1428553,ICAL17196
ALS Vial : 4 Sample Multiplier: 1

Quant Time: Oct 29 21:17:09 2020
Quant Method : I:\VOLATILES\VOA110\2020\201029N\V110_201002A_8260.m
Quant Title : VOLATILES BY GC/MS
QLast Update : Sun Oct 04 17:19:01 2020
Response via : Initial Calibration

Sub List : 8260-CurveSoil - Megamix plus Diox9N\V10201029N01.d•

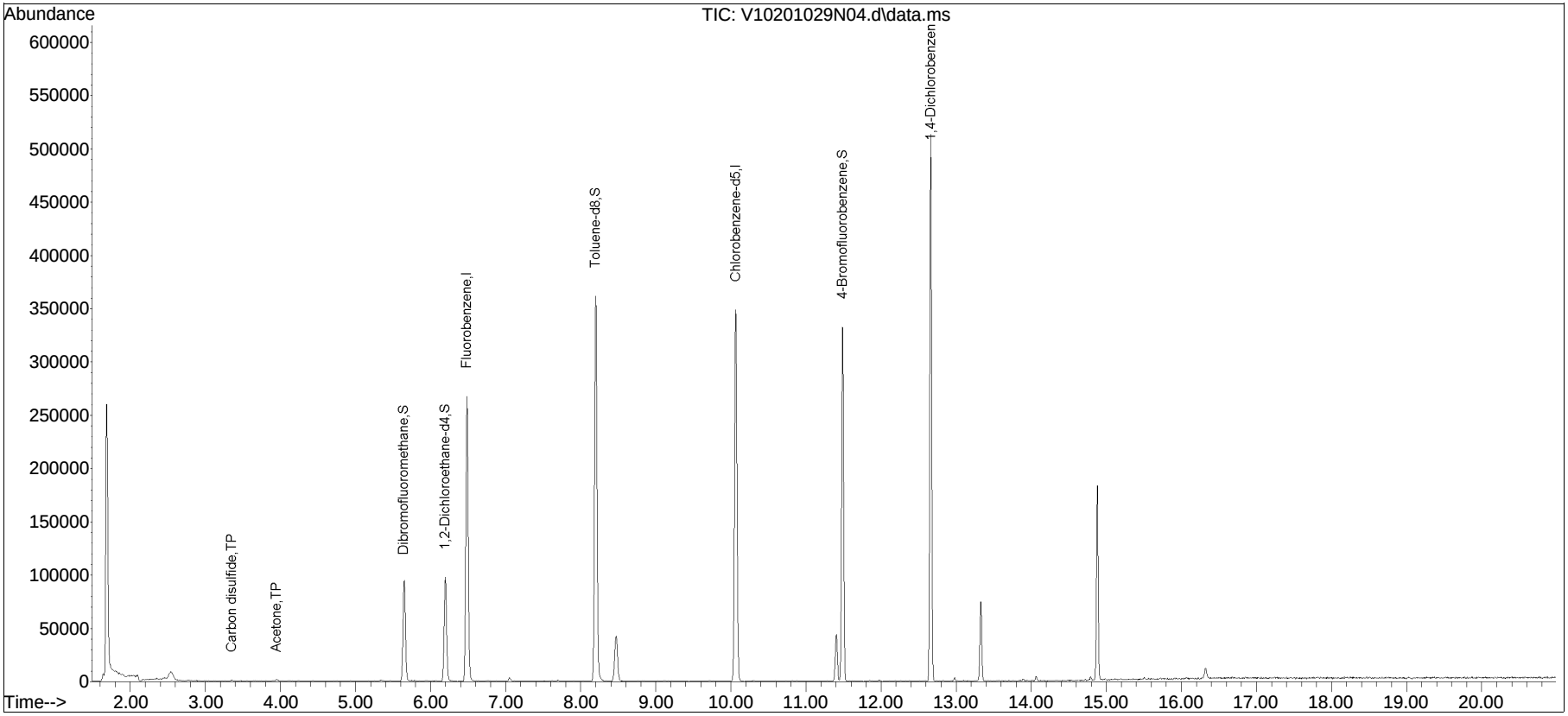

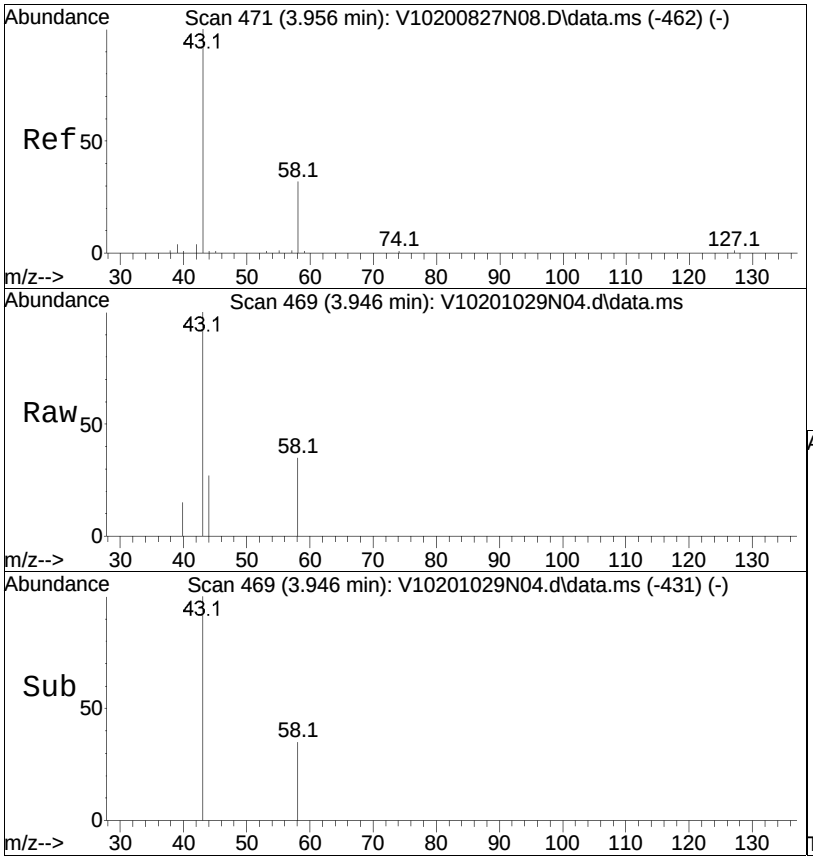

#17
Acetone
Concen: 1.73 ug/L
RT: 3.946 min Scan# 469
Delta R.T. -0.000 min
Lab File: V10201029N04.d
Acq: 29 Oct 2020 8:01 pm

Tgt Ion: 43 Resp: 2047

Ion	Ratio	Lower	Upper
43	100		
58	30.6	5.0	7.6#

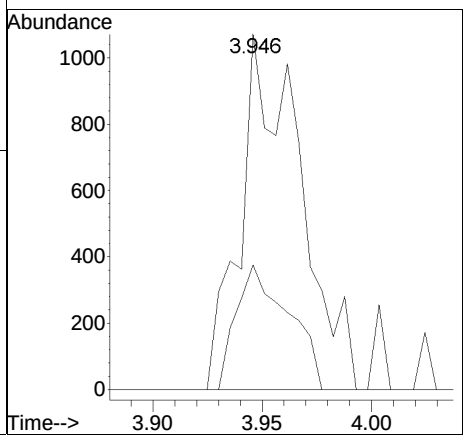

Manual Integration Report

Data Path	: I:\VOLATILES\VOA110\2020\2	QMethod	: V110_201002A_8260.m
Data File	: V10201029N04.d	Operator	: VOA110:AD
Date Inj'd	: 10/29/2020 8:01 pm	Instrument	: VOA 110
Sample	: WG1428553-5,31,5,5	Quant Date	: 10/29/2020 9:15 pm

There are no manual integrations or false positives in this file.

Quantitation Report (QT Reviewed)

Data Path : I:\VOLATILES\Charlie\2020\201029A\
Data File : VC201029A02.D
Acq On : 29 Oct 2020 7:38 am
Operator : CHARLIE:NLK
Sample : WG1428163-3,31,5,5
Misc : WG1428163,ICAL17262
ALS Vial : 2 Sample Multiplier: 1

Quant Time: Oct 29 08:18:32 2020
Quant Method : I:\VOLATILES\Charlie\2020\201029A\C_201019N_8260.m
Quant Title : VOLATILES BY GC/MS
QLast Update : Tue Oct 20 14:34:51 2020
Response via : Initial Calibration

CCAL FILE(s) : 1 - I:\VOLATILES\Charlie\2020\201029A\VC201029A02.D
Sub List : 8260-CurveSoil - Megamix plus Diox

Compound	R.T.	QIon	Response	Conc	Units	Dev(Min)
Internal Standards						
1) Fluorobenzene	6.022	96	95526	20.000	ug/L	0.00
Standard Area 1 = 95526			Recovery = 100.00%			
59) Chlorobenzene-d5	9.556	117	75771	20.000	ug/L	0.00
Standard Area 1 = 75771			Recovery = 100.00%			
79) 1,4-Dichlorobenzene-d4	12.246	152	44289	20.000	ug/L	0.00
Standard Area 1 = 44289			Recovery = 100.00%			
System Monitoring Compounds						
36) Dibromofluoromethane	5.209	113	27037	20.519	ug/L	0.00
Spiked Amount 20.000	Range 70 - 130		Recovery = 102.60%			
43) 1,2-Dichloroethane-d4	5.739	65	27045	21.714	ug/L	0.00
Spiked Amount 20.000	Range 70 - 130		Recovery = 108.57%			
60) Toluene-d8	7.705	98	96294	19.149	ug/L	0.00
Spiked Amount 20.000	Range 70 - 130		Recovery = 95.75%			
83) 4-Bromofluorobenzene	11.040	95	37369	19.320	ug/L	0.00
Spiked Amount 20.000	Range 70 - 130		Recovery = 96.60%			
Target Compounds						Qvalue
4) Vinyl chloride	1.896	62	56673	52.273	ug/L	100
10) 1,1-Dichloroethene	2.955	96	38818	42.230	ug/L	79
15) Methylene chloride	3.511	84	47828	38.760	ug/L	87
17) Acetone	3.558	43	10292	33.597	ug/L	97
18) trans-1,2-Dichloroethene	3.668	96	47653	44.461	ug/L	94
20) Methyl tert-butyl ether	3.757	73	132911	41.552	ug/L	98
23) 1,1-Dichloroethane	4.250	63	84588	43.069	ug/L	100
28) cis-1,2-Dichloroethene	4.764	96	54421	43.517	ug/L	91
32) Chloroform	5.031	83	94770	45.352	ug/L	96
34) Carbon tetrachloride	5.167	117	79176	49.158	ug/L	98
37) 1,1,1-Trichloroethane	5.230	97	82033	49.279	ug/L	97
39) 2-Butanone	5.320	43	17586	36.378	ug/L #	66
41) Benzene	5.597	78	195424	43.972	ug/L	97
44) 1,2-Dichloroethane	5.802	62	71171	46.532	ug/L	99
48) Trichloroethene	6.200	95	53724	46.466	ug/L	94
57) 1,4-Dioxane	7.018	88	27990	2173.787	ug/L #	90
61) Toluene	7.768	92	128324	41.807	ug/L	99
63) Tetrachloroethene	8.219	166	57903	45.318	ug/L	92
73) Chlorobenzene	9.572	112	154596	44.009	ug/L	95
74) Ethylbenzene	9.608	91	260906	43.526	ug/L	100

Quantitation Report (QT Reviewed)

Data Path : I:\VOLATILES\Charlie\2020\201029A\
Data File : VC201029A02.D
Acq On : 29 Oct 2020 7:38 am
Operator : CHARLIE:NLK
Sample : WG1428163-3,31,5,5
Misc : WG1428163,ICAL17262
ALS Vial : 2 Sample Multiplier: 1

Quant Time: Oct 29 08:18:32 2020
Quant Method : I:\VOLATILES\Charlie\2020\201029A\C_201019N_8260.m
Quant Title : VOLATILES BY GC/MS
QLast Update : Tue Oct 20 14:34:51 2020
Response via : Initial Calibration

CCAL FILE(s) : 1 - I:\VOLATILES\Charlie\2020\201029A\VC201029A02.D
Sub List : 8260-CurveSoil - Megamix plus Diox

	Compound	R.T.	QIon	Response	Conc	Units	Dev(Min)
76)	p/m Xylene	9.792	106	213050	92.123	ug/L	96
77)	o Xylene	10.332	106	200924	90.313	ug/L	96
85)	n-Propylbenzene	11.192	91	336430	42.022	ug/L	97
90)	1,3,5-Trimethylbenzene	11.412	105	246996	43.609	ug/L	95
94)	tert-Butylbenzene	11.753	119	203901	43.765	ug/L	95
97)	1,2,4-Trimethylbenzene	11.831	105	240707	44.162	ug/L	96
98)	sec-Butylbenzene	11.942	105	325819	44.770	ug/L	99
100)	1,3-Dichlorobenzene	12.167	146	140054	43.332	ug/L	98
101)	1,4-Dichlorobenzene	12.261	146	141394	42.747	ug/L	98
103)	n-Butylbenzene	12.523	91	248471	44.296	ug/L	99
104)	1,2-Dichlorobenzene	12.681	146	126786	42.299	ug/L	98

(#) = qualifier out of range (m) = manual integration (+) = signals summed

Quantitation Report (QT Reviewed)

Data Path : I:\VOLATILES\Charlie\2020\201029A\
Data File : VC201029A02.D
Acq On : 29 Oct 2020 7:38 am
Operator : CHARLIE:NLK
Sample : WG1428163-3,31,5,5
Misc : WG1428163,ICAL17262
ALS Vial : 2 Sample Multiplier: 1

Quant Time: Oct 29 08:18:32 2020
Quant Method : I:\VOLATILES\Charlie\2020\201029A\C_201019N_8260.m
Quant Title : VOLATILES BY GC/MS
QLast Update : Tue Oct 20 14:34:51 2020
Response via : Initial Calibration

Sub List : 8260-CurveSoil - Megamix plus Diox29A\VC201029A02.D•

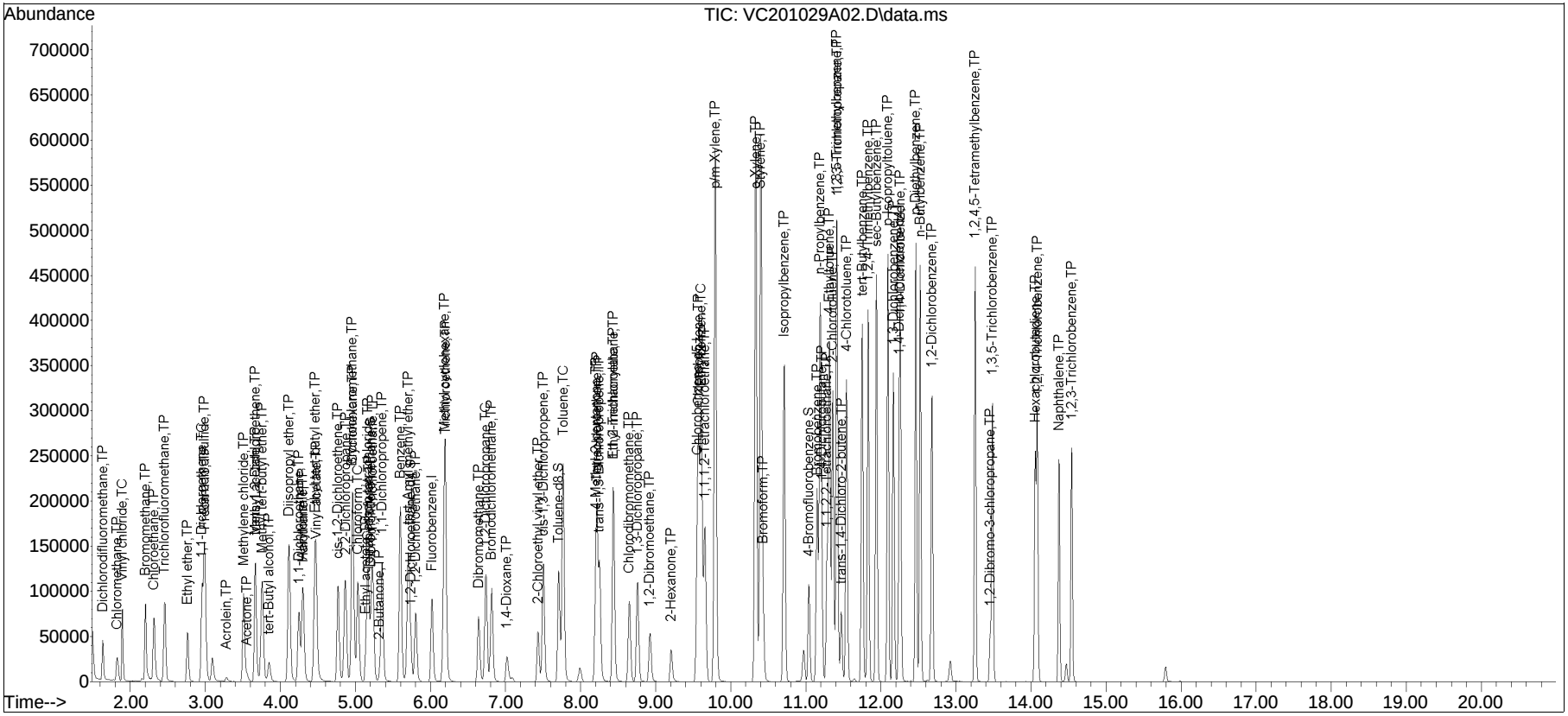

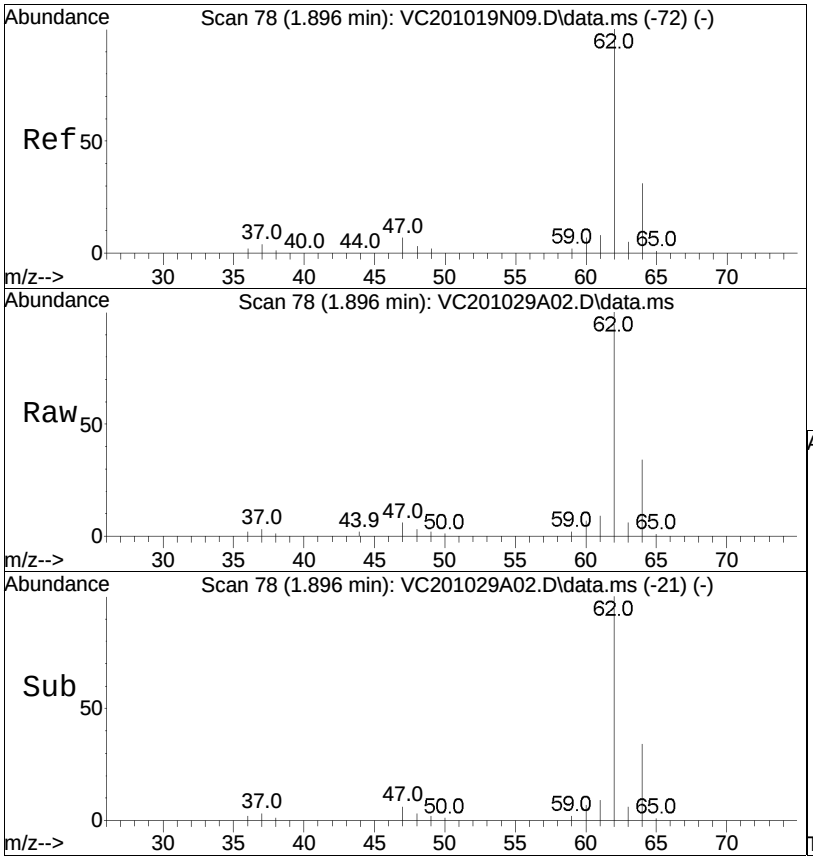

#4
Vinyl chloride
Concen: 52.27 ug/L
RT: 1.896 min Scan# 78
Delta R.T. -0.000 min
Lab File: VC201029A02.D
Acq: 29 Oct 2020 7:38 am

Tgt Ion: 62 Resp: 56673

Ion	Ratio	Lower	Upper
62	100		
64	31.9	11.7	51.7

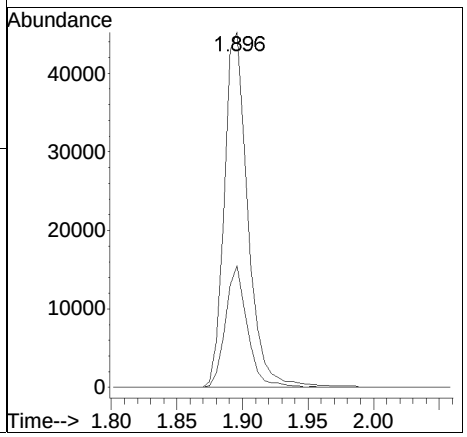

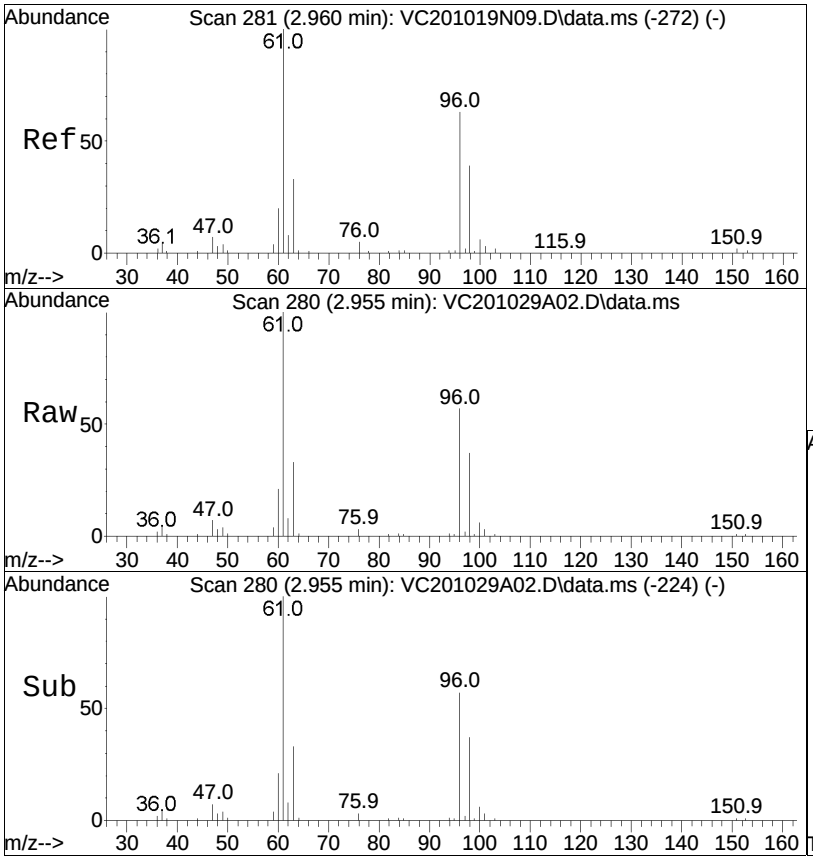

#10
1,1-Dichloroethene
Concen: 42.23 ug/L
RT: 2.955 min Scan# 280
Delta R.T. -0.005 min
Lab File: VC201029A02.D
Acq: 29 Oct 2020 7:38 am

Tgt Ion: 96 Resp: 38818

Ion	Ratio	Lower	Upper
96	100		
61	173.7	116.1	174.1
63	56.0	37.4	56.0

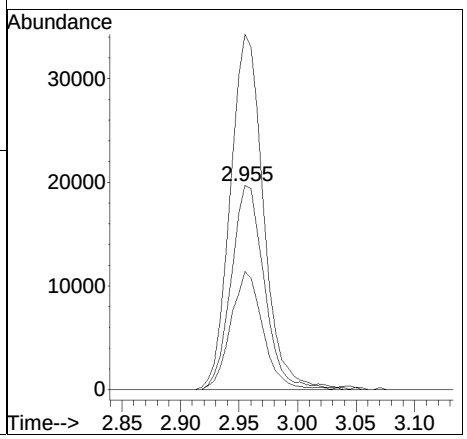

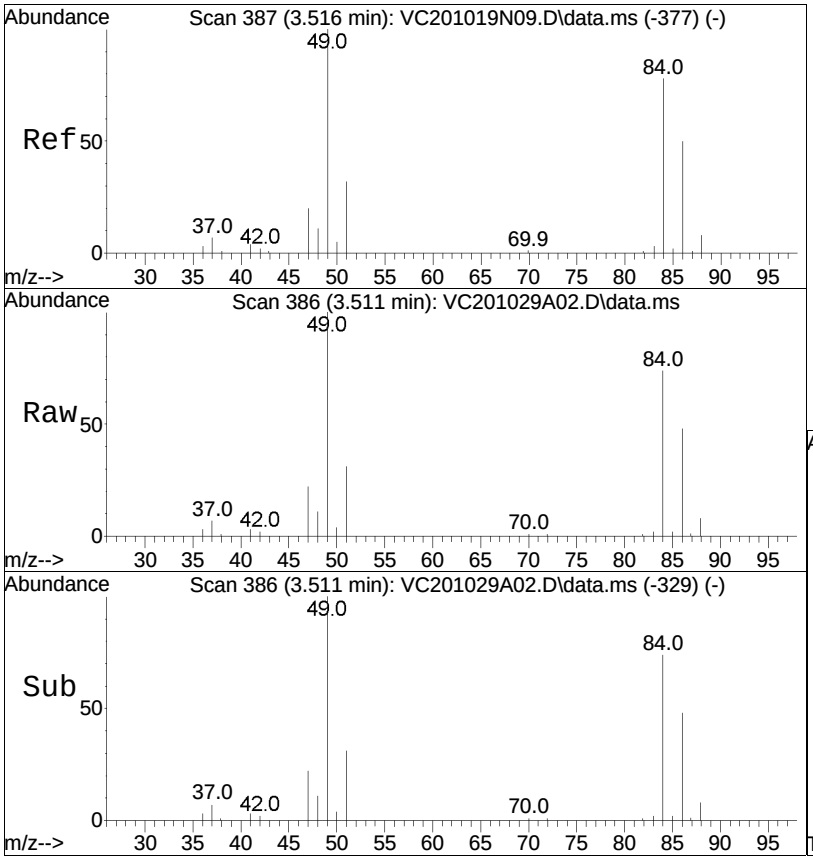

#15
Methylene chloride
Concen: 38.76 ug/L
RT: 3.511 min Scan# 386
Delta R.T. -0.000 min
Lab File: VC201029A02.D
Acq: 29 Oct 2020 7:38 am

Tgt Ion: 84 Resp: 47828

Ion	Ratio	Lower	Upper
84	100		
86	65.0	41.9	86.9
49	128.9	70.3	146.1

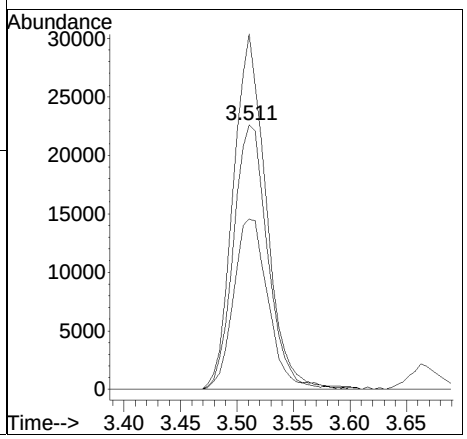

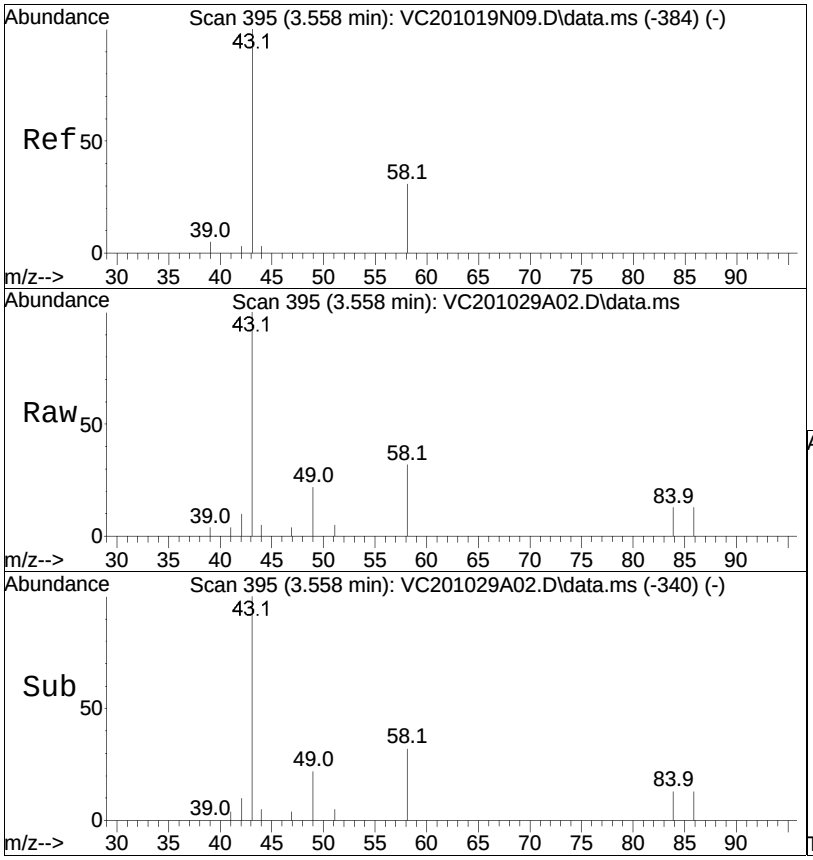

#17
Acetone
Concen: 33.60 ug/L
RT: 3.558 min Scan# 395
Delta R.T. -0.010 min
Lab File: VC201029A02.D
Acq: 29 Oct 2020 7:38 am

Tgt Ion: 43 Resp: 10292

Ion	Ratio	Lower	Upper
43	100		
58	29.9	25.4	38.2

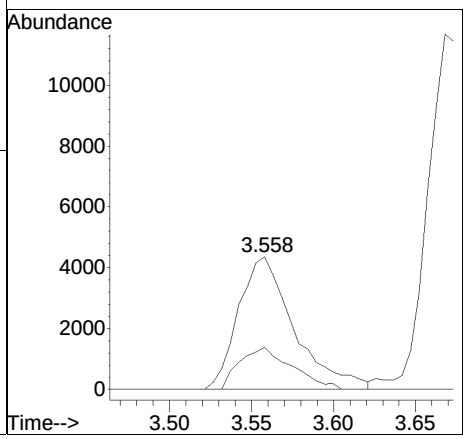

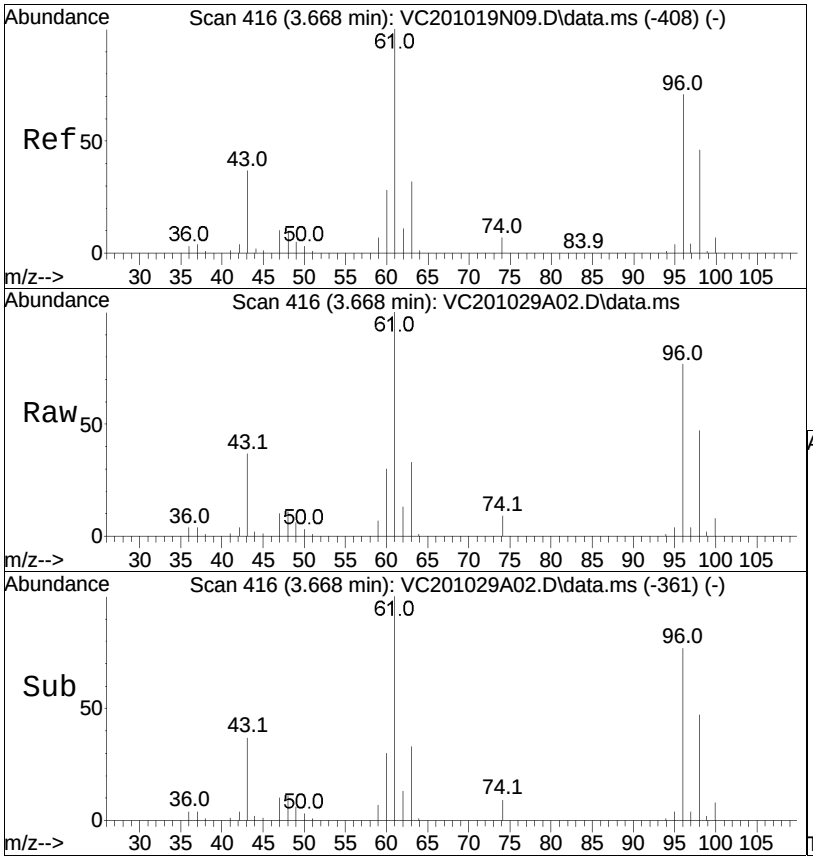

#18
trans-1,2-Dichloroethene
Concen: 44.46 ug/L
RT: 3.668 min Scan# 416
Delta R.T. -0.010 min
Lab File: VC201029A02.D
Acq: 29 Oct 2020 7:38 am

Tgt Ion: 96 Resp: 47653

Ion	Ratio	Lower	Upper
96	100		
61	136.9	81.6	169.4
98	63.1	41.5	86.1
63	42.6	26.1	54.1

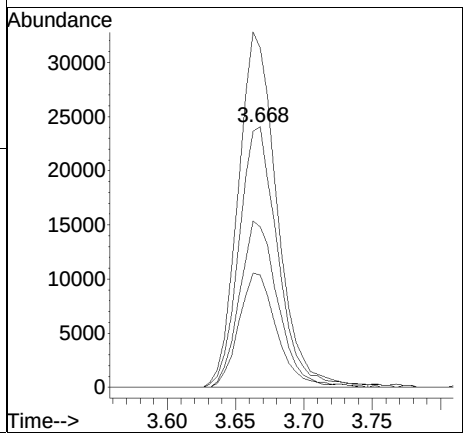

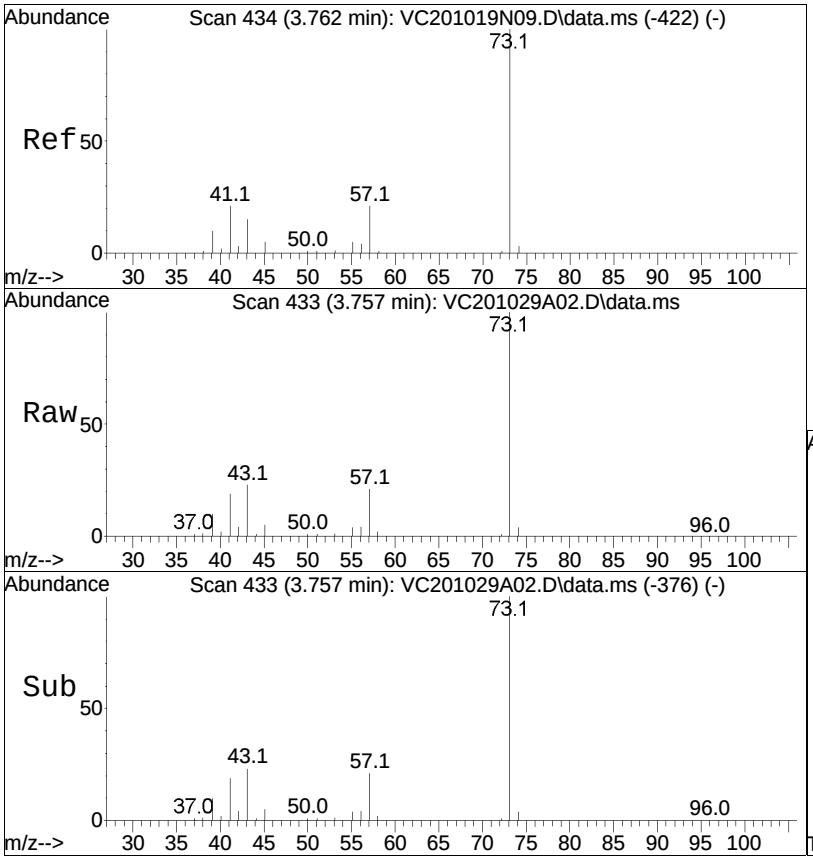

#20
Methyl tert-butyl ether
Concen: 41.55 ug/L
RT: 3.757 min Scan# 433
Delta R.T. -0.000 min
Lab File: VC201029A02.D
Acq: 29 Oct 2020 7:38 am

Tgt Ion: 73 Resp: 132911

Ion	Ratio	Lower	Upper
73	100		
57	20.8	13.3	27.7
43	22.5	13.0	27.0
41	20.2	13.5	28.1

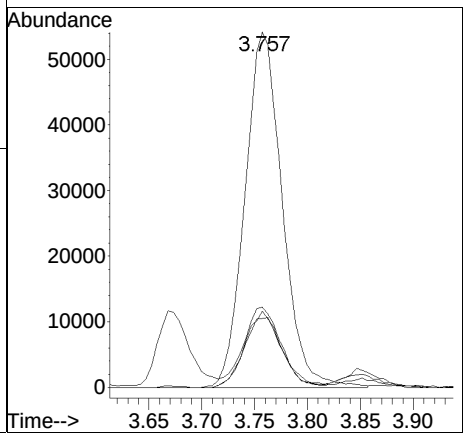

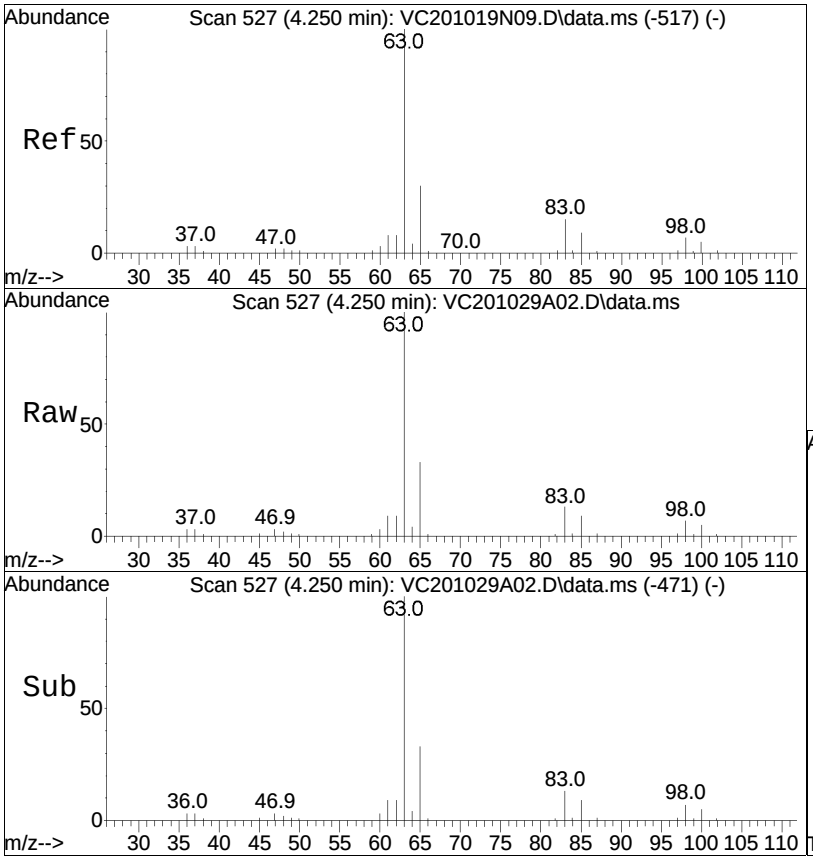

#23
1,1-Dichloroethane
Concen: 43.07 ug/L
RT: 4.250 min Scan# 527
Delta R.T. -0.005 min
Lab File: VC201029A02.D
Acq: 29 Oct 2020 7:38 am

Tgt Ion: 63 Resp: 84588

Ion	Ratio	Lower	Upper
63	100		
65	31.2	11.2	51.2
65	31.2	11.2	51.2

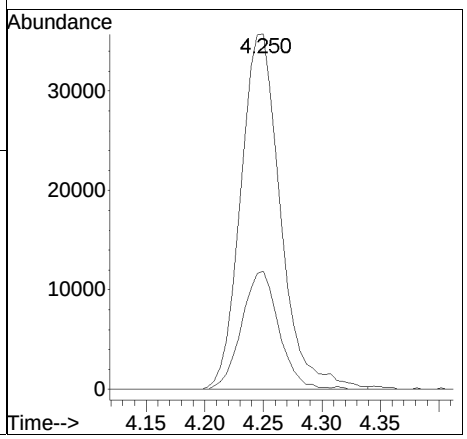

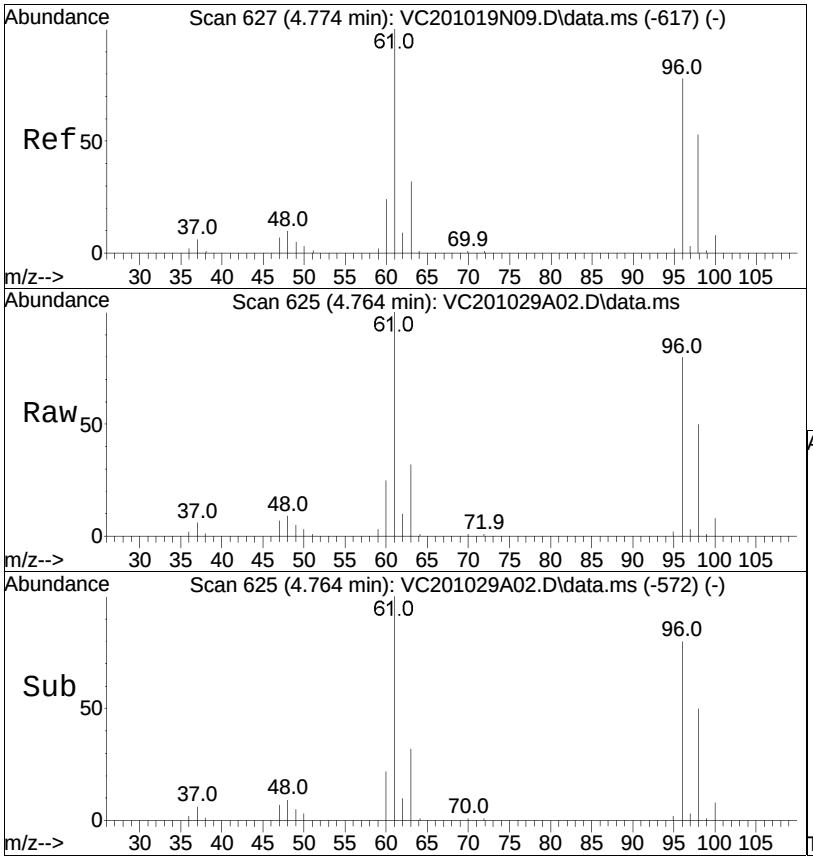

#28
cis-1,2-Dichloroethene
Concen: 43.52 ug/L
RT: 4.764 min Scan# 625
Delta R.T. -0.021 min
Lab File: VC201029A02.D
Acq: 29 Oct 2020 7:38 am

Tgt Ion: 96 Resp: 54421

Ion	Ratio	Lower	Upper
96	100		
61	125.8	89.6	134.4
98	62.4	51.5	77.3

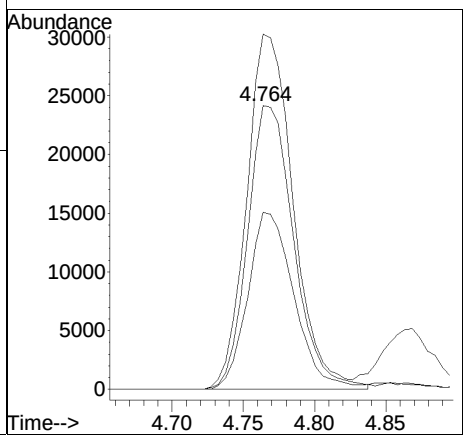

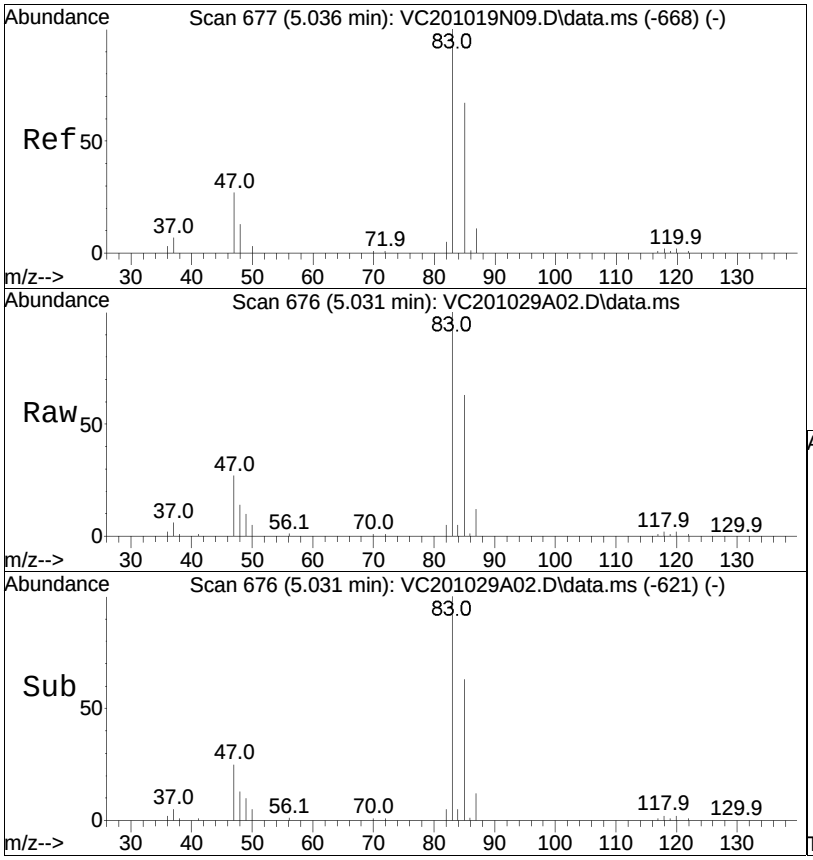

#32
Chloroform
Concen: 45.35 ug/L
RT: 5.031 min Scan# 676
Delta R.T. -0.011 min
Lab File: VC201029A02.D
Acq: 29 Oct 2020 7:38 am

Tgt Ion: 83 Resp: 94770

Ion	Ratio	Lower	Upper
83	100		
85	65.7	42.8	89.0
47	28.2	15.0	31.2
48	15.1	7.5	15.5

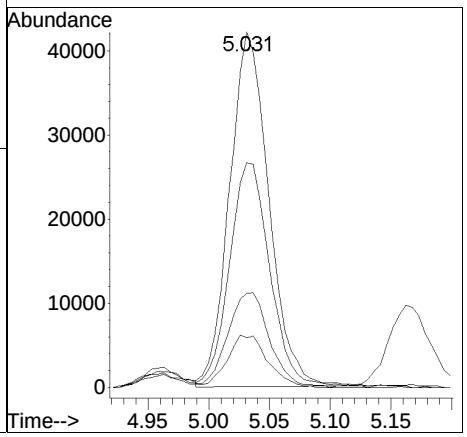

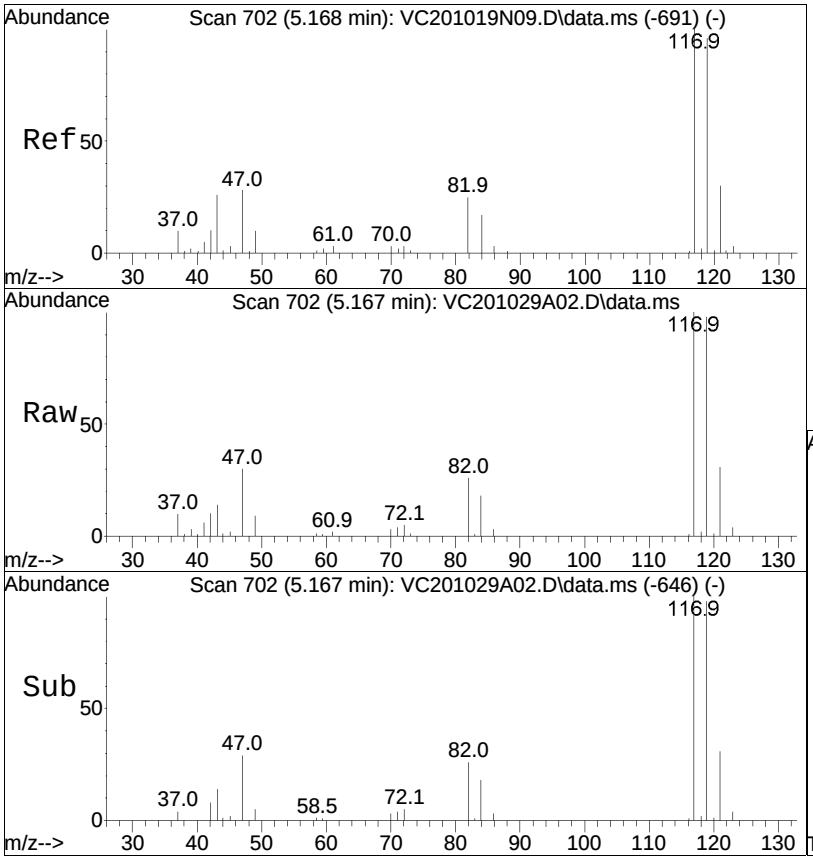

#34
Carbon tetrachloride
Concen: 49.16 ug/L
RT: 5.167 min Scan# 702
Delta R.T. -0.005 min
Lab File: VC201029A02.D
Acq: 29 Oct 2020 7:38 am

Tgt Ion:117 Resp: 79176

Ion	Ratio	Lower	Upper
117	100		
119	97.5	62.5	129.9
121	31.1	20.2	41.9
82	26.9	15.5	32.1

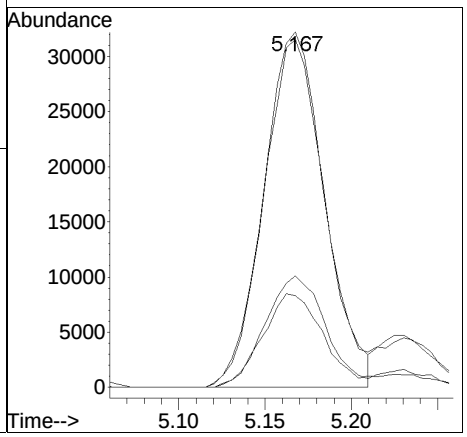

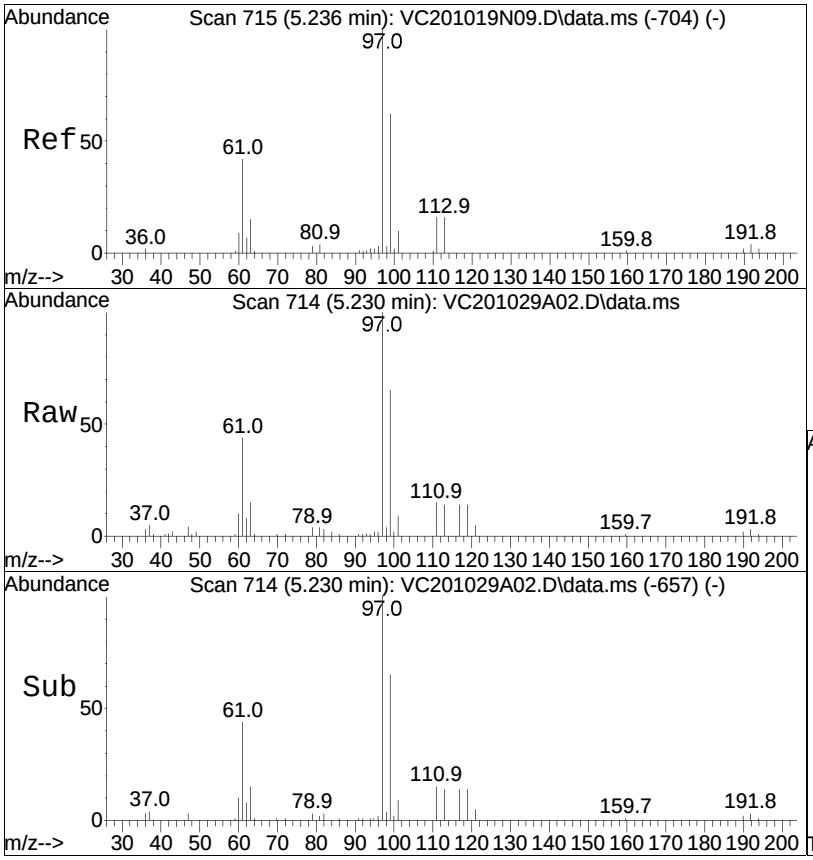

#37
1,1,1-Trichloroethane
Concen: 49.28 ug/L
RT: 5.230 min Scan# 714
Delta R.T. -0.000 min
Lab File: VC201029A02.D
Acq: 29 Oct 2020 7:38 am

Tgt Ion: 97 Resp: 82033

Ion	Ratio	Lower	Upper
97	100		
99	64.0	41.2	85.6
61	46.0	27.8	57.8
61	46.0	27.8	57.8

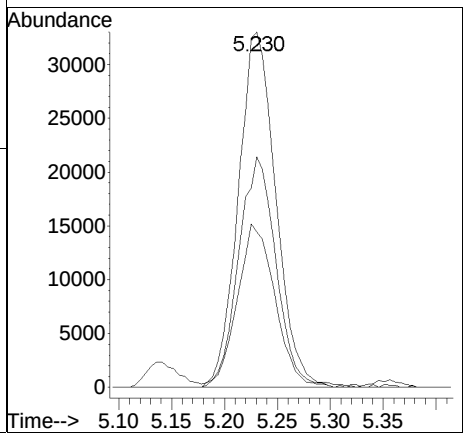

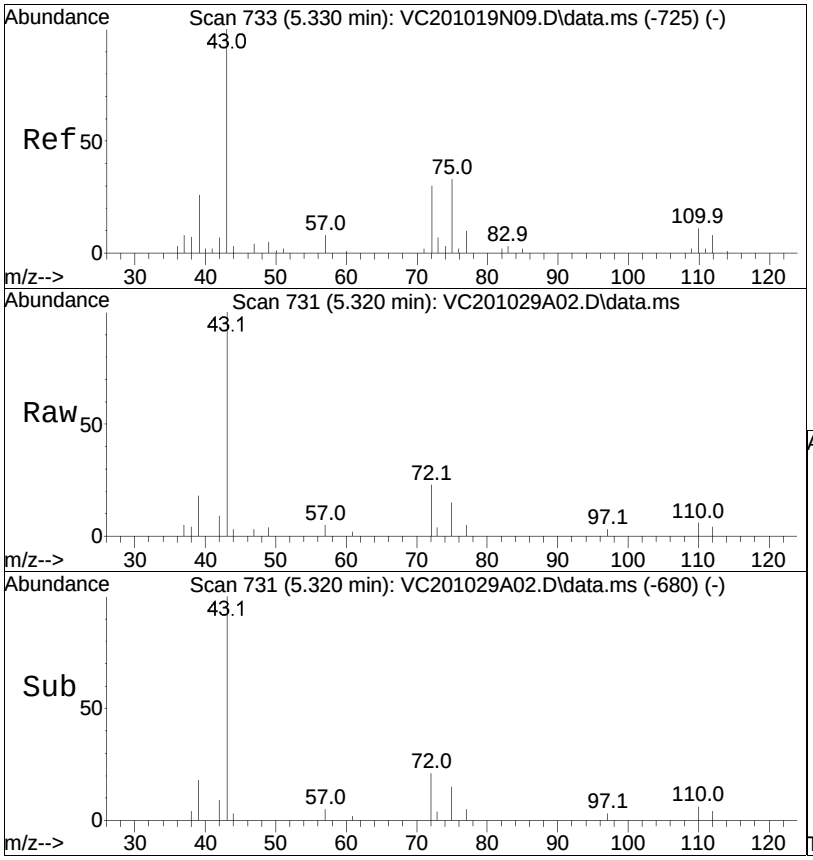

#39
2-Butanone
Concen: 36.38 ug/L
RT: 5.320 min Scan# 731
Delta R.T. -0.031 min
Lab File: VC201029A02.D
Acq: 29 Oct 2020 7:38 am

Tgt Ion: 43 Resp: 17586

Ion	Ratio	Lower	Upper
43	100		
72	20.2	33.3	49.9#

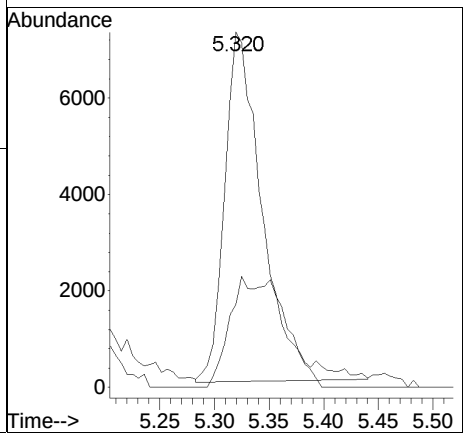

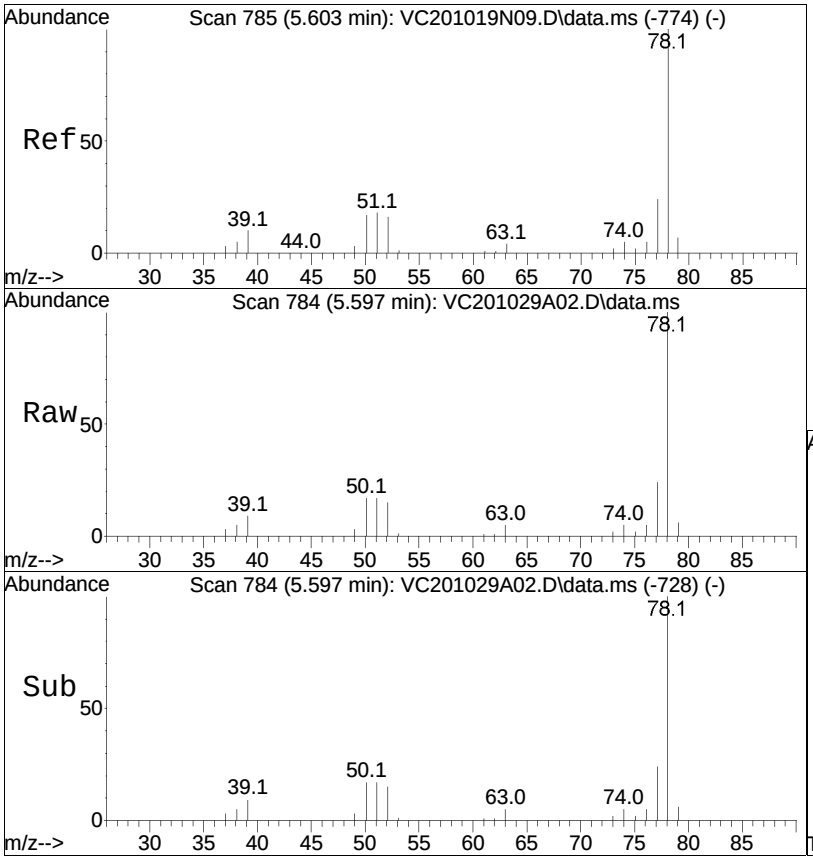

#41
Benzene
Concen: 43.97 ug/L
RT: 5.597 min Scan# 784
Delta R.T. -0.005 min
Lab File: VC201029A02.D
Acq: 29 Oct 2020 7:38 am

Tgt Ion: 78 Resp: 195424

Ion	Ratio	Lower	Upper
78	100		
77	23.8	15.3	31.9
51	17.4	9.8	20.4
52	15.2	9.0	18.8

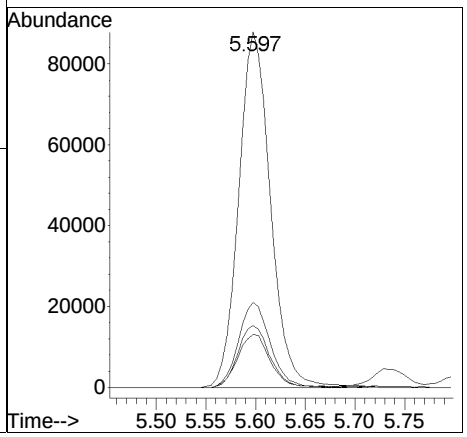

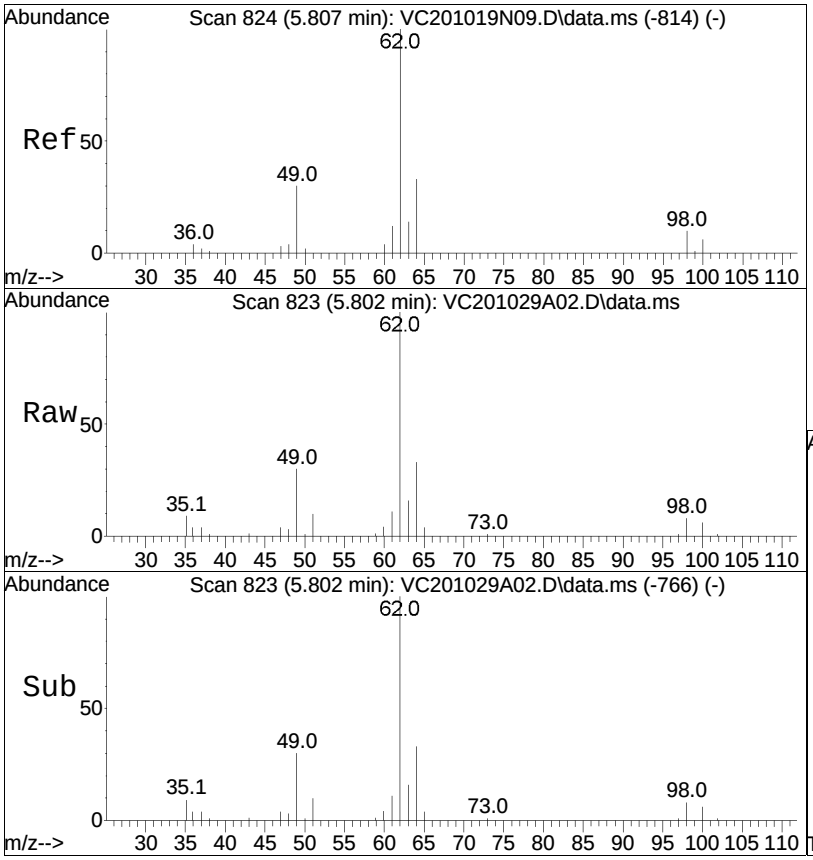

#44
1,2-Dichloroethane
Concen: 46.53 ug/L
RT: 5.802 min Scan# 823
Delta R.T. -0.000 min
Lab File: VC201029A02.D
Acq: 29 Oct 2020 7:38 am

Tgt Ion: 62 Resp: 71171

Ion	Ratio	Lower	Upper
62	100		
64	32.1	12.1	52.1
98	8.2	0.0	29.9

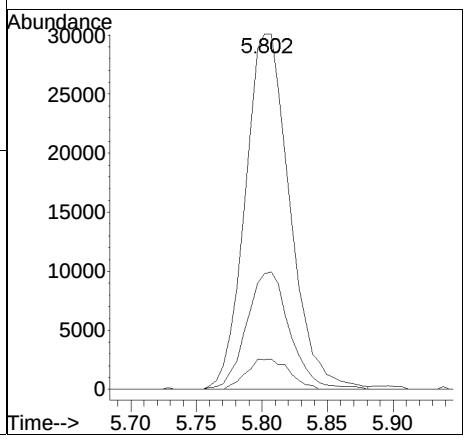

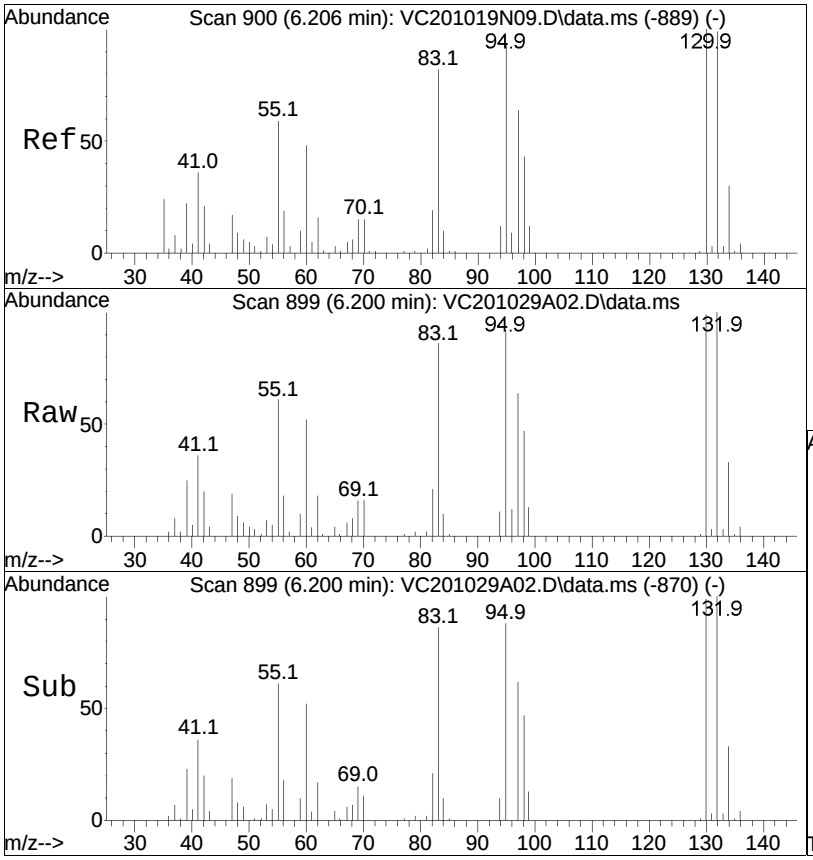

#48
Trichloroethene
Concen: 46.47 ug/L
RT: 6.200 min Scan# 899
Delta R.T. -0.000 min
Lab File: VC201029A02.D
Acq: 29 Oct 2020 7:38 am

Tgt Ion: 95 Resp: 53724

Ion	Ratio	Lower	Upper
95	100		
97	66.6	54.6	82.0
130	103.1	89.0	133.6

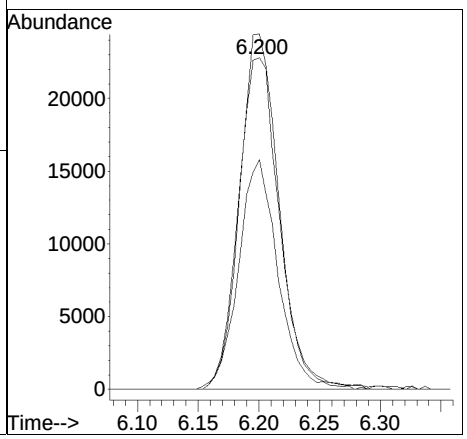

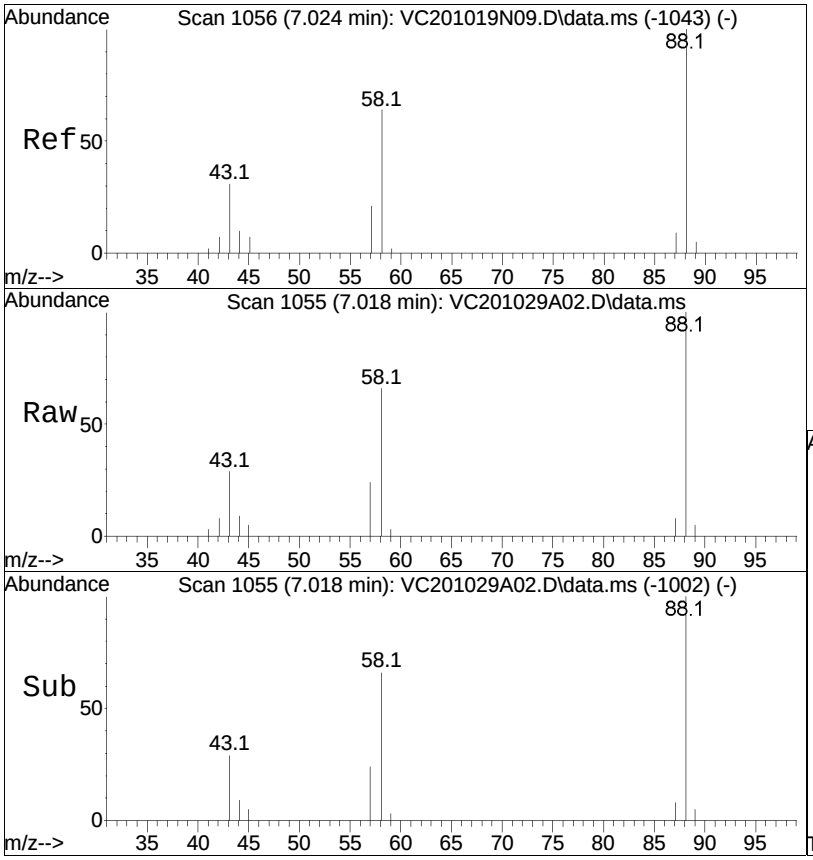

#57
1,4-Dioxane
Concen: 2173.79 ug/L
RT: 7.018 min Scan# 1055
Delta R.T. -0.021 min
Lab File: VC201029A02.D
Acq: 29 Oct 2020 7:38 am

Tgt Ion: 88 Resp: 27990

Ion	Ratio	Lower	Upper
88	100		
58	63.9	45.8	68.6
43	28.9	18.3	27.5#

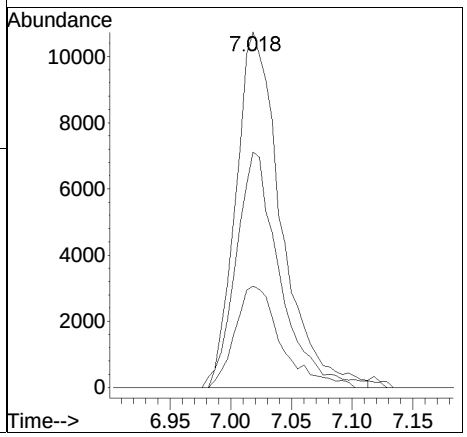

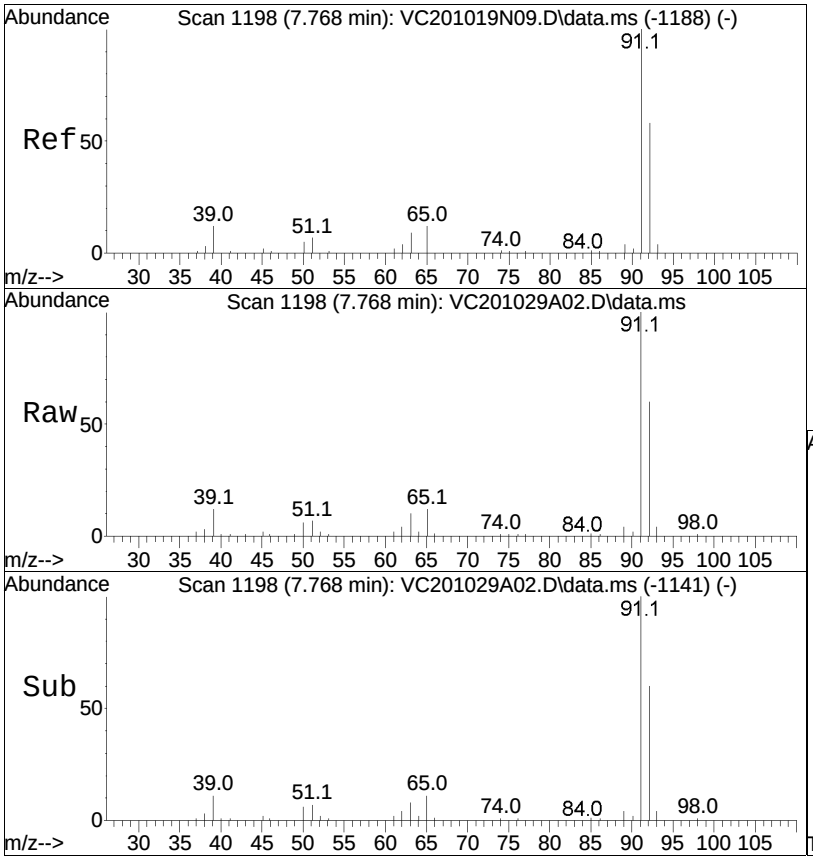

#61
Toluene
Concen: 41.81 ug/L
RT: 7.768 min Scan# 1198
Delta R.T. 0.000 min
Lab File: VC201029A02.D
Acq: 29 Oct 2020 7:38 am

Tgt Ion: 92 Resp: 128324

Ion	Ratio	Lower	Upper
92	100		
91	170.5	137.8	206.6

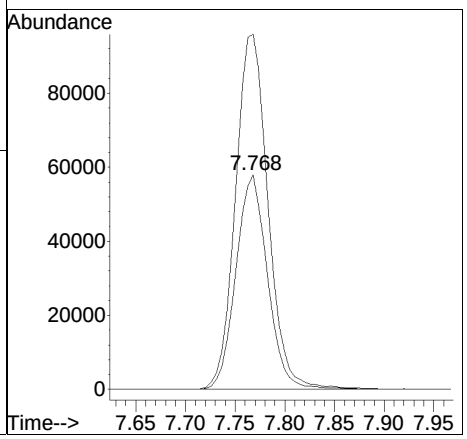

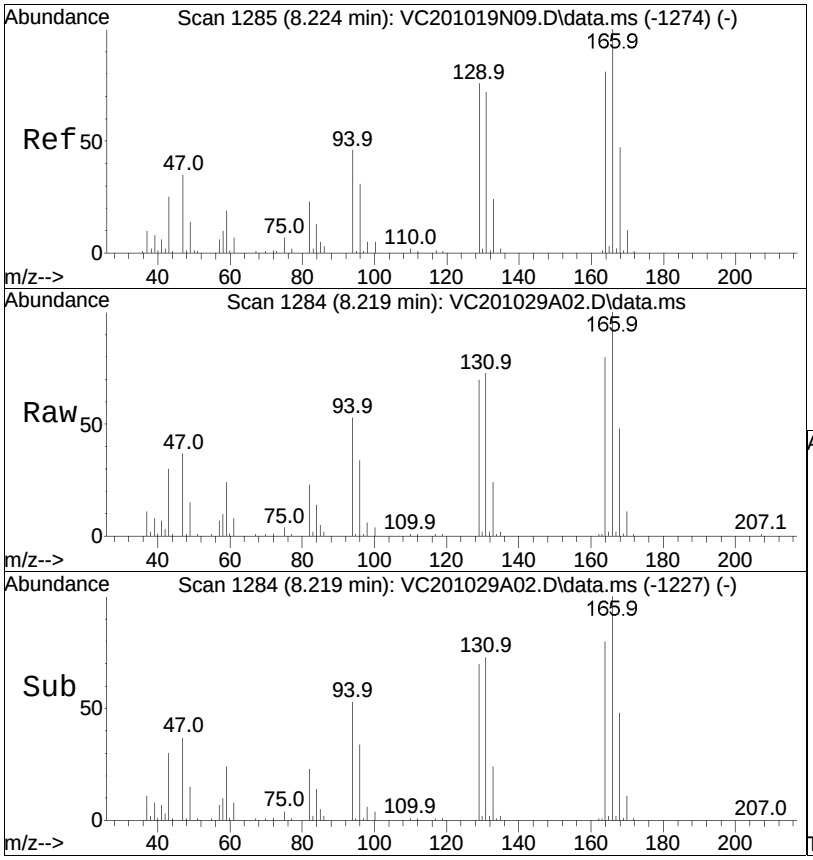

#63
Tetrachloroethene
Concen: 45.32 ug/L
RT: 8.219 min Scan# 1284
Delta R.T. -0.000 min
Lab File: VC201029A02.D
Acq: 29 Oct 2020 7:38 am

Tgt Ion:166 Resp: 57903

Ion	Ratio	Lower	Upper
166	100		
168	47.7	26.4	66.4
94	51.3	21.5	61.5

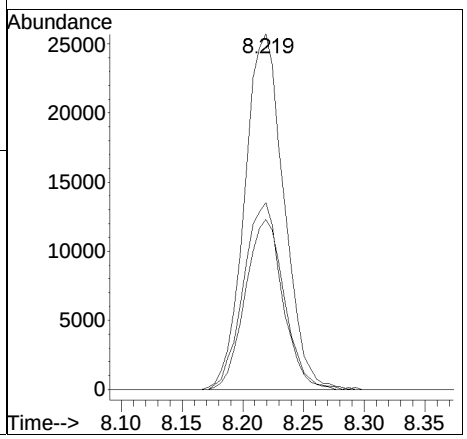

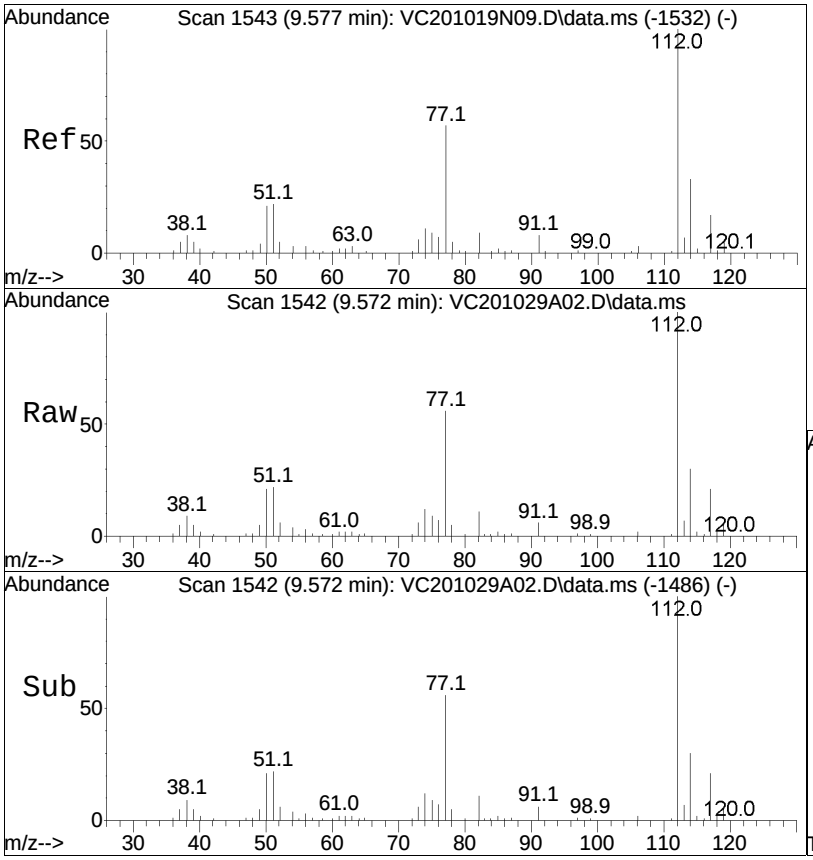

#73
Chlorobenzene
Concen: 44.01 ug/L
RT: 9.572 min Scan# 1542
Delta R.T. -0.005 min
Lab File: VC201029A02.D
Acq: 29 Oct 2020 7:38 am

Tgt Ion:112 Resp: 154596

Ion	Ratio	Lower	Upper
112	100		
77	70.7	51.9	77.9
114	31.3	25.8	38.6

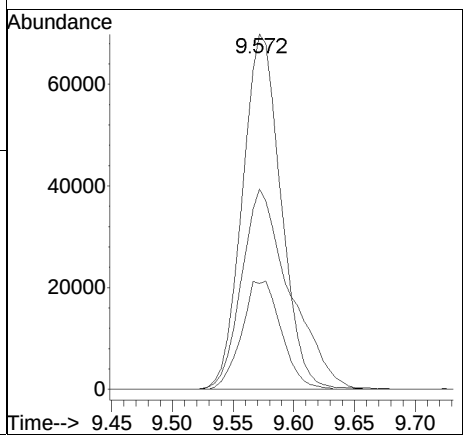

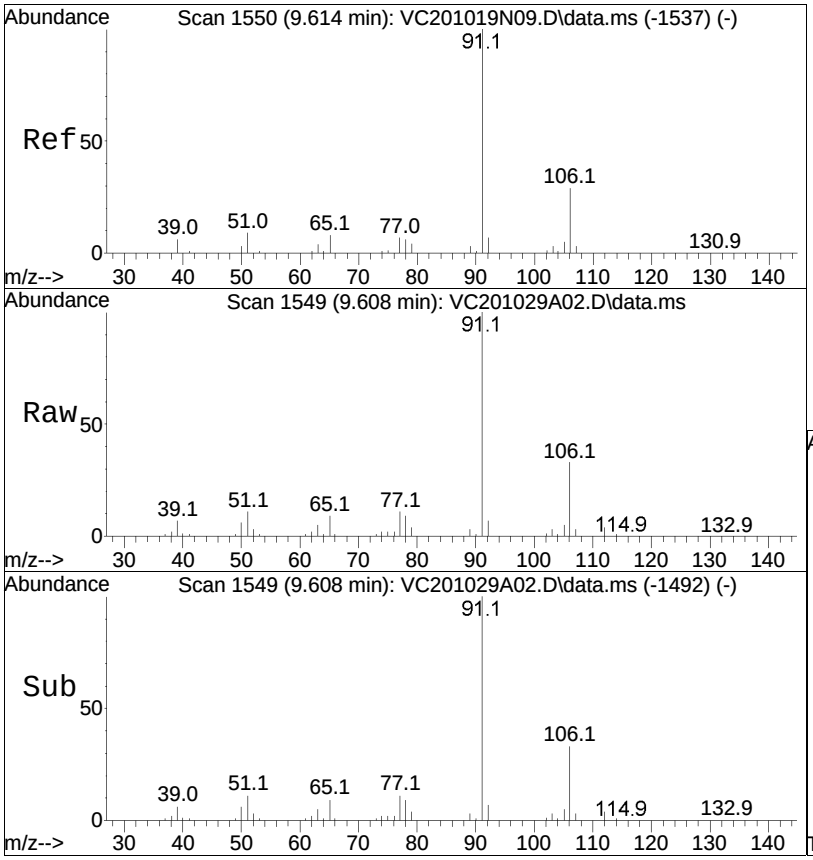

#74
Ethylbenzene
Concen: 43.53 ug/L
RT: 9.608 min Scan# 1549
Delta R.T. -0.000 min
Lab File: VC201029A02.D
Acq: 29 Oct 2020 7:38 am

Tgt Ion: 91 Resp: 260906

Ion	Ratio	Lower	Upper
91	100		
106	32.3	26.0	39.0

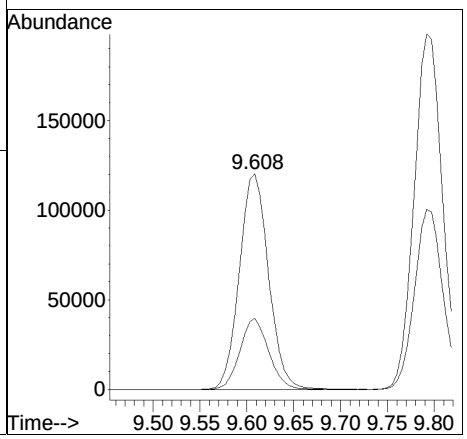



#76
p/m Xylene
Concen: 92.12 ug/L
RT: 9.792 min Scan# 1584
Delta R.T. -0.011 min
Lab File: VC201029A02.D
Acq: 29 Oct 2020 7:38 am

Tgt Ion:106 Resp: 213050

Ion	Ratio	Lower	Upper
106	100		
91	197.5	152.9	229.3

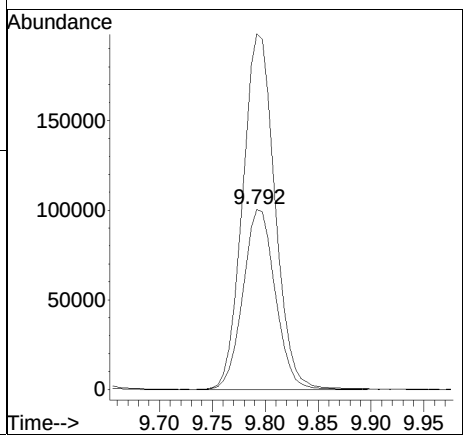

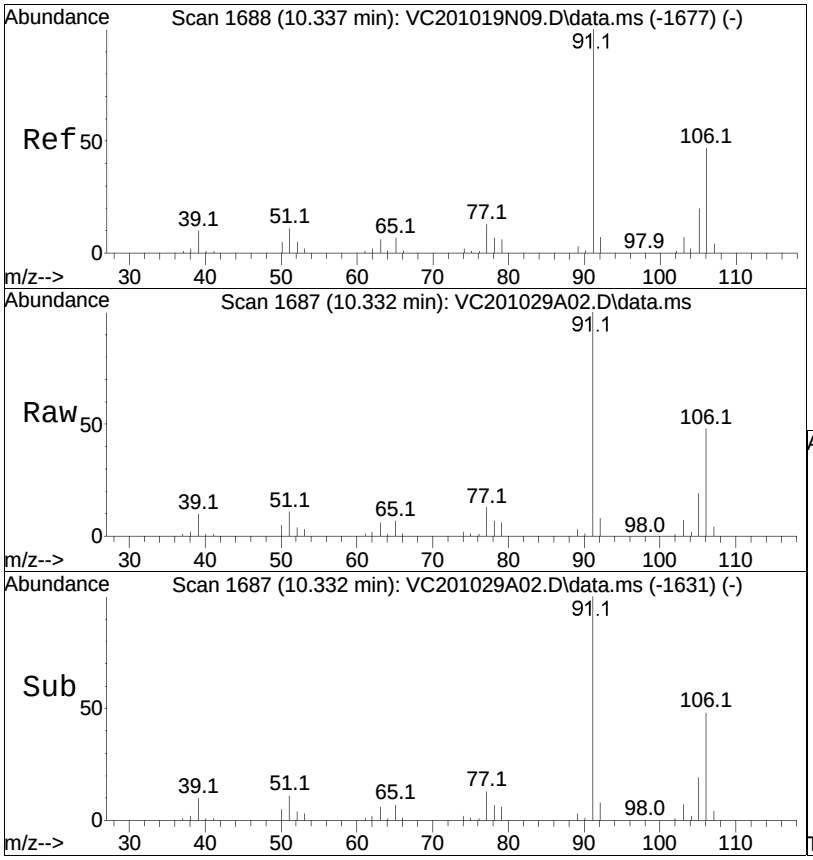

#77
o Xylene
Concen: 90.31 ug/L
RT: 10.332 min Scan# 1687
Delta R.T. -0.005 min
Lab File: VC201029A02.D
Acq: 29 Oct 2020 7:38 am

Tgt Ion:106 Resp: 200924

Ion	Ratio	Lower	Upper
106	100		
91	207.5	161.5	242.3

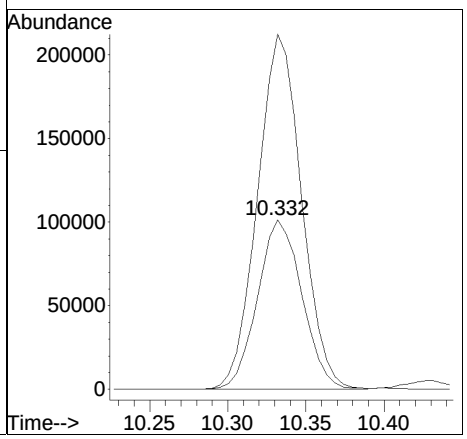

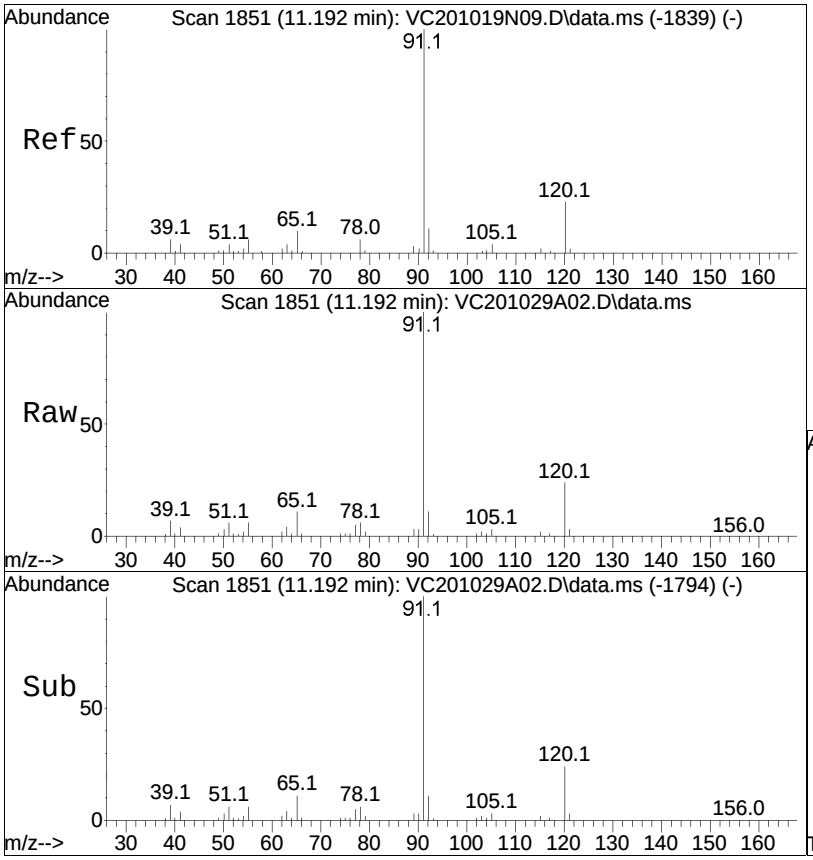

#85
n-Propylbenzene
Concen: 42.02 ug/L
RT: 11.192 min Scan# 1851
Delta R.T. -0.000 min
Lab File: VC201029A02.D
Acq: 29 Oct 2020 7:38 am

Tgt Ion: 91 Resp: 336430

Ion	Ratio	Lower	Upper
91	100		
120	22.8	19.4	29.0

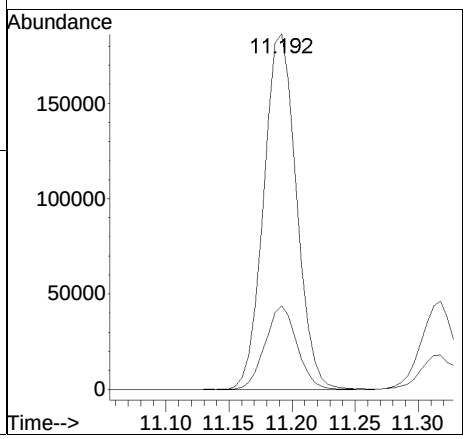

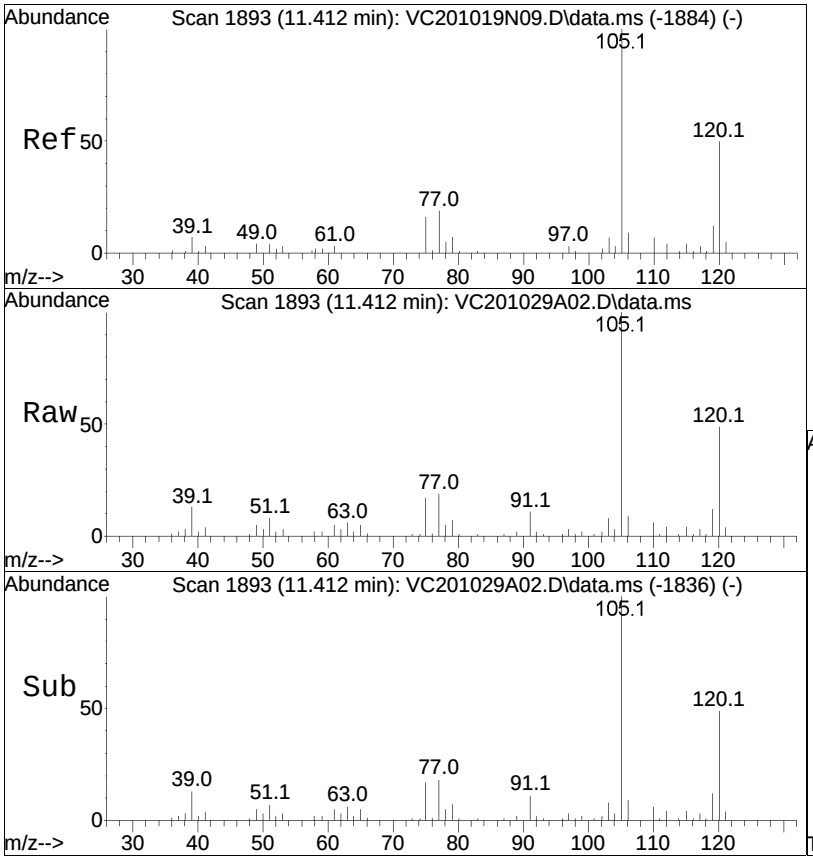

#90
1,3,5-Trimethylbenzene
Concen: 43.61 ug/L
RT: 11.412 min Scan# 1893
Delta R.T. -0.000 min
Lab File: VC201029A02.D
Acq: 29 Oct 2020 7:38 am

Tgt Ion:105 Resp: 246996

Ion	Ratio	Lower	Upper
105	100		
120	47.9	41.0	61.4

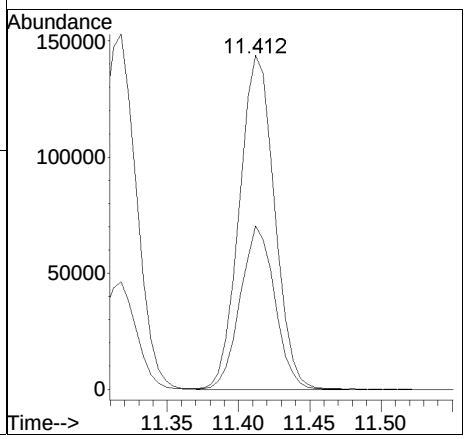

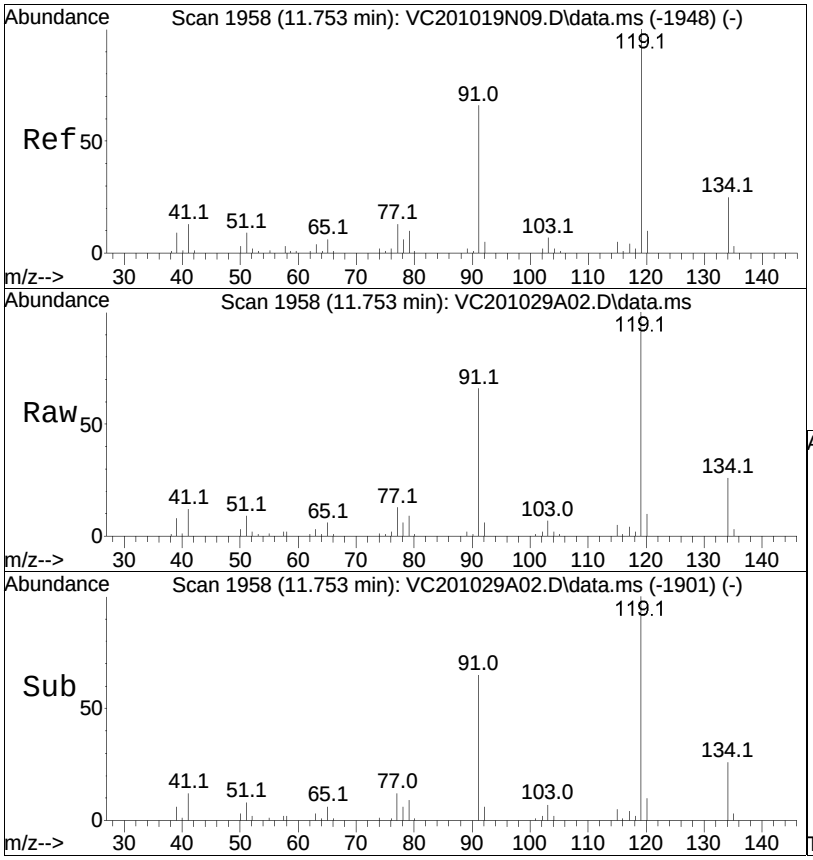

#94
tert-Butylbenzene
Concen: 43.76 ug/L
RT: 11.753 min Scan# 1958
Delta R.T. -0.000 min
Lab File: VC201029A02.D
Acq: 29 Oct 2020 7:38 am

Tgt Ion:119 Resp: 203901

Ion	Ratio	Lower	Upper
119	100		
91	67.4	49.9	74.9
134	25.6	20.5	30.7

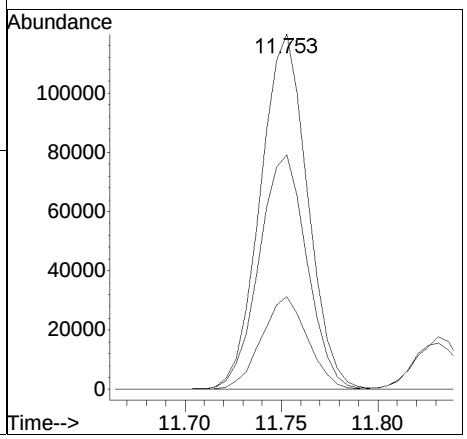

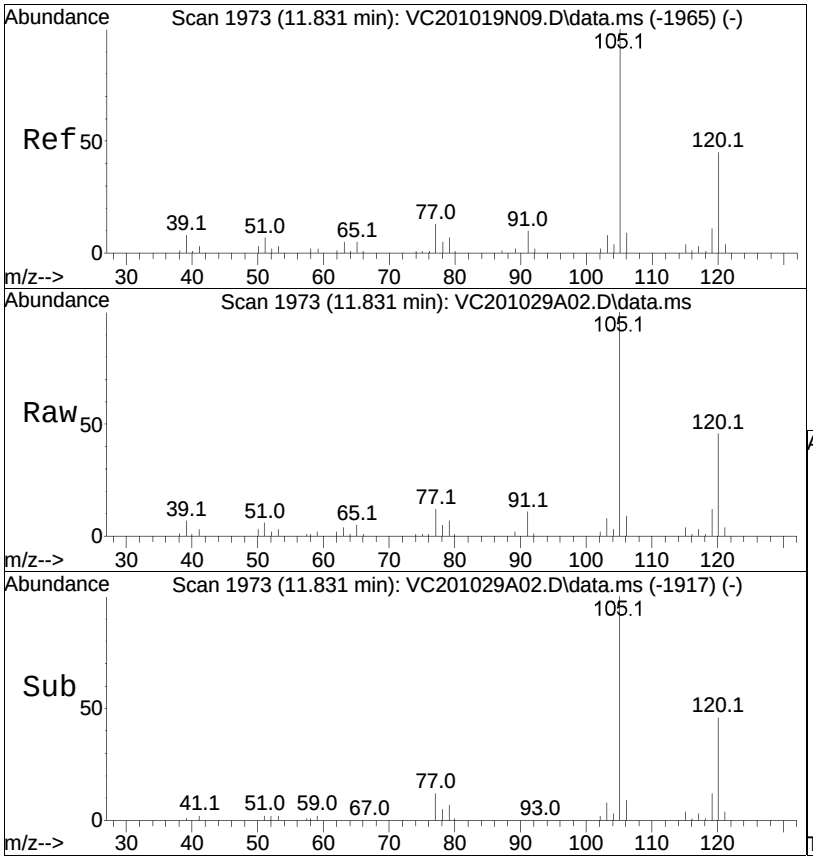

#97
1,2,4-Trimethylbenzene
Concen: 44.16 ug/L
RT: 11.831 min Scan# 1973
Delta R.T. -0.005 min
Lab File: VC201029A02.D
Acq: 29 Oct 2020 7:38 am

Tgt Ion:105 Resp: 240707

Ion	Ratio	Lower	Upper
105	100		
120	45.4	38.2	57.4

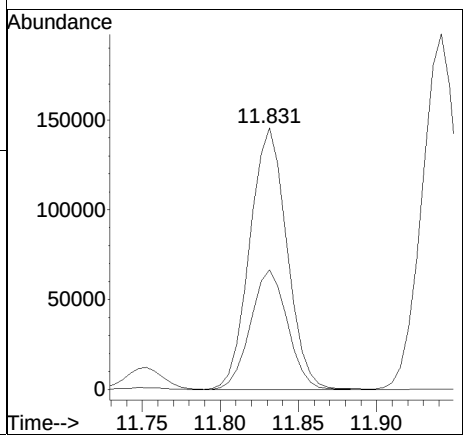

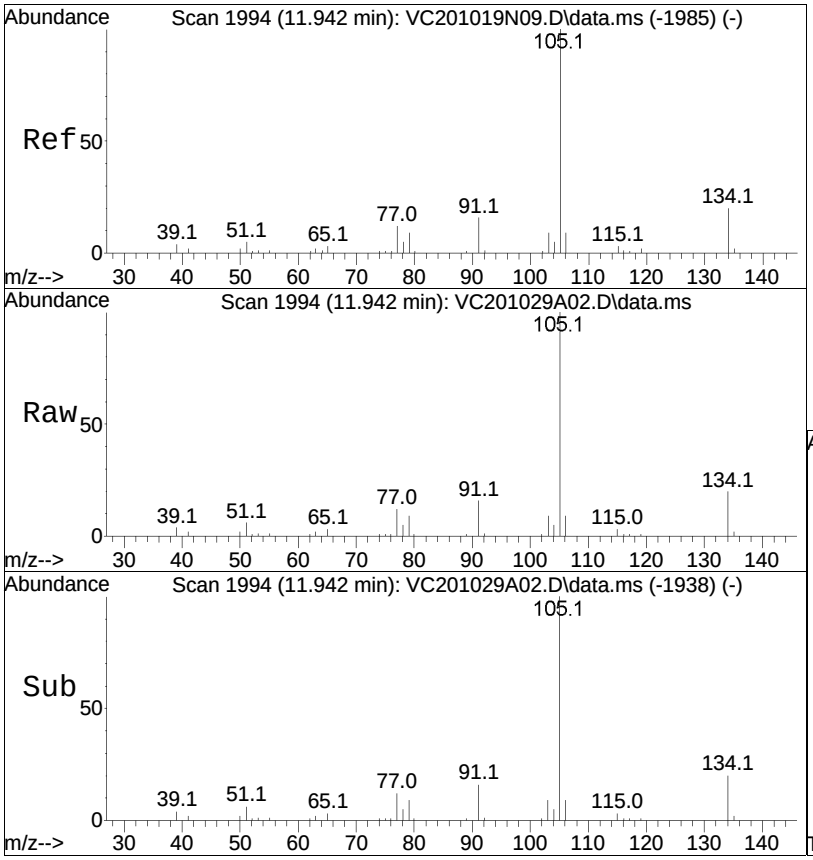

#98
sec-Butylbenzene
Concen: 44.77 ug/L
RT: 11.942 min Scan# 1994
Delta R.T. -0.005 min
Lab File: VC201029A02.D
Acq: 29 Oct 2020 7:38 am

Tgt Ion:105 Resp: 325819

Ion	Ratio	Lower	Upper
105	100		
134	20.1	13.5	27.9

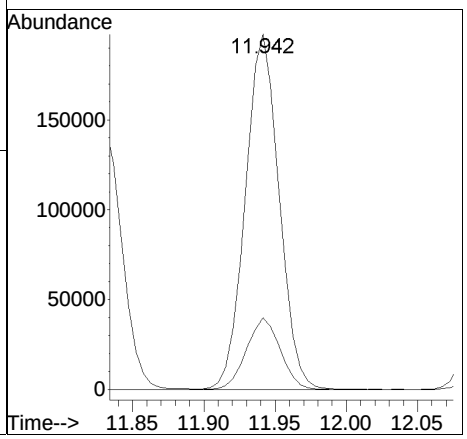

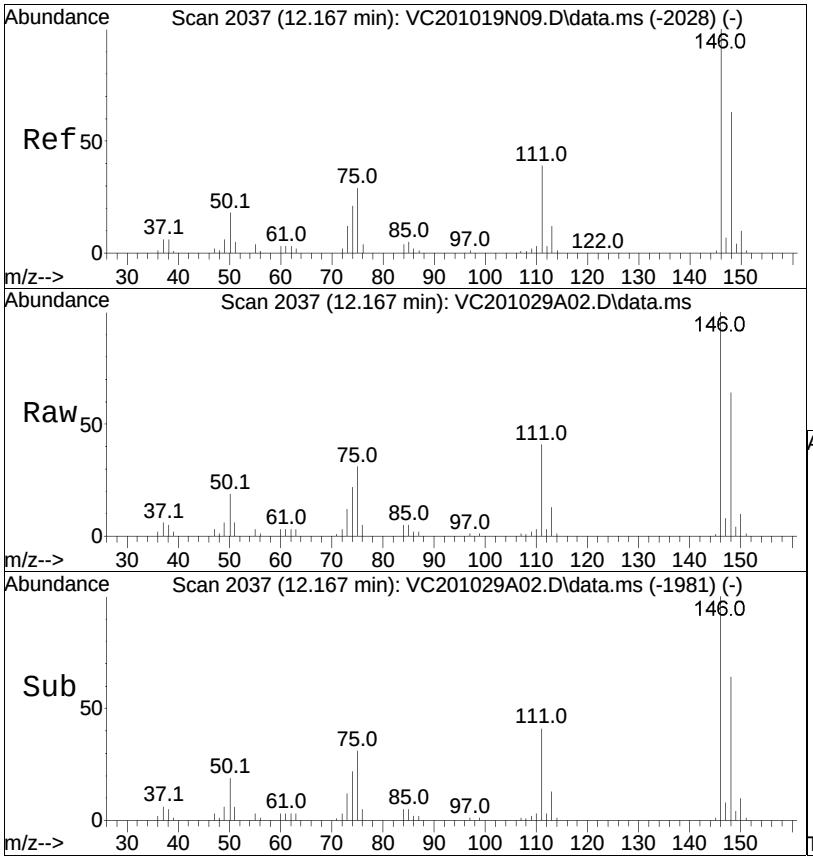

#100
1,3-Dichlorobenzene
Concen: 43.33 ug/L
RT: 12.167 min Scan# 2037
Delta R.T. -0.005 min
Lab File: VC201029A02.D
Acq: 29 Oct 2020 7:38 am

Tgt Ion:146 Resp: 140054

Ion	Ratio	Lower	Upper
146	100		
111	40.0	24.9	51.7
148	62.6	41.6	86.4

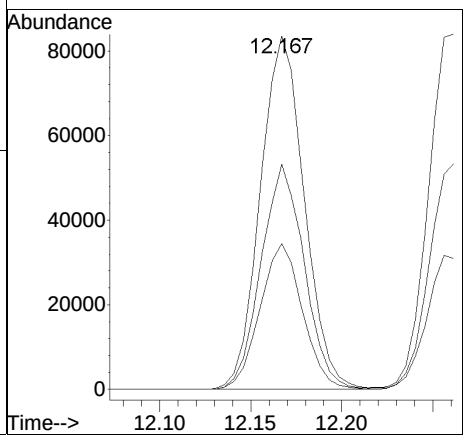

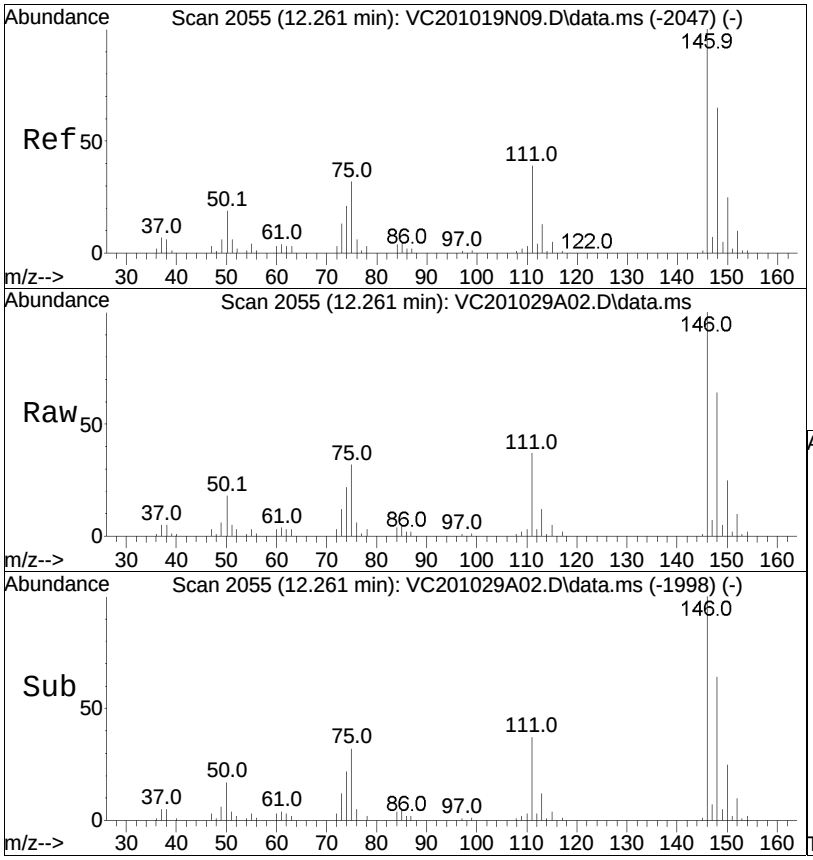

#101
1,4-Dichlorobenzene
Concen: 42.75 ug/L
RT: 12.261 min Scan# 2055
Delta R.T. -0.000 min
Lab File: VC201029A02.D
Acq: 29 Oct 2020 7:38 am

Tgt Ion:146 Resp: 141394

Ion	Ratio	Lower	Upper
146	100		
111	38.2	29.5	44.3
148	63.4	52.1	78.1

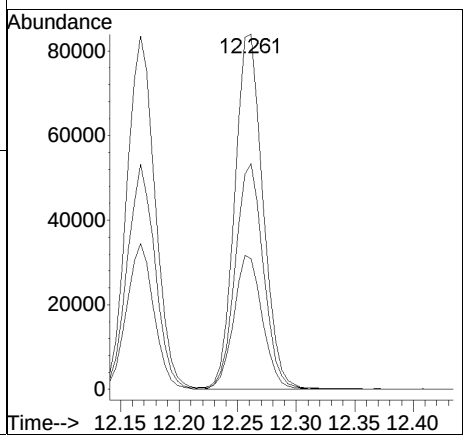



#103
n-Butylbenzene
Concen: 44.30 ug/L
RT: 12.523 min Scan# 2105
Delta R.T. -0.005 min
Lab File: VC201029A02.D
Acq: 29 Oct 2020 7:38 am

Tgt Ion: 91 Resp: 248471

Ion	Ratio	Lower	Upper
91	100		
92	53.8	43.5	65.3
134	27.1	22.6	34.0

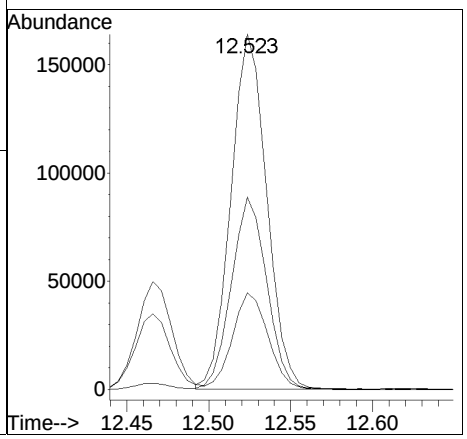

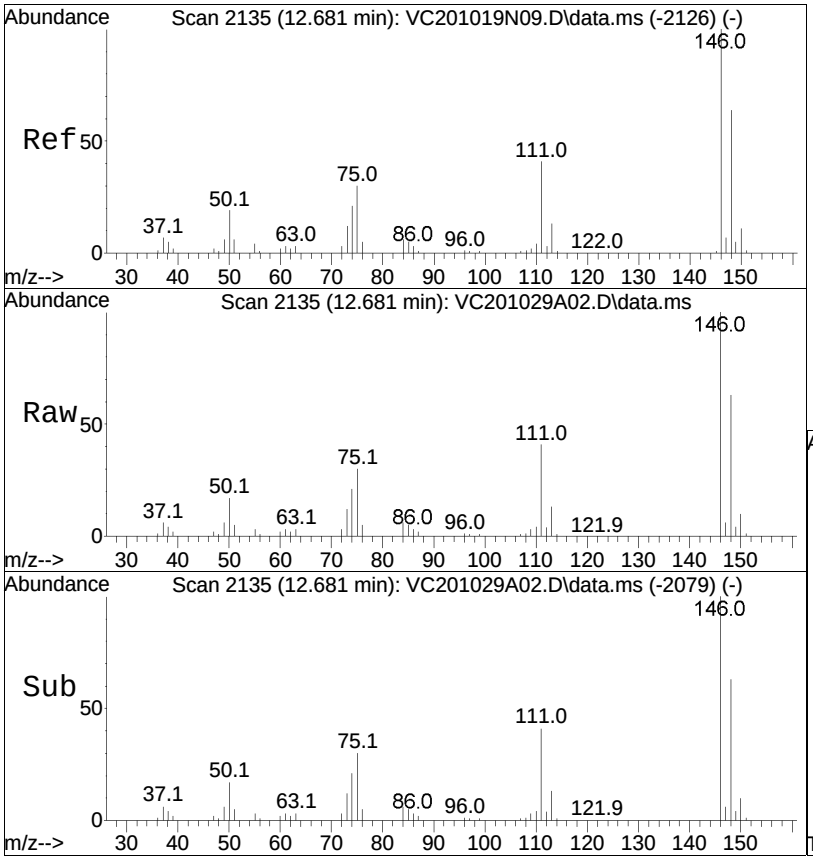

#104
1,2-Dichlorobenzene
Concen: 42.30 ug/L
RT: 12.681 min Scan# 2135
Delta R.T. -0.005 min
Lab File: VC201029A02.D
Acq: 29 Oct 2020 7:38 am

Tgt Ion:146 Resp: 126786

Ion	Ratio	Lower	Upper
146	100		
111	41.1	25.4	52.8
148	63.8	41.8	86.8

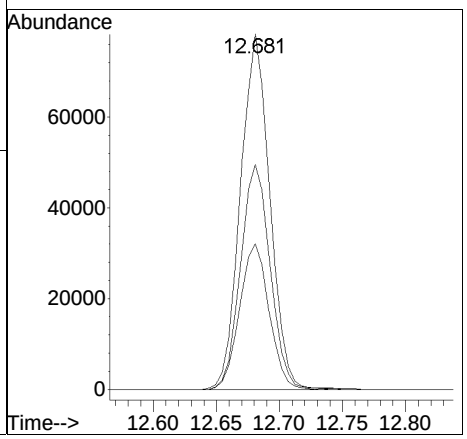

Manual Integration Report

Data Path	: I:\VOLATILES\Charlie\2020\	QMethod	: C_201019N_8260.m
Data File	: VC201029A02.D	Operator	: CHARLIE:NLK
Date Inj'd	: 10/29/2020 7:38 am	Instrument	: Charlie
Sample	: WG1428163-3,31,5,5	Quant Date	: 10/29/2020 8:18 am

There are no manual integrations or false positives in this file.

Quantitation Report (QT Reviewed)

Data Path : I:\VOLATILES\VOA126\2020\201028N\
Data File : V26201028N01.D
Acq On : 28 Oct 2020 01:42 pm
Operator : VOA126:MKS
Sample : WG1427739-3,31,5,5
Misc : WG1427739,ICAL17233
ALS Vial : 1 Sample Multiplier: 1

Quant Time: Oct 28 14:26:07 2020
Quant Method : I:\VOLATILES\VOA126\2020\201028N\V126_201012N_8260Suff.m
Quant Title : VOLATILES BY GC/MS
QLast Update : Tue Oct 13 17:03:21 2020
Response via : Initial Calibration

CCAL FILE(s) : 1 - I:\VOLATILES\VOA126\2020\201028N\V26201028N01.D
Sub List : 8260-CurveSoil - Megamix plus Diox

Compound	R.T.	QIon	Response	Conc	Units	Dev(Min)
Internal Standards						
1) Fluorobenzene	11.533	96	578335	20.000	ug/L	0.00
Standard Area 1 = 578335			Recovery = 100.00%			
63) Chlorobenzene-d5	18.231	117	474087	20.000	ug/L	0.00
Standard Area 1 = 474087			Recovery = 100.00%			
88) 1,4-Dichlorobenzene-d4	23.889	152	263425	20.000	ug/L	0.00
Standard Area 1 = 263425			Recovery = 100.00%			
System Monitoring Compounds						
39) Dibromofluoromethane	9.898	113	145947	19.257	ug/L	0.00
Spiked Amount 20.000	Range 70 - 130		Recovery = 96.29%			
47) 1,2-Dichloroethane-d4	10.900	65	129028	19.830	ug/L	0.00
Spiked Amount 20.000	Range 70 - 130		Recovery = 99.15%			
65) Toluene-d8	14.868	98	588390	19.541	ug/L	0.00
Spiked Amount 20.000	Range 70 - 130		Recovery = 97.70%			
92) 4-Bromofluorobenzene	21.067	95	236089	20.168	ug/L	0.00
Spiked Amount 20.000	Range 70 - 130		Recovery = 100.84%			
Target Compounds						Qvalue
5) Vinyl chloride	3.231	62	211539	30.780	ug/L	97
11) 1,1-Dichloroethene	5.662	96	174370	32.671	ug/L	87
17) Methylene chloride	6.585	84	210124	32.753	ug/L	82
19) Acetone	5.481	43	35963M1	37.540	ug/L	
20) trans-1,2-Dichloroethene	7.143	96	215812	34.017	ug/L	88
23) Methyl tert-butyl ether	6.873	73	493445	34.393	ug/L	90
26) 1,1-Dichloroethane	7.969	63	343676	35.385	ug/L	98
31) cis-1,2-Dichloroethene	9.159	96	244993	34.379	ug/L	85
35) Chloroform	9.463	83	401026	34.925	ug/L	97
37) Carbon tetrachloride	10.743	117	301238	33.386	ug/L	100
40) 1,1,1-Trichloroethane	10.241	97	342860	34.474	ug/L	96
42) 2-Butanone	8.816	43	52930	36.309	ug/L #	83
45) Benzene	11.098	78	888380	35.755	ug/L	93
48) 1,2-Dichloroethane	11.084	62	261038	35.658	ug/L	99
52) Trichloroethene	12.338	95	243851	35.884	ug/L	98
61) 1,4-Dioxane	13.273	88	92999	1717.818	ug/L #	84
66) Toluene	15.038	92	599207	34.879	ug/L	97
68) Tetrachloroethene	16.463	166	259543	31.555	ug/L	98
82) Chlorobenzene	18.320	112	686341	34.588	ug/L	98
83) Ethylbenzene	18.446	91	1180745	35.802	ug/L	98

Data Path : I:\VOLATILES\VOA126\2020\201028N\
Data File : V26201028N01.D
Acq On : 28 Oct 2020 01:42 pm
Operator : VOA126:MKS
Sample : WG1427739-3,31,5,5
Misc : WG1427739,ICAL17233
ALS Vial : 1 Sample Multiplier: 1

Quant Time: Oct 28 14:26:07 2020
Quant Method : I:\VOLATILES\VOA126\2020\201028N\V126_201012N_8260Suff.m
Quant Title : VOLATILES BY GC/MS
QLast Update : Tue Oct 13 17:03:21 2020
Response via : Initial Calibration

CCAL FILE(s) : 1 - I:\VOLATILES\VOA126\2020\201028N\V26201028N01.D
Sub List : 8260-CurveSoil - Megamix plus Diox

	Compound	R.T.	QIon	Response	Conc	Units	Dev(Min)
85)	p/m Xylene	18.624	106	943260	71.722	ug/L	90
86)	o Xylene	19.631	106	877632	71.642	ug/L	89
95)	n-Propylbenzene	21.427	91	1448870	35.248	ug/L	97
100)	1,3,5-Trimethylbenzene	21.812	105	1032479	34.589	ug/L	97
104)	tert-Butylbenzene	22.654	119	878330	34.414	ug/L	99
107)	1,2,4-Trimethylbenzene	22.746	105	1014012	34.863	ug/L	97
109)	sec-Butylbenzene	23.170	105	1329688	35.161	ug/L	98
111)	1,3-Dichlorobenzene	23.708	146	603866	34.393	ug/L	99
112)	1,4-Dichlorobenzene	23.965	146	598864	34.483	ug/L	99
116)	n-Butylbenzene	24.478	91	1251719	34.279	ug/L	98
118)	1,2-Dichlorobenzene	24.815	146	541777	33.872	ug/L	99

(#) = qualifier out of range (m) = manual integration (+) = signals summed

Quantitation Report (QT Reviewed)

Data Path : I:\VOLATILES\VOA126\2020\201028N\
Data File : V26201028N01.D
Acq On : 28 Oct 2020 01:42 pm
Operator : VOA126:MKS
Sample : WG1427739-3,31,5,5
Misc : WG1427739,ICAL17233
ALS Vial : 1 Sample Multiplier: 1

Quant Time: Oct 28 14:26:07 2020
Quant Method : I:\VOLATILES\VOA126\2020\201028N\V126_201012N_8260Suff.m
Quant Title : VOLATILES BY GC/MS
QLast Update : Tue Oct 13 17:03:21 2020
Response via : Initial Calibration

Sub List : 8260-CurveSoil - Megamix plus Diox8N\V26201028N01.D•

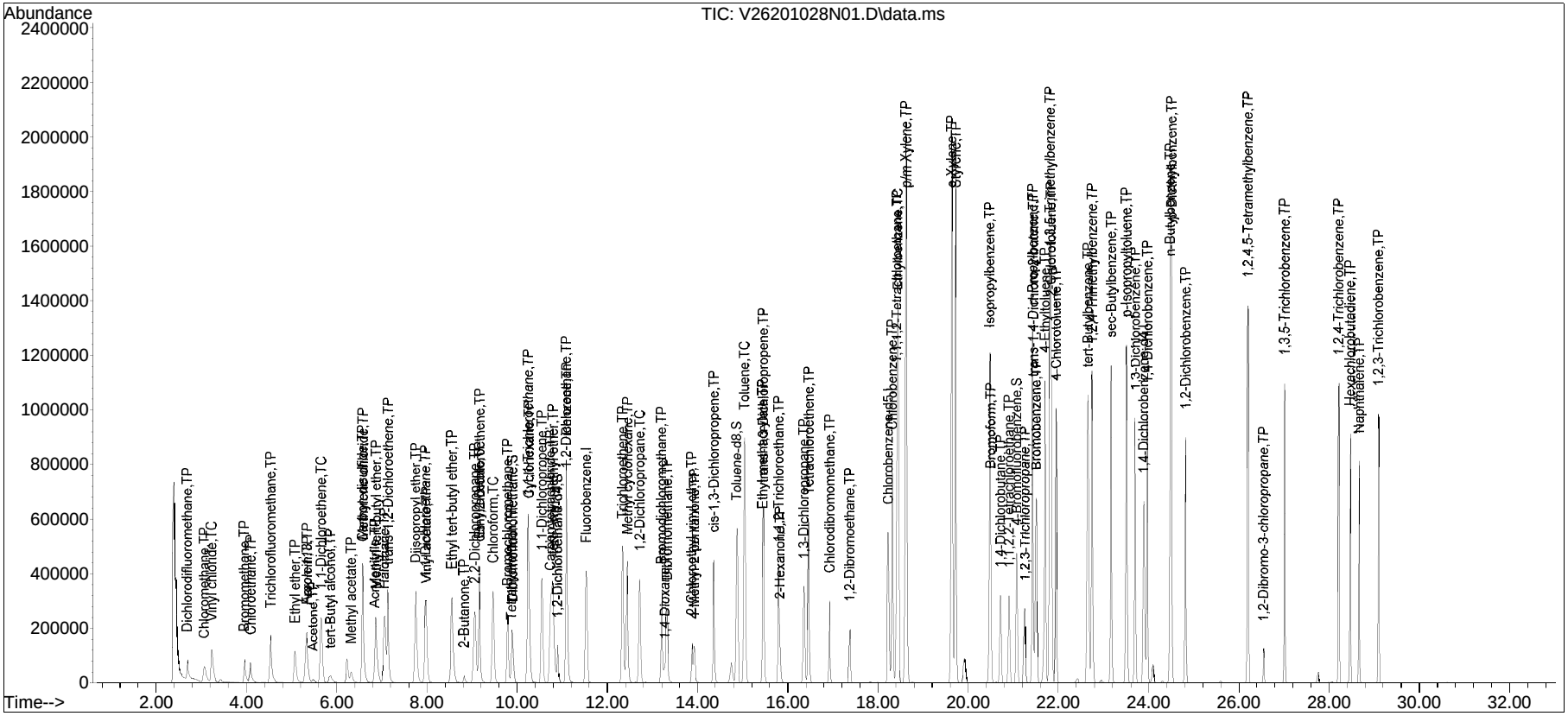

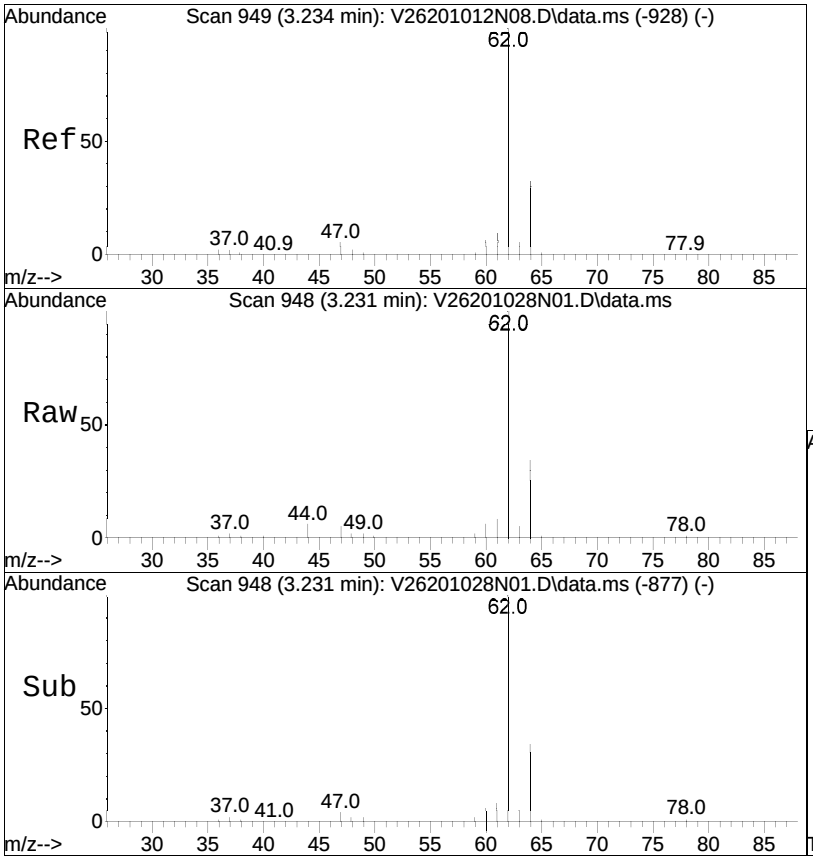

#5
Vinyl chloride
Concen: 30.78 ug/L
RT: 3.231 min Scan# 948
Delta R.T. -0.003 min
Lab File: V26201028N01.D
Acq: 28 Oct 2020 01:42 pm

Tgt Ion: 62 Resp: 211539

Ion	Ratio	Lower	Upper
62	100		
64	33.1	11.3	51.3

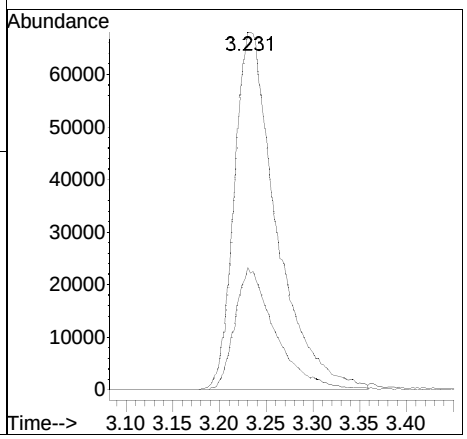

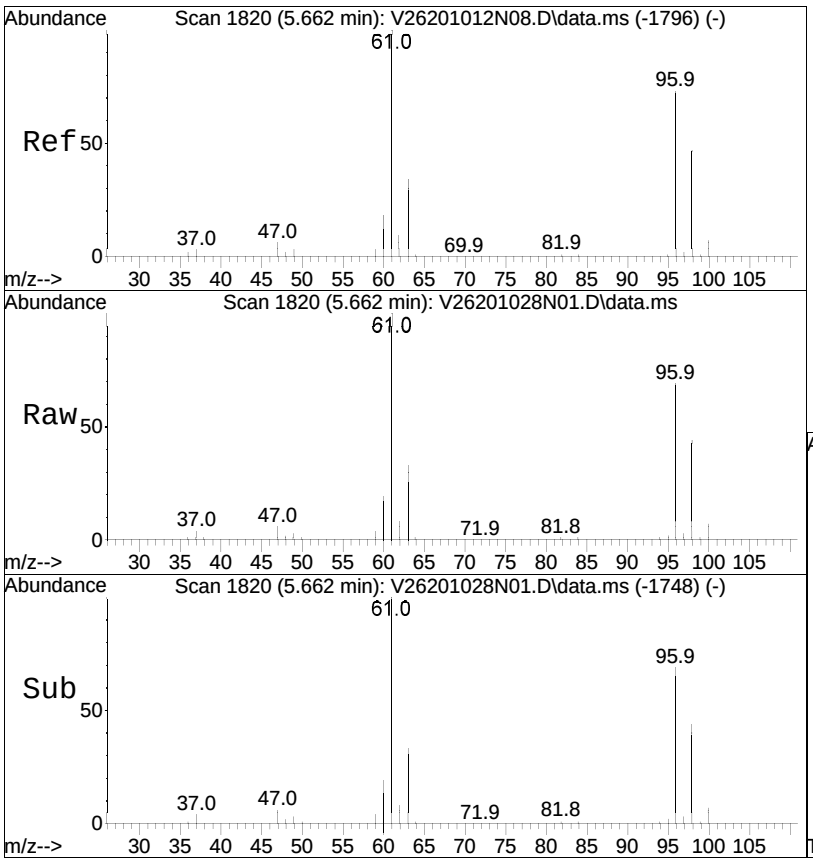

#11
1,1-Dichloroethene
Concen: 32.67 ug/L
RT: 5.662 min Scan# 1820
Delta R.T. 0.000 min
Lab File: V26201028N01.D
Acq: 28 Oct 2020 01:42 pm

Tgt Ion: 96 Resp: 174370

Ion	Ratio	Lower	Upper
96	100		
61	147.5	133.8	200.8
63	47.8	42.6	63.8

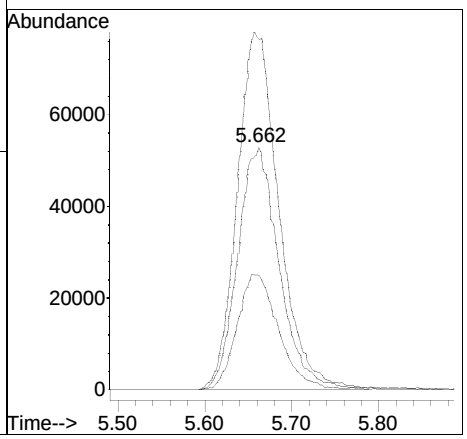

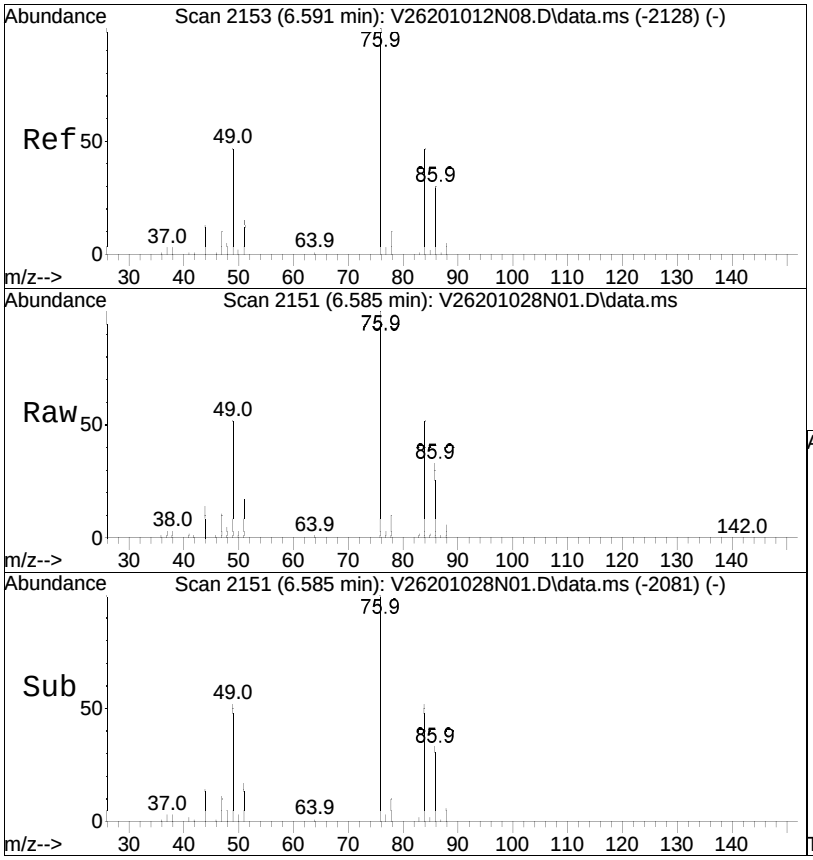

#17
Methylene chloride
Concen: 32.75 ug/L
RT: 6.585 min Scan# 2151
Delta R.T. -0.006 min
Lab File: V26201028N01.D
Acq: 28 Oct 2020 01:42 pm

Tgt Ion: 84 Resp: 210124

Ion	Ratio	Lower	Upper
84	100		
86	63.6	41.9	87.1
49	104.2	88.1	183.1

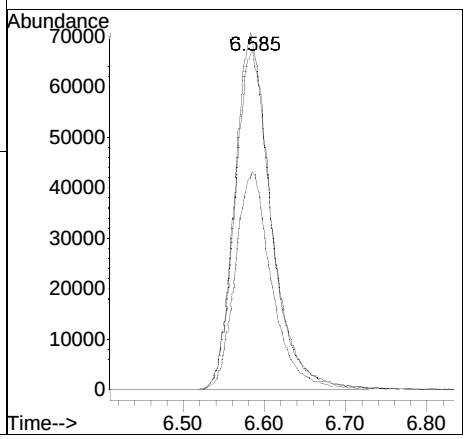

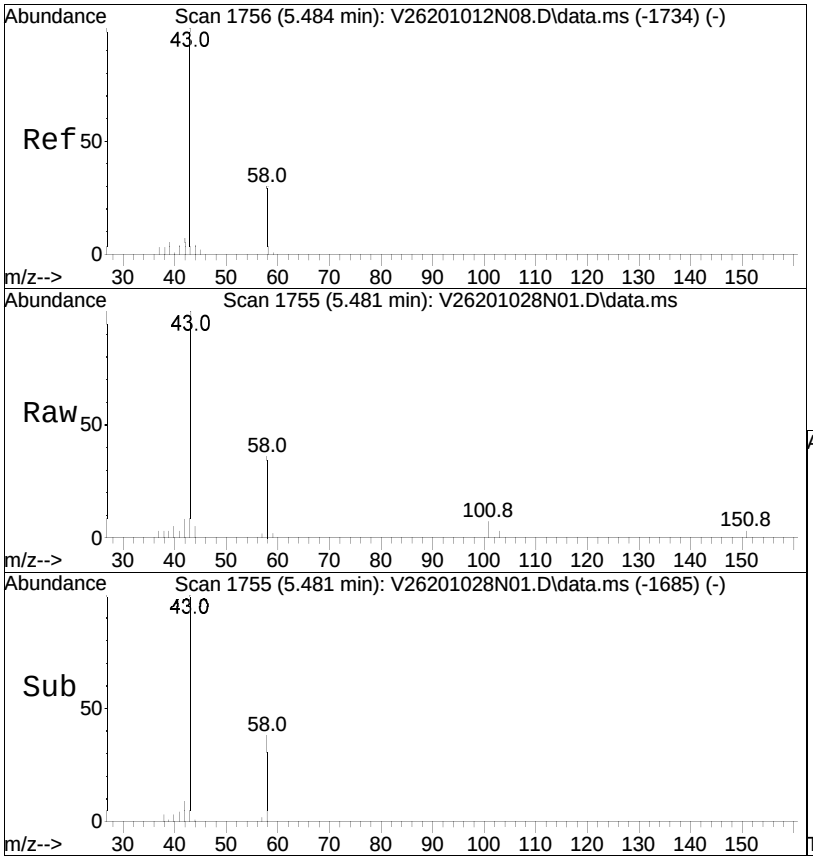

#19
Acetone
Concen: 37.54 ug/L M1
RT: 5.481 min Scan# 1755
Delta R.T. -0.003 min
Lab File: V26201028N01.D
Acq: 28 Oct 2020 01:42 pm

Tgt Ion: 43 Resp: 35963

Ion	Ratio	Lower	Upper
43	100		
58	32.2	24.6	37.0

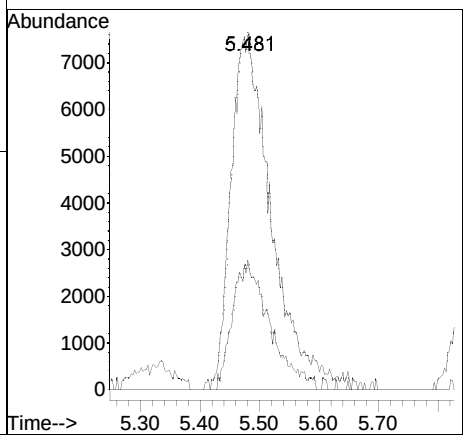

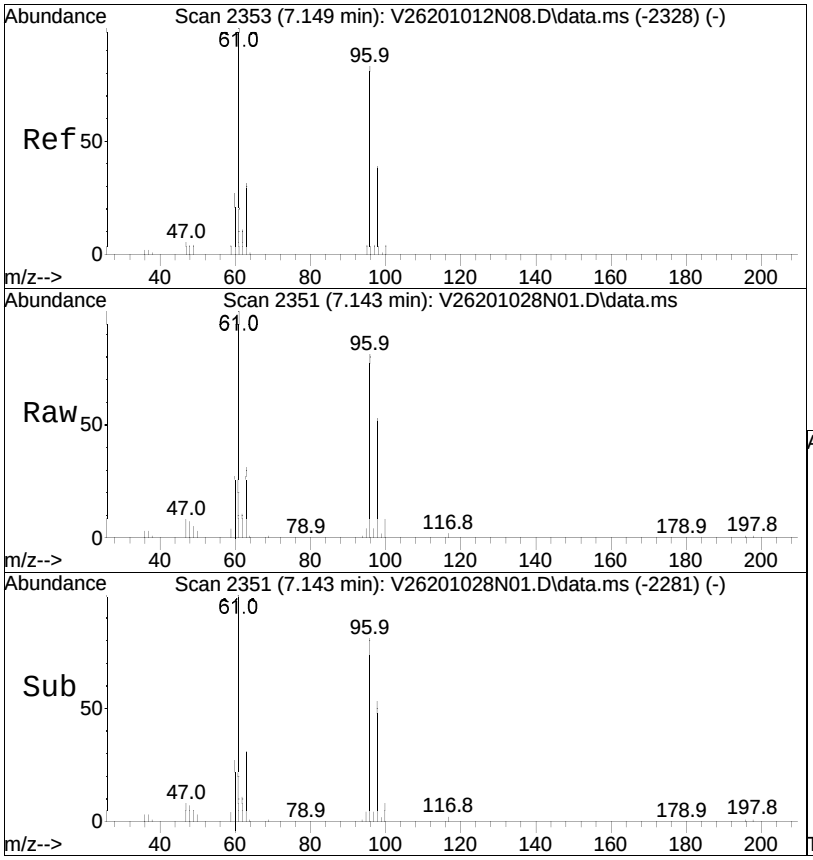

#20
trans-1,2-Dichloroethene
Concen: 34.02 ug/L
RT: 7.143 min Scan# 2351
Delta R.T. -0.006 min
Lab File: V26201028N01.D
Acq: 28 Oct 2020 01:42 pm

Tgt Ion: 96 Resp: 215812

Ion	Ratio	Lower	Upper
96	100		
61	124.3	94.1	195.5
98	63.5	42.4	88.0
63	40.2	30.4	63.0

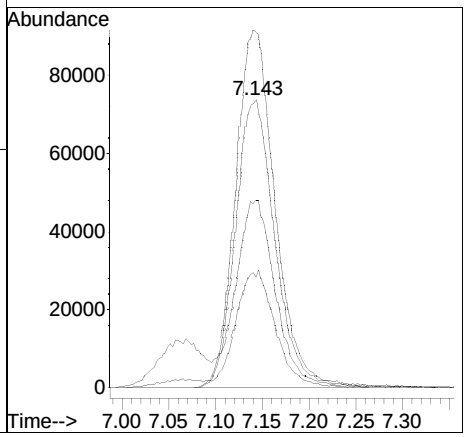

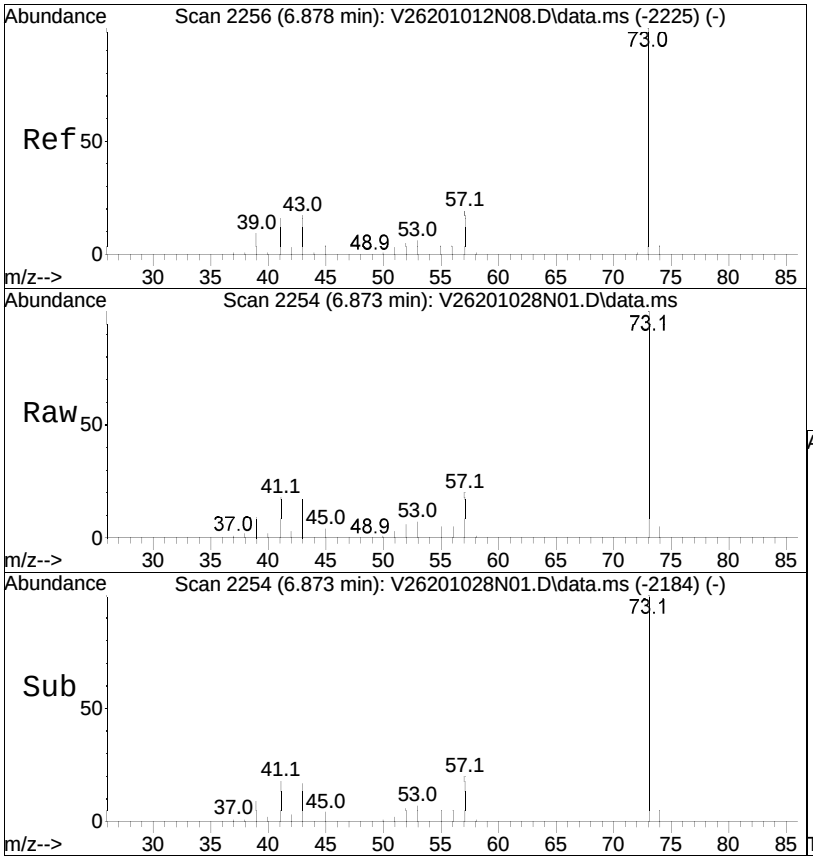

#23
Methyl tert-butyl ether
Concen: 34.39 ug/L
RT: 6.873 min Scan# 2254
Delta R.T. -0.005 min
Lab File: V26201028N01.D
Acq: 28 Oct 2020 01:42 pm

Tgt Ion: 73 Resp: 493445

Ion	Ratio	Lower	Upper
73	100		
57	19.5	15.8	32.8
43	17.4	14.7	30.5
41	18.1	14.8	30.8

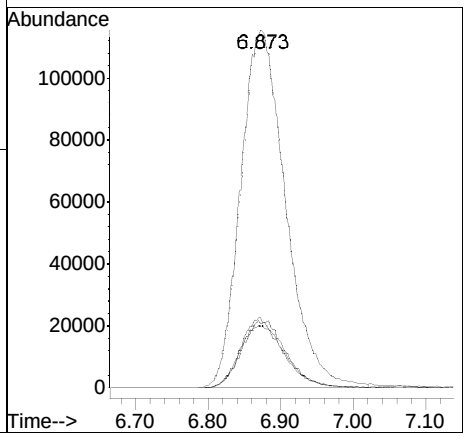

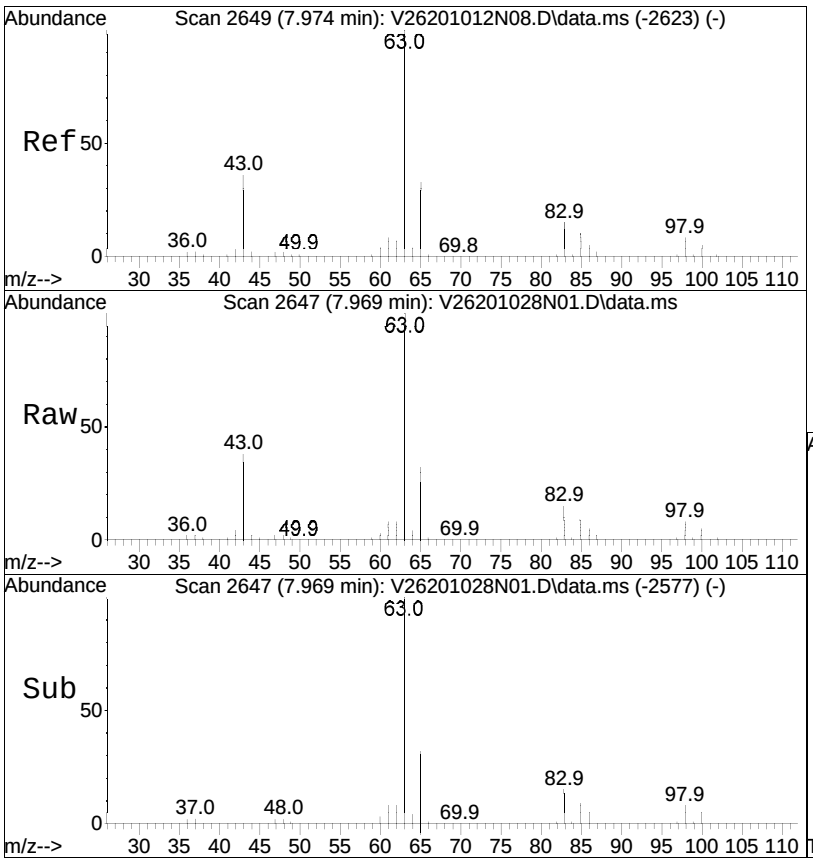

#26
1,1-Dichloroethane
Concen: 35.39 ug/L
RT: 7.969 min Scan# 2647
Delta R.T. -0.005 min
Lab File: V26201028N01.D
Acq: 28 Oct 2020 01:42 pm

Tgt Ion: 63 Resp: 343676

Ion	Ratio	Lower	Upper
63	100		
65	31.8	11.3	51.3
83	15.1	0.0	33.1

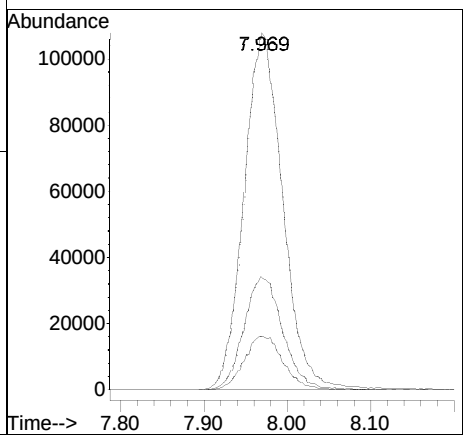

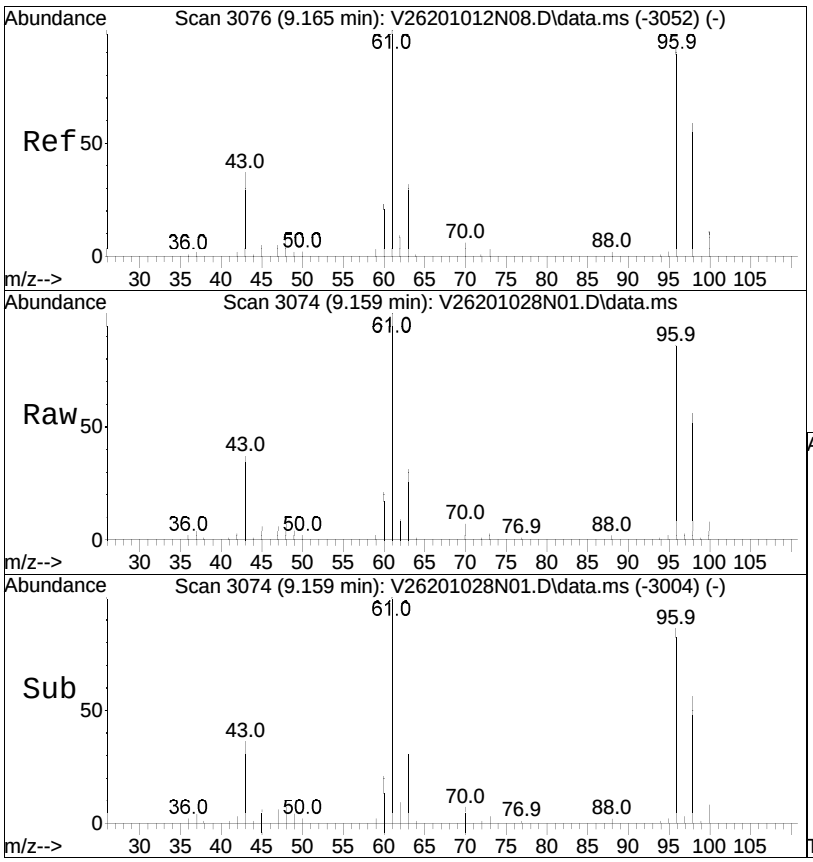

#31
cis-1,2-Dichloroethene
Concen: 34.38 ug/L
RT: 9.159 min Scan# 3074
Delta R.T. -0.006 min
Lab File: V26201028N01.D
Acq: 28 Oct 2020 01:42 pm

Tgt Ion: 96 Resp: 244993

Ion	Ratio	Lower	Upper
96	100		
61	120.3	117.3	175.9
98	64.3	51.4	77.0

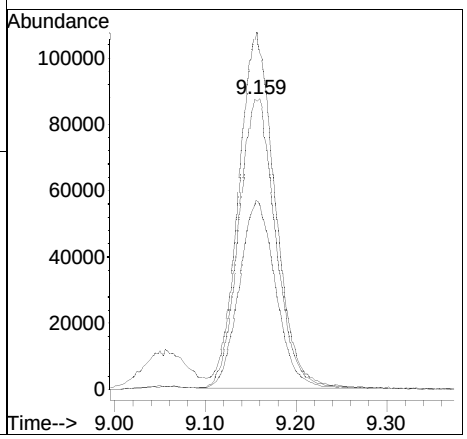

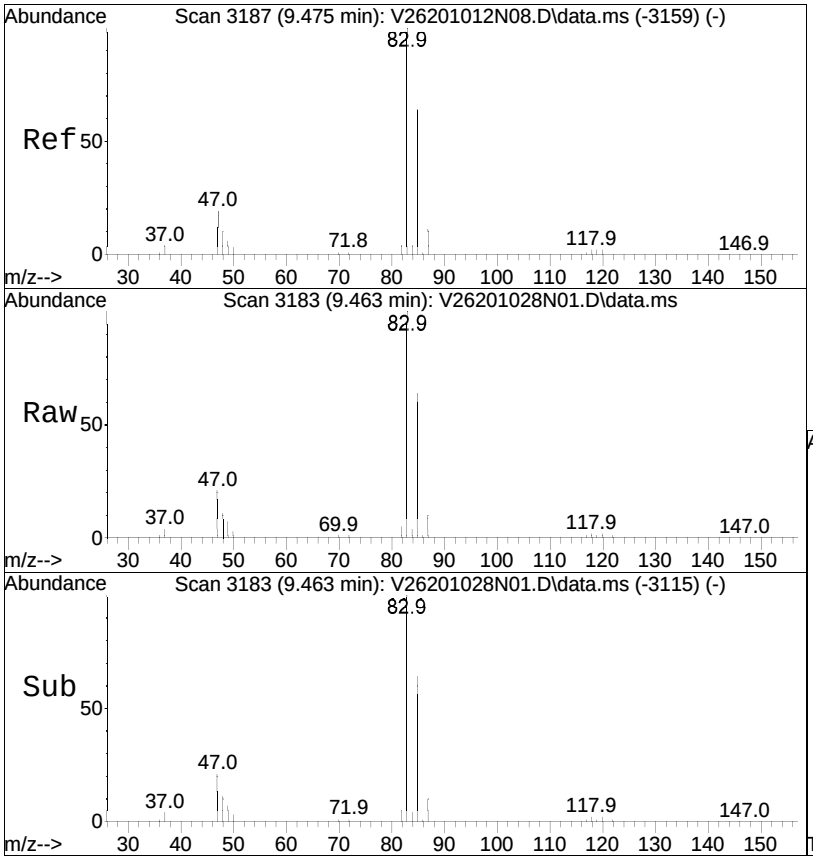

#35
Chloroform
Concen: 34.93 ug/L
RT: 9.463 min Scan# 3183
Delta R.T. -0.012 min
Lab File: V26201028N01.D
Acq: 28 Oct 2020 01:42 pm

Tgt Ion: 83 Resp: 401026

Ion	Ratio	Lower	Upper
83	100		
85	65.2	42.3	87.9
47	21.4	17.3	35.9
48	11.0	8.3	17.3

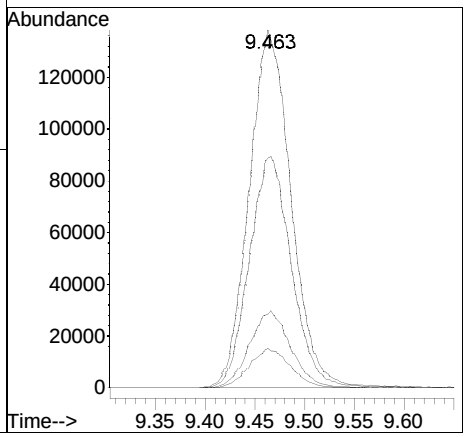

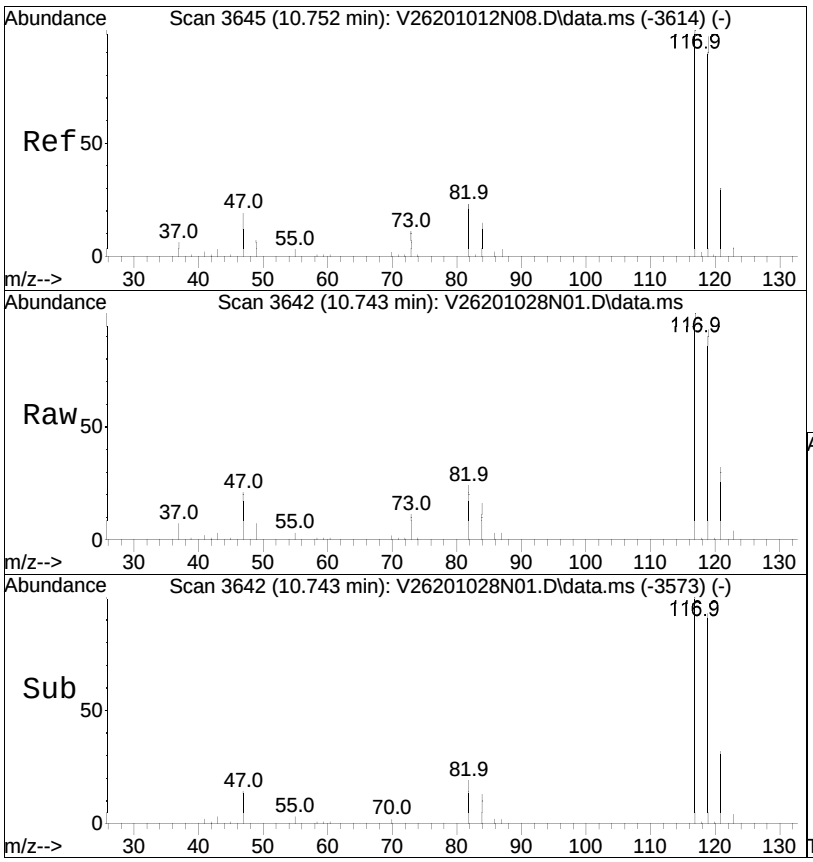

#37
Carbon tetrachloride
Concen: 33.39 ug/L
RT: 10.743 min Scan# 3642
Delta R.T. -0.009 min
Lab File: V26201028N01.D
Acq: 28 Oct 2020 01:42 pm

Tgt Ion:117 Resp: 301238

Ion	Ratio	Lower	Upper
117	100		
119	96.4	62.5	129.9
121	31.0	20.3	42.1
82	24.5	15.5	32.1

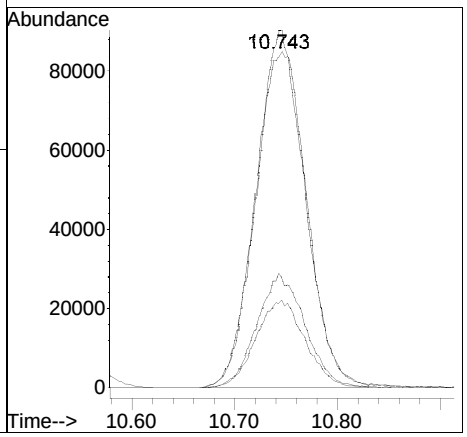

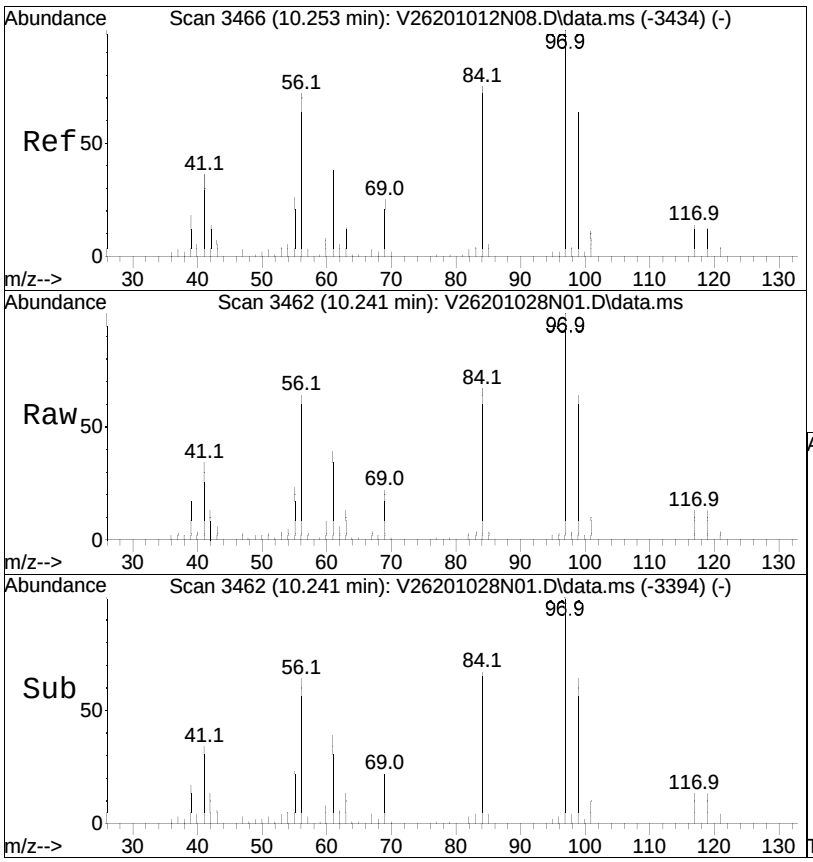

#40
1,1,1-Trichloroethane
Concen: 34.47 ug/L
RT: 10.241 min Scan# 3462
Delta R.T. -0.012 min
Lab File: V26201028N01.D
Acq: 28 Oct 2020 01:42 pm

Tgt Ion: 97 Resp: 342860

Ion	Ratio	Lower	Upper
97	100		
99	64.5	41.9	86.9
61	39.9	29.7	61.7
63	13.7	9.9	20.5

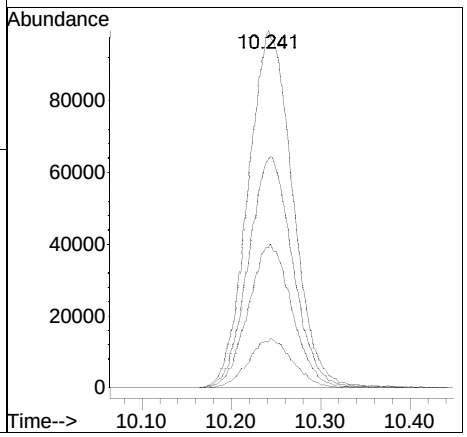

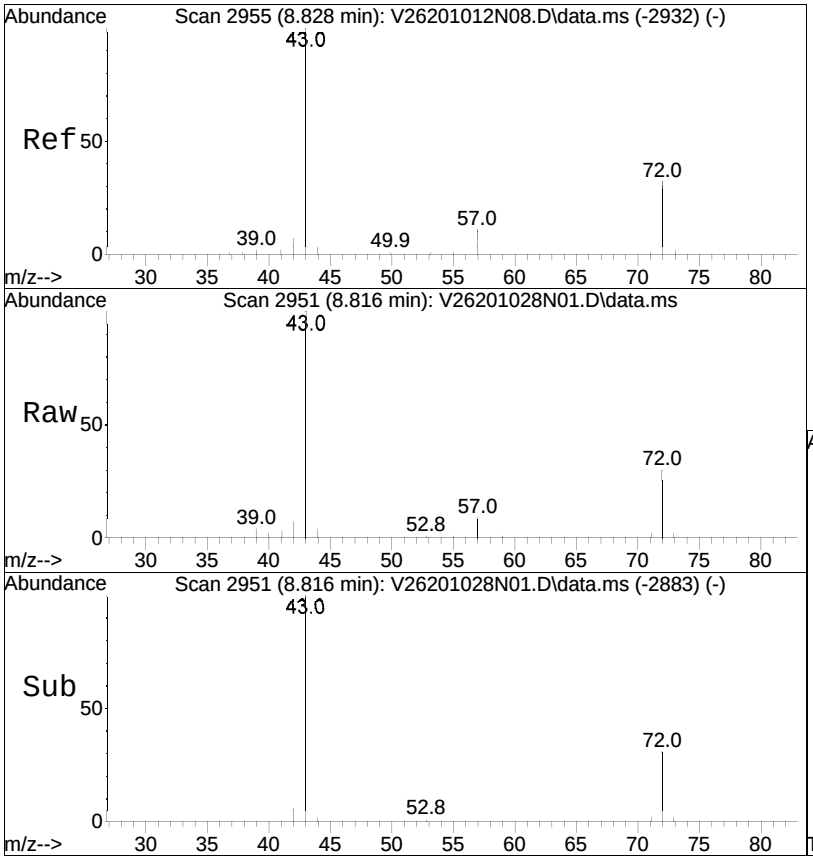

#42
2-Butanone
Concen: 36.31 ug/L
RT: 8.816 min Scan# 2951
Delta R.T. -0.012 min
Lab File: V26201028N01.D
Acq: 28 Oct 2020 01:42 pm

Tgt Ion: 43 Resp: 52930

Ion	Ratio	Lower	Upper
43	100		
72	31.7	18.7	28.1#

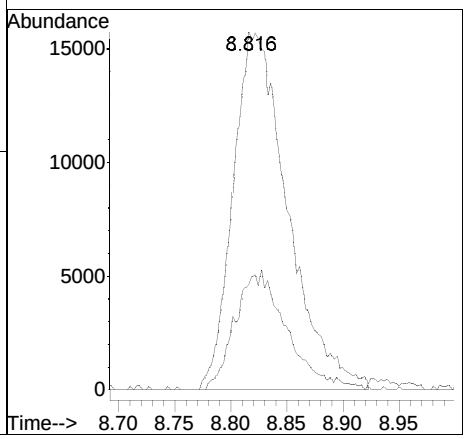

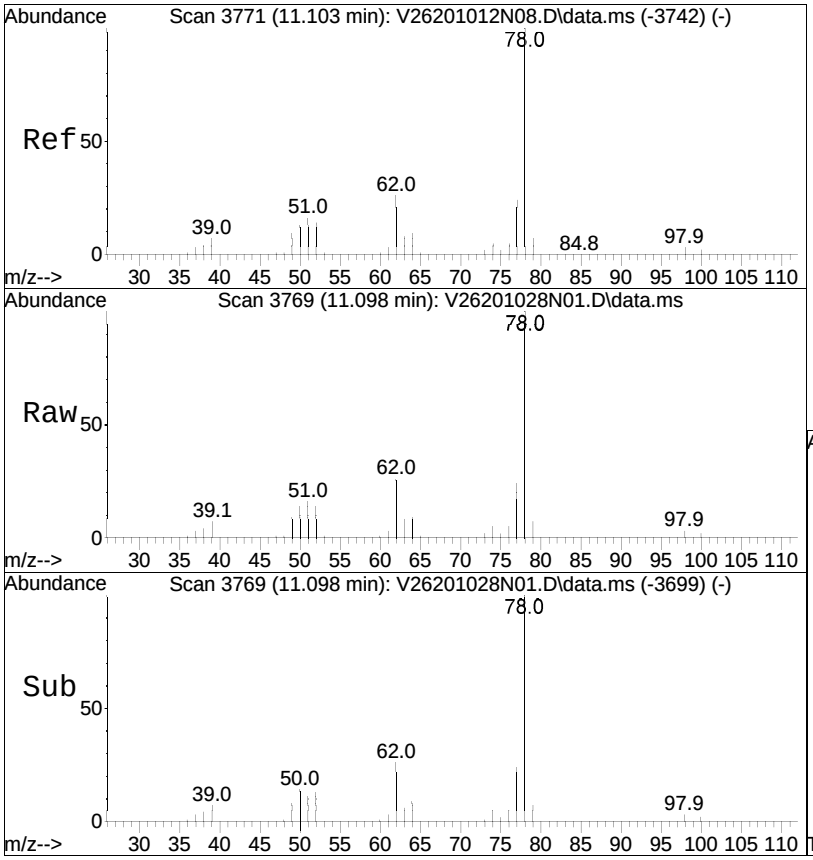

#45
Benzene
Concen: 35.76 ug/L
RT: 11.098 min Scan# 3769
Delta R.T. -0.005 min
Lab File: V26201028N01.D
Acq: 28 Oct 2020 01:42 pm

Tgt Ion: 78 Resp: 888380

Ion	Ratio	Lower	Upper
78	100		
77	23.4	15.6	32.4
51	16.8	14.3	29.7
52	13.4	11.9	24.7

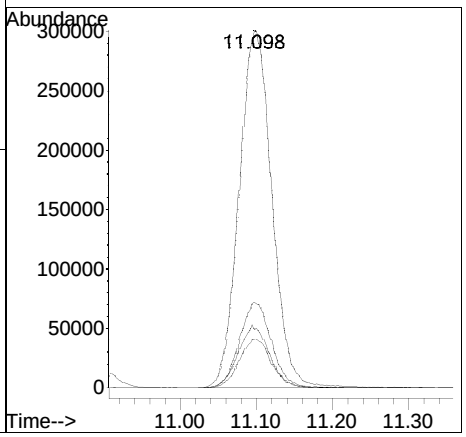

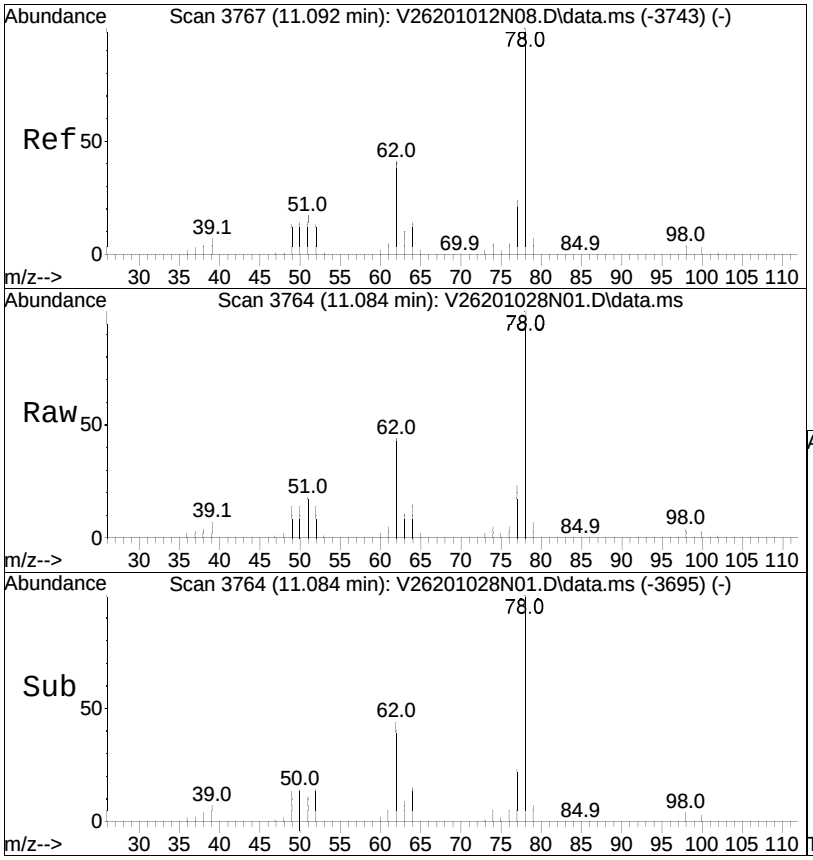

#48
1,2-Dichloroethane
Concen: 35.66 ug/L
RT: 11.084 min Scan# 3764
Delta R.T. -0.008 min
Lab File: V26201028N01.D
Acq: 28 Oct 2020 01:42 pm

Tgt Ion: 62 Resp: 261038

Ion	Ratio	Lower	Upper
62	100		
64	32.6	12.0	52.0
98	10.2	0.0	29.3

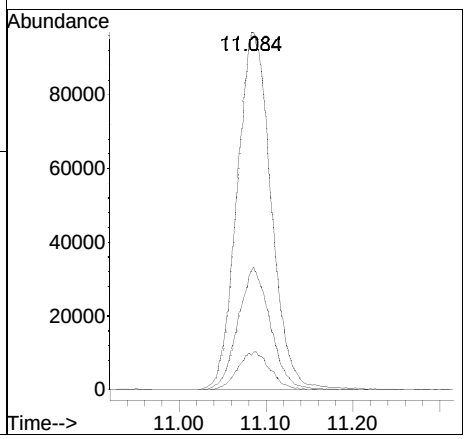

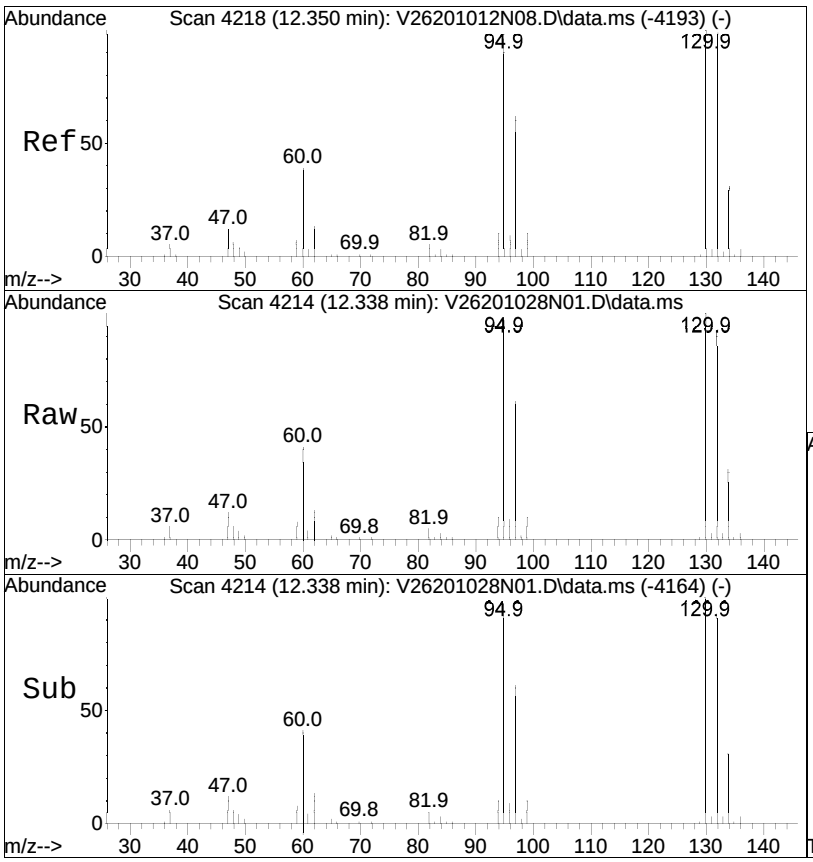

#52
Trichloroethene
Concen: 35.88 ug/L
RT: 12.338 min Scan# 4214
Delta R.T. -0.012 min
Lab File: V26201028N01.D
Acq: 28 Oct 2020 01:42 pm

Tgt Ion: 95 Resp: 243851

Ion	Ratio	Lower	Upper
95	100		
97	63.8	51.3	76.9
130	103.2	84.5	126.7

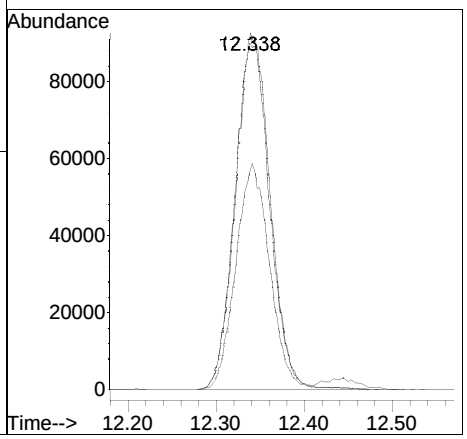

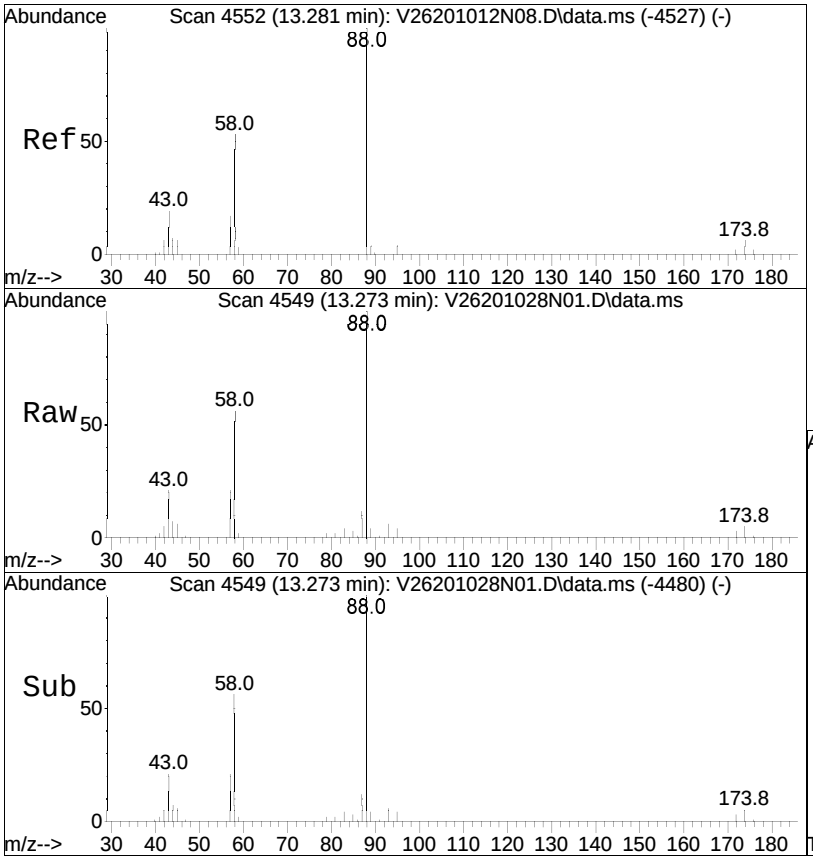

#61
1,4-Dioxane
Concen: 1717.82 ug/L
RT: 13.273 min Scan# 4549
Delta R.T. -0.008 min
Lab File: V26201028N01.D
Acq: 28 Oct 2020 01:42 pm

Tgt Ion: 88 Resp: 92999

Ion	Ratio	Lower	Upper
88	100		
58	57.0	57.0	85.4
43	19.9	20.4	30.6#

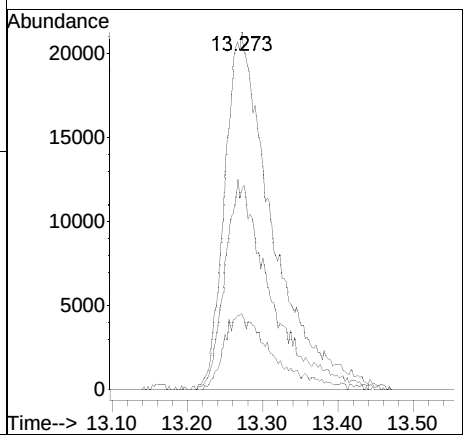

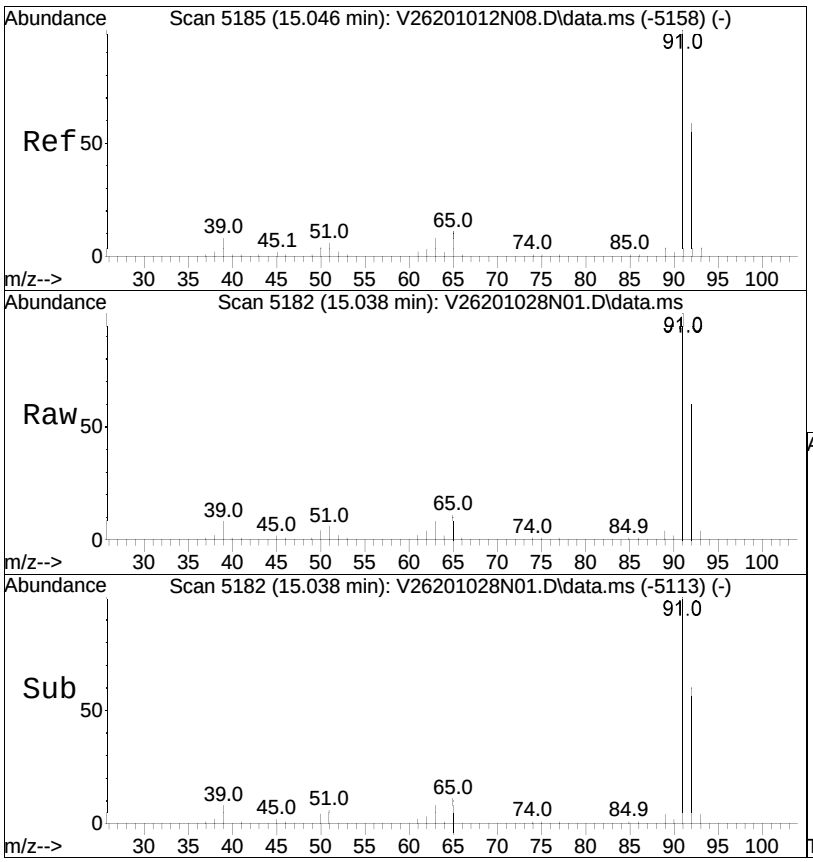

#66
Toluene
Concen: 34.88 ug/L
RT: 15.038 min Scan# 5182
Delta R.T. -0.008 min
Lab File: V26201028N01.D
Acq: 28 Oct 2020 01:42 pm

Tgt Ion: 92 Resp: 599207

Ion	Ratio	Lower	Upper
92	100		
91	169.4	132.2	198.2

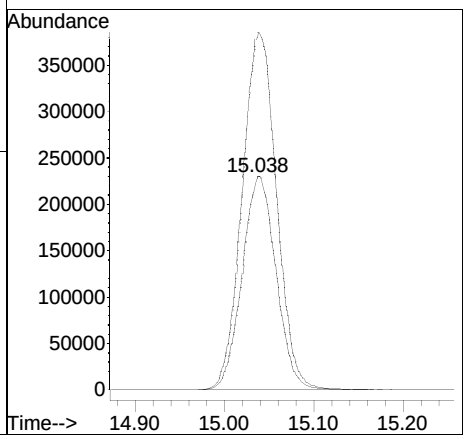

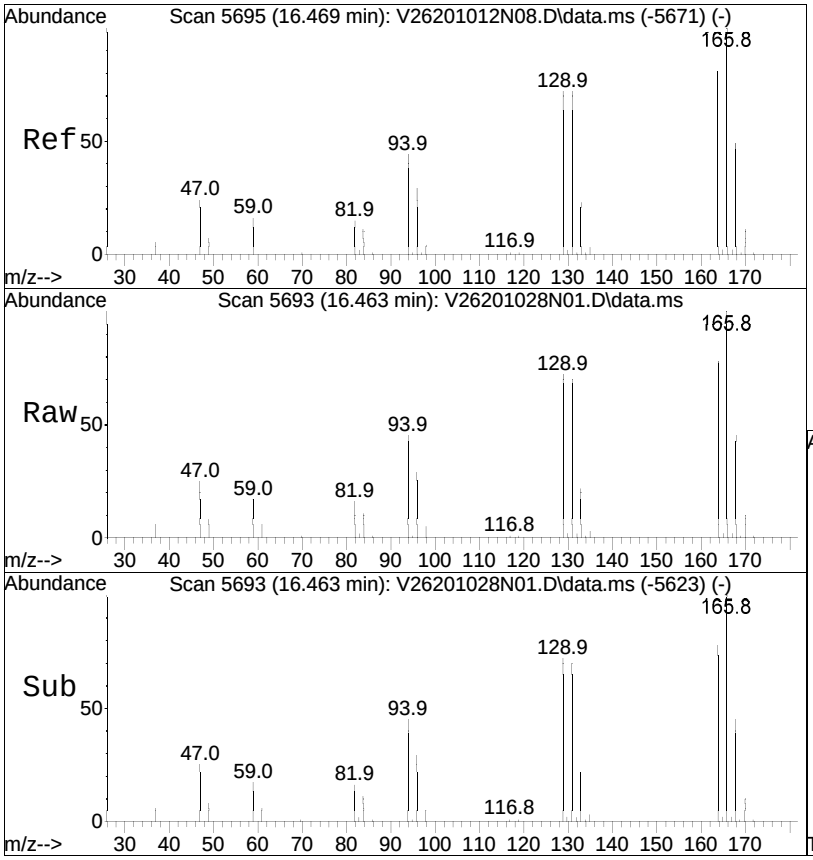

#68
Tetrachloroethene
Concen: 31.56 ug/L
RT: 16.463 min Scan# 5693
Delta R.T. -0.006 min
Lab File: V26201028N01.D
Acq: 28 Oct 2020 01:42 pm

Tgt Ion:166 Resp: 259543

Ion	Ratio	Lower	Upper
166	100		
168	47.4	27.8	67.8
94	46.6	24.4	64.4

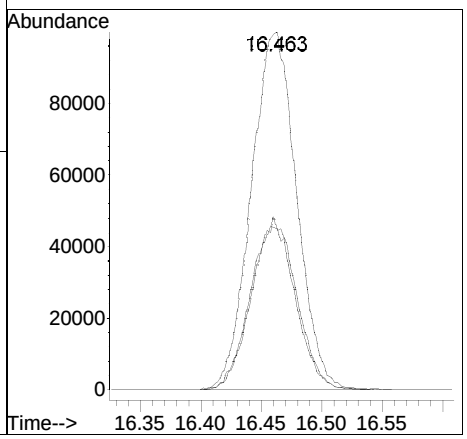

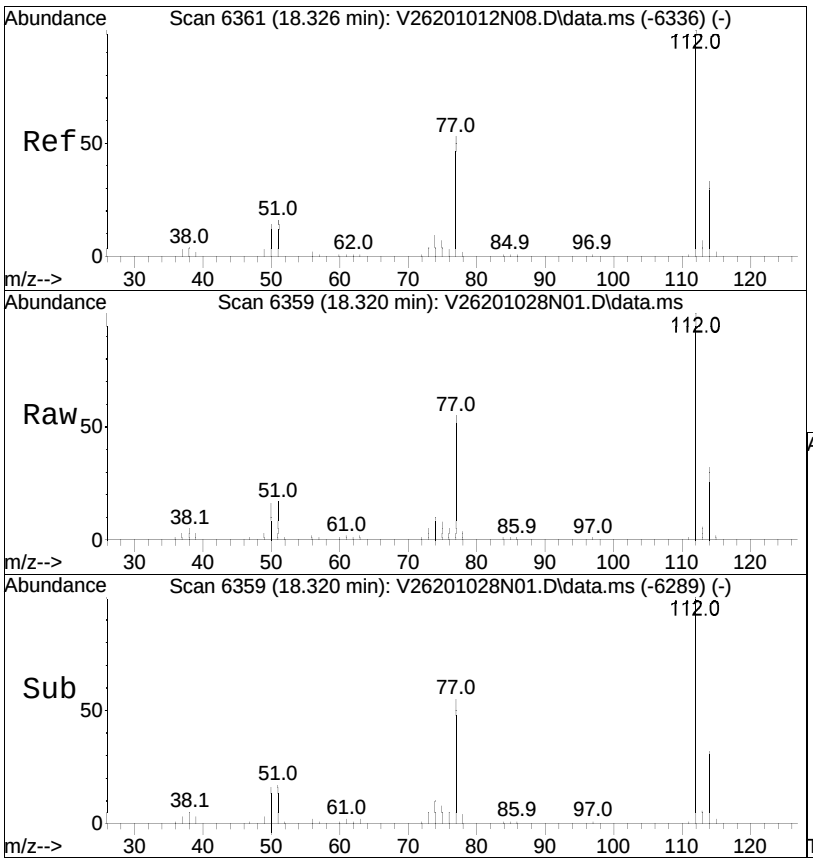

#82
Chlorobenzene
Concen: 34.59 ug/L
RT: 18.320 min Scan# 6359
Delta R.T. -0.006 min
Lab File: V26201028N01.D
Acq: 28 Oct 2020 01:42 pm

Tgt Ion:112 Resp: 686341

Ion	Ratio	Lower	Upper
112	100		
77	55.4	46.1	69.1
114	32.1	26.3	39.5

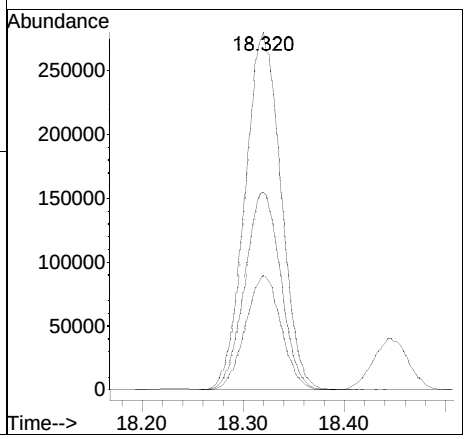

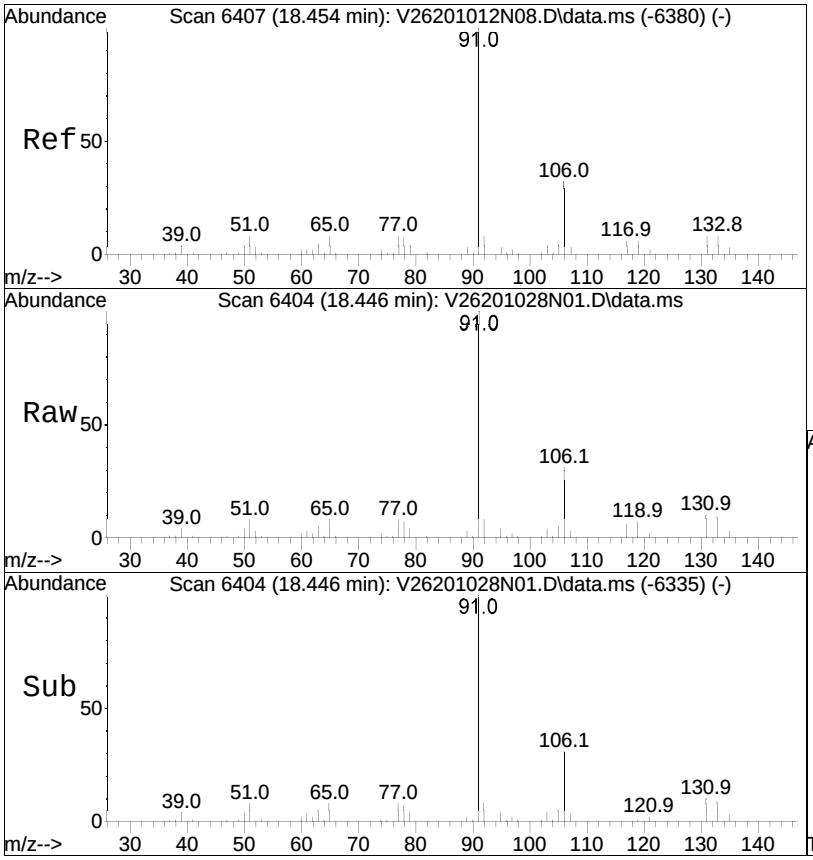

#83
Ethylbenzene
Concen: 35.80 ug/L
RT: 18.446 min Scan# 6404
Delta R.T. -0.008 min
Lab File: V26201028N01.D
Acq: 28 Oct 2020 01:42 pm

Tgt Ion: 91 Resp: 1180745

Ion	Ratio	Lower	Upper
91	100		
106	31.8	26.6	39.8

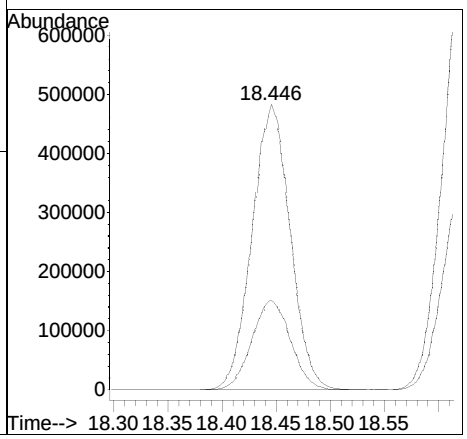

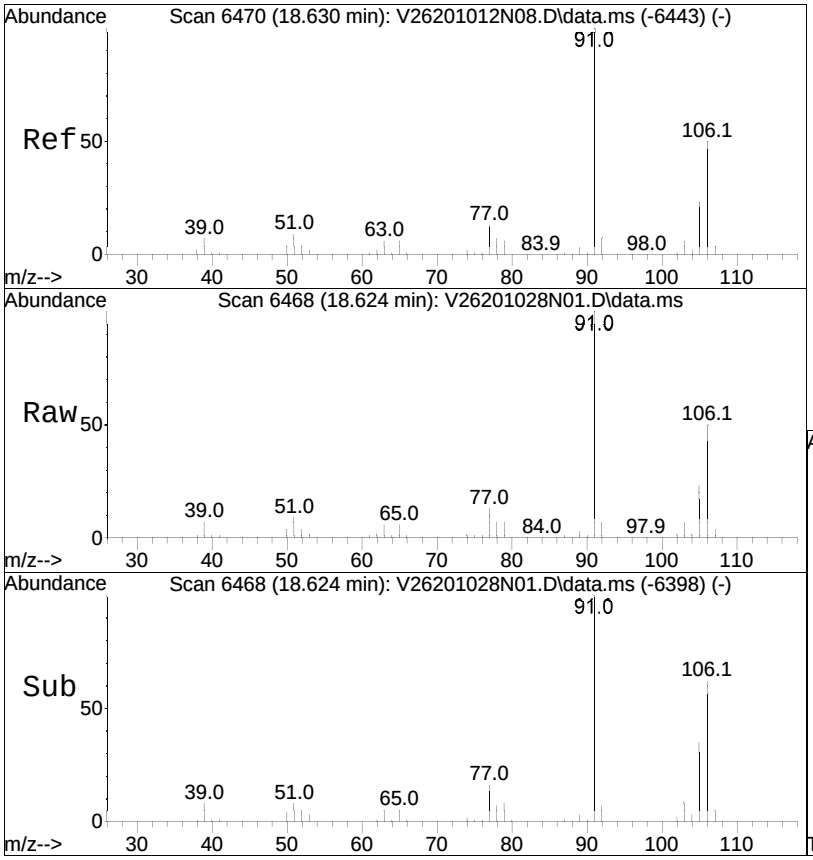

#85
p/m Xylene
Concen: 71.72 ug/L
RT: 18.624 min Scan# 6468
Delta R.T. -0.006 min
Lab File: V26201028N01.D
Acq: 28 Oct 2020 01:42 pm

Tgt Ion:106 Resp: 943260

Ion	Ratio	Lower	Upper
106	100		
91	199.3	147.9	221.9

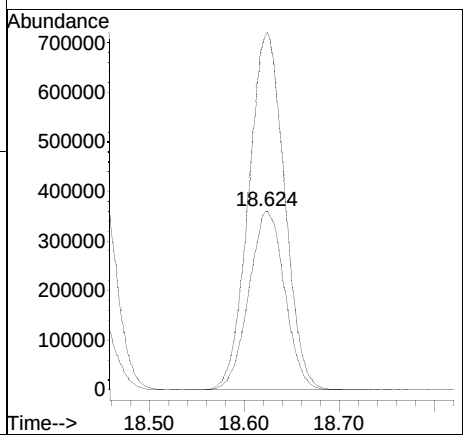

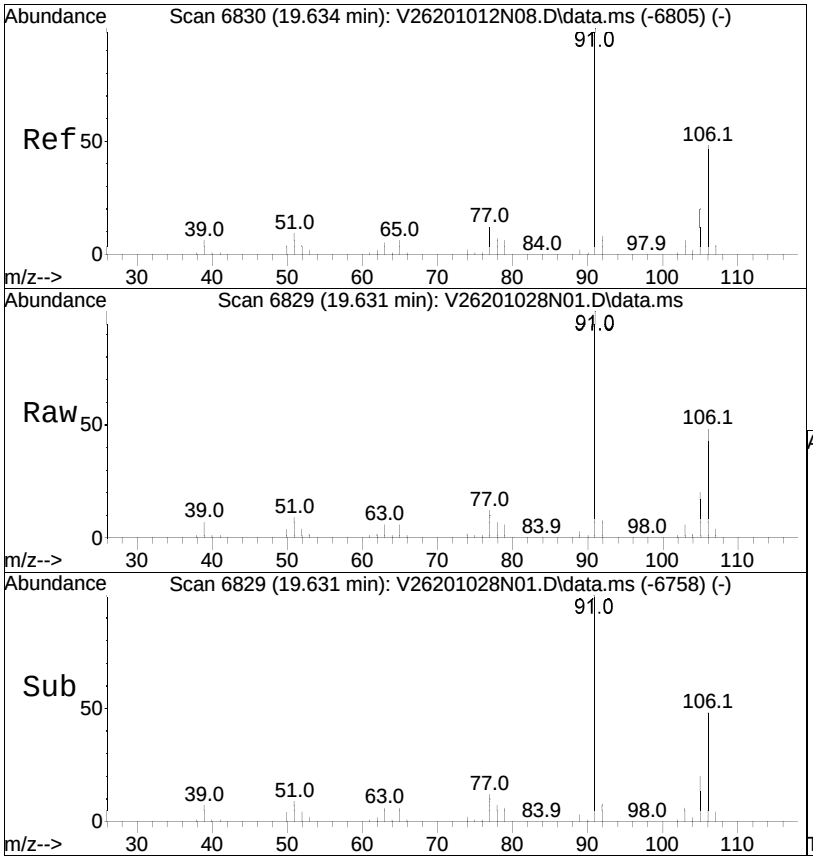

#86
o Xylene
Concen: 71.64 ug/L
RT: 19.631 min Scan# 6829
Delta R.T. -0.003 min
Lab File: V26201028N01.D
Acq: 28 Oct 2020 01:42 pm

Tgt Ion:106 Resp: 877632

Ion	Ratio	Lower	Upper
106	100		
91	209.6	155.0	232.6

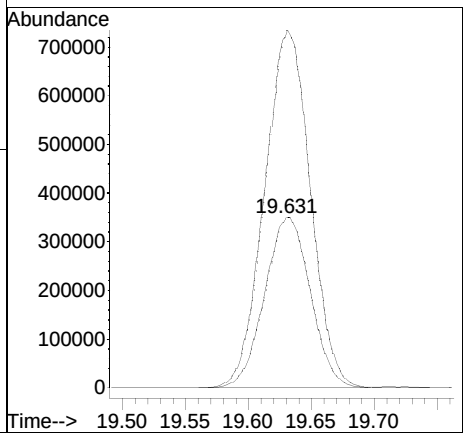

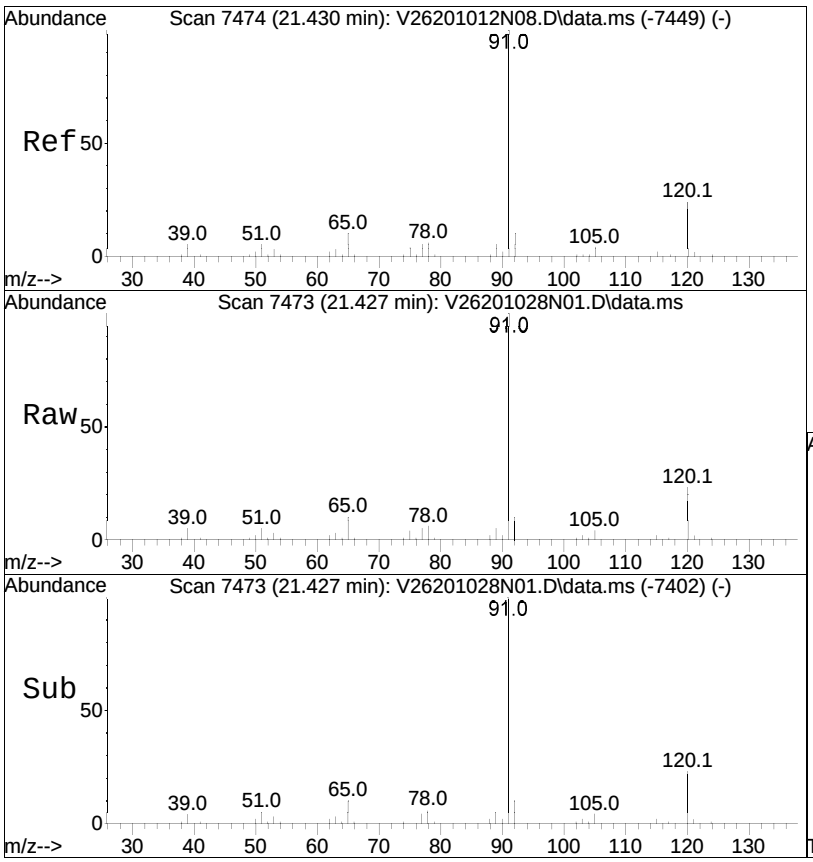

#95
n-Propylbenzene
Concen: 35.25 ug/L
RT: 21.427 min Scan# 7473
Delta R.T. -0.003 min
Lab File: V26201028N01.D
Acq: 28 Oct 2020 01:42 pm

Tgt Ion: 91 Resp: 1448870

Ion	Ratio	Lower	Upper
91	100		
120	23.2	19.9	29.9

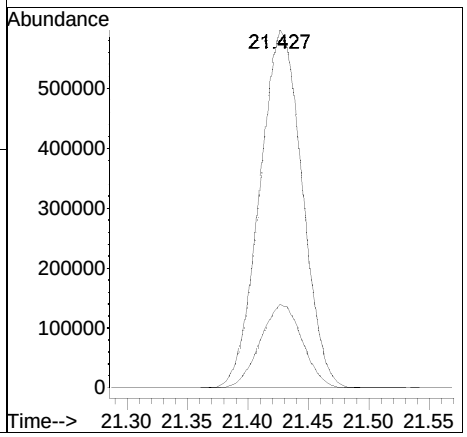

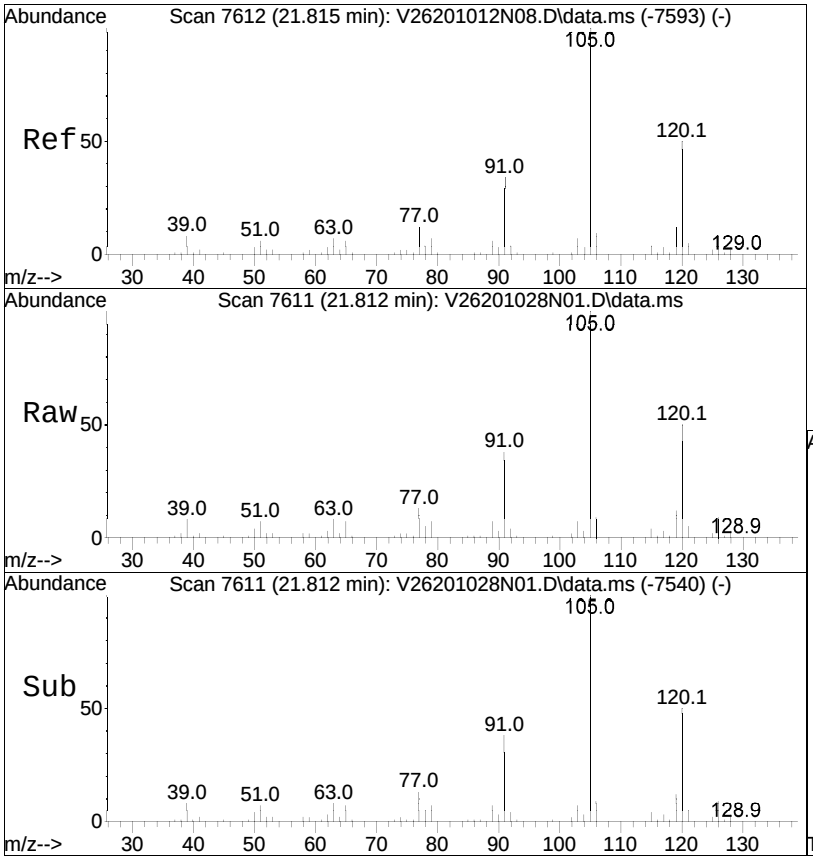

#100
1,3,5-Trimethylbenzene
Concen: 34.59 ug/L
RT: 21.812 min Scan# 7611
Delta R.T. -0.003 min
Lab File: V26201028N01.D
Acq: 28 Oct 2020 01:42 pm

Tgt Ion:105 Resp: 1032479

Ion	Ratio	Lower	Upper
105	100		
120	49.5	41.4	62.0

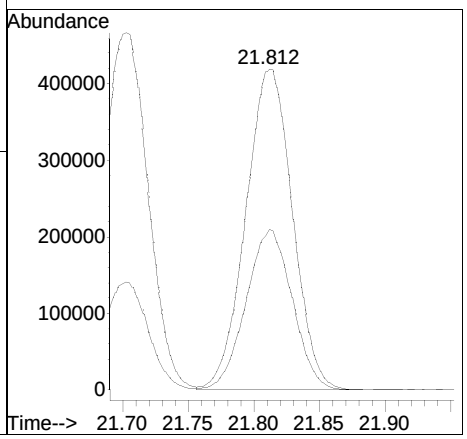

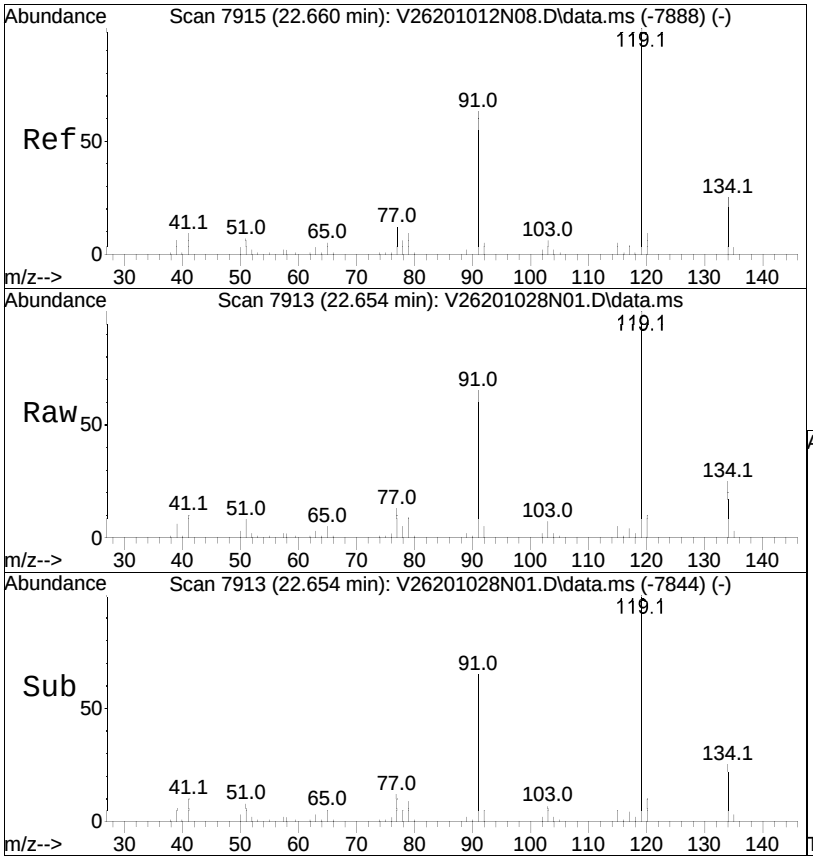

#104
tert-Butylbenzene
Concen: 34.41 ug/L
RT: 22.654 min Scan# 7913
Delta R.T. -0.006 min
Lab File: V26201028N01.D
Acq: 28 Oct 2020 01:42 pm

Tgt Ion:119 Resp: 878330

Ion	Ratio	Lower	Upper
119	100		
91	65.0	52.6	79.0
134	25.0	20.7	31.1

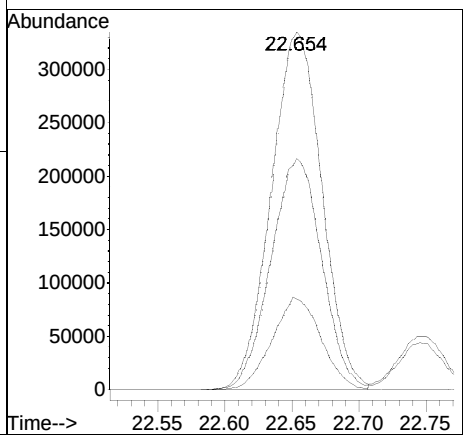

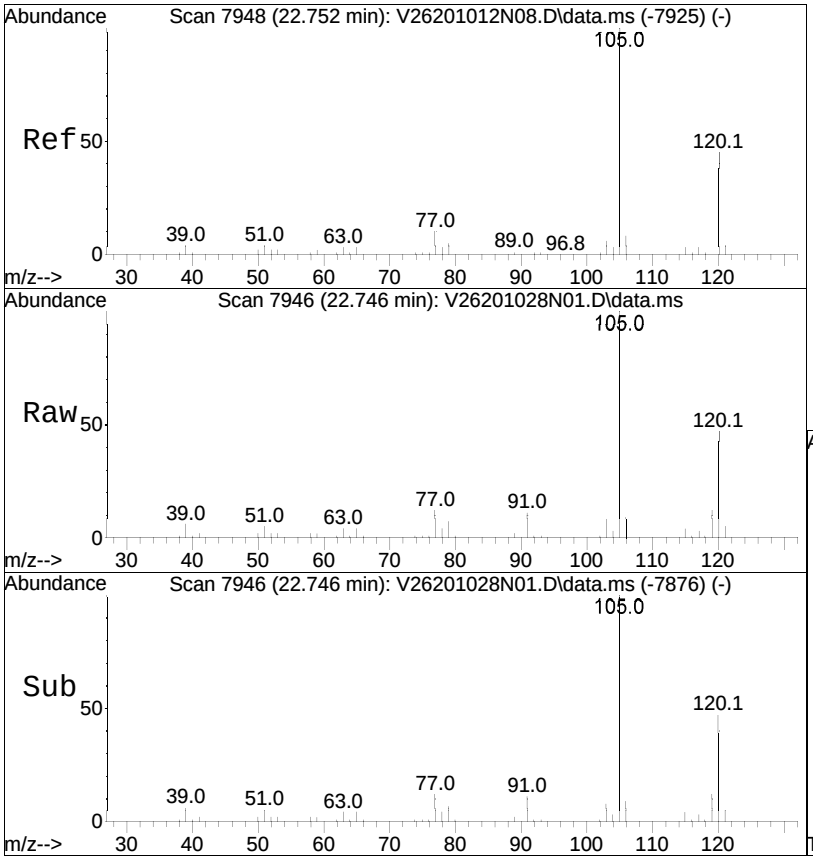

#107
1,2,4-Trimethylbenzene
Concen: 34.86 ug/L
RT: 22.746 min Scan# 7946
Delta R.T. -0.006 min
Lab File: V26201028N01.D
Acq: 28 Oct 2020 01:42 pm

Tgt Ion:105 Resp: 1014012

Ion	Ratio	Lower	Upper
105	100		
120	46.4	38.7	58.1

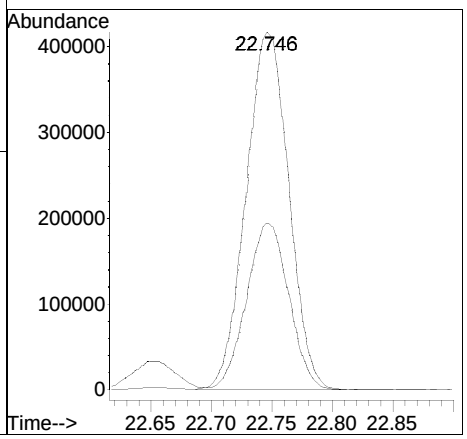

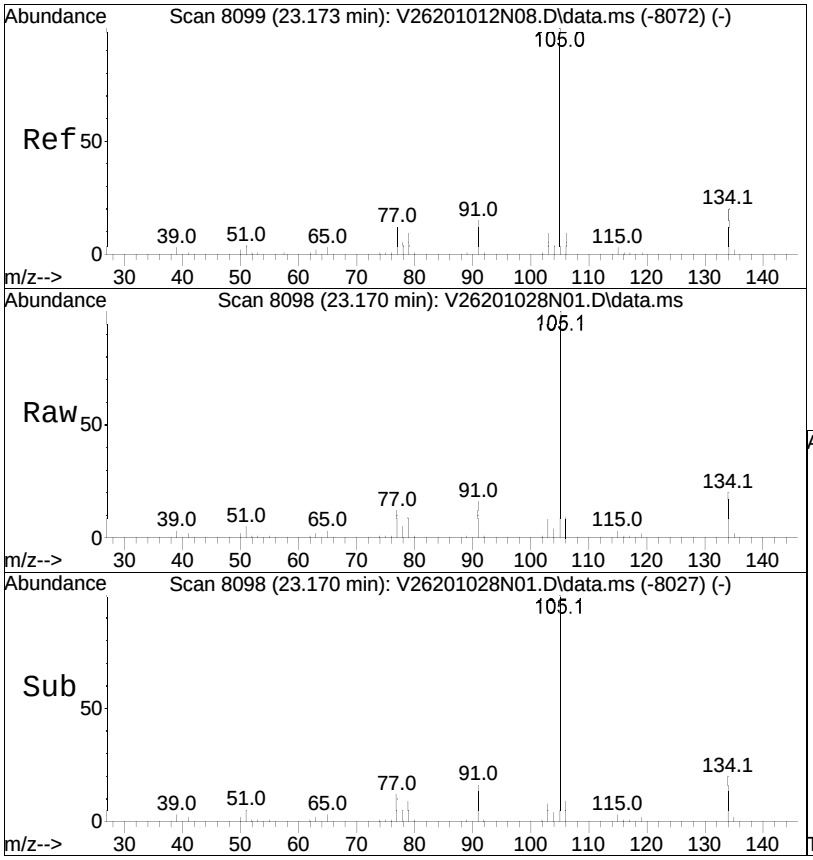

#109
sec-Butylbenzene
Concen: 35.16 ug/L
RT: 23.170 min Scan# 8098
Delta R.T. -0.003 min
Lab File: V26201028N01.D
Acq: 28 Oct 2020 01:42 pm

Tgt Ion:105 Resp: 1329688

Ion	Ratio	Lower	Upper
105	100		
134	20.5	14.0	29.0

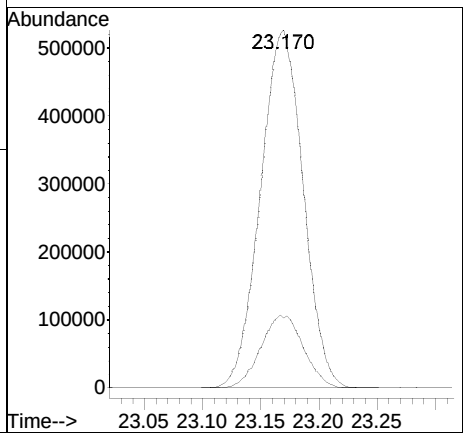

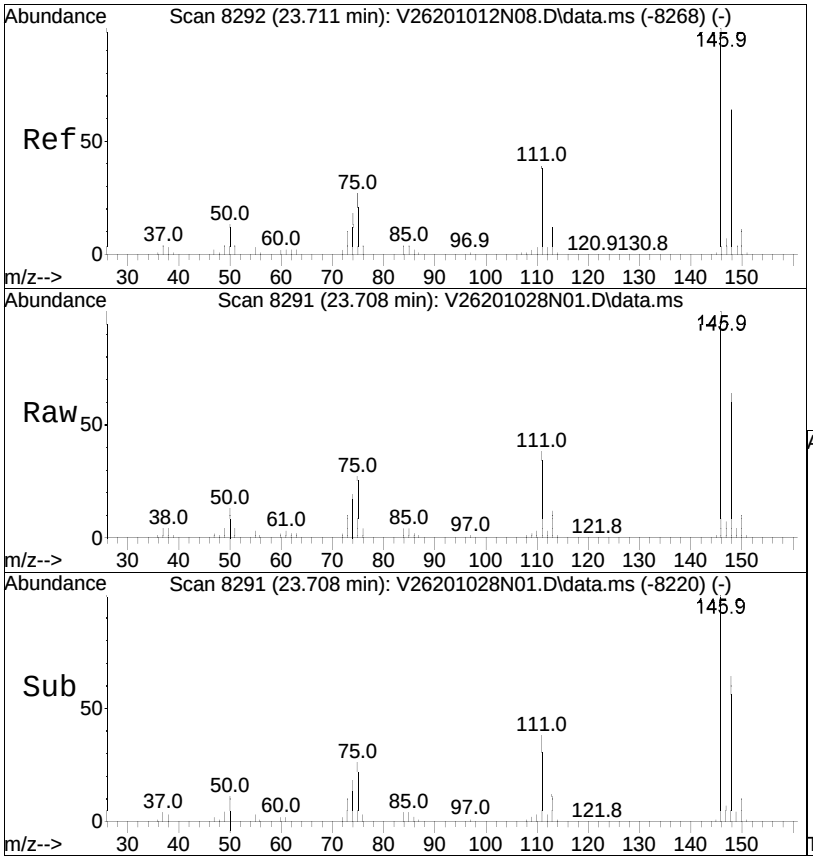

#111
1,3-Dichlorobenzene
Concen: 34.39 ug/L
RT: 23.708 min Scan# 8291
Delta R.T. -0.003 min
Lab File: V26201028N01.D
Acq: 28 Oct 2020 01:42 pm

Tgt Ion:146 Resp: 603866

Ion	Ratio	Lower	Upper
146	100		
111	39.3	26.4	54.8
148	63.8	41.7	86.5

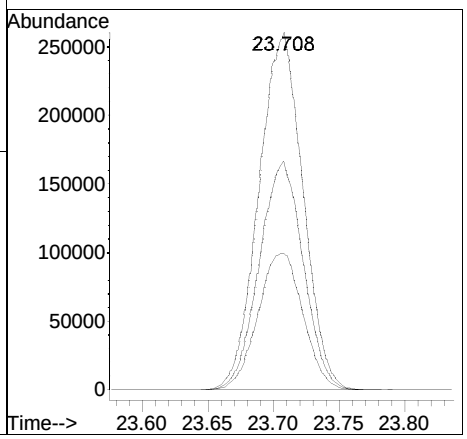

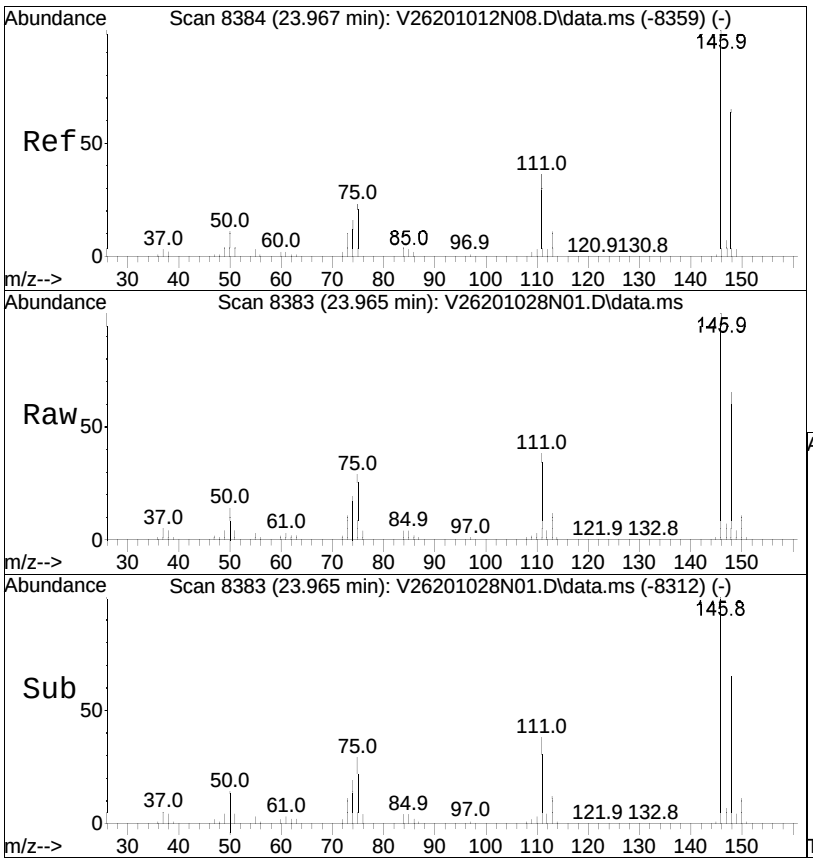

#112
1,4-Dichlorobenzene
Concen: 34.48 ug/L
RT: 23.965 min Scan# 8383
Delta R.T. -0.002 min
Lab File: V26201028N01.D
Acq: 28 Oct 2020 01:42 pm

Tgt Ion:146 Resp: 598864

Ion	Ratio	Lower	Upper
146	100		
111	37.9	31.2	46.8
148	63.7	51.4	77.0

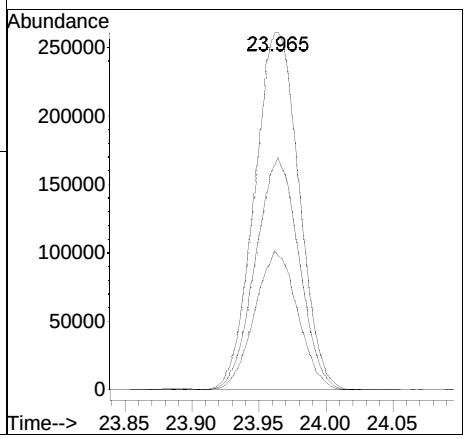

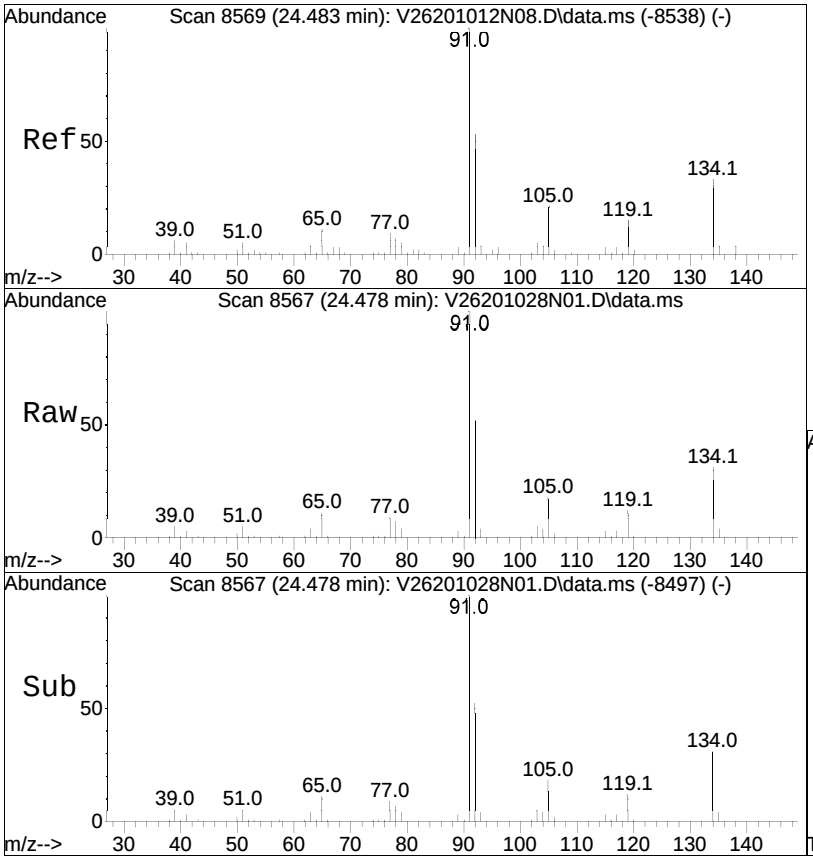

#116
n-Butylbenzene
Concen: 34.28 ug/L
RT: 24.478 min Scan# 8567
Delta R.T. -0.005 min
Lab File: V26201028N01.D
Acq: 28 Oct 2020 01:42 pm

Tgt Ion: 91 Resp: 1251719

Ion	Ratio	Lower	Upper
91	100		
92	46.1	38.2	57.4
134	48.1	39.1	58.7

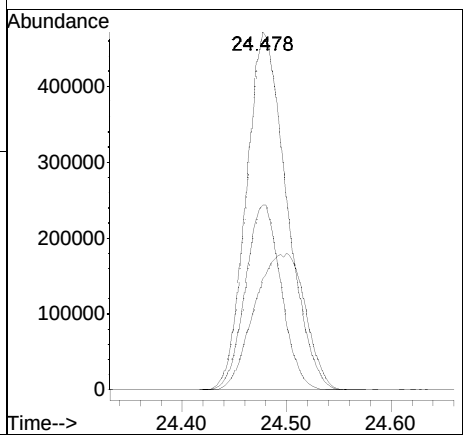

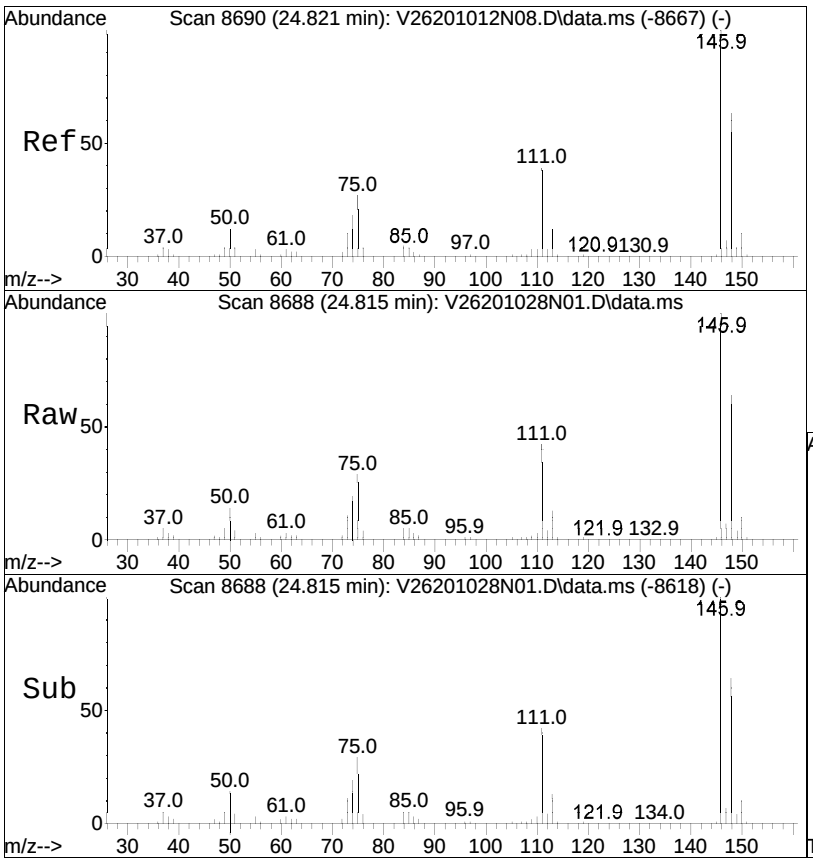

#118
1,2-Dichlorobenzene
Concen: 33.87 ug/L
RT: 24.815 min Scan# 8688
Delta R.T. -0.006 min
Lab File: V26201028N01.D
Acq: 28 Oct 2020 01:42 pm

Tgt Ion:146 Resp: 541777

Ion	Ratio	Lower	Upper
146	100		
111	40.8	27.3	56.7
148	63.8	41.6	86.4

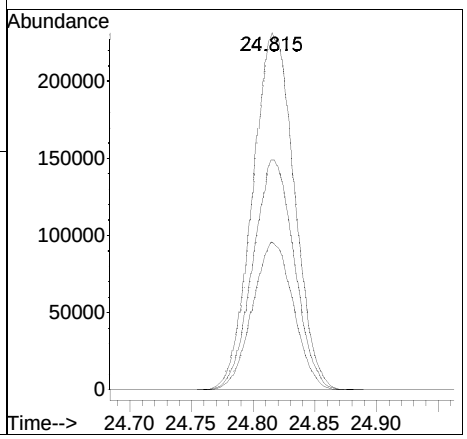

Manual Integration Report

Data Path : I:\VOLATILES\VOA126\2020\2Q
Data File : V26201028N01.D
Date Inj'd : 10/28/2020 1:42 pm
Sample : WG1427739-3,31,5,5

Method : V126_201012N_8260Suff.m
Operator : VOA126:MKS
Instrument : VOA126
Quant Date : 10/28/2020 2:25 pm

Compound #19: Acetone

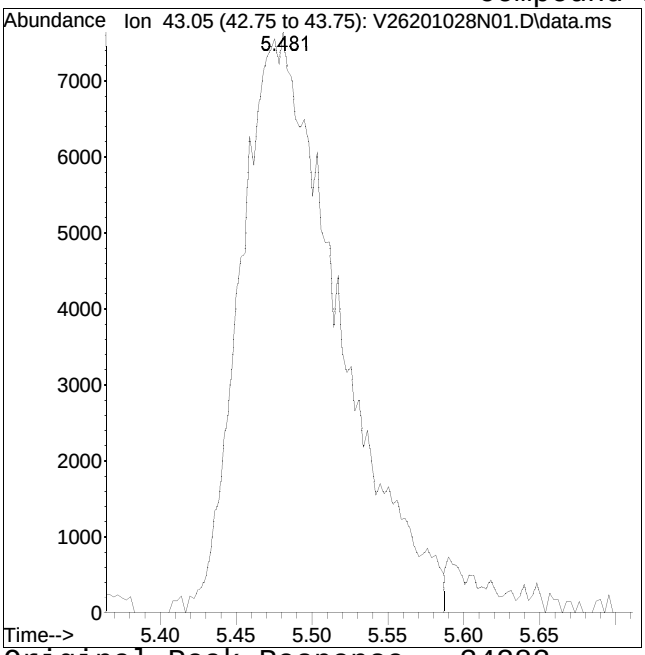

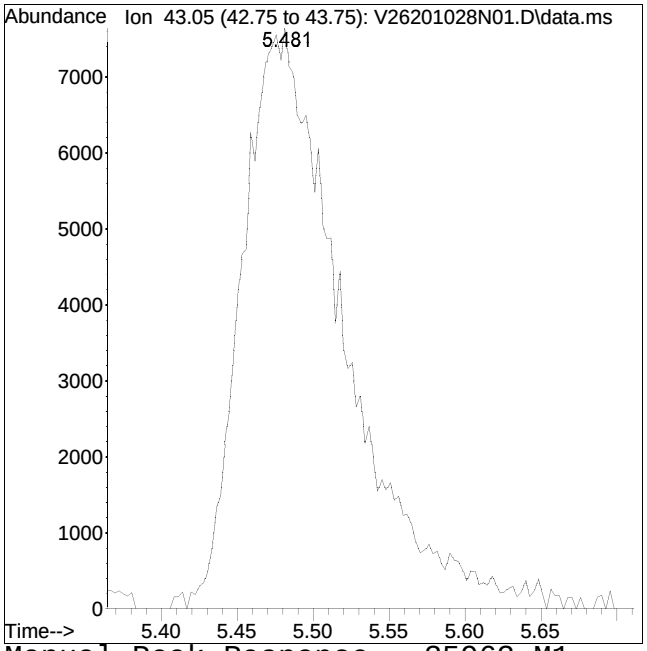

Original Peak Response = 34282 Manual Peak Response = 35963 M1

M1 = Split or tailing peak, auto integration stopped early resulting in false low area count.

Quantitation Report (QT Reviewed)

Data Path : I:\VOLATILES\VOA100\2020\201028P\
Data File : V00201028P01.D
Acq On : 28 Oct 2020 3:32 pm
Operator : VOA100:MKS
Sample : WG1427985-3,31h,15,15,0.1
Misc : WG1427985,ICAL17163
ALS Vial : 1 Sample Multiplier: 1

Quant Time: Oct 28 15:53:18 2020
Quant Method : I:\VOLATILES\VOA100\2020\201028P\V100_200924_8260.m
Quant Title : VOLATILES BY GC/MS
QLast Update : Thu Sep 24 17:46:36 2020
Response via : Initial Calibration

CCAL FILE(s) : 1 - I:\VOLATILES\VOA100\2020\201028P\V00201028P01.D
Sub List : 8260-CurveSoil - Megamix plus Diox

Compound	R.T.	QIon	Response	Conc	Units	Dev(Min)
Internal Standards						
1) Fluorobenzene	6.316	96	152125	20.000	ug/L	0.00
Standard Area 1 = 152125			Recovery = 100.00%			
60) Chlorobenzene-d5	9.887	117	102075	20.000	ug/L	0.00
Standard Area 1 = 102075			Recovery = 100.00%			
80) 1,4-Dichlorobenzene-d4	12.519	152	48444	20.000	ug/L	0.00
Standard Area 1 = 48444			Recovery = 100.00%			
System Monitoring Compounds						
37) Dibromofluoromethane	5.493	113	35730	19.383	ug/L	0.00
Spiked Amount 20.000	Range 70 - 130		Recovery = 96.91%			
44) 1,2-Dichloroethane-d4	6.028	65	38130	21.591	ug/L	0.00
Spiked Amount 20.000	Range 70 - 130		Recovery = 107.96%			
61) Toluene-d8	8.020	98	147884	22.084	ug/L	0.00
Spiked Amount 20.000	Range 70 - 130		Recovery = 110.42%			
84) 4-Bromofluorobenzene	11.334	95	50823	23.355	ug/L	0.00
Spiked Amount 20.000	Range 70 - 130		Recovery = 116.78%			
Target Compounds						Qvalue
4) Vinyl chloride	2.075	62	68902	28.729	ug/L	86
10) 1,1-Dichloroethene	3.197	96	54945	30.348	ug/L	93
15) Methylene chloride	3.763	84	68831	34.013	ug/L	89
17) Acetone	3.800	43	11594	34.114	ug/L	89
18) trans-1,2-Dichloroethene	3.926	96	67878	33.768	ug/L	98
20) Methyl tert-butyl ether	4.020	73	172390	36.686	ug/L	96
23) 1,1-Dichloroethane	4.518	63	124194	36.820	ug/L	99
28) cis-1,2-Dichloroethene	5.053	96	74687	34.241	ug/L	100
33) Chloroform	5.315	83	127914	34.850	ug/L	95
35) Carbon tetrachloride	5.462	117	92347	31.110	ug/L	99
38) 1,1,1-Trichloroethane	5.525	97	103356	32.585	ug/L	98
40) 2-Butanone	5.603	43	17625	32.344	ug/L #	89
42) Benzene	5.897	78	276605	35.460	ug/L	98
45) 1,2-Dichloroethane	6.096	62	86728	37.543	ug/L	98
49) Trichloroethene	6.500	95	68685	33.119	ug/L	100
58) 1,4-Dioxane	7.318	88	29804	2172.916	ug/L #	96
62) Toluene	8.083	92	170730	36.931	ug/L	99
64) Tetrachloroethene	8.539	166	61385	31.373	ug/L	96
74) Chlorobenzene	9.908	112	181214	34.974	ug/L	97
75) Ethylbenzene	9.939	91	325162	36.636	ug/L	98

Data Path : I:\VOLATILES\VOA100\2020\201028P\
Data File : V00201028P01.D
Acq On : 28 Oct 2020 3:32 pm
Operator : VOA100:MKS
Sample : WG1427985-3,31h,15,15,0.1
Misc : WG1427985,ICAL17163
ALS Vial : 1 Sample Multiplier: 1

Quant Time: Oct 28 15:53:18 2020
Quant Method : I:\VOLATILES\VOA100\2020\201028P\V100_200924_8260.m
Quant Title : VOLATILES BY GC/MS
QLast Update : Thu Sep 24 17:46:36 2020
Response via : Initial Calibration

CCAL FILE(s) : 1 - I:\VOLATILES\VOA100\2020\201028P\V00201028P01.D
Sub List : 8260-CurveSoil - Megamix plus Diox

	Compound	R.T.	QIon	Response	Conc	Units	Dev(Min)
77)	p/m Xylene	10.123	106	244485	71.007	ug/L	96
78)	o Xylene	10.642	106	229118	71.244	ug/L	96
86)	n-Propylbenzene	11.481	91	386484	40.897	ug/L	97
91)	1,3,5-Trimethylbenzene	11.696	105	265956	39.266	ug/L	97
95)	tert-Butylbenzene	12.031	119	212408	37.370	ug/L	99
98)	1,2,4-Trimethylbenzene	12.110	105	257963	39.480	ug/L	97
99)	sec-Butylbenzene	12.220	105	332372	38.671	ug/L	95
101)	1,3-Dichlorobenzene	12.446	146	133082	36.865	ug/L	98
102)	1,4-Dichlorobenzene	12.535	146	133210	36.562	ug/L	98
104)	n-Butylbenzene	12.792	91	263793	40.508	ug/L	97
105)	1,2-Dichlorobenzene	12.954	146	119995	36.341	ug/L	97

(#) = qualifier out of range (m) = manual integration (+) = signals summed

Quantitation Report (QT Reviewed)

Data Path : I:\VOLATILES\VOA100\2020\201028P\
Data File : V00201028P01.D
Acq On : 28 Oct 2020 3:32 pm
Operator : VOA100:MKS
Sample : WG1427985-3,31h,15,15,0.1
Misc : WG1427985,ICAL17163
ALS Vial : 1 Sample Multiplier: 1

Quant Time: Oct 28 15:53:18 2020
Quant Method : I:\VOLATILES\VOA100\2020\201028P\V100_200924_8260.m
Quant Title : VOLATILES BY GC/MS
QLast Update : Thu Sep 24 17:46:36 2020
Response via : Initial Calibration

Sub List : 8260-CurveSoil - Megamix plus Diox8P\V00201028P01.D•

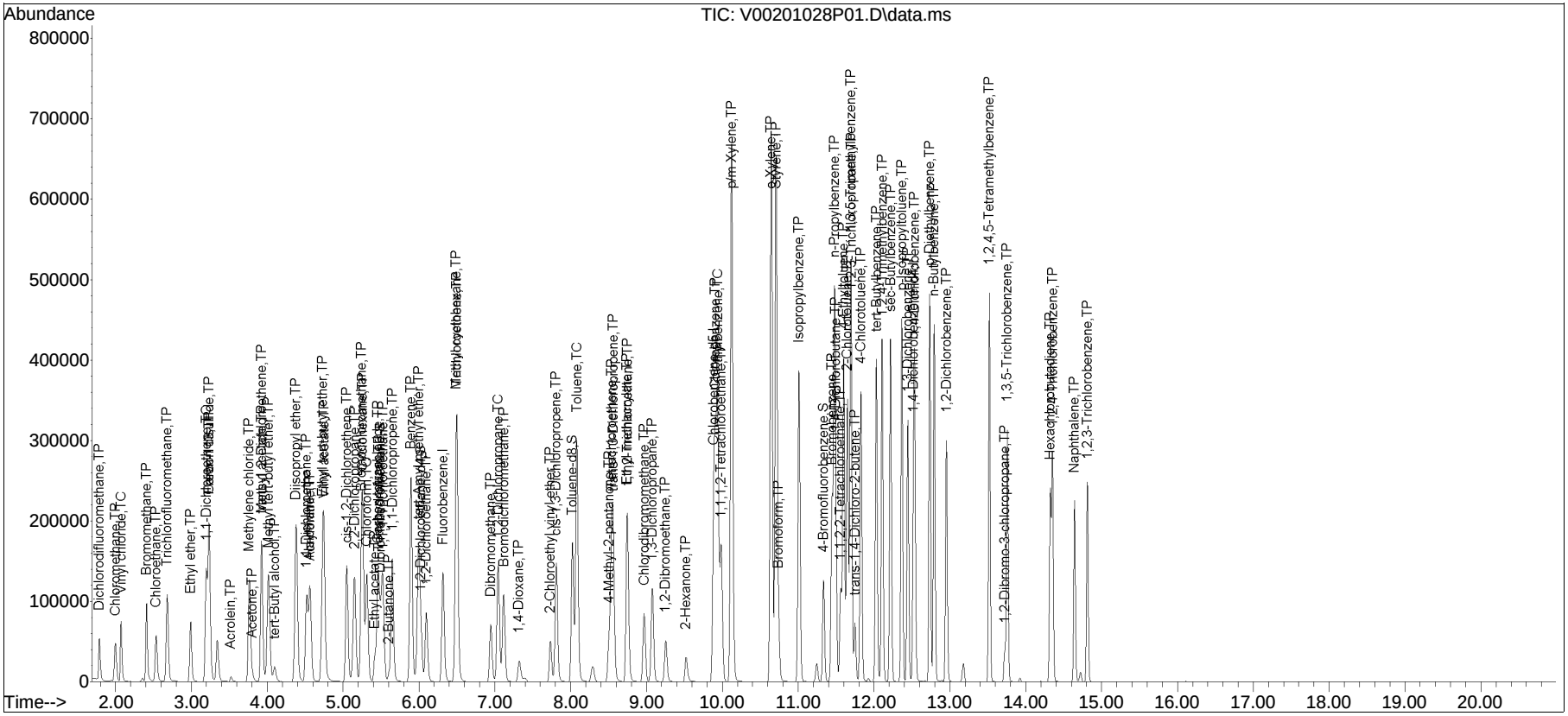

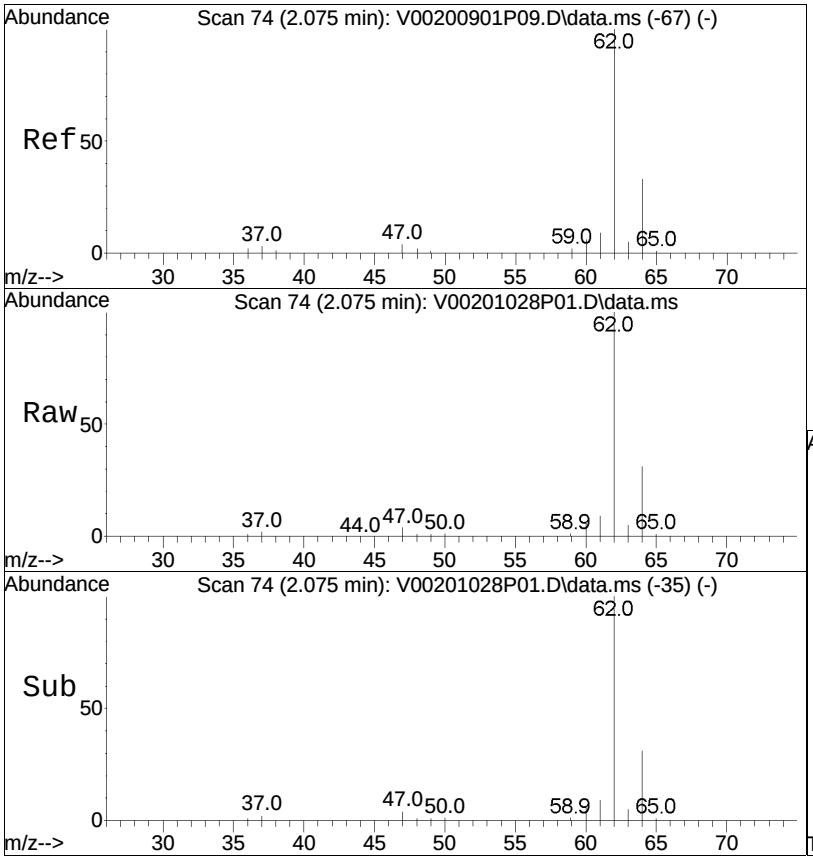

#4
Vinyl chloride
Concen: 28.73 ug/L
RT: 2.075 min Scan# 74
Delta R.T. 0.005 min
Lab File: V00201028P01.D
Acq: 28 Oct 2020 3:32 pm

Tgt Ion: 62 Resp: 68902

Ion	Ratio	Lower	Upper
62	100		
64	31.3	4.4	44.4

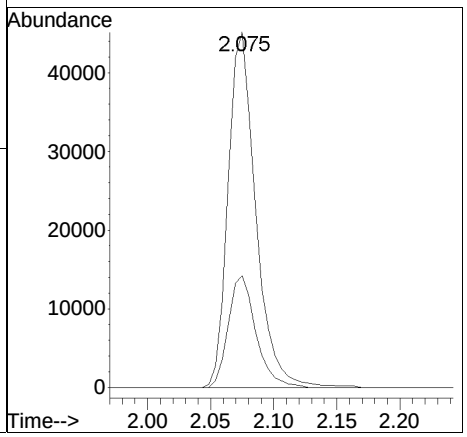

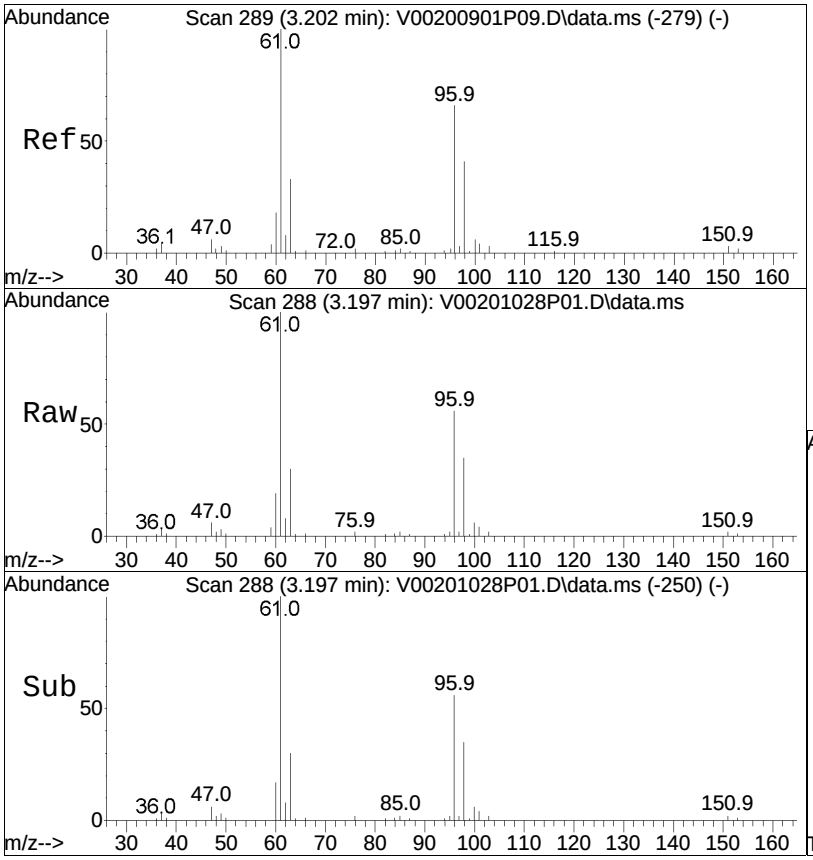

#10
1,1-Dichloroethene
Concen: 30.35 ug/L
RT: 3.197 min Scan# 288
Delta R.T. -0.000 min
Lab File: V00201028P01.D
Acq: 28 Oct 2020 3:32 pm

Tgt Ion: 96 Resp: 54945

Ion	Ratio	Lower	Upper
96	100		
61	174.9	149.4	224.2
63	54.9	47.0	70.6

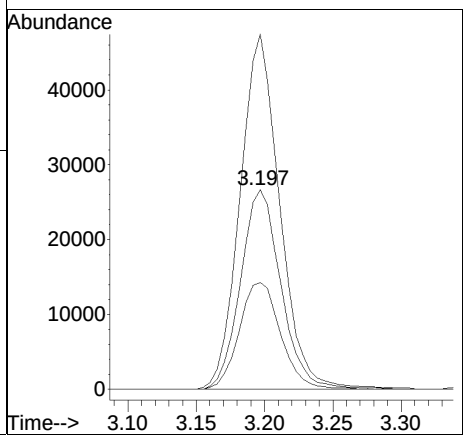

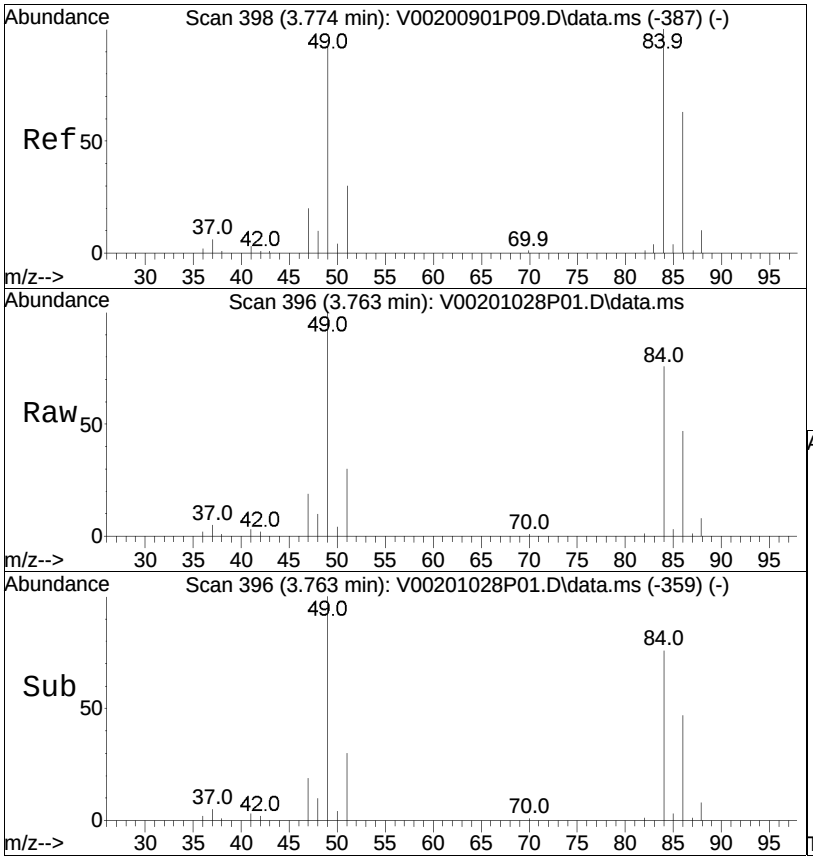

#15
Methylene chloride
Concen: 34.01 ug/L
RT: 3.763 min Scan# 396
Delta R.T. -0.005 min
Lab File: V00201028P01.D
Acq: 28 Oct 2020 3:32 pm

Tgt Ion: 84 Resp: 68831

Ion	Ratio	Lower	Upper
84	100		
86	63.3	39.6	82.2
49	128.3	72.7	150.9

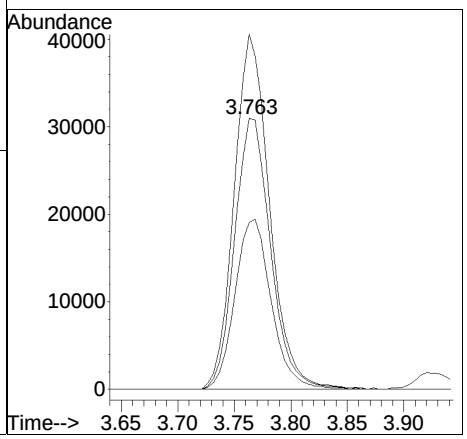

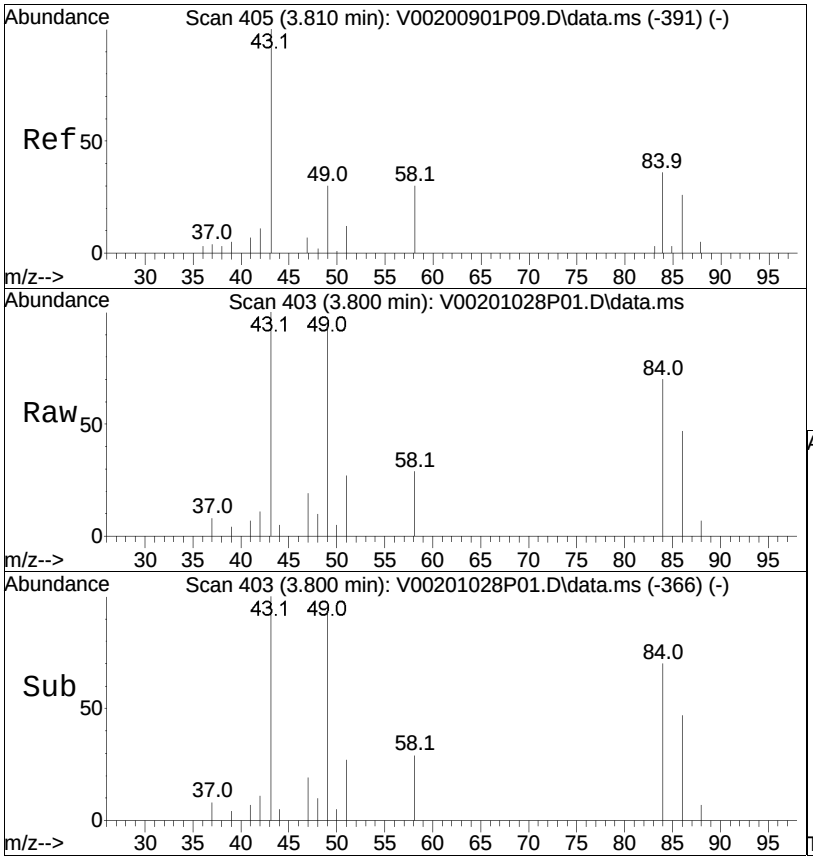

#17
Acetone
Concen: 34.11 ug/L
RT: 3.800 min Scan# 403
Delta R.T. -0.005 min
Lab File: V00201028P01.D
Acq: 28 Oct 2020 3:32 pm

Tgt Ion: 43 Resp: 11594

Ion	Ratio	Lower	Upper
43	100		
58	27.8	27.2	40.8

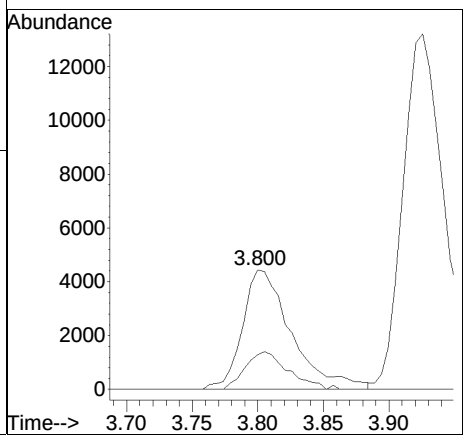

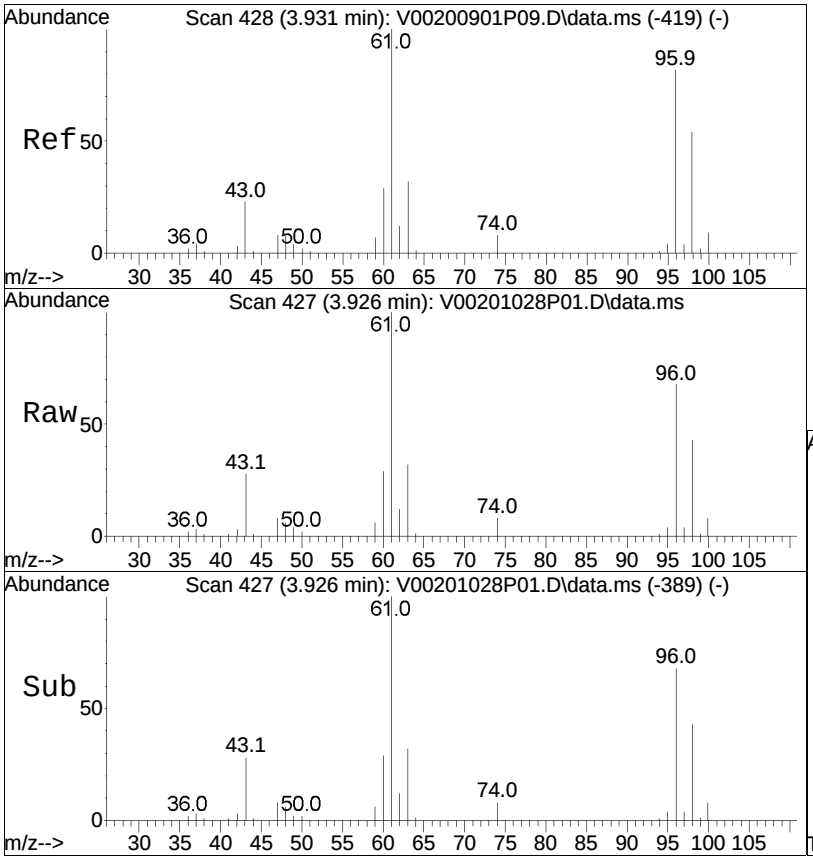

#18
trans-1,2-Dichloroethene
Concen: 33.77 ug/L
RT: 3.926 min Scan# 427
Delta R.T. -0.000 min
Lab File: V00201028P01.D
Acq: 28 Oct 2020 3:32 pm

Tgt Ion: 96 Resp: 67878

Ion	Ratio	Lower	Upper
96	100		
61	145.4	96.5	200.5
98	62.8	40.6	84.2
63	46.4	30.2	62.8

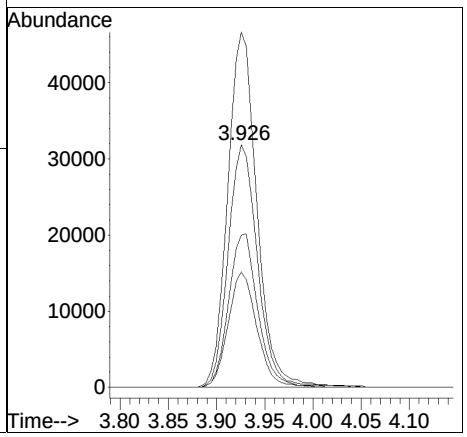

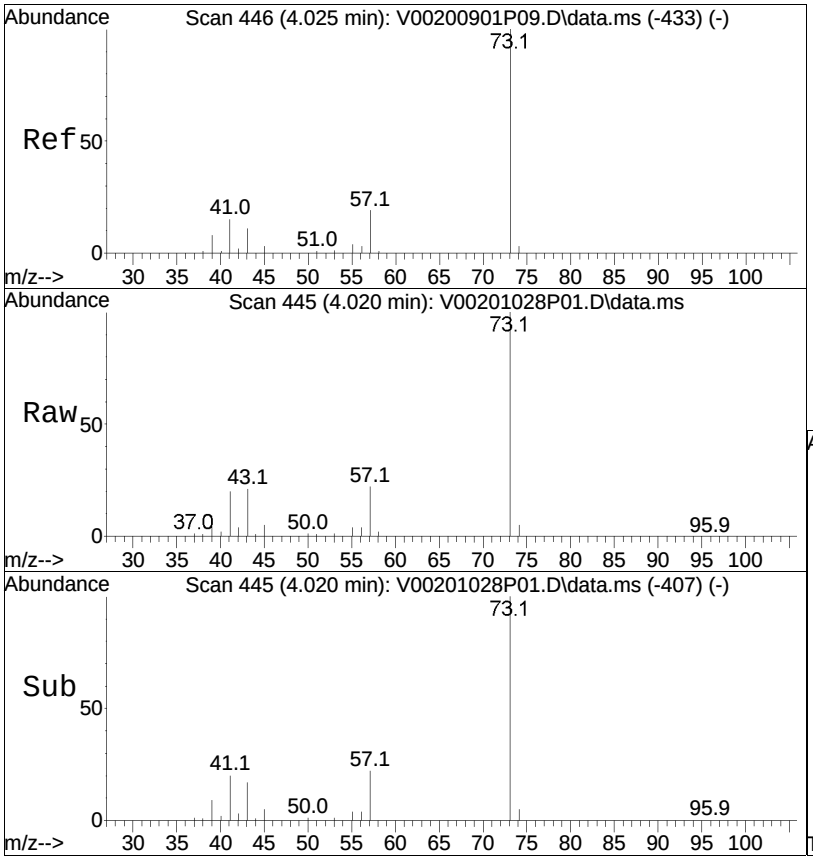

#20
Methyl tert-butyl ether
Concen: 36.69 ug/L
RT: 4.020 min Scan# 445
Delta R.T. -0.000 min
Lab File: V00201028P01.D
Acq: 28 Oct 2020 3:32 pm

Tgt Ion: 73 Resp: 172390

Ion	Ratio	Lower	Upper
73	100		
57	22.0	14.7	30.5
43	21.2	12.5	26.1
41	20.3	11.6	24.0

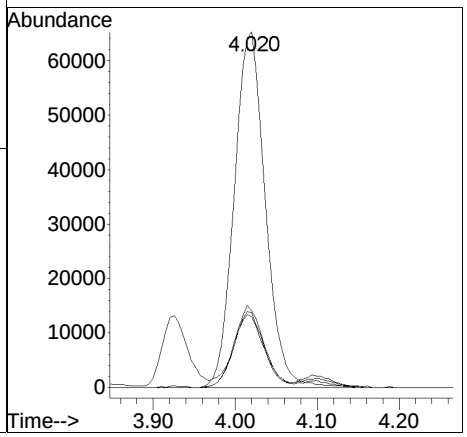

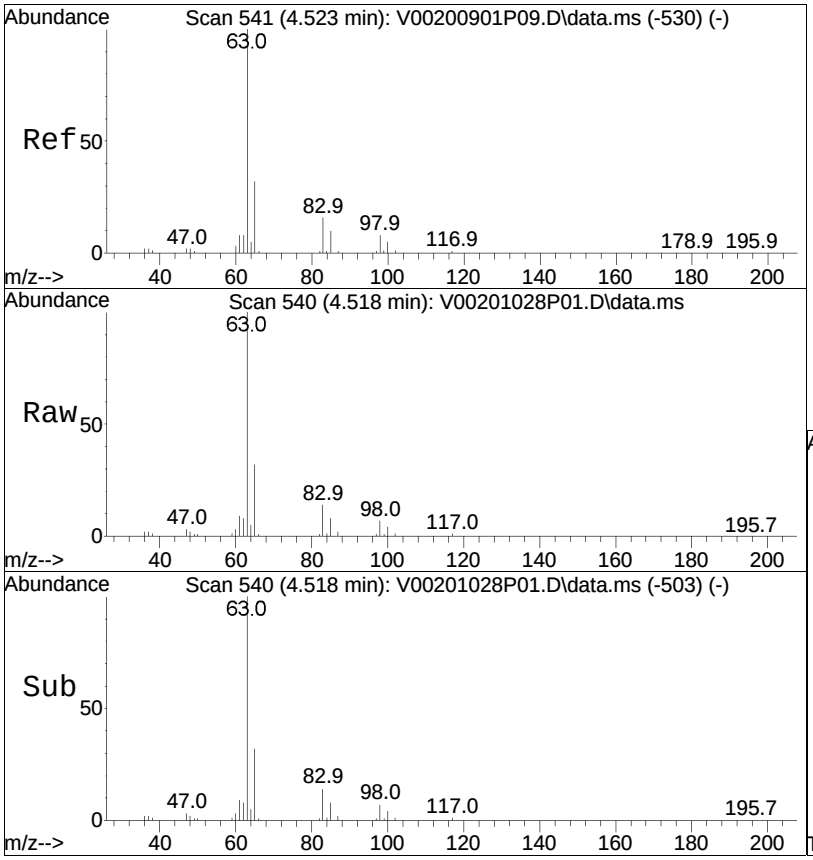

#23
1,1-Dichloroethane
Concen: 36.82 ug/L
RT: 4.518 min Scan# 540
Delta R.T. -0.005 min
Lab File: V00201028P01.D
Acq: 28 Oct 2020 3:32 pm

Tgt Ion: 63 Resp: 124194

Ion	Ratio	Lower	Upper
63	100		
65	30.9	10.4	50.4
83	13.2	0.0	32.6

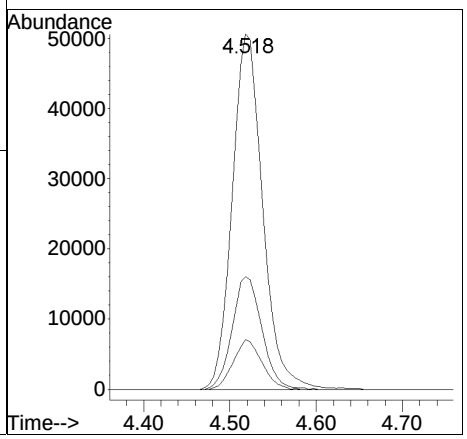

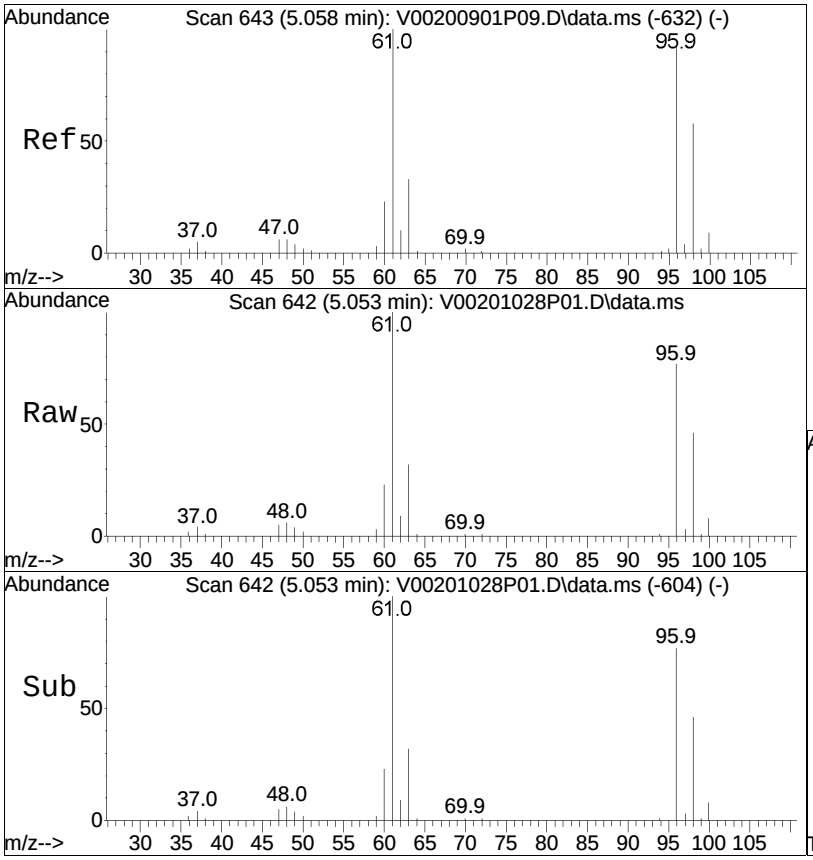

#28
cis-1,2-Dichloroethene
Concen: 34.24 ug/L
RT: 5.053 min Scan# 642
Delta R.T. -0.000 min
Lab File: V00201028P01.D
Acq: 28 Oct 2020 3:32 pm

Tgt Ion: 96 Resp: 74687

Ion	Ratio	Lower	Upper
96	100		
61	134.7	107.8	161.8
98	63.2	51.4	77.0

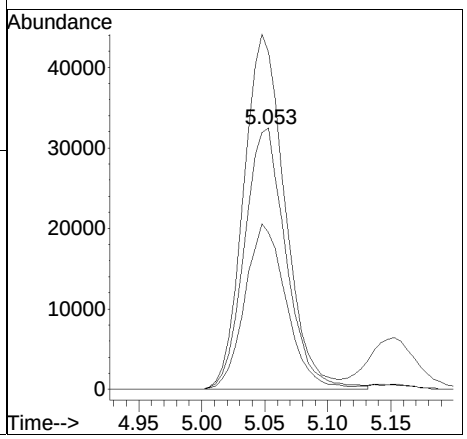

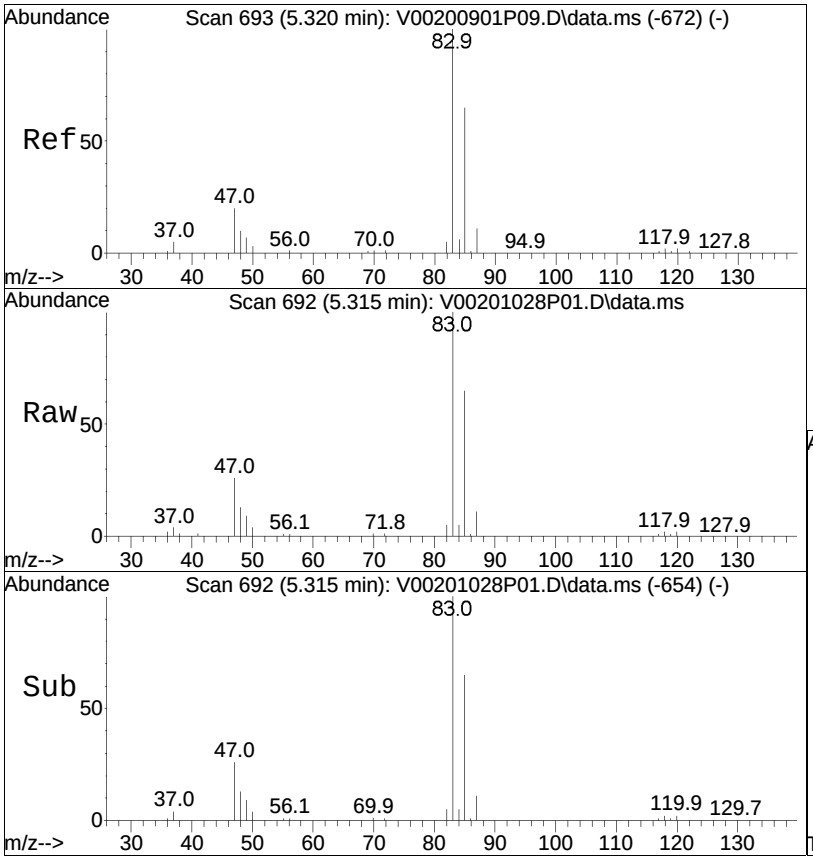

#33
Chloroform
Concen: 34.85 ug/L
RT: 5.315 min Scan# 692
Delta R.T. 0.000 min
Lab File: V00201028P01.D
Acq: 28 Oct 2020 3:32 pm

Tgt Ion: 83 Resp: 127914

Ion	Ratio	Lower	Upper
83	100		
85	62.3	43.3	89.9
47	24.8	14.4	29.8
48	12.5	7.5	15.7

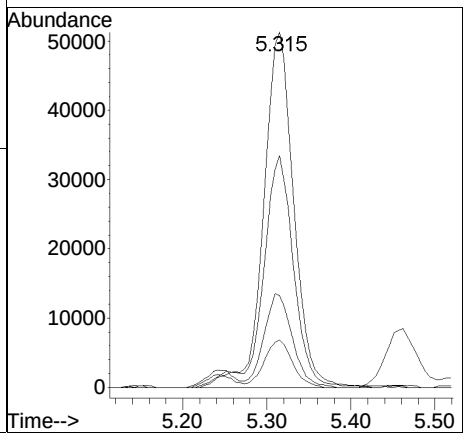

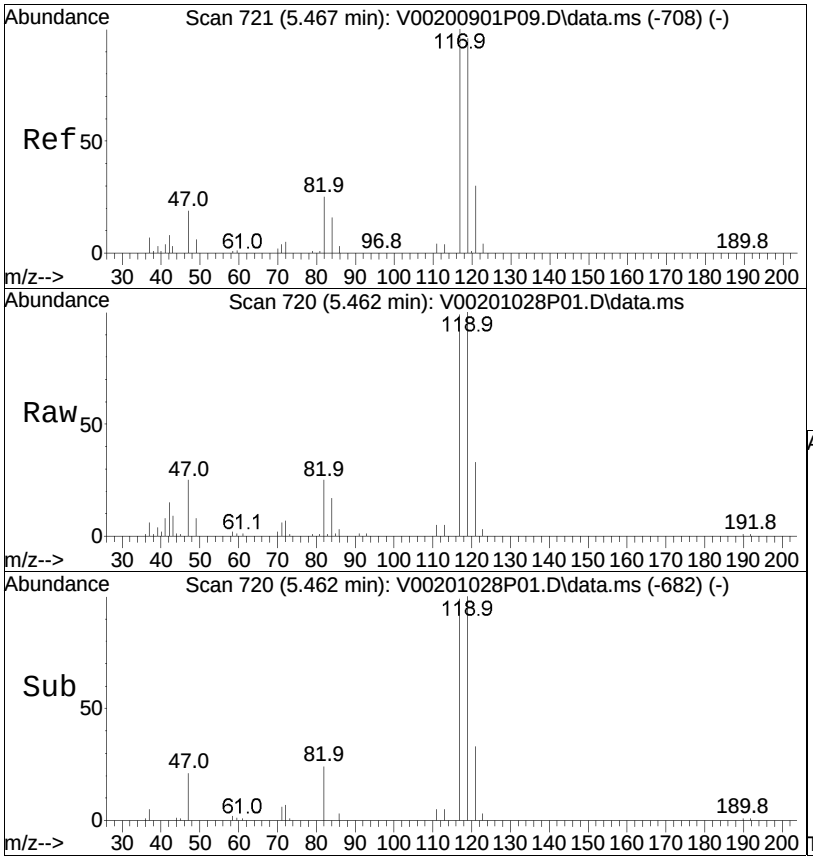

#35
Carbon tetrachloride
Concen: 31.11 ug/L
RT: 5.462 min Scan# 720
Delta R.T. -0.000 min
Lab File: V00201028P01.D
Acq: 28 Oct 2020 3:32 pm

Tgt Ion:117 Resp: 92347

Ion	Ratio	Lower	Upper
117	100		
119	97.1	62.7	130.3
121	31.2	20.5	42.7
82	26.6	17.4	36.2

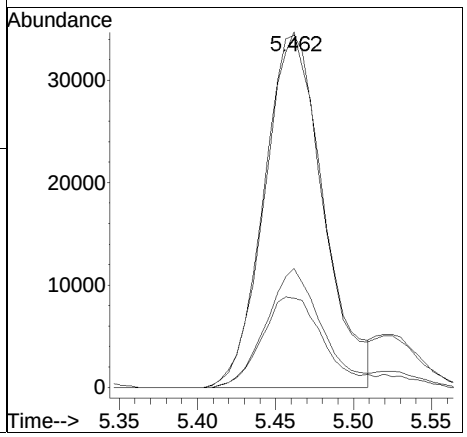

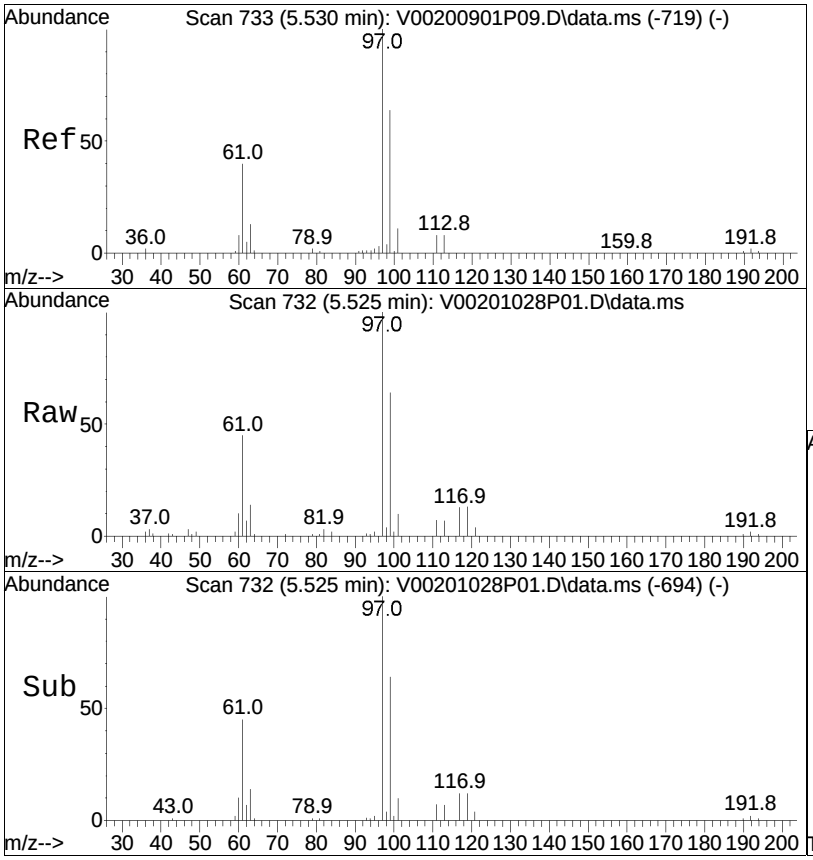

#38
1,1,1-Trichloroethane
Concen: 32.58 ug/L
RT: 5.525 min Scan# 732
Delta R.T. -0.000 min
Lab File: V00201028P01.D
Acq: 28 Oct 2020 3:32 pm

Tgt Ion: 97 Resp: 103356

Ion	Ratio	Lower	Upper
97	100		
99	63.1	41.5	86.3
61	45.8	30.6	63.6
63	14.3	9.9	20.5

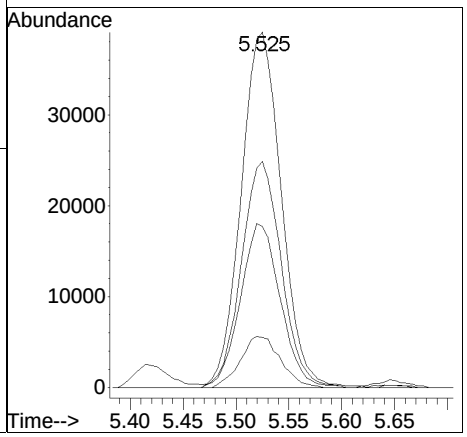

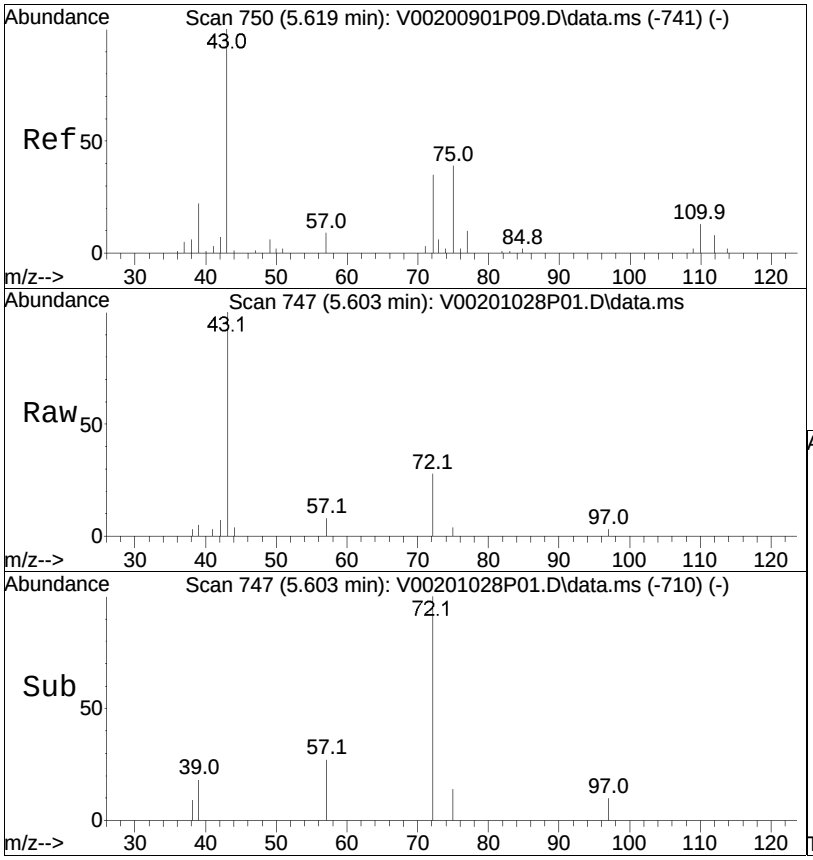

#40
2-Butanone
Concen: 32.34 ug/L
RT: 5.603 min Scan# 747
Delta R.T. -0.006 min
Lab File: V00201028P01.D
Acq: 28 Oct 2020 3:32 pm

Tgt Ion: 43 Resp: 17625

Ion	Ratio	Lower	Upper
43	100		
72	19.0	19.4	29.0#

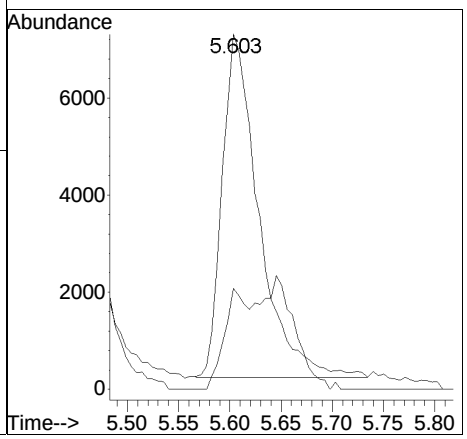

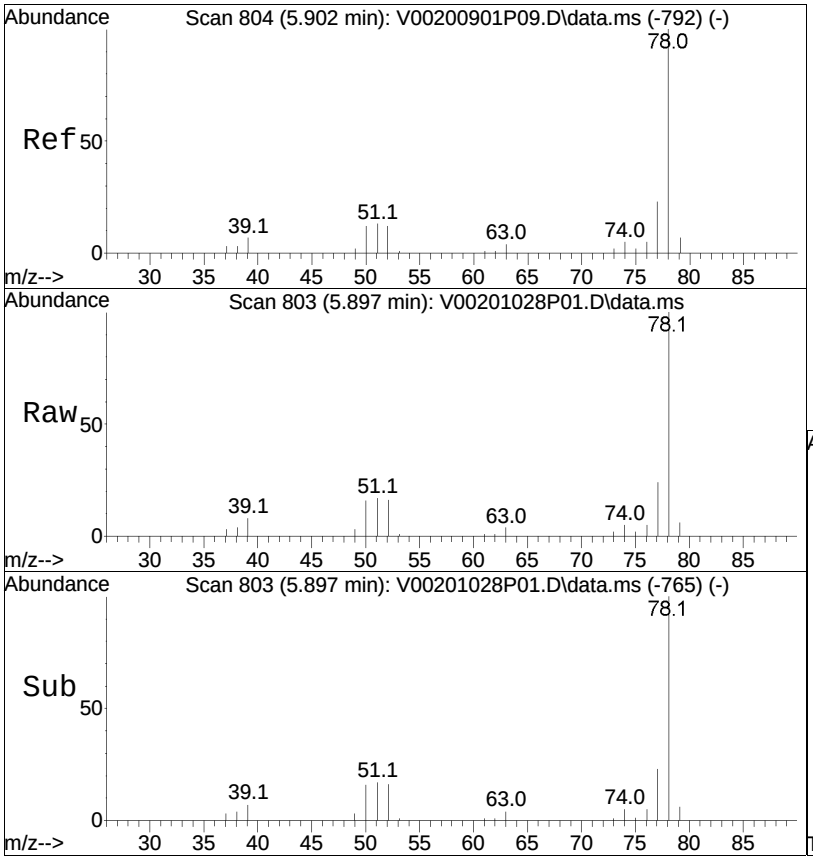

#42
Benzene
Concen: 35.46 ug/L
RT: 5.897 min Scan# 803
Delta R.T. -0.000 min
Lab File: V00201028P01.D
Acq: 28 Oct 2020 3:32 pm

Tgt Ion: 78 Resp: 276605

Ion	Ratio	Lower	Upper
78	100		
77	23.5	15.6	32.4
51	16.7	10.2	21.2
52	16.0	9.6	19.8

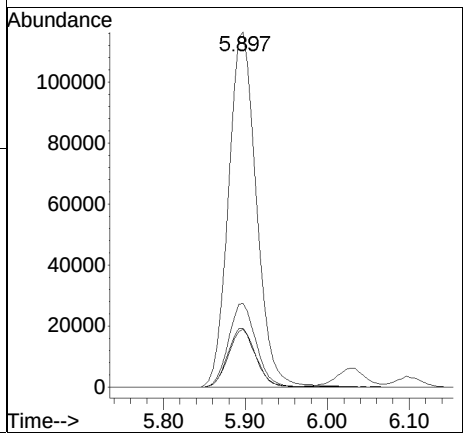

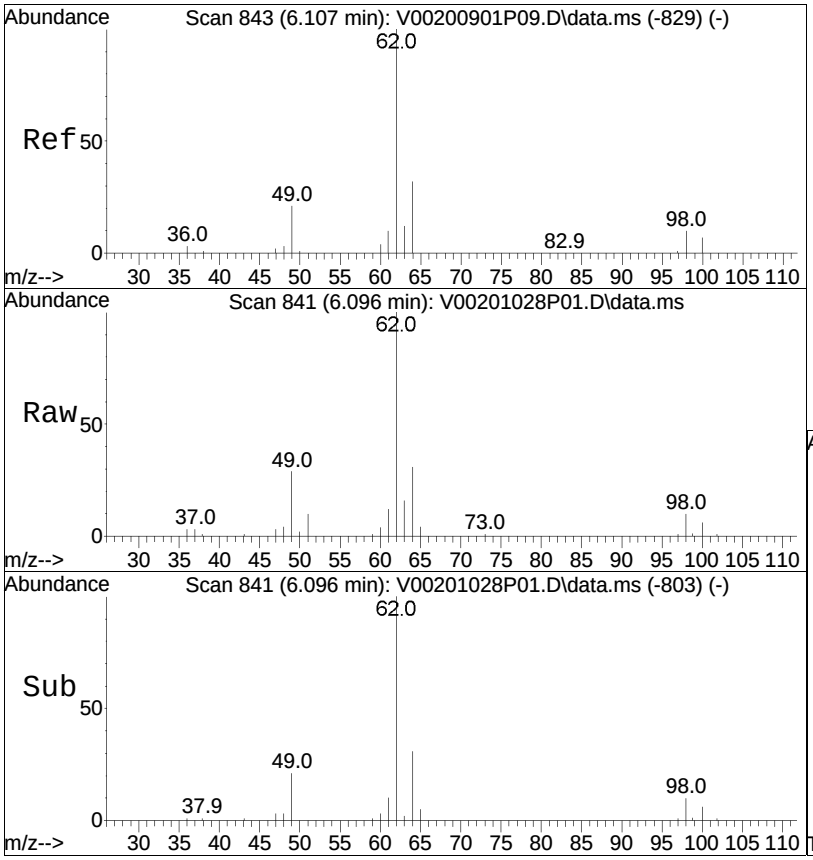

#45
1,2-Dichloroethane
Concen: 37.54 ug/L
RT: 6.096 min Scan# 841
Delta R.T. 0.000 min
Lab File: V00201028P01.D
Acq: 28 Oct 2020 3:32 pm

Tgt Ion: 62 Resp: 86728

Ion	Ratio	Lower	Upper
62	100		
64	31.7	12.6	52.6
98	9.2	0.0	28.7

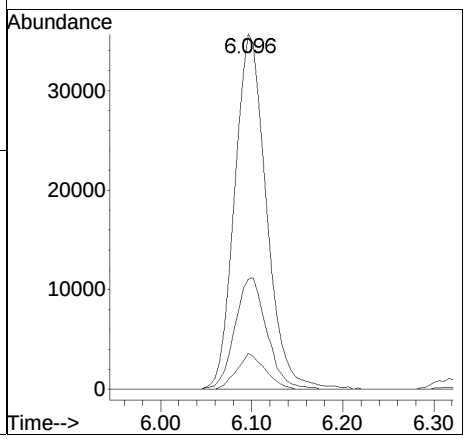

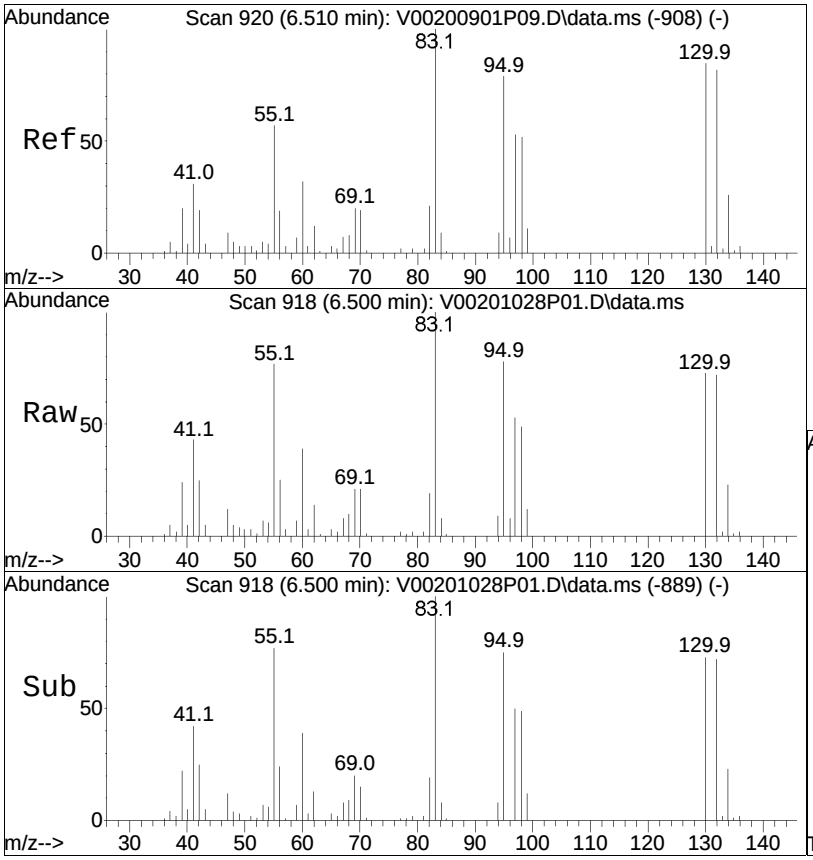

#49
Trichloroethene
Concen: 33.12 ug/L
RT: 6.500 min Scan# 918
Delta R.T. -0.000 min
Lab File: V00201028P01.D
Acq: 28 Oct 2020 3:32 pm

Tgt Ion: 95 Resp: 68685

Ion	Ratio	Lower	Upper
95	100		
97	67.3	54.2	81.4
130	96.1	77.0	115.6

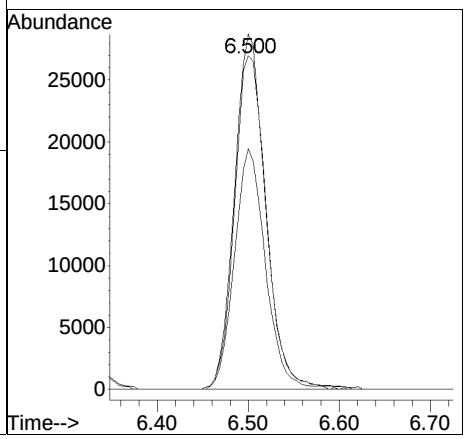

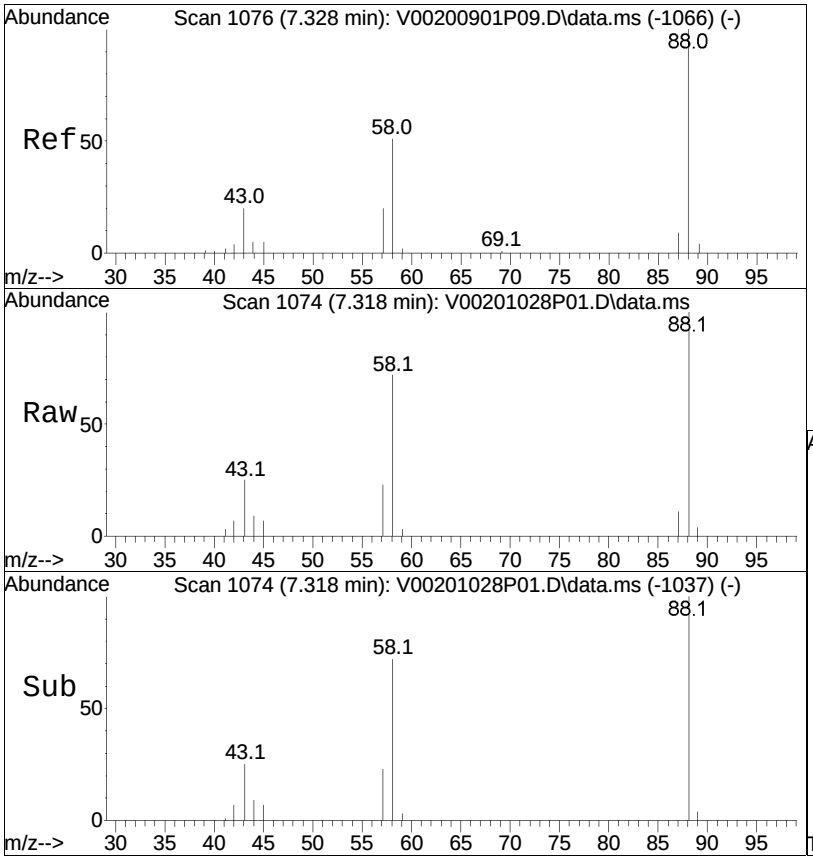

#58
1,4-Dioxane
Concen: 2172.92 ug/L
RT: 7.318 min Scan# 1074
Delta R.T. -0.005 min
Lab File: V00201028P01.D
Acq: 28 Oct 2020 3:32 pm

Tgt Ion: 88 Resp: 29804

Ion	Ratio	Lower	Upper
88	100		
58	67.5	54.6	82.0
43	27.8	17.8	26.6#

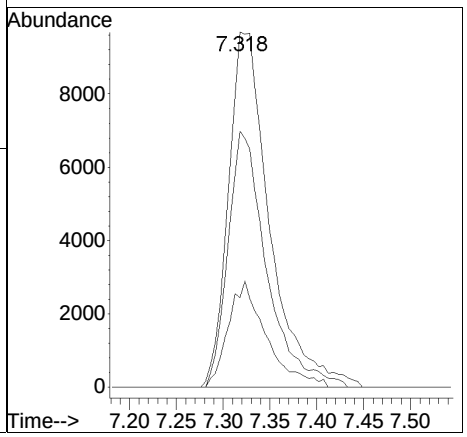

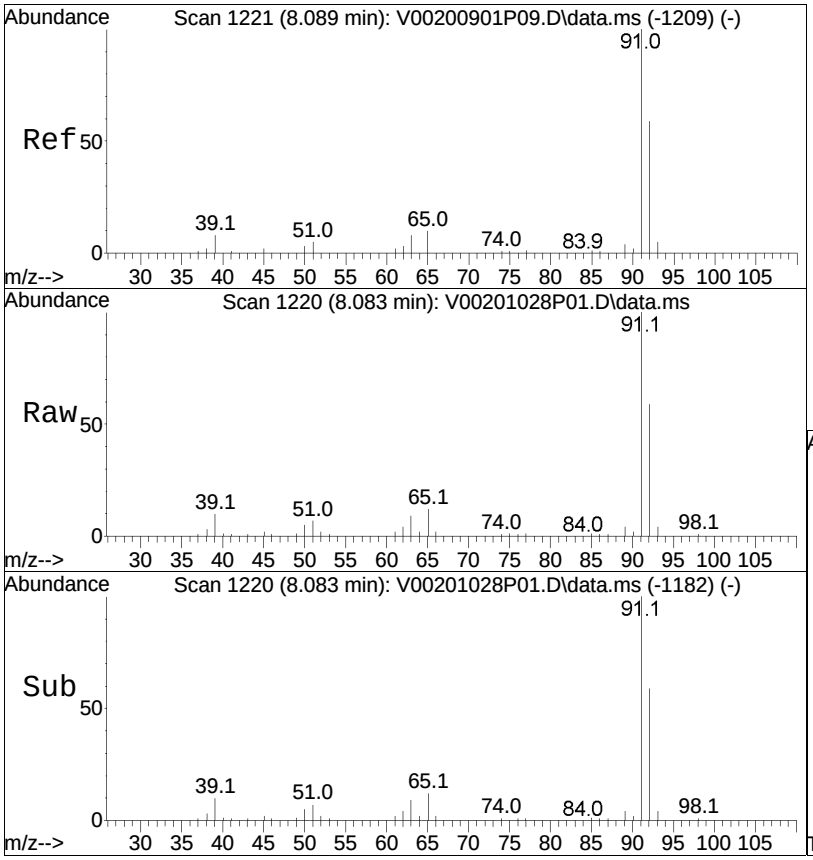

#62
Toluene
Concen: 36.93 ug/L
RT: 8.083 min Scan# 1220
Delta R.T. 0.000 min
Lab File: V00201028P01.D
Acq: 28 Oct 2020 3:32 pm

Tgt Ion: 92 Resp: 170730

Ion	Ratio	Lower	Upper
92	100		
91	171.2	138.2	207.2

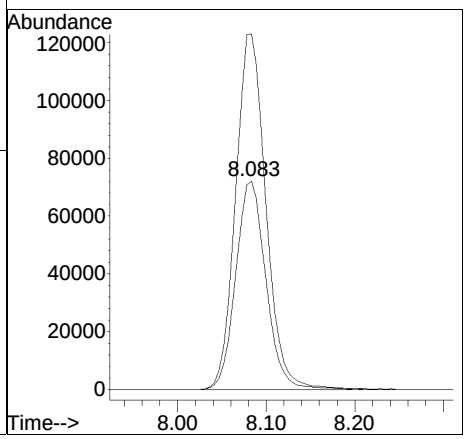

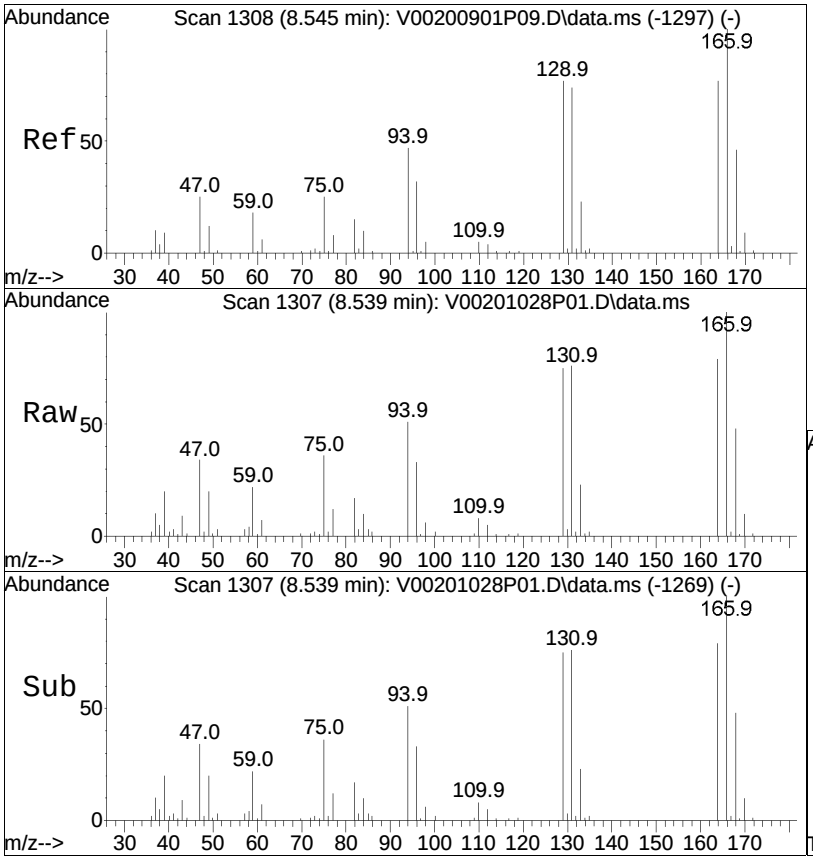

#64
Tetrachloroethene
Concen: 31.37 ug/L
RT: 8.539 min Scan# 1307
Delta R.T. -0.001 min
Lab File: V00201028P01.D
Acq: 28 Oct 2020 3:32 pm

Tgt Ion:166 Resp: 61385

Ion	Ratio	Lower	Upper
166	100		
168	47.6	29.2	69.2
94	53.2	29.0	69.0

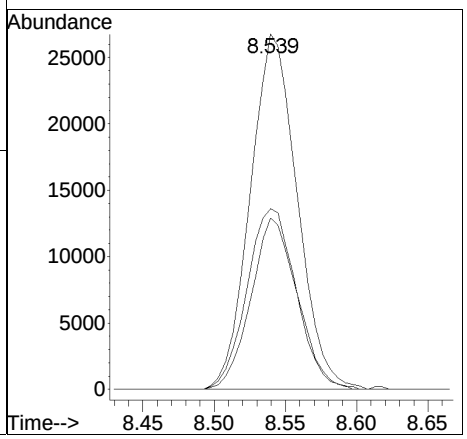

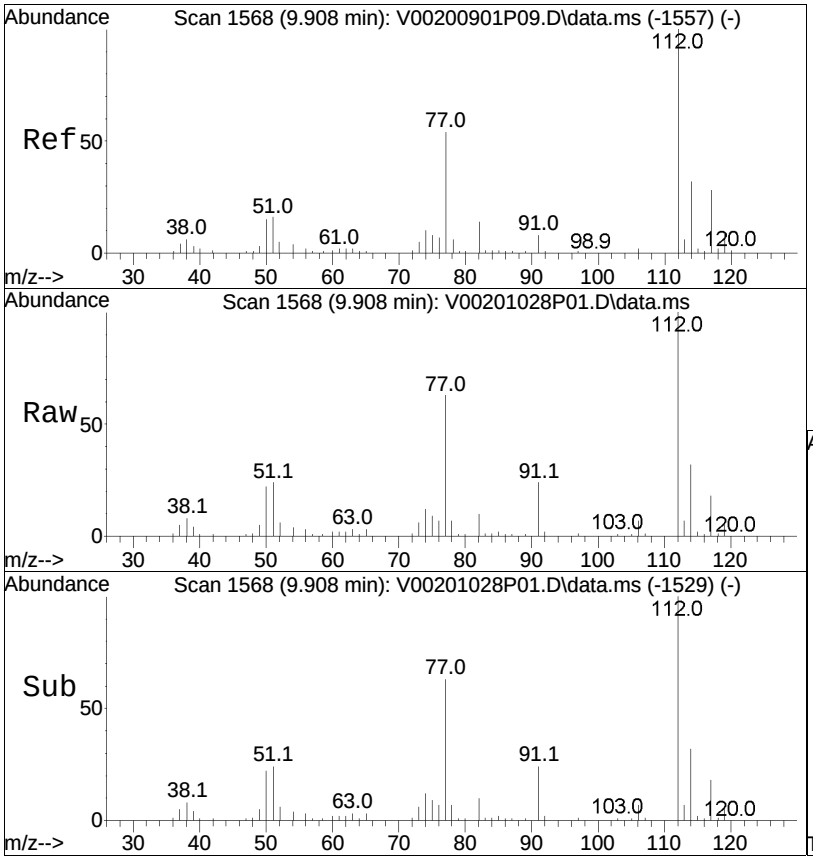

#74
Chlorobenzene
Concen: 34.97 ug/L
RT: 9.908 min Scan# 1568
Delta R.T. 0.005 min
Lab File: V00201028P01.D
Acq: 28 Oct 2020 3:32 pm

Tgt Ion:112 Resp: 181214

Ion	Ratio	Lower	Upper
112	100		
77	75.5	57.9	86.9
114	32.1	25.7	38.5

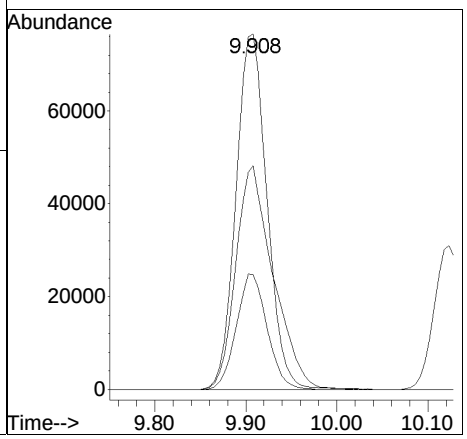

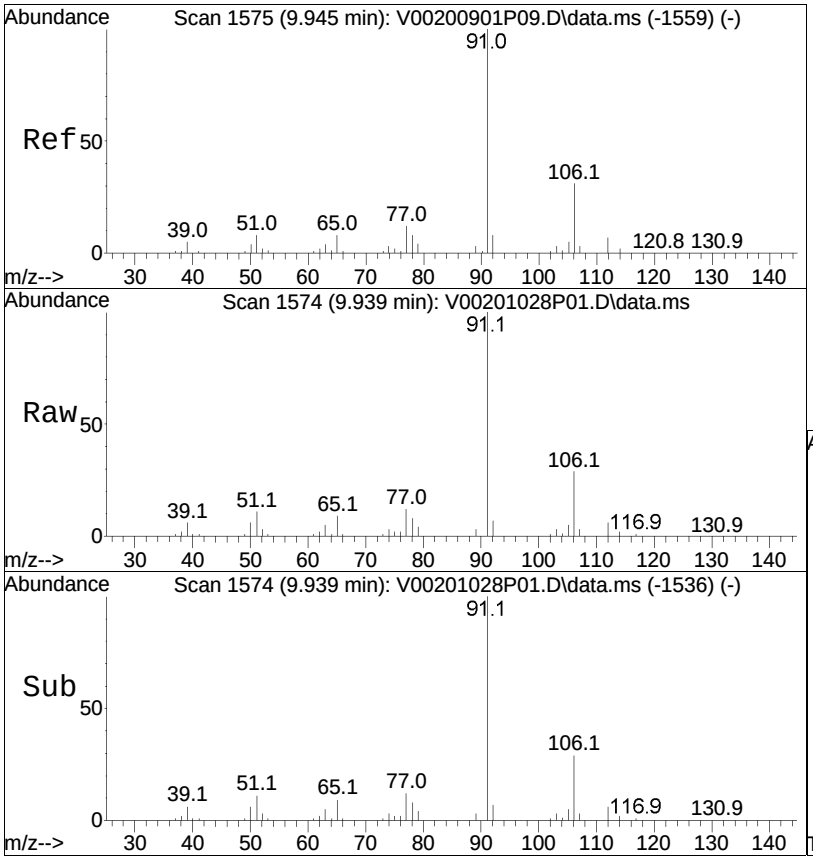

#75
Ethylbenzene
Concen: 36.64 ug/L
RT: 9.939 min Scan# 1574
Delta R.T. 0.000 min
Lab File: V00201028P01.D
Acq: 28 Oct 2020 3:32 pm

Tgt Ion: 91 Resp: 325162

Ion	Ratio	Lower	Upper
91	100		
106	30.0	25.1	37.7

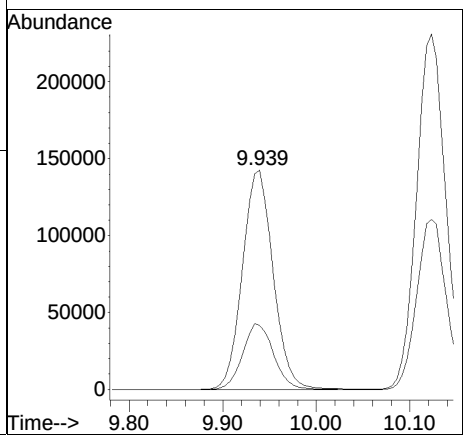

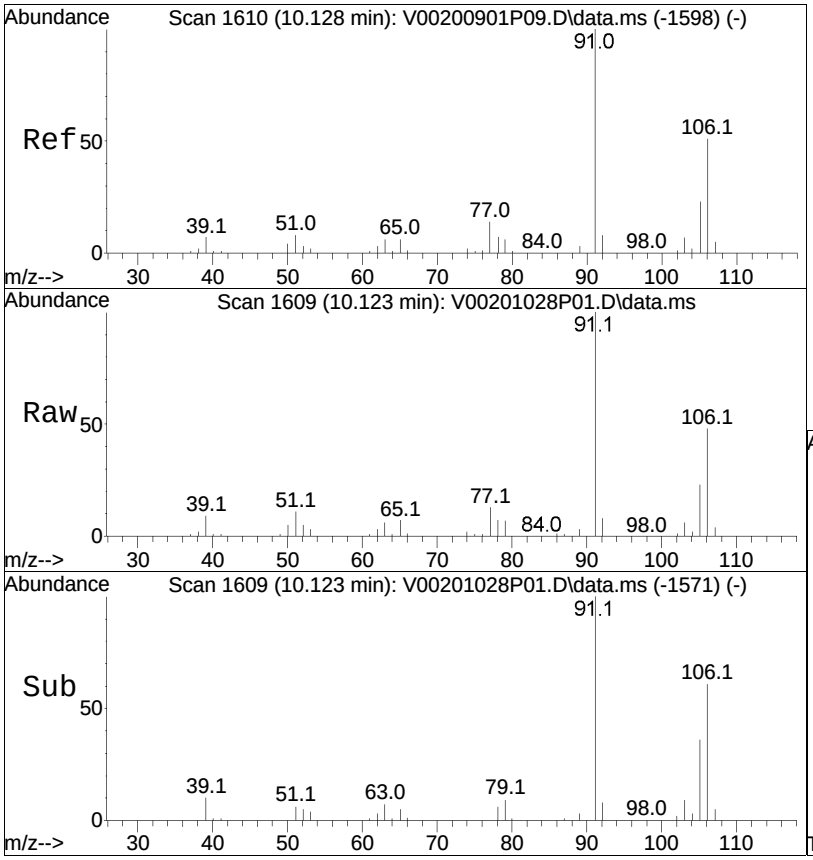

#77
p/m Xylene
Concen: 71.01 ug/L
RT: 10.123 min Scan# 1609
Delta R.T. -0.000 min
Lab File: V00201028P01.D
Acq: 28 Oct 2020 3:32 pm

Tgt Ion:106 Resp: 244485

Ion	Ratio	Lower	Upper
106	100		
91	205.6	159.5	239.3

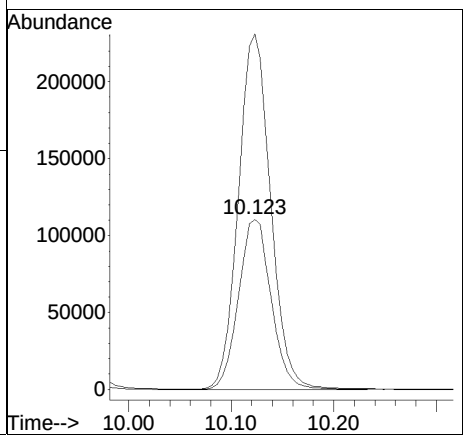

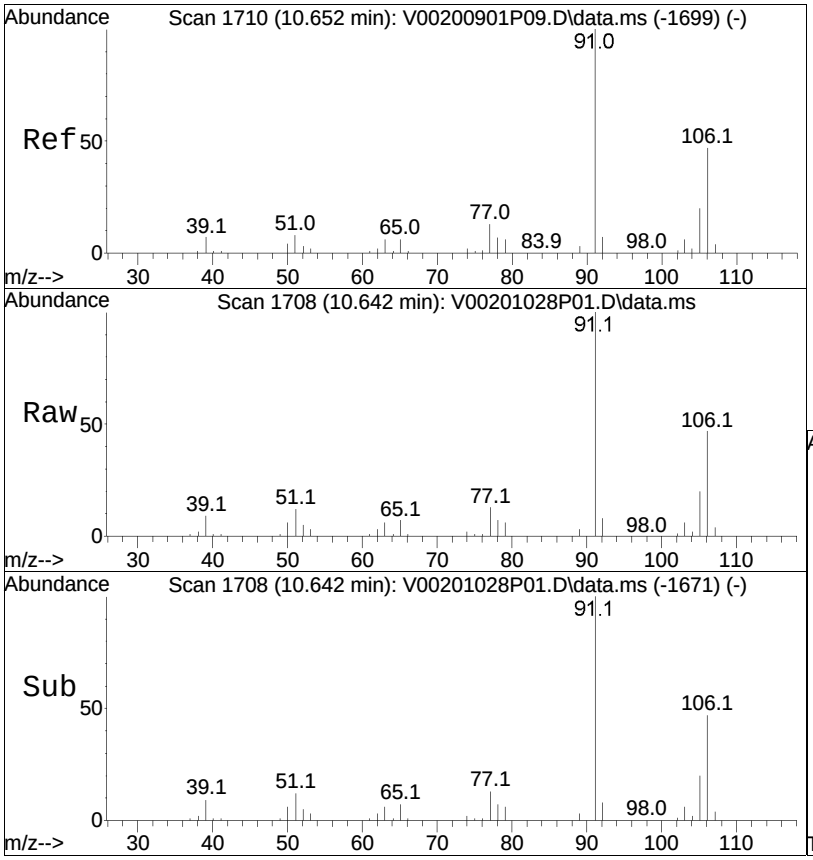

#78
o Xylene
Concen: 71.24 ug/L
RT: 10.642 min Scan# 1708
Delta R.T. -0.005 min
Lab File: V00201028P01.D
Acq: 28 Oct 2020 3:32 pm

Tgt Ion:106 Resp: 229118

Ion	Ratio	Lower	Upper
106	100		
91	217.6	168.6	252.8

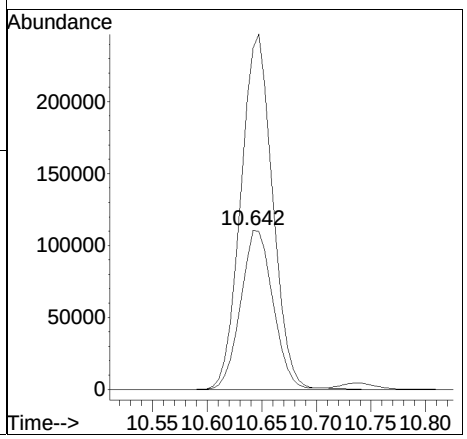

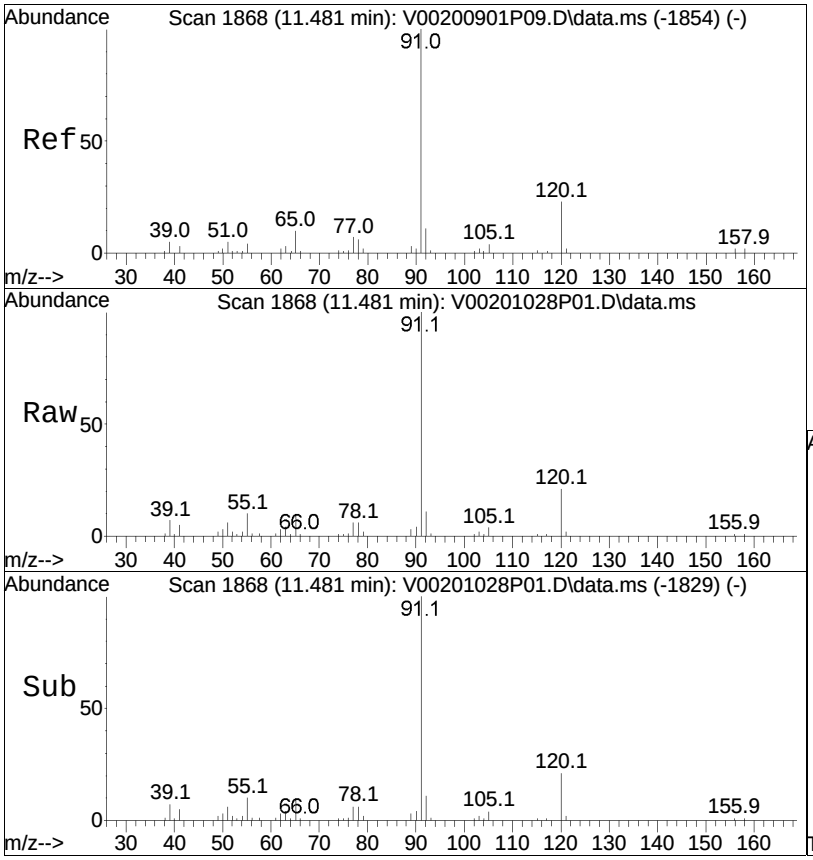

#86
n-Propylbenzene
Concen: 40.90 ug/L
RT: 11.481 min Scan# 1868
Delta R.T. 0.005 min
Lab File: V00201028P01.D
Acq: 28 Oct 2020 3:32 pm

Tgt Ion: 91 Resp: 386484

Ion	Ratio	Lower	Upper
91	100		
120	21.1	18.2	27.2

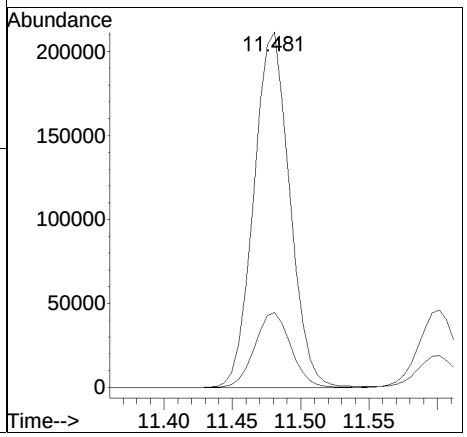

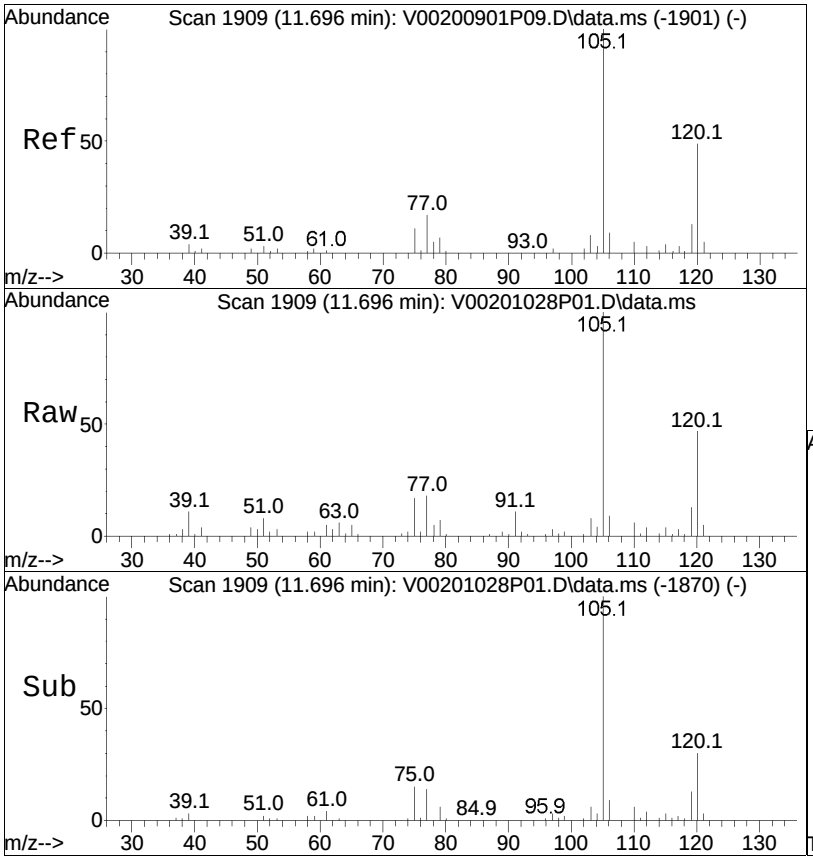

#91
1,3,5-Trimethylbenzene
Concen: 39.27 ug/L
RT: 11.696 min Scan# 1909
Delta R.T. 0.005 min
Lab File: V00201028P01.D
Acq: 28 Oct 2020 3:32 pm

Tgt Ion:105 Resp: 265956

Ion	Ratio	Lower	Upper
105	100		
120	47.2	39.1	58.7

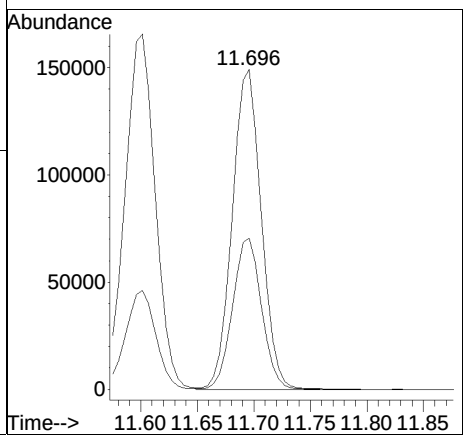

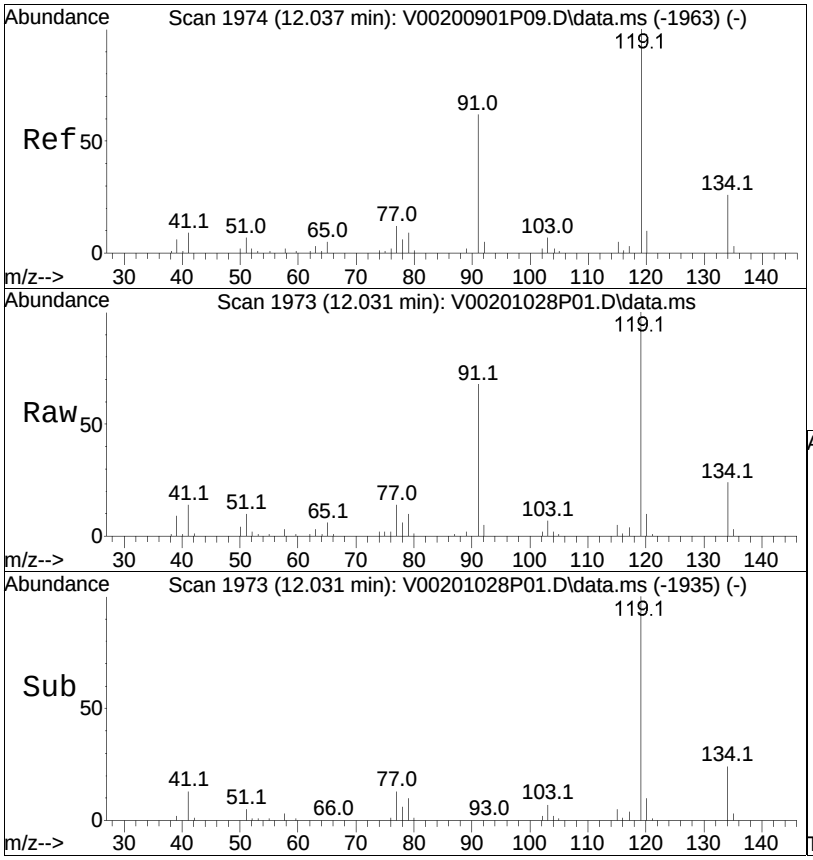

#95
tert-Butylbenzene
Concen: 37.37 ug/L
RT: 12.031 min Scan# 1973
Delta R.T. 0.000 min
Lab File: V00201028P01.D
Acq: 28 Oct 2020 3:32 pm

Tgt Ion:119 Resp: 212408

Ion	Ratio	Lower	Upper
119	100		
91	68.7	54.8	82.2
134	24.3	20.6	30.8

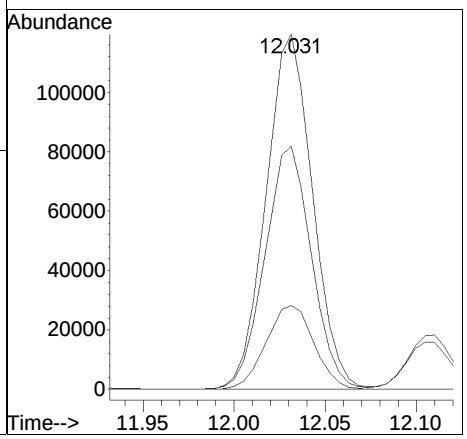

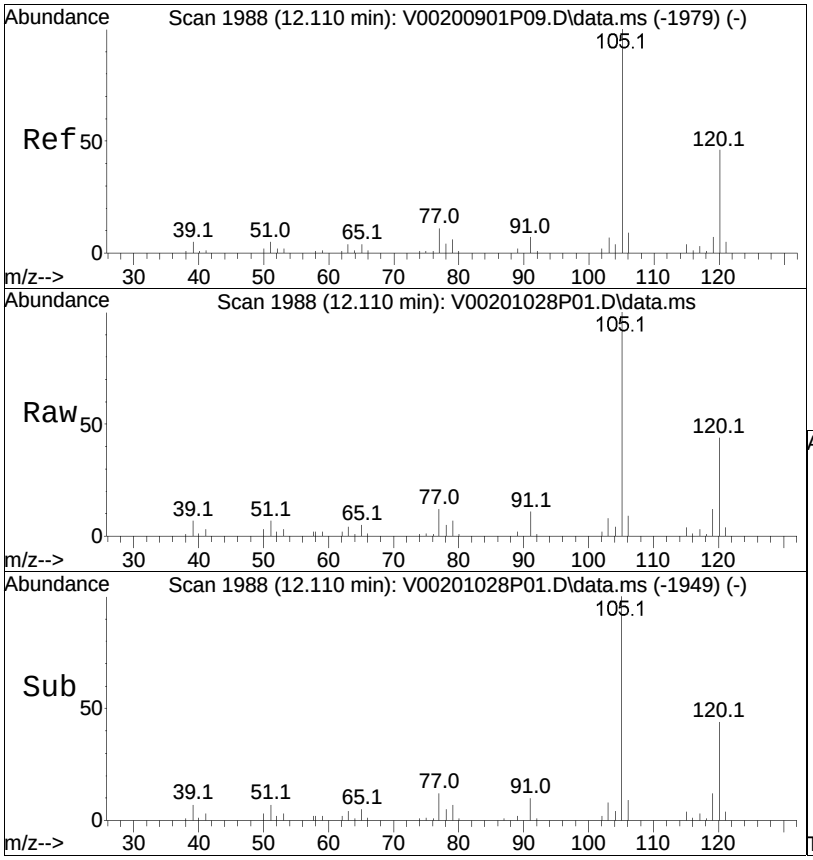

#98
1,2,4-Trimethylbenzene
Concen: 39.48 ug/L
RT: 12.110 min Scan# 1988
Delta R.T. 0.005 min
Lab File: V00201028P01.D
Acq: 28 Oct 2020 3:32 pm

Tgt Ion:105 Resp: 257963

Ion	Ratio	Lower	Upper
105	100		
120	44.1	37.1	55.7

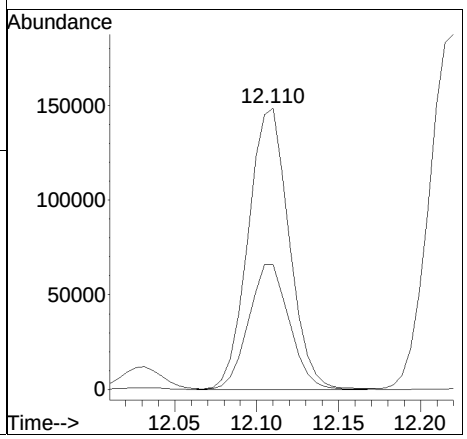

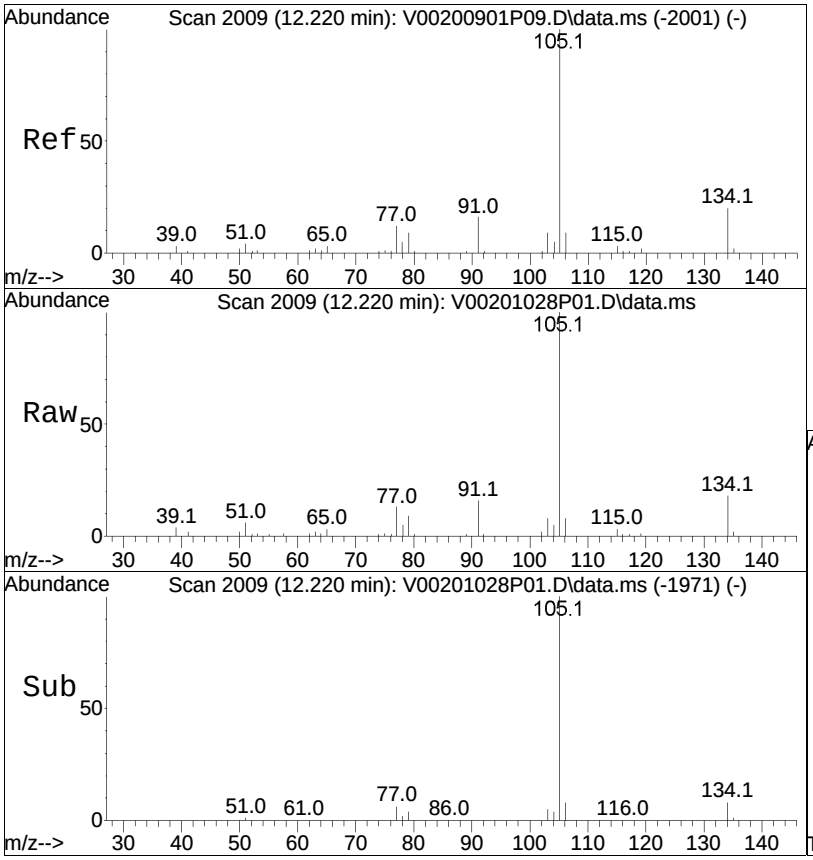

#99
sec-Butylbenzene
Concen: 38.67 ug/L
RT: 12.220 min Scan# 2009
Delta R.T. 0.000 min
Lab File: V00201028P01.D
Acq: 28 Oct 2020 3:32 pm

Tgt Ion:105 Resp: 332372

Ion	Ratio	Lower	Upper
105	100		
134	18.6	13.5	27.9

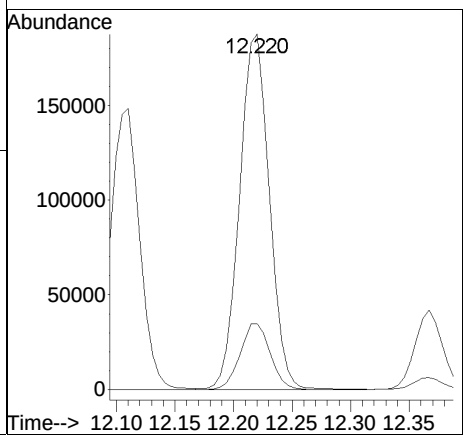

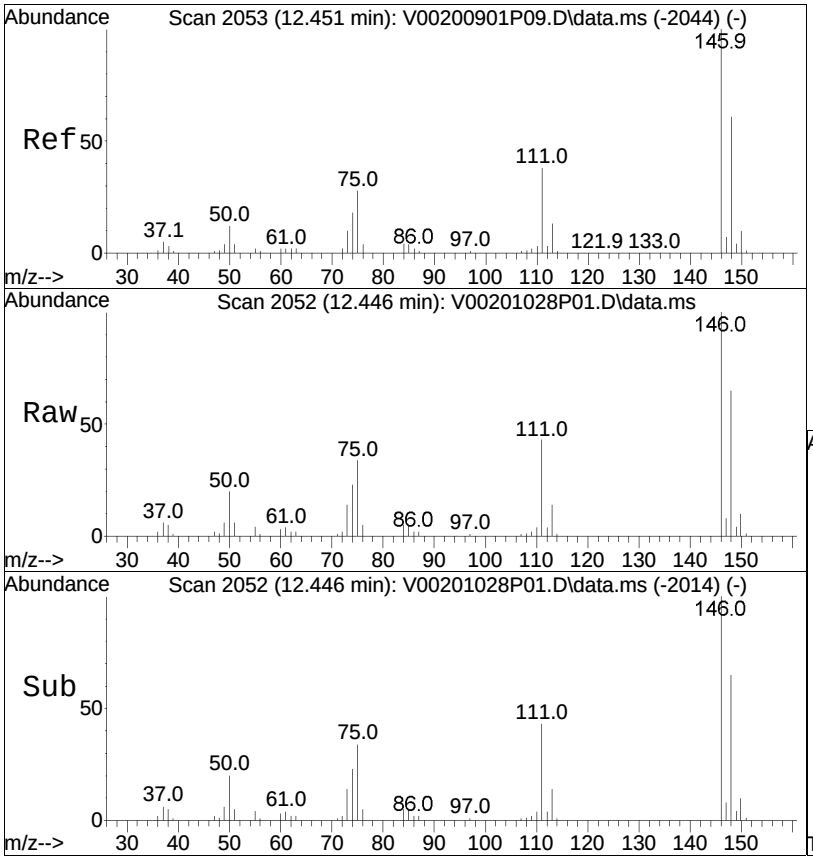

#101
1,3-Dichlorobenzene
Concen: 36.87 ug/L
RT: 12.446 min Scan# 2052
Delta R.T. -0.000 min
Lab File: V00201028P01.D
Acq: 28 Oct 2020 3:32 pm

Tgt Ion:146 Resp: 133082

Ion	Ratio	Lower	Upper
146	100		
111	43.2	26.1	54.1
148	63.3	40.8	84.8

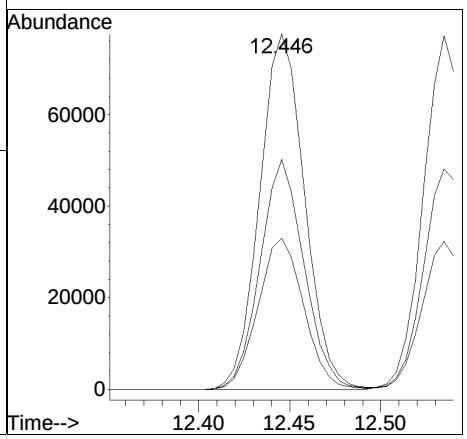

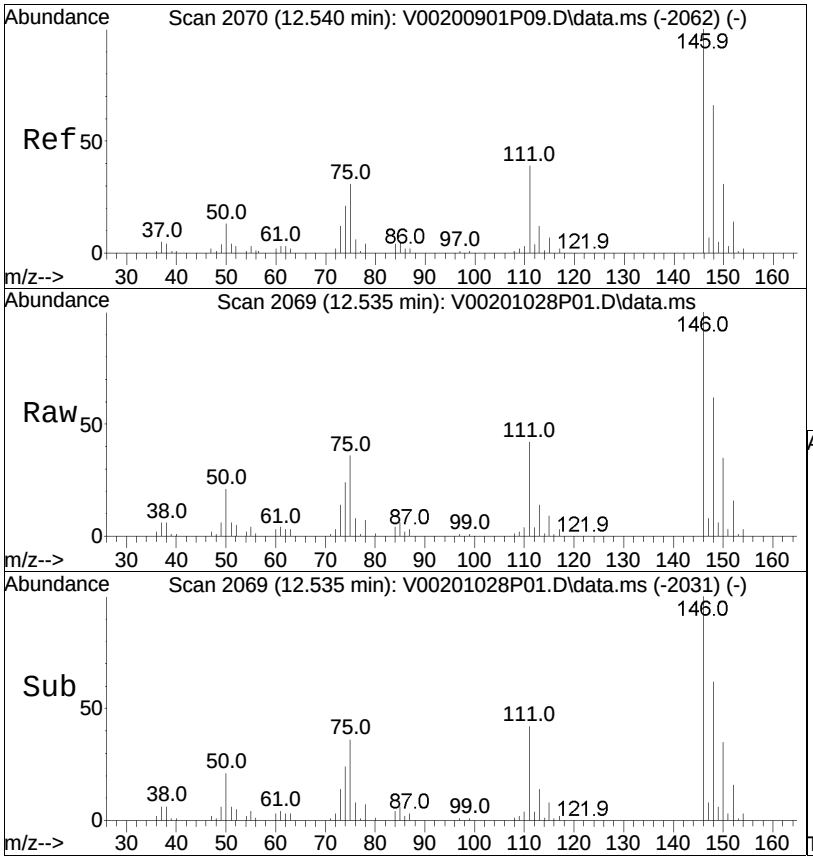

#102
1,4-Dichlorobenzene
Concen: 36.56 ug/L
RT: 12.535 min Scan# 2069
Delta R.T. -0.000 min
Lab File: V00201028P01.D
Acq: 28 Oct 2020 3:32 pm

Tgt Ion:146 Resp: 133210

Ion	Ratio	Lower	Upper
146	100		
111	42.3	32.1	48.1
148	63.4	50.6	75.8

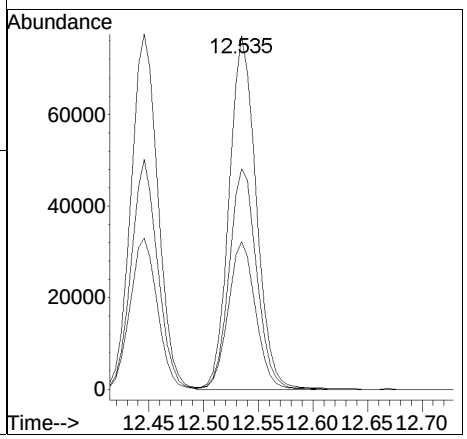

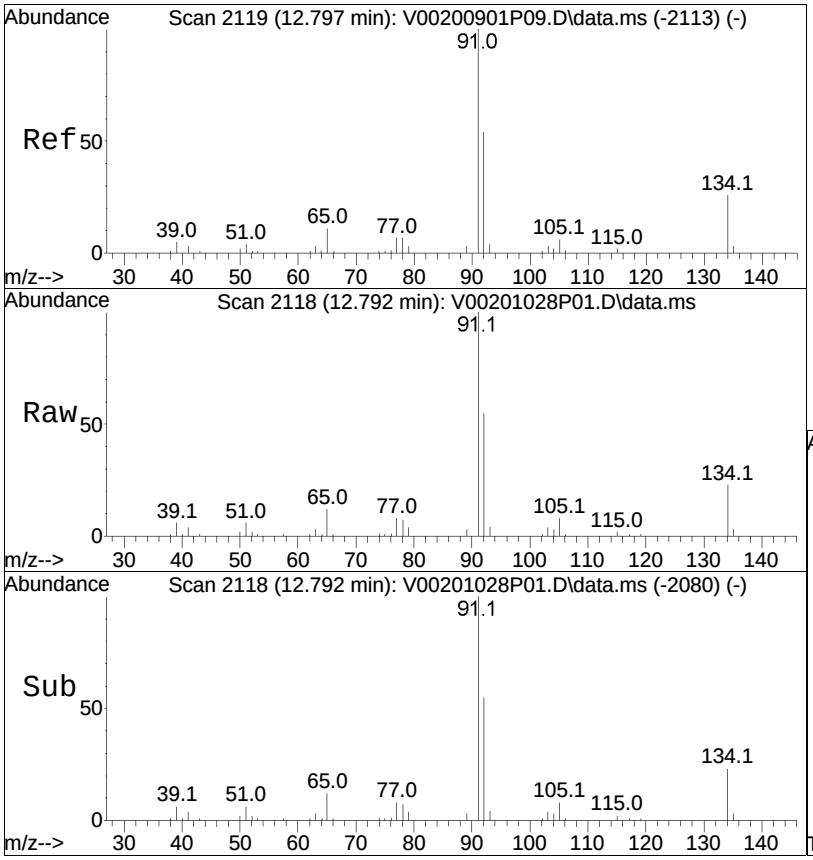

#104
n-Butylbenzene
Concen: 40.51 ug/L
RT: 12.792 min Scan# 2118
Delta R.T. -0.000 min
Lab File: V00201028P01.D
Acq: 28 Oct 2020 3:32 pm

Tgt Ion: 91 Resp: 263793

Ion	Ratio	Lower	Upper
91	100		
92	53.9	43.7	65.5
134	23.6	21.5	32.3

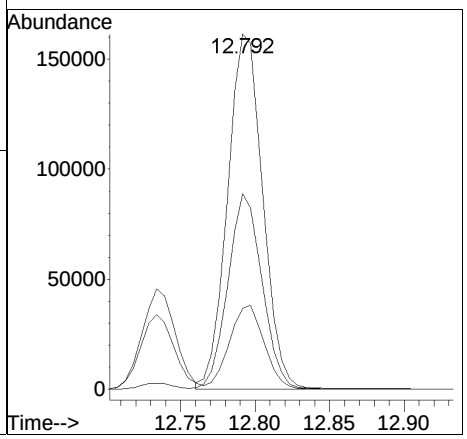

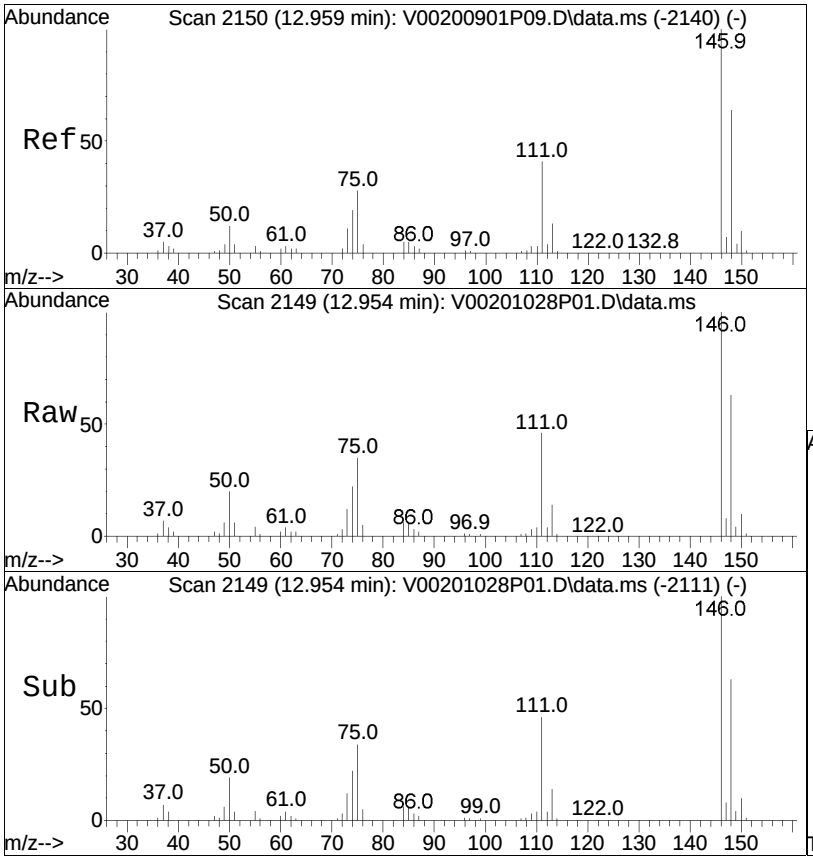

#105
1,2-Dichlorobenzene
Concen: 36.34 ug/L
RT: 12.954 min Scan# 2149
Delta R.T. 0.000 min
Lab File: V00201028P01.D
Acq: 28 Oct 2020 3:32 pm

Tgt Ion:146 Resp: 119995

Ion	Ratio	Lower	Upper
146	100		
111	45.1	26.9	55.9
148	62.2	40.3	83.7

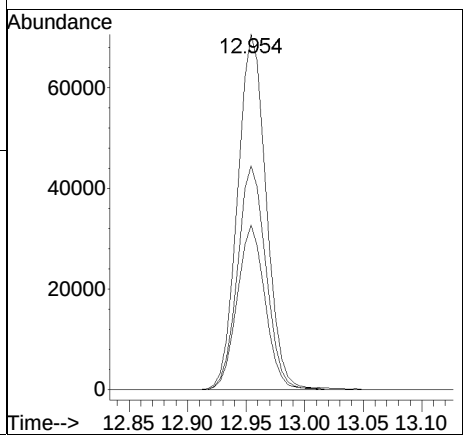

Quantitation Report (QT Reviewed)

Data Path : I:\VOLATILES\VOA110\2020\201029N\
Data File : V10201029N01.d
Acq On : 29 Oct 2020 6:44 pm
Operator : VOA110:AD
Sample : WG1428553-3,31,5,5
Misc : WG1428553,ICAL17196
ALS Vial : 1 Sample Multiplier: 1

Quant Time: Oct 29 19:39:21 2020
Quant Method : I:\VOLATILES\VOA110\2020\201029N\V110_201002A_8260.m
Quant Title : VOLATILES BY GC/MS
QLast Update : Sun Oct 04 17:19:01 2020
Response via : Initial Calibration

CCAL FILE(s) : 1 - I:\VOLATILES\VOA110\2020\201029N\V10201029N01.d
Sub List : 8260-CurveSoil - Megamix plus Diox

Compound	R.T.	QIon	Response	Conc	Units	Dev(Min)
Internal Standards						
1) Fluorobenzene	6.483	96	273154	20.000	ug/L	0.00
Standard Area 1 = 273154			Recovery = 100.00%			
59) Chlorobenzene-d5	10.064	117	258803	20.000	ug/L	0.00
Standard Area 1 = 258803			Recovery = 100.00%			
79) 1,4-Dichlorobenzene-d4	12.665	152	146931	20.000	ug/L	0.00
Standard Area 1 = 146931			Recovery = 100.00%			
System Monitoring Compounds						
36) Dibromofluoromethane	5.650	113	67072	20.748	ug/L	0.00
Spiked Amount 20.000	Range 70 - 130		Recovery = 103.74%			
43) 1,2-Dichloroethane-d4	6.200	65	75880	20.995	ug/L	0.00
Spiked Amount 20.000	Range 70 - 130		Recovery = 104.97%			
60) Toluene-d8	8.198	98	295764	19.415	ug/L	0.00
Spiked Amount 20.000	Range 70 - 130		Recovery = 97.08%			
83) 4-Bromofluorobenzene	11.485	95	123731	19.079	ug/L	0.00
Spiked Amount 20.000	Range 70 - 130		Recovery = 95.40%			
Target Compounds						Qvalue
4) Vinyl chloride	2.158	62	153123	39.718	ug/L	100
10) 1,1-Dichloroethene	3.317	96	123146	38.644	ug/L	93
15) Methylene chloride	3.899	84	152299	38.456	ug/L	90
17) Acetone	3.951	43	51270	43.722	ug/L #	26
18) trans-1,2-Dichloroethene	4.061	96	148838	40.496	ug/L	92
20) Methyl tert-butyl ether	4.161	73	474550	40.218	ug/L	96
23) 1,1-Dichloroethane	4.669	63	278234	44.443	ug/L	99
28) cis-1,2-Dichloroethene	5.199	96	169568	40.186	ug/L	97
32) Chloroform	5.466	83	260450	39.422	ug/L	98
34) Carbon tetrachloride	5.613	117	204836	41.561	ug/L	98
37) 1,1,1-Trichloroethane	5.687	97	227489	40.269	ug/L	99
39) 2-Butanone	5.776	43	86257	42.973	ug/L #	15
41) Benzene	6.059	78	627778	39.053	ug/L	99
44) 1,2-Dichloroethane	6.263	62	220051	44.269	ug/L	100
48) Trichloroethene	6.662	95	155680	38.771	ug/L	93
57) 1,4-Dioxane	7.495	88	127878	2327.176	ug/L	96
61) Toluene	8.261	92	416776	37.658	ug/L	99
63) Tetrachloroethene	8.707	166	170865	36.660	ug/L	97
73) Chlorobenzene	10.085	112	475013	36.477	ug/L	92
74) Ethylbenzene	10.122	91	781171	37.569	ug/L	97

Data Path : I:\VOLATILES\VOA110\2020\201029N\
Data File : V10201029N01.d
Acq On : 29 Oct 2020 6:44 pm
Operator : VOA110:AD
Sample : WG1428553-3,31,5,5
Misc : WG1428553,ICAL17196
ALS Vial : 1 Sample Multiplier: 1

Quant Time: Oct 29 19:39:21 2020
Quant Method : I:\VOLATILES\VOA110\2020\201029N\V110_201002A_8260.m
Quant Title : VOLATILES BY GC/MS
QLast Update : Sun Oct 04 17:19:01 2020
Response via : Initial Calibration

CCAL FILE(s) : 1 - I:\VOLATILES\VOA110\2020\201029N\V10201029N01.d
Sub List : 8260-CurveSoil - Megamix plus Diox

Compound	R.T.	QIon	Response	Conc	Units	Dev(Min)
76) p/m Xylene	10.300	106	641824	73.334	ug/L	95
77) o Xylene	10.814	106	602062	72.738	ug/L	95
85) n-Propylbenzene	11.637	91	926965	36.059	ug/L	96
90) 1,3,5-Trimethylbenzene	11.847	105	680561	36.029	ug/L	98
94) tert-Butylbenzene	12.183	119	592838	36.507	ug/L	98
97) 1,2,4-Trimethylbenzene	12.256	105	672897	35.757	ug/L	97
98) sec-Butylbenzene	12.366	105	870394	35.789	ug/L	96
100) 1,3-Dichlorobenzene	12.586	146	402505	36.029	ug/L	98
101) 1,4-Dichlorobenzene	12.676	146	400975	35.502	ug/L	99
103) n-Butylbenzene	12.938	91	656621	35.972	ug/L	98
104) 1,2-Dichlorobenzene	13.095	146	380204	35.825	ug/L	99

(#) = qualifier out of range (m) = manual integration (+) = signals summed

Quantitation Report (QT Reviewed)

Data Path : I:\VOLATILES\VOA110\2020\201029N\
Data File : V10201029N01.d
Acq On : 29 Oct 2020 6:44 pm
Operator : VOA110:AD
Sample : WG1428553-3,31,5,5
Misc : WG1428553,ICAL17196
ALS Vial : 1 Sample Multiplier: 1

Quant Time: Oct 29 19:39:21 2020
Quant Method : I:\VOLATILES\VOA110\2020\201029N\V110_201002A_8260.m
Quant Title : VOLATILES BY GC/MS
QLast Update : Sun Oct 04 17:19:01 2020
Response via : Initial Calibration

Sub List : 8260-CurveSoil - Megamix plus Diox9N\V10201029N01.d•

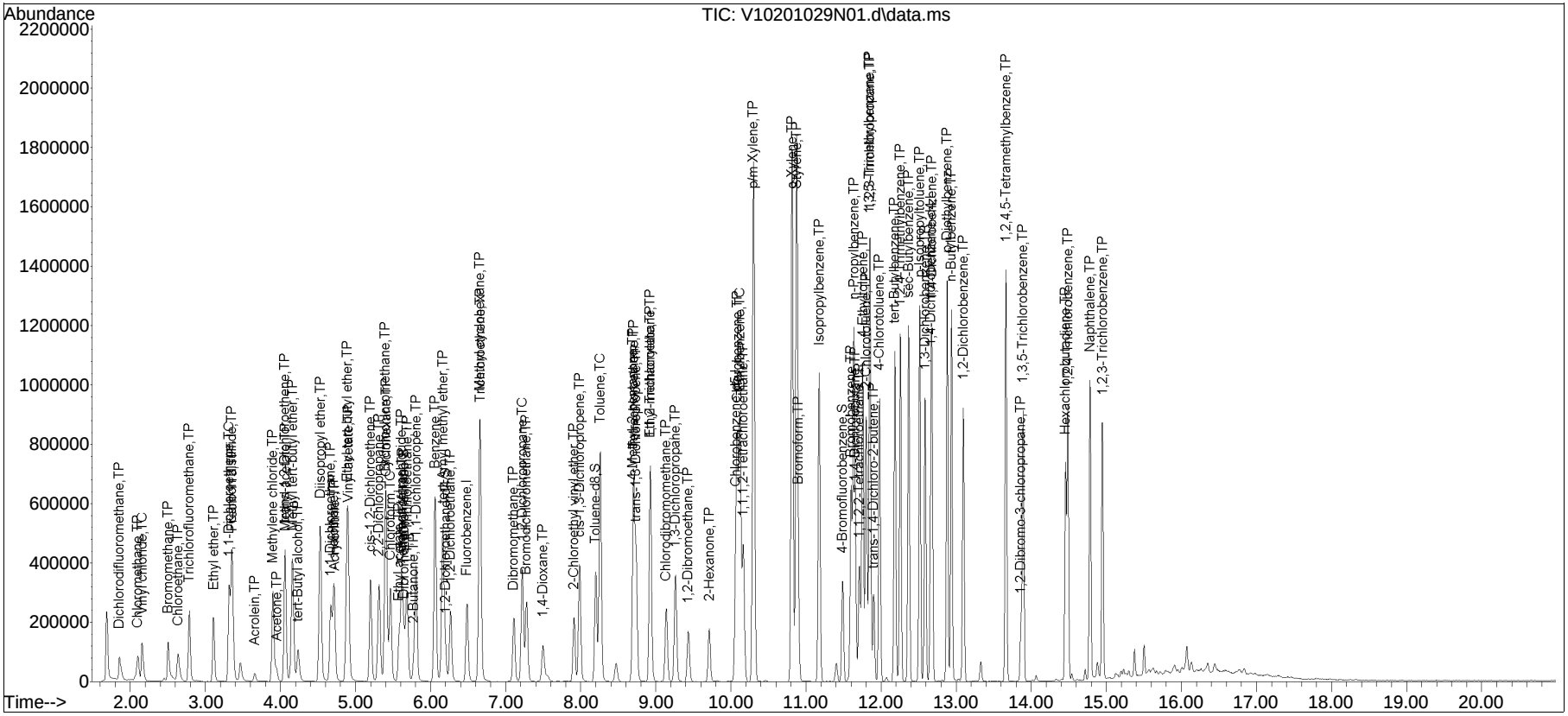

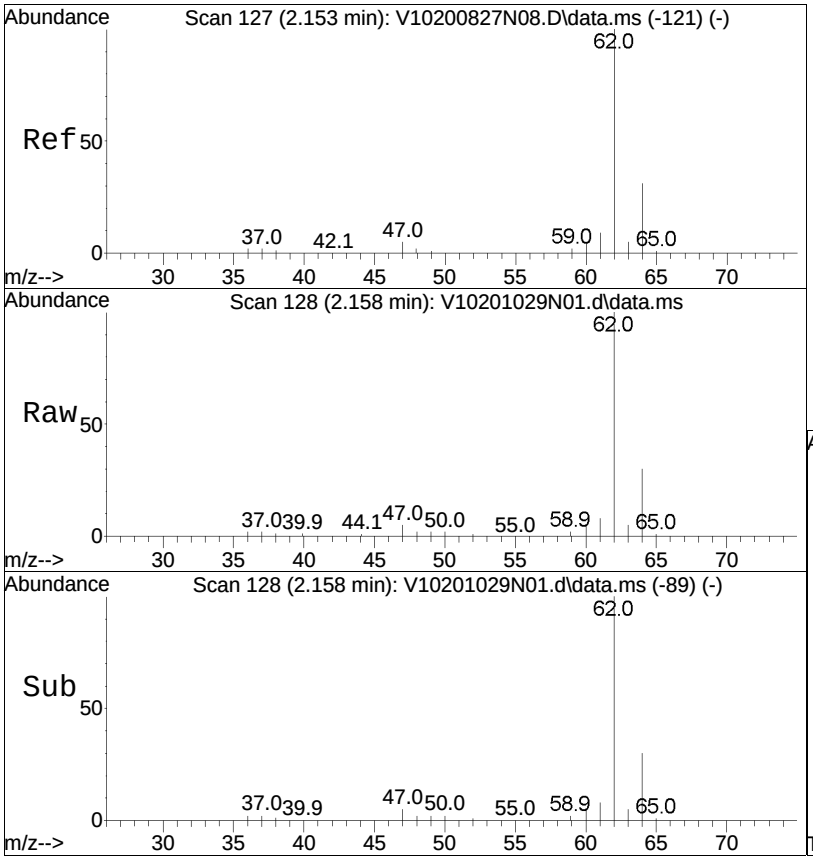

#4
Vinyl chloride
Concen: 39.72 ug/L
RT: 2.158 min Scan# 128
Delta R.T. 0.005 min
Lab File: V10201029N01.d
Acq: 29 Oct 2020 6:44 pm

Tgt Ion: 62 Resp: 153123

Ion	Ratio	Lower	Upper
62	100		
64	30.6	10.5	50.5

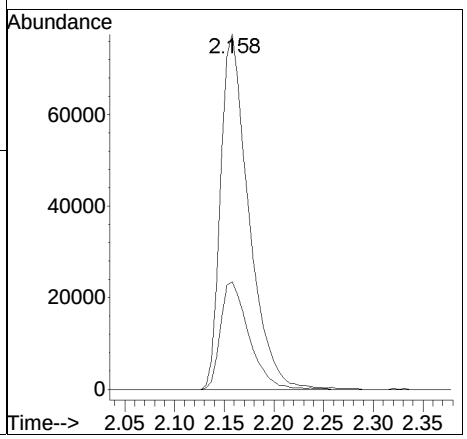

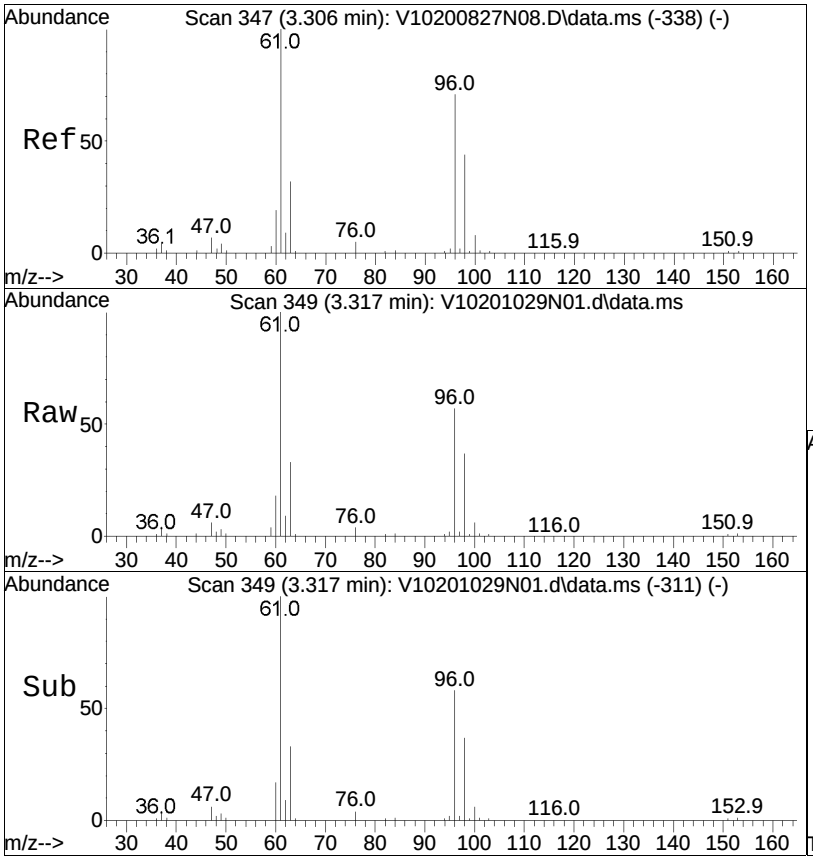

#10
1,1-Dichloroethene
Concen: 38.64 ug/L
RT: 3.317 min Scan# 349
Delta R.T. -0.000 min
Lab File: V10201029N01.d
Acq: 29 Oct 2020 6:44 pm

Tgt Ion: 96 Resp: 123146

Ion	Ratio	Lower	Upper
96	100		
61	170.4	145.0	217.4
63	55.5	46.8	70.2

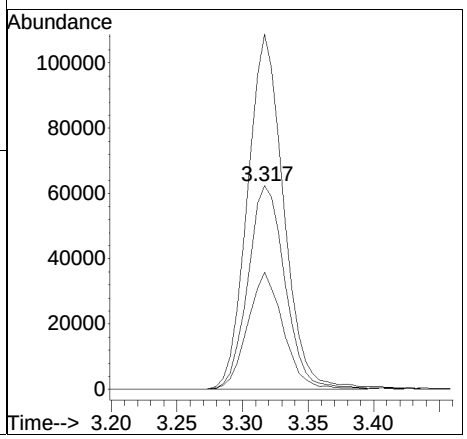

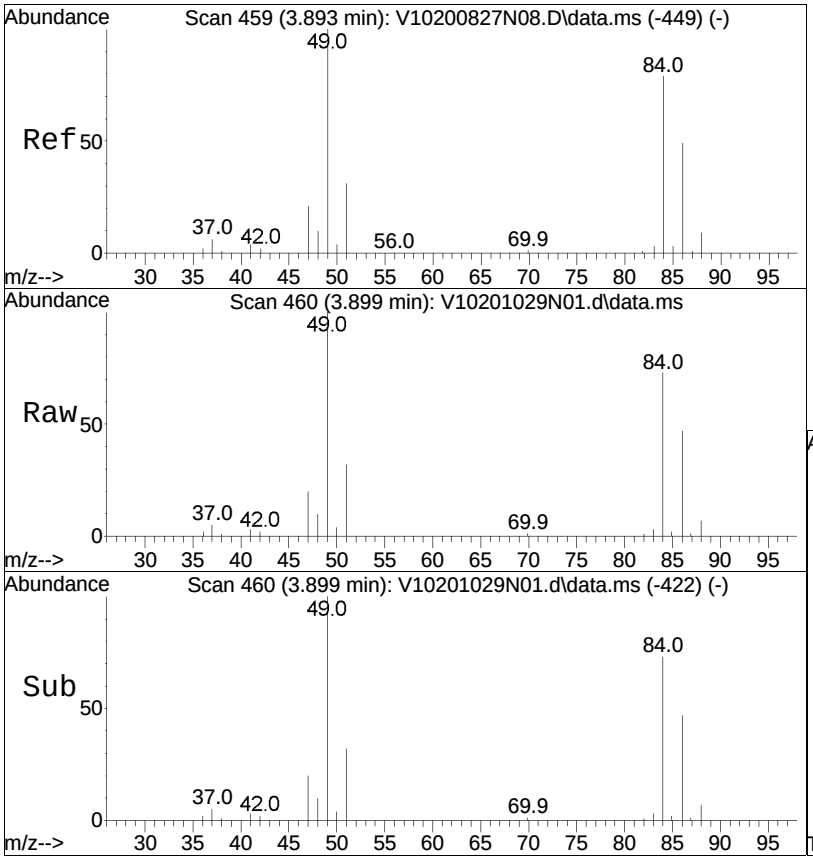

#15
Methylene chloride
Concen: 38.46 ug/L
RT: 3.899 min Scan# 460
Delta R.T. -0.000 min
Lab File: V10201029N01.d
Acq: 29 Oct 2020 6:44 pm

Tgt Ion: 84 Resp: 152299

Ion	Ratio	Lower	Upper
84	100		
86	64.8	41.5	86.3
49	134.8	99.3	206.1

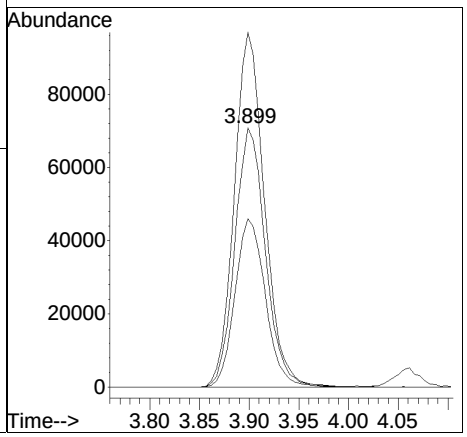

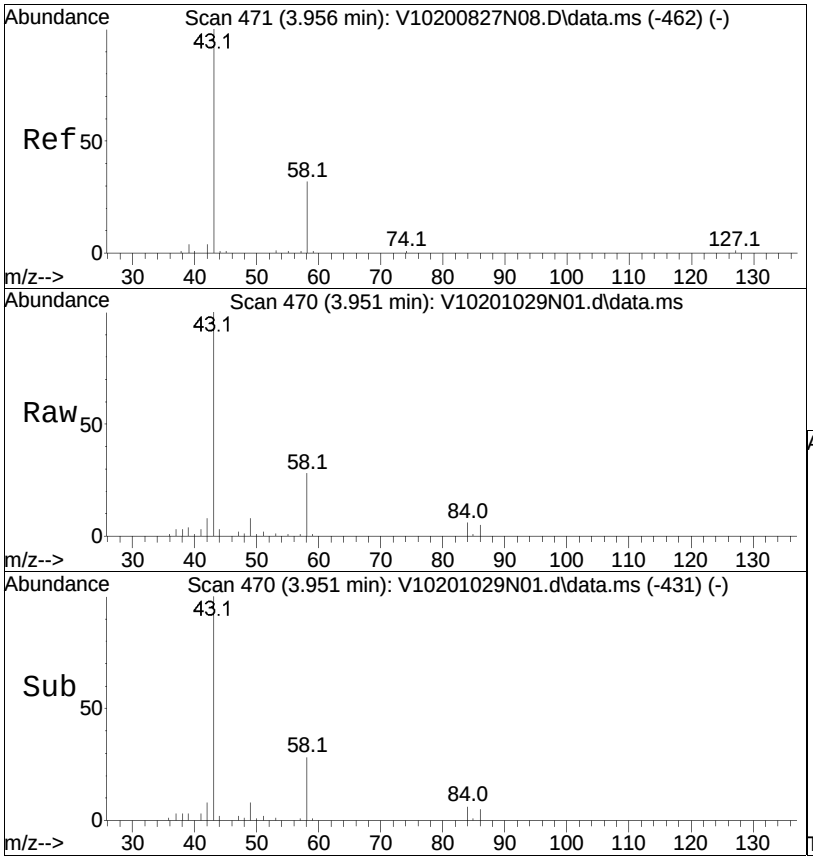

#17
Acetone
Concen: 43.72 ug/L
RT: 3.951 min Scan# 470
Delta R.T. 0.005 min
Lab File: V10201029N01.d
Acq: 29 Oct 2020 6:44 pm

Tgt Ion: 43 Resp: 51270

Ion	Ratio	Lower	Upper
43	100		
58	31.4	5.0	7.6#

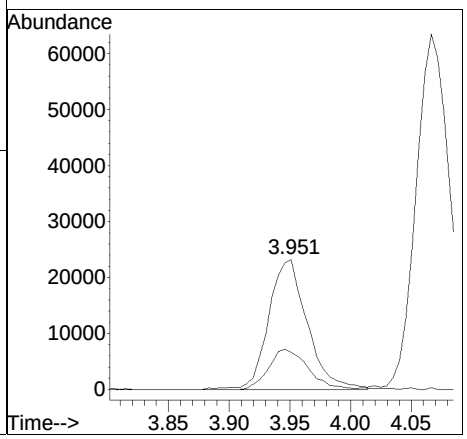

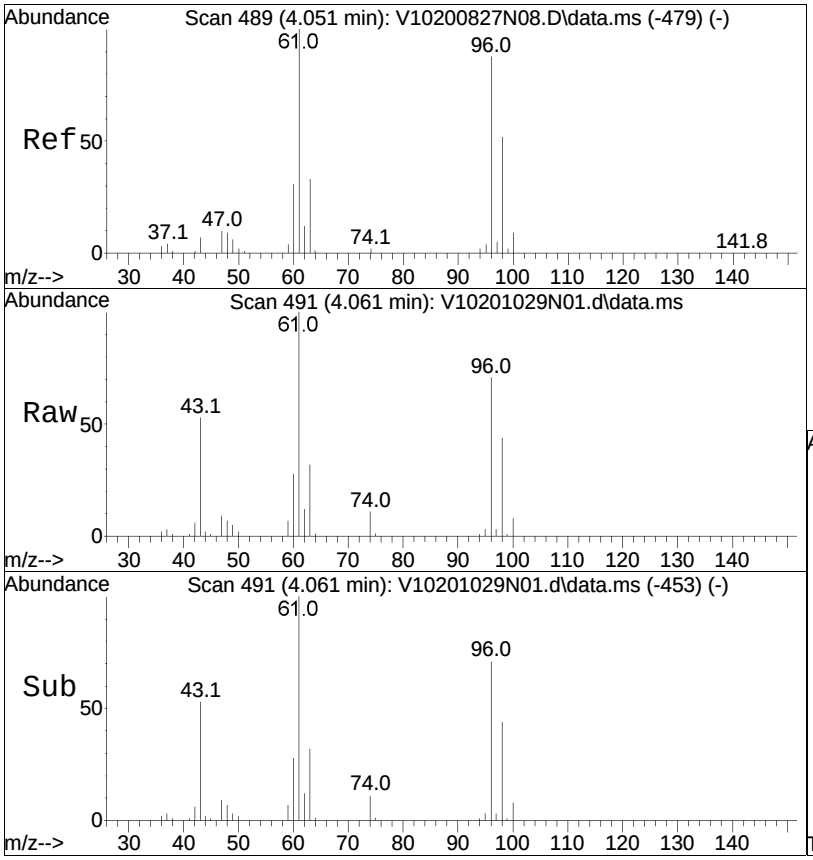

#18
trans-1,2-Dichloroethene
Concen: 40.50 ug/L
RT: 4.061 min Scan# 491
Delta R.T. 0.000 min
Lab File: V10201029N01.d
Acq: 29 Oct 2020 6:44 pm

Tgt Ion: 96 Resp: 148838

Ion	Ratio	Lower	Upper
96	100		
61	142.6	102.0	211.8
98	63.3	40.9	84.9
63	46.1	32.8	68.2

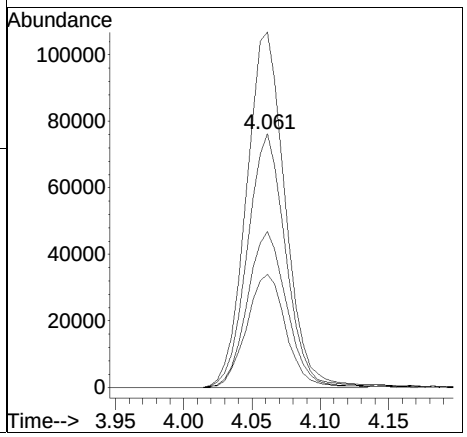

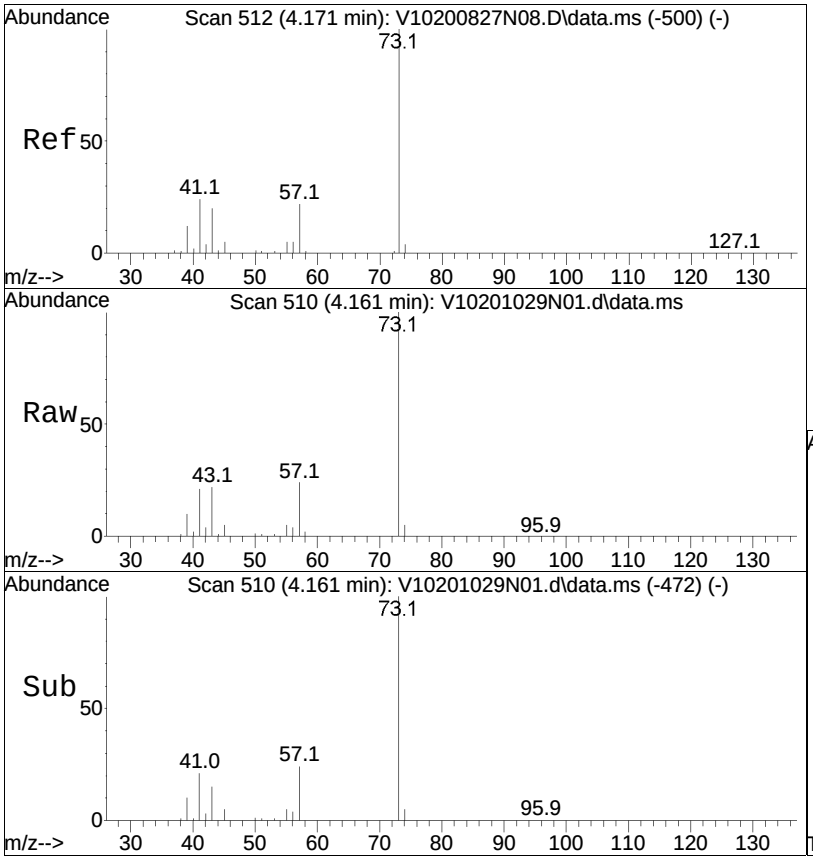

#20
Methyl tert-butyl ether
Concen: 40.22 ug/L
RT: 4.161 min Scan# 510
Delta R.T. -0.000 min
Lab File: V10201029N01.d
Acq: 29 Oct 2020 6:44 pm

Tgt Ion: 73 Resp: 474550

Ion	Ratio	Lower	Upper
73	100		
57	23.5	15.9	32.9
43	21.6	15.7	32.5
41	20.5	14.8	30.8

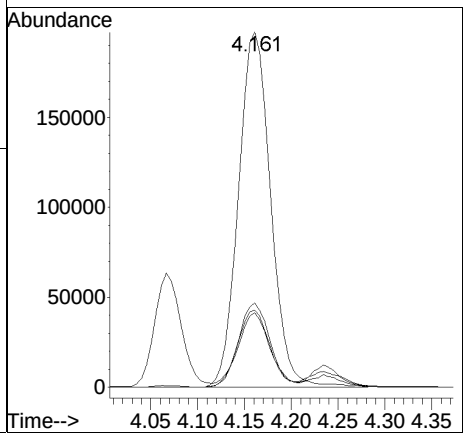

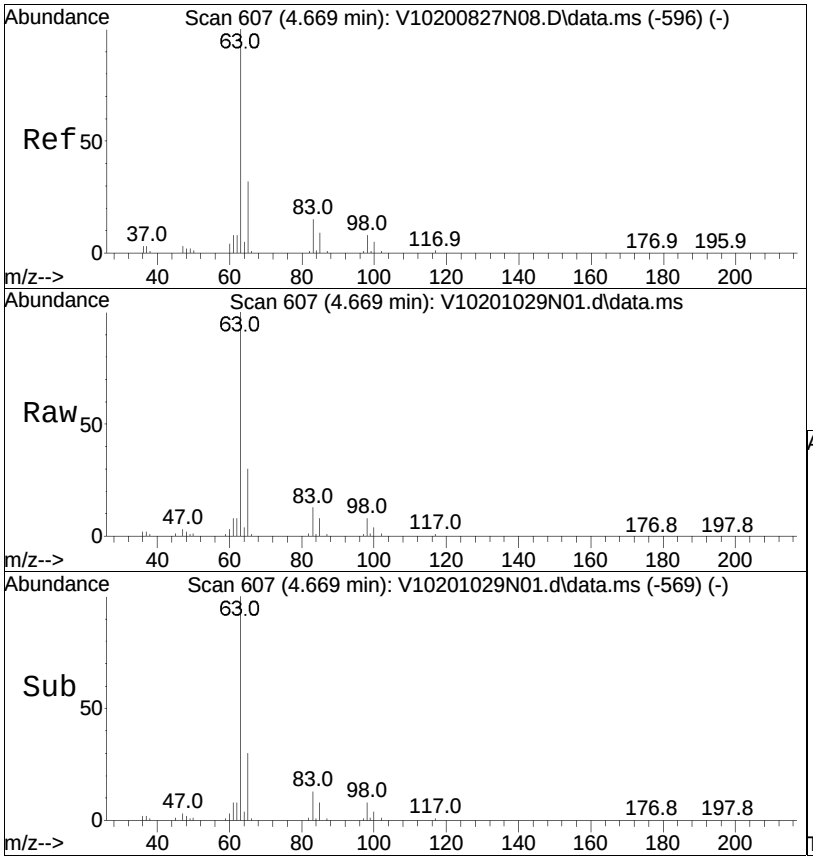

#23
1,1-Dichloroethane
Concen: 44.44 ug/L
RT: 4.669 min Scan# 607
Delta R.T. 0.000 min
Lab File: V10201029N01.d
Acq: 29 Oct 2020 6:44 pm

Tgt Ion: 63 Resp: 278234

Ion	Ratio	Lower	Upper
63	100		
65	30.2	11.0	51.0
83	12.4	0.0	32.5

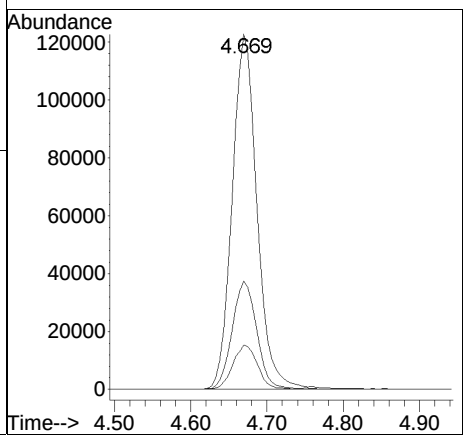

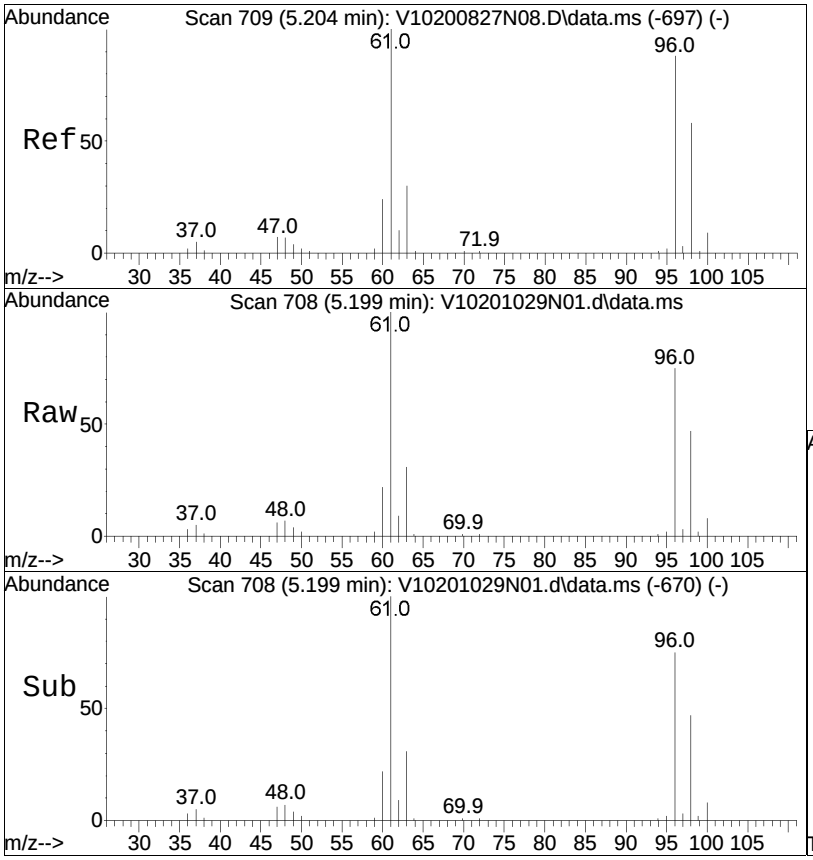

#28
cis-1,2-Dichloroethene
Concen: 40.19 ug/L
RT: 5.199 min Scan# 708
Delta R.T. -0.000 min
Lab File: V10201029N01.d
Acq: 29 Oct 2020 6:44 pm

Tgt Ion: 96 Resp: 169568

Ion	Ratio	Lower	Upper
96	100		
61	130.6	101.0	151.4
98	63.6	50.7	76.1

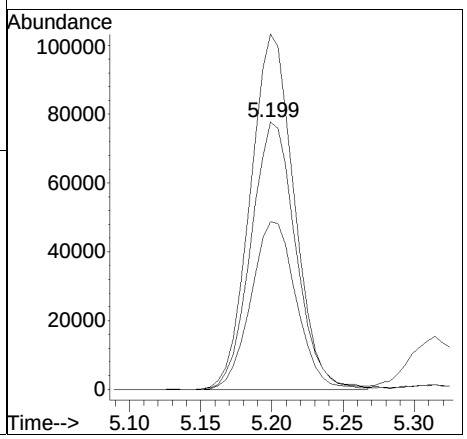

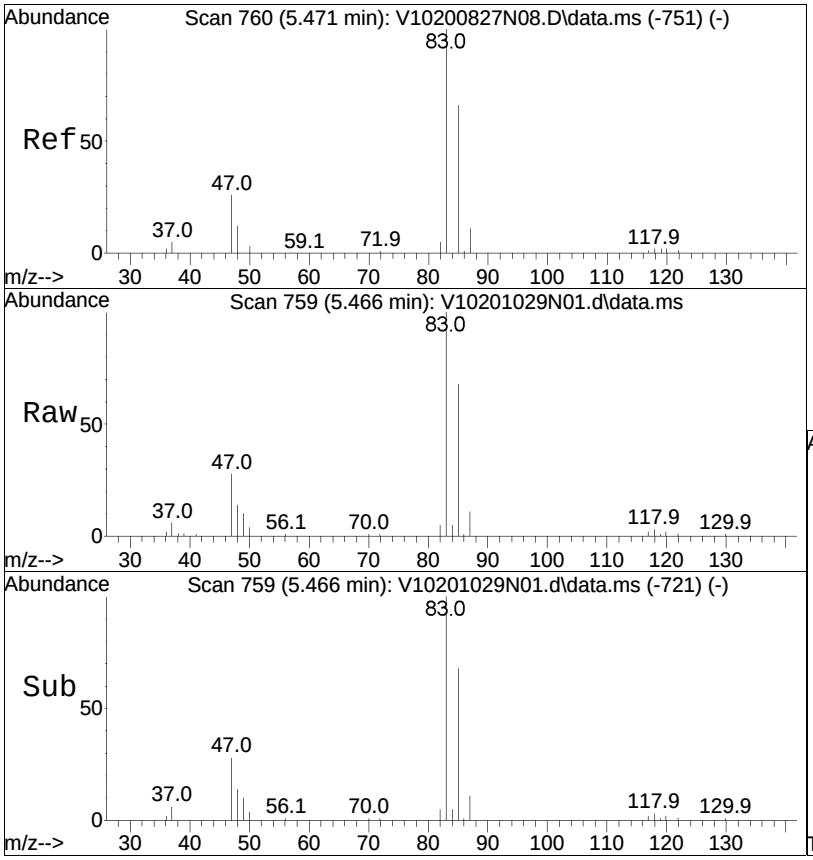

#32
Chloroform
Concen: 39.42 ug/L
RT: 5.466 min Scan# 759
Delta R.T. 0.000 min
Lab File: V10201029N01.d
Acq: 29 Oct 2020 6:44 pm

Tgt Ion: 83 Resp: 260450

Ion	Ratio	Lower	Upper
83	100		
85	67.3	41.9	87.1
47	28.2	18.4	38.2
48	14.5	9.4	19.4

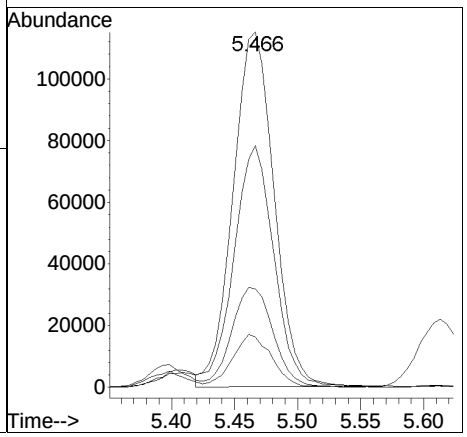

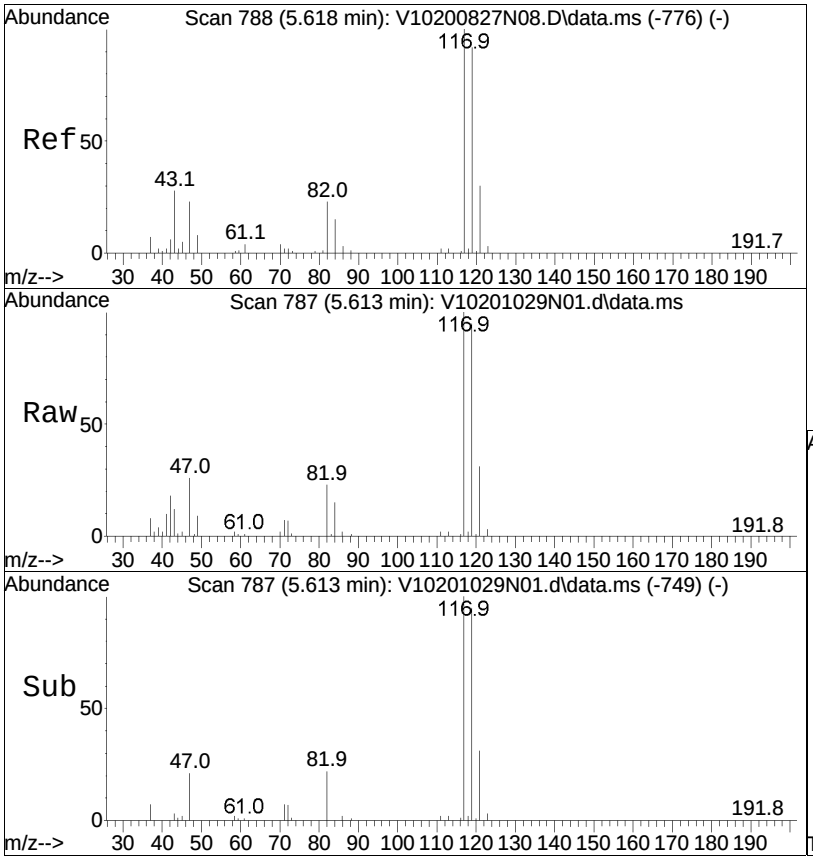

#34
Carbon tetrachloride
Concen: 41.56 ug/L
RT: 5.613 min Scan# 787
Delta R.T. 0.000 min
Lab File: V10201029N01.d
Acq: 29 Oct 2020 6:44 pm

Tgt Ion:117 Resp: 204836

Ion	Ratio	Lower	Upper
117	100		
119	95.5	62.9	130.5
121	30.8	19.1	39.7
82	24.0	16.3	33.9

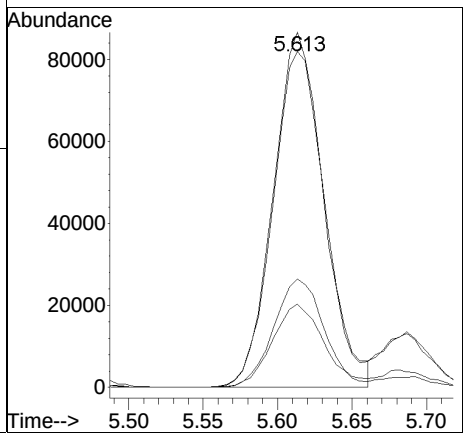

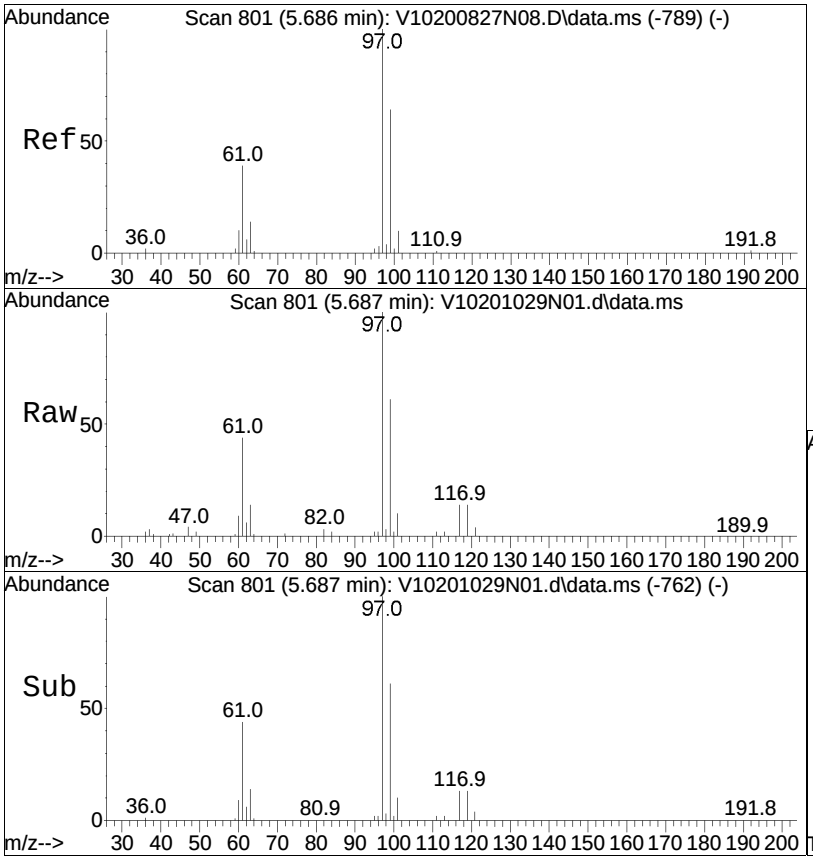

#37
1,1,1-Trichloroethane
Concen: 40.27 ug/L
RT: 5.687 min Scan# 801
Delta R.T. 0.006 min
Lab File: V10201029N01.d
Acq: 29 Oct 2020 6:44 pm

Tgt Ion: 97 Resp: 227489

Ion	Ratio	Lower	Upper
97	100		
99	63.8	41.7	86.5
61	45.2	30.1	62.5
63	14.9	9.9	20.5

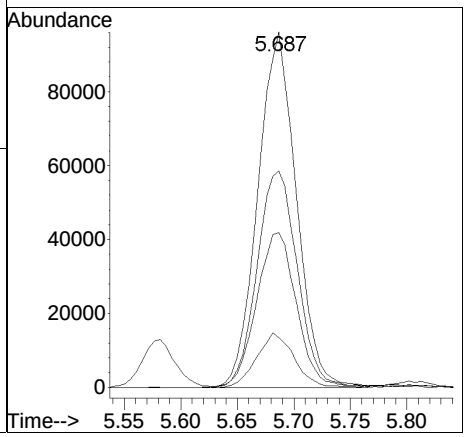

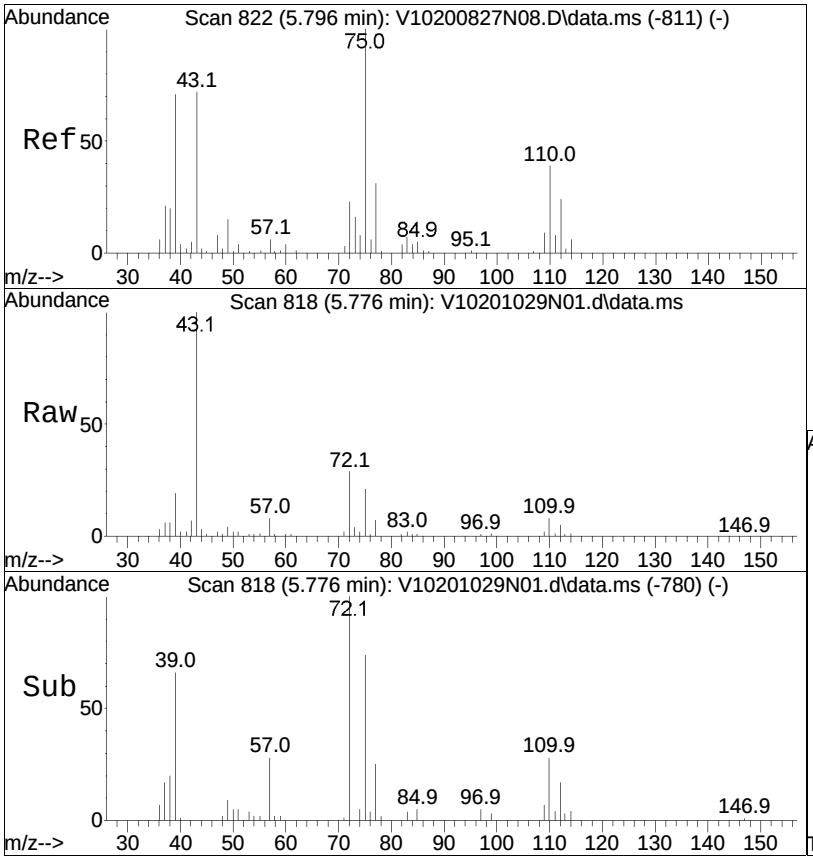

#39
2-Butanone
Concen: 42.97 ug/L
RT: 5.776 min Scan# 818
Delta R.T. -0.000 min
Lab File: V10201029N01.d
Acq: 29 Oct 2020 6:44 pm

Tgt Ion: 43 Resp: 86257

Ion	Ratio	Lower	Upper
43	100		
72	36.8	113.1	169.7#

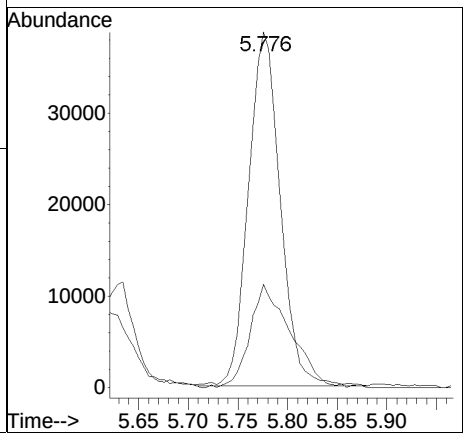

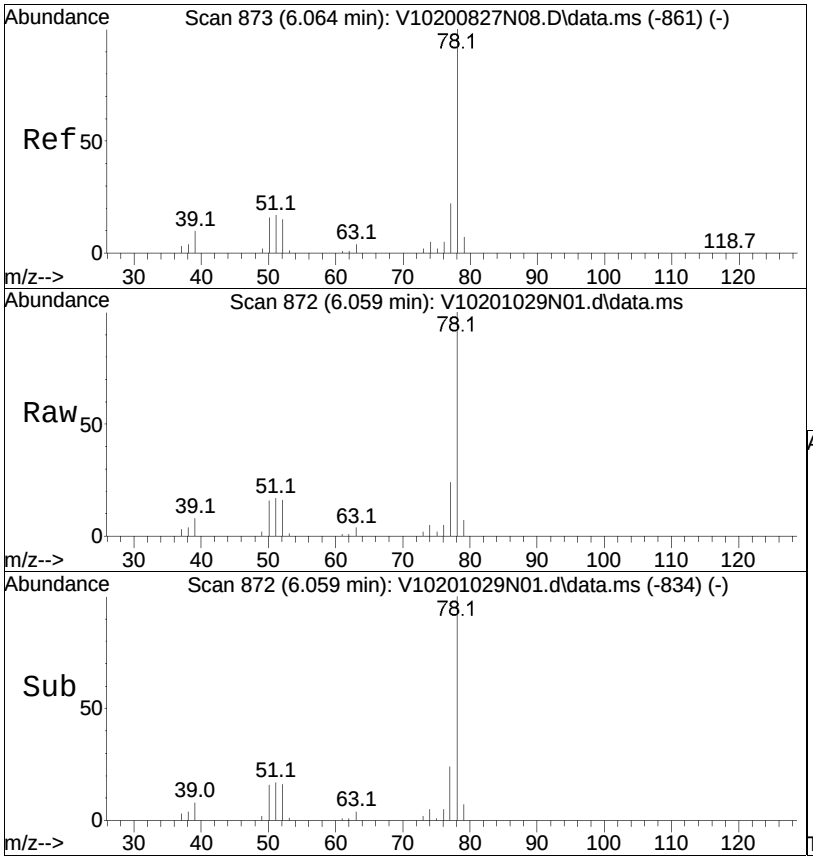

#41
Benzene
Concen: 39.05 ug/L
RT: 6.059 min Scan# 872
Delta R.T. -0.000 min
Lab File: V10201029N01.d
Acq: 29 Oct 2020 6:44 pm

Tgt Ion: 78 Resp: 627778

Ion	Ratio	Lower	Upper
78	100		
77	24.1	16.1	33.5
51	17.9	11.8	24.6
52	16.4	11.0	22.8

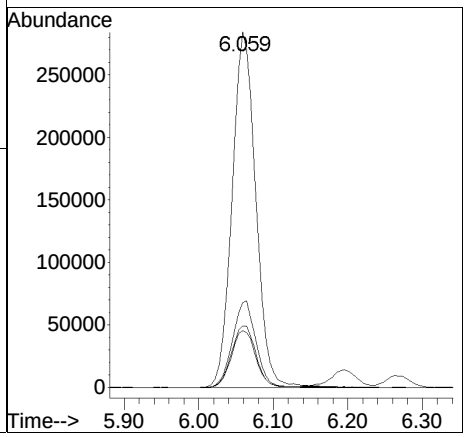

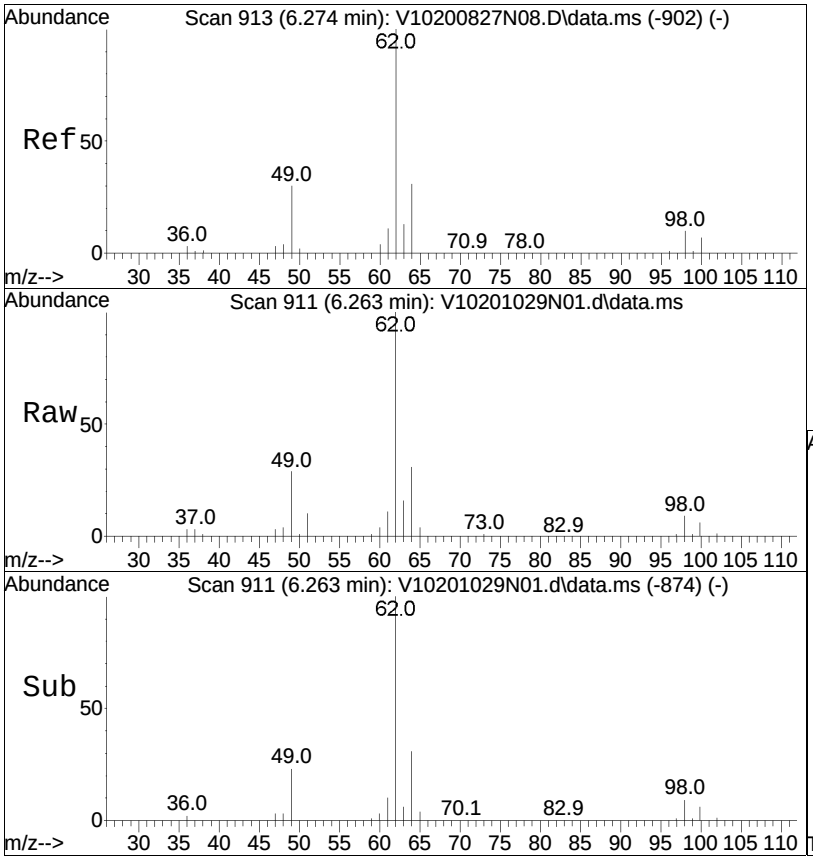

#44
1,2-Dichloroethane
Concen: 44.27 ug/L
RT: 6.263 min Scan# 911
Delta R.T. -0.006 min
Lab File: V10201029N01.d
Acq: 29 Oct 2020 6:44 pm

Tgt Ion: 62 Resp: 220051

Ion	Ratio	Lower	Upper
62	100		
64	32.2	12.3	52.3
98	9.6	0.0	29.5

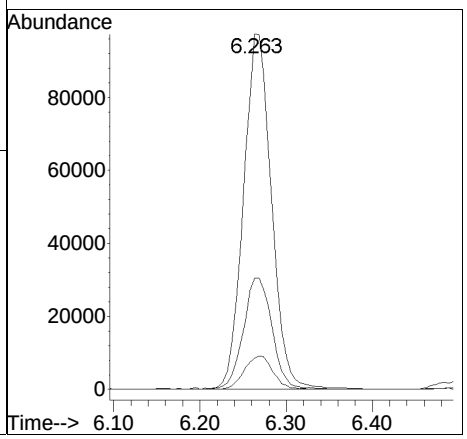

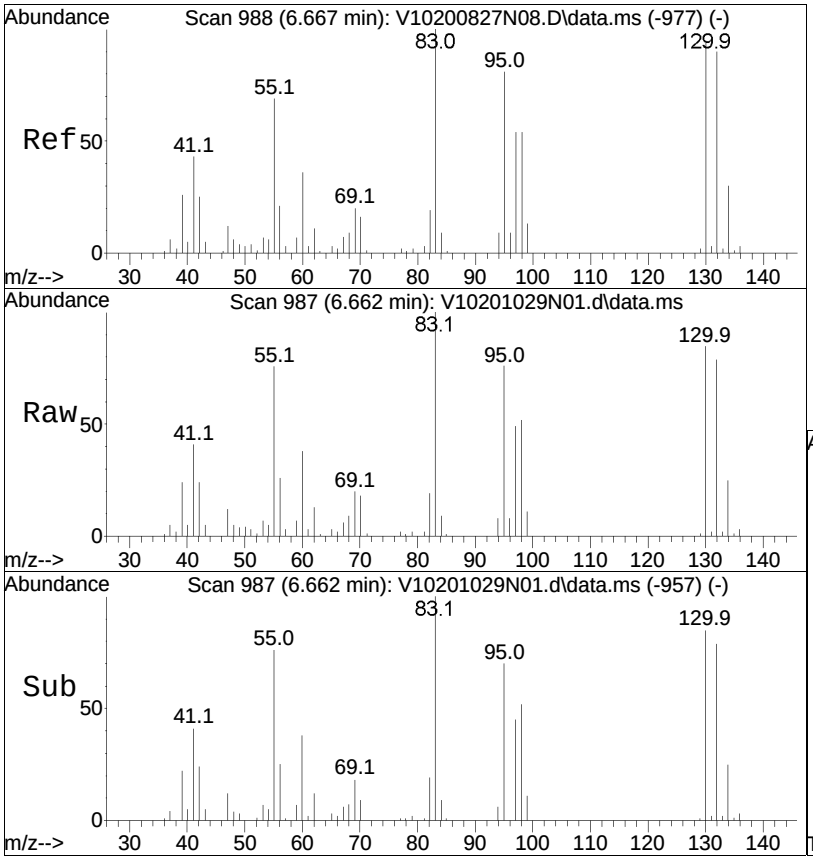

#48
Trichloroethene
Concen: 38.77 ug/L
RT: 6.662 min Scan# 987
Delta R.T. 0.005 min
Lab File: V10201029N01.d
Acq: 29 Oct 2020 6:44 pm

Tgt Ion: 95 Resp: 155680

Ion	Ratio	Lower	Upper
95	100		
97	67.3	53.3	79.9
130	112.2	80.7	121.1

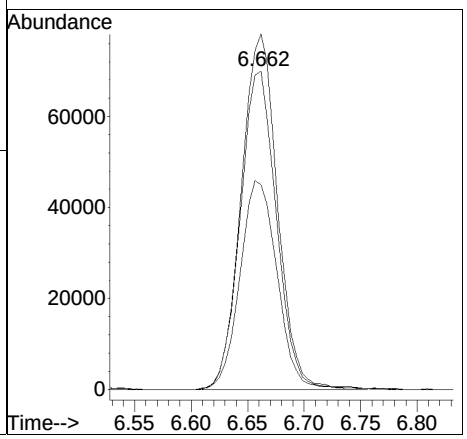

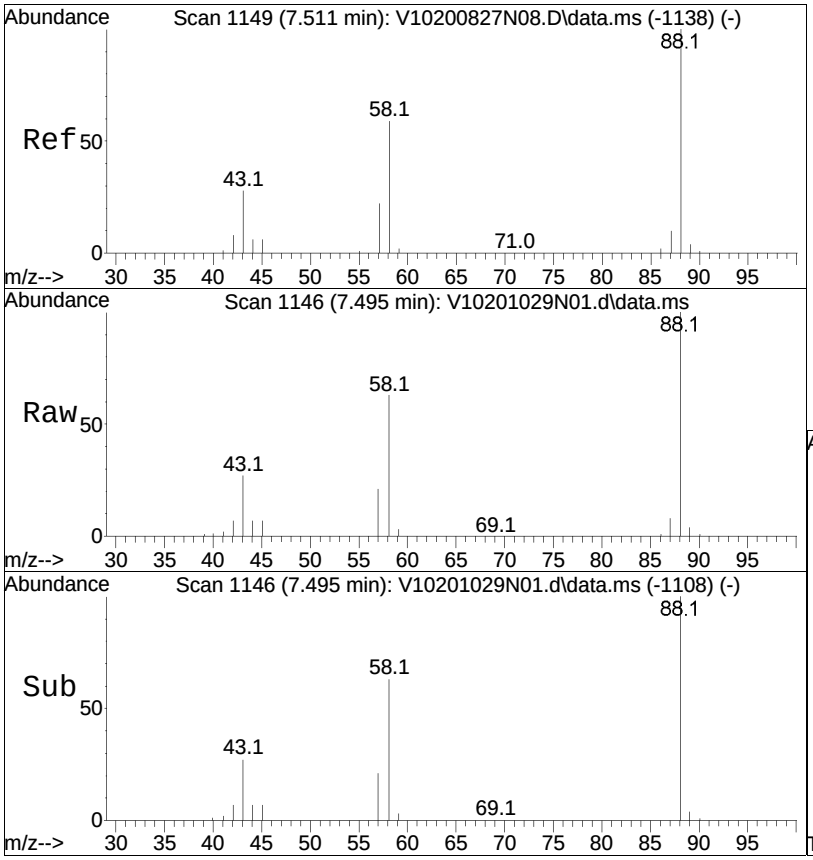

#57
1,4-Dioxane
Concen: 2327.18 ug/L
RT: 7.495 min Scan# 1146
Delta R.T. 0.000 min
Lab File: V10201029N01.d
Acq: 29 Oct 2020 6:44 pm

Tgt Ion: 88 Resp: 127878

Ion	Ratio	Lower	Upper
88	100		
58	66.2	55.4	83.0
43	27.8	24.7	37.1

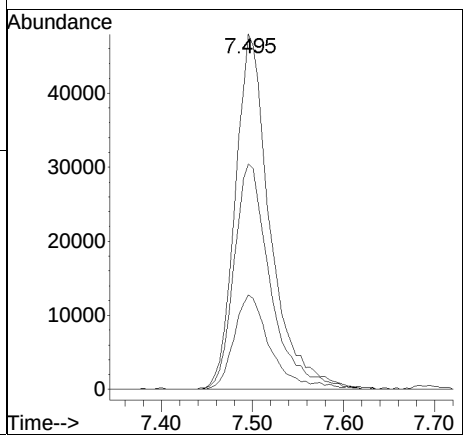

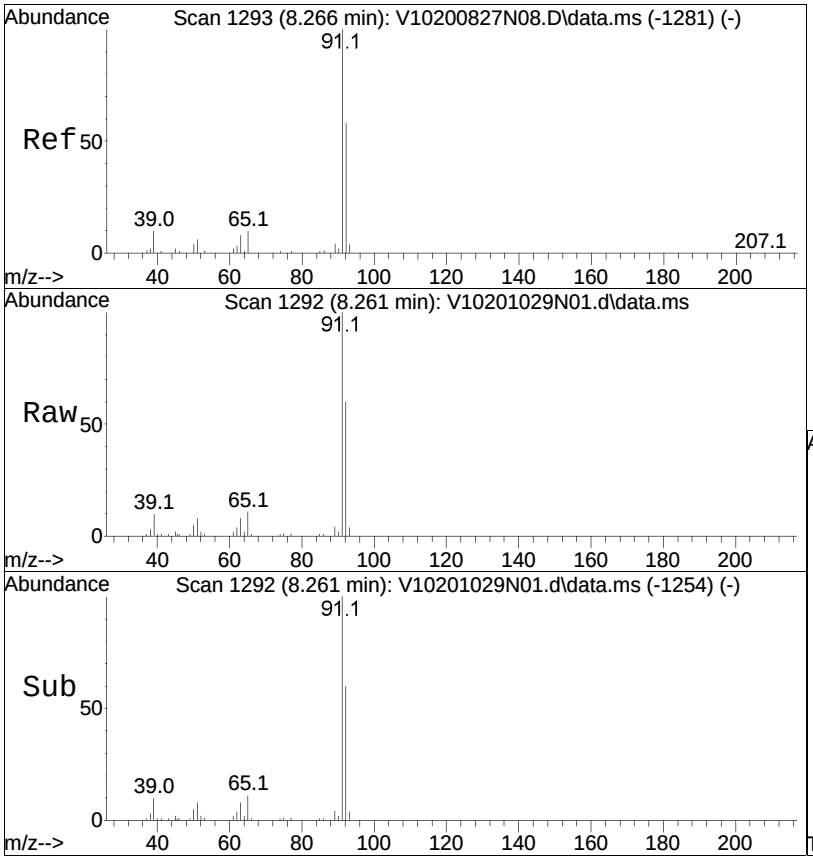

#61
Toluene
Concen: 37.66 ug/L
RT: 8.261 min Scan# 1292
Delta R.T. -0.000 min
Lab File: V10201029N01.d
Acq: 29 Oct 2020 6:44 pm

Tgt Ion: 92 Resp: 416776

Ion	Ratio	Lower	Upper
92	100		
91	167.8	134.9	202.3

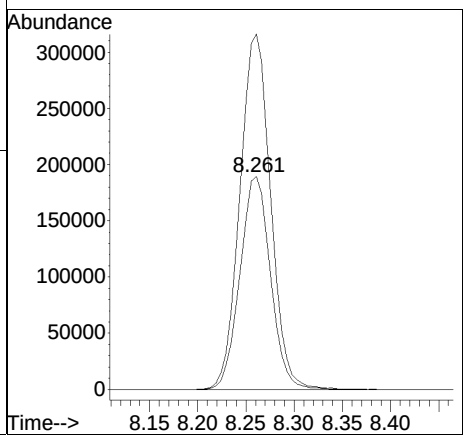

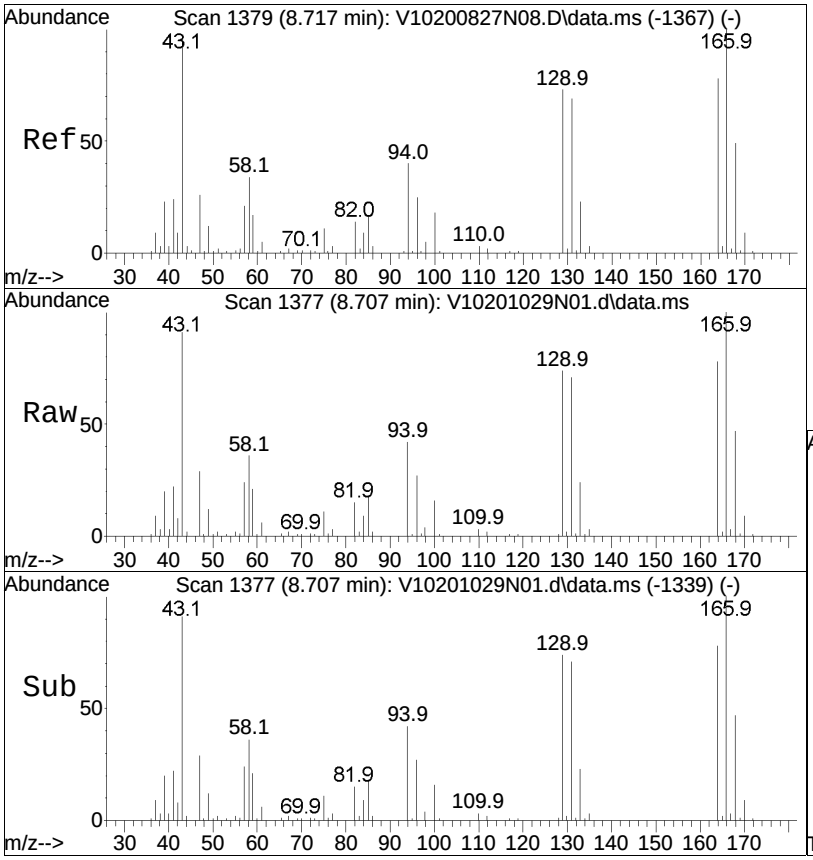

#63
Tetrachloroethene
Concen: 36.66 ug/L
RT: 8.707 min Scan# 1377
Delta R.T. -0.000 min
Lab File: V10201029N01.d
Acq: 29 Oct 2020 6:44 pm

Tgt Ion:166 Resp: 170865

Ion	Ratio	Lower	Upper
166	100		
168	48.1	26.7	66.7
94	42.4	24.4	64.4

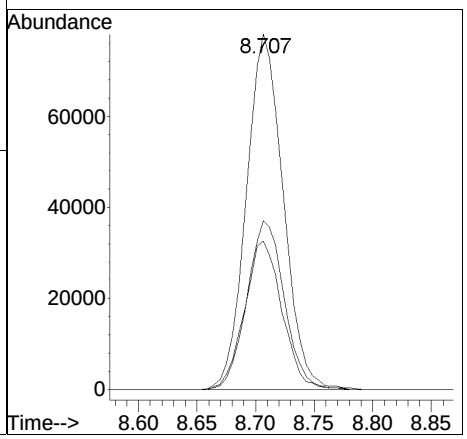

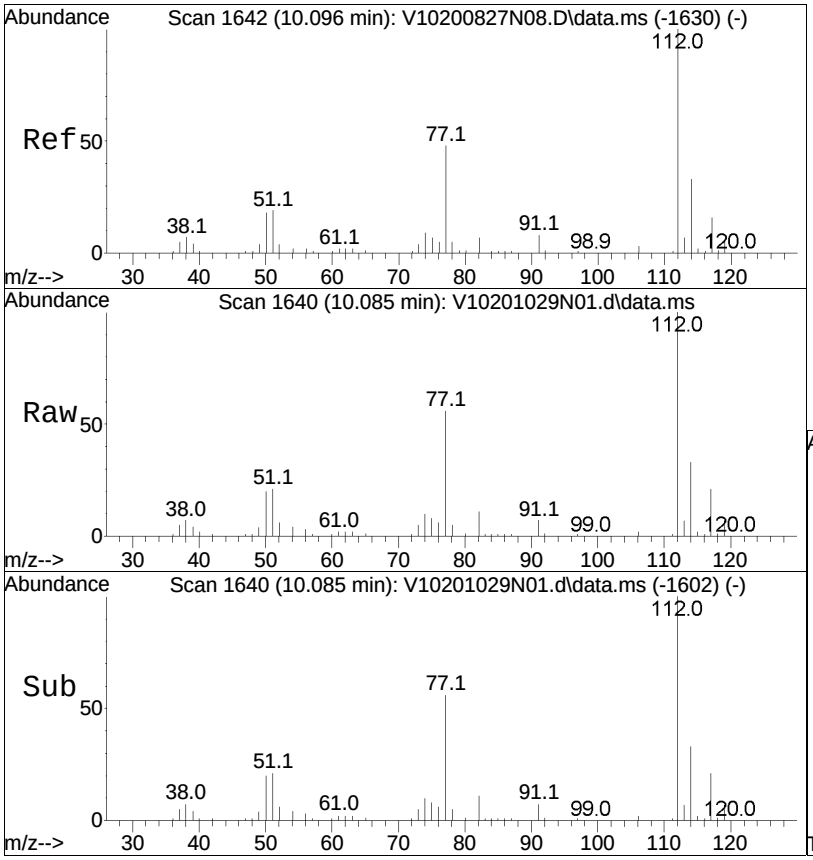

#73
Chlorobenzene
Concen: 36.48 ug/L
RT: 10.085 min Scan# 1640
Delta R.T. 0.000 min
Lab File: V10201029N01.d
Acq: 29 Oct 2020 6:44 pm

Tgt Ion:112 Resp: 475013

Ion	Ratio	Lower	Upper
112	100		
77	68.1	47.0	70.6
114	32.5	26.2	39.2

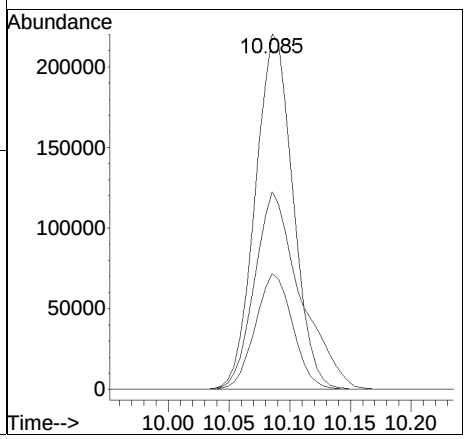

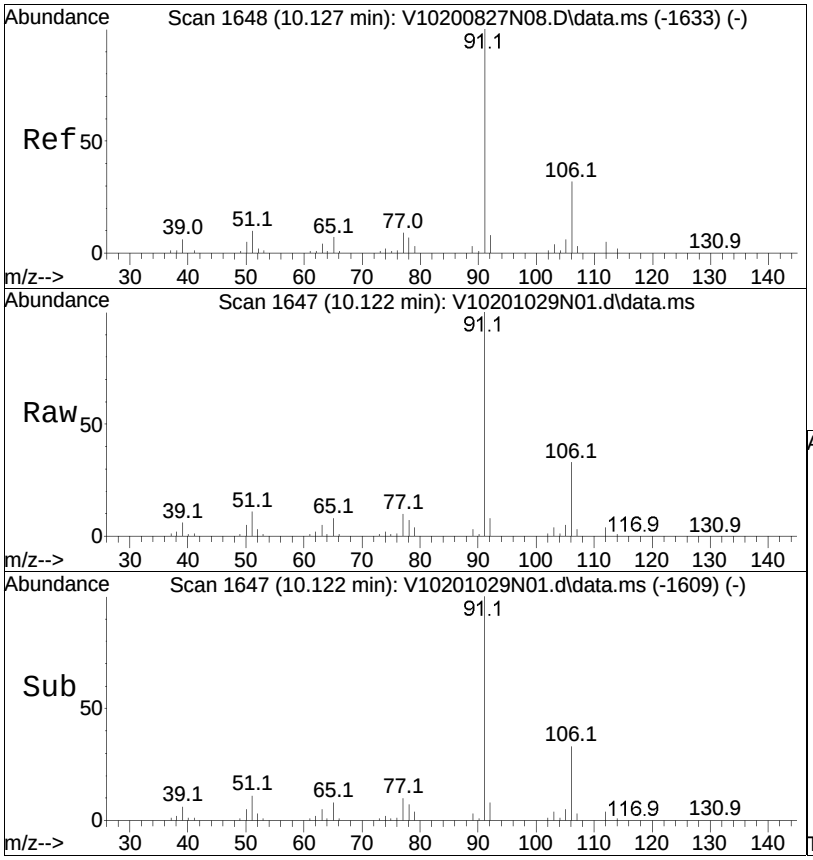

#74
Ethylbenzene
Concen: 37.57 ug/L
RT: 10.122 min Scan# 1647
Delta R.T. 0.000 min
Lab File: V10201029N01.d
Acq: 29 Oct 2020 6:44 pm

Tgt Ion: 91 Resp: 781171

Ion	Ratio	Lower	Upper
91	100		
106	32.8	24.7	37.1

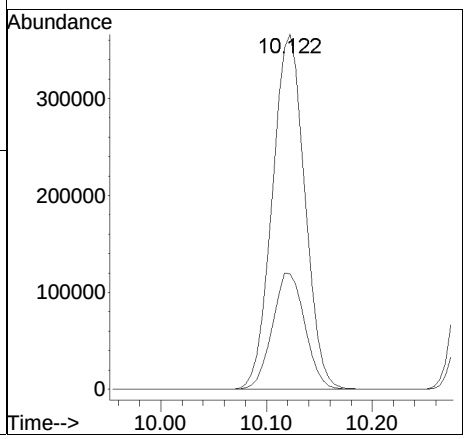

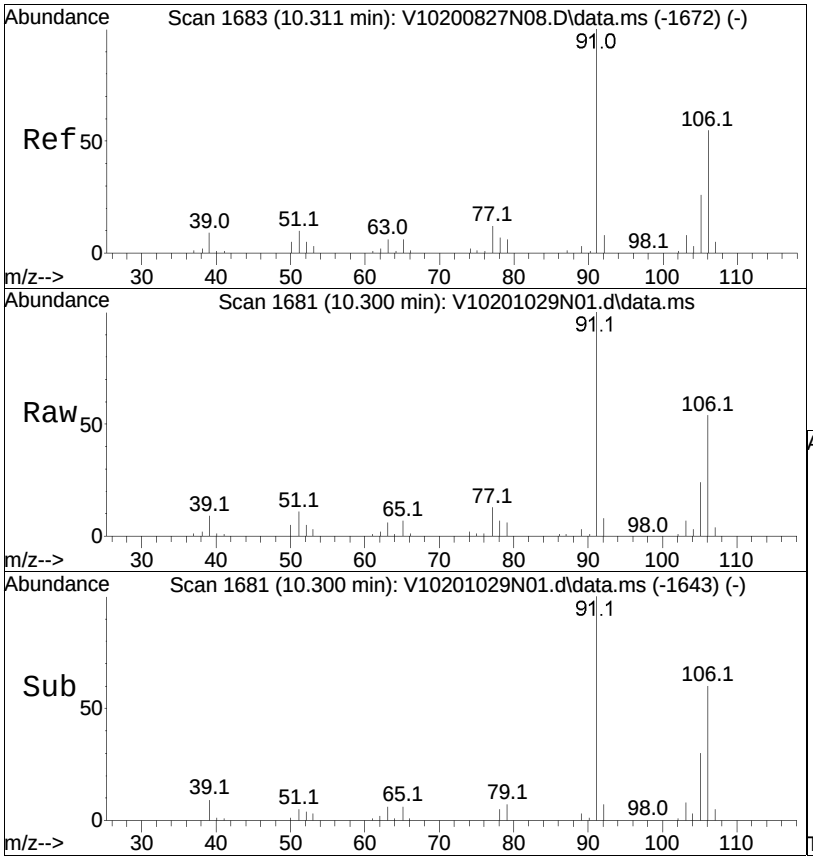

#76
p/m Xylene
Concen: 73.33 ug/L
RT: 10.300 min Scan# 1681
Delta R.T. 0.000 min
Lab File: V10201029N01.d
Acq: 29 Oct 2020 6:44 pm

Tgt Ion:106 Resp: 641824

Ion	Ratio	Lower	Upper
106	100		
91	190.1	158.2	237.2

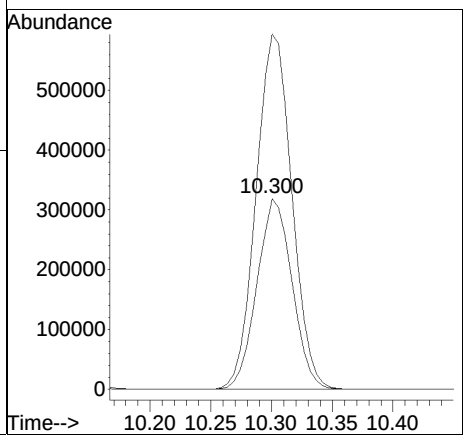

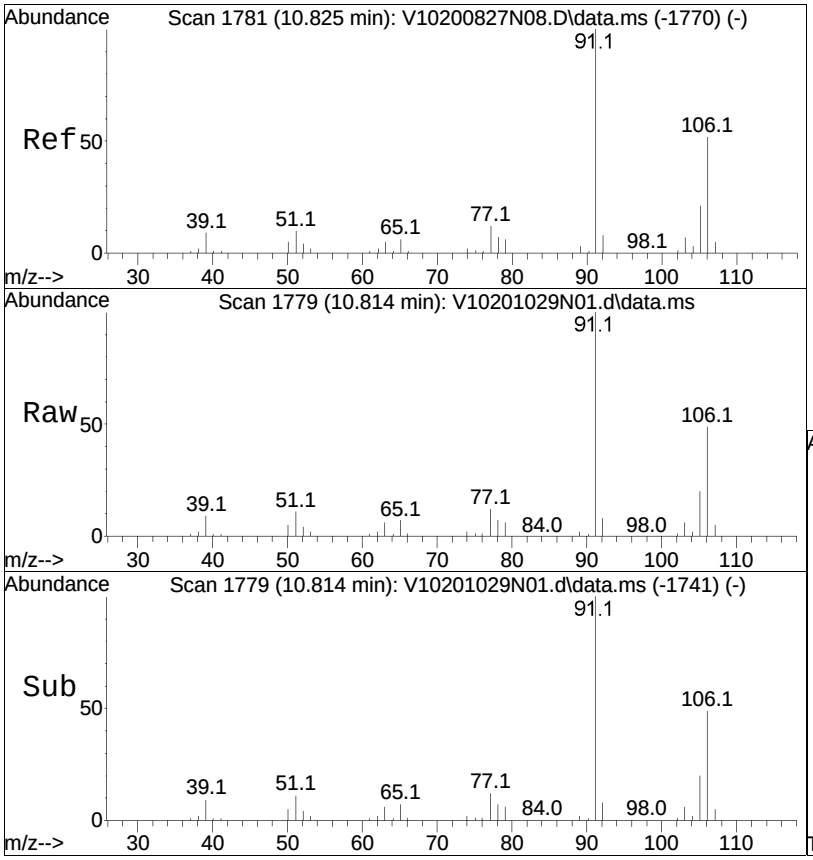

#77
o Xylene
Concen: 72.74 ug/L
RT: 10.814 min Scan# 1779
Delta R.T. 0.000 min
Lab File: V10201029N01.d
Acq: 29 Oct 2020 6:44 pm

Tgt Ion:106 Resp: 602062

Ion	Ratio	Lower	Upper
106	100		
91	201.7	167.9	251.9

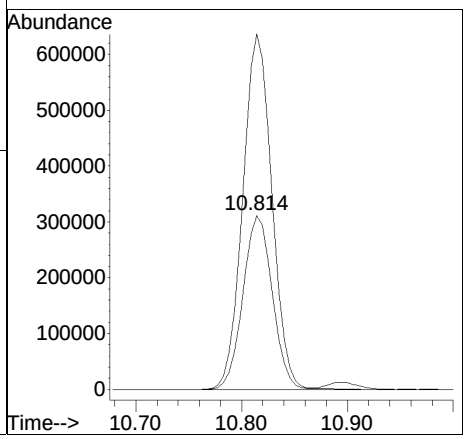

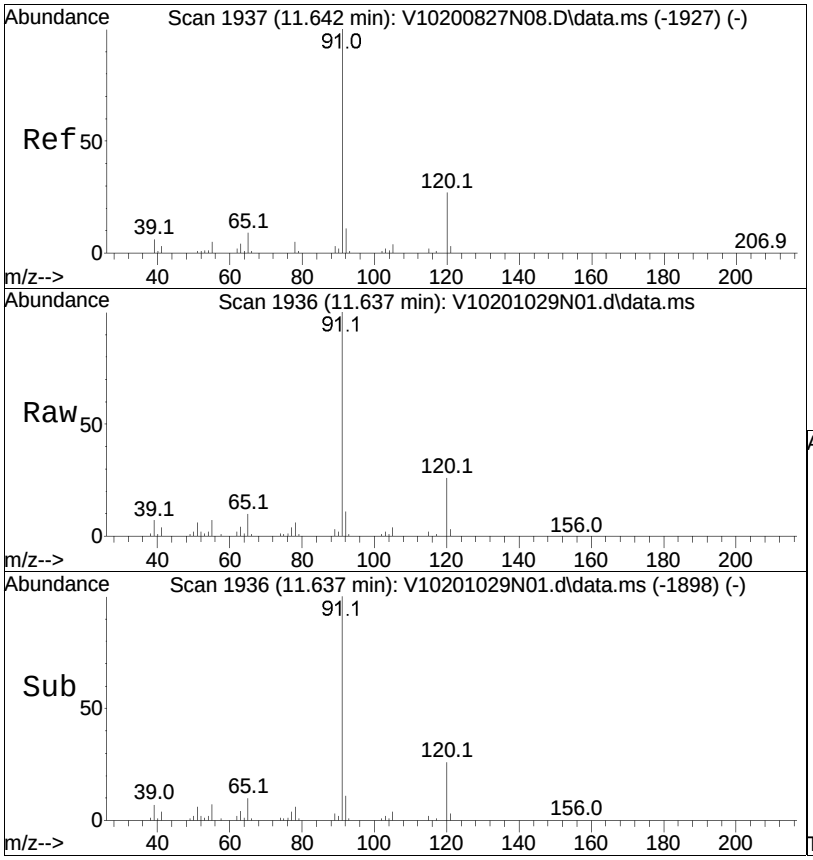

#85
n-Propylbenzene
Concen: 36.06 ug/L
RT: 11.637 min Scan# 1936
Delta R.T. 0.000 min
Lab File: V10201029N01.d
Acq: 29 Oct 2020 6:44 pm

Tgt Ion: 91 Resp: 926965

Ion	Ratio	Lower	Upper
91	100		
120	25.2	18.7	28.1

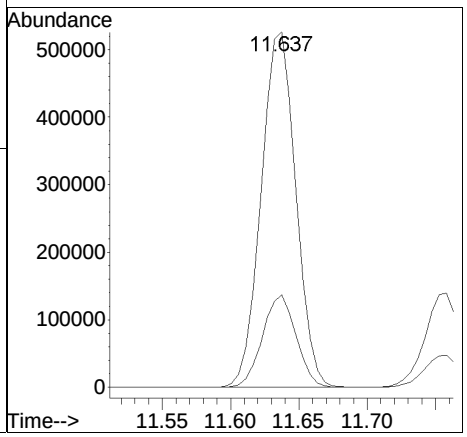

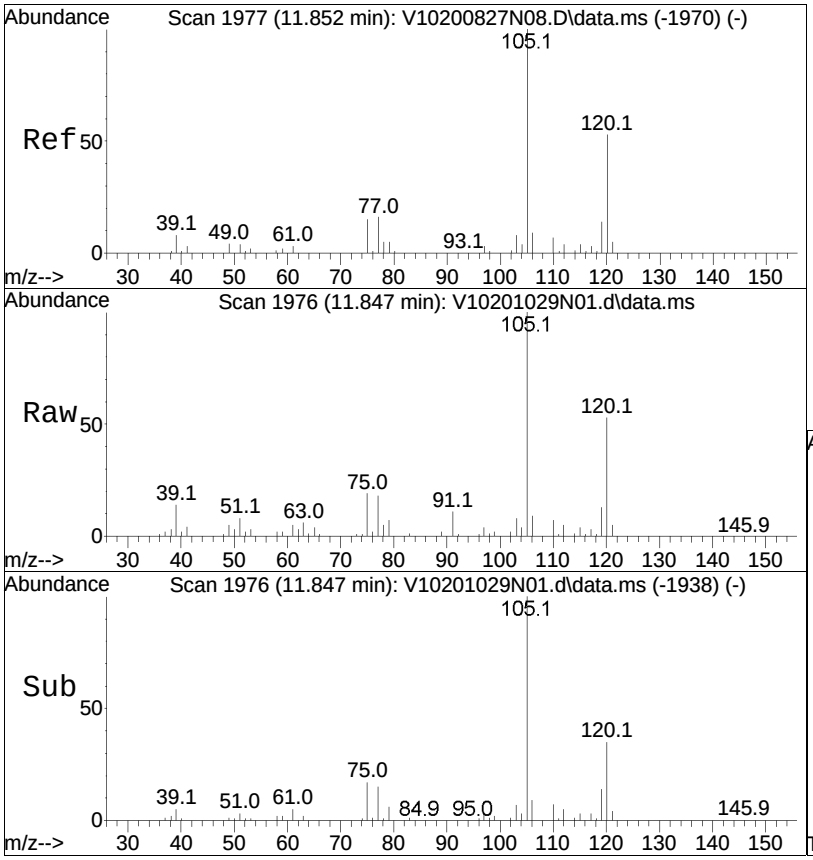

#90
1,3,5-Trimethylbenzene
Concen: 36.03 ug/L
RT: 11.847 min Scan# 1976
Delta R.T. 0.000 min
Lab File: V10201029N01.d
Acq: 29 Oct 2020 6:44 pm

Tgt Ion:105 Resp: 680561

Ion	Ratio	Lower	Upper
105	100		
120	52.4	41.0	61.4

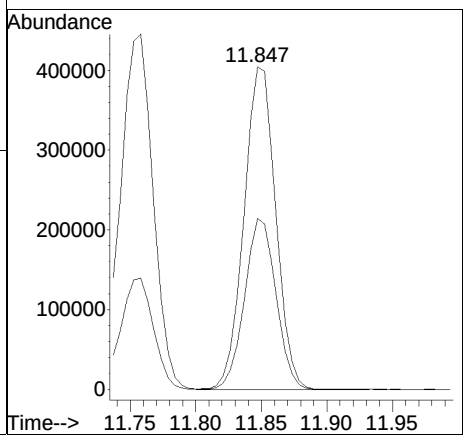

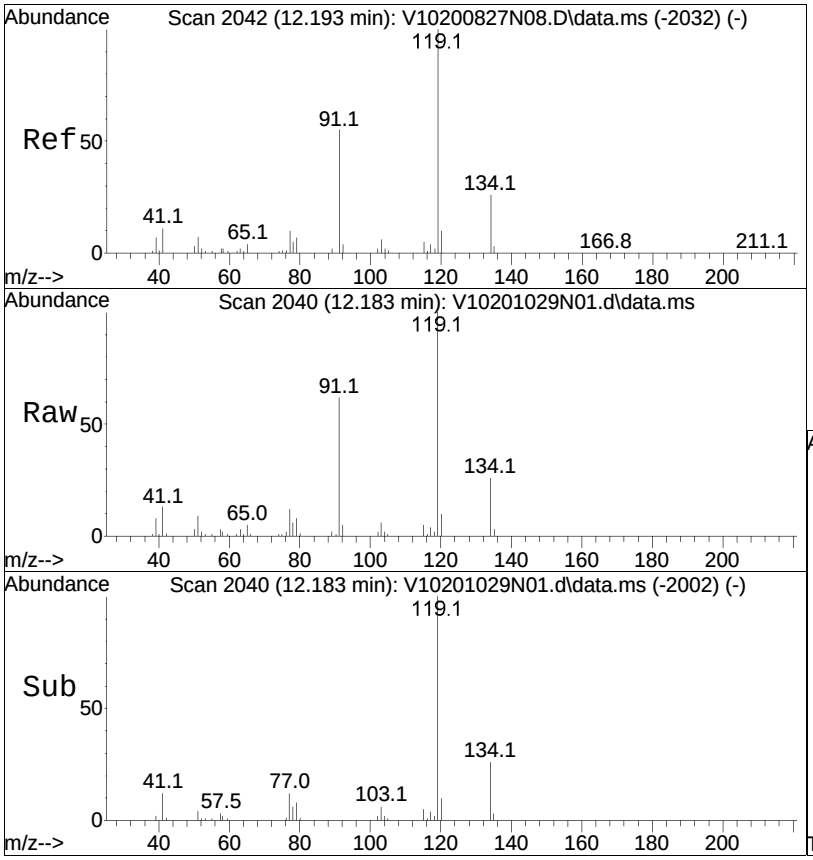

#94
tert-Butylbenzene
Concen: 36.51 ug/L
RT: 12.183 min Scan# 2040
Delta R.T. -0.000 min
Lab File: V10201029N01.d
Acq: 29 Oct 2020 6:44 pm

Tgt Ion:119 Resp: 592838

Ion	Ratio	Lower	Upper
119	100		
91	59.8	49.0	73.4
134	26.3	20.0	30.0

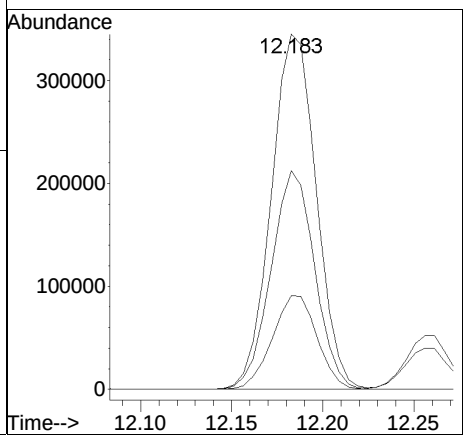

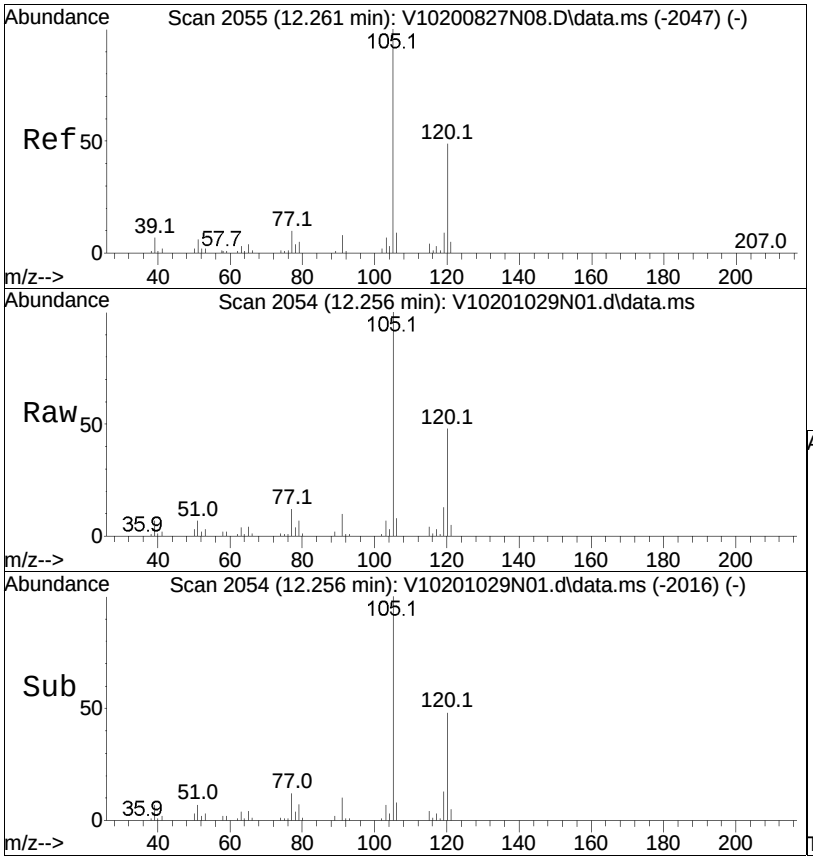

#97
1,2,4-Trimethylbenzene
Concen: 35.76 ug/L
RT: 12.256 min Scan# 2054
Delta R.T. 0.000 min
Lab File: V10201029N01.d
Acq: 29 Oct 2020 6:44 pm

Tgt Ion:105 Resp: 672897

Ion	Ratio	Lower	Upper
105	100		
120	48.9	37.8	56.6

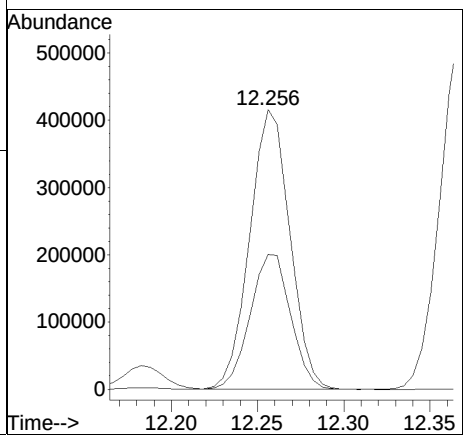

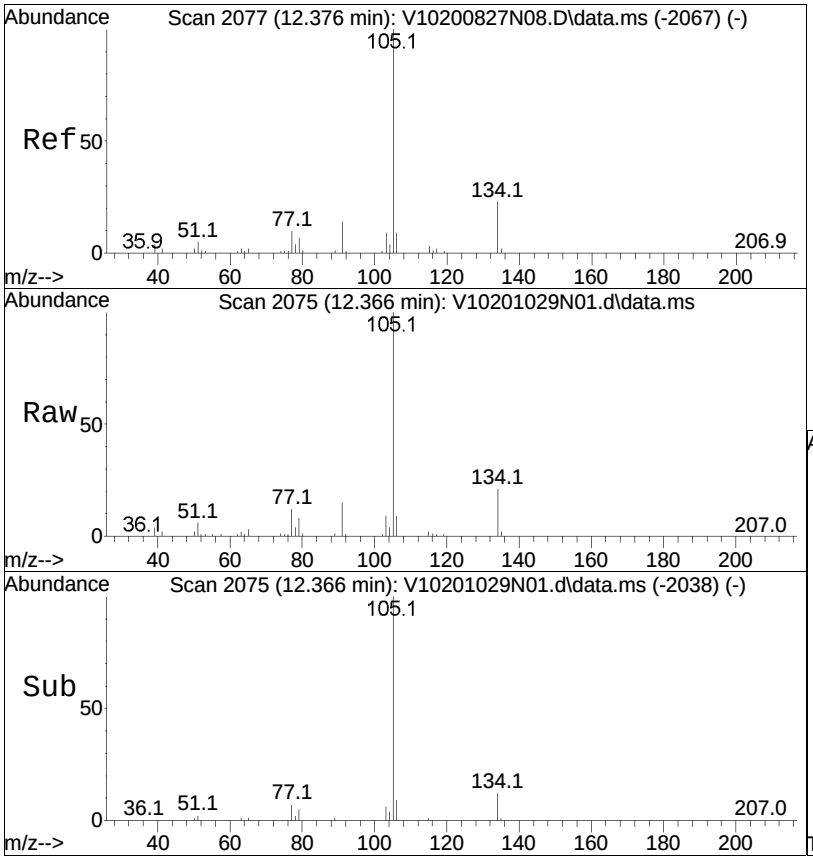

#98
sec-Butylbenzene
Concen: 35.79 ug/L
RT: 12.366 min Scan# 2075
Delta R.T. -0.005 min
Lab File: V10201029N01.d
Acq: 29 Oct 2020 6:44 pm

Tgt Ion:105 Resp: 870394

Ion	Ratio	Lower	Upper
105	100		
134	21.8	13.0	27.0

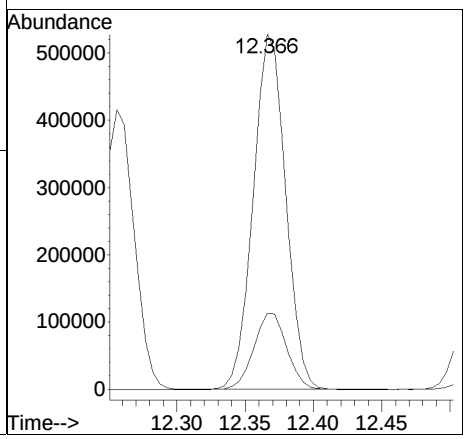

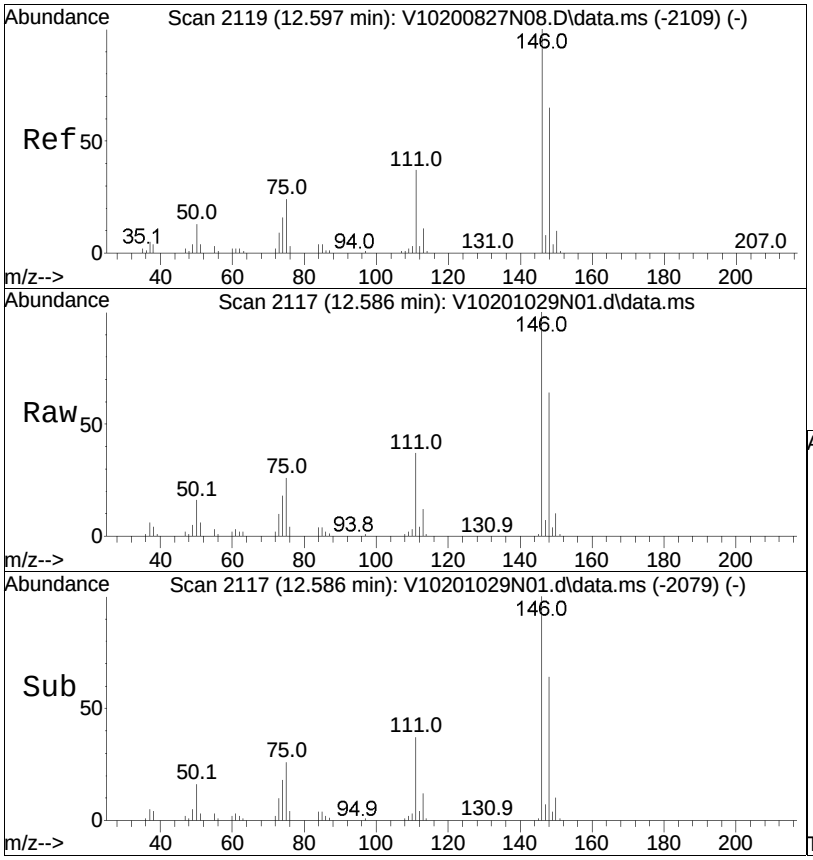

#100
1,3-Dichlorobenzene
Concen: 36.03 ug/L
RT: 12.586 min Scan# 2117
Delta R.T. 0.000 min
Lab File: V10201029N01.d
Acq: 29 Oct 2020 6:44 pm

Tgt Ion:146 Resp: 402505

Ion	Ratio	Lower	Upper
146	100		
111	38.1	26.5	55.1
148	63.9	41.5	86.1

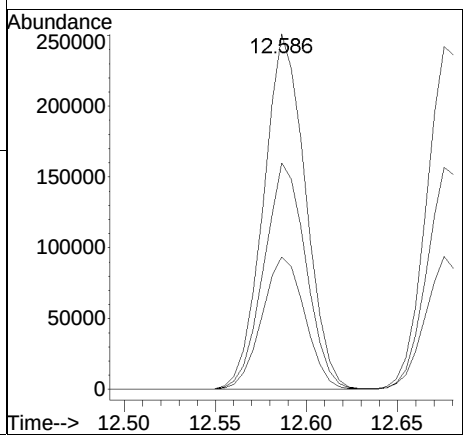

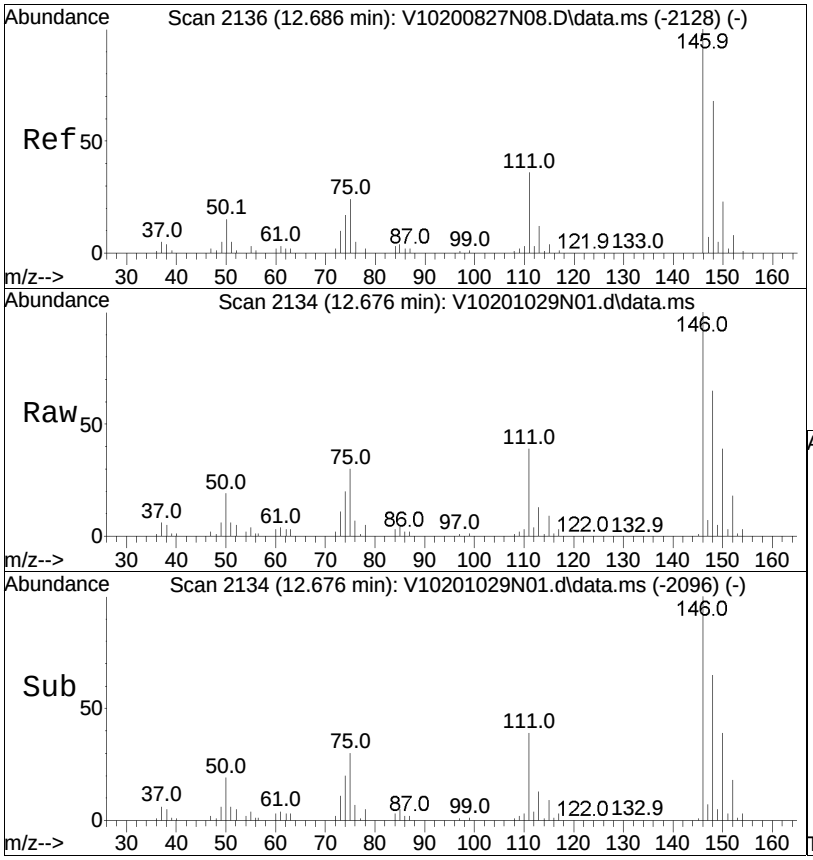

#101
1,4-Dichlorobenzene
Concen: 35.50 ug/L
RT: 12.676 min Scan# 2134
Delta R.T. -0.000 min
Lab File: V10201029N01.d
Acq: 29 Oct 2020 6:44 pm

Tgt Ion:146 Resp: 400975

Ion	Ratio	Lower	Upper
146	100		
111	37.9	30.8	46.2
148	64.2	50.6	76.0

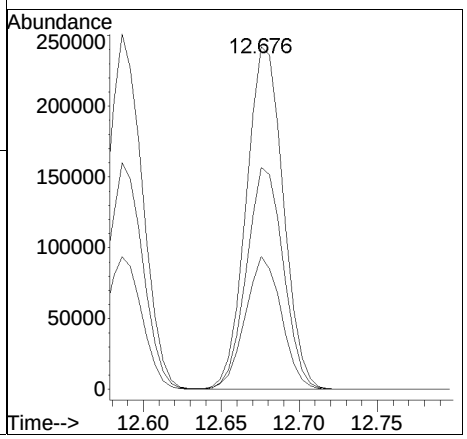



#103
n-Butylbenzene
Concen: 35.97 ug/L
RT: 12.938 min Scan# 2184
Delta R.T. -0.000 min
Lab File: V10201029N01.d
Acq: 29 Oct 2020 6:44 pm

Tgt Ion: 91 Resp: 656621

Ion	Ratio	Lower	Upper
91	100		
92	54.5	43.1	64.7
134	29.2	21.2	31.8

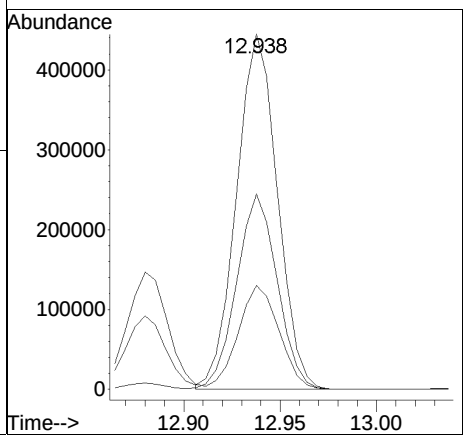

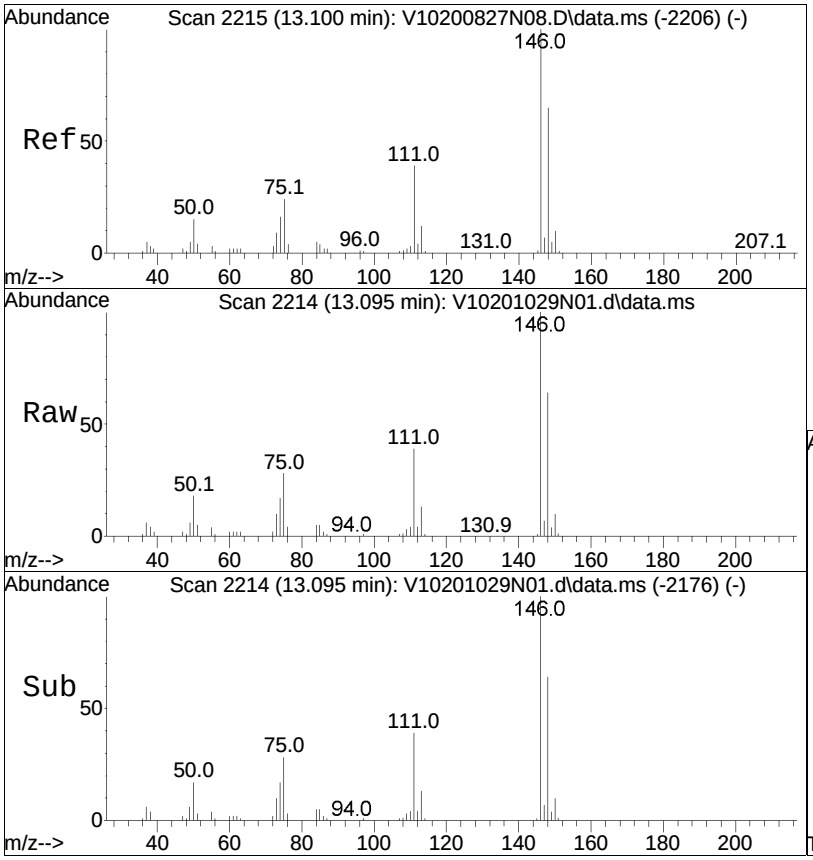

#104
1,2-Dichlorobenzene
Concen: 35.82 ug/L
RT: 13.095 min Scan# 2214
Delta R.T. -0.000 min
Lab File: V10201029N01.d
Acq: 29 Oct 2020 6:44 pm

Tgt Ion:146 Resp: 380204

Ion	Ratio	Lower	Upper
146	100		
111	39.7	26.8	55.8
148	63.1	41.3	85.7

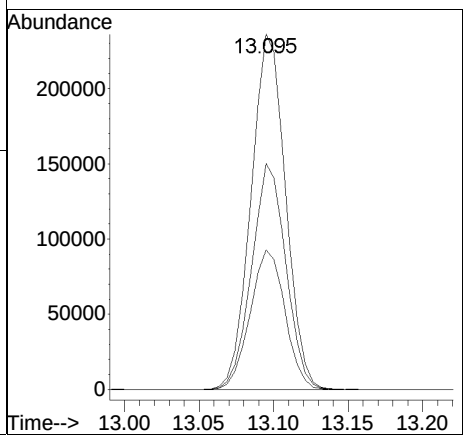

Manual Integration Report

Data Path	: I:\VOLATILES\VOA110\2020\2	QMethod	: V110_201002A_8260.m
Data File	: V10201029N01.d	Operator	: VOA110:AD
Date Inj'd	: 10/29/2020 6:44 pm	Instrument	: VOA 110
Sample	: WG1428553-3,31,5,5	Quant Date	: 10/29/2020 7:39 pm

There are no manual integrations or false positives in this file.

Quantitation Report (QT Reviewed)

Data Path : I:\VOLATILES\Charlie\2020\201029A\
Data File : VC201029A03.D
Acq On : 29 Oct 2020 8:04 am
Operator : CHARLIE:NLK
Sample : WG1428163-4,31,5,5
Misc : WG1428163,ICAL17262
ALS Vial : 3 Sample Multiplier: 1

Quant Time: Oct 29 08:40:53 2020
Quant Method : I:\VOLATILES\Charlie\2020\201029A\C_201019N_8260.m
Quant Title : VOLATILES BY GC/MS
QLast Update : Tue Oct 20 14:34:51 2020
Response via : Initial Calibration

CCAL FILE(s) : 1 - I:\VOLATILES\Charlie\2020\201029A\VC201029A02.D
Sub List : 8260-CurveSoil - Megamix plus Diox

Compound	R.T.	QIon	Response	Conc	Units	Dev(Min)
Internal Standards						
1) Fluorobenzene	6.022	96	98920	20.000	ug/L	0.00
Standard Area 1 = 95526			Recovery = 103.55%			
59) Chlorobenzene-d5	9.551	117	79329	20.000	ug/L	0.00
Standard Area 1 = 75771			Recovery = 104.70%			
79) 1,4-Dichlorobenzene-d4	12.240	152	46276	20.000	ug/L	0.00
Standard Area 1 = 44289			Recovery = 104.49%			
System Monitoring Compounds						
36) Dibromofluoromethane	5.209	113	28013	20.531	ug/L	0.00
Spiked Amount 20.000	Range 70 - 130		Recovery = 102.65%			
43) 1,2-Dichloroethane-d4	5.734	65	28164	21.836	ug/L	0.00
Spiked Amount 20.000	Range 70 - 130		Recovery = 109.18%			
60) Toluene-d8	7.705	98	98496	18.709	ug/L	0.00
Spiked Amount 20.000	Range 70 - 130		Recovery = 93.55%			
83) 4-Bromofluorobenzene	11.040	95	38783	19.190	ug/L	0.00
Spiked Amount 20.000	Range 70 - 130		Recovery = 95.95%			
Target Compounds						Qvalue
4) Vinyl chloride	1.896	62	55937	49.824	ug/L	99
10) 1,1-Dichloroethene	2.960	96	39163	41.143	ug/L	82
15) Methylene chloride	3.511	84	47499	37.173	ug/L	86
17) Acetone	3.558	43	10916	34.411	ug/L	91
18) trans-1,2-Dichloroethene	3.668	96	47939	43.193	ug/L	92
20) Methyl tert-butyl ether	3.762	73	135189	40.814	ug/L	96
23) 1,1-Dichloroethane	4.245	63	85756	42.166	ug/L	99
28) cis-1,2-Dichloroethene	4.769	96	54199	41.852	ug/L	91
32) Chloroform	5.031	83	94598	43.716	ug/L	97
34) Carbon tetrachloride	5.168	117	78643	47.152	ug/L	97
37) 1,1,1-Trichloroethane	5.230	97	83252	48.295	ug/L	97
39) 2-Butanone	5.325	43	17488	34.934	ug/L	90
41) Benzene	5.597	78	193881	42.128	ug/L	97
44) 1,2-Dichloroethane	5.802	62	72075	45.506	ug/L	98
48) Trichloroethene	6.200	95	53832	44.962	ug/L	94
57) 1,4-Dioxane	7.018	88	29371	2202.776	ug/L #	93
61) Toluene	7.763	92	129066	40.163	ug/L	98
63) Tetrachloroethene	8.214	166	57982	43.344	ug/L	92
73) Chlorobenzene	9.572	112	152841	41.558	ug/L	94
74) Ethylbenzene	9.608	91	260537	41.515	ug/L	100

Quantitation Report (QT Reviewed)

Data Path : I:\VOLATILES\Charlie\2020\201029A\
Data File : VC201029A03.D
Acq On : 29 Oct 2020 8:04 am
Operator : CHARLIE:NLK
Sample : WG1428163-4,31,5,5
Misc : WG1428163,ICAL17262
ALS Vial : 3 Sample Multiplier: 1

Quant Time: Oct 29 08:40:53 2020
Quant Method : I:\VOLATILES\Charlie\2020\201029A\C_201019N_8260.m
Quant Title : VOLATILES BY GC/MS
QLast Update : Tue Oct 20 14:34:51 2020
Response via : Initial Calibration

CCAL FILE(s) : 1 - I:\VOLATILES\Charlie\2020\201029A\VC201029A02.D
Sub List : 8260-CurveSoil - Megamix plus Diox

	Compound	R.T.	QIon	Response	Conc	Units	Dev(Min)
76)	p/m Xylene	9.792	106	214782	88.706	ug/L	97
77)	o Xylene	10.332	106	201712	86.601	ug/L	97
85)	n-Propylbenzene	11.187	91	338322	40.444	ug/L	97
90)	1,3,5-Trimethylbenzene	11.412	105	246252	41.611	ug/L	95
94)	tert-Butylbenzene	11.748	119	202701	41.639	ug/L	95
97)	1,2,4-Trimethylbenzene	11.831	105	242519	42.584	ug/L	96
98)	sec-Butylbenzene	11.942	105	324621	42.690	ug/L	99
100)	1,3-Dichlorobenzene	12.167	146	139984	41.451	ug/L	98
101)	1,4-Dichlorobenzene	12.256	146	140124	40.544	ug/L	98
103)	n-Butylbenzene	12.524	91	249062	42.495	ug/L	98
104)	1,2-Dichlorobenzene	12.681	146	126798	40.487	ug/L	98

(#) = qualifier out of range (m) = manual integration (+) = signals summed

Quantitation Report (QT Reviewed)

Data Path : I:\VOLATILES\Charlie\2020\201029A\
Data File : VC201029A03.D
Acq On : 29 Oct 2020 8:04 am
Operator : CHARLIE:NLK
Sample : WG1428163-4,31,5,5
Misc : WG1428163,ICAL17262
ALS Vial : 3 Sample Multiplier: 1

Quant Time: Oct 29 08:40:53 2020
Quant Method : I:\VOLATILES\Charlie\2020\201029A\C_201019N_8260.m
Quant Title : VOLATILES BY GC/MS
QLast Update : Tue Oct 20 14:34:51 2020
Response via : Initial Calibration

Sub List : 8260-CurveSoil - Megamix plus Diox29A\VC201029A02.D•

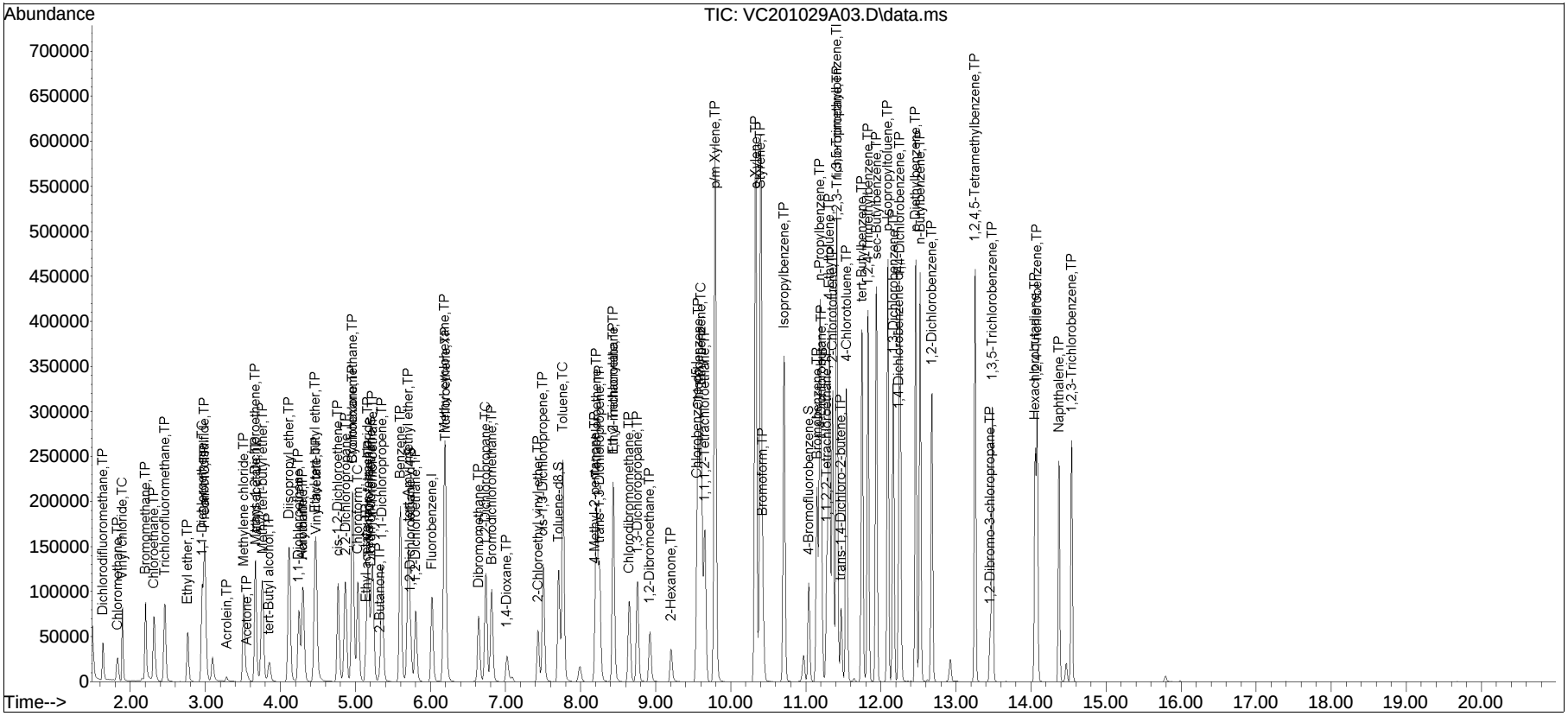

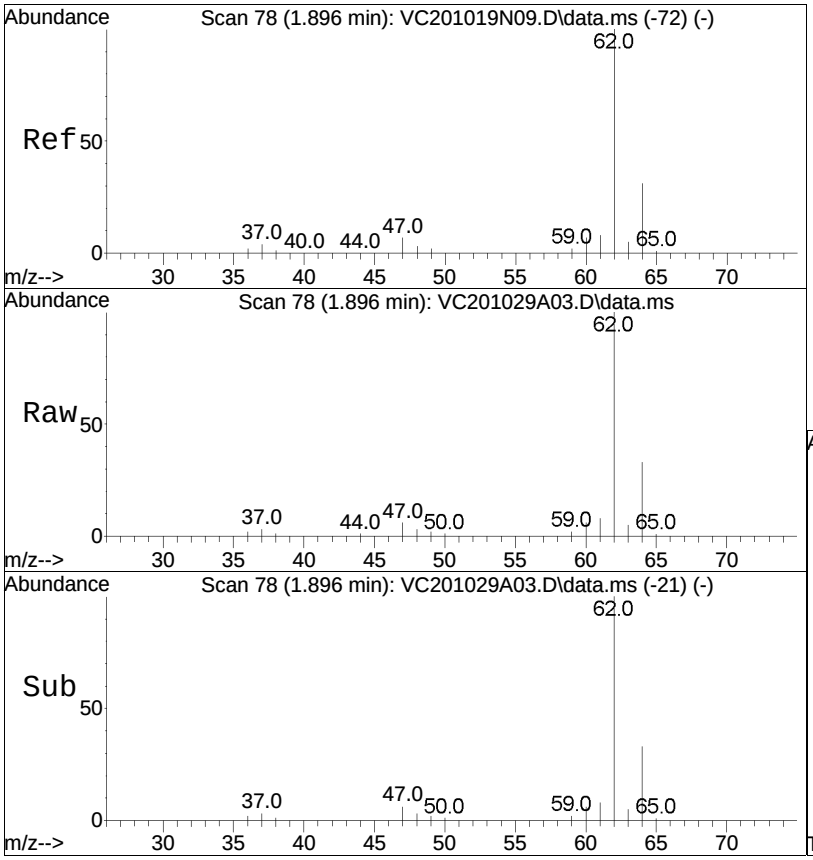

#4
Vinyl chloride
Concen: 49.82 ug/L
RT: 1.896 min Scan# 78
Delta R.T. 0.000 min
Lab File: VC201029A03.D
Acq: 29 Oct 2020 8:04 am

Tgt Ion: 62 Resp: 55937

Ion	Ratio	Lower	Upper
62	100		
64	32.4	11.7	51.7

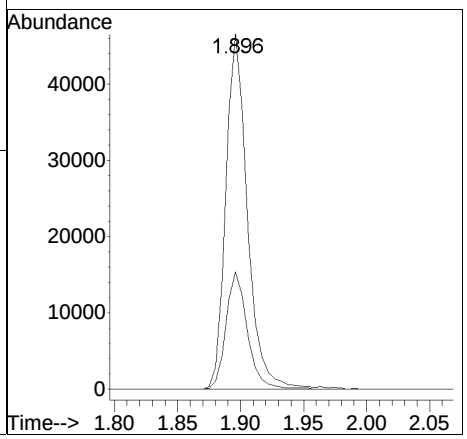

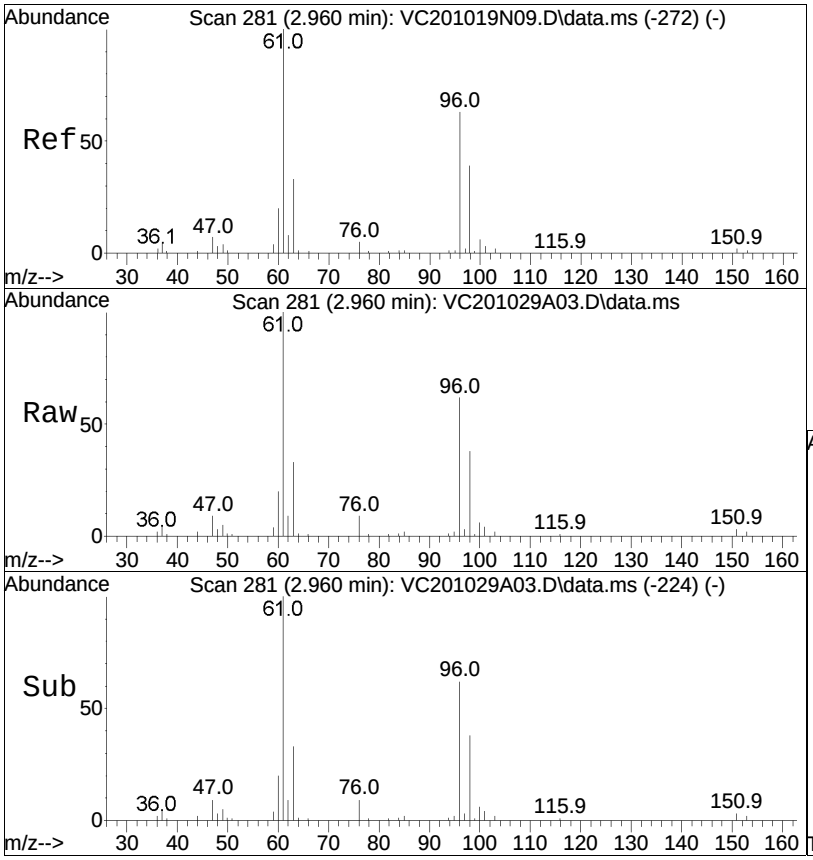

#10
1,1-Dichloroethene
Concen: 41.14 ug/L
RT: 2.960 min Scan# 281
Delta R.T. 0.000 min
Lab File: VC201029A03.D
Acq: 29 Oct 2020 8:04 am

Tgt Ion: 96 Resp: 39163

Ion	Ratio	Lower	Upper
96	100		
61	169.9	116.1	174.1
63	54.0	37.4	56.0

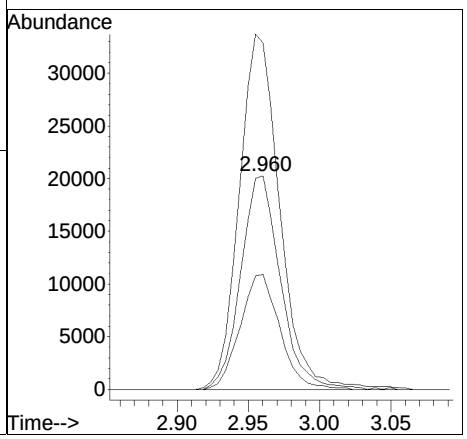

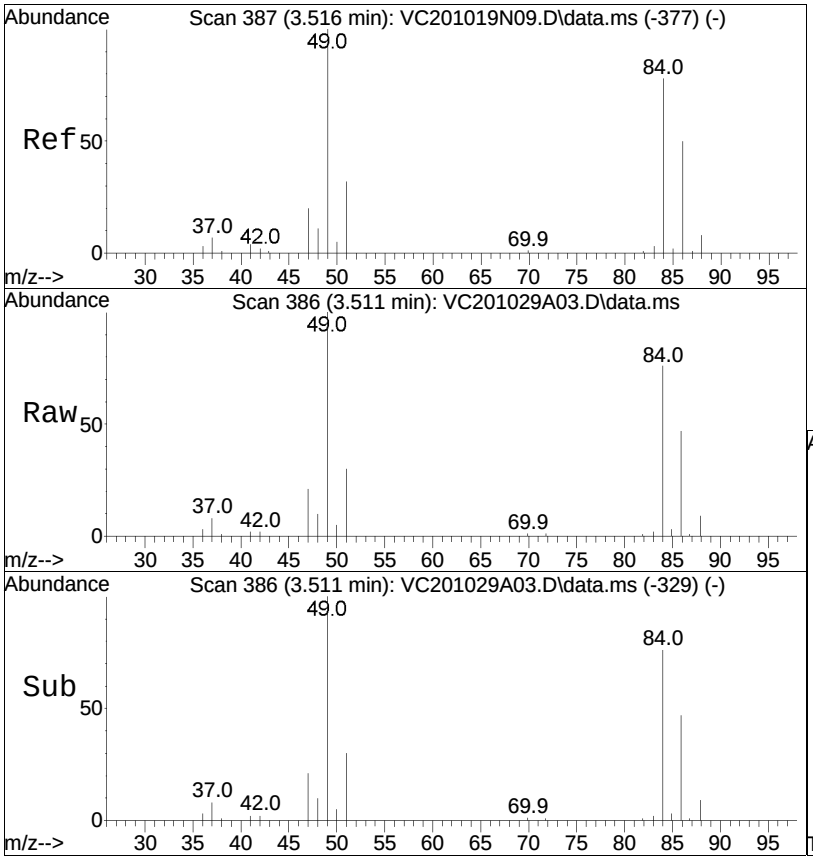

#15
Methylene chloride
Concen: 37.17 ug/L
RT: 3.511 min Scan# 386
Delta R.T. 0.000 min
Lab File: VC201029A03.D
Acq: 29 Oct 2020 8:04 am

Tgt Ion: 84 Resp: 47499

Ion	Ratio	Lower	Upper
84	100		
86	65.9	41.9	86.9
49	130.2	70.3	146.1

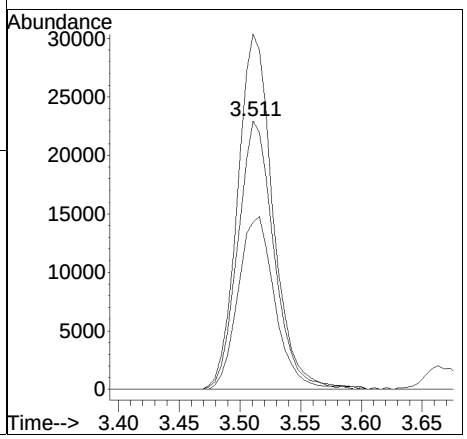

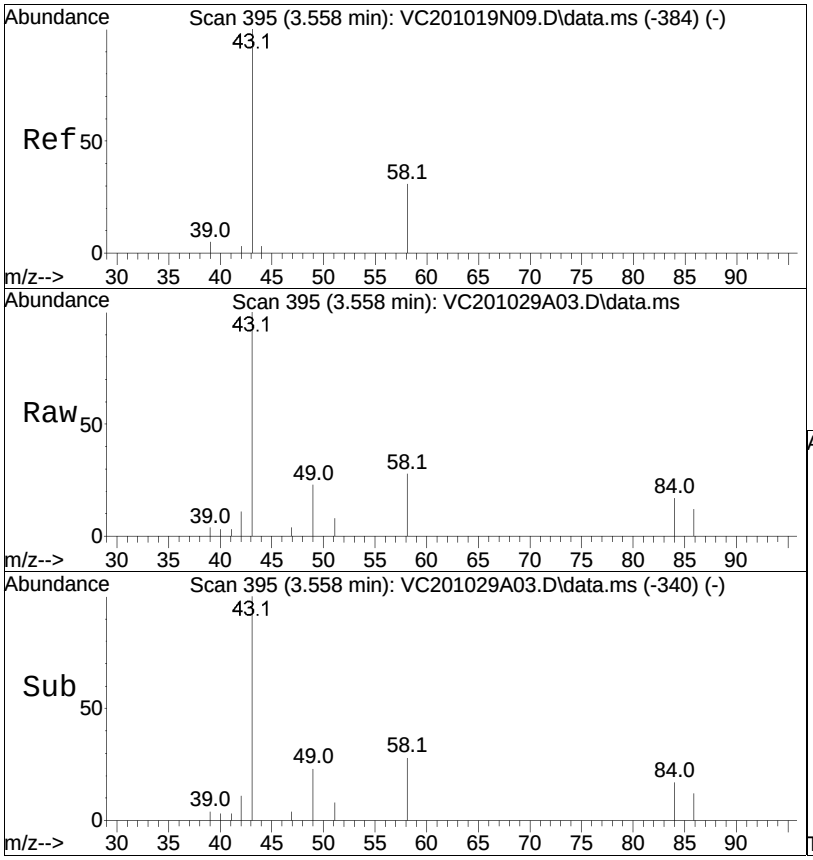

#17
Acetone
Concen: 34.41 ug/L
RT: 3.558 min Scan# 395
Delta R.T. -0.010 min
Lab File: VC201029A03.D
Acq: 29 Oct 2020 8:04 am

Tgt Ion: 43 Resp: 10916

Ion	Ratio	Lower	Upper
43	100		
58	26.9	25.4	38.2

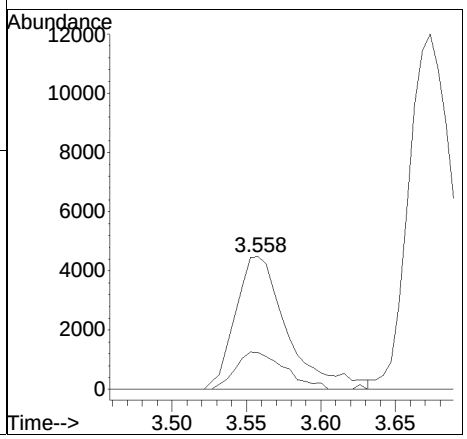

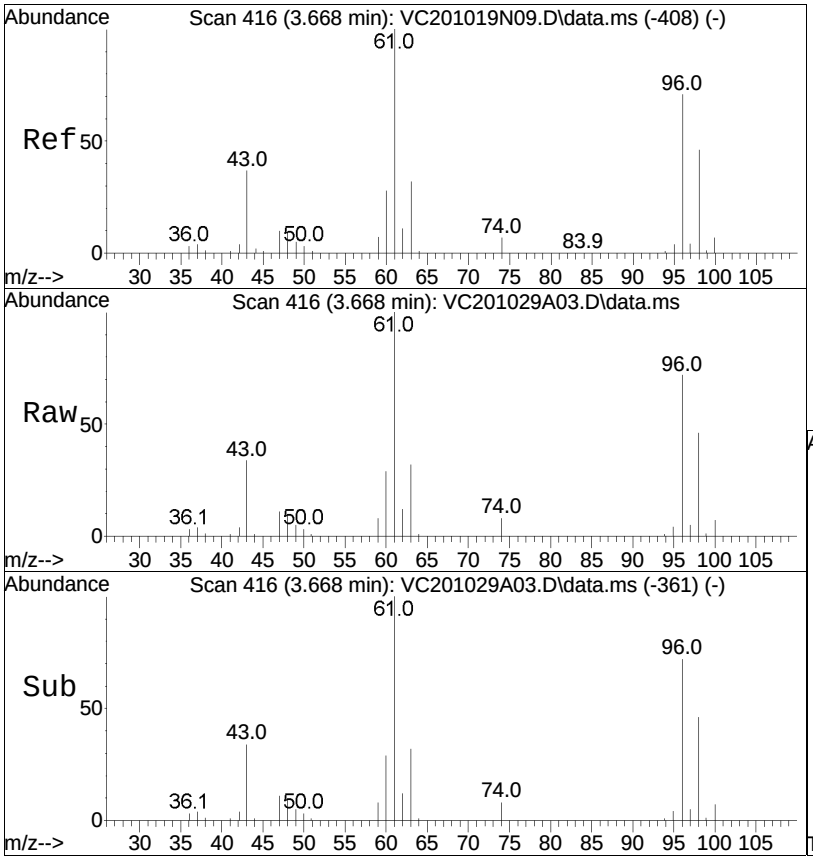

#18
trans-1,2-Dichloroethene
Concen: 43.19 ug/L
RT: 3.668 min Scan# 416
Delta R.T. -0.010 min
Lab File: VC201029A03.D
Acq: 29 Oct 2020 8:04 am

Tgt Ion: 96 Resp: 47939

Ion	Ratio	Lower	Upper
96	100		
61	138.3	81.6	169.4
98	64.1	41.5	86.1
63	44.7	26.1	54.1

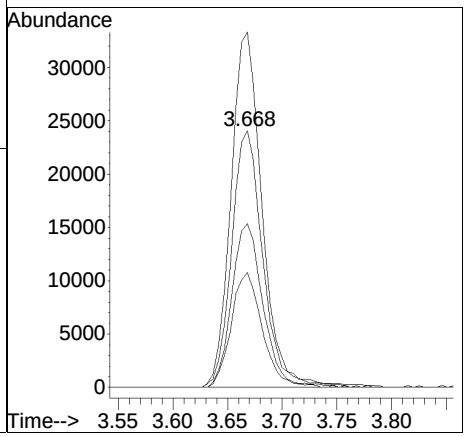

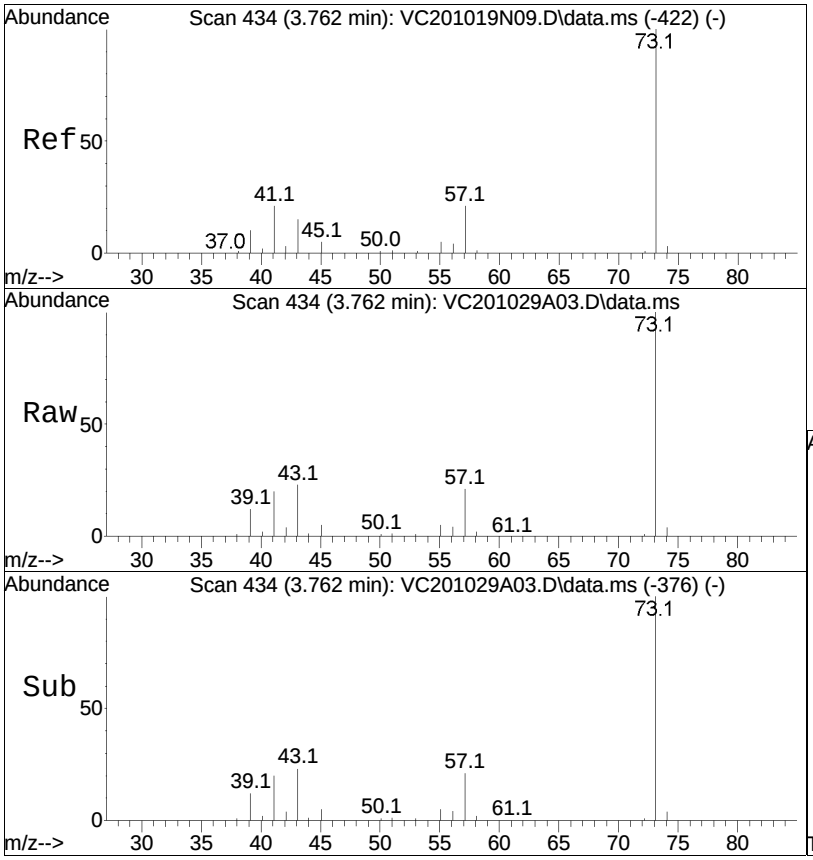

#20
Methyl tert-butyl ether
Concen: 40.81 ug/L
RT: 3.762 min Scan# 434
Delta R.T. 0.005 min
Lab File: VC201029A03.D
Acq: 29 Oct 2020 8:04 am

Tgt Ion: 73 Resp: 135189

Ion	Ratio	Lower	Upper
73	100		
57	21.2	13.3	27.7
43	24.0	13.0	27.0
41	20.0	13.5	28.1

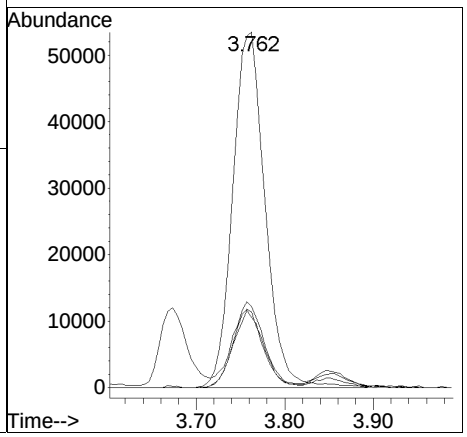

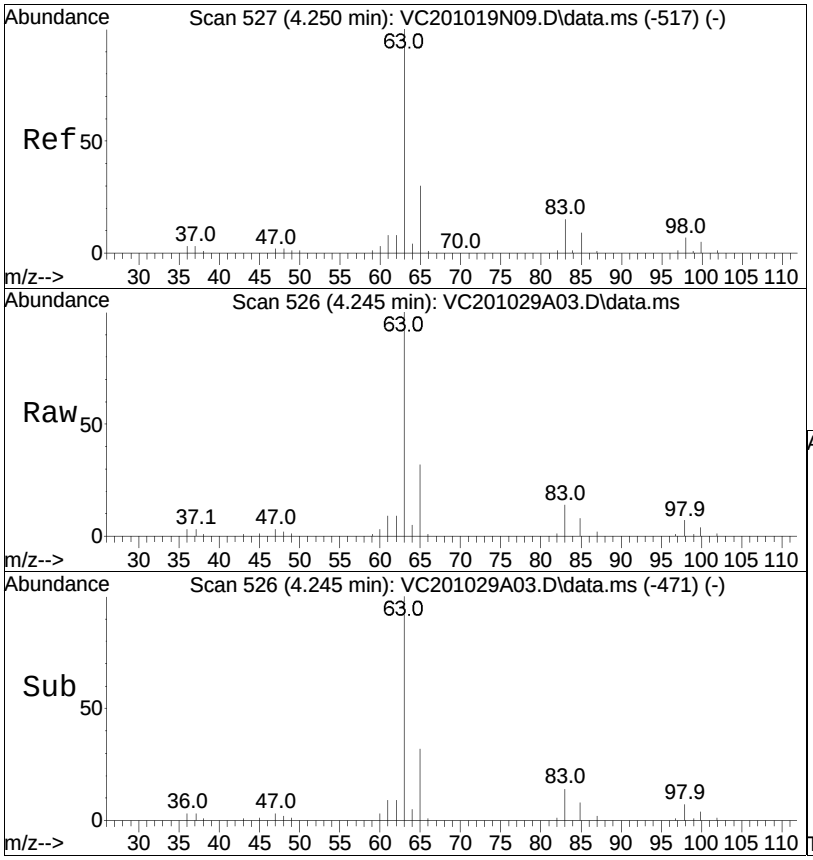

#23
1,1-Dichloroethane
Concen: 42.17 ug/L
RT: 4.245 min Scan# 526
Delta R.T. -0.010 min
Lab File: VC201029A03.D
Acq: 29 Oct 2020 8:04 am

Tgt Ion: 63 Resp: 85756

Ion	Ratio	Lower	Upper
63	100		
65	30.8	11.2	51.2
65	30.8	11.2	51.2

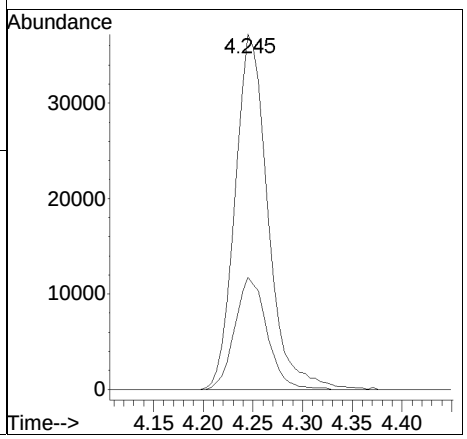

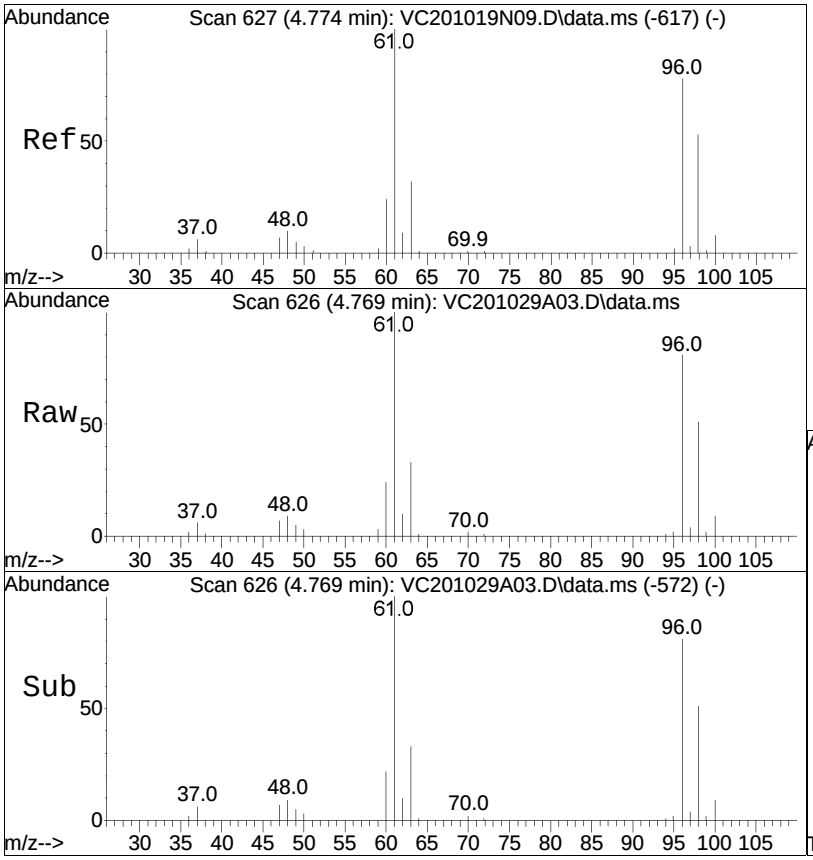

#28
cis-1,2-Dichloroethene
Concen: 41.85 ug/L
RT: 4.769 min Scan# 626
Delta R.T. -0.016 min
Lab File: VC201029A03.D
Acq: 29 Oct 2020 8:04 am

Tgt Ion: 96 Resp: 54199

Ion	Ratio	Lower	Upper
96	100		
61	125.7	89.6	134.4
98	63.2	51.5	77.3

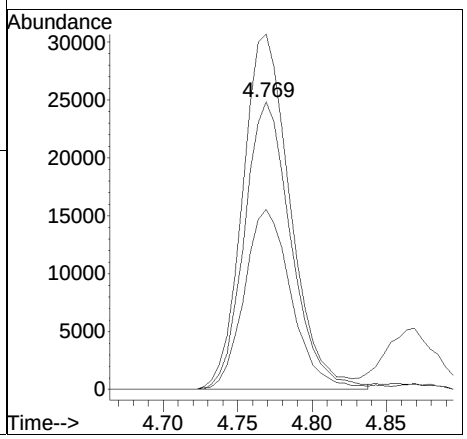

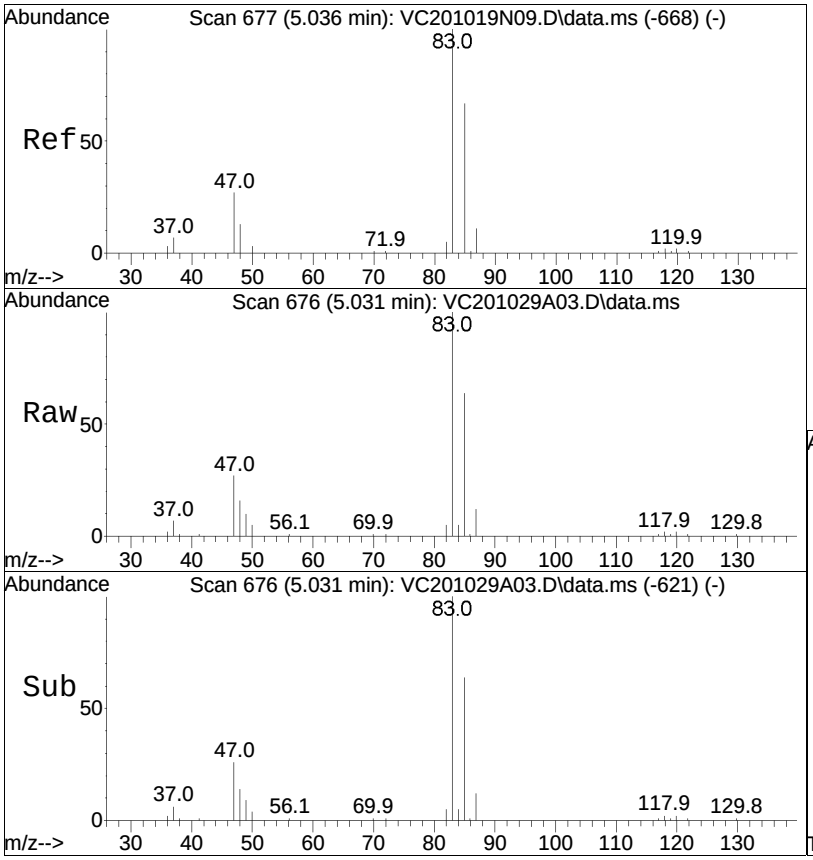

#32
Chloroform
Concen: 43.72 ug/L
RT: 5.031 min Scan# 676
Delta R.T. -0.010 min
Lab File: VC201029A03.D
Acq: 29 Oct 2020 8:04 am

Tgt Ion: 83 Resp: 94598

Ion	Ratio	Lower	Upper
83	100		
85	65.8	42.8	89.0
47	27.4	15.0	31.2
48	14.9	7.5	15.5

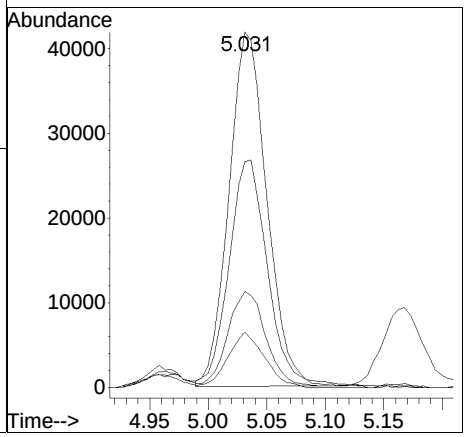

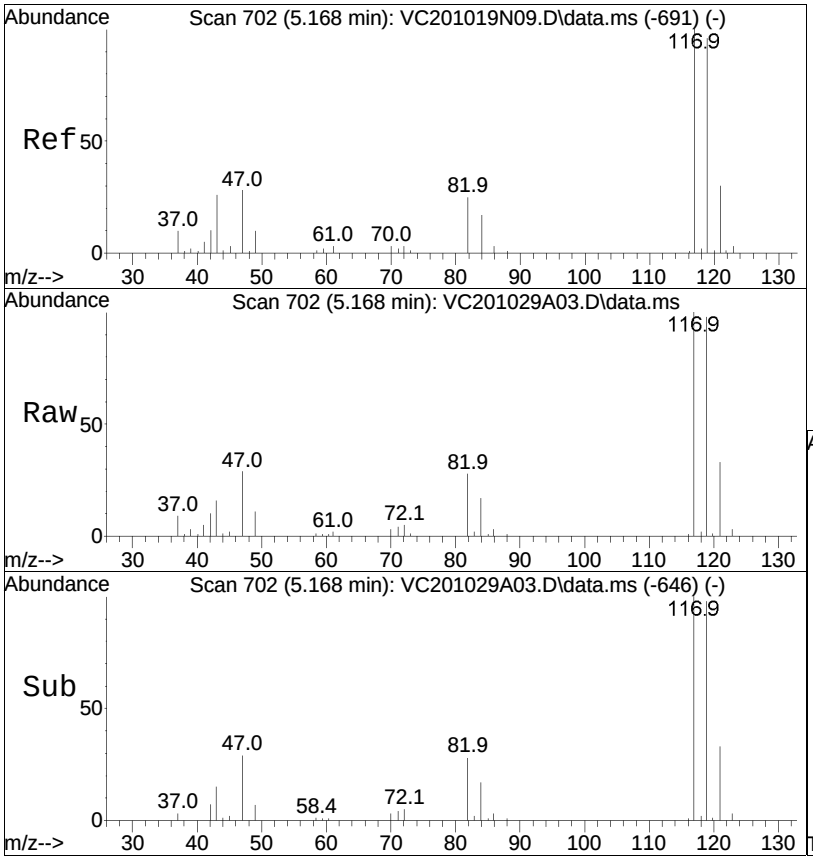

#34
Carbon tetrachloride
Concen: 47.15 ug/L
RT: 5.168 min Scan# 702
Delta R.T. -0.005 min
Lab File: VC201029A03.D
Acq: 29 Oct 2020 8:04 am

Tgt Ion:117 Resp: 78643

Ion	Ratio	Lower	Upper
117	100		
119	98.4	62.5	129.9
121	31.3	20.2	41.9
82	27.3	15.5	32.1

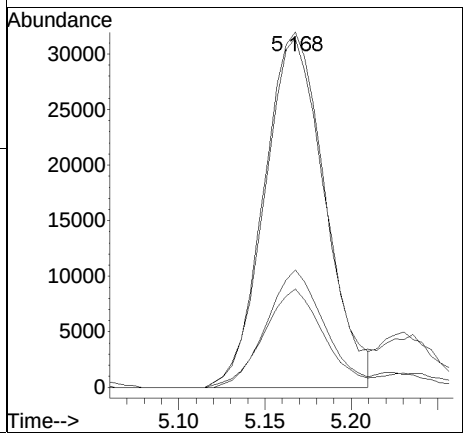

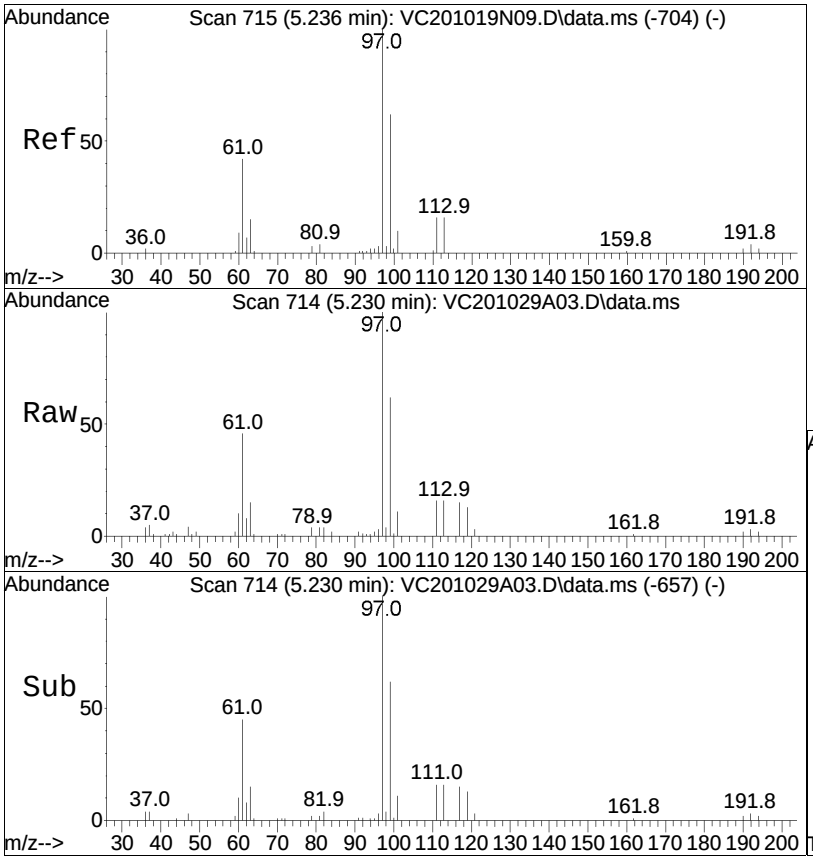

#37
1,1,1-Trichloroethane
Concen: 48.29 ug/L
RT: 5.230 min Scan# 714
Delta R.T. 0.000 min
Lab File: VC201029A03.D
Acq: 29 Oct 2020 8:04 am

Tgt Ion: 97 Resp: 83252

Ion	Ratio	Lower	Upper
97	100		
99	63.6	41.2	85.6
61	46.1	27.8	57.8
61	46.1	27.8	57.8

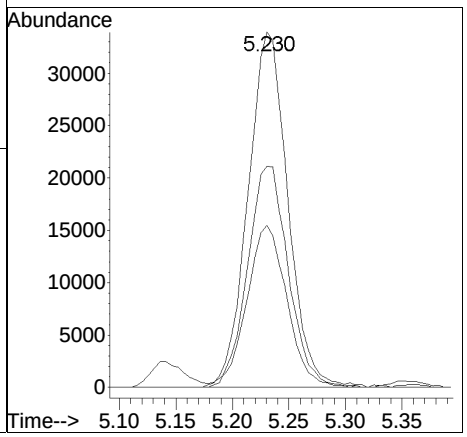

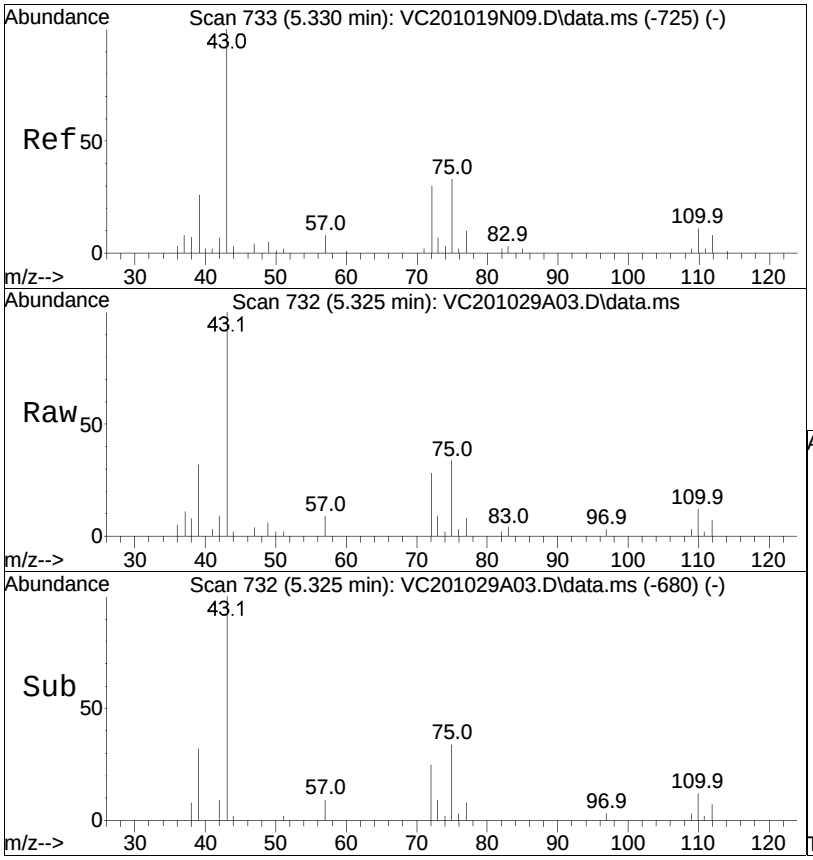

#39
2-Butanone
Concen: 34.93 ug/L
RT: 5.325 min Scan# 732
Delta R.T. -0.026 min
Lab File: VC201029A03.D
Acq: 29 Oct 2020 8:04 am

Tgt Ion: 43 Resp: 17488

Ion	Ratio	Lower	Upper
43	100		
72	48.0	33.3	49.9

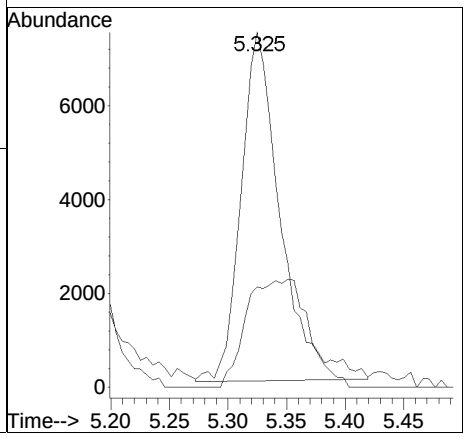



#41
Benzene
Concen: 42.13 ug/L
RT: 5.597 min Scan# 784
Delta R.T. -0.005 min
Lab File: VC201029A03.D
Acq: 29 Oct 2020 8:04 am

Tgt Ion: 78 Resp: 193881

Ion	Ratio	Lower	Upper
78	100		
77	23.6	15.3	31.9
51	17.6	9.8	20.4
52	15.1	9.0	18.8

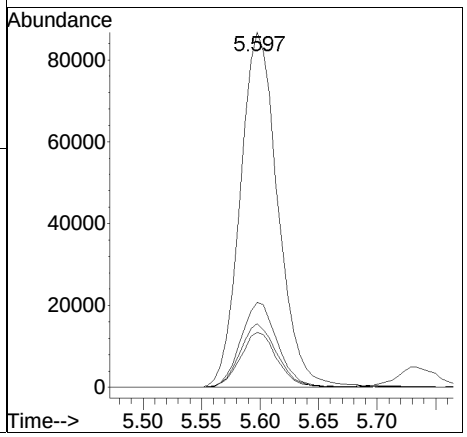

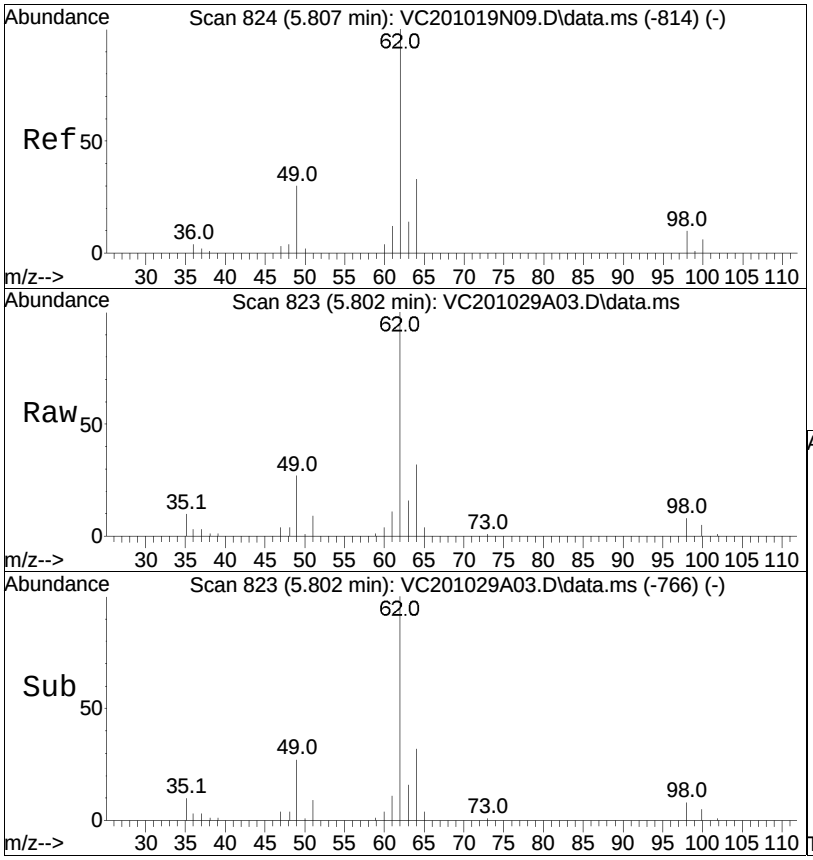

#44
1,2-Dichloroethane
Concen: 45.51 ug/L
RT: 5.802 min Scan# 823
Delta R.T. 0.000 min
Lab File: VC201029A03.D
Acq: 29 Oct 2020 8:04 am

Tgt Ion: 62 Resp: 72075

Ion	Ratio	Lower	Upper
62	100		
64	31.2	12.1	52.1
98	8.4	0.0	29.9

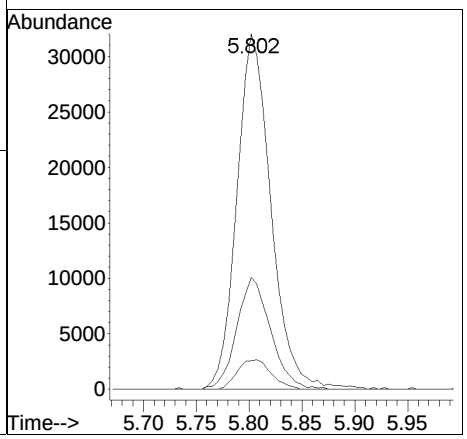

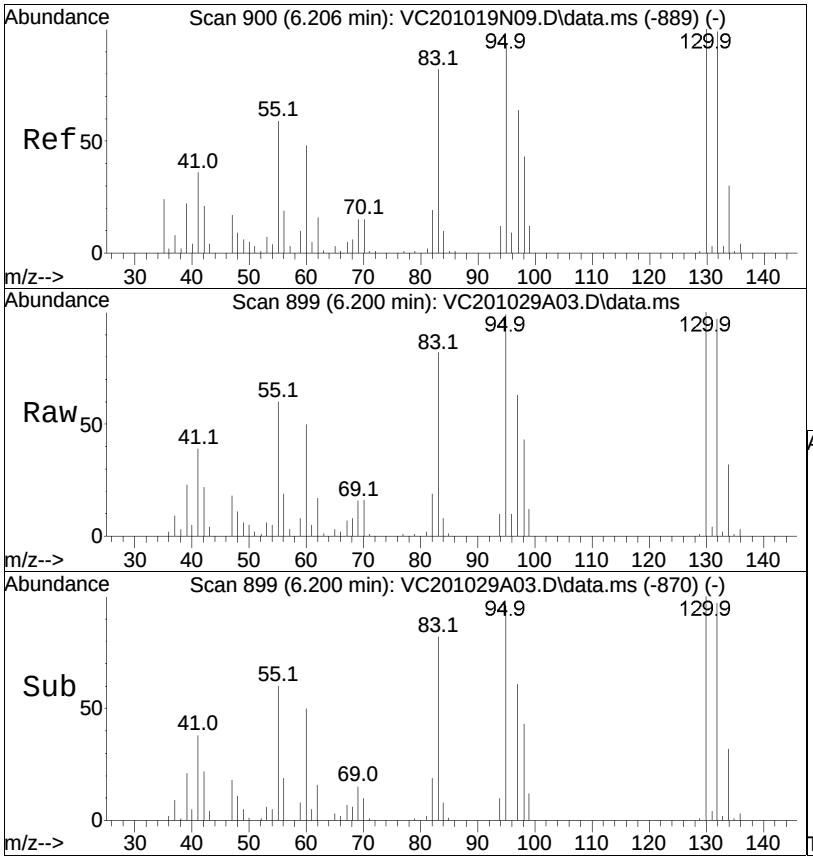

#48
Trichloroethene
Concen: 44.96 ug/L
RT: 6.200 min Scan# 899
Delta R.T. 0.000 min
Lab File: VC201029A03.D
Acq: 29 Oct 2020 8:04 am

Tgt Ion: 95 Resp: 53832

Ion	Ratio	Lower	Upper
95	100		
97	66.9	54.6	82.0
130	101.5	89.0	133.6

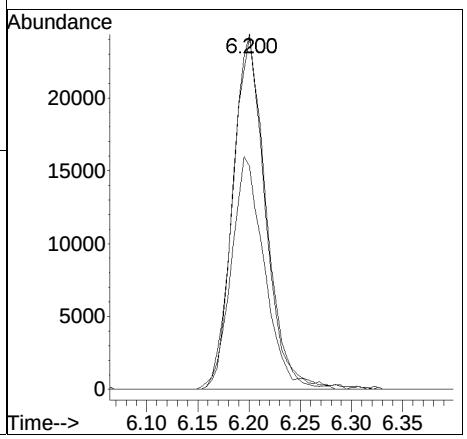

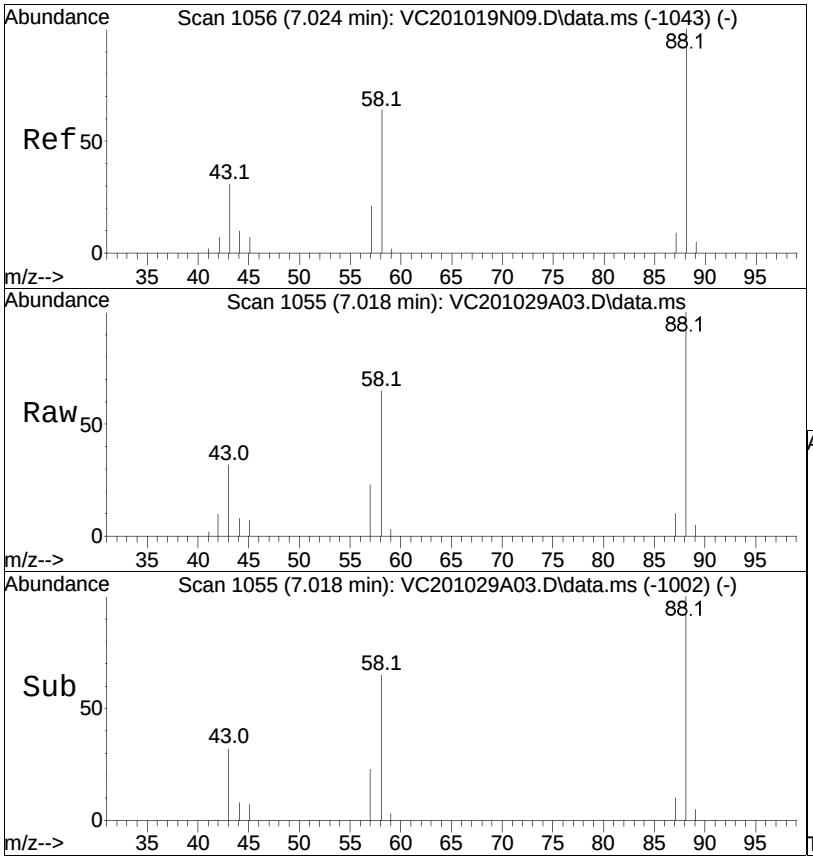

#57
1,4-Dioxane
Concen: 2202.78 ug/L
RT: 7.018 min Scan# 1055
Delta R.T. -0.021 min
Lab File: VC201029A03.D
Acq: 29 Oct 2020 8:04 am

Tgt Ion: 88 Resp: 29371

Ion	Ratio	Lower	Upper
88	100		
58	60.9	45.8	68.6
43	29.1	18.3	27.5#

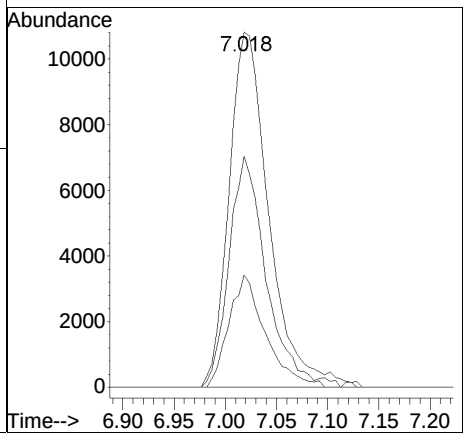

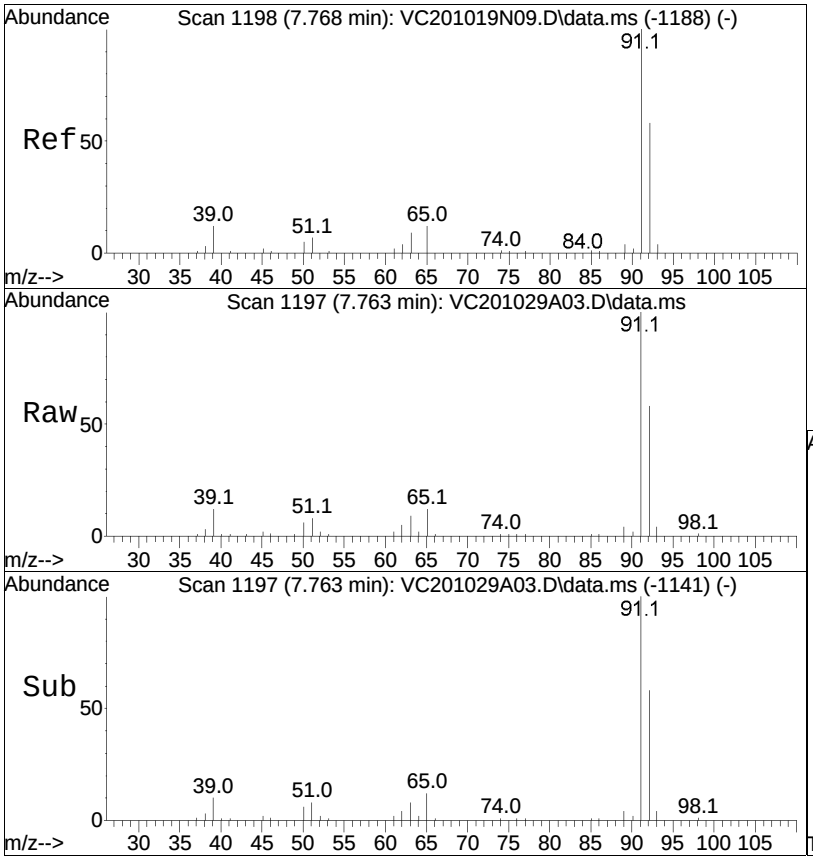

#61
Toluene
Concen: 40.16 ug/L
RT: 7.763 min Scan# 1197
Delta R.T. -0.005 min
Lab File: VC201029A03.D
Acq: 29 Oct 2020 8:04 am

Tgt Ion: 92 Resp: 129066

Ion	Ratio	Lower	Upper
92	100		
91	170.0	137.8	206.6

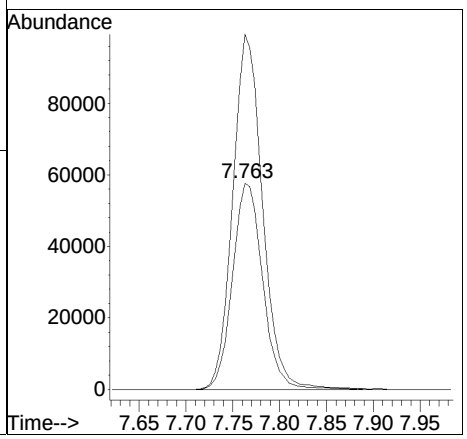

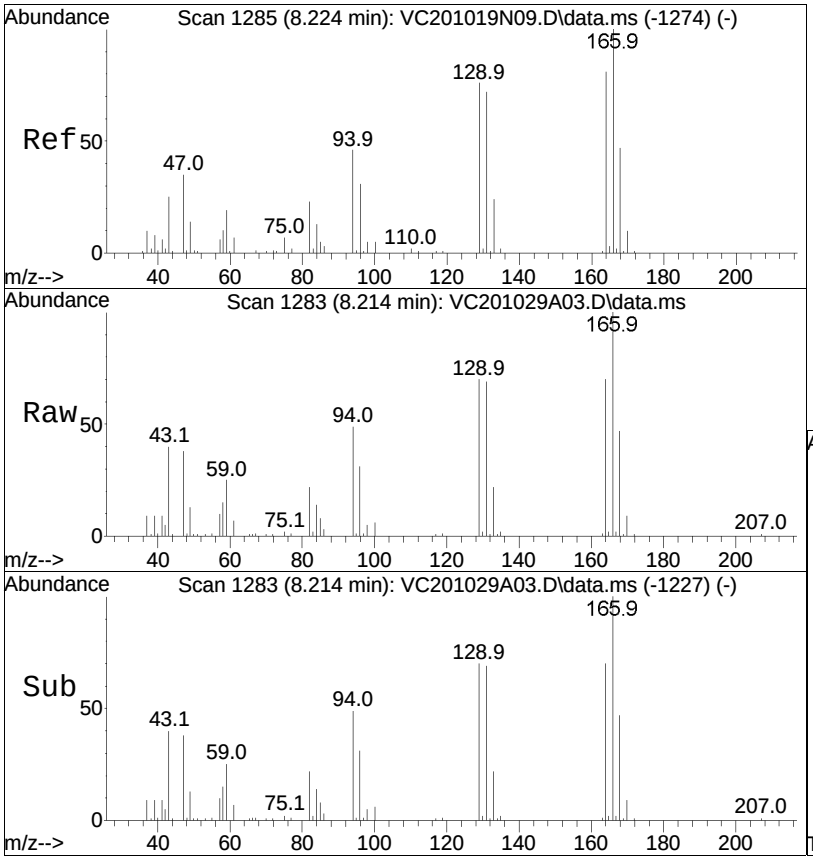

#63
Tetrachloroethene
Concen: 43.34 ug/L
RT: 8.214 min Scan# 1283
Delta R.T. -0.005 min
Lab File: VC201029A03.D
Acq: 29 Oct 2020 8:04 am

Tgt Ion:166 Resp: 57982

Ion	Ratio	Lower	Upper
166	100		
168	47.0	26.4	66.4
94	51.7	21.5	61.5

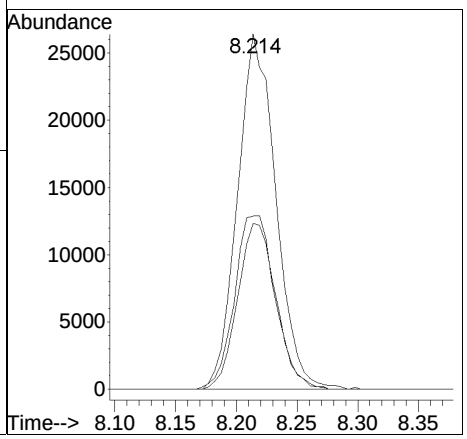

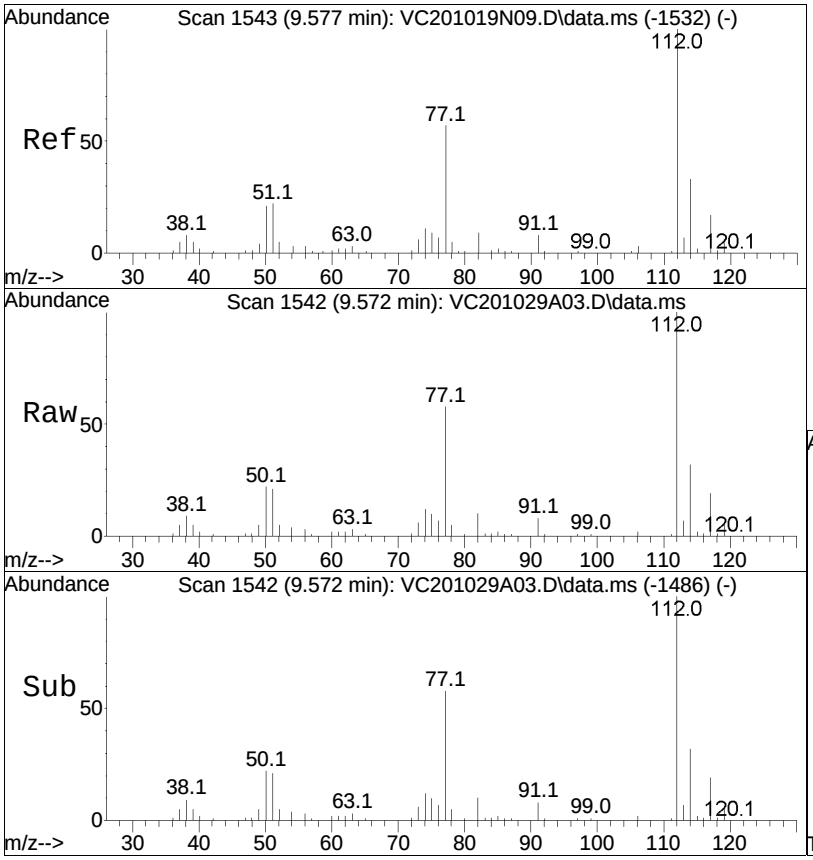

#73
Chlorobenzene
Concen: 41.56 ug/L
RT: 9.572 min Scan# 1542
Delta R.T. -0.005 min
Lab File: VC201029A03.D
Acq: 29 Oct 2020 8:04 am

Tgt Ion:112 Resp: 152841

Ion	Ratio	Lower	Upper
112	100		
77	72.2	51.9	77.9
114	32.1	25.8	38.6

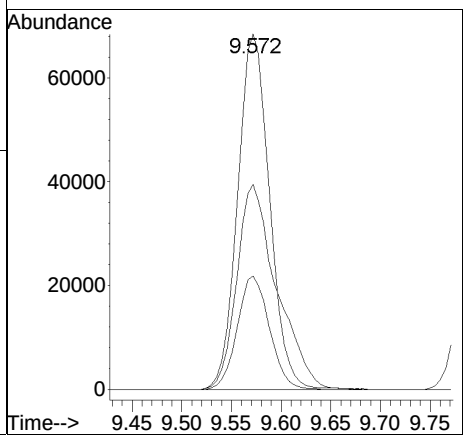

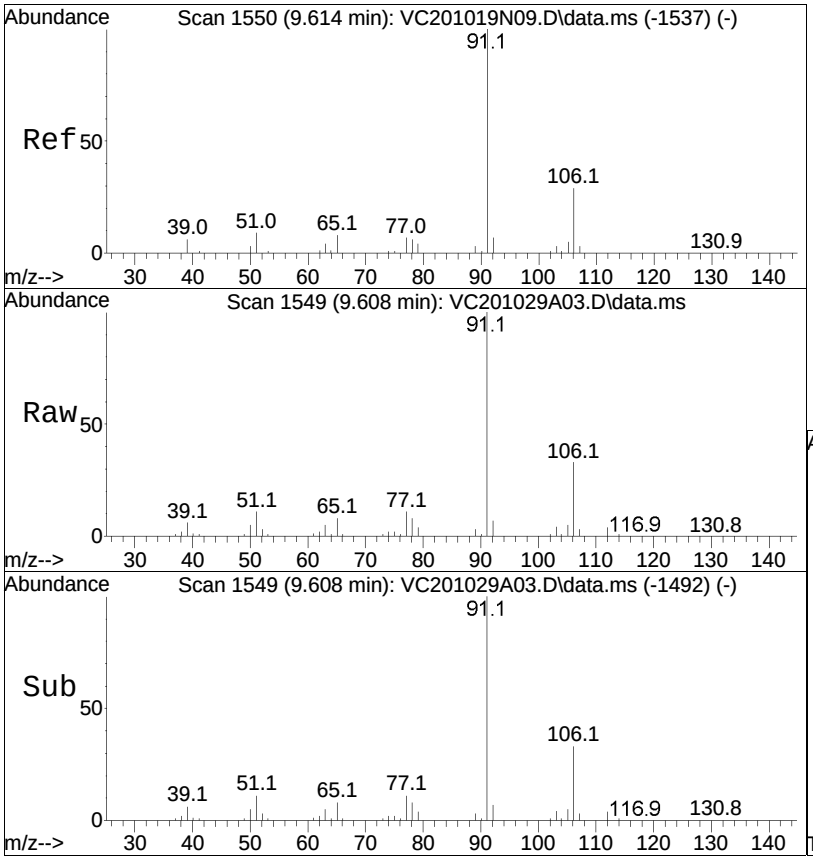

#74
Ethylbenzene
Concen: 41.51 ug/L
RT: 9.608 min Scan# 1549
Delta R.T. 0.000 min
Lab File: VC201029A03.D
Acq: 29 Oct 2020 8:04 am

Tgt Ion: 91 Resp: 260537

Ion	Ratio	Lower	Upper
91	100		
106	32.4	26.0	39.0

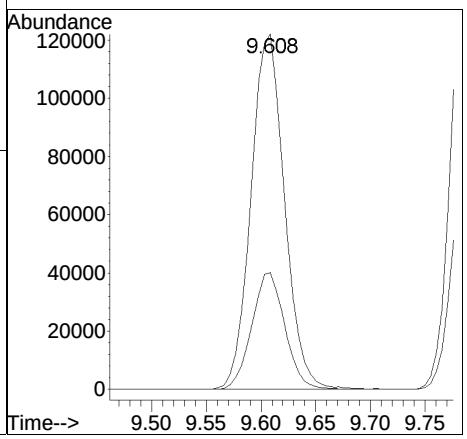

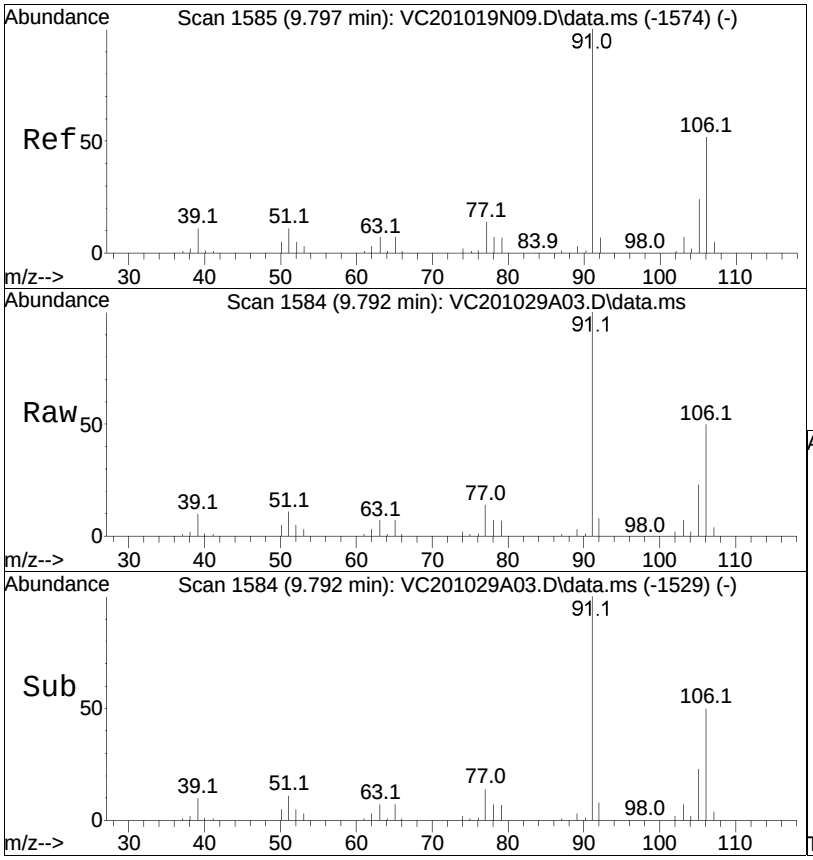

#76
p/m Xylene
Concen: 88.71 ug/L
RT: 9.792 min Scan# 1584
Delta R.T. -0.010 min
Lab File: VC201029A03.D
Acq: 29 Oct 2020 8:04 am

Tgt Ion:106 Resp: 214782

Ion	Ratio	Lower	Upper
106	100		
91	195.4	152.9	229.3

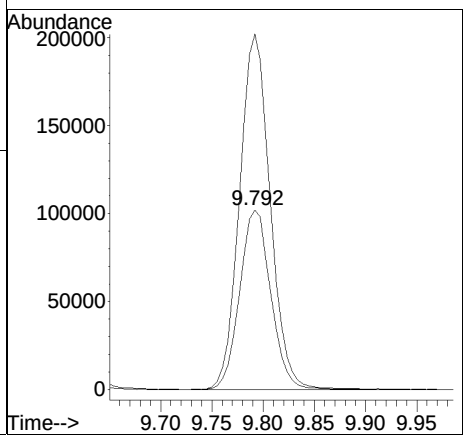

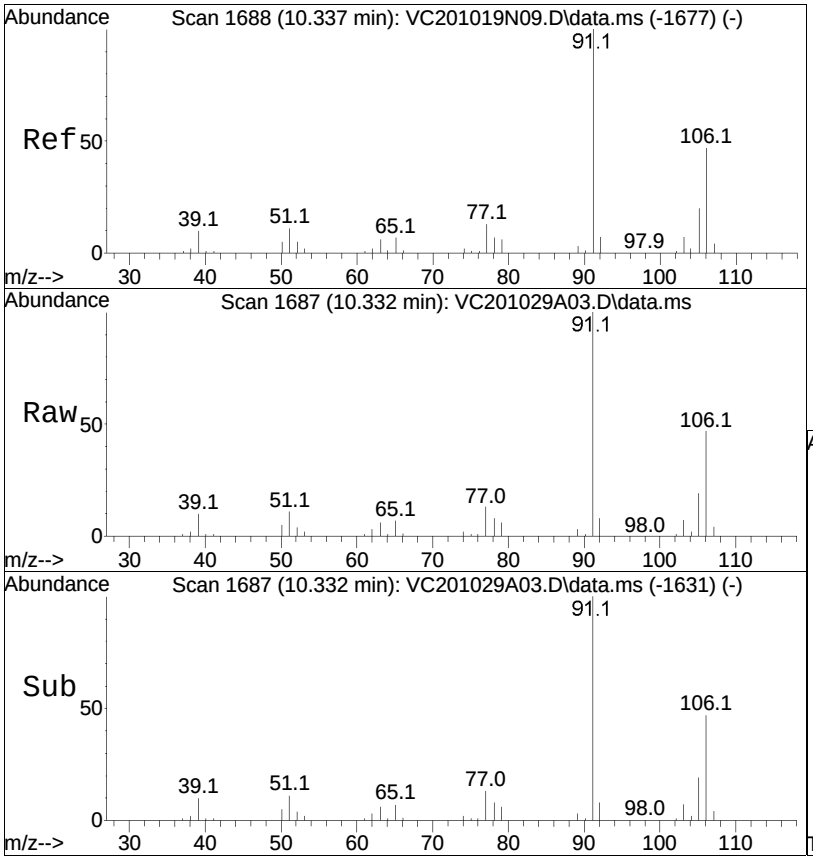

#77
o Xylene
Concen: 86.60 ug/L
RT: 10.332 min Scan# 1687
Delta R.T. -0.005 min
Lab File: VC201029A03.D
Acq: 29 Oct 2020 8:04 am

Tgt Ion:106 Resp: 201712

Ion	Ratio	Lower	Upper
106	100		
91	207.0	161.5	242.3

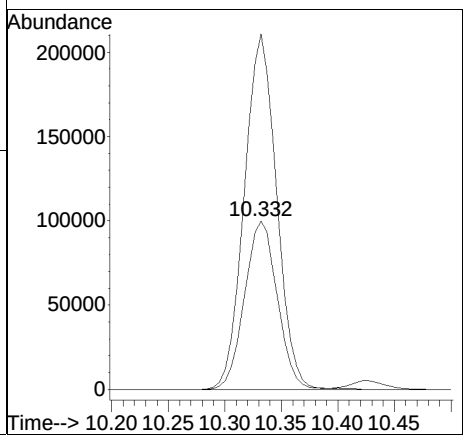

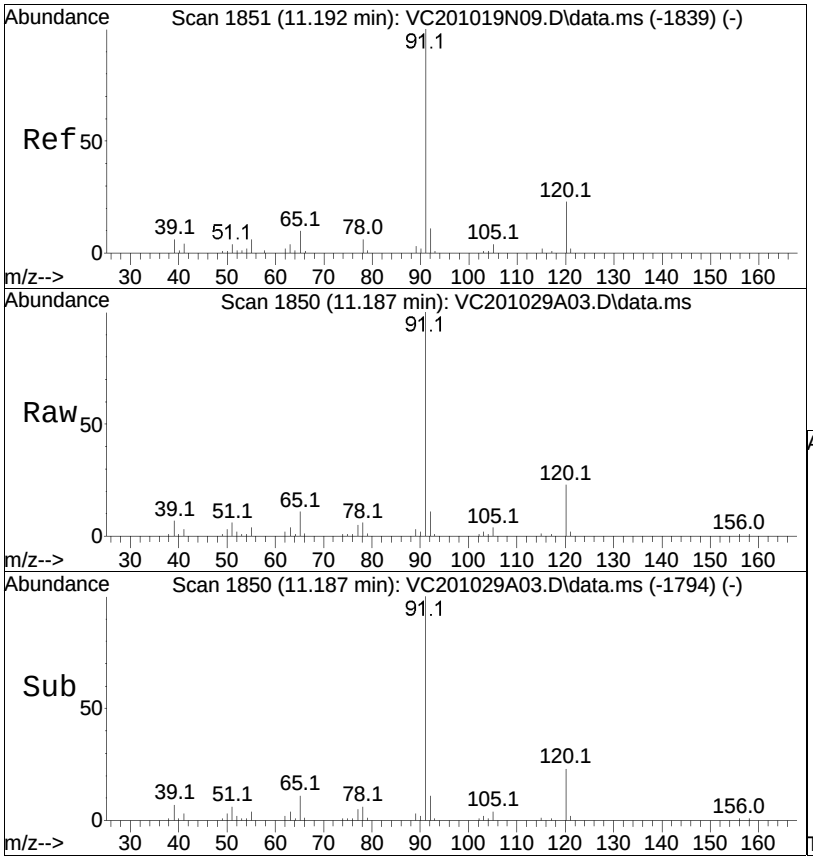

#85
n-Propylbenzene
Concen: 40.44 ug/L
RT: 11.187 min Scan# 1850
Delta R.T. -0.005 min
Lab File: VC201029A03.D
Acq: 29 Oct 2020 8:04 am

Tgt Ion: 91 Resp: 338322

Ion	Ratio	Lower	Upper
91	100		
120	22.9	19.4	29.0

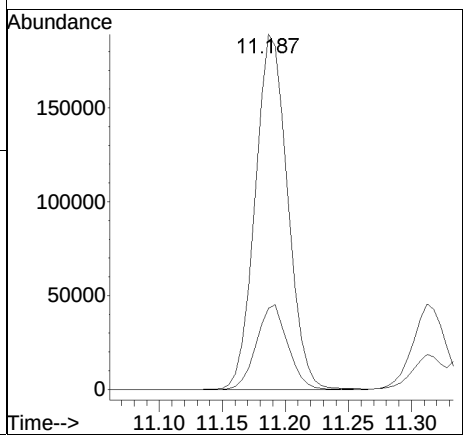

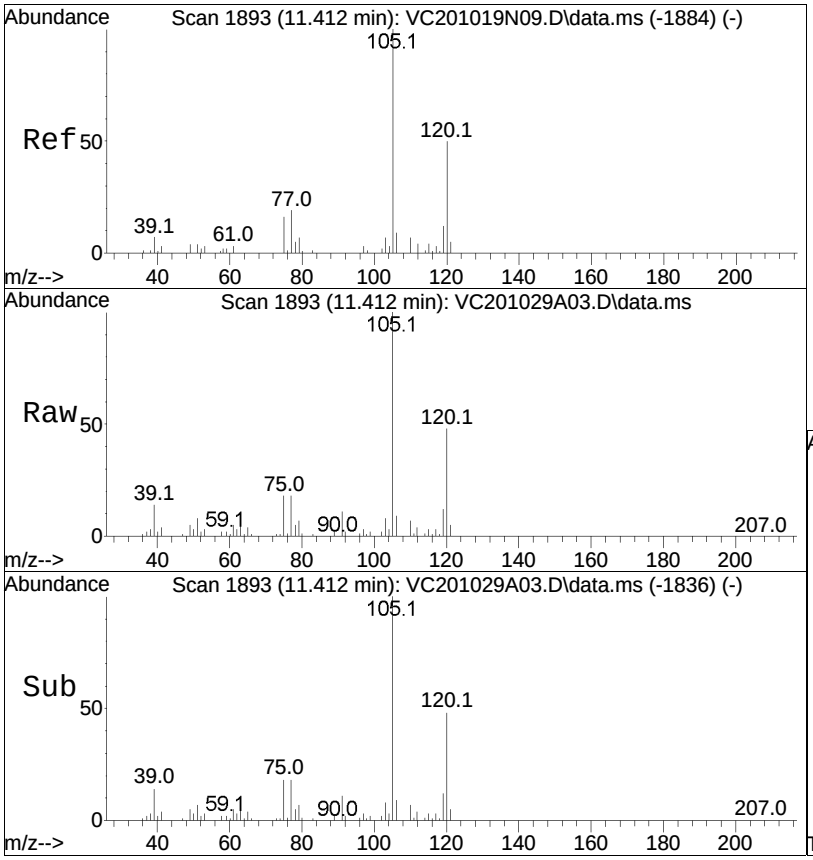

#90
1,3,5-Trimethylbenzene
Concen: 41.61 ug/L
RT: 11.412 min Scan# 1893
Delta R.T. 0.000 min
Lab File: VC201029A03.D
Acq: 29 Oct 2020 8:04 am

Tgt Ion:105 Resp: 246252

Ion	Ratio	Lower	Upper
105	100		
120	47.9	41.0	61.4

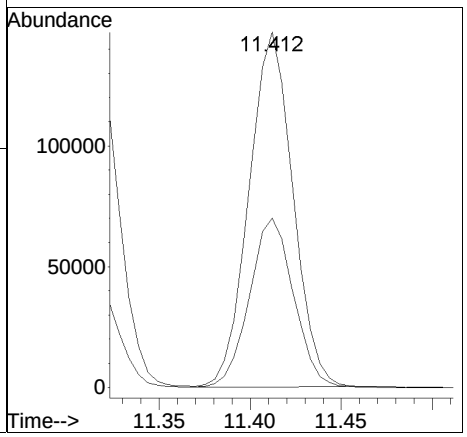

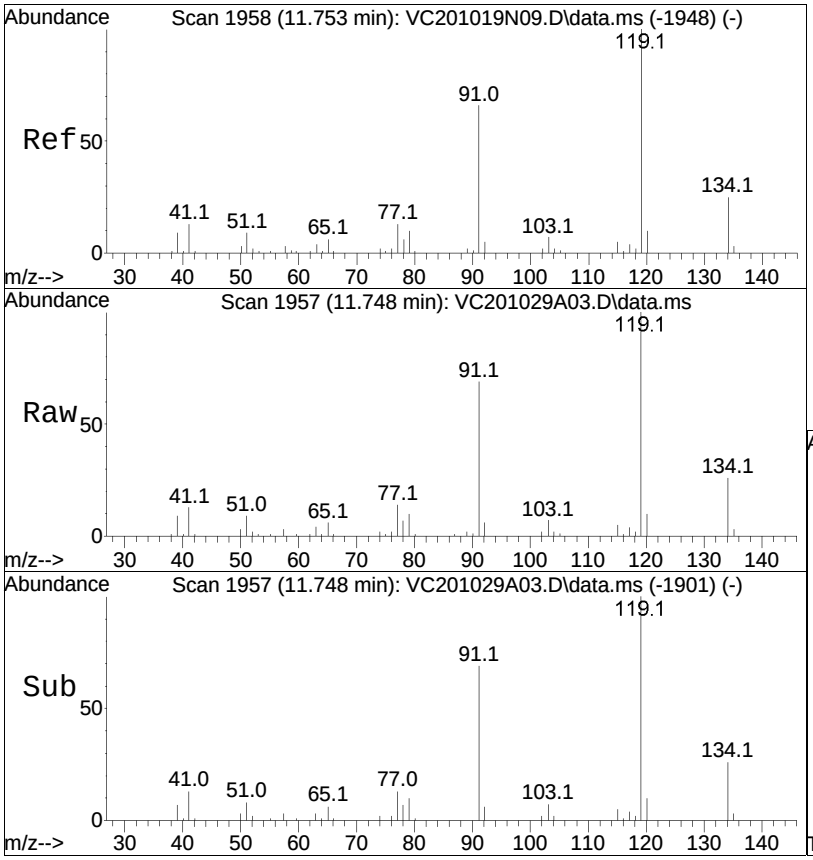

#94
tert-Butylbenzene
Concen: 41.64 ug/L
RT: 11.748 min Scan# 1957
Delta R.T. -0.005 min
Lab File: VC201029A03.D
Acq: 29 Oct 2020 8:04 am

Tgt Ion:119 Resp: 202701

Ion	Ratio	Lower	Upper
119	100		
91	68.1	49.9	74.9
134	25.8	20.5	30.7

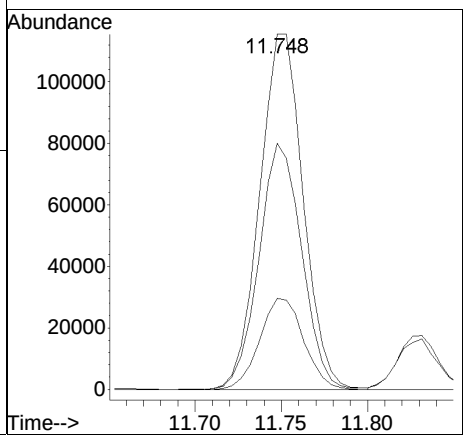

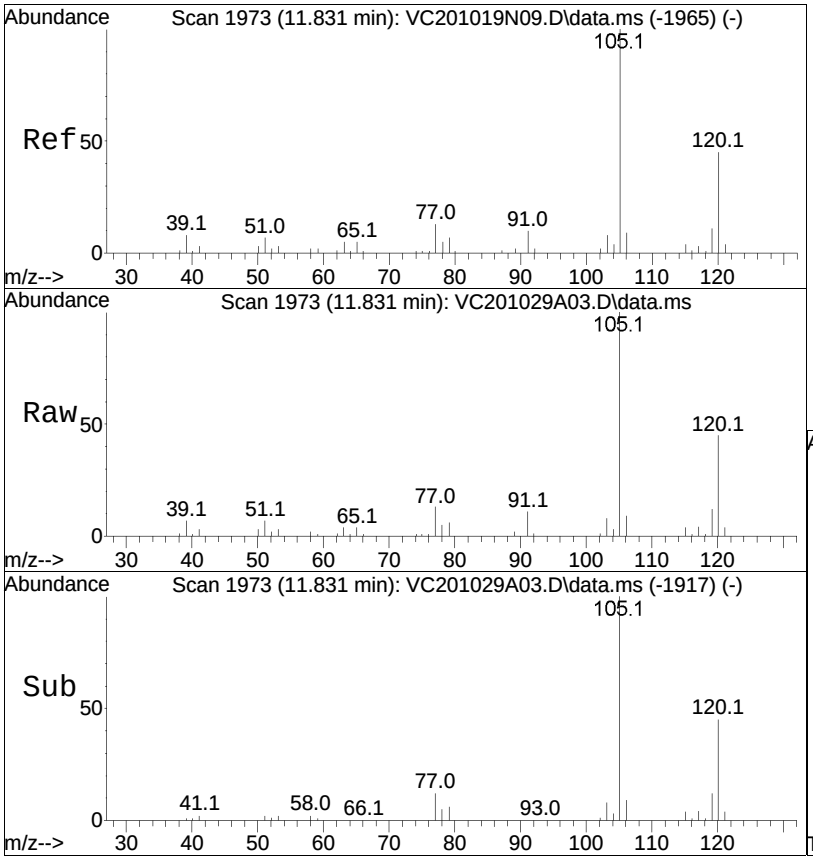

#97
1,2,4-Trimethylbenzene
Concen: 42.58 ug/L
RT: 11.831 min Scan# 1973
Delta R.T. -0.005 min
Lab File: VC201029A03.D
Acq: 29 Oct 2020 8:04 am

Tgt Ion:105 Resp: 242519

Ion	Ratio	Lower	Upper
105	100		
120	44.8	38.2	57.4

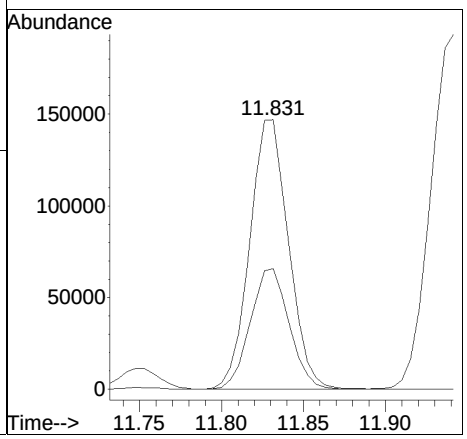

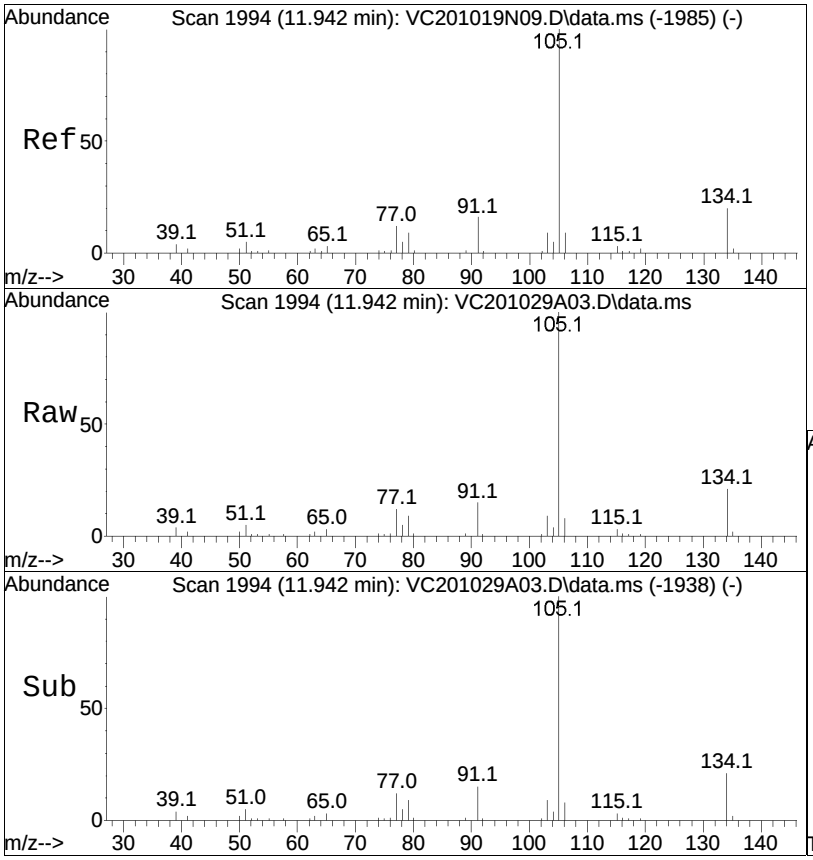

#98
sec-Butylbenzene
Concen: 42.69 ug/L
RT: 11.942 min Scan# 1994
Delta R.T. -0.005 min
Lab File: VC201029A03.D
Acq: 29 Oct 2020 8:04 am

Tgt Ion:105 Resp: 324621

Ion	Ratio	Lower	Upper
105	100		
134	20.4	13.5	27.9

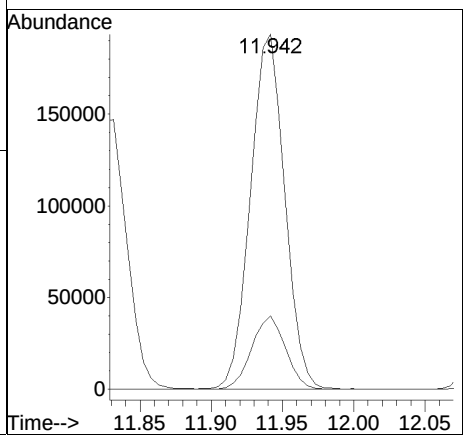

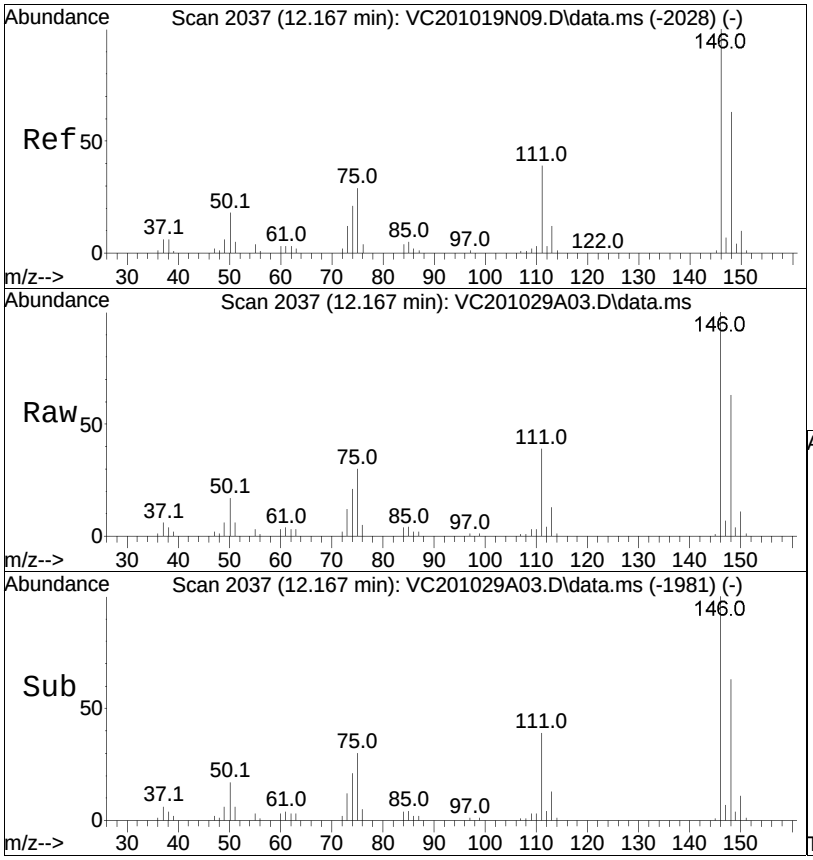

#100
1,3-Dichlorobenzene
Concen: 41.45 ug/L
RT: 12.167 min Scan# 2037
Delta R.T. -0.005 min
Lab File: VC201029A03.D
Acq: 29 Oct 2020 8:04 am

Tgt Ion:146 Resp: 139984

Ion	Ratio	Lower	Upper
146	100		
111	39.7	24.9	51.7
148	62.8	41.6	86.4

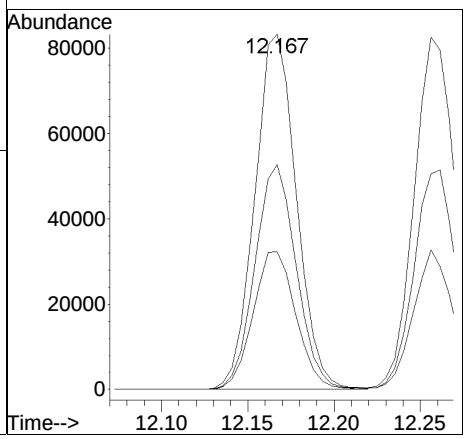

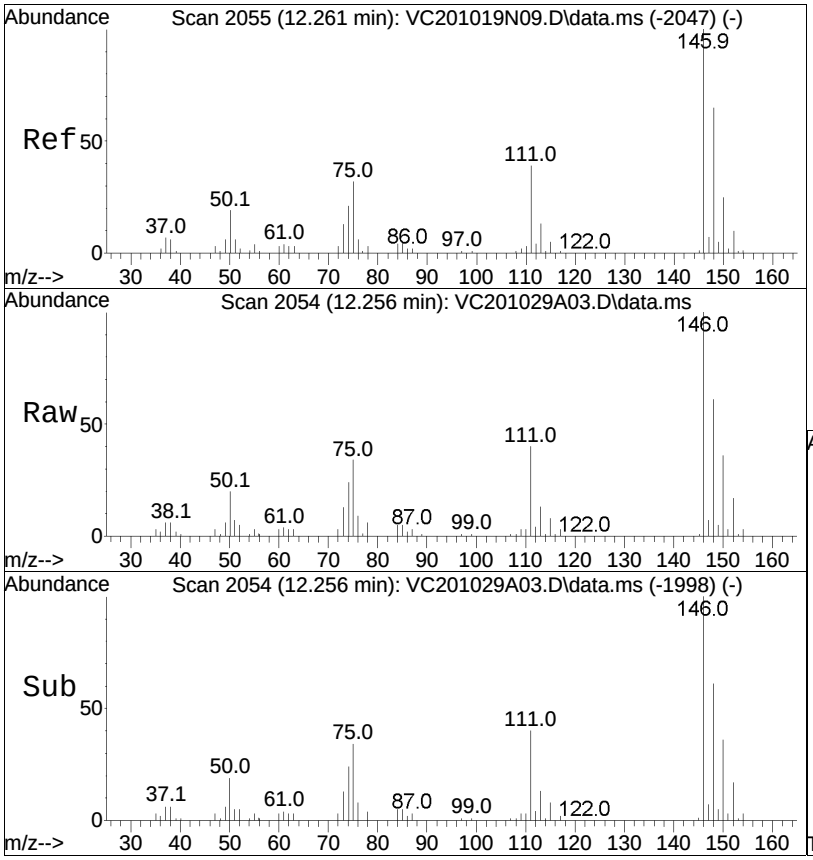

#101
1,4-Dichlorobenzene
Concen: 40.54 ug/L
RT: 12.256 min Scan# 2054
Delta R.T. -0.005 min
Lab File: VC201029A03.D
Acq: 29 Oct 2020 8:04 am

Tgt Ion:146 Resp: 140124

Ion	Ratio	Lower	Upper
146	100		
111	37.8	29.5	44.3
148	63.1	52.1	78.1

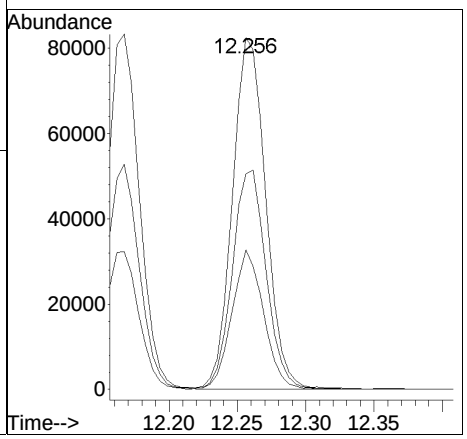



#103
n-Butylbenzene
Concen: 42.49 ug/L
RT: 12.524 min Scan# 2105
Delta R.T. -0.005 min
Lab File: VC201029A03.D
Acq: 29 Oct 2020 8:04 am

Tgt Ion: 91 Resp: 249062

Ion	Ratio	Lower	Upper
91	100		
92	52.8	43.5	65.3
134	26.9	22.6	34.0

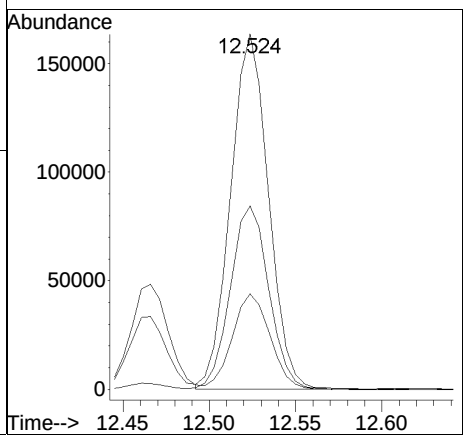

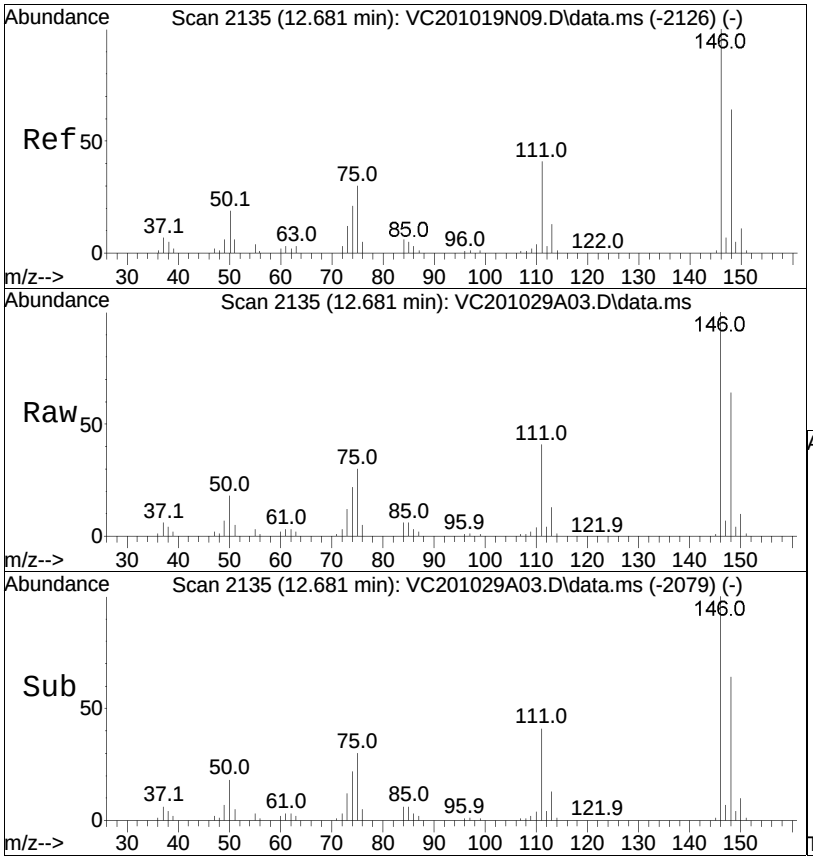

#104
1,2-Dichlorobenzene
Concen: 40.49 ug/L
RT: 12.681 min Scan# 2135
Delta R.T. -0.005 min
Lab File: VC201029A03.D
Acq: 29 Oct 2020 8:04 am

Tgt Ion:146 Resp: 126798

Ion	Ratio	Lower	Upper
146	100		
111	41.3	25.4	52.8
148	63.5	41.8	86.8

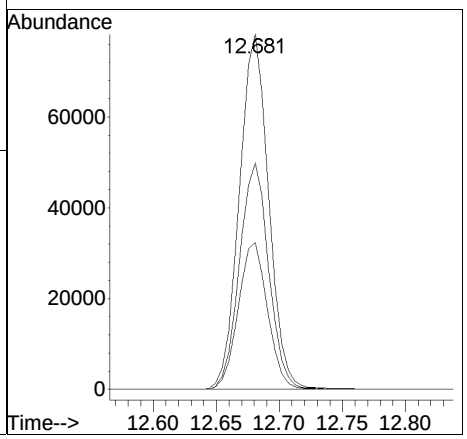

Manual Integration Report

Data Path	: I:\VOLATILES\Charlie\2020\	QMethod	: C_201019N_8260.m
Data File	: VC201029A03.D	Operator	: CHARLIE:NLK
Date Inj'd	: 10/29/2020 8:04 am	Instrument	: Charlie
Sample	: WG1428163-4,31,5,5	Quant Date	: 10/29/2020 8:40 am

There are no manual integrations or false positives in this file.

Quantitation Report (QT Reviewed)

Data Path : I:\VOLATILES\VOA126\2020\201028N\
Data File : V26201028N02.D
Acq On : 28 Oct 2020 02:22 pm
Operator : VOA126:MKS
Sample : WG1427739-4,31,5,5
Misc : WG1427739,ICAL17233
ALS Vial : 2 Sample Multiplier: 1

Quant Time: Oct 28 15:16:35 2020
Quant Method : I:\VOLATILES\VOA126\2020\201028N\V126_201012N_8260Suff.m
Quant Title : VOLATILES BY GC/MS
QLast Update : Tue Oct 13 17:03:21 2020
Response via : Initial Calibration

CCAL FILE(s) : 1 - I:\VOLATILES\VOA126\2020\201028N\V26201028N01.D
Sub List : 8260-CurveSoil - Megamix plus Diox

Compound	R.T.	QIon	Response	Conc Units	Dev(Min)
Internal Standards					
1) Fluorobenzene	11.538	96	570799	20.000 ug/L	0.00
Standard Area 1 = 578335			Recovery =	98.70%	
63) Chlorobenzene-d5	18.234	117	471191	20.000 ug/L	0.00
Standard Area 1 = 474087			Recovery =	99.39%	
88) 1,4-Dichlorobenzene-d4	23.889	152	264045	20.000 ug/L	0.00
Standard Area 1 = 263425			Recovery =	100.24%	
System Monitoring Compounds					
39) Dibromofluoromethane	9.904	113	145947	19.511 ug/L	0.00
Spiked Amount 20.000	Range 70 - 130		Recovery =	97.55%	
47) 1,2-Dichloroethane-d4	10.903	65	129533	20.171 ug/L	0.00
Spiked Amount 20.000	Range 70 - 130		Recovery =	100.86%	
65) Toluene-d8	14.871	98	585144	19.552 ug/L	0.00
Spiked Amount 20.000	Range 70 - 130		Recovery =	97.76%	
92) 4-Bromofluorobenzene	21.070	95	232790	19.840 ug/L	0.00
Spiked Amount 20.000	Range 70 - 130		Recovery =	99.20%	
Target Compounds					Qvalue
5) Vinyl chloride	3.236	62	210085	30.972 ug/L	98
11) 1,1-Dichloroethene	5.665	96	174404	33.109 ug/L	87
17) Methylene chloride	6.594	84	212422	33.549 ug/L	82
19) Acetone	5.484	43	37623M1	40.102 ug/L	
20) trans-1,2-Dichloroethene	7.149	96	215974	34.492 ug/L	88
23) Methyl tert-butyl ether	6.876	73	517963	36.578 ug/L	89
26) 1,1-Dichloroethane	7.977	63	342769	35.758 ug/L	98
31) cis-1,2-Dichloroethene	9.162	96	245300	34.877 ug/L	86
35) Chloroform	9.469	83	402239	35.493 ug/L	96
37) Carbon tetrachloride	10.746	117	305669	34.324 ug/L	99
40) 1,1,1-Trichloroethane	10.250	97	337679	34.402 ug/L	96
42) 2-Butanone	8.831	43	56923	39.593 ug/L #	82
45) Benzene	11.103	78	874131	35.646 ug/L	93
48) 1,2-Dichloroethane	11.089	62	264816	36.652 ug/L	98
52) Trichloroethene	12.347	95	240022	35.786 ug/L	99
61) 1,4-Dioxane	13.276	88	103225	1931.880 ug/L #	85
66) Toluene	15.041	92	591381	34.635 ug/L	96
68) Tetrachloroethene	16.463	166	257715	31.525 ug/L	99
82) Chlorobenzene	18.323	112	683803	34.672 ug/L	97
83) Ethylbenzene	18.449	91	1173017	35.787 ug/L	98

Data Path : I:\VOLATILES\VOA126\2020\201028N\
Data File : V26201028N02.D
Acq On : 28 Oct 2020 02:22 pm
Operator : VOA126:MKS
Sample : WG1427739-4,31,5,5
Misc : WG1427739,ICAL17233
ALS Vial : 2 Sample Multiplier: 1

Quant Time: Oct 28 15:16:35 2020
Quant Method : I:\VOLATILES\VOA126\2020\201028N\V126_201012N_8260Suff.m
Quant Title : VOLATILES BY GC/MS
QLast Update : Tue Oct 13 17:03:21 2020
Response via : Initial Calibration

CCAL FILE(s) : 1 - I:\VOLATILES\VOA126\2020\201028N\V26201028N01.D
Sub List : 8260-CurveSoil - Megamix plus Diox

	Compound	R.T.	QIon	Response	Conc	Units	Dev(Min)
85)	p/m Xylene	18.627	106	931143	71.236	ug/L	90
86)	o Xylene	19.634	106	867707	71.267	ug/L	88
95)	n-Propylbenzene	21.430	91	1437168	34.881	ug/L	97
100)	1,3,5-Trimethylbenzene	21.815	105	1015860	33.953	ug/L	97
104)	tert-Butylbenzene	22.657	119	872984	34.125	ug/L	99
107)	1,2,4-Trimethylbenzene	22.749	105	997148	34.203	ug/L	98
109)	sec-Butylbenzene	23.170	105	1321688	34.867	ug/L	98
111)	1,3-Dichlorobenzene	23.708	146	606406	34.456	ug/L	99
112)	1,4-Dichlorobenzene	23.968	146	600154	34.476	ug/L	99
116)	n-Butylbenzene	24.481	91	1237581	33.812	ug/L	98
118)	1,2-Dichlorobenzene	24.818	146	551288	34.385	ug/L	99

(#) = qualifier out of range (m) = manual integration (+) = signals summed

Quantitation Report (QT Reviewed)

Data Path : I:\VOLATILES\VOA126\2020\201028N\
Data File : V26201028N02.D
Acq On : 28 Oct 2020 02:22 pm
Operator : VOA126:MKS
Sample : WG1427739-4,31,5,5
Misc : WG1427739,ICAL17233
ALS Vial : 2 Sample Multiplier: 1

Quant Time: Oct 28 15:16:35 2020
Quant Method : I:\VOLATILES\VOA126\2020\201028N\V126_201012N_8260Suff.m
Quant Title : VOLATILES BY GC/MS
QLast Update : Tue Oct 13 17:03:21 2020
Response via : Initial Calibration

Sub List : 8260-CurveSoil - Megamix plus Diox8N\V26201028N01.D•

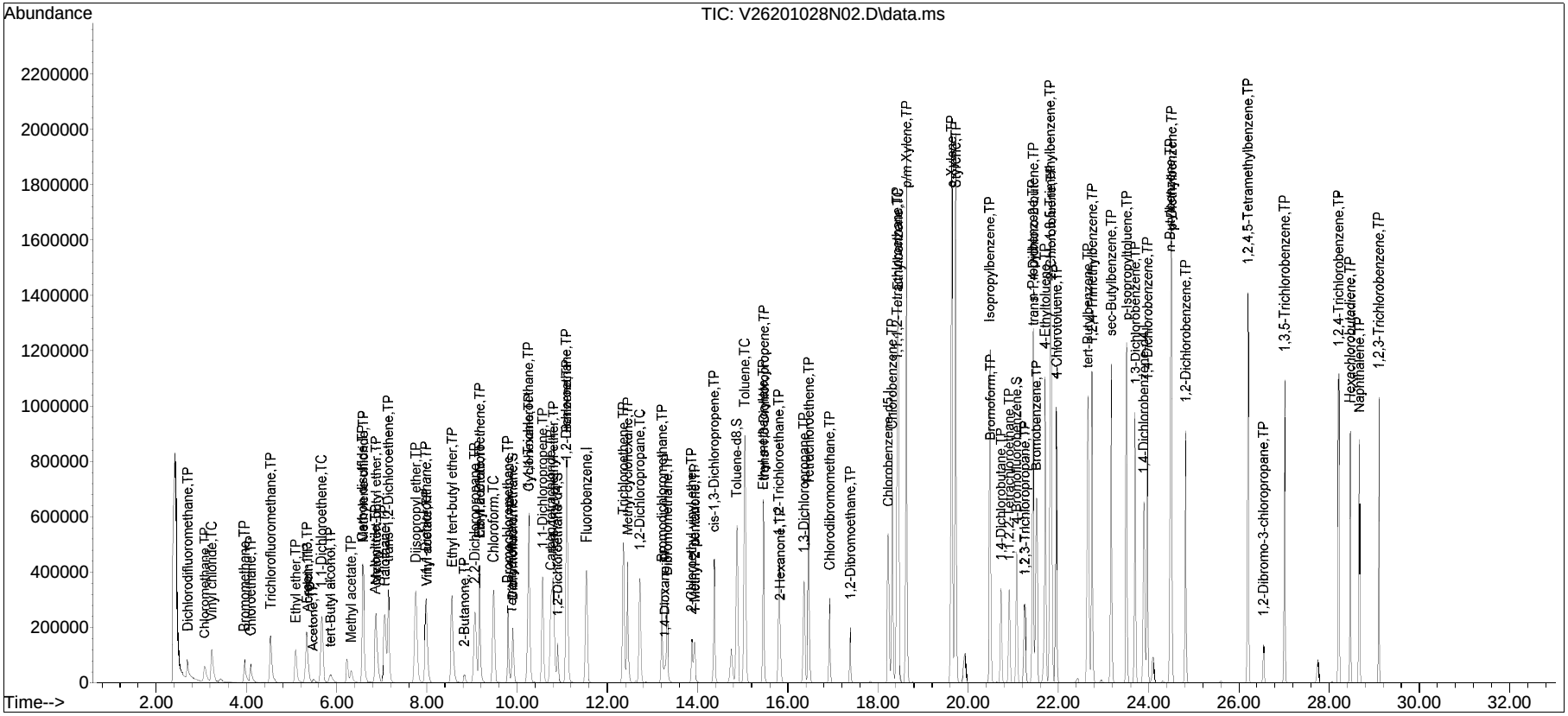

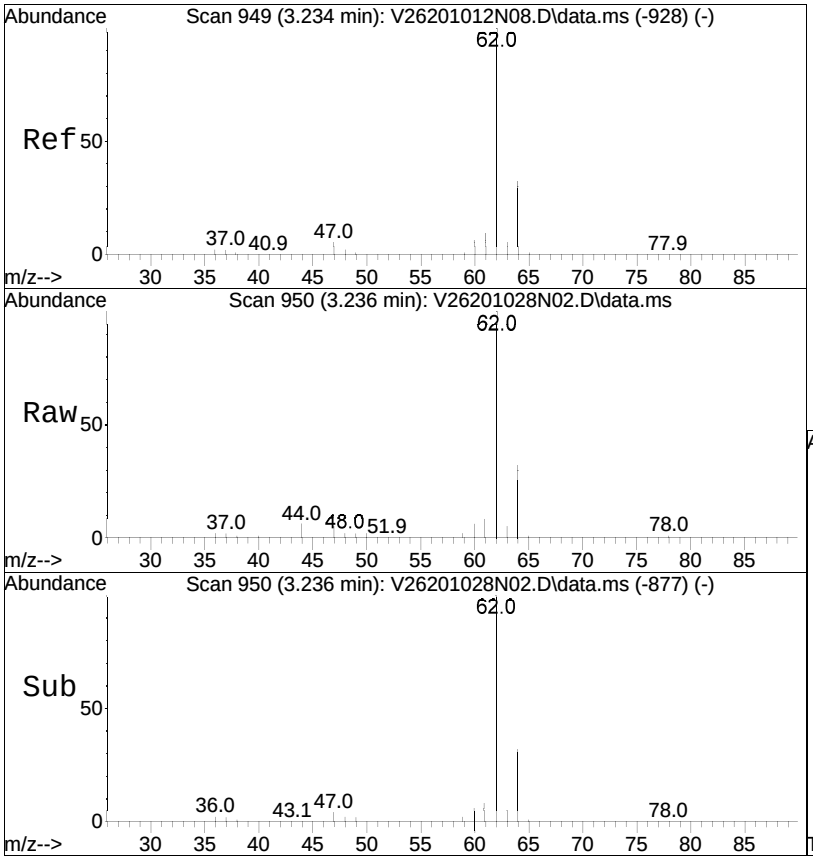

#5
Vinyl chloride
Concen: 30.97 ug/L
RT: 3.236 min Scan# 950
Delta R.T. 0.002 min
Lab File: V26201028N02.D
Acq: 28 Oct 2020 02:22 pm

Tgt Ion: 62 Resp: 210085

Ion	Ratio	Lower	Upper
62	100		
64	32.5	11.3	51.3

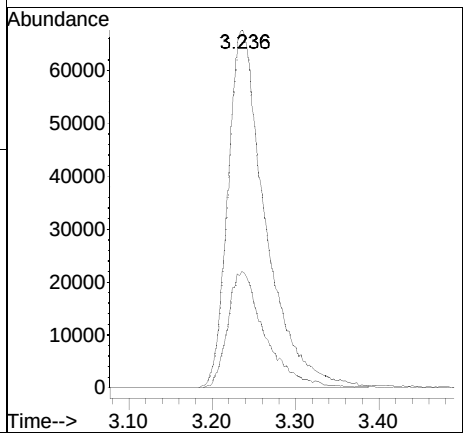

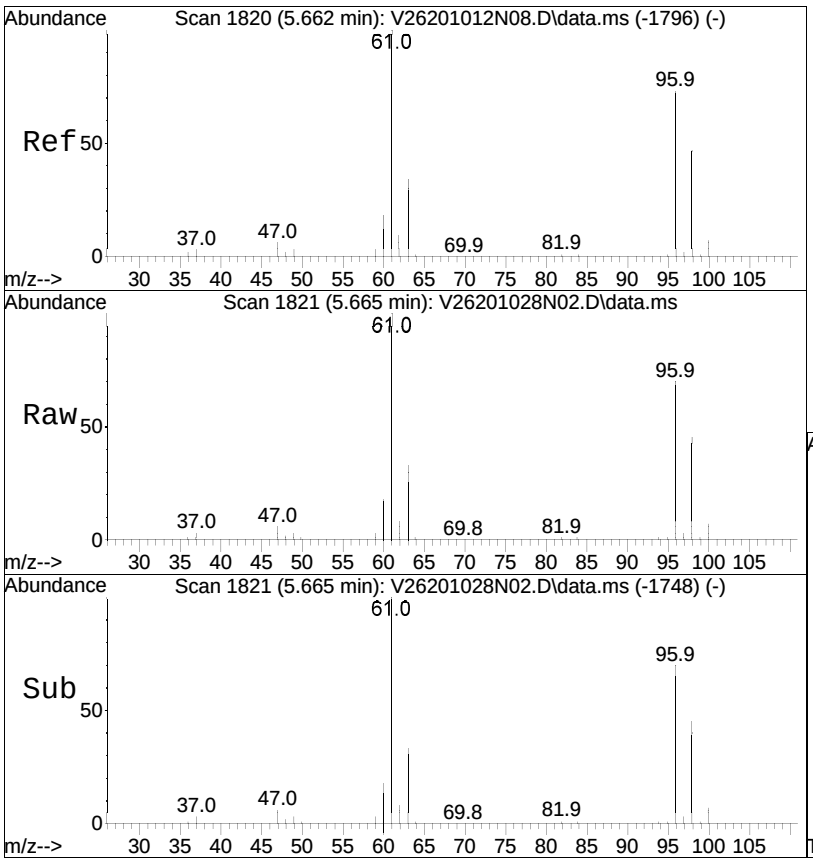

#11
1,1-Dichloroethene
Concen: 33.11 ug/L
RT: 5.665 min Scan# 1821
Delta R.T. 0.003 min
Lab File: V26201028N02.D
Acq: 28 Oct 2020 02:22 pm

Tgt Ion: 96 Resp: 174404

Ion	Ratio	Lower	Upper
96	100		
61	147.3	133.8	200.8
63	47.5	42.6	63.8

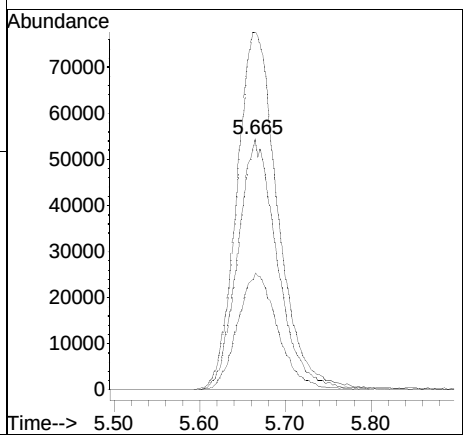

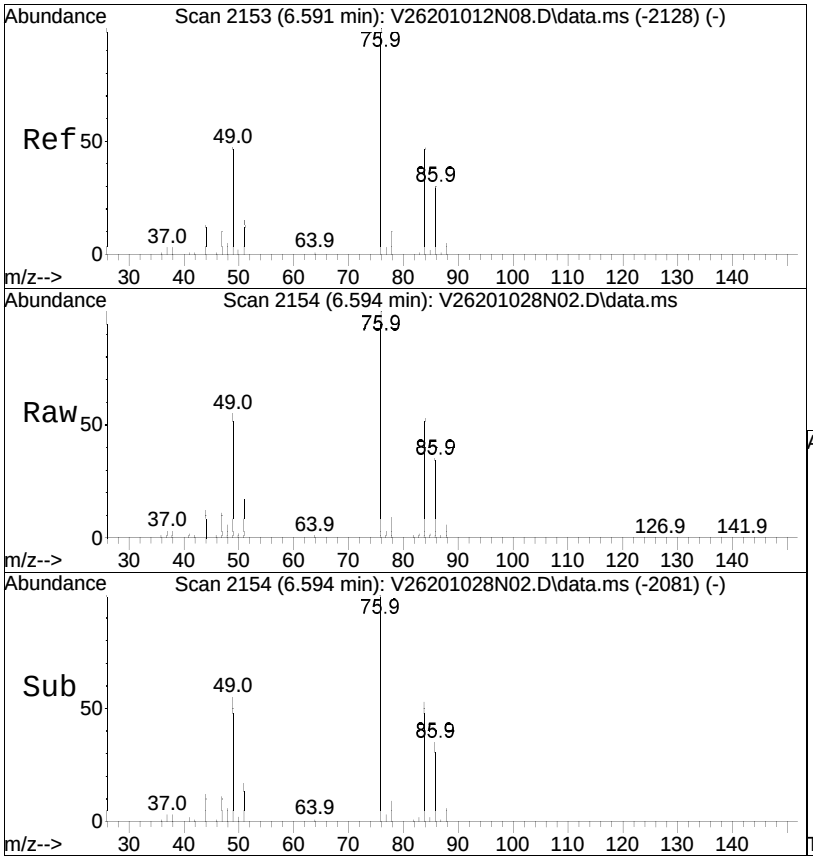

#17
Methylene chloride
Concen: 33.55 ug/L
RT: 6.594 min Scan# 2154
Delta R.T. 0.003 min
Lab File: V26201028N02.D
Acq: 28 Oct 2020 02:22 pm

Tgt Ion: 84 Resp: 212422

Ion	Ratio	Lower	Upper
84	100		
86	64.5	41.9	87.1
49	103.2	88.1	183.1

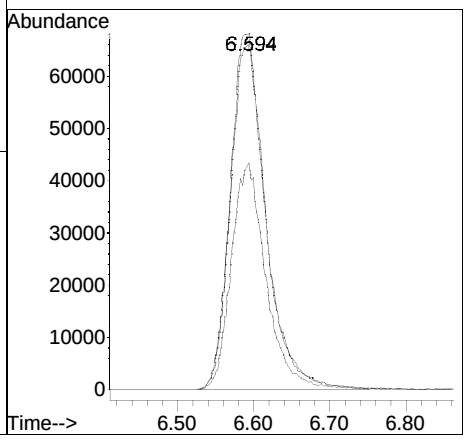

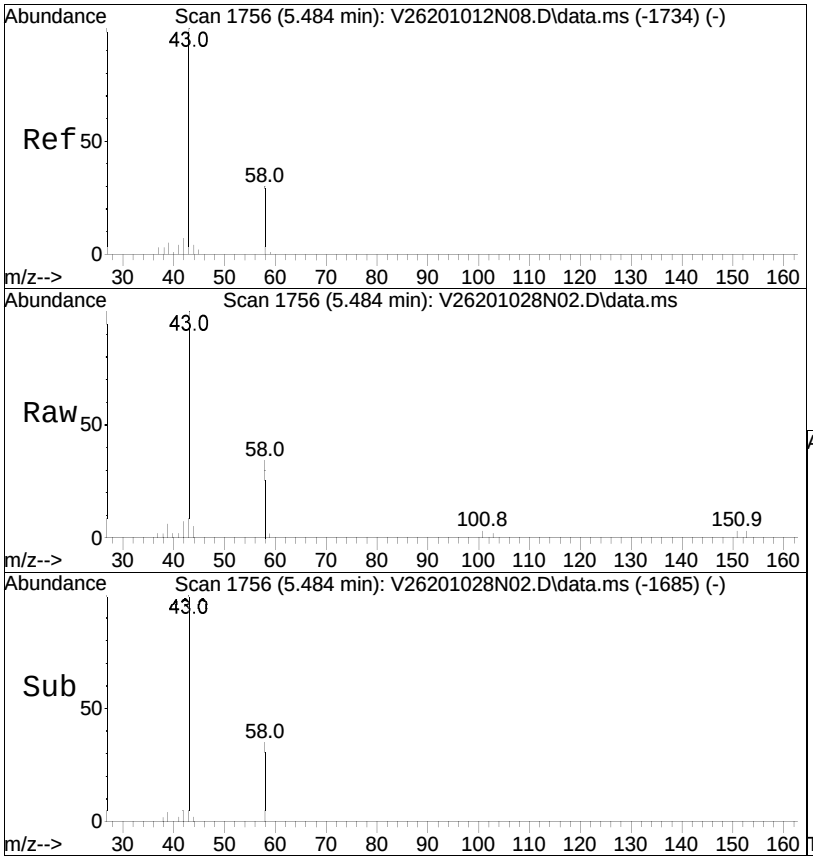

#19
Acetone
Concen: 40.10 ug/L M1
RT: 5.484 min Scan# 1756
Delta R.T. 0.000 min
Lab File: V26201028N02.D
Acq: 28 Oct 2020 02:22 pm

Tgt Ion: 43 Resp: 37623

Ion	Ratio	Lower	Upper
43	100		
58	31.1	24.6	37.0

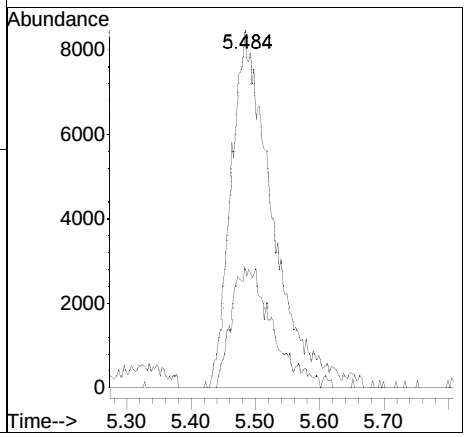

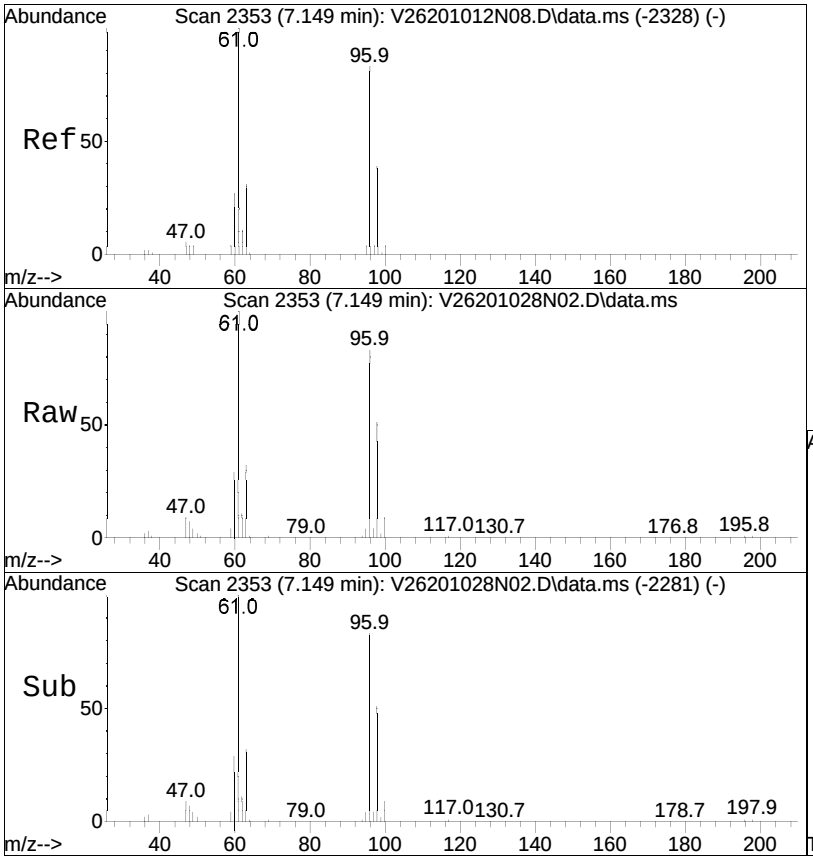

#20
trans-1,2-Dichloroethene
Concen: 34.49 ug/L
RT: 7.149 min Scan# 2353
Delta R.T. 0.000 min
Lab File: V26201028N02.D
Acq: 28 Oct 2020 02:22 pm

Tgt Ion: 96 Resp: 215974

Ion	Ratio	Lower	Upper
96	100		
61	123.6	94.1	195.5
98	63.2	42.4	88.0
63	39.5	30.4	63.0

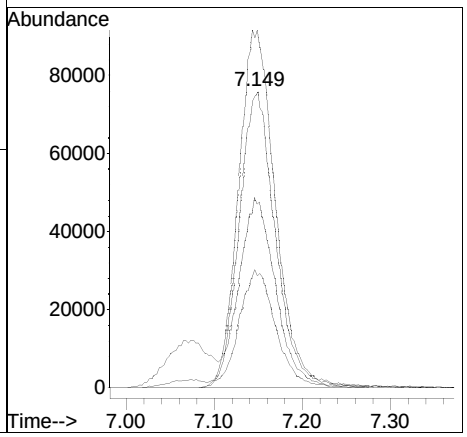

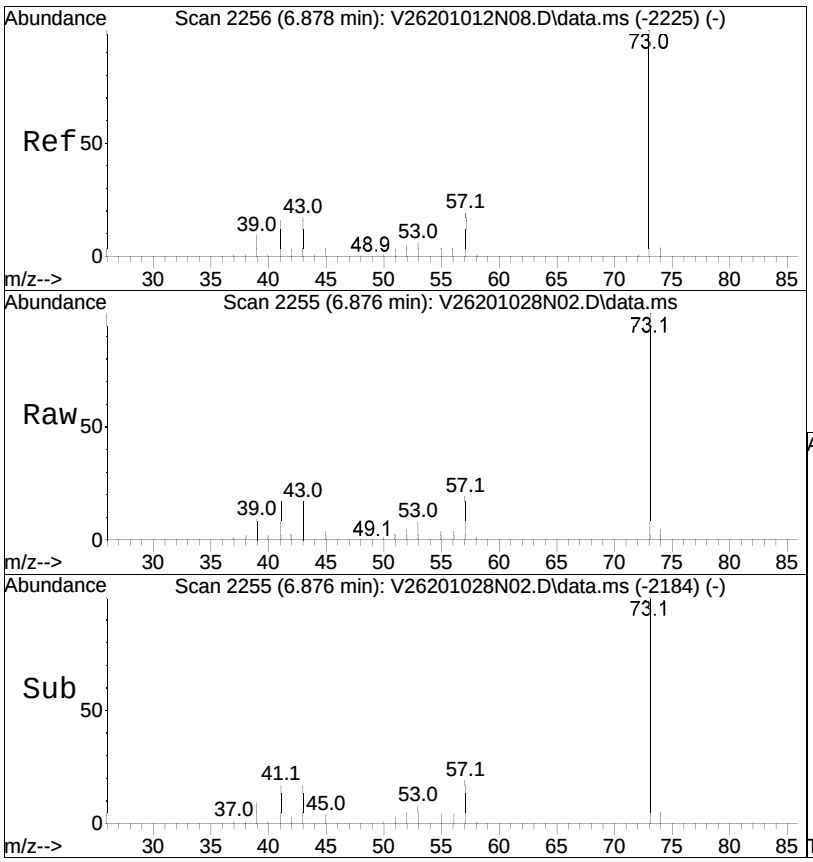

#23
Methyl tert-butyl ether
Concen: 36.58 ug/L
RT: 6.876 min Scan# 2255
Delta R.T. -0.002 min
Lab File: V26201028N02.D
Acq: 28 Oct 2020 02:22 pm

Tgt Ion: 73 Resp: 517963

Ion	Ratio	Lower	Upper
73	100		
57	19.5	15.8	32.8
43	17.0	14.7	30.5
41	17.2	14.8	30.8

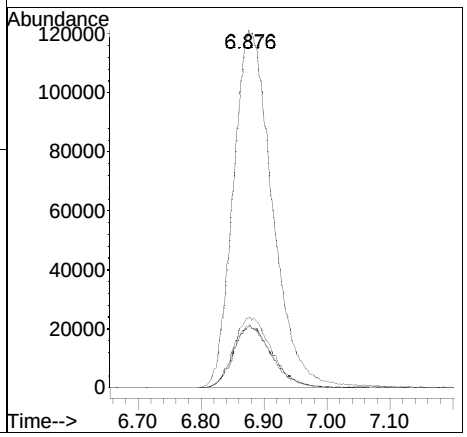

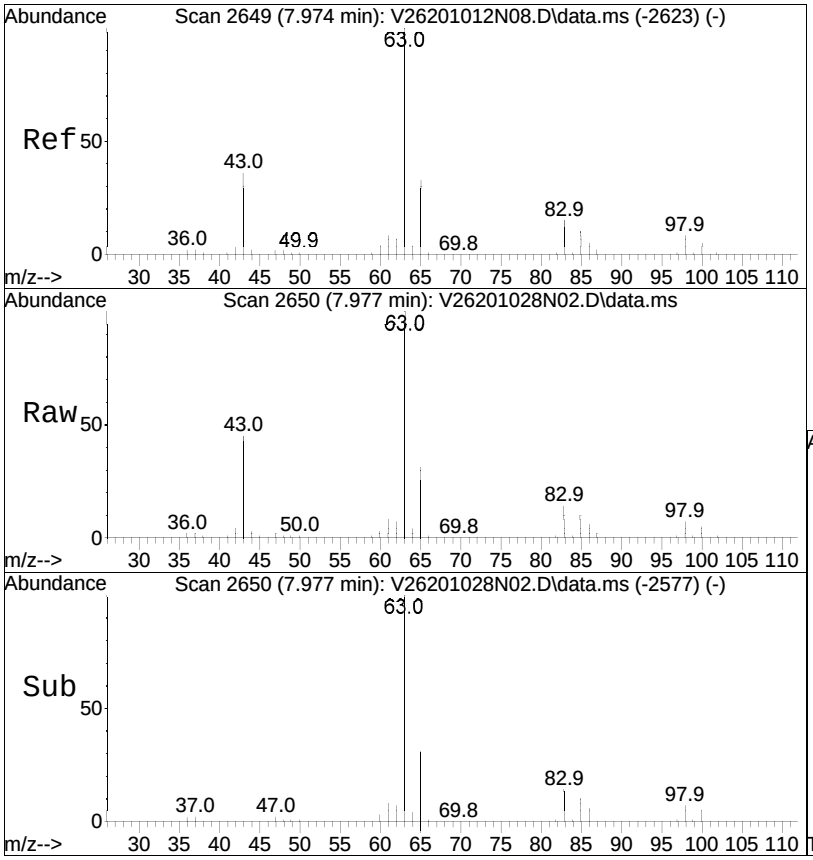

#26
1,1-Dichloroethane
Concen: 35.76 ug/L
RT: 7.977 min Scan# 2650
Delta R.T. 0.003 min
Lab File: V26201028N02.D
Acq: 28 Oct 2020 02:22 pm

Tgt Ion: 63 Resp: 342769

Ion	Ratio	Lower	Upper
63	100		
65	31.8	11.3	51.3
83	14.9	0.0	33.1

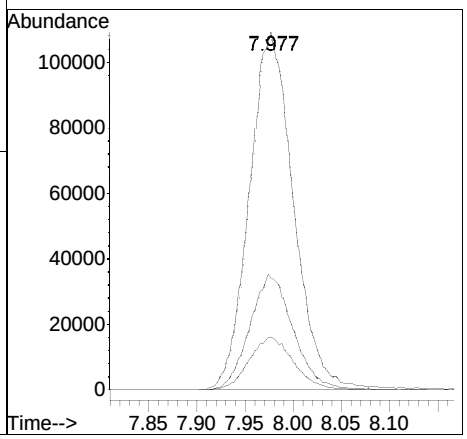

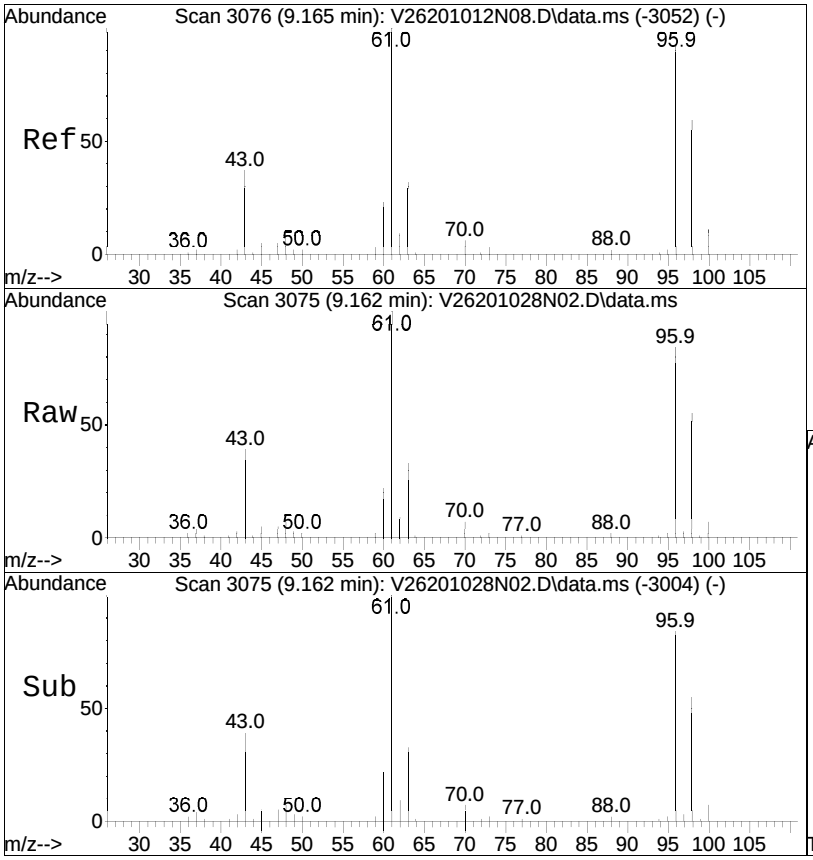

#31
cis-1,2-Dichloroethene
Concen: 34.88 ug/L
RT: 9.162 min Scan# 3075
Delta R.T. -0.003 min
Lab File: V26201028N02.D
Acq: 28 Oct 2020 02:22 pm

Tgt Ion: 96 Resp: 245300

Ion	Ratio	Lower	Upper
96	100		
61	120.7	117.3	175.9
98	64.0	51.4	77.0

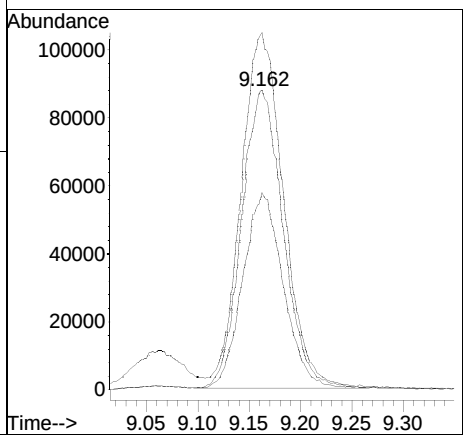

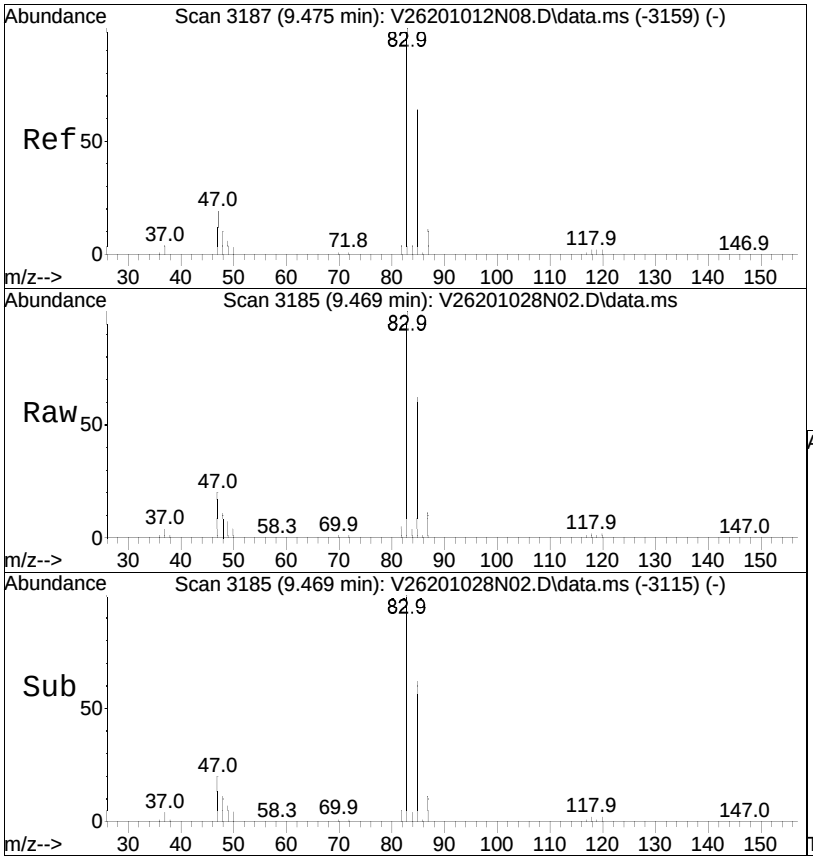

#35
Chloroform
Concen: 35.49 ug/L
RT: 9.469 min Scan# 3185
Delta R.T. -0.006 min
Lab File: V26201028N02.D
Acq: 28 Oct 2020 02:22 pm

Tgt Ion: 83 Resp: 402239

Ion	Ratio	Lower	Upper
83	100		
85	64.4	42.3	87.9
47	20.9	17.3	35.9
48	10.9	8.3	17.3

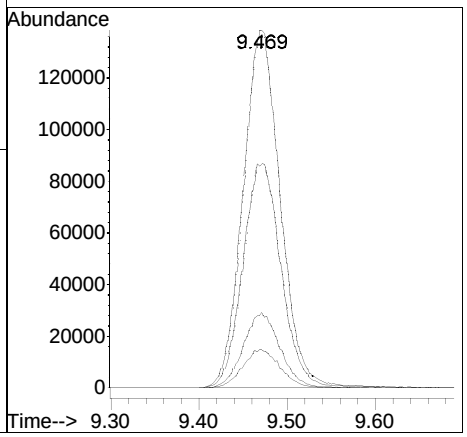

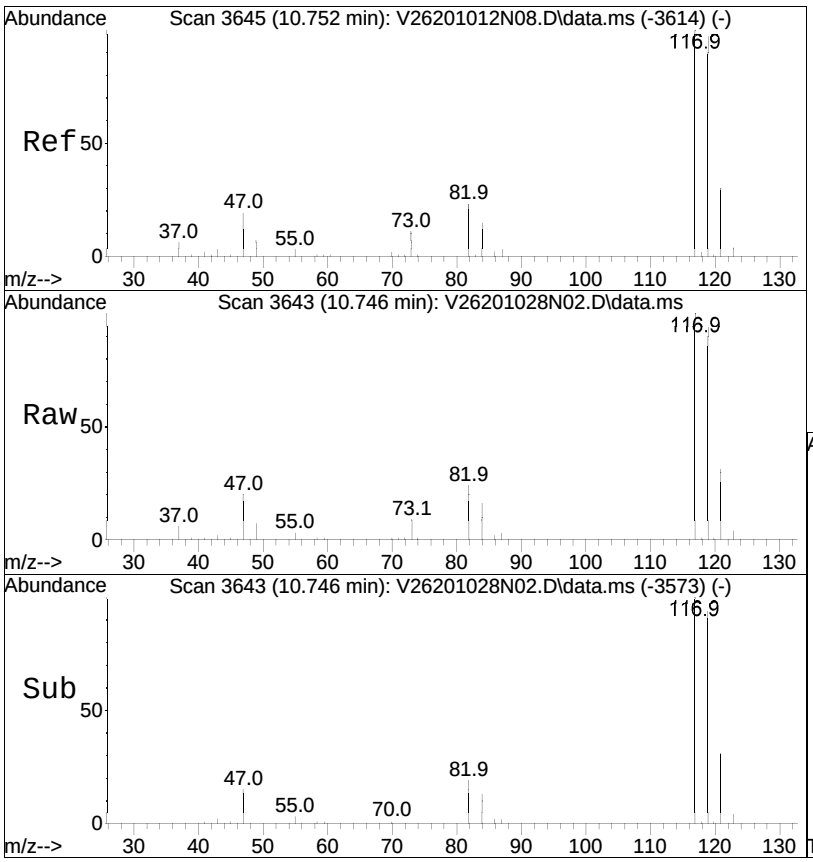

#37
Carbon tetrachloride
Concen: 34.32 ug/L
RT: 10.746 min Scan# 3643
Delta R.T. -0.006 min
Lab File: V26201028N02.D
Acq: 28 Oct 2020 02:22 pm

Tgt Ion:117 Resp: 305669

Ion	Ratio	Lower	Upper
117	100		
119	95.6	62.5	129.9
121	31.3	20.3	42.1
82	24.1	15.5	32.1

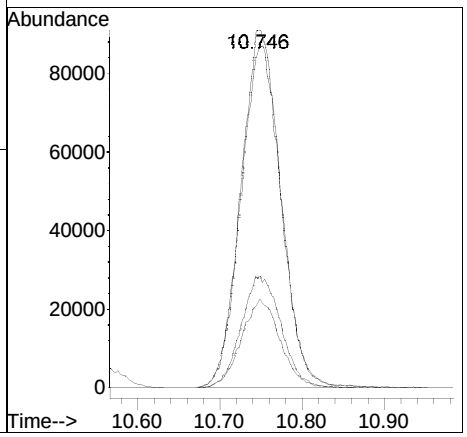

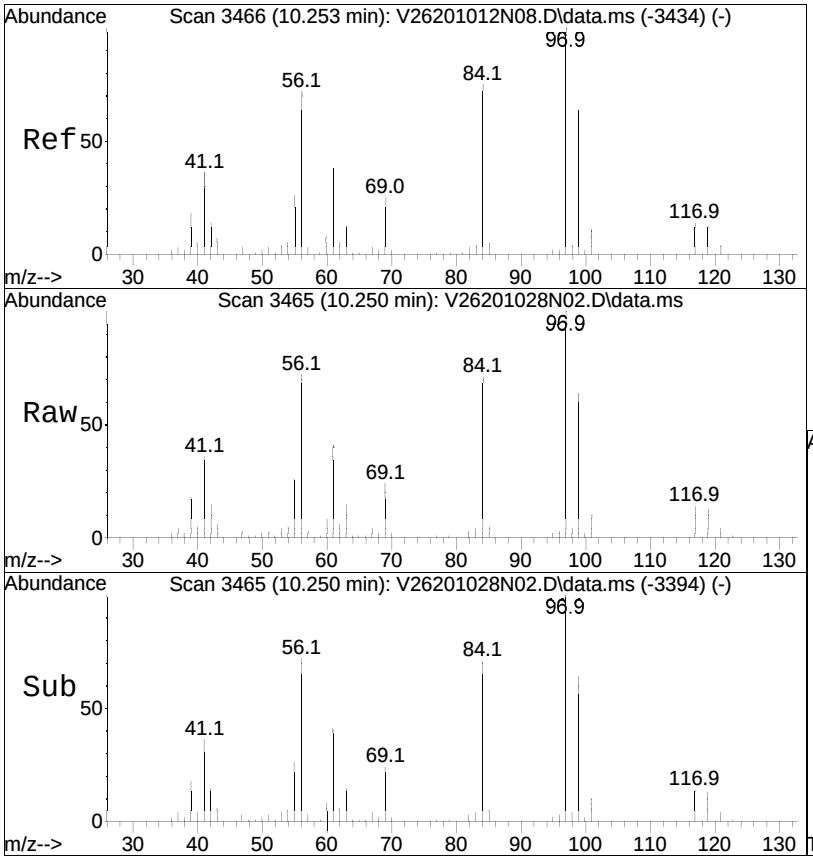

#40
1,1,1-Trichloroethane
Concen: 34.40 ug/L
RT: 10.250 min Scan# 3465
Delta R.T. -0.003 min
Lab File: V26201028N02.D
Acq: 28 Oct 2020 02:22 pm

Tgt Ion: 97 Resp: 337679

Ion	Ratio	Lower	Upper
97	100		
99	65.2	41.9	86.9
61	40.0	29.7	61.7
63	13.8	9.9	20.5

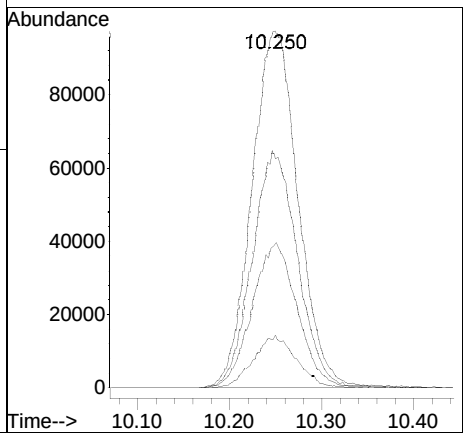

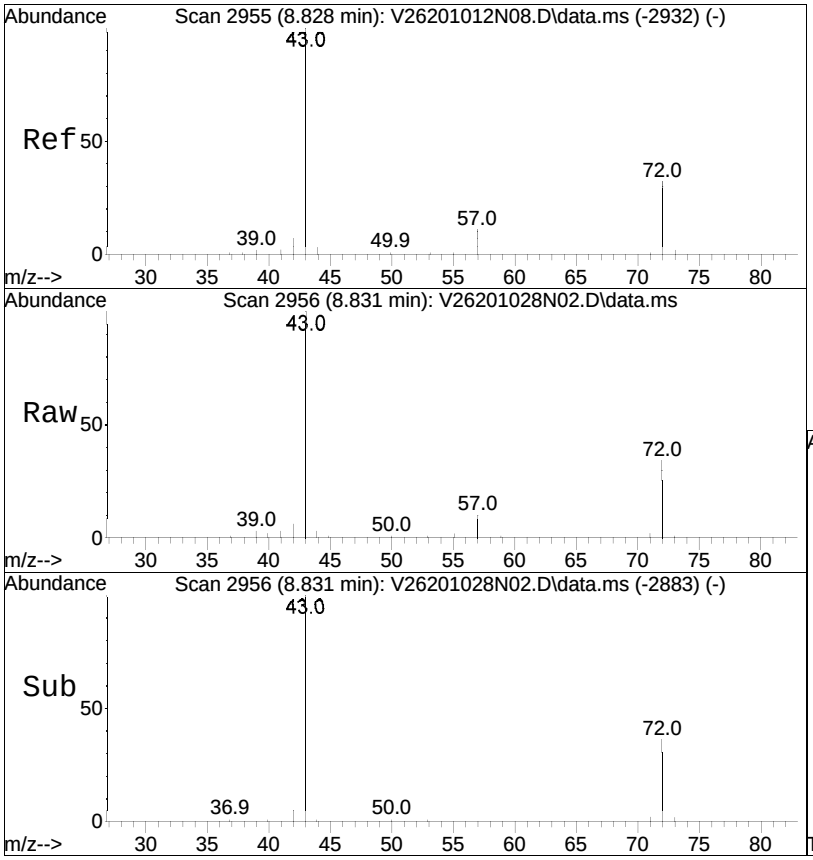

#42
2-Butanone
Concen: 39.59 ug/L
RT: 8.831 min Scan# 2956
Delta R.T. 0.003 min
Lab File: V26201028N02.D
Acq: 28 Oct 2020 02:22 pm

Tgt Ion: 43 Resp: 56923

Ion	Ratio	Lower	Upper
43	100		
72	32.2	18.7	28.1#

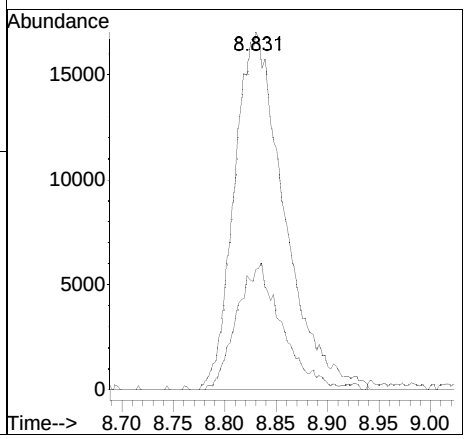

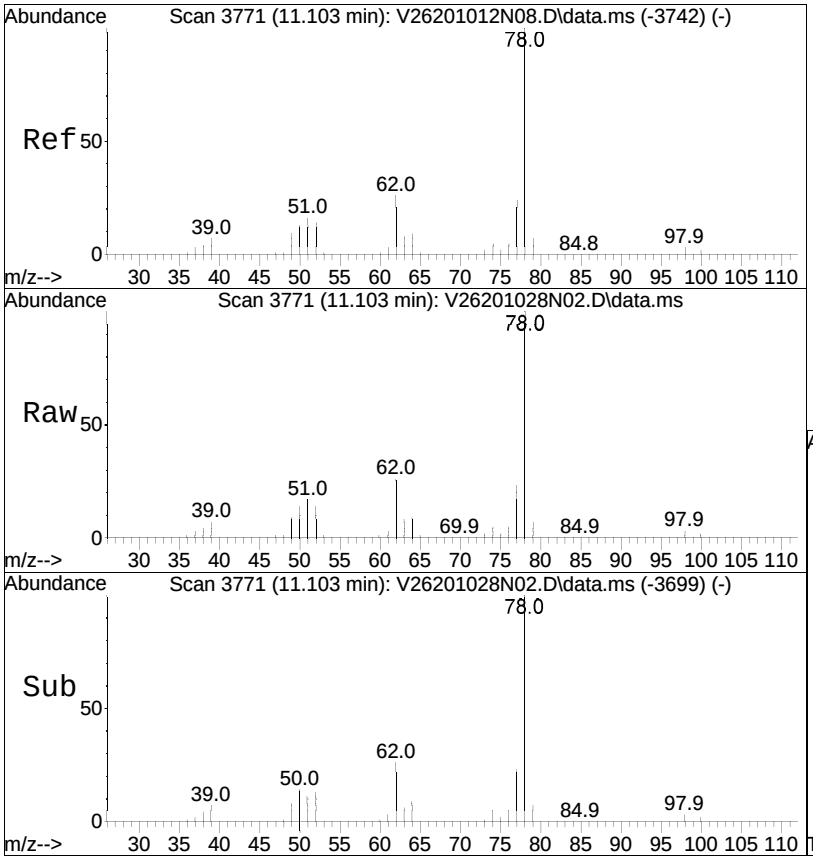

#45
Benzene
Concen: 35.65 ug/L
RT: 11.103 min Scan# 3771
Delta R.T. 0.000 min
Lab File: V26201028N02.D
Acq: 28 Oct 2020 02:22 pm

Tgt Ion: 78 Resp: 874131

Ion	Ratio	Lower	Upper
78	100		
77	23.7	15.6	32.4
51	16.9	14.3	29.7
52	13.4	11.9	24.7

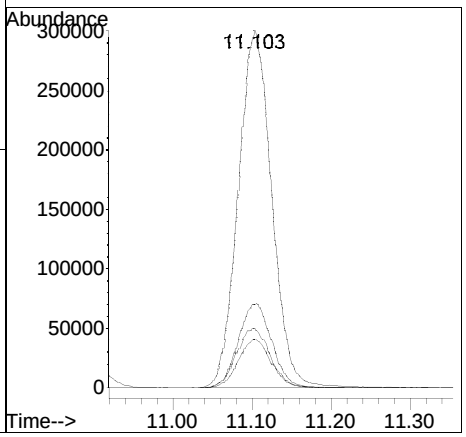

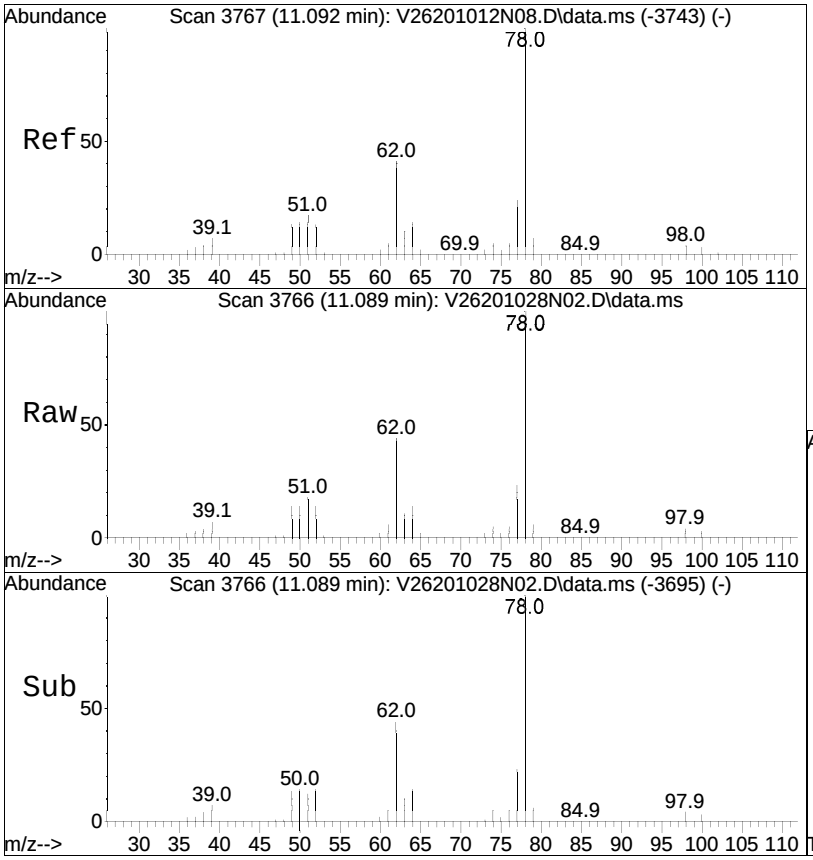

#48
1,2-Dichloroethane
Concen: 36.65 ug/L
RT: 11.089 min Scan# 3766
Delta R.T. -0.003 min
Lab File: V26201028N02.D
Acq: 28 Oct 2020 02:22 pm

Tgt Ion: 62 Resp: 264816

Ion	Ratio	Lower	Upper
62	100		
64	32.9	12.0	52.0
98	10.2	0.0	29.3

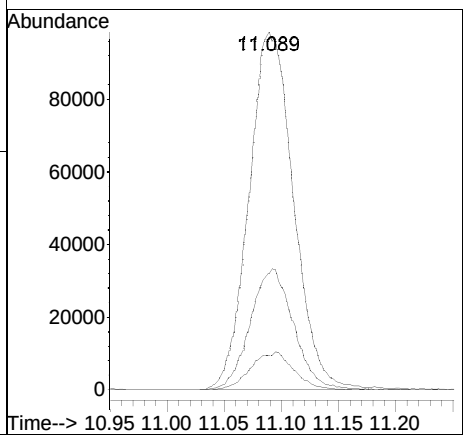

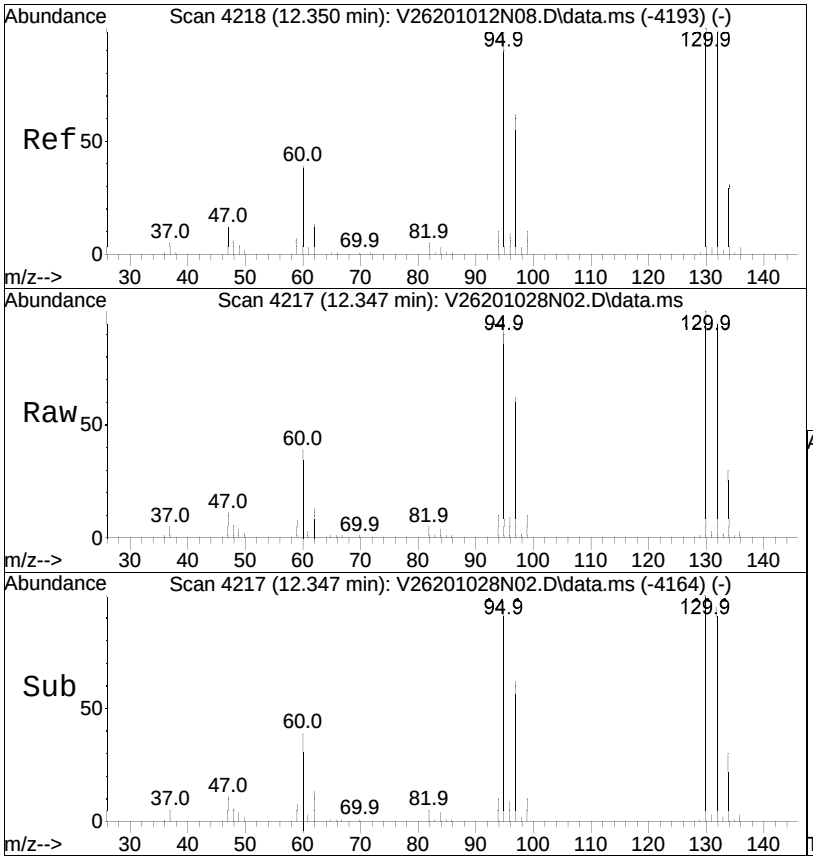

#52
Trichloroethene
Concen: 35.79 ug/L
RT: 12.347 min Scan# 4217
Delta R.T. -0.003 min
Lab File: V26201028N02.D
Acq: 28 Oct 2020 02:22 pm

Tgt Ion: 95 Resp: 240022

Ion	Ratio	Lower	Upper
95	100		
97	64.6	51.3	76.9
130	104.5	84.5	126.7

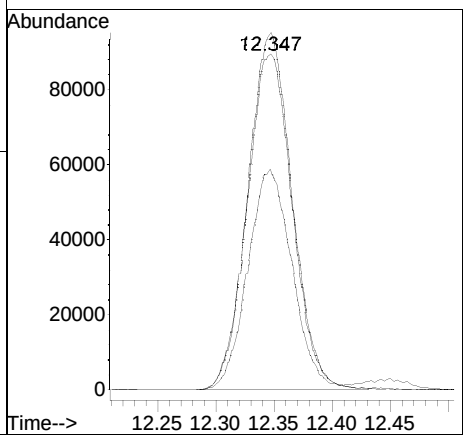

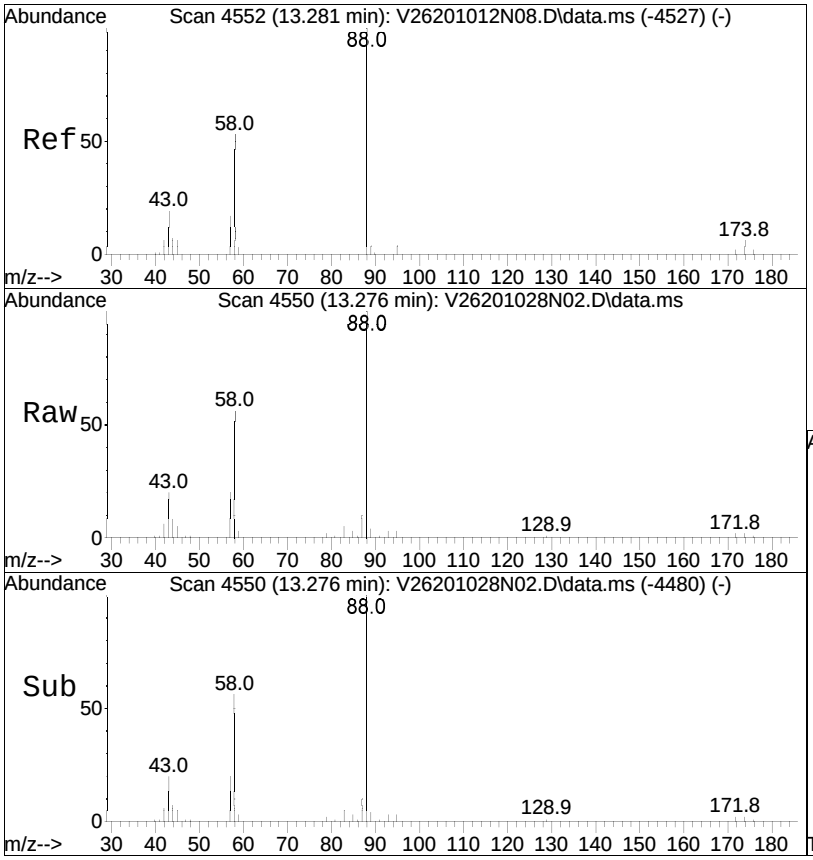

#61
1,4-Dioxane
Concen: 1931.88 ug/L
RT: 13.276 min Scan# 4550
Delta R.T. -0.005 min
Lab File: V26201028N02.D
Acq: 28 Oct 2020 02:22 pm

Tgt Ion: 88 Resp: 103225

Ion	Ratio	Lower	Upper
88	100		
58	56.7	57.0	85.4#
43	20.7	20.4	30.6

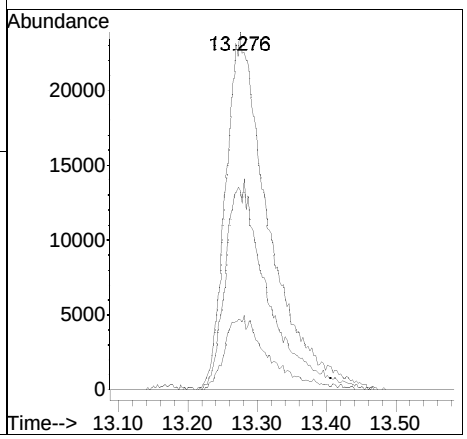

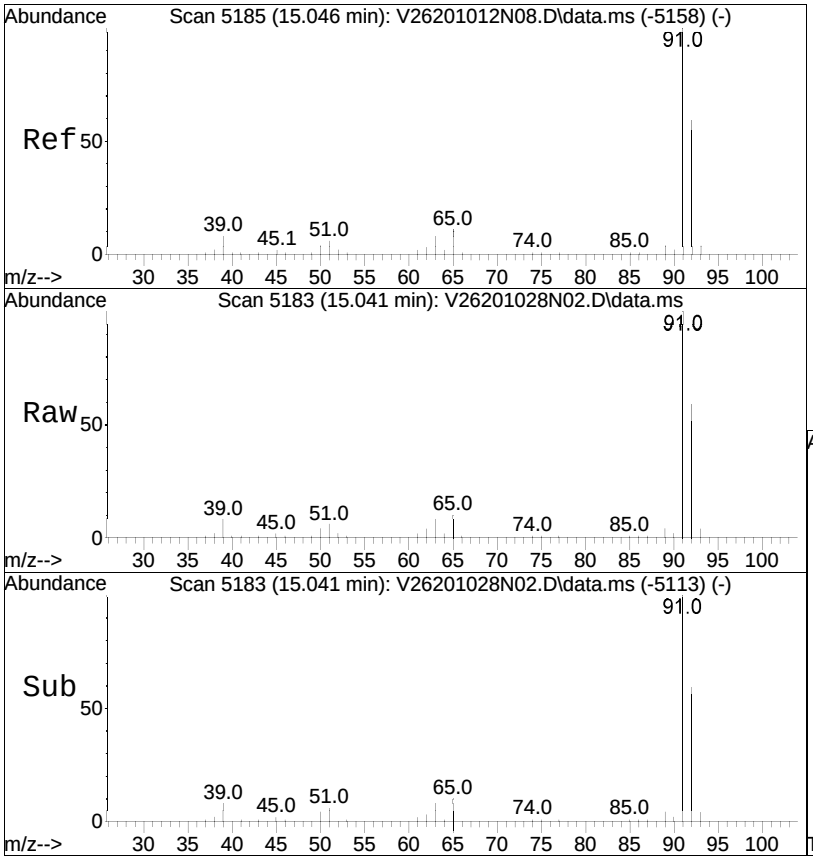

#66
Toluene
Concen: 34.64 ug/L
RT: 15.041 min Scan# 5183
Delta R.T. -0.005 min
Lab File: V26201028N02.D
Acq: 28 Oct 2020 02:22 pm

Tgt Ion: 92 Resp: 591381

Ion	Ratio	Lower	Upper
92	100		
91	170.0	132.2	198.2

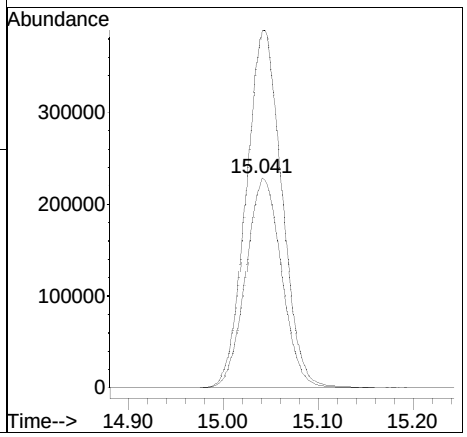

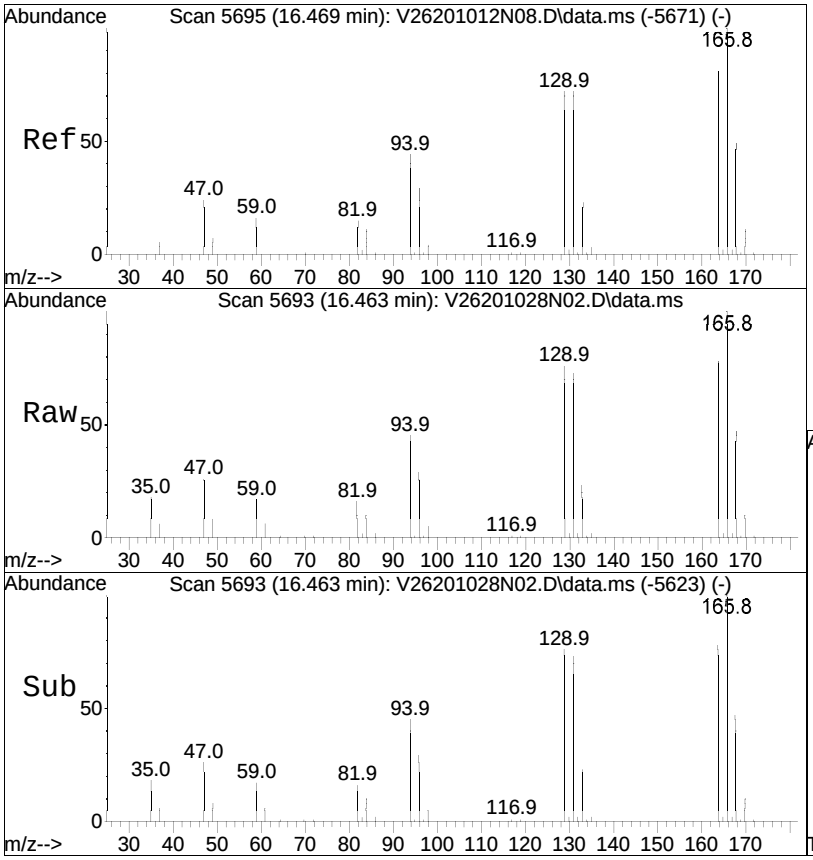

#68
Tetrachloroethene
Concen: 31.53 ug/L
RT: 16.463 min Scan# 5693
Delta R.T. -0.006 min
Lab File: V26201028N02.D
Acq: 28 Oct 2020 02:22 pm

Tgt Ion:166 Resp: 257715

Ion	Ratio	Lower	Upper
166	100		
168	47.7	27.8	67.8
94	46.0	24.4	64.4

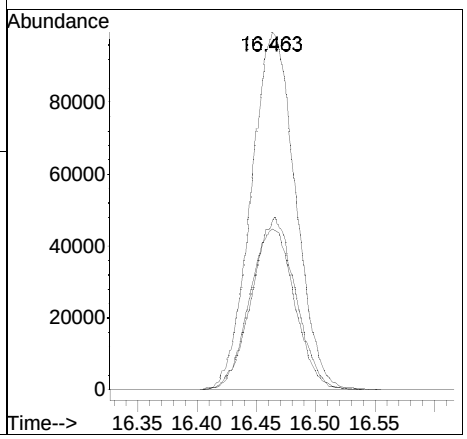

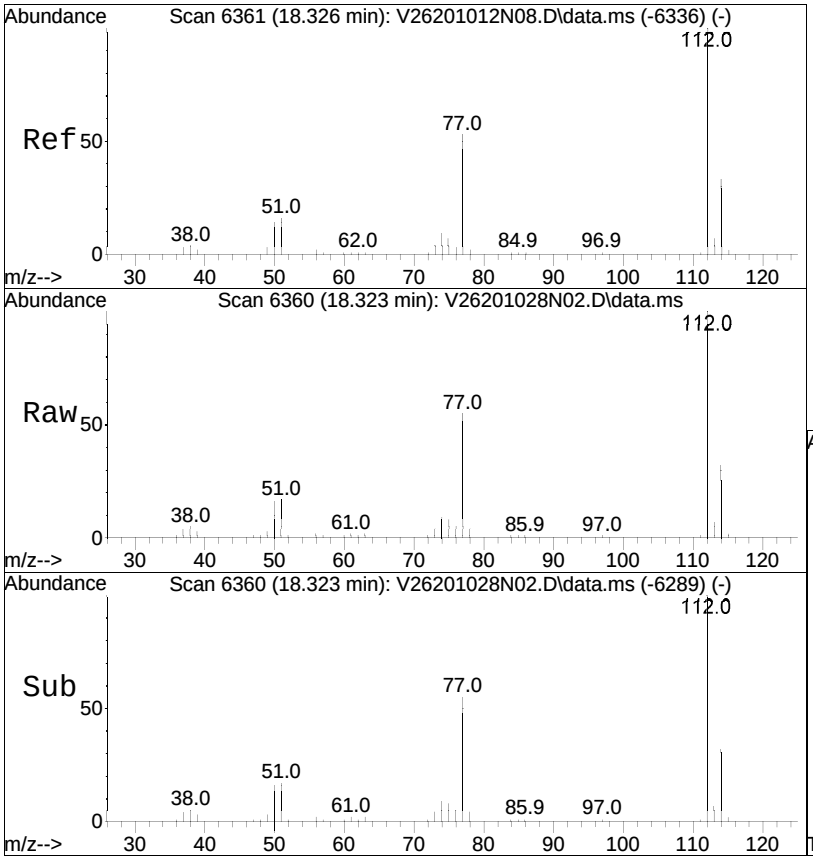

#82
Chlorobenzene
Concen: 34.67 ug/L
RT: 18.323 min Scan# 6360
Delta R.T. -0.003 min
Lab File: V26201028N02.D
Acq: 28 Oct 2020 02:22 pm

Tgt Ion:112 Resp: 683803

Ion	Ratio	Lower	Upper
112	100		
77	54.9	46.1	69.1
114	32.0	26.3	39.5

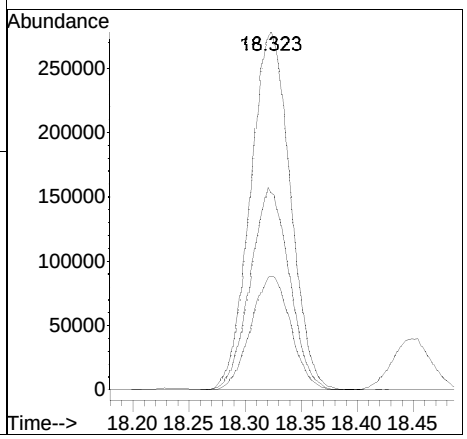

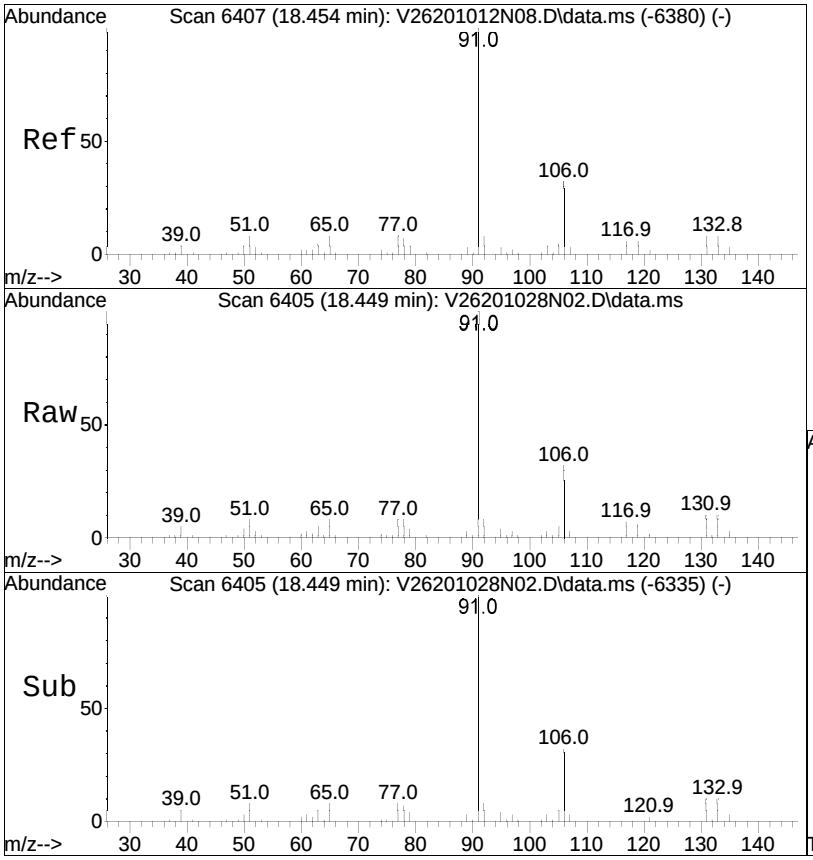

#83
Ethylbenzene
Concen: 35.79 ug/L
RT: 18.449 min Scan# 6405
Delta R.T. -0.005 min
Lab File: V26201028N02.D
Acq: 28 Oct 2020 02:22 pm

Tgt Ion: 91 Resp: 1173017

Ion	Ratio	Lower	Upper
91	100		
106	31.8	26.6	39.8

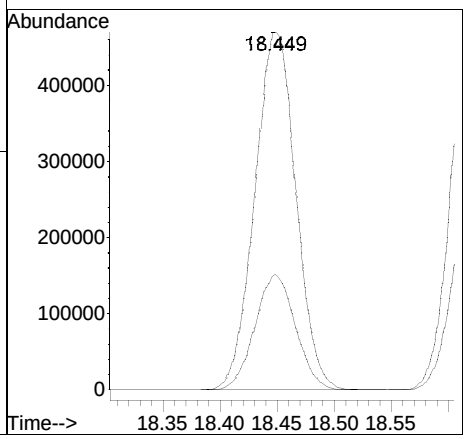

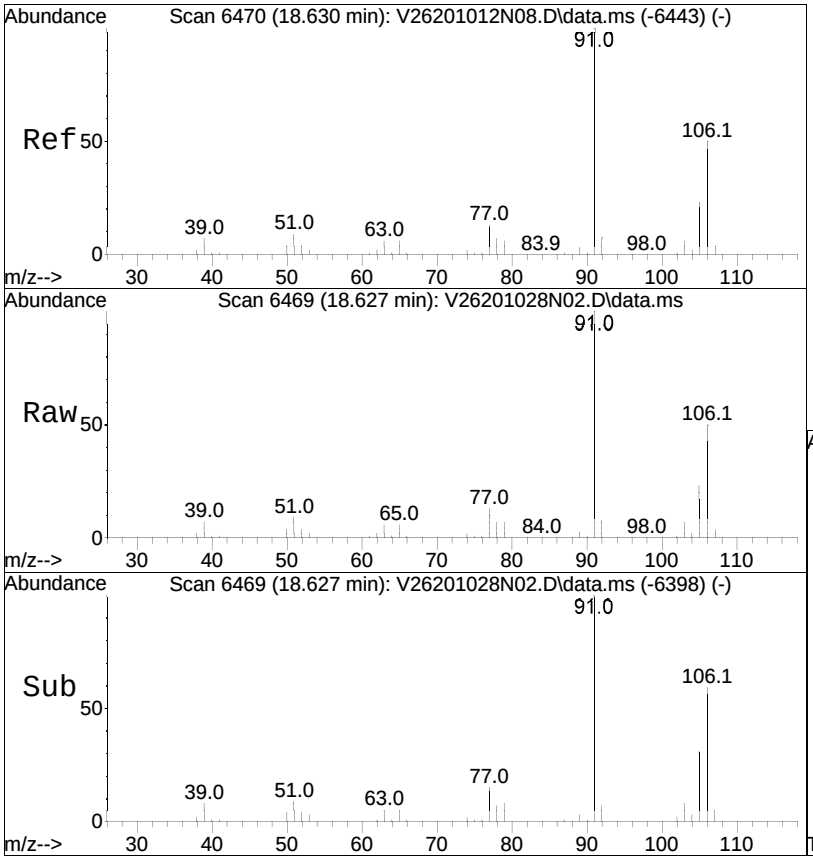

#85
p/m Xylene
Concen: 71.24 ug/L
RT: 18.627 min Scan# 6469
Delta R.T. -0.003 min
Lab File: V26201028N02.D
Acq: 28 Oct 2020 02:22 pm

Tgt Ion:106 Resp: 931143

Ion	Ratio	Lower	Upper
106	100		
91	198.8	147.9	221.9

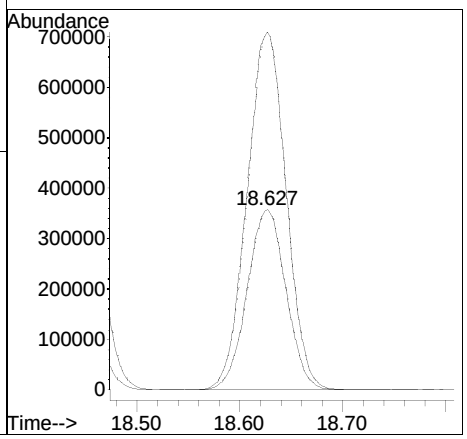

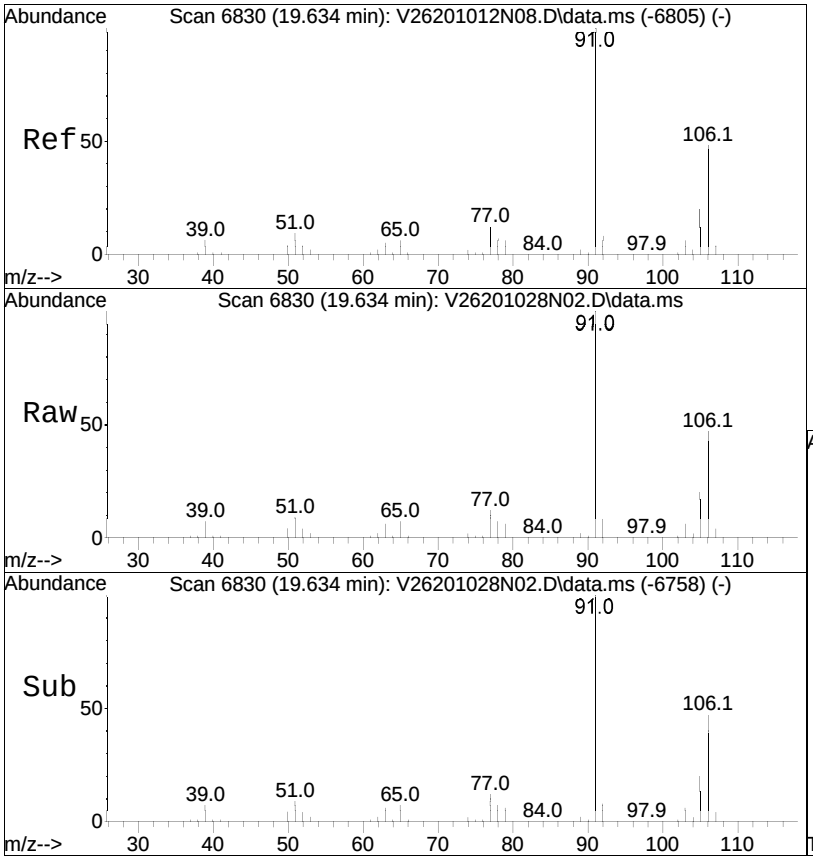

#86
o Xylene
Concen: 71.27 ug/L
RT: 19.634 min Scan# 6830
Delta R.T. -0.000 min
Lab File: V26201028N02.D
Acq: 28 Oct 2020 02:22 pm

Tgt Ion:106 Resp: 867707

Ion	Ratio	Lower	Upper
106	100		
91	211.2	155.0	232.6

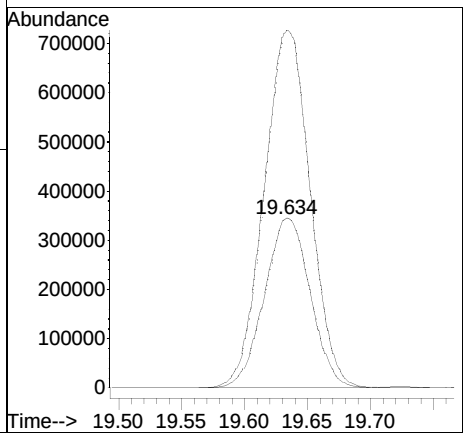

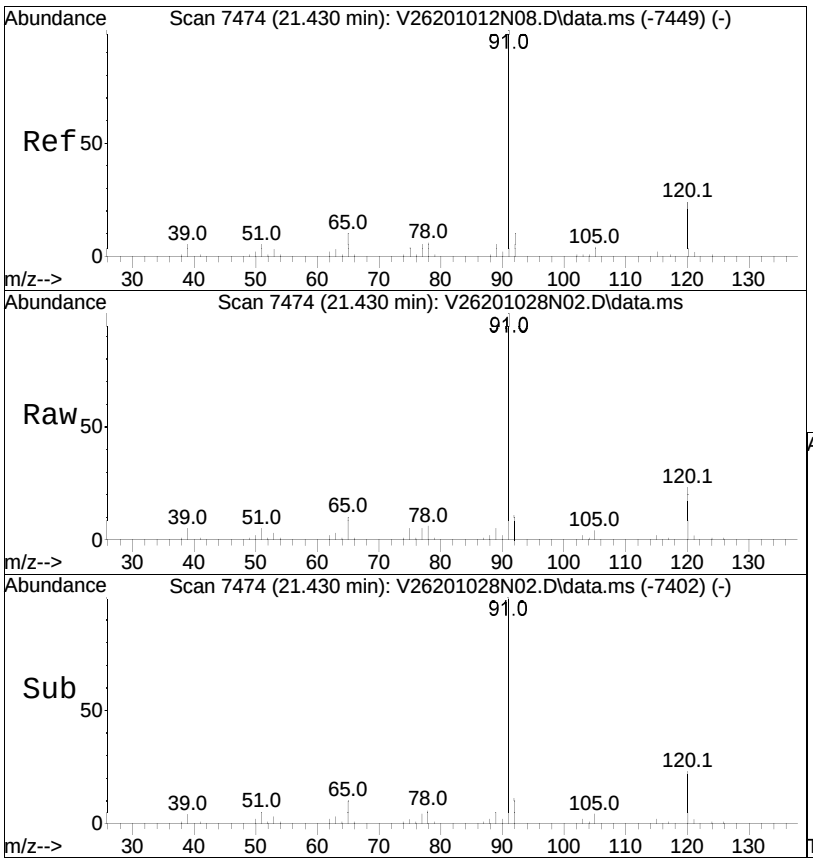

#95
n-Propylbenzene
Concen: 34.88 ug/L
RT: 21.430 min Scan# 7474
Delta R.T. -0.000 min
Lab File: V26201028N02.D
Acq: 28 Oct 2020 02:22 pm

Tgt Ion: 91 Resp: 1437168

Ion	Ratio	Lower	Upper
91	100		
120	23.3	19.9	29.9

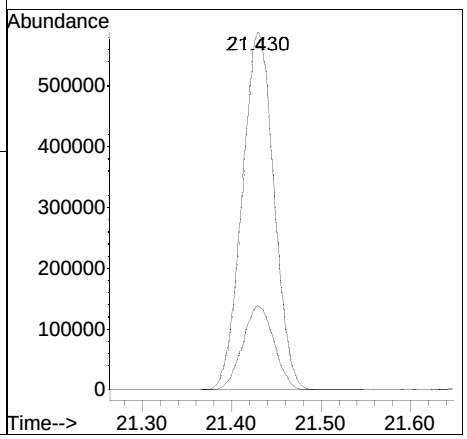

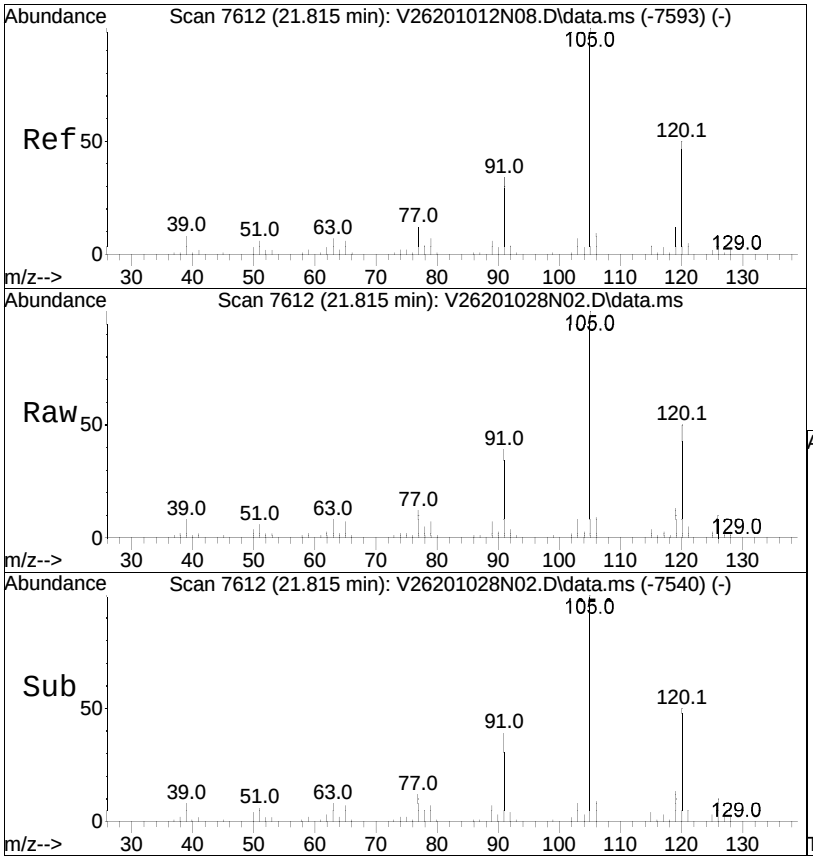

#100
1,3,5-Trimethylbenzene
Concen: 33.95 ug/L
RT: 21.815 min Scan# 7612
Delta R.T. -0.000 min
Lab File: V26201028N02.D
Acq: 28 Oct 2020 02:22 pm

Tgt Ion:105 Resp: 1015860

Ion	Ratio	Lower	Upper
105	100		
120	49.7	41.4	62.0

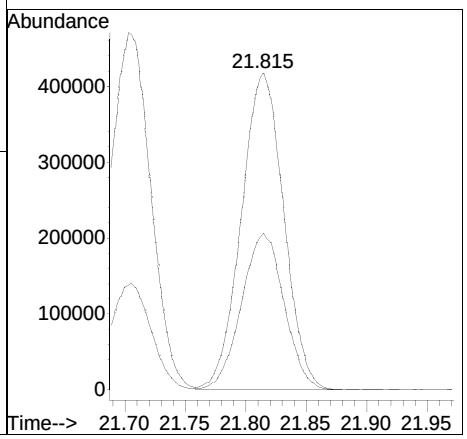

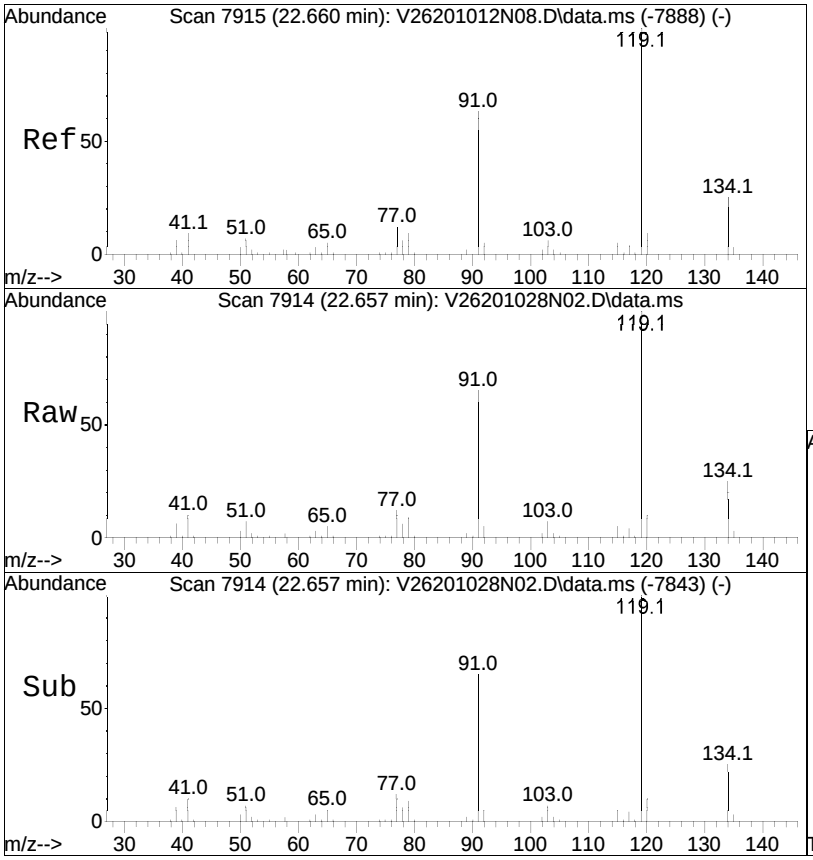

#104
tert-Butylbenzene
Concen: 34.12 ug/L
RT: 22.657 min Scan# 7914
Delta R.T. -0.003 min
Lab File: V26201028N02.D
Acq: 28 Oct 2020 02:22 pm

Tgt Ion:119 Resp: 872984

Ion	Ratio	Lower	Upper
119	100		
91	65.5	52.6	79.0
134	25.2	20.7	31.1

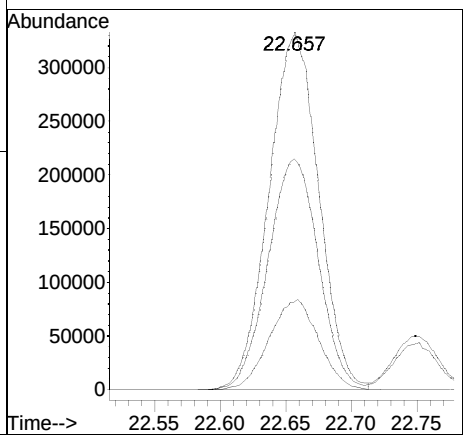

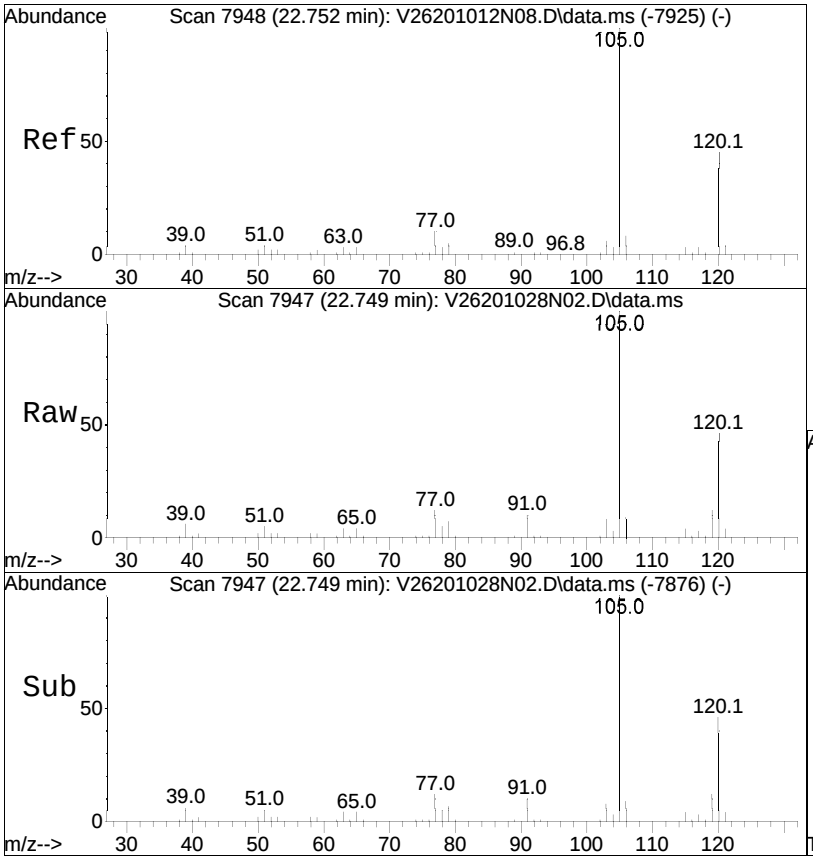

#107
1,2,4-Trimethylbenzene
Concen: 34.20 ug/L
RT: 22.749 min Scan# 7947
Delta R.T. -0.003 min
Lab File: V26201028N02.D
Acq: 28 Oct 2020 02:22 pm

Tgt Ion:105 Resp: 997148

Ion	Ratio	Lower	Upper
105	100		
120	46.7	38.7	58.1

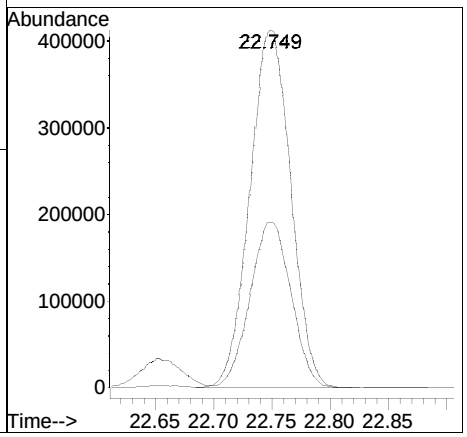

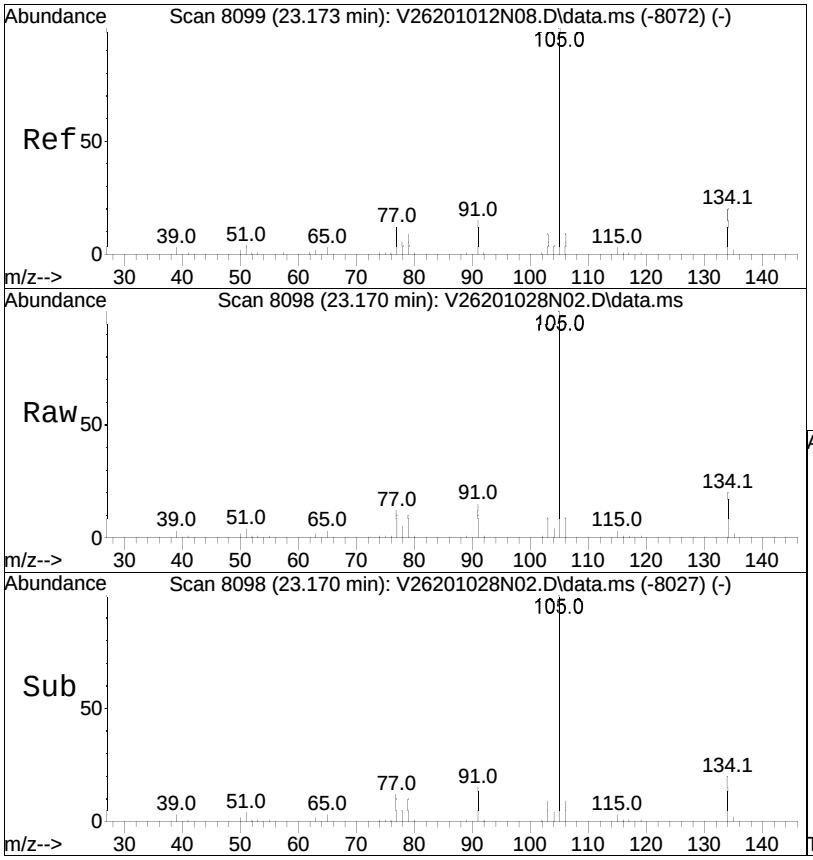

#109
sec-Butylbenzene
Concen: 34.87 ug/L
RT: 23.170 min Scan# 8098
Delta R.T. -0.003 min
Lab File: V26201028N02.D
Acq: 28 Oct 2020 02:22 pm

Tgt Ion:105 Resp: 1321688

Ion	Ratio	Lower	Upper
105	100		
134	20.4	14.0	29.0

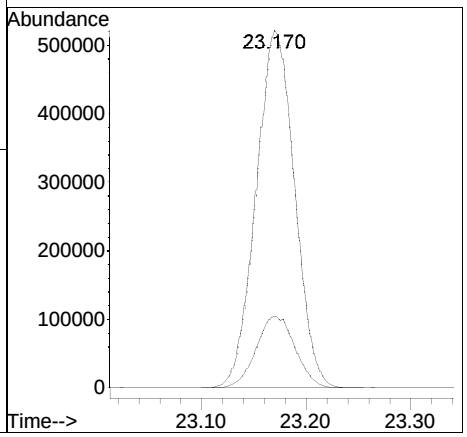

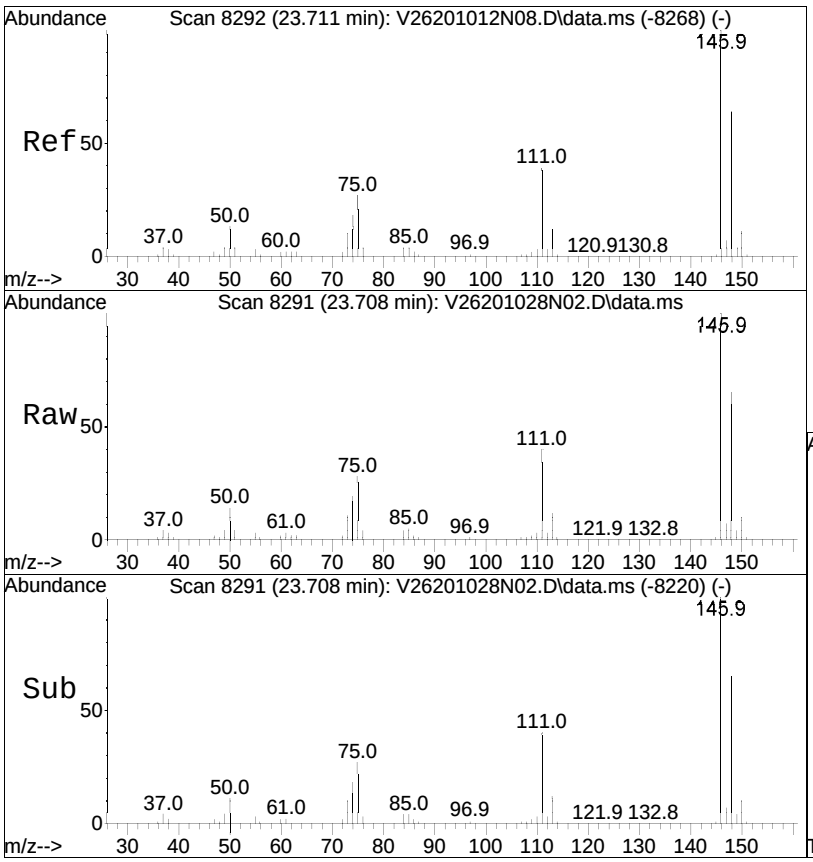

#111
1,3-Dichlorobenzene
Concen: 34.46 ug/L
RT: 23.708 min Scan# 8291
Delta R.T. -0.003 min
Lab File: V26201028N02.D
Acq: 28 Oct 2020 02:22 pm

Tgt Ion:146 Resp: 606406

Ion	Ratio	Lower	Upper
146	100		
111	39.1	26.4	54.8
148	63.9	41.7	86.5

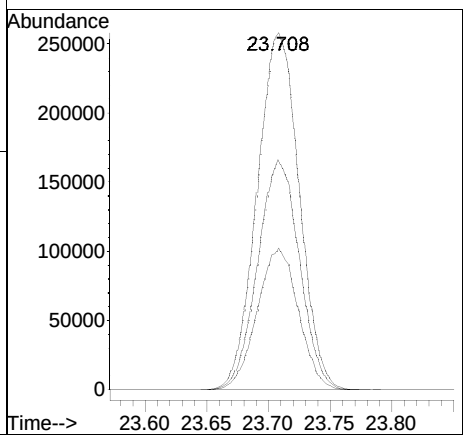

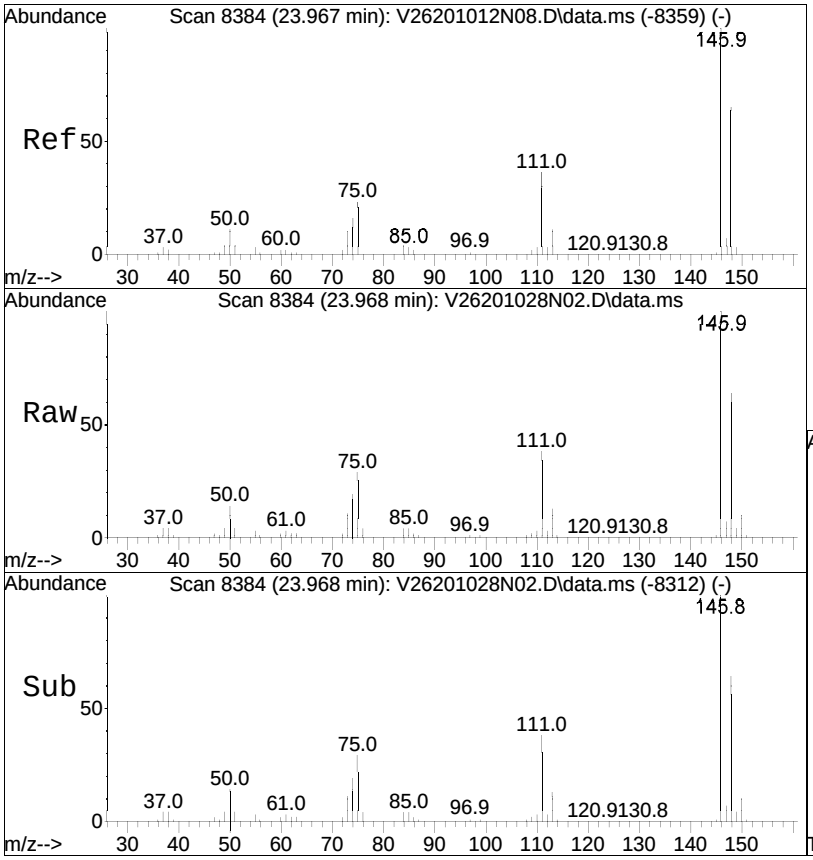

#112
1,4-Dichlorobenzene
Concen: 34.48 ug/L
RT: 23.968 min Scan# 8384
Delta R.T. 0.001 min
Lab File: V26201028N02.D
Acq: 28 Oct 2020 02:22 pm

Tgt Ion:146 Resp: 600154

Ion	Ratio	Lower	Upper
146	100		
111	37.8	31.2	46.8
148	64.1	51.4	77.0

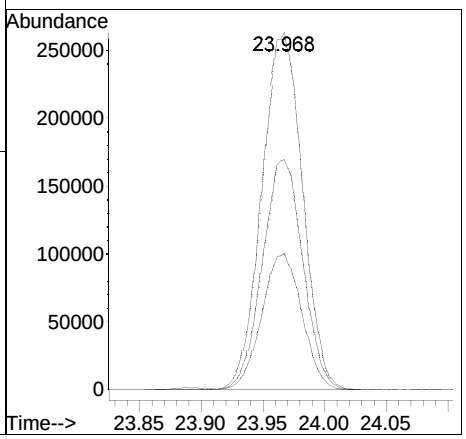

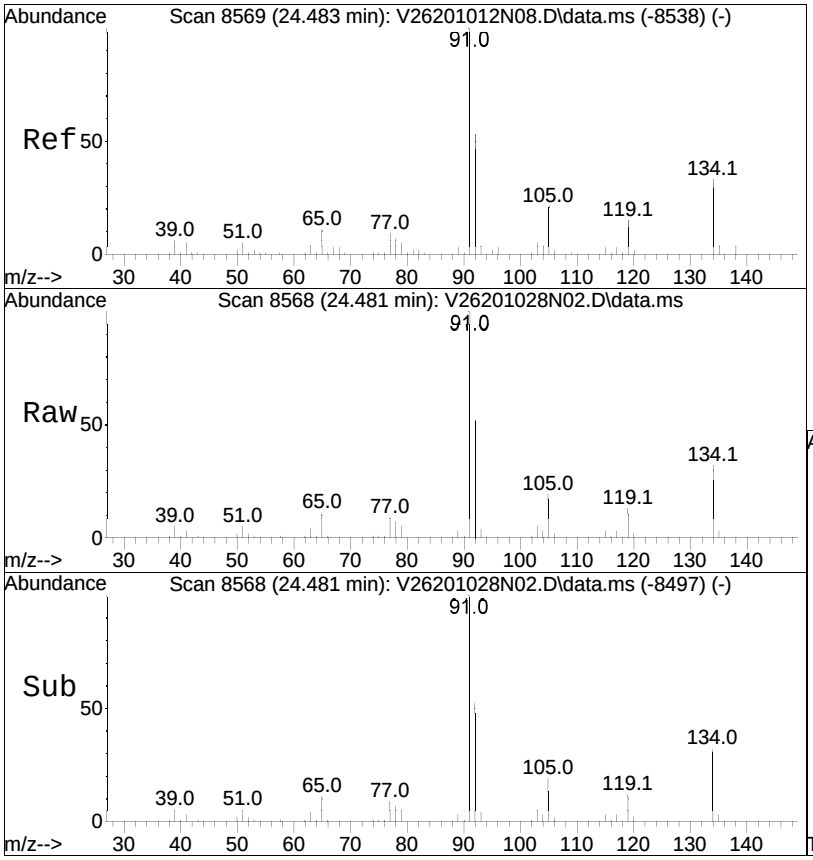

#116
n-Butylbenzene
Concen: 33.81 ug/L
RT: 24.481 min Scan# 8568
Delta R.T. -0.002 min
Lab File: V26201028N02.D
Acq: 28 Oct 2020 02:22 pm

Tgt Ion: 91 Resp: 1237581

Ion	Ratio	Lower	Upper
91	100		
92	46.2	38.2	57.4
134	48.1	39.1	58.7

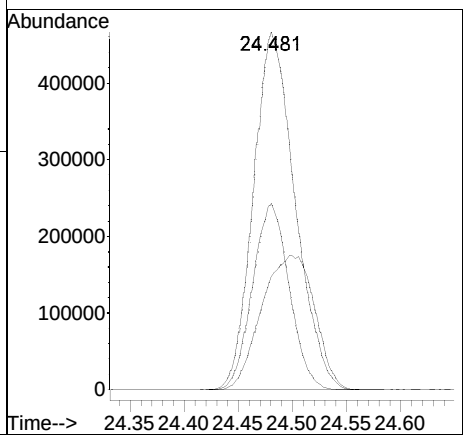

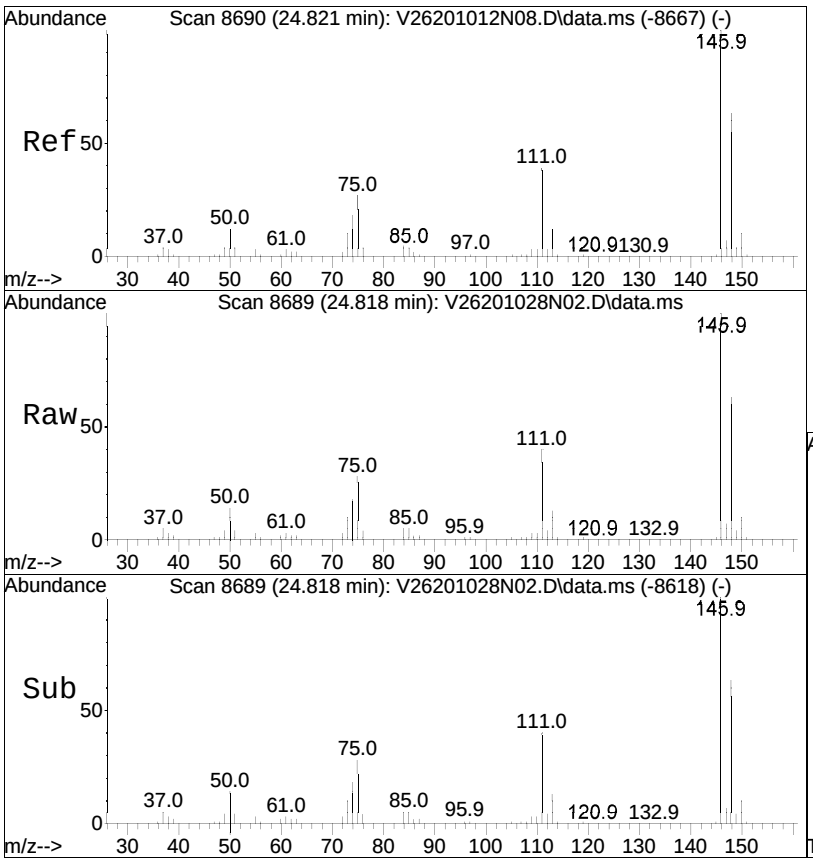

#118
1,2-Dichlorobenzene
Concen: 34.39 ug/L
RT: 24.818 min Scan# 8689
Delta R.T. -0.003 min
Lab File: V26201028N02.D
Acq: 28 Oct 2020 02:22 pm

Tgt Ion:146 Resp: 551288

Ion	Ratio	Lower	Upper
146	100		
111	40.5	27.3	56.7
148	64.0	41.6	86.4

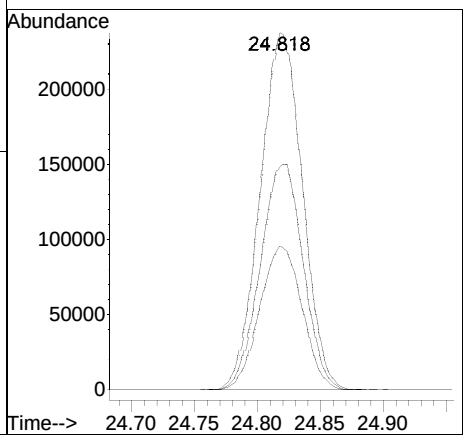

Manual Integration Report

Data Path : I:\VOLATILES\VOA126\2020\2Q
Data File : V26201028N02.D
Date Inj'd : 10/28/2020 2:22 pm
Sample : WG1427739-4,31,5,5

Method : V126_201012N_8260Suff.m
Operator : VOA126:MKS
Instrument : VOA126
Quant Date : 10/28/2020 3:16 pm

Compound #19: Acetone

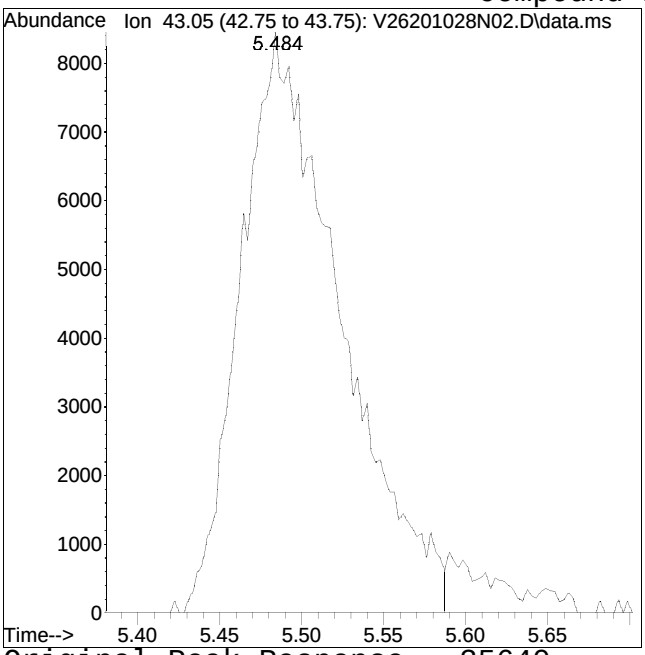

Original Peak Response = 35640

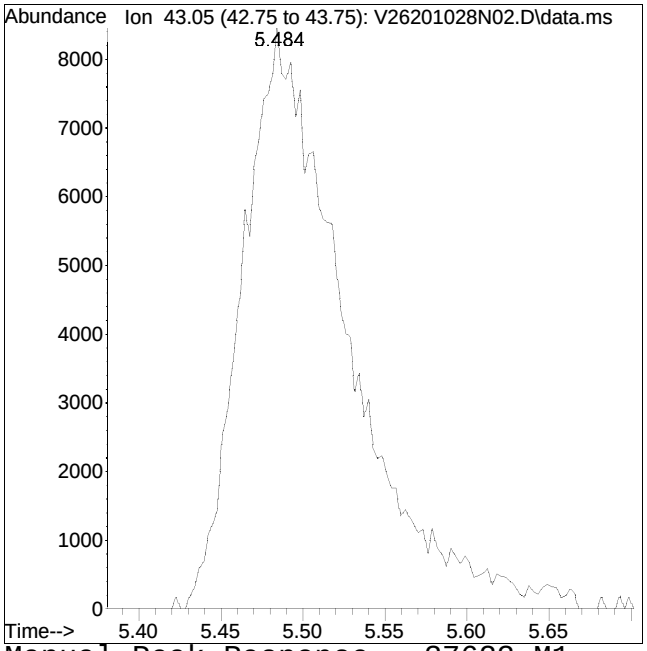

Manual Peak Response = 37623 M1

M1 = Split or tailing peak, auto integration stopped early resulting in false low area count.

Quantitation Report (QT Reviewed)

Data Path : I:\VOLATILES\VOA100\2020\201028P\
Data File : V00201028P02.D
Acq On : 28 Oct 2020 3:58 pm
Operator : VOA100:MKS
Sample : WG1427985-4,31h,15,15,0.1
Misc : WG1427985,ICAL17163
ALS Vial : 2 Sample Multiplier: 1

Quant Time: Oct 28 16:32:32 2020
Quant Method : I:\VOLATILES\VOA100\2020\201028P\V100_200924_8260.m
Quant Title : VOLATILES BY GC/MS
QLast Update : Thu Sep 24 17:46:36 2020
Response via : Initial Calibration

CCAL FILE(s) : 1 - I:\VOLATILES\VOA100\2020\201028P\V00201028P01.D
Sub List : 8260-CurveSoil - Megamix plus Diox

Compound	R.T.	QIon	Response	Conc	Units	Dev(Min)
Internal Standards						
1) Fluorobenzene	6.316	96	141568	20.000	ug/L	0.00
Standard Area 1 = 152125			Recovery = 93.06%			
60) Chlorobenzene-d5	9.882	117	95480	20.000	ug/L	0.00
Standard Area 1 = 102075			Recovery = 93.54%			
80) 1,4-Dichlorobenzene-d4	12.519	152	45757	20.000	ug/L	0.00
Standard Area 1 = 48444			Recovery = 94.45%			
System Monitoring Compounds						
37) Dibromofluoromethane	5.499	113	33782	19.693	ug/L	0.00
Spiked Amount 20.000	Range 70 - 130		Recovery = 98.47%			
44) 1,2-Dichloroethane-d4	6.028	65	35101	21.358	ug/L	0.00
Spiked Amount 20.000	Range 70 - 130		Recovery = 106.79%			
61) Toluene-d8	8.020	98	138985	22.189	ug/L	0.00
Spiked Amount 20.000	Range 70 - 130		Recovery = 110.95%			
84) 4-Bromofluorobenzene	11.334	95	47925	23.317	ug/L	0.00
Spiked Amount 20.000	Range 70 - 130		Recovery = 116.59%			
Target Compounds						Qvalue
4) Vinyl chloride	2.075	62	62874	28.170	ug/L	86
10) 1,1-Dichloroethene	3.197	96	51013	30.277	ug/L	92
15) Methylene chloride	3.768	84	63833	33.896	ug/L	89
17) Acetone	3.800	43	10595	33.448	ug/L	91
18) trans-1,2-Dichloroethene	3.926	96	62812	33.578	ug/L	98
20) Methyl tert-butyl ether	4.020	73	159490	36.472	ug/L	98
23) 1,1-Dichloroethane	4.523	63	115559	36.815	ug/L	100
28) cis-1,2-Dichloroethene	5.053	96	69978	34.475	ug/L	99
33) Chloroform	5.315	83	120041	35.144	ug/L	95
35) Carbon tetrachloride	5.462	117	85758	31.045	ug/L	99
38) 1,1,1-Trichloroethane	5.520	97	95846	32.471	ug/L	99
40) 2-Butanone	5.609	43	19186	38.107	ug/L #	89
42) Benzene	5.897	78	258061	35.550	ug/L	98
45) 1,2-Dichloroethane	6.096	62	80298	37.351	ug/L	99
49) Trichloroethene	6.500	95	63858	33.088	ug/L	99
58) 1,4-Dioxane	7.323	88	26361	2065.217	ug/L #	96
62) Toluene	8.083	92	161026	37.238	ug/L	98
64) Tetrachloroethene	8.540	166	57948	31.662	ug/L	96
74) Chlorobenzene	9.903	112	170421	35.163	ug/L	97
75) Ethylbenzene	9.934	91	306789	36.953	ug/L	97

Quantitation Report (QT Reviewed)

Data Path : I:\VOLATILES\VOA100\2020\201028P\
Data File : V00201028P02.D
Acq On : 28 Oct 2020 3:58 pm
Operator : VOA100:MKS
Sample : WG1427985-4,31h,15,15,0.1
Misc : WG1427985,ICAL17163
ALS Vial : 2 Sample Multiplier: 1

Quant Time: Oct 28 16:32:32 2020
Quant Method : I:\VOLATILES\VOA100\2020\201028P\V100_200924_8260.m
Quant Title : VOLATILES BY GC/MS
QLast Update : Thu Sep 24 17:46:36 2020
Response via : Initial Calibration

CCAL FILE(s) : 1 - I:\VOLATILES\VOA100\2020\201028P\V00201028P01.D
Sub List : 8260-CurveSoil - Megamix plus Diox

	Compound	R.T.	QIon	Response	Conc	Units	Dev(Min)
77)	p/m Xylene	10.123	106	229799	71.352	ug/L	96
78)	o Xylene	10.642	106	217922	72.443	ug/L	96
86)	n-Propylbenzene	11.481	91	363109	40.679	ug/L	97
91)	1,3,5-Trimethylbenzene	11.696	105	249416	38.986	ug/L	98
95)	tert-Butylbenzene	12.031	119	203116	37.834	ug/L	99
98)	1,2,4-Trimethylbenzene	12.105	105	243120	39.394	ug/L	97
99)	sec-Butylbenzene	12.215	105	312583	38.504	ug/L	96
101)	1,3-Dichlorobenzene	12.446	146	126739	37.170	ug/L	98
102)	1,4-Dichlorobenzene	12.535	146	126735	36.828	ug/L	99
104)	n-Butylbenzene	12.792	91	247305	40.206	ug/L	97
105)	1,2-Dichlorobenzene	12.954	146	112518	36.078	ug/L	96

(#) = qualifier out of range (m) = manual integration (+) = signals summed

Quantitation Report (QT Reviewed)

Data Path : I:\VOLATILES\VOA100\2020\201028P\
Data File : V00201028P02.D
Acq On : 28 Oct 2020 3:58 pm
Operator : VOA100:MKS
Sample : WG1427985-4,31h,15,15,0.1
Misc : WG1427985,ICAL17163
ALS Vial : 2 Sample Multiplier: 1

Quant Time: Oct 28 16:32:32 2020
Quant Method : I:\VOLATILES\VOA100\2020\201028P\V100_200924_8260.m
Quant Title : VOLATILES BY GC/MS
QLast Update : Thu Sep 24 17:46:36 2020
Response via : Initial Calibration

Sub List : 8260-CurveSoil - Megamix plus Diox8P\V00201028P01.D•

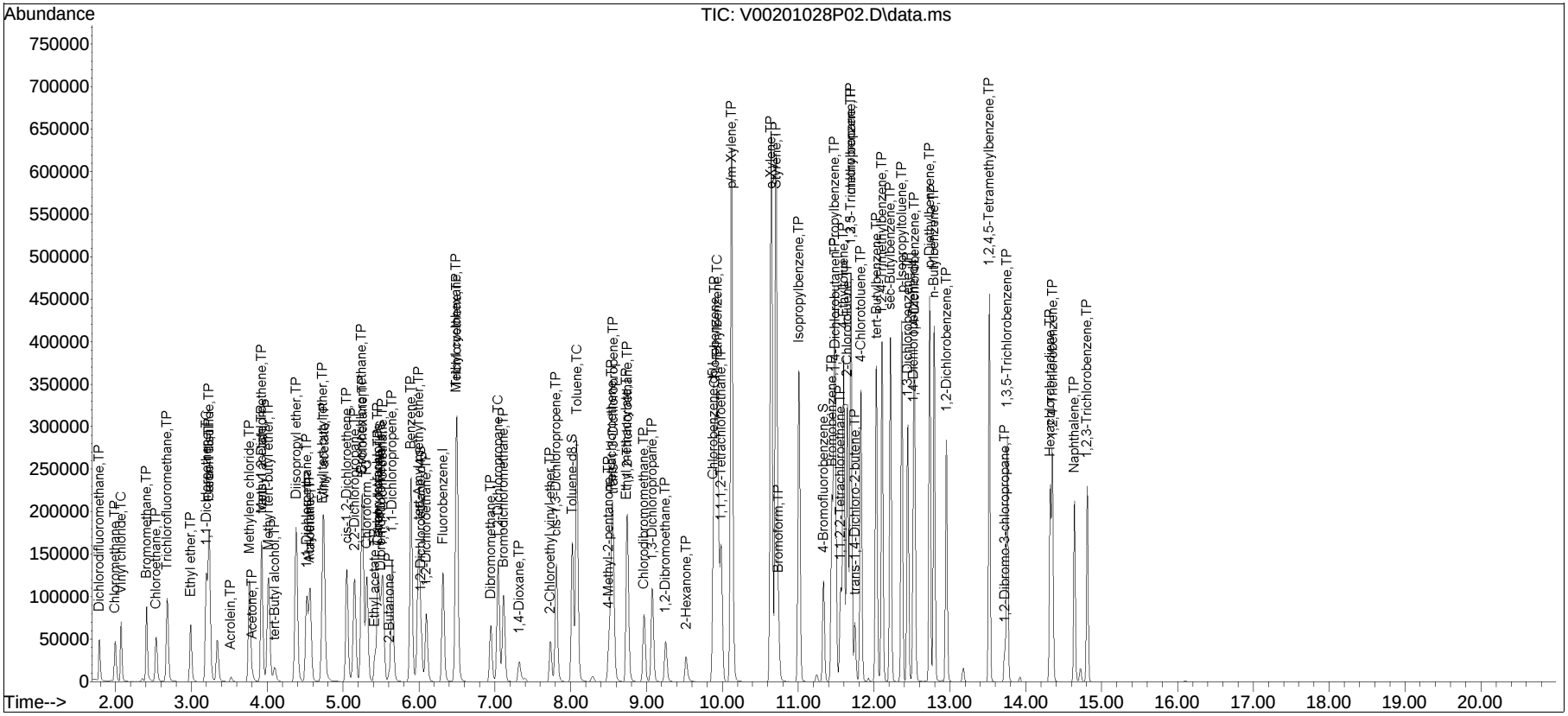

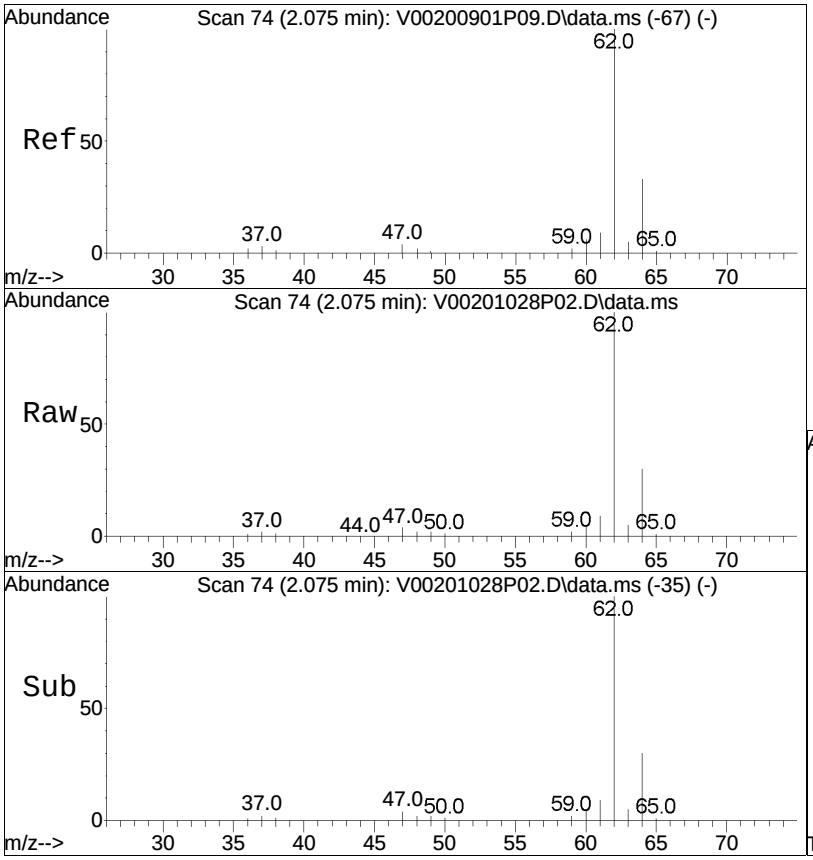

#4
Vinyl chloride
Concen: 28.17 ug/L
RT: 2.075 min Scan# 74
Delta R.T. 0.005 min
Lab File: V00201028P02.D
Acq: 28 Oct 2020 3:58 pm

Tgt Ion: 62 Resp: 62874

Ion	Ratio	Lower	Upper
62	100		
64	31.3	4.4	44.4

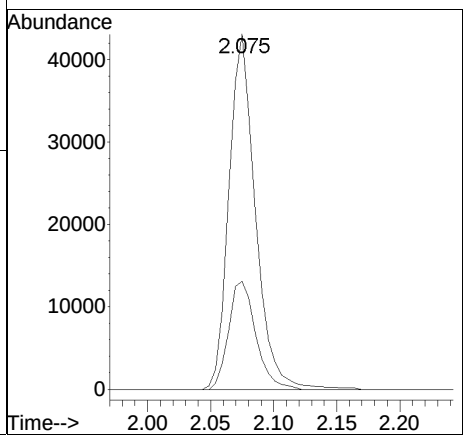

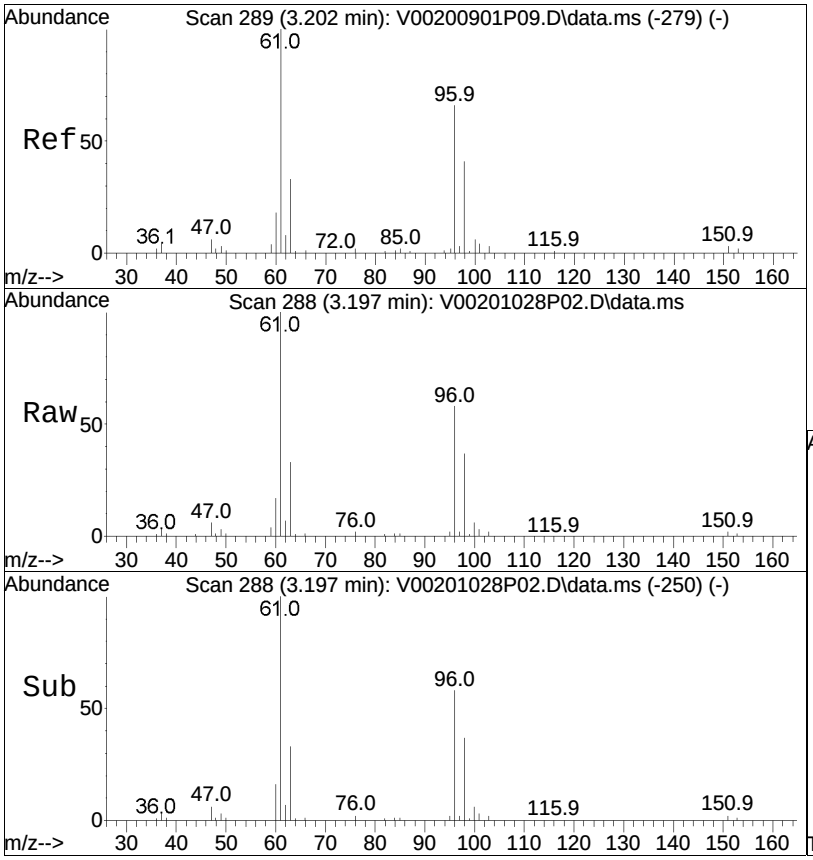

#10
1,1-Dichloroethene
Concen: 30.28 ug/L
RT: 3.197 min Scan# 288
Delta R.T. -0.000 min
Lab File: V00201028P02.D
Acq: 28 Oct 2020 3:58 pm

Tgt Ion: 96 Resp: 51013

Ion	Ratio	Lower	Upper
96	100		
61	172.6	149.4	224.2
63	55.5	47.0	70.6

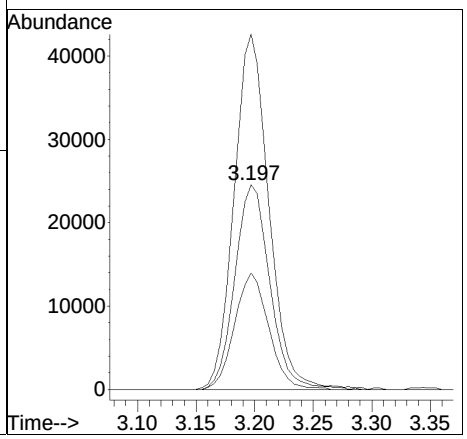

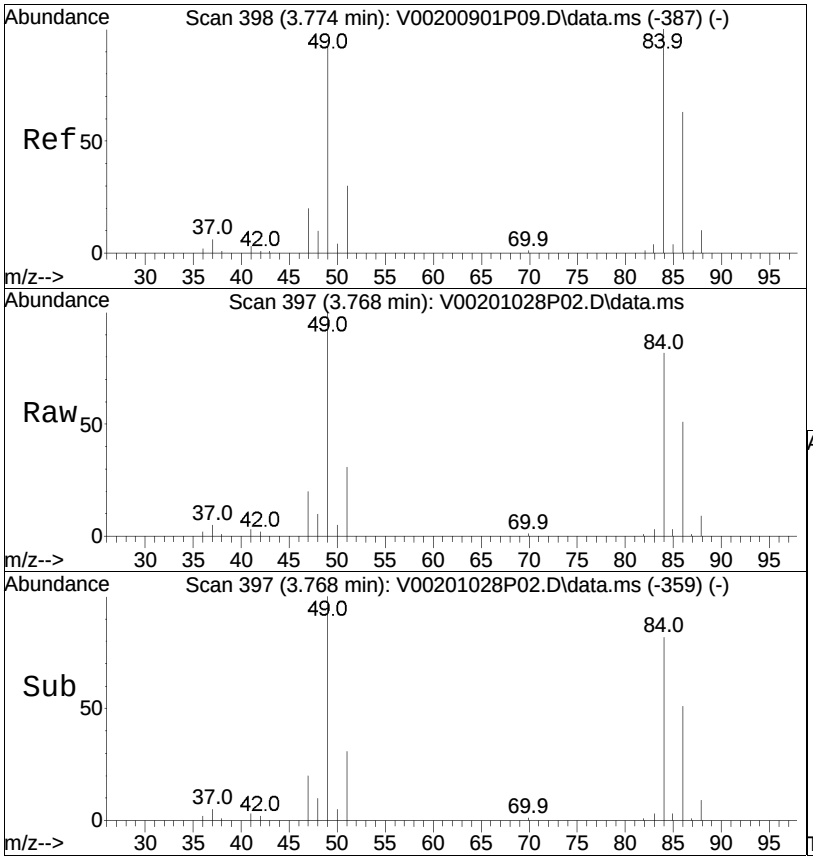

#15
Methylene chloride
Concen: 33.90 ug/L
RT: 3.768 min Scan# 397
Delta R.T. 0.000 min
Lab File: V00201028P02.D
Acq: 28 Oct 2020 3:58 pm

Tgt Ion: 84 Resp: 63833

Ion	Ratio	Lower	Upper
84	100		
86	64.0	39.6	82.2
49	127.8	72.7	150.9

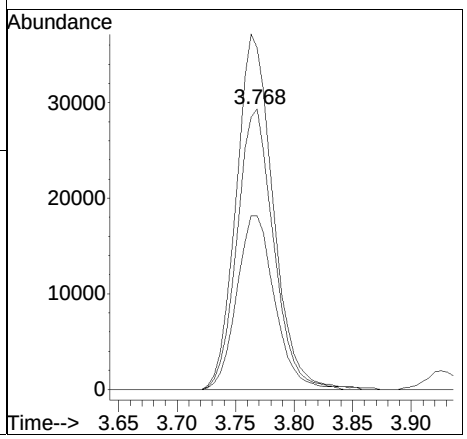

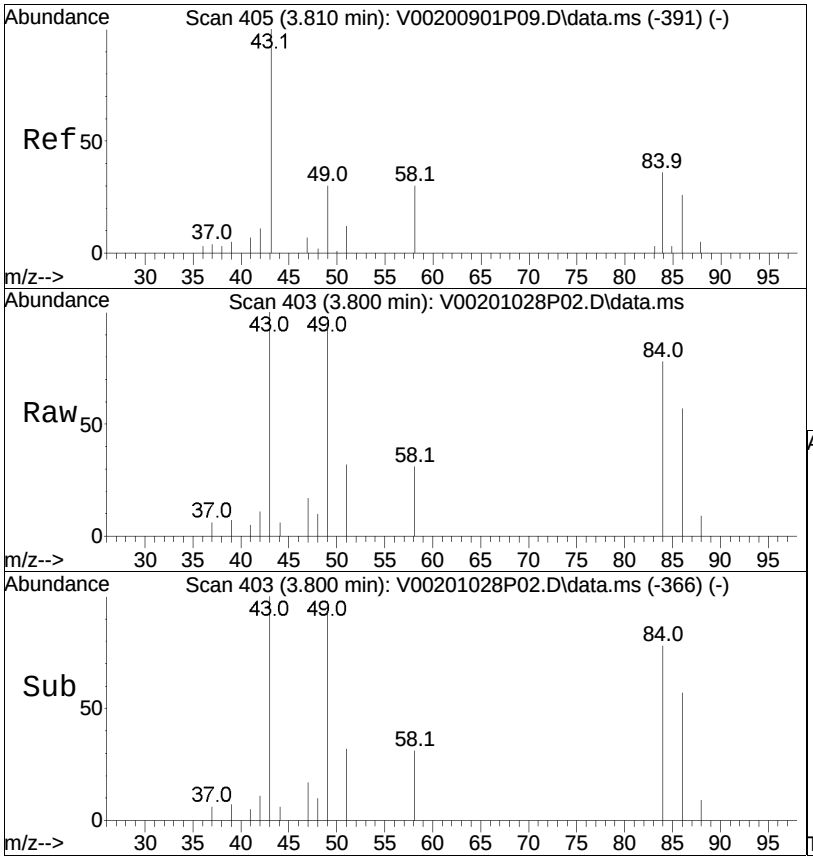

#17
Acetone
Concen: 33.45 ug/L
RT: 3.800 min Scan# 403
Delta R.T. -0.005 min
Lab File: V00201028P02.D
Acq: 28 Oct 2020 3:58 pm

Tgt Ion: 43 Resp: 10595

Ion	Ratio	Lower	Upper
43	100		
58	28.8	27.2	40.8

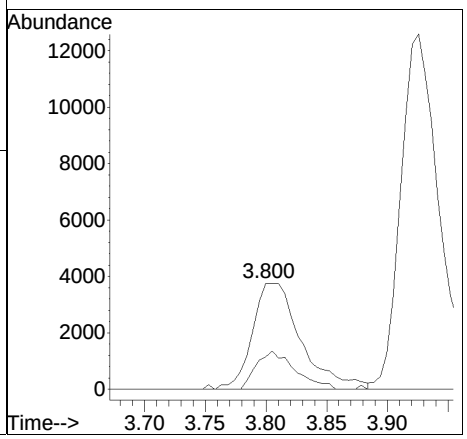

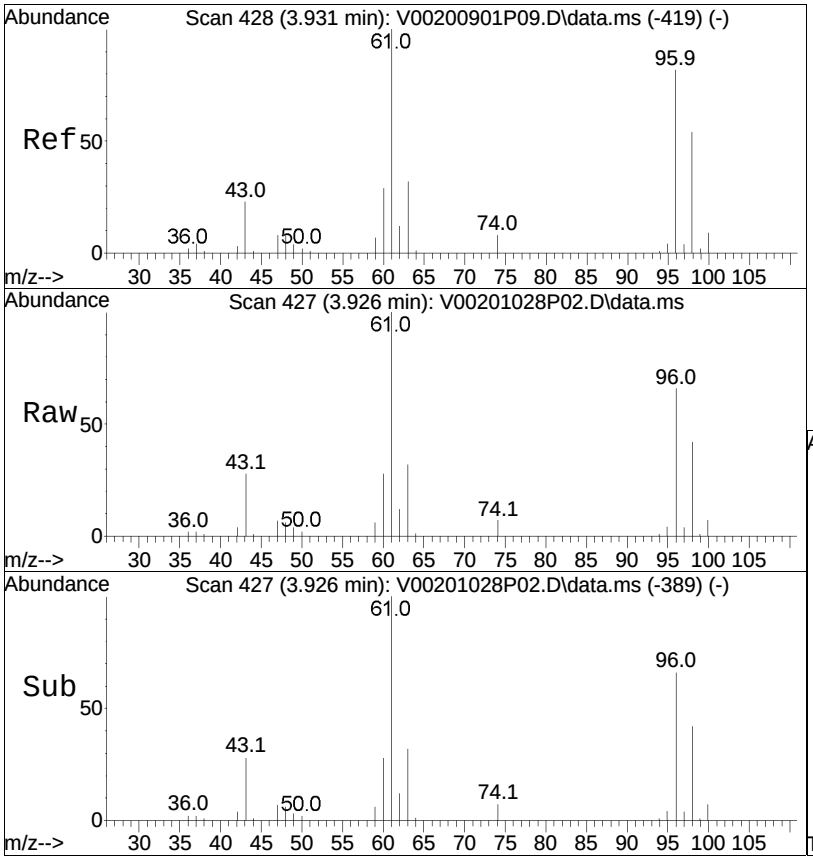

#18
trans-1,2-Dichloroethene
Concen: 33.58 ug/L
RT: 3.926 min Scan# 427
Delta R.T. -0.000 min
Lab File: V00201028P02.D
Acq: 28 Oct 2020 3:58 pm

Tgt Ion: 96 Resp: 62812

Ion	Ratio	Lower	Upper
96	100		
61	144.5	96.5	200.5
98	64.0	40.6	84.2
63	46.2	30.2	62.8

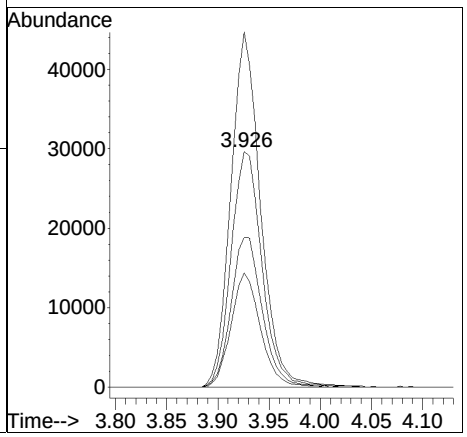

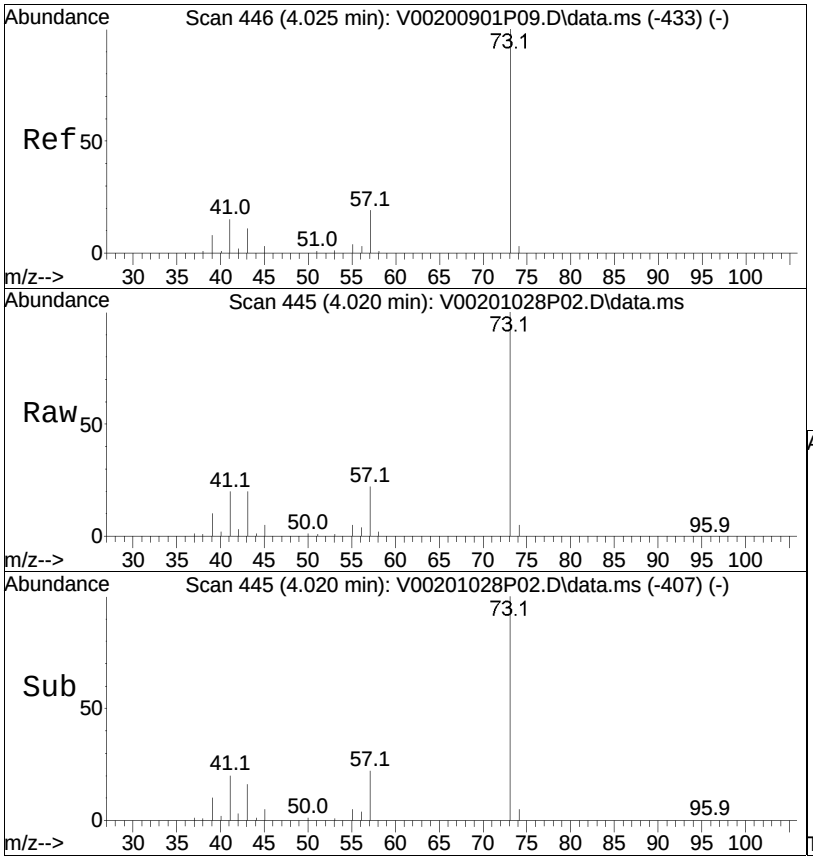

#20
Methyl tert-butyl ether
Concen: 36.47 ug/L
RT: 4.020 min Scan# 445
Delta R.T. 0.000 min
Lab File: V00201028P02.D
Acq: 28 Oct 2020 3:58 pm

Tgt Ion: 73 Resp: 159490

Ion	Ratio	Lower	Upper
73	100		
57	22.3	14.7	30.5
43	20.6	12.5	26.1
41	19.7	11.6	24.0

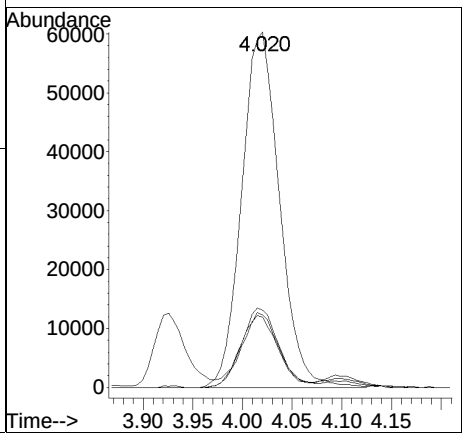

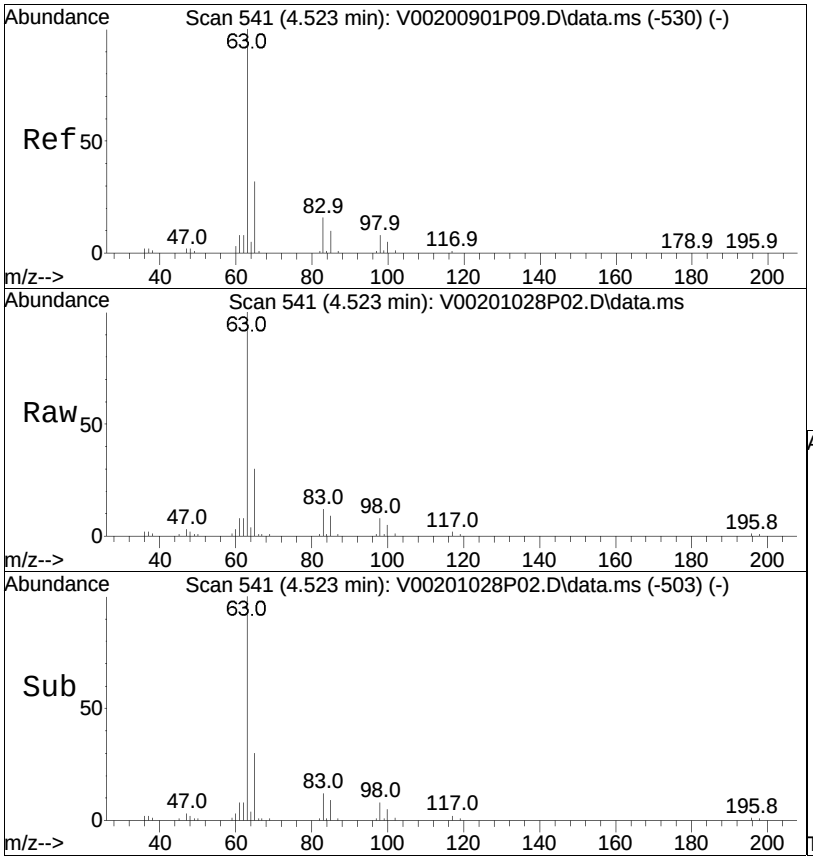

#23
1,1-Dichloroethane
Concen: 36.82 ug/L
RT: 4.523 min Scan# 541
Delta R.T. 0.000 min
Lab File: V00201028P02.D
Acq: 28 Oct 2020 3:58 pm

Tgt Ion: 63 Resp: 115559

Ion	Ratio	Lower	Upper
63	100		
65	30.6	10.4	50.4
83	12.9	0.0	32.6

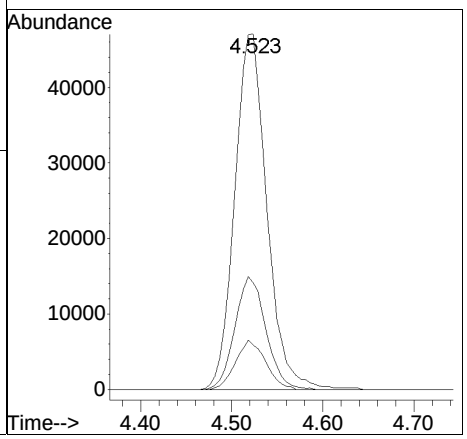

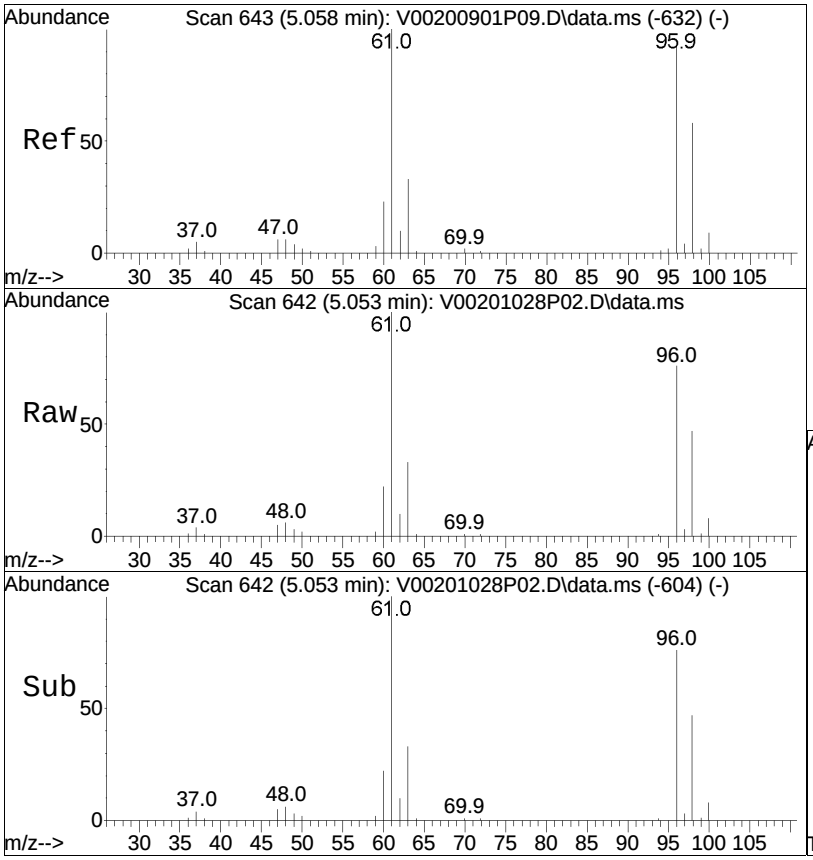

#28
cis-1,2-Dichloroethene
Concen: 34.47 ug/L
RT: 5.053 min Scan# 642
Delta R.T. -0.000 min
Lab File: V00201028P02.D
Acq: 28 Oct 2020 3:58 pm

Tgt Ion: 96 Resp: 69978

Ion	Ratio	Lower	Upper
96	100		
61	133.1	107.8	161.8
98	63.3	51.4	77.0

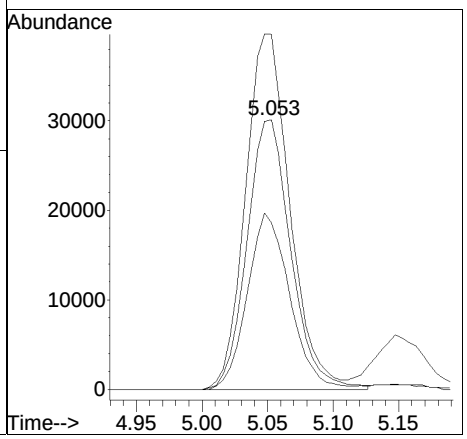

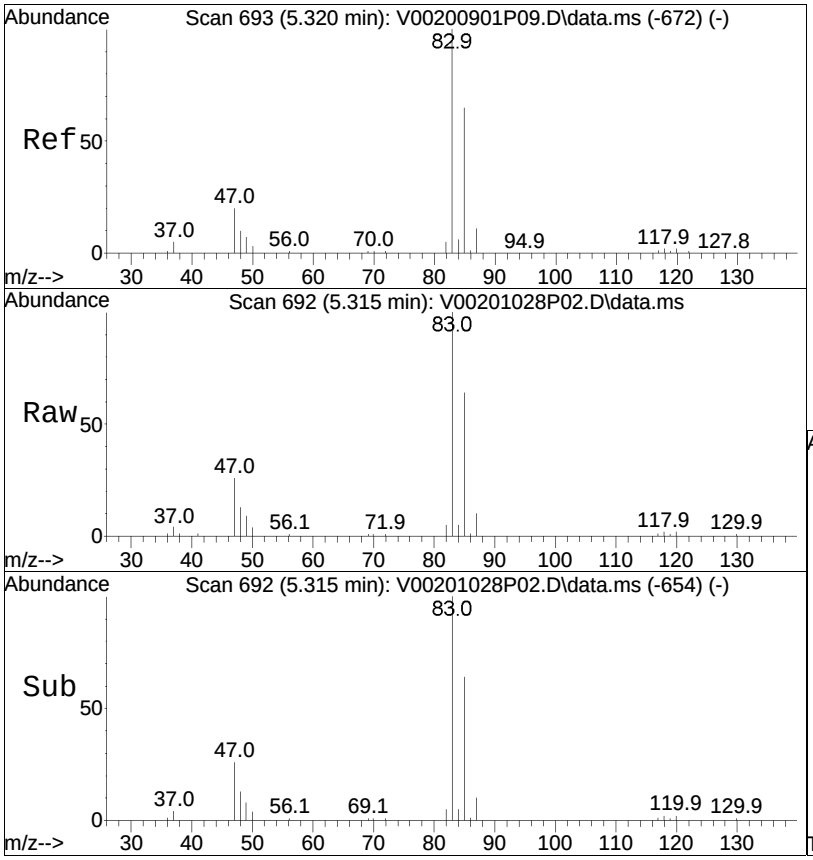

#33
Chloroform
Concen: 35.14 ug/L
RT: 5.315 min Scan# 692
Delta R.T. 0.000 min
Lab File: V00201028P02.D
Acq: 28 Oct 2020 3:58 pm

Tgt Ion: 83 Resp: 120041

Ion	Ratio	Lower	Upper
83	100		
85	62.4	43.3	89.9
47	24.8	14.4	29.8
48	12.2	7.5	15.7

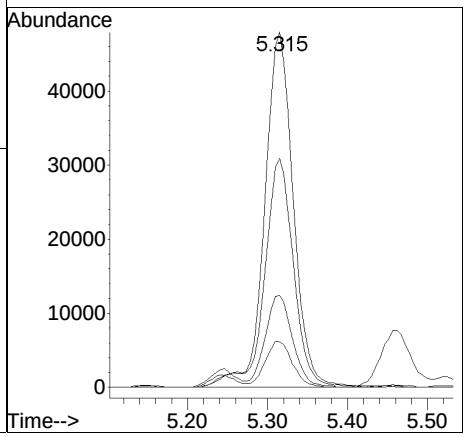

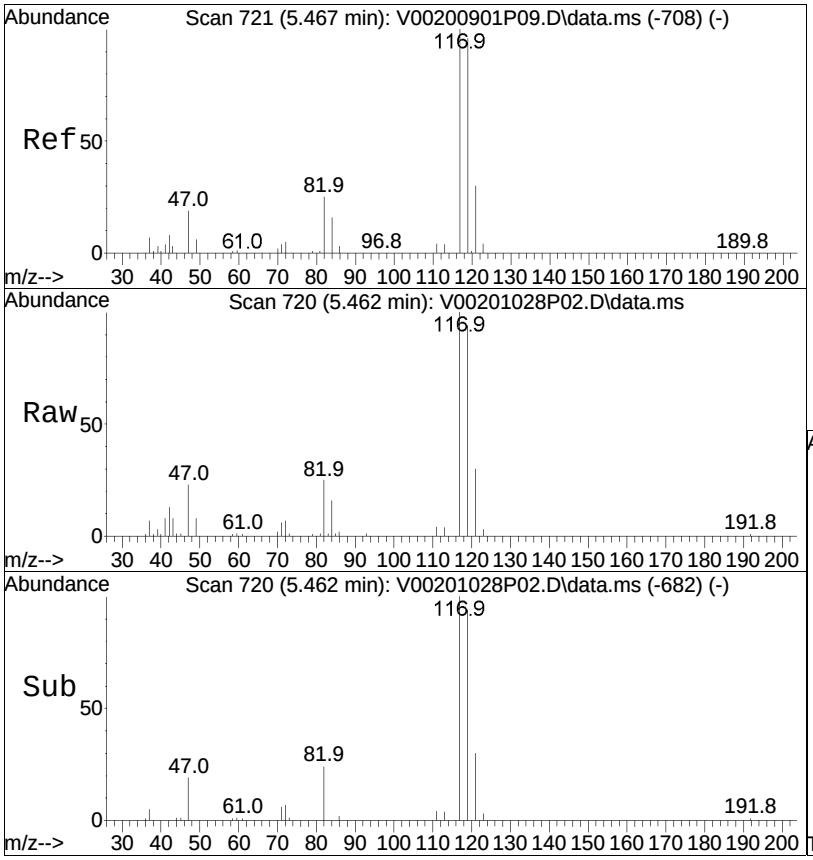

#35
Carbon tetrachloride
Concen: 31.05 ug/L
RT: 5.462 min Scan# 720
Delta R.T. -0.000 min
Lab File: V00201028P02.D
Acq: 28 Oct 2020 3:58 pm

Tgt Ion:117 Resp: 85758

Ion	Ratio	Lower	Upper
117	100		
119	96.8	62.7	130.3
121	30.9	20.5	42.7
82	26.2	17.4	36.2

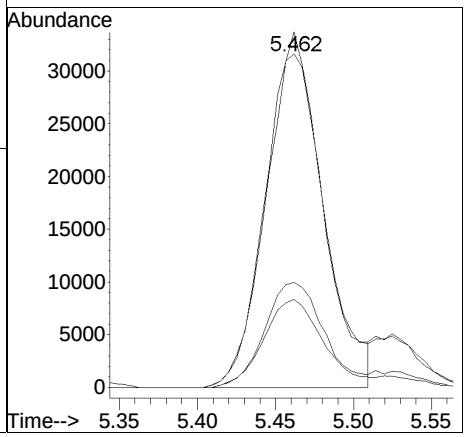

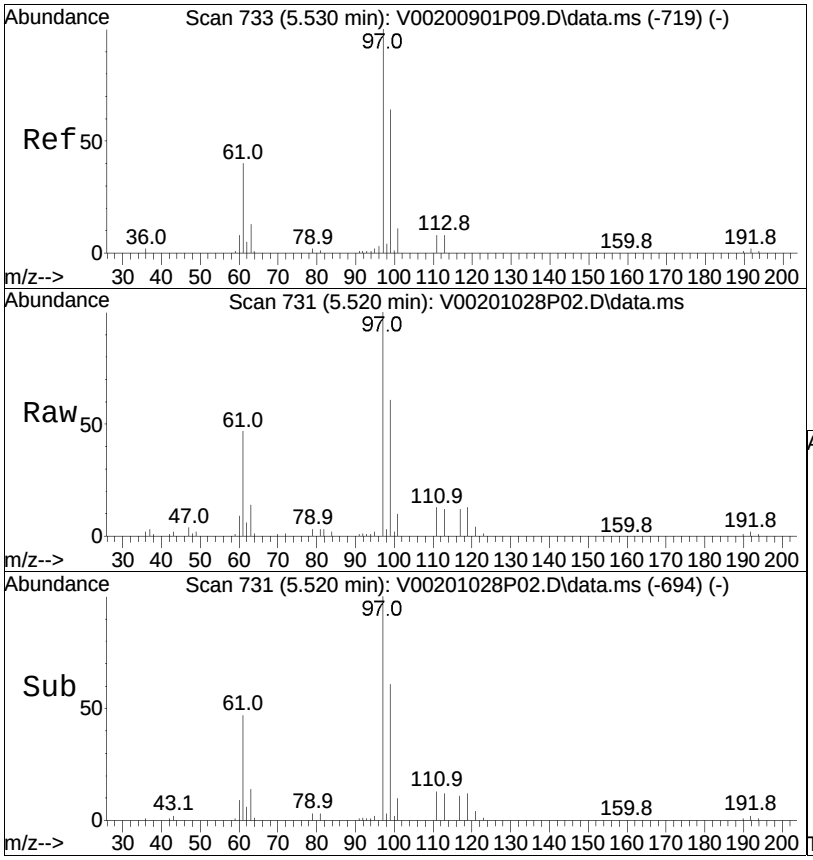

#38
1,1,1-Trichloroethane
Concen: 32.47 ug/L
RT: 5.520 min Scan# 731
Delta R.T. -0.005 min
Lab File: V00201028P02.D
Acq: 28 Oct 2020 3:58 pm

Tgt Ion: 97 Resp: 95846

Ion	Ratio	Lower	Upper
97	100		
99	63.9	41.5	86.3
61	45.8	30.6	63.6
63	14.3	9.9	20.5

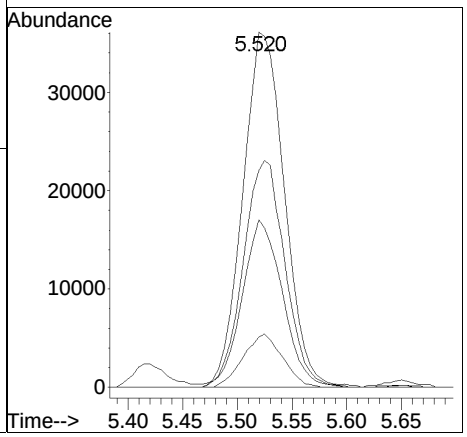

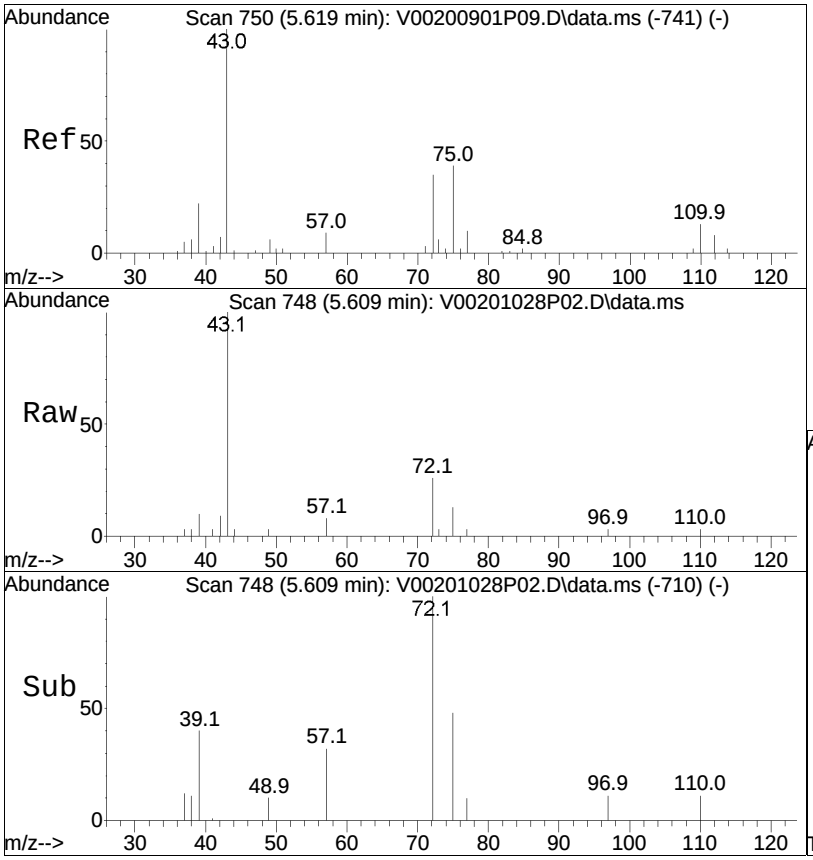

#40
2-Butanone
Concen: 38.11 ug/L
RT: 5.609 min Scan# 748
Delta R.T. -0.000 min
Lab File: V00201028P02.D
Acq: 28 Oct 2020 3:58 pm

Tgt Ion: 43 Resp: 19186

Ion	Ratio	Lower	Upper
43	100		
72	18.7	19.4	29.0#

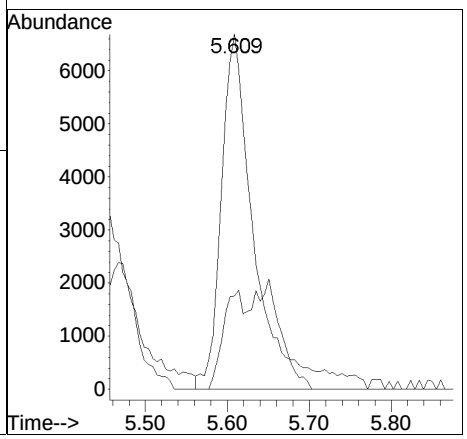

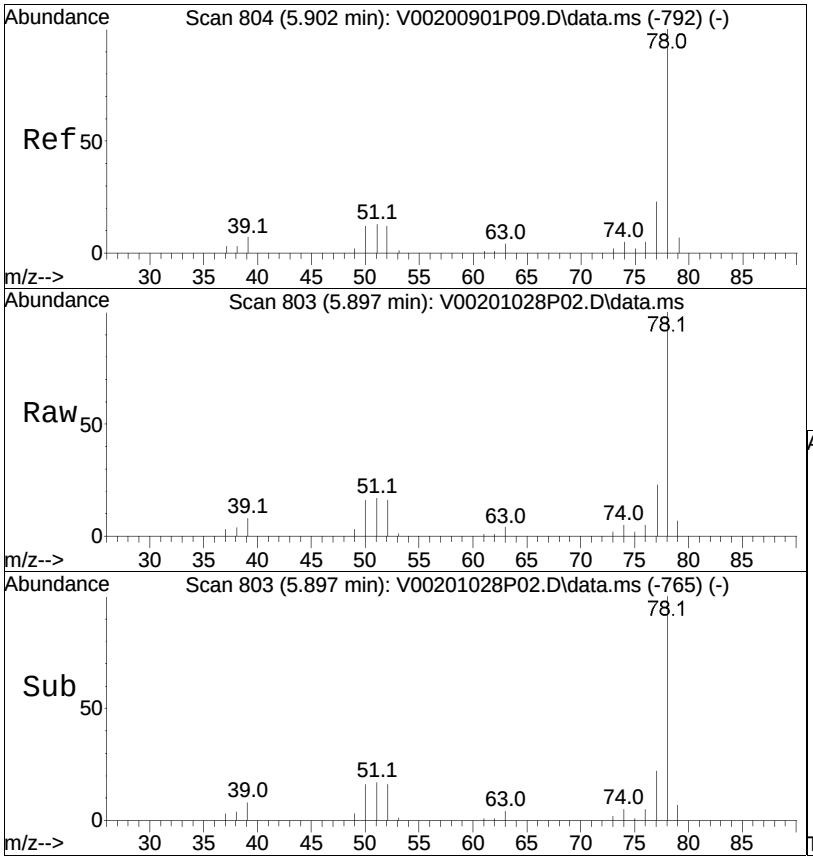

#42
Benzene
Concen: 35.55 ug/L
RT: 5.897 min Scan# 803
Delta R.T. 0.000 min
Lab File: V00201028P02.D
Acq: 28 Oct 2020 3:58 pm

Tgt Ion: 78 Resp: 258061

Ion	Ratio	Lower	Upper
78	100		
77	23.4	15.6	32.4
51	17.1	10.2	21.2
52	15.9	9.6	19.8

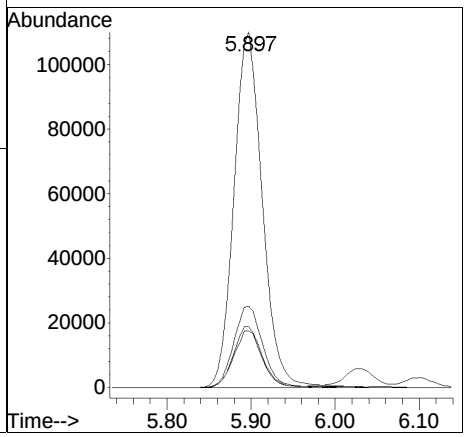

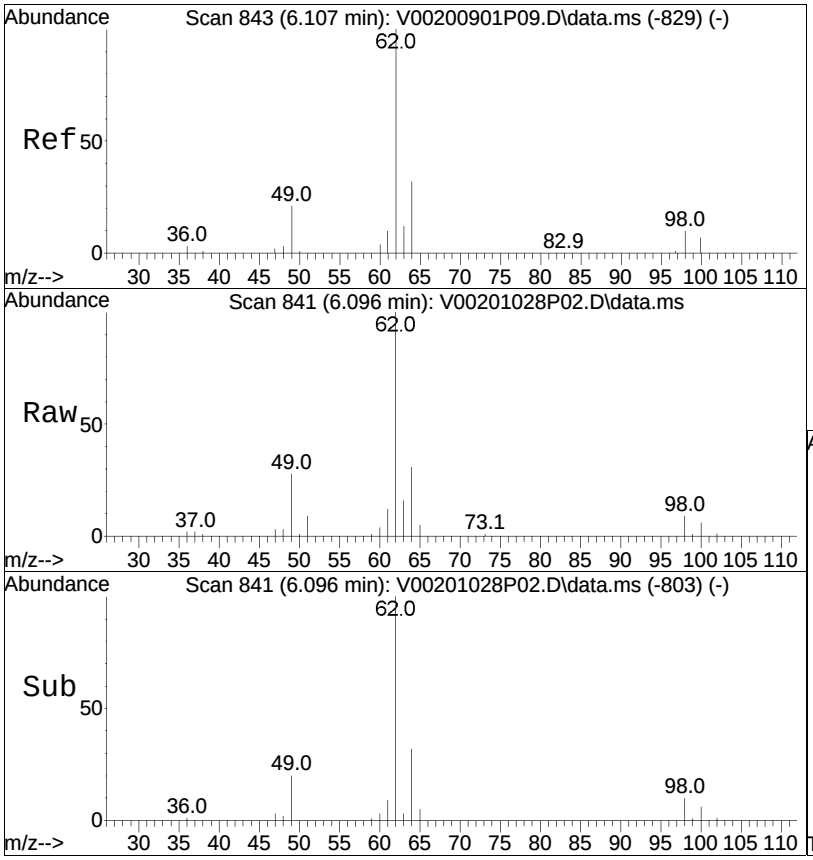

#45
1,2-Dichloroethane
Concen: 37.35 ug/L
RT: 6.096 min Scan# 841
Delta R.T. 0.000 min
Lab File: V00201028P02.D
Acq: 28 Oct 2020 3:58 pm

Tgt Ion: 62 Resp: 80298

Ion	Ratio	Lower	Upper
62	100		
64	32.2	12.6	52.6
98	9.3	0.0	28.7

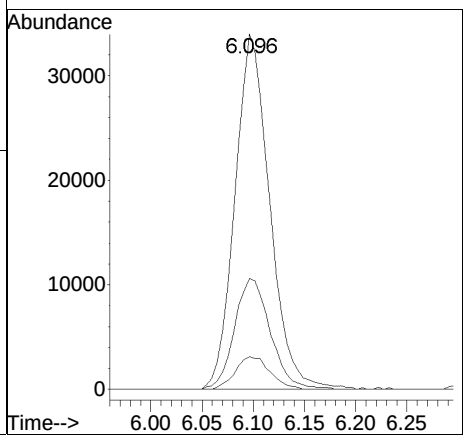

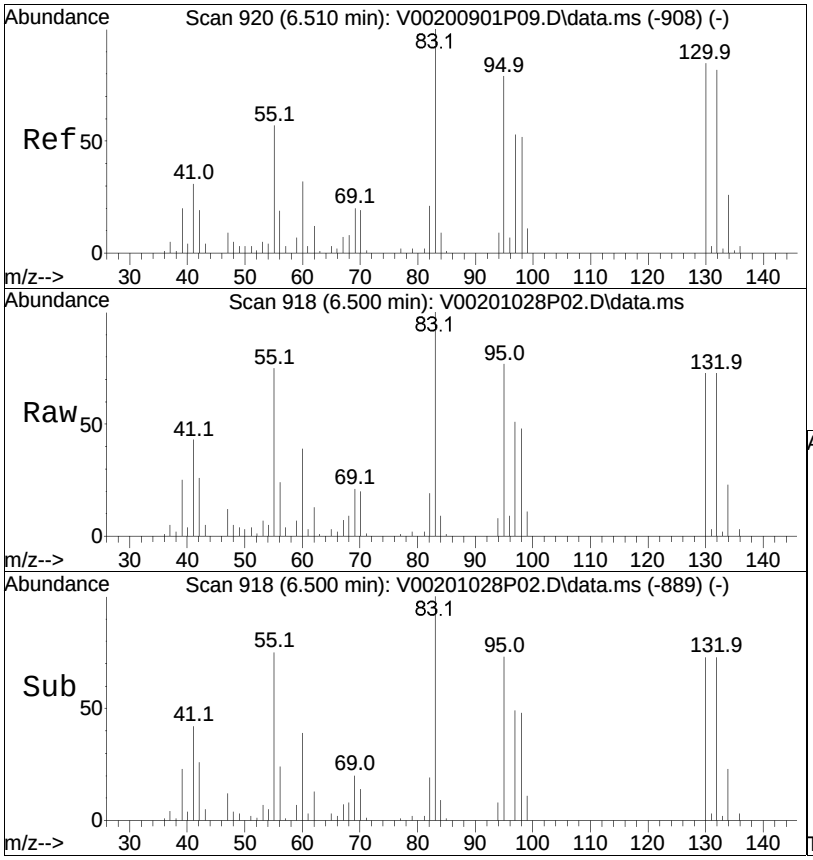

#49
Trichloroethene
Concen: 33.09 ug/L
RT: 6.500 min Scan# 918
Delta R.T. -0.000 min
Lab File: V00201028P02.D
Acq: 28 Oct 2020 3:58 pm

Tgt Ion: 95 Resp: 63858

Ion	Ratio	Lower	Upper
95	100		
97	68.1	54.2	81.4
130	97.3	77.0	115.6

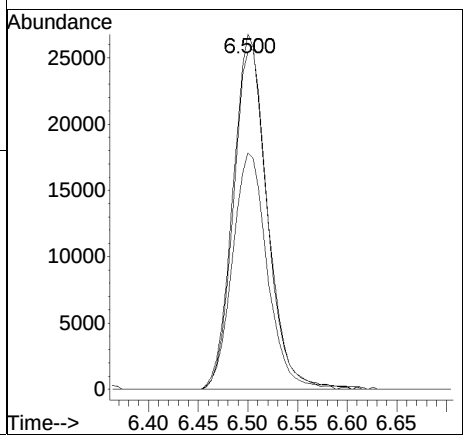

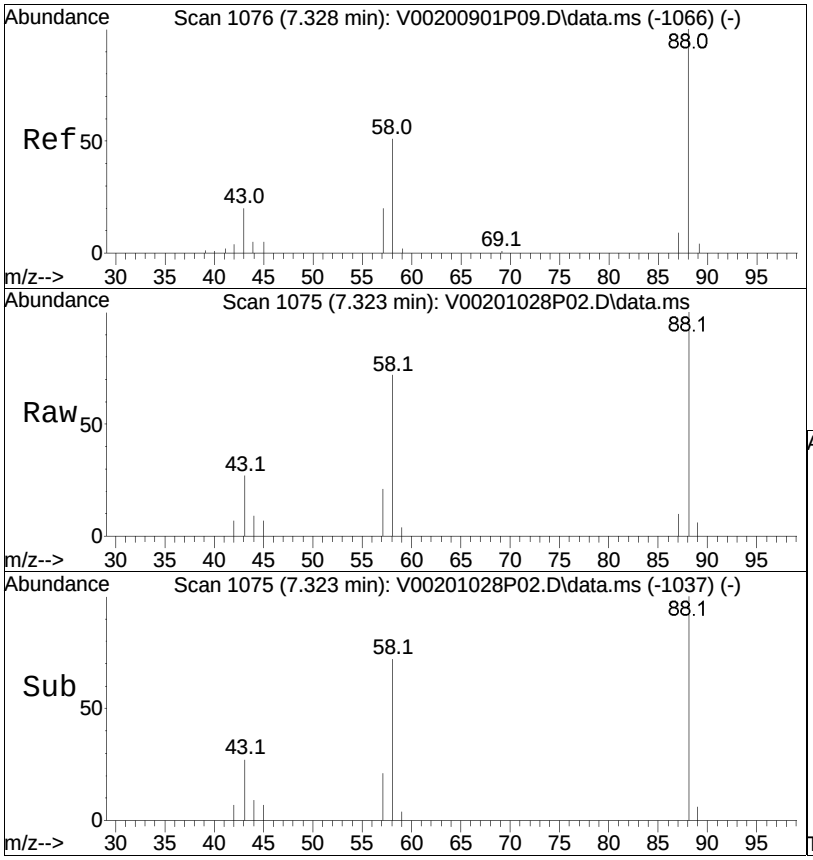

#58
1,4-Dioxane
Concen: 2065.22 ug/L
RT: 7.323 min Scan# 1075
Delta R.T. 0.000 min
Lab File: V00201028P02.D
Acq: 28 Oct 2020 3:58 pm

Tgt Ion: 88 Resp: 26361

Ion	Ratio	Lower	Upper
88	100		
58	69.1	54.6	82.0
43	27.9	17.8	26.6#

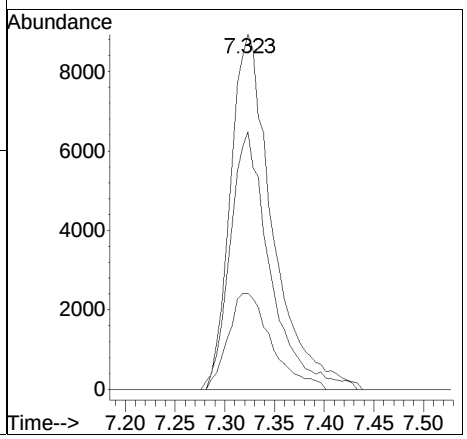

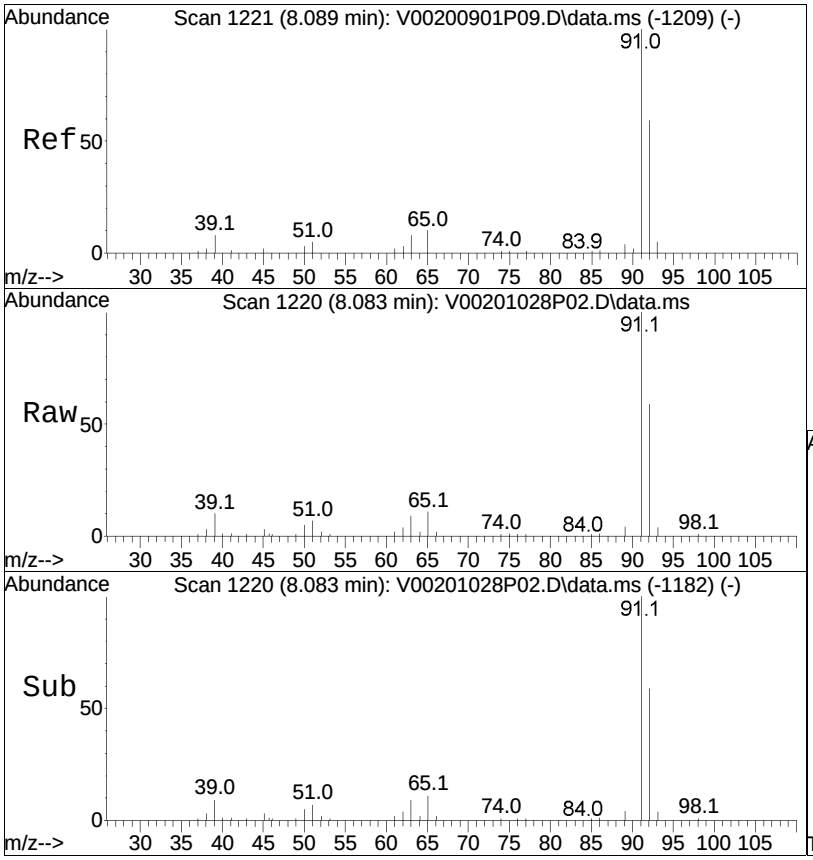

#62
Toluene
Concen: 37.24 ug/L
RT: 8.083 min Scan# 1220
Delta R.T. 0.000 min
Lab File: V00201028P02.D
Acq: 28 Oct 2020 3:58 pm

Tgt Ion: 92 Resp: 161026

Ion	Ratio	Lower	Upper
92	100		
91	170.4	138.2	207.2

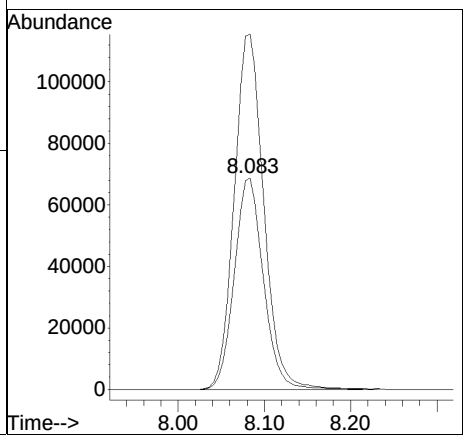

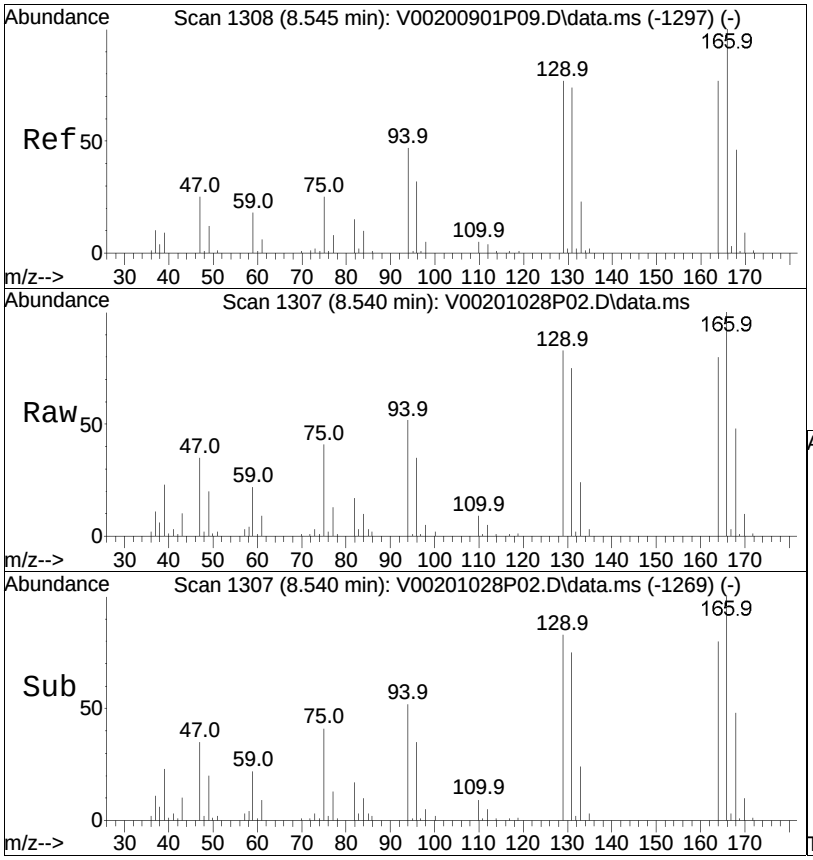

#64
Tetrachloroethene
Concen: 31.66 ug/L
RT: 8.540 min Scan# 1307
Delta R.T. -0.000 min
Lab File: V00201028P02.D
Acq: 28 Oct 2020 3:58 pm

Tgt Ion:166 Resp: 57948

Ion	Ratio	Lower	Upper
166	100		
168	47.2	29.2	69.2
94	51.8	29.0	69.0

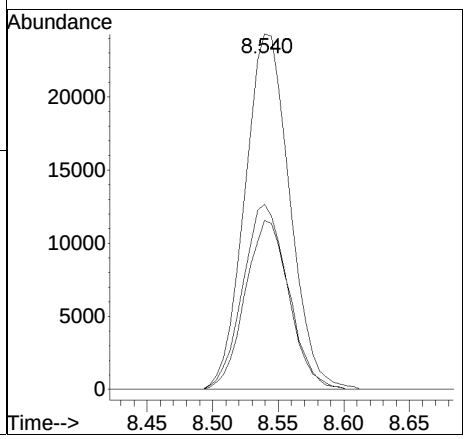

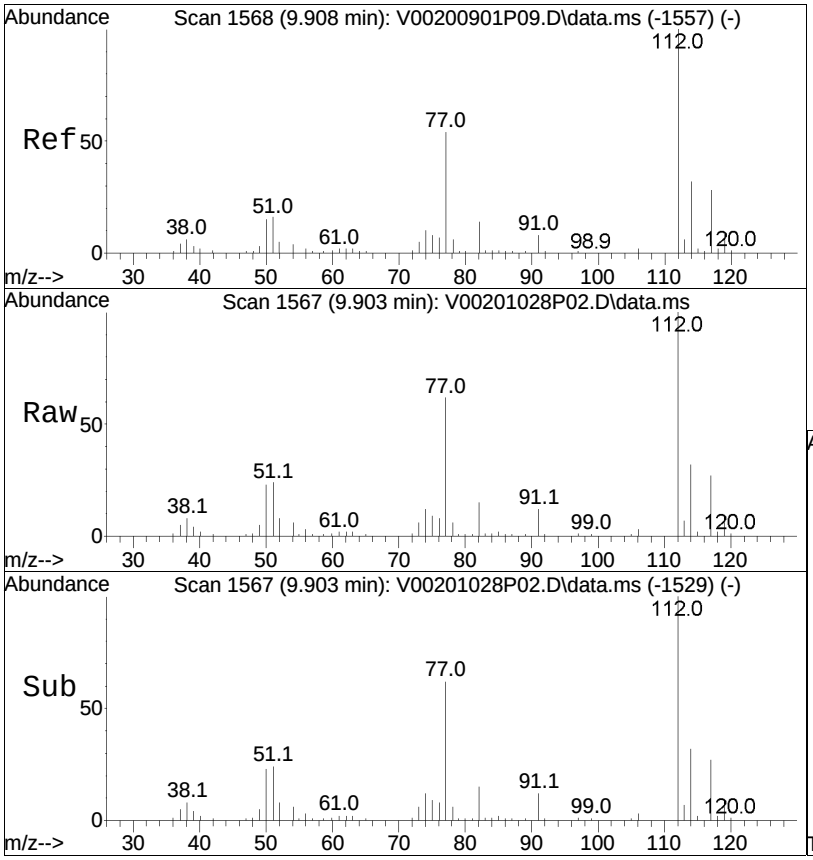

#74
Chlorobenzene
Concen: 35.16 ug/L
RT: 9.903 min Scan# 1567
Delta R.T. -0.000 min
Lab File: V00201028P02.D
Acq: 28 Oct 2020 3:58 pm

Tgt Ion:112 Resp: 170421

Ion	Ratio	Lower	Upper
112	100		
77	75.5	57.9	86.9
114	32.4	25.7	38.5

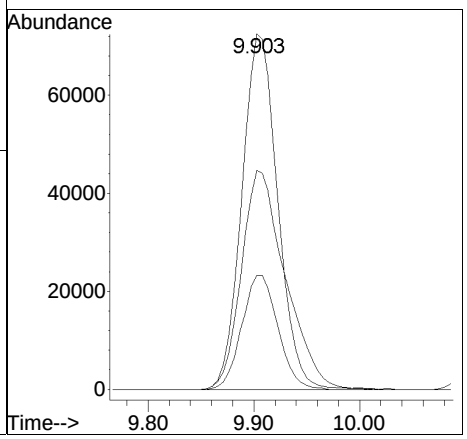

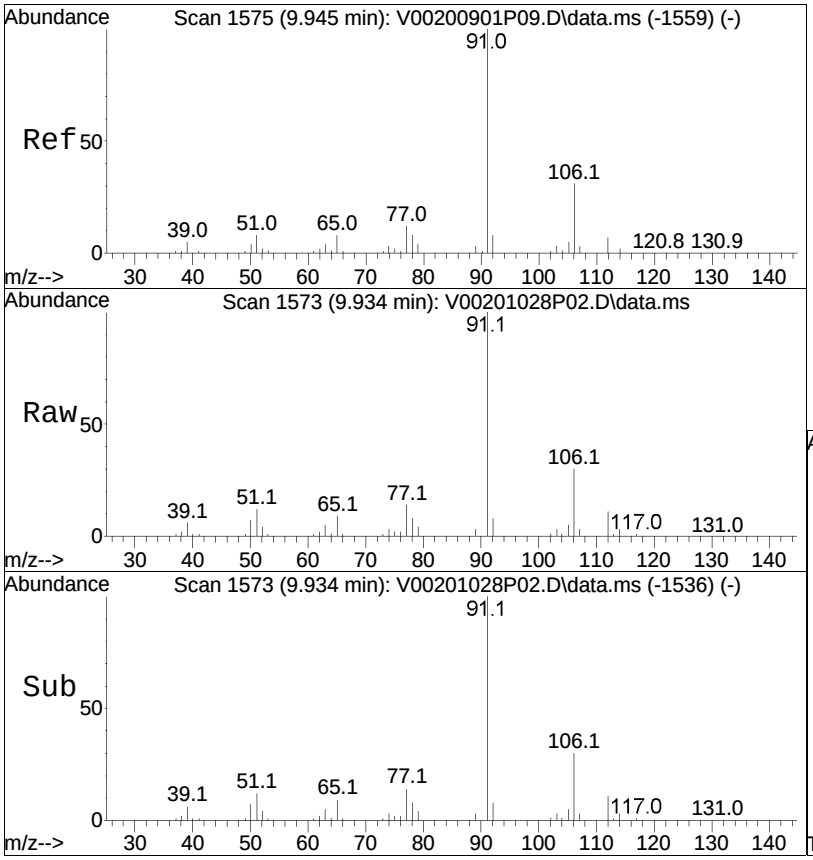

#75
Ethylbenzene
Concen: 36.95 ug/L
RT: 9.934 min Scan# 1573
Delta R.T. -0.005 min
Lab File: V00201028P02.D
Acq: 28 Oct 2020 3:58 pm

Tgt Ion: 91 Resp: 306789

Ion	Ratio	Lower	Upper
91	100		
106	29.9	25.1	37.7

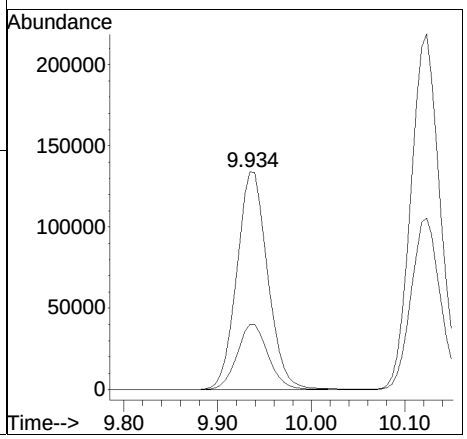

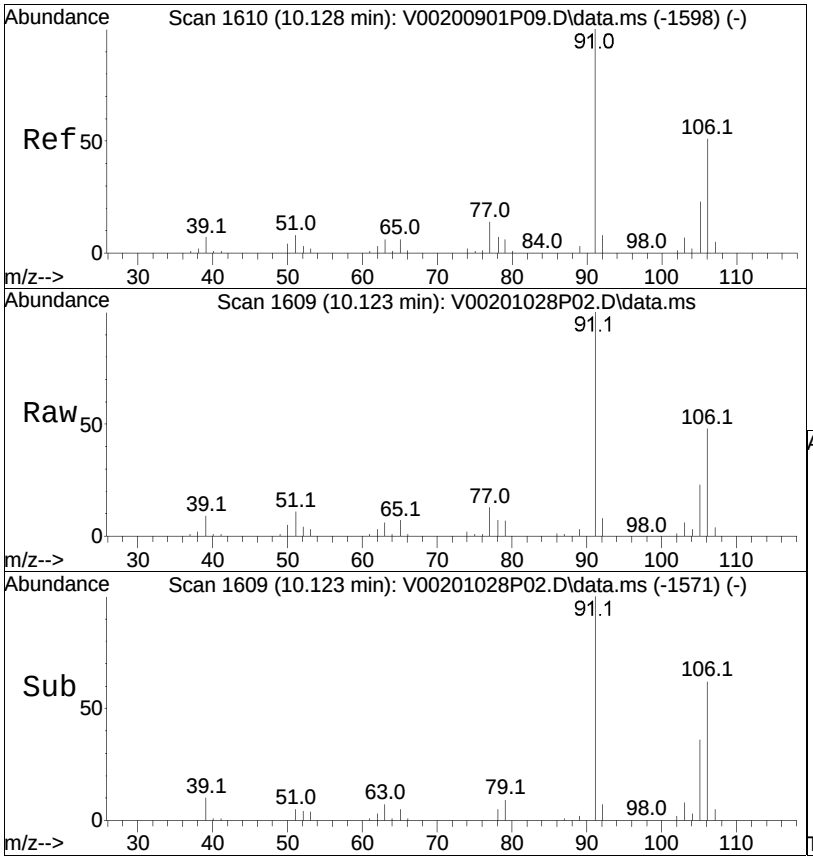

#77
p/m Xylene
Concen: 71.35 ug/L
RT: 10.123 min Scan# 1609
Delta R.T. -0.000 min
Lab File: V00201028P02.D
Acq: 28 Oct 2020 3:58 pm

Tgt Ion:106 Resp: 229799

Ion	Ratio	Lower	Upper
106	100		
91	205.5	159.5	239.3

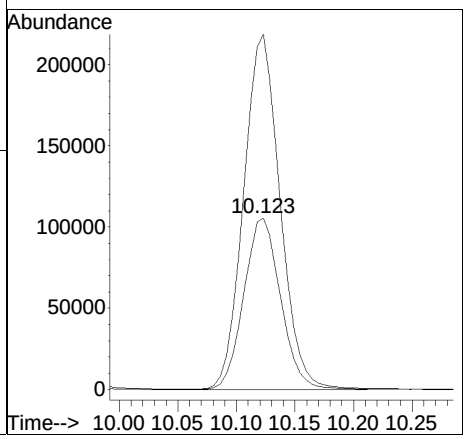

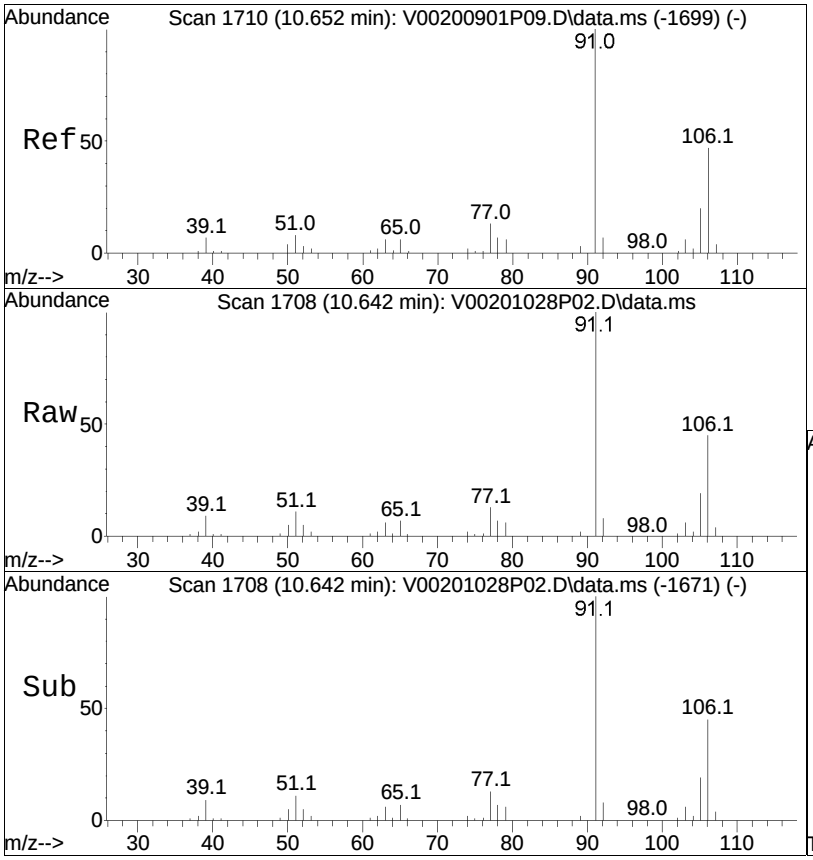

#78
o Xylene
Concen: 72.44 ug/L
RT: 10.642 min Scan# 1708
Delta R.T. -0.005 min
Lab File: V00201028P02.D
Acq: 28 Oct 2020 3:58 pm

Tgt Ion:106 Resp: 217922

Ion	Ratio	Lower	Upper
106	100		
91	216.4	168.6	252.8

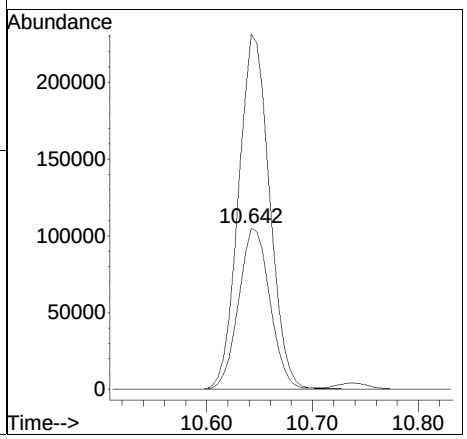

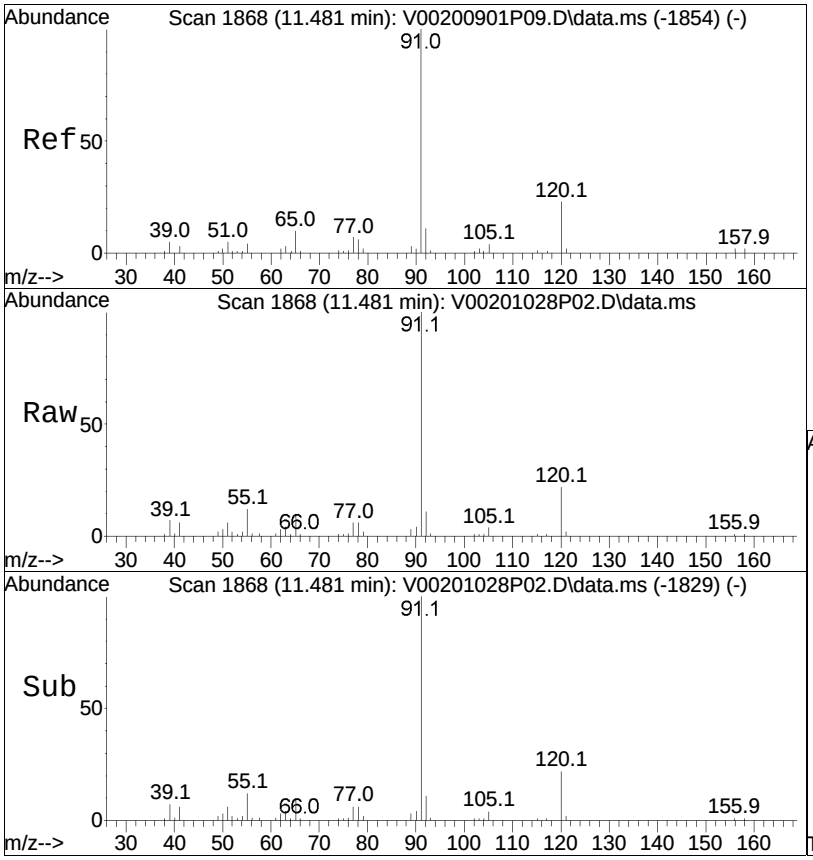

#86
n-Propylbenzene
Concen: 40.68 ug/L
RT: 11.481 min Scan# 1868
Delta R.T. 0.005 min
Lab File: V00201028P02.D
Acq: 28 Oct 2020 3:58 pm

Tgt Ion: 91 Resp: 363109

Ion	Ratio	Lower	Upper
91	100		
120	21.0	18.2	27.2

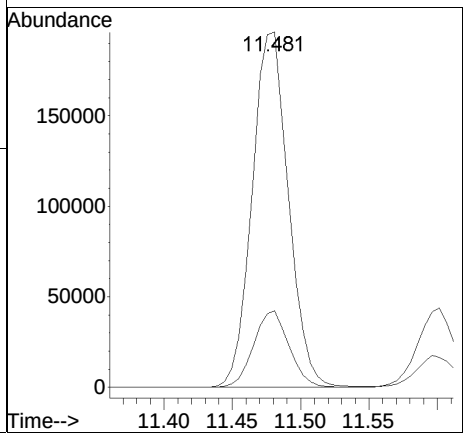

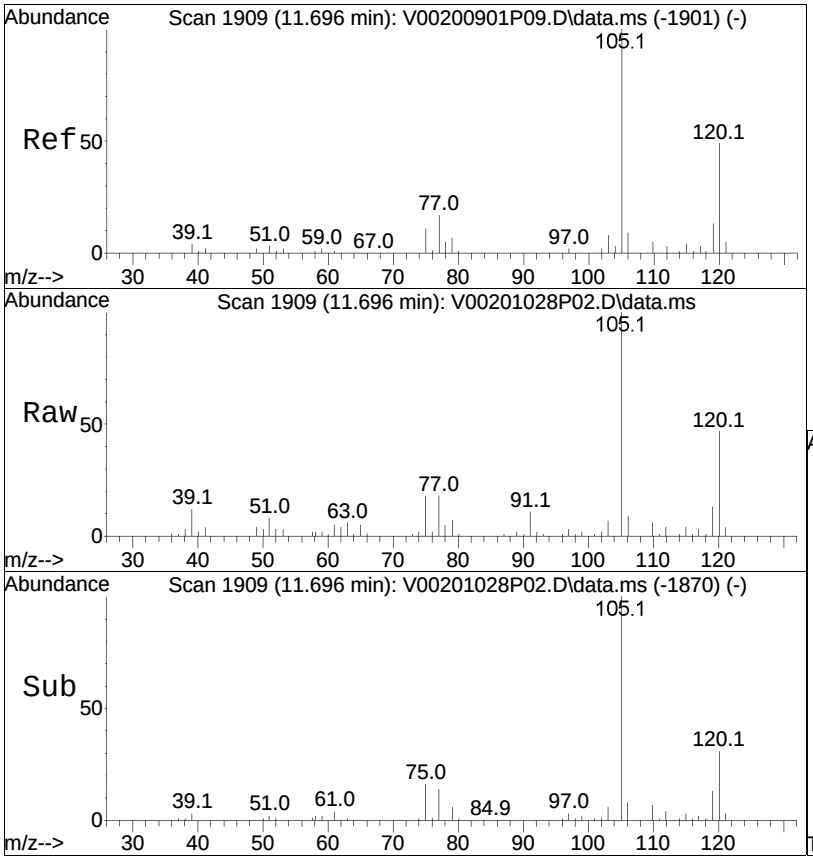

#91
1,3,5-Trimethylbenzene
Concen: 38.99 ug/L
RT: 11.696 min Scan# 1909
Delta R.T. 0.005 min
Lab File: V00201028P02.D
Acq: 28 Oct 2020 3:58 pm

Tgt Ion:105 Resp: 249416

Ion	Ratio	Lower	Upper
105	100		
120	47.8	39.1	58.7

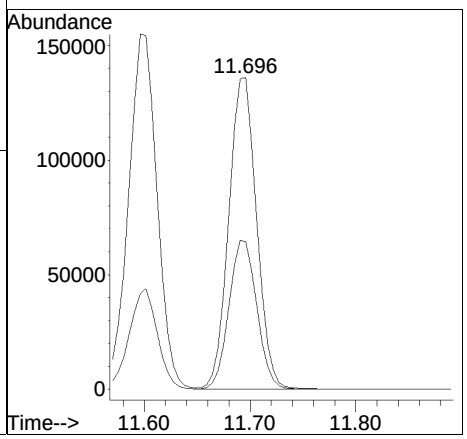

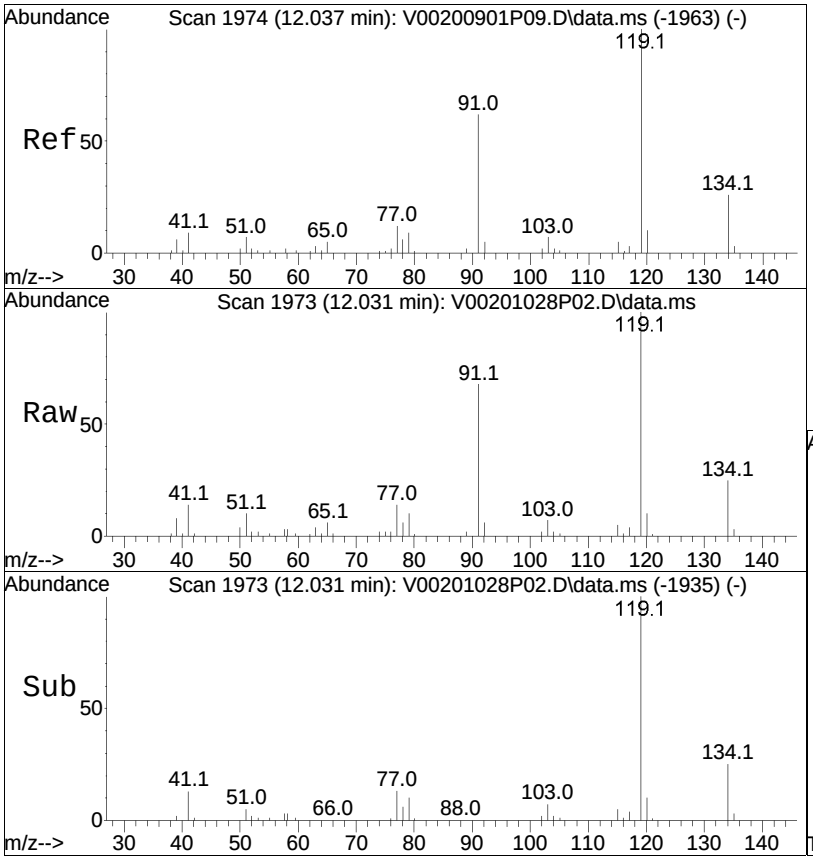

#95
tert-Butylbenzene
Concen: 37.83 ug/L
RT: 12.031 min Scan# 1973
Delta R.T. 0.000 min
Lab File: V00201028P02.D
Acq: 28 Oct 2020 3:58 pm

Tgt Ion:119 Resp: 203116

Ion	Ratio	Lower	Upper
119	100		
91	68.7	54.8	82.2
134	24.0	20.6	30.8

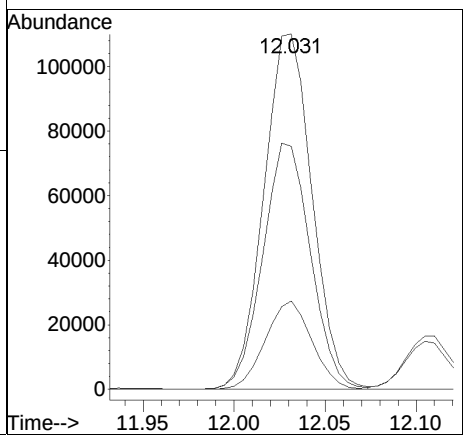

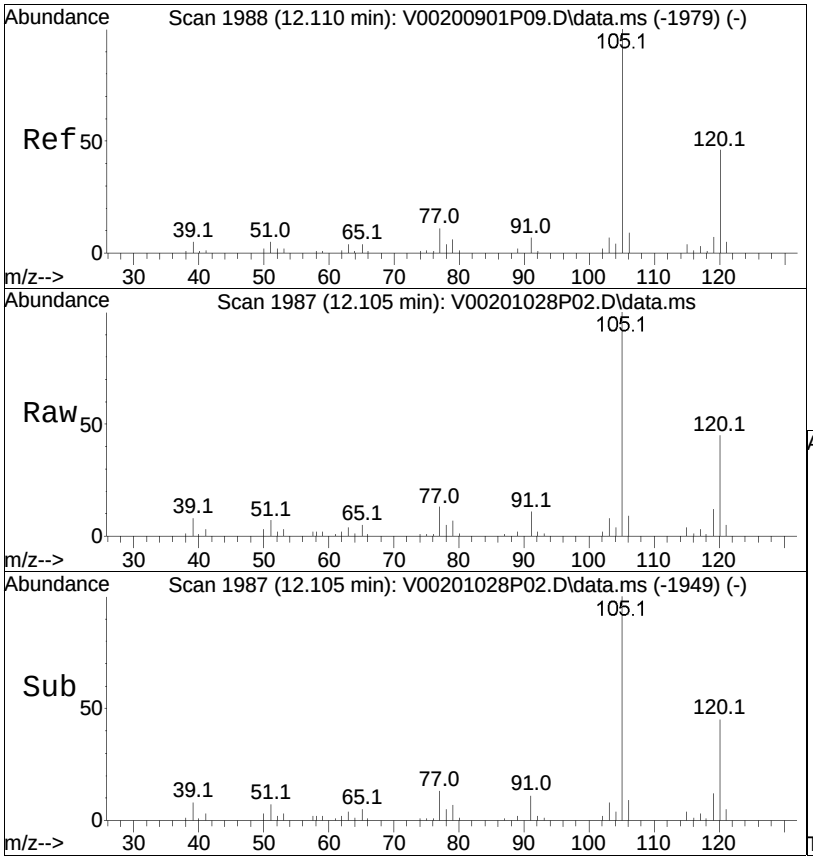

#98
1,2,4-Trimethylbenzene
Concen: 39.39 ug/L
RT: 12.105 min Scan# 1987
Delta R.T. -0.000 min
Lab File: V00201028P02.D
Acq: 28 Oct 2020 3:58 pm

Tgt Ion:105 Resp: 243120

Ion	Ratio	Lower	Upper
105	100		
120	44.4	37.1	55.7

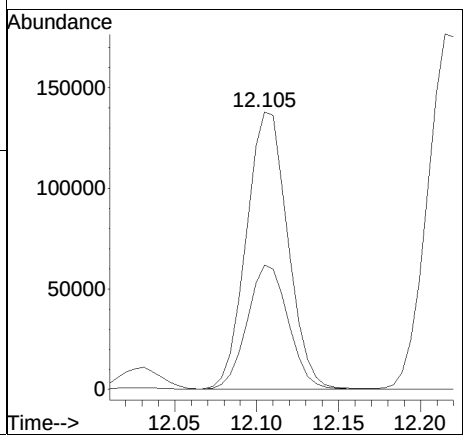

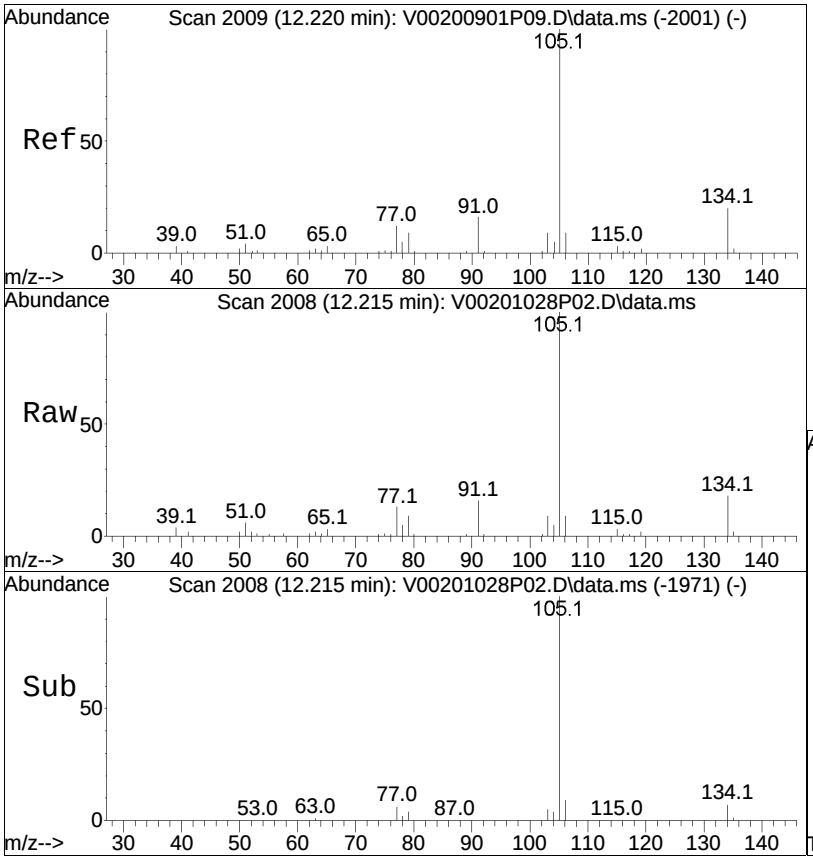

#99
sec-Butylbenzene
Concen: 38.50 ug/L
RT: 12.215 min Scan# 2008
Delta R.T. -0.005 min
Lab File: V00201028P02.D
Acq: 28 Oct 2020 3:58 pm

Tgt Ion:105 Resp: 312583

Ion	Ratio	Lower	Upper
105	100		
134	18.6	13.5	27.9

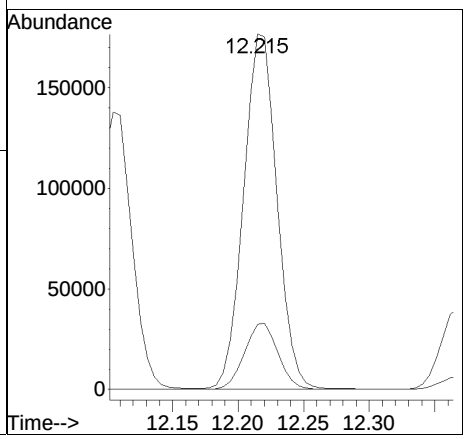

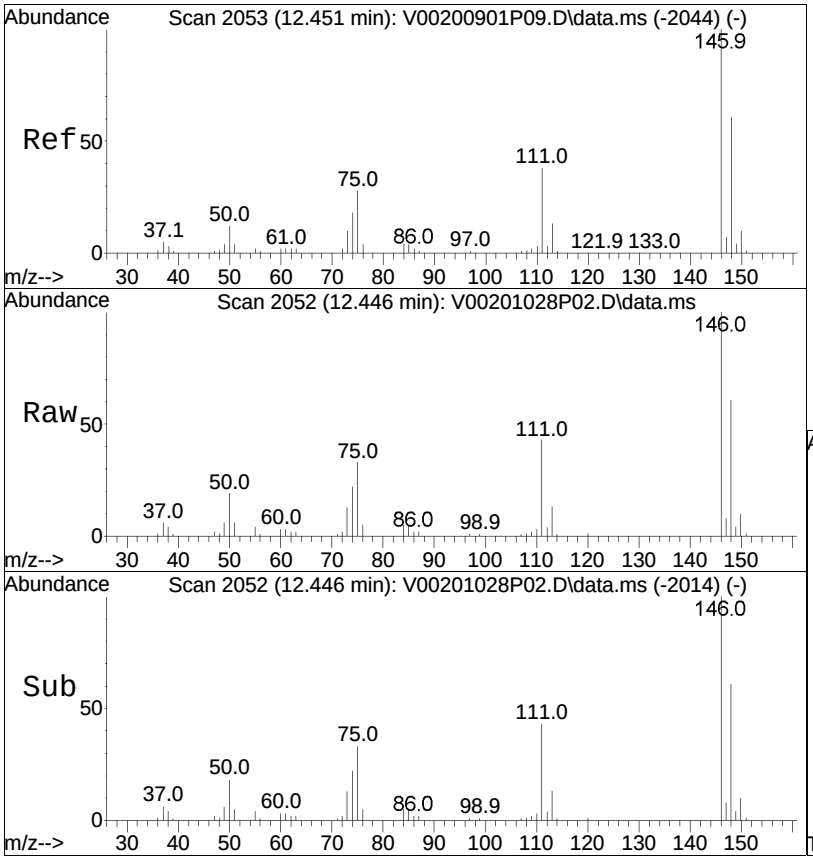

#101
1,3-Dichlorobenzene
Concen: 37.17 ug/L
RT: 12.446 min Scan# 2052
Delta R.T. -0.000 min
Lab File: V00201028P02.D
Acq: 28 Oct 2020 3:58 pm

Tgt Ion:146 Resp: 126739

Ion	Ratio	Lower	Upper
146	100		
111	43.3	26.1	54.1
148	63.2	40.8	84.8

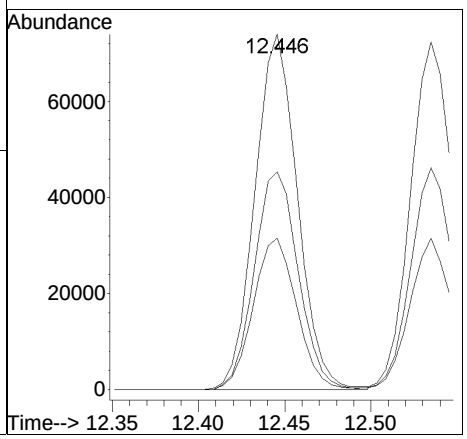

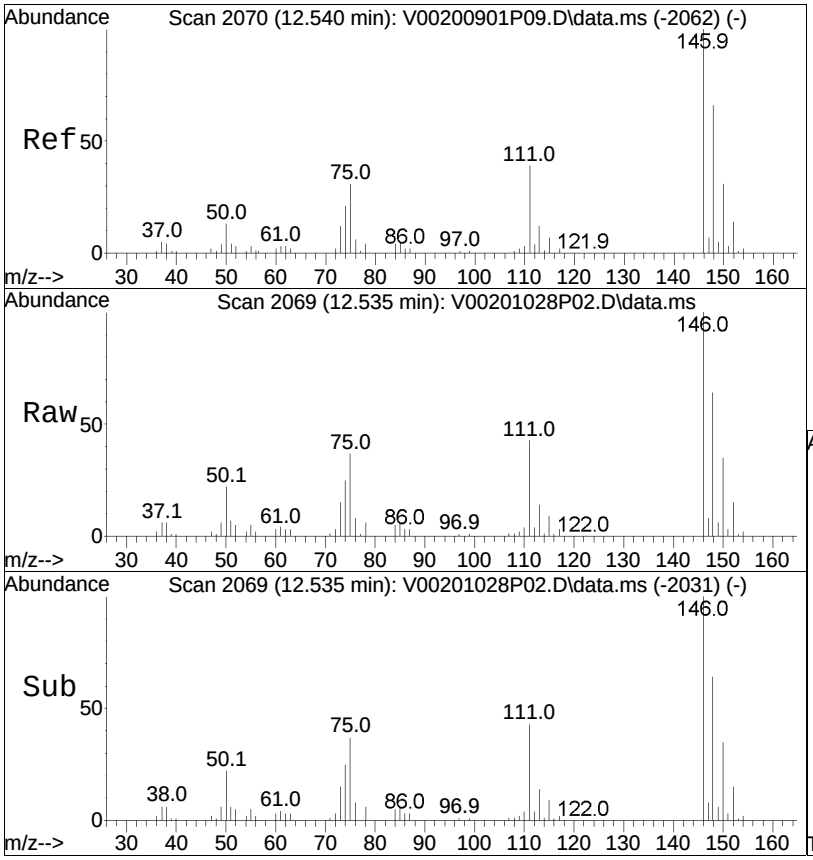

#102
1,4-Dichlorobenzene
Concen: 36.83 ug/L
RT: 12.535 min Scan# 2069
Delta R.T. -0.000 min
Lab File: V00201028P02.D
Acq: 28 Oct 2020 3:58 pm

Tgt Ion:146 Resp: 126735

Ion	Ratio	Lower	Upper
146	100		
111	42.1	32.1	48.1
148	63.3	50.6	75.8

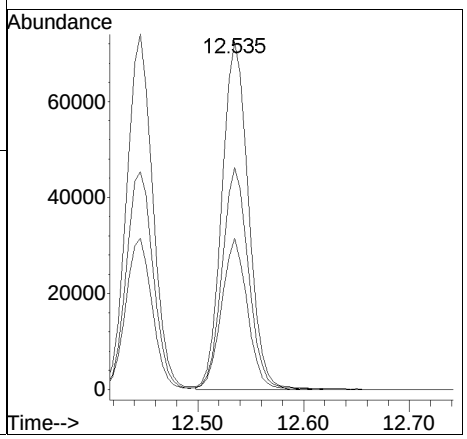

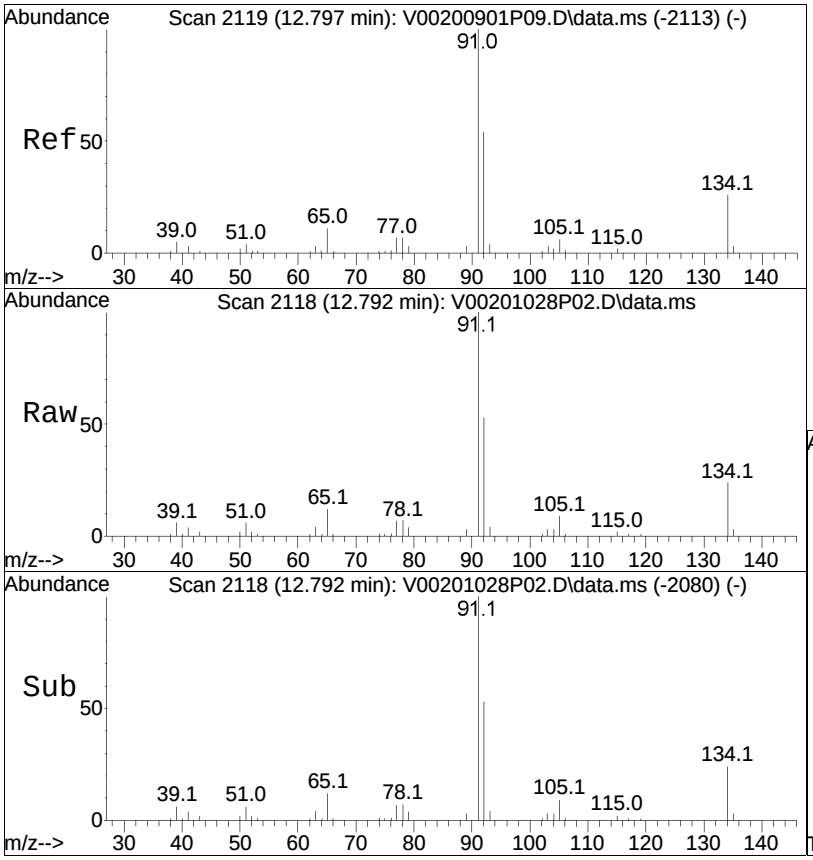

#104
n-Butylbenzene
Concen: 40.21 ug/L
RT: 12.792 min Scan# 2118
Delta R.T. -0.000 min
Lab File: V00201028P02.D
Acq: 28 Oct 2020 3:58 pm

Tgt Ion: 91 Resp: 247305

Ion	Ratio	Lower	Upper
91	100		
92	53.8	43.7	65.5
134	23.8	21.5	32.3

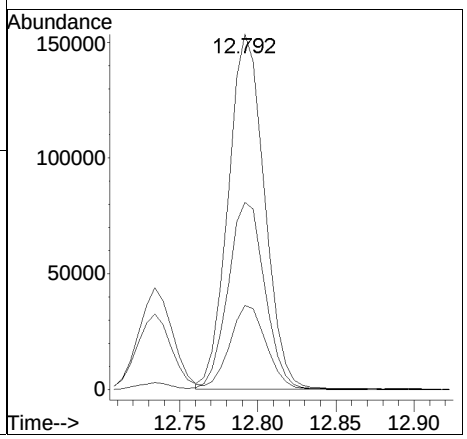

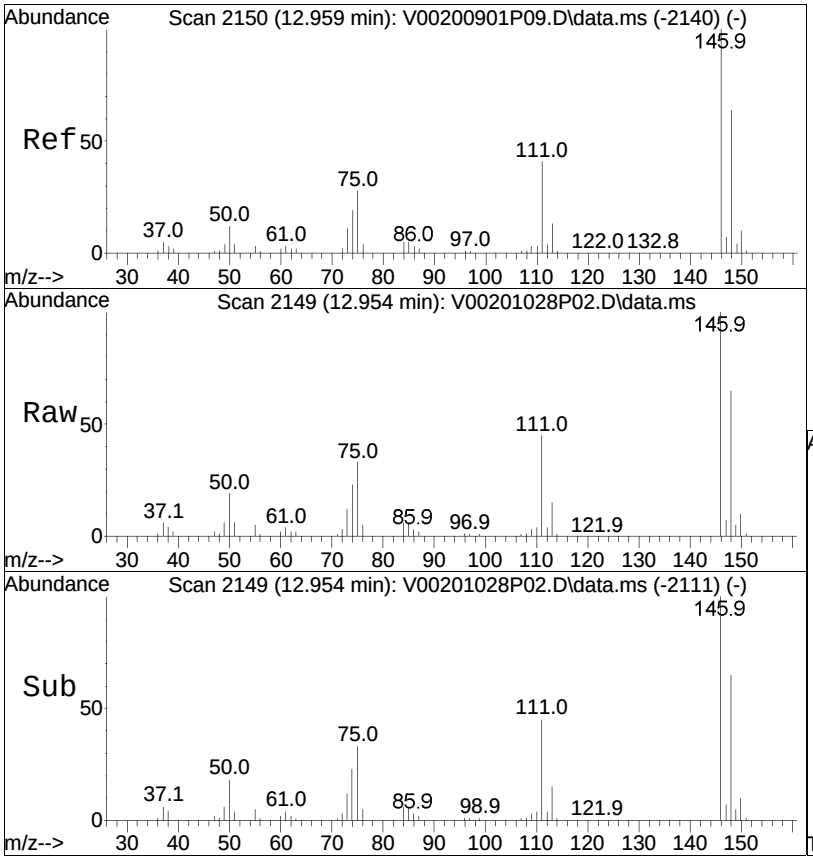

#105
1,2-Dichlorobenzene
Concen: 36.08 ug/L
RT: 12.954 min Scan# 2149
Delta R.T. 0.000 min
Lab File: V00201028P02.D
Acq: 28 Oct 2020 3:58 pm

Tgt Ion:146 Resp: 112518

Ion	Ratio	Lower	Upper
146	100		
111	45.1	26.9	55.9
148	63.9	40.3	83.7

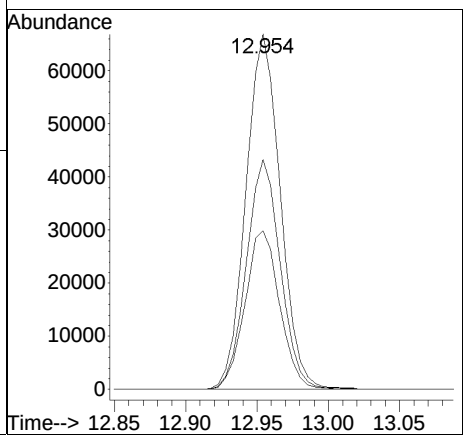

Quantitation Report (QT Reviewed)

Data Path : I:\VOLATILES\VOA110\2020\201029N\
Data File : V10201029N02.d
Acq On : 29 Oct 2020 7:10 pm
Operator : VOA110:AD
Sample : WG1428553-4,31,5,5
Misc : WG1428553,ICAL17196
ALS Vial : 2 Sample Multiplier: 1

Quant Time: Oct 29 19:40:15 2020
Quant Method : I:\VOLATILES\VOA110\2020\201029N\V110_201002A_8260.m
Quant Title : VOLATILES BY GC/MS
QLast Update : Sun Oct 04 17:19:01 2020
Response via : Initial Calibration

CCAL FILE(s) : 1 - I:\VOLATILES\VOA110\2020\201029N\V10201029N01.d
Sub List : 8260-CurveSoil - Megamix plus Diox

Compound	R.T.	QIon	Response	Conc	Units	Dev(Min)
Internal Standards						
1) Fluorobenzene	6.483	96	278668	20.000	ug/L	0.00
Standard Area 1 = 273154			Recovery = 102.02%			
59) Chlorobenzene-d5	10.064	117	264174	20.000	ug/L	0.00
Standard Area 1 = 258803			Recovery = 102.08%			
79) 1,4-Dichlorobenzene-d4	12.665	152	148522	20.000	ug/L	0.00
Standard Area 1 = 146931			Recovery = 101.08%			
System Monitoring Compounds						
36) Dibromofluoromethane	5.644	113	67625	20.505	ug/L	0.00
Spiked Amount 20.000	Range 70 - 130		Recovery = 102.53%			
43) 1,2-Dichloroethane-d4	6.195	65	76459	20.737	ug/L	0.00
Spiked Amount 20.000	Range 70 - 130		Recovery = 103.68%			
60) Toluene-d8	8.203	98	303444	19.514	ug/L	0.00
Spiked Amount 20.000	Range 70 - 130		Recovery = 97.57%			
83) 4-Bromofluorobenzene	11.490	95	123676	18.867	ug/L	0.00
Spiked Amount 20.000	Range 70 - 130		Recovery = 94.34%			
Target Compounds						Qvalue
4) Vinyl chloride	2.153	62	152858	38.864	ug/L	98
10) 1,1-Dichloroethene	3.316	96	129663	39.884	ug/L	91
15) Methylene chloride	3.898	84	154601	38.265	ug/L	89
17) Acetone	3.946	43	51090	42.706	ug/L #	25
18) trans-1,2-Dichloroethene	4.061	96	153994	41.070	ug/L	91
20) Methyl tert-butyl ether	4.161	73	478011	39.709	ug/L	96
23) 1,1-Dichloroethane	4.669	63	281080	44.009	ug/L	100
28) cis-1,2-Dichloroethene	5.199	96	175352	40.734	ug/L	99
32) Chloroform	5.466	83	266523	39.543	ug/L	98
34) Carbon tetrachloride	5.613	117	212278	42.219	ug/L	98
37) 1,1,1-Trichloroethane	5.686	97	231811	40.222	ug/L	99
39) 2-Butanone	5.775	43	83387	40.721	ug/L #	15
41) Benzene	6.059	78	639533	38.997	ug/L	99
44) 1,2-Dichloroethane	6.268	62	224331	44.237	ug/L	100
48) Trichloroethene	6.662	95	159397	38.911	ug/L	93
57) 1,4-Dioxane	7.500	88	125576	2240.064	ug/L	97
61) Toluene	8.261	92	421226	37.287	ug/L	99
63) Tetrachloroethene	8.712	166	172018	36.157	ug/L	98
73) Chlorobenzene	10.085	112	482394	36.290	ug/L	91
74) Ethylbenzene	10.122	91	799728	37.679	ug/L	96

Data Path : I:\VOLATILES\VOA110\2020\201029N\
Data File : V10201029N02.d
Acq On : 29 Oct 2020 7:10 pm
Operator : VOA110:AD
Sample : WG1428553-4,31,5,5
Misc : WG1428553,ICAL17196
ALS Vial : 2 Sample Multiplier: 1

Quant Time: Oct 29 19:40:15 2020
Quant Method : I:\VOLATILES\VOA110\2020\201029N\V110_201002A_8260.m
Quant Title : VOLATILES BY GC/MS
QLast Update : Sun Oct 04 17:19:01 2020
Response via : Initial Calibration

CCAL FILE(s) : 1 - I:\VOLATILES\VOA110\2020\201029N\V10201029N01.d
Sub List : 8260-CurveSoil - Megamix plus Diox

	Compound	R.T.	QIon	Response	Conc	Units	Dev(Min)
76)	p/m Xylene	10.300	106	656092	73.440	ug/L	95
77)	o Xylene	10.814	106	614152	72.690	ug/L	94
85)	n-Propylbenzene	11.637	91	943880	36.324	ug/L	96
90)	1,3,5-Trimethylbenzene	11.847	105	690538	36.165	ug/L	98
94)	tert-Butylbenzene	12.182	119	608771	37.087	ug/L	98
97)	1,2,4-Trimethylbenzene	12.256	105	685230	36.022	ug/L	97
98)	sec-Butylbenzene	12.366	105	888044	36.123	ug/L	97
100)	1,3-Dichlorobenzene	12.586	146	408169	36.145	ug/L	98
101)	1,4-Dichlorobenzene	12.681	146	408655	35.794	ug/L	99
103)	n-Butylbenzene	12.937	91	671598	36.399	ug/L	98
104)	1,2-Dichlorobenzene	13.095	146	383586	35.756	ug/L	100

(#) = qualifier out of range (m) = manual integration (+) = signals summed

Quantitation Report (QT Reviewed)

Data Path : I:\VOLATILES\VOA110\2020\201029N\
Data File : V10201029N02.d
Acq On : 29 Oct 2020 7:10 pm
Operator : VOA110:AD
Sample : WG1428553-4,31,5,5
Misc : WG1428553,ICAL17196
ALS Vial : 2 Sample Multiplier: 1

Quant Time: Oct 29 19:40:15 2020
Quant Method : I:\VOLATILES\VOA110\2020\201029N\V110_201002A_8260.m
Quant Title : VOLATILES BY GC/MS
QLast Update : Sun Oct 04 17:19:01 2020
Response via : Initial Calibration

Sub List : 8260-CurveSoil - Megamix plus Diox9N\V10201029N01.d•

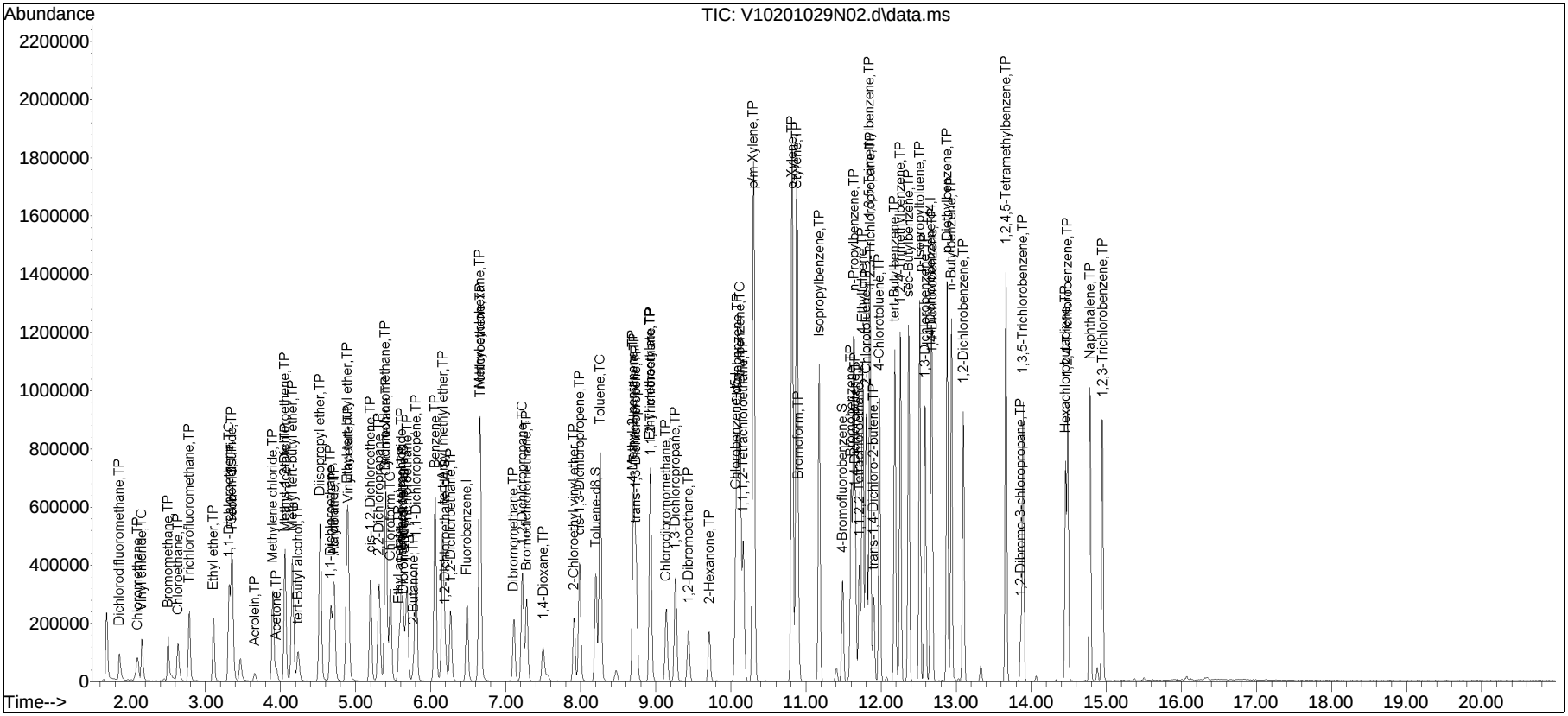



#4
Vinyl chloride
Concen: 38.86 ug/L
RT: 2.153 min Scan# 127
Delta R.T. -0.000 min
Lab File: V10201029N02.d
Acq: 29 Oct 2020 7:10 pm

Tgt Ion: 62 Resp: 152858

Ion	Ratio	Lower	Upper
62	100		
64	31.4	10.5	50.5

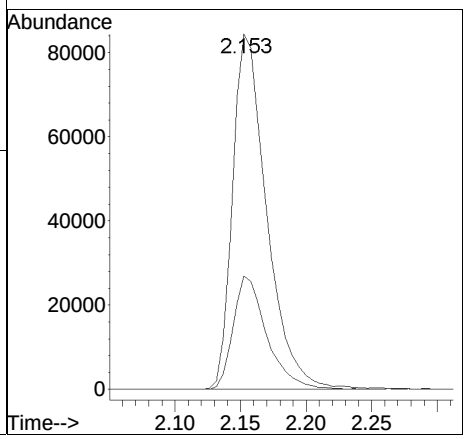

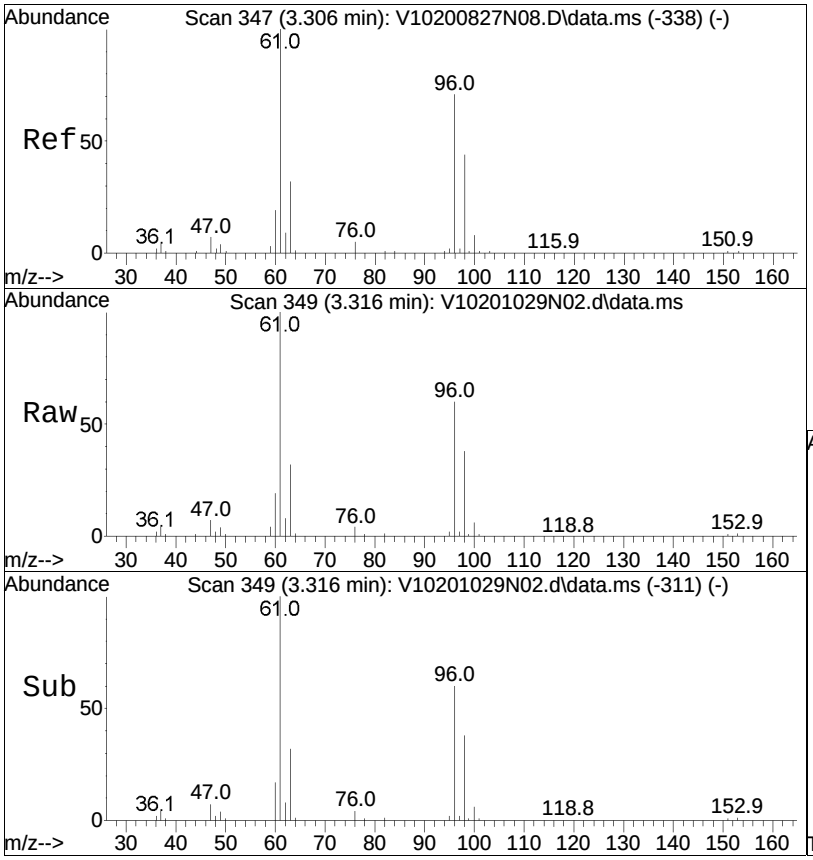

#10
1,1-Dichloroethene
Concen: 39.88 ug/L
RT: 3.316 min Scan# 349
Delta R.T. -0.001 min
Lab File: V10201029N02.d
Acq: 29 Oct 2020 7:10 pm

Tgt Ion: 96 Resp: 129663

Ion	Ratio	Lower	Upper
96	100		
61	167.1	145.0	217.4
63	54.0	46.8	70.2

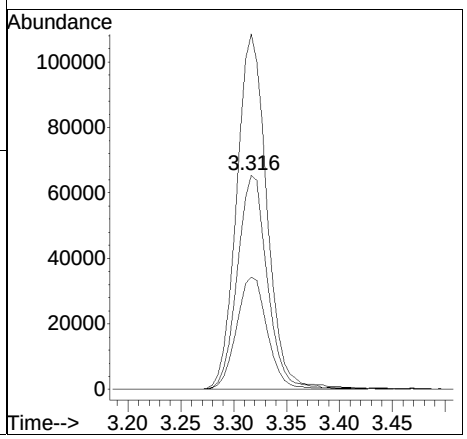

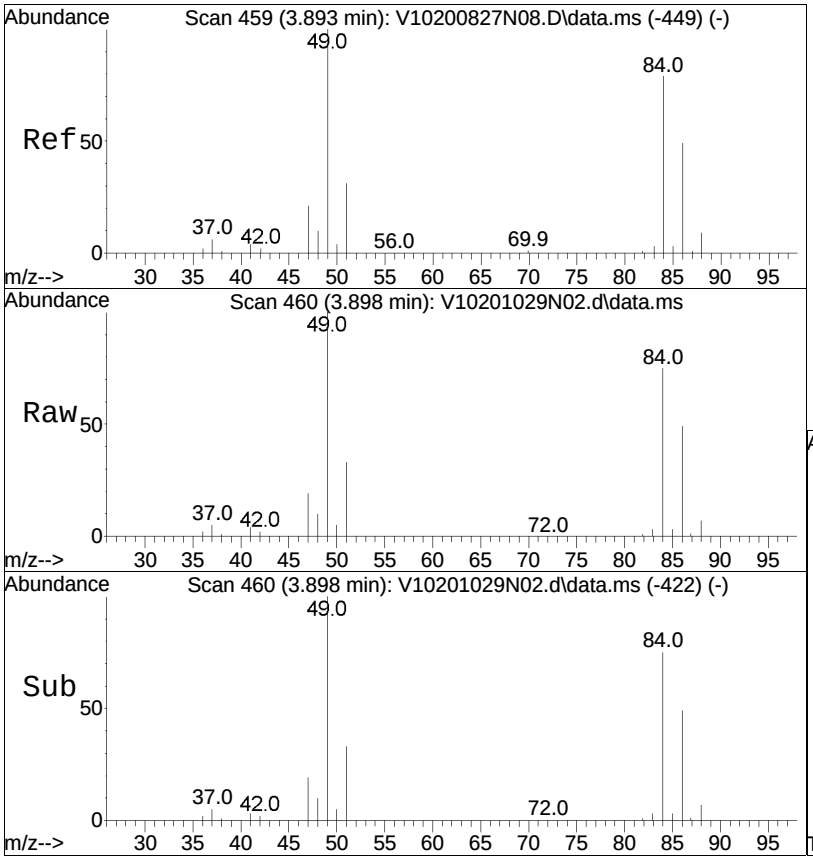

#15
Methylene chloride
Concen: 38.26 ug/L
RT: 3.898 min Scan# 460
Delta R.T. -0.001 min
Lab File: V10201029N02.d
Acq: 29 Oct 2020 7:10 pm

Tgt Ion: 84 Resp: 154601

Ion	Ratio	Lower	Upper
84	100		
86	66.5	41.5	86.3
49	134.8	99.3	206.1

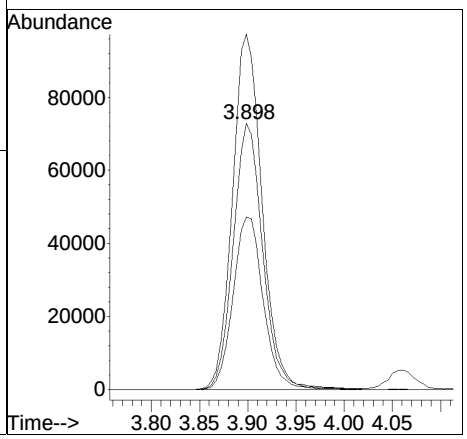

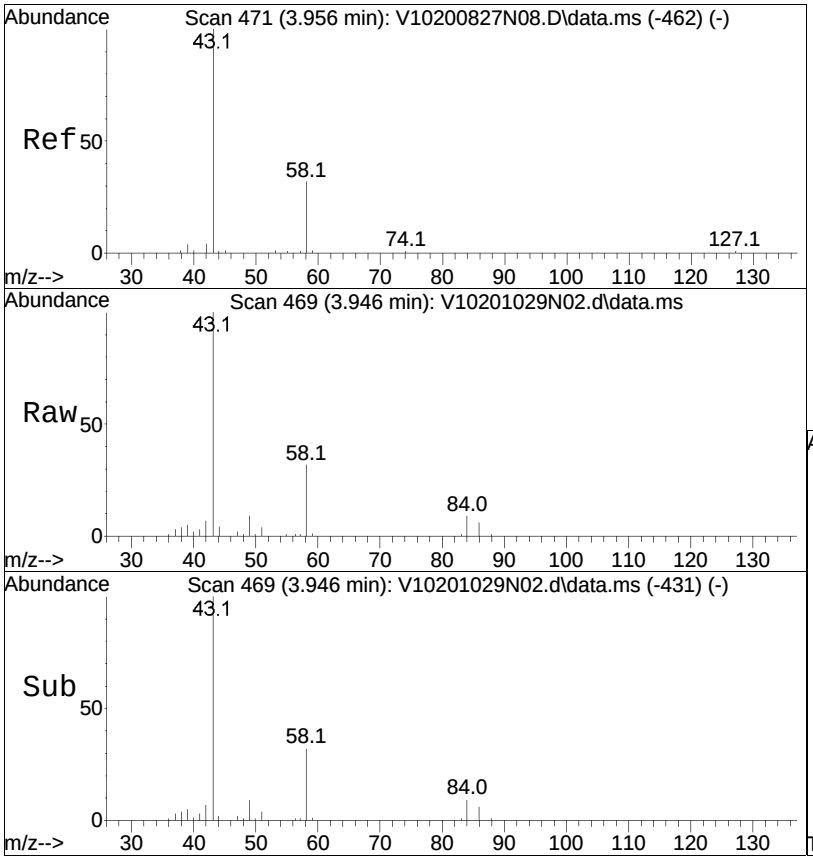

#17
Acetone
Concen: 42.71 ug/L
RT: 3.946 min Scan# 469
Delta R.T. -0.000 min
Lab File: V10201029N02.d
Acq: 29 Oct 2020 7:10 pm

Tgt Ion: 43 Resp: 51090

Ion	Ratio	Lower	Upper
43	100		
58	31.7	5.0	7.6#

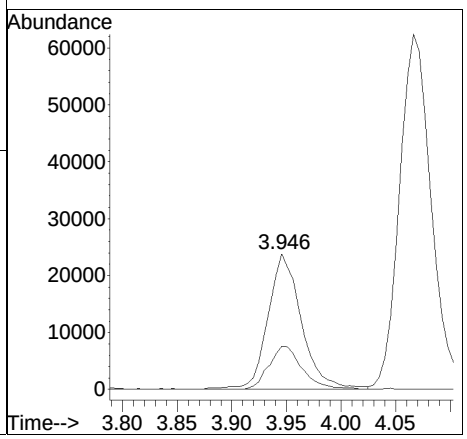

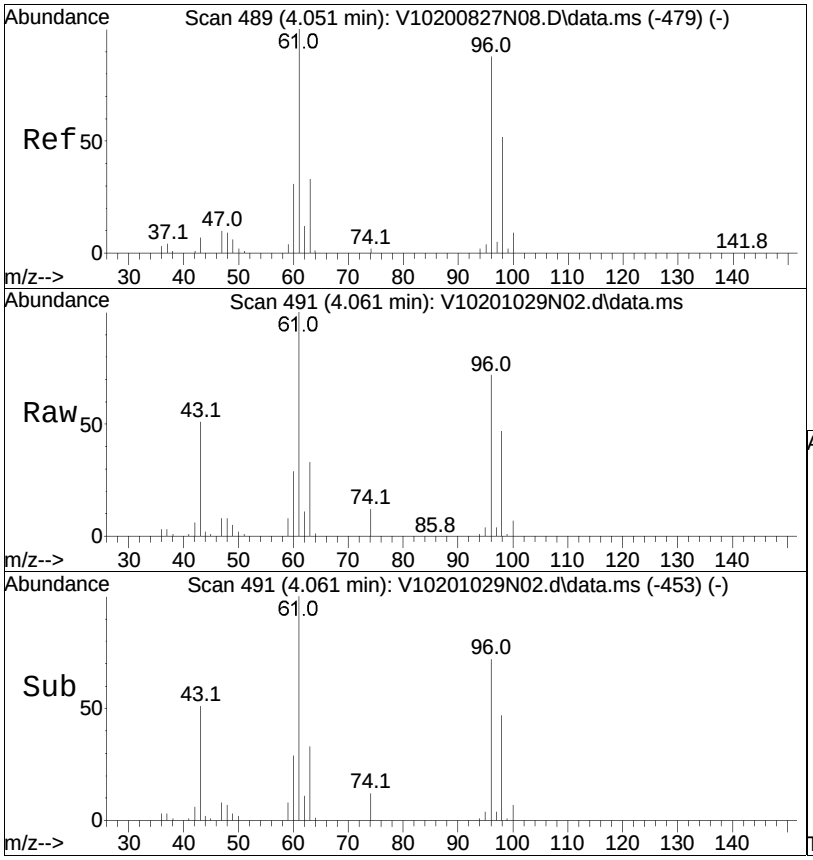

#18
trans-1,2-Dichloroethene
Concen: 41.07 ug/L
RT: 4.061 min Scan# 491
Delta R.T. 0.000 min
Lab File: V10201029N02.d
Acq: 29 Oct 2020 7:10 pm

Tgt Ion: 96 Resp: 153994

Ion	Ratio	Lower	Upper
96	100		
61	141.0	102.0	211.8
98	64.6	40.9	84.9
63	45.5	32.8	68.2

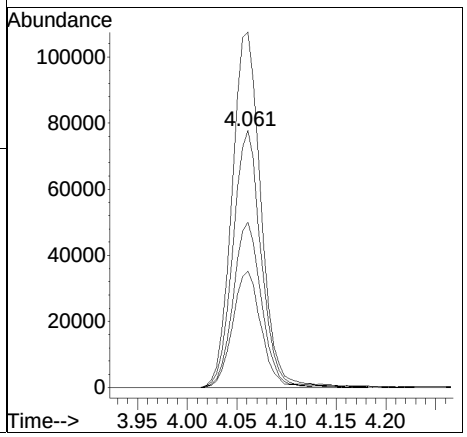

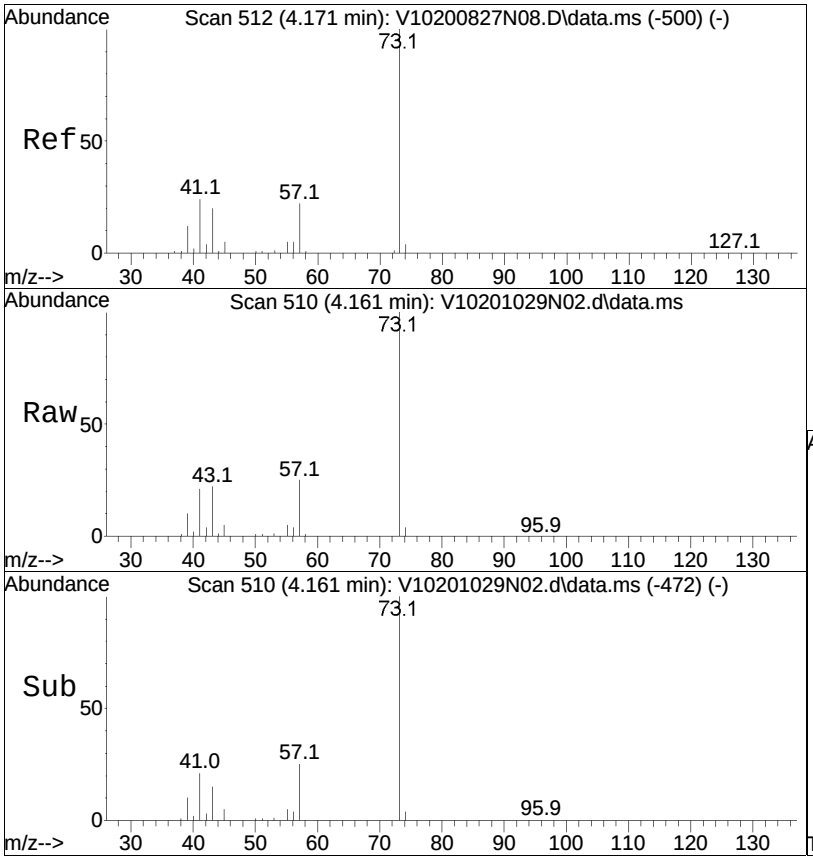

#20
Methyl tert-butyl ether
Concen: 39.71 ug/L
RT: 4.161 min Scan# 510
Delta R.T. -0.000 min
Lab File: V10201029N02.d
Acq: 29 Oct 2020 7:10 pm

Tgt Ion: 73 Resp: 478011

Ion	Ratio	Lower	Upper
73	100		
57	23.4	15.9	32.9
43	21.6	15.7	32.5
41	20.7	14.8	30.8

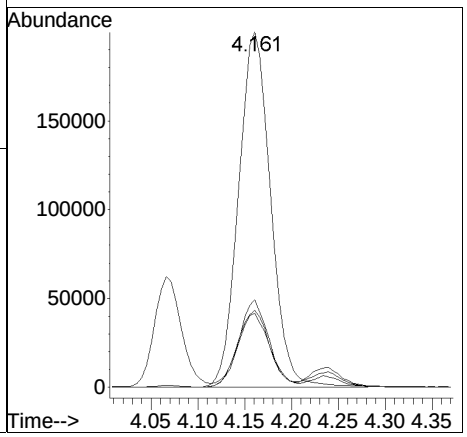

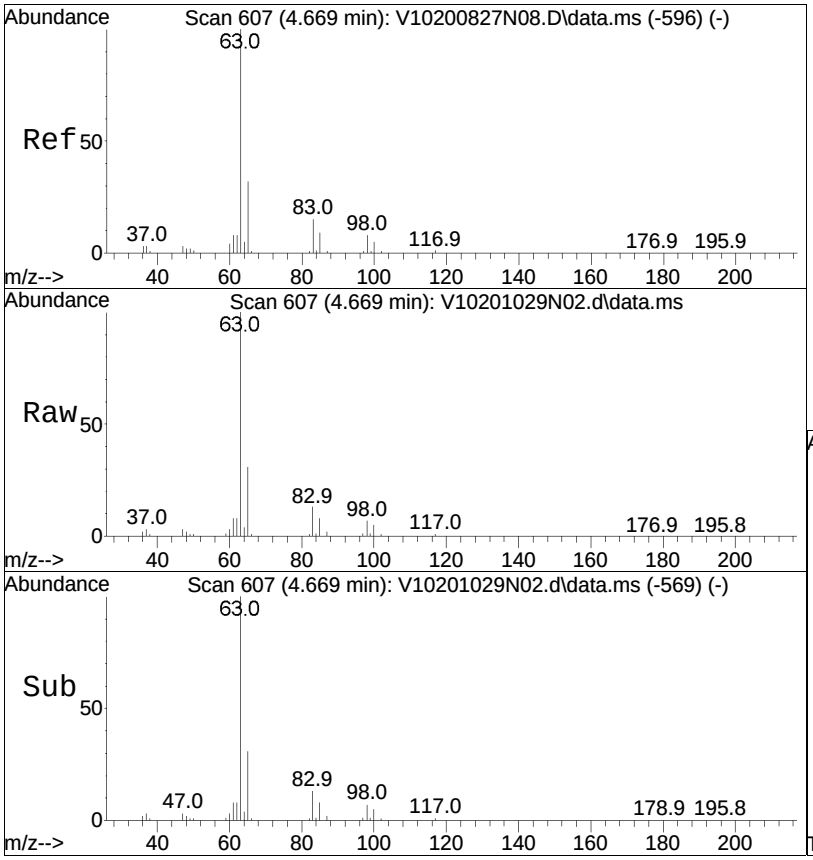

#23
1,1-Dichloroethane
Concen: 44.01 ug/L
RT: 4.669 min Scan# 607
Delta R.T. 0.000 min
Lab File: V10201029N02.d
Acq: 29 Oct 2020 7:10 pm

Tgt Ion: 63 Resp: 281080

Ion	Ratio	Lower	Upper
63	100		
65	30.8	11.0	51.0
83	12.6	0.0	32.5

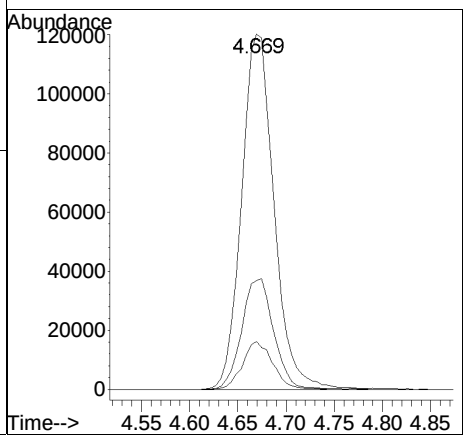

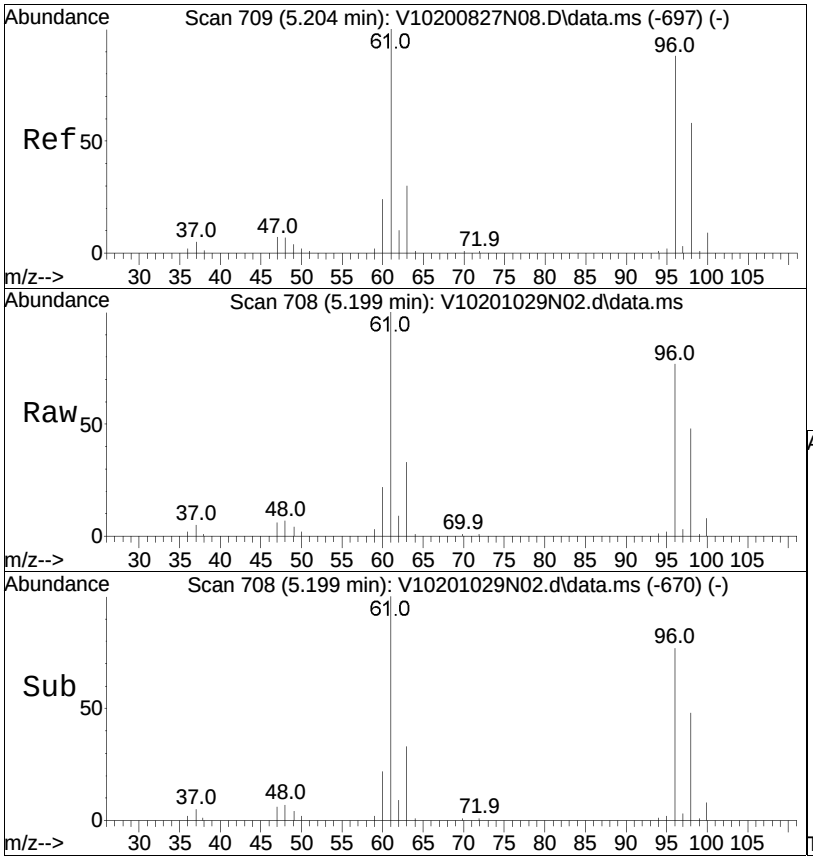

#28
cis-1,2-Dichloroethene
Concen: 40.73 ug/L
RT: 5.199 min Scan# 708
Delta R.T. -0.000 min
Lab File: V10201029N02.d
Acq: 29 Oct 2020 7:10 pm

Tgt Ion: 96 Resp: 175352

Ion	Ratio	Lower	Upper
96	100		
61	128.2	101.0	151.4
98	64.0	50.7	76.1

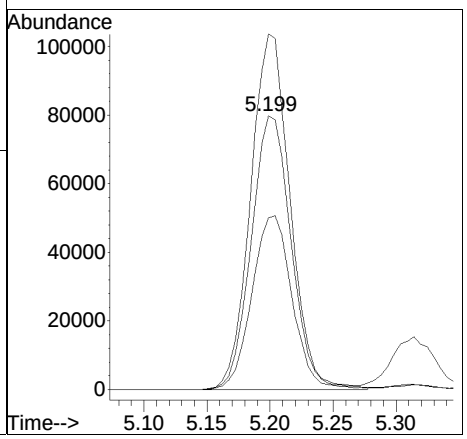

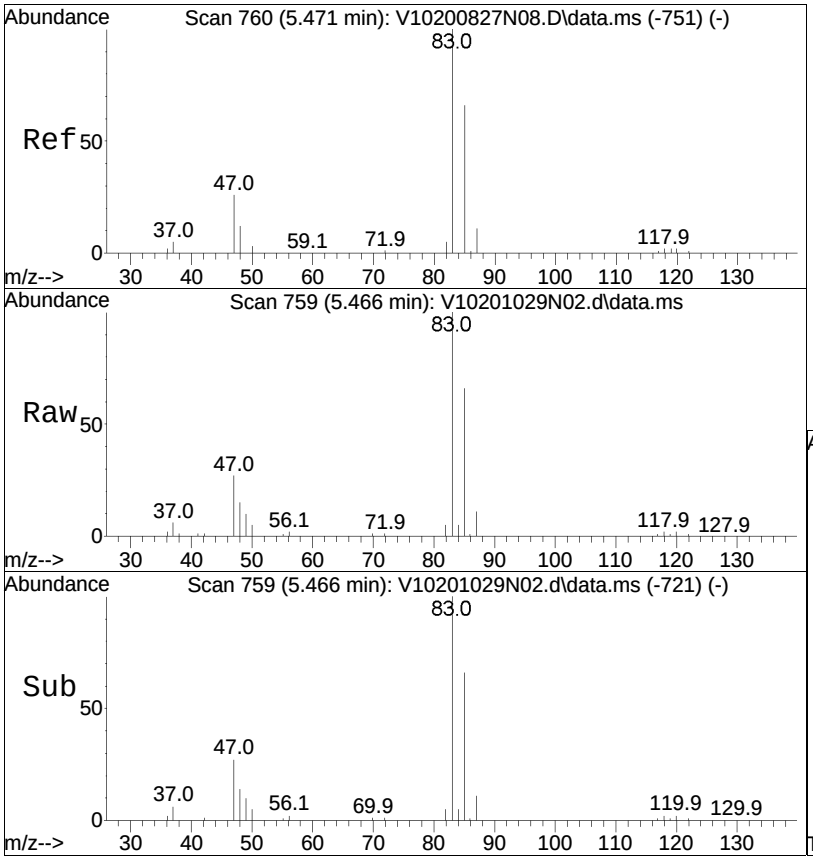

#32
Chloroform
Concen: 39.54 ug/L
RT: 5.466 min Scan# 759
Delta R.T. 0.000 min
Lab File: V10201029N02.d
Acq: 29 Oct 2020 7:10 pm

Tgt Ion: 83 Resp: 266523

Ion	Ratio	Lower	Upper
83	100		
85	66.0	41.9	87.1
47	27.3	18.4	38.2
48	14.5	9.4	19.4

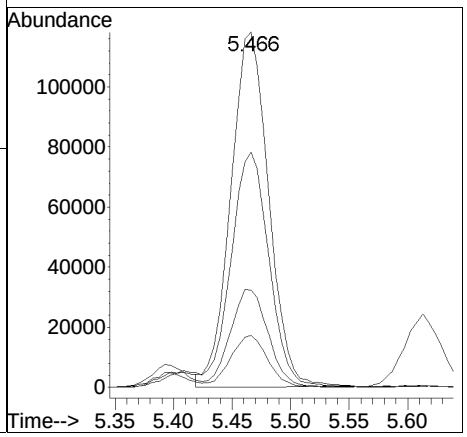

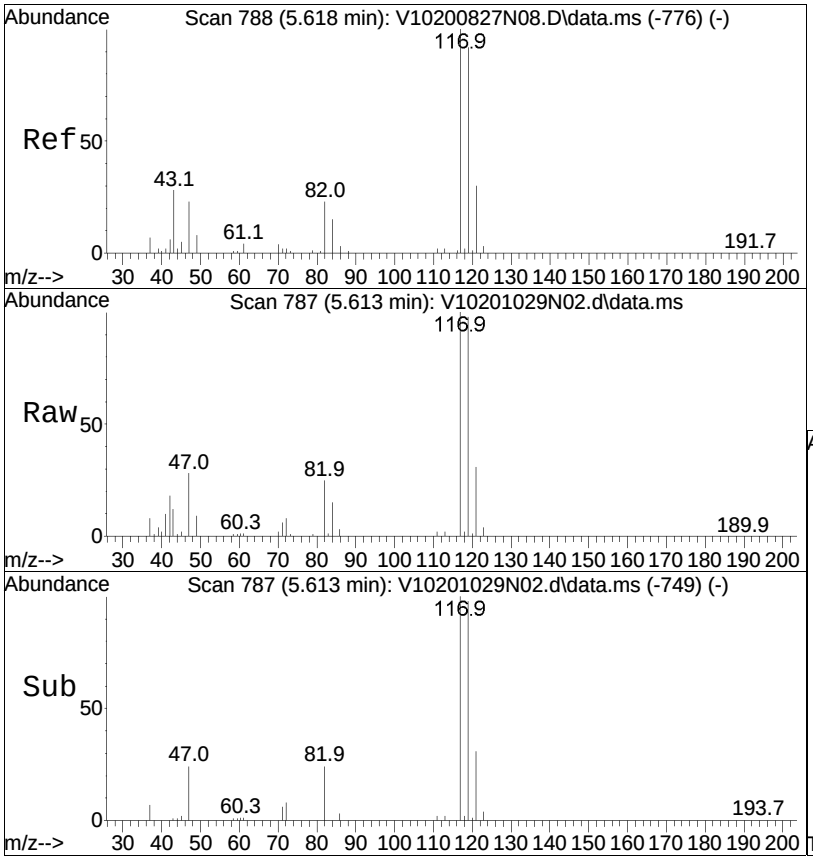

#34
Carbon tetrachloride
Concen: 42.22 ug/L
RT: 5.613 min Scan# 787
Delta R.T. -0.000 min
Lab File: V10201029N02.d
Acq: 29 Oct 2020 7:10 pm

Tgt Ion:117 Resp: 212278

Ion	Ratio	Lower	Upper
117	100		
119	95.0	62.9	130.5
121	30.8	19.1	39.7
82	23.7	16.3	33.9

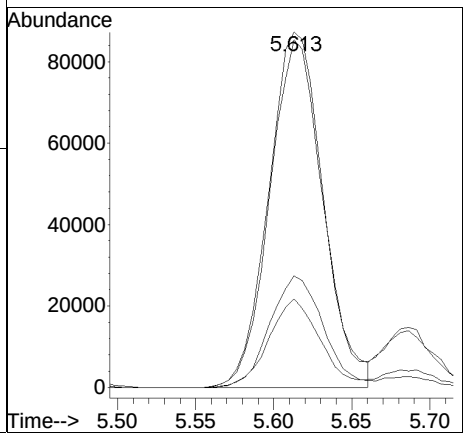

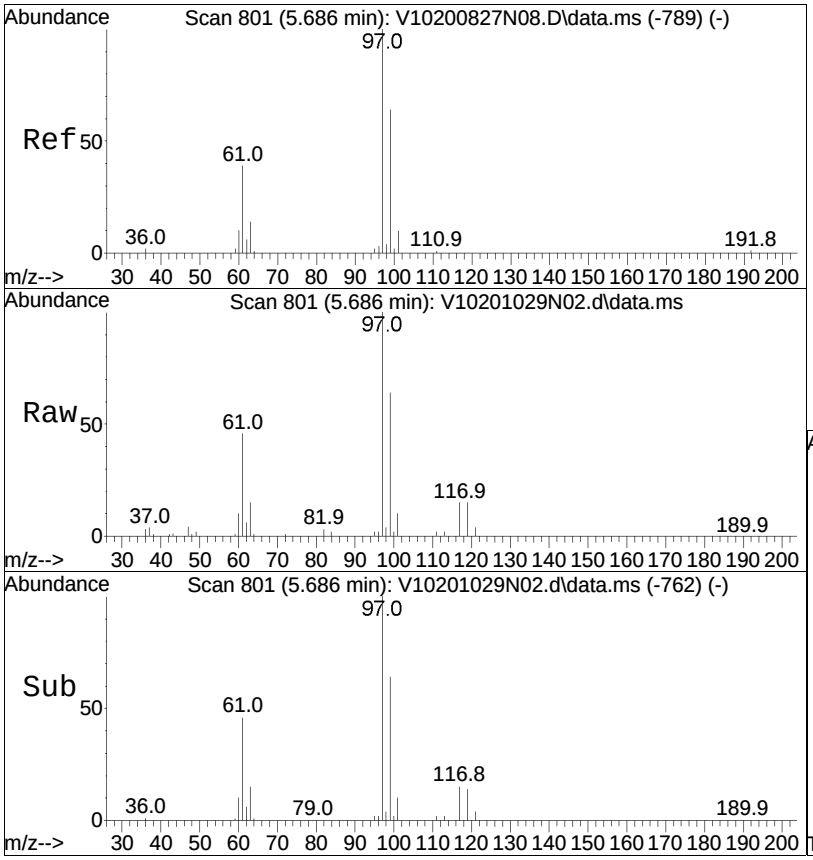

#37
1,1,1-Trichloroethane
Concen: 40.22 ug/L
RT: 5.686 min Scan# 801
Delta R.T. 0.005 min
Lab File: V10201029N02.d
Acq: 29 Oct 2020 7:10 pm

Tgt Ion: 97 Resp: 231811

Ion	Ratio	Lower	Upper
97	100		
99	64.5	41.7	86.5
61	45.6	30.1	62.5
63	15.0	9.9	20.5

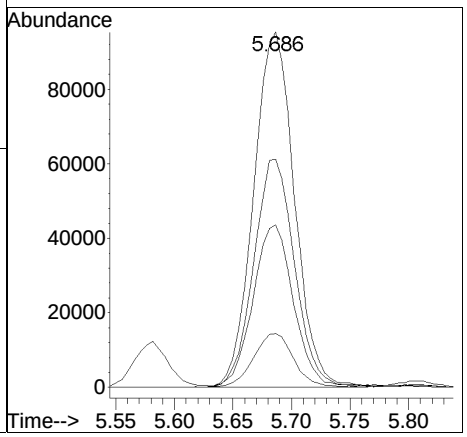

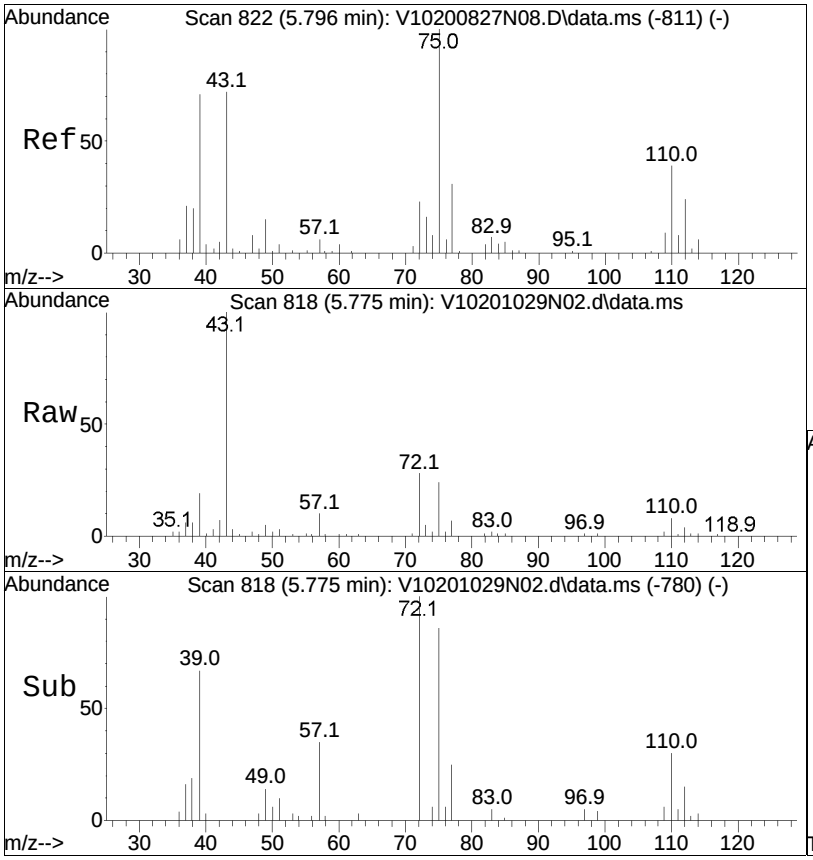

#39
2-Butanone
Concen: 40.72 ug/L
RT: 5.775 min Scan# 818
Delta R.T. -0.001 min
Lab File: V10201029N02.d
Acq: 29 Oct 2020 7:10 pm

Tgt Ion: 43 Resp: 83387

Ion	Ratio	Lower	Upper
43	100		
72	37.6	113.1	169.7#

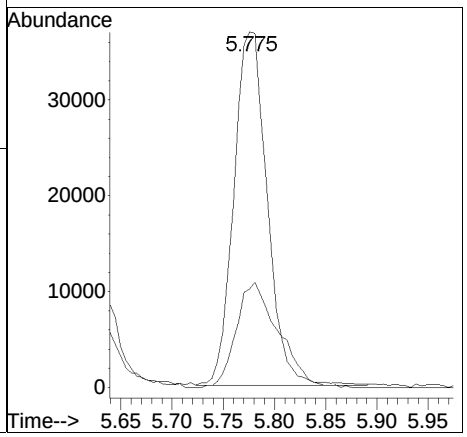

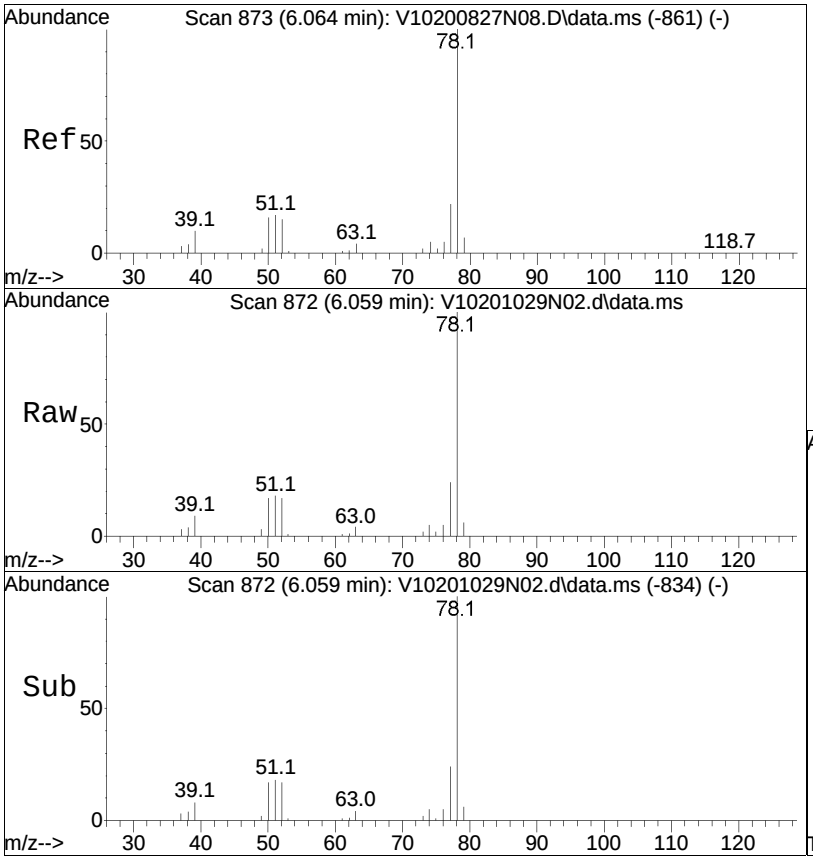

#41
Benzene
Concen: 39.00 ug/L
RT: 6.059 min Scan# 872
Delta R.T. -0.000 min
Lab File: V10201029N02.d
Acq: 29 Oct 2020 7:10 pm

Tgt Ion: 78 Resp: 639533

Ion	Ratio	Lower	Upper
78	100		
77	23.9	16.1	33.5
51	17.8	11.8	24.6
52	16.4	11.0	22.8

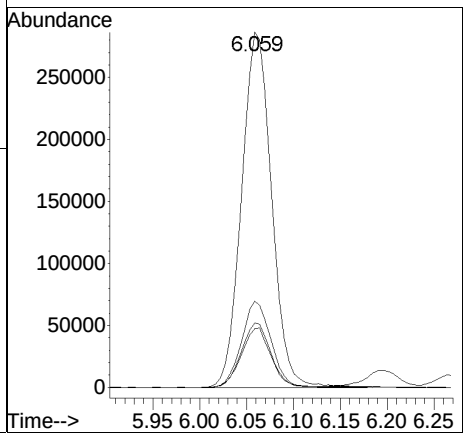

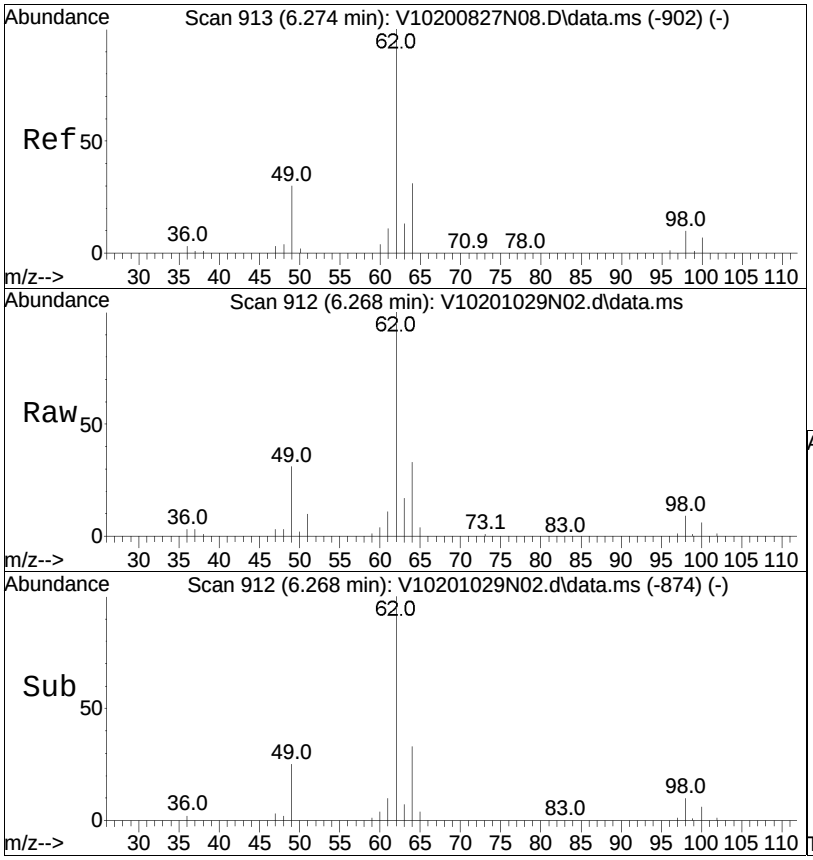

#44
1,2-Dichloroethane
Concen: 44.24 ug/L
RT: 6.268 min Scan# 912
Delta R.T. -0.001 min
Lab File: V10201029N02.d
Acq: 29 Oct 2020 7:10 pm

Tgt Ion: 62 Resp: 224331

Ion	Ratio	Lower	Upper
62	100		
64	32.5	12.3	52.3
98	9.6	0.0	29.5

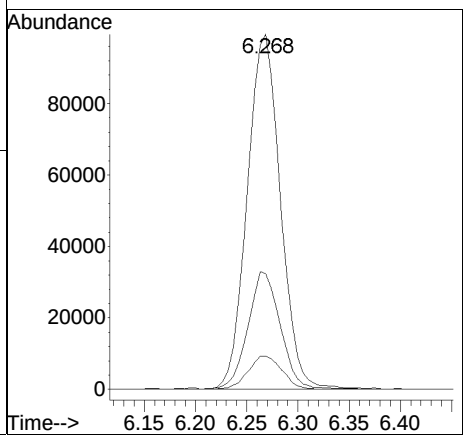

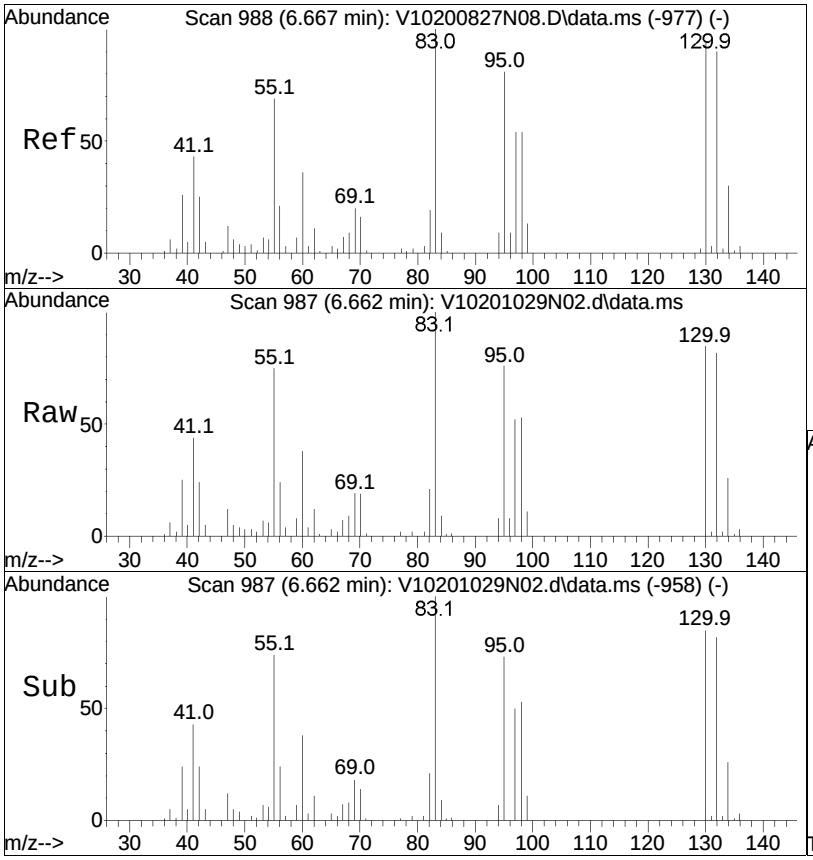

#48
Trichloroethene
Concen: 38.91 ug/L
RT: 6.662 min Scan# 987
Delta R.T. 0.005 min
Lab File: V10201029N02.d
Acq: 29 Oct 2020 7:10 pm

Tgt Ion: 95 Resp: 159397

Ion	Ratio	Lower	Upper
95	100		
97	69.1	53.3	79.9
130	110.5	80.7	121.1

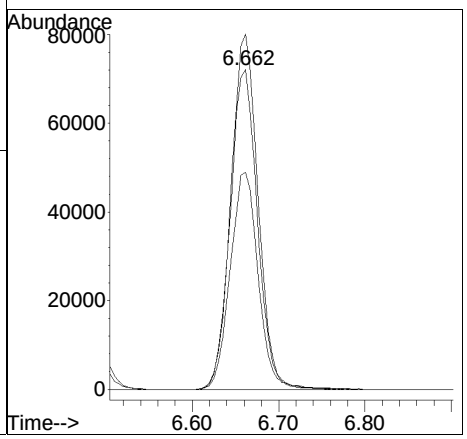

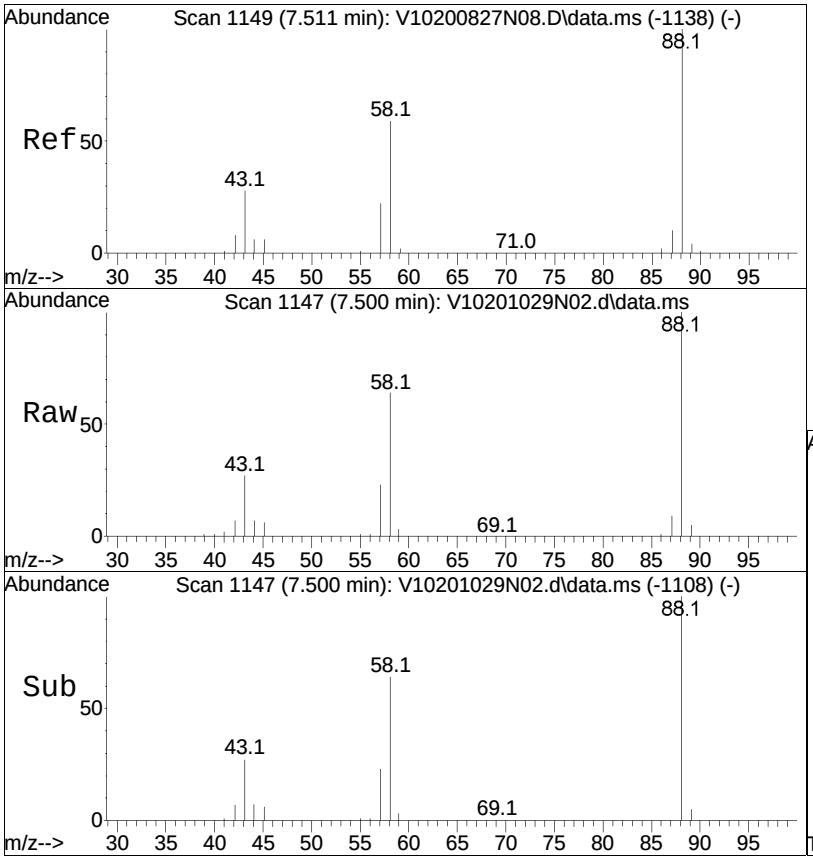

#57
1,4-Dioxane
Concen: 2240.06 ug/L
RT: 7.500 min Scan# 1147
Delta R.T. 0.005 min
Lab File: V10201029N02.d
Acq: 29 Oct 2020 7:10 pm

Tgt Ion: 88 Resp: 125576

Ion	Ratio	Lower	Upper
88	100		
58	67.9	55.4	83.0
43	28.1	24.7	37.1

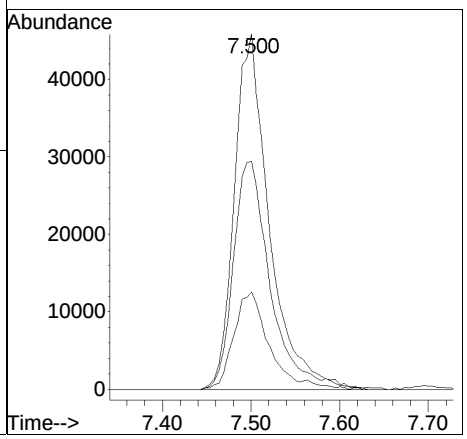

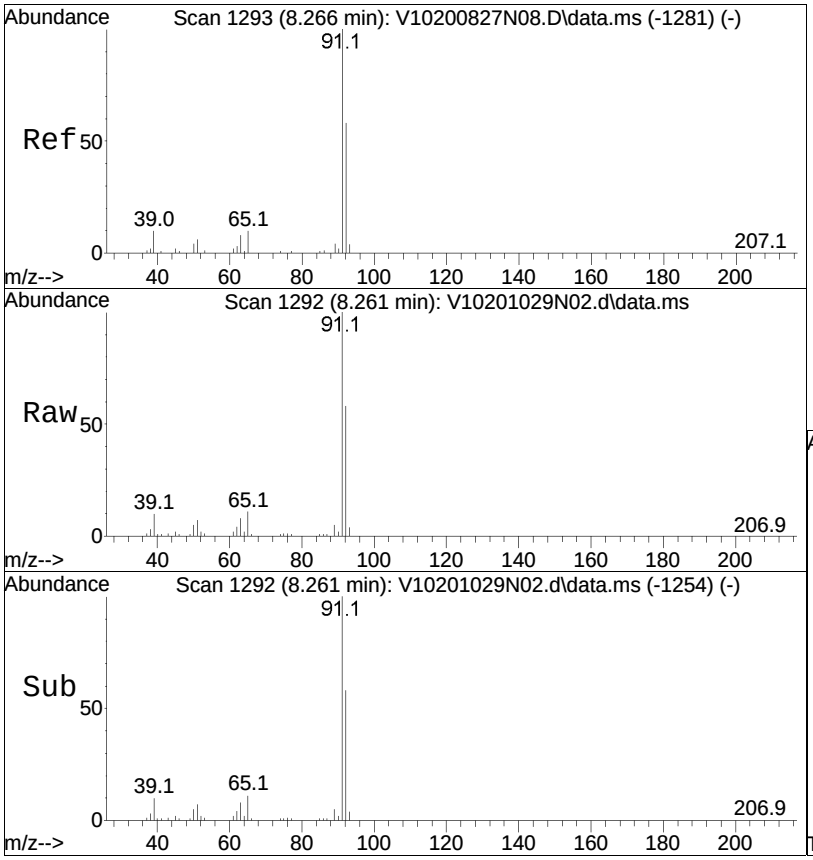

#61
Toluene
Concen: 37.29 ug/L
RT: 8.261 min Scan# 1292
Delta R.T. -0.000 min
Lab File: V10201029N02.d
Acq: 29 Oct 2020 7:10 pm

Tgt Ion: 92 Resp: 421226

Ion	Ratio	Lower	Upper
92	100		
91	169.5	134.9	202.3

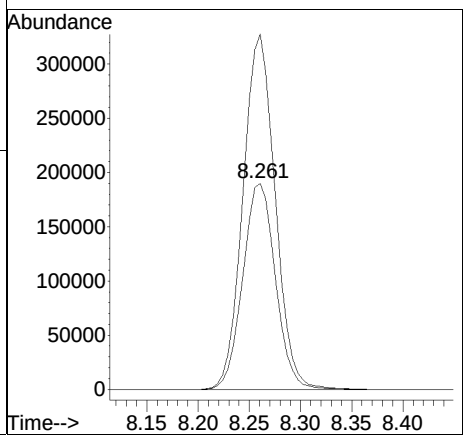

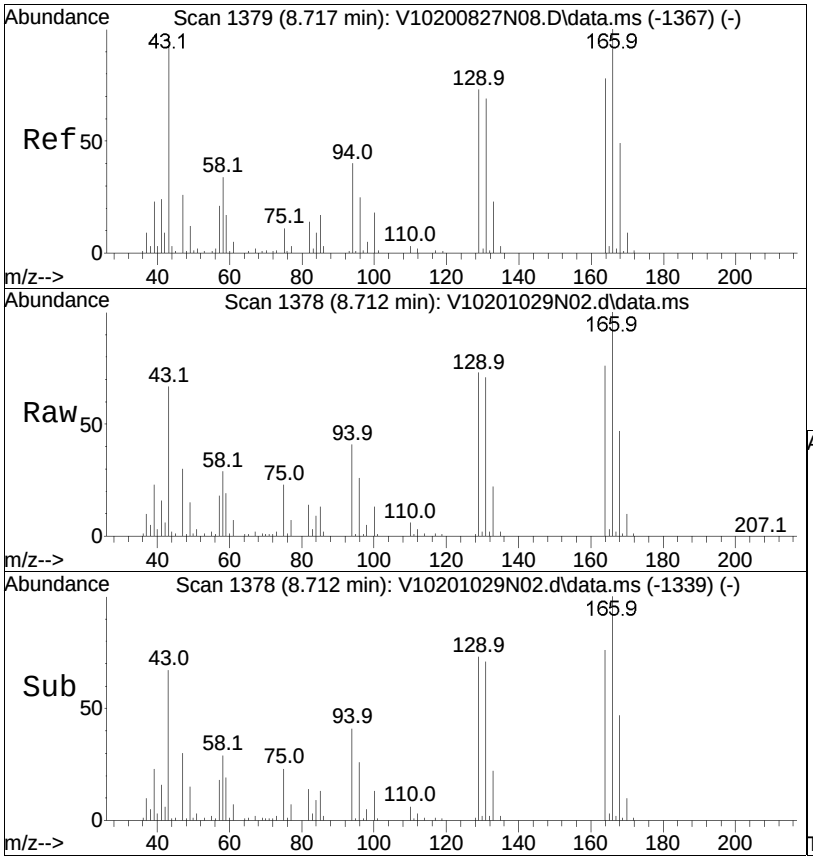

#63
Tetrachloroethene
Concen: 36.16 ug/L
RT: 8.712 min Scan# 1378
Delta R.T. 0.005 min
Lab File: V10201029N02.d
Acq: 29 Oct 2020 7:10 pm

Tgt Ion:166 Resp: 172018

Ion	Ratio	Lower	Upper
166	100		
168	47.9	26.7	66.7
94	43.2	24.4	64.4

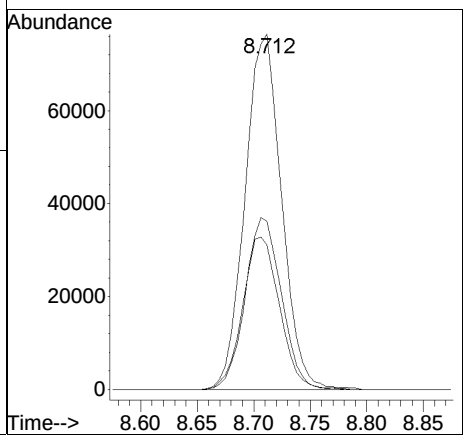

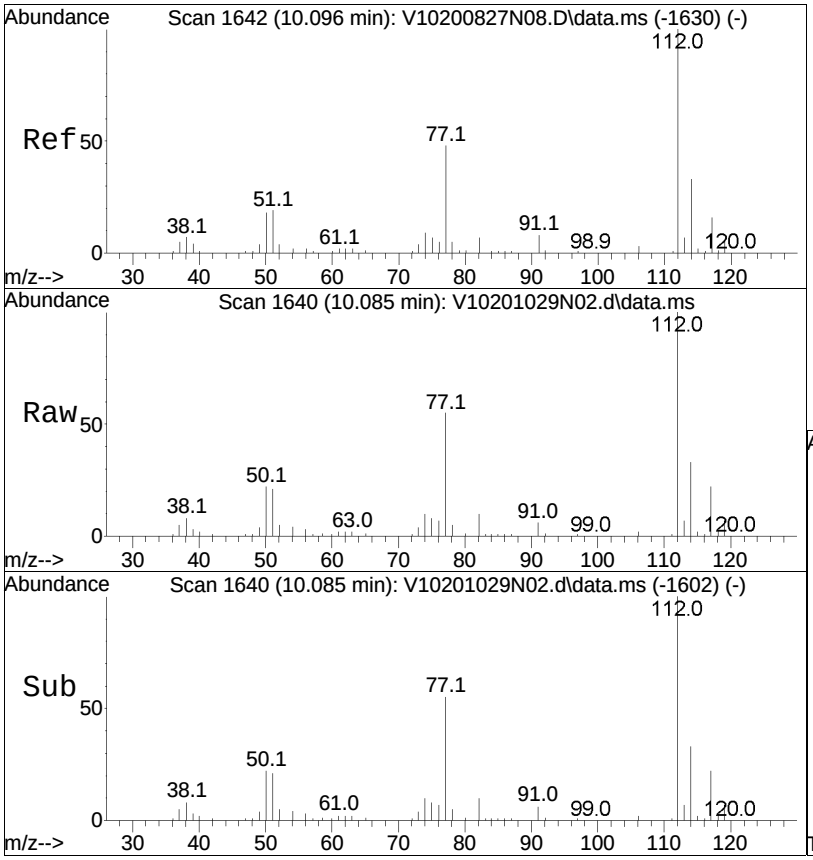

#73
Chlorobenzene
Concen: 36.29 ug/L
RT: 10.085 min Scan# 1640
Delta R.T. 0.000 min
Lab File: V10201029N02.d
Acq: 29 Oct 2020 7:10 pm

Tgt Ion:112 Resp: 482394

Ion	Ratio	Lower	Upper
112	100		
77	68.8	47.0	70.6
114	32.3	26.2	39.2

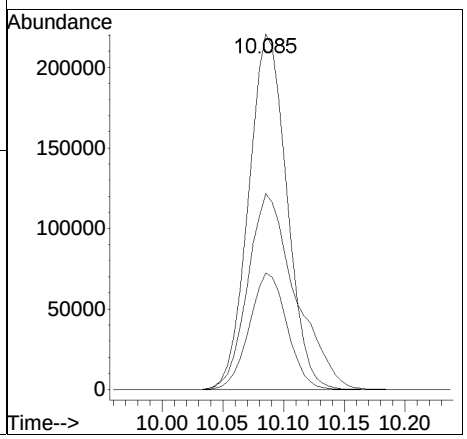



#74
Ethylbenzene
Concen: 37.68 ug/L
RT: 10.122 min Scan# 1647
Delta R.T. -0.000 min
Lab File: V10201029N02.d
Acq: 29 Oct 2020 7:10 pm

Tgt Ion: 91 Resp: 799728

Ion	Ratio	Lower	Upper
91	100		
106	32.8	24.7	37.1

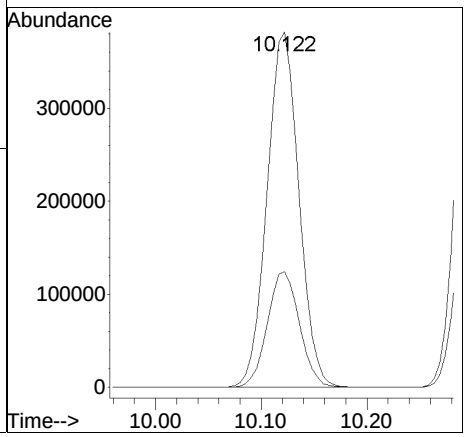

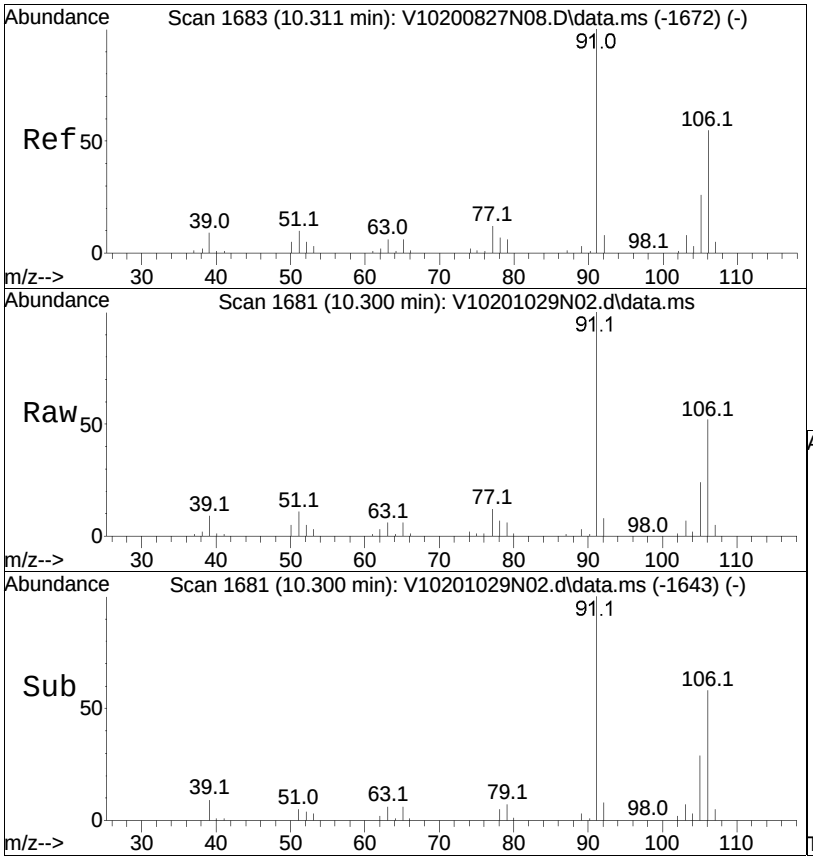

#76
p/m Xylene
Concen: 73.44 ug/L
RT: 10.300 min Scan# 1681
Delta R.T. 0.000 min
Lab File: V10201029N02.d
Acq: 29 Oct 2020 7:10 pm

Tgt Ion:106 Resp: 656092

Ion	Ratio	Lower	Upper
106	100		
91	189.9	158.2	237.2

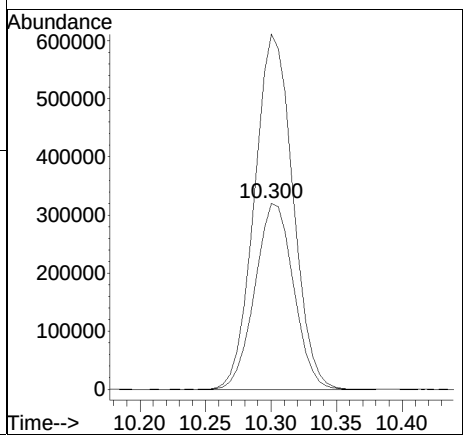

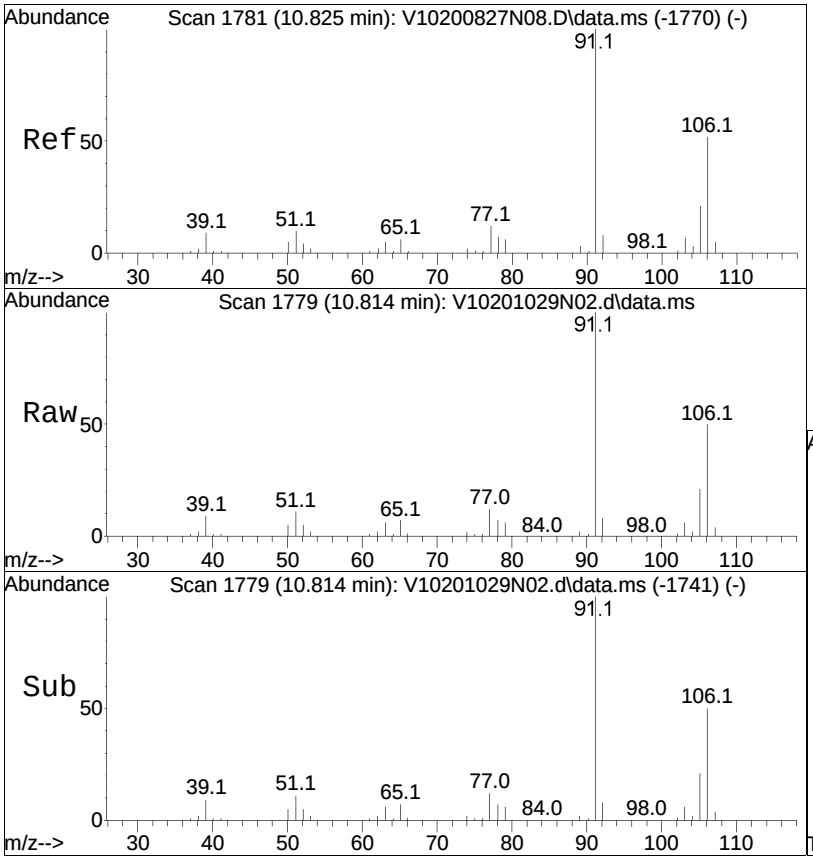

#77
o Xylene
Concen: 72.69 ug/L
RT: 10.814 min Scan# 1779
Delta R.T. 0.000 min
Lab File: V10201029N02.d
Acq: 29 Oct 2020 7:10 pm

Tgt Ion:106 Resp: 614152

Ion	Ratio	Lower	Upper
106	100		
91	200.7	167.9	251.9

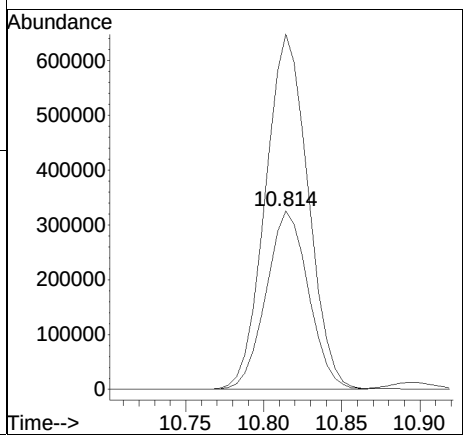

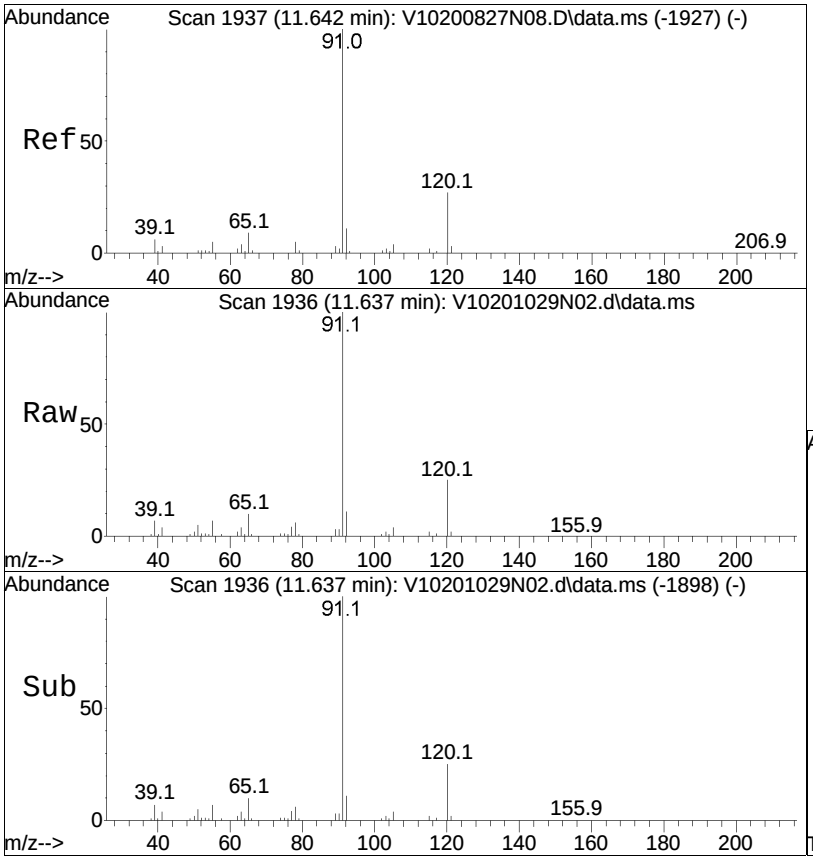

#85
n-Propylbenzene
Concen: 36.32 ug/L
RT: 11.637 min Scan# 1936
Delta R.T. 0.000 min
Lab File: V10201029N02.d
Acq: 29 Oct 2020 7:10 pm

Tgt Ion: 91 Resp: 943880

Ion	Ratio	Lower	Upper
91	100		
120	25.2	18.7	28.1

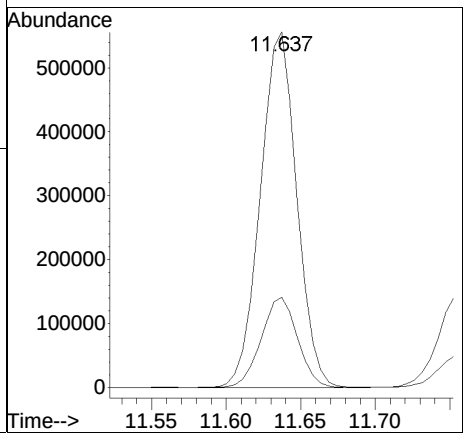

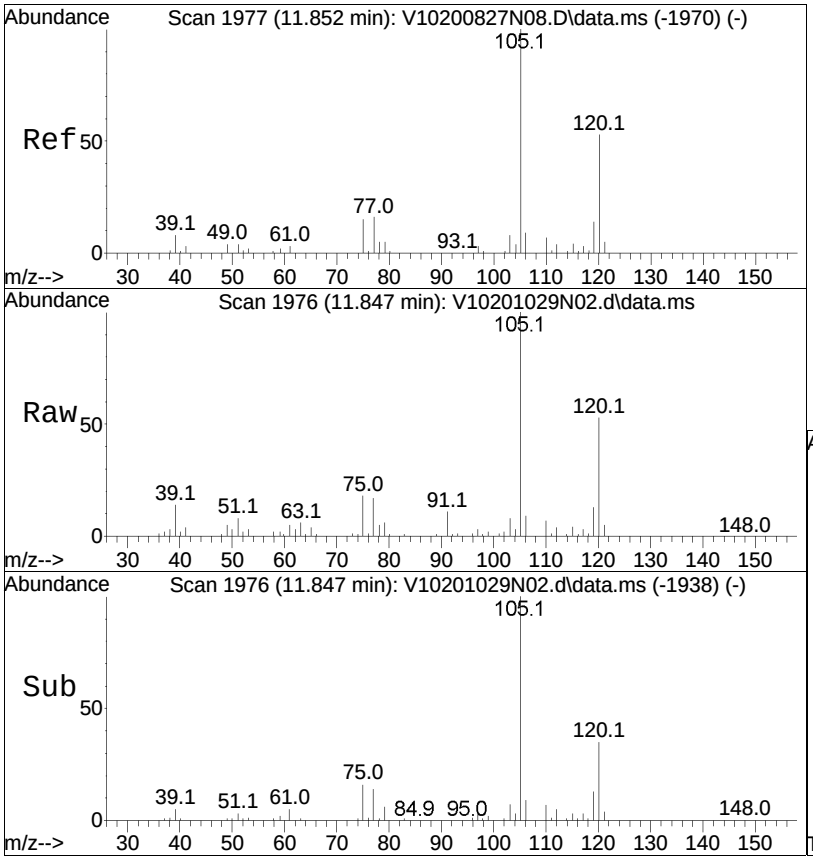

#90
1,3,5-Trimethylbenzene
Concen: 36.17 ug/L
RT: 11.847 min Scan# 1976
Delta R.T. -0.000 min
Lab File: V10201029N02.d
Acq: 29 Oct 2020 7:10 pm

Tgt Ion:105 Resp: 690538

Ion	Ratio	Lower	Upper
105	100		
120	52.4	41.0	61.4

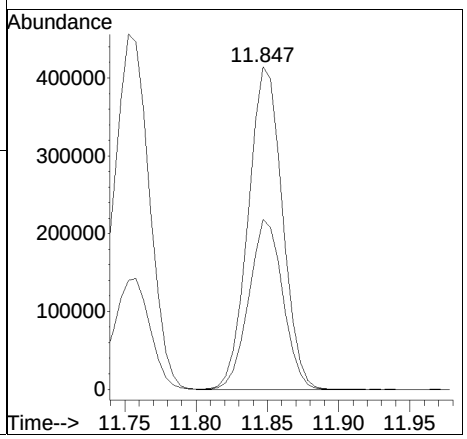

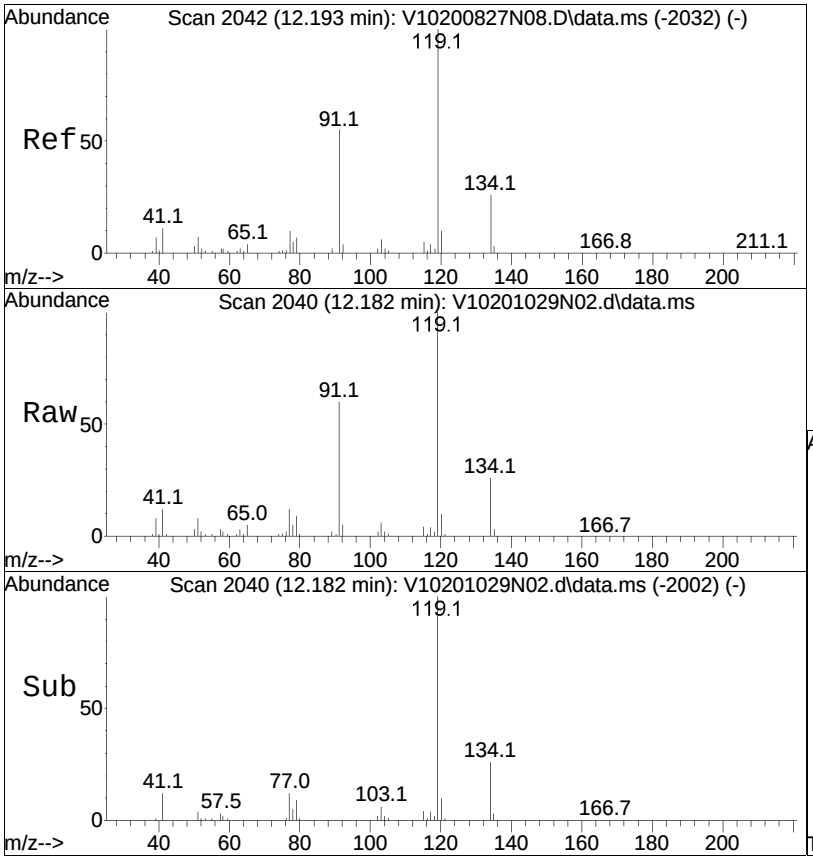

#94
tert-Butylbenzene
Concen: 37.09 ug/L
RT: 12.182 min Scan# 2040
Delta R.T. -0.001 min
Lab File: V10201029N02.d
Acq: 29 Oct 2020 7:10 pm

Tgt Ion:119 Resp: 608771

Ion	Ratio	Lower	Upper
119	100		
91	59.9	49.0	73.4
134	26.1	20.0	30.0

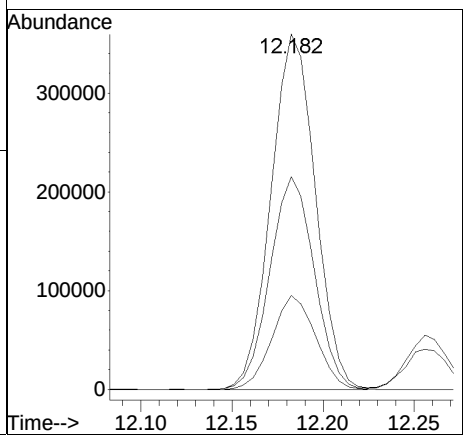

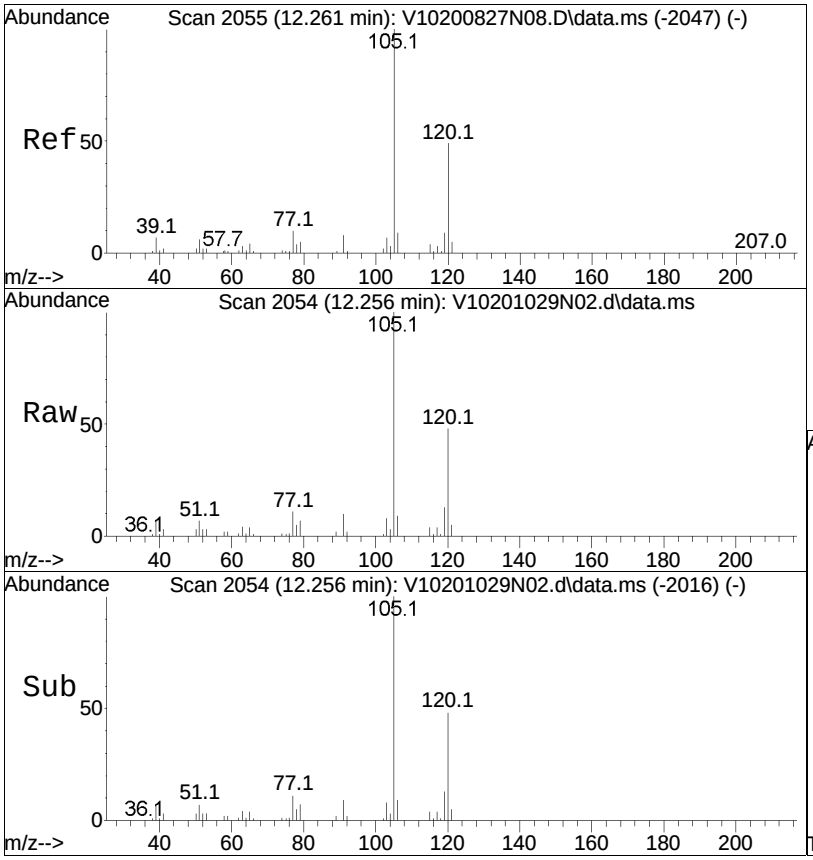

#97
1,2,4-Trimethylbenzene
Concen: 36.02 ug/L
RT: 12.256 min Scan# 2054
Delta R.T. -0.000 min
Lab File: V10201029N02.d
Acq: 29 Oct 2020 7:10 pm

Tgt Ion:105 Resp: 685230

Ion	Ratio	Lower	Upper
105	100		
120	48.9	37.8	56.6

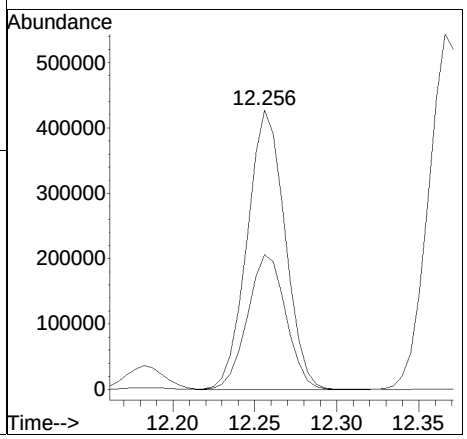

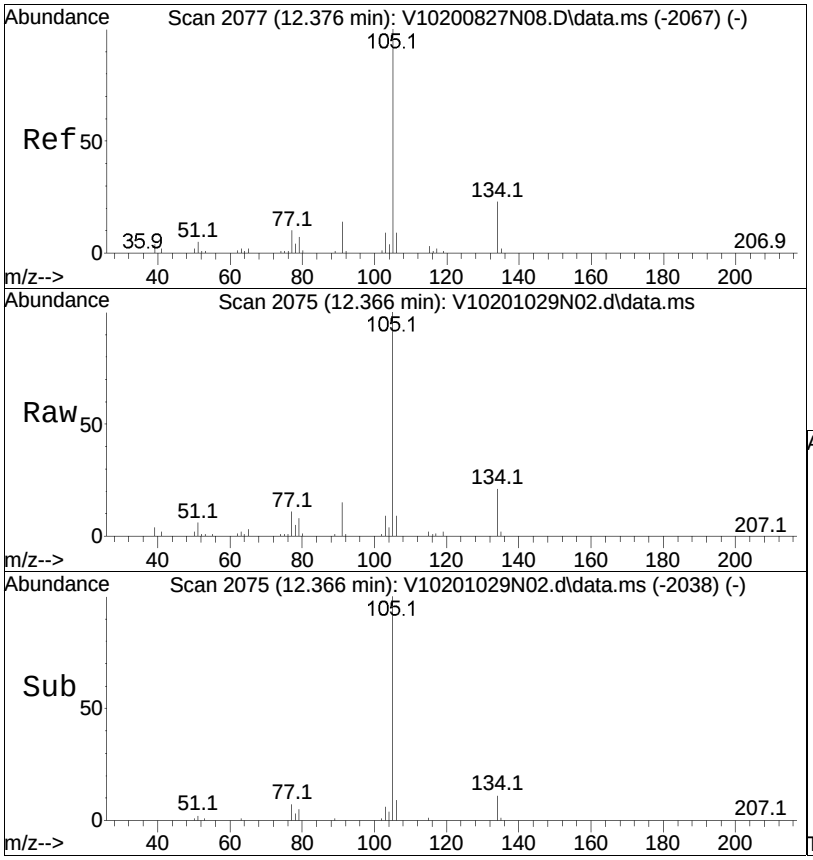

#98
sec-Butylbenzene
Concen: 36.12 ug/L
RT: 12.366 min Scan# 2075
Delta R.T. -0.005 min
Lab File: V10201029N02.d
Acq: 29 Oct 2020 7:10 pm

Tgt Ion:105 Resp: 888044

Ion	Ratio	Lower	Upper
105	100		
134	21.6	13.0	27.0

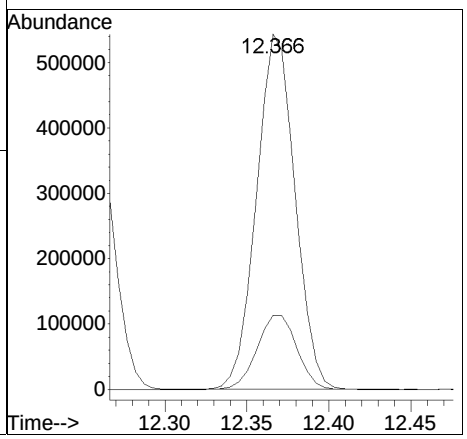

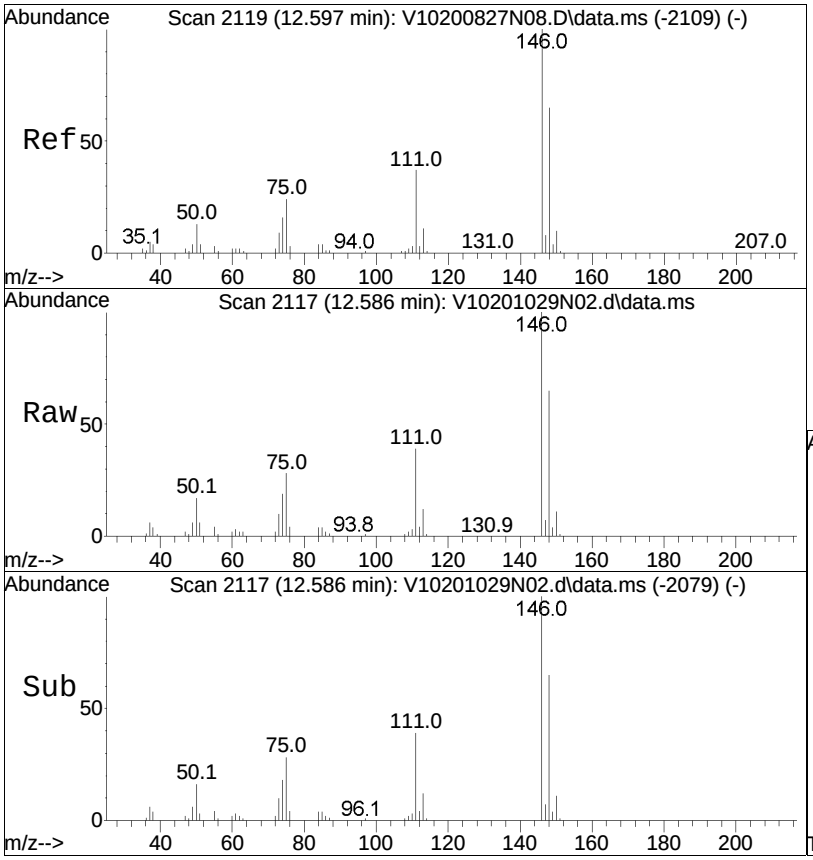

#100
1,3-Dichlorobenzene
Concen: 36.14 ug/L
RT: 12.586 min Scan# 2117
Delta R.T. 0.000 min
Lab File: V10201029N02.d
Acq: 29 Oct 2020 7:10 pm

Tgt Ion:146 Resp: 408169

Ion	Ratio	Lower	Upper
146	100		
111	38.6	26.5	55.1
148	64.2	41.5	86.1

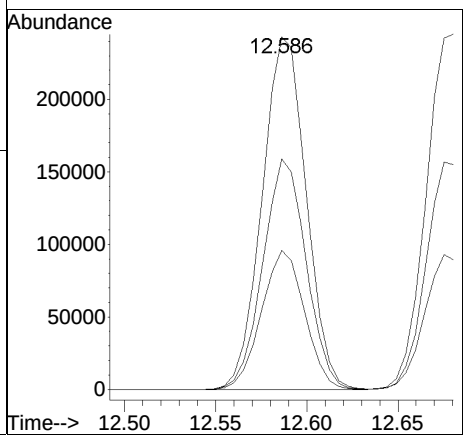

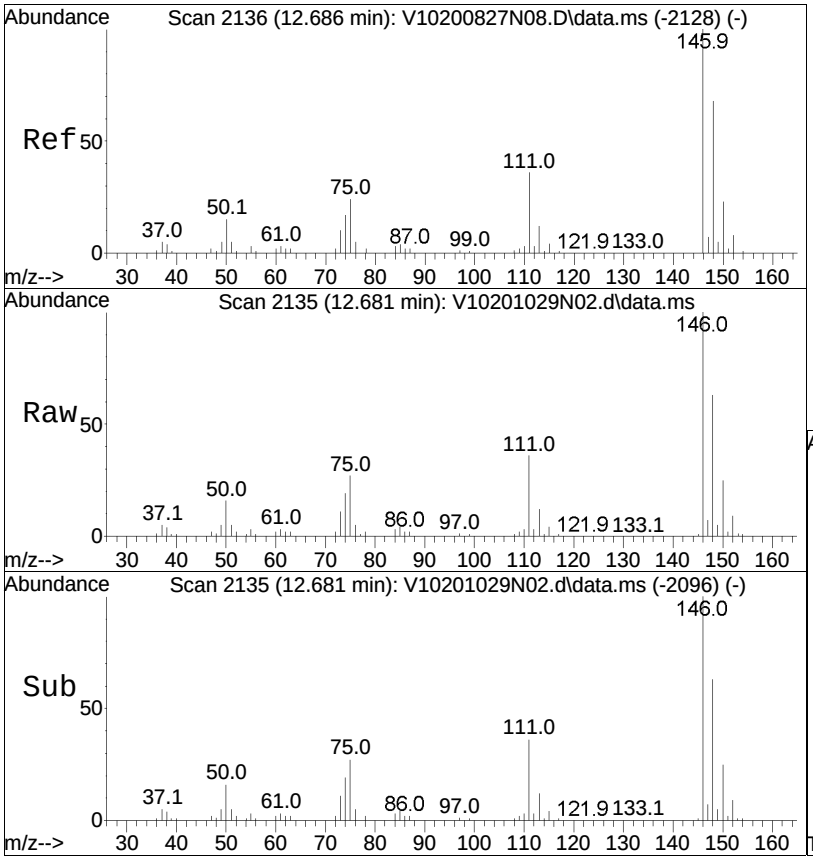

#101
1,4-Dichlorobenzene
Concen: 35.79 ug/L
RT: 12.681 min Scan# 2135
Delta R.T. 0.005 min
Lab File: V10201029N02.d
Acq: 29 Oct 2020 7:10 pm

Tgt Ion:146 Resp: 408655

Ion	Ratio	Lower	Upper
146	100		
111	37.9	30.8	46.2
148	63.9	50.6	76.0

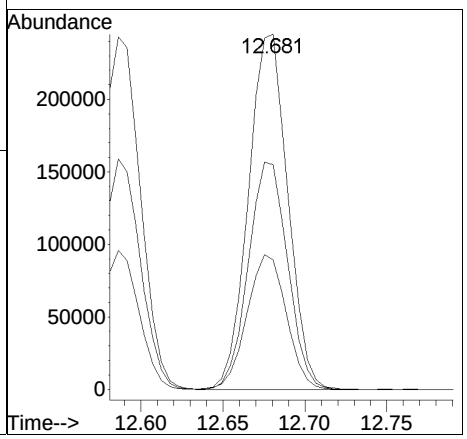



#103
n-Butylbenzene
Concen: 36.40 ug/L
RT: 12.937 min Scan# 2184
Delta R.T. -0.001 min
Lab File: V10201029N02.d
Acq: 29 Oct 2020 7:10 pm

Tgt Ion: 91 Resp: 671598

Ion	Ratio	Lower	Upper
91	100		
92	54.3	43.1	64.7
134	29.2	21.2	31.8

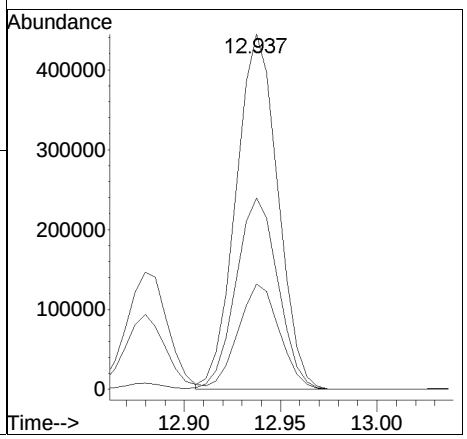

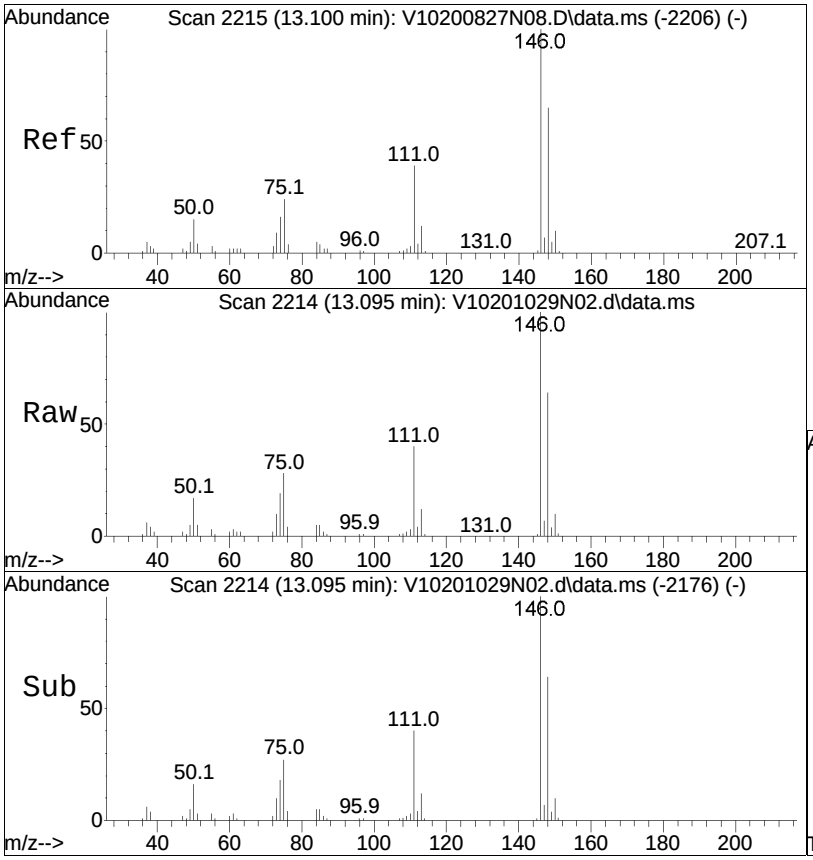

#104
1,2-Dichlorobenzene
Concen: 35.76 ug/L
RT: 13.095 min Scan# 2214
Delta R.T. -0.000 min
Lab File: V10201029N02.d
Acq: 29 Oct 2020 7:10 pm

Tgt Ion:146 Resp: 383586

Ion	Ratio	Lower	Upper
146	100		
111	40.7	26.8	55.8
148	63.3	41.3	85.7

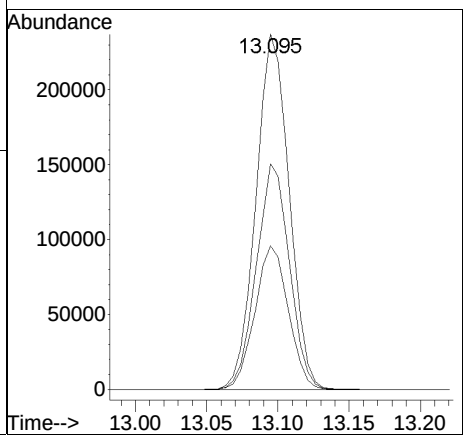

Manual Integration Report

Data Path	: I:\VOLATILES\VOA110\2020\2	QMethod	: V110_201002A_8260.m
Data File	: V10201029N02.d	Operator	: VOA110:AD
Date Inj'd	: 10/29/2020 7:10 pm	Instrument	: VOA 110
Sample	: WG1428553-4,31,5,5	Quant Date	: 10/29/2020 7:40 pm

There are no manual integrations or false positives in this file.

Calculation of Volatile Organic Compounds

Aqueous Concentration Formula: Amt * DF * Uf * (1/Vo)

Where:
DF = Dilution Factor
Vo = Sample Volume Purged (mL)
Uf = ng Unit Correction Factor (mL)

Soil Concentration Formula: Amt * DF * (1/Wt)

Where:
DF = Dilution Factor
Wt = Weight of Sample (g)

ALPHA ANALYTICAL LABORATORIES, INC.

Alpha WORK GROUP REPORT (wk02)

Jan 05 2021, 02:53 pm

Work Group: WG1427739 for Department: 31 GC/MS - Volatiles

Created: 28-OCT-20 Due: Operator: AJK

Sample	Client ID	C	Product	Matrix	Stat	UA	HOLD	DUE	PR	Location
L2039595-01	L2044969	S	NYTCL-8260HLW	SOIL	DONE	U	1102	1026	NC	8260SET
L2039595-02	L2044656	S	NYTCL-8260HLW	SOIL	DONE	U	1030	1021	NC	8260SET
L2045452-01	VOA F-24	S	NYTCL-8260HLW	SOIL	DONE	U	1104	1028	NC	Vial-W
L2045452-02	VOA F-72	S	NYTCL-8260HLW	SOIL	DONE	U	1104	1028	NC	Vial-W
L2045452-03	VOA F-66	S	NYTCL-8260HLW	SOIL	DONE	U	1104	1028	NC	Vial-W
L2045452-04	VOA F-11	S	NYTCL-8260HLW	SOIL	DONE	U	1104	1028	NC	Vial-W
L2045452-05	VOA F-26	S	NYTCL-8260HLW	SOIL	DONE	U	1104	1028	NC	Vial-W
L2045452-06	VOA F-27	S	NYTCL-8260HLW	SOIL	DONE	U	1104	1028	NC	Vial-W
L2045452-07	VOA F-70	S	NYTCL-8260HLW	SOIL	DONE	U	1104	1028	NC	Vial-W
L2046791-02	SB-1 (2-4)	S	NYTCL-8260HLW	SOIL	DONE	U	1103	1030	1C	8260SET
L2046791-03	SB-2 (0-2)	S	NYTCL-8260HLW	SOIL	DONE	U	1103	1030	1C	8260SET
L2046791-04	SB-2 (2-4)	S	NYTCL-8260HLW	SOIL	DONE	U	1103	1030	1C	8260SET
L2046791-05	SB-3 (0-2)	S	NYTCL-8260HLW	SOIL	DONE	U	1104	1030	1C	SVial-F
L2046791-06	SB-3 (4-6)	S	NYTCL-8260HLW	SOIL	DONE	U	1104	1030	1C	8260SET
L2046791-07	SB-4 (0-2)	S	NYTCL-8260HLW	SOIL	DONE	U	1103	1030	1C	8260SET
L2046791-09	SB-5 (0-2)	S	NYTCL-8260HLW	SOIL	DONE	U	1104	1030	1C	8260SET
L2046791-10	SB-5 (4-6)	S	NYTCL-8260HLW	SOIL	DONE	U	1104	1030	1C	8260SET
WG1427739-1	MS BFB Tune Standard	S	NYTCL-8260HLW	SOIL	DONE	U				
WG1427739-2	Continuing Calibrati	S	NYTCL-8260HLW	SOIL	DONE	U				
WG1427739-3	Laboratory Control S	S	NYTCL-8260HLW	SOIL	DONE	U				
WG1427739-4	LCS Duplicate	S	NYTCL-8260HLW	SOIL	DONE	U				
WG1427739-5	Laboratory Method Bl	S	NYTCL-8260HLW	SOIL	DONE	U				

Comments:

WG1427739-4 WG1427739-3

ALPHA ANALYTICAL LABORATORIES, INC.

Alpha WORK GROUP REPORT (wk02)

Jan 05 2021, 02:53 pm

Work Group: WG1427985 for Department: 31 GC/MS - Volatiles

Created: 29-OCT-20 Due: Operator: jc

Sample	Client ID	C	Product	Matrix	Stat	UA	HOLD	DUE	PR	Location
L2046791-01	SB-1 (0-2)	S	NYTCL-8260H	SOIL	DONE	U	1103	1030	1C	Vial-F
L2046791-08	SB-4 (2-4)	S	NYTCL-8260HLW	SOIL	DONE	U	1103	1030	1C	8260SET
WG1427985-1	MS BFB Tune Standard	S	NYTCL-8260H	SOIL	DONE	U				
WG1427985-1	MS BFB Tune Standard	S	NYTCL-8260HLW	SOIL	DONE	U				
WG1427985-2	Continuing Calibrati	S	NYTCL-8260HLW	SOIL	DONE	U				
WG1427985-2	Continuing Calibrati	S	NYTCL-8260H	SOIL	DONE	U				
WG1427985-3	Laboratory Control S	S	NYTCL-8260HLW	SOIL	DONE	U				
WG1427985-3	Laboratory Control S	S	NYTCL-8260H	SOIL	DACQ	U				
WG1427985-4	LCS Duplicate	S	NYTCL-8260HLW	SOIL	DONE	U				
WG1427985-4	LCS Duplicate	S	NYTCL-8260H	SOIL	DACQ	U				
WG1427985-5	Laboratory Method Bl	S	NYTCL-8260HLW	SOIL	DONE	U				
WG1427985-5	Laboratory Method Bl	S	NYTCL-8260H	SOIL	DACQ	U				

Comments:

WG1427985-4 WG1427985-3

ALPHA ANALYTICAL LABORATORIES, INC.

Alpha WORK GROUP REPORT (wk02)

Jan 05 2021, 02:53 pm

Work Group: WG1428163 for Department: 31 GC/MS - Volatiles

Created: 29-OCT-20 Due: Operator: AJK

Sample	Client ID	C	Product	Matrix	Stat	UA	HOLD	DUE	PR	Location
L2042879-09	10-PV-COMP-02-FD	C	NYTCL-8260HLW-BTEX	SOIL	DONE	U	1020	1104	S0	8260SET
L2046160-01	UHL-1	S	NYCP51-8260HLW	SOIL	DONE	U	1106	1102	S0	8260SET
L2046160-02	UHL-2	S	NYCP51-8260HLW	SOIL	DONE	U	1106	1102	S0	8260SET
L2046473-01	C-E-I	S	NYTCL-8260HLW	SOIL	DONE	U	1109	1102	S0	Encore-5
L2046791-12	SB-6 (0-2)	S	NYTCL-8260HLW	SOIL	DONE	U	1104	1030	1C	8260SET
L2046791-13	SB-6 (4-6)	S	NYTCL-8260HLW	SOIL	DONE	U	1104	1030	1C	8260SET
WG1428163-1	MS BFB Tune Standard	S	NYTCL-8260HLW	SOIL	DONE	U				
WG1428163-1	MS BFB Tune Standard	S	NYTCL-8260HLW-BTEX	SOIL	DONE	U				
WG1428163-1	MS BFB Tune Standard	S	NYCP51-8260HLW	SOIL	DONE	U				
WG1428163-2	Continuing Calibrati	S	NYCP51-8260HLW	SOIL	DONE	U				
WG1428163-2	Continuing Calibrati	S	NYTCL-8260HLW-BTEX	SOIL	DONE	U				
WG1428163-2	Continuing Calibrati	S	NYTCL-8260HLW	SOIL	DONE	U				
WG1428163-3	Laboratory Control S	S	NYTCL-8260HLW	SOIL	DACQ	U				
WG1428163-3	Laboratory Control S	S	NYCP51-8260HLW	SOIL	DONE	U				
WG1428163-3	Laboratory Control S	S	NYTCL-8260HLW-BTEX	SOIL	DACQ	U				
WG1428163-4	LCS Duplicate	S	NYCP51-8260HLW	SOIL	DONE	U				
WG1428163-4	LCS Duplicate	S	NYTCL-8260HLW-BTEX	SOIL	DACQ	U				
WG1428163-4	LCS Duplicate	S	NYTCL-8260HLW	SOIL	DACQ	U				
WG1428163-5	Laboratory Method Bl	S	NYTCL-8260HLW	SOIL	DACQ	U				
WG1428163-5	Laboratory Method Bl	S	NYCP51-8260HLW	SOIL	DONE	U				
WG1428163-5	Laboratory Method Bl	S	NYTCL-8260HLW-BTEX	SOIL	DACQ	U				

Comments:

WG1428163-4 WG1428163-3

ALPHA ANALYTICAL LABORATORIES, INC.

Alpha WORK GROUP REPORT (wk02)

Jan 05 2021, 02:53 pm

Work Group: WG1428553 for Department: 31 GC/MS - Volatiles

Created: 30-OCT-20 Due: Operator: jc

Sample	Client ID	C	Product	Matrix	Stat	UA	HOLD	DUE	PR	Location
L2046791-01	SB-1 (0-2)	S	NYTCL-8260HLW	SOIL	DONE	U	1103	1030	1C	8260SET
L2047164-08	SB-2 (6'-8')	S	NYTCL-8260HLW	SOIL	DONE	U	1110	1102	1C	8260SET
WG1428553-1	MS BFB Tune Standard	S	NYTCL-8260HLW	SOIL	DONE	U				
WG1428553-2	Continuing Calibrati	S	NYTCL-8260HLW	SOIL	DONE	U				
WG1428553-3	Laboratory Control S	S	NYTCL-8260HLW	SOIL	DONE	U				
WG1428553-4	LCS Duplicate	S	NYTCL-8260HLW	SOIL	DONE	U				
WG1428553-5	Laboratory Method Bl	S	NYTCL-8260HLW	SOIL	DONE	U				

Comments:

WG1428553-4 WG1428553-3

RUSH	HT	PRI

Method

Inst: VOA100 BFB: V7999 GC: 8260_SOIL

Initials: TAB IS/SS: V8025 Autosampler: 8260_SOIL

Date: **09/24/20** CCAL: V8014D,V8016 Concentrator: DEFAULT

Run: **A** ICV: V7974,V7975,V7988,V7979,V8015,V8024 QC:_____ Seq:_____

Vial	Data File	Sample
1	V00200924BFB	BFB TUNE
1	V00200924A01	BLANK
2	V00200924A02	BLANK
3	V00200924A03	BLANK
4	V00200924A04	I8260STDL0.5PPB
5	V00200924A05	I8260STDL1PPB
6	V00200924A06	I8260STDL2PPB
7	V00200924A07	I8260STDL4PPB
8	V00200924A08	I8260STDL20PPB
9	V00200924A09	I8260STDL40PPB
10	V00200924A10	I8260STDL100PPB
11	V00200924A11	I8260STDL200PPB
12	V00200924A12	I8260STDL300PPB
13	V00200924A13	BLANK
14	V00200924A14	BLANK
15	V00200924A15	BLANK
16	V00200924A16	C8260STDL40PPB
17	V00200924A17	C8260STDL40PPB
18	V00200924A18	BLANK

RUSH	HT	PRI

Method
GC: 8260SOIL
Autosampler: 8260SOIL
Concentrator: 8260

Inst: VOA110
Initials: TAB
Date: **10/02/20**
Run: **A**

BFB: V7999
IS/SS: V8057
CCAL: V8016,V8014E
ICV: V8052,V8053,V7988,V7979,V8015,V8024

QC:_____ Seq:_____

Vial	Data File	Sample
1	V10201002BFB1	BFB TUNE
1	V10201002BFB2	BFB TUNE
1	V10201002BFB3	BFB TUNE
1	V10201002A01	BLK
2	V10201002A02	BLK
3	V10201002A03	I8260STDL0.5PPB ✓
4	V10201002A04	I8260STDL1PPB ✓
5	V10201002A05	I8260STDL2PPB ✓
6	V10201002A06	I8260STDL4PPB ✓ W614 17948, ICAL 17196
7	V10201002A07	I8260STDL20PPB ✓
8	V10201002A08	I8260STDL40PPB ✓
9	V10201002A09	I8260STDL100PPB ✓
10	V10201002A10	I8260STDL200PPB ✓
11	V10201002A11	I8260STDL300PPB✓
12	V10201002A12	BLK
13	V10201002A13	BLK
14	V10201002A14	BLK
15	V10201002A15	C8260STDL40 ✓
16	V10201002A16	C8260STDL40
17	V10201002A17	BLANK
18	V10201002A18	MEOH BLANK
19	V10201002A19	MDL.5
20	V10201002A20	MDL1
21	V10201002A21	MDL4

RUSH	HT	PRI

Method

Inst: VOA126 BFB: v7999 GC: #

Initials: AD IS/SS: V8050 Autosampler: 8260_SOIL

Date: **10/12/20** ICAL: V8016, V8061-2B, V8062A Concentrator: #

Run: **N** ICV: V8052, V8053, V8072, V8059, V8071, V8024, V8003 QC:_____ Seq:_____

Vial	Data File	Sample
1	V26201012NBF1	BFB TUNE
1	V26201012NBF2	BFB TUNE
2	V26201012NBF3	BFB TUNE
3	V26201012NBF4	BFB TUNE
4	V26201012N01	BLK
5	V26201012N02	BLK
6	V26201012N03	I8260STD0.5PPB
7	V26201012N04	I8260STD1.0PPB
8	V26201012N05	I8260STD2.0PPB
9	V26201012N06	I8260STD4.0PPB
10	V26201012N07	I8260STD20PPB
11	V26201012N08	I8260STD40PPB
12	V26201012N09	I8260STD100PPB
13	V26201012N10	I8260STD200PPB
14	V26201012N11	I8260STD300PPB
15	V26201012N12	BLK
16	V26201012N13	BLK
17	V26201012N14	BLK
18	V26201012N15	C8260STD40PPB
19	V26201012N16	C8260STD40PPB
20	V26201012N17	BLK

RUSH	HT	PRI

Inst: CHARLIE
Initials: AJK
Date: **10/19/20**
Run: **N**

BFB V8075
IS/SS: V8057
ICAL: V8079,V8061-2D
ICV: V8052, V8053, V8072, V8059, V8071, V8024

Method
GC: 8260
Autosampler: 8260soil
Concentrator: 8260

QC: ____ Seq: _____

VIAL	DATA FILE	SAMPLE
1	VC201019NBF1	BFBTUNE
1	VC201019N01	BLK
2	VC201019N02	BLK
3	VC201019N03	BLK
4	VC201019N04	I8260STD0.5PPB
5	VC201019N05	I8260STD1.0PPB
6	VC201019N06	I8260STD2.0PPB
7	VC201019N07	I8260STD4.0PPB
8	VC201019N08	I8260STD20PPB
9	VC201019N09	I8260STD40PPB
10	VC201019N10	I8260STD100PPB
11	VC201019N11	I8260STD200PPB
12	VC201019N12	I8260STD300PPB
13	VC201019N13	BLK
14	VC201019N14	BLK
15	VC201019N15	BLK
16	VC201019N16	C8260STD40PPB
17	VC201019N17	C8260STD40PPB
18	VC201019N18	BLK
19	VC201019N19	MEOH BLANK
20	VC201019N20	MDL 0.5PPB
21	VC201019N21	MDL 1.0PPB
22	VC201019N22	MDL 4.0PPB

RUSH	HT	PRI

Inst: CHARLIE
Initials: NLK
Date: **10/29/20**
Run: **A**

BFB V8075
IS/SS: V8057
ICAL: V8079,V8061-2D

Method
GC: 8260
Autosampler: 8260soil
Concentrator: 8260

QC:____ Seq:_____

VIAL	DATA FILE	SAMPLE		
1	VC201029BF1	BFBTUNE		
1	VC201029A01	8260 CCAL D		
2	VC201029A02	8260 CCAL D		
3	VC201029A03	8260 CCAL D		
4	VC201029A04	BLK		
5	VC201029A05	METHOD BLK		
6	VC201029A06	I2046160-01,31,3.15,5,,y	NYHLW CP51	
7	VC201029A07	I2046160-02,31,3.26,5,,y	NYHLW CP51	
8	VC201029A08	I2046473-01,31,5.02,5,,z	NYHLW /15	
9	VC201029A09	I2045890-01,31,3.72,5,,b	8NHLW	
10	VC201029A10	I2046874-03,31,7.17,5,,b	MLW	
11	VC201029A11	I2046874-04,31,6.87,5,,b	MLW	
12	VC201029A12	I2046874-05,31,5.00,5,,b	MLW	
13	VC201029A13	I2046874-06,31,7.01,5,,b	MLW	
14	VC201029A14	I2046874-07,31,6.57,5,,b	MLW	
15	VC201029A15	I2046874-08,31,7.26,5,,c	MLW	
16	VC201029A16	I2046874-09,31,7.22,5,,c	MLW	
17	VC201029A17	I2046734-01,31,6.08,5,,b	MLW	
18	VC201029A18	I2046734-03,31,6.53,5,,b	MLW	
19	VC201029A19	I2042879-09,31,6.79,5,,i	NYLW BTEX	OOH
20	VC201029A20	I2046791-12,31,6.08,5,,c	NYHLW CURVE*	
21	VC201029A21	BLK		
22	VC201029A22	I2046791-13,31,5.11,5,,b	NYHLW CURVE*	
23	VC201029A23	BLK		
24	VC201029A24	I2046791-03,31,4.00,5,,c	NYHLW CURVE*	
25	VC201029A25	BLK		

RUSH	HT	PRI

Inst: VOA100
Initials: MKS
Date: **10/28/20**
Run: **P**

BFB: V8075
IS/SS: V8092
CCAL: V8061-2E,V8079

Method
GC: 8260_SOIL
Autosampler: 8260_SOIL
Concentrator: DEFAULT

QC:_____ Seq:_____

Vial	Data File	Sample	
1	V00201028PBF1	BFB TUNE	
1	V00201028P01	8260 CCAL E	
2	V00201028P02	8260 CCAL E	
3	V00201028P03	BLNK	
4	V00201028P04	MEOH BLK	
5	V00201028P05	I2046348-02,31,5.10,5,,y	NYTCL CURVE+10
6	V00201028P06	I2046348-05,31,5.00,5,,y	NYTCL CURVE+10
7	V00201028P07	I2046362-02,31,5.21,5,,y	NYTCL CURVE
8	V00201028P08	I2046362-03,31,5.35,5,,y	NYTCL CURVE
9	V00201028P09	I2046362-04,31,5.50,5,,z	NYTCL CURVE
10	V00201028P10	I2046362-05,31,5.27,5,,z	NYTCL CURVE
11	V00201028P11	I2046362-06,31,5.48,5,,z	NYTCL CURVE
12	V00201028P12	I2046300-03,31,6.02,5,,y	NYTCL CURVE+10
13	V00201028P13	I2046300-04,31,5.53,5,,y	NYTCL CURVE+10
14	V00201028P14	I2046300-05,31,6.00,5,,y	NYTCL CURVE+10
15	V00201028P15	I2046059-01,31,5.51,5,,b	NYHLW CURVE*
16	V00201028P16	BLK	
17	V00201028P17	I2046791-01,31H,5.43,5,0.100,,a	NY/H CURVE
18	V00201028P18	I2046791-08,31H,3.82,5,0.100,,a	NY/H CURVE
19	V00201028P19	I2046791-12,31H,4.74,5,0.100,,a	NY/H CURVE
20	V00201028P20	I2046791-13,31H,3.94,5,0.100,,a	NY/H CURVE
21	V00201028P21	I2046761-01,31H,7.07,5,0.100,,a	PA/H
22	V00201028P22	I2046290-01,31H,4.63,5,0.100,,a	PA/H BTEX
23	V00201028P23	I2046300-03MS,31,5.08,5,,z	NYTCL CURVE+10
24	V00201028P24	I2046300-03MSD,31,5.07,5,,y1	NYTCL CURVE+10
25	V00201028P25	BLK	
26	V00201028P26	I2046035-03,31H,4.29,5,0.100,,a	*NJ/H BTEX.MTBE,TBA+15
27	V00201028P27	I2046035-01,31H,3.98,5,0.100,,a	*NJ/H BTEX.MTBE,TBA+15
28	V00201028P28	BLK	
29	V00201028P29	BLK	

RUSH	HT	PRI

Inst: VOA110 BFB: V8075

Initials: AD IS/SS: V8057

Date: **10/29/20** CCAL: V8079,V8061-2D

Run: **N**

Method
GC: 8260SOIL
Autosampler: 8260SOIL
Concentrator: 8260

QC: _____ Seq: _____

Vial	Data File	Sample	
1	V10201029BF2	BFB TUNE	
1	V10201029N01	8260 CCAL E	
2	V10201029N02	8260 CCAL E	
3	V10201029N03	BLK	
4	V10201029N04	METHOD BLK	
5	V10201029N05	I2047082-01,31,5.93,5,,b	MLW
6	V10201029N06	BLK	
7	V10201029N07	I2047082-02,31,3.64,5,,b	MLW
8	V10201029N08	I2047082-03,31,5.43,5,,b	MLW
9	V10201029N09	I2047082-04,31,4.28,5,,b	MLW
10	V10201029N10	I2047082-05,31,7.37,5,,b	MLW
11	V10201029N11	I2047091-01,31,3.88,5,,c	MLW
12	V10201029N12	I2047091-02,31,7.31,5,,b	MLW
13	V10201029N13	I2047091-03,31,10.30,5,,b	MLW
14	V10201029N14	I2047091-04,31,7.63,5,,b	MLW
15	V10201029N15	I2047091-05,31,7.78,5,,c	MLW
16	V10201029N16	I2047201-02,31,4.62,5,,b	MLW
17	V10201029N17	I2047201-04,31,5.85,5,,b	MLW
18	V10201029N18	I2046387-02,31,9.19,5,,b	MLW
19	V10201029N19	I2046387-04,31,5.98,5,,b	MLW
20	V10201029N20	I2046387-06,31,7.37,5,,b	MLW
21	V10201029N21	I2047389-01,31,5.42,5,,c	MLW
22	V10201029N22	I2047389-02,31,6.06,5,,c	MLW
23	V10201029N23	I2047305-01,31,6.52,5,,b	MLW
24	V10201029N24	I2046791-01,31,5.15,5,,c	NYHLW/CURVE*
25	V10201029N25	BLK	
26	V10201029N26	I2047164-08,31,5.21,5,,z	NYHLW*
27	V10201029N27	STD	
28	V10201029N28	BLK	

RUSH	HT	PRI

Method

Inst: VOA126 BFB: v7999 GC: #

Initials: MKS IS/SS: V8050 Autosampler: 8260_SOIL

Date: **10/28/20** ICAL: V8016, V8061-2D Concentrator: #

Run: **N** QC: _____ Seq: _____

Vial	Data File	Sample	
1	V26201028BF1	BFB TUNE	
1	V26201028N01	8260 CCAL D	
2	V26201028N02	8260 CCAL D	
3	V26201028N03	BLK	
4	V26201028N04	I2046791-02,31,4.85,5,,b	NYHLW CURVE
5	V26201028N05	I2046791-03,31,4.27,5,,b	NYHLW CURVE
6	V26201028N06	I2046791-04,31,3.78,5,,b	NYHLW CURVE
7	V26201028N07	I2046791-05,31,4.50,5,,b	NYHLW CURVE
8	V26201028N08	I2046791-06,31,4.32,5,,b	NYHLW CURVE
9	V26201028N09	I2046791-07,31,5.26,5,,b	NYHLW CURVE
10	V26201028N10	I2046791-09,31,4.70,5,,b	NYHLW CURVE
11	V26201028N11	I2046791-10,31,4.19,5,,b	NYHLW CURVE
12	V26201028N12	I2046101-01,31,6.19,5,,c	MLW CURVE
13	V26201028N13	I2046101-02,31,7.27,5,,c	MLW CURVE
14	V26201028N14	I2046317-01,31,15.31,5,,c	MLW
15	V26201028N15	I2046317-02,31,16.01,5,,c	MLW
16	V26201028N16	I2046317-03,31,14.99,5,,b	MLW
17	V26201028N17	I2046317-04,31,16.88,5,,b	MLW
18	V26201028N18	I2046317-05,31,16.26,5,,b	MLW
19	V26201028N19	BLK	
20	V26201028N20	BLK	
21	V26201028N21	I2039595-01,31,5,5,,a	NYHLW COOLER BLK
22	V26201028N22	I2039595-02,31,5,5,,b	NYHLW COOLER BLK
23	V26201028N23	I2045452-01,31,5,5,,a	NYHLW FRZ BLK
24	V26201028N24	I2045452-02,31,5,5,,a	NYHLW FRZ BLK
25	V26201028N25	I2045452-03,31,5,5,,a	NYHLW FRZ BLK
26	V26201028N26	I2045452-04,31,5,5,,a	NYHLW FRZ BLK
27	V26201028N27	I2045452-05,31,5,5,,a	NYHLW FRZ BLK
28	V26201028N28	I2045452-06,31,5,5,,a	NYHLW FRZ BLK
29	V26201028N29	I2045452-07,31,5,5,,a	NYHLW FRZ BLK
30	V26201028N30	STD	

Semivolatiles Data- Method 8270D

Semivolatiles QC Summary

Surrogate Recovery Summary
Form 2
Semivolatiles

Client: Impact Environmental
Project Name: 13-12 BEACH CHANNEL DRIVE

Lab Number: L2046791
Project Number: 15209
Matrix: Soil

CLIENT ID (LAB SAMPLE NO.)	S1 (2FP)	S2 (PHL)	S3 (NBZ)	S4 (FBP)	S5 (TBP)	S6 (TPH)	TOT OUT
SB-1 (0-2) (L2046791-01)	68	73	80	64	80	51	0
SB-1 (2-4) (L2046791-02)	85	91	92	82	91	78	0
SB-2 (0-2) (L2046791-03RE)	7*	39	78	84	2*	91	2
SB-2 (0-2) (L2046791-03)	7*	42	87	74	4*	75	2
SB-2 (2-4) (L2046791-04)	83	89	90	80	90	81	0
SB-3 (0-2) (L2046791-05)	60	61	63	59	64	49	0
SB-3 (4-6) (L2046791-06)	83	86	89	82	93	79	0
SB-4 (0-2) (L2046791-07)	63	62	66	68	84	66	0
SB-4 (2-4) (L2046791-08)	63	69	71	60	69	51	0
SB-5 (0-2) (L2046791-09)	67	69	78	64	82	58	0
SB-5 (4-6) (L2046791-10)	89	92	100	83	98	79	0
WG1427354-1BLANK	86	90	92	91	95	89	0
WG1427354-2LCS	86	92	94	87	98	89	0
WG1427354-3LCSD	87	93	92	84	96	83	0
WG1427944-1BLANK	74	67	63	68	89	82	0
WG1427944-2LCS	76	73	66	72	91	84	0
WG1427944-3LCSD	72	69	63	70	90	81	0

QC LIMITS

(25-120)	2FP = 2-FLUOROPHENOL
(10-120)	PHL = PHENOL-D6
(23-120)	NBZ = NITROBENZENE-D5
(30-120)	FBP = 2-FLUOROBIPHENYL
(10-136)	TBP = 2,4,6-TRIBROMOPHENOL
(18-120)	TPH = 4-TERPHENYL-D14

*** Values outside of QC limits**

FORM II NYTCL-8270

Laboratory Control Sample Summary
Form 3
Semivolatiles

Client	: Impact Environmental	**Lab Number**	: L2046791
Project Name	: 13-12 BEACH CHANNEL DRIVE	**Project Number**	: 15209
Matrix	: SOIL		
LCS Sample ID	: WG1427354-2 **Analysis Date** : 10/28/20 23:03	**File ID**	: 427354-2
LCSD Sample ID	: WG1427354-3 **Analysis Date** : 10/28/20 23:27	**File ID**	: 427354-3

	Laboratory Control Sample			Laboratory Control Duplicate					
Parameter	True (ug/kg)	Found (ug/kg)	%R	True (ug/kg)	Found (ug/kg)	%R	RPD	Recovery Limits	RPD Limit
Acenaphthene	1300	1000	78	1300	1000	76	3	31-137	50
Hexachlorobenzene	1300	1100	84	1300	1100	82	2	40-140	50
Fluoranthene	1300	1100	84	1300	1100	81	4	40-140	50
Naphthalene	1300	1000	78	1300	990	75	4	40-140	50
Benzo(a)anthracene	1300	1100	85	1300	1100	81	5	40-140	50
Benzo(a)pyrene	1300	1100	86	1300	1100	86	0	40-140	50
Benzo(b)fluoranthene	1300	1200	90	1300	1200	88	2	40-140	50
Benzo(k)fluoranthene	1300	990	75	1300	1000	75	0	40-140	50
Chrysene	1300	990	75	1300	960	72	4	40-140	50
Acenaphthylene	1300	1200	88	1300	1100	86	2	40-140	50
Anthracene	1300	1000	80	1300	1000	76	5	40-140	50
Benzo(ghi)perylene	1300	1100	84	1300	1100	83	1	40-140	50
Fluorene	1300	1100	84	1300	1100	82	2	40-140	50
Phenanthrene	1300	1100	84	1300	1000	79	6	40-140	50
Dibenzo(a,h)anthracene	1300	1100	84	1300	1100	83	1	40-140	50
Indeno(1,2,3-cd)pyrene	1300	1200	94	1300	1200	92	2	40-140	50
Pyrene	1300	1100	83	1300	1000	80	4	35-142	50
Dibenzofuran	1300	1100	82	1300	1100	82	0	40-140	50
Pentachlorophenol	1300	1100	81	1300	1100	82	1	17-109	50
Phenol	1300	1100	87	1300	1200	89	2	26-90	50
2-Methylphenol	1300	1200	90	1300	1200	89	1	30-130.	50
3-Methylphenol/4-Methylphenol	1300	1300	96	1300	1300	97	1	30-130	50

Laboratory Control Sample Summary
Form 3
Semivolatiles

Client	: Impact Environmental	**Lab Number**	: L2046791
Project Name	: 13-12 BEACH CHANNEL DRIVE	**Project Number**	: 15209
Matrix	: SOIL		
LCS Sample ID	: WG1427944-2 **Analysis Date** : 10/29/20 22:54	**File ID**	: 427944-2
LCSD Sample ID	: WG1427944-3 **Analysis Date** : 10/29/20 23:16	**File ID**	: 427944-3

	Laboratory Control Sample			Laboratory Control Duplicate					
Parameter	True (ug/kg)	Found (ug/kg)	%R	True (ug/kg)	Found (ug/kg)	%R	RPD	Recovery Limits	RPD Limit
Acenaphthene	1300	850	66	1300	850	65	2	31-137	50
Hexachlorobenzene	1300	1000	80	1300	1000	80	0	40-140	50
Fluoranthene	1300	870	67	1300	860	66	2	40-140	50
Naphthalene	1300	840	64	1300	830	63	2	40-140	50
Benzo(a)anthracene	1300	860	66	1300	850	65	2	40-140	50
Benzo(a)pyrene	1300	880	68	1300	850	65	5	40-140	50
Benzo(b)fluoranthene	1300	870	67	1300	860	66	2	40-140	50
Benzo(k)fluoranthene	1300	910	70	1300	870	66	6	40-140	50
Chrysene	1300	820	64	1300	810	62	3	40-140	50
Acenaphthylene	1300	930	72	1300	920	70	3	40-140	50
Anthracene	1300	930	72	1300	910	69	4	40-140	50
Benzo(ghi)perylene	1300	900	69	1300	890	68	1	40-140	50
Fluorene	1300	870	67	1300	860	66	2	40-140	50
Phenanthrene	1300	880	68	1300	860	66	3	40-140	50
Dibenzo(a,h)anthracene	1300	950	73	1300	930	71	3	40-140	50
Indeno(1,2,3-cd)pyrene	1300	890	69	1300	880	67	3	40-140	50
Pyrene	1300	880	68	1300	870	66	3	35-142	50
Dibenzofuran	1300	860	66	1300	860	66	0	40-140	50
Pentachlorophenol	1300	790	61	1300	800	61	0	17-109	50
Phenol	1300	800	62	1300	780	59	5	26-90	50
2-Methylphenol	1300	880	68	1300	870	66	3	30-130.	50
3-Methylphenol/4-Methylphenol	1300	940	72	1300	920	70	3	30-130	50

Method Blank Summary
Form 4
Semivolatiles

Client	: Impact Environmental	**Lab Number**	: L2046791
Project Name	: 13-12 BEACH CHANNEL DRIVE	**Project Number**	: 15209
Lab Sample ID	: WG1427354-1	**Lab File ID**	: 427354-1
Instrument ID	: MORK	**Extraction Date**	: 10/28/20
Matrix	: SOIL	**Analysis Date**	: 10/28/20 22:40
Level	: LOW		

Client Sample No.	Lab Sample ID	Analysis Date
WG1427354-2LCS	WG1427354-2	10/28/20 23:03
WG1427354-3LCSD	WG1427354-3	10/28/20 23:27
SB-3 (4-6)	L2046791-06	10/29/20 03:23
SB-2 (2-4)	L2046791-04	10/29/20 03:46
SB-3 (0-2)	L2046791-05	10/29/20 04:10
SB-4 (2-4)	L2046791-08	10/29/20 04:33
SB-1 (2-4)	L2046791-02	10/29/20 04:57
SB-2 (0-2)	L2046791-03	10/29/20 06:31
SB-5 (4-6)	L2046791-10	10/29/20 06:55
SB-5 (0-2)	L2046791-09	10/29/20 08:29
SB-1 (0-2)	L2046791-01	10/29/20 08:53
SB-4 (0-2)	L2046791-07	10/29/20 16:21
SB-4 (0-2)	L2046791-07D	10/30/20 06:01

Method Blank Summary
Form 4
Semivolatiles

Client	: Impact Environmental	**Lab Number**	: L2046791
Project Name	: 13-12 BEACH CHANNEL DRIVE	**Project Number**	: 15209
Lab Sample ID	: WG1427944-1	**Lab File ID**	: 427944-1
Instrument ID	: GCMS5	**Extraction Date**	: 10/29/20
Matrix	: SOIL	**Analysis Date**	: 10/29/20 22:31
Level	: LOW		

Client Sample No.	Lab Sample ID	Analysis Date
WG1427944-2LCS	WG1427944-2	10/29/20 22:54
WG1427944-3LCSD	WG1427944-3	10/29/20 23:16
SB-2 (0-2)	L2046791-03RE	10/30/20 06:23

Instrument Performance Check (Tune) Summary
Form 5
Semivolatiles
Decafluorotriphenylphosphine (DFTPP)

Client	: Impact Environmental	**Lab Number**	: L2046791
Project Name	: 13-12 BEACH CHANNEL DRIVE	**Project Number**	: 15209
Instrument ID	: GCMS5	**Analysis Date**	: 04/01/20 22:18
Tune Standard	: R1300645-34	**Tune File ID**	: Tune1_tune

m/e	Ion Abundance Criteria	%Relative Abundance
51	10.0 - 80.0% of Base Peak	43.2
68	Less than 2.0% of mass 69	0.1 (.3)1
69		100
70	Less than 2.0% of mass 69	0.1 (.2)1
127	10.0 - 80.0% of Base Peak	50.1
197	Less than 2.0% of mass 198	0
198	Base Peak, or >50% of mass 442	100
199	5.0 - 9.0% of mass 198	6.8
275	10.0 - 60.0% of Base Peak	21.1
365	Greater than 1.0% of mass 198	2
441	Present, but less than 24% of mass 442	15.4
442	Base Peak, or >50% of mass 198	61.8
443	15.0 - 24.0% of mass 442	11.6 (18.8)2

1-Value is % of mass 69 2-Value is % of mass 442

This Check Applies to the following Samples, MS, MSD, Blanks, and Standards:

Client Sample ID	Lab Sample ID	File ID	Analysis Date/Time
ABNL10	R1300645-3	ABNL10	04/01/20 22:40
ABNL9	R1300645-8	ABNL9	04/01/20 23:03
ABNL8	R1300645-9	ABNL8	04/01/20 23:25
ABNL7	R1300645-10	ABNL7	04/01/20 23:48
ABNL6	R1300645-7	ABNL6	04/02/20 00:11
ABNL5	R1300645-6	ABNL5	04/02/20 00:33
ABNL4	R1300645-4	ABNL4	04/02/20 00:56
ABNL3	R1300645-5	ABNL3	04/02/20 01:18
ABNL2	R1300645-2	ABNL2	04/02/20 01:40
ABNL1	R1300645-1	ABNL1	04/02/20 02:03
AP9L10	R1300645-23	AP9L10	04/02/20 02:25
AP9L9	R1300645-32	AP9L9	04/02/20 02:48
AP9L8	R1300645-29	AP9L8	04/02/20 03:11
AP9L7	R1300645-30	AP9L7	04/02/20 03:33
AP9L6	R1300645-31	AP9L6	04/02/20 03:56
AP9L5	R1300645-28	AP9L5	04/02/20 04:19
AP9L4	R1300645-27	AP9L4	04/02/20 04:41
AP9L3	R1300645-25	AP9L3	04/02/20 05:04
AP9L2	R1300645-26	AP9L2	04/02/20 05:26
AP9L1	R1300645-24	AP9L1	04/02/20 05:49
AP9 ICV Quant Report	R1300645-33	AP9ICV	04/02/20 06:34

Instrument Performance Check (Tune) Summary
Form 5
Semivolatiles
Decafluorotriphenylphosphine (DFTPP)

Client	: Impact Environmental	**Lab Number**	: L2046791
Project Name	: 13-12 BEACH CHANNEL DRIVE	**Project Number**	: 15209
Instrument ID	: GCMS5	**Analysis Date**	: 04/02/20 06:57
Tune Standard	: R1300645-35	**Tune File ID**	: Tune2_tune

m/e	Ion Abundance Criteria	%Relative Abundance
51	10.0 - 80.0% of Base Peak	42.8
68	Less than 2.0% of mass 69	0.6 (1.4)1
69		100
70	Less than 2.0% of mass 69	0.3 (.7)1
127	10.0 - 80.0% of Base Peak	52.3
197	Less than 2.0% of mass 198	0
198	Base Peak, or >50% of mass 442	100
199	5.0 - 9.0% of mass 198	6.8
275	10.0 - 60.0% of Base Peak	21.6
365	Greater than 1.0% of mass 198	1.9
441	Present, but less than 24% of mass 442	17.4
442	Base Peak, or >50% of mass 198	61.5
443	15.0 - 24.0% of mass 442	12.2 (19.8)2

1-Value is % of mass 69 2-Value is % of mass 442

This Check Applies to the following Samples, MS, MSD, Blanks, and Standards:

Client Sample ID	Lab Sample ID	File ID	Analysis Date/Time
ADPL10	R1300645-14	ADPL10	04/02/20 07:20
ADPL9	R1300645-21	ADPL9	04/02/20 07:42
ADPL8	R1300645-20	ADPL8	04/02/20 08:05
ADPL7	R1300645-19	ADPL7	04/02/20 08:28
ADPL6	R1300645-18	ADPL6	04/02/20 08:50
ADPL5	R1300645-17	ADPL5	04/02/20 09:13
ADPL4	R1300645-16	ADPL4	04/02/20 09:35
ADPL3	R1300645-15	ADPL3	04/02/20 09:58
ADPL2	R1300645-13	ADPL2	04/02/20 10:21
ADPL1	R1300645-12	ADPL1	04/02/20 10:43
ADP ICV Quant Report	R1300645-22	ADPICV	04/02/20 11:06
ABN ICV Quant Report	R1300645-11	ABNICVA	04/02/20 11:51

Instrument Performance Check (Tune) Summary
Form 5
Semivolatiles
Decafluorotriphenylphosphine (DFTPP)

Client	: Impact Environmental	**Lab Number**	: L2046791
Project Name	: 13-12 BEACH CHANNEL DRIVE	**Project Number**	: 15209
Instrument ID	: GCMS5	**Analysis Date**	: 10/29/20 19:53
Tune Standard	: WG1426007-1	**Tune File ID**	: Deg1029n_tune

m/e	Ion Abundance Criteria	%Relative Abundance
51	10.0 - 80.0% of Base Peak	33.8
68	Less than 2.0% of mass 69	0 (0)1
69		100
70	Less than 2.0% of mass 69	0.3 (.6)1
127	10.0 - 80.0% of Base Peak	47.4
197	Less than 2.0% of mass 198	0
198	Base Peak, or >50% of mass 442	100
199	5.0 - 9.0% of mass 198	7
275	10.0 - 60.0% of Base Peak	24.8
365	Greater than 1.0% of mass 198	2.7
441	Present, but less than 24% of mass 442	17.6
442	Base Peak, or >50% of mass 198	88
443	15.0 - 24.0% of mass 442	17 (19.3)2

1-Value is % of mass 69 2-Value is % of mass 442

This Check Applies to the following Samples, MS, MSD, Blanks, and Standards:

Client Sample ID	Lab Sample ID	File ID	Analysis Date/Time
WG1426007-3CCAL	WG1426007-3	ABN1029N	10/29/20 20:15
WG1426007-4CCAL	WG1426007-4	AP91029N	10/29/20 20:38
WG1426007-5CCAL	WG1426007-5	ADP1029N	10/29/20 21:00
WG1427944-1BLANK	WG1427944-1	427944-1	10/29/20 22:31
WG1427944-2LCS	WG1427944-2	427944-2	10/29/20 22:54
WG1427944-3LCSD	WG1427944-3	427944-3	10/29/20 23:16
SB-4 (0-2)	L2046791-07D	46791-07	10/30/20 06:01
SB-2 (0-2)	L2046791-03RE	46791-03	10/30/20 06:23

Instrument Performance Check (Tune) Summary
Form 5
Semivolatiles
Decafluorotriphenylphosphine (DFTPP)

Client	: Impact Environmental	**Lab Number**	: L2046791
Project Name	: 13-12 BEACH CHANNEL DRIVE	**Project Number**	: 15209
Instrument ID	: MORK	**Analysis Date**	: 09/11/20 18:29
Tune Standard	: R1352262-35	**Tune File ID**	: Tune1_tune

m/e	Ion Abundance Criteria	%Relative Abundance
51	10.0 - 80.0% of Base Peak	42.2
68	Less than 2.0% of mass 69	0.4 (.9)1
69		100
70	Less than 2.0% of mass 69	0 (0)1
127	10.0 - 80.0% of Base Peak	51.9
197	Less than 2.0% of mass 198	0
198	Base Peak, or >50% of mass 442	100
199	5.0 - 9.0% of mass 198	6.9
275	10.0 - 60.0% of Base Peak	26
365	Greater than 1.0% of mass 198	3.4
441	Present, but less than 24% of mass 442	16.2
442	Base Peak, or >50% of mass 198	82.9
443	15.0 - 24.0% of mass 442	16 (19.3)2

1-Value is % of mass 69 2-Value is % of mass 442

This Check Applies to the following Samples, MS, MSD, Blanks, and Standards:

Client Sample ID	Lab Sample ID	File ID	Analysis Date/Time
ABNL10	R1352262-2	ABNL10	09/11/20 18:52
ABNL9	R1352262-10	ABNL9	09/11/20 19:16
ABNL8	R1352262-9	ABNL8	09/11/20 19:39
ABNL7	R1352262-8	ABNL7	09/11/20 20:02
ABNL6	R1352262-6	ABNL6	09/11/20 20:26
ABNL5	R1352262-7	ABNL5	09/11/20 20:49
ABNL4	R1352262-5	ABNL4	09/11/20 21:12
ABNL3	R1352262-4	ABNL3	09/11/20 21:36
ABNL2	R1352262-3	ABNL2	09/11/20 21:59
ABNL1	R1352262-1	ABNL1	09/11/20 22:23
AP9L10	R1352262-24	AP9L10	09/11/20 22:46
AP9L9	R1352262-30	AP9L9	09/11/20 23:09
AP9L8	R1352262-29	AP9L8	09/11/20 23:33
AP9L7	R1352262-28	AP9L7	09/11/20 23:56
AP9L6	R1352262-25	AP9L6	09/12/20 00:19
AP9L5	R1352262-27	AP9L5	09/12/20 00:43
AP9L4	R1352262-26	AP9L4	09/12/20 01:07
AP9L3	R1352262-22	AP9L3	09/12/20 01:30
AP9L2	R1352262-23	AP9L2	09/12/20 01:54
AP9L1	R1352262-21	AP9L1	09/12/20 02:17
ABN ICV Quant Report	R1352262-31	ABNICV	09/12/20 02:41

Instrument Performance Check (Tune) Summary
Form 5
Semivolatiles
Decafluorotriphenylphosphine (DFTPP)

Client	: Impact Environmental	**Lab Number**	: L2046791
Project Name	: 13-12 BEACH CHANNEL DRIVE	**Project Number**	: 15209
Instrument ID	: MORK	**Analysis Date**	: 09/12/20 03:28
Tune Standard	: R1352262-34	**Tune File ID**	: Tune2_tune

m/e	Ion Abundance Criteria	%Relative Abundance
51	10.0 - 80.0% of Base Peak	41.5
68	Less than 2.0% of mass 69	0.4 (.9)1
69		100
70	Less than 2.0% of mass 69	0 (0)1
127	10.0 - 80.0% of Base Peak	51.8
197	Less than 2.0% of mass 198	0
198	Base Peak, or >50% of mass 442	100
199	5.0 - 9.0% of mass 198	6.9
275	10.0 - 60.0% of Base Peak	26.5
365	Greater than 1.0% of mass 198	3.8
441	Present, but less than 24% of mass 442	16.6
442	Base Peak, or >50% of mass 198	84.6
443	15.0 - 24.0% of mass 442	16.3 (19.3)2

1-Value is % of mass 69 2-Value is % of mass 442

This Check Applies to the following Samples, MS, MSD, Blanks, and Standards:

Client Sample ID	Lab Sample ID	File ID	Analysis Date/Time
ADPL10	R1352262-11	ADPL10	09/12/20 03:52
ADPL9	R1352262-20	ADPL9	09/12/20 04:15
ADPL8	R1352262-17	ADPL8	09/12/20 04:39
ADPL7	R1352262-19	ADPL7	09/12/20 05:03
ADPL6	R1352262-18	ADPL6	09/12/20 05:26
ADPL5	R1352262-16	ADPL5	09/12/20 05:50
ADPL4	R1352262-14	ADPL4	09/12/20 06:13
ADPL3	R1352262-15	ADPL3	09/12/20 06:37
ADPL2	R1352262-12	ADPL2	09/12/20 07:00

Instrument Performance Check (Tune) Summary
Form 5
Semivolatiles
Decafluorotriphenylphosphine (DFTPP)

Client	: Impact Environmental	**Lab Number**	: L2046791
Project Name	: 13-12 BEACH CHANNEL DRIVE	**Project Number**	: 15209
Instrument ID	: MORK	**Analysis Date**	: 09/15/20 10:41
Tune Standard	: R1352262-36	**Tune File ID**	: Tune4_tune

m/e	Ion Abundance Criteria	%Relative Abundance
51	10.0 - 80.0% of Base Peak	42.2
68	Less than 2.0% of mass 69	0.4 (.9)1
69		100
70	Less than 2.0% of mass 69	0 (0)1
127	10.0 - 80.0% of Base Peak	52
197	Less than 2.0% of mass 198	0
198	Base Peak, or >50% of mass 442	100
199	5.0 - 9.0% of mass 198	6.8
275	10.0 - 60.0% of Base Peak	26.2
365	Greater than 1.0% of mass 198	3.4
441	Present, but less than 24% of mass 442	16.2
442	Base Peak, or >50% of mass 198	82.1
443	15.0 - 24.0% of mass 442	15.6 (19)2

1-Value is % of mass 69 2-Value is % of mass 442

This Check Applies to the following Samples, MS, MSD, Blanks, and Standards:

Client Sample ID	Lab Sample ID	File ID	Analysis Date/Time
AP9 ICV Quant Report	R1352262-33	AP9ICVA	09/15/20 11:04
ADPL1a	R1352262-13	ADPL1A	09/15/20 11:28
ADP ICV Quant Report	R1352262-32	ADPICVB	09/15/20 15:01

Instrument Performance Check (Tune) Summary
Form 5
Semivolatiles
Decafluorotriphenylphosphine (DFTPP)

Client	: Impact Environmental	**Lab Number**	: L2046791
Project Name	: 13-12 BEACH CHANNEL DRIVE	**Project Number**	: 15209
Instrument ID	: MORK	**Analysis Date**	: 10/28/20 21:05
Tune Standard	: WG1426003-1	**Tune File ID**	: Deg1028_tune

m/e	Ion Abundance Criteria	%Relative Abundance
51	10.0 - 80.0% of Base Peak	42.9
68	Less than 2.0% of mass 69	0 (0)1
69		100
70	Less than 2.0% of mass 69	0.3 (.6)1
127	10.0 - 80.0% of Base Peak	49.6
197	Less than 2.0% of mass 198	0
198	Base Peak, or >50% of mass 442	100
199	5.0 - 9.0% of mass 198	6.7
275	10.0 - 60.0% of Base Peak	26.4
365	Greater than 1.0% of mass 198	4
441	Present, but less than 24% of mass 442	17.1
442	Base Peak, or >50% of mass 198	88.5
443	15.0 - 24.0% of mass 442	16.9 (19)2

1-Value is % of mass 69 2-Value is % of mass 442

This Check Applies to the following Samples, MS, MSD, Blanks, and Standards:

Client Sample ID	Lab Sample ID	File ID	Analysis Date/Time
WG1426003-3CCAL	WG1426003-3	ABN1028	10/28/20 21:29
WG1426003-4CCAL	WG1426003-4	AP91028	10/28/20 21:53
WG1426003-5CCAL	WG1426003-5	ADP1028	10/28/20 22:16
WG1427354-1BLANK	WG1427354-1	427354-1	10/28/20 22:40
WG1427354-2LCS	WG1427354-2	427354-2	10/28/20 23:03
WG1427354-3LCSD	WG1427354-3	427354-3	10/28/20 23:27
SB-3 (4-6)	L2046791-06	46791-06	10/29/20 03:23
SB-2 (2-4)	L2046791-04	46791-04	10/29/20 03:46
SB-3 (0-2)	L2046791-05	46791-05	10/29/20 04:10
SB-4 (2-4)	L2046791-08	46791-08	10/29/20 04:33
SB-1 (2-4)	L2046791-02	46791-02	10/29/20 04:57
SB-2 (0-2)	L2046791-03	46791-03	10/29/20 06:31
SB-5 (4-6)	L2046791-10	46791-10	10/29/20 06:55
SB-5 (0-2)	L2046791-09	46791-09	10/29/20 08:29
SB-1 (0-2)	L2046791-01	46791-01	10/29/20 08:53

Instrument Performance Check (Tune) Summary
Form 5
Semivolatiles
Decafluorotriphenylphosphine (DFTPP)

Client	: Impact Environmental	**Lab Number**	: L2046791
Project Name	: 13-12 BEACH CHANNEL DRIVE	**Project Number**	: 15209
Instrument ID	: SV109	**Analysis Date**	: 10/06/20 13:26
Tune Standard	: R1359244-35	**Tune File ID**	: Tune1_tune

m/e	Ion Abundance Criteria	%Relative Abundance
51	10.0 - 80.0% of Base Peak	46.8
68	Less than 2.0% of mass 69	0.8 (1.9)1
69		100
70	Less than 2.0% of mass 69	0.3 (.6)1
127	10.0 - 80.0% of Base Peak	54.4
197	Less than 2.0% of mass 198	0
198	Base Peak, or >50% of mass 442	100
199	5.0 - 9.0% of mass 198	6.7
275	10.0 - 60.0% of Base Peak	22.9
365	Greater than 1.0% of mass 198	2.5
441	Present, but less than 24% of mass 442	16.4
442	Base Peak, or >50% of mass 198	59.3
443	15.0 - 24.0% of mass 442	11.8 (19.9)2

1-Value is % of mass 69 2-Value is % of mass 442

This Check Applies to the following Samples, MS, MSD, Blanks, and Standards:

Client Sample ID	Lab Sample ID	File ID	Analysis Date/Time
ABNL10	R1359244-2	ABNL10	10/06/20 13:50
ABNL9	R1359244-10	ABNL9	10/06/20 14:14
ABNL8	R1359244-9	ABNL8	10/06/20 14:38
ABNL7	R1359244-7	ABNL7	10/06/20 15:02
ABNL6	R1359244-8	ABNL6	10/06/20 15:26
ABNL5	R1359244-6	ABNL5	10/06/20 15:50
ABNL4	R1359244-4	ABNL4	10/06/20 16:14
ABNL3	R1359244-5	ABNL3	10/06/20 16:38
ABNL2	R1359244-3	ABNL2	10/06/20 17:02
ABNL1	R1359244-1	ABNL1	10/06/20 17:26
AP9L10	R1359244-21	AP9L10	10/06/20 17:50
AP9L9	R1359244-30	AP9L9	10/06/20 18:14
AP9L8	R1359244-27	AP9L8	10/06/20 18:38
AP9L7	R1359244-28	AP9L7	10/06/20 19:02
AP9L6	R1359244-29	AP9L6	10/06/20 19:26
AP9L5	R1359244-25	AP9L5	10/06/20 19:49
AP9L4	R1359244-26	AP9L4	10/06/20 20:13
AP9L3	R1359244-24	AP9L3	10/06/20 20:37
AP9L2	R1359244-23	AP9L2	10/06/20 21:01
AP9L1	R1359244-22	AP9L1	10/06/20 21:25
ABN ICV Quant Report	R1359244-31	ABNICV	10/06/20 21:49
AP9 ICV Quant Report	R1359244-33	AP9ICV	10/06/20 22:13

Instrument Performance Check (Tune) Summary
Form 5
Semivolatiles
Decafluorotriphenylphosphine (DFTPP)

Client	: Impact Environmental	**Lab Number**	: L2046791
Project Name	: 13-12 BEACH CHANNEL DRIVE	**Project Number**	: 15209
Instrument ID	: SV109	**Analysis Date**	: 10/06/20 22:37
Tune Standard	: R1359244-34	**Tune File ID**	: Tune2_tune

m/e	Ion Abundance Criteria	%Relative Abundance
51	10.0 - 80.0% of Base Peak	44.7
68	Less than 2.0% of mass 69	0.6 (1.4)1
69		100
70	Less than 2.0% of mass 69	0.1 (.2)1
127	10.0 - 80.0% of Base Peak	54
197	Less than 2.0% of mass 198	0
198	Base Peak, or >50% of mass 442	100
199	5.0 - 9.0% of mass 198	6.9
275	10.0 - 60.0% of Base Peak	22.8
365	Greater than 1.0% of mass 198	2.9
441	Present, but less than 24% of mass 442	16.3
442	Base Peak, or >50% of mass 198	63.1
443	15.0 - 24.0% of mass 442	12.6 (19.9)2

1-Value is % of mass 69 2-Value is % of mass 442

This Check Applies to the following Samples, MS, MSD, Blanks, and Standards:

Client Sample ID	Lab Sample ID	File ID	Analysis Date/Time
ADPL10	R1359244-12	ADPL10	10/06/20 23:01
ADPL9	R1359244-20	ADPL9	10/06/20 23:25
ADPL8	R1359244-19	ADPL8	10/06/20 23:49
ADPL7	R1359244-18	ADPL7	10/07/20 00:12
ADPL6	R1359244-17	ADPL6	10/07/20 00:36
ADPL5	R1359244-14	ADPL5	10/07/20 01:00
ADPL4	R1359244-15	ADPL4	10/07/20 01:24
ADPL3	R1359244-16	ADPL3	10/07/20 01:48
ADPL2	R1359244-13	ADPL2	10/07/20 02:12
ADPL1	R1359244-11	ADPL1	10/07/20 02:36
ADP ICV Quant Report	R1359244-32	ADPICV	10/07/20 03:00

Instrument Performance Check (Tune) Summary
Form 5
Semivolatiles
Decafluorotriphenylphosphine (DFTPP)

Client	: Impact Environmental	**Lab Number**	: L2046791
Project Name	: 13-12 BEACH CHANNEL DRIVE	**Project Number**	: 15209
Instrument ID	: SV109	**Analysis Date**	: 10/29/20 07:04
Tune Standard	: WG1427940-1	**Tune File ID**	: Deg1029_tune

m/e	Ion Abundance Criteria	%Relative Abundance
51	10.0 - 80.0% of Base Peak	39.3
68	Less than 2.0% of mass 69	0.2 (.6)1
69		100
70	Less than 2.0% of mass 69	0.1 (.2)1
127	10.0 - 80.0% of Base Peak	53
197	Less than 2.0% of mass 198	0
198	Base Peak, or >50% of mass 442	100
199	5.0 - 9.0% of mass 198	6.8
275	10.0 - 60.0% of Base Peak	25.9
365	Greater than 1.0% of mass 198	3
441	Present, but less than 24% of mass 442	15.6
442	Base Peak, or >50% of mass 198	76.2
443	15.0 - 24.0% of mass 442	14.9 (19.5)2

1-Value is % of mass 69 2-Value is % of mass 442

This Check Applies to the following Samples, MS, MSD, Blanks, and Standards:

Client Sample ID	Lab Sample ID	File ID	Analysis Date/Time
WG1427940-3CCAL	WG1427940-3	ABN1029	10/29/20 07:28
WG1427940-4CCAL	WG1427940-4	AP91029	10/29/20 07:53
WG1427940-5CCAL	WG1427940-5	ADP1029	10/29/20 08:17
SB-4 (0-2)	L2046791-07	46791-07	10/29/20 16:21

Internal Standard Area and RT Summary
Form 8a
Semivolatiles

Client	: Impact Environmental	**Lab Number**	: L2046791
Project Name	: 13-12 BEACH CHANNEL DRIVE	**Project Number**	: 15209
Instrument ID	: MORK	**Analysis Date**	: 10/28/20 21:29:00
Sample No	: WG1426003-3	**Lab File ID**	: ABN1028

	1,4-Dichlorobenzene-d4		Naphthalene-d8		Acenaphthene-d10	
	Area	RT	Area	RT	Area	RT
WG1426003-3	48323	3.43	215320	4.51	128530	6.03
Upper Limit	96646	3.93	430640	5.01	257060	6.53
Lower Limit	24162	2.93	107660	4.01	64265	5.53
Sample ID						
WG1426003-4 CCAL	56155	3.43	235290	4.51	138994	6.02
WG1426003-5 CCAL	68418	3.43	-	-	172916	6.02
WG1427354-1 BLANK	55481	3.43	225626	4.51	135163	6.02
WG1427354-2 LCS	58865	3.43	248226	4.51	150825	6.03
WG1427354-3 LCSD	49216	3.43	216631	4.51	131692	6.03
SB-3 (4-6)	55957	3.43	239467	4.51	141480	6.02
SB-2 (2-4)	55837	3.43	242985	4.51	143833	6.02
SB-3 (0-2)	59183	3.43	251265	4.51	149573	6.02
SB-4 (2-4)	55743	3.43	239056	4.51	142221	6.02
SB-1 (2-4)	54780	3.43	240967	4.51	145169	6.02
SB-2 (0-2)	70008	3.43	308180	4.51	182516	6.02
SB-5 (4-6)	68659	3.43	300217	4.51	176465	6.03
SB-5 (0-2)	64921	3.43	282600	4.51	164767	6.03
SB-1 (0-2)	72943	3.43	324504	4.51	193822	6.03

Area Upper Limit = +100% of internal standard area
Area Lower Limit = - 50% of internal standard area

RT Upper Limit = +0.50 minutes of internal standard RT
RT Lower Limit = -0.50 minutes of internal standard RT

* Values outside of QC limits

Internal Standard Area and RT Summary
Form 8a
Semivolatiles

Client	: Impact Environmental	**Lab Number**	: L2046791
Project Name	: 13-12 BEACH CHANNEL DRIVE	**Project Number**	: 15209
Instrument ID	: MORK	**Analysis Date**	: 10/28/20 21:29:00
Sample No	: WG1426003-3	**Lab File ID**	: ABN1028

	Phenanthrene-d10		Chrysene-d12		Perylene-d12	
	Area	RT	Area	RT	Area	RT
WG1426003-3	260606	7.30	290731	9.75	347549	11.70
Upper Limit	521212	7.80	581462	10.25	695098	12.20
Lower Limit	130303	6.80	145366	9.25	173775	11.20
Sample ID						
WG1426003-4 CCAL	281751	7.30	-	-	-	-
WG1426003-5 CCAL	342597	7.30	-	-	-	-
WG1427354-1 BLANK	272373	7.30	314192	9.74	362887	11.70
WG1427354-2 LCS	294398	7.30	337373	9.75	387293	11.70
WG1427354-3 LCSD	270266	7.30	314960	9.75	372584	11.70
SB-3 (4-6)	288794	7.30	339419	9.74	402035	11.70
SB-2 (2-4)	286255	7.30	337653	9.74	402683	11.70
SB-3 (0-2)	302472	7.30	353896	9.74	421771	11.70
SB-4 (2-4)	289370	7.30	335881	9.74	411201	11.70
SB-1 (2-4)	295406	7.30	350654	9.74	426909	11.70
SB-2 (0-2)	367926	7.30	436921	9.74	464842	11.70
SB-5 (4-6)	351447	7.30	411231	9.75	425303	11.70
SB-5 (0-2)	348548	7.30	386900	9.75	402752	11.72
SB-1 (0-2)	406604	7.30	405385	9.75	419290	11.72

Area Upper Limit = +100% of internal standard area
Area Lower Limit = - 50% of internal standard area

RT Upper Limit = +0.50 minutes of internal standard RT
RT Lower Limit = -0.50 minutes of internal standard RT

* Values outside of QC limits

Internal Standard Area and RT Summary
Form 8a
Semivolatiles

Client	: Impact Environmental	**Lab Number**	: L2046791
Project Name	: 13-12 BEACH CHANNEL DRIVE	**Project Number**	: 15209
Instrument ID	: SV109	**Analysis Date**	: 10/29/20 07:28:00
Sample No	: WG1427940-3	**Lab File ID**	: ABN1029

	1,4-Dichlorobenzene-d4		Naphthalene-d8		Acenaphthene-d10	
	Area	RT	Area	RT	Area	RT
WG1427940-3	75934	4.00	318266	5.25	180518	6.94
Upper Limit	151868	4.50	636532	5.75	361036	7.44
Lower Limit	37967	3.50	159133	4.75	90259	6.44
Sample ID						
WG1427940-4 CCAL	77876	4.00	337214	5.24	195289	6.94
WG1427940-5 CCAL	75331	4.00	-	-	189923	6.94
SB-4 (0-2)	91454	4.00	381833	5.24	214095	6.94

Area Upper Limit = +100% of internal standard area
Area Lower Limit = - 50% of internal standard area

RT Upper Limit = +0.50 minutes of internal standard RT
RT Lower Limit = -0.50 minutes of internal standard RT

* Values outside of QC limits

Internal Standard Area and RT Summary
Form 8a
Semivolatiles

Client	: Impact Environmental	**Lab Number**	: L2046791
Project Name	: 13-12 BEACH CHANNEL DRIVE	**Project Number**	: 15209
Instrument ID	: SV109	**Analysis Date**	: 10/29/20 07:28:00
Sample No	: WG1427940-3	**Lab File ID**	: ABN1029

	Phenanthrene-d10		Chrysene-d12		Perylene-d12	
	Area	RT	Area	RT	Area	RT
WG1427940-3	339210	8.36	324244	10.97	334829	12.82
Upper Limit	678420	8.86	648488	11.47	669658	13.32
Lower Limit	169605	7.86	162122	10.47	167415	12.32
Sample ID						
WG1427940-4 CCAL	378232	8.36	-	-	-	-
WG1427940-5 CCAL	363458	8.35	-	-	-	-
SB-4 (0-2)	400677	8.36	377108	11.00	413987	12.86

Area Upper Limit = +100% of internal standard area
Area Lower Limit = - 50% of internal standard area

RT Upper Limit = +0.50 minutes of internal standard RT
RT Lower Limit = -0.50 minutes of internal standard RT

* Values outside of QC limits

Internal Standard Area and RT Summary
Form 8a
Semivolatiles

Client	: Impact Environmental	**Lab Number**	: L2046791
Project Name	: 13-12 BEACH CHANNEL DRIVE	**Project Number**	: 15209
Instrument ID	: GCMS5	**Analysis Date**	: 10/29/20 20:15:00
Sample No	: WG1426007-3	**Lab File ID**	: ABN1029N

	1,4-Dichlorobenzene-d4		Naphthalene-d8		Acenaphthene-d10	
	Area	RT	Area	RT	Area	RT
WG1426007-3	176898	3.40	630506	4.53	373640	5.97
Upper Limit	353796	3.90	1261012	5.03	747280	6.47
Lower Limit	88449	2.90	315253	4.03	186820	5.47
Sample ID						
WG1426007-4 CCAL	196420	3.40	694468	4.52	400087	5.96
WG1426007-5 CCAL	215381	3.40	-	-	480633	5.96
WG1427944-1 BLANK	165681	3.40	577817	4.52	326528	5.96
WG1427944-2 LCS	144762	3.40	530608	4.53	319800	5.97
WG1427944-3 LCSD	144874	3.40	526594	4.53	315252	5.97
SB-4 (0-2)	162616	3.40	571054	4.53	330350	5.97
SB-2 (0-2)	153736	3.40	561715	4.53	336893	5.97

Area Upper Limit = +100% of internal standard area
Area Lower Limit = - 50% of internal standard area

RT Upper Limit = +0.50 minutes of internal standard RT
RT Lower Limit = -0.50 minutes of internal standard RT

* Values outside of QC limits

Internal Standard Area and RT Summary
Form 8a
Semivolatiles

Client	: Impact Environmental	**Lab Number**	: L2046791
Project Name	: 13-12 BEACH CHANNEL DRIVE	**Project Number**	: 15209
Instrument ID	: GCMS5	**Analysis Date**	: 10/29/20 20:15:00
Sample No	: WG1426007-3	**Lab File ID**	: ABN1029N

	Phenanthrene-d10		Chrysene-d12		Perylene-d12	
	Area	RT	Area	RT	Area	RT
WG1426007-3	744926	7.15	808178	9.47	911225	10.71
Upper Limit	1489852	7.65	1616356	9.97	1822450	11.21
Lower Limit	372463	6.65	404089	8.97	455613	10.21
Sample ID						
WG1426007-4 CCAL	773679	7.15	-	-	-	-
WG1426007-5 CCAL	945212	7.15	-	-	-	-
WG1427944-1 BLANK	660607	7.15	725836	9.47	846185	10.71
WG1427944-2 LCS	629417	7.15	709821	9.47	806264	10.71
WG1427944-3 LCSD	639700	7.15	712069	9.47	805645	10.71
SB-4 (0-2)	639435	7.15	652132	9.47	694746	10.71
SB-2 (0-2)	666858	7.15	677222	9.47	687786	10.71

Area Upper Limit = +100% of internal standard area
Area Lower Limit = - 50% of internal standard area

RT Upper Limit = +0.50 minutes of internal standard RT
RT Lower Limit = -0.50 minutes of internal standard RT

* Values outside of QC limits

Date Created: 04/22/20
Created By: Jason Hebert
File: PM8396-1
Page: 1

ABN Extractables - EPA 8270D (WATER)

Holding Time: 7 days
Container/Sample Preservation: 2 - Amber 1000ml unpreserved

Analyte	CAS #	RL	MDL	Units	LCS Criteria	LCS RPD	MS Criteria	MS RPD	Duplicate RPD	Surrogate Criteria		
Acenaphthene	83-32-9	2	1.06	ug/l	37-111	30	37-111	30	30			
Benzidine	92-87-5	20	8.14	ug/l	10-75	30	10-75	30	30			
1,2,4-Trichlorobenzene	120-82-1	5	0.581	ug/l	39-98	30	39-98	30	30			
Hexachlorobenzene	118-74-1	2	0.69	ug/l	40-140	30	40-140	30	30			
Bis(2-chloroethyl)ether	111-44-4	2	0.884	ug/l	40-140	30	40-140	30	30			
2-Chloronaphthalene	91-58-7	2	0.538	ug/l	40-140	30	40-140	30	30			
1,2-Dichlorobenzene	95-50-1	2	0.636	ug/l	40-140	30	40-140	30	30			
1,3-Dichlorobenzene	541-73-1	2	0.642	ug/l	40-140	30	40-140	30	30			
1,4-Dichlorobenzene	106-46-7	2	0.463	ug/l	36-97	30	36-97	30	30			
3,3'-Dichlorobenzidine	91-94-1	5	0.854	ug/l	40-140	30	40-140	30	30			
2,4-Dinitrotoluene	121-14-2	5	0.382	ug/l	48-143	30	48-143	30	30			
2,6-Dinitrotoluene	606-20-2	5	0.368	ug/l	40-140	30	40-140	30	30			
Azobenzene	103-33-3	2	0.81	ug/l	40-140	30	40-140	30	30			
Fluoranthene	206-44-0	2	0.653	ug/l	40-140	30	40-140	30	30			
4-Chlorophenyl phenyl ether	7005-72-3	2	0.795	ug/l	40-140	30	40-140	30	30			
4-Bromophenyl phenyl ether	101-55-3	2	0.632	ug/l	40-140	30	40-140	30	30			
Bis(2-chloroisopropyl)ether	108-60-1	2	1.75	ug/l	40-140	30	40-140	30	30			
Bis(2-chloroethoxy)methane	111-91-1	5	1.49	ug/l	40-140	30	40-140	30	30			
Hexachlorobutadiene	87-68-3	2	0.6	ug/l	40-140	30	40-140	30	30			
Hexachlorocyclopentadiene	77-47-4	20	0.606	ug/l	40-140	30	40-140	30	30			
Hexachloroethane	67-72-1	2	0.44	ug/l	40-140	30	40-140	30	30			
Isophorone	78-59-1	5	0.657	ug/l	40-140	30	40-140	30	30			
Naphthalene	91-20-3	2	0.669	ug/l	40-140	30	40-140	30	30			
Nitrobenzene	98-95-3	2	0.656	ug/l	40-140	30	40-140	30	30			
NitrosoDiPhenylAmine(NDPA)/DPA	86-30-6	2	0.65	ug/l	40-140	30	40-140	30	30			
n-Nitrosodi-n-propylamine	621-64-7	5	0.771	ug/l	29-132	30	29-132	30	30			
Bis(2-Ethylhexyl)phthalate	117-81-7	3	1.51	ug/l	40-140	30	40-140	30	30			
Butyl benzyl phthalate	85-68-7	5	2.18	ug/l	40-140	30	40-140	30	30			
Di-n-butylphthalate	84-74-2	5	0.58	ug/l	40-140	30	40-140	30	30			
Di-n-octylphthalate	117-84-0	5	2.39	ug/l	40-140	30	40-140	30	30			
Diethyl phthalate	84-66-2	5	4.3	ug/l	40-140	30	40-140	30	30			
Dimethyl phthalate	131-11-3	5	4.44	ug/l	40-140	30	40-140	30	30			
Benzo(a)anthracene	56-55-3	2	0.767	ug/l	40-140	30	40-140	30	30			
Benzo(a)pyrene	50-32-8	2	0.447	ug/l	40-140	30	40-140	30	30			
Benzo(b)fluoranthene	205-99-2	2	0.814	ug/l	40-140	30	40-140	30	30			
Benzo(k)fluoranthene	207-08-9	2	0.816	ug/l	40-140	30	40-140	30	30			
Chrysene	218-01-9	2	0.828	ug/l	40-140	30	40-140	30	30			
Acenaphthylene	208-96-8	2	0.59	ug/l	45-123	30	45-123	30	30			
Anthracene	120-12-7	2	0.79	ug/l	40-140	30	40-140	30	30			
Benzo(ghi)perylene	191-24-2	2	0.77	ug/l	40-140	30	40-140	30	30			
Fluorene	86-73-7	2	1.05	ug/l	40-140	30	40-140	30	30			
Phenanthrene	85-01-8	2	0.992	ug/l	40-140	30	40-140	30	30			

Please Note that the RL information provided in this table is calculated using a 100% Solids factor. (Soil/Solids only)
Please Note that the information provided in this table is subject to change at anytime at the discretion of Alpha Analytical, Inc.

ABN Extractables - EPA 8270D (WATER)

Holding Time: 7 days
Container/Sample Preservation: 2 - Amber 1000ml unpreserved

Analyte	CAS #	RL	MDL	Units	LCS Criteria	LCS RPD	MS Criteria	MS RPD	Duplicate RPD	Surrogate Criteria		
Dibenzo(a,h)anthracene	53-70-3	2	0.452	ug/l	40-140	30	40-140	30	30			
Indeno(1,2,3-cd)Pyrene	193-39-5	2	0.943	ug/l	40-140	30	40-140	30	30			
Pyrene	129-00-0	2	0.704	ug/l	26-127	30	26-127	30	30			
Biphenyl	92-52-4	2	0.635	ug/l	40-140	30	40-140	30	30			
Aniline	62-53-3	2	0.482	ug/l	40-140	30	40-140	30	30			
4-Chloroaniline	106-47-8	5	0.647	ug/l	40-140	30	40-140	30	30			
1-Methylnaphthalene	90-12-0	2	0.595	ug/l	41-103	30	41-103	30	30			
2-Nitroaniline	88-74-4	5	0.519	ug/l	52-143	30	52-143	30	30			
3-Nitroaniline	99-09-2	5	0.574	ug/l	25-145	30	25-145	30	30			
4-Nitroaniline	100-01-6	5	0.581	ug/l	51-143	30	51-143	30	30			
Dibenzofuran	132-64-9	2	0.823	ug/l	40-140	30	40-140	30	30			
2-Methylnaphthalene	91-57-6	2	0.677	ug/l	40-140	30	40-140	30	30			
1,2,4,5-Tetrachlorobenzene	95-94-3	10	0.621	ug/l	2-134	30	2-134	30	30			
Pentachloronitrobenzene	82-68-8	10	0.596	ug/l	4-189	30	4-189	30	30			
Acetophenone	98-86-2	5	0.983	ug/l	39-129	30	39-129	30	30			
n-Nitrosodimethylamine	62-75-9	2	0.524	ug/l	22-74	30	22-74	30	30			
2,4,6-Trichlorophenol	88-06-2	5	0.494	ug/l	30-130	30	30-130	30	30			
P-Chloro-M-Cresol	59-50-7	2	0.406	ug/l	23-97	30	23-97	30	30			
2-Chlorophenol	95-57-8	2	0.405	ug/l	27-123	30	27-123	30	30			
2,4-Dichlorophenol	120-83-2	5	0.527	ug/l	30-130	30	30-130	30	30			
2,4-Dimethylphenol	105-67-9	5	1.1	ug/l	30-130	30	30-130	30	30			
2-Nitrophenol	88-75-5	10	0.463	ug/l	30-130	30	30-130	30	30			
4-Nitrophenol	100-02-7	10	1.14	ug/l	10-80	30	10-80	30	30			
2,4-Dinitrophenol	51-28-5	20	3.55	ug/l	20-130	30	20-130	30	30			
4,6-Dinitro-o-cresol	534-52-1	10	5.42	ug/l	20-164	30	20-164	30	30			
Pentachlorophenol	87-86-5	10	1.95	ug/l	9-103	30	9-103	30	30			
Phenol	108-95-2	5	1.3	ug/l	12-110	30	12-110	30	30			
2-Methylphenol	95-48-7	5	1.1	ug/l	30-130	30	30-130	30	30			
3-Methylphenol/4-Methylphenol	108-39-4/106-44-5	5	0.55	ug/l	30-130	30	30-130	30	30			
2,4,5-Trichlorophenol	95-95-4	5	0.381	ug/l	30-130	30	30-130	30	30			
Benzoic Acid	65-85-0	50	12.9	ug/l	10-164	30	10-164	30	30			
Benzyl Alcohol	100-51-6	2	0.698	ug/l	26-116	30	26-116	30	30			
Carbazole	86-74-8	2	0.759	ug/l	55-144	30	55-144	30	30			
Pyridine	110-86-1	3.5	0.905	ug/l	10-66	30	10-66	30	30			
1,3-Dinitrobenzene	99-65-0	2	0.386	ug/l	15-130	30	15-130	30	30			
Parathion, ethyl	56-38-2	10	6.4	ug/l	40-140	30	40-140	30	30			
3,3'-Dimethylbenzidine	119-93-7	50	7.42	ug/l	40-140	30	40-140	30	30			
Thionazin	297-97-2	1.7	1.7	ug/l	40-140	30	40-140	30	30			
Dichloran	99-30-9	5	3.36	ug/l	40-140	30	40-140	30	30			
1-Chloro-2-nitrobenzene	88-73-3	5	0.602	ug/l	40-140	30	40-140	30	30			
2-Chloroaniline	95-51-2	5	0.769	ug/l	15-130	30	15-130	30	30			
3-Chloroaniline	108-42-9	10	0.937	ug/l	40-140	30	40-140	30	30			

Please Note that the RL information provided in this table is calculated using a 100% Solids factor. ***(Soil/Solids only)***
Please Note that the information provided in this table is subject to change at anytime at the discretion of Alpha Analytical, Inc.

ABN Extractables - EPA 8270D (WATER)

Holding Time: 7 days
Container/Sample Preservation: 2 - Amber 1000ml unpreserved

Analyte	CAS #	RL	MDL	Units	LCS Criteria	LCS RPD	MS Criteria	MS RPD	Duplicate RPD	Surrogate Criteria		
Diphenamid	957-51-7	5	1.1	ug/l	40-140	30	40-140	30	30			
M-Toluidine	108-44-1	10	1.68	ug/l	40-140	30	40-140	30	30			
Atrazine	1912-24-9	10	1.72	ug/l	40-140	30	40-140	30	30			
Benzaldehyde	100-52-7	5	0.903	ug/l	40-140	30	40-140	30	30			
Caprolactam	105-60-2	10	1.27	ug/l	10-130	30	10-130	30	30			
2,3,4,6-Tetrachlorophenol	58-90-2	5	0.469	ug/l	40-140	30	40-140	30	30			
2-Fluorophenol	*367-12-4*									*21-120*		
Phenol-d6	*13127-88-3*									*10-120*		
Nitrobenzene-d5	*4165-60-0*									*23-120*		
2-Fluorobiphenyl	*321-60-8*									*15-120*		
2,4,6-Tribromophenol	*118-79-6*									*10-120*		
4-Terphenyl-d14	*1718-51-0*									*41-149*		

Please Note that the RL information provided in this table is calculated using a 100% Solids factor. (Soil/Solids only)
Please Note that the information provided in this table is subject to change at anytime at the discretion of Alpha Analytical, Inc.

Semivolatile Sample Data

Results Summary
Form 1
Semivolatile Organics by GC/MS

Client	: Impact Environmental	Lab Number	: L2046791
Project Name	: 13-12 BEACH CHANNEL DRIVE	Project Number	: 15209
Lab ID	: L2046791-01	Date Collected	: 10/20/20 09:45
Client ID	: SB-1 (0-2)	Date Received	: 10/27/20
Sample Location	: 13-16 TO 13-20 BEACH CHANNEL DRIVE	Date Analyzed	: 10/29/20 08:53
Sample Matrix	: SOIL	Date Extracted	: 10/28/20
Analytical Method	: 1,8270D	Dilution Factor	: 1
Lab File ID	: 46791-01	Analyst	: EK
Sample Amount	: 30.53 g	Instrument ID	: MORK
Extraction Method	: EPA 3546	GC Column	: RTX5-MS
Extract Volume	: 1000 uL	%Solids	: 94
GPC Cleanup	: N	Injection Volume	: 1 uL

		ug/Kg			
CAS NO.	Parameter	Results	RL	MDL	Qualifier
83-32-9	Acenaphthene	29	140	18.	J
118-74-1	Hexachlorobenzene	ND	100	20.	U
206-44-0	Fluoranthene	970	100	20.	
91-20-3	Naphthalene	ND	170	21.	U
56-55-3	Benzo(a)anthracene	360	100	20.	
50-32-8	Benzo(a)pyrene	270	140	42.	
205-99-2	Benzo(b)fluoranthene	460	100	29.	
207-08-9	Benzo(k)fluoranthene	100	100	28.	
218-01-9	Chrysene	380	100	18.	
208-96-8	Acenaphthylene	ND	140	27.	U
120-12-7	Anthracene	91	100	34.	J
191-24-2	Benzo(ghi)perylene	160	140	20.	
86-73-7	Fluorene	29	170	17.	J
85-01-8	Phenanthrene	560	100	21.	
53-70-3	Dibenzo(a,h)anthracene	41	100	20.	J
193-39-5	Indeno(1,2,3-cd)pyrene	190	140	24.	
129-00-0	Pyrene	720	100	17.	
132-64-9	Dibenzofuran	28	170	16.	J
87-86-5	Pentachlorophenol	ND	140	38.	U
108-95-2	Phenol	ND	170	26.	U
95-48-7	2-Methylphenol	ND	170	27.	U
108-39-4/106-44-5	3-Methylphenol/4-Methylphenol	ND	250	27.	U

Results Summary
Form 1
Semivolatile Organics by GC/MS

Client	: Impact Environmental	Lab Number	: L2046791
Project Name	: 13-12 BEACH CHANNEL DRIVE	Project Number	: 15209
Lab ID	: L2046791-02	Date Collected	: 10/20/20 10:00
Client ID	: SB-1 (2-4)	Date Received	: 10/27/20
Sample Location	: 13-16 TO 13-20 BEACH CHANNEL DRIVE	Date Analyzed	: 10/29/20 04:57
Sample Matrix	: SOIL	Date Extracted	: 10/28/20
Analytical Method	: 1,8270D	Dilution Factor	: 1
Lab File ID	: 46791-02	Analyst	: EK
Sample Amount	: 30.13 g	Instrument ID	: MORK
Extraction Method	: EPA 3546	GC Column	: RTX5-MS
Extract Volume	: 1000 uL	%Solids	: 92
GPC Cleanup	: N	Injection Volume	: 1 uL

		ug/Kg			
CAS NO.	Parameter	Results	RL	MDL	Qualifier
83-32-9	Acenaphthene	ND	140	19.	U
118-74-1	Hexachlorobenzene	ND	110	20.	U
206-44-0	Fluoranthene	ND	110	21.	U
91-20-3	Naphthalene	ND	180	22.	U
56-55-3	Benzo(a)anthracene	ND	110	20.	U
50-32-8	Benzo(a)pyrene	ND	140	44.	U
205-99-2	Benzo(b)fluoranthene	ND	110	30.	U
207-08-9	Benzo(k)fluoranthene	ND	110	29.	U
218-01-9	Chrysene	ND	110	19.	U
208-96-8	Acenaphthylene	ND	140	28.	U
120-12-7	Anthracene	ND	110	35.	U
191-24-2	Benzo(ghi)perylene	ND	140	21.	U
86-73-7	Fluorene	ND	180	17.	U
85-01-8	Phenanthrene	ND	110	22.	U
53-70-3	Dibenzo(a,h)anthracene	ND	110	21.	U
193-39-5	Indeno(1,2,3-cd)pyrene	ND	140	25.	U
129-00-0	Pyrene	ND	110	18.	U
132-64-9	Dibenzofuran	ND	180	17.	U
87-86-5	Pentachlorophenol	ND	140	40.	U
108-95-2	Phenol	ND	180	27.	U
95-48-7	2-Methylphenol	ND	180	28.	U
108-39-4/106-44-5	3-Methylphenol/4-Methylphenol	ND	260	28.	U

Results Summary
Form 1
Semivolatile Organics by GC/MS

Client	: Impact Environmental	Lab Number	: L2046791
Project Name	: 13-12 BEACH CHANNEL DRIVE	Project Number	: 15209
Lab ID	: L2046791-03	Date Collected	: 10/20/20 11:00
Client ID	: SB-2 (0-2)	Date Received	: 10/27/20
Sample Location	: 13-16 TO 13-20 BEACH CHANNEL DRIVE	Date Analyzed	: 10/29/20 06:31
Sample Matrix	: SOIL	Date Extracted	: 10/28/20
Analytical Method	: 1,8270D	Dilution Factor	: 1
Lab File ID	: 46791-03	Analyst	: EK
Sample Amount	: 30.64 g	Instrument ID	: MORK
Extraction Method	: EPA 3546	GC Column	: RTX5-MS
Extract Volume	: 1000 uL	%Solids	: 96
GPC Cleanup	: N	Injection Volume	: 1 uL

		ug/Kg			
CAS NO.	Parameter	Results	RL	MDL	Qualifier
83-32-9	Acenaphthene	ND	140	18.	U
118-74-1	Hexachlorobenzene	ND	100	19.	U
206-44-0	Fluoranthene	31	100	20.	J
91-20-3	Naphthalene	ND	170	21.	U
56-55-3	Benzo(a)anthracene	24	100	19.	J
50-32-8	Benzo(a)pyrene	ND	140	42.	U
205-99-2	Benzo(b)fluoranthene	ND	100	29.	U
207-08-9	Benzo(k)fluoranthene	ND	100	27.	U
218-01-9	Chrysene	19	100	18.	J
208-96-8	Acenaphthylene	ND	140	26.	U
120-12-7	Anthracene	ND	100	33.	U
191-24-2	Benzo(ghi)perylene	ND	140	20.	U
86-73-7	Fluorene	ND	170	17.	U
85-01-8	Phenanthrene	37	100	21.	J
53-70-3	Dibenzo(a,h)anthracene	ND	100	20.	U
193-39-5	Indeno(1,2,3-cd)pyrene	ND	140	24.	U
129-00-0	Pyrene	44	100	17.	J
132-64-9	Dibenzofuran	ND	170	16.	U
87-86-5	Pentachlorophenol	ND	140	38.	U
108-95-2	Phenol	ND	170	26.	U
95-48-7	2-Methylphenol	ND	170	26.	U
108-39-4/106-44-5	3-Methylphenol/4-Methylphenol	ND	250	27.	U

Results Summary
Form 1
Semivolatile Organics by GC/MS

Client	: Impact Environmental	Lab Number	: L2046791
Project Name	: 13-12 BEACH CHANNEL DRIVE	Project Number	: 15209
Lab ID	: L2046791-03RE	Date Collected	: 10/20/20 11:00
Client ID	: SB-2 (0-2)	Date Received	: 10/27/20
Sample Location	: 13-16 TO 13-20 BEACH CHANNEL DRIVE	Date Analyzed	: 10/30/20 06:23
Sample Matrix	: SOIL	Date Extracted	: 10/29/20
Analytical Method	: 1,8270D	Dilution Factor	: 1
Lab File ID	: 46791-03	Analyst	: IM
Sample Amount	: 30.11 g	Instrument ID	: GCMS5
Extraction Method	: EPA 3546	GC Column	: RTX5-MS
Extract Volume	: 1000 uL	%Solids	: 96
GPC Cleanup	: N	Injection Volume	: 1 uL

		ug/Kg			
CAS NO.	Parameter	Results	RL	MDL	Qualifier
83-32-9	Acenaphthene	ND	140	18.	U
118-74-1	Hexachlorobenzene	ND	100	19.	U
206-44-0	Fluoranthene	ND	100	20.	U
91-20-3	Naphthalene	ND	170	21.	U
56-55-3	Benzo(a)anthracene	ND	100	20.	U
50-32-8	Benzo(a)pyrene	ND	140	42.	U
205-99-2	Benzo(b)fluoranthene	ND	100	29.	U
207-08-9	Benzo(k)fluoranthene	ND	100	28.	U
218-01-9	Chrysene	ND	100	18.	U
208-96-8	Acenaphthylene	ND	140	27.	U
120-12-7	Anthracene	ND	100	34.	U
191-24-2	Benzo(ghi)perylene	ND	140	20.	U
86-73-7	Fluorene	ND	170	17.	U
85-01-8	Phenanthrene	ND	100	21.	U
53-70-3	Dibenzo(a,h)anthracene	ND	100	20.	U
193-39-5	Indeno(1,2,3-cd)pyrene	ND	140	24.	U
129-00-0	Pyrene	ND	100	17.	U
132-64-9	Dibenzofuran	ND	170	16.	U
87-86-5	Pentachlorophenol	ND	140	38.	U
108-95-2	Phenol	ND	170	26.	U
95-48-7	2-Methylphenol	ND	170	27.	U
108-39-4/106-44-5	3-Methylphenol/4-Methylphenol	ND	250	27.	U

Results Summary
Form 1
Semivolatile Organics by GC/MS

Client	: Impact Environmental	Lab Number	: L2046791
Project Name	: 13-12 BEACH CHANNEL DRIVE	Project Number	: 15209
Lab ID	: L2046791-04	Date Collected	: 10/20/20 11:15
Client ID	: SB-2 (2-4)	Date Received	: 10/27/20
Sample Location	: 13-16 TO 13-20 BEACH CHANNEL DRIVE	Date Analyzed	: 10/29/20 03:46
Sample Matrix	: SOIL	Date Extracted	: 10/28/20
Analytical Method	: 1,8270D	Dilution Factor	: 1
Lab File ID	: 46791-04	Analyst	: EK
Sample Amount	: 30.1 g	Instrument ID	: MORK
Extraction Method	: EPA 3546	GC Column	: RTX5-MS
Extract Volume	: 1000 uL	%Solids	: 96
GPC Cleanup	: N	Injection Volume	: 1 uL

		ug/Kg			
CAS NO.	Parameter	Results	RL	MDL	Qualifier
83-32-9	Acenaphthene	ND	140	18.	U
118-74-1	Hexachlorobenzene	ND	100	19.	U
206-44-0	Fluoranthene	ND	100	20.	U
91-20-3	Naphthalene	ND	170	21.	U
56-55-3	Benzo(a)anthracene	ND	100	20.	U
50-32-8	Benzo(a)pyrene	ND	140	42.	U
205-99-2	Benzo(b)fluoranthene	ND	100	29.	U
207-08-9	Benzo(k)fluoranthene	ND	100	28.	U
218-01-9	Chrysene	ND	100	18.	U
208-96-8	Acenaphthylene	ND	140	27.	U
120-12-7	Anthracene	ND	100	34.	U
191-24-2	Benzo(ghi)perylene	ND	140	20.	U
86-73-7	Fluorene	ND	170	17.	U
85-01-8	Phenanthrene	ND	100	21.	U
53-70-3	Dibenzo(a,h)anthracene	ND	100	20.	U
193-39-5	Indeno(1,2,3-cd)pyrene	ND	140	24.	U
129-00-0	Pyrene	ND	100	17.	U
132-64-9	Dibenzofuran	ND	170	16.	U
87-86-5	Pentachlorophenol	ND	140	38.	U
108-95-2	Phenol	ND	170	26.	U
95-48-7	2-Methylphenol	ND	170	27.	U
108-39-4/106-44-5	3-Methylphenol/4-Methylphenol	ND	250	27.	U

Results Summary
Form 1
Semivolatile Organics by GC/MS

Client	: Impact Environmental	Lab Number	: L2046791
Project Name	: 13-12 BEACH CHANNEL DRIVE	Project Number	: 15209
Lab ID	: L2046791-05	Date Collected	: 10/21/20 08:00
Client ID	: SB-3 (0-2)	Date Received	: 10/27/20
Sample Location	: 13-16 TO 13-20 BEACH CHANNEL DRIVE	Date Analyzed	: 10/29/20 04:10
Sample Matrix	: SOIL	Date Extracted	: 10/28/20
Analytical Method	: 1,8270D	Dilution Factor	: 1
Lab File ID	: 46791-05	Analyst	: EK
Sample Amount	: 30.68 g	Instrument ID	: MORK
Extraction Method	: EPA 3546	GC Column	: RTX5-MS
Extract Volume	: 1000 uL	%Solids	: 98
GPC Cleanup	: N	Injection Volume	: 1 uL

		ug/Kg			
CAS NO.	Parameter	Results	RL	MDL	Qualifier
83-32-9	Acenaphthene	ND	130	17.	U
118-74-1	Hexachlorobenzene	ND	100	19.	U
206-44-0	Fluoranthene	ND	100	19.	U
91-20-3	Naphthalene	ND	170	20.	U
56-55-3	Benzo(a)anthracene	ND	100	19.	U
50-32-8	Benzo(a)pyrene	ND	130	41.	U
205-99-2	Benzo(b)fluoranthene	ND	100	28.	U
207-08-9	Benzo(k)fluoranthene	ND	100	27.	U
218-01-9	Chrysene	ND	100	17.	U
208-96-8	Acenaphthylene	ND	130	26.	U
120-12-7	Anthracene	ND	100	32.	U
191-24-2	Benzo(ghi)perylene	ND	130	20.	U
86-73-7	Fluorene	ND	170	16.	U
85-01-8	Phenanthrene	ND	100	20.	U
53-70-3	Dibenzo(a,h)anthracene	ND	100	19.	U
193-39-5	Indeno(1,2,3-cd)pyrene	ND	130	23.	U
129-00-0	Pyrene	ND	100	16.	U
132-64-9	Dibenzofuran	ND	170	16.	U
87-86-5	Pentachlorophenol	ND	130	37.	U
108-95-2	Phenol	ND	170	25.	U
95-48-7	2-Methylphenol	ND	170	26.	U
108-39-4/106-44-5	3-Methylphenol/4-Methylphenol	ND	240	26.	U

Results Summary
Form 1
Semivolatile Organics by GC/MS

Client	: Impact Environmental	Lab Number	: L2046791
Project Name	: 13-12 BEACH CHANNEL DRIVE	Project Number	: 15209
Lab ID	: L2046791-06	Date Collected	: 10/21/20 08:27
Client ID	: SB-3 (4-6)	Date Received	: 10/27/20
Sample Location	: 13-16 TO 13-20 BEACH CHANNEL DRIVE	Date Analyzed	: 10/29/20 03:23
Sample Matrix	: SOIL	Date Extracted	: 10/28/20
Analytical Method	: 1,8270D	Dilution Factor	: 1
Lab File ID	: 46791-06	Analyst	: EK
Sample Amount	: 30.23 g	Instrument ID	: MORK
Extraction Method	: EPA 3546	GC Column	: RTX5-MS
Extract Volume	: 1000 uL	%Solids	: 93
GPC Cleanup	: N	Injection Volume	: 1 uL

		ug/Kg			
CAS NO.	Parameter	Results	RL	MDL	Qualifier
83-32-9	Acenaphthene	ND	140	18.	U
118-74-1	Hexachlorobenzene	ND	110	20.	U
206-44-0	Fluoranthene	ND	110	20.	U
91-20-3	Naphthalene	ND	180	22.	U
56-55-3	Benzo(a)anthracene	ND	110	20.	U
50-32-8	Benzo(a)pyrene	ND	140	43.	U
205-99-2	Benzo(b)fluoranthene	ND	110	30.	U
207-08-9	Benzo(k)fluoranthene	ND	110	28.	U
218-01-9	Chrysene	ND	110	18.	U
208-96-8	Acenaphthylene	ND	140	27.	U
120-12-7	Anthracene	ND	110	35.	U
191-24-2	Benzo(ghi)perylene	ND	140	21.	U
86-73-7	Fluorene	ND	180	17.	U
85-01-8	Phenanthrene	ND	110	22.	U
53-70-3	Dibenzo(a,h)anthracene	ND	110	20.	U
193-39-5	Indeno(1,2,3-cd)pyrene	ND	140	25.	U
129-00-0	Pyrene	ND	110	18.	U
132-64-9	Dibenzofuran	ND	180	17.	U
87-86-5	Pentachlorophenol	ND	140	39.	U
108-95-2	Phenol	ND	180	27.	U
95-48-7	2-Methylphenol	ND	180	28.	U
108-39-4/106-44-5	3-Methylphenol/4-Methylphenol	ND	260	28.	U

Results Summary
Form 1
Semivolatile Organics by GC/MS

Client	: Impact Environmental	Lab Number	: L2046791
Project Name	: 13-12 BEACH CHANNEL DRIVE	Project Number	: 15209
Lab ID	: L2046791-07	Date Collected	: 10/20/20 13:00
Client ID	: SB-4 (0-2)	Date Received	: 10/27/20
Sample Location	: 13-16 TO 13-20 BEACH CHANNEL DRIVE	Date Analyzed	: 10/29/20 16:21
Sample Matrix	: SOIL	Date Extracted	: 10/28/20
Analytical Method	: 1,8270D	Dilution Factor	: 1
Lab File ID	: 46791-07	Analyst	: JG
Sample Amount	: 30.15 g	Instrument ID	: SV109
Extraction Method	: EPA 3546	GC Column	: RTX5-MS
Extract Volume	: 1000 uL	%Solids	: 93
GPC Cleanup	: N	Injection Volume	: 1 uL

		ug/Kg			
CAS NO.	Parameter	Results	RL	MDL	Qualifier
83-32-9	Acenaphthene	780	140	18.	
118-74-1	Hexachlorobenzene	ND	110	20.	U
206-44-0	Fluoranthene	14000	110	20.	E
91-20-3	Naphthalene	500	180	22.	
56-55-3	Benzo(a)anthracene	6800	110	20.	
50-32-8	Benzo(a)pyrene	7000	140	44.	
205-99-2	Benzo(b)fluoranthene	8800	110	30.	E
207-08-9	Benzo(k)fluoranthene	2300	110	29.	
218-01-9	Chrysene	6000	110	19.	
208-96-8	Acenaphthylene	160	140	28.	
120-12-7	Anthracene	2500	110	35.	
191-24-2	Benzo(ghi)perylene	3600	140	21.	
86-73-7	Fluorene	820	180	17.	
85-01-8	Phenanthrene	11000	110	22.	E
53-70-3	Dibenzo(a,h)anthracene	920	110	21.	
193-39-5	Indeno(1,2,3-cd)pyrene	4200	140	25.	
129-00-0	Pyrene	11000	110	18.	E
132-64-9	Dibenzofuran	650	180	17.	
87-86-5	Pentachlorophenol	ND	140	39.	U
108-95-2	Phenol	ND	180	27.	U
95-48-7	2-Methylphenol	ND	180	28.	U
108-39-4/106-44-5	3-Methylphenol/4-Methylphenol	31	260	28.	J

Results Summary
Form 1
Semivolatile Organics by GC/MS

Client	: Impact Environmental	**Lab Number**	: L2046791
Project Name	: 13-12 BEACH CHANNEL DRIVE	**Project Number**	: 15209
Lab ID	: L2046791-07D	**Date Collected**	: 10/20/20 13:00
Client ID	: SB-4 (0-2)	**Date Received**	: 10/27/20
Sample Location	: 13-16 TO 13-20 BEACH CHANNEL DRIVE	**Date Analyzed**	: 10/30/20 06:01
Sample Matrix	: SOIL	**Date Extracted**	: 10/28/20
Analytical Method	: 1,8270D	**Dilution Factor**	: 5
Lab File ID	: 46791-07	**Analyst**	: IM
Sample Amount	: 30.15 g	**Instrument ID**	: GCMS5
Extraction Method	: EPA 3546	**GC Column**	: RTX5-MS
Extract Volume	: 1000 uL	**%Solids**	: 93
GPC Cleanup	: N	**Injection Volume**	: 1 uL

		ug/Kg			
CAS NO.	**Parameter**	**Results**	**RL**	**MDL**	**Qualifier**
206-44-0	Fluoranthene	15000	540	100	
205-99-2	Benzo(b)fluoranthene	8300	540	150	
85-01-8	Phenanthrene	14000	540	110	
129-00-0	Pyrene	13000	540	89.	

Results Summary
Form 1
Semivolatile Organics by GC/MS

Client	: Impact Environmental	Lab Number	: L2046791
Project Name	: 13-12 BEACH CHANNEL DRIVE	Project Number	: 15209
Lab ID	: L2046791-08	Date Collected	: 10/20/20 13:15
Client ID	: SB-4 (2-4)	Date Received	: 10/27/20
Sample Location	: 13-16 TO 13-20 BEACH CHANNEL DRIVE	Date Analyzed	: 10/29/20 04:33
Sample Matrix	: SOIL	Date Extracted	: 10/28/20
Analytical Method	: 1,8270D	Dilution Factor	: 1
Lab File ID	: 46791-08	Analyst	: EK
Sample Amount	: 30.13 g	Instrument ID	: MORK
Extraction Method	: EPA 3546	GC Column	: RTX5-MS
Extract Volume	: 1000 uL	%Solids	: 94
GPC Cleanup	: N	Injection Volume	: 1 uL

		ug/Kg			
CAS NO.	Parameter	Results	RL	MDL	Qualifier
83-32-9	Acenaphthene	ND	140	18.	U
118-74-1	Hexachlorobenzene	ND	110	20.	U
206-44-0	Fluoranthene	66	110	20.	J
91-20-3	Naphthalene	ND	180	22.	U
56-55-3	Benzo(a)anthracene	34	110	20.	J
50-32-8	Benzo(a)pyrene	ND	140	43.	U
205-99-2	Benzo(b)fluoranthene	45	110	30.	J
207-08-9	Benzo(k)fluoranthene	ND	110	28.	U
218-01-9	Chrysene	28	110	18.	J
208-96-8	Acenaphthylene	ND	140	27.	U
120-12-7	Anthracene	ND	110	34.	U
191-24-2	Benzo(ghi)perylene	ND	140	21.	U
86-73-7	Fluorene	ND	180	17.	U
85-01-8	Phenanthrene	44	110	22.	J
53-70-3	Dibenzo(a,h)anthracene	ND	110	20.	U
193-39-5	Indeno(1,2,3-cd)pyrene	ND	140	25.	U
129-00-0	Pyrene	56	110	18.	J
132-64-9	Dibenzofuran	ND	180	17.	U
87-86-5	Pentachlorophenol	ND	140	39.	U
108-95-2	Phenol	ND	180	27.	U
95-48-7	2-Methylphenol	ND	180	27.	U
108-39-4/106-44-5	3-Methylphenol/4-Methylphenol	ND	260	28.	U

Results Summary
Form 1
Semivolatile Organics by GC/MS

Client	: Impact Environmental	Lab Number	: L2046791
Project Name	: 13-12 BEACH CHANNEL DRIVE	Project Number	: 15209
Lab ID	: L2046791-09	Date Collected	: 10/21/20 09:10
Client ID	: SB-5 (0-2)	Date Received	: 10/27/20
Sample Location	: 13-16 TO 13-20 BEACH CHANNEL DRIVE	Date Analyzed	: 10/29/20 08:29
Sample Matrix	: SOIL	Date Extracted	: 10/28/20
Analytical Method	: 1,8270D	Dilution Factor	: 1
Lab File ID	: 46791-09	Analyst	: EK
Sample Amount	: 30.46 g	Instrument ID	: MORK
Extraction Method	: EPA 3546	GC Column	: RTX5-MS
Extract Volume	: 1000 uL	%Solids	: 92
GPC Cleanup	: N	Injection Volume	: 1 uL

		ug/Kg			
CAS NO.	Parameter	Results	RL	MDL	Qualifier
83-32-9	Acenaphthene	20	140	18.	J
118-74-1	Hexachlorobenzene	ND	110	20.	U
206-44-0	Fluoranthene	380	110	20.	
91-20-3	Naphthalene	48	180	22.	J
56-55-3	Benzo(a)anthracene	300	110	20.	
50-32-8	Benzo(a)pyrene	370	140	44.	
205-99-2	Benzo(b)fluoranthene	480	110	30.	
207-08-9	Benzo(k)fluoranthene	150	110	29.	
218-01-9	Chrysene	250	110	19.	
208-96-8	Acenaphthylene	100	140	28.	J
120-12-7	Anthracene	64	110	35.	J
191-24-2	Benzo(ghi)perylene	240	140	21.	
86-73-7	Fluorene	ND	180	17.	U
85-01-8	Phenanthrene	110	110	22.	
53-70-3	Dibenzo(a,h)anthracene	62	110	21.	J
193-39-5	Indeno(1,2,3-cd)pyrene	290	140	25.	
129-00-0	Pyrene	370	110	18.	
132-64-9	Dibenzofuran	ND	180	17.	U
87-86-5	Pentachlorophenol	ND	140	39.	U
108-95-2	Phenol	ND	180	27.	U
95-48-7	2-Methylphenol	ND	180	28.	U
108-39-4/106-44-5	3-Methylphenol/4-Methylphenol	ND	260	28.	U

Results Summary
Form 1
Semivolatile Organics by GC/MS

Client	: Impact Environmental	**Lab Number**	: L2046791
Project Name	: 13-12 BEACH CHANNEL DRIVE	**Project Number**	: 15209
Lab ID	: L2046791-10	**Date Collected**	: 10/21/20 09:14
Client ID	: SB-5 (4-6)	**Date Received**	: 10/27/20
Sample Location	: 13-16 TO 13-20 BEACH CHANNEL DRIVE	**Date Analyzed**	: 10/29/20 06:55
Sample Matrix	: SOIL	**Date Extracted**	: 10/28/20
Analytical Method	: 1,8270D	**Dilution Factor**	: 1
Lab File ID	: 46791-10	**Analyst**	: EK
Sample Amount	: 30.23 g	**Instrument ID**	: MORK
Extraction Method	: EPA 3546	**GC Column**	: RTX5-MS
Extract Volume	: 1000 uL	**%Solids**	: 91
GPC Cleanup	: N	**Injection Volume**	: 1 uL

		ug/Kg			
CAS NO.	**Parameter**	**Results**	**RL**	**MDL**	**Qualifier**
83-32-9	Acenaphthene	ND	140	19.	U
118-74-1	Hexachlorobenzene	ND	110	20.	U
206-44-0	Fluoranthene	280	110	21.	
91-20-3	Naphthalene	39	180	22.	J
56-55-3	Benzo(a)anthracene	150	110	20.	
50-32-8	Benzo(a)pyrene	140	140	44.	
205-99-2	Benzo(b)fluoranthene	180	110	30.	
207-08-9	Benzo(k)fluoranthene	54	110	29.	J
218-01-9	Chrysene	160	110	19.	
208-96-8	Acenaphthylene	38	140	28.	J
120-12-7	Anthracene	41	110	35.	J
191-24-2	Benzo(ghi)perylene	97	140	21.	J
86-73-7	Fluorene	ND	180	18.	U
85-01-8	Phenanthrene	200	110	22.	
53-70-3	Dibenzo(a,h)anthracene	25	110	21.	J
193-39-5	Indeno(1,2,3-cd)pyrene	100	140	25.	J
129-00-0	Pyrene	370	110	18.	
132-64-9	Dibenzofuran	ND	180	17.	U
87-86-5	Pentachlorophenol	ND	140	40.	U
108-95-2	Phenol	ND	180	27.	U
95-48-7	2-Methylphenol	ND	180	28.	U
108-39-4/106-44-5	3-Methylphenol/4-Methylphenol	ND	260	28.	U

Results Summary
Form 1
Semivolatile Organics by GC/MS

Client	: Impact Environmental	Lab Number	: L2046791
Project Name	: 13-12 BEACH CHANNEL DRIVE	Project Number	: 15209
Lab ID	: WG1427354-1	Date Collected	: NA
Client ID	: WG1427354-1BLANK	Date Received	: NA
Sample Location	:	Date Analyzed	: 10/28/20 22:40
Sample Matrix	: SOIL	Date Extracted	: 10/28/20
Analytical Method	: 1,8270D	Dilution Factor	: 1
Lab File ID	: 427354-1	Analyst	: EK
Sample Amount	: 30.42 g	Instrument ID	: MORK
Extraction Method	: EPA 3546	GC Column	: RTX5-MS
Extract Volume	: 1000 uL	%Solids	: NA
GPC Cleanup	: N	Injection Volume	: 1 uL

		ug/Kg			
CAS NO.	Parameter	Results	RL	MDL	Qualifier
83-32-9	Acenaphthene	ND	130	17.	U
118-74-1	Hexachlorobenzene	ND	99	18.	U
206-44-0	Fluoranthene	ND	99	19.	U
91-20-3	Naphthalene	ND	160	20.	U
56-55-3	Benzo(a)anthracene	ND	99	18.	U
50-32-8	Benzo(a)pyrene	ND	130	40.	U
205-99-2	Benzo(b)fluoranthene	ND	99	28.	U
207-08-9	Benzo(k)fluoranthene	ND	99	26.	U
218-01-9	Chrysene	ND	99	17.	U
208-96-8	Acenaphthylene	ND	130	25.	U
120-12-7	Anthracene	ND	99	32.	U
191-24-2	Benzo(ghi)perylene	ND	130	19.	U
86-73-7	Fluorene	ND	160	16.	U
85-01-8	Phenanthrene	ND	99	20.	U
53-70-3	Dibenzo(a,h)anthracene	ND	99	19.	U
193-39-5	Indeno(1,2,3-cd)pyrene	ND	130	23.	U
129-00-0	Pyrene	ND	99	16.	U
132-64-9	Dibenzofuran	ND	160	16.	U
87-86-5	Pentachlorophenol	ND	130	36.	U
108-95-2	Phenol	ND	160	25.	U
95-48-7	2-Methylphenol	ND	160	25.	U
108-39-4/106-44-5	3-Methylphenol/4-Methylphenol	ND	240	26.	U

Results Summary
Form 1
Semivolatile Organics by GC/MS

Client	: Impact Environmental	**Lab Number**	: L2046791
Project Name	: 13-12 BEACH CHANNEL DRIVE	**Project Number**	: 15209
Lab ID	: WG1427944-1	**Date Collected**	: NA
Client ID	: WG1427944-1BLANK	**Date Received**	: NA
Sample Location	:	**Date Analyzed**	: 10/29/20 22:31
Sample Matrix	: SOIL	**Date Extracted**	: 10/29/20
Analytical Method	: 1,8270D	**Dilution Factor**	: 1
Lab File ID	: 427944-1	**Analyst**	: IM
Sample Amount	: 30.26 g	**Instrument ID**	: GCMS5
Extraction Method	: EPA 3546	**GC Column**	: RTX5-MS
Extract Volume	: 1000 uL	**%Solids**	: NA
GPC Cleanup	: N	**Injection Volume**	: 1 uL

		ug/Kg			
CAS NO.	**Parameter**	**Results**	**RL**	**MDL**	**Qualifier**
83-32-9	Acenaphthene	ND	130	17.	U
118-74-1	Hexachlorobenzene	ND	99	18.	U
206-44-0	Fluoranthene	ND	99	19.	U
91-20-3	Naphthalene	ND	160	20.	U
56-55-3	Benzo(a)anthracene	ND	99	19.	U
50-32-8	Benzo(a)pyrene	ND	130	40.	U
205-99-2	Benzo(b)fluoranthene	ND	99	28.	U
207-08-9	Benzo(k)fluoranthene	ND	99	26.	U
218-01-9	Chrysene	ND	99	17.	U
208-96-8	Acenaphthylene	ND	130	26.	U
120-12-7	Anthracene	ND	99	32.	U
191-24-2	Benzo(ghi)perylene	ND	130	19.	U
86-73-7	Fluorene	ND	160	16.	U
85-01-8	Phenanthrene	ND	99	20.	U
53-70-3	Dibenzo(a,h)anthracene	ND	99	19.	U
193-39-5	Indeno(1,2,3-cd)pyrene	ND	130	23.	U
129-00-0	Pyrene	ND	99	16.	U
132-64-9	Dibenzofuran	ND	160	16.	U
87-86-5	Pentachlorophenol	ND	130	36.	U
108-95-2	Phenol	ND	160	25.	U
95-48-7	2-Methylphenol	ND	160	26.	U
108-39-4/106-44-5	3-Methylphenol/4-Methylphenol	ND	240	26.	U

Quantitation Report (QT Reviewed)

Data Path : I:\8270\Mork\201028\
Data File : 46791-06.D
Acq On : 29 Oct 2020 3:23 am
Operator : Mork:ek
Sample : L2046791-06,32,,NY,ASK+
Misc : WG1426003,WG1427354,ICAL17151
ALS Vial : 13 Sample Multiplier: 1

Quant Time: Oct 29 13:12:50 2020
Quant Method : i:\8270\MORK\201028\FS200911mork.m
Quant Title : Semivolatiles by GC/MS by modified 8270
QLast Update : Thu Oct 29 03:42:08 2020
Response via : Initial Calibration

CCAL FILE(s) : 1 - i:\8270\MORK\201028\ABN1028.D
: 2 - i:\8270\MORK\201028\ADP1028.D
: 3 - i:\8270\MORK\201028\AP91028.D
Sub List : 8270TCL_REV2 - TCL/CT/MA

Compound	R.T.	QIon	Response	Conc	Units	Dev(Min)
Internal Standards						
1) IS1_1,4-Dichlorobenzen...	3.426	152	55957	40.000	ug/ml	0.00
Standard Area 1 = 48323			Recovery = 115.80%			
27) IS2_1,4-Dichlorobenzen...	3.426	152	55957	40.000	ug/ml	0.00
Standard Area 3 = 56155			Recovery = 99.65%			
32) IS3_1,4-Dichlorobenzen...	3.426	152	55957	40.000	ug/ml	0.00
Standard Area 2 = 68418			Recovery = 81.79%			
35) IS1_Naphthalene-d8	4.513	136	239467	40.000	ug/ml	0.00
Standard Area 1 = 215320			Recovery = 111.21%			
55) IS2_Naphthalene-d8	4.513	136	239467	40.000	ug/ml	0.00
Standard Area 3 = 235290			Recovery = 101.78%			
63) IS1_Acenaphthene-d10	6.023	164	141480	40.000	ug/ml	0.00
Standard Area 1 = 128530			Recovery = 110.08%			
83) IS2_Acenaphthene-d10	6.023	164	141480	40.000	ug/ml	0.00
Standard Area 3 = 138994			Recovery = 101.79%			
86) IS3_Acenaphthene-d10	6.023	164	141480	40.000	ug/ml	0.00
Standard Area 2 = 172916			Recovery = 81.82%			
88) IS1_Phenanthrene-d10	7.298	188	288794	40.000	ug/ml	0.00
Standard Area 1 = 260606			Recovery = 110.82%			
102) IS3_Phenanthrene-d10	7.298	188	288794	40.000	ug/ml	0.00
Standard Area 2 = 342597			Recovery = 84.30%			
106) IS1_Chrysene-d12	9.742	240	339419	40.000	ug/ml	0.00
Standard Area 1 = 290731			Recovery = 116.75%			
115) IS1_Perylene-d12	11.698	264	402035	40.000	ug/ml	0.00
Standard Area 1 = 347549			Recovery = 115.68%			
System Monitoring Compounds						
4) 2-Fluorophenol	2.350	112	70681	41.280	ug/ml	0.00
Spiked Amount 50.000	Range 15 - 110		Recovery = 82.56%			
7) Phenol-d6	3.161	99	89200	43.240	ug/ml	0.00
Spiked Amount 50.000	Range 15 - 110		Recovery = 86.48%			
19) Nitrobenzene-d5	3.907	82	40218	22.327	ug/ml	0.00
Spiked Amount 25.000	Range 30 - 130		Recovery = 89.31%			
46) 2-Fluorobiphenyl	5.464	172	90701	20.540	ug/ml	0.00
Spiked Amount 25.000	Range 30 - 130		Recovery = 82.16%			
79) 2,4,6-Tribromophenol	6.710	330	35934	46.342	ug/ml	0.00
Spiked Amount 50.000	Range 15 - 110		Recovery = 92.68%			

Data Path : I:\8270\Mork\201028\
Data File : 46791-06.D
Acq On : 29 Oct 2020 3:23 am
Operator : Mork:ek
Sample : L2046791-06,32,,NY,ASK+
Misc : WG1426003,WG1427354,ICAL17151
ALS Vial : 13 Sample Multiplier: 1

Quant Time: Oct 29 13:12:50 2020
Quant Method : i:\8270\MORK\201028\FS200911mork.m
Quant Title : Semivolatiles by GC/MS by modified 8270
QLast Update : Thu Oct 29 03:42:08 2020
Response via : Initial Calibration

CCAL FILE(s) : 1 - i:\8270\MORK\201028\ABN1028.D
: 2 - i:\8270\MORK\201028\ADP1028.D
: 3 - i:\8270\MORK\201028\AP91028.D
Sub List : 8270TCL_REV2 - TCL/CT/MA

Compound	R.T.	QIon	Response	Conc	Units	Dev(Min)
98) 4-Terphenyl-d14	8.702	244	140256	19.794	ug/ml	0.00

Spiked Amount 25.000 Range 30 - 130 Recovery = 79.18%

Target Compounds				Qvalue
8) Phenol	0.000	0	N.D.	
15) 2-Methylphenol	0.000	0	N.D.	
18) 3-Methylphenol/4-Methy...	0.000	0	N.D.	
36) Naphthalene	0.000	0	N.D.	
52) Acenaphthylene	0.000	0	N.D.	
65) Acenaphthene	0.000	0	N.D.	d
67) Dibenzofuran	0.000	0	N.D.	
73) Fluorene	0.000	0	N.D.	d
81) Hexachlorobenzene	0.000	0	N.D.	
82) Pentachlorophenol	0.000	0	N.D.	
89) Phenanthrene	0.000	0	N.D.	
90) Anthracene	0.000	0	N.D.	
95) Fluoranthene	0.000	0	N.D.	
97) Pyrene	0.000	0	N.D.	
107) Benzo(a)anthracene	0.000	0	N.D.	d
109) Chrysene	0.000	0	N.D.	d
112) Benzo(b)fluoranthene	0.000	0	N.D.	d
113) Benzo(k)fluoranthene	0.000	0	N.D.	d
114) Benzo(a)pyrene	0.000	0	N.D.	d
116) Indeno(1,2,3-cd)pyrene	0.000	0	N.D.	
117) Dibenzo(a,h)anthracene	0.000	0	N.D.	
118) Benzo(ghi)perylene	0.000	0	N.D.	

(#) = qualifier out of range (m) = manual integration (+) = signals summed

Quantitation Report (QT Reviewed)

Data Path : I:\8270\Mork\201028\
Data File : 46791-06.D
Acq On : 29 Oct 2020 3:23 am
Operator : Mork:ek
Sample : L2046791-06,32,,NY,ASK+
Misc : WG1426003,WG1427354,ICAL17151
ALS Vial : 13 Sample Multiplier: 1

Quant Time: Oct 29 13:12:50 2020
Quant Method : i:\8270\MORK\201028\FS200911mork.m
Quant Title : Semivolatiles by GC/MS by modified 8270
QLast Update : Thu Oct 29 03:42:08 2020
Response via : Initial Calibration

Sub List : 8270TCL_REV2 - TCL/CT/MAAP91028.D•

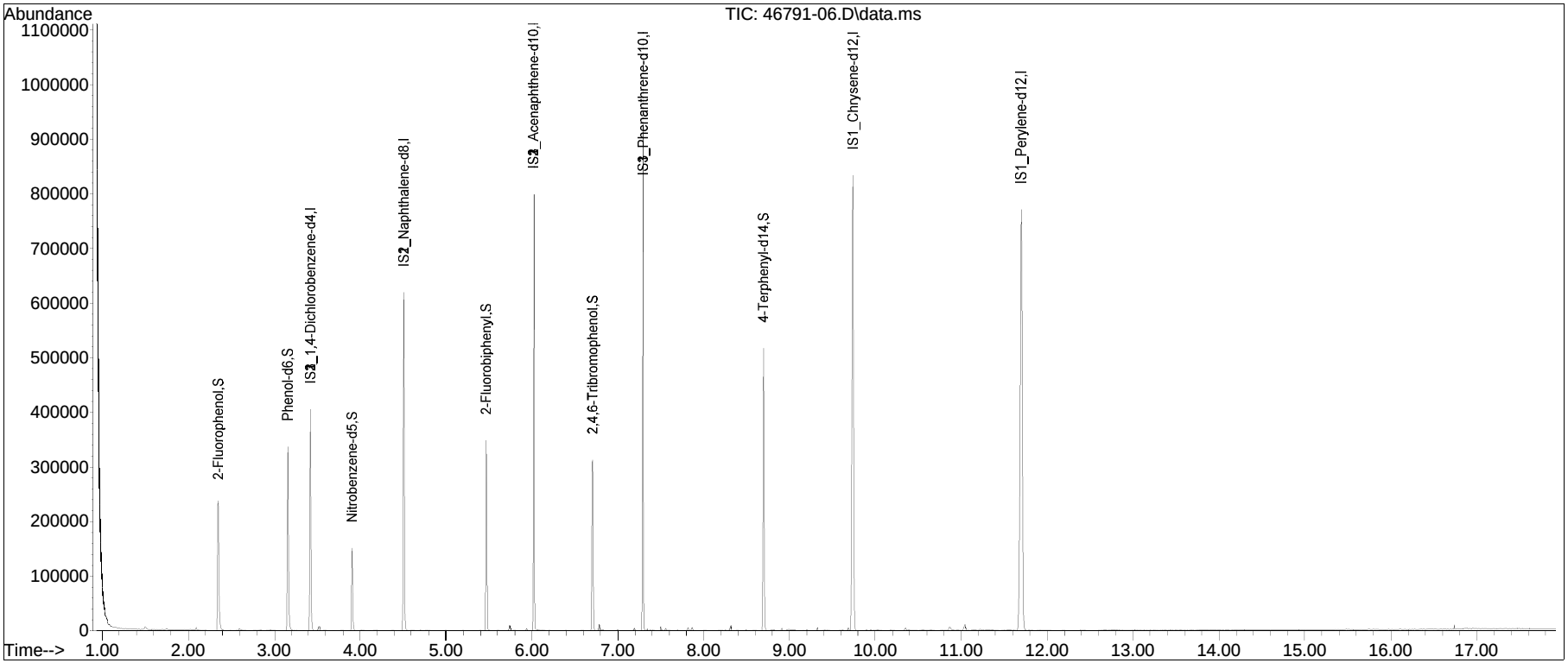

Manual Integration Report

Data Path	: I:\8270\Mork\201028\	QMethod	: FS200911mork.m
Data File	: 46791-06.D	Operator	: Mork:ek
Date Inj'd	: 10/29/2020 3:23 am	Instrument	: Mork
Sample	: L2046791-06,32,,NY,ASK+	Quant Date	: 10/29/2020 3:42 am

There are no manual integrations or false positives in this file.

Quantitation Report (QT Reviewed)

Data Path : I:\8270\Mork\201028\
Data File : 46791-04.D
Acq On : 29 Oct 2020 3:46 am
Operator : Mork:ek
Sample : L2046791-04,32,,NY,ASK+
Misc : WG1426003,WG1427354,ICAL17151
ALS Vial : 14 Sample Multiplier: 1

Quant Time: Oct 29 13:11:41 2020
Quant Method : i:\8270\MORK\201028\FS200911mork.m
Quant Title : Semivolatiles by GC/MS by modified 8270
QLast Update : Thu Oct 29 04:06:50 2020
Response via : Initial Calibration

CCAL FILE(s) : 1 - i:\8270\MORK\201028\ABN1028.D
: 2 - i:\8270\MORK\201028\ADP1028.D
: 3 - i:\8270\MORK\201028\AP91028.D
Sub List : 8270TCL_REV2 - TCL/CT/MA

Compound	R.T.	QIon	Response	Conc	Units	Dev(Min)
Internal Standards						
1) IS1_1,4-Dichlorobenzen...	3.426	152	55837	40.000	ug/ml	0.00
Standard Area 1 = 48323			Recovery = 115.55%			
27) IS2_1,4-Dichlorobenzen...	3.426	152	55837	40.000	ug/ml	0.00
Standard Area 3 = 56155			Recovery = 99.43%			
32) IS3_1,4-Dichlorobenzen...	3.426	152	55837	40.000	ug/ml	0.00
Standard Area 2 = 68418			Recovery = 81.61%			
35) IS1_Naphthalene-d8	4.513	136	242985	40.000	ug/ml	0.00
Standard Area 1 = 215320			Recovery = 112.85%			
55) IS2_Naphthalene-d8	4.513	136	242985	40.000	ug/ml	0.00
Standard Area 3 = 235290			Recovery = 103.27%			
63) IS1_Acenaphthene-d10	6.023	164	143833	40.000	ug/ml	0.00
Standard Area 1 = 128530			Recovery = 111.91%			
83) IS2_Acenaphthene-d10	6.023	164	143833	40.000	ug/ml	0.00
Standard Area 3 = 138994			Recovery = 103.48%			
86) IS3_Acenaphthene-d10	6.023	164	143833	40.000	ug/ml	0.00
Standard Area 2 = 172916			Recovery = 83.18%			
88) IS1_Phenanthrene-d10	7.298	188	286255	40.000	ug/ml	# 0.00
Standard Area 1 = 260606			Recovery = 109.84%			
102) IS3_Phenanthrene-d10	7.298	188	286255	40.000	ug/ml	# 0.00
Standard Area 2 = 342597			Recovery = 83.55%			
106) IS1_Chrysene-d12	9.742	240	337653	40.000	ug/ml	0.00
Standard Area 1 = 290731			Recovery = 116.14%			
115) IS1_Perylene-d12	11.698	264	402683	40.000	ug/ml	0.00
Standard Area 1 = 347549			Recovery = 115.86%			
System Monitoring Compounds						
4) 2-Fluorophenol	2.350	112	70557	41.296	ug/ml	0.00
Spiked Amount 50.000	Range 15 - 110		Recovery = 82.59%			
7) Phenol-d6	3.161	99	91674	44.535	ug/ml	0.00
Spiked Amount 50.000	Range 15 - 110		Recovery = 89.07%			
19) Nitrobenzene-d5	3.907	82	40467	22.514	ug/ml	0.00
Spiked Amount 25.000	Range 30 - 130		Recovery = 90.06%			
46) 2-Fluorobiphenyl	5.464	172	90137	20.117	ug/ml	0.00
Spiked Amount 25.000	Range 30 - 130		Recovery = 80.47%			
79) 2,4,6-Tribromophenol	6.710	330	35622	45.188	ug/ml	0.00
Spiked Amount 50.000	Range 15 - 110		Recovery = 90.38%			

Data Path : I:\8270\Mork\201028\
Data File : 46791-04.D
Acq On : 29 Oct 2020 3:46 am
Operator : Mork:ek
Sample : L2046791-04,32,,NY,ASK+
Misc : WG1426003,WG1427354,ICAL17151
ALS Vial : 14 Sample Multiplier: 1

Quant Time: Oct 29 13:11:41 2020
Quant Method : i:\8270\MORK\201028\FS200911mork.m
Quant Title : Semivolatiles by GC/MS by modified 8270
QLast Update : Thu Oct 29 04:06:50 2020
Response via : Initial Calibration

CCAL FILE(s) : 1 - i:\8270\MORK\201028\ABN1028.D
: 2 - i:\8270\MORK\201028\ADP1028.D
: 3 - i:\8270\MORK\201028\AP91028.D
Sub List : 8270TCL_REV2 - TCL/CT/MA

Compound	R.T.	QIon	Response	Conc	Units	Dev(Min)
98) 4-Terphenyl-d14	8.702	244	141884	20.202	ug/ml	0.00

Spiked Amount 25.000 Range 30 - 130 Recovery = 80.81%

Target Compounds				Qvalue
8) Phenol	0.000	0	N.D.	
15) 2-Methylphenol	0.000	0	N.D.	
18) 3-Methylphenol/4-Methy...	0.000	0	N.D.	
36) Naphthalene	0.000	0	N.D.	
52) Acenaphthylene	0.000	0	N.D.	
65) Acenaphthene	0.000	0	N.D.	
67) Dibenzofuran	0.000	0	N.D.	
73) Fluorene	0.000	0	N.D.	d
81) Hexachlorobenzene	0.000	0	N.D.	
82) Pentachlorophenol	0.000	0	N.D.	
89) Phenanthrene	0.000	0	N.D.	
90) Anthracene	0.000	0	N.D.	
95) Fluoranthene	0.000	0	N.D.	
97) Pyrene	0.000	0	N.D.	
107) Benzo(a)anthracene	0.000	0	N.D.	d
109) Chrysene	0.000	0	N.D.	d
112) Benzo(b)fluoranthene	0.000	0	N.D.	d
113) Benzo(k)fluoranthene	0.000	0	N.D.	d
114) Benzo(a)pyrene	0.000	0	N.D.	d
116) Indeno(1,2,3-cd)pyrene	0.000	0	N.D.	
117) Dibenzo(a,h)anthracene	0.000	0	N.D.	
118) Benzo(ghi)perylene	0.000	0	N.D.	

(#) = qualifier out of range (m) = manual integration (+) = signals summed

Quantitation Report (QT Reviewed)

Data Path : I:\8270\Mork\201028\
Data File : 46791-04.D
Acq On : 29 Oct 2020 3:46 am
Operator : Mork:ek
Sample : L2046791-04,32,,NY,ASK+
Misc : WG1426003,WG1427354,ICAL17151
ALS Vial : 14 Sample Multiplier: 1

Quant Time: Oct 29 13:11:41 2020
Quant Method : i:\8270\MORK\201028\FS200911mork.m
Quant Title : Semivolatiles by GC/MS by modified 8270
QLast Update : Thu Oct 29 04:06:50 2020
Response via : Initial Calibration

Sub List : 8270TCL_REV2 - TCL/CT/MAAP91028.D•

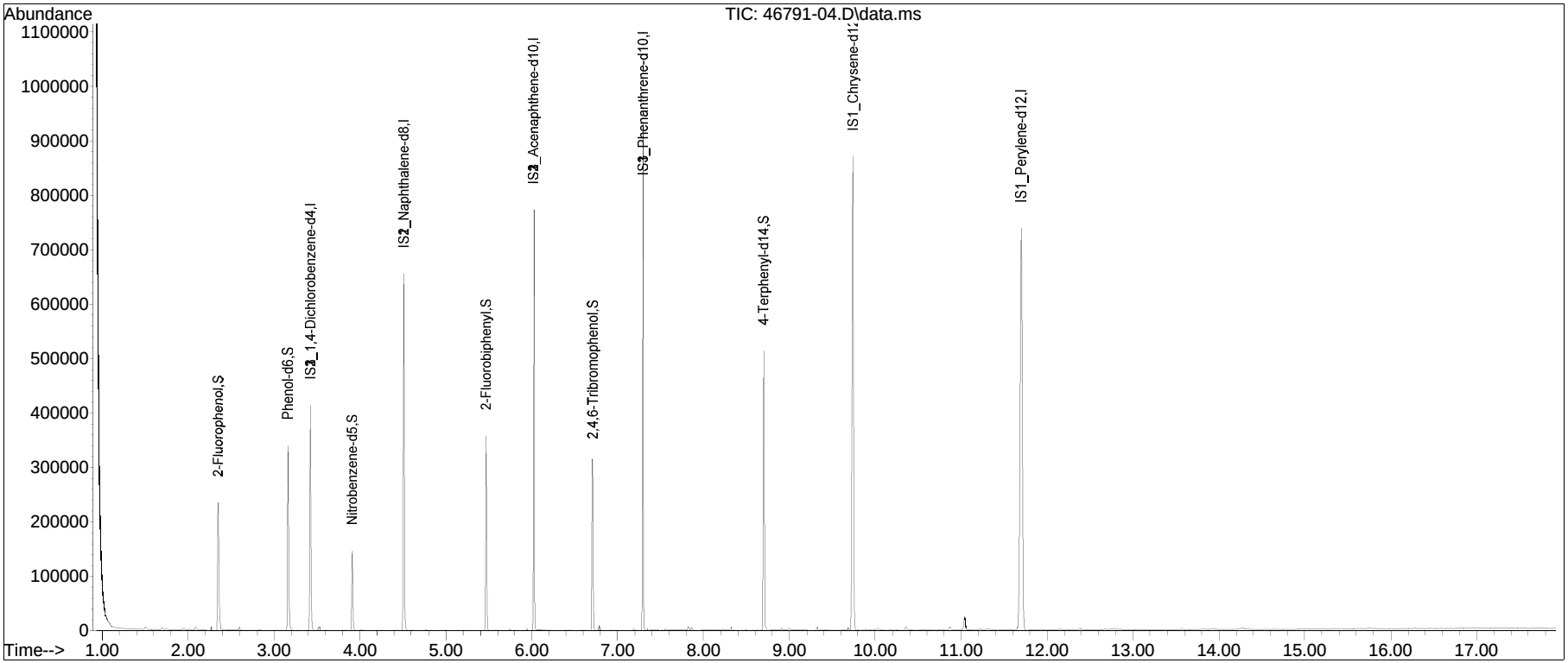

Manual Integration Report

Data Path	: I:\8270\Mork\201028\	QMethod	: FS200911mork.m
Data File	: 46791-04.D	Operator	: Mork:ek
Date Inj'd	: 10/29/2020 3:46 am	Instrument	: Mork
Sample	: L2046791-04,32,,NY,ASK+	Quant Date	: 10/29/2020 4:06 am

There are no manual integrations or false positives in this file.

Quantitation Report (QT Reviewed)

Data Path : I:\8270\Mork\201028\
Data File : 46791-05.D
Acq On : 29 Oct 2020 4:10 am
Operator : Mork:ek
Sample : L2046791-05,32,,NY,ASK+
Misc : WG1426003,WG1427354,ICAL17151
ALS Vial : 15 Sample Multiplier: 1

Quant Time: Oct 29 13:12:15 2020
Quant Method : i:\8270\MORK\201028\FS200911mork.m
Quant Title : Semivolatiles by GC/MS by modified 8270
QLast Update : Thu Oct 29 04:30:20 2020
Response via : Initial Calibration

CCAL FILE(s) : 1 - i:\8270\MORK\201028\ABN1028.D
: 2 - i:\8270\MORK\201028\ADP1028.D
: 3 - i:\8270\MORK\201028\AP91028.D
Sub List : 8270TCL_REV2 - TCL/CT/MA

Compound	R.T.	QIon	Response	Conc	Units	Dev(Min)
Internal Standards						
1) IS1_1,4-Dichlorobenzen...	3.426	152	59183	40.000	ug/ml	0.00
Standard Area 1 = 48323			Recovery = 122.47%			
27) IS2_1,4-Dichlorobenzen...	3.426	152	59183	40.000	ug/ml	0.00
Standard Area 3 = 56155			Recovery = 105.39%			
32) IS3_1,4-Dichlorobenzen...	3.426	152	59183	40.000	ug/ml	0.00
Standard Area 2 = 68418			Recovery = 86.50%			
35) IS1_Naphthalene-d8	4.513	136	251265	40.000	ug/ml	0.00
Standard Area 1 = 215320			Recovery = 116.69%			
55) IS2_Naphthalene-d8	4.513	136	251265	40.000	ug/ml	0.00
Standard Area 3 = 235290			Recovery = 106.79%			
63) IS1_Acenaphthene-d10	6.023	164	149573	40.000	ug/ml	0.00
Standard Area 1 = 128530			Recovery = 116.37%			
83) IS2_Acenaphthene-d10	6.023	164	149573	40.000	ug/ml	0.00
Standard Area 3 = 138994			Recovery = 107.61%			
86) IS3_Acenaphthene-d10	6.023	164	149573	40.000	ug/ml	0.00
Standard Area 2 = 172916			Recovery = 86.50%			
88) IS1_Phenanthrene-d10	7.298	188	302472	40.000	ug/ml	# 0.00
Standard Area 1 = 260606			Recovery = 116.06%			
102) IS3_Phenanthrene-d10	7.298	188	302472	40.000	ug/ml	# 0.00
Standard Area 2 = 342597			Recovery = 88.29%			
106) IS1_Chrysene-d12	9.742	240	353896	40.000	ug/ml	# 0.00
Standard Area 1 = 290731			Recovery = 121.73%			
115) IS1_Perylene-d12	11.698	264	421771	40.000	ug/ml	0.00
Standard Area 1 = 347549			Recovery = 121.36%			
System Monitoring Compounds						
4) 2-Fluorophenol	2.350	112	54089	29.868	ug/ml	0.00
Spiked Amount 50.000	Range 15 - 110		Recovery = 59.74%			
7) Phenol-d6	3.161	99	66975	30.697	ug/ml	0.00
Spiked Amount 50.000	Range 15 - 110		Recovery = 61.39%			
19) Nitrobenzene-d5	3.907	82	30173	15.838	ug/ml	0.00
Spiked Amount 25.000	Range 30 - 130		Recovery = 63.35%			
46) 2-Fluorobiphenyl	5.464	172	68139	14.706	ug/ml	0.00
Spiked Amount 25.000	Range 30 - 130		Recovery = 58.82%			
79) 2,4,6-Tribromophenol	6.710	330	26222	31.987	ug/ml	0.00
Spiked Amount 50.000	Range 15 - 110		Recovery = 63.97%			

Data Path : I:\8270\Mork\201028\
Data File : 46791-05.D
Acq On : 29 Oct 2020 4:10 am
Operator : Mork:ek
Sample : L2046791-05,32,,NY,ASK+
Misc : WG1426003,WG1427354,ICAL17151
ALS Vial : 15 Sample Multiplier: 1

Quant Time: Oct 29 13:12:15 2020
Quant Method : i:\8270\MORK\201028\FS200911mork.m
Quant Title : Semivolatiles by GC/MS by modified 8270
QLast Update : Thu Oct 29 04:30:20 2020
Response via : Initial Calibration

CCAL FILE(s) : 1 - i:\8270\MORK\201028\ABN1028.D
: 2 - i:\8270\MORK\201028\ADP1028.D
: 3 - i:\8270\MORK\201028\AP91028.D
Sub List : 8270TCL_REV2 - TCL/CT/MA

Compound	R.T.	QIon	Response	Conc	Units	Dev(Min)
98) 4-Terphenyl-d14	8.702	244	90151	12.148	ug/ml	0.00

Spiked Amount 25.000 Range 30 - 130 Recovery = 48.59%

Target Compounds				Qvalue
8) Phenol	0.000	0	N.D.	
15) 2-Methylphenol	0.000	0	N.D.	
18) 3-Methylphenol/4-Methy...	0.000	0	N.D.	
36) Naphthalene	0.000	0	N.D.	
52) Acenaphthylene	0.000	0	N.D.	
65) Acenaphthene	0.000	0	N.D.	
67) Dibenzofuran	0.000	0	N.D.	
73) Fluorene	0.000	0	N.D.	d
81) Hexachlorobenzene	0.000	0	N.D.	
82) Pentachlorophenol	0.000	0	N.D.	
89) Phenanthrene	0.000	0	N.D.	
90) Anthracene	0.000	0	N.D.	
95) Fluoranthene	0.000	0	N.D.	
97) Pyrene	0.000	0	N.D.	
107) Benzo(a)anthracene	0.000	0	N.D.	d
109) Chrysene	0.000	0	N.D.	d
112) Benzo(b)fluoranthene	0.000	0	N.D.	d
113) Benzo(k)fluoranthene	0.000	0	N.D.	d
114) Benzo(a)pyrene	0.000	0	N.D.	d
116) Indeno(1,2,3-cd)pyrene	0.000	0	N.D.	
117) Dibenzo(a,h)anthracene	0.000	0	N.D.	
118) Benzo(ghi)perylene	0.000	0	N.D.	

(#) = qualifier out of range (m) = manual integration (+) = signals summed

Quantitation Report (QT Reviewed)

Data Path : I:\8270\Mork\201028\
Data File : 46791-05.D
Acq On : 29 Oct 2020 4:10 am
Operator : Mork:ek
Sample : L2046791-05,32,,NY,ASK+
Misc : WG1426003,WG1427354,ICAL17151
ALS Vial : 15 Sample Multiplier: 1

Quant Time: Oct 29 13:12:15 2020
Quant Method : i:\8270\MORK\201028\FS200911mork.m
Quant Title : Semivolatiles by GC/MS by modified 8270
QLast Update : Thu Oct 29 04:30:20 2020
Response via : Initial Calibration

Sub List : 8270TCL_REV2 - TCL/CT/MAAP91028.D•

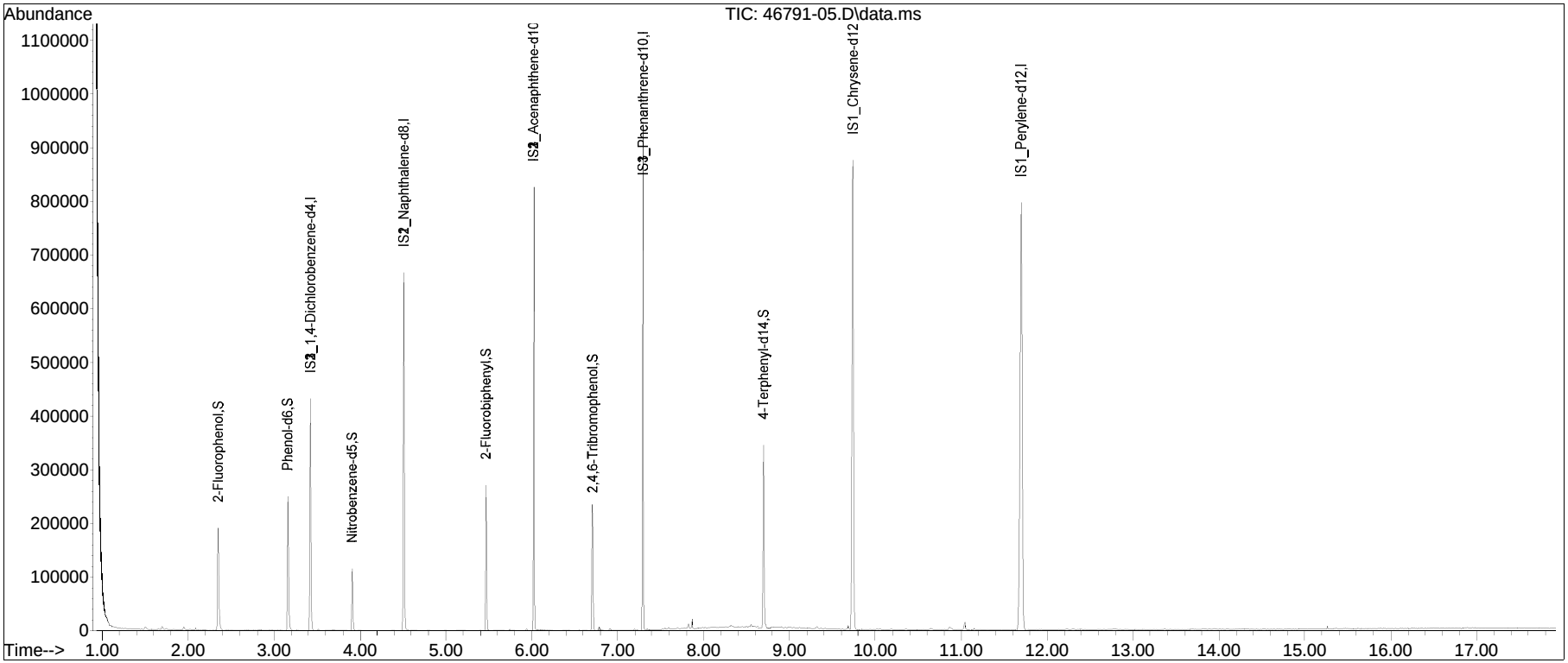

Manual Integration Report

Data Path	: I:\8270\Mork\201028\	QMethod	: FS200911mork.m
Data File	: 46791-05.D	Operator	: Mork:ek
Date Inj'd	: 10/29/2020 4:10 am	Instrument	: Mork
Sample	: L2046791-05,32,,NY,ASK+	Quant Date	: 10/29/2020 4:30 am

There are no manual integrations or false positives in this file.

Quantitation Report (QT Reviewed)

Data Path : I:\8270\Mork\201028\
Data File : 46791-08.D
Acq On : 29 Oct 2020 4:33 am
Operator : Mork:ek
Sample : L2046791-08,32,,NY,ASK+
Misc : WG1426003,WG1427354,ICAL17151
ALS Vial : 16 Sample Multiplier: 1

Quant Time: Oct 29 13:13:38 2020
Quant Method : i:\8270\MORK\201028\FS200911mork.m
Quant Title : Semivolatiles by GC/MS by modified 8270
QLast Update : Thu Oct 29 04:54:06 2020
Response via : Initial Calibration

CCAL FILE(s) : 1 - i:\8270\MORK\201028\ABN1028.D
: 2 - i:\8270\MORK\201028\ADP1028.D
: 3 - i:\8270\MORK\201028\AP91028.D
Sub List : 8270TCL_REV2 - TCL/CT/MA

Compound	R.T.	QIon	Response	Conc	Units		Dev(Min)
Internal Standards							
1) IS1_1,4-Dichlorobenzen...	3.425	152	55743	40.000	ug/ml		0.00
Standard Area 1 = 48323			Recovery = 115.36%				
27) IS2_1,4-Dichlorobenzen...	3.425	152	55743	40.000	ug/ml		0.00
Standard Area 3 = 56155			Recovery = 99.27%				
32) IS3_1,4-Dichlorobenzen...	3.425	152	55743	40.000	ug/ml		0.00
Standard Area 2 = 68418			Recovery = 81.47%				
35) IS1_Naphthalene-d8	4.512	136	239056	40.000	ug/ml		0.00
Standard Area 1 = 215320			Recovery = 111.02%				
55) IS2_Naphthalene-d8	4.512	136	239056	40.000	ug/ml		0.00
Standard Area 3 = 235290			Recovery = 101.60%				
63) IS1_Acenaphthene-d10	6.022	164	142221	40.000	ug/ml		0.00
Standard Area 1 = 128530			Recovery = 110.65%				
83) IS2_Acenaphthene-d10	6.022	164	142221	40.000	ug/ml		0.00
Standard Area 3 = 138994			Recovery = 102.32%				
86) IS3_Acenaphthene-d10	6.022	164	142221	40.000	ug/ml		0.00
Standard Area 2 = 172916			Recovery = 82.25%				
88) IS1_Phenanthrene-d10	7.297	188	289370	40.000	ug/ml	#	0.00
Standard Area 1 = 260606			Recovery = 111.04%				
102) IS3_Phenanthrene-d10	7.297	188	289370	40.000	ug/ml	#	0.00
Standard Area 2 = 342597			Recovery = 84.46%				
106) IS1_Chrysene-d12	9.742	240	335881	40.000	ug/ml	#	0.00
Standard Area 1 = 290731			Recovery = 115.53%				
115) IS1_Perylene-d12	11.698	264	411201	40.000	ug/ml		0.00
Standard Area 1 = 347549			Recovery = 118.31%				
System Monitoring Compounds							
4) 2-Fluorophenol	2.350	112	53986	31.650	ug/ml		0.00
Spiked Amount 50.000	Range 15 - 110		Recovery = 63.30%				
7) Phenol-d6	3.161	99	70501	34.307	ug/ml		0.00
Spiked Amount 50.000	Range 15 - 110		Recovery = 68.61%				
19) Nitrobenzene-d5	3.907	82	31663	17.645	ug/ml		0.00
Spiked Amount 25.000	Range 30 - 130		Recovery = 70.58%				
46) 2-Fluorobiphenyl	5.464	172	65961	14.963	ug/ml		0.00
Spiked Amount 25.000	Range 30 - 130		Recovery = 59.85%				
79) 2,4,6-Tribromophenol	6.710	330	26814	34.400	ug/ml		0.00
Spiked Amount 50.000	Range 15 - 110		Recovery = 68.80%				

Data Path : I:\8270\Mork\201028\
Data File : 46791-08.D
Acq On : 29 Oct 2020 4:33 am
Operator : Mork:ek
Sample : L2046791-08,32,,NY,ASK+
Misc : WG1426003,WG1427354,ICAL17151
ALS Vial : 16 Sample Multiplier: 1

Quant Time: Oct 29 13:13:38 2020
Quant Method : i:\8270\MORK\201028\FS200911mork.m
Quant Title : Semivolatiles by GC/MS by modified 8270
QLast Update : Thu Oct 29 04:54:06 2020
Response via : Initial Calibration

CCAL FILE(s) : 1 - i:\8270\MORK\201028\ABN1028.D
: 2 - i:\8270\MORK\201028\ADP1028.D
: 3 - i:\8270\MORK\201028\AP91028.D
Sub List : 8270TCL_REV2 - TCL/CT/MA

Compound	R.T.	QIon	Response	Conc	Units	Dev(Min)
98) 4-Terphenyl-d14	8.702	244	91343	12.866	ug/ml	0.00
Spiked Amount 25.000	Range 30 - 130		Recovery = 51.46%			
Target Compounds						Qvalue
8) Phenol	0.000		0	N.D.		
15) 2-Methylphenol	0.000		0	N.D.		
18) 3-Methylphenol/4-Methy...	0.000		0	N.D.		
36) Naphthalene	0.000		0	N.D.		
52) Acenaphthylene	0.000		0	N.D.		
65) Acenaphthene	0.000		0	N.D.	d	
67) Dibenzofuran	0.000		0	N.D.		
73) Fluorene	0.000		0	N.D.	d	
81) Hexachlorobenzene	0.000		0	N.D.		
82) Pentachlorophenol	0.000		0	N.D.		
89) Phenanthrene	7.315	178	9575	1.250	ug/ml	99
90) Anthracene	0.000		0	N.D.	d	
95) Fluoranthene	8.343	202	16625	1.870	ug/ml	96
97) Pyrene	8.531	202	14814	1.572	ug/ml	96
107) Benzo(a)anthracene	9.730	228	9394	0.968	ug/ml#	91
109) Chrysene	9.765	228	8327	0.798	ug/ml#	95
112) Benzo(b)fluoranthene	11.146	252	13174M3	1.280	ug/ml	
113) Benzo(k)fluoranthene	11.181	252	4496M3	0.384	ug/ml	
114) Benzo(a)pyrene	11.604	252	9022	0.925	ug/ml	96
116) Indeno(1,2,3-cd)pyrene	13.302	276	6872	0.641	ug/mL	95
117) Dibenzo(a,h)anthracene	0.000		0	N.D.	d	
118) Benzo(ghi)perylene	13.678	276	6993	0.563	ug/ml	92

(#) = qualifier out of range (m) = manual integration (+) = signals summed

Quantitation Report (QT Reviewed)

Data Path : I:\8270\Mork\201028\
Data File : 46791-08.D
Acq On : 29 Oct 2020 4:33 am
Operator : Mork:ek
Sample : L2046791-08,32,,NY,ASK+
Misc : WG1426003,WG1427354,ICAL17151
ALS Vial : 16 Sample Multiplier: 1

Quant Time: Oct 29 13:13:38 2020
Quant Method : i:\8270\MORK\201028\FS200911mork.m
Quant Title : Semivolatiles by GC/MS by modified 8270
QLast Update : Thu Oct 29 04:54:06 2020
Response via : Initial Calibration

Sub List : 8270TCL_REV2 - TCL/CT/MAAP91028.D•

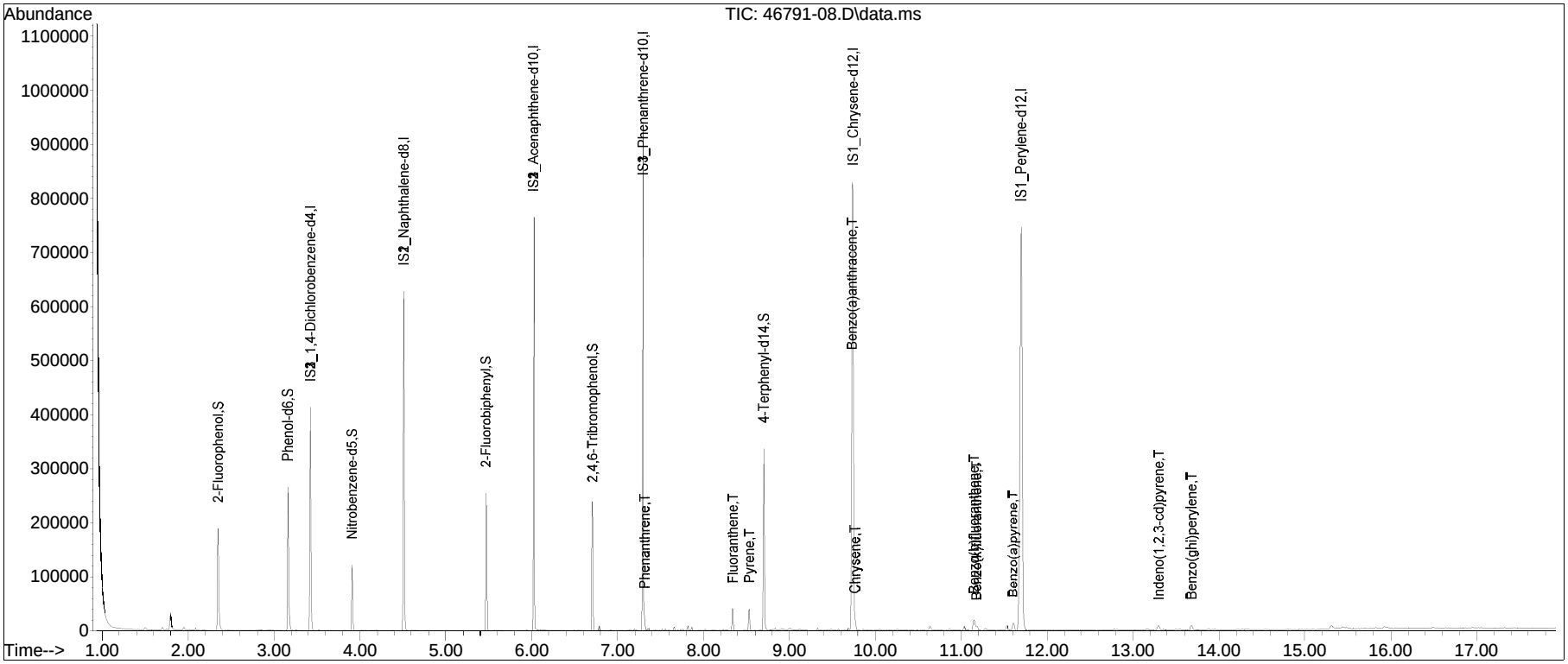

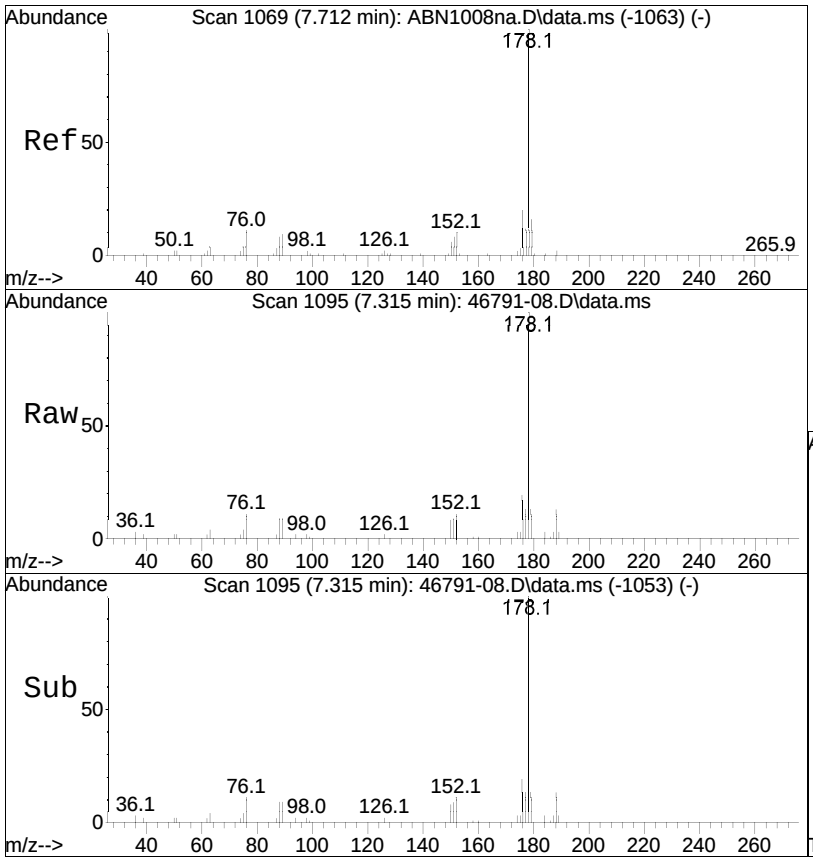

#89
Phenanthrene
Concen: 1.25 ug/ml
RT: 7.315 min Scan# 1095
Delta R.T. -0.006 min
Lab File: 46791-08.D
Acq: 29 Oct 2020 4:33 am

Tgt Ion:178 Resp: 9575

Ion	Ratio	Lower	Upper
178	100		
179	15.9	12.7	19.1
176	19.0	15.8	23.6

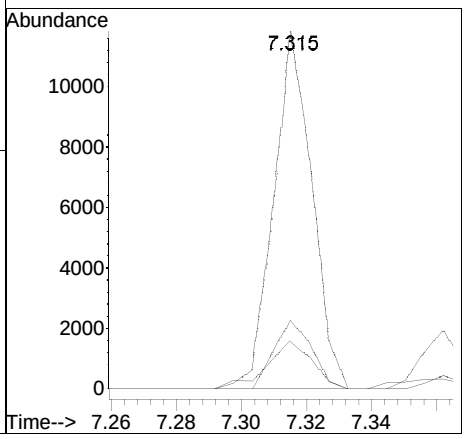

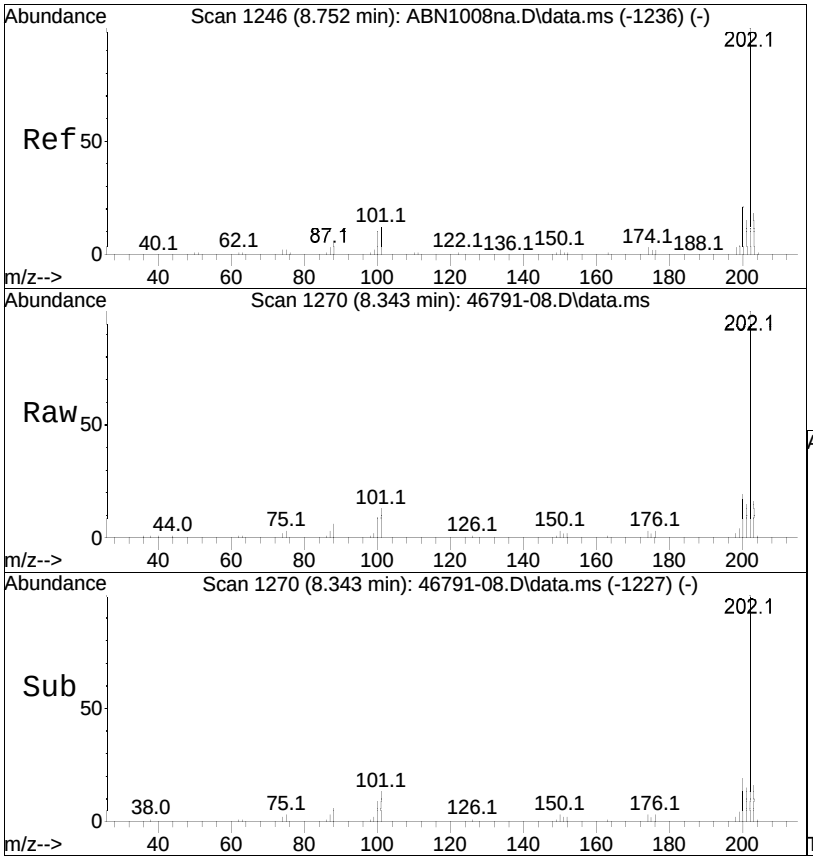

#95
Fluoranthene
Concen: 1.87 ug/ml
RT: 8.343 min Scan# 1270
Delta R.T. -0.000 min
Lab File: 46791-08.D
Acq: 29 Oct 2020 4:33 am

Tgt Ion:202 Resp: 16625

Ion	Ratio	Lower	Upper
202	100		
101	13.1	12.6	19.0
203	17.0	14.4	21.6

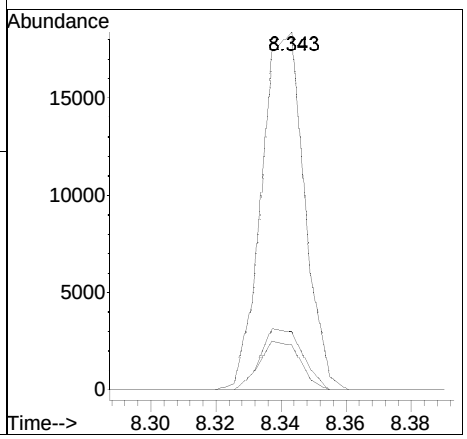

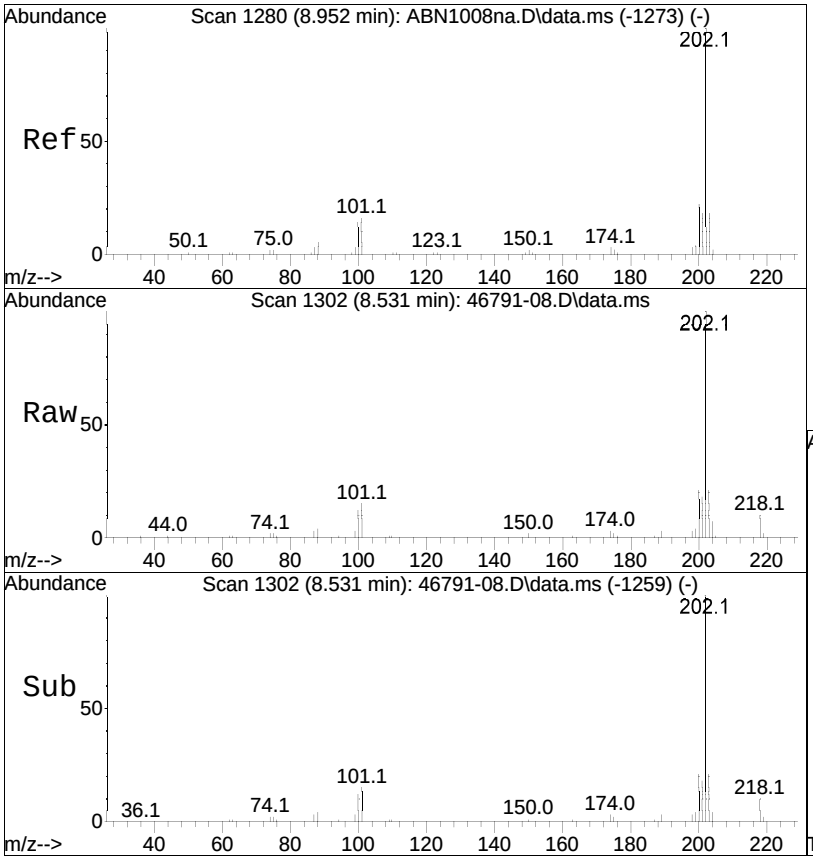

#97
Pyrene
Concen: 1.57 ug/ml
RT: 8.531 min Scan# 1302
Delta R.T. -0.000 min
Lab File: 46791-08.D
Acq: 29 Oct 2020 4:33 am

Tgt Ion:202 Resp: 14814

Ion	Ratio	Lower	Upper
202	100		
200	20.2	17.2	25.8
203	21.0	15.0	22.6

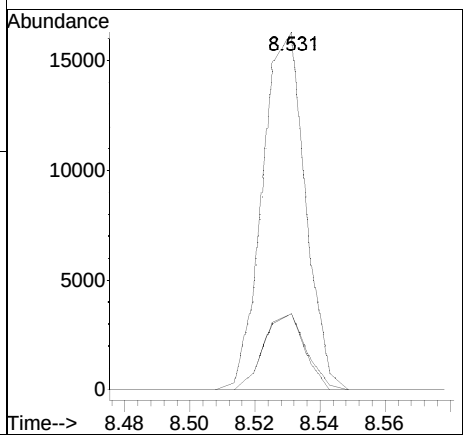

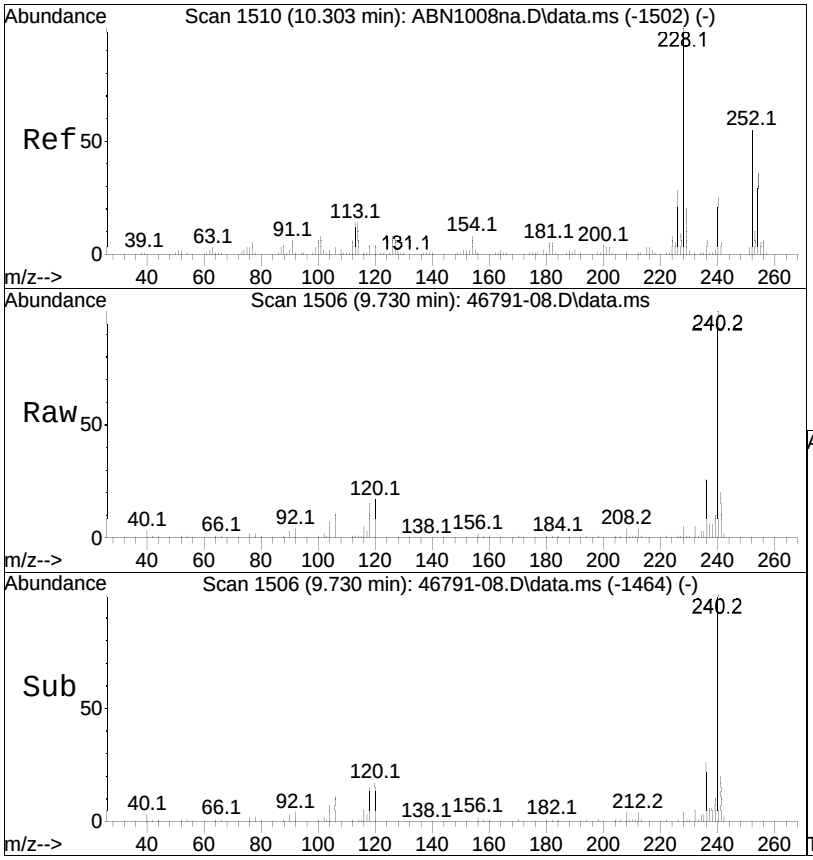

#107
Benzo(a)anthracene
Concen: 0.97 ug/ml
RT: 9.730 min Scan# 1506
Delta R.T. -0.006 min
Lab File: 46791-08.D
Acq: 29 Oct 2020 4:33 am

Tgt Ion:228 Resp: 9394

Ion	Ratio	Lower	Upper
228	100		
226	27.9	22.9	34.3
229	29.4	16.1	24.1#

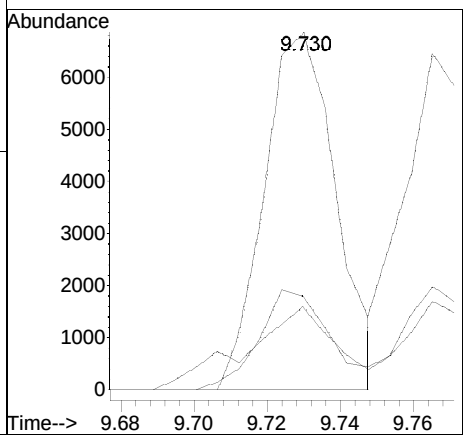

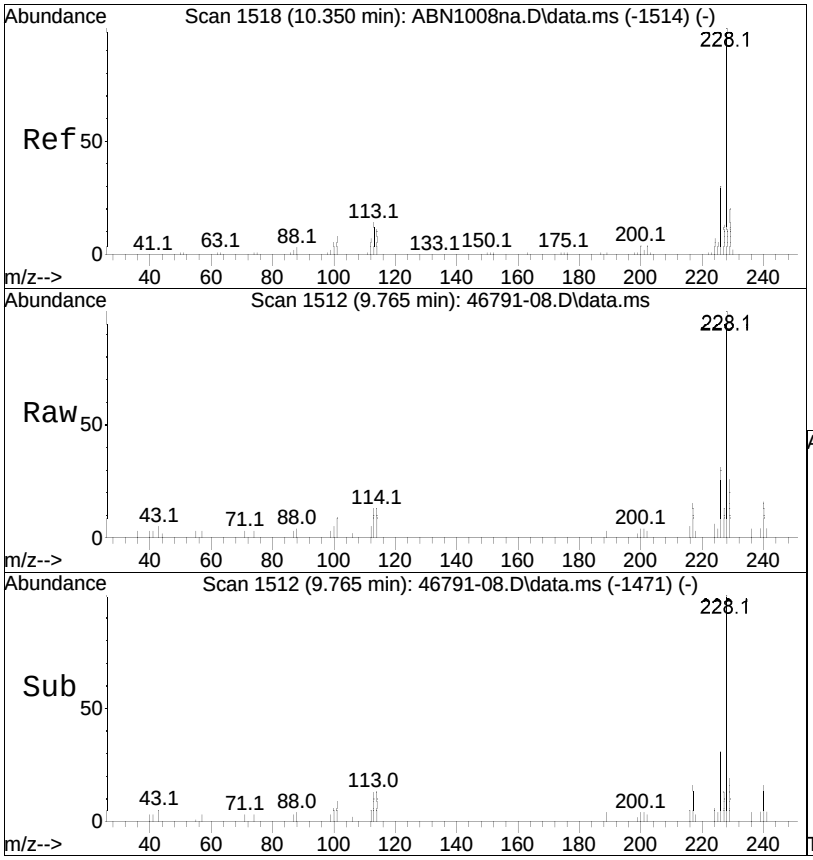

#109
Chrysene
Concen: 0.80 ug/ml
RT: 9.765 min Scan# 1512
Delta R.T. -0.012 min
Lab File: 46791-08.D
Acq: 29 Oct 2020 4:33 am

Tgt Ion:228 Resp: 8327

Ion	Ratio	Lower	Upper
228	100		
226	29.7	24.9	37.3
229	25.0	16.6	24.8#

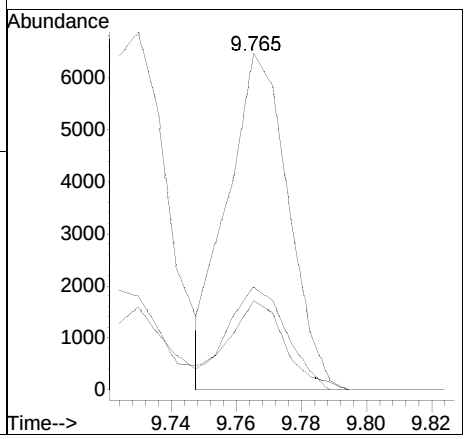

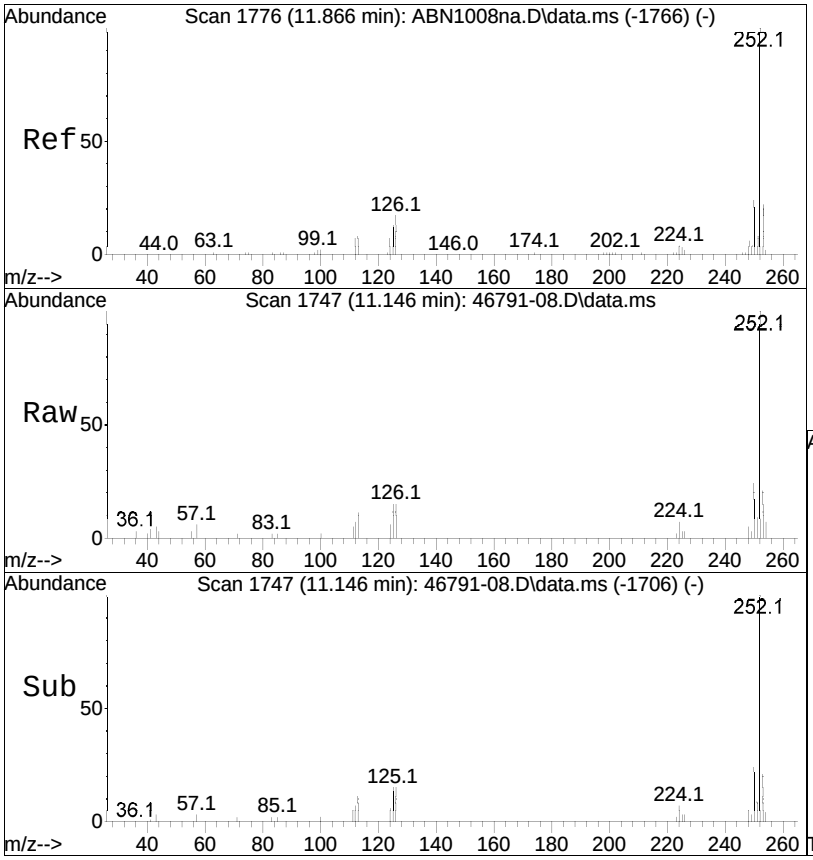

#112
Benzo(b)fluoranthene
Concen: 1.28 ug/ml M3
RT: 11.146 min Scan# 1747
Delta R.T. -0.012 min
Lab File: 46791-08.D
Acq: 29 Oct 2020 4:33 am

Tgt Ion:252 Resp: 13174

Ion	Ratio	Lower	Upper
252	100		
125	14.0	12.6	18.8
253	24.0	18.2	27.2

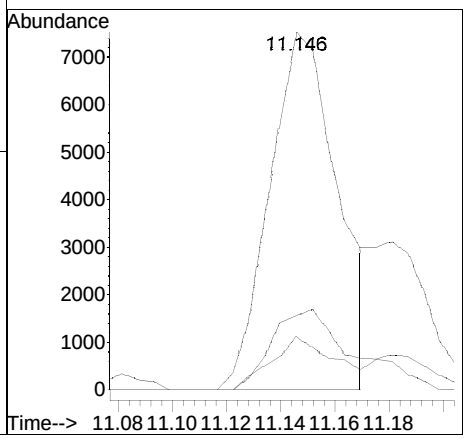

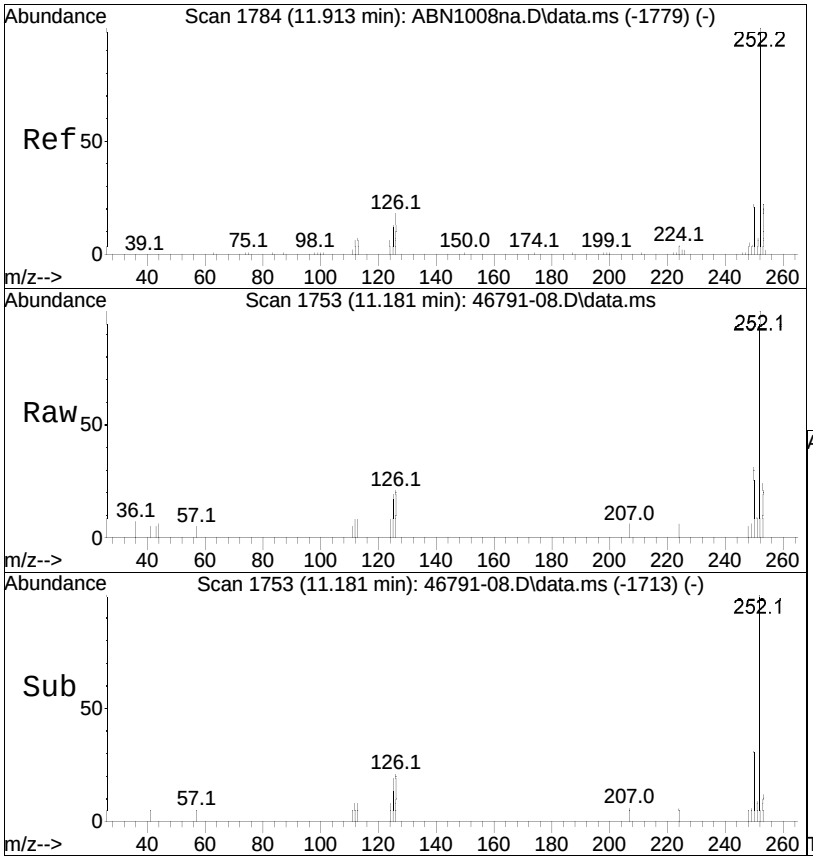

#113
Benzo(k)fluoranthene
Concen: 0.38 ug/ml M3
RT: 11.181 min Scan# 1753
Delta R.T. -0.018 min
Lab File: 46791-08.D
Acq: 29 Oct 2020 4:33 am

Tgt Ion:252 Resp: 4496

Ion	Ratio	Lower	Upper
252	100		
125	41.1	12.1	18.1#
253	70.2	18.1	27.1#

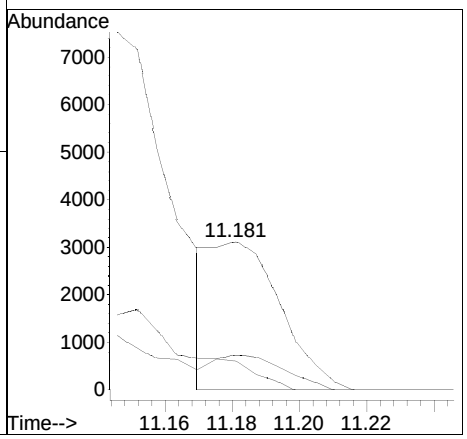

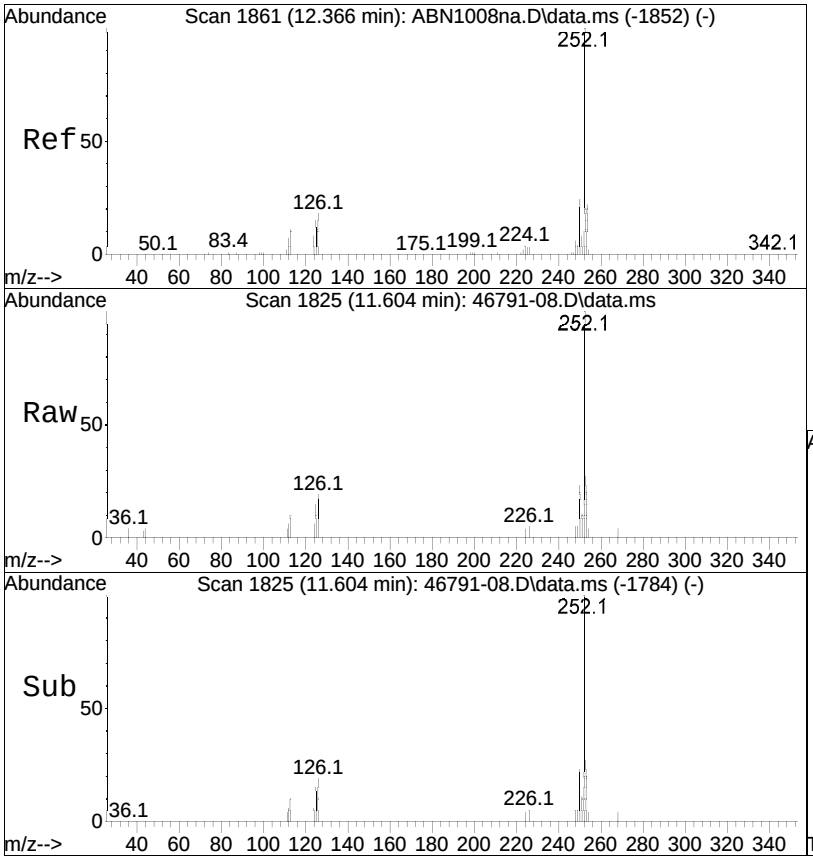

#114
Benzo(a)pyrene
Concen: 0.93 ug/ml
RT: 11.604 min Scan# 1825
Delta R.T. -0.012 min
Lab File: 46791-08.D
Acq: 29 Oct 2020 4:33 am

Tgt Ion:252 Resp: 9022

Ion	Ratio	Lower	Upper
252	100		
125	13.4	13.3	19.9
253	23.7	18.2	27.4

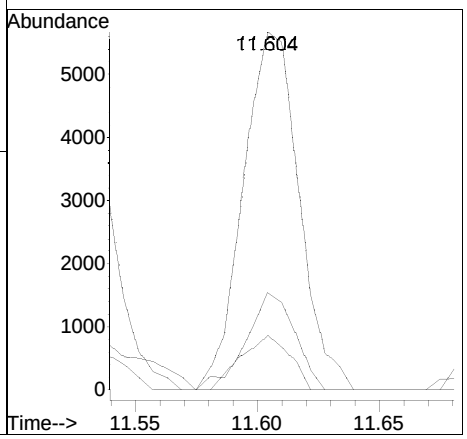

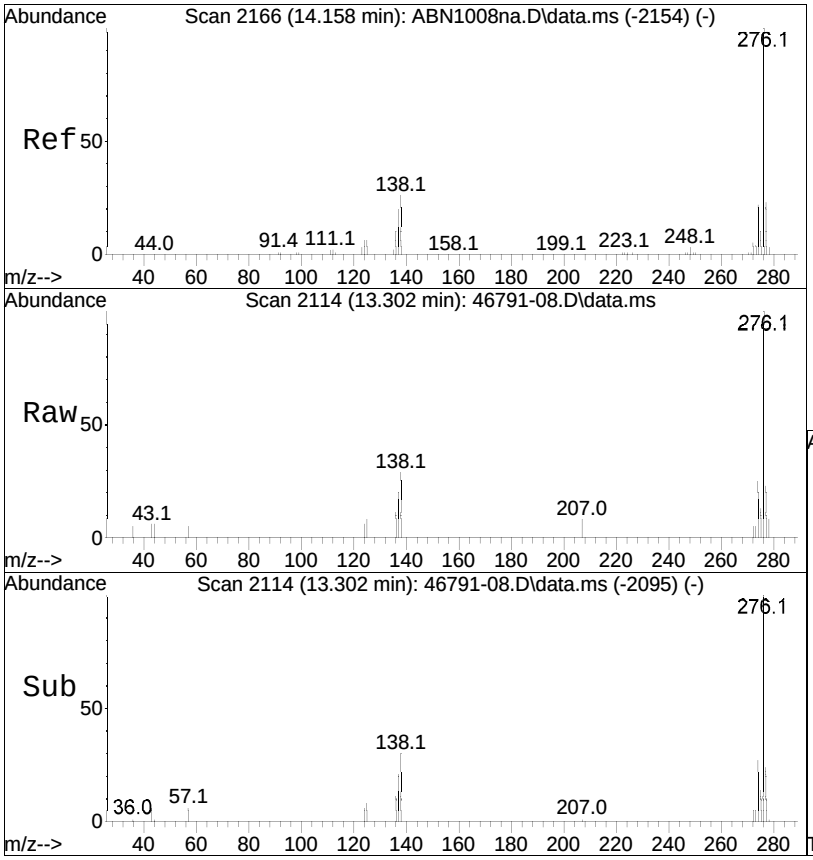

#116
Indeno(1,2,3-cd)pyrene
Concen: 0.64 ug/mL
RT: 13.302 min Scan# 2114
Delta R.T. -0.012 min
Lab File: 46791-08.D
Acq: 29 Oct 2020 4:33 am

Tgt Ion:276 Resp: 6872

Ion	Ratio	Lower	Upper
276	100		
138	28.6	26.7	40.1
277	25.2	20.4	30.6

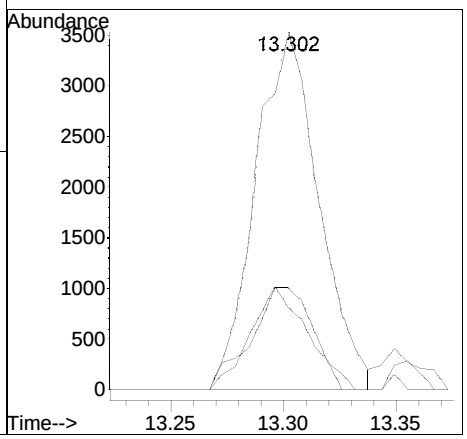

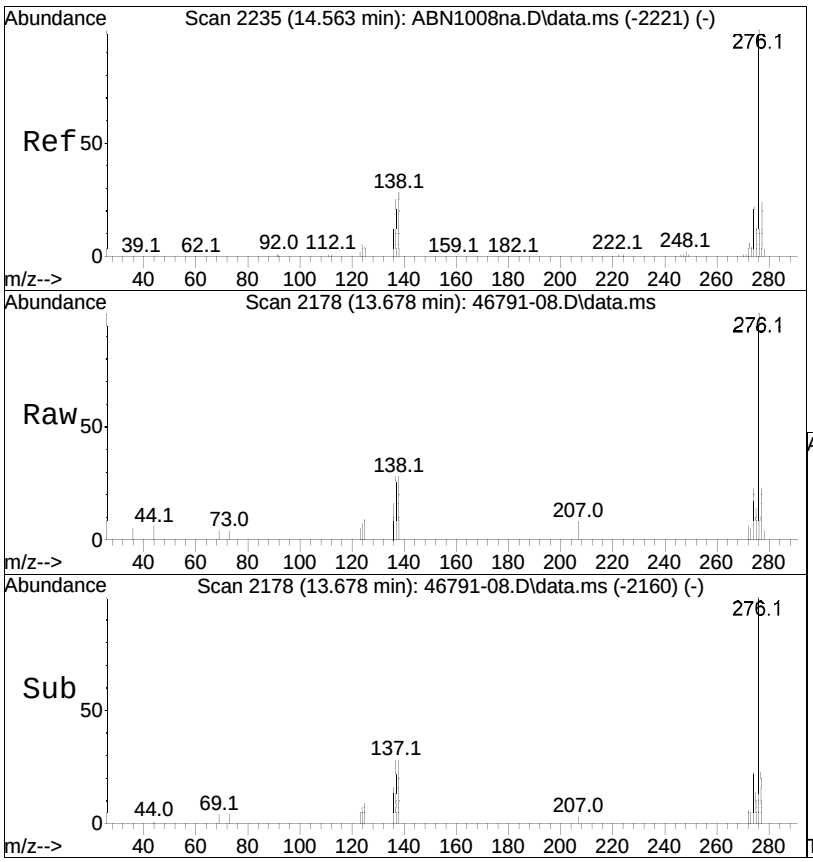

#118
Benzo(ghi)perylene
Concen: 0.56 ug/ml
RT: 13.678 min Scan# 2178
Delta R.T. -0.018 min
Lab File: 46791-08.D
Acq: 29 Oct 2020 4:33 am

Tgt Ion:276 Resp: 6993

Ion	Ratio	Lower	Upper
276	100		
138	26.9	26.1	39.1
277	21.5	19.4	29.0

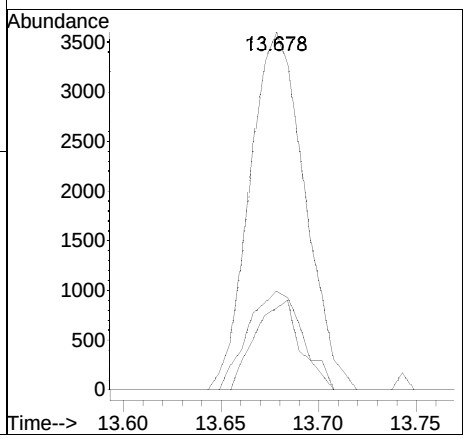

Manual Integration Report

Data Path	: I:\8270\Mork\201028\	QMethod	: FS200911mork.m
Data File	: 46791-08.D	Operator	: Mork:ek
Date Inj'd	: 10/29/2020 4:33 am	Instrument	: Mork
Sample	: L2046791-08,32,,NY,ASK+	Quant Date	: 10/29/2020 4:54 am

Compound #112: Benzo(b)fluoranthene

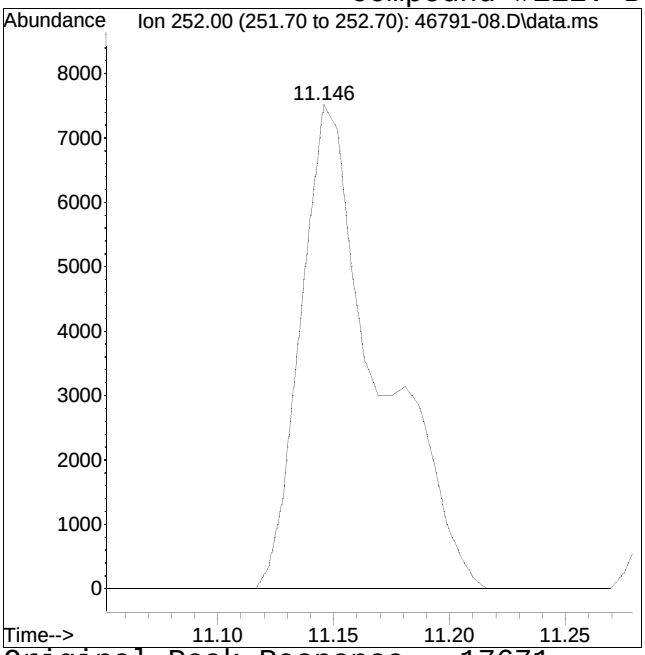

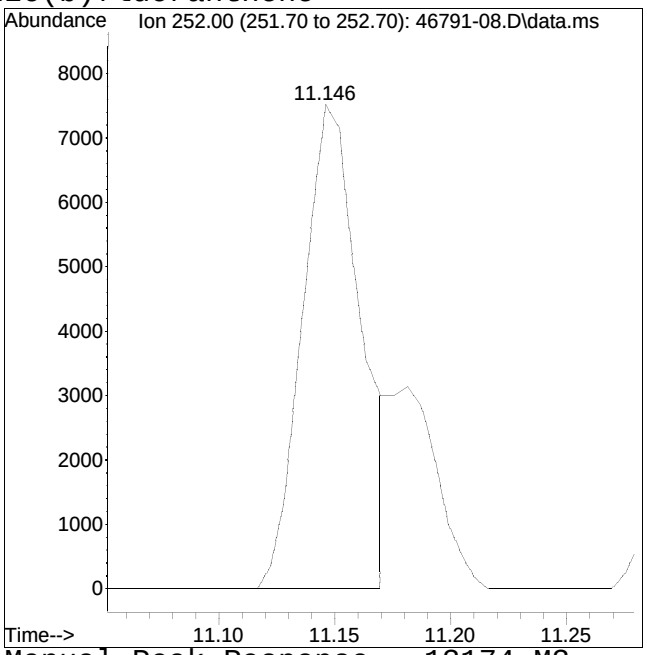

Original Peak Response = 17671 Manual Peak Response = 13174 M3

M3 = Misidentification of the peak (i.e. 1,4-dichlorobenzene identified as 1,3-dichlorobenzene), or misidentification from 2 partially resolved peaks not being split.

Manual Integration Report

Data Path	: I:\8270\Mork\201028\	QMethod	: FS200911mork.m
Data File	: 46791-08.D	Operator	: Mork:ek
Date Inj'd	: 10/29/2020 4:33 am	Instrument	: Mork
Sample	: L2046791-08,32,,NY,ASK+	Quant Date	: 10/29/2020 4:54 am

Compound #113: Benzo(k)fluoranthene

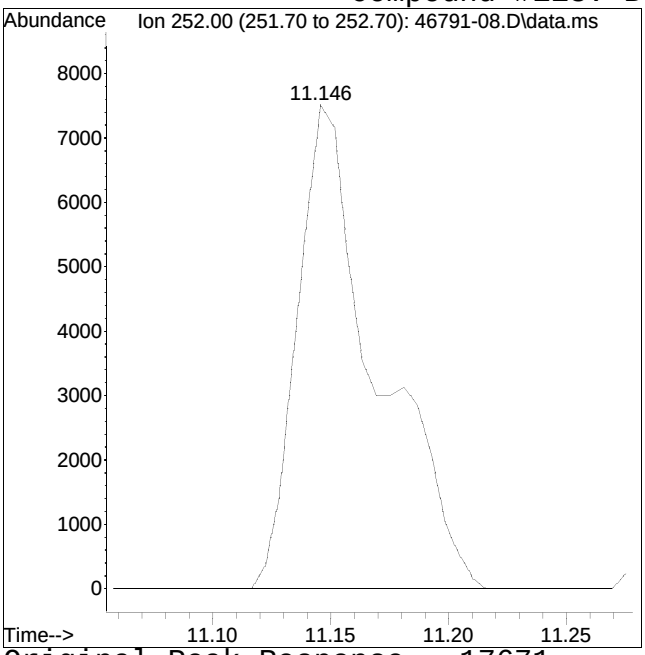

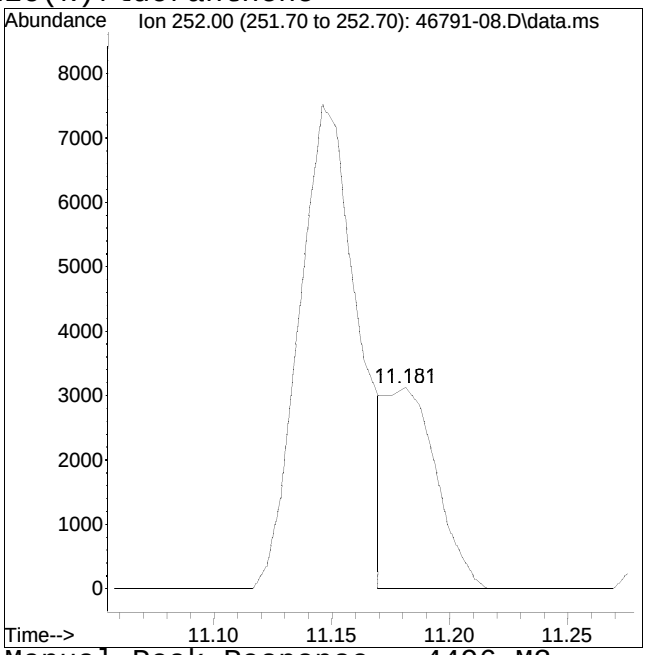

Original Peak Response = 17671 Manual Peak Response = 4496 M3

M3 = Misidentification of the peak (i.e. 1,4-dichlorobenzene identified as 1,3-dichlorobenzene), or misidentification from 2 partially resolved peaks not being split.

Quantitation Report (QT Reviewed)

Data Path : I:\8270\Mork\201028\
Data File : 46791-02.D
Acq On : 29 Oct 2020 4:57 am
Operator : Mork:ek
Sample : L2046791-02,32,,NY,ASK+
Misc : WG1426003,WG1427354,ICAL17151
ALS Vial : 17 Sample Multiplier: 1

Quant Time: Oct 29 13:09:10 2020
Quant Method : i:\8270\MORK\201028\FS200911mork.m
Quant Title : Semivolatiles by GC/MS by modified 8270
QLast Update : Thu Oct 29 05:19:10 2020
Response via : Initial Calibration

CCAL FILE(s) : 1 - i:\8270\MORK\201028\ABN1028.D
: 2 - i:\8270\MORK\201028\ADP1028.D
: 3 - i:\8270\MORK\201028\AP91028.D
Sub List : 8270TCL_REV2 - TCL/CT/MA

Compound	R.T.	QIon	Response	Conc	Units		Dev(Min)
Internal Standards							
1) IS1_1,4-Dichlorobenzen...	3.426	152	54780	40.000	ug/ml		0.00
Standard Area 1 = 48323			Recovery = 113.36%				
27) IS2_1,4-Dichlorobenzen...	3.426	152	54780	40.000	ug/ml		0.00
Standard Area 3 = 56155			Recovery = 97.55%				
32) IS3_1,4-Dichlorobenzen...	3.426	152	54780	40.000	ug/ml		0.00
Standard Area 2 = 68418			Recovery = 80.07%				
35) IS1_Naphthalene-d8	4.513	136	240967	40.000	ug/ml		0.00
Standard Area 1 = 215320			Recovery = 111.91%				
55) IS2_Naphthalene-d8	4.513	136	240967	40.000	ug/ml		0.00
Standard Area 3 = 235290			Recovery = 102.41%				
63) IS1_Acenaphthene-d10	6.023	164	145169	40.000	ug/ml		0.00
Standard Area 1 = 128530			Recovery = 112.95%				
83) IS2_Acenaphthene-d10	6.023	164	145169	40.000	ug/ml		0.00
Standard Area 3 = 138994			Recovery = 104.44%				
86) IS3_Acenaphthene-d10	6.023	164	145169	40.000	ug/ml		0.00
Standard Area 2 = 172916			Recovery = 83.95%				
88) IS1_Phenanthrene-d10	7.298	188	295406	40.000	ug/ml	#	0.00
Standard Area 1 = 260606			Recovery = 113.35%				
102) IS3_Phenanthrene-d10	7.298	188	295406	40.000	ug/ml	#	0.00
Standard Area 2 = 342597			Recovery = 86.23%				
106) IS1_Chrysene-d12	9.742	240	350654	40.000	ug/ml	#	0.00
Standard Area 1 = 290731			Recovery = 120.61%				
115) IS1_Perylene-d12	11.698	264	426909	40.000	ug/ml		0.00
Standard Area 1 = 347549			Recovery = 122.83%				
System Monitoring Compounds							
4) 2-Fluorophenol	2.350	112	70992	42.352	ug/ml		0.00
Spiked Amount 50.000	Range 15 - 110		Recovery = 84.70%				
7) Phenol-d6	3.161	99	91753	45.433	ug/ml		0.00
Spiked Amount 50.000	Range 15 - 110		Recovery = 90.87%				
19) Nitrobenzene-d5	3.907	82	40721	23.092	ug/ml		0.00
Spiked Amount 25.000	Range 30 - 130		Recovery = 92.37%				
46) 2-Fluorobiphenyl	5.464	172	91482	20.588	ug/ml		0.00
Spiked Amount 25.000	Range 30 - 130		Recovery = 82.35%				
79) 2,4,6-Tribromophenol	6.710	330	36355	45.694	ug/ml		0.00
Spiked Amount 50.000	Range 15 - 110		Recovery = 91.39%				

Data Path : I:\8270\Mork\201028\
Data File : 46791-02.D
Acq On : 29 Oct 2020 4:57 am
Operator : Mork:ek
Sample : L2046791-02,32,,NY,ASK+
Misc : WG1426003,WG1427354,ICAL17151
ALS Vial : 17 Sample Multiplier: 1

Quant Time: Oct 29 13:09:10 2020
Quant Method : i:\8270\MORK\201028\FS200911mork.m
Quant Title : Semivolatiles by GC/MS by modified 8270
QLast Update : Thu Oct 29 05:19:10 2020
Response via : Initial Calibration

CCAL FILE(s) : 1 - i:\8270\MORK\201028\ABN1028.D
: 2 - i:\8270\MORK\201028\ADP1028.D
: 3 - i:\8270\MORK\201028\AP91028.D
Sub List : 8270TCL_REV2 - TCL/CT/MA

Compound	R.T.	QIon	Response	Conc	Units	Dev(Min)
98) 4-Terphenyl-d14	8.702	244	141163	19.476	ug/ml	0.00

Spiked Amount 25.000 Range 30 - 130 Recovery = 77.90%

Target Compounds						Qvalue
8) Phenol	0.000		0	N.D.		
15) 2-Methylphenol	0.000		0	N.D.		
18) 3-Methylphenol/4-Methy...	0.000		0	N.D.		
36) Naphthalene	0.000		0	N.D.		
52) Acenaphthylene	0.000		0	N.D.		
65) Acenaphthene	0.000		0	N.D.	d	
67) Dibenzofuran	0.000		0	N.D.		
73) Fluorene	0.000		0	N.D.	d	
81) Hexachlorobenzene	0.000		0	N.D.		
82) Pentachlorophenol	0.000		0	N.D.		
89) Phenanthrene	0.000		0	N.D.	d	
90) Anthracene	0.000		0	N.D.	d	
95) Fluoranthene	8.343	202	4118M3	0.454	ug/ml	
97) Pyrene	8.531	202	3591	0.373	ug/ml	97
107) Benzo(a)anthracene	0.000		0	N.D.	d	
109) Chrysene	0.000		0	N.D.	d	
112) Benzo(b)fluoranthene	11.146	252	3504	0.326	ug/ml#	93
113) Benzo(k)fluoranthene	0.000		0	N.D.	d	
114) Benzo(a)pyrene	0.000		0	N.D.	d	
116) Indeno(1,2,3-cd)pyrene	0.000		0	N.D.	d	
117) Dibenzo(a,h)anthracene	0.000		0	N.D.		
118) Benzo(ghi)perylene	0.000		0	N.D.	d	

(#) = qualifier out of range (m) = manual integration (+) = signals summed

Quantitation Report (QT Reviewed)

Data Path : I:\8270\Mork\201028\
Data File : 46791-02.D
Acq On : 29 Oct 2020 4:57 am
Operator : Mork:ek
Sample : L2046791-02,32,,NY,ASK+
Misc : WG1426003,WG1427354,ICAL17151
ALS Vial : 17 Sample Multiplier: 1

Quant Time: Oct 29 13:09:10 2020
Quant Method : i:\8270\MORK\201028\FS200911mork.m
Quant Title : Semivolatiles by GC/MS by modified 8270
QLast Update : Thu Oct 29 05:19:10 2020
Response via : Initial Calibration

Sub List : 8270TCL_REV2 - TCL/CT/MAAP91028.D•

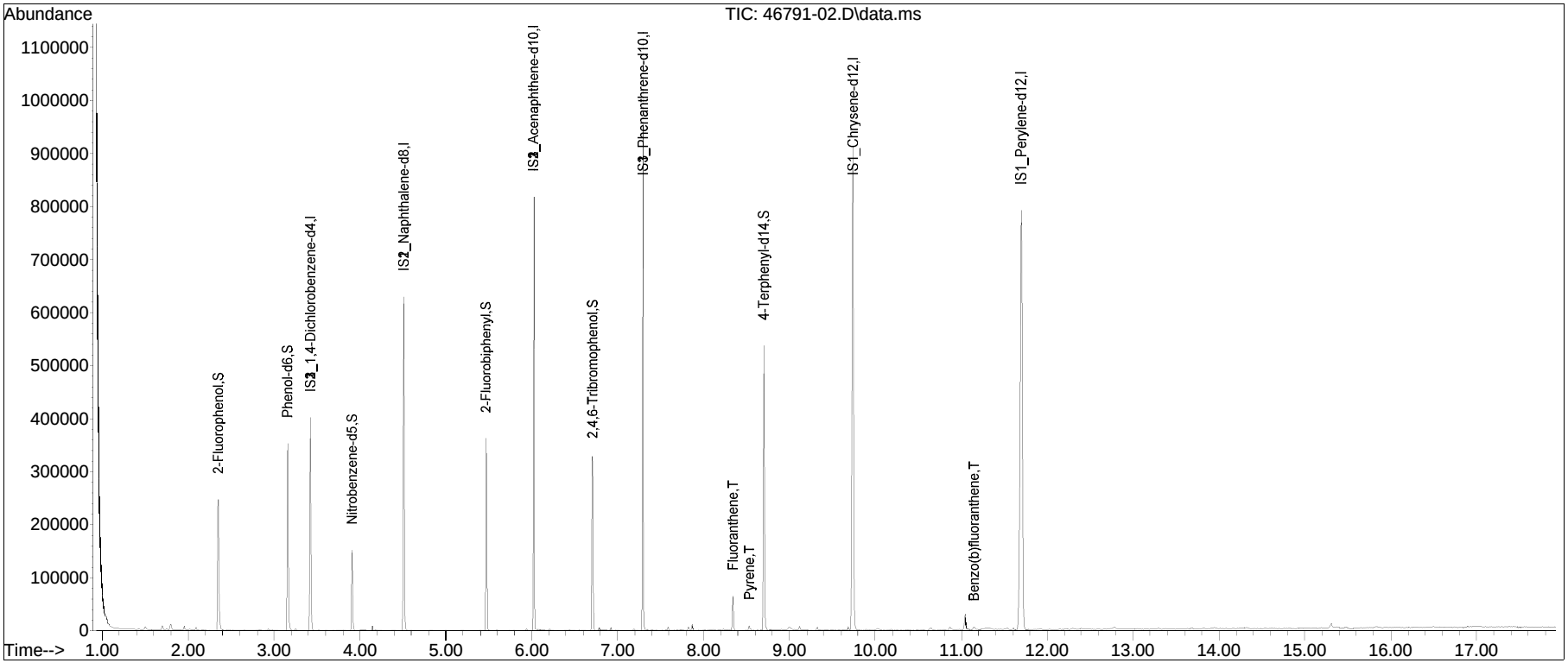

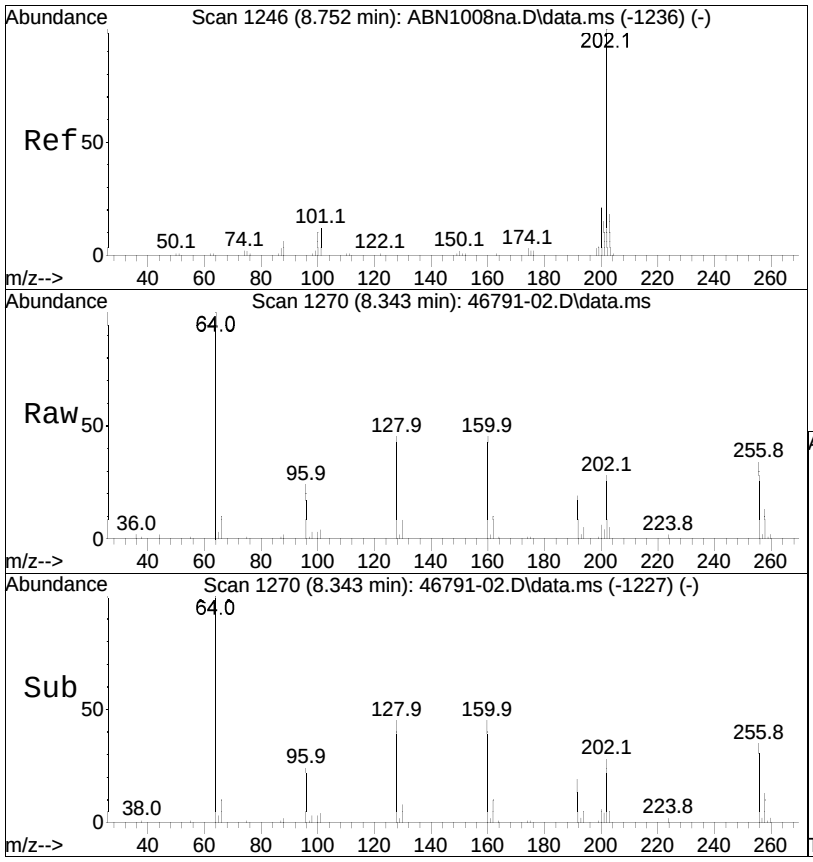

#95
Fluoranthene
Concen: 0.45 ug/ml M3
RT: 8.343 min Scan# 1270
Delta R.T. 0.000 min
Lab File: 46791-02.D
Acq: 29 Oct 2020 4:57 am

Tgt Ion:202 Resp: 4118

Ion	Ratio	Lower	Upper
202	100		
101	0.0	12.6	19.0#
203	0.0	14.4	21.6#

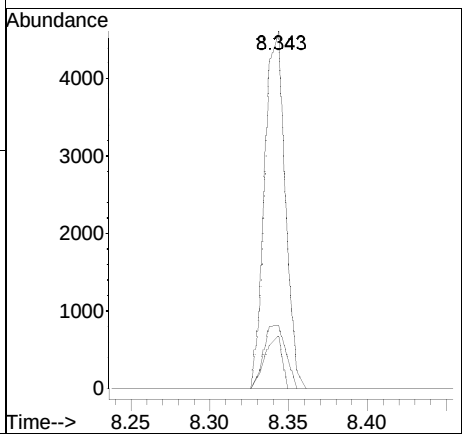

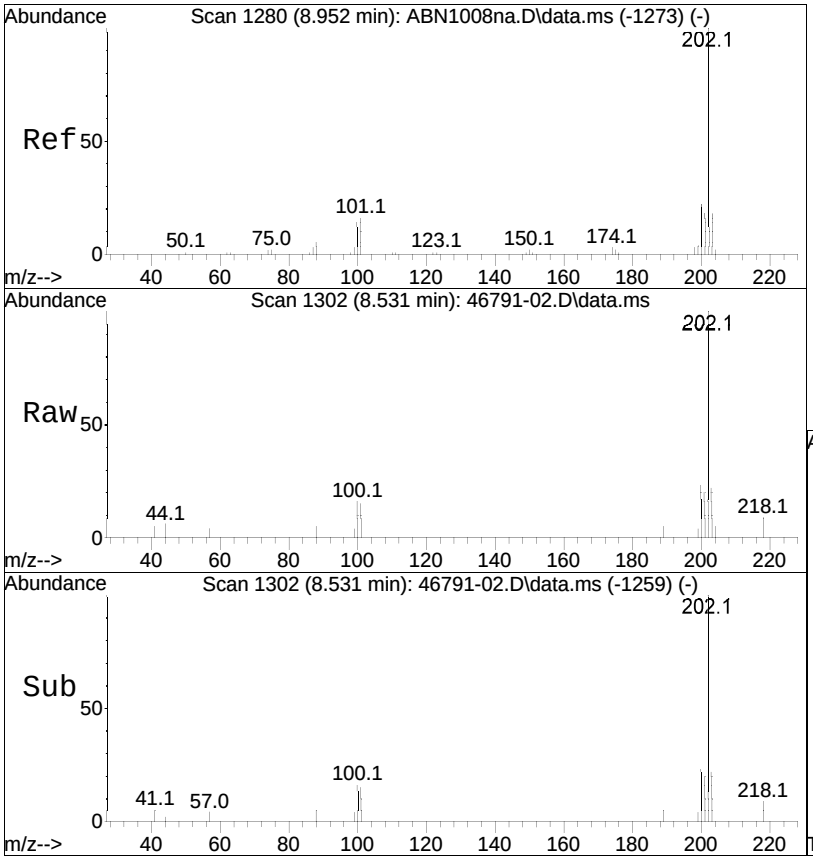

#97
Pyrene
Concen: 0.37 ug/ml
RT: 8.531 min Scan# 1302
Delta R.T. 0.000 min
Lab File: 46791-02.D
Acq: 29 Oct 2020 4:57 am

Tgt Ion:202 Resp: 3591

Ion	Ratio	Lower	Upper
202	100		
200	20.4	17.2	25.8
203	20.5	15.0	22.6

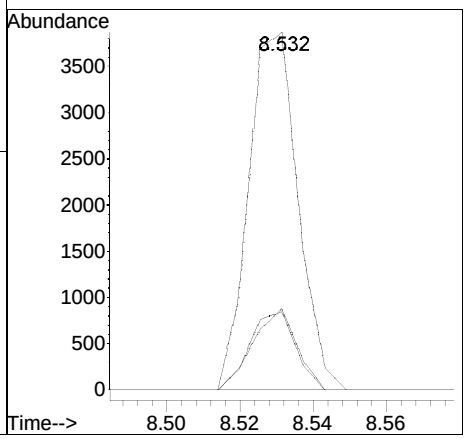

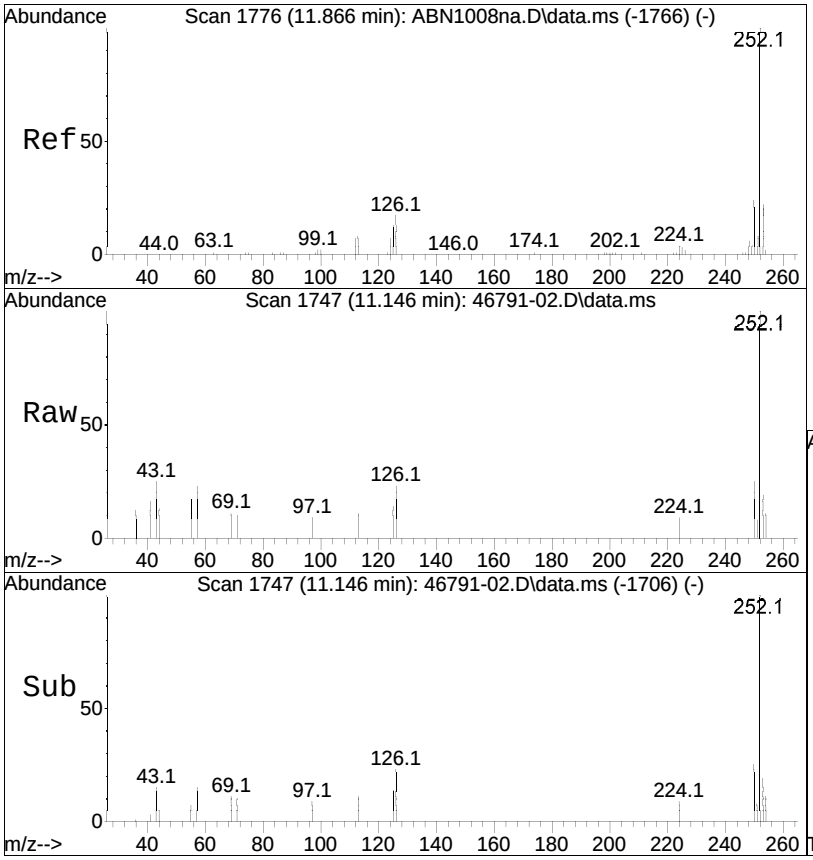

#112
Benzo(b)fluoranthene
Concen: 0.33 ug/ml
RT: 11.146 min Scan# 1747
Delta R.T. -0.012 min
Lab File: 46791-02.D
Acq: 29 Oct 2020 4:57 am

Tgt Ion:252 Resp: 3504

Ion	Ratio	Lower	Upper
252	100		
125	15.9	12.6	18.8
253	28.1	18.2	27.2#

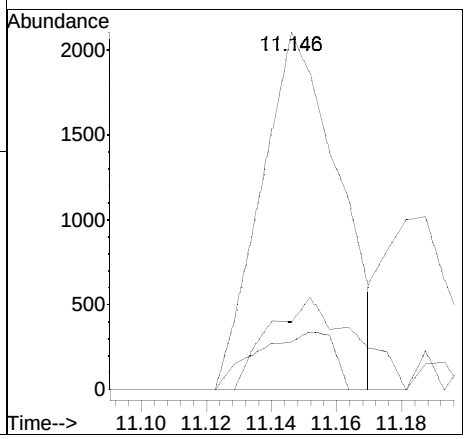

Manual Integration Report

Data Path	: I:\8270\Mork\201028\	QMethod	: FS200911mork.m
Data File	: 46791-02.D	Operator	: Mork:ek
Date Inj'd	: 10/29/2020 4:57 am	Instrument	: Mork
Sample	: L2046791-02,32,,NY,ASK+	Quant Date	: 10/29/2020 5:19 am

Compound #95: Fluoranthene

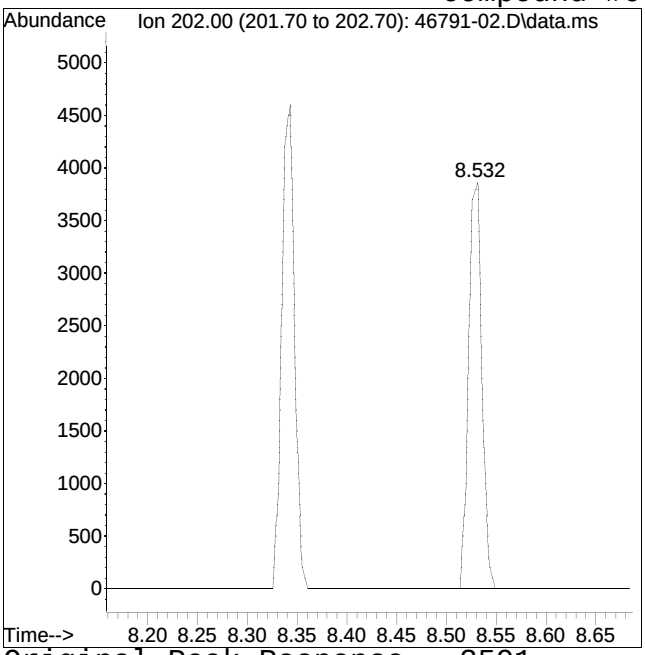

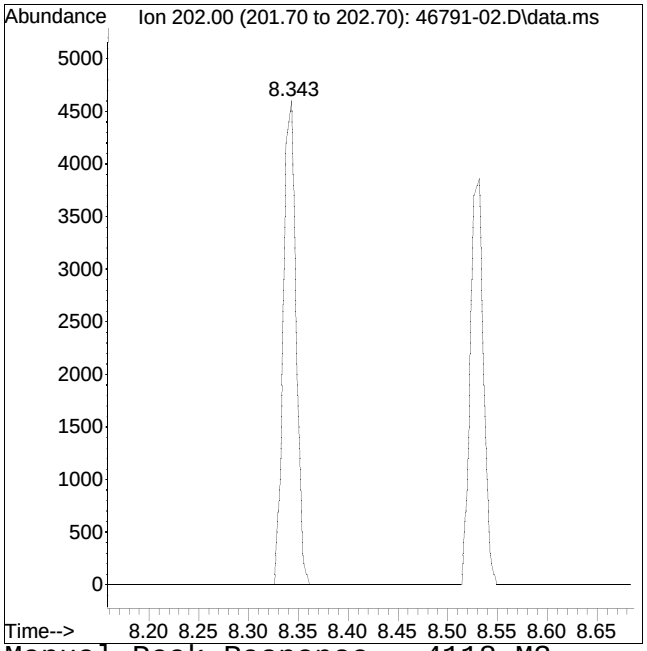

Original Peak Response = 3591 Manual Peak Response = 4118 M3

M3 = Misidentification of the peak (i.e. 1,4-dichlorobenzene identified as 1,3-dichlorobenzene), or misidentification from 2 partially resolved peaks not being split.

Quantitation Report (QT Reviewed)

Data Path : I:\8270\Mork\201028\
Data File : 46791-03.D
Acq On : 29 Oct 2020 6:31 am
Operator : Mork:ek
Sample : L2046791-03,32,,NY,ASK+
Misc : WG1426003,WG1427354,ICAL17151
ALS Vial : 21 Sample Multiplier: 1

Quant Time: Oct 29 13:11:06 2020
Quant Method : i:\8270\MORK\201028\FS200911mork.m
Quant Title : Semivolatiles by GC/MS by modified 8270
QLast Update : Thu Oct 29 06:52:32 2020
Response via : Initial Calibration

CCAL FILE(s) : 1 - i:\8270\MORK\201028\ABN1028.D
: 2 - i:\8270\MORK\201028\ADP1028.D
: 3 - i:\8270\MORK\201028\AP91028.D
Sub List : 8270TCL_REV2 - TCL/CT/MA

Compound	R.T.	QIon	Response	Conc	Units		Dev(Min)
Internal Standards							
1) IS1_1,4-Dichlorobenzen...	3.426	152	70008	40.000	ug/ml		0.00
Standard Area 1 = 48323			Recovery = 144.88%				
27) IS2_1,4-Dichlorobenzen...	3.426	152	70008	40.000	ug/ml		0.00
Standard Area 3 = 56155			Recovery = 124.67%				
32) IS3_1,4-Dichlorobenzen...	3.426	152	70008	40.000	ug/ml		0.00
Standard Area 2 = 68418			Recovery = 102.32%				
35) IS1_Naphthalene-d8	4.513	136	308180	40.000	ug/ml		0.00
Standard Area 1 = 215320			Recovery = 143.13%				
55) IS2_Naphthalene-d8	4.513	136	308180	40.000	ug/ml		0.00
Standard Area 3 = 235290			Recovery = 130.98%				
63) IS1_Acenaphthene-d10	6.023	164	182516	40.000	ug/ml		0.00
Standard Area 1 = 128530			Recovery = 142.00%				
83) IS2_Acenaphthene-d10	6.023	164	182516	40.000	ug/ml		0.00
Standard Area 3 = 138994			Recovery = 131.31%				
86) IS3_Acenaphthene-d10	6.023	164	182516	40.000	ug/ml		0.00
Standard Area 2 = 172916			Recovery = 105.55%				
88) IS1_Phenanthrene-d10	7.298	188	367926	40.000	ug/ml	#	0.00
Standard Area 1 = 260606			Recovery = 141.18%				
102) IS3_Phenanthrene-d10	7.298	188	367926	40.000	ug/ml	#	0.00
Standard Area 2 = 342597			Recovery = 107.39%				
106) IS1_Chrysene-d12	9.742	240	436921	40.000	ug/ml	#	0.00
Standard Area 1 = 290731			Recovery = 150.28%				
115) IS1_Perylene-d12	11.704	264	464842	40.000	ug/ml		0.00
Standard Area 1 = 347549			Recovery = 133.75%				
System Monitoring Compounds							
4) 2-Fluorophenol	2.356	112	8027	3.747	ug/ml		0.01
Spiked Amount 50.000	Range 15 - 110		Recovery = 7.49%#				
7) Phenol-d6	3.161	99	54667	21.181	ug/ml		0.00
Spiked Amount 50.000	Range 15 - 110		Recovery = 42.36%				
19) Nitrobenzene-d5	3.907	82	49000	21.743	ug/ml		0.00
Spiked Amount 25.000	Range 30 - 130		Recovery = 86.97%				
46) 2-Fluorobiphenyl	5.464	172	105328	18.534	ug/ml		0.00
Spiked Amount 25.000	Range 30 - 130		Recovery = 74.14%				
79) 2,4,6-Tribromophenol	6.710	330	2235	2.234	ug/ml		0.00
Spiked Amount 50.000	Range 15 - 110		Recovery = 4.47%#				

Data Path : I:\8270\Mork\201028\
Data File : 46791-03.D
Acq On : 29 Oct 2020 6:31 am
Operator : Mork:ek
Sample : L2046791-03,32,,NY,ASK+
Misc : WG1426003,WG1427354,ICAL17151
ALS Vial : 21 Sample Multiplier: 1

Quant Time: Oct 29 13:11:06 2020
Quant Method : i:\8270\MORK\201028\FS200911mork.m
Quant Title : Semivolatiles by GC/MS by modified 8270
QLast Update : Thu Oct 29 06:52:32 2020
Response via : Initial Calibration

CCAL FILE(s) : 1 - i:\8270\MORK\201028\ABN1028.D
: 2 - i:\8270\MORK\201028\ADP1028.D
: 3 - i:\8270\MORK\201028\AP91028.D
Sub List : 8270TCL_REV2 - TCL/CT/MA

Compound	R.T.	QIon	Response	Conc	Units	Dev(Min)
98) 4-Terphenyl-d14	8.702	244	168475	18.663	ug/ml	0.00
Spiked Amount 25.000	Range 30 - 130		Recovery = 74.65%			
Target Compounds						Qvalue
8) Phenol	0.000		0	N.D.		
15) 2-Methylphenol	0.000		0	N.D.		
18) 3-Methylphenol/4-Methy...	0.000		0	N.D.		
36) Naphthalene	0.000		0	N.D.	d	
52) Acenaphthylene	0.000		0	N.D.	d	
65) Acenaphthene	0.000		0	N.D.	d	
67) Dibenzofuran	0.000		0	N.D.		
73) Fluorene	0.000		0	N.D.		
81) Hexachlorobenzene	0.000		0	N.D.		
82) Pentachlorophenol	0.000		0	N.D.		
89) Phenanthrene	7.315	178	10656	1.094	ug/ml	99
90) Anthracene	0.000		0	N.D.	d	
95) Fluoranthene	8.338	202	10288	0.910	ug/ml	97
97) Pyrene	8.532	202	15397	1.285	ug/ml	99
107) Benzo(a)anthracene	9.730	228	8844	0.701	ug/ml#	77
109) Chrysene	9.771	228	7434	0.548	ug/ml	95
112) Benzo(b)fluoranthene	11.158	252	9210M3	0.688	ug/ml	
113) Benzo(k)fluoranthene	0.000		0	N.D.	d	
114) Benzo(a)pyrene	11.604	252	7793	0.614	ug/ml#	88
116) Indeno(1,2,3-cd)pyrene	13.302	276	5033	0.415	ug/mL#	86
117) Dibenzo(a,h)anthracene	0.000		0	N.D.	d	
118) Benzo(ghi)perylene	13.684	276	6521	0.464	ug/ml#	89

(#) = qualifier out of range (m) = manual integration (+) = signals summed

Quantitation Report (QT Reviewed)

Data Path : I:\8270\Mork\201028\
Data File : 46791-03.D
Acq On : 29 Oct 2020 6:31 am
Operator : Mork:ek
Sample : L2046791-03,32,,NY,ASK+
Misc : WG1426003,WG1427354,ICAL17151
ALS Vial : 21 Sample Multiplier: 1

Quant Time: Oct 29 13:11:06 2020
Quant Method : i:\8270\MORK\201028\FS200911mork.m
Quant Title : Semivolatiles by GC/MS by modified 8270
QLast Update : Thu Oct 29 06:52:32 2020
Response via : Initial Calibration

Sub List : 8270TCL_REV2 - TCL/CT/MAAP91028.D•

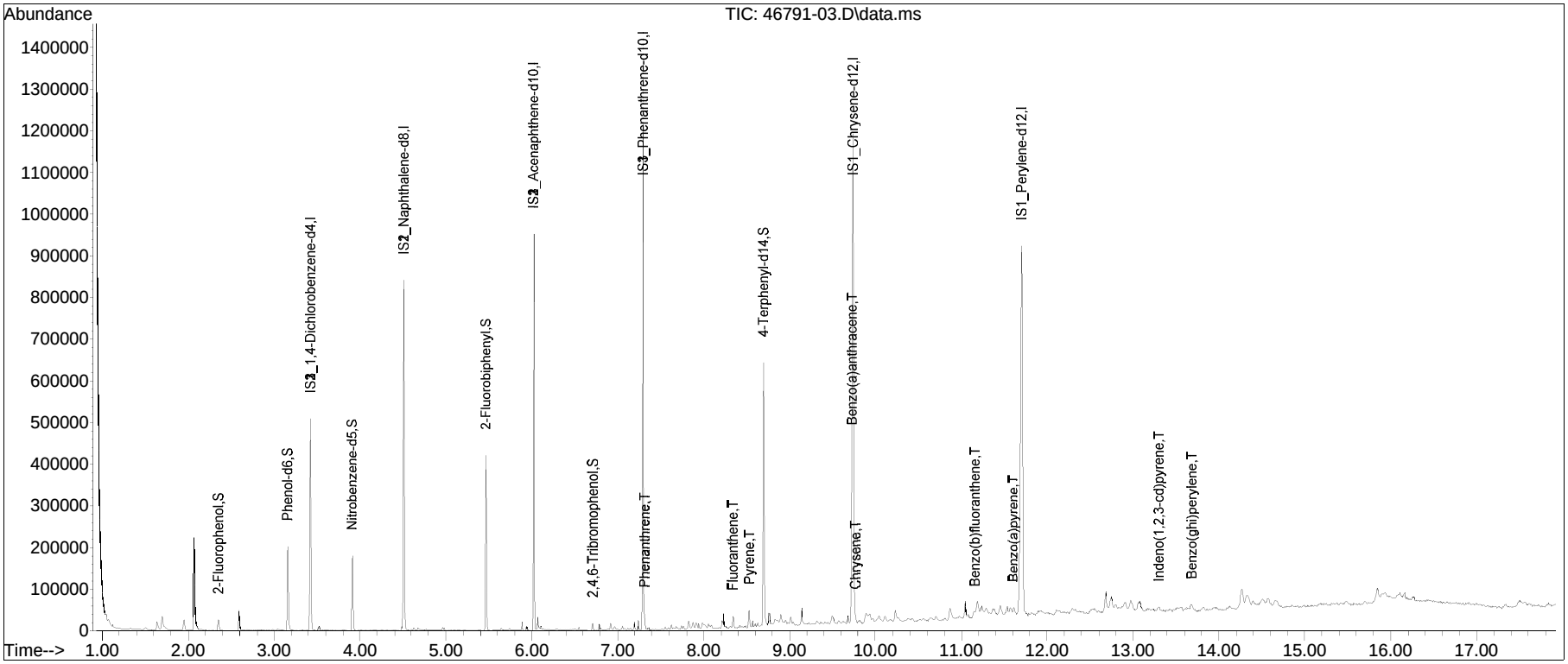

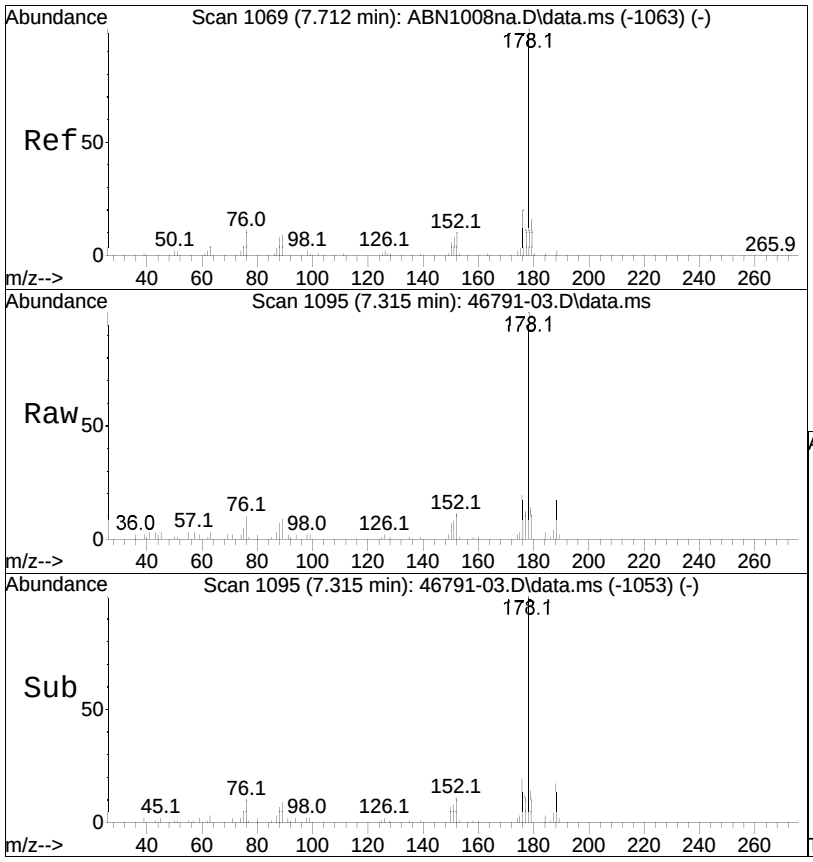

#89
Phenanthrene
Concen: 1.09 ug/ml
RT: 7.315 min Scan# 1095
Delta R.T. -0.006 min
Lab File: 46791-03.D
Acq: 29 Oct 2020 6:31 am

Tgt Ion:178 Resp: 10656

Ion	Ratio	Lower	Upper
178	100		
179	16.9	12.7	19.1
176	19.4	15.8	23.6

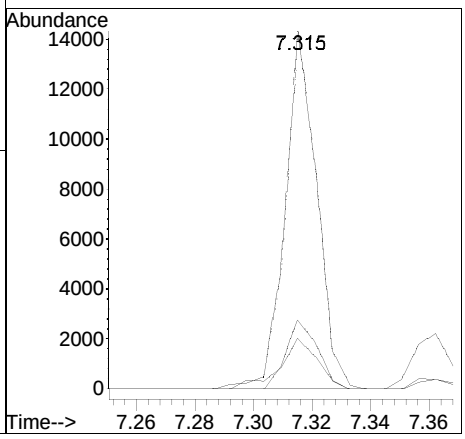

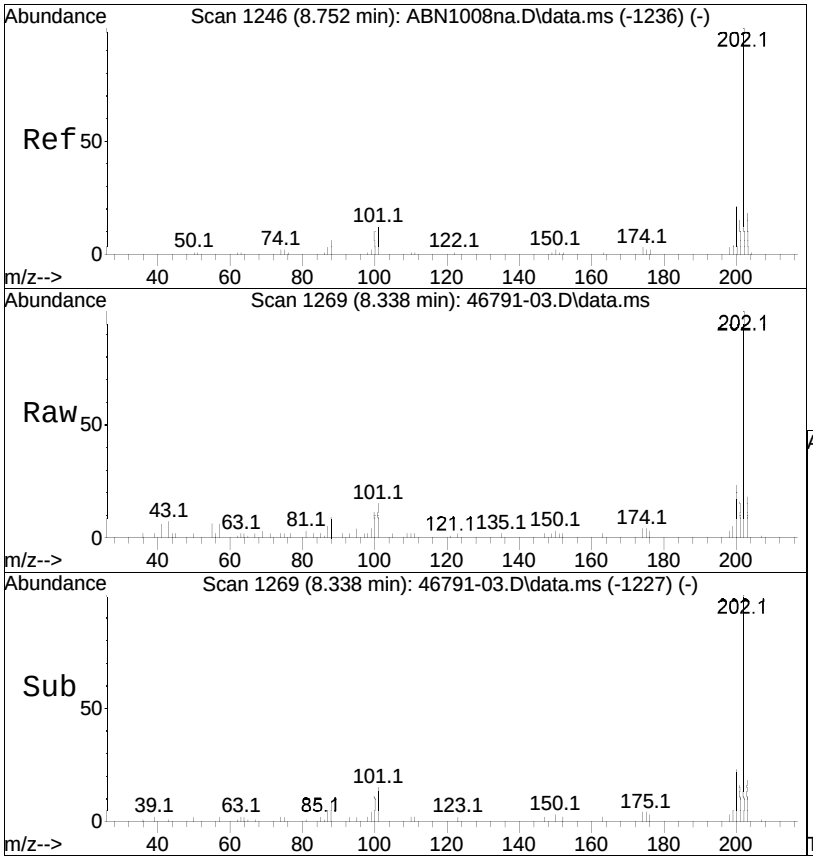

#95
Fluoranthene
Concen: 0.91 ug/ml
RT: 8.338 min Scan# 1269
Delta R.T. -0.006 min
Lab File: 46791-03.D
Acq: 29 Oct 2020 6:31 am

Tgt Ion:202 Resp: 10288

Ion	Ratio	Lower	Upper
202	100		
101	14.0	12.6	19.0
203	17.0	14.4	21.6

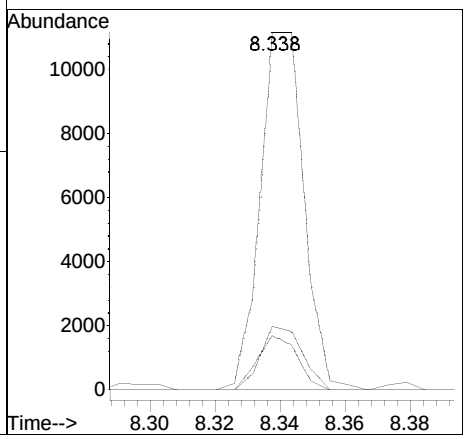

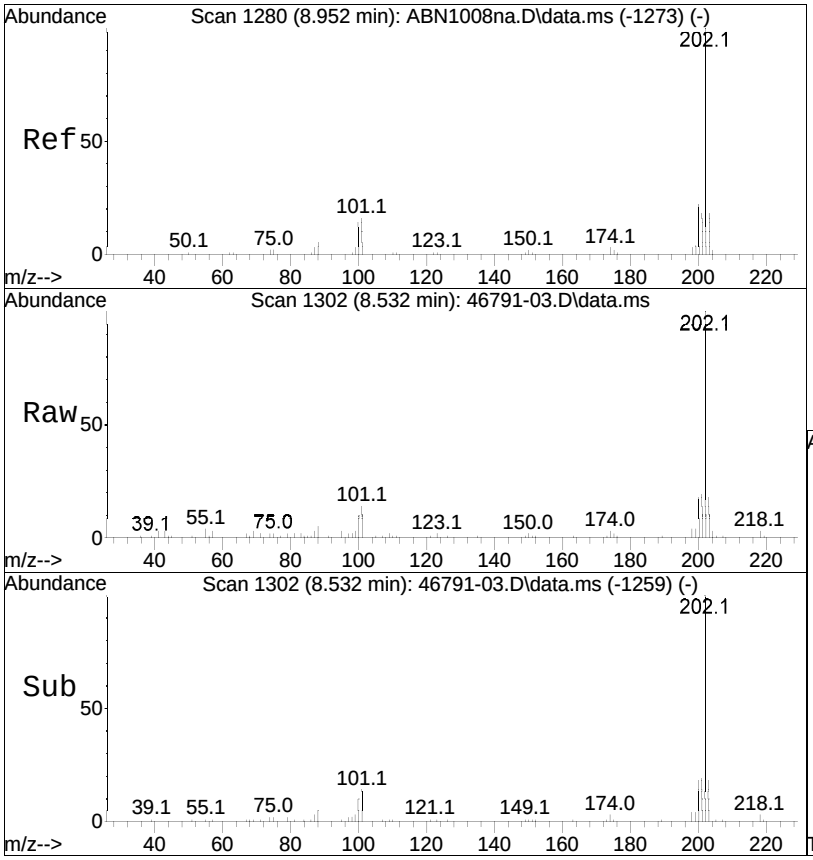

#97
Pyrene
Concen: 1.28 ug/ml
RT: 8.532 min Scan# 1302
Delta R.T. 0.000 min
Lab File: 46791-03.D
Acq: 29 Oct 2020 6:31 am

Tgt Ion:202 Resp: 15397

Ion	Ratio	Lower	Upper
202	100		
200	20.9	17.2	25.8
203	18.8	15.0	22.6

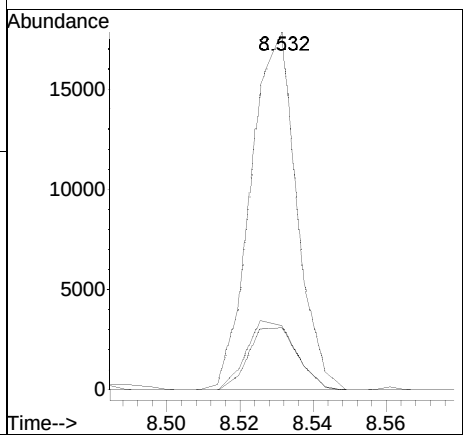

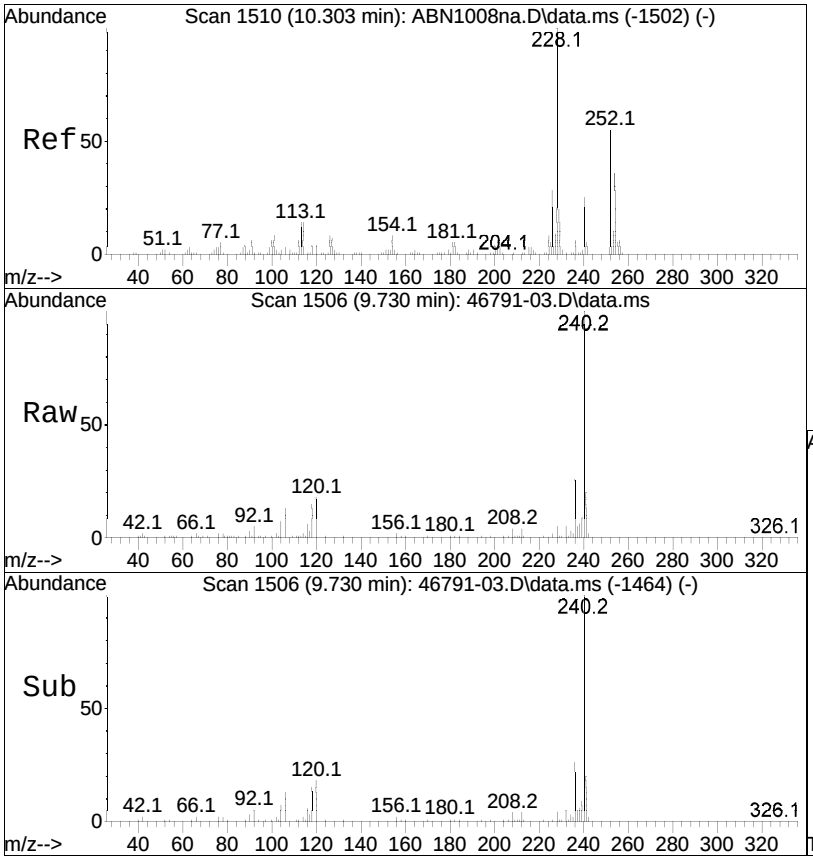

#107
Benzo(a)anthracene
Concen: 0.70 ug/ml
RT: 9.730 min Scan# 1506
Delta R.T. -0.006 min
Lab File: 46791-03.D
Acq: 29 Oct 2020 6:31 am

Tgt Ion:228 Resp: 8844

Ion	Ratio	Lower	Upper
228	100		
226	42.3	22.9	34.3#
229	28.3	16.1	24.1#

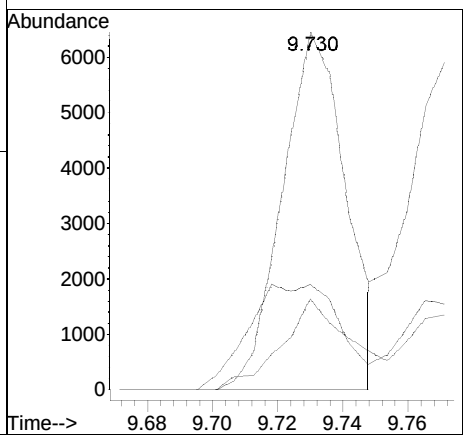

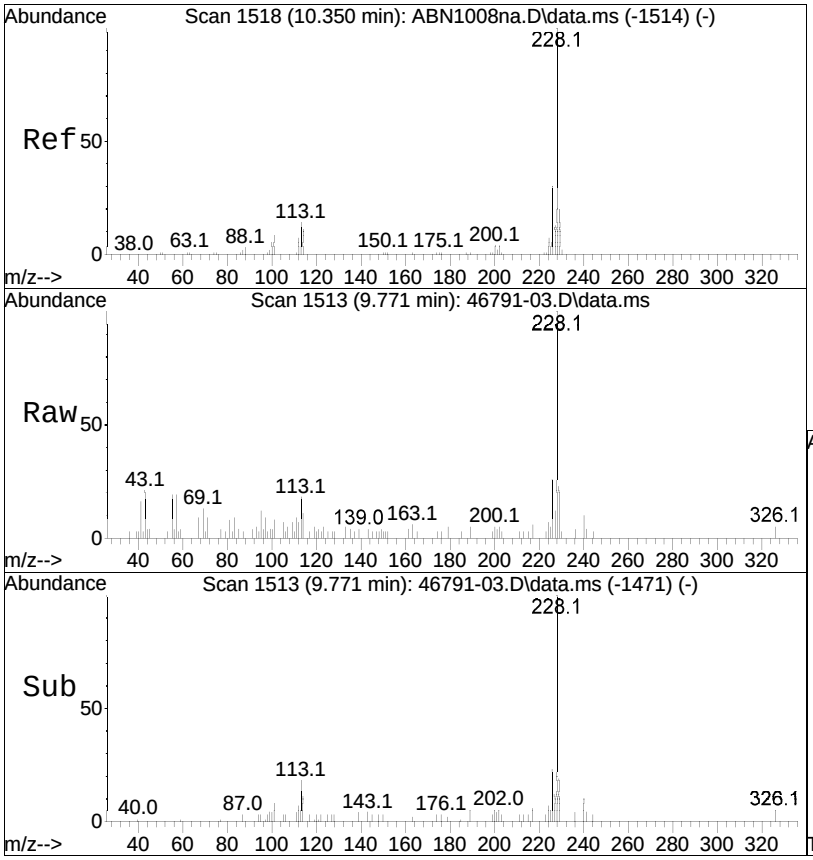

#109
Chrysene
Concen: 0.55 ug/ml
RT: 9.771 min Scan# 1513
Delta R.T. -0.006 min
Lab File: 46791-03.D
Acq: 29 Oct 2020 6:31 am

Tgt Ion:228 Resp: 7434

Ion	Ratio	Lower	Upper
228	100		
226	29.7	24.9	37.3
229	24.4	16.6	24.8

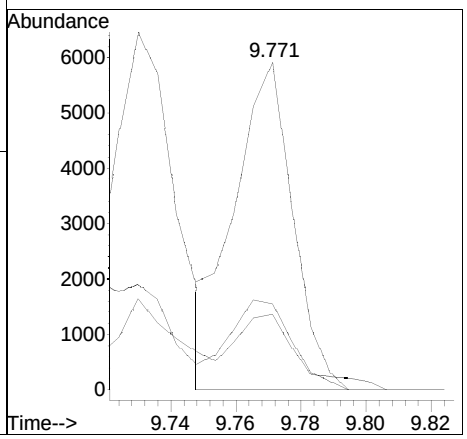

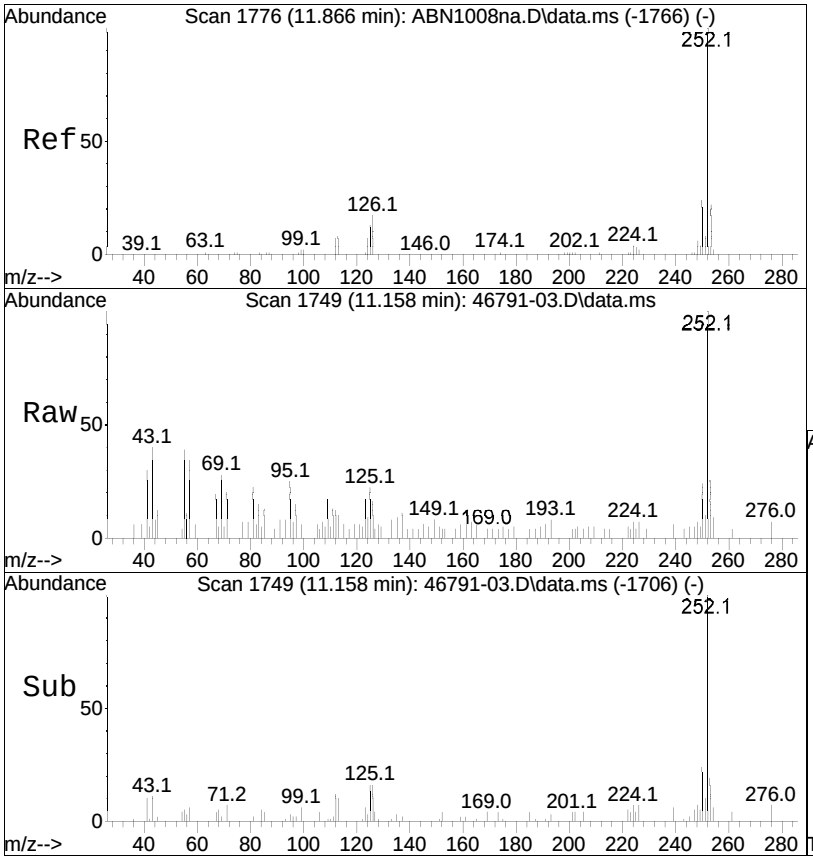

#112
Benzo(b)fluoranthene
Concen: 0.69 ug/ml M3
RT: 11.158 min Scan# 1749
Delta R.T. 0.000 min
Lab File: 46791-03.D
Acq: 29 Oct 2020 6:31 am

Tgt Ion:252 Resp: 9210

Ion	Ratio	Lower	Upper
252	100		
125	25.1	12.6	18.8#
253	23.2	18.2	27.2

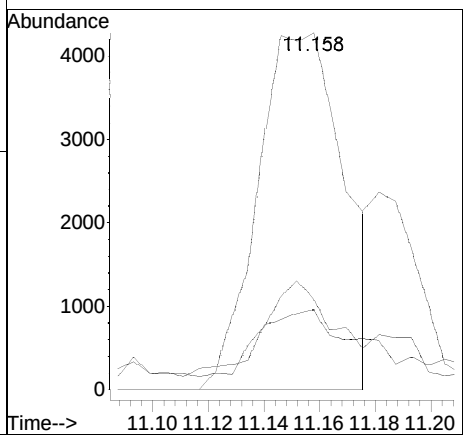



#114
Benzo(a)pyrene
Concen: 0.61 ug/ml
RT: 11.604 min Scan# 1825
Delta R.T. -0.012 min
Lab File: 46791-03.D
Acq: 29 Oct 2020 6:31 am

Tgt Ion:252 Resp: 7793

Ion	Ratio	Lower	Upper
252	100		
125	14.0	13.3	19.9
253	30.3	18.2	27.4#

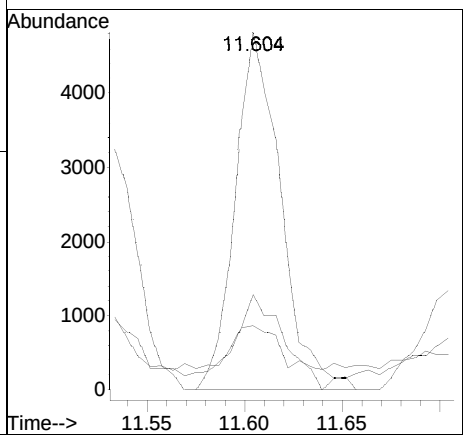

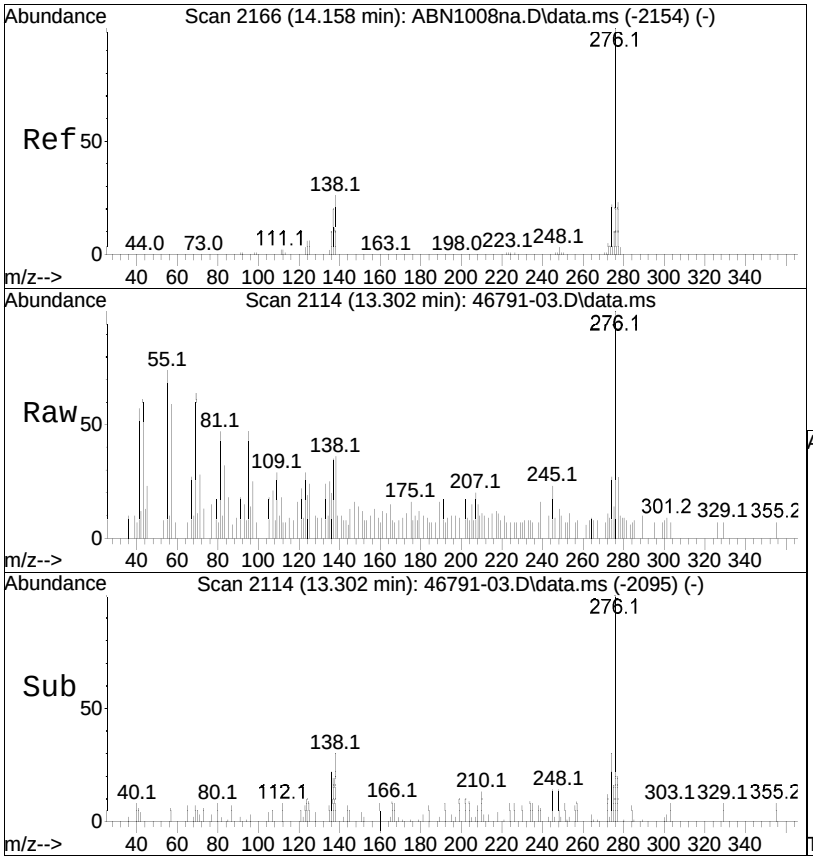

#116
Indeno(1,2,3-cd)pyrene
Concen: 0.42 ug/mL
RT: 13.302 min Scan# 2114
Delta R.T. -0.012 min
Lab File: 46791-03.D
Acq: 29 Oct 2020 6:31 am

Tgt Ion:276 Resp: 5033

Ion	Ratio	Lower	Upper
276	100		
138	36.3	26.7	40.1
277	38.0	20.4	30.6#

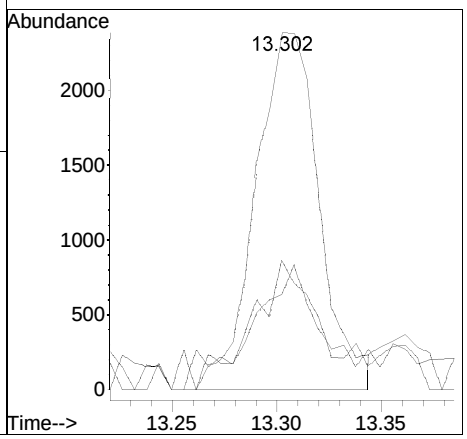

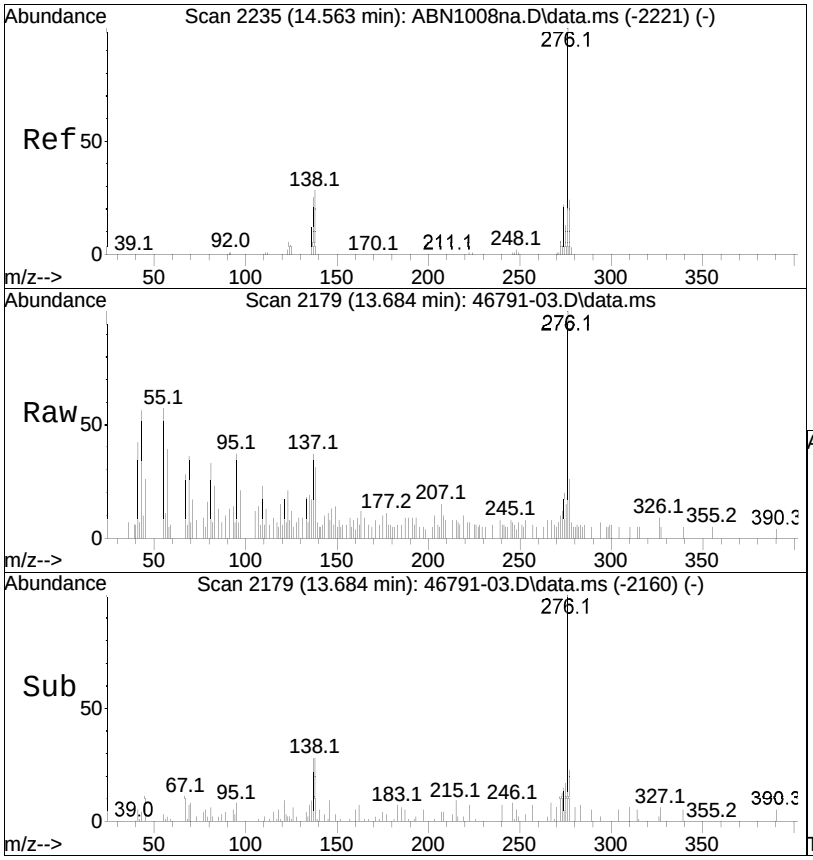

#118
Benzo(ghi)perylene
Concen: 0.46 ug/ml
RT: 13.684 min Scan# 2179
Delta R.T. -0.012 min
Lab File: 46791-03.D
Acq: 29 Oct 2020 6:31 am

Tgt Ion:276 Resp: 6521

Ion	Ratio	Lower	Upper
276	100		
138	28.6	26.1	39.1
277	31.7	19.4	29.0#

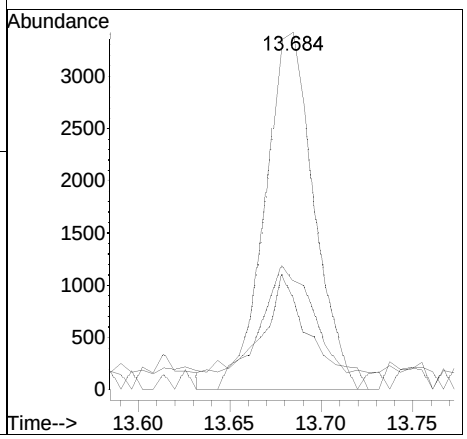

Manual Integration Report

Data Path	: I:\8270\Mork\201028\	QMethod	: FS200911mork.m
Data File	: 46791-03.D	Operator	: Mork:ek
Date Inj'd	: 10/29/2020 6:31 am	Instrument	: Mork
Sample	: L2046791-03,32,,NY,ASK+	Quant Date	: 10/29/2020 6:52 am

Compound #112: Benzo(b)fluoranthene

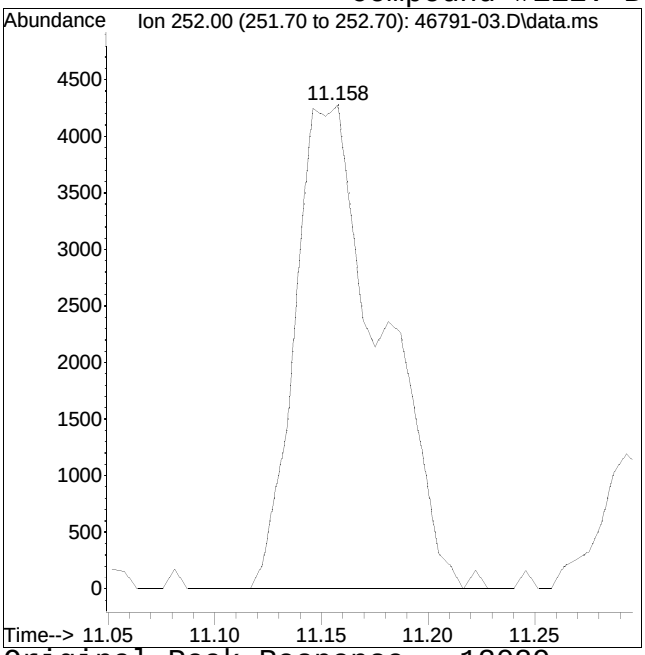

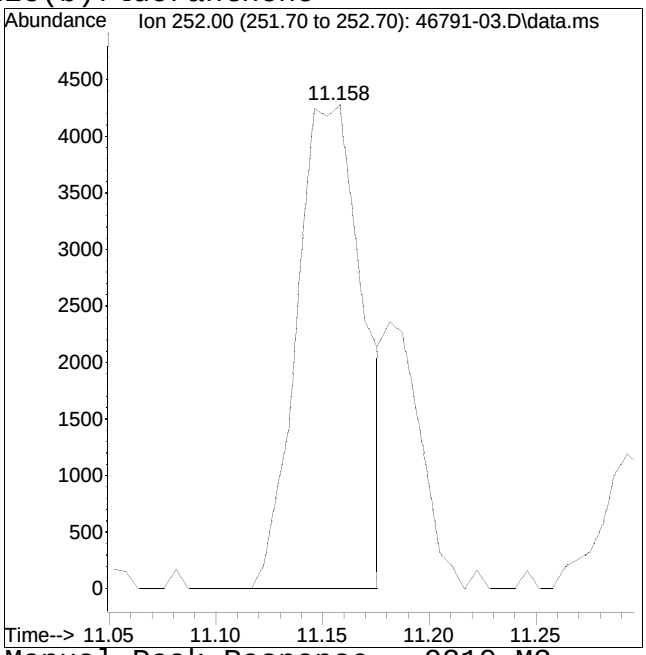

Original Peak Response = 12029 Manual Peak Response = 9210 M3

M3 = Misidentification of the peak (i.e. 1,4-dichlorobenzene identified as 1,3-dichlorobenzene), or misidentification from 2 partially resolved peaks not being split.

Quantitation Report (QT Reviewed)

Data Path : I:\8270\Mork\201028\
Data File : 46791-10.D
Acq On : 29 Oct 2020 6:55 am
Operator : Mork:ek
Sample : L2046791-10,32,,NY,ASK+
Misc : WG1426003,WG1427354,ICAL17151
ALS Vial : 22 Sample Multiplier: 1

Quant Time: Oct 29 13:16:24 2020
Quant Method : i:\8270\MORK\201028\FS200911mork.m
Quant Title : Semivolatiles by GC/MS by modified 8270
QLast Update : Thu Oct 29 07:15:47 2020
Response via : Initial Calibration

CCAL FILE(s) : 1 - i:\8270\MORK\201028\ABN1028.D
: 2 - i:\8270\MORK\201028\ADP1028.D
: 3 - i:\8270\MORK\201028\AP91028.D
Sub List : 8270TCL_REV2 - TCL/CT/MA

Compound	R.T.	QIon	Response	Conc	Units		Dev(Min)
Internal Standards							
1) IS1_1,4-Dichlorobenzen...	3.425	152	68659	40.000	ug/ml		0.00
Standard Area 1 = 48323			Recovery = 142.08%				
27) IS2_1,4-Dichlorobenzen...	3.425	152	68659	40.000	ug/ml		0.00
Standard Area 3 = 56155			Recovery = 122.27%				
32) IS3_1,4-Dichlorobenzen...	3.425	152	68659	40.000	ug/ml		0.00
Standard Area 2 = 68418			Recovery = 100.35%				
35) IS1_Naphthalene-d8	4.512	136	300217	40.000	ug/ml		0.00
Standard Area 1 = 215320			Recovery = 139.43%				
55) IS2_Naphthalene-d8	4.512	136	300217	40.000	ug/ml		0.00
Standard Area 3 = 235290			Recovery = 127.59%				
63) IS1_Acenaphthene-d10	6.028	164	176465	40.000	ug/ml		0.00
Standard Area 1 = 128530			Recovery = 137.29%				
83) IS2_Acenaphthene-d10	6.028	164	176465	40.000	ug/ml		0.00
Standard Area 3 = 138994			Recovery = 126.96%				
86) IS3_Acenaphthene-d10	6.028	164	176465	40.000	ug/ml		0.00
Standard Area 2 = 172916			Recovery = 102.05%				
88) IS1_Phenanthrene-d10	7.297	188	351447	40.000	ug/ml	#	0.00
Standard Area 1 = 260606			Recovery = 134.86%				
102) IS3_Phenanthrene-d10	7.297	188	351447	40.000	ug/ml	#	0.00
Standard Area 2 = 342597			Recovery = 102.58%				
106) IS1_Chrysene-d12	9.748	240	411231	40.000	ug/ml	#	0.00
Standard Area 1 = 290731			Recovery = 141.45%				
115) IS1_Perylene-d12	11.704	264	425303	40.000	ug/ml		0.00
Standard Area 1 = 347549			Recovery = 122.37%				
System Monitoring Compounds							
4) 2-Fluorophenol	2.356	112	93581	44.543	ug/ml		0.01
Spiked Amount 50.000	Range 15 - 110		Recovery = 89.09%				
7) Phenol-d6	3.167	99	116992	46.220	ug/ml		0.00
Spiked Amount 50.000	Range 15 - 110		Recovery = 92.44%				
19) Nitrobenzene-d5	3.907	82	55220	24.984	ug/ml		0.00
Spiked Amount 25.000	Range 30 - 130		Recovery = 99.94%				
46) 2-Fluorobiphenyl	5.464	172	115105	20.792	ug/ml		0.00
Spiked Amount 25.000	Range 30 - 130		Recovery = 83.17%				
79) 2,4,6-Tribromophenol	6.710	330	47458	49.070	ug/ml		0.00
Spiked Amount 50.000	Range 15 - 110		Recovery = 98.14%				

Data Path : I:\8270\Mork\201028\
Data File : 46791-10.D
Acq On : 29 Oct 2020 6:55 am
Operator : Mork:ek
Sample : L2046791-10,32,,NY,ASK+
Misc : WG1426003,WG1427354,ICAL17151
ALS Vial : 22 Sample Multiplier: 1

Quant Time: Oct 29 13:16:24 2020
Quant Method : i:\8270\MORK\201028\FS200911mork.m
Quant Title : Semivolatiles by GC/MS by modified 8270
QLast Update : Thu Oct 29 07:15:47 2020
Response via : Initial Calibration

CCAL FILE(s) : 1 - i:\8270\MORK\201028\ABN1028.D
: 2 - i:\8270\MORK\201028\ADP1028.D
: 3 - i:\8270\MORK\201028\AP91028.D
Sub List : 8270TCL_REV2 - TCL/CT/MA

Compound	R.T.	QIon	Response	Conc	Units	Dev(Min)
98) 4-Terphenyl-d14	8.702	244	170640	19.789	ug/ml	0.00
Spiked Amount 25.000	Range 30 - 130		Recovery = 79.16%			
Target Compounds						Qvalue
8) Phenol	0.000		0	N.D.		
15) 2-Methylphenol	0.000		0	N.D.		
18) 3-Methylphenol/4-Methy...	0.000		0	N.D.		
36) Naphthalene	4.530	128	8530M3	1.089	ug/ml	
52) Acenaphthylene	5.899	152	8636	1.062	ug/ml	99
65) Acenaphthene	0.000		0	N.D. d		
67) Dibenzofuran	0.000		0	N.D. d		
73) Fluorene	0.000		0	N.D. d		
81) Hexachlorobenzene	0.000		0	N.D.		
82) Pentachlorophenol	0.000		0	N.D.		
89) Phenanthrene	7.315	178	50171	5.392	ug/ml	99
90) Anthracene	7.362	178	11377	1.135	ug/ml	97
95) Fluoranthene	8.343	202	84336	7.812	ug/ml	98
97) Pyrene	8.531	202	115887	10.124	ug/ml	100
107) Benzo(a)anthracene	9.730	228	49332M3	4.153	ug/ml	
109) Chrysene	9.771	228	56017	4.384	ug/ml	98
112) Benzo(b)fluoranthene	11.152	252	60813M3	4.825	ug/ml	
113) Benzo(k)fluoranthene	11.187	252	21154M3	1.477	ug/ml	
114) Benzo(a)pyrene	11.610	252	44890	3.760	ug/ml	98
116) Indeno(1,2,3-cd)pyrene	13.308	276	31487	2.839	ug/mL#	91
117) Dibenzo(a,h)anthracene	13.361	278	8527	0.693	ug/ml#	65
118) Benzo(ghi)perylene	13.690	276	34502	2.683	ug/ml	93

(#) = qualifier out of range (m) = manual integration (+) = signals summed

Quantitation Report (QT Reviewed)

Data Path : I:\8270\Mork\201028\
Data File : 46791-10.D
Acq On : 29 Oct 2020 6:55 am
Operator : Mork:ek
Sample : L2046791-10,32,,NY,ASK+
Misc : WG1426003,WG1427354,ICAL17151
ALS Vial : 22 Sample Multiplier: 1

Quant Time: Oct 29 13:16:24 2020
Quant Method : i:\8270\MORK\201028\FS200911mork.m
Quant Title : Semivolatiles by GC/MS by modified 8270
QLast Update : Thu Oct 29 07:15:47 2020
Response via : Initial Calibration

Sub List : 8270TCL_REV2 - TCL/CT/MAAP91028.D•

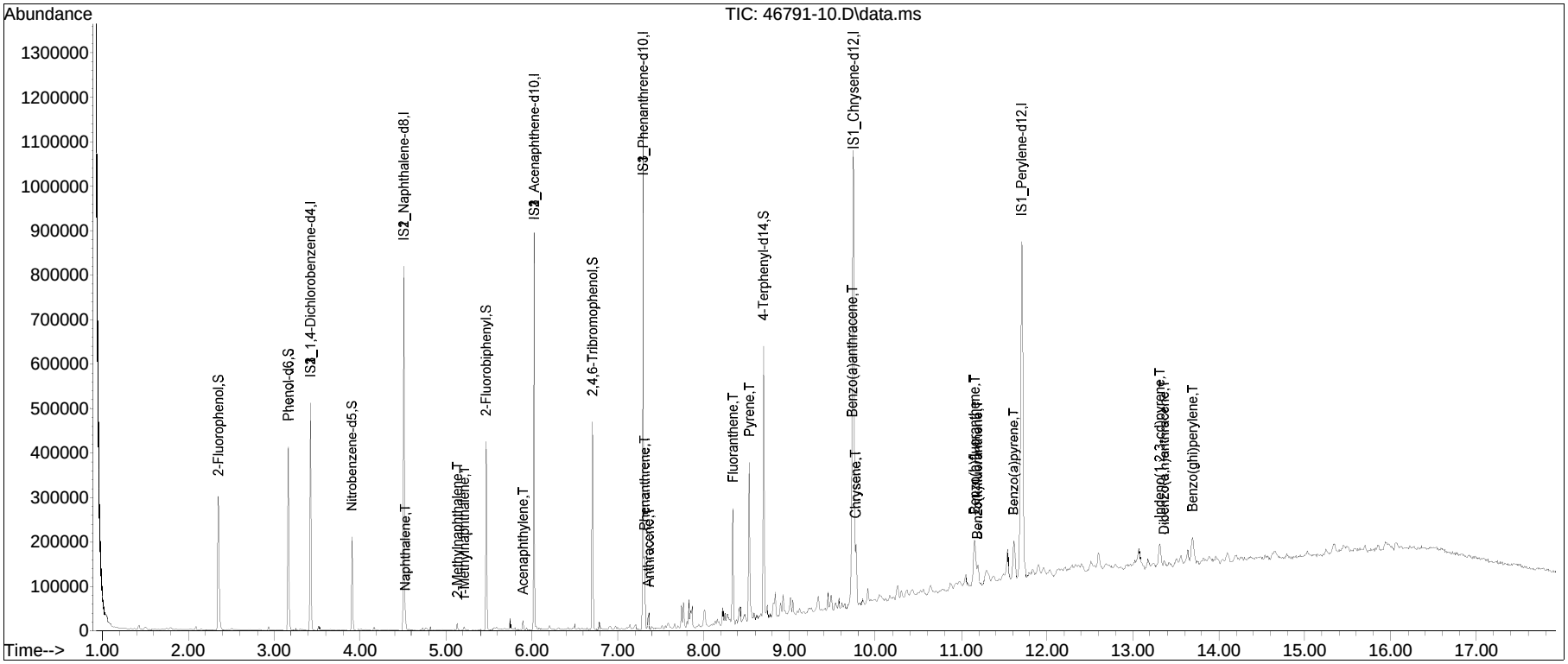

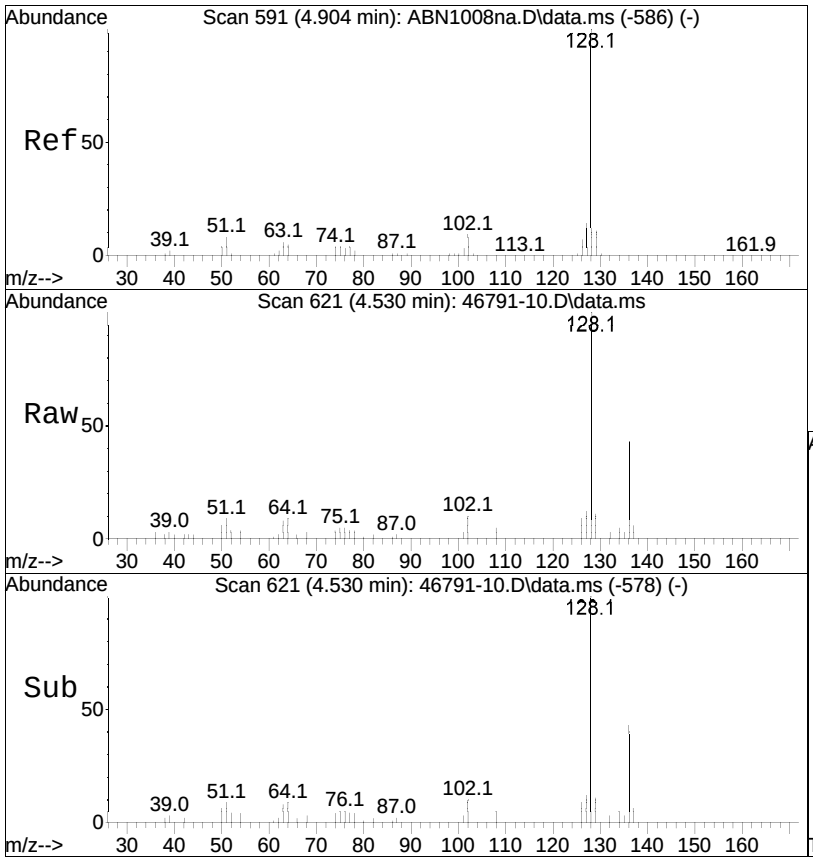

#36
Naphthalene
Concen: 1.09 ug/ml M3
RT: 4.530 min Scan# 621
Delta R.T. 0.000 min
Lab File: 46791-10.D
Acq: 29 Oct 2020 6:55 am

Tgt Ion:128 Resp: 8530

Ion	Ratio	Lower	Upper
128	100		
129	10.6	9.0	13.6
127	12.8	11.3	16.9

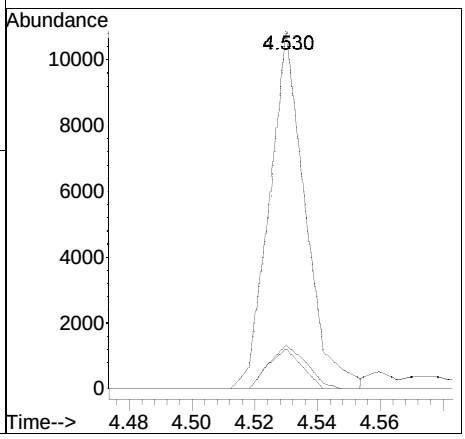

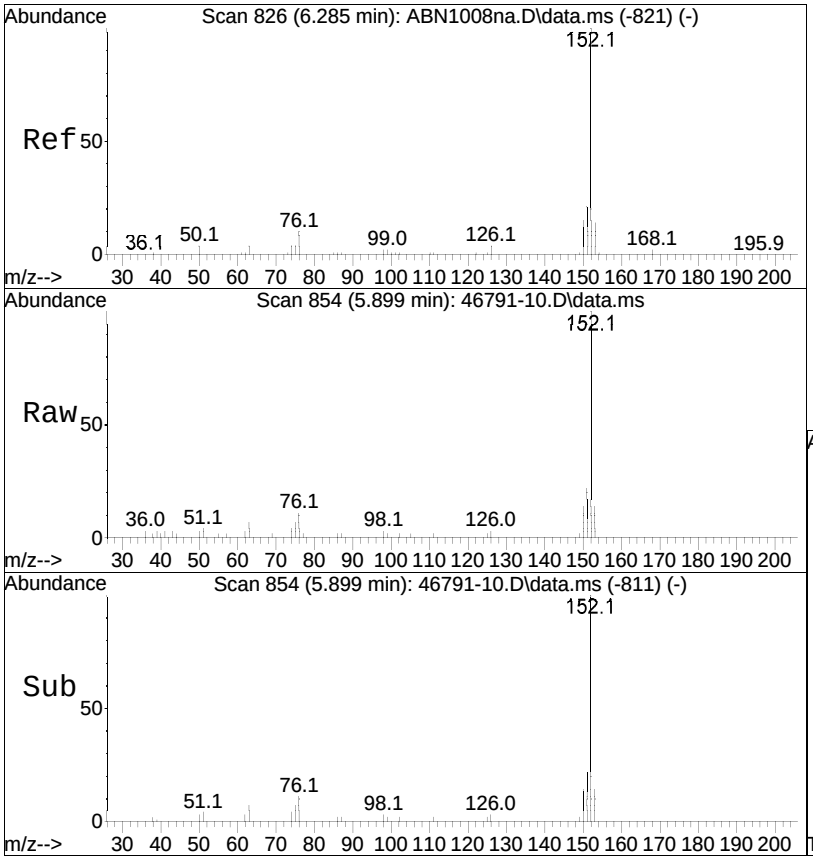

#52
Acenaphthylene
Concen: 1.06 ug/ml
RT: 5.899 min Scan# 854
Delta R.T. 0.000 min
Lab File: 46791-10.D
Acq: 29 Oct 2020 6:55 am

Tgt Ion:152 Resp: 8636

Ion	Ratio	Lower	Upper
152	100		
151	20.1	16.7	25.1
153	13.7	11.1	16.7

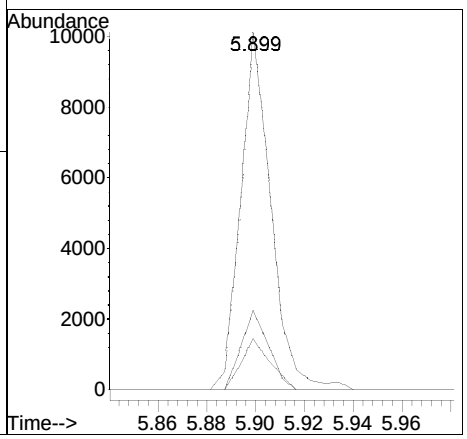

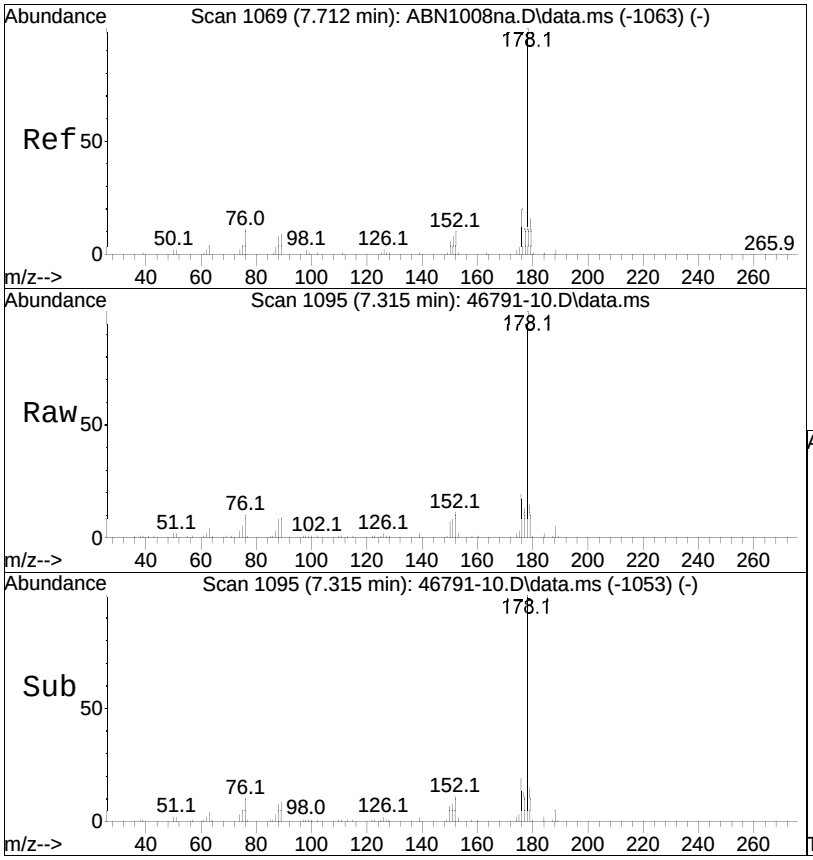

#89
Phenanthrene
Concen: 5.39 ug/ml
RT: 7.315 min Scan# 1095
Delta R.T. -0.006 min
Lab File: 46791-10.D
Acq: 29 Oct 2020 6:55 am

Tgt Ion:178 Resp: 50171

Ion	Ratio	Lower	Upper
178	100		
179	15.3	12.7	19.1
176	19.3	15.8	23.6

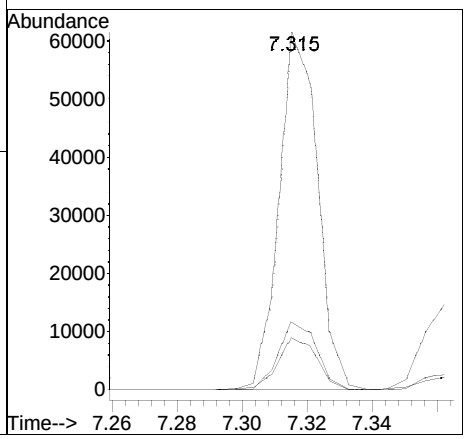



#90
Anthracene
Concen: 1.13 ug/ml
RT: 7.362 min Scan# 1103
Delta R.T. 0.000 min
Lab File: 46791-10.D
Acq: 29 Oct 2020 6:55 am

Tgt Ion:178 Resp: 11377

Ion	Ratio	Lower	Upper
178	100		
179	17.7	12.5	18.7
176	20.1	15.4	23.0

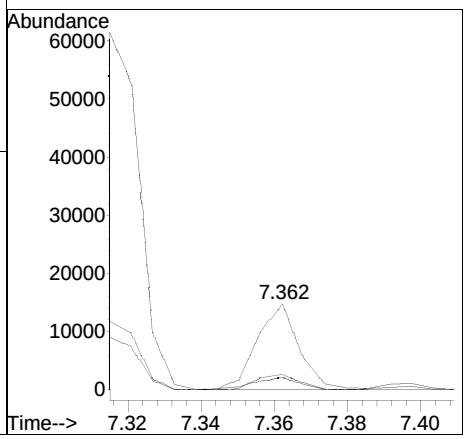

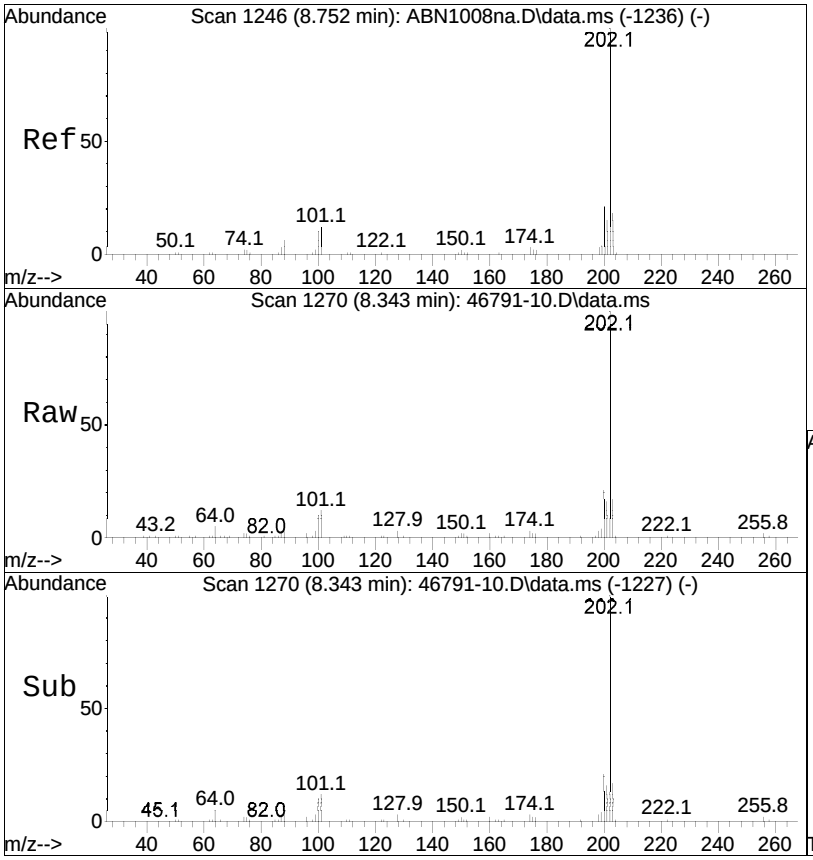

#95
Fluoranthene
Concen: 7.81 ug/ml
RT: 8.343 min Scan# 1270
Delta R.T. 0.000 min
Lab File: 46791-10.D
Acq: 29 Oct 2020 6:55 am

Tgt Ion:202 Resp: 84336

Ion	Ratio	Lower	Upper
202	100		
101	14.1	12.6	19.0
203	17.6	14.4	21.6

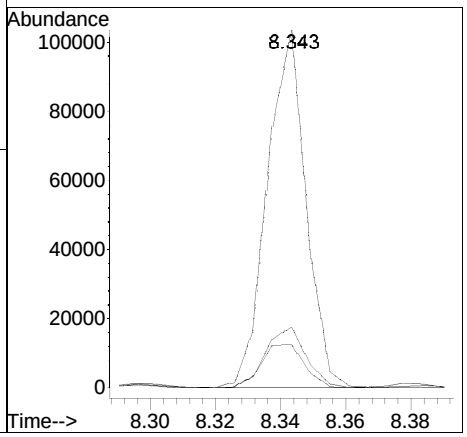

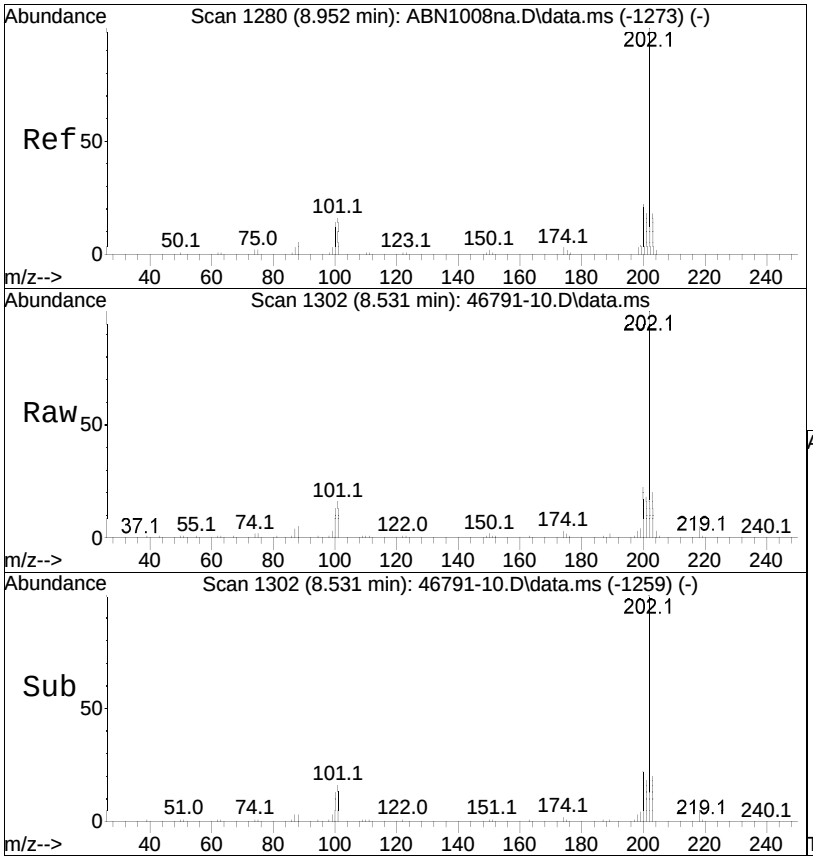

#97
Pyrene
Concen: 10.12 ug/ml
RT: 8.531 min Scan# 1302
Delta R.T. 0.000 min
Lab File: 46791-10.D
Acq: 29 Oct 2020 6:55 am

Tgt Ion:202 Resp: 115887

Ion	Ratio	Lower	Upper
202	100		
200	21.4	17.2	25.8
203	19.0	15.0	22.6

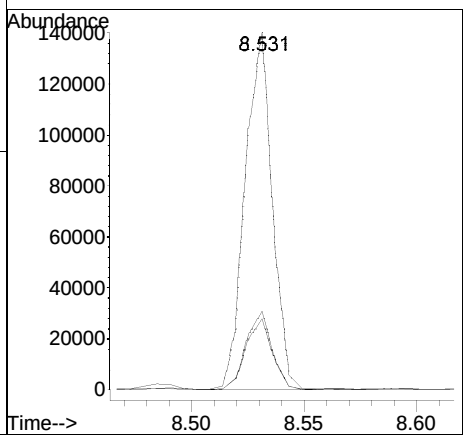

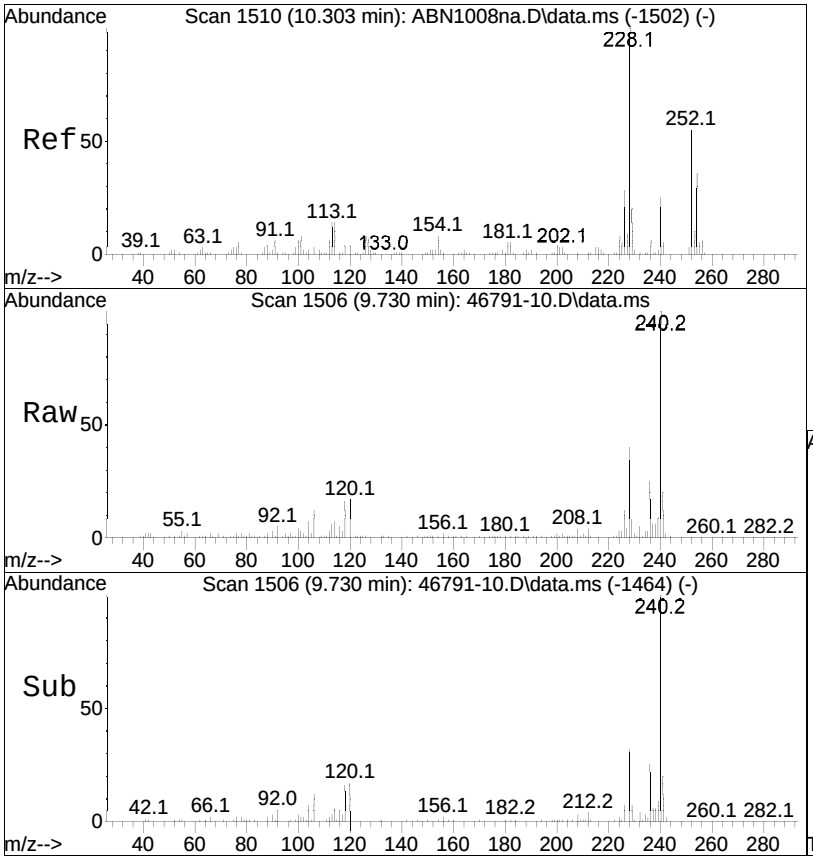

#107
Benzo(a)anthracene
Concen: 4.15 ug/ml M3
RT: 9.730 min Scan# 1506
Delta R.T. -0.006 min
Lab File: 46791-10.D
Acq: 29 Oct 2020 6:55 am

Tgt Ion:228 Resp: 49332

Ion	Ratio	Lower	Upper
228	100		
226	34.6	22.9	34.3#
229	25.7	16.1	24.1#

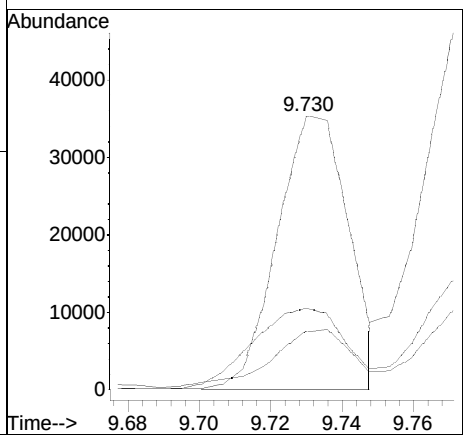

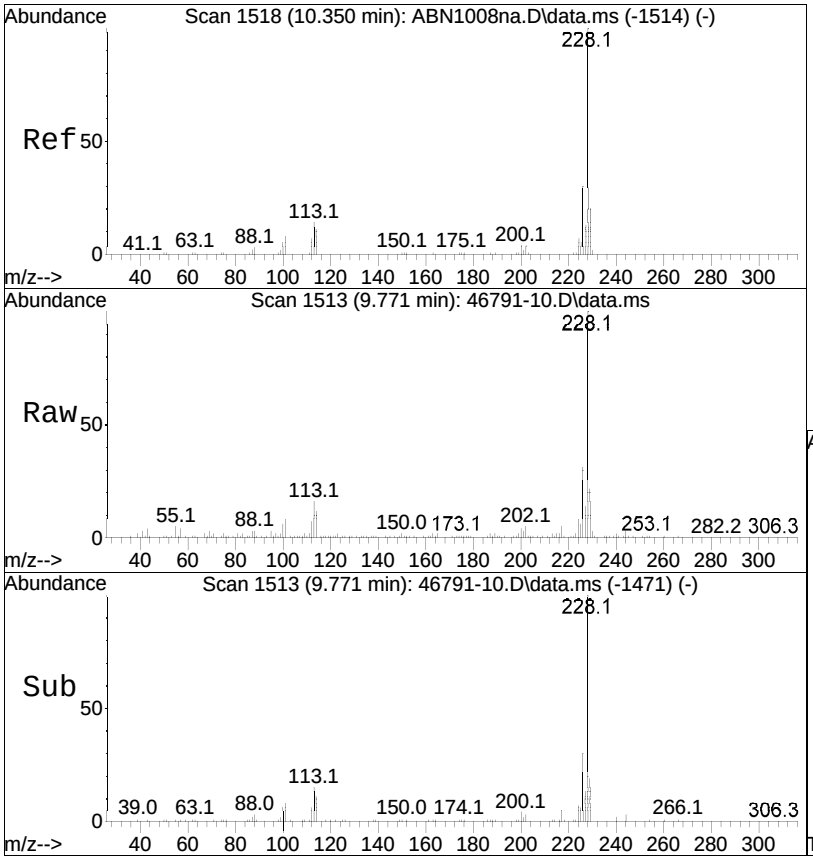

#109
Chrysene
Concen: 4.38 ug/ml
RT: 9.771 min Scan# 1513
Delta R.T. -0.006 min
Lab File: 46791-10.D
Acq: 29 Oct 2020 6:55 am

Tgt Ion:228 Resp: 56017

Ion	Ratio	Lower	Upper
228	100		
226	30.5	24.9	37.3
229	22.6	16.6	24.8

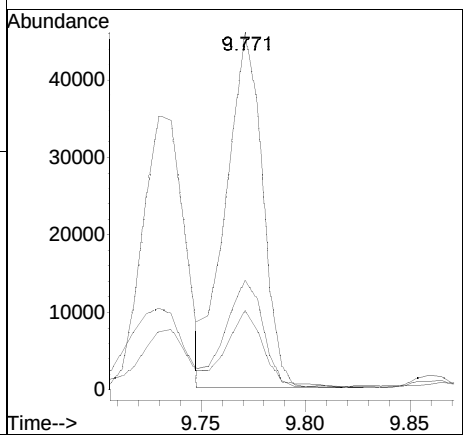

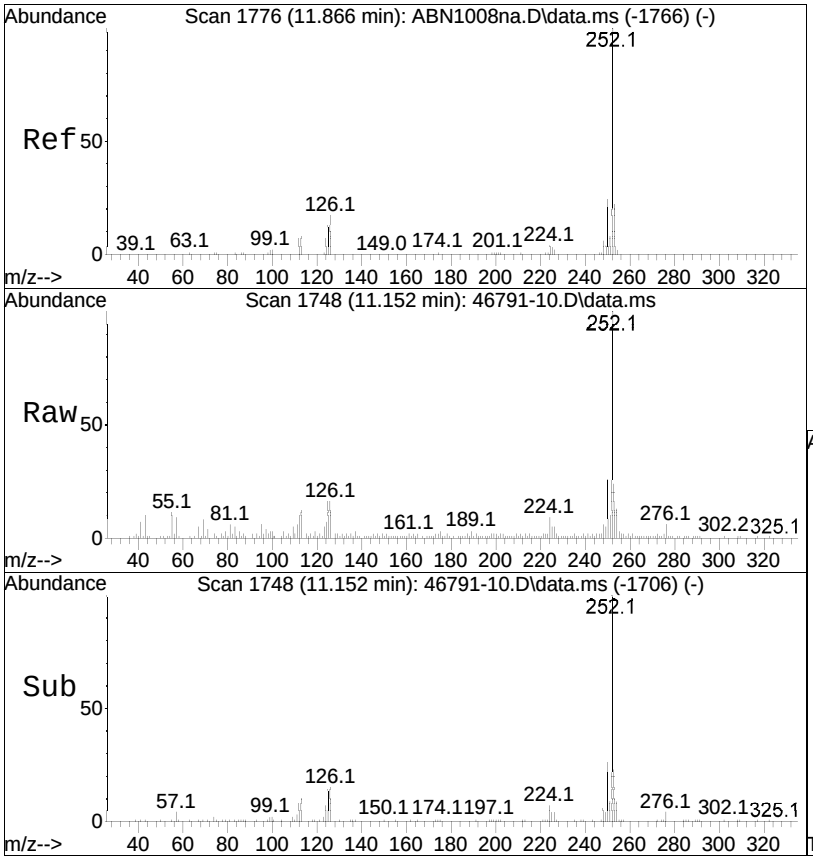

#112
Benzo(b)fluoranthene
Concen: 4.82 ug/ml M3
RT: 11.152 min Scan# 1748
Delta R.T. -0.006 min
Lab File: 46791-10.D
Acq: 29 Oct 2020 6:55 am

Tgt Ion:252 Resp: 60813

Ion	Ratio	Lower	Upper
252	100		
125	20.0	12.6	18.8#
253	22.9	18.2	27.2

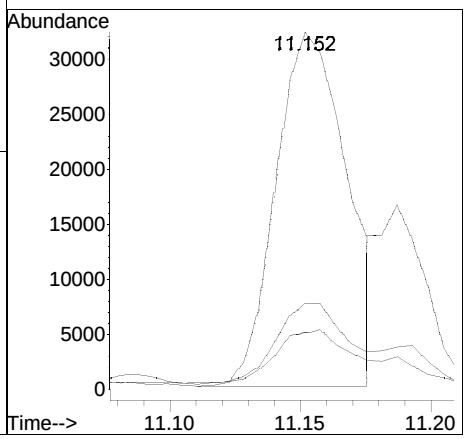

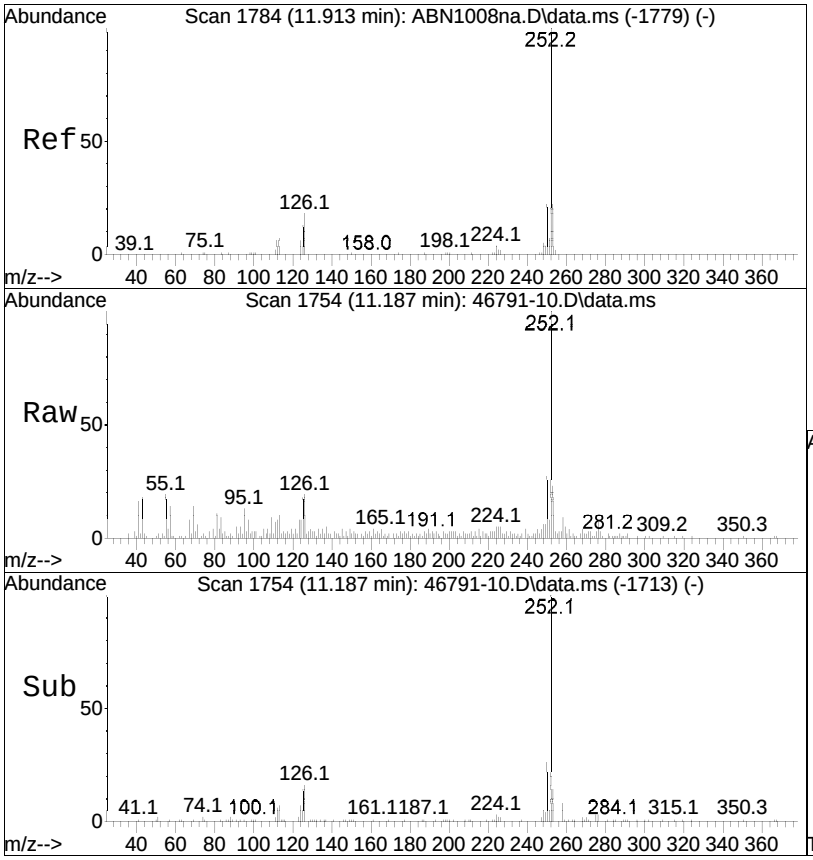

#113
Benzo(k)fluoranthene
Concen: 1.48 ug/ml M3
RT: 11.187 min Scan# 1754
Delta R.T. -0.012 min
Lab File: 46791-10.D
Acq: 29 Oct 2020 6:55 am

Tgt Ion:252 Resp: 21154

Ion	Ratio	Lower	Upper
252	100		
125	57.5	12.1	18.1#
253	67.4	18.1	27.1#

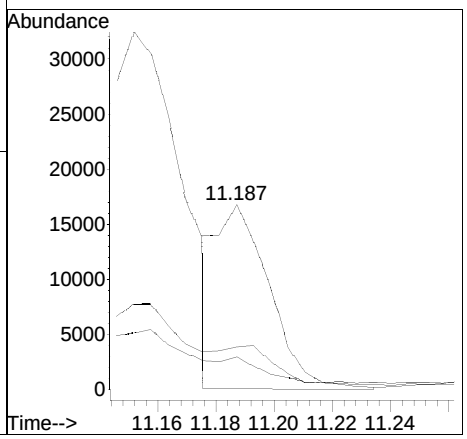

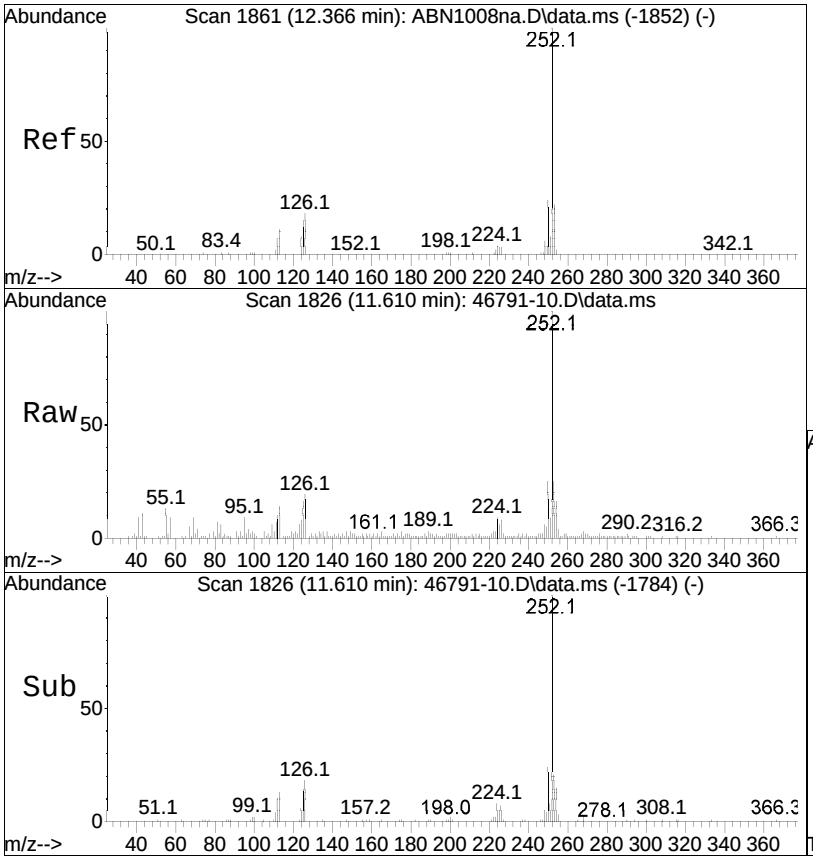

#114
Benzo(a)pyrene
Concen: 3.76 ug/ml
RT: 11.610 min Scan# 1826
Delta R.T. -0.006 min
Lab File: 46791-10.D
Acq: 29 Oct 2020 6:55 am

Tgt Ion:252 Resp: 44890

Ion	Ratio	Lower	Upper
252	100		
125	15.1	13.3	19.9
253	23.6	18.2	27.4

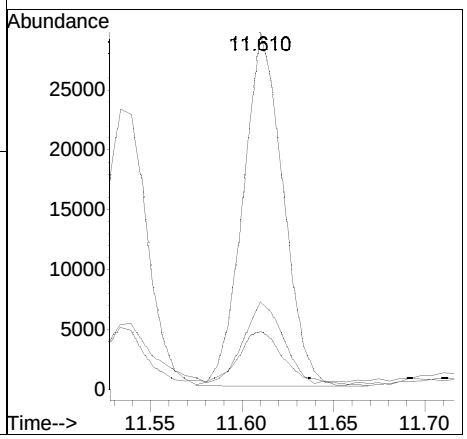

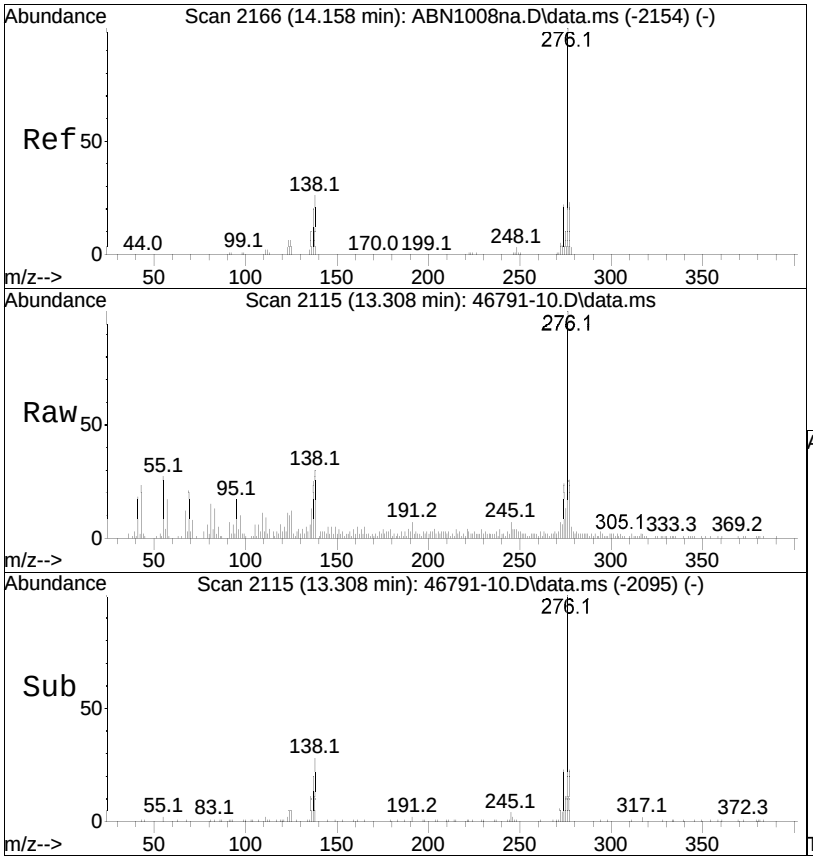

#116
Indeno(1,2,3-cd)pyrene
Concen: 2.84 ug/mL
RT: 13.308 min Scan# 2115
Delta R.T. -0.006 min
Lab File: 46791-10.D
Acq: 29 Oct 2020 6:55 am

Tgt Ion:276 Resp: 31487

Ion	Ratio	Lower	Upper
276	100		
138	26.2	26.7	40.1#
277	27.3	20.4	30.6

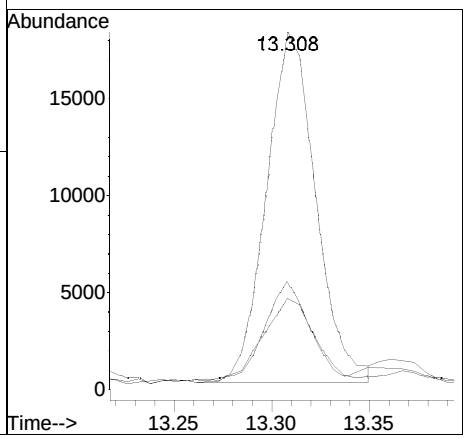

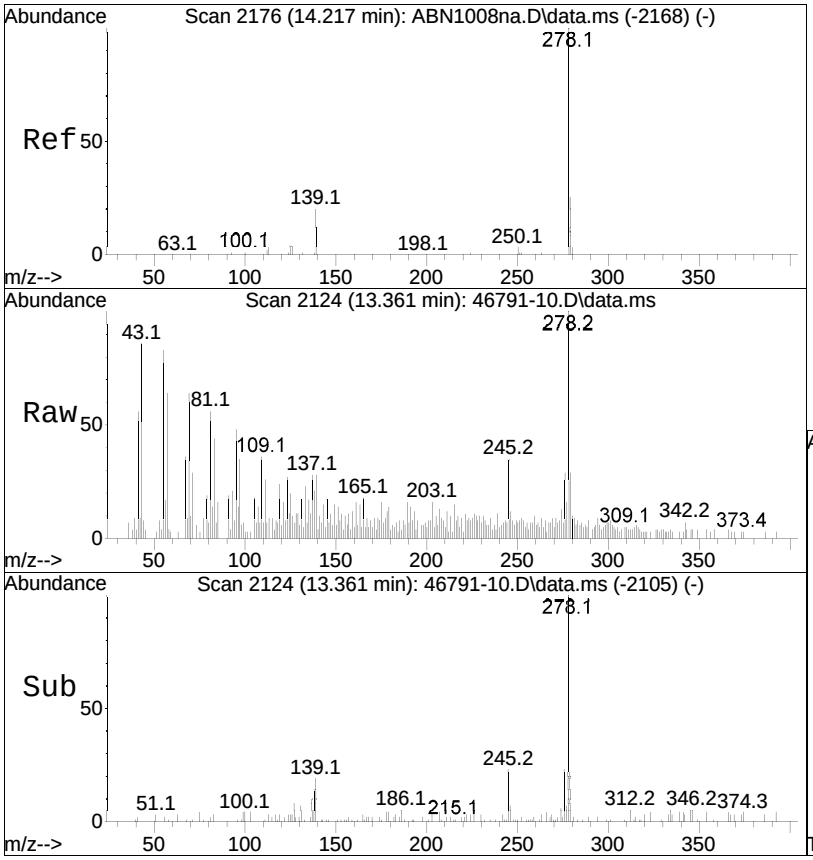

#117
Dibenzo(a,h)anthracene
Concen: 0.69 ug/ml
RT: 13.361 min Scan# 2124
Delta R.T. -0.012 min
Lab File: 46791-10.D
Acq: 29 Oct 2020 6:55 am

Tgt Ion:278 Resp: 8527

Ion	Ratio	Lower	Upper
278	100		
139	55.1	18.2	27.4#
279	26.5	19.3	28.9

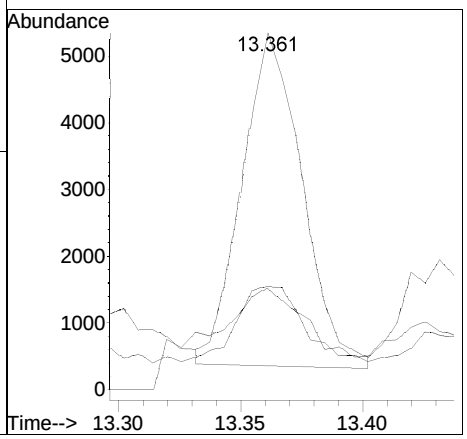

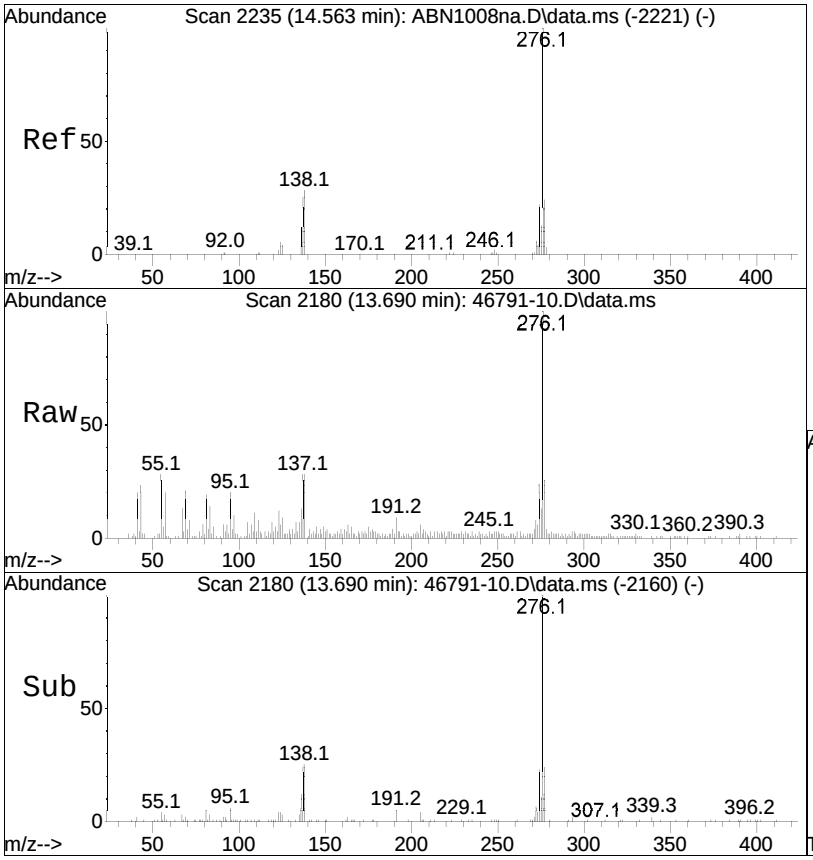

#118
Benzo(ghi)perylene
Concen: 2.68 ug/ml
RT: 13.690 min Scan# 2180
Delta R.T. -0.006 min
Lab File: 46791-10.D
Acq: 29 Oct 2020 6:55 am

Tgt Ion:276 Resp: 34502

Ion	Ratio	Lower	Upper
276	100		
138	26.7	26.1	39.1
277	25.0	19.4	29.0

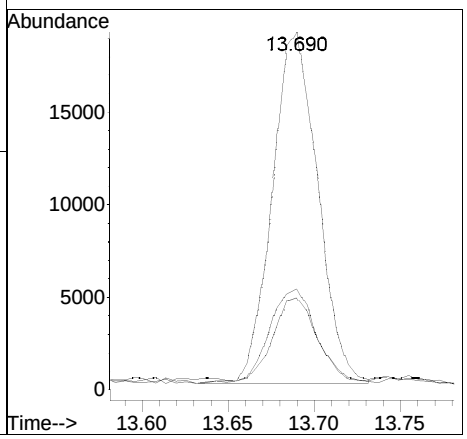

Manual Integration Report

Data Path	: I:\8270\Mork\201028\	QMethod	: FS200911mork.m
Data File	: 46791-10.D	Operator	: Mork:ek
Date Inj'd	: 10/29/2020 6:55 am	Instrument	: Mork
Sample	: L2046791-10,32,,NY,ASK+	Quant Date	: 10/29/2020 7:15 am

Compound #36: Naphthalene

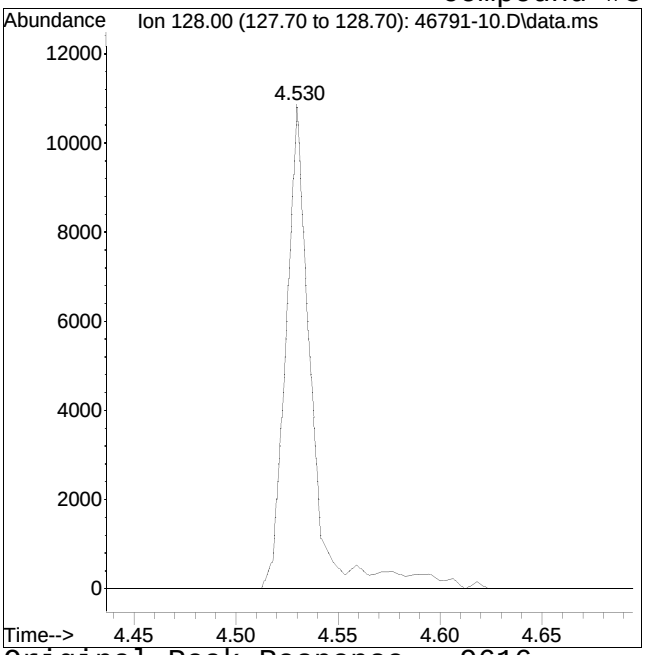

Original Peak Response = 9616

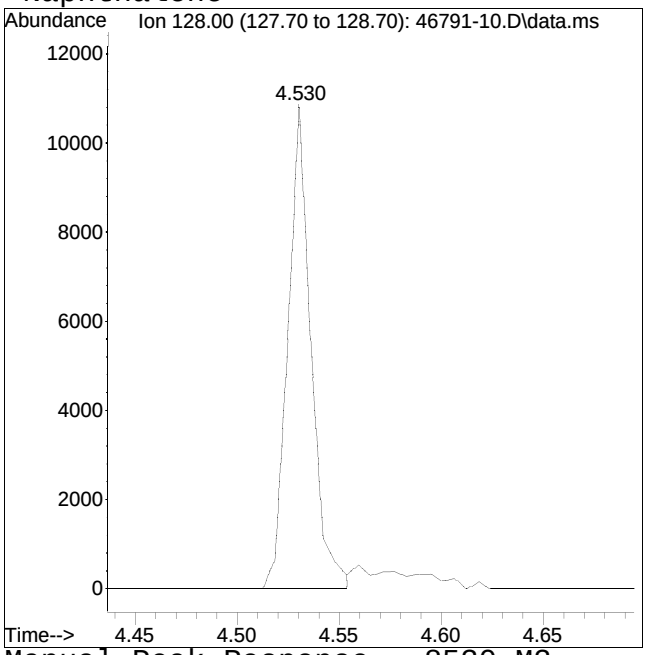

Manual Peak Response = 8530 M3

M3 = Misidentification of the peak (i.e. 1,4-dichlorobenzene identified as 1,3-dichlorobenzene), or misidentification from 2 partially resolved peaks not being split.

Manual Integration Report

Data Path	: I:\8270\Mork\201028\	QMethod	: FS200911mork.m
Data File	: 46791-10.D	Operator	: Mork:ek
Date Inj'd	: 10/29/2020 6:55 am	Instrument	: Mork
Sample	: L2046791-10,32,,NY,ASK+	Quant Date	: 10/29/2020 7:15 am

Compound #107: Benzo(a)anthracene

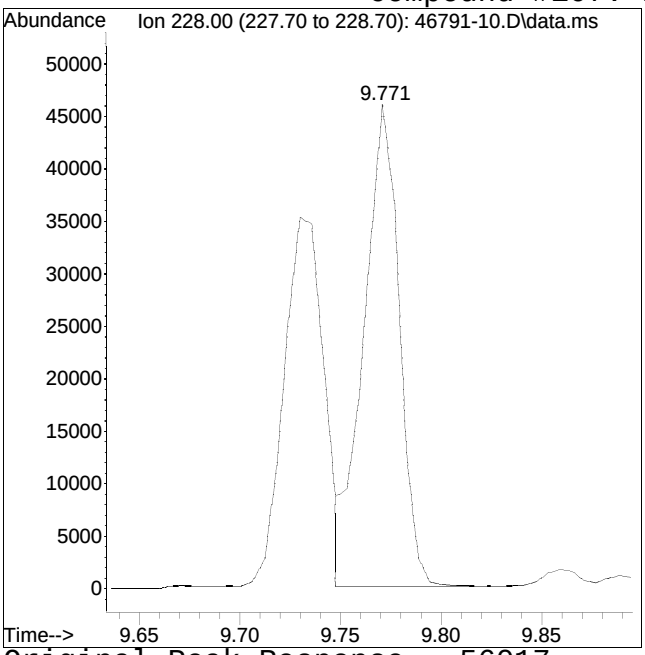

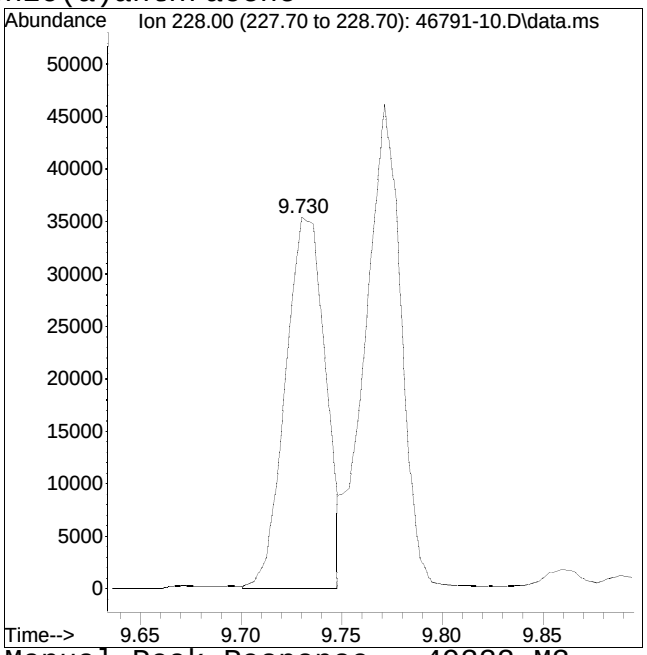

Original Peak Response = 56017 Manual Peak Response = 49332 M3

M3 = Misidentification of the peak (i.e. 1,4-dichlorobenzene identified as 1,3-dichlorobenzene), or misidentification from 2 partially resolved peaks not being split.

Manual Integration Report

Data Path	: I:\8270\Mork\201028\	QMethod	: FS200911mork.m
Data File	: 46791-10.D	Operator	: Mork:ek
Date Inj'd	: 10/29/2020 6:55 am	Instrument	: Mork
Sample	: L2046791-10,32,,NY,ASK+	Quant Date	: 10/29/2020 7:15 am

Compound #112: Benzo(b)fluoranthene

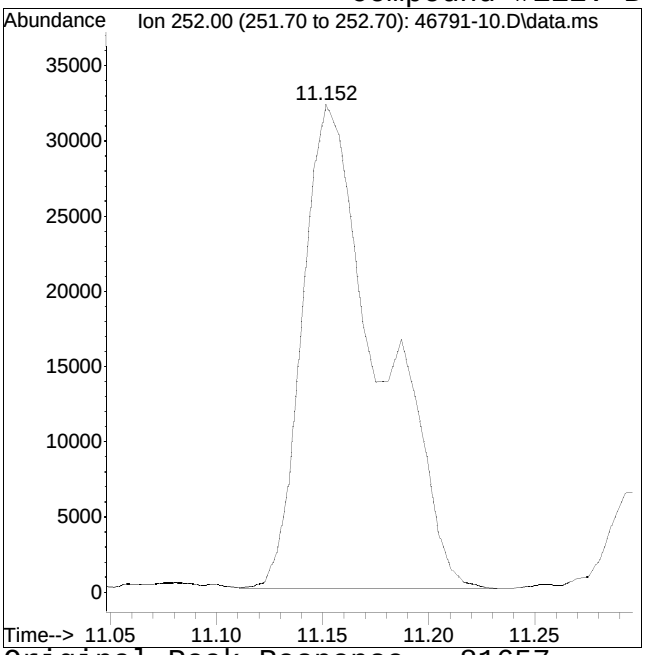

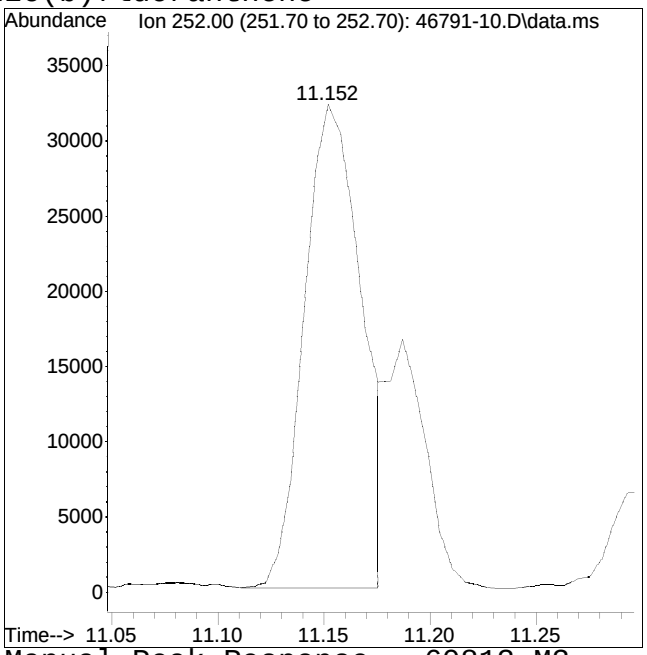

Original Peak Response = 81657 Manual Peak Response = 60813 M3

M3 = Misidentification of the peak (i.e. 1,4-dichlorobenzene identified as 1,3-dichlorobenzene), or misidentification from 2 partially resolved peaks not being split.

Manual Integration Report

Data Path	: I:\8270\Mork\201028\	QMethod	: FS200911mork.m
Data File	: 46791-10.D	Operator	: Mork:ek
Date Inj'd	: 10/29/2020 6:55 am	Instrument	: Mork
Sample	: L2046791-10,32,,NY,ASK+	Quant Date	: 10/29/2020 7:15 am

Compound #113: Benzo(k)fluoranthene

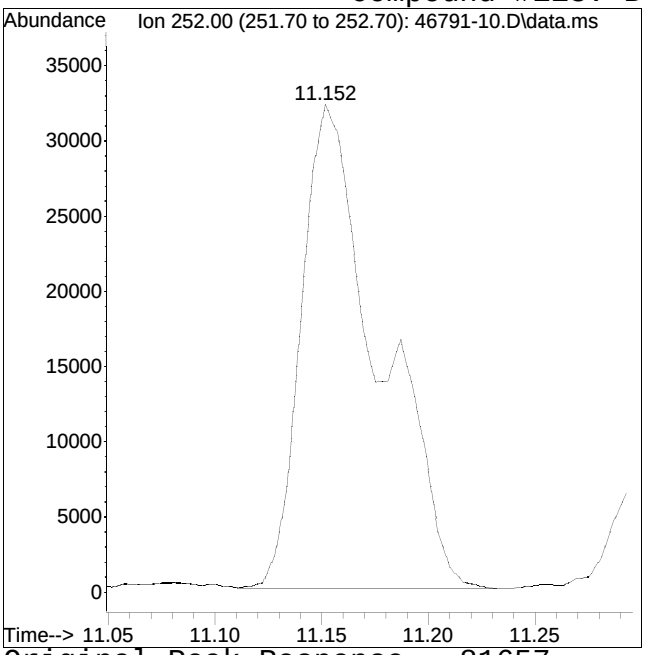

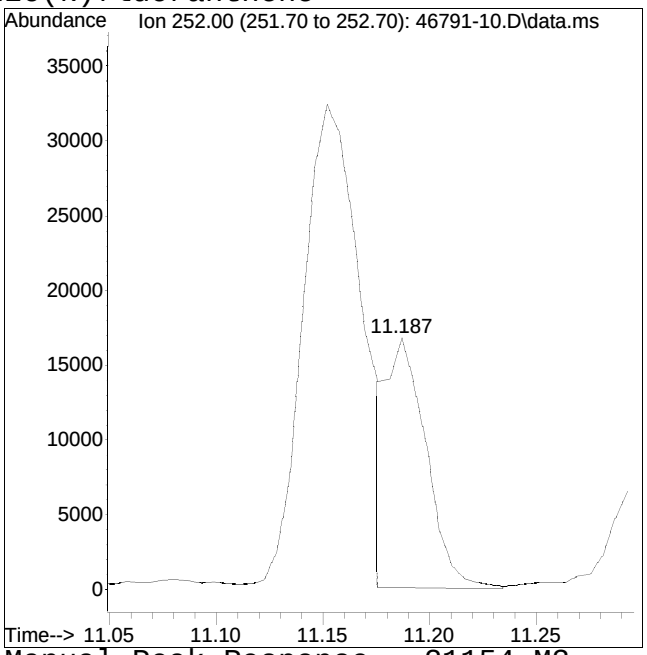

Original Peak Response = 81657 Manual Peak Response = 21154 M3

M3 = Misidentification of the peak (i.e. 1,4-dichlorobenzene identified as 1,3-dichlorobenzene), or misidentification from 2 partially resolved peaks not being split.

Quantitation Report (QT Reviewed)

Data Path : I:\8270\Mork\201028\
Data File : 46791-09.D
Acq On : 29 Oct 2020 8:29 am
Operator : Mork:ek
Sample : L2046791-09,32,,NY,ASK+
Misc : WG1426003,WG1427354,ICAL17151
ALS Vial : 26 Sample Multiplier: 1

Quant Time: Oct 29 13:15:04 2020
Quant Method : i:\8270\MORK\201028\FS200911mork.m
Quant Title : Semivolatiles by GC/MS by modified 8270
QLast Update : Thu Oct 29 08:50:47 2020
Response via : Initial Calibration

CCAL FILE(s) : 1 - i:\8270\MORK\201028\ABN1028.D
: 2 - i:\8270\MORK\201028\ADP1028.D
: 3 - i:\8270\MORK\201028\AP91028.D
Sub List : 8270TCL_REV2 - TCL/CT/MA

Compound	R.T.	QIon	Response	Conc	Units		Dev(Min)
Internal Standards							
1) IS1_1,4-Dichlorobenzen...	3.425	152	64921	40.000	ug/ml		0.00
Standard Area 1 = 48323			Recovery = 134.35%				
27) IS2_1,4-Dichlorobenzen...	3.425	152	64921	40.000	ug/ml		0.00
Standard Area 3 = 56155			Recovery = 115.61%				
32) IS3_1,4-Dichlorobenzen...	3.425	152	64921	40.000	ug/ml		0.00
Standard Area 2 = 68418			Recovery = 94.89%				
35) IS1_Naphthalene-d8	4.512	136	282600	40.000	ug/ml		0.00
Standard Area 1 = 215320			Recovery = 131.25%				
55) IS2_Naphthalene-d8	4.512	136	282600	40.000	ug/ml		0.00
Standard Area 3 = 235290			Recovery = 120.11%				
63) IS1_Acenaphthene-d10	6.028	164	164767	40.000	ug/ml		0.00
Standard Area 1 = 128530			Recovery = 128.19%				
83) IS2_Acenaphthene-d10	6.028	164	164767	40.000	ug/ml		0.00
Standard Area 3 = 138994			Recovery = 118.54%				
86) IS3_Acenaphthene-d10	6.028	164	164767	40.000	ug/ml		0.00
Standard Area 2 = 172916			Recovery = 95.29%				
88) IS1_Phenanthrene-d10	7.297	188	348548	40.000	ug/ml	#	0.00
Standard Area 1 = 260606			Recovery = 133.75%				
102) IS3_Phenanthrene-d10	7.297	188	348548	40.000	ug/ml	#	0.00
Standard Area 2 = 342597			Recovery = 101.74%				
106) IS1_Chrysene-d12	9.748	240	386900	40.000	ug/ml	#	0.00
Standard Area 1 = 290731			Recovery = 133.08%				
115) IS1_Perylene-d12	11.716	264	402752	40.000	ug/ml		0.01
Standard Area 1 = 347549			Recovery = 115.88%				
System Monitoring Compounds							
4) 2-Fluorophenol	2.350	112	66882	33.668	ug/ml		0.00
Spiked Amount 50.000	Range 15 - 110		Recovery = 67.34%				
7) Phenol-d6	3.167	99	82803	34.597	ug/ml		0.00
Spiked Amount 50.000	Range 15 - 110		Recovery = 69.19%				
19) Nitrobenzene-d5	3.907	82	40931	19.586	ug/ml		0.00
Spiked Amount 25.000	Range 30 - 130		Recovery = 78.34%				
46) 2-Fluorobiphenyl	5.470	172	83875	16.095	ug/ml		0.00
Spiked Amount 25.000	Range 30 - 130		Recovery = 64.38%				
79) 2,4,6-Tribromophenol	6.710	330	37159	41.149	ug/ml		0.00
Spiked Amount 50.000	Range 15 - 110		Recovery = 82.30%				

Quantitation Report (QT Reviewed)

Data Path : I:\8270\Mork\201028\
Data File : 46791-09.D
Acq On : 29 Oct 2020 8:29 am
Operator : Mork:ek
Sample : L2046791-09,32,,NY,ASK+
Misc : WG1426003,WG1427354,ICAL17151
ALS Vial : 26 Sample Multiplier: 1

Quant Time: Oct 29 13:15:04 2020
Quant Method : i:\8270\MORK\201028\FS200911mork.m
Quant Title : Semivolatiles by GC/MS by modified 8270
QLast Update : Thu Oct 29 08:50:47 2020
Response via : Initial Calibration

CCAL FILE(s) : 1 - i:\8270\MORK\201028\ABN1028.D
: 2 - i:\8270\MORK\201028\ADP1028.D
: 3 - i:\8270\MORK\201028\AP91028.D
Sub List : 8270TCL_REV2 - TCL/CT/MA

Compound	R.T.	QIon	Response	Conc	Units	Dev(Min)
98) 4-Terphenyl-d14	8.708	244	122968	14.379	ug/ml	0.00
Spiked Amount 25.000	Range 30 - 130		Recovery = 57.52%			
Target Compounds						Qvalue
8) Phenol	0.000		0	N.D.		
15) 2-Methylphenol	0.000		0	N.D.		
18) 3-Methylphenol/4-Methy...	0.000		0	N.D.		
36) Naphthalene	4.530	128	9972	1.353	ug/ml	99
52) Acenaphthylene	5.899	152	21630M3	2.826	ug/ml	
65) Acenaphthene	6.052	154	2614	0.547	ug/ml#	77
67) Dibenzofuran	6.205	168	2965	0.444	ug/ml	93
73) Fluorene	0.000		0	N.D. d		
81) Hexachlorobenzene	0.000		0	N.D.		
82) Pentachlorophenol	0.000		0	N.D.		
89) Phenanthrene	7.321	178	29144	3.158	ug/ml	96
90) Anthracene	7.362	178	17744	1.785	ug/ml	99
95) Fluoranthene	8.343	202	113654	10.615	ug/ml	97
97) Pyrene	8.531	202	118613	10.449	ug/ml	99
107) Benzo(a)anthracene	9.736	228	92663M3	8.292	ug/ml	
109) Chrysene	9.777	228	84310	7.013	ug/ml	97
112) Benzo(b)fluoranthene	11.158	252	158998	13.407	ug/ml#	94
113) Benzo(k)fluoranthene	11.193	252	55535	4.123	ug/ml#	79
114) Benzo(a)pyrene	11.622	252	115534	10.286	ug/ml	98
116) Indeno(1,2,3-cd)pyrene	13.320	276	84834	8.077	ug/mL	94
117) Dibenzo(a,h)anthracene	13.367	278	20315	1.743	ug/ml#	78
118) Benzo(ghi)perylene	13.696	276	80150	6.583	ug/ml	94

(#) = qualifier out of range (m) = manual integration (+) = signals summed

Quantitation Report (QT Reviewed)

Data Path : I:\8270\Mork\201028\
Data File : 46791-09.D
Acq On : 29 Oct 2020 8:29 am
Operator : Mork:ek
Sample : L2046791-09,32,,NY,ASK+
Misc : WG1426003,WG1427354,ICAL17151
ALS Vial : 26 Sample Multiplier: 1

Quant Time: Oct 29 13:15:04 2020
Quant Method : i:\8270\MORK\201028\FS200911mork.m
Quant Title : Semivolatiles by GC/MS by modified 8270
QLast Update : Thu Oct 29 08:50:47 2020
Response via : Initial Calibration

Sub List : 8270TCL_REV2 - TCL/CT/MAAP91028.D•

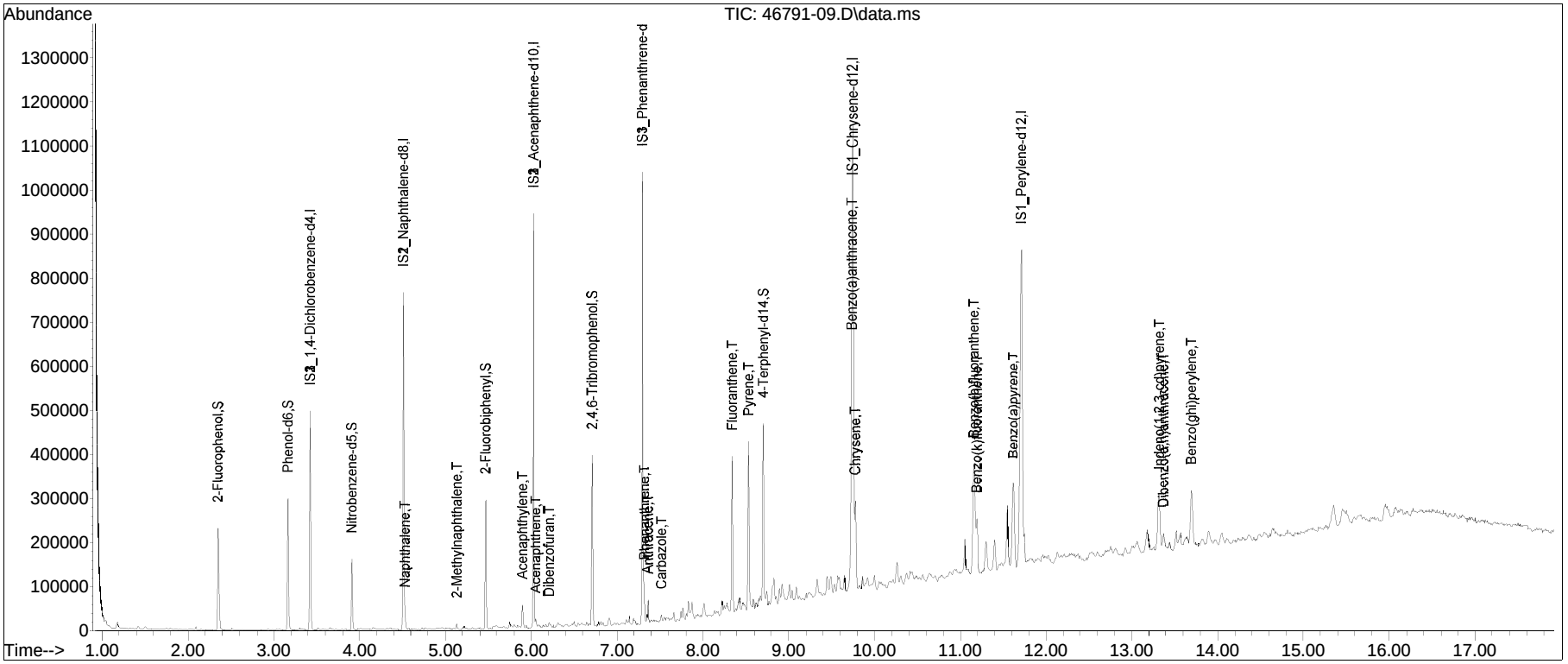

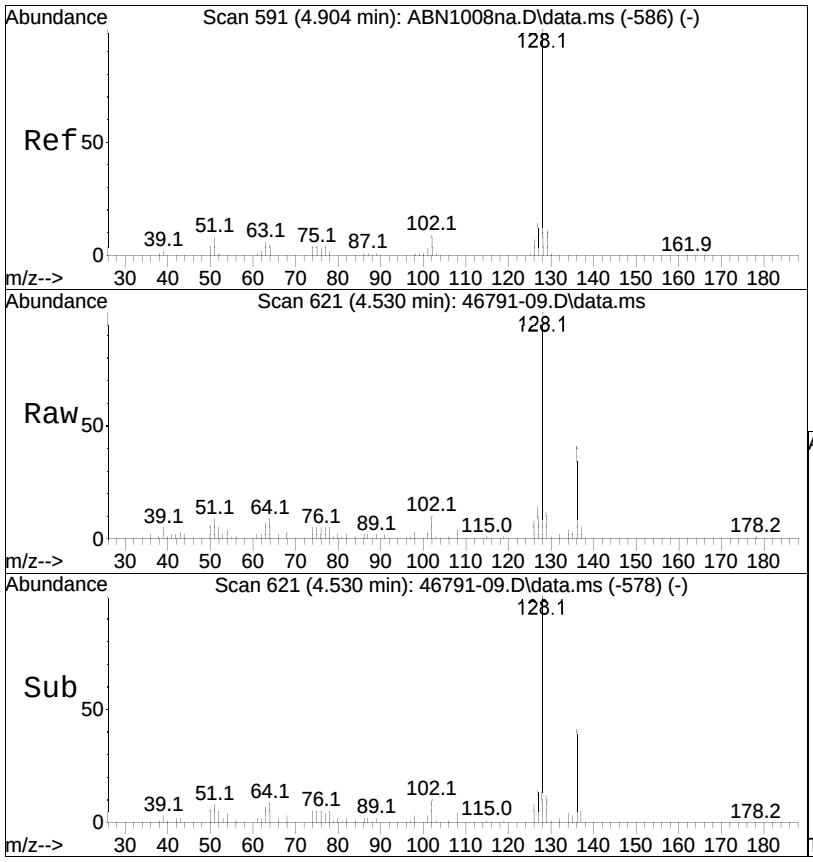

#36
Naphthalene
Concen: 1.35 ug/ml
RT: 4.530 min Scan# 621
Delta R.T. -0.000 min
Lab File: 46791-09.D
Acq: 29 Oct 2020 8:29 am

Tgt Ion:128 Resp: 9972

Ion	Ratio	Lower	Upper
128	100		
129	12.0	9.0	13.6
127	13.6	11.3	16.9

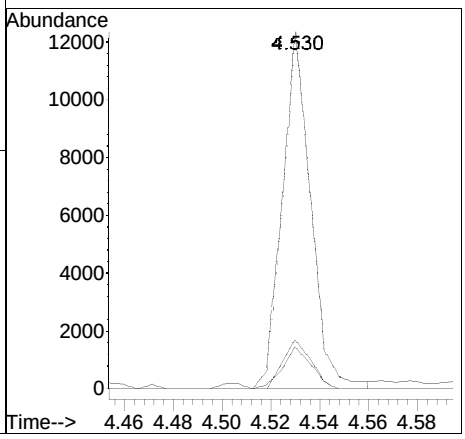

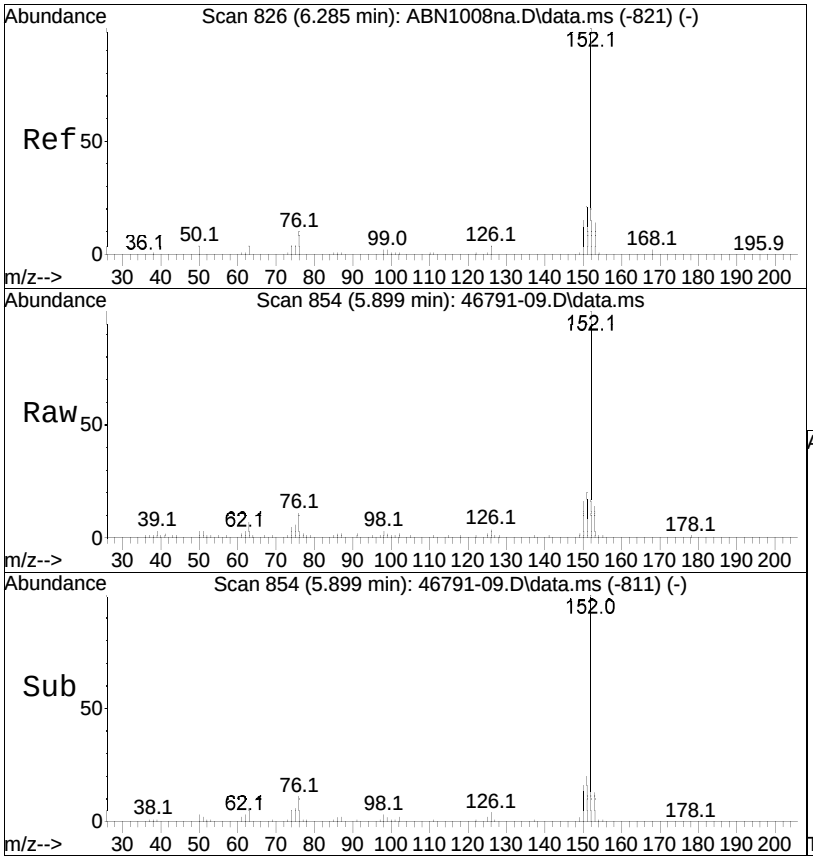

#52
Acenaphthylene
Concen: 2.83 ug/ml M3
RT: 5.899 min Scan# 854
Delta R.T. -0.000 min
Lab File: 46791-09.D
Acq: 29 Oct 2020 8:29 am

Tgt Ion:152 Resp: 21630

Ion	Ratio	Lower	Upper
152	100		
151	23.2	16.7	25.1
153	17.6	11.1	16.7#

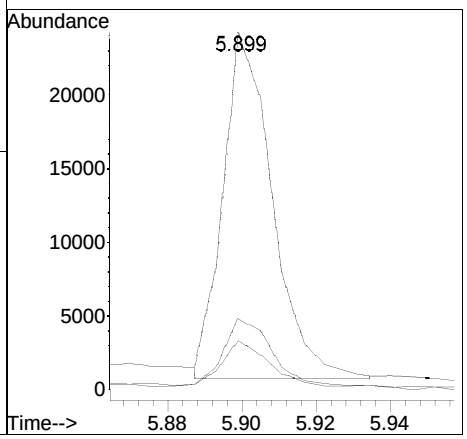

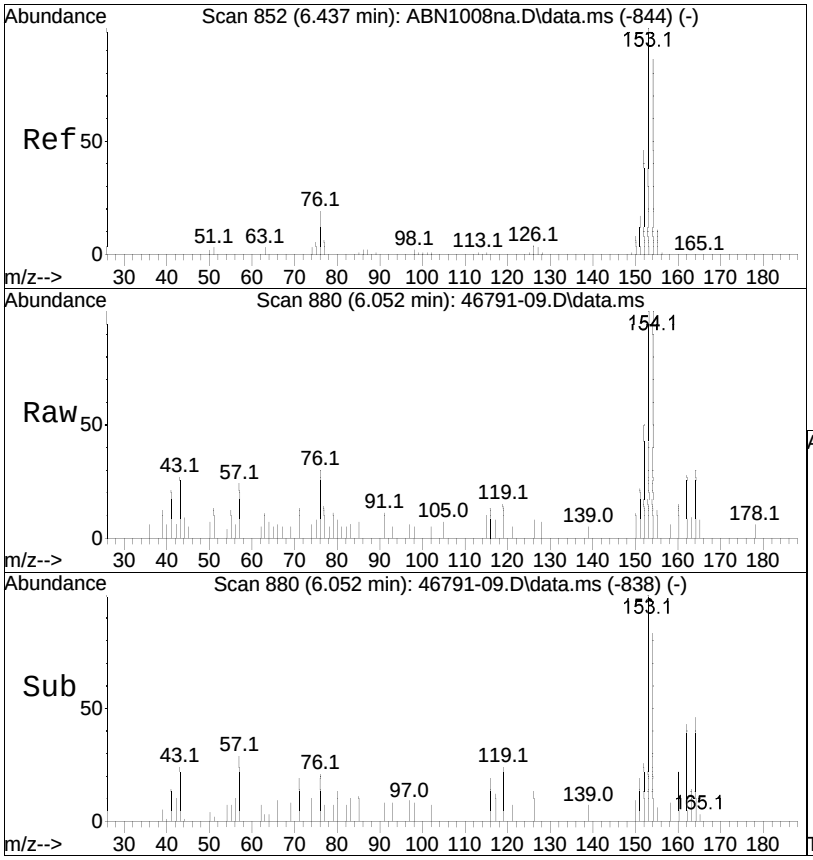

#65
Acenaphthene
Concen: 0.55 ug/ml
RT: 6.052 min Scan# 880
Delta R.T. -0.006 min
Lab File: 46791-09.D
Acq: 29 Oct 2020 8:29 am

Tgt Ion:154 Resp: 2614

Ion	Ratio	Lower	Upper
154	100		
153	145.8	89.4	134.0#
152	50.9	42.2	63.2

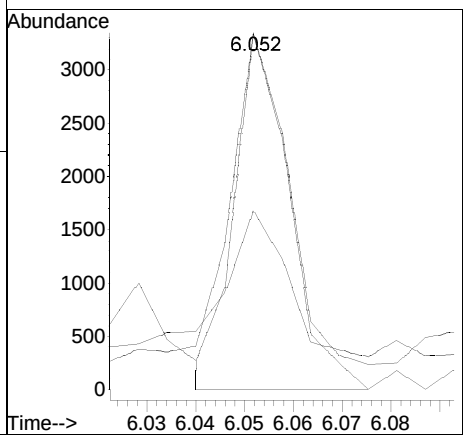

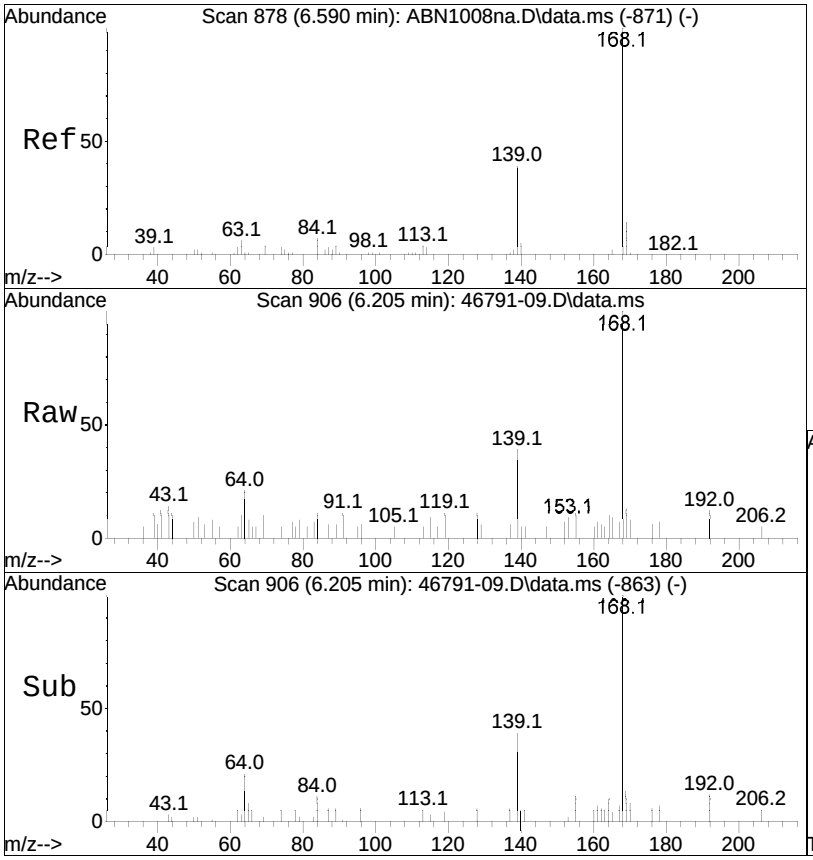

#67
Dibenzofuran
Concen: 0.44 ug/ml
RT: 6.205 min Scan# 906
Delta R.T. -0.000 min
Lab File: 46791-09.D
Acq: 29 Oct 2020 8:29 am

Tgt Ion:168 Resp: 2965

Ion	Ratio	Lower	Upper
168	100		
139	39.0	28.0	42.0

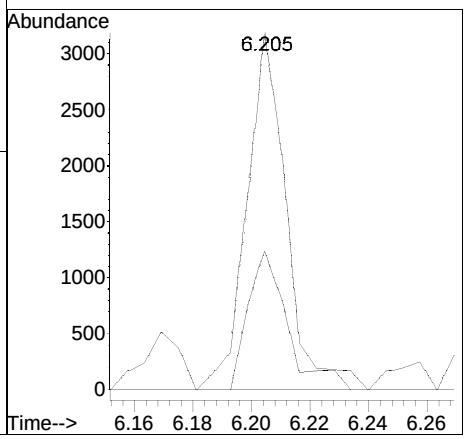

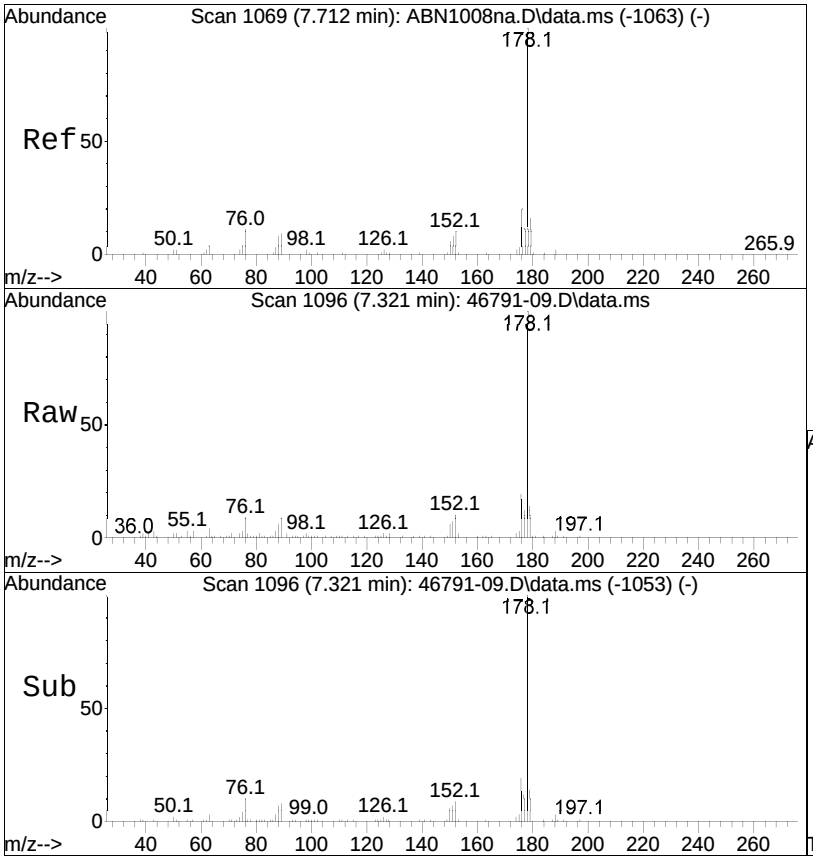

#89
Phenanthrene
Concen: 3.16 ug/ml
RT: 7.321 min Scan# 1096
Delta R.T. -0.000 min
Lab File: 46791-09.D
Acq: 29 Oct 2020 8:29 am

Tgt Ion:178 Resp: 29144

Ion	Ratio	Lower	Upper
178	100		
179	18.9	12.7	19.1
176	20.4	15.8	23.6

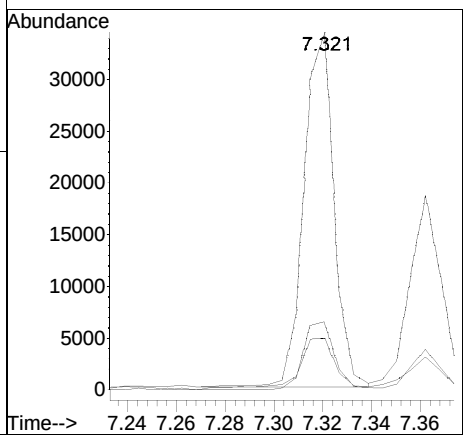



#90
Anthracene
Concen: 1.78 ug/ml
RT: 7.362 min Scan# 1103
Delta R.T. -0.000 min
Lab File: 46791-09.D
Acq: 29 Oct 2020 8:29 am

Tgt Ion:178 Resp: 17744

Ion	Ratio	Lower	Upper
178	100		
179	15.0	12.5	18.7
176	19.0	15.4	23.0

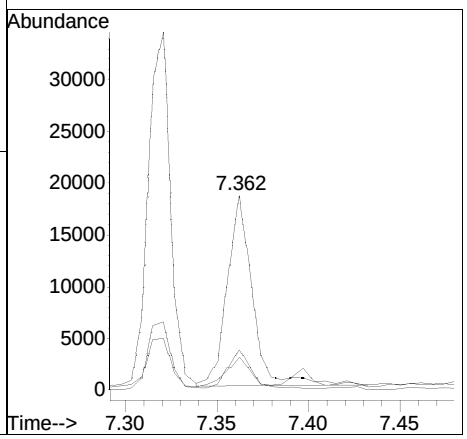

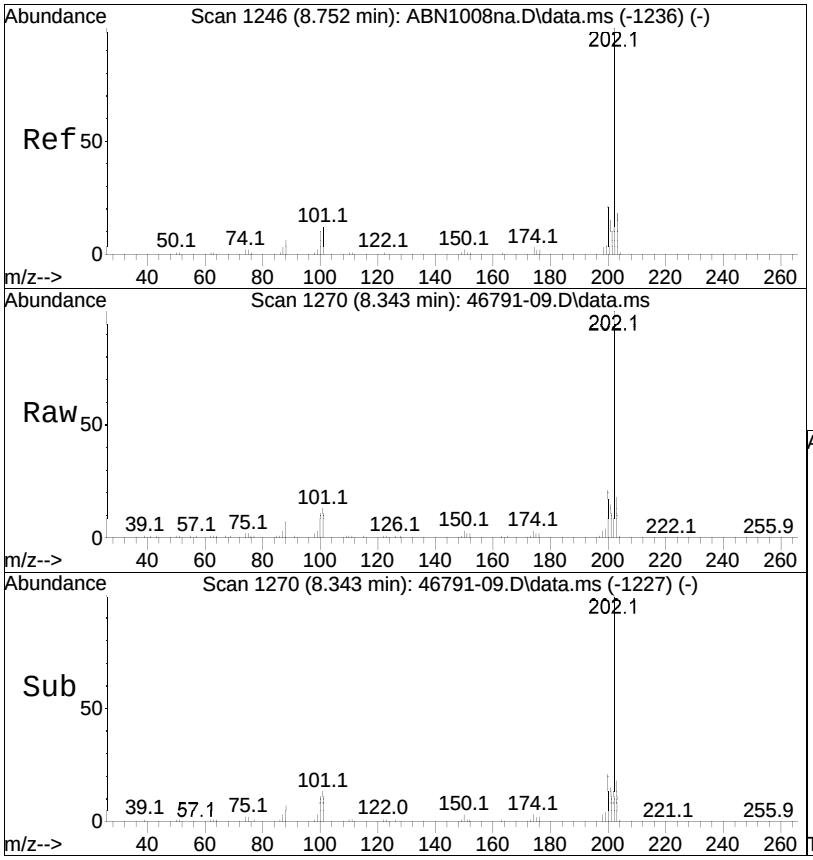

#95
Fluoranthene
Concen: 10.61 ug/ml
RT: 8.343 min Scan# 1270
Delta R.T. -0.000 min
Lab File: 46791-09.D
Acq: 29 Oct 2020 8:29 am

Tgt Ion:202 Resp: 113654

Ion	Ratio	Lower	Upper
202	100		
101	13.7	12.6	19.0
203	17.6	14.4	21.6

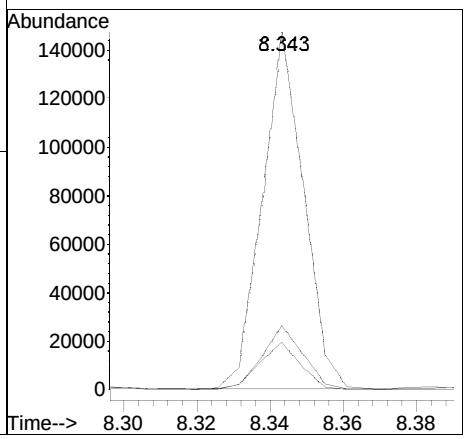

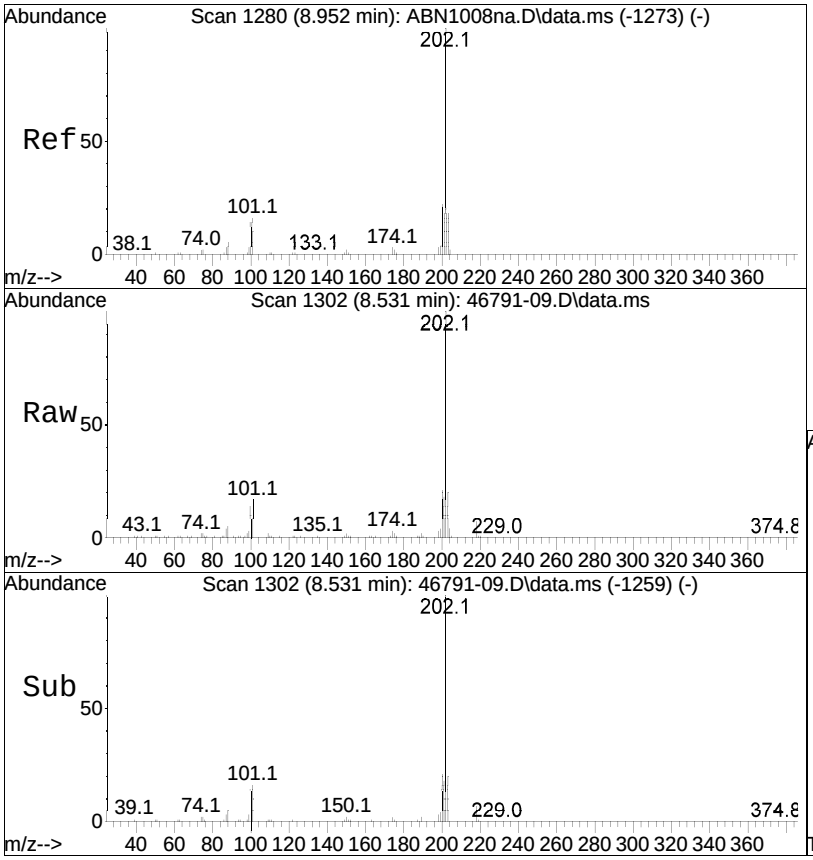

#97
Pyrene
Concen: 10.45 ug/ml
RT: 8.531 min Scan# 1302
Delta R.T. -0.000 min
Lab File: 46791-09.D
Acq: 29 Oct 2020 8:29 am

Tgt Ion:202 Resp: 118613

Ion	Ratio	Lower	Upper
202	100		
200	21.2	17.2	25.8
203	19.8	15.0	22.6

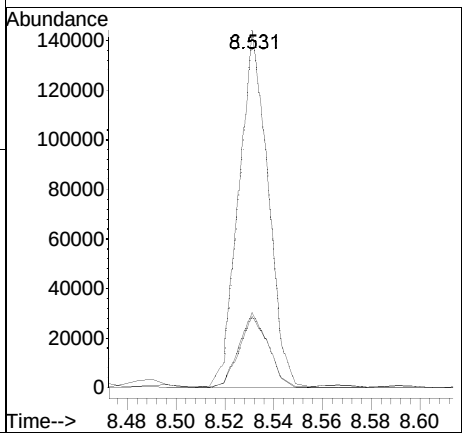

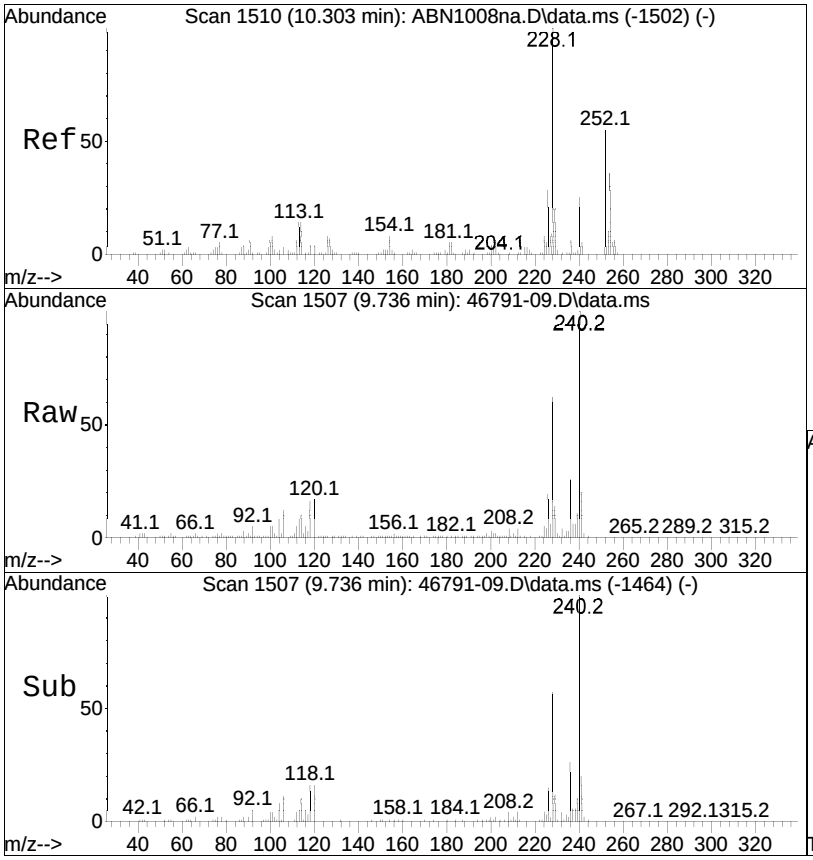

#107
Benzo(a)anthracene
Concen: 8.29 ug/ml M3
RT: 9.736 min Scan# 1507
Delta R.T. -0.000 min
Lab File: 46791-09.D
Acq: 29 Oct 2020 8:29 am

Tgt Ion:228 Resp: 92663

Ion	Ratio	Lower	Upper
228	100		
226	29.6	22.9	34.3
229	20.4	16.1	24.1

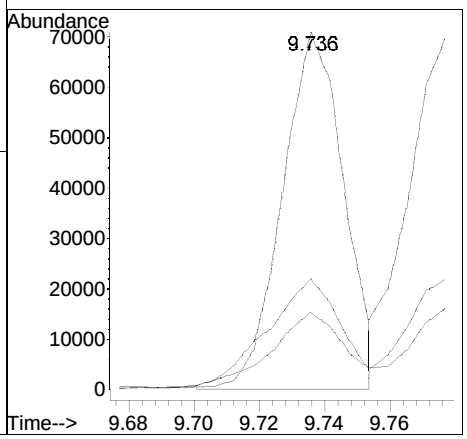



#109
Chrysene
Concen: 7.01 ug/ml
RT: 9.777 min Scan# 1514
Delta R.T. -0.000 min
Lab File: 46791-09.D
Acq: 29 Oct 2020 8:29 am

Tgt Ion:228 Resp: 84310

Ion	Ratio	Lower	Upper
228	100		
226	32.4	24.9	37.3
229	22.4	16.6	24.8

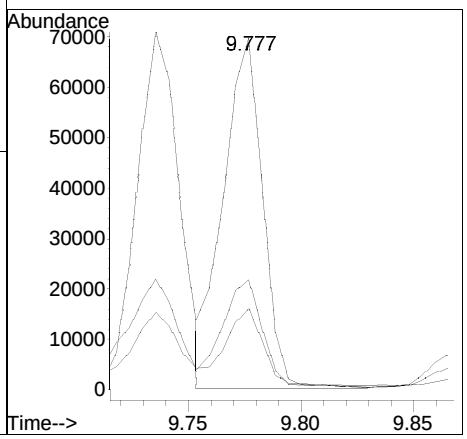



#112
Benzo(b)fluoranthene
Concen: 13.41 ug/ml
RT: 11.158 min Scan# 1749
Delta R.T. -0.000 min
Lab File: 46791-09.D
Acq: 29 Oct 2020 8:29 am

Tgt Ion:252 Resp: 158998

Ion	Ratio	Lower	Upper
252	100		
125	19.7	12.6	18.8#
253	24.7	18.2	27.2

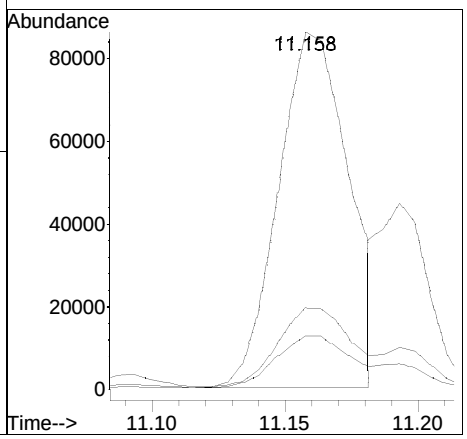

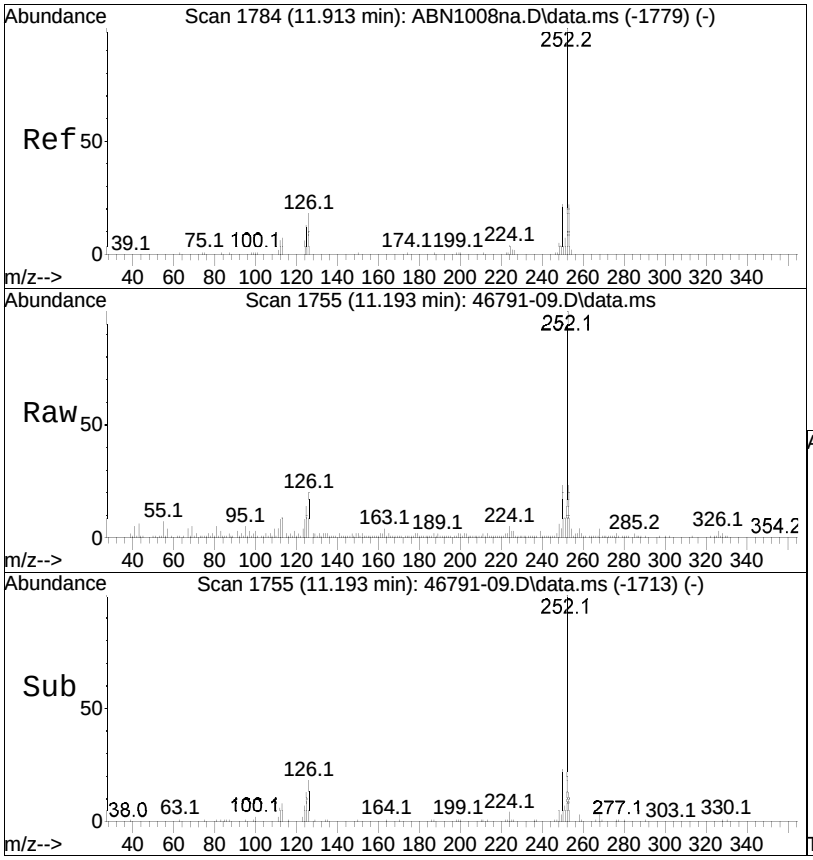

#113
Benzo(k)fluoranthene
Concen: 4.12 ug/ml
RT: 11.193 min Scan# 1755
Delta R.T. -0.006 min
Lab File: 46791-09.D
Acq: 29 Oct 2020 8:29 am

Tgt Ion:252 Resp: 55535

Ion	Ratio	Lower	Upper
252	100		
125	0.0	12.1	18.1#
253	17.2	18.1	27.1#

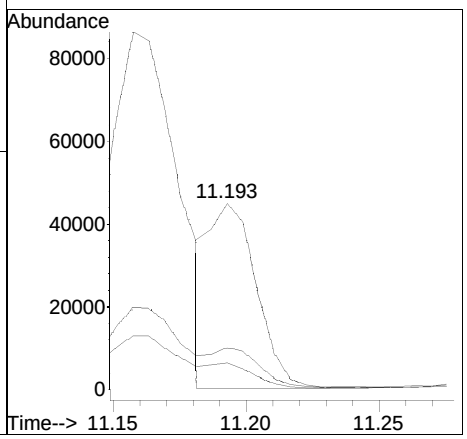

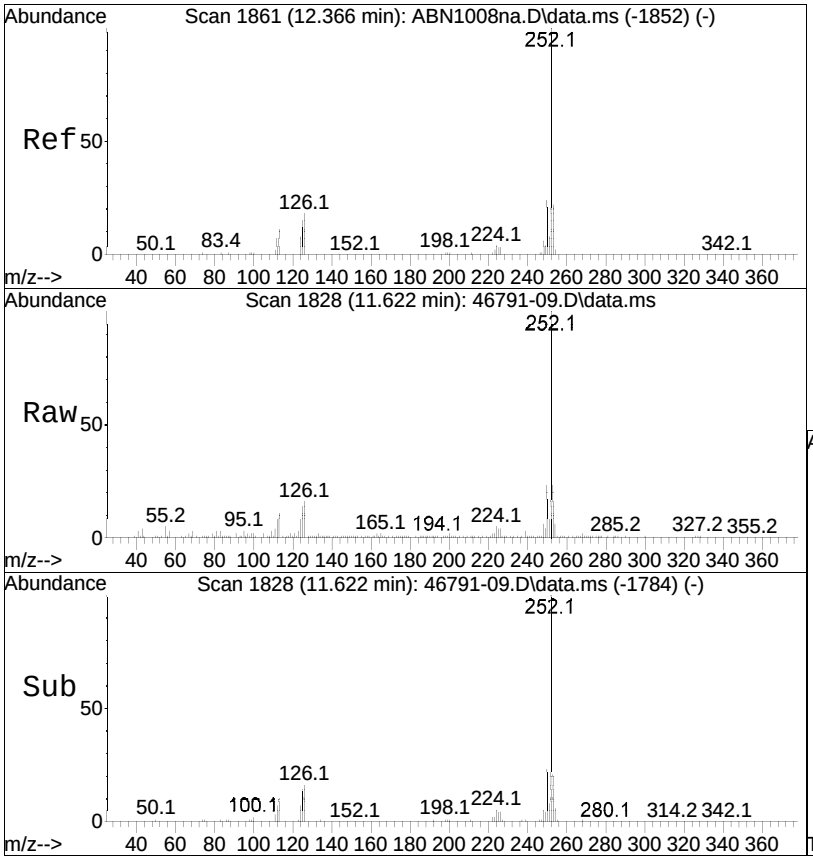

#114
Benzo(a)pyrene
Concen: 10.29 ug/ml
RT: 11.622 min Scan# 1828
Delta R.T. 0.006 min
Lab File: 46791-09.D
Acq: 29 Oct 2020 8:29 am

Tgt Ion:252 Resp: 115534

Ion	Ratio	Lower	Upper
252	100		
125	14.6	13.3	19.9
253	22.7	18.2	27.4

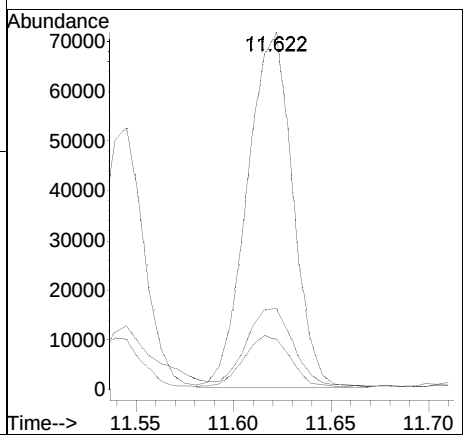

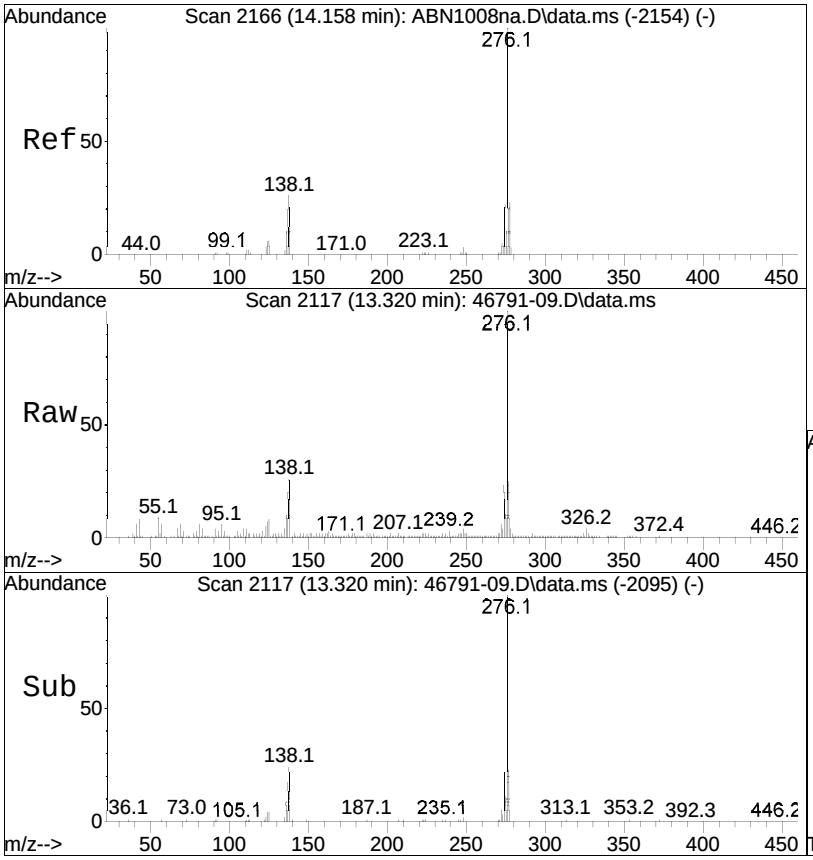

#116
Indeno(1,2,3-cd)pyrene
Concen: 8.08 ug/mL
RT: 13.320 min Scan# 2117
Delta R.T. 0.006 min
Lab File: 46791-09.D
Acq: 29 Oct 2020 8:29 am

Tgt Ion:276 Resp: 84834

Ion	Ratio	Lower	Upper
276	100		
138	27.5	26.7	40.1
277	26.2	20.4	30.6

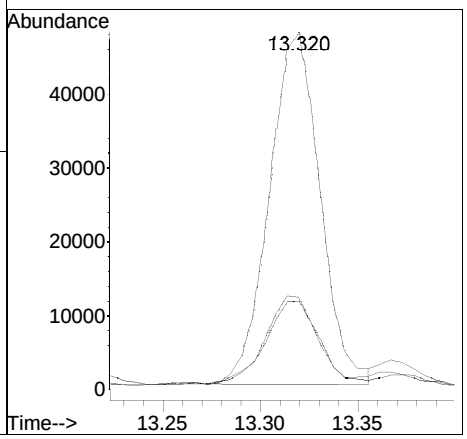

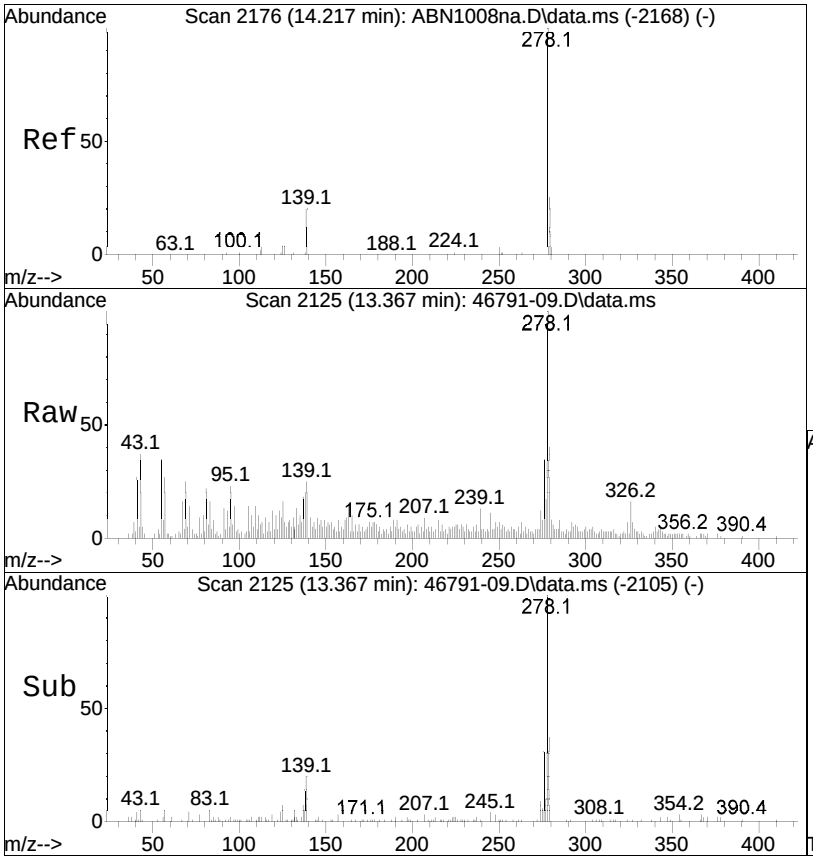

#117
Dibenzo(a,h)anthracene
Concen: 1.74 ug/ml
RT: 13.367 min Scan# 2125
Delta R.T. -0.006 min
Lab File: 46791-09.D
Acq: 29 Oct 2020 8:29 am

Tgt Ion:278 Resp: 20315

Ion	Ratio	Lower	Upper
278	100		
139	38.8	18.2	27.4#
279	29.4	19.3	28.9#

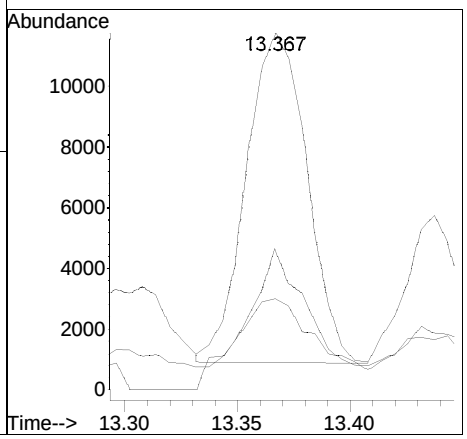

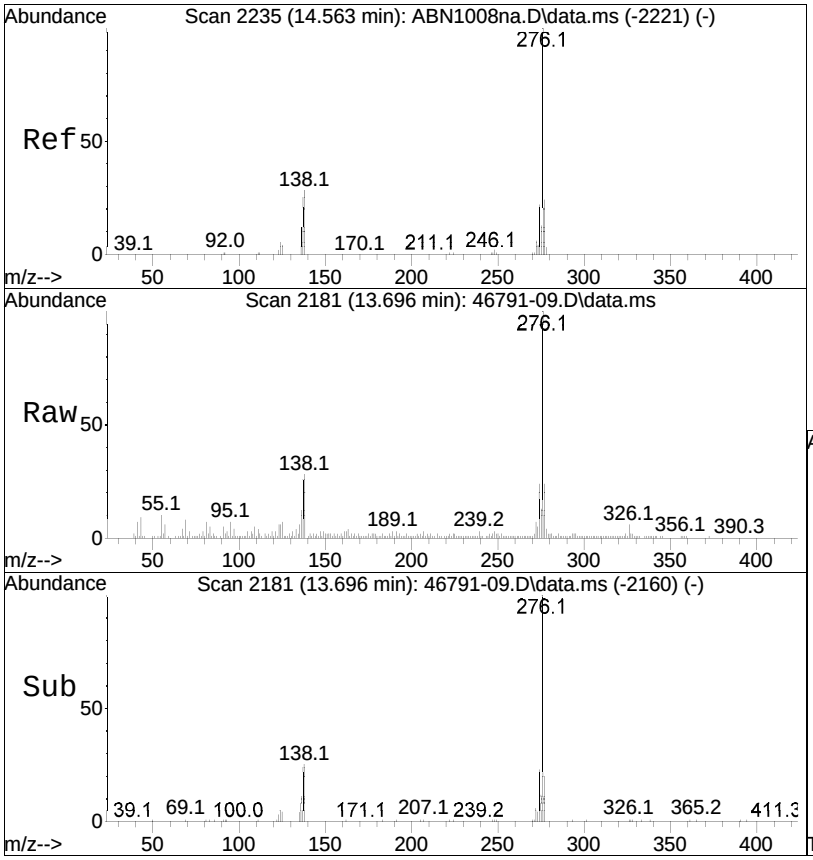

#118
Benzo(ghi)perylene
Concen: 6.58 ug/ml
RT: 13.696 min Scan# 2181
Delta R.T. -0.000 min
Lab File: 46791-09.D
Acq: 29 Oct 2020 8:29 am

Tgt Ion:276 Resp: 80150

Ion	Ratio	Lower	Upper
276	100		
138	27.5	26.1	39.1
277	25.2	19.4	29.0

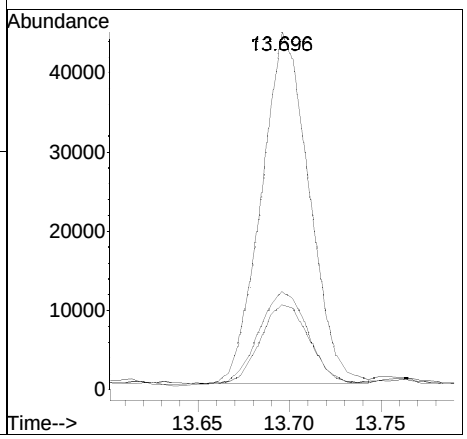

Manual Integration Report

Data Path	: I:\8270\Mork\201028\	QMethod	: FS200911mork.m
Data File	: 46791-09.D	Operator	: Mork:ek
Date Inj'd	: 10/29/2020 8:29 am	Instrument	: Mork
Sample	: L2046791-09,32,,NY,ASK+	Quant Date	: 10/29/2020 8:50 am

Compound #52: Acenaphthylene

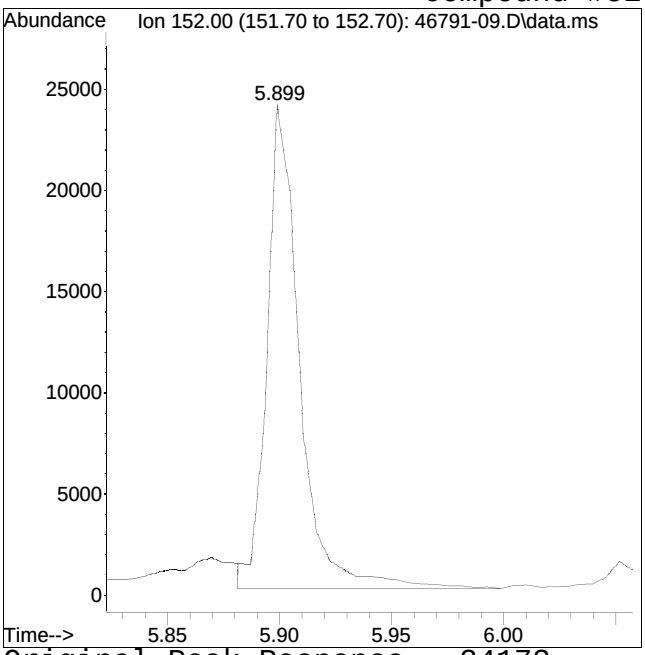

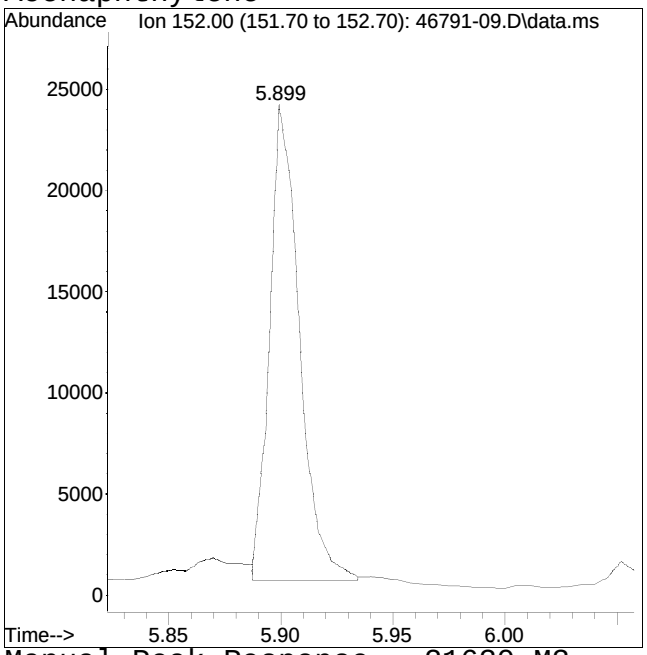

Original Peak Response = 24173 Manual Peak Response = 21630 M3

M3 = Misidentification of the peak (i.e. 1,4-dichlorobenzene identified as 1,3-dichlorobenzene), or misidentification from 2 partially resolved peaks not being split.

Manual Integration Report

Data Path : I:\8270\Mork\201028\ QMethod : FS200911mork.m
Data File : 46791-09.D Operator : Mork:ek
Date Inj'd : 10/29/2020 8:29 am Instrument : Mork
Sample : L2046791-09,32,,NY,ASK+ Quant Date : 10/29/2020 8:50 am

Compound #107: Benzo(a)anthracene

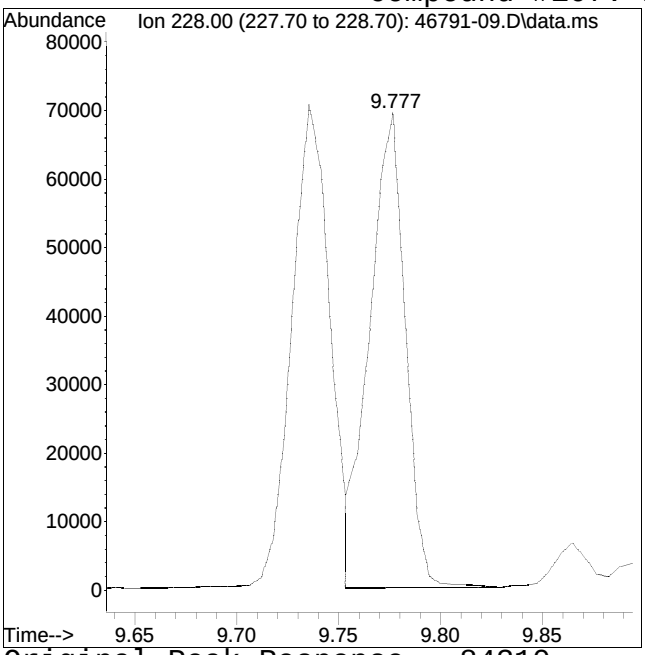

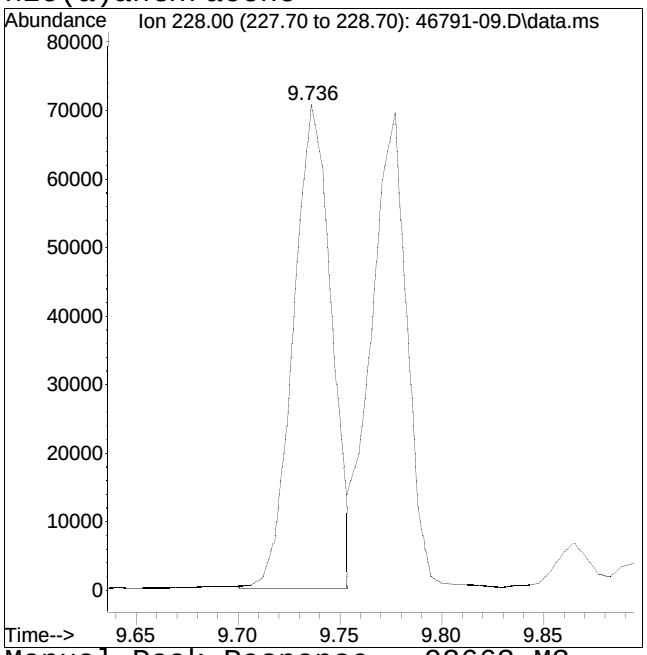

Original Peak Response = 84310 Manual Peak Response = 92663 M3
M3 = Misidentification of the peak (i.e. 1,4-dichlorobenzene identified as 1,3-dichlorobenzene), or misidentification from 2 partially resolved peaks not being split.

Quantitation Report (QT Reviewed)

Data Path : I:\8270\Mork\201028\
Data File : 46791-01.D
Acq On : 29 Oct 2020 8:53 am
Operator : Mork:ek
Sample : L2046791-01,32,,NY,ASK+
Misc : WG1426003,WG1427354,ICAL17151
ALS Vial : 27 Sample Multiplier: 1

Quant Time: Oct 29 13:08:10 2020
Quant Method : i:\8270\MORK\201028\FS200911mork.m
Quant Title : Semivolatiles by GC/MS by modified 8270
QLast Update : Thu Oct 29 09:15:34 2020
Response via : Initial Calibration

CCAL FILE(s) : 1 - i:\8270\MORK\201028\ABN1028.D
: 2 - i:\8270\MORK\201028\ADP1028.D
: 3 - i:\8270\MORK\201028\AP91028.D
Sub List : 8270TCL_REV2 - TCL/CT/MA

Compound	R.T.	QIon	Response	Conc	Units		Dev(Min)
Internal Standards							
1) IS1_1,4-Dichlorobenzen...	3.425	152	72943	40.000	ug/ml		0.00
Standard Area 1 = 48323			Recovery = 150.95%				
27) IS2_1,4-Dichlorobenzen...	3.425	152	72943	40.000	ug/ml		0.00
Standard Area 3 = 56155			Recovery = 129.90%				
32) IS3_1,4-Dichlorobenzen...	3.425	152	72943	40.000	ug/ml		0.00
Standard Area 2 = 68418			Recovery = 106.61%				
35) IS1_Naphthalene-d8	4.512	136	324504	40.000	ug/ml		0.00
Standard Area 1 = 215320			Recovery = 150.71%				
55) IS2_Naphthalene-d8	4.512	136	324504	40.000	ug/ml		0.00
Standard Area 3 = 235290			Recovery = 137.92%				
63) IS1_Acenaphthene-d10	6.028	164	193822	40.000	ug/ml		0.00
Standard Area 1 = 128530			Recovery = 150.80%				
83) IS2_Acenaphthene-d10	6.028	164	193822	40.000	ug/ml		0.00
Standard Area 3 = 138994			Recovery = 139.45%				
86) IS3_Acenaphthene-d10	6.028	164	193822	40.000	ug/ml		0.00
Standard Area 2 = 172916			Recovery = 112.09%				
88) IS1_Phenanthrene-d10	7.303	188	406604	40.000	ug/ml	#	0.00
Standard Area 1 = 260606			Recovery = 156.02%				
102) IS3_Phenanthrene-d10	7.303	188	406604	40.000	ug/ml	#	0.00
Standard Area 2 = 342597			Recovery = 118.68%				
106) IS1_Chrysene-d12	9.753	240	405385	40.000	ug/ml	#	0.00
Standard Area 1 = 290731			Recovery = 139.44%				
115) IS1_Perylene-d12	11.722	264	419290	40.000	ug/ml		0.02
Standard Area 1 = 347549			Recovery = 120.64%				
System Monitoring Compounds							
4) 2-Fluorophenol	2.350	112	76295	34.182	ug/ml		0.00
Spiked Amount 50.000	Range 15 - 110		Recovery = 68.36%				
7) Phenol-d6	3.167	99	98070	36.469	ug/ml		0.00
Spiked Amount 50.000	Range 15 - 110		Recovery = 72.94%				
19) Nitrobenzene-d5	3.907	82	46758	19.913	ug/ml		0.00
Spiked Amount 25.000	Range 30 - 130		Recovery = 79.65%				
46) 2-Fluorobiphenyl	5.470	172	96049	16.051	ug/ml		0.00
Spiked Amount 25.000	Range 30 - 130		Recovery = 64.20%				
79) 2,4,6-Tribromophenol	6.710	330	42718	40.214	ug/ml		0.00
Spiked Amount 50.000	Range 15 - 110		Recovery = 80.43%				

Quantitation Report (QT Reviewed)

Data Path : I:\8270\Mork\201028\
Data File : 46791-01.D
Acq On : 29 Oct 2020 8:53 am
Operator : Mork:ek
Sample : L2046791-01,32,,NY,ASK+
Misc : WG1426003,WG1427354,ICAL17151
ALS Vial : 27 Sample Multiplier: 1

Quant Time: Oct 29 13:08:10 2020
Quant Method : i:\8270\MORK\201028\FS200911mork.m
Quant Title : Semivolatiles by GC/MS by modified 8270
QLast Update : Thu Oct 29 09:15:34 2020
Response via : Initial Calibration

CCAL FILE(s) : 1 - i:\8270\MORK\201028\ABN1028.D
: 2 - i:\8270\MORK\201028\ADP1028.D
: 3 - i:\8270\MORK\201028\AP91028.D
Sub List : 8270TCL_REV2 - TCL/CT/MA

Compound	R.T.	QIon	Response	Conc	Units	Dev(Min)
98) 4-Terphenyl-d14	8.708	244	126528	12.683	ug/ml	0.00

Spiked Amount 25.000 Range 30 - 130 Recovery = 50.73%

Target Compounds						Qvalue
8) Phenol	0.000		0	N.D.		
15) 2-Methylphenol	0.000		0	N.D.		
18) 3-Methylphenol/4-Methy...	0.000		0	N.D.		
36) Naphthalene	4.530	128	2799	0.331	ug/ml#	68
52) Acenaphthylene	5.899	152	5772	0.657	ug/ml#	76
65) Acenaphthene	6.052	154	4750	0.845	ug/ml#	84
67) Dibenzofuran	6.205	168	6251	0.795	ug/ml	93
73) Fluorene	6.498	166	5284M3	0.829	ug/ml	
81) Hexachlorobenzene	0.000		0	N.D.		
82) Pentachlorophenol	0.000		0	N.D.		
89) Phenanthrene	7.321	178	173357	16.105	ug/ml	99
90) Anthracene	7.362	178	30248M3	2.608	ug/ml	
95) Fluoranthene	8.349	202	348925	27.935	ug/ml	97
97) Pyrene	8.537	202	271670	20.515	ug/ml	98
107) Benzo(a)anthracene	9.742	228	120110M3	10.258	ug/ml	
109) Chrysene	9.777	228	136728	10.854	ug/ml	98
112) Benzo(b)fluoranthene	11.169	252	164302	13.223	ug/ml	97
113) Benzo(k)fluoranthene	11.199	252	42077	2.981	ug/ml#	85
114) Benzo(a)pyrene	11.628	252	91713	7.793	ug/ml	98
116) Indeno(1,2,3-cd)pyrene	13.338	276	58933M3	5.390	ug/mL	
117) Dibenzo(a,h)anthracene	13.384	278	14267	1.176	ug/ml#	83
118) Benzo(ghi)perylene	13.719	276	57564	4.541	ug/ml	92

(#) = qualifier out of range (m) = manual integration (+) = signals summed

Quantitation Report (QT Reviewed)

Data Path : I:\8270\Mork\201028\
Data File : 46791-01.D
Acq On : 29 Oct 2020 8:53 am
Operator : Mork:ek
Sample : L2046791-01,32,,NY,ASK+
Misc : WG1426003,WG1427354,ICAL17151
ALS Vial : 27 Sample Multiplier: 1

Quant Time: Oct 29 13:08:10 2020
Quant Method : i:\8270\MORK\201028\FS200911mork.m
Quant Title : Semivolatiles by GC/MS by modified 8270
QLast Update : Thu Oct 29 09:15:34 2020
Response via : Initial Calibration

Sub List : 8270TCL_REV2 - TCL/CT/MAAP91028.D•

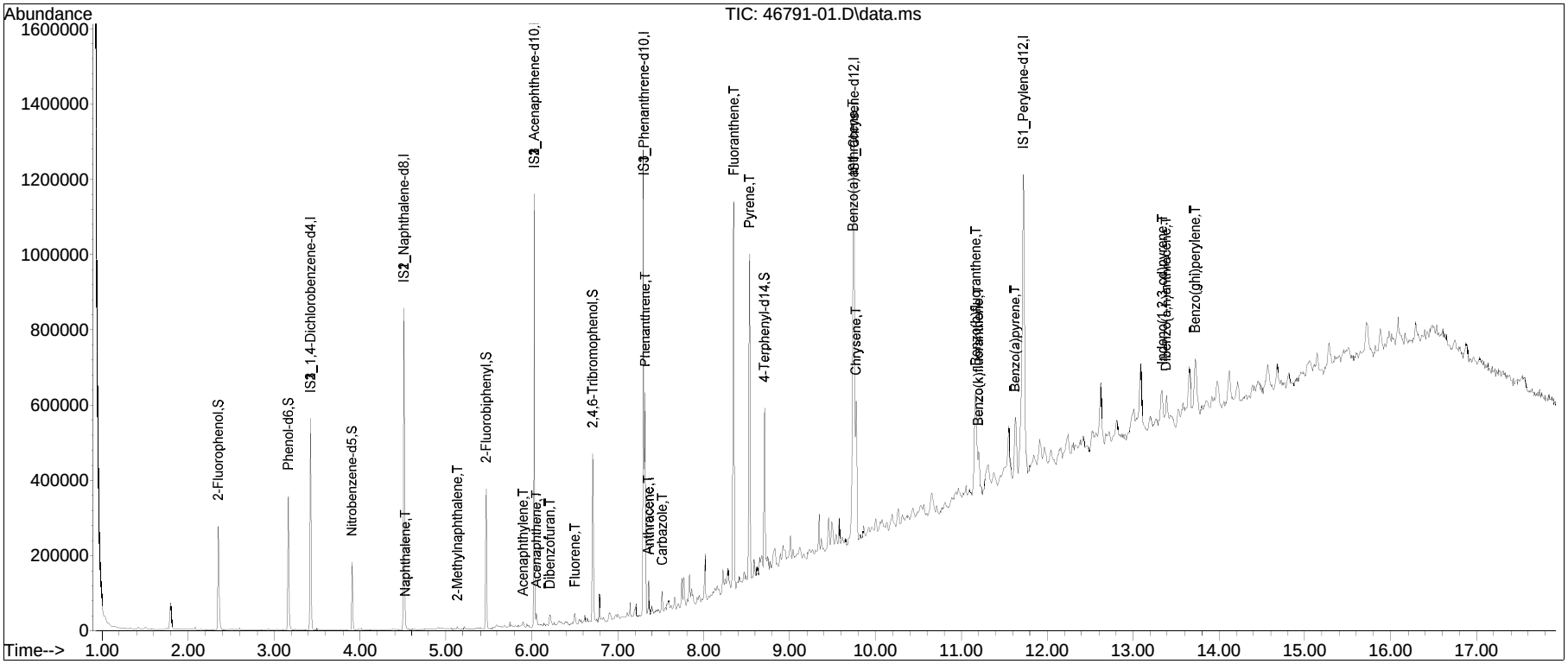

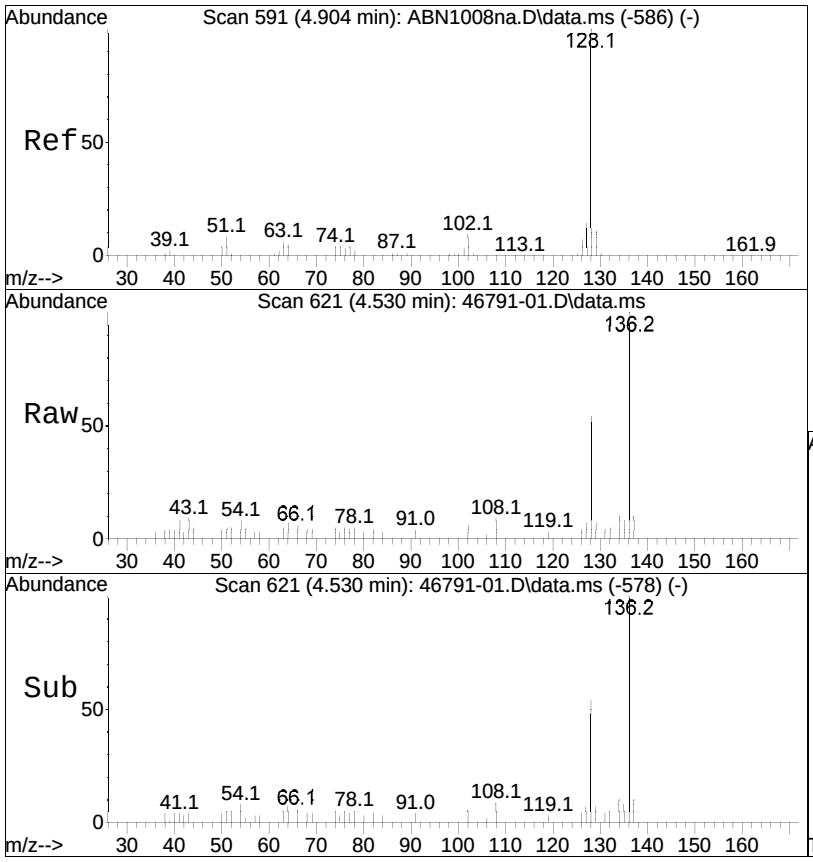

#36
Naphthalene
Concen: 0.33 ug/ml
RT: 4.530 min Scan# 621
Delta R.T. -0.000 min
Lab File: 46791-01.D
Acq: 29 Oct 2020 8:53 am

Tgt Ion:128 Resp: 2799

Ion	Ratio	Lower	Upper
128	100		
129	0.0	9.0	13.6#
127	0.0	11.3	16.9#

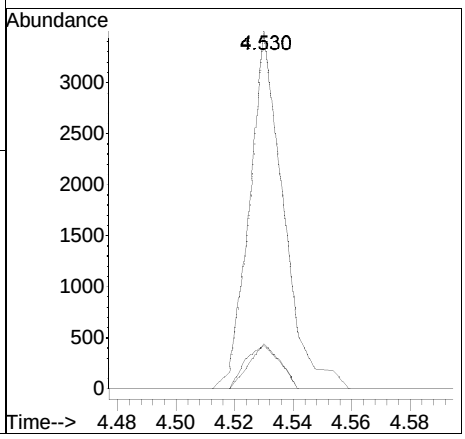

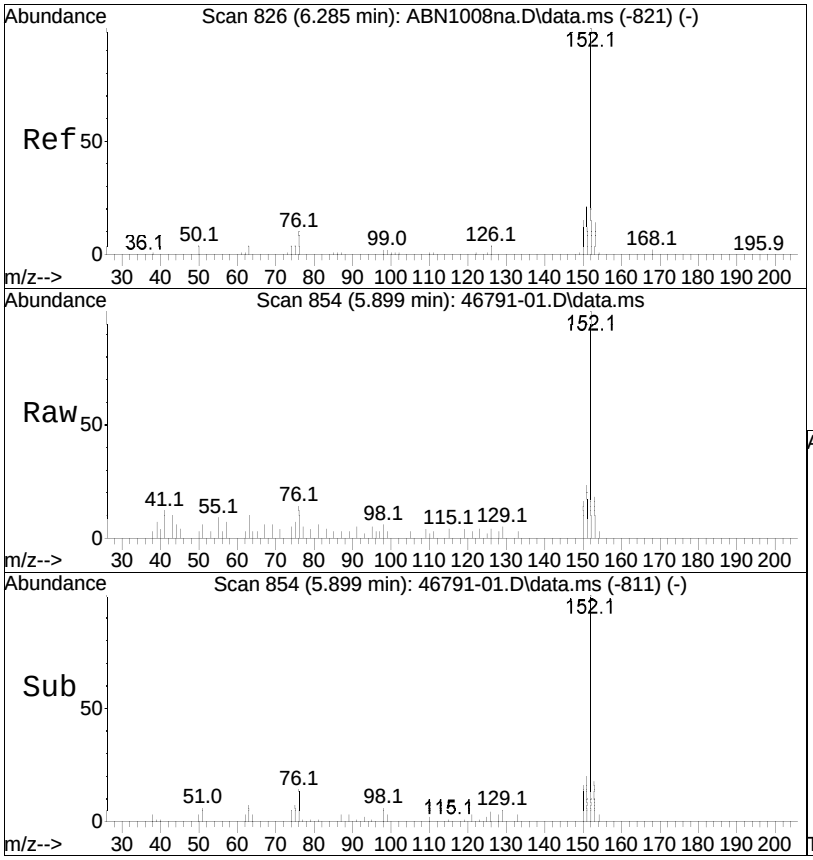

#52
Acenaphthylene
Concen: 0.66 ug/ml
RT: 5.899 min Scan# 854
Delta R.T. -0.000 min
Lab File: 46791-01.D
Acq: 29 Oct 2020 8:53 am

Tgt Ion:152 Resp: 5772

Ion	Ratio	Lower	Upper
152	100		
151	29.7	16.7	25.1#
153	27.3	11.1	16.7#

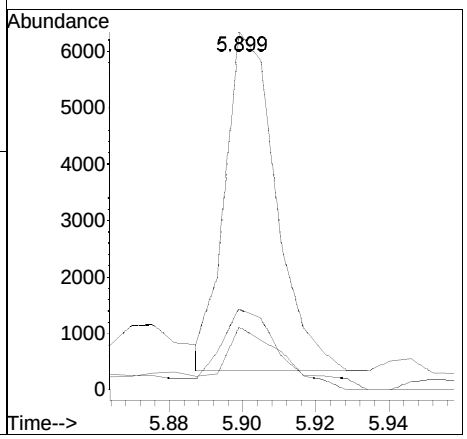

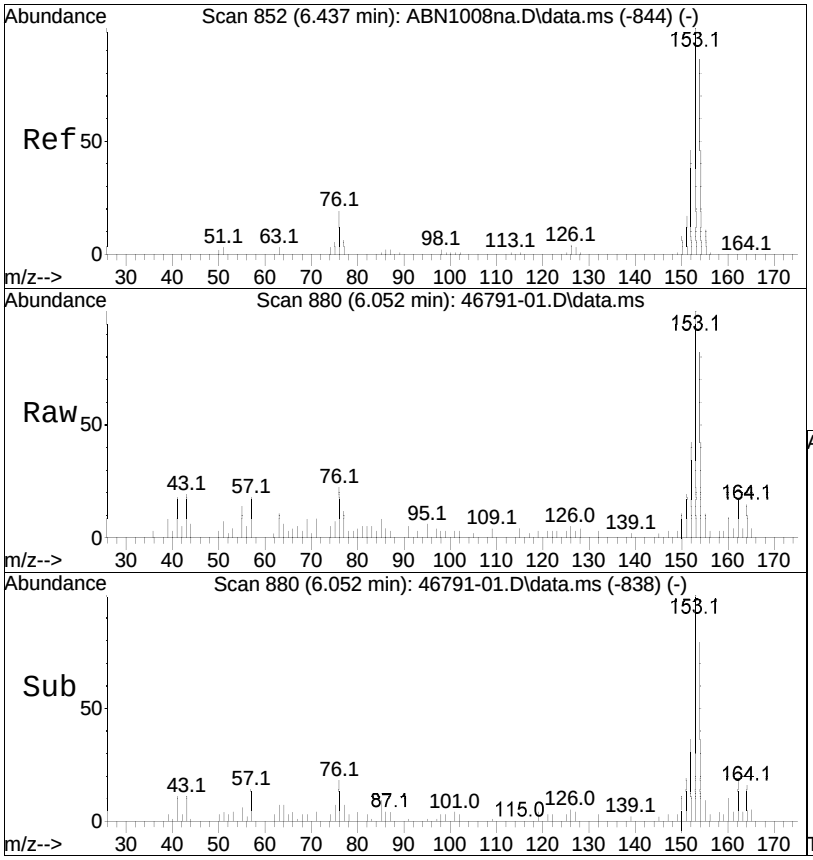

#65
Acenaphthene
Concen: 0.85 ug/ml
RT: 6.052 min Scan# 880
Delta R.T. -0.006 min
Lab File: 46791-01.D
Acq: 29 Oct 2020 8:53 am

Tgt Ion:154 Resp: 4750

Ion	Ratio	Lower	Upper
154	100		
153	137.1	89.4	134.0#
152	52.8	42.2	63.2

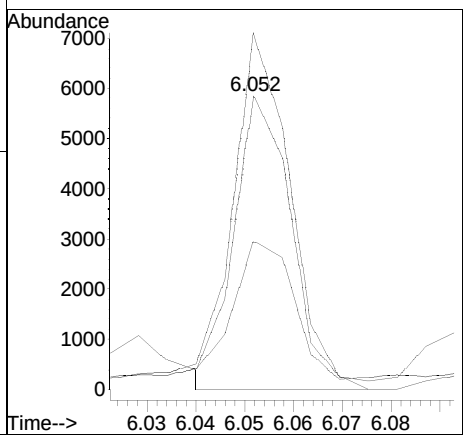

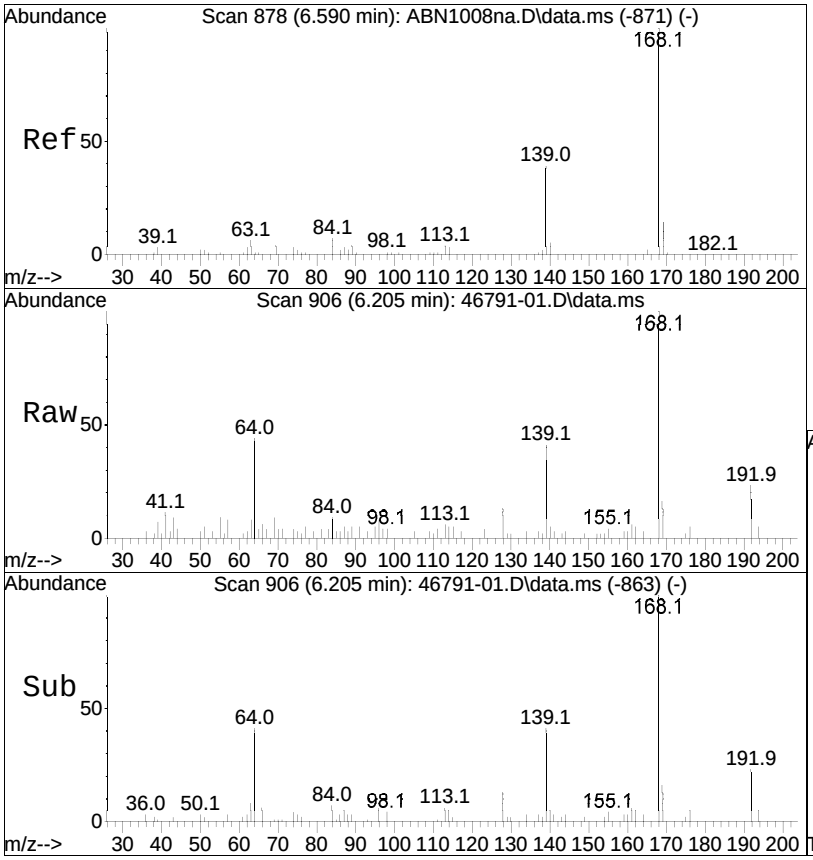

#67
Dibenzofuran
Concen: 0.80 ug/ml
RT: 6.205 min Scan# 906
Delta R.T. -0.000 min
Lab File: 46791-01.D
Acq: 29 Oct 2020 8:53 am

Tgt Ion:168 Resp: 6251

Ion	Ratio	Lower	Upper
168	100		
139	39.1	28.0	42.0

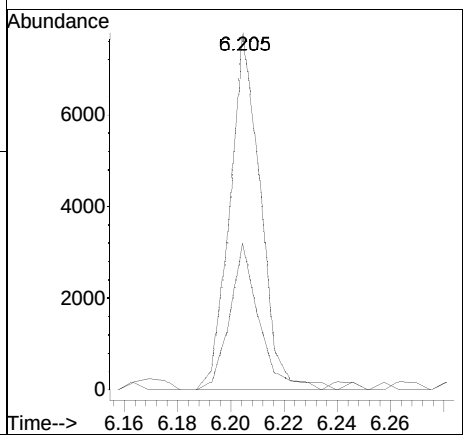

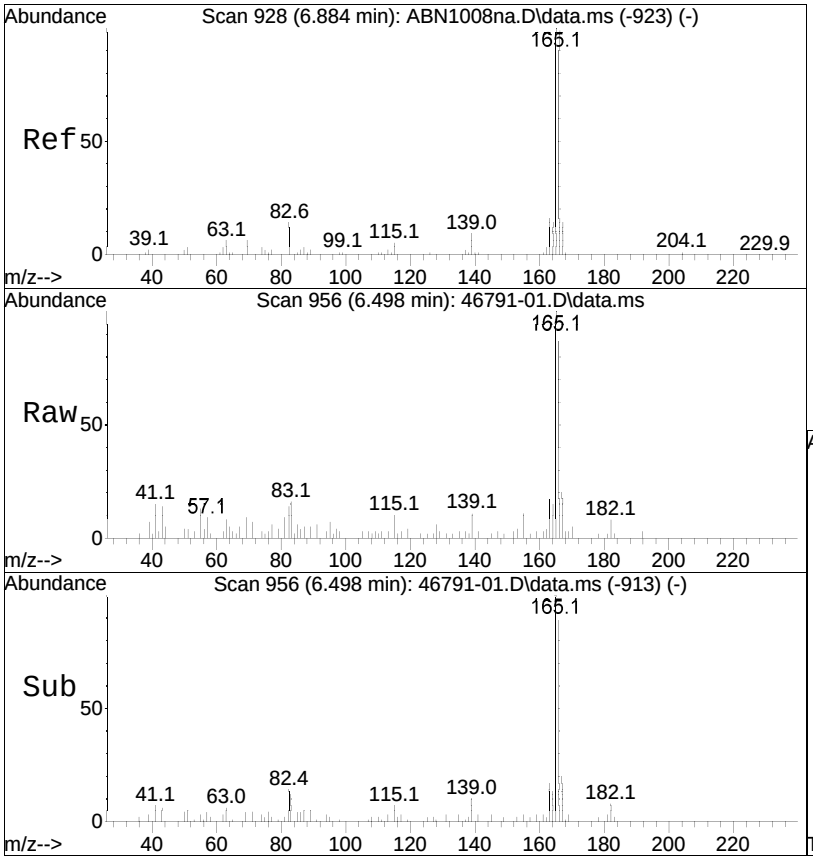

#73
Fluorene
Concen: 0.83 ug/ml M3
RT: 6.498 min Scan# 956
Delta R.T. -0.000 min
Lab File: 46791-01.D
Acq: 29 Oct 2020 8:53 am

Tgt Ion:166 Resp: 5284

Ion	Ratio	Lower	Upper
166	100		
165	128.0	77.2	115.8#
167	30.1	10.9	16.3#

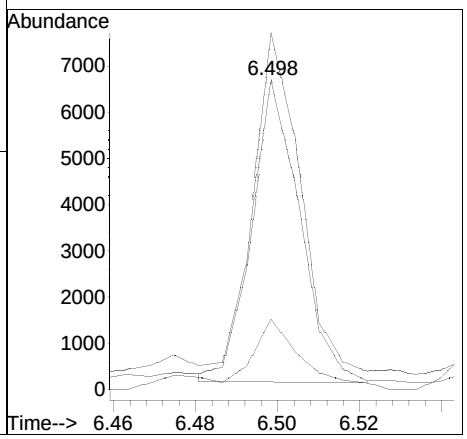

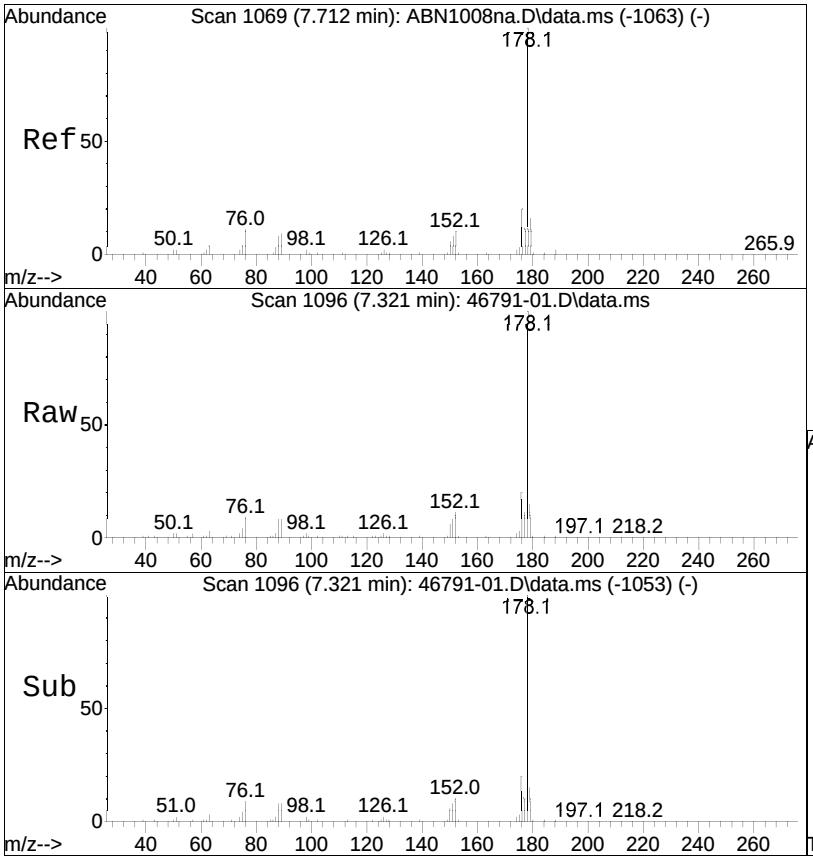

#89
Phenanthrene
Concen: 16.11 ug/ml
RT: 7.321 min Scan# 1096
Delta R.T. -0.000 min
Lab File: 46791-01.D
Acq: 29 Oct 2020 8:53 am

Tgt Ion:178 Resp: 173357

Ion	Ratio	Lower	Upper
178	100		
179	15.4	12.7	19.1
176	20.0	15.8	23.6

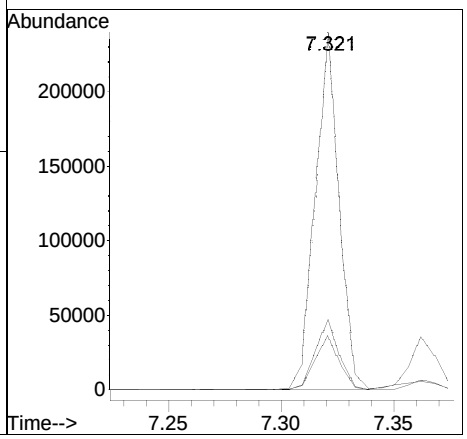

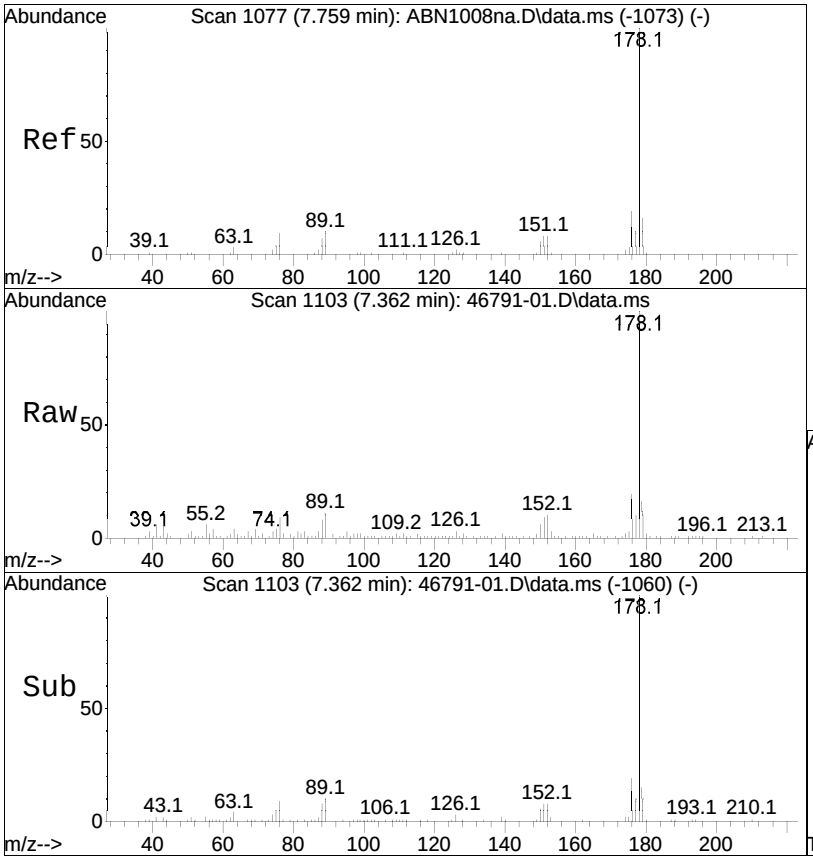

#90
Anthracene
Concen: 2.61 ug/ml M3
RT: 7.362 min Scan# 1103
Delta R.T. -0.000 min
Lab File: 46791-01.D
Acq: 29 Oct 2020 8:53 am

Tgt Ion:178 Resp: 30248

Ion	Ratio	Lower	Upper
178	100		
179	88.5	12.5	18.7#
176	114.9	15.4	23.0#

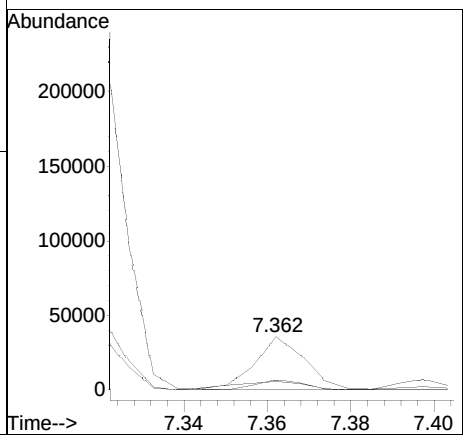

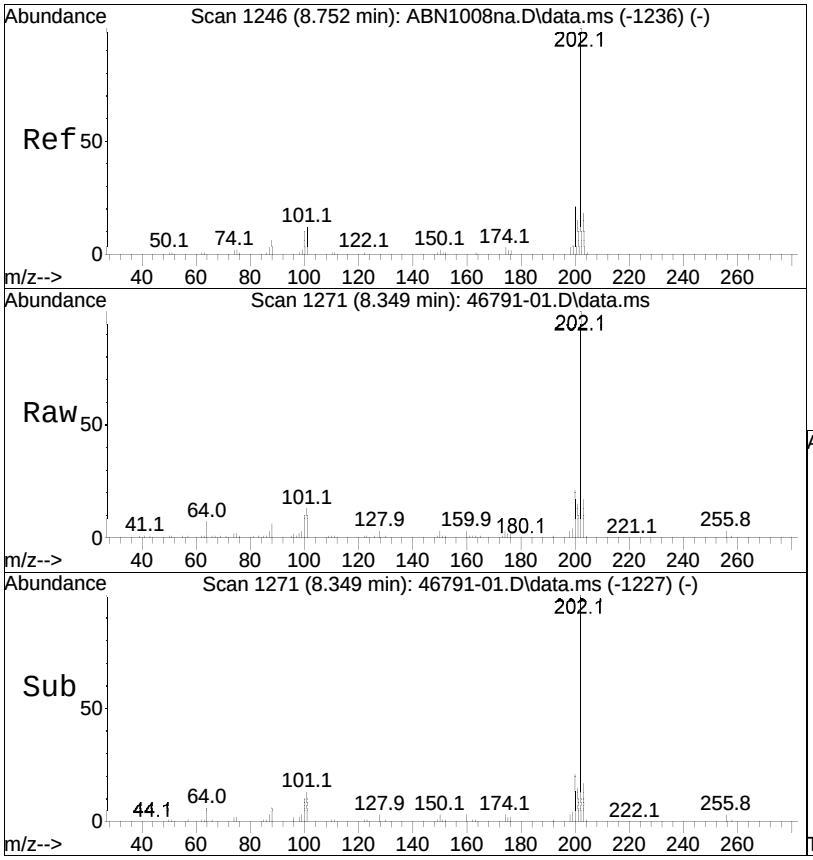

#95
Fluoranthene
Concen: 27.94 ug/ml
RT: 8.349 min Scan# 1271
Delta R.T. 0.006 min
Lab File: 46791-01.D
Acq: 29 Oct 2020 8:53 am

Tgt Ion:202 Resp: 348925

Ion	Ratio	Lower	Upper
202	100		
101	14.0	12.6	19.0
203	17.3	14.4	21.6

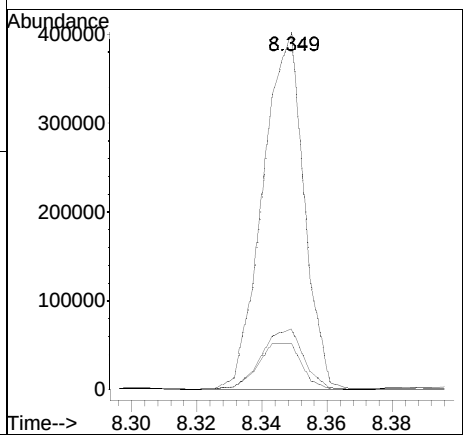

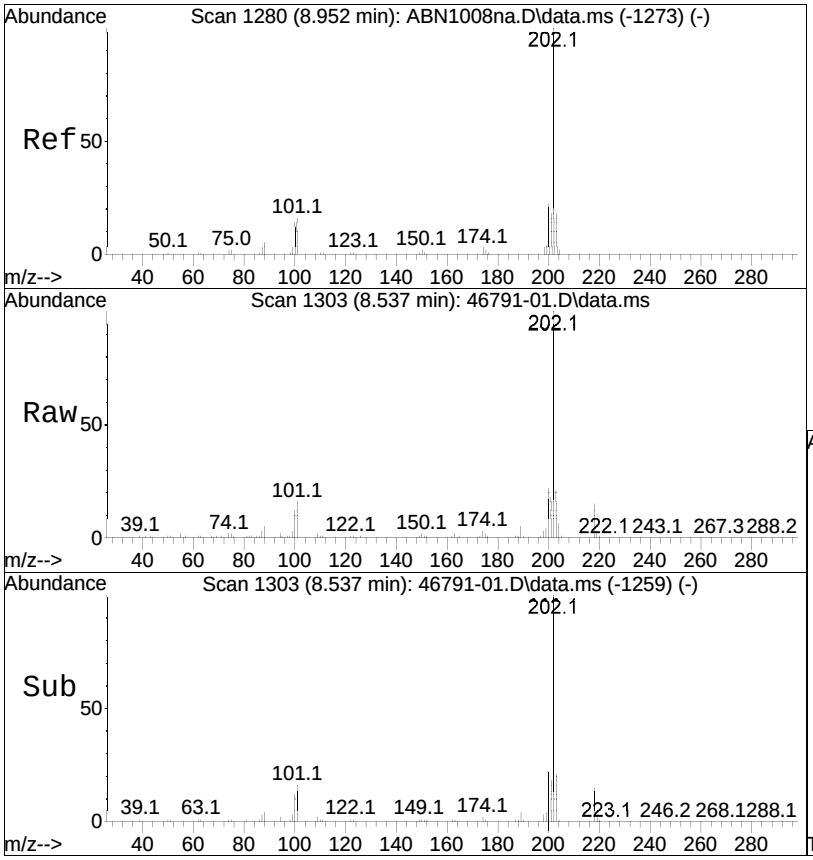

#97
Pyrene
Concen: 20.51 ug/ml
RT: 8.537 min Scan# 1303
Delta R.T. 0.006 min
Lab File: 46791-01.D
Acq: 29 Oct 2020 8:53 am

Tgt Ion:202 Resp: 271670

Ion	Ratio	Lower	Upper
202	100		
200	21.7	17.2	25.8
203	20.7	15.0	22.6

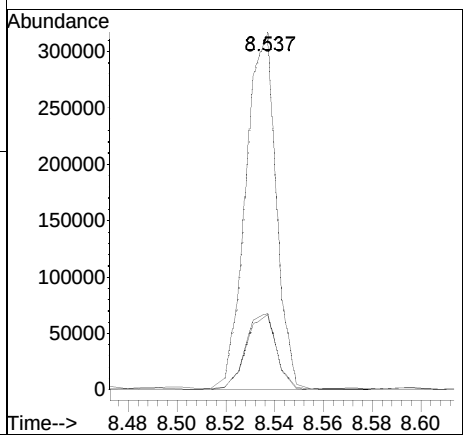



#107
Benzo(a)anthracene
Concen: 10.26 ug/ml M3
RT: 9.742 min Scan# 1508
Delta R.T. 0.006 min
Lab File: 46791-01.D
Acq: 29 Oct 2020 8:53 am

Tgt Ion:228 Resp: 120110

Ion	Ratio	Lower	Upper
228	100		
226	34.6	22.9	34.3#
229	24.3	16.1	24.1#

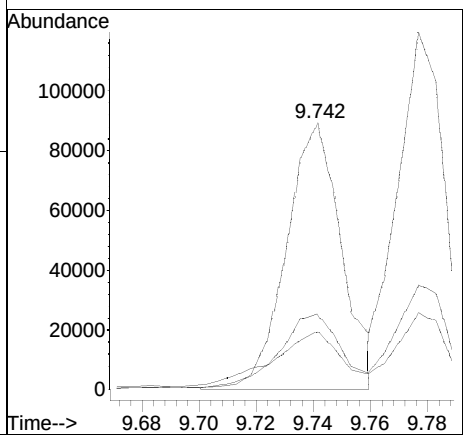

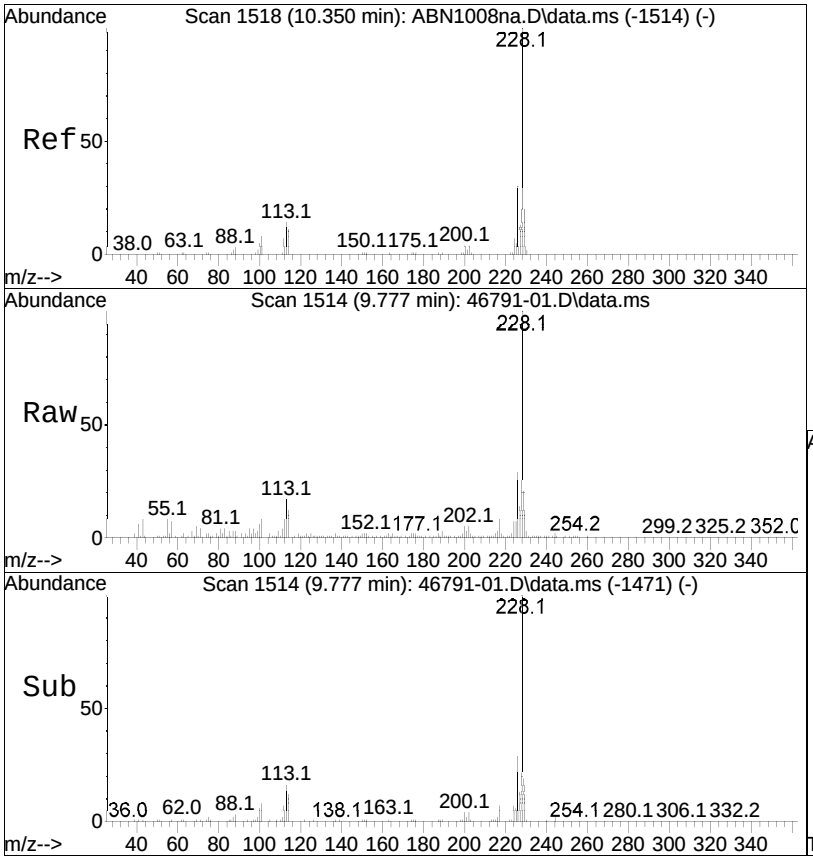

#109
Chrysene
Concen: 10.85 ug/ml
RT: 9.777 min Scan# 1514
Delta R.T. -0.000 min
Lab File: 46791-01.D
Acq: 29 Oct 2020 8:53 am

Tgt Ion:228 Resp: 136728

Ion	Ratio	Lower	Upper
228	100		
226	30.5	24.9	37.3
229	21.7	16.6	24.8

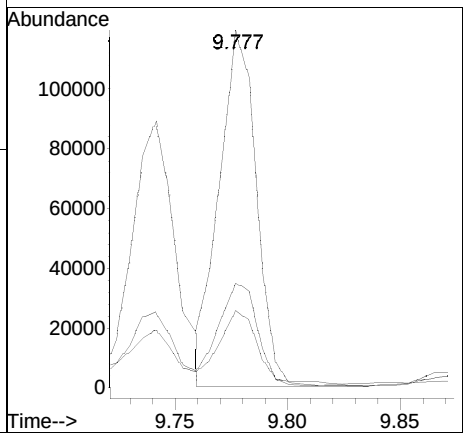

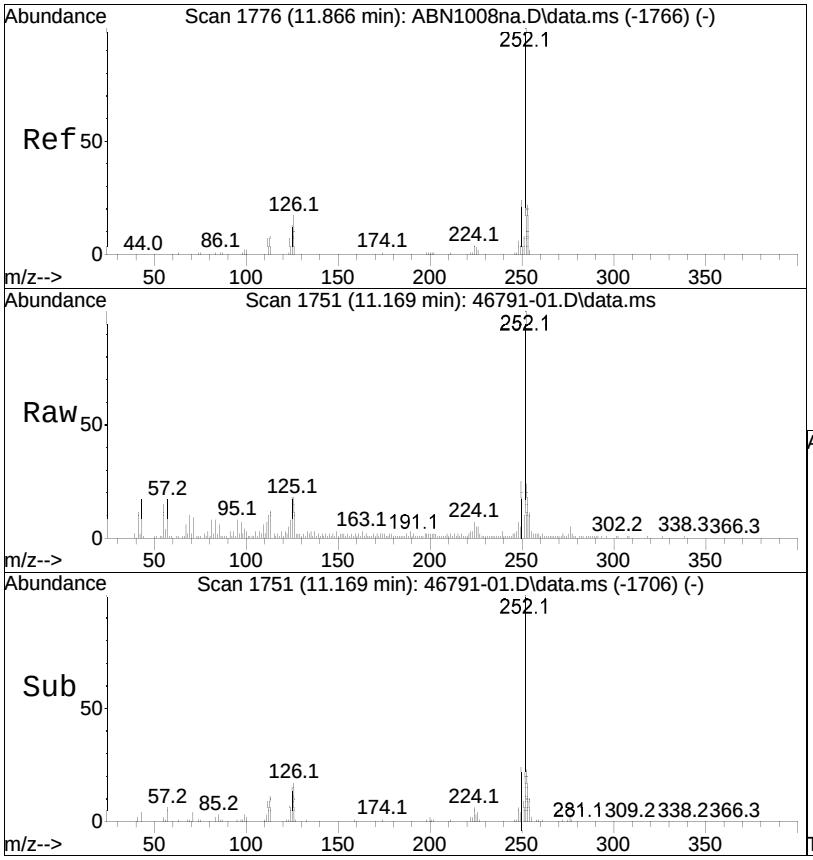

#112
Benzo(b)fluoranthene
Concen: 13.22 ug/ml
RT: 11.169 min Scan# 1751
Delta R.T. 0.012 min
Lab File: 46791-01.D
Acq: 29 Oct 2020 8:53 am

Tgt Ion:252 Resp: 164302

Ion	Ratio	Lower	Upper
252	100		
125	18.8	12.6	18.8
253	22.4	18.2	27.2

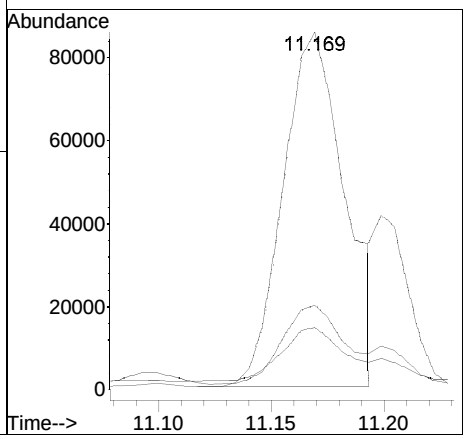

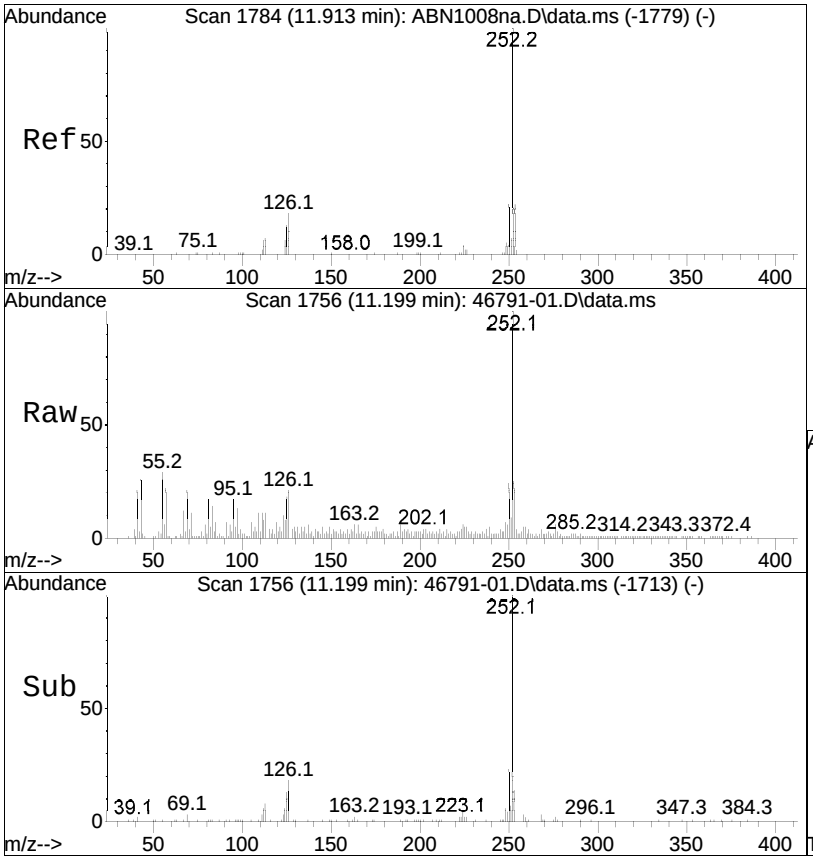

#113
Benzo(k)fluoranthene
Concen: 2.98 ug/ml
RT: 11.199 min Scan# 1756
Delta R.T. -0.000 min
Lab File: 46791-01.D
Acq: 29 Oct 2020 8:53 am

Tgt Ion:252 Resp: 42077

Ion	Ratio	Lower	Upper
252	100		
125	0.0	12.1	18.1#
253	22.8	18.1	27.1

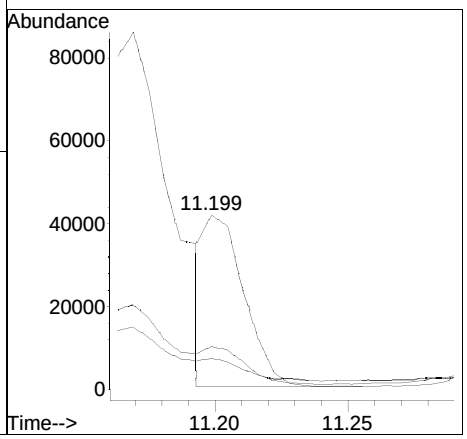

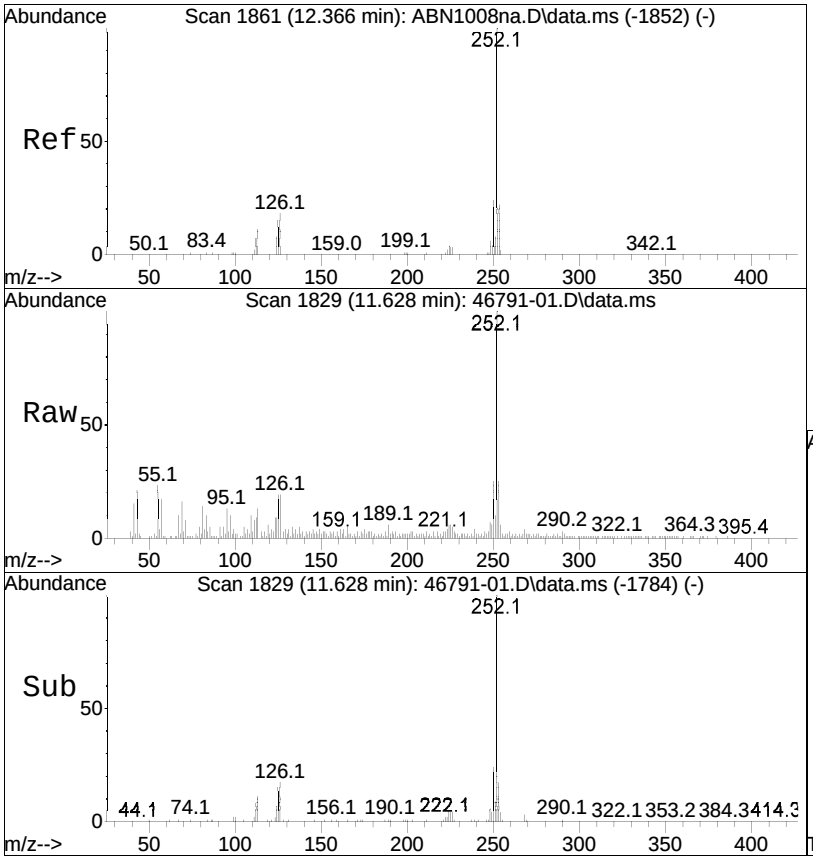

#114
Benzo(a)pyrene
Concen: 7.79 ug/ml
RT: 11.628 min Scan# 1829
Delta R.T. 0.012 min
Lab File: 46791-01.D
Acq: 29 Oct 2020 8:53 am

Tgt Ion:252 Resp: 91713

Ion	Ratio	Lower	Upper
252	100		
125	15.6	13.3	19.9
253	22.2	18.2	27.4

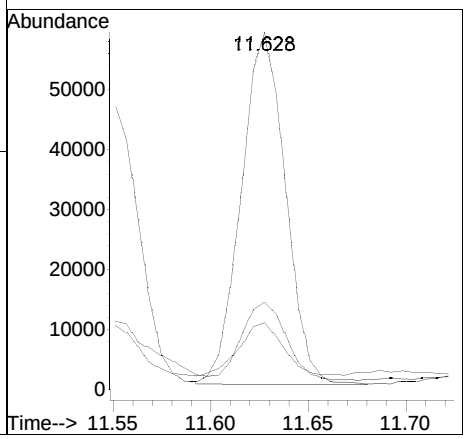

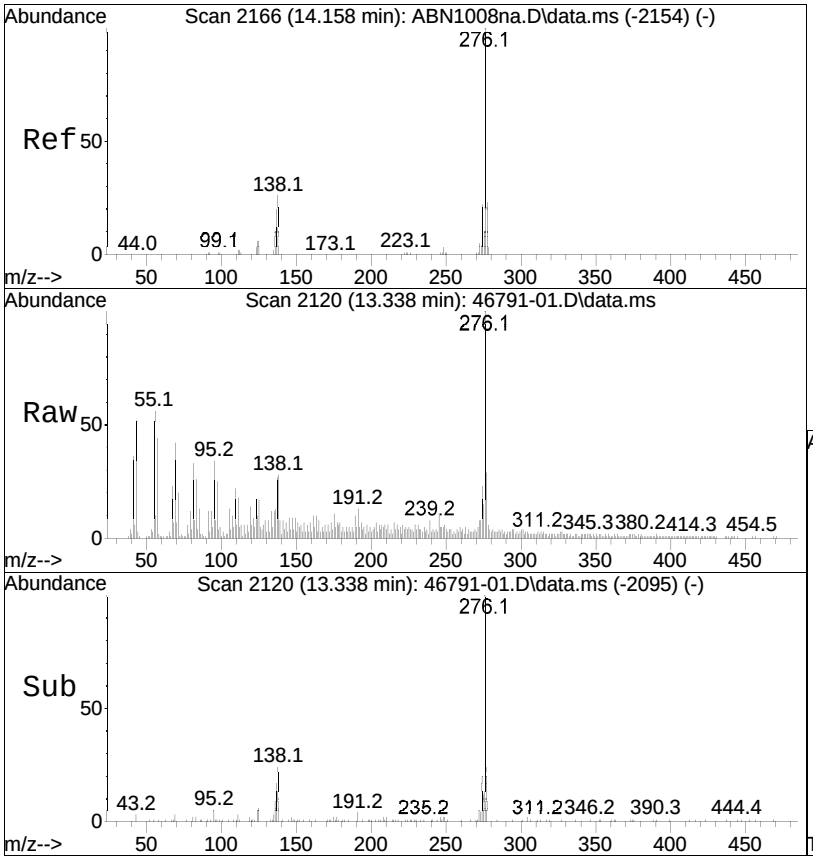

#116
Indeno(1,2,3-cd)pyrene
Concen: 5.39 ug/mL M3
RT: 13.338 min Scan# 2120
Delta R.T. 0.023 min
Lab File: 46791-01.D
Acq: 29 Oct 2020 8:53 am

Tgt Ion:276 Resp: 58933

Ion	Ratio	Lower	Upper
276	100		
138	25.3	26.7	40.1#
277	25.1	20.4	30.6

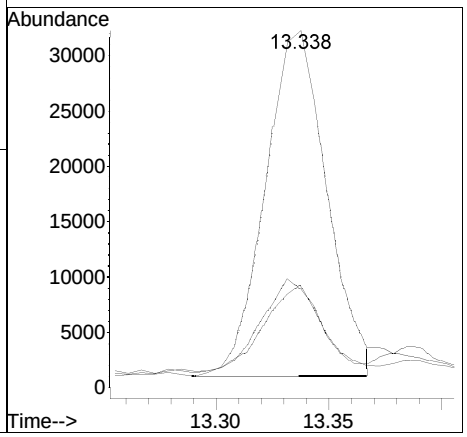

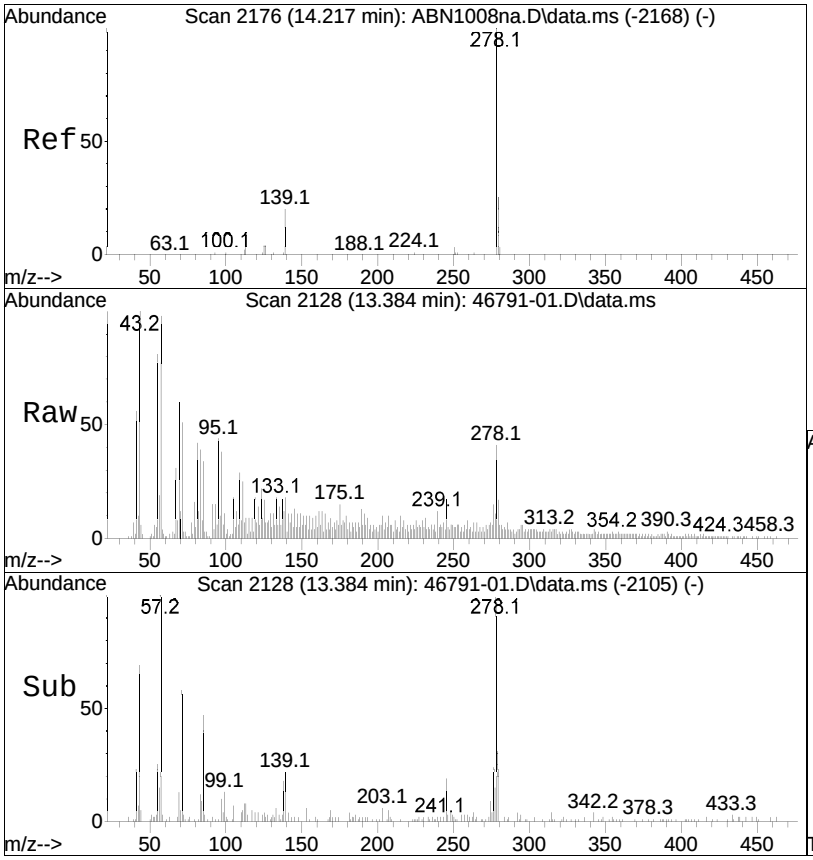

#117
Dibenzo(a,h)anthracene
Concen: 1.18 ug/ml
RT: 13.384 min Scan# 2128
Delta R.T. 0.012 min
Lab File: 46791-01.D
Acq: 29 Oct 2020 8:53 am

Tgt Ion:278 Resp: 14267

Ion	Ratio	Lower	Upper
278	100		
139	31.2	18.2	27.4#
279	32.3	19.3	28.9#

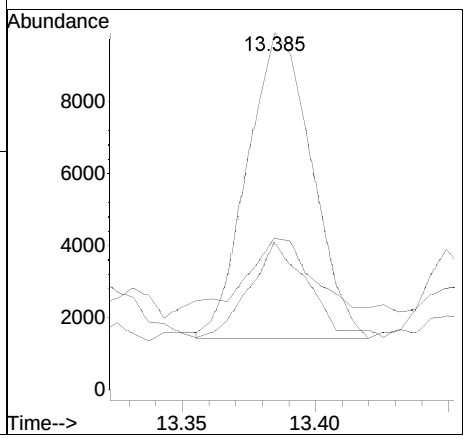

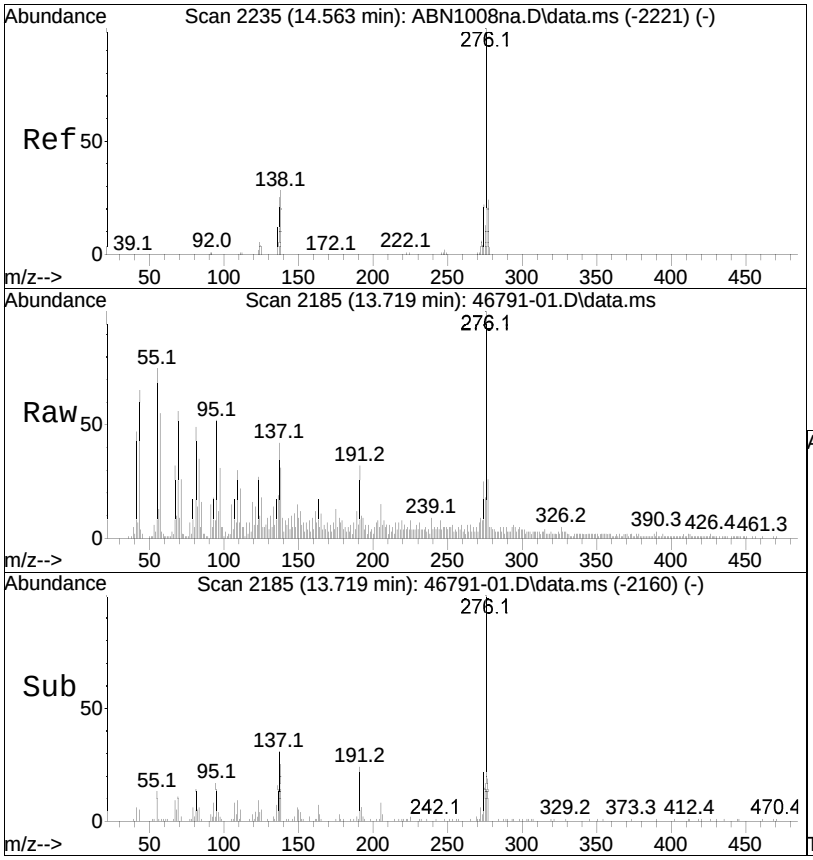

#118
Benzo(ghi)perylene
Concen: 4.54 ug/ml
RT: 13.719 min Scan# 2185
Delta R.T. 0.023 min
Lab File: 46791-01.D
Acq: 29 Oct 2020 8:53 am

Tgt Ion:276 Resp: 57564

Ion	Ratio	Lower	Upper
276	100		
138	26.3	26.1	39.1
277	22.2	19.4	29.0

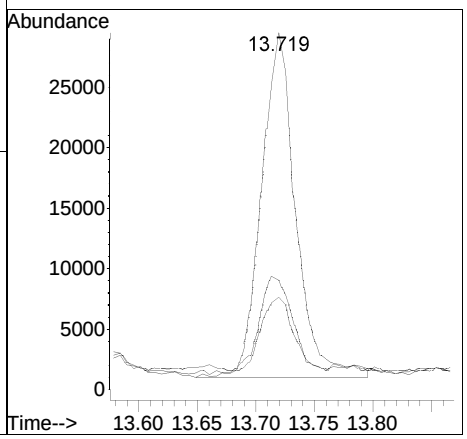

Manual Integration Report

Data Path	: I:\8270\Mork\201028\	QMethod	: FS200911mork.m
Data File	: 46791-01.D	Operator	: Mork:ek
Date Inj'd	: 10/29/2020 8:53 am	Instrument	: Mork
Sample	: L2046791-01,32,,NY,ASK+	Quant Date	: 10/29/2020 9:15 am

Compound #73: Fluorene

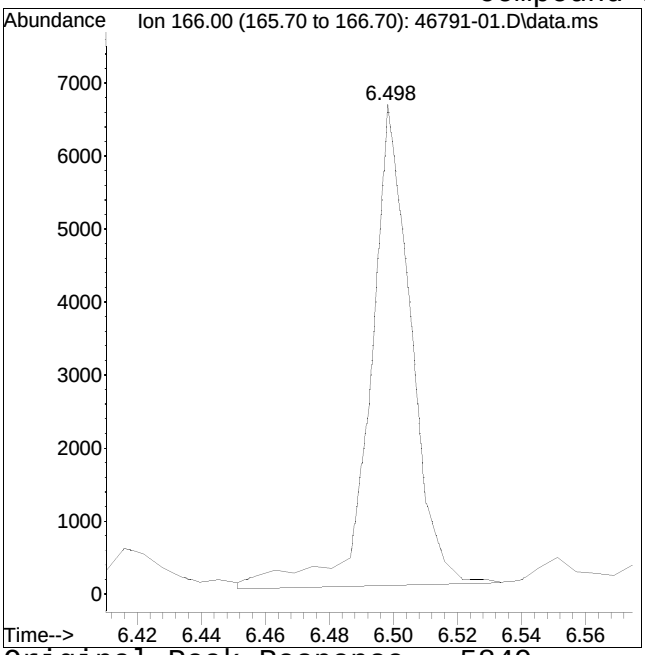

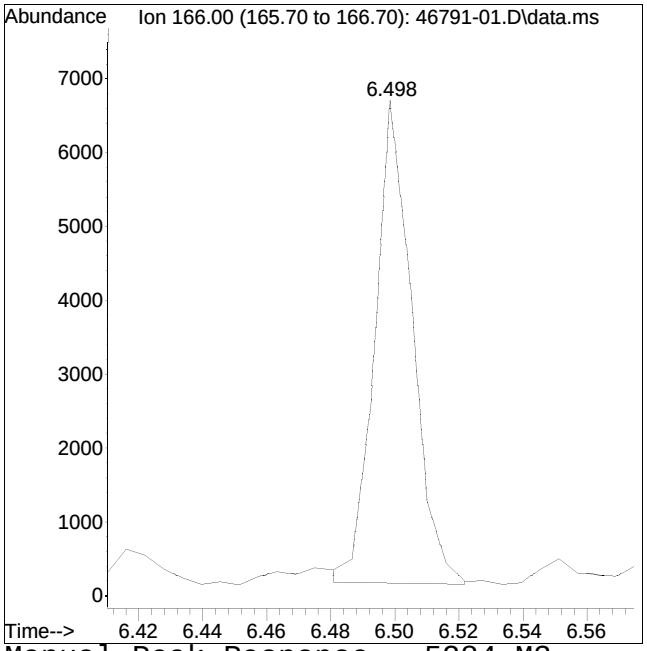

Original Peak Response = 5849 Manual Peak Response = 5284 M3

M3 = Misidentification of the peak (i.e. 1,4-dichlorobenzene identified as 1,3-dichlorobenzene), or misidentification from 2 partially resolved peaks not being split.

Manual Integration Report

Data Path	: I:\8270\Mork\201028\	QMethod	: FS200911mork.m
Data File	: 46791-01.D	Operator	: Mork:ek
Date Inj'd	: 10/29/2020 8:53 am	Instrument	: Mork
Sample	: L2046791-01,32,,NY,ASK+	Quant Date	: 10/29/2020 9:15 am

Compound #90: Anthracene

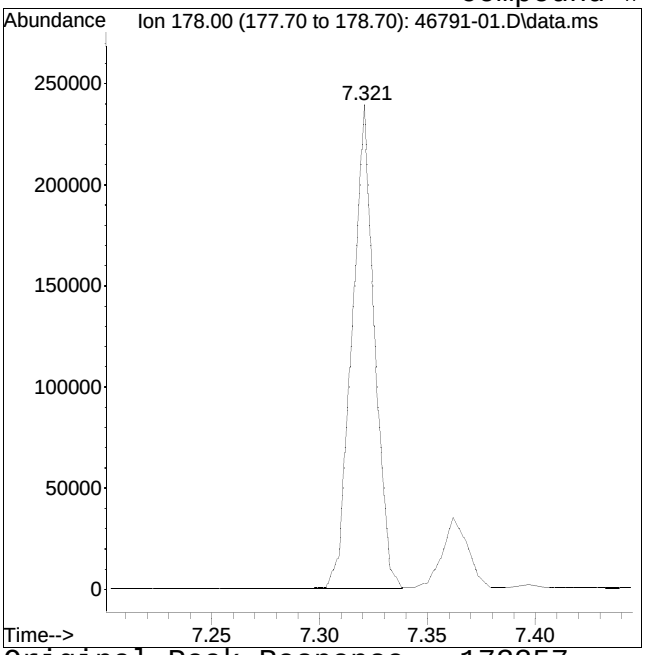

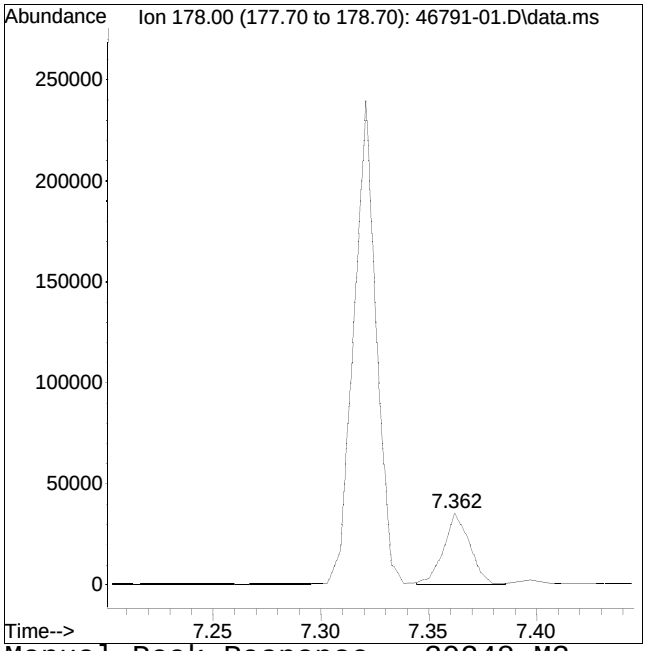

Original Peak Response = 173357 Manual Peak Response = 30248 M3

M3 = Misidentification of the peak (i.e. 1,4-dichlorobenzene identified as 1,3-dichlorobenzene), or misidentification from 2 partially resolved peaks not being split.

Manual Integration Report

Data Path	: I:\8270\Mork\201028\	QMethod	: FS200911mork.m
Data File	: 46791-01.D	Operator	: Mork:ek
Date Inj'd	: 10/29/2020 8:53 am	Instrument	: Mork
Sample	: L2046791-01,32,,NY,ASK+	Quant Date	: 10/29/2020 9:15 am

Compound #107: Benzo(a)anthracene

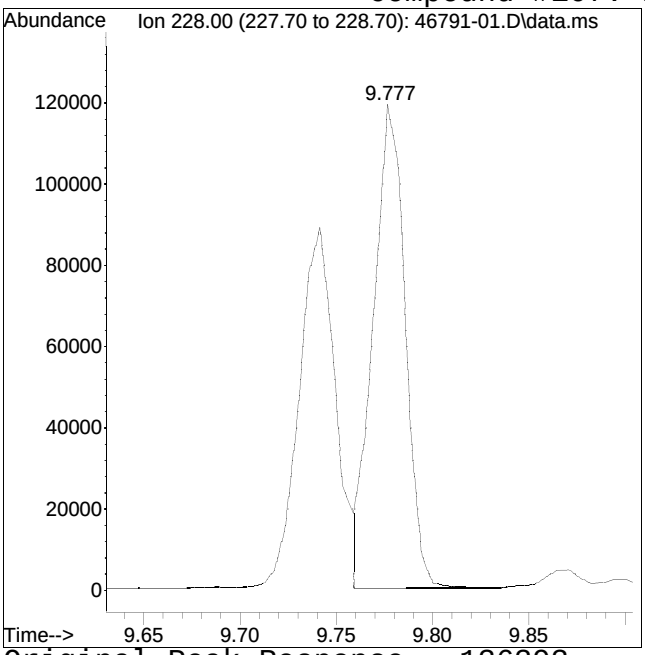

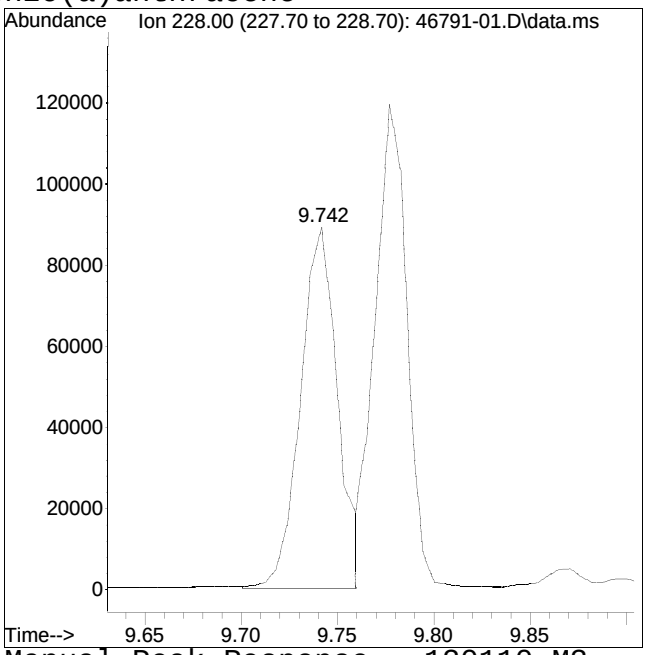

Original Peak Response = 136393 Manual Peak Response = 120110 M3

M3 = Misidentification of the peak (i.e. 1,4-dichlorobenzene identified as 1,3-dichlorobenzene), or misidentification from 2 partially resolved peaks not being split.

Manual Integration Report

Data Path : I:\8270\Mork\201028\
Data File : 46791-01.D
Date Inj'd : 10/29/2020 8:53 am
Sample : L2046791-01,32,,NY,ASK+

QMethod : FS200911mork.m
Operator : Mork:ek
Instrument : Mork
Quant Date : 10/29/2020 9:15 am

Compound #116: Indeno(1,2,3-cd)pyrene

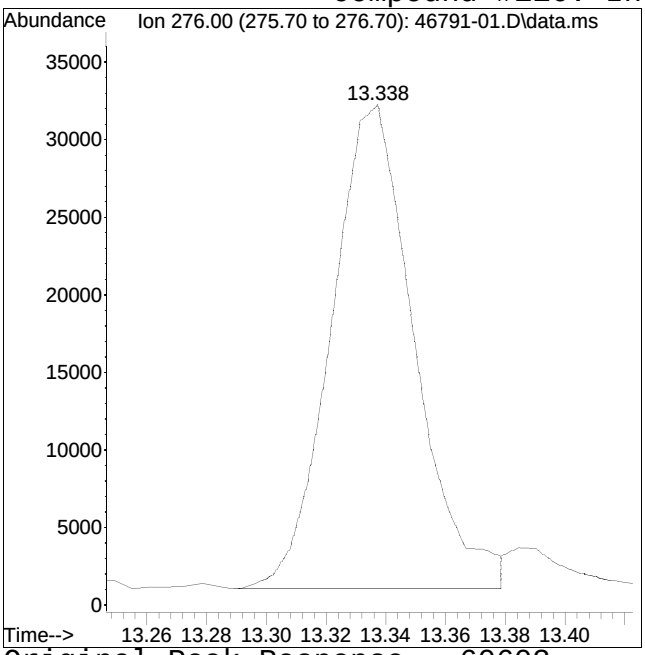

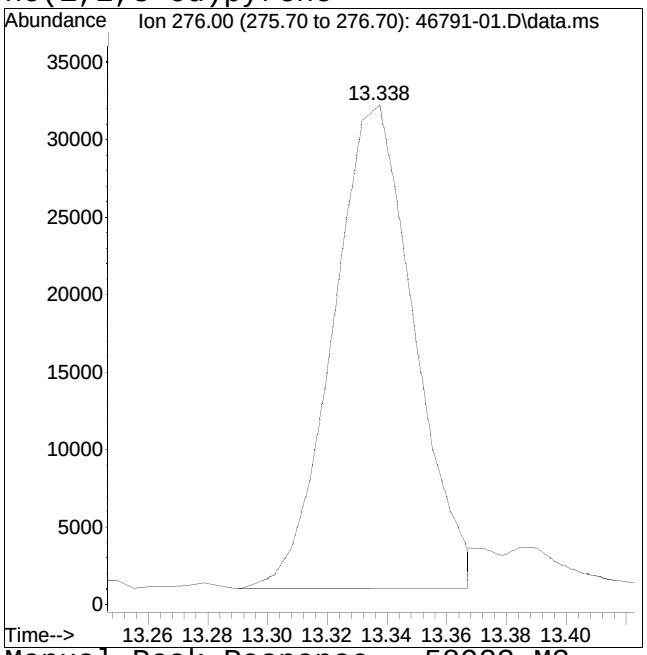

Original Peak Response = 60603 Manual Peak Response = 58933 M3

M3 = Misidentification of the peak (i.e. 1,4-dichlorobenzene identified as 1,3-dichlorobenzene), or misidentification from 2 partially resolved peaks not being split.

Quantitation Report (QT Reviewed)

Data Path : I:\8270\SV109\201029\
Data File : 46791-07.D
Acq On : 29 Oct 2020 4:21 pm
Operator : SV109:jg
Sample : L2046791-07,32,,AM+
Misc : WG1427940,WG1427354,ICAL17223
ALS Vial : 19 Sample Multiplier: 1

Quant Time: Oct 29 18:59:43 2020
Quant Method : i:\8270\SV109\201029\FS201006SV109.m
Quant Title : Semivolatiles by GC/MS by modified 8270
QLast Update : Thu Oct 29 17:08:28 2020
Response via : Initial Calibration

CCAL FILE(s) : 1 - i:\8270\SV109\201029\ABN1029.D
: 2 - i:\8270\SV109\201029\ADP1029.D
: 3 - i:\8270\SV109\201029\AP91029.D
Sub List : 8270TCL_REV2 - TCL/CT/MA

Compound	R.T.	QIon	Response	Conc	Units	Dev(Min)
Internal Standards						
1) IS1_1,4-Dichlorobenzen...	3.996	152	91454	40.000	ug/ml	0.00
Standard Area 1 = 75934			Recovery = 120.44%			
27) IS2_1,4-Dichlorobenzen...	3.996	152	91454	40.000	ug/ml	0.00
Standard Area 3 = 77876			Recovery = 117.44%			
32) IS3_1,4-Dichlorobenzen...	3.996	152	91454	40.000	ug/ml	0.00
Standard Area 2 = 75331			Recovery = 121.40%			
35) IS1_Naphthalene-d8	5.242	136	381833	40.000	ug/ml	0.00
Standard Area 1 = 318266			Recovery = 119.97%			
55) IS2_Naphthalene-d8	5.242	136	381833	40.000	ug/ml	0.00
Standard Area 3 = 337214			Recovery = 113.23%			
63) IS1_Acenaphthene-d10	6.939	164	214095	40.000	ug/ml	0.00
Standard Area 1 = 180518			Recovery = 118.60%			
83) IS2_Acenaphthene-d10	6.939	164	214095	40.000	ug/ml	0.00
Standard Area 3 = 195289			Recovery = 109.63%			
86) IS3_Acenaphthene-d10	6.939	164	214095	40.000	ug/ml	0.00
Standard Area 2 = 189923			Recovery = 112.73%			
88) IS1_Phenanthrene-d10	8.360	188	400677	40.000	ug/ml	0.00
Standard Area 1 = 339210			Recovery = 118.12%			
100) IS3_Phenanthrene-d10	8.360	188	400677	40.000	ug/ml	0.00
Standard Area 2 = 363458			Recovery = 110.24%			
104) IS1_Chrysene-d12	10.995	240	377108	40.000	ug/ml	0.02
Standard Area 1 = 324244			Recovery = 116.30%			
113) IS1_Perylene-d12	12.857	264	413987	40.000	ug/ml	0.03
Standard Area 1 = 334829			Recovery = 123.64%			
System Monitoring Compounds						
4) 2-Fluorophenol	2.666	112	95784	31.366	ug/ml	0.00
Spiked Amount 50.000	Range 30 - 130		Recovery = 62.73%			
7) Phenol-d6	3.719	99	117206	31.238	ug/ml	0.00
Spiked Amount 50.000	Range 30 - 130		Recovery = 62.48%			
19) Nitrobenzene-d5	4.558	82	58743	16.487	ug/ml	0.00
Spiked Amount 25.000	Range 40 - 140		Recovery = 65.95%			
46) 2-Fluorobiphenyl	6.324	172	122635	17.038	ug/ml	0.00
Spiked Amount 25.000	Range 40 - 140		Recovery = 68.15%			
79) 2,4,6-Tribromophenol	7.704	330	42054	41.894	ug/ml	0.00
Spiked Amount 50.000	Range 30 - 130		Recovery = 83.79%			

Data Path : I:\8270\SV109\201029\
Data File : 46791-07.D
Acq On : 29 Oct 2020 4:21 pm
Operator : SV109:jg
Sample : L2046791-07,32,,AM+
Misc : WG1427940,WG1427354,ICAL17223
ALS Vial : 19 Sample Multiplier: 1

Quant Time: Oct 29 18:59:43 2020
Quant Method : i:\8270\SV109\201029\FS201006SV109.m
Quant Title : Semivolatiles by GC/MS by modified 8270
QLast Update : Thu Oct 29 17:08:28 2020
Response via : Initial Calibration

CCAL FILE(s) : 1 - i:\8270\SV109\201029\ABN1029.D
: 2 - i:\8270\SV109\201029\ADP1029.D
: 3 - i:\8270\SV109\201029\AP91029.D
Sub List : 8270TCL_REV2 - TCL/CT/MA

Compound	R.T.	QIon	Response	Conc	Units	Dev(Min)
96) 4-Terphenyl-d14	9.939	244	149104	16.445	ug/ml	0.00

Spiked Amount 25.000 Range 40 - 140 Recovery = 65.78%

Target Compounds						Qvalue
8) Phenol	0.000		0	N.D.		
15) 2-Methylphenol	0.000		0	N.D.		
18) 3-Methylphenol/4-Methy...	4.509	108	2830	0.863	ug/ml#	92
36) Naphthalene	5.261	128	140394	13.991	ug/ml	99
52) Acenaphthylene	6.796	152	47865	4.590	ug/ml#	95
65) Acenaphthene	6.967	154	134824	21.781	ug/ml	97
67) Dibenzofuran	7.138	168	171943	18.283	ug/ml	98
73) Fluorene	7.468	166	166509	22.760	ug/ml#	97
81) Hexachlorobenzene	0.000		0	N.D.		
82) Pentachlorophenol	0.000		0	N.D.		
89) Phenanthrene	8.394	178	3489080	301.242	ug/ml	100
90) Anthracene	8.434	178	806108	69.258	ug/ml#	94
93) Fluoranthene	9.547	202	4731303	393.933	ug/ml	98
95) Pyrene	9.749	202	4026797	314.917	ug/ml#	96
105) Benzo(a)anthracene	10.986	228	2326020	188.935	ug/ml#	93
107) Chrysene	11.030	228	2018066	167.934	ug/ml	96
110) Benzo(b)fluoranthene	12.360	252	2770393	245.190	ug/ml	98
111) Benzo(k)fluoranthene	12.388	252	703392M3	64.685	ug/ml	
112) Benzo(a)pyrene	12.792	252	1906442	196.710	ug/ml	96
114) Indeno(1,2,3-cd)pyrene	14.371	276	1265229M6	116.565	ug/ml	
115) Dibenzo(a,h)anthracene	14.399	278	296093	25.721	ug/ml	96
116) Benzo(ghi)perylene	14.725	276	1203312	100.999	ug/ml	96

(#) = qualifier out of range (m) = manual integration (+) = signals summed

Quantitation Report (QT Reviewed)

Data Path : I:\8270\SV109\201029\
Data File : 46791-07.D
Acq On : 29 Oct 2020 4:21 pm
Operator : SV109:jg
Sample : L2046791-07,32,,AM+
Misc : WG1427940,WG1427354,ICAL17223
ALS Vial : 19 Sample Multiplier: 1

Quant Time: Oct 29 18:59:43 2020
Quant Method : i:\8270\SV109\201029\FS201006SV109.m
Quant Title : Semivolatiles by GC/MS by modified 8270
QLast Update : Thu Oct 29 17:08:28 2020
Response via : Initial Calibration

Sub List : 8270TCL_REV2 - TCL/CT/MA\AP91029.D•

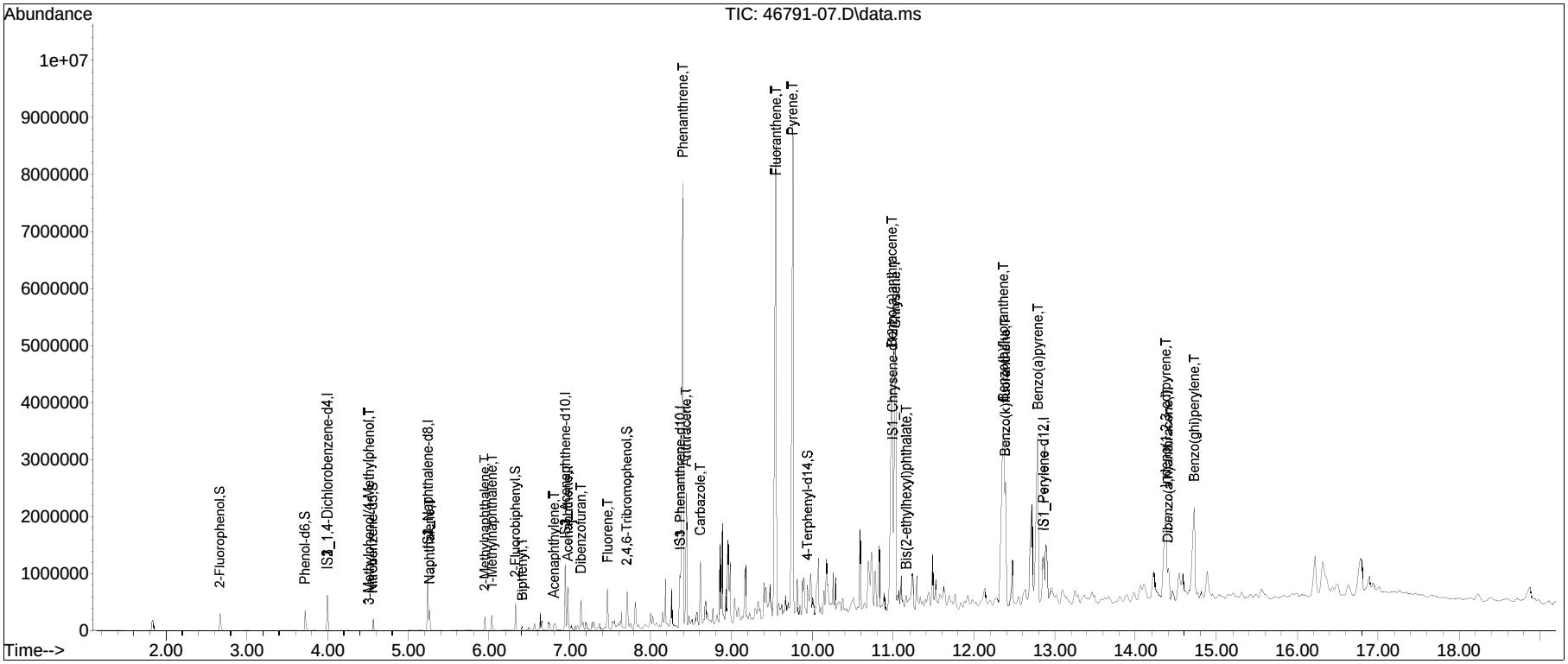

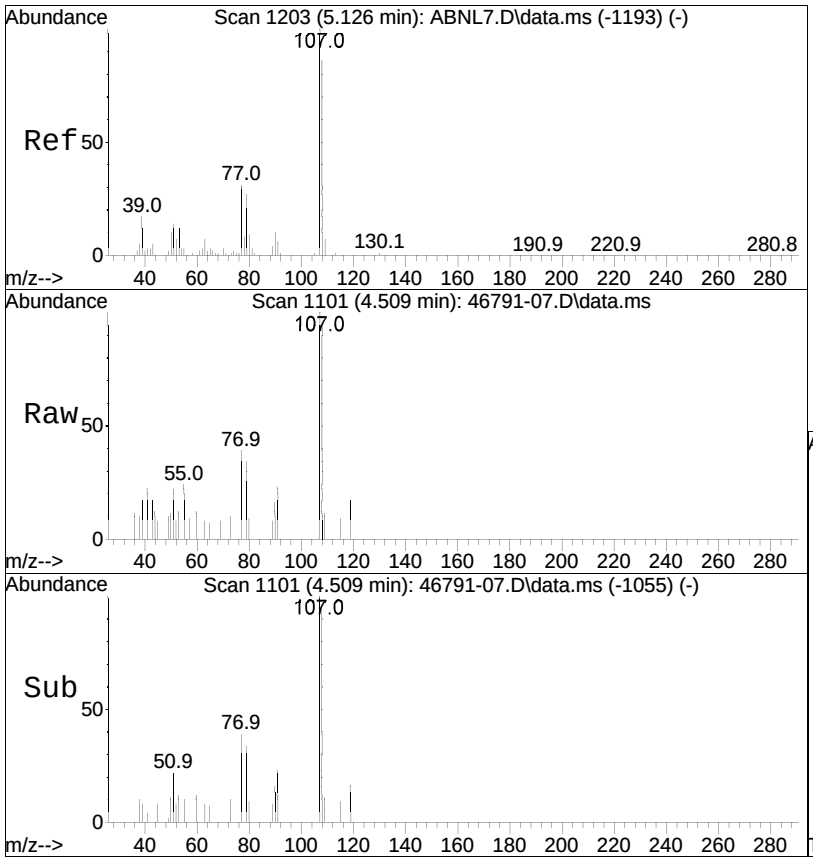

#18
3-Methylphenol/4-Methylphenol
Concen: 0.86 ug/ml
RT: 4.509 min Scan# 1101
Delta R.T. 0.019 min
Lab File: 46791-07.D
Acq: 29 Oct 2020 4:21 pm

Tgt Ion:108 Resp: 2830

Ion	Ratio	Lower	Upper
108	100		
107	120.6	91.0	136.6
90	0.0	8.7	13.1#

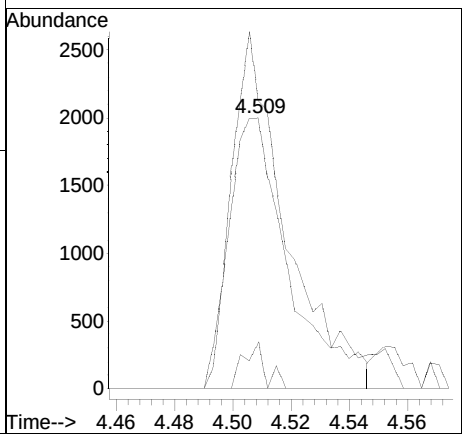

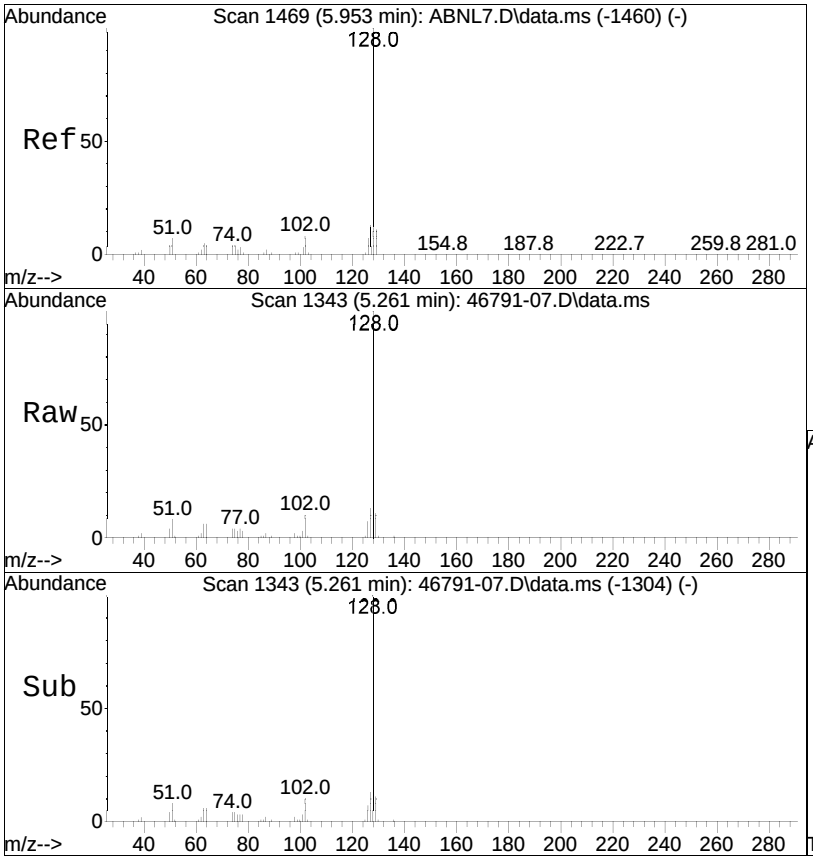

#36
Naphthalene
Concen: 13.99 ug/ml
RT: 5.261 min Scan# 1343
Delta R.T. -0.003 min
Lab File: 46791-07.D
Acq: 29 Oct 2020 4:21 pm

Tgt Ion:128 Resp: 140394

Ion	Ratio	Lower	Upper
128	100		
129	11.1	8.9	13.3
127	13.2	10.9	16.3

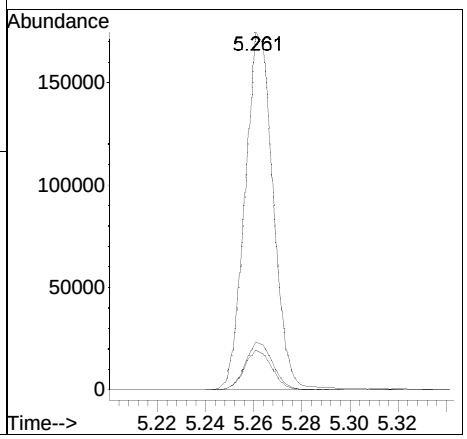

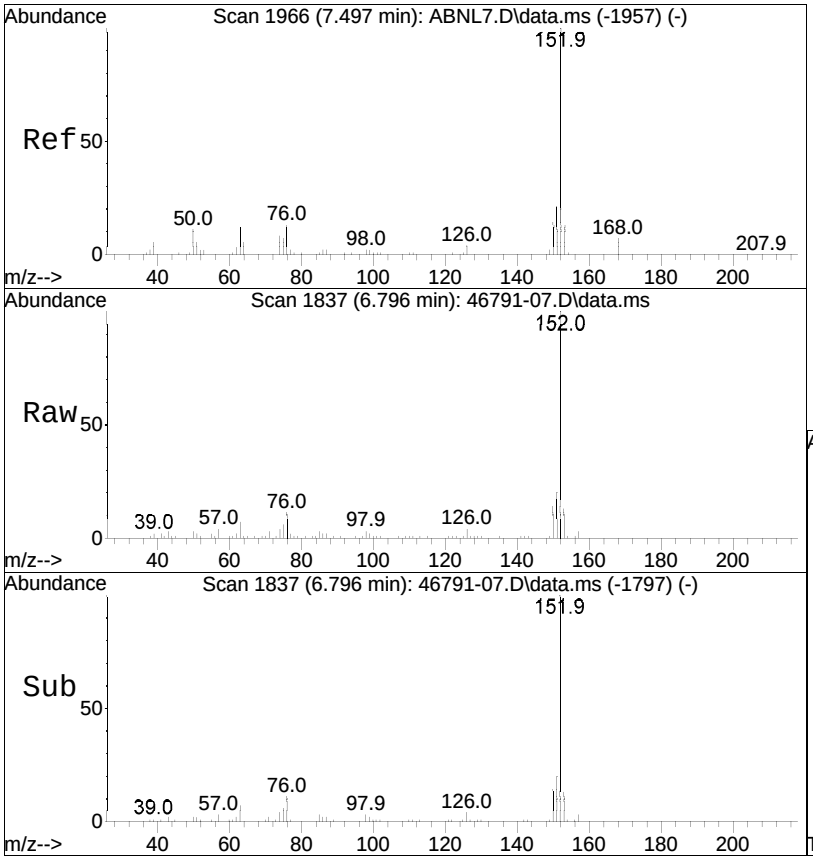

#52
Acenaphthylene
Concen: 4.59 ug/ml
RT: 6.796 min Scan# 1837
Delta R.T. 0.000 min
Lab File: 46791-07.D
Acq: 29 Oct 2020 4:21 pm

Tgt Ion:152 Resp: 47865

Ion	Ratio	Lower	Upper
152	100		
151	20.3	16.6	24.8
153	17.8	10.5	15.7#

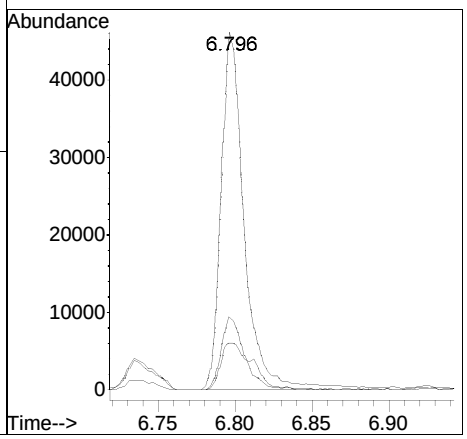

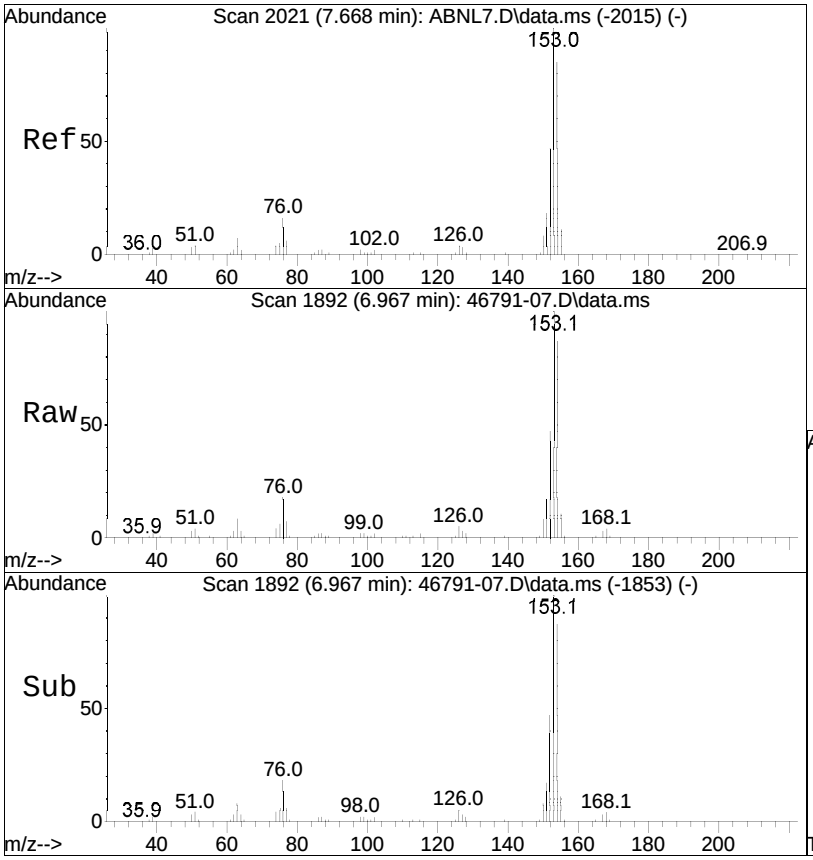

#65
Acenaphthene
Concen: 21.78 ug/ml
RT: 6.967 min Scan# 1892
Delta R.T. -0.003 min
Lab File: 46791-07.D
Acq: 29 Oct 2020 4:21 pm

Tgt Ion:154 Resp: 134824

Ion	Ratio	Lower	Upper
154	100		
153	119.7	94.2	141.2
152	58.7	44.1	66.1

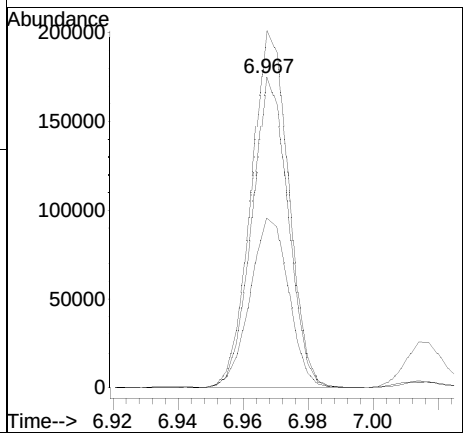

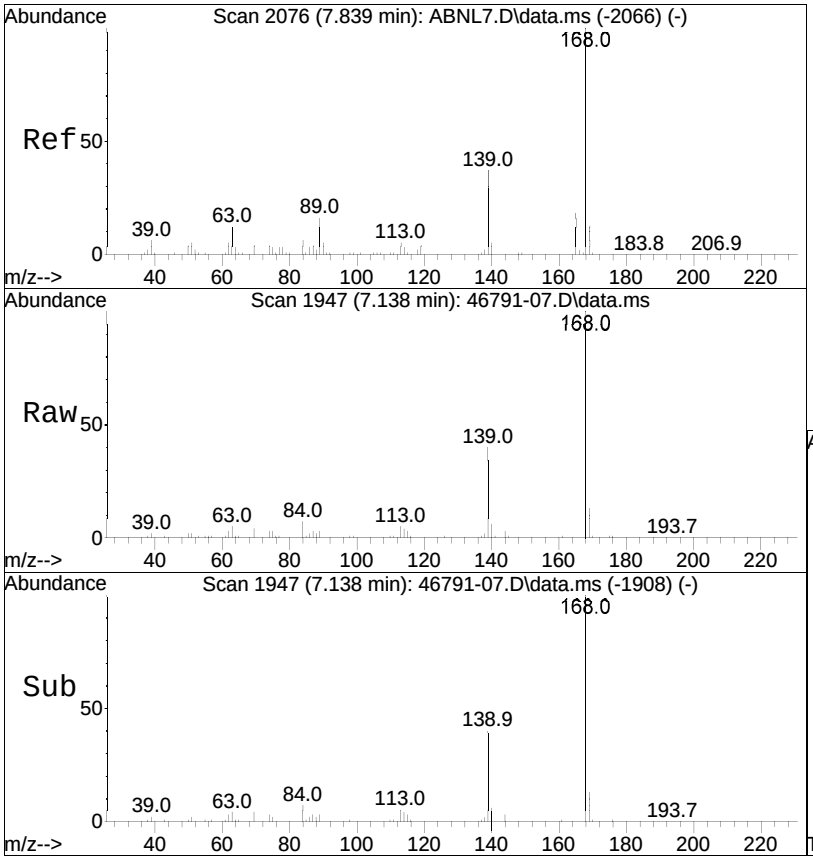

#67
Dibenzofuran
Concen: 18.28 ug/ml
RT: 7.138 min Scan# 1947
Delta R.T. -0.003 min
Lab File: 46791-07.D
Acq: 29 Oct 2020 4:21 pm

Tgt Ion:168 Resp: 171943

Ion	Ratio	Lower	Upper
168	100		
139	39.1	30.4	45.6

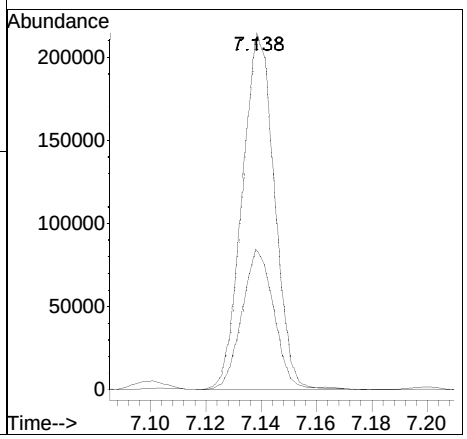

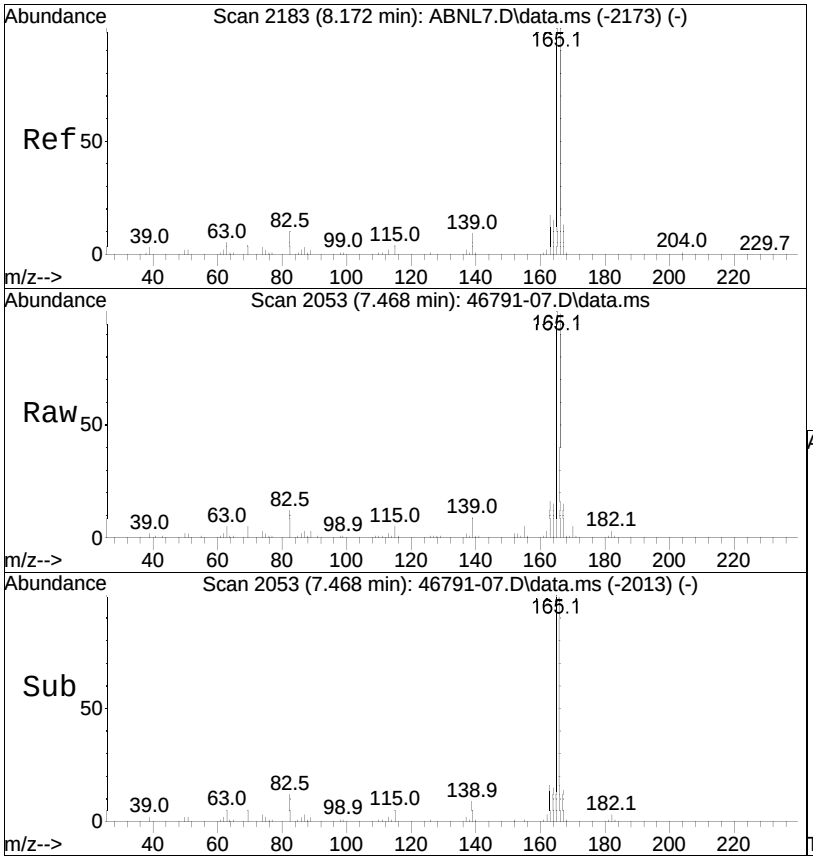

#73
Fluorene
Concen: 22.76 ug/ml
RT: 7.468 min Scan# 2053
Delta R.T. 0.000 min
Lab File: 46791-07.D
Acq: 29 Oct 2020 4:21 pm

Tgt Ion:166 Resp: 166509

Ion	Ratio	Lower	Upper
166	100		
165	102.0	80.4	120.6
167	18.7	10.7	16.1#

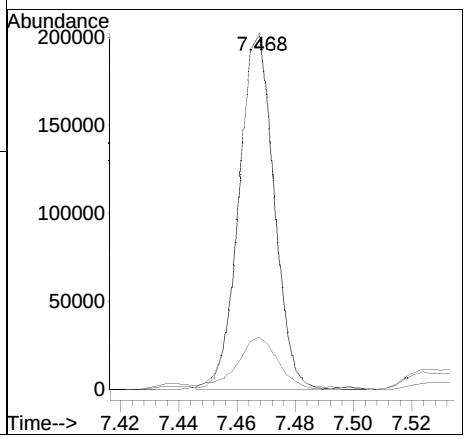

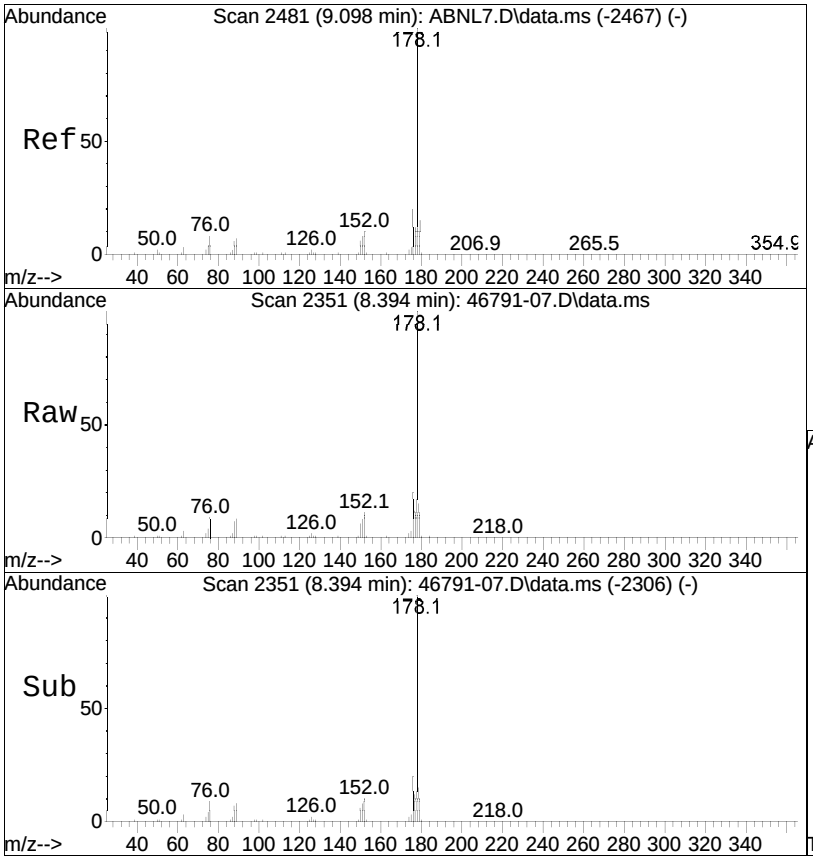

#89
Phenanthrene
Concen: 301.24 ug/ml
RT: 8.394 min Scan# 2351
Delta R.T. 0.016 min
Lab File: 46791-07.D
Acq: 29 Oct 2020 4:21 pm

Tgt Ion:178 Resp: 3489080

Ion	Ratio	Lower	Upper
178	100		
179	15.4	12.2	18.4
176	19.5	15.5	23.3

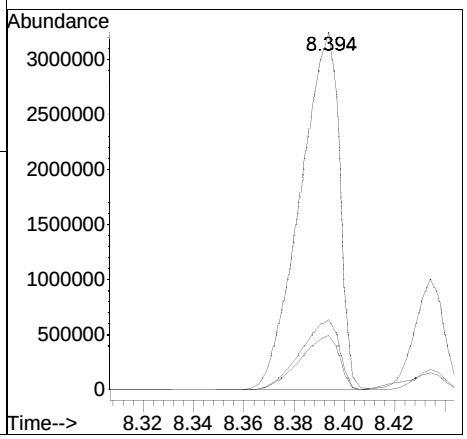

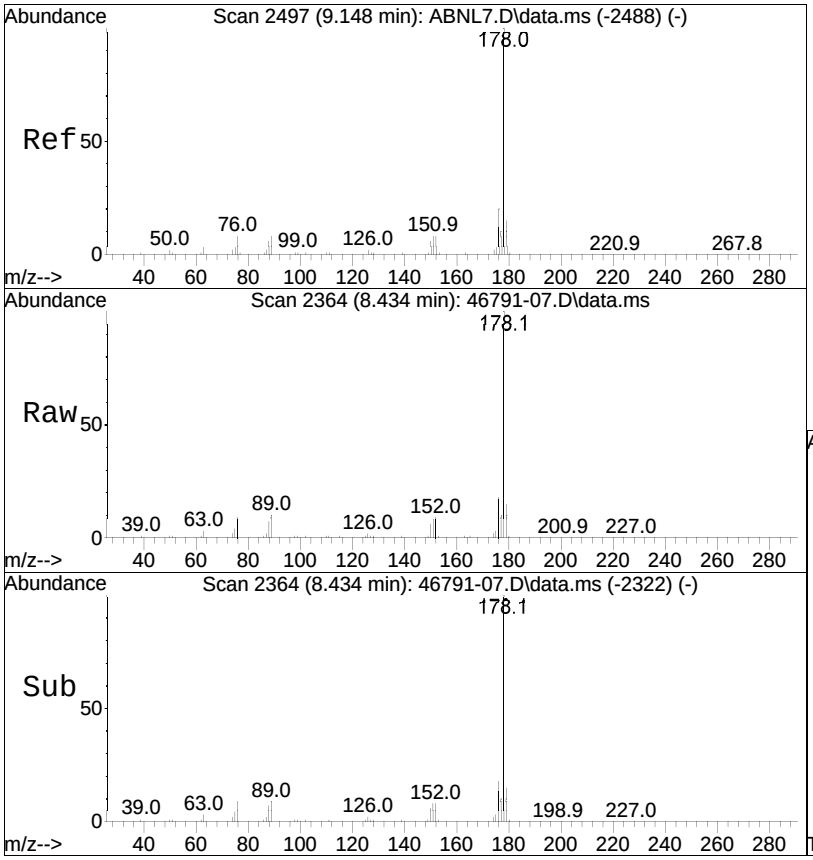

#90
Anthracene
Concen: 69.26 ug/ml
RT: 8.434 min Scan# 2364
Delta R.T. 0.006 min
Lab File: 46791-07.D
Acq: 29 Oct 2020 4:21 pm

Tgt Ion:178 Resp: 806108

Ion	Ratio	Lower	Upper
178	100		
179	20.3	12.3	18.5#
176	18.4	15.0	22.6

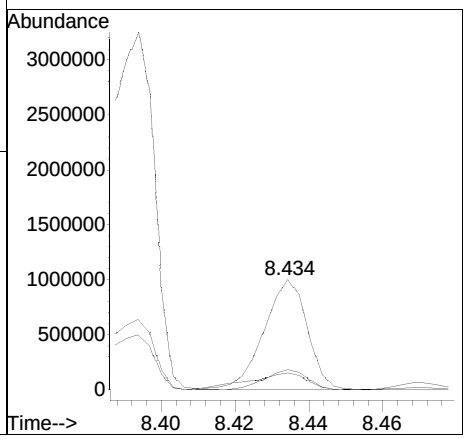

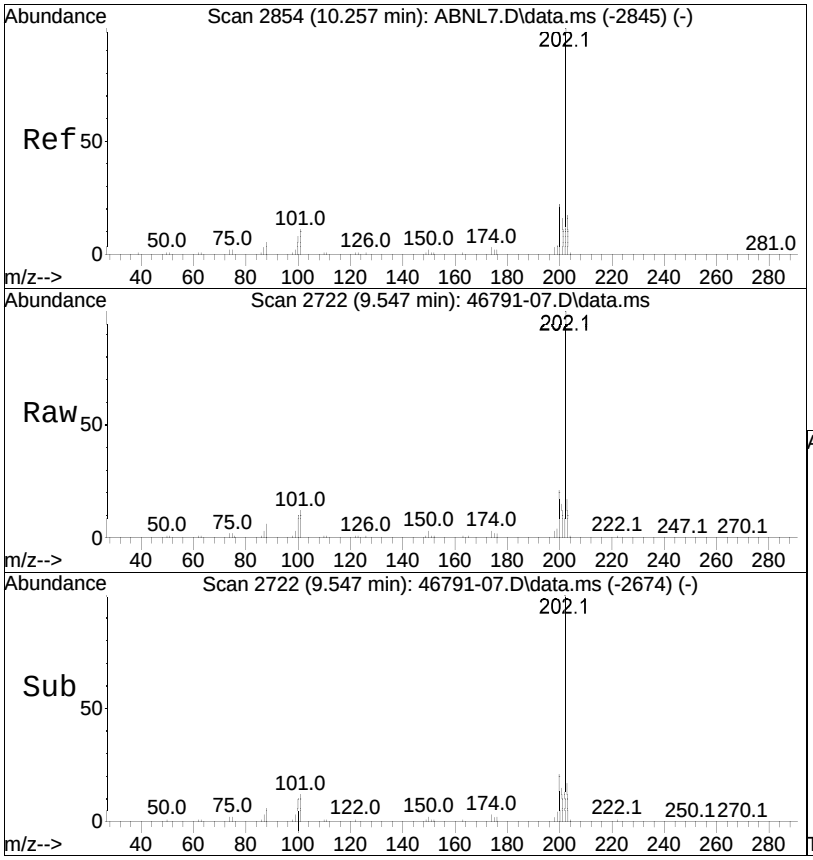

#93
Fluoranthene
Concen: 393.93 ug/ml
RT: 9.547 min Scan# 2722
Delta R.T. 0.025 min
Lab File: 46791-07.D
Acq: 29 Oct 2020 4:21 pm

Tgt Ion:202 Resp: 4731303

Ion	Ratio	Lower	Upper
202	100		
101	12.6	11.2	16.8
203	17.4	13.8	20.6

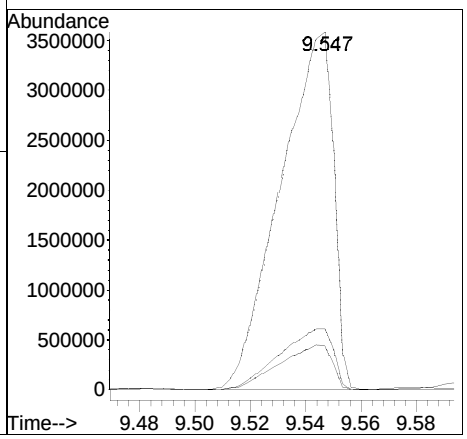

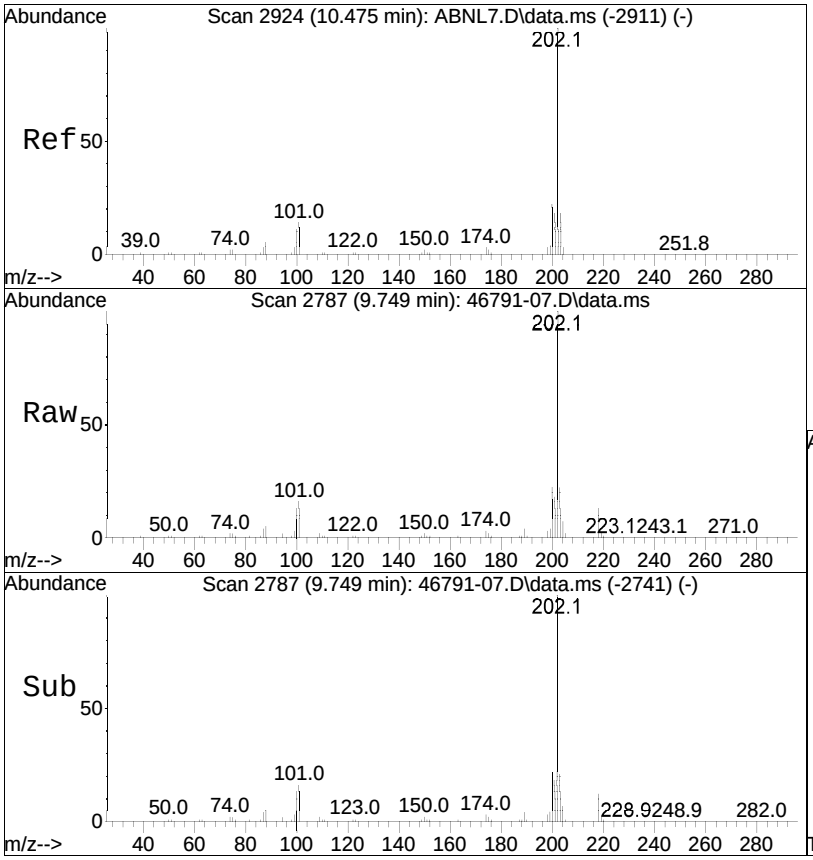

#95
Pyrene
Concen: 314.92 ug/ml
RT: 9.749 min Scan# 2787
Delta R.T. 0.019 min
Lab File: 46791-07.D
Acq: 29 Oct 2020 4:21 pm

Tgt Ion:202 Resp: 4026797

Ion	Ratio	Lower	Upper
202	100		
200	21.5	17.0	25.4
203	21.4	14.2	21.4#

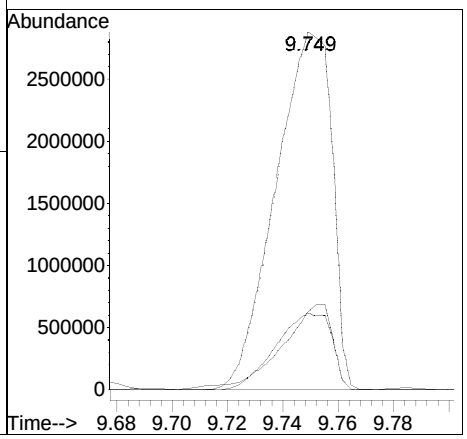

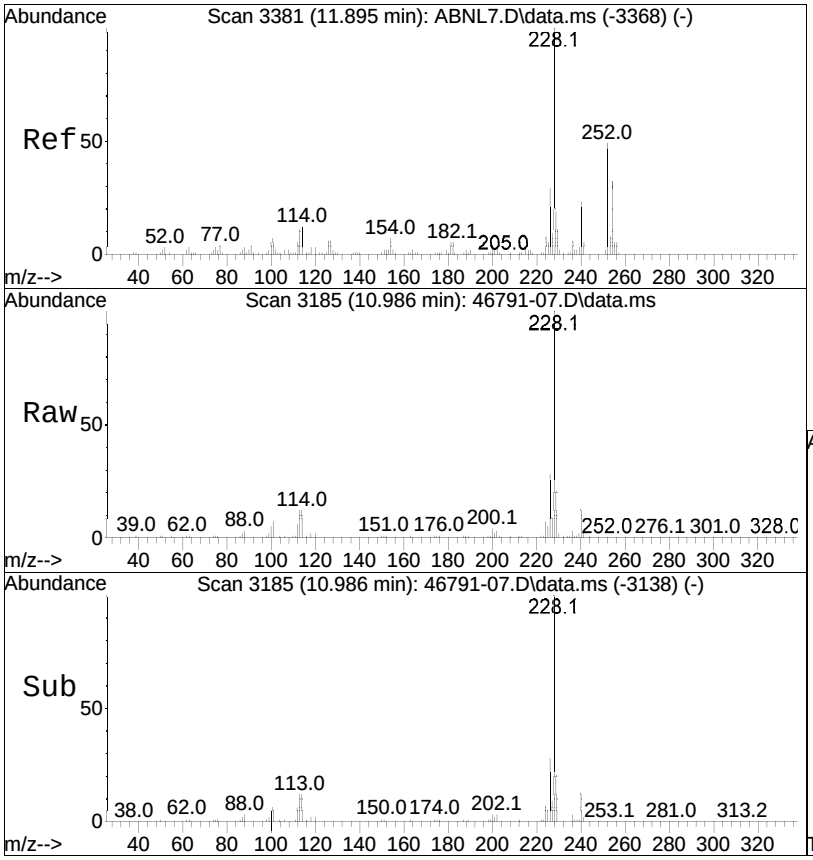

#105
Benzo(a)anthracene
Concen: 188.93 ug/ml
RT: 10.986 min Scan# 3185
Delta R.T. 0.022 min
Lab File: 46791-07.D
Acq: 29 Oct 2020 4:21 pm

Tgt Ion:228 Resp: 2326020

Ion	Ratio	Lower	Upper
228	100		
226	28.7	22.2	33.4
229	26.2	15.6	23.4#

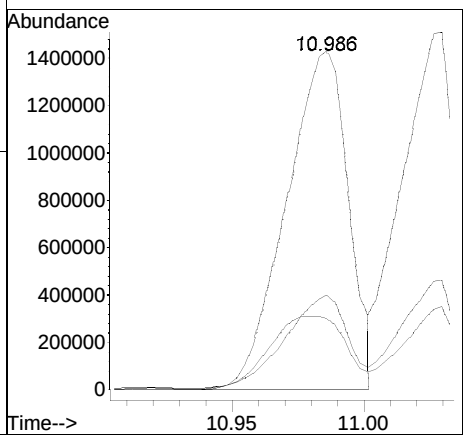



#107
Chrysene
Concen: 167.93 ug/ml
RT: 11.030 min Scan# 3199
Delta R.T. 0.028 min
Lab File: 46791-07.D
Acq: 29 Oct 2020 4:21 pm

Tgt Ion:228 Resp: 2018066

Ion	Ratio	Lower	Upper
228	100		
226	29.6	24.3	36.5
229	22.5	15.5	23.3

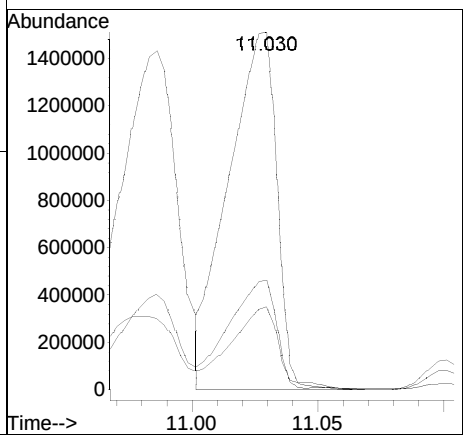

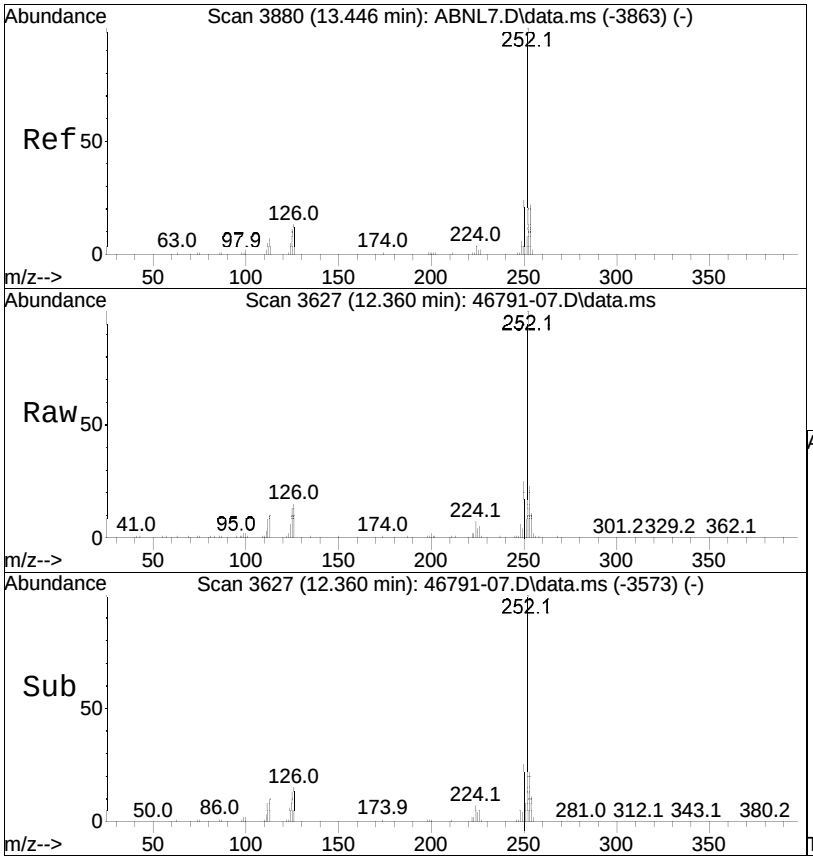

#110
Benzo(b)fluoranthene
Concen: 245.19 ug/ml
RT: 12.360 min Scan# 3627
Delta R.T. 0.044 min
Lab File: 46791-07.D
Acq: 29 Oct 2020 4:21 pm

Tgt Ion:252 Resp: 2770393

Ion	Ratio	Lower	Upper
252	100		
125	13.2	11.4	17.0
253	20.9	17.5	26.3

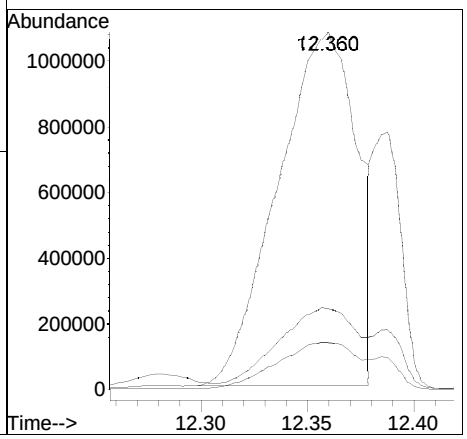

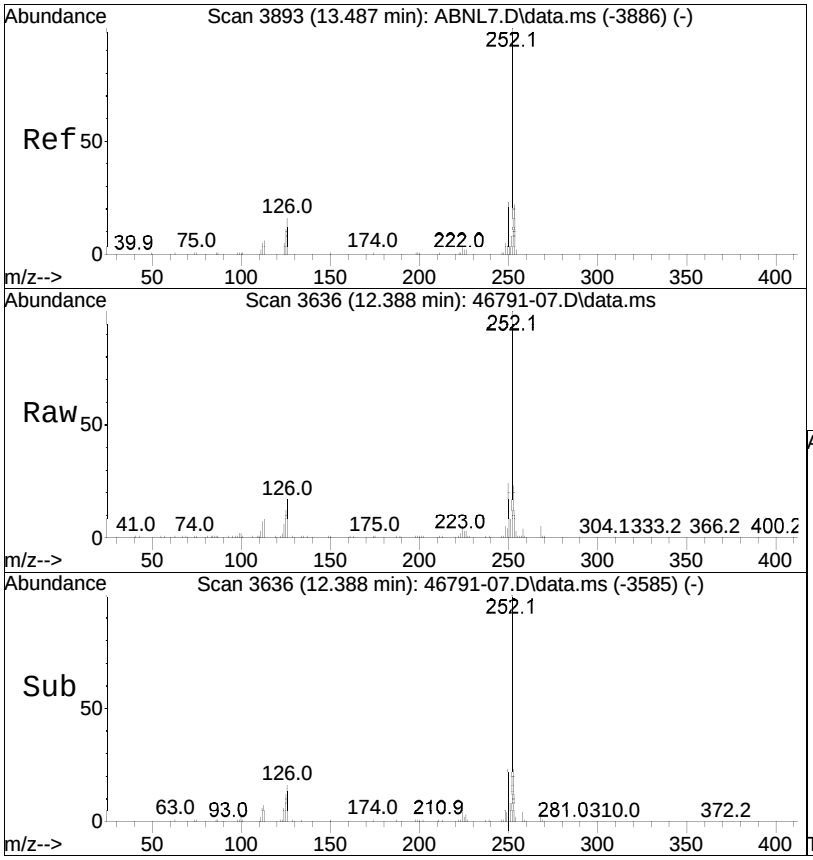

#111
Benzo(k)fluoranthene
Concen: 64.69 ug/ml M3
RT: 12.388 min Scan# 3636
Delta R.T. 0.034 min
Lab File: 46791-07.D
Acq: 29 Oct 2020 4:21 pm

Tgt Ion:252 Resp: 703392

Ion	Ratio	Lower	Upper
252	100		
125	52.1	11.0	16.6#
253	82.1	17.4	26.0#

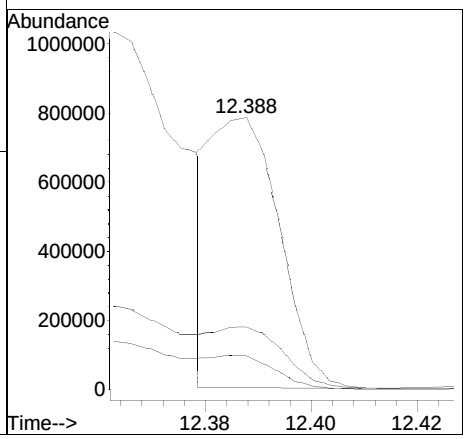

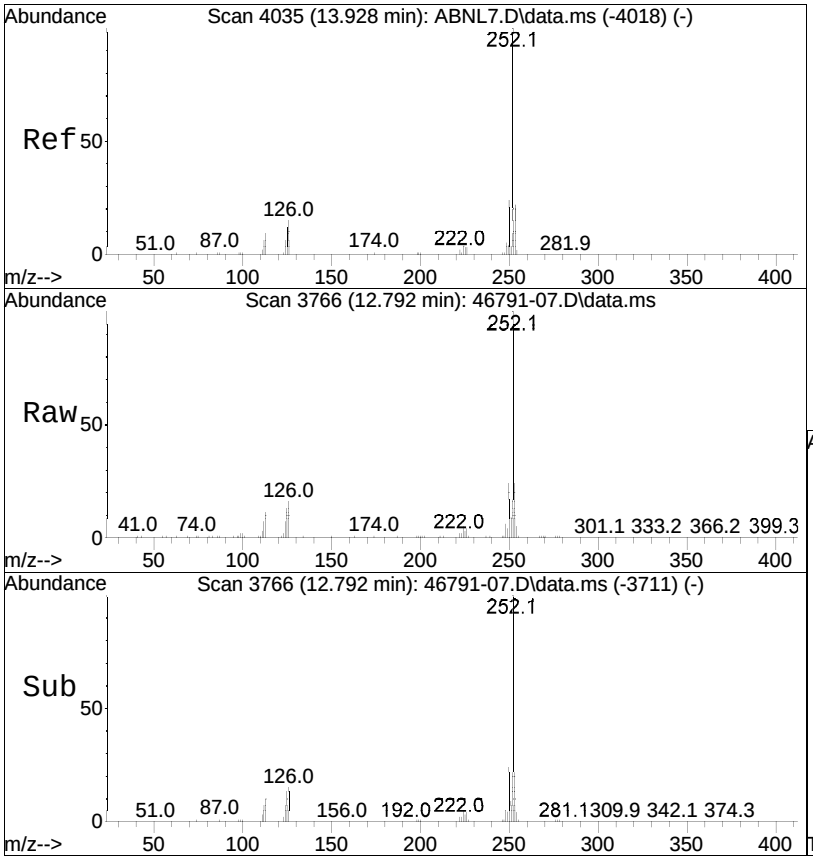

#112
Benzo(a)pyrene
Concen: 196.71 ug/ml
RT: 12.792 min Scan# 3766
Delta R.T. 0.047 min
Lab File: 46791-07.D
Acq: 29 Oct 2020 4:21 pm

Tgt Ion:252 Resp: 1906442

Ion	Ratio	Lower	Upper
252	100		
125	13.0	12.4	18.6
253	23.5	17.6	26.4

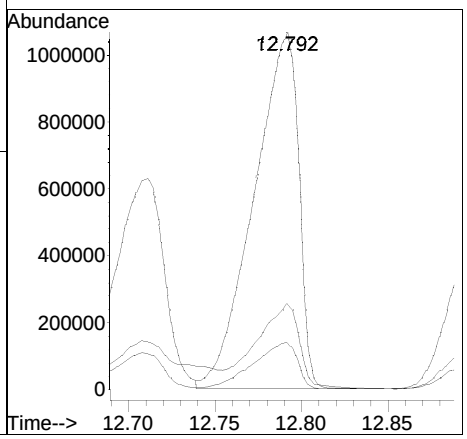

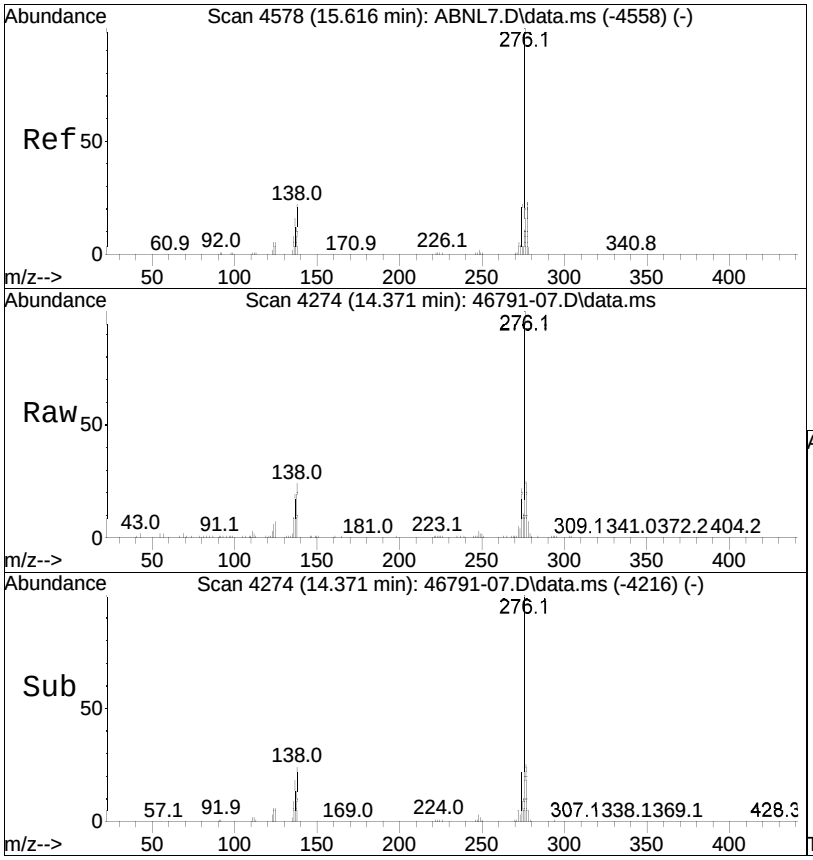

#114
Indeno(1,2,3-cd)pyrene
Concen: 116.57 ug/ml M6
RT: 14.371 min Scan# 4274
Delta R.T. 0.056 min
Lab File: 46791-07.D
Acq: 29 Oct 2020 4:21 pm

Tgt Ion:276 Resp: 1265229

Ion	Ratio	Lower	Upper
276	100		
138	27.4	21.0	31.6
277	28.0	19.1	28.7

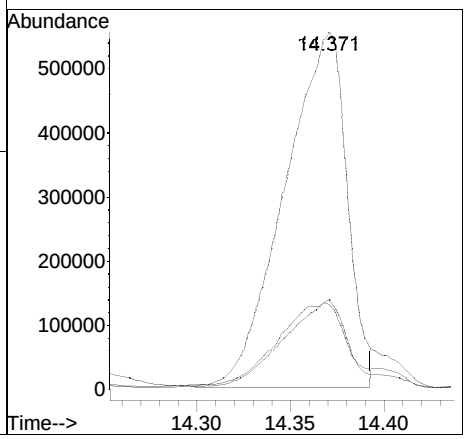



#115
Dibenzo(a,h)anthracene
Concen: 25.72 ug/ml
RT: 14.399 min Scan# 4283
Delta R.T. 0.037 min
Lab File: 46791-07.D
Acq: 29 Oct 2020 4:21 pm

Tgt Ion:278 Resp: 296093

Ion	Ratio	Lower	Upper
278	100		
139	21.3	16.9	25.3
279	27.2	19.2	28.8

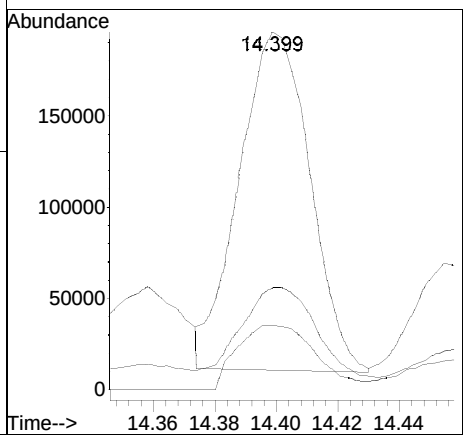

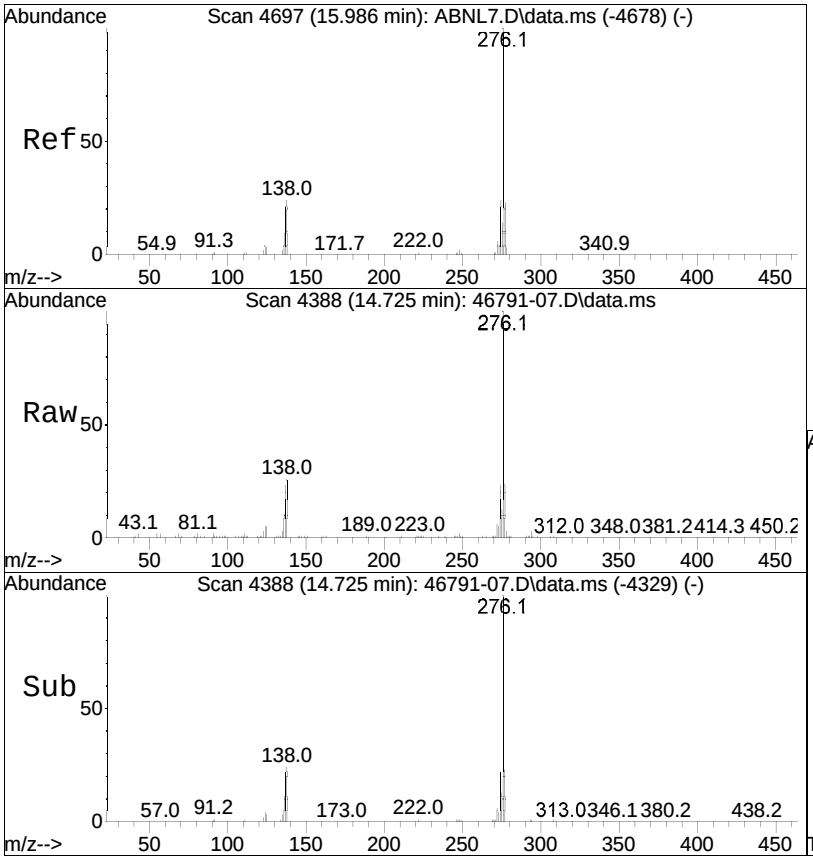

#116
Benzo(ghi)perylene
Concen: 101.00 ug/ml
RT: 14.725 min Scan# 4388
Delta R.T. 0.059 min
Lab File: 46791-07.D
Acq: 29 Oct 2020 4:21 pm

Tgt Ion:276 Resp: 1203312

Ion	Ratio	Lower	Upper
276	100		
138	25.1	22.9	34.3
277	23.9	18.9	28.3

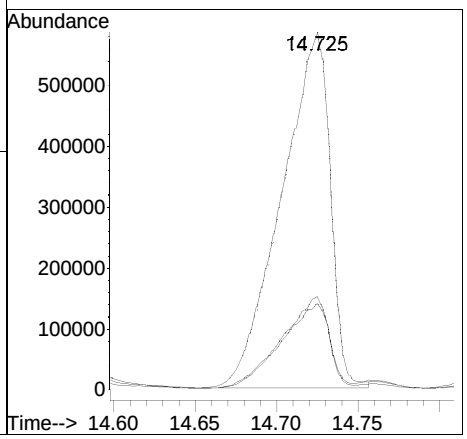

Manual Integration Report

Data Path : I:\8270\SV109\201029\
Data File : 46791-07.D
Date Inj'd : 10/29/2020 4:21 pm
Sample : L2046791-07,32,,AM+

QMethod : FS201006SV109.m
Operator : SV109:jg
Instrument : SV109
Quant Date : 10/29/2020 5:08 pm

Compound #111: Benzo(k)fluoranthene

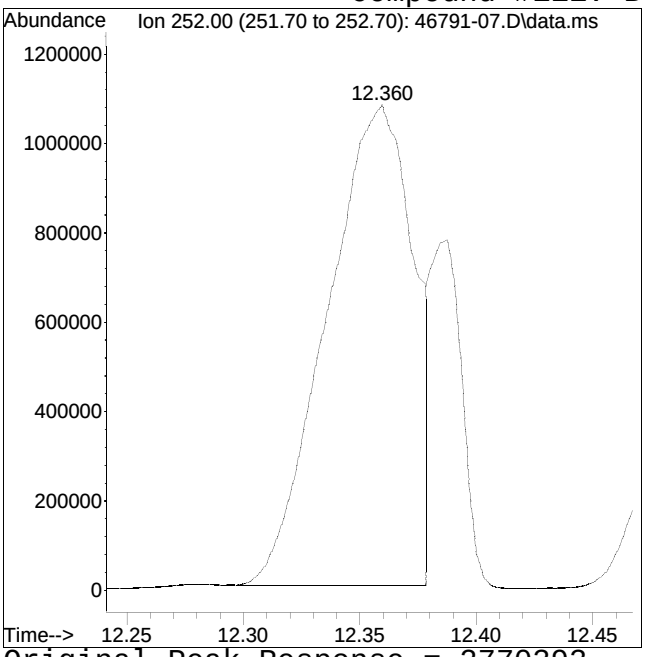

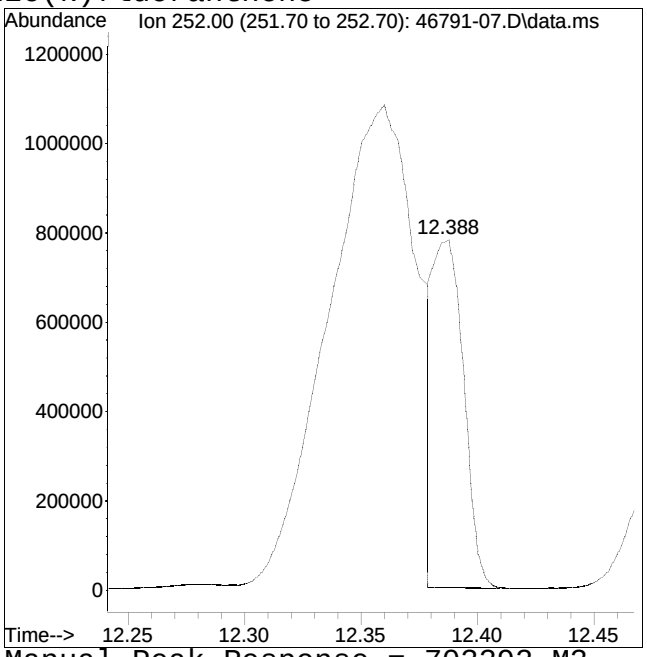

Original Peak Response = 2770393 Manual Peak Response = 703392 M3

M3 = Misidentification of the peak (i.e. 1,4-dichlorobenzene identified as 1,3-dichlorobenzene), or misidentification from 2 partially resolved peaks not being split.

Manual Integration Report

Data Path	: I:\8270\SV109\201029\	QMethod	: FS201006SV109.m
Data File	: 46791-07.D	Operator	: SV109:jg
Date Inj'd	: 10/29/2020 4:21 pm	Instrument	: SV109
Sample	: L2046791-07,32,,AM+	Quant Date	: 10/29/2020 5:08 pm

Compound #114: Indeno(1,2,3-cd)pyrene

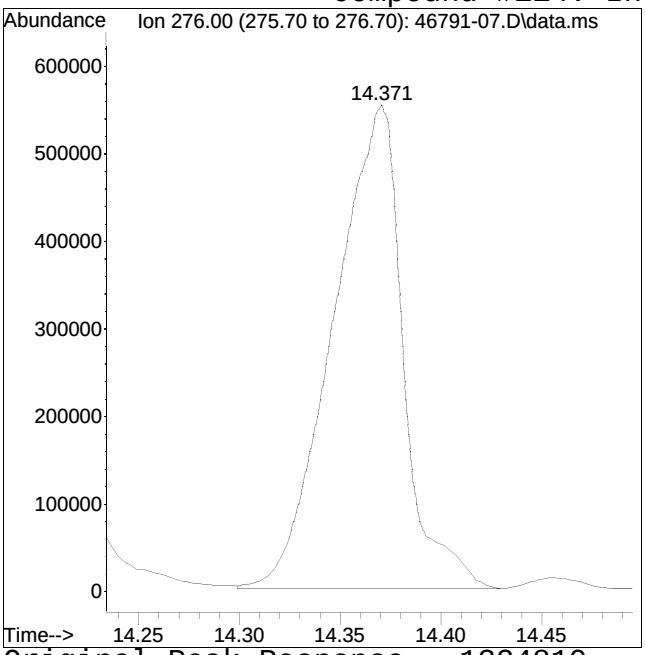

Original Peak Response = 1324819

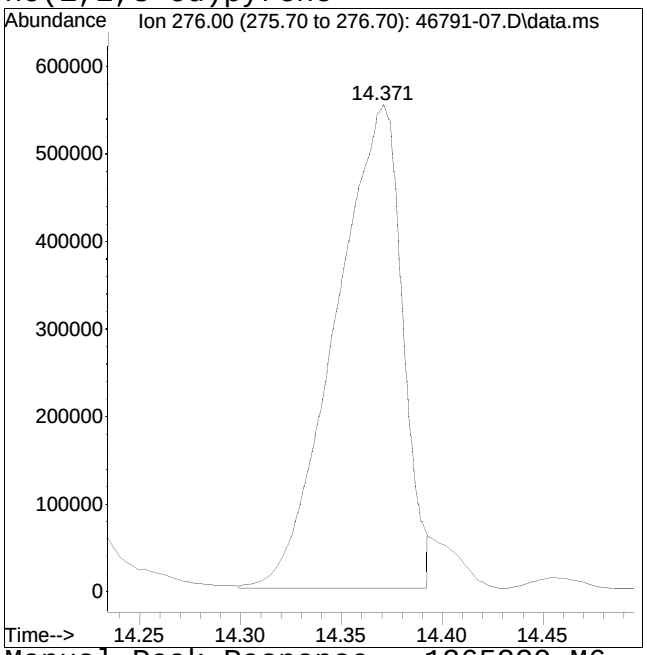

Manual Peak Response = 1265229 M6

M6 = Misassignment of peak valley by automated integration (poor split of 2 peaks).

Quantitation Report (QT Reviewed)

Data Path : I:\8270\GCMS5\201029n\
Data File : 46791-07.d
Acq On : 30 Oct 2020 6:01 am
Operator : GCMS5:im
Sample : L2046791-07D,32,5,NY-PAH,ASK+
Misc : WG1426007,WG1427354,ICAL16639
ALS Vial : 24 Sample Multiplier: 1

Quant Time: Oct 30 09:22:25 2020
Quant Method : i:\8270\GCMS5\201029n\FS200401gcms5.m
Quant Title : Semivolatiles by GC/MS by modified 8270
QLast Update : Fri Oct 30 06:19:23 2020
Response via : Initial Calibration

CCAL FILE(s) : 1 - i:\8270\GCMS5\201029n\ABN1029n.d
: 2 - i:\8270\GCMS5\201029n\ADP1029n.d
: 3 - i:\8270\GCMS5\201029n\AP91029n.d
Sub List : PAH_REV1 - PAHTCL_only

Compound	R.T.	QIon	Response	Conc	Units	Dev(Min)
Internal Standards						
1) IS1_1,4-Dichlorobenzen...	3.398	152	162616	40.000	ug/ml	0.00
Standard Area 1 = 176898			Recovery = 91.93%			
35) IS1_Naphthalene-d8	4.525	136	571054	40.000	ug/ml	0.00
Standard Area 1 = 630506			Recovery = 90.57%			
63) IS1_Acenaphthene-d10	5.967	164	330350	40.000	ug/ml	0.00
Standard Area 1 = 373640			Recovery = 88.41%			
88) IS1_Phenanthrene-d10	7.148	188	639435	40.000	ug/ml	0.00
Standard Area 1 = 744926			Recovery = 85.84%			
104) IS1_Chrysene-d12	9.472	240	652132	40.000	ug/ml	0.00
Standard Area 1 = 808178			Recovery = 80.69%			
113) IS1_Perylene-d12	10.711	264	694746	40.000	ug/ml	0.00
Standard Area 1 = 911225			Recovery = 76.24%			
System Monitoring Compounds						
19) Nitrobenzene-d5	3.921	82	19700	3.923	ug/ml	0.00
Spiked Amount 25.000	Range 30 - 130		Recovery = 15.69%#			
46) 2-Fluorobiphenyl	5.449	172	45672	4.033	ug/ml	0.00
Spiked Amount 25.000	Range 30 - 130		Recovery = 16.13%#			
96) 4-Terphenyl-d14	8.553	244	54191	4.043	ug/ml	0.00
Spiked Amount 25.000	Range 30 - 130		Recovery = 16.17%#			
Target Compounds						Qvalue
36) Naphthalene	4.541	128	49738	3.410	ug/ml	98
52) Acenaphthylene	5.844	152	12951	0.806	ug/ml#	96
65) Acenaphthene	5.989	154	50417	5.366	ug/ml	92
73) Fluorene	6.405	166	60005	5.217	ug/ml#	90
89) Phenanthrene	7.169	178	1288304	75.771	ug/ml	98
90) Anthracene	7.207	178	290492	17.247	ug/ml#	94
93) Fluoranthene	8.174	202	1775738	86.341	ug/ml	97
95) Pyrene	8.361	202	1549766	72.814	ug/ml	95
105) Benzo(a)anthracene	9.466	228	848302	41.317	ug/ml#	90
107) Chrysene	9.493	228	770867	39.121	ug/ml	99
110) Benzo(b)fluoranthene	10.412	252	1023764M6	46.574	ug/ml	
111) Benzo(k)fluoranthene	10.428	252	301620M3	15.730	ug/ml	
112) Benzo(a)pyrene	10.668	252	720871	36.906	ug/ml	97
114) Indeno(1,2,3-cd)pyrene	11.502	276	474919M6	23.017	ug/mL	

Quantitation Report (QT Reviewed)

Data Path : I:\8270\GCMS5\201029n\
Data File : 46791-07.d
Acq On : 30 Oct 2020 6:01 am
Operator : GCMS5:im
Sample : L2046791-07D,32,5,NY-PAH,ASK+
Misc : WG1426007,WG1427354,ICAL16639
ALS Vial : 24 Sample Multiplier: 1

Quant Time: Oct 30 09:22:25 2020
Quant Method : i:\8270\GCMS5\201029n\FS200401gcms5.m
Quant Title : Semivolatiles by GC/MS by modified 8270
QLast Update : Fri Oct 30 06:19:23 2020
Response via : Initial Calibration

CCAL FILE(s) : 1 - i:\8270\GCMS5\201029n\ABN1029n.d
: 2 - i:\8270\GCMS5\201029n\ADP1029n.d
: 3 - i:\8270\GCMS5\201029n\AP91029n.d
Sub List : PAH_REV1 - PAHTCL_only

Compound	R.T.	QIon	Response	Conc	Units	Dev(Min)
115) Dibenzo(a,h)anthracene	11.518	278	97679M6	5.362	ug/ml	
116) Benzo(ghi)perylene	11.678	276	457792	22.648	ug/ml	96

(#) = qualifier out of range (m) = manual integration (+) = signals summed

Quantitation Report (QT Reviewed)

Data Path : I:\8270\GCMS5\201029n\
Data File : 46791-07.d
Acq On : 30 Oct 2020 6:01 am
Operator : GCMS5:im
Sample : L2046791-07D,32,5,NY-PAH,ASK+
Misc : WG1426007,WG1427354,ICAL16639
ALS Vial : 24 Sample Multiplier: 1

Quant Time: Oct 30 09:22:25 2020
Quant Method : i:\8270\GCMS5\201029n\FS200401gcms5.m
Quant Title : Semivolatiles by GC/MS by modified 8270
QLast Update : Fri Oct 30 06:19:23 2020
Response via : Initial Calibration

Sub List : PAH_REV1 - PAHTCL_only29n\AP91029n.d•

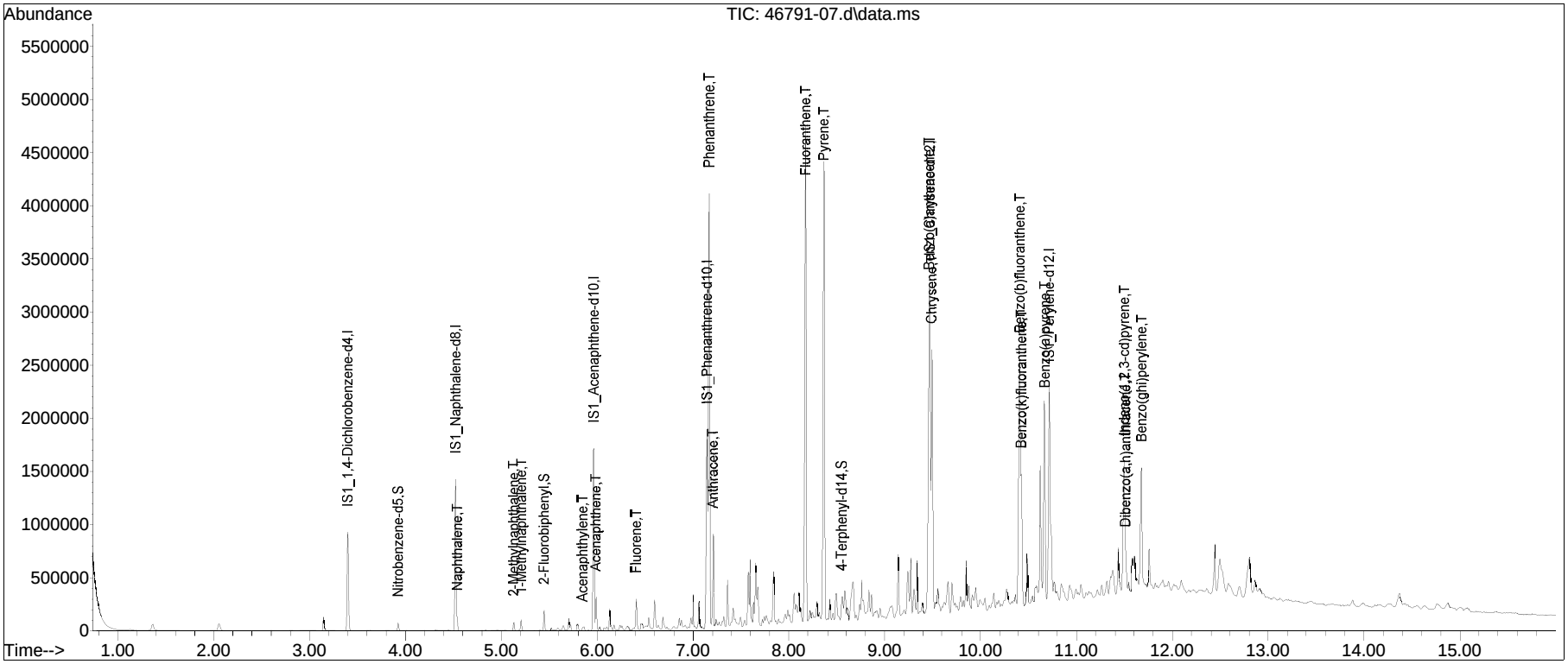

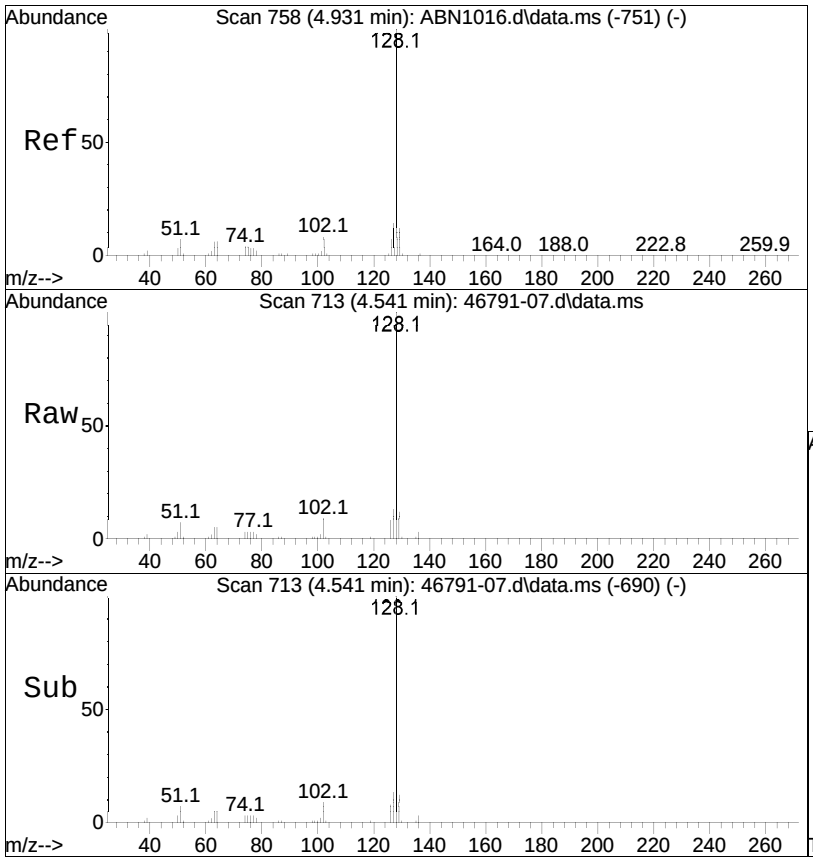

#36
Naphthalene
Concen: 3.41 ug/ml
RT: 4.541 min Scan# 713
Delta R.T. -0.000 min
Lab File: 46791-07.d
Acq: 30 Oct 2020 6:01 am

Tgt Ion:128 Resp: 49738

Ion	Ratio	Lower	Upper
128	100		
129	11.6	9.0	13.6
127	13.2	11.3	16.9

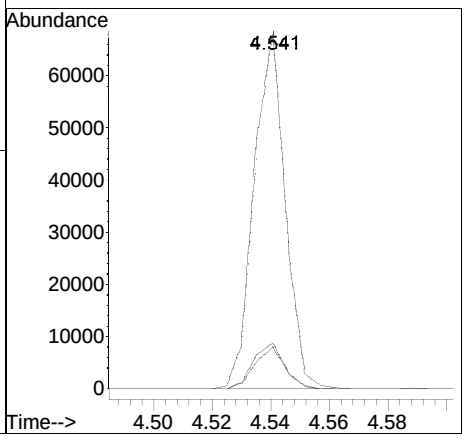

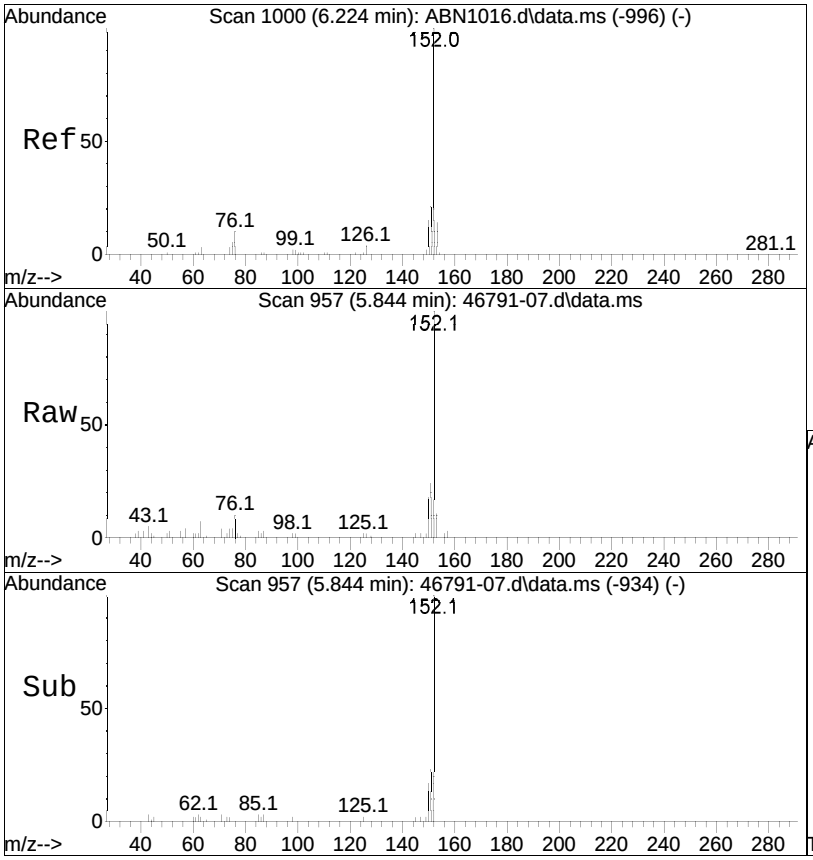

#52
Acenaphthylene
Concen: 0.81 ug/ml
RT: 5.844 min Scan# 957
Delta R.T. -0.000 min
Lab File: 46791-07.d
Acq: 30 Oct 2020 6:01 am

Tgt Ion:152 Resp: 12951

Ion	Ratio	Lower	Upper
152	100		
151	20.0	16.7	25.1
153	16.9	11.1	16.7#

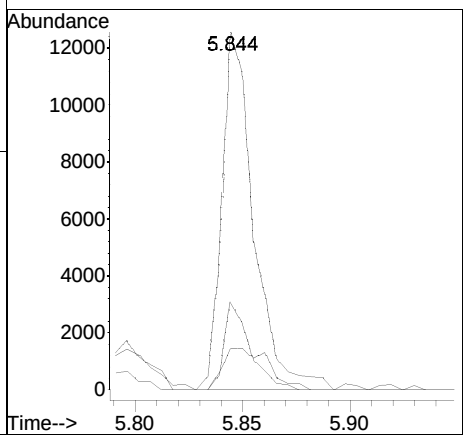

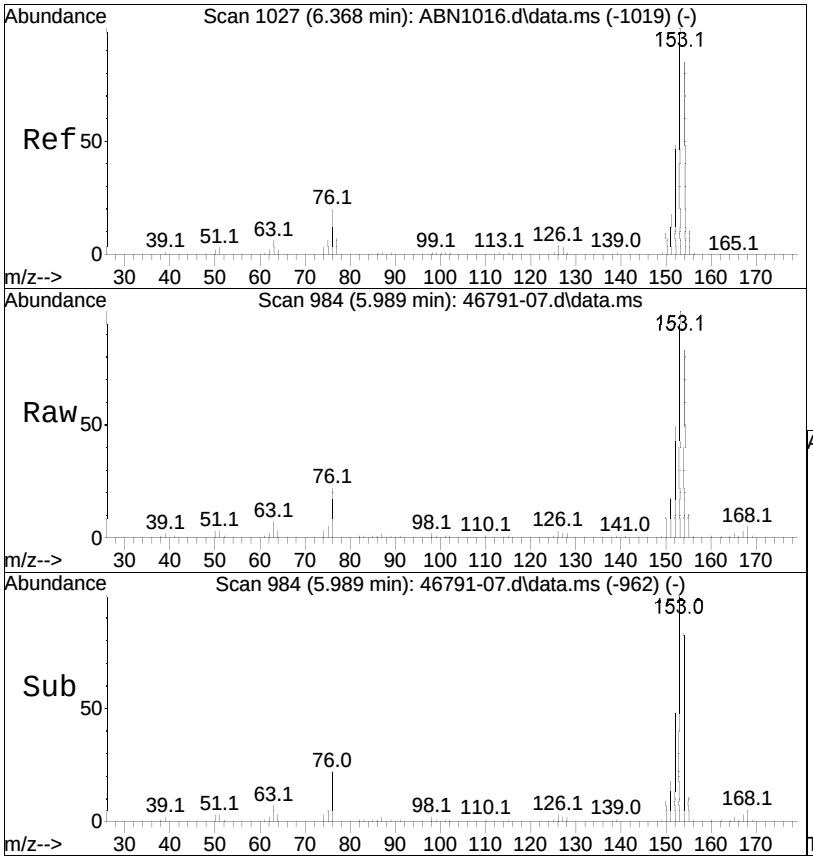

#65
Acenaphthene
Concen: 5.37 ug/ml
RT: 5.989 min Scan# 984
Delta R.T. -0.006 min
Lab File: 46791-07.d
Acq: 30 Oct 2020 6:01 am

Tgt Ion:154 Resp: 50417

Ion	Ratio	Lower	Upper
154	100		
153	118.6	89.4	134.0
152	60.2	42.2	63.2

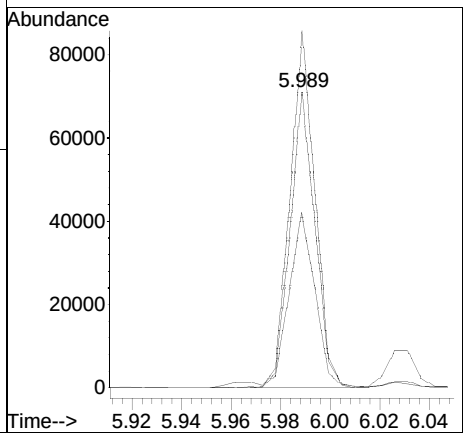

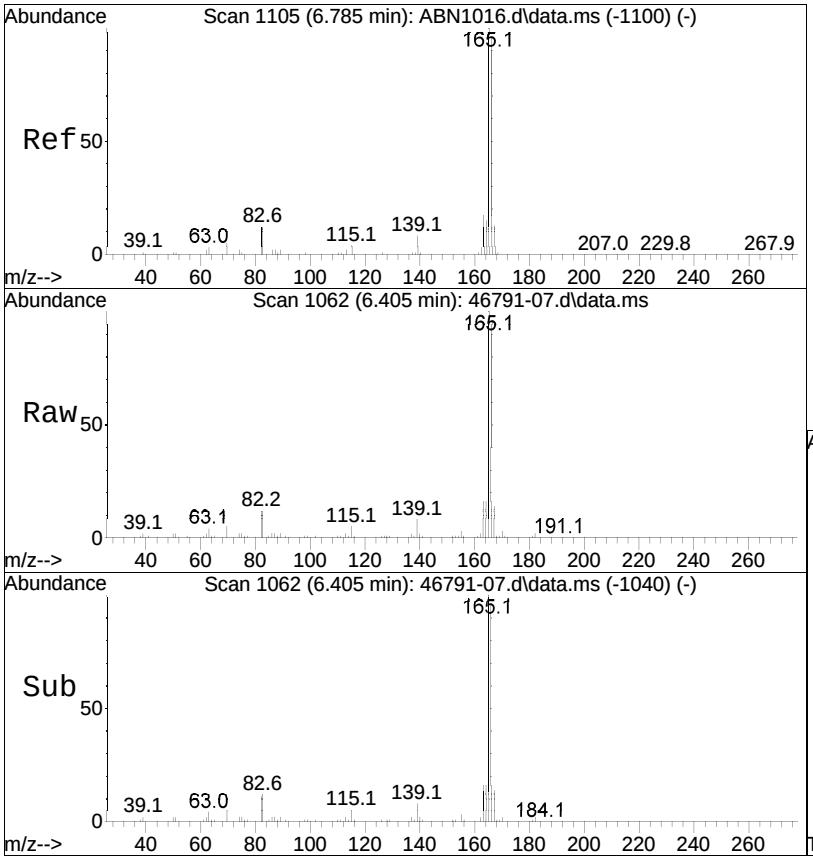

#73
Fluorene
Concen: 5.22 ug/ml
RT: 6.405 min Scan# 1062
Delta R.T. -0.006 min
Lab File: 46791-07.d
Acq: 30 Oct 2020 6:01 am

Tgt Ion:166 Resp: 60005

Ion	Ratio	Lower	Upper
166	100		
165	105.7	77.2	115.8
167	17.9	10.9	16.3#

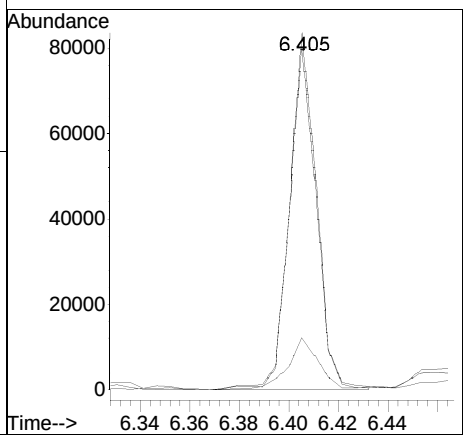

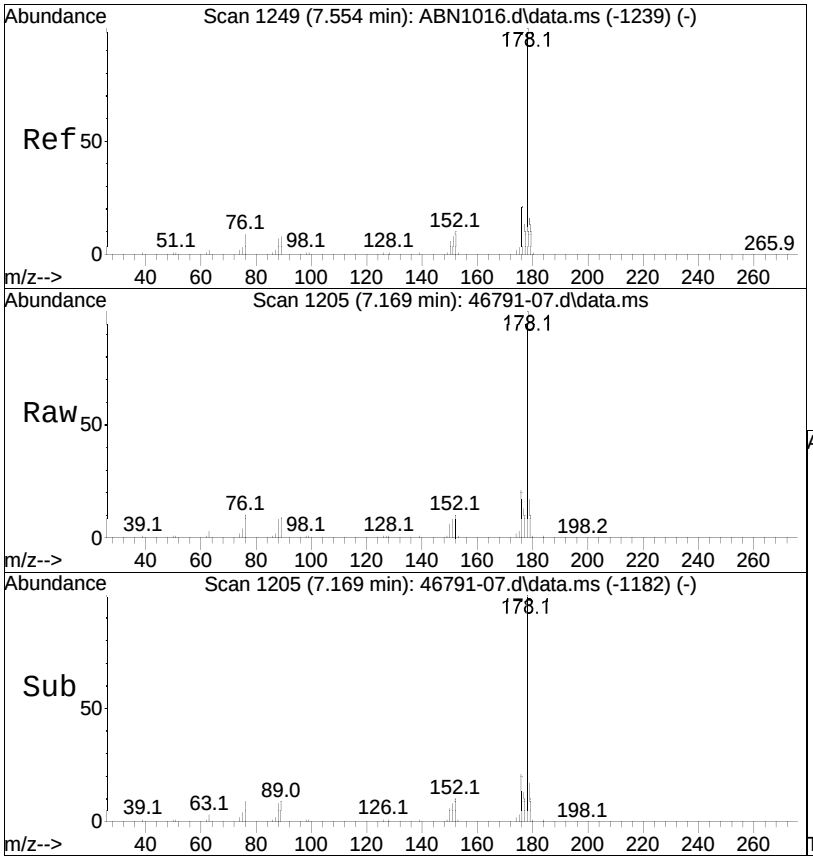

#89
Phenanthrene
Concen: 75.77 ug/ml
RT: 7.169 min Scan# 1205
Delta R.T. -0.000 min
Lab File: 46791-07.d
Acq: 30 Oct 2020 6:01 am

Tgt Ion:178 Resp: 1288304

Ion	Ratio	Lower	Upper
178	100		
179	16.2	12.7	19.1
176	21.0	15.8	23.6

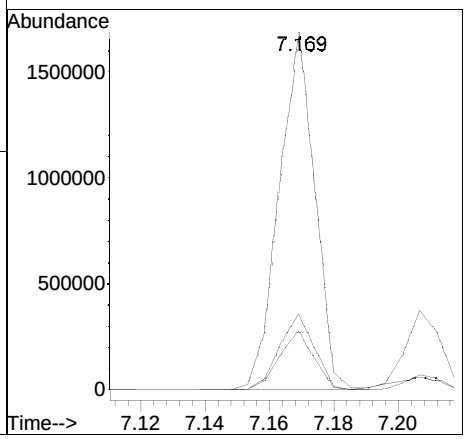

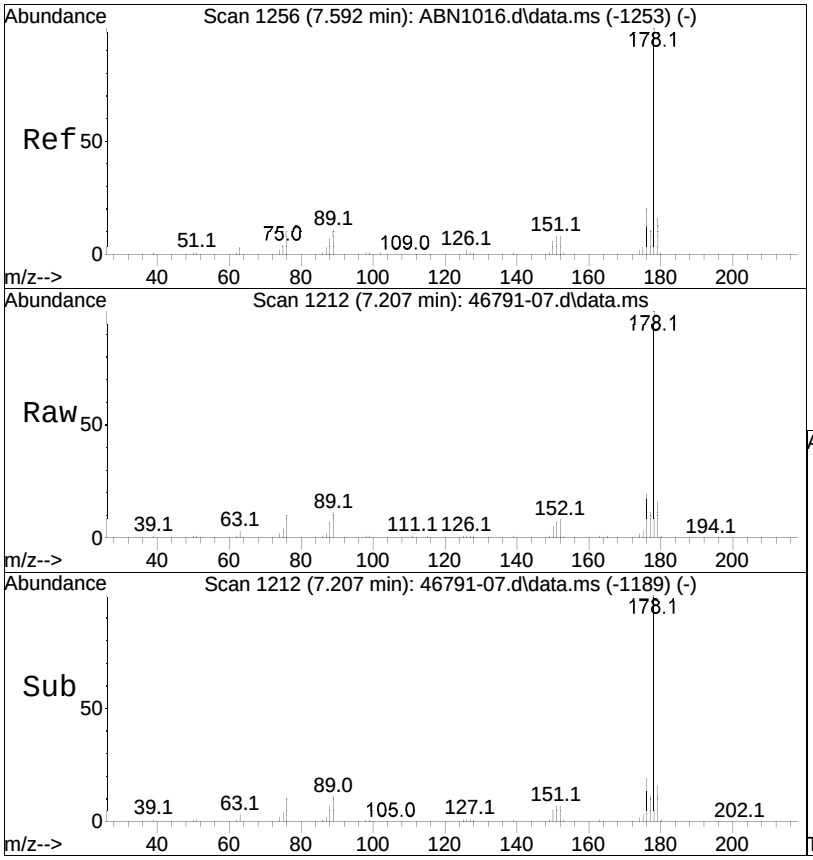

#90
Anthracene
Concen: 17.25 ug/ml
RT: 7.207 min Scan# 1212
Delta R.T. -0.000 min
Lab File: 46791-07.d
Acq: 30 Oct 2020 6:01 am

Tgt Ion:178 Resp: 290492

Ion	Ratio	Lower	Upper
178	100		
179	20.9	12.5	18.7#
176	19.3	15.4	23.0

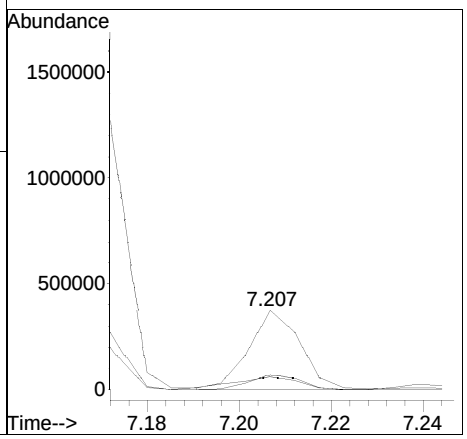

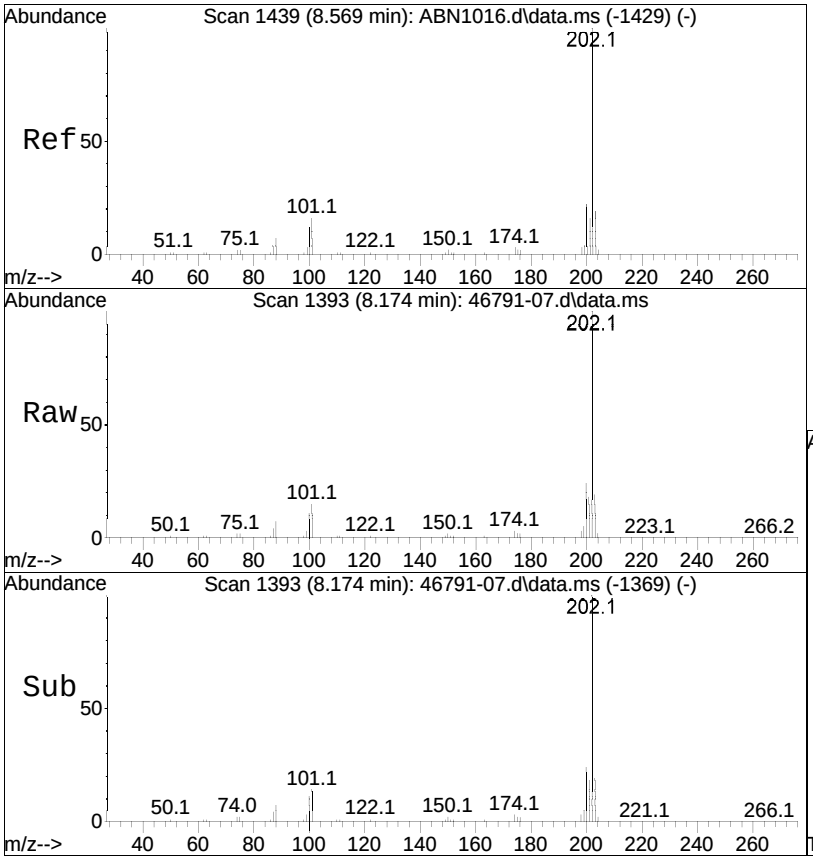

#93
Fluoranthene
Concen: 86.34 ug/ml
RT: 8.174 min Scan# 1393
Delta R.T. 0.005 min
Lab File: 46791-07.d
Acq: 30 Oct 2020 6:01 am

Tgt Ion:202 Resp: 1775738

Ion	Ratio	Lower	Upper
202	100		
101	14.0	12.6	19.0
203	18.8	14.4	21.6

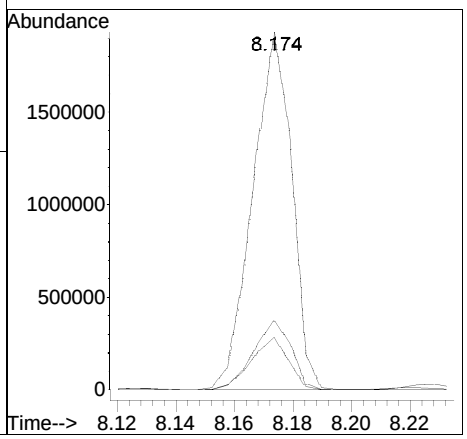

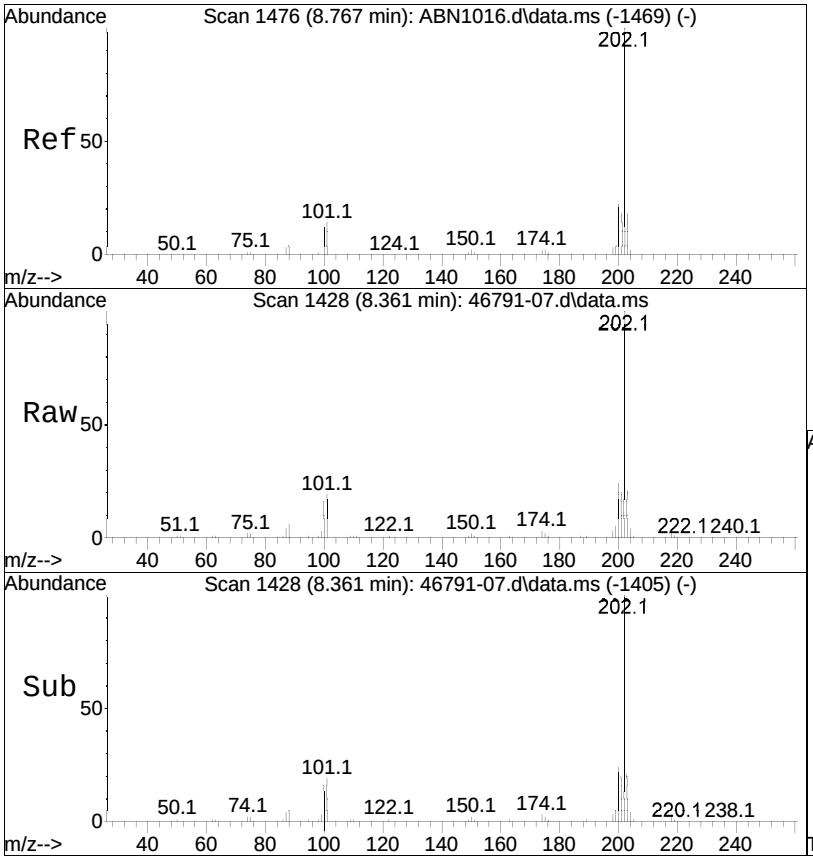

#95
Pyrene
Concen: 72.81 ug/ml
RT: 8.361 min Scan# 1428
Delta R.T. -0.000 min
Lab File: 46791-07.d
Acq: 30 Oct 2020 6:01 am

Tgt Ion:202 Resp: 1549766

Ion	Ratio	Lower	Upper
202	100		
200	23.2	17.2	25.8
203	22.2	15.0	22.6

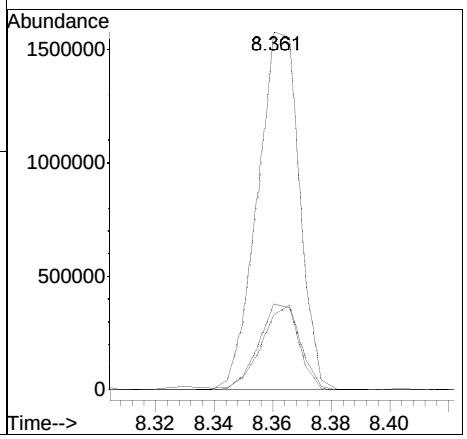

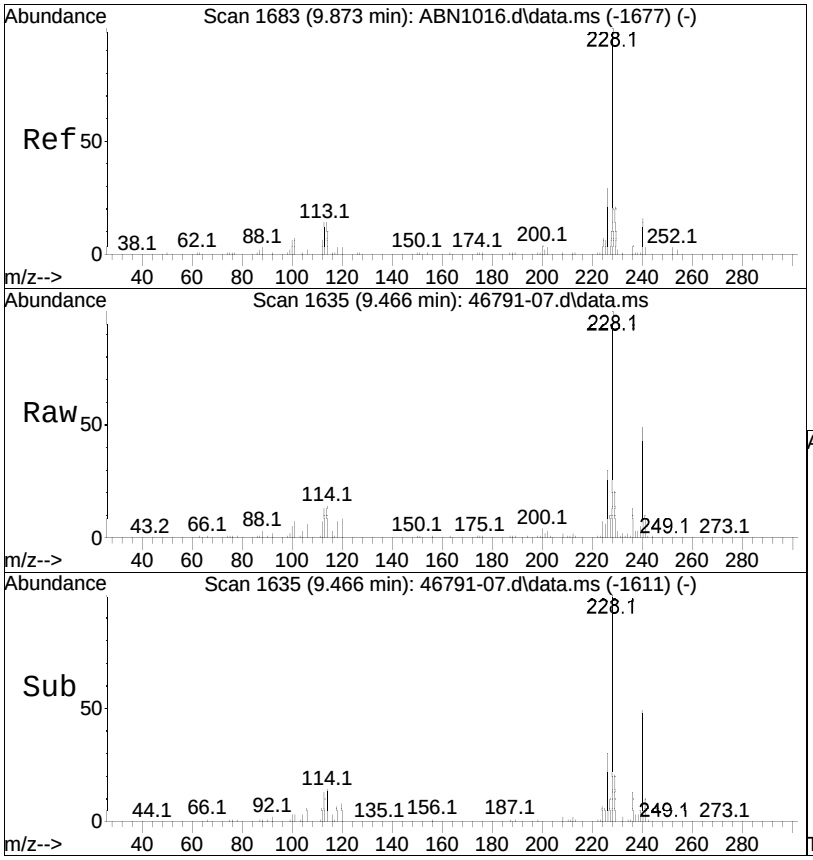

#105
Benzo(a)anthracene
Concen: 41.32 ug/ml
RT: 9.466 min Scan# 1635
Delta R.T. 0.005 min
Lab File: 46791-07.d
Acq: 30 Oct 2020 6:01 am

Tgt Ion:228 Resp: 848302

Ion	Ratio	Lower	Upper
228	100		
226	30.1	22.9	34.3
229	29.8	16.1	24.1#

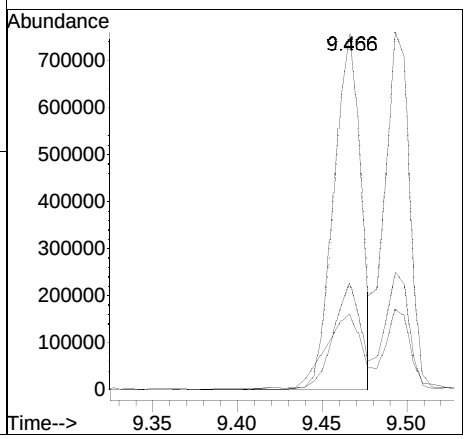

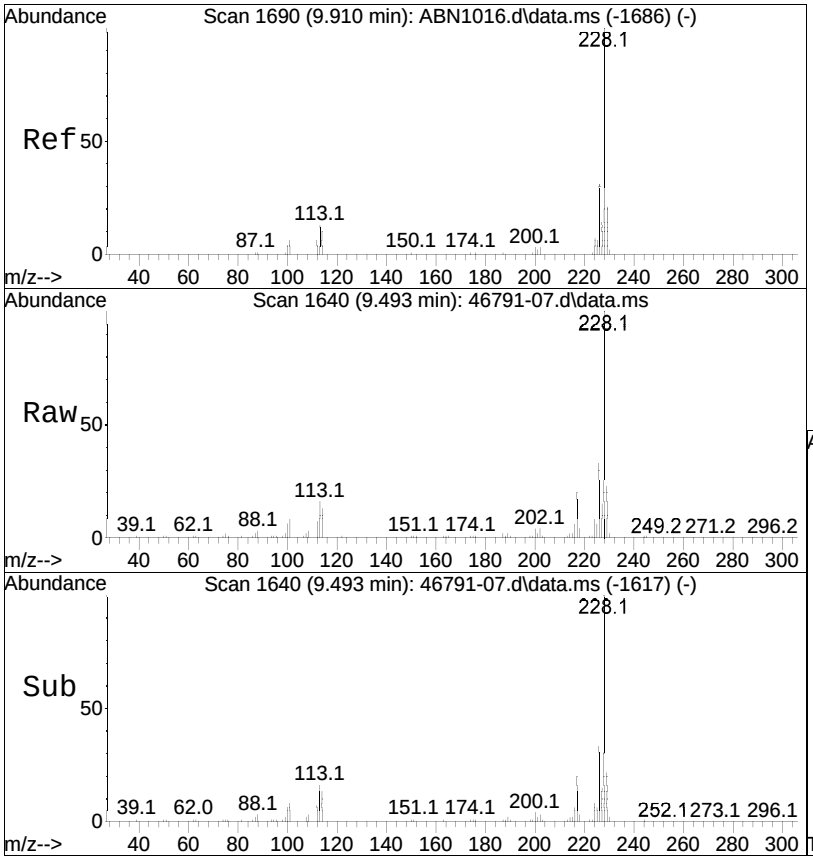

#107
Chrysene
Concen: 39.12 ug/ml
RT: 9.493 min Scan# 1640
Delta R.T. -0.000 min
Lab File: 46791-07.d
Acq: 30 Oct 2020 6:01 am

Tgt Ion:228 Resp: 770867

Ion	Ratio	Lower	Upper
228	100		
226	32.1	24.9	37.3
229	20.9	16.6	24.8

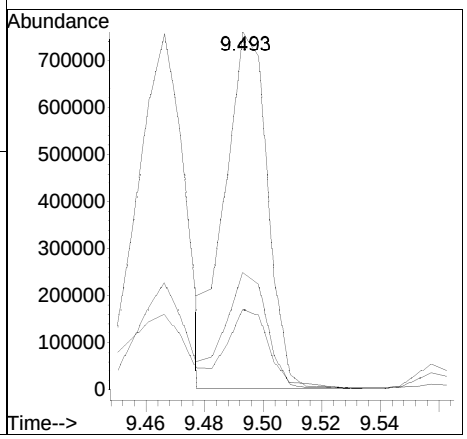

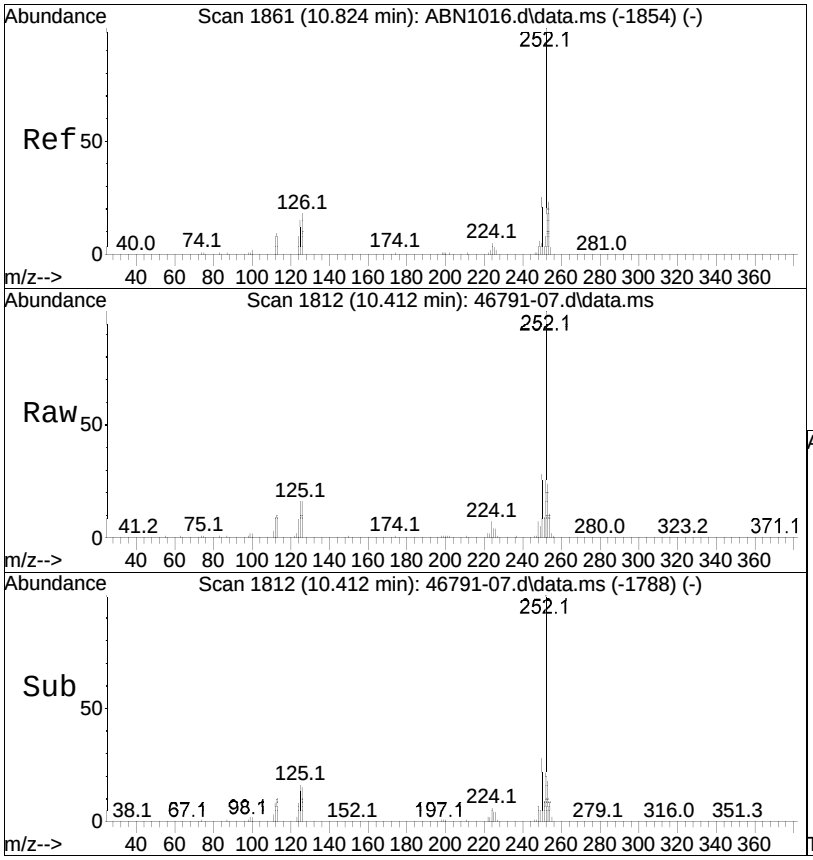

#110
Benzo(b)fluoranthene
Concen: 46.57 ug/ml M6
RT: 10.412 min Scan# 1812
Delta R.T. 0.005 min
Lab File: 46791-07.d
Acq: 30 Oct 2020 6:01 am

Tgt Ion:252 Resp: 1023764

Ion	Ratio	Lower	Upper
252	100		
125	19.7	12.6	18.8#
253	29.5	18.2	27.2#

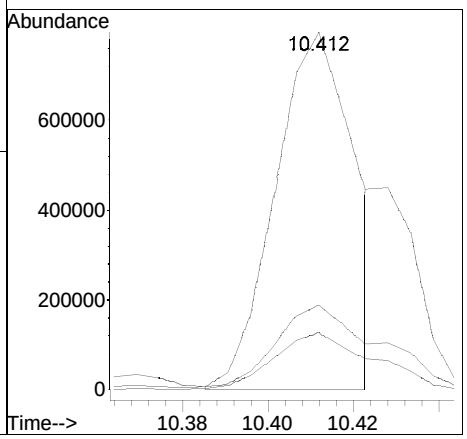

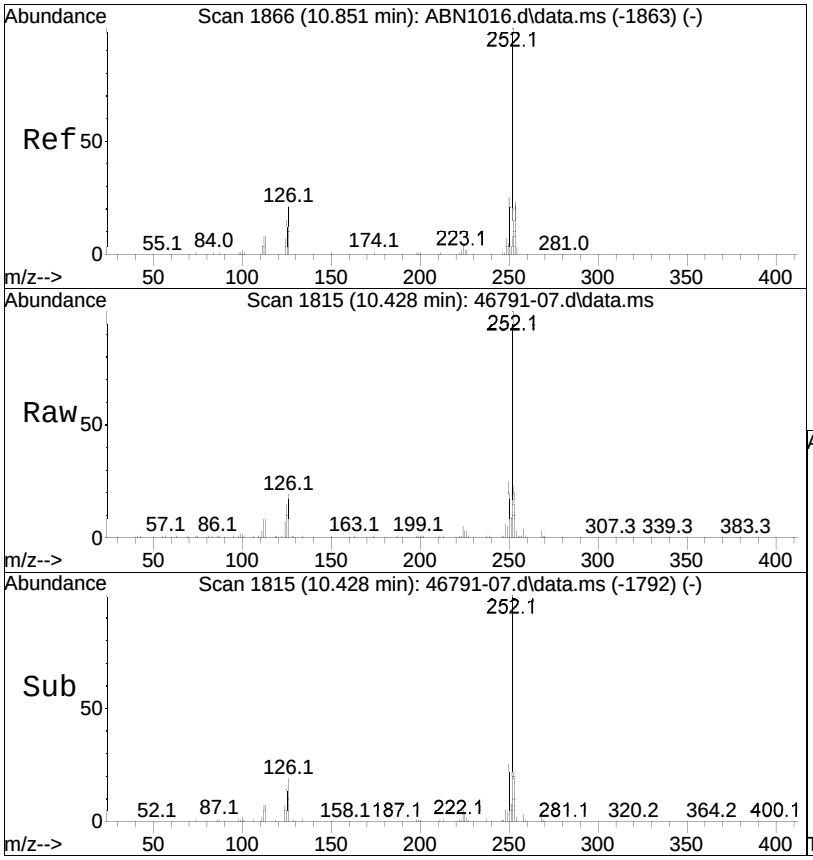

#111
Benzo(k)fluoranthene
Concen: 15.73 ug/ml M3
RT: 10.428 min Scan# 1815
Delta R.T. -0.000 min
Lab File: 46791-07.d
Acq: 30 Oct 2020 6:01 am

Tgt Ion:252 Resp: 301620

Ion	Ratio	Lower	Upper
252	100		
125	66.7	12.1	18.1#
253	101.1	18.1	27.1#

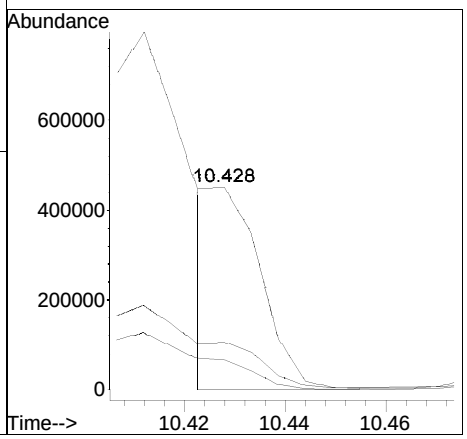

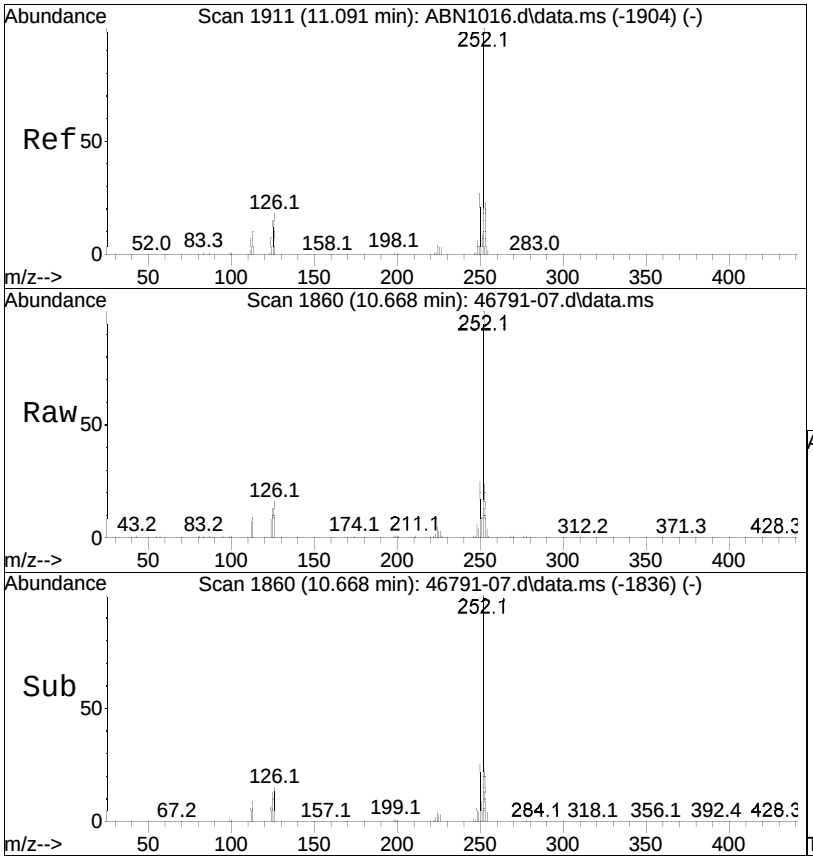

#112
Benzo(a)pyrene
Concen: 36.91 ug/ml
RT: 10.668 min Scan# 1860
Delta R.T. 0.005 min
Lab File: 46791-07.d
Acq: 30 Oct 2020 6:01 am

Tgt Ion:252 Resp: 720871

Ion	Ratio	Lower	Upper
252	100		
125	15.1	13.3	19.9
253	23.7	18.2	27.4

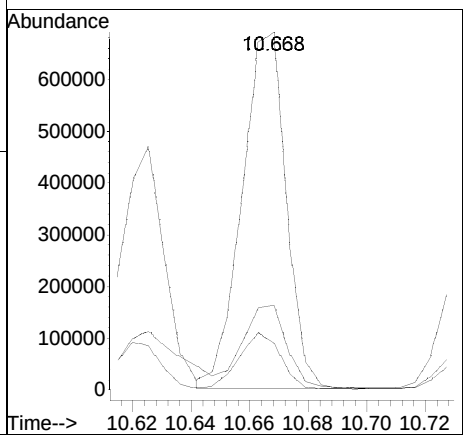



#114
Indeno(1,2,3-cd)pyrene
Concen: 23.02 ug/mL M6
RT: 11.502 min Scan# 2016
Delta R.T. 0.005 min
Lab File: 46791-07.d
Acq: 30 Oct 2020 6:01 am

Tgt Ion:276 Resp: 474919

Ion	Ratio	Lower	Upper
276	100		
138	31.0	26.7	40.1
277	28.0	20.4	30.6

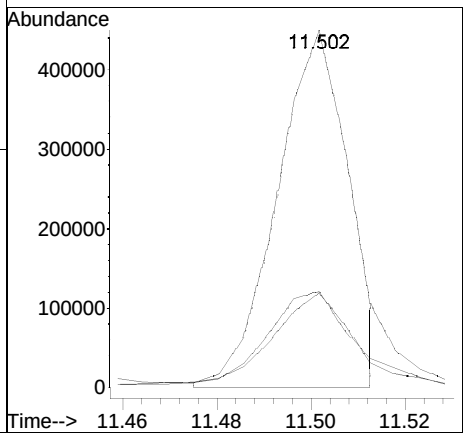

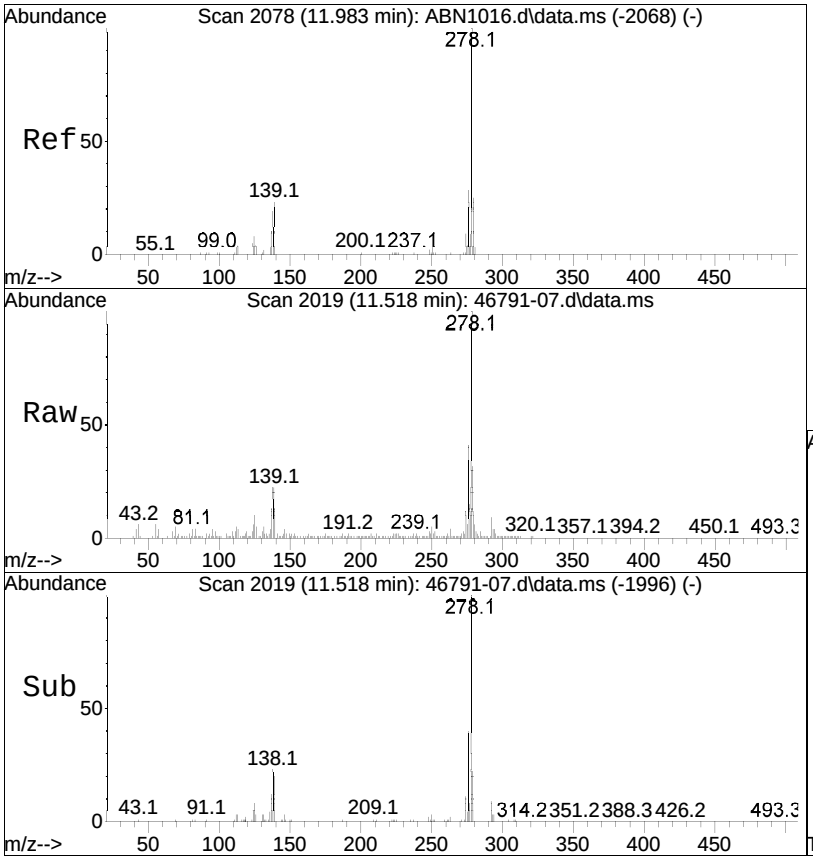

#115
Dibenzo(a,h)anthracene
Concen: 5.36 ug/ml M6
RT: 11.518 min Scan# 2019
Delta R.T. -0.000 min
Lab File: 46791-07.d
Acq: 30 Oct 2020 6:01 am

Tgt Ion:278 Resp: 97679

Ion	Ratio	Lower	Upper
278	100		
139	25.3	18.2	27.4
279	38.9	19.3	28.9#

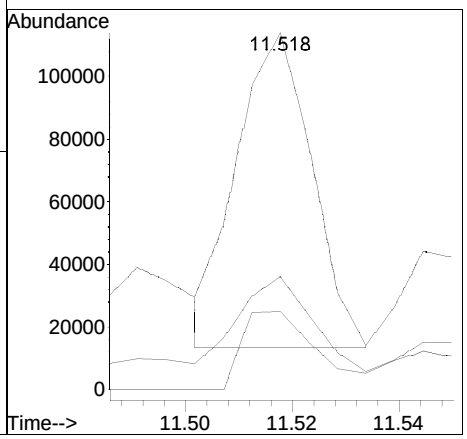

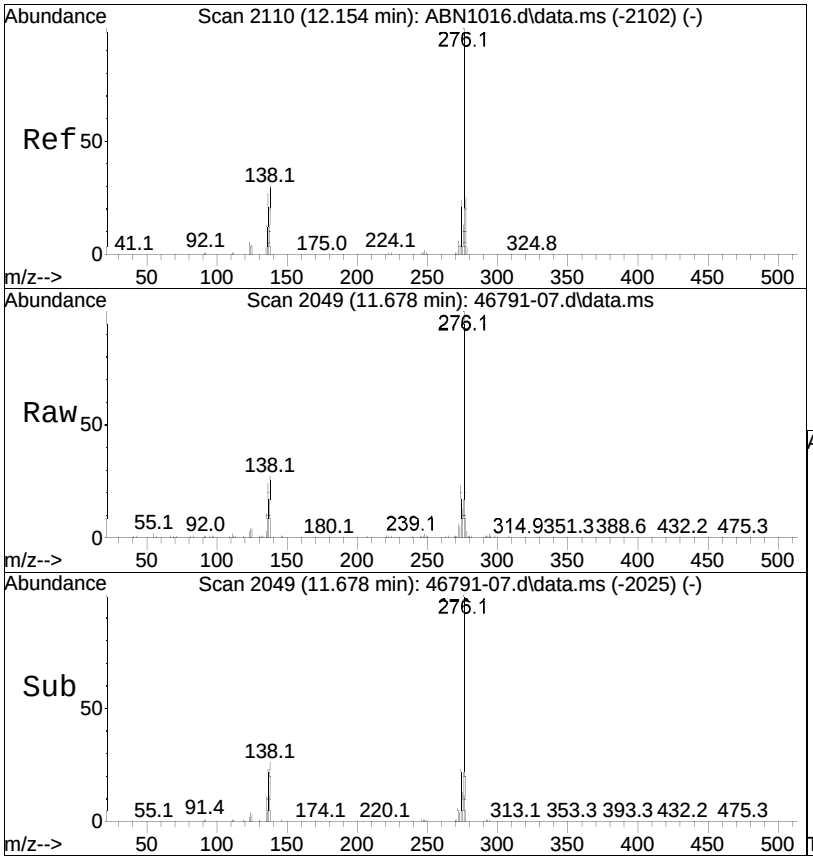

#116
Benzo(ghi)perylene
Concen: 22.65 ug/ml
RT: 11.678 min Scan# 2049
Delta R.T. 0.005 min
Lab File: 46791-07.d
Acq: 30 Oct 2020 6:01 am

Tgt Ion:276 Resp: 457792

Ion	Ratio	Lower	Upper
276	100		
138	30.3	26.1	39.1
277	26.4	19.4	29.0

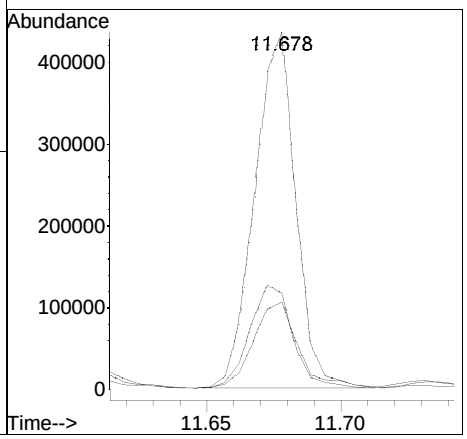

Manual Integration Report

Data Path : I:\8270\GCMS5\201029n\ QMethod : FS200401gcms5.m
Data File : 46791-07.d Operator : GCMS5:im
Date Inj'd : 10/30/2020 6:01 am Instrument : GCMS5
Sample : L2046791-07D,32,5,NY-PAH,A Quant Date : 10/30/2020 6:19 am

Compound #110: Benzo(b)fluoranthene

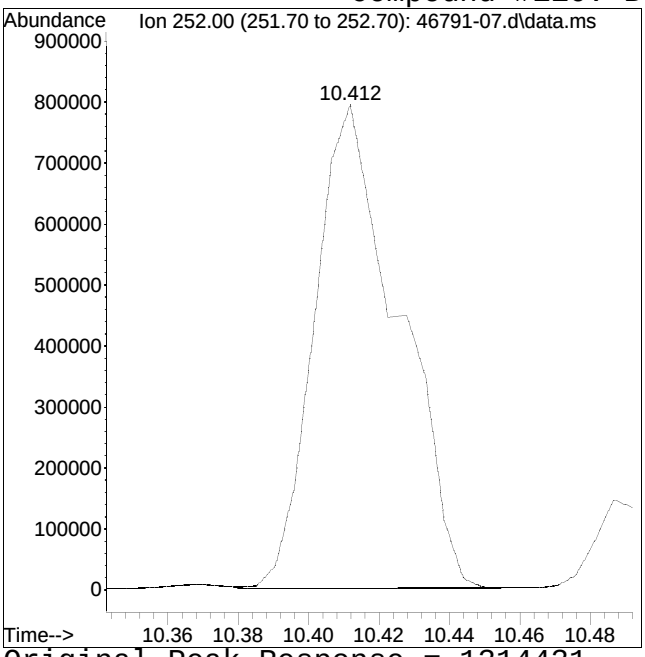

Original Peak Response = 1314431

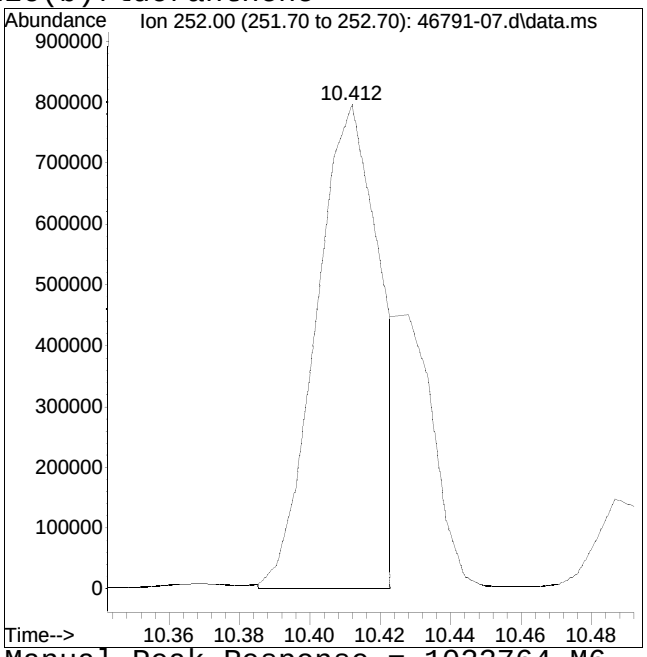

Manual Peak Response = 1023764 M6

M6 = Misassignment of peak valley by automated integration (poor split of 2 peaks).

Manual Integration Report

Data Path : I:\8270\GCMS5\201029n\ QMethod : FS200401gcms5.m
Data File : 46791-07.d Operator : GCMS5:im
Date Inj'd : 10/30/2020 6:01 am Instrument : GCMS5
Sample : L2046791-07D,32,5,NY-PAH,AQuant Date : 10/30/2020 6:19 am

Compound #111: Benzo(k)fluoranthene

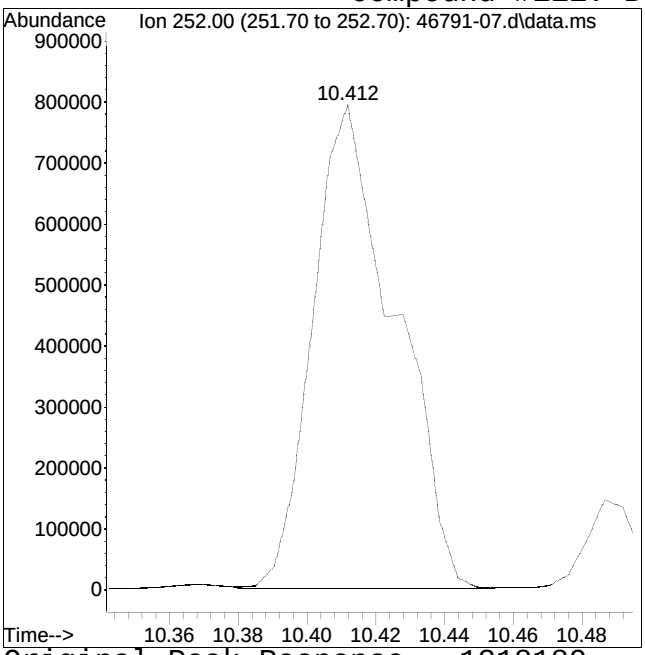

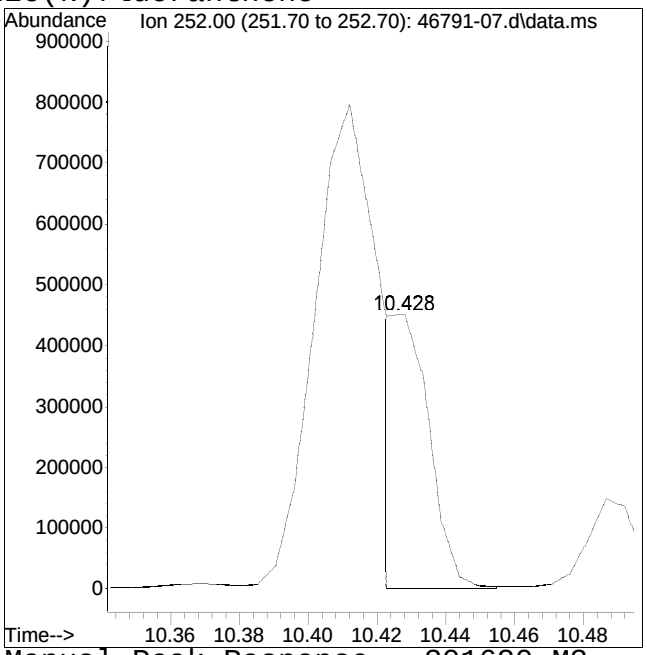

Original Peak Response = 1318189 Manual Peak Response = 301620 M3
M3 = Misidentification of the peak (i.e. 1,4-dichlorobenzene identified as 1,3-dichlorobenzene), or misidentification from 2 partially resolved peaks not being split.

Manual Integration Report

Data Path : I:\8270\GCMS5\201029n\ QMethod : FS200401gcms5.m
Data File : 46791-07.d Operator : GCMS5:im
Date Inj'd : 10/30/2020 6:01 am Instrument : GCMS5
Sample : L2046791-07D,32,5,NY-PAH,AQuant Date : 10/30/2020 6:19 am

Compound #114: Indeno(1,2,3-cd)pyrene

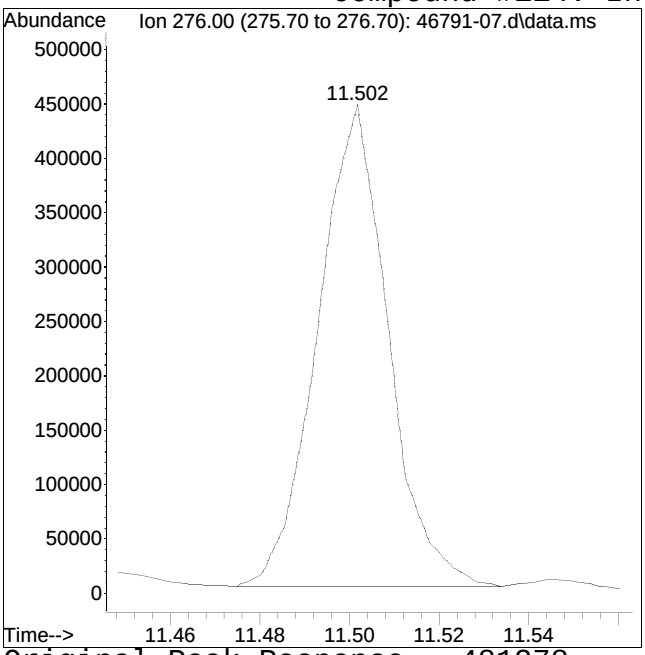

Original Peak Response = 481278

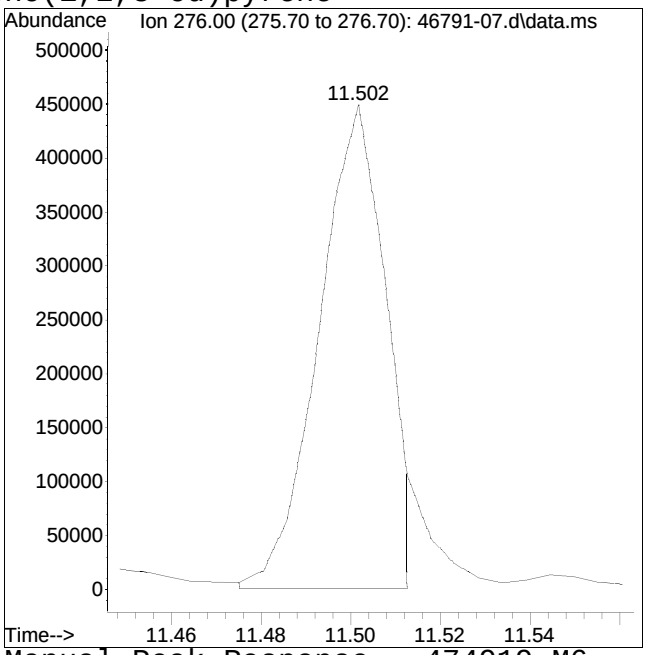

Manual Peak Response = 474919 M6

M6 = Misassignment of peak valley by automated integration (poor split of 2 peaks).

Manual Integration Report

Data Path : I:\8270\GCMS5\201029n\ QMethod : FS200401gcms5.m
Data File : 46791-07.d Operator : GCMS5:im
Date Inj'd : 10/30/2020 6:01 am Instrument : GCMS5
Sample : L2046791-07D,32,5,NY-PAH,A Quant Date : 10/30/2020 6:19 am

Compound #115: Dibenzo(a,h)anthracene

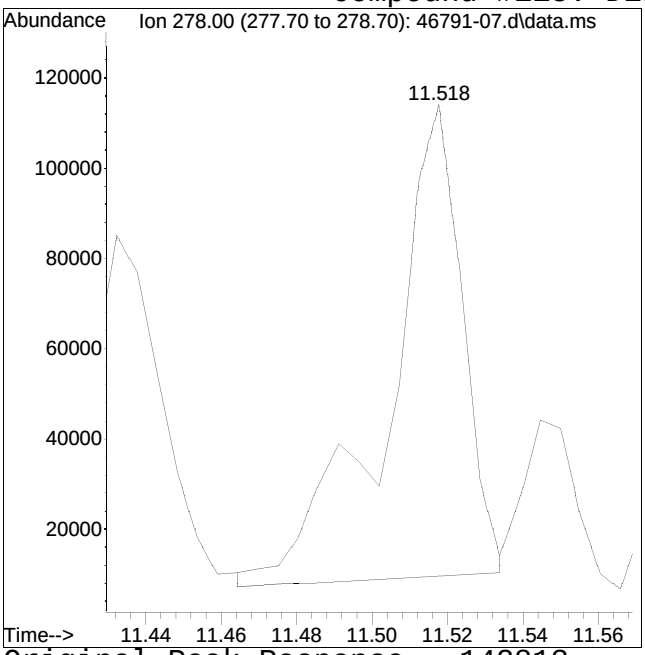

Original Peak Response = 142813

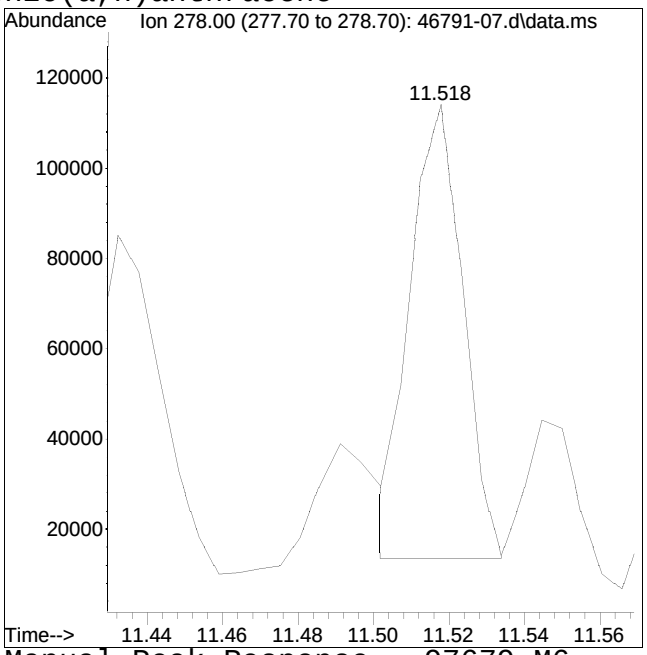

Manual Peak Response = 97679 M6

M6 = Misassignment of peak valley by automated integration (poor split of 2 peaks).

Quantitation Report (QT Reviewed)

Data Path : I:\8270\GCMS5\201029n\
Data File : 46791-03.d
Acq On : 30 Oct 2020 6:23 am
Operator : GCMS5:im
Sample : L2046791-03,32,,NY,RE,ASK+
Misc : WG1426007,WG1427944,ICAL16639
ALS Vial : 25 Sample Multiplier: 1

Quant Time: Oct 30 09:49:00 2020
Quant Method : i:\8270\GCMS5\201029n\FS200401gcms5.m
Quant Title : Semivolatiles by GC/MS by modified 8270
QLast Update : Fri Oct 30 06:41:49 2020
Response via : Initial Calibration

CCAL FILE(s) : 1 - i:\8270\GCMS5\201029n\ABN1029n.d
: 2 - i:\8270\GCMS5\201029n\ADP1029n.d
: 3 - i:\8270\GCMS5\201029n\AP91029n.d
Sub List : 8270TCL_REV2 - TCL/CT/MA

Compound	R.T.	QIon	Response	Conc	Units	Dev(Min)
Internal Standards						
1) IS1_1,4-Dichlorobenzen...	3.398	152	153736	40.000	ug/ml	0.00
Standard Area 1 = 176898			Recovery = 86.91%			
27) IS2_1,4-Dichlorobenzen...	3.398	152	153736	40.000	ug/ml	0.00
Standard Area 3 = 196420			Recovery = 78.27%			
32) IS3_1,4-Dichlorobenzen...	3.398	152	153736	40.000	ug/ml	0.00
Standard Area 2 = 215381			Recovery = 71.38%			
35) IS1_Naphthalene-d8	4.525	136	561715	40.000	ug/ml	0.00
Standard Area 1 = 630506			Recovery = 89.09%			
55) IS2_Naphthalene-d8	4.525	136	561715	40.000	ug/ml	0.00
Standard Area 3 = 694468			Recovery = 80.88%			
63) IS1_Acenaphthene-d10	5.967	164	336893	40.000	ug/ml	0.00
Standard Area 1 = 373640			Recovery = 90.17%			
83) IS2_Acenaphthene-d10	5.967	164	336893	40.000	ug/ml	0.00
Standard Area 3 = 400087			Recovery = 84.20%			
86) IS3_Acenaphthene-d10	5.967	164	336893	40.000	ug/ml	0.00
Standard Area 2 = 480633			Recovery = 70.09%			
88) IS1_Phenanthrene-d10	7.148	188	666858	40.000	ug/ml	0.00
Standard Area 1 = 744926			Recovery = 89.52%			
100) IS3_Phenanthrene-d10	7.148	188	666858	40.000	ug/ml	0.00
Standard Area 2 = 945212			Recovery = 70.55%			
104) IS1_Chrysene-d12	9.466	240	677222	40.000	ug/ml	0.00
Standard Area 1 = 808178			Recovery = 83.80%			
113) IS1_Perylene-d12	10.711	264	687786	40.000	ug/ml	0.00
Standard Area 1 = 911225			Recovery = 75.48%			
System Monitoring Compounds						
4) 2-Fluorophenol	2.062	112	14250	3.365	ug/ml	0.02
Spiked Amount 50.000	Range 15 - 110		Recovery = 6.73%#			
7) Phenol-d6	3.147	99	102309	19.491	ug/ml	0.00
Spiked Amount 50.000	Range 15 - 110		Recovery = 38.98%			
19) Nitrobenzene-d5	3.916	82	92976	19.584	ug/ml	0.00
Spiked Amount 25.000	Range 30 - 130		Recovery = 78.34%			
46) 2-Fluorobiphenyl	5.449	172	234806	21.080	ug/ml	0.00
Spiked Amount 25.000	Range 30 - 130		Recovery = 84.32%			
79) 2,4,6-Tribromophenol	6.603	330	2040	0.996	ug/ml	0.00
Spiked Amount 50.000	Range 15 - 110		Recovery = 1.99%#			

Quantitation Report (QT Reviewed)

Data Path : I:\8270\GCMS5\201029n\
Data File : 46791-03.d
Acq On : 30 Oct 2020 6:23 am
Operator : GCMS5:im
Sample : L2046791-03,32,,NY,RE,ASK+
Misc : WG1426007,WG1427944,ICAL16639
ALS Vial : 25 Sample Multiplier: 1

Quant Time: Oct 30 09:49:00 2020
Quant Method : i:\8270\GCMS5\201029n\FS200401gcms5.m
Quant Title : Semivolatiles by GC/MS by modified 8270
QLast Update : Fri Oct 30 06:41:49 2020
Response via : Initial Calibration

CCAL FILE(s) : 1 - i:\8270\GCMS5\201029n\ABN1029n.d
: 2 - i:\8270\GCMS5\201029n\ADP1029n.d
: 3 - i:\8270\GCMS5\201029n\AP91029n.d
Sub List : 8270TCL_REV2 - TCL/CT/MA

Compound	R.T.	QIon	Response	Conc	Units	Dev(Min)
96) 4-Terphenyl-d14	8.553	244	319477	22.855	ug/ml	0.00

Spiked Amount 25.000 Range 30 - 130 Recovery = 91.42%

Target Compounds				Qvalue
8) Phenol	0.000	0	N.D.	
15) 2-Methylphenol	0.000	0	N.D.	
18) 3-Methylphenol/4-Methy...	0.000	0	N.D.	
36) Naphthalene	0.000	0	N.D.	d
52) Acenaphthylene	0.000	0	N.D.	d
65) Acenaphthene	0.000	0	N.D.	d
67) Dibenzofuran	0.000	0	N.D.	
73) Fluorene	0.000	0	N.D.	
81) Hexachlorobenzene	0.000	0	N.D.	
82) Pentachlorophenol	0.000	0	N.D.	
89) Phenanthrene	0.000	0	N.D.	d
90) Anthracene	0.000	0	N.D.	d
93) Fluoranthene	0.000	0	N.D.	d
95) Pyrene	0.000	0	N.D.	d
105) Benzo(a)anthracene	0.000	0	N.D.	d
107) Chrysene	0.000	0	N.D.	d
110) Benzo(b)fluoranthene	0.000	0	N.D.	d
111) Benzo(k)fluoranthene	0.000	0	N.D.	d
112) Benzo(a)pyrene	0.000	0	N.D.	d
114) Indeno(1,2,3-cd)pyrene	0.000	0	N.D.	d
115) Dibenzo(a,h)anthracene	0.000	0	N.D.	d
116) Benzo(ghi)perylene	0.000	0	N.D.	d

(#) = qualifier out of range (m) = manual integration (+) = signals summed

Quantitation Report (QT Reviewed)

Data Path : I:\8270\GCMS5\201029n\
Data File : 46791-03.d
Acq On : 30 Oct 2020 6:23 am
Operator : GCMS5:im
Sample : L2046791-03,32,,NY,RE,ASK+
Misc : WG1426007,WG1427944,ICAL16639
ALS Vial : 25 Sample Multiplier: 1

Quant Time: Oct 30 09:49:00 2020
Quant Method : i:\8270\GCMS5\201029n\FS200401gcms5.m
Quant Title : Semivolatiles by GC/MS by modified 8270
QLast Update : Fri Oct 30 06:41:49 2020
Response via : Initial Calibration

Sub List : 8270TCL_REV2 - TCL/CT/MAn\AP91029n.d•

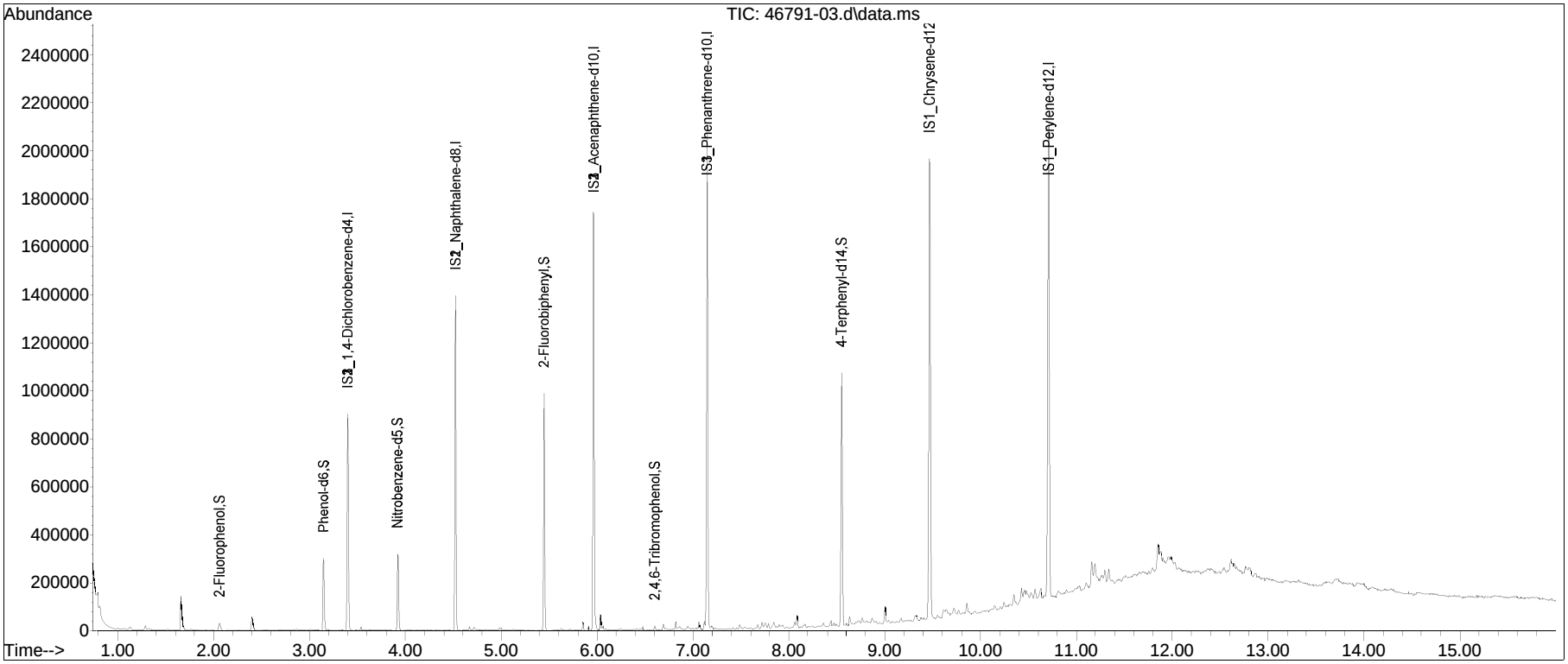

FS200401gcms5.m Fri Oct 30 09:49:23 2020 Page: 5

Manual Integration Report

Data Path	: I:\8270\GCMS5\201029n\	QMethod	: FS200401gcms5.m
Data File	: 46791-03.d	Operator	: GCMS5:im
Date Inj'd	: 10/30/2020 6:23 am	Instrument	: GCMS5
Sample	: L2046791-03,32,,NY,RE,ASK+	Quant Date	: 10/30/2020 6:41 am

There are no manual integrations or false positives in this file.

Semivolatiles Standards Data

Initial Calibration

Initial Calibration Summary
Form 6
Semivolatiles

Client	**: Impact Environmental**	**Lab Number**	**: L2046791**
Project Name	**: 13-12 BEACH CHANNEL DRIVE**	**Project Number**	**: 15209**
Instrument ID	**: GCMS5**	**Ical Ref**	**: ICAL16639**
Calibration dates	**: 04/01/20 22:40 04/02/20 10:43**		

Calibration Files
1.0 =AP9L1.d 2.0 =ABNL2.d 3.0 =AP9L3.d 5.0 =AP9L4.d 10 =AP9L5.d 20 =AP9L6.d 50 =AP9L6.d
100 =AP9L8.d 150 =AP9L9.d 200 =AP9L10.d

		Compound	1.0	2.0	3.0	5.0	10	20	50	100	150	200	Avg
1)	I	IS1_1,4-Dichlorobenzene-d4	----------ISTD----------										
2)	t	n-Nitrosodimet	0.581	0.560	0.711	0.700	0.714	0.736	0.723	0.743	0.760	0.826	0.705	11.28
3)	t	Pyridine	1.065	1.022	1.281	1.166	1.193	1.309	1.316	1.295	1.314	1.429	1.239	10.14
4)	S	2-Fluorophenol	0.903	1.026	0.994	1.111	1.086	1.133	1.161	1.186	1.221	1.196	1.102	9.18
5)	T	Aniline	1.669	1.673	1.736	1.818	1.790	1.857	1.806	1.864	1.843	1.814	1.787	3.98
6)	t	2-Chlorophenol	1.223	1.105	1.331	1.278	1.277	1.332	1.311	1.323	1.326	1.310	1.282	5.52
7)	S	Phenol-d6	1.286	1.313	1.349	1.330	1.346	1.388	1.369	1.430	1.433	1.415	1.366	3.68
8)	T	Phenol	1.506	1.643	1.542	1.650	1.609	1.673	1.665	1.711	1.708	1.682	1.639	4.15
9)	T	Bis(2-chloroet	1.030	1.107	1.049	1.057	1.063	1.072	1.053	1.044	1.050	1.021	1.055	2.25
10)	T	1,3-Dichlorobe	1.334	1.521	1.555	1.456	1.526	1.523	1.514	1.538	1.522	1.495	1.498	4.25
11)	T	1,4-Dichlorobe	1.627	1.516	1.568	1.534	1.505	1.593	1.547	1.545	1.547	1.518	1.550	2.41
12)	T	1,2-Dichlorobe		1.519	1.471	1.505	1.512	1.562	1.475	1.485	1.474	1.426	1.492	2.56
13)	t	Benzyl alcohol	0.810	0.869	0.915	0.910	0.917	0.949	0.964	0.995	0.980	0.972	0.928	6.12
14)	T	Bis(2-chlorois	1.986	1.855	2.168	2.021	1.964	2.055	1.944	1.979	1.931	1.871	1.977	4.59
15)	T	2-Methylphenol	1.027	1.048	1.064	1.026	1.080	1.161	1.122	1.149	1.132	1.147	1.095	4.79
16)	T	Hexachloroethane	0.650	0.622	0.566	0.599	0.611	0.618	0.587	0.588	0.592	0.594	0.603	3.87
17)	T	n-Nitrosodi-n-	0.700	0.752	0.792	0.845	0.796	0.896	0.841	0.861	0.861	0.850	0.819	7.21
18)	T	3-Methylphenol	1.169	1.105	1.180	1.133	1.168	1.235	1.181	1.198	1.211	1.193	1.177	3.16
19)	S	Nitrobenzene-d5	1.210	1.153	1.183	1.161	1.231	1.299	1.263	1.304	1.279	1.269	1.235	4.53
20)	T	Nitrobenzene	1.283	1.225	1.159	1.177	1.249	1.329	1.256	1.274	1.256	1.256	1.247	3.97
21)	T	Isophorone	2.051	2.052	2.035	2.087	2.141	2.325	2.253	2.204	2.240	2.236	2.162	4.75
22)	T	2-Nitrophenol				0.671	0.674	0.731	0.725	0.716	0.748	0.734	0.714	4.18
23)	T	2,4-Dimethylph	0.952	1.131	1.095	1.249	1.158	1.209	1.155	1.154	1.204	1.184	1.149	7.12
24)	T	Bis(2-chloroet	1.353	1.477	1.411	1.433	1.445	1.501	1.371	1.378	1.396	1.385	1.415	3.41
25)	T	2,4-Dichloroph	1.140	1.131	1.127	1.214	1.236	1.296	1.224	1.222	1.266	1.244	1.210	4.83
26)	T	1,2,4-Trichlor	1.560	1.459	1.389	1.426	1.411	1.499	1.361	1.366	1.404	1.376	1.425	4.48
27)	I	IS2_1,4-Dichlorobenzene-d4	----------ISTD----------										
28)	T	Benzaldehyde		0.953	1.062	1.068	1.065	1.044	1.045	1.060	1.030	1.026	1.039	3.43
29)	T	Acetophenone		1.690	1.592	1.740	1.787	1.758	1.767	1.763	1.699	1.679	1.720	3.55
30)	T	m-Toluidine		1.672	1.728	1.802	1.863	1.795	1.834	1.824	1.738	1.717	1.775	3.57
31)	T	2-Chloroaniline		1.502	1.683	1.700	1.711	1.673	1.655	1.643	1.577	1.571	1.635	4.30
32)	I	IS3_1,4-Dichlorobenzene-d4	----------ISTD----------										
33)	T	1,4-Dioxane	0.439	0.496	0.496	0.491	0.460	0.508	0.477	0.492	0.459	0.471	0.479	4.49
34)	T	n-Decane	1.264	1.219	1.219	1.347	1.357	1.472	1.395	1.263	1.181	1.328	1.305	6.98
35)	I	IS1_Naphthalene-d8	----------ISTD----------										
36)	T	Naphthalene		1.035	1.054	1.017	1.051	1.036	1.031	1.025	0.985	0.961	1.022	2.99

Initial Calibration Summary
Form 6
Semivolatiles

Client	**: Impact Environmental**	**Lab Number**	**: L2046791**
Project Name	**: 13-12 BEACH CHANNEL DRIVE**	**Project Number**	**: 15209**
Instrument ID	**: GCMS5**	**Ical Ref**	**: ICAL16639**
Calibration dates	**: 04/01/20 22:40 04/02/20 10:43**		

Calibration Files
1.0 =AP9L1.d 2.0 =ABNL2.d 3.0 =AP9L3.d 5.0 =AP9L4.d 10 =AP9L5.d 20 =AP9L6.d 50 =AP9L6.d
100 =AP9L8.d 150 =AP9L9.d 200 =AP9L10.d

		Compound	1.0	2.0	3.0	5.0	10	20	50	100	150	200	Avg	
37)	T	Benzoic Acid					0.129	0.177	0.255	0.280	0.293	0.286	*L	0.99
91)														
38)	T	4-Chloroaniline	0.120	0.123	0.132	0.120	0.128	0.125	0.129	0.130	0.131	0.127	0.126	3.36
39)	T	Hexachlorobuta	0.206	0.206	0.216	0.199	0.225	0.221	0.224	0.228	0.229	0.222	0.218	4.77
40)	T	p-Chloro-m-cresol	0.245	0.271	0.263	0.281	0.313	0.288	0.314	0.325	0.319	0.320	0.294	9.59
41)	T	2-Methylnaphth	0.697	0.709	0.726	0.728	0.746	0.727	0.734	0.754	0.728	0.715	0.726	2.30
42)	T	1-Methylnaphth	0.246	0.192	0.238	0.220	0.237	0.229	0.233	0.239	0.238	0.239	0.231	6.59
43)	T	Hexachlorocycl				0.270	0.296	0.290	0.306	0.321	0.322	0.319	0.304	6.41
44)	T	2,4,6-Trichlor		0.222	0.233	0.233	0.270	0.260	0.270	0.275	0.272	0.280	0.257	8.47
45)	T	2,4,5-Trichlor		0.292	0.247	0.262	0.282	0.275	0.292	0.299	0.297	0.291	0.282	6.25
46)	S	2-Fluorobiphenyl	0.773	0.803	0.795	0.792	0.815	0.788	0.805	0.805	0.781	0.776	0.793	1.75
47)	T	2-Chloronaphth	0.728	0.747	0.736	0.735	0.766	0.737	0.747	0.752	0.727	0.733	0.741	1.64
48)	T	2-Nitroaniline				0.223	0.243	0.228	0.254	0.263	0.260	0.264	0.248	6.81
49)	T	1,4-Dinitroben				0.093	0.099	0.097	0.112	0.113	0.116	0.116	0.107	9.10
50)	T	1,3-Dinitroben				0.105	0.116	0.112	0.121	0.126	0.128	0.128	0.120	7.44
51)	T	Dimethyl phtha		0.854	0.861	0.845	0.861	0.852	0.865	0.870	0.852	0.853	0.857	0.91
52)	T	Acenaphthylene	1.108	1.084	1.117	1.124	1.190	1.127	1.156	1.127	1.114	1.106	1.125	2.60
53)	T	2,6-Dinitrotol		0.153	0.171	0.173	0.187	0.189	0.194	0.196	0.196	0.201	0.184	8.57
54)	T	1,2-Dinitroben				0.074	0.072	0.073	0.074	0.073	0.074	0.075	0.074	1.24
55)	I	IS2_Naphthalene-d8	----------ISTD----------											
56)	T	a-Terpineol		0.323	0.301	0.321	0.307	0.315	0.331	0.320	0.309	0.304	0.315	3.18
57)	T	3-Chloroaniline		0.138	0.134	0.154	0.149	0.150	0.150	0.145	0.144	0.144	0.145	4.27
58)	T	2,6-Dichlorophenol		0.256	0.287	0.307	0.304	0.312	0.321	0.322	0.315	0.319	0.305	6.98
59)	T	1-chloro-2-nitrobenzene		0.146	0.134	0.129	0.141	0.146	0.146	0.143	0.142	0.146	0.141	4.34
60)	T	Caprolactam				0.155	0.176	0.185	0.195	0.194	0.192	0.191	0.184	7.83
61)	T	1,2,4,5-Tetrachloroben...		0.346	0.333	0.374	0.360	0.351	0.365	0.363	0.361	0.367	0.358	3.47
62)	T	Biphenyl		0.789	0.777	0.865	0.847	0.835	0.845	0.806	0.783	0.780	0.814	4.18
63)	I	IS1_Acenaphthene-d10	----------ISTD----------											
64)	T	3-Nitroaniline			0.342	0.337	0.369	0.361	0.378	0.379	0.372	0.377	0.364	4.54
65)	T	Acenaphthene	1.128	1.083	1.210	1.162	1.194	1.110	1.128	1.141	1.109	1.110	1.138	3.53
66)	T	2,4-Dinitrophenol				0.095	0.170	0.196	0.232	0.244	0.239	0.249	*L	0.99
95)														
67)	T	Dibenzofuran		1.744	1.794	1.786	1.844	1.780	1.779	1.796	1.693	1.684	1.766	2.90
68)	T	2,4-Dinitrotol		0.321	0.388	0.413	0.450	0.422	0.450	0.460	0.453	0.458	0.424	10.78
69)	T	4-Nitrophenol			0.231	0.246	0.271	0.265	0.280	0.285	0.273	0.280	0.266	7.01
70)	T	2,3,5,6-Tetrac		0.357	0.387	0.377	0.437	0.438	0.458	0.469	0.454	0.464	0.427	9.82

Initial Calibration Summary
Form 6
Semivolatiles

Client	**: Impact Environmental**	**Lab Number**	**: L2046791**
Project Name	**: 13-12 BEACH CHANNEL DRIVE**	**Project Number**	**: 15209**
Instrument ID	**: GCMS5**	**Ical Ref**	**: ICAL16639**
Calibration dates	**: 04/01/20 22:40 04/02/20 10:43**		

Calibration Files
1.0 =AP9L1.d 2.0 =ABNL2.d 3.0 =AP9L3.d 5.0 =AP9L4.d 10 =AP9L5.d 20 =AP9L6.d 50 =AP9L6.d
100 =AP9L8.d 150 =AP9L9.d 200 =AP9L10.d

		Compound	1.0	2.0	3.0	5.0	10	20	50	100	150	200	Avg	
71)	T	2,3,4,6-Tetrachlorophenol		0.395	0.388	0.407	0.441	0.436	0.461	0.467	0.452	0.455	0.433	6.80
72)	T	Diethyl phthalate	1.341	1.319	1.378	1.417	1.492	1.460	1.489	1.500	1.442	1.459	1.430	4.50
73)	T	Fluorene	1.289	1.353	1.413	1.356	1.447	1.389	1.427	1.462	1.386	1.406	1.393	3.65
74)	T	4-Chlorophenyl	0.584	0.682	0.673	0.658	0.695	0.658	0.678	0.693	0.673	0.679	0.667	4.78
75)	T	4-Nitroaniline			0.311	0.347	0.384	0.389	0.396	0.406	0.393	0.378	0.376	8.36
76)	T	4,6-Dinitro-o-				0.194	0.220	0.247	0.286	0.300	0.296	0.309	0.265	16.88
77)	T	NDPA/DPA	1.136	1.093	1.087	1.114	1.210	1.178	1.187	1.198	1.142	1.164	1.151	3.76
78)	T	Azobenzene	1.173	1.259	1.207	1.257	1.351	1.278	1.294	1.311	1.233	1.234	1.260	4.11
79)	S	2,4,6-Tribromo		0.190	0.212	0.223	0.239	0.231	0.265	0.277	0.270	0.281	0.243	13.09
80)	T	4-Bromophenyl	0.354	0.428	0.395	0.413	0.445	0.437	0.443	0.456	0.454	0.463	0.429	7.78
81)	T	Hexachlorobenzene	0.505	0.474	0.459	0.459	0.477	0.502	0.515	0.543	0.537	0.542	0.501	6.56
82)	T	Pentachlorophenol			0.211	0.238	0.307	0.306	0.359	0.381	0.381	0.394	*L	0.99
88)														
83)	I	IS2_Acenaphthene-d10	----------ISTD----------											
84)	T	Dichloran				0.145	0.153	0.173	0.209	0.207	0.213	0.228	0.190	17.19
85)	T	Pentachloronitrobenzene				0.159	0.173	0.185	0.190	0.198	0.194	0.212	0.187	9.21
86)	I	IS3_Acenaphthene-d10	----------ISTD----------											
87)	T	Atrazine			0.277	0.290	0.303	0.331	0.338	0.349	0.326	0.361	0.322	9.09
88)	I	IS1_Phenanthrene-d10	----------ISTD----------											
89)	T	Phenanthrene	1.103	1.085	1.054	1.063	1.097	1.076	1.078	1.055	1.029	0.996	1.064	3.04
90)	T	Anthracene	1.038	1.024	1.018	1.022	1.101	1.075	1.105	1.093	1.046	1.014	1.054	3.46
91)	T	Carbazole	0.930	1.004	0.970	0.988	1.046	1.022	1.039	1.022	0.984	0.967	0.997	3.64
92)	T	Di-n-butylphth		1.101	1.056	1.083	1.203	1.219	1.240	1.233	1.205	1.148	1.165	6.01
93)	T	Fluoranthene	1.210	1.260	1.240	1.274	1.355	1.332	1.344	1.325	1.293	1.232	1.287	3.97
94)	T	Benzidine			0.708	0.732	0.820	0.868	0.903	0.887	0.894	0.868	0.835	9.03
95)	T	Pyrene	1.293	1.347	1.307	1.338	1.398	1.384	1.354	1.320	1.304	1.269	1.331	3.06
96)	S	4-Terphenyl-d14	0.746	0.802	0.800	0.806	0.833	0.858	0.899	0.884	0.883	0.873	0.838	5.85
97)	T	Butyl benzyl p				0.478	0.535	0.559	0.599	0.606	0.608	0.588	0.568	8.41
98)	I	IS2_Phenanthrene-d10	----------ISTD----------											
99)	T	Diphenamid				0.444	0.448	0.468	0.501	0.505	0.503	0.506	0.482	5.85
100)	I	IS3_Phenanthrene-d10	----------ISTD----------											
101)	T	n-Octadecane		0.389	0.390	0.412	0.442	0.467	0.444	0.462	0.407	0.432	0.427	6.82
102)	T	Parathion				0.077	0.085	0.104	0.132	0.138	0.146	0.149	*L	0.99
77)														
103)	T	3,3'-Dimethylb				0.576	0.584	0.663	0.811	0.741	0.816	0.814	0.715	15.00
104)	I	IS1_Chrysene-d12	----------ISTD----------											

Initial Calibration Summary
Form 6
Semivolatiles

Client	**: Impact Environmental**	**Lab Number**	**: L2046791**
Project Name	**: 13-12 BEACH CHANNEL DRIVE**	**Project Number**	**: 15209**
Instrument ID	**: GCMS5**	**Ical Ref**	**: ICAL16639**
Calibration dates	**: 04/01/20 22:40 04/02/20 10:43**		

Calibration Files
1.0 =AP9L1.d 2.0 =ABNL2.d 3.0 =AP9L3.d 5.0 =AP9L4.d 10 =AP9L5.d 20 =AP9L6.d 50 =AP9L6.d
100 =AP9L8.d 150 =AP9L9.d 200 =AP9L10.d

		Compound	1.0	2.0	3.0	5.0	10	20	50	100	150	200	Avg	
105)	T	Benzo(a)anthra	1.332	1.252	1.234	1.239	1.289	1.237	1.288	1.257	1.259	1.206	1.259	2.82
106)	T	3,3'-Dichlorob		0.393	0.408	0.432	0.473	0.482	0.515	0.533	0.532	0.519	0.477	11.34
107)	T	Chrysene	1.267	1.202	1.216	1.209	1.265	1.246	1.216	1.201	1.141	1.123	1.209	3.90
108)	T	Bis(2-ethylhex		0.639	0.667	0.715	0.802	0.812	0.824	0.810	0.795	0.762	0.759	9.03
109)	T	Di-n-octylphth				1.163	1.345	1.404	1.473	1.475	1.433	1.368	1.380	7.81
110)	T	Benzo(b)fluora	1.249	1.227	1.287	1.270	1.289	1.398	1.503	1.488	1.375	1.397	1.348	7.29
111)	T	Benzo(k)fluora	1.190	1.163	1.178	1.205	1.244	1.173	1.160	1.133	1.193	1.123	1.176	2.99
112)	T	Benzo(a)pyrene		1.098	1.127	1.132	1.221	1.239	1.269	1.237	1.239	1.221	1.198	5.14
113)	I	IS1_Perylene-d12	----------ISTD----------											
114)	T	Indeno(1,2,3-c		1.044	1.003	1.109	1.163	1.181	1.257	1.296	1.356	1.284	1.188	10.11
115)	T	Dibenzo(a,h)an	0.879	0.981	0.970	0.976	1.044	1.109	1.138	1.139	1.143	1.111	1.049	8.83
116)	T	Benzo(ghi)pery	1.113	1.084	1.111	1.109	1.146	1.194	1.226	1.222	1.232	1.201	1.164	4.90

Initial Calibration Summary
Form 6
Semivolatiles

Client	**: Impact Environmental**	**Lab Number**	**: L2046791**
Project Name	**: 13-12 BEACH CHANNEL DRIVE**	**Project Number**	**: 15209**
Instrument ID	**: MORK**	**Ical Ref**	**: ICAL17151**
Calibration dates	**: 09/11/20 18:52 09/15/20 11:28**		

Calibration Files

1.0 =AP9L1.D 2.0 =AP9L2.D 3.0 =ABNL3.D 5.0 =AP9L4.D 10 =AP9L5.D 20 =AP9L6.D 50 =ABNL7.D

100 =ABNL8.D 150 =ABNL9.D 200 =ABNL10.D

		Compound	1.0	2.0	3.0	5.0	10	20	50	100	150	200	Avg	%RSD
1)	I	IS1_1,4-Dichlorobenzene-d4	----------ISTD----------											
2)	t	N-Nitrosodimethylamine	0.847	0.775	0.812	0.801	0.856	0.849	0.870	0.832	0.846	0.843	0.833	3.46
3)	t	Pyridine	1.646	1.404	1.390	1.480	1.498	1.505	1.487	1.478	1.492	1.486	1.486	4.61
4)	S	2-Fluorophenol	1.225	1.155	1.172	1.174	1.233	1.211	1.282	1.240	1.283	1.265	1.224	3.76
5)	T	Aniline	2.008	1.824	1.805	1.838	1.951	1.950	2.037	2.030	2.058	2.012	1.951	4.90
6)	t	2-Chlorophenol	1.258	1.313	1.284	1.339	1.350	1.378	1.393	1.354	1.369	1.337	1.337	3.16
7)	S	Phenol-d6	1.360	1.328	1.425	1.473	1.518	1.514	1.567	1.508	1.545	1.508	1.475	5.36
8)	T	Phenol	1.860	1.681	1.584	1.690	1.770	1.756	1.837	1.802	1.815	1.761	1.756	4.76
9)	T	bis(2-Chloroethyl)ether	1.522	1.401	1.389	1.374	1.384	1.348	1.355	1.321	1.342	1.287	1.372	4.56
10)	T	1,3-Dichlorobenzene	1.693	1.693	1.499	1.529	1.515	1.505	1.532	1.484	1.498	1.464	1.541	5.34
11)	T	1,4-Dichlorobenzene	1.848	1.790	1.794	1.700	1.644	1.672	1.610	1.532	1.551	1.528	1.667	6.93
12)	T	1,2-Dichlorobenzene	1.661	1.711	1.616	1.686	1.559	1.548	1.510	1.450	1.491	1.456	1.569	6.07
13)	t	Benzyl alcohol	0.799	0.821	0.796	0.907	0.960	0.977	1.050	1.055	1.093	1.088	0.955	12.42
14)	T	bis(2-chloroisopropyl)ether	2.534	2.255	2.104	2.094	2.110	2.081	2.051	1.983	1.983	1.932	2.113	8.19
15)	T	2-Methylphenol	1.201	1.258	1.112	1.203	1.270	1.218	1.247	1.226	1.232	1.218	1.219	3.58
16)	T	Hexachloroethane	0.835	0.695	0.672	0.637	0.629	0.620	0.600	0.593	0.587	0.572	0.644	11.99
17)	T	n-Nitrosodi-n-propylamine	0.797	0.837	0.830	0.868	0.914	0.920	0.964	0.961	0.969	0.949	0.901	7.04
18)	T	3-Methylphenol/4-Methylphenol	1.045	1.196	1.199	1.220	1.275	1.217	1.289	1.293	1.296	1.258	1.229	6.16
19)	S	Nitrobenzene-d5	1.228	1.081	1.143	1.206	1.353	1.300	1.394	1.392	1.410	1.370	1.288	9.04
20)	T	Nitrobenzene	1.337	1.332	1.192	1.226	1.372	1.369	1.389	1.364	1.394	1.342	1.332	5.14
21)	T	Isophorone	3.012	2.682	2.608	2.543	2.709	2.660	2.794	2.668	2.729	2.670	2.708	4.67
22)	T	2-Nitrophenol				0.560	0.640	0.663	0.735	0.731	0.771	0.737	0.691	10.67
23)	T	2,4-Dimethylphenol	1.269	1.186	1.281	1.254	1.333	1.327	1.392	1.352	1.386	1.346	1.313	4.90
24)	T	bis(2-Chloroethoxy)methane	1.380	1.478	1.432	1.404	1.565	1.606	1.671	1.611	1.637	1.601	1.538	6.85
25)	T	2,4-Dichlorophenol	0.946	0.945	0.908	0.987	1.111	1.111	1.148	1.162	1.163	1.150	1.063	9.74
26)	T	1,2,4-Trichlorobenzene	1.331	1.337	1.172	1.288	1.267	1.258	1.263	1.225	1.255	1.199	1.260	4.15
27)	I	IS2_1,4-Dichlorobenzene-d4	----------ISTD----------											
28)	T	Benzaldehyde		0.666	0.826	0.884	0.932	1.011	1.023	1.071	1.111	1.055	0.953	14.87
29)	T	Acetophenone	1.450	1.405	1.349	1.557	1.563	1.599	1.711	1.767	1.776	1.788	1.596	10.08
30)	T	m-Toluidine		1.475	1.633	1.683	1.831	1.792	1.814	1.885	1.881	1.827	1.758	7.72
31)	T	2-Chloroaniline		1.526	1.478	1.641	1.677	1.675	1.688	1.718	1.702	1.627	1.637	5.02
32)	I	IS3_1,4-Dichlorobenzene-d4	----------ISTD----------											
33)	T	1,4-Dioxane	1.370	0.743	0.740	0.588	0.567	0.531	0.515	0.592	0.583	0.587	*L	0.9945
34)	T	n-Decane	1.291	1.378	1.372	1.369	1.333	1.409	1.408	1.639	1.603	1.585	1.439	8.55
35)	I	IS1_Naphthalene-d8	----------ISTD----------											
36)	T	Naphthalene	1.266	1.113	1.060	1.057	1.024	1.018	1.029	0.985	0.953	0.926	1.043	9.12

Initial Calibration Summary
Form 6
Semivolatiles

Client	**: Impact Environmental**	**Lab Number**	**: L2046791**
Project Name	**: 13-12 BEACH CHANNEL DRIVE**	**Project Number**	**: 15209**
Instrument ID	**: MORK**	**Ical Ref**	**: ICAL17151**
Calibration dates	**: 09/11/20 18:52 09/15/20 11:28**		

Calibration Files

1.0 =AP9L1.D 2.0 =AP9L2.D 3.0 =ABNL3.D 5.0 =AP9L4.D 10 =AP9L5.D 20 =AP9L6.D 50 =ABNL7.D

100 =ABNL8.D 150 =ABNL9.D 200 =ABNL10.D

		Compound	1.0	2.0	3.0	5.0	10	20	50	100	150	200	Avg	%RSD
37)	T	Benzoic Acid					0.161	0.190	0.242	0.255	0.263	0.262	0.229	18.83
38)	T	4-Chloroaniline		0.095	0.097	0.107	0.109	0.118	0.123	0.121	0.120	0.120	0.112	9.32
39)	T	Hexachlorobutadiene	0.231	0.195	0.176	0.187	0.174	0.173	0.177	0.172	0.169	0.162	0.181	10.77
40)	T	p-Chloro-m-cresol	0.230	0.218	0.250	0.252	0.270	0.278	0.303	0.292	0.291	0.284	0.267	10.60
41)	T	2-Methylnaphthalene	0.685	0.679	0.637	0.652	0.641	0.656	0.684	0.655	0.651	0.632	0.657	2.96
42)	T	1-Methylnaphthalene	0.258	0.225	0.214	0.233	0.237	0.222	0.231	0.224	0.219	0.215	0.228	5.73
43)	T	Hexachlorocyclopentadiene				0.190	0.197	0.201	0.227	0.226	0.224	0.221	0.212	7.39
44)	T	2,4,6-Trichlorophenol		0.157	0.150	0.159	0.170	0.184	0.197	0.195	0.192	0.187	0.177	10.25
45)	T	2,4,5-Trichlorophenol		0.201	0.200	0.229	0.223	0.236	0.237	0.228	0.234	0.225	0.224	6.27
46)	S	2-Fluorobiphenyl	0.785	0.783	0.730	0.728	0.730	0.736	0.764	0.720	0.707	0.692	0.738	4.18
47)	T	2-Chloronaphthalene	0.681	0.610	0.609	0.630	0.619	0.648	0.657	0.635	0.623	0.616	0.633	3.64
48)	T	2-Nitroaniline				0.163	0.183	0.209	0.236	0.231	0.233	0.229	0.212	13.52
49)	T	1,4-Dinitrobenzene				0.061	0.076	0.087	0.100	0.101	0.103	0.102	0.090	18.05
50)	T	1,3-Dinitrobenzene		0.074	0.065	0.082	0.091	0.109	0.121	0.116	0.117	0.117	*L	0.9998
51)	T	Dimethyl phthalate		0.770	0.743	0.740	0.711	0.757	0.794	0.750	0.752	0.739	0.751	3.03
52)	T	Acenaphthylene	1.199	1.116	1.063	1.046	1.051	1.071	1.136	1.078	1.057	1.017	1.083	4.90
53)	T	2,6-Dinitrotoluene		0.124	0.128	0.135	0.149	0.168	0.177	0.174	0.172	0.169	0.155	13.78
54)	T	1,2-Dinitrobenzene				0.076	0.077	0.081	0.082	0.077	0.075	0.073	0.077	4.26
55)	I	IS2_Naphthalene-d8	----------ISTD----------											
56)	T	a-Terpineol		0.265	0.243	0.251	0.277	0.278	0.289	0.288	0.283	0.279	0.273	6.01
57)	T	3-Chloroaniline		0.100	0.110	0.109	0.127	0.137	0.140	0.138	0.137	0.135	0.126	12.14
58)	T	2,6-Dichlorophenol		0.195	0.206	0.215	0.254	0.271	0.282	0.274	0.274	0.267	0.249	13.59
59)	T	1-chloro-2-nitrobenzene		0.098	0.100	0.093	0.121	0.124	0.131	0.132	0.134	0.131	0.118	14.00
60)	T	Caprolactam			0.103	0.106	0.132	0.147	0.159	0.164	0.166	0.161	0.142	18.09
61)	T	1,2,4,5-Tetrachlorobenzene	0.280	0.261	0.273	0.267	0.294	0.295	0.300	0.299	0.286	0.279	0.283	4.84
62)	T	Biphenyl		0.612	0.703	0.721	0.790	0.797	0.817	0.802	0.807	0.749	0.755	8.89
63)	I	IS1_Acenaphthene-d10	----------ISTD----------											
64)	T	3-Nitroaniline			0.241	0.293	0.333	0.349	0.374	0.362	0.358	0.353	0.333	13.39
65)	T	Acenaphthene	1.414	1.362	1.168	1.181	1.158	1.126	1.129	1.053	1.018	0.990	1.160	11.80
66)	T	2,4-Dinitrophenol				0.094	0.130	0.164	0.200	0.203	0.204	0.207	*L	0.9999
67)	T	Dibenzofuran		1.760	1.642	1.677	1.676	1.636	1.652	1.584	1.511	1.464	1.622	5.58
68)	T	2,4-Dinitrotoluene		0.286	0.298	0.351	0.379	0.401	0.414	0.410	0.406	0.398	0.371	13.14
69)	T	4-Nitrophenol				0.189	0.207	0.237	0.263	0.261	0.261	0.261	0.240	12.62
70)	T	2,3,5,6-Tetrachlorophenol		0.272	0.277	0.307	0.305	0.325	0.342	0.332	0.327	0.328	0.313	7.90
71)	T	2,3,4,6-Tetrachlorophenol		0.342	0.303	0.345	0.352	0.360	0.367	0.346	0.339	0.331	0.343	5.35
72)	T	Diethyl phthalate	1.609	1.372	1.314	1.386	1.392	1.397	1.441	1.373	1.331	1.302	1.392	6.24

Initial Calibration Summary
Form 6
Semivolatiles

Client	**: Impact Environmental**	**Lab Number**	**: L2046791**
Project Name	**: 13-12 BEACH CHANNEL DRIVE**	**Project Number**	**: 15209**
Instrument ID	**: MORK**	**Ical Ref**	**: ICAL17151**
Calibration dates	**: 09/11/20 18:52 09/15/20 11:28**		

Calibration Files
1.0 =AP9L1.D 2.0 =AP9L2.D 3.0 =ABNL3.D 5.0 =AP9L4.D 10 =AP9L5.D 20 =AP9L6.D 50 =ABNL7.D
100 =ABNL8.D 150 =ABNL9.D 200 =ABNL10.D

		Compound	1.0	2.0	3.0	5.0	10	20	50	100	150	200	Avg	%RSD
73)	T	Fluorene	1.426	1.386	1.275	1.336	1.347	1.325	1.366	1.290	1.213	1.193	1.316	5.61
74)	T	4-Chlorophenyl-phenylether	0.662	0.669	0.592	0.612	0.611	0.606	0.633	0.597	0.569	0.560	0.611	5.81
75)	T	4-Nitroaniline				0.290	0.325	0.368	0.393	0.384	0.380	0.360	0.357	10.38
76)	T	4,6-Dinitro-o-cresol				0.166	0.185	0.214	0.250	0.249	0.248	0.250	*L	0.9999
77)	T	NDPA/DPA	1.227	1.155	1.054	1.142	1.131	1.117	1.148	1.094	1.052	1.030	1.115	5.33
78)	T	Azobenzene	1.599	1.357	1.340	1.352	1.320	1.355	1.383	1.320	1.275	1.236	1.354	7.12
79)	S	2,4,6-Tribromophenol		0.205	0.190	0.206	0.209	0.222	0.241	0.233	0.237	0.231	0.219	8.05
80)	T	4-Bromophenyl-phenylether	0.393	0.313	0.344	0.377	0.352	0.373	0.390	0.379	0.375	0.365	0.366	6.57
81)	T	Hexachlorobenzene	0.548	0.484	0.451	0.457	0.442	0.445	0.463	0.447	0.439	0.435	0.461	7.32
82)	T	Pentachlorophenol			0.205	0.237	0.243	0.280	0.307	0.307	0.309	0.307	0.274	14.91
83)	I	IS2_Acenaphthene-d10	----------ISTD----------											
84)	T	Dichloran				0.099	0.112	0.140	0.159	0.173	0.183	0.173	*L	0.9935
85)	T	Pentachloronitrobenzene				0.133	0.150	0.152	0.161	0.161	0.169	0.159	0.155	7.34
86)	I	IS3_Acenaphthene-d10	----------ISTD----------											
87)	T	Atrazine			0.255	0.263	0.268	0.303	0.316	0.397	0.403	0.395	0.325	19.65
88)	I	IS1_Phenanthrene-d10	----------ISTD----------											
89)	T	Phenanthrene	1.319	1.163	1.061	1.073	1.045	1.037	1.030	0.985	0.948	0.929	1.059	10.67
90)	T	Anthracene	1.376	1.204	1.155	1.151	1.111	1.130	1.160	1.090	1.044	0.989	1.141	9.07
91)	T	Carbazole	1.069	1.047	0.962	1.021	0.988	1.032	1.056	0.989	0.968	0.949	1.008	4.23
92)	s	O-Terphenyl											0.000	-1.00
93)	T	Di-n-butylphthalate		1.148	1.095	1.209	1.188	1.279	1.308	1.270	1.218	1.177	1.210	5.60
94)	s	1-Chlorooctade											0.000	-1.00
95)	T	Fluoranthene	1.377	1.297	1.179	1.235	1.201	1.247	1.268	1.194	1.162	1.127	1.229	5.94
96)	T	Benzidine		0.549	0.543	0.640	0.725	0.827	0.938	0.918	0.914	0.914	*L	0.9998
97)	T	Pyrene	1.462	1.405	1.322	1.342	1.262	1.299	1.314	1.240	1.199	1.184	1.303	6.69
98)	S	4-Terphenyl-d14	1.034	1.033	0.971	1.003	0.961	0.989	1.010	0.949	0.938	0.926	0.981	3.90
99)	T	Butyl benzyl phthalate				0.477	0.496	0.550	0.633	0.631	0.637	0.623	0.578	12.05
100)	I	IS2_Phenanthrene-d10	----------ISTD----------											
101)	T	Diphenamid				0.438	0.454	0.470	0.489	0.473	0.485	0.454	0.466	3.97
102)	I	IS3_Phenanthrene-d10	----------ISTD----------											
103)	T	n-Octadecane		0.358	0.377	0.391	0.390	0.419	0.430	0.523	0.518	0.502	0.434	14.74
104)	T	Parathion				0.066	0.075	0.093	0.111	0.149	0.160	0.158	*Q	0.9959
105)	T	3,3'-Dimethylbenzidine			0.432	0.473	0.561	0.649	0.714	0.944	0.972	0.924	*Q	0.9948
106)	I	IS1_Chrysene-d12	----------ISTD----------											
107)	T	Benzo[a]anthracene	1.373	1.193	1.122	1.134	1.109	1.131	1.194	1.133	1.092	1.072	1.155	7.42
108)	T	3,3'-Dichlorobenzidine		0.375	0.383	0.434	0.444	0.473	0.498	0.493	0.487	0.468	0.450	10.19

Initial Calibration Summary
Form 6
Semivolatiles

Client	**: Impact Environmental**	**Lab Number**	**: L2046791**
Project Name	**: 13-12 BEACH CHANNEL DRIVE**	**Project Number**	**: 15209**
Instrument ID	**: MORK**	**Ical Ref**	**: ICAL17151**
Calibration dates	**: 09/11/20 18:52 09/15/20 11:28**		

Calibration Files

1.0 =AP9L1.D 2.0 =AP9L2.D 3.0 =ABNL3.D 5.0 =AP9L4.D 10 =AP9L5.D 20 =AP9L6.D 50 =ABNL7.D

100 =ABNL8.D 150 =ABNL9.D 200 =ABNL10.D

		Compound	1.0	2.0	3.0	5.0	10	20	50	100	150	200	Avg	%RSD
109)	T	Chrysene	1.607	1.397	1.293	1.272	1.224	1.216	1.174	1.107	1.093	1.048	1.243	13.25
110)	T	bis(2-Ethylhexyl)phthalate		0.604	0.631	0.707	0.763	0.837	0.870	0.844	0.831	0.786	0.764	12.63
111)	T	Di-n-octylphthalate				1.082	1.246	1.437	1.561	1.548	1.528	1.477	1.411	12.78
112)	T	Benzo(b)fluoranthene	1.213	1.052	1.173	1.186	1.133	1.244	1.318	1.264	1.361	1.316	1.226	7.68
113)	T	Benzo(k)fluoranthene	1.683	1.464	1.414	1.417	1.429	1.378	1.362	1.315	1.241	1.224	1.393	9.28
114)	T	Benzo(a)pyrene		1.083	1.105	1.117	1.115	1.178	1.252	1.197	1.223	1.180	1.161	5.04
115)	I	IS1_Perylene-d12	----------ISTD----------											
116)	T	Indeno(1,2,3-cd)pyrene		0.925	0.885	0.957	0.992	1.044	1.137	1.154	1.133	1.161	1.043	10.27
117)	T	Dibenzo[a,h]anthracene	1.160	1.120	1.101	1.151	1.153	1.178	1.223	1.188	1.165	1.136	1.158	2.99
118)	T	Benzo(g,h,i)perylene	1.317	1.214	1.198	1.206	1.204	1.225	1.231	1.207	1.162	1.130	1.209	3.99

Initial Calibration Summary
Form 6
Semivolatiles

Client	**: Impact Environmental**	**Lab Number**	**: L2046791**
Project Name	**: 13-12 BEACH CHANNEL DRIVE**	**Project Number**	**: 15209**
Instrument ID	**: SV109**	**Ical Ref**	**: ICAL17223**
Calibration dates	**: 10/06/20 13:50 10/07/20 02:36**		

Calibration Files

1.0 =AP9L1.D 2.0 =AP9L2.D 3.0 =ABNL3.D 5.0 =AP9L4.D 10 =AP9L5.D 20 =AP9L6.D 50 =AP9L7.D

100 =AP9L8.D 150 =AP9L9.D 200 =ADPL10.D

		Compound	1.0	2.0	3.0	5.0	10	20	50	100	150	200	Avg	%RSD
1)	I	IS1_1,4-Dichlorobenzene-d4	----------ISTD----------											
2)	t	N-Nitrosodimethylamine	1.059	0.947	0.871	0.902	0.888	0.876	0.882	0.884	0.924	0.900	0.913	6.16
3)	t	Pyridine	1.612	1.561	1.431	1.502	1.535	1.470	1.499	1.490	1.584	1.537	1.522	3.59
4)	S	2-Fluorophenol	1.549	1.342	1.262	1.323	1.298	1.293	1.298	1.304	1.352	1.336	1.336	5.95
5)	T	Aniline	2.701	2.347	2.218	2.155	2.184	2.138	2.174	2.148	2.247	2.148	2.246	7.65
6)	t	2-Chlorophenol	1.665	1.487	1.420	1.385	1.384	1.384	1.411	1.399	1.458	1.410	1.440	5.96
7)	S	Phenol-d6	1.987	1.652	1.581	1.576	1.588	1.571	1.617	1.578	1.676	1.584	1.641	7.71
8)	T	Phenol	2.431	2.013	1.970	1.740	1.760	1.742	1.734	1.709	1.807	1.719	1.863	12.15
9)	T	bis(2-Chloroethyl)ether	1.732	1.496	1.451	1.408	1.391	1.371	1.333	1.298	1.391	1.334	1.421	8.71
10)	T	1,3-Dichlorobenzene	2.004	1.762	1.598	1.642	1.601	1.559	1.542	1.512	1.536	1.532	1.629	9.25
11)	T	1,4-Dichlorobenzene	2.107	1.804	1.649	1.682	1.624	1.571	1.560	1.546	1.557	1.537	1.664	10.59
12)	T	1,2-Dichlorobenzene	1.968	1.751	1.614	1.583	1.554	1.518	1.496	1.480	1.509	1.471	1.594	9.75
13)	t	Benzyl alcohol	1.445	1.207	1.133	1.112	1.155	1.162	1.190	1.182	1.244	1.152	1.198	7.88
14)	T	bis(2-chloroisopropyl)ether	2.607	2.266	2.149	2.031	2.034	2.069	2.009	1.979	1.995	1.880	2.102	9.76
15)	T	2-Methylphenol	1.565	1.341	1.333	1.303	1.325	1.287	1.326	1.307	1.367	1.271	1.342	6.17
16)	T	Hexachloroethane	0.797	0.682	0.618	0.612	0.632	0.623	0.607	0.613	0.612	0.613	0.641	9.19
17)	T	n-Nitrosodi-n-propylamine	1.228	1.097	1.015	0.984	0.989	0.993	1.025	0.997	1.050	0.953	1.033	7.68
18)	T	3-Methylphenol/4-Methylphenol	1.728	1.497	1.414	1.352	1.420	1.374	1.405	1.356	1.452	1.342	1.434	7.97
19)	S	Nitrobenzene-d5	1.914	1.606	1.563	1.425	1.510	1.486	1.526	1.506	1.569	1.479	1.558	8.66
20)	T	Nitrobenzene	1.828	1.605	1.567	1.463	1.515	1.499	1.519	1.500	1.567	1.454	1.552	6.97
21)	T	Isophorone	3.382	2.878	2.777	2.596	2.760	2.773	2.811	2.739	2.892	2.610	2.822	7.77
22)	T	2-Nitrophenol	0.823	0.725	0.687	0.673	0.707	0.744	0.771	0.781	0.823	0.771	0.751	7.00
23)	T	2,4-Dimethylphenol	1.770	1.503	1.426	1.377	1.406	1.457	1.478	1.450	1.539	1.417	1.482	7.53
24)	T	bis(2-Chloroethoxy)methane	2.204	1.943	1.861	1.754	1.786	1.764	1.758	1.702	1.779	1.644	1.820	8.65
25)	T	2,4-Dichlorophenol	1.394	1.300	1.241	1.174	1.195	1.211	1.217	1.199	1.245	1.154	1.233	5.66
26)	T	1,2,4-Trichlorobenzene	1.635	1.418	1.356	1.268	1.266	1.244	1.246	1.238	1.268	1.203	1.314	9.80
27)	I	IS2_1,4-Dichlorobenzene-d4	----------ISTD----------											
28)	T	Benzaldehyde		1.273	1.239	1.228	1.190	1.219	1.251	1.226	1.307	1.265	1.244	2.77
29)	T	Acetophenone		2.149	2.092	2.172	2.014	2.086	2.145	2.086	2.229	2.170	2.127	2.99
30)	T	m-Toluidine		2.117	2.092	2.132	2.060	2.076	2.157	2.100	2.246	2.174	2.128	2.71
31)	T	2-Chloroaniline		1.839	1.830	1.843	1.813	1.819	1.880	1.820	1.949	1.908	1.856	2.53
32)	I	IS3_1,4-Dichlorobenzene-d4	----------ISTD----------											
33)		1,4-Dioxane	0.755	0.661	0.576	0.525	0.516	0.513	0.509	0.495	0.498	0.496	0.554	15.72
34)	T	n-Decane	1.871	1.624	1.505	1.537	1.504	1.538	1.537	1.530	1.508	1.516	1.567	7.17
35)	I	IS1_Naphthalene-d8	----------ISTD----------											
36)	T	Naphthalene	1.310	1.147	1.058	1.047	1.034	1.001	0.995	0.982	0.977	0.961	1.051	10.05

Initial Calibration Summary
Form 6
Semivolatiles

Client	**: Impact Environmental**	**Lab Number**	**: L2046791**
Project Name	**: 13-12 BEACH CHANNEL DRIVE**	**Project Number**	**: 15209**
Instrument ID	**: SV109**	**Ical Ref**	**: ICAL17223**
Calibration dates	**: 10/06/20 13:50 10/07/20 02:36**		

Calibration Files

1.0 =AP9L1.D 2.0 =AP9L2.D 3.0 =ABNL3.D 5.0 =AP9L4.D 10 =AP9L5.D 20 =AP9L6.D 50 =AP9L7.D

100 =AP9L8.D 150 =AP9L9.D 200 =ADPL10.D

		Compound	1.0	2.0	3.0	5.0	10	20	50	100	150	200	Avg	%RSD
37)	T	Benzoic Acid				0.189	0.225	0.249	0.280	0.286	0.303	0.285	0.259	15.65
38)	T	4-Chloroaniline	0.162	0.149	0.138	0.135	0.135	0.134	0.136	0.135	0.136	0.132	0.139	6.58
39)	T	Hexachlorobutadiene	0.203	0.183	0.164	0.169	0.167	0.169	0.166	0.165	0.163	0.165	0.171	7.36
40)	T	p-Chloro-m-cresol	0.339	0.307	0.284	0.288	0.295	0.298	0.307	0.304	0.313	0.302	0.304	5.03
41)	T	2-Methylnaphthalene	0.855	0.750	0.703	0.688	0.688	0.674	0.677	0.664	0.673	0.663	0.703	8.39
42)	T	1-Methylnaphthalene	0.293	0.254	0.237	0.233	0.232	0.225	0.228	0.224	0.225	0.220	0.237	9.26
43)	T	Hexachlorocyclopentadiene			0.146	0.150	0.167	0.184	0.202	0.209	0.217	0.213	0.186	15.42
44)	T	2,4,6-Trichlorophenol	0.220	0.209	0.199	0.189	0.198	0.195	0.203	0.205	0.209	0.201	0.203	4.21
45)	T	2,4,5-Trichlorophenol	0.253	0.220	0.203	0.206	0.212	0.213	0.220	0.219	0.219	0.212	0.218	6.27
46)	S	2-Fluorobiphenyl	0.947	0.840	0.768	0.755	0.721	0.717	0.717	0.696	0.698	0.681	0.754	10.88
47)	T	2-Chloronaphthalene	0.824	0.721	0.684	0.651	0.650	0.634	0.640	0.628	0.632	0.613	0.668	9.47
48)	T	2-Nitroaniline		0.193	0.188	0.193	0.208	0.210	0.227	0.225	0.233	0.223	0.211	7.96
49)	T	1,4-Dinitrobenzene		0.084	0.084	0.080	0.087	0.091	0.102	0.102	0.106	0.099	0.093	10.18
50)	T	1,3-Dinitrobenzene		0.099	0.097	0.095	0.104	0.107	0.113	0.115	0.117	0.111	0.106	7.61
51)	T	Dimethyl phthalate	0.980	0.852	0.766	0.763	0.760	0.747	0.757	0.737	0.749	0.705	0.782	10.11
52)	T	Acenaphthylene	1.324	1.162	1.092	1.066	1.072	1.050	1.073	1.035	1.047	1.004	1.092	8.38
53)	T	2,6-Dinitrotoluene	0.176	0.159	0.152	0.147	0.157	0.159	0.167	0.162	0.165	0.157	0.160	4.92
54)	T	1,2-Dinitrobenzene		0.068	0.071	0.066	0.070	0.071	0.073	0.072	0.072	0.068	0.070	3.29
55)	I	IS2_Naphthalene-d8	----------ISTD----------											
56)	T	a-Terpineol		0.305	0.293	0.304	0.304	0.314	0.330	0.315	0.330	0.327	0.314	4.26
57)	T	3-Chloroaniline		0.151	0.149	0.144	0.146	0.150	0.154	0.148	0.156	0.154	0.150	2.57
58)	T	2,6-Dichlorophenol		0.281	0.264	0.275	0.273	0.282	0.296	0.282	0.302	0.295	0.283	4.25
59)	T	1-chloro-2-nitrobenzene		0.142	0.137	0.139	0.134	0.142	0.148	0.145	0.152	0.150	0.143	4.22
60)	T	Caprolactam				0.163	0.160	0.171	0.186	0.181	0.196	0.192	0.178	7.87
61)	T	1,2,4,5-Tetrachlorobenzene		0.314	0.305	0.299	0.288	0.289	0.298	0.281	0.292	0.297	0.296	3.32
62)	T	Biphenyl		0.888	0.838	0.841	0.808	0.812	0.833	0.782	0.825	0.809	0.826	3.58
63)	I	IS1_Acenaphthene-d10	----------ISTD----------											
64)	T	3-Nitroaniline		0.327	0.322	0.335	0.358	0.359	0.375	0.376	0.378	0.368	0.355	6.13
65)	T	Acenaphthene	1.440	1.248	1.140	1.155	1.133	1.080	1.099	1.086	1.094	1.089	1.156	9.65
66)	T	2,4-Dinitrophenol				0.101	0.131	0.157	0.189	0.197	0.206	0.198	*L	0.9991
67)	T	Dibenzofuran	2.182	1.889	1.779	1.771	1.739	1.672	1.666	1.644	1.629	1.601	1.757	9.83
68)	T	2,4-Dinitrotoluene	0.412	0.378	0.378	0.375	0.389	0.406	0.421	0.420	0.423	0.405	0.401	4.75
69)	T	4-Nitrophenol		0.258	0.243	0.258	0.274	0.279	0.297	0.312	0.314	0.299	0.282	8.99
70)	T	2,3,5,6-Tetrachlorophenol		0.277	0.281	0.281	0.308	0.303	0.323	0.329	0.337	0.329	0.308	7.62
71)	T	2,3,4,6-Tetrachlorophenol	0.327	0.314	0.281	0.289	0.304	0.310	0.320	0.328	0.327	0.322	0.312	5.23
72)	T	Diethyl phthalate	1.673	1.492	1.388	1.375	1.381	1.401	1.414	1.393	1.414	1.349	1.428	6.57

Initial Calibration Summary
Form 6
Semivolatiles

Client	**: Impact Environmental**	**Lab Number**	**: L2046791**
Project Name	**: 13-12 BEACH CHANNEL DRIVE**	**Project Number**	**: 15209**
Instrument ID	**: SV109**	**Ical Ref**	**: ICAL17223**
Calibration dates	**: 10/06/20 13:50 10/07/20 02:36**		

Calibration Files

1.0 =AP9L1.D 2.0 =AP9L2.D 3.0 =ABNL3.D 5.0 =AP9L4.D 10 =AP9L5.D 20 =AP9L6.D 50 =AP9L7.D

100 =AP9L8.D 150 =AP9L9.D 200 =ADPL10.D

		Compound	1.0	2.0	3.0	5.0	10	20	50	100	150	200	Avg	%RSD
73)	T	Fluorene	1.630	1.438	1.338	1.334	1.349	1.310	1.325	1.319	1.325	1.301	1.367	7.32
74)	T	4-Chlorophenyl-phenylether	0.761	0.684	0.599	0.610	0.607	0.587	0.594	0.586	0.585	0.580	0.619	9.39
75)	T	4-Nitroaniline		0.324	0.313	0.328	0.347	0.350	0.371	0.366	0.367	0.346	0.346	5.98
76)	T	4,6-Dinitro-o-cresol			0.147	0.153	0.175	0.204	0.228	0.233	0.239	0.225	0.200	18.56
77)	T	NDPA/DPA	1.398	1.191	1.119	1.129	1.116	1.111	1.123	1.121	1.118	1.094	1.152	7.82
78)	T	Azobenzene	1.643	1.496	1.366	1.402	1.399	1.397	1.413	1.396	1.373	1.333	1.422	6.21
79)	S	2,4,6-Tribromophenol	0.179	0.172	0.185	0.184	0.181	0.182	0.194	0.196	0.206	0.197	0.188	5.51
80)	T	4-Bromophenyl-phenylether	0.418	0.378	0.341	0.350	0.342	0.337	0.345	0.343	0.355	0.343	0.355	7.01
81)	T	Hexachlorobenzene	0.501	0.420	0.425	0.415	0.402	0.384	0.388	0.398	0.408	0.392	0.413	8.17
82)	T	Pentachlorophenol			0.165	0.181	0.198	0.226	0.245	0.263	0.272	0.257	0.226	17.74
83)	I	IS2_Acenaphthene-d10	----------ISTD----------											
84)	T	Dichloran			0.100	0.112	0.125	0.144	0.172	0.169	0.184	0.189	*L	0.9973
85)	T	Pentachloronitrobenzene			0.114	0.143	0.151	0.161	0.173	0.166	0.175	0.181	0.158	13.73
86)	I	IS3_Acenaphthene-d10	----------ISTD----------											
87)	T	Atrazine			0.287	0.294	0.306	0.326	0.334	0.336	0.331	0.347	0.320	6.76
88)	I	IS1_Phenanthrene-d10	----------ISTD----------											
89)	T	Phenanthrene	1.446	1.230	1.146	1.166	1.104	1.103	1.089	1.095	1.091	1.091	1.156	9.64
90)	T	Anthracene	1.365	1.217	1.125	1.140	1.130	1.118	1.120	1.140	1.138	1.126	1.162	6.62
91)	T	Carbazole	1.314	1.112	1.067	1.066	1.074	1.075	1.073	1.089	1.082	1.060	1.101	6.93
92)	T	Di-n-butylphthalate	1.278	1.163	1.099	1.118	1.158	1.291	1.306	1.355	1.358	1.292	1.242	7.87
93)	T	Fluoranthene	1.433	1.166	1.139	1.156	1.151	1.165	1.182	1.213	1.204	1.182	1.199	7.11
94)	T	Benzidine		0.674	0.701	0.723	0.761	0.823	0.894	0.930	0.922	0.881	*L	0.9990
95)	T	Pyrene	1.571	1.261	1.254	1.262	1.221	1.230	1.235	1.267	1.248	1.215	1.277	8.23
96)	S	4-Terphenyl-d14	1.102	0.891	0.857	0.868	0.847	0.885	0.883	0.913	0.921	0.884	0.905	8.05
97)	T	Butyl benzyl phthalate			0.415	0.425	0.460	0.533	0.566	0.602	0.611	0.582	0.524	15.19
98)	I	IS2_Phenanthrene-d10	----------ISTD----------											
99)	T	Diphenamid		0.453	0.429	0.460	0.467	0.509	0.550	0.524	0.549	0.565	0.501	9.97
100)	I	IS3_Phenanthrene-d10	----------ISTD----------											
101)	T	n-Octadecane		0.443	0.443	0.449	0.458	0.504	0.489	0.510	0.486	0.501	0.476	5.79
102)	T	Parathion				0.069	0.084	0.102	0.124	0.140	0.138	0.151	*L	0.9962
103)	T	3,3'-Dimethylbenzidine			0.469	0.519	0.585	0.655	0.719	0.734	0.719	0.776	0.647	17.19
104)	I	IS1_Chrysene-d12	----------ISTD----------											
105)	T	Benzo[a]anthracene	1.646	1.380	1.267	1.253	1.262	1.238	1.254	1.257	1.261	1.240	1.306	9.66
106)	T	3,3'-Dichlorobenzidine		0.421	0.424	0.446	0.466	0.476	0.502	0.501	0.505	0.482	0.469	6.93
107)	T	Chrysene	1.659	1.425	1.286	1.255	1.250	1.191	1.199	1.171	1.164	1.146	1.275	12.37
108)	T	bis(2-Ethylhexyl)phthalate		0.680	0.670	0.674	0.764	0.862	0.875	0.880	0.926	0.855	0.798	12.78

Initial Calibration Summary
Form 6
Semivolatiles

Client	**: Impact Environmental**	**Lab Number**	**: L2046791**
Project Name	**: 13-12 BEACH CHANNEL DRIVE**	**Project Number**	**: 15209**
Instrument ID	**: SV109**	**Ical Ref**	**: ICAL17223**
Calibration dates	**: 10/06/20 13:50 10/07/20 02:36**		

Calibration Files

1.0 =AP9L1.D 2.0 =AP9L2.D 3.0 =ABNL3.D 5.0 =AP9L4.D 10 =AP9L5.D 20 =AP9L6.D 50 =AP9L7.D

100 =AP9L8.D 150 =AP9L9.D 200 =ADPL10.D

		Compound	1.0	2.0	3.0	5.0	10	20	50	100	150	200	Avg	%RSD
109)	T	Di-n-octylphthalate			0.903	0.949	1.108	1.335	1.465	1.525	1.614	1.494	*L	0.9981
110)	T	Benzo(b)fluoranthene	1.356	1.184	1.103	1.191	1.198	1.160	1.213	1.192	1.180	1.208	1.198	5.31
111)	T	Benzo(k)fluoranthene	1.348	1.137	1.079	1.159	1.179	1.110	1.156	1.162	1.107	1.096	1.153	6.57
112)	T	Benzo(a)pyrene	1.148	0.950	0.934	1.006	1.036	0.995	1.064	1.065	1.032	1.050	1.028	5.99
113)	I	IS1_Perylene-d12	----------ISTD----------											
114)	T	Indeno(1,2,3-cd)pyrene	1.076	0.968	0.920	1.011	1.005	1.021	1.085	1.118	1.131	1.151	1.049	7.19
115)	T	Dibenzo[a,h]anthracene	1.226	1.082	0.995	1.069	1.064	1.076	1.123	1.129	1.174	1.185	1.112	6.19
116)	T	Benzo(g,h,i)perylene	1.298	1.135	1.050	1.150	1.123	1.101	1.153	1.157	1.157	1.188	1.151	5.56

Response Factor Report GCMS5

Method Path : i:\8270\gcms5\200401nical\
Method File : FS200401gcms5.m
Title : Semivolatiles by GC/MS by modified 8270
Last Update : Thu Apr 02 12:31:18 2020
Response Via : Initial Calibration

Calibration Files
1.0 =AP9L1.d 2.0 =ABNL2.d 3.0 =AP9L3.d 5.0 =AP9L4.d 10 =AP9L5.d 20 =AP9L6.d 50 =AP9L6.d
100 =AP9L8.d 150 =AP9L9.d 200 =AP9L10.d

		Compound	1.0	2.0	3.0	5.0	10	20	50	100	150	200	Avg	%RSD
1)	I	IS1_1,4-Dichlorobenzene-d4	----------ISTD----------											
2)	t	n-Nitrosodimet...	0.581	0.560	0.711	0.700	0.714	0.736	0.723	0.743	0.760	0.826	0.705	11.28
3)	t	Pyridine	1.065	1.022	1.281	1.166	1.193	1.309	1.316	1.295	1.314	1.429	1.239	10.14
4)	S	2-Fluorophenol	0.903	1.026	0.994	1.111	1.086	1.133	1.161	1.186	1.221	1.196	1.102	9.18
5)	T	Aniline	1.669	1.673	1.736	1.818	1.790	1.857	1.806	1.864	1.843	1.814	1.787	3.98
6)	t	2-Chlorophenol	1.223	1.105	1.331	1.278	1.277	1.332	1.311	1.323	1.326	1.310	1.282	5.52
7)	S	Phenol-d6	1.286	1.313	1.349	1.330	1.346	1.388	1.369	1.430	1.433	1.415	1.366	3.68
8)	T	Phenol	1.506	1.643	1.542	1.650	1.609	1.673	1.665	1.711	1.708	1.682	1.639	4.15
9)	T	Bis(2-chloroet...	1.030	1.107	1.049	1.057	1.063	1.072	1.053	1.044	1.050	1.021	1.055	2.25
10)	T	1,3-Dichlorobe...	1.334	1.521	1.555	1.456	1.526	1.523	1.514	1.538	1.522	1.495	1.498	4.25
11)	T	1,4-Dichlorobe...	1.627	1.516	1.568	1.534	1.505	1.593	1.547	1.545	1.547	1.518	1.550	2.41
12)	T	1,2-Dichlorobe...		1.519	1.471	1.505	1.512	1.562	1.475	1.485	1.474	1.426	1.492	2.56
13)	t	Benzyl alcohol	0.810	0.869	0.915	0.910	0.917	0.949	0.964	0.995	0.980	0.972	0.928	6.12
14)	T	Bis(2-chlorois...	1.986	1.855	2.168	2.021	1.964	2.055	1.944	1.979	1.931	1.871	1.977	4.59
15)	T	2-Methylphenol	1.027	1.048	1.064	1.026	1.080	1.161	1.122	1.149	1.132	1.147	1.095	4.79

Method Path : i:\8270\gcms5\200401nical\
Method File : FS200401gcms5.m
Title : Semivolatiles by GC/MS by modified 8270
Last Update : Thu Apr 02 12:31:18 2020
Response Via : Initial Calibration

Calibration Files
1.0 =AP9L1.d 2.0 =ABNL2.d 3.0 =AP9L3.d 5.0 =AP9L4.d 10 =AP9L5.d 20 =AP9L6.d 50 =AP9L6.d
100 =AP9L8.d 150 =AP9L9.d 200 =AP9L10.d

		Compound	1.0	2.0	3.0	5.0	10	20	50	100	150	200	Avg	%RSD
16)	T	Hexachloroethane	0.650	0.622	0.566	0.599	0.611	0.618	0.587	0.588	0.592	0.594	0.603	3.87
17)	T	n-Nitrosodi-n-...	0.700	0.752	0.792	0.845	0.796	0.896	0.841	0.861	0.861	0.850	0.819	7.21
18)	T	3-Methylphenol...	1.169	1.105	1.180	1.133	1.168	1.235	1.181	1.198	1.211	1.193	1.177	3.16
19)	S	Nitrobenzene-d5	1.210	1.153	1.183	1.161	1.231	1.299	1.263	1.304	1.279	1.269	1.235	4.53
20)	T	Nitrobenzene	1.283	1.225	1.159	1.177	1.249	1.329	1.256	1.274	1.256	1.256	1.247	3.97
21)	T	Isophorone	2.051	2.052	2.035	2.087	2.141	2.325	2.253	2.204	2.240	2.236	2.162	4.75
22)	T	2-Nitrophenol				0.671	0.674	0.731	0.725	0.716	0.748	0.734	0.714	4.18
23)	T	2,4-Dimethylph...	0.952	1.131	1.095	1.249	1.158	1.209	1.155	1.154	1.204	1.184	1.149	7.12
24)	T	Bis(2-chloroet...	1.353	1.477	1.411	1.433	1.445	1.501	1.371	1.378	1.396	1.385	1.415	3.41
25)	T	2,4-Dichloroph...	1.140	1.131	1.127	1.214	1.236	1.296	1.224	1.222	1.266	1.244	1.210	4.83
26)	T	1,2,4-Trichlor...	1.560	1.459	1.389	1.426	1.411	1.499	1.361	1.366	1.404	1.376	1.425	4.48
27)	I	IS2_1,4-Dichlorobenzene-d4	----------ISTD----------											
28)	T	Benzaldehyde	0.953	1.062	1.068	1.065	1.044	1.045	1.060	1.030	1.026	1.039		3.43
29)	T	Acetophenone	1.690	1.592	1.740	1.787	1.758	1.767	1.763	1.699	1.679	1.720		3.55
30)	T	m-Toluidine	1.672	1.728	1.802	1.863	1.795	1.834	1.824	1.738	1.717	1.775		3.57

Response Factor Report GCMS5

Method Path : i:\8270\gcms5\200401nical\
Method File : FS200401gcms5.m
Title : Semivolatiles by GC/MS by modified 8270
Last Update : Thu Apr 02 12:31:18 2020
Response Via : Initial Calibration

Calibration Files
1.0 =AP9L1.d 2.0 =ABNL2.d 3.0 =AP9L3.d 5.0 =AP9L4.d 10 =AP9L5.d 20 =AP9L6.d 50 =AP9L6.d
100 =AP9L8.d 150 =AP9L9.d 200 =AP9L10.d

		Compound	1.0	2.0	3.0	5.0	10	20	50	100	150	200	Avg	%RSD
31)	T	2-Chloroaniline	1.502	1.683	1.700	1.711	1.673	1.655	1.643	1.577	1.571	1.635		4.30
32)	I	IS3_1,4-Dichlorobenzene-d4	----------ISTD----------											
33)	T	1,4-Dioxane	0.439	0.496	0.496	0.491	0.460	0.508	0.477	0.492	0.459	0.471	0.479	4.49
34)	T	n-Decane	1.264	1.219	1.219	1.347	1.357	1.472	1.395	1.263	1.181	1.328	1.305	6.98
35)	I	IS1_Naphthalene-d8	----------ISTD----------											
36)	T	Naphthalene	1.035	1.054	1.017	1.051	1.036	1.031	1.025	0.985	0.961	1.022		2.99
37)	T	Benzoic Acid				0.129	0.177	0.255	0.280	0.293	0.286	*L		0.99 91
38)	T	4-Chloroaniline	0.120	0.123	0.132	0.120	0.128	0.125	0.129	0.130	0.131	0.127	0.126	3.36
39)	T	Hexachlorobuta...	0.206	0.206	0.216	0.199	0.225	0.221	0.224	0.228	0.229	0.222	0.218	4.77
40)	T	p-Chloro-m-cresol	0.245	0.271	0.263	0.281	0.313	0.288	0.314	0.325	0.319	0.320	0.294	9.59
41)	T	2-Methylnaphth...	0.697	0.709	0.726	0.728	0.746	0.727	0.734	0.754	0.728	0.715	0.726	2.30
42)	T	1-Methylnaphth...	0.246	0.192	0.238	0.220	0.237	0.229	0.233	0.239	0.238	0.239	0.231	6.59
43)	T	Hexachlorocycl...				0.270	0.296	0.290	0.306	0.321	0.322	0.319	0.304	6.41
44)	T	2,4,6-Trichlor...		0.222	0.233	0.233	0.270	0.260	0.270	0.275	0.272	0.280	0.257	8.47
45)	T	2,4,5-Trichlor...		0.292	0.247	0.262	0.282	0.275	0.292	0.299	0.297	0.291	0.282	6.25

Response Factor Report GCMS5

Method Path : i:\8270\gcms5\200401nical\
Method File : FS200401gcms5.m
Title : Semivolatiles by GC/MS by modified 8270
Last Update : Thu Apr 02 12:31:18 2020
Response Via : Initial Calibration

Calibration Files
1.0 =AP9L1.d 2.0 =ABNL2.d 3.0 =AP9L3.d 5.0 =AP9L4.d 10 =AP9L5.d 20 =AP9L6.d 50 =AP9L6.d
100 =AP9L8.d 150 =AP9L9.d 200 =AP9L10.d

		Compound	1.0	2.0	3.0	5.0	10	20	50	100	150	200	Avg	%RSD
46)	S	2-Fluorobiphenyl	0.773	0.803	0.795	0.792	0.815	0.788	0.805	0.805	0.781	0.776	0.793	1.75
47)	T	2-Chloronaphth...	0.728	0.747	0.736	0.735	0.766	0.737	0.747	0.752	0.727	0.733	0.741	1.64
48)	T	2-Nitroaniline				0.223	0.243	0.228	0.254	0.263	0.260	0.264	0.248	6.81
49)	T	1,4-Dinitroben...				0.093	0.099	0.097	0.112	0.113	0.116	0.116	0.107	9.10
50)	T	1,3-Dinitroben...				0.105	0.116	0.112	0.121	0.126	0.128	0.128	0.120	7.44
51)	T	Dimethyl phtha...			0.854	0.861	0.845	0.861	0.852	0.865	0.870	0.852	0.853	0.857	0.91
52)	T	Acenaphthylene	1.108	1.084	1.117	1.124	1.190	1.127	1.156	1.127	1.114	1.106	1.125	2.60
53)	T	2,6-Dinitrotol...			0.153	0.171	0.173	0.187	0.189	0.194	0.196	0.196	0.201	0.184	8.57
54)	T	1,2-Dinitroben...				0.074	0.072	0.073	0.074	0.073	0.074	0.075	0.074	1.24
55)	I	IS2_Naphthalene-d8			----------ISTD----------									
56)	T	a-Terpineol			0.323	0.301	0.321	0.307	0.315	0.331	0.320	0.309	0.304	0.315	3.18
57)	T	3-Chloroaniline			0.138	0.134	0.154	0.149	0.150	0.150	0.145	0.144	0.144	0.145	4.27
58)	T	2,6-Dichloroph...			0.256	0.287	0.307	0.304	0.312	0.321	0.322	0.315	0.319	0.305	6.98
59)	T	1-chloro-2-nit...			0.146	0.134	0.129	0.141	0.146	0.146	0.143	0.142	0.146	0.141	4.34
60)	T	Caprolactam				0.155	0.176	0.185	0.195	0.194	0.192	0.191	0.184	7.83

Response Factor Report GCMS5

Method Path : i:\8270\gcms5\200401nical\
Method File : FS200401gcms5.m
Title : Semivolatiles by GC/MS by modified 8270
Last Update : Thu Apr 02 12:31:18 2020
Response Via : Initial Calibration

Calibration Files
1.0 =AP9L1.d 2.0 =ABNL2.d 3.0 =AP9L3.d 5.0 =AP9L4.d 10 =AP9L5.d 20 =AP9L6.d 50 =AP9L6.d
100 =AP9L8.d 150 =AP9L9.d 200 =AP9L10.d

		Compound	1.0	2.0	3.0	5.0	10	20	50	100	150	200	Avg	%RSD
61)	T	1,2,4,5-Tetrac...	0.346	0.333	0.374	0.360	0.351	0.365	0.363	0.361	0.367	0.358		3.47
62)	T	Biphenyl	0.789	0.777	0.865	0.847	0.835	0.845	0.806	0.783	0.780	0.814		4.18
63)	I	IS1_Acenaphthene-d10	----------ISTD----------											
64)	T	3-Nitroaniline		0.342	0.337	0.369	0.361	0.378	0.379	0.372	0.377	0.364		4.54
65)	T	Acenaphthene	1.128	1.083	1.210	1.162	1.194	1.110	1.128	1.141	1.109	1.110	1.138	3.53
66)	T	2,4-Dinitrophenol			0.095	0.170	0.196	0.232	0.244	0.239	0.249	*L		0.99
95														
67)	T	Dibenzofuran	1.744	1.794	1.786	1.844	1.780	1.779	1.796	1.693	1.684	1.766		2.90
68)	T	2,4-Dinitrotol...	0.321	0.388	0.413	0.450	0.422	0.450	0.460	0.453	0.458	0.424		10.78
69)	T	4-Nitrophenol		0.231	0.246	0.271	0.265	0.280	0.285	0.273	0.280	0.266		7.01
70)	T	2,3,5,6-Tetrac...	0.357	0.387	0.377	0.437	0.438	0.458	0.469	0.454	0.464	0.427		9.82
71)	T	2,3,4,6-Tetrac...	0.395	0.388	0.407	0.441	0.436	0.461	0.467	0.452	0.455	0.433		6.80
72)	T	Diethyl phthalate	1.341	1.319	1.378	1.417	1.492	1.460	1.489	1.500	1.442	1.459	1.430	4.50
73)	T	Fluorene	1.289	1.353	1.413	1.356	1.447	1.389	1.427	1.462	1.386	1.406	1.393	3.65
74)	T	4-Chlorophenyl...	0.584	0.682	0.673	0.658	0.695	0.658	0.678	0.693	0.673	0.679	0.667	4.78
75)	T	4-Nitroaniline		0.311	0.347	0.384	0.389	0.396	0.406	0.393	0.378	0.376		8.36

Response Factor Report GCMS5

Method Path : i:\8270\gcms5\200401nical\
Method File : FS200401gcms5.m
Title : Semivolatiles by GC/MS by modified 8270
Last Update : Thu Apr 02 12:31:18 2020
Response Via : Initial Calibration

Calibration Files
1.0 =AP9L1.d 2.0 =ABNL2.d 3.0 =AP9L3.d 5.0 =AP9L4.d 10 =AP9L5.d 20 =AP9L6.d 50 =AP9L6.d
100 =AP9L8.d 150 =AP9L9.d 200 =AP9L10.d

		Compound	1.0	2.0	3.0	5.0	10	20	50	100	150	200	Avg	%RSD
76)	T	4,6-Dinitro-o-...			0.194	0.220	0.247	0.286	0.300	0.296	0.309	0.265		16.88
77)	T	NDPA/DPA	1.136	1.093	1.087	1.114	1.210	1.178	1.187	1.198	1.142	1.164	1.151	3.76
78)	T	Azobenzene	1.173	1.259	1.207	1.257	1.351	1.278	1.294	1.311	1.233	1.234	1.260	4.11
79)	S	2,4,6-Tribromo...		0.190	0.212	0.223	0.239	0.231	0.265	0.277	0.270	0.281	0.243	13.09
80)	T	4-Bromophenyl ...	0.354	0.428	0.395	0.413	0.445	0.437	0.443	0.456	0.454	0.463	0.429	7.78
81)	T	Hexachlorobenzene	0.505	0.474	0.459	0.459	0.477	0.502	0.515	0.543	0.537	0.542	0.501	6.56
82)	T	Pentachlorophenol			0.211	0.238	0.307	0.306	0.359	0.381	0.381	0.394	*L	0.99
88														
83)	I	IS2_Acenaphthene-d10	----------ISTD----------											
84)	T	Dichloran				0.145	0.153	0.173	0.209	0.207	0.213	0.228	0.190	17.19
85)	T	Pentachloronit...				0.159	0.173	0.185	0.190	0.198	0.194	0.212	0.187	9.21
86)	I	IS3_Acenaphthene-d10	----------ISTD----------											
87)	T	Atrazine			0.277	0.290	0.303	0.331	0.338	0.349	0.326	0.361	0.322	9.09
88)	I	IS1_Phenanthrene-d10	----------ISTD----------											
89)	T	Phenanthrene	1.103	1.085	1.054	1.063	1.097	1.076	1.078	1.055	1.029	0.996	1.064	3.04
90)	T	Anthracene	1.038	1.024	1.018	1.022	1.101	1.075	1.105	1.093	1.046	1.014	1.054	3.46

Response Factor Report GCMS5

Method Path : i:\8270\gcms5\200401nical\
Method File : FS200401gcms5.m
Title : Semivolatiles by GC/MS by modified 8270
Last Update : Thu Apr 02 12:31:18 2020
Response Via : Initial Calibration

Calibration Files
1.0 =AP9L1.d 2.0 =ABNL2.d 3.0 =AP9L3.d 5.0 =AP9L4.d 10 =AP9L5.d 20 =AP9L6.d 50 =AP9L6.d
100 =AP9L8.d 150 =AP9L9.d 200 =AP9L10.d

		Compound	1.0	2.0	3.0	5.0	10	20	50	100	150	200	Avg	%RSD
91)	T	Carbazole	0.930	1.004	0.970	0.988	1.046	1.022	1.039	1.022	0.984	0.967	0.997	3.64
92)	T	Di-n-butylphth...		1.101	1.056	1.083	1.203	1.219	1.240	1.233	1.205	1.148	1.165	6.01
93)	T	Fluoranthene	1.210	1.260	1.240	1.274	1.355	1.332	1.344	1.325	1.293	1.232	1.287	3.97
94)	T	Benzidine			0.708	0.732	0.820	0.868	0.903	0.887	0.894	0.868	0.835	9.03
95)	T	Pyrene	1.293	1.347	1.307	1.338	1.398	1.384	1.354	1.320	1.304	1.269	1.331	3.06
96)	S	4-Terphenyl-d14	0.746	0.802	0.800	0.806	0.833	0.858	0.899	0.884	0.883	0.873	0.838	5.85
97)	T	Butyl benzyl p...				0.478	0.535	0.559	0.599	0.606	0.608	0.588	0.568	8.41
98)	I	IS2_Phenanthrene-d10			----------ISTD----------									
99)	T	Diphenamid				0.444	0.448	0.468	0.501	0.505	0.503	0.506	0.482	5.85
100)	I	IS3_Phenanthrene-d10			----------ISTD----------									
101)	T	n-Octadecane		0.389	0.390	0.412	0.442	0.467	0.444	0.462	0.407	0.432	0.427	6.82
102)	T	Parathion				0.077	0.085	0.104	0.132	0.138	0.146	0.149	*L	0.99
77														
103)	T	3,3'-Dimethylb...				0.576	0.584	0.663	0.811	0.741	0.816	0.814	0.715	15.00
104)	I	IS1_Chrysene-d12			----------ISTD----------									
105)	T	Benzo(a)anthra...	1.332	1.252	1.234	1.239	1.289	1.237	1.288	1.257	1.259	1.206	1.259	2.82

Response Factor Report GCMS5

Method Path : i:\8270\gcms5\200401nical\
Method File : FS200401gcms5.m
Title : Semivolatiles by GC/MS by modified 8270
Last Update : Thu Apr 02 12:31:18 2020
Response Via : Initial Calibration

Calibration Files
1.0 =AP9L1.d 2.0 =ABNL2.d 3.0 =AP9L3.d 5.0 =AP9L4.d 10 =AP9L5.d 20 =AP9L6.d 50 =AP9L6.d
100 =AP9L8.d 150 =AP9L9.d 200 =AP9L10.d

		Compound	1.0	2.0	3.0	5.0	10	20	50	100	150	200	Avg	%RSD
106)	T	3,3'-Dichlorob...		0.393	0.408	0.432	0.473	0.482	0.515	0.533	0.532	0.519	0.477	11.34
107)	T	Chrysene	1.267	1.202	1.216	1.209	1.265	1.246	1.216	1.201	1.141	1.123	1.209	3.90
108)	T	Bis(2-ethylhex...		0.639	0.667	0.715	0.802	0.812	0.824	0.810	0.795	0.762	0.759	9.03
109)	T	Di-n-octylphth...				1.163	1.345	1.404	1.473	1.475	1.433	1.368	1.380	7.81
110)	T	Benzo(b)fluora...	1.249	1.227	1.287	1.270	1.289	1.398	1.503	1.488	1.375	1.397	1.348	7.29
111)	T	Benzo(k)fluora...	1.190	1.163	1.178	1.205	1.244	1.173	1.160	1.133	1.193	1.123	1.176	2.99
112)	T	Benzo(a)pyrene		1.098	1.127	1.132	1.221	1.239	1.269	1.237	1.239	1.221	1.198	5.14
113)	I	IS1_Perylene-d12	----------ISTD----------											
114)	T	Indeno(1,2,3-c...		1.044	1.003	1.109	1.163	1.181	1.257	1.296	1.356	1.284	1.188	10.11
115)	T	Dibenzo(a,h)an...	0.879	0.981	0.970	0.976	1.044	1.109	1.138	1.139	1.143	1.111	1.049	8.83
116)	T	Benzo(ghi)pery...	1.113	1.084	1.111	1.109	1.146	1.194	1.226	1.222	1.232	1.201	1.164	4.90

(#) = Out of Range

Data Path : I:\8270\GCMS5\200401nical\
Data File : Tune1.d
Acq On : 1 Apr 2020 10:18 pm
Operator : gcms5:
Sample : Tune 1
Misc : wg1357700,,
ALS Vial : 100 Sample Multiplier: 1

Integration File: rteint.p

Method : i:\8270\gcms5\200401nical\FS200401gcms5.m
Title : Semivolatiles by GC/MS by modified 8270
Last Update : Thu Apr 02 12:31:18 2020

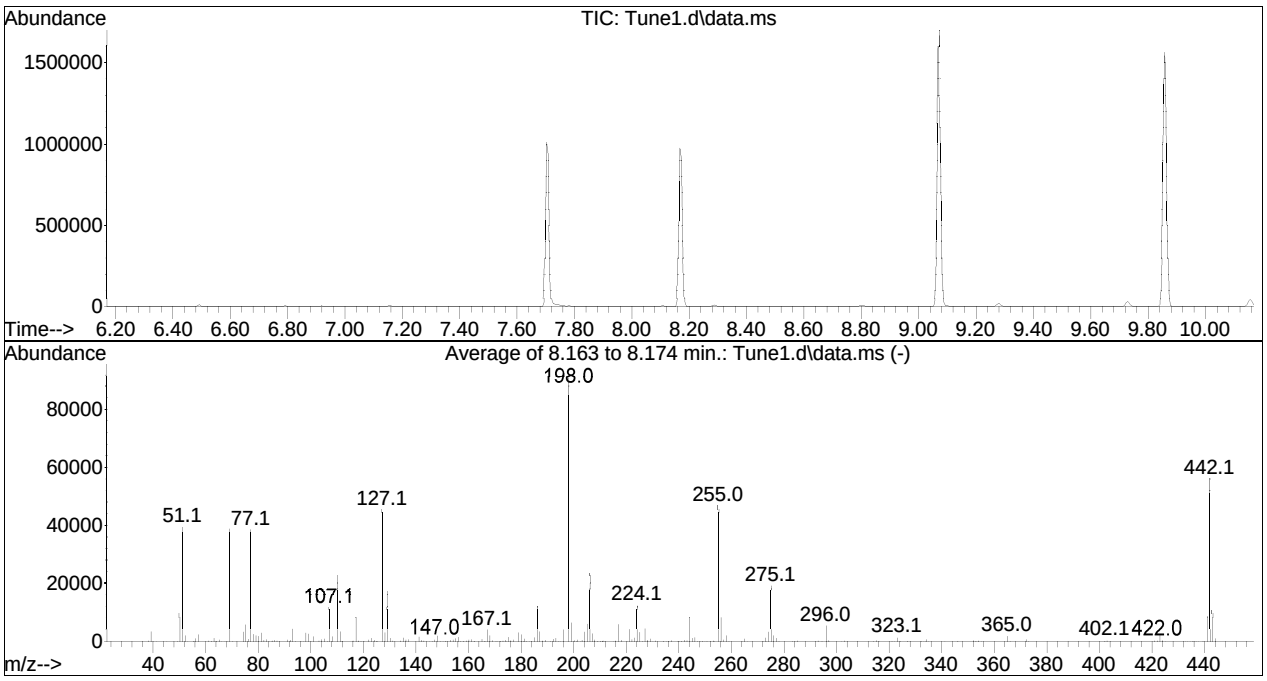

Spectrum Information: Average of 8.163 to 8.174 min.

Target Mass	Rel. to Mass	Lower Limit%	Upper Limit%	Rel. Abn%	Raw Abn	Result Pass/Fail
51	198	10	80	43.2	39243	PASS
68	69	0.00	2	0.3	122	PASS
69	69	100	100	100.0	38741	PASS
70	69	0.00	2	0.2	92	PASS
127	198	10	80	50.1	45525	PASS
197	198	0.00	2	0.0	0	PASS
198	198	100	100	100.0	90917	PASS
199	198	5	9	6.8	6188	PASS
275	198	10	60	21.1	19181	PASS
365	198	1	100	2.0	1842	PASS
441	442	0.01	24	15.4	8675	PASS
442	198	50	100	61.8	56196	PASS
443	442	15	24	18.8	10561	PASS

Quantitation Report (Qedit)

Data Path : I:\8270\GCMS5\200401nical\
Data File : Tune1.d
Acq On : 1 Apr 2020 10:18 pm
Operator : gcms5:
Sample : Tune 1
Misc : wg1357700,,
ALS Vial : 100 Sample Multiplier: 1

Quant Time: Apr 01 22:48:08 2020
Quant Method : I:\8270\GCMS5\200401nical\dftppgcms5.m
Quant Title : Semivolatiles by GC/MS by modified 8270
QLast Update : Wed Apr 01 22:48:02 2020
Response via : Initial Calibration

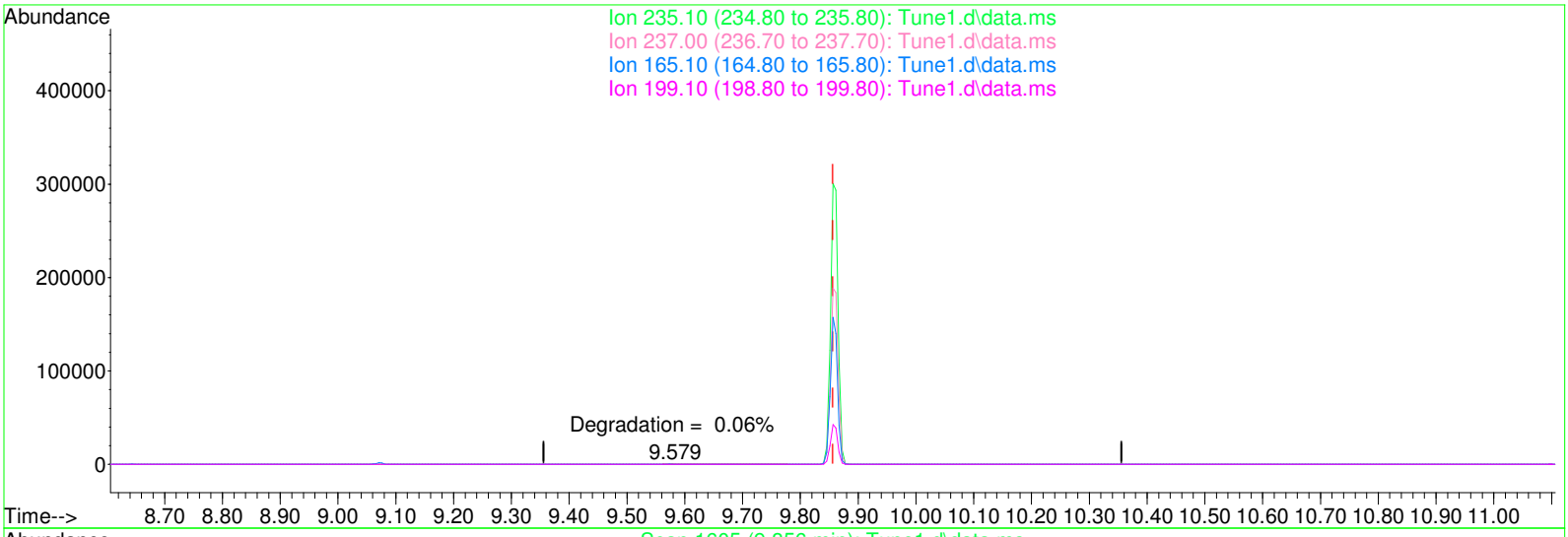

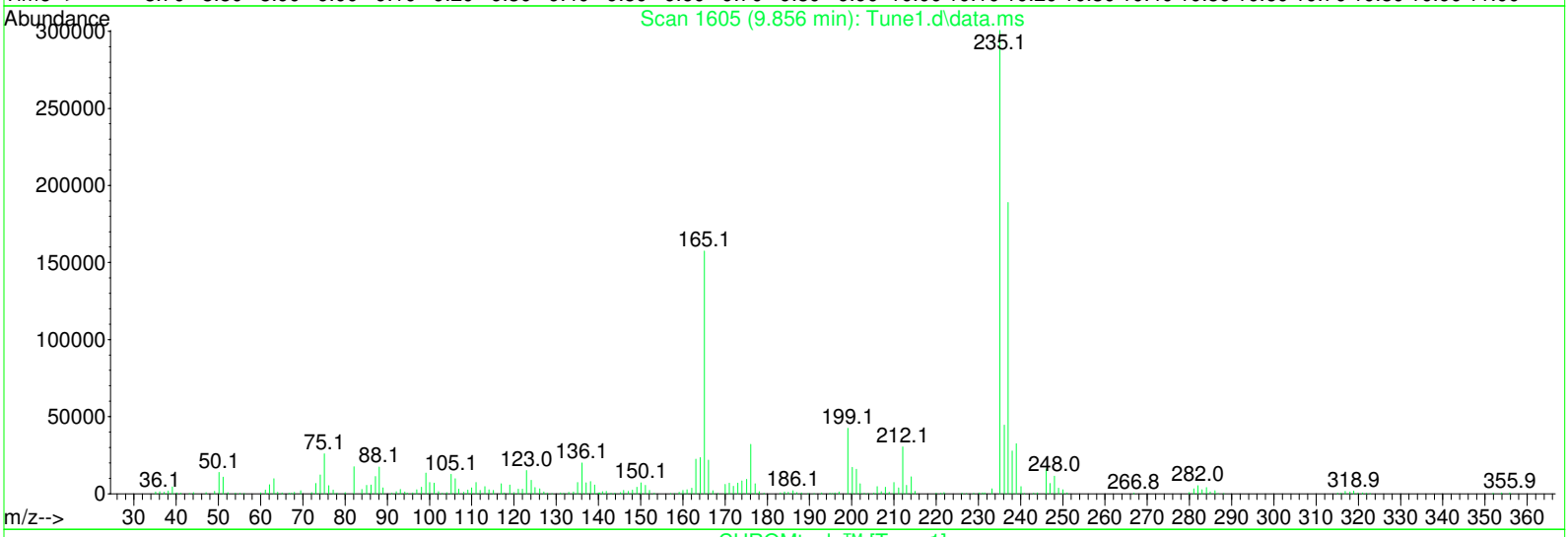

CHROMtools™ [Tune 1]

(6) ddt (T)

9.856min (+ 0.000) 45.45

response 277069

Ion	Exp%	Act%
235.10	100.00	100.00
237.00	64.70	63.33
165.10	42.10	49.79
199.10	13.20	13.86

Duplicate Retention Times

(5) DDD 235.00

Quantitation Report (Qedit)

Data Path : I:\8270\GCMS5\200401nical\
Data File : Tune1.d
Acq On : 1 Apr 2020 10:18 pm
Operator : gcms5:
Sample : Tune 1
Misc : wg1357700,,
ALS Vial : 100 Sample Multiplier: 1

Quant Time: Apr 01 22:48:08 2020
Quant Method : I:\8270\GCMS5\200401nical\dftppgcms5.m
Quant Title : Semivolatiles by GC/MS by modified 8270
QLast Update : Wed Apr 01 22:48:02 2020
Response via : Initial Calibration

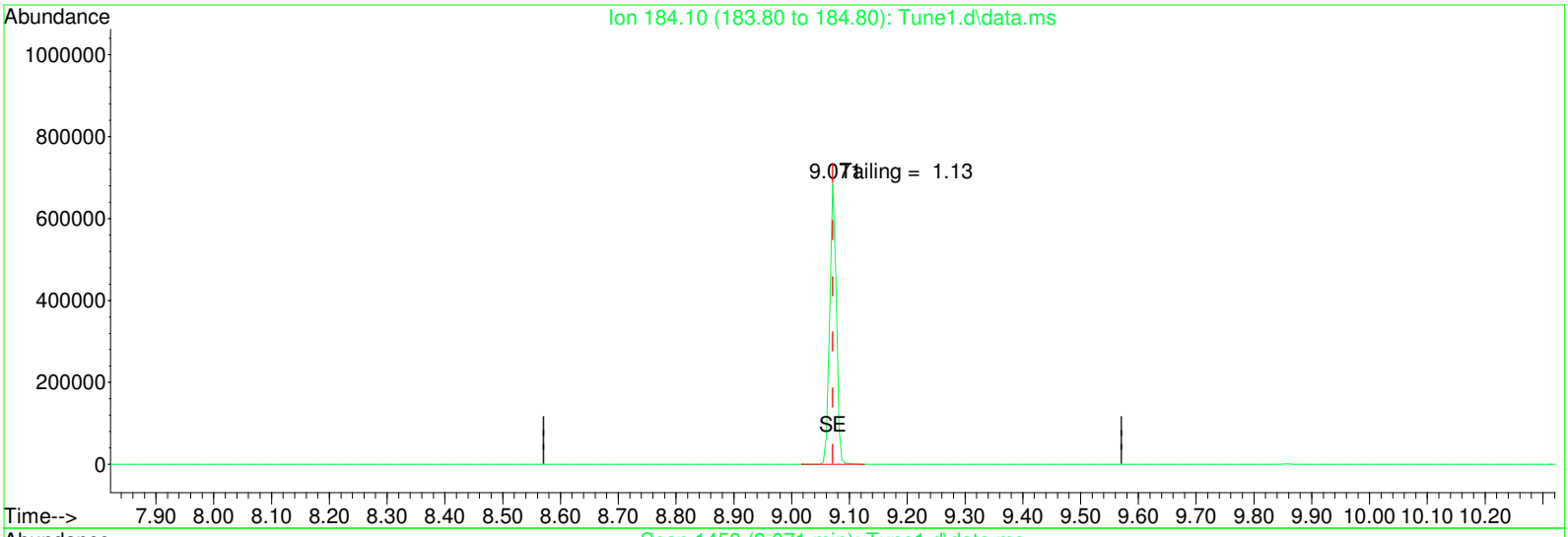

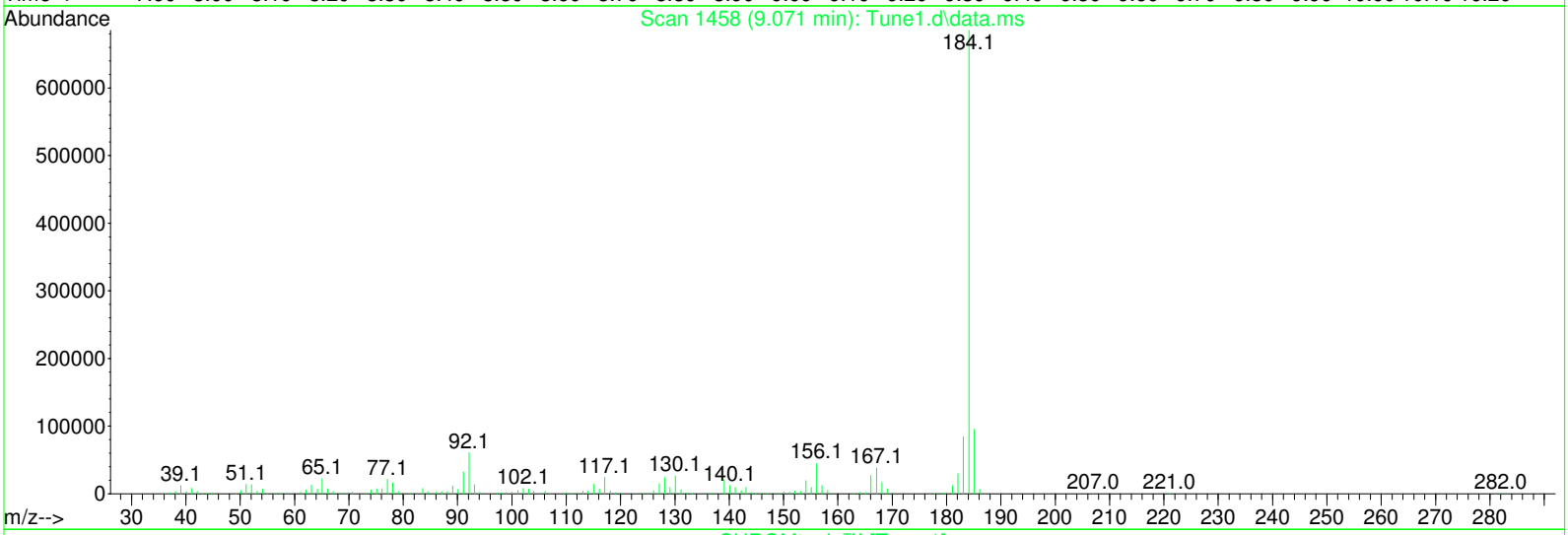

CHROMtools™ [Tune 1]

(3) benzidine (T)

9.071min (0.000) 52.94

response 538956

Ion	Exp%	Act%
184.10	100.00	100.00
0.00	0.00	0.00
0.00	0.00	0.00
0.00	0.00	0.00

Quantitation Report (Qedit)

Data Path : I:\8270\GCMS5\200401nical\
Data File : Tune1.d
Acq On : 1 Apr 2020 10:18 pm
Operator : gcms5:
Sample : Tune 1
Misc : wg1357700,,
ALS Vial : 100 Sample Multiplier: 1

Quant Time: Apr 01 22:48:08 2020
Quant Method : I:\8270\GCMS5\200401nical\dftppgcms5.m
Quant Title : Semivolatiles by GC/MS by modified 8270
QLast Update : Wed Apr 01 22:48:02 2020
Response via : Initial Calibration

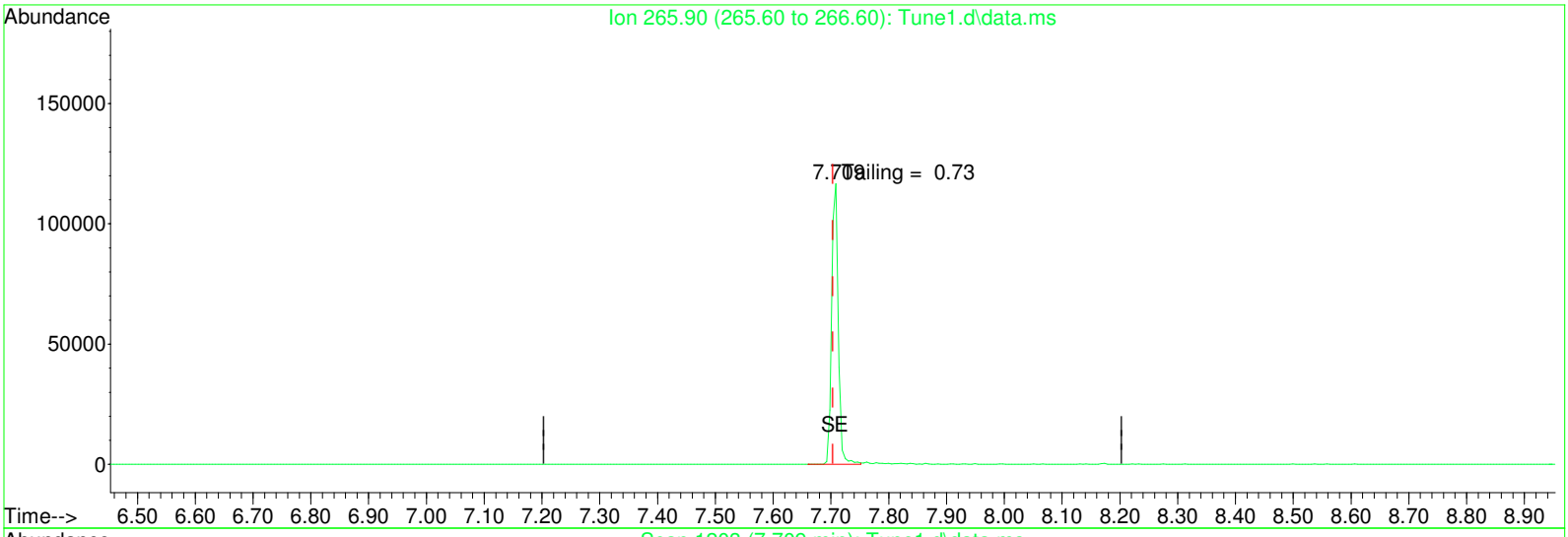

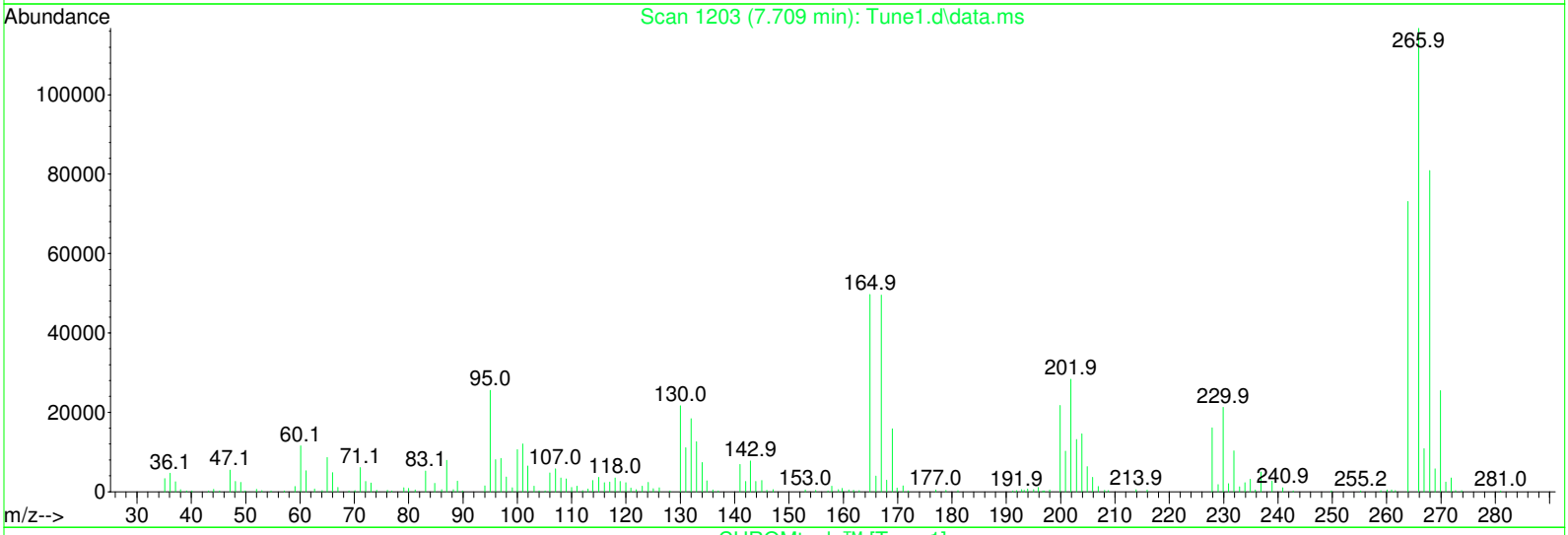

CHROMtools™ [Tune 1]

(1) pentachlorophenol (T)

7.709min (+ 0.006) 45.28

response 95101

Ion	Exp%	Act%
265.90	100.00	100.00
0.00	0.00	0.00
0.00	0.00	0.00
0.00	0.00	0.00

Quantitation Report (QT Reviewed)

Data Path : I:\8270\GCMS5\200401nical\
Data File : ABNL10.d
Acq On : 1 Apr 2020 10:40 pm
Operator : gcms5:ek
Sample : IL1,32,,ABNL200 Lot# 8656
Misc : wg1357700,,
ALS Vial : 1 Sample Multiplier: 1

Quant Time: Apr 02 10:33:00 2020
Quant Method : i:\8270\gcms5\200401nical\FS200401gcms5.m
Quant Title : Semivolatiles by GC/MS by modified 8270
QLast Update : Thu Apr 02 10:32:46 2020
Response via : Initial Calibration

CCAL FILE(s) : 1 - I:\8270\GCMS5\200401nical\ABNL7.d
Sub List : ABNical - ABN ical sublist

Compound	R.T.	QIon	Response	Conc Units	Dev(Min)
Internal Standards					
1) IS1_1,4-Dichlorobenzen...	4.092	152	114649	40.000 ug/ml	# 0.00
Standard Area 1 = 126049			Recovery = 90.96%		
35) IS1_Naphthalene-d8	5.187	136	415773	40.000 ug/ml	0.00
Standard Area 1 = 445038			Recovery = 93.42%		
63) IS1_Acenaphthene-d10	6.635	164	250083	40.000 ug/ml	0.00
Standard Area 1 = 262232			Recovery = 95.37%		
88) IS1_Phenanthrene-d10	7.858	188	534285	40.000 ug/ml	0.00
Standard Area 1 = 543330			Recovery = 98.34%		
104) IS1_Chrysene-d12	10.273	240	572842	40.000 ug/ml	0.00
Standard Area 1 = 576405			Recovery = 99.38%		
113) IS1_Perylene-d12	11.534	264	645258	40.000 ug/ml	0.00
Standard Area 1 = 649115			Recovery = 99.41%		
System Monitoring Compounds					
4) 2-Fluorophenol	2.895	112	685834	231.899 ug/ml	0.00
Spiked Amount 50.000	Range 15 - 110		Recovery = 463.80%#		
7) Phenol-d6	3.803	99	810860	213.114 ug/ml	0.00
Spiked Amount 50.000	Range 15 - 110		Recovery = 426.23%#		
19) Nitrobenzene-d5	4.583	82	727692	205.270 ug/ml	0.00
Spiked Amount 25.000	Range 30 - 130		Recovery = 821.08%#		
46) 2-Fluorobiphenyl	6.101	172	1613328	196.692 ug/ml	0.00
Spiked Amount 25.000	Range 30 - 130		Recovery = 786.77%#		
79) 2,4,6-Tribromophenol	7.281	330	351684	212.620 ug/ml	0.00
Spiked Amount 50.000	Range 15 - 110		Recovery = 425.24%#		
96) 4-Terphenyl-d14	9.311	244	2333139	212.400 ug/ml	0.00
Spiked Amount 25.000	Range 30 - 130		Recovery = 849.60%#		
Target Compounds					Qvalue
2) n-Nitrosodimethylamine	1.624	74	473232	253.209 ug/ml#	92
3) Pyridine	1.650	79	819283	240.035 ug/ml	84
5) Aniline	3.803	93	1039998	208.807 ug/ml	93
6) 2-Chlorophenol	3.910	128	751206	206.851 ug/ml	98
8) Phenol	3.819	94	963932	212.078 ug/ml	97
9) Bis(2-chloroethyl)ether	3.878	93	585225	196.016 ug/ml#	85
10) 1,3-Dichlorobenzene	4.038	146	856902	209.962 ug/ml	99
11) 1,4-Dichlorobenzene	4.108	146	870393	191.354 ug/ml	99
12) 1,2-Dichlorobenzene	4.241	146	817266	193.375 ug/ml	99
13) Benzyl alcohol	4.236	79	557343	219.254 ug/ml	99
14) Bis(2-chloroisopropyl)...	4.364	45	1072334	190.379 ug/ml#	92

Quantitation Report (QT Reviewed)

Data Path : I:\8270\GCMS5\200401nical\
Data File : ABNL10.d
Acq On : 1 Apr 2020 10:40 pm
Operator : gcms5:ek
Sample : IL1,32,,ABNL200 Lot# 8656
Misc : wg1357700,,
ALS Vial : 1 Sample Multiplier: 1

Quant Time: Apr 02 10:33:00 2020
Quant Method : i:\8270\gcms5\200401nical\FS200401gcms5.m
Quant Title : Semivolatiles by GC/MS by modified 8270
QLast Update : Thu Apr 02 10:32:46 2020
Response via : Initial Calibration

CCAL FILE(s) : 1 - I:\8270\GCMS5\200401nical\ABNL7.d
Sub List : ABNical - ABN ical sublist

Compound	R.T.	QIon	Response	Conc	Units	Dev(Min)
15) 2-Methylphenol	4.348	108	657532	213.511	ug/ml	99
16) Hexachloroethane	4.530	117	340256	191.892	ug/ml	85
17) n-Nitrosodi-n-propylamine	4.482	70	487428	220.736	ug/ml#	91
18) 3-Methylphenol/4-Methy...	4.492	108	683796	202.984	ug/ml	98
20) Nitrobenzene	4.599	77	720222	197.953	ug/ml	98
21) Isophorone	4.818	82	1281828	207.818	ug/ml	96
22) 2-Nitrophenol	4.872	139	420690	202.444	ug/ml	95
23) 2,4-Dimethylphenol	4.941	107	678541	224.768	ug/ml	98
24) Bis(2-chloroethoxy)met...	5.021	93	794122	203.446	ug/ml#	97
25) 2,4-Dichlorophenol	5.085	162	713172	210.473	ug/ml	99
26) 1,2,4-Trichlorobenzene	5.150	180	788722	188.433	ug/ml	98
36) Naphthalene	5.208	128	1997137	186.360	ug/ml	98
37) Benzoic Acid	5.096	105	595197	224.659	ug/ml#	1
38) 4-Chloroaniline	5.267	65	263265	203.712	ug/ml	93
39) Hexachlorobutadiene	5.331	225	460699	206.061	ug/ml	99
40) p-Chloro-m-cresol	5.689	107	664459	228.528	ug/ml	98
41) 2-Methylnaphthalene	5.785	142	1485558	199.805	ug/ml	95
42) 1-Methylnaphthalene	5.865	115	496899	199.755	ug/ml	95
43) Hexachlorocyclopentadiene	5.930	237	663760	208.356	ug/ml	98
44) 2,4,6-Trichlorophenol	6.031	196	582107	207.230	ug/ml	100
45) 2,4,5-Trichlorophenol	6.052	196	605502	199.429	ug/ml	98
47) 2-Chloronaphthalene	6.186	162	1524174	198.823	ug/ml	98
48) 2-Nitroaniline	6.277	138	548642	207.819	ug/ml	96
49) 1,4-Dinitrobenzene	6.389	168	240980	207.395	ug/ml	92
50) 1,3-Dinitrobenzene	6.458	168	265828	211.572	ug/ml	99
51) Dimethyl phthalate	6.453	163	1774186	197.363	ug/ml#	98
52) Acenaphthylene	6.517	152	2298624	195.344	ug/ml	97
53) 2,6-Dinitrotoluene	6.485	165	417632	206.577	ug/ml	98
54) 1,2-Dinitrobenzene	6.528	168	155356	201.917	ug/ml	97
64) 3-Nitroaniline	6.619	138	471996	199.568	ug/ml	97
65) Acenaphthene	6.667	154	1388155	196.831	ug/ml	94
66) 2,4-Dinitrophenol	6.699	184	311266	214.342	ug/ml	99
67) Dibenzofuran	6.806	168	2105876	189.310	ug/ml	97
68) 2,4-Dinitrotoluene	6.811	165	572982	203.490	ug/ml	94
69) 4-Nitrophenol	6.774	65	350026	199.844	ug/ml	93
70) 2,3,5,6-Tetrachlorophenol	6.880	232	579836	202.331	ug/ml	98
71) 2,3,4,6-Tetrachlorophenol	6.913	232	569055	197.474	ug/ml	98
72) Diethyl phthalate	7.030	149	1824517	206.277	ug/ml	98
73) Fluorene	7.083	166	1757753	207.034	ug/ml	95
74) 4-Chlorophenyl phenyl ...	7.094	204	849477	215.341	ug/ml	98

Quantitation Report (QT Reviewed)

Data Path : I:\8270\GCMS5\200401nical\
Data File : ABNL10.d
Acq On : 1 Apr 2020 10:40 pm
Operator : gcms5:ek
Sample : IL1,32,,ABNL200 Lot# 8656
Misc : wg1357700,,
ALS Vial : 1 Sample Multiplier: 1

Quant Time: Apr 02 10:33:00 2020
Quant Method : i:\8270\gcms5\200401nical\FS200401gcms5.m
Quant Title : Semivolatiles by GC/MS by modified 8270
QLast Update : Thu Apr 02 10:32:46 2020
Response via : Initial Calibration

CCAL FILE(s) : 1 - I:\8270\GCMS5\200401nical\ABNL7.d
Sub List : ABNical - ABN ical sublist

	Compound	R.T.	QIon	Response	Conc	Units	Dev(Min)
75)	4-Nitroaniline	7.121	138	472888	190.990	ug/ml#	84
76)	4,6-Dinitro-o-cresol	7.148	198	385847	215.759	ug/ml#	91
77)	NDPA/DPA	7.201	169	1455196	200.381	ug/ml	94
78)	Azobenzene	7.228	77	1542583	200.018	ug/ml#	94
80)	4-Bromophenyl phenyl e...	7.500	248	578848	232.188	ug/ml	97
81)	Hexachlorobenzene	7.543	284	677663	212.496	ug/ml#	93
82)	Pentachlorophenol	7.709	266	492224	219.287	ug/ml	99
89)	Phenanthrene	7.879	178	2660496	182.634	ug/ml	96
90)	Anthracene	7.928	178	2708509	189.256	ug/ml	96
91)	Carbazole	8.072	167	2583757	196.458	ug/ml	96
92)	Di-n-butylphthalate	8.419	149	3066585	185.104	ug/ml	98
93)	Fluoranthene	8.937	202	3291063	192.889	ug/ml#	95
94)	Benzidine	9.081	184	2319808	192.343	ug/ml	97
95)	Pyrene	9.140	202	3389564	191.775	ug/ml	96
97)	Butyl benzyl phthalate	9.797	149	1571724	196.595	ug/ml	96
105)	Benzo(a)anthracene	10.262	228	3454841	184.202	ug/ml	96
106)	3,3'-Dichlorobenzidine	10.267	252	1487778	201.692	ug/ml#	98
107)	Chrysene	10.300	228	3217796	180.992	ug/ml	96
108)	Bis(2-ethylhexyl)phtha...	10.369	149	2182567	185.021	ug/ml#	93
109)	Di-n-octylphthalate	10.957	149	3917138	185.631	ug/ml	100
110)	Benzo(b)fluoranthene	11.229	252	4000749	202.953	ug/ml	97
111)	Benzo(k)fluoranthene	11.256	252	3216082	191.164	ug/ml	96
112)	Benzo(a)pyrene	11.496	252	3497265	192.447	ug/ml	97
114)	Indeno(1,2,3-cd)pyrene	12.388	276	4141163M6	204.282	ug/mL	
115)	Dibenzo(a,h)anthracene	12.415	278	3584244	220.379	ug/ml	97
116)	Benzo(ghi)perylene	12.623	276	3874761	205.382	ug/ml	94

(#) = qualifier out of range (m) = manual integration (+) = signals summed

Quantitation Report (QT Reviewed)

Data Path : I:\8270\GCMS5\200401nical\
Data File : ABNL10.d
Acq On : 1 Apr 2020 10:40 pm
Operator : gcms5:ek
Sample : IL1,32,,ABNL200 Lot# 8656
Misc : wg1357700,,
ALS Vial : 1 Sample Multiplier: 1

Quant Time: Apr 02 10:33:00 2020
Quant Method : i:\8270\gcms5\200401nical\FS200401gcms5.m
Quant Title : Semivolatiles by GC/MS by modified 8270
QLast Update : Thu Apr 02 10:32:46 2020
Response via : Initial Calibration

Sub List : ABNical - ABN ical sublistcal\ABNL7.d•

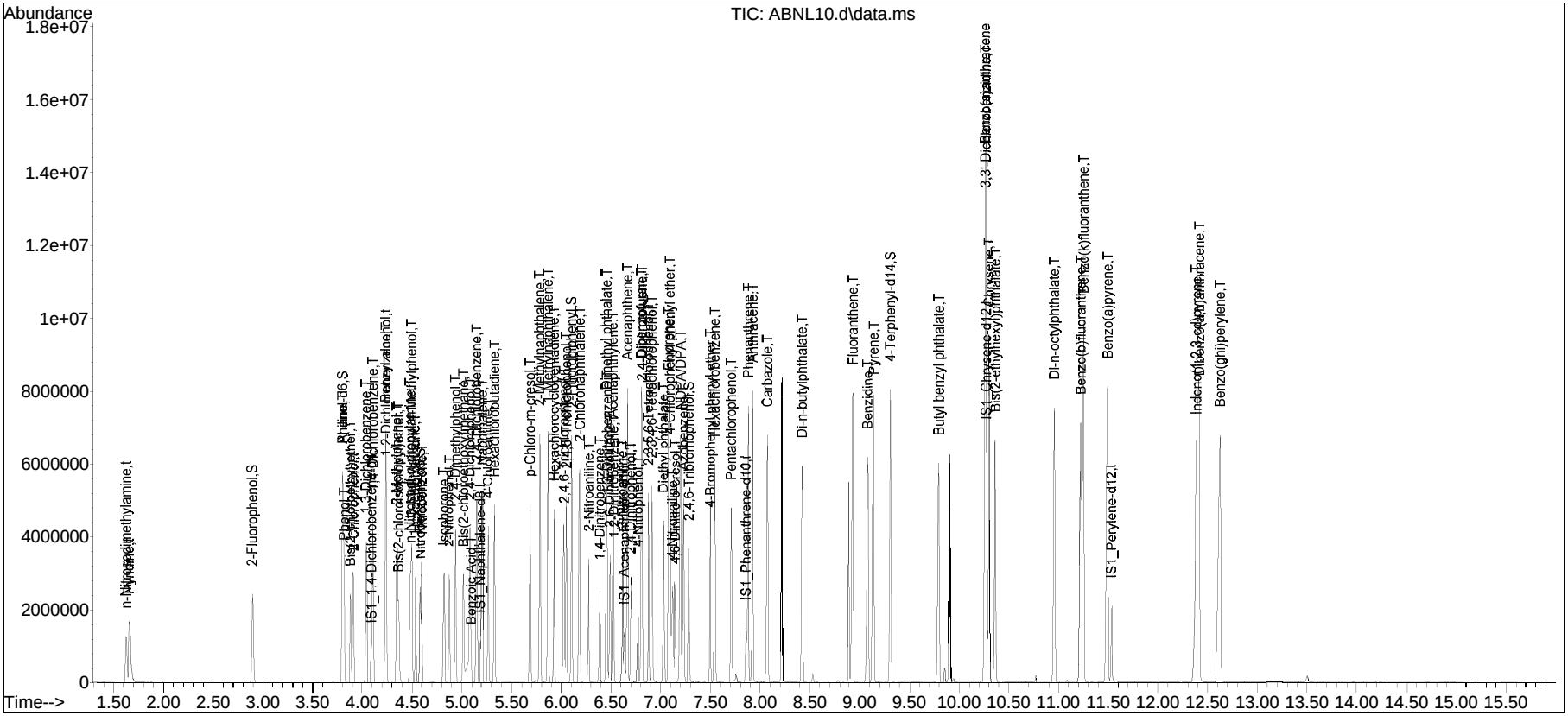

Manual Integration Report

Data Path : I:\8270\GCMS5\200401nical\QMethod : FS200401gcms5.m
Data File : ABNL10.d Operator : gcms5:ek
Date Inj'd : 4/1/2020 10:40 pm Instrument : GCMS5
Sample : IL1,32,,ABNL200 Lot# 8656 Quant Date : 4/2/2020 10:32 am

Compound #114: Indeno(1,2,3-cd)pyrene

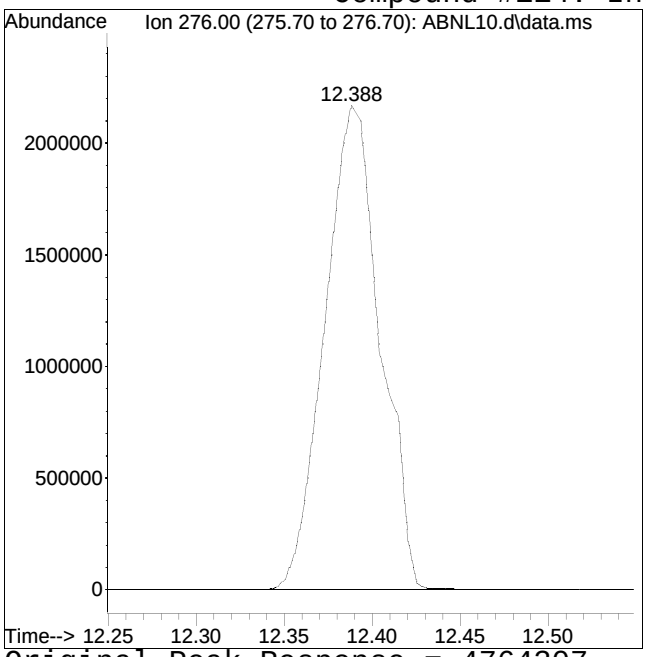

Original Peak Response = 4764307

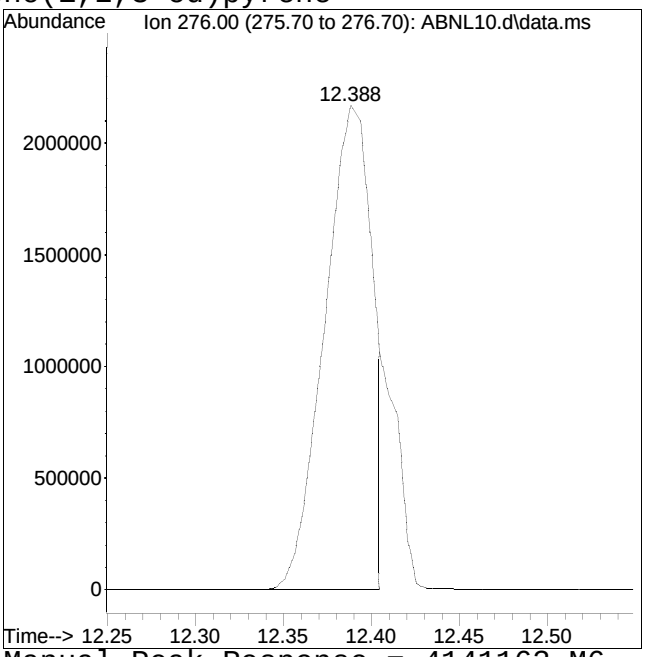

Manual Peak Response = 4141163 M6

M6 = Misassignment of peak valley by automated integration (poor split of 2 peaks).

Quantitation Report (QT Reviewed)

Data Path : I:\8270\GCMS5\200401nical\
Data File : ABNL9.d
Acq On : 1 Apr 2020 11:03 pm
Operator : gcms5:ek
Sample : IL2,32,,ABNL150 Lot# 8665
Misc : wg1357700,,
ALS Vial : 2 Sample Multiplier: 1

Quant Time: Apr 02 10:37:44 2020
Quant Method : i:\8270\gcms5\200401nical\FS200401gcms5.m
Quant Title : Semivolatiles by GC/MS by modified 8270
QLast Update : Thu Apr 02 10:37:29 2020
Response via : Initial Calibration

CCAL FILE(s) : 1 - I:\8270\GCMS5\200401nical\ABNL7.d
Sub List : ABNical - ABN ical sublist

Compound	R.T.	QIon	Response	Conc Units	Dev(Min)
Internal Standards					
1) IS1_1,4-Dichlorobenzen...	4.092	152	120268	40.000 ug/ml	# 0.00
Standard Area 1 = 126049			Recovery = 95.41%		
35) IS1_Naphthalene-d8	5.187	136	437473	40.000 ug/ml	0.00
Standard Area 1 = 445038			Recovery = 98.30%		
63) IS1_Acenaphthene-d10	6.635	164	263230	40.000 ug/ml	0.00
Standard Area 1 = 262232			Recovery = 100.38%		
88) IS1_Phenanthrene-d10	7.858	188	545766	40.000 ug/ml	0.00
Standard Area 1 = 543330			Recovery = 100.45%		
104) IS1_Chrysene-d12	10.268	240	580948	40.000 ug/ml	0.00
Standard Area 1 = 576405			Recovery = 100.79%		
113) IS1_Perylene-d12	11.528	264	626659	40.000 ug/ml	0.00
Standard Area 1 = 649115			Recovery = 96.54%		
System Monitoring Compounds					
4) 2-Fluorophenol	2.895	112	550594	168.244 ug/ml	0.00
Spiked Amount 50.000	Range 15 - 110		Recovery = 336.49%#		
7) Phenol-d6	3.803	99	646177	158.224 ug/ml	0.00
Spiked Amount 50.000	Range 15 - 110		Recovery = 316.45%#		
19) Nitrobenzene-d5	4.578	82	576652	155.875 ug/ml	0.00
Spiked Amount 25.000	Range 30 - 130		Recovery = 623.50%#		
46) 2-Fluorobiphenyl	6.101	172	1280572	147.353 ug/ml	0.00
Spiked Amount 25.000	Range 30 - 130		Recovery = 589.41%#		
79) 2,4,6-Tribromophenol	7.281	330	266899	169.083 ug/ml	0.00
Spiked Amount 50.000	Range 15 - 110		Recovery = 338.17%#		
96) 4-Terphenyl-d14	9.311	244	1807842	158.969 ug/ml	0.00
Spiked Amount 25.000	Range 30 - 130		Recovery = 635.88%#		
Target Compounds					Qvalue
2) n-Nitrosodimethylamine	1.624	74	342785	163.013 ug/ml#	90
3) Pyridine	1.656	79	592636	160.138 ug/ml	84
5) Aniline	3.803	93	831076	155.219 ug/ml	94
6) 2-Chlorophenol	3.905	128	598077	155.818 ug/ml	98
8) Phenol	3.814	94	770361	157.065 ug/ml	97
9) Bis(2-chloroethyl)ether	3.878	93	473698	149.294 ug/ml#	86
10) 1,3-Dichlorobenzene	4.039	146	686642	152.679 ug/ml	99
11) 1,4-Dichlorobenzene	4.108	146	697781	149.686 ug/ml	99
12) 1,2-Dichlorobenzene	4.242	146	664903	147.997 ug/ml	100
13) Benzyl alcohol	4.236	79	441997	159.400 ug/ml	99
14) Bis(2-chloroisopropyl)...	4.364	45	870726	146.069 ug/ml#	91

Data Path : I:\8270\GCMS5\200401nical\
Data File : ABNL9.d
Acq On : 1 Apr 2020 11:03 pm
Operator : gcms5:ek
Sample : IL2,32,,ABNL150 Lot# 8665
Misc : wg1357700,,
ALS Vial : 2 Sample Multiplier: 1

Quant Time: Apr 02 10:37:44 2020
Quant Method : i:\8270\gcms5\200401nical\FS200401gcms5.m
Quant Title : Semivolatiles by GC/MS by modified 8270
QLast Update : Thu Apr 02 10:37:29 2020
Response via : Initial Calibration

CCAL FILE(s) : 1 - I:\8270\GCMS5\200401nical\ABNL7.d
Sub List : ABNical - ABN ical sublist

Compound	R.T.	QIon	Response	Conc	Units	Dev(Min)
15) 2-Methylphenol	4.348	108	510394	155.528	ug/ml	98
16) Hexachloroethane	4.530	117	266960	147.038	ug/ml#	82
17) n-Nitrosodi-n-propylamine	4.477	70	388203	158.439	ug/ml#	91
18) 3-Methylphenol/4-Methy...	4.493	108	546390	154.845	ug/ml	99
20) Nitrobenzene	4.599	77	566675	151.320	ug/ml	99
21) Isophorone	4.813	82	1010292	156.005	ug/ml	97
22) 2-Nitrophenol	4.872	139	337150	158.254	ug/ml#	94
23) 2,4-Dimethylphenol	4.941	107	543152	158.040	ug/ml	98
24) Bis(2-chloroethoxy)met...	5.016	93	629509	147.757	ug/ml#	97
25) 2,4-Dichlorophenol	5.080	162	570852	157.713	ug/ml	100
26) 1,2,4-Trichlorobenzene	5.150	180	633062	147.503	ug/ml	98
36) Naphthalene	5.203	128	1615681	143.968	ug/ml	99
37) Benzoic Acid	5.080	105	480852	155.239	ug/ml#	1
38) 4-Chloroaniline	5.262	65	214100	155.383	ug/ml	88
39) Hexachlorobutadiene	5.331	225	375631	158.653	ug/ml	100
40) p-Chloro-m-cresol	5.689	107	522768	164.287	ug/ml	98
41) 2-Methylnaphthalene	5.785	142	1194968	150.477	ug/ml	95
42) 1-Methylnaphthalene	5.866	115	390329	154.893	ug/ml	95
43) Hexachlorocyclopentadiene	5.930	237	528385	160.808	ug/ml	97
44) 2,4,6-Trichlorophenol	6.026	196	446095	159.709	ug/ml	98
45) 2,4,5-Trichlorophenol	6.053	196	488037	159.306	ug/ml	98
47) 2-Chloronaphthalene	6.181	162	1193356	147.004	ug/ml	99
48) 2-Nitroaniline	6.277	138	426895	158.716	ug/ml	96
49) 1,4-Dinitrobenzene	6.389	168	190164	152.113	ug/ml	95
50) 1,3-Dinitrobenzene	6.453	168	210142	151.901	ug/ml	99
51) Dimethyl phthalate	6.448	163	1397205	148.959	ug/ml#	98
52) Acenaphthylene	6.517	152	1827367	148.326	ug/ml	98
53) 2,6-Dinitrotoluene	6.485	165	322124	148.469	ug/ml	98
54) 1,2-Dinitrobenzene	6.523	168	121972	151.565	ug/ml	99
64) 3-Nitroaniline	6.613	138	367145	153.526	ug/ml	98
65) Acenaphthene	6.662	154	1094600	145.810	ug/ml	93
66) 2,4-Dinitrophenol	6.699	184	235556	145.443	ug/ml	99
67) Dibenzofuran	6.806	168	1670771	142.976	ug/ml	97
68) 2,4-Dinitrotoluene	6.811	165	447642	148.758	ug/ml	94
69) 4-Nitrophenol	6.768	65	269310	154.162	ug/ml	94
70) 2,3,5,6-Tetrachlorophenol	6.875	232	448175	160.878	ug/ml	99
71) 2,3,4,6-Tetrachlorophenol	6.913	232	445841	157.116	ug/ml	98
72) Diethyl phthalate	7.025	149	1423622	151.463	ug/ml	99
73) Fluorene	7.084	166	1368626	149.246	ug/ml	94
74) 4-Chlorophenyl phenyl ...	7.094	204	664757	151.492	ug/ml	98

Quantitation Report (QT Reviewed)

Data Path : I:\8270\GCMS5\200401nical\
Data File : ABNL9.d
Acq On : 1 Apr 2020 11:03 pm
Operator : gcms5:ek
Sample : IL2,32,,ABNL150 Lot# 8665
Misc : wg1357700,,
ALS Vial : 2 Sample Multiplier: 1

Quant Time: Apr 02 10:37:44 2020
Quant Method : i:\8270\gcms5\200401nical\FS200401gcms5.m
Quant Title : Semivolatiles by GC/MS by modified 8270
QLast Update : Thu Apr 02 10:37:29 2020
Response via : Initial Calibration

CCAL FILE(s) : 1 - I:\8270\GCMS5\200401nical\ABNL7.d
Sub List : ABNical - ABN ical sublist

	Compound	R.T.	QIon	Response	Conc	Units	Dev(Min)
75)	4-Nitroaniline	7.116	138	387971	158.040	ug/ml	92
76)	4,6-Dinitro-o-cresol	7.142	198	292579	146.684	ug/ml	93
77)	NDPA/DPA	7.196	169	1126999	148.674	ug/ml	93
78)	Azobenzene	7.223	77	1217535	146.541	ug/ml#	93
80)	4-Bromophenyl phenyl e...	7.495	248	447672	159.684	ug/ml	97
81)	Hexachlorobenzene	7.543	284	529759	161.831	ug/ml	94
82)	Pentachlorophenol	7.709	266	375735	148.619	ug/ml	99
89)	Phenanthrene	7.880	178	2106113	144.608	ug/ml	98
90)	Anthracene	7.922	178	2141642	148.866	ug/ml	96
91)	Carbazole	8.072	167	2014839	147.837	ug/ml	96
92)	Di-n-butylphthalate	8.419	149	2466617	155.793	ug/ml	99
93)	Fluoranthene	8.932	202	2646506	150.852	ug/ml#	95
94)	Benzidine	9.076	184	1829625	162.206	ug/ml	97
95)	Pyrene	9.135	202	2668905	146.582	ug/ml	96
97)	Butyl benzyl phthalate	9.792	149	1244004	162.581	ug/ml	96
105)	Benzo(a)anthracene	10.262	228	2743123	149.973	ug/ml	97
106)	3,3'-Dichlorobenzidine	10.262	252	1159520	170.023	ug/ml#	98
107)	Chrysene	10.300	228	2486496	140.777	ug/ml	96
108)	Bis(2-ethylhexyl)phtha...	10.364	149	1732500	151.552	ug/ml#	92
109)	Di-n-octylphthalate	10.957	149	3121498	156.746	ug/ml	99
110)	Benzo(b)fluoranthene	11.224	252	2995135	153.290	ug/ml	97
111)	Benzo(k)fluoranthene	11.251	252	2599441	152.422	ug/ml	97
112)	Benzo(a)pyrene	11.491	252	2699627	155.813	ug/ml	98
114)	Indeno(1,2,3-cd)pyrene	12.383	276	3185653M6	174.244	ug/mL	
115)	Dibenzo(a,h)anthracene	12.404	278	2685134	165.043	ug/ml	97
116)	Benzo(ghi)perylene	12.613	276	2895097	159.833	ug/ml	95

(#) = qualifier out of range (m) = manual integration (+) = signals summed

Quantitation Report (QT Reviewed)

Data Path : I:\8270\GCMS5\200401nical\
Data File : ABNL9.d
Acq On : 1 Apr 2020 11:03 pm
Operator : gcms5:ek
Sample : IL2,32,,ABNL150 Lot# 8665
Misc : wg1357700,,
ALS Vial : 2 Sample Multiplier: 1

Quant Time: Apr 02 10:37:44 2020
Quant Method : i:\8270\gcms5\200401nical\FS200401gcms5.m
Quant Title : Semivolatiles by GC/MS by modified 8270
QLast Update : Thu Apr 02 10:37:29 2020
Response via : Initial Calibration

Sub List : ABNical - ABN ical sublistcal\ABNL7.d•

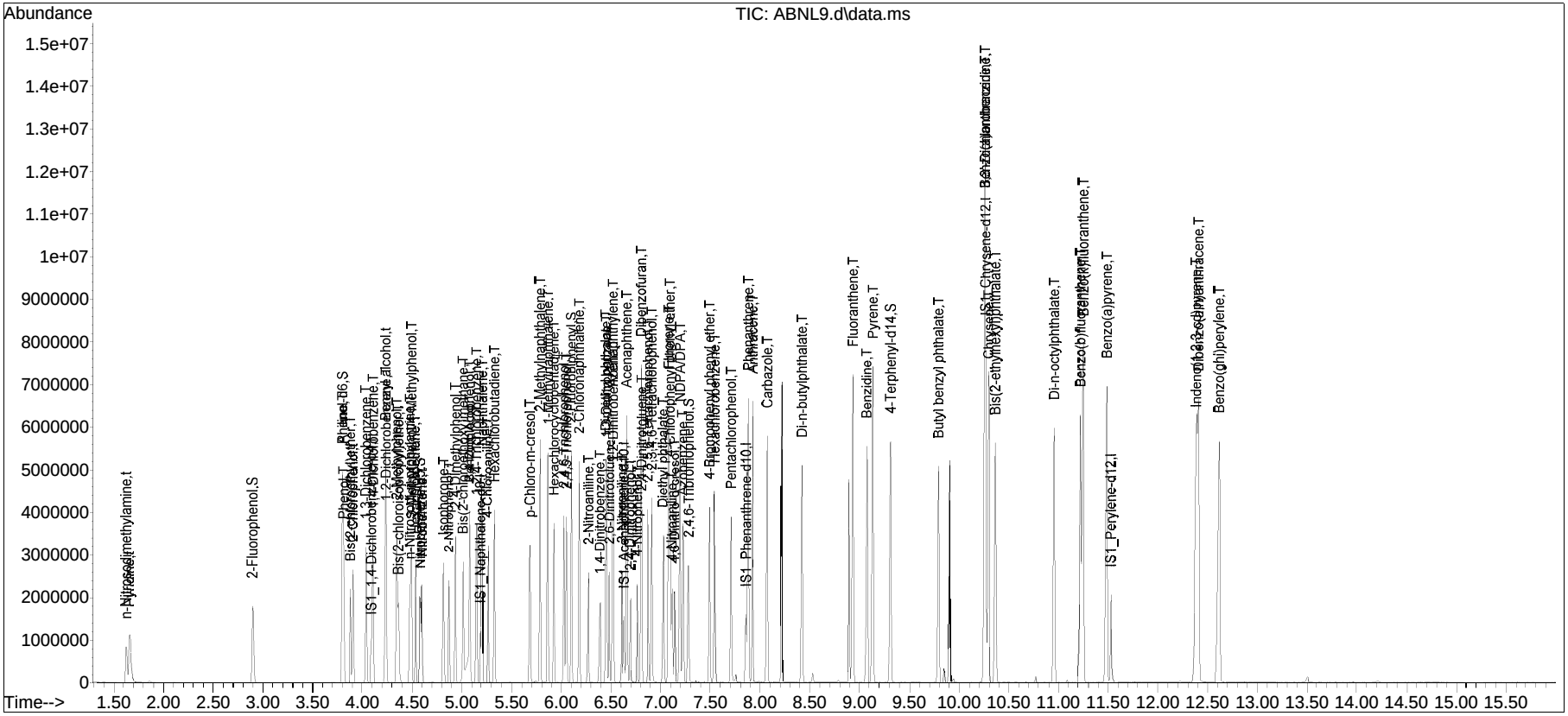

Manual Integration Report

Data Path : I:\8270\GCMS5\200401nical\QMethod : FS200401gcms5.m
Data File : ABNL9.d Operator : gcms5:ek
Date Inj'd : 4/1/2020 11:03 pm Instrument : GCMS5
Sample : IL2,32,,ABNL150 Lot# 8665 Quant Date : 4/2/2020 10:37 am

Compound #114: Indeno(1,2,3-cd)pyrene

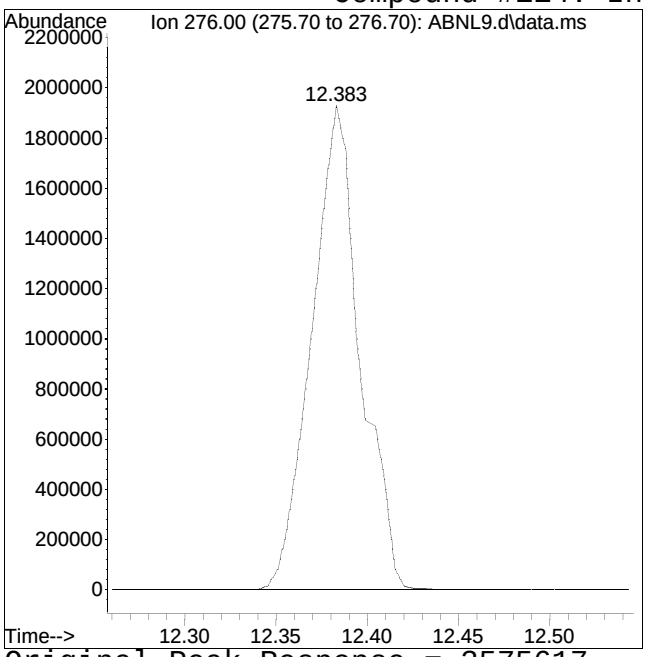

Original Peak Response = 3575617

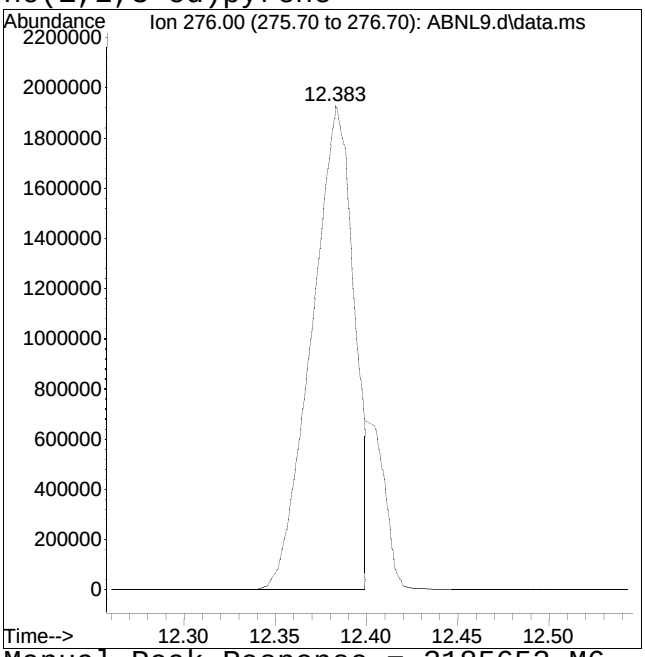

Manual Peak Response = 3185653 M6

M6 = Misassignment of peak valley by automated integration (poor split of 2 peaks).

Quantitation Report (QT Reviewed)

Data Path : I:\8270\GCMS5\200401nical\
Data File : ABNL8.d
Acq On : 1 Apr 2020 11:25 pm
Operator : gcms5:ek
Sample : IL3,32,,ABNL100 Lot# 8664
Misc : wg1357700,,
ALS Vial : 3 Sample Multiplier: 1

Quant Time: Apr 02 10:37:03 2020
Quant Method : i:\8270\gcms5\200401nical\FS200401gcms5.m
Quant Title : Semivolatiles by GC/MS by modified 8270
QLast Update : Thu Apr 02 10:36:50 2020
Response via : Initial Calibration

CCAL FILE(s) : 1 - I:\8270\GCMS5\200401nical\ABNL7.d
Sub List : ABNical - ABN ical sublist

Compound	R.T.	QIon	Response	Conc	Units	Dev(Min)
Internal Standards						
1) IS1_1,4-Dichlorobenzen...	4.092	152	130412	40.000	ug/ml	# 0.00
Standard Area 1 = 126049			Recovery = 103.46%			
35) IS1_Naphthalene-d8	5.187	136	452752	40.000	ug/ml	0.00
Standard Area 1 = 445038			Recovery = 101.73%			
63) IS1_Acenaphthene-d10	6.635	164	262390	40.000	ug/ml	0.00
Standard Area 1 = 262232			Recovery = 100.06%			
88) IS1_Phenanthrene-d10	7.858	188	552566	40.000	ug/ml	0.00
Standard Area 1 = 543330			Recovery = 101.70%			
104) IS1_Chrysene-d12	10.268	240	581537	40.000	ug/ml	0.00
Standard Area 1 = 576405			Recovery = 100.89%			
113) IS1_Perylene-d12	11.528	264	637624	40.000	ug/ml	0.00
Standard Area 1 = 649115			Recovery = 98.23%			
System Monitoring Compounds						
4) 2-Fluorophenol	2.895	112	386672	110.199	ug/ml	0.00
Spiked Amount 50.000	Range 15 - 110		Recovery = 220.40%#			
7) Phenol-d6	3.798	99	466347	106.012	ug/ml	0.00
Spiked Amount 50.000	Range 15 - 110		Recovery = 212.02%#			
19) Nitrobenzene-d5	4.578	82	424990	106.736	ug/ml	0.00
Spiked Amount 25.000	Range 30 - 130		Recovery = 426.94%#			
46) 2-Fluorobiphenyl	6.101	172	911449	101.509	ug/ml	0.00
Spiked Amount 25.000	Range 30 - 130		Recovery = 406.04%#			
79) 2,4,6-Tribromophenol	7.281	330	181930	118.263	ug/ml	0.00
Spiked Amount 50.000	Range 15 - 110		Recovery = 236.53%#			
96) 4-Terphenyl-d14	9.306	244	1220589	106.811	ug/ml	0.00
Spiked Amount 25.000	Range 30 - 130		Recovery = 427.24%#			
Target Compounds						Qvalue
2) n-Nitrosodimethylamine	1.629	74	242390	107.148	ug/ml#	90
3) Pyridine	1.656	79	422141	105.883	ug/ml	86
5) Aniline	3.804	93	607637	105.274	ug/ml	95
6) 2-Chlorophenol	3.905	128	431422	104.132	ug/ml	97
8) Phenol	3.814	94	557894	105.544	ug/ml	97
9) Bis(2-chloroethyl)ether	3.878	93	340485	98.834	ug/ml#	85
10) 1,3-Dichlorobenzene	4.039	146	501517	103.208	ug/ml	99
11) 1,4-Dichlorobenzene	4.108	146	503778	99.621	ug/ml	98
12) 1,2-Dichlorobenzene	4.242	146	484082	99.279	ug/ml	99
13) Benzyl alcohol	4.231	79	324355	108.948	ug/ml	99
14) Bis(2-chloroisopropyl)...	4.364	45	645184	99.791	ug/ml#	90

Quantitation Report (QT Reviewed)

Data Path : I:\8270\GCMS5\200401nical\
Data File : ABNL8.d
Acq On : 1 Apr 2020 11:25 pm
Operator : gcms5:ek
Sample : IL3,32,,ABNL100 Lot# 8664
Misc : wg1357700,,
ALS Vial : 3 Sample Multiplier: 1

Quant Time: Apr 02 10:37:03 2020
Quant Method : i:\8270\gcms5\200401nical\FS200401gcms5.m
Quant Title : Semivolatiles by GC/MS by modified 8270
QLast Update : Thu Apr 02 10:36:50 2020
Response via : Initial Calibration

CCAL FILE(s) : 1 - I:\8270\GCMS5\200401nical\ABNL7.d
Sub List : ABNical - ABN ical sublist

Compound	R.T.	QIon	Response	Conc	Units	Dev(Min)
15) 2-Methylphenol	4.348	108	374656	105.985	ug/ml	98
16) Hexachloroethane	4.530	117	191855	97.142	ug/ml#	83
17) n-Nitrosodi-n-propylamine	4.477	70	280741	106.421	ug/ml#	92
18) 3-Methylphenol/4-Methy...	4.487	108	390660	102.369	ug/ml	97
20) Nitrobenzene	4.594	77	415401	102.591	ug/ml	98
21) Isophorone	4.808	82	718717	102.650	ug/ml	95
22) 2-Nitrophenol	4.872	139	233523	101.306	ug/ml	94
23) 2,4-Dimethylphenol	4.936	107	376338	101.109	ug/ml	97
24) Bis(2-chloroethoxy)met...	5.016	93	449130	96.882	ug/ml#	98
25) 2,4-Dichlorophenol	5.080	162	398566	101.746	ug/ml	99
26) 1,2,4-Trichlorobenzene	5.150	180	445206	95.148	ug/ml	99
36) Naphthalene	5.203	128	1159929	99.851	ug/ml	100
37) Benzoic Acid	5.064	105	316405	101.430	ug/ml#	1
38) 4-Chloroaniline	5.262	65	147134	103.591	ug/ml	90
39) Hexachlorobutadiene	5.331	225	258575	106.261	ug/ml	99
40) p-Chloro-m-cresol	5.684	107	367788	113.337	ug/ml	98
41) 2-Methylnaphthalene	5.786	142	853494	104.352	ug/ml	96
42) 1-Methylnaphthalene	5.866	115	270711	104.296	ug/ml	95
43) Hexachlorocyclopentadiene	5.930	237	362917	108.176	ug/ml	99
44) 2,4,6-Trichlorophenol	6.026	196	311196	108.843	ug/ml	99
45) 2,4,5-Trichlorophenol	6.053	196	338030	107.634	ug/ml	97
47) 2-Chloronaphthalene	6.181	162	850625	101.406	ug/ml	100
48) 2-Nitroaniline	6.272	138	297885	108.536	ug/ml	95
49) 1,4-Dinitrobenzene	6.384	168	127574	98.767	ug/ml	87
50) 1,3-Dinitrobenzene	6.448	168	143081	100.450	ug/ml	98
51) Dimethyl phthalate	6.448	163	984998	101.682	ug/ml#	98
52) Acenaphthylene	6.517	152	1275556	100.047	ug/ml	98
53) 2,6-Dinitrotoluene	6.480	165	221416	98.353	ug/ml	98
54) 1,2-Dinitrobenzene	6.523	168	82995	99.582	ug/ml	97
64) 3-Nitroaniline	6.614	138	248471	104.975	ug/ml	97
65) Acenaphthene	6.662	154	748535	100.034	ug/ml	93
66) 2,4-Dinitrophenol	6.694	184	160260	100.457	ug/ml	98
67) Dibenzofuran	6.806	168	1178073	101.301	ug/ml	99
68) 2,4-Dinitrotoluene	6.806	165	301707	101.042	ug/ml	96
69) 4-Nitrophenol	6.763	65	186810	108.596	ug/ml	94
70) 2,3,5,6-Tetrachlorophenol	6.875	232	307672	112.532	ug/ml	99
71) 2,3,4,6-Tetrachlorophenol	6.913	232	306238	109.559	ug/ml	99
72) Diethyl phthalate	7.025	149	984121	105.704	ug/ml	98
73) Fluorene	7.084	166	958957	105.555	ug/ml	94
74) 4-Chlorophenyl phenyl ...	7.094	204	454632	104.453	ug/ml	97

Quantitation Report (QT Reviewed)

Data Path : I:\8270\GCMS5\200401nical\
Data File : ABNL8.d
Acq On : 1 Apr 2020 11:25 pm
Operator : gcms5:ek
Sample : IL3,32,,ABNL100 Lot# 8664
Misc : wg1357700,,
ALS Vial : 3 Sample Multiplier: 1

Quant Time: Apr 02 10:37:03 2020
Quant Method : i:\8270\gcms5\200401nical\FS200401gcms5.m
Quant Title : Semivolatiles by GC/MS by modified 8270
QLast Update : Thu Apr 02 10:36:50 2020
Response via : Initial Calibration

CCAL FILE(s) : 1 - I:\8270\GCMS5\200401nical\ABNL7.d
Sub List : ABNical - ABN ical sublist

	Compound	R.T.	QIon	Response	Conc	Units	Dev(Min)
75)	4-Nitroaniline	7.110	138	266163	110.381	ug/ml	90
76)	4,6-Dinitro-o-cresol	7.137	198	196695	99.639	ug/ml	93
77)	NDPA/DPA	7.196	169	785911	104.534	ug/ml	92
78)	Azobenzene	7.223	77	859954	104.334	ug/ml#	94
80)	4-Bromophenyl phenyl e...	7.495	248	299193	108.017	ug/ml	97
81)	Hexachlorobenzene	7.543	284	356372	110.486	ug/ml#	91
82)	Pentachlorophenol	7.709	266	250232	99.891	ug/ml	99
89)	Phenanthrene	7.880	178	1457738	98.718	ug/ml	99
90)	Anthracene	7.922	178	1510337	104.172	ug/ml	98
91)	Carbazole	8.067	167	1412441	102.664	ug/ml	98
92)	Di-n-butylphthalate	8.419	149	1702942	107.190	ug/ml	99
93)	Fluoranthene	8.927	202	1830629	103.458	ug/ml#	96
94)	Benzidine	9.071	184	1224954	108.577	ug/ml#	97
95)	Pyrene	9.130	202	1823853	98.806	ug/ml	99
97)	Butyl benzyl phthalate	9.792	149	836865	109.787	ug/ml	95
105)	Benzo(a)anthracene	10.257	228	1828200	99.832	ug/ml	98
106)	3,3'-Dichlorobenzidine	10.257	252	775606	115.867	ug/ml#	97
107)	Chrysene	10.294	228	1745459	98.565	ug/ml	98
108)	Bis(2-ethylhexyl)phtha...	10.364	149	1177968	104.184	ug/ml#	92
109)	Di-n-octylphthalate	10.957	149	2144254	109.217	ug/ml	99
110)	Benzo(b)fluoranthene	11.219	252	2163142	112.082	ug/ml#	96
111)	Benzo(k)fluoranthene	11.245	252	1646485	96.020	ug/ml	99
112)	Benzo(a)pyrene	11.486	252	1797677	104.194	ug/ml	98
114)	Indeno(1,2,3-cd)pyrene	12.378	276	2065989M6	112.842	ug/mL	
115)	Dibenzo(a,h)anthracene	12.399	278	1815298	110.999	ug/ml	98
116)	Benzo(ghi)perylene	12.608	276	1947462	106.421	ug/ml	96

(#) = qualifier out of range (m) = manual integration (+) = signals summed

Quantitation Report (QT Reviewed)

Data Path : I:\8270\GCMS5\200401nical\
Data File : ABNL8.d
Acq On : 1 Apr 2020 11:25 pm
Operator : gcms5:ek
Sample : IL3,32,,ABNL100 Lot# 8664
Misc : wg1357700,,
ALS Vial : 3 Sample Multiplier: 1

Quant Time: Apr 02 10:37:03 2020
Quant Method : i:\8270\gcms5\200401nical\FS200401gcms5.m
Quant Title : Semivolatiles by GC/MS by modified 8270
QLast Update : Thu Apr 02 10:36:50 2020
Response via : Initial Calibration

Sub List : ABNical - ABN ical sublistcal\ABNL7.d•

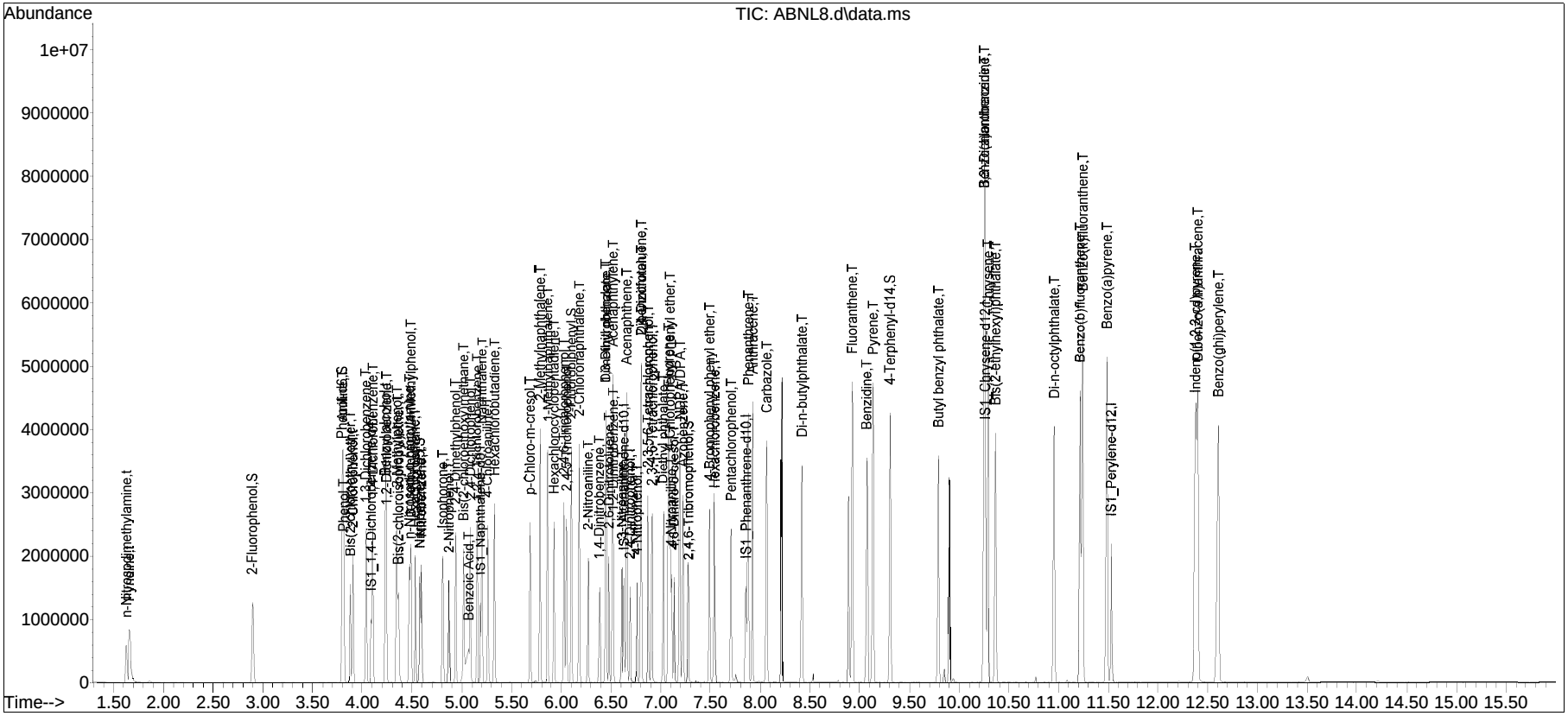

Manual Integration Report

Data Path : I:\8270\GCMS5\200401nical\QMethod : FS200401gcms5.m
Data File : ABNL8.d Operator : gcms5:ek
Date Inj'd : 4/1/2020 11:25 pm Instrument : GCMS5
Sample : IL3,32,,ABNL100 Lot# 8664 Quant Date : 4/2/2020 10:36 am

Compound #114: Indeno(1,2,3-cd)pyrene

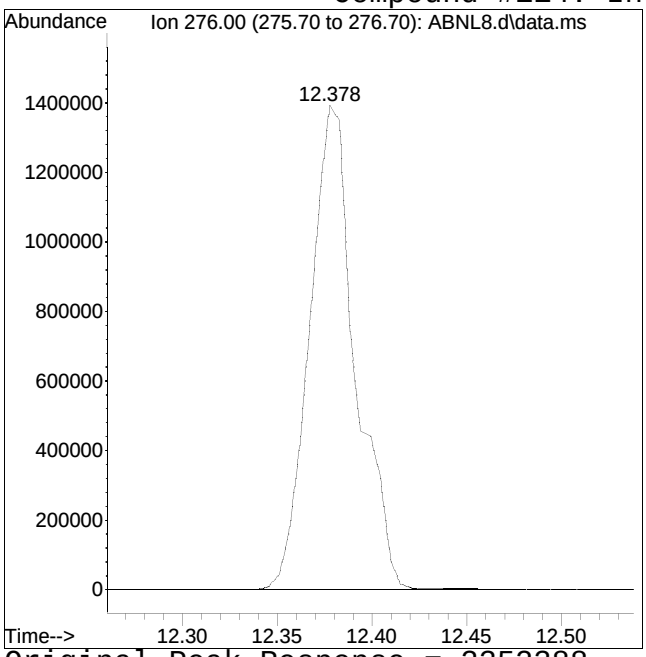

Original Peak Response = 2352388

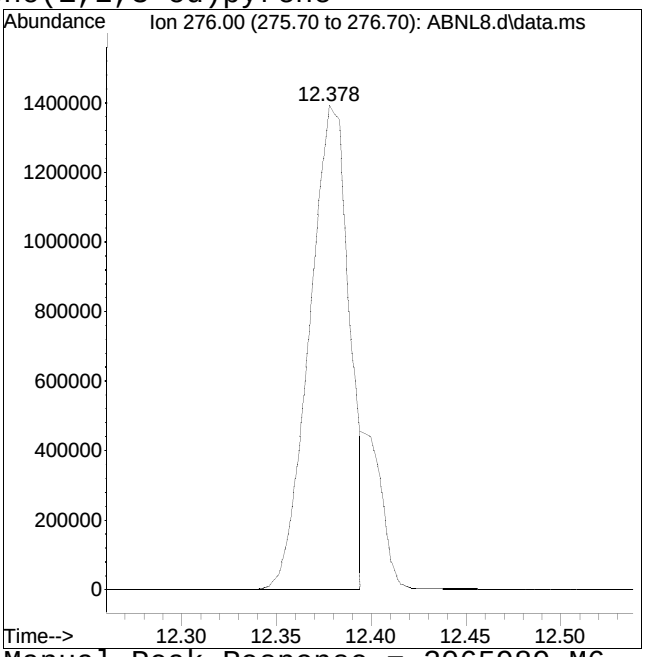

Manual Peak Response = 2065989 M6

M6 = Misassignment of peak valley by automated integration (poor split of 2 peaks).

Quantitation Report (QT Reviewed)

Data Path : I:\8270\GCMS5\200401nical\
Data File : ABNL7.d
Acq On : 1 Apr 2020 11:48 pm
Operator : gcms5:ek
Sample : IL4,32,,ABNL50 Lot# 8663
Misc : wg1357700,,
ALS Vial : 4 Sample Multiplier: 1

Quant Time: Apr 02 10:36:31 2020
Quant Method : i:\8270\gcms5\200401nical\FS200401gcms5.m
Quant Title : Semivolatiles by GC/MS by modified 8270
QLast Update : Thu Apr 02 10:36:16 2020
Response via : Initial Calibration

CCAL FILE(s) : 1 - I:\8270\GCMS5\200401nical\ABNL7.d
Sub List : ABNical - ABN ical sublist

Compound	R.T.	QIon	Response	Conc	Units	Dev(Min)
Internal Standards						
1) IS1_1,4-Dichlorobenzen...	4.092	152	126049	40.000	ug/ml	0.00
Standard Area 1 = 126049			Recovery = 100.00%			
35) IS1_Naphthalene-d8	5.182	136	445038	40.000	ug/ml	0.00
Standard Area 1 = 445038			Recovery = 100.00%			
63) IS1_Acenaphthene-d10	6.635	164	262232	40.000	ug/ml	0.00
Standard Area 1 = 262232			Recovery = 100.00%			
88) IS1_Phenanthrene-d10	7.853	188	543330	40.000	ug/ml	0.00
Standard Area 1 = 543330			Recovery = 100.00%			
104) IS1_Chrysene-d12	10.262	240	576405	40.000	ug/ml	0.00
Standard Area 1 = 576405			Recovery = 100.00%			
113) IS1_Perylene-d12	11.528	264	649115	40.000	ug/ml	0.00
Standard Area 1 = 649115			Recovery = 100.00%			
System Monitoring Compounds						
4) 2-Fluorophenol	2.895	112	182891	53.927	ug/ml	0.00
Spiked Amount 50.000	Range 15 - 110		Recovery = 107.85%			
7) Phenol-d6	3.798	99	215703	50.732	ug/ml	0.00
Spiked Amount 50.000	Range 15 - 110		Recovery = 101.46%			
19) Nitrobenzene-d5	4.578	82	199058	51.724	ug/ml	0.00
Spiked Amount 25.000	Range 30 - 130		Recovery = 206.90%#			
46) 2-Fluorobiphenyl	6.095	172	448069	50.767	ug/ml	0.00
Spiked Amount 25.000	Range 30 - 130		Recovery = 203.07%#			
79) 2,4,6-Tribromophenol	7.276	330	86720	56.406	ug/ml	0.00
Spiked Amount 50.000	Range 15 - 110		Recovery = 112.81%#			
96) 4-Terphenyl-d14	9.306	244	610243	54.309	ug/ml	0.00
Spiked Amount 25.000	Range 30 - 130		Recovery = 217.24%#			
Target Compounds						Qvalue
2) n-Nitrosodimethylamine	1.624	74	113963	52.121	ug/ml#	92
3) Pyridine	1.656	79	207398	53.821	ug/ml	86
5) Aniline	3.798	93	284633	51.020	ug/ml	96
6) 2-Chlorophenol	3.905	128	206592	51.591	ug/ml	98
8) Phenol	3.809	94	262404	51.361	ug/ml	99
9) Bis(2-chloroethyl)ether	3.878	93	165905	49.825	ug/ml	88
10) 1,3-Dichlorobenzene	4.038	146	238591	50.799	ug/ml	99
11) 1,4-Dichlorobenzene	4.108	146	243749	49.869	ug/ml	100
12) 1,2-Dichlorobenzene	4.236	146	232328	49.297	ug/ml	100
13) Benzyl alcohol	4.231	79	151885	52.783	ug/ml	99
14) Bis(2-chloroisopropyl)...	4.359	45	306335	49.021	ug/ml#	90

Quantitation Report (QT Reviewed)

Data Path : I:\8270\GCMS5\200401nical\
Data File : ABNL7.d
Acq On : 1 Apr 2020 11:48 pm
Operator : gcms5:ek
Sample : IL4,32,,ABNL50 Lot# 8663
Misc : wg1357700,,
ALS Vial : 4 Sample Multiplier: 1

Quant Time: Apr 02 10:36:31 2020
Quant Method : i:\8270\gcms5\200401nical\FS200401gcms5.m
Quant Title : Semivolatiles by GC/MS by modified 8270
QLast Update : Thu Apr 02 10:36:16 2020
Response via : Initial Calibration

CCAL FILE(s) : 1 - I:\8270\GCMS5\200401nical\ABNL7.d
Sub List : ABNical - ABN ical sublist

Compound	R.T.	QIon	Response	Conc	Units	Dev(Min)
15) 2-Methylphenol	4.343	108	176792	51.743	ug/ml	98
16) Hexachloroethane	4.530	117	92567	48.492	ug/ml	85
17) n-Nitrosodi-n-propylamine	4.471	70	132452	51.947	ug/ml#	91
18) 3-Methylphenol/4-Methy...	4.487	108	186126	50.461	ug/ml	98
20) Nitrobenzene	4.594	77	197842	50.552	ug/ml	98
21) Isophorone	4.808	82	354938	52.448	ug/ml	95
22) 2-Nitrophenol	4.872	139	114234	51.272	ug/ml	97
23) 2,4-Dimethylphenol	4.936	107	181971	50.582	ug/ml	98
24) Bis(2-chloroethoxy)met...	5.011	93	216001	48.206	ug/ml	99
25) 2,4-Dichlorophenol	5.075	162	192872	50.941	ug/ml	99
26) 1,2,4-Trichlorobenzene	5.144	180	214440	47.416	ug/ml	100
36) Naphthalene	5.203	128	573544	50.229	ug/ml	100
37) Benzoic Acid	5.032	105	141791	49.726	ug/ml#	1
38) 4-Chloroaniline	5.262	65	71584	51.273	ug/ml	93
39) Hexachlorobutadiene	5.331	225	124536	52.065	ug/ml	99
40) p-Chloro-m-cresol	5.684	107	174949	54.846	ug/ml	98
41) 2-Methylnaphthalene	5.785	142	408151	50.767	ug/ml	95
42) 1-Methylnaphthalene	5.860	115	129677	50.826	ug/ml	94
43) Hexachlorocyclopentadiene	5.930	237	170497	51.702	ug/ml	98
44) 2,4,6-Trichlorophenol	6.026	196	150335	53.492	ug/ml	99
45) 2,4,5-Trichlorophenol	6.047	196	162494	52.638	ug/ml	99
47) 2-Chloronaphthalene	6.181	162	415568	50.400	ug/ml	99
48) 2-Nitroaniline	6.272	138	141291	52.373	ug/ml	96
49) 1,4-Dinitrobenzene	6.384	168	62186	49.696	ug/ml	95
50) 1,3-Dinitrobenzene	6.448	168	67244	48.621	ug/ml	94
51) Dimethyl phthalate	6.442	163	481110	50.526	ug/ml#	98
52) Acenaphthylene	6.512	152	643189	51.322	ug/ml	99
53) 2,6-Dinitrotoluene	6.475	165	108199	49.170	ug/ml	98
54) 1,2-Dinitrobenzene	6.512	168	41178	50.264	ug/ml	97
64) 3-Nitroaniline	6.608	138	123999	52.419	ug/ml	99
65) Acenaphthene	6.662	154	369700	49.436	ug/ml	92
66) 2,4-Dinitrophenol	6.694	184	76137	49.512	ug/ml	98
67) Dibenzofuran	6.800	168	583218	50.180	ug/ml	99
68) 2,4-Dinitrotoluene	6.800	165	147628	49.748	ug/ml	96
69) 4-Nitrophenol	6.758	65	91829	53.414	ug/ml	92
70) 2,3,5,6-Tetrachlorophenol	6.875	232	150250	54.988	ug/ml	99
71) 2,3,4,6-Tetrachlorophenol	6.907	232	151083	54.083	ug/ml	99
72) Diethyl phthalate	7.019	149	487941	52.441	ug/ml	98
73) Fluorene	7.078	166	467846	51.528	ug/ml	94
74) 4-Chlorophenyl phenyl ...	7.094	204	222320	51.109	ug/ml	96

Quantitation Report (QT Reviewed)

Data Path : I:\8270\GCMS5\200401nical\
Data File : ABNL7.d
Acq On : 1 Apr 2020 11:48 pm
Operator : gcms5:ek
Sample : IL4,32,,ABNL50 Lot# 8663
Misc : wg1357700,,
ALS Vial : 4 Sample Multiplier: 1

Quant Time: Apr 02 10:36:31 2020
Quant Method : i:\8270\gcms5\200401nical\FS200401gcms5.m
Quant Title : Semivolatiles by GC/MS by modified 8270
QLast Update : Thu Apr 02 10:36:16 2020
Response via : Initial Calibration

CCAL FILE(s) : 1 - I:\8270\GCMS5\200401nical\ABNL7.d
Sub List : ABNical - ABN ical sublist

	Compound	R.T.	QIon	Response	Conc	Units	Dev(Min)
75)	4-Nitroaniline	7.100	138	129813	53.868	ug/ml	93
76)	4,6-Dinitro-o-cresol	7.132	198	93760	48.826	ug/ml	96
77)	NDPA/DPA	7.190	169	388984	51.770	ug/ml	93
78)	Azobenzene	7.217	77	424108	51.486	ug/ml#	94
80)	4-Bromophenyl phenyl e...	7.495	248	145254	52.473	ug/ml	97
81)	Hexachlorobenzene	7.538	284	168946	52.410	ug/ml#	91
82)	Pentachlorophenol	7.703	266	117685	48.006	ug/ml	99
89)	Phenanthrene	7.874	178	732475	50.446	ug/ml	99
90)	Anthracene	7.917	178	750296	52.630	ug/ml	100
91)	Carbazole	8.067	167	705884	52.180	ug/ml	98
92)	Di-n-butylphthalate	8.414	149	842366	53.923	ug/ml	99
93)	Fluoranthene	8.927	202	913116	52.482	ug/ml#	95
94)	Benzidine	9.071	184	613247	55.281	ug/ml#	96
95)	Pyrene	9.130	202	919500	50.660	ug/ml	99
97)	Butyl benzyl phthalate	9.792	149	406504	54.235	ug/ml	95
105)	Benzo(a)anthracene	10.257	228	927880	51.120	ug/ml	99
106)	3,3'-Dichlorobenzidine	10.257	252	371118	55.935	ug/ml	98
107)	Chrysene	10.289	228	876089	49.913	ug/ml	99
108)	Bis(2-ethylhexyl)phtha...	10.364	149	593485	53.080	ug/ml#	91
109)	Di-n-octylphthalate	10.951	149	1061651	54.557	ug/ml	100
110)	Benzo(b)fluoranthene	11.213	252	1083272	56.629	ug/ml#	93
111)	Benzo(k)fluoranthene	11.240	252	835678	49.169	ug/ml	96
112)	Benzo(a)pyrene	11.480	252	914280	53.464	ug/ml	97
114)	Indeno(1,2,3-cd)pyrene	12.372	276	1019648M6	54.706	ug/mL	
115)	Dibenzo(a,h)anthracene	12.388	278	923032	55.441	ug/ml	98
116)	Benzo(ghi)perylene	12.597	276	995113	53.416	ug/ml	96

(#) = qualifier out of range (m) = manual integration (+) = signals summed

Quantitation Report (QT Reviewed)

Data Path : I:\8270\GCMS5\200401nical\
Data File : ABNL7.d
Acq On : 1 Apr 2020 11:48 pm
Operator : gcms5:ek
Sample : IL4,32,,ABNL50 Lot# 8663
Misc : wg1357700,,
ALS Vial : 4 Sample Multiplier: 1

Quant Time: Apr 02 10:36:31 2020
Quant Method : i:\8270\gcms5\200401nical\FS200401gcms5.m
Quant Title : Semivolatiles by GC/MS by modified 8270
QLast Update : Thu Apr 02 10:36:16 2020
Response via : Initial Calibration

Sub List : ABNical - ABN ical sublistcal\ABNL7.d•

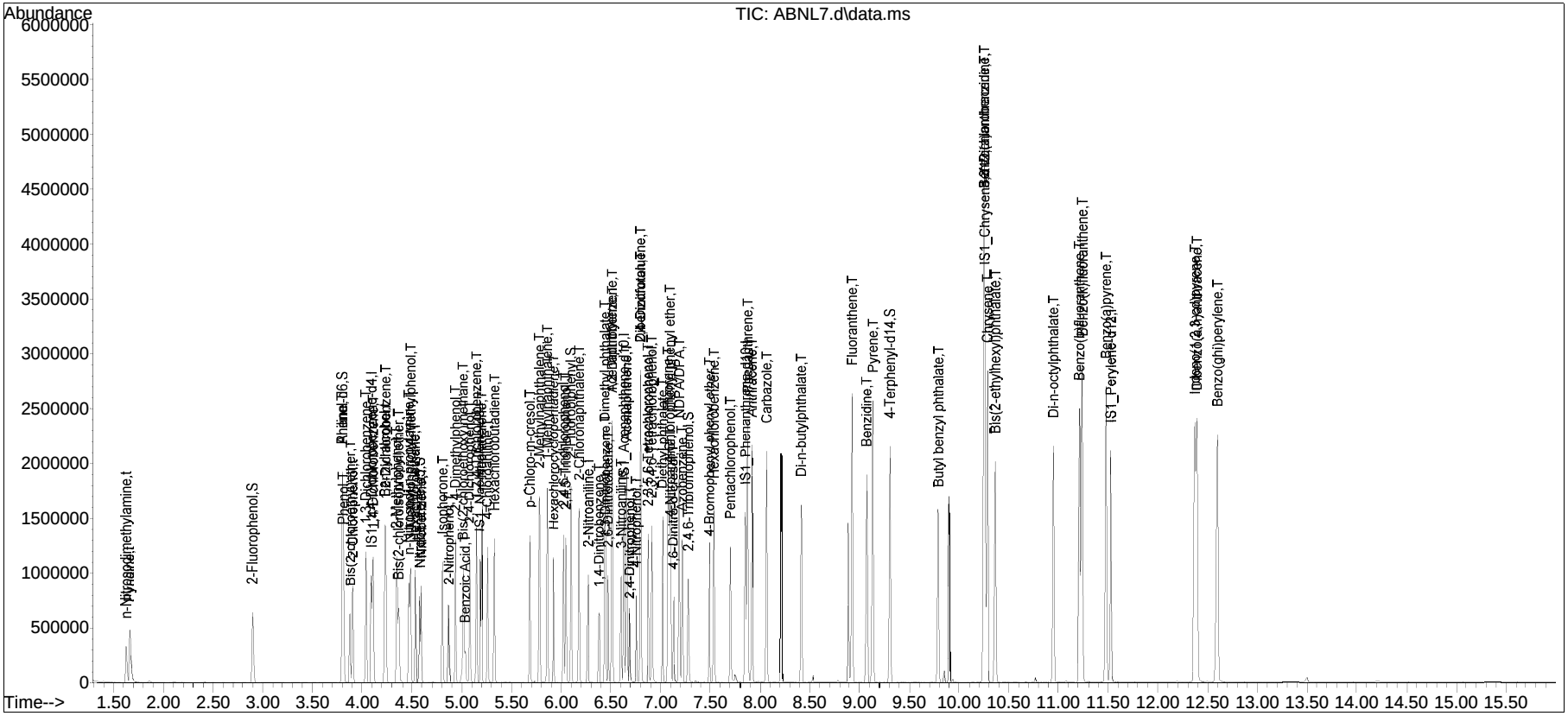

Manual Integration Report

Data Path : I:\8270\GCMS5\200401nical\QMethod : FS200401gcms5.m
Data File : ABNL7.d Operator : gcms5:ek
Date Inj'd : 4/1/2020 11:48 pm Instrument : GCMS5
Sample : IL4,32,,ABNL50 Lot# 8663 Quant Date : 4/2/2020 10:36 am

Compound #114: Indeno(1,2,3-cd)pyrene

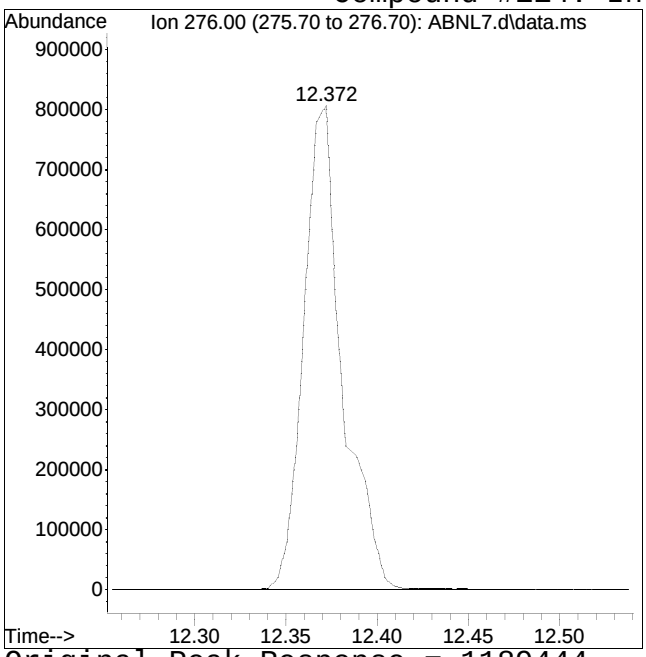

Original Peak Response = 1189444

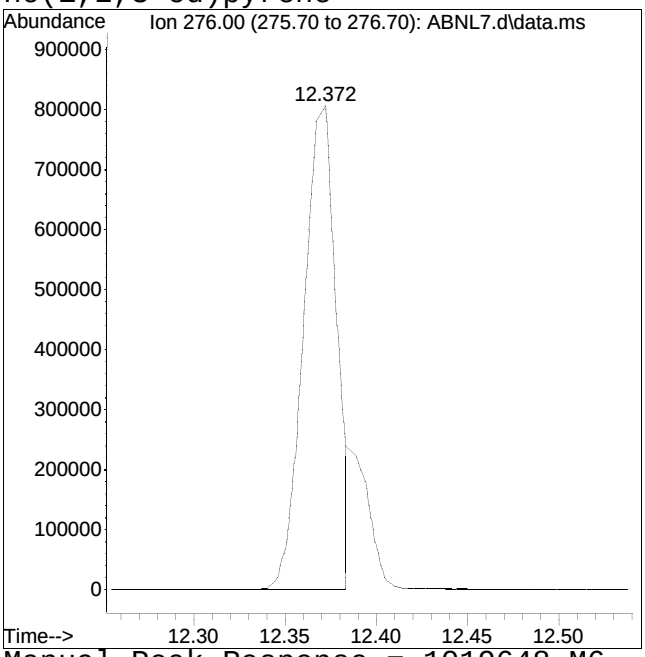

Manual Peak Response = 1019648 M6

M6 = Misassignment of peak valley by automated integration (poor split of 2 peaks).

Quantitation Report (QT Reviewed)

Data Path : I:\8270\GCMS5\200401nical\
Data File : ABNL6.d
Acq On : 2 Apr 2020 12:11 am
Operator : gcms5:ek
Sample : IL5,32,,ABNL20 Lot# 8662
Misc : wg1357700,,
ALS Vial : 5 Sample Multiplier: 1

Quant Time: Apr 02 10:35:56 2020
Quant Method : i:\8270\gcms5\200401nical\FS200401gcms5.m
Quant Title : Semivolatiles by GC/MS by modified 8270
QLast Update : Thu Apr 02 10:35:43 2020
Response via : Initial Calibration

CCAL FILE(s) : 1 - I:\8270\GCMS5\200401nical\ABNL7.d
Sub List : ABNical - ABN ical sublist

Compound	R.T.	QIon	Response	Conc	Units	Dev(Min)
Internal Standards						
1) IS1_1,4-Dichlorobenzen...	4.092	152	109778	40.000	ug/ml	0.00
Standard Area 1 = 126049			Recovery = 87.09%			
35) IS1_Naphthalene-d8	5.182	136	421759	40.000	ug/ml	0.00
Standard Area 1 = 445038			Recovery = 94.77%			
63) IS1_Acenaphthene-d10	6.629	164	242977	40.000	ug/ml	0.00
Standard Area 1 = 262232			Recovery = 92.66%			
88) IS1_Phenanthrene-d10	7.853	188	499515	40.000	ug/ml	0.00
Standard Area 1 = 543330			Recovery = 91.94%			
104) IS1_Chrysene-d12	10.262	240	528229	40.000	ug/ml	0.00
Standard Area 1 = 576405			Recovery = 91.64%			
113) IS1_Perylene-d12	11.523	264	592254	40.000	ug/ml	0.00
Standard Area 1 = 649115			Recovery = 91.24%			
System Monitoring Compounds						
4) 2-Fluorophenol	2.895	112	62197	21.218	ug/ml	0.00
Spiked Amount 50.000	Range 15 - 110		Recovery = 42.44%			
7) Phenol-d6	3.793	99	76162	20.651	ug/ml	0.00
Spiked Amount 50.000	Range 15 - 110		Recovery = 41.30%			
19) Nitrobenzene-d5	4.573	82	71297	21.467	ug/ml	0.00
Spiked Amount 25.000	Range 30 - 130		Recovery = 85.87%			
46) 2-Fluorobiphenyl	6.095	172	166237	19.857	ug/ml	0.00
Spiked Amount 25.000	Range 30 - 130		Recovery = 79.43%			
79) 2,4,6-Tribromophenol	7.276	330	28075	19.660	ug/ml	0.00
Spiked Amount 50.000	Range 15 - 110		Recovery = 39.32%			
96) 4-Terphenyl-d14	9.301	244	214353	20.861	ug/ml	0.00
Spiked Amount 25.000	Range 30 - 130		Recovery = 83.44%			
Target Compounds						Qvalue
2) n-Nitrosodimethylamine	1.624	74	40397	21.399	ug/ml#	95
3) Pyridine	1.656	79	71861	21.631	ug/ml	87
5) Aniline	3.798	93	101938	21.128	ug/ml	97
6) 2-Chlorophenol	3.900	128	73091	21.102	ug/ml	99
8) Phenol	3.803	94	91840	20.735	ug/ml	98
9) Bis(2-chloroethyl)ether	3.873	93	58868	20.343	ug/ml	89
10) 1,3-Dichlorobenzene	4.038	146	83585	20.498	ug/ml	98
11) 1,4-Dichlorobenzene	4.108	146	87419	20.615	ug/ml	97
12) 1,2-Dichlorobenzene	4.236	146	85736	21.044	ug/ml	98
13) Benzyl alcohol	4.225	79	52075	20.895	ug/ml	99
14) Bis(2-chloroisopropyl)...	4.359	45	112790	20.832	ug/ml#	88

Data Path : I:\8270\GCMS5\200401nical\
Data File : ABNL6.d
Acq On : 2 Apr 2020 12:11 am
Operator : gcms5:ek
Sample : IL5,32,,ABNL20 Lot# 8662
Misc : wg1357700,,
ALS Vial : 5 Sample Multiplier: 1

Quant Time: Apr 02 10:35:56 2020
Quant Method : i:\8270\gcms5\200401nical\FS200401gcms5.m
Quant Title : Semivolatiles by GC/MS by modified 8270
QLast Update : Thu Apr 02 10:35:43 2020
Response via : Initial Calibration

CCAL FILE(s) : 1 - I:\8270\GCMS5\200401nical\ABNL7.d
Sub List : ABNical - ABN ical sublist

Compound	R.T.	QIon	Response	Conc	Units	Dev(Min)
15) 2-Methylphenol	4.343	108	63701	21.625	ug/ml	95
16) Hexachloroethane	4.530	117	33907	20.453	ug/ml	88
17) n-Nitrosodi-n-propylamine	4.471	70	49204	22.505	ug/ml#	91
18) 3-Methylphenol/4-Methy...	4.482	108	67777	21.265	ug/ml	99
20) Nitrobenzene	4.589	77	72957	21.622	ug/ml	97
21) Isophorone	4.802	82	127636	21.915	ug/ml	96
22) 2-Nitrophenol	4.867	139	40114	20.849	ug/ml	96
23) 2,4-Dimethylphenol	4.936	107	66360	21.360	ug/ml	99
24) Bis(2-chloroethoxy)met...	5.011	93	82364	21.274	ug/ml	98
25) 2,4-Dichlorophenol	5.075	162	71113	21.810	ug/ml	98
26) 1,2,4-Trichlorobenzene	5.144	180	82282	21.024	ug/ml	94
36) Naphthalene	5.198	128	218386	20.211	ug/ml	99
37) Benzoic Acid	5.005	105	37286M3	17.784	ug/ml	
38) 4-Chloroaniline	5.262	65	26369	19.919	ug/ml	91
39) Hexachlorobutadiene	5.331	225	46576	20.627	ug/ml	99
40) p-Chloro-m-cresol	5.684	107	60697	20.090	ug/ml	98
41) 2-Methylnaphthalene	5.780	142	153215	20.125	ug/ml	95
42) 1-Methylnaphthalene	5.860	115	48345	19.994	ug/ml	96
43) Hexachlorocyclopentadiene	5.930	237	61196	19.480	ug/ml	97
44) 2,4,6-Trichlorophenol	6.026	196	54921	20.728	ug/ml	100
45) 2,4,5-Trichlorophenol	6.047	196	57939	19.772	ug/ml	96
47) 2-Chloronaphthalene	6.175	162	155356	19.865	ug/ml	99
48) 2-Nitroaniline	6.272	138	48104	18.540	ug/ml	91
49) 1,4-Dinitrobenzene	6.378	168	20523	17.944	ug/ml	89
50) 1,3-Dinitrobenzene	6.442	168	23699	18.598	ug/ml	88
51) Dimethyl phthalate	6.437	163	179651	19.893	ug/ml#	97
52) Acenaphthylene	6.512	152	237682	20.014	ug/ml	99
53) 2,6-Dinitrotoluene	6.475	165	39852	19.396	ug/ml	97
54) 1,2-Dinitrobenzene	6.512	168	15415	19.819	ug/ml	97
64) 3-Nitroaniline	6.603	138	43865	20.015	ug/ml	95
65) Acenaphthene	6.656	154	134889	19.393	ug/ml	93
66) 2,4-Dinitrophenol	6.688	184	23756	18.711	ug/ml	99
67) Dibenzofuran	6.800	168	216223	20.091	ug/ml	100
68) 2,4-Dinitrotoluene	6.800	165	51290	18.908	ug/ml	100
69) 4-Nitrophenol	6.758	65	32184	20.245	ug/ml	95
70) 2,3,5,6-Tetrachlorophenol	6.875	232	53198	21.191	ug/ml	97
71) 2,3,4,6-Tetrachlorophenol	6.907	232	52979	20.548	ug/ml	97
72) Diethyl phthalate	7.014	149	177381	20.659	ug/ml	98
73) Fluorene	7.078	166	168729	20.064	ug/ml	93
74) 4-Chlorophenyl phenyl ...	7.089	204	79990	19.824	ug/ml	96

Data Path : I:\8270\GCMS5\200401nical\
Data File : ABNL6.d
Acq On : 2 Apr 2020 12:11 am
Operator : gcms5:ek
Sample : IL5,32,,ABNL20 Lot# 8662
Misc : wg1357700,,
ALS Vial : 5 Sample Multiplier: 1

Quant Time: Apr 02 10:35:56 2020
Quant Method : i:\8270\gcms5\200401nical\FS200401gcms5.m
Quant Title : Semivolatiles by GC/MS by modified 8270
QLast Update : Thu Apr 02 10:35:43 2020
Response via : Initial Calibration

CCAL FILE(s) : 1 - I:\8270\GCMS5\200401nical\ABNL7.d
Sub List : ABNical - ABN ical sublist

	Compound	R.T.	QIon	Response	Conc	Units	Dev(Min)
75)	4-Nitroaniline	7.094	138	47268	21.419	ug/ml	91
76)	4,6-Dinitro-o-cresol	7.126	198	30009	18.246	ug/ml#	90
77)	NDPA/DPA	7.185	169	143063	20.630	ug/ml	96
78)	Azobenzene	7.217	77	155265	20.393	ug/ml#	93
80)	4-Bromophenyl phenyl e...	7.490	248	53038	20.779	ug/ml	94
81)	Hexachlorobenzene	7.538	284	60955	20.467	ug/ml	92
82)	Pentachlorophenol	7.703	266	37129	17.344	ug/ml	97
89)	Phenanthrene	7.874	178	268689	20.146	ug/ml	99
90)	Anthracene	7.917	178	268585	20.565	ug/ml	99
91)	Carbazole	8.061	167	255141	20.590	ug/ml	98
92)	Di-n-butylphthalate	8.414	149	304409	21.409	ug/ml	99
93)	Fluoranthene	8.927	202	332577	20.910	ug/ml#	95
94)	Benzidine	9.066	184	216793	21.527	ug/ml#	97
95)	Pyrene	9.124	202	345777	20.829	ug/ml	99
97)	Butyl benzyl phthalate	9.787	149	139727	20.348	ug/ml#	96
105)	Benzo(a)anthracene	10.252	228	326676	19.588	ug/ml	99
106)	3,3'-Dichlorobenzidine	10.252	252	127413	21.123	ug/ml	99
107)	Chrysene	10.284	228	329122	20.528	ug/ml	98
108)	Bis(2-ethylhexyl)phtha...	10.364	149	214576	21.194	ug/ml#	91
109)	Di-n-octylphthalate	10.951	149	370740	20.996	ug/ml	99
110)	Benzo(b)fluoranthene	11.208	252	369179	21.220	ug/ml	97
111)	Benzo(k)fluoranthene	11.234	252	309907	19.882	ug/ml	98
112)	Benzo(a)pyrene	11.475	252	327334	21.043	ug/ml	97
114)	Indeno(1,2,3-cd)pyrene	12.362	276	349751M6	20.664	ug/mL	
115)	Dibenzo(a,h)anthracene	12.383	278	328378	21.870	ug/ml	99
116)	Benzo(ghi)perylene	12.586	276	353522	20.918	ug/ml	98

(#) = qualifier out of range (m) = manual integration (+) = signals summed

Quantitation Report (QT Reviewed)

Data Path : I:\8270\GCMS5\200401nical\
Data File : ABNL6.d
Acq On : 2 Apr 2020 12:11 am
Operator : gcms5:ek
Sample : IL5,32,,ABNL20 Lot# 8662
Misc : wg1357700,,
ALS Vial : 5 Sample Multiplier: 1

Quant Time: Apr 02 10:35:56 2020
Quant Method : i:\8270\gcms5\200401nical\FS200401gcms5.m
Quant Title : Semivolatiles by GC/MS by modified 8270
QLast Update : Thu Apr 02 10:35:43 2020
Response via : Initial Calibration

Sub List : ABNical - ABN ical sublistcal\ABNL7.d•

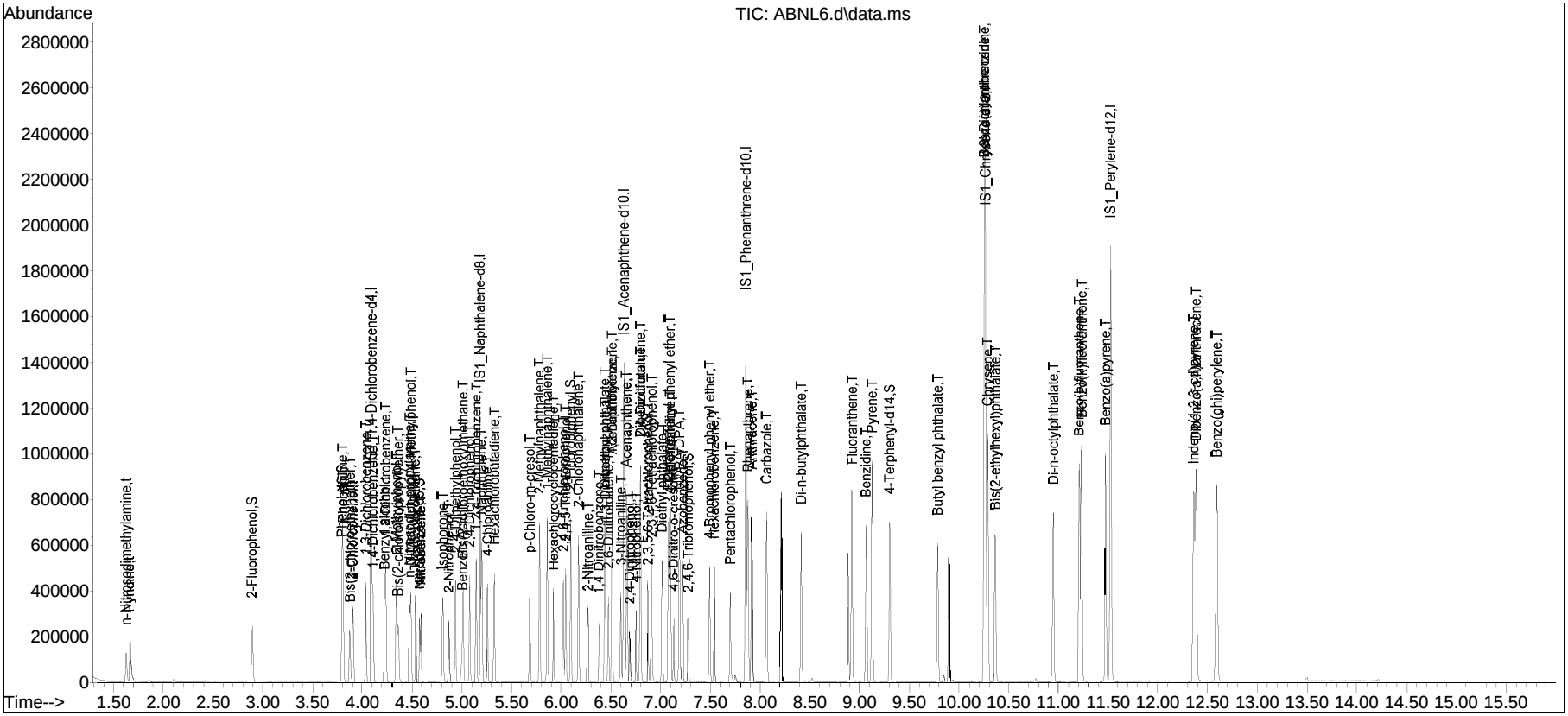

Manual Integration Report

Data Path : I:\8270\GCMS5\200401nical\QMethod : FS200401gcms5.m
Data File : ABNL6.d Operator : gcms5:ek
Date Inj'd : 4/2/2020 12:11 am Instrument : GCMS5
Sample : IL5,32,,ABNL20 Lot# 8662 Quant Date : 4/2/2020 10:35 am

Compound #37: Benzoic Acid

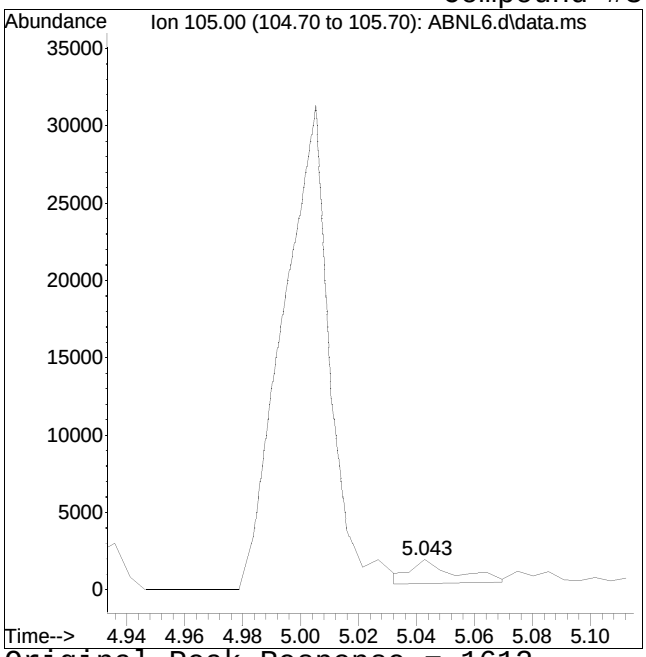

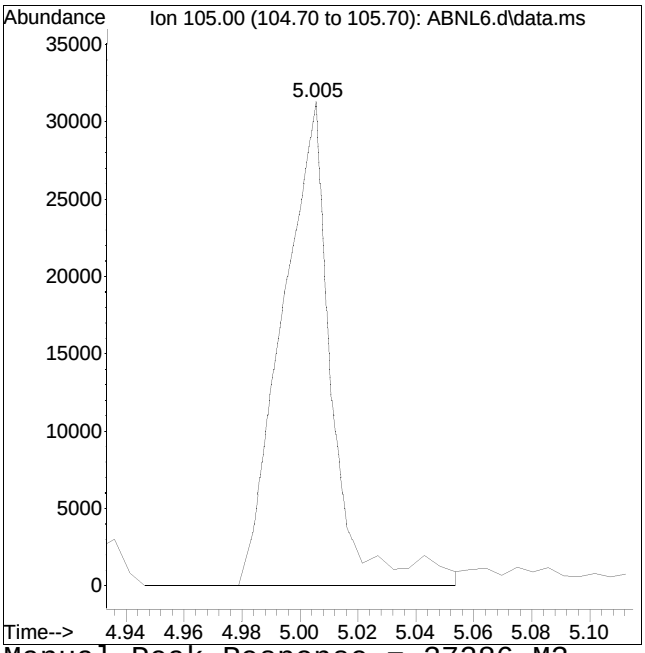

Original Peak Response = 1612 Manual Peak Response = 37286 M3

M3 = Misidentification of the peak (i.e. 1,4-dichlorobenzene identified as 1,3-dichlorobenzene), or misidentification from 2 partially resolved peaks not being split.

Manual Integration Report

Data Path : I:\8270\GCMS5\200401nical\QMethod : FS200401gcms5.m
Data File : ABNL6.d Operator : gcms5:ek
Date Inj'd : 4/2/2020 12:11 am Instrument : GCMS5
Sample : IL5,32,,ABNL20 Lot# 8662 Quant Date : 4/2/2020 10:35 am

Compound #114: Indeno(1,2,3-cd)pyrene

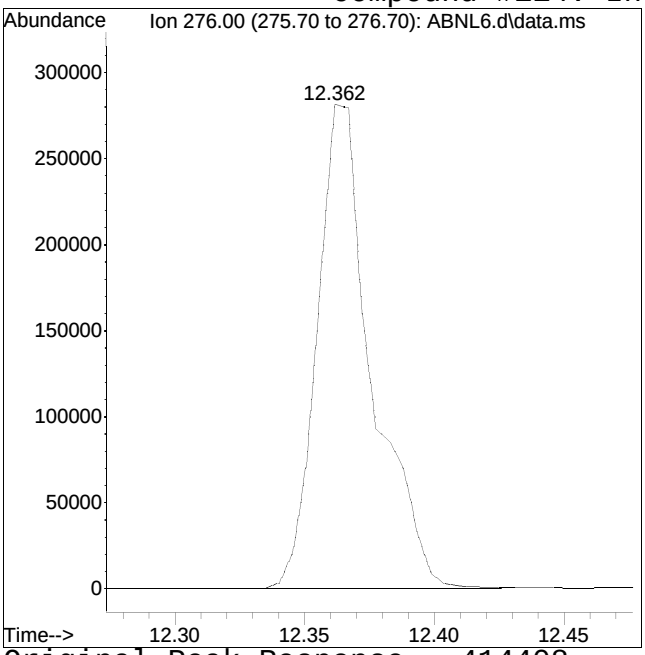

Original Peak Response = 414408

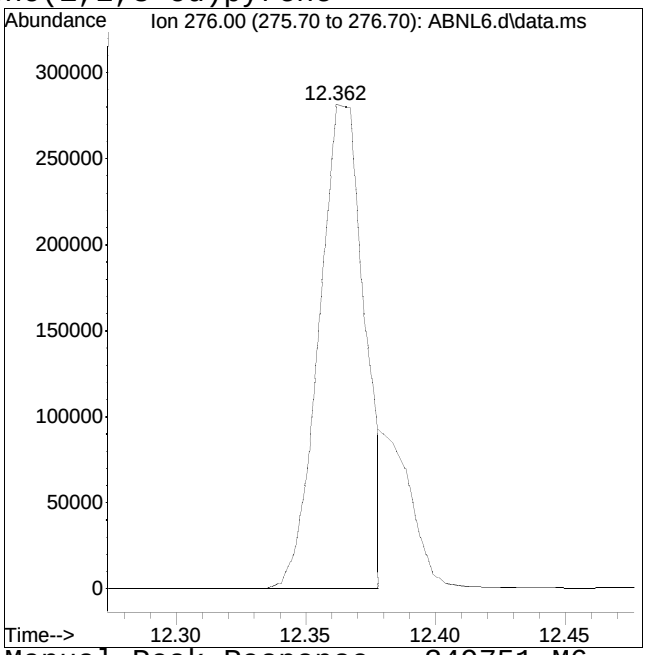

Manual Peak Response = 349751 M6

M6 = Misassignment of peak valley by automated integration (poor split of 2 peaks).

Quantitation Report (QT Reviewed)

Data Path : I:\8270\GCMS5\200401nical\
Data File : ABNL5.d
Acq On : 2 Apr 2020 12:33 am
Operator : gcms5:ek
Sample : IL6,32,,ABNL10 Lot# 8661
Misc : wg1357700,,
ALS Vial : 6 Sample Multiplier: 1

Quant Time: Apr 02 11:24:18 2020
Quant Method : i:\8270\gcms5\200401nical\FS200401gcms5.m
Quant Title : Semivolatiles by GC/MS by modified 8270
QLast Update : Thu Apr 02 11:24:06 2020
Response via : Initial Calibration

CCAL FILE(s) : 1 - I:\8270\GCMS5\200401nical\ABNL7.d
Sub List : ABNical - ABN ical sublist

Compound	R.T.	QIon	Response	Conc	Units		Dev(Min)
Internal Standards							
1) IS1_1,4-Dichlorobenzen...	4.092	152	127956	40.000	ug/ml		0.00
Standard Area 1 = 126049			Recovery = 101.51%				
35) IS1_Naphthalene-d8	5.182	136	454751	40.000	ug/ml		0.00
Standard Area 1 = 445038			Recovery = 102.18%				
63) IS1_Acenaphthene-d10	6.630	164	270046	40.000	ug/ml		0.00
Standard Area 1 = 262232			Recovery = 102.98%				
88) IS1_Phenanthrene-d10	7.853	188	552871	40.000	ug/ml		0.00
Standard Area 1 = 543330			Recovery = 101.76%				
104) IS1_Chrysene-d12	10.262	240	559204	40.000	ug/ml	#	0.00
Standard Area 1 = 576405			Recovery = 97.02%				
113) IS1_Perylene-d12	11.523	264	624868	40.000	ug/ml		0.00
Standard Area 1 = 649115			Recovery = 96.26%				
System Monitoring Compounds							
4) 2-Fluorophenol	2.895	112	34749	9.860	ug/ml		0.00
Spiked Amount 50.000	Range 15 - 110		Recovery = 19.72%				
7) Phenol-d6	3.793	99	43056	9.855	ug/ml		0.00
Spiked Amount 50.000	Range 15 - 110		Recovery = 19.71%				
19) Nitrobenzene-d5	4.573	82	39369	9.963	ug/ml		0.00
Spiked Amount 25.000	Range 30 - 130		Recovery = 39.85%				
46) 2-Fluorobiphenyl	6.095	172	92604	10.269	ug/ml		0.00
Spiked Amount 25.000	Range 30 - 130		Recovery = 41.08%				
79) 2,4,6-Tribromophenol	7.276	330	16119	9.815	ug/ml		0.00
Spiked Amount 50.000	Range 15 - 110		Recovery = 19.63%				
96) 4-Terphenyl-d14	9.301	244	115113	9.933	ug/ml		0.00
Spiked Amount 25.000	Range 30 - 130		Recovery = 39.73%				
Target Compounds							Qvalue
2) n-Nitrosodimethylamine	1.629	74	22856	10.128	ug/ml	#	92
3) Pyridine	1.672	79	38176	9.631	ug/ml		87
5) Aniline	3.798	93	57245	10.014	ug/ml		95
6) 2-Chlorophenol	3.900	128	40838	9.962	ug/ml		93
8) Phenol	3.804	94	51467	9.817	ug/ml		96
9) Bis(2-chloroethyl)ether	3.878	93	34002	10.077	ug/ml		88
10) 1,3-Dichlorobenzene	4.039	146	48827	10.186	ug/ml		98
11) 1,4-Dichlorobenzene	4.108	146	48129	9.706	ug/ml		97
12) 1,2-Dichlorobenzene	4.236	146	48358	10.132	ug/ml		97
13) Benzyl alcohol	4.226	79	29321	9.877	ug/ml		99
14) Bis(2-chloroisopropyl)...	4.359	45	62825	9.932	ug/ml	#	88

Quantitation Report (QT Reviewed)

Data Path : I:\8270\GCMS5\200401nical\
Data File : ABNL5.d
Acq On : 2 Apr 2020 12:33 am
Operator : gcms5:ek
Sample : IL6,32,,ABNL10 Lot# 8661
Misc : wg1357700,,
ALS Vial : 6 Sample Multiplier: 1

Quant Time: Apr 02 11:24:18 2020
Quant Method : i:\8270\gcms5\200401nical\FS200401gcms5.m
Quant Title : Semivolatiles by GC/MS by modified 8270
QLast Update : Thu Apr 02 11:24:06 2020
Response via : Initial Calibration

CCAL FILE(s) : 1 - I:\8270\GCMS5\200401nical\ABNL7.d
Sub List : ABNical - ABN ical sublist

Compound	R.T.	QIon	Response	Conc	Units	Dev(Min)
15) 2-Methylphenol	4.343	108	34539	9.856	ug/ml	96
16) Hexachloroethane	4.530	117	19532	10.132	ug/ml	90
17) n-Nitrosodi-n-propylamine	4.471	70	25454	9.710	ug/ml#	92
18) 3-Methylphenol/4-Methy...	4.482	108	37361	9.920	ug/ml	99
20) Nitrobenzene	4.589	77	39959	10.020	ug/ml	96
21) Isophorone	4.803	82	68480	9.899	ug/ml	96
22) 2-Nitrophenol	4.867	139	21562	9.439	ug/ml#	94
23) 2,4-Dimethylphenol	4.936	107	37051	10.079	ug/ml	94
24) Bis(2-chloroethoxy)met...	5.011	93	46228	10.214	ug/ml	97
25) 2,4-Dichlorophenol	5.075	162	39536	10.214	ug/ml	98
26) 1,2,4-Trichlorobenzene	5.144	180	45147	9.904	ug/ml	94
36) Naphthalene	5.198	128	119518	10.291	ug/ml	99
37) Benzoic Acid	4.995	105	14668M6	10.847	ug/ml	
38) 4-Chloroaniline	5.262	65	14498	10.086	ug/ml	94
39) Hexachlorobutadiene	5.331	225	25624	10.352	ug/ml	99
40) p-Chloro-m-cresol	5.684	107	35548	10.646	ug/ml	96
41) 2-Methylnaphthalene	5.780	142	84787	10.268	ug/ml	95
42) 1-Methylnaphthalene	5.860	115	26899	10.235	ug/ml	95
43) Hexachlorocyclopentadiene	5.924	237	33695	9.765	ug/ml	99
44) 2,4,6-Trichlorophenol	6.026	196	30645	10.479	ug/ml	97
45) 2,4,5-Trichlorophenol	6.047	196	32102	10.012	ug/ml	97
47) 2-Chloronaphthalene	6.176	162	87131	10.346	ug/ml	99
48) 2-Nitroaniline	6.266	138	27664	9.813	ug/ml	93
49) 1,4-Dinitrobenzene	6.379	168	11252	9.290	ug/ml	88
50) 1,3-Dinitrobenzene	6.443	168	13219	9.729	ug/ml	86
51) Dimethyl phthalate	6.437	163	97879	10.046	ug/ml#	98
52) Acenaphthylene	6.512	152	135285	10.576	ug/ml	99
53) 2,6-Dinitrotoluene	6.475	165	21261	10.141	ug/ml	97
54) 1,2-Dinitrobenzene	6.507	168	8195	9.782	ug/ml	99
64) 3-Nitroaniline	6.603	138	24933	10.133	ug/ml	98
65) Acenaphthene	6.656	154	80623	10.498	ug/ml	94
66) 2,4-Dinitrophenol	6.688	184	11500	10.117	ug/ml	94
67) Dibenzofuran	6.801	168	124469	10.437	ug/ml	99
68) 2,4-Dinitrotoluene	6.795	165	30361	10.606	ug/ml	96
69) 4-Nitrophenol	6.752	65	18310	10.181	ug/ml	90
70) 2,3,5,6-Tetrachlorophenol	6.870	232	29480	10.233	ug/ml	98
71) 2,3,4,6-Tetrachlorophenol	6.907	232	29742	10.163	ug/ml	98
72) Diethyl phthalate	7.014	149	100711	10.434	ug/ml	96
73) Fluorene	7.078	166	97690	10.389	ug/ml	94
74) 4-Chlorophenyl phenyl ...	7.089	204	46947	10.418	ug/ml	95

Data Path : I:\8270\GCMS5\200401nical\
Data File : ABNL5.d
Acq On : 2 Apr 2020 12:33 am
Operator : gcms5:ek
Sample : IL6,32,,ABNL10 Lot# 8661
Misc : wg1357700,,
ALS Vial : 6 Sample Multiplier: 1

Quant Time: Apr 02 11:24:18 2020
Quant Method : i:\8270\gcms5\200401nical\FS200401gcms5.m
Quant Title : Semivolatiles by GC/MS by modified 8270
QLast Update : Thu Apr 02 11:24:06 2020
Response via : Initial Calibration

CCAL FILE(s) : 1 - I:\8270\GCMS5\200401nical\ABNL7.d
Sub List : ABNical - ABN ical sublist

	Compound	R.T.	QIon	Response	Conc	Units	Dev(Min)
75)	4-Nitroaniline	7.094	138	25944	10.233	ug/ml	91
76)	4,6-Dinitro-o-cresol	7.126	198	14835	8.308	ug/ml	89
77)	NDPA/DPA	7.185	169	81684	10.513	ug/ml	95
78)	Azobenzene	7.217	77	91211	10.726	ug/ml#	92
80)	4-Bromophenyl phenyl e...	7.490	248	30066	10.387	ug/ml	92
81)	Hexachlorobenzene	7.538	284	32227	9.521	ug/ml#	89
82)	Pentachlorophenol	7.703	266	20756	9.797	ug/ml	97
89)	Phenanthrene	7.874	178	151560	10.310	ug/ml	99
90)	Anthracene	7.917	178	152135	10.447	ug/ml	99
91)	Carbazole	8.061	167	144621	10.490	ug/ml	99
92)	Di-n-butylphthalate	8.414	149	166322	10.326	ug/ml	99
93)	Fluoranthene	8.921	202	187324	10.534	ug/ml#	95
94)	Benzidine	9.066	184	113391	9.824	ug/ml#	96
95)	Pyrene	9.124	202	193259	10.502	ug/ml	98
97)	Butyl benzyl phthalate	9.787	149	73919	9.424	ug/ml#	96
105)	Benzo(a)anthracene	10.252	228	180229	10.237	ug/ml	98
106)	3,3'-Dichlorobenzidine	10.252	252	66170	9.933	ug/ml	99
107)	Chrysene	10.284	228	176918	10.470	ug/ml	97
108)	Bis(2-ethylhexyl)phtha...	10.358	149	112153	10.575	ug/ml#	90
109)	Di-n-octylphthalate	10.946	149	187974	9.744	ug/ml	97
110)	Benzo(b)fluoranthene	11.208	252	180229	9.562	ug/ml	97
111)	Benzo(k)fluoranthene	11.229	252	173939	10.579	ug/ml	97
112)	Benzo(a)pyrene	11.475	252	170678	10.190	ug/ml	96
114)	Indeno(1,2,3-cd)pyrene	12.362	276	181617M6	9.787	ug/mL	
115)	Dibenzo(a,h)anthracene	12.383	278	163139	9.956	ug/ml	98
116)	Benzo(ghi)perylene	12.586	276	179067	9.850	ug/ml	98

(#) = qualifier out of range (m) = manual integration (+) = signals summed

Quantitation Report (QT Reviewed)

Data Path : I:\8270\GCMS5\200401nical\
Data File : ABNL5.d
Acq On : 2 Apr 2020 12:33 am
Operator : gcms5:ek
Sample : IL6,32,,ABNL10 Lot# 8661
Misc : wg1357700,,
ALS Vial : 6 Sample Multiplier: 1

Quant Time: Apr 02 11:24:18 2020
Quant Method : i:\8270\gcms5\200401nical\FS200401gcms5.m
Quant Title : Semivolatiles by GC/MS by modified 8270
QLast Update : Thu Apr 02 11:24:06 2020
Response via : Initial Calibration

Sub List : ABNical - ABN ical sublistcal\ABNL7.d•

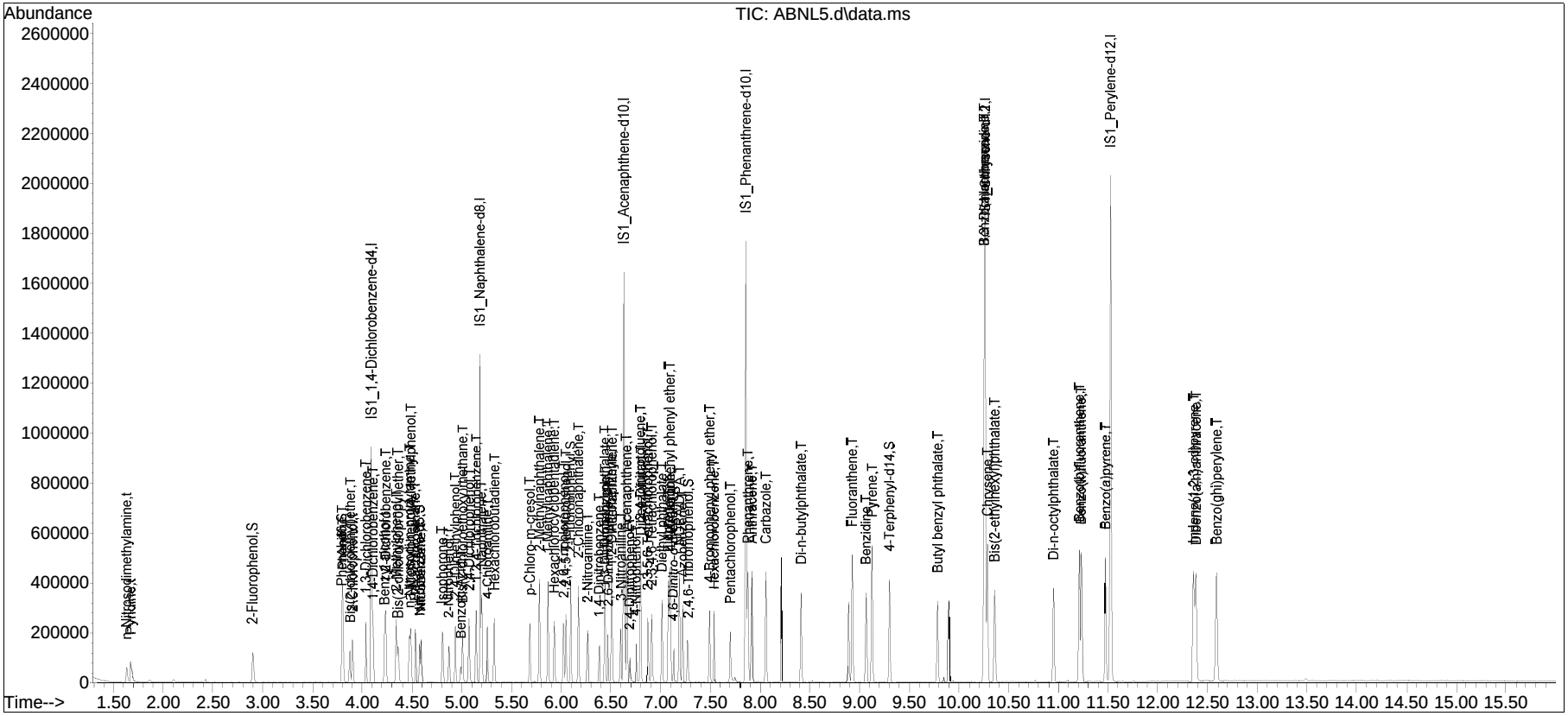

Manual Integration Report

Data Path : I:\8270\GCMS5\200401nical\QMethod : FS200401gcms5.m
Data File : ABNL5.d Operator : gcms5:ek
Date Inj'd : 4/2/2020 12:33 am Instrument : GCMS5
Sample : IL6,32,,ABNL10 Lot# 8661 Quant Date : 4/2/2020 11:24 am

Compound #37: Benzoic Acid

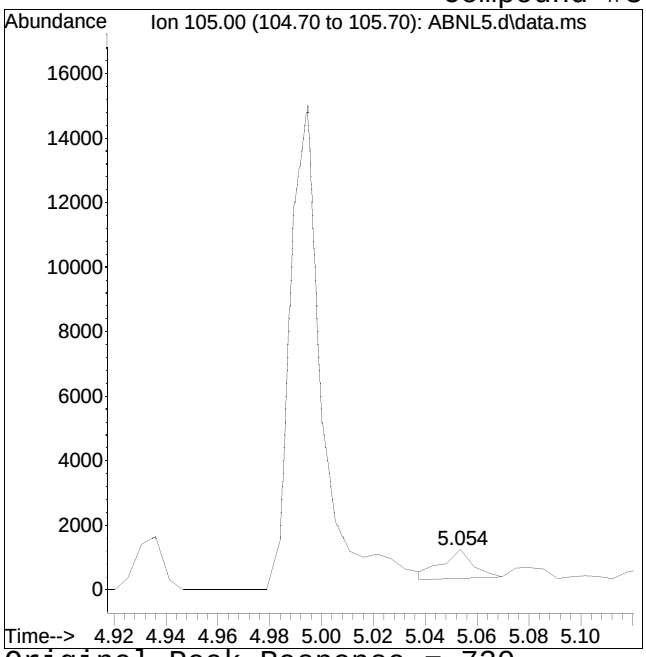

Original Peak Response = 730

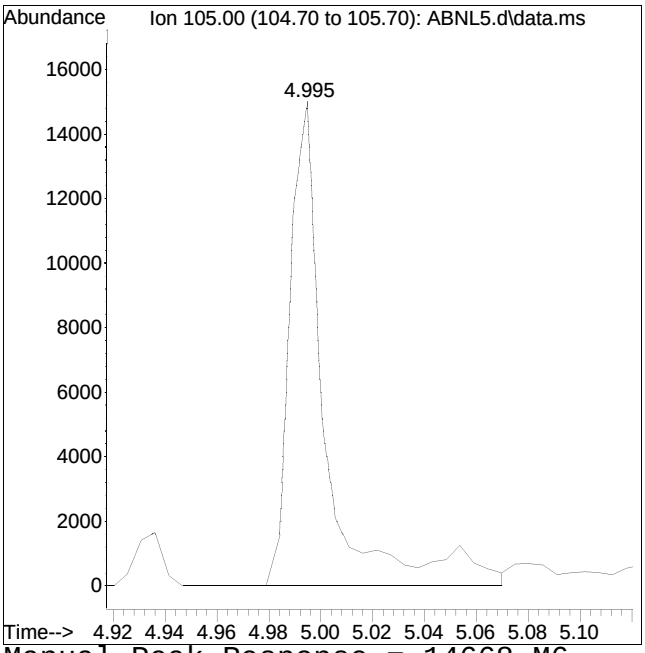

Manual Peak Response = 14668 M6

M6 = Misassignment of peak valley by automated integration (poor split of 2 peaks).

Manual Integration Report

Data Path : I:\8270\GCMS5\200401nical\QMethod : FS200401gcms5.m
Data File : ABNL5.d Operator : gcms5:ek
Date Inj'd : 4/2/2020 12:33 am Instrument : GCMS5
Sample : IL6,32,,ABNL10 Lot# 8661 Quant Date : 4/2/2020 11:24 am

Compound #114: Indeno(1,2,3-cd)pyrene

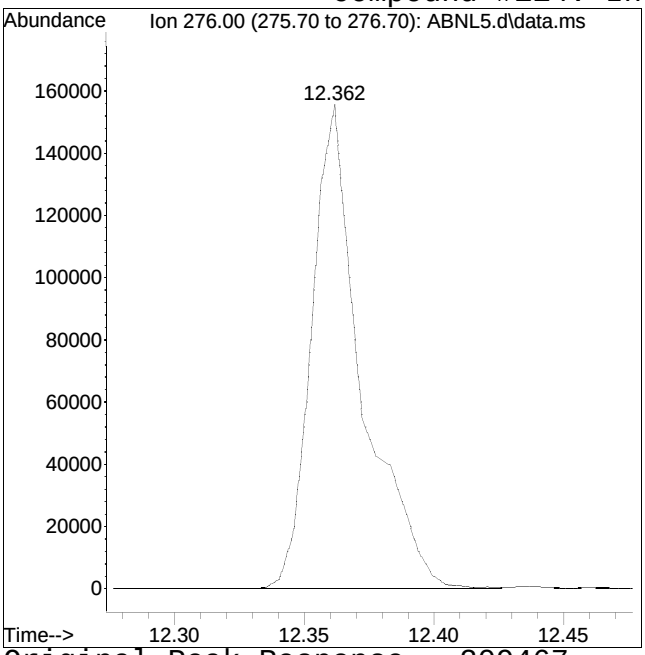

Original Peak Response = 209467

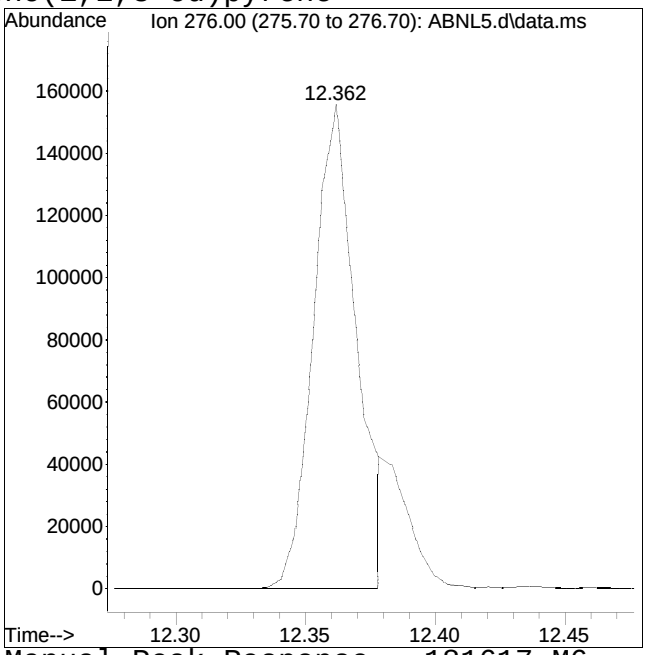

Manual Peak Response = 181617 M6

M6 = Misassignment of peak valley by automated integration (poor split of 2 peaks).

Quantitation Report (QT Reviewed)

Data Path : I:\8270\GCMS5\200401nical\
Data File : ABNL4.d
Acq On : 2 Apr 2020 12:56 am
Operator : gcms5:ek
Sample : IL7,32,,ABNL5 Lot# 8660
Misc : wg1357700,,
ALS Vial : 7 Sample Multiplier: 1

Quant Time: Apr 02 11:23:04 2020
Quant Method : i:\8270\gcms5\200401nical\FS200401gcms5.m
Quant Title : Semivolatiles by GC/MS by modified 8270
QLast Update : Thu Apr 02 11:22:51 2020
Response via : Initial Calibration

CCAL FILE(s) : 1 - I:\8270\GCMS5\200401nical\ABNL7.d
Sub List : ABNical - ABN ical sublist

Compound	R.T.	QIon	Response	Conc Units	Dev(Min)
Internal Standards					
1) IS1_1,4-Dichlorobenzen...	4.092	152	115810	40.000 ug/ml	0.00
Standard Area 1 = 126049			Recovery = 91.88%		
35) IS1_Naphthalene-d8	5.182	136	421607	40.000 ug/ml	0.00
Standard Area 1 = 445038			Recovery = 94.74%		
63) IS1_Acenaphthene-d10	6.630	164	252174	40.000 ug/ml	0.00
Standard Area 1 = 262232			Recovery = 96.16%		
88) IS1_Phenanthrene-d10	7.853	188	520635	40.000 ug/ml	0.00
Standard Area 1 = 543330			Recovery = 95.82%		
104) IS1_Chrysene-d12	10.257	240	521235	40.000 ug/ml #	0.00
Standard Area 1 = 576405			Recovery = 90.43%		
113) IS1_Perylene-d12	11.523	264	594138	40.000 ug/ml	0.00
Standard Area 1 = 649115			Recovery = 91.53%		
System Monitoring Compounds					
4) 2-Fluorophenol	2.895	112	16086	5.043 ug/ml	0.00
Spiked Amount 50.000	Range 15 - 110		Recovery = 10.09%#		
7) Phenol-d6	3.793	99	19248	4.868 ug/ml	0.00
Spiked Amount 50.000	Range 15 - 110		Recovery = 9.74%#		
19) Nitrobenzene-d5	4.573	82	16807	4.700 ug/ml	0.00
Spiked Amount 25.000	Range 30 - 130		Recovery = 18.80%#		
46) 2-Fluorobiphenyl	6.095	172	41720	4.990 ug/ml	0.00
Spiked Amount 25.000	Range 30 - 130		Recovery = 19.96%#		
79) 2,4,6-Tribromophenol	7.276	330	7032	4.585 ug/ml	0.00
Spiked Amount 50.000	Range 15 - 110		Recovery = 9.17%#		
96) 4-Terphenyl-d14	9.301	244	52486	4.809 ug/ml	0.00
Spiked Amount 25.000	Range 30 - 130		Recovery = 19.24%#		
Target Compounds					Qvalue
2) n-Nitrosodimethylamine	1.629	74	10133	4.961 ug/ml#	81
3) Pyridine	1.672	79	16884	4.706 ug/ml#	80
5) Aniline	3.798	93	26315	5.086 ug/ml	98
6) 2-Chlorophenol	3.905	128	18494	4.984 ug/ml	99
8) Phenol	3.804	94	23883	5.033 ug/ml	98
9) Bis(2-chloroethyl)ether	3.878	93	15307	5.012 ug/ml	87
10) 1,3-Dichlorobenzene	4.039	146	21074	4.858 ug/ml	96
11) 1,4-Dichlorobenzene	4.108	146	22213	4.950 ug/ml	96
12) 1,2-Dichlorobenzene	4.236	146	21791	5.045 ug/ml	97
13) Benzyl alcohol	4.226	79	13172	4.902 ug/ml	99
14) Bis(2-chloroisopropyl)...	4.359	45	29261	5.111 ug/ml#	89

Quantitation Report (QT Reviewed)

Data Path : I:\8270\GCMS5\200401nical\
Data File : ABNL4.d
Acq On : 2 Apr 2020 12:56 am
Operator : gcms5:ek
Sample : IL7,32,,ABNL5 Lot# 8660
Misc : wg1357700,,
ALS Vial : 7 Sample Multiplier: 1

Quant Time: Apr 02 11:23:04 2020
Quant Method : i:\8270\gcms5\200401nical\FS200401gcms5.m
Quant Title : Semivolatiles by GC/MS by modified 8270
QLast Update : Thu Apr 02 11:22:51 2020
Response via : Initial Calibration

CCAL FILE(s) : 1 - I:\8270\GCMS5\200401nical\ABNL7.d
Sub List : ABNical - ABN ical sublist

Compound	R.T.	QIon	Response	Conc	Units	Dev(Min)
15) 2-Methylphenol	4.343	108	14852	4.683	ug/ml	97
16) Hexachloroethane	4.530	117	8675	4.972	ug/ml#	85
17) n-Nitrosodi-n-propylamine	4.471	70	12233	5.156	ug/ml#	91
18) 3-Methylphenol/4-Methy...	4.482	108	16406	4.813	ug/ml	97
20) Nitrobenzene	4.589	77	17044	4.722	ug/ml	94
21) Isophorone	4.808	82	30211	4.825	ug/ml#	96
22) 2-Nitrophenol	4.867	139	9719	4.701	ug/ml	95
23) 2,4-Dimethylphenol	4.936	107	18088	5.436	ug/ml	85
24) Bis(2-chloroethoxy)met...	5.011	93	20738	5.063	ug/ml#	97
25) 2,4-Dichlorophenol	5.075	162	17580	5.018	ug/ml	97
26) 1,2,4-Trichlorobenzene	5.144	180	20641	5.003	ug/ml	97
36) Naphthalene	5.198	128	53588	4.977	ug/ml	99
37) Benzoic Acid	0.000		0	N.D.	d	
38) 4-Chloroaniline	5.257	65	6334	4.753	ug/ml	97
39) Hexachlorobutadiene	5.331	225	10488	4.570	ug/ml	89
40) p-Chloro-m-cresol	5.684	107	14793	4.778	ug/ml	97
41) 2-Methylnaphthalene	5.780	142	38376	5.013	ug/ml	92
42) 1-Methylnaphthalene	5.860	115	11597	4.760	ug/ml	92
43) Hexachlorocyclopentadiene	5.930	237	14210	4.442	ug/ml	96
44) 2,4,6-Trichlorophenol	6.026	196	12284	4.531	ug/ml	99
45) 2,4,5-Trichlorophenol	6.047	196	13828	4.652	ug/ml	96
47) 2-Chloronaphthalene	6.176	162	38735	4.961	ug/ml	99
48) 2-Nitroaniline	6.266	138	11755	4.498	ug/ml	96
49) 1,4-Dinitrobenzene	6.379	168	4908	4.371	ug/ml#	78
50) 1,3-Dinitrobenzene	6.443	168	5516	4.379	ug/ml	88
51) Dimethyl phthalate	6.437	163	44532	4.930	ug/ml#	98
52) Acenaphthylene	6.512	152	59211	4.993	ug/ml	98
53) 2,6-Dinitrotoluene	6.475	165	9103	4.683	ug/ml	98
54) 1,2-Dinitrobenzene	6.507	168	3912	5.037	ug/ml	98
64) 3-Nitroaniline	6.603	138	10630	4.626	ug/ml	96
65) Acenaphthene	6.656	154	36618	5.106	ug/ml	98
66) 2,4-Dinitrophenol	6.688	184	2990	5.190	ug/ml#	81
67) Dibenzofuran	6.801	168	56283	5.054	ug/ml	99
68) 2,4-Dinitrotoluene	6.795	165	13011	4.867	ug/ml	95
69) 4-Nitrophenol	6.752	65	7764	4.623	ug/ml	93
70) 2,3,5,6-Tetrachlorophenol	6.870	232	11871	4.413	ug/ml	99
71) 2,3,4,6-Tetrachlorophenol	6.907	232	12833	4.696	ug/ml	99
72) Diethyl phthalate	7.014	149	44660	4.955	ug/ml	96
73) Fluorene	7.078	166	42756	4.869	ug/ml	92
74) 4-Chlorophenyl phenyl ...	7.089	204	20754	4.932	ug/ml	98

Quantitation Report (QT Reviewed)

Data Path : I:\8270\GCMS5\200401nical\
Data File : ABNL4.d
Acq On : 2 Apr 2020 12:56 am
Operator : gcms5:ek
Sample : IL7,32,,ABNL5 Lot# 8660
Misc : wg1357700,,
ALS Vial : 7 Sample Multiplier: 1

Quant Time: Apr 02 11:23:04 2020
Quant Method : i:\8270\gcms5\200401nical\FS200401gcms5.m
Quant Title : Semivolatiles by GC/MS by modified 8270
QLast Update : Thu Apr 02 11:22:51 2020
Response via : Initial Calibration

CCAL FILE(s) : 1 - I:\8270\GCMS5\200401nical\ABNL7.d
Sub List : ABNical - ABN ical sublist

	Compound	R.T.	QIon	Response	Conc	Units	Dev(Min)
75)	4-Nitroaniline	7.094	138	10946	4.623	ug/ml	90
76)	4,6-Dinitro-o-cresol	7.126	198	6113	3.666	ug/ml	95
77)	NDPA/DPA	7.185	169	35104	4.838	ug/ml	92
78)	Azobenzene	7.217	77	39610	4.988	ug/ml#	91
80)	4-Bromophenyl phenyl e...	7.490	248	13029	4.820	ug/ml	96
81)	Hexachlorobenzene	7.538	284	14477	4.580	ug/ml#	85
82)	Pentachlorophenol	7.703	266	7513	4.944	ug/ml	96
89)	Phenanthrene	7.874	178	69174	4.997	ug/ml	99
90)	Anthracene	7.917	178	66530	4.851	ug/ml	98
91)	Carbazole	8.061	167	64328	4.955	ug/ml	99
92)	Di-n-butylphthalate	8.414	149	70510	4.648	ug/ml	98
93)	Fluoranthene	8.921	202	82907	4.951	ug/ml#	96
94)	Benzidine	9.066	184	47669	4.386	ug/ml	99
95)	Pyrene	9.124	202	87078	5.025	ug/ml	97
97)	Butyl benzyl phthalate	9.787	149	31098	4.210	ug/ml#	95
105)	Benzo(a)anthracene	10.252	228	80700	4.918	ug/ml	99
106)	3,3'-Dichlorobenzidine	10.252	252	28120	4.528	ug/ml	98
107)	Chrysene	10.284	228	78769	5.001	ug/ml	98
108)	Bis(2-ethylhexyl)phtha...	10.358	149	46582	4.712	ug/ml#	89
109)	Di-n-octylphthalate	10.951	149	75754	4.213	ug/ml	98
110)	Benzo(b)fluoranthene	11.208	252	82721	4.708	ug/ml	97
111)	Benzo(k)fluoranthene	11.229	252	78503	5.122	ug/ml	99
112)	Benzo(a)pyrene	11.475	252	73724	4.722	ug/ml	99
114)	Indeno(1,2,3-cd)pyrene	12.362	276	82352M6	4.667	ug/mL	
115)	Dibenzo(a,h)anthracene	12.378	278	72479	4.652	ug/ml	99
116)	Benzo(ghi)perylene	12.581	276	82374	4.765	ug/ml	99

(#) = qualifier out of range (m) = manual integration (+) = signals summed

Quantitation Report (QT Reviewed)

Data Path : I:\8270\GCMS5\200401nical\
Data File : ABNL4.d
Acq On : 2 Apr 2020 12:56 am
Operator : gcms5:ek
Sample : IL7,32,,ABNL5 Lot# 8660
Misc : wg1357700,,
ALS Vial : 7 Sample Multiplier: 1

Quant Time: Apr 02 11:23:04 2020
Quant Method : i:\8270\gcms5\200401nical\FS200401gcms5.m
Quant Title : Semivolatiles by GC/MS by modified 8270
QLast Update : Thu Apr 02 11:22:51 2020
Response via : Initial Calibration

Sub List : ABNical - ABN ical sublistcal\ABNL7.d•

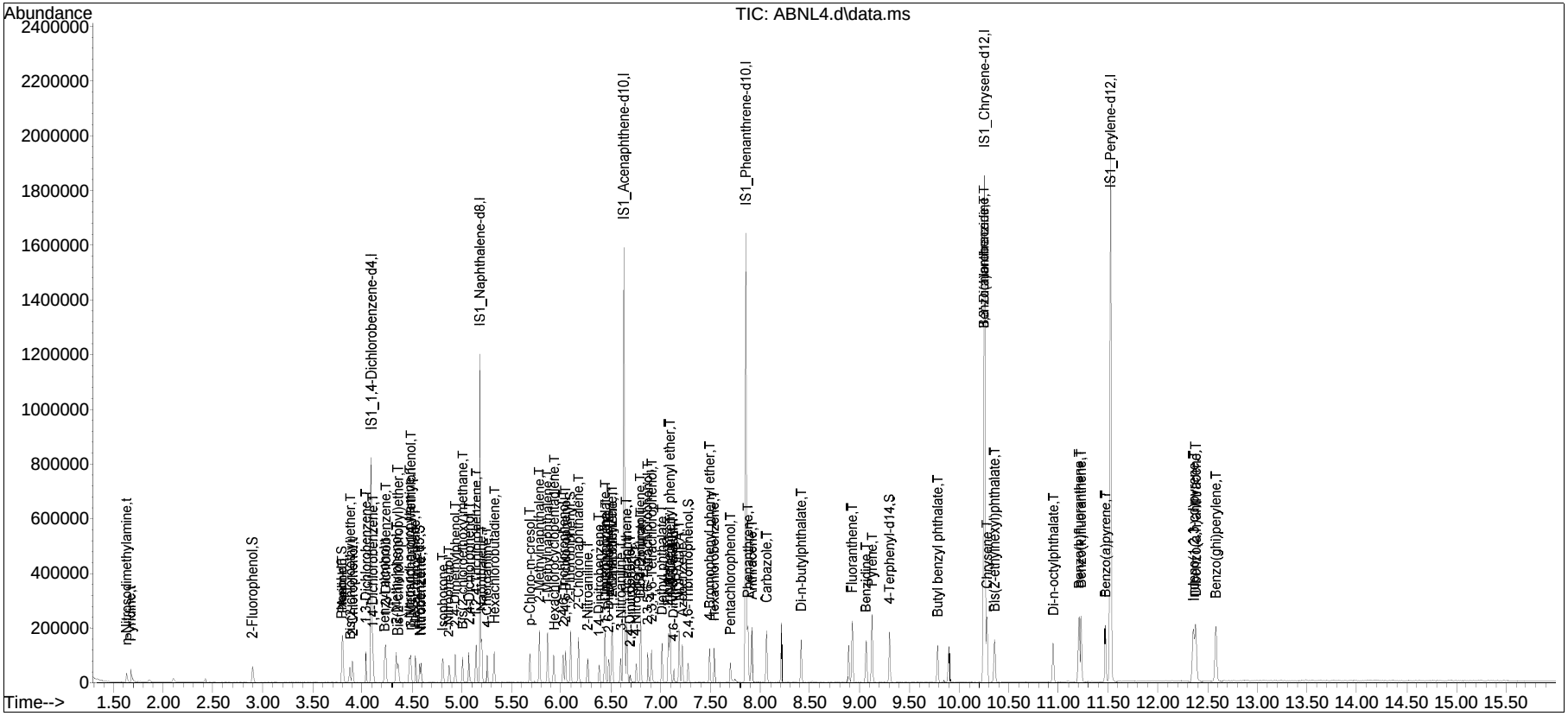

Manual Integration Report

Data Path : I:\8270\GCMS5\200401nical\QMethod : FS200401gcms5.m
Data File : ABNL4.d Operator : gcms5:ek
Date Inj'd : 4/2/2020 12:56 am Instrument : GCMS5
Sample : IL7,32,,ABNL5 Lot# 8660 Quant Date : 4/2/2020 11:22 am

Compound #114: Indeno(1,2,3-cd)pyrene

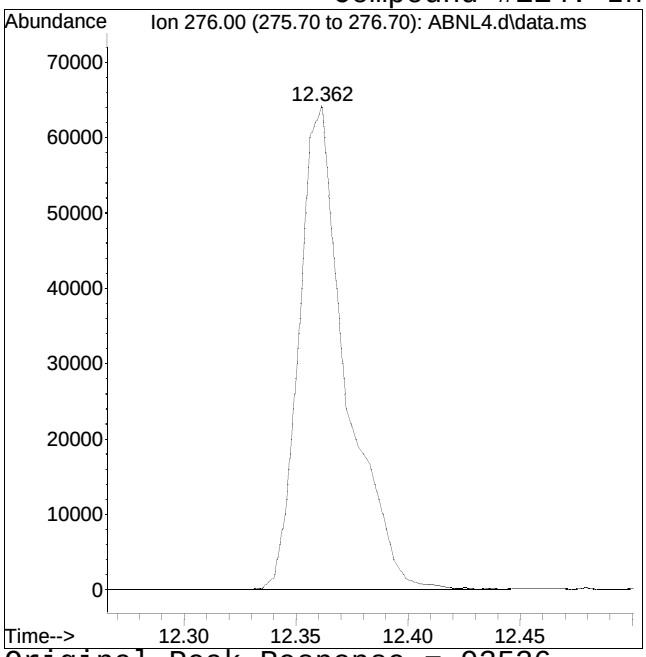

Original Peak Response = 93536

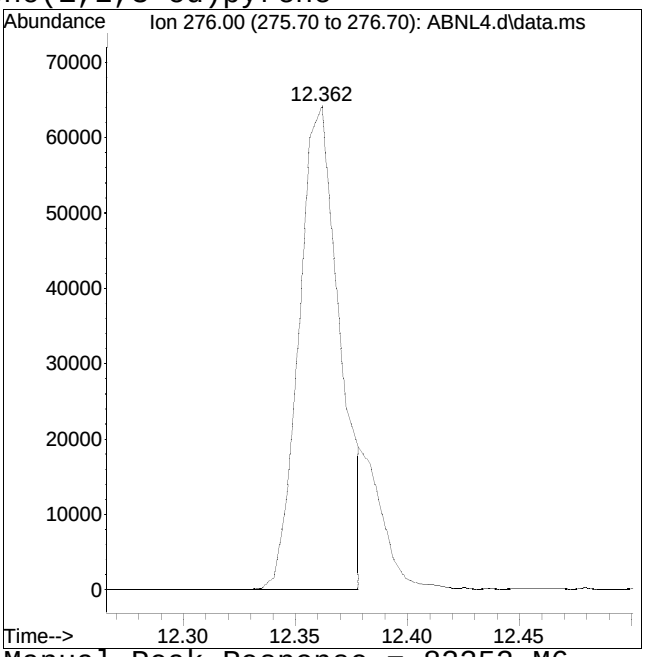

Manual Peak Response = 82352 M6

M6 = Misassignment of peak valley by automated integration (poor split of 2 peaks).

Quantitation Report (QT Reviewed)

Data Path : I:\8270\GCMS5\200401nical\
Data File : ABNL3.d
Acq On : 2 Apr 2020 1:18 am
Operator : gcms5:ek
Sample : IL8,32,,ABNL3 Lot# 8659
Misc : wg1357700,,
ALS Vial : 8 Sample Multiplier: 1

Quant Time: Apr 02 11:21:24 2020
Quant Method : i:\8270\gcms5\200401nical\FS200401gcms5.m
Quant Title : Semivolatiles by GC/MS by modified 8270
QLast Update : Thu Apr 02 11:21:13 2020
Response via : Initial Calibration

CCAL FILE(s) : 1 - I:\8270\GCMS5\200401nical\ABNL7.d
Sub List : ABNical - ABN ical sublist

Compound	R.T.	QIon	Response	Conc Units	Dev(Min)
Internal Standards					
1) IS1_1,4-Dichlorobenzen...	4.092	152	127936	40.000 ug/ml	0.00
Standard Area 1 = 126049			Recovery = 101.50%		
35) IS1_Naphthalene-d8	5.182	136	465451	40.000 ug/ml	0.00
Standard Area 1 = 445038			Recovery = 104.59%		
63) IS1_Acenaphthene-d10	6.629	164	275234	40.000 ug/ml	0.00
Standard Area 1 = 262232			Recovery = 104.96%		
88) IS1_Phenanthrene-d10	7.853	188	556369	40.000 ug/ml	0.00
Standard Area 1 = 543330			Recovery = 102.40%		
104) IS1_Chrysene-d12	10.257	240	546216	40.000 ug/ml #	0.00
Standard Area 1 = 576405			Recovery = 94.76%		
113) IS1_Perylene-d12	11.523	264	609089	40.000 ug/ml	0.00
Standard Area 1 = 649115			Recovery = 93.83%		
System Monitoring Compounds					
4) 2-Fluorophenol	2.901	112	9534	2.706 ug/ml	0.00
Spiked Amount 50.000	Range 15 - 110		Recovery = 5.41%#		
7) Phenol-d6	3.793	99	12944	2.963 ug/ml	0.00
Spiked Amount 50.000	Range 15 - 110		Recovery = 5.93%#		
19) Nitrobenzene-d5	4.578	82	11350	2.873 ug/ml	0.00
Spiked Amount 25.000	Range 30 - 130		Recovery = 11.49%#		
46) 2-Fluorobiphenyl	6.095	172	27742	3.006 ug/ml	0.00
Spiked Amount 25.000	Range 30 - 130		Recovery = 12.02%#		
79) 2,4,6-Tribromophenol	7.276	330	4386	2.620 ug/ml	0.00
Spiked Amount 50.000	Range 15 - 110		Recovery = 5.24%#		
96) 4-Terphenyl-d14	9.301	244	33396	2.864 ug/ml	0.00
Spiked Amount 25.000	Range 30 - 130		Recovery = 11.46%#		
Target Compounds					Qvalue
2) n-Nitrosodimethylamine	1.634	74	6821	3.023 ug/ml#	95
3) Pyridine	1.683	79	12290	3.101 ug/ml	96
5) Aniline	3.798	93	16653	2.914 ug/ml	93
6) 2-Chlorophenol	3.905	128	12768	3.115 ug/ml	89
8) Phenol	3.803	94	14799	2.823 ug/ml	92
9) Bis(2-chloroethyl)ether	3.878	93	10064	2.983 ug/ml	94
10) 1,3-Dichlorobenzene	4.038	146	14923	3.114 ug/ml	96
11) 1,4-Dichlorobenzene	4.108	146	15049	3.035 ug/ml#	93
12) 1,2-Dichlorobenzene	4.236	146	14115	2.958 ug/ml	96
13) Benzyl alcohol	4.231	79	8784	2.959 ug/ml	98
14) Bis(2-chloroisopropyl)...	4.359	45	20801	3.289 ug/ml#	85

Data Path : I:\8270\GCMS5\200401nical\
Data File : ABNL3.d
Acq On : 2 Apr 2020 1:18 am
Operator : gcms5:ek
Sample : IL8,32,,ABNL3 Lot# 8659
Misc : wg1357700,,
ALS Vial : 8 Sample Multiplier: 1

Quant Time: Apr 02 11:21:24 2020
Quant Method : i:\8270\gcms5\200401nical\FS200401gcms5.m
Quant Title : Semivolatiles by GC/MS by modified 8270
QLast Update : Thu Apr 02 11:21:13 2020
Response via : Initial Calibration

CCAL FILE(s) : 1 - I:\8270\GCMS5\200401nical\ABNL7.d
Sub List : ABNical - ABN ical sublist

Compound	R.T.	QIon	Response	Conc	Units	Dev(Min)
15) 2-Methylphenol	4.343	108	10206	2.913	ug/ml	97
16) Hexachloroethane	4.530	117	5427	2.816	ug/ml#	79
17) n-Nitrosodi-n-propylamine	4.471	70	7604	2.901	ug/ml#	93
18) 3-Methylphenol/4-Methy...	4.482	108	11318	3.006	ug/ml	95
20) Nitrobenzene	4.589	77	11124	2.790	ug/ml	97
21) Isophorone	4.808	82	19528	2.823	ug/ml	97
22) 2-Nitrophenol	4.872	139	5808	2.543	ug/ml#	91
23) 2,4-Dimethylphenol	4.936	107	10509	2.859	ug/ml	97
24) Bis(2-chloroethoxy)met...	5.011	93	13536	2.991	ug/ml#	94
25) 2,4-Dichlorophenol	5.075	162	10815	2.794	ug/ml	91
26) 1,2,4-Trichlorobenzene	5.144	180	13332	2.925	ug/ml	97
36) Naphthalene	5.198	128	36789	3.095	ug/ml	97
37) Benzoic Acid	0.000		0	N.D.		
38) 4-Chloroaniline	5.257	65	4622	3.142	ug/ml	87
39) Hexachlorobutadiene	5.331	225	7554	2.982	ug/ml	99
40) p-Chloro-m-cresol	5.684	107	9168	2.682	ug/ml	92
41) 2-Methylnaphthalene	5.780	142	25353	3.000	ug/ml	96
42) 1-Methylnaphthalene	5.860	115	8325	3.095	ug/ml	96
43) Hexachlorocyclopentadiene	5.924	237	9581	2.713	ug/ml#	95
44) 2,4,6-Trichlorophenol	6.026	196	8121	2.713	ug/ml	91
45) 2,4,5-Trichlorophenol	6.047	196	8618	2.626	ug/ml#	95
47) 2-Chloronaphthalene	6.175	162	25677	2.979	ug/ml	97
48) 2-Nitroaniline	6.266	138	7151	2.478	ug/ml	91
49) 1,4-Dinitrobenzene	6.378	168	2713	2.188	ug/ml#	63
50) 1,3-Dinitrobenzene	6.442	168	3782	2.720	ug/ml	98
51) Dimethyl phthalate	6.437	163	30055	3.014	ug/ml#	97
52) Acenaphthylene	6.512	152	38981	2.977	ug/ml	98
53) 2,6-Dinitrotoluene	6.475	165	5975	2.784	ug/ml	98
54) 1,2-Dinitrobenzene	6.507	168	2307	2.690	ug/ml	98
64) 3-Nitroaniline	6.603	138	7052	2.812	ug/ml	99
65) Acenaphthene	6.656	154	24981	3.191	ug/ml	99
66) 2,4-Dinitrophenol	6.694	184	1264	4.025	ug/ml#	67
67) Dibenzofuran	6.800	168	37034	3.047	ug/ml	99
68) 2,4-Dinitrotoluene	6.795	165	8018	2.748	ug/ml	97
69) 4-Nitrophenol	6.758	65	4767	2.601	ug/ml	85
70) 2,3,5,6-Tetrachlorophenol	6.875	232	7992	2.722	ug/ml	93
71) 2,3,4,6-Tetrachlorophenol	6.907	232	8015	2.687	ug/ml	94
72) Diethyl phthalate	7.014	149	28454	2.892	ug/ml	97
73) Fluorene	7.078	166	29167	3.043	ug/ml	97
74) 4-Chlorophenyl phenyl ...	7.089	204	13896	3.026	ug/ml	99

Data Path : I:\8270\GCMS5\200401nical\
Data File : ABNL3.d
Acq On : 2 Apr 2020 1:18 am
Operator : gcms5:ek
Sample : IL8,32,,ABNL3 Lot# 8659
Misc : wg1357700,,
ALS Vial : 8 Sample Multiplier: 1

Quant Time: Apr 02 11:21:24 2020
Quant Method : i:\8270\gcms5\200401nical\FS200401gcms5.m
Quant Title : Semivolatiles by GC/MS by modified 8270
QLast Update : Thu Apr 02 11:21:13 2020
Response via : Initial Calibration

CCAL FILE(s) : 1 - I:\8270\GCMS5\200401nical\ABNL7.d
Sub List : ABNical - ABN ical sublist

	Compound	R.T.	QIon	Response	Conc	Units	Dev(Min)
75)	4-Nitroaniline	7.094	138	6414	2.482	ug/ml#	80
76)	4,6-Dinitro-o-cresol	7.126	198	2957	1.625	ug/ml#	71
77)	NDPA/DPA	7.185	169	22448	2.835	ug/ml	89
78)	Azobenzene	7.217	77	24906	2.874	ug/ml#	91
80)	4-Bromophenyl phenyl e...	7.490	248	8148	2.762	ug/ml#	89
81)	Hexachlorobenzene	7.538	284	9479	2.748	ug/ml#	90
82)	Pentachlorophenol	7.703	266	4356	3.504	ug/ml	95
89)	Phenanthrene	7.874	178	43991	2.974	ug/ml	98
90)	Anthracene	7.917	178	42458	2.897	ug/ml	97
91)	Carbazole	8.061	167	40496	2.919	ug/ml	97
92)	Di-n-butylphthalate	8.414	149	44066	2.719	ug/ml	99
93)	Fluoranthene	8.921	202	51746	2.892	ug/ml#	95
94)	Benzidine	9.066	184	29542	2.543	ug/ml#	96
95)	Pyrene	9.124	202	54547	2.945	ug/ml	98
97)	Butyl benzyl phthalate	9.787	149	19935	2.525	ug/ml	97
105)	Benzo(a)anthracene	10.252	228	50562	2.940	ug/ml	97
106)	3,3'-Dichlorobenzidine	10.252	252	16703	2.567	ug/ml#	94
107)	Chrysene	10.284	228	49796	3.017	ug/ml	99
108)	Bis(2-ethylhexyl)phtha...	10.358	149	27338	2.639	ug/ml#	88
109)	Di-n-octylphthalate	10.946	149	45961	2.439	ug/ml	100
110)	Benzo(b)fluoranthene	11.208	252	52706	2.863	ug/ml	98
111)	Benzo(k)fluoranthene	11.229	252	48267	3.005	ug/ml	99
112)	Benzo(a)pyrene	11.475	252	46176	2.822	ug/ml	99
114)	Indeno(1,2,3-cd)pyrene	12.362	276	45827M6	2.533	ug/mL	
115)	Dibenzo(a,h)anthracene	12.383	278	44299	2.774	ug/ml	95
116)	Benzo(ghi)perylene	12.581	276	50731	2.863	ug/ml	98

(#) = qualifier out of range (m) = manual integration (+) = signals summed

Quantitation Report (QT Reviewed)

Data Path : I:\8270\GCMS5\200401nical\
Data File : ABNL3.d
Acq On : 2 Apr 2020 1:18 am
Operator : gcms5:ek
Sample : IL8,32,,ABNL3 Lot# 8659
Misc : wg1357700,,
ALS Vial : 8 Sample Multiplier: 1

Quant Time: Apr 02 11:21:24 2020
Quant Method : i:\8270\gcms5\200401nical\FS200401gcms5.m
Quant Title : Semivolatiles by GC/MS by modified 8270
QLast Update : Thu Apr 02 11:21:13 2020
Response via : Initial Calibration

Sub List : ABNical - ABN ical sublistcal\ABNL7.d•

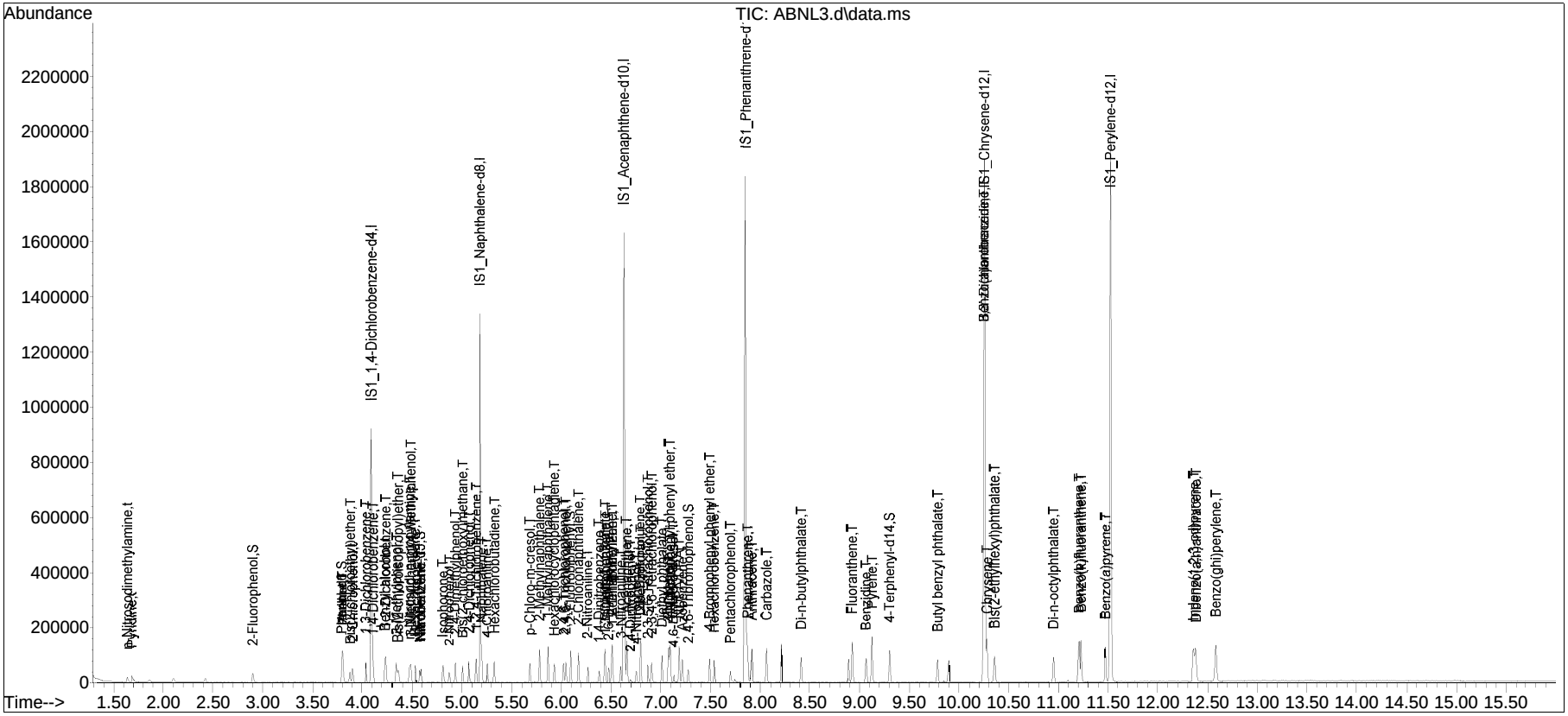

Manual Integration Report

Data Path : I:\8270\GCMS5\200401nical\QMethod : FS200401gcms5.m
Data File : ABNL3.d Operator : gcms5:ek
Date Inj'd : 4/2/2020 1:18 am Instrument : GCMS5
Sample : IL8,32,,ABNL3 Lot# 8659 Quant Date : 4/2/2020 11:21 am

Compound #114: Indeno(1,2,3-cd)pyrene

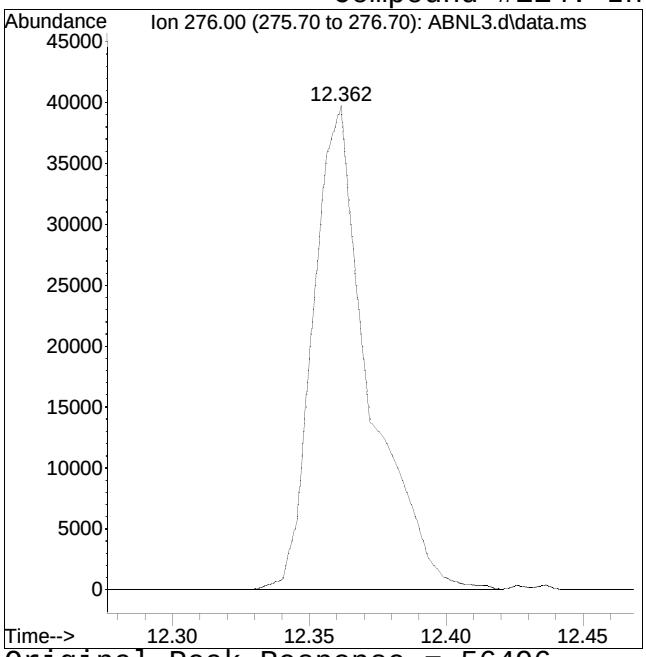

Original Peak Response = 56496

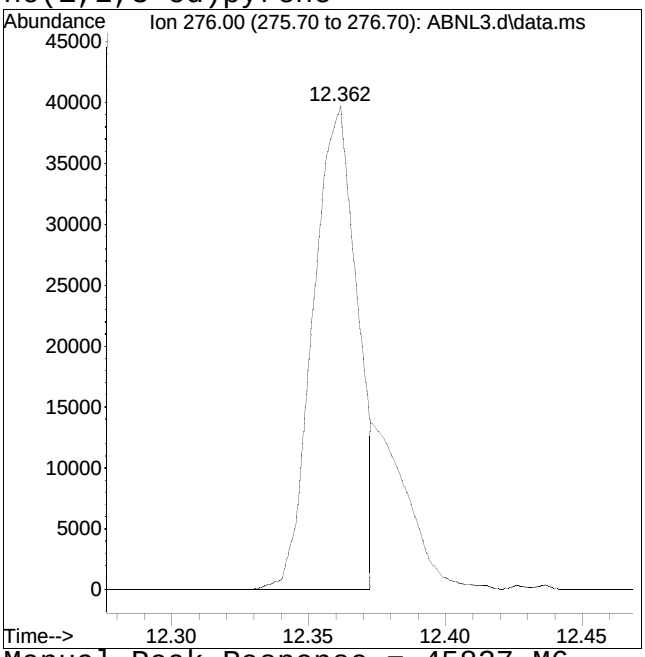

Manual Peak Response = 45827 M6

M6 = Misassignment of peak valley by automated integration (poor split of 2 peaks).

Quantitation Report (QT Reviewed)

Data Path : I:\8270\GCMS5\200401nical\
Data File : ABNL2.d
Acq On : 2 Apr 2020 1:40 am
Operator : gcms5:ek
Sample : IL9,32,,ABNL2 Lot# 8658
Misc : wg1357700,,
ALS Vial : 9 Sample Multiplier: 1

Quant Time: Apr 02 12:22:53 2020
Quant Method : i:\8270\gcms5\200401nical\FS200401gcms5.m
Quant Title : Semivolatiles by GC/MS by modified 8270
QLast Update : Thu Apr 02 12:20:58 2020
Response via : Initial Calibration

CCAL FILE(s) : 1 - I:\8270\GCMS5\200401nical\ABNL7.d
Sub List : ABNical - ABN ical sublist

Compound	R.T.	QIon	Response	Conc Units	Dev(Min)
Internal Standards					
1) IS1_1,4-Dichlorobenzen...	4.092	152	118336	40.000 ug/ml	0.00
Standard Area 1 = 126049			Recovery = 93.88%		
35) IS1_Naphthalene-d8	5.182	136	434605	40.000 ug/ml	0.00
Standard Area 1 = 445038			Recovery = 97.66%		
63) IS1_Acenaphthene-d10	6.630	164	265472	40.000 ug/ml	0.00
Standard Area 1 = 262232			Recovery = 101.24%		
88) IS1_Phenanthrene-d10	7.853	188	526367	40.000 ug/ml	0.00
Standard Area 1 = 543330			Recovery = 96.88%		
104) IS1_Chrysene-d12	10.257	240	531913	40.000 ug/ml #	0.00
Standard Area 1 = 576405			Recovery = 92.28%		
113) IS1_Perylene-d12	11.523	264	583592	40.000 ug/ml	0.00
Standard Area 1 = 649115			Recovery = 89.91%		
System Monitoring Compounds					
4) 2-Fluorophenol	2.895	112	6068	1.862 ug/ml	0.00
Spiked Amount 50.000	Range 15 - 110		Recovery = 3.72%#		
7) Phenol-d6	3.793	99	7766	1.922 ug/ml	0.00
Spiked Amount 50.000	Range 15 - 110		Recovery = 3.84%#		
19) Nitrobenzene-d5	4.573	82	6825	1.868 ug/ml	0.00
Spiked Amount 25.000	Range 30 - 130		Recovery = 7.47%#		
46) 2-Fluorobiphenyl	6.095	172	17444	2.024 ug/ml	0.00
Spiked Amount 25.000	Range 30 - 130		Recovery = 8.10%#		
79) 2,4,6-Tribromophenol	7.271	330	2527	1.565 ug/ml	0.00
Spiked Amount 50.000	Range 15 - 110		Recovery = 3.13%#		
96) 4-Terphenyl-d14	9.301	244	21103	1.913 ug/ml	0.00
Spiked Amount 25.000	Range 30 - 130		Recovery = 7.65%#		
Target Compounds					Qvalue
2) n-Nitrosodimethylamine	1.635	74	3313	1.587 ug/ml#	55
3) Pyridine	1.683	79	6048	1.650 ug/ml	87
5) Aniline	3.798	93	9901	1.873 ug/ml	90
6) 2-Chlorophenol	3.905	128	6538	1.724 ug/ml#	89
8) Phenol	3.804	94	9721	2.005 ug/ml	98
9) Bis(2-chloroethyl)ether	3.878	93	6552	2.100 ug/ml#	83
10) 1,3-Dichlorobenzene	4.039	146	8998	2.030 ug/ml	98
11) 1,4-Dichlorobenzene	4.108	146	8971	1.956 ug/ml#	86
12) 1,2-Dichlorobenzene	4.236	146	8986	2.036 ug/ml	96
13) Benzyl alcohol	4.231	79	5139	1.872 ug/ml	95
14) Bis(2-chloroisopropyl)...	4.359	45	10978	1.877 ug/ml#	91

Quantitation Report (QT Reviewed)

Data Path : I:\8270\GCMS5\200401nical\
Data File : ABNL2.d
Acq On : 2 Apr 2020 1:40 am
Operator : gcms5:ek
Sample : IL9,32,,ABNL2 Lot# 8658
Misc : wg1357700,,
ALS Vial : 9 Sample Multiplier: 1

Quant Time: Apr 02 12:22:53 2020
Quant Method : i:\8270\gcms5\200401nical\FS200401gcms5.m
Quant Title : Semivolatiles by GC/MS by modified 8270
QLast Update : Thu Apr 02 12:20:58 2020
Response via : Initial Calibration

CCAL FILE(s) : 1 - I:\8270\GCMS5\200401nical\ABNL7.d
Sub List : ABNical - ABN ical sublist

Compound	R.T.	QIon	Response	Conc	Units	Dev(Min)
15) 2-Methylphenol	4.343	108	6202	1.914	ug/ml	98
16) Hexachloroethane	4.530	117	3681	2.065	ug/ml	92
17) n-Nitrosodi-n-propylamine	4.471	70	4451	1.836	ug/ml#	83
18) 3-Methylphenol/4-Methy...	4.482	108	6538	1.877	ug/ml	94
20) Nitrobenzene	4.594	77	7250	1.966	ug/ml#	87
21) Isophorone	4.808	82	12142	1.898	ug/ml	94
22) 2-Nitrophenol	4.872	139	3446	1.631	ug/ml#	87
23) 2,4-Dimethylphenol	4.931	107	6692	1.968	ug/ml	98
24) Bis(2-chloroethoxy)met...	5.011	93	8741	2.088	ug/ml#	94
25) 2,4-Dichlorophenol	5.075	162	6689	1.869	ug/ml	92
26) 1,2,4-Trichlorobenzene	5.144	180	8633	2.048	ug/ml	99
36) Naphthalene	5.198	128	22489	2.026	ug/ml	99
37) Benzoic Acid	0.000		0	N.D.		
38) 4-Chloroaniline	5.257	65	2682	1.952	ug/ml	88
39) Hexachlorobutadiene	5.331	225	4486	1.896	ug/ml	93
40) p-Chloro-m-cresol	5.684	107	5882	1.843	ug/ml	97
41) 2-Methylnaphthalene	5.780	142	15403	1.952	ug/ml	91
42) 1-Methylnaphthalene	5.860	115	4183	1.665	ug/ml	74
43) Hexachlorocyclopentadiene	5.924	237	5571	1.689	ug/ml	95
44) 2,4,6-Trichlorophenol	6.026	196	4829	1.728	ug/ml#	93
45) 2,4,5-Trichlorophenol	6.047	196	6356	2.074	ug/ml#	82
47) 2-Chloronaphthalene	6.175	162	16230	2.017	ug/ml	99
48) 2-Nitroaniline	6.266	138	4733	1.757	ug/ml	92
49) 1,4-Dinitrobenzene	6.378	168	1863	1.609	ug/ml#	74
50) 1,3-Dinitrobenzene	6.443	168	2102	1.619	ug/ml	94
51) Dimethyl phthalate	6.437	163	18552	1.992	ug/ml#	96
52) Acenaphthylene	6.512	152	23559	1.927	ug/ml	96
53) 2,6-Dinitrotoluene	6.475	165	3314	1.654	ug/ml	87
54) 1,2-Dinitrobenzene	6.507	168	1241	1.550	ug/ml#	62
64) 3-Nitroaniline	6.603	138	3902	1.613	ug/ml#	85
65) Acenaphthene	6.656	154	14377	1.904	ug/ml	90
66) 2,4-Dinitrophenol	0.000		0	N.D. d		
67) Dibenzofuran	6.801	168	23143	1.974	ug/ml	99
68) 2,4-Dinitrotoluene	6.795	165	4260	1.514	ug/ml#	82
69) 4-Nitrophenol	6.752	65	2656	1.502	ug/ml	95
70) 2,3,5,6-Tetrachlorophenol	6.875	232	4741	1.674	ug/ml	98
71) 2,3,4,6-Tetrachlorophenol	6.907	232	5240	1.821	ug/ml	94
72) Diethyl phthalate	7.014	149	17503	1.845	ug/ml	97
73) Fluorene	7.073	166	17955	1.942	ug/ml	87
74) 4-Chlorophenyl phenyl ...	7.089	204	9046	2.042	ug/ml	96

Data Path : I:\8270\GCMS5\200401nical\
Data File : ABNL2.d
Acq On : 2 Apr 2020 1:40 am
Operator : gcms5:ek
Sample : IL9,32,,ABNL2 Lot# 8658
Misc : wg1357700,,
ALS Vial : 9 Sample Multiplier: 1

Quant Time: Apr 02 12:22:53 2020
Quant Method : i:\8270\gcms5\200401nical\FS200401gcms5.m
Quant Title : Semivolatiles by GC/MS by modified 8270
QLast Update : Thu Apr 02 12:20:58 2020
Response via : Initial Calibration

CCAL FILE(s) : 1 - I:\8270\GCMS5\200401nical\ABNL7.d
Sub List : ABNical - ABN ical sublist

	Compound	R.T.	QIon	Response	Conc	Units	Dev(Min)
75)	4-Nitroaniline	7.094	138	4063	1.630	ug/ml#	81
76)	4,6-Dinitro-o-cresol	7.126	198	2059	1.173	ug/ml#	90
77)	NDPA/DPA	7.185	169	14514	1.900	ug/ml	97
78)	Azobenzene	7.217	77	16712	1.999	ug/ml#	93
80)	4-Bromophenyl phenyl e...	7.490	248	5676	1.995	ug/ml	99
81)	Hexachlorobenzene	7.538	284	6292	1.891	ug/ml#	91
82)	Pentachlorophenol	7.703	266	2658	2.905	ug/ml#	77
89)	Phenanthrene	7.874	178	28557	2.040	ug/ml	99
90)	Anthracene	7.912	178	26941	1.943	ug/ml	98
91)	Carbazole	8.061	167	26428	2.013	ug/ml	99
92)	Di-n-butylphthalate	8.414	149	28965	1.889	ug/ml	100
93)	Fluoranthene	8.921	202	33148	1.958	ug/ml#	95
94)	Benzidine	9.066	184	17664	1.607	ug/ml	96
95)	Pyrene	9.124	202	35442	2.023	ug/ml	96
97)	Butyl benzyl phthalate	9.787	149	11358	1.521	ug/ml	95
105)	Benzo(a)anthracene	10.252	228	33310	1.989	ug/ml	97
106)	3,3'-Dichlorobenzidine	10.252	252	10464	1.651	ug/ml#	91
107)	Chrysene	10.278	228	31970	1.989	ug/ml	97
108)	Bis(2-ethylhexyl)phtha...	10.358	149	16999	1.685	ug/ml#	92
109)	Di-n-octylphthalate	10.946	149	27487	1.498	ug/ml#	99
110)	Benzo(b)fluoranthene	11.208	252	32634	1.820	ug/ml	99
111)	Benzo(k)fluoranthene	11.229	252	30920	1.977	ug/ml	95
112)	Benzo(a)pyrene	11.475	252	29208	1.833	ug/ml	99
114)	Indeno(1,2,3-cd)pyrene	12.362	276	30463M6	1.758	ug/mL	
115)	Dibenzo(a,h)anthracene	12.383	278	28633	1.871	ug/ml	98
116)	Benzo(ghi)perylene	12.581	276	31634	1.863	ug/ml	98

(#) = qualifier out of range (m) = manual integration (+) = signals summed

Quantitation Report (QT Reviewed)

Data Path : I:\8270\GCMS5\200401nical\
Data File : ABNL2.d
Acq On : 2 Apr 2020 1:40 am
Operator : gcms5:ek
Sample : IL9,32,,ABNL2 Lot# 8658
Misc : wg1357700,,
ALS Vial : 9 Sample Multiplier: 1

Quant Time: Apr 02 12:22:53 2020
Quant Method : i:\8270\gcms5\200401nical\FS200401gcms5.m
Quant Title : Semivolatiles by GC/MS by modified 8270
QLast Update : Thu Apr 02 12:20:58 2020
Response via : Initial Calibration

Sub List : ABNical - ABN ical sublistcal\ABNL7.d•

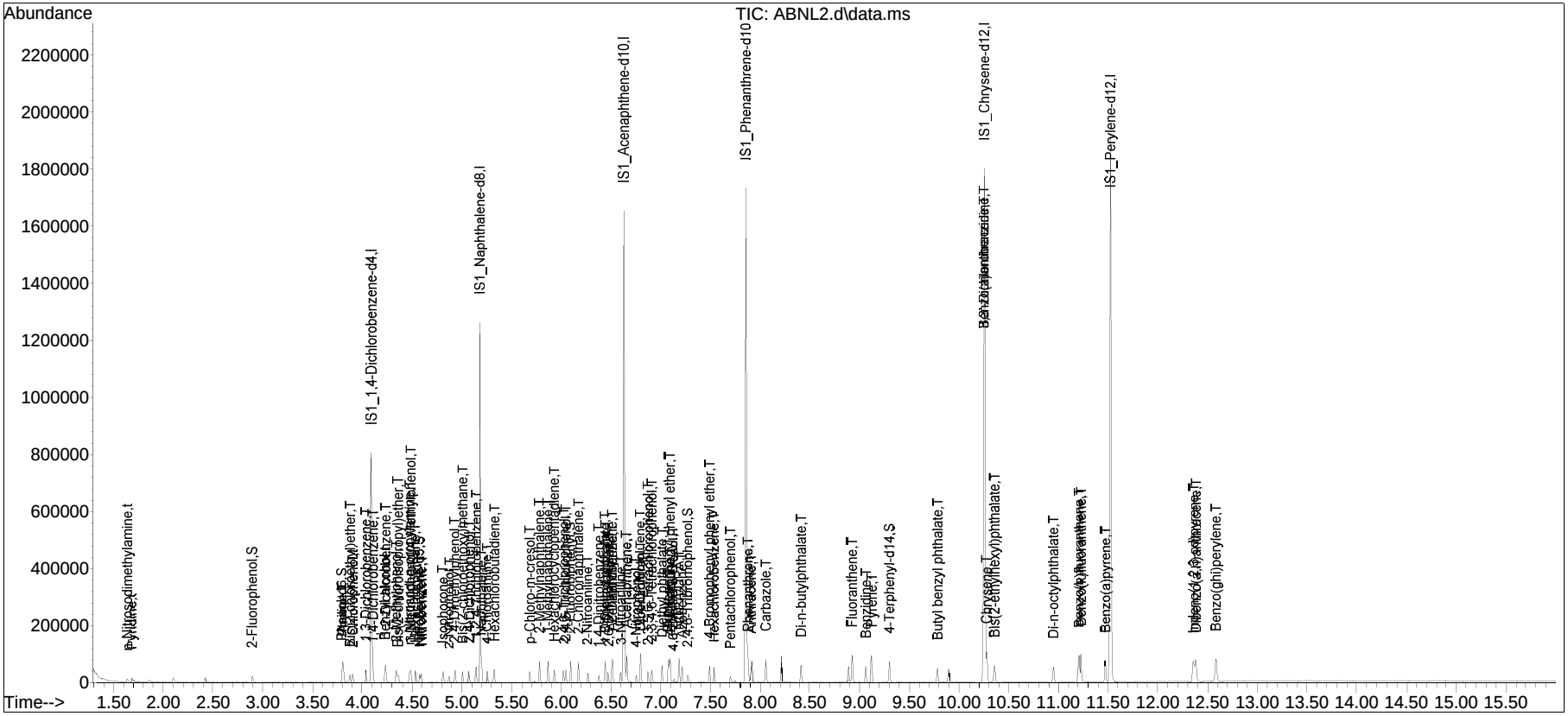

Manual Integration Report

Data Path : I:\8270\GCMS5\200401nical\QMethod : FS200401gcms5.m
Data File : ABNL2.d Operator : gcms5:ek
Date Inj'd : 4/2/2020 1:40 am Instrument : GCMS5
Sample : IL9,32,,ABNL2 Lot# 8658 Quant Date : 4/2/2020 12:21 pm

Compound #114: Indeno(1,2,3-cd)pyrene

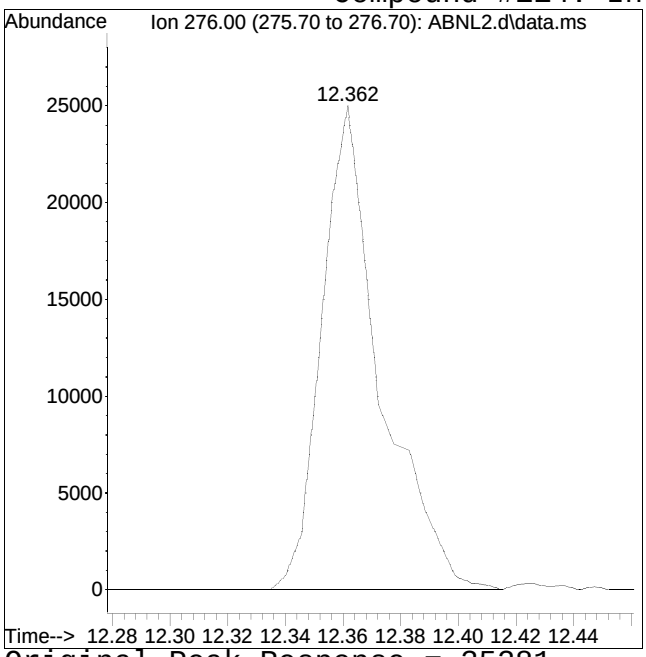

Original Peak Response = 35281

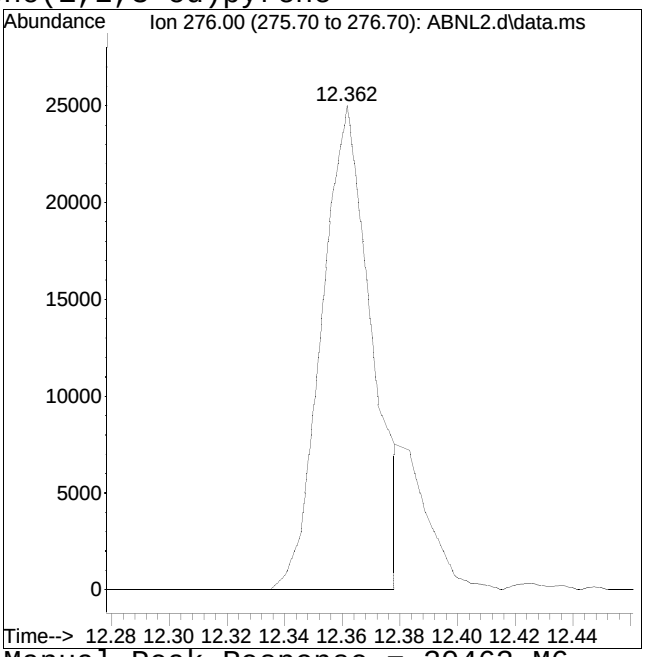

Manual Peak Response = 30463 M6

M6 = Misassignment of peak valley by automated integration (poor split of 2 peaks).

Quantitation Report (QT Reviewed)

Data Path : I:\8270\GCMS5\200401nical\
Data File : ABNL1.d
Acq On : 2 Apr 2020 2:03 am
Operator : gcms5:ek
Sample : IL10,32,,ABNL1 Lot# 8671
Misc : wg1357700,,
ALS Vial : 10 Sample Multiplier: 1

Quant Time: Apr 02 10:32:16 2020
Quant Method : i:\8270\gcms5\200401nical\FS200401gcms5.m
Quant Title : Semivolatiles by GC/MS by modified 8270
QLast Update : Thu Apr 02 10:32:05 2020
Response via : Initial Calibration

CCAL FILE(s) : 1 - I:\8270\GCMS5\200401nical\ABNL7.d
Sub List : ABNical - ABN ical sublist

Compound	R.T.	QIon	Response	Conc Units	Dev(Min)
Internal Standards					
1) IS1_1,4-Dichlorobenzen...	4.092	152	114253	40.000 ug/ml	0.00
Standard Area 1 = 126049			Recovery =	90.64%	
35) IS1_Naphthalene-d8	5.182	136	424392	40.000 ug/ml	0.00
Standard Area 1 = 445038			Recovery =	95.36%	
63) IS1_Acenaphthene-d10	6.629	164	257472	40.000 ug/ml	0.00
Standard Area 1 = 262232			Recovery =	98.18%	
88) IS1_Phenanthrene-d10	7.853	188	520315	40.000 ug/ml	0.00
Standard Area 1 = 543330			Recovery =	95.76%	
104) IS1_Chrysene-d12	10.257	240	522236	40.000 ug/ml #	0.00
Standard Area 1 = 576405			Recovery =	90.60%	
113) IS1_Perylene-d12	11.523	264	593048	40.000 ug/ml	0.00
Standard Area 1 = 649115			Recovery =	91.36%	
System Monitoring Compounds					
4) 2-Fluorophenol	2.901	112	2579	0.778 ug/ml	0.00
Spiked Amount 50.000	Range 15 - 110		Recovery =	1.56%#	
7) Phenol-d6	3.793	99	3673	0.939 ug/ml	0.00
Spiked Amount 50.000	Range 15 - 110		Recovery =	1.88%#	
19) Nitrobenzene-d5	4.573	82	3457	0.958 ug/ml	0.00
Spiked Amount 25.000	Range 30 - 130		Recovery =	3.83%#	
46) 2-Fluorobiphenyl	6.095	172	8199	0.959 ug/ml	0.00
Spiked Amount 25.000	Range 30 - 130		Recovery =	3.84%#	
79) 2,4,6-Tribromophenol	7.271	330	1154	0.678 ug/ml	0.00
Spiked Amount 50.000	Range 15 - 110		Recovery =	1.36%#	
96) 4-Terphenyl-d14	9.301	244	9707	0.831 ug/ml	0.00
Spiked Amount 25.000	Range 30 - 130		Recovery =	3.32%#	
Target Compounds					Qvalue
2) n-Nitrosodimethylamine	1.634	74	1659	0.803 ug/ml#	68
3) Pyridine	1.699	79	3043	0.809 ug/ml#	73
5) Aniline	3.798	93	4767	0.924 ug/ml#	87
6) 2-Chlorophenol	3.905	128	3493	0.933 ug/ml	92
8) Phenol	3.803	94	4302	0.904 ug/ml#	87
9) Bis(2-chloroethyl)ether	3.873	93	2943	0.979 ug/ml#	72
10) 1,3-Dichlorobenzene	4.038	146	3809	0.881 ug/ml#	93
11) 1,4-Dichlorobenzene	4.108	146	4647	1.052 ug/ml#	77
12) 1,2-Dichlorobenzene	4.236	146	4378	1.039 ug/ml	95
13) Benzyl alcohol	4.231	79	2313	0.840 ug/ml	94
14) Bis(2-chloroisopropyl)...	4.364	45	5673	1.022 ug/ml#	85

Quantitation Report (QT Reviewed)

Data Path : I:\8270\GCMS5\200401nical\
Data File : ABNL1.d
Acq On : 2 Apr 2020 2:03 am
Operator : gcms5:ek
Sample : IL10,32,,ABNL1 Lot# 8671
Misc : wg1357700,,
ALS Vial : 10 Sample Multiplier: 1

Quant Time: Apr 02 10:32:16 2020
Quant Method : i:\8270\gcms5\200401nical\FS200401gcms5.m
Quant Title : Semivolatiles by GC/MS by modified 8270
QLast Update : Thu Apr 02 10:32:05 2020
Response via : Initial Calibration

CCAL FILE(s) : 1 - I:\8270\GCMS5\200401nical\ABNL7.d
Sub List : ABNical - ABN ical sublist

Compound	R.T.	QIon	Response	Conc	Units	Dev(Min)
15) 2-Methylphenol	4.343	108	2933	0.915	ug/ml	94
16) Hexachloroethane	4.530	117	1856	1.106	ug/ml	84
17) n-Nitrosodi-n-propylamine	4.471	70	2000	0.833	ug/ml#	61
18) 3-Methylphenol/4-Methy...	4.482	108	3340	0.990	ug/ml#	92
20) Nitrobenzene	4.589	77	3665	1.022	ug/ml#	90
21) Isophorone	4.808	82	5859	0.911	ug/ml#	86
22) 2-Nitrophenol	4.872	139	1285	0.621	ug/ml#	63
23) 2,4-Dimethylphenol	4.936	107	2718	0.824	ug/ml#	77
24) Bis(2-chloroethoxy)met...	5.011	93	3864	0.987	ug/ml#	88
25) 2,4-Dichlorophenol	5.075	162	3257	0.932	ug/ml#	92
26) 1,2,4-Trichlorobenzene	5.144	180	4455	1.146	ug/ml	86
36) Naphthalene	5.198	128	11377	1.040	ug/ml	98
37) Benzoic Acid	0.000		0	N.D.		
38) 4-Chloroaniline	5.256	65	1273	0.932	ug/ml#	89
39) Hexachlorobutadiene	5.331	225	2189	0.922	ug/ml	92
40) p-Chloro-m-cresol	5.684	107	2599	0.779	ug/ml	94
41) 2-Methylnaphthalene	5.780	142	7394	0.950	ug/ml	92
42) 1-Methylnaphthalene	5.860	115	2605	1.053	ug/ml	95
43) Hexachlorocyclopentadiene	5.930	237	2527	0.777	ug/ml#	87
44) 2,4,6-Trichlorophenol	6.026	196	1851	0.646	ug/ml	96
45) 2,4,5-Trichlorophenol	6.052	196	2076	0.670	ug/ml#	75
47) 2-Chloronaphthalene	6.175	162	7724	0.975	ug/ml	97
48) 2-Nitroaniline	6.271	138	1870	0.694	ug/ml#	73
49) 1,4-Dinitrobenzene	6.378	168	742	0.626	ug/ml#	46
50) 1,3-Dinitrobenzene	6.442	168	800	0.624	ug/ml#	59
51) Dimethyl phthalate	6.437	163	9760	1.064	ug/ml#	94
52) Acenaphthylene	6.512	152	11755	0.958	ug/ml	97
53) 2,6-Dinitrotoluene	6.469	165	1555	0.754	ug/ml#	80
54) 1,2-Dinitrobenzene	6.507	168	763	0.972	ug/ml	85
64) 3-Nitroaniline	6.603	138	2125	0.873	ug/ml#	97
65) Acenaphthene	6.656	154	7262	1.000	ug/ml	97
66) 2,4-Dinitrophenol	0.000		0	N.D.		
67) Dibenzofuran	6.795	168	10623	0.928	ug/ml	99
68) 2,4-Dinitrotoluene	6.795	165	2341	0.808	ug/ml	91
69) 4-Nitrophenol	6.758	65	1362	0.755	ug/ml#	85
70) 2,3,5,6-Tetrachlorophenol	6.875	232	1931	0.654	ug/ml#	90
71) 2,3,4,6-Tetrachlorophenol	6.913	232	2279	0.768	ug/ml	95
72) Diethyl phthalate	7.014	149	8631	0.901	ug/ml	95
73) Fluorene	7.078	166	8295	0.903	ug/ml	93
74) 4-Chlorophenyl phenyl ...	7.089	204	3757	0.861	ug/ml	88

Quantitation Report (QT Reviewed)

Data Path : I:\8270\GCMS5\200401nical\
Data File : ABNL1.d
Acq On : 2 Apr 2020 2:03 am
Operator : gcms5:ek
Sample : IL10,32,,ABNL1 Lot# 8671
Misc : wg1357700,,
ALS Vial : 10 Sample Multiplier: 1

Quant Time: Apr 02 10:32:16 2020
Quant Method : i:\8270\gcms5\200401nical\FS200401gcms5.m
Quant Title : Semivolatiles by GC/MS by modified 8270
QLast Update : Thu Apr 02 10:32:05 2020
Response via : Initial Calibration

CCAL FILE(s) : 1 - I:\8270\GCMS5\200401nical\ABNL7.d
Sub List : ABNical - ABN ical sublist

	Compound	R.T.	QIon	Response	Conc	Units	Dev(Min)
75)	4-Nitroaniline	7.094	138	2278	0.894	ug/ml	95
76)	4,6-Dinitro-o-cresol	0.000		0	N.D.		
77)	NDPA/DPA	7.185	169	7315	0.958	ug/ml	98
78)	Azobenzene	7.217	77	7552	0.907	ug/ml#	85
80)	4-Bromophenyl phenyl e...	7.490	248	2281	0.800	ug/ml	92
81)	Hexachlorobenzene	7.532	284	3249	0.979	ug/ml	96
82)	Pentachlorophenol	7.709	266	848	0.367	ug/ml#	58
89)	Phenanthrene	7.869	178	14344	1.022	ug/ml	98
90)	Anthracene	7.917	178	13504	0.940	ug/ml	96
91)	Carbazole	8.061	167	12096	0.895	ug/ml	98
92)	Di-n-butylphthalate	8.414	149	13912	0.862	ug/ml	99
93)	Fluoranthene	8.921	202	15743	0.900	ug/ml#	93
94)	Benzidine	9.065	184	8470	0.721	ug/ml#	96
95)	Pyrene	9.124	202	16814	0.955	ug/ml	99
97)	Butyl benzyl phthalate	9.787	149	5045	0.648	ug/ml#	96
105)	Benzo(a)anthracene	10.251	228	17384	1.034	ug/ml	98
106)	3,3'-Dichlorobenzidine	10.251	252	5363	0.797	ug/ml#	81
107)	Chrysene	10.278	228	16541	1.042	ug/ml	97
108)	Bis(2-ethylhexyl)phtha...	10.358	149	7228	0.672	ug/ml#	85
109)	Di-n-octylphthalate	10.946	149	11697	0.608	ug/ml#	93
110)	Benzo(b)fluoranthene	11.208	252	16313	0.831	ug/ml	98
111)	Benzo(k)fluoranthene	11.229	252	15532	1.026	ug/ml#	96
112)	Benzo(a)pyrene	11.470	252	13255	0.800	ug/ml	99
114)	Indeno(1,2,3-cd)pyrene	12.356	276	15256M6	0.819	ug/mL	
115)	Dibenzo(a,h)anthracene	12.378	278	13030	0.773	ug/ml	94
116)	Benzo(ghi)perylene	12.581	276	16496	0.907	ug/ml	95

(#) = qualifier out of range (m) = manual integration (+) = signals summed

Quantitation Report (QT Reviewed)

Data Path : I:\8270\GCMS5\200401nical\
Data File : ABNL1.d
Acq On : 2 Apr 2020 2:03 am
Operator : gcms5:ek
Sample : IL10,32,,ABNL1 Lot# 8671
Misc : wg1357700,,
ALS Vial : 10 Sample Multiplier: 1

Quant Time: Apr 02 10:32:16 2020
Quant Method : i:\8270\gcms5\200401nical\FS200401gcms5.m
Quant Title : Semivolatiles by GC/MS by modified 8270
QLast Update : Thu Apr 02 10:32:05 2020
Response via : Initial Calibration

Sub List : ABNical - ABN ical sublistcal\ABNL7.d•

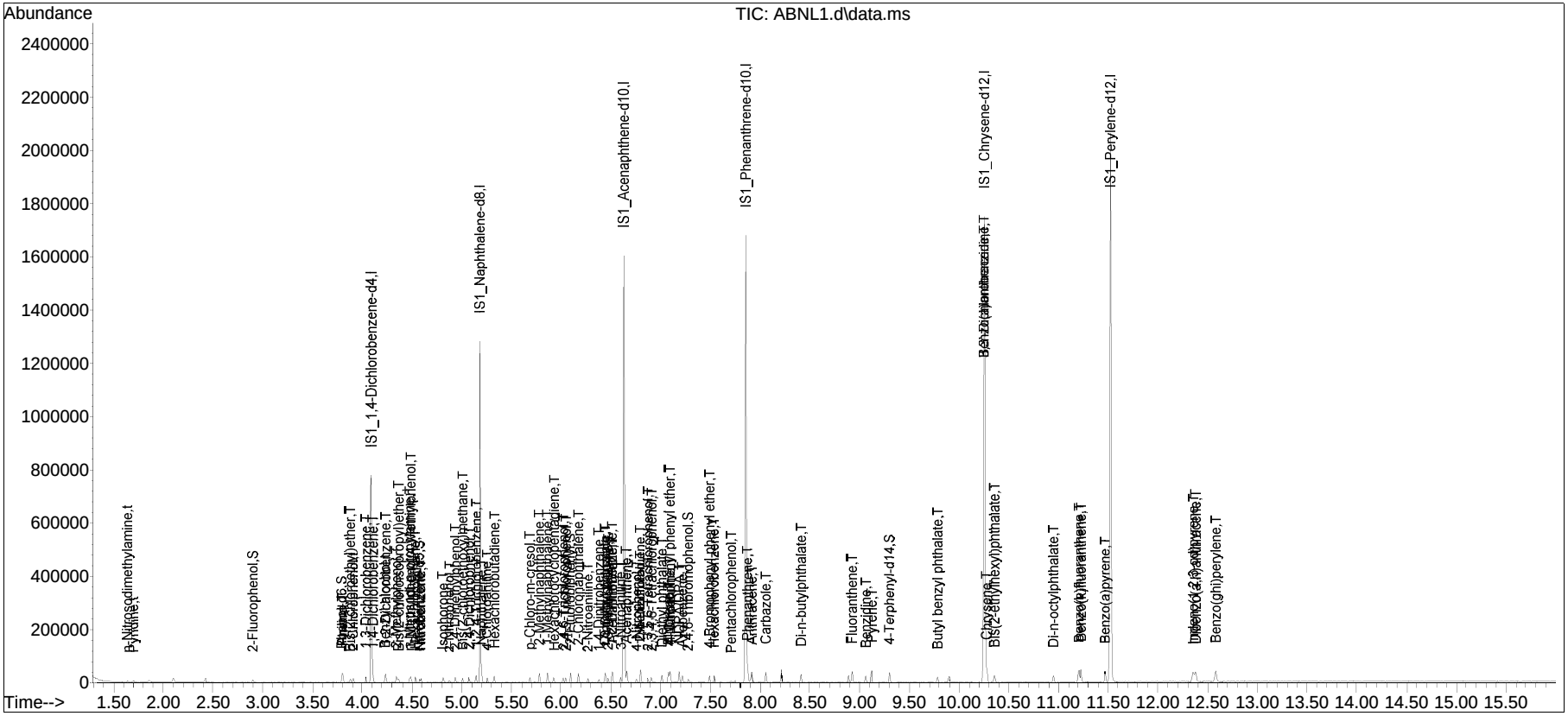

Manual Integration Report

Data Path : I:\8270\GCMS5\200401nical\QMethod : FS200401gcms5.m
Data File : ABNL1.d Operator : gcms5:ek
Date Inj'd : 4/2/2020 2:03 am Instrument : GCMS5
Sample : IL10,32,,ABNL1 Lot# 8671 Quant Date : 4/2/2020 10:32 am

Compound #114: Indeno(1,2,3-cd)pyrene

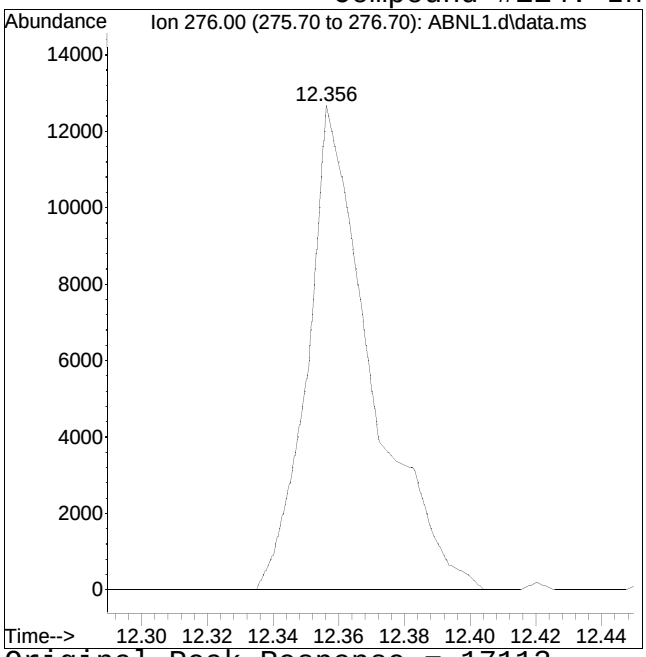

Original Peak Response = 17113

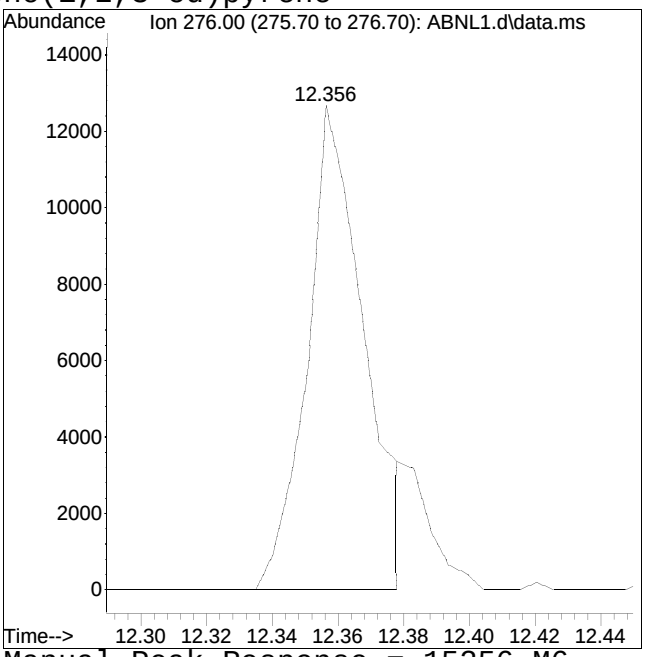

Manual Peak Response = 15256 M6

M6 = Misassignment of peak valley by automated integration (poor split of 2 peaks).

Quantitation Report (QT Reviewed)

Data Path : I:\8270\GCMS5\200401nical\
Data File : AP9L10.d
Acq On : 2 Apr 2020 2:25 am
Operator : gcms5:ek
Sample : IL11,32,,AP9L200 Lot# 8531
Misc : wg1357700,,
ALS Vial : 11 Sample Multiplier: 1

Quant Time: Apr 02 11:00:13 2020
Quant Method : i:\8270\gcms5\200401nical\FS200401gcms5.m
Quant Title : Semivolatiles by GC/MS by modified 8270
QLast Update : Thu Apr 02 10:56:47 2020
Response via : Initial Calibration

CCAL FILE(s) : 1 - I:\8270\GCMS5\200401nical\AP9L7.d
Sub List : AP9ical - AP9 ical sublist

Compound	R.T.	QIon	Response	Conc	Units	Dev(Min)
Internal Standards						
27) IS2_1,4-Dichlorobenzen...	4.092	152	158647	40.000	ug/ml	0.00
Standard Area 1 = 149058			Recovery = 106.43%			
55) IS2_Naphthalene-d8	5.182	136	571255	40.000	ug/ml	0.00
Standard Area 1 = 546946			Recovery = 104.44%			
83) IS2_Acenaphthene-d10	6.629	164	319446	40.000	ug/ml	0.00
Standard Area 1 = 310854			Recovery = 102.76%			
98) IS2_Phenanthrene-d10	7.853	188	635165	40.000	ug/ml #	0.00
Standard Area 1 = 604595			Recovery = 105.06%			
System Monitoring Compounds						
Target Compounds						Qvalue
28) Benzaldehyde	3.697	105	814196	196.504	ug/ml	99
29) Acetophenone	4.455	105	1332180	190.238	ug/ml#	91
30) m-Toluidine	4.530	106	1362175	187.919	ug/ml	99
31) 2-Chloroaniline	4.845	127	1245801	189.657	ug/ml	96
56) a-Terpineol	5.240	59	868334	183.669	ug/ml	85
57) 3-Chloroaniline	5.251	65	410559	193.887	ug/ml	85
58) 2,6-Dichlorophenol	5.273	162	912044	199.075	ug/ml	98
59) 1-chloro-2-nitrobenzene	5.492	111	415771	198.892	ug/ml	95
60) Caprolactam	5.545	55	546310	198.963	ug/ml#	79
61) 1,2,4,5-Tetrachloroben...	5.930	216	1048763	201.125	ug/ml	99
62) Biphenyl	6.175	154	2227508	184.533	ug/ml	95
84) Dichloran	7.591	206	364581	217.908	ug/ml	97
85) Pentachloronitrobenzene	7.719	237	338390	222.617	ug/ml	94
99) Diphenamid	8.676	167	1606053	202.064	ug/ml	97

(#) = qualifier out of range (m) = manual integration (+) = signals summed

Quantitation Report (QT Reviewed)

Data Path : I:\8270\GCMS5\200401nical\
Data File : AP9L10.d
Acq On : 2 Apr 2020 2:25 am
Operator : gcms5:ek
Sample : IL11,32,,AP9L200 Lot# 8531
Misc : wg1357700,,
ALS Vial : 11 Sample Multiplier: 1

Quant Time: Apr 02 11:00:13 2020
Quant Method : i:\8270\gcms5\200401nical\FS200401gcms5.m
Quant Title : Semivolatiles by GC/MS by modified 8270
QLast Update : Thu Apr 02 10:56:47 2020
Response via : Initial Calibration

Sub List : AP9ical - AP9 ical sublistcal\AP9L7.d•

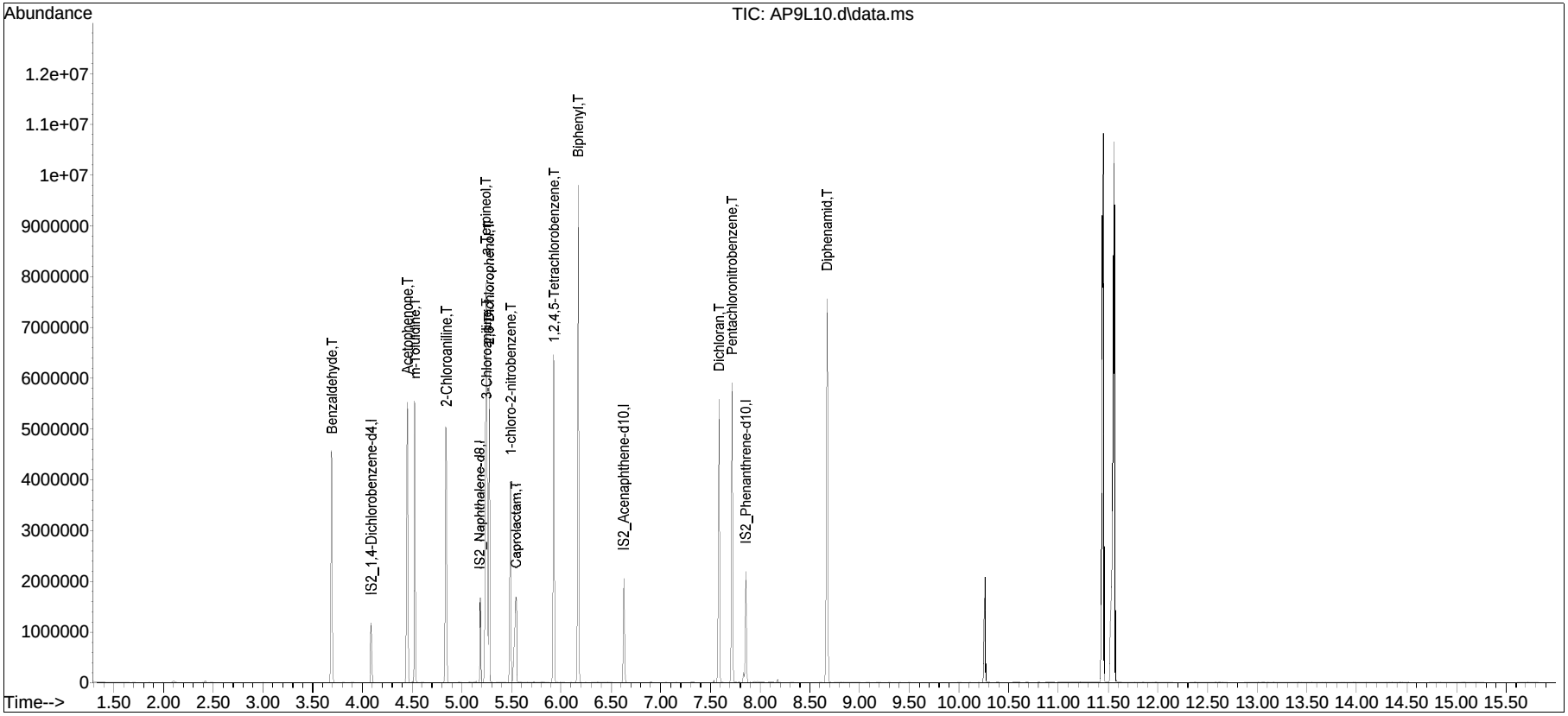

Manual Integration Report

Data Path	: I:\8270\GCMS5\200401nical\	QMethod	: FS200401gcms5.m
Data File	: AP9L10.d	Operator	: gcms5:ek
Date Inj'd	: 4/2/2020 2:25 am	Instrument	: GCMS5
Sample	: IL11,32,,AP9L200 Lot# 8531	Quant Date	: 4/2/2020 10:57 am

There are no manual integrations or false positives in this file.

Quantitation Report (QT Reviewed)

Data Path : I:\8270\GCMS5\200401nical\
Data File : AP9L9.d
Acq On : 2 Apr 2020 2:48 am
Operator : gcms5:ek
Sample : IL12,32,,AP9L150 Lot# 8540
Misc : wg1357700,,
ALS Vial : 12 Sample Multiplier: 1

Quant Time: Apr 02 11:08:24 2020
Quant Method : i:\8270\gcms5\200401nical\FS200401gcms5.m
Quant Title : Semivolatiles by GC/MS by modified 8270
QLast Update : Thu Apr 02 10:56:47 2020
Response via : Initial Calibration

CCAL FILE(s) : 1 - I:\8270\GCMS5\200401nical\AP9L7.d
Sub List : AP9ical - AP9 ical sublist

Compound	R.T.	QIon	Response	Conc	Units	Dev(Min)
Internal Standards						
27) IS2_1,4-Dichlorobenzen...	4.092	152	176149	40.000	ug/ml	0.00
Standard Area 1 = 149058			Recovery	= 118.17%		
55) IS2_Naphthalene-d8	5.182	136	637530	40.000	ug/ml	0.00
Standard Area 1 = 546946			Recovery	= 116.56%		
83) IS2_Acenaphthene-d10	6.630	164	361148	40.000	ug/ml	0.00
Standard Area 1 = 310854			Recovery	= 116.18%		
98) IS2_Phenanthrene-d10	7.853	188	688094	40.000	ug/ml #	0.00
Standard Area 1 = 604595			Recovery	= 113.81%		
System Monitoring Compounds						
Target Compounds						Qvalue
28) Benzaldehyde	3.697	105	680165	147.846	ug/ml	99
29) Acetophenone	4.455	105	1122562	144.376	ug/ml#	91
30) m-Toluidine	4.525	106	1148137	142.654	ug/ml	99
31) 2-Chloroaniline	4.845	127	1041964	142.865	ug/ml	96
56) a-Terpineol	5.241	59	738149	139.902	ug/ml#	83
57) 3-Chloroaniline	5.246	65	344101	145.609	ug/ml	84
58) 2,6-Dichlorophenol	5.273	162	751984	147.075	ug/ml	98
59) 1-chloro-2-nitrobenzene	5.486	111	338848	145.243	ug/ml	96
60) Caprolactam	5.545	55	458275	149.551	ug/ml#	77
61) 1,2,4,5-Tetrachloroben...	5.930	216	862038	148.130	ug/ml	100
62) Biphenyl	6.176	154	1871247	138.905	ug/ml	96
84) Dichloran	7.591	206	288647	152.602	ug/ml	96
85) Pentachloronitrobenzene	7.719	237	262368	152.674	ug/ml	95
99) Diphenamid	8.676	167	1298540	150.808	ug/ml	99

(#) = qualifier out of range (m) = manual integration (+) = signals summed

Quantitation Report (QT Reviewed)

Data Path : I:\8270\GCMS5\200401nical\
Data File : AP9L9.d
Acq On : 2 Apr 2020 2:48 am
Operator : gcms5:ek
Sample : IL12,32,,AP9L150 Lot# 8540
Misc : wg1357700,,
ALS Vial : 12 Sample Multiplier: 1

Quant Time: Apr 02 11:08:24 2020
Quant Method : i:\8270\gcms5\200401nical\FS200401gcms5.m
Quant Title : Semivolatiles by GC/MS by modified 8270
QLast Update : Thu Apr 02 10:56:47 2020
Response via : Initial Calibration

Sub List : AP9ical - AP9 ical sublistcal\AP9L7.d•

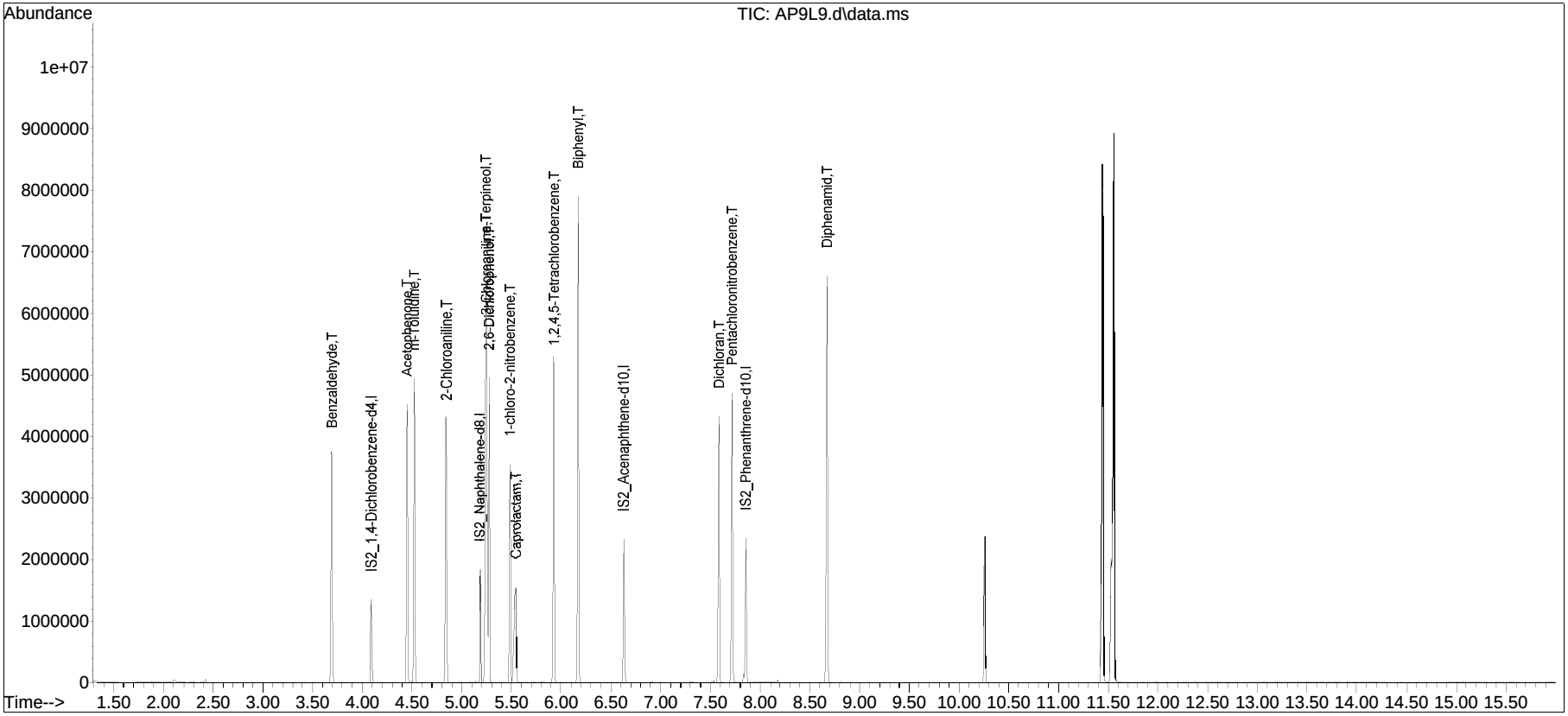

Manual Integration Report

Data Path	: I:\8270\GCMS5\200401nical\	QMethod	: FS200401gcms5.m
Data File	: AP9L9.d	Operator	: gcms5:ek
Date Inj'd	: 4/2/2020 2:48 am	Instrument	: GCMS5
Sample	: IL12,32,,AP9L150 Lot# 8540	Quant Date	: 4/2/2020 10:58 am

There are no manual integrations or false positives in this file.

Quantitation Report (QT Reviewed)

Data Path : I:\8270\GCMS5\200401nical\
Data File : AP9L8.d
Acq On : 2 Apr 2020 3:11 am
Operator : gcms5:ek
Sample : IL13,32,,AP9L100 Lot# 8539
Misc : wg1357700,,
ALS Vial : 13 Sample Multiplier: 1

Quant Time: Apr 02 11:07:54 2020
Quant Method : i:\8270\gcms5\200401nical\FS200401gcms5.m
Quant Title : Semivolatiles by GC/MS by modified 8270
QLast Update : Thu Apr 02 10:56:47 2020
Response via : Initial Calibration

CCAL FILE(s) : 1 - I:\8270\GCMS5\200401nical\AP9L7.d
Sub List : AP9ical - AP9 ical sublist

Compound	R.T.	QIon	Response	Conc	Units		Dev(Min)
Internal Standards							
27) IS2_1,4-Dichlorobenzen...	4.092	152	152486	40.000	ug/ml		0.00
Standard Area 1 = 149058			Recovery	= 102.30%			
55) IS2_Naphthalene-d8	5.182	136	564979	40.000	ug/ml		0.00
Standard Area 1 = 546946			Recovery	= 103.30%			
83) IS2_Acenaphthene-d10	6.629	164	317739	40.000	ug/ml		0.00
Standard Area 1 = 310854			Recovery	= 102.21%			
98) IS2_Phenanthrene-d10	7.853	188	618379	40.000	ug/ml	#	0.00
Standard Area 1 = 604595			Recovery	= 102.28%			
System Monitoring Compounds							
Target Compounds							Qvalue
28) Benzaldehyde	3.691	105	403935	101.428	ug/ml		100
29) Acetophenone	4.450	105	672154	99.863	ug/ml	#	91
30) m-Toluidine	4.525	106	695222	99.785	ug/ml		100
31) 2-Chloroaniline	4.840	127	626447	99.222	ug/ml		96
56) a-Terpineol	5.235	59	452582	96.793	ug/ml	#	82
57) 3-Chloroaniline	5.246	65	204205	97.507	ug/ml		87
58) 2,6-Dichlorophenol	5.267	162	454734	100.359	ug/ml		97
59) 1-chloro-2-nitrobenzene	5.486	111	201480	97.452	ug/ml		94
60) Caprolactam	5.534	55	274214	100.977	ug/ml	#	77
61) 1,2,4,5-Tetrachloroben...	5.924	216	512699	99.414	ug/ml		100
62) Biphenyl	6.175	154	1137737	95.301	ug/ml		97
84) Dichloran	7.586	206	164683	98.959	ug/ml		95
85) Pentachloronitrobenzene	7.719	237	157502	104.173	ug/ml		95
99) Diphenamid	8.675	167	780865	100.911	ug/ml		99

(#) = qualifier out of range (m) = manual integration (+) = signals summed

Quantitation Report (QT Reviewed)

Data Path : I:\8270\GCMS5\200401nical\
Data File : AP9L8.d
Acq On : 2 Apr 2020 3:11 am
Operator : gcms5:ek
Sample : IL13,32,,AP9L100 Lot# 8539
Misc : wg1357700,,
ALS Vial : 13 Sample Multiplier: 1

Quant Time: Apr 02 11:07:54 2020
Quant Method : i:\8270\gcms5\200401nical\FS200401gcms5.m
Quant Title : Semivolatiles by GC/MS by modified 8270
QLast Update : Thu Apr 02 10:56:47 2020
Response via : Initial Calibration

Sub List : AP9ical - AP9 ical sublistcal\AP9L7.d•

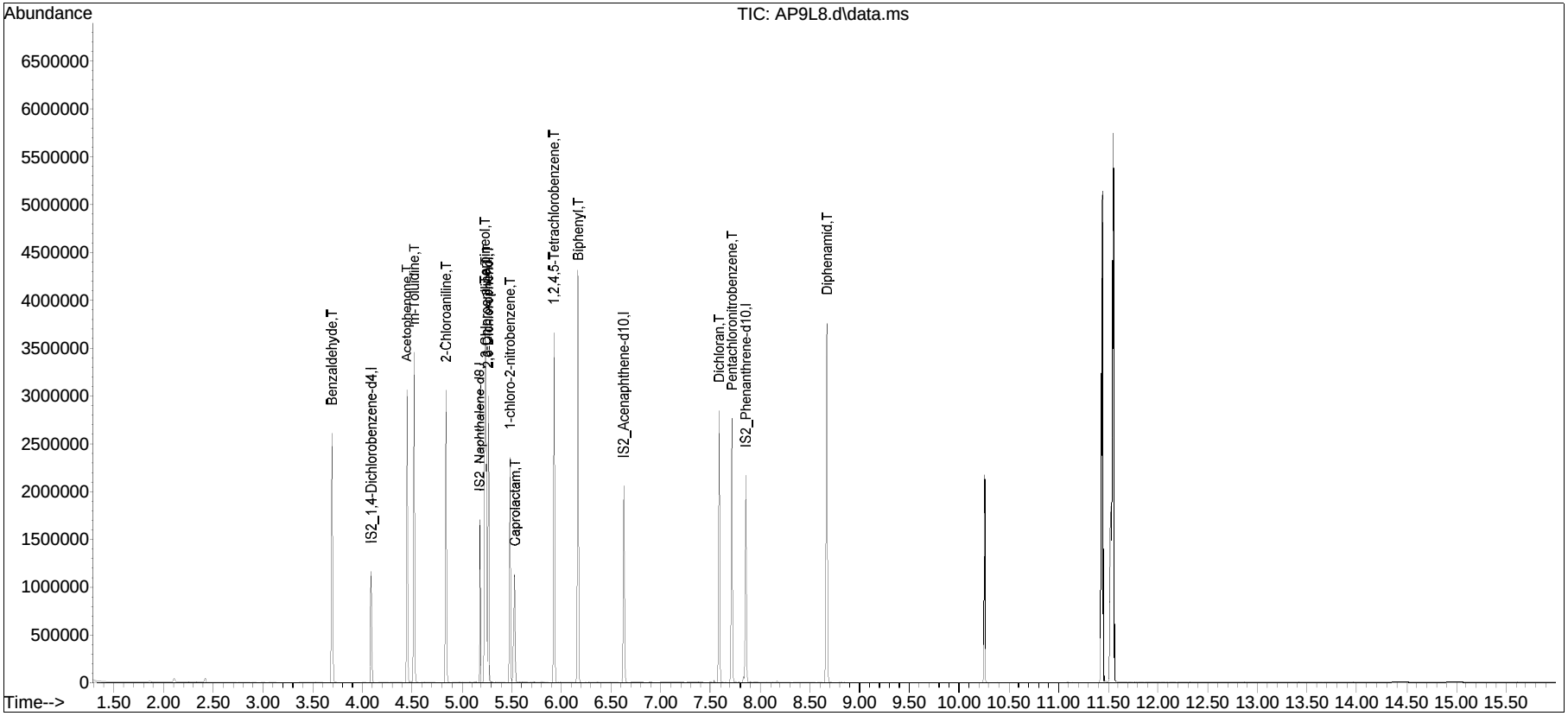

Manual Integration Report

Data Path	: I:\8270\GCMS5\200401nical\	QMethod	: FS200401gcms5.m
Data File	: AP9L8.d	Operator	: gcms5:ek
Date Inj'd	: 4/2/2020 3:11 am	Instrument	: GCMS5
Sample	: IL13,32,,AP9L100 Lot# 8539	Quant Date	: 4/2/2020 10:58 am

There are no manual integrations or false positives in this file.

Quantitation Report (QT Reviewed)

Data Path : I:\8270\GCMS5\200401nical\
Data File : AP9L7.d
Acq On : 2 Apr 2020 3:33 am
Operator : gcms5:ek
Sample : IL14,32,,AP9L50 Lot# 8538
Misc : wg1357700,,
ALS Vial : 14 Sample Multiplier: 1

Quant Time: Apr 02 11:07:23 2020
Quant Method : i:\8270\gcms5\200401nical\FS200401gcms5.m
Quant Title : Semivolatiles by GC/MS by modified 8270
QLast Update : Thu Apr 02 10:56:47 2020
Response via : Initial Calibration

CCAL FILE(s) : 1 - I:\8270\GCMS5\200401nical\AP9L7.d
Sub List : AP9ical - AP9 ical sublist

Compound	R.T.	QIon	Response	Conc	Units	Dev(Min)
Internal Standards						
27) IS2_1,4-Dichlorobenzen...	4.092	152	149058	40.000	ug/ml	0.00
Standard Area 1 = 149058			Recovery = 100.00%			
55) IS2_Naphthalene-d8	5.182	136	546946	40.000	ug/ml	0.00
Standard Area 1 = 546946			Recovery = 100.00%			
83) IS2_Acenaphthene-d10	6.630	164	310854	40.000	ug/ml	0.00
Standard Area 1 = 310854			Recovery = 100.00%			
98) IS2_Phenanthrene-d10	7.853	188	604595	40.000	ug/ml #	0.00
Standard Area 1 = 604595			Recovery = 100.00%			
System Monitoring Compounds						
Target Compounds						Qvalue
28) Benzaldehyde	3.691	105	194716	50.017	ug/ml	99
29) Acetophenone	4.450	105	329246	50.042	ug/ml#	91
30) m-Toluidine	4.525	106	341743	50.178	ug/ml	100
31) 2-Chloroaniline	4.840	127	308447	49.978	ug/ml	97
56) a-Terpineol	5.235	59	226244	49.982	ug/ml#	81
57) 3-Chloroaniline	5.241	65	102288	50.453	ug/ml	86
58) 2,6-Dichlorophenol	5.267	162	219255	49.984	ug/ml	96
59) 1-chloro-2-nitrobenzene	5.486	111	100033	49.979	ug/ml	93
60) Caprolactam	5.524	55	132979	50.583	ug/ml#	78
61) 1,2,4,5-Tetrachloroben...	5.924	216	249582	49.990	ug/ml	98
62) Biphenyl	6.170	154	577757	49.990	ug/ml	97
84) Dichloran	7.586	206	81239	49.898	ug/ml	95
85) Pentachloronitrobenzene	7.719	237	73967	50.006	ug/ml	96
99) Diphenamid	8.670	167	378515	50.030	ug/ml	98

(#) = qualifier out of range (m) = manual integration (+) = signals summed

Quantitation Report (QT Reviewed)

Data Path : I:\8270\GCMS5\200401nical\
Data File : AP9L7.d
Acq On : 2 Apr 2020 3:33 am
Operator : gcms5:ek
Sample : IL14,32,,AP9L50 Lot# 8538
Misc : wg1357700,,
ALS Vial : 14 Sample Multiplier: 1

Quant Time: Apr 02 11:07:23 2020
Quant Method : i:\8270\gcms5\200401nical\FS200401gcms5.m
Quant Title : Semivolatiles by GC/MS by modified 8270
QLast Update : Thu Apr 02 10:56:47 2020
Response via : Initial Calibration

Sub List : AP9ical - AP9 ical sublistcal\AP9L7.d•

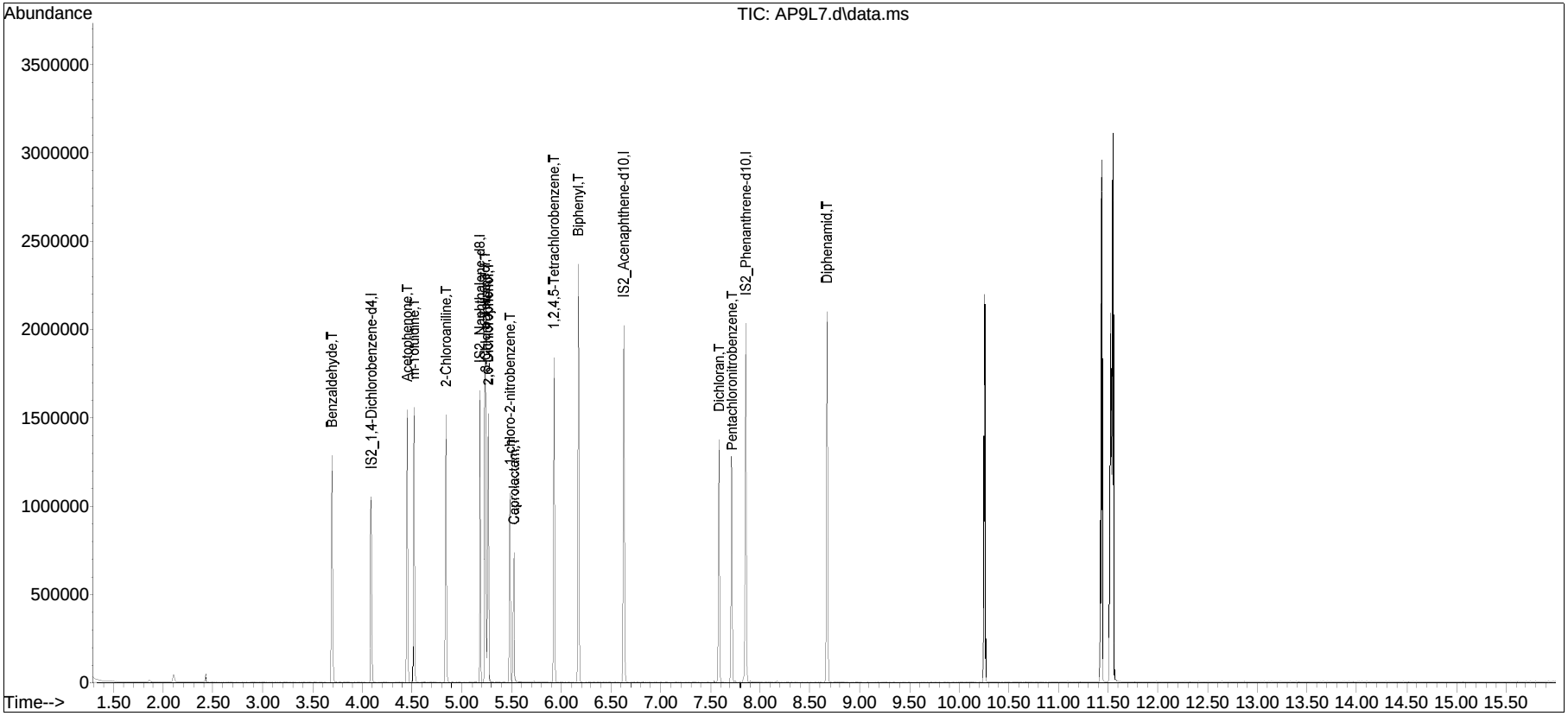

Manual Integration Report

Data Path	: I:\8270\GCMS5\200401nical\	QMethod	: FS200401gcms5.m
Data File	: AP9L7.d	Operator	: gcms5:ek
Date Inj'd	: 4/2/2020 3:33 am	Instrument	: GCMS5
Sample	: IL14,32,,AP9L50 Lot# 8538	Quant Date	: 4/2/2020 10:58 am

There are no manual integrations or false positives in this file.

Quantitation Report (QT Reviewed)

Data Path : I:\8270\GCMS5\200401nical\
Data File : AP9L6.d
Acq On : 2 Apr 2020 3:56 am
Operator : gcms5:ek
Sample : IL15,32,,AP9L20 Lot# 8537
Misc : wg1357700,,
ALS Vial : 15 Sample Multiplier: 1

Quant Time: Apr 02 11:06:52 2020
Quant Method : i:\8270\gcms5\200401nical\FS200401gcms5.m
Quant Title : Semivolatiles by GC/MS by modified 8270
QLast Update : Thu Apr 02 10:56:47 2020
Response via : Initial Calibration

CCAL FILE(s) : 1 - I:\8270\GCMS5\200401nical\AP9L7.d
Sub List : AP9ical - AP9 ical sublist

Compound	R.T.	QIon	Response	Conc Units	Dev(Min)
Internal Standards					
27) IS2_1,4-Dichlorobenzen...	4.092	152	142711	40.000 ug/ml	0.00
Standard Area 1 = 149058			Recovery =	95.74%	
55) IS2_Naphthalene-d8	5.182	136	529981	40.000 ug/ml	0.00
Standard Area 1 = 546946			Recovery =	96.90%	
83) IS2_Acenaphthene-d10	6.630	164	299096	40.000 ug/ml	0.00
Standard Area 1 = 310854			Recovery =	96.22%	
98) IS2_Phenanthrene-d10	7.853	188	596549	40.000 ug/ml #	0.00
Standard Area 1 = 604595			Recovery =	98.67%	
System Monitoring Compounds					
Target Compounds					Qvalue
28) Benzaldehyde	3.691	105	74511	19.991 ug/ml	99
29) Acetophenone	4.450	105	125467	19.918 ug/ml#	91
30) m-Toluidine	4.525	106	128059	19.639 ug/ml	100
31) 2-Chloroaniline	4.840	127	119358	20.200 ug/ml	97
56) a-Terpineol	5.230	59	83604	19.061 ug/ml#	82
57) 3-Chloroaniline	5.241	65	39756	20.237 ug/ml	84
58) 2,6-Dichlorophenol	5.267	162	82564	19.425 ug/ml	96
59) 1-chloro-2-nitrobenzene	5.481	111	38818	20.015 ug/ml	91
60) Caprolactam	5.513	55	48973	19.225 ug/ml#	76
61) 1,2,4,5-Tetrachloroben...	5.924	216	92987	19.221 ug/ml	98
62) Biphenyl	6.170	154	221207	19.753 ug/ml	99
84) Dichloran	7.586	206	25806	16.474 ug/ml	93
85) Pentachloronitrobenzene	7.714	237	27702	19.464 ug/ml	96
99) Diphenamid	8.670	167	139489	18.686 ug/ml	98

(#) = qualifier out of range (m) = manual integration (+) = signals summed

Quantitation Report (QT Reviewed)

Data Path : I:\8270\GCMS5\200401nical\
Data File : AP9L6.d
Acq On : 2 Apr 2020 3:56 am
Operator : gcms5:ek
Sample : IL15,32,,AP9L20 Lot# 8537
Misc : wg1357700,,
ALS Vial : 15 Sample Multiplier: 1

Quant Time: Apr 02 11:06:52 2020
Quant Method : i:\8270\gcms5\200401nical\FS200401gcms5.m
Quant Title : Semivolatiles by GC/MS by modified 8270
QLast Update : Thu Apr 02 10:56:47 2020
Response via : Initial Calibration

Sub List : AP9ical - AP9 ical sublistcal\AP9L7.d•

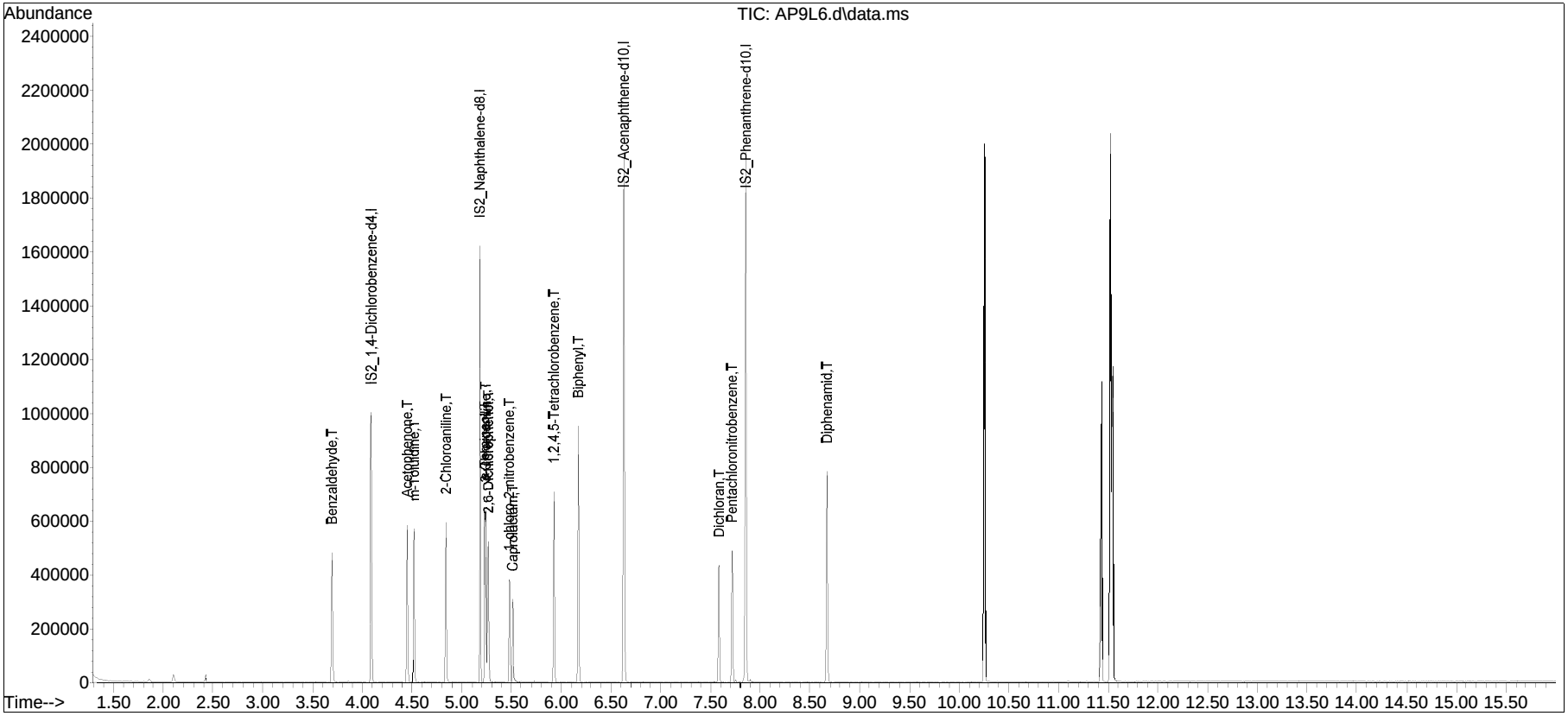

Manual Integration Report

Data Path	: I:\8270\GCMS5\200401nical\	QMethod	: FS200401gcms5.m
Data File	: AP9L6.d	Operator	: gcms5:ek
Date Inj'd	: 4/2/2020 3:56 am	Instrument	: GCMS5
Sample	: IL15,32,,AP9L20 Lot# 8537	Quant Date	: 4/2/2020 10:58 am

There are no manual integrations or false positives in this file.

Quantitation Report (QT Reviewed)

Data Path : I:\8270\GCMS5\200401nical\
Data File : AP9L5.d
Acq On : 2 Apr 2020 4:19 am
Operator : gcms5:ek
Sample : IL16,32,,AP9L10 Lot# 8536
Misc : wg1357700,,
ALS Vial : 16 Sample Multiplier: 1

Quant Time: Apr 02 11:06:07 2020
Quant Method : i:\8270\gcms5\200401nical\FS200401gcms5.m
Quant Title : Semivolatiles by GC/MS by modified 8270
QLast Update : Thu Apr 02 10:56:47 2020
Response via : Initial Calibration

CCAL FILE(s) : 1 - I:\8270\GCMS5\200401nical\AP9L7.d
Sub List : AP9ical - AP9 ical sublist

Compound	R.T.	QIon	Response	Conc	Units		Dev(Min)
Internal Standards							
27) IS2_1,4-Dichlorobenzen...	4.092	152	139720	40.000	ug/ml		0.00
Standard Area 1 = 149058			Recovery =	93.74%			
55) IS2_Naphthalene-d8	5.182	136	531444	40.000	ug/ml		0.00
Standard Area 1 = 546946			Recovery =	97.17%			
83) IS2_Acenaphthene-d10	6.630	164	292013	40.000	ug/ml		0.00
Standard Area 1 = 310854			Recovery =	93.94%			
98) IS2_Phenanthrene-d10	7.853	188	576118	40.000	ug/ml	#	0.00
Standard Area 1 = 604595			Recovery =	95.29%			
System Monitoring Compounds							
Target Compounds							Qvalue
28) Benzaldehyde	3.691	105	37193	10.192	ug/ml		100
29) Acetophenone	4.450	105	62437	10.124	ug/ml	#	92
30) m-Toluidine	4.525	106	65063	10.192	ug/ml		100
31) 2-Chloroaniline	4.840	127	59776	10.333	ug/ml		98
56) a-Terpineol	5.230	59	40843	9.286	ug/ml	#	82
57) 3-Chloroaniline	5.241	65	19822	10.062	ug/ml		81
58) 2,6-Dichlorophenol	5.267	162	40358	9.469	ug/ml		96
59) 1-chloro-2-nitrobenzene	5.481	111	18696	9.614	ug/ml		90
60) Caprolactam	5.513	55	23425	9.170	ug/ml	#	75
61) 1,2,4,5-Tetrachloroben...	5.924	216	47770	9.847	ug/ml		99
62) Biphenyl	6.170	154	112531	10.021	ug/ml		98
84) Dichloran	7.581	206	11171	7.304	ug/ml		91
85) Pentachloronitrobenzene	7.714	237	12599	9.067	ug/ml		98
99) Diphenamid	8.670	167	64470	8.943	ug/ml		95

(#) = qualifier out of range (m) = manual integration (+) = signals summed

Quantitation Report (QT Reviewed)

Data Path : I:\8270\GCMS5\200401nical\
Data File : AP9L5.d
Acq On : 2 Apr 2020 4:19 am
Operator : gcms5:ek
Sample : IL16,32,,AP9L10 Lot# 8536
Misc : wg1357700,,
ALS Vial : 16 Sample Multiplier: 1

Quant Time: Apr 02 11:06:07 2020
Quant Method : i:\8270\gcms5\200401nical\FS200401gcms5.m
Quant Title : Semivolatiles by GC/MS by modified 8270
QLast Update : Thu Apr 02 10:56:47 2020
Response via : Initial Calibration

Sub List : AP9ical - AP9 ical sublistcal\AP9L7.d•

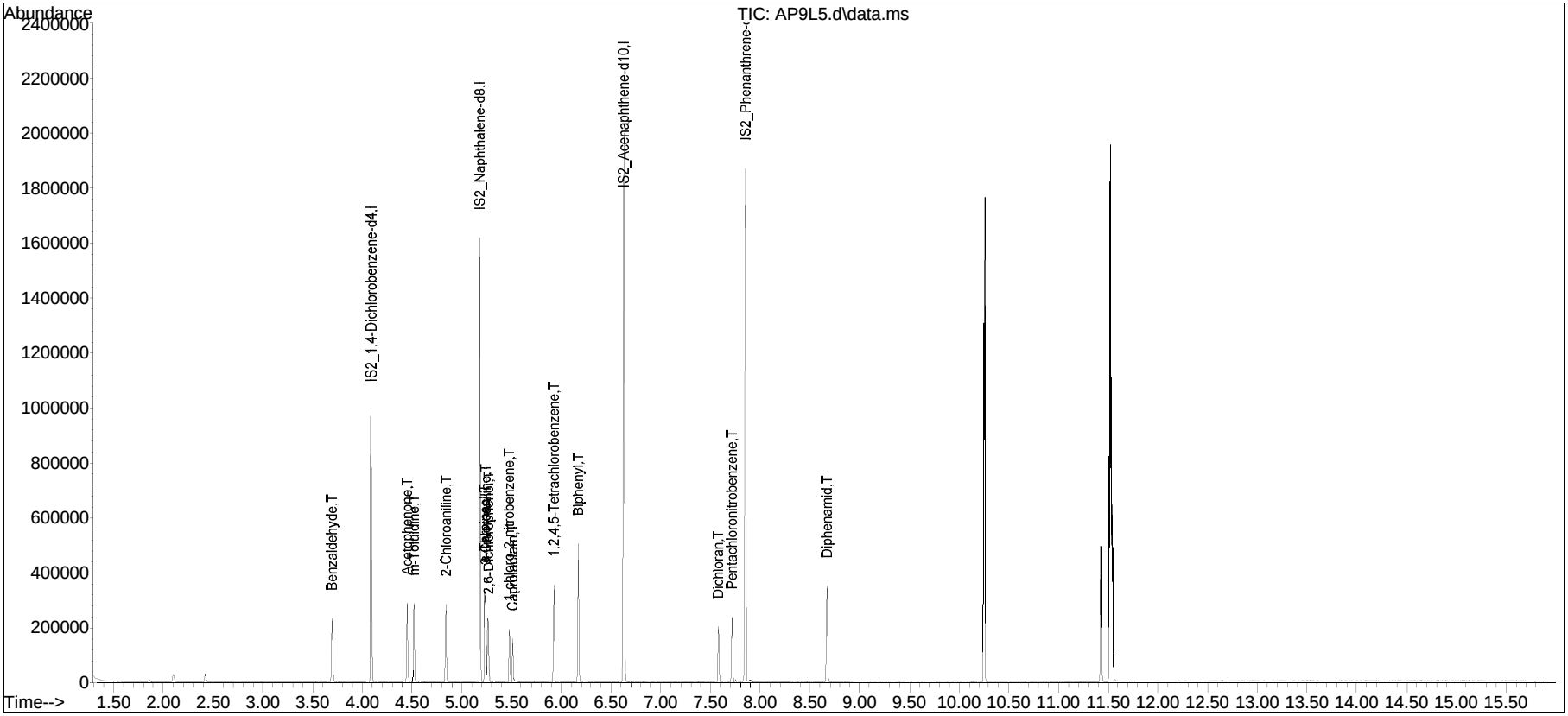

Manual Integration Report

Data Path	: I:\8270\GCMS5\200401nical\	QMethod	: FS200401gcms5.m
Data File	: AP9L5.d	Operator	: gcms5:ek
Date Inj'd	: 4/2/2020 4:19 am	Instrument	: GCMS5
Sample	: IL16,32,,AP9L10 Lot# 8536	Quant Date	: 4/2/2020 10:58 am

There are no manual integrations or false positives in this file.

Quantitation Report (QT Reviewed)

Data Path : I:\8270\GCMS5\200401nical\
Data File : AP9L4.d
Acq On : 2 Apr 2020 4:41 am
Operator : gcms5:ek
Sample : IL17,32,,AP9L5 Lot# 8535
Misc : wg1357700,,
ALS Vial : 17 Sample Multiplier: 1

Quant Time: Apr 02 11:20:28 2020
Quant Method : i:\8270\gcms5\200401nical\FS200401gcms5.m
Quant Title : Semivolatiles by GC/MS by modified 8270
QLast Update : Thu Apr 02 11:20:11 2020
Response via : Initial Calibration

CCAL FILE(s) : 1 - I:\8270\GCMS5\200401nical\AP9L7.d
Sub List : AP9ical - AP9 ical sublist

Compound	R.T.	QIon	Response	Conc	Units	Dev(Min)
Internal Standards						
27) IS2_1,4-Dichlorobenzen...	4.092	152	148262	40.000	ug/ml	0.00
Standard Area 1 = 149058			Recovery =	99.47%		
55) IS2_Naphthalene-d8	5.182	136	550061	40.000	ug/ml	0.00
Standard Area 1 = 546946			Recovery =	100.57%		
83) IS2_Acenaphthene-d10	6.629	164	309786	40.000	ug/ml	0.00
Standard Area 1 = 310854			Recovery =	99.66%		
98) IS2_Phenanthrene-d10	7.853	188	604224	40.000	ug/ml #	0.00
Standard Area 1 = 604595			Recovery =	99.94%		
System Monitoring Compounds						
Target Compounds						Qvalue
28) Benzaldehyde	3.691	105	19787	5.138	ug/ml	99
29) Acetophenone	4.450	105	32254	5.060	ug/ml#	89
30) m-Toluidine	4.525	106	33388	5.076	ug/ml	98
31) 2-Chloroaniline	4.840	127	31506	5.199	ug/ml	97
56) a-Terpineol	5.230	59	22055	5.097	ug/ml	85
57) 3-Chloroaniline	5.240	65	10575	5.294	ug/ml	83
58) 2,6-Dichlorophenol	5.267	162	21081	5.033	ug/ml	93
59) 1-chloro-2-nitrobenzene	5.481	111	8874	4.562	ug/ml	95
60) Caprolactam	5.513	55	10637	4.206	ug/ml#	77
61) 1,2,4,5-Tetrachloroben...	5.924	216	25739	5.231	ug/ml	98
62) Biphenyl	6.170	154	59479	5.313	ug/ml	99
84) Dichloran	7.580	206	5604	3.814	ug/ml	94
85) Pentachloronitrobenzene	7.714	237	6164	4.249	ug/ml	94
99) Diphenamid	8.670	167	33497	4.601	ug/ml	95

(#) = qualifier out of range (m) = manual integration (+) = signals summed

Quantitation Report (QT Reviewed)

Data Path : I:\8270\GCMS5\200401nical\
Data File : AP9L4.d
Acq On : 2 Apr 2020 4:41 am
Operator : gcms5:ek
Sample : IL17,32,,AP9L5 Lot# 8535
Misc : wg1357700,,
ALS Vial : 17 Sample Multiplier: 1

Quant Time: Apr 02 11:20:28 2020
Quant Method : i:\8270\gcms5\200401nical\FS200401gcms5.m
Quant Title : Semivolatiles by GC/MS by modified 8270
QLast Update : Thu Apr 02 11:20:11 2020
Response via : Initial Calibration

Sub List : AP9ical - AP9 ical sublistcal\AP9L7.d•

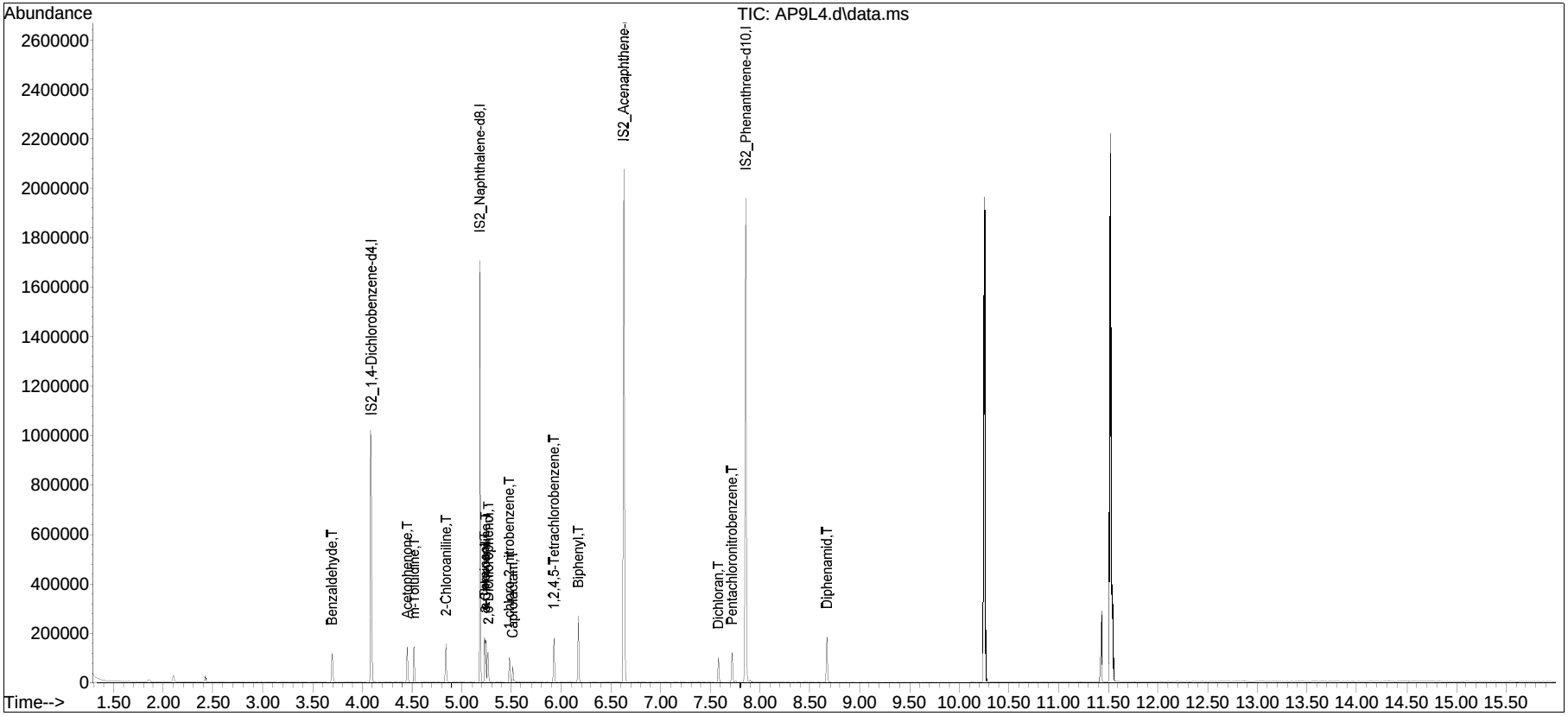

Manual Integration Report

Data Path	: I:\8270\GCMS5\200401nical\	QMethod	: FS200401gcms5.m
Data File	: AP9L4.d	Operator	: gcms5:ek
Date Inj'd	: 4/2/2020 4:41 am	Instrument	: GCMS5
Sample	: IL17,32,,AP9L5 Lot# 8535	Quant Date	: 4/2/2020 11:20 am

There are no manual integrations or false positives in this file.

Quantitation Report (QT Reviewed)

Data Path : I:\8270\GCMS5\200401nical\
Data File : AP9L3.d
Acq On : 2 Apr 2020 5:04 am
Operator : gcms5:ek
Sample : IL18,32,,AP9L3 Lot# 8534
Misc : wg1357700,,
ALS Vial : 18 Sample Multiplier: 1

Quant Time: Apr 02 11:03:01 2020
Quant Method : i:\8270\gcms5\200401nical\FS200401gcms5.m
Quant Title : Semivolatiles by GC/MS by modified 8270
QLast Update : Thu Apr 02 10:56:47 2020
Response via : Initial Calibration

CCAL FILE(s) : 1 - I:\8270\GCMS5\200401nical\AP9L7.d
Sub List : AP9ical - AP9 ical sublist

Compound	R.T.	QIon	Response	Conc	Units	Dev(Min)
Internal Standards						
27) IS2_1,4-Dichlorobenzen...	4.092	152	140523	40.000	ug/ml	0.00
Standard Area 1 = 149058			Recovery =	94.27%		
55) IS2_Naphthalene-d8	5.182	136	536235	40.000	ug/ml	0.00
Standard Area 1 = 546946			Recovery =	98.04%		
83) IS2_Acenaphthene-d10	6.629	164	275805	40.000	ug/ml	0.00
Standard Area 1 = 310854			Recovery =	88.72%		
98) IS2_Phenanthrene-d10	7.853	188	583523	40.000	ug/ml	0.00
Standard Area 1 = 604595			Recovery =	96.51%		
System Monitoring Compounds						
Target Compounds						Qvalue
28) Benzaldehyde	3.696	105	11189	3.049	ug/ml	96
29) Acetophenone	4.450	105	16779	2.705	ug/ml#	87
30) m-Toluidine	4.525	106	18214	2.837	ug/ml	99
31) 2-Chloroaniline	4.840	127	17738	3.049	ug/ml	95
56) a-Terpineol	5.230	59	12101	2.727	ug/ml#	84
57) 3-Chloroaniline	5.240	65	5391	2.712	ug/ml	88
58) 2,6-Dichlorophenol	5.267	162	11526	2.680	ug/ml	96
59) 1-chloro-2-nitrobenzene	5.486	111	5390	2.747	ug/ml	93
60) Caprolactam	5.513	55	5427	2.106	ug/ml#	77
61) 1,2,4,5-Tetrachloroben...	5.924	216	13409	2.739	ug/ml	97
62) Biphenyl	6.170	154	31258	2.759	ug/ml	100
84) Dichloran	7.586	206	3144	2.176	ug/ml	92
85) Pentachloronitrobenzene	7.714	237	3583	2.730	ug/ml	92
99) Diphenamid	8.670	167	19512	2.672	ug/ml	98

(#) = qualifier out of range (m) = manual integration (+) = signals summed

Quantitation Report (QT Reviewed)

Data Path : I:\8270\GCMS5\200401nical\
Data File : AP9L3.d
Acq On : 2 Apr 2020 5:04 am
Operator : gcms5:ek
Sample : IL18,32,,AP9L3 Lot# 8534
Misc : wg1357700,,
ALS Vial : 18 Sample Multiplier: 1

Quant Time: Apr 02 11:03:01 2020
Quant Method : i:\8270\gcms5\200401nical\FS200401gcms5.m
Quant Title : Semivolatiles by GC/MS by modified 8270
QLast Update : Thu Apr 02 10:56:47 2020
Response via : Initial Calibration

Sub List : AP9ical - AP9 ical sublistcal\AP9L7.d•

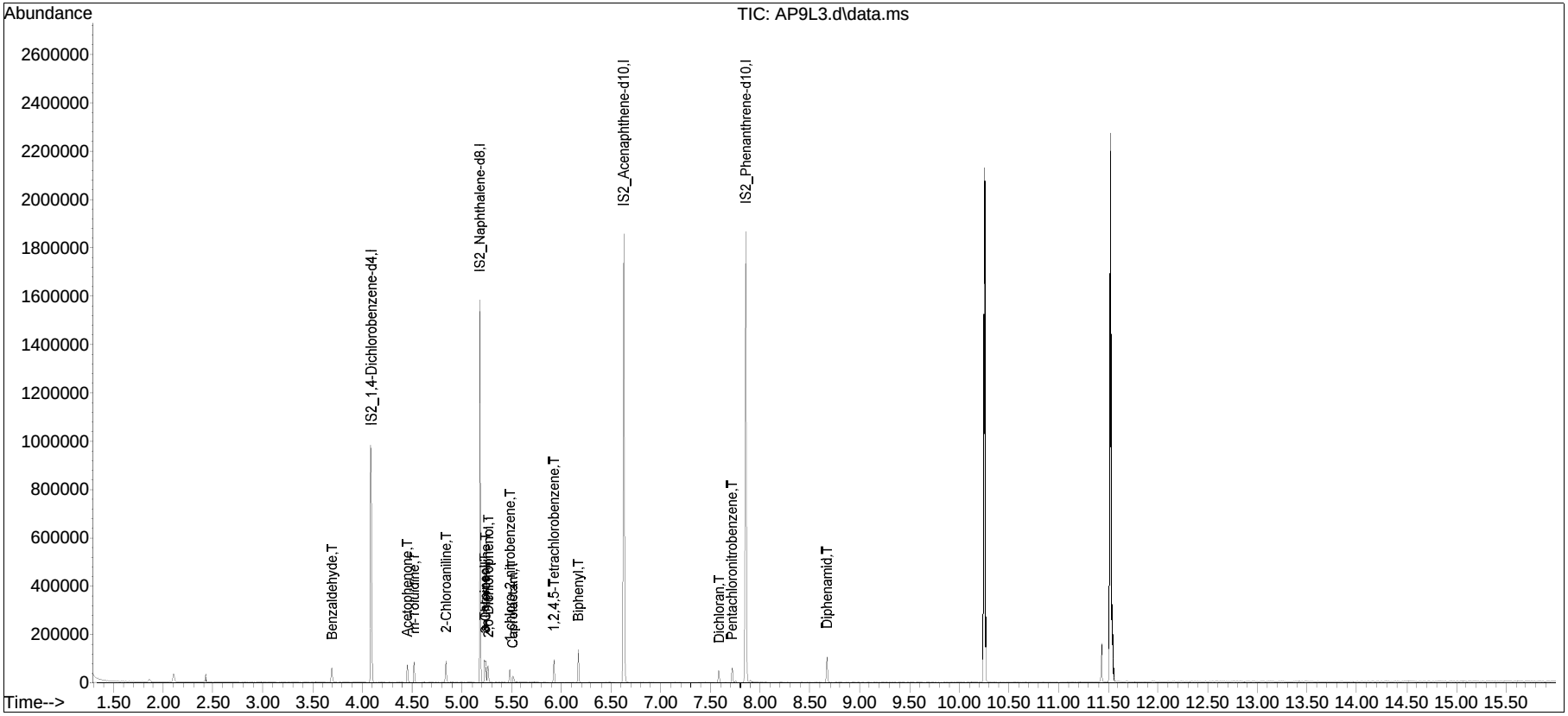

Manual Integration Report

Data Path	: I:\8270\GCMS5\200401nical\	QMethod	: FS200401gcms5.m
Data File	: AP9L3.d	Operator	: gcms5:ek
Date Inj'd	: 4/2/2020 5:04 am	Instrument	: GCMS5
Sample	: IL18,32,,AP9L3 Lot# 8534	Quant Date	: 4/2/2020 10:57 am

There are no manual integrations or false positives in this file.

Quantitation Report (QT Reviewed)

Data Path : I:\8270\GCMS5\200401nical\
Data File : AP9L2.d
Acq On : 2 Apr 2020 5:26 am
Operator : gcms5:ek
Sample : IL19,32,,AP9L2 Lot# 8533
Misc : wg1357700,,
ALS Vial : 19 Sample Multiplier: 1

Quant Time: Apr 02 11:02:21 2020
Quant Method : i:\8270\gcms5\200401nical\FS200401gcms5.m
Quant Title : Semivolatiles by GC/MS by modified 8270
QLast Update : Thu Apr 02 10:56:47 2020
Response via : Initial Calibration

CCAL FILE(s) : 1 - I:\8270\GCMS5\200401nical\AP9L7.d
Sub List : AP9ical - AP9 ical sublist

Compound	R.T.	QIon	Response	Conc	Units	Dev(Min)
Internal Standards						
27) IS2_1,4-Dichlorobenzen...	4.087	152	125521	40.000	ug/ml	0.00
Standard Area 1 = 149058			Recovery =	84.21%		
55) IS2_Naphthalene-d8	5.182	136	457730	40.000	ug/ml	0.00
Standard Area 1 = 546946			Recovery =	83.69%		
83) IS2_Acenaphthene-d10	6.630	164	260690	40.000	ug/ml	0.00
Standard Area 1 = 310854			Recovery =	83.86%		
98) IS2_Phenanthrene-d10	7.853	188	492037	40.000	ug/ml	0.00
Standard Area 1 = 604595			Recovery =	81.38%		
System Monitoring Compounds						
Target Compounds						Qvalue
28) Benzaldehyde	3.697	105	5979	1.824	ug/ml	93
29) Acetophenone	4.450	105	10608	1.915	ug/ml#	84
30) m-Toluidine	4.525	106	10493	1.830	ug/ml	98
31) 2-Chloroaniline	4.840	127	9424	1.813	ug/ml#	91
56) a-Terpineol	5.230	59	7399	1.953	ug/ml#	75
57) 3-Chloroaniline	5.241	65	3167	1.867	ug/ml	86
58) 2,6-Dichlorophenol	5.267	162	5860	1.596	ug/ml	98
59) 1-chloro-2-nitrobenzene	5.481	111	3351	2.001	ug/ml#	82
60) Caprolactam	5.524	55	2056	0.934	ug/ml#	84
61) 1,2,4,5-Tetrachloroben...	5.924	216	7922	1.896	ug/ml	92
62) Biphenyl	6.170	154	18062	1.867	ug/ml	95
84) Dichloran	7.581	206	1351	0.989	ug/ml#	69
85) Pentachloronitrobenzene	7.714	237	1559	1.257	ug/ml#	78
99) Diphenamid	8.670	167	9499	1.543	ug/ml	96

(#) = qualifier out of range (m) = manual integration (+) = signals summed

Quantitation Report (QT Reviewed)

Data Path : I:\8270\GCMS5\200401nical\
Data File : AP9L2.d
Acq On : 2 Apr 2020 5:26 am
Operator : gcms5:ek
Sample : IL19,32,,AP9L2 Lot# 8533
Misc : wg1357700,,
ALS Vial : 19 Sample Multiplier: 1

Quant Time: Apr 02 11:02:21 2020
Quant Method : i:\8270\gcms5\200401nical\FS200401gcms5.m
Quant Title : Semivolatiles by GC/MS by modified 8270
QLast Update : Thu Apr 02 10:56:47 2020
Response via : Initial Calibration

Sub List : AP9ical - AP9 ical sublistcal\AP9L7.d•

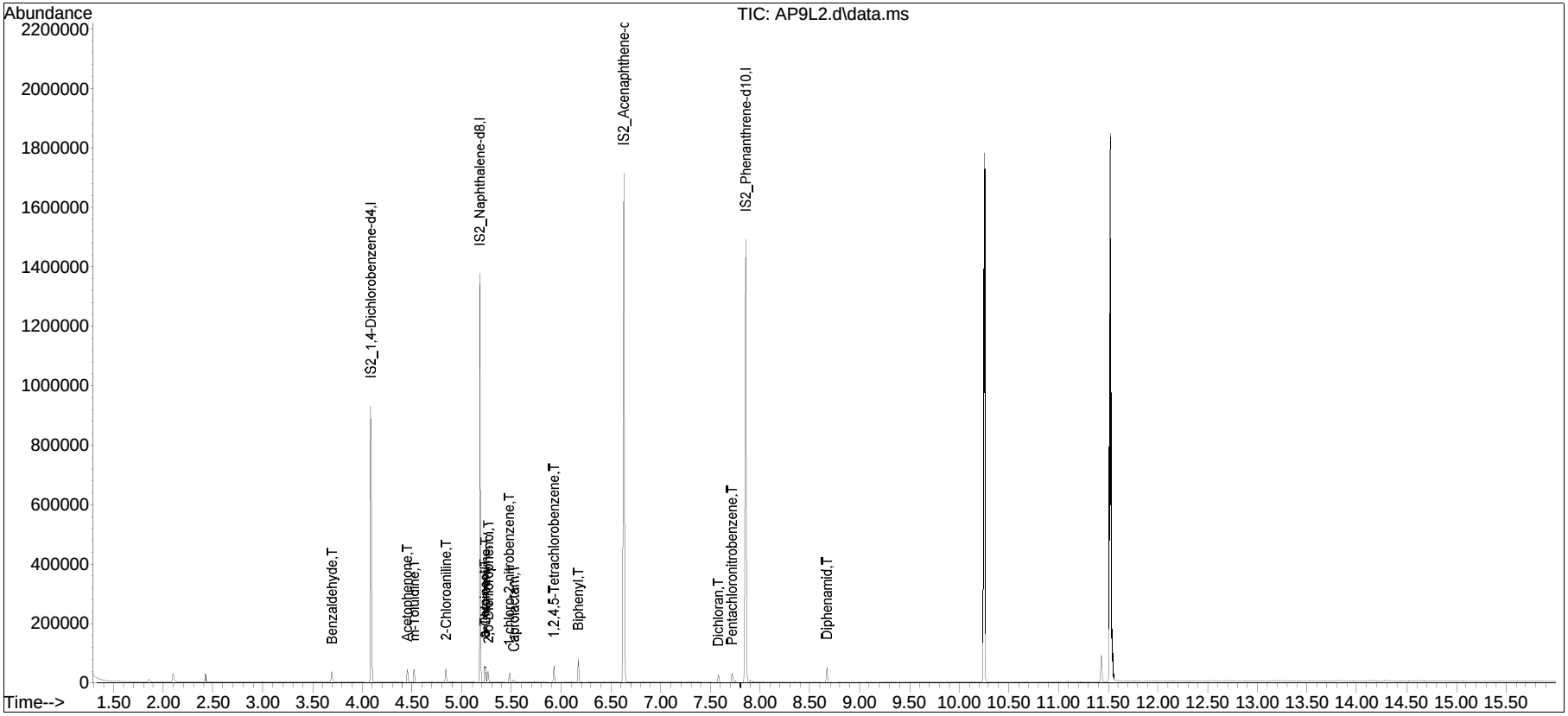

Manual Integration Report

Data Path	: I:\8270\GCMS5\200401nical\	QMethod	: FS200401gcms5.m
Data File	: AP9L2.d	Operator	: gcms5:ek
Date Inj'd	: 4/2/2020 5:26 am	Instrument	: GCMS5
Sample	: IL19,32,,AP9L2 Lot# 8533	Quant Date	: 4/2/2020 10:57 am

There are no manual integrations or false positives in this file.

Quantitation Report (QT Reviewed)

Data Path : I:\8270\GCMS5\200401nical\
Data File : AP9L1.d
Acq On : 2 Apr 2020 5:49 am
Operator : gcms5:ek
Sample : IL20,32,,AP9L1 Lot# 8532
Misc : wg1357700,,
ALS Vial : 20 Sample Multiplier: 1

Quant Time: Apr 02 10:59:25 2020
Quant Method : i:\8270\gcms5\200401nical\FS200401gcms5.m
Quant Title : Semivolatiles by GC/MS by modified 8270
QLast Update : Thu Apr 02 10:56:47 2020
Response via : Initial Calibration

CCAL FILE(s) : 1 - I:\8270\GCMS5\200401nical\AP9L7.d
Sub List : AP9ical - AP9 ical sublist

Compound	R.T.	QIon	Response	Conc	Units	Dev(Min)
Internal Standards						
27) IS2_1,4-Dichlorobenzen...	4.092	152	137210	40.000	ug/ml	0.00
Standard Area 1 = 149058			Recovery =	92.05%		
55) IS2_Naphthalene-d8	5.182	136	489393	40.000	ug/ml	0.00
Standard Area 1 = 546946			Recovery =	89.48%		
83) IS2_Acenaphthene-d10	6.630	164	287577	40.000	ug/ml	0.00
Standard Area 1 = 310854			Recovery =	92.51%		
98) IS2_Phenanthrene-d10	7.853	188	494033	40.000	ug/ml	0.00
Standard Area 1 = 604595			Recovery =	81.71%		
System Monitoring Compounds						
Target Compounds						Qvalue
28) Benzaldehyde	3.702	105	1497	0.418	ug/ml#	76
29) Acetophenone	4.455	105	2745	0.453	ug/ml#	78
30) m-Toluidine	4.525	106	2893	0.461	ug/ml#	93
31) 2-Chloroaniline	4.840	127	2755	0.485	ug/ml	94
56) a-Terpineol	5.230	59	2099	0.518	ug/ml	85
57) 3-Chloroaniline	5.241	65	776	0.428	ug/ml	90
58) 2,6-Dichlorophenol	5.267	162	1228	0.313	ug/ml#	89
59) 1-chloro-2-nitrobenzene	5.486	111	570	0.318	ug/ml#	72
60) Caprolactam	0.000		0	N.D.		
61) 1,2,4,5-Tetrachloroben...	5.924	216	2233	0.500	ug/ml#	75
62) Biphenyl	6.170	154	4801	0.464	ug/ml#	86
84) Dichloran	0.000		0	N.D.		
85) Pentachloronitrobenzene	0.000		0	N.D.		
99) Diphenamid	8.670	167	2942	0.476	ug/ml	88

(#) = qualifier out of range (m) = manual integration (+) = signals summed

Quantitation Report (QT Reviewed)

Data Path : I:\8270\GCMS5\200401nical\
Data File : AP9L1.d
Acq On : 2 Apr 2020 5:49 am
Operator : gcms5:ek
Sample : IL20,32,,AP9L1 Lot# 8532
Misc : wg1357700,,
ALS Vial : 20 Sample Multiplier: 1

Quant Time: Apr 02 10:59:25 2020
Quant Method : i:\8270\gcms5\200401nical\FS200401gcms5.m
Quant Title : Semivolatiles by GC/MS by modified 8270
QLast Update : Thu Apr 02 10:56:47 2020
Response via : Initial Calibration

Sub List : AP9ical - AP9 ical sublistcal\AP9L7.d•

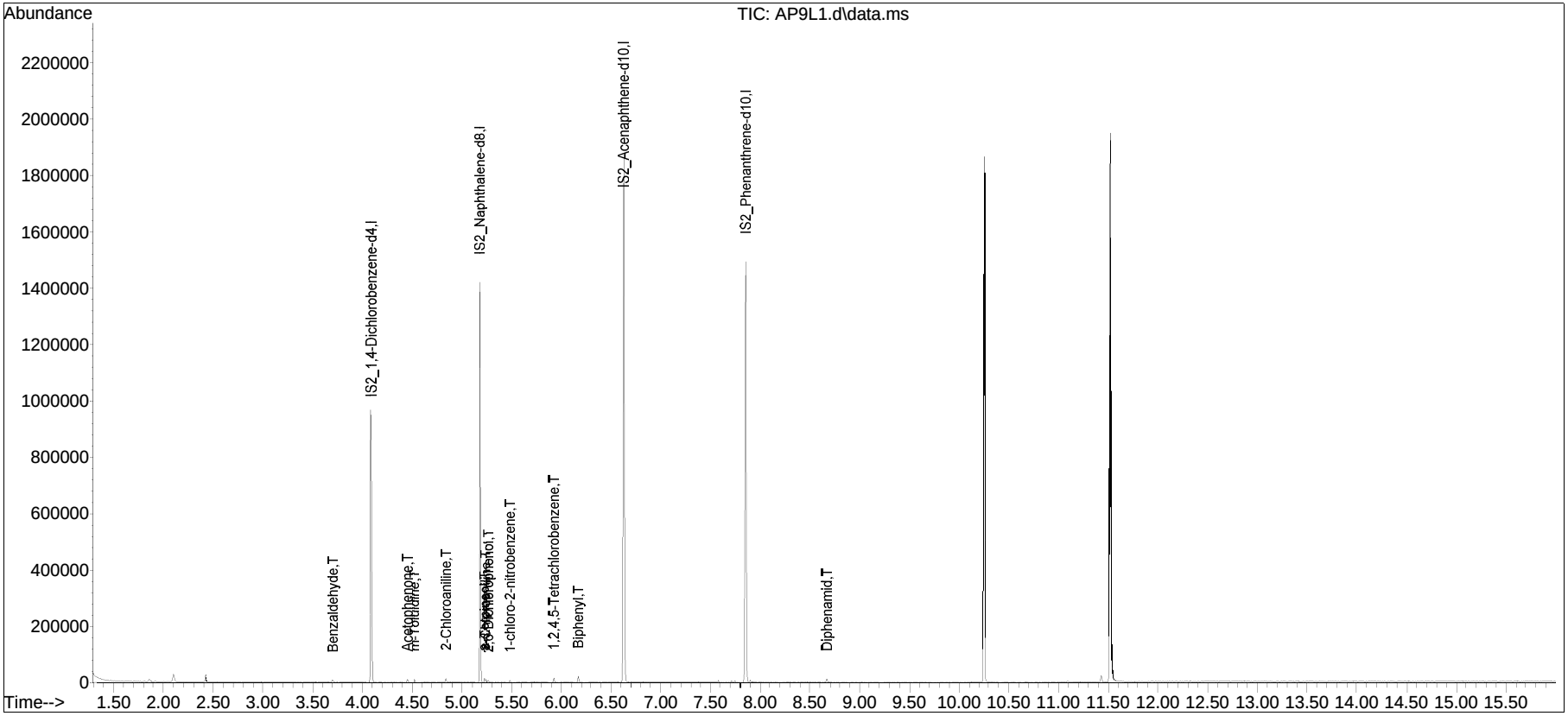

Manual Integration Report

Data Path	: I:\8270\GCMS5\200401nical\	QMethod	: FS200401gcms5.m
Data File	: AP9L1.d	Operator	: gcms5:ek
Date Inj'd	: 4/2/2020 5:49 am	Instrument	: GCMS5
Sample	: IL20,32,,AP9L1 Lot# 8532	Quant Date	: 4/2/2020 10:57 am

There are no manual integrations or false positives in this file.

Evaluate Continuing Calibration Report

Data Path : I:\8270\GCMS5\200401nical\
Data File : AP9ICV.d
Acq On : 2 Apr 2020 6:34 am
Operator : gcms5:ek
Sample : CQICV2,32,,AP9ICV Lot# 8516
Misc : wg1357700,,
ALS Vial : 22 Sample Multiplier: 1

Quant Time: Apr 02 11:18:34 2020
Quant Method : i:\8270\gcms5\200401nical\FS200401gcms5.m
Quant Title : Semivolatiles by GC/MS by modified 8270
QLast Update : Thu Apr 02 11:18:12 2020
Response via : Initial Calibration

Min. RRF : 0.000 Min. Rel. Area : 50% Max. R.T. Dev 0.50min
Max. RRF Dev : 20% Max. Rel. Area : 200%

		Compound	AvgRF	CCRF	%Dev	Area%	Dev(min)
27	I	IS2_1,4-Dichlorobenzene-d4	1.000	1.000	0.0	111	0.00
28	T	Benzaldehyde	1.039	1.021	1.7	108	0.00
29	T	Acetophenone	1.720	1.534	10.8	96	0.00
30	T	m-Toluidine	1.775	1.605	9.6	97	0.00
31	T	2-Chloroaniline	1.635	1.559	4.6	104	0.00
55	I	IS2_Naphthalene-d8	1.000	1.000	0.0	113	0.00
56	T	a-Terpineol	0.315	0.287	8.9	98	0.00
57	T	3-Chloroaniline	0.145	0.138	4.8	105	0.00
58	T	2,6-Dichlorophenol	0.305	0.294	3.6	104	0.00
59	T	1-chloro-2-nitrobenzene	0.141	0.131	7.1	101	0.00
60	T	Caprolactam	0.184	0.174	5.4	101	0.01
61	T	1,2,4,5-Tetrachlorobenzene	0.358	0.325	9.2	101	0.00
62	T	Biphenyl	0.814	0.746	8.4	100	0.00
83	I	IS2_Acenaphthene-d10	1.000	1.000	0.0	103	0.00
84	T	Dichloran	0.190	0.183	3.7	90	0.00
85	T	Pentachloronitrobenzene	0.187	0.179	4.3	97	0.00
98	I	IS2_Phenanthrene-d10	1.000	1.000	0.0	106	0.00
99	T	Diphenamid	0.482	0.444	7.9	94	0.00

* Evaluation of CC level amount vs concentration.
(#) = Out of Range SPCC's out = 0 CCC's out = 0

Quantitation Report (QT Reviewed)

Data Path : I:\8270\GCMS5\200401nical\
Data File : AP9ICV.d
Acq On : 2 Apr 2020 6:34 am
Operator : gcms5:ek
Sample : CQICV2,32,,AP9ICV Lot# 8516
Misc : wg1357700,,
ALS Vial : 22 Sample Multiplier: 1

Quant Time: Apr 02 11:18:34 2020
Quant Method : i:\8270\gcms5\200401nical\FS200401gcms5.m
Quant Title : Semivolatiles by GC/MS by modified 8270
QLast Update : Thu Apr 02 11:18:12 2020
Response via : Initial Calibration

CCAL FILE(s) : 1 - I:\8270\GCMS5\200401nical\AP9L7.d
Sub List : AP9ical - AP9 ical sublist

Compound	R.T.	QIon	Response	Conc	Units	Dev(Min)
Internal Standards						
27) IS2_1,4-Dichlorobenzen...	4.092	152	165184	40.000	ug/ml	0.00
Standard Area 1 = 149058			Recovery = 110.82%			
55) IS2_Naphthalene-d8	5.182	136	619294	40.000	ug/ml	0.00
Standard Area 1 = 546946			Recovery = 113.23%			
83) IS2_Acenaphthene-d10	6.629	164	320643	40.000	ug/ml	0.00
Standard Area 1 = 310854			Recovery = 103.15%			
98) IS2_Phenanthrene-d10	7.853	188	643428	40.000	ug/ml #	0.00
Standard Area 1 = 604595			Recovery = 106.42%			
System Monitoring Compounds						
Target Compounds						Qvalue
28) Benzaldehyde	3.691	105	210850	49.138	ug/ml	99
29) Acetophenone	4.450	105	316673	44.590	ug/ml#	92
30) m-Toluidine	4.525	106	331419	45.222	ug/ml	100
31) 2-Chloroaniline	4.840	127	321864	47.669	ug/ml	97
56) a-Terpineol	5.230	59	222511	45.674	ug/ml#	81
57) 3-Chloroaniline	5.240	65	107090	47.619	ug/ml	84
58) 2,6-Dichlorophenol	5.267	162	227799	48.310	ug/ml	98
59) 1-chloro-2-nitrobenzene	5.486	111	101345	46.280	ug/ml	95
60) Caprolactam	5.524	55	134625	47.279	ug/ml#	77
61) 1,2,4,5-Tetrachloroben...	5.924	216	251851	45.465	ug/ml	98
62) Biphenyl	6.170	154	577253	45.802	ug/ml	99
84) Dichloran	7.586	206	73300	48.196	ug/ml	94
85) Pentachloronitrobenzene	7.714	237	71712	47.758	ug/ml	95
99) Diphenamid	8.670	167	356775	46.020	ug/ml	99

(#) = qualifier out of range (m) = manual integration (+) = signals summed

Quantitation Report (QT Reviewed)

Data Path : I:\8270\GCMS5\200401nical\
Data File : AP9ICV.d
Acq On : 2 Apr 2020 6:34 am
Operator : gcms5:ek
Sample : CQICV2,32,,AP9ICV Lot# 8516
Misc : wg1357700,,
ALS Vial : 22 Sample Multiplier: 1

Quant Time: Apr 02 11:18:34 2020
Quant Method : i:\8270\gcms5\200401nical\FS200401gcms5.m
Quant Title : Semivolatiles by GC/MS by modified 8270
QLast Update : Thu Apr 02 11:18:12 2020
Response via : Initial Calibration

Sub List : AP9ical - AP9 ical sublistcal\AP9L7.d•

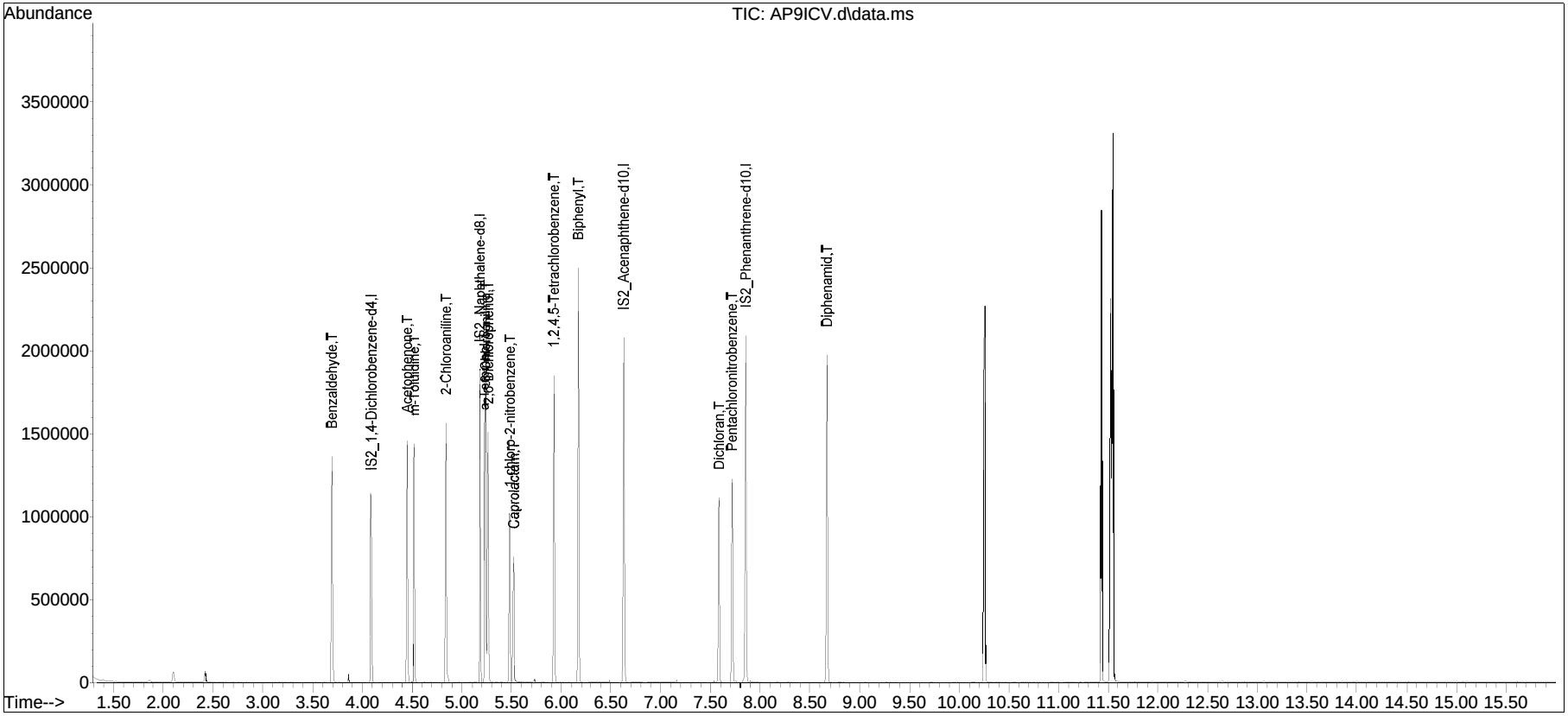

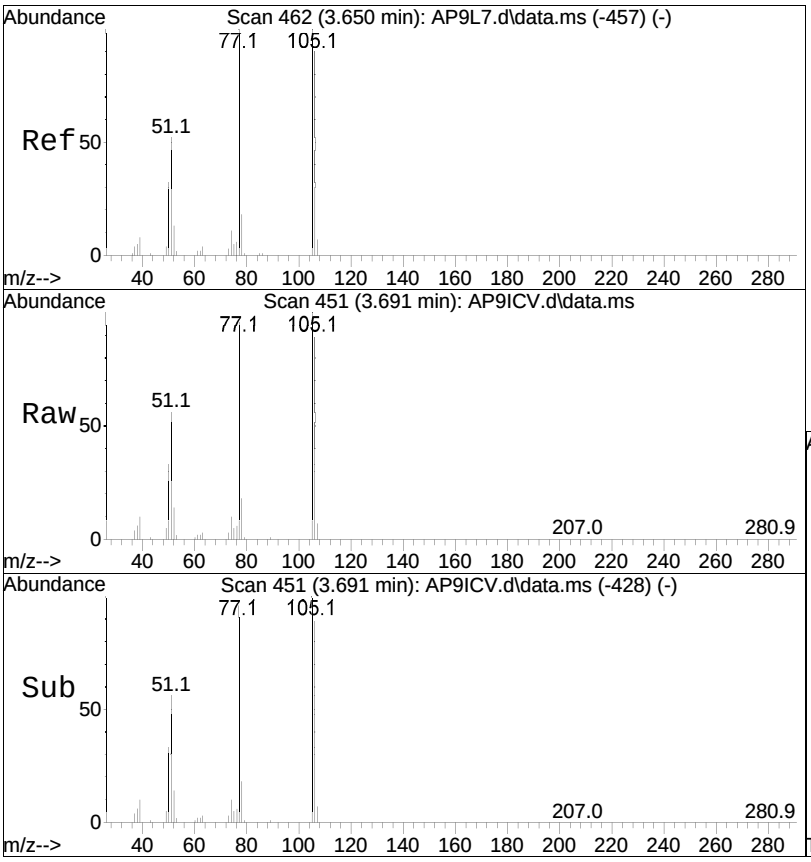

#28
Benzaldehyde
Concen: 49.14 ug/ml
RT: 3.691 min Scan# 451
Delta R.T. 0.000 min
Lab File: AP9ICV.d
Acq: 2 Apr 2020 6:34 am

Tgt Ion:105 Resp: 210850

Ion	Ratio	Lower	Upper
105	100		
77	99.9	79.3	118.9

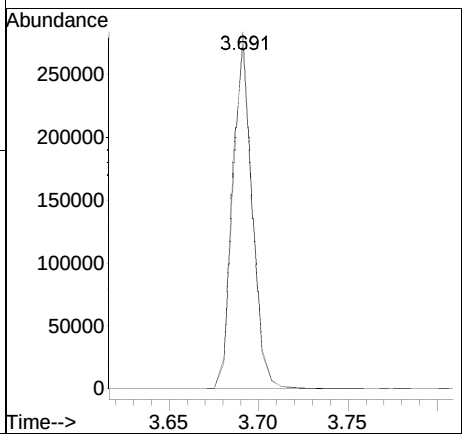

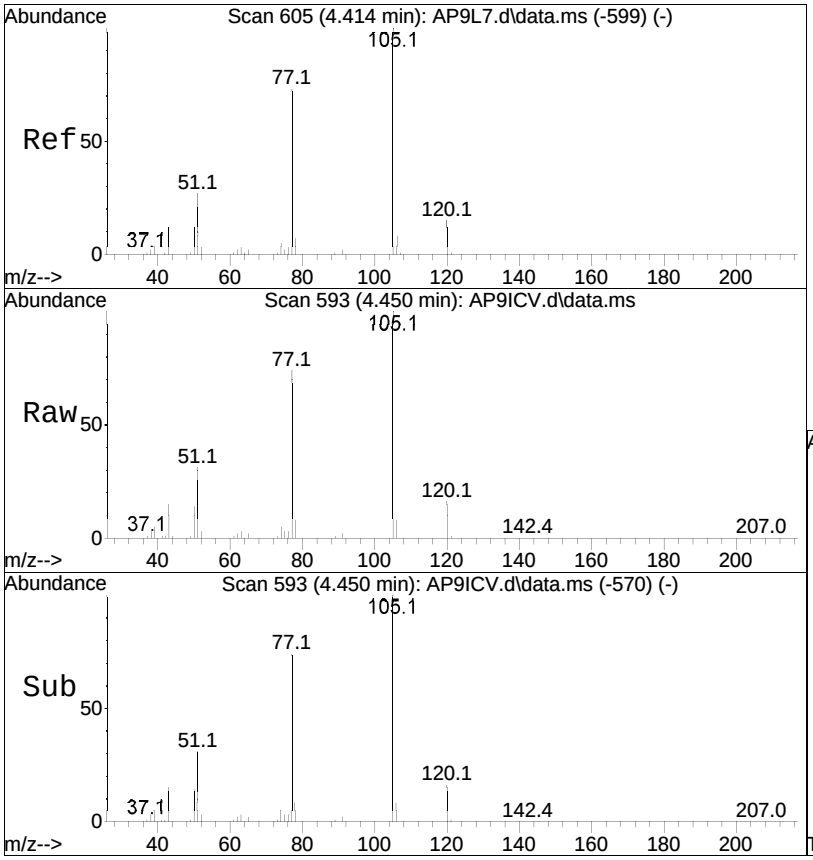

#29
Acetophenone
Concen: 44.59 ug/ml
RT: 4.450 min Scan# 593
Delta R.T. -0.000 min
Lab File: AP9ICV.d
Acq: 2 Apr 2020 6:34 am

Tgt Ion:105 Resp: 316673

Ion	Ratio	Lower	Upper
105	100		
120	16.0	17.4	26.2#
51	32.4	23.8	35.6

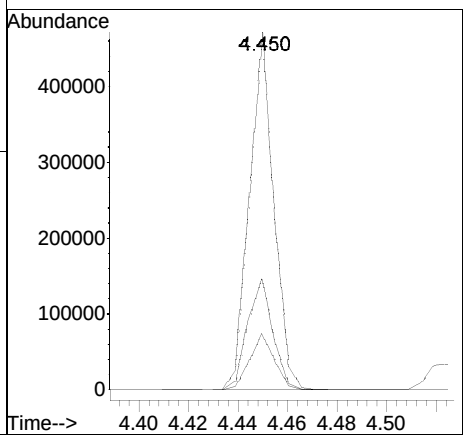

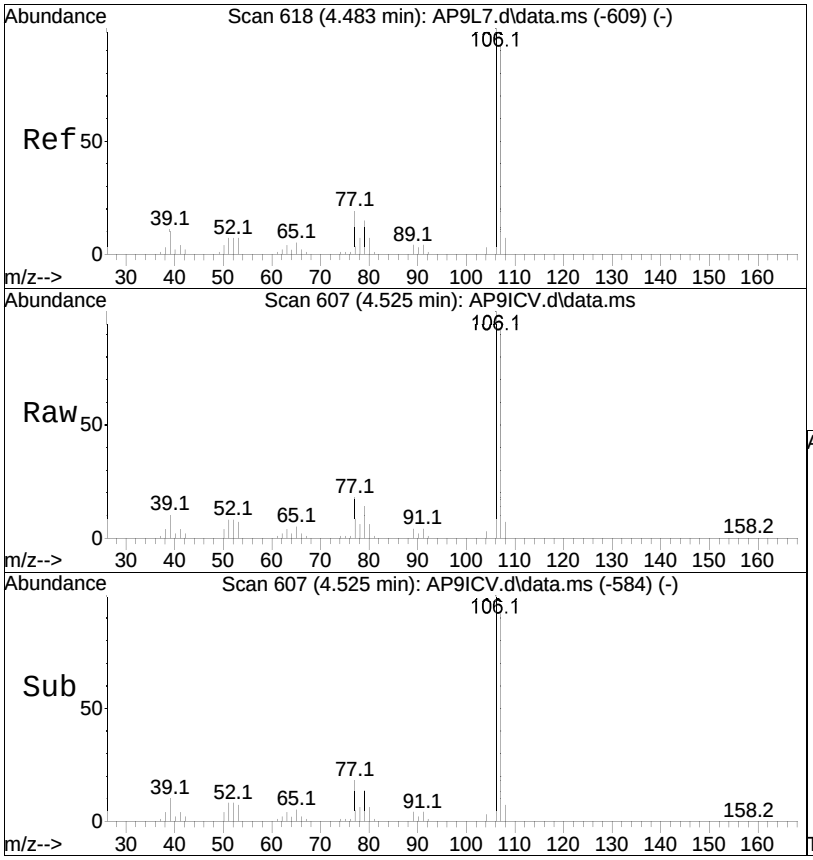

#30
m-Toluidine
Concen: 45.22 ug/ml
RT: 4.525 min Scan# 607
Delta R.T. -0.000 min
Lab File: AP9ICV.d
Acq: 2 Apr 2020 6:34 am

Tgt Ion:106 Resp: 331419

Ion	Ratio	Lower	Upper
106	100		
107	90.7	72.5	108.7
79	14.3	11.4	17.2

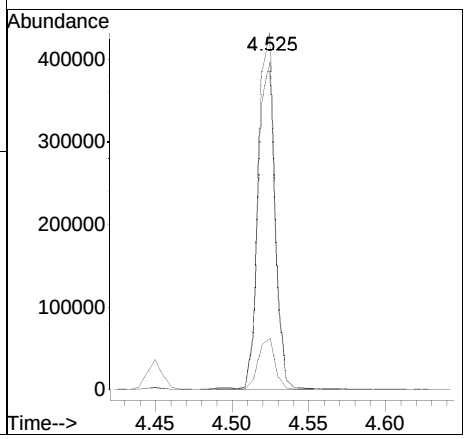

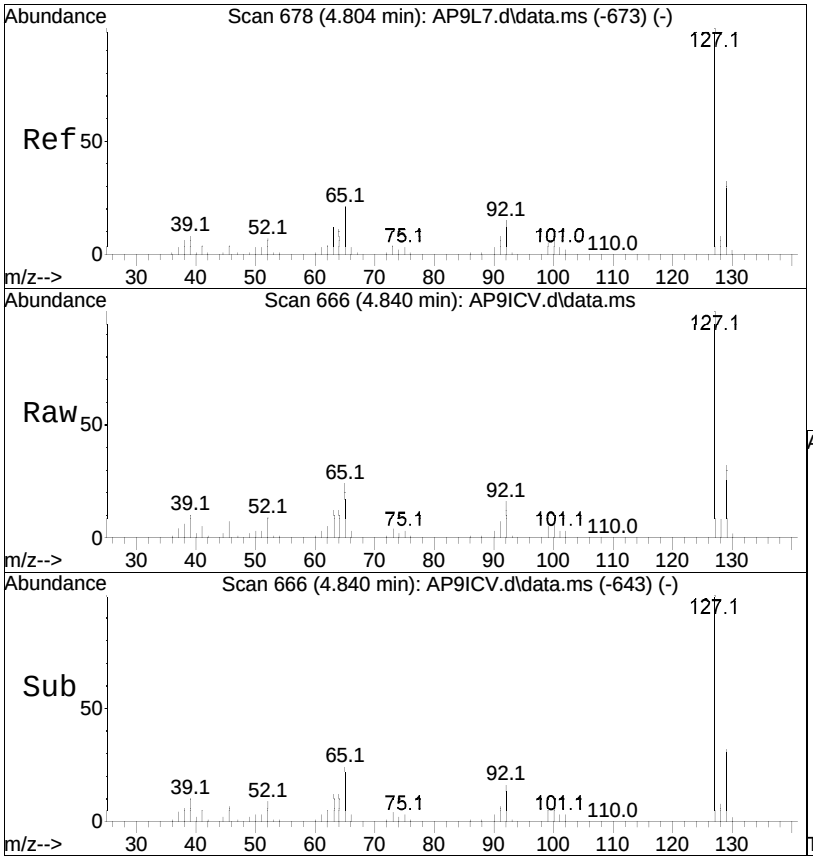

#31
2-Chloroaniline
Concen: 47.67 ug/ml
RT: 4.840 min Scan# 666
Delta R.T. -0.000 min
Lab File: AP9ICV.d
Acq: 2 Apr 2020 6:34 am

Tgt Ion:127 Resp: 321864

Ion	Ratio	Lower	Upper
127	100		
129	32.2	25.5	38.3
65	24.6	17.3	25.9

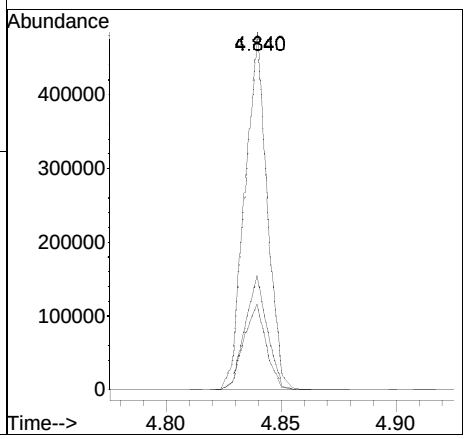

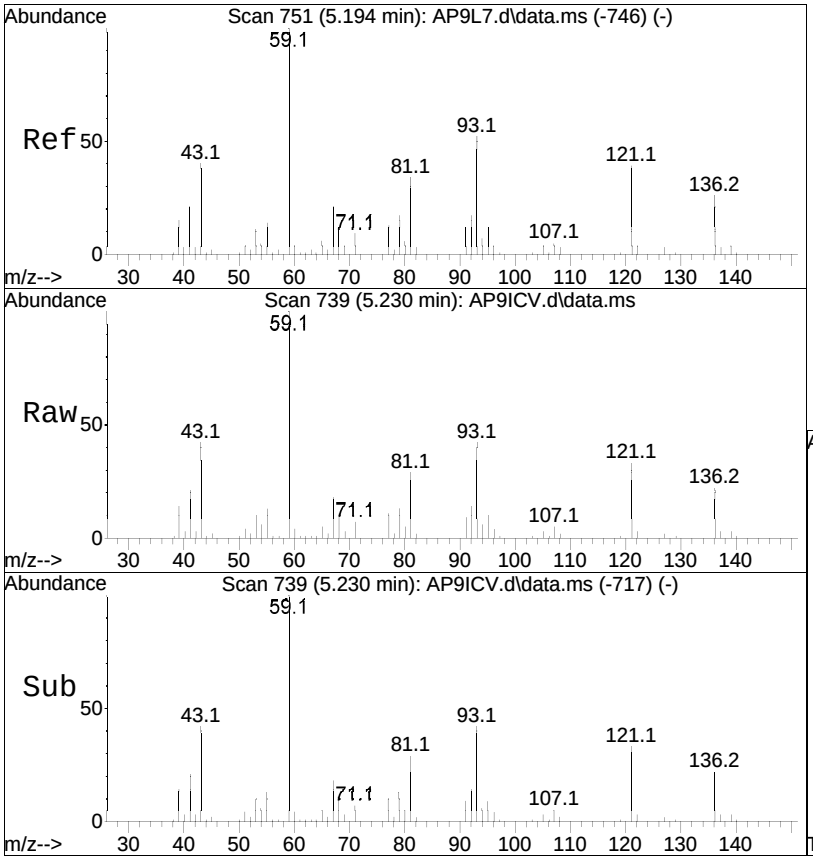

#56
a-Terpineol
Concen: 45.67 ug/ml
RT: 5.230 min Scan# 739
Delta R.T. -0.005 min
Lab File: AP9ICV.d
Acq: 2 Apr 2020 6:34 am

Tgt Ion: 59 Resp: 222511

Ion	Ratio	Lower	Upper
59	100		
93	47.0	49.3	73.9#

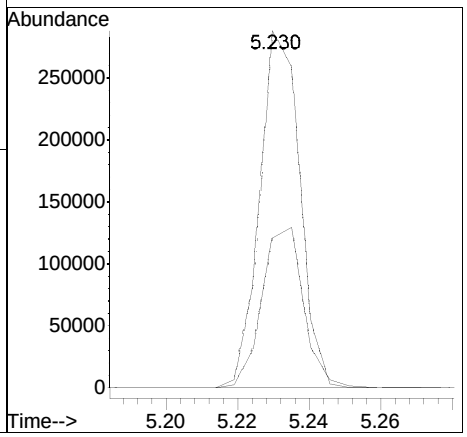

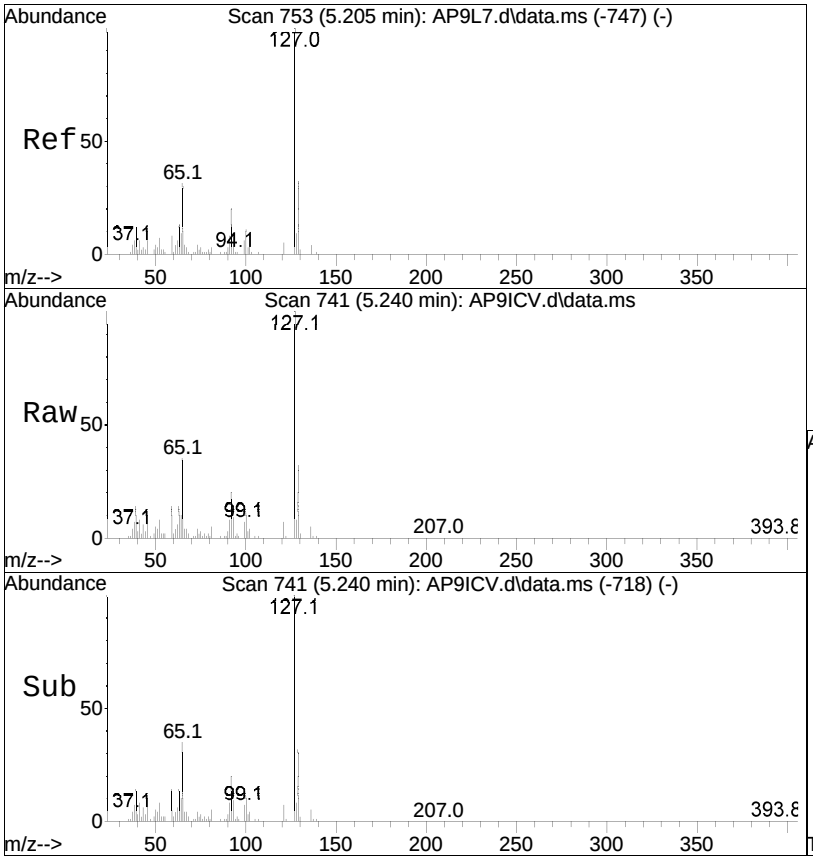

#57
3-Chloroaniline
Concen: 47.62 ug/ml
RT: 5.240 min Scan# 741
Delta R.T. -0.001 min
Lab File: AP9ICV.d
Acq: 2 Apr 2020 6:34 am

Tgt Ion: 65 Resp: 107090

Ion	Ratio	Lower	Upper
65	100		
127	301.4	269.3	403.9
129	97.4	88.2	132.4

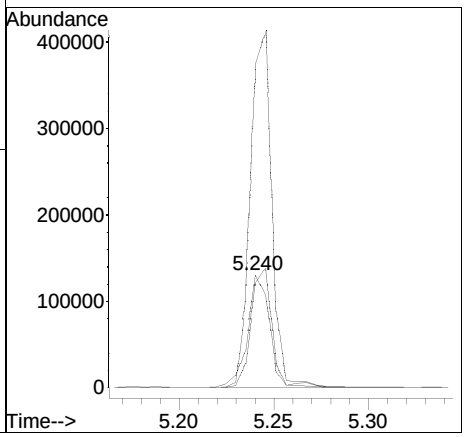

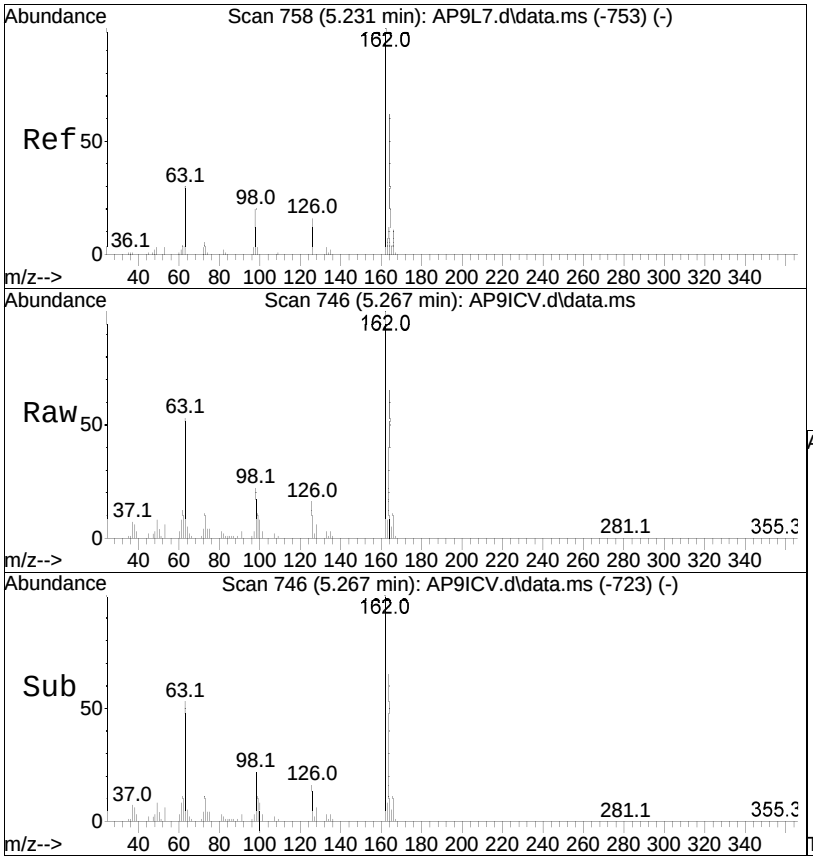

#58
2,6-Dichlorophenol
Concen: 48.31 ug/ml
RT: 5.267 min Scan# 746
Delta R.T. 0.000 min
Lab File: AP9ICV.d
Acq: 2 Apr 2020 6:34 am

Tgt Ion:162 Resp: 227799

Ion	Ratio	Lower	Upper
162	100		
164	64.5	51.8	77.6
63	55.1	41.7	62.5

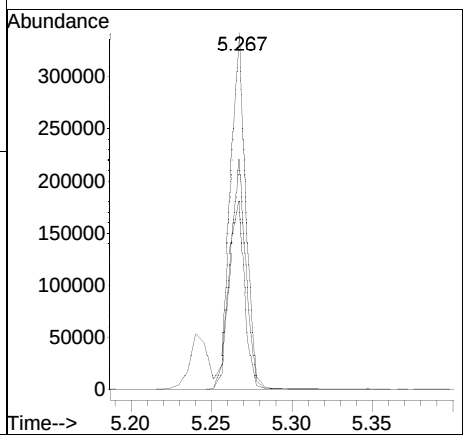

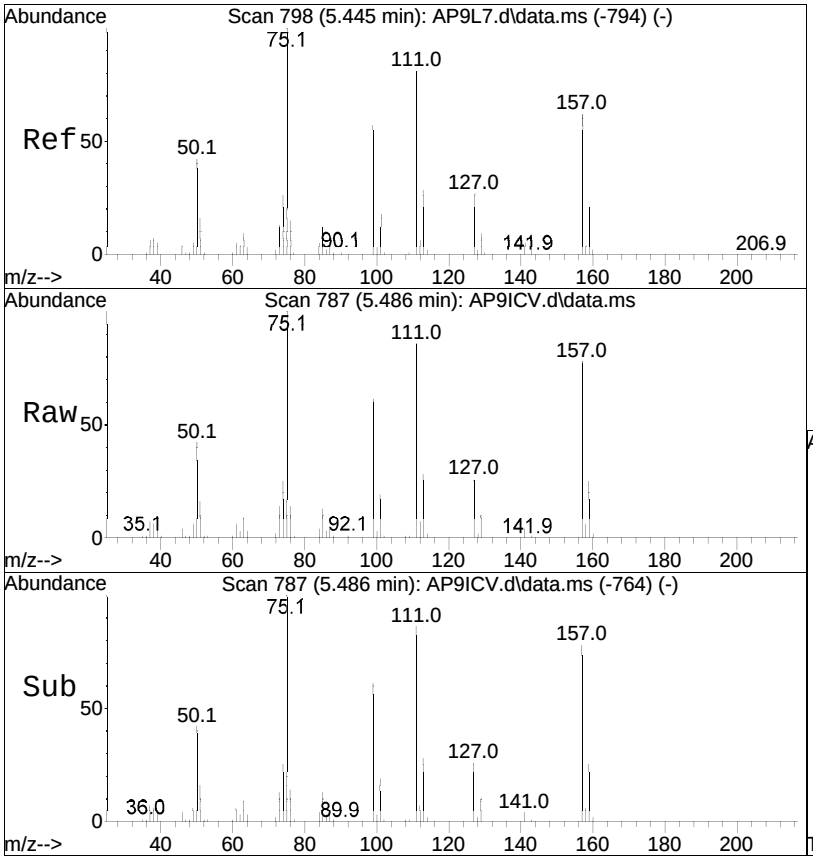

#59
1-chloro-2-nitrobenzene
Concen: 46.28 ug/ml
RT: 5.486 min Scan# 787
Delta R.T. 0.000 min
Lab File: AP9ICV.d
Acq: 2 Apr 2020 6:34 am

Tgt Ion:111 Resp: 101345

Ion	Ratio	Lower	Upper
111	100		
157	81.9	67.6	101.4
75	121.5	102.5	153.7

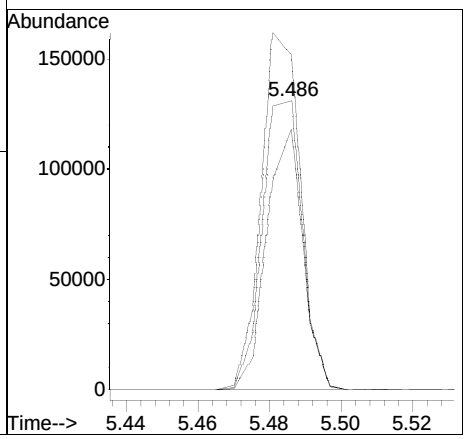

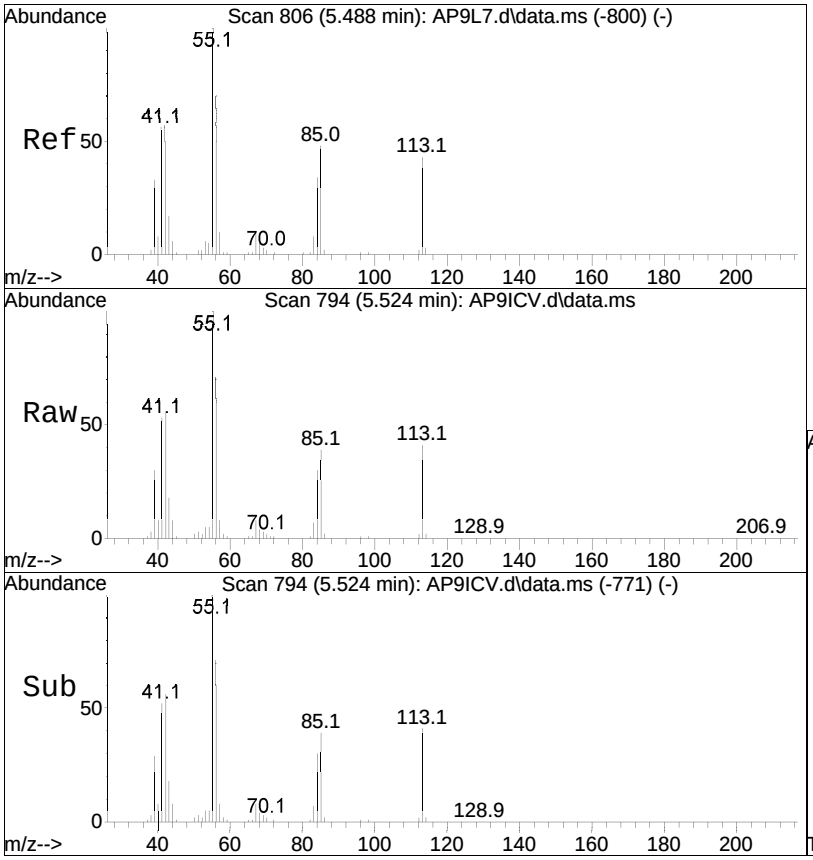

#60
Caprolactam
Concen: 47.28 ug/ml
RT: 5.524 min Scan# 794
Delta R.T. -0.000 min
Lab File: AP9ICV.d
Acq: 2 Apr 2020 6:34 am

Tgt Ion: 55 Resp: 134625

Ion	Ratio	Lower	Upper
55	100		
85	38.3	36.6	54.8
113	38.3	50.2	75.2#

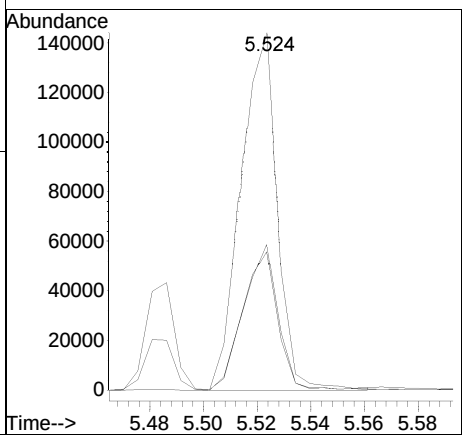

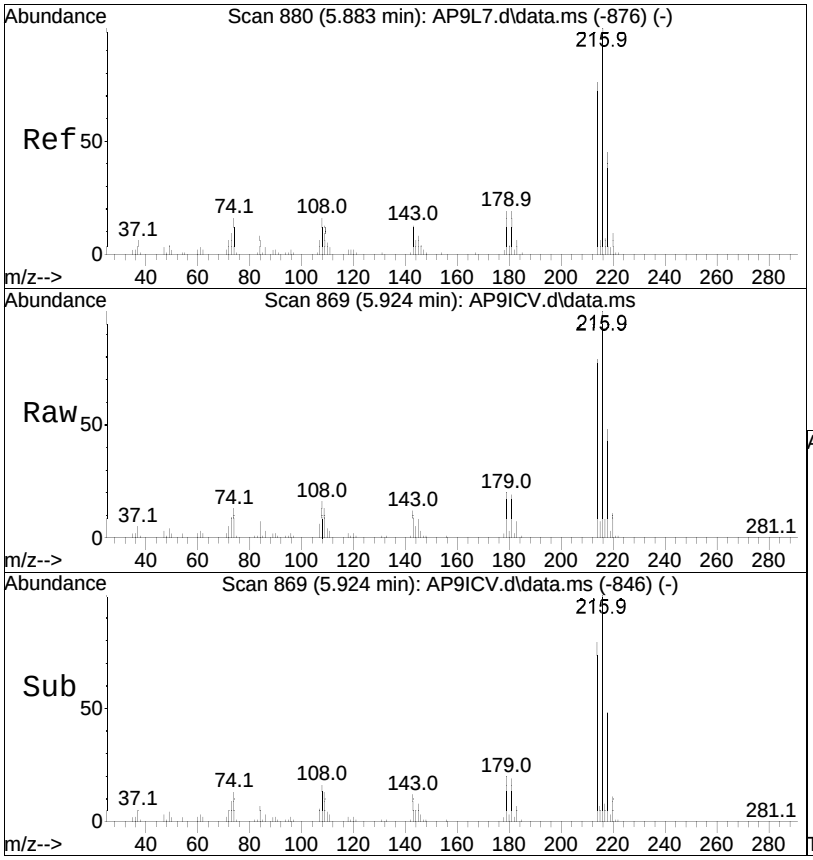

#61
1,2,4,5-Tetrachlorobenzene
Concen: 45.46 ug/ml
RT: 5.924 min Scan# 869
Delta R.T. 0.000 min
Lab File: AP9ICV.d
Acq: 2 Apr 2020 6:34 am

Tgt Ion:216 Resp: 251851

Ion	Ratio	Lower	Upper
216	100		
214	80.3	63.0	94.4
179	19.7	15.3	22.9

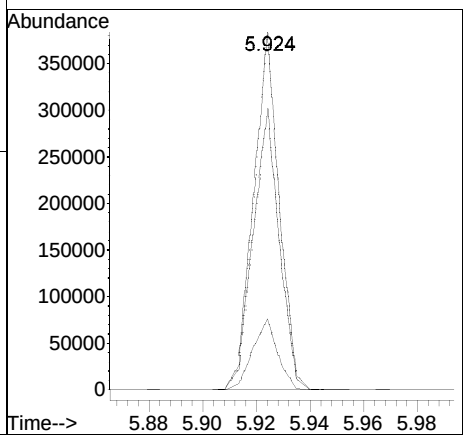

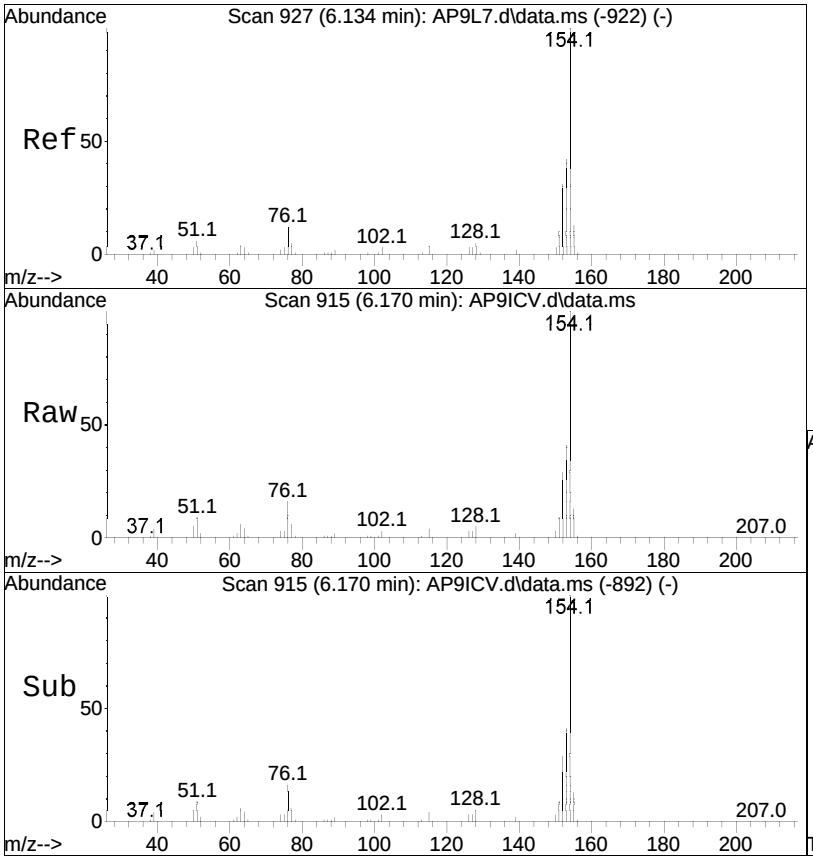

#62
Biphenyl
Concen: 45.80 ug/ml
RT: 6.170 min Scan# 915
Delta R.T. -0.000 min
Lab File: AP9ICV.d
Acq: 2 Apr 2020 6:34 am

Tgt Ion:154 Resp: 577253

Ion	Ratio	Lower	Upper
154	100		
153	42.2	33.8	50.8
152	30.5	23.0	34.6

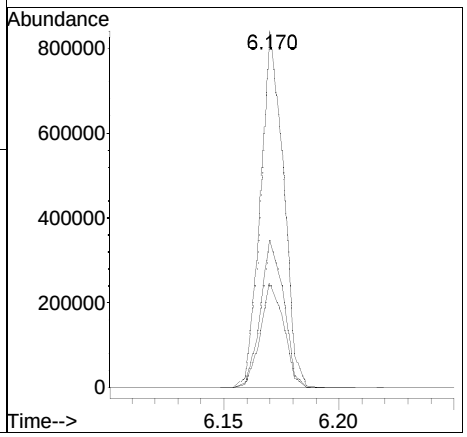

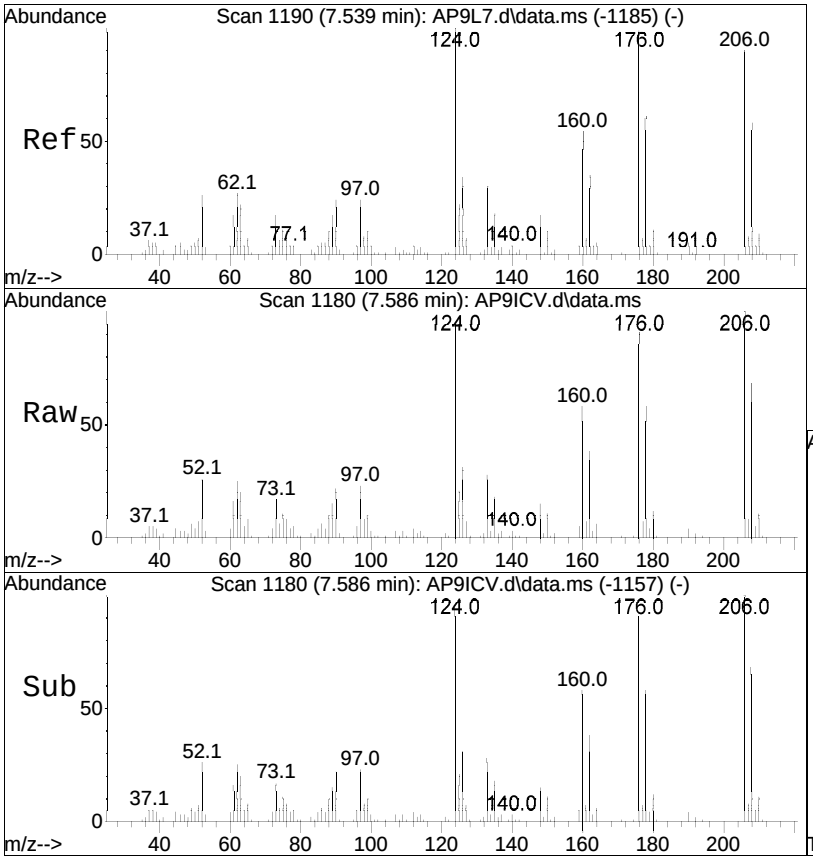

#84
Dichloran
Concen: 48.20 ug/ml
RT: 7.586 min Scan# 1180
Delta R.T. -0.000 min
Lab File: AP9ICV.d
Acq: 2 Apr 2020 6:34 am

Tgt Ion:206 Resp: 73300

Ion	Ratio	Lower	Upper
206	100		
176	94.4	82.7	124.1
124	105.2	86.2	129.4

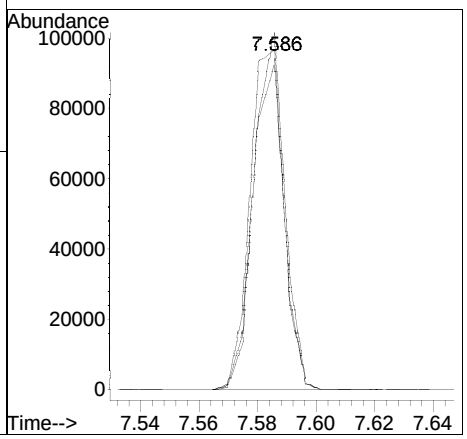

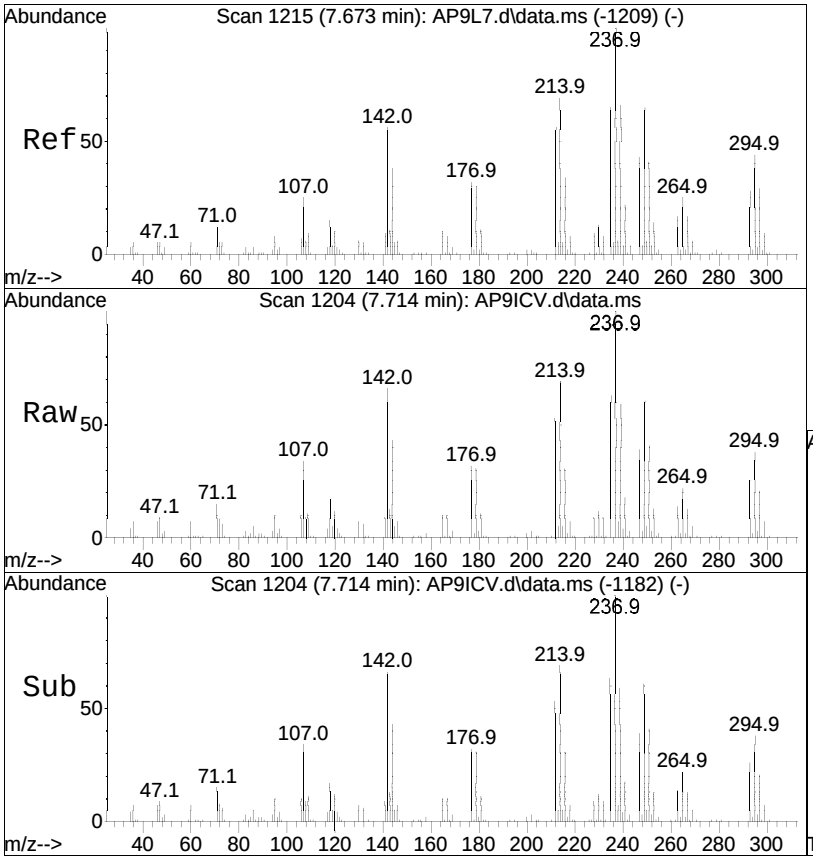

#85
Pentachloronitrobenzene
Concen: 47.76 ug/ml
RT: 7.714 min Scan# 1204
Delta R.T. -0.005 min
Lab File: AP9ICV.d
Acq: 2 Apr 2020 6:34 am

Tgt Ion:237 Resp: 71712

Ion	Ratio	Lower	Upper
237	100		
142	63.9	57.4	86.2
214	67.9	55.0	82.6

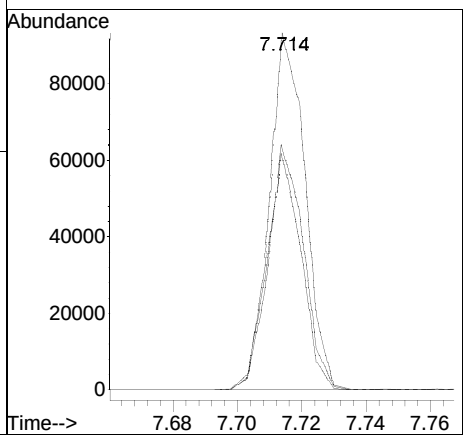

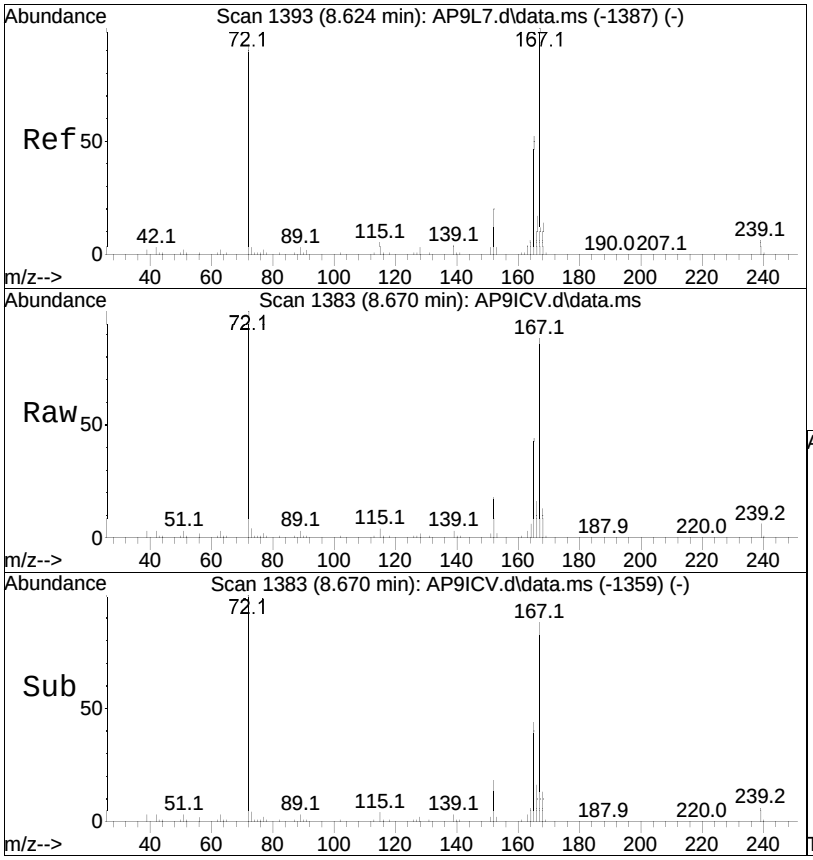

#99
Diphenamid
Concen: 46.02 ug/ml
RT: 8.670 min Scan# 1383
Delta R.T. 0.000 min
Lab File: AP9ICV.d
Acq: 2 Apr 2020 6:34 am

Tgt Ion:167 Resp: 356775

Ion	Ratio	Lower	Upper
167	100		
72	116.9	95.0	142.6
165	50.9	40.4	60.6

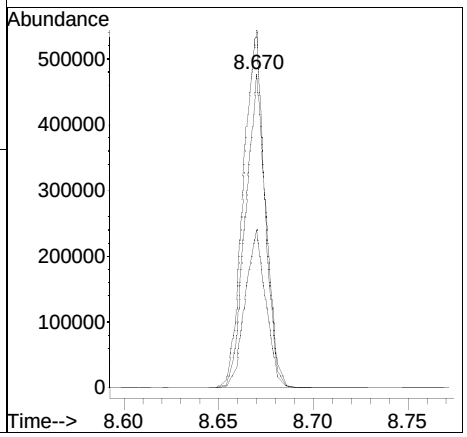

Manual Integration Report

Data Path	: I:\8270\GCMS5\200401nical\Q	Method	: FS200401gcms5.m
Data File	: AP9ICV.d	Operator	: gcms5:ek
Date Inj'd	: 4/2/2020 6:34 am	Instrument	: GCMS5
Sample	: CQICV2,32,,AP9ICV Lot# 851	Quant Date	: 4/2/2020 11:18 am

There are no manual integrations or false positives in this file.

Data Path : I:\8270\GCMS5\200401nical\
Data File : Tune2.d
Acq On : 2 Apr 2020 6:57 am
Operator : gcms5:
Sample : Tune 2
Misc : wg1357700,,
ALS Vial : 100 Sample Multiplier: 1

Integration File: rteint.p

Method : i:\8270\gcms5\200401nical\FS200401gcms5.m
Title : Semivolatiles by GC/MS by modified 8270
Last Update : Thu Apr 02 12:31:18 2020

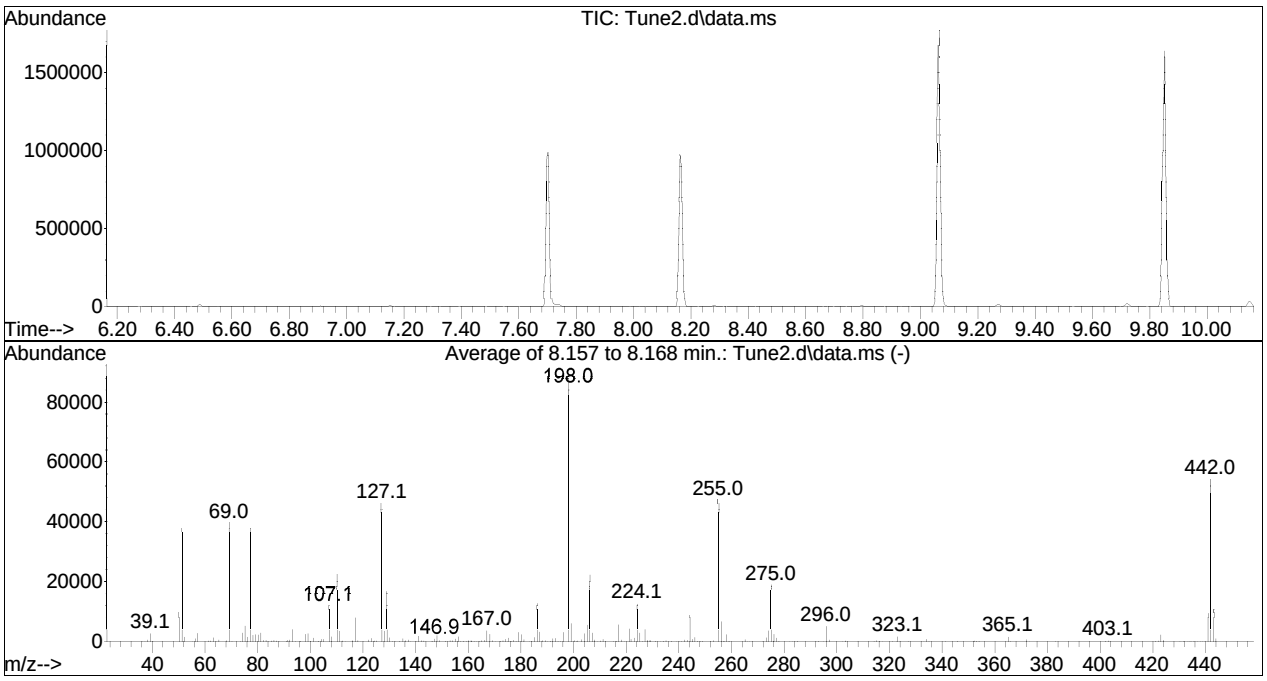

Spectrum Information: Average of 8.157 to 8.168 min.

Target Mass	Rel. to Mass	Lower Limit%	Upper Limit%	Rel. Abn%	Raw Abn	Result Pass/Fail
51	198	10	80	42.8	37749	PASS
68	69	0.00	2	1.4	571	PASS
69	69	100	100	100.0	39728	PASS
70	69	0.00	2	0.7	284	PASS
127	198	10	80	52.3	46115	PASS
197	198	0.00	2	0.0	0	PASS
198	198	100	100	100.0	88168	PASS
199	198	5	9	6.8	6038	PASS
275	198	10	60	21.6	19007	PASS
365	198	1	100	1.9	1646	PASS
441	442	0.01	24	17.4	9423	PASS
442	198	50	100	61.5	54227	PASS
443	442	15	24	19.8	10757	PASS

Data Path : I:\8270\GCMS5\200401nical\
Data File : Tune2.d
Acq On : 2 Apr 2020 6:57 am
Operator : gcms5:
Sample : Tune 2
Misc : wg1357700,,
ALS Vial : 100 Sample Multiplier: 1

Quant Time: Apr 02 13:42:50 2020
Quant Method : I:\8270\GCMS5\200401nical\dftppgcms5.m
Quant Title : Semivolatiles by GC/MS by modified 8270
QLast Update : Wed Apr 01 22:48:02 2020
Response via : Initial Calibration

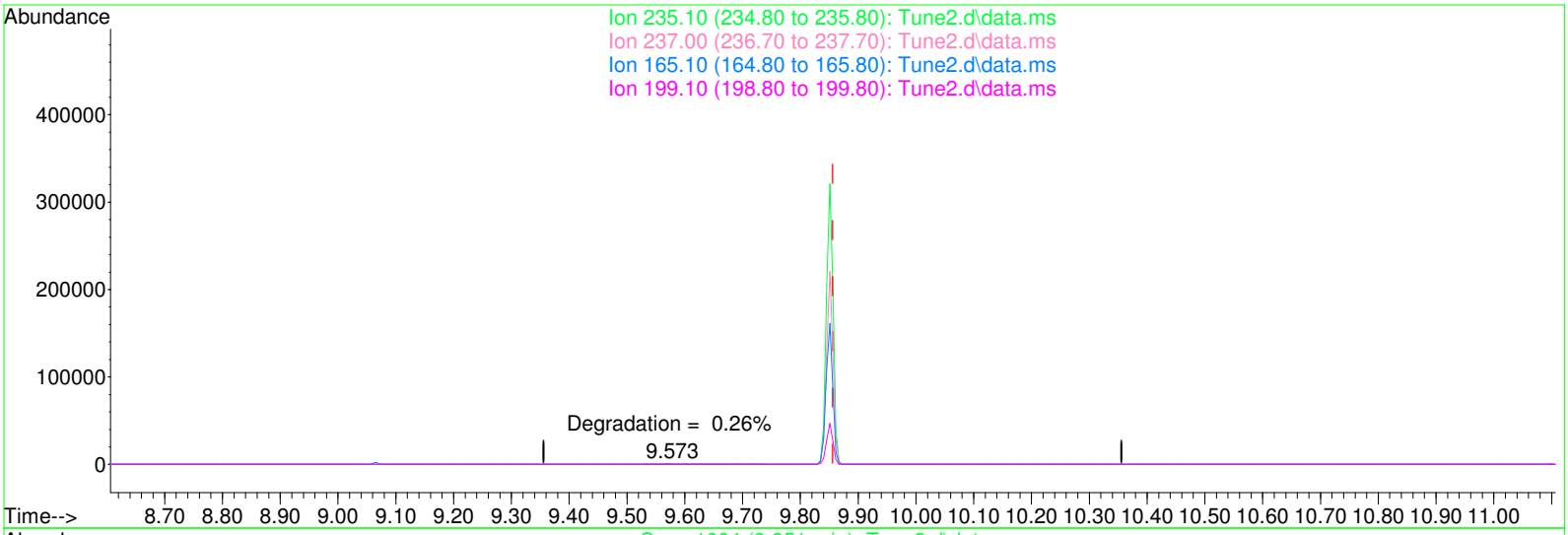

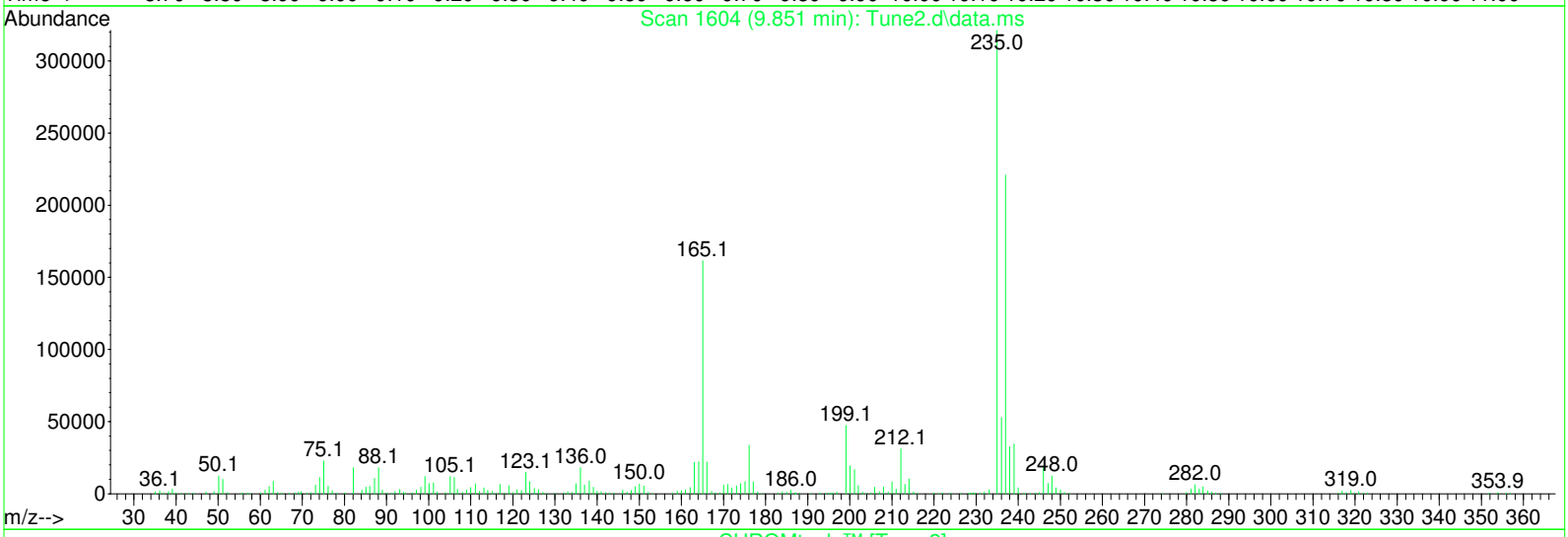

CHROMtools™ [Tune 2]

(6) ddt (T)

9.851min (-0.005) 42.81

response 260955

Ion	Exp%	Act%
235.10	100.00	100.00
237.00	64.70	66.30
165.10	42.10	49.38
199.10	13.20	14.06

Duplicate Retention Times

(5) DDD 235.00

Quantitation Report (Qedit)

Data Path : I:\8270\GCMS5\200401nical\
Data File : Tune2.d
Acq On : 2 Apr 2020 6:57 am
Operator : gcms5:
Sample : Tune 2
Misc : wg1357700,,
ALS Vial : 100 Sample Multiplier: 1

Quant Time: Apr 02 13:42:50 2020
Quant Method : I:\8270\GCMS5\200401nical\dftppgcms5.m
Quant Title : Semivolatiles by GC/MS by modified 8270
QLast Update : Wed Apr 01 22:48:02 2020
Response via : Initial Calibration

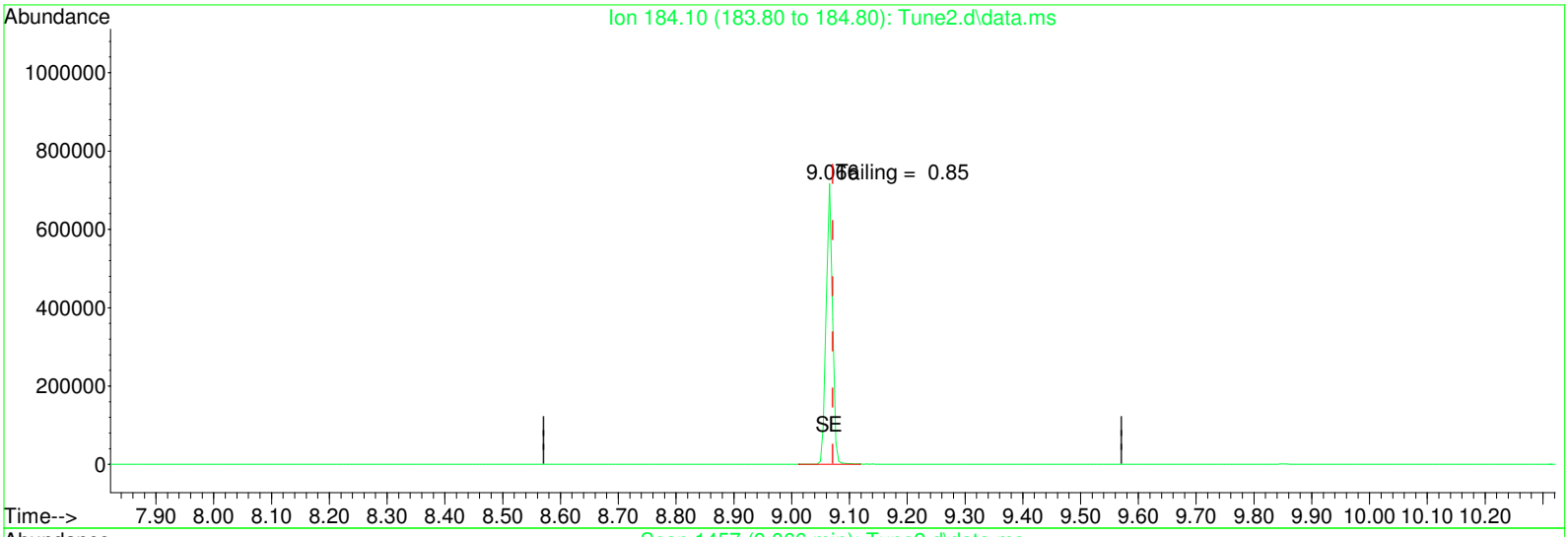

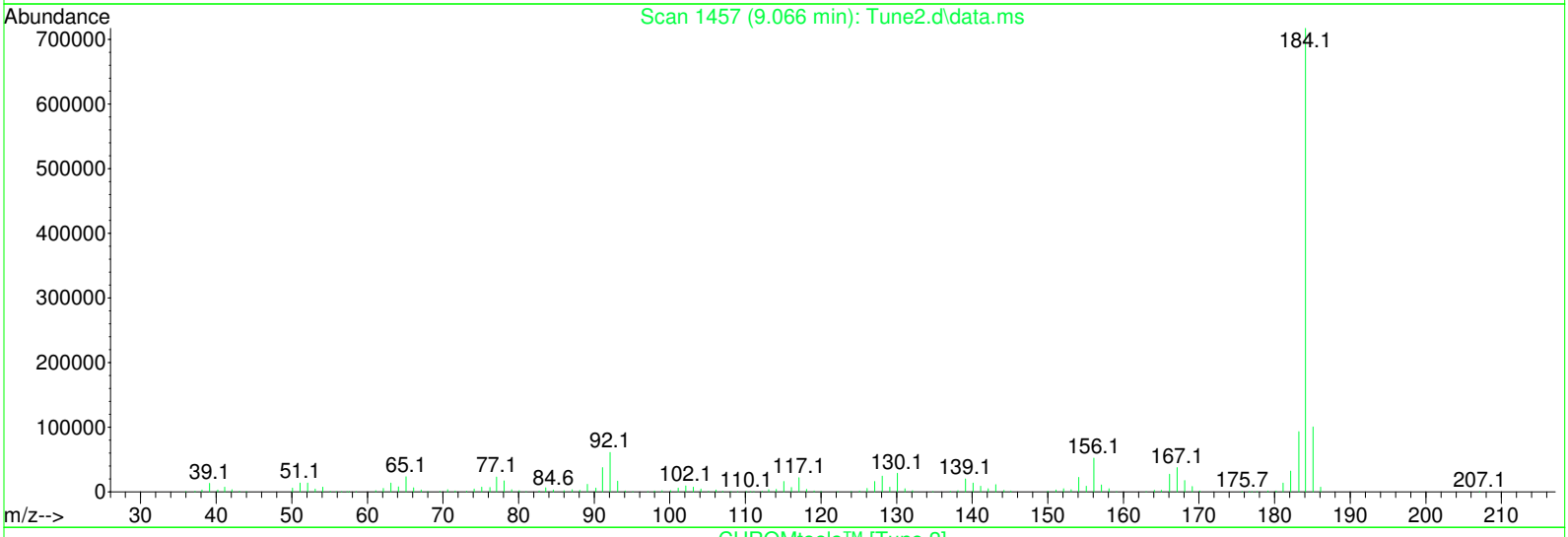

CHROMtools™ [Tune 2]

(3) benzidine (T)

9.066min (-0.005) 53.72

response 546834

Ion	Exp%	Act%
184.10	100.00	100.00
0.00	0.00	0.00
0.00	0.00	0.00
0.00	0.00	0.00

Data Path : I:\8270\GCMS5\200401nical\
Data File : Tune2.d
Acq On : 2 Apr 2020 6:57 am
Operator : gcms5:
Sample : Tune 2
Misc : wg1357700,,
ALS Vial : 100 Sample Multiplier: 1

Quant Time: Apr 02 13:42:50 2020
Quant Method : I:\8270\GCMS5\200401nical\dftppgcms5.m
Quant Title : Semivolatiles by GC/MS by modified 8270
QLast Update : Wed Apr 01 22:48:02 2020
Response via : Initial Calibration

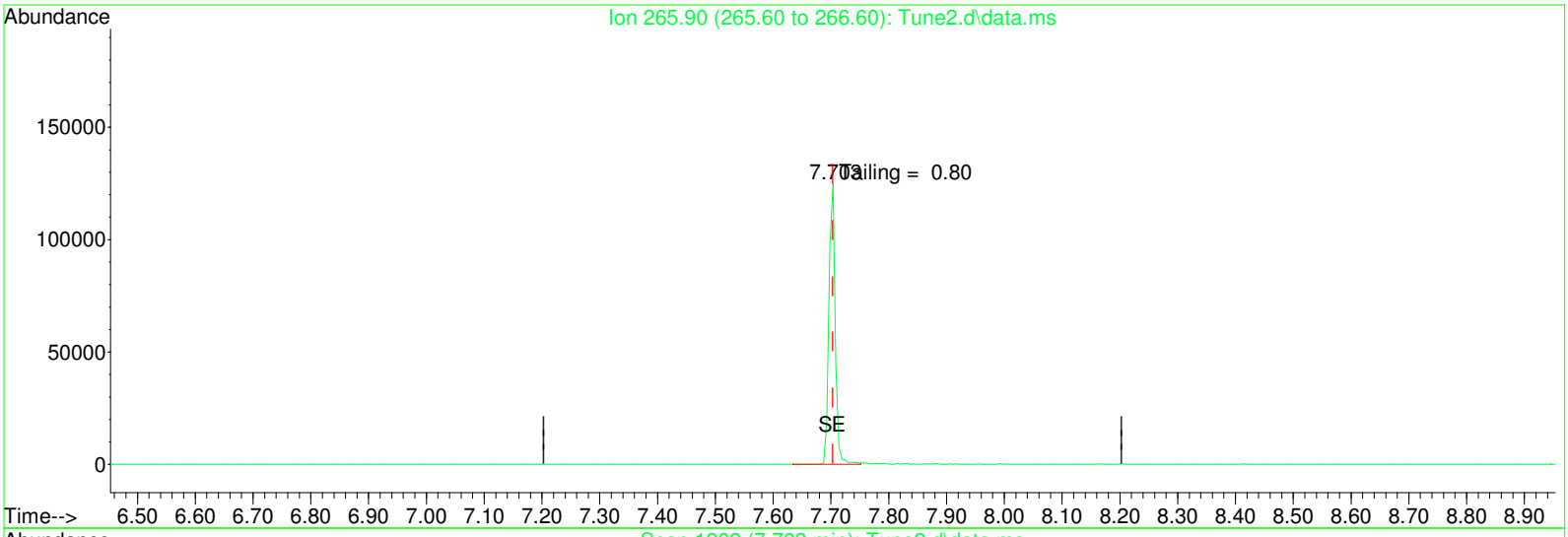

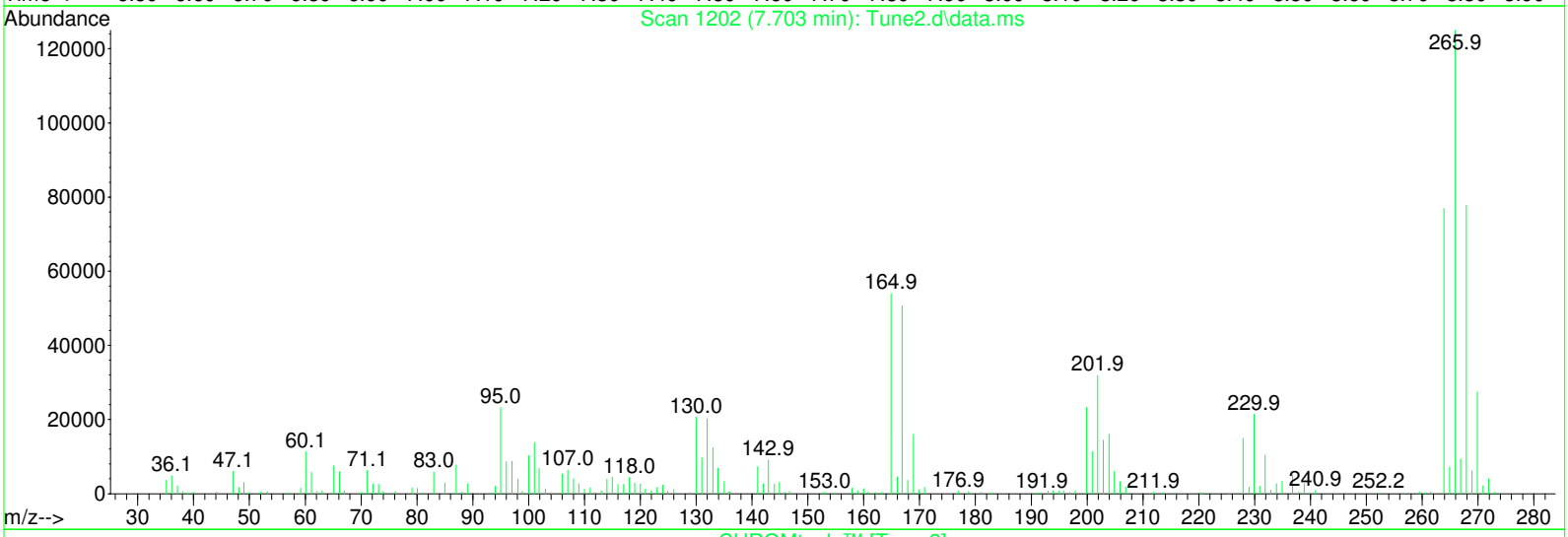

CHROMtools™ [Tune 2]

(1) pentachlorophenol (T)

7.703min (+ 0.000) 45.82

response 96232

Ion	Exp%	Act%
265.90	100.00	100.00
0.00	0.00	0.00
0.00	0.00	0.00
0.00	0.00	0.00

Quantitation Report (QT Reviewed)

Data Path : I:\8270\GCMS5\200401nical\
Data File : ADPL10.d
Acq On : 2 Apr 2020 7:20 am
Operator : gcms5:ek
Sample : IL21,32,,ADPL200 Lot# 8572
Misc : wg1357700,,
ALS Vial : 23 Sample Multiplier: 1

Quant Time: Apr 02 10:54:58 2020
Quant Method : i:\8270\gcms5\200401nical\FS200401gcms5.m
Quant Title : Semivolatiles by GC/MS by modified 8270
QLast Update : Thu Apr 02 10:42:21 2020
Response via : Initial Calibration

CCAL FILE(s) : 1 - I:\8270\GCMS5\200401nical\ADPL7.d
Sub List : ADPical_REV2 - ADP sublist

Compound	R.T.	QIon	Response	Conc	Units	Dev(Min)
Internal Standards						
32) IS3_1,4-Dichlorobenzen...	4.087	152	141506	40.000	ug/ml	0.00
Standard Area 1 = 161699			Recovery =	87.51%		
86) IS3_Acenaphthene-d10	6.630	164	321905	40.000	ug/ml	0.00
Standard Area 1 = 348197			Recovery =	92.45%		
100) IS3_Phenanthrene-d10	7.853	188	631844M3	40.000	ug/ml	0.00
Standard Area 1 = 671685			Recovery =	94.07%		
System Monitoring Compounds						
Target Compounds						Qvalue
33) 1,4-Dioxane	1.442	88	333252	197.627	ug/ml#	73
34) n-Decane	3.991	57	939931	190.394	ug/ml	93
87) Atrazine	7.655	200	580513	213.616	ug/ml	91
101) n-Octadecane	7.826	57	1363631M2	194.629	ug/ml	
102) Parathion	8.563	109	471964	227.113	ug/ml#	87
103) 3,3'-Dimethylbenzidine	9.755	212	2571003	200.801	ug/ml	98

(#) = qualifier out of range (m) = manual integration (+) = signals summed

Quantitation Report (QT Reviewed)

Data Path : I:\8270\GCMS5\200401nical\
Data File : ADPL10.d
Acq On : 2 Apr 2020 7:20 am
Operator : gcms5:ek
Sample : IL21,32,,ADPL200 Lot# 8572
Misc : wg1357700,,
ALS Vial : 23 Sample Multiplier: 1

Quant Time: Apr 02 10:54:58 2020
Quant Method : i:\8270\gcms5\200401nical\FS200401gcms5.m
Quant Title : Semivolatiles by GC/MS by modified 8270
QLast Update : Thu Apr 02 10:42:21 2020
Response via : Initial Calibration

Sub List : ADPical_REV2 - ADP sublistcal\ADPL7.d•

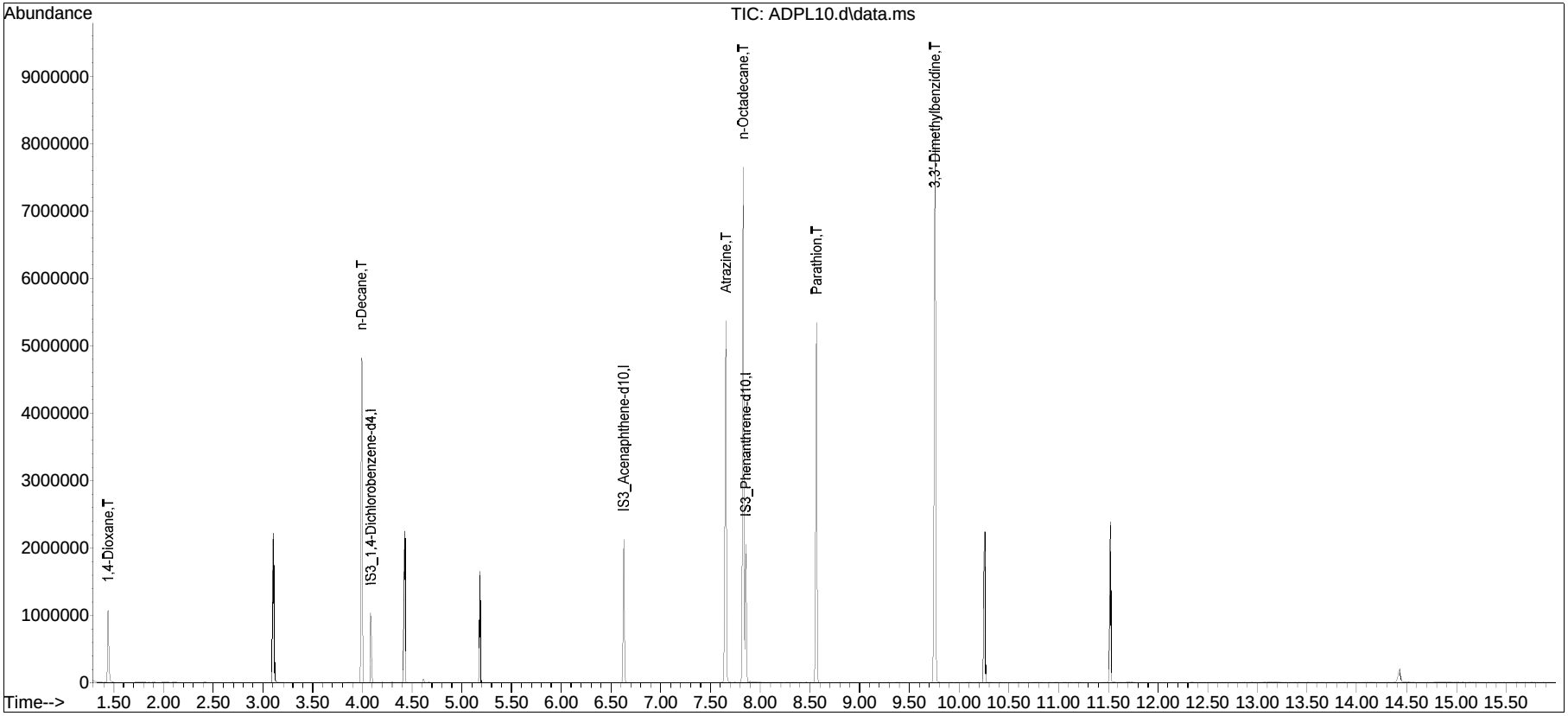

Manual Integration Report

Data Path : I:\8270\GCMS5\200401nical\QMethod : FS200401gcms5.m
Data File : ADPL10.d Operator : gcms5:ek
Date Inj'd : 4/2/2020 7:20 am Instrument : GCMS5
Sample : IL21,32,,ADPL200 Lot# 8572Quant Date : 4/2/2020 10:44 am

Compound #100: IS3_Phenanthrene-d10

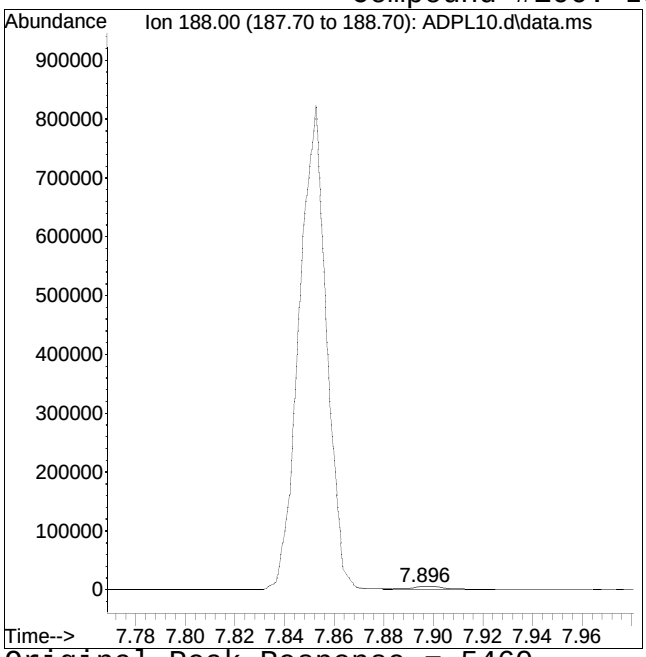

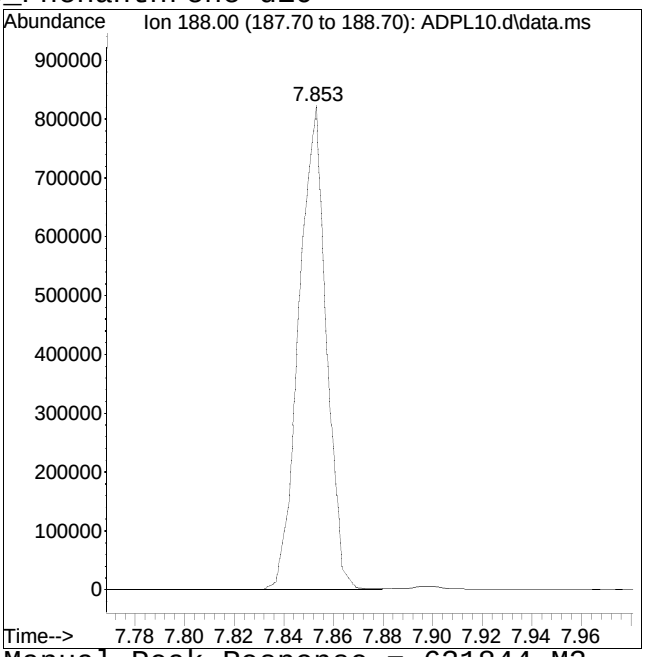

Original Peak Response = 5460 Manual Peak Response = 631844 M3

M3 = Misidentification of the peak (i.e. 1,4-dichlorobenzene identified as 1,3-dichlorobenzene), or misidentification from 2 partially resolved peaks not being split.

Manual Integration Report

Data Path : I:\8270\GCMS5\200401nical\QMethod : FS200401gcms5.m
Data File : ADPL10.d Operator : gcms5:ek
Date Inj'd : 4/2/2020 7:20 am Instrument : GCMS5
Sample : IL21,32,,ADPL200 Lot# 8572Quant Date : 4/2/2020 10:44 am

Compound #101: n-Octadecane

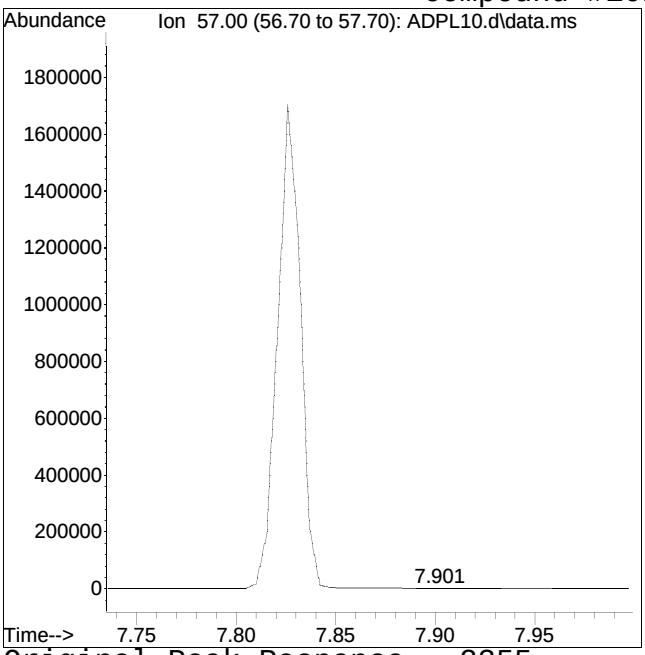

Original Peak Response = 2355

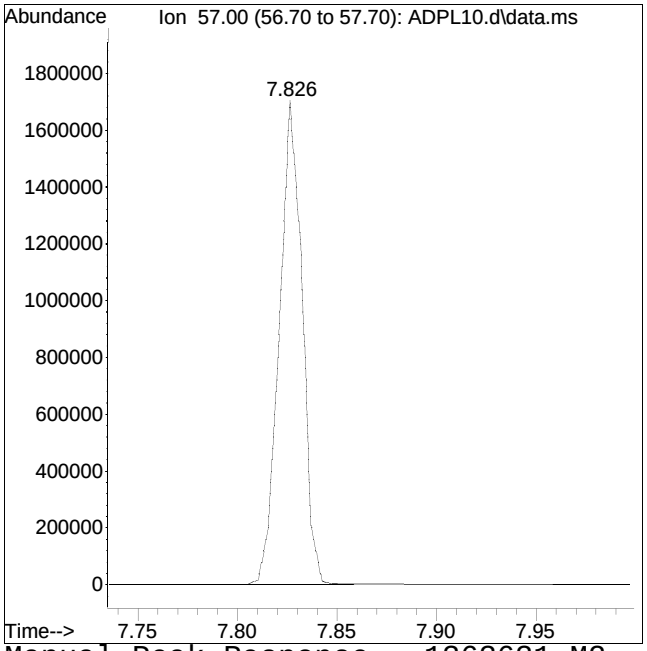

Manual Peak Response = 1363631 M2

M2 = Peak not found by automatic integration algorithm.

Quantitation Report (QT Reviewed)

Data Path : I:\8270\GCMS5\200401nical\
Data File : ADPL9.d
Acq On : 2 Apr 2020 7:42 am
Operator : gcms5:ek
Sample : IL22,32,,ADPL150 Lot# 8629
Misc : wg1357700,,
ALS Vial : 24 Sample Multiplier: 1

Quant Time: Apr 02 10:53:22 2020
Quant Method : i:\8270\gcms5\200401nical\FS200401gcms5.m
Quant Title : Semivolatiles by GC/MS by modified 8270
QLast Update : Thu Apr 02 10:42:21 2020
Response via : Initial Calibration

CCAL FILE(s) : 1 - I:\8270\GCMS5\200401nical\ADPL7.d
Sub List : ADPical_REV2 - ADP sublist

Compound	R.T.	QIon	Response	Conc	Units	Dev(Min)
Internal Standards						
32) IS3_1,4-Dichlorobenzen...	4.087	152	137274	40.000	ug/ml	0.00
Standard Area 1 = 161699			Recovery =	84.89%		
86) IS3_Acenaphthene-d10	6.630	164	305944	40.000	ug/ml	0.00
Standard Area 1 = 348197			Recovery =	87.87%		
100) IS3_Phenanthrene-d10	7.853	188	576744	40.000	ug/ml #	0.00
Standard Area 1 = 671685			Recovery =	85.87%		
System Monitoring Compounds						
Target Compounds						Qvalue
33) 1,4-Dioxane	1.442	88	236423	144.527	ug/ml#	73
34) n-Decane	3.991	57	607983	126.950	ug/ml	94
87) Atrazine	7.655	200	374570	145.024	ug/ml	92
101) n-Octadecane	7.826	57	881332	137.809	ug/ml	95
102) Parathion	8.558	109	314721	165.915	ug/ml#	87
103) 3,3'-Dimethylbenzidine	9.755	212	1764667	150.992	ug/ml	97

(#) = qualifier out of range (m) = manual integration (+) = signals summed

Quantitation Report (QT Reviewed)

Data Path : I:\8270\GCMS5\200401nical\
Data File : ADPL9.d
Acq On : 2 Apr 2020 7:42 am
Operator : gcms5:ek
Sample : IL22,32,,ADPL150 Lot# 8629
Misc : wg1357700,,
ALS Vial : 24 Sample Multiplier: 1

Quant Time: Apr 02 10:53:22 2020
Quant Method : i:\8270\gcms5\200401nical\FS200401gcms5.m
Quant Title : Semivolatiles by GC/MS by modified 8270
QLast Update : Thu Apr 02 10:42:21 2020
Response via : Initial Calibration

Sub List : ADPical_REV2 - ADP sublistcal\ADPL7.d•

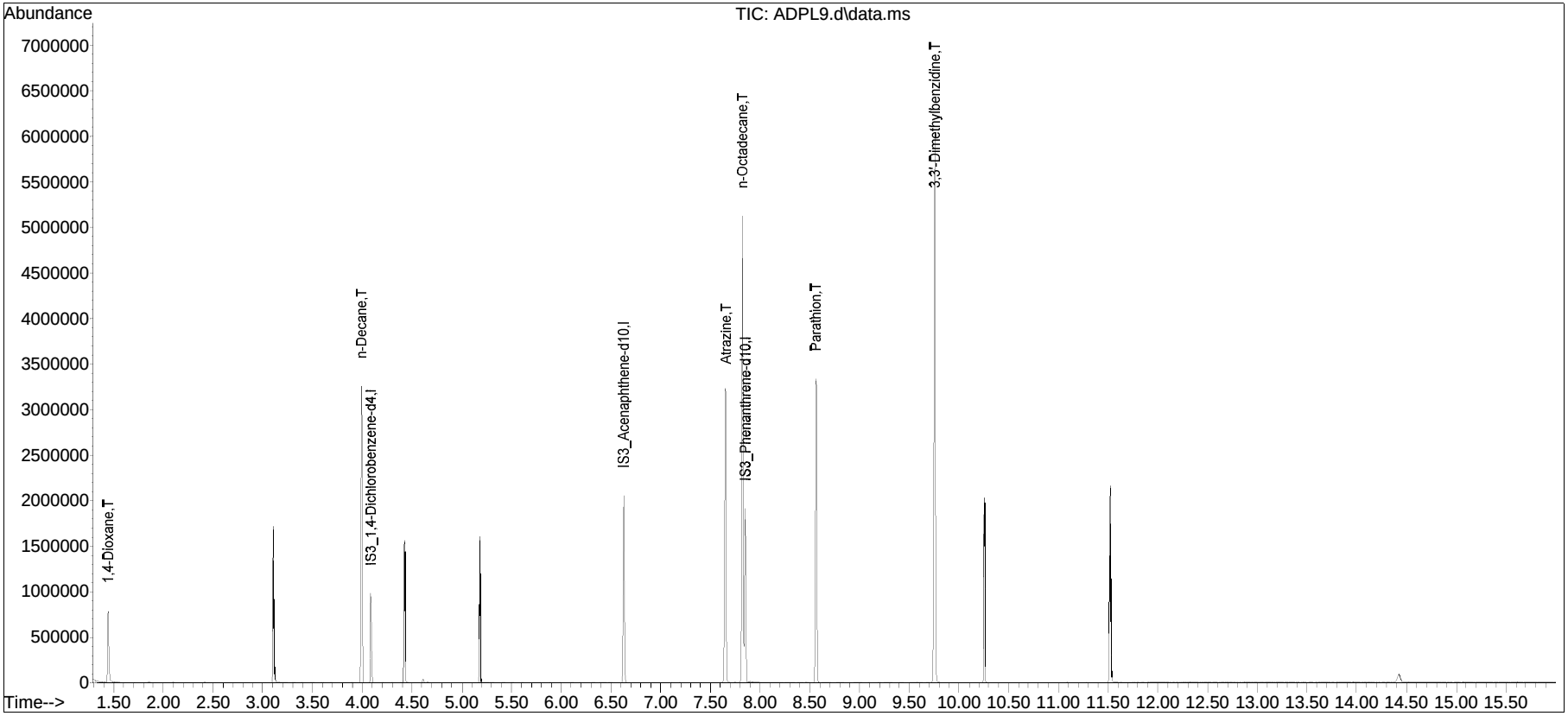

Manual Integration Report

Data Path	: I:\8270\GCMS5\200401nical\	QMethod	: FS200401gcms5.m
Data File	: ADPL9.d	Operator	: gcms5:ek
Date Inj'd	: 4/2/2020 7:42 am	Instrument	: GCMS5
Sample	: IL22,32,,ADPL150 Lot# 8629	Quant Date	: 4/2/2020 10:45 am

There are no manual integrations or false positives in this file.

Quantitation Report (QT Reviewed)

Data Path : I:\8270\GCMS5\200401nical\
Data File : ADPL8.d
Acq On : 2 Apr 2020 8:05 am
Operator : gcms5:ek
Sample : IL23,32,,ADPL100 Lot# 8628
Misc : wg1357700,,
ALS Vial : 25 Sample Multiplier: 1

Quant Time: Apr 02 10:52:54 2020
Quant Method : i:\8270\gcms5\200401nical\FS200401gcms5.m
Quant Title : Semivolatiles by GC/MS by modified 8270
QLast Update : Thu Apr 02 10:42:21 2020
Response via : Initial Calibration

CCAL FILE(s) : 1 - I:\8270\GCMS5\200401nical\ADPL7.d
Sub List : ADPical_REV2 - ADP sublist

Compound	R.T.	QIon	Response	Conc	Units	Dev(Min)
Internal Standards						
32) IS3_1,4-Dichlorobenzen...	4.087	152	129184	40.000	ug/ml	0.00
Standard Area 1 = 161699			Recovery =	79.89%		
86) IS3_Acenaphthene-d10	6.630	164	308978	40.000	ug/ml	0.00
Standard Area 1 = 348197			Recovery =	88.74%		
100) IS3_Phenanthrene-d10	7.853	188	618339	40.000	ug/ml #	0.00
Standard Area 1 = 671685			Recovery =	92.06%		
System Monitoring Compounds						
Target Compounds						Qvalue
33) 1,4-Dioxane	1.442	88	158974	103.268	ug/ml#	71
34) n-Decane	3.990	57	407861	90.497	ug/ml	93
87) Atrazine	7.650	200	269678	103.387	ug/ml	91
101) n-Octadecane	7.826	57	714817	104.253	ug/ml	93
102) Parathion	8.558	109	213431	104.948	ug/ml#	87
103) 3,3'-Dimethylbenzidine	9.749	212	1145966	91.457	ug/ml	98

(#) = qualifier out of range (m) = manual integration (+) = signals summed

Quantitation Report (QT Reviewed)

Data Path : I:\8270\GCMS5\200401nical\
Data File : ADPL8.d
Acq On : 2 Apr 2020 8:05 am
Operator : gcms5:ek
Sample : IL23,32,,ADPL100 Lot# 8628
Misc : wg1357700,,
ALS Vial : 25 Sample Multiplier: 1

Quant Time: Apr 02 10:52:54 2020
Quant Method : i:\8270\gcms5\200401nical\FS200401gcms5.m
Quant Title : Semivolatiles by GC/MS by modified 8270
QLast Update : Thu Apr 02 10:42:21 2020
Response via : Initial Calibration

Sub List : ADPical_REV2 - ADP sublistcal\ADPL7.d•

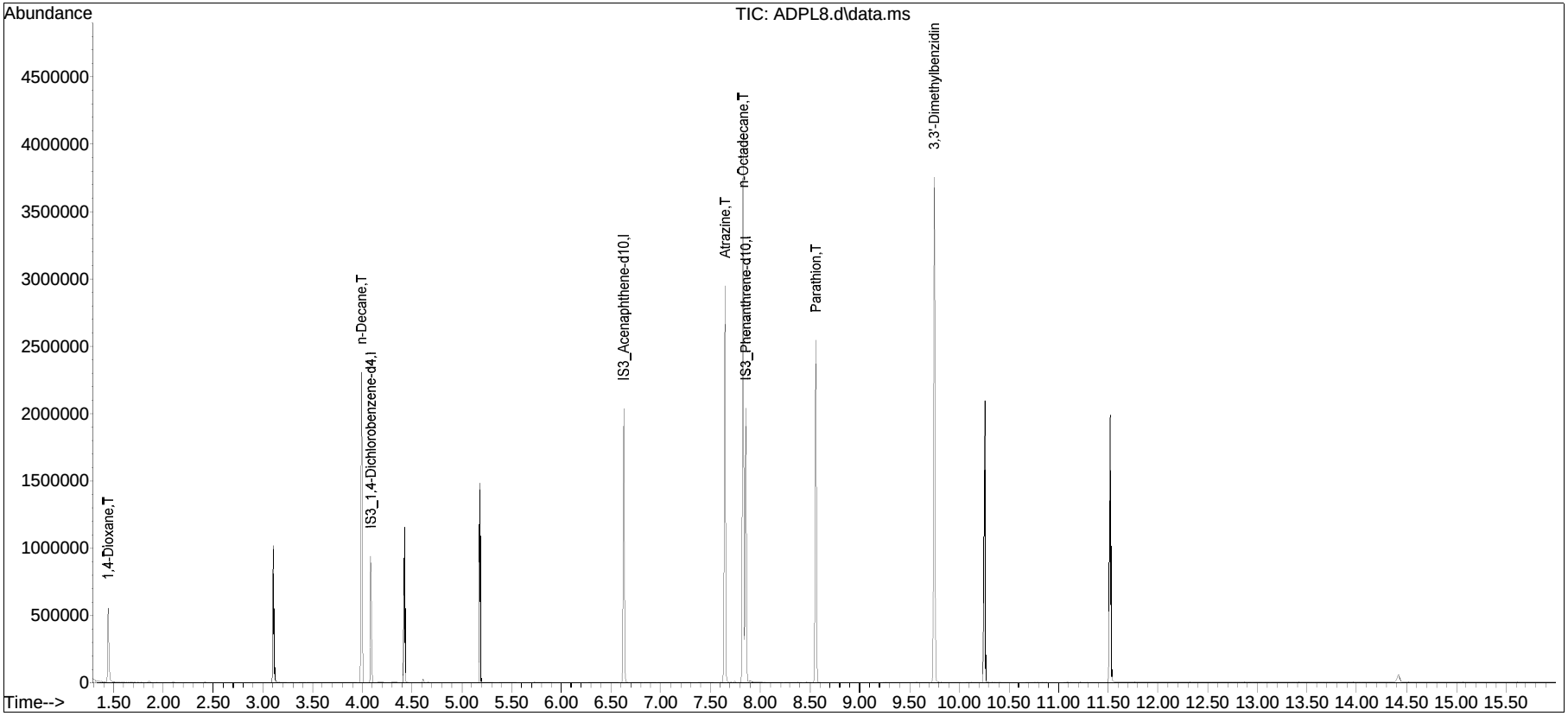

Manual Integration Report

Data Path	: I:\8270\GCMS5\200401nical\	QMethod	: FS200401gcms5.m
Data File	: ADPL8.d	Operator	: gcms5:ek
Date Inj'd	: 4/2/2020 8:05 am	Instrument	: GCMS5
Sample	: IL23,32,,ADPL100 Lot# 8628	Quant Date	: 4/2/2020 10:45 am

There are no manual integrations or false positives in this file.

Quantitation Report (QT Reviewed)

Data Path : I:\8270\GCMS5\200401nical\
Data File : ADPL7.d
Acq On : 2 Apr 2020 8:28 am
Operator : gcms5:ek
Sample : IL24,32,,ADPL50 Lot# 8627
Misc : wg1357700,,
ALS Vial : 26 Sample Multiplier: 1

Quant Time: Apr 02 10:52:24 2020
Quant Method : i:\8270\gcms5\200401nical\FS200401gcms5.m
Quant Title : Semivolatiles by GC/MS by modified 8270
QLast Update : Thu Apr 02 10:42:21 2020
Response via : Initial Calibration

CCAL FILE(s) : 1 - I:\8270\GCMS5\200401nical\ADPL7.d
Sub List : ADPical_REV2 - ADP sublist

Compound	R.T.	QIon	Response	Conc	Units	Dev(Min)
Internal Standards						
32) IS3_1,4-Dichlorobenzen...	4.087	152	161699	40.000	ug/ml	0.00
Standard Area 1 = 161699			Recovery = 100.00%			
86) IS3_Acenaphthene-d10	6.630	164	348197	40.000	ug/ml	0.00
Standard Area 1 = 348197			Recovery = 100.00%			
100) IS3_Phenanthrene-d10	7.853	188	671685	40.000	ug/ml	0.00
Standard Area 1 = 671685			Recovery = 100.00%			
System Monitoring Compounds						
Target Compounds						Qvalue
33) 1,4-Dioxane	1.442	88	96345	50.000	ug/ml#	71
34) n-Decane	3.991	57	282063	50.000	ug/ml	92
87) Atrazine	7.650	200	146976	50.000	ug/ml	91
101) n-Octadecane	7.826	57	372404	50.000	ug/ml	94
102) Parathion	8.558	109	110457	50.000	ug/ml#	87
103) 3,3'-Dimethylbenzidine	9.749	212	680554	50.000	ug/ml	98

(#) = qualifier out of range (m) = manual integration (+) = signals summed

Quantitation Report (QT Reviewed)

Data Path : I:\8270\GCMS5\200401nical\
Data File : ADPL7.d
Acq On : 2 Apr 2020 8:28 am
Operator : gcms5:ek
Sample : IL24,32,,ADPL50 Lot# 8627
Misc : wg1357700,,
ALS Vial : 26 Sample Multiplier: 1

Quant Time: Apr 02 10:52:24 2020
Quant Method : i:\8270\gcms5\200401nical\FS200401gcms5.m
Quant Title : Semivolatiles by GC/MS by modified 8270
QLast Update : Thu Apr 02 10:42:21 2020
Response via : Initial Calibration

Sub List : ADPical_REV2 - ADP sublistcal\ADPL7.d•

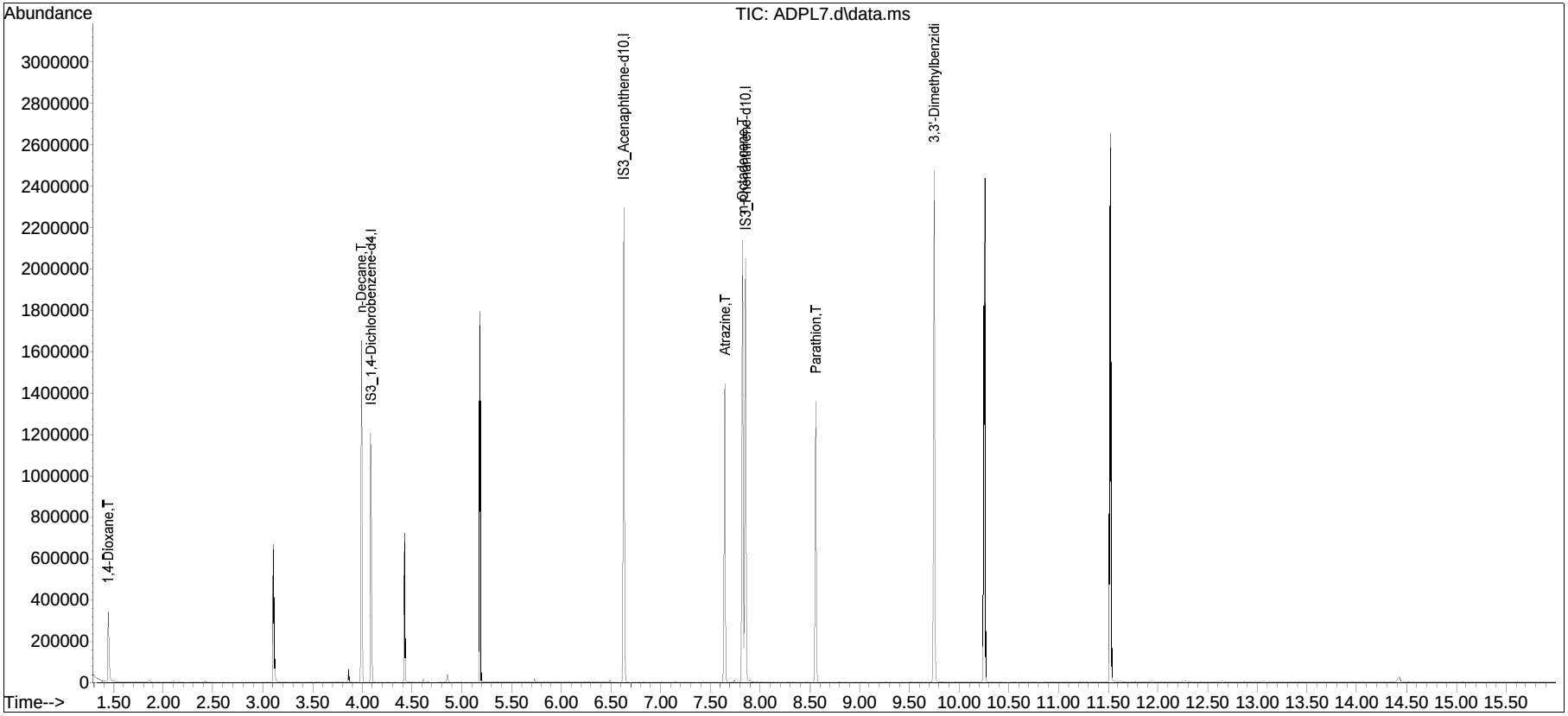

Manual Integration Report

Data Path	: I:\8270\GCMS5\200401nical\	QMethod	: FS200401gcms5.m
Data File	: ADPL7.d	Operator	: gcms5:ek
Date Inj'd	: 4/2/2020 8:28 am	Instrument	: GCMS5
Sample	: IL24,32,,ADPL50 Lot# 8627	Quant Date	: 4/2/2020 10:45 am

There are no manual integrations or false positives in this file.

Quantitation Report (QT Reviewed)

Data Path : I:\8270\GCMS5\200401nical\
Data File : ADPL6.d
Acq On : 2 Apr 2020 8:50 am
Operator : gcms5:ek
Sample : IL25,32,,ADPL20 Lot# 8626
Misc : wg1357700,,
ALS Vial : 27 Sample Multiplier: 1

Quant Time: Apr 02 10:51:52 2020
Quant Method : i:\8270\gcms5\200401nical\FS200401gcms5.m
Quant Title : Semivolatiles by GC/MS by modified 8270
QLast Update : Thu Apr 02 10:42:21 2020
Response via : Initial Calibration

CCAL FILE(s) : 1 - I:\8270\GCMS5\200401nical\ADPL7.d
Sub List : ADPical_REV2 - ADP sublist

Compound	R.T.	QIon	Response	Conc	Units		Dev(Min)
Internal Standards							
32) IS3_1,4-Dichlorobenzen...	4.087	152	127656	40.000	ug/ml		0.00
Standard Area 1 = 161699			Recovery =	78.95%			
86) IS3_Acenaphthene-d10	6.630	164	281564	40.000	ug/ml		0.00
Standard Area 1 = 348197			Recovery =	80.86%			
100) IS3_Phenanthrene-d10	7.853	188	586815	40.000	ug/ml	#	0.00
Standard Area 1 = 671685			Recovery =	87.36%			
System Monitoring Compounds							
Target Compounds							Qvalue
33) 1,4-Dioxane	1.442	88	32407	21.303	ug/ml	#	80
34) n-Decane	3.990	57	93934	21.092	ug/ml		93
87) Atrazine	7.645	200	46635	19.619	ug/ml	#	89
101) n-Octadecane	7.826	57	136946	21.046	ug/ml		92
102) Parathion	8.558	109	30592	15.851	ug/ml	#	83
103) 3,3'-Dimethylbenzidine	9.749	212	194557	16.361	ug/ml		98

(#) = qualifier out of range (m) = manual integration (+) = signals summed

Quantitation Report (QT Reviewed)

Data Path : I:\8270\GCMS5\200401nical\
Data File : ADPL6.d
Acq On : 2 Apr 2020 8:50 am
Operator : gcms5:ek
Sample : IL25,32,,ADPL20 Lot# 8626
Misc : wg1357700,,
ALS Vial : 27 Sample Multiplier: 1

Quant Time: Apr 02 10:51:52 2020
Quant Method : i:\8270\gcms5\200401nical\FS200401gcms5.m
Quant Title : Semivolatiles by GC/MS by modified 8270
QLast Update : Thu Apr 02 10:42:21 2020
Response via : Initial Calibration

Sub List : ADPical_REV2 - ADP sublistcal\ADPL7.d•

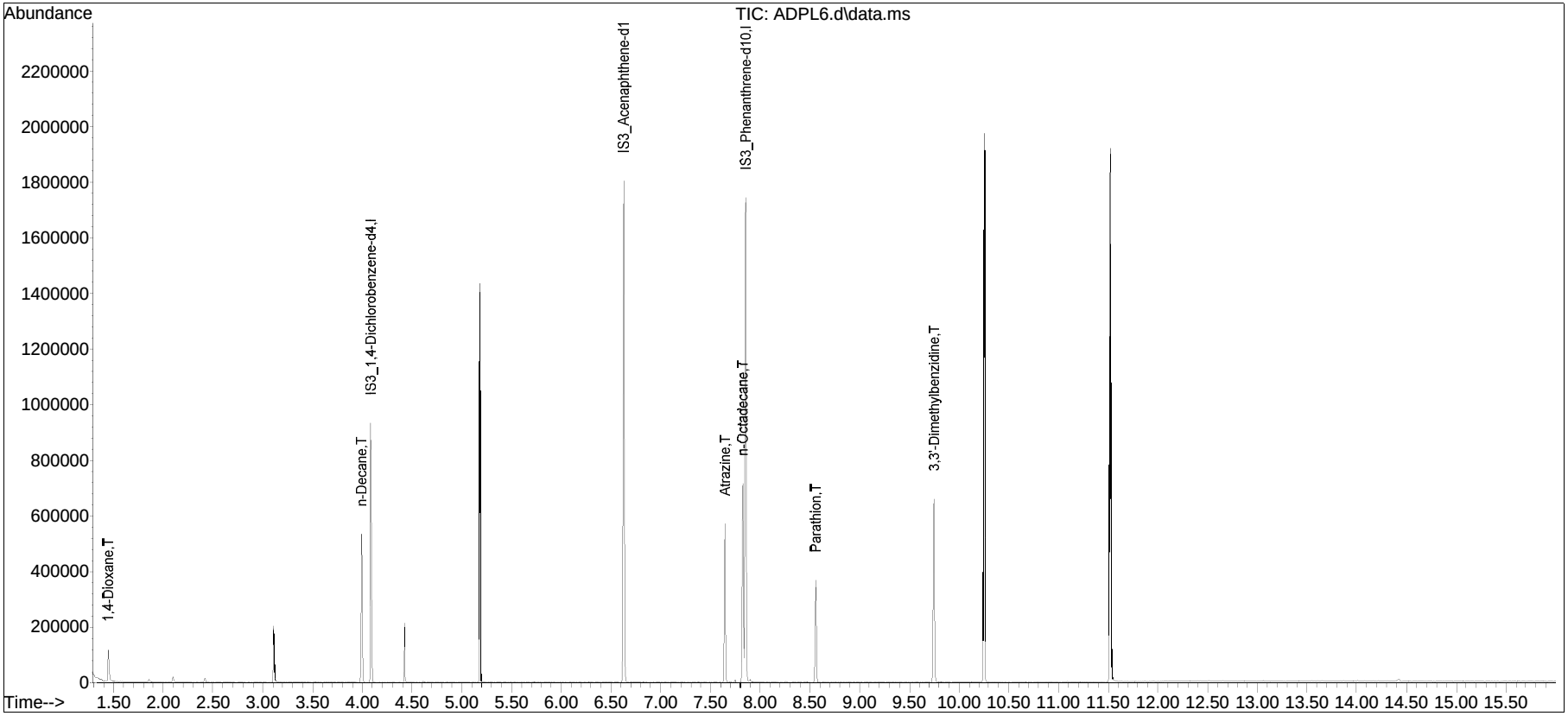

Manual Integration Report

Data Path	: I:\8270\GCMS5\200401nical\	QMethod	: FS200401gcms5.m
Data File	: ADPL6.d	Operator	: gcms5:ek
Date Inj'd	: 4/2/2020 8:50 am	Instrument	: GCMS5
Sample	: IL25,32,,ADPL20 Lot# 8626	Quant Date	: 4/2/2020 10:44 am

There are no manual integrations or false positives in this file.

Quantitation Report (QT Reviewed)

Data Path : I:\8270\GCMS5\200401nical\
Data File : ADPL5.d
Acq On : 2 Apr 2020 9:13 am
Operator : gcms5:ek
Sample : IL26,32,,ADPL10 Lot# 8625
Misc : wg1357700,,
ALS Vial : 28 Sample Multiplier: 1

Quant Time: Apr 02 10:51:06 2020
Quant Method : i:\8270\gcms5\200401nical\FS200401gcms5.m
Quant Title : Semivolatiles by GC/MS by modified 8270
QLast Update : Thu Apr 02 10:42:21 2020
Response via : Initial Calibration

CCAL FILE(s) : 1 - I:\8270\GCMS5\200401nical\ADPL7.d
Sub List : ADPical_REV2 - ADP sublist

Compound	R.T.	QIon	Response	Conc	Units	Dev(Min)
Internal Standards						
32) IS3_1,4-Dichlorobenzen...	4.087	152	145136	40.000	ug/ml	0.00
Standard Area 1 = 161699			Recovery =	89.76%		
86) IS3_Acenaphthene-d10	6.630	164	314636	40.000	ug/ml	0.00
Standard Area 1 = 348197			Recovery =	90.36%		
100) IS3_Phenanthrene-d10	7.853	188	628000	40.000	ug/ml #	0.00
Standard Area 1 = 671685			Recovery =	93.50%		
System Monitoring Compounds						
Target Compounds						Qvalue
33) 1,4-Dioxane	1.442	88	16695	9.653	ug/ml#	72
34) n-Decane	3.990	57	49254	9.727	ug/ml	92
87) Atrazine	7.645	200	23854	8.981	ug/ml#	88
101) n-Octadecane	7.826	57	69382	9.963	ug/ml	92
102) Parathion	8.558	109	13352	6.464	ug/ml#	76
103) 3,3'-Dimethylbenzidine	9.744	212	91685	7.205	ug/ml	98

(#) = qualifier out of range (m) = manual integration (+) = signals summed

Quantitation Report (QT Reviewed)

Data Path : I:\8270\GCMS5\200401nical\
Data File : ADPL5.d
Acq On : 2 Apr 2020 9:13 am
Operator : gcms5:ek
Sample : IL26,32,,ADPL10 Lot# 8625
Misc : wg1357700,,
ALS Vial : 28 Sample Multiplier: 1

Quant Time: Apr 02 10:51:06 2020
Quant Method : i:\8270\gcms5\200401nical\FS200401gcms5.m
Quant Title : Semivolatiles by GC/MS by modified 8270
QLast Update : Thu Apr 02 10:42:21 2020
Response via : Initial Calibration

Sub List : ADPical_REV2 - ADP sublistcal\ADPL7.d•

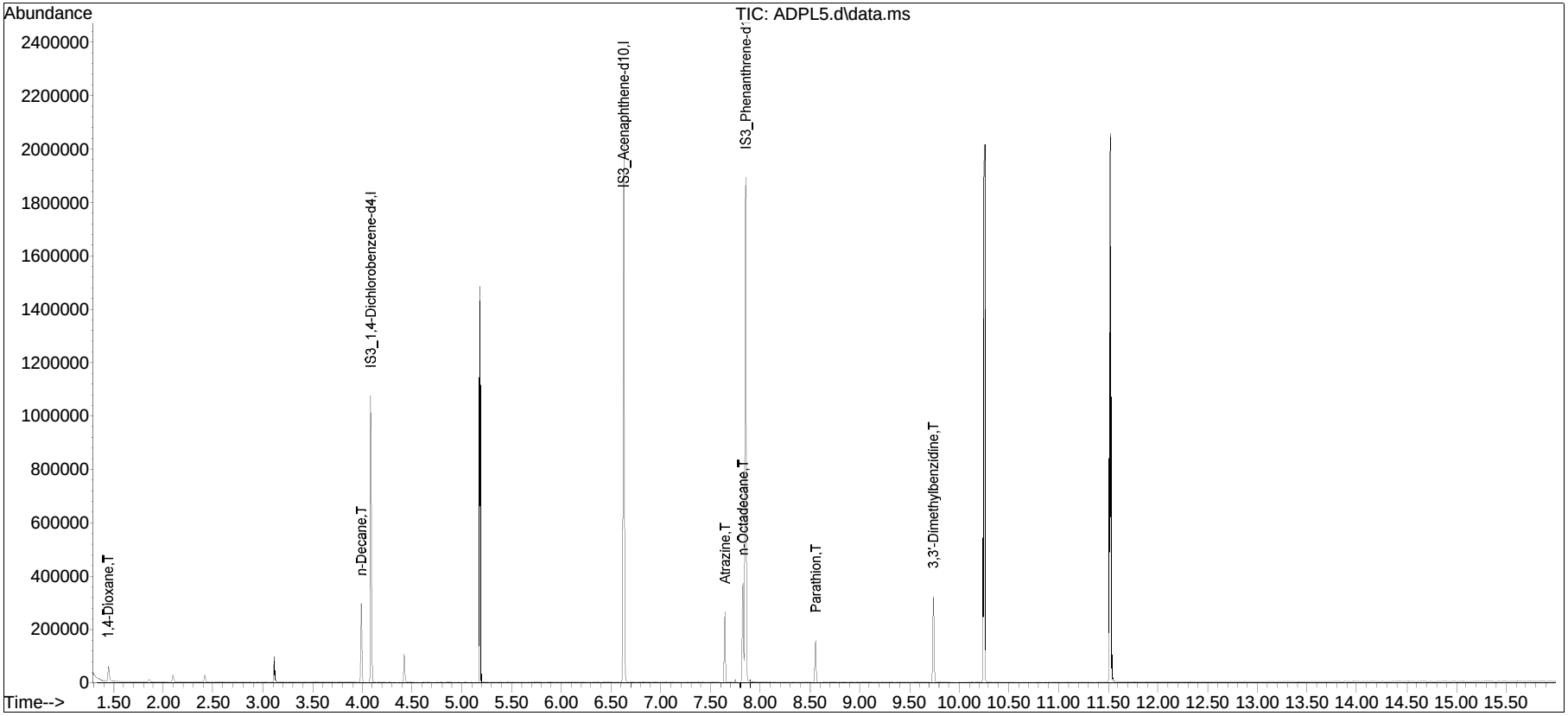

Manual Integration Report

Data Path	: I:\8270\GCMS5\200401nical\	QMethod	: FS200401gcms5.m
Data File	: ADPL5.d	Operator	: gcms5:ek
Date Inj'd	: 4/2/2020 9:13 am	Instrument	: GCMS5
Sample	: IL26,32,,ADPL10 Lot# 8625	Quant Date	: 4/2/2020 10:44 am

There are no manual integrations or false positives in this file.

Quantitation Report (QT Reviewed)

Data Path : I:\8270\GCMS5\200401nical\
Data File : ADPL4.d
Acq On : 2 Apr 2020 9:35 am
Operator : gcms5:ek
Sample : IL27,32,,ADPL5 Lot# 8624
Misc : wg1357700,,
ALS Vial : 29 Sample Multiplier: 1

Quant Time: Apr 02 11:25:13 2020
Quant Method : i:\8270\gcms5\200401nical\FS200401gcms5.m
Quant Title : Semivolatiles by GC/MS by modified 8270
QLast Update : Thu Apr 02 11:24:55 2020
Response via : Initial Calibration

CCAL FILE(s) : 1 - I:\8270\GCMS5\200401nical\ADPL7.d
Sub List : ADPical_REV2 - ADP sublist

Compound	R.T.	QIon	Response	Conc	Units	Dev(Min)
Internal Standards						
32) IS3_1,4-Dichlorobenzen...	4.087	152	146741	40.000	ug/ml	0.00
Standard Area 1 = 161699			Recovery =	90.75%		
86) IS3_Acenaphthene-d10	6.630	164	300696	40.000	ug/ml	0.00
Standard Area 1 = 348197			Recovery =	86.36%		
100) IS3_Phenanthrene-d10	7.853	188	592949	40.000	ug/ml	0.00
Standard Area 1 = 671685			Recovery =	88.28%		
System Monitoring Compounds						
Target Compounds						Qvalue
33) 1,4-Dioxane	1.448	88	9007	5.127	ug/ml#	78
34) n-Decane	3.991	57	24708	5.162	ug/ml	87
87) Atrazine	7.645	200	10900	4.504	ug/ml#	88
101) n-Octadecane	7.826	57	30570	4.827	ug/ml	96
102) Parathion	8.558	109	5729	6.125	ug/ml#	76
103) 3,3'-Dimethylbenzidine	9.744	212	42682	4.027	ug/ml	96

(#) = qualifier out of range (m) = manual integration (+) = signals summed

Quantitation Report (QT Reviewed)

Data Path : I:\8270\GCMS5\200401nical\
Data File : ADPL4.d
Acq On : 2 Apr 2020 9:35 am
Operator : gcms5:ek
Sample : IL27,32,,ADPL5 Lot# 8624
Misc : wg1357700,,
ALS Vial : 29 Sample Multiplier: 1

Quant Time: Apr 02 11:25:13 2020
Quant Method : i:\8270\gcms5\200401nical\FS200401gcms5.m
Quant Title : Semivolatiles by GC/MS by modified 8270
QLast Update : Thu Apr 02 11:24:55 2020
Response via : Initial Calibration

Sub List : ADPical_REV2 - ADP sublistcal\ADPL7.d•

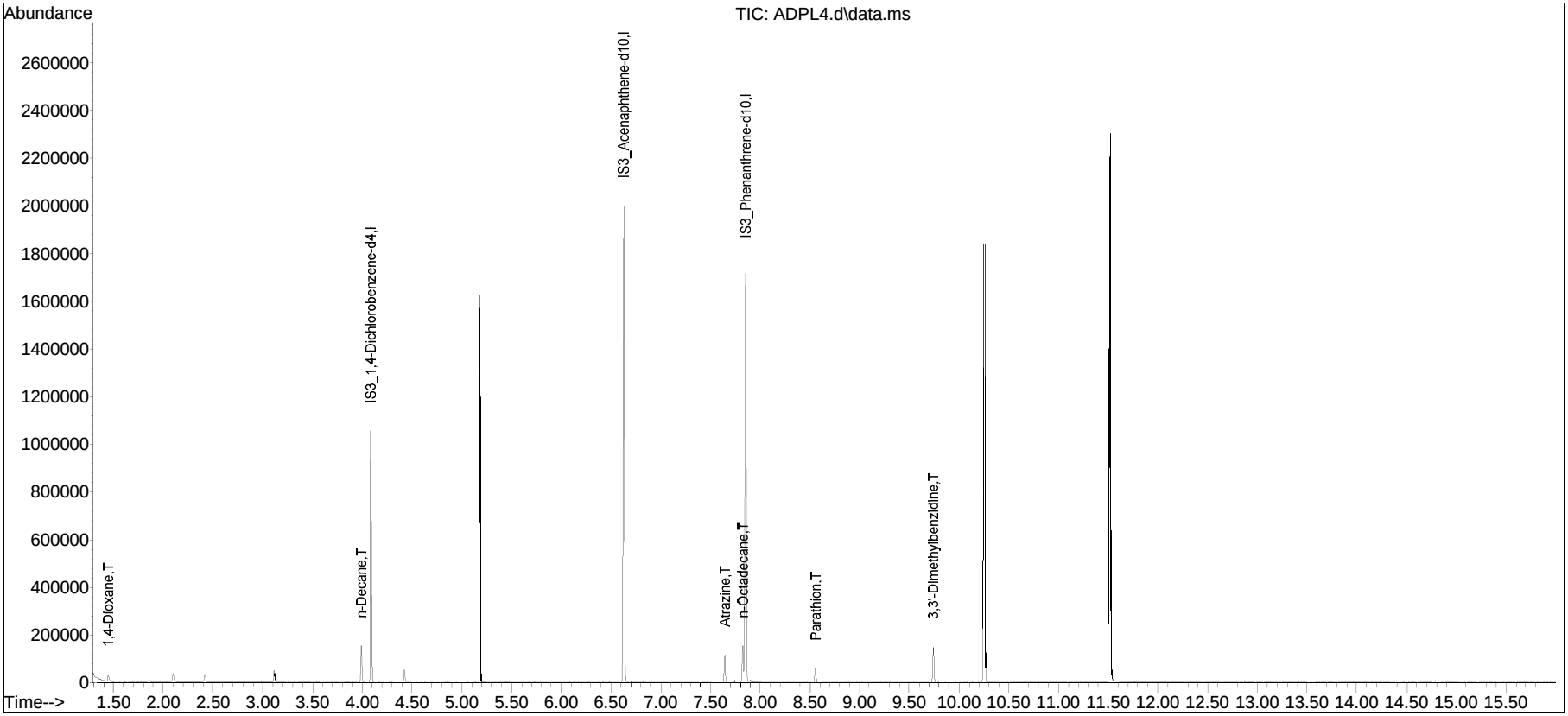

Manual Integration Report

Data Path	: I:\8270\GCMS5\200401nical\	QMethod	: FS200401gcms5.m
Data File	: ADPL4.d	Operator	: gcms5:ek
Date Inj'd	: 4/2/2020 9:35 am	Instrument	: GCMS5
Sample	: IL27,32,,ADPL5 Lot# 8624	Quant Date	: 4/2/2020 11:24 am

There are no manual integrations or false positives in this file.

Quantitation Report (QT Reviewed)

Data Path : I:\8270\GCMS5\200401nical\
Data File : ADPL3.d
Acq On : 2 Apr 2020 9:58 am
Operator : gcms5:ek
Sample : IL28,32,,ADPL3 Lot# 8623
Misc : wg1357700,,
ALS Vial : 30 Sample Multiplier: 1

Quant Time: Apr 02 10:48:35 2020
Quant Method : i:\8270\gcms5\200401nical\FS200401gcms5.m
Quant Title : Semivolatiles by GC/MS by modified 8270
QLast Update : Thu Apr 02 10:42:21 2020
Response via : Initial Calibration

CCAL FILE(s) : 1 - I:\8270\GCMS5\200401nical\ADPL7.d
Sub List : ADPical_REV2 - ADP sublist

Compound	R.T.	QIon	Response	Conc	Units	Dev(Min)
Internal Standards						
32) IS3_1,4-Dichlorobenzen...	4.087	152	123938	40.000	ug/ml	0.00
Standard Area 1 = 161699			Recovery =	76.65%		
86) IS3_Acenaphthene-d10	6.630	164	263061	40.000	ug/ml	0.00
Standard Area 1 = 348197			Recovery =	75.55%		
100) IS3_Phenanthrene-d10	7.853	188	517221	40.000	ug/ml	0.00
Standard Area 1 = 671685			Recovery =	77.00%		
System Monitoring Compounds						
Target Compounds						Qvalue
33) 1,4-Dioxane	1.448	88	4609	3.121	ug/ml#	68
34) n-Decane	3.991	57	11331	2.621	ug/ml	93
87) Atrazine	7.645	200	5462	2.459	ug/ml	96
101) n-Octadecane	7.826	57	15124	2.637	ug/ml	89
102) Parathion	8.558	109	2673	1.571	ug/ml#	78
103) 3,3'-Dimethylbenzidine	9.744	212	17566	1.676	ug/ml	97

(#) = qualifier out of range (m) = manual integration (+) = signals summed

Quantitation Report (QT Reviewed)

Data Path : I:\8270\GCMS5\200401nical\
Data File : ADPL3.d
Acq On : 2 Apr 2020 9:58 am
Operator : gcms5:ek
Sample : IL28,32,,ADPL3 Lot# 8623
Misc : wg1357700,,
ALS Vial : 30 Sample Multiplier: 1

Quant Time: Apr 02 10:48:35 2020
Quant Method : i:\8270\gcms5\200401nical\FS200401gcms5.m
Quant Title : Semivolatiles by GC/MS by modified 8270
QLast Update : Thu Apr 02 10:42:21 2020
Response via : Initial Calibration

Sub List : ADPical_REV2 - ADP sublistcal\ADPL7.d•

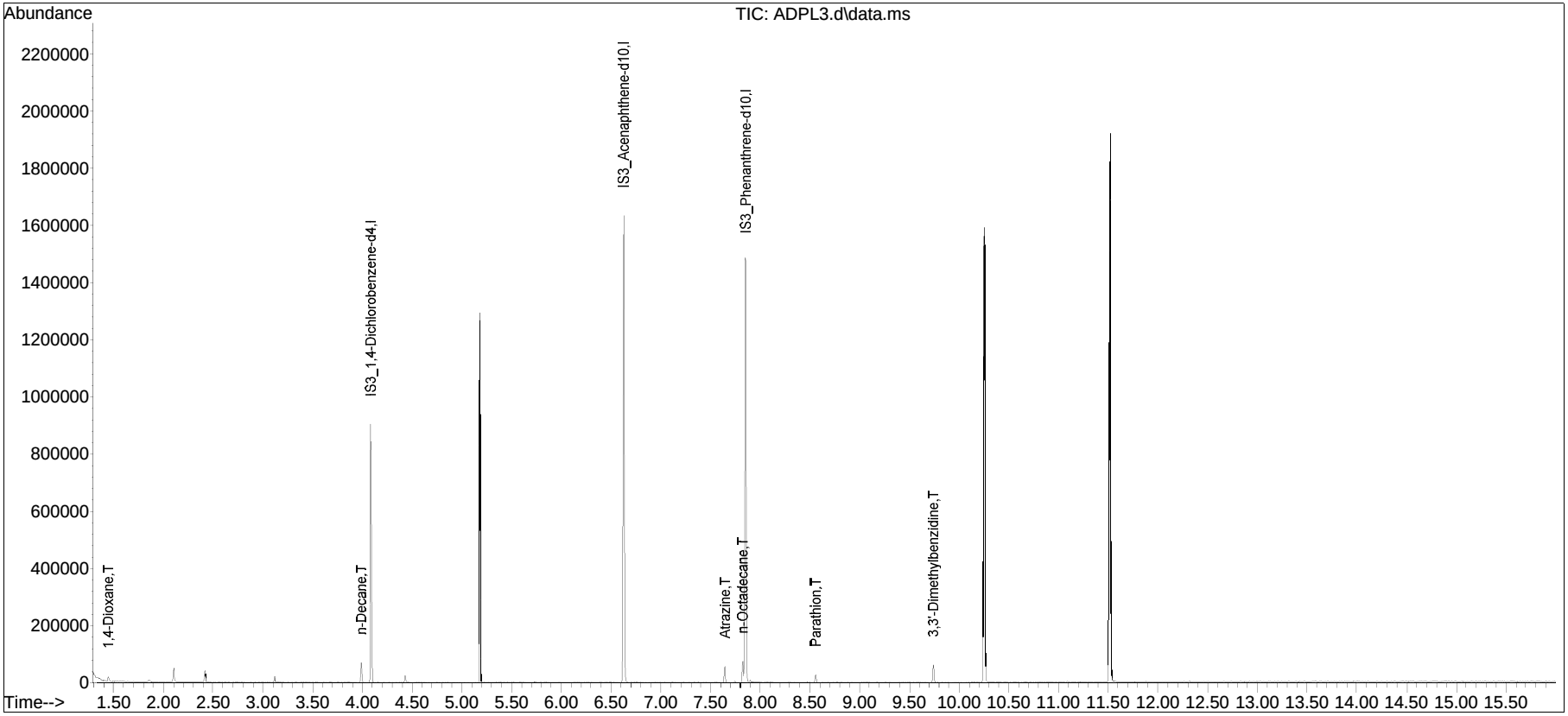

Manual Integration Report

Data Path	: I:\8270\GCMS5\200401nical\	QMethod	: FS200401gcms5.m
Data File	: ADPL3.d	Operator	: gcms5:ek
Date Inj'd	: 4/2/2020 9:58 am	Instrument	: GCMS5
Sample	: IL28,32,,ADPL3 Lot# 8623	Quant Date	: 4/2/2020 10:44 am

There are no manual integrations or false positives in this file.

Quantitation Report (QT Reviewed)

Data Path : I:\8270\GCMS5\200401nical\
Data File : ADPL2.d
Acq On : 2 Apr 2020 10:21 am
Operator : gcms5:ek
Sample : IL29,32,,ADPL2 Lot# 8622
Misc : wg1357700,,
ALS Vial : 31 Sample Multiplier: 1

Quant Time: Apr 02 10:47:39 2020
Quant Method : i:\8270\gcms5\200401nical\FS200401gcms5.m
Quant Title : Semivolatiles by GC/MS by modified 8270
QLast Update : Thu Apr 02 10:42:21 2020
Response via : Initial Calibration

CCAL FILE(s) : 1 - I:\8270\GCMS5\200401nical\ADPL7.d
Sub List : ADPical_REV2 - ADP sublist

Compound	R.T.	QIon	Response	Conc	Units	Dev(Min)
Internal Standards						
32) IS3_1,4-Dichlorobenzen...	4.087	152	118590	40.000	ug/ml	0.00
Standard Area 1 = 161699			Recovery =	73.34%		
86) IS3_Acenaphthene-d10	6.629	164	267982	40.000	ug/ml	0.00
Standard Area 1 = 348197			Recovery =	76.96%		
100) IS3_Phenanthrene-d10	7.853	188	552222	40.000	ug/ml	0.00
Standard Area 1 = 671685			Recovery =	82.21%		
System Monitoring Compounds						
Target Compounds						Qvalue
33) 1,4-Dioxane	1.447	88	2943	2.083	ug/ml#	90
34) n-Decane	3.990	57	7229	1.747	ug/ml	92
87) Atrazine	7.644	200	4600	2.033	ug/ml#	87
101) n-Octadecane	7.826	57	10734	1.753	ug/ml	93
102) Parathion	8.558	109	1934	1.065	ug/ml#	79
103) 3,3'-Dimethylbenzidine	9.749	212	12483	1.116	ug/ml	98

(#) = qualifier out of range (m) = manual integration (+) = signals summed

Quantitation Report (QT Reviewed)

Data Path : I:\8270\GCMS5\200401nical\
Data File : ADPL2.d
Acq On : 2 Apr 2020 10:21 am
Operator : gcms5:ek
Sample : IL29,32,,ADPL2 Lot# 8622
Misc : wg1357700,,
ALS Vial : 31 Sample Multiplier: 1

Quant Time: Apr 02 10:47:39 2020
Quant Method : i:\8270\gcms5\200401nical\FS200401gcms5.m
Quant Title : Semivolatiles by GC/MS by modified 8270
QLast Update : Thu Apr 02 10:42:21 2020
Response via : Initial Calibration

Sub List : ADPical_REV2 - ADP sublistcal\ADPL7.d•

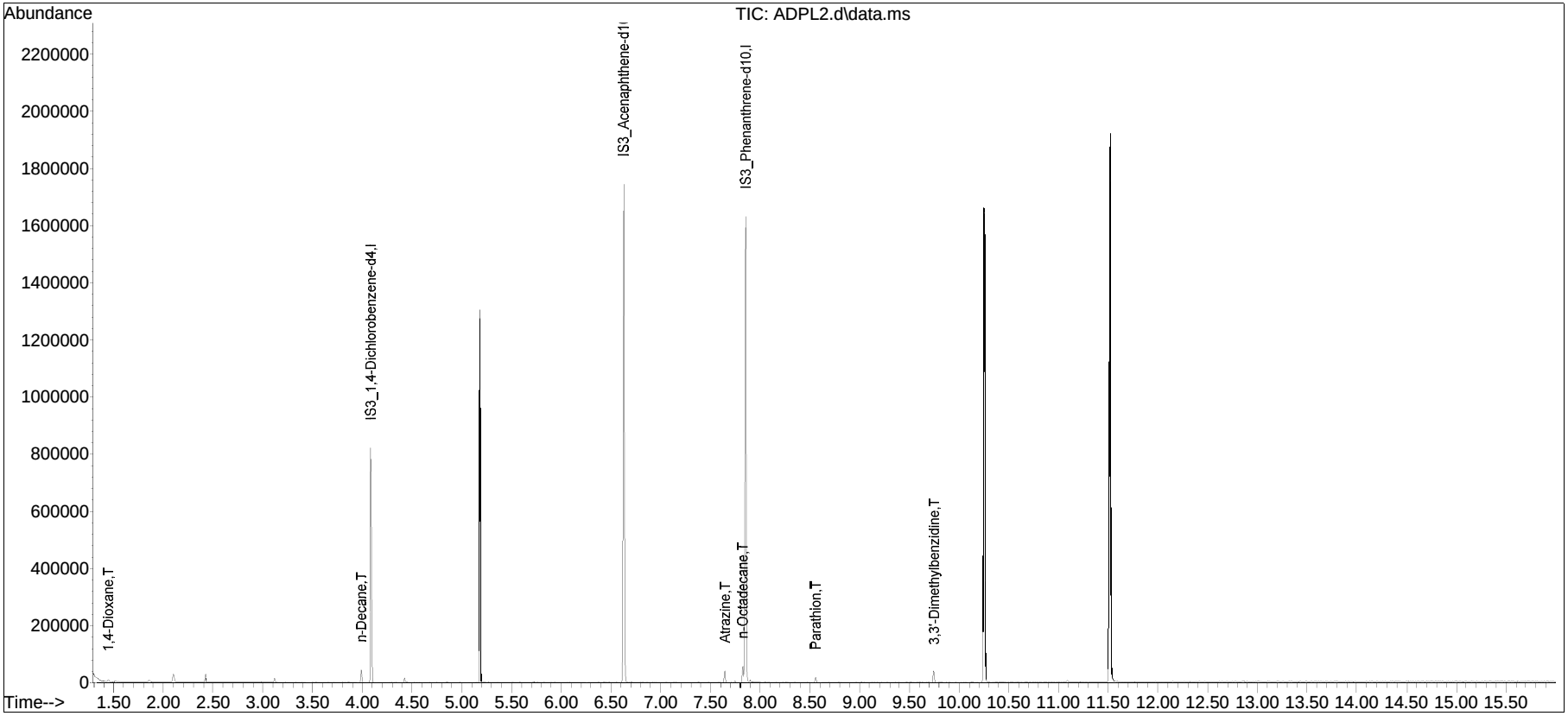

Manual Integration Report

Data Path	: I:\8270\GCMS5\200401nical\	QMethod	: FS200401gcms5.m
Data File	: ADPL2.d	Operator	: gcms5:ek
Date Inj'd	: 4/2/2020 10:21 am	Instrument	: GCMS5
Sample	: IL29,32,,ADPL2 Lot# 8622	Quant Date	: 4/2/2020 10:44 am

There are no manual integrations or false positives in this file.

Quantitation Report (QT Reviewed)

Data Path : I:\8270\GCMS5\200401nical\
Data File : ADPL1.d
Acq On : 2 Apr 2020 10:43 am
Operator : gcms5:ek
Sample : IL29,32,,ADPL0.5 Lot# 8621
Misc : wg1357700,,
ALS Vial : 32 Sample Multiplier: 1

Quant Time: Apr 02 11:10:15 2020
Quant Method : i:\8270\gcms5\200401nical\FS200401gcms5.m
Quant Title : Semivolatiles by GC/MS by modified 8270
QLast Update : Thu Apr 02 11:08:35 2020
Response via : Initial Calibration

CCAL FILE(s) : 1 - I:\8270\GCMS5\200401nical\ADPL7.d
Sub List : ADPical_REV2 - ADP sublist

Compound	R.T.	QIon	Response	Conc	Units	Dev(Min)
Internal Standards						
32) IS3_1,4-Dichlorobenzen...	4.087	152	137106	40.000	ug/ml	0.00
Standard Area 1 = 161699			Recovery =	84.79%		
86) IS3_Acenaphthene-d10	6.629	164	297414	40.000	ug/ml	0.00
Standard Area 1 = 348197			Recovery =	85.42%		
100) IS3_Phenanthrene-d10	7.848	188	605640	40.000	ug/ml	0.00
Standard Area 1 = 671685			Recovery =	90.17%		
System Monitoring Compounds						
Target Compounds						Qvalue
33) 1,4-Dioxane	1.453	88	752	0.454	ug/ml#	71
34) n-Decane	3.990	57	2167	0.483	ug/ml	93
87) Atrazine	7.639	200	803	0.335	ug/ml#	31
101) n-Octadecane	7.826	57	2502	0.387	ug/ml	89
102) Parathion	8.553	109	508	0.283	ug/ml#	6
103) 3,3'-Dimethylbenzidine	9.744	212	3480	0.321	ug/ml#	78

(#) = qualifier out of range (m) = manual integration (+) = signals summed

Quantitation Report (QT Reviewed)

Data Path : I:\8270\GCMS5\200401nical\
Data File : ADPL1.d
Acq On : 2 Apr 2020 10:43 am
Operator : gcms5:ek
Sample : IL29,32,,ADPL0.5 Lot# 8621
Misc : wg1357700,,
ALS Vial : 32 Sample Multiplier: 1

Quant Time: Apr 02 11:10:15 2020
Quant Method : i:\8270\gcms5\200401nical\FS200401gcms5.m
Quant Title : Semivolatiles by GC/MS by modified 8270
QLast Update : Thu Apr 02 11:08:35 2020
Response via : Initial Calibration

Sub List : ADPical_REV2 - ADP sublistcal\ADPL7.d•

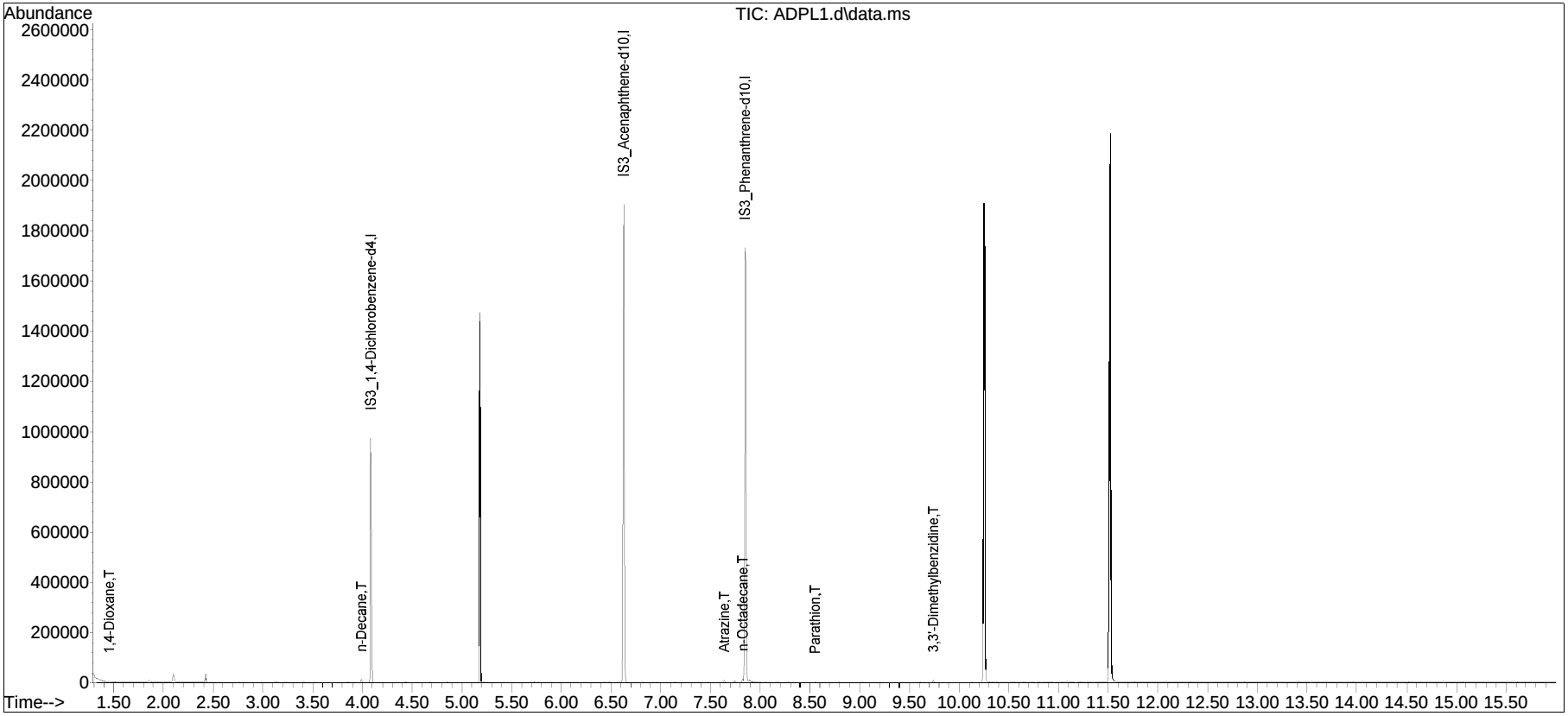

Manual Integration Report

Data Path	: I:\8270\GCMS5\200401nical\	QMethod	: FS200401gcms5.m
Data File	: ADPL1.d	Operator	: gcms5:ek
Date Inj'd	: 4/2/2020 10:43 am	Instrument	: GCMS5
Sample	: IL29,32,,ADPL0.5 Lot# 8621	Quant Date	: 4/2/2020 11:09 am

There are no manual integrations or false positives in this file.

Evaluate Continuing Calibration Report

Data Path : I:\8270\GCMS5\200401nical\
Data File : ADPICV.d
Acq On : 2 Apr 2020 11:06 am
Operator : gcms5:ek
Sample : CQICV3,32,,ADPICV Lot# 8505
Misc : wg1357700,,
ALS Vial : 33 Sample Multiplier: 1

Quant Time: Apr 02 11:23:27 2020
Quant Method : i:\8270\gcms5\200401nical\FS200401gcms5.m
Quant Title : Semivolatiles by GC/MS by modified 8270
QLast Update : Thu Apr 02 11:17:57 2020
Response via : Initial Calibration

Min. RRF : 0.000 Min. Rel. Area : 50% Max. R.T. Dev 0.50min
Max. RRF Dev : 20% Max. Rel. Area : 200%

		Compound	AvgRF	CCRF	%Dev	Area%	Dev(min)
32	I	IS3_1,4-Dichlorobenzene-d4	1.000	1.000	0.0	91	0.00
33	T	1,4-Dioxane	0.479	0.438	8.6	83	0.00
34	T	n-Decane	1.305	1.127	13.6	73	0.00
86	I	IS3_Acenaphthene-d10	1.000	1.000	0.0	95	0.00
87	T	Atrazine	0.322	0.309	4.0	87	0.00
100	I	IS3_Phenanthrene-d10	1.000	1.000	0.0	103	0.00
101	T	n-Octadecane	0.427	0.374	12.4	87	0.00
102	T	Parathion	* 50.000	41.492	17.0	88	0.00
103	T	3,3'-Dimethylbenzidine	0.715	0.626	12.4	80	0.00

* Evaluation of CC level amount vs concentration.
(#) = Out of Range SPCC's out = 0 CCC's out = 0

Quantitation Report (QT Reviewed)

Data Path : I:\8270\GCMS5\200401nical\
Data File : ADPICV.d
Acq On : 2 Apr 2020 11:06 am
Operator : gcms5:ek
Sample : CQICV3,32,,ADPICV Lot# 8505
Misc : wg1357700,,
ALS Vial : 33 Sample Multiplier: 1

Quant Time: Apr 02 11:23:27 2020
Quant Method : i:\8270\gcms5\200401nical\FS200401gcms5.m
Quant Title : Semivolatiles by GC/MS by modified 8270
QLast Update : Thu Apr 02 11:17:57 2020
Response via : Initial Calibration

CCAL FILE(s) : 1 - I:\8270\GCMS5\200401nical\ADPL7.d
Sub List : ADPical_REV2 - ADP sublist

Compound	R.T.	QIon	Response	Conc	Units	Dev(Min)
Internal Standards						
32) IS3_1,4-Dichlorobenzen...	4.087	152	146575	40.000	ug/ml	0.00
Standard Area 1 = 161699			Recovery =	90.65%		
86) IS3_Acenaphthene-d10	6.630	164	330372	40.000	ug/ml	0.00
Standard Area 1 = 348197			Recovery =	94.88%		
100) IS3_Phenanthrene-d10	7.853	188	693602	40.000	ug/ml	0.00
Standard Area 1 = 671685			Recovery =	103.26%		
System Monitoring Compounds						
Target Compounds						Qvalue
33) 1,4-Dioxane	1.442	88	80165	45.681	ug/ml#	77
34) n-Decane	3.991	57	206522	43.198	ug/ml	95
87) Atrazine	7.645	200	127400	47.917	ug/ml	93
101) n-Octadecane	7.826	57	324209	43.766	ug/ml	94
102) Parathion	8.558	109	97307	41.492	ug/ml#	86
103) 3,3'-Dimethylbenzidine	9.749	212	542816	43.786	ug/ml	98

(#) = qualifier out of range (m) = manual integration (+) = signals summed

Quantitation Report (QT Reviewed)

Data Path : I:\8270\GCMS5\200401nical\
Data File : ADPICV.d
Acq On : 2 Apr 2020 11:06 am
Operator : gcms5:ek
Sample : CQICV3,32,,ADPICV Lot# 8505
Misc : wg1357700,,
ALS Vial : 33 Sample Multiplier: 1

Quant Time: Apr 02 11:23:27 2020
Quant Method : i:\8270\gcms5\200401nical\FS200401gcms5.m
Quant Title : Semivolatiles by GC/MS by modified 8270
QLast Update : Thu Apr 02 11:17:57 2020
Response via : Initial Calibration

Sub List : ADPical_REV2 - ADP sublistcal\ADPL7.d•

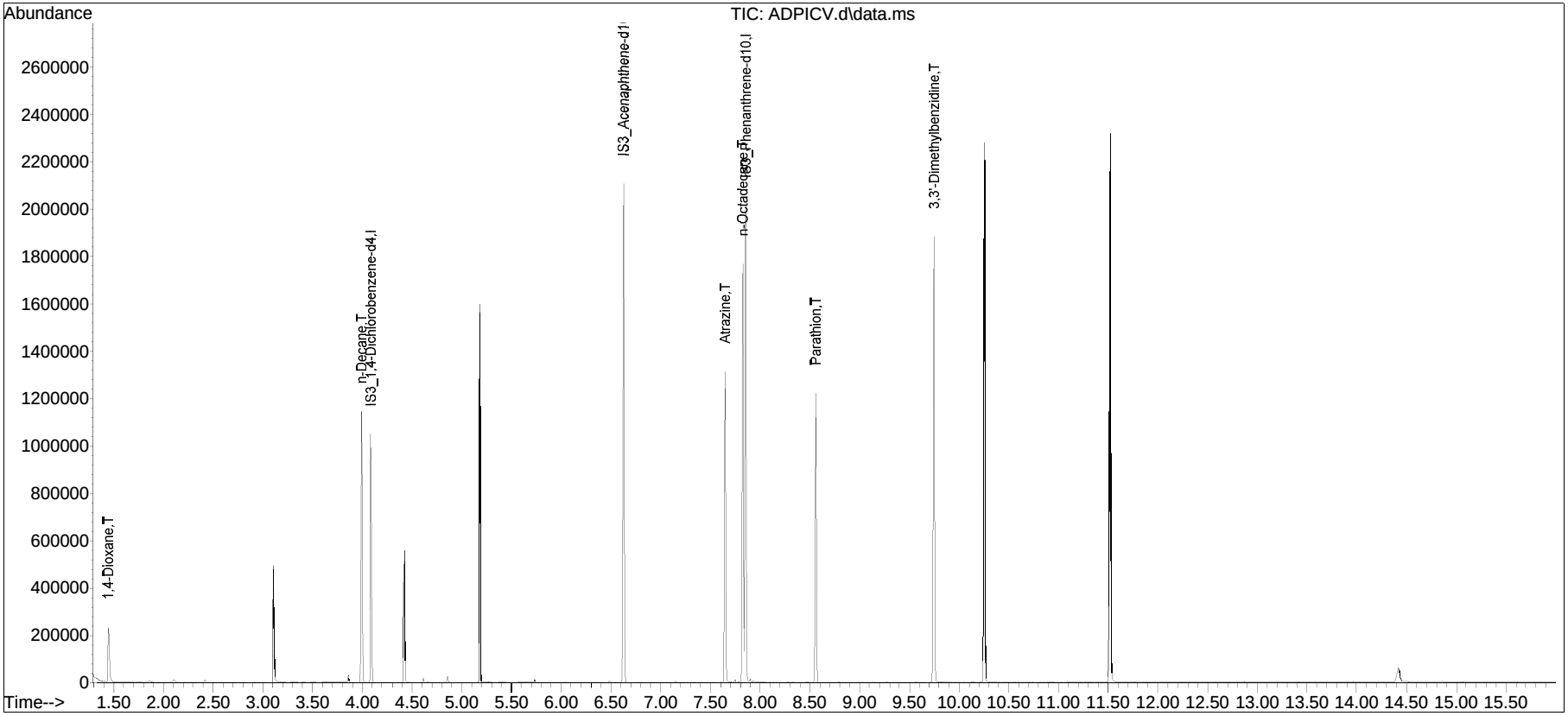

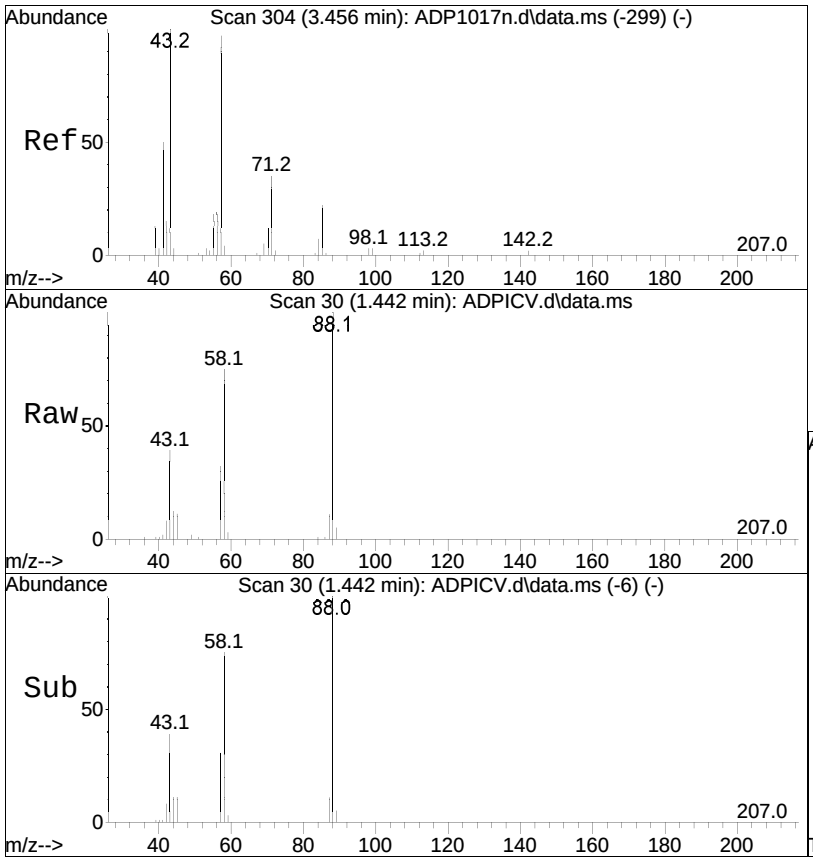

#33
1,4-Dioxane
Concen: 45.68 ug/ml
RT: 1.442 min Scan# 30
Delta R.T. 0.001 min
Lab File: ADPICV.d
Acq: 2 Apr 2020 11:06 am

Tgt Ion: 88 Resp: 80165

Ion	Ratio	Lower	Upper
88	100		
58	72.9	44.8	67.2#
43	37.2	20.8	31.2#

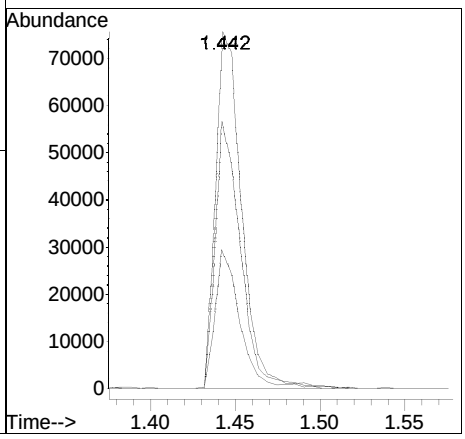

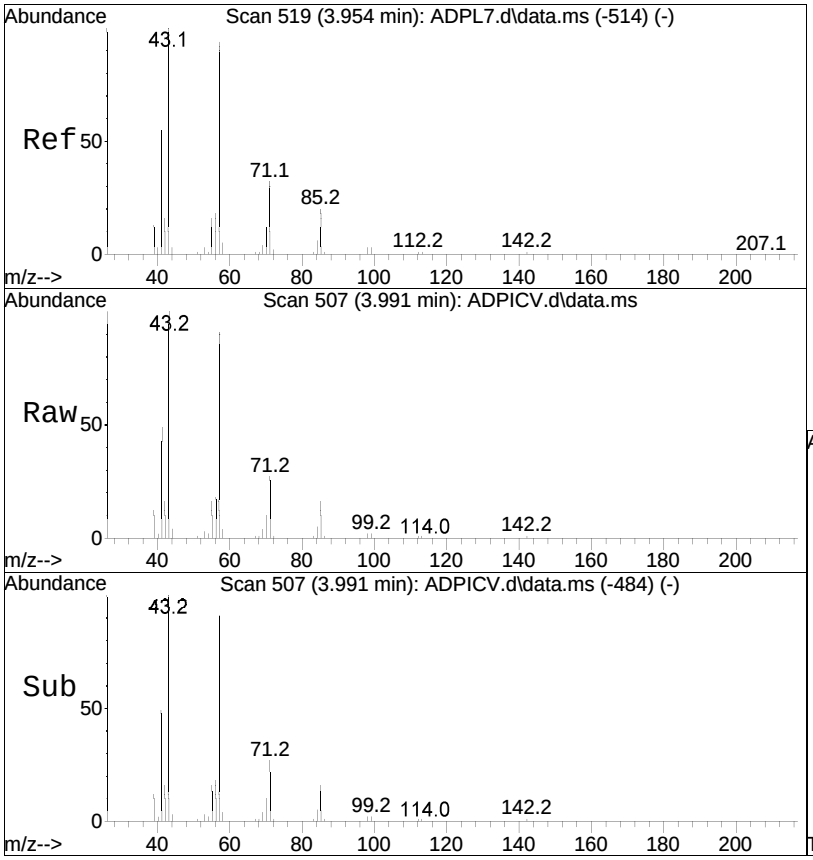

#34
n-Decane
Concen: 43.20 ug/ml
RT: 3.991 min Scan# 507
Delta R.T. -0.003 min
Lab File: ADPICV.d
Acq: 2 Apr 2020 11:06 am

Tgt Ion: 57 Resp: 206522

Ion	Ratio	Lower	Upper
57	100		
43	110.3	84.2	126.2
41	54.1	45.8	68.8

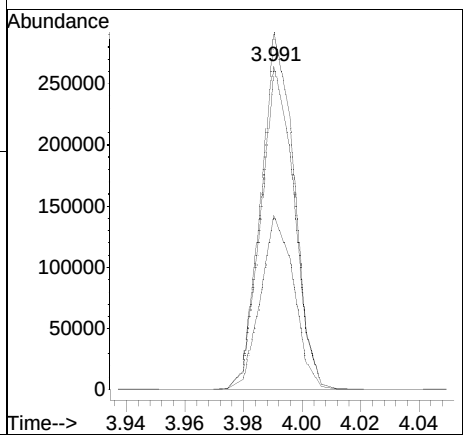

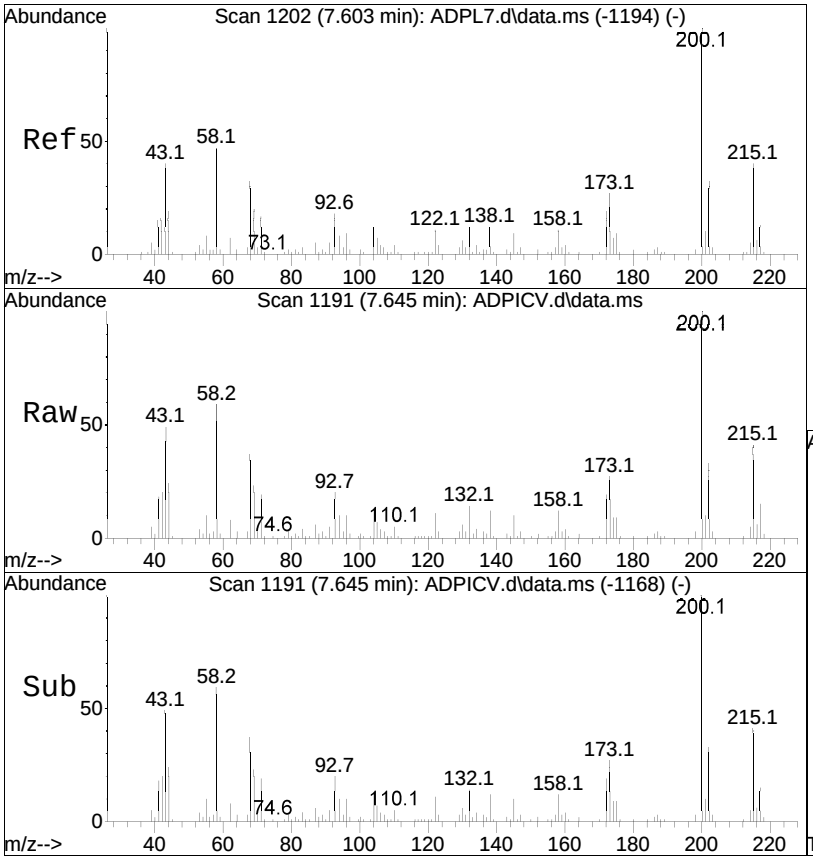

#87
Atrazine
Concen: 47.92 ug/ml
RT: 7.645 min Scan# 1191
Delta R.T. -0.003 min
Lab File: ADPICV.d
Acq: 2 Apr 2020 11:06 am

Tgt Ion:200 Resp: 127400

Ion	Ratio	Lower	Upper
200	100		
202	32.5	25.8	38.8
215	42.1	40.3	60.5

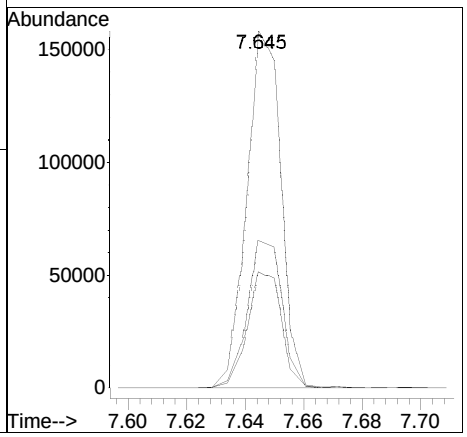

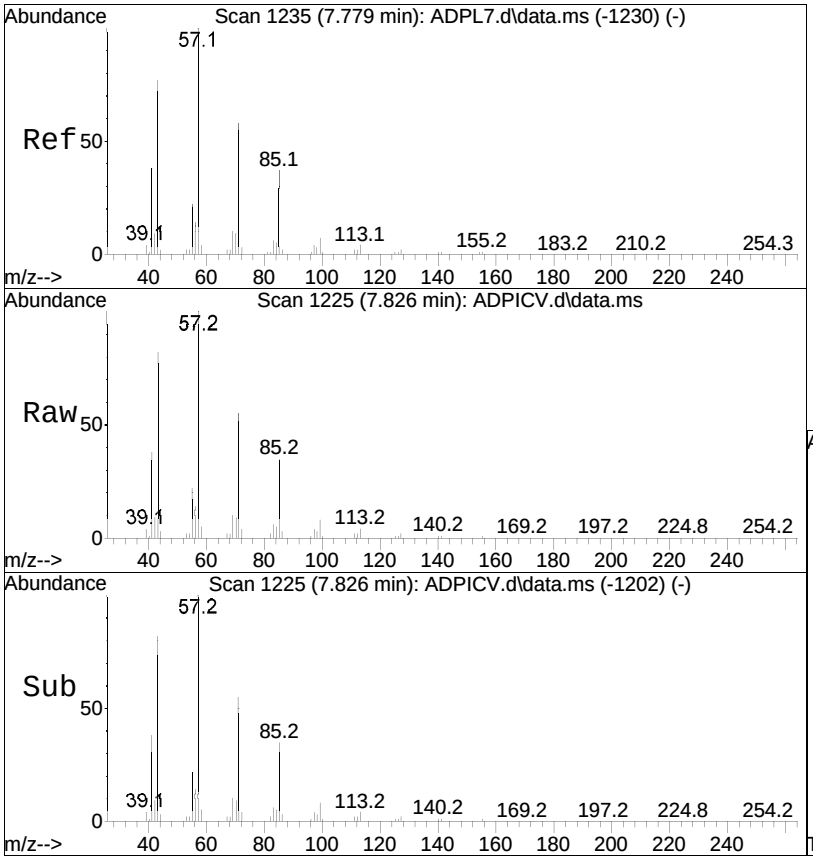

#101
n-Octadecane
Concen: 43.77 ug/ml
RT: 7.826 min Scan# 1225
Delta R.T. -0.004 min
Lab File: ADPICV.d
Acq: 2 Apr 2020 11:06 am

Tgt Ion: 57 Resp: 324209

Ion	Ratio	Lower	Upper
57	100		
43	82.1	65.0	97.4
71	54.0	50.5	75.7

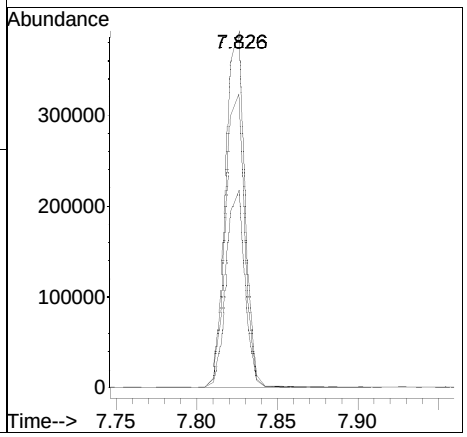

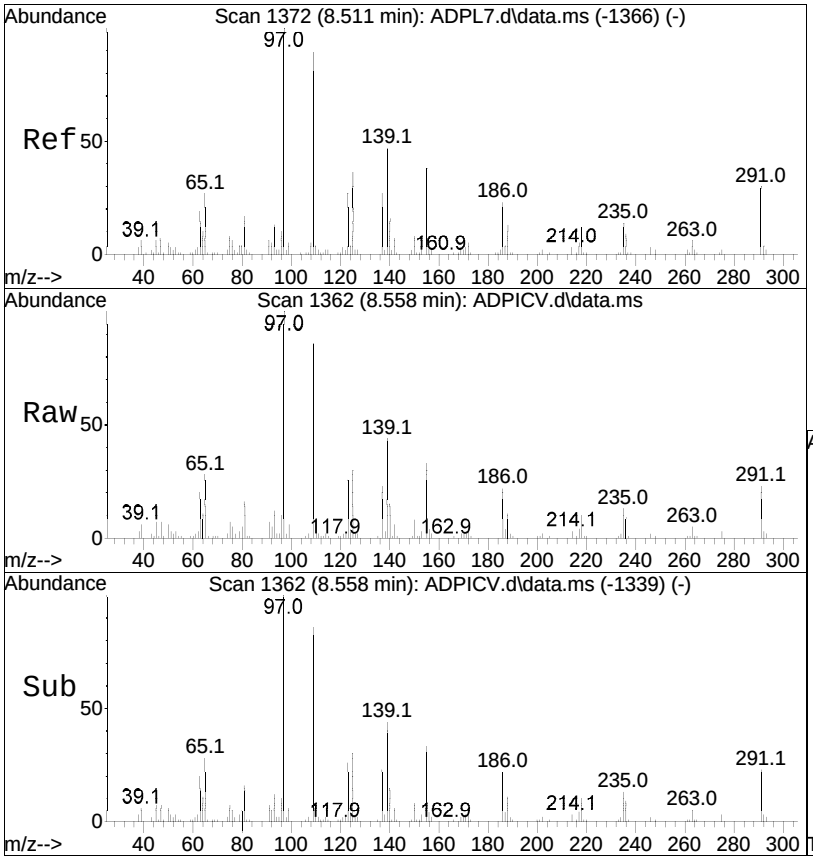

#102
Parathion
Concen: 41.49 ug/ml
RT: 8.558 min Scan# 1362
Delta R.T. -0.004 min
Lab File: ADPICV.d
Acq: 2 Apr 2020 11:06 am

Tgt Ion:109 Resp: 97307

Ion	Ratio	Lower	Upper
109	100		
97	120.5	88.6	133.0
291	28.0	36.5	54.7#

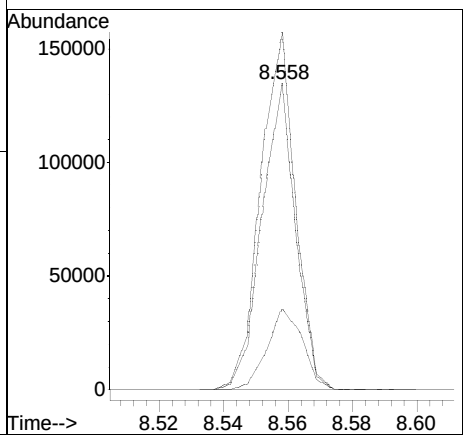

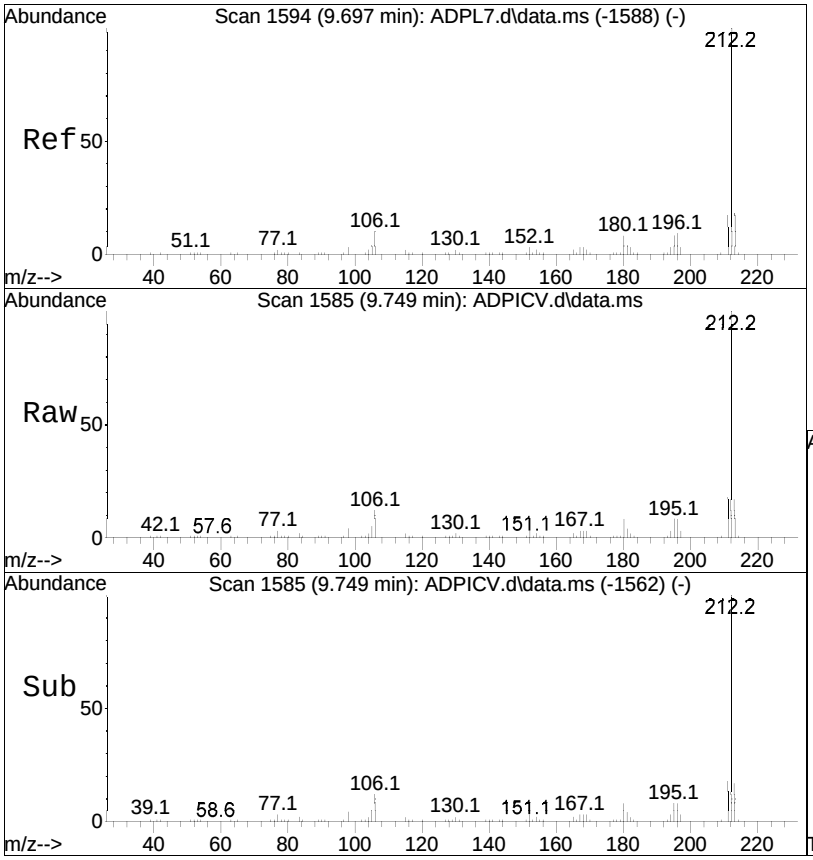

#103
3,3'-Dimethylbenzidine
Concen: 43.79 ug/ml
RT: 9.749 min Scan# 1585
Delta R.T. -0.004 min
Lab File: ADPICV.d
Acq: 2 Apr 2020 11:06 am

Tgt Ion:212 Resp: 542816

Ion	Ratio	Lower	Upper
212	100		
211	18.2	13.2	19.8
213	17.2	13.9	20.9

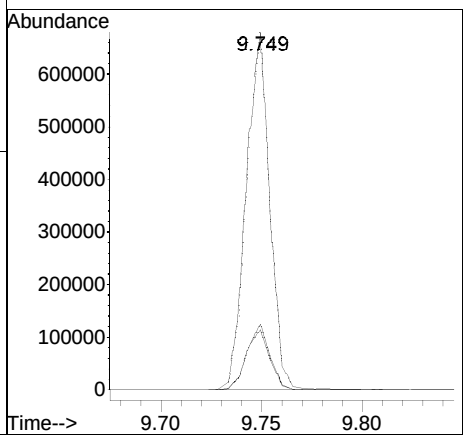

Manual Integration Report

Data Path	: I:\8270\GCMS5\200401nical\	QMethod	: FS200401gcms5.m
Data File	: ADPICV.d	Operator	: gcms5:ek
Date Inj'd	: 4/2/2020 11:06 am	Instrument	: GCMS5
Sample	: CQICV3,32,,ADPICV Lot# 850	Quant Date	: 4/2/2020 11:23 am

There are no manual integrations or false positives in this file.

Evaluate Continuing Calibration Report

Data Path : I:\8270\GCMS5\200401nical\
Data File : ABNICVa.d
Acq On : 2 Apr 2020 11:51 am
Operator : gcms5:ek
Sample : CQICV1,32,,ABNICV Lot# 8527
Misc : wg1357700,,
ALS Vial : 21 Sample Multiplier: 1

Quant Time: Apr 02 12:39:16 2020
Quant Method : i:\8270\gcms5\200401nical\FS200401gcms5.m
Quant Title : Semivolatiles by GC/MS by modified 8270
QLast Update : Thu Apr 02 12:31:18 2020
Response via : Initial Calibration

Min. RRF : 0.000 Min. Rel. Area : 50% Max. R.T. Dev 0.50min
Max. RRF Dev : 20% Max. Rel. Area : 200%

		Compound	AvgRF	CCRF	%Dev	Area%	Dev(min)
1	I	IS1_1,4-Dichlorobenzene-d4	1.000	1.000	0.0	91	0.00
2	t	n-Nitrosodimethylamine	0.705	0.638	9.5	81	-0.02
3	t	Pyridine	1.239	1.054	14.9	73	-0.03
4	S	2-Fluorophenol	1.102	1.052	4.5	83	0.00
5	T	Aniline	1.787	1.686	5.7	85	0.00
6	t	2-Chlorophenol	1.282	1.198	6.6	83	0.00
7	S	Phenol-d6	1.366	1.316	3.7	88	0.00
8	T	Phenol	1.639	1.521	7.2	83	0.00
9	T	Bis(2-chloroethyl)ether	1.055	0.978	7.3	85	0.00
10	T	1,3-Dichlorobenzene	1.498	1.392	7.1	84	0.00
11	T	1,4-Dichlorobenzene	1.550	1.412	8.9	83	0.00
12	T	1,2-Dichlorobenzene	1.492	1.364	8.6	85	0.00
13	t	Benzyl alcohol	0.928	0.907	2.3	86	0.00
14	T	Bis(2-chloroisopropyl)ether	1.977	1.879	5.0	88	0.00
15	T	2-Methylphenol	1.095	1.067	2.6	87	0.00
16	T	Hexachloroethane	0.603	0.535	11.3	83	0.00
17	T	n-Nitrosodi-n-propylamine	0.819	0.809	1.2	88	0.00
18	T	3-Methylphenol/4-Methylphen	1.177	1.111	5.6	86	0.00
19	S	Nitrobenzene-d5	1.235	1.188	3.8	86	0.00
20	T	Nitrobenzene	1.247	1.192	4.4	87	0.00
21	T	Isophorone	2.162	2.159	0.1	88	0.00
22	T	2-Nitrophenol	0.714	0.660	7.6	83	0.00
23	T	2,4-Dimethylphenol	1.149	1.166	-1.5	92	0.00
24	T	Bis(2-chloroethoxy)methane	1.415	1.362	3.7	91	0.00
25	T	2,4-Dichlorophenol	1.210	1.172	3.1	87	0.00
26	T	1,2,4-Trichlorobenzene	1.425	1.281	10.1	86	0.00
35	I	IS1_Naphthalene-d8	1.000	1.000	0.0	97	0.00
36	T	Naphthalene	1.022	0.921	9.9	87	0.00
37	T	Benzoic Acid	* 50.000	41.944	16.1	81	0.00
38	T	4-Chloroaniline	0.126	0.115	8.7	87	0.00
39	T	Hexachlorobutadiene	0.218	0.193	11.5	84	0.00
40	T	p-Chloro-m-cresol	0.294	0.287	2.4	89	0.00
41	T	2-Methylnaphthalene	0.726	0.671	7.6	89	0.00
42	T	1-Methylnaphthalene	0.231	0.214	7.4	89	0.00
43	T	Hexachlorocyclopentadiene	0.304	0.261	14.1	83	0.00
44	T	2,4,6-Trichlorophenol	0.257	0.234	8.9	84	0.00
45	T	2,4,5-Trichlorophenol	0.282	0.249	11.7	83	0.00
46	S	2-Fluorobiphenyl	0.793	0.742	6.4	90	0.00

Evaluate Continuing Calibration Report

Data Path : I:\8270\GCMS5\200401nical\
Data File : ABNICVa.d
Acq On : 2 Apr 2020 11:51 am
Operator : gcms5:ek
Sample : CQICV1,32,,ABNICV Lot# 8527
Misc : wg1357700,,
ALS Vial : 21 Sample Multiplier: 1

Quant Time: Apr 02 12:39:16 2020
Quant Method : i:\8270\gcms5\200401nical\FS200401gcms5.m
Quant Title : Semivolatiles by GC/MS by modified 8270
QLast Update : Thu Apr 02 12:31:18 2020
Response via : Initial Calibration

Min. RRF : 0.000 Min. Rel. Area : 50% Max. R.T. Dev 0.50min
Max. RRF Dev : 20% Max. Rel. Area : 200%

		Compound		AvgRF	CCRF	%Dev	Area%	Dev(min)
47	T	2-Chloronaphthalene		0.741	0.678	8.5	88	0.00
48	T	2-Nitroaniline		0.248	0.226	8.9	87	0.00
49	T	1,4-Dinitrobenzene		0.107	0.095	11.2	83	0.00
50	T	1,3-Dinitrobenzene		0.120	0.112	6.7	90	0.00
51	T	Dimethyl phthalate		0.857	0.796	7.1	90	0.00
52	T	Acenaphthylene		1.125	1.074	4.5	90	0.00
53	T	2,6-Dinitrotoluene		0.184	0.175	4.9	88	0.00
54	T	1,2-Dinitrobenzene		0.074	0.068	8.1	89	0.00
63	I	IS1_Acenaphthene-d10		1.000	1.000	0.0	102	0.00
64	T	3-Nitroaniline		0.364	0.319	12.4	86	0.00
65	T	Acenaphthene		1.138	0.980	13.9	89	0.00
66	T	2,4-Dinitrophenol	*	50.000	39.037	21.9#	78	-0.02
67	T	Dibenzofuran		1.766	1.560	11.7	90	0.00
68	T	2,4-Dinitrotoluene		0.424	0.398	6.1	90	0.00
69	T	4-Nitrophenol		0.266	0.249	6.4	91	0.00
70	T	2,3,5,6-Tetrachlorophenol		0.427	0.386	9.6	86	0.00
71	T	2,3,4,6-Tetrachlorophenol		0.433	0.379	12.5	84	0.00
72	T	Diethyl phthalate		1.430	1.331	6.9	91	0.00
73	T	Fluorene		1.393	1.265	9.2	91	0.00
74	T	4-Chlorophenyl phenyl ether		0.667	0.607	9.0	91	0.00
75	T	4-Nitroaniline		0.376	0.344	8.5	89	0.00
76	T	4,6-Dinitro-o-cresol		0.265	0.242	8.7	86	0.00
77	T	NDPA/DPA		1.151	1.049	8.9	90	0.00
78	T	Azobenzene		1.260	1.162	7.8	92	0.00
79	S	2,4,6-Tribromophenol		0.243	0.216	11.1	83	0.00
80	T	4-Bromophenyl phenyl ether		0.429	0.377	12.1	87	0.00
81	T	Hexachlorobenzene		0.501	0.435	13.2	86	0.00
82	T	Pentachlorophenol	*	50.000	41.007	18.0	86	0.00
88	I	IS1_Phenanthrene-d10		1.000	1.000	0.0	104	0.00
89	T	Phenanthrene		1.064	0.954	10.3	92	0.00
90	T	Anthracene		1.054	0.969	8.1	91	0.00
91	T	Carbazole		0.997	0.913	8.4	91	0.00
92	T	Di-n-butylphthalate		1.165	1.133	2.7	95	0.00
93	T	Fluoranthene		1.287	1.178	8.5	91	0.00
94	T	Benzidine		0.835	0.800	4.2	92	0.00
95	T	Pyrene		1.331	1.223	8.1	94	0.00
96	S	4-Terphenyl-d14		0.838	0.712	15.0	82	0.00

Evaluate Continuing Calibration Report

Data Path : I:\8270\GCMS5\200401nical\
Data File : ABNICVa.d
Acq On : 2 Apr 2020 11:51 am
Operator : gcms5:ek
Sample : CQICV1,32,,ABNICV Lot# 8527
Misc : wg1357700,,
ALS Vial : 21 Sample Multiplier: 1

Quant Time: Apr 02 12:39:16 2020
Quant Method : i:\8270\gcms5\200401nical\FS200401gcms5.m
Quant Title : Semivolatiles by GC/MS by modified 8270
QLast Update : Thu Apr 02 12:31:18 2020
Response via : Initial Calibration

Min. RRF : 0.000 Min. Rel. Area : 50% Max. R.T. Dev 0.50min
Max. RRF Dev : 20% Max. Rel. Area : 200%

		Compound	AvgRF	CCRF	%Dev	Area%	Dev(min)
97	T	Butyl benzyl phthalate	0.568	0.551	3.0	95	0.00
104	I	IS1_Chrysene-d12	1.000	1.000	0.0	105	0.00
105	T	Benzo(a)anthracene	1.259	1.103	12.4	90	0.00
106	T	3,3'-Dichlorobenzidine	0.477	0.440	7.8	90	0.00
107	T	Chrysene	1.209	1.050	13.2	91	0.00
108	T	Bis(2-ethylhexyl)phthalate	0.759	0.758	0.1	96	0.00
109	T	Di-n-octylphthalate	1.380	1.363	1.2	97	0.00
110	T	Benzo(b)fluoranthene	1.348	1.140	15.4	79	0.00
111	T	Benzo(k)fluoranthene	1.176	1.114	5.3	101	0.00
112	T	Benzo(a)pyrene	1.198	1.067	10.9	88	0.00
113	I	IS1_Perylene-d12	1.000	1.000	0.0	105	0.00
114	T	Indeno(1,2,3-cd)pyrene	1.188	1.017	14.4	85	0.00
115	T	Dibenzo(a,h)anthracene	1.049	0.943	10.1	87	0.00
116	T	Benzo(ghi)perylene	1.164	1.065	8.5	91	0.01

* Evaluation of CC level amount vs concentration.
(#) = Out of Range SPCC's out = 0 CCC's out = 0

Quantitation Report (QT Reviewed)

Data Path : I:\8270\GCMS5\200401nical\
Data File : ABNICVa.d
Acq On : 2 Apr 2020 11:51 am
Operator : gcms5:ek
Sample : CQICV1,32,,ABNICV Lot# 8527
Misc : wg1357700,,
ALS Vial : 21 Sample Multiplier: 1

Quant Time: Apr 02 12:39:16 2020
Quant Method : i:\8270\gcms5\200401nical\FS200401gcms5.m
Quant Title : Semivolatiles by GC/MS by modified 8270
QLast Update : Thu Apr 02 12:31:18 2020
Response via : Initial Calibration

CCAL FILE(s) : 1 - I:\8270\GCMS5\200401nical\ABNL7.d
Sub List : ABNical - ABN ical sublist

Compound	R.T.	QIon	Response	Conc	Units		Dev(Min)
Internal Standards							
1) IS1_1,4-Dichlorobenzen...	4.087	152	115163	40.000	ug/ml		0.00
Standard Area 1 = 126049			Recovery = 91.36%				
35) IS1_Naphthalene-d8	5.182	136	433197	40.000	ug/ml		0.00
Standard Area 1 = 445038			Recovery = 97.34%				
63) IS1_Acenaphthene-d10	6.629	164	268001	40.000	ug/ml		0.00
Standard Area 1 = 262232			Recovery = 102.20%				
88) IS1_Phenanthrene-d10	7.853	188	563245	40.000	ug/ml		0.00
Standard Area 1 = 543330			Recovery = 103.67%				
104) IS1_Chrysene-d12	10.257	240	604183	40.000	ug/ml	#	0.00
Standard Area 1 = 576405			Recovery = 104.82%				
113) IS1_Perylene-d12	11.523	264	679669	40.000	ug/ml		0.00
Standard Area 1 = 649115			Recovery = 104.71%				
System Monitoring Compounds							
4) 2-Fluorophenol	2.890	112	151403	47.734	ug/ml		0.00
Spiked Amount 50.000	Range 15 - 110		Recovery = 95.47%				
7) Phenol-d6	3.793	99	189465	48.185	ug/ml		0.00
Spiked Amount 50.000	Range 15 - 110		Recovery = 96.37%				
19) Nitrobenzene-d5	4.573	82	171024	48.090	ug/ml		0.00
Spiked Amount 25.000	Range 30 - 130		Recovery = 192.36%#				
46) 2-Fluorobiphenyl	6.095	172	402044	46.802	ug/ml		0.00
Spiked Amount 25.000	Range 30 - 130		Recovery = 187.21%#				
79) 2,4,6-Tribromophenol	7.276	330	72396	44.419	ug/ml		0.00
Spiked Amount 50.000	Range 15 - 110		Recovery = 88.84%				
96) 4-Terphenyl-d14	9.301	244	501095	42.442	ug/ml		0.00
Spiked Amount 25.000	Range 30 - 130		Recovery = 169.77%#				
Target Compounds							Qvalue
2) n-Nitrosodimethylamine	1.618	74	91835	45.216	ug/ml	#	90
3) Pyridine	1.650	79	151736	42.531	ug/ml		83
5) Aniline	3.798	93	242768	47.187	ug/ml		95
6) 2-Chlorophenol	3.900	128	172444	46.738	ug/ml		97
8) Phenol	3.803	94	218899	46.390	ug/ml		96
9) Bis(2-chloroethyl)ether	3.873	93	140725	46.340	ug/ml	#	85
10) 1,3-Dichlorobenzene	4.038	146	200441	46.462	ug/ml		100
11) 1,4-Dichlorobenzene	4.103	146	203227	45.538	ug/ml		99
12) 1,2-Dichlorobenzene	4.236	146	196393	45.720	ug/ml		100
13) Benzyl alcohol	4.225	79	130605	48.882	ug/ml		99
14) Bis(2-chloroisopropyl)...	4.359	45	270515	47.517	ug/ml	#	89

Quantitation Report (QT Reviewed)

Data Path : I:\8270\GCMS5\200401nical\
Data File : ABNICVa.d
Acq On : 2 Apr 2020 11:51 am
Operator : gcms5:ek
Sample : CQICV1,32,,ABNICV Lot# 8527
Misc : wg1357700,,
ALS Vial : 21 Sample Multiplier: 1

Quant Time: Apr 02 12:39:16 2020
Quant Method : i:\8270\gcms5\200401nical\FS200401gcms5.m
Quant Title : Semivolatiles by GC/MS by modified 8270
QLast Update : Thu Apr 02 12:31:18 2020
Response via : Initial Calibration

CCAL FILE(s) : 1 - I:\8270\GCMS5\200401nical\ABNL7.d
Sub List : ABNical - ABN ical sublist

Compound	R.T.	QIon	Response	Conc	Units	Dev(Min)
15) 2-Methylphenol	4.343	108	153543	48.682	ug/ml	98
16) Hexachloroethane	4.530	117	76998	44.377	ug/ml#	84
17) n-Nitrosodi-n-propylamine	4.466	70	116446	49.355	ug/ml#	91
18) 3-Methylphenol/4-Methy...	4.482	108	159904	47.173	ug/ml	98
20) Nitrobenzene	4.589	77	171525	47.791	ug/ml	97
21) Isophorone	4.802	82	310746	49.911	ug/ml	95
22) 2-Nitrophenol	4.866	139	94962	46.187	ug/ml	95
23) 2,4-Dimethylphenol	4.931	107	167895	50.746	ug/ml	95
24) Bis(2-chloroethoxy)met...	5.011	93	196055	48.129	ug/ml	99
25) 2,4-Dichlorophenol	5.075	162	168709	48.427	ug/ml	98
26) 1,2,4-Trichlorobenzene	5.144	180	184395	44.943	ug/ml	99
36) Naphthalene	5.198	128	498562	45.065	ug/ml	99
37) Benzoic Acid	5.027	105	114669	41.944	ug/ml#	1
38) 4-Chloroaniline	5.256	65	62498	45.642	ug/ml	91
39) Hexachlorobutadiene	5.331	225	104676	44.392	ug/ml	98
40) p-Chloro-m-cresol	5.684	107	155435	48.864	ug/ml	95
41) 2-Methylnaphthalene	5.780	142	363608	46.225	ug/ml	96
42) 1-Methylnaphthalene	5.860	115	115698	46.215	ug/ml	95
43) Hexachlorocyclopentadiene	5.924	237	141262	42.973	ug/ml	97
44) 2,4,6-Trichlorophenol	6.020	196	126912	45.557	ug/ml	98
45) 2,4,5-Trichlorophenol	6.047	196	134875	44.156	ug/ml	98
47) 2-Chloronaphthalene	6.175	162	366945	45.740	ug/ml	98
48) 2-Nitroaniline	6.266	138	122339	45.555	ug/ml	94
49) 1,4-Dinitrobenzene	6.378	168	51533	44.664	ug/ml	85
50) 1,3-Dinitrobenzene	6.442	168	60444	46.700	ug/ml	96
51) Dimethyl phthalate	6.437	163	431191	46.460	ug/ml#	98
52) Acenaphthylene	6.512	152	581354	47.707	ug/ml	99
53) 2,6-Dinitrotoluene	6.474	165	94986	47.559	ug/ml	99
54) 1,2-Dinitrobenzene	6.512	168	36824	46.141	ug/ml	97
64) 3-Nitroaniline	6.603	138	106979	43.809	ug/ml	97
65) Acenaphthene	6.656	154	328184	43.059	ug/ml	93
66) 2,4-Dinitrophenol	6.688	184	59747	39.037	ug/ml	98
67) Dibenzofuran	6.800	168	522470	44.144	ug/ml	99
68) 2,4-Dinitrotoluene	6.800	165	133366	46.946	ug/ml	97
69) 4-Nitrophenol	6.758	65	83555	46.816	ug/ml	92
70) 2,3,5,6-Tetrachlorophenol	6.870	232	129323	45.231	ug/ml	98
71) 2,3,4,6-Tetrachlorophenol	6.907	232	126828	43.669	ug/ml	98
72) Diethyl phthalate	7.019	149	445890	46.550	ug/ml	97
73) Fluorene	7.078	166	423917	45.427	ug/ml	95
74) 4-Chlorophenyl phenyl ...	7.089	204	203243	45.448	ug/ml	97

Quantitation Report (QT Reviewed)

Data Path : I:\8270\GCMS5\200401nical\
Data File : ABNICVa.d
Acq On : 2 Apr 2020 11:51 am
Operator : gcms5:ek
Sample : CQICV1,32,,ABNICV Lot# 8527
Misc : wg1357700,,
ALS Vial : 21 Sample Multiplier: 1

Quant Time: Apr 02 12:39:16 2020
Quant Method : i:\8270\gcms5\200401nical\FS200401gcms5.m
Quant Title : Semivolatiles by GC/MS by modified 8270
QLast Update : Thu Apr 02 12:31:18 2020
Response via : Initial Calibration

CCAL FILE(s) : 1 - I:\8270\GCMS5\200401nical\ABNL7.d
Sub List : ABNical - ABN ical sublist

	Compound	R.T.	QIon	Response	Conc	Units	Dev(Min)
75)	4-Nitroaniline	7.100	138	115369	45.852	ug/ml	90
76)	4,6-Dinitro-o-cresol	7.126	198	80964	45.686	ug/ml	93
77)	NDPA/DPA	7.185	169	351441	45.577	ug/ml	95
78)	Azobenzene	7.217	77	389124	46.107	ug/ml#	92
80)	4-Bromophenyl phenyl e...	7.490	248	126148	43.912	ug/ml	94
81)	Hexachlorobenzene	7.538	284	145648	43.359	ug/ml#	90
82)	Pentachlorophenol	7.703	266	101736	41.007	ug/ml	99
89)	Phenanthrene	7.874	178	671679	44.848	ug/ml	100
90)	Anthracene	7.917	178	682565	46.008	ug/ml	99
91)	Carbazole	8.061	167	642534	45.748	ug/ml	99
92)	Di-n-butylphthalate	8.414	149	797404	48.593	ug/ml	99
93)	Fluoranthene	8.921	202	829255	45.775	ug/ml#	96
94)	Benzidine	9.065	184	563172	47.892	ug/ml#	97
95)	Pyrene	9.124	202	860953	45.923	ug/ml	99
97)	Butyl benzyl phthalate	9.787	149	388004	48.553	ug/ml#	95
105)	Benzo(a)anthracene	10.251	228	833258	43.805	ug/ml	99
106)	3,3'-Dichlorobenzidine	10.251	252	332572	46.205	ug/ml	98
107)	Chrysene	10.284	228	793205	43.449	ug/ml	99
108)	Bis(2-ethylhexyl)phtha...	10.358	149	572192	49.937	ug/ml#	92
109)	Di-n-octylphthalate	10.946	149	1029705	49.401	ug/ml	99
110)	Benzo(b)fluoranthene	11.208	252	860970	42.277	ug/ml	99
111)	Benzo(k)fluoranthene	11.234	252	841443	47.365	ug/ml	99
112)	Benzo(a)pyrene	11.475	252	805999	44.539	ug/ml	98
114)	Indeno(1,2,3-cd)pyrene	12.367	276	864011M3	42.804	ug/mL	
115)	Dibenzo(a,h)anthracene	12.388	278	801324	44.961	ug/ml	99
116)	Benzo(ghi)perylene	12.591	276	905102	45.772	ug/ml	98

(#) = qualifier out of range (m) = manual integration (+) = signals summed

Quantitation Report (QT Reviewed)

Data Path : I:\8270\GCMS5\200401nical\
Data File : ABNICVa.d
Acq On : 2 Apr 2020 11:51 am
Operator : gcms5:ek
Sample : CQICV1,32,,ABNICV Lot# 8527
Misc : wg1357700,,
ALS Vial : 21 Sample Multiplier: 1

Quant Time: Apr 02 12:39:16 2020
Quant Method : i:\8270\gcms5\200401nical\FS200401gcms5.m
Quant Title : Semivolatiles by GC/MS by modified 8270
QLast Update : Thu Apr 02 12:31:18 2020
Response via : Initial Calibration

Sub List : ABNical - ABN ical sublistcal\ABNL7.d•

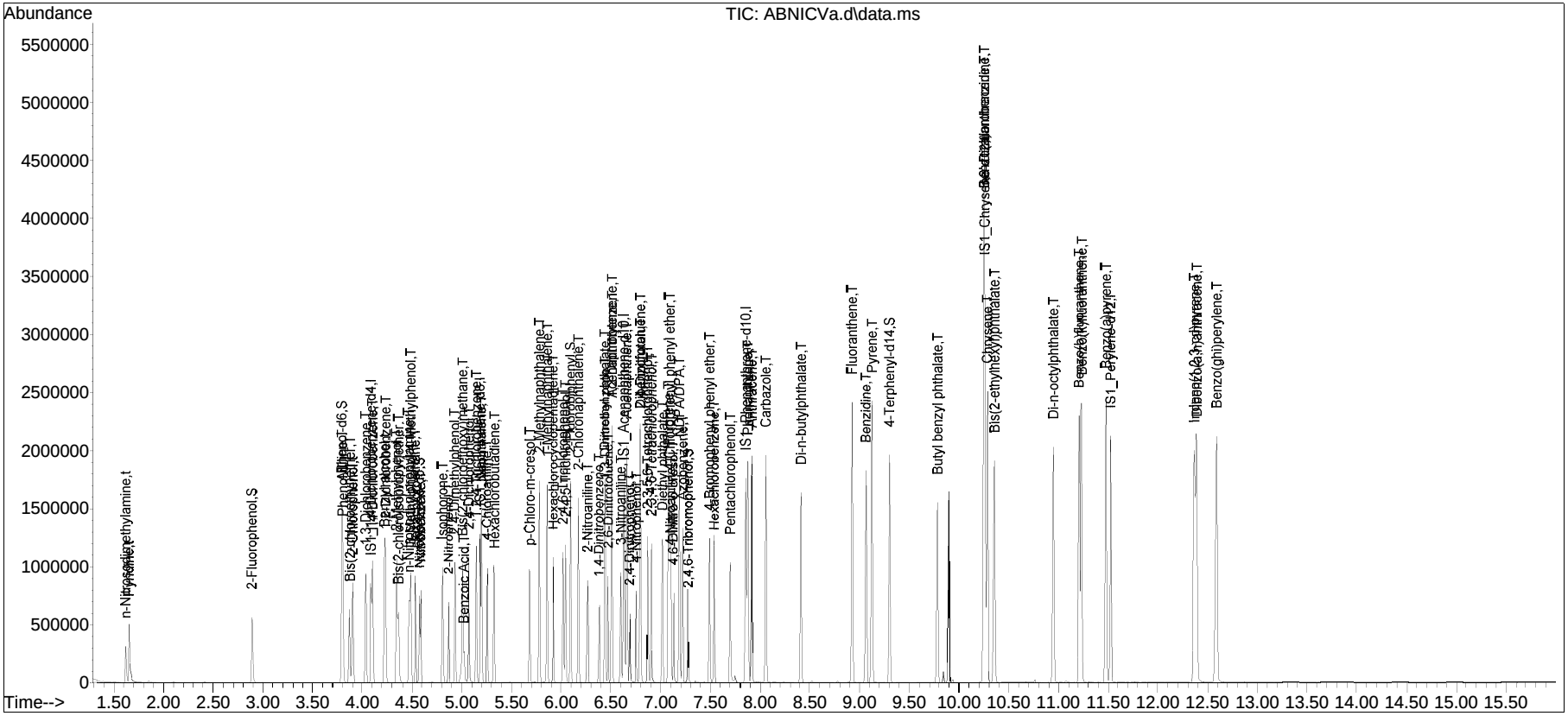

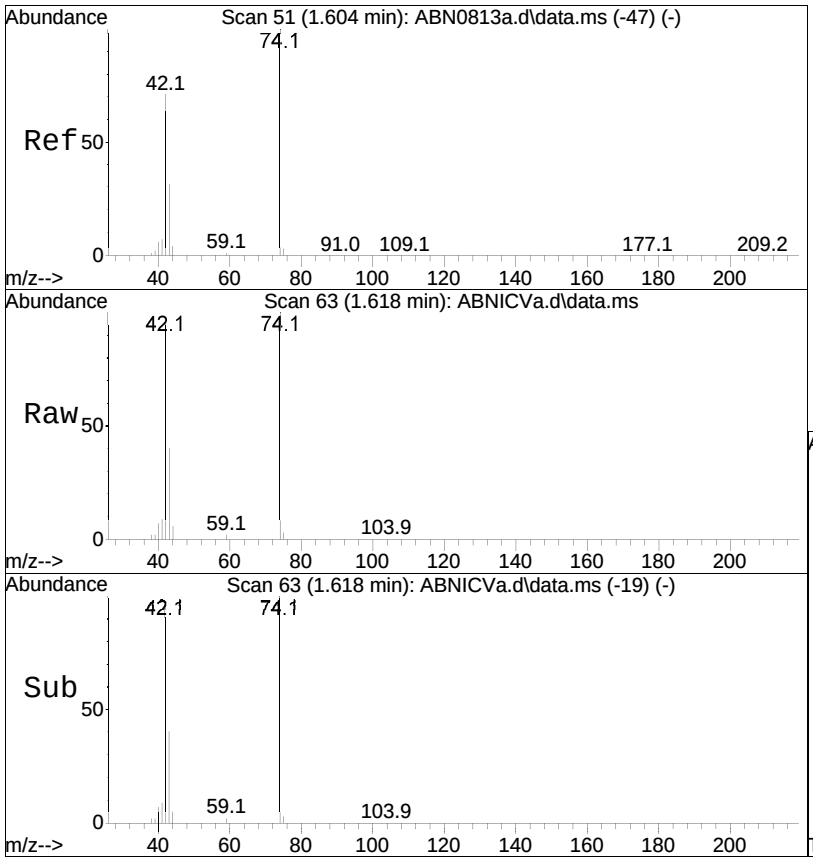

#2
n-Nitrosodimethylamine
Concen: 45.22 ug/ml
RT: 1.618 min Scan# 63
Delta R.T. -0.016 min
Lab File: ABNICVa.d
Acq: 2 Apr 2020 11:51 am

Tgt Ion: 74 Resp: 91835

Ion	Ratio	Lower	Upper
74	100		
42	96.7	69.4	104.2
44	5.6	3.5	5.3#

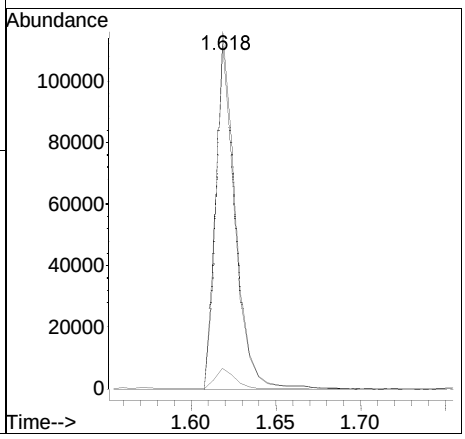

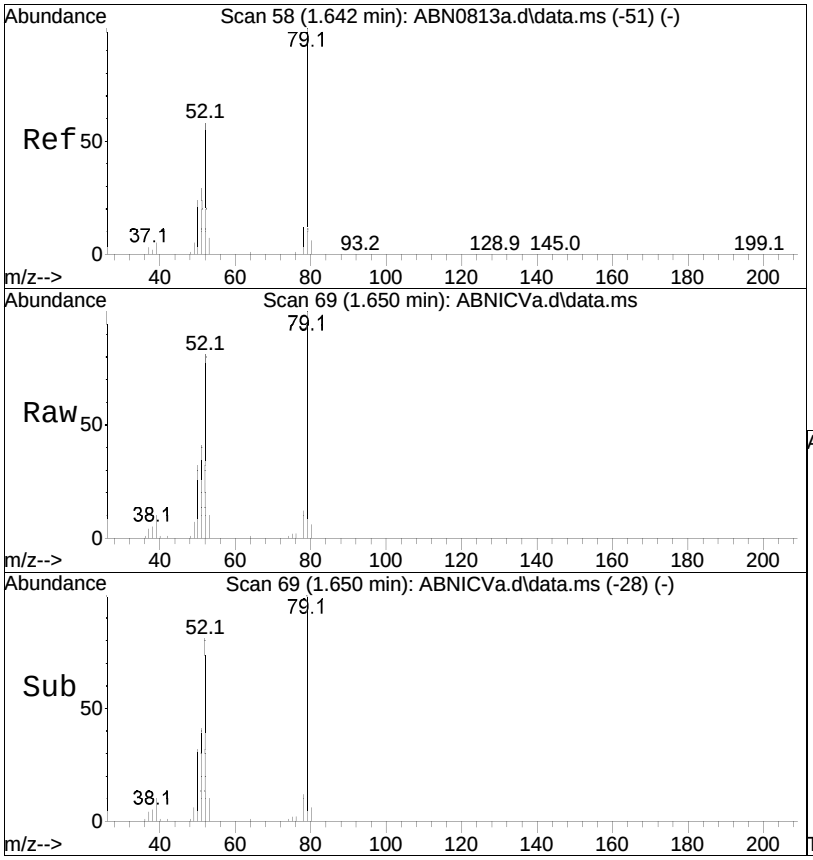

#3
Pyridine
Concen: 42.53 ug/ml
RT: 1.650 min Scan# 69
Delta R.T. -0.032 min
Lab File: ABNICVa.d
Acq: 2 Apr 2020 11:51 am

Tgt Ion: 79 Resp: 151736

Ion	Ratio	Lower	Upper
79	100		
52	84.8	56.6	85.0

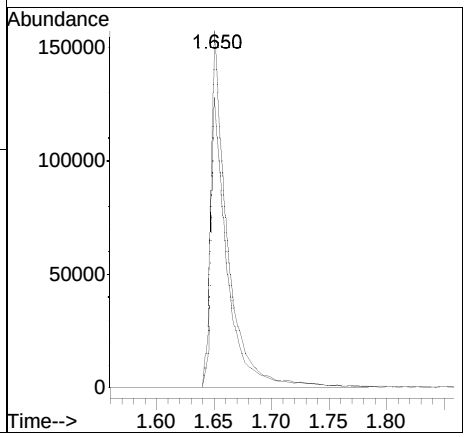

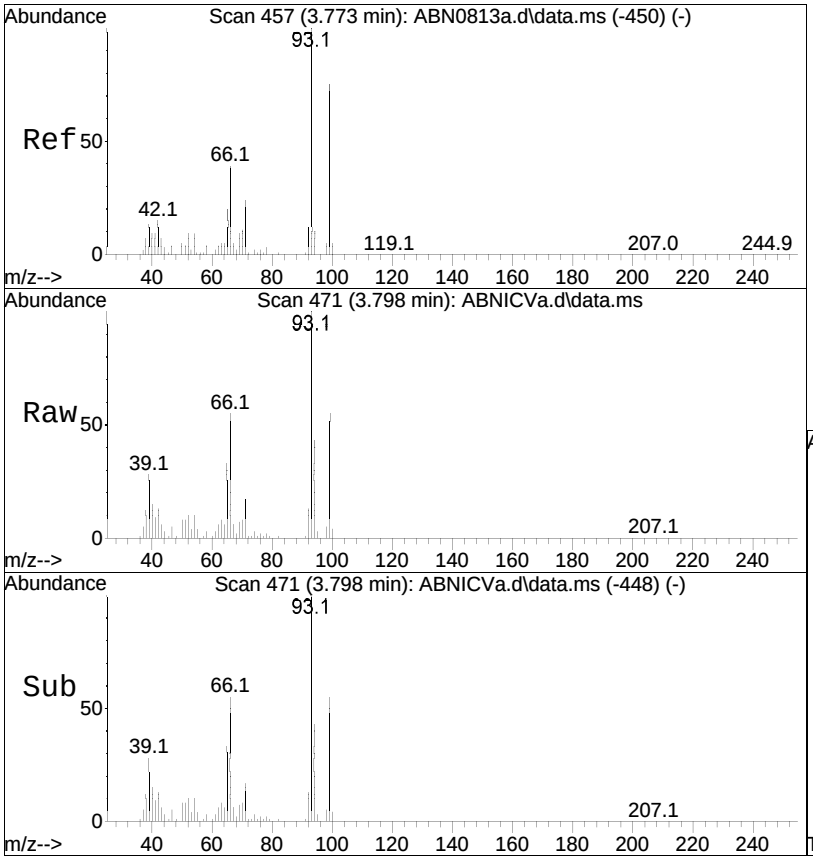

#5
Aniline
Concen: 47.19 ug/ml
RT: 3.798 min Scan# 471
Delta R.T. -0.000 min
Lab File: ABNICVa.d
Acq: 2 Apr 2020 11:51 am

Tgt Ion: 93 Resp: 242768

Ion	Ratio	Lower	Upper
93	100		
66	72.1	53.5	80.3
65	45.2	34.4	51.6

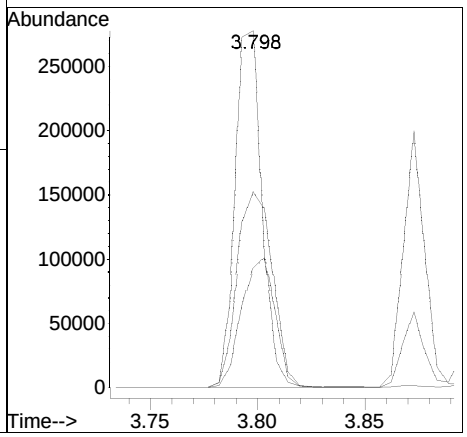

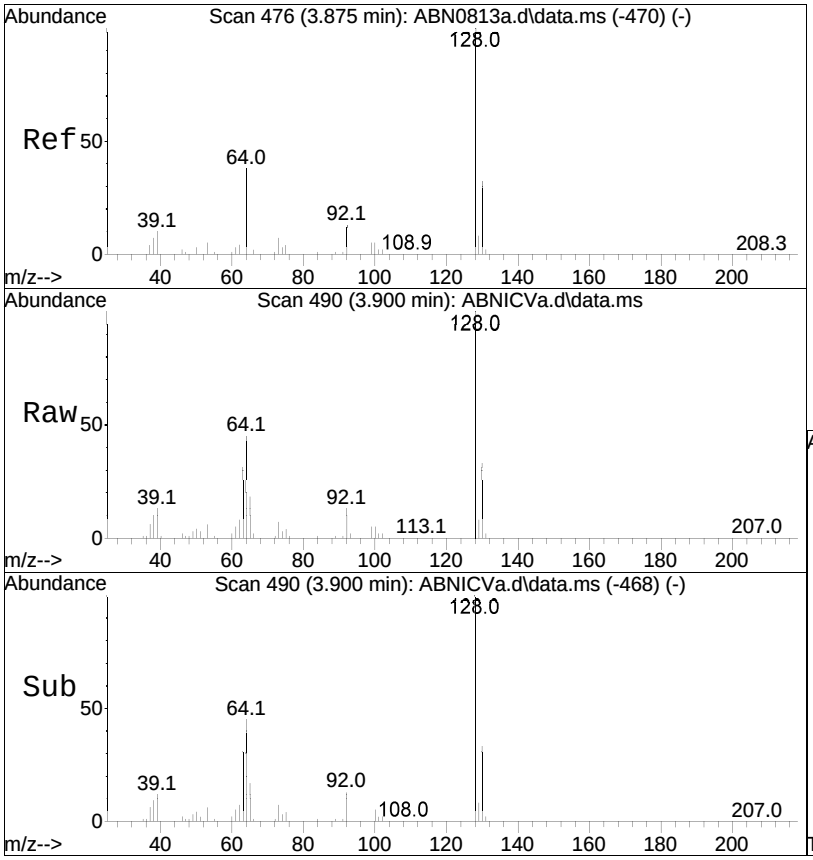

#6
2-Chlorophenol
Concen: 46.74 ug/ml
RT: 3.900 min Scan# 490
Delta R.T. -0.006 min
Lab File: ABNICVa.d
Acq: 2 Apr 2020 11:51 am

Tgt Ion:128 Resp: 172444

Ion	Ratio	Lower	Upper
128	100		
64	44.5	33.5	50.3
130	32.7	25.9	38.9

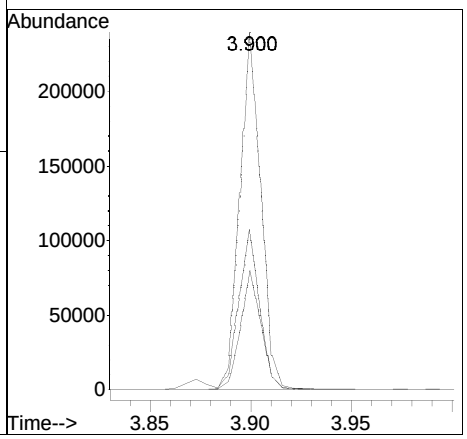

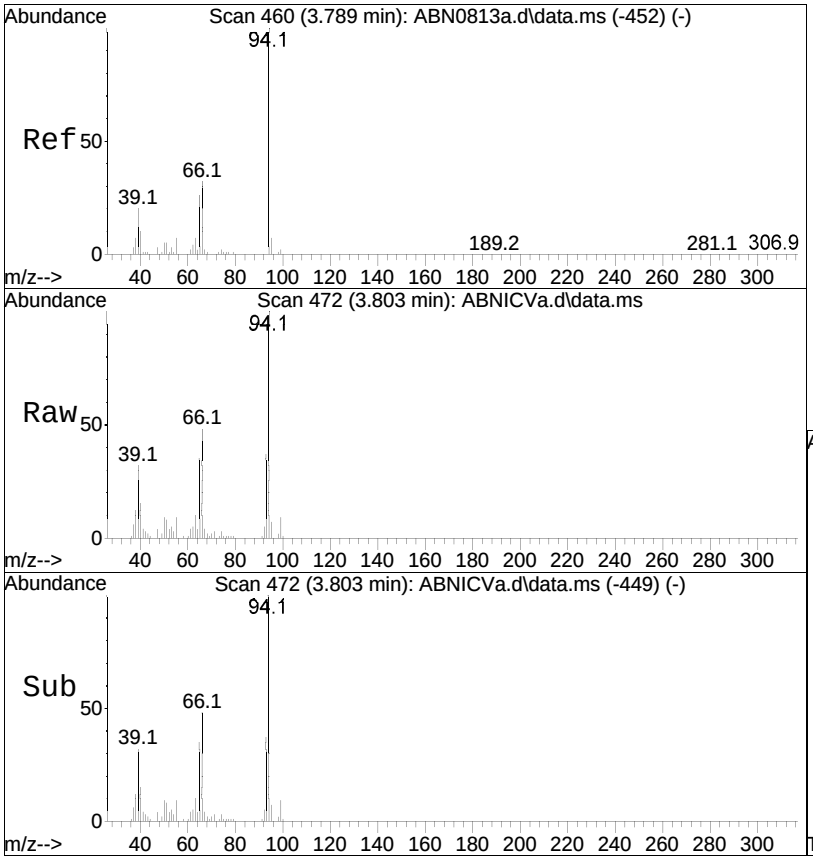

#8
Phenol
Concen: 46.39 ug/ml
RT: 3.803 min Scan# 472
Delta R.T. -0.000 min
Lab File: ABNICVa.d
Acq: 2 Apr 2020 11:51 am

Tgt Ion: 94 Resp: 218899

Ion	Ratio	Lower	Upper
94	100		
65	50.1	38.8	58.2
66	80.0	60.3	90.5

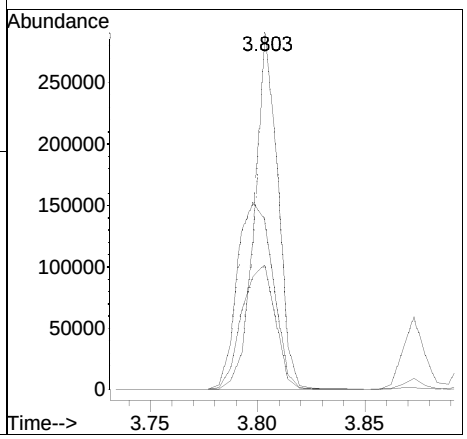

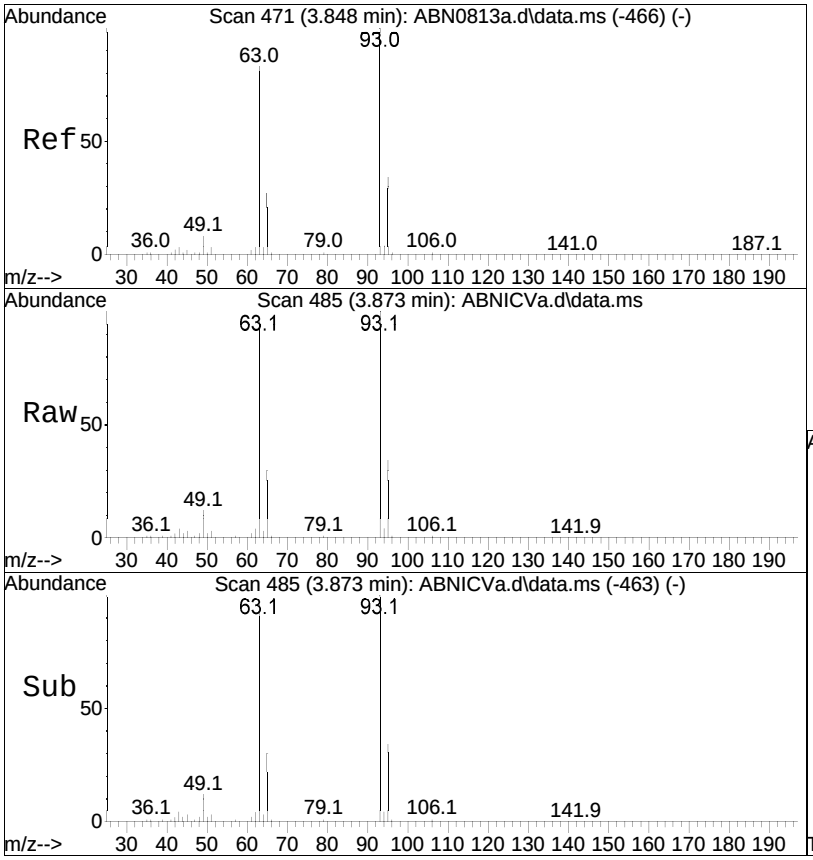

#9
Bis(2-chloroethyl)ether
Concen: 46.34 ug/ml
RT: 3.873 min Scan# 485
Delta R.T. -0.006 min
Lab File: ABNICVa.d
Acq: 2 Apr 2020 11:51 am

Tgt Ion: 93 Resp: 140725

Ion	Ratio	Lower	Upper
93	100		
63	96.9	63.0	94.6#
95	33.9	26.3	39.5

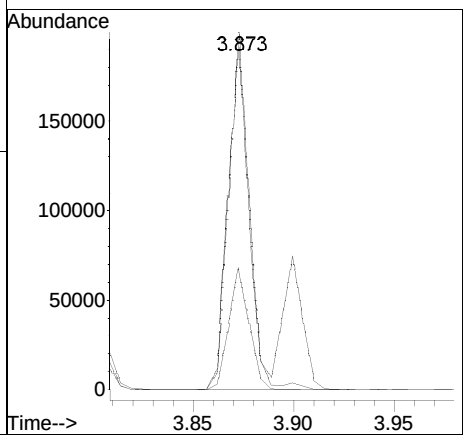

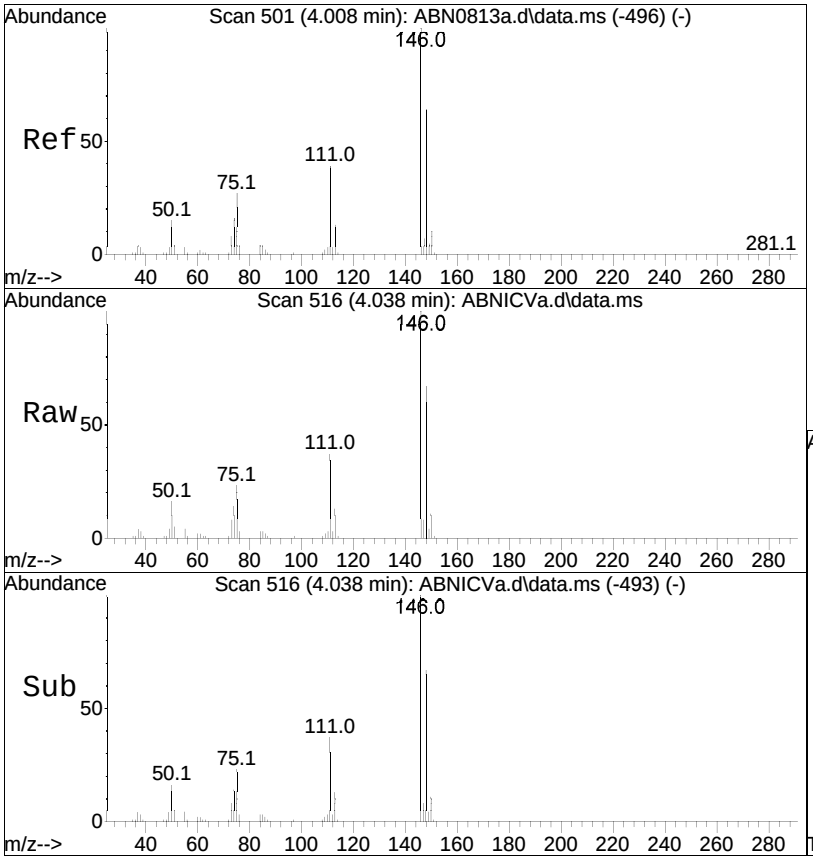

#10
1,3-Dichlorobenzene
Concen: 46.46 ug/ml
RT: 4.038 min Scan# 516
Delta R.T. -0.000 min
Lab File: ABNICVa.d
Acq: 2 Apr 2020 11:51 am

Tgt Ion:146 Resp: 200441

Ion	Ratio	Lower	Upper
146	100		
111	37.3	30.0	45.0
148	66.0	52.6	78.8

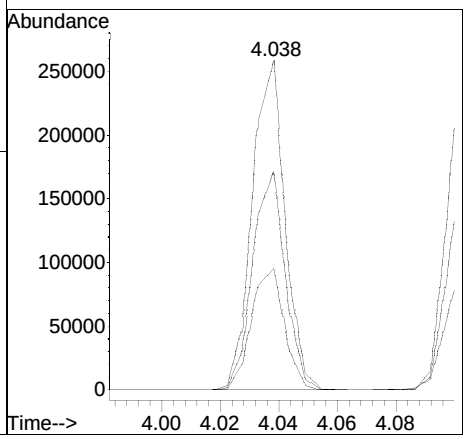

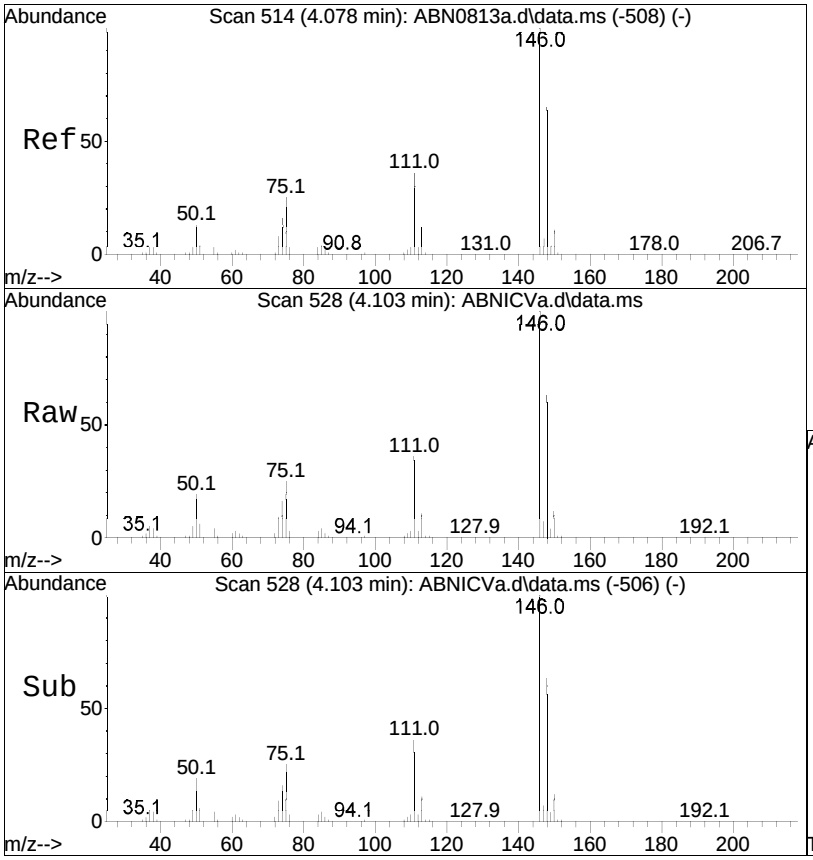

#11
1,4-Dichlorobenzene
Concen: 45.54 ug/ml
RT: 4.103 min Scan# 528
Delta R.T. -0.005 min
Lab File: ABNICVa.d
Acq: 2 Apr 2020 11:51 am

Tgt Ion:146 Resp: 203227

Ion	Ratio	Lower	Upper
146	100		
148	64.6	52.3	78.5
111	37.2	29.2	43.8

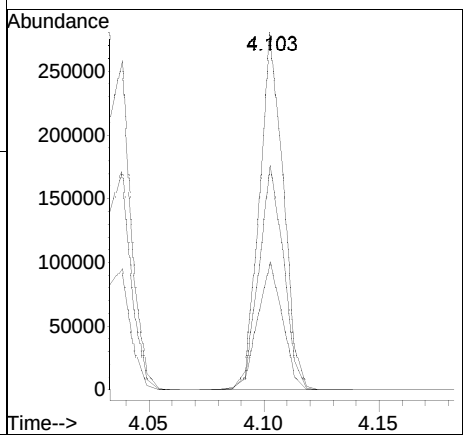

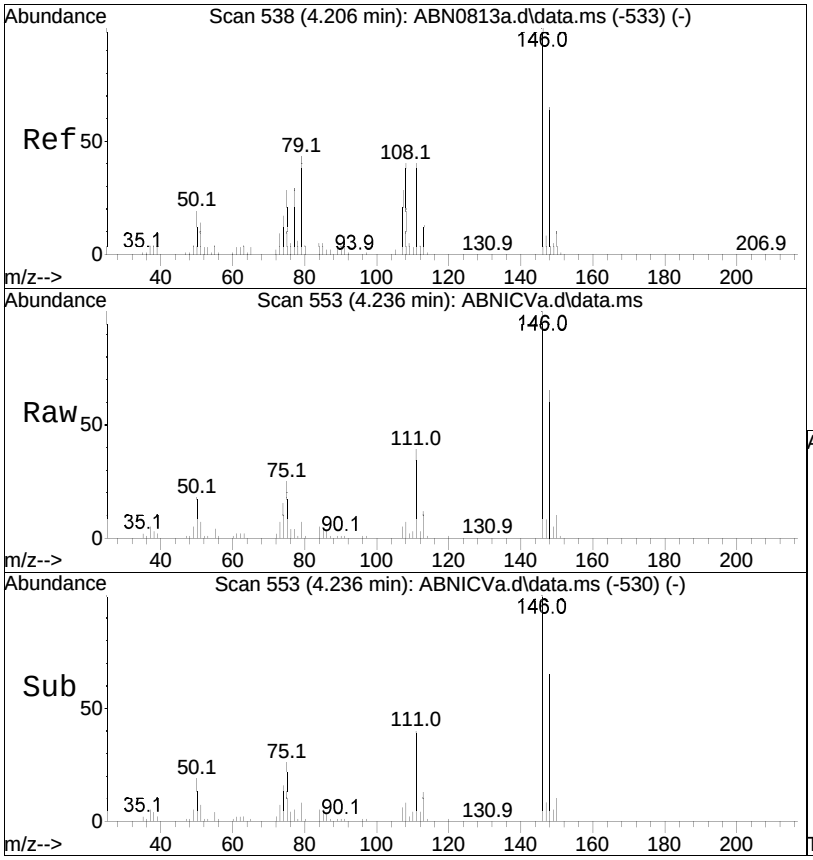

#12
1,2-Dichlorobenzene
Concen: 45.72 ug/ml
RT: 4.236 min Scan# 553
Delta R.T. -0.000 min
Lab File: ABNICVa.d
Acq: 2 Apr 2020 11:51 am

Tgt Ion:146 Resp: 196393

Ion	Ratio	Lower	Upper
146	100		
111	37.9	30.3	45.5
148	64.9	51.8	77.8

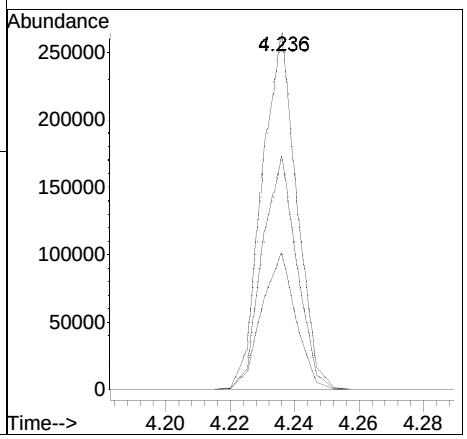

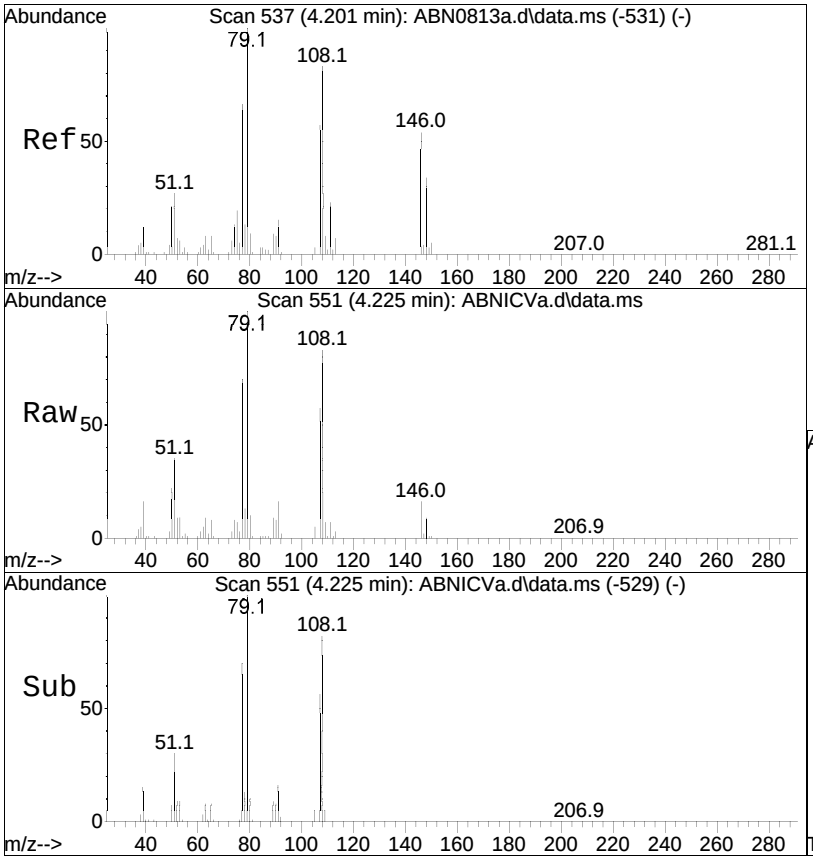

#13
Benzyl alcohol
Concen: 48.88 ug/ml
RT: 4.225 min Scan# 551
Delta R.T. -0.006 min
Lab File: ABNICVa.d
Acq: 2 Apr 2020 11:51 am

Tgt Ion: 79 Resp: 130605

Ion	Ratio	Lower	Upper
79	100		
77	68.8	54.6	81.8
108	83.0	65.1	97.7

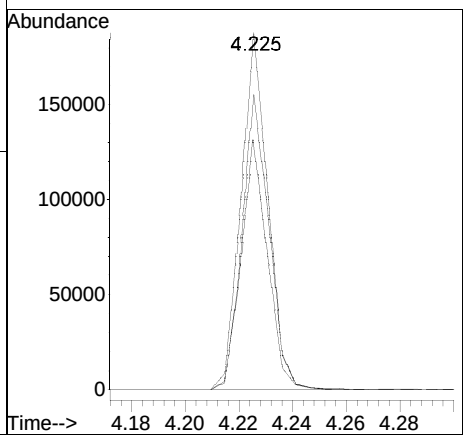

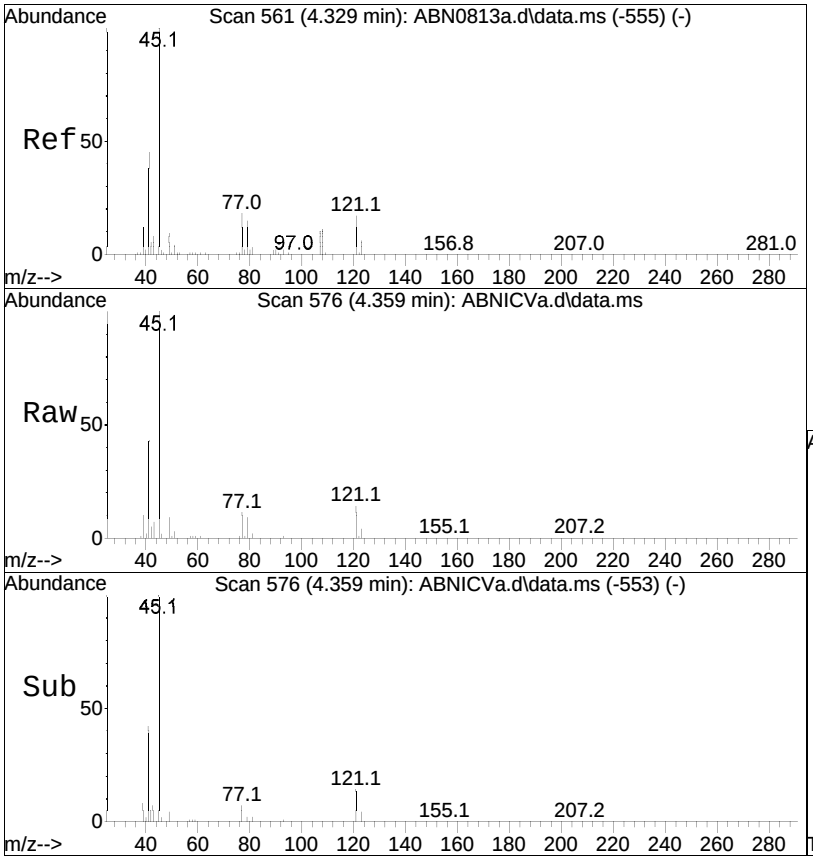

#14
Bis(2-chloroisopropyl)ether
Concen: 47.52 ug/ml
RT: 4.359 min Scan# 576
Delta R.T. -0.000 min
Lab File: ABNICVa.d
Acq: 2 Apr 2020 11:51 am

Tgt Ion: 45 Resp: 270515

Ion	Ratio	Lower	Upper
45	100		
121	14.3	16.0	24.0#
77	33.5	32.1	48.1

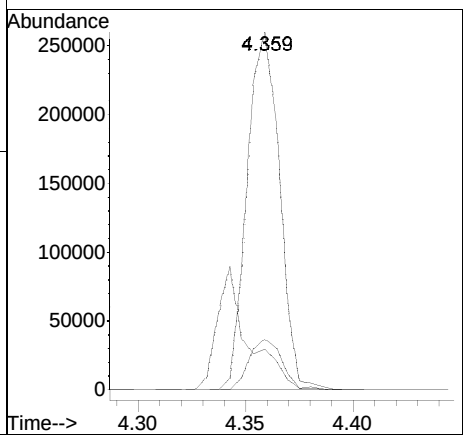

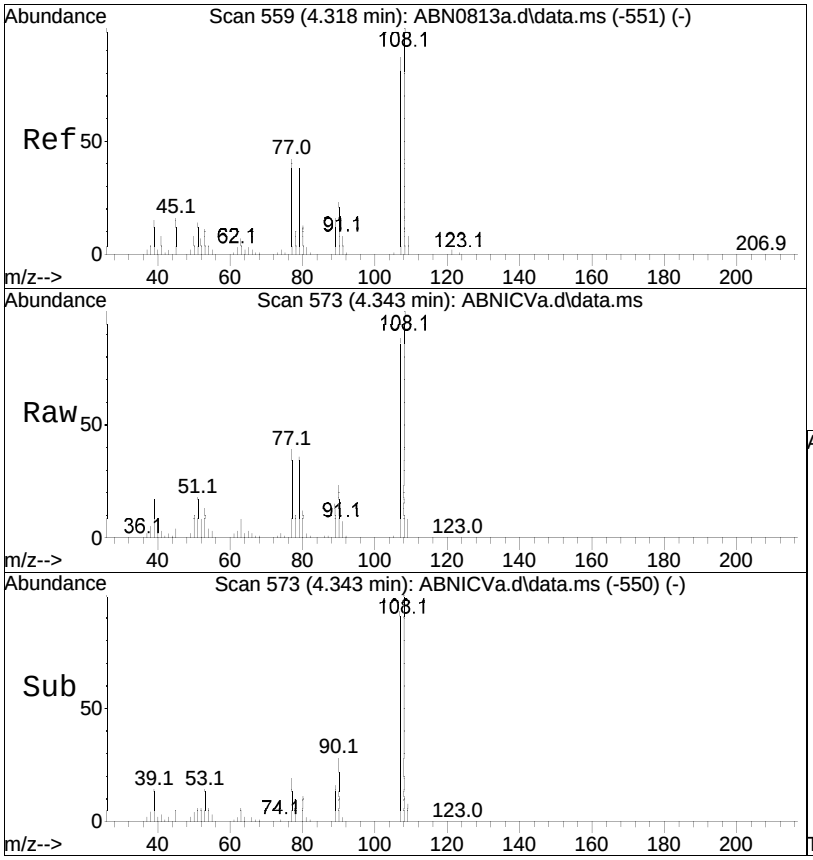

#15
2-Methylphenol
Concen: 48.68 ug/ml
RT: 4.343 min Scan# 573
Delta R.T. -0.000 min
Lab File: ABNICVa.d
Acq: 2 Apr 2020 11:51 am

Tgt Ion:108 Resp: 153543

Ion	Ratio	Lower	Upper
108	100		
107	90.2	70.3	105.5
90	22.9	18.7	28.1

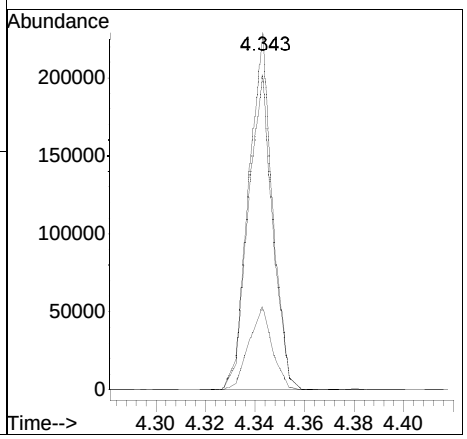

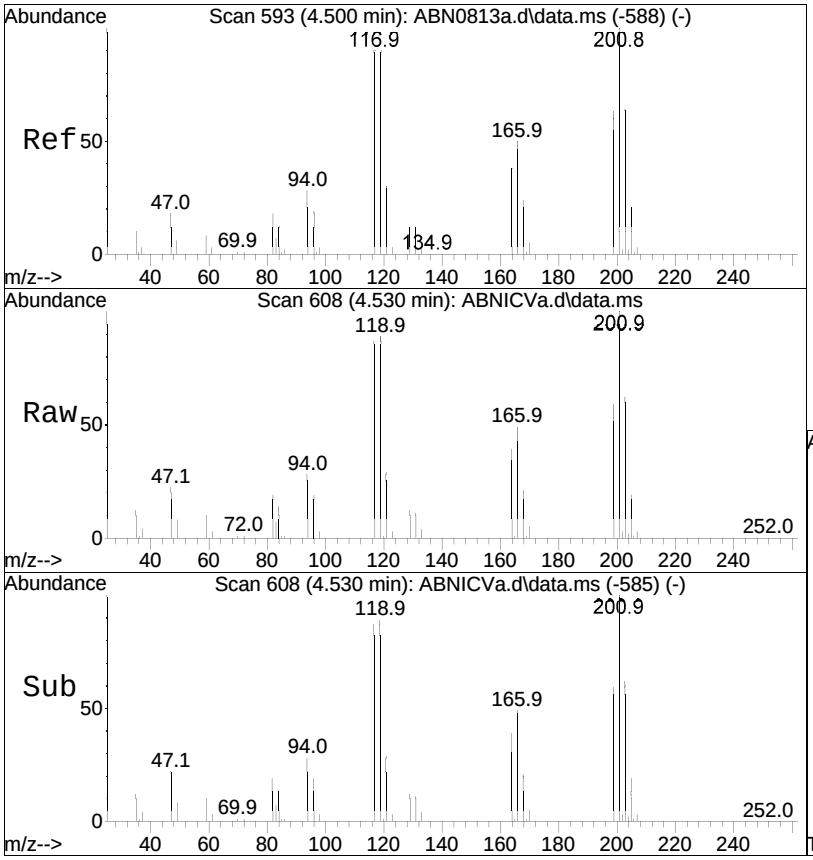

#16
Hexachloroethane
Concen: 44.38 ug/ml
RT: 4.530 min Scan# 608
Delta R.T. -0.000 min
Lab File: ABNICVa.d
Acq: 2 Apr 2020 11:51 am

Tgt Ion:117 Resp: 76998

Ion	Ratio	Lower	Upper
117	100		
201	110.1	73.4	110.0#
199	65.3	45.9	68.9

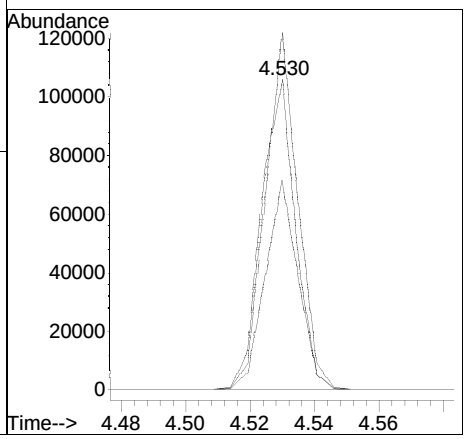

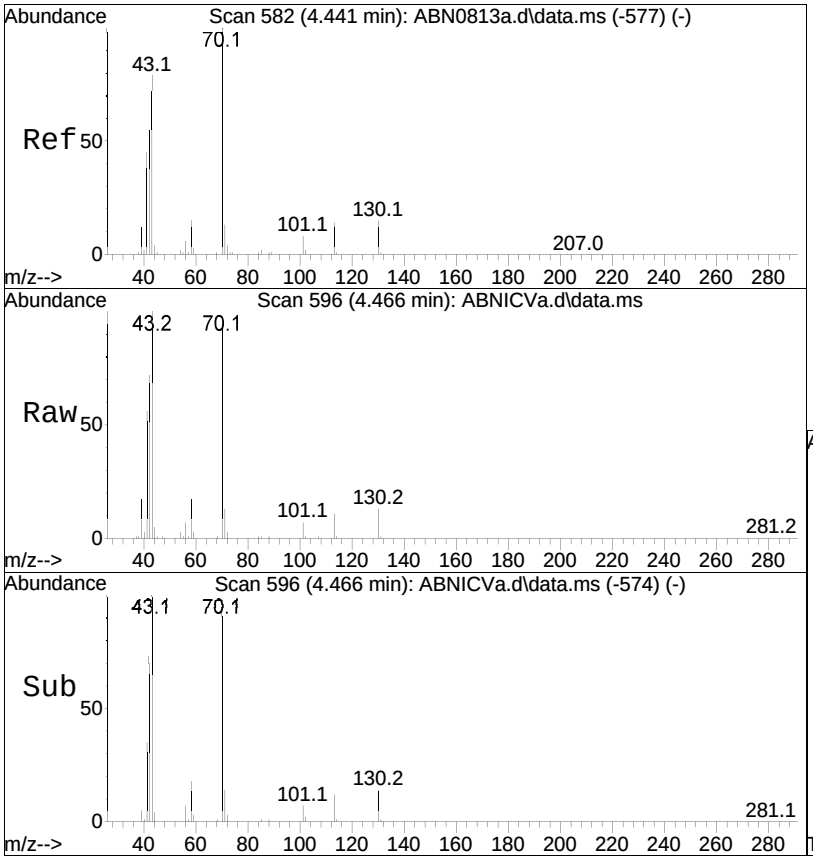

#17
n-Nitrosodi-n-propylamine
Concen: 49.35 ug/ml
RT: 4.466 min Scan# 596
Delta R.T. -0.006 min
Lab File: ABNICVa.d
Acq: 2 Apr 2020 11:51 am

Tgt Ion: 70 Resp: 116446

Ion	Ratio	Lower	Upper
70	100		
130	16.0	17.1	25.7#
101	7.4	7.0	10.4

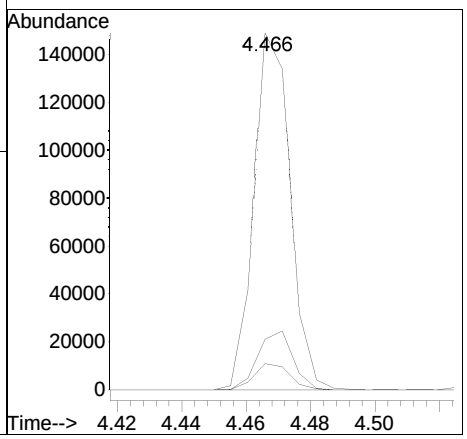

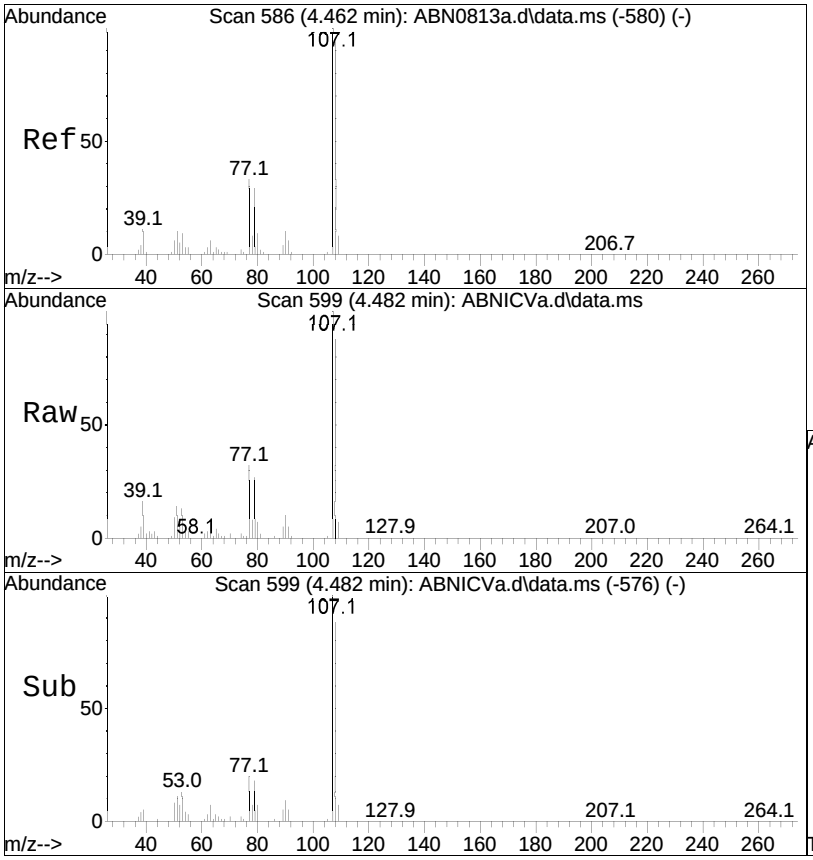

#18
3-Methylphenol/4-Methylphenol
Concen: 47.17 ug/ml
RT: 4.482 min Scan# 599
Delta R.T. -0.000 min
Lab File: ABNICVa.d
Acq: 2 Apr 2020 11:51 am

Tgt Ion:108 Resp: 159904

Ion	Ratio	Lower	Upper
108	100		
107	112.2	88.2	132.2
90	10.8	8.5	12.7

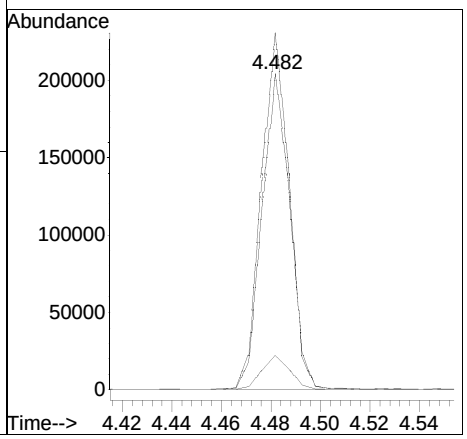

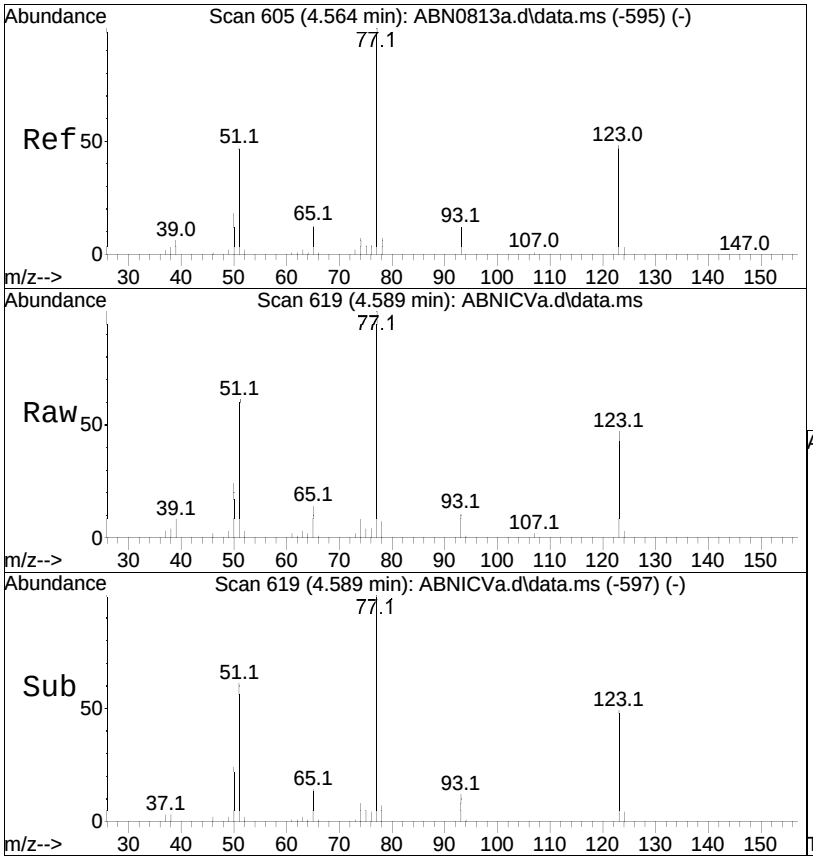

#20
Nitrobenzene
Concen: 47.79 ug/ml
RT: 4.589 min Scan# 619
Delta R.T. -0.006 min
Lab File: ABNICVa.d
Acq: 2 Apr 2020 11:51 am

Tgt Ion: 77 Resp: 171525

Ion	Ratio	Lower	Upper
77	100		
123	47.1	39.5	59.3
65	13.9	11.0	16.6

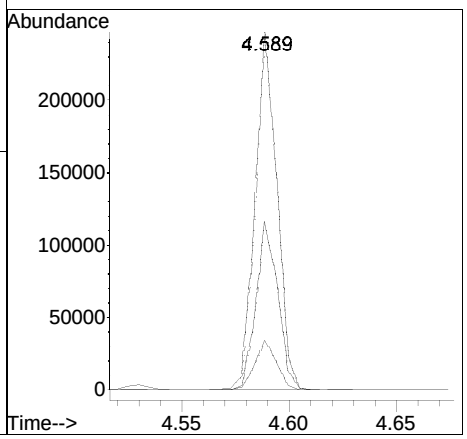

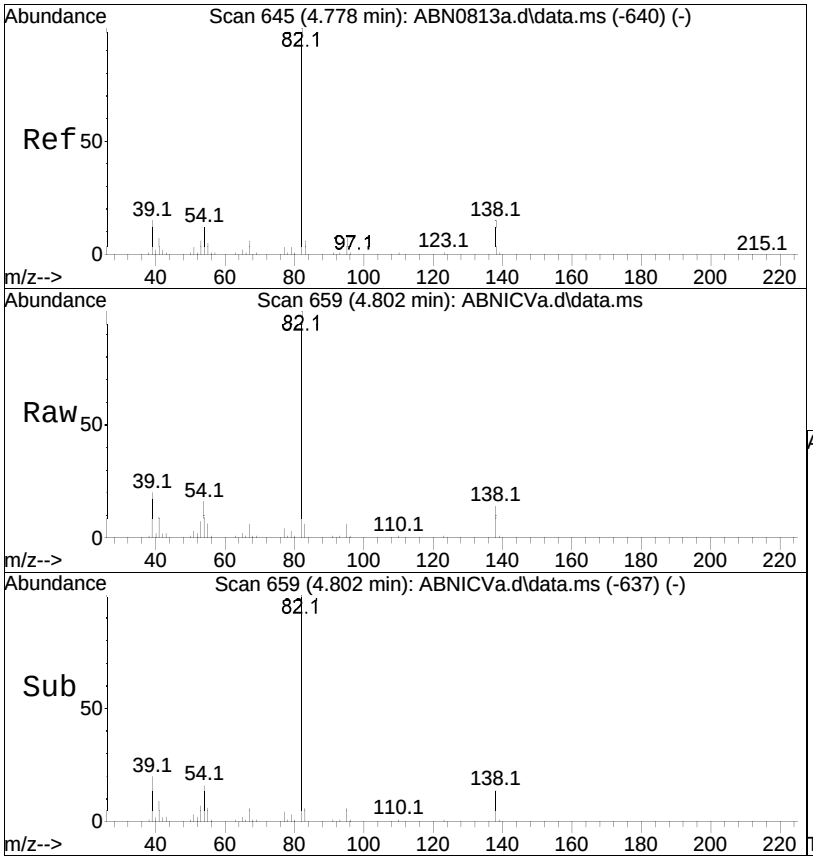

#21
Isophorone
Concen: 49.91 ug/ml
RT: 4.802 min Scan# 659
Delta R.T. -0.005 min
Lab File: ABNICVa.d
Acq: 2 Apr 2020 11:51 am

Tgt Ion: 82 Resp: 310746

Ion	Ratio	Lower	Upper
82	100		
138	14.6	13.9	20.9
95	6.4	5.1	7.7

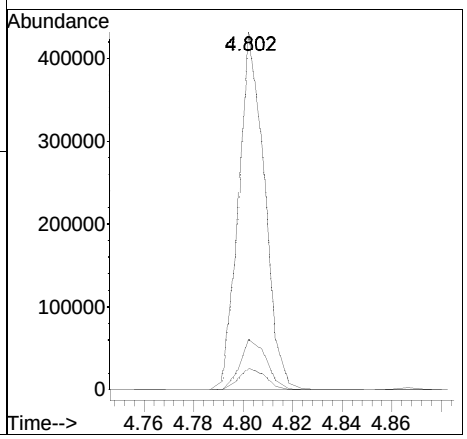

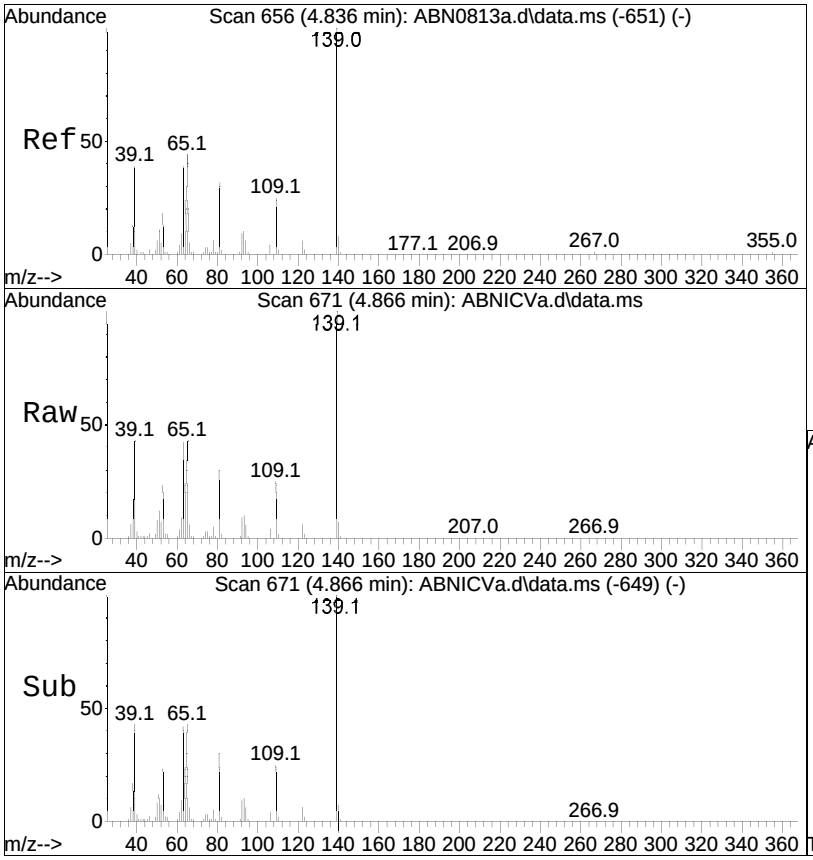

#22
2-Nitrophenol
Concen: 46.19 ug/ml
RT: 4.866 min Scan# 671
Delta R.T. -0.006 min
Lab File: ABNICVa.d
Acq: 2 Apr 2020 11:51 am

Tgt Ion:139 Resp: 94962

Ion	Ratio	Lower	Upper
139	100		
109	25.2	17.2	25.8
65	44.7	33.8	50.6

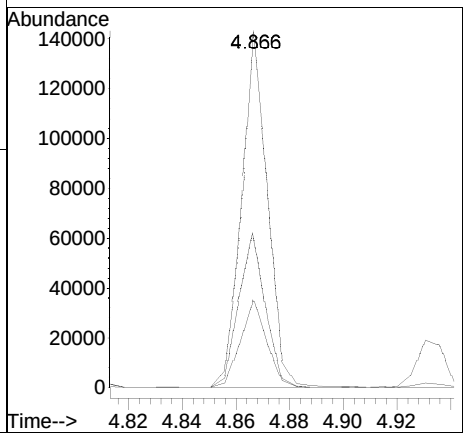

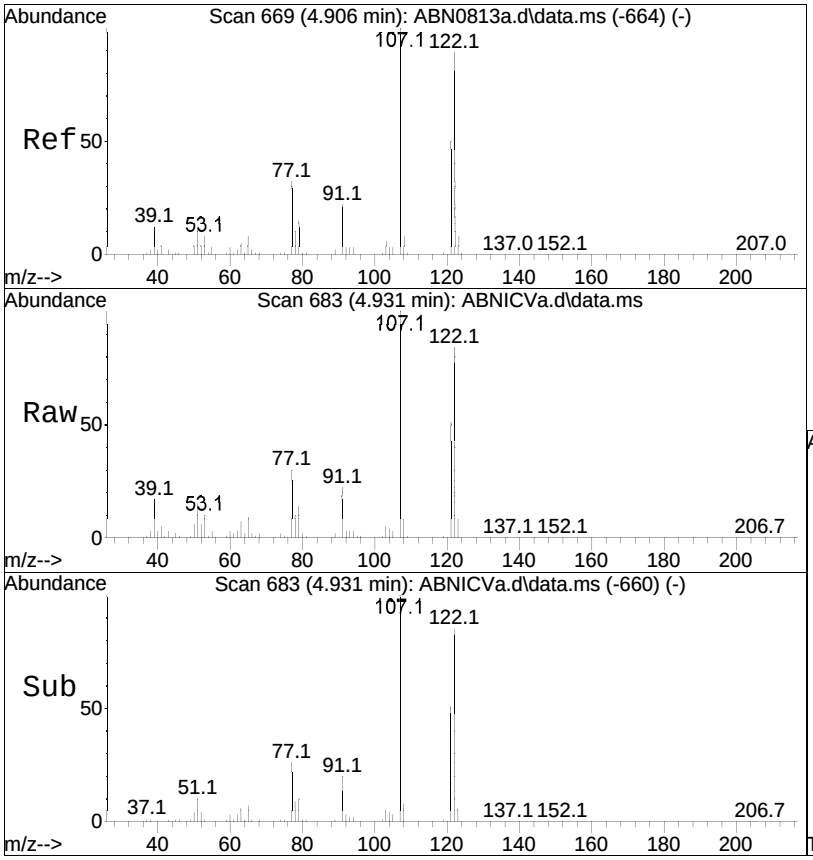

#23
2,4-Dimethylphenol
Concen: 50.75 ug/ml
RT: 4.931 min Scan# 683
Delta R.T. -0.000 min
Lab File: ABNICVa.d
Acq: 2 Apr 2020 11:51 am

Tgt Ion:107 Resp: 167895

Ion	Ratio	Lower	Upper
107	100		
121	50.1	41.2	61.8
122	84.9	72.5	108.7

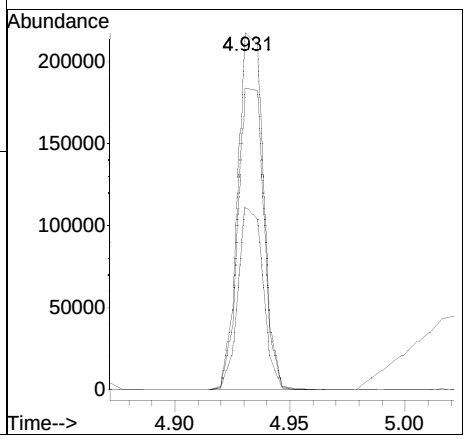

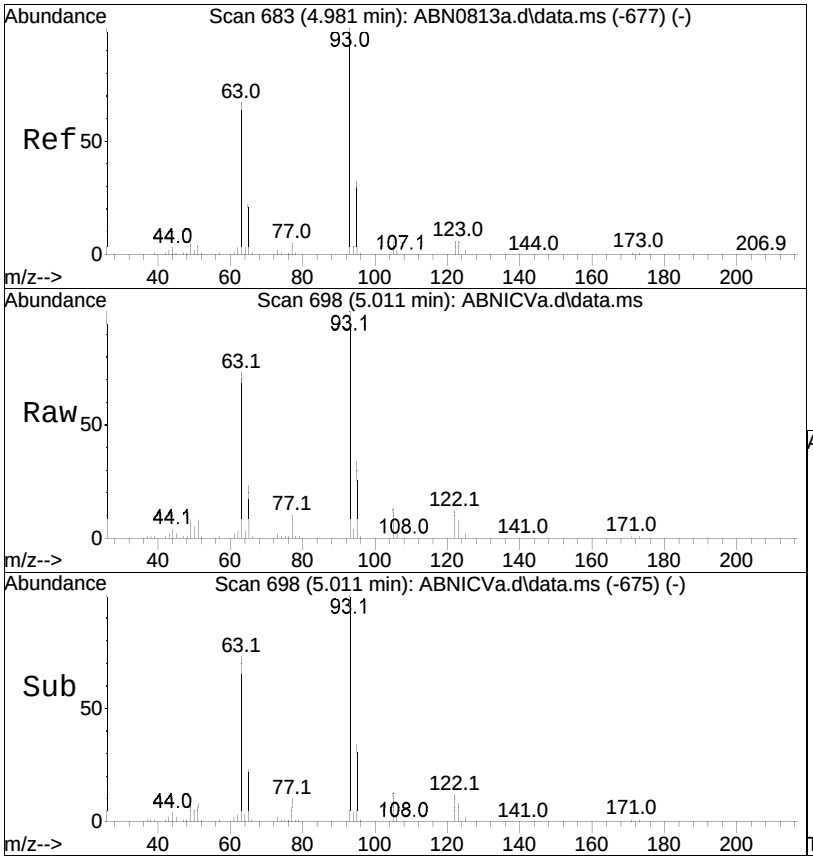

#24
Bis(2-chloroethoxy)methane
Concen: 48.13 ug/ml
RT: 5.011 min Scan# 698
Delta R.T. -0.000 min
Lab File: ABNICVa.d
Acq: 2 Apr 2020 11:51 am

Tgt Ion: 93 Resp: 196055

Ion	Ratio	Lower	Upper
93	100		
95	34.2	26.8	40.2
123	10.5	8.7	13.1

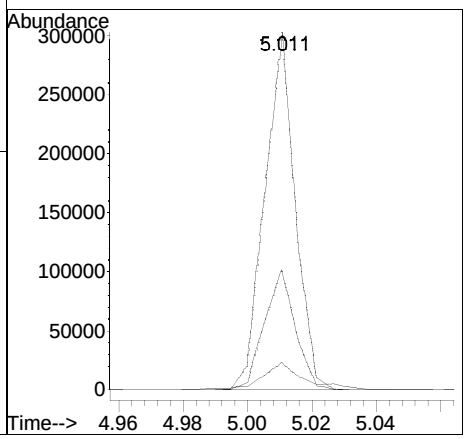

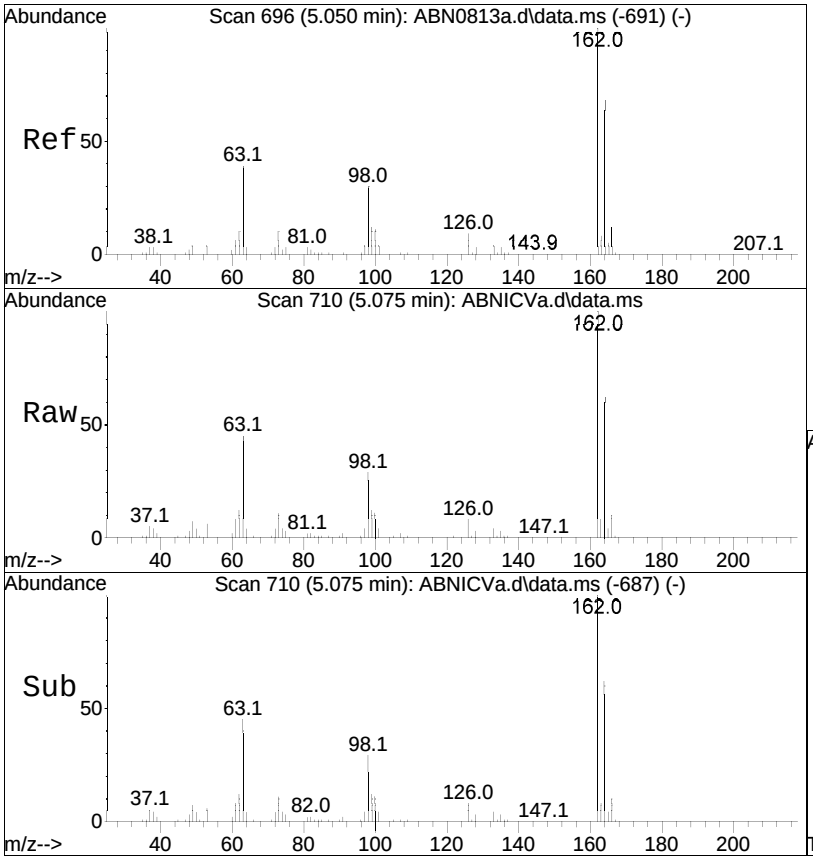

#25
2,4-Dichlorophenol
Concen: 48.43 ug/ml
RT: 5.075 min Scan# 710
Delta R.T. -0.000 min
Lab File: ABNICVa.d
Acq: 2 Apr 2020 11:51 am

Tgt Ion:162 Resp: 168709

Ion	Ratio	Lower	Upper
162	100		
164	63.2	51.8	77.8
98	31.0	25.0	37.4

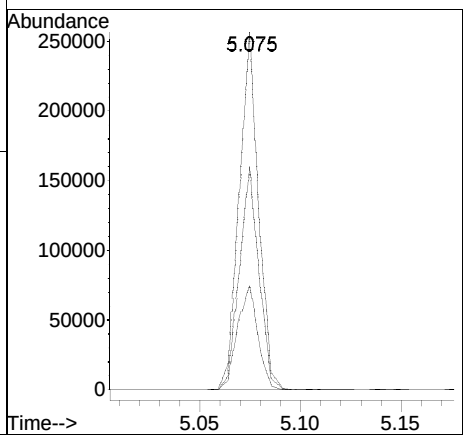

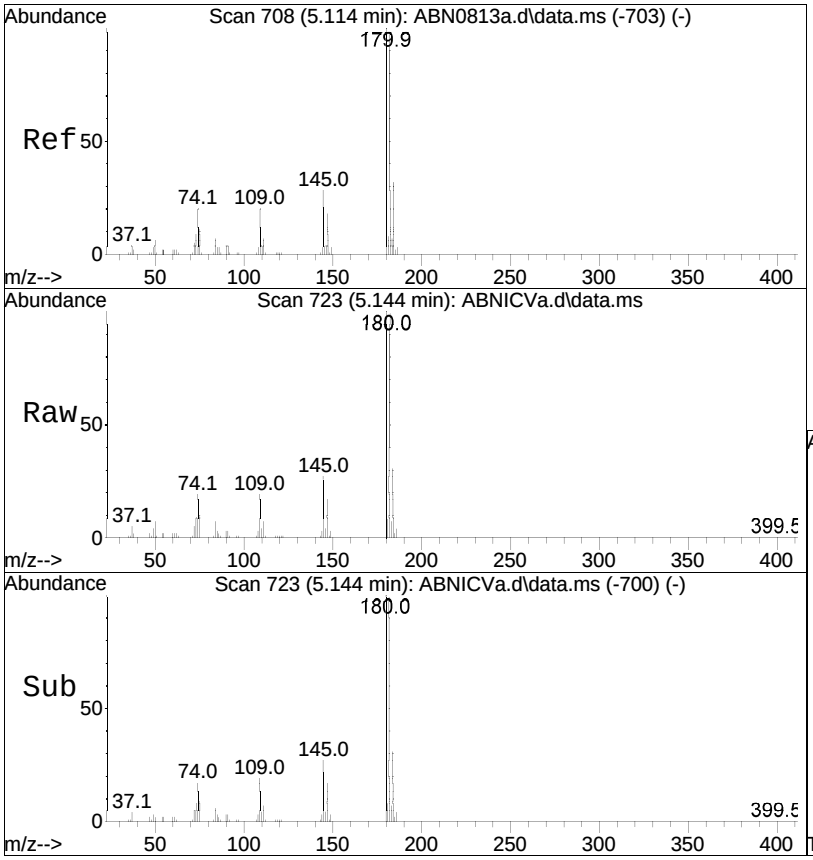

#26
1,2,4-Trichlorobenzene
Concen: 44.94 ug/ml
RT: 5.144 min Scan# 723
Delta R.T. -0.000 min
Lab File: ABNICVa.d
Acq: 2 Apr 2020 11:51 am

Tgt Ion:180 Resp: 184395

Ion	Ratio	Lower	Upper
180	100		
182	95.6	77.5	116.3
145	27.4	22.2	33.2

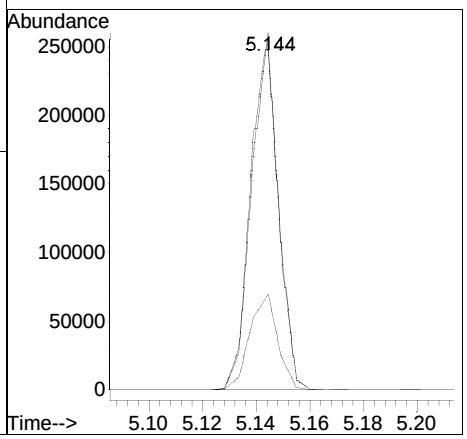

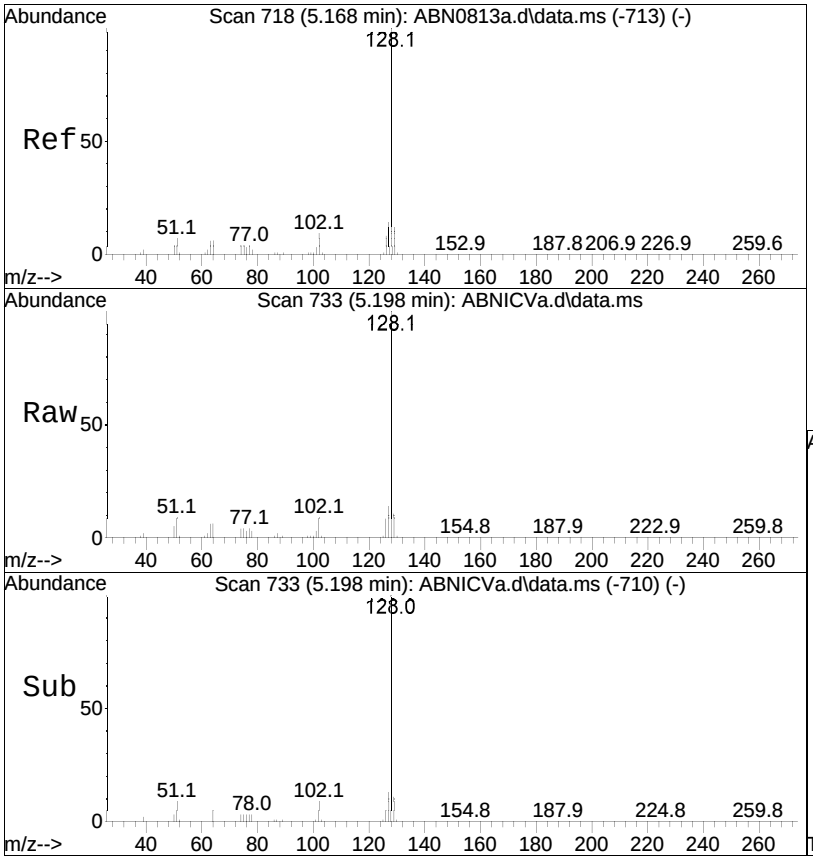

#36
Naphthalene
Concen: 45.07 ug/ml
RT: 5.198 min Scan# 733
Delta R.T. -0.000 min
Lab File: ABNICVa.d
Acq: 2 Apr 2020 11:51 am

Tgt Ion:128 Resp: 498562

Ion	Ratio	Lower	Upper
128	100		
129	11.1	9.0	13.6
127	13.8	11.3	16.9

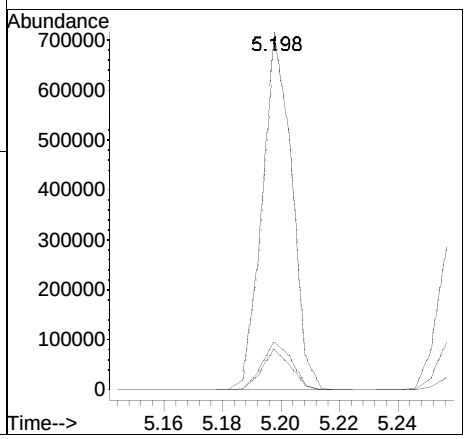

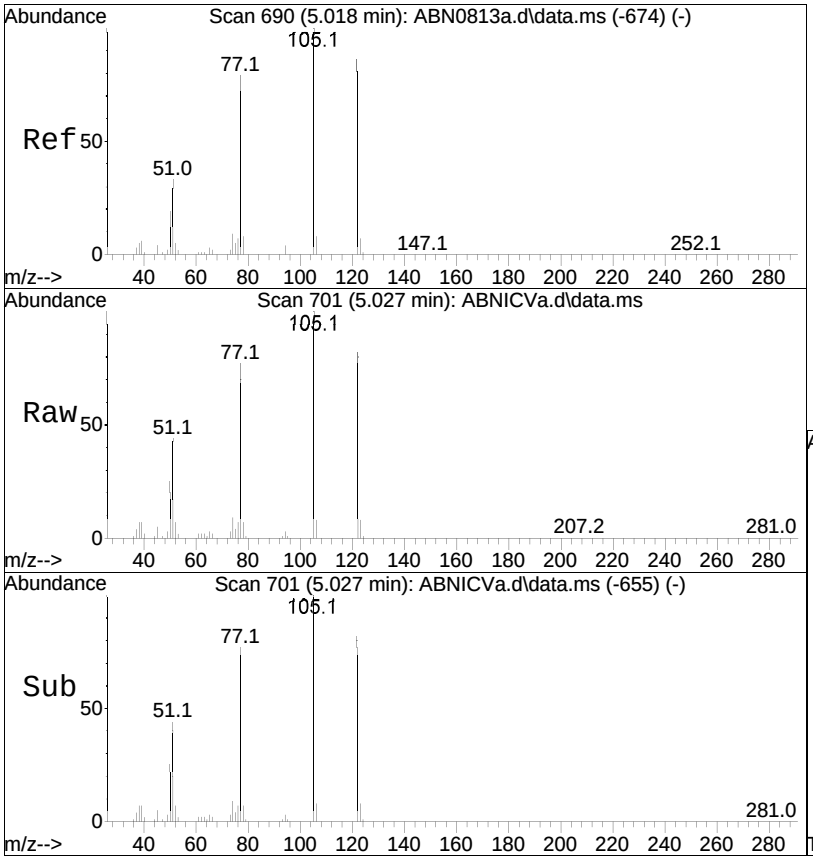

#37
Benzoic Acid
Concen: 41.94 ug/ml
RT: 5.027 min Scan# 701
Delta R.T. -0.004 min
Lab File: ABNICVa.d
Acq: 2 Apr 2020 11:51 am

Tgt Ion:105 Resp: 114669

Ion	Ratio	Lower	Upper
105	100		
122	88.5	2158.8	3238.2#
77	77.8	747.4	1121.0#

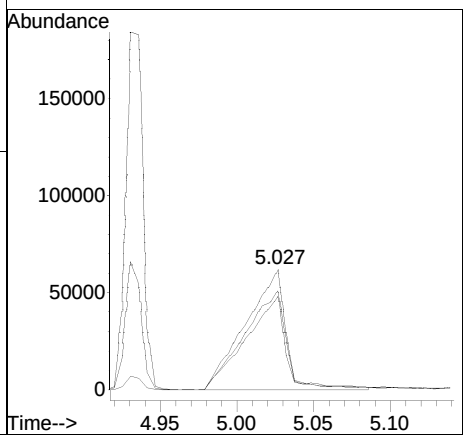

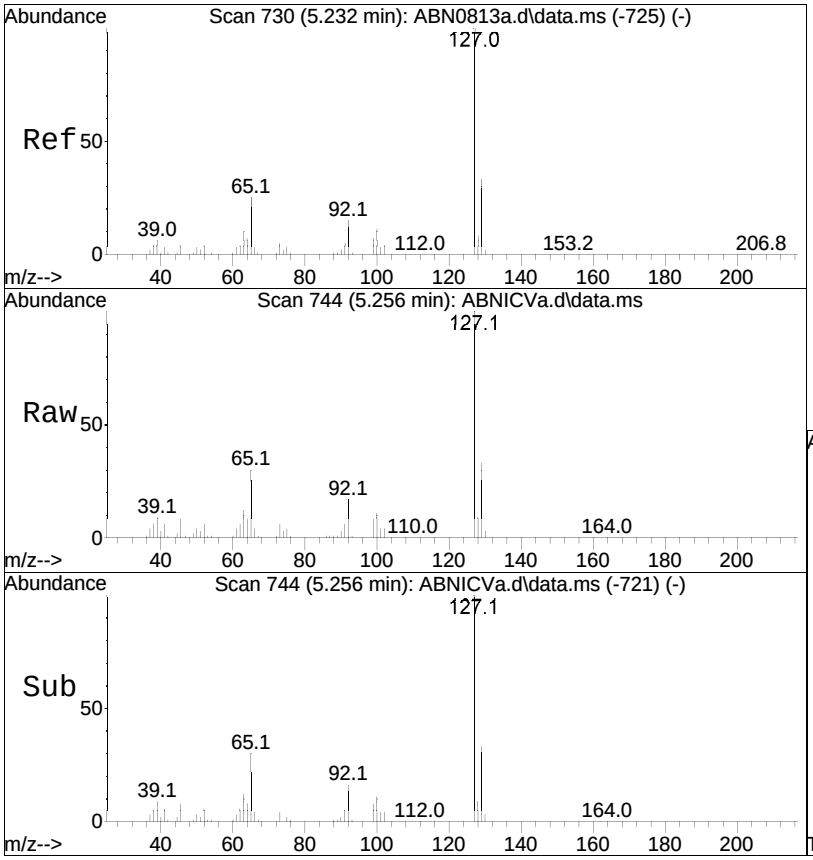

#38
4-Chloroaniline
Concen: 45.64 ug/ml
RT: 5.256 min Scan# 744
Delta R.T. -0.000 min
Lab File: ABNICVa.d
Acq: 2 Apr 2020 11:51 am

Tgt Ion: 65 Resp: 62498

Ion	Ratio	Lower	Upper
65	100		
127	354.0	302.2	453.2
129	116.2	97.8	146.8

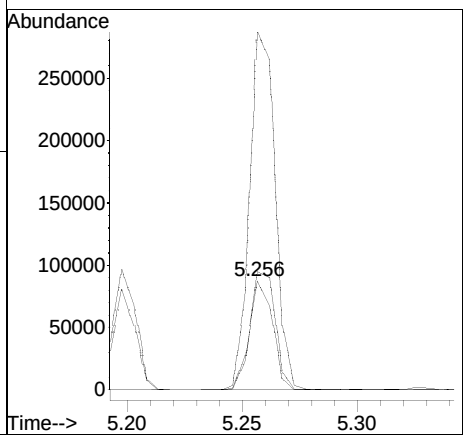

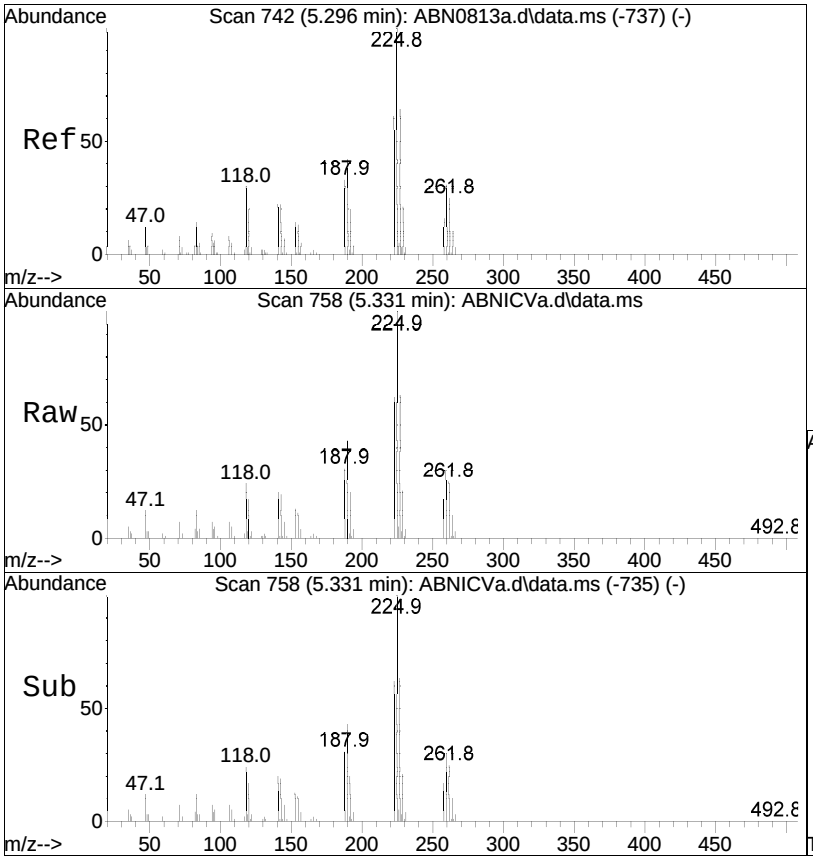

#39
Hexachlorobutadiene
Concen: 44.39 ug/ml
RT: 5.331 min Scan# 758
Delta R.T. -0.000 min
Lab File: ABNICVa.d
Acq: 2 Apr 2020 11:51 am

Tgt Ion:225 Resp: 104676

Ion	Ratio	Lower	Upper
225	100		
223	63.8	50.0	75.0
227	63.2	51.8	77.6

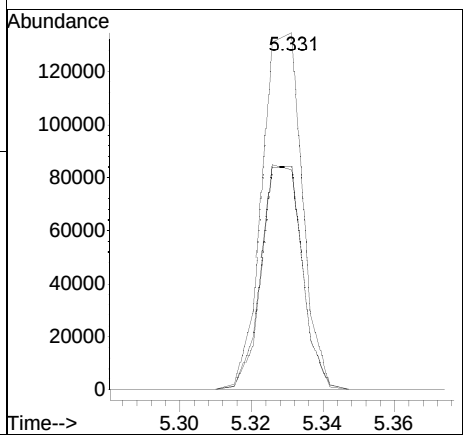

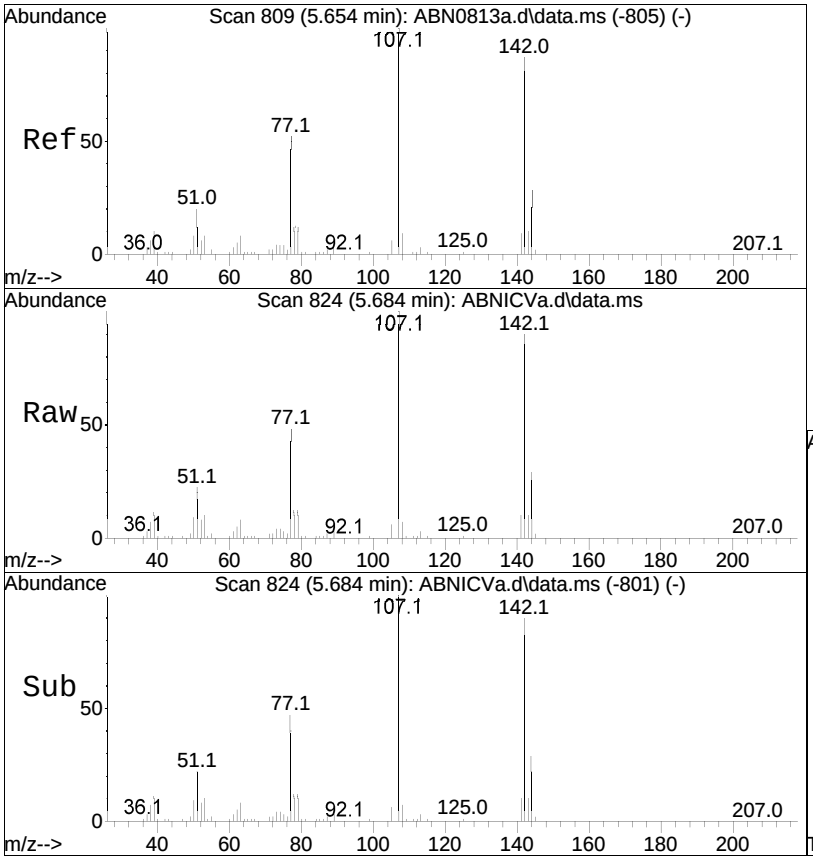

#40
p-Chloro-m-cresol
Concen: 48.86 ug/ml
RT: 5.684 min Scan# 824
Delta R.T. -0.000 min
Lab File: ABNICVa.d
Acq: 2 Apr 2020 11:51 am

Tgt Ion:107 Resp: 155435

Ion	Ratio	Lower	Upper
107	100		
144	27.1	23.3	34.9
142	86.2	72.7	109.1

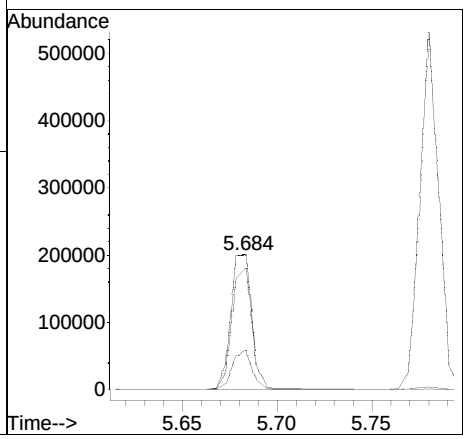

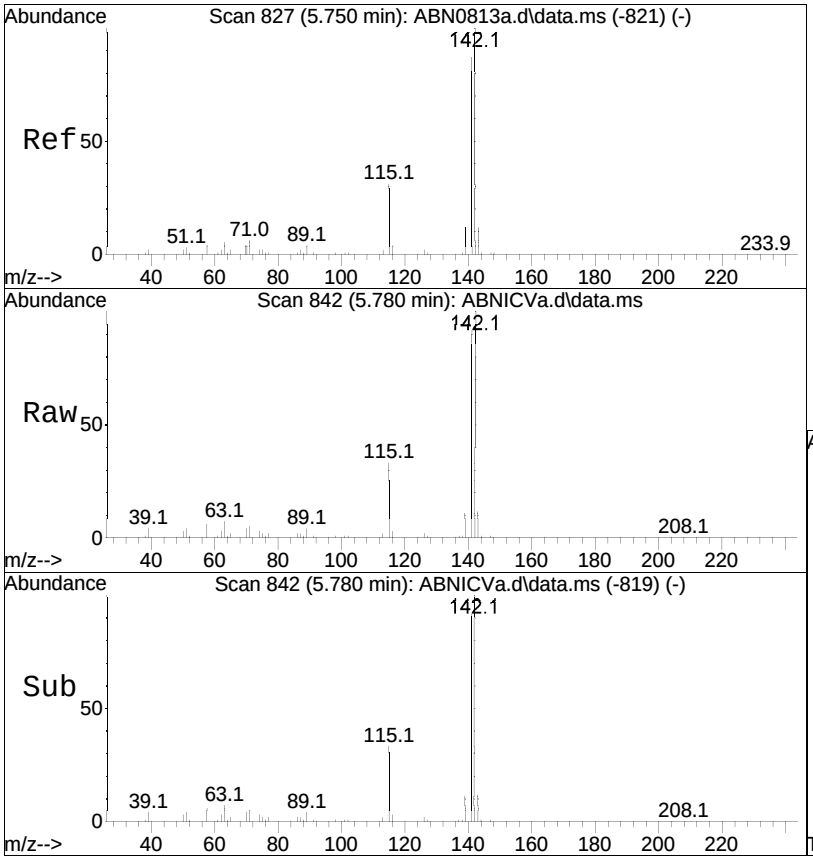

#41
2-Methylnaphthalene
Concen: 46.22 ug/ml
RT: 5.780 min Scan# 842
Delta R.T. -0.000 min
Lab File: ABNICVa.d
Acq: 2 Apr 2020 11:51 am

Tgt Ion:142 Resp: 363608

Ion	Ratio	Lower	Upper
142	100		
141	91.2	69.5	104.3
115	32.2	25.4	38.2

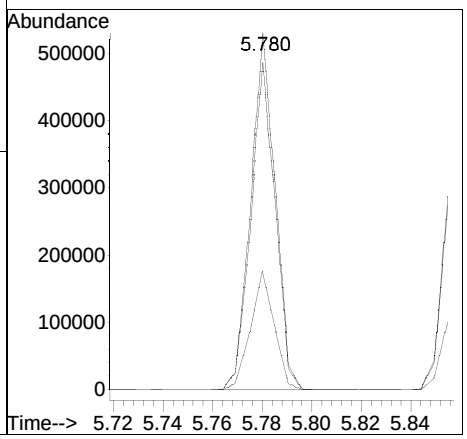

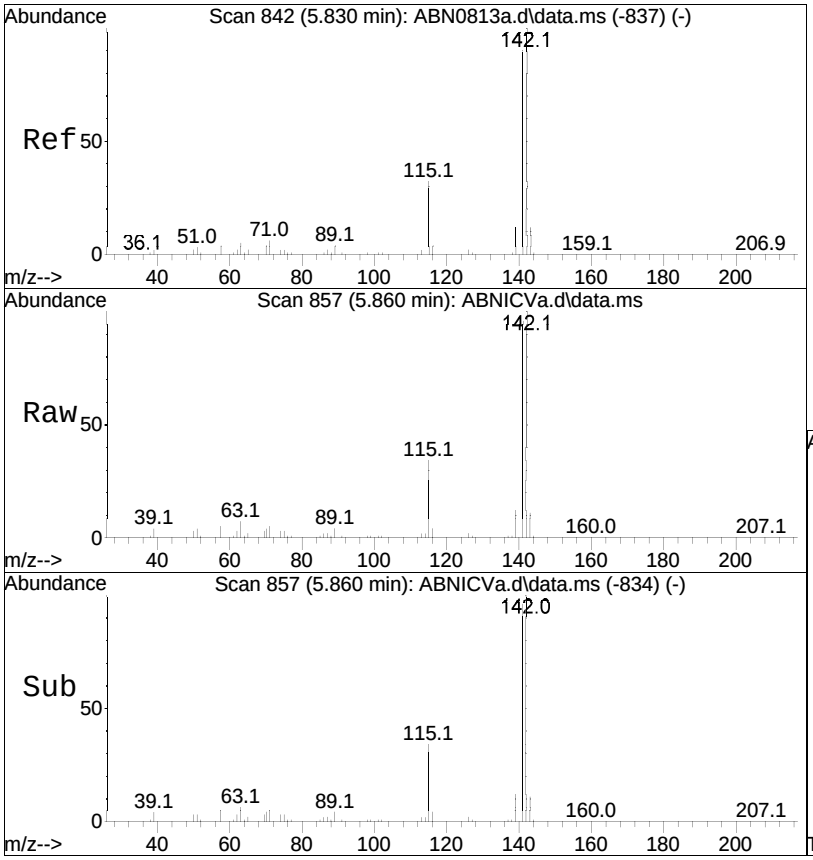

#42
1-Methylnaphthalene
Concen: 46.21 ug/ml
RT: 5.860 min Scan# 857
Delta R.T. -0.000 min
Lab File: ABNICVa.d
Acq: 2 Apr 2020 11:51 am

Tgt Ion:115 Resp: 115698

Ion	Ratio	Lower	Upper
115	100		
141	284.0	218.1	327.1
142	299.4	245.3	367.9

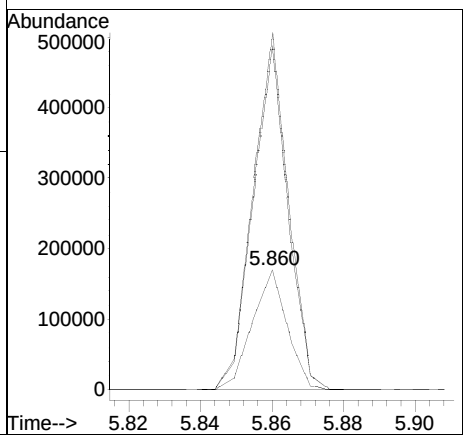

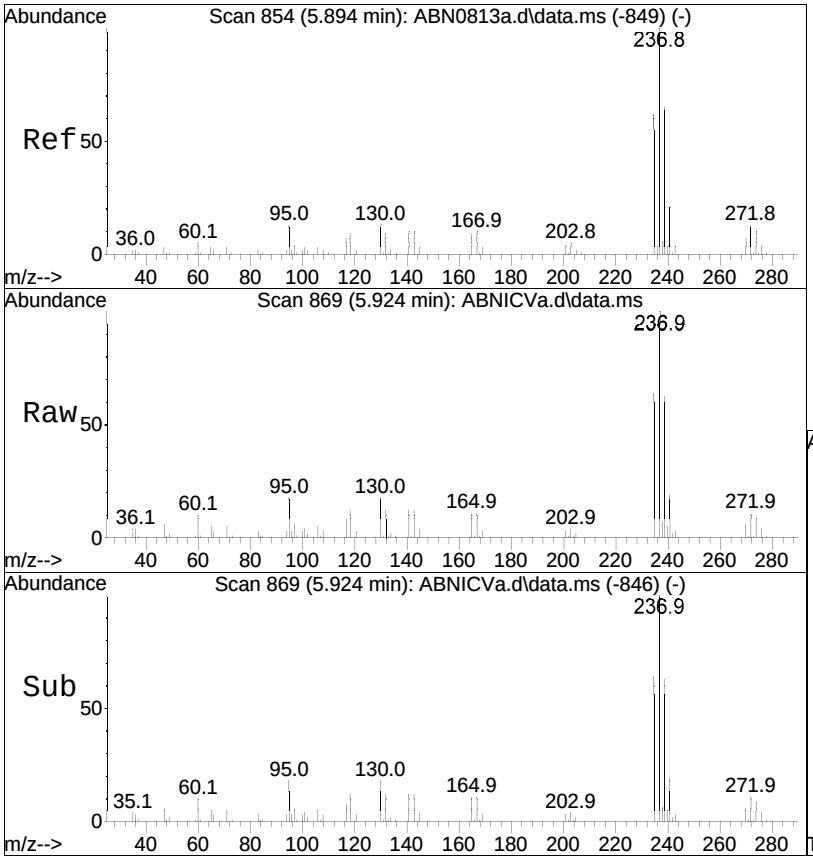

#43
Hexachlorocyclopentadiene
Concen: 42.97 ug/ml
RT: 5.924 min Scan# 869
Delta R.T. -0.000 min
Lab File: ABNICVa.d
Acq: 2 Apr 2020 11:51 am

Tgt Ion:237 Resp: 141262

Ion	Ratio	Lower	Upper
237	100		
235	64.1	49.9	74.9
272	12.2	11.4	17.2

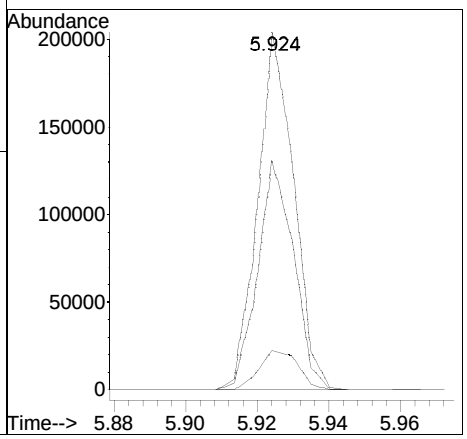

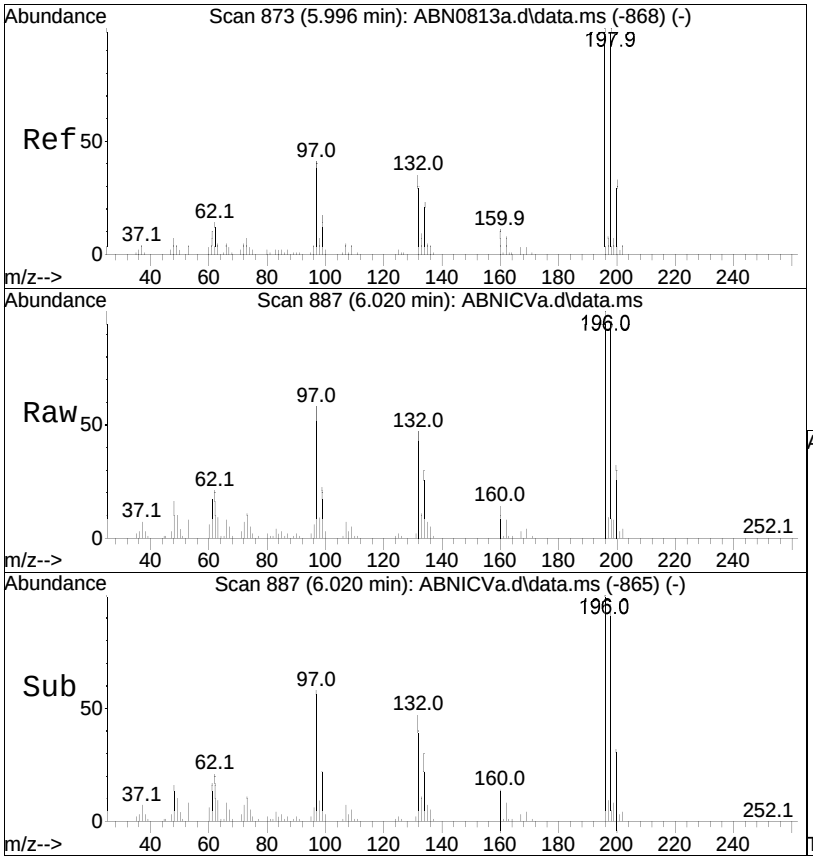

#44
2,4,6-Trichlorophenol
Concen: 45.56 ug/ml
RT: 6.020 min Scan# 887
Delta R.T. -0.005 min
Lab File: ABNICVa.d
Acq: 2 Apr 2020 11:51 am

Tgt Ion:196 Resp: 126912

Ion	Ratio	Lower	Upper
196	100		
198	98.0	77.0	115.6
200	32.8	25.0	37.6

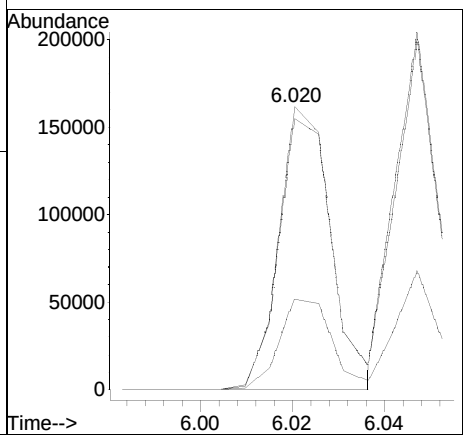

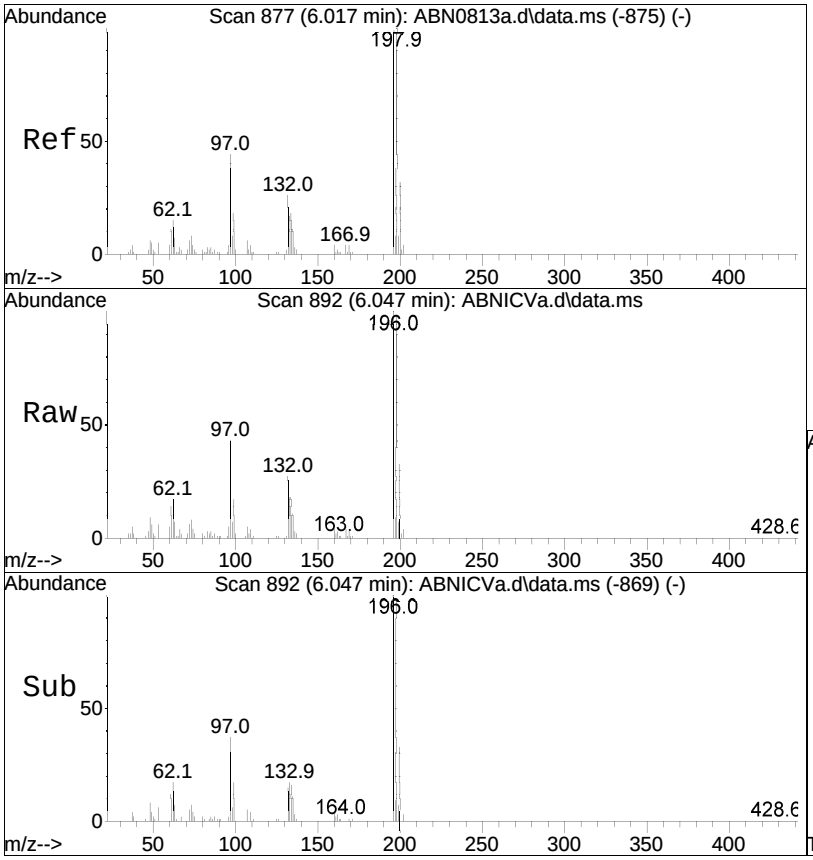

#45
2,4,5-Trichlorophenol
Concen: 44.16 ug/ml
RT: 6.047 min Scan# 892
Delta R.T. -0.000 min
Lab File: ABNICVa.d
Acq: 2 Apr 2020 11:51 am

Tgt Ion:196 Resp: 134875

Ion	Ratio	Lower	Upper
196	100		
200	32.2	24.9	37.3
198	96.1	78.5	117.7

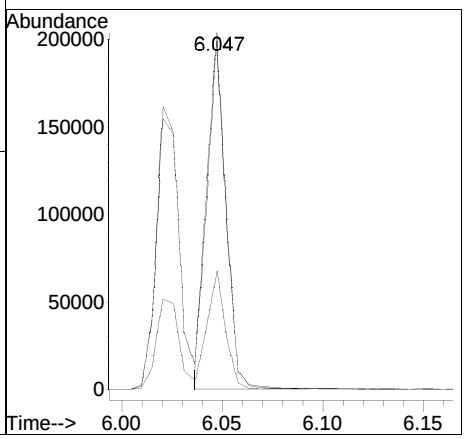

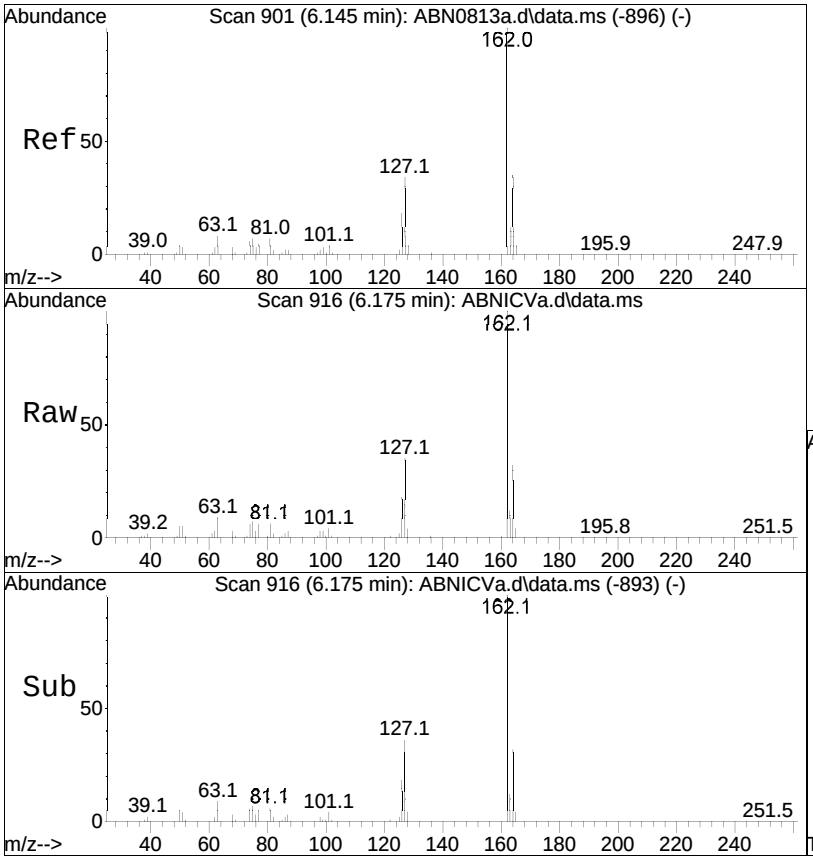

#47
2-Chloronaphthalene
Concen: 45.74 ug/ml
RT: 6.175 min Scan# 916
Delta R.T. -0.000 min
Lab File: ABNICVa.d
Acq: 2 Apr 2020 11:51 am

Tgt Ion:162 Resp: 366945

Ion	Ratio	Lower	Upper
162	100		
127	34.4	28.0	42.0
164	31.6	26.6	39.8

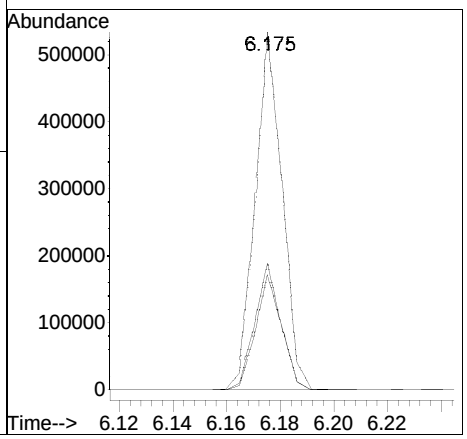

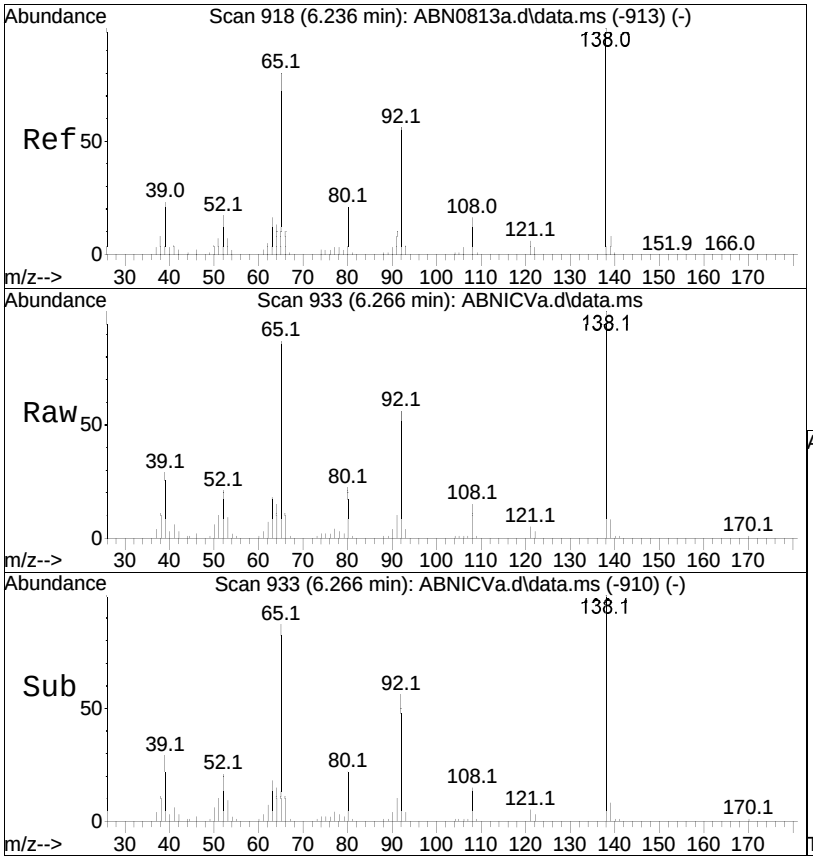

#48
2-Nitroaniline
Concen: 45.56 ug/ml
RT: 6.266 min Scan# 933
Delta R.T. -0.000 min
Lab File: ABNICVa.d
Acq: 2 Apr 2020 11:51 am

Tgt Ion:138 Resp: 122339

Ion	Ratio	Lower	Upper
138	100		
92	55.3	41.7	62.5
65	82.9	61.5	92.3

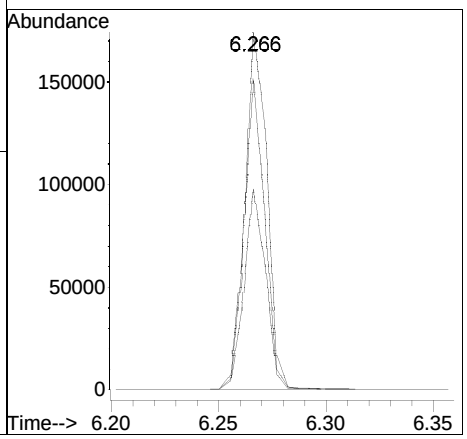

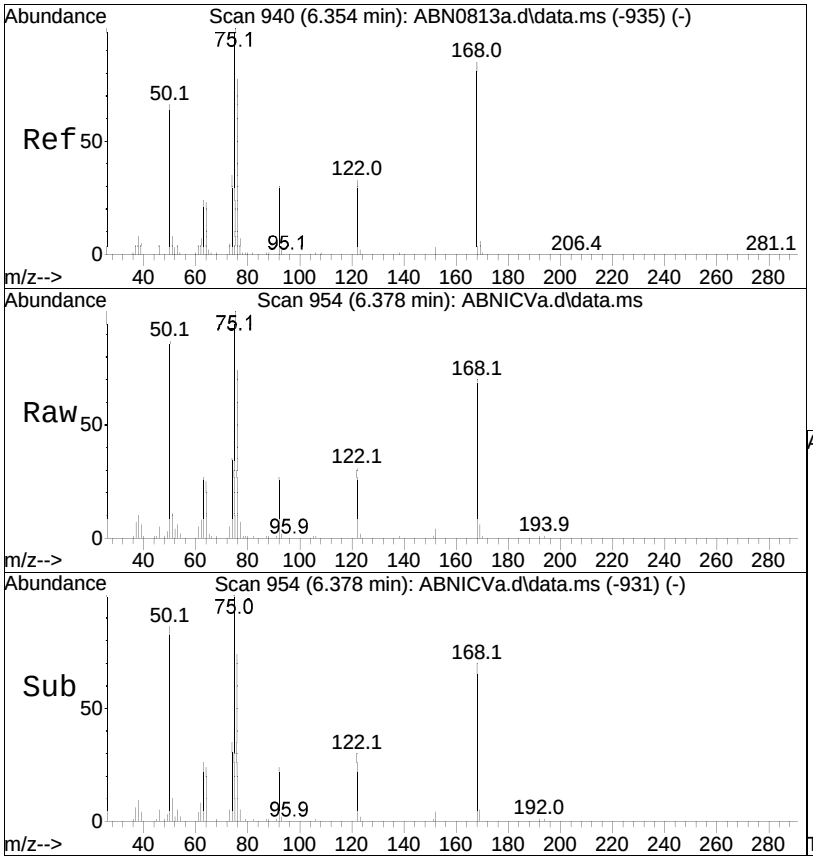

#49
1,4-Dinitrobenzene
Concen: 44.66 ug/ml
RT: 6.378 min Scan# 954
Delta R.T. -0.000 min
Lab File: ABNICVa.d
Acq: 2 Apr 2020 11:51 am

Tgt Ion:168 Resp: 51533

Ion	Ratio	Lower	Upper
168	100		
75	144.8	102.0	153.0

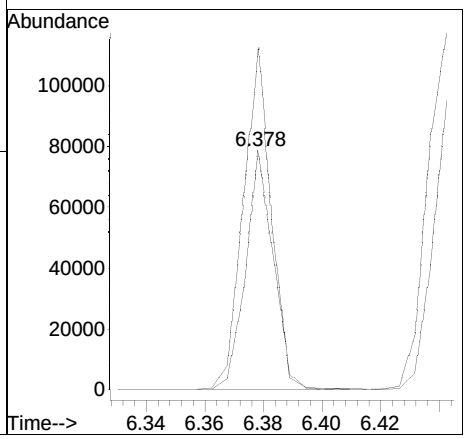

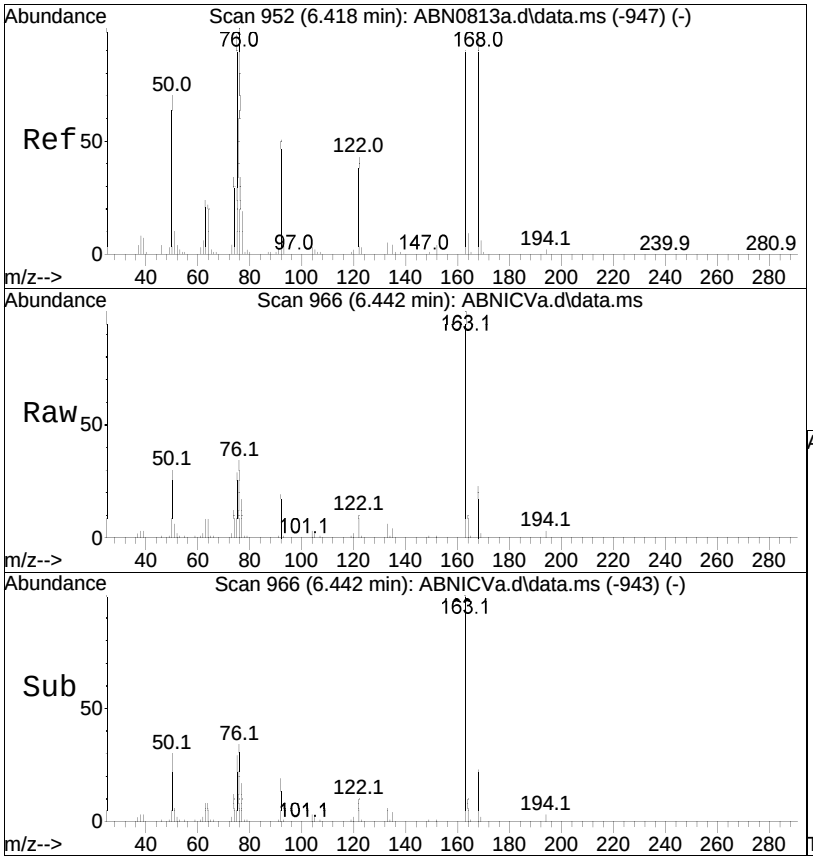

#50
1,3-Dinitrobenzene
Concen: 46.70 ug/ml
RT: 6.442 min Scan# 966
Delta R.T. -0.000 min
Lab File: ABNICVa.d
Acq: 2 Apr 2020 11:51 am

Tgt Ion:168 Resp: 60444

Ion	Ratio	Lower	Upper
168	100		
75	139.2	107.1	160.7

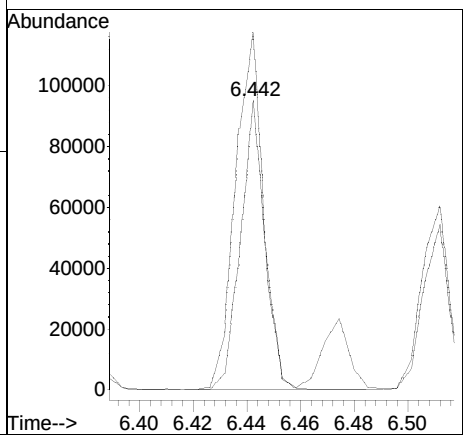

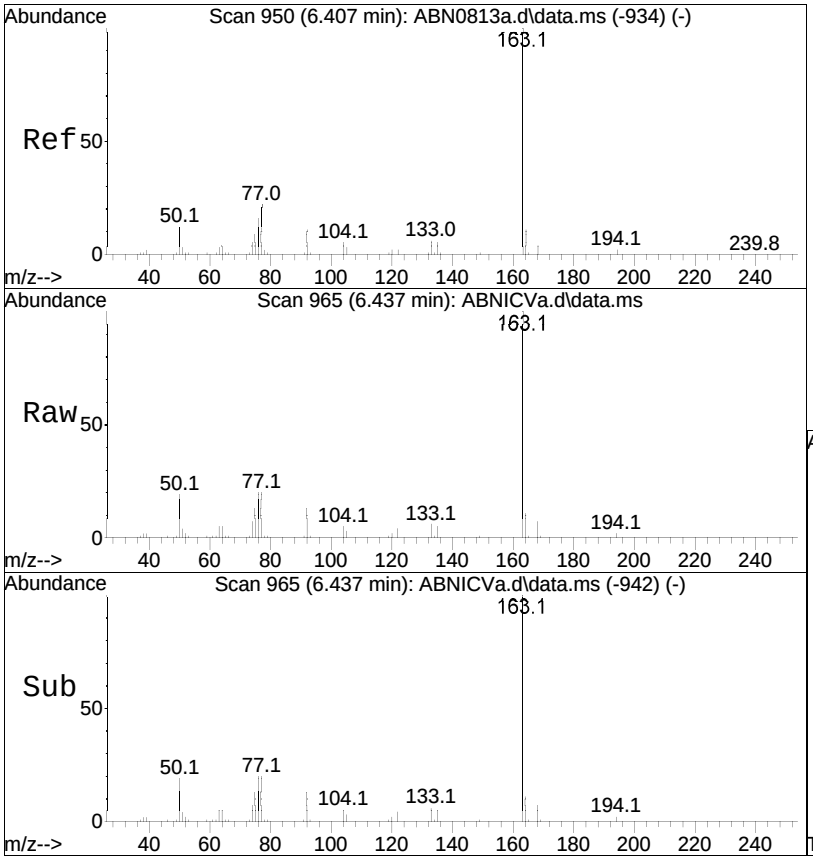

#51
Dimethyl phthalate
Concen: 46.46 ug/ml
RT: 6.437 min Scan# 965
Delta R.T. -0.000 min
Lab File: ABNICVa.d
Acq: 2 Apr 2020 11:51 am

Tgt Ion:163 Resp: 431191

Ion	Ratio	Lower	Upper
163	100		
194	2.4	3.4	5.2#
164	10.3	8.4	12.6

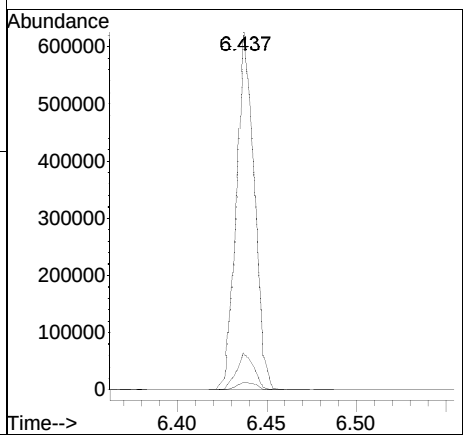

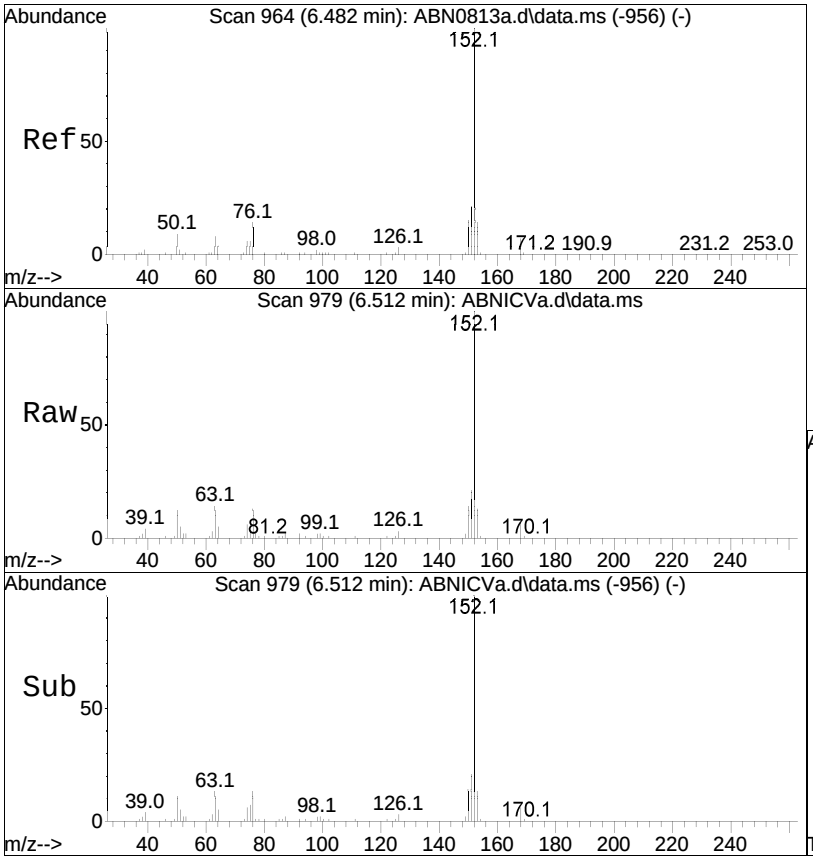

#52
Acenaphthylene
Concen: 47.71 ug/ml
RT: 6.512 min Scan# 979
Delta R.T. -0.000 min
Lab File: ABNICVa.d
Acq: 2 Apr 2020 11:51 am

Tgt Ion:152 Resp: 581354

Ion	Ratio	Lower	Upper
152	100		
151	20.9	16.7	25.1
153	13.1	11.1	16.7

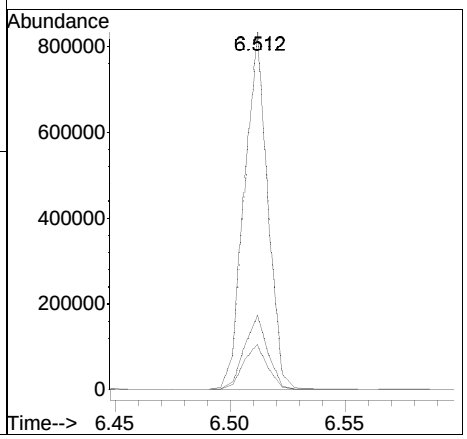

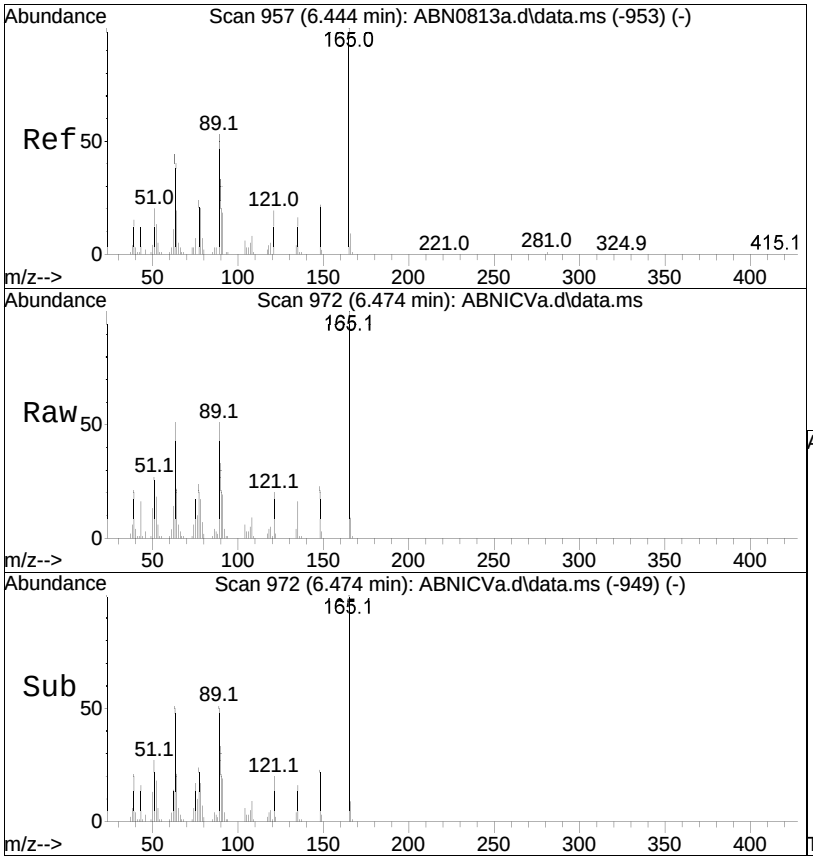

#53
2,6-Dinitrotoluene
Concen: 47.56 ug/ml
RT: 6.474 min Scan# 972
Delta R.T. -0.000 min
Lab File: ABNICVa.d
Acq: 2 Apr 2020 11:51 am

Tgt Ion:165 Resp: 94986

Ion	Ratio	Lower	Upper
165	100		
89	53.5	43.1	64.7
63	54.9	42.7	64.1

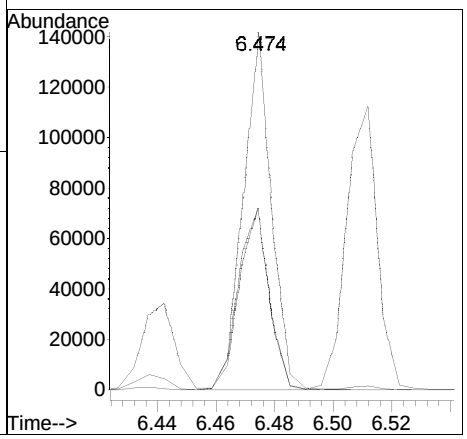

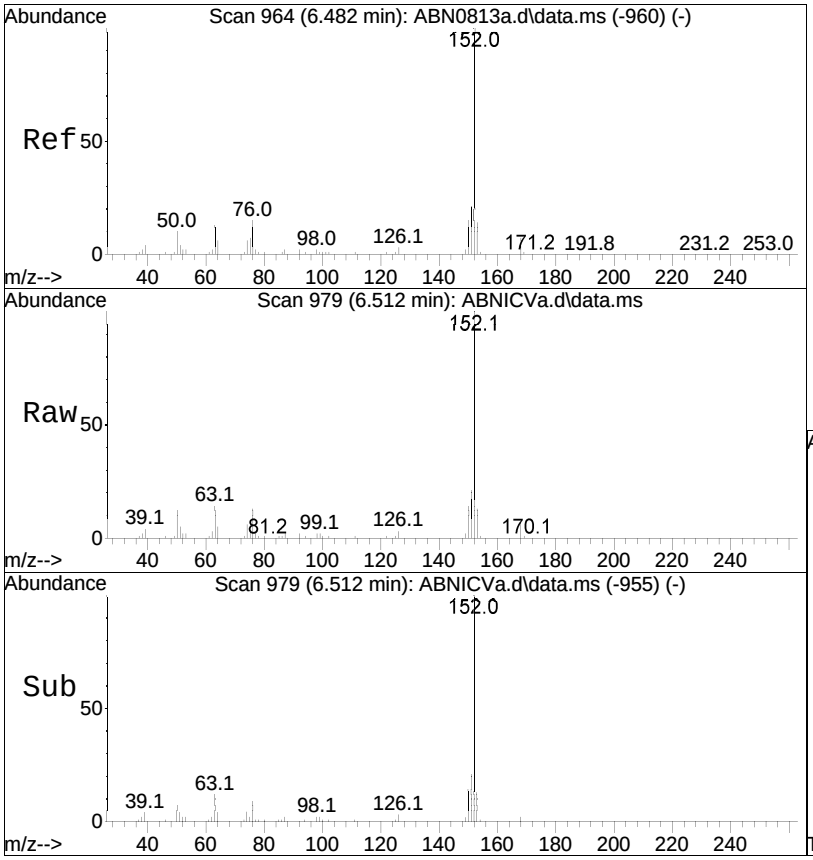

#54
1,2-Dinitrobenzene
Concen: 46.14 ug/ml
RT: 6.512 min Scan# 979
Delta R.T. 0.005 min
Lab File: ABNICVa.d
Acq: 2 Apr 2020 11:51 am

Tgt Ion:168 Resp: 36824

Ion	Ratio	Lower	Upper
168	100		
75	118.3	92.2	138.2

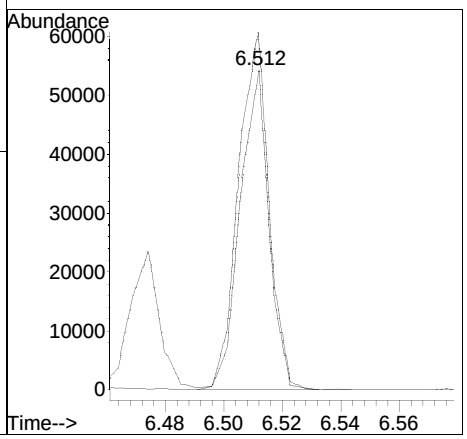

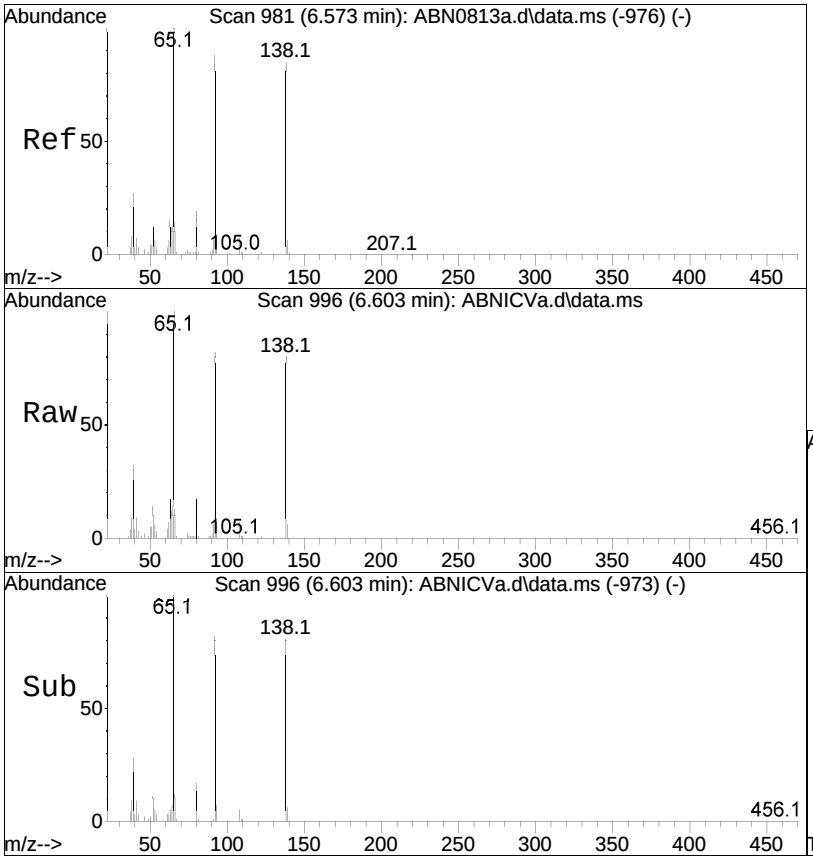

#64
3-Nitroaniline
Concen: 43.81 ug/ml
RT: 6.603 min Scan# 996
Delta R.T. -0.000 min
Lab File: ABNICVa.d
Acq: 2 Apr 2020 11:51 am

Tgt Ion:138 Resp: 106979

Ion	Ratio	Lower	Upper
138	100		
92	99.8	77.5	116.3
108	8.7	7.0	10.4

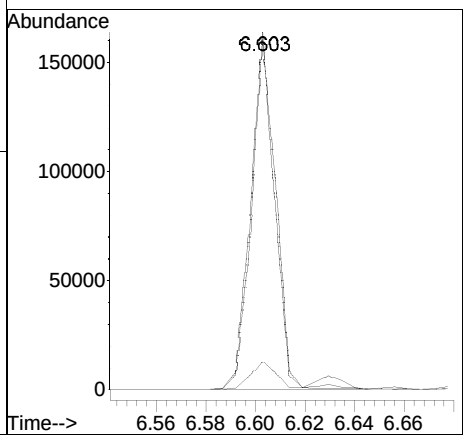

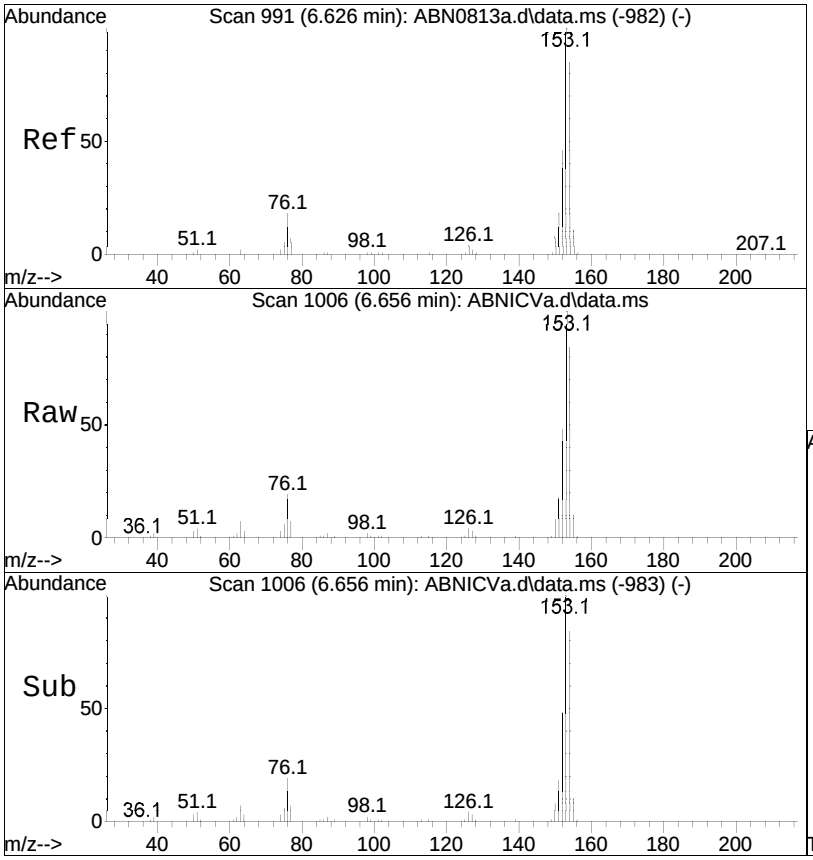

#65
Acenaphthene
Concen: 43.06 ug/ml
RT: 6.656 min Scan# 1006
Delta R.T. -0.000 min
Lab File: ABNICVa.d
Acq: 2 Apr 2020 11:51 am

Tgt Ion:154 Resp: 328184

Ion	Ratio	Lower	Upper
154	100		
153	119.2	89.4	134.0
152	57.2	42.2	63.2

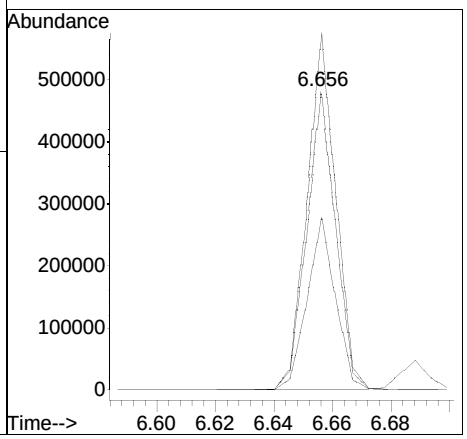

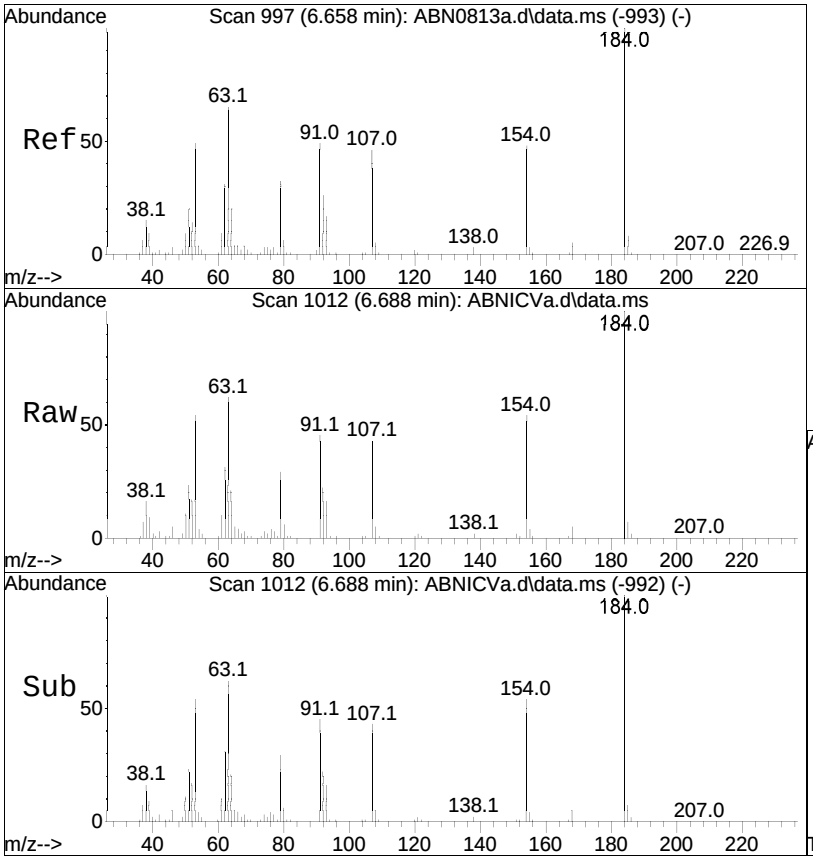

#66
2,4-Dinitrophenol
Concen: 39.04 ug/ml
RT: 6.688 min Scan# 1012
Delta R.T. -0.016 min
Lab File: ABNICVa.d
Acq: 2 Apr 2020 11:51 am

Tgt Ion:184 Resp: 59747

Ion	Ratio	Lower	Upper
184	100		
107	41.6	31.4	47.2
91	46.2	37.2	55.8

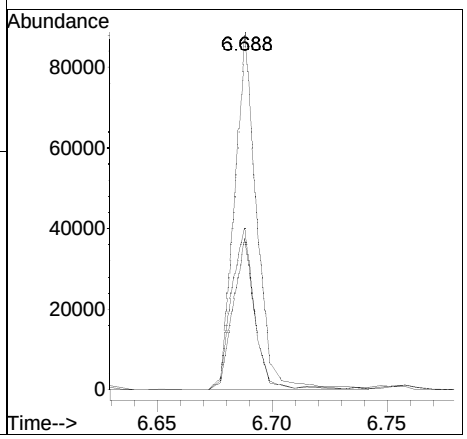

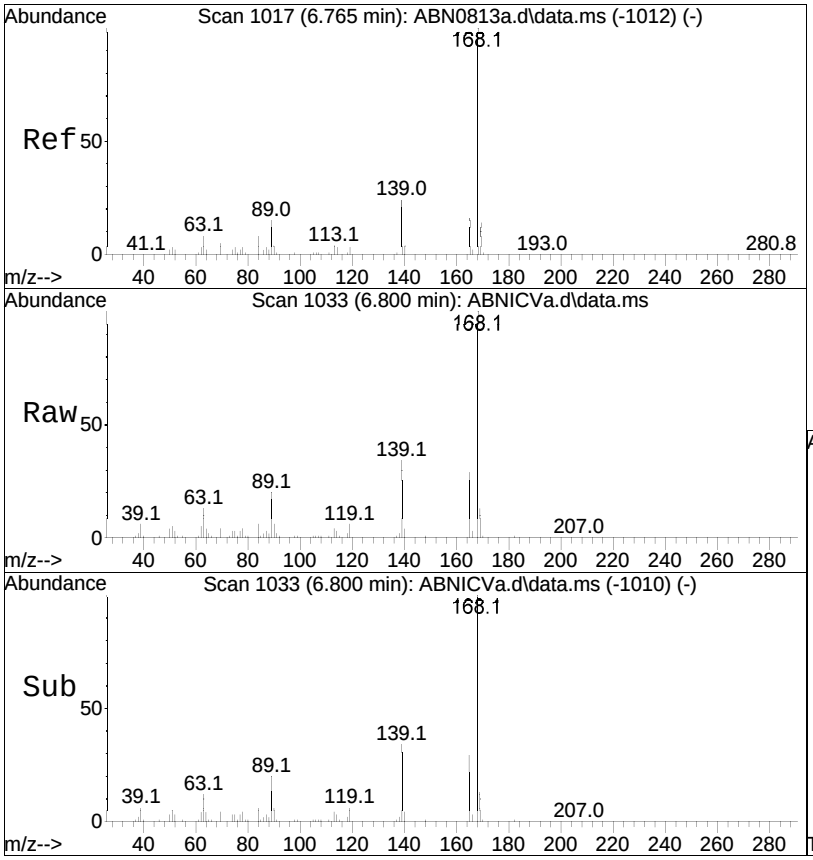

#67
Dibenzofuran
Concen: 44.14 ug/ml
RT: 6.800 min Scan# 1033
Delta R.T. -0.000 min
Lab File: ABNICVa.d
Acq: 2 Apr 2020 11:51 am

Tgt Ion:168 Resp: 522470

Ion	Ratio	Lower	Upper
168	100		
139	35.7	28.0	42.0

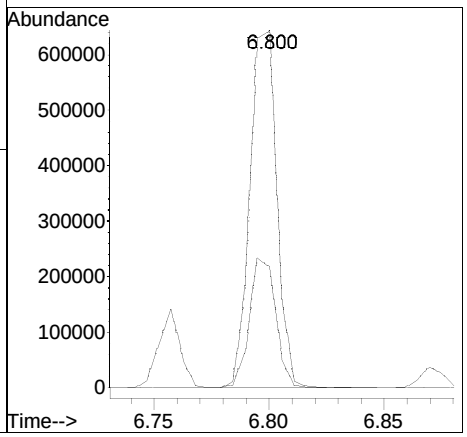

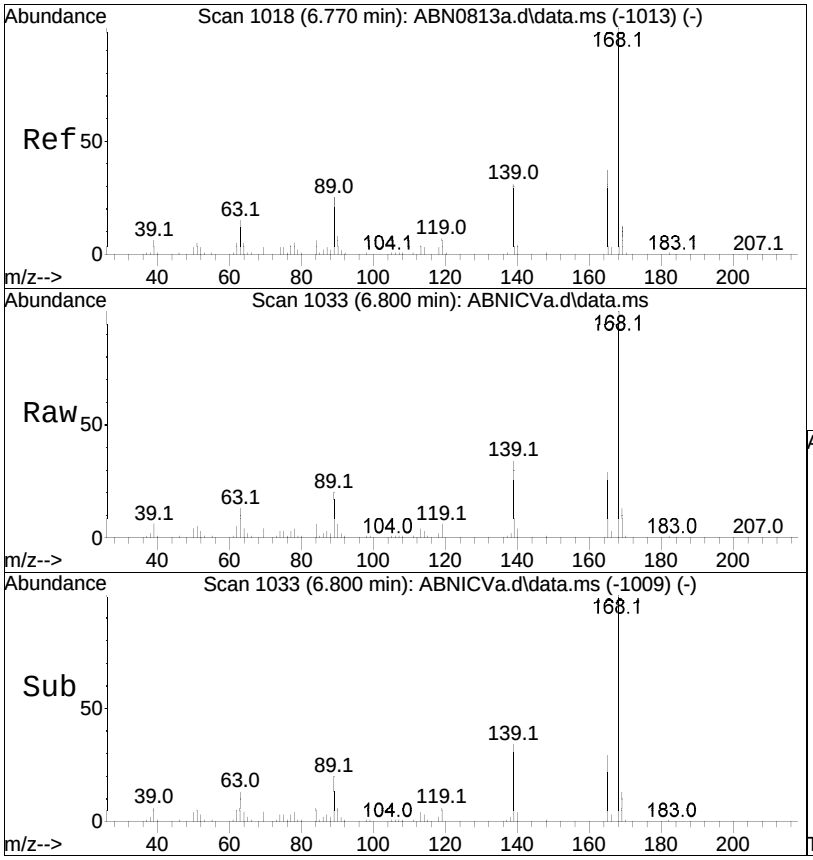

#68
2,4-Dinitrotoluene
Concen: 46.95 ug/ml
RT: 6.800 min Scan# 1033
Delta R.T. 0.005 min
Lab File: ABNICVa.d
Acq: 2 Apr 2020 11:51 am

Tgt Ion:165 Resp: 133366

Ion	Ratio	Lower	Upper
165	100		
89	77.9	63.0	94.6
63	59.3	50.3	75.5

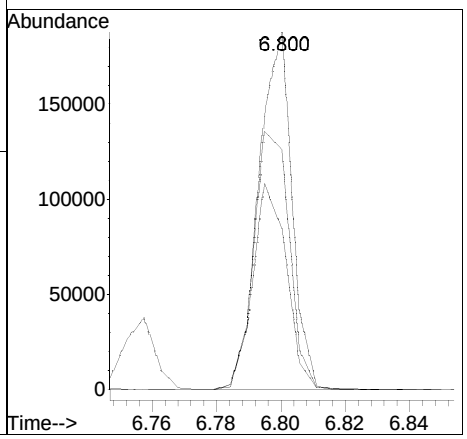

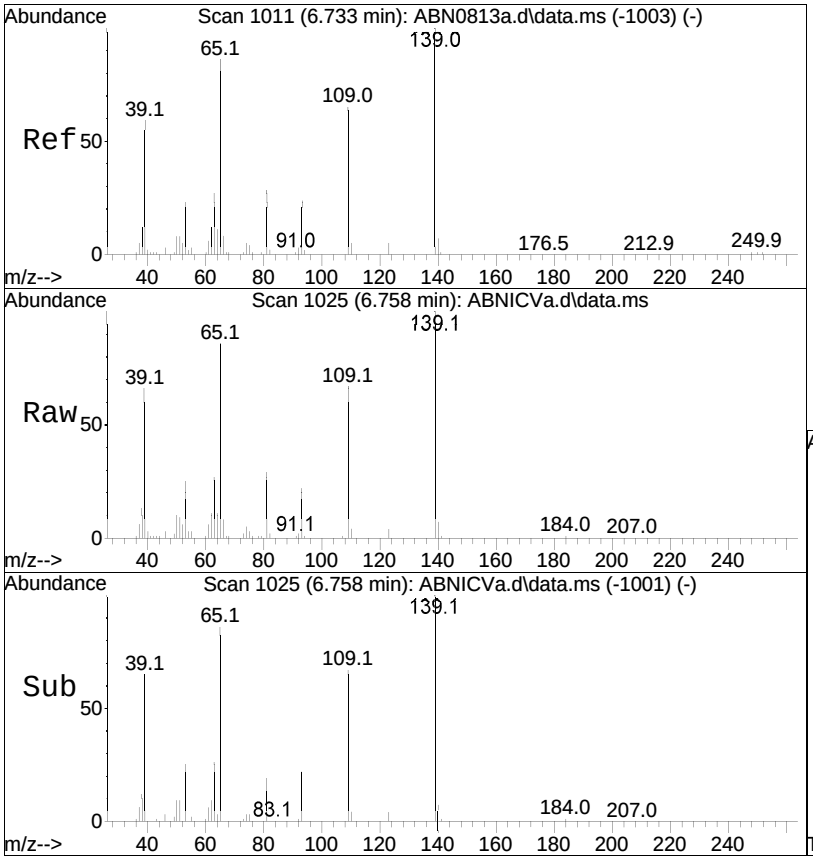

#69
4-Nitrophenol
Concen: 46.82 ug/ml
RT: 6.758 min Scan# 1025
Delta R.T. 0.005 min
Lab File: ABNICVa.d
Acq: 2 Apr 2020 11:51 am

Tgt Ion: 65 Resp: 83555

Ion	Ratio	Lower	Upper
65	100		
109	75.4	55.3	82.9
139	110.0	95.1	142.7

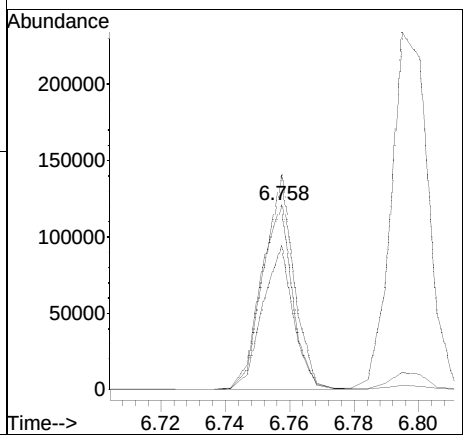

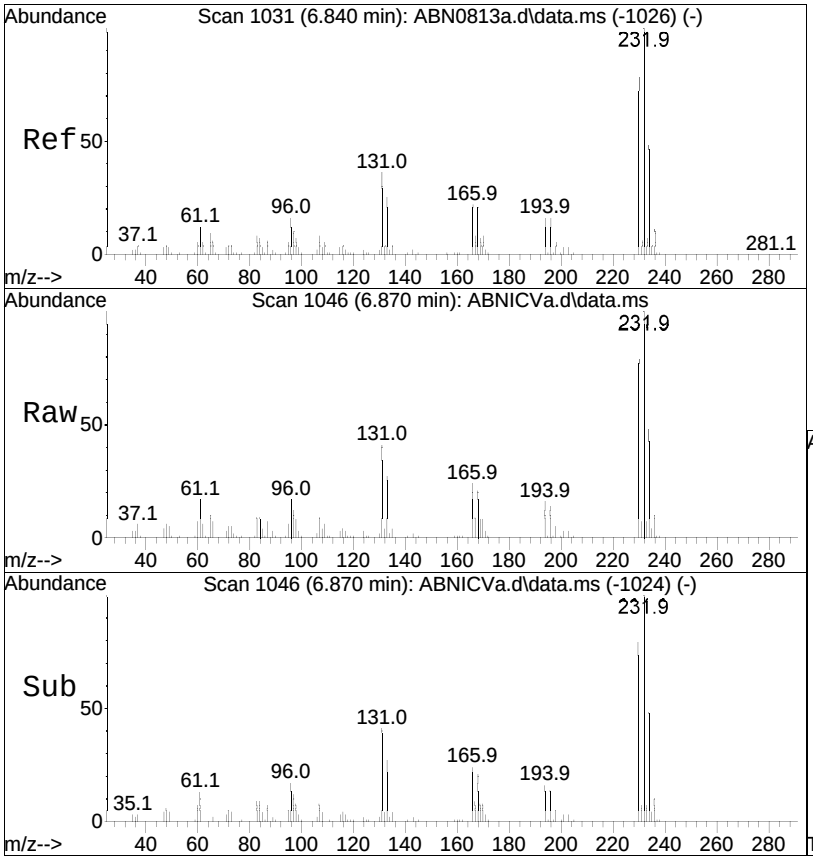

#70
2,3,5,6-Tetrachlorophenol
Concen: 45.23 ug/ml
RT: 6.870 min Scan# 1046
Delta R.T. -0.005 min
Lab File: ABNICVa.d
Acq: 2 Apr 2020 11:51 am

Tgt Ion:232 Resp: 129323

Ion	Ratio	Lower	Upper
232	100		
230	78.4	64.4	96.6
234	47.0	38.9	58.3

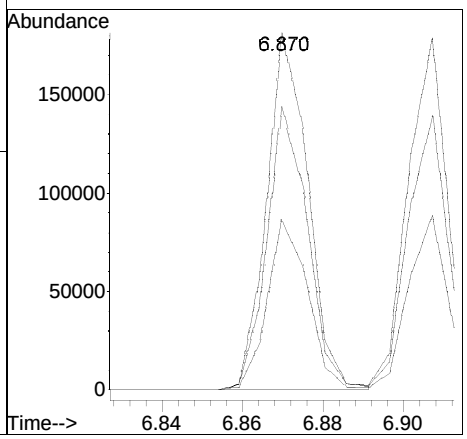

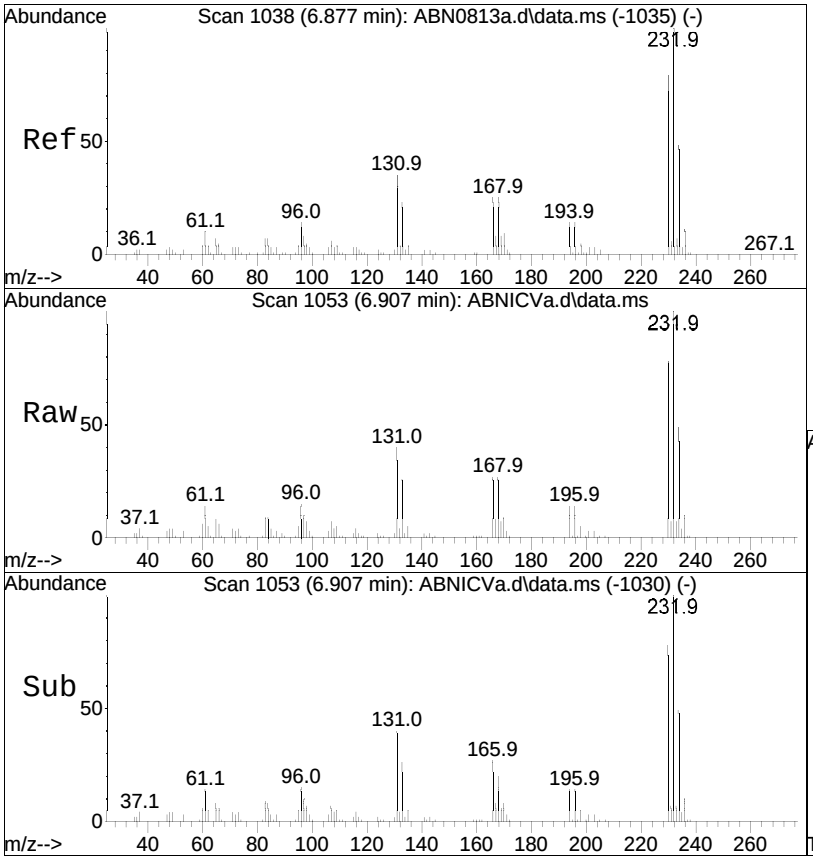

#71
2,3,4,6-Tetrachlorophenol
Concen: 43.67 ug/ml
RT: 6.907 min Scan# 1053
Delta R.T. -0.000 min
Lab File: ABNICVa.d
Acq: 2 Apr 2020 11:51 am

Tgt Ion:232 Resp: 126828

Ion	Ratio	Lower	Upper
232	100		
230	79.1	64.2	96.4
234	49.6	38.4	57.6

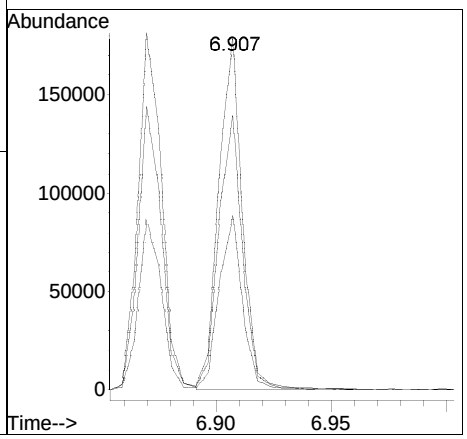

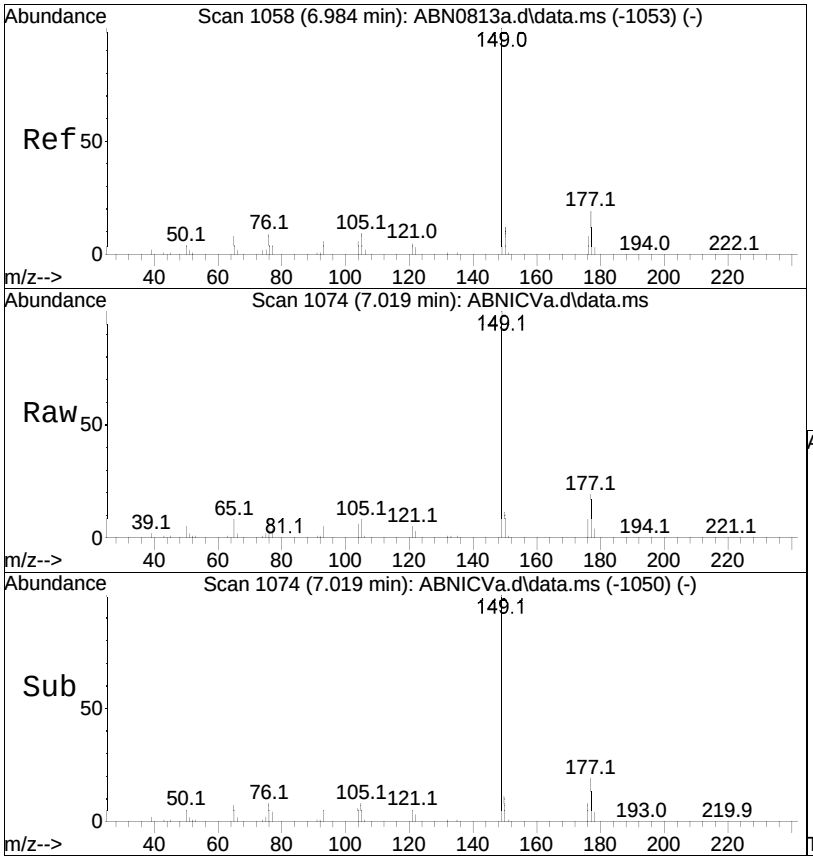

#72
Diethyl phthalate
Concen: 46.55 ug/ml
RT: 7.019 min Scan# 1074
Delta R.T. 0.005 min
Lab File: ABNICVa.d
Acq: 2 Apr 2020 11:51 am

Tgt Ion:149 Resp: 445890

Ion	Ratio	Lower	Upper
149	100		
177	18.4	16.2	24.2
150	11.6	9.4	14.0

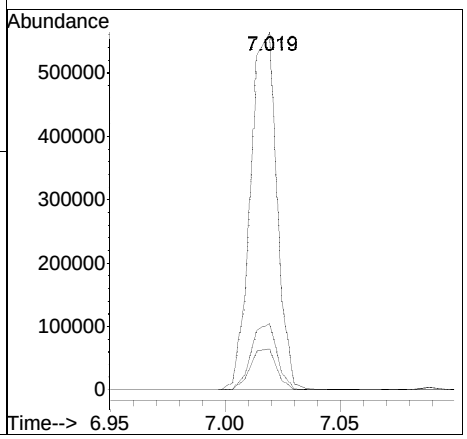

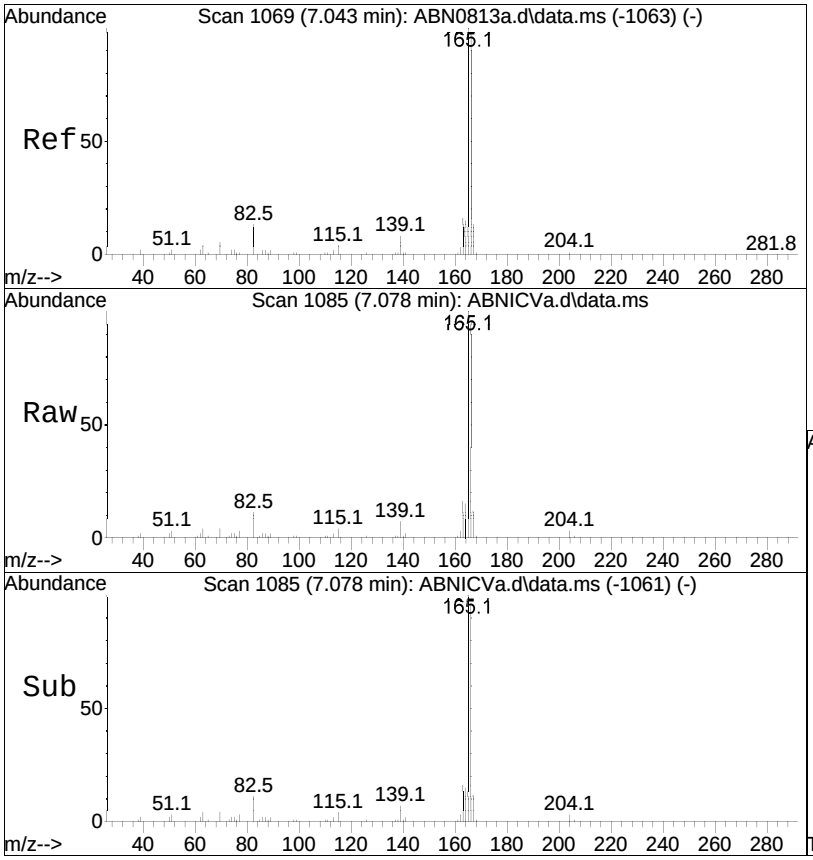

#73
Fluorene
Concen: 45.43 ug/ml
RT: 7.078 min Scan# 1085
Delta R.T. 0.005 min
Lab File: ABNICVa.d
Acq: 2 Apr 2020 11:51 am

Tgt Ion:166 Resp: 423917

Ion	Ratio	Lower	Upper
166	100		
165	102.5	77.2	115.8
167	13.3	10.9	16.3

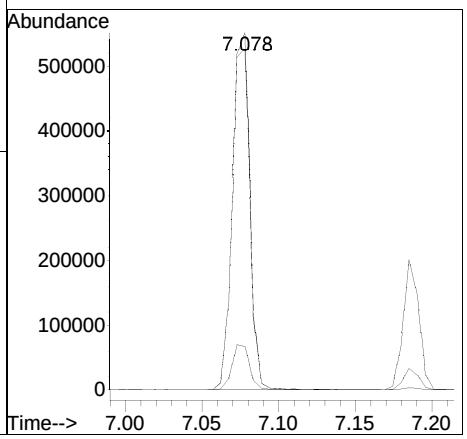

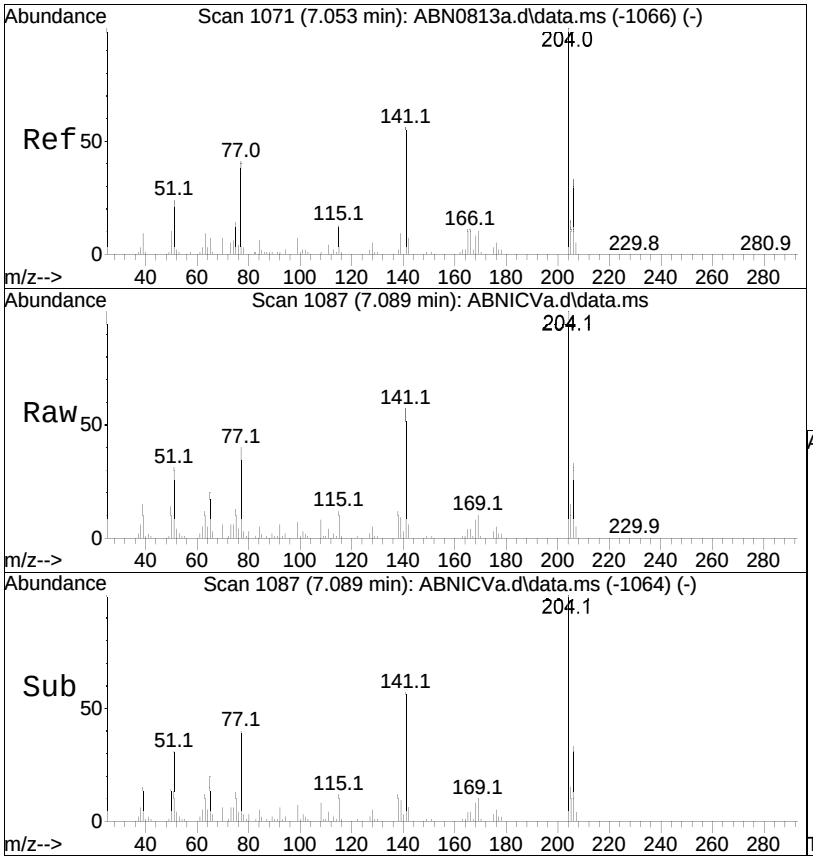

#74
4-Chlorophenyl phenyl ether
Concen: 45.45 ug/ml
RT: 7.089 min Scan# 1087
Delta R.T. -0.000 min
Lab File: ABNICVa.d
Acq: 2 Apr 2020 11:51 am

Tgt Ion:204 Resp: 203243

Ion	Ratio	Lower	Upper
204	100		
206	31.8	27.0	40.6
141	54.7	42.2	63.2

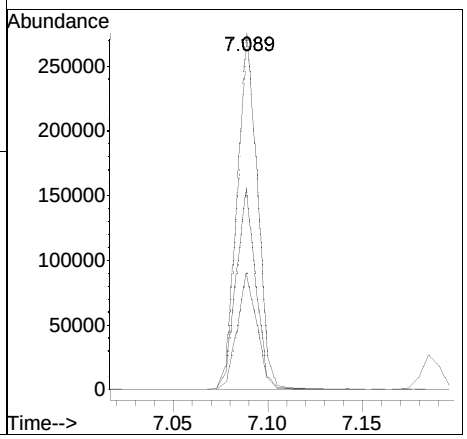

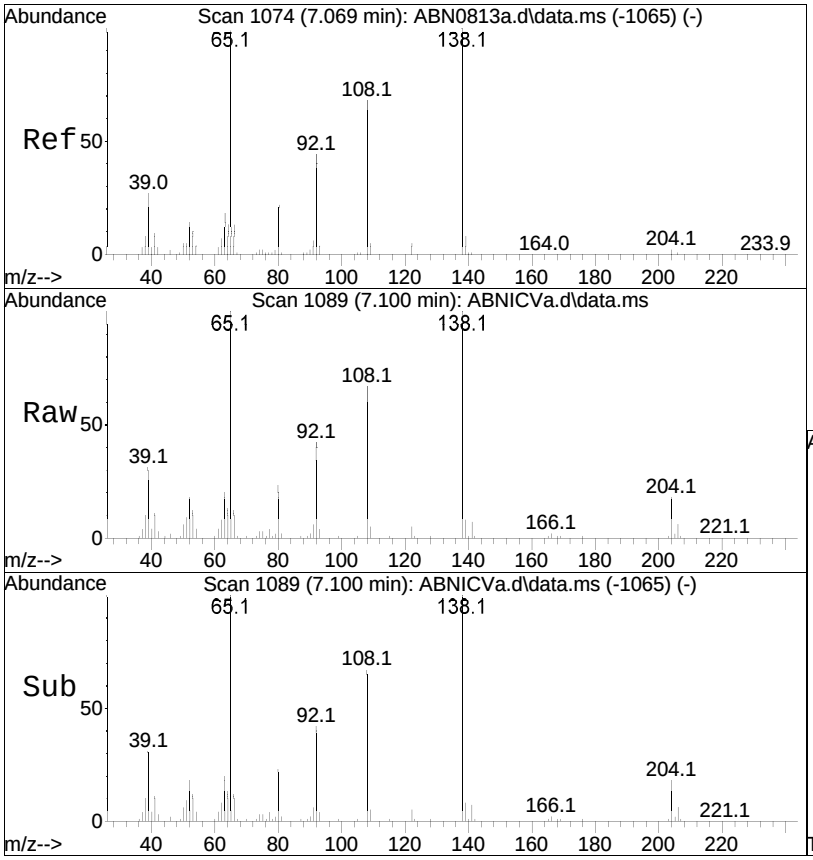

#75
4-Nitroaniline
Concen: 45.85 ug/ml
RT: 7.100 min Scan# 1089
Delta R.T. 0.005 min
Lab File: ABNICVa.d
Acq: 2 Apr 2020 11:51 am

Tgt Ion:138 Resp: 115369

Ion	Ratio	Lower	Upper
138	100		
108	65.6	46.7	70.1
65	111.3	81.2	121.8

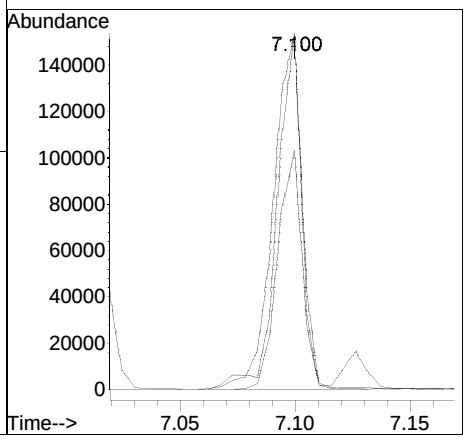

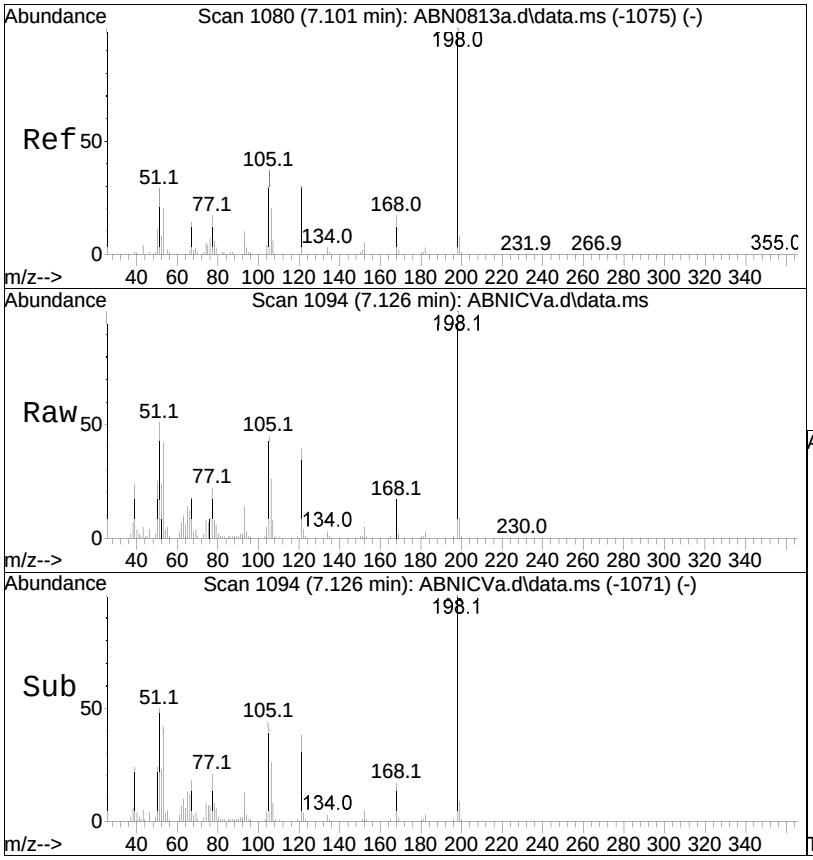

#76
4,6-Dinitro-o-cresol
Concen: 45.69 ug/ml
RT: 7.126 min Scan# 1094
Delta R.T. -0.000 min
Lab File: ABNICVa.d
Acq: 2 Apr 2020 11:51 am

Tgt Ion:198 Resp: 80964

Ion	Ratio	Lower	Upper
198	100		
51	49.4	35.0	52.6
105	43.5	32.3	48.5

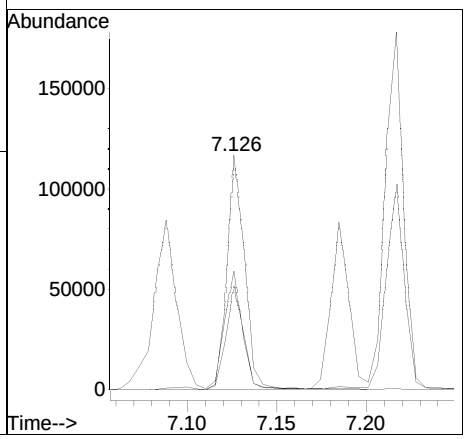

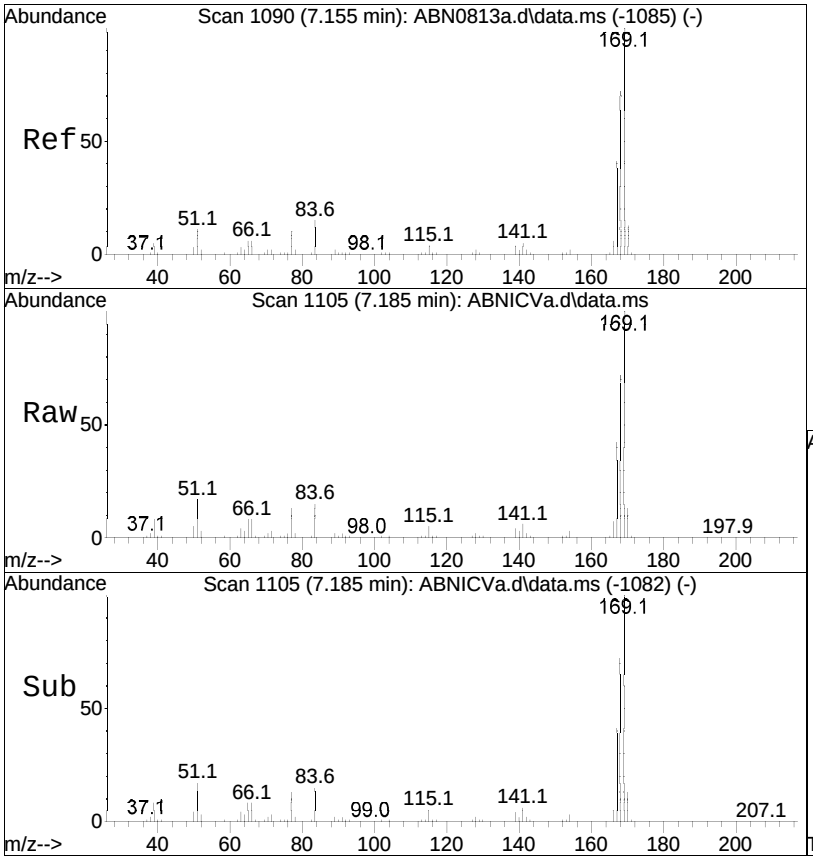

#77
NDPA/DPA
Concen: 45.58 ug/ml
RT: 7.185 min Scan# 1105
Delta R.T. -0.000 min
Lab File: ABNICVa.d
Acq: 2 Apr 2020 11:51 am

Tgt Ion:169 Resp: 351441

Ion	Ratio	Lower	Upper
169	100		
168	72.1	54.6	82.0
167	41.1	30.7	46.1

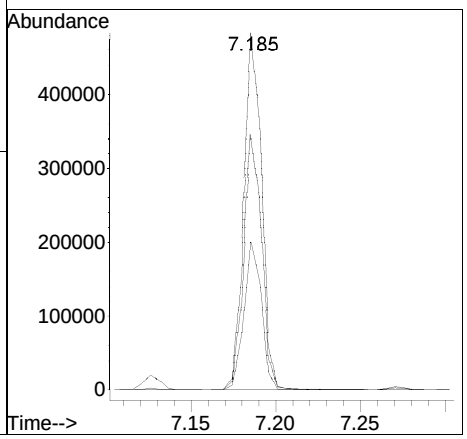

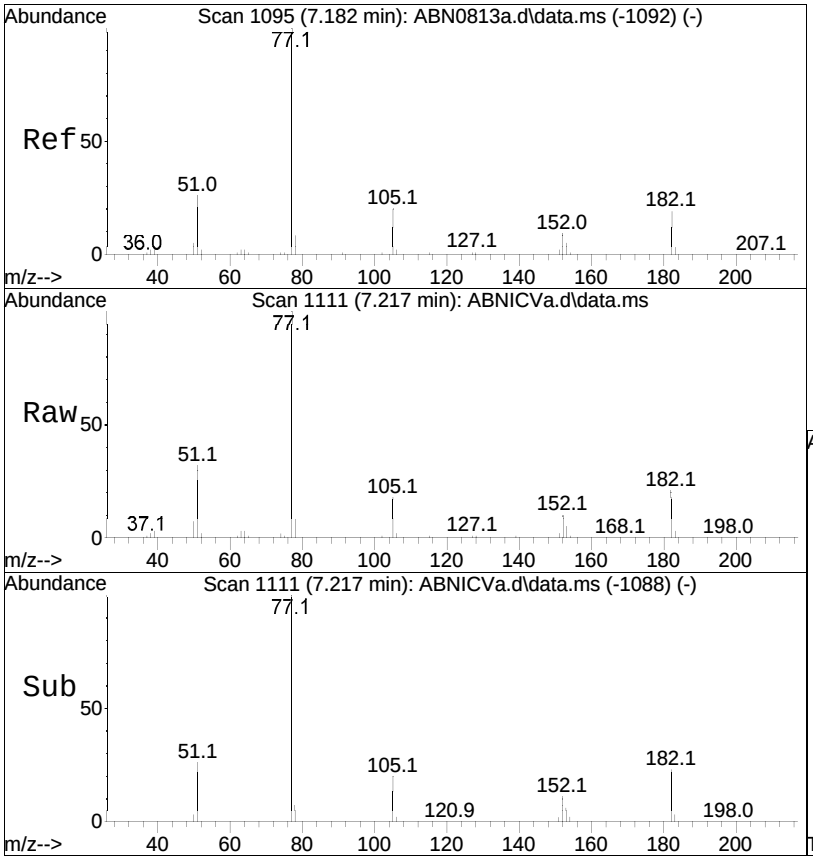

#78
Azobenzene
Concen: 46.11 ug/ml
RT: 7.217 min Scan# 1111
Delta R.T. -0.000 min
Lab File: ABNICVa.d
Acq: 2 Apr 2020 11:51 am

Tgt Ion: 77 Resp: 389124

Ion	Ratio	Lower	Upper
77	100		
182	21.1	19.8	29.8
105	18.7	12.1	18.1#

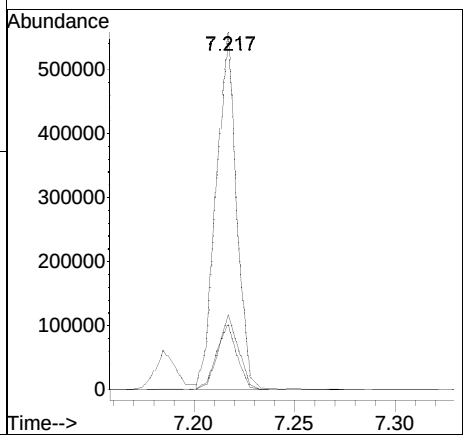

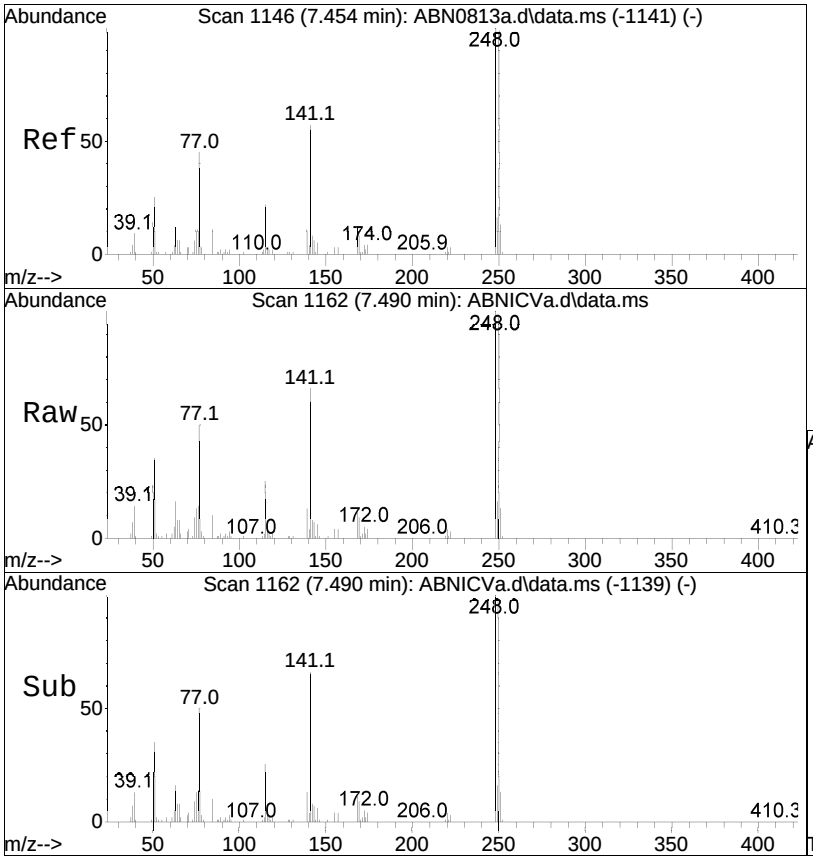

#80
4-Bromophenyl phenyl ether
Concen: 43.91 ug/ml
RT: 7.490 min Scan# 1162
Delta R.T. -0.000 min
Lab File: ABNICVa.d
Acq: 2 Apr 2020 11:51 am

Tgt Ion:248 Resp: 126148

Ion	Ratio	Lower	Upper
248	100		
141	67.8	46.6	70.0
250	97.6	79.4	119.2

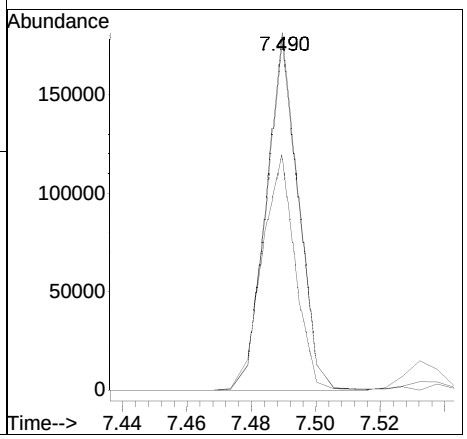

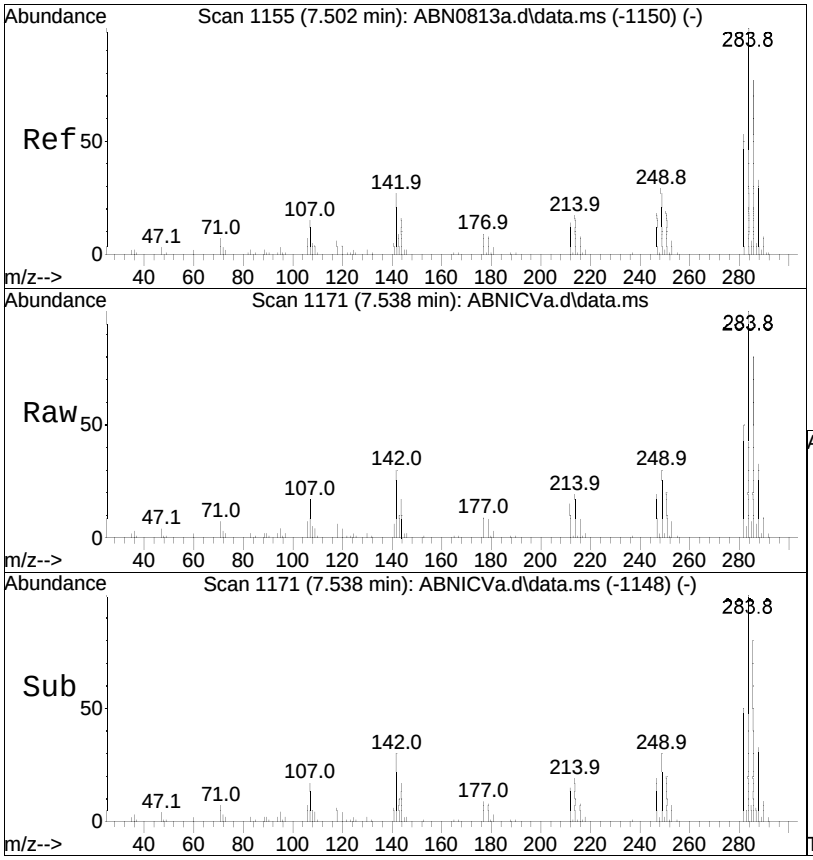

#81
Hexachlorobenzene
Concen: 43.36 ug/ml
RT: 7.538 min Scan# 1171
Delta R.T. -0.000 min
Lab File: ABNICVa.d
Acq: 2 Apr 2020 11:51 am

Tgt Ion:284 Resp: 145648

Ion	Ratio	Lower	Upper
284	100		
142	38.5	26.0	39.0
249	30.9	20.6	30.8#

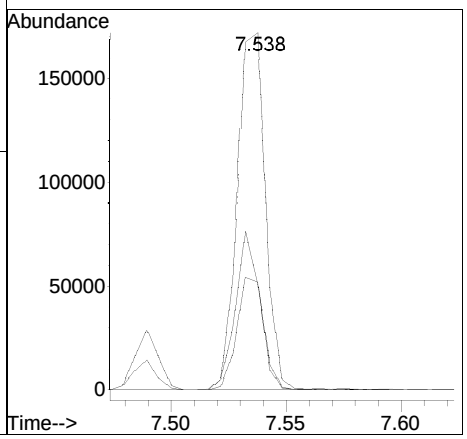

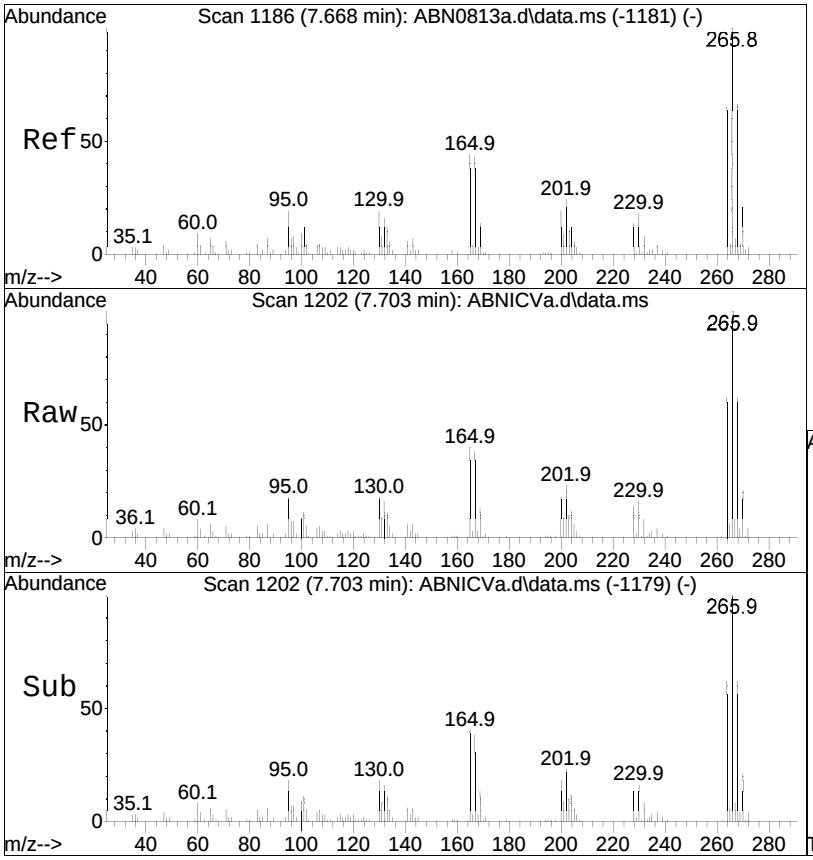

#82
Pentachlorophenol
Concen: 41.01 ug/ml
RT: 7.703 min Scan# 1202
Delta R.T. -0.000 min
Lab File: ABNICVa.d
Acq: 2 Apr 2020 11:51 am

Tgt Ion:266 Resp: 101736

Ion	Ratio	Lower	Upper
266	100		
264	63.9	51.2	76.8
268	62.5	51.5	77.3

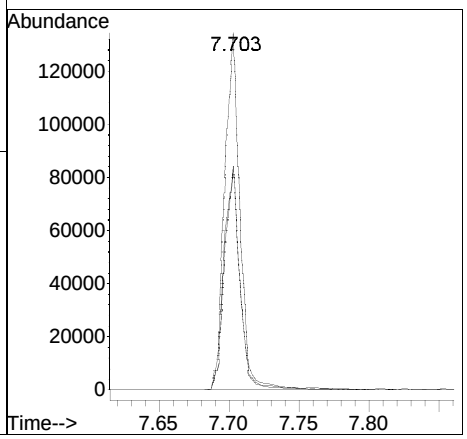

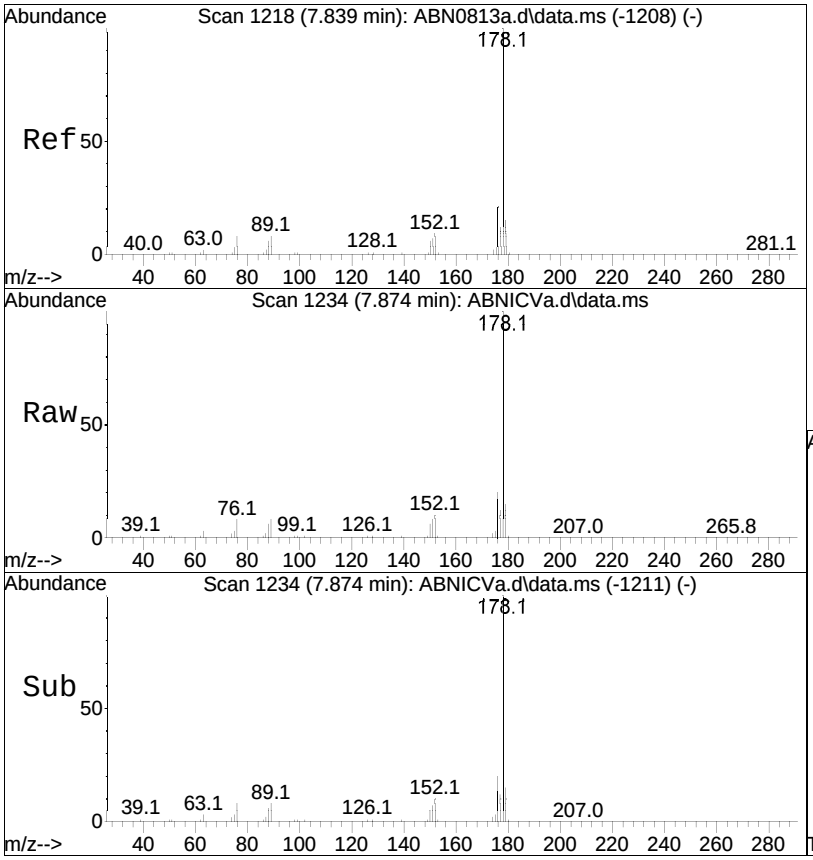

#89
Phenanthrene
Concen: 44.85 ug/ml
RT: 7.874 min Scan# 1234
Delta R.T. -0.000 min
Lab File: ABNICVa.d
Acq: 2 Apr 2020 11:51 am

Tgt Ion:178 Resp: 671679

Ion	Ratio	Lower	Upper
178	100		
179	15.6	12.7	19.1
176	19.8	15.8	23.6

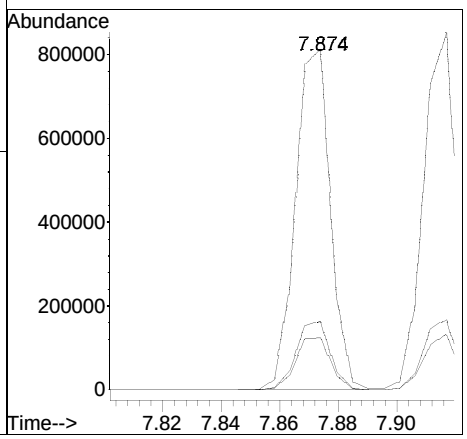

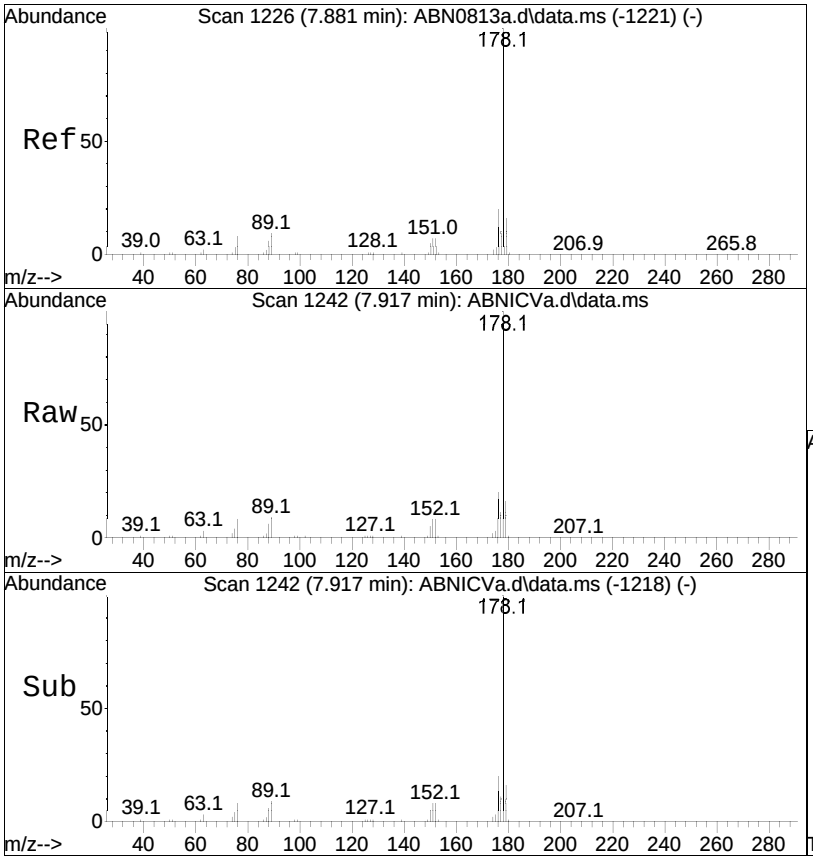

#90
Anthracene
Concen: 46.01 ug/ml
RT: 7.917 min Scan# 1242
Delta R.T. 0.005 min
Lab File: ABNICVa.d
Acq: 2 Apr 2020 11:51 am

Tgt Ion:178 Resp: 682565

Ion	Ratio	Lower	Upper
178	100		
179	15.3	12.5	18.7
176	19.5	15.4	23.0

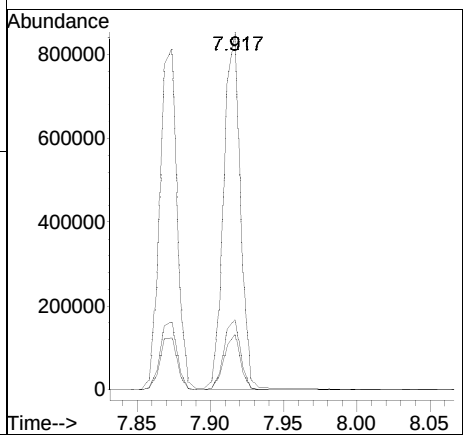

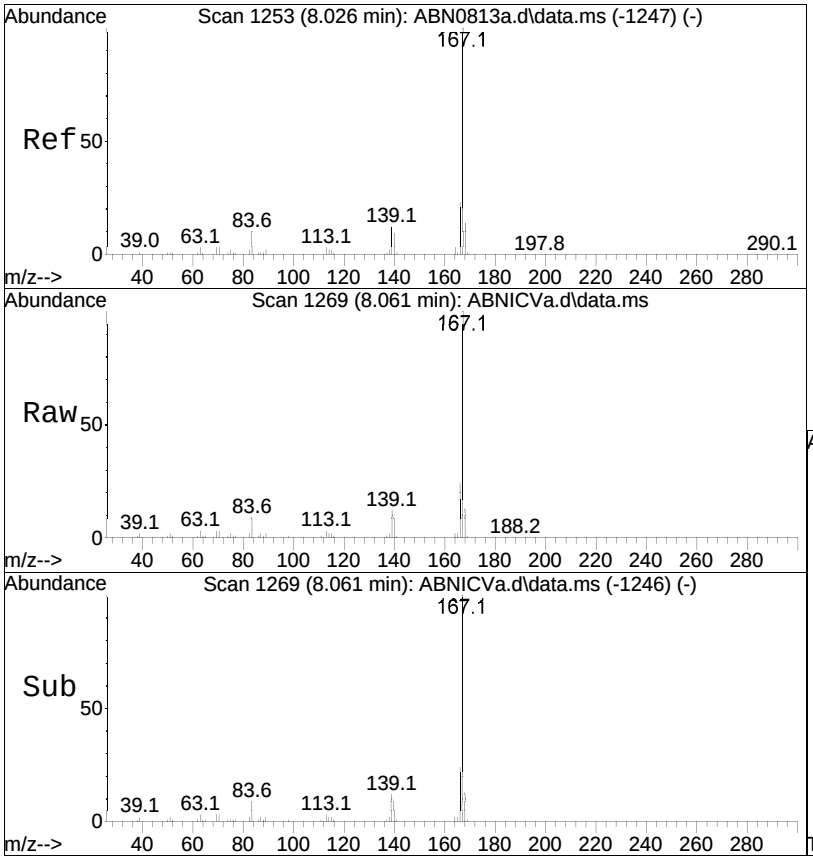

#91
Carbazole
Concen: 45.75 ug/ml
RT: 8.061 min Scan# 1269
Delta R.T. -0.000 min
Lab File: ABNICVa.d
Acq: 2 Apr 2020 11:51 am

Tgt Ion:167 Resp: 642534

Ion	Ratio	Lower	Upper
167	100		
168	13.8	11.3	16.9
166	23.0	17.8	26.8

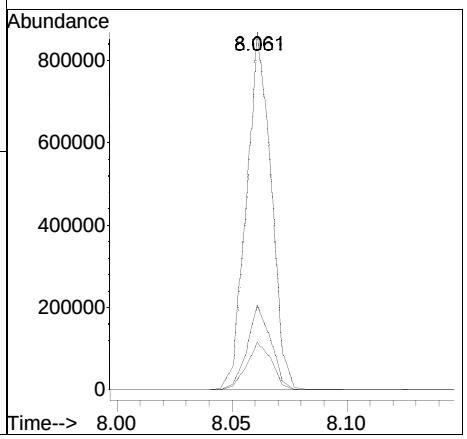

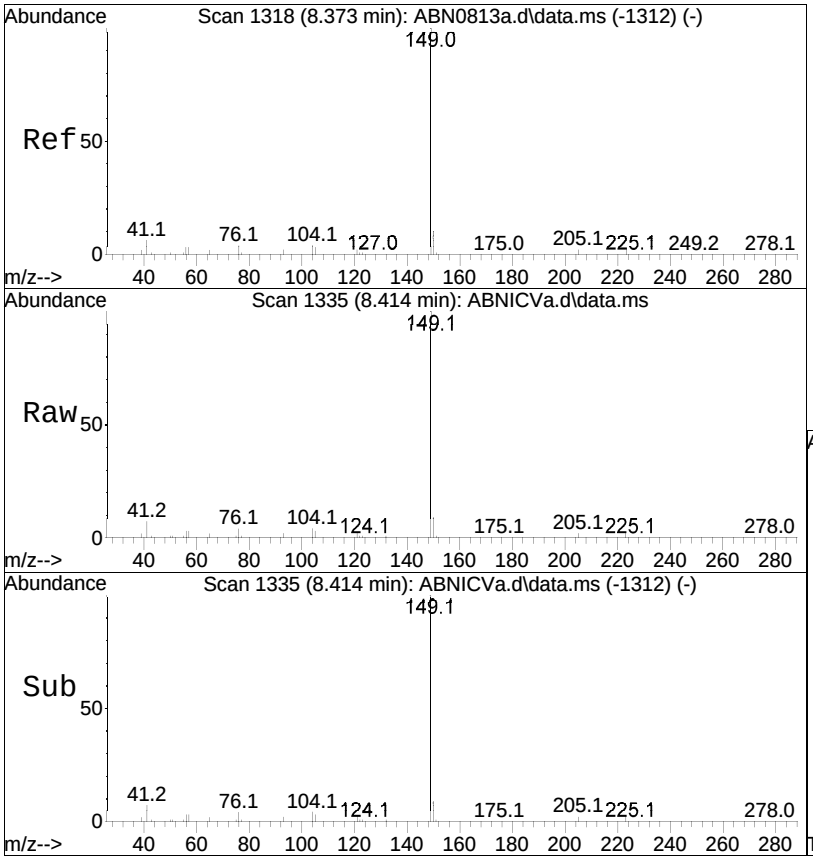

#92
Di-n-butylphthalate
Concen: 48.59 ug/ml
RT: 8.414 min Scan# 1335
Delta R.T. -0.000 min
Lab File: ABNICVa.d
Acq: 2 Apr 2020 11:51 am

Tgt Ion:149 Resp: 797404

Ion	Ratio	Lower	Upper
149	100		
150	9.1	7.4	11.2
104	4.3	3.8	5.8

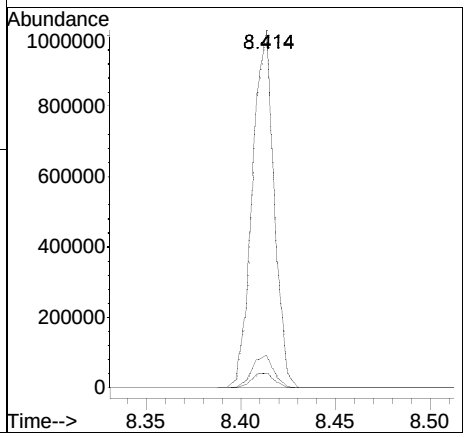



#93
Fluoranthene
Concen: 45.77 ug/ml
RT: 8.921 min Scan# 1430
Delta R.T. -0.000 min
Lab File: ABNICVa.d
Acq: 2 Apr 2020 11:51 am

Tgt Ion:202 Resp: 829255

Ion	Ratio	Lower	Upper
202	100		
101	12.2	12.6	19.0#
203	17.8	14.4	21.6

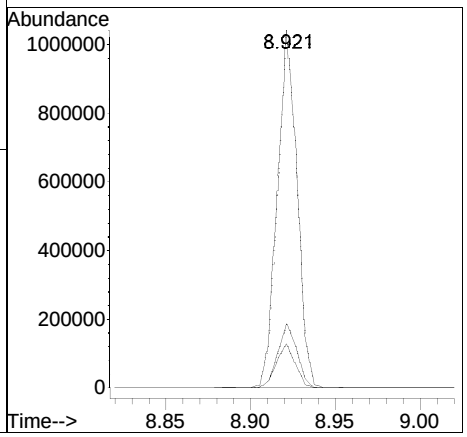

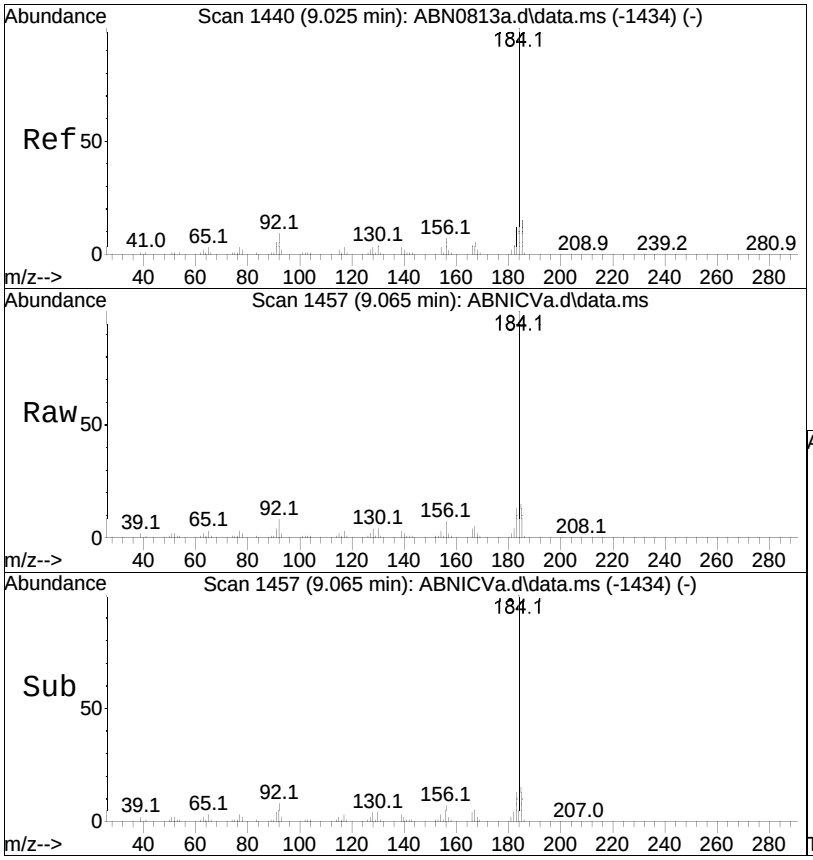

#94
Benzidine
Concen: 47.89 ug/ml
RT: 9.065 min Scan# 1457
Delta R.T. -0.000 min
Lab File: ABNICVa.d
Acq: 2 Apr 2020 11:51 am

Tgt Ion:184 Resp: 563172

Ion	Ratio	Lower	Upper
184	100		
92	8.3	8.4	12.6#
185	15.0	11.5	17.3

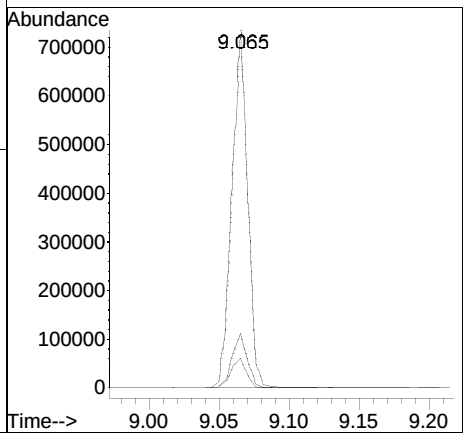

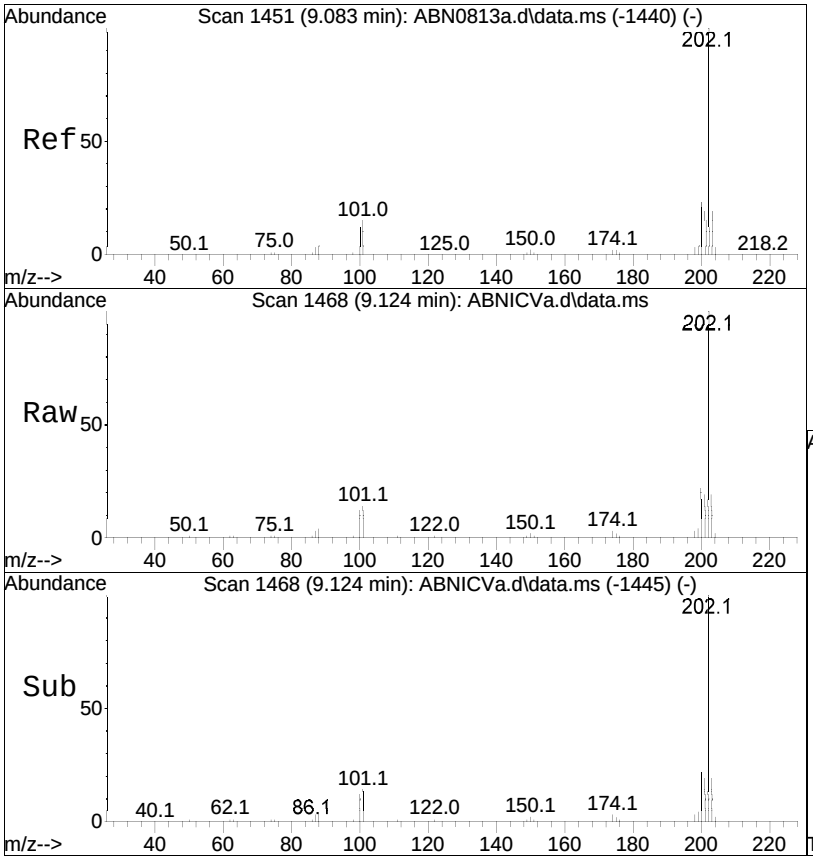

#95
Pyrene
Concen: 45.92 ug/ml
RT: 9.124 min Scan# 1468
Delta R.T. -0.000 min
Lab File: ABNICVa.d
Acq: 2 Apr 2020 11:51 am

Tgt Ion:202 Resp: 860953

Ion	Ratio	Lower	Upper
202	100		
200	21.9	17.2	25.8
203	18.3	15.0	22.6

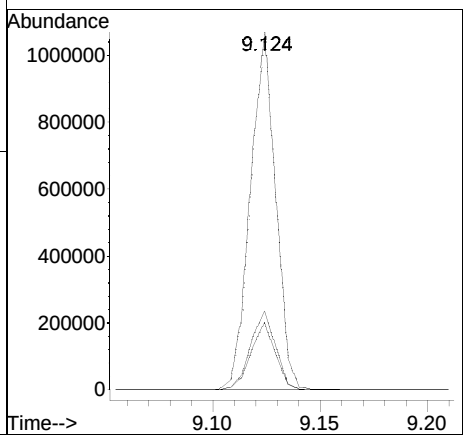

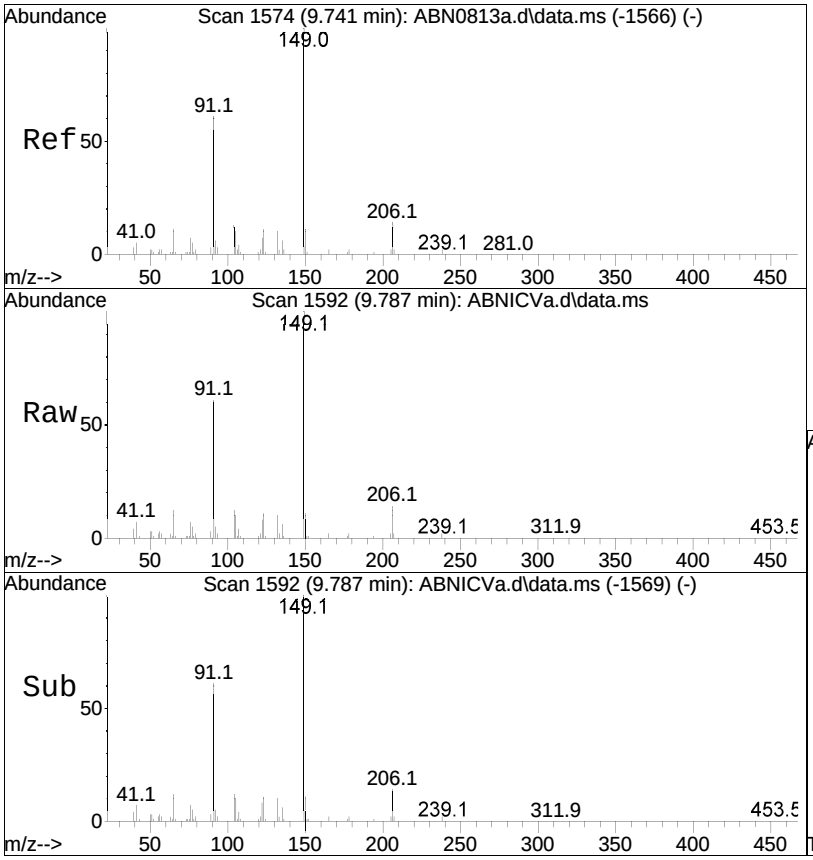

#97
Butyl benzyl phthalate
Concen: 48.55 ug/ml
RT: 9.787 min Scan# 1592
Delta R.T. -0.000 min
Lab File: ABNICVa.d
Acq: 2 Apr 2020 11:51 am

Tgt Ion:149 Resp: 388004

Ion	Ratio	Lower	Upper
149	100		
91	63.8	53.4	80.2
206	13.2	13.3	19.9#

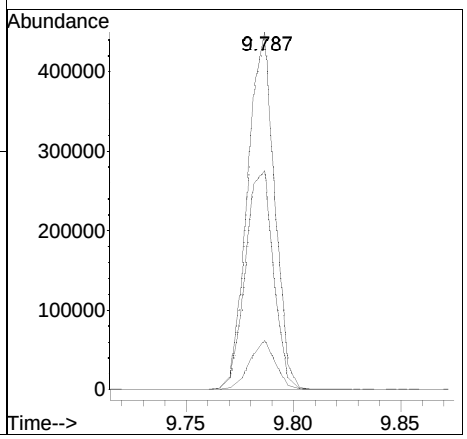

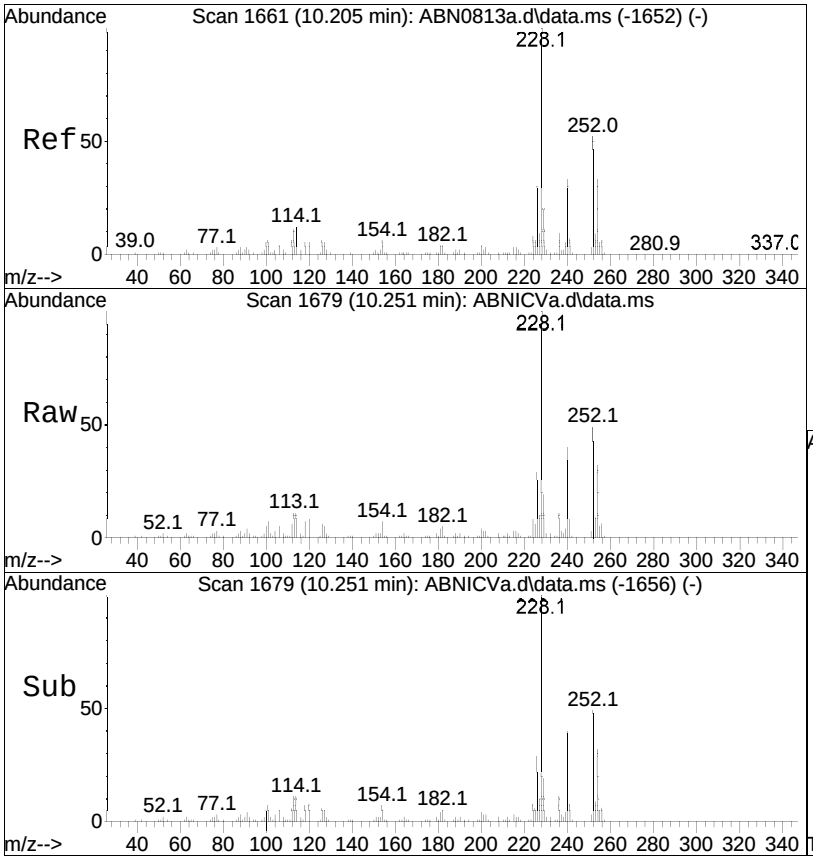

#105
Benzo(a)anthracene
Concen: 43.80 ug/ml
RT: 10.251 min Scan# 1679
Delta R.T. -0.000 min
Lab File: ABNICVa.d
Acq: 2 Apr 2020 11:51 am

Tgt Ion:228 Resp: 833258

Ion	Ratio	Lower	Upper
228	100		
226	29.2	22.9	34.3
229	19.7	16.1	24.1

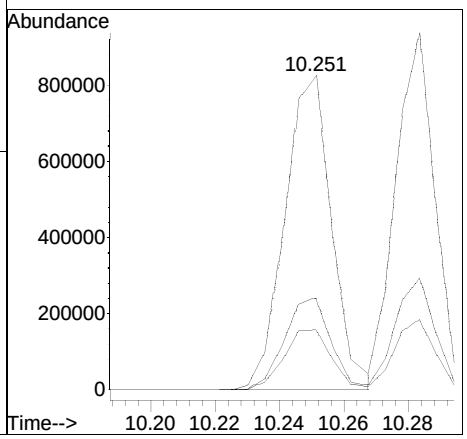

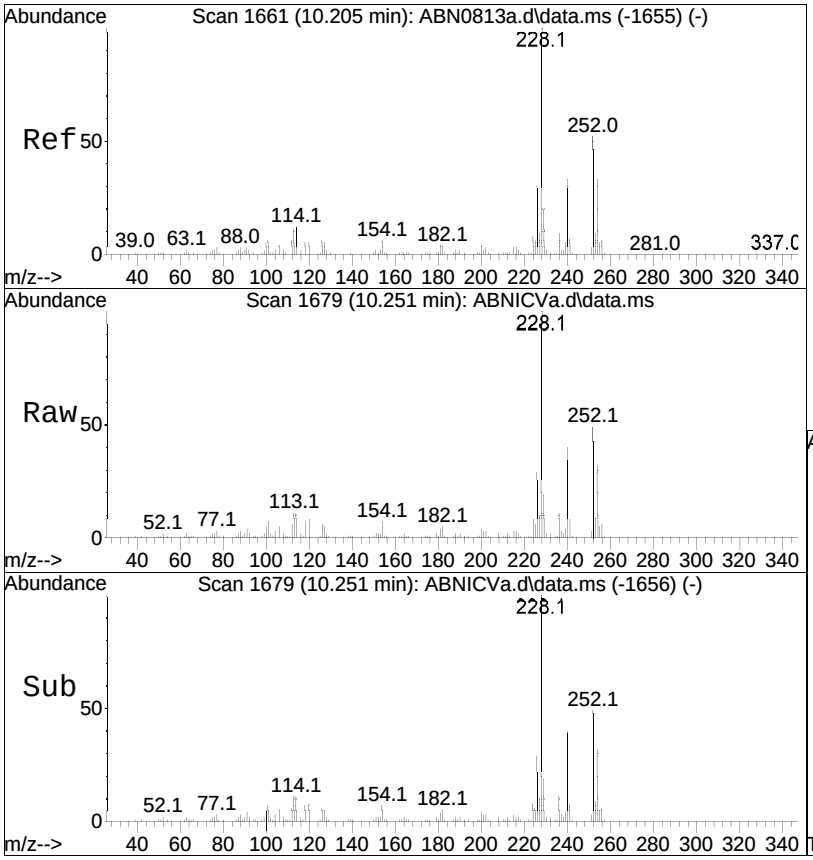

#106
3,3'-Dichlorobenzidine
Concen: 46.21 ug/ml
RT: 10.251 min Scan# 1679
Delta R.T. -0.000 min
Lab File: ABNICVa.d
Acq: 2 Apr 2020 11:51 am

Tgt Ion:252 Resp: 332572

Ion	Ratio	Lower	Upper
252	100		
126	14.4	13.4	20.0
254	64.9	52.8	79.2

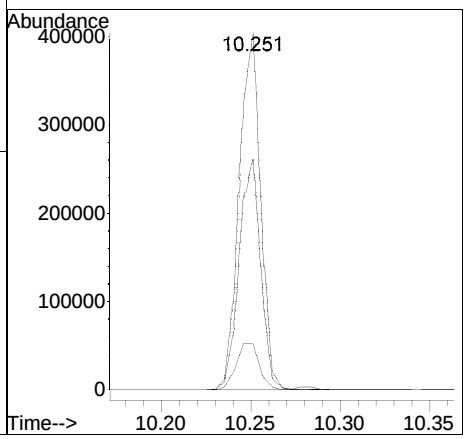

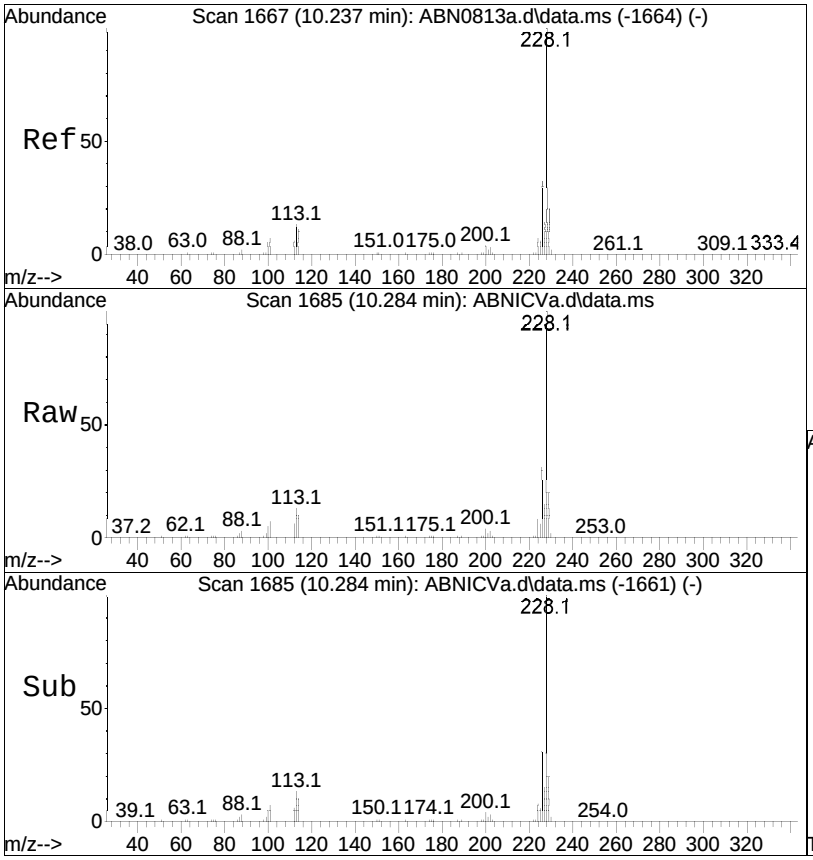

#107
Chrysene
Concen: 43.45 ug/ml
RT: 10.284 min Scan# 1685
Delta R.T. 0.005 min
Lab File: ABNICVa.d
Acq: 2 Apr 2020 11:51 am

Tgt Ion:228 Resp: 793205

Ion	Ratio	Lower	Upper
228	100		
226	31.7	24.9	37.3
229	20.2	16.6	24.8

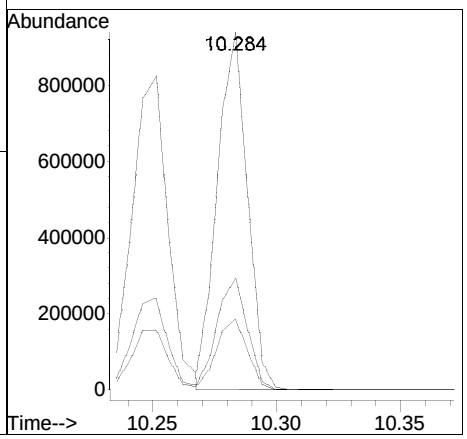

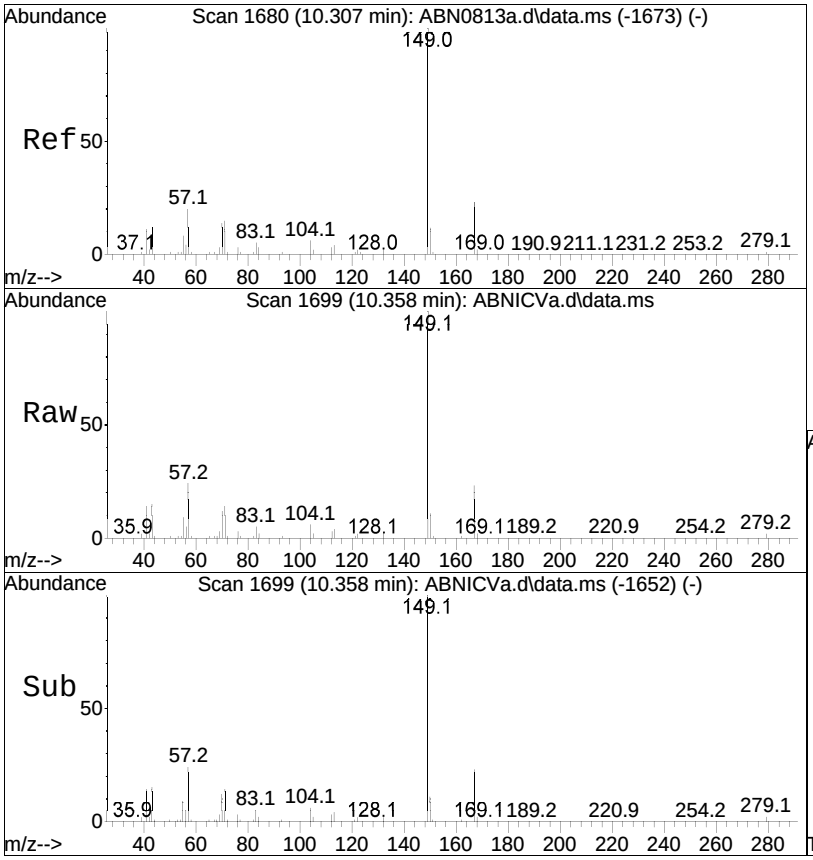

#108
Bis(2-ethylhexyl)phthalate
Concen: 49.94 ug/ml
RT: 10.358 min Scan# 1699
Delta R.T. -0.000 min
Lab File: ABNICVa.d
Acq: 2 Apr 2020 11:51 am

Tgt Ion:149 Resp: 572192

Ion	Ratio	Lower	Upper
149	100		
167	22.4	21.2	31.8
279	1.5	3.8	5.6#

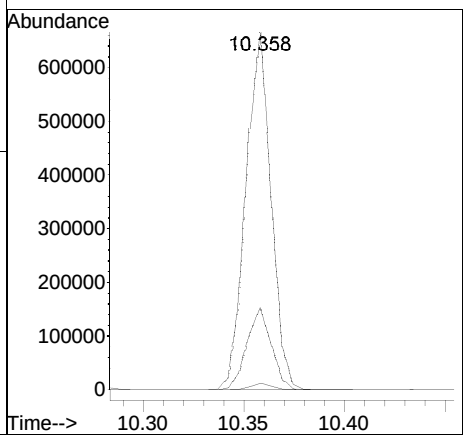

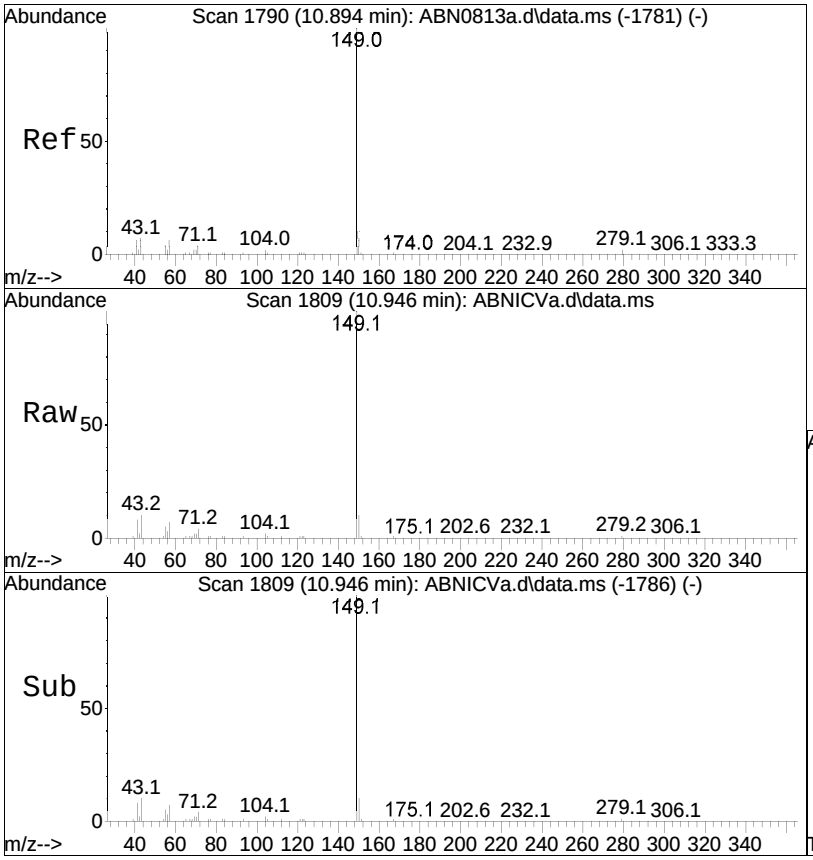

#109
Di-n-octylphthalate
Concen: 49.40 ug/ml
RT: 10.946 min Scan# 1809
Delta R.T. -0.000 min
Lab File: ABNICVa.d
Acq: 2 Apr 2020 11:51 am

Tgt Ion:149 Resp: 1029705

Ion	Ratio	Lower	Upper
149	100		
43	10.2	8.0	12.0
167	1.2	1.0	1.6

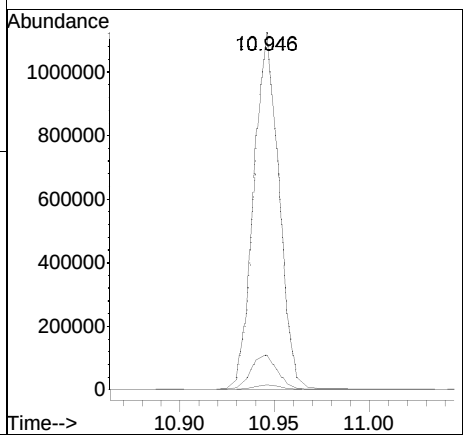

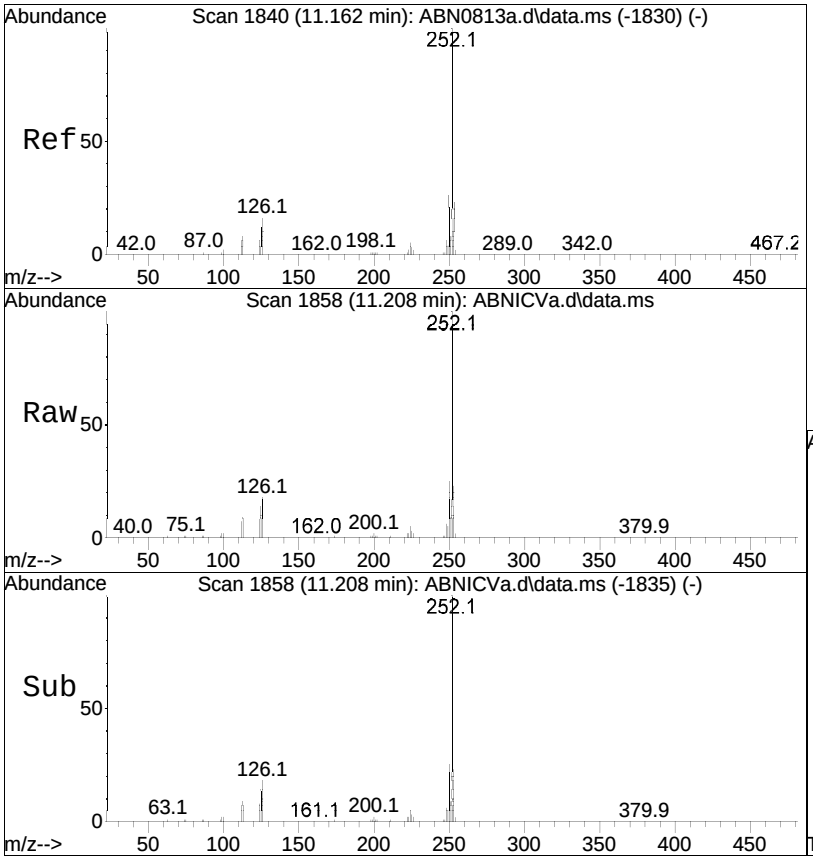

#110
Benzo(b)fluoranthene
Concen: 42.28 ug/ml
RT: 11.208 min Scan# 1858
Delta R.T. -0.000 min
Lab File: ABNICVa.d
Acq: 2 Apr 2020 11:51 am

Tgt Ion:252 Resp: 860970

Ion	Ratio	Lower	Upper
252	100		
125	14.6	12.6	18.8
253	22.8	18.2	27.2

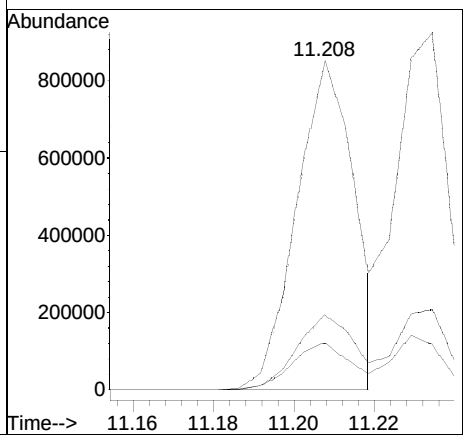

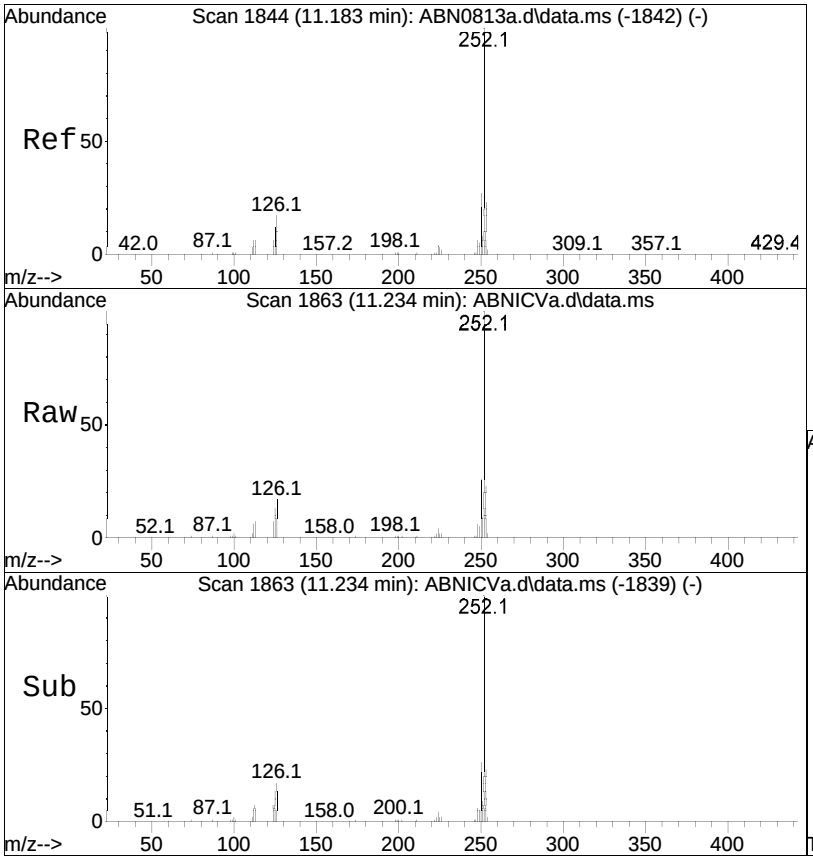

#111
Benzo(k)fluoranthene
Concen: 47.37 ug/ml
RT: 11.234 min Scan# 1863
Delta R.T. 0.005 min
Lab File: ABNICVa.d
Acq: 2 Apr 2020 11:51 am

Tgt Ion:252 Resp: 841443

Ion	Ratio	Lower	Upper
252	100		
125	14.1	12.1	18.1
253	22.3	18.1	27.1

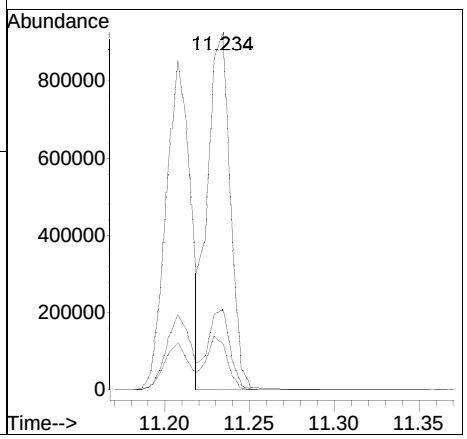

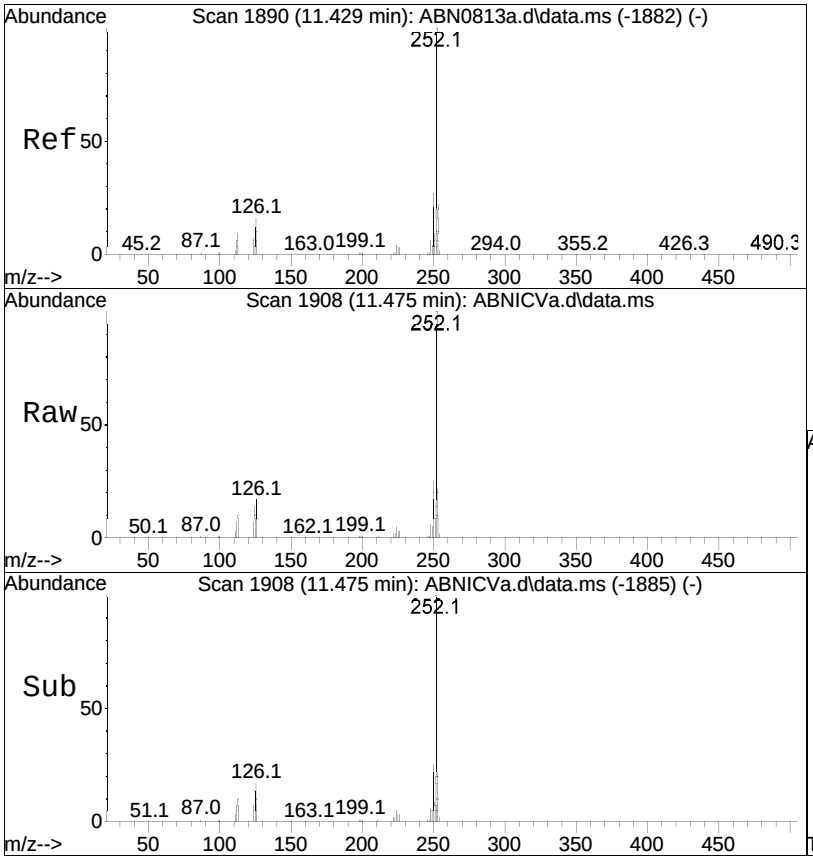

#112
Benzo(a)pyrene
Concen: 44.54 ug/ml
RT: 11.475 min Scan# 1908
Delta R.T. -0.000 min
Lab File: ABNICVa.d
Acq: 2 Apr 2020 11:51 am

Tgt Ion:252 Resp: 805999

Ion	Ratio	Lower	Upper
252	100		
125	15.3	13.3	19.9
253	22.4	18.2	27.4

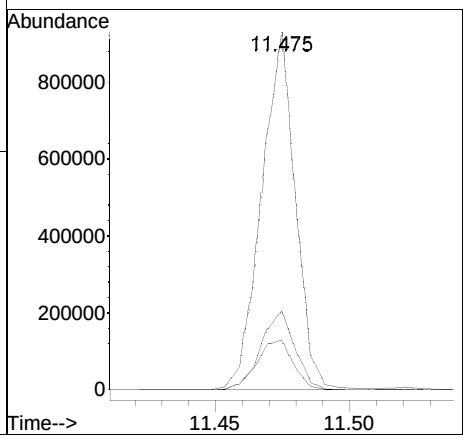



#114
Indeno(1,2,3-cd)pyrene
Concen: 42.80 ug/mL M3
RT: 12.367 min Scan# 2075
Delta R.T. 0.005 min
Lab File: ABNICVa.d
Acq: 2 Apr 2020 11:51 am

Tgt Ion:276 Resp: 864011

Ion	Ratio	Lower	Upper
276	100		
138	45.4	26.7	40.1#
277	31.8	20.4	30.6#

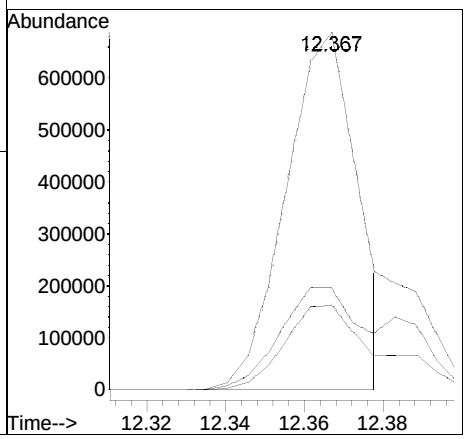



#115
Dibenzo(a,h)anthracene
Concen: 44.96 ug/ml
RT: 12.388 min Scan# 2079
Delta R.T. 0.005 min
Lab File: ABNICVa.d
Acq: 2 Apr 2020 11:51 am

Tgt Ion:278 Resp: 801324

Ion	Ratio	Lower	Upper
278	100		
139	23.9	18.2	27.4
279	23.9	19.3	28.9

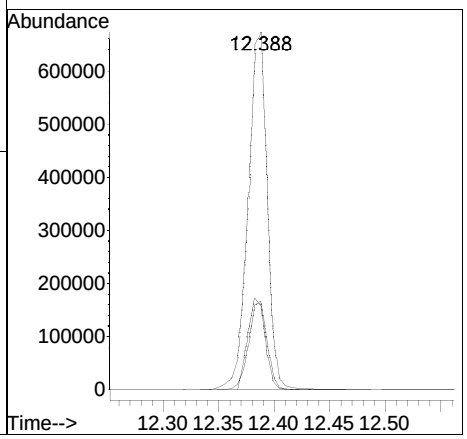

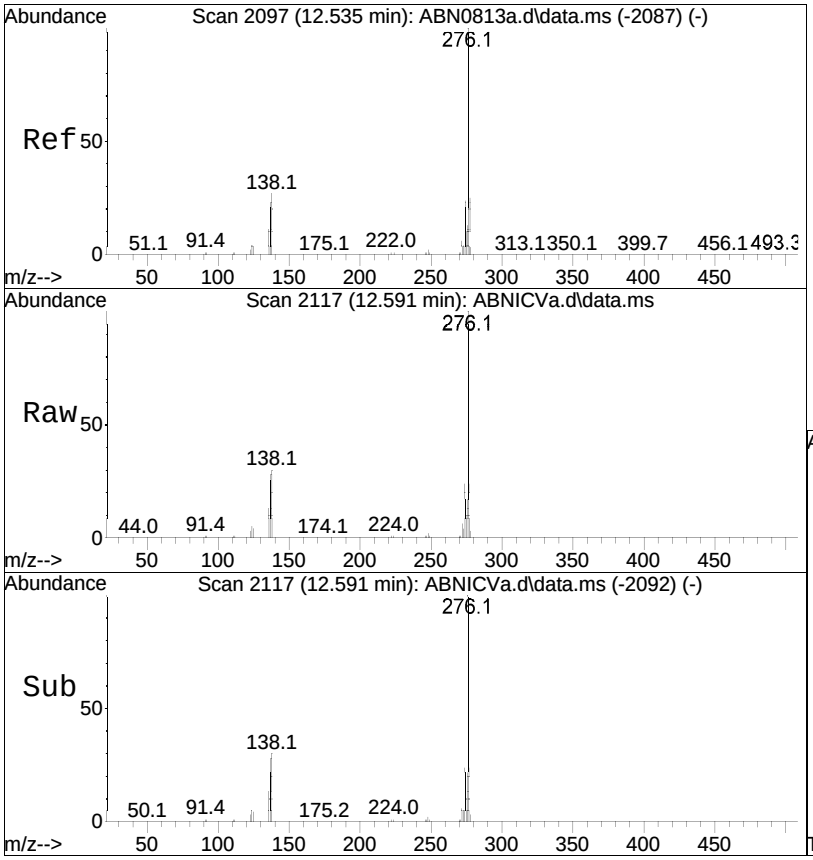

#116
Benzo(ghi)perylene
Concen: 45.77 ug/ml
RT: 12.591 min Scan# 2117
Delta R.T. 0.011 min
Lab File: ABNICVa.d
Acq: 2 Apr 2020 11:51 am

Tgt Ion:276 Resp: 905102

Ion	Ratio	Lower	Upper
276	100		
138	30.6	26.1	39.1
277	24.0	19.4	29.0

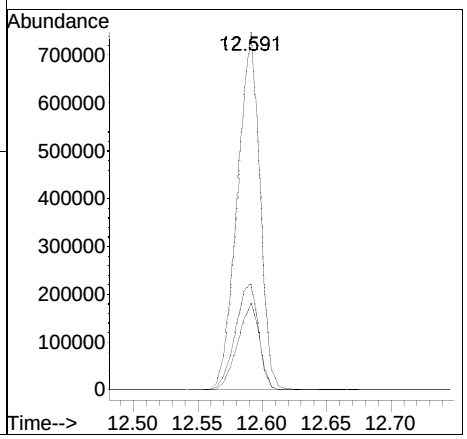

Manual Integration Report

Data Path : I:\8270\GCMS5\200401nical\QMethod : FS200401gcms5.m
Data File : ABNICVa.d Operator : gcms5:ek
Date Inj'd : 4/2/2020 11:51 am Instrument : GCMS5
Sample : CQICV1,32,,ABNICV Lot# 852Quant Date : 4/2/2020 12:37 pm

Compound #114: Indeno(1,2,3-cd)pyrene

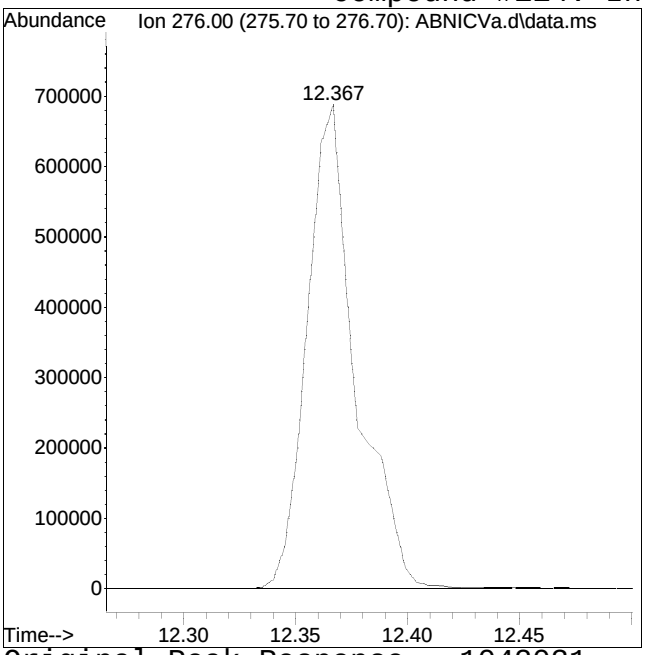

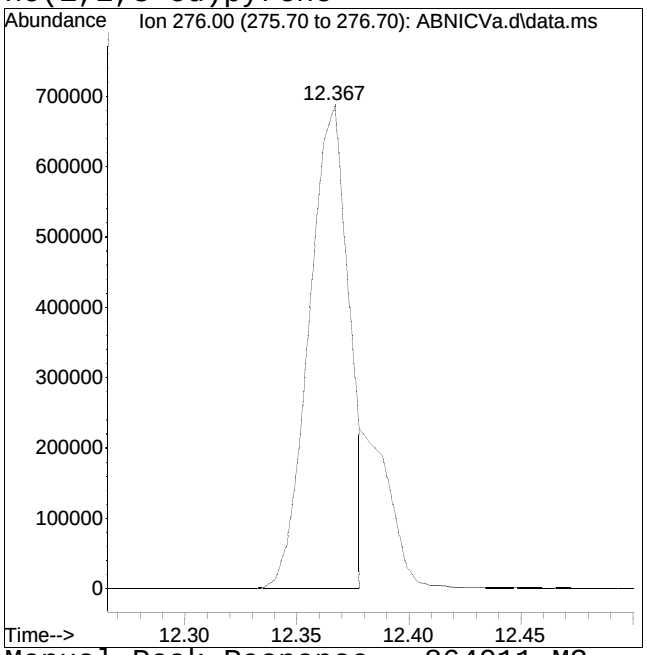

Original Peak Response = 1042031 Manual Peak Response = 864011 M3

M3 = Misidentification of the peak (i.e. 1,4-dichlorobenzene identified as 1,3-dichlorobenzene), or misidentification from 2 partially resolved peaks not being split.

Response Factor Report Mork

Method Path : I:\8270\Mork\200911ICAL\
Method File : FS200911mork.m
Title : Semivolatiles by GC/MS by modified 8270
Last Update : Mon Sep 21 20:41:52 2020
Response Via : Initial Calibration

Calibration Files
1.0 =AP9L1.D 2.0 =AP9L2.D 3.0 =ABNL3.D 5.0 =AP9L4.D 10 =AP9L5.D 20 =AP9L6.D 50 =ABNL7.D
100 =ABNL8.D 150 =ABNL9.D 200 =ABNL10.D

		Compound	1.0	2.0	3.0	5.0	10	20	50	100	150	200	Avg	%RSD
1)	I	IS1_1,4-Dichlorobenzene-d4	ISTD											
2)	t	N-Nitrosodimethylamine	0.847	0.775	0.812	0.801	0.856	0.849	0.870	0.832	0.846	0.843	0.833	3.46
3)	t	Pyridine	1.646	1.404	1.390	1.480	1.498	1.505	1.487	1.478	1.492	1.486	1.486	4.61
4)	S	2-Fluorophenol	1.225	1.155	1.172	1.174	1.233	1.211	1.282	1.240	1.283	1.265	1.224	3.76
5)	T	Aniline	2.008	1.824	1.805	1.838	1.951	1.950	2.037	2.030	2.058	2.012	1.951	4.90
6)	t	2-Chlorophenol	1.258	1.313	1.284	1.339	1.350	1.378	1.393	1.354	1.369	1.337	1.337	3.16
7)	S	Phenol-d6	1.360	1.328	1.425	1.473	1.518	1.514	1.567	1.508	1.545	1.508	1.475	5.36
8)	T	Phenol	1.860	1.681	1.584	1.690	1.770	1.756	1.837	1.802	1.815	1.761	1.756	4.76
9)	T	bis(2-Chloroethyl)ether	1.522	1.401	1.389	1.374	1.384	1.348	1.355	1.321	1.342	1.287	1.372	4.56
10)	T	1,3-Dichlorobenzene	1.693	1.693	1.499	1.529	1.515	1.505	1.532	1.484	1.498	1.464	1.541	5.34
11)	T	1,4-Dichlorobenzene	1.848	1.790	1.794	1.700	1.644	1.672	1.610	1.532	1.551	1.528	1.667	6.93
12)	T	1,2-Dichlorobenzene	1.661	1.711	1.616	1.686	1.559	1.548	1.510	1.450	1.491	1.456	1.569	6.07
13)	t	Benzyl alcohol	0.799	0.821	0.796	0.907	0.960	0.977	1.050	1.055	1.093	1.088	0.955	12.42
14)	T	bis(2-chloroisopropyl)ether	2.534	2.255	2.104	2.094	2.110	2.081	2.051	1.983	1.983	1.932	2.113	8.19
15)	T	2-Methylphenol	1.201	1.258	1.112	1.203	1.270	1.218	1.247	1.226	1.232	1.218	1.219	3.58
16)	T	Hexachloroethane	0.835	0.695	0.672	0.637	0.629	0.620	0.600	0.593	0.587	0.572	0.644	11.99
17)	T	n-Nitrosodi-n-propylamine	0.797	0.837	0.830	0.868	0.914	0.920	0.964	0.961	0.969	0.949	0.901	7.04
18)	T	3-Methylphenol/4-Methylphenol	1.045	1.196	1.199	1.220	1.275	1.217	1.289	1.293	1.296	1.258	1.229	6.16
19)	S	Nitrobenzene-d5	1.228	1.081	1.143	1.206	1.353	1.300	1.394	1.392	1.410	1.370	1.288	9.04
20)	T	Nitrobenzene	1.337	1.332	1.192	1.226	1.372	1.369	1.389	1.364	1.394	1.342	1.332	5.14
21)	T	Isophorone	3.012	2.682	2.608	2.543	2.709	2.660	2.794	2.668	2.729	2.670	2.708	4.67
22)	T	2-Nitrophenol				0.560	0.640	0.663	0.735	0.731	0.771	0.737	0.691	10.67
23)	T	2,4-Dimethylphenol	1.269	1.186	1.281	1.254	1.333	1.327	1.392	1.352	1.386	1.346	1.313	4.90
24)	T	bis(2-Chloroethoxy)methane	1.380	1.478	1.432	1.404	1.565	1.606	1.671	1.611	1.637	1.601	1.538	6.85
25)	T	2,4-Dichlorophenol	0.946	0.945	0.908	0.987	1.111	1.111	1.148	1.162	1.163	1.150	1.063	9.74
26)	T	1,2,4-Trichlorobenzene	1.331	1.337	1.172	1.288	1.267	1.258	1.263	1.225	1.255	1.199	1.260	4.15
27)	I	IS2_1,4-Dichlorobenzene-d4	ISTD											
28)	T	Benzaldehyde		0.666	0.826	0.884	0.932	1.011	1.023	1.071	1.111	1.055	0.953	14.87
29)	T	Acetophenone	1.450	1.405	1.349	1.557	1.563	1.599	1.711	1.767	1.776	1.788	1.596	10.08
30)	T	m-Toluidine		1.475	1.633	1.683	1.831	1.792	1.814	1.885	1.881	1.827	1.758	7.72
31)	T	2-Chloroaniline		1.526	1.478	1.641	1.677	1.675	1.688	1.718	1.702	1.627	1.637	5.02
32)	I	IS3_1,4-Dichlorobenzene-d4	ISTD											
33)	T	1,4-Dioxane	1.370	0.743	0.740	0.588	0.567	0.531	0.515	0.592	0.583	0.587	*L	0.9945
34)	T	n-Decane	1.291	1.378	1.372	1.369	1.333	1.409	1.408	1.639	1.603	1.585	1.439	8.55
35)	I	IS1_Naphthalene-d8	ISTD											
36)	T	Naphthalene	1.266	1.113	1.060	1.057	1.024	1.018	1.029	0.985	0.953	0.926	1.043	9.12
37)	T	Benzoic Acid					0.161	0.190	0.242	0.255	0.263	0.262	0.229	18.83
38)	T	4-Chloroaniline		0.095	0.097	0.107	0.109	0.118	0.123	0.121	0.120	0.120	0.112	9.32
39)	T	Hexachlorobutadiene	0.231	0.195	0.176	0.187	0.174	0.173	0.177	0.172	0.169	0.162	0.181	10.77
40)	T	p-Chloro-m-cresol	0.230	0.218	0.250	0.252	0.270	0.278	0.303	0.292	0.291	0.284	0.267	10.60
41)	T	2-Methylnaphthalene	0.685	0.679	0.637	0.652	0.641	0.656	0.684	0.655	0.651	0.632	0.657	2.96
42)	T	1-Methylnaphthalene	0.258	0.225	0.214	0.233	0.237	0.222	0.231	0.224	0.219	0.215	0.228	5.73
43)	T	Hexachlorocyclopentadiene				0.190	0.197	0.201	0.227	0.226	0.224	0.221	0.212	7.39
44)	T	2,4,6-Trichlorophenol		0.157	0.150	0.159	0.170	0.184	0.197	0.195	0.192	0.187	0.177	10.25
45)	T	2,4,5-Trichlorophenol		0.201	0.200	0.229	0.223	0.236	0.237	0.228	0.234	0.225	0.224	6.27

Response Factor Report Mork

Method Path : I:\8270\Mork\200911ICAL\
Method File : FS200911mork.m
Title : Semivolatiles by GC/MS by modified 8270
Last Update : Mon Sep 21 20:41:52 2020
Response Via : Initial Calibration

Calibration Files
1.0 =AP9L1.D 2.0 =AP9L2.D 3.0 =ABNL3.D 5.0 =AP9L4.D 10 =AP9L5.D 20 =AP9L6.D 50 =ABNL7.D
100 =ABNL8.D 150 =ABNL9.D 200 =ABNL10.D

		Compound	1.0	2.0	3.0	5.0	10	20	50	100	150	200	Avg	%RSD
46)	S	2-Fluorobiphenyl	0.785	0.783	0.730	0.728	0.730	0.736	0.764	0.720	0.707	0.692	0.738	4.18
47)	T	2-Chloronaphthalene	0.681	0.610	0.609	0.630	0.619	0.648	0.657	0.635	0.623	0.616	0.633	3.64
48)	T	2-Nitroaniline				0.163	0.183	0.209	0.236	0.231	0.233	0.229	0.212	13.52
49)	T	1,4-Dinitrobenzene				0.061	0.076	0.087	0.100	0.101	0.103	0.102	0.090	18.05
50)	T	1,3-Dinitrobenzene		0.074	0.065	0.082	0.091	0.109	0.121	0.116	0.117	0.117	*L	0.9998
51)	T	Dimethyl phthalate		0.770	0.743	0.740	0.711	0.757	0.794	0.750	0.752	0.739	0.751	3.03
52)	T	Acenaphthylene	1.199	1.116	1.063	1.046	1.051	1.071	1.136	1.078	1.057	1.017	1.083	4.90
53)	T	2,6-Dinitrotoluene		0.124	0.128	0.135	0.149	0.168	0.177	0.174	0.172	0.169	0.155	13.78
54)	T	1,2-Dinitrobenzene				0.076	0.077	0.081	0.082	0.077	0.075	0.073	0.077	4.26
55)	I	IS2_Naphthalene-d8	----------ISTD----------											
56)	T	a-Terpineol		0.265	0.243	0.251	0.277	0.278	0.289	0.288	0.283	0.279	0.273	6.01
57)	T	3-Chloroaniline		0.100	0.110	0.109	0.127	0.137	0.140	0.138	0.137	0.135	0.126	12.14
58)	T	2,6-Dichlorophenol		0.195	0.206	0.215	0.254	0.271	0.282	0.274	0.274	0.267	0.249	13.59
59)	T	1-chloro-2-nitrobenzene		0.098	0.100	0.093	0.121	0.124	0.131	0.132	0.134	0.131	0.118	14.00
60)	T	Caprolactam			0.103	0.106	0.132	0.147	0.159	0.164	0.166	0.161	0.142	18.09
61)	T	1,2,4,5-Tetrachlorobenzene	0.280	0.261	0.273	0.267	0.294	0.295	0.300	0.299	0.286	0.279	0.283	4.84
62)	T	Biphenyl		0.612	0.703	0.721	0.790	0.797	0.817	0.802	0.807	0.749	0.755	8.89
63)	I	IS1_Acenaphthene-d10	----------ISTD----------											
64)	T	3-Nitroaniline			0.241	0.293	0.333	0.349	0.374	0.362	0.358	0.353	0.333	13.39
65)	T	Acenaphthene	1.414	1.362	1.168	1.181	1.158	1.126	1.129	1.053	1.018	0.990	1.160	11.80
66)	T	2,4-Dinitrophenol				0.094	0.130	0.164	0.200	0.203	0.204	0.207	*L	0.9999
67)	T	Dibenzofuran		1.760	1.642	1.677	1.676	1.636	1.652	1.584	1.511	1.464	1.622	5.58
68)	T	2,4-Dinitrotoluene		0.286	0.298	0.351	0.379	0.401	0.414	0.410	0.406	0.398	0.371	13.14
69)	T	4-Nitrophenol				0.189	0.207	0.237	0.263	0.261	0.261	0.261	0.240	12.62
70)	T	2,3,5,6-Tetrachlorophenol		0.272	0.277	0.307	0.305	0.325	0.342	0.332	0.327	0.328	0.313	7.90
71)	T	2,3,4,6-Tetrachlorophenol		0.342	0.303	0.345	0.352	0.360	0.367	0.346	0.339	0.331	0.343	5.35
72)	T	Diethyl phthalate	1.609	1.372	1.314	1.386	1.392	1.397	1.441	1.373	1.331	1.302	1.392	6.24
73)	T	Fluorene	1.426	1.386	1.275	1.336	1.347	1.325	1.366	1.290	1.213	1.193	1.316	5.61
74)	T	4-Chlorophenyl-phenylether	0.662	0.669	0.592	0.612	0.611	0.606	0.633	0.597	0.569	0.560	0.611	5.81
75)	T	4-Nitroaniline				0.290	0.325	0.368	0.393	0.384	0.380	0.360	0.357	10.38
76)	T	4,6-Dinitro-o-cresol				0.166	0.185	0.214	0.250	0.249	0.248	0.250	*L	0.9999
77)	T	NDPA/DPA	1.227	1.155	1.054	1.142	1.131	1.117	1.148	1.094	1.052	1.030	1.115	5.33
78)	T	Azobenzene	1.599	1.357	1.340	1.352	1.320	1.355	1.383	1.320	1.275	1.236	1.354	7.12
79)	S	2,4,6-Tribromophenol		0.205	0.190	0.206	0.209	0.222	0.241	0.233	0.237	0.231	0.219	8.05
80)	T	4-Bromophenyl-phenylether	0.393	0.313	0.344	0.377	0.352	0.373	0.390	0.379	0.375	0.365	0.366	6.57
81)	T	Hexachlorobenzene	0.548	0.484	0.451	0.457	0.442	0.445	0.463	0.447	0.439	0.435	0.461	7.32
82)	T	Pentachlorophenol			0.205	0.237	0.243	0.280	0.307	0.307	0.309	0.307	0.274	14.91
83)	I	IS2_Acenaphthene-d10	----------ISTD----------											
84)	T	Dichloran				0.099	0.112	0.140	0.159	0.173	0.183	0.173	*L	0.9935
85)	T	Pentachloronitrobenzene				0.133	0.150	0.152	0.161	0.161	0.169	0.159	0.155	7.34
86)	I	IS3_Acenaphthene-d10	----------ISTD----------											
87)	T	Atrazine			0.255	0.263	0.268	0.303	0.316	0.397	0.403	0.395	0.325	19.65
88)	I	IS1_Phenanthrene-d10	----------ISTD----------											
89)	T	Phenanthrene	1.319	1.163	1.061	1.073	1.045	1.037	1.030	0.985	0.948	0.929	1.059	10.67
90)	T	Anthracene	1.376	1.204	1.155	1.151	1.111	1.130	1.160	1.090	1.044	0.989	1.141	9.07

Response Factor Report Mork

Method Path : I:\8270\Mork\200911ICAL\
Method File : FS200911mork.m
Title : Semivolatiles by GC/MS by modified 8270
Last Update : Mon Sep 21 20:41:52 2020
Response Via : Initial Calibration

Calibration Files
1.0 =AP9L1.D 2.0 =AP9L2.D 3.0 =ABNL3.D 5.0 =AP9L4.D 10 =AP9L5.D 20 =AP9L6.D 50 =ABNL7.D
100 =ABNL8.D 150 =ABNL9.D 200 =ABNL10.D

		Compound	1.0	2.0	3.0	5.0	10	20	50	100	150	200	Avg	%RSD
91)	T	Carbazole	1.069	1.047	0.962	1.021	0.988	1.032	1.056	0.989	0.968	0.949	1.008	4.23
92)	s	O-Terphenyl											0.000	-1.00
93)	T	Di-n-butylphthalate		1.148	1.095	1.209	1.188	1.279	1.308	1.270	1.218	1.177	1.210	5.60
94)	s	1-Chlorooctade...											0.000	-1.00
95)	T	Fluoranthene	1.377	1.297	1.179	1.235	1.201	1.247	1.268	1.194	1.162	1.127	1.229	5.94
96)	T	Benzidine		0.549	0.543	0.640	0.725	0.827	0.938	0.918	0.914	0.914	*L	0.9998
97)	T	Pyrene	1.462	1.405	1.322	1.342	1.262	1.299	1.314	1.240	1.199	1.184	1.303	6.69
98)	S	4-Terphenyl-d14	1.034	1.033	0.971	1.003	0.961	0.989	1.010	0.949	0.938	0.926	0.981	3.90
99)	T	Butyl benzyl phthalate				0.477	0.496	0.550	0.633	0.631	0.637	0.623	0.578	12.05
100)	I	IS2_Phenanthrene-d10	----------ISTD----------											
101)	T	Diphenamid				0.438	0.454	0.470	0.489	0.473	0.485	0.454	0.466	3.97
102)	I	IS3_Phenanthrene-d10	----------ISTD----------											
103)	T	n-Octadecane		0.358	0.377	0.391	0.390	0.419	0.430	0.523	0.518	0.502	0.434	14.74
104)	T	Parathion				0.066	0.075	0.093	0.111	0.149	0.160	0.158	*Q	0.9959
105)	T	3,3'-Dimethylbenzidine			0.432	0.473	0.561	0.649	0.714	0.944	0.972	0.924	*Q	0.9948
106)	I	IS1_Chrysene-d12	----------ISTD----------											
107)	T	Benzo[a]anthracene	1.373	1.193	1.122	1.134	1.109	1.131	1.194	1.133	1.092	1.072	1.155	7.42
108)	T	3,3'-Dichlorobenzidine		0.375	0.383	0.434	0.444	0.473	0.498	0.493	0.487	0.468	0.450	10.19
109)	T	Chrysene	1.607	1.397	1.293	1.272	1.224	1.216	1.174	1.107	1.093	1.048	1.243	13.25
110)	T	bis(2-Ethylhexyl)phthalate		0.604	0.631	0.707	0.763	0.837	0.870	0.844	0.831	0.786	0.764	12.63
111)	T	Di-n-octylphthalate				1.082	1.246	1.437	1.561	1.548	1.528	1.477	1.411	12.78
112)	T	Benzo(b)fluoranthene	1.213	1.052	1.173	1.186	1.133	1.244	1.318	1.264	1.361	1.316	1.226	7.68
113)	T	Benzo(k)fluoranthene	1.683	1.464	1.414	1.417	1.429	1.378	1.362	1.315	1.241	1.224	1.393	9.28
114)	T	Benzo(a)pyrene		1.083	1.105	1.117	1.115	1.178	1.252	1.197	1.223	1.180	1.161	5.04
115)	I	IS1_Perylene-d12	----------ISTD----------											
116)	T	Indeno(1,2,3-cd)pyrene		0.925	0.885	0.957	0.992	1.044	1.137	1.154	1.133	1.161	1.043	10.27
117)	T	Dibenzo[a,h]anthracene	1.160	1.120	1.101	1.151	1.153	1.178	1.223	1.188	1.165	1.136	1.158	2.99
118)	T	Benzo(g,h,i)perylene	1.317	1.214	1.198	1.206	1.204	1.225	1.231	1.207	1.162	1.130	1.209	3.99

(#) = Out of Range

Data Path : I:\8270\Mork\200911ICAL\
Data File : Tune1.D
Acq On : 11 Sep 2020 6:29 pm
Operator : MORK:dw
Sample : Tune
Misc : WG1412677,,
ALS Vial : 100 Sample Multiplier: 1

Integration File: rteint.p

Method : I:\8270\Mork\200911ICAL\FS200911mork.m
Title : Semivolatiles by GC/MS by modified 8270
Last Update : Mon Sep 21 20:41:52 2020

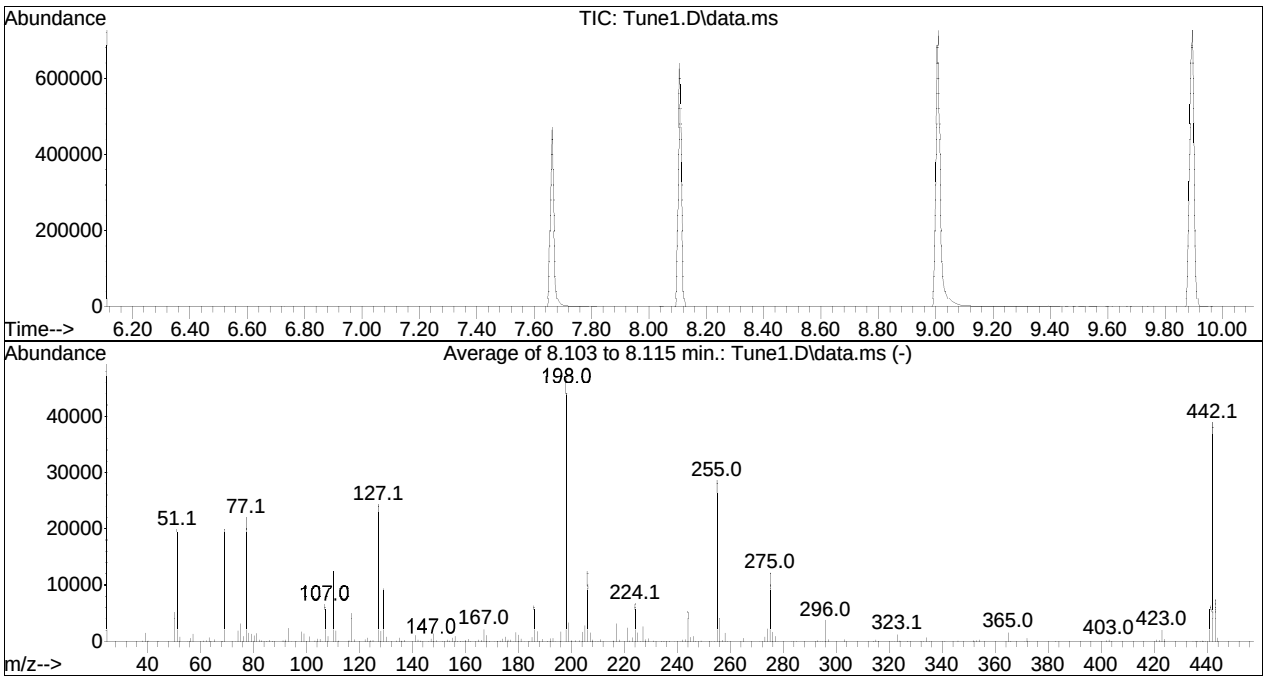

Spectrum Information: Average of 8.103 to 8.115 min.

Target Mass	Rel. to Mass	Lower Limit%	Upper Limit%	Rel. Abn%	Raw Abn	Result Pass/Fail
51	198	10	80	42.2	19780	PASS
68	69	0.00	2	0.9	171	PASS
69	69	100	100	100.0	19931	PASS
70	69	0.00	2	0.0	0	PASS
127	198	10	80	51.9	24329	PASS
197	198	0.00	2	0.0	0	PASS
198	198	100	100	100.0	46869	PASS
199	198	5	9	6.9	3229	PASS
275	198	10	60	26.0	12179	PASS
365	198	1	100	3.4	1575	PASS
441	442	0.01	24	16.2	6297	PASS
442	198	50	100	82.9	38861	PASS
443	442	15	24	19.3	7508	PASS

Data Path : I:\8270\Mork\200911ICAL\
Data File : Tune1.D
Acq On : 11 Sep 2020 6:29 pm
Operator : MORK:dw
Sample : Tune
Misc : WG1412677,,
ALS Vial : 100 Sample Multiplier: 1

Quant Time: Sep 21 21:11:39 2020
Quant Method : I:\8270\Mork\200911ICAL\dftppmork.m
Quant Title : Semivolatiles by GC/MS by modified 8270
QLast Update : Wed Jun 10 20:58:45 2020
Response via : Initial Calibration

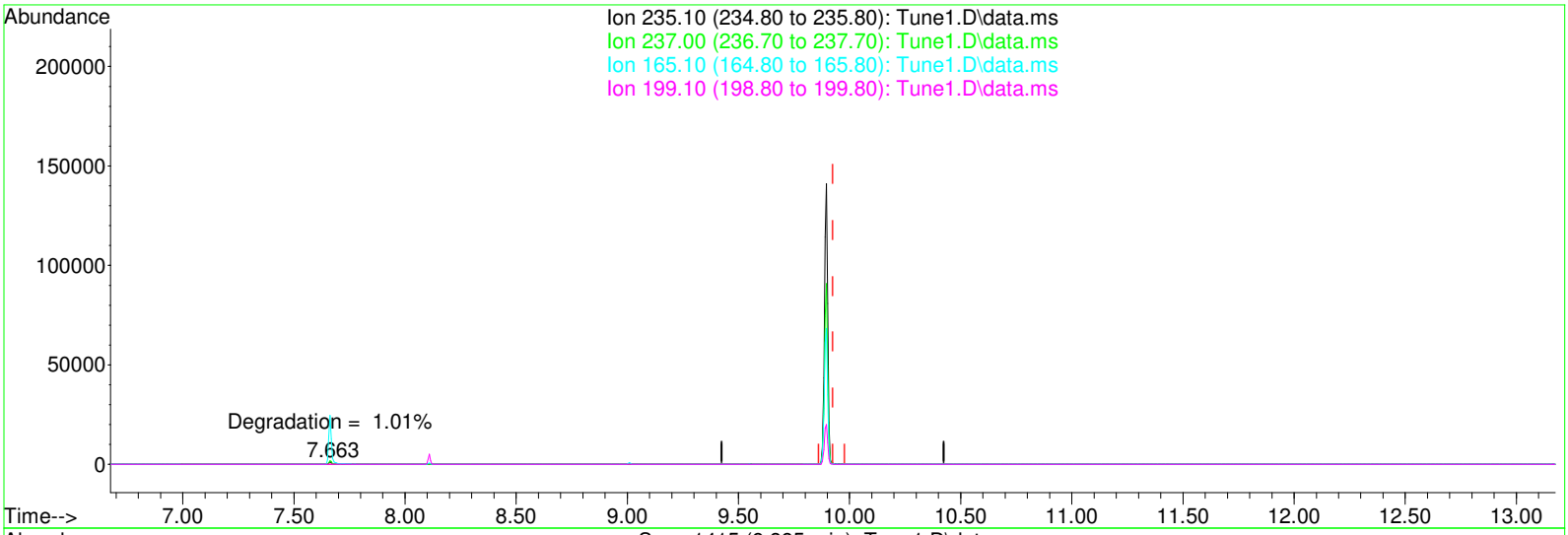

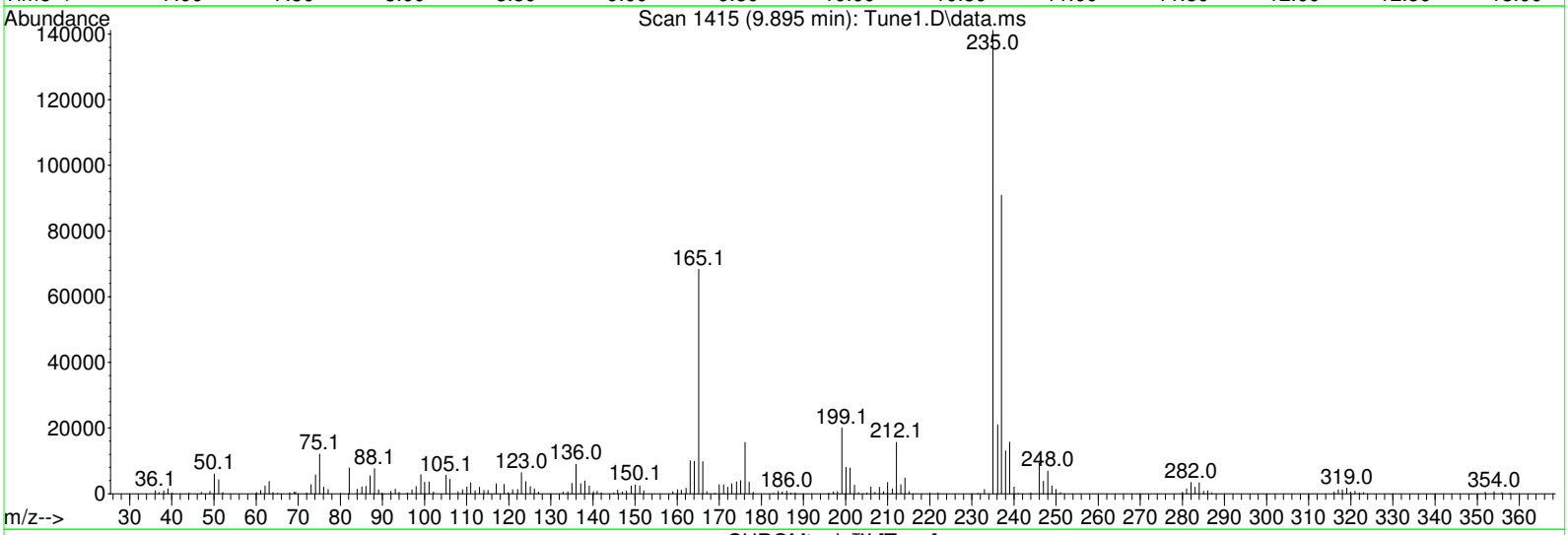

CHROMtools™ [Tune]

(6) DDT (T)

9.895min (-0.029) 24.04 Lin

response 146565

Ion	Exp%	Act%
235.10	100.00	100.00
237.00	63.50	63.94
165.10	43.50	49.46
199.10	12.80	14.78

Duplicate Retention Times

(5) DDD 235.00

Quantitation Report (Qedit)

Data Path : I:\8270\Mork\200911ICAL\
Data File : Tune1.D
Acq On : 11 Sep 2020 6:29 pm
Operator : MORK:dw
Sample : Tune
Misc : WG1412677,,
ALS Vial : 100 Sample Multiplier: 1

Quant Time: Sep 21 21:11:39 2020
Quant Method : I:\8270\Mork\200911ICAL\dftppmork.m
Quant Title : Semivolatiles by GC/MS by modified 8270
QLast Update : Wed Jun 10 20:58:45 2020
Response via : Initial Calibration

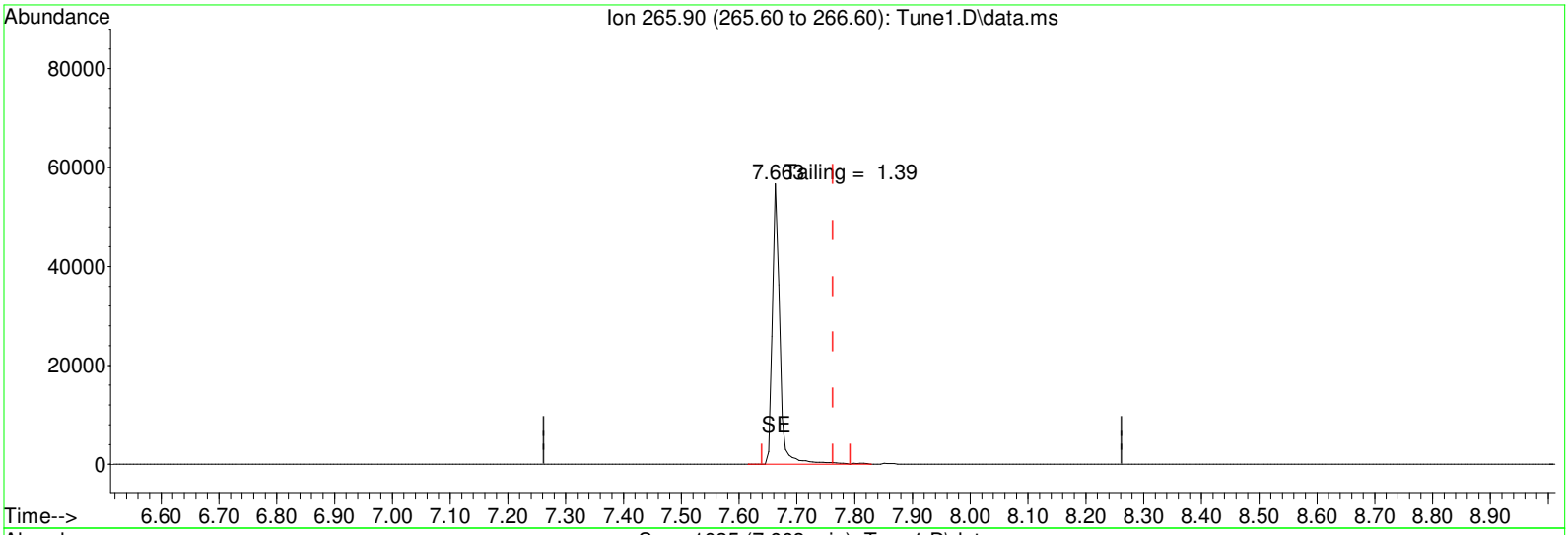

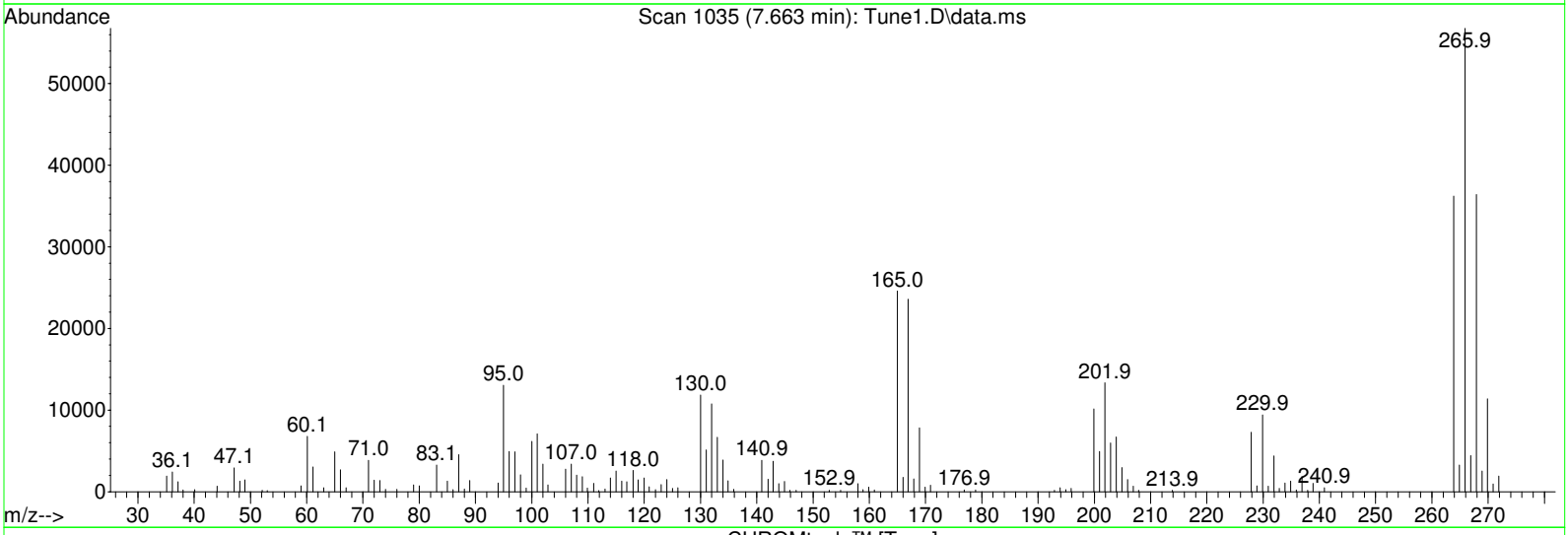

CHROMtools™ [Tune]

(1) Pentachlorophenol (T)

7.663min (-0.099) 24.35 Lin

response 51152

Ion	Exp%	Act%
265.90	100.00	100.00
0.00	0.00	0.00
0.00	0.00	0.00
0.00	0.00	0.00

Quantitation Report (Qedit)

Data Path : I:\8270\Mork\200911ICAL\
Data File : Tune1.D
Acq On : 11 Sep 2020 6:29 pm
Operator : MORK:dw
Sample : Tune
Misc : WG1412677,,
ALS Vial : 100 Sample Multiplier: 1

Quant Time: Sep 21 21:11:39 2020
Quant Method : I:\8270\Mork\200911ICAL\dftppmork.m
Quant Title : Semivolatiles by GC/MS by modified 8270
QLast Update : Wed Jun 10 20:58:45 2020
Response via : Initial Calibration

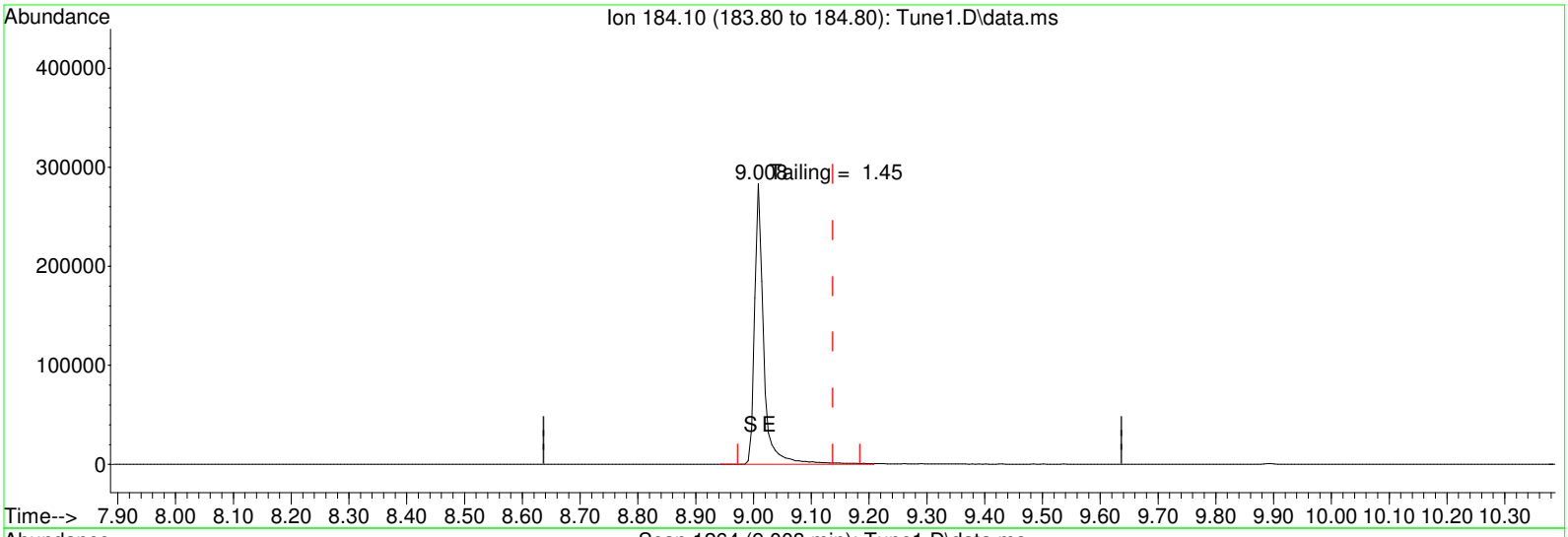

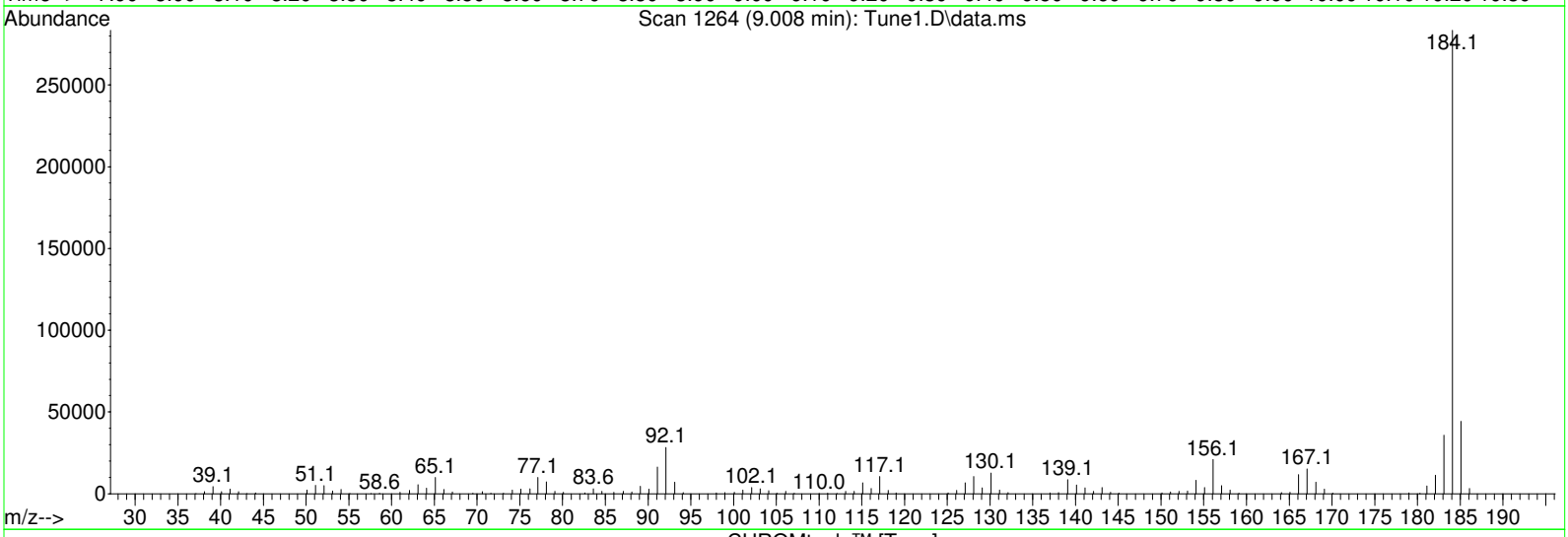

CHROMtools™ [Tune]

(3) Benzidine (T)

9.008min (-0.129) 30.75 Lin

response 313047

Ion	Exp%	Act%
184.10	100.00	100.00
0.00	0.00	0.00
0.00	0.00	0.00
0.00	0.00	0.00

Quantitation Report (QT Reviewed)

Data Path : I:\8270\Mork\200911ICAL\
Data File : ABNL10.D
Acq On : 11 Sep 2020 6:52 pm
Operator : MORK:dw
Sample : IL1,32,,ABNL200 Lot# 8895
Misc : WG1412677,,
ALS Vial : 1 Sample Multiplier: 1

Quant Time: Sep 21 20:38:37 2020
Quant Method : I:\8270\Mork\200911ICAL\FS200911mork.m
Quant Title : Semivolatiles by GC/MS by modified 8270
QLast Update : Tue Sep 15 14:03:58 2020
Response via : Initial Calibration

CCAL FILE(s) : 1 - I:\8270\Mork\200911ICAL\ABNL7.D
Sub List : ABNical - ABN ical sublist

Compound	R.T.	QIon	Response	Conc	Units	Dev(Min)
Internal Standards						
1) IS1_1,4-Dichlorobenzen...	3.961	152	46335	40.000	ug/ml	# 0.00
Standard Area 1 = 46244			Recovery = 100.20%			
35) IS1_Naphthalene-d8	5.036	136	194160	40.000	ug/ml	0.00
Standard Area 1 = 188615			Recovery = 102.94%			
63) IS1_Acenaphthene-d10	6.546	164	112913	40.000	ug/ml	0.00
Standard Area 1 = 110185			Recovery = 102.48%			
88) IS1_Phenanthrene-d10	7.821	188	226741	40.000	ug/ml	# 0.00
Standard Area 1 = 222088			Recovery = 102.10%			
106) IS1_Chrysene-d12	10.477	240	274972	40.000	ug/ml	# 0.01
Standard Area 1 = 263190			Recovery = 104.48%			
115) IS1_Perylene-d12	12.645	264	332588	40.000	ug/ml	0.01
Standard Area 1 = 312140			Recovery = 106.55%			
System Monitoring Compounds						
4) 2-Fluorophenol	2.892	112	293147	206.758	ug/ml	0.00
Spiked Amount 50.000	Range 15 - 110		Recovery = 413.52%#			
7) Phenol-d6	3.667	99	349307	204.491	ug/ml	0.00
Spiked Amount 50.000	Range 15 - 110		Recovery = 408.98%#			
19) Nitrobenzene-d5	4.431	82	317297	212.729	ug/ml	0.00
Spiked Amount 25.000	Range 30 - 130		Recovery = 850.92%#			
46) 2-Fluorobiphenyl	5.976	172	672022	187.695	ug/ml	0.00
Spiked Amount 25.000	Range 30 - 130		Recovery = 750.78%#			
79) 2,4,6-Tribromophenol	7.228	330	130259	210.488	ug/ml	0.00
Spiked Amount 50.000	Range 15 - 110		Recovery = 420.98%#			
98) 4-Terphenyl-d14	9.261	244	1050315	188.797	ug/ml	0.00
Spiked Amount 25.000	Range 30 - 130		Recovery = 755.19%#			
Target Compounds						Qvalue
2) n-Nitrosodimethylamine	1.887	74	195348	202.445	ug/ml	89
3) Pyridine	1.904	79	344194	199.895	ug/ml	96
5) Aniline	3.685	93	466233	206.258	ug/ml	100
6) 2-Chlorophenol	3.785	128	309762	199.934	ug/ml	97
8) Phenol	3.679	94	408036	200.650	ug/ml	99
9) Bis(2-chloroethyl)ether	3.749	93	298264	187.646	ug/ml	98
10) 1,3-Dichlorobenzene	3.914	146	339177	189.965	ug/ml	97
11) 1,4-Dichlorobenzene	3.973	146	353978	183.329	ug/ml	97
12) 1,2-Dichlorobenzene	4.102	146	337227	185.581	ug/ml	97
13) Benzyl alcohol	4.084	79	252143	228.039	ug/ml	98
14) Bis(2-chloroisopropyl)...	4.202	45	447578	182.879	ug/ml	97

Data Path : I:\8270\Mork\200911ICAL\
Data File : ABNL10.D
Acq On : 11 Sep 2020 6:52 pm
Operator : MORK:dw
Sample : IL1,32,,ABNL200 Lot# 8895
Misc : WG1412677,,
ALS Vial : 1 Sample Multiplier: 1

Quant Time: Sep 21 20:38:37 2020
Quant Method : I:\8270\Mork\200911ICAL\FS200911mork.m
Quant Title : Semivolatiles by GC/MS by modified 8270
QLast Update : Tue Sep 15 14:03:58 2020
Response via : Initial Calibration

CCAL FILE(s) : 1 - I:\8270\Mork\200911ICAL\ABNL7.D
Sub List : ABNical - ABN ical sublist

Compound	R.T.	QIon	Response	Conc	Units	Dev(Min)
15) 2-Methylphenol	4.184	108	282261	199.968	ug/ml	97
16) Hexachloroethane	4.384	117	132531	177.649	ug/ml	99
17) n-Nitrosodi-n-propylamine	4.319	70	219919	210.732	ug/ml	98
18) 3-Methylphenol/4-Methy...	4.325	108	291535	204.787	ug/ml	98
20) Nitrobenzene	4.449	77	311022	201.609	ug/ml	99
21) Isophorone	4.654	82	618495	197.200	ug/ml	99
22) 2-Nitrophenol	4.719	139	170824	213.413	ug/ml	98
23) 2,4-Dimethylphenol	4.772	107	311743	205.027	ug/ml	97
24) Bis(2-chloroethoxy)met...	4.848	93	370819	208.085	ug/ml	98
25) 2,4-Dichlorophenol	4.925	162	266375	216.301	ug/ml	97
26) 1,2,4-Trichlorobenzene	4.995	180	277806	190.388	ug/ml	98
36) Naphthalene	5.054	128	898572	177.456	ug/ml	99
37) Benzoic Acid	4.913	105	254755M3	229.147	ug/ml	
38) 4-Chloroaniline	5.113	65	116411	213.859	ug/ml	86
39) Hexachlorobutadiene	5.177	225	157736	179.130	ug/ml	99
40) p-Chloro-m-cresol	5.536	107	276031	213.079	ug/ml	92
41) 2-Methylnaphthalene	5.653	142	613162	192.202	ug/ml	95
42) 1-Methylnaphthalene	5.735	115	208665	188.709	ug/ml	91
43) Hexachlorocyclopentadiene	5.794	237	214627	208.357	ug/ml	99
44) 2,4,6-Trichlorophenol	5.900	196	181588	211.757	ug/ml	98
45) 2,4,5-Trichlorophenol	5.929	196	218772	201.626	ug/ml	99
47) 2-Chloronaphthalene	6.064	162	597566	194.520	ug/ml	95
48) 2-Nitroaniline	6.164	138	222070	215.970	ug/ml	91
49) 1,4-Dinitrobenzene	6.288	168	99012	226.816	ug/ml	96
50) 1,3-Dinitrobenzene	6.358	168	113425M4	199.307	ug/ml	
51) Dimethyl phthalate	6.346	163	717838	196.978	ug/ml#	98
52) Acenaphthylene	6.423	152	986843	187.665	ug/ml	99
53) 2,6-Dinitrotoluene	6.382	165	163834	217.564	ug/ml	98
54) 1,2-Dinitrobenzene	6.429	168	70508	187.807	ug/ml	90
64) 3-Nitroaniline	6.529	138	199346	212.247	ug/ml	92
65) Acenaphthene	6.576	154	558670	170.619	ug/ml	95
66) 2,4-Dinitrophenol	6.617	184	116643	200.263	ug/ml	97
67) Dibenzofuran	6.722	168	826318	180.420	ug/ml	92
68) 2,4-Dinitrotoluene	6.734	165	224500	214.135	ug/ml	98
69) 4-Nitrophenol	6.681	65	147217M4	217.277	ug/ml	
70) 2,3,5,6-Tetrachlorophenol	6.799	232	184917	209.602	ug/ml	98
71) 2,3,4,6-Tetrachlorophenol	6.840	232	187002	193.253	ug/ml	98
72) Diethyl phthalate	6.952	149	734892	187.071	ug/ml	99
73) Fluorene	7.022	166	673434	181.335	ug/ml	96
74) 4-Chlorophenyl phenyl ...	7.028	204	316017	183.220	ug/ml	92

Quantitation Report (QT Reviewed)

Data Path : I:\8270\Mork\200911ICAL\
Data File : ABNL10.D
Acq On : 11 Sep 2020 6:52 pm
Operator : MORK:dw
Sample : IL1,32,,ABNL200 Lot# 8895
Misc : WG1412677,,
ALS Vial : 1 Sample Multiplier: 1

Quant Time: Sep 21 20:38:37 2020
Quant Method : I:\8270\Mork\200911ICAL\FS200911mork.m
Quant Title : Semivolatiles by GC/MS by modified 8270
QLast Update : Tue Sep 15 14:03:58 2020
Response via : Initial Calibration

CCAL FILE(s) : 1 - I:\8270\Mork\200911ICAL\ABNL7.D
Sub List : ABNical - ABN ical sublist

Compound	R.T.	QIon	Response	Conc	Units	Dev(Min)
75) 4-Nitroaniline	7.057	138	203241	201.604	ug/ml#	83
76) 4,6-Dinitro-o-cresol	7.087	198	141280	200.147	ug/ml	94
77) NDPA/DPA	7.134	169	581236	184.672	ug/ml	99
78) Azobenzene	7.163	77	697580	182.538	ug/ml#	94
80) 4-Bromophenyl phenyl e...	7.445	248	205883	199.170	ug/ml#	93
81) Hexachlorobenzene	7.504	284	245849	188.853	ug/ml	93
82) Pentachlorophenol	7.668	266	173566	224.041	ug/ml	99
89) Phenanthrene	7.845	178	1052809	175.393	ug/ml	99
90) Anthracene	7.886	178	1120731	173.275	ug/ml	99
91) Carbazole	8.033	167	1075501	188.206	ug/ml	100
93) Di-n-butylphthalate	8.356	149	1334447	194.518	ug/ml	100
95) Fluoranthene	8.879	202	1277848	183.459	ug/ml	100
96) Benzidine	9.020	184	1036772	199.432	ug/ml	99
97) Pyrene	9.084	202	1342103	181.739	ug/ml	99
99) Butyl benzyl phthalate	9.813	149	706198	215.552	ug/ml	95
107) Benzo(a)anthracene	10.465	228	1473364	185.518	ug/ml	100
108) 3,3'-Dichlorobenzidine	10.465	252	643225	207.725	ug/ml	98
109) Chrysene	10.518	228	1440864	168.635	ug/ml	99
110) Bis(2-ethylhexyl)phtha...	10.594	149	1080566	205.827	ug/ml#	96
111) Di-n-octylphthalate	11.599	149	2031323	209.378	ug/ml	99
112) Benzo(b)fluoranthene	12.057	252	1808905	214.625	ug/ml	99
113) Benzo(k)fluoranthene	12.110	252	1683068M3	175.798	ug/ml	
114) Benzo(a)pyrene	12.569	252	1622602	203.267	ug/ml	99
116) Indeno(1,2,3-cd)pyrene	14.384	276	1930043	222.520	ug/mL	94
117) Dibenzo(a,h)anthracene	14.443	278	1889686M6	194.504	ug/ml	
118) Benzo(ghi)perylene	14.795	276	1879230	186.899	ug/ml	99

(#) = qualifier out of range (m) = manual integration (+) = signals summed

Quantitation Report (QT Reviewed)

Data Path : I:\8270\Mork\200911ICAL\
Data File : ABNL10.D
Acq On : 11 Sep 2020 6:52 pm
Operator : MORK:dw
Sample : IL1,32,,ABNL200 Lot# 8895
Misc : WG1412677,,
ALS Vial : 1 Sample Multiplier: 1

Quant Time: Sep 21 20:38:37 2020
Quant Method : I:\8270\Mork\200911ICAL\FS200911mork.m
Quant Title : Semivolatiles by GC/MS by modified 8270
QLast Update : Tue Sep 15 14:03:58 2020
Response via : Initial Calibration

Sub List : ABNical - ABN ical sublistL\ABNL7.D•

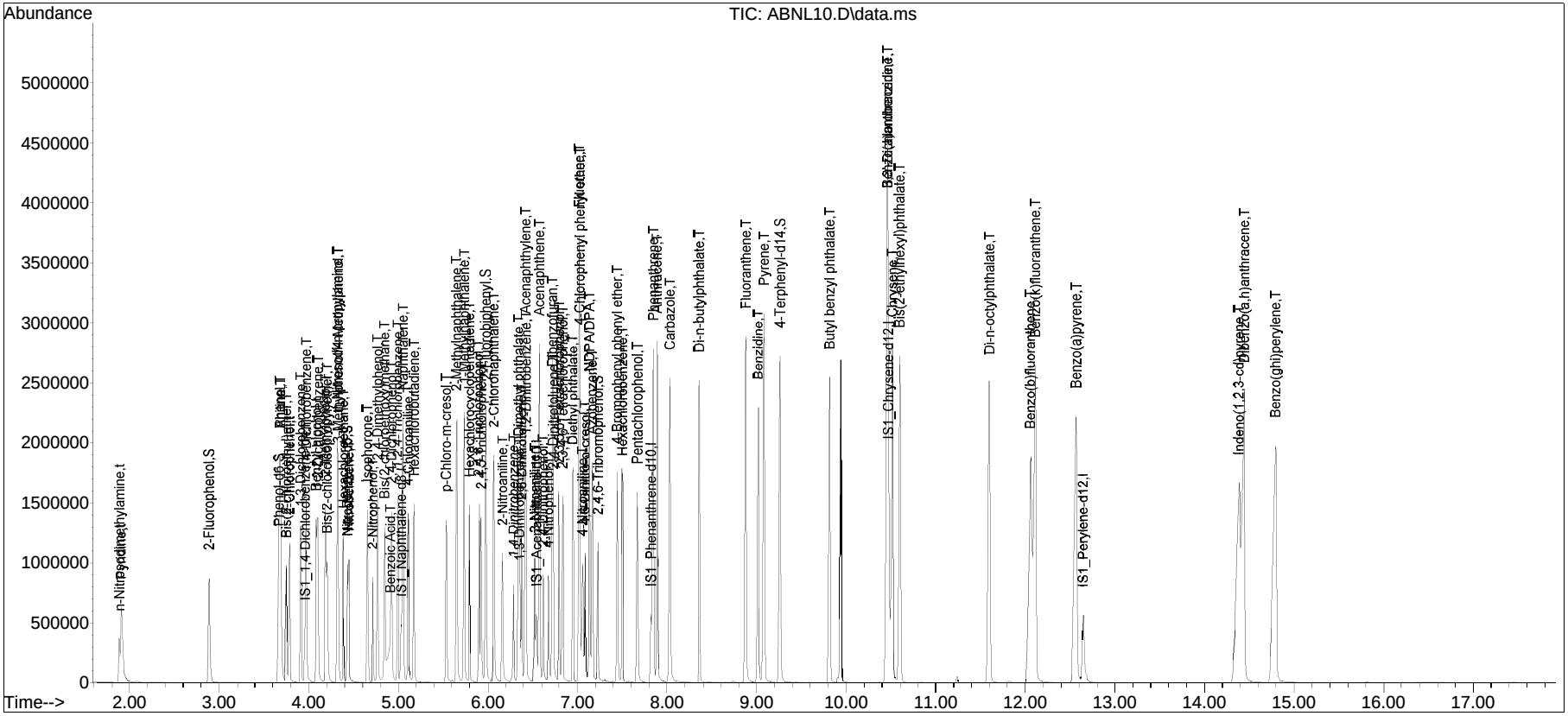

Manual Integration Report

Data Path : I:\8270\Mork\200911ICAL\ QMethod : FS200911mork.m
Data File : ABNL10.D Operator : MORK:dw
Date Inj'd : 9/11/2020 6:52 pm Instrument : Mork
Sample : IL1,32,,ABNL200 Lot# 8895 Quant Date : 9/15/2020 2:05 pm

Compound #37: Benzoic Acid

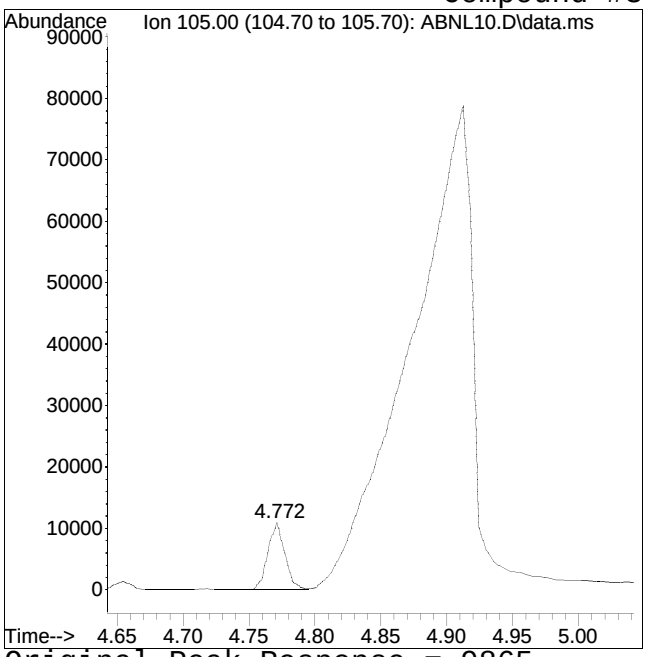

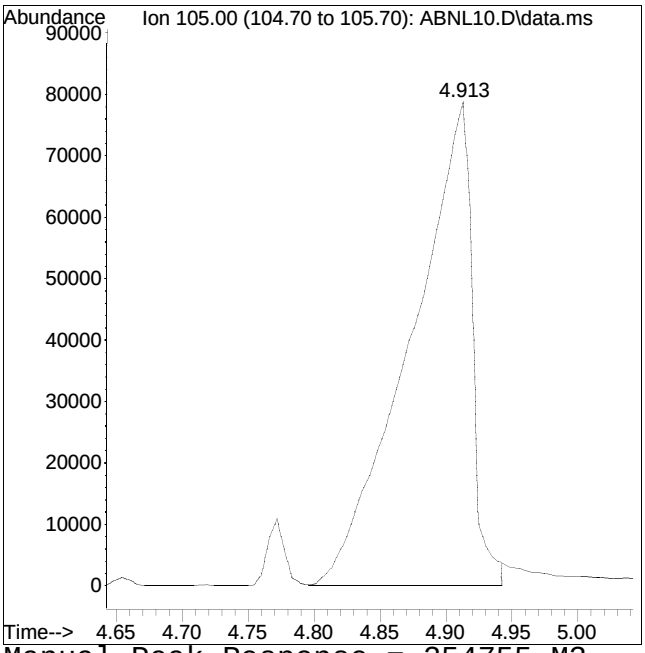

Original Peak Response = 9865 Manual Peak Response = 254755 M3

M3 = Misidentification of the peak (i.e. 1,4-dichlorobenzene identified as 1,3-dichlorobenzene), or misidentification from 2 partially resolved peaks not being split.

Manual Integration Report

Data Path : I:\8270\Mork\200911ICAL\ QMethod : FS200911mork.m
Data File : ABNL10.D Operator : MORK:dw
Date Inj'd : 9/11/2020 6:52 pm Instrument : Mork
Sample : IL1,32,,ABNL200 Lot# 8895 Quant Date : 9/15/2020 2:05 pm

Compound #50: 1,3-Dinitrobenzene

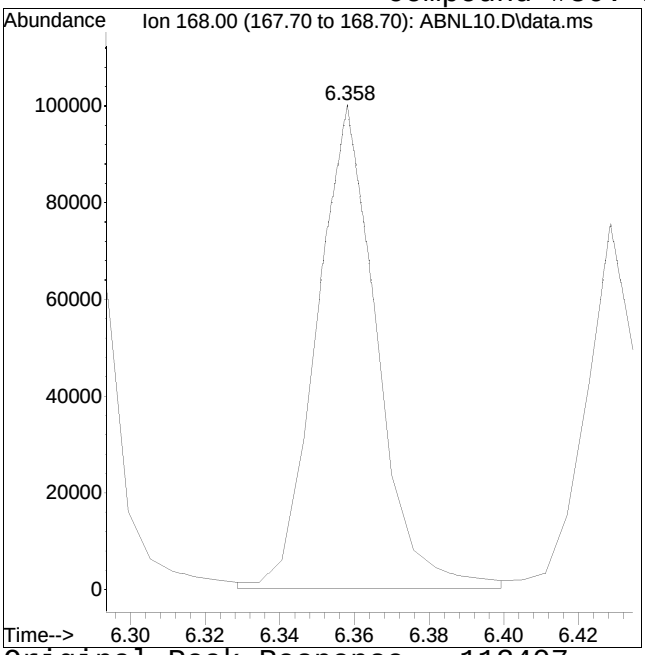

Original Peak Response = 112407

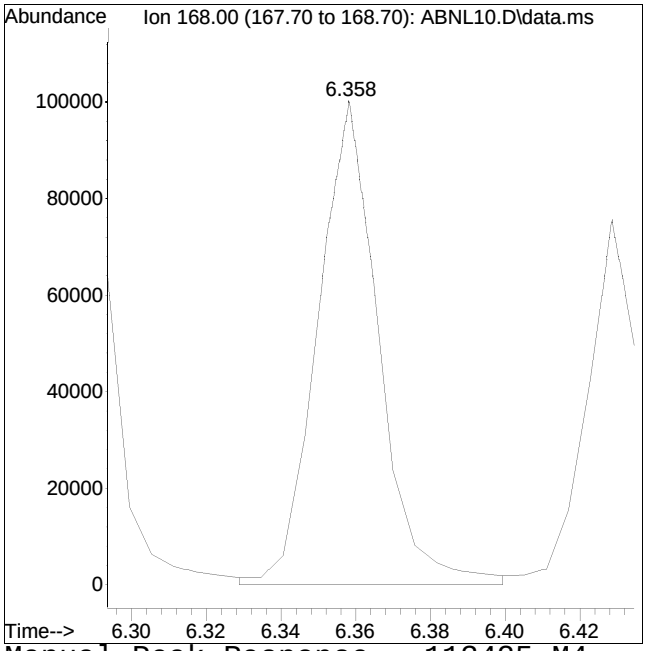

Manual Peak Response = 113425 M4

M4 = Poor automated baseline construction.

Manual Integration Report

Data Path : I:\8270\Mork\200911ICAL\ QMethod : FS200911mork.m
Data File : ABNL10.D Operator : MORK:dw
Date Inj'd : 9/11/2020 6:52 pm Instrument : Mork
Sample : IL1,32,,ABNL200 Lot# 8895 Quant Date : 9/15/2020 2:05 pm

Compound #69: 4-Nitrophenol

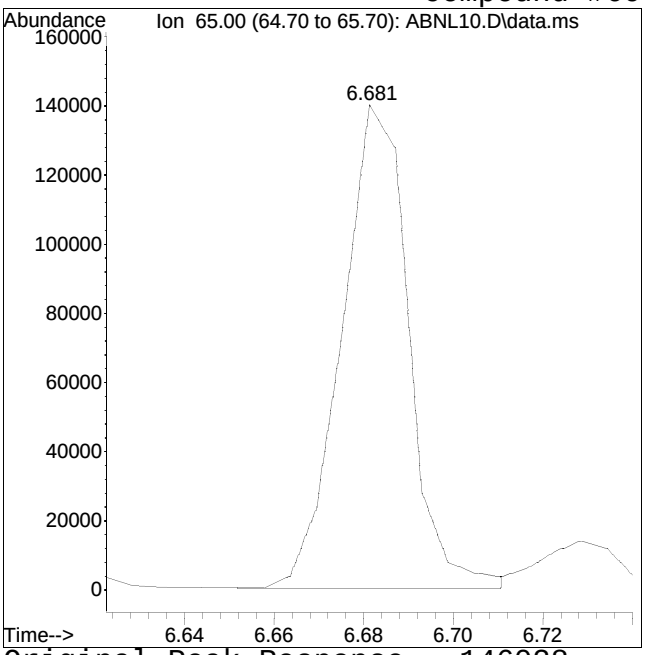

Original Peak Response = 146028

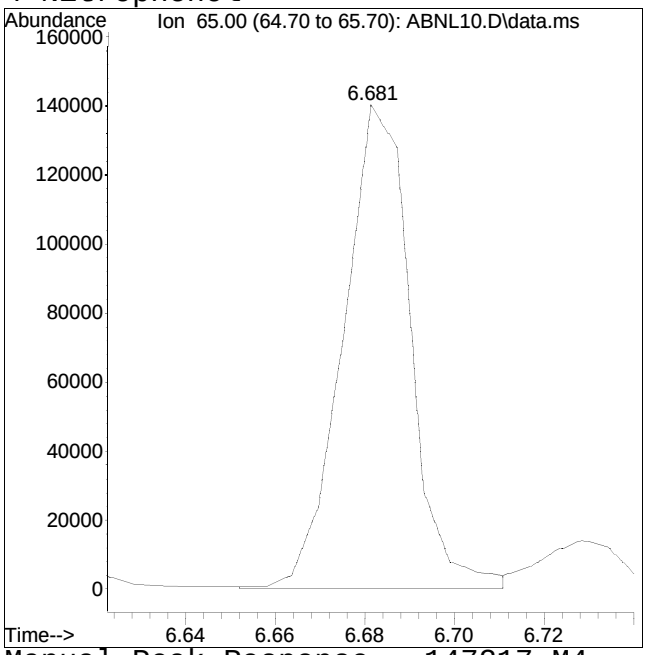

Manual Peak Response = 147217 M4

M4 = Poor automated baseline construction.

Manual Integration Report

Data Path : I:\8270\Mork\200911ICAL\ QMethod : FS200911mork.m
Data File : ABNL10.D Operator : MORK:dw
Date Inj'd : 9/11/2020 6:52 pm Instrument : Mork
Sample : IL1,32,,ABNL200 Lot# 8895 Quant Date : 9/15/2020 2:05 pm

Compound #113: Benzo(k)fluoranthene

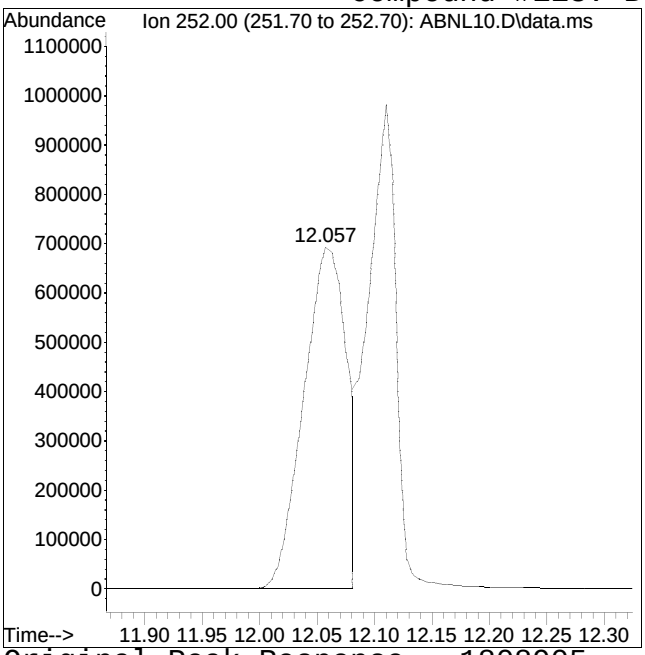

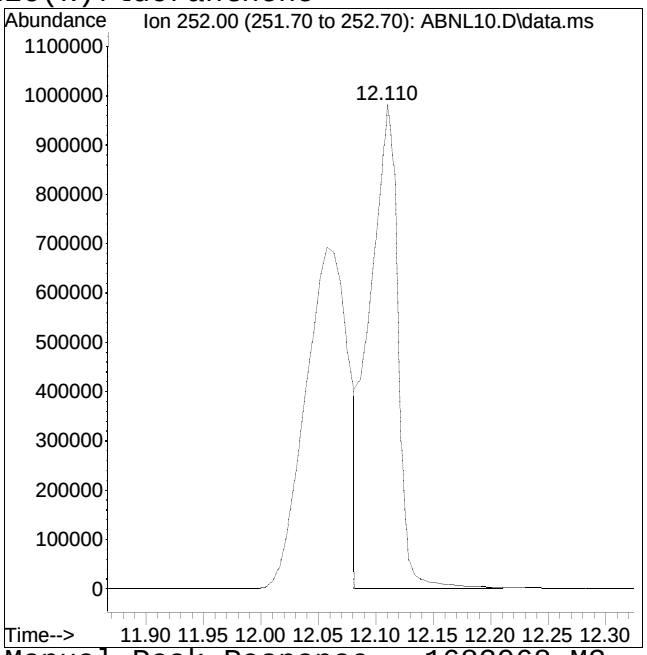

Original Peak Response = 1808905 Manual Peak Response = 1683068 M3

M3 = Misidentification of the peak (i.e. 1,4-dichlorobenzene identified as 1,3-dichlorobenzene), or misidentification from 2 partially resolved peaks not being split.

Manual Integration Report

Data Path : I:\8270\Mork\200911ICAL\ QMethod : FS200911mork.m
Data File : ABNL10.D Operator : MORK:dw
Date Inj'd : 9/11/2020 6:52 pm Instrument : Mork
Sample : IL1,32,,ABNL200 Lot# 8895 Quant Date : 9/15/2020 2:05 pm

Compound #117: Dibenzo(a,h)anthracene

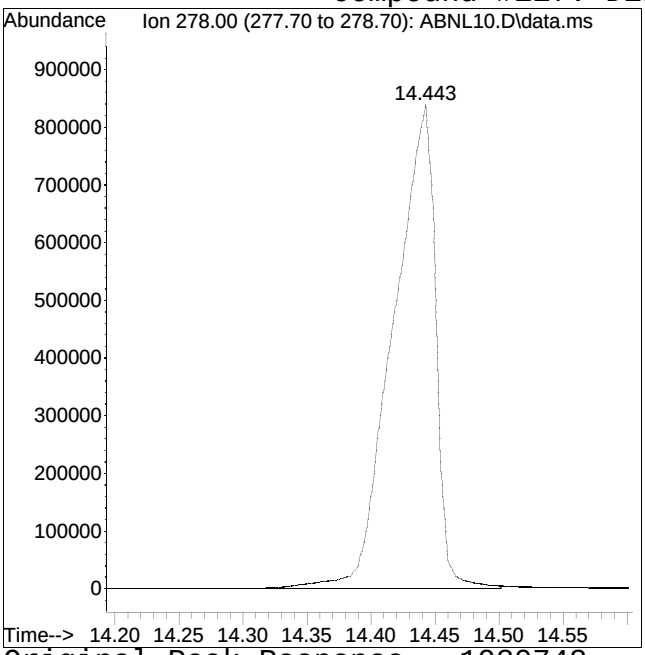

Original Peak Response = 1930742

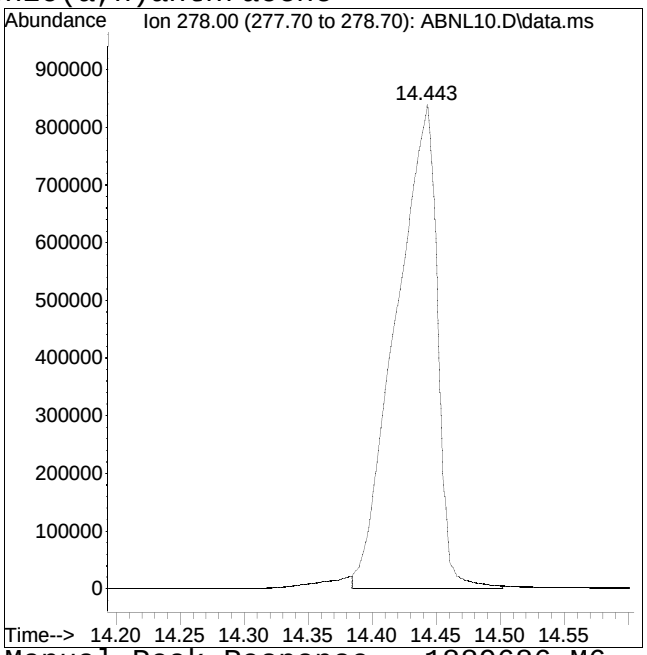

Manual Peak Response = 1889686 M6

M6 = Misassignment of peak valley by automated integration (poor split of 2 peaks).

Quantitation Report (QT Reviewed)

Data Path : I:\8270\Mork\200911ICAL\
Data File : ABNL9.D
Acq On : 11 Sep 2020 7:16 pm
Operator : MORK:dw
Sample : IL2,32,,ABNL150 Lot# 8909
Misc : WG1412677,,
ALS Vial : 2 Sample Multiplier: 1

Quant Time: Sep 21 20:39:25 2020
Quant Method : I:\8270\Mork\200911ICAL\FS200911mork.m
Quant Title : Semivolatiles by GC/MS by modified 8270
QLast Update : Tue Sep 15 14:03:58 2020
Response via : Initial Calibration

CCAL FILE(s) : 1 - I:\8270\Mork\200911ICAL\ABNL7.D
Sub List : ABNical - ABN ical sublist

Compound	R.T.	QIon	Response	Conc	Units	Dev(Min)
Internal Standards						
1) IS1_1,4-Dichlorobenzen...	3.961	152	44009	40.000	ug/ml	# 0.00
Standard Area 1 = 46244			Recovery = 95.17%			
35) IS1_Naphthalene-d8	5.036	136	184924	40.000	ug/ml	0.00
Standard Area 1 = 188615			Recovery = 98.04%			
63) IS1_Acenaphthene-d10	6.546	164	108179	40.000	ug/ml	0.00
Standard Area 1 = 110185			Recovery = 98.18%			
88) IS1_Phenanthrene-d10	7.821	188	217696	40.000	ug/ml	# 0.00
Standard Area 1 = 222088			Recovery = 98.02%			
106) IS1_Chrysene-d12	10.471	240	259219	40.000	ug/ml	# 0.00
Standard Area 1 = 263190			Recovery = 98.49%			
115) IS1_Perylene-d12	12.645	264	317721	40.000	ug/ml	0.01
Standard Area 1 = 312140			Recovery = 101.79%			
System Monitoring Compounds						
4) 2-Fluorophenol	2.892	112	211763	157.252	ug/ml	0.00
Spiked Amount 50.000	Range 15 - 110		Recovery = 314.50%#			
7) Phenol-d6	3.667	99	255023	157.186	ug/ml	0.00
Spiked Amount 50.000	Range 15 - 110		Recovery = 314.37%#			
19) Nitrobenzene-d5	4.431	82	232665	164.233	ug/ml	0.00
Spiked Amount 25.000	Range 30 - 130		Recovery = 656.93%#			
46) 2-Fluorobiphenyl	5.976	172	490523	143.845	ug/ml	0.00
Spiked Amount 25.000	Range 30 - 130		Recovery = 575.38%#			
79) 2,4,6-Tribromophenol	7.228	330	96181	162.222	ug/ml	0.00
Spiked Amount 50.000	Range 15 - 110		Recovery = 324.44%#			
98) 4-Terphenyl-d14	9.255	244	765520	143.322	ug/ml	0.00
Spiked Amount 25.000	Range 30 - 130		Recovery = 573.29%#			
Target Compounds						Qvalue
2) n-Nitrosodimethylamine	1.881	74	139609	152.328	ug/ml	90
3) Pyridine	1.910	79	246149	150.510	ug/ml	96
5) Aniline	3.685	93	339693	158.220	ug/ml	99
6) 2-Chlorophenol	3.785	128	225943	153.541	ug/ml	96
8) Phenol	3.679	94	299456	155.039	ug/ml	99
9) Bis(2-chloroethyl)ether	3.750	93	221394	146.646	ug/ml	97
10) 1,3-Dichlorobenzene	3.914	146	247286	145.819	ug/ml	96
11) 1,4-Dichlorobenzene	3.973	146	256008	139.597	ug/ml	97
12) 1,2-Dichlorobenzene	4.102	146	246131	142.608	ug/ml	97
13) Benzyl alcohol	4.084	79	180324	171.705	ug/ml	98
14) Bis(2-chloroisopropyl)...	4.202	45	327216	140.766	ug/ml	97

Data Path : I:\8270\Mork\200911ICAL\
Data File : ABNL9.D
Acq On : 11 Sep 2020 7:16 pm
Operator : MORK:dw
Sample : IL2,32,,ABNL150 Lot# 8909
Misc : WG1412677,,
ALS Vial : 2 Sample Multiplier: 1

Quant Time: Sep 21 20:39:25 2020
Quant Method : I:\8270\Mork\200911ICAL\FS200911mork.m
Quant Title : Semivolatiles by GC/MS by modified 8270
QLast Update : Tue Sep 15 14:03:58 2020
Response via : Initial Calibration

CCAL FILE(s) : 1 - I:\8270\Mork\200911ICAL\ABNL7.D
Sub List : ABNical - ABN ical sublist

Compound	R.T.	QIon	Response	Conc	Units	Dev(Min)
15) 2-Methylphenol	4.184	108	203296	151.638	ug/ml	98
16) Hexachloroethane	4.384	117	96812	136.628	ug/ml	100
17) n-Nitrosodi-n-propylamine	4.314	70	159993	161.413	ug/ml	97
18) 3-Methylphenol/4-Methy...	4.319	108	213917	158.207	ug/ml	98
20) Nitrobenzene	4.443	77	230076	157.021	ug/ml	100
21) Isophorone	4.654	82	450302	151.162	ug/ml	99
22) 2-Nitrophenol	4.719	139	127205	167.318	ug/ml	99
23) 2,4-Dimethylphenol	4.772	107	228739	158.388	ug/ml	97
24) Bis(2-chloroethoxy)met...	4.848	93	270122	159.590	ug/ml	98
25) 2,4-Dichlorophenol	4.925	162	191929	164.087	ug/ml	97
26) 1,2,4-Trichlorobenzene	4.995	180	207057	149.401	ug/ml	98
36) Naphthalene	5.054	128	661042	137.067	ug/ml	99
37) Benzoic Acid	4.901	105	182475M3	172.330	ug/ml	
38) 4-Chloroaniline	5.113	65	83321	160.714	ug/ml	87
39) Hexachlorobutadiene	5.177	225	117164	139.701	ug/ml	99
40) p-Chloro-m-cresol	5.536	107	201917	163.652	ug/ml	92
41) 2-Methylnaphthalene	5.653	142	451776	148.687	ug/ml	96
42) 1-Methylnaphthalene	5.735	115	151875	144.210	ug/ml	94
43) Hexachlorocyclopentadiene	5.794	237	155405	158.400	ug/ml	99
44) 2,4,6-Trichlorophenol	5.900	196	133063	162.920	ug/ml	99
45) 2,4,5-Trichlorophenol	5.929	196	162258	157.010	ug/ml	99
47) 2-Chloronaphthalene	6.065	162	432048	147.665	ug/ml	96
48) 2-Nitroaniline	6.164	138	161445	164.852	ug/ml	90
49) 1,4-Dinitrobenzene	6.288	168	71453	171.859	ug/ml	98
50) 1,3-Dinitrobenzene	6.352	168	81412M4	150.466	ug/ml	
51) Dimethyl phthalate	6.341	163	521336	150.202	ug/ml#	99
52) Acenaphthylene	6.423	152	732727	146.300	ug/ml	99
53) 2,6-Dinitrotoluene	6.382	165	119514	166.635	ug/ml	98
54) 1,2-Dinitrobenzene	6.429	168	52183	145.938	ug/ml	90
64) 3-Nitroaniline	6.523	138	145114	161.267	ug/ml	91
65) Acenaphthene	6.576	154	413013	131.655	ug/ml	95
66) 2,4-Dinitrophenol	6.617	184	82825	149.299	ug/ml	96
67) Dibenzofuran	6.723	168	612867	139.671	ug/ml	93
68) 2,4-Dinitrotoluene	6.728	165	164680	163.951	ug/ml	99
69) 4-Nitrophenol	6.681	65	105956	163.224	ug/ml	96
70) 2,3,5,6-Tetrachlorophenol	6.799	232	132668	156.959	ug/ml	99
71) 2,3,4,6-Tetrachlorophenol	6.834	232	137603	148.426	ug/ml	99
72) Diethyl phthalate	6.946	149	540117	143.507	ug/ml	100
73) Fluorene	7.016	166	492134	138.316	ug/ml	97
74) 4-Chlorophenyl phenyl ...	7.028	204	230814	139.678	ug/ml	92

Quantitation Report (QT Reviewed)

Data Path : I:\8270\Mork\200911ICAL\
Data File : ABNL9.D
Acq On : 11 Sep 2020 7:16 pm
Operator : MORK:dw
Sample : IL2,32,,ABNL150 Lot# 8909
Misc : WG1412677,,
ALS Vial : 2 Sample Multiplier: 1

Quant Time: Sep 21 20:39:25 2020
Quant Method : I:\8270\Mork\200911ICAL\FS200911mork.m
Quant Title : Semivolatiles by GC/MS by modified 8270
QLast Update : Tue Sep 15 14:03:58 2020
Response via : Initial Calibration

CCAL FILE(s) : 1 - I:\8270\Mork\200911ICAL\ABNL7.D
Sub List : ABNical - ABN ical sublist

	Compound	R.T.	QIon	Response	Conc	Units	Dev(Min)
75)	4-Nitroaniline	7.052	138	154343	159.799	ug/ml	94
76)	4,6-Dinitro-o-cresol	7.081	198	100469	149.090	ug/ml	91
77)	NDPA/DPA	7.134	169	426895	141.570	ug/ml	100
78)	Azobenzene	7.163	77	517396	141.313	ug/ml#	94
80)	4-Bromophenyl phenyl e...	7.445	248	152196	153.677	ug/ml	94
81)	Hexachlorobenzene	7.498	284	178104	142.801	ug/ml	92
82)	Pentachlorophenol	7.669	266	125254	168.755	ug/ml	98
89)	Phenanthrene	7.845	178	773515	134.218	ug/ml	100
90)	Anthracene	7.886	178	851904	137.185	ug/ml	100
91)	Carbazole	8.033	167	790104	144.008	ug/ml	99
93)	Di-n-butylphthalate	8.356	149	994100	150.927	ug/ml	100
95)	Fluoranthene	8.873	202	948844	141.884	ug/ml	99
96)	Benzidine	9.014	184	746284	149.811	ug/ml	99
97)	Pyrene	9.085	202	978655	138.030	ug/ml	99
99)	Butyl benzyl phthalate	9.807	149	519793	165.248	ug/ml	96
107)	Benzo(a)anthracene	10.459	228	1061801	141.821	ug/ml	100
108)	3,3'-Dichlorobenzidine	10.459	252	473402	162.172	ug/ml	97
109)	Chrysene	10.512	228	1062162	131.867	ug/ml	99
110)	Bis(2-ethylhexyl)phtha...	10.595	149	807894	163.241	ug/ml#	95
111)	Di-n-octylphthalate	11.593	149	1485409	162.413	ug/ml	99
112)	Benzo(b)fluoranthene	12.052	252	1322991	166.511	ug/ml	99
113)	Benzo(k)fluoranthene	12.099	252	1206222	133.648	ug/ml	99
114)	Benzo(a)pyrene	12.563	252	1189278	158.037	ug/ml	98
116)	Indeno(1,2,3-cd)pyrene	14.373	276	1350396	162.976	ug/mL	95
117)	Dibenzo(a,h)anthracene	14.431	278	1388446M6	149.599	ug/ml	
118)	Benzo(ghi)perylene	14.784	276	1384332	144.121	ug/ml	98

(#) = qualifier out of range (m) = manual integration (+) = signals summed

Quantitation Report (QT Reviewed)

Data Path : I:\8270\Mork\200911ICAL\
Data File : ABNL9.D
Acq On : 11 Sep 2020 7:16 pm
Operator : MORK:dw
Sample : IL2,32,,ABNL150 Lot# 8909
Misc : WG1412677,,
ALS Vial : 2 Sample Multiplier: 1

Quant Time: Sep 21 20:39:25 2020
Quant Method : I:\8270\Mork\200911ICAL\FS200911mork.m
Quant Title : Semivolatiles by GC/MS by modified 8270
QLast Update : Tue Sep 15 14:03:58 2020
Response via : Initial Calibration

Sub List : ABNical - ABN ical sublistL\ABNL7.D•

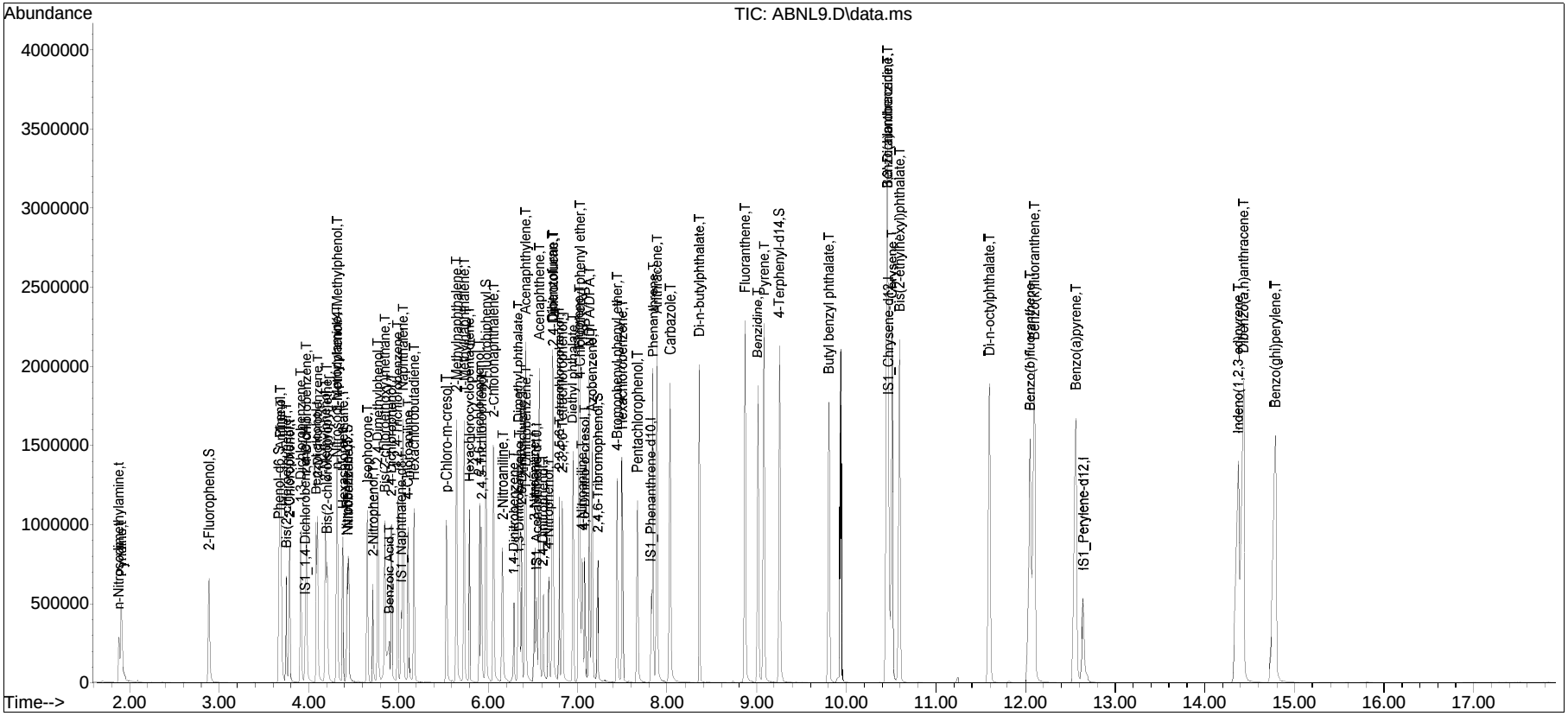

Manual Integration Report

Data Path : I:\8270\Mork\200911ICAL\ QMethod : FS200911mork.m
Data File : ABNL9.D Operator : MORK:dw
Date Inj'd : 9/11/2020 7:16 pm Instrument : Mork
Sample : IL2,32,,ABNL150 Lot# 8909 Quant Date : 9/15/2020 2:08 pm

Compound #37: Benzoic Acid

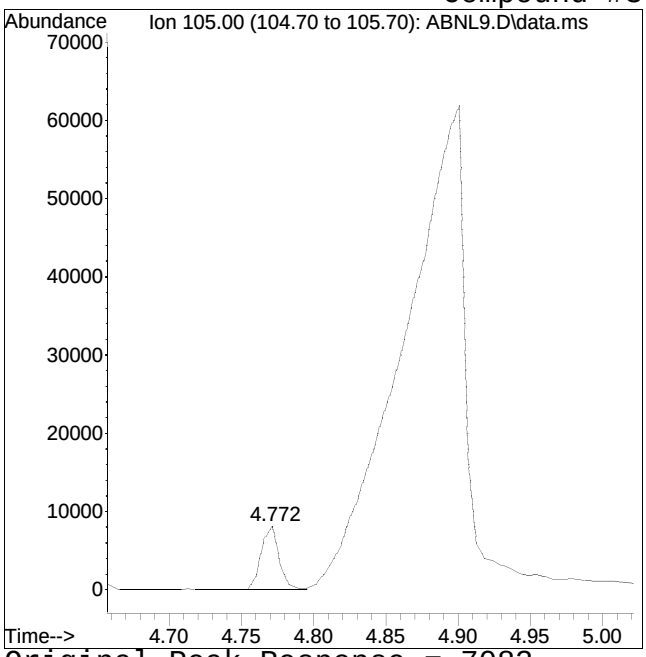

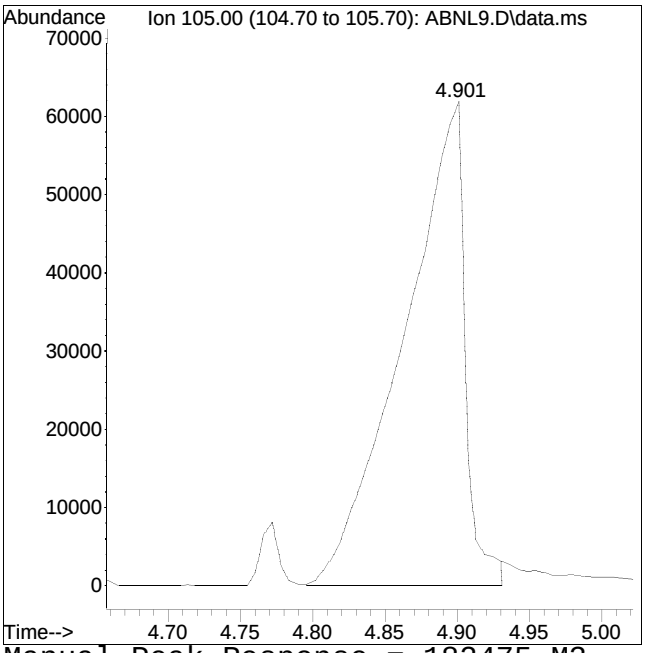

Original Peak Response = 7083 Manual Peak Response = 182475 M3
M3 = Misidentification of the peak (i.e. 1,4-dichlorobenzene identified as 1,3-dichlorobenzene), or misidentification from 2 partially resolved peaks not being split.

Manual Integration Report

Data Path : I:\8270\Mork\200911ICAL\ QMethod : FS200911mork.m
Data File : ABNL9.D Operator : MORK:dw
Date Inj'd : 9/11/2020 7:16 pm Instrument : Mork
Sample : IL2,32,,ABNL150 Lot# 8909 Quant Date : 9/15/2020 2:08 pm

Compound #50: 1,3-Dinitrobenzene

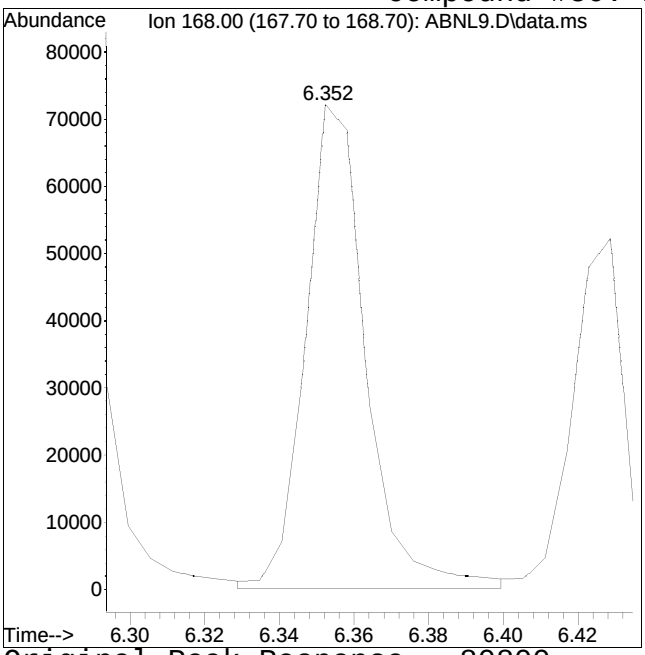

Original Peak Response = 80800

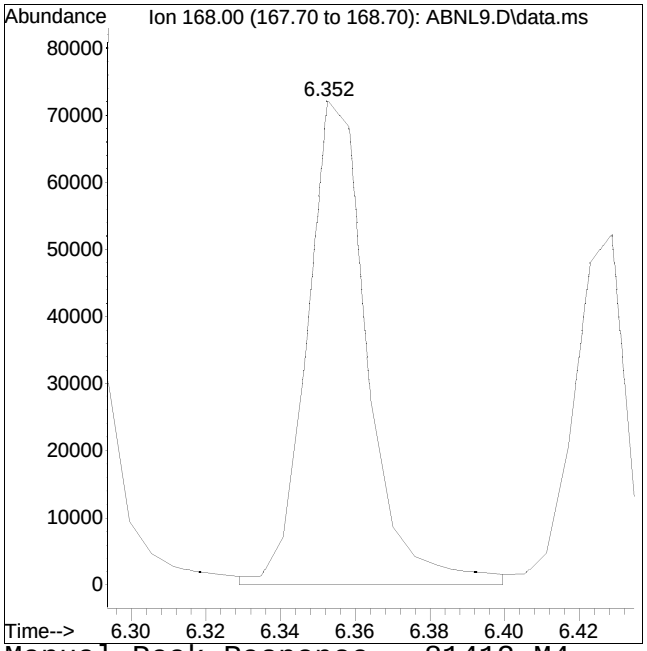

Manual Peak Response = 81412 M4

M4 = Poor automated baseline construction.

Manual Integration Report

Data Path : I:\8270\Mork\200911ICAL\ QMethod : FS200911mork.m
Data File : ABNL9.D Operator : MORK:dw
Date Inj'd : 9/11/2020 7:16 pm Instrument : Mork
Sample : IL2,32,,ABNL150 Lot# 8909 Quant Date : 9/15/2020 2:08 pm

Compound #117: Dibenzo(a,h)anthracene

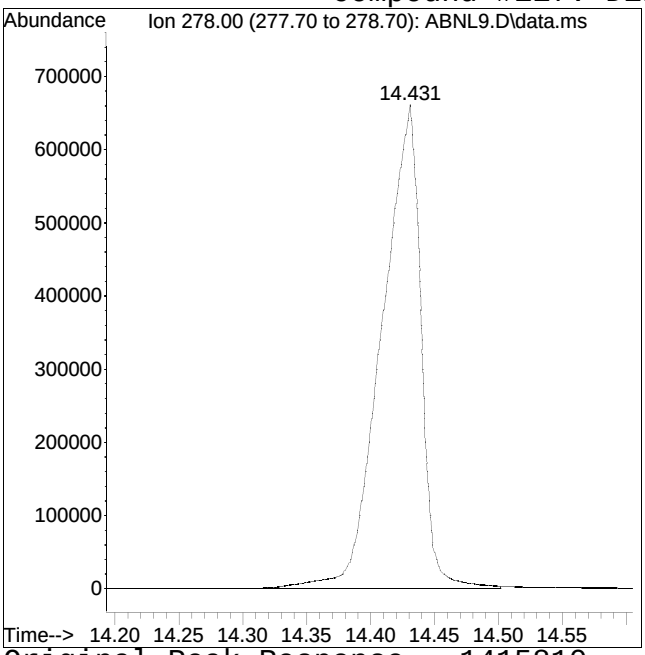

Original Peak Response = 1415810

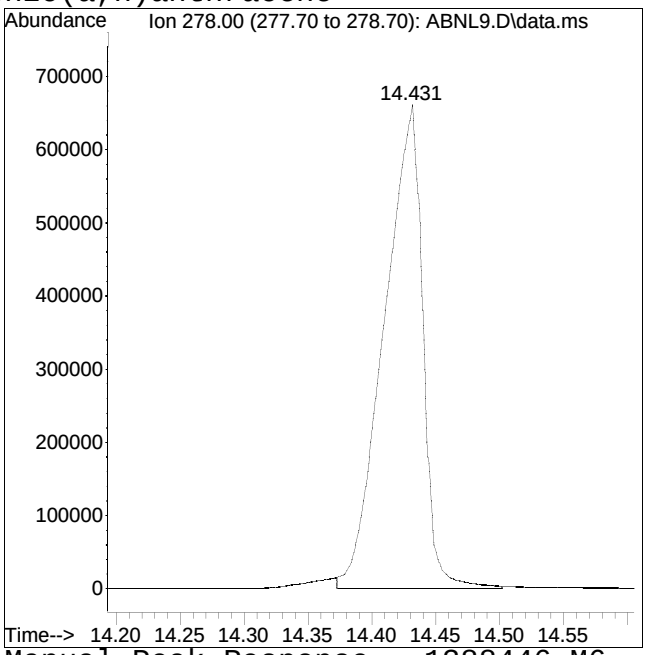

Manual Peak Response = 1388446 M6

M6 = Misassignment of peak valley by automated integration (poor split of 2 peaks).

Quantitation Report (QT Reviewed)

Data Path : I:\8270\Mork\200911ICAL\
Data File : ABNL8.D
Acq On : 11 Sep 2020 7:39 pm
Operator : MORK:dw
Sample : IL3,32,,ABNL100 Lot# 8908
Misc : WG1412677,,
ALS Vial : 3 Sample Multiplier: 1

Quant Time: Sep 21 20:40:04 2020
Quant Method : I:\8270\Mork\200911ICAL\FS200911mork.m
Quant Title : Semivolatiles by GC/MS by modified 8270
QLast Update : Tue Sep 15 14:03:58 2020
Response via : Initial Calibration

CCAL FILE(s) : 1 - I:\8270\Mork\200911ICAL\ABNL7.D
Sub List : ABNical - ABN ical sublist

Compound	R.T.	QIon	Response	Conc Units	Dev(Min)
Internal Standards					
1) IS1_1,4-Dichlorobenzen...	3.961	152	49251	40.000 ug/ml	# 0.00
Standard Area 1 = 46244			Recovery = 106.50%		
35) IS1_Naphthalene-d8	5.036	136	201332	40.000 ug/ml	0.00
Standard Area 1 = 188615			Recovery = 106.74%		
63) IS1_Acenaphthene-d10	6.546	164	115420	40.000 ug/ml	0.00
Standard Area 1 = 110185			Recovery = 104.75%		
88) IS1_Phenanthrene-d10	7.821	188	231750	40.000 ug/ml	# 0.00
Standard Area 1 = 222088			Recovery = 104.35%		
106) IS1_Chrysene-d12	10.471	240	273741	40.000 ug/ml	# 0.00
Standard Area 1 = 263190			Recovery = 104.01%		
115) IS1_Perylene-d12	12.639	264	320424	40.000 ug/ml	0.00
Standard Area 1 = 312140			Recovery = 102.65%		
System Monitoring Compounds					
4) 2-Fluorophenol	2.892	112	152663	101.299 ug/ml	0.00
Spiked Amount 50.000	Range 15 - 110		Recovery = 202.60%#		
7) Phenol-d6	3.667	99	185675	102.262 ug/ml	0.00
Spiked Amount 50.000	Range 15 - 110		Recovery = 204.52%#		
19) Nitrobenzene-d5	4.425	82	171385	108.101 ug/ml	0.00
Spiked Amount 25.000	Range 30 - 130		Recovery = 432.40%#		
46) 2-Fluorobiphenyl	5.976	172	362576	97.660 ug/ml	0.00
Spiked Amount 25.000	Range 30 - 130		Recovery = 390.64%#		
79) 2,4,6-Tribromophenol	7.228	330	67359	106.483 ug/ml	0.00
Spiked Amount 50.000	Range 15 - 110		Recovery = 212.97%#		
98) 4-Terphenyl-d14	9.255	244	550035	96.733 ug/ml	0.00
Spiked Amount 25.000	Range 30 - 130		Recovery = 386.93%#		
Target Compounds					Qvalue
2) n-Nitrosodimethylamine	1.887	74	102481	99.916 ug/ml#	89
3) Pyridine	1.911	79	181935	99.405 ug/ml	95
5) Aniline	3.685	93	249926	104.019 ug/ml	99
6) 2-Chlorophenol	3.785	128	166750	101.256 ug/ml	96
8) Phenol	3.679	94	221909	102.662 ug/ml	99
9) Bis(2-chloroethyl)ether	3.750	93	162609	96.245 ug/ml	96
10) 1,3-Dichlorobenzene	3.914	146	182759	96.299 ug/ml	97
11) 1,4-Dichlorobenzene	3.973	146	188661	91.925 ug/ml	97
12) 1,2-Dichlorobenzene	4.102	146	178526	92.429 ug/ml	97
13) Benzyl alcohol	4.084	79	129935	110.556 ug/ml	98
14) Bis(2-chloroisopropyl)...	4.202	45	244215	93.878 ug/ml	96

Data Path : I:\8270\Mork\200911ICAL\
Data File : ABNL8.D
Acq On : 11 Sep 2020 7:39 pm
Operator : MORK:dw
Sample : IL3,32,,ABNL100 Lot# 8908
Misc : WG1412677,,
ALS Vial : 3 Sample Multiplier: 1

Quant Time: Sep 21 20:40:04 2020
Quant Method : I:\8270\Mork\200911ICAL\FS200911mork.m
Quant Title : Semivolatiles by GC/MS by modified 8270
QLast Update : Tue Sep 15 14:03:58 2020
Response via : Initial Calibration

CCAL FILE(s) : 1 - I:\8270\Mork\200911ICAL\ABNL7.D
Sub List : ABNical - ABN ical sublist

Compound	R.T.	QIon	Response	Conc	Units	Dev(Min)
15) 2-Methylphenol	4.184	108	150920	100.589	ug/ml	97
16) Hexachloroethane	4.384	117	73044	92.113	ug/ml	99
17) n-Nitrosodi-n-propylamine	4.314	70	118293	106.640	ug/ml	98
18) 3-Methylphenol/4-Methy...	4.319	108	159240	105.235	ug/ml	100
20) Nitrobenzene	4.443	77	167900	102.391	ug/ml	100
21) Isophorone	4.649	82	328494	98.535	ug/ml	99
22) 2-Nitrophenol	4.719	139	89958	105.732	ug/ml	97
23) 2,4-Dimethylphenol	4.766	107	166427	102.975	ug/ml	97
24) Bis(2-chloroethoxy)met...	4.848	93	198365	104.722	ug/ml	98
25) 2,4-Dichlorophenol	4.925	162	143111	109.328	ug/ml	98
26) 1,2,4-Trichlorobenzene	4.995	180	150800	97.228	ug/ml	98
36) Naphthalene	5.054	128	495889	94.443	ug/ml	98
37) Benzoic Acid	4.884	105	128578M3	111.533	ug/ml	
38) 4-Chloroaniline	5.107	65	60689	107.520	ug/ml	89
39) Hexachlorobutadiene	5.177	225	86323	94.539	ug/ml	98
40) p-Chloro-m-cresol	5.536	107	146791	109.277	ug/ml	92
41) 2-Methylnaphthalene	5.647	142	329436	99.587	ug/ml	95
42) 1-Methylnaphthalene	5.736	115	112840	98.413	ug/ml	93
43) Hexachlorocyclopentadiene	5.794	237	113564	106.319	ug/ml	99
44) 2,4,6-Trichlorophenol	5.900	196	98285	110.531	ug/ml	98
45) 2,4,5-Trichlorophenol	5.924	196	114714	101.957	ug/ml	99
47) 2-Chloronaphthalene	6.065	162	319715	100.367	ug/ml	96
48) 2-Nitroaniline	6.164	138	116316	109.091	ug/ml	92
49) 1,4-Dinitrobenzene	6.282	168	51041	112.759	ug/ml	97
50) 1,3-Dinitrobenzene	6.352	168	58474	99.633	ug/ml	94
51) Dimethyl phthalate	6.335	163	377474	99.891	ug/ml#	98
52) Acenaphthylene	6.417	152	542715	99.530	ug/ml	99
53) 2,6-Dinitrotoluene	6.382	165	87653	112.252	ug/ml	98
54) 1,2-Dinitrobenzene	6.423	168	38754	99.549	ug/ml	92
64) 3-Nitroaniline	6.517	138	104446	108.790	ug/ml	92
65) Acenaphthene	6.570	154	303942	90.808	ug/ml	93
66) 2,4-Dinitrophenol	6.611	184	58665	100.249	ug/ml	95
67) Dibenzofuran	6.723	168	457203	97.658	ug/ml	92
68) 2,4-Dinitrotoluene	6.728	165	118174	110.270	ug/ml	98
69) 4-Nitrophenol	6.676	65	75425	108.902	ug/ml	95
70) 2,3,5,6-Tetrachlorophenol	6.799	232	95697	106.116	ug/ml	99
71) 2,3,4,6-Tetrachlorophenol	6.834	232	99845	100.941	ug/ml	100
72) Diethyl phthalate	6.946	149	396247	98.676	ug/ml	100
73) Fluorene	7.016	166	372277	98.066	ug/ml	97
74) 4-Chlorophenyl phenyl ...	7.028	204	172366	97.764	ug/ml	92

Quantitation Report (QT Reviewed)

Data Path : I:\8270\Mork\200911ICAL\
Data File : ABNL8.D
Acq On : 11 Sep 2020 7:39 pm
Operator : MORK:dw
Sample : IL3,32,,ABNL100 Lot# 8908
Misc : WG1412677,,
ALS Vial : 3 Sample Multiplier: 1

Quant Time: Sep 21 20:40:04 2020
Quant Method : I:\8270\Mork\200911ICAL\FS200911mork.m
Quant Title : Semivolatiles by GC/MS by modified 8270
QLast Update : Tue Sep 15 14:03:58 2020
Response via : Initial Calibration

CCAL FILE(s) : 1 - I:\8270\Mork\200911ICAL\ABNL7.D
Sub List : ABNical - ABN ical sublist

Compound	R.T.	QIon	Response	Conc	Units	Dev(Min)
75) 4-Nitroaniline	7.046	138	110757	107.478	ug/ml	94
76) 4,6-Dinitro-o-cresol	7.081	198	71828	100.580	ug/ml	93
77) NDPA/DPA	7.128	169	315542	98.077	ug/ml	100
78) Azobenzene	7.163	77	380933	97.515	ug/ml#	93
80) 4-Bromophenyl phenyl e...	7.445	248	109347	103.484	ug/ml#	93
81) Hexachlorobenzene	7.498	284	129073	96.996	ug/ml	92
82) Pentachlorophenol	7.669	266	88717	112.030	ug/ml	99
89) Phenanthrene	7.839	178	570843	93.044	ug/ml	100
90) Anthracene	7.886	178	631661	95.550	ug/ml	99
91) Carbazole	8.033	167	572863	98.081	ug/ml	99
93) Di-n-butylphthalate	8.356	149	735867	104.946	ug/ml	100
95) Fluoranthene	8.873	202	692048	97.209	ug/ml	100
96) Benzidine	9.008	184	532044	100.713	ug/ml	99
97) Pyrene	9.079	202	718245	95.158	ug/ml	99
99) Butyl benzyl phthalate	9.807	149	365552	109.166	ug/ml	96
107) Benzo(a)anthracene	10.459	228	775167	98.044	ug/ml	99
108) 3,3'-Dichlorobenzidine	10.454	252	337540	109.496	ug/ml	98
109) Chrysene	10.506	228	757287	89.029	ug/ml	99
110) Bis(2-ethylhexyl)phtha...	10.595	149	577894	110.573	ug/ml#	96
111) Di-n-octylphthalate	11.588	149	1059403	109.689	ug/ml	99
112) Benzo(b)fluoranthene	12.046	252	865339	103.133	ug/ml	98
113) Benzo(k)fluoranthene	12.093	252	899932	94.422	ug/ml	99
114) Benzo(a)pyrene	12.551	252	819015	103.061	ug/ml	98
116) Indeno(1,2,3-cd)pyrene	14.361	276	924315	110.613	ug/mL	94
117) Dibenzo(a,h)anthracene	14.414	278	951747M6	101.681	ug/ml	
118) Benzo(ghi)perylene	14.766	276	966821	99.806	ug/ml	98

(#) = qualifier out of range (m) = manual integration (+) = signals summed

Quantitation Report (QT Reviewed)

Data Path : I:\8270\Mork\200911ICAL\
Data File : ABNL8.D
Acq On : 11 Sep 2020 7:39 pm
Operator : MORK:dw
Sample : IL3,32,,ABNL100 Lot# 8908
Misc : WG1412677,,
ALS Vial : 3 Sample Multiplier: 1

Quant Time: Sep 21 20:40:04 2020
Quant Method : I:\8270\Mork\200911ICAL\FS200911mork.m
Quant Title : Semivolatiles by GC/MS by modified 8270
QLast Update : Tue Sep 15 14:03:58 2020
Response via : Initial Calibration

Sub List : ABNical - ABN ical sublistL\ABNL7.D•

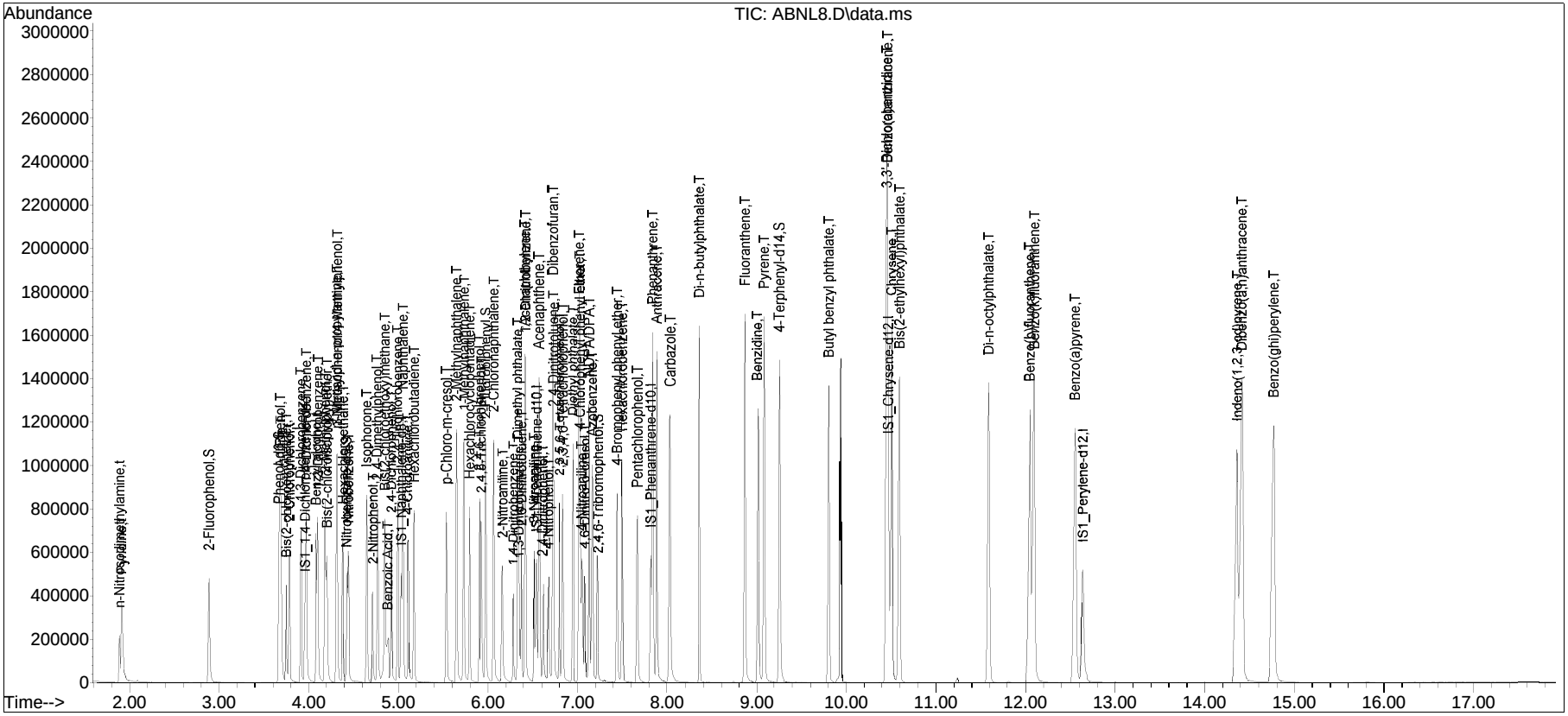

Manual Integration Report

Data Path : I:\8270\Mork\200911ICAL\ QMethod : FS200911mork.m
Data File : ABNL8.D Operator : MORK:dw
Date Inj'd : 9/11/2020 7:39 pm Instrument : Mork
Sample : IL3,32,,ABNL100 Lot# 8908 Quant Date : 9/15/2020 2:07 pm

Compound #37: Benzoic Acid

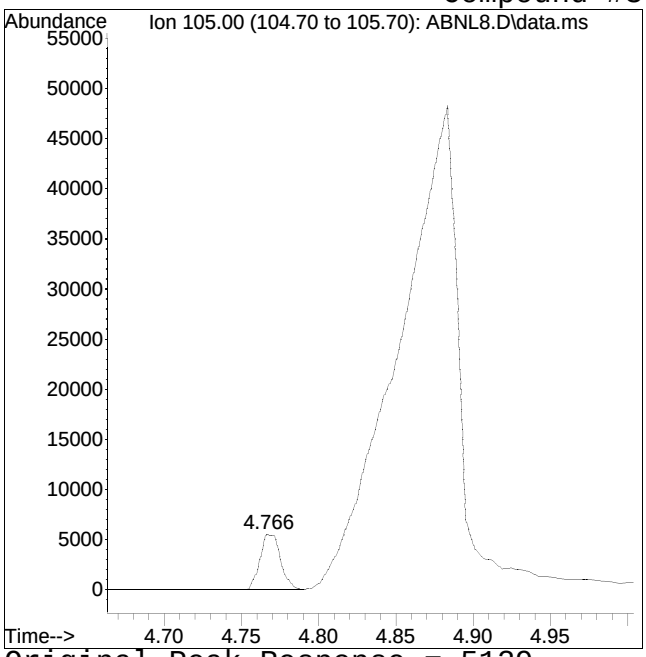

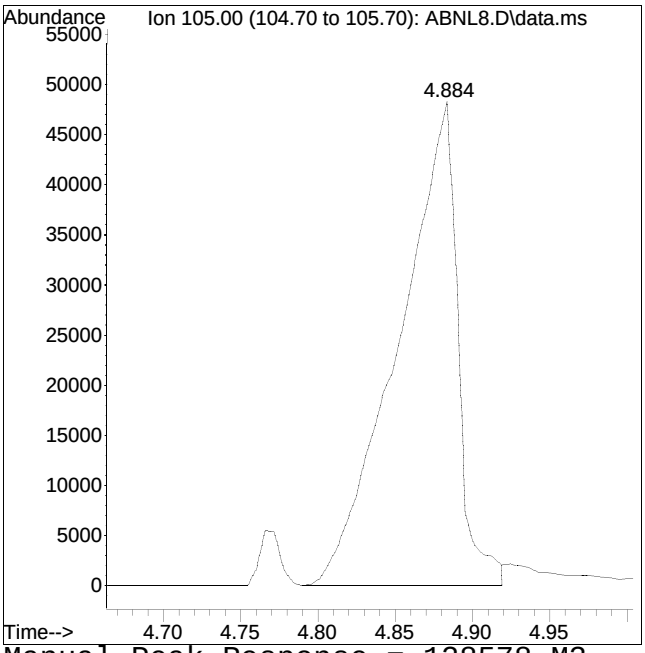

Original Peak Response = 5129 Manual Peak Response = 128578 M3

M3 = Misidentification of the peak (i.e. 1,4-dichlorobenzene identified as 1,3-dichlorobenzene), or misidentification from 2 partially resolved peaks not being split.

Manual Integration Report

Data Path : I:\8270\Mork\200911ICAL\ QMethod : FS200911mork.m
Data File : ABNL8.D Operator : MORK:dw
Date Inj'd : 9/11/2020 7:39 pm Instrument : Mork
Sample : IL3,32,,ABNL100 Lot# 8908 Quant Date : 9/15/2020 2:07 pm

Compound #117: Dibenzo(a,h)anthracene

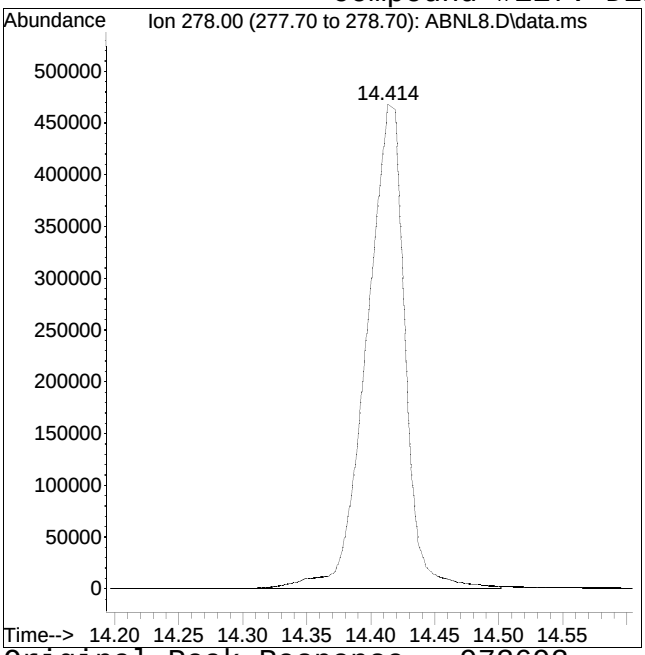

Original Peak Response = 973692

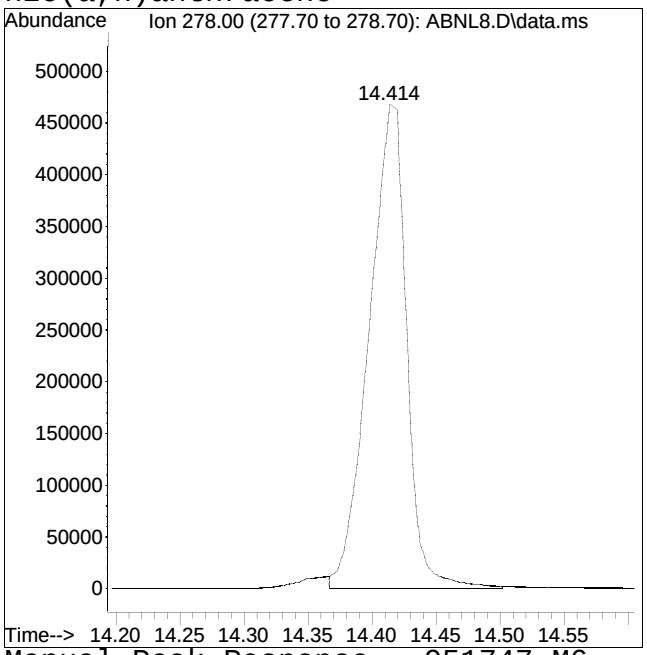

Manual Peak Response = 951747 M6

M6 = Misassignment of peak valley by automated integration (poor split of 2 peaks).

Quantitation Report (QT Reviewed)

Data Path : I:\8270\Mork\200911ICAL\
Data File : ABNL7.D
Acq On : 11 Sep 2020 8:02 pm
Operator : MORK:dw
Sample : IL4,32,,ABNL50 Lot# 8907
Misc : WG1412677,,
ALS Vial : 4 Sample Multiplier: 1

Quant Time: Sep 21 20:40:53 2020
Quant Method : I:\8270\Mork\200911ICAL\FS200911mork.m
Quant Title : Semivolatiles by GC/MS by modified 8270
QLast Update : Tue Sep 15 14:03:58 2020
Response via : Initial Calibration

CCAL FILE(s) : 1 - I:\8270\Mork\200911ICAL\ABNL7.D
Sub List : ABNical - ABN ical sublist

Compound	R.T.	QIon	Response	Conc	Units	Dev(Min)
Internal Standards						
1) IS1_1,4-Dichlorobenzen...	3.961	152	46244	40.000	ug/ml	0.00
Standard Area 1 = 46244			Recovery = 100.00%			
35) IS1_Naphthalene-d8	5.036	136	188615	40.000	ug/ml	0.00
Standard Area 1 = 188615			Recovery = 100.00%			
63) IS1_Acenaphthene-d10	6.540	164	110185	40.000	ug/ml	0.00
Standard Area 1 = 110185			Recovery = 100.00%			
88) IS1_Phenanthrene-d10	7.815	188	222088	40.000	ug/ml #	0.00
Standard Area 1 = 222088			Recovery = 100.00%			
106) IS1_Chrysene-d12	10.465	240	263190	40.000	ug/ml #	0.00
Standard Area 1 = 263190			Recovery = 100.00%			
115) IS1_Perylene-d12	12.633	264	312140	40.000	ug/ml	0.00
Standard Area 1 = 312140			Recovery = 100.00%			
System Monitoring Compounds						
4) 2-Fluorophenol	2.892	112	74100	52.366	ug/ml	0.00
Spiked Amount 50.000	Range 15 - 110		Recovery = 104.73%			
7) Phenol-d6	3.661	99	90586	53.135	ug/ml	0.00
Spiked Amount 50.000	Range 15 - 110		Recovery = 106.27%			
19) Nitrobenzene-d5	4.425	82	80582	54.132	ug/ml	0.00
Spiked Amount 25.000	Range 30 - 130		Recovery = 216.53%#			
46) 2-Fluorobiphenyl	5.971	172	180225	51.817	ug/ml	0.00
Spiked Amount 25.000	Range 30 - 130		Recovery = 207.27%#			
79) 2,4,6-Tribromophenol	7.222	330	33157	54.906	ug/ml	0.00
Spiked Amount 50.000	Range 15 - 110		Recovery = 109.81%			
98) 4-Terphenyl-d14	9.255	244	280263	51.434	ug/ml	0.00
Spiked Amount 25.000	Range 30 - 130		Recovery = 205.74%#			
Target Compounds						Qvalue
2) n-Nitrosodimethylamine	1.887	74	50268	52.197	ug/ml#	89
3) Pyridine	1.911	79	85942	50.010	ug/ml	95
5) Aniline	3.685	93	117759	52.198	ug/ml	99
6) 2-Chlorophenol	3.779	128	80544	52.089	ug/ml	96
8) Phenol	3.673	94	106203	52.328	ug/ml	98
9) Bis(2-chloroethyl)ether	3.744	93	78331	49.377	ug/ml	92
10) 1,3-Dichlorobenzene	3.914	146	88579	49.709	ug/ml	97
11) 1,4-Dichlorobenzene	3.973	146	93041	48.282	ug/ml	97
12) 1,2-Dichlorobenzene	4.102	146	87261	48.115	ug/ml	96
13) Benzyl alcohol	4.079	79	60716	55.020	ug/ml	98
14) Bis(2-chloroisopropyl)...	4.202	45	118575	48.545	ug/ml	94

Quantitation Report (QT Reviewed)

Data Path : I:\8270\Mork\200911ICAL\
Data File : ABNL7.D
Acq On : 11 Sep 2020 8:02 pm
Operator : MORK:dw
Sample : IL4,32,,ABNL50 Lot# 8907
Misc : WG1412677,,
ALS Vial : 4 Sample Multiplier: 1

Quant Time: Sep 21 20:40:53 2020
Quant Method : I:\8270\Mork\200911ICAL\FS200911mork.m
Quant Title : Semivolatiles by GC/MS by modified 8270
QLast Update : Tue Sep 15 14:03:58 2020
Response via : Initial Calibration

CCAL FILE(s) : 1 - I:\8270\Mork\200911ICAL\ABNL7.D
Sub List : ABNical - ABN ical sublist

Compound	R.T.	QIon	Response	Conc	Units	Dev(Min)
15) 2-Methylphenol	4.184	108	72075	51.162	ug/ml	98
16) Hexachloroethane	4.384	117	34710	46.618	ug/ml	98
17) n-Nitrosodi-n-propylamine	4.308	70	55732	53.509	ug/ml	97
18) 3-Methylphenol/4-Methy...	4.319	108	74522	52.451	ug/ml	96
20) Nitrobenzene	4.443	77	80292	52.149	ug/ml	99
21) Isophorone	4.649	82	161517	51.599	ug/ml	99
22) 2-Nitrophenol	4.713	139	42514	53.218	ug/ml	99
23) 2,4-Dimethylphenol	4.766	107	80456	53.018	ug/ml	97
24) Bis(2-chloroethoxy)met...	4.848	93	96612	54.320	ug/ml	96
25) 2,4-Dichlorophenol	4.919	162	66359	53.991	ug/ml	98
26) 1,2,4-Trichlorobenzene	4.995	180	73032	50.149	ug/ml	97
36) Naphthalene	5.054	128	242560	49.311	ug/ml	98
37) Benzoic Acid	4.854	105	57126M3	52.894	ug/ml	
38) 4-Chloroaniline	5.107	65	28903	54.659	ug/ml	90
39) Hexachlorobutadiene	5.177	225	41722	48.774	ug/ml	99
40) p-Chloro-m-cresol	5.536	107	71517	56.830	ug/ml	91
41) 2-Methylnaphthalene	5.647	142	161260	52.035	ug/ml	96
42) 1-Methylnaphthalene	5.730	115	54414	50.657	ug/ml	96
43) Hexachlorocyclopentadiene	5.794	237	53474	53.438	ug/ml	98
44) 2,4,6-Trichlorophenol	5.900	196	46462	55.774	ug/ml	98
45) 2,4,5-Trichlorophenol	5.924	196	55823	52.961	ug/ml	98
47) 2-Chloronaphthalene	6.065	162	155006	51.941	ug/ml	96
48) 2-Nitroaniline	6.159	138	55556	55.618	ug/ml	91
49) 1,4-Dinitrobenzene	6.282	168	23480	55.369	ug/ml	95
50) 1,3-Dinitrobenzene	6.347	168	28618M4	52.566	ug/ml	
51) Dimethyl phthalate	6.329	163	187293	52.905	ug/ml#	98
52) Acenaphthylene	6.417	152	267921	52.447	ug/ml	98
53) 2,6-Dinitrotoluene	6.376	165	41718	57.028	ug/ml	98
54) 1,2-Dinitrobenzene	6.417	168	19355	53.070	ug/ml	90
64) 3-Nitroaniline	6.517	138	51475	56.163	ug/ml	92
65) Acenaphthene	6.570	154	155433	48.645	ug/ml	97
66) 2,4-Dinitrophenol	6.611	184	27509	50.961	ug/ml	98
67) Dibenzofuran	6.723	168	227570	50.918	ug/ml	93
68) 2,4-Dinitrotoluene	6.723	165	56986	55.701	ug/ml	98
69) 4-Nitrophenol	6.670	65	36205	54.758	ug/ml	95
70) 2,3,5,6-Tetrachlorophenol	6.799	232	47121	54.734	ug/ml	98
71) 2,3,4,6-Tetrachlorophenol	6.834	232	50486	53.465	ug/ml	96
72) Diethyl phthalate	6.940	149	198476	51.774	ug/ml	100
73) Fluorene	7.016	166	188106	51.905	ug/ml	97
74) 4-Chlorophenyl phenyl ...	7.022	204	87164	51.787	ug/ml	93

Quantitation Report (QT Reviewed)

Data Path : I:\8270\Mork\200911ICAL\
Data File : ABNL7.D
Acq On : 11 Sep 2020 8:02 pm
Operator : MORK:dw
Sample : IL4,32,,ABNL50 Lot# 8907
Misc : WG1412677,,
ALS Vial : 4 Sample Multiplier: 1

Quant Time: Sep 21 20:40:53 2020
Quant Method : I:\8270\Mork\200911ICAL\FS200911mork.m
Quant Title : Semivolatiles by GC/MS by modified 8270
QLast Update : Tue Sep 15 14:03:58 2020
Response via : Initial Calibration

CCAL FILE(s) : 1 - I:\8270\Mork\200911ICAL\ABNL7.D
Sub List : ABNical - ABN ical sublist

	Compound	R.T.	QIon	Response	Conc	Units	Dev(Min)
75)	4-Nitroaniline	7.040	138	54160	55.054	ug/ml	97
76)	4,6-Dinitro-o-cresol	7.075	198	34392	51.473	ug/ml	91
77)	NDPA/DPA	7.128	169	158164	51.497	ug/ml	100
78)	Azobenzene	7.157	77	190468	51.074	ug/ml#	94
80)	4-Bromophenyl phenyl e...	7.445	248	53721	53.256	ug/ml#	94
81)	Hexachlorobenzene	7.498	284	63774	50.202	ug/ml	92
82)	Pentachlorophenol	7.663	266	42314	55.972	ug/ml	99
89)	Phenanthrene	7.839	178	285836	48.616	ug/ml	100
90)	Anthracene	7.880	178	321940	50.818	ug/ml	98
91)	Carbazole	8.027	167	293183	52.380	ug/ml	98
93)	Di-n-butylphthalate	8.356	149	363046	54.029	ug/ml	99
95)	Fluoranthene	8.867	202	352141	51.616	ug/ml	99
96)	Benzidine	9.008	184	260327	51.994	ug/ml	99
97)	Pyrene	9.079	202	364738	50.425	ug/ml	99
99)	Butyl benzyl phthalate	9.801	149	175655	54.738	ug/ml	96
107)	Benzo(a)anthracene	10.454	228	392921	51.689	ug/ml	98
108)	3,3'-Dichlorobenzidine	10.448	252	163789	55.262	ug/ml	97
109)	Chrysene	10.501	228	386174	47.220	ug/ml	97
110)	Bis(2-ethylhexyl)phtha...	10.589	149	286084	56.933	ug/ml#	95
111)	Di-n-octylphthalate	11.582	149	513431	55.291	ug/ml	99
112)	Benzo(b)fluoranthene	12.034	252	433481	53.735	ug/ml	98
113)	Benzo(k)fluoranthene	12.081	252	448231	48.914	ug/ml	98
114)	Benzo(a)pyrene	12.545	252	411922	53.912	ug/ml	97
116)	Indeno(1,2,3-cd)pyrene	14.349	276	443449	54.476	ug/mL	93
117)	Dibenzo(a,h)anthracene	14.402	278	477114M6	52.326	ug/ml	
118)	Benzo(ghi)perylene	14.749	276	480145	50.881	ug/ml	98

(#) = qualifier out of range (m) = manual integration (+) = signals summed

Quantitation Report (QT Reviewed)

Data Path : I:\8270\Mork\200911ICAL\
Data File : ABNL7.D
Acq On : 11 Sep 2020 8:02 pm
Operator : MORK:dw
Sample : IL4,32,,ABNL50 Lot# 8907
Misc : WG1412677,,
ALS Vial : 4 Sample Multiplier: 1

Quant Time: Sep 21 20:40:53 2020
Quant Method : I:\8270\Mork\200911ICAL\FS200911mork.m
Quant Title : Semivolatiles by GC/MS by modified 8270
QLast Update : Tue Sep 15 14:03:58 2020
Response via : Initial Calibration

Sub List : ABNical - ABN ical sublistL\ABNL7.D•

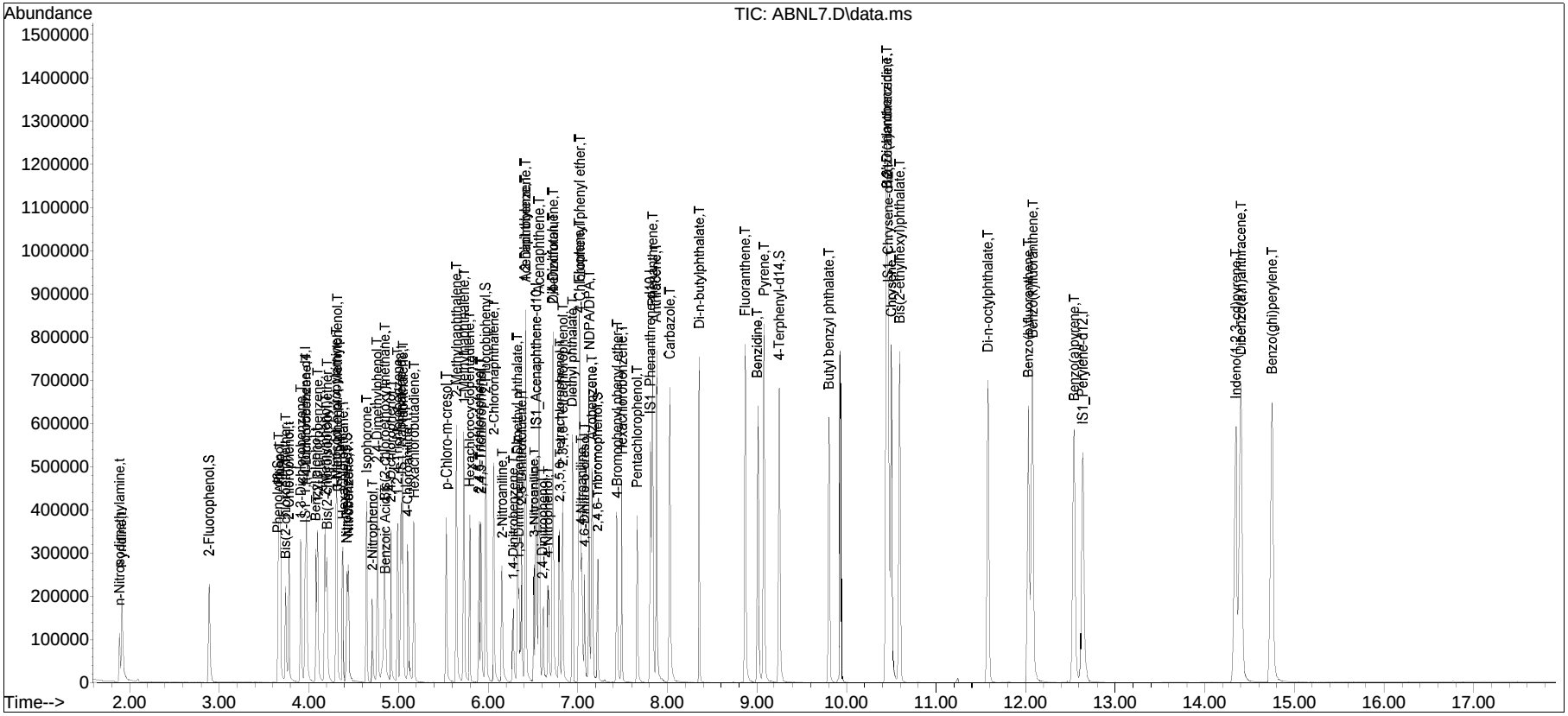

Manual Integration Report

Data Path : I:\8270\Mork\200911ICAL\ QMethod : FS200911mork.m
Data File : ABNL7.D Operator : MORK:dw
Date Inj'd : 9/11/2020 8:02 pm Instrument : Mork
Sample : IL4,32,,ABNL50 Lot# 8907 Quant Date : 9/15/2020 2:07 pm

Compound #37: Benzoic Acid

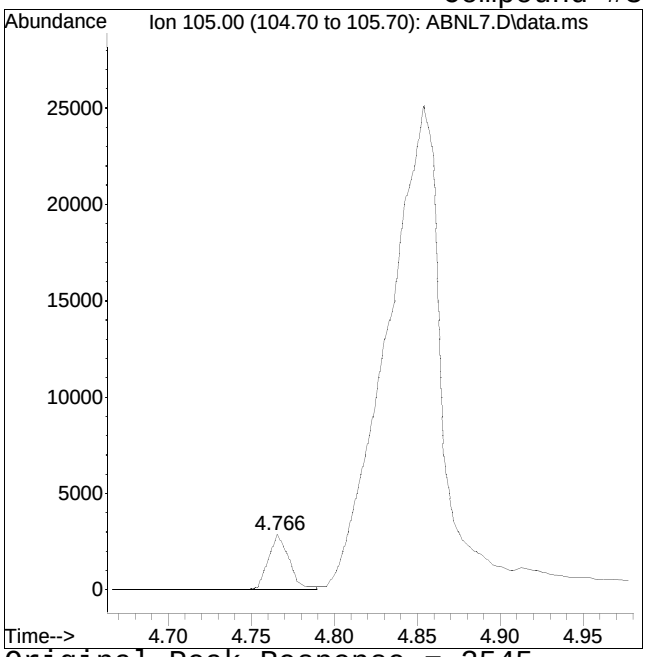

Original Peak Response = 2545

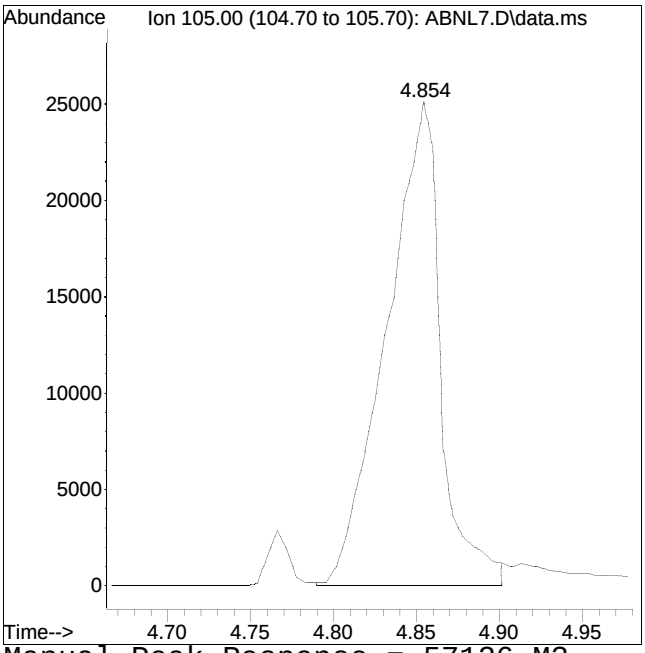

Manual Peak Response = 57126 M3

M3 = Misidentification of the peak (i.e. 1,4-dichlorobenzene identified as 1,3-dichlorobenzene), or misidentification from 2 partially resolved peaks not being split.

Manual Integration Report

Data Path : I:\8270\Mork\200911ICAL\ QMethod : FS200911mork.m
Data File : ABNL7.D Operator : MORK:dw
Date Inj'd : 9/11/2020 8:02 pm Instrument : Mork
Sample : IL4,32,,ABNL50 Lot# 8907 Quant Date : 9/15/2020 2:07 pm

Compound #50: 1,3-Dinitrobenzene

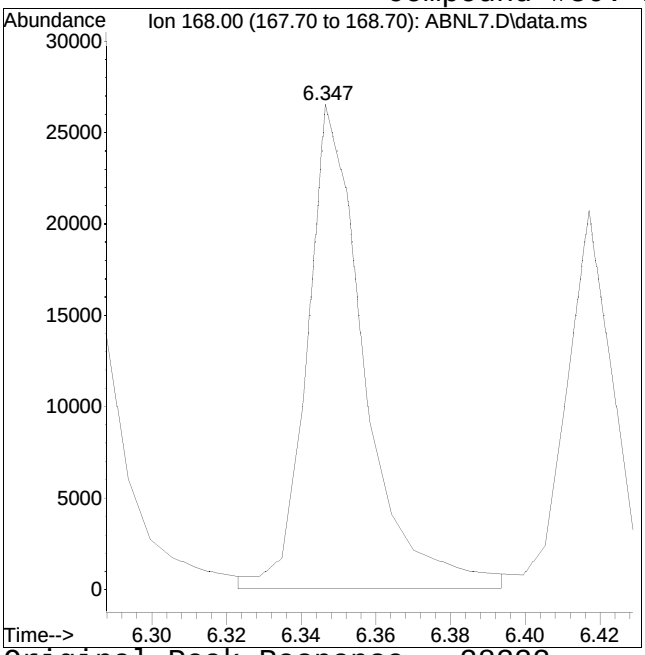

Original Peak Response = 28332

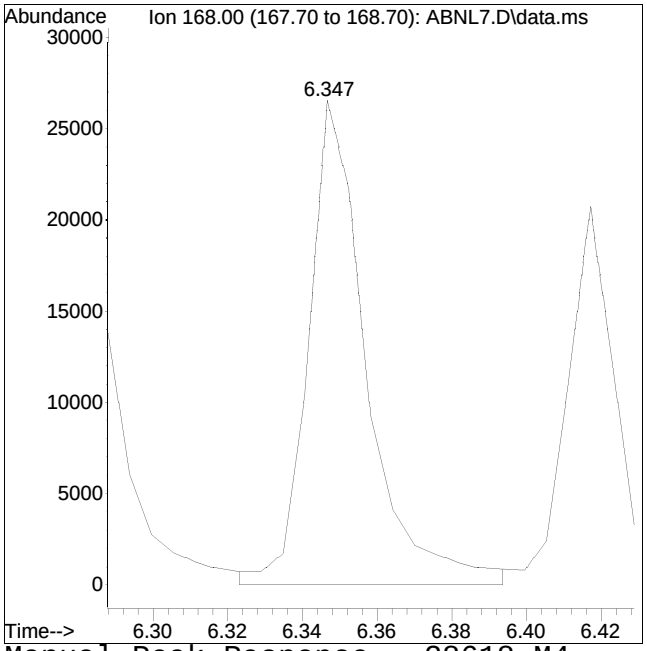

Manual Peak Response = 28618 M4

M4 = Poor automated baseline construction.

Manual Integration Report

Data Path : I:\8270\Mork\200911ICAL\ QMethod : FS200911mork.m
Data File : ABNL7.D Operator : MORK:dw
Date Inj'd : 9/11/2020 8:02 pm Instrument : Mork
Sample : IL4,32,,ABNL50 Lot# 8907 Quant Date : 9/15/2020 2:07 pm

Compound #117: Dibenzo(a,h)anthracene

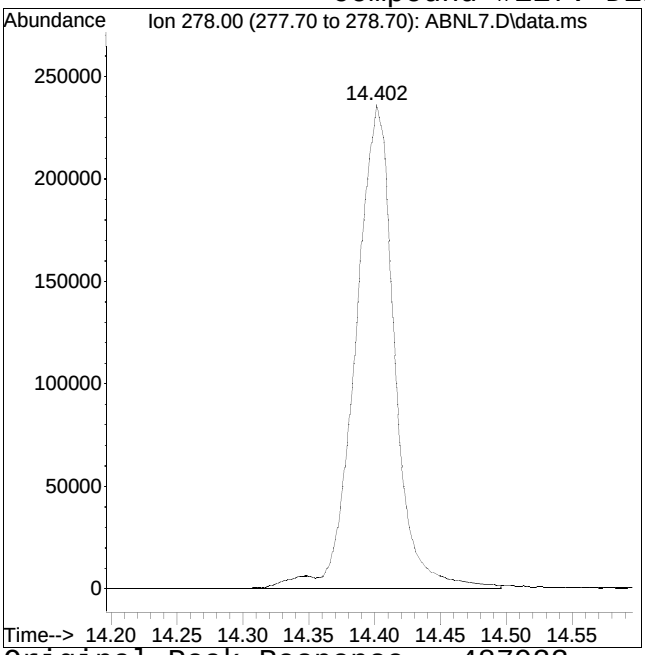

Original Peak Response = 487923

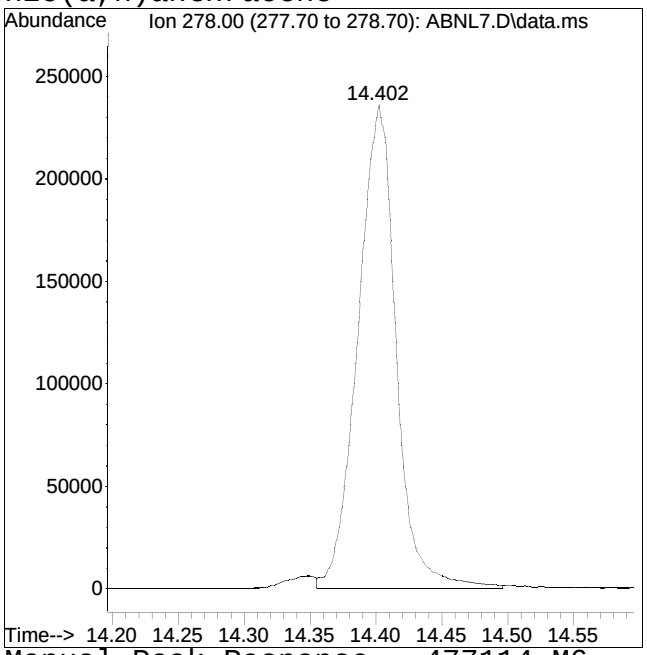

Manual Peak Response = 477114 M6

M6 = Misassignment of peak valley by automated integration (poor split of 2 peaks).

Quantitation Report (QT Reviewed)

Data Path : I:\8270\Mork\200911ICAL\
Data File : ABNL6.D
Acq On : 11 Sep 2020 8:26 pm
Operator : MORK:dw
Sample : IL5,32,,ABNL20 Lot# 8906
Misc : WG1412677,,
ALS Vial : 5 Sample Multiplier: 1

Quant Time: Sep 15 14:07:30 2020
Quant Method : I:\8270\Mork\200911ICAL\FS200911mork.m
Quant Title : Semivolatiles by GC/MS by modified 8270
QLast Update : Tue Sep 15 14:03:58 2020
Response via : Initial Calibration

CCAL FILE(s) : 1 - I:\8270\Mork\200911ICAL\ABNL7.D
Sub List : ABNical - ABN ical sublist

Compound	R.T.	QIon	Response	Conc	Units	Dev(Min)
Internal Standards						
1) IS1_1,4-Dichlorobenzen...	3.961	152	49576	40.000	ug/ml	0.00
Standard Area 1 = 46244			Recovery = 107.21%			
35) IS1_Naphthalene-d8	5.036	136	202443	40.000	ug/ml	0.00
Standard Area 1 = 188615			Recovery = 107.33%			
63) IS1_Acenaphthene-d10	6.540	164	114218	40.000	ug/ml	0.00
Standard Area 1 = 110185			Recovery = 103.66%			
88) IS1_Phenanthrene-d10	7.815	188	223740	40.000	ug/ml #	0.00
Standard Area 1 = 222088			Recovery = 100.74%			
106) IS1_Chrysene-d12	10.459	240	255648	40.000	ug/ml #	0.00
Standard Area 1 = 263190			Recovery = 97.13%			
115) IS1_Perylene-d12	12.633	264	301416	40.000	ug/ml	0.00
Standard Area 1 = 312140			Recovery = 96.56%			
System Monitoring Compounds						
4) 2-Fluorophenol	2.892	112	30027	19.794	ug/ml	0.00
Spiked Amount 50.000	Range 15 - 110		Recovery = 39.59%			
7) Phenol-d6	3.661	99	37530	20.534	ug/ml	0.00
Spiked Amount 50.000	Range 15 - 110		Recovery = 41.07%			
19) Nitrobenzene-d5	4.425	82	32222	20.191	ug/ml	0.00
Spiked Amount 25.000	Range 30 - 130		Recovery = 80.76%			
46) 2-Fluorobiphenyl	5.970	172	74521	19.962	ug/ml	0.00
Spiked Amount 25.000	Range 30 - 130		Recovery = 79.85%			
79) 2,4,6-Tribromophenol	7.222	330	12671	20.241	ug/ml	0.00
Spiked Amount 50.000	Range 15 - 110		Recovery = 40.48%			
98) 4-Terphenyl-d14	9.249	244	110674	20.161	ug/ml	0.00
Spiked Amount 25.000	Range 30 - 130		Recovery = 80.64%			

Target Compounds					Qvalue
2) n-Nitrosodimethylamine	1.893	74	21042	20.381 ug/ml#	89
3) Pyridine	1.922	79	37296	20.244 ug/ml	97
5) Aniline	3.685	93	48347	19.990 ug/ml	98
6) 2-Chlorophenol	3.785	128	34159	20.606 ug/ml	97
8) Phenol	3.673	94	43530	20.006 ug/ml	98
9) Bis(2-chloroethyl)ether	3.749	93	33410	19.645 ug/ml	87
10) 1,3-Dichlorobenzene	3.914	146	37313	19.532 ug/ml	97
11) 1,4-Dichlorobenzene	3.973	146	41436M4	20.057 ug/ml	
12) 1,2-Dichlorobenzene	4.102	146	38366	19.733 ug/ml	96
13) Benzyl alcohol	4.084	79	24209	20.463 ug/ml	97
14) Bis(2-chloroisopropyl)...	4.202	45	51595	19.703 ug/ml	96

Data Path : I:\8270\Mork\200911ICAL\
Data File : ABNL6.D
Acq On : 11 Sep 2020 8:26 pm
Operator : MORK:dw
Sample : IL5,32,,ABNL20 Lot# 8906
Misc : WG1412677,,
ALS Vial : 5 Sample Multiplier: 1

Quant Time: Sep 15 14:07:30 2020
Quant Method : I:\8270\Mork\200911ICAL\FS200911mork.m
Quant Title : Semivolatiles by GC/MS by modified 8270
QLast Update : Tue Sep 15 14:03:58 2020
Response via : Initial Calibration

CCAL FILE(s) : 1 - I:\8270\Mork\200911ICAL\ABNL7.D
Sub List : ABNical - ABN ical sublist

Compound	R.T.	QIon	Response	Conc	Units	Dev(Min)
15) 2-Methylphenol	4.184	108	30202	19.998	ug/ml	98
16) Hexachloroethane	4.384	117	15371	19.257	ug/ml	98
17) n-Nitrosodi-n-propylamine	4.313	70	22796	20.416	ug/ml	98
18) 3-Methylphenol/4-Methy...	4.319	108	30167	19.805	ug/ml	95
20) Nitrobenzene	4.443	77	33927	20.554	ug/ml	96
21) Isophorone	4.648	82	65946	19.652	ug/ml	98
22) 2-Nitrophenol	4.719	139	16435	19.190	ug/ml	98
23) 2,4-Dimethylphenol	4.766	107	32890	20.217	ug/ml	96
24) Bis(2-chloroethoxy)met...	4.848	93	39811	20.879	ug/ml	97
25) 2,4-Dichlorophenol	4.919	162	27534	20.896	ug/ml	97
26) 1,2,4-Trichlorobenzene	4.995	180	31190	19.978	ug/ml	97
36) Naphthalene	5.054	128	103051	19.519	ug/ml	98
37) Benzoic Acid	4.830	105	19209M3	16.571	ug/ml	
38) 4-Chloroaniline	5.112	65	11895	20.958	ug/ml	88
39) Hexachlorobutadiene	5.177	225	17512	19.074	ug/ml	99
40) p-Chloro-m-cresol	5.536	107	28113	20.814	ug/ml	91
41) 2-Methylnaphthalene	5.647	142	66417	19.967	ug/ml	97
42) 1-Methylnaphthalene	5.729	115	22516	19.530	ug/ml	96
43) Hexachlorocyclopentadiene	5.794	237	20377	18.972	ug/ml	98
44) 2,4,6-Trichlorophenol	5.900	196	18575	20.775	ug/ml	99
45) 2,4,5-Trichlorophenol	5.923	196	23852M4	21.083	ug/ml	
47) 2-Chloronaphthalene	6.064	162	65600	20.480	ug/ml	96
48) 2-Nitroaniline	6.158	138	21165	19.741	ug/ml	91
49) 1,4-Dinitrobenzene	6.282	168	8778	19.286	ug/ml	95
50) 1,3-Dinitrobenzene	6.346	168	11025	19.561	ug/ml	92
51) Dimethyl phthalate	6.329	163	76621	20.165	ug/ml#	98
52) Acenaphthylene	6.417	152	108389	19.769	ug/ml	98
53) 2,6-Dinitrotoluene	6.376	165	17022	21.680	ug/ml	99
54) 1,2-Dinitrobenzene	6.417	168	8213	20.981	ug/ml	93
64) 3-Nitroaniline	6.517	138	19918	20.965	ug/ml	90
65) Acenaphthene	6.570	154	64323	19.420	ug/ml	96
66) 2,4-Dinitrophenol	6.611	184	9384	19.036	ug/ml	100
67) Dibenzofuran	6.722	168	93414	20.163	ug/ml	89
68) 2,4-Dinitrotoluene	6.722	165	22894	21.588	ug/ml	99
69) 4-Nitrophenol	6.670	65	13556	19.779	ug/ml	91
70) 2,3,5,6-Tetrachlorophenol	6.799	232	18555	20.792	ug/ml	96
71) 2,3,4,6-Tetrachlorophenol	6.834	232	20559	21.003	ug/ml	96
72) Diethyl phthalate	6.940	149	79787	20.078	ug/ml	99
73) Fluorene	7.016	166	75654	20.139	ug/ml	96
74) 4-Chlorophenyl phenyl ...	7.022	204	34589	19.825	ug/ml	93

Quantitation Report (QT Reviewed)

Data Path : I:\8270\Mork\200911ICAL\
Data File : ABNL6.D
Acq On : 11 Sep 2020 8:26 pm
Operator : MORK:dw
Sample : IL5,32,,ABNL20 Lot# 8906
Misc : WG1412677,,
ALS Vial : 5 Sample Multiplier: 1

Quant Time: Sep 15 14:07:30 2020
Quant Method : I:\8270\Mork\200911ICAL\FS200911mork.m
Quant Title : Semivolatiles by GC/MS by modified 8270
QLast Update : Tue Sep 15 14:03:58 2020
Response via : Initial Calibration

CCAL FILE(s) : 1 - I:\8270\Mork\200911ICAL\ABNL7.D
Sub List : ABNical - ABN ical sublist

	Compound	R.T.	QIon	Response	Conc	Units	Dev(Min)
75)	4-Nitroaniline	7.040	138	20993	20.586	ug/ml	91
76)	4,6-Dinitro-o-cresol	7.069	198	12222	18.998	ug/ml#	88
77)	NDPA/DPA	7.128	169	63771	20.030	ug/ml	100
78)	Azobenzene	7.157	77	77408	20.024	ug/ml#	92
80)	4-Bromophenyl phenyl e...	7.445	248	21328	20.397	ug/ml	93
81)	Hexachlorobenzene	7.492	284	25405	19.292	ug/ml	93
82)	Pentachlorophenol	7.662	266	16002	20.420	ug/ml	97
89)	Phenanthrene	7.839	178	116052	19.593	ug/ml	99
90)	Anthracene	7.880	178	126412	19.807	ug/ml	100
91)	Carbazole	8.027	167	115494	20.482	ug/ml	98
93)	Di-n-butylphthalate	8.356	149	143118	21.142	ug/ml	99
95)	Fluoranthene	8.867	202	139479	20.293	ug/ml	98
96)	Benzidine	9.008	184	92464	19.088	ug/ml	97
97)	Pyrene	9.079	202	145296	19.939	ug/ml	98
99)	Butyl benzyl phthalate	9.801	149	61536	19.035	ug/ml	94
107)	Benzo(a)anthracene	10.448	228	144583	19.581	ug/ml	99
108)	3,3'-Dichlorobenzidine	10.442	252	60452	20.998	ug/ml	99
109)	Chrysene	10.495	228	155484	19.573	ug/ml	97
110)	Bis(2-ethylhexyl)phtha...	10.589	149	106972	21.916	ug/ml#	96
111)	Di-n-octylphthalate	11.582	149	183636	20.359	ug/ml	99
112)	Benzo(b)fluoranthene	12.028	252	159005	20.292	ug/ml	98
113)	Benzo(k)fluoranthene	12.075	252	176085	19.782	ug/ml	98
114)	Benzo(a)pyrene	12.533	252	150604	20.293	ug/ml	98
116)	Indeno(1,2,3-cd)pyrene	14.337	276	157378	20.021	ug/mL	93
117)	Dibenzo(a,h)anthracene	14.390	278	177483M4	20.157	ug/ml	
118)	Benzo(ghi)perylene	14.737	276	184613	20.260	ug/ml	98

(#) = qualifier out of range (m) = manual integration (+) = signals summed

Quantitation Report (QT Reviewed)

Data Path : I:\8270\Mork\200911ICAL\
Data File : ABNL6.D
Acq On : 11 Sep 2020 8:26 pm
Operator : MORK:dw
Sample : IL5,32,,ABNL20 Lot# 8906
Misc : WG1412677,,
ALS Vial : 5 Sample Multiplier: 1

Quant Time: Sep 15 14:07:30 2020
Quant Method : I:\8270\Mork\200911ICAL\FS200911mork.m
Quant Title : Semivolatiles by GC/MS by modified 8270
QLast Update : Tue Sep 15 14:03:58 2020
Response via : Initial Calibration

Sub List : ABNical - ABN ical sublistL\ABNL7.D•

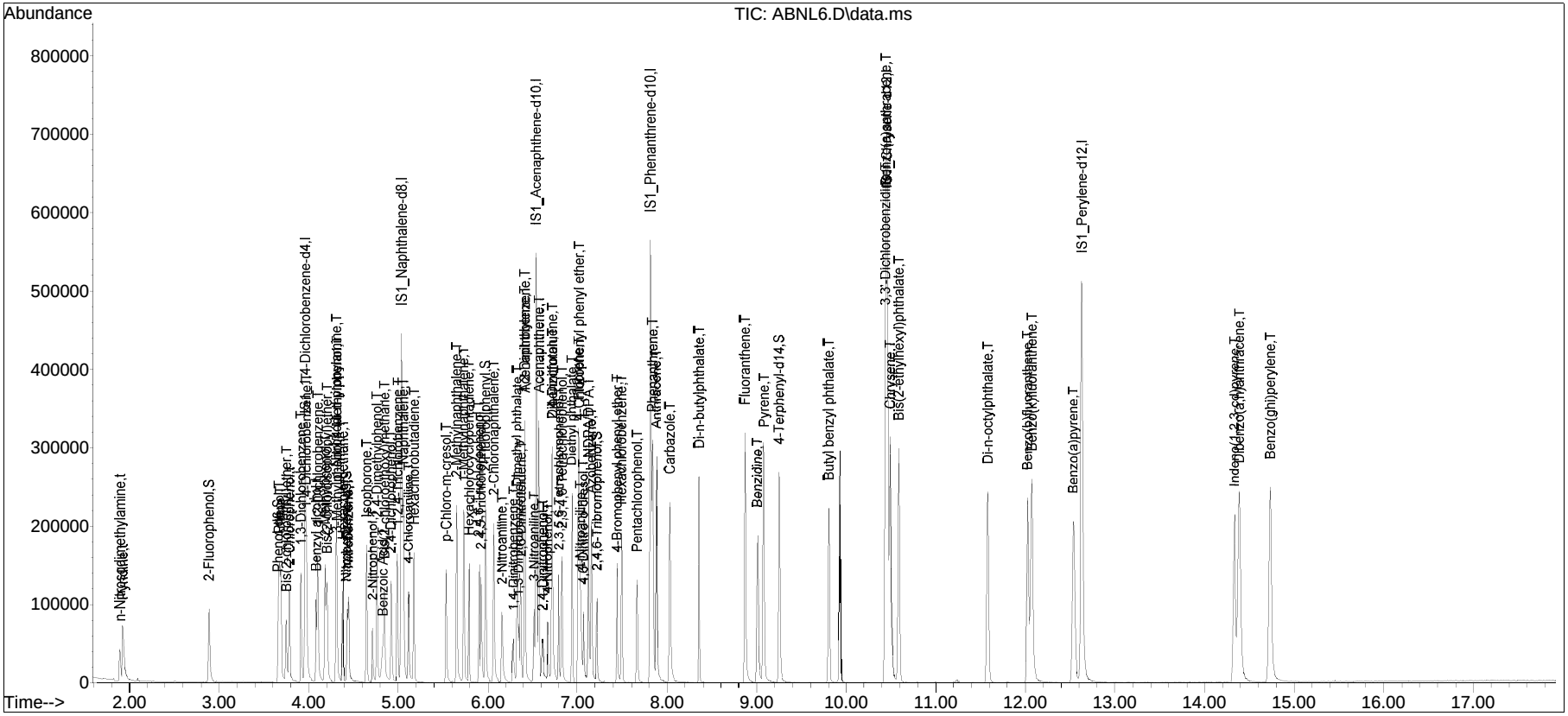

Manual Integration Report

Data Path : I:\8270\Mork\200911ICAL\ QMethod : FS200911mork.m
Data File : ABNL6.D Operator : MORK:dw
Date Inj'd : 9/11/2020 8:26 pm Instrument : Mork
Sample : IL5,32,,ABNL20 Lot# 8906 Quant Date : 9/15/2020 2:07 pm

Compound #11: 1,4-Dichlorobenzene

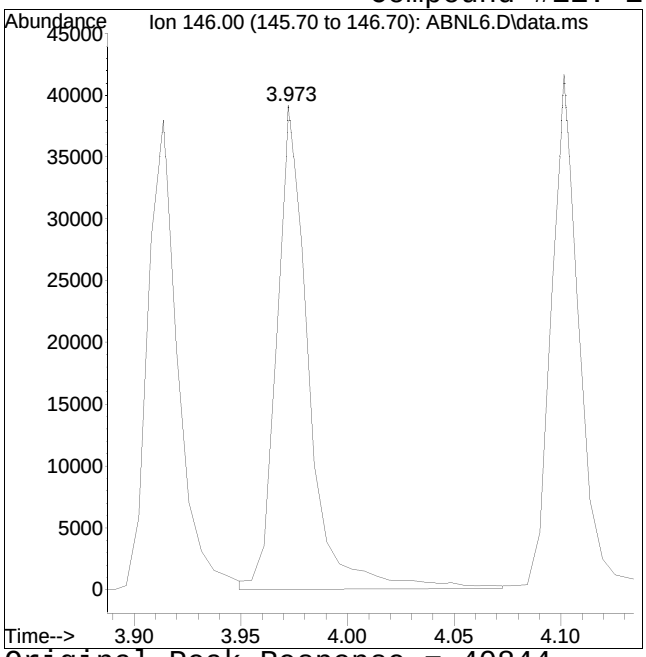

Original Peak Response = 40844

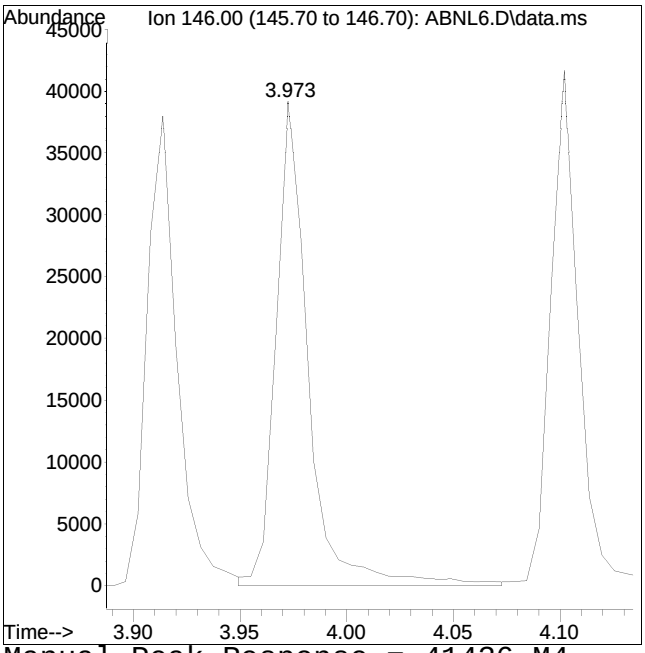

Manual Peak Response = 41436 M4

M4 = Poor automated baseline construction.

Manual Integration Report

Data Path : I:\8270\Mork\200911ICAL\ QMethod : FS200911mork.m
Data File : ABNL6.D Operator : MORK:dw
Date Inj'd : 9/11/2020 8:26 pm Instrument : Mork
Sample : IL5,32,,ABNL20 Lot# 8906 Quant Date : 9/15/2020 2:07 pm

Compound #37: Benzoic Acid

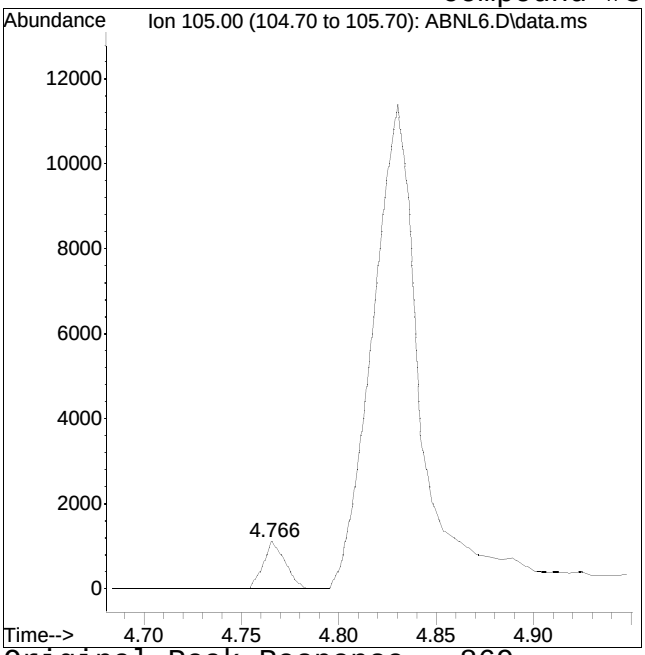

Original Peak Response = 869

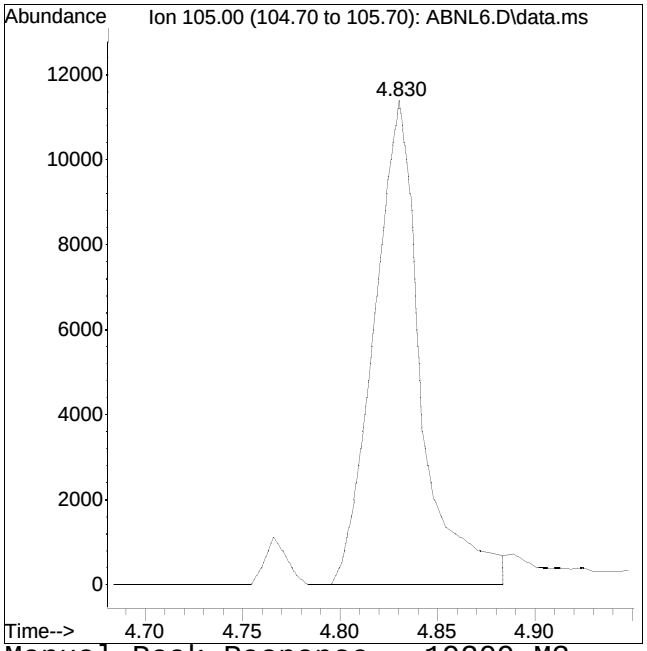

Manual Peak Response = 19209 M3

M3 = Misidentification of the peak (i.e. 1,4-dichlorobenzene identified as 1,3-dichlorobenzene), or misidentification from 2 partially resolved peaks not being split.

Manual Integration Report

Data Path : I:\8270\Mork\200911ICAL\ QMethod : FS200911mork.m
Data File : ABNL6.D Operator : MORK:dw
Date Inj'd : 9/11/2020 8:26 pm Instrument : Mork
Sample : IL5,32,,ABNL20 Lot# 8906 Quant Date : 9/15/2020 2:07 pm

Compound #45: 2,4,5-Trichlorophenol

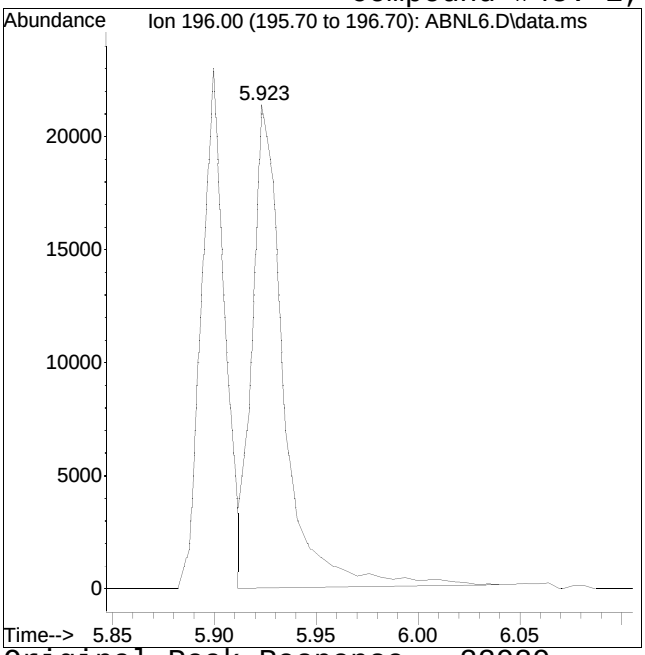

Original Peak Response = 22929

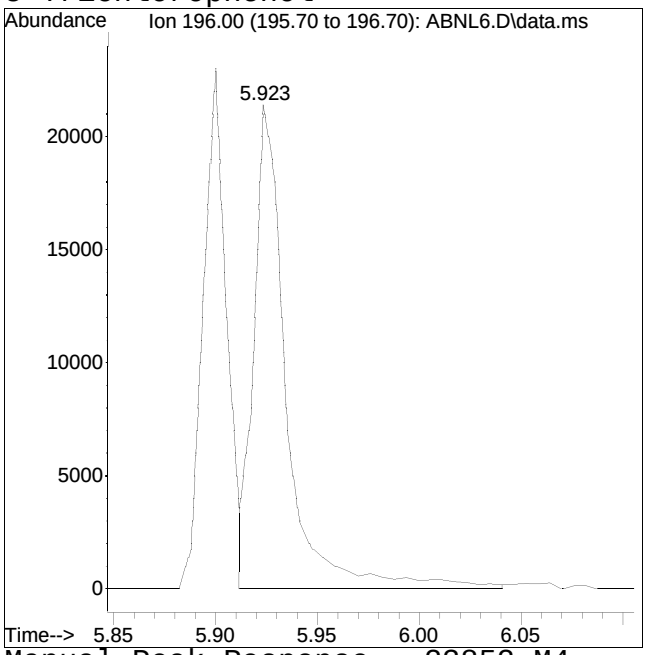

Manual Peak Response = 23852 M4

M4 = Poor automated baseline construction.

Manual Integration Report

Data Path : I:\8270\Mork\200911ICAL\ QMethod : FS200911mork.m
Data File : ABNL6.D Operator : MORK:dw
Date Inj'd : 9/11/2020 8:26 pm Instrument : Mork
Sample : IL5,32,,ABNL20 Lot# 8906 Quant Date : 9/15/2020 2:07 pm

Compound #117: Dibenzo(a,h)anthracene

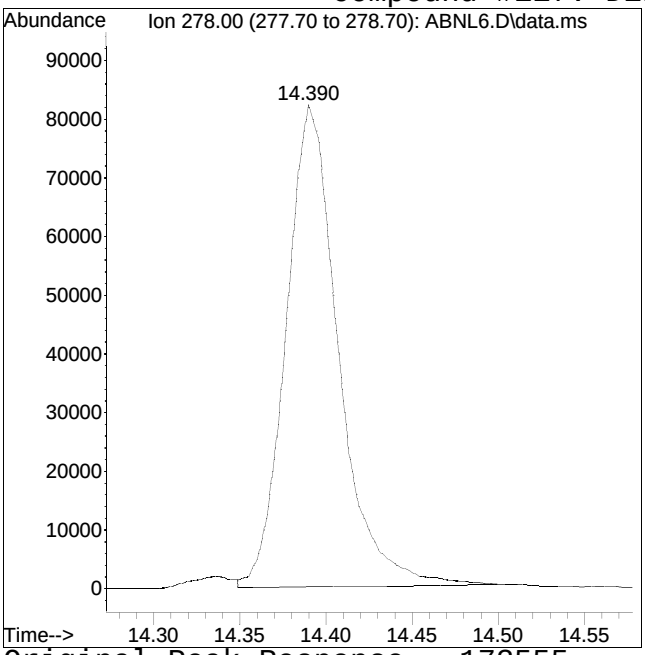

Original Peak Response = 173555

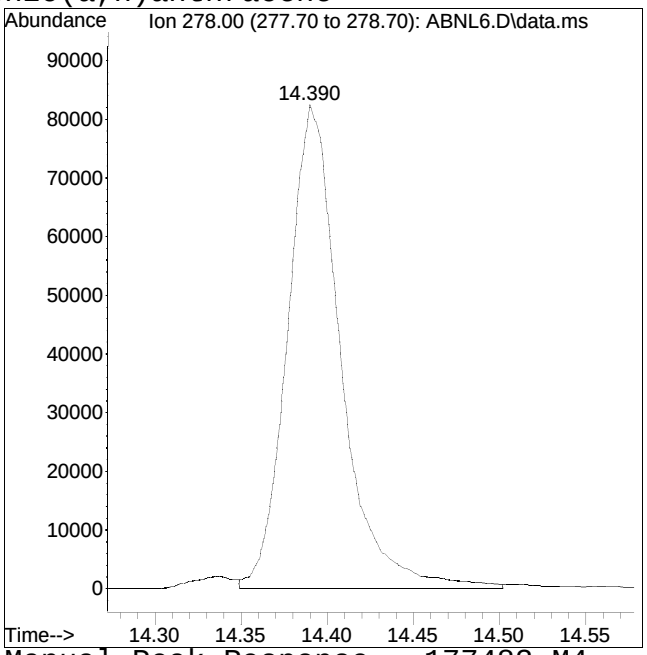

Manual Peak Response = 177483 M4

M4 = Poor automated baseline construction.

Quantitation Report (QT Reviewed)

Data Path : I:\8270\Mork\200911ICAL\
Data File : ABNL5.D
Acq On : 11 Sep 2020 8:49 pm
Operator : MORK:dw
Sample : IL6,32,,ABNL10 Lot# 8905
Misc : WG1412677,,
ALS Vial : 6 Sample Multiplier: 1

Quant Time: Sep 15 14:07:11 2020
Quant Method : I:\8270\Mork\200911ICAL\FS200911mork.m
Quant Title : Semivolatiles by GC/MS by modified 8270
QLast Update : Tue Sep 15 14:03:58 2020
Response via : Initial Calibration

CCAL FILE(s) : 1 - I:\8270\Mork\200911ICAL\ABNL7.D
Sub List : ABNical - ABN ical sublist

Compound	R.T.	QIon	Response	Conc	Units	Dev(Min)
Internal Standards						
1) IS1_1,4-Dichlorobenzen...	3.961	152	51202	40.000	ug/ml	0.00
Standard Area 1 = 46244			Recovery = 110.72%			
35) IS1_Naphthalene-d8	5.036	136	213132	40.000	ug/ml	0.00
Standard Area 1 = 188615			Recovery = 113.00%			
63) IS1_Acenaphthene-d10	6.540	164	116747	40.000	ug/ml	0.00
Standard Area 1 = 110185			Recovery = 105.96%			
88) IS1_Phenanthrene-d10	7.815	188	228048	40.000	ug/ml #	0.00
Standard Area 1 = 222088			Recovery = 102.68%			
106) IS1_Chrysene-d12	10.459	240	256245	40.000	ug/ml #	0.00
Standard Area 1 = 263190			Recovery = 97.36%			
115) IS1_Perylene-d12	12.633	264	297417	40.000	ug/ml	0.00
Standard Area 1 = 312140			Recovery = 95.28%			
System Monitoring Compounds						
4) 2-Fluorophenol	2.892	112	15782	10.073	ug/ml	0.00
Spiked Amount 50.000	Range 15 - 110		Recovery = 20.15%			
7) Phenol-d6	3.661	99	19429	10.293	ug/ml	0.00
Spiked Amount 50.000	Range 15 - 110		Recovery = 20.59%			
19) Nitrobenzene-d5	4.431	82	17315	10.505	ug/ml	0.00
Spiked Amount 25.000	Range 30 - 130		Recovery = 42.02%			
46) 2-Fluorobiphenyl	5.971	172	38879	9.892	ug/ml	0.00
Spiked Amount 25.000	Range 30 - 130		Recovery = 39.57%			
79) 2,4,6-Tribromophenol	7.222	330	6088	9.515	ug/ml	0.00
Spiked Amount 50.000	Range 15 - 110		Recovery = 19.03%			
98) 4-Terphenyl-d14	9.255	244	54806	9.795	ug/ml	0.00
Spiked Amount 25.000	Range 30 - 130		Recovery = 39.18%			
Target Compounds						Qvalue
2) n-Nitrosodimethylamine	1.893	74	10960	10.279	ug/ml#	88
3) Pyridine	1.928	79	19169	10.074	ug/ml	94
5) Aniline	3.691	93	24975	9.999	ug/ml	98
6) 2-Chlorophenol	3.785	128	17286	10.097	ug/ml	95
8) Phenol	3.673	94	22652	10.080	ug/ml	98
9) Bis(2-chloroethyl)ether	3.750	93	17710M4	10.083	ug/ml	
10) 1,3-Dichlorobenzene	3.914	146	19393	9.829	ug/ml	98
11) 1,4-Dichlorobenzene	3.973	146	21038	9.860	ug/ml	97
12) 1,2-Dichlorobenzene	4.102	146	19952	9.936	ug/ml	97
13) Benzyl alcohol	4.084	79	12288	10.057	ug/ml	99
14) Bis(2-chloroisopropyl)...	4.202	45	27003	9.985	ug/ml	96

Quantitation Report (QT Reviewed)

Data Path : I:\8270\Mork\200911ICAL\
Data File : ABNL5.D
Acq On : 11 Sep 2020 8:49 pm
Operator : MORK:dw
Sample : IL6,32,,ABNL10 Lot# 8905
Misc : WG1412677,,
ALS Vial : 6 Sample Multiplier: 1

Quant Time: Sep 15 14:07:11 2020
Quant Method : I:\8270\Mork\200911ICAL\FS200911mork.m
Quant Title : Semivolatiles by GC/MS by modified 8270
QLast Update : Tue Sep 15 14:03:58 2020
Response via : Initial Calibration

CCAL FILE(s) : 1 - I:\8270\Mork\200911ICAL\ABNL7.D
Sub List : ABNical - ABN ical sublist

Compound	R.T.	QIon	Response	Conc	Units	Dev(Min)
15) 2-Methylphenol	4.184	108	16257	10.423	ug/ml	99
16) Hexachloroethane	4.384	117	8052	9.767	ug/ml	98
17) n-Nitrosodi-n-propylamine	4.314	70	11701	10.146	ug/ml	97
18) 3-Methylphenol/4-Methy...	4.319	108	16327	10.379	ug/ml	98
20) Nitrobenzene	4.443	77	17567	10.305	ug/ml#	91
21) Isophorone	4.649	82	34680	10.006	ug/ml	99
22) 2-Nitrophenol	4.719	139	8191	9.260	ug/ml	98
23) 2,4-Dimethylphenol	4.766	107	17069	10.159	ug/ml	95
24) Bis(2-chloroethoxy)met...	4.848	93	20028	10.170	ug/ml	95
25) 2,4-Dichlorophenol	4.919	162	14224	10.452	ug/ml	98
26) 1,2,4-Trichlorobenzene	4.995	180	16222	10.061	ug/ml	99
36) Naphthalene	5.054	128	54587	9.821	ug/ml	98
37) Benzoic Acid	4.819	105	8587	7.036	ug/ml#	1
38) 4-Chloroaniline	5.113	65	5786	9.683	ug/ml	95
39) Hexachlorobutadiene	5.177	225	9250	9.570	ug/ml	98
40) p-Chloro-m-cresol	5.536	107	14404	10.129	ug/ml	91
41) 2-Methylnaphthalene	5.647	142	34161	9.755	ug/ml	97
42) 1-Methylnaphthalene	5.730	115	12633	10.408	ug/ml	87
43) Hexachlorocyclopentadiene	5.794	237	10492	9.279	ug/ml	99
44) 2,4,6-Trichlorophenol	5.900	196	9035	9.598	ug/ml	97
45) 2,4,5-Trichlorophenol	5.924	196	11870	9.966	ug/ml	99
47) 2-Chloronaphthalene	6.065	162	32987	9.782	ug/ml	96
48) 2-Nitroaniline	6.164	138	9730	8.620	ug/ml	90
49) 1,4-Dinitrobenzene	6.282	168	4023	8.395	ug/ml	97
50) 1,3-Dinitrobenzene	6.352	168	4856	8.813	ug/ml	100
51) Dimethyl phthalate	6.329	163	37903	9.475	ug/ml#	99
52) Acenaphthylene	6.417	152	55996	9.701	ug/ml	97
53) 2,6-Dinitrotoluene	6.376	165	7956	9.625	ug/ml#	76
54) 1,2-Dinitrobenzene	6.417	168	4114	9.983	ug/ml	99
64) 3-Nitroaniline	6.517	138	9716	10.005	ug/ml	85
65) Acenaphthene	6.570	154	33798	9.983	ug/ml	95
66) 2,4-Dinitrophenol	6.611	184	3800	9.581	ug/ml	92
67) Dibenzofuran	6.717	168	48921	10.331	ug/ml	94
68) 2,4-Dinitrotoluene	6.723	165	11067	10.209	ug/ml	99
69) 4-Nitrophenol	6.670	65	6049	8.635	ug/ml	88
70) 2,3,5,6-Tetrachlorophenol	6.799	232	8889	9.745	ug/ml	98
71) 2,3,4,6-Tetrachlorophenol	6.834	232	10284	10.279	ug/ml	97
72) Diethyl phthalate	6.940	149	40616	10.000	ug/ml	99
73) Fluorene	7.016	166	39303	10.236	ug/ml	97
74) 4-Chlorophenyl phenyl ...	7.022	204	17835	10.001	ug/ml	93

Quantitation Report (QT Reviewed)

Data Path : I:\8270\Mork\200911ICAL\
Data File : ABNL5.D
Acq On : 11 Sep 2020 8:49 pm
Operator : MORK:dw
Sample : IL6,32,,ABNL10 Lot# 8905
Misc : WG1412677,,
ALS Vial : 6 Sample Multiplier: 1

Quant Time: Sep 15 14:07:11 2020
Quant Method : I:\8270\Mork\200911ICAL\FS200911mork.m
Quant Title : Semivolatiles by GC/MS by modified 8270
QLast Update : Tue Sep 15 14:03:58 2020
Response via : Initial Calibration

CCAL FILE(s) : 1 - I:\8270\Mork\200911ICAL\ABNL7.D
Sub List : ABNical - ABN ical sublist

	Compound	R.T.	QIon	Response	Conc	Units	Dev(Min)
75)	4-Nitroaniline	7.040	138	9487	9.102	ug/ml#	86
76)	4,6-Dinitro-o-cresol	7.069	198	5393	9.371	ug/ml#	81
77)	NDPA/DPA	7.128	169	33002	10.141	ug/ml	99
78)	Azobenzene	7.157	77	38536	9.753	ug/ml#	93
80)	4-Bromophenyl phenyl e...	7.445	248	10281	9.619	ug/ml#	87
81)	Hexachlorobenzene	7.492	284	12905	9.588	ug/ml	92
82)	Pentachlorophenol	7.663	266	7085	8.845	ug/ml	98
89)	Phenanthrene	7.839	178	59569	9.867	ug/ml	99
90)	Anthracene	7.880	178	63343	9.737	ug/ml	99
91)	Carbazole	8.027	167	56355	9.805	ug/ml	97
93)	Di-n-butylphthalate	8.356	149	67743	9.818	ug/ml	99
95)	Fluoranthene	8.867	202	68445	9.770	ug/ml	97
96)	Benzidine	9.008	184	41357	9.032	ug/ml	96
97)	Pyrene	9.073	202	71957	9.688	ug/ml	98
99)	Butyl benzyl phthalate	9.801	149	28270	8.579	ug/ml	94
107)	Benzo(a)anthracene	10.448	228	71025	9.597	ug/ml	99
108)	3,3'-Dichlorobenzidine	10.448	252	28420	9.849	ug/ml	98
109)	Chrysene	10.495	228	78407	9.847	ug/ml	96
110)	Bis(2-ethylhexyl)phtha...	10.589	149	48886	9.992	ug/ml#	95
111)	Di-n-octylphthalate	11.582	149	79828	8.830	ug/ml	98
112)	Benzo(b)fluoranthene	12.028	252	72604	9.244	ug/ml	98
113)	Benzo(k)fluoranthene	12.069	252	91573	10.264	ug/ml	96
114)	Benzo(a)pyrene	12.534	252	71446	9.604	ug/ml	98
116)	Indeno(1,2,3-cd)pyrene	14.331	276	73788	9.513	ug/mL	92
117)	Dibenzo(a,h)anthracene	14.390	278	85714M4	9.866	ug/ml	
118)	Benzo(ghi)perylene	14.731	276	89539	9.958	ug/ml	97

(#) = qualifier out of range (m) = manual integration (+) = signals summed

Quantitation Report (QT Reviewed)

Data Path : I:\8270\Mork\200911ICAL\
Data File : ABNL5.D
Acq On : 11 Sep 2020 8:49 pm
Operator : MORK:dw
Sample : IL6,32,,ABNL10 Lot# 8905
Misc : WG1412677,,
ALS Vial : 6 Sample Multiplier: 1

Quant Time: Sep 15 14:07:11 2020
Quant Method : I:\8270\Mork\200911ICAL\FS200911mork.m
Quant Title : Semivolatiles by GC/MS by modified 8270
QLast Update : Tue Sep 15 14:03:58 2020
Response via : Initial Calibration

Sub List : ABNical - ABN ical sublistL\ABNL7.D•

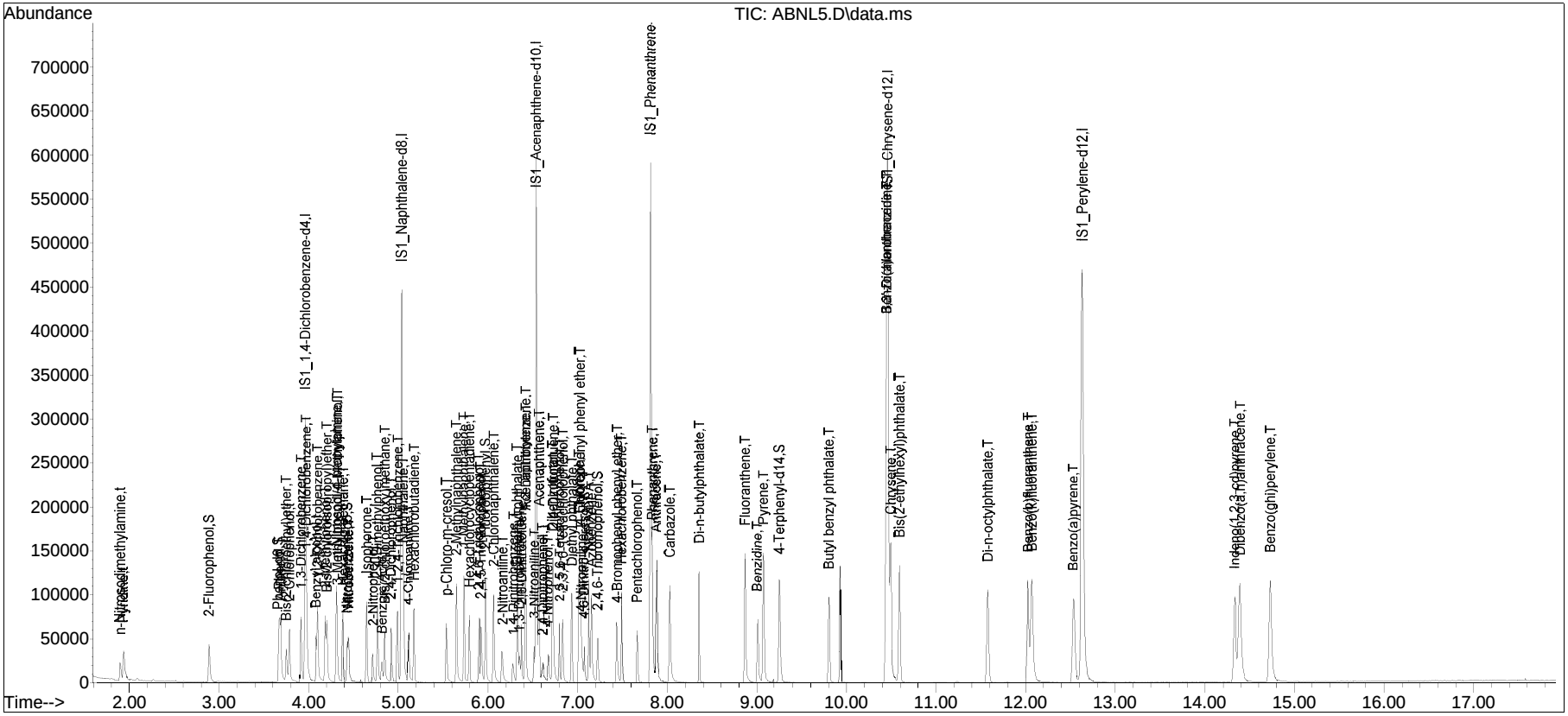

Manual Integration Report

Data Path : I:\8270\Mork\200911ICAL\ QMethod : FS200911mork.m
Data File : ABNL5.D Operator : MORK:dw
Date Inj'd : 9/11/2020 8:49 pm Instrument : Mork
Sample : IL6,32,,ABNL10 Lot# 8905 Quant Date : 9/15/2020 2:06 pm

Compound #9: Bis(2-chloroethyl)ether

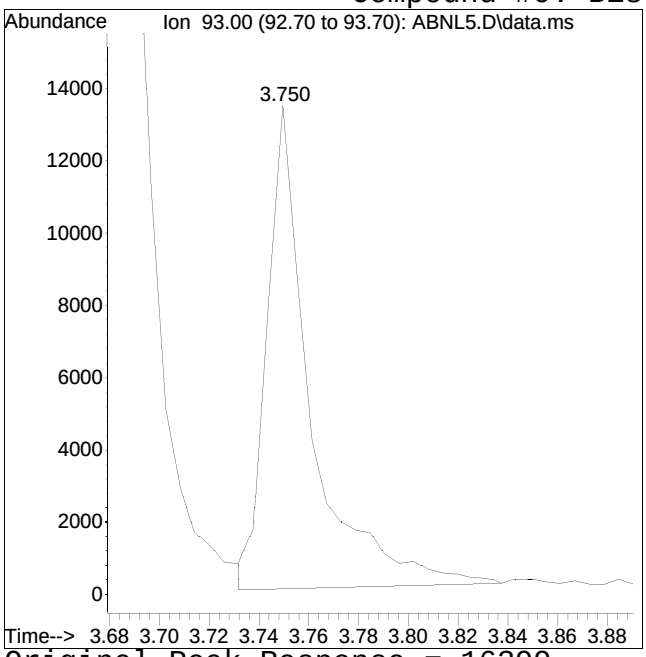

Original Peak Response = 16399

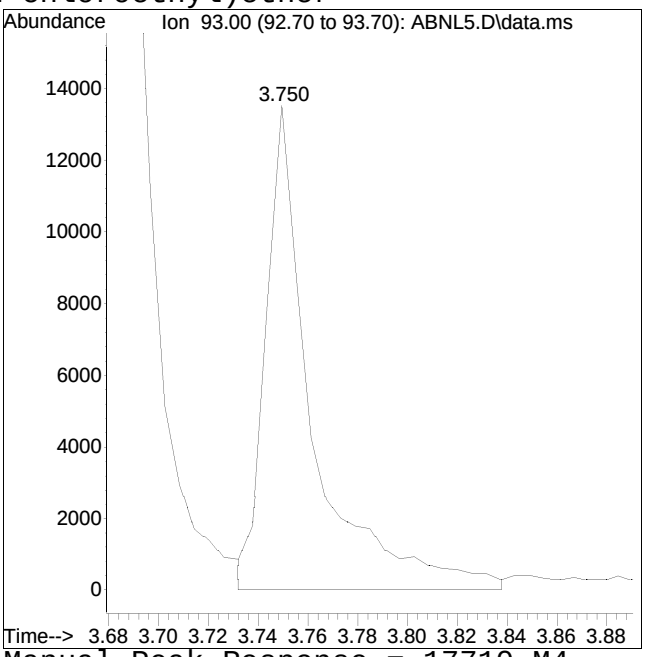

Manual Peak Response = 17710 M4

M4 = Poor automated baseline construction.

Manual Integration Report

Data Path : I:\8270\Mork\200911ICAL\ QMethod : FS200911mork.m
Data File : ABNL5.D Operator : MORK:dw
Date Inj'd : 9/11/2020 8:49 pm Instrument : Mork
Sample : IL6,32,,ABNL10 Lot# 8905 Quant Date : 9/15/2020 2:06 pm

Compound #117: Dibenzo(a,h)anthracene

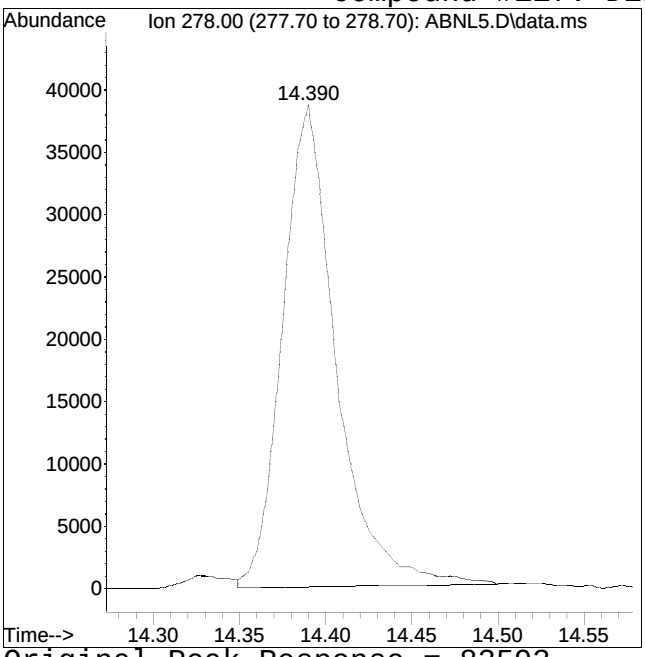

Original Peak Response = 83593

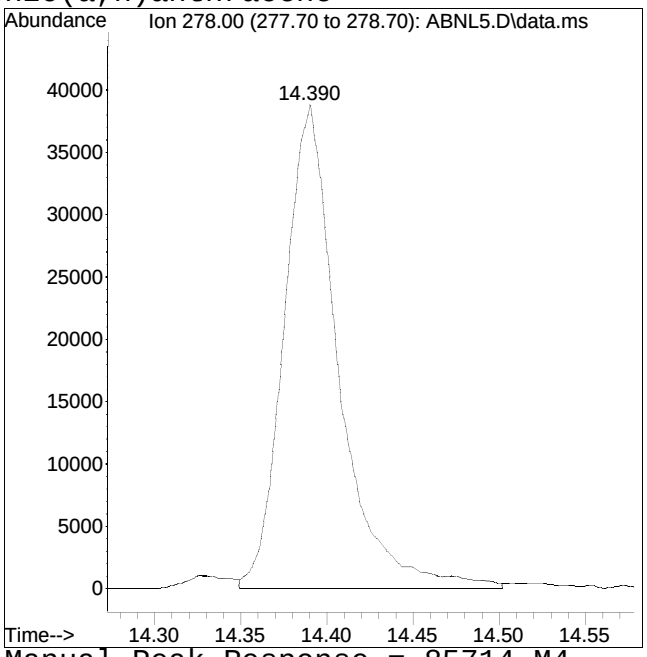

Manual Peak Response = 85714 M4

M4 = Poor automated baseline construction.

Quantitation Report (QT Reviewed)

Data Path : I:\8270\Mork\200911ICAL\
Data File : ABNL4.D
Acq On : 11 Sep 2020 9:12 pm
Operator : MORK:dw
Sample : IL7,32,,ABNL5 Lot# 8904
Misc : WG1412677,,
ALS Vial : 7 Sample Multiplier: 1

Quant Time: Sep 15 12:46:17 2020
Quant Method : I:\8270\Mork\200911ICAL\FS200911mork.m
Quant Title : Semivolatiles by GC/MS by modified 8270
QLast Update : Tue Sep 15 12:45:41 2020
Response via : Initial Calibration

CCAL FILE(s) : 1 - I:\8270\Mork\200911ICAL\ABNL7.D
Sub List : ABNical - ABN ical sublist

Compound	R.T.	QIon	Response	Conc	Units	Dev(Min)
Internal Standards						
1) IS1_1,4-Dichlorobenzen...	3.961	152	53254	40.000	ug/ml	0.00
Standard Area 1 = 46244			Recovery = 115.16%			
35) IS1_Naphthalene-d8	5.036	136	213843	40.000	ug/ml	0.00
Standard Area 1 = 188615			Recovery = 113.38%			
63) IS1_Acenaphthene-d10	6.540	164	116733	40.000	ug/ml	0.00
Standard Area 1 = 110185			Recovery = 105.94%			
88) IS1_Phenanthrene-d10	7.815	188	227811	40.000	ug/ml	# 0.00
Standard Area 1 = 222088			Recovery = 102.58%			
106) IS1_Chrysene-d12	10.459	240	265520	40.000	ug/ml	# 0.00
Standard Area 1 = 263190			Recovery = 100.89%			
115) IS1_Perylene-d12	12.633	264	313184	40.000	ug/ml	0.00
Standard Area 1 = 312140			Recovery = 100.33%			
System Monitoring Compounds						
4) 2-Fluorophenol	2.891	112	7814	4.795	ug/ml	0.00
Spiked Amount 50.000	Range 15 - 110		Recovery = 9.59%#			
7) Phenol-d6	3.667	99	9804	4.994	ug/ml	0.00
Spiked Amount 50.000	Range 15 - 110		Recovery = 9.99%#			
19) Nitrobenzene-d5	4.431	82	8030	4.684	ug/ml	0.00
Spiked Amount 25.000	Range 30 - 130		Recovery = 18.74%#			
46) 2-Fluorobiphenyl	5.970	172	19457	4.934	ug/ml	0.00
Spiked Amount 25.000	Range 30 - 130		Recovery = 19.74%#			
79) 2,4,6-Tribromophenol	7.222	330	3009	4.703	ug/ml	0.00
Spiked Amount 50.000	Range 15 - 110		Recovery = 9.41%#			
98) 4-Terphenyl-d14	9.255	244	28572	5.112	ug/ml	0.00
Spiked Amount 25.000	Range 30 - 130		Recovery = 20.45%#			
Target Compounds						Qvalue
2) n-Nitrosodimethylamine	1.893	74	5332	4.808	ug/ml#	91
3) Pyridine	1.934	79	9855	4.980	ug/ml	99
5) Aniline	3.691	93	12232	4.708	ug/ml	97
6) 2-Chlorophenol	3.785	128	8913	5.005	ug/ml	95
8) Phenol	3.673	94	11250	4.813	ug/ml	97
9) Bis(2-chloroethyl)ether	3.749	93	9144M4	5.005	ug/ml	
10) 1,3-Dichlorobenzene	3.914	146	10181	4.961	ug/ml	98
11) 1,4-Dichlorobenzene	3.973	146	11319M3	5.101	ug/ml	
12) 1,2-Dichlorobenzene	4.102	146	11225	5.375	ug/ml	96
13) Benzyl alcohol	4.084	79	6037	4.751	ug/ml	97
14) Bis(2-chloroisopropyl)...	4.202	45	13942	4.957	ug/ml	96

Data Path : I:\8270\Mork\200911ICAL\
Data File : ABNL4.D
Acq On : 11 Sep 2020 9:12 pm
Operator : MORK:dw
Sample : IL7,32,,ABNL5 Lot# 8904
Misc : WG1412677,,
ALS Vial : 7 Sample Multiplier: 1

Quant Time: Sep 15 12:46:17 2020
Quant Method : I:\8270\Mork\200911ICAL\FS200911mork.m
Quant Title : Semivolatiles by GC/MS by modified 8270
QLast Update : Tue Sep 15 12:45:41 2020
Response via : Initial Calibration

CCAL FILE(s) : 1 - I:\8270\Mork\200911ICAL\ABNL7.D
Sub List : ABNical - ABN ical sublist

Compound	R.T.	QIon	Response	Conc	Units	Dev(Min)
15) 2-Methylphenol	4.184	108	8008	4.936	ug/ml	97
16) Hexachloroethane	4.384	117	4241	4.946	ug/ml	98
17) n-Nitrosodi-n-propylamine	4.313	70	5779	4.818	ug/ml#	89
18) 3-Methylphenol/4-Methy...	4.319	108	8124	4.965	ug/ml#	96
20) Nitrobenzene	4.443	77	8161	4.603	ug/ml#	93
21) Isophorone	4.648	82	16926	4.695	ug/ml	98
22) 2-Nitrophenol	4.719	139	3727	4.051	ug/ml	94
23) 2,4-Dimethylphenol	4.766	107	8349	4.778	ug/ml	93
24) Bis(2-chloroethoxy)met...	4.848	93	9343	4.562	ug/ml#	95
25) 2,4-Dichlorophenol	4.924	162	6569	4.641	ug/ml	97
26) 1,2,4-Trichlorobenzene	4.995	180	8577	5.114	ug/ml	96
36) Naphthalene	5.054	128	28252	5.066	ug/ml	98
37) Benzoic Acid	4.813	105	3191	2.606	ug/ml#	1
38) 4-Chloroaniline	5.112	65	2870	4.787	ug/ml	96
39) Hexachlorobutadiene	5.177	225	4988	5.143	ug/ml	99
40) p-Chloro-m-cresol	5.535	107	6745	4.727	ug/ml	92
41) 2-Methylnaphthalene	5.653	142	17420	4.958	ug/ml	99
42) 1-Methylnaphthalene	5.729	115	6231	5.116	ug/ml	98
43) Hexachlorocyclopentadiene	5.794	237	5070	4.469	ug/ml#	98
44) 2,4,6-Trichlorophenol	5.900	196	4238	4.487	ug/ml	98
45) 2,4,5-Trichlorophenol	5.929	196	6119	5.120	ug/ml	90
47) 2-Chloronaphthalene	6.064	162	16852	4.981	ug/ml	95
48) 2-Nitroaniline	6.164	138	4353	3.844	ug/ml	89
49) 1,4-Dinitrobenzene	6.288	168	1638	3.407	ug/ml	87
50) 1,3-Dinitrobenzene	6.352	168	2198M3	4.570	ug/ml	
51) Dimethyl phthalate	6.329	163	19788	4.930	ug/ml#	97
52) Acenaphthylene	6.417	152	27955	4.827	ug/ml	98
53) 2,6-Dinitrotoluene	6.376	165	3606	4.348	ug/ml#	80
54) 1,2-Dinitrobenzene	6.417	168	2034	4.919	ug/ml	86
64) 3-Nitroaniline	6.517	138	4275	4.403	ug/ml#	64
65) Acenaphthene	6.570	154	17233	5.091	ug/ml	96
66) 2,4-Dinitrophenol	6.611	184	1368	5.611	ug/ml#	63
67) Dibenzofuran	6.722	168	24471	5.168	ug/ml#	88
68) 2,4-Dinitrotoluene	6.722	165	5122	4.726	ug/ml#	90
69) 4-Nitrophenol	6.675	65	2763	3.944	ug/ml#	83
70) 2,3,5,6-Tetrachlorophenol	6.799	232	4473	4.904	ug/ml	98
71) 2,3,4,6-Tetrachlorophenol	6.834	232	5032	5.030	ug/ml	94
72) Diethyl phthalate	6.940	149	20220	4.979	ug/ml	98
73) Fluorene	7.016	166	19497	5.078	ug/ml	94
74) 4-Chlorophenyl phenyl ...	7.022	204	8929	5.007	ug/ml	92

Quantitation Report (QT Reviewed)

Data Path : I:\8270\Mork\200911ICAL\
Data File : ABNL4.D
Acq On : 11 Sep 2020 9:12 pm
Operator : MORK:dw
Sample : IL7,32,,ABNL5 Lot# 8904
Misc : WG1412677,,
ALS Vial : 7 Sample Multiplier: 1

Quant Time: Sep 15 12:46:17 2020
Quant Method : I:\8270\Mork\200911ICAL\FS200911mork.m
Quant Title : Semivolatiles by GC/MS by modified 8270
QLast Update : Tue Sep 15 12:45:41 2020
Response via : Initial Calibration

CCAL FILE(s) : 1 - I:\8270\Mork\200911ICAL\ABNL7.D
Sub List : ABNical - ABN ical sublist

Compound	R.T.	QIon	Response	Conc	Units	Dev(Min)
75) 4-Nitroaniline	7.040	138	4228	4.057	ug/ml#	84
76) 4,6-Dinitro-o-cresol	7.069	198	2421	5.341	ug/ml#	86
77) NDPA/DPA	7.128	169	16661	5.120	ug/ml	98
78) Azobenzene	7.157	77	19733	4.995	ug/ml#	92
80) 4-Bromophenyl phenyl e...	7.445	248	5505	5.151	ug/ml	94
81) Hexachlorobenzene	7.492	284	6663	4.951	ug/ml	91
82) Pentachlorophenol	7.668	266	3457	4.316	ug/ml	98
89) Phenanthrene	7.839	178	30557	5.067	ug/ml	99
90) Anthracene	7.880	178	32778M4	5.044	ug/ml	
91) Carbazole	8.027	167	29079	5.065	ug/ml	97
93) Di-n-butylphthalate	8.356	149	34427	4.995	ug/ml	98
95) Fluoranthene	8.867	202	35169	5.025	ug/ml	96
96) Benzidine	9.008	184	18217	4.636	ug/ml#	94
97) Pyrene	9.078	202	38207	5.149	ug/ml	97
99) Butyl benzyl phthalate	9.801	149	13570	4.123	ug/ml	93
107) Benzo(a)anthracene	10.447	228	37643	4.909	ug/ml	99
108) 3,3'-Dichlorobenzidine	10.447	252	14411	4.820	ug/ml	96
109) Chrysene	10.494	228	42217	5.117	ug/ml	99
110) Bis(2-ethylhexyl)phtha...	10.588	149	23478	4.631	ug/ml#	96
111) Di-n-octylphthalate	11.581	149	35915	3.834	ug/ml#	99
112) Benzo(b)fluoranthene	12.028	252	39360	4.836	ug/ml	97
113) Benzo(k)fluoranthene	12.069	252	47019	5.086	ug/ml	97
114) Benzo(a)pyrene	12.533	252	37087	4.811	ug/ml	97
116) Indeno(1,2,3-cd)pyrene	14.337	276	37479	4.589	ug/mL	93
117) Dibenzo(a,h)anthracene	14.384	278	45073M4	4.927	ug/ml	
118) Benzo(ghi)perylene	14.737	276	47205	4.986	ug/ml	96

(#) = qualifier out of range (m) = manual integration (+) = signals summed

Quantitation Report (QT Reviewed)

Data Path : I:\8270\Mork\200911ICAL\
Data File : ABNL4.D
Acq On : 11 Sep 2020 9:12 pm
Operator : MORK:dw
Sample : IL7,32,,ABNL5 Lot# 8904
Misc : WG1412677,,
ALS Vial : 7 Sample Multiplier: 1

Quant Time: Sep 15 12:46:17 2020
Quant Method : I:\8270\Mork\200911ICAL\FS200911mork.m
Quant Title : Semivolatiles by GC/MS by modified 8270
QLast Update : Tue Sep 15 12:45:41 2020
Response via : Initial Calibration

Sub List : ABNical - ABN ical sublistL\ABNL7.D•

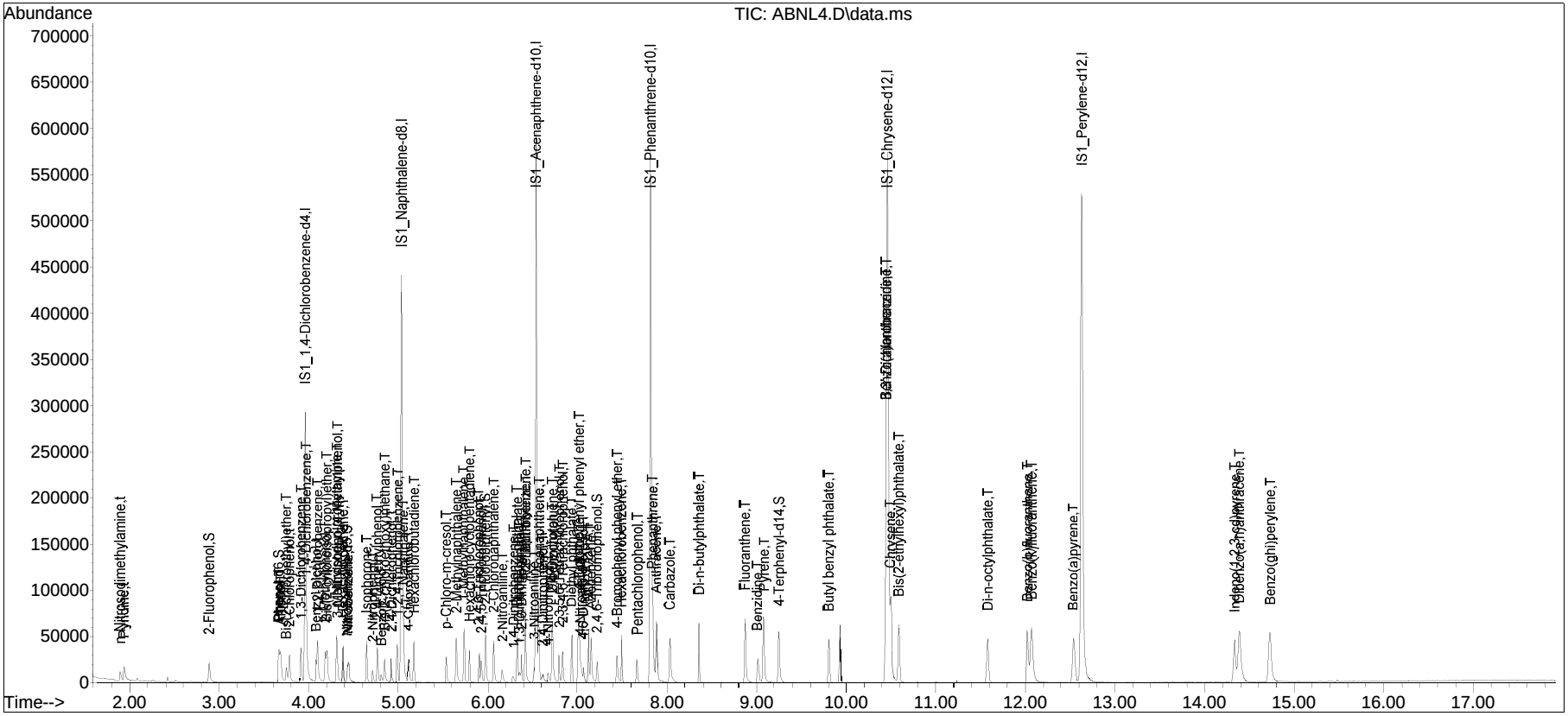

Manual Integration Report

Data Path : I:\8270\Mork\200911ICAL\ QMethod : FS200911mork.m
Data File : ABNL4.D Operator : MORK:dw
Date Inj'd : 9/11/2020 9:12 pm Instrument : Mork
Sample : IL7,32,,ABNL5 Lot# 8904 Quant Date : 9/15/2020 12:46 pm

Compound #9: Bis(2-chloroethyl)ether

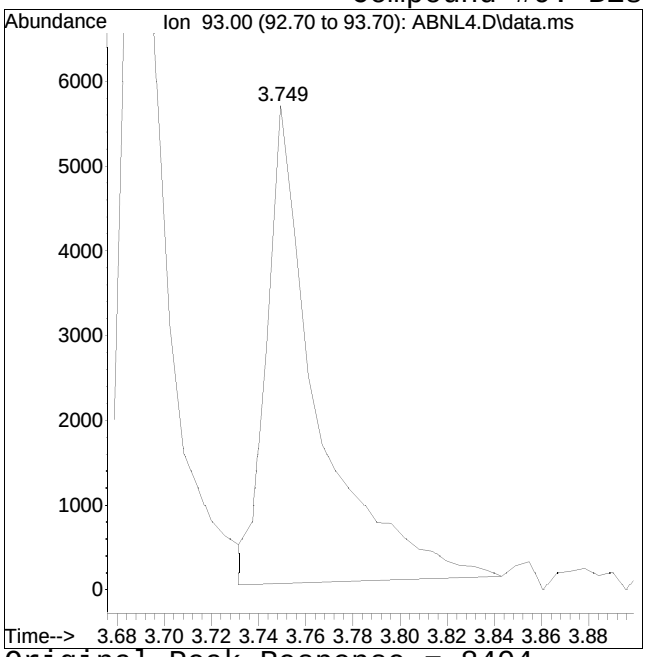

Original Peak Response = 8404

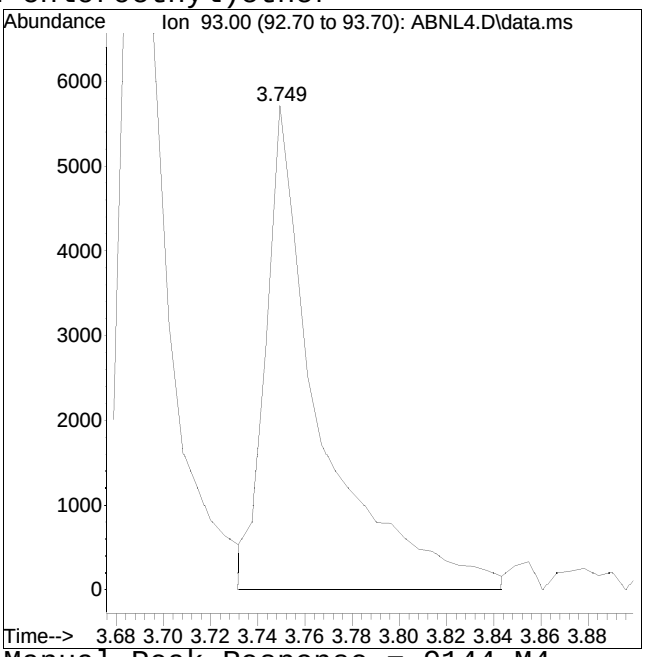

Manual Peak Response = 9144 M4

M4 = Poor automated baseline construction.

Manual Integration Report

Data Path : I:\8270\Mork\200911ICAL\ QMethod : FS200911mork.m
Data File : ABNL4.D Operator : MORK:dw
Date Inj'd : 9/11/2020 9:12 pm Instrument : Mork
Sample : IL7,32,,ABNL5 Lot# 8904 Quant Date : 9/15/2020 12:46 pm

Compound #11: 1,4-Dichlorobenzene

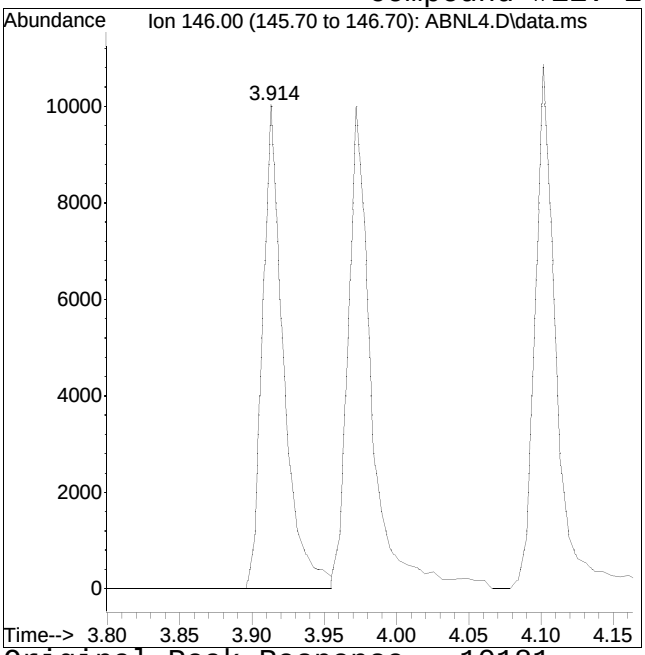

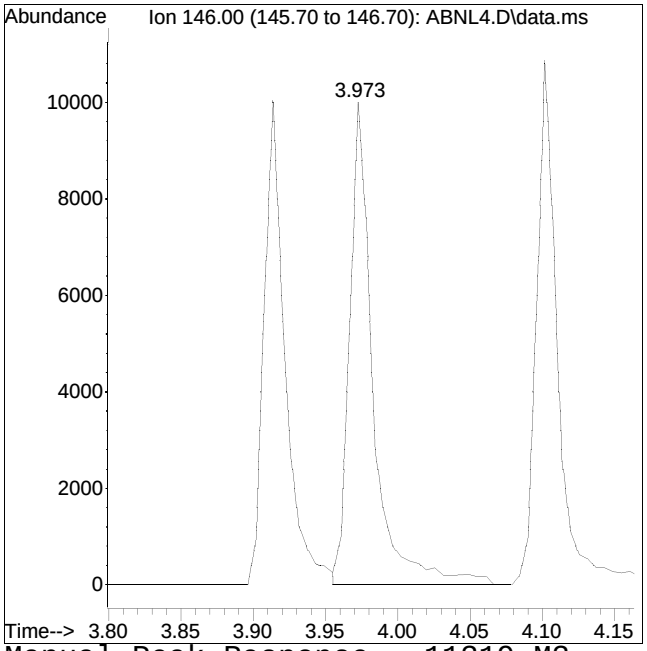

Original Peak Response = 10181 Manual Peak Response = 11319 M3

M3 = Misidentification of the peak (i.e. 1,4-dichlorobenzene identified as 1,3-dichlorobenzene), or misidentification from 2 partially resolved peaks not being split.

Manual Integration Report

Data Path : I:\8270\Mork\200911ICAL\ QMethod : FS200911mork.m
Data File : ABNL4.D Operator : MORK:dw
Date Inj'd : 9/11/2020 9:12 pm Instrument : Mork
Sample : IL7,32,,ABNL5 Lot# 8904 Quant Date : 9/15/2020 12:46 pm

Compound #50: 1,3-Dinitrobenzene

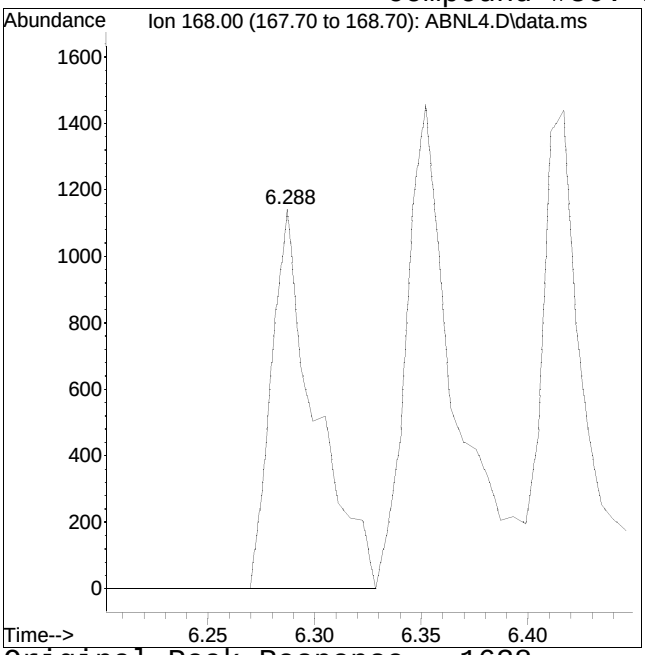

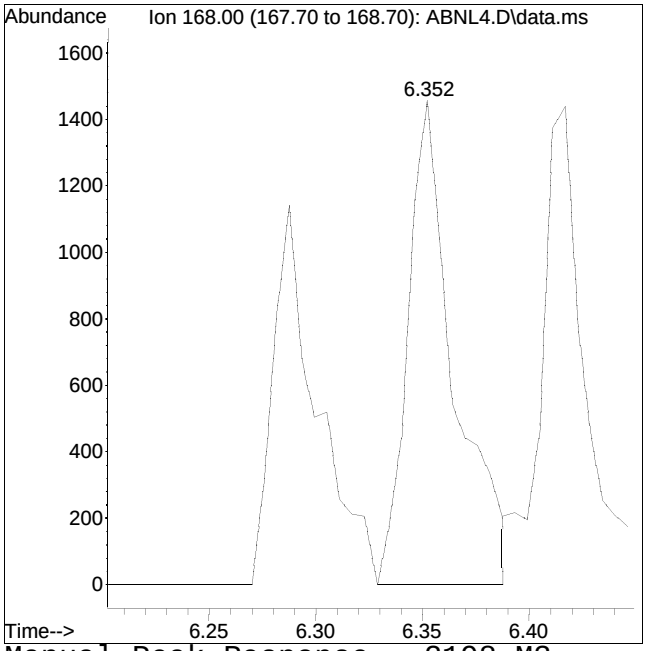

Original Peak Response = 1638 Manual Peak Response = 2198 M3

M3 = Misidentification of the peak (i.e. 1,4-dichlorobenzene identified as 1,3-dichlorobenzene), or misidentification from 2 partially resolved peaks not being split.

Manual Integration Report

Data Path : I:\8270\Mork\200911ICAL\ QMethod : FS200911mork.m
Data File : ABNL4.D Operator : MORK:dw
Date Inj'd : 9/11/2020 9:12 pm Instrument : Mork
Sample : IL7,32,,ABNL5 Lot# 8904 Quant Date : 9/15/2020 12:46 pm

Compound #90: Anthracene

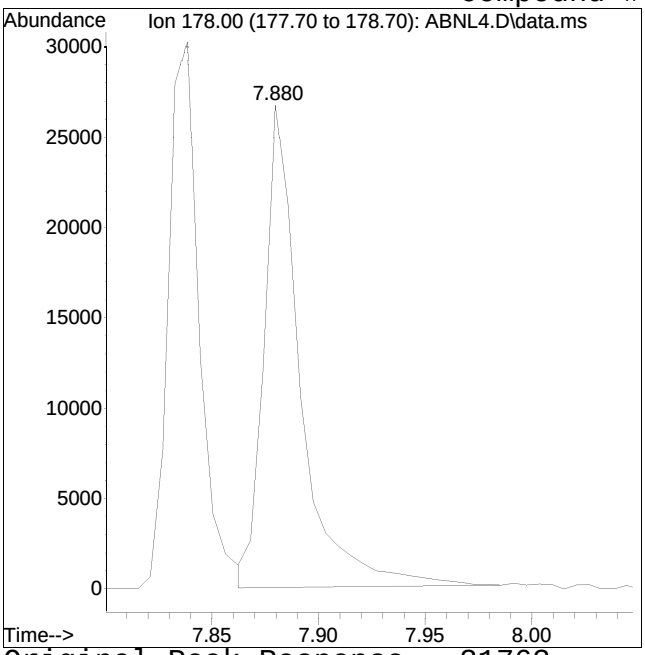

Original Peak Response = 31763

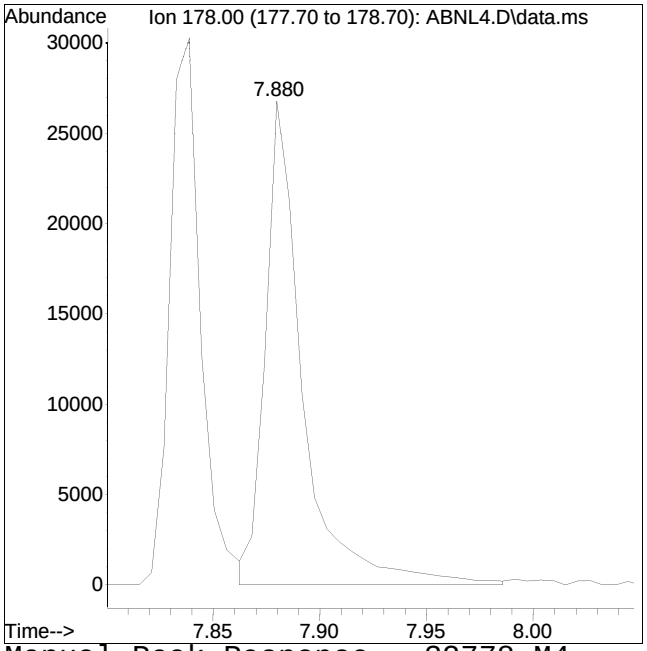

Manual Peak Response = 32778 M4

M4 = Poor automated baseline construction.

Manual Integration Report

Data Path : I:\8270\Mork\200911ICAL\ QMethod : FS200911mork.m
Data File : ABNL4.D Operator : MORK:dw
Date Inj'd : 9/11/2020 9:12 pm Instrument : Mork
Sample : IL7,32,,ABNL5 Lot# 8904 Quant Date : 9/15/2020 12:46 pm

Compound #117: Dibenzo(a,h)anthracene

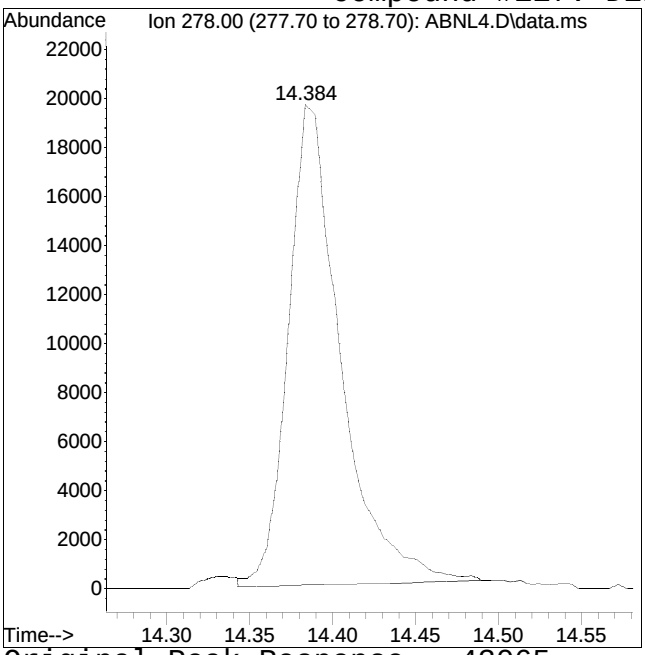

Original Peak Response = 43065

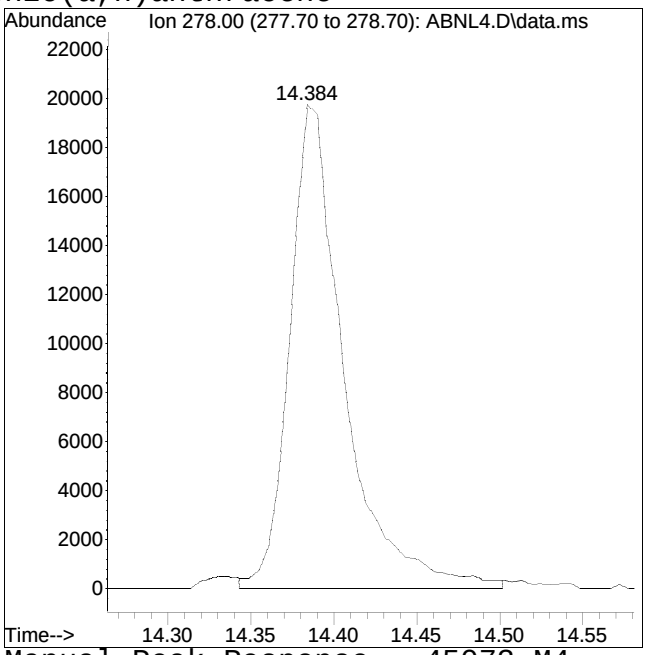

Manual Peak Response = 45073 M4

M4 = Poor automated baseline construction.

Quantitation Report (QT Reviewed)

Data Path : I:\8270\Mork\200911ICAL\
Data File : ABNL3.D
Acq On : 11 Sep 2020 9:36 pm
Operator : MORK:dw
Sample : IL8,32,,ABNL3 Lot# 8903
Misc : WG1412677,,
ALS Vial : 8 Sample Multiplier: 1

Quant Time: Sep 21 20:41:32 2020
Quant Method : I:\8270\Mork\200911ICAL\FS200911mork.m
Quant Title : Semivolatiles by GC/MS by modified 8270
QLast Update : Tue Sep 15 14:03:58 2020
Response via : Initial Calibration

CCAL FILE(s) : 1 - I:\8270\Mork\200911ICAL\ABNL7.D
Sub List : ABNical - ABN ical sublist

Compound	R.T.	QIon	Response	Conc Units	Dev(Min)
Internal Standards					
1) IS1_1,4-Dichlorobenzen...	3.961	152	43096	40.000 ug/ml	0.00
Standard Area 1 = 46244			Recovery = 93.19%		
35) IS1_Naphthalene-d8	5.036	136	178231	40.000 ug/ml	0.00
Standard Area 1 = 188615			Recovery = 94.49%		
63) IS1_Acenaphthene-d10	6.540	164	99407	40.000 ug/ml	0.00
Standard Area 1 = 110185			Recovery = 90.22%		
88) IS1_Phenanthrene-d10	7.815	188	197713	40.000 ug/ml #	0.00
Standard Area 1 = 222088			Recovery = 89.02%		
106) IS1_Chrysene-d12	10.459	240	225691	40.000 ug/ml #	0.00
Standard Area 1 = 263190			Recovery = 85.75%		
115) IS1_Perylene-d12	12.633	264	273166	40.000 ug/ml	0.00
Standard Area 1 = 312140			Recovery = 87.51%		
System Monitoring Compounds					
4) 2-Fluorophenol	2.892	112	3789	2.873 ug/ml	0.00
Spiked Amount 50.000	Range 15 - 110		Recovery = 5.75%#		
7) Phenol-d6	3.667	99	4606	2.899 ug/ml	0.00
Spiked Amount 50.000	Range 15 - 110		Recovery = 5.80%#		
19) Nitrobenzene-d5	4.431	82	3694	2.663 ug/ml	0.00
Spiked Amount 25.000	Range 30 - 130		Recovery = 10.65%#		
46) 2-Fluorobiphenyl	5.976	172	9755	2.968 ug/ml	0.00
Spiked Amount 25.000	Range 30 - 130		Recovery = 11.87%#		
79) 2,4,6-Tribromophenol	7.222	330	1414	2.595 ug/ml	0.00
Spiked Amount 50.000	Range 15 - 110		Recovery = 5.19%#		
98) 4-Terphenyl-d14	9.249	244	14394	2.967 ug/ml	0.00
Spiked Amount 25.000	Range 30 - 130		Recovery = 11.87%#		
Target Compounds					Qvalue
2) n-Nitrosodimethylamine	1.899	74	2623	2.923 ug/ml#	90
3) Pyridine	1.940	79	4493	2.805 ug/ml	93
5) Aniline	3.691	93	5834	2.775 ug/ml	97
6) 2-Chlorophenol	3.785	128	4149	2.879 ug/ml	96
8) Phenol	3.679	94	5119	2.706 ug/ml	96
9) Bis(2-chloroethyl)ether	3.755	93	4491	3.038 ug/ml#	62
10) 1,3-Dichlorobenzene	3.914	146	4846	2.918 ug/ml	96
11) 1,4-Dichlorobenzene	3.973	146	5798M3	3.229 ug/ml	
12) 1,2-Dichlorobenzene	4.102	146	5223	3.090 ug/ml	96
13) Benzyl alcohol	4.084	79	2573	2.502 ug/ml	95
14) Bis(2-chloroisopropyl)...	4.202	45	6800	2.987 ug/ml#	71

Data Path : I:\8270\Mork\200911ICAL\
Data File : ABNL3.D
Acq On : 11 Sep 2020 9:36 pm
Operator : MORK:dw
Sample : IL8,32,,ABNL3 Lot# 8903
Misc : WG1412677,,
ALS Vial : 8 Sample Multiplier: 1

Quant Time: Sep 21 20:41:32 2020
Quant Method : I:\8270\Mork\200911ICAL\FS200911mork.m
Quant Title : Semivolatiles by GC/MS by modified 8270
QLast Update : Tue Sep 15 14:03:58 2020
Response via : Initial Calibration

CCAL FILE(s) : 1 - I:\8270\Mork\200911ICAL\ABNL7.D
Sub List : ABNical - ABN ical sublist

Compound	R.T.	QIon	Response	Conc	Units	Dev(Min)
15) 2-Methylphenol	4.184	108	3595	2.738	ug/ml	95
16) Hexachloroethane	4.384	117	2171	3.129	ug/ml	95
17) n-Nitrosodi-n-propylamine	4.313	70	2683	2.764	ug/ml#	61
18) 3-Methylphenol/4-Methy...	4.319	108	3874	2.926	ug/ml#	96
20) Nitrobenzene	4.449	77	3852	2.685	ug/ml#	78
21) Isophorone	4.648	82	8431	2.890	ug/ml#	94
22) 2-Nitrophenol	4.719	139	1446	1.942	ug/ml#	41
23) 2,4-Dimethylphenol	4.766	107	4140	2.927	ug/ml	91
24) Bis(2-chloroethoxy)met...	4.848	93	4630	2.793	ug/ml#	85
25) 2,4-Dichlorophenol	4.925	162	2936	2.563	ug/ml	98
26) 1,2,4-Trichlorobenzene	4.995	180	3789	2.792	ug/ml	97
36) Naphthalene	5.054	128	14170	3.048	ug/ml	96
37) Benzoic Acid	4.807	105	869	0.852	ug/ml#	1
38) 4-Chloroaniline	5.113	65	1301	2.604	ug/ml	95
39) Hexachlorobutadiene	5.177	225	2346	2.902	ug/ml	93
40) p-Chloro-m-cresol	5.536	107	3338	2.807	ug/ml	85
41) 2-Methylnaphthalene	5.653	142	8514	2.907	ug/ml	98
42) 1-Methylnaphthalene	5.729	115	2854	2.812	ug/ml	93
43) Hexachlorocyclopentadiene	5.794	237	2201	2.328	ug/ml#	93
44) 2,4,6-Trichlorophenol	5.900	196	2005	2.547	ug/ml	91
45) 2,4,5-Trichlorophenol	5.929	196	2667M3	2.678	ug/ml	
47) 2-Chloronaphthalene	6.064	162	8143	2.888	ug/ml	94
48) 2-Nitroaniline	6.164	138	1836	1.945	ug/ml	90
49) 1,4-Dinitrobenzene	6.288	168	537	1.340	ug/ml	91
50) 1,3-Dinitrobenzene	6.352	168	873M3	2.744	ug/ml	
51) Dimethyl phthalate	6.329	163	9933	2.969	ug/ml#	95
52) Acenaphthylene	6.417	152	14215	2.945	ug/ml	94
53) 2,6-Dinitrotoluene	6.376	165	1705	2.467	ug/ml#	80
54) 1,2-Dinitrobenzene	6.417	168	925	2.684	ug/ml	80
64) 3-Nitroaniline	6.517	138	1794	2.170	ug/ml#	43
65) Acenaphthene	6.570	154	8711	3.022	ug/ml	99
66) 2,4-Dinitrophenol	0.000		0	N.D.		
67) Dibenzofuran	6.722	168	12240	3.036	ug/ml	88
68) 2,4-Dinitrotoluene	6.722	165	2225	2.411	ug/ml#	87
69) 4-Nitrophenol	6.675	65	1124	1.884	ug/ml#	77
70) 2,3,5,6-Tetrachlorophenol	6.799	232	2064	2.657	ug/ml	93
71) 2,3,4,6-Tetrachlorophenol	6.834	232	2260	2.653	ug/ml	94
72) Diethyl phthalate	6.940	149	9798	2.833	ug/ml	97
73) Fluorene	7.016	166	9505	2.907	ug/ml	92
74) 4-Chlorophenyl phenyl ...	7.022	204	4415	2.908	ug/ml	91

Quantitation Report (QT Reviewed)

Data Path : I:\8270\Mork\200911ICAL\
Data File : ABNL3.D
Acq On : 11 Sep 2020 9:36 pm
Operator : MORK:dw
Sample : IL8,32,,ABNL3 Lot# 8903
Misc : WG1412677,,
ALS Vial : 8 Sample Multiplier: 1

Quant Time: Sep 21 20:41:32 2020
Quant Method : I:\8270\Mork\200911ICAL\FS200911mork.m
Quant Title : Semivolatiles by GC/MS by modified 8270
QLast Update : Tue Sep 15 14:03:58 2020
Response via : Initial Calibration

CCAL FILE(s) : 1 - I:\8270\Mork\200911ICAL\ABNL7.D
Sub List : ABNical - ABN ical sublist

	Compound	R.T.	QIon	Response	Conc	Units	Dev(Min)
75)	4-Nitroaniline	7.046	138	1526	1.719	ug/ml#	61
76)	4,6-Dinitro-o-cresol	7.075	198	823	3.368	ug/ml#	30
77)	NDPA/DPA	7.128	169	7859	2.836	ug/ml	99
78)	Azobenzene	7.157	77	9987M4	2.968	ug/ml	
80)	4-Bromophenyl phenyl e...	7.445	248	2562	2.815	ug/ml#	88
81)	Hexachlorobenzene	7.492	284	3360	2.932	ug/ml	93
82)	Pentachlorophenol	7.663	266	1527	2.239	ug/ml	87
89)	Phenanthrene	7.833	178	15731	3.005	ug/ml	99
90)	Anthracene	7.880	178	17130	3.037	ug/ml	95
91)	Carbazole	8.027	167	14260	2.862	ug/ml	95
93)	Di-n-butylphthalate	8.356	149	16234	2.714	ug/ml	99
95)	Fluoranthene	8.867	202	17476	2.877	ug/ml	97
96)	Benzidine	9.008	184	8056	2.935	ug/ml#	95
97)	Pyrene	9.073	202	19607	3.045	ug/ml	96
99)	Butyl benzyl phthalate	9.801	149	5897	2.064	ug/ml	93
107)	Benzo(a)anthracene	10.448	228	18990	2.913	ug/ml	98
108)	3,3'-Dichlorobenzidine	10.448	252	6478	2.549	ug/ml	94
109)	Chrysene	10.495	228	21878M4	3.120	ug/ml	
110)	Bis(2-ethylhexyl)phtha...	10.589	149	10677	2.478	ug/ml#	93
111)	Di-n-octylphthalate	11.582	149	15907	1.998	ug/ml#	97
112)	Benzo(b)fluoranthene	12.028	252	19853	2.870	ug/ml	97
113)	Benzo(k)fluoranthene	12.069	252	23934	3.046	ug/ml	98
114)	Benzo(a)pyrene	12.533	252	18705	2.855	ug/ml	95
116)	Indeno(1,2,3-cd)pyrene	14.337	276	18138	2.546	ug/mL	92
117)	Dibenzo(a,h)anthracene	14.384	278	22551M6	2.826	ug/ml	
118)	Benzo(ghi)perylene	14.731	276	24538	2.971	ug/ml	93

(#) = qualifier out of range (m) = manual integration (+) = signals summed

Quantitation Report (QT Reviewed)

Data Path : I:\8270\Mork\200911ICAL\
Data File : ABNL3.D
Acq On : 11 Sep 2020 9:36 pm
Operator : MORK:dw
Sample : IL8,32,,ABNL3 Lot# 8903
Misc : WG1412677,,
ALS Vial : 8 Sample Multiplier: 1

Quant Time: Sep 21 20:41:32 2020
Quant Method : I:\8270\Mork\200911ICAL\FS200911mork.m
Quant Title : Semivolatiles by GC/MS by modified 8270
QLast Update : Tue Sep 15 14:03:58 2020
Response via : Initial Calibration

Sub List : ABNical - ABN ical sublistL\ABNL7.D•

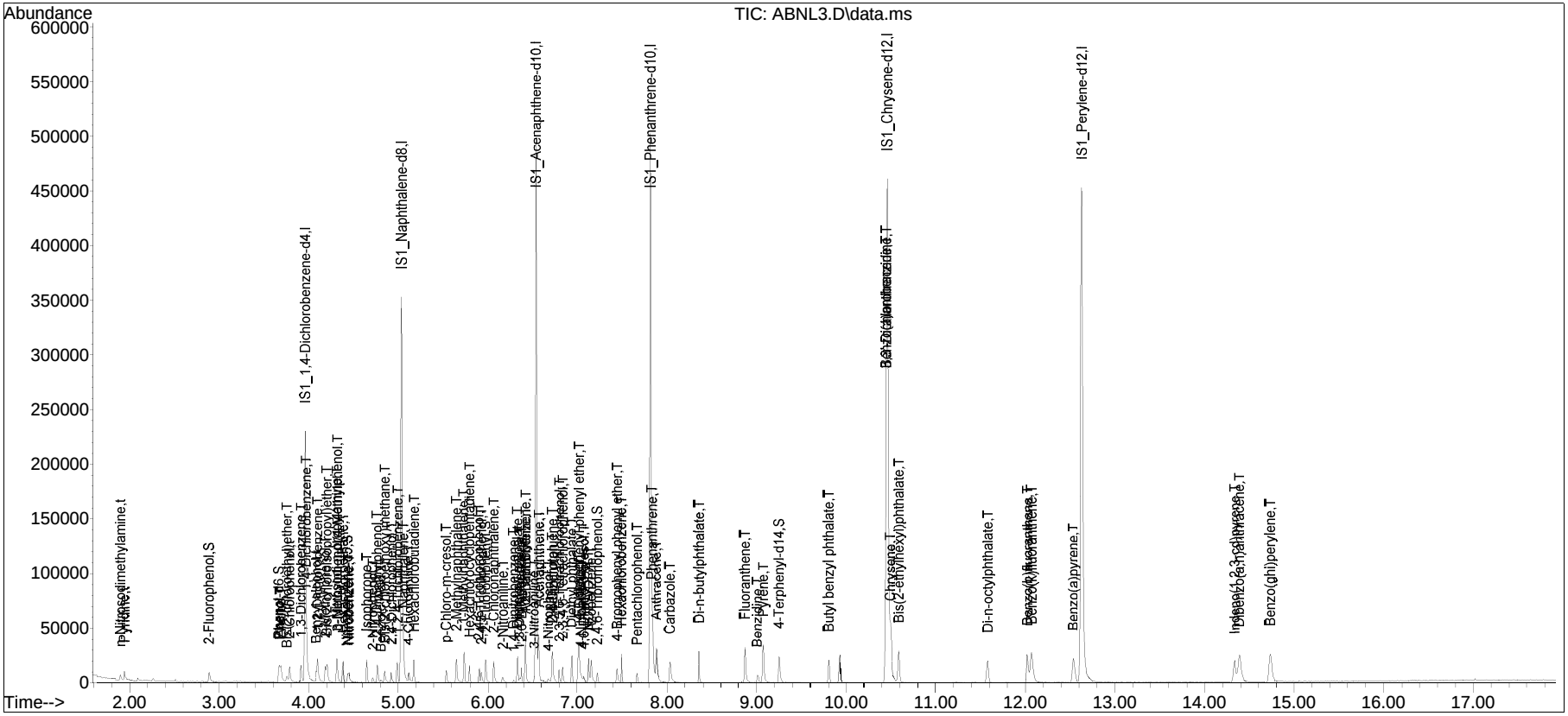

Manual Integration Report

Data Path : I:\8270\Mork\200911ICAL\ QMethod : FS200911mork.m
Data File : ABNL3.D Operator : MORK:dw
Date Inj'd : 9/11/2020 9:36 pm Instrument : Mork
Sample : IL8,32,,ABNL3 Lot# 8903 Quant Date : 9/15/2020 2:06 pm

Compound #11: 1,4-Dichlorobenzene

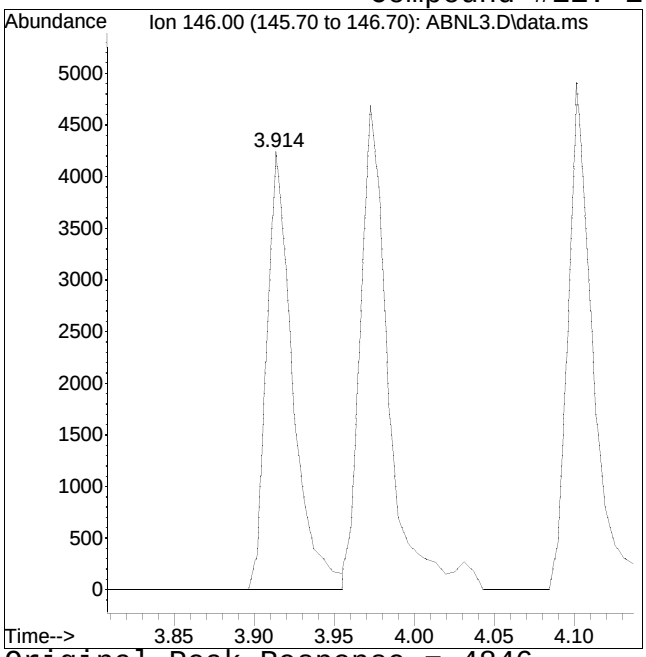

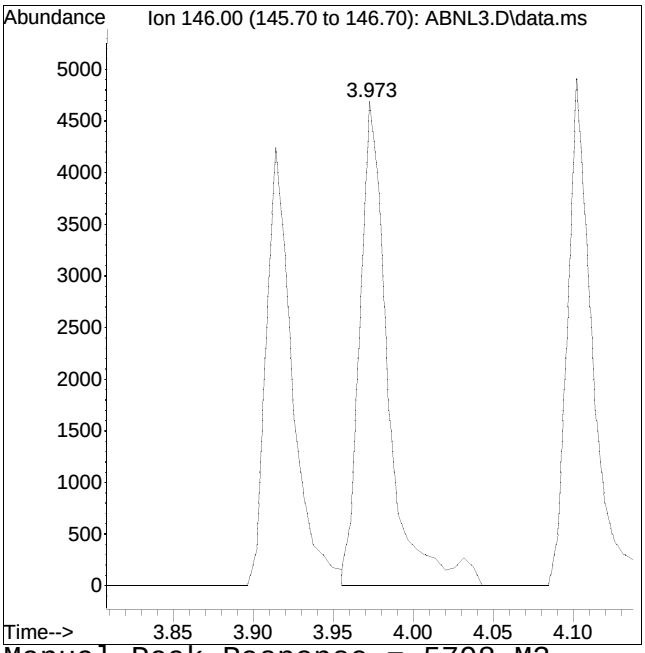

Original Peak Response = 4846 Manual Peak Response = 5798 M3

M3 = Misidentification of the peak (i.e. 1,4-dichlorobenzene identified as 1,3-dichlorobenzene), or misidentification from 2 partially resolved peaks not being split.

Manual Integration Report

Data Path : I:\8270\Mork\200911ICAL\ QMethod : FS200911mork.m
Data File : ABNL3.D Operator : MORK:dw
Date Inj'd : 9/11/2020 9:36 pm Instrument : Mork
Sample : IL8,32,,ABNL3 Lot# 8903 Quant Date : 9/15/2020 2:06 pm

Compound #45: 2,4,5-Trichlorophenol

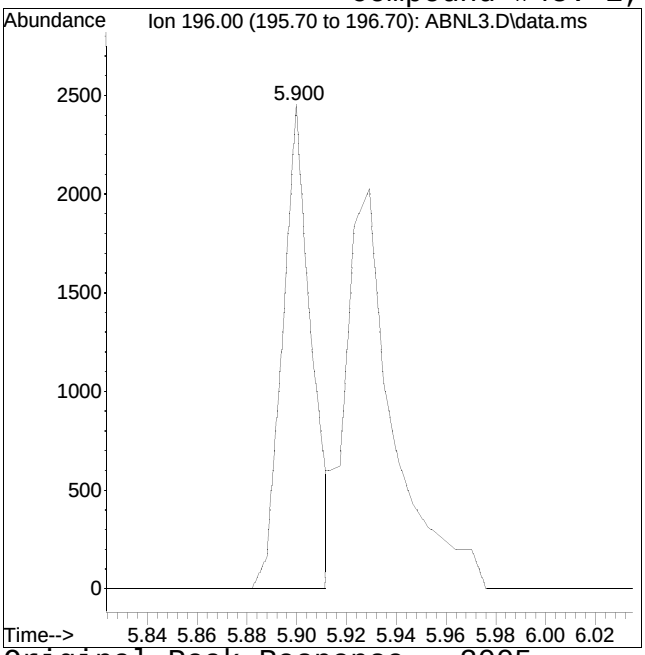

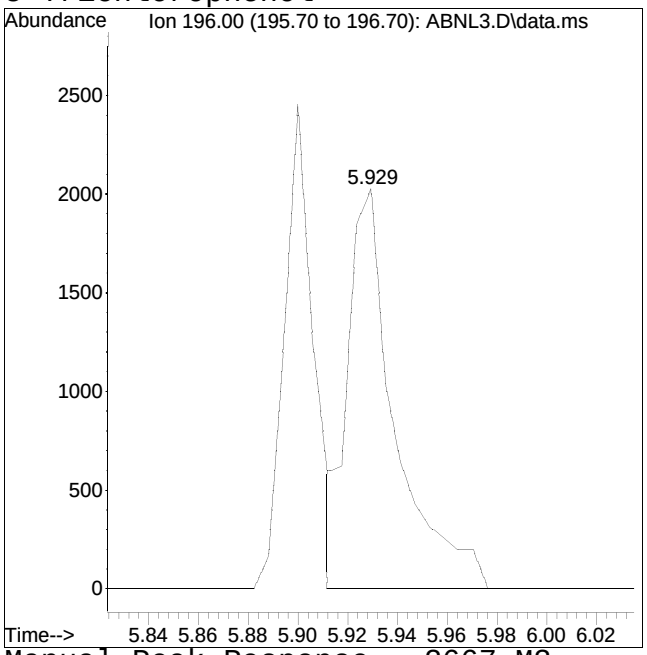

Original Peak Response = 2005 Manual Peak Response = 2667 M3

M3 = Misidentification of the peak (i.e. 1,4-dichlorobenzene identified as 1,3-dichlorobenzene), or misidentification from 2 partially resolved peaks not being split.

Manual Integration Report

Data Path : I:\8270\Mork\200911ICAL\ QMethod : FS200911mork.m
Data File : ABNL3.D Operator : MORK:dw
Date Inj'd : 9/11/2020 9:36 pm Instrument : Mork
Sample : IL8,32,,ABNL3 Lot# 8903 Quant Date : 9/15/2020 2:06 pm

Compound #50: 1,3-Dinitrobenzene

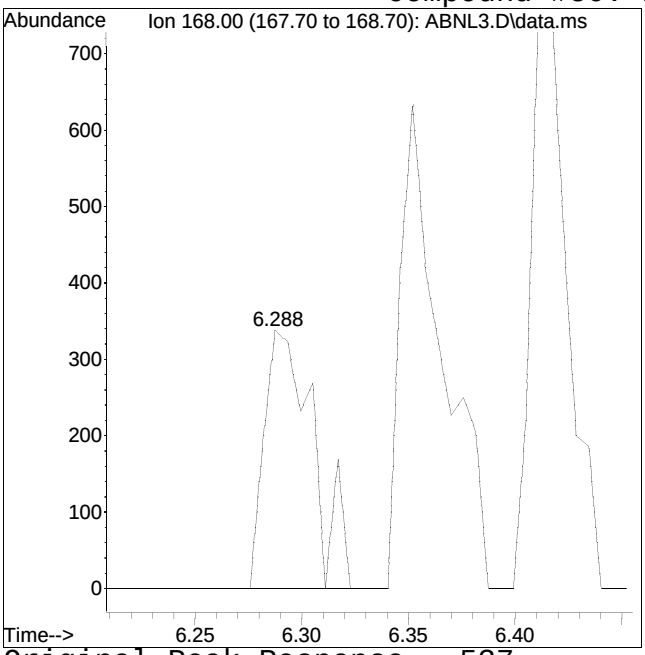

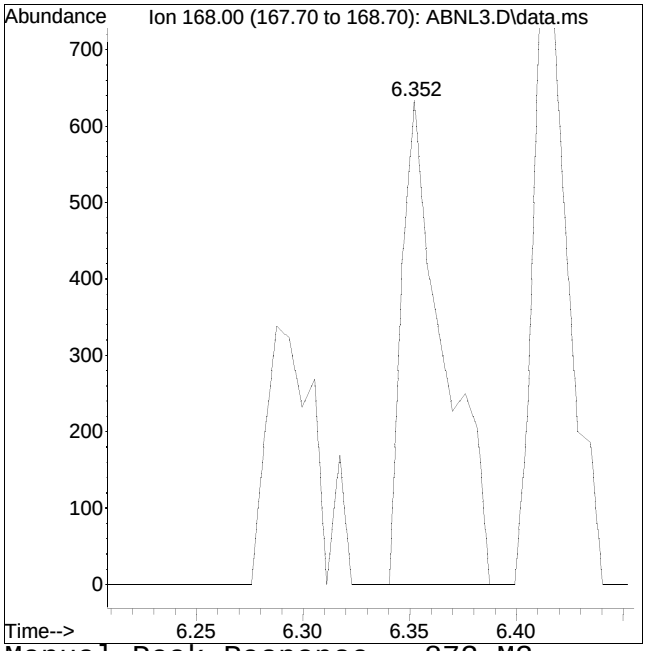

Original Peak Response = 537 Manual Peak Response = 873 M3

M3 = Misidentification of the peak (i.e. 1,4-dichlorobenzene identified as 1,3-dichlorobenzene), or misidentification from 2 partially resolved peaks not being split.

Manual Integration Report

Data Path : I:\8270\Mork\200911ICAL\ QMethod : FS200911mork.m
Data File : ABNL3.D Operator : MORK:dw
Date Inj'd : 9/11/2020 9:36 pm Instrument : Mork
Sample : IL8,32,,ABNL3 Lot# 8903 Quant Date : 9/15/2020 2:06 pm

Compound #78: Azobenzene

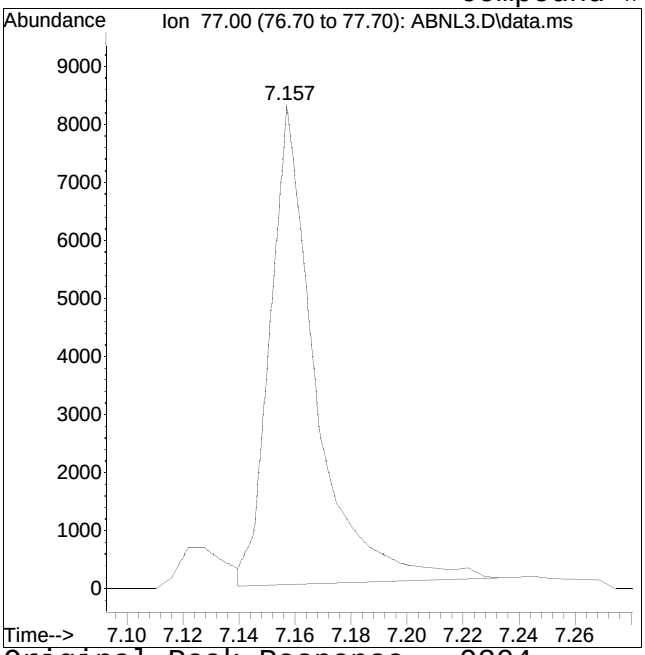

Original Peak Response = 9304

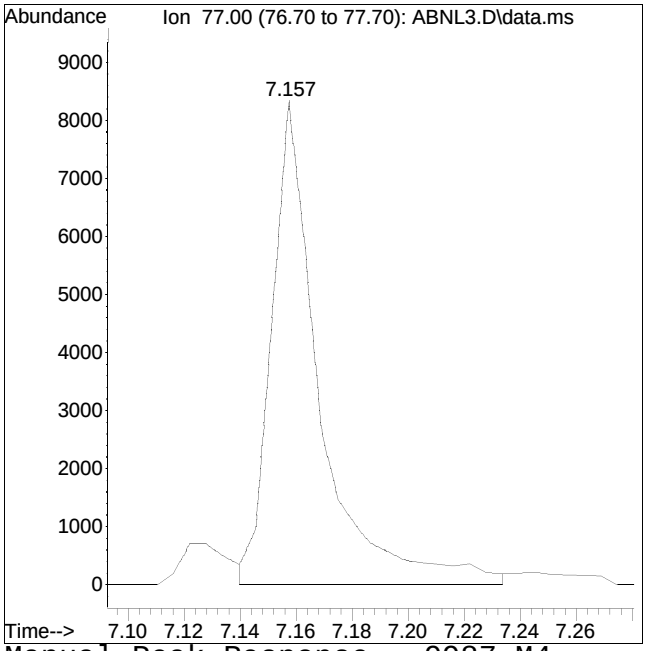

Manual Peak Response = 9987 M4

M4 = Poor automated baseline construction.

Manual Integration Report

Data Path : I:\8270\Mork\200911ICAL\ QMethod : FS200911mork.m
Data File : ABNL3.D Operator : MORK:dw
Date Inj'd : 9/11/2020 9:36 pm Instrument : Mork
Sample : IL8,32,,ABNL3 Lot# 8903 Quant Date : 9/15/2020 2:06 pm

Compound #109: Chrysene

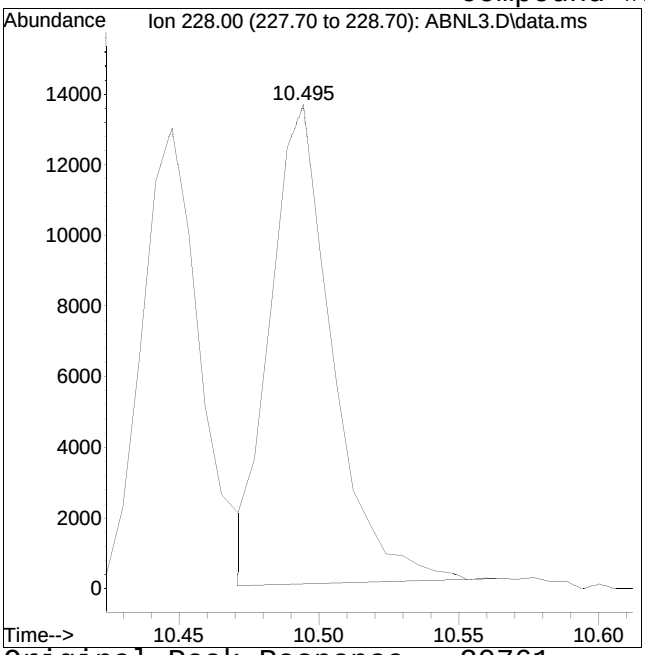

Original Peak Response = 20761

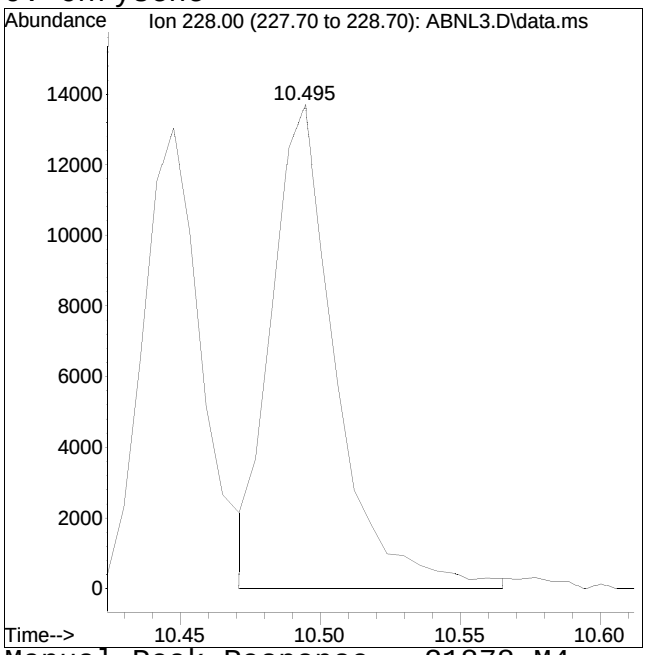

Manual Peak Response = 21878 M4

M4 = Poor automated baseline construction.

Manual Integration Report

Data Path : I:\8270\Mork\200911ICAL\ QMethod : FS200911mork.m
Data File : ABNL3.D Operator : MORK:dw
Date Inj'd : 9/11/2020 9:36 pm Instrument : Mork
Sample : IL8,32,,ABNL3 Lot# 8903 Quant Date : 9/15/2020 2:06 pm

Compound #117: Dibenzo(a,h)anthracene

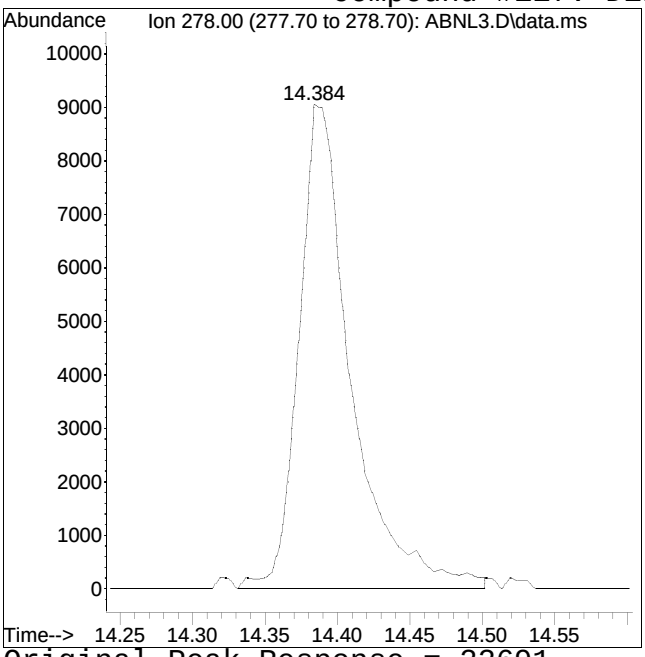

Original Peak Response = 22691

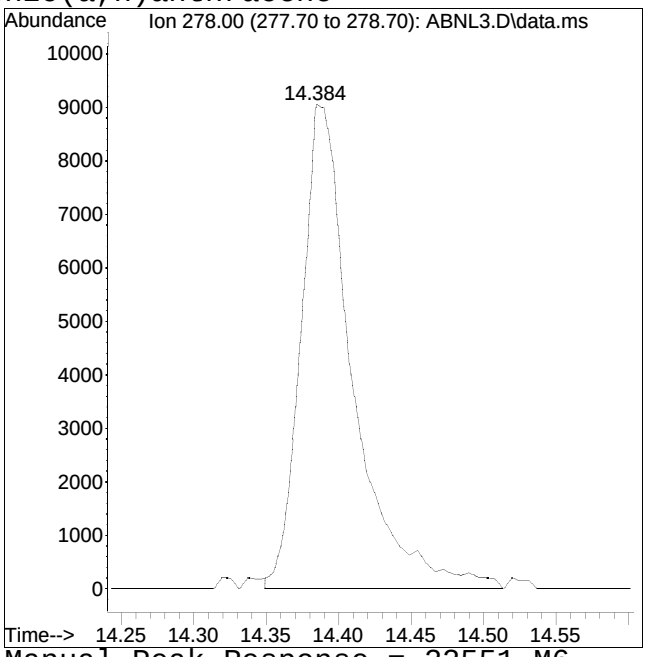

Manual Peak Response = 22551 M6

M6 = Misassignment of peak valley by automated integration (poor split of 2 peaks).

Quantitation Report (QT Reviewed)

Data Path : I:\8270\Mork\200911ICAL\
Data File : ABNL2.D
Acq On : 11 Sep 2020 9:59 pm
Operator : MORK:dw
Sample : IL9,32,,ABNL2 Lot# 8902
Misc : WG1412677,,
ALS Vial : 9 Sample Multiplier: 1

Quant Time: Sep 15 14:06:30 2020
Quant Method : I:\8270\Mork\200911ICAL\FS200911mork.m
Quant Title : Semivolatiles by GC/MS by modified 8270
QLast Update : Tue Sep 15 14:03:58 2020
Response via : Initial Calibration

CCAL FILE(s) : 1 - I:\8270\Mork\200911ICAL\ABNL7.D
Sub List : ABNical - ABN ical sublist

Compound	R.T.	QIon	Response	Conc Units	Dev(Min)
Internal Standards					
1) IS1_1,4-Dichlorobenzen...	3.961	152	48259	40.000 ug/ml	0.00
Standard Area 1 = 46244			Recovery = 104.36%		
35) IS1_Naphthalene-d8	5.036	136	198854	40.000 ug/ml	0.00
Standard Area 1 = 188615			Recovery = 105.43%		
63) IS1_Acenaphthene-d10	6.540	164	108243	40.000 ug/ml	0.00
Standard Area 1 = 110185			Recovery = 98.24%		
88) IS1_Phenanthrene-d10	7.815	188	208321	40.000 ug/ml	# 0.00
Standard Area 1 = 222088			Recovery = 93.80%		
106) IS1_Chrysene-d12	10.459	240	237935	40.000 ug/ml	# 0.00
Standard Area 1 = 263190			Recovery = 90.40%		
115) IS1_Perylene-d12	12.633	264	278022	40.000 ug/ml	0.00
Standard Area 1 = 312140			Recovery = 89.07%		
System Monitoring Compounds					
4) 2-Fluorophenol	2.892	112	2786	1.887 ug/ml	0.00
Spiked Amount 50.000	Range 15 - 110		Recovery = 3.77%#		
7) Phenol-d6	3.667	99	3205	1.801 ug/ml	0.00
Spiked Amount 50.000	Range 15 - 110		Recovery = 3.60%#		
19) Nitrobenzene-d5	4.431	82	2609	1.679 ug/ml	0.00
Spiked Amount 25.000	Range 30 - 130		Recovery = 6.72%#		
46) 2-Fluorobiphenyl	5.970	172	7783	2.122 ug/ml	0.00
Spiked Amount 25.000	Range 30 - 130		Recovery = 8.49%#		
79) 2,4,6-Tribromophenol	7.222	330	1108	1.868 ug/ml	0.00
Spiked Amount 50.000	Range 15 - 110		Recovery = 3.74%#		
98) 4-Terphenyl-d14	9.249	244	10755	2.104 ug/ml	0.00
Spiked Amount 25.000	Range 30 - 130		Recovery = 8.42%#		
Target Compounds					Qvalue
2) n-Nitrosodimethylamine	1.899	74	1869	1.860 ug/ml#	91
3) Pyridine	1.946	79	3388	1.889 ug/ml	94
5) Aniline	3.691	93	4402	1.870 ug/ml	96
6) 2-Chlorophenol	3.785	128	3167	1.963 ug/ml	93
8) Phenol	3.679	94	4055	1.915 ug/ml	97
9) Bis(2-chloroethyl)ether	3.755	93	3381	2.042 ug/ml#	62
10) 1,3-Dichlorobenzene	3.914	146	4084	2.196 ug/ml	92
11) 1,4-Dichlorobenzene	3.973	146	4319M3	2.148 ug/ml	
12) 1,2-Dichlorobenzene	4.102	146	4129	2.182 ug/ml	98
13) Benzyl alcohol	4.090	79	1980	1.719 ug/ml	97
14) Bis(2-chloroisopropyl)...	4.202	45	5442	2.135 ug/ml#	75

Quantitation Report (QT Reviewed)

Data Path : I:\8270\Mork\200911ICAL\
Data File : ABNL2.D
Acq On : 11 Sep 2020 9:59 pm
Operator : MORK:dw
Sample : IL9,32,,ABNL2 Lot# 8902
Misc : WG1412677,,
ALS Vial : 9 Sample Multiplier: 1

Quant Time: Sep 15 14:06:30 2020
Quant Method : I:\8270\Mork\200911ICAL\FS200911mork.m
Quant Title : Semivolatiles by GC/MS by modified 8270
QLast Update : Tue Sep 15 14:03:58 2020
Response via : Initial Calibration

CCAL FILE(s) : 1 - I:\8270\Mork\200911ICAL\ABNL7.D
Sub List : ABNical - ABN ical sublist

Compound	R.T.	QIon	Response	Conc	Units	Dev(Min)
15) 2-Methylphenol	4.184	108	3036	2.065	ug/ml	90
16) Hexachloroethane	4.384	117	1677	2.158	ug/ml	94
17) n-Nitrosodi-n-propylamine	4.313	70	2019	1.858	ug/ml#	61
18) 3-Methylphenol/4-Methy...	4.319	108	2887	1.947	ug/ml#	93
20) Nitrobenzene	4.449	77	3215	2.001	ug/ml#	73
21) Isophorone	4.648	82	6472	1.981	ug/ml#	93
22) 2-Nitrophenol	4.725	139	1048	1.257	ug/ml#	41
23) 2,4-Dimethylphenol	4.772	107	2862	1.807	ug/ml	97
24) Bis(2-chloroethoxy)met...	4.848	93	3566	1.921	ug/ml#	87
25) 2,4-Dichlorophenol	4.925	162	2280	1.778	ug/ml	97
26) 1,2,4-Trichlorobenzene	4.995	180	3226	2.123	ug/ml	95
36) Naphthalene	5.054	128	11071	2.135	ug/ml	96
37) Benzoic Acid	0.000		0	N.D.		
38) 4-Chloroaniline	5.113	65	947	1.699	ug/ml#	93
39) Hexachlorobutadiene	5.177	225	1936	2.147	ug/ml	91
40) p-Chloro-m-cresol	5.536	107	2170	1.636	ug/ml#	85
41) 2-Methylnaphthalene	5.653	142	6755M3	2.067	ug/ml	
42) 1-Methylnaphthalene	5.735	115	2236	1.974	ug/ml	99
43) Hexachlorocyclopentadiene	5.794	237	1613	1.529	ug/ml#	89
44) 2,4,6-Trichlorophenol	5.900	196	1562	1.779	ug/ml#	85
45) 2,4,5-Trichlorophenol	5.929	196	1998	1.798	ug/ml#	80
47) 2-Chloronaphthalene	6.064	162	6067	1.928	ug/ml	94
48) 2-Nitroaniline	6.170	138	1226	1.164	ug/ml#	80
49) 1,4-Dinitrobenzene	6.288	168	415M3	0.928	ug/ml	
50) 1,3-Dinitrobenzene	6.352	168	738	2.341	ug/ml	85
51) Dimethyl phthalate	6.329	163	7653	2.050	ug/ml#	92
52) Acenaphthylene	6.417	152	11096	2.060	ug/ml	93
53) 2,6-Dinitrotoluene	6.370	165	1234	1.600	ug/ml#	72
54) 1,2-Dinitrobenzene	6.417	168	619	1.610	ug/ml#	66
64) 3-Nitroaniline	6.517	138	1231	1.367	ug/ml#	83
65) Acenaphthene	6.570	154	7373	2.349	ug/ml	95
66) 2,4-Dinitrophenol	0.000		0	N.D.		
67) Dibenzofuran	6.722	168	9528	2.170	ug/ml	88
68) 2,4-Dinitrotoluene	6.722	165	1549	1.541	ug/ml#	81
69) 4-Nitrophenol	6.681	65	715	1.101	ug/ml#	54
70) 2,3,5,6-Tetrachlorophenol	6.799	232	1470	1.738	ug/ml	98
71) 2,3,4,6-Tetrachlorophenol	6.834	232	1850M3	1.994	ug/ml	
72) Diethyl phthalate	6.940	149	7426	1.972	ug/ml	98
73) Fluorene	7.016	166	7500	2.107	ug/ml	93
74) 4-Chlorophenyl phenyl ...	7.022	204	3620	2.189	ug/ml	95

Quantitation Report (QT Reviewed)

Data Path : I:\8270\Mork\200911ICAL\
Data File : ABNL2.D
Acq On : 11 Sep 2020 9:59 pm
Operator : MORK:dw
Sample : IL9,32,,ABNL2 Lot# 8902
Misc : WG1412677,,
ALS Vial : 9 Sample Multiplier: 1

Quant Time: Sep 15 14:06:30 2020
Quant Method : I:\8270\Mork\200911ICAL\FS200911mork.m
Quant Title : Semivolatiles by GC/MS by modified 8270
QLast Update : Tue Sep 15 14:03:58 2020
Response via : Initial Calibration

CCAL FILE(s) : 1 - I:\8270\Mork\200911ICAL\ABNL7.D
Sub List : ABNical - ABN ical sublist

	Compound	R.T.	QIon	Response	Conc	Units	Dev(Min)
75)	4-Nitroaniline	7.046	138	1080	1.118	ug/ml	94
76)	4,6-Dinitro-o-cresol	0.000		0	N.D.		
77)	NDPA/DPA	7.128	169	6253	2.072	ug/ml	96
78)	Azobenzene	7.157	77	7345	2.005	ug/ml#	92
80)	4-Bromophenyl phenyl e...	7.445	248	1696	1.711	ug/ml#	80
81)	Hexachlorobenzene	7.492	284	2620	2.099	ug/ml	94
82)	Pentachlorophenol	7.668	266	1073	1.445	ug/ml	90
89)	Phenanthrene	7.833	178	12119	2.197	ug/ml	99
90)	Anthracene	7.880	178	12546	2.111	ug/ml	96
91)	Carbazole	8.033	167	10904	2.077	ug/ml	94
93)	Di-n-butylphthalate	8.356	149	11960	1.898	ug/ml	98
95)	Fluoranthene	8.867	202	13514	2.112	ug/ml	95
96)	Benzidine	9.014	184	5714	2.358	ug/ml#	85
97)	Pyrene	9.073	202	14630	2.156	ug/ml	95
99)	Butyl benzyl phthalate	9.801	149	4223	1.403	ug/ml	92
107)	Benzo(a)anthracene	10.448	228	14195	2.066	ug/ml	97
108)	3,3'-Dichlorobenzidine	10.448	252	4457	1.663	ug/ml#	94
109)	Chrysene	10.495	228	16617	2.248	ug/ml	93
110)	Bis(2-ethylhexyl)phtha...	10.589	149	7186	1.582	ug/ml#	91
111)	Di-n-octylphthalate	11.582	149	10397	1.238	ug/ml#	98
112)	Benzo(b)fluoranthene	12.028	252	12519	1.717	ug/ml	97
113)	Benzo(k)fluoranthene	12.069	252	17416M4	2.102	ug/ml	
114)	Benzo(a)pyrene	12.533	252	12879	1.865	ug/ml	96
116)	Indeno(1,2,3-cd)pyrene	14.331	276	12854	1.773	ug/mL	94
117)	Dibenzo(a,h)anthracene	14.390	278	15570	1.917	ug/ml	98
118)	Benzo(ghi)perylene	14.731	276	16876	2.008	ug/ml	96

(#) = qualifier out of range (m) = manual integration (+) = signals summed

Quantitation Report (QT Reviewed)

Data Path : I:\8270\Mork\200911ICAL\
Data File : ABNL2.D
Acq On : 11 Sep 2020 9:59 pm
Operator : MORK:dw
Sample : IL9,32,,ABNL2 Lot# 8902
Misc : WG1412677,,
ALS Vial : 9 Sample Multiplier: 1

Quant Time: Sep 15 14:06:30 2020
Quant Method : I:\8270\Mork\200911ICAL\FS200911mork.m
Quant Title : Semivolatiles by GC/MS by modified 8270
QLast Update : Tue Sep 15 14:03:58 2020
Response via : Initial Calibration

Sub List : ABNical - ABN ical sublistL\ABNL7.D•

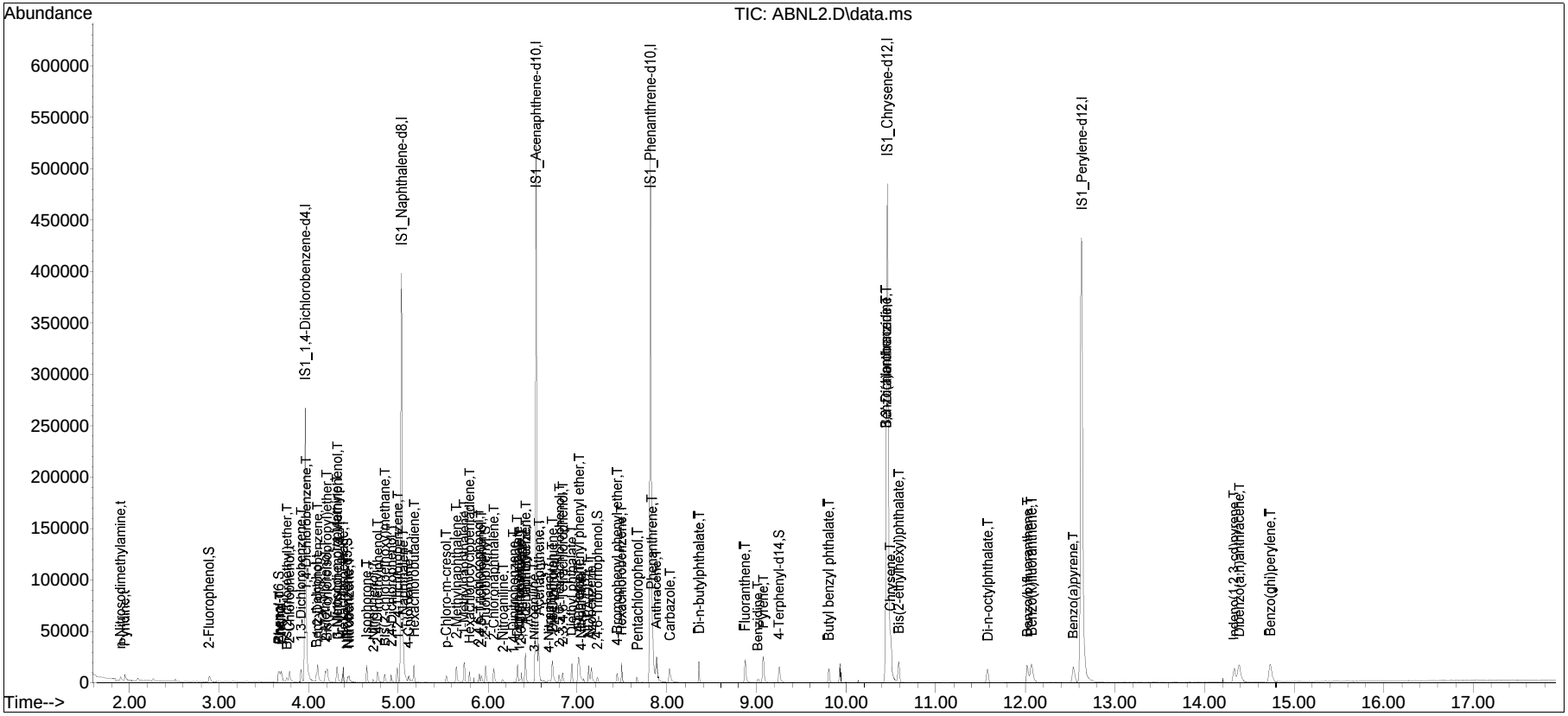

Manual Integration Report

Data Path : I:\8270\Mork\200911ICAL\ QMethod : FS200911mork.m
Data File : ABNL2.D Operator : MORK:dw
Date Inj'd : 9/11/2020 9:59 pm Instrument : Mork
Sample : IL9,32,,ABNL2 Lot# 8902 Quant Date : 9/15/2020 2:06 pm

Compound #11: 1,4-Dichlorobenzene

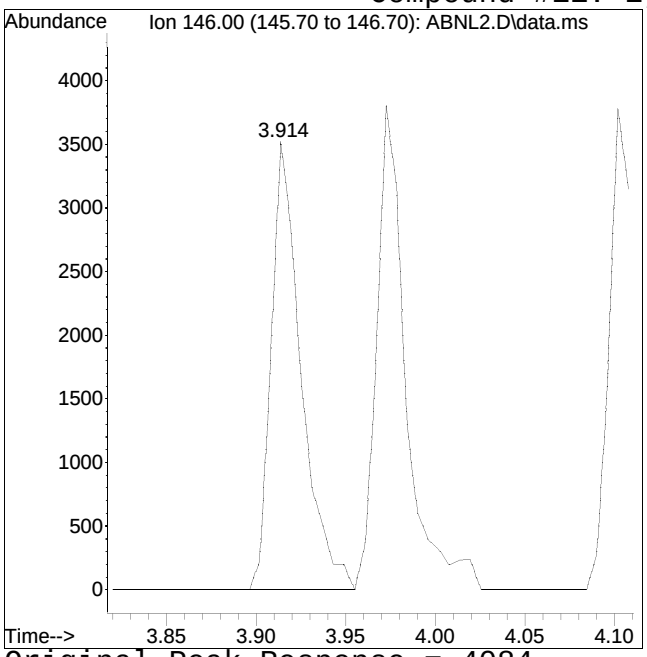

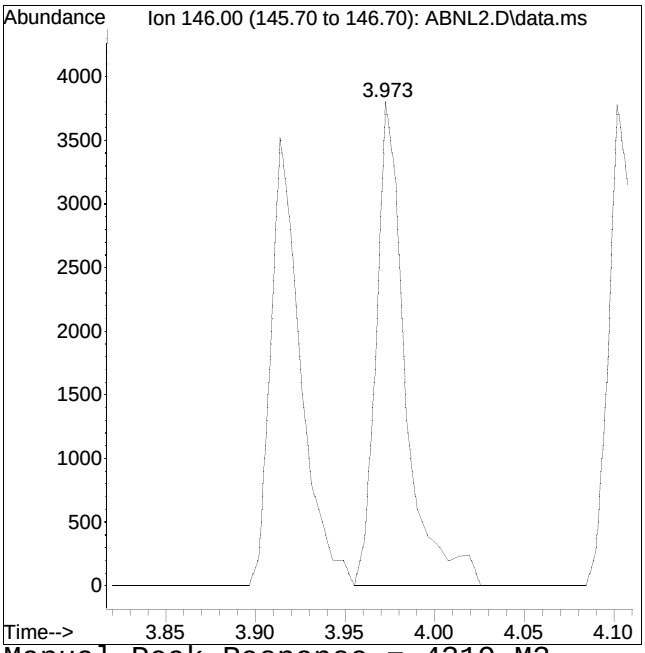

Original Peak Response = 4084 Manual Peak Response = 4319 M3

M3 = Misidentification of the peak (i.e. 1,4-dichlorobenzene identified as 1,3-dichlorobenzene), or misidentification from 2 partially resolved peaks not being split.

Manual Integration Report

Data Path : I:\8270\Mork\200911ICAL\ QMethod : FS200911mork.m
Data File : ABNL2.D Operator : MORK:dw
Date Inj'd : 9/11/2020 9:59 pm Instrument : Mork
Sample : IL9,32,,ABNL2 Lot# 8902 Quant Date : 9/15/2020 2:06 pm

Compound #41: 2-Methylnaphthalene

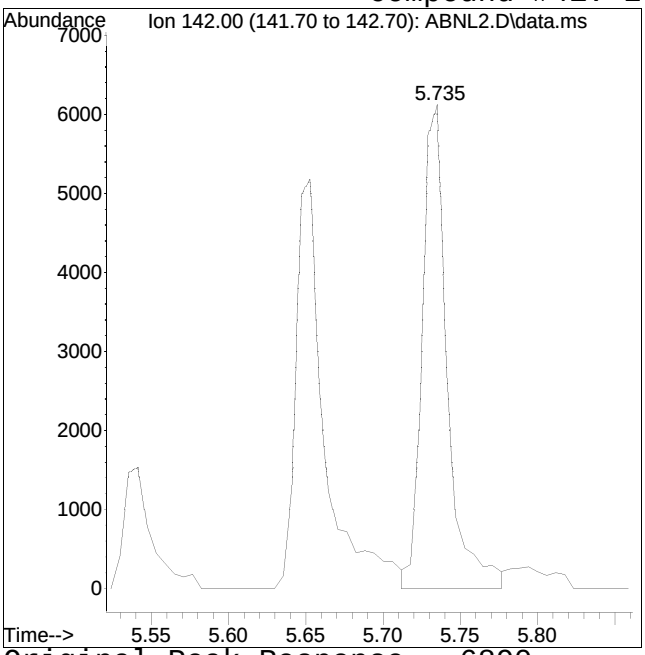

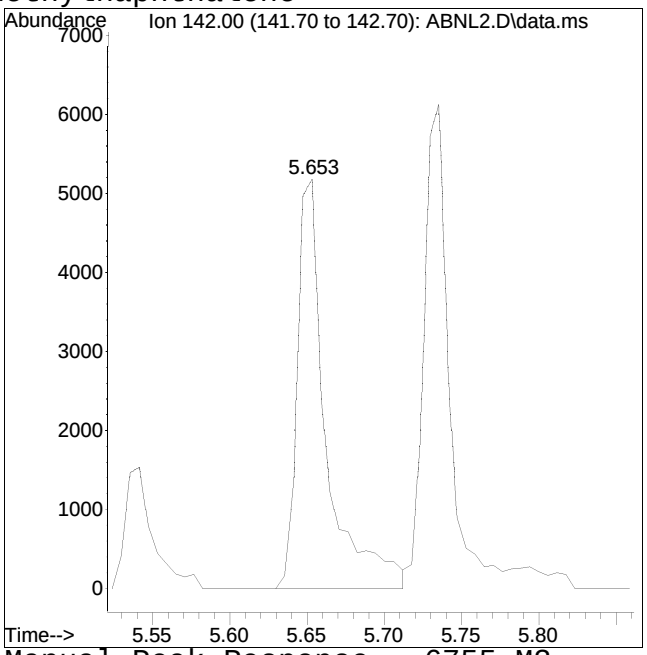

Original Peak Response = 6890 Manual Peak Response = 6755 M3

M3 = Misidentification of the peak (i.e. 1,4-dichlorobenzene identified as 1,3-dichlorobenzene), or misidentification from 2 partially resolved peaks not being split.

Manual Integration Report

Data Path : I:\8270\Mork\200911ICAL\ QMethod : FS200911mork.m
Data File : ABNL2.D Operator : MORK:dw
Date Inj'd : 9/11/2020 9:59 pm Instrument : Mork
Sample : IL9,32,,ABNL2 Lot# 8902 Quant Date : 9/15/2020 2:06 pm

Compound #49: 1,4-Dinitrobenzene

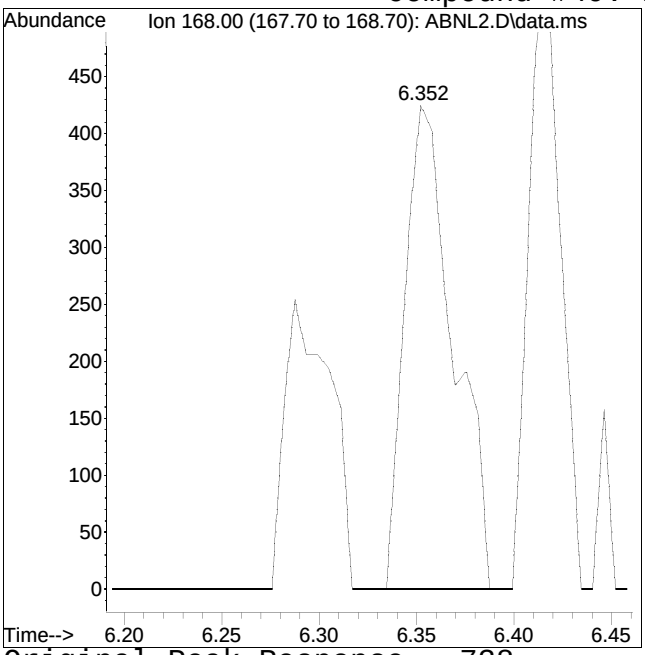

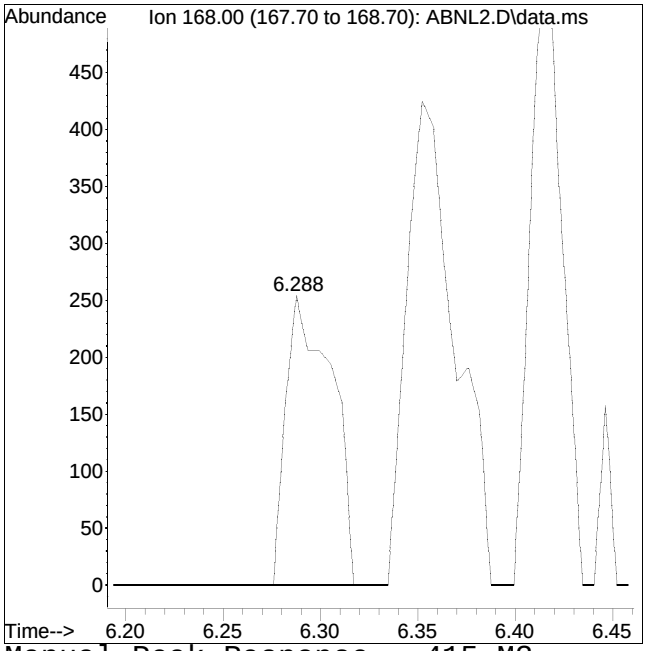

Original Peak Response = 738 Manual Peak Response = 415 M3

M3 = Misidentification of the peak (i.e. 1,4-dichlorobenzene identified as 1,3-dichlorobenzene), or misidentification from 2 partially resolved peaks not being split.

Manual Integration Report

Data Path : I:\8270\Mork\200911ICAL\ QMethod : FS200911mork.m
Data File : ABNL2.D Operator : MORK:dw
Date Inj'd : 9/11/2020 9:59 pm Instrument : Mork
Sample : IL9,32,,ABNL2 Lot# 8902 Quant Date : 9/15/2020 2:06 pm

Compound #71: 2,3,4,6-Tetrachlorophenol

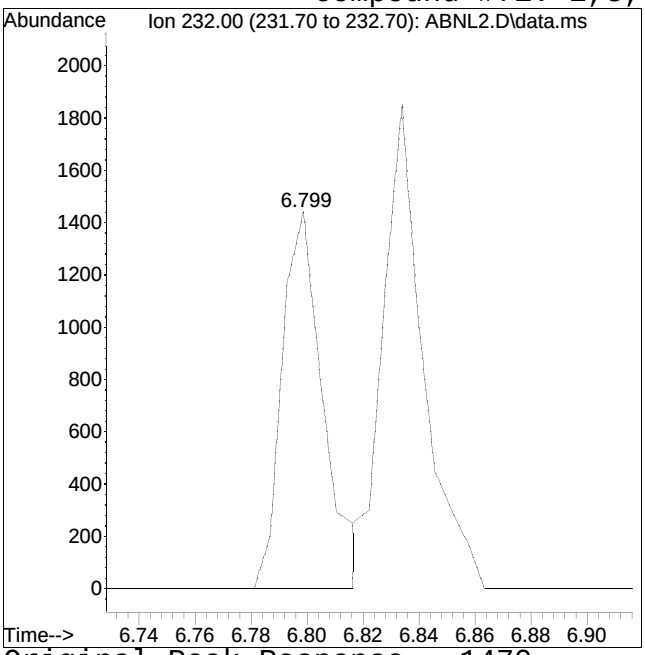

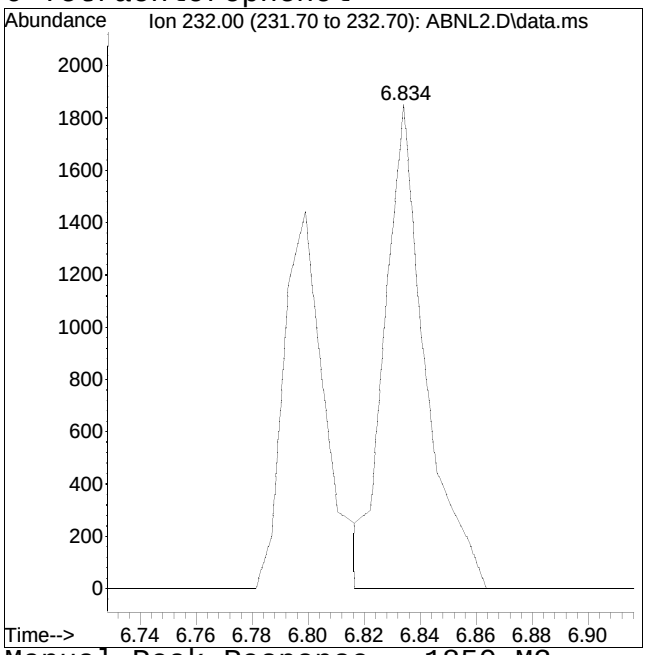

Original Peak Response = 1470 Manual Peak Response = 1850 M3

M3 = Misidentification of the peak (i.e. 1,4-dichlorobenzene identified as 1,3-dichlorobenzene), or misidentification from 2 partially resolved peaks not being split.

Manual Integration Report

Data Path : I:\8270\Mork\200911ICAL\ QMethod : FS200911mork.m
Data File : ABNL2.D Operator : MORK:dw
Date Inj'd : 9/11/2020 9:59 pm Instrument : Mork
Sample : IL9,32,,ABNL2 Lot# 8902 Quant Date : 9/15/2020 2:06 pm

Compound #113: Benzo(k)fluoranthene

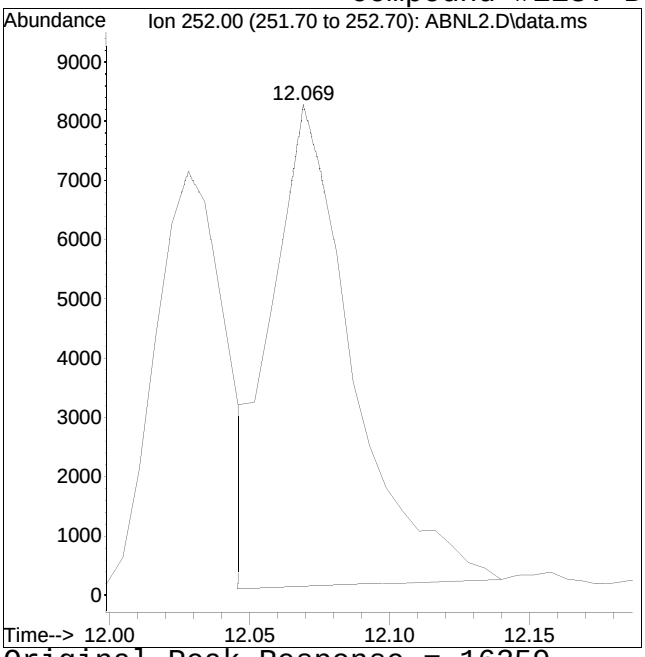

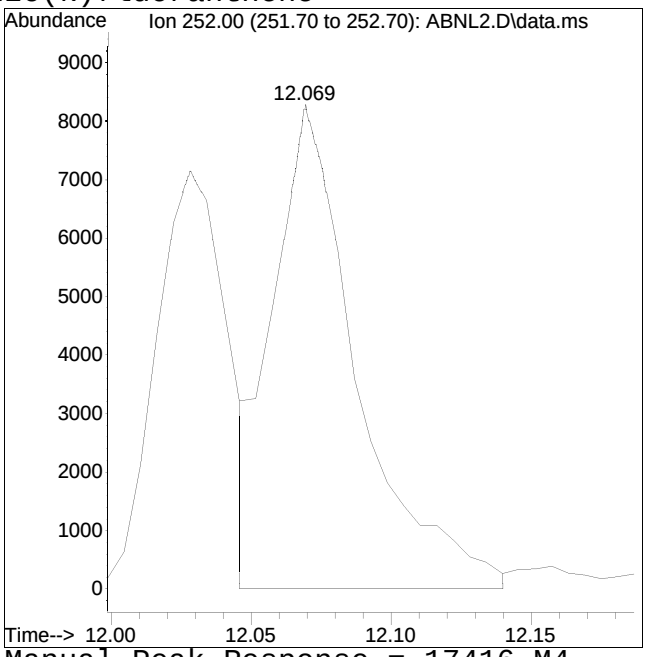

Original Peak Response = 16359 Manual Peak Response = 17416 M4
M4 = Poor automated baseline construction.

Quantitation Report (QT Reviewed)

Data Path : I:\8270\Mork\200911ICAL\
Data File : ABNL1.D
Acq On : 11 Sep 2020 10:23 pm
Operator : MORK:dw
Sample : IL10,32,,ABNL1 Lot# 8901
Misc : WG1412677,,
ALS Vial : 10 Sample Multiplier: 1

Quant Time: Sep 21 18:40:26 2020
Quant Method : I:\8270\Mork\200911ICAL\FS200911mork.m
Quant Title : Semivolatiles by GC/MS by modified 8270
QLast Update : Tue Sep 15 14:03:58 2020
Response via : Initial Calibration

CCAL FILE(s) : 1 - I:\8270\Mork\200911ICAL\ABNL7.D
Sub List : ABNical - ABN ical sublist

Compound	R.T.	QIon	Response	Conc	Units	Dev(Min)
Internal Standards						
1) IS1_1,4-Dichlorobenzen...	3.961	152	47137	40.000	ug/ml	0.00
Standard Area 1 = 46244			Recovery = 101.93%			
35) IS1_Naphthalene-d8	5.036	136	197945	40.000	ug/ml	0.00
Standard Area 1 = 188615			Recovery = 104.95%			
63) IS1_Acenaphthene-d10	6.540	164	103276	40.000	ug/ml	0.00
Standard Area 1 = 110185			Recovery = 93.73%			
88) IS1_Phenanthrene-d10	7.815	188	202729	40.000	ug/ml	# 0.00
Standard Area 1 = 222088			Recovery = 91.28%			
106) IS1_Chrysene-d12	10.459	240	225961	40.000	ug/ml	# 0.00
Standard Area 1 = 263190			Recovery = 85.85%			
115) IS1_Perylene-d12	12.633	264	267688	40.000	ug/ml	0.00
Standard Area 1 = 312140			Recovery = 85.76%			
System Monitoring Compounds						
4) 2-Fluorophenol	2.897	112	1443	1.000	ug/ml	0.00
Spiked Amount 50.000	Range 15 - 110		Recovery = 2.00%#			
7) Phenol-d6	3.667	99	1603	0.922	ug/ml	0.00
Spiked Amount 50.000	Range 15 - 110		Recovery = 1.84%#			
19) Nitrobenzene-d5	4.437	82	1447	0.954	ug/ml	0.01
Spiked Amount 25.000	Range 30 - 130		Recovery = 3.82%#			
46) 2-Fluorobiphenyl	5.976	172	3887	1.065	ug/ml	0.00
Spiked Amount 25.000	Range 30 - 130		Recovery = 4.26%#			
79) 2,4,6-Tribromophenol	0.000	330	0	0.000	ug/ml	
Spiked Amount 50.000	Range 15 - 110		Recovery = 0.00%#			
98) 4-Terphenyl-d14	9.255	244	5240	1.053	ug/ml	0.00
Spiked Amount 25.000	Range 30 - 130		Recovery = 4.21%#			
Target Compounds						Qvalue
2) n-Nitrosodimethylamine	1.904	74	998	1.017	ug/ml#	81
3) Pyridine	1.957	79	1940	1.108	ug/ml	95
5) Aniline	3.696	93	2366	1.029	ug/ml	89
6) 2-Chlorophenol	3.785	128	1482	0.940	ug/ml#	73
8) Phenol	3.679	94	2192	1.060	ug/ml	86
9) Bis(2-chloroethyl)ether	3.755	93	1793	1.109	ug/ml#	51
10) 1,3-Dichlorobenzene	3.914	146	1995	1.098	ug/ml	98
11) 1,4-Dichlorobenzene	3.973	146	2178M3	1.109	ug/ml	
12) 1,2-Dichlorobenzene	4.102	146	1957	1.059	ug/ml	97
13) Benzyl alcohol	4.090	79	941	0.837	ug/ml	95
14) Bis(2-chloroisopropyl)...	4.202	45	2986	1.199	ug/ml#	75

Data Path : I:\8270\Mork\200911ICAL\
Data File : ABNL1.D
Acq On : 11 Sep 2020 10:23 pm
Operator : MORK:dw
Sample : IL10,32,,ABNL1 Lot# 8901
Misc : WG1412677,,
ALS Vial : 10 Sample Multiplier: 1

Quant Time: Sep 21 18:40:26 2020
Quant Method : I:\8270\Mork\200911ICAL\FS200911mork.m
Quant Title : Semivolatiles by GC/MS by modified 8270
QLast Update : Tue Sep 15 14:03:58 2020
Response via : Initial Calibration

CCAL FILE(s) : 1 - I:\8270\Mork\200911ICAL\ABNL7.D
Sub List : ABNical - ABN ical sublist

Compound	R.T.	QIon	Response	Conc	Units	Dev(Min)
15) 2-Methylphenol	4.184	108	1415	0.985	ug/ml#	82
16) Hexachloroethane	4.384	117	984	1.297	ug/ml#	62
17) n-Nitrosodi-n-propylamine	4.313	70	939	0.884	ug/ml#	61
18) 3-Methylphenol/4-Methy...	4.319	108	1231	0.850	ug/ml#	80
20) Nitrobenzene	4.449	77	1576	1.004	ug/ml#	77
21) Isophorone	4.648	82	3550	1.113	ug/ml#	91
22) 2-Nitrophenol	0.000		0	N.D.		
23) 2,4-Dimethylphenol	4.772	107	1496	0.967	ug/ml#	84
24) Bis(2-chloroethoxy)met...	4.848	93	1626	0.897	ug/ml#	49
25) 2,4-Dichlorophenol	4.924	162	1115	0.890	ug/ml#	70
26) 1,2,4-Trichlorobenzene	4.995	180	1569	1.057	ug/ml#	84
36) Naphthalene	5.054	128	6265	1.214	ug/ml	99
37) Benzoic Acid	0.000		0	N.D.		
38) 4-Chloroaniline	0.000		0	N.D.		
39) Hexachlorobutadiene	5.177	225	1142	1.272	ug/ml	93
40) p-Chloro-m-cresol	5.541	107	1138	0.862	ug/ml#	84
41) 2-Methylnaphthalene	5.653	142	3392	1.043	ug/ml	96
42) 1-Methylnaphthalene	5.735	115	1277	1.133	ug/ml	86
43) Hexachlorocyclopentadiene	5.794	237	860	0.819	ug/ml#	28
44) 2,4,6-Trichlorophenol	5.900	196	860	0.984	ug/ml#	80
45) 2,4,5-Trichlorophenol	5.929	196	793	0.717	ug/ml#	74
47) 2-Chloronaphthalene	6.064	162	3368	1.075	ug/ml	94
48) 2-Nitroaniline	6.170	138	546	0.521	ug/ml#	17
49) 1,4-Dinitrobenzene	0.000		0	N.D.		
50) 1,3-Dinitrobenzene	0.000		0	N.D.		
51) Dimethyl phthalate	6.329	163	3930	1.058	ug/ml#	76
52) Acenaphthylene	6.417	152	5932	1.106	ug/ml#	92
53) 2,6-Dinitrotoluene	6.376	165	535	0.697	ug/ml#	3
54) 1,2-Dinitrobenzene	0.000		0	N.D.		
64) 3-Nitroaniline	0.000		0	N.D.		
65) Acenaphthene	6.570	154	3651	1.219	ug/ml	95
66) 2,4-Dinitrophenol	0.000		0	N.D.		
67) Dibenzofuran	6.722	168	5422	1.294	ug/ml	98
68) 2,4-Dinitrotoluene	6.722	165	684	0.713	ug/ml#	14
69) 4-Nitrophenol	0.000		0	N.D.	d	
70) 2,3,5,6-Tetrachlorophenol	6.799	232	667	0.827	ug/ml#	16
71) 2,3,4,6-Tetrachlorophenol	6.834	232	793	0.896	ug/ml#	72
72) Diethyl phthalate	6.940	149	4153	1.156	ug/ml#	82
73) Fluorene	7.016	166	3682	1.084	ug/ml#	92
74) 4-Chlorophenyl phenyl ...	7.028	204	1708	1.083	ug/ml#	75

Quantitation Report (QT Reviewed)

Data Path : I:\8270\Mork\200911ICAL\
Data File : ABNL1.D
Acq On : 11 Sep 2020 10:23 pm
Operator : MORK:dw
Sample : IL10,32,,ABNL1 Lot# 8901
Misc : WG1412677,,
ALS Vial : 10 Sample Multiplier: 1

Quant Time: Sep 21 18:40:26 2020
Quant Method : I:\8270\Mork\200911ICAL\FS200911mork.m
Quant Title : Semivolatiles by GC/MS by modified 8270
QLast Update : Tue Sep 15 14:03:58 2020
Response via : Initial Calibration

CCAL FILE(s) : 1 - I:\8270\Mork\200911ICAL\ABNL7.D
Sub List : ABNical - ABN ical sublist

Compound	R.T.	QIon	Response	Conc	Units	Dev(Min)
75) 4-Nitroaniline	0.000		0	N.D.		
76) 4,6-Dinitro-o-cresol	0.000		0	N.D.		
77) NDPA/DPA	7.128	169	3169	1.101	ug/ml	95
78) Azobenzene	7.157	77	4129	1.181	ug/ml#	76
80) 4-Bromophenyl phenyl e...	7.445	248	1015	1.074	ug/ml#	83
81) Hexachlorobenzene	7.492	284	1416	1.189	ug/ml#	74
82) Pentachlorophenol	0.000		0	N.D.		
89) Phenanthrene	7.839	178	6683	1.245	ug/ml	99
90) Anthracene	7.880	178	6976M3	1.206	ug/ml	
91) Carbazole	8.033	167	5419	1.061	ug/ml#	93
93) Di-n-butylphthalate	8.356	149	6162	1.005	ug/ml#	78
95) Fluoranthene	8.867	202	6979M3	1.121	ug/ml	
96) Benzidine	9.014	184	2358	1.673	ug/ml#	68
97) Pyrene	9.079	202	7410M3	1.122	ug/ml	
99) Butyl benzyl phthalate	9.801	149	2055	0.702	ug/ml#	86
107) Benzo(a)anthracene	10.448	228	7756	1.188	ug/ml	97
108) 3,3'-Dichlorobenzidine	10.448	252	2075	0.815	ug/ml#	79
109) Chrysene	10.495	228	9076	1.293	ug/ml	94
110) Bis(2-ethylhexyl)phtha...	10.589	149	3270	0.758	ug/ml#	95
111) Di-n-octylphthalate	11.581	149	5055	0.634	ug/ml#	76
112) Benzo(b)fluoranthene	12.028	252	6854	0.990	ug/ml	93
113) Benzo(k)fluoranthene	12.069	252	9507	1.208	ug/ml	93
114) Benzo(a)pyrene	12.533	252	6554	0.999	ug/ml#	91
116) Indeno(1,2,3-cd)pyrene	14.331	276	6771	0.970	ug/mL	91
117) Dibenzo(a,h)anthracene	14.390	278	7762	0.993	ug/ml	95
118) Benzo(ghi)perylene	14.731	276	8811	1.089	ug/ml	92

(#) = qualifier out of range (m) = manual integration (+) = signals summed

Quantitation Report (QT Reviewed)

Data Path : I:\8270\Mork\200911ICAL\
Data File : ABNL1.D
Acq On : 11 Sep 2020 10:23 pm
Operator : MORK:dw
Sample : IL10,32,,ABNL1 Lot# 8901
Misc : WG1412677,,
ALS Vial : 10 Sample Multiplier: 1

Quant Time: Sep 21 18:40:26 2020
Quant Method : I:\8270\Mork\200911ICAL\FS200911mork.m
Quant Title : Semivolatiles by GC/MS by modified 8270
QLast Update : Tue Sep 15 14:03:58 2020
Response via : Initial Calibration

Sub List : ABNical - ABN ical sublistL\ABNL7.D•

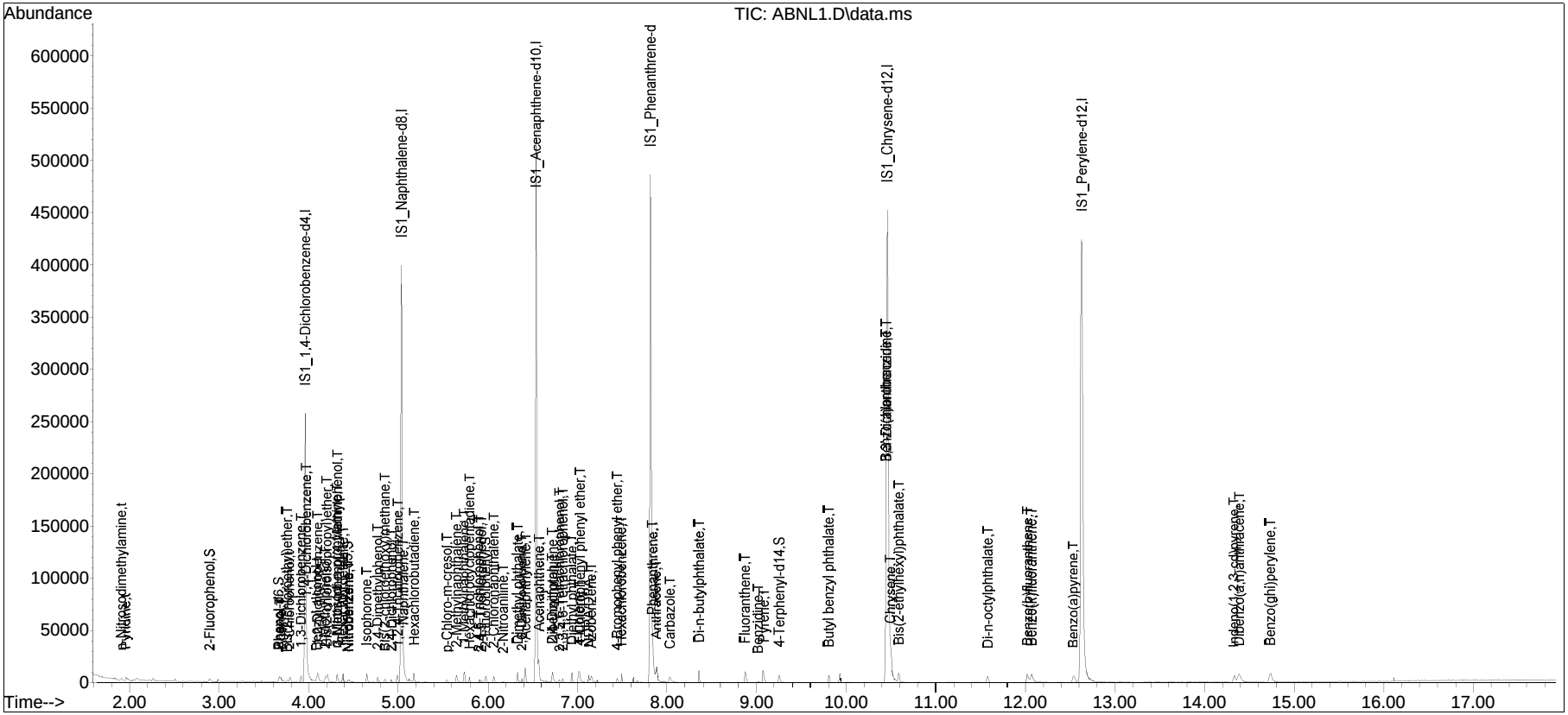

Manual Integration Report

Data Path : I:\8270\Mork\200911ICAL\ QMethod : FS200911mork.m
Data File : ABNL1.D Operator : MORK:dw
Date Inj'd : 9/11/2020 10:23 pm Instrument : Mork
Sample : IL10,32,,ABNL1 Lot# 8901 Quant Date : 9/15/2020 2:05 pm

Compound #11: 1,4-Dichlorobenzene

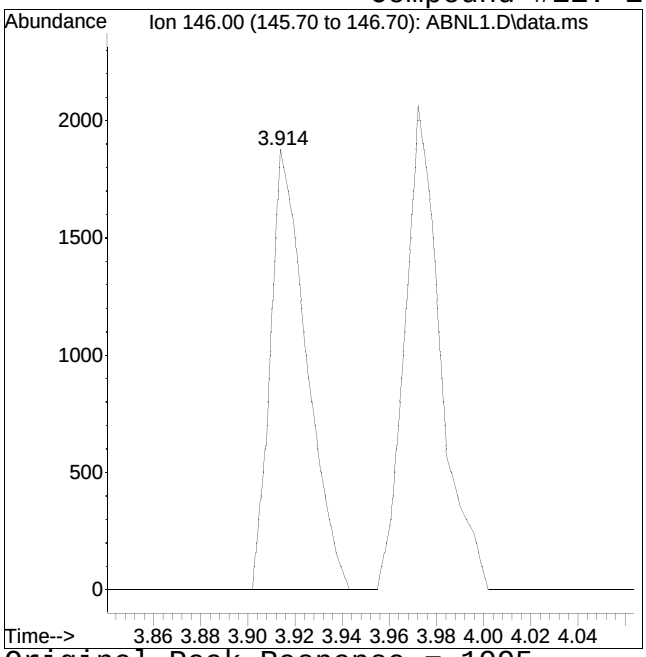

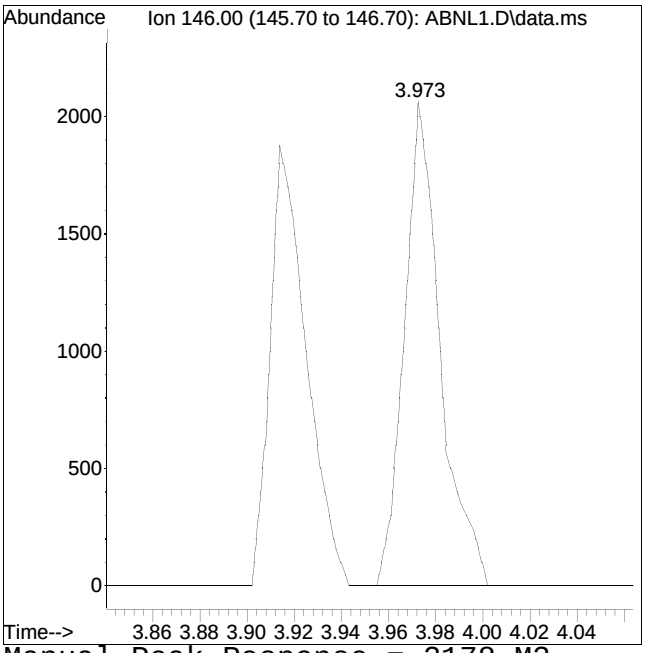

Original Peak Response = 1995 Manual Peak Response = 2178 M3

M3 = Misidentification of the peak (i.e. 1,4-dichlorobenzene identified as 1,3-dichlorobenzene), or misidentification from 2 partially resolved peaks not being split.

Manual Integration Report

Data Path : I:\8270\Mork\200911ICAL\ QMethod : FS200911mork.m
Data File : ABNL1.D Operator : MORK:dw
Date Inj'd : 9/11/2020 10:23 pm Instrument : Mork
Sample : IL10,32,,ABNL1 Lot# 8901 Quant Date : 9/15/2020 2:05 pm

Compound #90: Anthracene

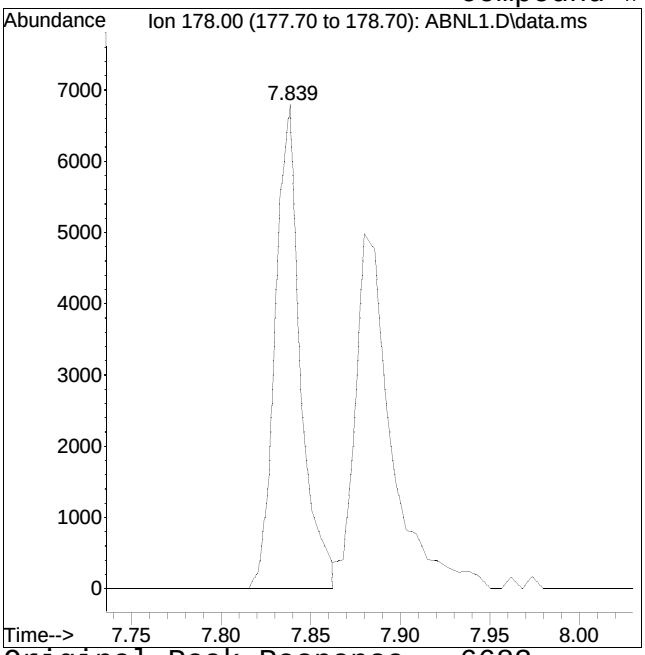

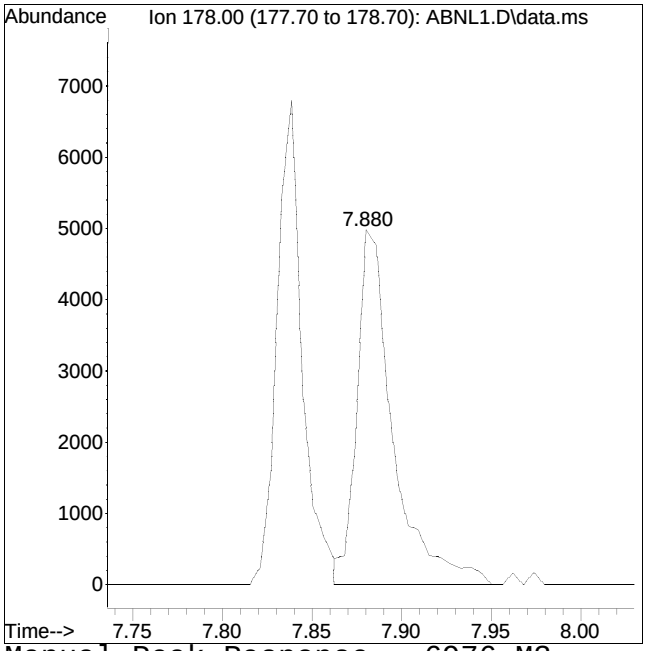

Original Peak Response = 6683 Manual Peak Response = 6976 M3

M3 = Misidentification of the peak (i.e. 1,4-dichlorobenzene identified as 1,3-dichlorobenzene), or misidentification from 2 partially resolved peaks not being split.

Manual Integration Report

Data Path : I:\8270\Mork\200911ICAL\ QMethod : FS200911mork.m
Data File : ABNL1.D Operator : MORK:dw
Date Inj'd : 9/11/2020 10:23 pm Instrument : Mork
Sample : IL10,32,,ABNL1 Lot# 8901 Quant Date : 9/15/2020 2:05 pm

Compound #95: Fluoranthene

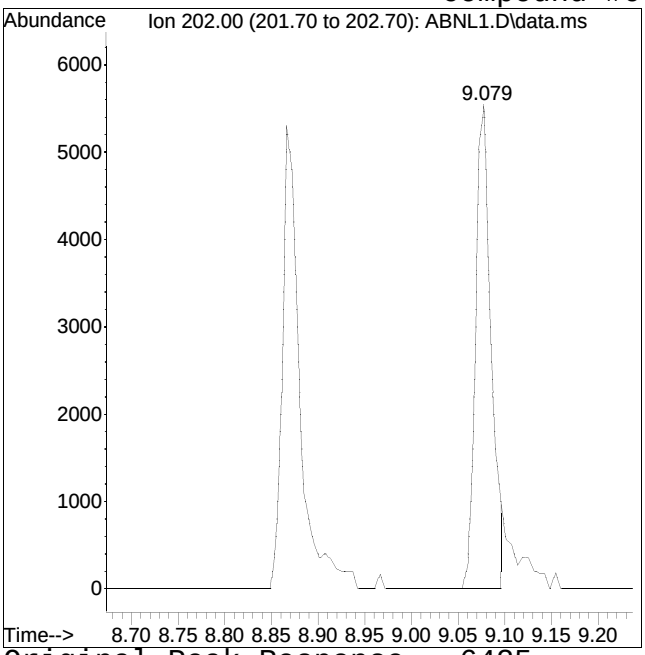

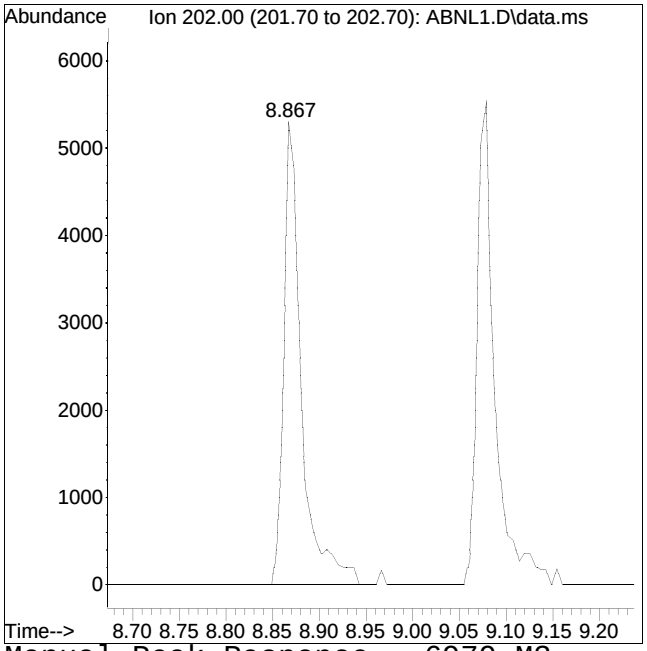

Original Peak Response = 6425 Manual Peak Response = 6979 M3

M3 = Misidentification of the peak (i.e. 1,4-dichlorobenzene identified as 1,3-dichlorobenzene), or misidentification from 2 partially resolved peaks not being split.

Manual Integration Report

Data Path : I:\8270\Mork\200911ICAL\ QMethod : FS200911mork.m
Data File : ABNL1.D Operator : MORK:dw
Date Inj'd : 9/11/2020 10:23 pm Instrument : Mork
Sample : IL10,32,,ABNL1 Lot# 8901 Quant Date : 9/15/2020 2:05 pm

Compound #97: Pyrene

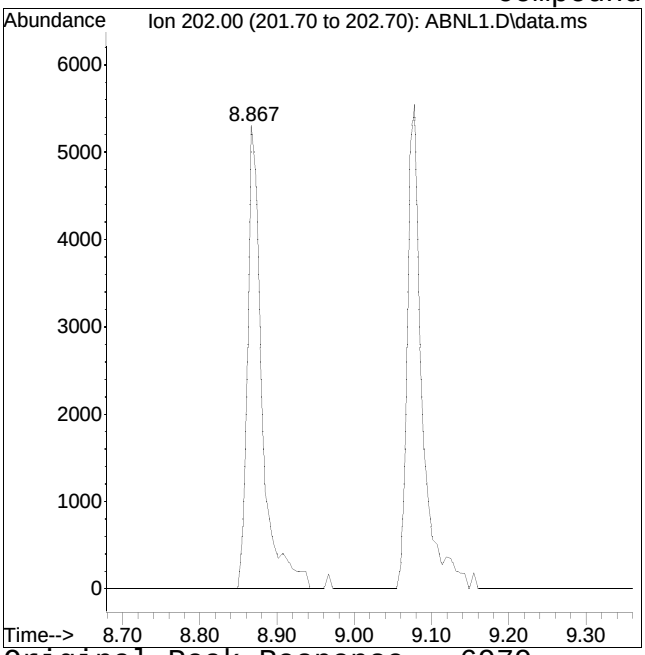

Original Peak Response = 6979

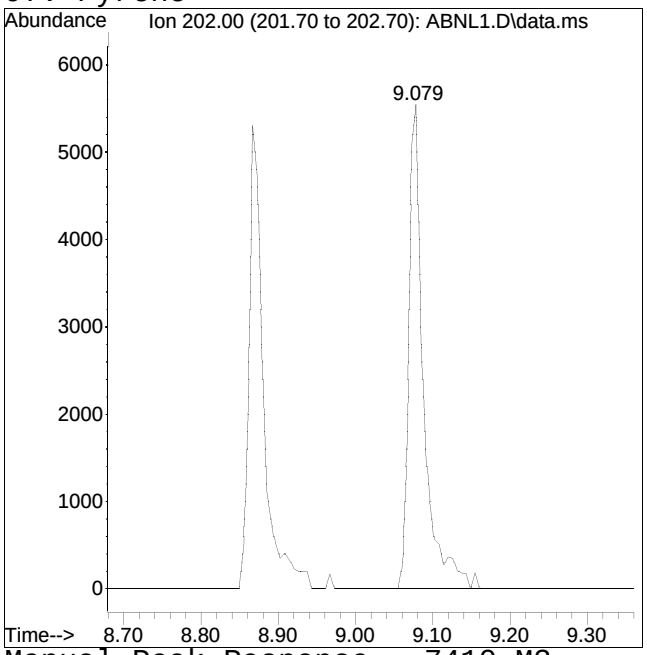

Manual Peak Response = 7410 M3

M3 = Misidentification of the peak (i.e. 1,4-dichlorobenzene identified as 1,3-dichlorobenzene), or misidentification from 2 partially resolved peaks not being split.

Quantitation Report (QT Reviewed)

Data Path : I:\8270\Mork\200911ICAL\
Data File : AP9L10.D
Acq On : 11 Sep 2020 10:46 pm
Operator : MORK:dw
Sample : IL11,32,,AP9L200 Lot# 8897
Misc : WG1412677,,
ALS Vial : 11 Sample Multiplier: 1

Quant Time: Sep 15 15:07:48 2020
Quant Method : I:\8270\Mork\200911ICAL\FS200911mork.m
Quant Title : Semivolatiles by GC/MS by modified 8270
QLast Update : Tue Sep 15 10:47:53 2020
Response via : Initial Calibration

Sub List : AP9ical - AP9 ical sublist

	Compound	R.T.	QIon	Response	Conc	Units		Dev(Min)
	Internal Standards							
27)	IS2_1,4-Dichlorobenzen...	3.961	152	54948	40.000	ug/ml		0.00
55)	IS2_Naphthalene-d8	5.036	136	218562	40.000	ug/ml		0.00
83)	IS2_Acenaphthene-d10	6.540	164	128857	40.000	ug/ml		0.00
100)	IS2_Phenanthrene-d10	7.815	188	256849	40.000	ug/ml	#	0.00
	System Monitoring Compounds							
	Target Compounds							Qvalue
28)	Benzaldehyde	3.597	105	289718	206.202	ug/ml		100
29)	Acetophenone	4.302	105	491136	209.016	ug/ml		96
30)	m-Toluidine	4.372	106	501933	201.393	ug/ml		100
31)	2-Chloroaniline	4.690	127	446935	192.800	ug/ml		97
56)	a-Terpineol	5.083	59	305088	193.170	ug/ml		96
57)	3-Chloroaniline	5.095	65	147067	191.867	ug/ml		87
58)	2,6-Dichlorophenol	5.118	162	292148	189.828	ug/ml	#	84
59)	1-chloro-2-nitrobenzene	5.348	111	142731	199.868	ug/ml		95
60)	Caprolactam	5.400	55	175546	202.657	ug/ml		92
61)	1,2,4,5-Tetrachloroben...	5.800	216	304736	186.115	ug/ml		98
62)	Biphenyl	6.059	154	818259	183.269	ug/ml		100
84)	Dichloran	7.551	206	111453	217.075	ug/ml		93
85)	Pentachloronitrobenzene	7.680	237	102308	196.851	ug/ml		99
101)	Diphenamid	8.614	167	582840	185.520	ug/ml		96

(#) = qualifier out of range (m) = manual integration (+) = signals summed

Quantitation Report (QT Reviewed)

Data Path : I:\8270\Mork\200911ICAL\
Data File : AP9L10.D
Acq On : 11 Sep 2020 10:46 pm
Operator : MORK:dw
Sample : IL11,32,,AP9L200 Lot# 8897
Misc : WG1412677,,
ALS Vial : 11 Sample Multiplier: 1

Quant Time: Sep 15 15:07:48 2020
Quant Method : I:\8270\Mork\200911ICAL\FS200911mork.m
Quant Title : Semivolatiles by GC/MS by modified 8270
QLast Update : Tue Sep 15 10:47:53 2020
Response via : Initial Calibration

Sub List : AP9ical - AP9 ical sublist

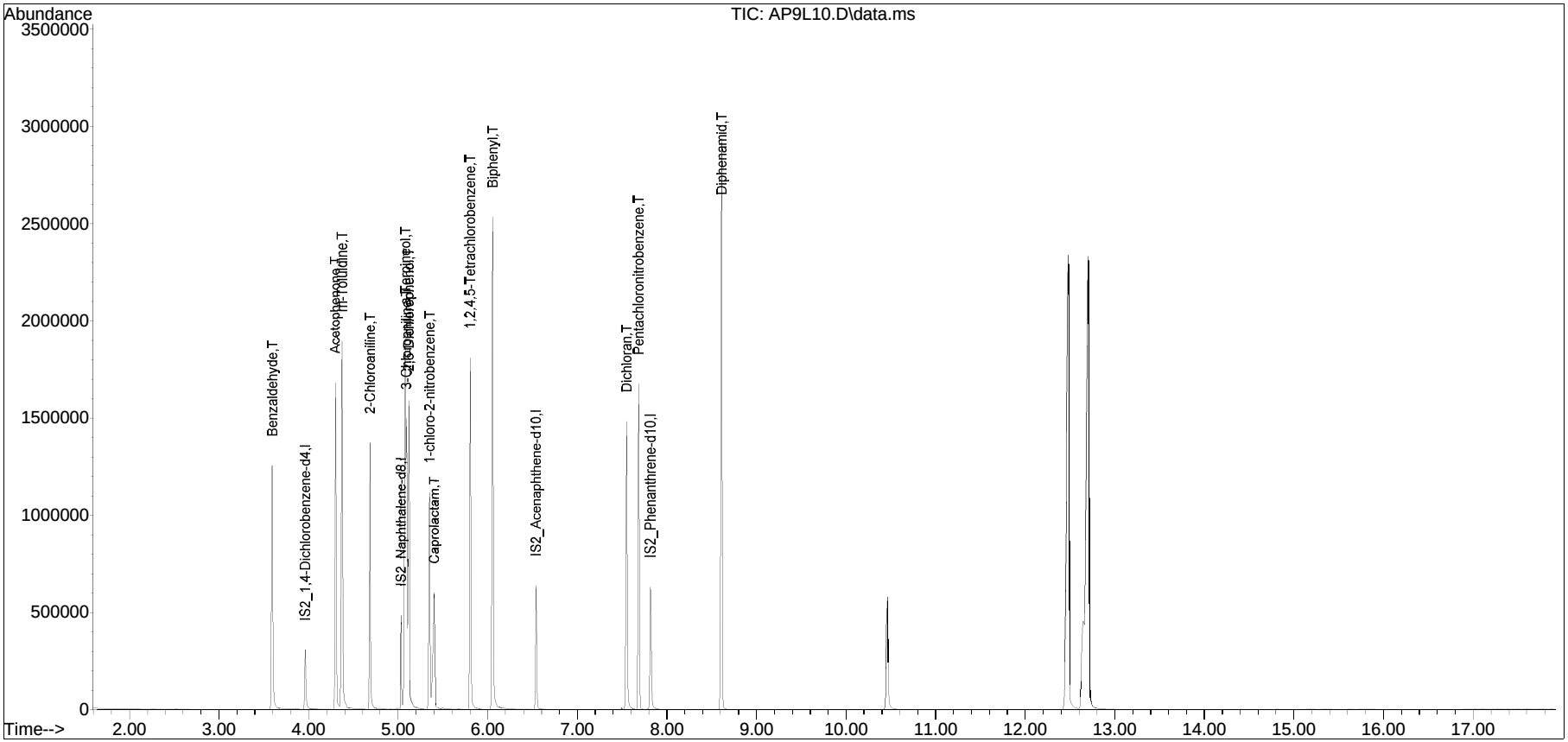

Manual Integration Report

Data Path	: I:\8270\Mork\200911ICAL\	QMethod	: FS200911mork.m
Data File	: AP9L10.D	Operator	: MORK:dw
Date Inj'd	: 9/11/2020 10:46 pm	Instrument	: Mork
Sample	: IL11,32,,AP9L200 Lot# 8897	Quant Date	: 9/15/2020 10:52 am

There are no manual integrations or false positives in this file.

Quantitation Report (QT Reviewed)

Data Path : I:\8270\Mork\200911ICAL\
Data File : AP9L9.D
Acq On : 11 Sep 2020 11:09 pm
Operator : MORK:dw
Sample : IL12,32,,AP9L150 Lot# 8918
Misc : WG1412677,,
ALS Vial : 12 Sample Multiplier: 1

Quant Time: Sep 15 15:28:54 2020
Quant Method : I:\8270\Mork\200911ICAL\FS200911mork.m
Quant Title : Semivolatiles by GC/MS by modified 8270
QLast Update : Tue Sep 15 10:47:53 2020
Response via : Initial Calibration

Sub List : AP9ical - AP9 ical sublist

	Compound	R.T.	QIon	Response	Conc	Units		Dev(Min)
	Internal Standards							
27)	IS2_1,4-Dichlorobenzen...	3.961	152	43395	40.000	ug/ml		0.00
55)	IS2_Naphthalene-d8	5.036	136	173702	40.000	ug/ml		0.00
83)	IS2_Acenaphthene-d10	6.540	164	102666	40.000	ug/ml		0.00
100)	IS2_Phenanthrene-d10	7.815	188	215478	40.000	ug/ml	#	0.00
	System Monitoring Compounds							
	Target Compounds							Qvalue
28)	Benzaldehyde	3.591	105	180835	162.972	ug/ml		98
29)	Acetophenone	4.302	105	288992	155.731	ug/ml		98
30)	m-Toluidine	4.372	106	306041	155.486	ug/ml		99
31)	2-Chloroaniline	4.684	127	277037	151.326	ug/ml		98
56)	a-Terpineol	5.077	59	184616	147.080	ug/ml		95
57)	3-Chloroaniline	5.095	65	89266	146.535	ug/ml		88
58)	2,6-Dichlorophenol	5.119	162	178471	145.913	ug/ml	#	84
59)	1-chloro-2-nitrobenzene	5.342	111	87461	154.102	ug/ml		93
60)	Caprolactam	5.389	55	108308	157.326	ug/ml		92
61)	1,2,4,5-Tetrachloroben...	5.800	216	186621	143.413	ug/ml		97
62)	Biphenyl	6.059	154	525508	148.097	ug/ml		98
84)	Dichloran	7.545	206	70326	171.915	ug/ml		93
85)	Pentachloronitrobenzene	7.680	237	64910	156.755	ug/ml		100
101)	Diphenamid	8.609	167	391553	148.562	ug/ml		96

(#) = qualifier out of range (m) = manual integration (+) = signals summed

Quantitation Report (QT Reviewed)

Data Path : I:\8270\Mork\200911ICAL\
Data File : AP9L9.D
Acq On : 11 Sep 2020 11:09 pm
Operator : MORK:dw
Sample : IL12,32,,AP9L150 Lot# 8918
Misc : WG1412677,,
ALS Vial : 12 Sample Multiplier: 1

Quant Time: Sep 15 15:28:54 2020
Quant Method : I:\8270\Mork\200911ICAL\FS200911mork.m
Quant Title : Semivolatiles by GC/MS by modified 8270
QLast Update : Tue Sep 15 10:47:53 2020
Response via : Initial Calibration

Sub List : AP9ical - AP9 ical sublist

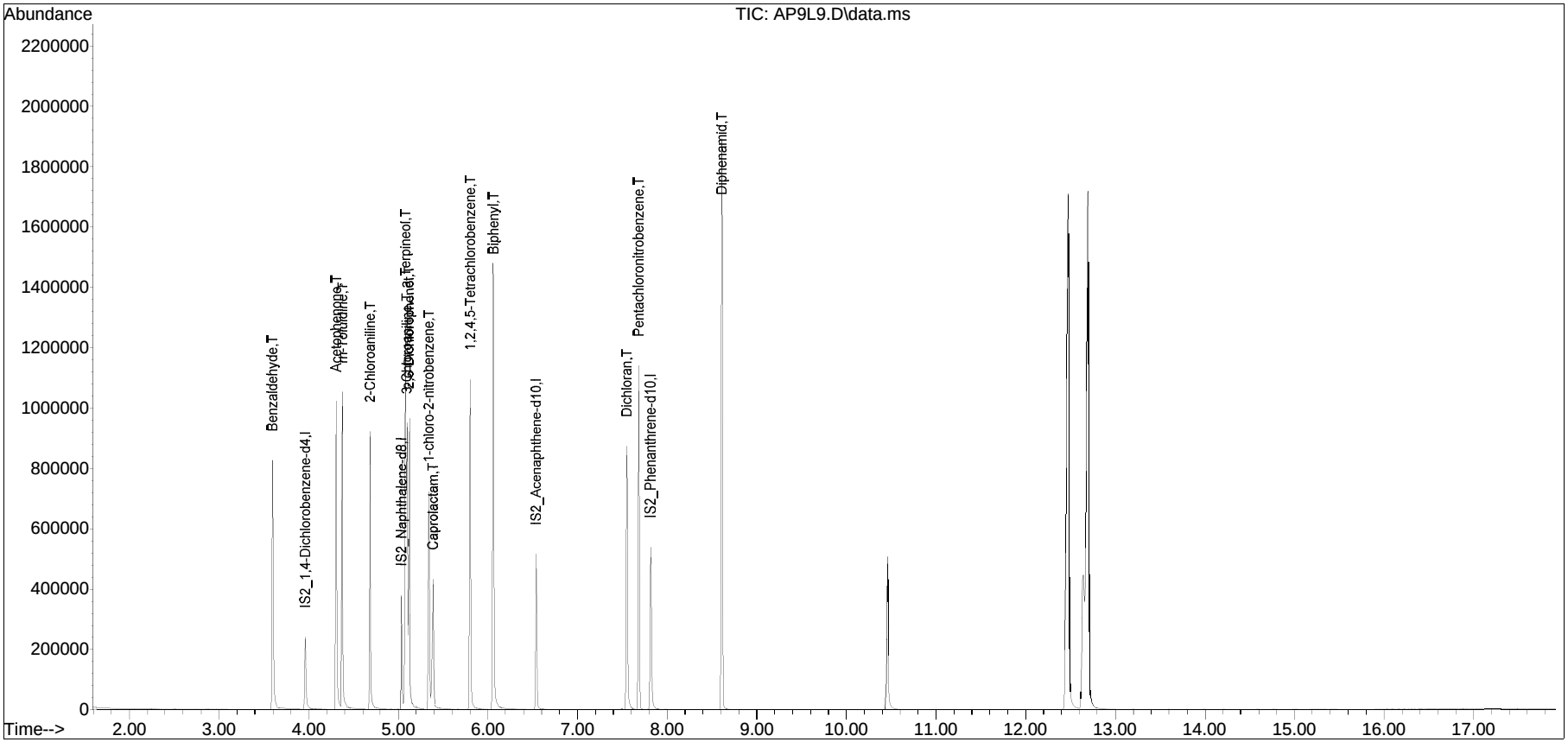

Manual Integration Report

Data Path	: I:\8270\Mork\200911ICAL\	QMethod	: FS200911mork.m
Data File	: AP9L9.D	Operator	: MORK:dw
Date Inj'd	: 9/11/2020 11:09 pm	Instrument	: Mork
Sample	: IL12,32,,AP9L150 Lot# 8918	Quant Date	: 9/15/2020 10:53 am

There are no manual integrations or false positives in this file.

Quantitation Report (QT Reviewed)

Data Path : I:\8270\Mork\200911ICAL\
Data File : AP9L8.D
Acq On : 11 Sep 2020 11:33 pm
Operator : MORK:dw
Sample : IL13,32,,AP9L100 Lot# 8917
Misc : WG1412677,,
ALS Vial : 13 Sample Multiplier: 1

Quant Time: Sep 15 15:29:38 2020
Quant Method : I:\8270\Mork\200911ICAL\FS200911mork.m
Quant Title : Semivolatiles by GC/MS by modified 8270
QLast Update : Tue Sep 15 10:47:53 2020
Response via : Initial Calibration

Sub List : AP9ical - AP9 ical sublist

	Compound	R.T.	QIon	Response	Conc	Units		Dev(Min)
	Internal Standards							
27)	IS2_1,4-Dichlorobenzen...	3.961	152	51823	40.000	ug/ml		0.00
55)	IS2_Naphthalene-d8	5.036	136	205352	40.000	ug/ml		0.00
83)	IS2_Acenaphthene-d10	6.541	164	122230	40.000	ug/ml		0.00
100)	IS2_Phenanthrene-d10	7.816	188	244420	40.000	ug/ml	#	0.00
	System Monitoring Compounds							
	Target Compounds							Qvalue
28)	Benzaldehyde	3.591	105	138699	104.670	ug/ml		99
29)	Acetophenone	4.302	105	228946	103.309	ug/ml		96
30)	m-Toluidine	4.372	106	244236	103.905	ug/ml		100
31)	2-Chloroaniline	4.684	127	222581	101.808	ug/ml		99
56)	a-Terpineol	5.077	59	148089	99.796	ug/ml		95
57)	3-Chloroaniline	5.095	65	70643	98.091	ug/ml		88
58)	2,6-Dichlorophenol	5.119	162	140922	97.457	ug/ml	#	84
59)	1-chloro-2-nitrobenzene	5.342	111	67799	101.047	ug/ml		94
60)	Caprolactam	5.383	55	84001	103.212	ug/ml		92
61)	1,2,4,5-Tetrachloroben...	5.800	216	153362	99.690	ug/ml		99
62)	Biphenyl	6.053	154	411799	98.166	ug/ml		98
84)	Dichloran	7.545	206	53011	108.846	ug/ml		94
85)	Pentachloronitrobenzene	7.680	237	49100	99.595	ug/ml		98
101)	Diphenamid	8.609	167	289079	96.694	ug/ml		97

(#) = qualifier out of range (m) = manual integration (+) = signals summed

Quantitation Report (QT Reviewed)

Data Path : I:\8270\Mork\200911ICAL\
Data File : AP9L8.D
Acq On : 11 Sep 2020 11:33 pm
Operator : MORK:dw
Sample : IL13,32,,AP9L100 Lot# 8917
Misc : WG1412677,,
ALS Vial : 13 Sample Multiplier: 1

Quant Time: Sep 15 15:29:38 2020
Quant Method : I:\8270\Mork\200911ICAL\FS200911mork.m
Quant Title : Semivolatiles by GC/MS by modified 8270
QLast Update : Tue Sep 15 10:47:53 2020
Response via : Initial Calibration

Sub List : AP9ical - AP9 ical sublist

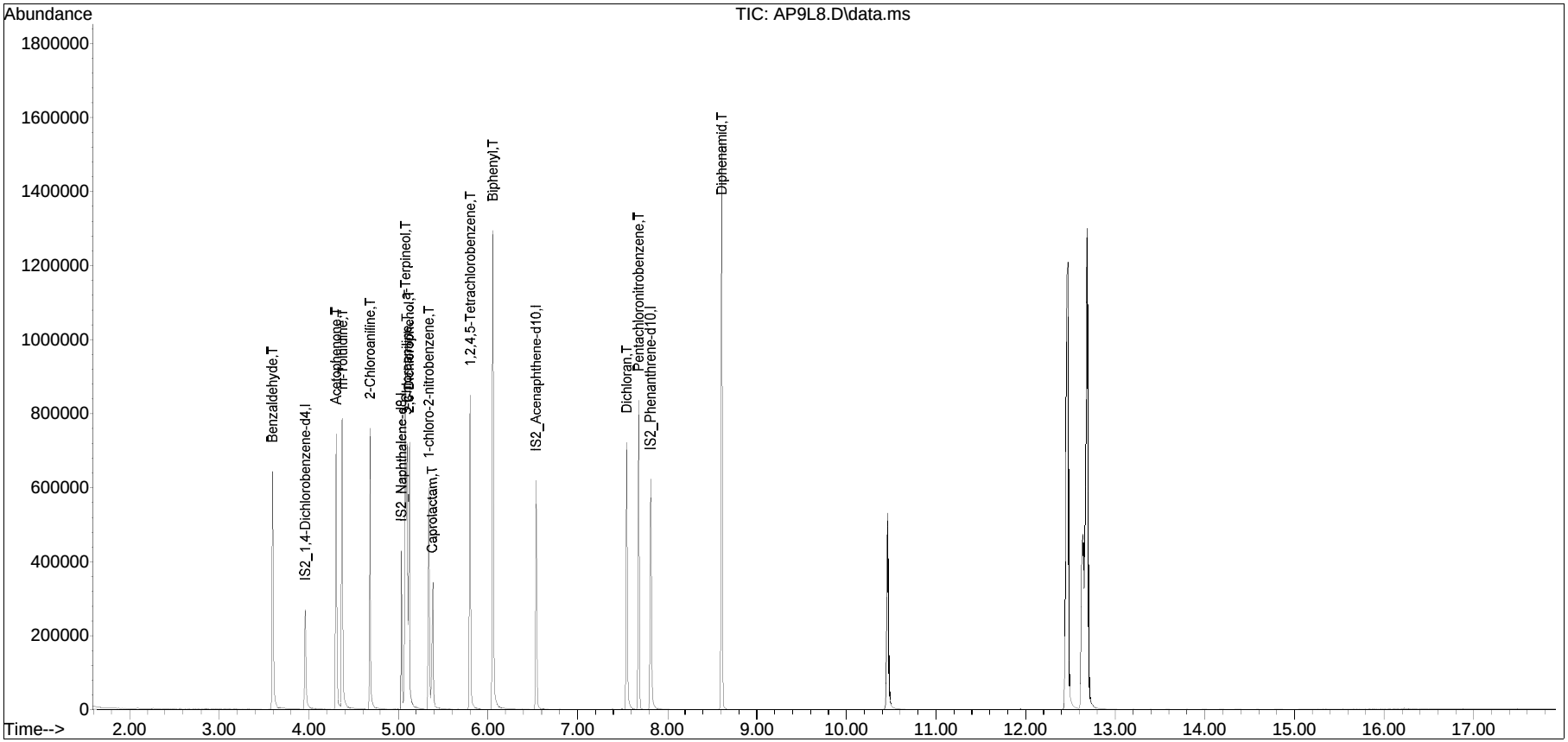

Manual Integration Report

Data Path	: I:\8270\Mork\200911ICAL\	QMethod	: FS200911mork.m
Data File	: AP9L8.D	Operator	: MORK:dw
Date Inj'd	: 9/11/2020 11:33 pm	Instrument	: Mork
Sample	: IL13,32,,AP9L100 Lot# 8917	Quant Date	: 9/15/2020 10:53 am

There are no manual integrations or false positives in this file.

Quantitation Report (QT Reviewed)

Data Path : I:\8270\Mork\200911ICAL\
Data File : AP9L7.D
Acq On : 11 Sep 2020 11:56 pm
Operator : MORK:dw
Sample : IL14,32,,AP9L50 Lot# 8916
Misc : WG1412677,,
ALS Vial : 14 Sample Multiplier: 1

Quant Time: Sep 15 10:47:36 2020
Quant Method : I:\8270\Mork\200911ICAL\FS200911mork.m
Quant Title : Semivolatiles by GC/MS by modified 8270
QLast Update : Tue Sep 15 10:44:19 2020
Response via : Initial Calibration

Sub List : AP9ical - AP9 ical sublist

Compound	R.T.	QIon	Response	Conc	Units	Dev(Min)
Internal Standards						
27) IS2_1,4-Dichlorobenzen...	3.961	152	52431	40.000	ug/ml	0.00
55) IS2_Naphthalene-d8	5.036	136	201464	40.000	ug/ml	0.00
83) IS2_Acenaphthene-d10	6.540	164	118785	40.000	ug/ml	0.00
100) IS2_Phenanthrene-d10	7.815	188	235560	40.000	ug/ml	# 0.00
System Monitoring Compounds						
Target Compounds						Qvalue
28) Benzaldehyde	3.597	105	67033	No Calib		
29) Acetophenone	4.302	105	112106	No Calib		
30) m-Toluidine	4.366	106	118907	No Calib		
31) 2-Chloroaniline	4.684	127	110597	No Calib		
56) a-Terpineol	5.072	59	72791	No Calib		
57) 3-Chloroaniline	5.089	65	35327	No Calib		
58) 2,6-Dichlorophenol	5.113	162	70931	No Calib	#	
59) 1-chloro-2-nitrobenzene	5.342	111	32913	No Calib		
60) Caprolactam	5.377	55	39923	No Calib		
61) 1,2,4,5-Tetrachloroben...	5.800	216	75463	No Calib		
62) Biphenyl	6.053	154	205776	No Calib		
84) Dichloran	7.545	206	23665	No Calib		
85) Pentachloronitrobenzene	7.680	237	23955	No Calib		
101) Diphenamid	8.609	167	144063	No Calib		

(#) = qualifier out of range (m) = manual integration (+) = signals summed

Quantitation Report (QT Reviewed)

Data Path : I:\8270\Mork\200911ICAL\
Data File : AP9L7.D
Acq On : 11 Sep 2020 11:56 pm
Operator : MORK:dw
Sample : IL14,32,,AP9L50 Lot# 8916
Misc : WG1412677,,
ALS Vial : 14 Sample Multiplier: 1

Quant Time: Sep 15 10:47:36 2020
Quant Method : I:\8270\Mork\200911ICAL\FS200911mork.m
Quant Title : Semivolatiles by GC/MS by modified 8270
QLast Update : Tue Sep 15 10:44:19 2020
Response via : Initial Calibration

Sub List : AP9ical - AP9 ical sublist

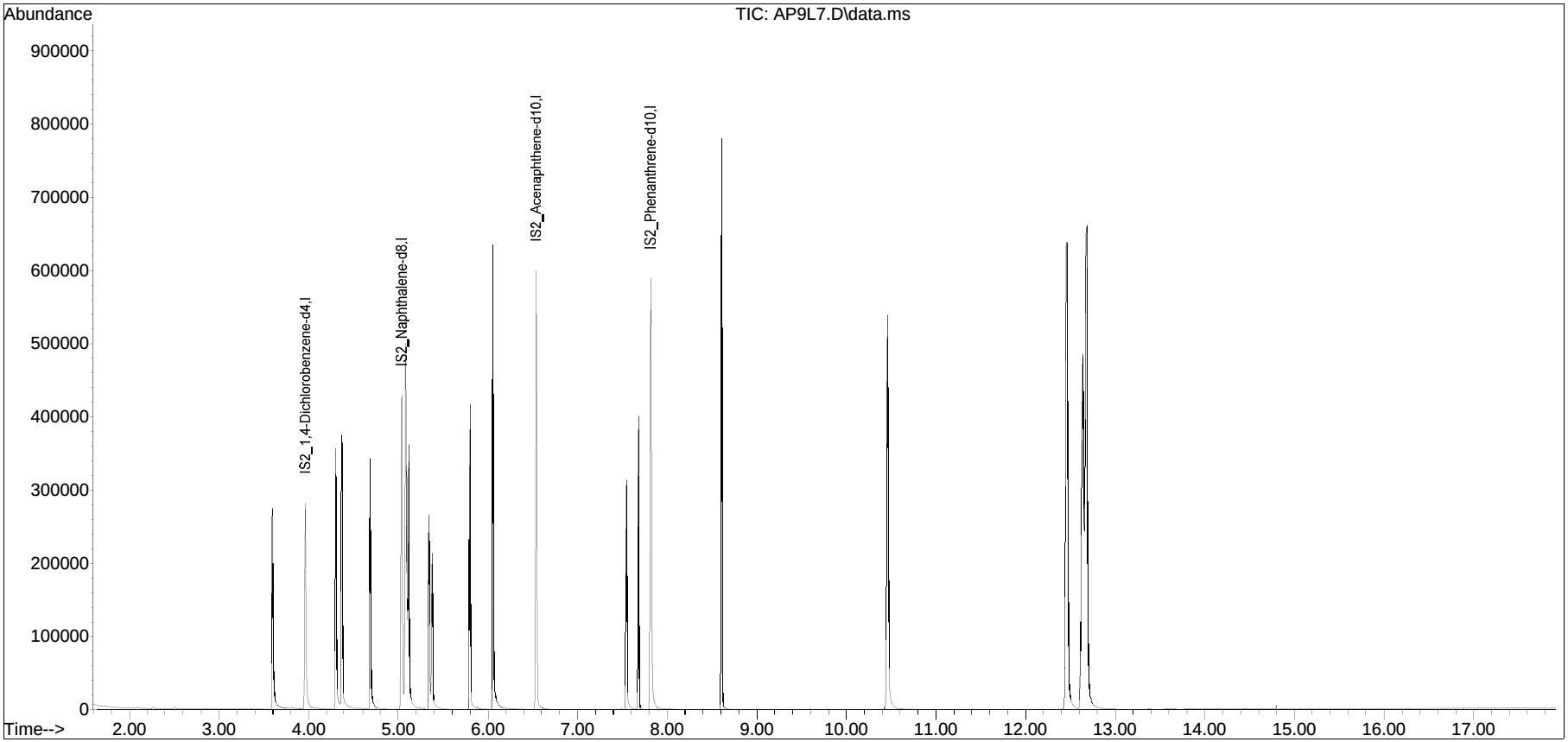

Manual Integration Report

Data Path	: I:\8270\Mork\200911ICAL\	QMethod	: FS200911mork.m
Data File	: AP9L7.D	Operator	: MORK:dw
Date Inj'd	: 9/11/2020 11:56 pm	Instrument	: Mork
Sample	: IL14,32,,AP9L50 Lot# 8916	Quant Date	: 9/15/2020 10:46 am

There are no manual integrations or false positives in this file.

Quantitation Report (QT Reviewed)

Data Path : I:\8270\Mork\200911ICAL\
Data File : AP9L6.D
Acq On : 12 Sep 2020 12:19 am
Operator : MORK:dw
Sample : IL15,32,,AP9L20 Lot# 8915
Misc : WG1412677,,
ALS Vial : 15 Sample Multiplier: 1

Quant Time: Sep 15 15:35:02 2020
Quant Method : I:\8270\Mork\200911ICAL\FS200911mork.m
Quant Title : Semivolatiles by GC/MS by modified 8270
QLast Update : Tue Sep 15 10:47:53 2020
Response via : Initial Calibration

Sub List : AP9ical - AP9 ical sublist

Compound	R.T.	QIon	Response	Conc	Units		Dev(Min)
Internal Standards							
27) IS2_1,4-Dichlorobenzen...	3.961	152	53586	40.000	ug/ml		0.00
55) IS2_Naphthalene-d8	5.036	136	210504	40.000	ug/ml		0.00
83) IS2_Acenaphthene-d10	6.540	164	123052	40.000	ug/ml		0.00
100) IS2_Phenanthrene-d10	7.815	188	241910	40.000	ug/ml	#	0.00
System Monitoring Compounds							
Target Compounds							Qvalue
28) Benzaldehyde	3.597	105	27089	19.770	ug/ml		98
29) Acetophenone	4.302	105	42853	18.701	ug/ml		97
30) m-Toluidine	4.372	106	48019	19.757	ug/ml		100
31) 2-Chloroaniline	4.684	127	44883	19.854	ug/ml		99
56) a-Terpineol	5.071	59	29279	19.248	ug/ml		97
57) 3-Chloroaniline	5.095	65	14472	19.603	ug/ml		84
58) 2,6-Dichlorophenol	5.113	162	28505	19.231	ug/ml	#	84
59) 1-chloro-2-nitrobenzene	5.342	111	13080	19.017	ug/ml		88
60) Caprolactam	5.371	55	15504	18.584	ug/ml		92
61) 1,2,4,5-Tetrachloroben...	5.800	216	31085	19.712	ug/ml		99
62) Biphenyl	6.053	154	83889	19.508	ug/ml		97
84) Dichloran	7.545	206	8634	17.610	ug/ml		90
85) Pentachloronitrobenzene	7.680	237	9379	18.897	ug/ml		100
101) Diphenamid	8.609	167	56868	19.219	ug/ml		99

(#) = qualifier out of range (m) = manual integration (+) = signals summed

Quantitation Report (QT Reviewed)

Data Path : I:\8270\Mork\200911ICAL\
Data File : AP9L6.D
Acq On : 12 Sep 2020 12:19 am
Operator : MORK:dw
Sample : IL15,32,,AP9L20 Lot# 8915
Misc : WG1412677,,
ALS Vial : 15 Sample Multiplier: 1

Quant Time: Sep 15 15:35:02 2020
Quant Method : I:\8270\Mork\200911ICAL\FS200911mork.m
Quant Title : Semivolatiles by GC/MS by modified 8270
QLast Update : Tue Sep 15 10:47:53 2020
Response via : Initial Calibration

Sub List : AP9ical - AP9 ical sublist

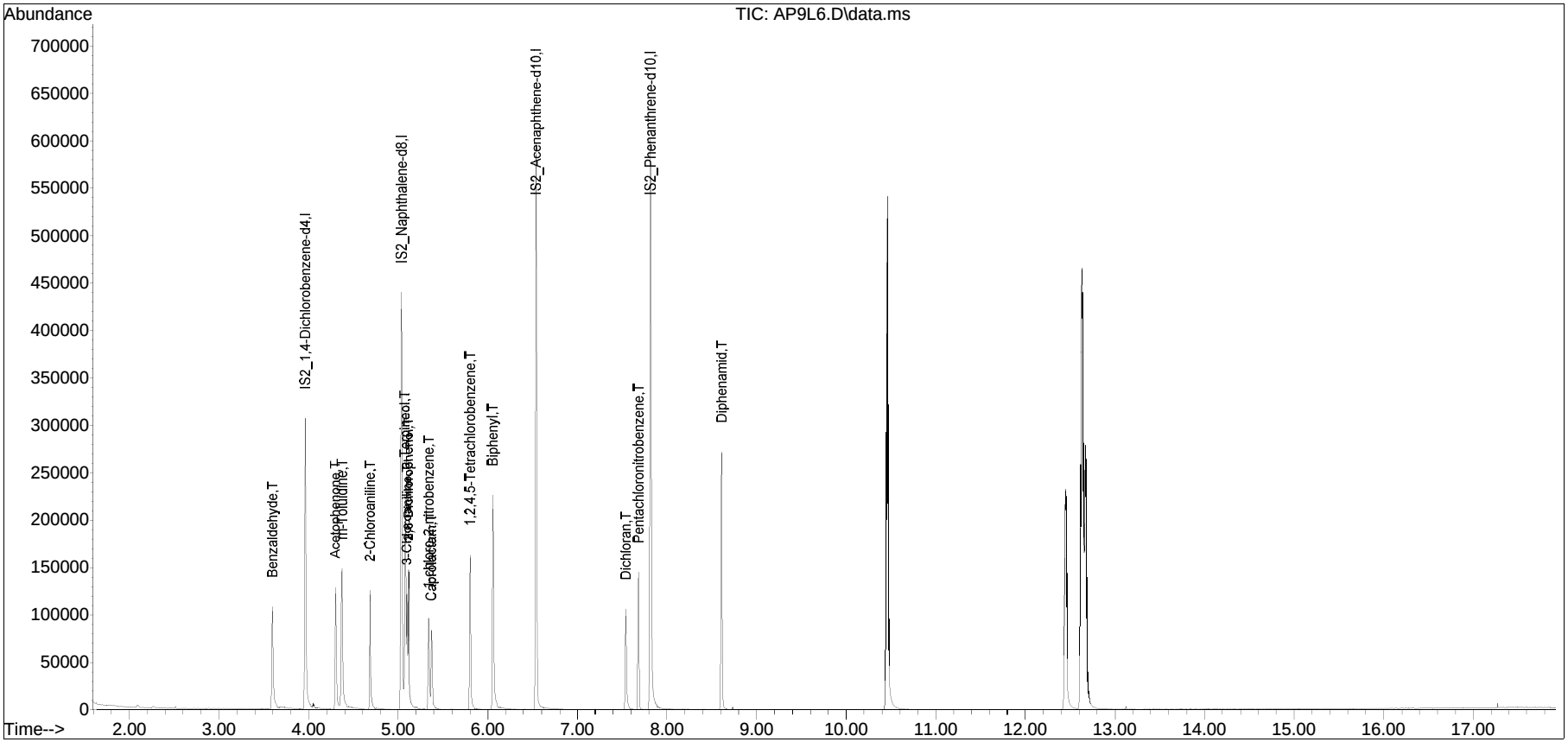

Manual Integration Report

Data Path	: I:\8270\Mork\200911ICAL\	QMethod	: FS200911mork.m
Data File	: AP9L6.D	Operator	: MORK:dw
Date Inj'd	: 9/12/2020 12:19 am	Instrument	: Mork
Sample	: IL15,32,,AP9L20 Lot# 8915	Quant Date	: 9/15/2020 10:53 am

There are no manual integrations or false positives in this file.

Quantitation Report (QT Reviewed)

Data Path : I:\8270\Mork\200911ICAL\
Data File : AP9L5.D
Acq On : 12 Sep 2020 12:43 am
Operator : MORK:dw
Sample : IL16,32,,AP9L10 Lot# 8914
Misc : WG1412677,,
ALS Vial : 16 Sample Multiplier: 1

Quant Time: Sep 15 15:35:55 2020
Quant Method : I:\8270\Mork\200911ICAL\FS200911mork.m
Quant Title : Semivolatiles by GC/MS by modified 8270
QLast Update : Tue Sep 15 10:47:53 2020
Response via : Initial Calibration

Sub List : AP9ical - AP9 ical sublist

Compound	R.T.	QIon	Response	Conc	Units	Dev(Min)
Internal Standards						
27) IS2_1,4-Dichlorobenzen...	3.961	152	51805	40.000	ug/ml	0.00
55) IS2_Naphthalene-d8	5.036	136	209253	40.000	ug/ml	0.00
83) IS2_Acenaphthene-d10	6.540	164	121898	40.000	ug/ml	0.00
100) IS2_Phenanthrene-d10	7.815	188	242464	40.000	ug/ml	# 0.00
System Monitoring Compounds						
Target Compounds						Qvalue
28) Benzaldehyde	3.597	105	12066	9.109	ug/ml	100
29) Acetophenone	4.302	105	20247	9.139	ug/ml	96
30) m-Toluidine	4.372	106	23712	10.091	ug/ml	97
31) 2-Chloroaniline	4.690	127	21715	9.936	ug/ml	98
56) a-Terpineol	5.072	59	14491	9.583	ug/ml	96
57) 3-Chloroaniline	5.095	65	6647	9.058	ug/ml	91
58) 2,6-Dichlorophenol	5.113	162	13294	9.022	ug/ml#	84
59) 1-chloro-2-nitrobenzene	5.342	111	6309	9.228	ug/ml#	85
60) Caprolactam	5.371	55	6916	8.339	ug/ml	94
61) 1,2,4,5-Tetrachloroben...	5.800	216	15380	9.811	ug/ml	100
62) Biphenyl	6.053	154	41335	9.670	ug/ml	98
84) Dichloran	7.545	206	3417	7.035	ug/ml#	85
85) Pentachloronitrobenzene	7.680	237	4580	9.315	ug/ml	95
101) Diphenamid	8.603	167	27510	9.276	ug/ml	99

(#) = qualifier out of range (m) = manual integration (+) = signals summed

Quantitation Report (QT Reviewed)

Data Path : I:\8270\Mork\200911ICAL\
Data File : AP9L5.D
Acq On : 12 Sep 2020 12:43 am
Operator : MORK:dw
Sample : IL16,32,,AP9L10 Lot# 8914
Misc : WG1412677,,
ALS Vial : 16 Sample Multiplier: 1

Quant Time: Sep 15 15:35:55 2020
Quant Method : I:\8270\Mork\200911ICAL\FS200911mork.m
Quant Title : Semivolatiles by GC/MS by modified 8270
QLast Update : Tue Sep 15 10:47:53 2020
Response via : Initial Calibration

Sub List : AP9ical - AP9 ical sublist

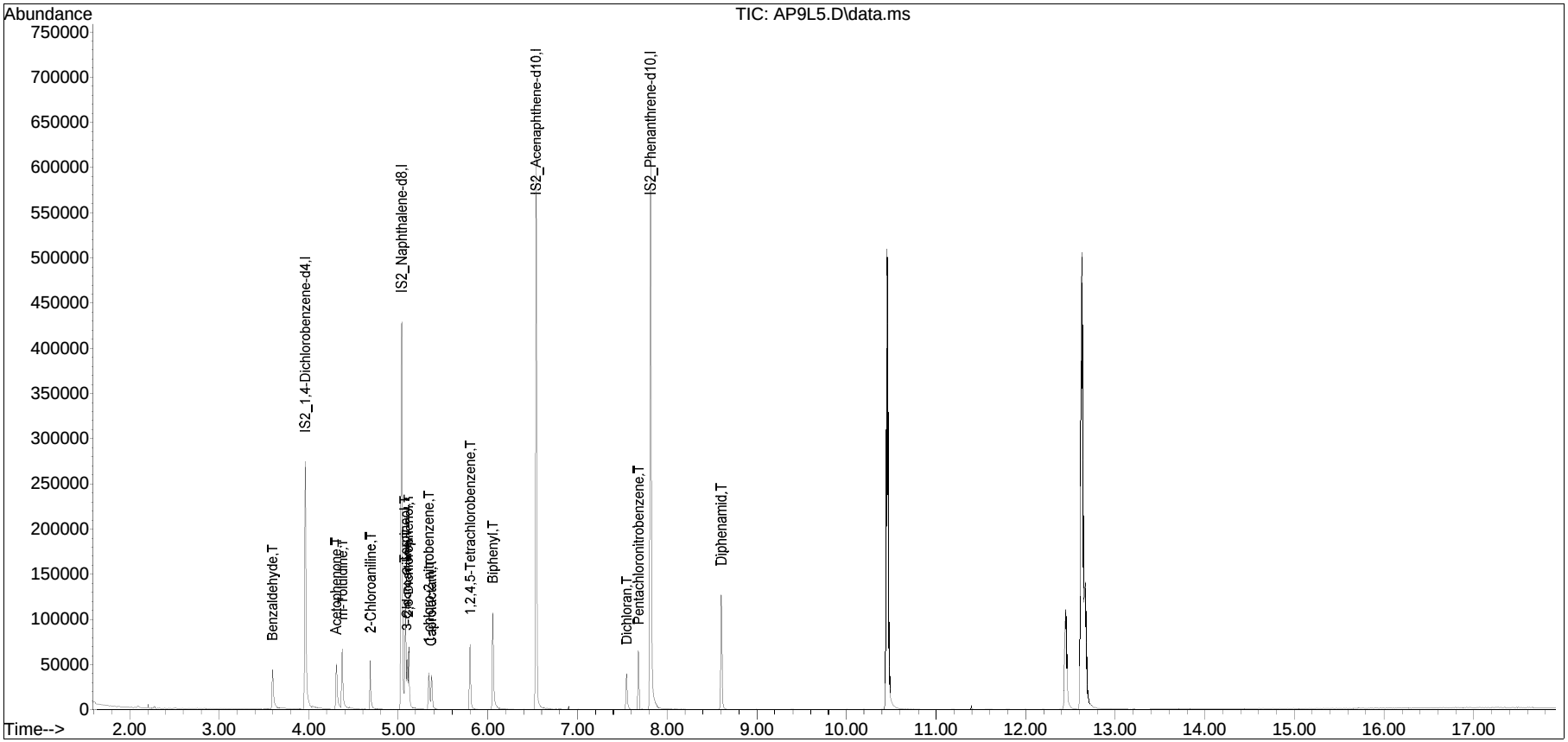

Manual Integration Report

Data Path	: I:\8270\Mork\200911ICAL\	QMethod	: FS200911mork.m
Data File	: AP9L5.D	Operator	: MORK:dw
Date Inj'd	: 9/12/2020 12:43 am	Instrument	: Mork
Sample	: IL16,32,,AP9L10 Lot# 8914	Quant Date	: 9/15/2020 10:53 am

There are no manual integrations or false positives in this file.

Quantitation Report (QT Reviewed)

Data Path : I:\8270\Mork\200911ICAL\
Data File : AP9L4.D
Acq On : 12 Sep 2020 1:07 am
Operator : MORK:dw
Sample : IL17,32,,AP9L5 Lot# 8913
Misc : WG1412677,,
ALS Vial : 17 Sample Multiplier: 1

Quant Time: Sep 15 16:31:25 2020
Quant Method : I:\8270\Mork\200911ICAL\FS200911mork.m
Quant Title : Semivolatiles by GC/MS by modified 8270
QLast Update : Tue Sep 15 16:30:58 2020
Response via : Initial Calibration

Sub List : AP9ical - AP9 ical sublist

	Compound	R.T.	QIon	Response	Conc	Units		Dev(Min)
	Internal Standards							
27)	IS2_1,4-Dichlorobenzen...	3.961	152	47311	40.000	ug/ml		0.00
55)	IS2_Naphthalene-d8	5.030	136	205926	40.000	ug/ml		0.00
83)	IS2_Acenaphthene-d10	6.540	164	112288	40.000	ug/ml		0.00
100)	IS2_Phenanthrene-d10	7.815	188	219487	40.000	ug/ml	#	0.00
	System Monitoring Compounds							
	Target Compounds							Qvalue
28)	Benzaldehyde	3.597	105	5230	4.639	ug/ml		99
29)	Acetophenone	4.308	105	9206	4.876	ug/ml	#	95
30)	m-Toluidine	4.372	106	9954	4.787	ug/ml		95
31)	2-Chloroaniline	4.690	127	9705	5.013	ug/ml		98
56)	a-Terpineol	5.072	59	6455	4.598	ug/ml		98
57)	3-Chloroaniline	5.095	65	2810	4.334	ug/ml		97
58)	2,6-Dichlorophenol	5.113	162	5523	4.314	ug/ml	#	81
59)	1-chloro-2-nitrobenzene	5.342	111	2397	3.941	ug/ml	#	87
60)	Caprolactam	5.371	55	2724	3.722	ug/ml		91
61)	1,2,4,5-Tetrachloroben...	5.800	216	6872	4.711	ug/ml		99
62)	Biphenyl	6.053	154	18550	4.771	ug/ml		97
84)	Dichloran	7.545	206	1391	5.327	ug/ml	#	89
85)	Pentachloronitrobenzene	7.674	237	1869	4.294	ug/ml		98
101)	Diphenamid	8.603	167	12009	4.696	ug/ml		99

(#) = qualifier out of range (m) = manual integration (+) = signals summed

Quantitation Report (QT Reviewed)

Data Path : I:\8270\Mork\200911ICAL\
Data File : AP9L4.D
Acq On : 12 Sep 2020 1:07 am
Operator : MORK:dw
Sample : IL17,32,,AP9L5 Lot# 8913
Misc : WG1412677,,
ALS Vial : 17 Sample Multiplier: 1

Quant Time: Sep 15 16:31:25 2020
Quant Method : I:\8270\Mork\200911ICAL\FS200911mork.m
Quant Title : Semivolatiles by GC/MS by modified 8270
QLast Update : Tue Sep 15 16:30:58 2020
Response via : Initial Calibration

Sub List : AP9ical - AP9 ical sublist

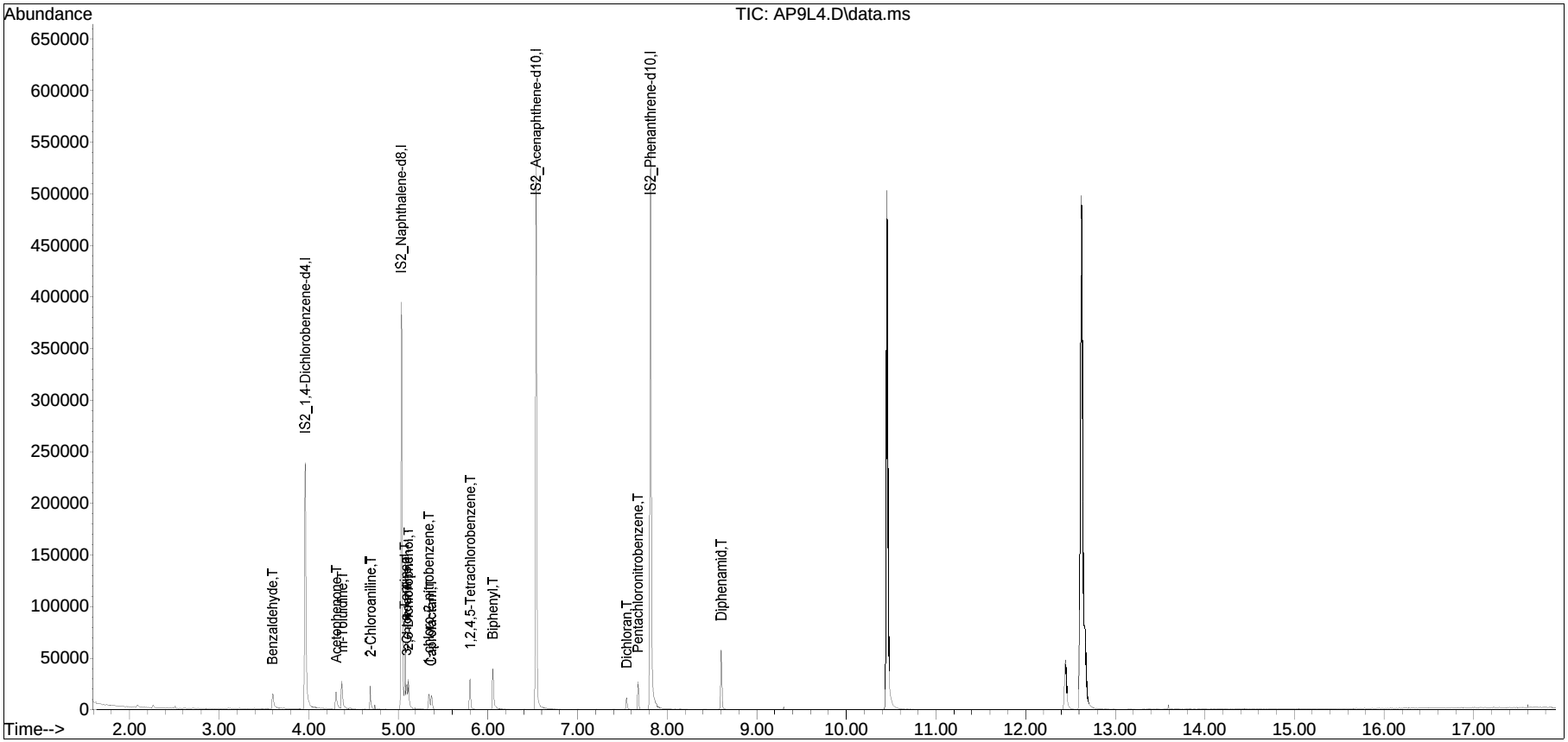

Manual Integration Report

Data Path	: I:\8270\Mork\200911ICAL\	QMethod	: FS200911mork.m
Data File	: AP9L4.D	Operator	: MORK:dw
Date Inj'd	: 9/12/2020 1:07 am	Instrument	: Mork
Sample	: IL17,32,,AP9L5 Lot# 8913	Quant Date	: 9/15/2020 4:31 pm

There are no manual integrations or false positives in this file.

Quantitation Report (QT Reviewed)

Data Path : I:\8270\Mork\200911ICAL\
Data File : AP9L3.D
Acq On : 12 Sep 2020 1:30 am
Operator : MORK:dw
Sample : IL18,32,,AP9L3 Lot# 8912
Misc : WG1412677,,
ALS Vial : 18 Sample Multiplier: 1

Quant Time: Sep 15 16:21:07 2020
Quant Method : I:\8270\Mork\200911ICAL\FS200911mork.m
Quant Title : Semivolatiles by GC/MS by modified 8270
QLast Update : Tue Sep 15 10:47:53 2020
Response via : Initial Calibration

Sub List : AP9ical - AP9 ical sublist

Compound	R.T.	QIon	Response	Conc	Units		Dev(Min)
Internal Standards							
27) IS2_1,4-Dichlorobenzen...	3.961	152	54287	40.000	ug/ml		0.00
55) IS2_Naphthalene-d8	5.030	136	225333	40.000	ug/ml		0.00
83) IS2_Acenaphthene-d10	6.540	164	124423	40.000	ug/ml		0.00
100) IS2_Phenanthrene-d10	7.816	188	242740	40.000	ug/ml	#	0.00
System Monitoring Compounds							
Target Compounds							Qvalue
28) Benzaldehyde	3.603	105	3365	2.424	ug/ml		99
29) Acetophenone	4.308	105	5492	2.366	ug/ml	#	94
30) m-Toluidine	4.372	106	6649	2.700	ug/ml	#	95
31) 2-Chloroaniline	4.690	127	6019	2.628	ug/ml		96
56) a-Terpineol	5.072	59	4104	2.520	ug/ml		99
57) 3-Chloroaniline	5.095	65	1855	2.347	ug/ml	#	81
58) 2,6-Dichlorophenol	5.113	162	3480	2.193	ug/ml	#	83
59) 1-chloro-2-nitrobenzene	5.348	111	1684	2.287	ug/ml	#	80
60) Caprolactam	5.371	55	1741	1.949	ug/ml		92
61) 1,2,4,5-Tetrachloroben...	5.800	216	4617	2.735	ug/ml	#	94
62) Biphenyl	6.053	154	11874	2.580	ug/ml		95
84) Dichloran	7.545	206	660	1.331	ug/ml	#	60
85) Pentachloronitrobenzene	7.680	237	1207	2.405	ug/ml		95
101) Diphenamid	8.603	167	7487	2.522	ug/ml		100

(#) = qualifier out of range (m) = manual integration (+) = signals summed

Quantitation Report (QT Reviewed)

Data Path : I:\8270\Mork\200911ICAL\
Data File : AP9L3.D
Acq On : 12 Sep 2020 1:30 am
Operator : MORK:dw
Sample : IL18,32,,AP9L3 Lot# 8912
Misc : WG1412677,,
ALS Vial : 18 Sample Multiplier: 1

Quant Time: Sep 15 16:21:07 2020
Quant Method : I:\8270\Mork\200911ICAL\FS200911mork.m
Quant Title : Semivolatiles by GC/MS by modified 8270
QLast Update : Tue Sep 15 10:47:53 2020
Response via : Initial Calibration

Sub List : AP9ical - AP9 ical sublist

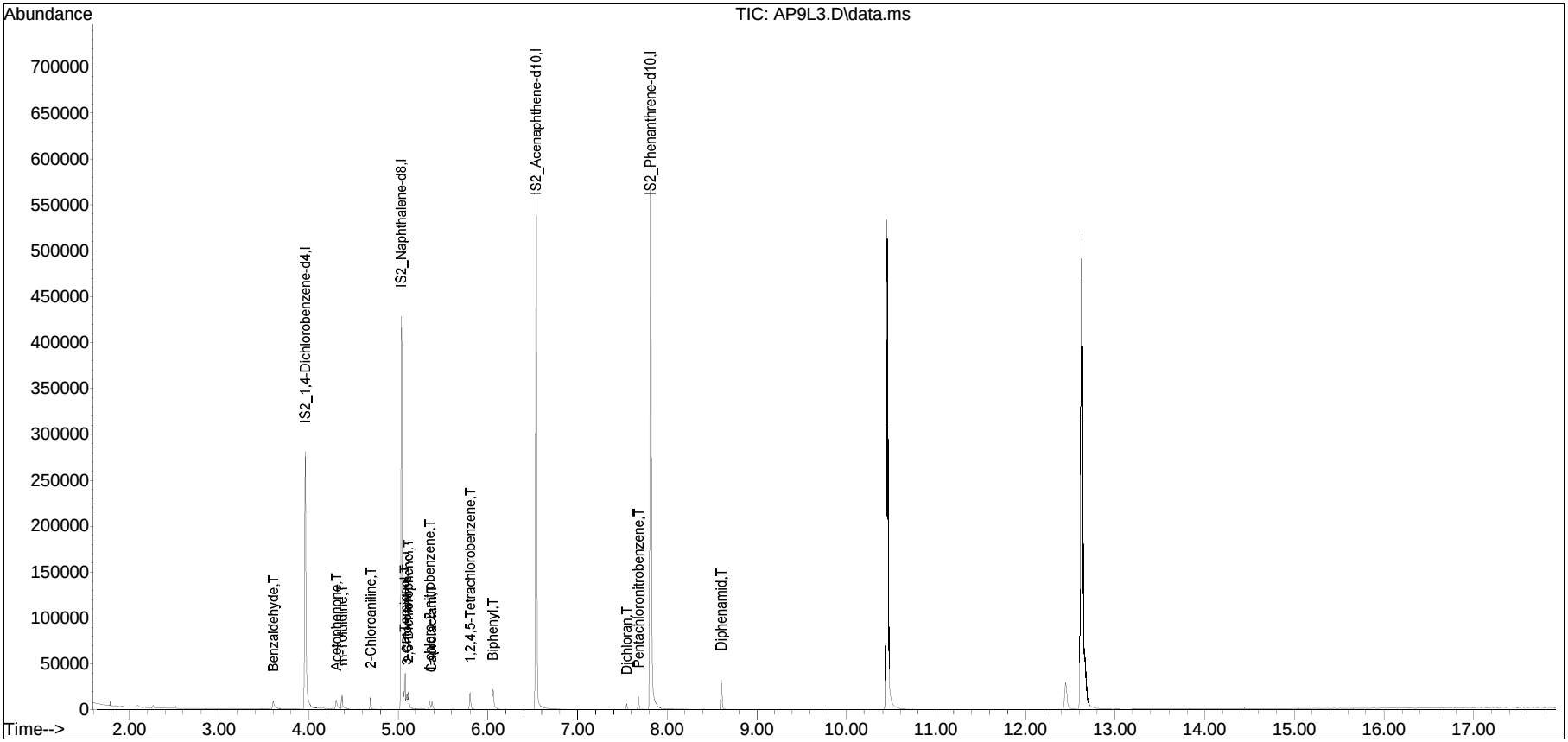

Manual Integration Report

Data Path	: I:\8270\Mork\200911ICAL\	QMethod	: FS200911mork.m
Data File	: AP9L3.D	Operator	: MORK:dw
Date Inj'd	: 9/12/2020 1:30 am	Instrument	: Mork
Sample	: IL18,32,,AP9L3 Lot# 8912	Quant Date	: 9/15/2020 10:52 am

There are no manual integrations or false positives in this file.

Quantitation Report (QT Reviewed)

Data Path : I:\8270\Mork\200911ICAL\
Data File : AP9L2.D
Acq On : 12 Sep 2020 1:54 am
Operator : MORK:dw
Sample : IL19,32,,AP9L2 Lot# 8911
Misc : WG1412677,,
ALS Vial : 19 Sample Multiplier: 1

Quant Time: Sep 15 16:22:36 2020
Quant Method : I:\8270\Mork\200911ICAL\FS200911mork.m
Quant Title : Semivolatiles by GC/MS by modified 8270
QLast Update : Tue Sep 15 10:47:53 2020
Response via : Initial Calibration

Sub List : AP9ical - AP9 ical sublist

Compound	R.T.	QIon	Response	Conc	Units		Dev(Min)
Internal Standards							
27) IS2_1,4-Dichlorobenzen...	3.961	152	45627	40.000	ug/ml		0.00
55) IS2_Naphthalene-d8	5.036	136	193879	40.000	ug/ml		0.00
83) IS2_Acenaphthene-d10	6.540	164	108137	40.000	ug/ml		0.00
100) IS2_Phenanthrene-d10	7.815	188	212256	40.000	ug/ml	#	0.00
System Monitoring Compounds							
Target Compounds							Qvalue
28) Benzaldehyde	3.603	105	1520	1.303	ug/ml	#	76
29) Acetophenone	4.308	105	3205	1.643	ug/ml	#	77
30) m-Toluidine	4.372	106	3364	1.625	ug/ml	#	95
31) 2-Chloroaniline	4.690	127	3482	1.809	ug/ml		94
56) a-Terpineol	5.072	59	2572	1.836	ug/ml		98
57) 3-Chloroaniline	5.095	65	973	1.431	ug/ml		96
58) 2,6-Dichlorophenol	5.113	162	1890	1.384	ug/ml	#	85
59) 1-chloro-2-nitrobenzene	5.348	111	949	1.498	ug/ml	#	50
60) Caprolactam	5.371	55	943	1.227	ug/ml	#	65
61) 1,2,4,5-Tetrachloroben...	5.800	216	2526	1.739	ug/ml	#	85
62) Biphenyl	6.059	154	5937	1.499	ug/ml		96
84) Dichloran	0.000		0	N.D.			
85) Pentachloronitrobenzene	7.680	237	615	1.410	ug/ml	#	45
101) Diphenamid	8.603	167	4213	1.623	ug/ml		93

(#) = qualifier out of range (m) = manual integration (+) = signals summed

Quantitation Report (QT Reviewed)

Data Path : I:\8270\Mork\200911ICAL\
Data File : AP9L2.D
Acq On : 12 Sep 2020 1:54 am
Operator : MORK:dw
Sample : IL19,32,,AP9L2 Lot# 8911
Misc : WG1412677,,
ALS Vial : 19 Sample Multiplier: 1

Quant Time: Sep 15 16:22:36 2020
Quant Method : I:\8270\Mork\200911ICAL\FS200911mork.m
Quant Title : Semivolatiles by GC/MS by modified 8270
QLast Update : Tue Sep 15 10:47:53 2020
Response via : Initial Calibration

Sub List : AP9ical - AP9 ical sublist

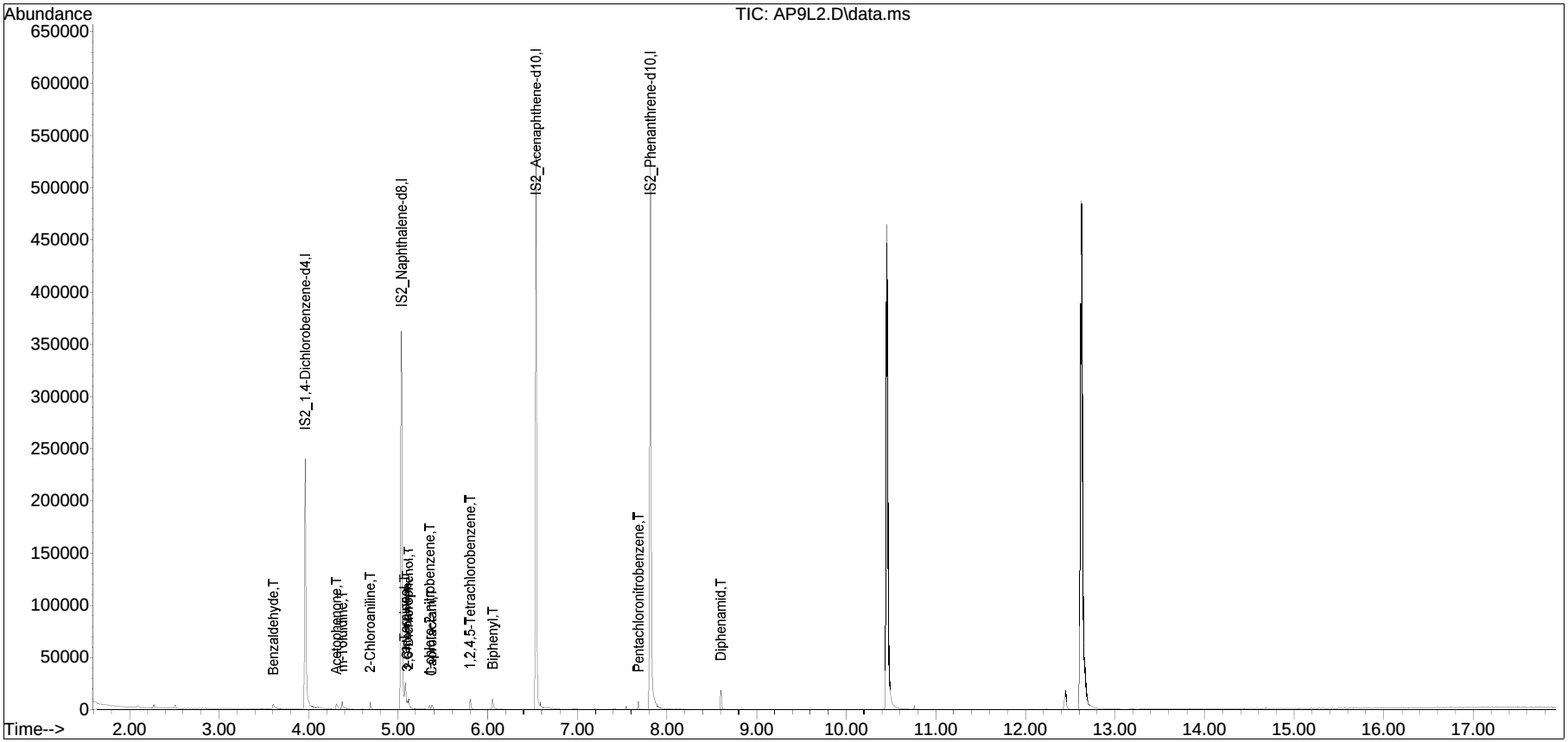

Manual Integration Report

Data Path	: I:\8270\Mork\200911ICAL\	QMethod	: FS200911mork.m
Data File	: AP9L2.D	Operator	: MORK:dw
Date Inj'd	: 9/12/2020 1:54 am	Instrument	: Mork
Sample	: IL19,32,,AP9L2 Lot# 8911	Quant Date	: 9/15/2020 10:52 am

There are no manual integrations or false positives in this file.

Quantitation Report (QT Reviewed)

Data Path : I:\8270\Mork\200911ICAL\
Data File : AP9L1.D
Acq On : 12 Sep 2020 2:17 am
Operator : MORK:dw
Sample : IL20,32,,AP9L1 Lot# 8910
Misc : WG1412677,,
ALS Vial : 20 Sample Multiplier: 1

Quant Time: Sep 15 16:23:16 2020
Quant Method : I:\8270\Mork\200911ICAL\FS200911mork.m
Quant Title : Semivolatiles by GC/MS by modified 8270
QLast Update : Tue Sep 15 10:47:53 2020
Response via : Initial Calibration

Sub List : AP9ical - AP9 ical sublist

Compound	R.T.	QIon	Response	Conc	Units		Dev(Min)
Internal Standards							
27) IS2_1,4-Dichlorobenzen...	3.961	152	46323	40.000	ug/ml		0.00
55) IS2_Naphthalene-d8	5.036	136	199631	40.000	ug/ml		0.00
83) IS2_Acenaphthene-d10	6.540	164	108239	40.000	ug/ml		0.00
100) IS2_Phenanthrene-d10	7.815	188	214043	40.000	ug/ml	#	0.00
System Monitoring Compounds							
Target Compounds							Qvalue
28) Benzaldehyde	3.608	105	646	0.545	ug/ml	#	51
29) Acetophenone	4.313	105	1679	0.848	ug/ml	#	49
30) m-Toluidine	4.378	106	1978	0.941	ug/ml	#	86
31) 2-Chloroaniline	4.689	127	1877	0.960	ug/ml	#	47
56) a-Terpineol	5.071	59	1402	0.972	ug/ml		89
57) 3-Chloroaniline	0.000		0	N.D.			
58) 2,6-Dichlorophenol	5.118	162	927	0.659	ug/ml	#	78
59) 1-chloro-2-nitrobenzene	0.000		0	N.D.			
60) Caprolactam	5.377	55	519	0.656	ug/ml	#	24
61) 1,2,4,5-Tetrachloroben...	5.800	216	1397	0.934	ug/ml	#	87
62) Biphenyl	6.058	154	3607	0.884	ug/ml	#	84
84) Dichloran	0.000		0	N.D.			
85) Pentachloronitrobenzene	0.000		0	N.D.			
101) Diphenamid	8.603	167	2385	0.911	ug/ml		96

(#) = qualifier out of range (m) = manual integration (+) = signals summed

Quantitation Report (QT Reviewed)

Data Path : I:\8270\Mork\200911ICAL\
Data File : AP9L1.D
Acq On : 12 Sep 2020 2:17 am
Operator : MORK:dw
Sample : IL20,32,,AP9L1 Lot# 8910
Misc : WG1412677,,
ALS Vial : 20 Sample Multiplier: 1

Quant Time: Sep 15 16:23:16 2020
Quant Method : I:\8270\Mork\200911ICAL\FS200911mork.m
Quant Title : Semivolatiles by GC/MS by modified 8270
QLast Update : Tue Sep 15 10:47:53 2020
Response via : Initial Calibration

Sub List : AP9ical - AP9 ical sublist

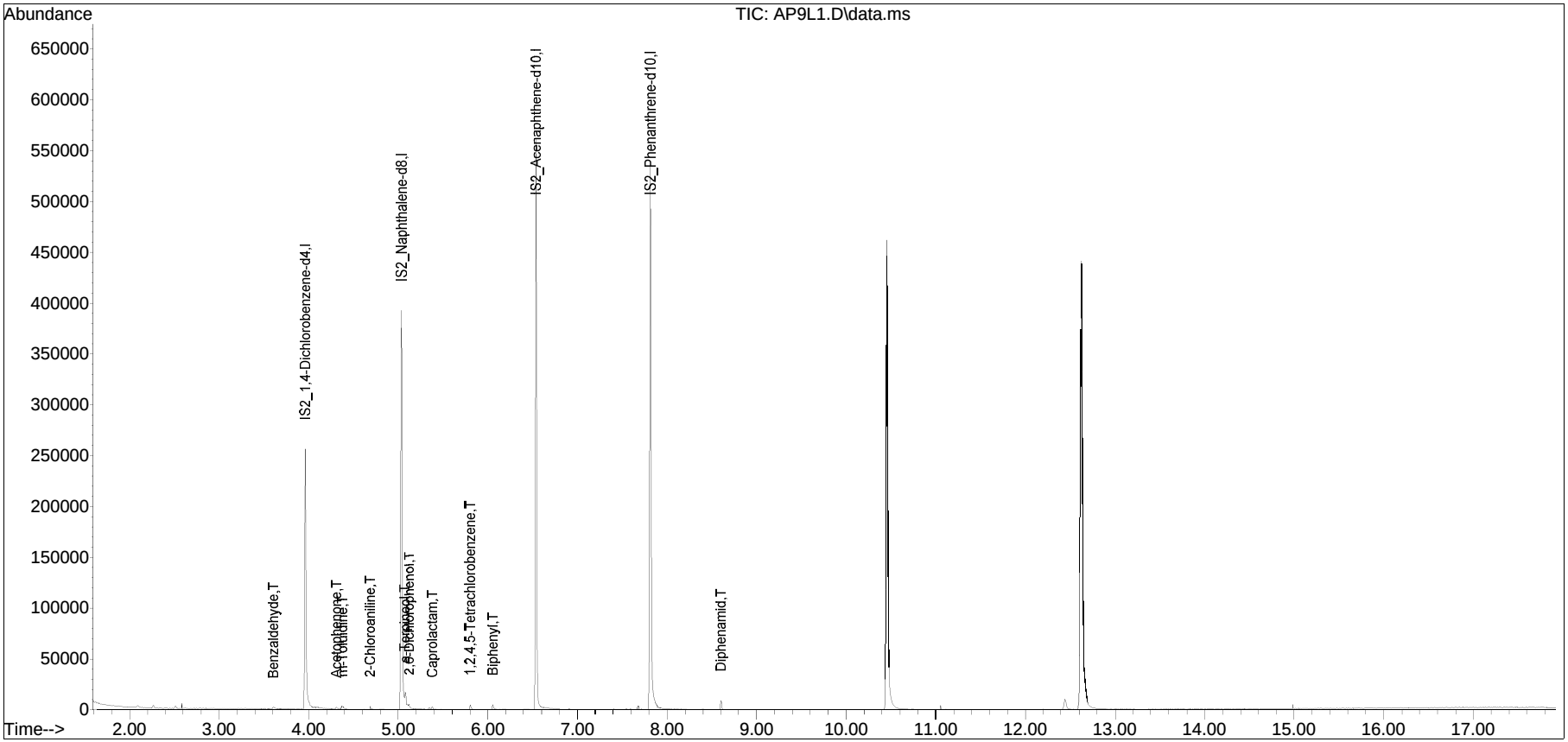

Manual Integration Report

Data Path	: I:\8270\Mork\200911ICAL\	QMethod	: FS200911mork.m
Data File	: AP9L1.D	Operator	: MORK:dw
Date Inj'd	: 9/12/2020 2:17 am	Instrument	: Mork
Sample	: IL20,32,,AP9L1 Lot# 8910	Quant Date	: 9/15/2020 10:52 am

There are no manual integrations or false positives in this file.

Evaluate Continuing Calibration Report

Data Path : I:\8270\Mork\200911ICAL\
Data File : ABNICV.D
Acq On : 12 Sep 2020 2:41 am
Operator : MORK:dw
Sample : CQICV1,32,,ABNICV Lot# 8896
Misc : WG1412677,,
ALS Vial : 21 Sample Multiplier: 1

Quant Time: Sep 21 20:44:40 2020
Quant Method : I:\8270\Mork\200911ICAL\FS200911mork.m
Quant Title : Semivolatiles by GC/MS by modified 8270
QLast Update : Mon Sep 21 20:42:10 2020
Response via : Initial Calibration

Min. RRF : 0.000 Min. Rel. Area : 50% Max. R.T. Dev 0.50min
Max. RRF Dev : 20% Max. Rel. Area : 200%

		Compound	AvgRF	CCRF	%Dev	Area%	Dev(min)
1	I	IS1_1,4-Dichlorobenzene-d4	1.000	1.000	0.0	108	0.00
2	t	n-Nitrosodimethylamine	0.833	0.861	-3.4	107	0.00
3	t	Pyridine	1.486	1.439	3.2	105	0.00
4	S	2-Fluorophenol	1.224	1.276	-4.2	108	0.00
5	T	Aniline	1.951	1.988	-1.9	106	0.00
6	t	2-Chlorophenol	1.337	1.344	-0.5	104	0.00
7	S	Phenol-d6	1.475	1.454	1.4	100	0.00
8	T	Phenol	1.756	1.765	-0.5	104	0.00
9	T	Bis(2-chloroethyl)ether	1.372	1.290	6.0	103	0.00
10	T	1,3-Dichlorobenzene	1.541	1.498	2.8	106	0.00
11	T	1,4-Dichlorobenzene	1.667	1.572	5.7	106	0.00
12	T	1,2-Dichlorobenzene	1.569	1.478	5.8	106	0.00
13	t	Benzyl alcohol	0.955	0.994	-4.1	102	0.00
14	T	Bis(2-chloroisopropyl)ether	2.113	1.905	9.8	100	0.00
15	T	2-Methylphenol	1.219	1.191	2.3	103	0.00
16	T	Hexachloroethane	0.644	0.584	9.3	105	0.00
17	T	n-Nitrosodi-n-propylamine	0.901	0.890	1.2	100	0.00
18	T	3-Methylphenol/4-Methylphen	1.229	1.229	0.0	103	0.00
19	S	Nitrobenzene-d5	1.288	1.344	-4.3	104	0.00
20	T	Nitrobenzene	1.332	1.292	3.0	101	0.00
21	T	Isophorone	2.708	2.565	5.3	99	0.00
22	T	2-Nitrophenol	0.691	0.652	5.6	96	0.00
23	T	2,4-Dimethylphenol	1.313	1.308	0.4	102	0.00
24	T	Bis(2-chloroethoxy)methane	1.538	1.524	0.9	99	0.00
25	T	2,4-Dichlorophenol	1.063	1.104	-3.9	104	0.00
26	T	1,2,4-Trichlorobenzene	1.260	1.195	5.2	102	0.00
35	I	IS1_Naphthalene-d8	1.000	1.000	0.0	109	0.00
36	T	Naphthalene	1.043	0.959	8.1	102	0.00
37	T	Benzoic Acid	0.229	0.201	12.2	91	0.00
38	T	4-Chloroaniline	0.112	0.112	0.0	99	0.00
39	T	Hexachlorobutadiene	0.181	0.164	9.4	101	0.00
40	T	p-Chloro-m-cresol	0.267	0.274	-2.6	98	0.00
41	T	2-Methylnaphthalene	0.657	0.642	2.3	102	0.00
42	T	1-Methylnaphthalene	0.228	0.213	6.6	101	0.00
43	T	Hexachlorocyclopentadiene	0.212	0.199	6.1	95	0.00
44	T	2,4,6-Trichlorophenol	0.177	0.181	-2.3	100	0.00
45	T	2,4,5-Trichlorophenol	0.224	0.212	5.4	98	0.00
46	S	2-Fluorobiphenyl	0.738	0.692	6.2	99	0.00

Evaluate Continuing Calibration Report

Data Path : I:\8270\Mork\200911ICAL\
Data File : ABNICV.D
Acq On : 12 Sep 2020 2:41 am
Operator : MORK:dw
Sample : CQICV1,32,,ABNICV Lot# 8896
Misc : WG1412677,,
ALS Vial : 21 Sample Multiplier: 1

Quant Time: Sep 21 20:44:40 2020
Quant Method : I:\8270\Mork\200911ICAL\FS200911mork.m
Quant Title : Semivolatiles by GC/MS by modified 8270
QLast Update : Mon Sep 21 20:42:10 2020
Response via : Initial Calibration

Min. RRF : 0.000 Min. Rel. Area : 50% Max. R.T. Dev 0.50min
Max. RRF Dev : 20% Max. Rel. Area : 200%

		Compound		AvgRF	CCRF	%Dev	Area%	Dev(min)
47	T	2-Chloronaphthalene		0.633	0.612	3.3	102	0.00
48	T	2-Nitroaniline		0.212	0.209	1.4	97	0.00
49	T	1,4-Dinitrobenzene		0.090	0.088	2.2	97	0.00
50	T	1,3-Dinitrobenzene	*	50.000	46.115	7.8	95	0.00
51	T	Dimethyl phthalate		0.751	0.731	2.7	100	0.00
52	T	Acenaphthylene		1.083	1.036	4.3	99	0.00
53	T	2,6-Dinitrotoluene		0.155	0.160	-3.2	99	0.00
54	T	1,2-Dinitrobenzene		0.077	0.072	6.5	96	0.00
63	I	IS1_Acenaphthene-d10		1.000	1.000	0.0	106	0.00
64	T	3-Nitroaniline		0.333	0.344	-3.3	97	0.00
65	T	Acenaphthene		1.160	1.042	10.2	97	0.00
66	T	2,4-Dinitrophenol	*	50.000	44.782	10.4	92	0.00
67	T	Dibenzofuran		1.622	1.543	4.9	99	0.00
68	T	2,4-Dinitrotoluene		0.371	0.385	-3.8	98	0.00
69	T	4-Nitrophenol		0.240	0.245	-2.1	98	0.00
70	T	2,3,5,6-Tetrachlorophenol		0.313	0.313	0.0	97	0.00
71	T	2,3,4,6-Tetrachlorophenol		0.343	0.339	1.2	98	0.00
72	T	Diethyl phthalate		1.392	1.316	5.5	96	0.00
73	T	Fluorene		1.316	1.265	3.9	98	0.00
74	T	4-Chlorophenyl phenyl ether		0.611	0.578	5.4	96	0.00
75	T	4-Nitroaniline		0.357	0.372	-4.2	100	0.00
76	T	4,6-Dinitro-o-cresol	*	50.000	47.351	5.3	97	0.00
77	T	NDPA/DPA		1.115	1.079	3.2	99	0.00
78	T	Azobenzene		1.354	1.300	4.0	99	0.00
79	S	2,4,6-Tribromophenol		0.219	0.214	2.3	94	0.00
80	T	4-Bromophenyl phenyl ether		0.366	0.356	2.7	96	0.00
81	T	Hexachlorobenzene		0.461	0.415	10.0	95	0.00
82	T	Pentachlorophenol		0.274	0.281	-2.6	97	0.00
88	I	IS1_Phenanthrene-d10		1.000	1.000	0.0	104	0.00
89	T	Phenanthrene		1.059	0.976	7.8	99	0.00
90	T	Anthracene		1.141	1.070	6.2	96	0.00
91	T	Carbazole		1.008	0.991	1.7	98	0.00
93	T	Di-n-butylphthalate		1.210	1.224	-1.2	97	0.00
95	T	Fluoranthene		1.229	1.190	3.2	98	0.00
96	T	Benzidine	*	50.000	47.318	5.4	95	0.00
97	T	Pyrene		1.303	1.239	4.9	98	0.00
98	S	4-Terphenyl-d14		0.981	0.950	3.2	98	0.00

Evaluate Continuing Calibration Report

Data Path : I:\8270\Mork\200911ICAL\
Data File : ABNICV.D
Acq On : 12 Sep 2020 2:41 am
Operator : MORK:dw
Sample : CQICV1,32,,ABNICV Lot# 8896
Misc : WG1412677,,
ALS Vial : 21 Sample Multiplier: 1

Quant Time: Sep 21 20:44:40 2020
Quant Method : I:\8270\Mork\200911ICAL\FS200911mork.m
Quant Title : Semivolatiles by GC/MS by modified 8270
QLast Update : Mon Sep 21 20:42:10 2020
Response via : Initial Calibration

Min. RRF : 0.000 Min. Rel. Area : 50% Max. R.T. Dev 0.50min
Max. RRF Dev : 20% Max. Rel. Area : 200%

		Compound	AvgRF	CCRF	%Dev	Area%	Dev(min)
99	T	Butyl benzyl phthalate	0.578	0.584	-1.0	96	0.00
106	I	IS1_Chrysene-d12	1.000	1.000	0.0	104	0.00
107	T	Benzo(a)anthracene	1.155	1.067	7.6	93	0.00
108	T	3,3'-Dichlorobenzidine	0.450	0.459	-2.0	96	0.00
109	T	Chrysene	1.243	1.103	11.3	97	0.00
110	T	Bis(2-ethylhexyl)phthalate	0.764	0.799	-4.6	95	0.00
111	T	Di-n-octylphthalate	1.411	1.447	-2.6	96	0.00
112	T	Benzo(b)fluoranthene	1.226	1.249	-1.9	98	0.00
113	T	Benzo(k)fluoranthene	1.393	1.278	8.3	97	0.00
114	T	Benzo(a)pyrene	1.161	1.171	-0.9	97	0.00
115	I	IS1_Perylene-d12	1.000	1.000	0.0	102	0.00
116	T	Indeno(1,2,3-cd)pyrene	1.043	1.060	-1.6	95	-0.01
117	T	Dibenzo(a,h)anthracene	1.158	1.168	-0.9	98	-0.01
118	T	Benzo(ghi)perylene	1.209	1.166	3.6	97	0.00

* Evaluation of CC level amount vs concentration.
(#) = Out of Range SPCC's out = 0 CCC's out = 0

Quantitation Report (QT Reviewed)

Data Path : I:\8270\Mork\200911ICAL\
Data File : ABNICV.D
Acq On : 12 Sep 2020 2:41 am
Operator : MORK:dw
Sample : CQICV1,32,,ABNICV Lot# 8896
Misc : WG1412677,,
ALS Vial : 21 Sample Multiplier: 1

Quant Time: Sep 21 20:44:40 2020
Quant Method : I:\8270\Mork\200911ICAL\FS200911mork.m
Quant Title : Semivolatiles by GC/MS by modified 8270
QLast Update : Mon Sep 21 20:42:10 2020
Response via : Initial Calibration

CCAL FILE(s) : 1 - I:\8270\Mork\200911ICAL\ABNL7.D
Sub List : ABNical - ABN ical sublist

Compound	R.T.	QIon	Response	Conc	Units	Dev(Min)
Internal Standards						
1) IS1_1,4-Dichlorobenzen...	3.961	152	49999	40.000	ug/ml	# 0.00
Standard Area 1 = 46244			Recovery = 108.12%			
35) IS1_Naphthalene-d8	5.036	136	205582	40.000	ug/ml	0.00
Standard Area 1 = 188615			Recovery = 109.00%			
63) IS1_Acenaphthene-d10	6.540	164	116266	40.000	ug/ml	0.00
Standard Area 1 = 110185			Recovery = 105.52%			
88) IS1_Phenanthrene-d10	7.815	188	231148	40.000	ug/ml	# 0.00
Standard Area 1 = 222088			Recovery = 104.08%			
106) IS1_Chrysene-d12	10.459	240	272965	40.000	ug/ml	# 0.00
Standard Area 1 = 263190			Recovery = 103.71%			
115) IS1_Perylene-d12	12.627	264	318777	40.000	ug/ml	0.00
Standard Area 1 = 312140			Recovery = 102.13%			
System Monitoring Compounds						
4) 2-Fluorophenol	2.892	112	79725	52.110	ug/ml	0.00
Spiked Amount 50.000	Range 15 - 110		Recovery = 104.22%			
7) Phenol-d6	3.667	99	90894	49.312	ug/ml	0.00
Spiked Amount 50.000	Range 15 - 110		Recovery = 98.62%			
19) Nitrobenzene-d5	4.425	82	84014	52.199	ug/ml	0.00
Spiked Amount 25.000	Range 30 - 130		Recovery = 208.80%#			
46) 2-Fluorobiphenyl	5.970	172	177780	46.895	ug/ml	0.00
Spiked Amount 25.000	Range 30 - 130		Recovery = 187.58%#			
79) 2,4,6-Tribromophenol	7.222	330	31140	48.869	ug/ml	0.00
Spiked Amount 50.000	Range 15 - 110		Recovery = 97.74%			
98) 4-Terphenyl-d14	9.249	244	274589	48.417	ug/ml	0.00
Spiked Amount 25.000	Range 30 - 130		Recovery = 193.67%#			
Target Compounds						Qvalue
2) n-Nitrosodimethylamine	1.887	74	53781	51.651	ug/ml	89
3) Pyridine	1.910	79	89931	48.401	ug/ml	96
5) Aniline	3.685	93	124254	50.941	ug/ml	99
6) 2-Chlorophenol	3.785	128	84012	50.251	ug/ml	96
8) Phenol	3.673	94	110328	50.278	ug/ml	99
9) Bis(2-chloroethyl)ether	3.749	93	80610	46.997	ug/ml	94
10) 1,3-Dichlorobenzene	3.914	146	93640	48.602	ug/ml	96
11) 1,4-Dichlorobenzene	3.973	146	98233	47.148	ug/ml	98
12) 1,2-Dichlorobenzene	4.102	146	92391	47.118	ug/ml	98
13) Benzyl alcohol	4.078	79	62101	52.048	ug/ml	97
14) Bis(2-chloroisopropyl)...	4.202	45	119079	45.090	ug/ml	96

Data Path : I:\8270\Mork\200911ICAL\
Data File : ABNICV.D
Acq On : 12 Sep 2020 2:41 am
Operator : MORK:dw
Sample : CQICV1,32,,ABNICV Lot# 8896
Misc : WG1412677,,
ALS Vial : 21 Sample Multiplier: 1

Quant Time: Sep 21 20:44:40 2020
Quant Method : I:\8270\Mork\200911ICAL\FS200911mork.m
Quant Title : Semivolatiles by GC/MS by modified 8270
QLast Update : Mon Sep 21 20:42:10 2020
Response via : Initial Calibration

CCAL FILE(s) : 1 - I:\8270\Mork\200911ICAL\ABNL7.D
Sub List : ABNical - ABN ical sublist

Compound	R.T.	QIon	Response	Conc	Units	Dev(Min)
15) 2-Methylphenol	4.184	108	74467	48.890	ug/ml	99
16) Hexachloroethane	4.384	117	36497	45.337	ug/ml	99
17) n-Nitrosodi-n-propylamine	4.313	70	55641	49.410	ug/ml	97
18) 3-Methylphenol/4-Methy...	4.319	108	76836	50.018	ug/ml	98
20) Nitrobenzene	4.443	77	80718	48.488	ug/ml	100
21) Isophorone	4.648	82	160296	47.363	ug/ml	98
22) 2-Nitrophenol	4.719	139	40779	47.212	ug/ml	96
23) 2,4-Dimethylphenol	4.766	107	81734	49.816	ug/ml	97
24) Bis(2-chloroethoxy)met...	4.848	93	95272	49.544	ug/ml#	96
25) 2,4-Dichlorophenol	4.919	162	69017	51.936	ug/ml	98
26) 1,2,4-Trichlorobenzene	4.995	180	74685	47.433	ug/ml	98
36) Naphthalene	5.054	128	246368	45.951	ug/ml	98
37) Benzoic Acid	4.854	105	51750M3	43.962	ug/ml	
38) 4-Chloroaniline	5.107	65	28677	49.756	ug/ml	90
39) Hexachlorobutadiene	5.177	225	42099	45.153	ug/ml	99
40) p-Chloro-m-cresol	5.536	107	70409	51.332	ug/ml	93
41) 2-Methylnaphthalene	5.647	142	164949	48.832	ug/ml	97
42) 1-Methylnaphthalene	5.729	115	54798	46.804	ug/ml	96
43) Hexachlorocyclopentadiene	5.794	237	51024	46.781	ug/ml	99
44) 2,4,6-Trichlorophenol	5.900	196	46400	51.103	ug/ml	99
45) 2,4,5-Trichlorophenol	5.923	196	54486	47.426	ug/ml	98
47) 2-Chloronaphthalene	6.064	162	157385	48.386	ug/ml	96
48) 2-Nitroaniline	6.158	138	53625	49.254	ug/ml	90
49) 1,4-Dinitrobenzene	6.282	168	22721	49.157	ug/ml	97
50) 1,3-Dinitrobenzene	6.346	168	27284M4	46.115	ug/ml	
51) Dimethyl phthalate	6.329	163	187815	48.674	ug/ml#	98
52) Acenaphthylene	6.417	152	266148	47.800	ug/ml	98
53) 2,6-Dinitrotoluene	6.376	165	41211	51.686	ug/ml	99
54) 1,2-Dinitrobenzene	6.417	168	18577	46.733	ug/ml	90
64) 3-Nitroaniline	6.517	138	50002	51.703	ug/ml	91
65) Acenaphthene	6.570	154	151470	44.925	ug/ml	94
66) 2,4-Dinitrophenol	6.611	184	25258	44.782	ug/ml	97
67) Dibenzofuran	6.722	168	224301	47.562	ug/ml	93
68) 2,4-Dinitrotoluene	6.722	165	56003	51.877	ug/ml	98
69) 4-Nitrophenol	6.670	65	35655	51.106	ug/ml	94
70) 2,3,5,6-Tetrachlorophenol	6.799	232	45510	50.098	ug/ml	99
71) 2,3,4,6-Tetrachlorophenol	6.834	232	49281	49.460	ug/ml	99
72) Diethyl phthalate	6.940	149	191194	47.266	ug/ml	100
73) Fluorene	7.016	166	183830	48.072	ug/ml	97
74) 4-Chlorophenyl phenyl ...	7.022	204	83978	47.285	ug/ml	92

Quantitation Report (QT Reviewed)

Data Path : I:\8270\Mork\200911ICAL\
Data File : ABNICV.D
Acq On : 12 Sep 2020 2:41 am
Operator : MORK:dw
Sample : CQICV1,32,,ABNICV Lot# 8896
Misc : WG1412677,,
ALS Vial : 21 Sample Multiplier: 1

Quant Time: Sep 21 20:44:40 2020
Quant Method : I:\8270\Mork\200911ICAL\FS200911mork.m
Quant Title : Semivolatiles by GC/MS by modified 8270
QLast Update : Mon Sep 21 20:42:10 2020
Response via : Initial Calibration

CCAL FILE(s) : 1 - I:\8270\Mork\200911ICAL\ABNL7.D
Sub List : ABNical - ABN ical sublist

	Compound	R.T.	QIon	Response	Conc	Units	Dev(Min)
75)	4-Nitroaniline	7.040	138	54032	52.051	ug/ml	97
76)	4,6-Dinitro-o-cresol	7.075	198	33263	47.351	ug/ml	91
77)	NDPA/DPA	7.128	169	156805	48.384	ug/ml	100
78)	Azobenzene	7.157	77	188895	48.003	ug/ml#	93
80)	4-Bromophenyl phenyl e...	7.439	248	51666	48.540	ug/ml#	94
81)	Hexachlorobenzene	7.492	284	60324	45.003	ug/ml	90
82)	Pentachlorophenol	7.662	266	40839	51.195	ug/ml	99
89)	Phenanthrene	7.839	178	281889	46.066	ug/ml	99
90)	Anthracene	7.880	178	309163	46.888	ug/ml	98
91)	Carbazole	8.027	167	286321	49.149	ug/ml	99
93)	Di-n-butylphthalate	8.350	149	353690	50.573	ug/ml	99
95)	Fluoranthene	8.867	202	343840	48.423	ug/ml	99
96)	Benzidine	9.008	184	246016	47.318	ug/ml	96
97)	Pyrene	9.073	202	358095	47.567	ug/ml	99
99)	Butyl benzyl phthalate	9.801	149	168752	50.526	ug/ml	96
107)	Benzo(a)anthracene	10.448	228	364062	46.178	ug/ml	99
108)	3,3'-Dichlorobenzidine	10.442	252	156712	50.981	ug/ml	97
109)	Chrysene	10.495	228	376262	44.360	ug/ml	99
110)	Bis(2-ethylhexyl)phtha...	10.583	149	272714	52.329	ug/ml#	95
111)	Di-n-octylphthalate	11.576	149	493713	51.264	ug/ml	99
112)	Benzo(b)fluoranthene	12.028	252	426063	50.924	ug/ml	98
113)	Benzo(k)fluoranthene	12.075	252	436121	45.888	ug/ml	99
114)	Benzo(a)pyrene	12.539	252	399602	50.427	ug/ml	98
116)	Indeno(1,2,3-cd)pyrene	14.337	276	422338	50.802	ug/mL	94
117)	Dibenzo(a,h)anthracene	14.390	278	465322	50.443	ug/ml	99
118)	Benzo(ghi)perylene	14.743	276	464812	48.231	ug/ml	98

(#) = qualifier out of range (m) = manual integration (+) = signals summed

Quantitation Report (QT Reviewed)

Data Path : I:\8270\Mork\200911ICAL\
Data File : ABNICV.D
Acq On : 12 Sep 2020 2:41 am
Operator : MORK:dw
Sample : CQICV1,32,,ABNICV Lot# 8896
Misc : WG1412677,,
ALS Vial : 21 Sample Multiplier: 1

Quant Time: Sep 21 20:44:40 2020
Quant Method : I:\8270\Mork\200911ICAL\FS200911mork.m
Quant Title : Semivolatiles by GC/MS by modified 8270
QLast Update : Mon Sep 21 20:42:10 2020
Response via : Initial Calibration

Sub List : ABNical - ABN ical sublistL\ABNL7.D•

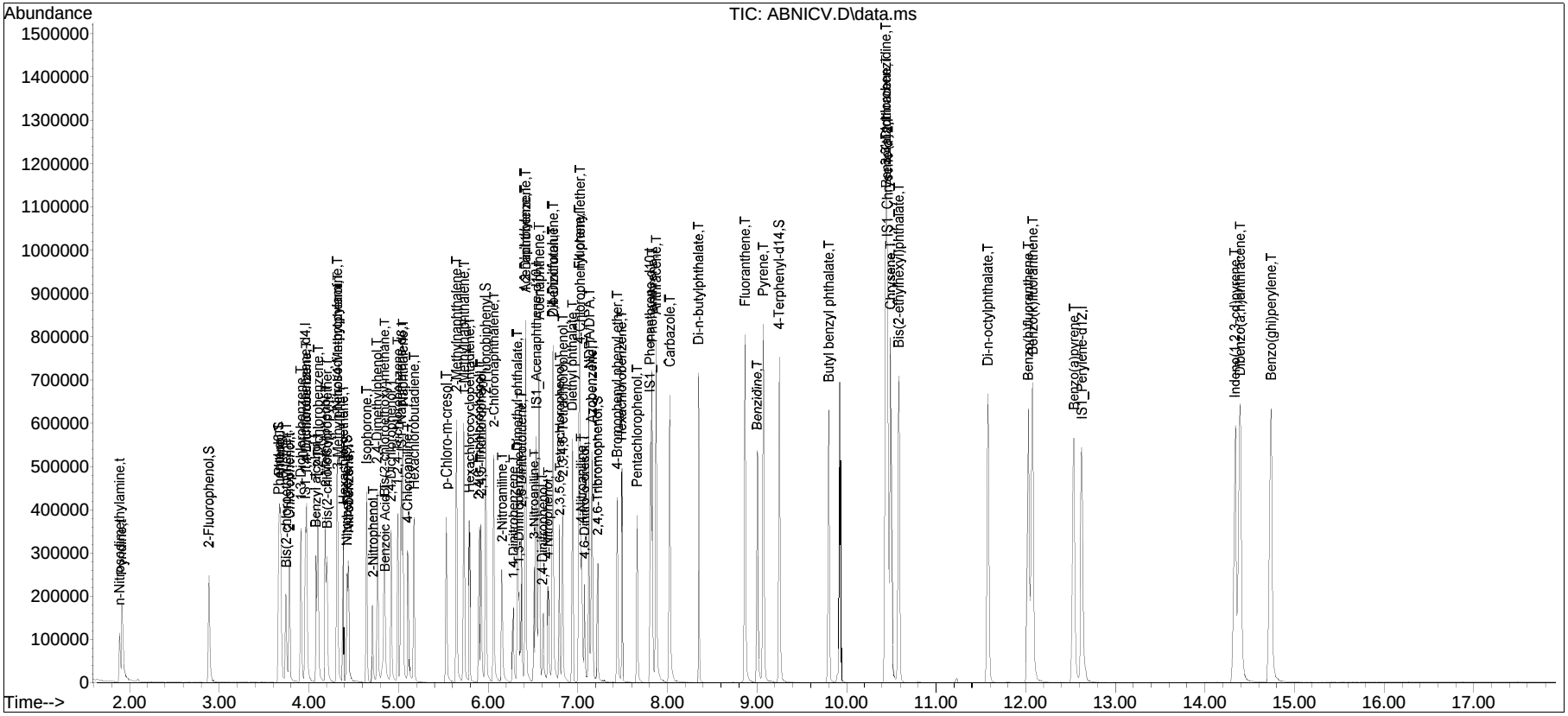

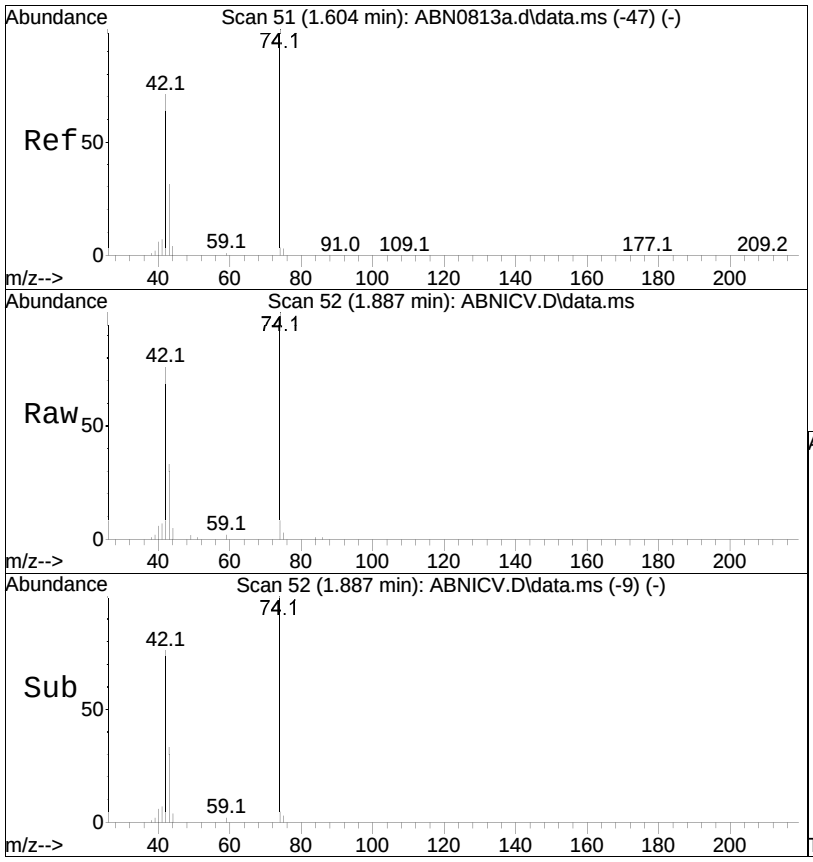

#2
n-Nitrosodimethylamine
Concen: 51.65 ug/ml
RT: 1.887 min Scan# 52
Delta R.T. -0.000 min
Lab File: ABNICV.D
Acq: 12 Sep 2020 2:41 am

Tgt Ion: 74 Resp: 53781

Ion	Ratio	Lower	Upper
74	100		
42	75.7	69.4	104.2
44	4.7	3.5	5.3

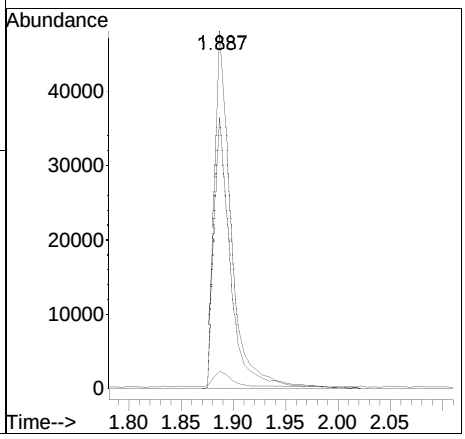

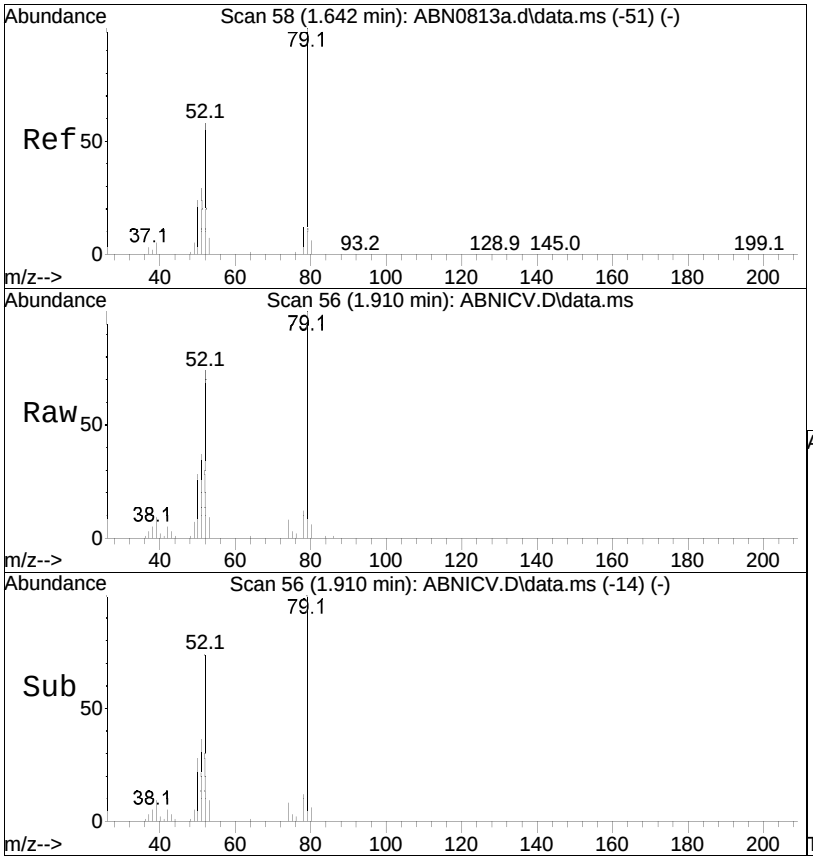

#3
Pyridine
Concen: 48.40 ug/ml
RT: 1.910 min Scan# 56
Delta R.T. -0.001 min
Lab File: ABNICV.D
Acq: 12 Sep 2020 2:41 am

Tgt Ion: 79 Resp: 89931

Ion	Ratio	Lower	Upper
79	100		
52	73.8	56.6	85.0

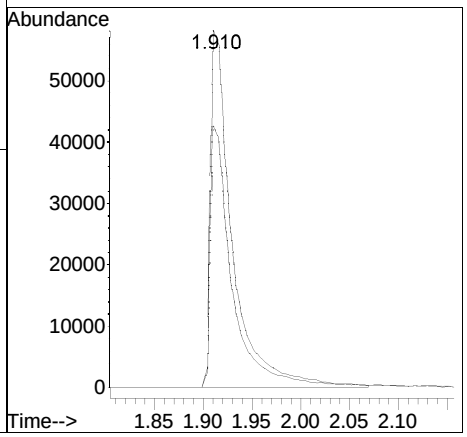

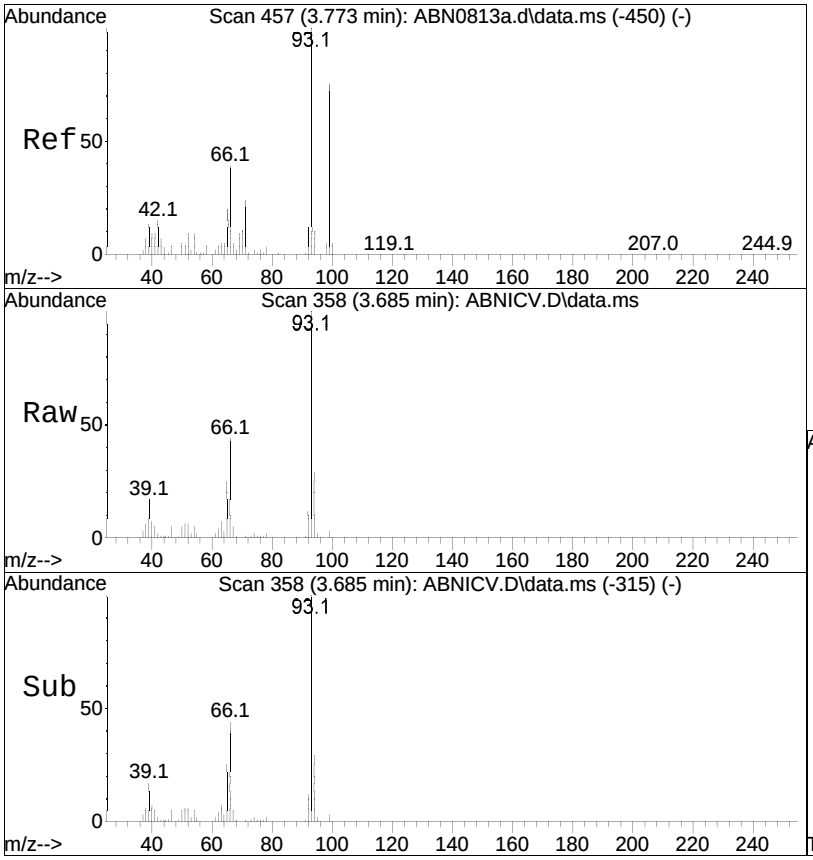

#5
Aniline
Concen: 50.94 ug/ml
RT: 3.685 min Scan# 358
Delta R.T. -0.000 min
Lab File: ABNICV.D
Acq: 12 Sep 2020 2:41 am

Tgt Ion: 93 Resp: 124254

Ion	Ratio	Lower	Upper
93	100		
66	67.7	53.5	80.3
65	42.1	34.4	51.6

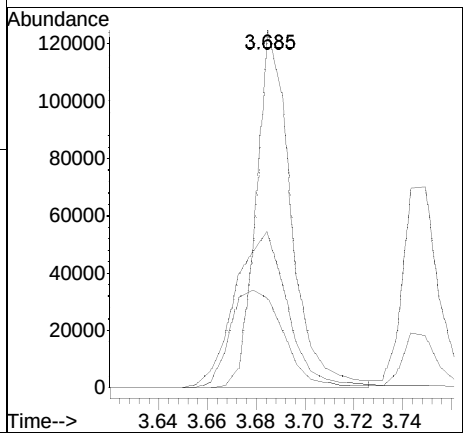

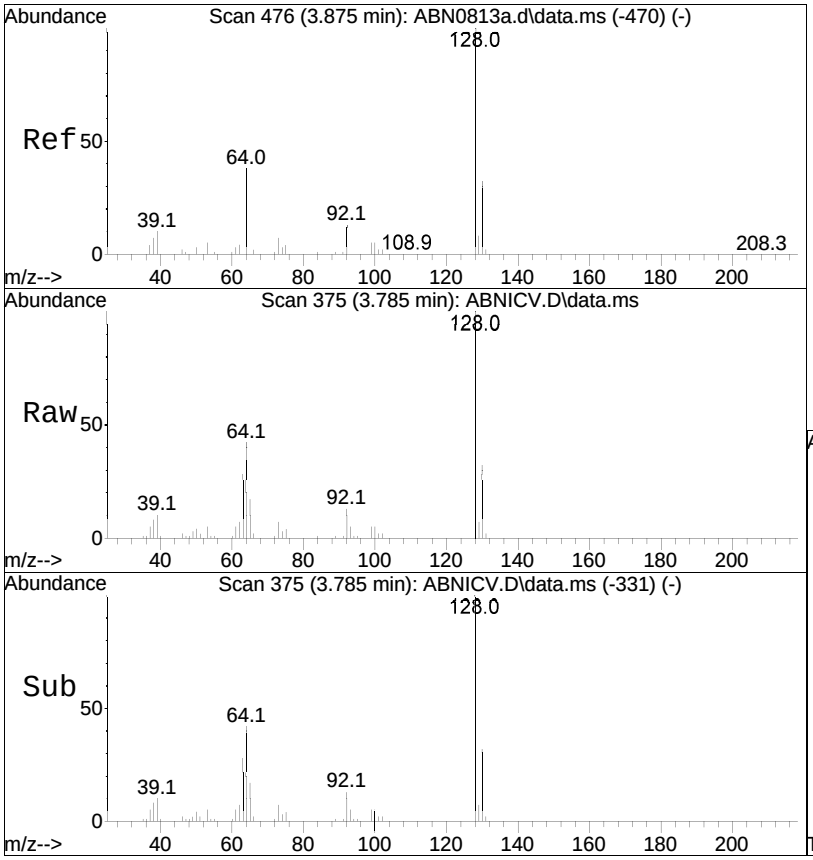

#6
2-Chlorophenol
Concen: 50.25 ug/ml
RT: 3.785 min Scan# 375
Delta R.T. 0.006 min
Lab File: ABNICV.D
Acq: 12 Sep 2020 2:41 am

Tgt Ion:128 Resp: 84012

Ion	Ratio	Lower	Upper
128	100		
64	45.6	33.5	50.3
130	32.1	25.9	38.9

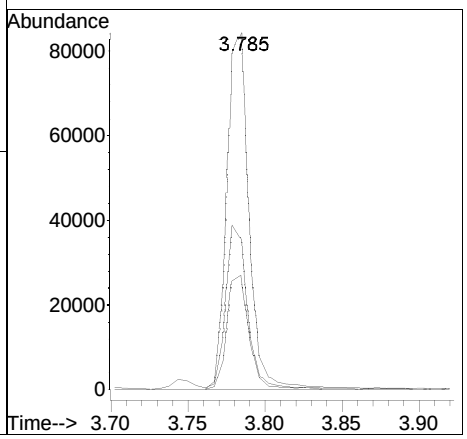

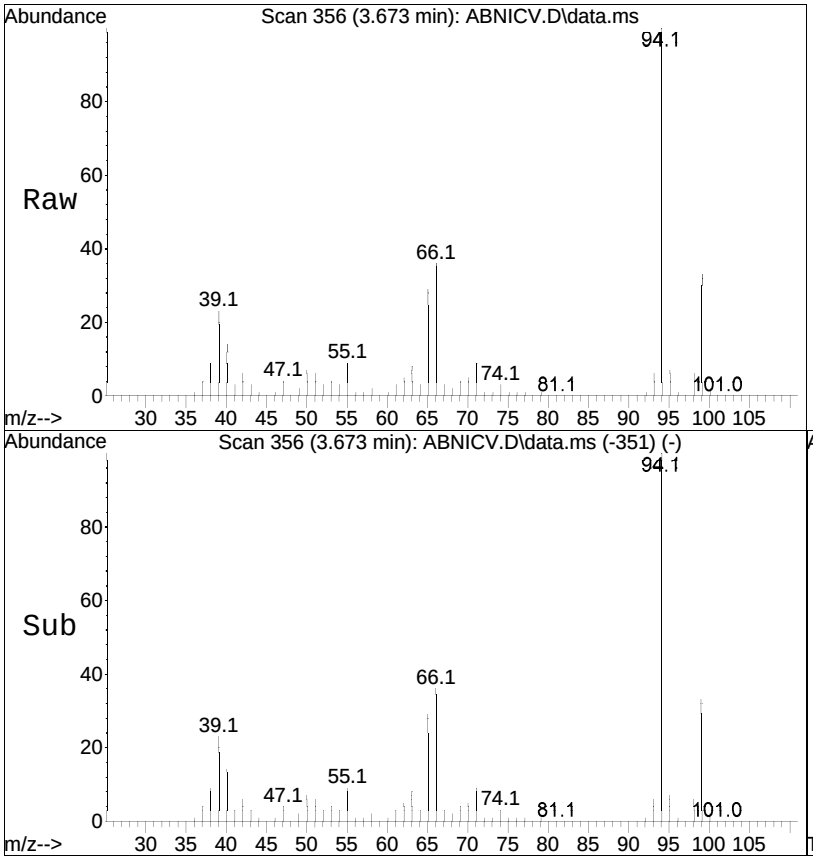

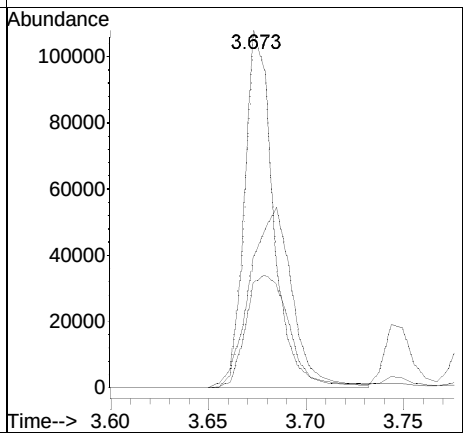

#8
Phenol
Concen: 50.28 ug/ml
RT: 3.673 min Scan# 356
Delta R.T. -0.000 min
Lab File: ABNICV.D
Acq: 12 Sep 2020 2:41 am

Tgt Ion: 94 Resp: 110328

Ion	Ratio	Lower	Upper
94	100		
65	47.5	38.8	58.2
66	76.2	60.3	90.5

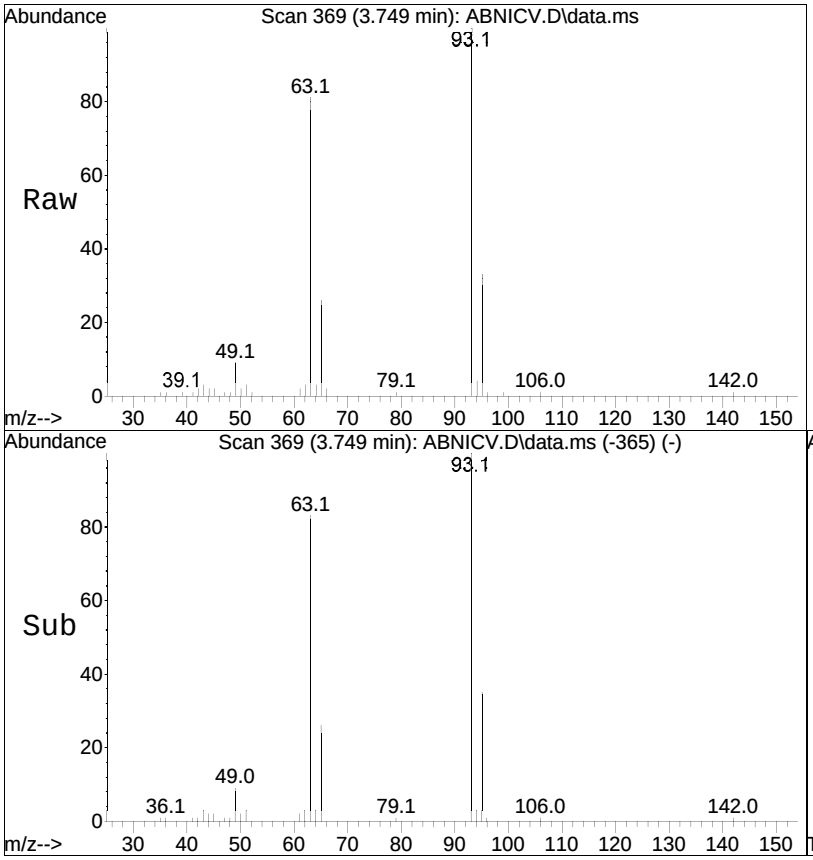

#9
Bis(2-chloroethyl)ether
Concen: 47.00 ug/ml
RT: 3.749 min Scan# 369
Delta R.T. 0.006 min
Lab File: ABNICV.D
Acq: 12 Sep 2020 2:41 am

Tgt Ion: 93 Resp: 80610

Ion	Ratio	Lower	Upper
93	100		
63	72.9	63.0	94.6
95	30.5	26.3	39.5

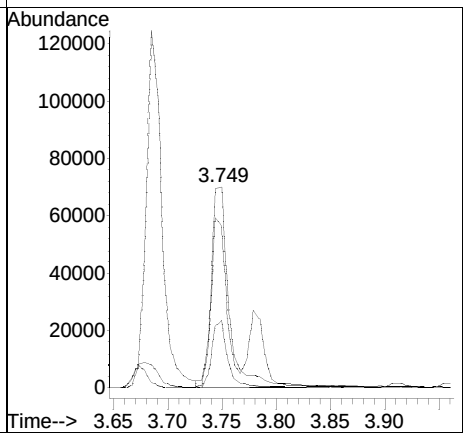

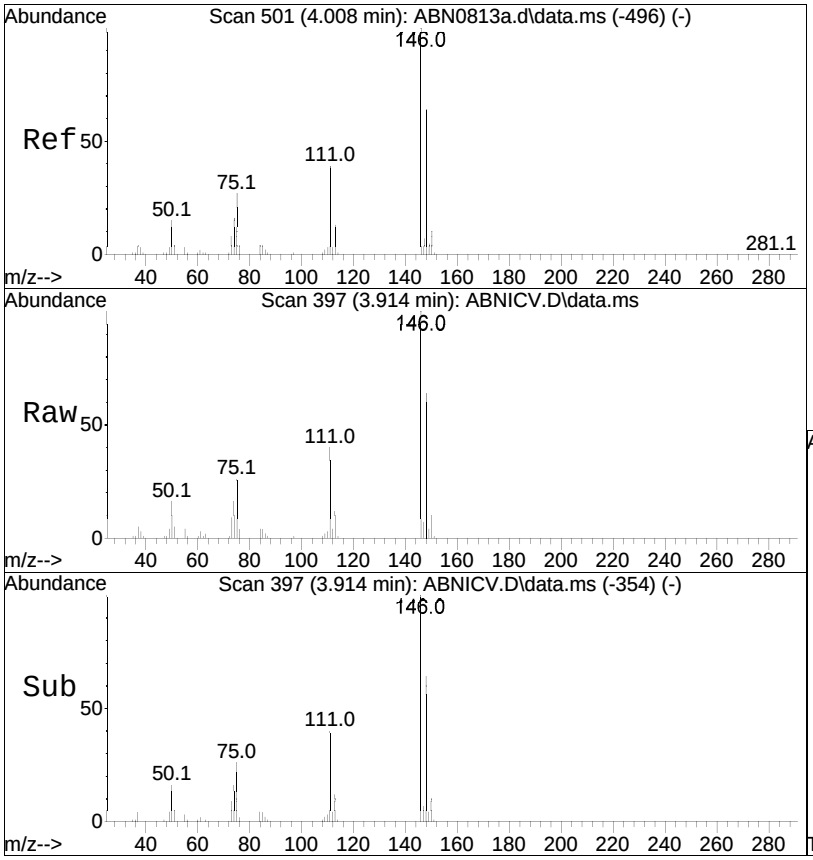

#10
1,3-Dichlorobenzene
Concen: 48.60 ug/ml
RT: 3.914 min Scan# 397
Delta R.T. -0.000 min
Lab File: ABNICV.D
Acq: 12 Sep 2020 2:41 am

Tgt Ion:146 Resp: 93640

Ion	Ratio	Lower	Upper
146	100		
111	39.9	30.0	45.0
148	63.1	52.6	78.8

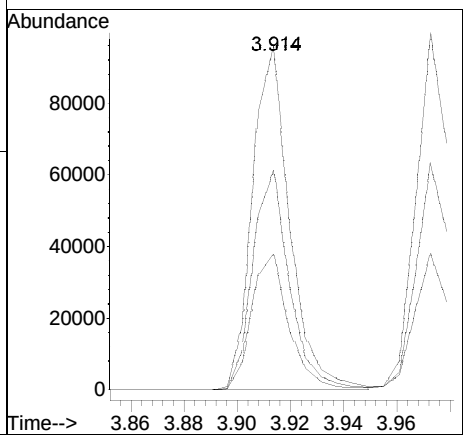

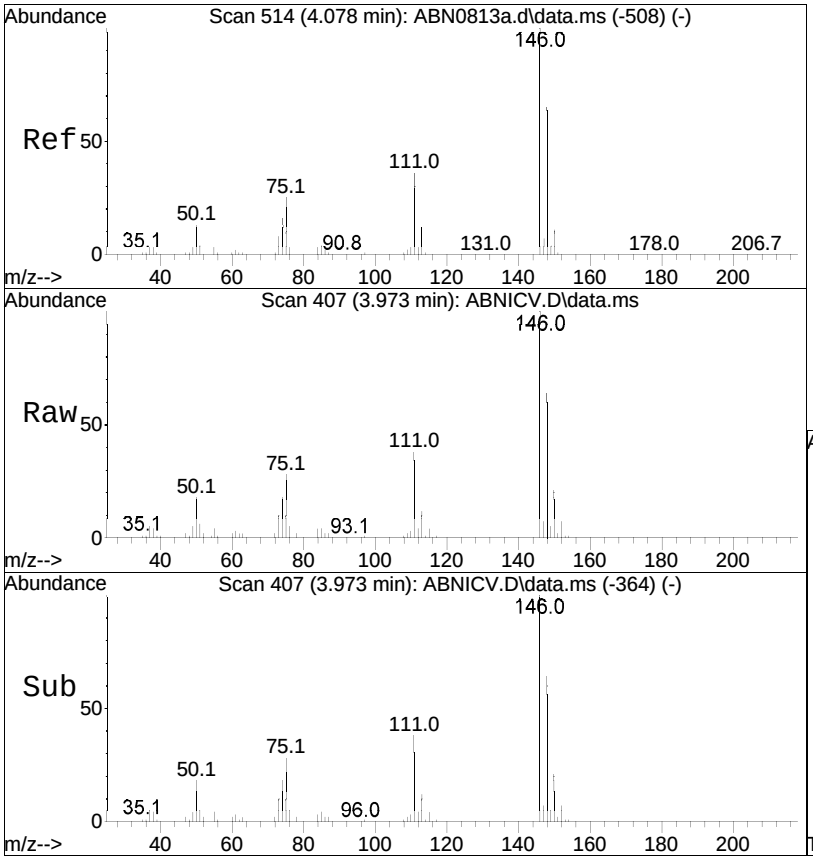

#11
1,4-Dichlorobenzene
Concen: 47.15 ug/ml
RT: 3.973 min Scan# 407
Delta R.T. -0.000 min
Lab File: ABNICV.D
Acq: 12 Sep 2020 2:41 am

Tgt Ion:146 Resp: 98233

Ion	Ratio	Lower	Upper
146	100		
148	63.8	52.3	78.5
111	38.5	29.2	43.8

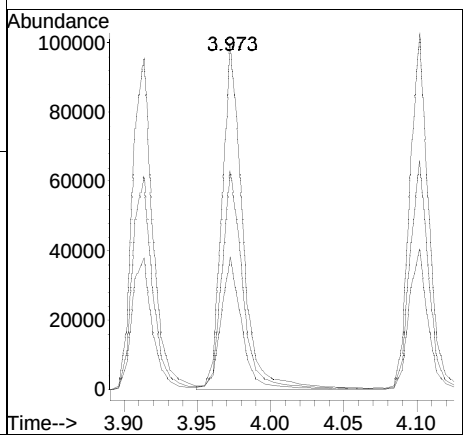

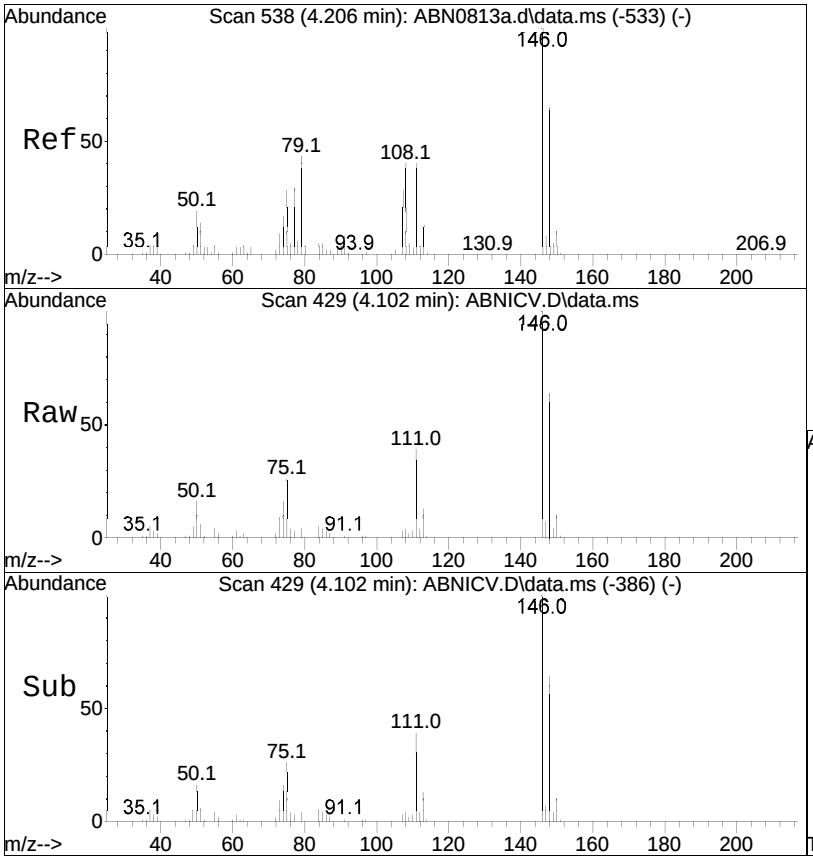

#12
1,2-Dichlorobenzene
Concen: 47.12 ug/ml
RT: 4.102 min Scan# 429
Delta R.T. -0.000 min
Lab File: ABNICV.D
Acq: 12 Sep 2020 2:41 am

Tgt Ion:146 Resp: 92391

Ion	Ratio	Lower	Upper
146	100		
111	39.1	30.3	45.5
148	63.8	51.8	77.8

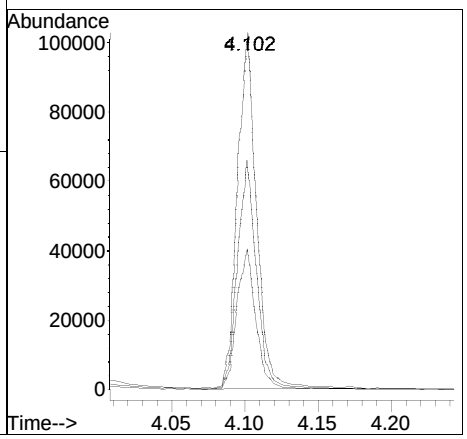

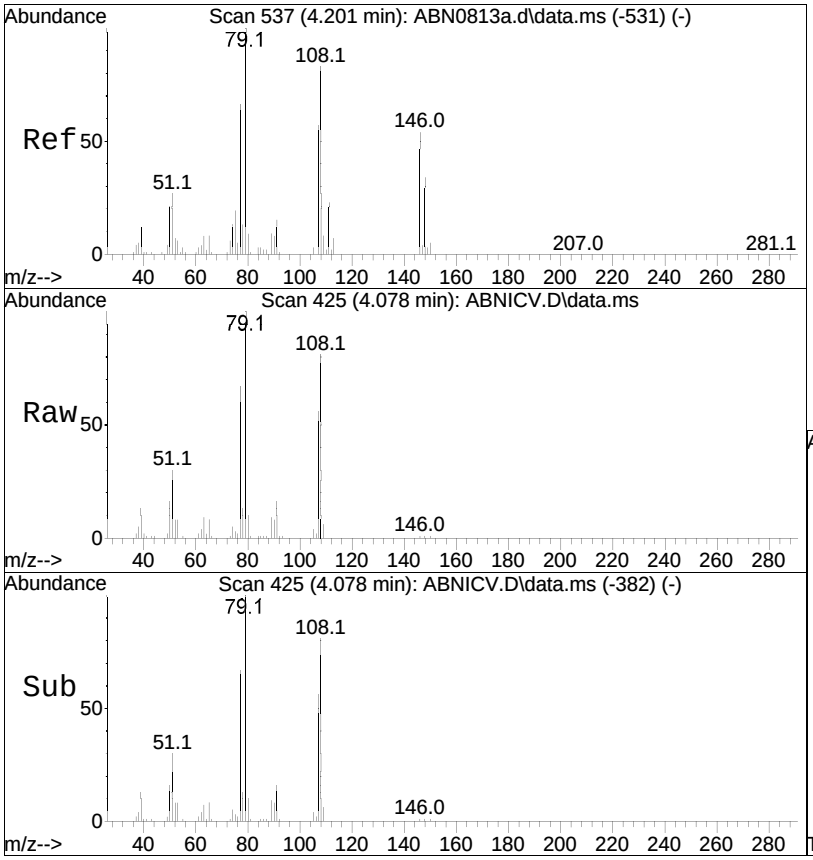

#13
Benzyl alcohol
Concen: 52.05 ug/ml
RT: 4.078 min Scan# 425
Delta R.T. -0.000 min
Lab File: ABNICV.D
Acq: 12 Sep 2020 2:41 am

Tgt Ion: 79 Resp: 62101

Ion	Ratio	Lower	Upper
79	100		
77	66.6	54.6	81.8
108	84.1	65.1	97.7

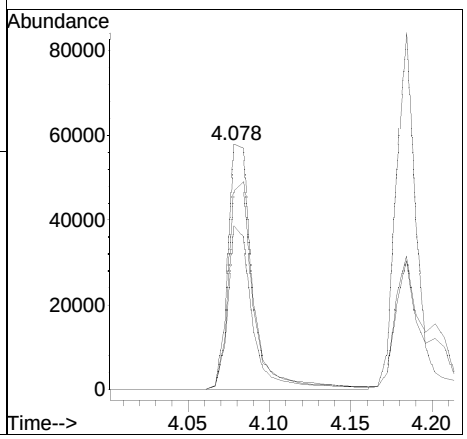

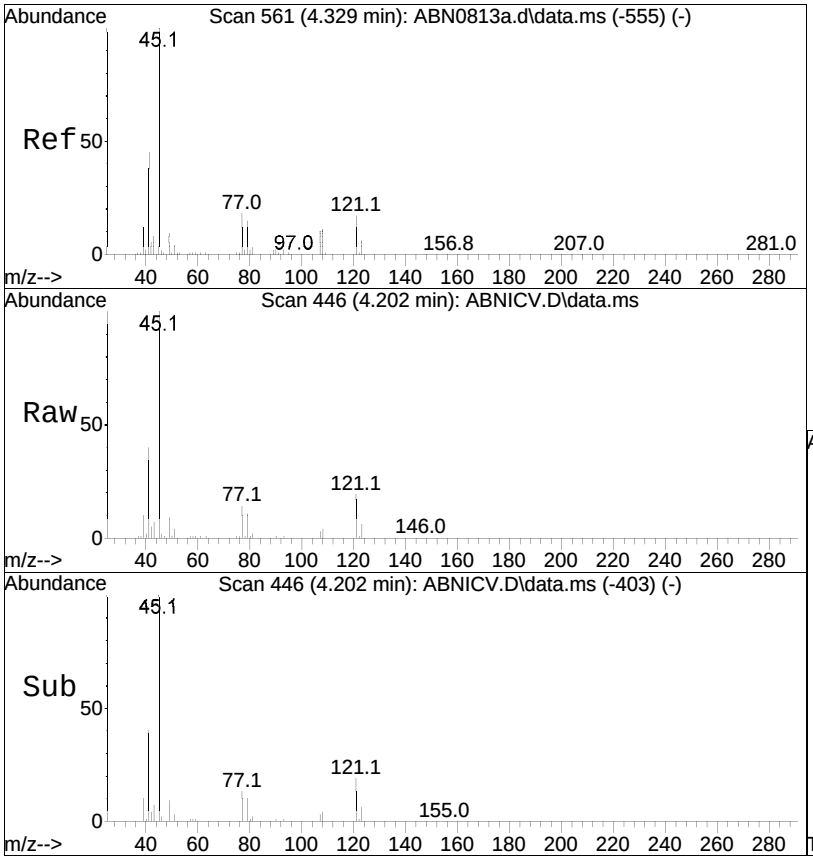

#14
Bis(2-chloroisopropyl)ether
Concen: 45.09 ug/ml
RT: 4.202 min Scan# 446
Delta R.T. -0.000 min
Lab File: ABNICV.D
Acq: 12 Sep 2020 2:41 am

Tgt Ion: 45 Resp: 119079

Ion	Ratio	Lower	Upper
45	100		
121	18.6	16.0	24.0
77	37.4	32.1	48.1

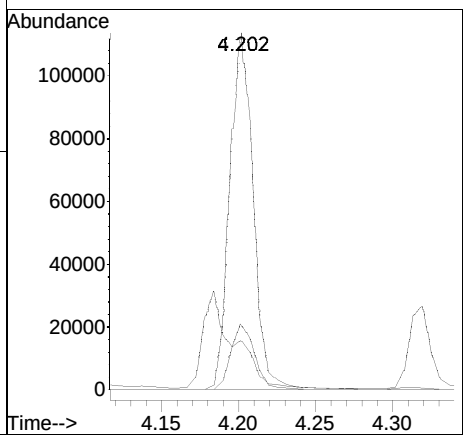

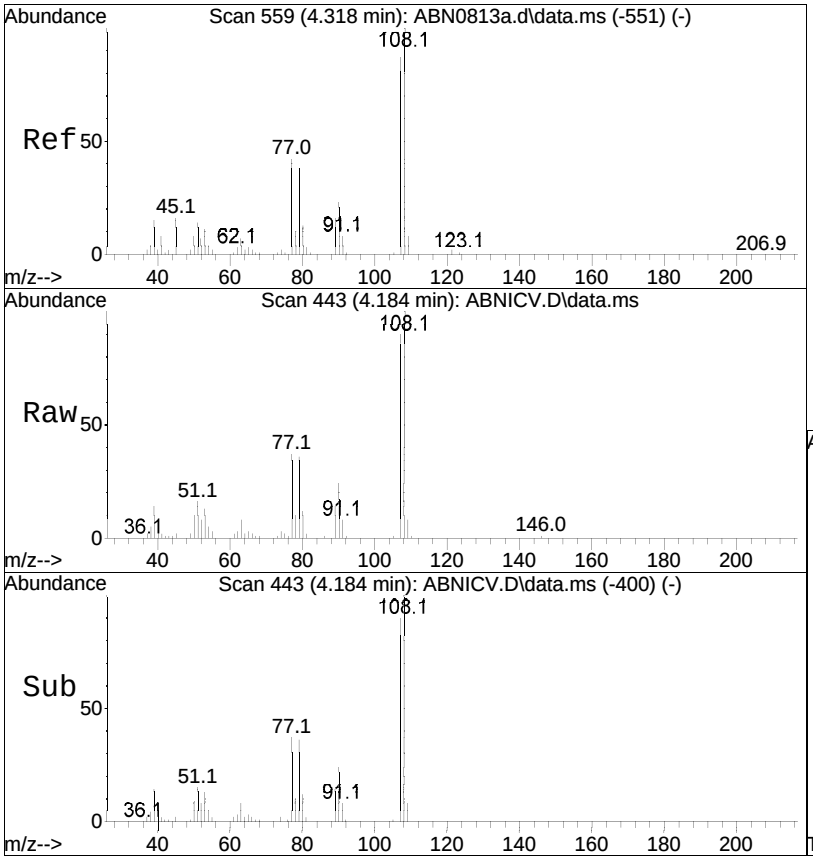

#15
2-Methylphenol
Concen: 48.89 ug/ml
RT: 4.184 min Scan# 443
Delta R.T. -0.000 min
Lab File: ABNICV.D
Acq: 12 Sep 2020 2:41 am

Tgt Ion:108 Resp: 74467

Ion	Ratio	Lower	Upper
108	100		
107	88.7	70.3	105.5
90	23.7	18.7	28.1

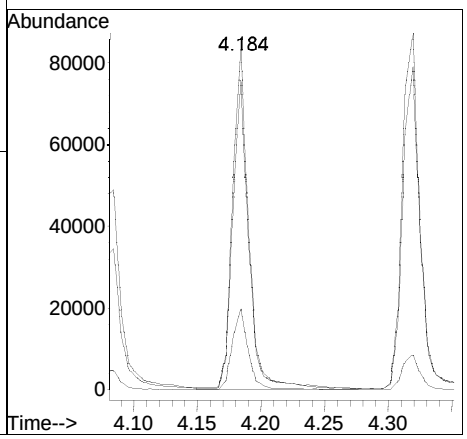

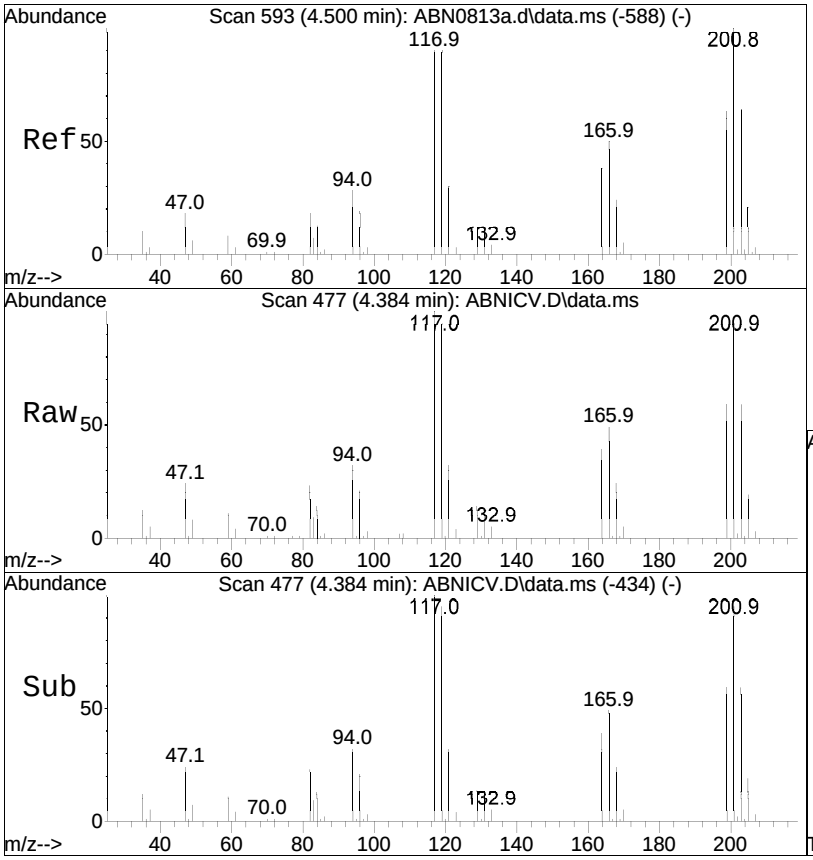

#16
Hexachloroethane
Concen: 45.34 ug/ml
RT: 4.384 min Scan# 477
Delta R.T. -0.000 min
Lab File: ABNICV.D
Acq: 12 Sep 2020 2:41 am

Tgt Ion:117 Resp: 36497

Ion	Ratio	Lower	Upper
117	100		
201	92.4	73.4	110.0
199	57.6	45.9	68.9

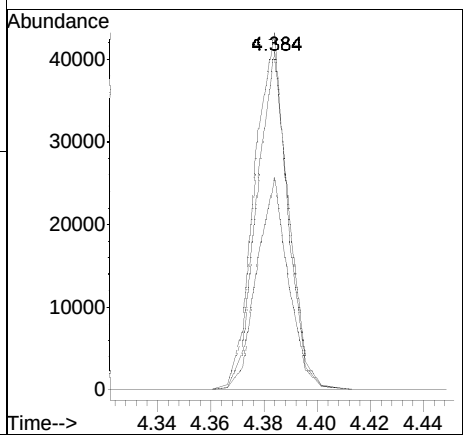

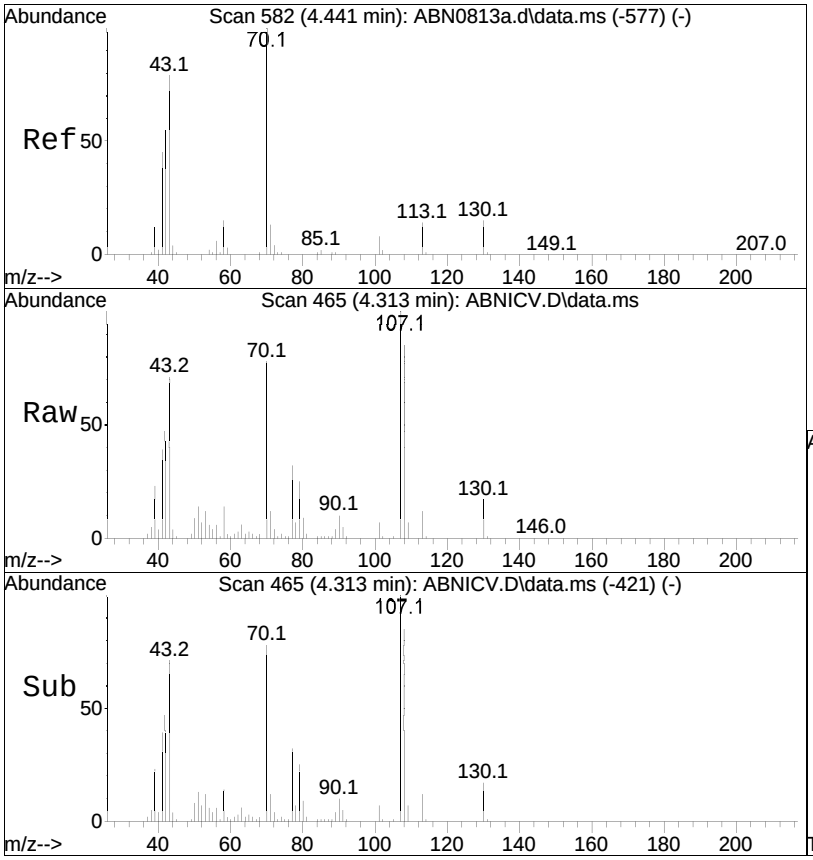

#17
n-Nitrosodi-n-propylamine
Concen: 49.41 ug/ml
RT: 4.313 min Scan# 465
Delta R.T. 0.006 min
Lab File: ABNICV.D
Acq: 12 Sep 2020 2:41 am

Tgt Ion: 70 Resp: 55641

Ion	Ratio	Lower	Upper
70	100		
130	19.2	17.1	25.7
101	8.7	7.0	10.4

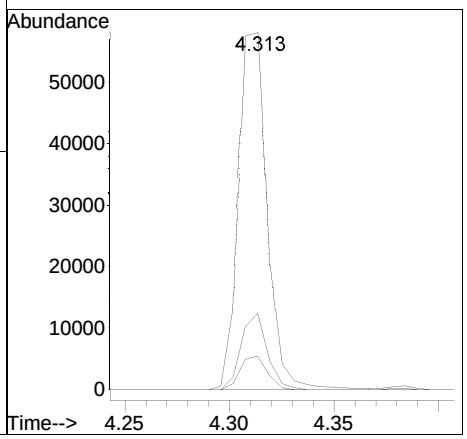

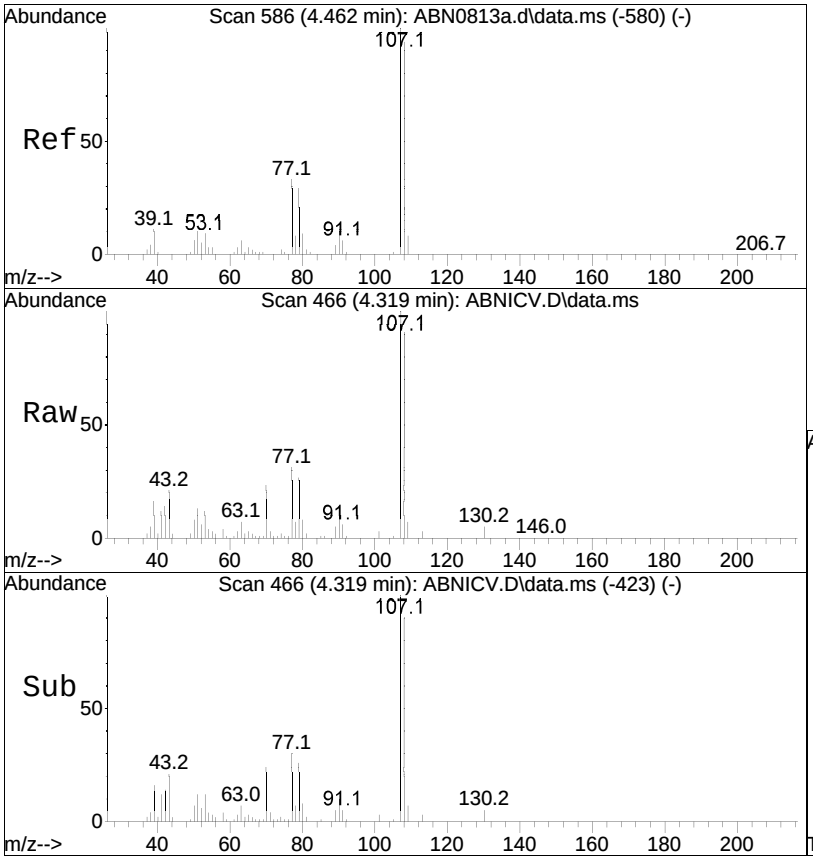

#18
3-Methylphenol/4-Methylphenol
Concen: 50.02 ug/ml
RT: 4.319 min Scan# 466
Delta R.T. -0.000 min
Lab File: ABNICV.D
Acq: 12 Sep 2020 2:41 am

Tgt Ion:108 Resp: 76836

Ion	Ratio	Lower	Upper
108	100		
107	111.9	88.2	132.2
90	11.0	8.5	12.7

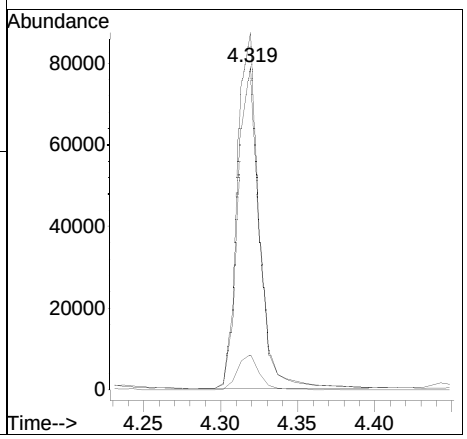

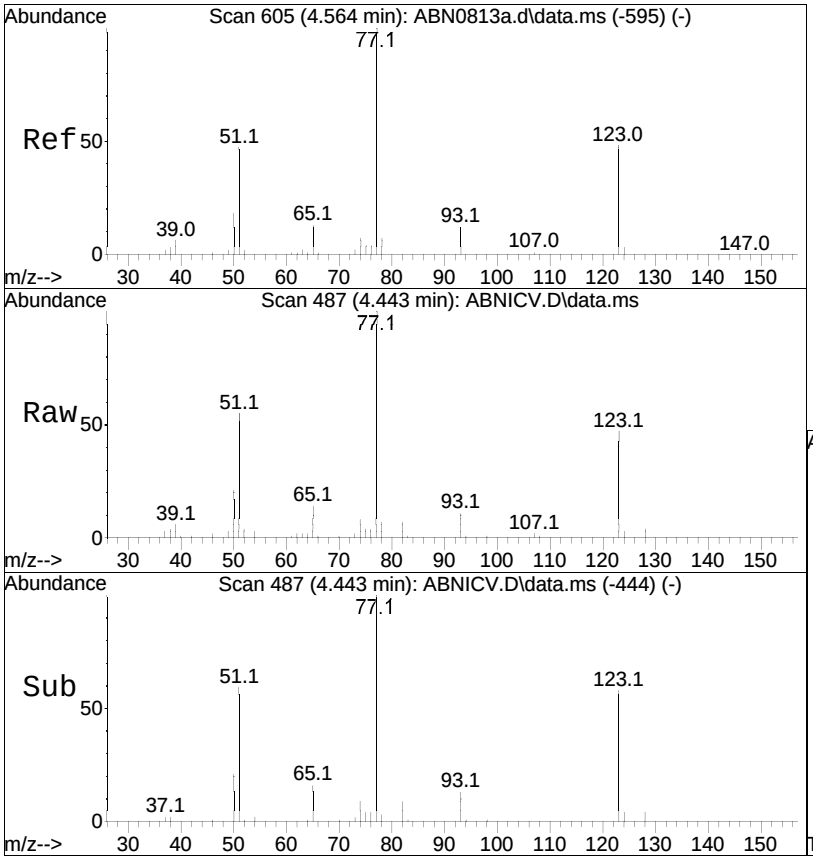

#20
Nitrobenzene
Concen: 48.49 ug/ml
RT: 4.443 min Scan# 487
Delta R.T. -0.000 min
Lab File: ABNICV.D
Acq: 12 Sep 2020 2:41 am

Tgt Ion: 77 Resp: 80718

Ion	Ratio	Lower	Upper
77	100		
123	49.3	39.5	59.3
65	13.7	11.0	16.6

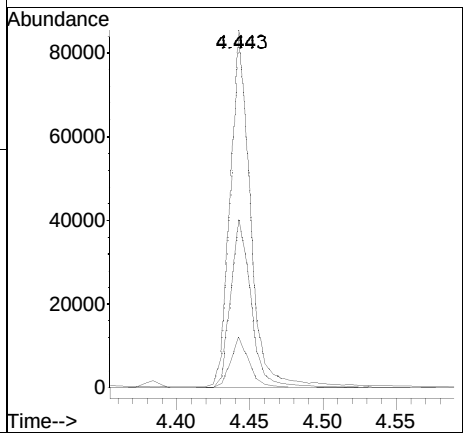

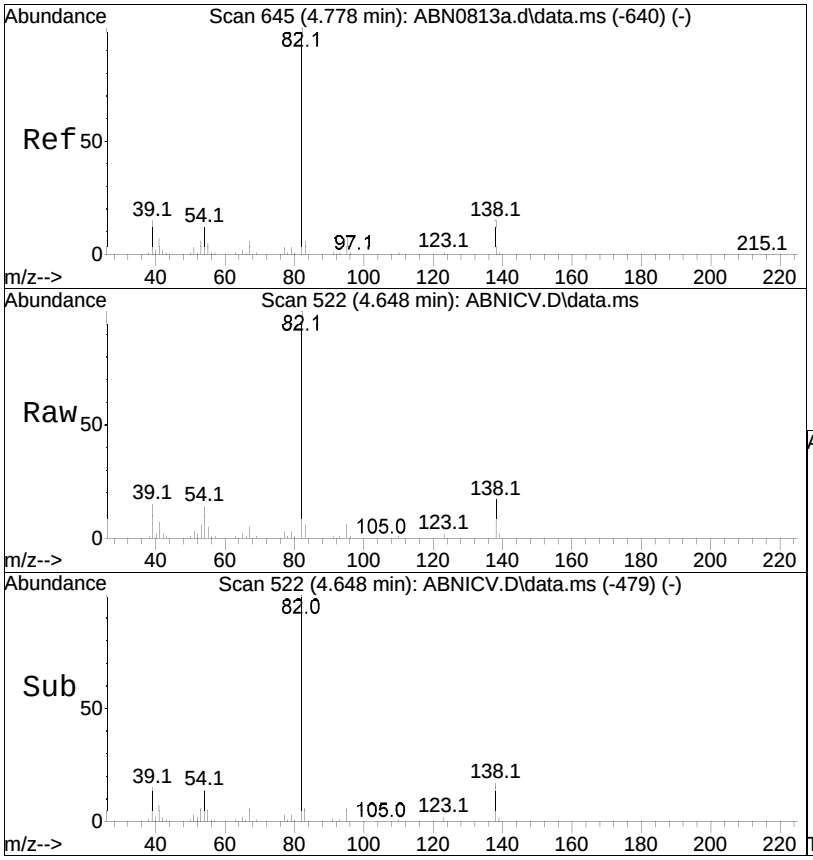

#21
Isophorone
Concen: 47.36 ug/ml
RT: 4.648 min Scan# 522
Delta R.T. -0.000 min
Lab File: ABNICV.D
Acq: 12 Sep 2020 2:41 am

Tgt Ion: 82 Resp: 160296

Ion	Ratio	Lower	Upper
82	100		
138	16.5	13.9	20.9
95	6.1	5.1	7.7

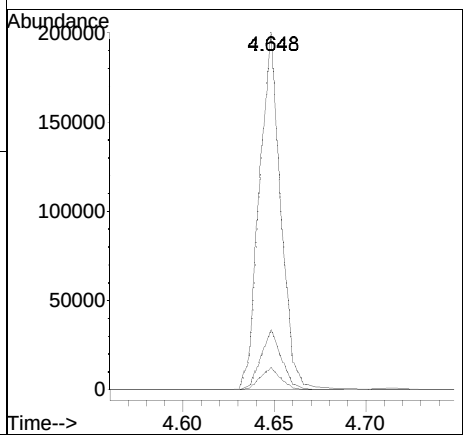

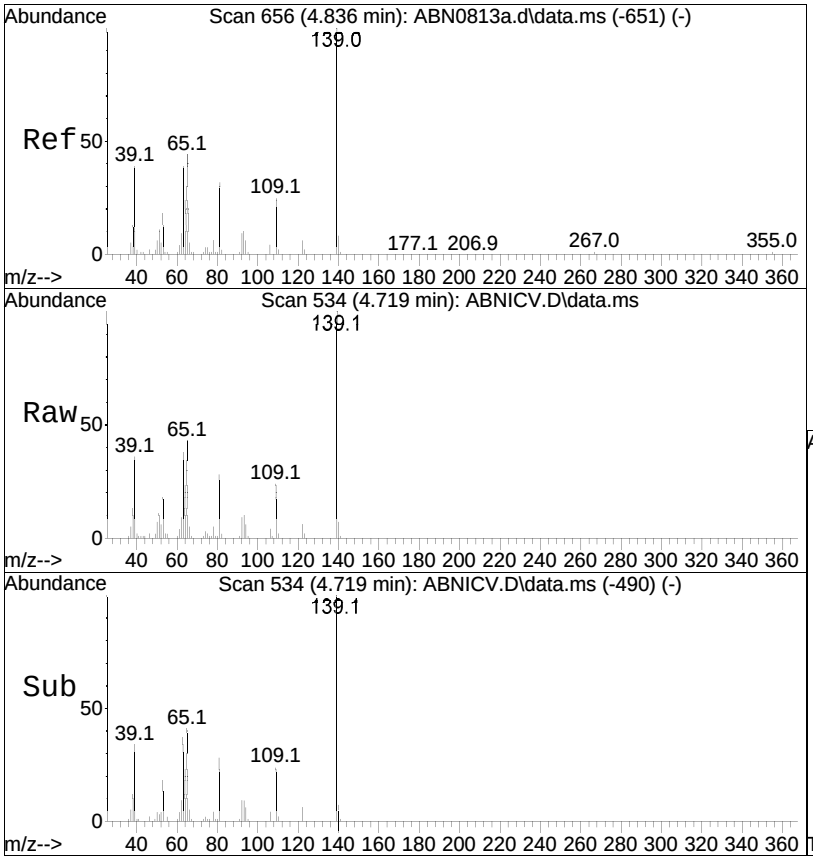

#22
2-Nitrophenol
Concen: 47.21 ug/ml
RT: 4.719 min Scan# 534
Delta R.T. 0.006 min
Lab File: ABNICV.D
Acq: 12 Sep 2020 2:41 am

Tgt Ion:139 Resp: 40779

Ion	Ratio	Lower	Upper
139	100		
109	23.5	17.2	25.8
65	44.2	33.8	50.6

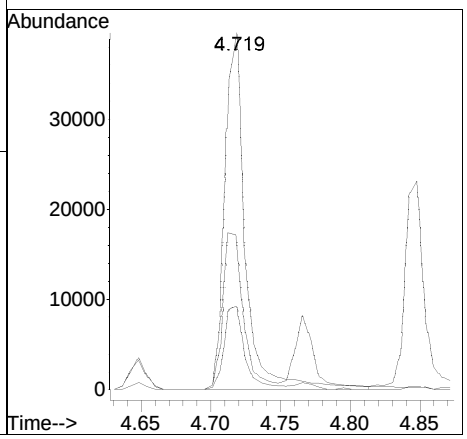

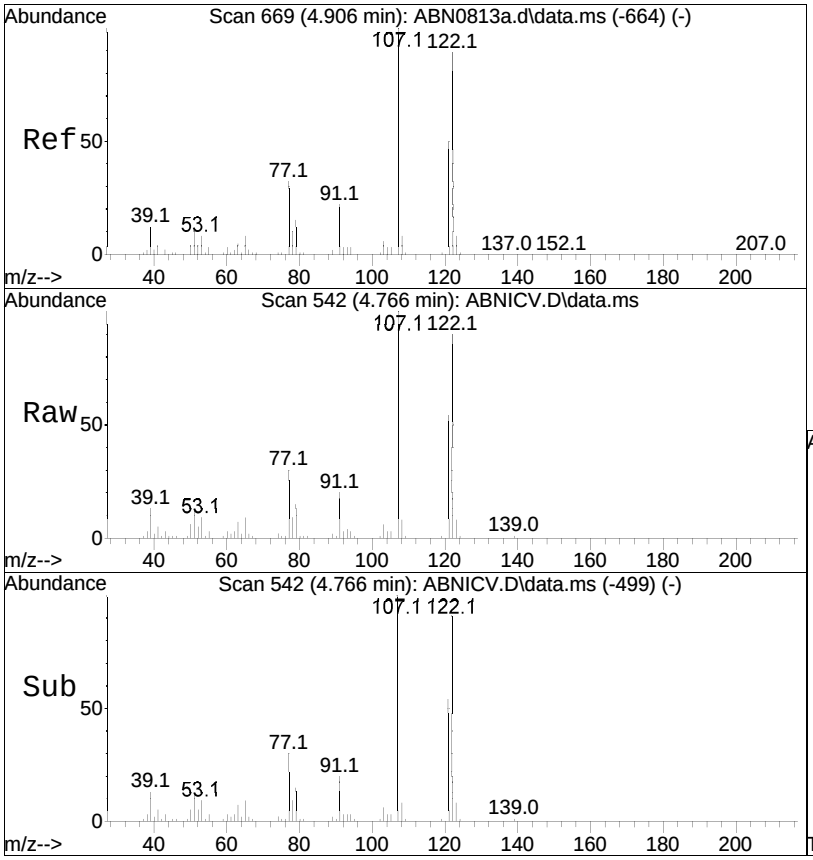

#23
2,4-Dimethylphenol
Concen: 49.82 ug/ml
RT: 4.766 min Scan# 542
Delta R.T. -0.000 min
Lab File: ABNICV.D
Acq: 12 Sep 2020 2:41 am

Tgt Ion:107 Resp: 81734

Ion	Ratio	Lower	Upper
107	100		
121	53.2	41.2	61.8
122	87.5	72.5	108.7

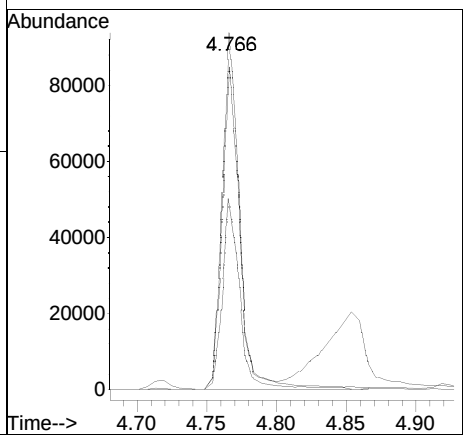

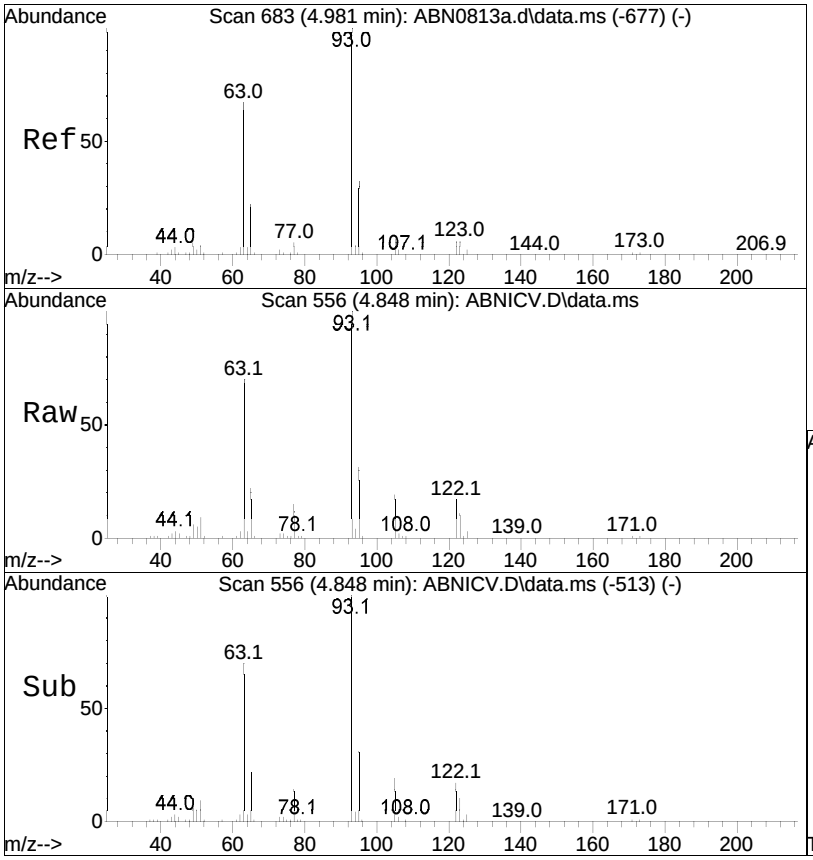

#24
Bis(2-chloroethoxy)methane
Concen: 49.54 ug/ml
RT: 4.848 min Scan# 556
Delta R.T. -0.000 min
Lab File: ABNICV.D
Acq: 12 Sep 2020 2:41 am

Tgt Ion: 93 Resp: 95272

Ion	Ratio	Lower	Upper
93	100		
95	31.5	26.8	40.2
123	13.4	8.7	13.1#

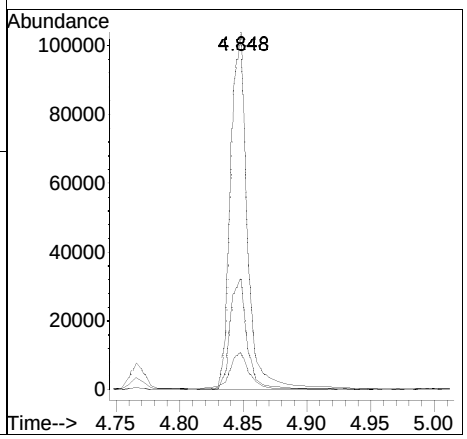

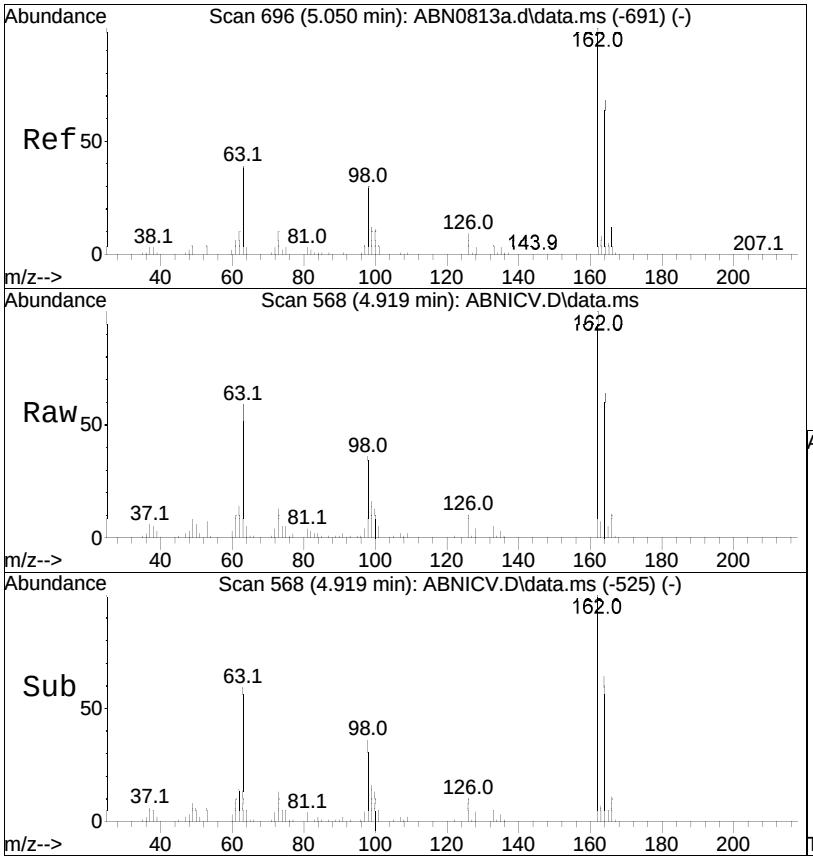

#25
2,4-Dichlorophenol
Concen: 51.94 ug/ml
RT: 4.919 min Scan# 568
Delta R.T. -0.000 min
Lab File: ABNICV.D
Acq: 12 Sep 2020 2:41 am

Tgt Ion:162 Resp: 69017

Ion	Ratio	Lower	Upper
162	100		
164	64.9	51.8	77.8
98	33.6	25.0	37.4

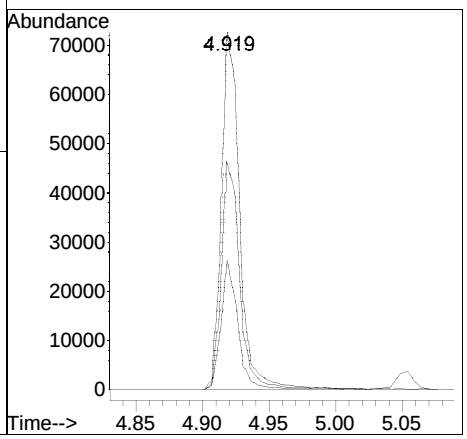

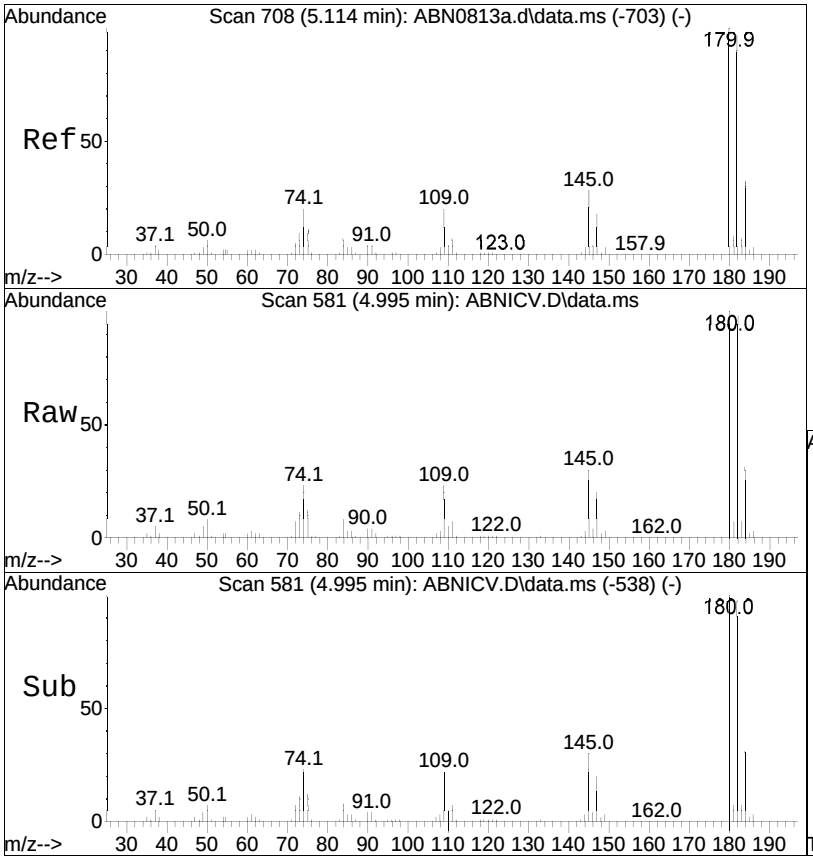

#26
1,2,4-Trichlorobenzene
Concen: 47.43 ug/ml
RT: 4.995 min Scan# 581
Delta R.T. -0.000 min
Lab File: ABNICV.D
Acq: 12 Sep 2020 2:41 am

Tgt Ion:180 Resp: 74685

Ion	Ratio	Lower	Upper
180	100		
182	96.1	77.5	116.3
145	30.3	22.2	33.2

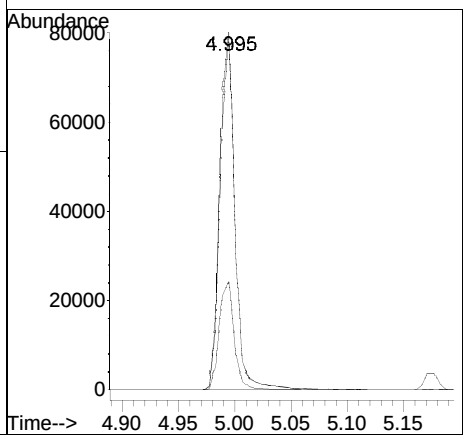

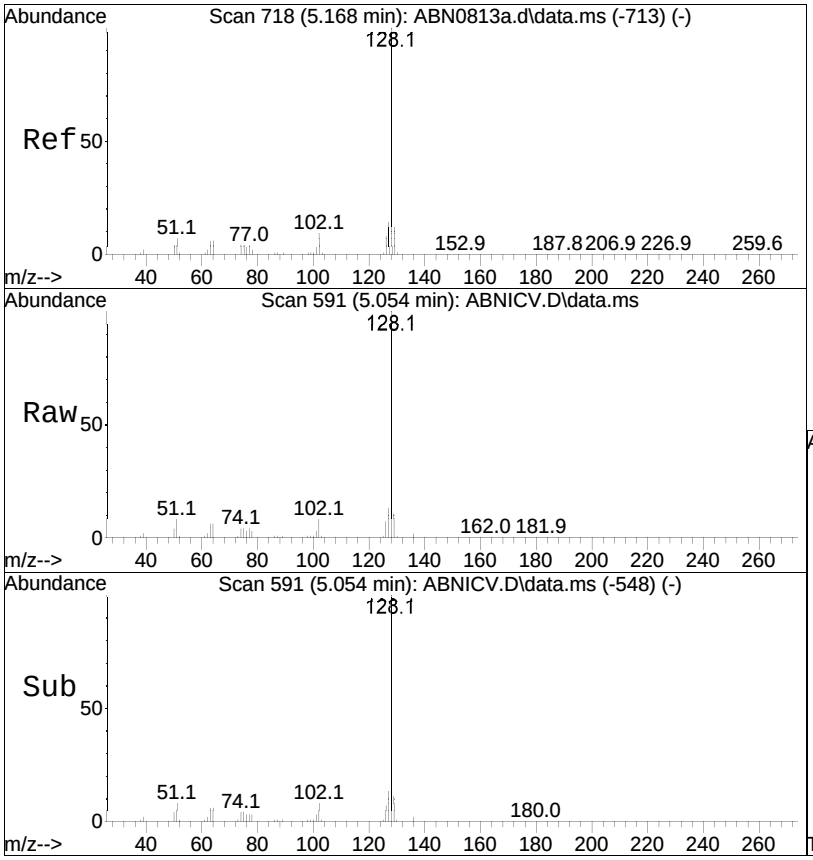

#36
Naphthalene
Concen: 45.95 ug/ml
RT: 5.054 min Scan# 591
Delta R.T. -0.000 min
Lab File: ABNICV.D
Acq: 12 Sep 2020 2:41 am

Tgt Ion:128 Resp: 246368

Ion	Ratio	Lower	Upper
128	100		
129	11.0	9.0	13.6
127	13.1	11.3	16.9

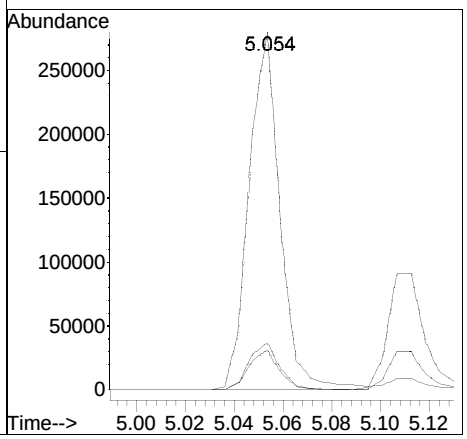

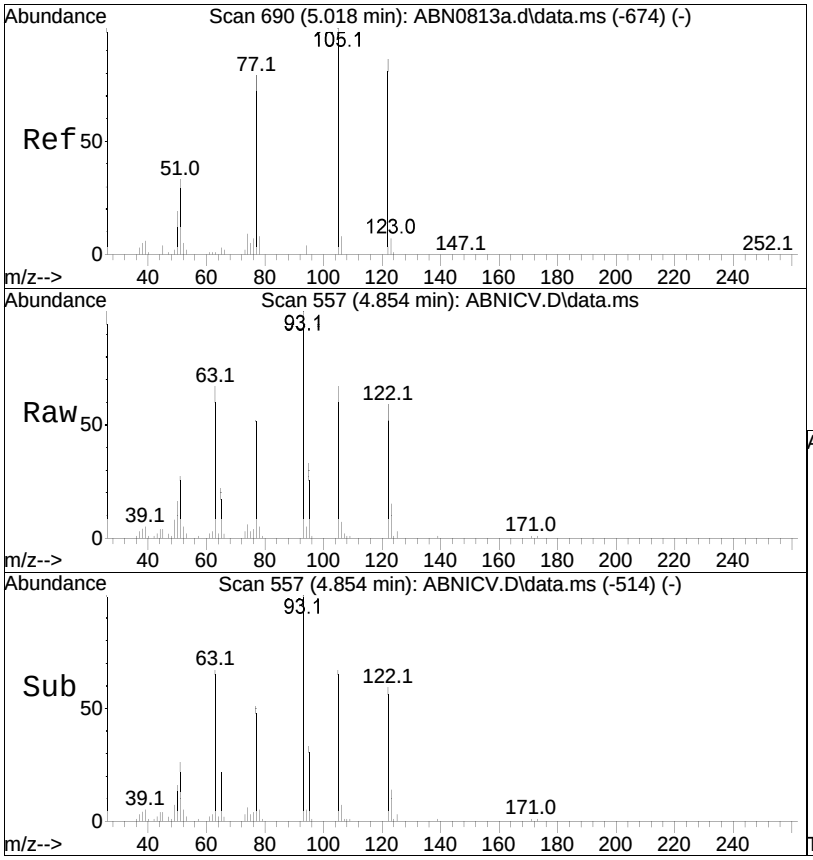

#37
Benzoic Acid
Concen: 43.96 ug/ml M3
RT: 4.854 min Scan# 557
Delta R.T. -0.000 min
Lab File: ABNICV.D
Acq: 12 Sep 2020 2:41 am

Tgt Ion:105 Resp: 51750

Ion	Ratio	Lower	Upper
105	100		
122	138.1	2158.8	3238.2#
77	44.7	747.4	1121.0#

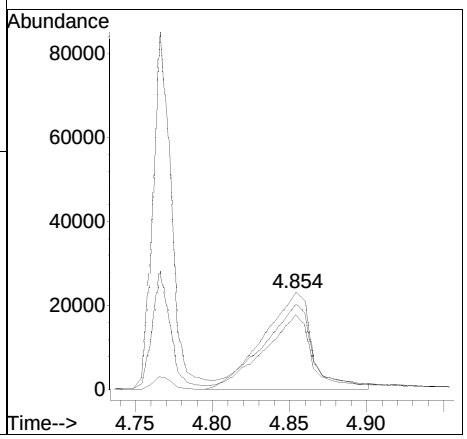

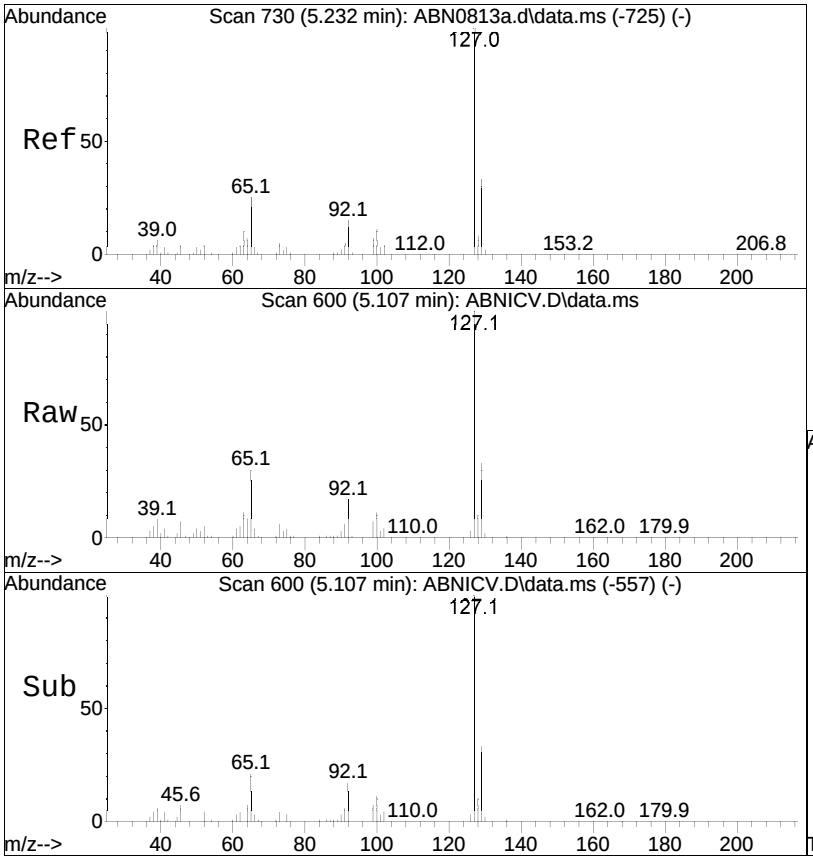

#38
4-Chloroaniline
Concen: 49.76 ug/ml
RT: 5.107 min Scan# 600
Delta R.T. -0.000 min
Lab File: ABNICV.D
Acq: 12 Sep 2020 2:41 am

Tgt Ion: 65 Resp: 28677

Ion	Ratio	Lower	Upper
65	100		
127	356.1	302.2	453.2
129	111.3	97.8	146.8

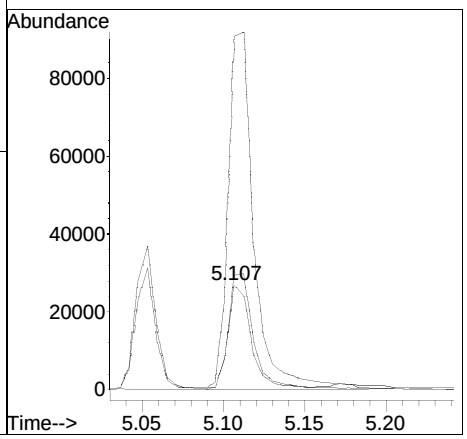

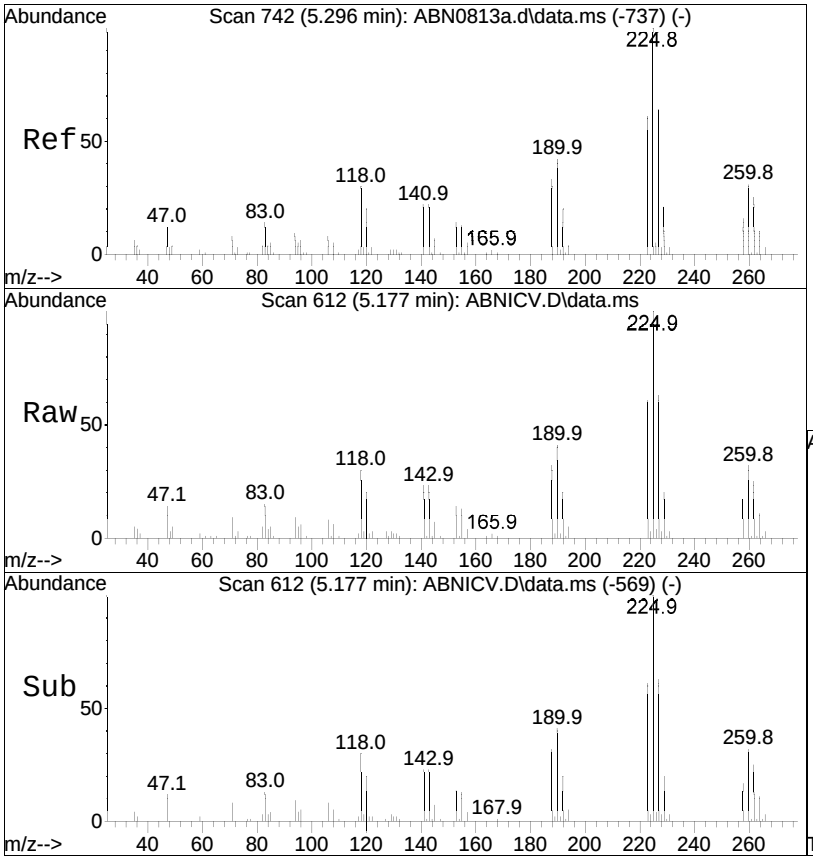

#39
Hexachlorobutadiene
Concen: 45.15 ug/ml
RT: 5.177 min Scan# 612
Delta R.T. -0.000 min
Lab File: ABNICV.D
Acq: 12 Sep 2020 2:41 am

Tgt Ion:225 Resp: 42099

Ion	Ratio	Lower	Upper
225	100		
223	62.3	50.0	75.0
227	64.0	51.8	77.6

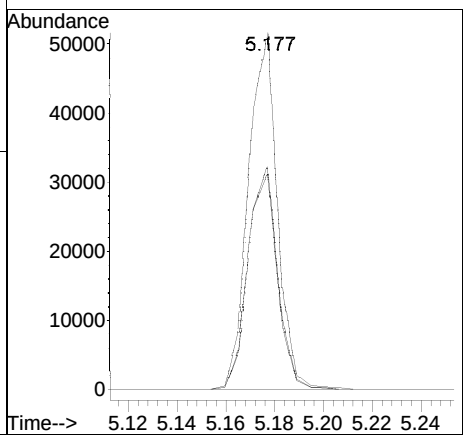

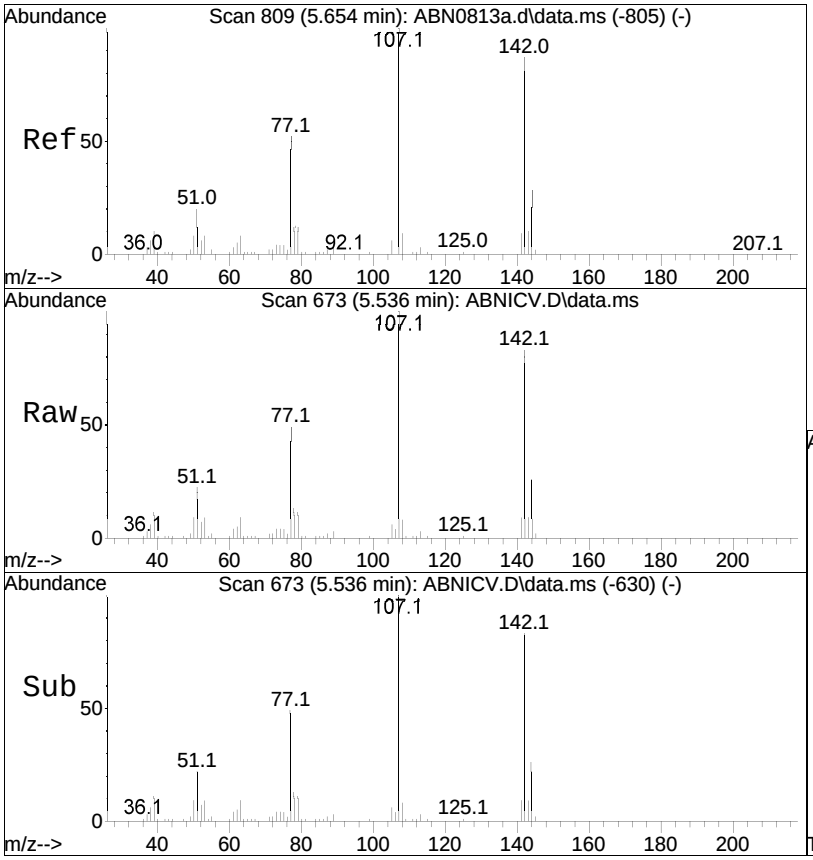

#40
p-Chloro-m-cresol
Concen: 51.33 ug/ml
RT: 5.536 min Scan# 673
Delta R.T. -0.000 min
Lab File: ABNICV.D
Acq: 12 Sep 2020 2:41 am

Tgt Ion:107 Resp: 70409

Ion	Ratio	Lower	Upper
107	100		
144	26.9	23.3	34.9
142	82.9	72.7	109.1

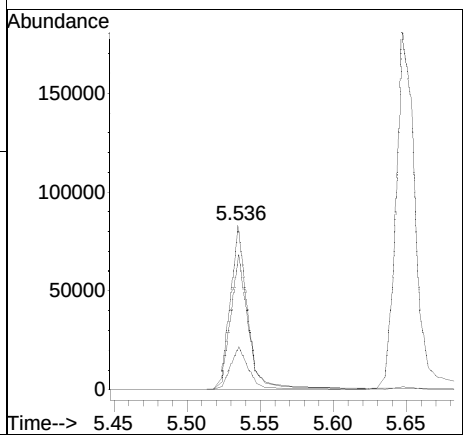

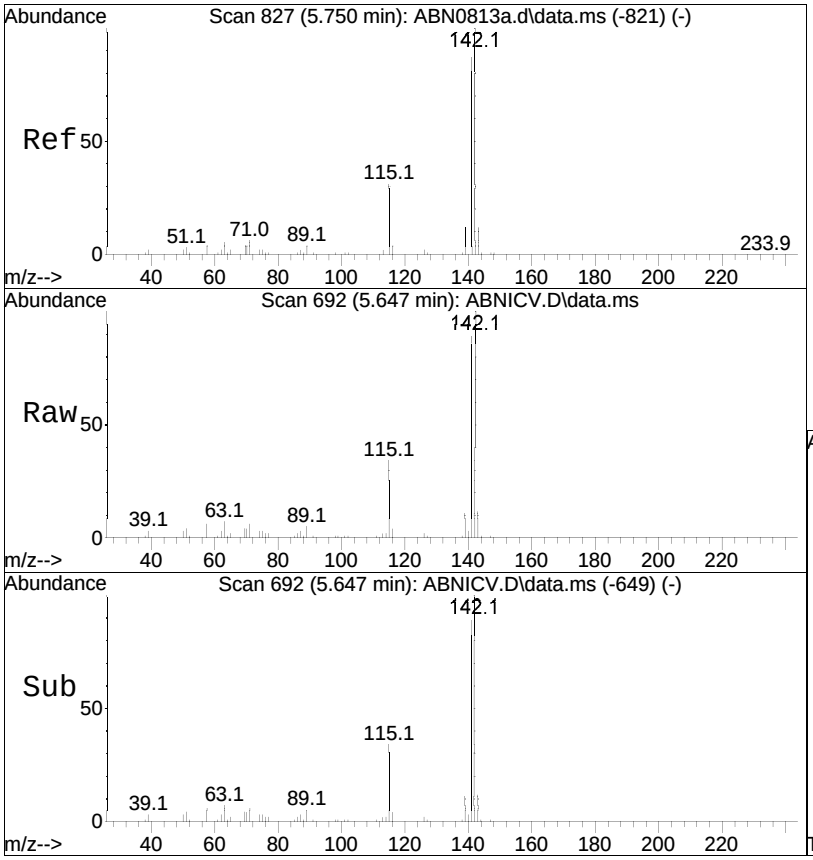

#41
2-Methylnaphthalene
Concen: 48.83 ug/ml
RT: 5.647 min Scan# 692
Delta R.T. -0.000 min
Lab File: ABNICV.D
Acq: 12 Sep 2020 2:41 am

Tgt Ion:142 Resp: 164949

Ion	Ratio	Lower	Upper
142	100		
141	90.3	69.5	104.3
115	32.3	25.4	38.2

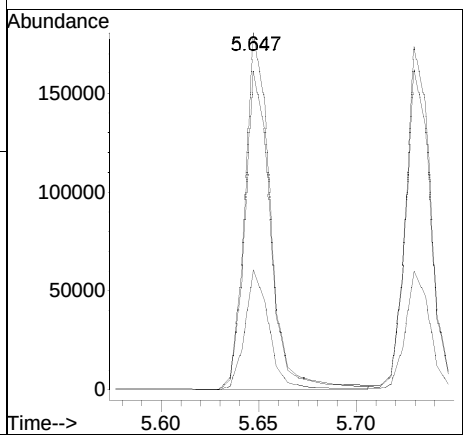

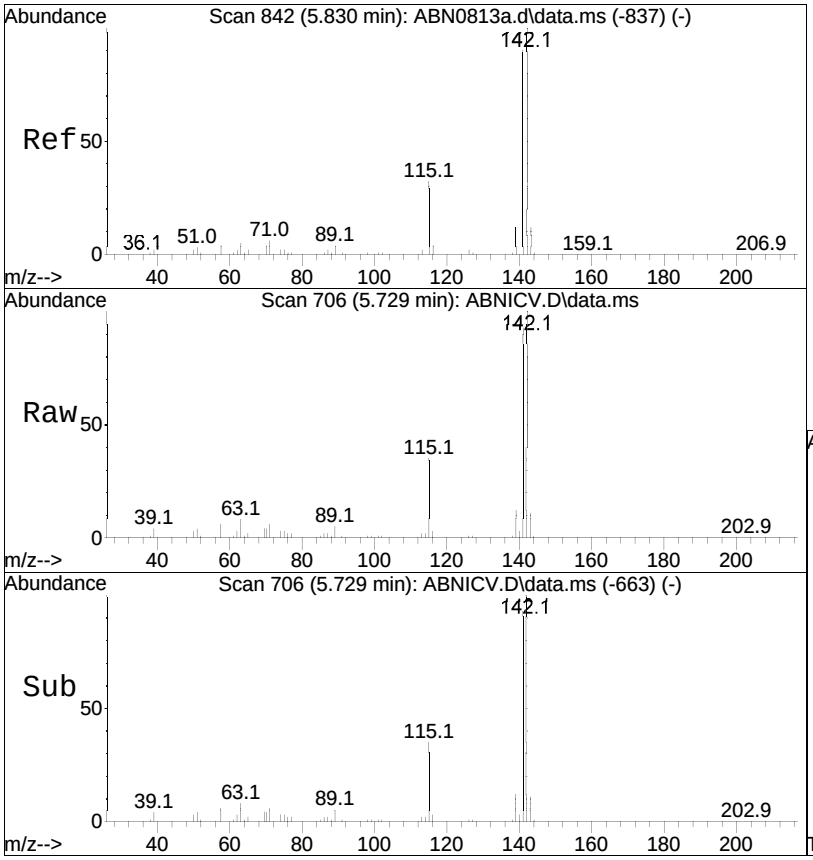

#42
1-Methylnaphthalene
Concen: 46.80 ug/ml
RT: 5.729 min Scan# 706
Delta R.T. -0.000 min
Lab File: ABNICV.D
Acq: 12 Sep 2020 2:41 am

Tgt Ion:115 Resp: 54798

Ion	Ratio	Lower	Upper
115	100		
141	269.6	218.1	327.1
142	295.1	245.3	367.9

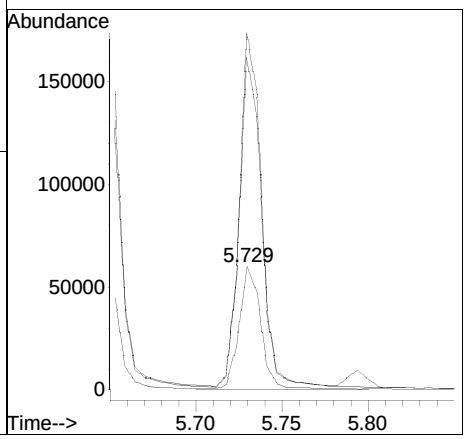

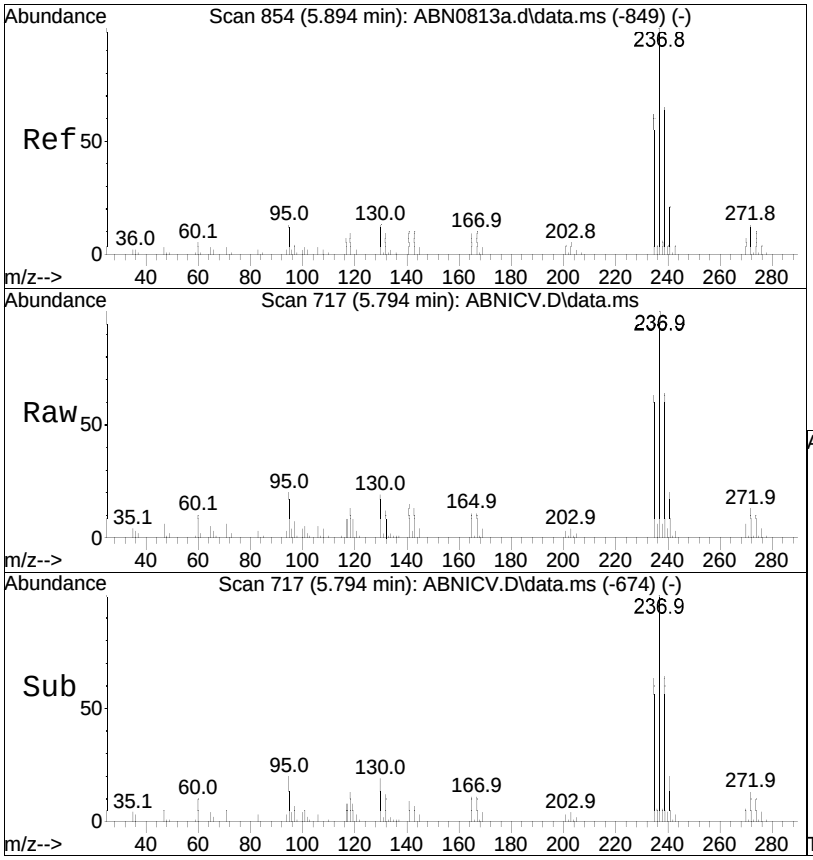

#43
Hexachlorocyclopentadiene
Concen: 46.78 ug/ml
RT: 5.794 min Scan# 717
Delta R.T. -0.000 min
Lab File: ABNICV.D
Acq: 12 Sep 2020 2:41 am

Tgt Ion:237 Resp: 51024

Ion	Ratio	Lower	Upper
237	100		
235	61.8	49.9	74.9
272	12.8	11.4	17.2

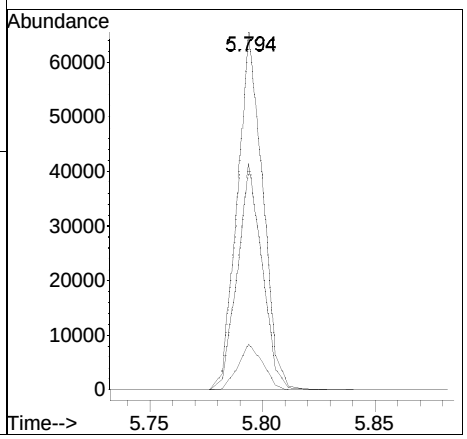

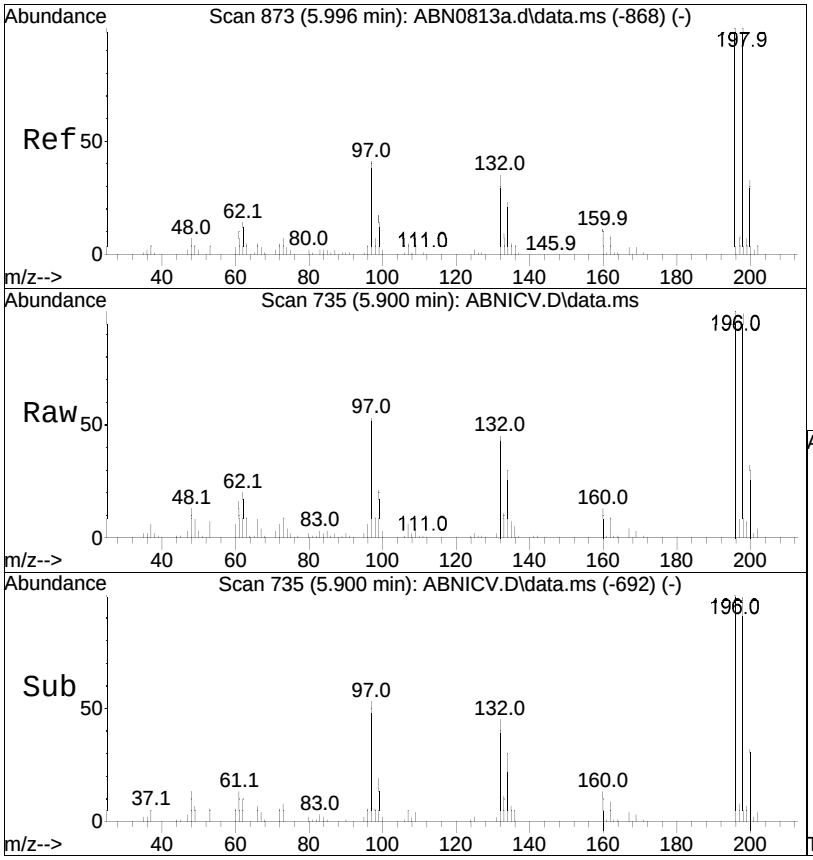

#44
2,4,6-Trichlorophenol
Concen: 51.10 ug/ml
RT: 5.900 min Scan# 735
Delta R.T. -0.000 min
Lab File: ABNICV.D
Acq: 12 Sep 2020 2:41 am

Tgt Ion:196 Resp: 46400

Ion	Ratio	Lower	Upper
196	100		
198	96.8	77.0	115.6
200	30.8	25.0	37.6

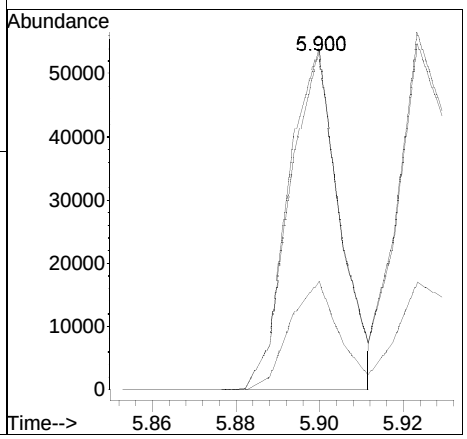

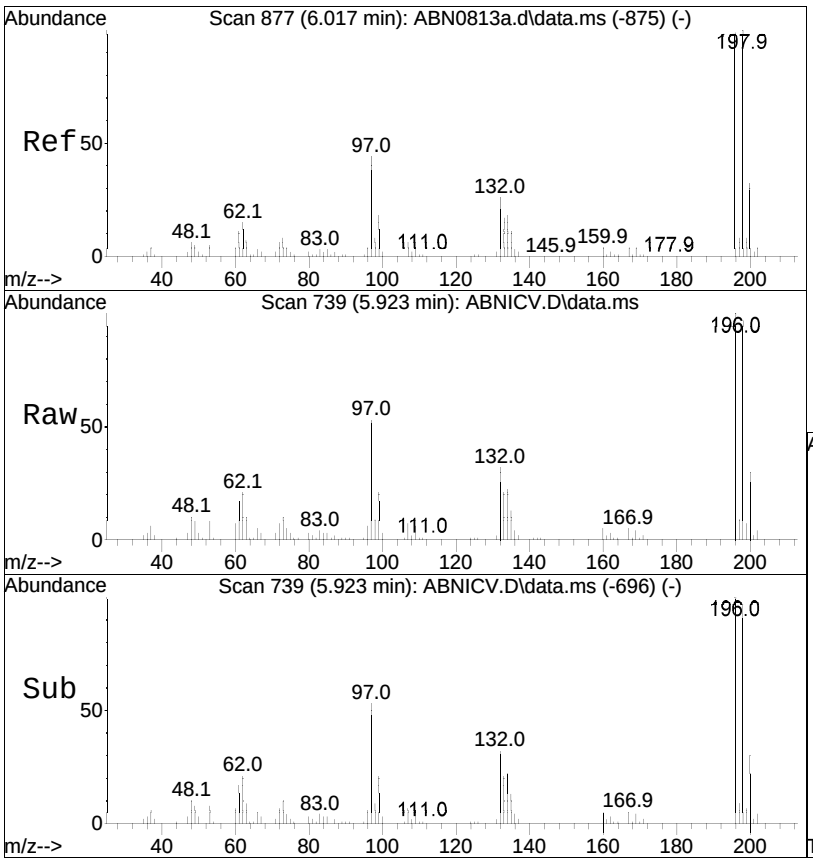

#45
2,4,5-Trichlorophenol
Concen: 47.43 ug/ml
RT: 5.923 min Scan# 739
Delta R.T. -0.000 min
Lab File: ABNICV.D
Acq: 12 Sep 2020 2:41 am

Tgt Ion:196 Resp: 54486

Ion	Ratio	Lower	Upper
196	100		
200	32.6	24.9	37.3
198	96.2	78.5	117.7

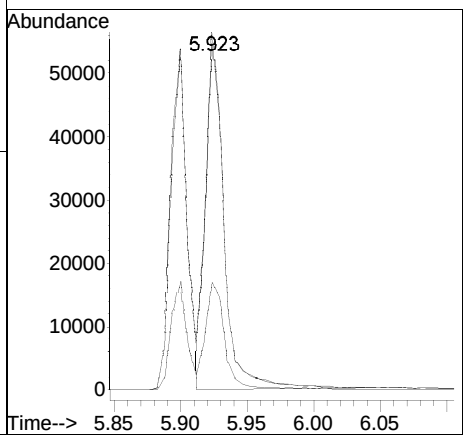

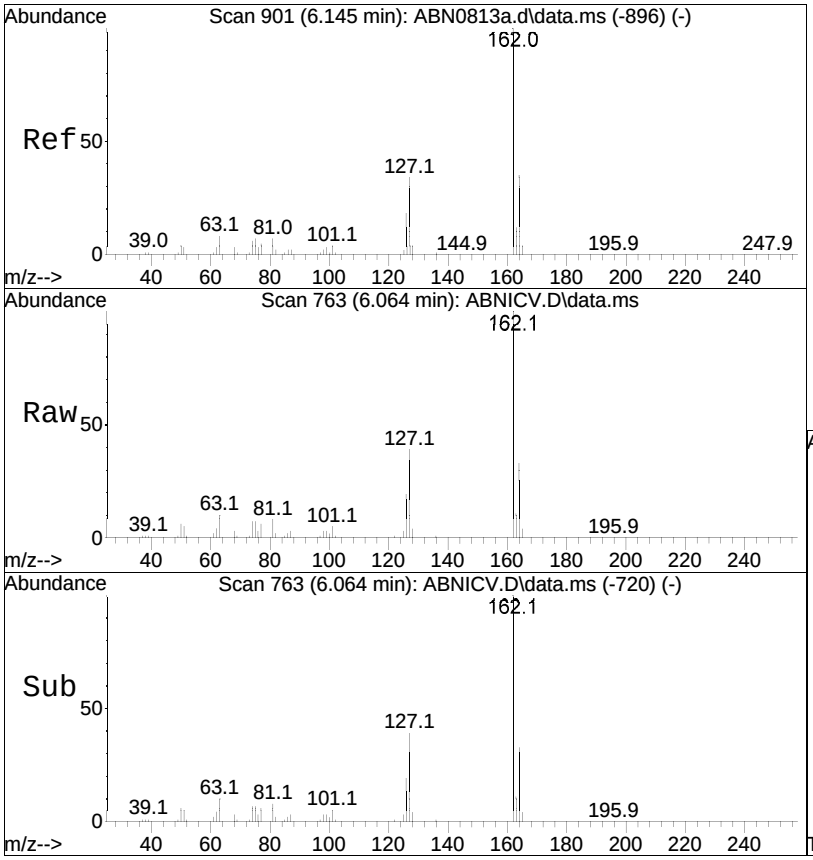

#47
2-Chloronaphthalene
Concen: 48.39 ug/ml
RT: 6.064 min Scan# 763
Delta R.T. -0.000 min
Lab File: ABNICV.D
Acq: 12 Sep 2020 2:41 am

Tgt Ion:162 Resp: 157385

Ion	Ratio	Lower	Upper
162	100		
127	38.4	28.0	42.0
164	31.9	26.6	39.8

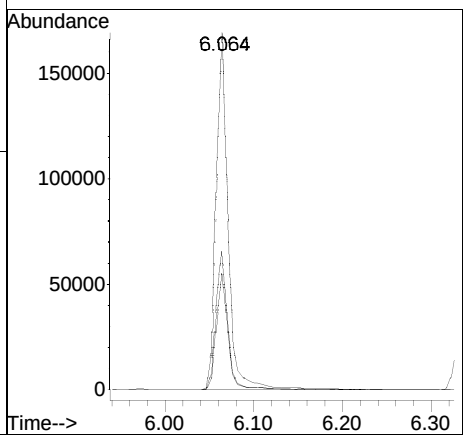

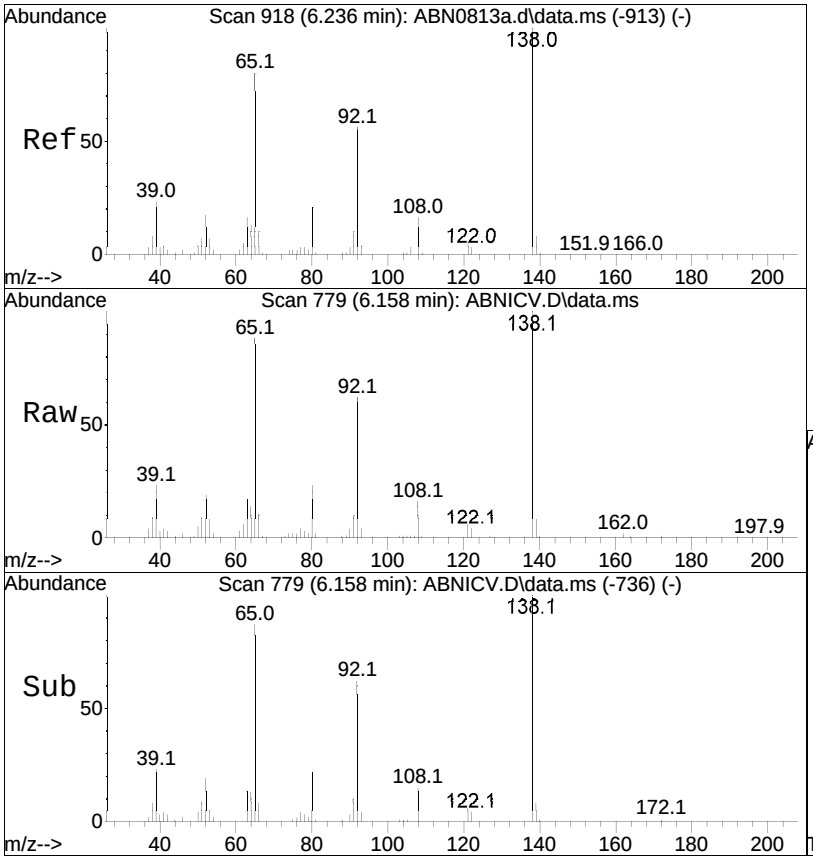

#48
2-Nitroaniline
Concen: 49.25 ug/ml
RT: 6.158 min Scan# 779
Delta R.T. -0.000 min
Lab File: ABNICV.D
Acq: 12 Sep 2020 2:41 am

Tgt Ion:138 Resp: 53625

Ion	Ratio	Lower	Upper
138	100		
92	59.6	41.7	62.5
65	85.6	61.5	92.3

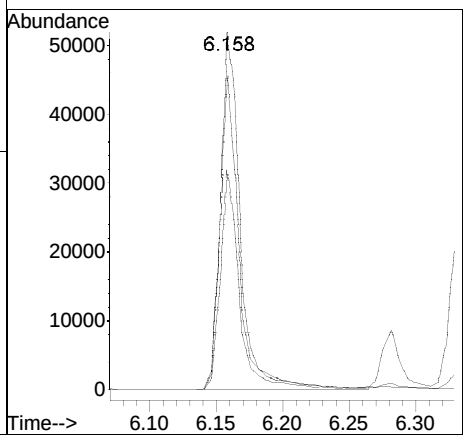

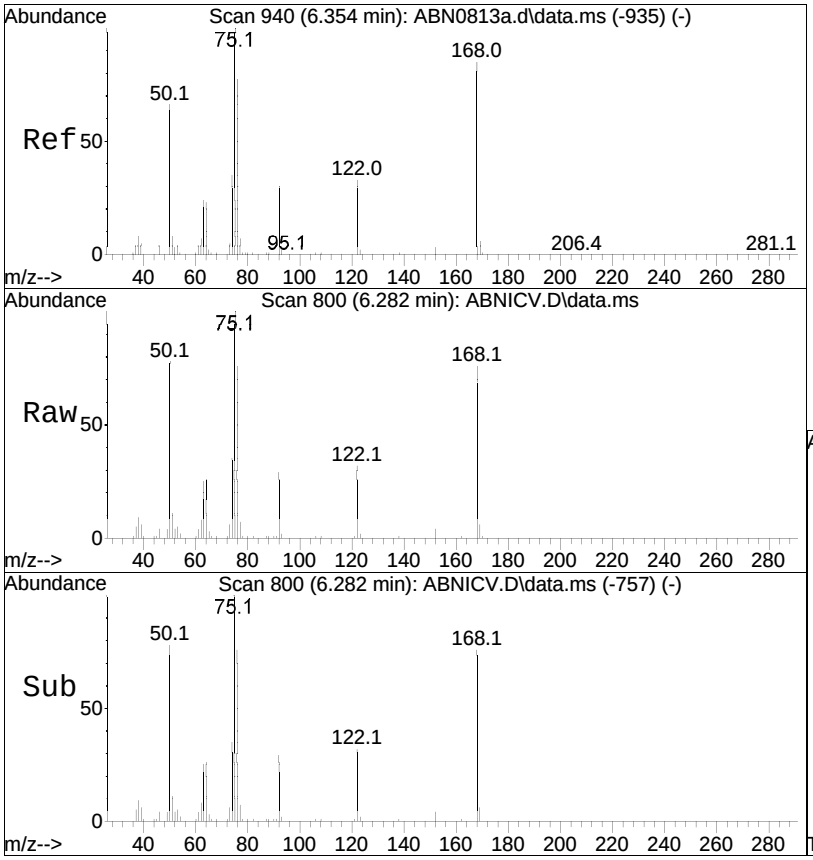

#49
1,4-Dinitrobenzene
Concen: 49.16 ug/ml
RT: 6.282 min Scan# 800
Delta R.T. -0.000 min
Lab File: ABNICV.D
Acq: 12 Sep 2020 2:41 am

Tgt Ion:168 Resp: 22721

Ion	Ratio	Lower	Upper
168	100		
75	131.5	102.0	153.0

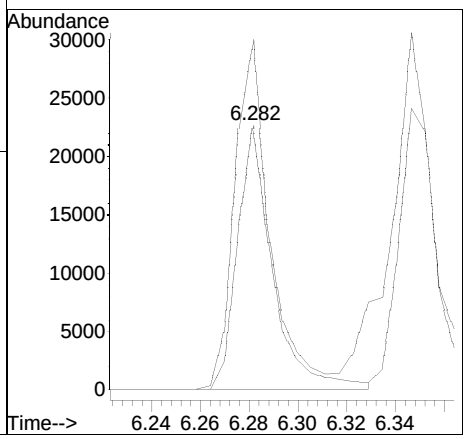

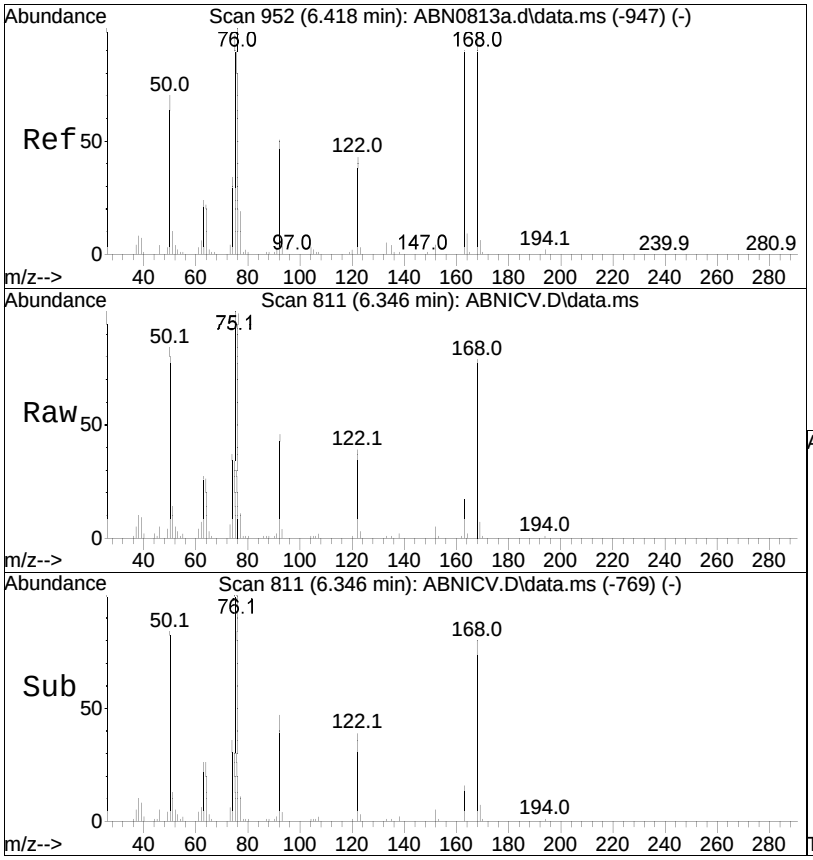

#50
1,3-Dinitrobenzene
Concen: 46.11 ug/ml M4
RT: 6.346 min Scan# 811
Delta R.T. -0.001 min
Lab File: ABNICV.D
Acq: 12 Sep 2020 2:41 am

Tgt Ion:168 Resp: 27284

Ion	Ratio	Lower	Upper
168	100		
75	118.0	107.1	160.7

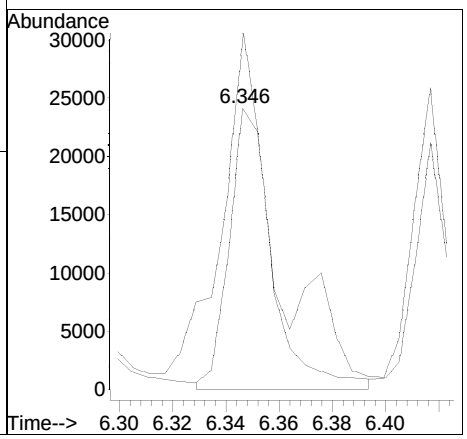

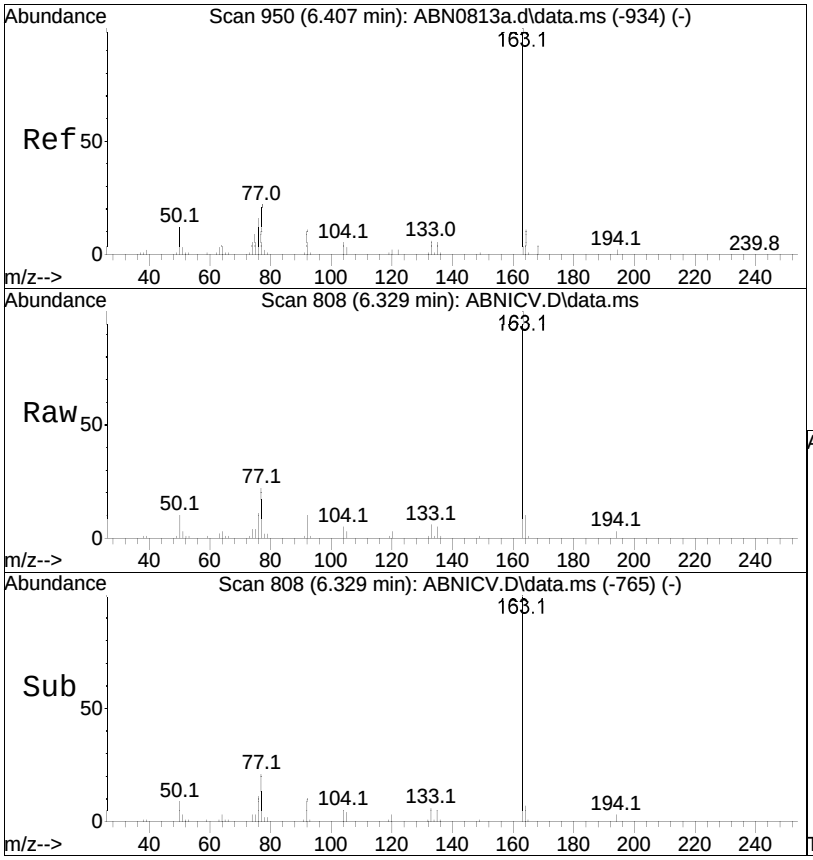

#51
Dimethyl phthalate
Concen: 48.67 ug/ml
RT: 6.329 min Scan# 808
Delta R.T. -0.000 min
Lab File: ABNICV.D
Acq: 12 Sep 2020 2:41 am

Tgt Ion:163 Resp: 187815

Ion	Ratio	Lower	Upper
163	100		
194	3.2	3.4	5.2#
164	9.9	8.4	12.6

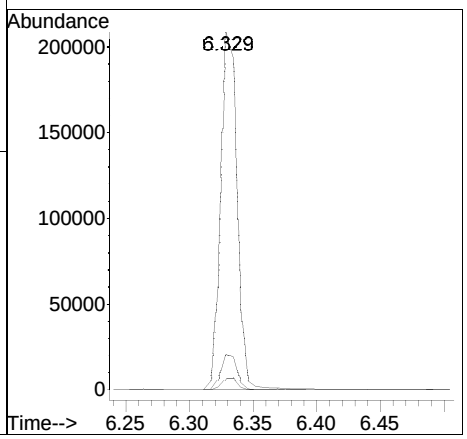

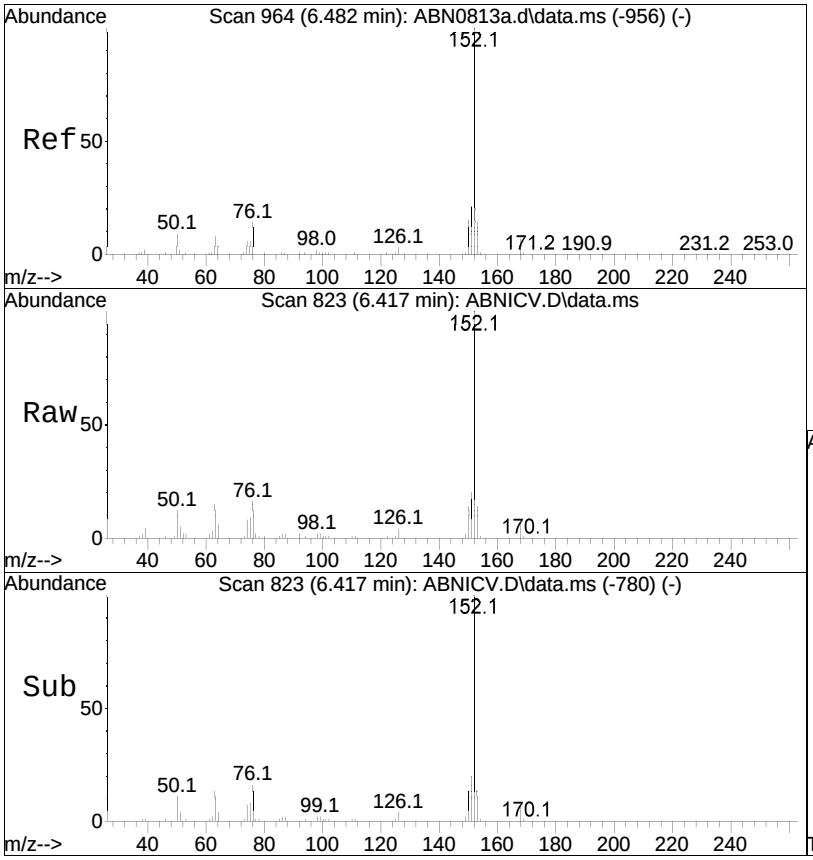

#52
Acenaphthylene
Concen: 47.80 ug/ml
RT: 6.417 min Scan# 823
Delta R.T. -0.000 min
Lab File: ABNICV.D
Acq: 12 Sep 2020 2:41 am

Tgt Ion:152 Resp: 266148

Ion	Ratio	Lower	Upper
152	100		
151	20.1	16.7	25.1
153	13.4	11.1	16.7

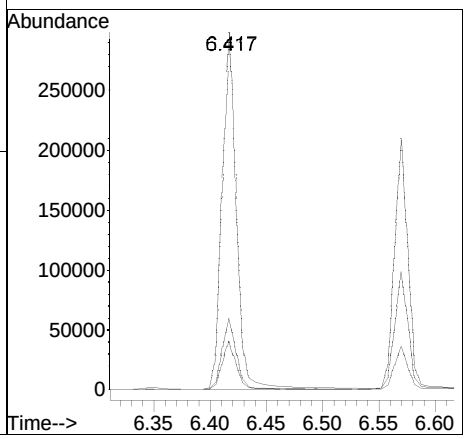

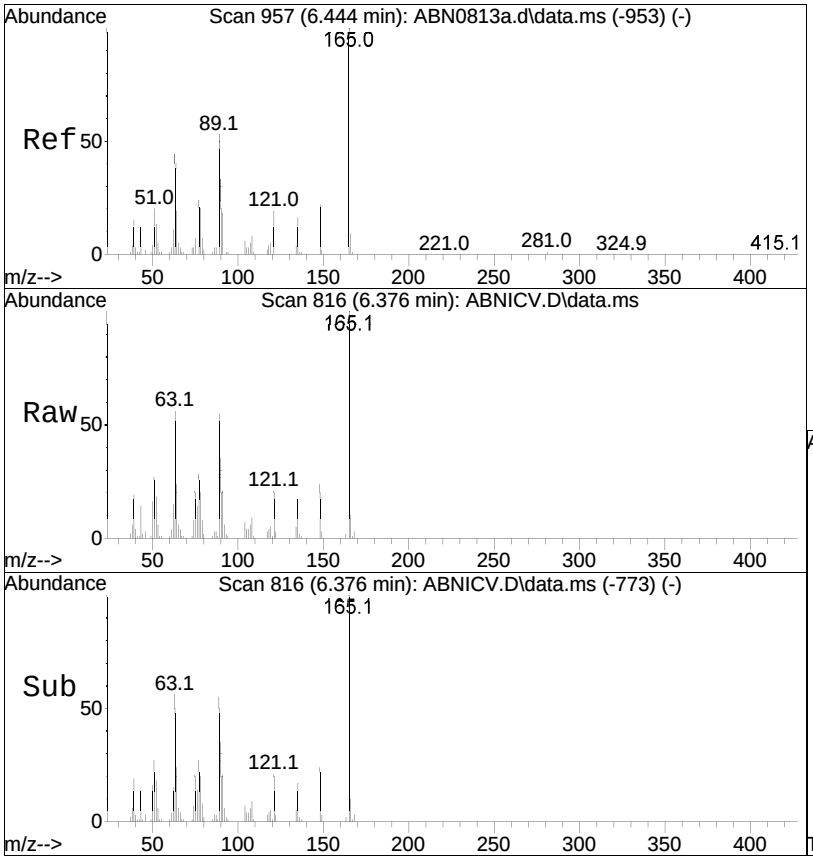

#53
2,6-Dinitrotoluene
Concen: 51.69 ug/ml
RT: 6.376 min Scan# 816
Delta R.T. -0.000 min
Lab File: ABNICV.D
Acq: 12 Sep 2020 2:41 am

Tgt Ion:165 Resp: 41211

Ion	Ratio	Lower	Upper
165	100		
89	54.2	43.1	64.7
63	55.2	42.7	64.1

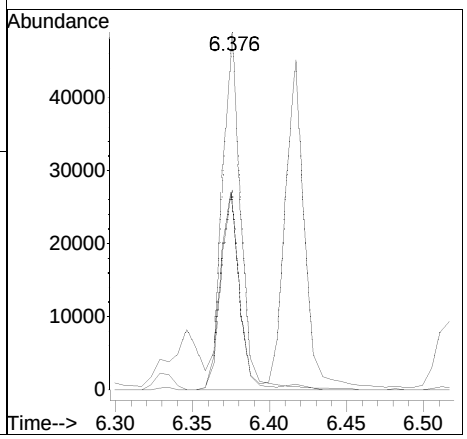

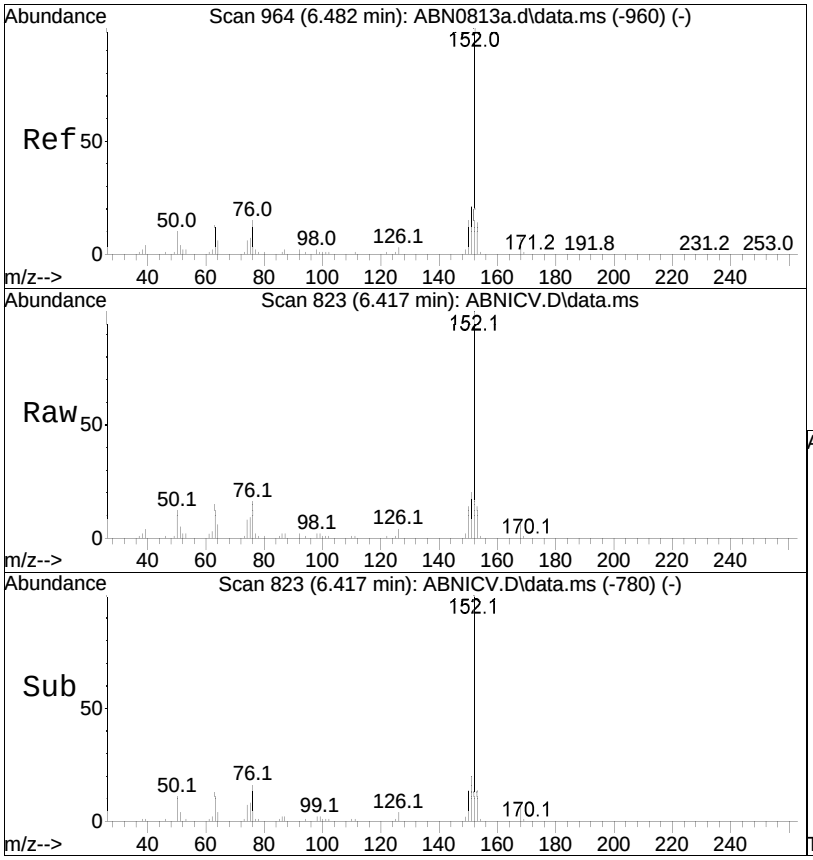

#54
1,2-Dinitrobenzene
Concen: 46.73 ug/ml
RT: 6.417 min Scan# 823
Delta R.T. -0.000 min
Lab File: ABNICV.D
Acq: 12 Sep 2020 2:41 am

Tgt Ion:168 Resp: 18577

Ion	Ratio	Lower	Upper
168	100		
75	126.2	92.2	138.2

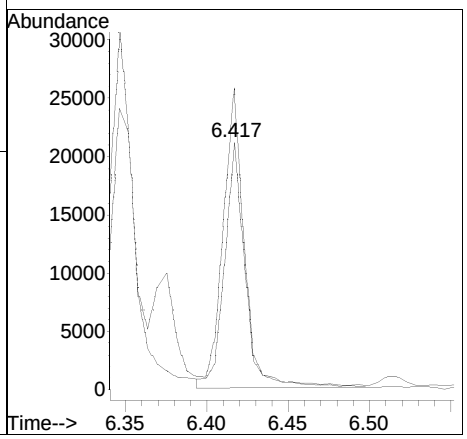

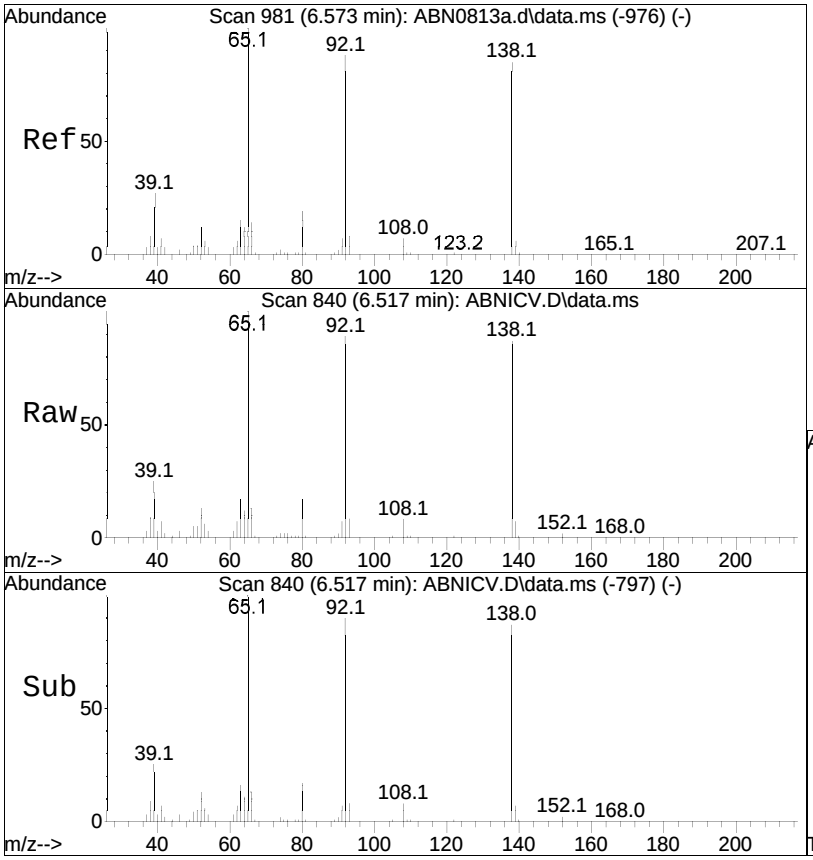

#64
3-Nitroaniline
Concen: 51.70 ug/ml
RT: 6.517 min Scan# 840
Delta R.T. -0.000 min
Lab File: ABNICV.D
Acq: 12 Sep 2020 2:41 am

Tgt Ion:138 Resp: 50002

Ion	Ratio	Lower	Upper
138	100		
92	106.2	77.5	116.3
108	8.5	7.0	10.4

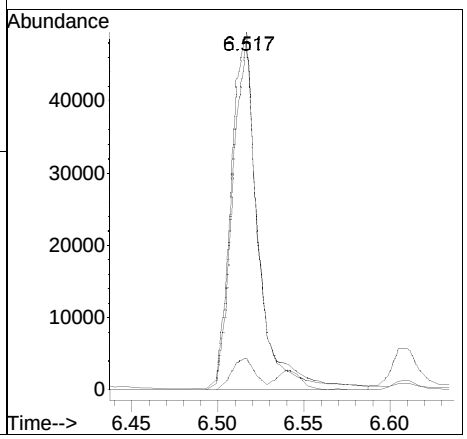

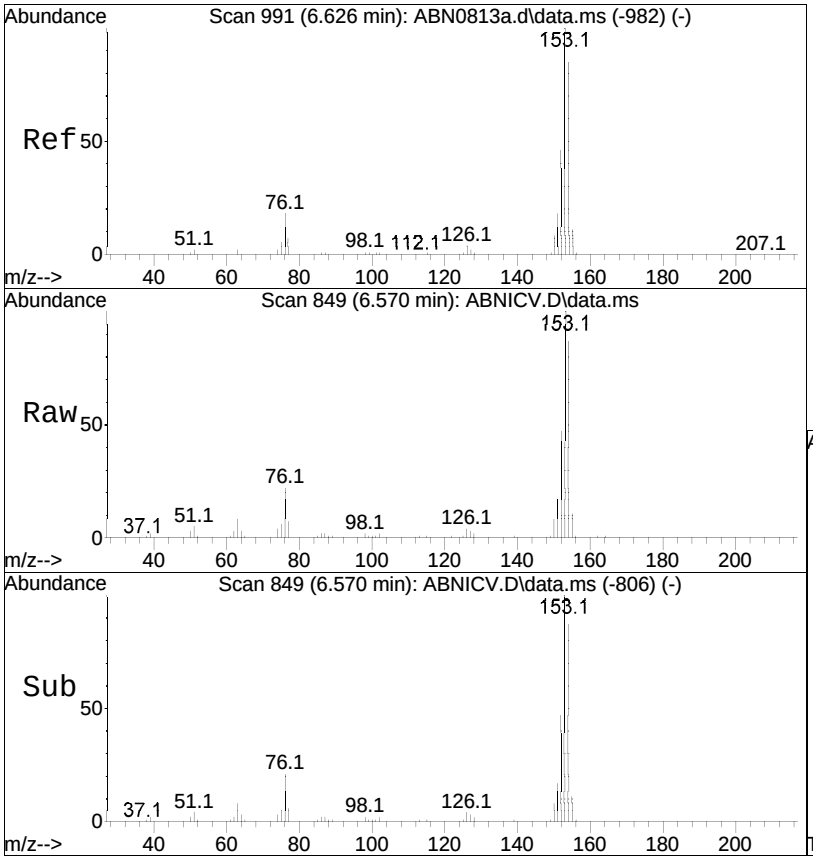

#65
Acenaphthene
Concen: 44.93 ug/ml
RT: 6.570 min Scan# 849
Delta R.T. -0.000 min
Lab File: ABNICV.D
Acq: 12 Sep 2020 2:41 am

Tgt Ion:154 Resp: 151470

Ion	Ratio	Lower	Upper
154	100		
153	119.6	89.4	134.0
152	54.2	42.2	63.2

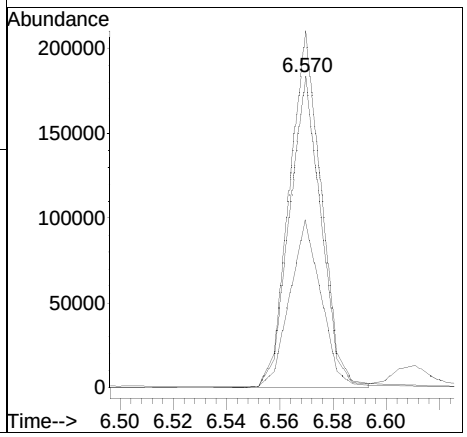

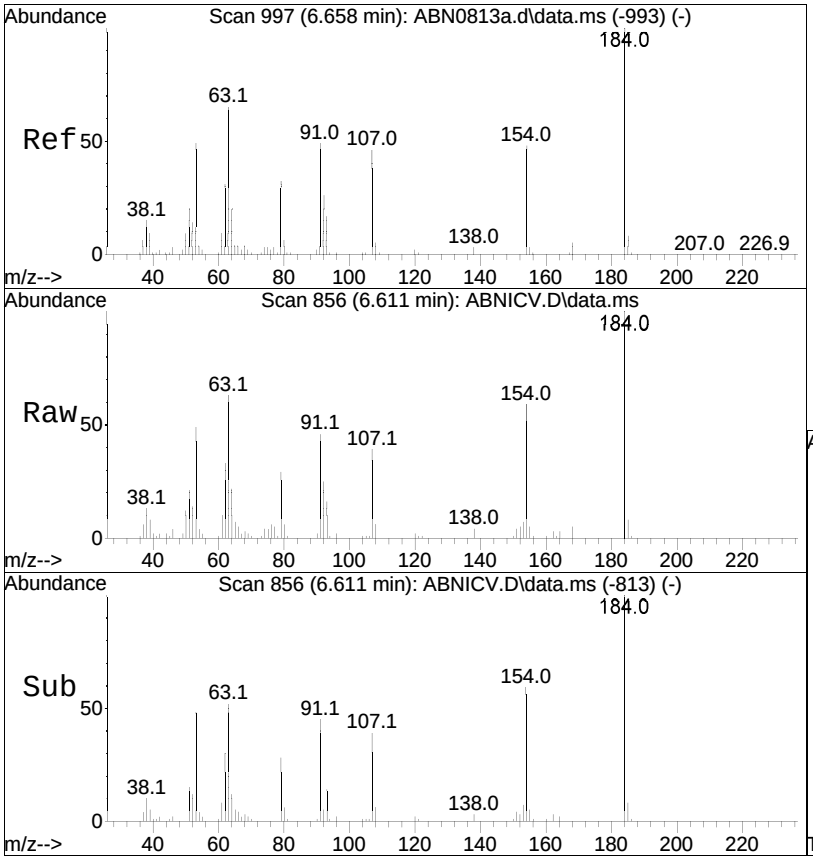

#66
2,4-Dinitrophenol
Concen: 44.78 ug/ml
RT: 6.611 min Scan# 856
Delta R.T. -0.000 min
Lab File: ABNICV.D
Acq: 12 Sep 2020 2:41 am

Tgt Ion:184 Resp: 25258

Ion	Ratio	Lower	Upper
184	100		
107	40.8	31.4	47.2
91	49.0	37.2	55.8

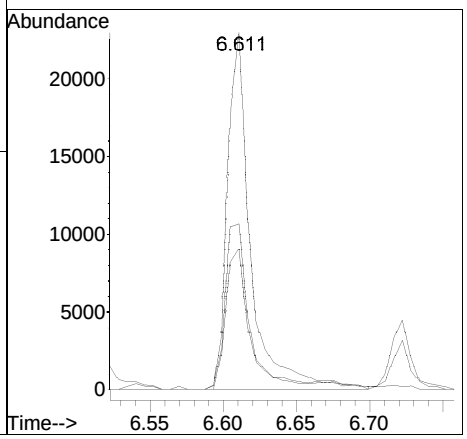

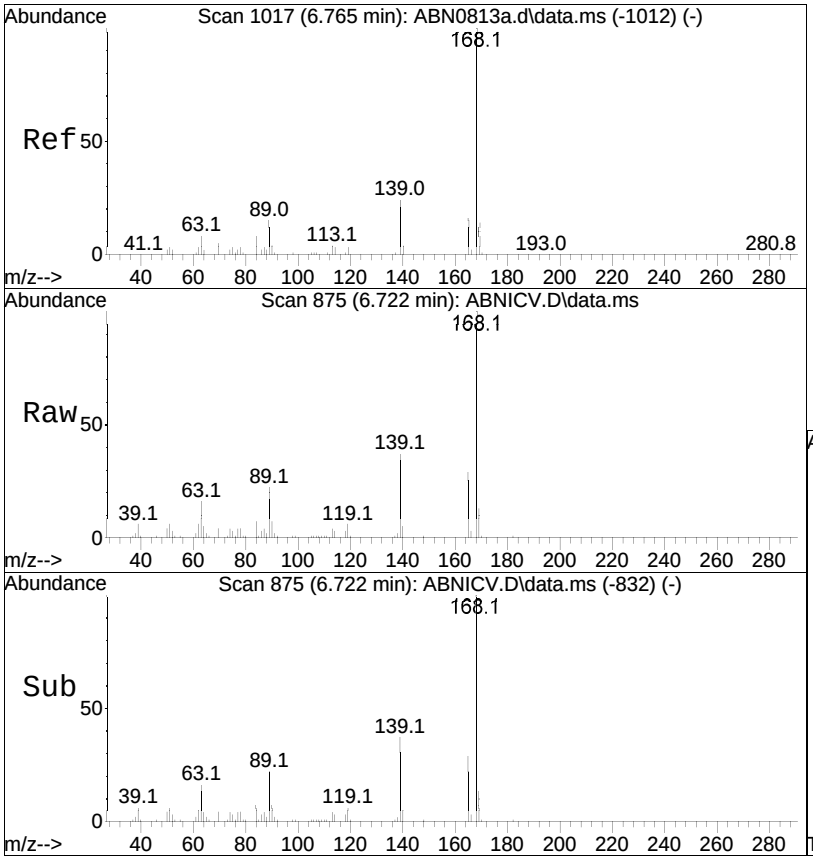

#67
Dibenzofuran
Concen: 47.56 ug/ml
RT: 6.722 min Scan# 875
Delta R.T. -0.000 min
Lab File: ABNICV.D
Acq: 12 Sep 2020 2:41 am

Tgt Ion:168 Resp: 224301

Ion	Ratio	Lower	Upper
168	100		
139	39.3	28.0	42.0

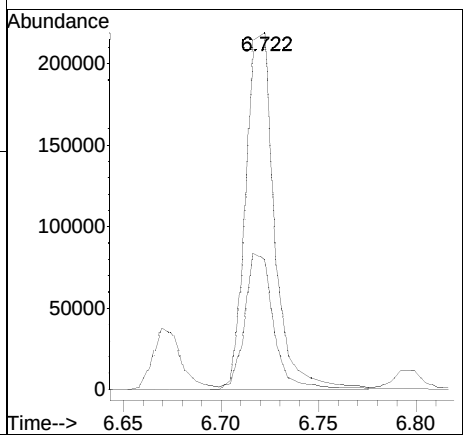

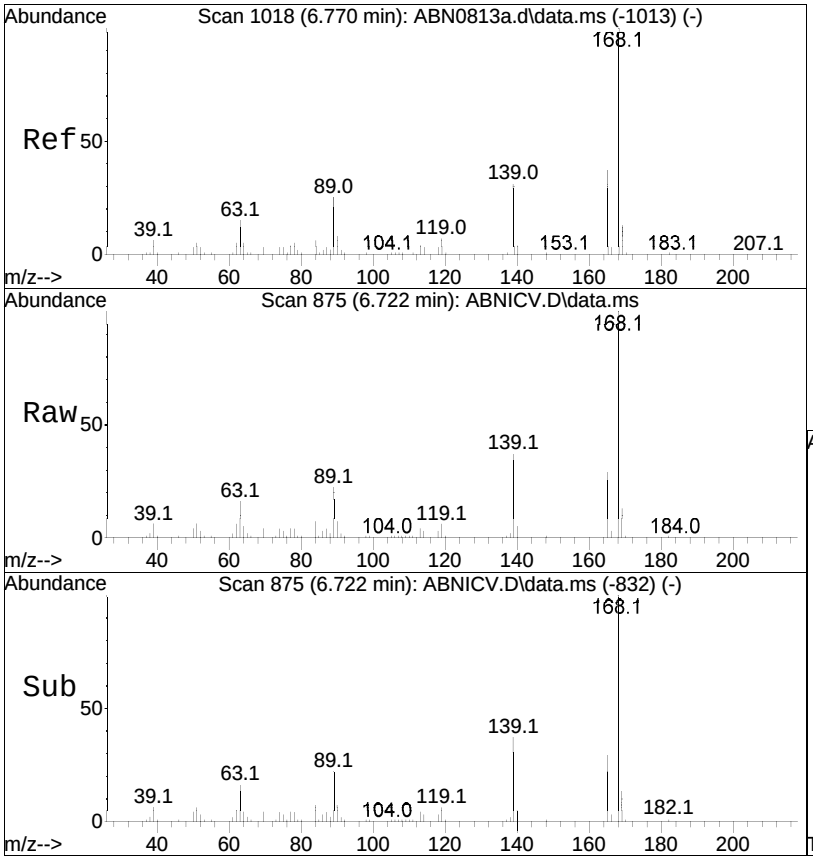

#68
2,4-Dinitrotoluene
Concen: 51.88 ug/ml
RT: 6.722 min Scan# 875
Delta R.T. -0.000 min
Lab File: ABNICV.D
Acq: 12 Sep 2020 2:41 am

Tgt Ion:165 Resp: 56003

Ion	Ratio	Lower	Upper
165	100		
89	81.5	63.0	94.6
63	63.4	50.3	75.5

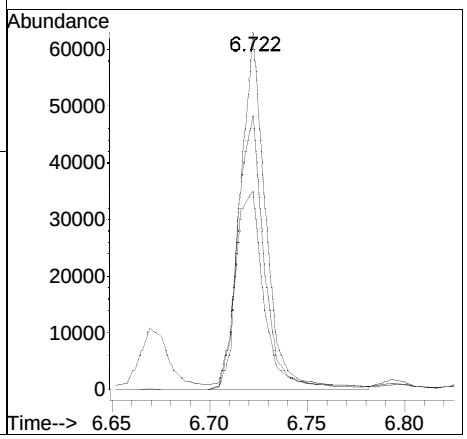

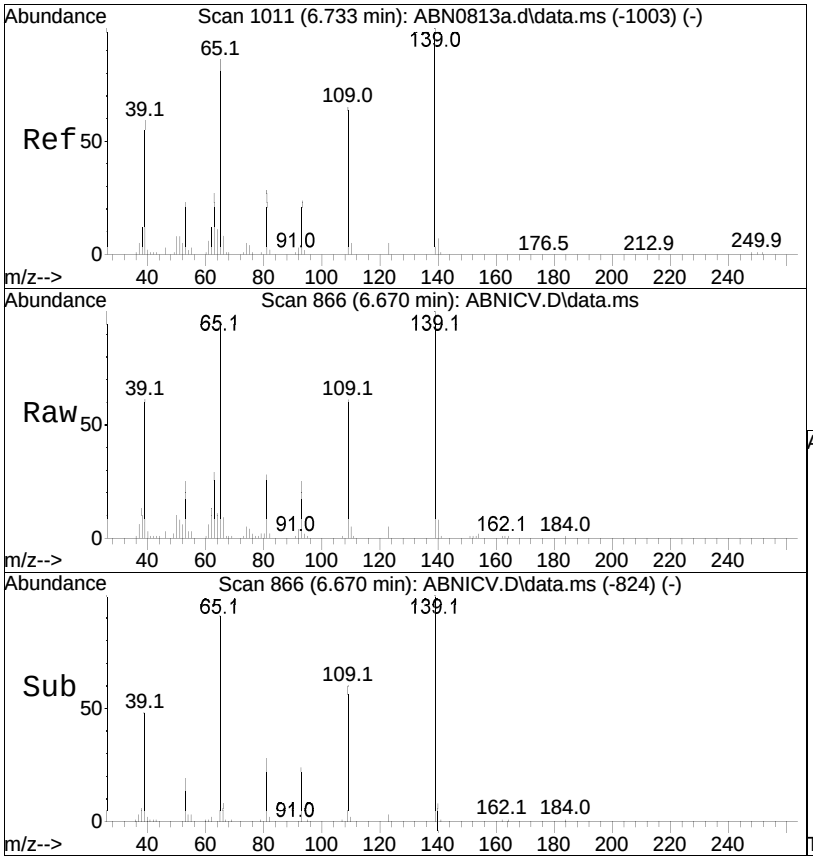

#69
4-Nitrophenol
Concen: 51.11 ug/ml
RT: 6.670 min Scan# 866
Delta R.T. -0.000 min
Lab File: ABNICV.D
Acq: 12 Sep 2020 2:41 am

Tgt Ion: 65 Resp: 35655

Ion	Ratio	Lower	Upper
65	100		
109	69.5	55.3	82.9
139	109.3	95.1	142.7

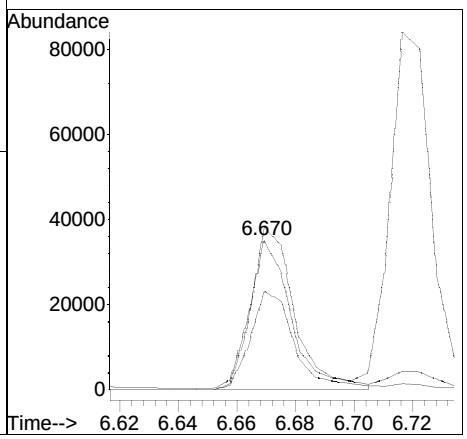

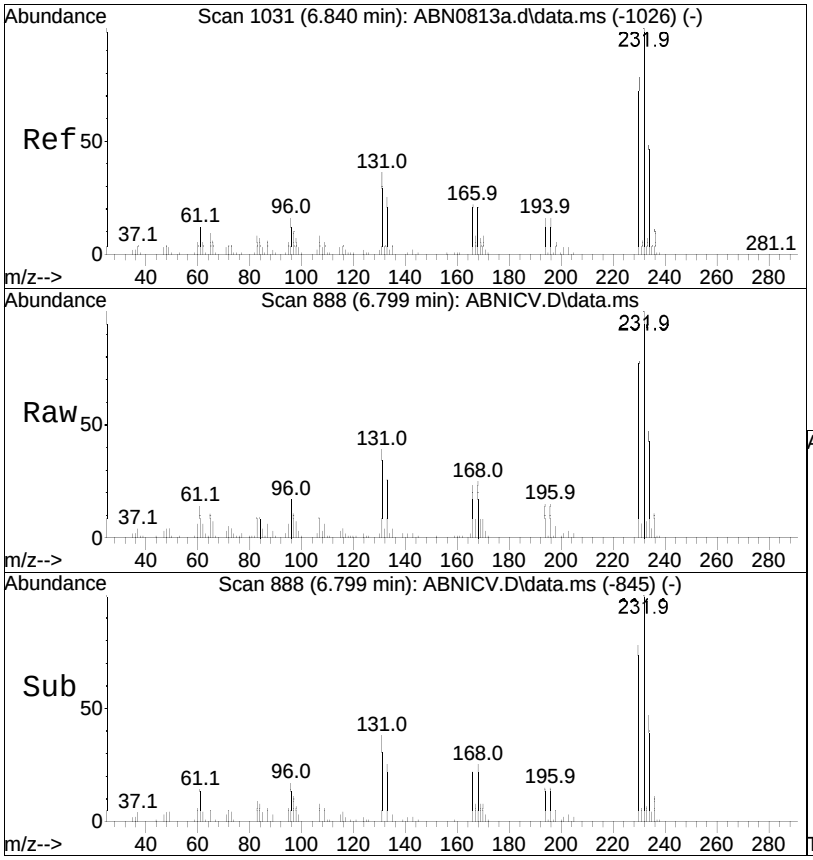

#70
2,3,5,6-Tetrachlorophenol
Concen: 50.10 ug/ml
RT: 6.799 min Scan# 888
Delta R.T. -0.000 min
Lab File: ABNICV.D
Acq: 12 Sep 2020 2:41 am

Tgt Ion:232 Resp: 45510

Ion	Ratio	Lower	Upper
232	100		
230	79.6	64.4	96.6
234	48.5	38.9	58.3

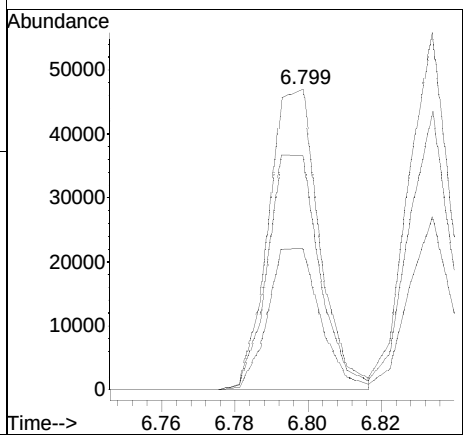

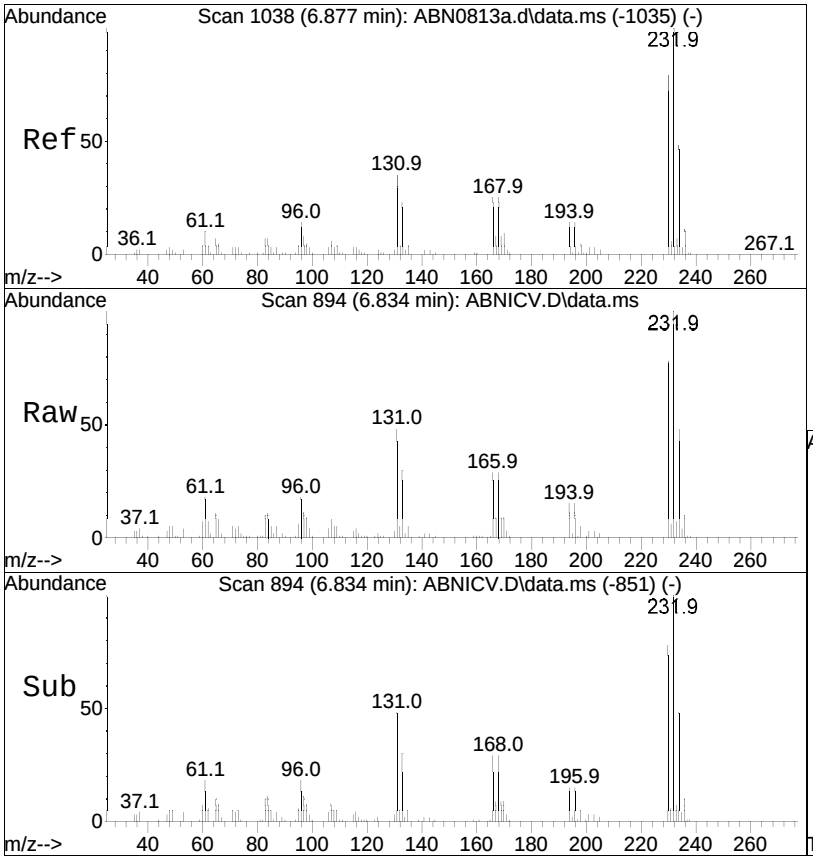

#71
2,3,4,6-Tetrachlorophenol
Concen: 49.46 ug/ml
RT: 6.834 min Scan# 894
Delta R.T. -0.000 min
Lab File: ABNICV.D
Acq: 12 Sep 2020 2:41 am

Tgt Ion:232 Resp: 49281

Ion	Ratio	Lower	Upper
232	100		
230	79.0	64.2	96.4
234	48.1	38.4	57.6

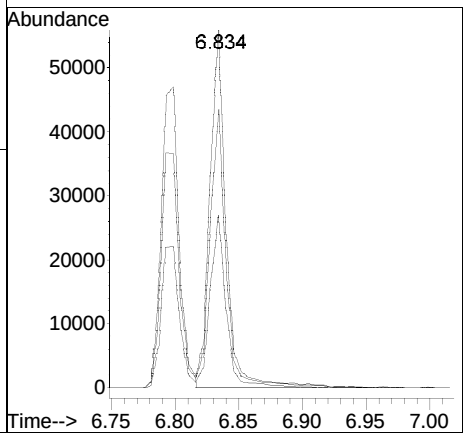

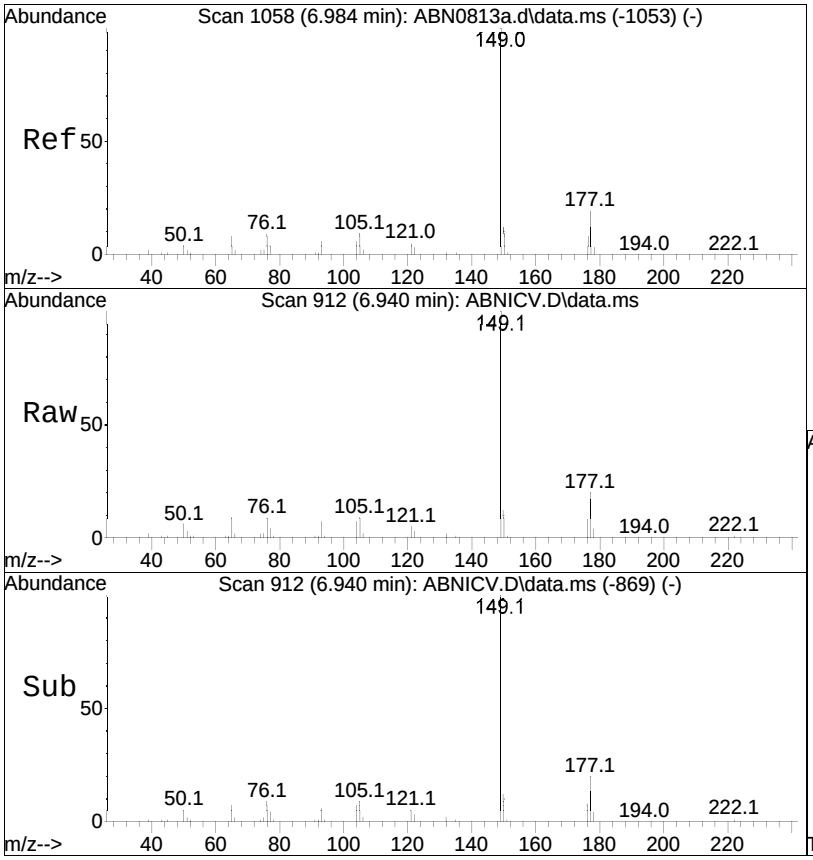

#72
Diethyl phthalate
Concen: 47.27 ug/ml
RT: 6.940 min Scan# 912
Delta R.T. -0.000 min
Lab File: ABNICV.D
Acq: 12 Sep 2020 2:41 am

Tgt Ion:149 Resp: 191194

Ion	Ratio	Lower	Upper
149	100		
177	20.3	16.2	24.2
150	12.0	9.4	14.0

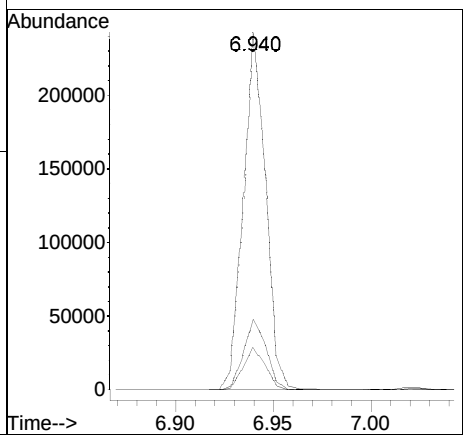

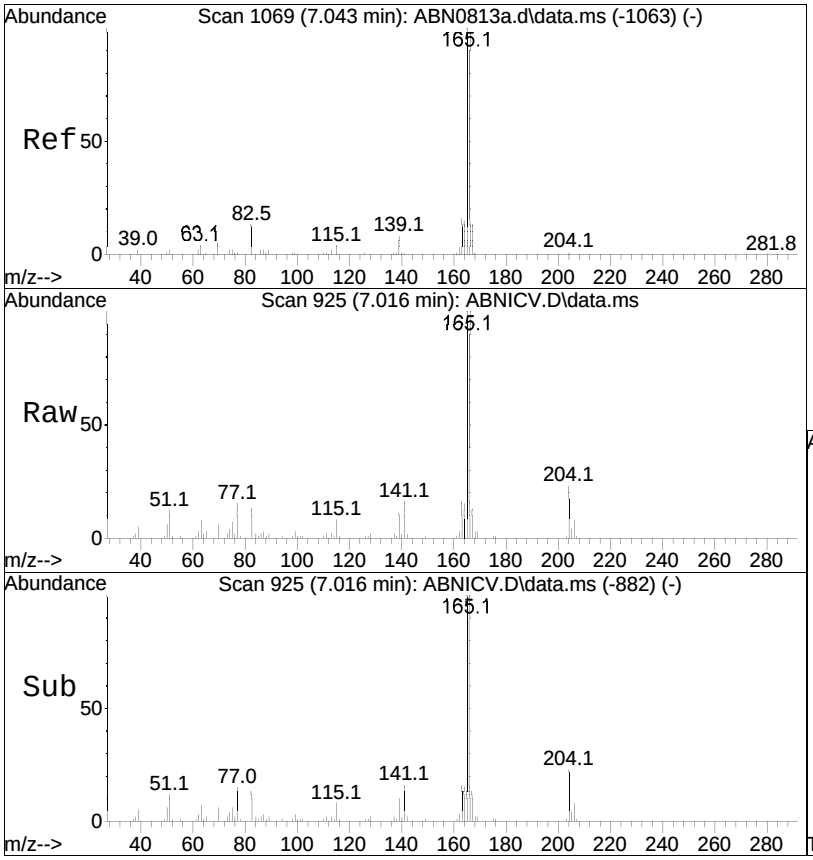

#73
Fluorene
Concen: 48.07 ug/ml
RT: 7.016 min Scan# 925
Delta R.T. -0.000 min
Lab File: ABNICV.D
Acq: 12 Sep 2020 2:41 am

Tgt Ion:166 Resp: 183830

Ion	Ratio	Lower	Upper
166	100		
165	99.8	77.2	115.8
167	13.7	10.9	16.3

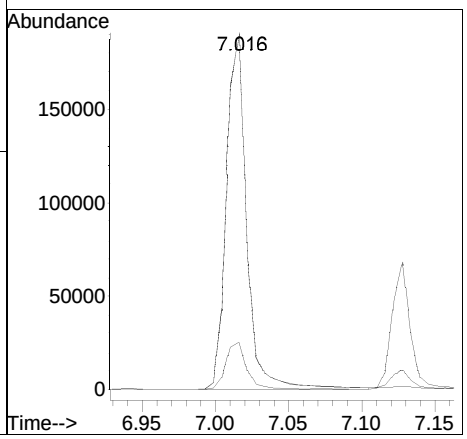

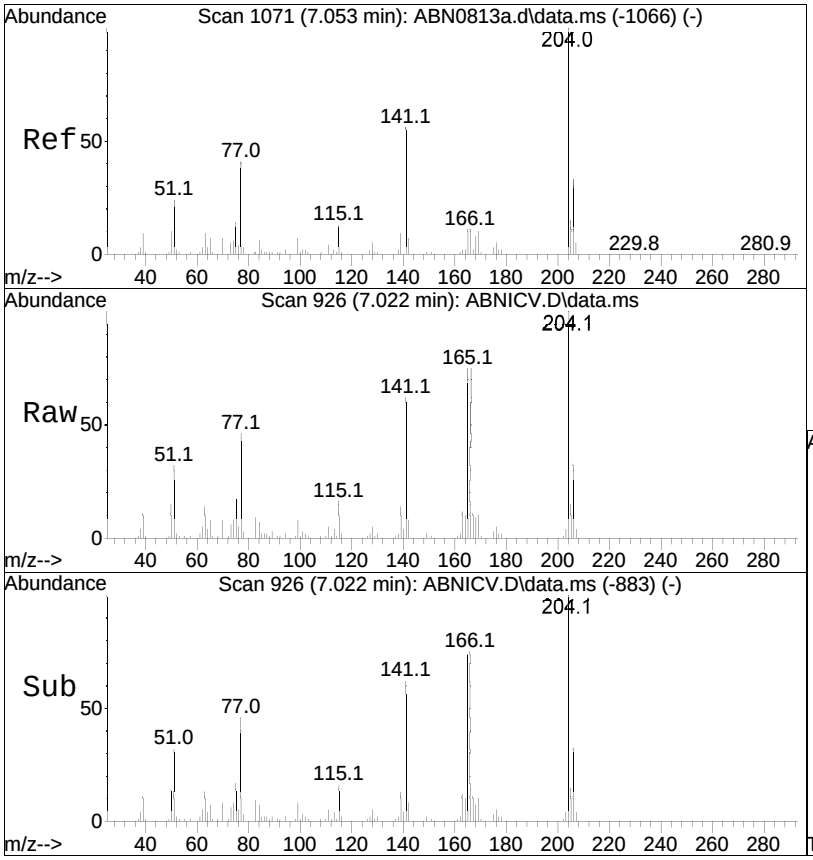

#74
4-Chlorophenyl phenyl ether
Concen: 47.28 ug/ml
RT: 7.022 min Scan# 926
Delta R.T. -0.000 min
Lab File: ABNICV.D
Acq: 12 Sep 2020 2:41 am

Tgt Ion:204 Resp: 83978

Ion	Ratio	Lower	Upper
204	100		
206	32.7	27.0	40.6
141	60.5	42.2	63.2

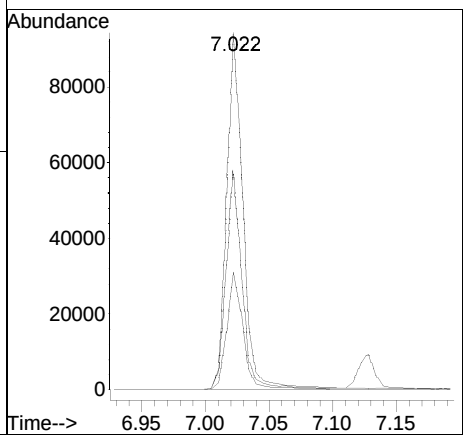

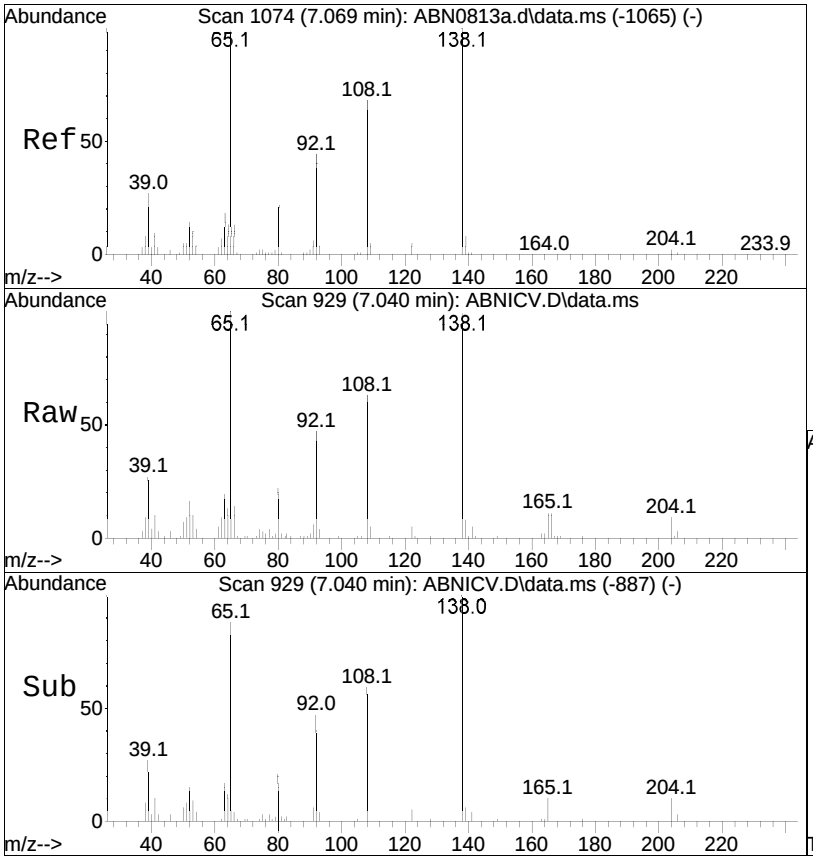

#75
4-Nitroaniline
Concen: 52.05 ug/ml
RT: 7.040 min Scan# 929
Delta R.T. -0.000 min
Lab File: ABNICV.D
Acq: 12 Sep 2020 2:41 am

Tgt Ion:138 Resp: 54032

Ion	Ratio	Lower	Upper
138	100		
108	62.6	46.7	70.1
65	103.1	81.2	121.8

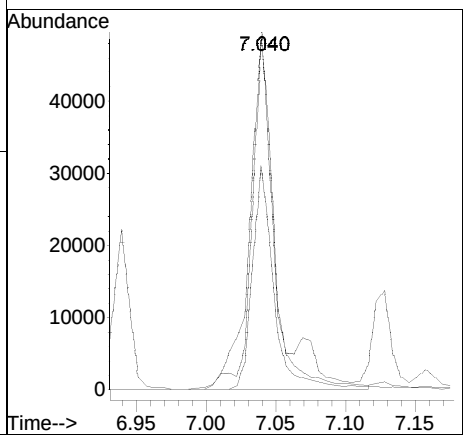

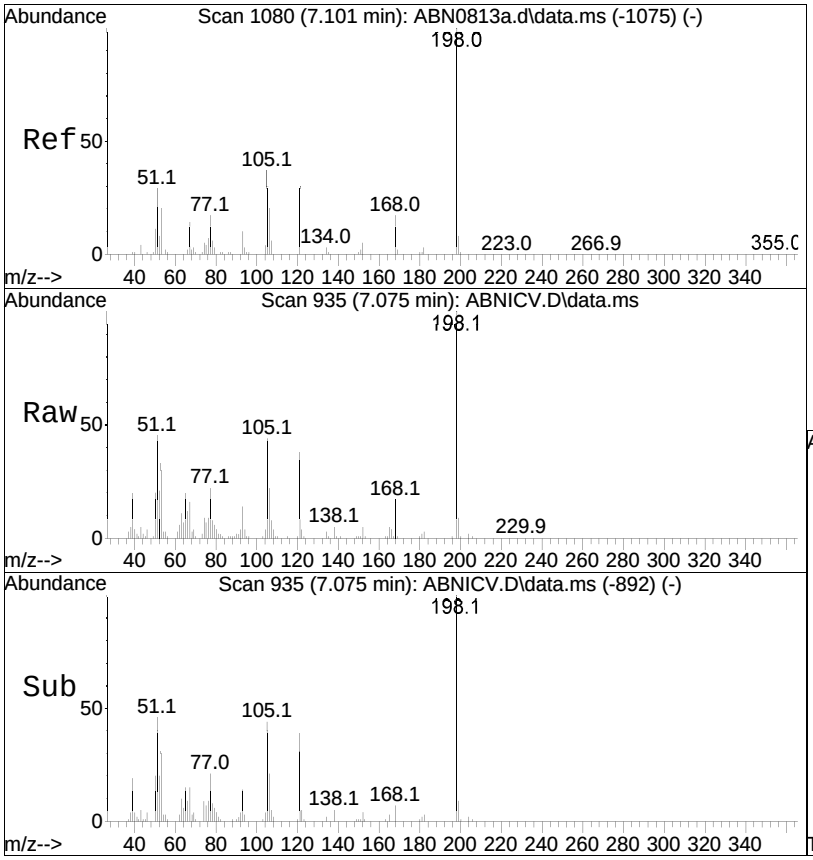

#76
4,6-Dinitro-o-cresol
Concen: 47.35 ug/ml
RT: 7.075 min Scan# 935
Delta R.T. -0.000 min
Lab File: ABNICV.D
Acq: 12 Sep 2020 2:41 am

Tgt Ion:198 Resp: 33263

Ion	Ratio	Lower	Upper
198	100		
51	49.4	35.0	52.6
105	46.4	32.3	48.5

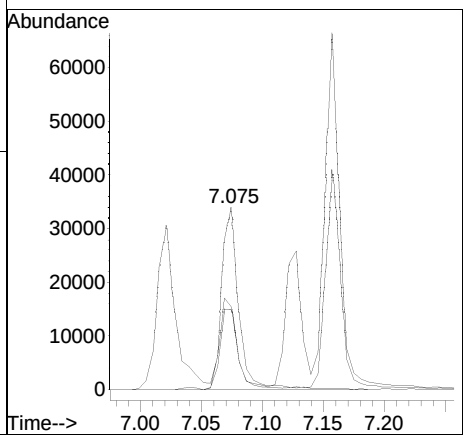

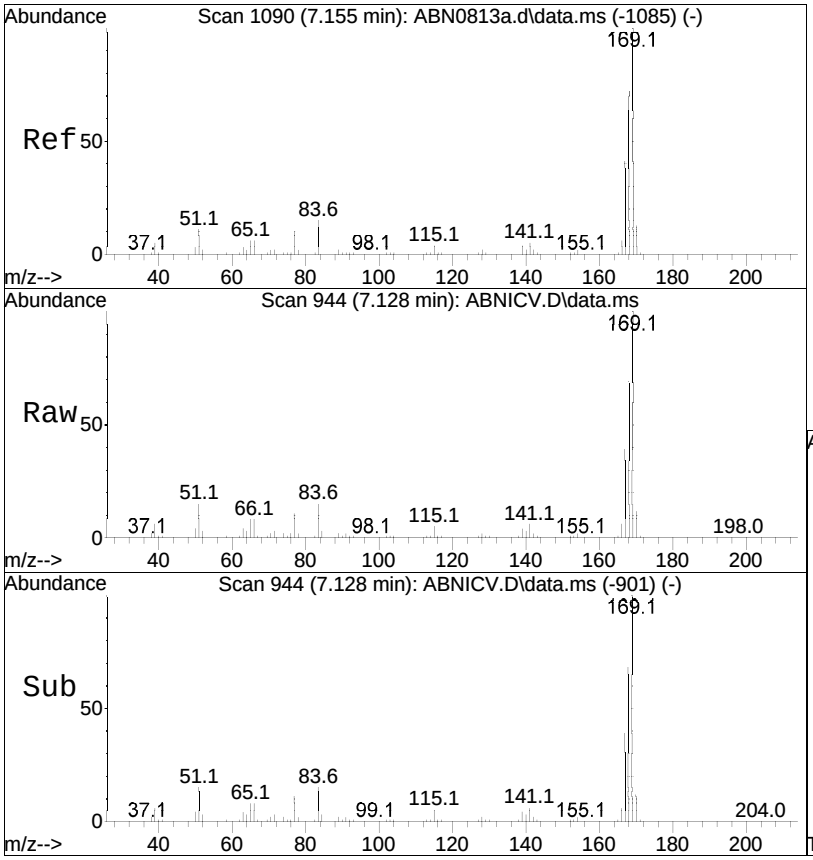

#77
NDPA/DPA
Concen: 48.38 ug/ml
RT: 7.128 min Scan# 944
Delta R.T. -0.000 min
Lab File: ABNICV.D
Acq: 12 Sep 2020 2:41 am

Tgt Ion:169 Resp: 156805

Ion	Ratio	Lower	Upper
169	100		
168	68.6	54.6	82.0
167	38.8	30.7	46.1

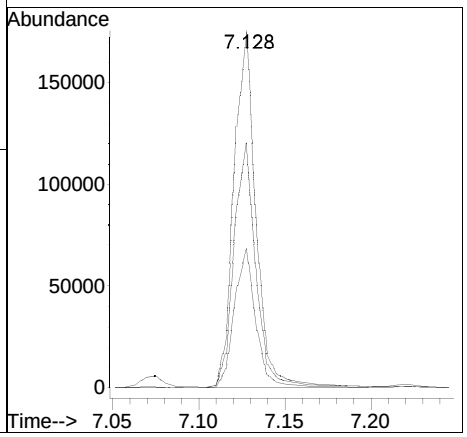

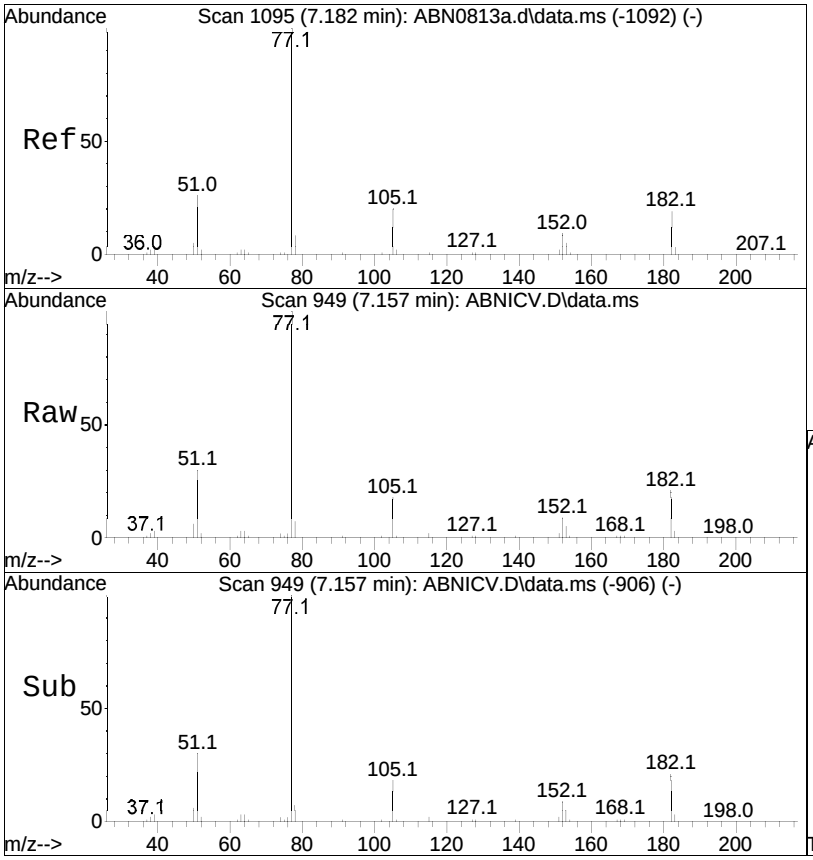

#78
Azobenzene
Concen: 48.00 ug/ml
RT: 7.157 min Scan# 949
Delta R.T. -0.000 min
Lab File: ABNICV.D
Acq: 12 Sep 2020 2:41 am

Tgt Ion: 77 Resp: 188895

Ion	Ratio	Lower	Upper
77	100		
182	21.7	19.8	29.8
105	19.1	12.1	18.1#

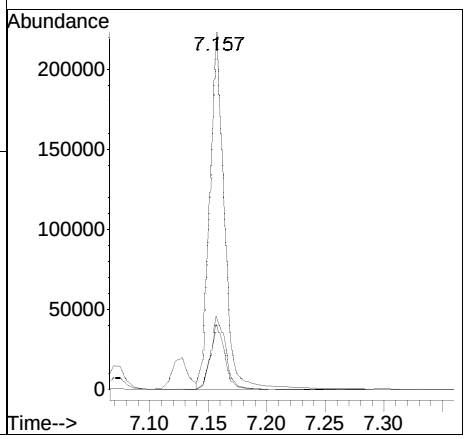

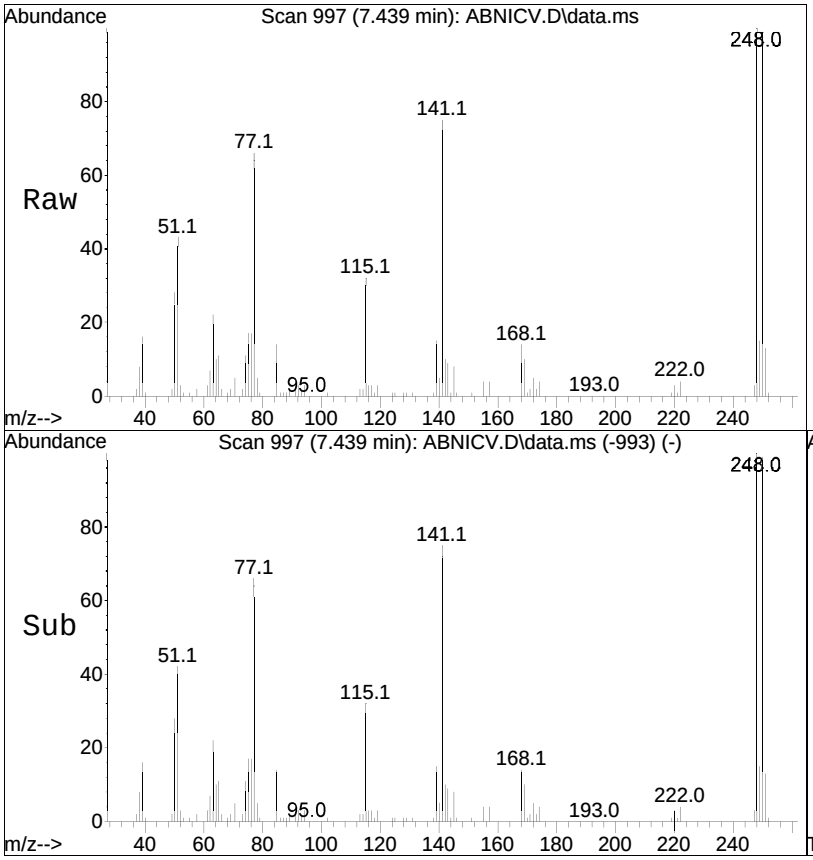

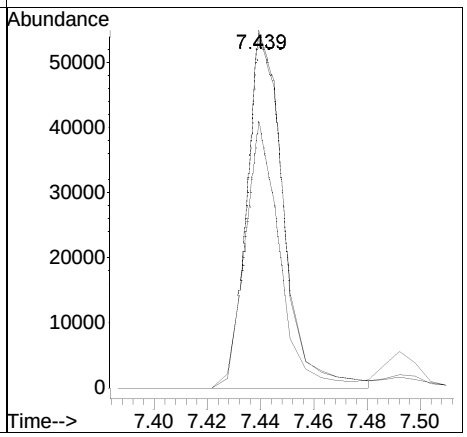

#80
4-Bromophenyl phenyl ether
Concen: 48.54 ug/ml
RT: 7.439 min Scan# 997
Delta R.T. -0.006 min
Lab File: ABNICV.D
Acq: 12 Sep 2020 2:41 am

Tgt Ion:248 Resp: 51666

Ion	Ratio	Lower	Upper
248	100		
141	70.8	46.6	70.0#
250	99.5	79.4	119.2

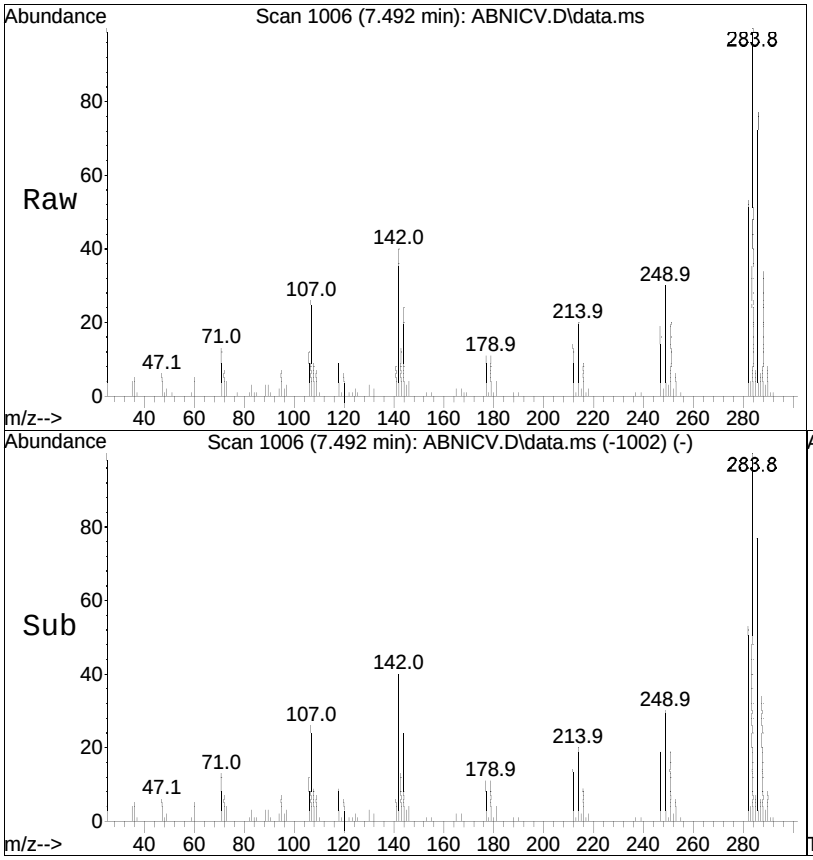

#81
Hexachlorobenzene
Concen: 45.00 ug/ml
RT: 7.492 min Scan# 1006
Delta R.T. -0.006 min
Lab File: ABNICV.D
Acq: 12 Sep 2020 2:41 am

Tgt Ion:284 Resp: 60324

Ion	Ratio	Lower	Upper
284	100		
142	38.3	26.0	39.0
249	30.7	20.6	30.8

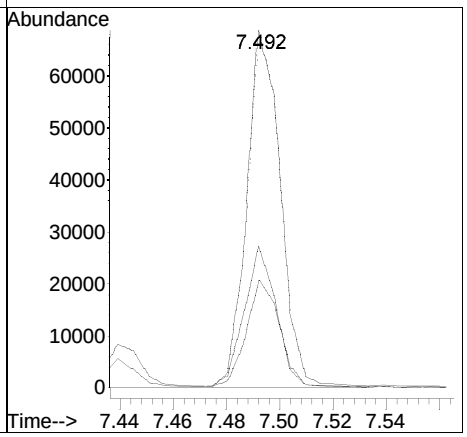

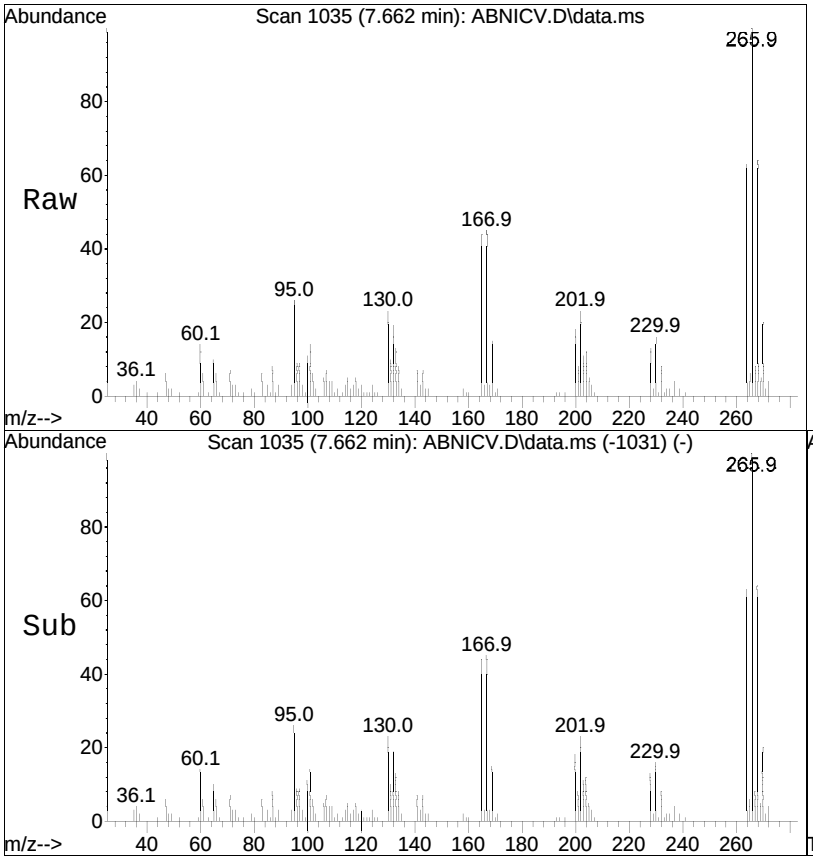

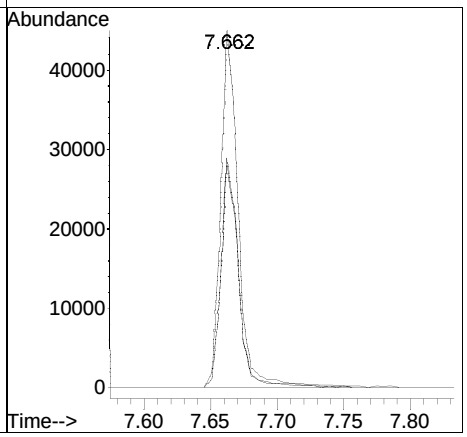

#82
Pentachlorophenol
Concen: 51.20 ug/ml
RT: 7.662 min Scan# 1035
Delta R.T. -0.000 min
Lab File: ABNICV.D
Acq: 12 Sep 2020 2:41 am

Tgt Ion:266 Resp: 40839

Ion	Ratio	Lower	Upper
266	100		
264	62.8	51.2	76.8
268	64.4	51.5	77.3

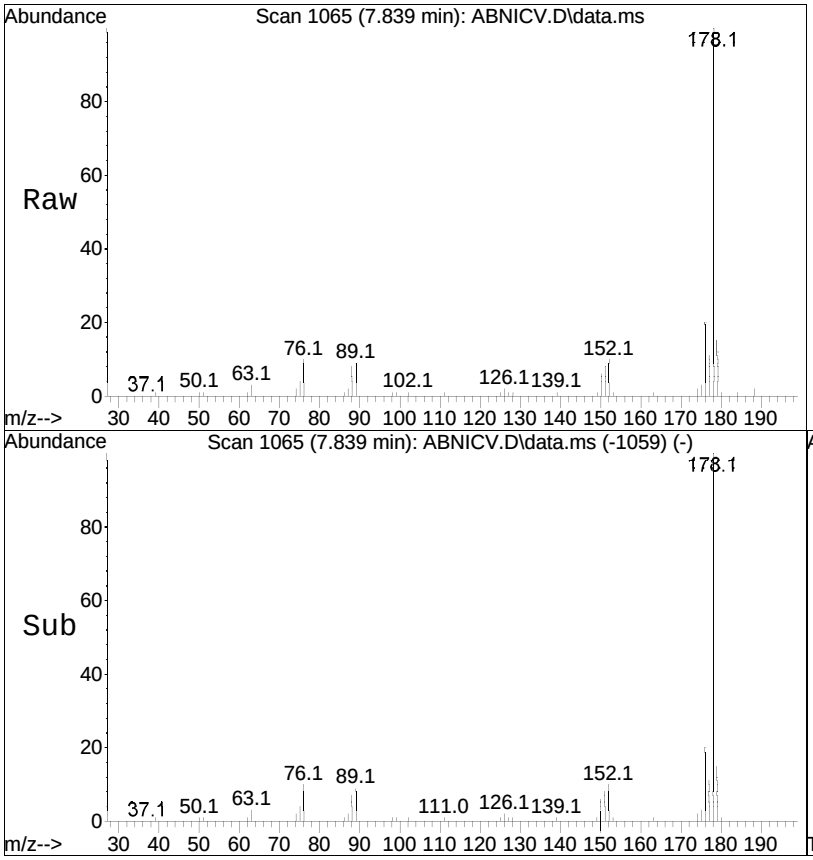

#89
Phenanthrene
Concen: 46.07 ug/ml
RT: 7.839 min Scan# 1065
Delta R.T. -0.000 min
Lab File: ABNICV.D
Acq: 12 Sep 2020 2:41 am

Tgt Ion:178 Resp: 281889

Ion	Ratio	Lower	Upper
178	100		
179	15.4	12.7	19.1
176	19.7	15.8	23.6

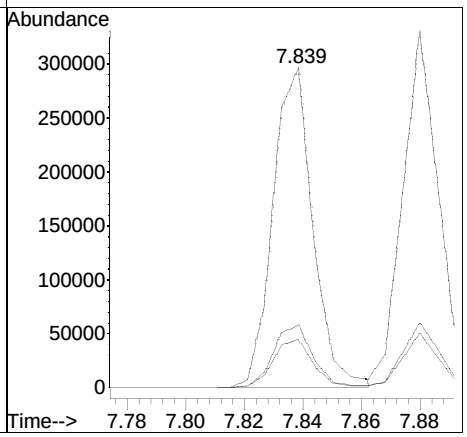

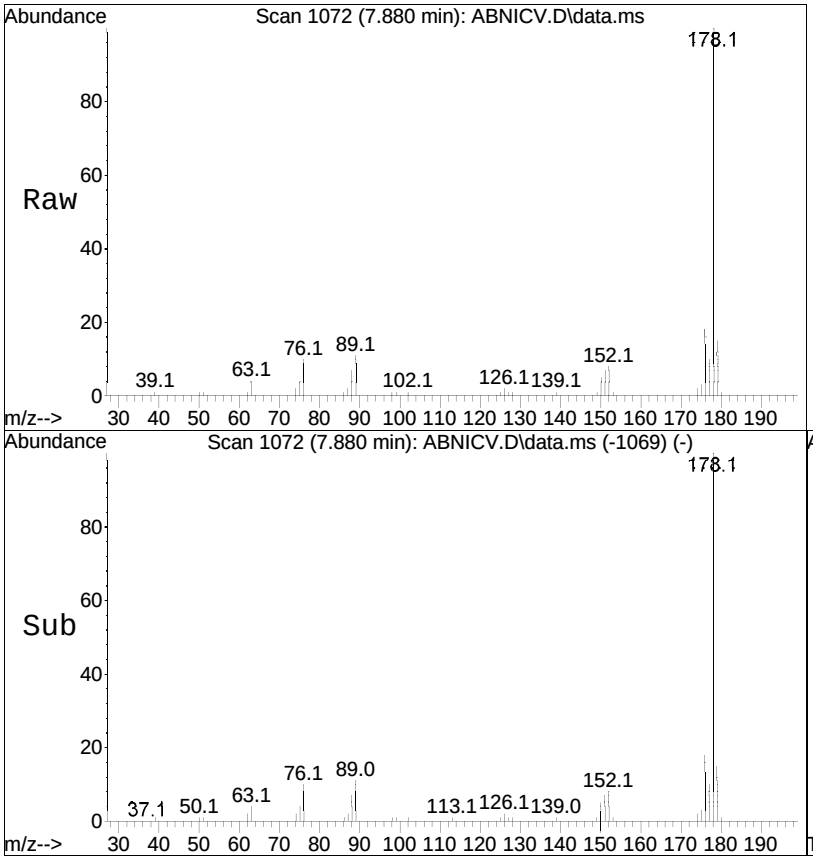

#90
Anthracene
Concen: 46.89 ug/ml
RT: 7.880 min Scan# 1072
Delta R.T. -0.000 min
Lab File: ABNICV.D
Acq: 12 Sep 2020 2:41 am

Tgt Ion:178 Resp: 309163

Ion	Ratio	Lower	Upper
178	100		
179	14.9	12.5	18.7
176	18.3	15.4	23.0

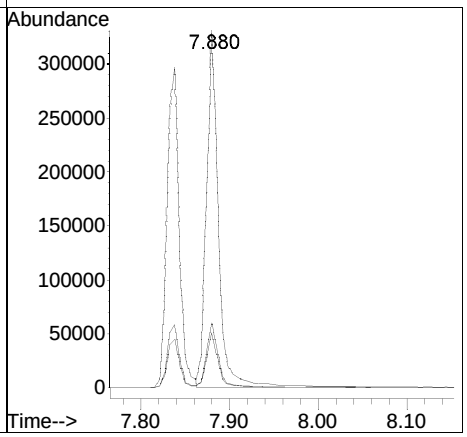

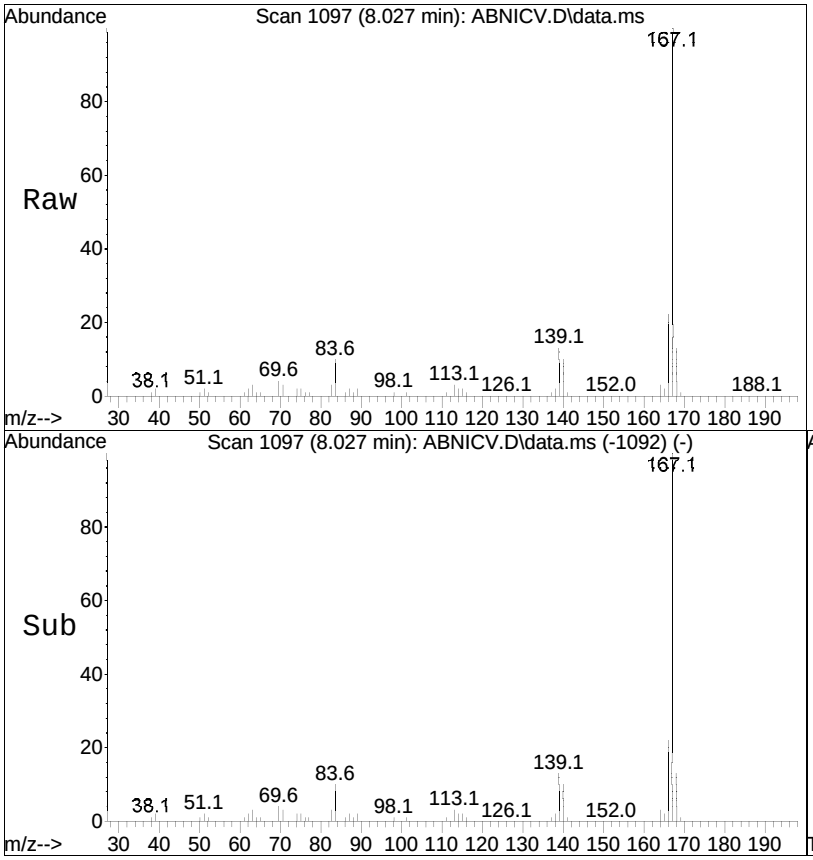

#91
Carbazole
Concen: 49.15 ug/ml
RT: 8.027 min Scan# 1097
Delta R.T. -0.000 min
Lab File: ABNICV.D
Acq: 12 Sep 2020 2:41 am

Tgt Ion:167 Resp: 286321

Ion	Ratio	Lower	Upper
167	100		
168	13.6	11.3	16.9
166	22.2	17.8	26.8

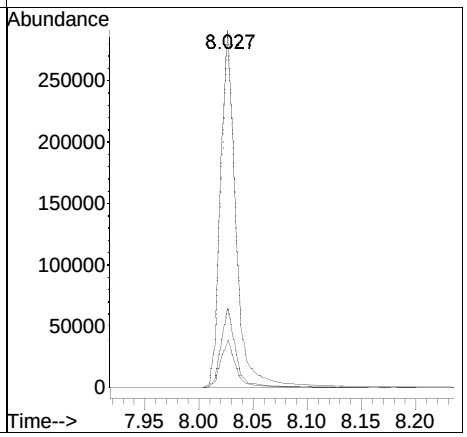

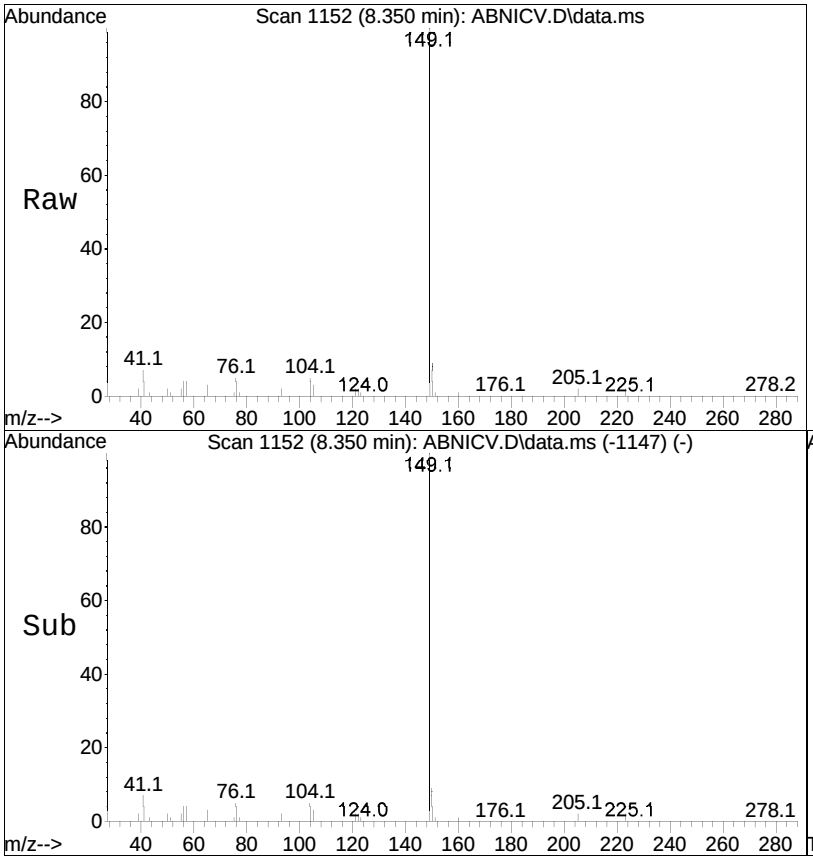

#93
Di-n-butylphthalate
Concen: 50.57 ug/ml
RT: 8.350 min Scan# 1152
Delta R.T. -0.006 min
Lab File: ABNICV.D
Acq: 12 Sep 2020 2:41 am

Tgt Ion:149 Resp: 353690

Ion	Ratio	Lower	Upper
149	100		
150	9.1	7.4	11.2
104	4.6	3.8	5.8

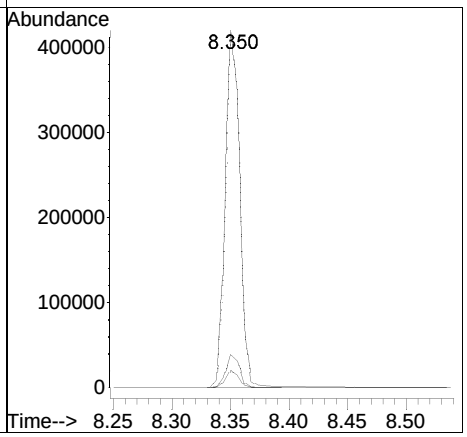

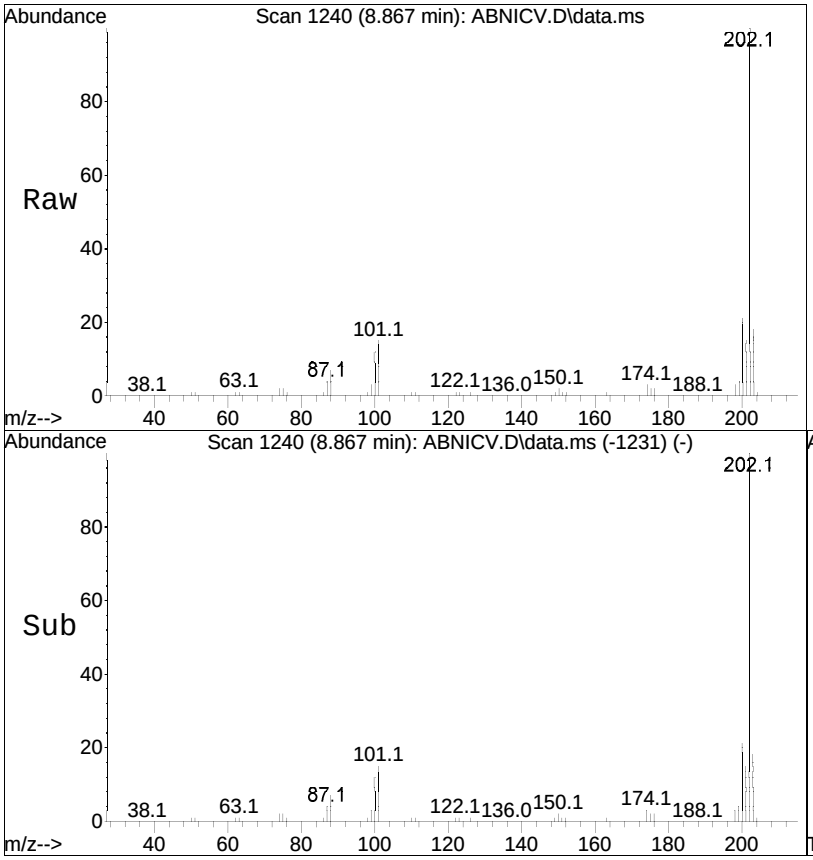

#95
Fluoranthene
Concen: 48.42 ug/ml
RT: 8.867 min Scan# 1240
Delta R.T. -0.000 min
Lab File: ABNICV.D
Acq: 12 Sep 2020 2:41 am

Tgt Ion:202 Resp: 343840

Ion	Ratio	Lower	Upper
202	100		
101	14.9	12.6	19.0
203	17.6	14.4	21.6

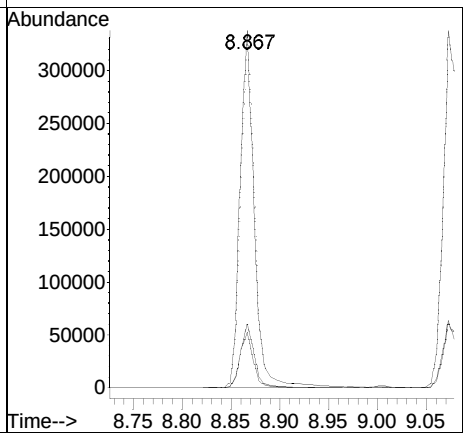

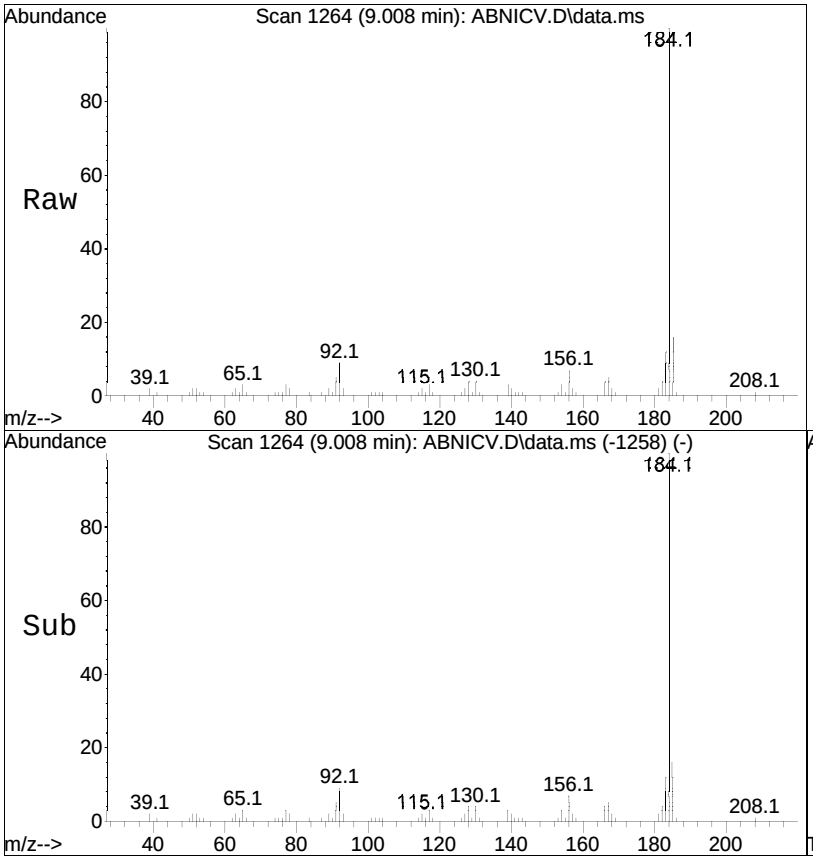

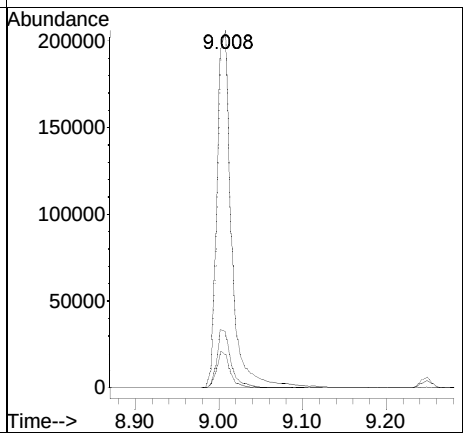

#96
Benzidine
Concen: 47.32 ug/ml
RT: 9.008 min Scan# 1264
Delta R.T. -0.000 min
Lab File: ABNICV.D
Acq: 12 Sep 2020 2:41 am

Tgt Ion:184 Resp: 246016

Ion	Ratio	Lower	Upper
184	100		
92	10.0	8.4	12.6
185	16.6	11.5	17.3

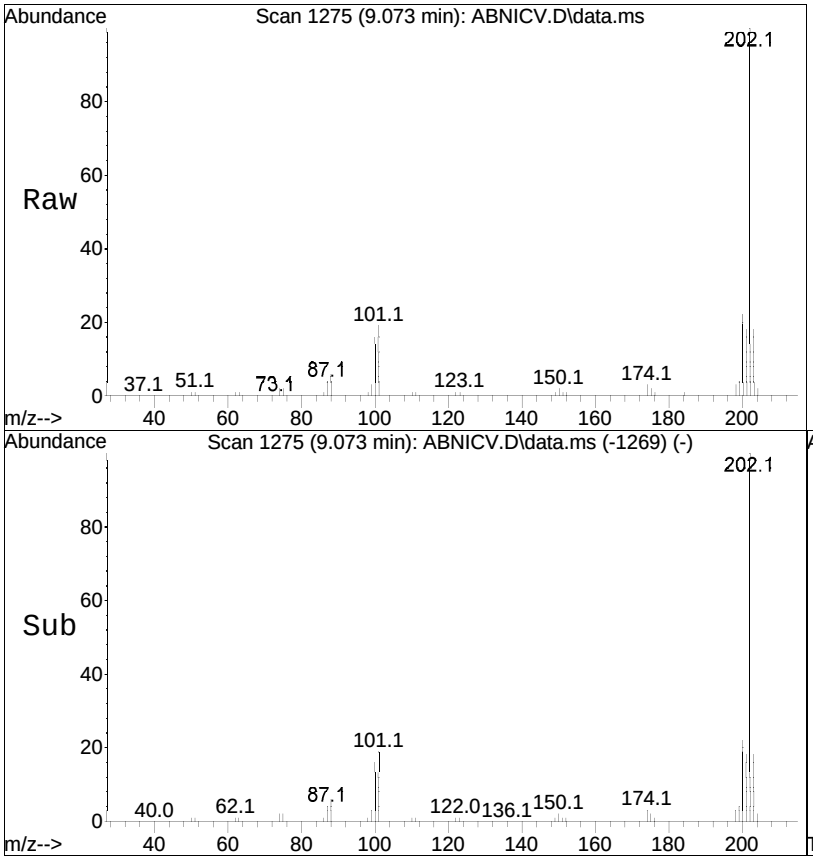

#97
Pyrene
Concen: 47.57 ug/ml
RT: 9.073 min Scan# 1275
Delta R.T. -0.006 min
Lab File: ABNICV.D
Acq: 12 Sep 2020 2:41 am

Tgt Ion:202 Resp: 358095

Ion	Ratio	Lower	Upper
202	100		
200	21.5	17.2	25.8
203	18.0	15.0	22.6

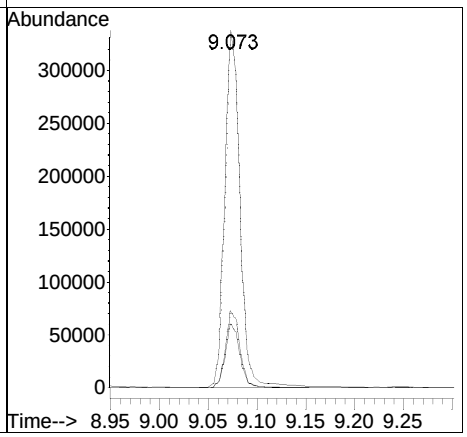

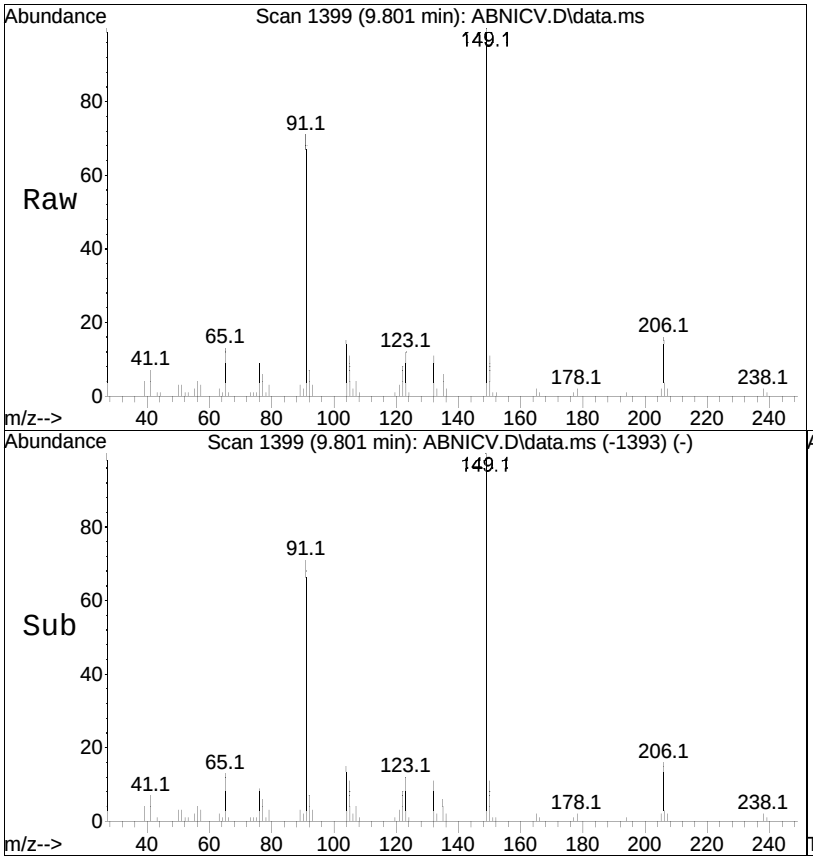

#99
Butyl benzyl phthalate
Concen: 50.53 ug/ml
RT: 9.801 min Scan# 1399
Delta R.T. 0.000 min
Lab File: ABNICV.D
Acq: 12 Sep 2020 2:41 am

Tgt Ion:149 Resp: 168752

Ion	Ratio	Lower	Upper
149	100		
91	70.5	53.4	80.2
206	15.5	13.3	19.9

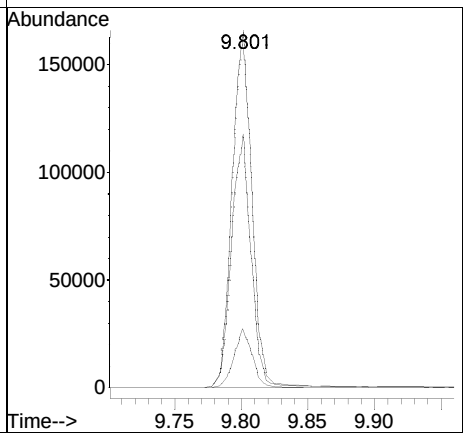

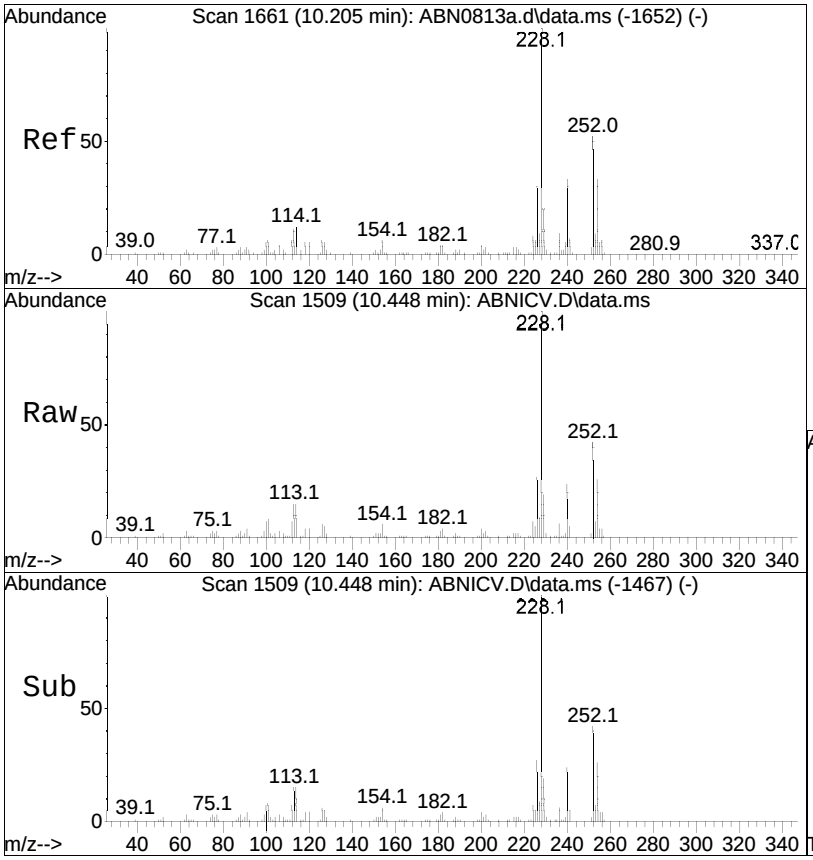

#107
Benzo(a)anthracene
Concen: 46.18 ug/ml
RT: 10.448 min Scan# 1509
Delta R.T. -0.006 min
Lab File: ABNICV.D
Acq: 12 Sep 2020 2:41 am

Tgt Ion:228 Resp: 364062

Ion	Ratio	Lower	Upper
228	100		
226	27.6	22.9	34.3
229	19.8	16.1	24.1

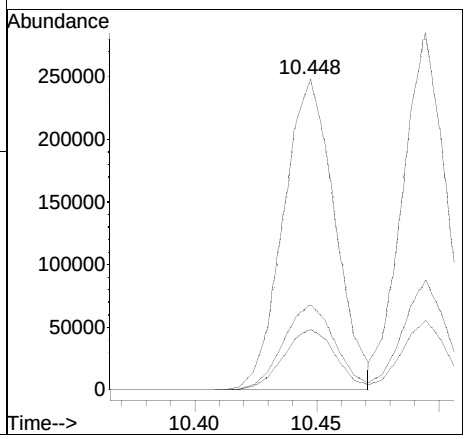

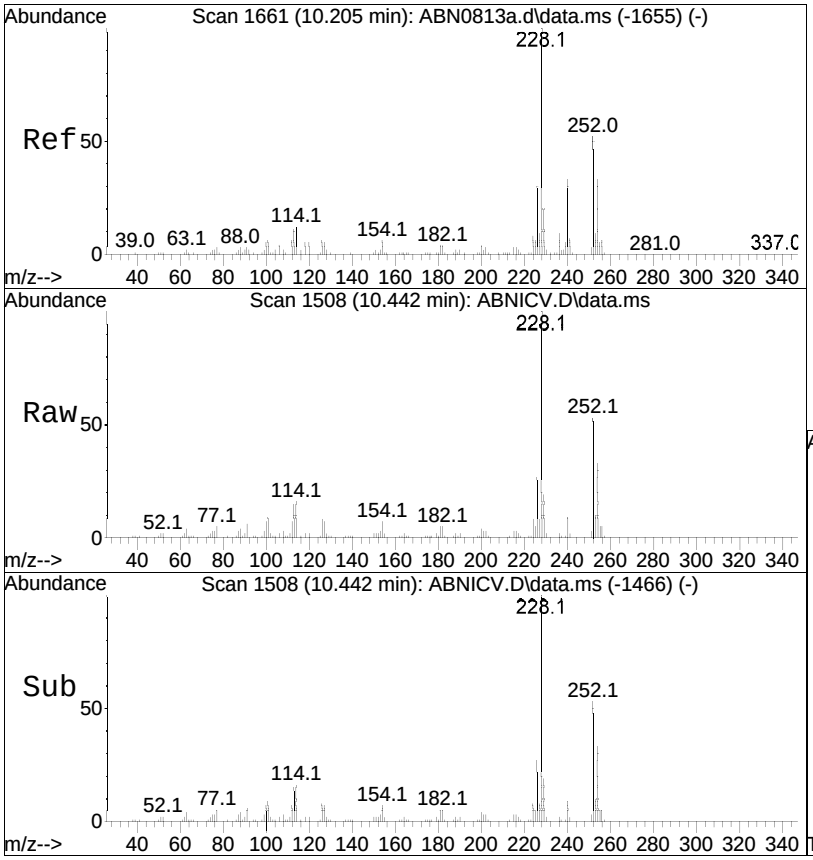

#108
3,3'-Dichlorobenzidine
Concen: 50.98 ug/ml
RT: 10.442 min Scan# 1508
Delta R.T. -0.006 min
Lab File: ABNICV.D
Acq: 12 Sep 2020 2:41 am

Tgt Ion:252 Resp: 156712

Ion	Ratio	Lower	Upper
252	100		
126	15.3	13.4	20.0
254	64.0	52.8	79.2

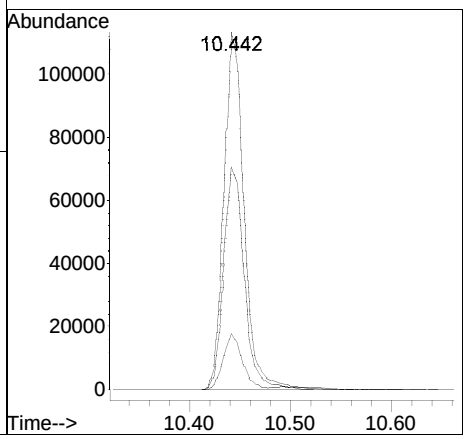

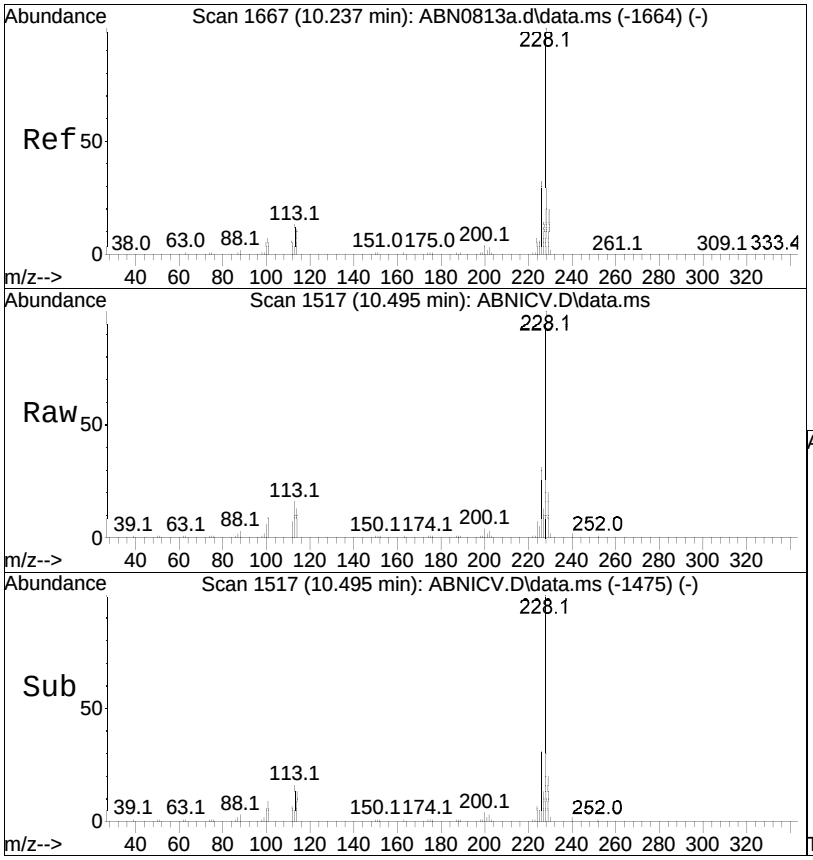

#109
Chrysene
Concen: 44.36 ug/ml
RT: 10.495 min Scan# 1517
Delta R.T. -0.006 min
Lab File: ABNICV.D
Acq: 12 Sep 2020 2:41 am

Tgt Ion:228 Resp: 376262

Ion	Ratio	Lower	Upper
228	100		
226	30.5	24.9	37.3
229	19.8	16.6	24.8

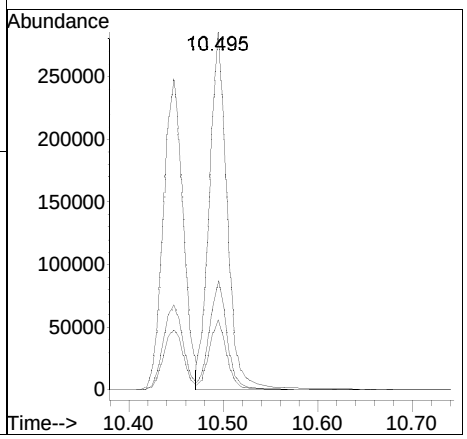

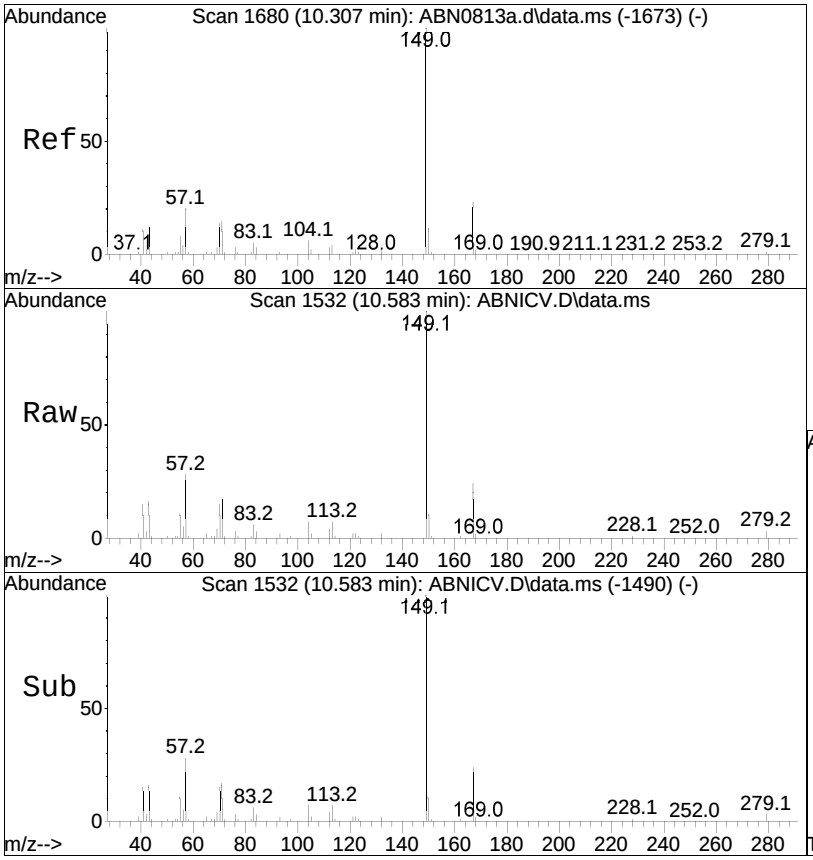

#110
Bis(2-ethylhexyl)phthalate
Concen: 52.33 ug/ml
RT: 10.583 min Scan# 1532
Delta R.T. -0.006 min
Lab File: ABNICV.D
Acq: 12 Sep 2020 2:41 am

Tgt Ion:149 Resp: 272714

Ion	Ratio	Lower	Upper
149	100		
167	24.2	21.2	31.8
279	3.0	3.8	5.6#

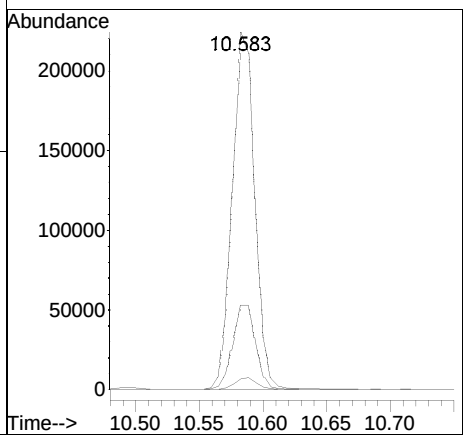



#111
Di-n-octylphthalate
Concen: 51.26 ug/ml
RT: 11.576 min Scan# 1701
Delta R.T. -0.006 min
Lab File: ABNICV.D
Acq: 12 Sep 2020 2:41 am

Tgt Ion:149 Resp: 493713

Ion	Ratio	Lower	Upper
149	100		
43	9.6	8.0	12.0
167	1.3	1.0	1.6

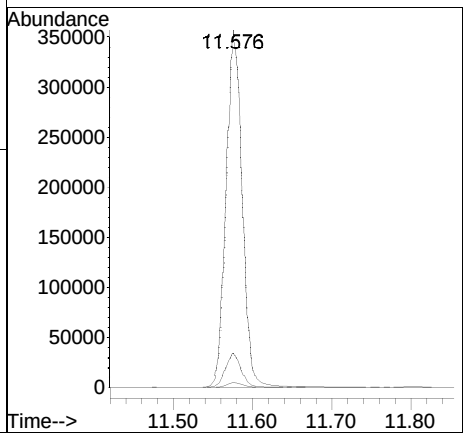

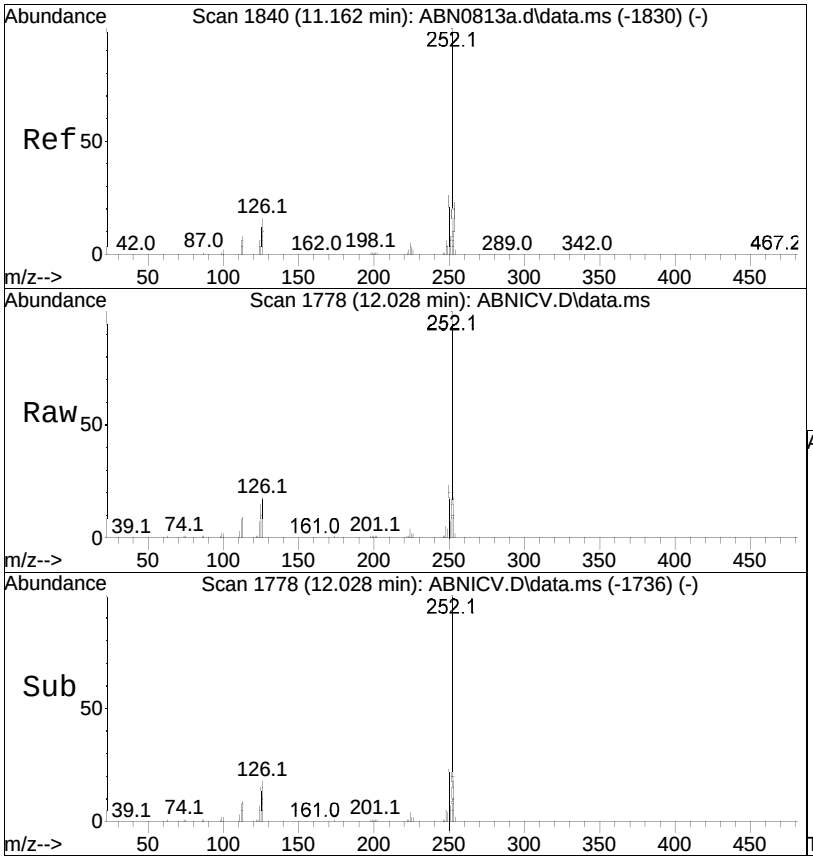

#112
Benzo(b)fluoranthene
Concen: 50.92 ug/ml
RT: 12.028 min Scan# 1778
Delta R.T. -0.006 min
Lab File: ABNICV.D
Acq: 12 Sep 2020 2:41 am

Tgt Ion:252 Resp: 426063

Ion	Ratio	Lower	Upper
252	100		
125	14.5	12.6	18.8
253	21.7	18.2	27.2

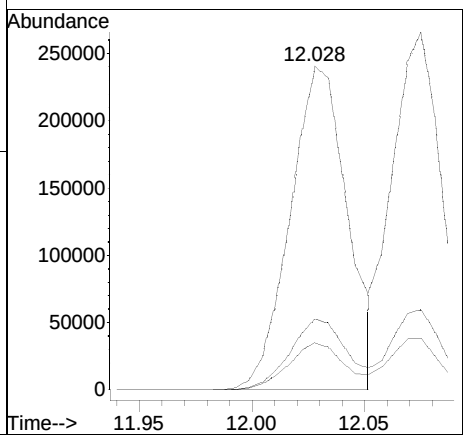

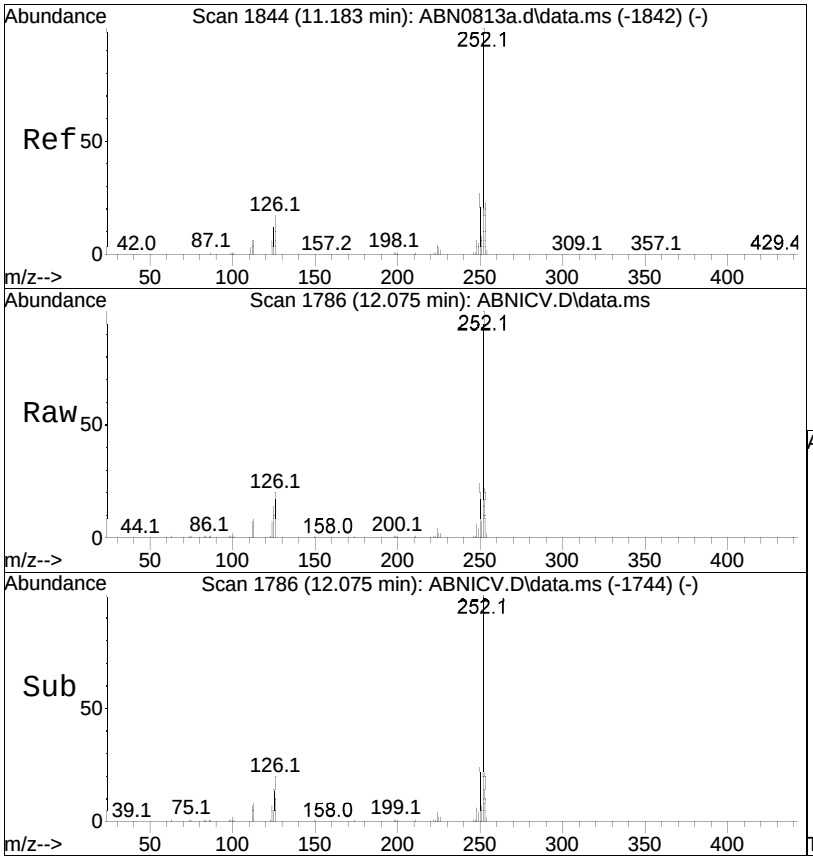

#113
Benzo(k)fluoranthene
Concen: 45.89 ug/ml
RT: 12.075 min Scan# 1786
Delta R.T. -0.006 min
Lab File: ABNICV.D
Acq: 12 Sep 2020 2:41 am

Tgt Ion:252 Resp: 436121

Ion	Ratio	Lower	Upper
252	100		
125	14.2	12.1	18.1
253	22.2	18.1	27.1

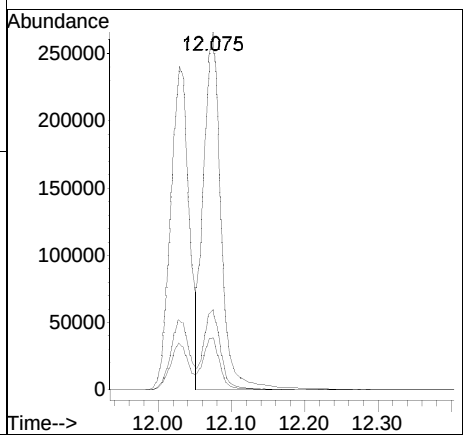

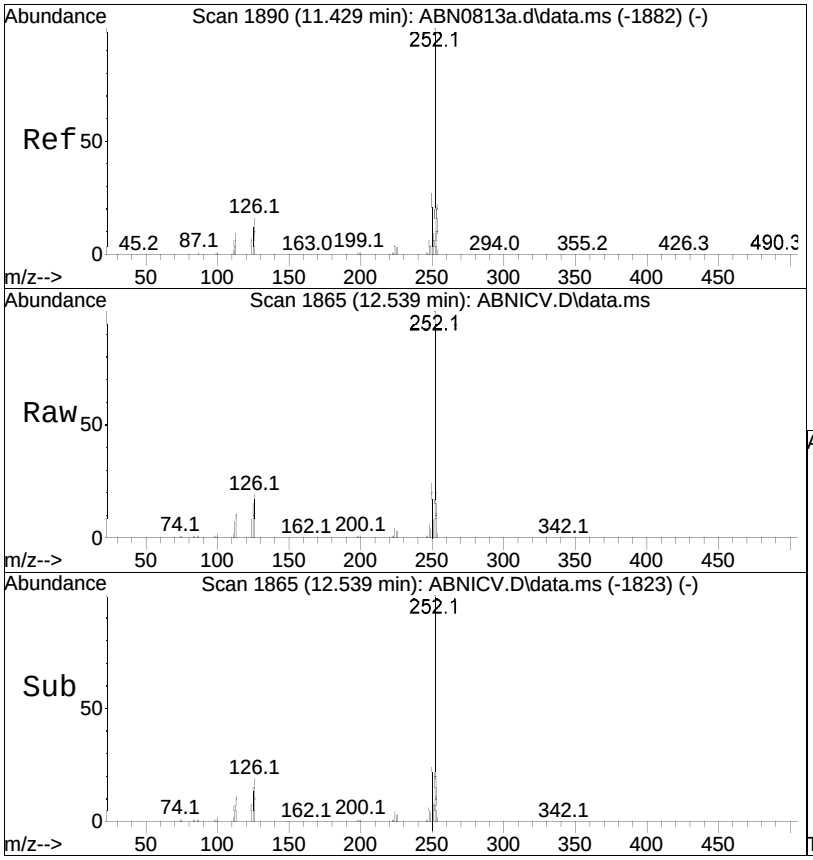

#114
Benzo(a)pyrene
Concen: 50.43 ug/ml
RT: 12.539 min Scan# 1865
Delta R.T. -0.006 min
Lab File: ABNICV.D
Acq: 12 Sep 2020 2:41 am

Tgt Ion:252 Resp: 399602

Ion	Ratio	Lower	Upper
252	100		
125	15.6	13.3	19.9
253	21.6	18.2	27.4

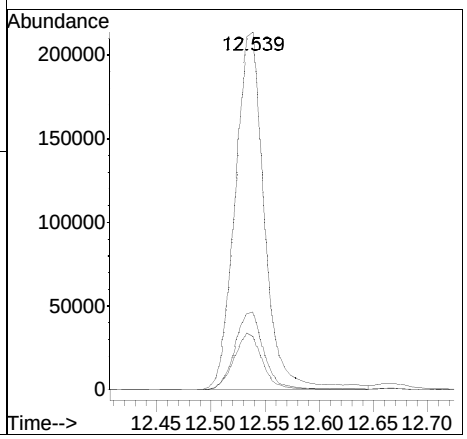

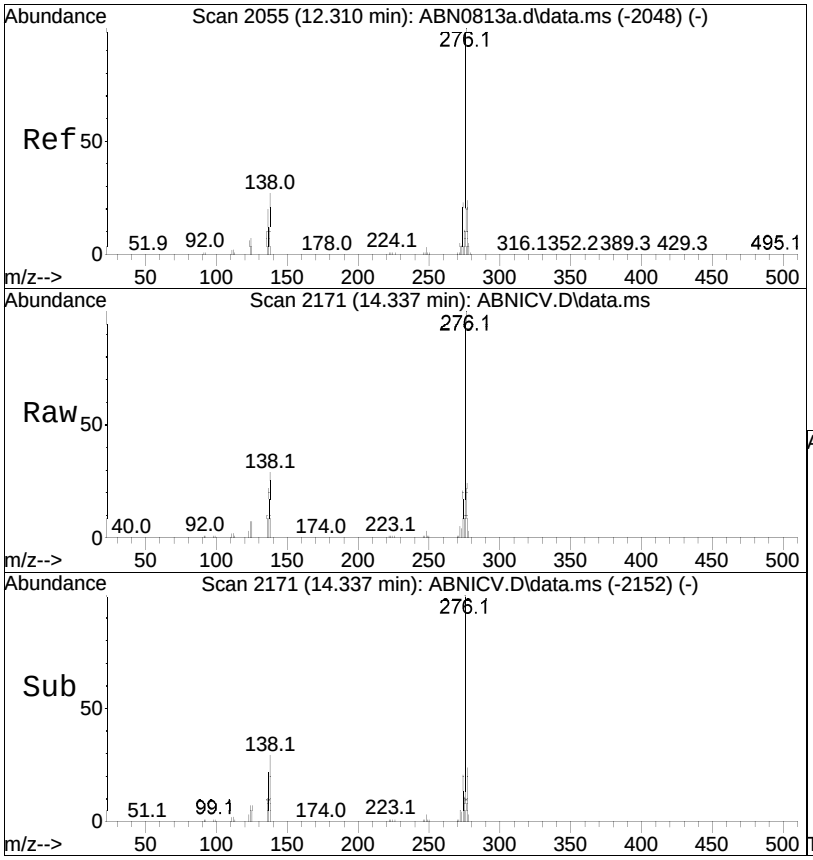

#116
Indeno(1,2,3-cd)pyrene
Concen: 50.80 ug/mL
RT: 14.337 min Scan# 2171
Delta R.T. -0.012 min
Lab File: ABNICV.D
Acq: 12 Sep 2020 2:41 am

Tgt Ion:276 Resp: 422338

Ion	Ratio	Lower	Upper
276	100		
138	27.9	26.7	40.1
277	24.3	20.4	30.6

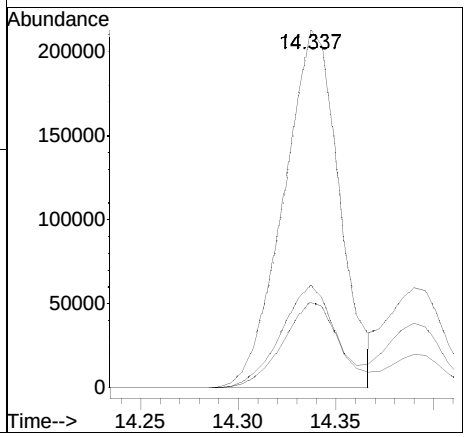

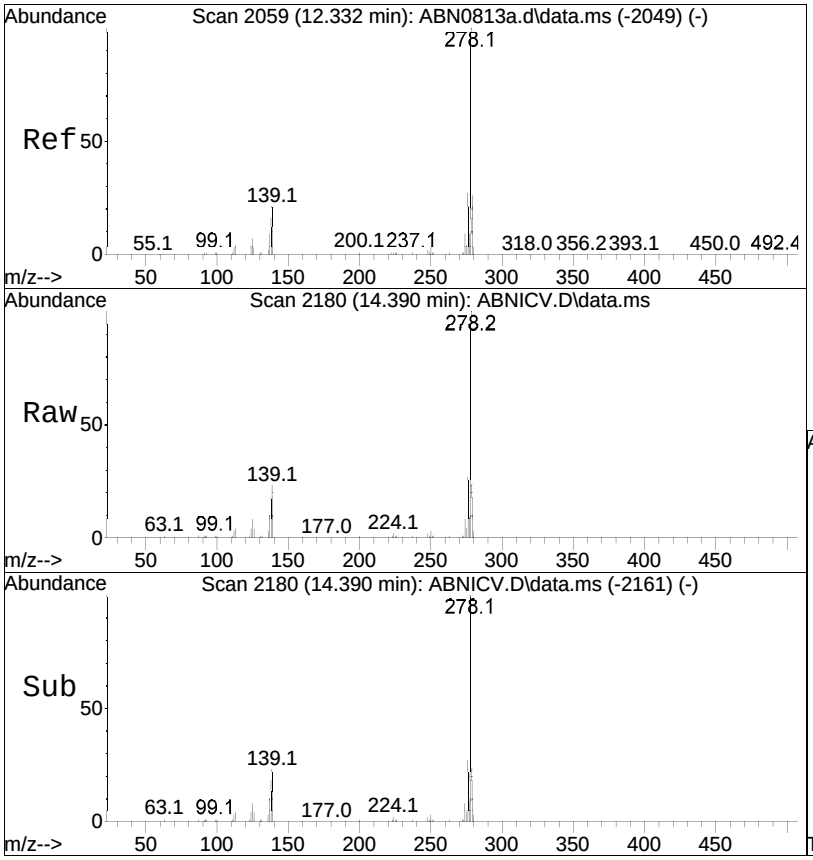

#117
Dibenzo(a,h)anthracene
Concen: 50.44 ug/ml
RT: 14.390 min Scan# 2180
Delta R.T. -0.012 min
Lab File: ABNICV.D
Acq: 12 Sep 2020 2:41 am

Tgt Ion:278 Resp: 465322

Ion	Ratio	Lower	Upper
278	100		
139	22.5	18.2	27.4
279	23.7	19.3	28.9

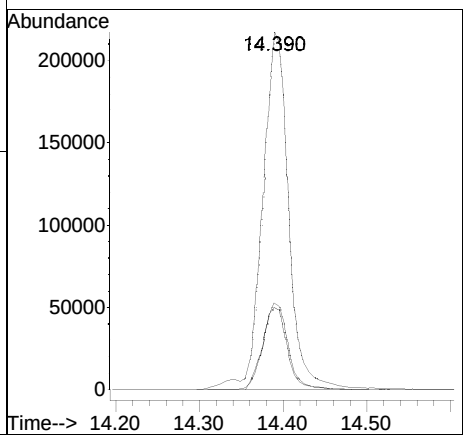

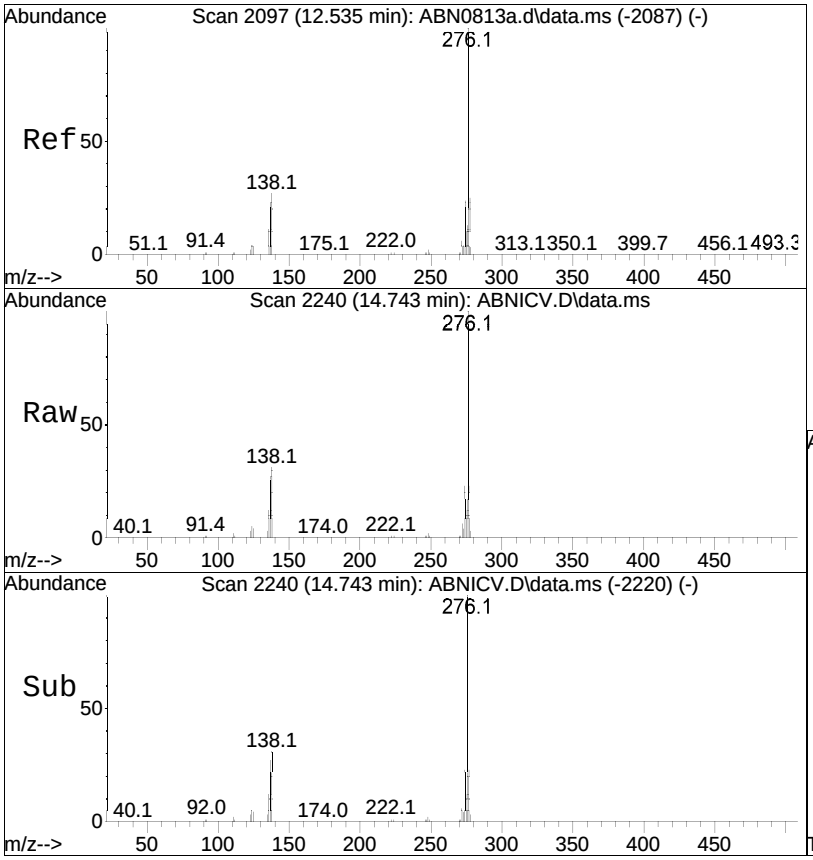

#118
Benzo(ghi)perylene
Concen: 48.23 ug/ml
RT: 14.743 min Scan# 2240
Delta R.T. -0.006 min
Lab File: ABNICV.D
Acq: 12 Sep 2020 2:41 am

Tgt Ion:276 Resp: 464812

Ion	Ratio	Lower	Upper
276	100		
138	31.2	26.1	39.1
277	23.6	19.4	29.0

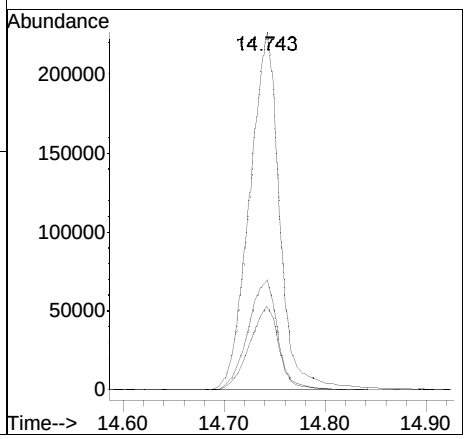

Manual Integration Report

Data Path : I:\8270\Mork\200911ICAL\ QMethod : FS200911mork.m
Data File : ABNICV.D Operator : MORK:dw
Date Inj'd : 9/12/2020 2:41 am Instrument : Mork
Sample : CQICV1,32,,ABNICV Lot# 889 Quant Date : 9/21/2020 8:44 pm

Compound #37: Benzoic Acid

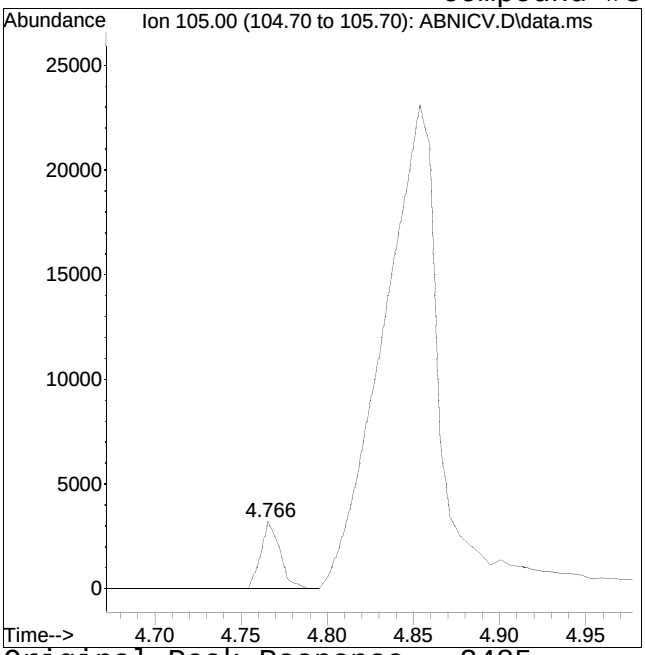

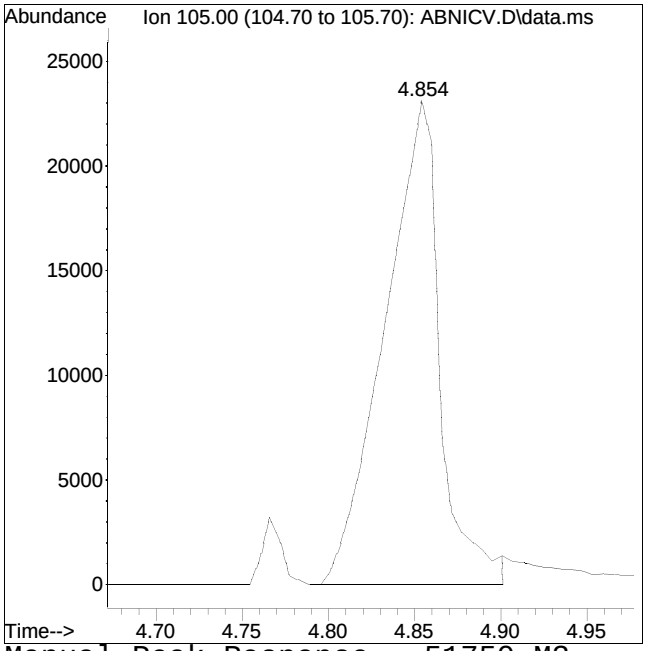

Original Peak Response = 2485 Manual Peak Response = 51750 M3

M3 = Misidentification of the peak (i.e. 1,4-dichlorobenzene identified as 1,3-dichlorobenzene), or misidentification from 2 partially resolved peaks not being split.

Manual Integration Report

Data Path : I:\8270\Mork\200911ICAL\ QMethod : FS200911mork.m
Data File : ABNICV.D Operator : MORK:dw
Date Inj'd : 9/12/2020 2:41 am Instrument : Mork
Sample : CQICV1,32,,ABNICV Lot# 889 Quant Date : 9/21/2020 8:44 pm

Compound #50: 1,3-Dinitrobenzene

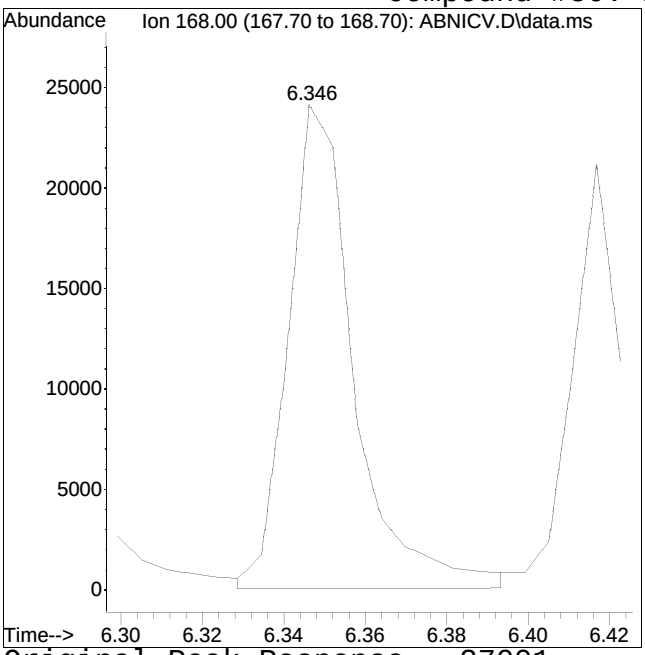

Original Peak Response = 27001

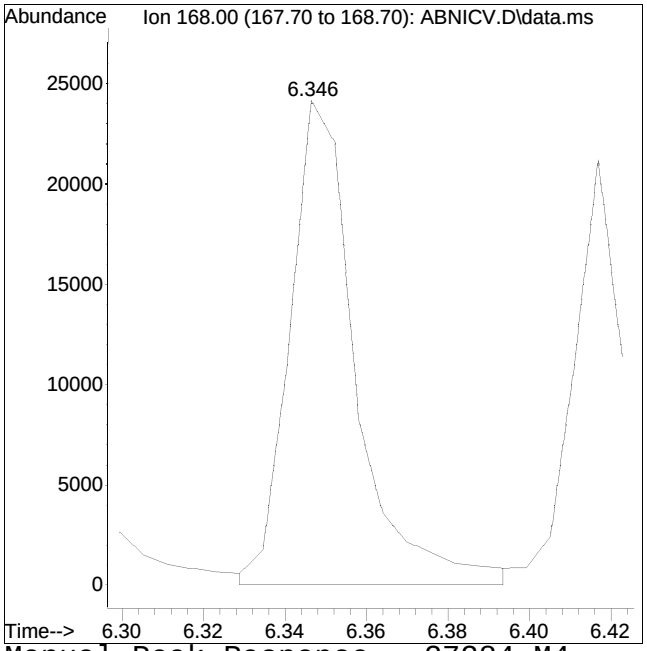

Manual Peak Response = 27284 M4

M4 = Poor automated baseline construction.

Data Path : I:\8270\Mork\200911ICAL\
Data File : Tune2.D
Acq On : 12 Sep 2020 3:28 am
Operator : MORK:dw
Sample : Tune
Misc : WG1412677,,
ALS Vial : 100 Sample Multiplier: 1

Integration File: rteint.p

Method : I:\8270\Mork\200911ICAL\FS200911mork.m
Title : Semivolatiles by GC/MS by modified 8270
Last Update : Mon Sep 21 20:41:52 2020

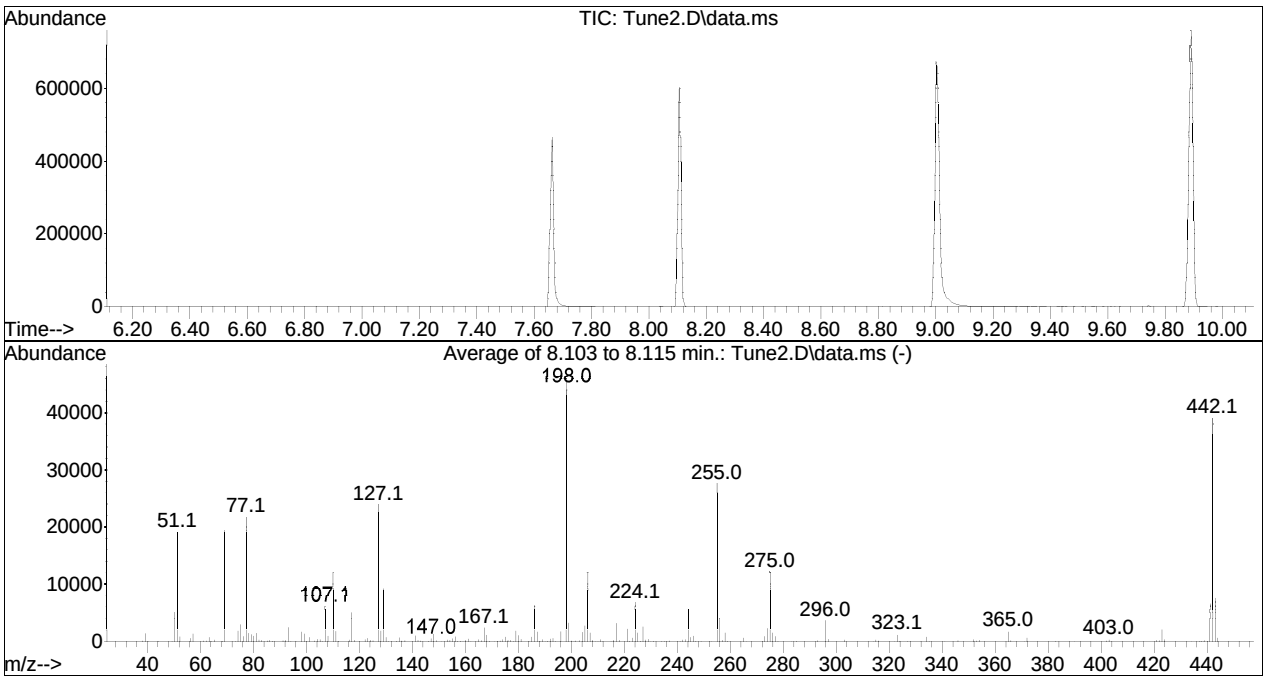

Spectrum Information: Average of 8.103 to 8.115 min.

Target Mass	Rel. to Mass	Lower Limit%	Upper Limit%	Rel. Abn%	Raw Abn	Result Pass/Fail
51	198	10	80	41.5	19143	PASS
68	69	0.00	2	0.9	183	PASS
69	69	100	100	100.0	19442	PASS
70	69	0.00	2	0.0	0	PASS
127	198	10	80	51.8	23886	PASS
197	198	0.00	2	0.0	0	PASS
198	198	100	100	100.0	46144	PASS
199	198	5	9	6.9	3198	PASS
275	198	10	60	26.5	12235	PASS
365	198	1	100	3.8	1736	PASS
441	442	0.01	24	16.6	6499	PASS
442	198	50	100	84.6	39043	PASS
443	442	15	24	19.3	7526	PASS

Data Path : I:\8270\Mork\200911ICAL\
Data File : Tune2.D
Acq On : 12 Sep 2020 3:28 am
Operator : MORK:dw
Sample : Tune
Misc : WG1412677,,
ALS Vial : 100 Sample Multiplier: 1

Quant Time: Sep 21 21:13:05 2020
Quant Method : I:\8270\Mork\200911ICAL\dftppmork.m
Quant Title : Semivolatiles by GC/MS by modified 8270
QLast Update : Wed Jun 10 20:58:45 2020
Response via : Initial Calibration

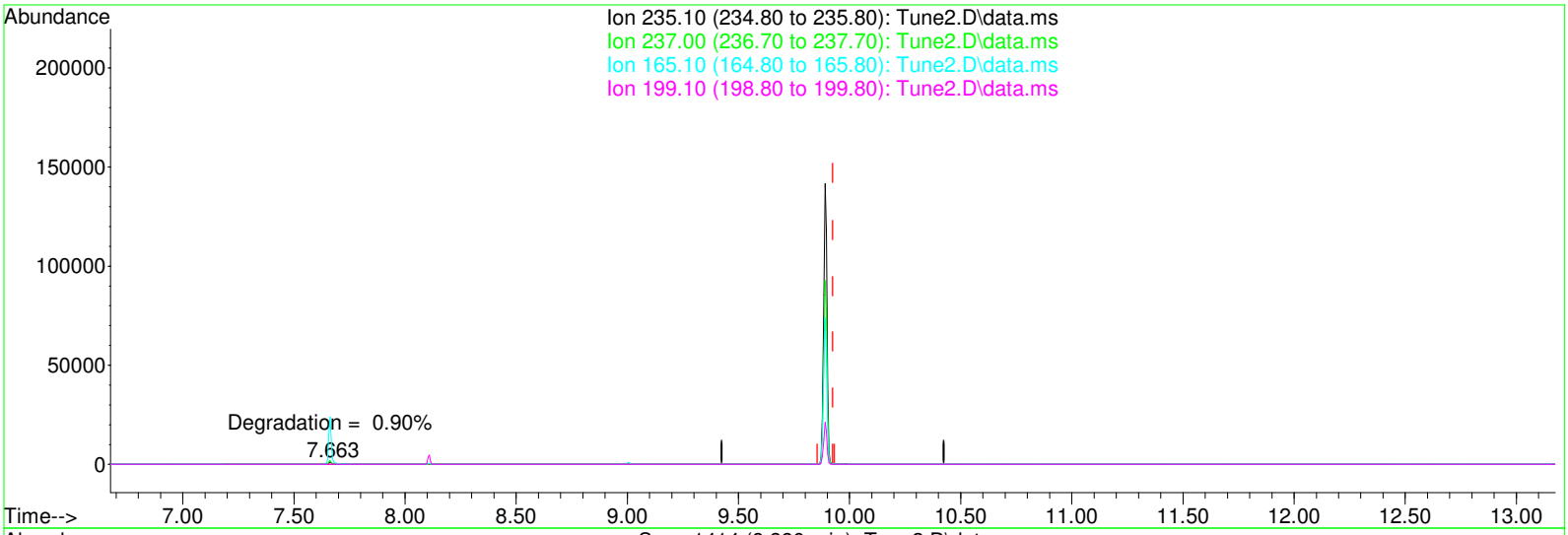

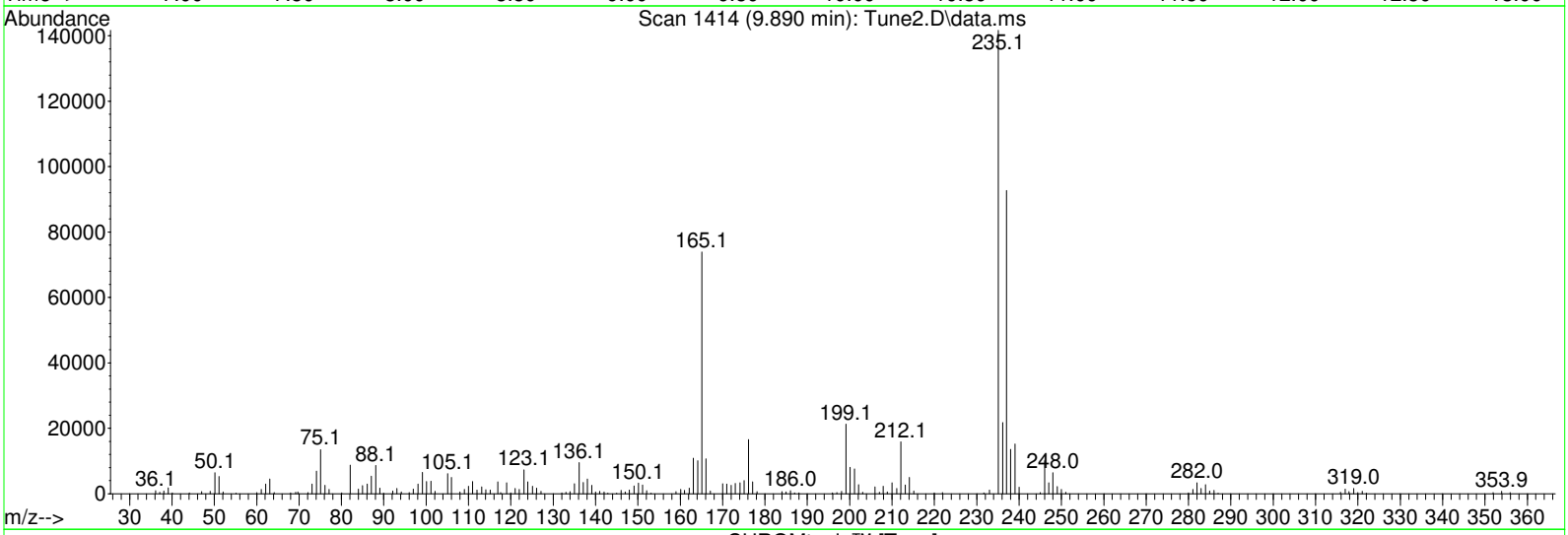

CHROMtools™ [Tune]

(6) DDT (T)

9.890min (-0.034) 24.28 Lin

response 147999

Ion	Exp%	Act%
235.10	100.00	100.00
237.00	63.50	65.03
165.10	43.50	51.07
199.10	12.80	14.53

Duplicate Retention Times

(5) DDD 235.00

Data Path : I:\8270\Mork\200911ICAL\
Data File : Tune2.D
Acq On : 12 Sep 2020 3:28 am
Operator : MORK:dw
Sample : Tune
Misc : WG1412677,,
ALS Vial : 100 Sample Multiplier: 1

Quant Time: Sep 21 21:13:05 2020
Quant Method : I:\8270\Mork\200911ICAL\dftppmork.m
Quant Title : Semivolatiles by GC/MS by modified 8270
QLast Update : Wed Jun 10 20:58:45 2020
Response via : Initial Calibration

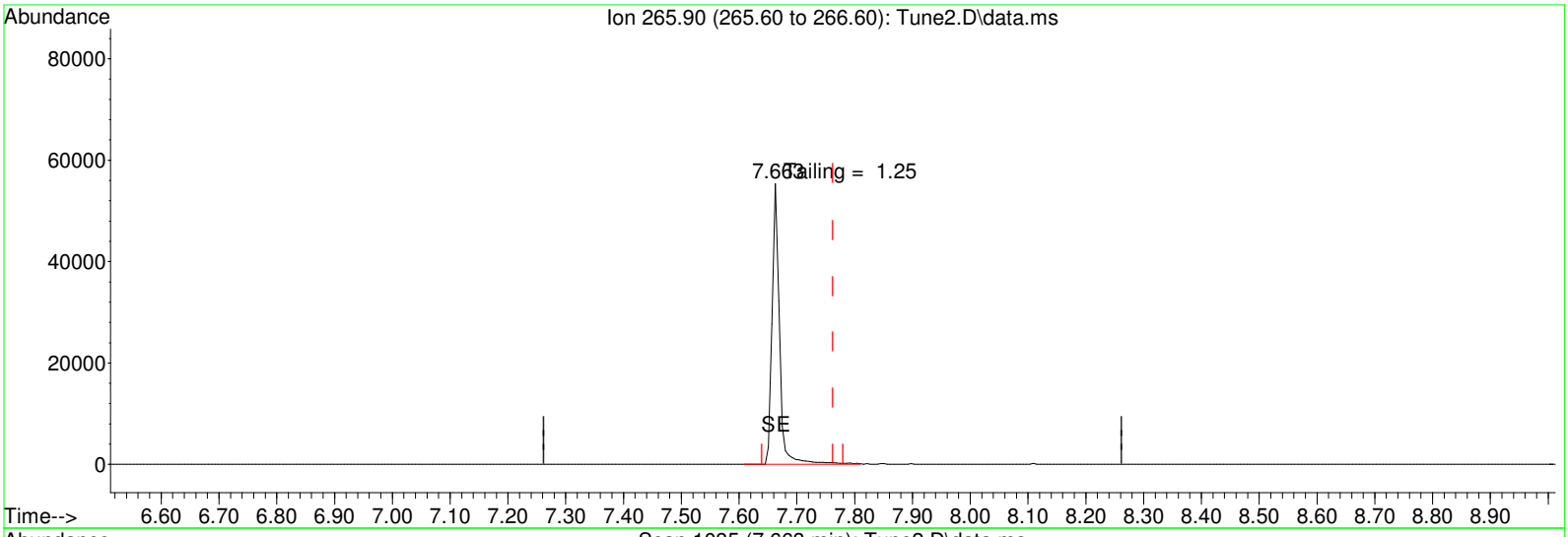

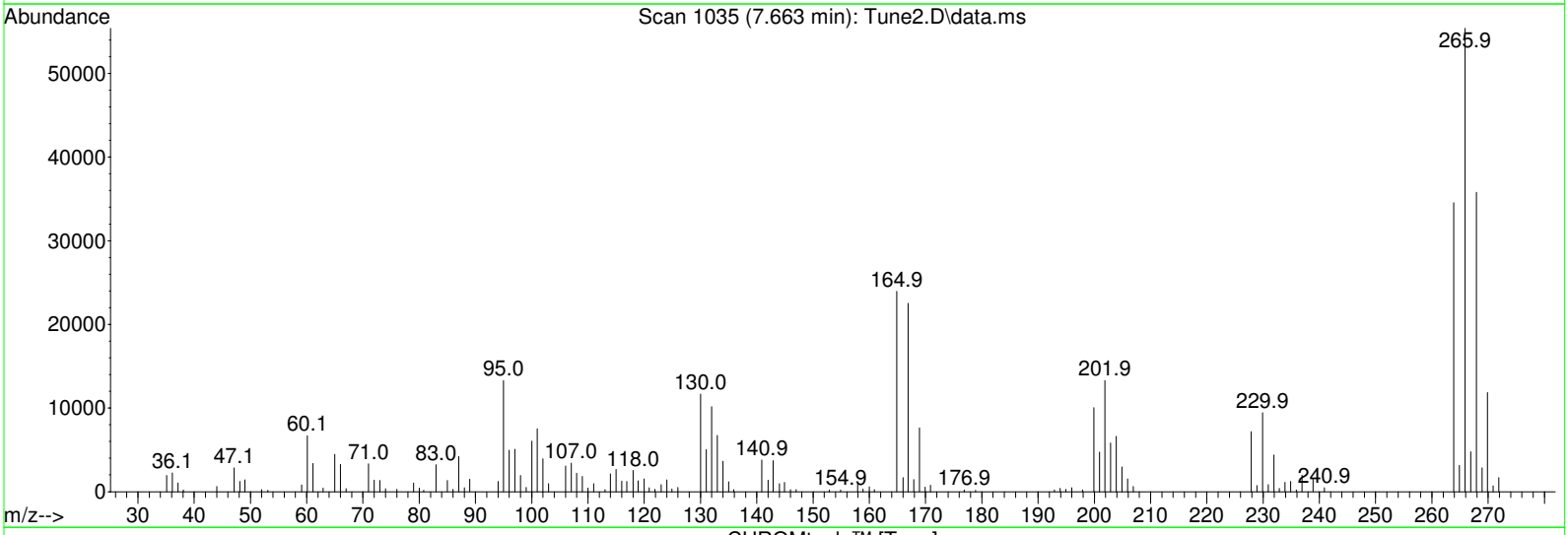

CHROMtools™ [Tune]

(1) Pentachlorophenol (T)

7.663min (-0.099) 23.37 Lin

response 49087

Ion	Exp%	Act%
265.90	100.00	100.00
0.00	0.00	0.00
0.00	0.00	0.00
0.00	0.00	0.00

Quantitation Report (Qedit)

Data Path : I:\8270\Mork\200911ICAL\
Data File : Tune2.D
Acq On : 12 Sep 2020 3:28 am
Operator : MORK:dw
Sample : Tune
Misc : WG1412677,,
ALS Vial : 100 Sample Multiplier: 1

Quant Time: Sep 21 21:13:05 2020
Quant Method : I:\8270\Mork\200911ICAL\dftppmork.m
Quant Title : Semivolatiles by GC/MS by modified 8270
QLast Update : Wed Jun 10 20:58:45 2020
Response via : Initial Calibration

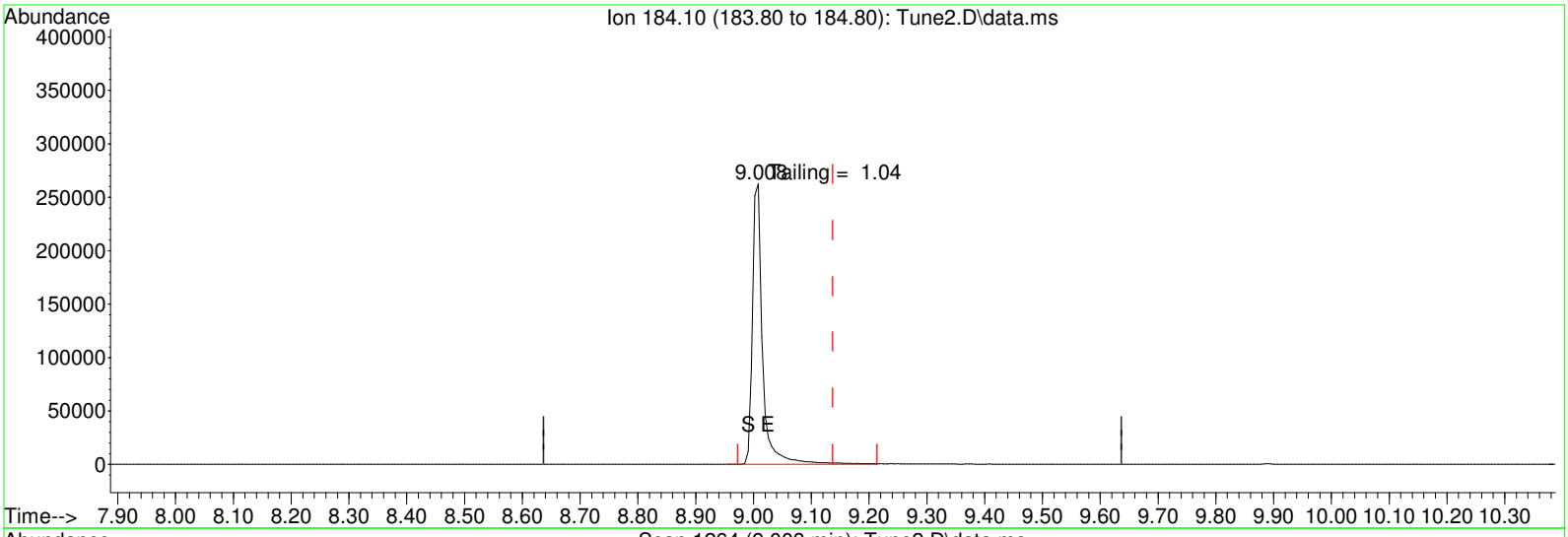

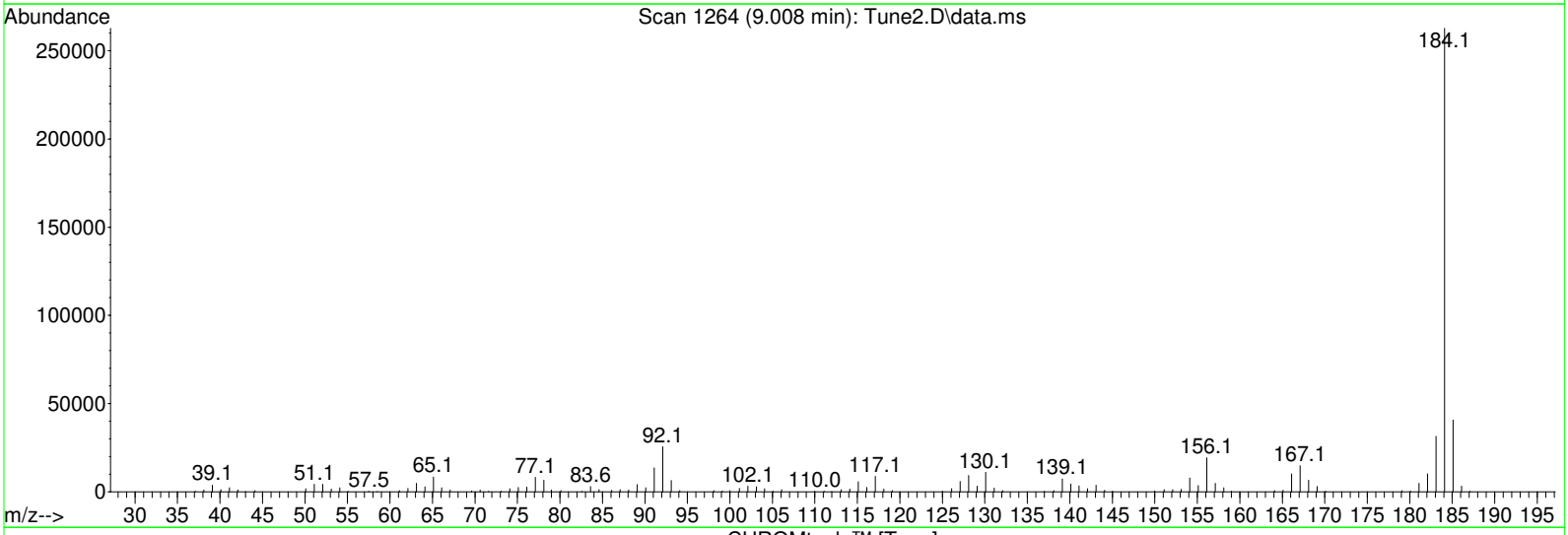

CHROMtools™ [Tune]

(3) Benzidine (T)

9.008min (-0.129) 31.44 Lin

response 320065

Ion	Exp%	Act%
184.10	100.00	100.00
0.00	0.00	0.00
0.00	0.00	0.00
0.00	0.00	0.00

Quantitation Report (QT Reviewed)

Data Path : I:\8270\Mork\200911ICAL\
Data File : ADPL10.D
Acq On : 12 Sep 2020 3:52 am
Operator : MORK:dw
Sample : IL21,32,,ADPL200 Lot# 8899
Misc : WG1412677,,
ALS Vial : 23 Sample Multiplier: 1

Quant Time: Sep 15 15:09:14 2020
Quant Method : I:\8270\Mork\200911ICAL\FS200911mork.m
Quant Title : Semivolatiles by GC/MS by modified 8270
QLast Update : Tue Sep 15 15:08:13 2020
Response via : Initial Calibration

Sub List : ADPical_REV2 - ADP sublist

Compound	R.T.	QIon	Response	Conc	Units		Dev(Min)
Internal Standards							
32) IS3_1,4-Dichlorobenzen...	3.961	152	48674	40.000	ug/ml		0.00
86) IS3_Acenaphthene-d10	6.540	164	107834	40.000	ug/ml		0.00
102) IS3_Phenanthrene-d10	7.815	188	212635	40.000	ug/ml	#	0.00
System Monitoring Compounds							
Target Compounds							Qvalue
33) 1,4-Dioxane	1.693	88	142945	172.356	ug/ml	#	82
34) n-Decane	3.844	57	385685	220.324	ug/ml	#	87
87) Atrazine	7.604	200	212851	242.923	ug/ml		94
103) n-Octadecane	7.768	57	534152	231.435	ug/ml		90
104) Parathion	8.503	109	168124	194.526	ug/ml		98
105) 3,3'-Dimethylbenzidine	9.778	212	982584	192.926	ug/ml		99

(#) = qualifier out of range (m) = manual integration (+) = signals summed

Quantitation Report (QT Reviewed)

Data Path : I:\8270\Mork\200911ICAL\
Data File : ADPL10.D
Acq On : 12 Sep 2020 3:52 am
Operator : MORK:dw
Sample : IL21,32,,ADPL200 Lot# 8899
Misc : WG1412677,,
ALS Vial : 23 Sample Multiplier: 1

Quant Time: Sep 15 15:09:14 2020
Quant Method : I:\8270\Mork\200911ICAL\FS200911mork.m
Quant Title : Semivolatiles by GC/MS by modified 8270
QLast Update : Tue Sep 15 15:08:13 2020
Response via : Initial Calibration

Sub List : ADPical_REV2 - ADP sublist

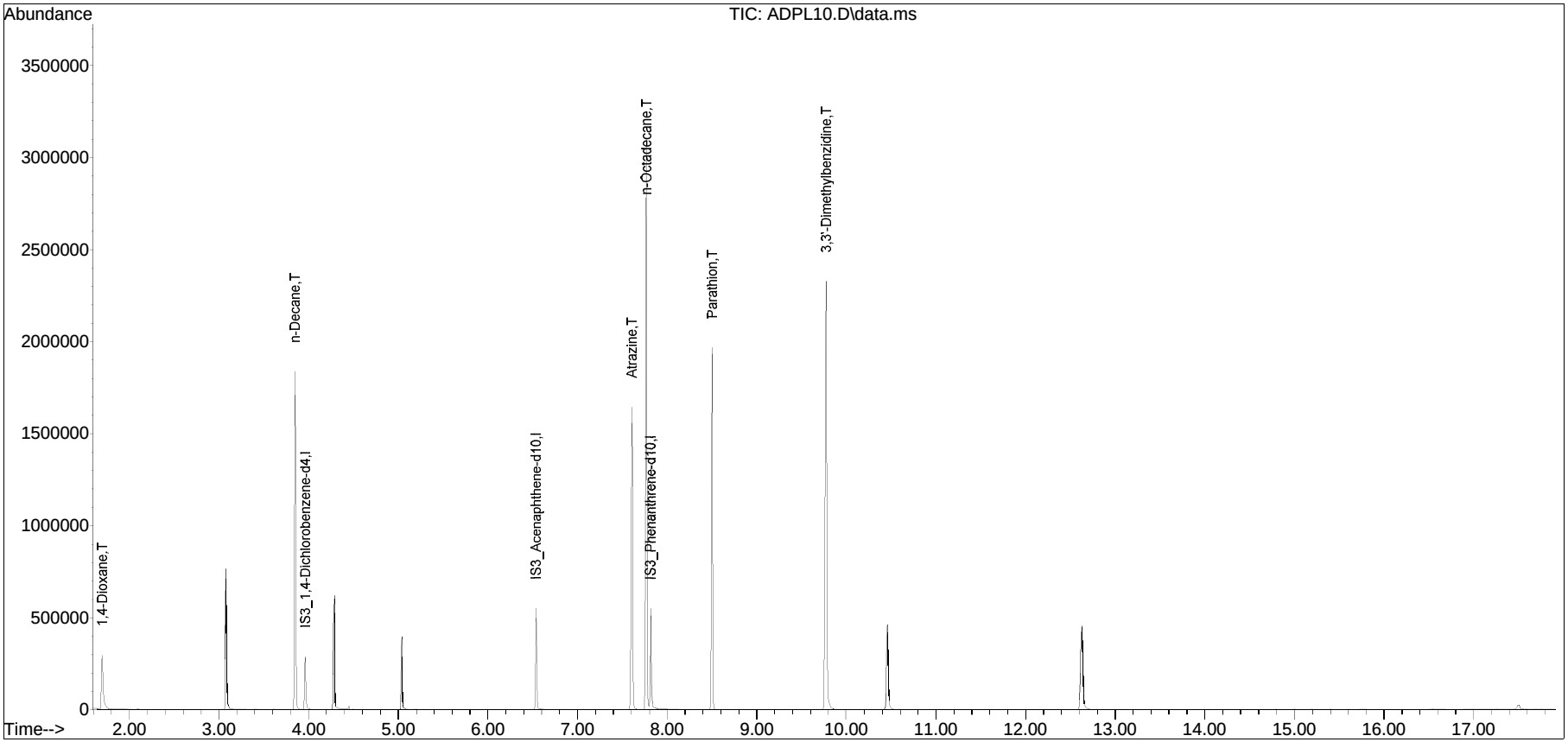

Manual Integration Report

Data Path	: I:\8270\Mork\200911ICAL\	QMethod	: FS200911mork.m
Data File	: ADPL10.D	Operator	: MORK:dw
Date Inj'd	: 9/12/2020 3:52 am	Instrument	: Mork
Sample	: IL21,32,,ADPL200 Lot# 8899	Quant Date	: 9/15/2020 3:08 pm

There are no manual integrations or false positives in this file.

Quantitation Report (QT Reviewed)

Data Path : I:\8270\Mork\200911ICAL\
Data File : ADPL9.D
Acq On : 12 Sep 2020 4:15 am
Operator : MORK:dw
Sample : IL22,32,,ADPL150 Lot# 8927
Misc : WG1412677,,
ALS Vial : 24 Sample Multiplier: 1

Quant Time: Sep 15 15:12:28 2020
Quant Method : I:\8270\Mork\200911ICAL\FS200911mork.m
Quant Title : Semivolatiles by GC/MS by modified 8270
QLast Update : Tue Sep 15 15:08:13 2020
Response via : Initial Calibration

Sub List : ADPical_REV2 - ADP sublist

Compound	R.T.	QIon	Response	Conc	Units		Dev(Min)
Internal Standards							
32) IS3_1,4-Dichlorobenzen...	3.961	152	44415	40.000	ug/ml		0.00
86) IS3_Acenaphthene-d10	6.540	164	100106	40.000	ug/ml		0.00
102) IS3_Phenanthrene-d10	7.815	188	200785	40.000	ug/ml	#	0.00
System Monitoring Compounds							
Target Compounds							Qvalue
33) 1,4-Dioxane	1.693	88	97177	128.407	ug/ml	#	82
34) n-Decane	3.843	57	267009	167.156	ug/ml	#	87
87) Atrazine	7.604	200	151189	185.870	ug/ml		95
103) n-Octadecane	7.768	57	389658	178.793	ug/ml		90
104) Parathion	8.503	109	120801	156.391	ug/ml		99
105) 3,3'-Dimethylbenzidine	9.778	212	731856	157.397	ug/ml		99

(#) = qualifier out of range (m) = manual integration (+) = signals summed

Quantitation Report (QT Reviewed)

Data Path : I:\8270\Mork\200911ICAL\
Data File : ADPL9.D
Acq On : 12 Sep 2020 4:15 am
Operator : MORK:dw
Sample : IL22,32,,ADPL150 Lot# 8927
Misc : WG1412677,,
ALS Vial : 24 Sample Multiplier: 1

Quant Time: Sep 15 15:12:28 2020
Quant Method : I:\8270\Mork\200911ICAL\FS200911mork.m
Quant Title : Semivolatiles by GC/MS by modified 8270
QLast Update : Tue Sep 15 15:08:13 2020
Response via : Initial Calibration

Sub List : ADPical_REV2 - ADP sublist

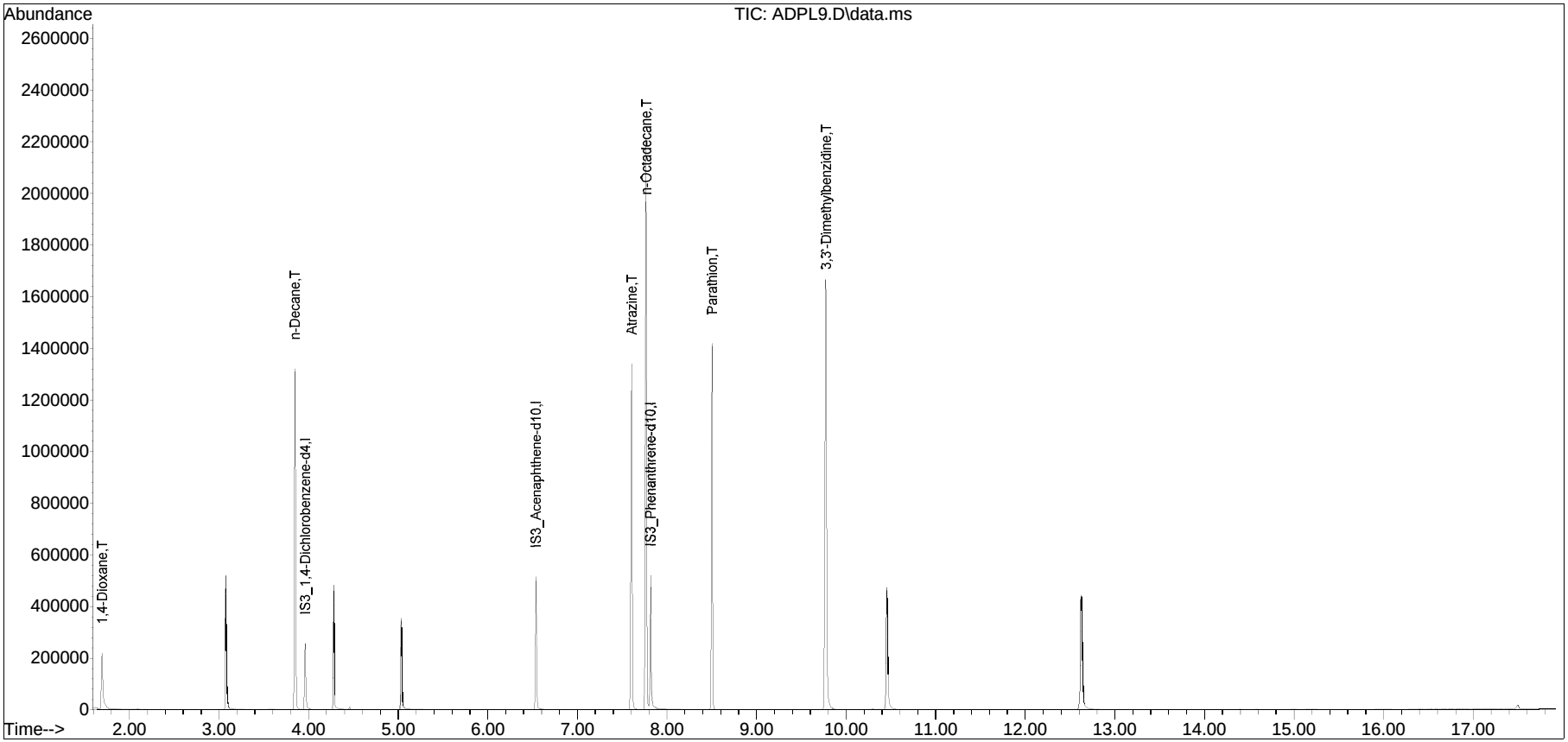

Manual Integration Report

Data Path	: I:\8270\Mork\200911ICAL\	QMethod	: FS200911mork.m
Data File	: ADPL9.D	Operator	: MORK:dw
Date Inj'd	: 9/12/2020 4:15 am	Instrument	: Mork
Sample	: IL22,32,,ADPL150 Lot# 8927	Quant Date	: 9/15/2020 3:12 pm

There are no manual integrations or false positives in this file.

Quantitation Report (QT Reviewed)

Data Path : I:\8270\Mork\200911ICAL\
Data File : ADPL8.D
Acq On : 12 Sep 2020 4:39 am
Operator : MORK:dw
Sample : IL23,32,,ADPL100 Lot# 8926
Misc : WG1412677,,
ALS Vial : 25 Sample Multiplier: 1

Quant Time: Sep 15 15:12:07 2020
Quant Method : I:\8270\Mork\200911ICAL\FS200911mork.m
Quant Title : Semivolatiles by GC/MS by modified 8270
QLast Update : Tue Sep 15 15:08:13 2020
Response via : Initial Calibration

Sub List : ADPical_REV2 - ADP sublist

Compound	R.T.	QIon	Response	Conc	Units		Dev(Min)
Internal Standards							
32) IS3_1,4-Dichlorobenzen...	3.961	152	43355	40.000	ug/ml		0.00
86) IS3_Acenaphthene-d10	6.540	164	93096	40.000	ug/ml		0.00
102) IS3_Phenanthrene-d10	7.815	188	189473	40.000	ug/ml	#	0.00
System Monitoring Compounds							
Target Compounds							Qvalue
33) 1,4-Dioxane	1.693	88	64174	86.871	ug/ml	#	81
34) n-Decane	3.843	57	177603	113.904	ug/ml	#	87
87) Atrazine	7.604	200	92372	122.112	ug/ml		95
103) n-Octadecane	7.768	57	247939	120.558	ug/ml		89
104) Parathion	8.503	109	70626	105.279	ug/ml		100
105) 3,3'-Dimethylbenzidine	9.778	212	446958	107.310	ug/ml		99

(#) = qualifier out of range (m) = manual integration (+) = signals summed

Quantitation Report (QT Reviewed)

Data Path : I:\8270\Mork\200911ICAL\
Data File : ADPL8.D
Acq On : 12 Sep 2020 4:39 am
Operator : MORK:dw
Sample : IL23,32,,ADPL100 Lot# 8926
Misc : WG1412677,,
ALS Vial : 25 Sample Multiplier: 1

Quant Time: Sep 15 15:12:07 2020
Quant Method : I:\8270\Mork\200911ICAL\FS200911mork.m
Quant Title : Semivolatiles by GC/MS by modified 8270
QLast Update : Tue Sep 15 15:08:13 2020
Response via : Initial Calibration

Sub List : ADPical_REV2 - ADP sublist

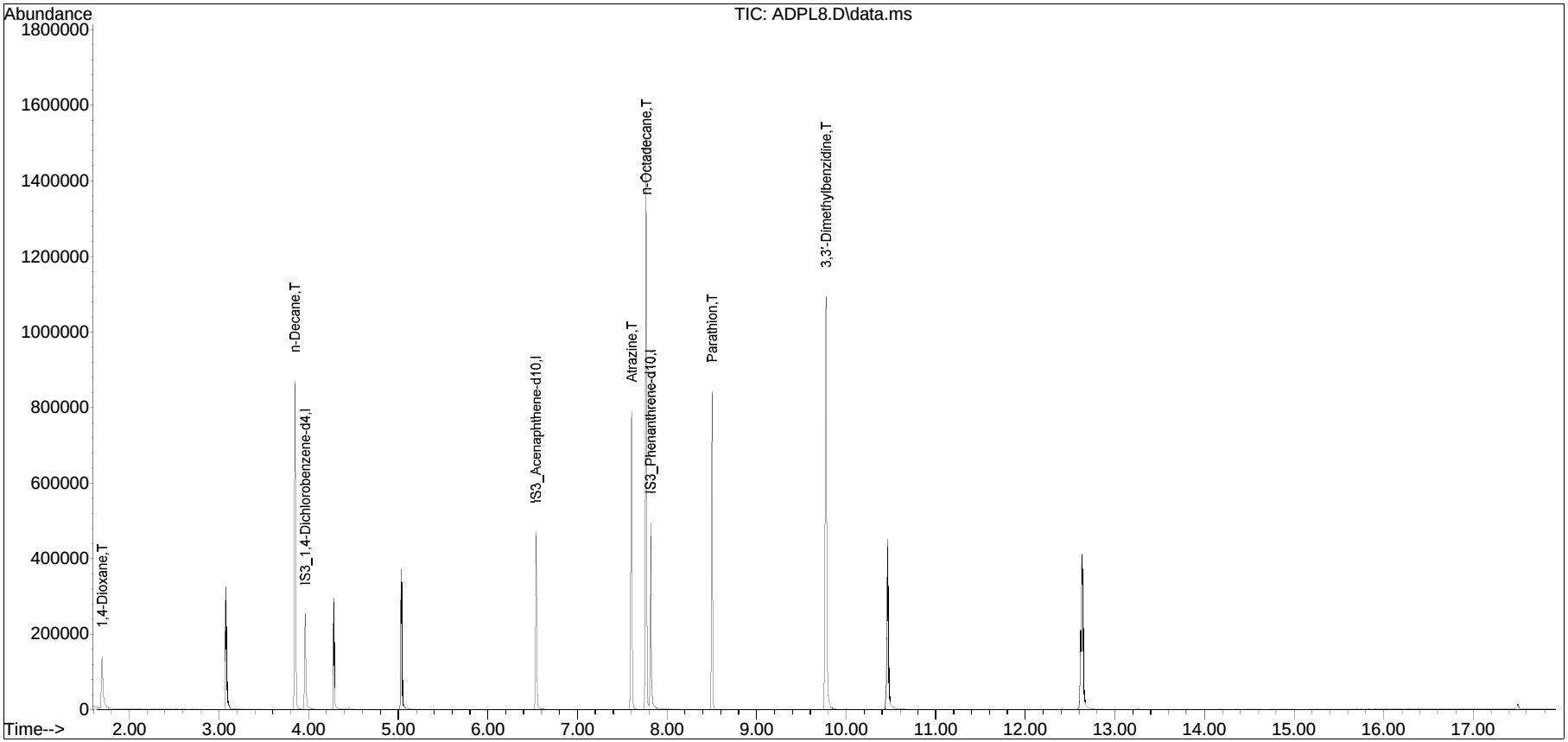

Manual Integration Report

Data Path	: I:\8270\Mork\200911ICAL\	QMethod	: FS200911mork.m
Data File	: ADPL8.D	Operator	: MORK:dw
Date Inj'd	: 9/12/2020 4:39 am	Instrument	: Mork
Sample	: IL23,32,,ADPL100 Lot# 8926	Quant Date	: 9/15/2020 3:11 pm

There are no manual integrations or false positives in this file.

Quantitation Report (QT Reviewed)

Data Path : I:\8270\Mork\200911ICAL\
Data File : ADPL7.D
Acq On : 12 Sep 2020 5:03 am
Operator : MORK:dw
Sample : IL24,32,,ADPL50 Lot# 8925
Misc : WG1412677,,
ALS Vial : 26 Sample Multiplier: 1

Quant Time: Sep 15 15:11:45 2020
Quant Method : I:\8270\Mork\200911ICAL\FS200911mork.m
Quant Title : Semivolatiles by GC/MS by modified 8270
QLast Update : Tue Sep 15 15:08:13 2020
Response via : Initial Calibration

Sub List : ADPical_REV2 - ADP sublist

Compound	R.T.	QIon	Response	Conc	Units		Dev(Min)
Internal Standards							
32) IS3_1,4-Dichlorobenzen...	3.961	152	54604	40.000	ug/ml		0.00
86) IS3_Acenaphthene-d10	6.540	164	125422	40.000	ug/ml		0.00
102) IS3_Phenanthrene-d10	7.815	188	254688	40.000	ug/ml	#	0.00
System Monitoring Compounds							
Target Compounds							Qvalue
33) 1,4-Dioxane	1.693	88	35160	37.790	ug/ml	#	83
34) n-Decane	3.844	57	96099	48.935	ug/ml	#	87
87) Atrazine	7.598	200	49608	48.677	ug/ml		93
103) n-Octadecane	7.768	57	136856	49.506	ug/ml		90
104) Parathion	8.503	109	35316	44.961	ug/ml		99
105) 3,3'-Dimethylbenzidine	9.772	212	227365	44.398	ug/ml		98

(#) = qualifier out of range (m) = manual integration (+) = signals summed

Quantitation Report (QT Reviewed)

Data Path : I:\8270\Mork\200911ICAL\
Data File : ADPL7.D
Acq On : 12 Sep 2020 5:03 am
Operator : MORK:dw
Sample : IL24,32,,ADPL50 Lot# 8925
Misc : WG1412677,,
ALS Vial : 26 Sample Multiplier: 1

Quant Time: Sep 15 15:11:45 2020
Quant Method : I:\8270\Mork\200911ICAL\FS200911mork.m
Quant Title : Semivolatiles by GC/MS by modified 8270
QLast Update : Tue Sep 15 15:08:13 2020
Response via : Initial Calibration

Sub List : ADPical_REV2 - ADP sublist

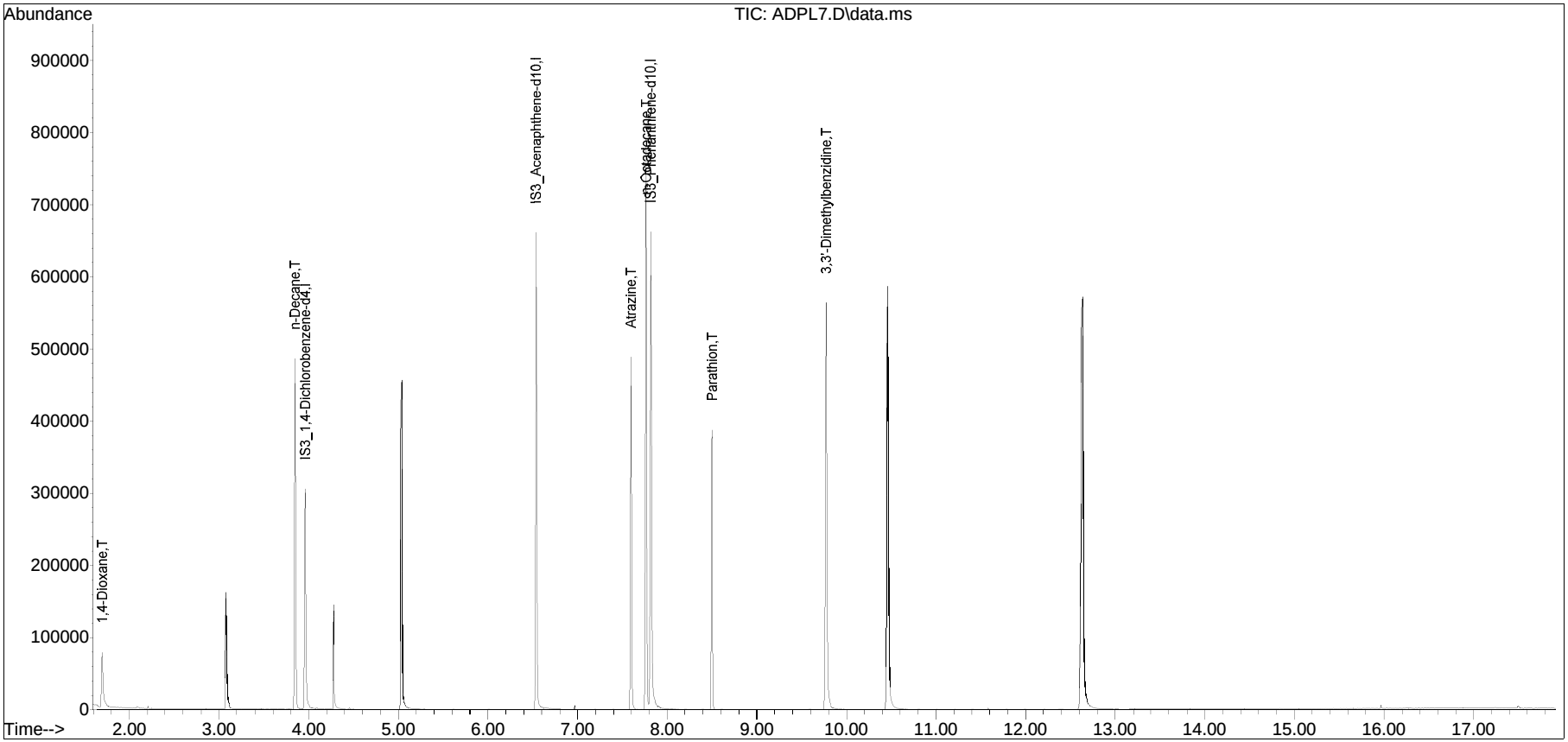

Manual Integration Report

Data Path	: I:\8270\Mork\200911ICAL\	QMethod	: FS200911mork.m
Data File	: ADPL7.D	Operator	: MORK:dw
Date Inj'd	: 9/12/2020 5:03 am	Instrument	: Mork
Sample	: IL24,32,,ADPL50 Lot# 8925	Quant Date	: 9/15/2020 3:11 pm

There are no manual integrations or false positives in this file.

Quantitation Report (QT Reviewed)

Data Path : I:\8270\Mork\200911ICAL\
Data File : ADPL6.D
Acq On : 12 Sep 2020 5:26 am
Operator : MORK:dw
Sample : IL25,32,,ADPL20 Lot# 8924
Misc : WG1412677,,
ALS Vial : 27 Sample Multiplier: 1

Quant Time: Sep 15 15:11:22 2020
Quant Method : I:\8270\Mork\200911ICAL\FS200911mork.m
Quant Title : Semivolatiles by GC/MS by modified 8270
QLast Update : Tue Sep 15 15:08:13 2020
Response via : Initial Calibration

Sub List : ADPical_REV2 - ADP sublist

Compound	R.T.	QIon	Response	Conc	Units		Dev(Min)
Internal Standards							
32) IS3_1,4-Dichlorobenzen...	3.961	152	56583	40.000	ug/ml		0.00
86) IS3_Acenaphthene-d10	6.540	164	130421	40.000	ug/ml		0.00
102) IS3_Phenanthrene-d10	7.815	188	262515	40.000	ug/ml	#	0.00
System Monitoring Compounds							
Target Compounds							Qvalue
33) 1,4-Dioxane	1.693	88	15010	15.569	ug/ml	#	85
34) n-Decane	3.844	57	39851	19.583	ug/ml	#	88
87) Atrazine	7.598	200	19734	18.622	ug/ml		94
103) n-Octadecane	7.768	57	54970	19.292	ug/ml		90
104) Parathion	8.497	109	12174	17.915	ug/ml		99
105) 3,3'-Dimethylbenzidine	9.772	212	85215	17.889	ug/ml		97

(#) = qualifier out of range (m) = manual integration (+) = signals summed

Quantitation Report (QT Reviewed)

Data Path : I:\8270\Mork\200911ICAL\
Data File : ADPL6.D
Acq On : 12 Sep 2020 5:26 am
Operator : MORK:dw
Sample : IL25,32,,ADPL20 Lot# 8924
Misc : WG1412677,,
ALS Vial : 27 Sample Multiplier: 1

Quant Time: Sep 15 15:11:22 2020
Quant Method : I:\8270\Mork\200911ICAL\FS200911mork.m
Quant Title : Semivolatiles by GC/MS by modified 8270
QLast Update : Tue Sep 15 15:08:13 2020
Response via : Initial Calibration

Sub List : ADPical_REV2 - ADP sublist

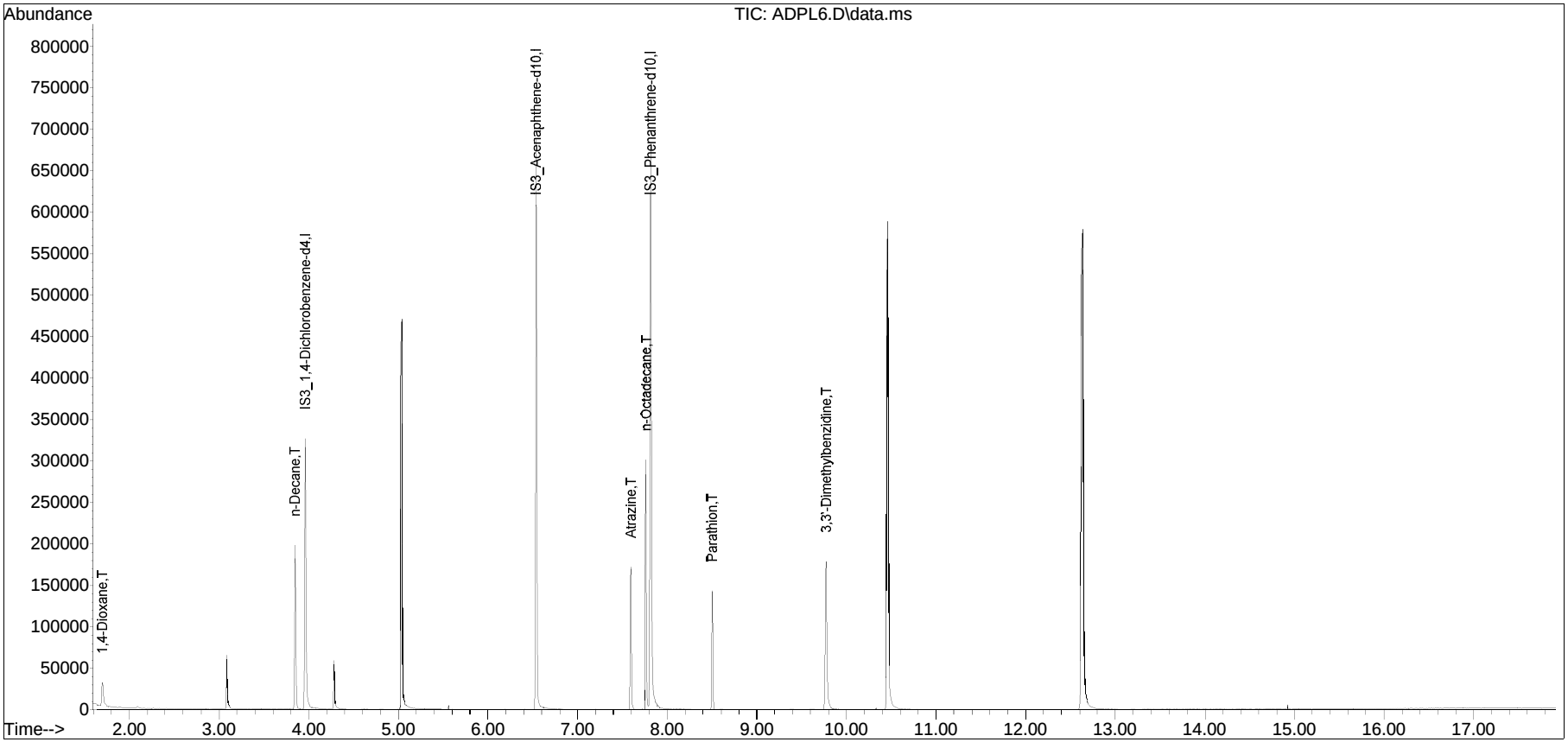

Manual Integration Report

Data Path	: I:\8270\Mork\200911ICAL\	QMethod	: FS200911mork.m
Data File	: ADPL6.D	Operator	: MORK:dw
Date Inj'd	: 9/12/2020 5:26 am	Instrument	: Mork
Sample	: IL25,32,,ADPL20 Lot# 8924	Quant Date	: 9/15/2020 3:11 pm

There are no manual integrations or false positives in this file.

Quantitation Report (QT Reviewed)

Data Path : I:\8270\Mork\200911ICAL\
Data File : ADPL5.D
Acq On : 12 Sep 2020 5:50 am
Operator : MORK:dw
Sample : IL26,32,,ADPL10 Lot# 8923
Misc : WG1412677,,
ALS Vial : 28 Sample Multiplier: 1

Quant Time: Sep 15 15:11:01 2020
Quant Method : I:\8270\Mork\200911ICAL\FS200911mork.m
Quant Title : Semivolatiles by GC/MS by modified 8270
QLast Update : Tue Sep 15 15:08:13 2020
Response via : Initial Calibration

Sub List : ADPical_REV2 - ADP sublist

Compound	R.T.	QIon	Response	Conc	Units		Dev(Min)
Internal Standards							
32) IS3_1,4-Dichlorobenzen...	3.961	152	54939	40.000	ug/ml		0.00
86) IS3_Acenaphthene-d10	6.540	164	127629	40.000	ug/ml		0.00
102) IS3_Phenanthrene-d10	7.815	188	251164	40.000	ug/ml	#	0.00
System Monitoring Compounds							
Target Compounds							Qvalue
33) 1,4-Dioxane	1.699	88	7785	8.316	ug/ml		89
34) n-Decane	3.844	57	18313	9.268	ug/ml		91
87) Atrazine	7.598	200	8547	8.242	ug/ml		95
103) n-Octadecane	7.768	57	24479	8.979	ug/ml		90
104) Parathion	8.497	109	4733	9.370	ug/ml		96
105) 3,3'-Dimethylbenzidine	9.772	212	35249	8.983	ug/ml		97

(#) = qualifier out of range (m) = manual integration (+) = signals summed

Quantitation Report (QT Reviewed)

Data Path : I:\8270\Mork\200911ICAL\
Data File : ADPL5.D
Acq On : 12 Sep 2020 5:50 am
Operator : MORK:dw
Sample : IL26,32,,ADPL10 Lot# 8923
Misc : WG1412677,,
ALS Vial : 28 Sample Multiplier: 1

Quant Time: Sep 15 15:11:01 2020
Quant Method : I:\8270\Mork\200911ICAL\FS200911mork.m
Quant Title : Semivolatiles by GC/MS by modified 8270
QLast Update : Tue Sep 15 15:08:13 2020
Response via : Initial Calibration

Sub List : ADPical_REV2 - ADP sublist

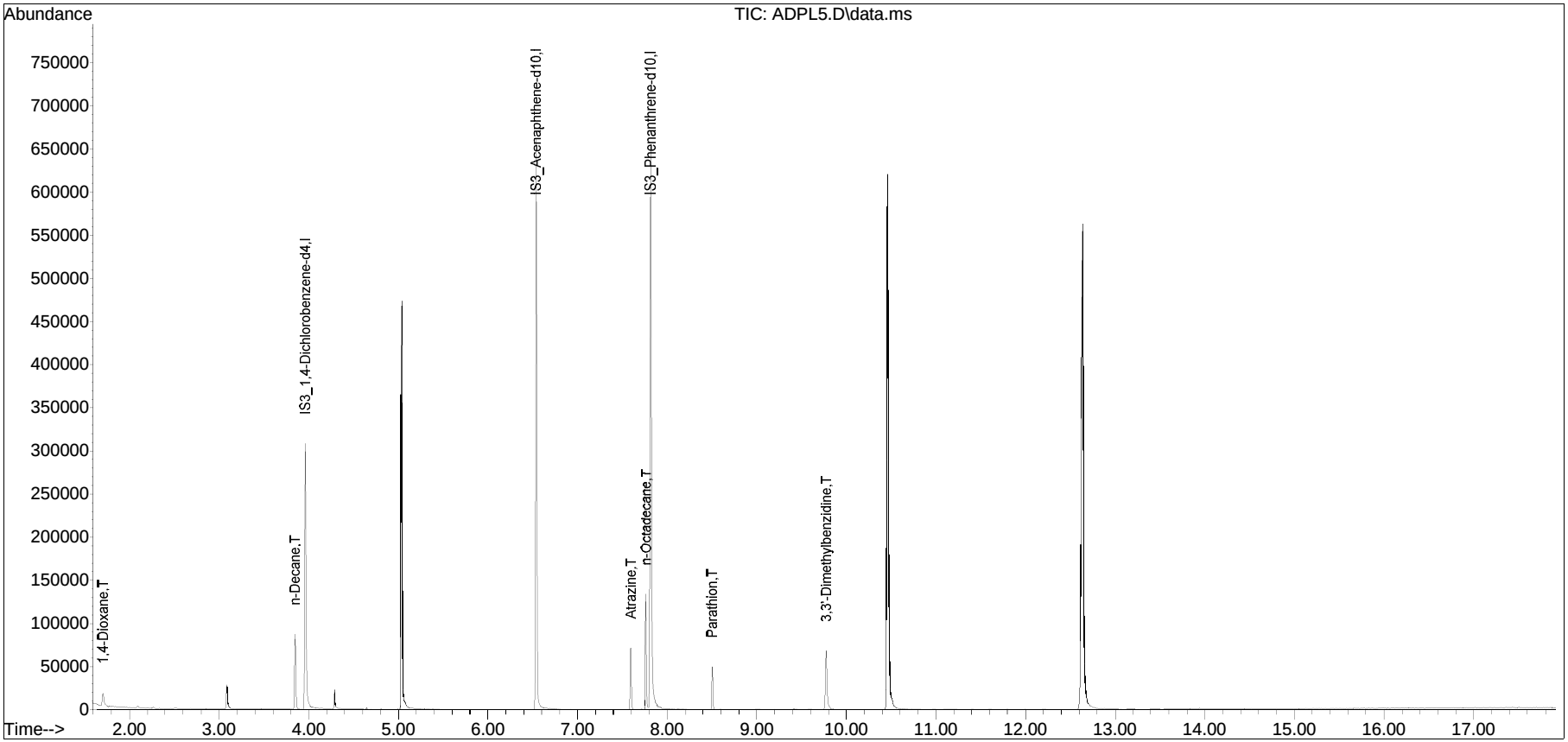

Manual Integration Report

Data Path	: I:\8270\Mork\200911ICAL\	QMethod	: FS200911mork.m
Data File	: ADPL5.D	Operator	: MORK:dw
Date Inj'd	: 9/12/2020 5:50 am	Instrument	: Mork
Sample	: IL26,32,,ADPL10 Lot# 8923	Quant Date	: 9/15/2020 3:10 pm

There are no manual integrations or false positives in this file.

Quantitation Report (QT Reviewed)

Data Path : I:\8270\Mork\200911ICAL\
Data File : ADPL4.D
Acq On : 12 Sep 2020 6:13 am
Operator : MORK:dw
Sample : IL27,32,,ADPL5 Lot# 8922
Misc : WG1412677,,
ALS Vial : 29 Sample Multiplier: 1

Quant Time: Sep 15 15:10:40 2020
Quant Method : I:\8270\Mork\200911ICAL\FS200911mork.m
Quant Title : Semivolatiles by GC/MS by modified 8270
QLast Update : Tue Sep 15 15:08:13 2020
Response via : Initial Calibration

Sub List : ADPical_REV2 - ADP sublist

Compound	R.T.	QIon	Response	Conc	Units	Dev(Min)
Internal Standards						
32) IS3_1,4-Dichlorobenzen...	3.961	152	53921	40.000	ug/ml	0.00
86) IS3_Acenaphthene-d10	6.540	164	124838	40.000	ug/ml	0.00
102) IS3_Phenanthrene-d10	7.815	188	249595	40.000	ug/ml	# 0.00
System Monitoring Compounds						
Target Compounds						Qvalue
33) 1,4-Dioxane	1.699	88	3960	4.310	ug/ml	90
34) n-Decane	3.844	57	9230	4.760	ug/ml#	88
87) Atrazine	7.598	200	4111	4.053	ug/ml	91
103) n-Octadecane	7.768	57	12202	4.504	ug/ml	88
104) Parathion	8.497	109	2044	5.995	ug/ml	93
105) 3,3'-Dimethylbenzidine	9.766	212	14767	5.007	ug/ml	95

(#) = qualifier out of range (m) = manual integration (+) = signals summed

Quantitation Report (QT Reviewed)

Data Path : I:\8270\Mork\200911ICAL\
Data File : ADPL4.D
Acq On : 12 Sep 2020 6:13 am
Operator : MORK:dw
Sample : IL27,32,,ADPL5 Lot# 8922
Misc : WG1412677,,
ALS Vial : 29 Sample Multiplier: 1

Quant Time: Sep 15 15:10:40 2020
Quant Method : I:\8270\Mork\200911ICAL\FS200911mork.m
Quant Title : Semivolatiles by GC/MS by modified 8270
QLast Update : Tue Sep 15 15:08:13 2020
Response via : Initial Calibration

Sub List : ADPical_REV2 - ADP sublist

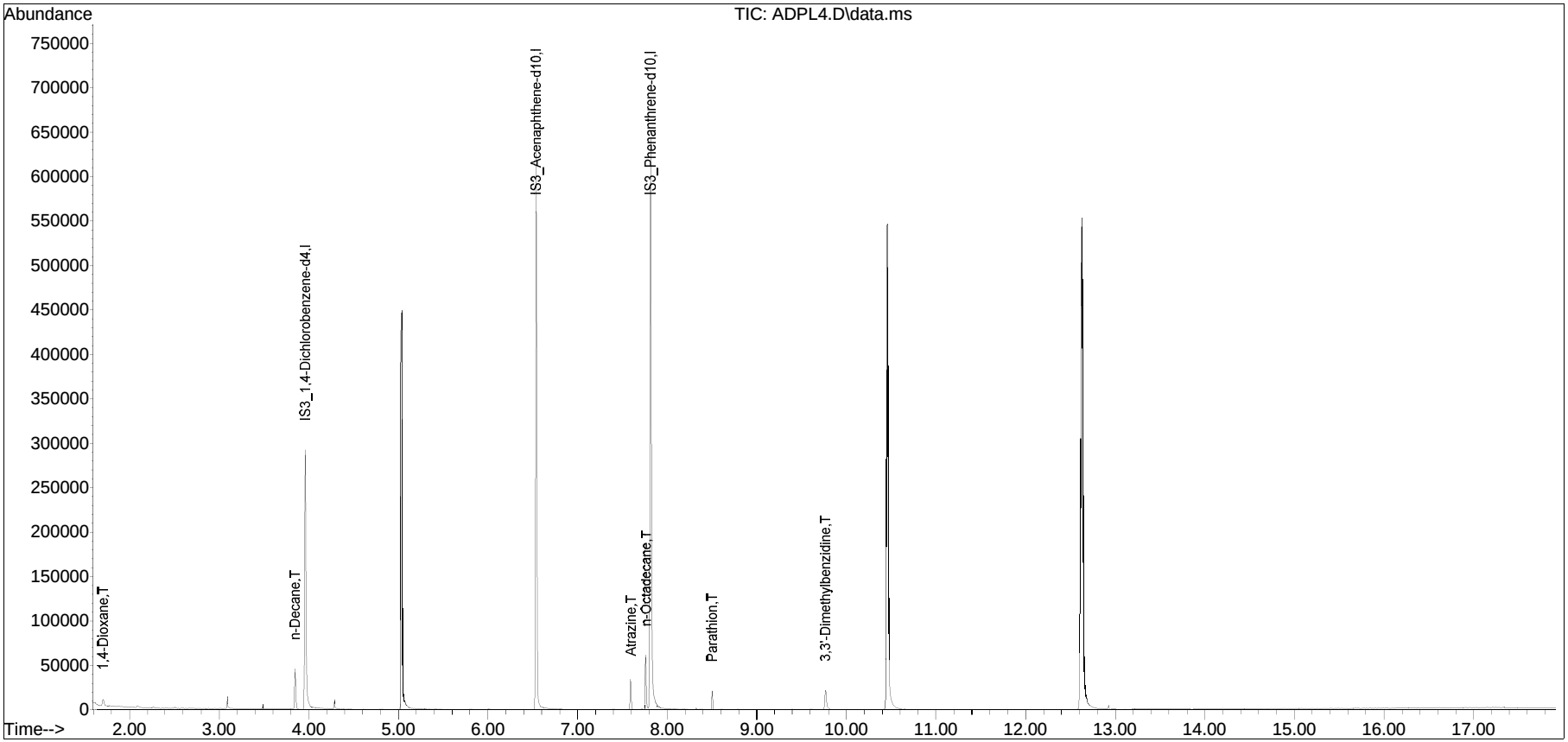

Manual Integration Report

Data Path	: I:\8270\Mork\200911ICAL\	QMethod	: FS200911mork.m
Data File	: ADPL4.D	Operator	: MORK:dw
Date Inj'd	: 9/12/2020 6:13 am	Instrument	: Mork
Sample	: IL27,32,,ADPL5 Lot# 8922	Quant Date	: 9/15/2020 3:10 pm

There are no manual integrations or false positives in this file.

Quantitation Report (QT Reviewed)

Data Path : I:\8270\Mork\200911ICAL\
Data File : ADPL3.D
Acq On : 12 Sep 2020 6:37 am
Operator : MORK:dw
Sample : IL28,32,,ADPL3 Lot# 8921
Misc : WG1412677,,
ALS Vial : 30 Sample Multiplier: 1

Quant Time: Sep 15 15:10:18 2020
Quant Method : I:\8270\Mork\200911ICAL\FS200911mork.m
Quant Title : Semivolatiles by GC/MS by modified 8270
QLast Update : Tue Sep 15 15:08:13 2020
Response via : Initial Calibration

Sub List : ADPical_REV2 - ADP sublist

Compound	R.T.	QIon	Response	Conc	Units		Dev(Min)
Internal Standards							
32) IS3_1,4-Dichlorobenzen...	3.961	152	48377	40.000	ug/ml		0.00
86) IS3_Acenaphthene-d10	6.540	164	112920	40.000	ug/ml		0.00
102) IS3_Phenanthrene-d10	7.815	188	228241	40.000	ug/ml	#	0.00
System Monitoring Compounds							
Target Compounds							Qvalue
33) 1,4-Dioxane	1.699	88	2685	3.257	ug/ml	#	91
34) n-Decane	3.843	57	4977	2.861	ug/ml		88
87) Atrazine	7.598	200	2163	2.357	ug/ml		94
103) n-Octadecane	7.768	57	6451	2.604	ug/ml		90
104) Parathion	8.497	109	1071	4.880	ug/ml		92
105) 3,3'-Dimethylbenzidine	9.772	212	7391	3.688	ug/ml		96

(#) = qualifier out of range (m) = manual integration (+) = signals summed

Quantitation Report (QT Reviewed)

Data Path : I:\8270\Mork\200911ICAL\
Data File : ADPL3.D
Acq On : 12 Sep 2020 6:37 am
Operator : MORK:dw
Sample : IL28,32,,ADPL3 Lot# 8921
Misc : WG1412677,,
ALS Vial : 30 Sample Multiplier: 1

Quant Time: Sep 15 15:10:18 2020
Quant Method : I:\8270\Mork\200911ICAL\FS200911mork.m
Quant Title : Semivolatiles by GC/MS by modified 8270
QLast Update : Tue Sep 15 15:08:13 2020
Response via : Initial Calibration

Sub List : ADPical_REV2 - ADP sublist

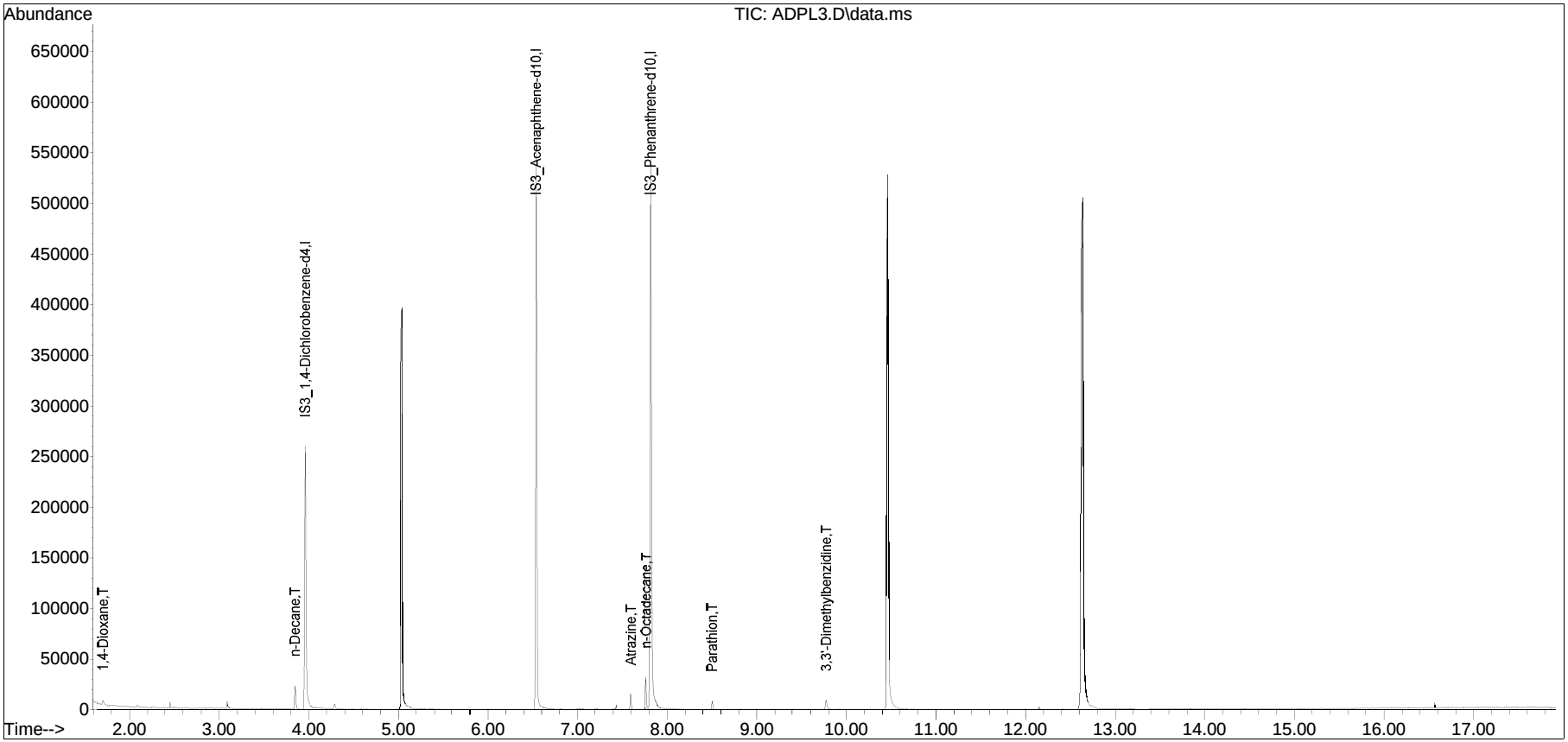

Manual Integration Report

Data Path	: I:\8270\Mork\200911ICAL\	QMethod	: FS200911mork.m
Data File	: ADPL3.D	Operator	: MORK:dw
Date Inj'd	: 9/12/2020 6:37 am	Instrument	: Mork
Sample	: IL28,32,,ADPL3 Lot# 8921	Quant Date	: 9/15/2020 3:09 pm

There are no manual integrations or false positives in this file.

Quantitation Report (QT Reviewed)

Data Path : I:\8270\Mork\200911ICAL\
Data File : ADPL2.D
Acq On : 12 Sep 2020 7:00 am
Operator : MORK:dw
Sample : IL29,32,,ADPL2 Lot# 8920
Misc : WG1412677,,
ALS Vial : 31 Sample Multiplier: 1

Quant Time: Sep 15 16:45:41 2020
Quant Method : I:\8270\Mork\200911ICAL\FS200911mork.m
Quant Title : Semivolatiles by GC/MS by modified 8270
QLast Update : Tue Sep 15 16:44:27 2020
Response via : Initial Calibration

Sub List : ADPical_REV2 - ADP sublist

Compound	R.T.	QIon	Response	Conc	Units		Dev(Min)
Internal Standards							
32) IS3_1,4-Dichlorobenzen...	3.961	152	54733	40.000	ug/ml		0.00
86) IS3_Acenaphthene-d10	6.540	164	125112	40.000	ug/ml		0.00
102) IS3_Phenanthrene-d10	7.815	188	244386	40.000	ug/ml	#	0.00
System Monitoring Compounds							
Target Compounds							Qvalue
33) 1,4-Dioxane	1.705	88	2032	1.957	ug/ml	#	82
34) n-Decane	3.844	57	3770	1.915	ug/ml	#	88
87) Atrazine	7.598	200	1467	1.443	ug/ml	#	67
103) n-Octadecane	7.768	57	4371	1.648	ug/ml		87
104) Parathion	8.497	109	741	4.348	ug/ml	#	74
105) 3,3'-Dimethylbenzidine	9.772	212	4946	3.089	ug/ml		94

(#) = qualifier out of range (m) = manual integration (+) = signals summed

Quantitation Report (QT Reviewed)

Data Path : I:\8270\Mork\200911ICAL\
Data File : ADPL2.D
Acq On : 12 Sep 2020 7:00 am
Operator : MORK:dw
Sample : IL29,32,,ADPL2 Lot# 8920
Misc : WG1412677,,
ALS Vial : 31 Sample Multiplier: 1

Quant Time: Sep 15 16:45:41 2020
Quant Method : I:\8270\Mork\200911ICAL\FS200911mork.m
Quant Title : Semivolatiles by GC/MS by modified 8270
QLast Update : Tue Sep 15 16:44:27 2020
Response via : Initial Calibration

Sub List : ADPical_REV2 - ADP sublist

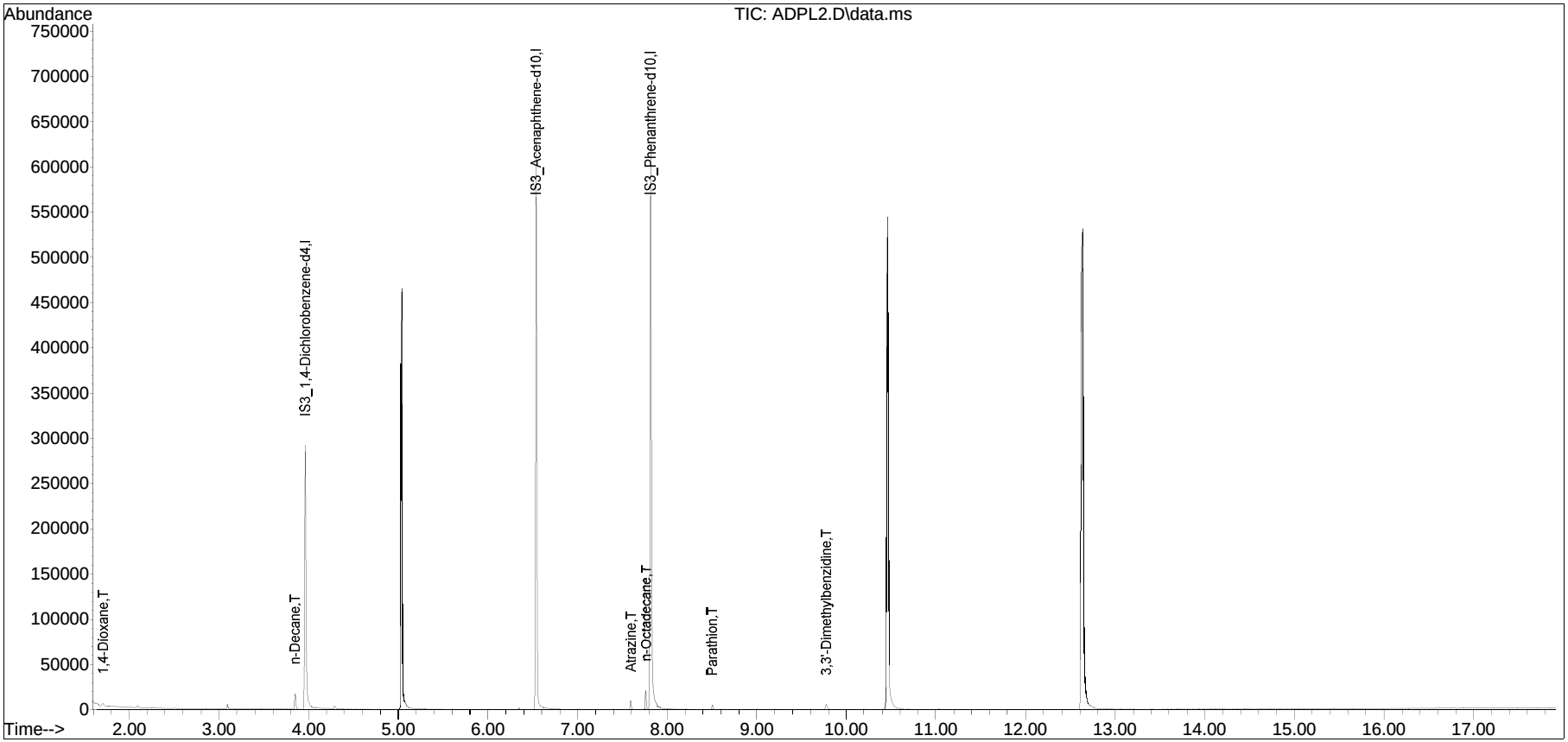

Manual Integration Report

Data Path	: I:\8270\Mork\200911ICAL\	QMethod	: FS200911mork.m
Data File	: ADPL2.D	Operator	: MORK:dw
Date Inj'd	: 9/12/2020 7:00 am	Instrument	: Mork
Sample	: IL29,32,,ADPL2 Lot# 8920	Quant Date	: 9/15/2020 4:45 pm

There are no manual integrations or false positives in this file.

Data Path : I:\8270\Mork\200911ICAL\
Data File : Tune4.D
Acq On : 15 Sep 2020 10:41 am
Operator : MORK:dw
Sample : Tune
Misc : WG1412677,,
ALS Vial : 100 Sample Multiplier: 1

Integration File: rteint.p

Method : I:\8270\Mork\200911ICAL\FS200911mork.m
Title : Semivolatiles by GC/MS by modified 8270
Last Update : Mon Sep 21 20:41:52 2020

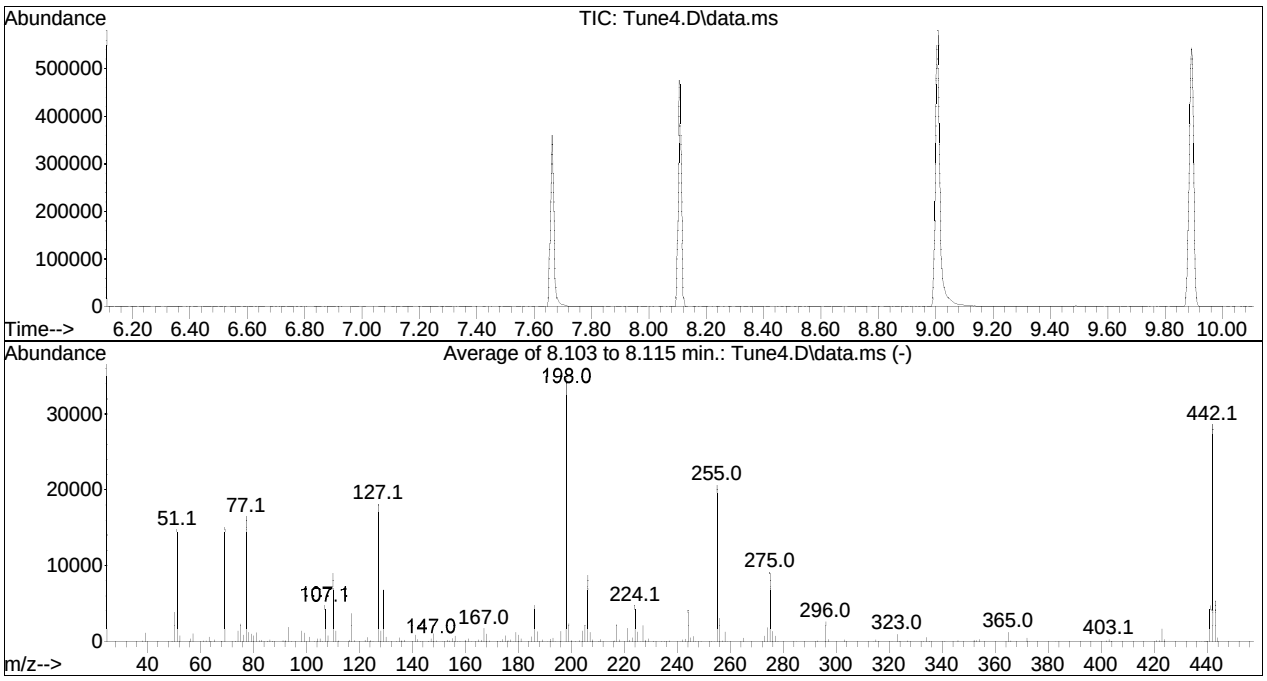

Spectrum Information: Average of 8.103 to 8.115 min.

Target Mass	Rel. to Mass	Lower Limit%	Upper Limit%	Rel. Abn%	Raw Abn	Result Pass/Fail
51	198	10	80	42.2	14696	PASS
68	69	0.00	2	0.9	140	PASS
69	69	100	100	100.0	15028	PASS
70	69	0.00	2	0.0	0	PASS
127	198	10	80	52.0	18091	PASS
197	198	0.00	2	0.0	0	PASS
198	198	100	100	100.0	34808	PASS
199	198	5	9	6.8	2352	PASS
275	198	10	60	26.2	9121	PASS
365	198	1	100	3.4	1195	PASS
441	442	0.01	24	16.2	4618	PASS
442	198	50	100	82.1	28585	PASS
443	442	15	24	19.0	5428	PASS

Quantitation Report (Qedit)

Data Path : I:\8270\Mork\200911ICAL\
Data File : Tune4.D
Acq On : 15 Sep 2020 10:41 am
Operator : MORK:dw
Sample : Tune
Misc : WG1412677,,
ALS Vial : 100 Sample Multiplier: 1

Quant Time: Sep 15 11:01:11 2020
Quant Method : I:\8270\Mork\200911ICAL\dftppmork.m
Quant Title : Semivolatiles by GC/MS by modified 8270
QLast Update : Wed Jun 10 20:58:45 2020
Response via : Initial Calibration

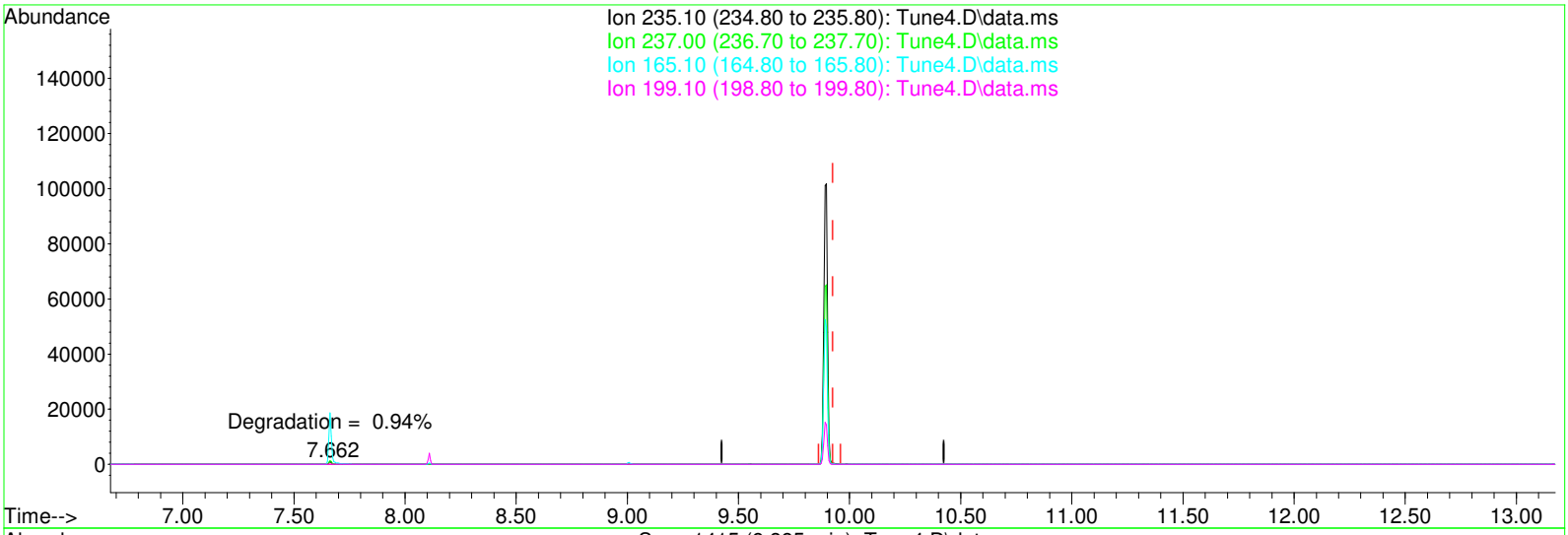

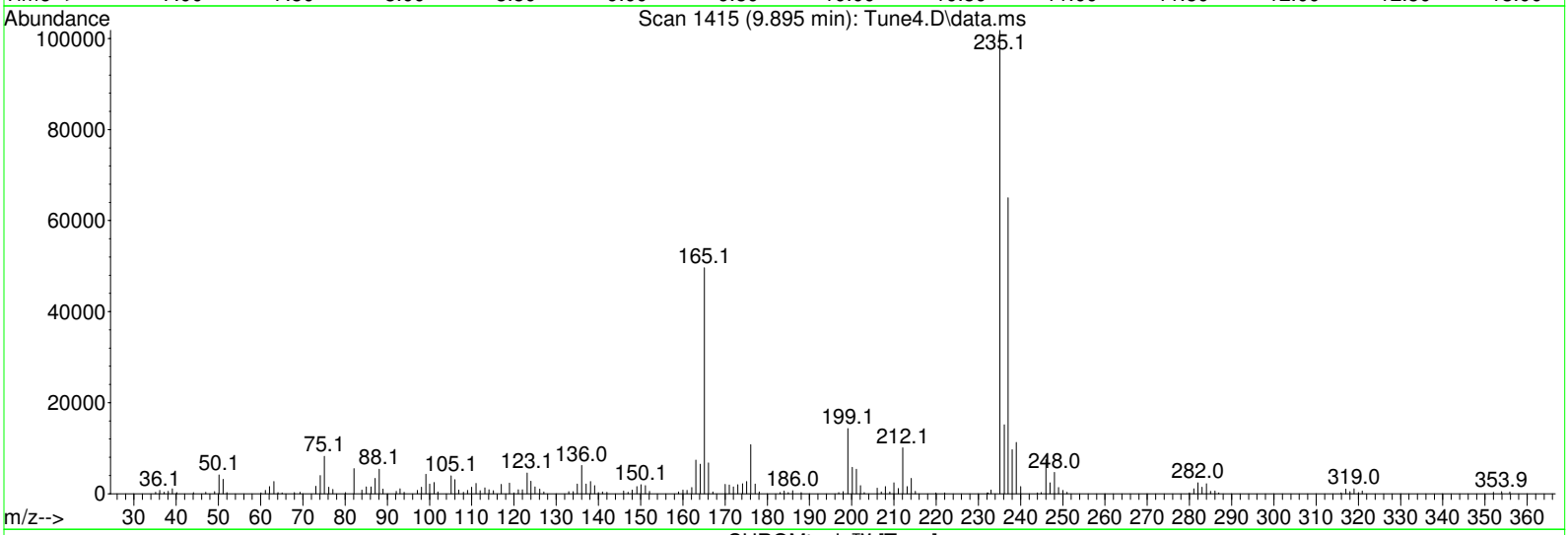

CHROMtools™ [Tune]

(6) DDT (T)

9.895min (-0.029) 18.82 Lin

response 114743

Ion	Exp%	Act%
235.10	100.00	100.00
237.00	63.50	64.49
165.10	43.50	50.50
199.10	12.80	14.51

Duplicate Retention Times

(5) DDD 235.00

Quantitation Report (Qedit)

Data Path : I:\8270\Mork\200911ICAL\
Data File : Tune4.D
Acq On : 15 Sep 2020 10:41 am
Operator : MORK:dw
Sample : Tune
Misc : WG1412677,,
ALS Vial : 100 Sample Multiplier: 1

Quant Time: Sep 15 11:01:11 2020
Quant Method : I:\8270\Mork\200911ICAL\dftppmork.m
Quant Title : Semivolatiles by GC/MS by modified 8270
QLast Update : Wed Jun 10 20:58:45 2020
Response via : Initial Calibration

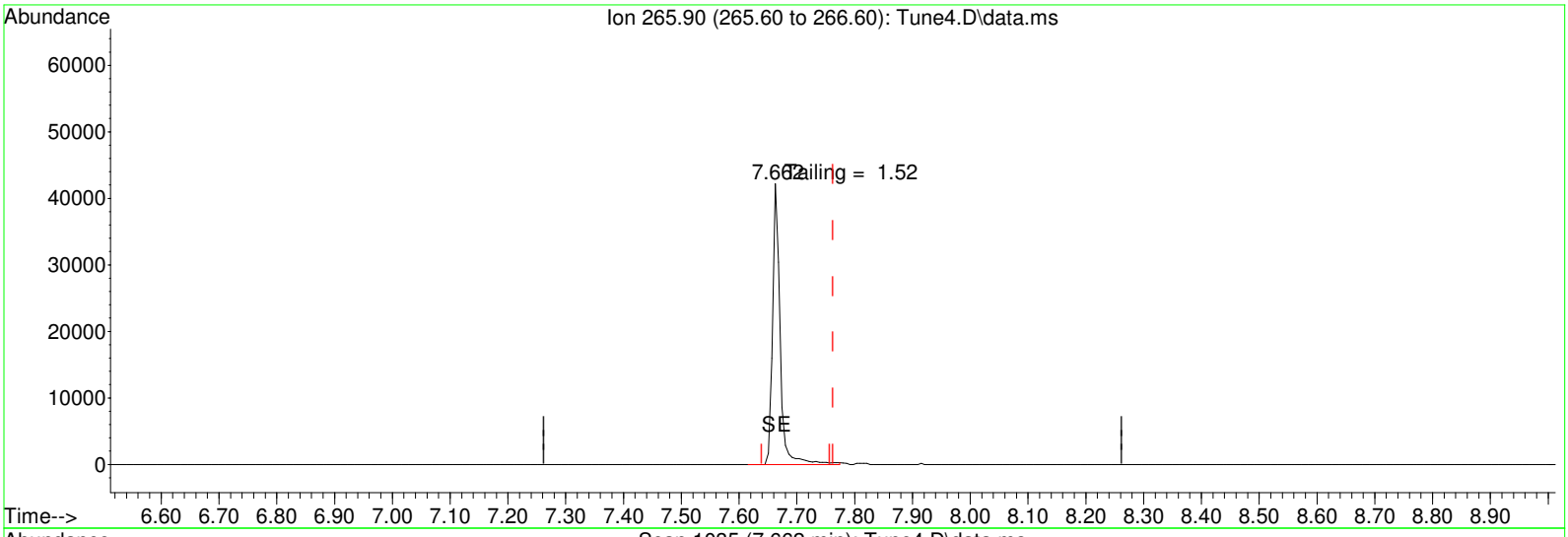

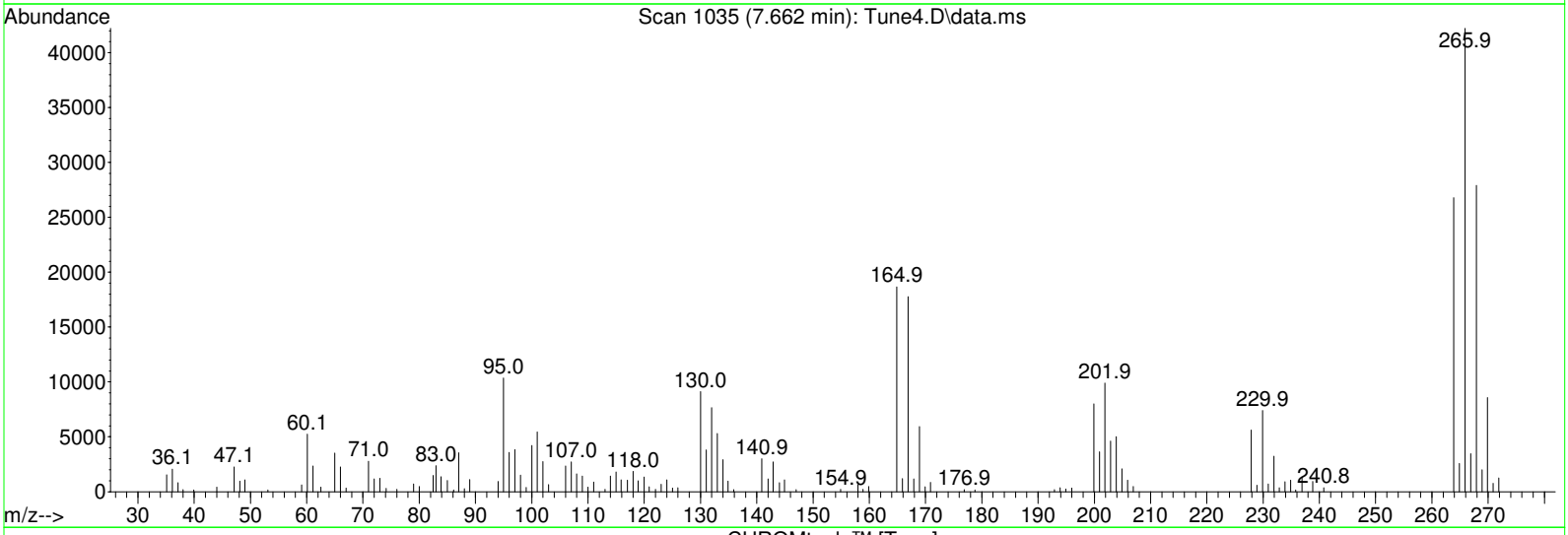

CHROMtools™ [Tune]

(1) Pentachlorophenol (T)

7.662min (-0.100) 18.44 Lin

response 38731

Ion	Exp%	Act%
265.90	100.00	100.00
0.00	0.00	0.00
0.00	0.00	0.00
0.00	0.00	0.00

Quantitation Report (Qedit)

Data Path : I:\8270\Mork\200911ICAL\
Data File : Tune4.D
Acq On : 15 Sep 2020 10:41 am
Operator : MORK:dw
Sample : Tune
Misc : WG1412677,,
ALS Vial : 100 Sample Multiplier: 1

Quant Time: Sep 15 11:01:11 2020
Quant Method : I:\8270\Mork\200911ICAL\dftppmork.m
Quant Title : Semivolatiles by GC/MS by modified 8270
QLast Update : Wed Jun 10 20:58:45 2020
Response via : Initial Calibration

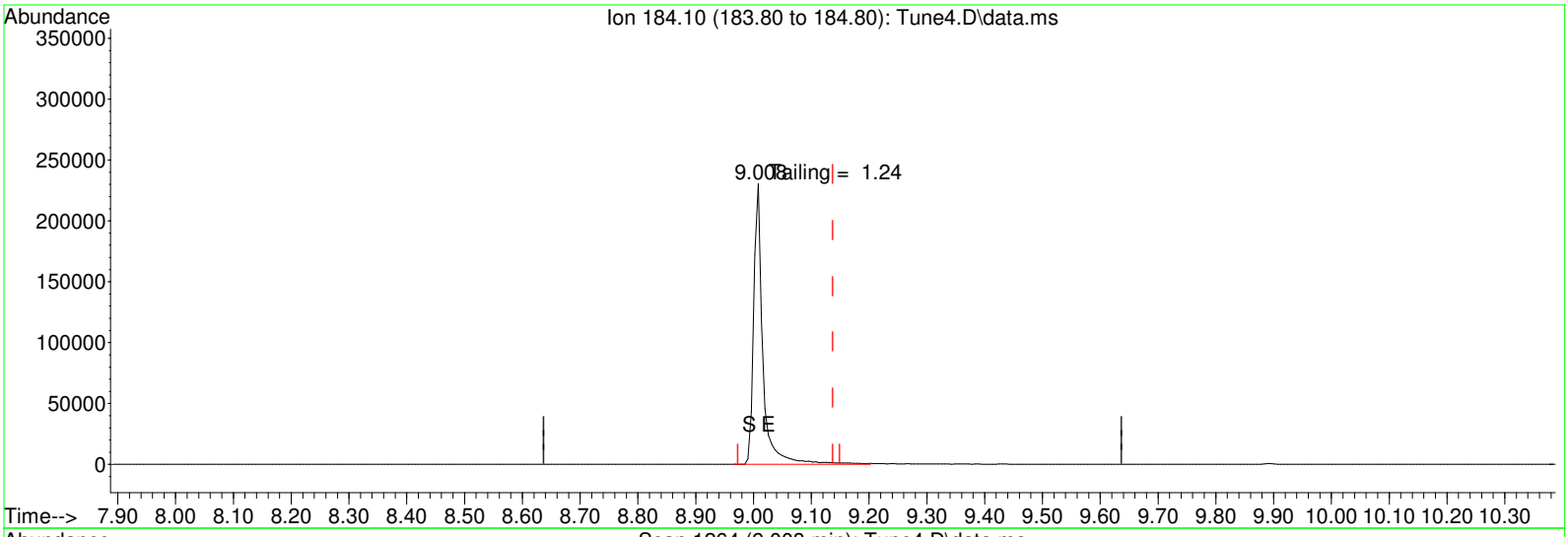

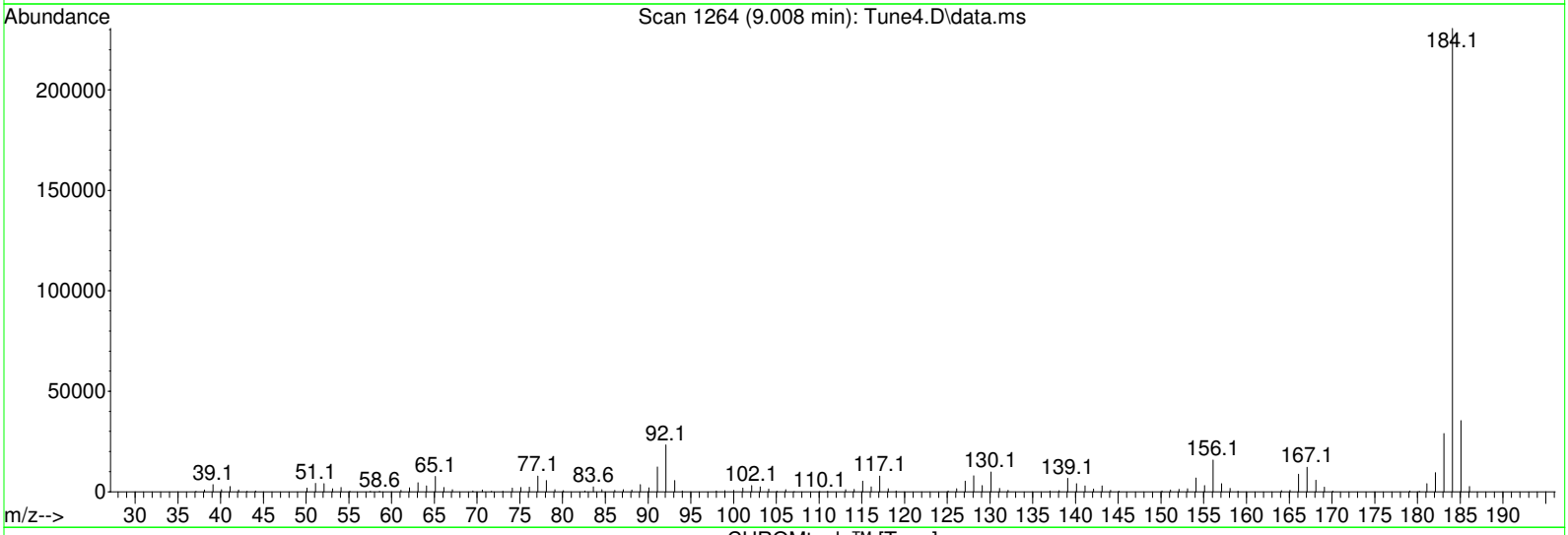

CHROMtools™ [Tune]

(3) Benzidine (T)

9.008min (-0.129) 25.17 Lin

response 256234

Ion	Exp%	Act%
184.10	100.00	100.00
0.00	0.00	0.00
0.00	0.00	0.00
0.00	0.00	0.00

Evaluate Continuing Calibration Report

Data Path : I:\8270\Mork\200911ICAL\
Data File : AP9ICVa.D
Acq On : 15 Sep 2020 11:04 am
Operator : MORK:dw
Sample : CQICV2,32,,AP9ICV Lot# 8898
Misc : WG1412677,,
ALS Vial : 1 Sample Multiplier: 1

Quant Time: Sep 21 21:07:14 2020
Quant Method : I:\8270\Mork\200911ICAL\FS200911mork.m
Quant Title : Semivolatiles by GC/MS by modified 8270
QLast Update : Tue Sep 15 16:30:58 2020
Response via : Initial Calibration

Min. RRF : 0.000 Min. Rel. Area : 50% Max. R.T. Dev 0.50min
Max. RRF Dev : 20% Max. Rel. Area : 200%

		Compound	AvgRF	CCRF	%Dev	Area%	Dev(min)
27	I	IS2_1,4-Dichlorobenzene-d4	1.000	1.000	0.0	70	0.00
28	T	Benzaldehyde	0.953	1.054	-10.6	72	0.00
29	T	Acetophenone	1.596	1.708	-7.0	70	0.00
30	T	m-Toluidine	1.758	1.868	-6.3	72	0.00
31	T	2-Chloroaniline	1.637	1.684	-2.9	70	0.00
55	I	IS2_Naphthalene-d8	1.000	1.000	0.0	68	0.00
56	T	a-Terpineol	0.273	0.313	-14.7	73	0.00
57	T	3-Chloroaniline	0.126	0.146	-15.9	70	0.00
58	T	2,6-Dichlorophenol	0.249	0.293	-17.7	71	0.00
59	T	1-chloro-2-nitrobenzene	0.118	0.138	-16.9	71	0.00
60	T	Caprolactam	0.142	0.168	-18.3	72	0.00
61	T	1,2,4,5-Tetrachlorobenzene	0.283	0.320	-13.1	72	0.00
62	T	Biphenyl	0.755	0.872	-15.5	72	0.00
83	I	IS2_Acenaphthene-d10	1.000	1.000	0.0	68	0.00
84	T	Dichloran	* 50.000	49.169	1.7	69	0.00
85	T	Pentachloronitrobenzene	0.155	0.169	-9.0	71	0.00
100	I	IS2_Phenanthrene-d10	1.000	1.000	0.0	68	0.00
101	T	Diphenamid	0.466	0.514	-10.3	72	0.00

* Evaluation of CC level amount vs concentration.
(#) = Out of Range SPCC's out = 0 CCC's out = 0

Quantitation Report (QT Reviewed)

Data Path : I:\8270\Mork\200911ICAL\
Data File : AP9ICVa.D
Acq On : 15 Sep 2020 11:04 am
Operator : MORK:dw
Sample : CQICV2,32,,AP9ICV Lot# 8898
Misc : WG1412677,,
ALS Vial : 1 Sample Multiplier: 1

Quant Time: Sep 21 21:07:14 2020
Quant Method : I:\8270\Mork\200911ICAL\FS200911mork.m
Quant Title : Semivolatiles by GC/MS by modified 8270
QLast Update : Tue Sep 15 16:30:58 2020
Response via : Initial Calibration

Sub List : AP9ical - AP9 ical sublist

Compound	R.T.	QIon	Response	Conc	Units		Dev(Min)
Internal Standards							
27) IS2_1,4-Dichlorobenzen...	3.961	152	36619	40.000	ug/ml		0.00
55) IS2_Naphthalene-d8	5.036	136	136375	40.000	ug/ml		0.00
83) IS2_Acenaphthene-d10	6.540	164	80719	40.000	ug/ml		0.00
100) IS2_Phenanthrene-d10	7.815	188	160805	40.000	ug/ml	#	0.00
System Monitoring Compounds							
Target Compounds							Qvalue
28) Benzaldehyde	3.591	105	48246	55.287	ug/ml		95
29) Acetophenone	4.302	105	78202	53.509	ug/ml		97
30) m-Toluidine	4.366	106	85496	53.126	ug/ml		100
31) 2-Chloroaniline	4.684	127	77065	51.426	ug/ml		98
56) a-Terpineol	5.071	59	53277	57.305	ug/ml		94
57) 3-Chloroaniline	5.089	65	24856	57.893	ug/ml		89
58) 2,6-Dichlorophenol	5.113	162	50032	59.017	ug/ml	#	83
59) 1-chloro-2-nitrobenzene	5.342	111	23461	58.252	ug/ml		93
60) Caprolactam	5.371	55	28557	58.913	ug/ml		90
61) 1,2,4,5-Tetrachloroben...	5.800	216	54490	56.400	ug/ml		99
62) Biphenyl	6.053	154	148656	57.729	ug/ml		97
84) Dichloran	7.545	206	16233	49.169	ug/ml		91
85) Pentachloronitrobenzene	7.674	237	17076	54.578	ug/ml		98
101) Diphenamid	8.609	167	103330	55.149	ug/ml		98

(#) = qualifier out of range (m) = manual integration (+) = signals summed

Quantitation Report (QT Reviewed)

Data Path : I:\8270\Mork\200911ICAL\
Data File : AP9ICVa.D
Acq On : 15 Sep 2020 11:04 am
Operator : MORK:dw
Sample : CQICV2,32,,AP9ICV Lot# 8898
Misc : WG1412677,,
ALS Vial : 1 Sample Multiplier: 1

Quant Time: Sep 21 21:07:14 2020
Quant Method : I:\8270\Mork\200911ICAL\FS200911mork.m
Quant Title : Semivolatiles by GC/MS by modified 8270
QLast Update : Tue Sep 15 16:30:58 2020
Response via : Initial Calibration

Sub List : AP9ical - AP9 ical sublist

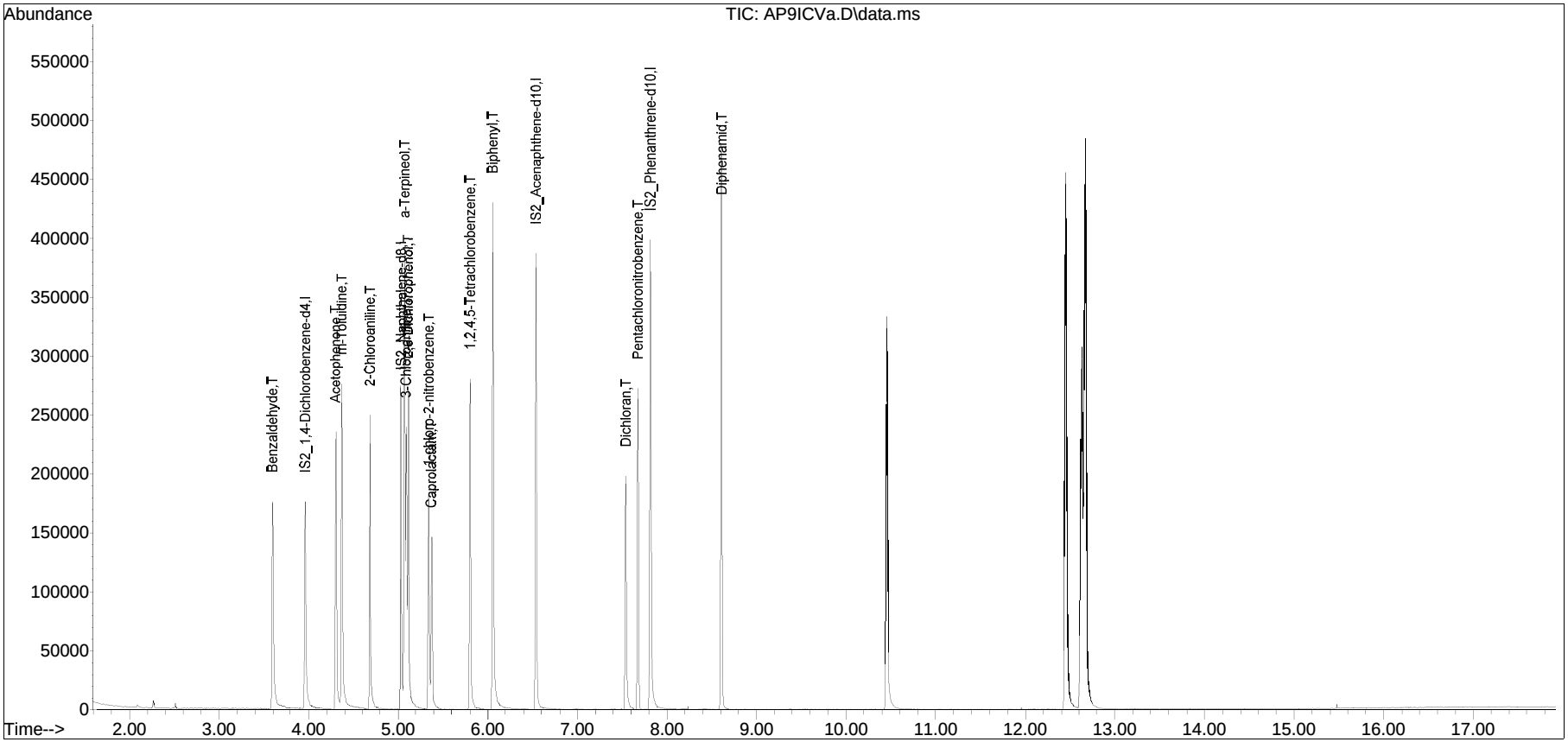

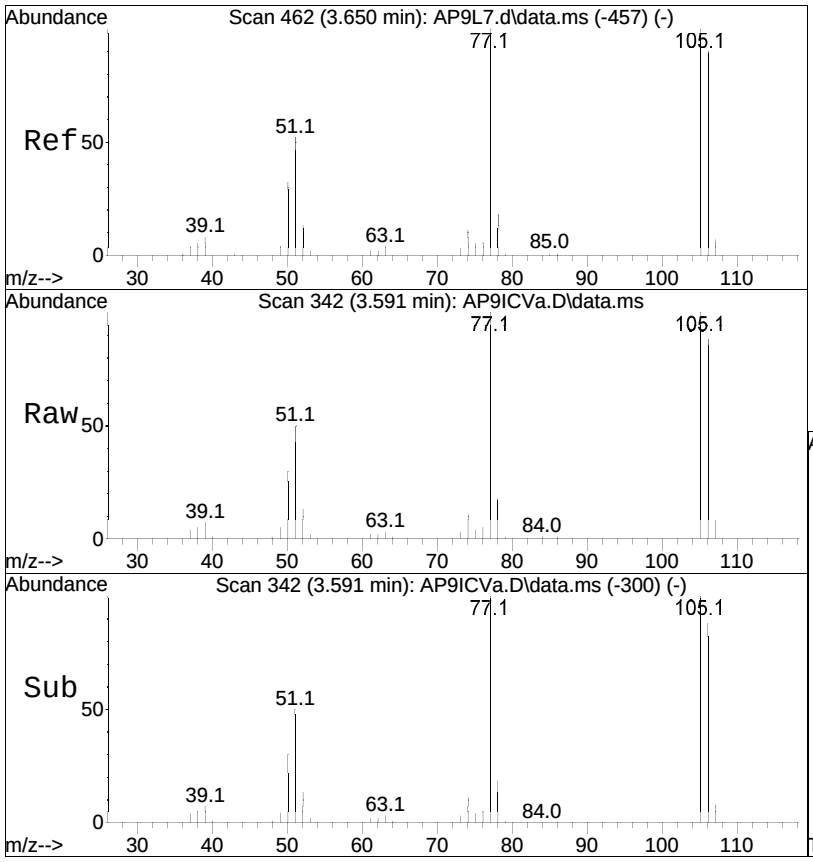

#28
Benzaldehyde
Concen: 55.29 ug/ml
RT: 3.591 min Scan# 342
Delta R.T. -0.006 min
Lab File: AP9ICVa.D
Acq: 15 Sep 2020 11:04 am

Tgt Ion:105 Resp: 48246

Ion	Ratio	Lower	Upper
105	100		
77	94.6	79.3	118.9

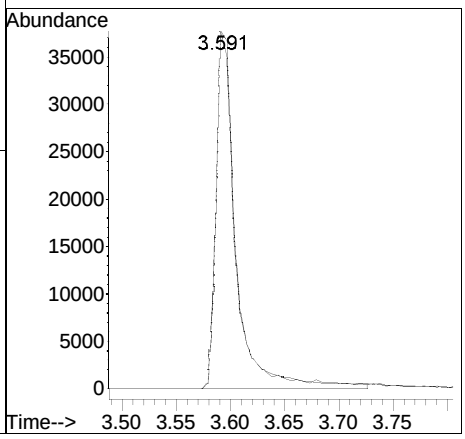

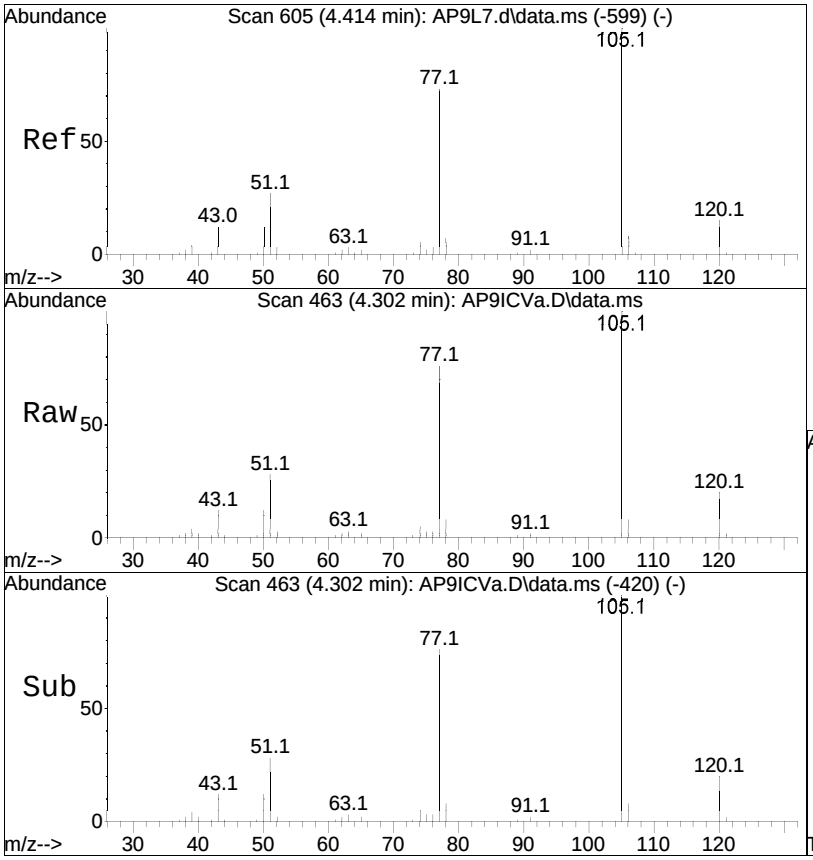

#29
Acetophenone
Concen: 53.51 ug/ml
RT: 4.302 min Scan# 463
Delta R.T. -0.000 min
Lab File: AP9ICVa.D
Acq: 15 Sep 2020 11:04 am

Tgt Ion:105 Resp: 78202

Ion	Ratio	Lower	Upper
105	100		
120	20.4	17.4	26.2
51	28.4	23.8	35.6

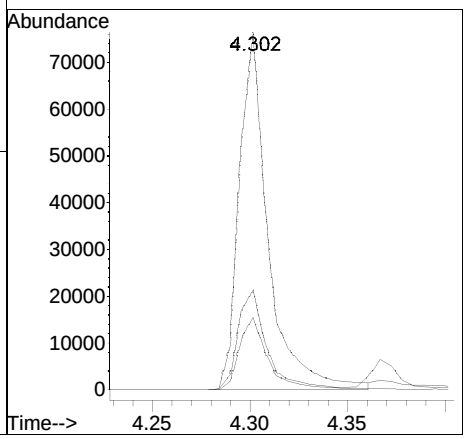

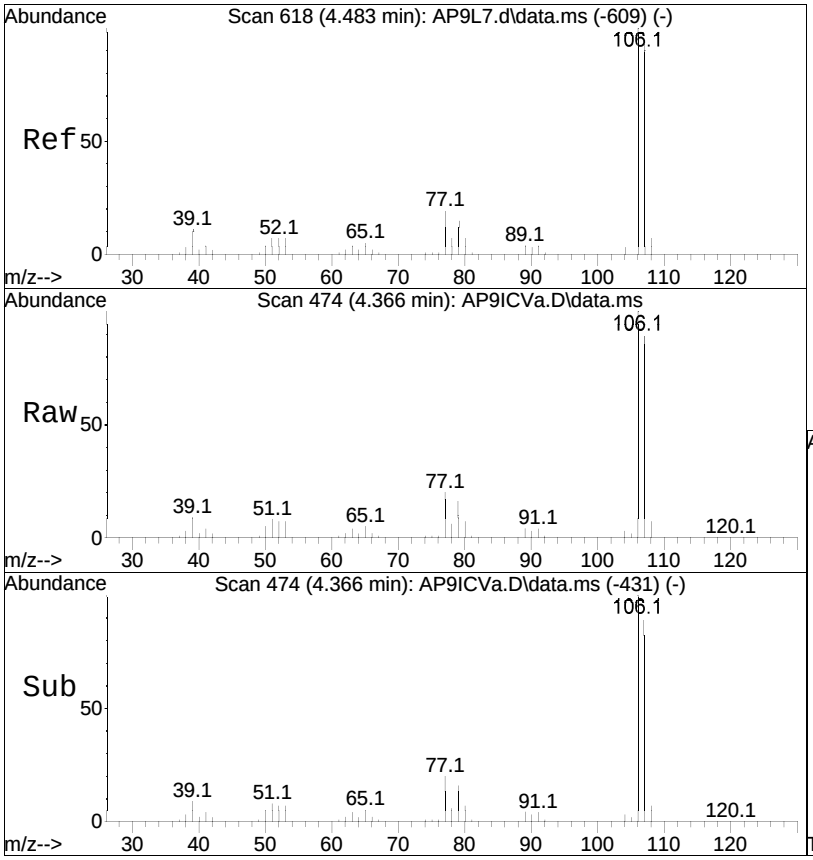

#30
m-Toluidine
Concen: 53.13 ug/ml
RT: 4.366 min Scan# 474
Delta R.T. -0.000 min
Lab File: AP9ICVa.D
Acq: 15 Sep 2020 11:04 am

Tgt Ion:106 Resp: 85496

Ion	Ratio	Lower	Upper
106	100		
107	90.2	72.5	108.7
79	14.6	11.4	17.2

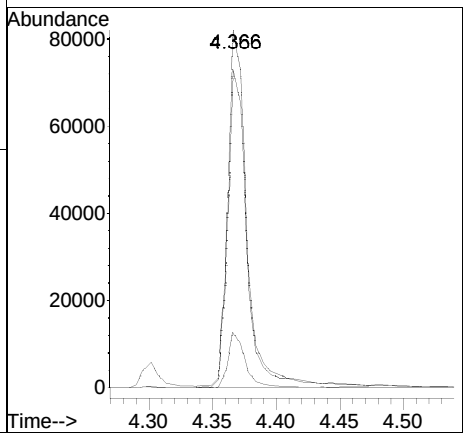

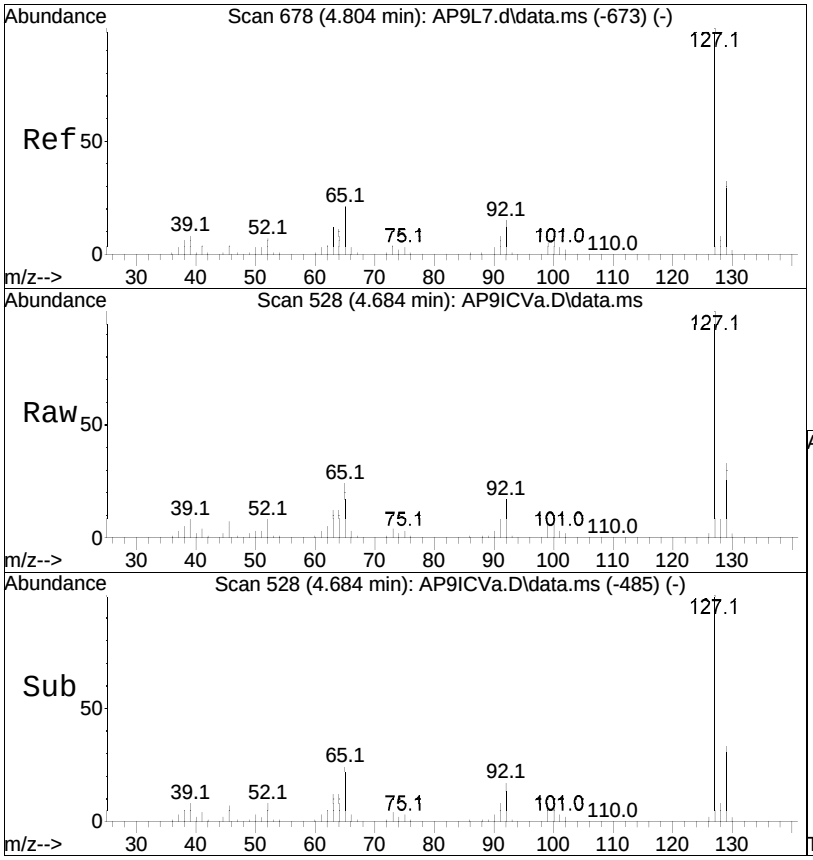

#31
2-Chloroaniline
Concen: 51.43 ug/ml
RT: 4.684 min Scan# 528
Delta R.T. -0.000 min
Lab File: AP9ICVa.D
Acq: 15 Sep 2020 11:04 am

Tgt Ion:127 Resp: 77065

Ion	Ratio	Lower	Upper
127	100		
129	32.1	25.5	38.3
65	23.6	17.3	25.9

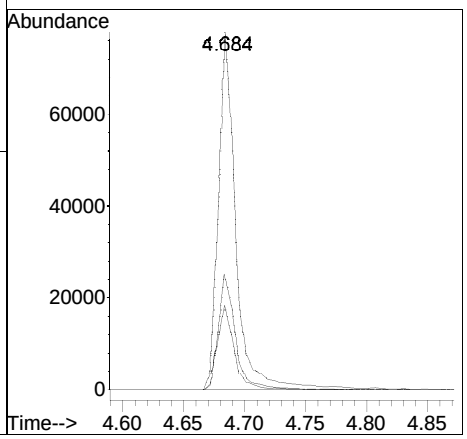

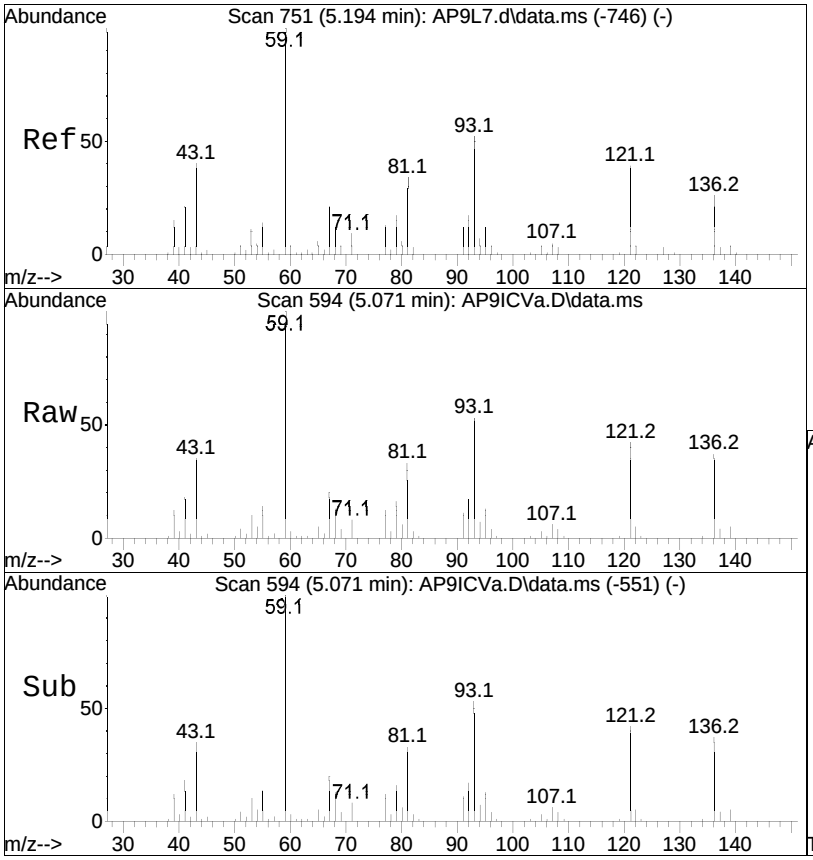

#56
a-Terpineol
Concen: 57.31 ug/ml
RT: 5.071 min Scan# 594
Delta R.T. -0.000 min
Lab File: AP9ICVa.D
Acq: 15 Sep 2020 11:04 am

Tgt Ion: 59 Resp: 53277

Ion	Ratio	Lower	Upper
59	100		
93	57.0	49.3	73.9

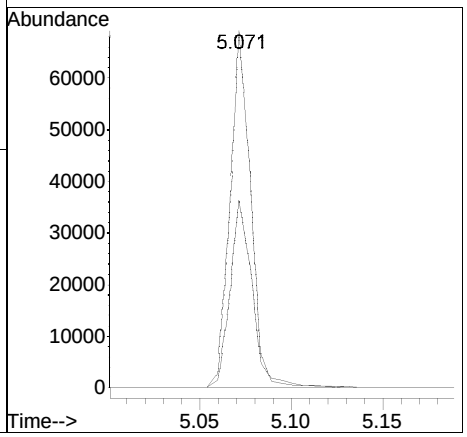

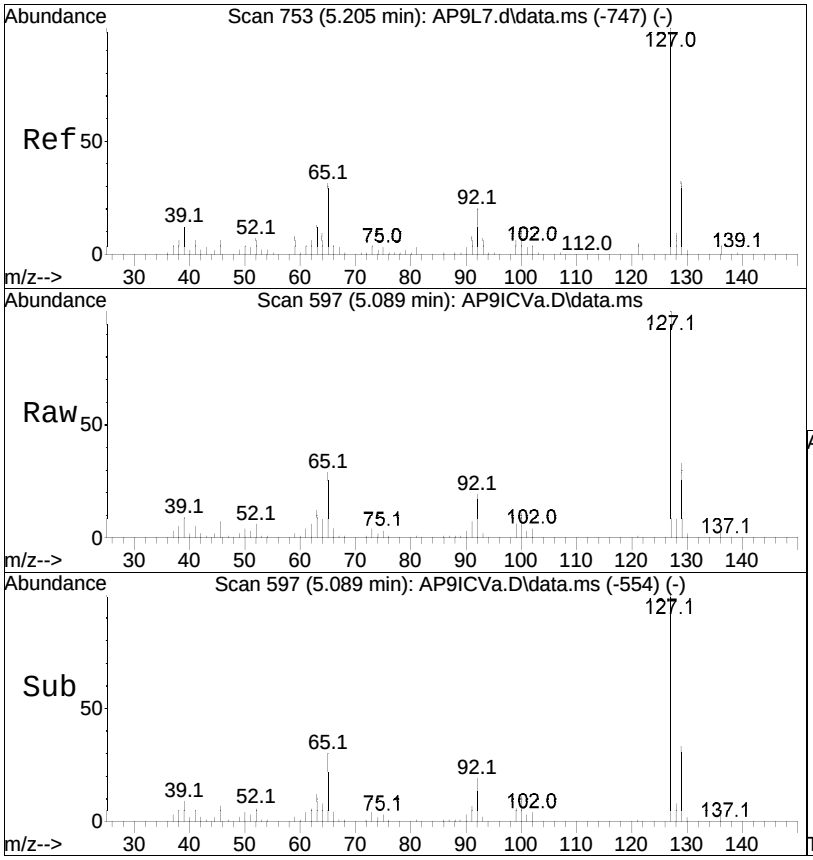

#57
3-Chloroaniline
Concen: 57.89 ug/ml
RT: 5.089 min Scan# 597
Delta R.T. -0.000 min
Lab File: AP9ICVa.D
Acq: 15 Sep 2020 11:04 am

Tgt Ion: 65 Resp: 24856

Ion	Ratio	Lower	Upper
65	100		
127	311.6	269.3	403.9
129	100.6	88.2	132.4

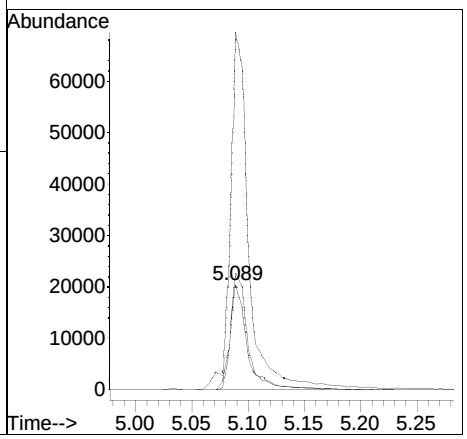

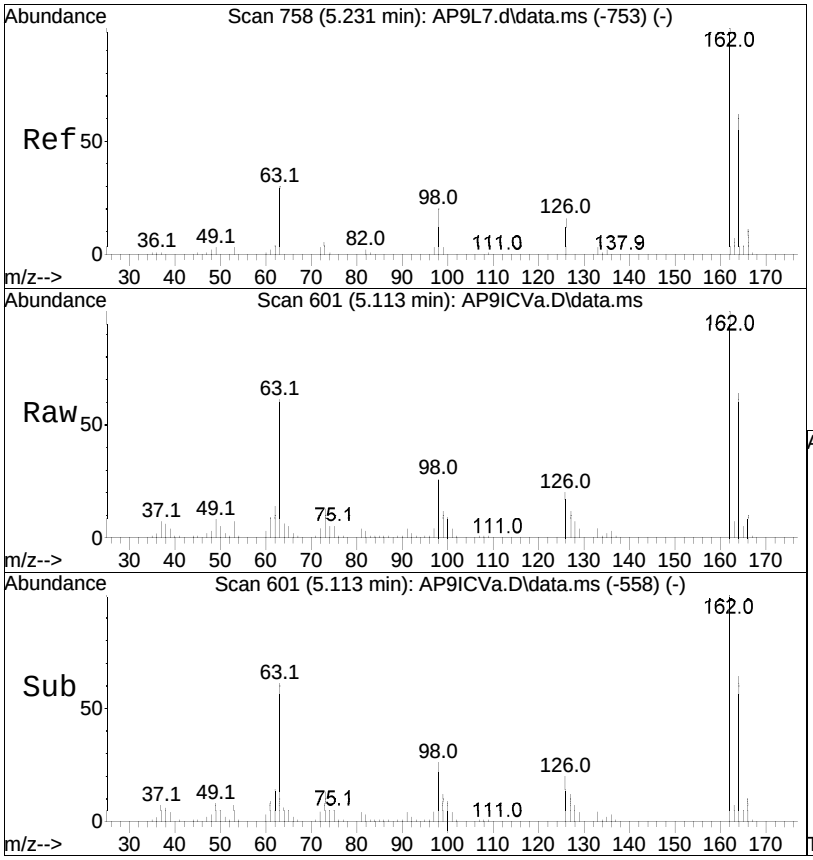

#58
2,6-Dichlorophenol
Concen: 59.02 ug/ml
RT: 5.113 min Scan# 601
Delta R.T. -0.000 min
Lab File: AP9ICVa.D
Acq: 15 Sep 2020 11:04 am

Tgt Ion:162 Resp: 50032

Ion	Ratio	Lower	Upper
162	100		
164	63.3	51.8	77.6
63	77.4	41.7	62.5#

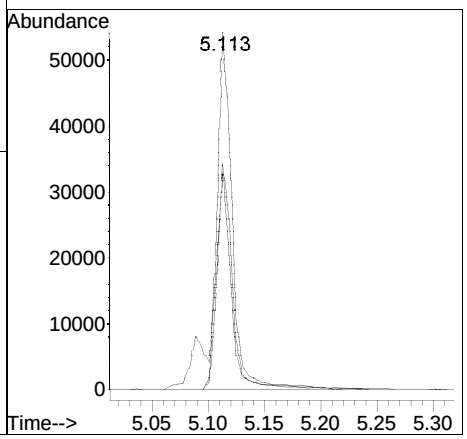

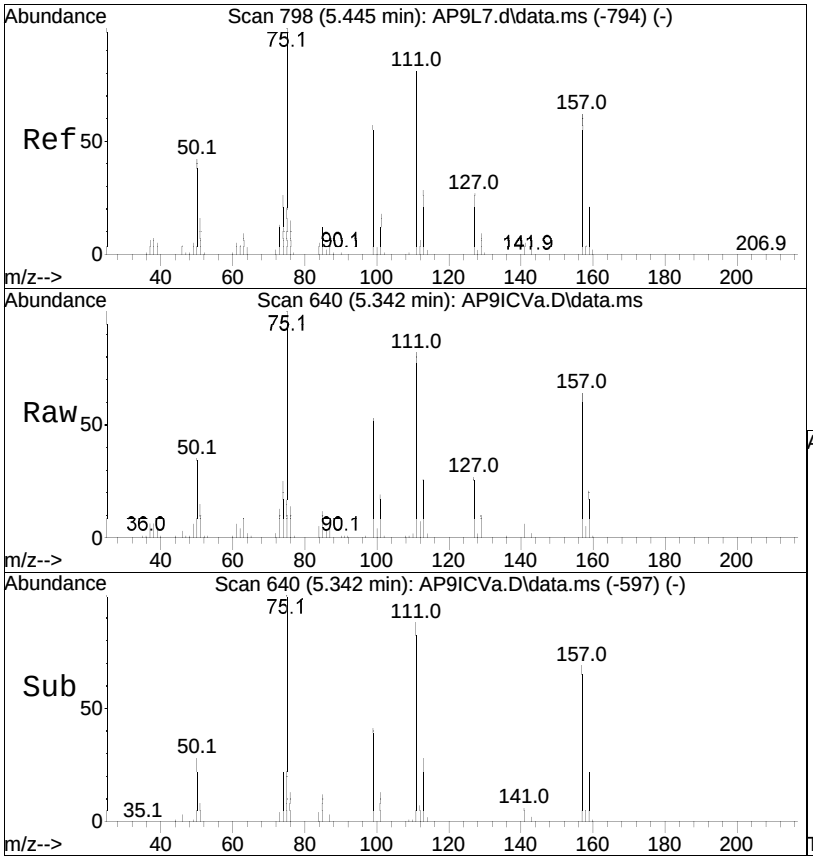

#59
1-chloro-2-nitrobenzene
Concen: 58.25 ug/ml
RT: 5.342 min Scan# 640
Delta R.T. -0.000 min
Lab File: AP9ICVa.D
Acq: 15 Sep 2020 11:04 am

Tgt Ion:111 Resp: 23461

Ion	Ratio	Lower	Upper
111	100		
157	75.3	67.6	101.4
75	123.4	102.5	153.7

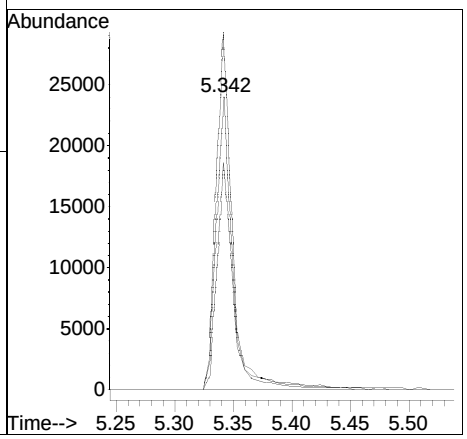

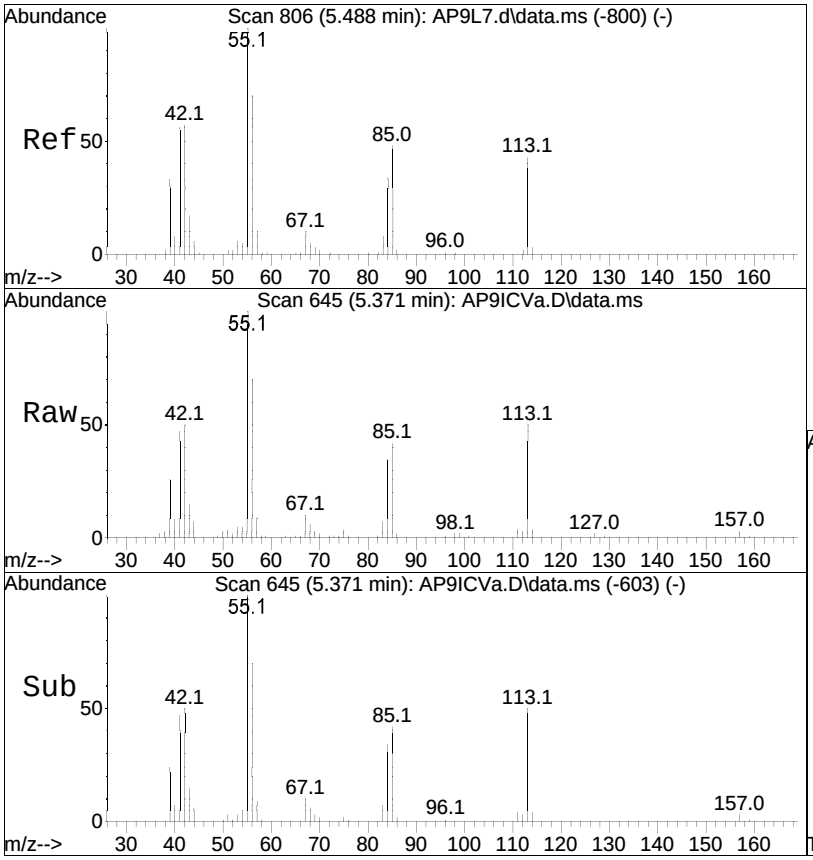

#60
Caprolactam
Concen: 58.91 ug/ml
RT: 5.371 min Scan# 645
Delta R.T. -0.006 min
Lab File: AP9ICVa.D
Acq: 15 Sep 2020 11:04 am

Tgt Ion: 55 Resp: 28557

Ion	Ratio	Lower	Upper
55	100		
85	43.6	36.6	54.8
113	51.5	50.2	75.2

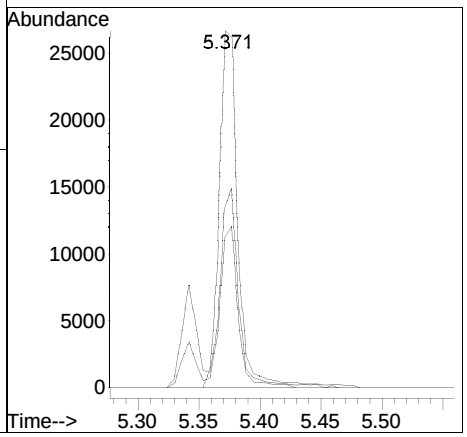

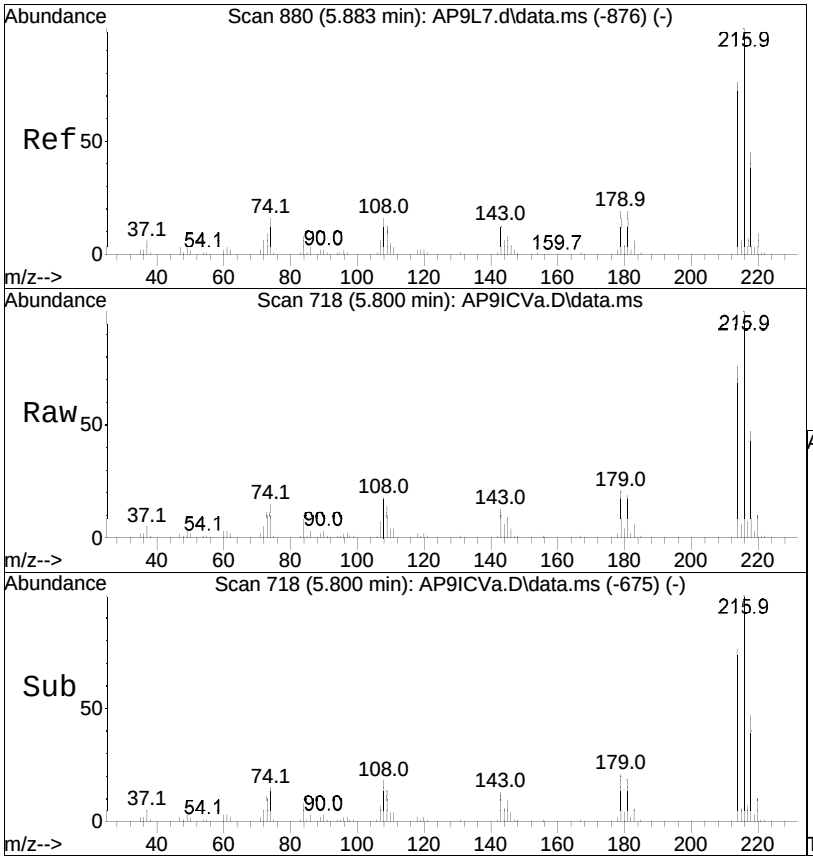

#61
1,2,4,5-Tetrachlorobenzene
Concen: 56.40 ug/ml
RT: 5.800 min Scan# 718
Delta R.T. -0.000 min
Lab File: AP9ICVa.D
Acq: 15 Sep 2020 11:04 am

Tgt Ion:216 Resp: 54490

Ion	Ratio	Lower	Upper
216	100		
214	79.2	63.0	94.4
179	20.8	15.3	22.9

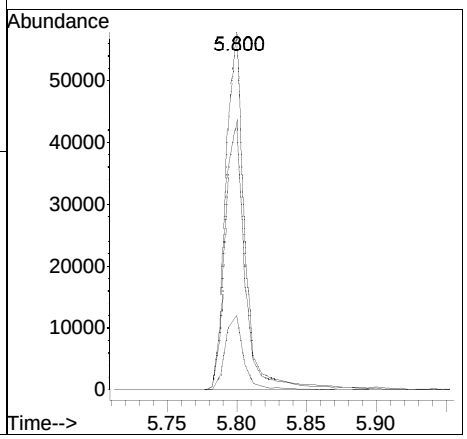

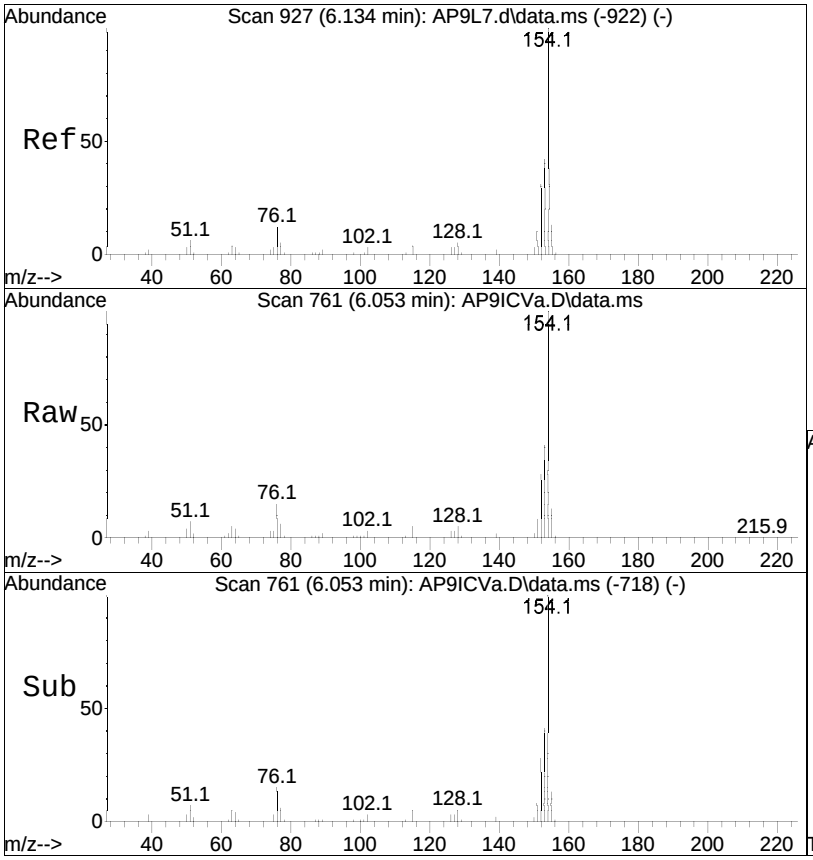

#62
Biphenyl
Concen: 57.73 ug/ml
RT: 6.053 min Scan# 761
Delta R.T. -0.000 min
Lab File: AP9ICVa.D
Acq: 15 Sep 2020 11:04 am

Tgt Ion:154 Resp: 148656

Ion	Ratio	Lower	Upper
154	100		
153	39.8	33.8	50.8
152	27.3	23.0	34.6

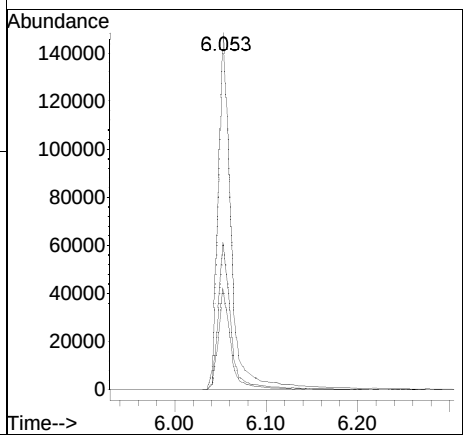

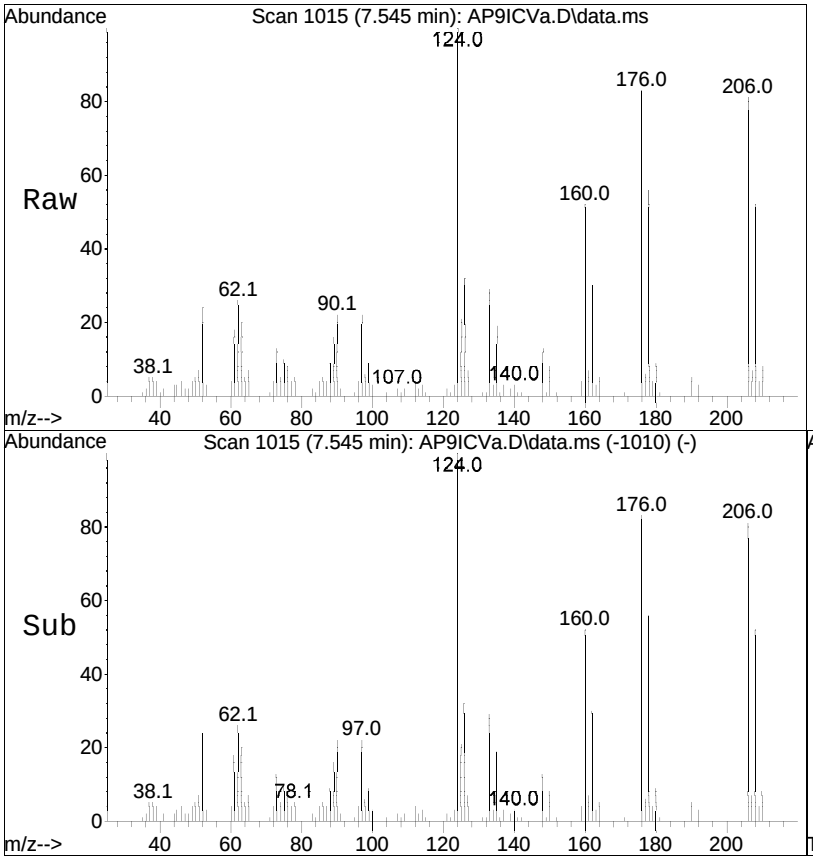

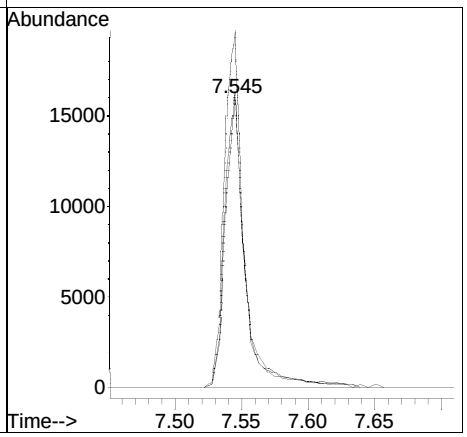

#84
Dichloran
Concen: 49.17 ug/ml
RT: 7.545 min Scan# 1015
Delta R.T. 0.000 min
Lab File: AP9ICVa.D
Acq: 15 Sep 2020 11:04 am

Tgt Ion:206 Resp: 16233

Ion	Ratio	Lower	Upper
206	100		
176	104.1	82.7	124.1
124	124.6	86.2	129.4

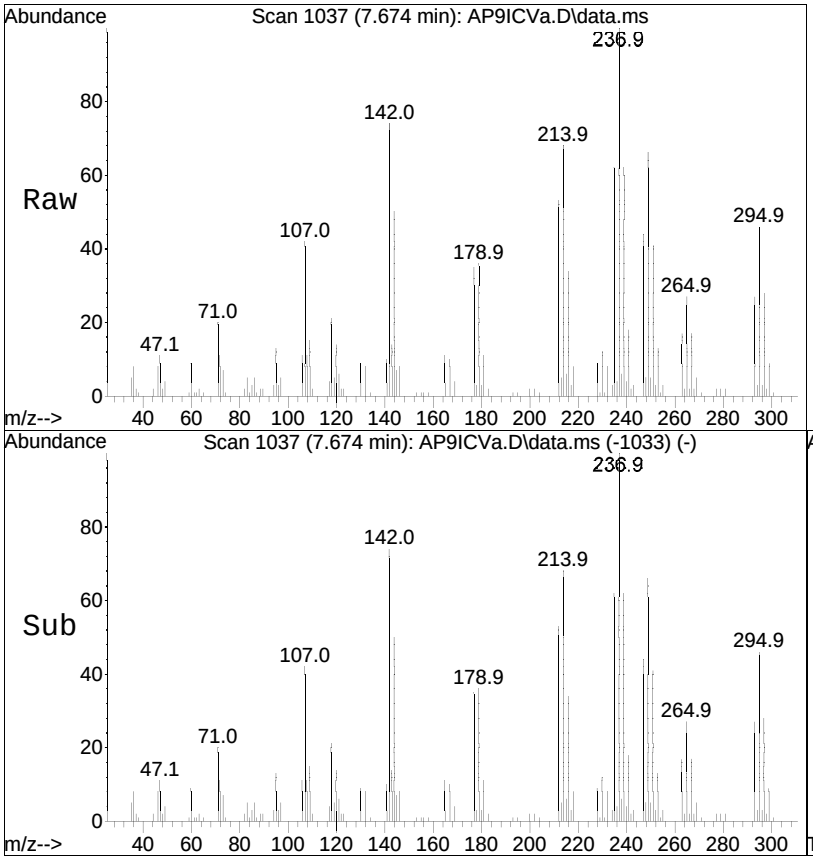

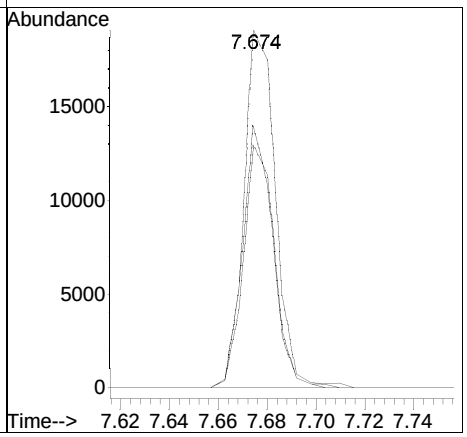

#85
Pentachloronitrobenzene
Concen: 54.58 ug/ml
RT: 7.674 min Scan# 1037
Delta R.T. -0.006 min
Lab File: AP9ICVa.D
Acq: 15 Sep 2020 11:04 am

Tgt Ion:237 Resp: 17076

Ion	Ratio	Lower	Upper
237	100		
142	70.6	57.4	86.2
214	67.4	55.0	82.6

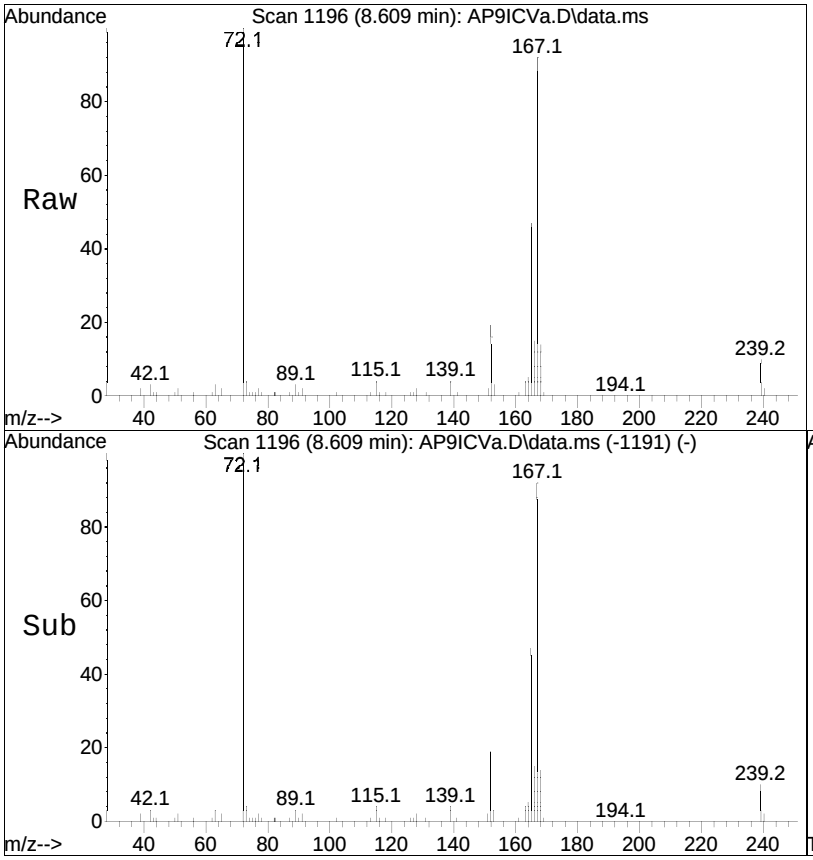

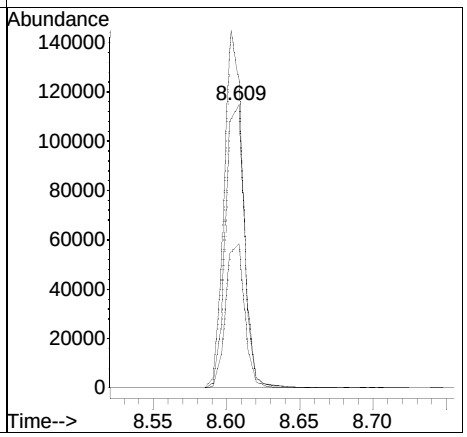

#101
Diphenamid
Concen: 55.15 ug/ml
RT: 8.609 min Scan# 1196
Delta R.T. -0.000 min
Lab File: AP9ICVa.D
Acq: 15 Sep 2020 11:04 am

Tgt Ion:167 Resp: 103330

Ion	Ratio	Lower	Upper
167	100		
72	122.2	95.0	142.6
165	51.2	40.4	60.6

Manual Integration Report

Data Path	: I:\8270\Mork\200911ICAL\	QMethod	: FS200911mork.m
Data File	: AP9ICVa.D	Operator	: MORK:dw
Date Inj'd	: 9/15/2020 11:04 am	Instrument	: Mork
Sample	: CQICV2,32,,AP9ICV Lot# 889	Quant Date	: 9/15/2020 4:32 pm

There are no manual integrations or false positives in this file.

Quantitation Report (QT Reviewed)

Data Path : I:\8270\Mork\200911ICAL\
Data File : ADPL1a.D
Acq On : 15 Sep 2020 11:28 am
Operator : MORK:dw
Sample : IL29,32,,ADPL0.5 Lot# 8919
Misc : WG1412677,,
ALS Vial : 2 Sample Multiplier: 1

Quant Time: Sep 15 16:45:20 2020
Quant Method : I:\8270\Mork\200911ICAL\FS200911mork.m
Quant Title : Semivolatiles by GC/MS by modified 8270
QLast Update : Tue Sep 15 16:44:27 2020
Response via : Initial Calibration

Sub List : ADPical_REV2 - ADP sublist

Compound	R.T.	QIon	Response	Conc	Units	Dev(Min)
Internal Standards						
32) IS3_1,4-Dichlorobenzen...	3.961	152	34214	40.000	ug/ml	0.00
86) IS3_Acenaphthene-d10	6.540	164	77960	40.000	ug/ml	0.00
102) IS3_Phenanthrene-d10	7.815	188	155385	40.000	ug/ml	# 0.00
System Monitoring Compounds						
Target Compounds						Qvalue
33) 1,4-Dioxane	1.699	88	586	0.500	ug/ml#	31
34) n-Decane	3.849	57	552	0.449	ug/ml#	54
87) Atrazine	0.000		0	N.D.		
103) n-Octadecane	7.768	57	590	0.350	ug/ml#	13
104) Parathion	0.000		0	N.D.		
105) 3,3'-Dimethylbenzidine	9.772	212	504	2.249	ug/ml#	61

(#) = qualifier out of range (m) = manual integration (+) = signals summed

Quantitation Report (QT Reviewed)

Data Path : I:\8270\Mork\200911ICAL\
Data File : ADPL1a.D
Acq On : 15 Sep 2020 11:28 am
Operator : MORK:dw
Sample : IL29,32,,ADPL0.5 Lot# 8919
Misc : WG1412677,,
ALS Vial : 2 Sample Multiplier: 1

Quant Time: Sep 15 16:45:20 2020
Quant Method : I:\8270\Mork\200911ICAL\FS200911mork.m
Quant Title : Semivolatiles by GC/MS by modified 8270
QLast Update : Tue Sep 15 16:44:27 2020
Response via : Initial Calibration

Sub List : ADPical_REV2 - ADP sublist

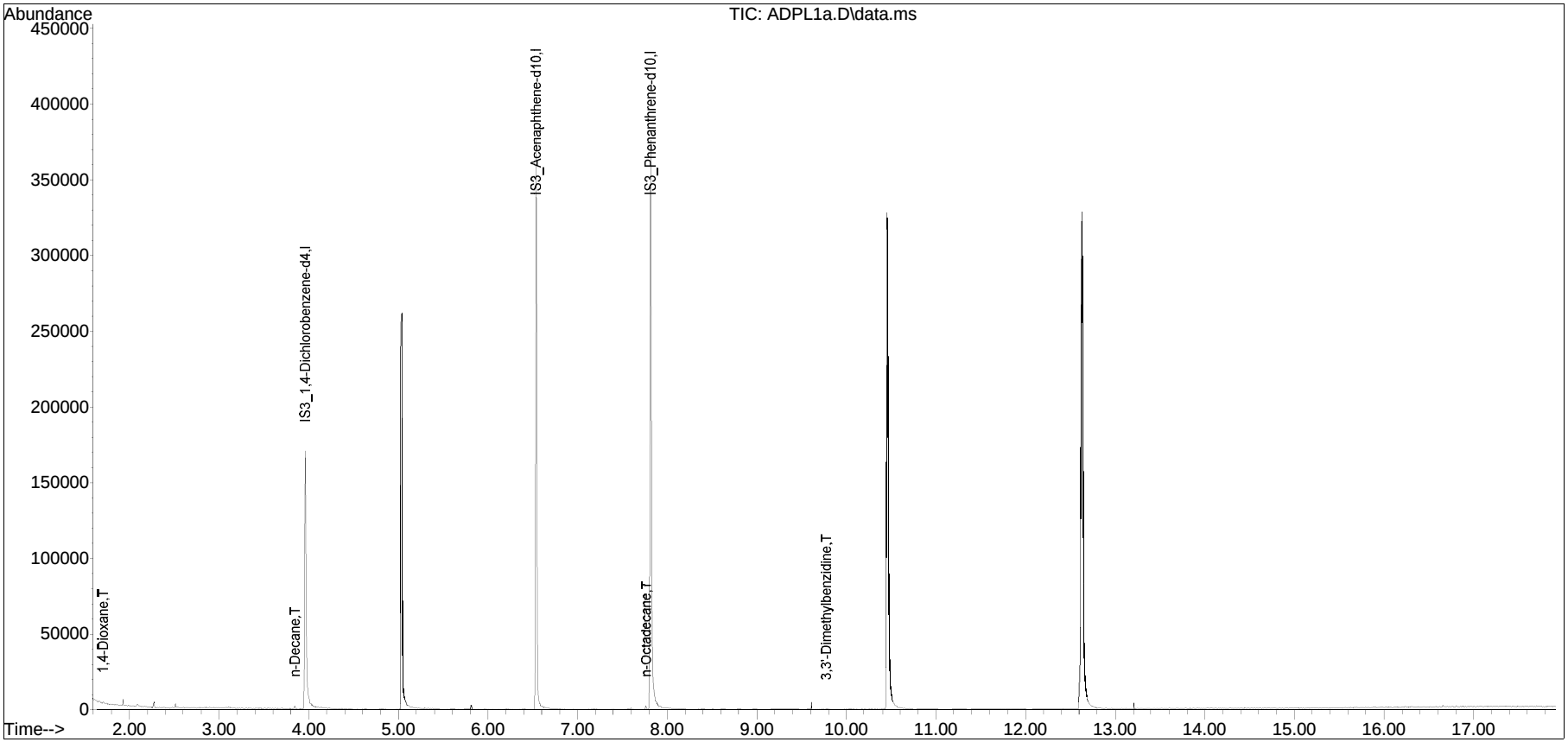

Manual Integration Report

Data Path	: I:\8270\Mork\200911ICAL\	QMethod	: FS200911mork.m
Data File	: ADPL1a.D	Operator	: MORK:dw
Date Inj'd	: 9/15/2020 11:28 am	Instrument	: Mork
Sample	: IL29,32,,ADPL0.5 Lot# 8919	Quant Date	: 9/15/2020 4:45 pm

There are no manual integrations or false positives in this file.

Evaluate Continuing Calibration Report

Data Path : I:\8270\Mork\200911ICAL\
Data File : ADPICVb.D
Acq On : 15 Sep 2020 3:01 pm
Operator : MORK:dw
Sample : CQICV3,32,,ADPICV Lot# 8713
Misc : WG1412677,,
ALS Vial : 5 Sample Multiplier: 1

Quant Time: Sep 15 16:44:55 2020
Quant Method : I:\8270\Mork\200911ICAL\FS200911mork.m
Quant Title : Semivolatiles by GC/MS by modified 8270
QLast Update : Tue Sep 15 16:44:27 2020
Response via : Initial Calibration

Min. RRF : 0.000 Min. Rel. Area : 50% Max. R.T. Dev 0.50min
Max. RRF Dev : 20% Max. Rel. Area : 200%

		Compound		AvgRF	CCRF	%Dev	Area%	Dev(min)
32	I	IS3_1,4-Dichlorobenzene-d4		1.000	1.000	0.0	109	-0.01
33	T	1,4-Dioxane	*	50.000	41.673	16.7	98	0.00
34	T	n-Decane		1.439	1.263	12.2	97	0.00
86	I	IS3_Acenaphthene-d10		1.000	1.000	0.0	108	0.00
87	T	Atrazine		0.325	0.285	12.3	97	0.00
102	I	IS3_Phenanthrene-d10		1.000	1.000	0.0	110	0.00
103	T	n-Octadecane		0.434	0.394	9.2	101	0.00
104	T	Parathion	*	50.000	41.031	17.9	99	0.00
105	T	3,3'-Dimethylbenzidine	*	50.000	39.137	21.7#	96	-0.01

* Evaluation of CC level amount vs concentration.
(#) = Out of Range SPCC's out = 0 CCC's out = 0

Quantitation Report (QT Reviewed)

Data Path : I:\8270\Mork\200911ICAL\
Data File : ADPICVb.D
Acq On : 15 Sep 2020 3:01 pm
Operator : MORK:dw
Sample : CQICV3,32,,ADPICV Lot# 8713
Misc : WG1412677,,
ALS Vial : 5 Sample Multiplier: 1

Quant Time: Sep 15 16:44:55 2020
Quant Method : I:\8270\Mork\200911ICAL\FS200911mork.m
Quant Title : Semivolatiles by GC/MS by modified 8270
QLast Update : Tue Sep 15 16:44:27 2020
Response via : Initial Calibration

Sub List : ADPical_REV2 - ADP sublist

Compound	R.T.	QIon	Response	Conc	Units	Dev(Min)
Internal Standards						
32) IS3_1,4-Dichlorobenzen...	3.949	152	59273	40.000	ug/ml	-0.01
86) IS3_Acenaphthene-d10	6.535	164	135551	40.000	ug/ml	0.00
102) IS3_Phenanthrene-d10	7.815	188	280837	40.000	ug/ml	# 0.00
System Monitoring Compounds						
Target Compounds						Qvalue
33) 1,4-Dioxane	1.687	88	34527	41.673	ug/ml#	82
34) n-Decane	3.838	57	93542	43.881	ug/ml	90
87) Atrazine	7.598	200	48362	43.909	ug/ml	95
103) n-Octadecane	7.763	57	138156	45.323	ug/ml	90
104) Parathion	8.497	109	35039	41.031	ug/ml	99
105) 3,3'-Dimethylbenzidine	9.766	212	218386	39.137	ug/ml	98

(#) = qualifier out of range (m) = manual integration (+) = signals summed

Quantitation Report (QT Reviewed)

Data Path : I:\8270\Mork\200911ICAL\
Data File : ADPICVb.D
Acq On : 15 Sep 2020 3:01 pm
Operator : MORK:dw
Sample : CQICV3,32,,ADPICV Lot# 8713
Misc : WG1412677,,
ALS Vial : 5 Sample Multiplier: 1

Quant Time: Sep 15 16:44:55 2020
Quant Method : I:\8270\Mork\200911ICAL\FS200911mork.m
Quant Title : Semivolatiles by GC/MS by modified 8270
QLast Update : Tue Sep 15 16:44:27 2020
Response via : Initial Calibration

Sub List : ADPical_REV2 - ADP sublist

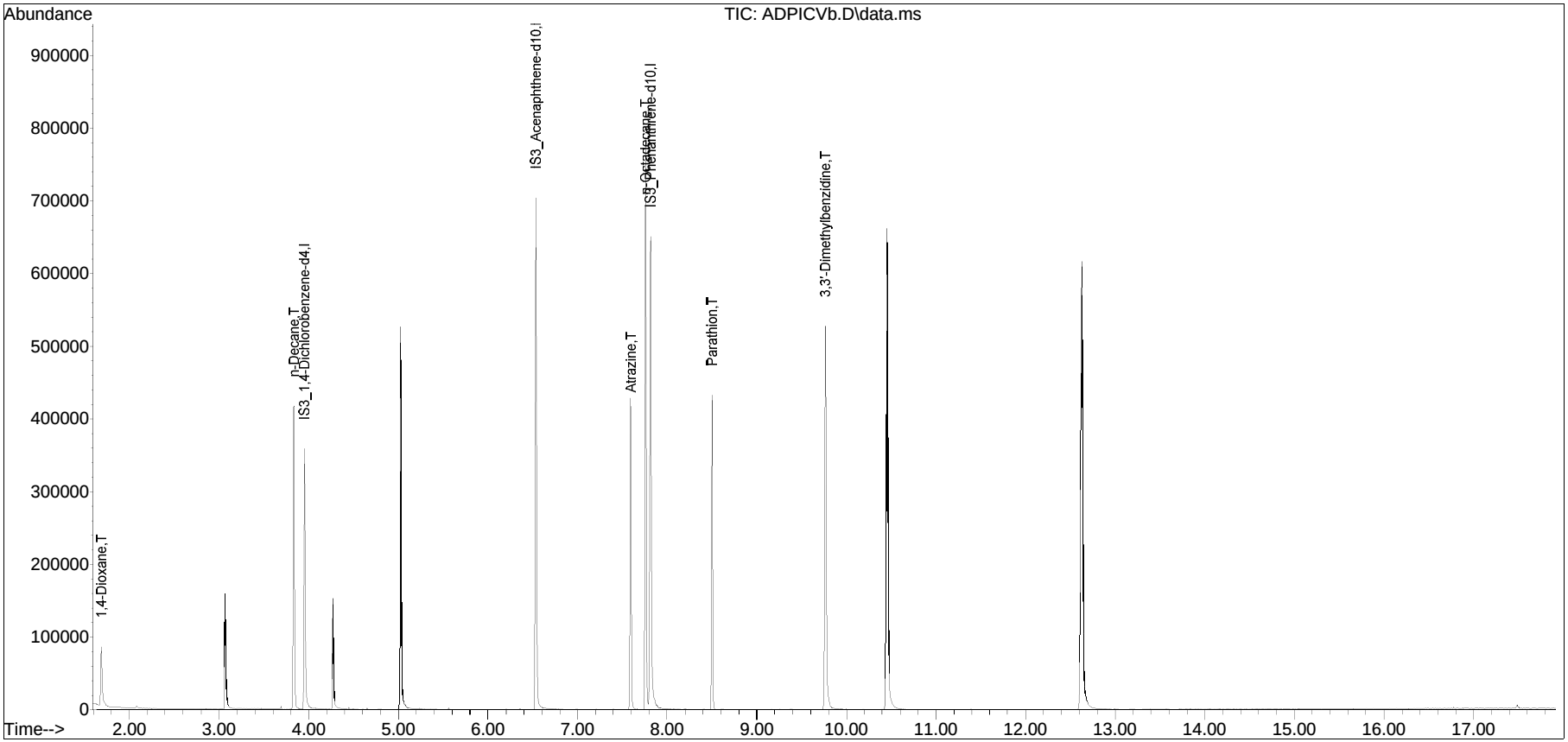

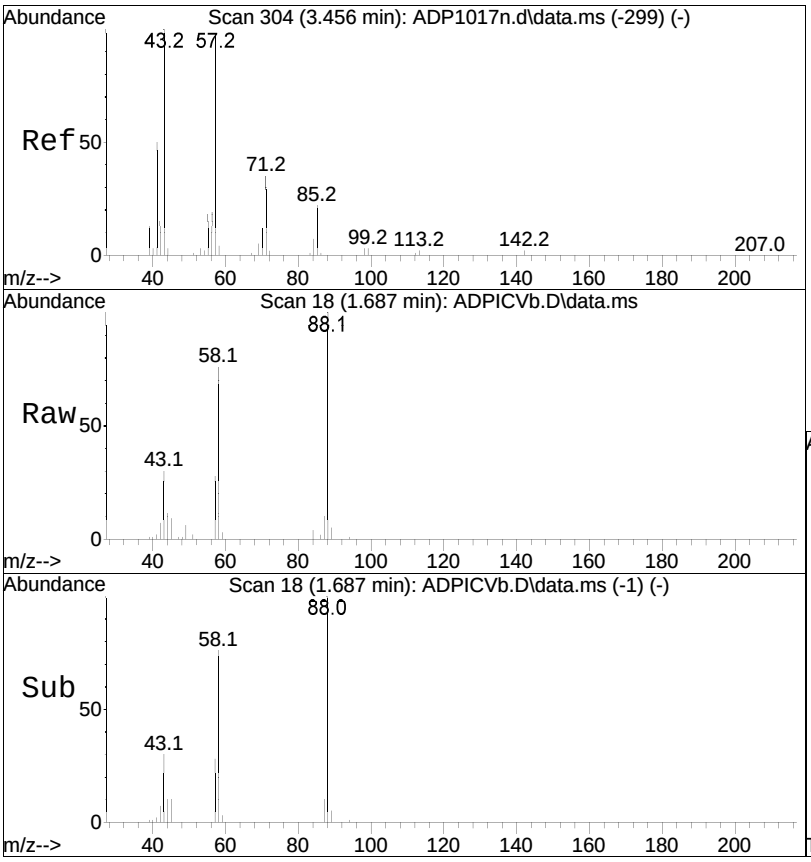

#33
1,4-Dioxane
Concen: 41.67 ug/ml
RT: 1.687 min Scan# 18
Delta R.T. -0.006 min
Lab File: ADPICVb.D
Acq: 15 Sep 2020 3:01 pm

Tgt Ion: 88 Resp: 34527

Ion	Ratio	Lower	Upper
88	100		
58	72.8	44.8	67.2#
43	29.2	20.8	31.2

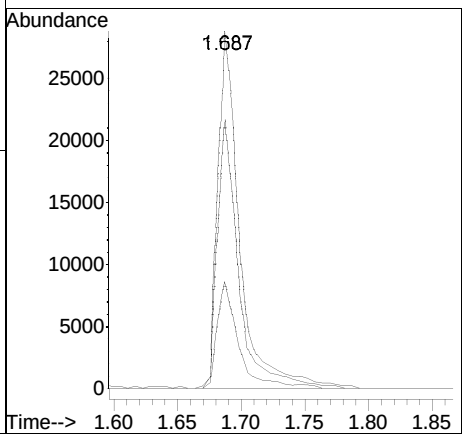

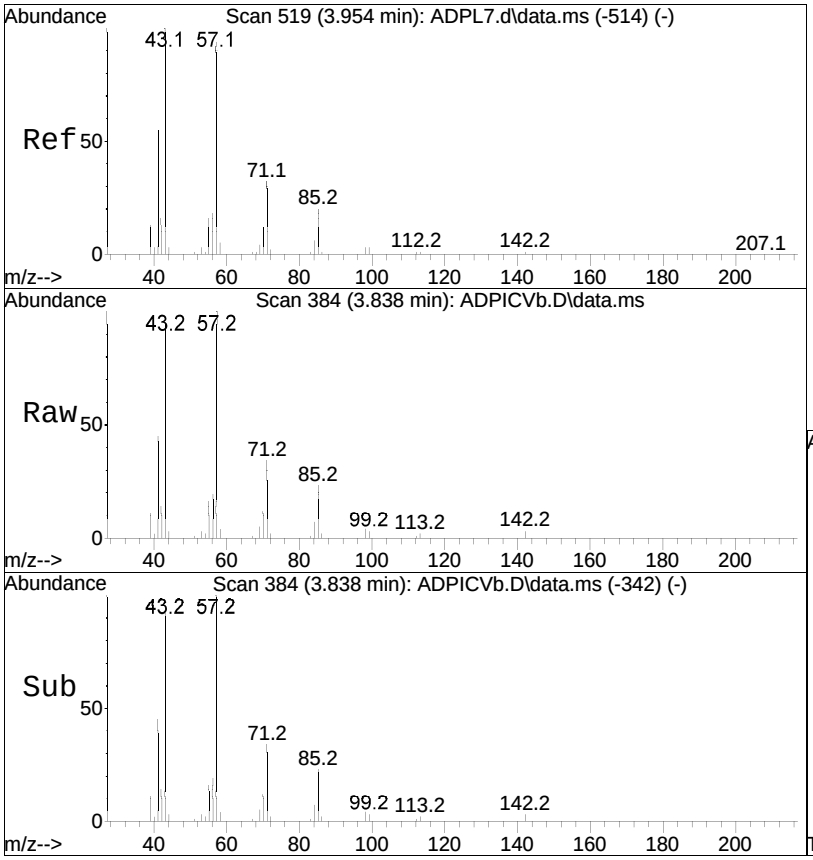

#34
n-Decane
Concen: 43.88 ug/ml
RT: 3.838 min Scan# 384
Delta R.T. -0.006 min
Lab File: ADPICVb.D
Acq: 15 Sep 2020 3:01 pm

Tgt Ion: 57 Resp: 93542

Ion	Ratio	Lower	Upper
57	100		
43	97.0	84.2	126.2
41	46.2	45.8	68.8

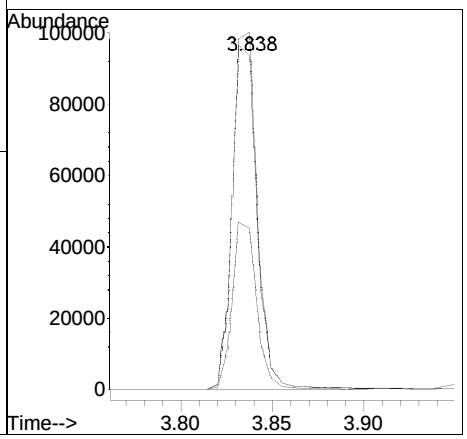

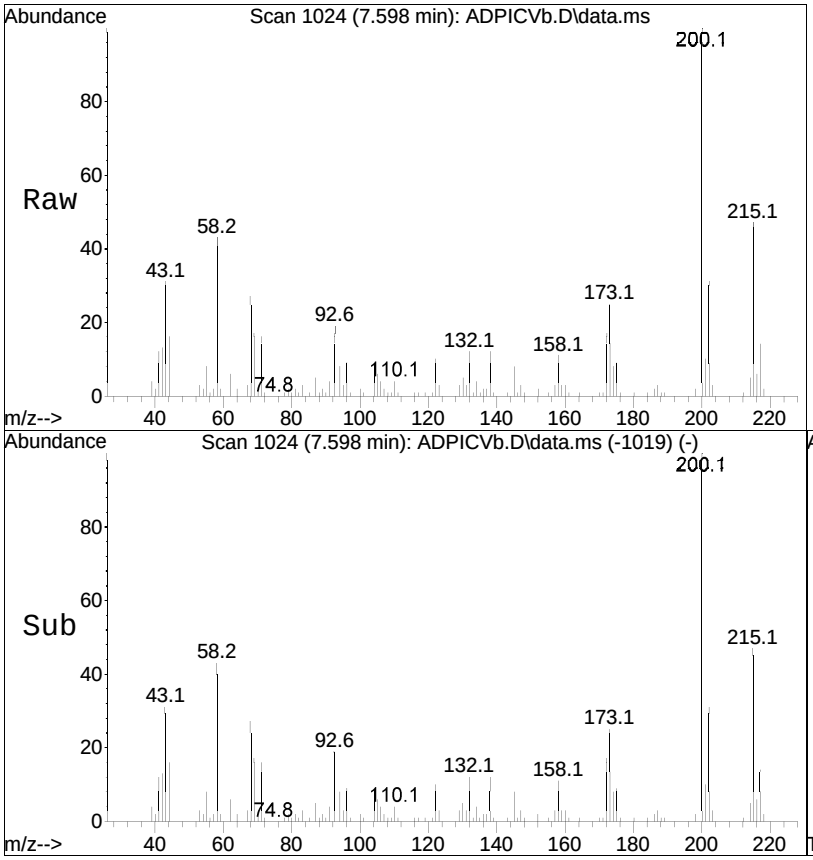

#87
Atrazine
Concen: 43.91 ug/ml
RT: 7.598 min Scan# 1024
Delta R.T. -0.006 min
Lab File: ADPICVb.D
Acq: 15 Sep 2020 3:01 pm

Tgt Ion:200 Resp: 48362

Ion	Ratio	Lower	Upper
200	100		
202	31.2	25.8	38.8
215	45.2	40.3	60.5

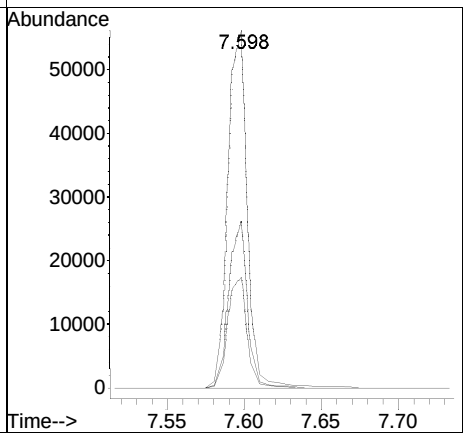

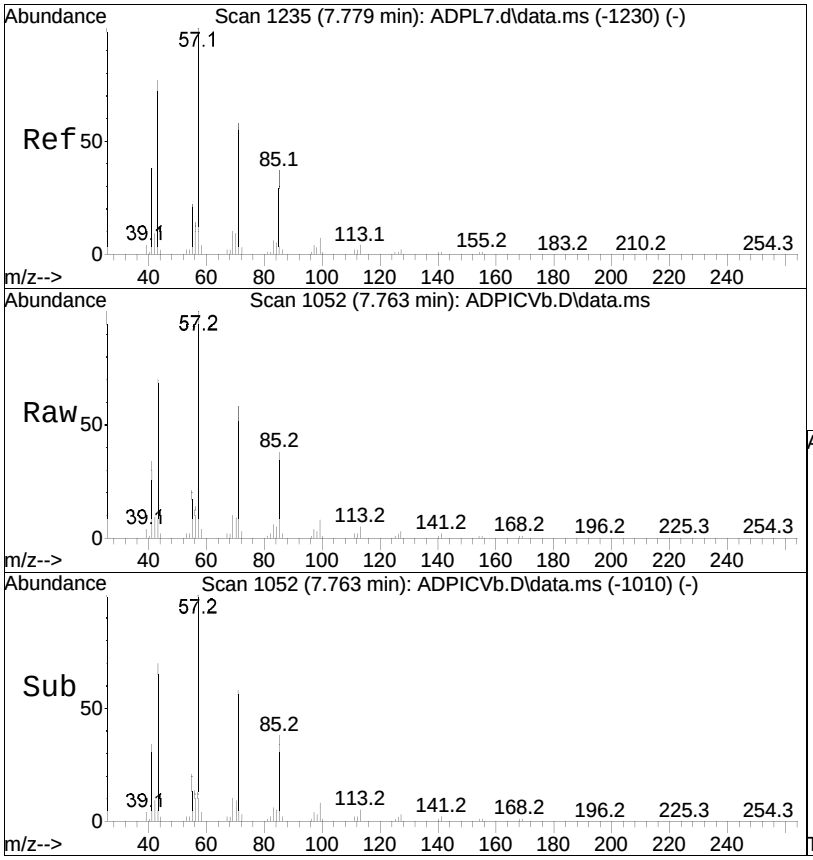

#103
n-Octadecane
Concen: 45.32 ug/ml
RT: 7.763 min Scan# 1052
Delta R.T. -0.006 min
Lab File: ADPICVb.D
Acq: 15 Sep 2020 3:01 pm

Tgt Ion: 57 Resp: 138156

Ion	Ratio	Lower	Upper
57	100		
43	69.4	65.0	97.4
71	57.9	50.5	75.7

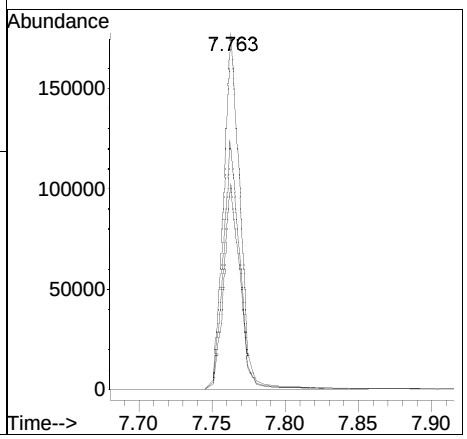

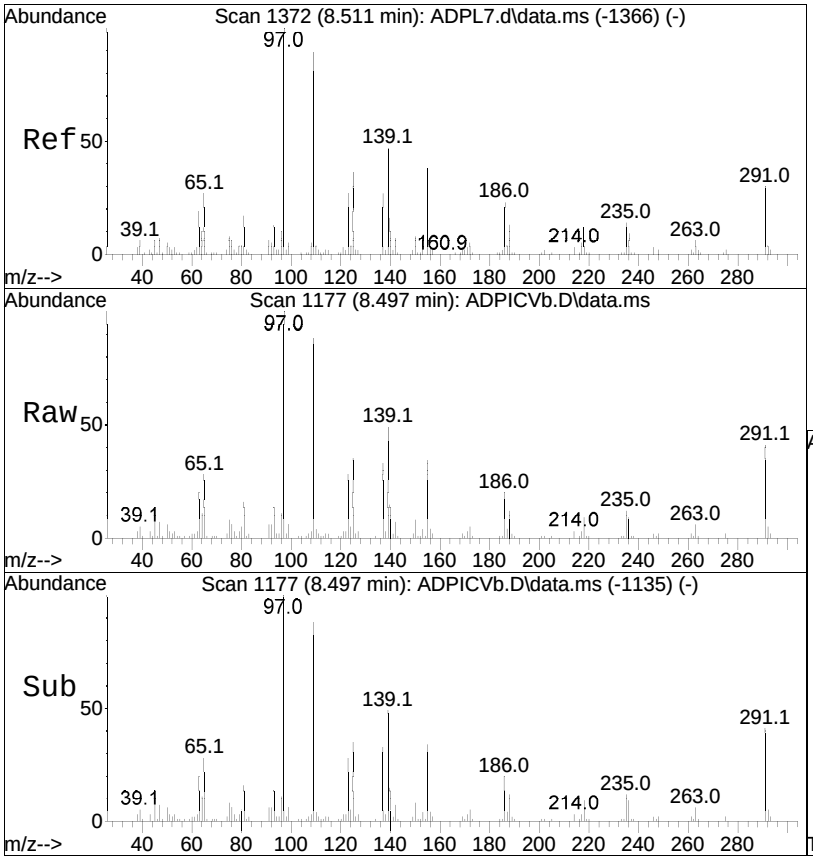

#104
Parathion
Concen: 41.03 ug/ml
RT: 8.497 min Scan# 1177
Delta R.T. -0.006 min
Lab File: ADPICVb.D
Acq: 15 Sep 2020 3:01 pm

Tgt Ion:109 Resp: 35039

Ion	Ratio	Lower	Upper
109	100		
97	111.4	88.6	133.0
291	46.0	36.5	54.7

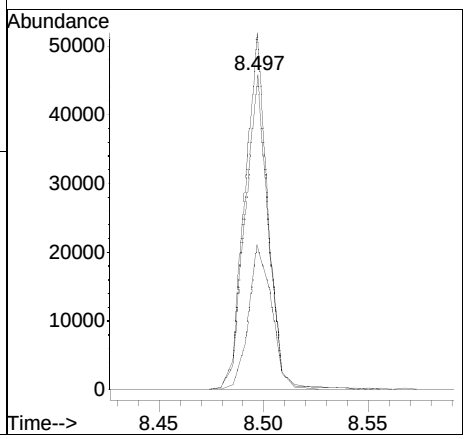



#105
3,3'-Dimethylbenzidine
Concen: 39.14 ug/ml
RT: 9.766 min Scan# 1393
Delta R.T. -0.012 min
Lab File: ADPICVb.D
Acq: 15 Sep 2020 3:01 pm

Tgt Ion:212 Resp: 218386

Ion	Ratio	Lower	Upper
212	100		
211	16.0	13.2	19.8
213	18.6	13.9	20.9

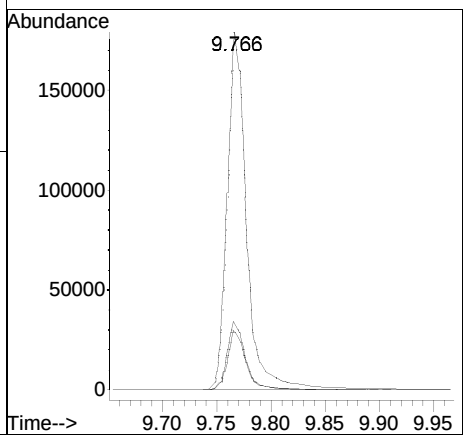

Manual Integration Report

Data Path	: I:\8270\Mork\200911ICAL\	QMethod	: FS200911mork.m
Data File	: ADPICVb.D	Operator	: MORK:dw
Date Inj'd	: 9/15/2020 3:01 pm	Instrument	: Mork
Sample	: CQICV3,32,,ADPICV Lot# 871	Quant Date	: 9/15/2020 4:44 pm

There are no manual integrations or false positives in this file.

Response Factor Report SV109

Method Path : I:\8270\SV109\201006ical\
Method File : FS201006SV109.m
Title : Semivolatiles by GC/MS by modified 8270
Last Update : Thu Oct 08 14:43:38 2020
Response Via : Initial Calibration

Calibration Files
1.0 =AP9L1.D 2.0 =AP9L2.D 3.0 =ABNL3.D 5.0 =AP9L4.D 10 =AP9L5.D 20 =AP9L6.D 50 =AP9L7.D
100 =AP9L8.D 150 =AP9L9.D 200 =ADPL10.D

		Compound	1.0	2.0	3.0	5.0	10	20	50	100	150	200	Avg	%RSD
1)	I	IS1_1,4-Dichlorobenzene-d4	ISTD											
2)	t	N-Nitrosodimethylamine	1.059	0.947	0.871	0.902	0.888	0.876	0.882	0.884	0.924	0.900	0.913	6.16
3)	t	Pyridine	1.612	1.561	1.431	1.502	1.535	1.470	1.499	1.490	1.584	1.537	1.522	3.59
4)	S	2-Fluorophenol	1.549	1.342	1.262	1.323	1.298	1.293	1.298	1.304	1.352	1.336	1.336	5.95
5)	T	Aniline	2.701	2.347	2.218	2.155	2.184	2.138	2.174	2.148	2.247	2.148	2.246	7.65
6)	t	2-Chlorophenol	1.665	1.487	1.420	1.385	1.384	1.384	1.411	1.399	1.458	1.410	1.440	5.96
7)	S	Phenol-d6	1.987	1.652	1.581	1.576	1.588	1.571	1.617	1.578	1.676	1.584	1.641	7.71
8)	T	Phenol	2.431	2.013	1.970	1.740	1.760	1.742	1.734	1.709	1.807	1.719	1.863	12.15
9)	T	bis(2-Chloroethyl)ether	1.732	1.496	1.451	1.408	1.391	1.371	1.333	1.298	1.391	1.334	1.421	8.71
10)	T	1,3-Dichlorobenzene	2.004	1.762	1.598	1.642	1.601	1.559	1.542	1.512	1.536	1.532	1.629	9.25
11)	T	1,4-Dichlorobenzene	2.107	1.804	1.649	1.682	1.624	1.571	1.560	1.546	1.557	1.537	1.664	10.59
12)	T	1,2-Dichlorobenzene	1.968	1.751	1.614	1.583	1.554	1.518	1.496	1.480	1.509	1.471	1.594	9.75
13)	t	Benzyl alcohol	1.445	1.207	1.133	1.112	1.155	1.162	1.190	1.182	1.244	1.152	1.198	7.88
14)	T	bis(2-chloroisopropyl)ether	2.607	2.266	2.149	2.031	2.034	2.069	2.009	1.979	1.995	1.880	2.102	9.76
15)	T	2-Methylphenol	1.565	1.341	1.333	1.303	1.325	1.287	1.326	1.307	1.367	1.271	1.342	6.17
16)	T	Hexachloroethane	0.797	0.682	0.618	0.612	0.632	0.623	0.607	0.613	0.612	0.613	0.641	9.19
17)	T	n-Nitrosodi-n-propylamine	1.228	1.097	1.015	0.984	0.989	0.993	1.025	0.997	1.050	0.953	1.033	7.68
18)	T	3-Methylphenol/4-Methylphenol	1.728	1.497	1.414	1.352	1.420	1.374	1.405	1.356	1.452	1.342	1.434	7.97
19)	S	Nitrobenzene-d5	1.914	1.606	1.563	1.425	1.510	1.486	1.526	1.506	1.569	1.479	1.558	8.66
20)	T	Nitrobenzene	1.828	1.605	1.567	1.463	1.515	1.499	1.519	1.500	1.567	1.454	1.552	6.97
21)	T	Isophorone	3.382	2.878	2.777	2.596	2.760	2.773	2.811	2.739	2.892	2.610	2.822	7.77
22)	T	2-Nitrophenol	0.823	0.725	0.687	0.673	0.707	0.744	0.771	0.781	0.823	0.771	0.751	7.00
23)	T	2,4-Dimethylphenol	1.770	1.503	1.426	1.377	1.406	1.457	1.478	1.450	1.539	1.417	1.482	7.53
24)	T	bis(2-Chloroethoxy)methane	2.204	1.943	1.861	1.754	1.786	1.764	1.758	1.702	1.779	1.644	1.820	8.65
25)	T	2,4-Dichlorophenol	1.394	1.300	1.241	1.174	1.195	1.211	1.217	1.199	1.245	1.154	1.233	5.66
26)	T	1,2,4-Trichlorobenzene	1.635	1.418	1.356	1.268	1.266	1.244	1.246	1.238	1.268	1.203	1.314	9.80
27)	I	IS2_1,4-Dichlorobenzene-d4	ISTD											
28)	T	Benzaldehyde		1.273	1.239	1.228	1.190	1.219	1.251	1.226	1.307	1.265	1.244	2.77
29)	T	Acetophenone		2.149	2.092	2.172	2.014	2.086	2.145	2.086	2.229	2.170	2.127	2.99
30)	T	m-Toluidine		2.117	2.092	2.132	2.060	2.076	2.157	2.100	2.246	2.174	2.128	2.71
31)	T	2-Chloroaniline		1.839	1.830	1.843	1.813	1.819	1.880	1.820	1.949	1.908	1.856	2.53
32)	I	IS3_1,4-Dichlorobenzene-d4	ISTD											
33)		1,4-Dioxane	0.755	0.661	0.576	0.525	0.516	0.513	0.509	0.495	0.498	0.496	0.554	15.72
34)	T	n-Decane	1.871	1.624	1.505	1.537	1.504	1.538	1.537	1.530	1.508	1.516	1.567	7.17
35)	I	IS1_Naphthalene-d8	ISTD											
36)	T	Naphthalene	1.310	1.147	1.058	1.047	1.034	1.001	0.995	0.982	0.977	0.961	1.051	10.05
37)	T	Benzoic Acid				0.189	0.225	0.249	0.280	0.286	0.303	0.285	0.259	15.65
38)	T	4-Chloroaniline	0.162	0.149	0.138	0.135	0.135	0.134	0.136	0.135	0.136	0.132	0.139	6.58
39)	T	Hexachlorobutadiene	0.203	0.183	0.164	0.169	0.167	0.169	0.166	0.165	0.163	0.165	0.171	7.36
40)	T	p-Chloro-m-cresol	0.339	0.307	0.284	0.288	0.295	0.298	0.307	0.304	0.313	0.302	0.304	5.03
41)	T	2-Methylnaphthalene	0.855	0.750	0.703	0.688	0.688	0.674	0.677	0.664	0.673	0.663	0.703	8.39
42)	T	1-Methylnaphthalene	0.293	0.254	0.237	0.233	0.232	0.225	0.228	0.224	0.225	0.220	0.237	9.26
43)	T	Hexachlorocyclopentadiene			0.146	0.150	0.167	0.184	0.202	0.209	0.217	0.213	0.186	15.42
44)	T	2,4,6-Trichlorophenol	0.220	0.209	0.199	0.189	0.198	0.195	0.203	0.205	0.209	0.201	0.203	4.21
45)	T	2,4,5-Trichlorophenol	0.253	0.220	0.203	0.206	0.212	0.213	0.220	0.219	0.219	0.212	0.218	6.27

Response Factor Report SV109

Method Path : I:\8270\SV109\201006ical\
Method File : FS201006SV109.m
Title : Semivolatiles by GC/MS by modified 8270
Last Update : Thu Oct 08 14:43:38 2020
Response Via : Initial Calibration

Calibration Files
1.0 =AP9L1.D 2.0 =AP9L2.D 3.0 =ABNL3.D 5.0 =AP9L4.D 10 =AP9L5.D 20 =AP9L6.D 50 =AP9L7.D
100 =AP9L8.D 150 =AP9L9.D 200 =ADPL10.D

		Compound	1.0	2.0	3.0	5.0	10	20	50	100	150	200	Avg	%RSD
46)	S	2-Fluorobiphenyl	0.947	0.840	0.768	0.755	0.721	0.717	0.717	0.696	0.698	0.681	0.754	10.88
47)	T	2-Chloronaphthalene	0.824	0.721	0.684	0.651	0.650	0.634	0.640	0.628	0.632	0.613	0.668	9.47
48)	T	2-Nitroaniline		0.193	0.188	0.193	0.208	0.210	0.227	0.225	0.233	0.223	0.211	7.96
49)	T	1,4-Dinitrobenzene		0.084	0.084	0.080	0.087	0.091	0.102	0.102	0.106	0.099	0.093	10.18
50)	T	1,3-Dinitrobenzene		0.099	0.097	0.095	0.104	0.107	0.113	0.115	0.117	0.111	0.106	7.61
51)	T	Dimethyl phthalate	0.980	0.852	0.766	0.763	0.760	0.747	0.757	0.737	0.749	0.705	0.782	10.11
52)	T	Acenaphthylene	1.324	1.162	1.092	1.066	1.072	1.050	1.073	1.035	1.047	1.004	1.092	8.38
53)	T	2,6-Dinitrotoluene	0.176	0.159	0.152	0.147	0.157	0.159	0.167	0.162	0.165	0.157	0.160	4.92
54)	T	1,2-Dinitrobenzene		0.068	0.071	0.066	0.070	0.071	0.073	0.072	0.072	0.068	0.070	3.29
55)	I	IS2_Naphthalene-d8	----------ISTD----------											
56)	T	a-Terpineol		0.305	0.293	0.304	0.304	0.314	0.330	0.315	0.330	0.327	0.314	4.26
57)	T	3-Chloroaniline		0.151	0.149	0.144	0.146	0.150	0.154	0.148	0.156	0.154	0.150	2.57
58)	T	2,6-Dichlorophenol		0.281	0.264	0.275	0.273	0.282	0.296	0.282	0.302	0.295	0.283	4.25
59)	T	1-chloro-2-nitrobenzene		0.142	0.137	0.139	0.134	0.142	0.148	0.145	0.152	0.150	0.143	4.22
60)	T	Caprolactam				0.163	0.160	0.171	0.186	0.181	0.196	0.192	0.178	7.87
61)	T	1,2,4,5-Tetrachlorobenzene		0.314	0.305	0.299	0.288	0.289	0.298	0.281	0.292	0.297	0.296	3.32
62)	T	Biphenyl		0.888	0.838	0.841	0.808	0.812	0.833	0.782	0.825	0.809	0.826	3.58
63)	I	IS1_Acenaphthene-d10	----------ISTD----------											
64)	T	3-Nitroaniline		0.327	0.322	0.335	0.358	0.359	0.375	0.376	0.378	0.368	0.355	6.13
65)	T	Acenaphthene	1.440	1.248	1.140	1.155	1.133	1.080	1.099	1.086	1.094	1.089	1.156	9.65
66)	T	2,4-Dinitrophenol				0.101	0.131	0.157	0.189	0.197	0.206	0.198	*L	0.9991
67)	T	Dibenzofuran	2.182	1.889	1.779	1.771	1.739	1.672	1.666	1.644	1.629	1.601	1.757	9.83
68)	T	2,4-Dinitrotoluene	0.412	0.378	0.378	0.375	0.389	0.406	0.421	0.420	0.423	0.405	0.401	4.75
69)	T	4-Nitrophenol		0.258	0.243	0.258	0.274	0.279	0.297	0.312	0.314	0.299	0.282	8.99
70)	T	2,3,5,6-Tetrachlorophenol		0.277	0.281	0.281	0.308	0.303	0.323	0.329	0.337	0.329	0.308	7.62
71)	T	2,3,4,6-Tetrachlorophenol	0.327	0.314	0.281	0.289	0.304	0.310	0.320	0.328	0.327	0.322	0.312	5.23
72)	T	Diethyl phthalate	1.673	1.492	1.388	1.375	1.381	1.401	1.414	1.393	1.414	1.349	1.428	6.57
73)	T	Fluorene	1.630	1.438	1.338	1.334	1.349	1.310	1.325	1.319	1.325	1.301	1.367	7.32
74)	T	4-Chlorophenyl-phenylether	0.761	0.684	0.599	0.610	0.607	0.587	0.594	0.586	0.585	0.580	0.619	9.39
75)	T	4-Nitroaniline		0.324	0.313	0.328	0.347	0.350	0.371	0.366	0.367	0.346	0.346	5.98
76)	T	4,6-Dinitro-o-cresol				0.147	0.153	0.175	0.204	0.228	0.233	0.239	0.225	0.200	18.56
77)	T	NDPA/DPA	1.398	1.191	1.119	1.129	1.116	1.111	1.123	1.121	1.118	1.094	1.152	7.82
78)	T	Azobenzene	1.643	1.496	1.366	1.402	1.399	1.397	1.413	1.396	1.373	1.333	1.422	6.21
79)	S	2,4,6-Tribromophenol	0.179	0.172	0.185	0.184	0.181	0.182	0.194	0.196	0.206	0.197	0.188	5.51
80)	T	4-Bromophenyl-phenylether	0.418	0.378	0.341	0.350	0.342	0.337	0.345	0.343	0.355	0.343	0.355	7.01
81)	T	Hexachlorobenzene	0.501	0.420	0.425	0.415	0.402	0.384	0.388	0.398	0.408	0.392	0.413	8.17
82)	T	Pentachlorophenol				0.165	0.181	0.198	0.226	0.245	0.263	0.272	0.257	0.226	17.74
83)	I	IS2_Acenaphthene-d10	----------ISTD----------											
84)	T	Dichloran				0.100	0.112	0.125	0.144	0.172	0.169	0.184	0.189	*L	0.9973
85)	T	Pentachloronitrobenzene				0.114	0.143	0.151	0.161	0.173	0.166	0.175	0.181	0.158	13.73
86)	I	IS3_Acenaphthene-d10	----------ISTD----------											
87)	T	Atrazine				0.287	0.294	0.306	0.326	0.334	0.336	0.331	0.347	0.320	6.76
88)	I	IS1_Phenanthrene-d10	----------ISTD----------											
89)	T	Phenanthrene	1.446	1.230	1.146	1.166	1.104	1.103	1.089	1.095	1.091	1.091	1.156	9.64
90)	T	Anthracene	1.365	1.217	1.125	1.140	1.130	1.118	1.120	1.140	1.138	1.126	1.162	6.62

Response Factor Report SV109

Method Path : I:\8270\SV109\201006ical\
Method File : FS201006SV109.m
Title : Semivolatiles by GC/MS by modified 8270
Last Update : Thu Oct 08 14:43:38 2020
Response Via : Initial Calibration

Calibration Files
1.0 =AP9L1.D 2.0 =AP9L2.D 3.0 =ABNL3.D 5.0 =AP9L4.D 10 =AP9L5.D 20 =AP9L6.D 50 =AP9L7.D
100 =AP9L8.D 150 =AP9L9.D 200 =ADPL10.D

		Compound	1.0	2.0	3.0	5.0	10	20	50	100	150	200	Avg	%RSD
91)	T	Carbazole	1.314	1.112	1.067	1.066	1.074	1.075	1.073	1.089	1.082	1.060	1.101	6.93
92)	T	Di-n-butylphthalate	1.278	1.163	1.099	1.118	1.158	1.291	1.306	1.355	1.358	1.292	1.242	7.87
93)	T	Fluoranthene	1.433	1.166	1.139	1.156	1.151	1.165	1.182	1.213	1.204	1.182	1.199	7.11
94)	T	Benzidine		0.674	0.701	0.723	0.761	0.823	0.894	0.930	0.922	0.881	*L	0.9990
95)	T	Pyrene	1.571	1.261	1.254	1.262	1.221	1.230	1.235	1.267	1.248	1.215	1.277	8.23
96)	S	4-Terphenyl-d14	1.102	0.891	0.857	0.868	0.847	0.885	0.883	0.913	0.921	0.884	0.905	8.05
97)	T	Butyl benzyl phthalate			0.415	0.425	0.460	0.533	0.566	0.602	0.611	0.582	0.524	15.19
98)	I	IS2_Phenanthrene-d10	----------ISTD----------											
99)	T	Diphenamid		0.453	0.429	0.460	0.467	0.509	0.550	0.524	0.549	0.565	0.501	9.97
100)	I	IS3_Phenanthrene-d10	----------ISTD----------											
101)	T	n-Octadecane		0.443	0.443	0.449	0.458	0.504	0.489	0.510	0.486	0.501	0.476	5.79
102)	T	Parathion				0.069	0.084	0.102	0.124	0.140	0.138	0.151	*L	0.9962
103)	T	3,3'-Dimethylbenzidine			0.469	0.519	0.585	0.655	0.719	0.734	0.719	0.776	0.647	17.19
104)	I	IS1_Chrysene-d12	----------ISTD----------											
105)	T	Benzo[a]anthracene	1.646	1.380	1.267	1.253	1.262	1.238	1.254	1.257	1.261	1.240	1.306	9.66
106)	T	3,3'-Dichlorobenzidine		0.421	0.424	0.446	0.466	0.476	0.502	0.501	0.505	0.482	0.469	6.93
107)	T	Chrysene	1.659	1.425	1.286	1.255	1.250	1.191	1.199	1.171	1.164	1.146	1.275	12.37
108)	T	bis(2-Ethylhexyl)phthalate		0.680	0.670	0.674	0.764	0.862	0.875	0.880	0.926	0.855	0.798	12.78
109)	T	Di-n-octylphthalate			0.903	0.949	1.108	1.335	1.465	1.525	1.614	1.494	*L	0.9981
110)	T	Benzo(b)fluoranthene	1.356	1.184	1.103	1.191	1.198	1.160	1.213	1.192	1.180	1.208	1.198	5.31
111)	T	Benzo(k)fluoranthene	1.348	1.137	1.079	1.159	1.179	1.110	1.156	1.162	1.107	1.096	1.153	6.57
112)	T	Benzo(a)pyrene	1.148	0.950	0.934	1.006	1.036	0.995	1.064	1.065	1.032	1.050	1.028	5.99
113)	I	IS1_Perylene-d12	----------ISTD----------											
114)	T	Indeno(1,2,3-cd)pyrene	1.076	0.968	0.920	1.011	1.005	1.021	1.085	1.118	1.131	1.151	1.049	7.19
115)	T	Dibenzo[a,h]anthracene	1.226	1.082	0.995	1.069	1.064	1.076	1.123	1.129	1.174	1.185	1.112	6.19
116)	T	Benzo(g,h,i)perylene	1.298	1.135	1.050	1.150	1.123	1.101	1.153	1.157	1.157	1.188	1.151	5.56

(#) = Out of Range

Data Path : I:\8270\SV109\201006ical\
Data File : Tune1.D
Acq On : 6 Oct 2020 1:26 pm
Operator : sv109:
Sample : Tune1
Misc : WG1420146
ALS Vial : 141 Sample Multiplier: 1

Integration File: rteint.p

Method : I:\8270\SV109\201006ical\FS201006SV109.m
Title : Semivolatiles by GC/MS by modified 8270
Last Update : Thu Oct 08 14:43:38 2020

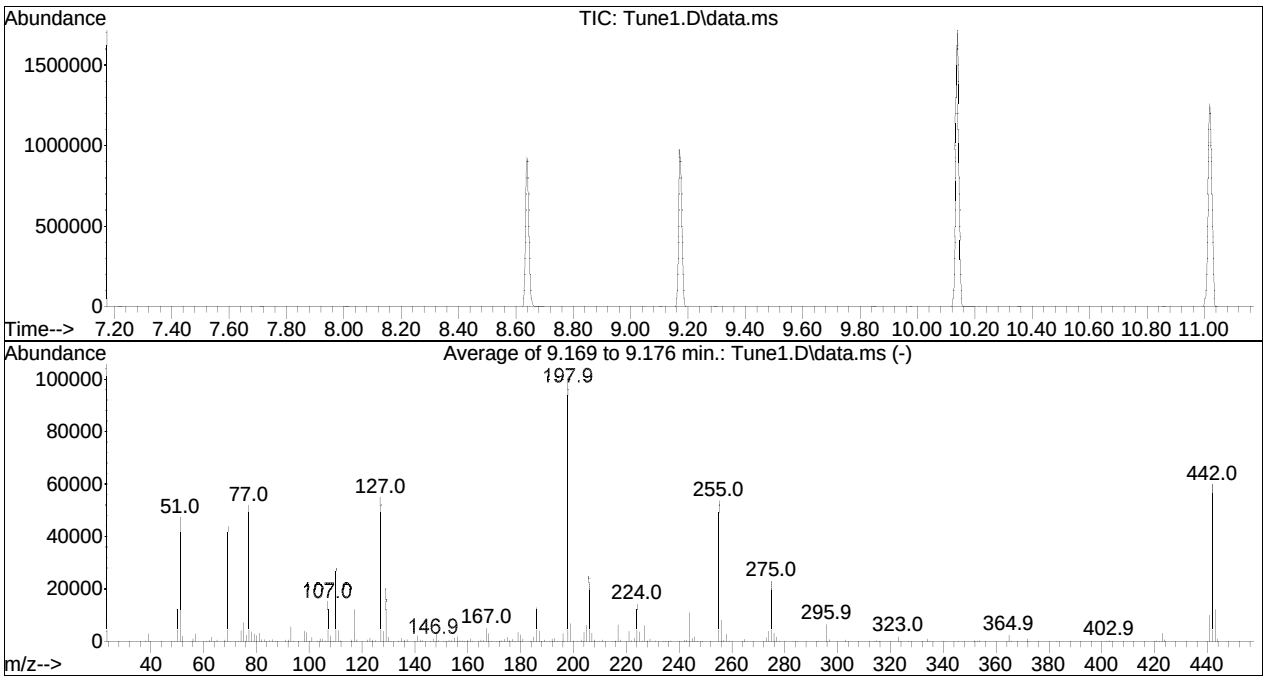

Spectrum Information: Average of 9.169 to 9.176 min.

Target Mass	Rel. to Mass	Lower Limit%	Upper Limit%	Rel. Abn%	Raw Abn	Result Pass/Fail
51	198	10	80	46.8	47107	PASS
68	69	0.00	2	1.9	853	PASS
69	69	100	100	100.0	43808	PASS
70	69	0.00	2	0.6	256	PASS
127	198	10	80	54.4	54760	PASS
197	198	0.00	2	0.0	0	PASS
198	198	100	100	100.0	100608	PASS
199	198	5	9	6.7	6730	PASS
275	198	10	60	22.9	23045	PASS
365	198	1	100	2.5	2529	PASS
441	442	0.01	24	16.4	9776	PASS
442	198	50	100	59.3	59664	PASS
443	442	15	24	19.9	11889	PASS

Quantitation Report (Qedit)

Data Path : I:\8270\SV109\201006ical\
Data File : Tune1.D
Acq On : 6 Oct 2020 1:26 pm
Operator : sv109:
Sample : Tune1
Misc : WG1420146
ALS Vial : 141 Sample Multiplier: 1

Quant Time: Oct 09 08:53:56 2020
Quant Method : I:\8270\SV109\201006ical\dftppsv109.m
Quant Title : Semivolatiles by GC/MS by modified 8270
QLast Update : Fri Oct 09 08:53:55 2020
Response via : Initial Calibration

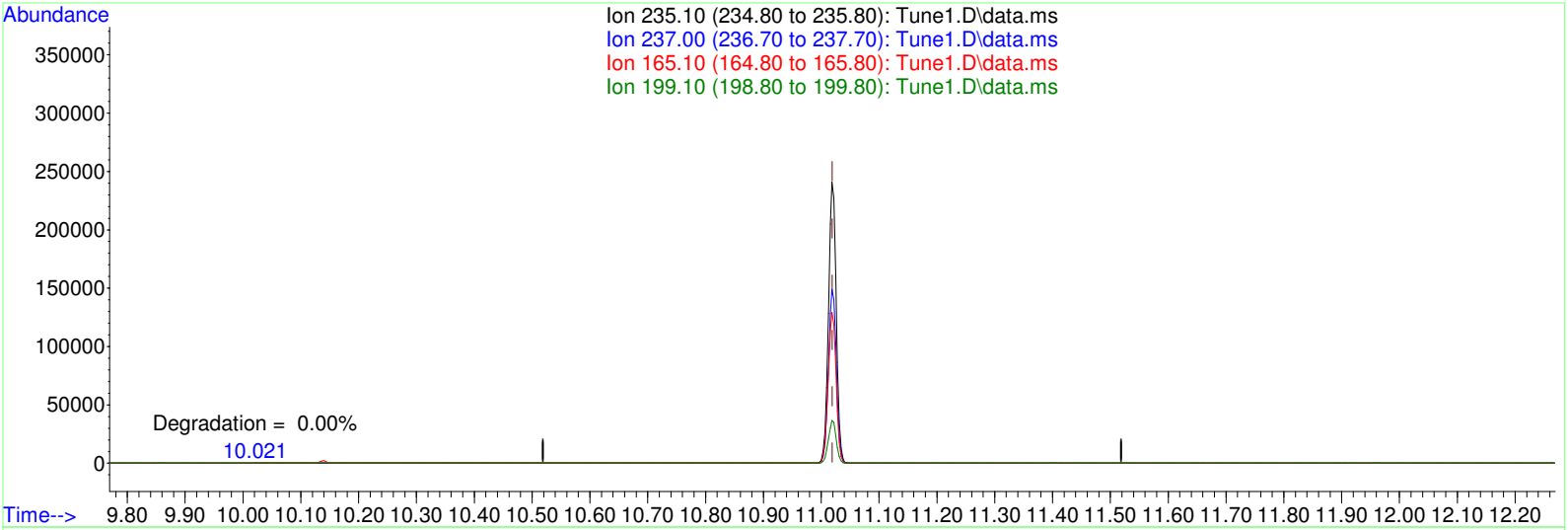

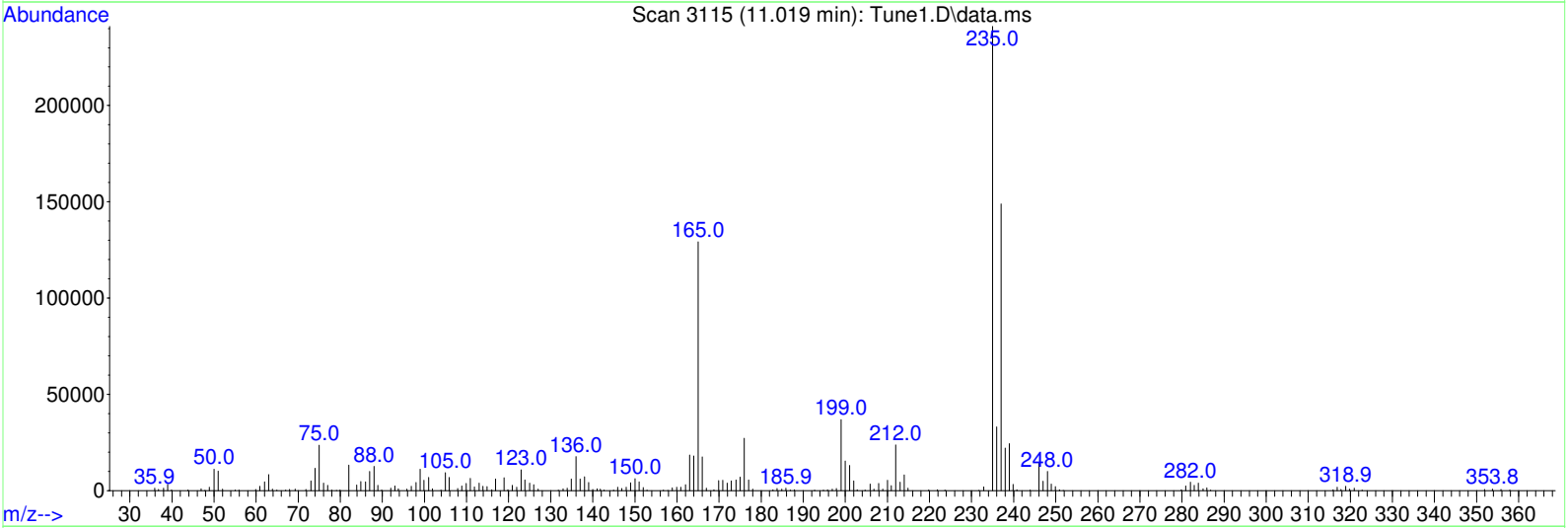

CHROMtools™ [Tune1]

(6) DDT (T)

11.019min (-0.000) 36.99 Lin

response 225483

Ion	Exp%	Act%
235.10	100.00	100.00
237.00	64.10	62.96
165.10	49.00	54.53
199.10	12.10	15.45

Quantitation Report (Qedit)

Data Path : I:\8270\SV109\201006ical\
Data File : Tune1.D
Acq On : 6 Oct 2020 1:26 pm
Operator : sv109:
Sample : Tune1
Misc : WG1420146
ALS Vial : 141 Sample Multiplier: 1

Quant Time: Oct 09 08:53:56 2020
Quant Method : I:\8270\SV109\201006ical\dftppsv109.m
Quant Title : Semivolatiles by GC/MS by modified 8270
QLast Update : Fri Oct 09 08:53:55 2020
Response via : Initial Calibration

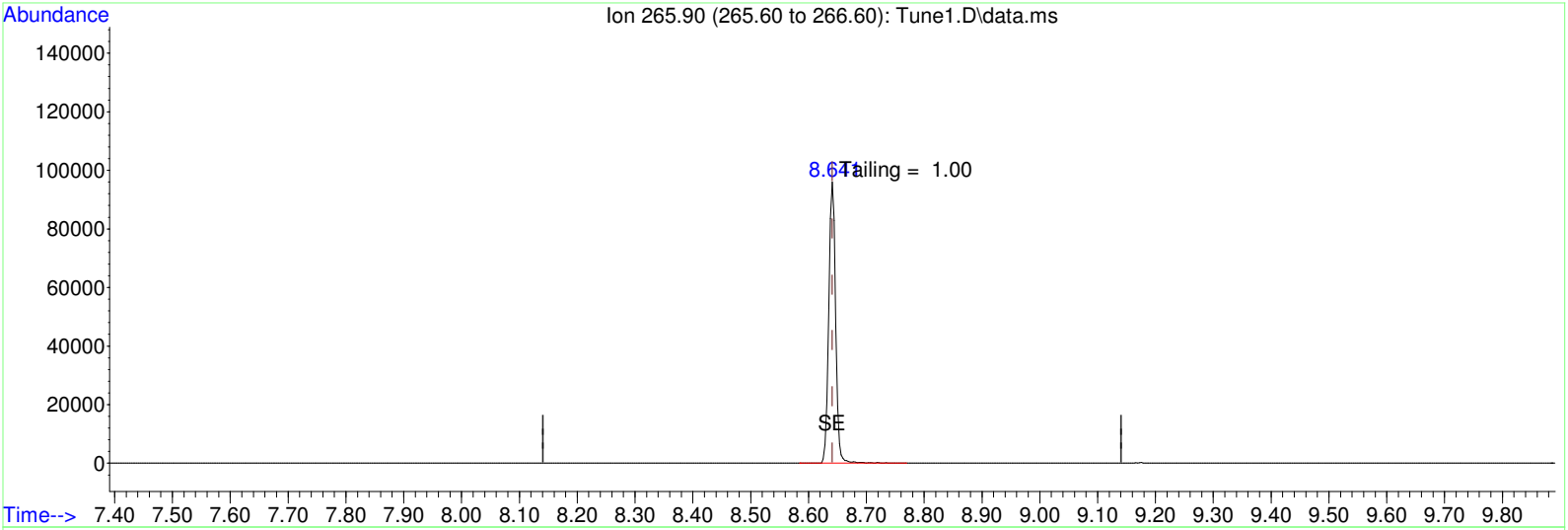

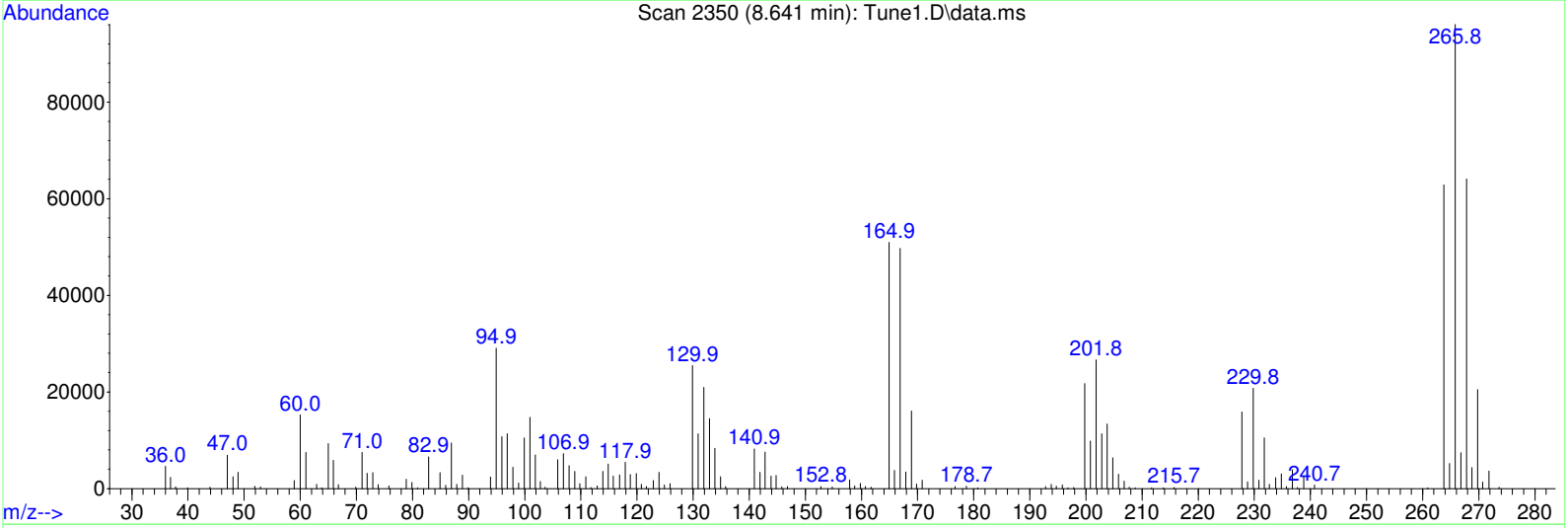

CHROMtools™ [Tune1]

(1) Pentachlorophenol (T)

8.641min (0.000) 37.87 Lin

response 79534

Ion	Exp%	Act%
265.90	100.00	100.00
0.00	0.00	0.00
0.00	0.00	0.00
0.00	0.00	0.00

Quantitation Report (Qedit)

Data Path : I:\8270\SV109\201006ical\
Data File : Tune1.D
Acq On : 6 Oct 2020 1:26 pm
Operator : sv109:
Sample : Tune1
Misc : WG1420146
ALS Vial : 141 Sample Multiplier: 1

Quant Time: Oct 09 08:53:56 2020
Quant Method : I:\8270\SV109\201006ical\dftppsv109.m
Quant Title : Semivolatiles by GC/MS by modified 8270
QLast Update : Fri Oct 09 08:53:55 2020
Response via : Initial Calibration

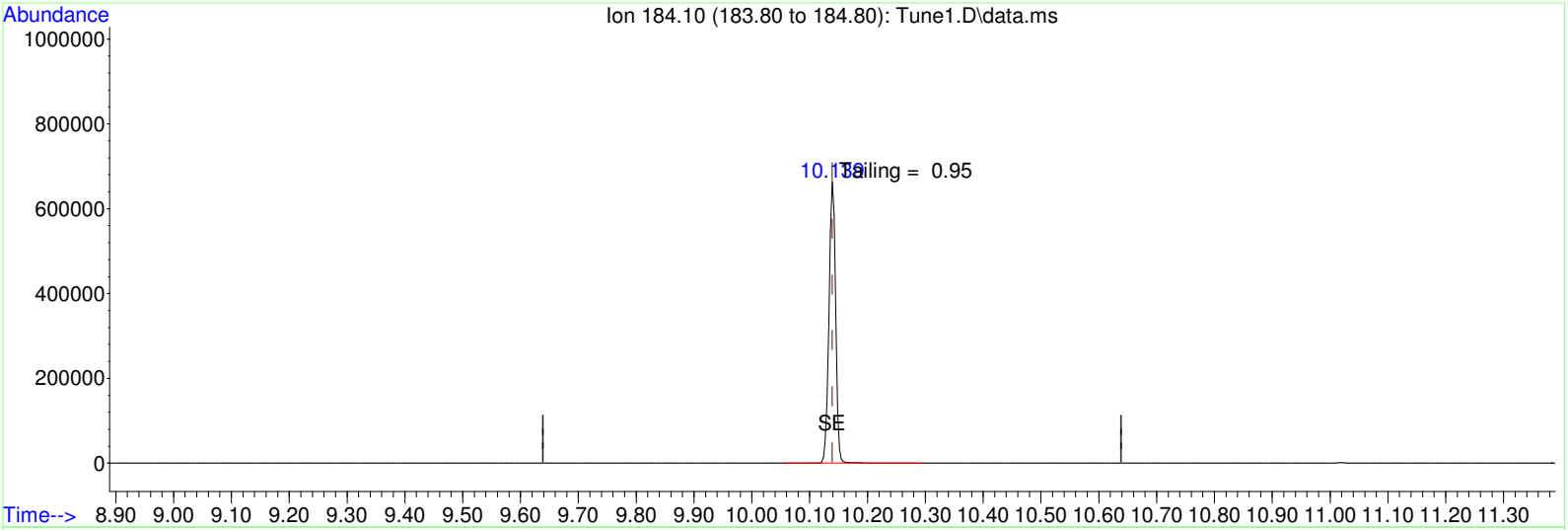

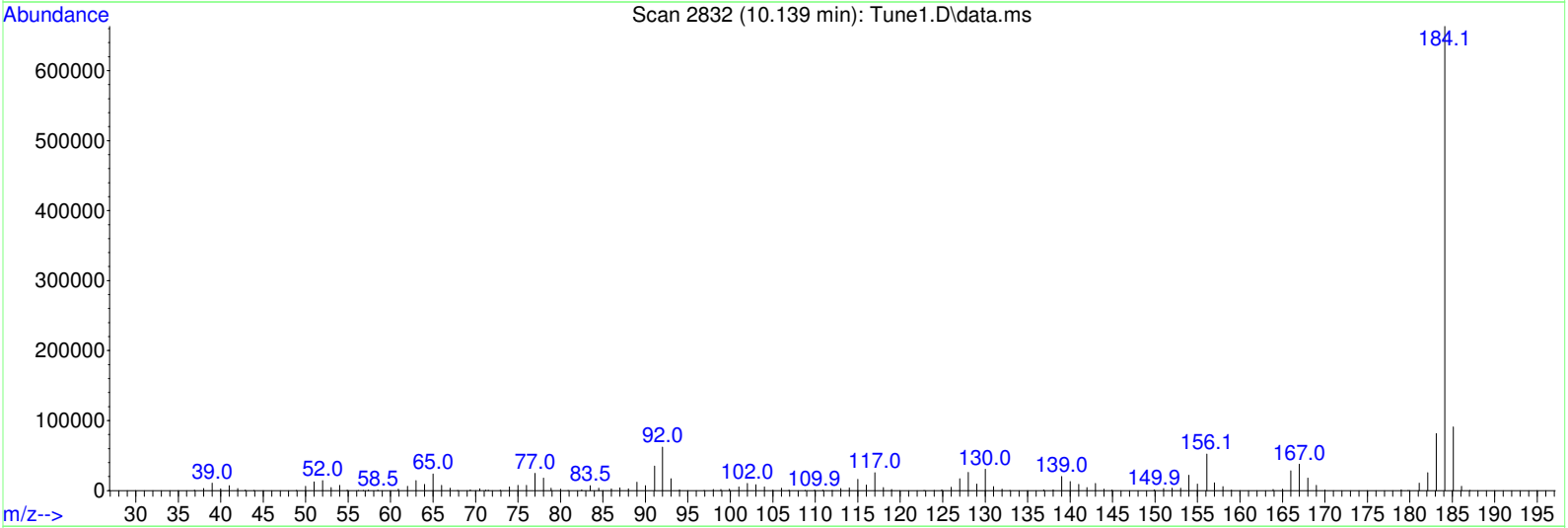

CHROMtools™ [Tune1]

(3) Benzidine (T)

10.139min (+ 0.000) 51.83 Lin

response 527608

Ion	Exp%	Act%
184.10	100.00	100.00
0.00	0.00	0.00
0.00	0.00	0.00
0.00	0.00	0.00

Quantitation Report (QT Reviewed)

Data Path : I:\8270\SV109\201006ical\
Data File : ABNL10.D
Acq On : 6 Oct 2020 1:50 pm
Operator : sv109:
Sample : IL1,32,,ABNL200 Lot# 8895
Misc : WG1420146
ALS Vial : 1 Sample Multiplier: 1

Quant Time: Oct 07 11:16:46 2020
Quant Method : I:\8270\SV109\201006ical\FS201006SV109.m
Quant Title : Semivolatiles by GC/MS by modified 8270
QLast Update : Wed Oct 07 11:10:59 2020
Response via : Initial Calibration

CCAL FILE(s) : 1 - I:\8270\SV109\201006ical\ABNL7.D
Sub List : ABNical - ABN ical sublist

Compound	R.T.	QIon	Response	Conc	Units	Dev(Min)
Internal Standards						
1) IS1_1,4-Dichlorobenzen...	4.433	152	112950	40.000	ug/ml	0.00
Standard Area 1 = 104994			Recovery = 107.58%			
35) IS1_Naphthalene-d8	5.676	136	459954	40.000	ug/ml	# 0.00
Standard Area 1 = 445099			Recovery = 103.34%			
63) IS1_Acenaphthene-d10	7.379	164	242026	40.000	ug/ml	0.00
Standard Area 1 = 242257			Recovery = 99.90%			
88) IS1_Phenanthrene-d10	8.806	188	417034	40.000	ug/ml	# 0.00
Standard Area 1 = 434765			Recovery = 95.92%			
104) IS1_Chrysene-d12	11.544	240	402399	40.000	ug/ml	0.00
Standard Area 1 = 414860			Recovery = 97.00%			
113) IS1_Perylene-d12	13.558	264	382196	40.000	ug/ml	0.00
Standard Area 1 = 411935			Recovery = 92.78%			
System Monitoring Compounds						
4) 2-Fluorophenol	3.143	112	754315	205.852	ug/ml	0.00
Spiked Amount 50.000	Range 30 - 130		Recovery = 411.70%#			
7) Phenol-d6	4.134	99	894729	196.011	ug/ml	0.01
Spiked Amount 50.000	Range 30 - 130		Recovery = 392.02%#			
19) Nitrobenzene-d5	4.989	82	835405	193.868	ug/ml	0.00
Spiked Amount 25.000	Range 40 - 140		Recovery = 775.47%#			
46) 2-Fluorobiphenyl	6.751	172	1565811	189.983	ug/ml	0.00
Spiked Amount 25.000	Range 40 - 140		Recovery = 759.93%#			
79) 2,4,6-Tribromophenol	8.147	330	238633	203.282	ug/ml	0.00
Spiked Amount 50.000	Range 30 - 130		Recovery = 406.56%#			
96) 4-Terphenyl-d14	10.388	244	1843002	200.142	ug/ml	0.00
Spiked Amount 25.000	Range 40 - 140		Recovery = 800.57%#			
Target Compounds						Qvalue
2) n-Nitrosodimethylamine	1.729	74	508217	204.141	ug/ml#	82
3) Pyridine	1.750	79	867769	205.056	ug/ml	88
5) Aniline	4.119	93	1212840	197.524	ug/ml#	64
6) 2-Chlorophenol	4.231	128	796356	199.933	ug/ml	96
8) Phenol	4.150	94	970711	198.207	ug/ml#	57
9) Bis(2-chloroethyl)ether	4.209	93	753652	200.233	ug/ml	98
10) 1,3-Dichlorobenzene	4.377	146	865118	198.675	ug/ml	99
11) 1,4-Dichlorobenzene	4.451	146	867807	196.945	ug/ml	98
12) 1,2-Dichlorobenzene	4.597	146	830837	196.741	ug/ml	98
13) Benzyl alcohol	4.604	79	650532	193.632	ug/ml	99
14) Bis(2-chloroisopropyl)...	4.743	45	1061921	187.226	ug/ml#	85

Data Path : I:\8270\SV109\201006ical\
Data File : ABNL10.D
Acq On : 6 Oct 2020 1:50 pm
Operator : sv109:
Sample : IL1,32,,ABNL200 Lot# 8895
Misc : WG1420146
ALS Vial : 1 Sample Multiplier: 1

Quant Time: Oct 07 11:16:46 2020
Quant Method : I:\8270\SV109\201006ical\FS201006SV109.m
Quant Title : Semivolatiles by GC/MS by modified 8270
QLast Update : Wed Oct 07 11:10:59 2020
Response via : Initial Calibration

CCAL FILE(s) : 1 - I:\8270\SV109\201006ical\ABNL7.D
Sub List : ABNical - ABN ical sublist

Compound	R.T.	QIon	Response	Conc	Units	Dev(Min)
15) 2-Methylphenol	4.734	108	717579	191.701	ug/ml	99
16) Hexachloroethane	4.924	117	346055	201.736	ug/ml	95
17) n-Nitrosodi-n-propylamine	4.877	70	538138	185.901	ug/ml	98
18) 3-Methylphenol/4-Methy...	4.899	108	757713	190.955	ug/ml	99
20) Nitrobenzene	5.008	77	821247	191.510	ug/ml	98
21) Isophorone	5.256	82	1473730	185.696	ug/ml	99
22) 2-Nitrophenol	5.318	139	435401	199.935	ug/ml	98
23) 2,4-Dimethylphenol	5.409	107	799998	191.748	ug/ml	95
24) Bis(2-chloroethoxy)met...	5.492	93	928710	187.044	ug/ml#	96
25) 2,4-Dichlorophenol	5.564	162	651451	189.549	ug/ml	99
26) 1,2,4-Trichlorobenzene	5.635	180	679467	193.148	ug/ml	99
36) Naphthalene	5.698	128	2209870	193.095	ug/ml	100
37) Benzoic Acid	5.595	105	655120	203.590	ug/ml	98
38) 4-Chloroaniline	5.775	65	302694	193.813	ug/ml	91
39) Hexachlorobutadiene	5.844	225	378434	198.551	ug/ml	99
40) p-Chloro-m-cresol	6.279	107	693601	196.519	ug/ml	97
41) 2-Methylnaphthalene	6.378	142	1524746	195.784	ug/ml	98
42) 1-Methylnaphthalene	6.468	115	505932	192.830	ug/ml	90
43) Hexachlorocyclopentadiene	6.543	237	490440	210.965	ug/ml	98
44) 2,4,6-Trichlorophenol	6.667	196	461523	197.407	ug/ml	100
45) 2,4,5-Trichlorophenol	6.698	196	486963	192.794	ug/ml	99
47) 2-Chloronaphthalene	6.844	162	1408962	191.588	ug/ml	99
48) 2-Nitroaniline	6.966	138	512356	196.312	ug/ml	97
49) 1,4-Dinitrobenzene	7.106	168	228346	194.984	ug/ml	99
50) 1,3-Dinitrobenzene	7.180	168	254708	196.109	ug/ml	96
51) Dimethyl phthalate	7.174	163	1621280	186.252	ug/ml	100
52) Acenaphthylene	7.239	152	2308193	187.133	ug/ml	100
53) 2,6-Dinitrotoluene	7.214	165	360187	188.003	ug/ml	97
54) 1,2-Dinitrobenzene	7.261	168	156830	186.553	ug/ml#	13
64) 3-Nitroaniline	7.370	138	444730	196.003	ug/ml	98
65) Acenaphthene	7.413	154	1317736	198.180	ug/ml	99
66) 2,4-Dinitrophenol	7.472	184	239534	209.898	ug/ml	98
67) Dibenzofuran	7.581	168	1937010	192.160	ug/ml#	67
68) 2,4-Dinitrotoluene	7.603	165	490389	192.401	ug/ml#	81
69) 4-Nitrophenol	7.566	65	361897	201.573	ug/ml#	1
70) 2,3,5,6-Tetrachlorophenol	7.671	232	398693	203.877	ug/ml	99
71) 2,3,4,6-Tetrachlorophenol	7.715	232	390168	201.486	ug/ml	99
72) Diethyl phthalate	7.858	149	1631879	190.740	ug/ml	100
73) Fluorene	7.914	166	1573833	196.354	ug/ml	99
74) 4-Chlorophenyl phenyl ...	7.929	204	702461	195.432	ug/ml	97

Data Path : I:\8270\SV109\201006ical\
Data File : ABNL10.D
Acq On : 6 Oct 2020 1:50 pm
Operator : sv109:
Sample : IL1,32,,ABNL200 Lot# 8895
Misc : WG1420146
ALS Vial : 1 Sample Multiplier: 1

Quant Time: Oct 07 11:16:46 2020
Quant Method : I:\8270\SV109\201006ical\FS201006SV109.m
Quant Title : Semivolatiles by GC/MS by modified 8270
QLast Update : Wed Oct 07 11:10:59 2020
Response via : Initial Calibration

CCAL FILE(s) : 1 - I:\8270\SV109\201006ical\ABNL7.D
Sub List : ABNical - ABN ical sublist

Compound	R.T.	QIon	Response	Conc	Units	Dev(Min)
75) 4-Nitroaniline	7.966	138	419029	186.609	ug/ml	90
76) 4,6-Dinitro-o-cresol	7.998	198	272258	197.068	ug/ml	96
77) NDPA/DPA	8.057	169	1323952	194.798	ug/ml	98
78) Azobenzene	8.085	77	1613017	188.613	ug/ml	99
80) 4-Bromophenyl phenyl e...	8.399	248	415024	198.971	ug/ml	96
81) Hexachlorobenzene	8.448	284	474054	201.737	ug/ml	95
82) Pentachlorophenol	8.644	266	310870	209.337	ug/ml	100
89) Phenanthrene	8.831	178	2275400	200.396	ug/ml	100
90) Anthracene	8.880	178	2348857	201.242	ug/ml	100
91) Carbazole	9.051	167	2209996	197.536	ug/ml	99
92) Di-n-butylphthalate	9.443	149	2694900	197.900	ug/ml	100
93) Fluoranthene	9.981	202	2464244	199.962	ug/ml	100
94) Benzidine	10.142	184	1837139	197.195	ug/ml	100
95) Pyrene	10.195	202	2533369	196.734	ug/ml	100
97) Butyl benzyl phthalate	10.944	149	1212707	205.406	ug/ml	98
105) Benzo(a)anthracene	11.535	228	2495197	197.741	ug/ml	100
106) 3,3'-Dichlorobenzidine	11.547	252	970005	192.159	ug/ml	99
107) Chrysene	11.584	228	2306357	191.234	ug/ml	100
108) Bis(2-ethylhexyl)phtha...	11.706	149	1720464	195.523	ug/ml	100
109) Di-n-octylphthalate	12.638	149	3006736	203.953	ug/ml	96
110) Benzo(b)fluoranthene	13.020	252	2429528	199.085	ug/ml	99
111) Benzo(k)fluoranthene	13.064	252	2205367	189.620	ug/ml	100
112) Benzo(a)pyrene	13.483	252	2112363	197.268	ug/ml	99
114) Indeno(1,2,3-cd)pyrene	15.134	276	2200147	212.269	ug/ml	99
115) Dibenzo(a,h)anthracene	15.187	278	2264571	211.037	ug/ml	99
116) Benzo(ghi)perylene	15.510	276	2271047	206.210	ug/ml	98

(#) = qualifier out of range (m) = manual integration (+) = signals summed

Quantitation Report (QT Reviewed)

Data Path : I:\8270\SV109\201006ical\
Data File : ABNL10.D
Acq On : 6 Oct 2020 1:50 pm
Operator : sv109:
Sample : IL1,32,,ABNL200 Lot# 8895
Misc : WG1420146
ALS Vial : 1 Sample Multiplier: 1

Quant Time: Oct 07 11:16:46 2020
Quant Method : I:\8270\SV109\201006ical\FS201006SV109.m
Quant Title : Semivolatiles by GC/MS by modified 8270
QLast Update : Wed Oct 07 11:10:59 2020
Response via : Initial Calibration

Sub List : ABNical - ABN ical sublistal\ABNL7.D•

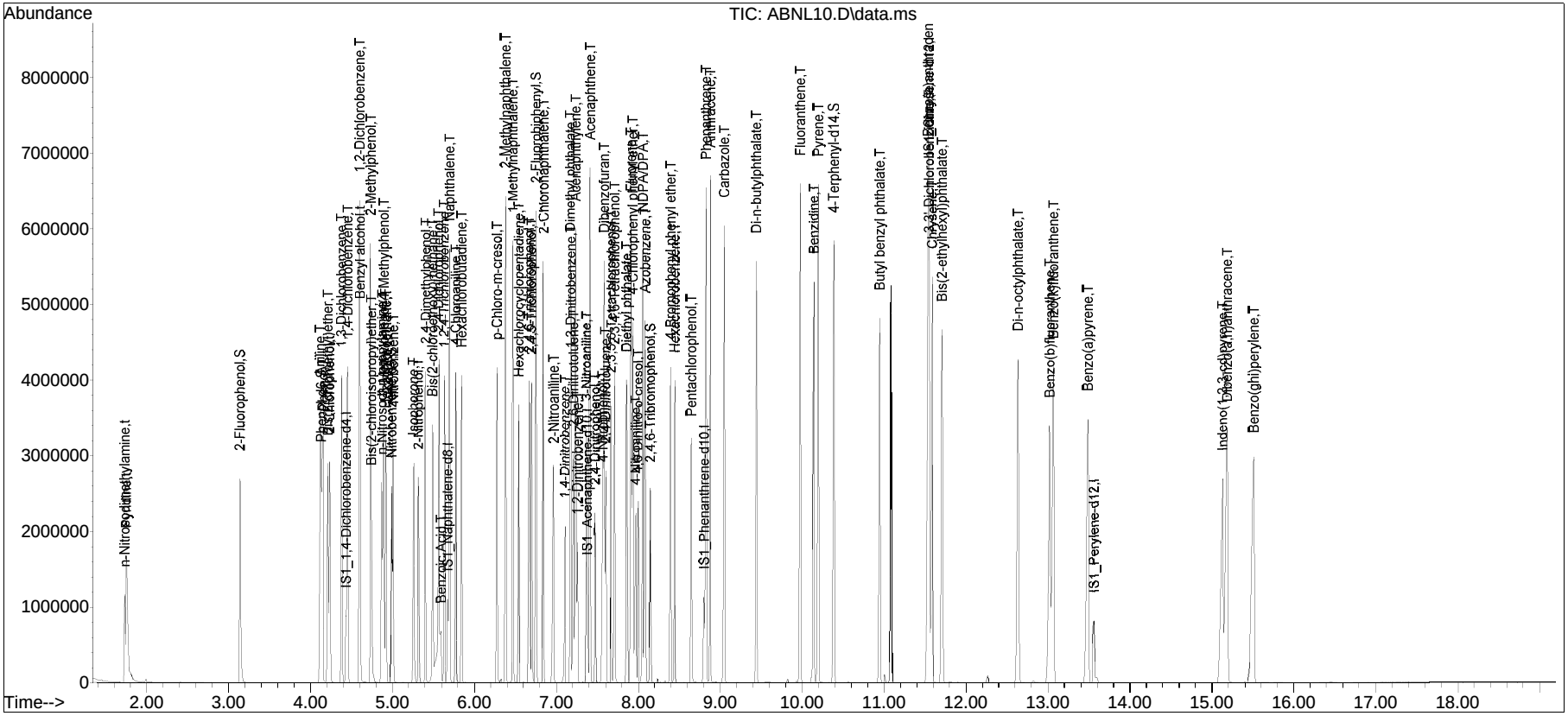

Manual Integration Report

Data Path	: I:\8270\SV109\201006ical\	QMethod	: FS201006SV109.m
Data File	: ABNL10.D	Operator	: sv109:
Date Inj'd	: 10/6/2020 1:50 pm	Instrument	: SV109
Sample	: IL1,32,,ABNL200 Lot# 8895	Quant Date	: 10/7/2020 11:11 am

There are no manual integrations or false positives in this file.

Quantitation Report (QT Reviewed)

Data Path : I:\8270\SV109\201006ical\
Data File : ABNL9.D
Acq On : 6 Oct 2020 2:14 pm
Operator : sv109:
Sample : IL2,32,,ABNL150 Lot# 8909
Misc : WG1420146
ALS Vial : 2 Sample Multiplier: 1

Quant Time: Oct 07 11:25:59 2020
Quant Method : I:\8270\SV109\201006ical\FS201006SV109.m
Quant Title : Semivolatiles by GC/MS by modified 8270
QLast Update : Wed Oct 07 11:10:59 2020
Response via : Initial Calibration

CCAL FILE(s) : 1 - I:\8270\SV109\201006ical\ABNL7.D
Sub List : ABNical - ABN ical sublist

Compound	R.T.	QIon	Response	Conc	Units	Dev(Min)
Internal Standards						
1) IS1_1,4-Dichlorobenzen...	4.433	152	118566	40.000	ug/ml	0.00
Standard Area 1 = 104994			Recovery = 112.93%			
35) IS1_Naphthalene-d8	5.676	136	515926	40.000	ug/ml	# 0.00
Standard Area 1 = 445099			Recovery = 115.91%			
63) IS1_Acenaphthene-d10	7.379	164	281336	40.000	ug/ml	0.00
Standard Area 1 = 242257			Recovery = 116.13%			
88) IS1_Phenanthrene-d10	8.806	188	500481	40.000	ug/ml	# 0.00
Standard Area 1 = 434765			Recovery = 115.12%			
104) IS1_Chrysene-d12	11.544	240	482038	40.000	ug/ml	0.00
Standard Area 1 = 414860			Recovery = 116.19%			
113) IS1_Perylene-d12	13.558	264	445183	40.000	ug/ml	0.00
Standard Area 1 = 411935			Recovery = 108.07%			
System Monitoring Compounds						
4) 2-Fluorophenol	3.143	112	601065	156.261	ug/ml	0.00
Spiked Amount 50.000	Range 30 - 130		Recovery = 312.52%#			
7) Phenol-d6	4.131	99	745236	155.528	ug/ml	0.00
Spiked Amount 50.000	Range 30 - 130		Recovery = 311.06%#			
19) Nitrobenzene-d5	4.986	82	697737	154.250	ug/ml	0.00
Spiked Amount 25.000	Range 40 - 140		Recovery = 617.00%#			
46) 2-Fluorobiphenyl	6.751	172	1351140	146.151	ug/ml	0.00
Spiked Amount 25.000	Range 40 - 140		Recovery = 584.60%#			
79) 2,4,6-Tribromophenol	8.144	330	217367	159.294	ug/ml	0.00
Spiked Amount 50.000	Range 30 - 130		Recovery = 318.59%#			
96) 4-Terphenyl-d14	10.385	244	1729469	156.498	ug/ml	0.00
Spiked Amount 25.000	Range 40 - 140		Recovery = 625.99%#			
Target Compounds						Qvalue
2) n-Nitrosodimethylamine	1.726	74	410914	157.238	ug/ml#	83
3) Pyridine	1.747	79	704345	158.555	ug/ml	89
5) Aniline	4.116	93	999048	154.999	ug/ml#	66
6) 2-Chlorophenol	4.228	128	648148	155.016	ug/ml	95
8) Phenol	4.147	94	803431	156.280	ug/ml#	58
9) Bis(2-chloroethyl)ether	4.206	93	618676	156.586	ug/ml	96
10) 1,3-Dichlorobenzene	4.374	146	683150	149.455	ug/ml	99
11) 1,4-Dichlorobenzene	4.451	146	692335	149.680	ug/ml	99
12) 1,2-Dichlorobenzene	4.594	146	671098	151.388	ug/ml	98
13) Benzyl alcohol	4.601	79	553094	156.832	ug/ml	100
14) Bis(2-chloroisopropyl)...	4.740	45	886933	148.968	ug/ml#	84

Data Path : I:\8270\SV109\201006ical\
Data File : ABNL9.D
Acq On : 6 Oct 2020 2:14 pm
Operator : sv109:
Sample : IL2,32,,ABNL150 Lot# 8909
Misc : WG1420146
ALS Vial : 2 Sample Multiplier: 1

Quant Time: Oct 07 11:25:59 2020
Quant Method : I:\8270\SV109\201006ical\FS201006SV109.m
Quant Title : Semivolatiles by GC/MS by modified 8270
QLast Update : Wed Oct 07 11:10:59 2020
Response via : Initial Calibration

CCAL FILE(s) : 1 - I:\8270\SV109\201006ical\ABNL7.D
Sub List : ABNical - ABN ical sublist

Compound	R.T.	QIon	Response	Conc	Units	Dev(Min)
15) 2-Methylphenol	4.734	108	607961	154.723	ug/ml	99
16) Hexachloroethane	4.924	117	272283	151.211	ug/ml	95
17) n-Nitrosodi-n-propylamine	4.874	70	466707	153.588	ug/ml	98
18) 3-Methylphenol/4-Methy...	4.896	108	645677	155.013	ug/ml	99
20) Nitrobenzene	5.005	77	696658	154.761	ug/ml	98
21) Isophorone	5.253	82	1285779	154.339	ug/ml	99
22) 2-Nitrophenol	5.318	139	365711	159.979	ug/ml	97
23) 2,4-Dimethylphenol	5.406	107	684281	156.243	ug/ml	94
24) Bis(2-chloroethoxy)met...	5.493	93	791020	151.767	ug/ml#	97
25) 2,4-Dichlorophenol	5.564	162	553665	153.466	ug/ml	99
26) 1,2,4-Trichlorobenzene	5.636	180	563958	152.720	ug/ml	99
36) Naphthalene	5.698	128	1889310	147.175	ug/ml	100
37) Benzoic Acid	5.586	105	585808	162.299	ug/ml	97
38) 4-Chloroaniline	5.775	65	263768	150.567	ug/ml	90
39) Hexachlorobutadiene	5.844	225	314789	147.241	ug/ml	99
40) p-Chloro-m-cresol	6.276	107	606410	153.175	ug/ml	96
41) 2-Methylnaphthalene	6.375	142	1301463	148.984	ug/ml	98
42) 1-Methylnaphthalene	6.468	115	435229	147.886	ug/ml	88
43) Hexachlorocyclopentadiene	6.543	237	419280	160.789	ug/ml	99
44) 2,4,6-Trichlorophenol	6.667	196	403460	153.850	ug/ml	99
45) 2,4,5-Trichlorophenol	6.695	196	423925	149.629	ug/ml	99
47) 2-Chloronaphthalene	6.845	162	1223584	148.330	ug/ml	100
48) 2-Nitroaniline	6.963	138	449925	153.688	ug/ml	97
49) 1,4-Dinitrobenzene	7.103	168	205120	156.149	ug/ml	100
50) 1,3-Dinitrobenzene	7.180	168	226236	155.290	ug/ml	97
51) Dimethyl phthalate	7.174	163	1448152	148.314	ug/ml	100
52) Acenaphthylene	7.239	152	2024851	146.352	ug/ml	100
53) 2,6-Dinitrotoluene	7.214	165	319777	148.803	ug/ml	97
54) 1,2-Dinitrobenzene	7.261	168	140180	148.658	ug/ml#	11
64) 3-Nitroaniline	7.367	138	398515	151.094	ug/ml	98
65) Acenaphthene	7.413	154	1154677	149.392	ug/ml	100
66) 2,4-Dinitrophenol	7.472	184	216810	163.440	ug/ml	98
67) Dibenzofuran	7.581	168	1718167	146.633	ug/ml#	66
68) 2,4-Dinitrotoluene	7.603	165	445771	150.458	ug/ml#	82
69) 4-Nitrophenol	7.566	65	331607	158.894	ug/ml#	1
70) 2,3,5,6-Tetrachlorophenol	7.671	232	355529	156.402	ug/ml	100
71) 2,3,4,6-Tetrachlorophenol	7.715	232	344664	153.118	ug/ml	100
72) Diethyl phthalate	7.858	149	1492192	150.043	ug/ml	99
73) Fluorene	7.911	166	1397598	150.003	ug/ml	100
74) 4-Chlorophenyl phenyl ...	7.929	204	617504	147.791	ug/ml	97

Data Path : I:\8270\SV109\201006ical\
Data File : ABNL9.D
Acq On : 6 Oct 2020 2:14 pm
Operator : sv109:
Sample : IL2,32,,ABNL150 Lot# 8909
Misc : WG1420146
ALS Vial : 2 Sample Multiplier: 1

Quant Time: Oct 07 11:25:59 2020
Quant Method : I:\8270\SV109\201006ical\FS201006SV109.m
Quant Title : Semivolatiles by GC/MS by modified 8270
QLast Update : Wed Oct 07 11:10:59 2020
Response via : Initial Calibration

CCAL FILE(s) : 1 - I:\8270\SV109\201006ical\ABNL7.D
Sub List : ABNical - ABN ical sublist

	Compound	R.T.	QIon	Response	Conc	Units	Dev(Min)
75)	4-Nitroaniline	7.963	138	386788	148.183	ug/ml	90
76)	4,6-Dinitro-o-cresol	7.998	198	252068	156.961	ug/ml	95
77)	NDPA/DPA	8.054	169	1179894	149.345	ug/ml	98
78)	Azobenzene	8.085	77	1448123	145.672	ug/ml	99
80)	4-Bromophenyl phenyl e...	8.399	248	374316	154.380	ug/ml	96
81)	Hexachlorobenzene	8.445	284	430202	157.495	ug/ml	96
82)	Pentachlorophenol	8.644	266	287250	166.404	ug/ml	99
89)	Phenanthrene	8.831	178	2047786	150.280	ug/ml	100
90)	Anthracene	8.880	178	2135757	152.475	ug/ml	99
91)	Carbazole	9.051	167	2031523	151.308	ug/ml	100
92)	Di-n-butylphthalate	9.443	149	2548797	155.963	ug/ml	100
93)	Fluoranthene	9.981	202	2259048	152.747	ug/ml	99
94)	Benzidine	10.142	184	1729987	154.732	ug/ml	99
95)	Pyrene	10.192	202	2342583	151.586	ug/ml	100
97)	Butyl benzyl phthalate	10.944	149	1146735	161.847	ug/ml	97
105)	Benzo(a)anthracene	11.532	228	2280281	150.854	ug/ml	100
106)	3,3'-Dichlorobenzidine	11.544	252	912969	150.979	ug/ml	100
107)	Chrysene	11.581	228	2103363	145.589	ug/ml	100
108)	Bis(2-ethylhexyl)phtha...	11.706	149	1674504	158.859	ug/ml	100
109)	Di-n-octylphthalate	12.638	149	2917048	165.179	ug/ml	96
110)	Benzo(b)fluoranthene	13.017	252	2133549	145.947	ug/ml	99
111)	Benzo(k)fluoranthene	13.061	252	2001321	143.647	ug/ml	100
112)	Benzo(a)pyrene	13.483	252	1865849	145.459	ug/ml	99
114)	Indeno(1,2,3-cd)pyrene	15.131	276	1888208	156.398	ug/ml	99
115)	Dibenzo(a,h)anthracene	15.187	278	1959241	156.751	ug/ml	99
116)	Benzo(ghi)perylene	15.501	276	1930904	150.520	ug/ml	98

(#) = qualifier out of range (m) = manual integration (+) = signals summed

Quantitation Report (QT Reviewed)

Data Path : I:\8270\SV109\201006ical\
Data File : ABNL9.D
Acq On : 6 Oct 2020 2:14 pm
Operator : sv109:
Sample : IL2,32,,ABNL150 Lot# 8909
Misc : WG1420146
ALS Vial : 2 Sample Multiplier: 1

Quant Time: Oct 07 11:25:59 2020
Quant Method : I:\8270\SV109\201006ical\FS201006SV109.m
Quant Title : Semivolatiles by GC/MS by modified 8270
QLast Update : Wed Oct 07 11:10:59 2020
Response via : Initial Calibration

Sub List : ABNical - ABN ical sublistal\ABNL7.D•

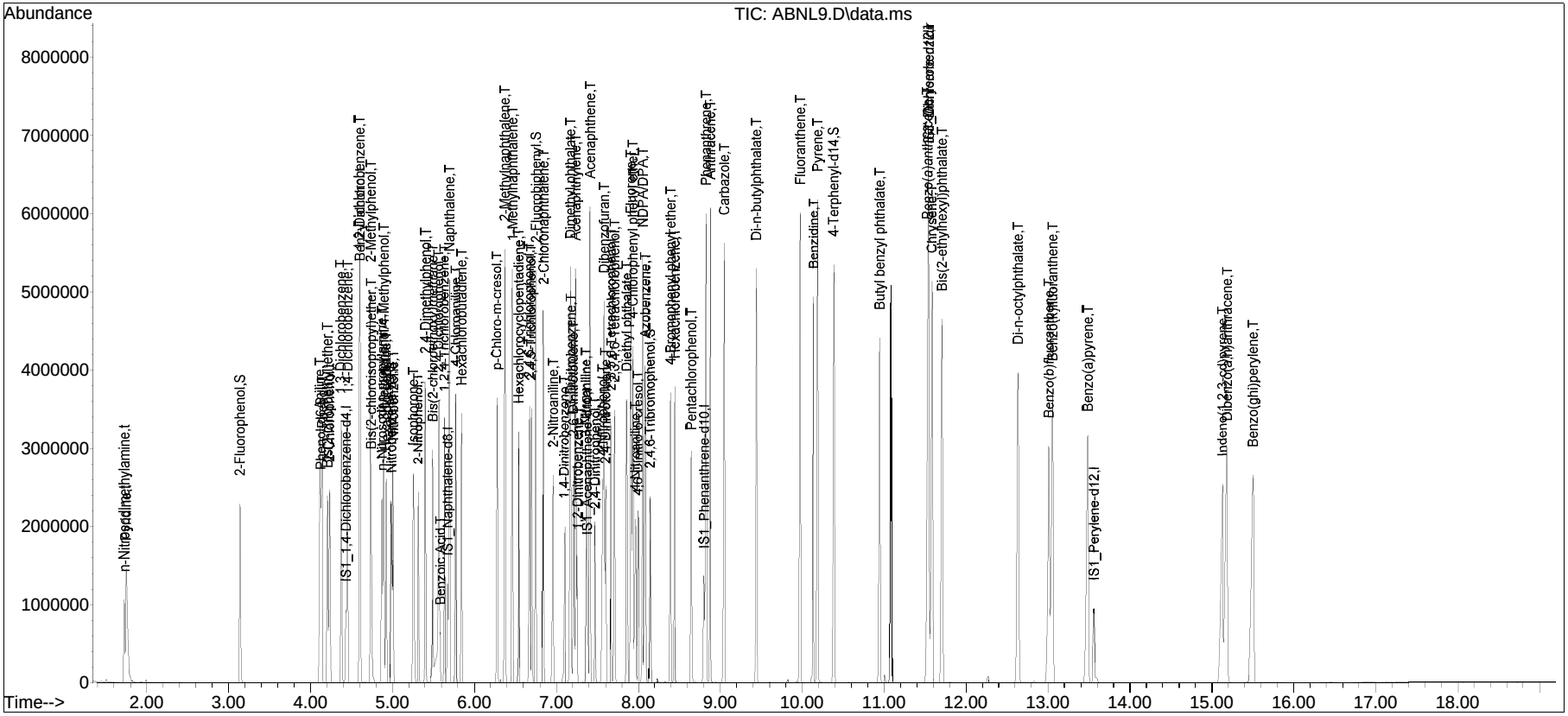

Manual Integration Report

Data Path	: I:\8270\SV109\201006ical\	QMethod	: FS201006SV109.m
Data File	: ABNL9.D	Operator	: sv109:
Date Inj'd	: 10/6/2020 2:14 pm	Instrument	: SV109
Sample	: IL2,32,,ABNL150 Lot# 8909	Quant Date	: 10/7/2020 11:12 am

There are no manual integrations or false positives in this file.

Quantitation Report (QT Reviewed)

Data Path : I:\8270\SV109\201006ical\
Data File : ABNL8.D
Acq On : 6 Oct 2020 2:38 pm
Operator : sv109:
Sample : IL3,32,,ABNL100 Lot# 8908
Misc : WG1420146
ALS Vial : 3 Sample Multiplier: 1

Quant Time: Oct 07 11:25:23 2020
Quant Method : I:\8270\SV109\201006ical\FS201006SV109.m
Quant Title : Semivolatiles by GC/MS by modified 8270
QLast Update : Wed Oct 07 11:10:59 2020
Response via : Initial Calibration

CCAL FILE(s) : 1 - I:\8270\SV109\201006ical\ABNL7.D
Sub List : ABNical - ABN ical sublist

Compound	R.T.	QIon	Response	Conc	Units	Dev(Min)
Internal Standards						
1) IS1_1,4-Dichlorobenzen...	4.433	152	103763	40.000	ug/ml	# 0.00
Standard Area 1 = 104994			Recovery = 98.83%			
35) IS1_Naphthalene-d8	5.676	136	434460	40.000	ug/ml	# 0.00
Standard Area 1 = 445099			Recovery = 97.61%			
63) IS1_Acenaphthene-d10	7.376	164	234155	40.000	ug/ml	0.00
Standard Area 1 = 242257			Recovery = 96.66%			
88) IS1_Phenanthrene-d10	8.803	188	414189	40.000	ug/ml	# 0.00
Standard Area 1 = 434765			Recovery = 95.27%			
104) IS1_Chrysene-d12	11.538	240	410699	40.000	ug/ml	0.00
Standard Area 1 = 414860			Recovery = 99.00%			
113) IS1_Perylene-d12	13.552	264	404671	40.000	ug/ml	0.00
Standard Area 1 = 411935			Recovery = 98.24%			
System Monitoring Compounds						
4) 2-Fluorophenol	3.143	112	338392	100.523	ug/ml	0.00
Spiked Amount 50.000	Range 30 - 130		Recovery = 201.05%#			
7) Phenol-d6	4.128	99	409414	97.633	ug/ml	0.00
Spiked Amount 50.000	Range 30 - 130		Recovery = 195.27%#			
19) Nitrobenzene-d5	4.983	82	390666	98.687	ug/ml	0.00
Spiked Amount 25.000	Range 40 - 140		Recovery = 394.75%#			
46) 2-Fluorobiphenyl	6.748	172	756446	97.167	ug/ml	0.00
Spiked Amount 25.000	Range 40 - 140		Recovery = 388.67%#			
79) 2,4,6-Tribromophenol	8.140	330	114634	100.935	ug/ml	0.00
Spiked Amount 50.000	Range 30 - 130		Recovery = 201.87%#			
96) 4-Terphenyl-d14	10.381	244	945560	103.389	ug/ml	0.00
Spiked Amount 25.000	Range 40 - 140		Recovery = 413.56%#			
Target Compounds						Qvalue
2) n-Nitrosodimethylamine	1.725	74	229208	100.220	ug/ml#	83
3) Pyridine	1.750	79	386411	99.394	ug/ml	89
5) Aniline	4.115	93	557327	98.803	ug/ml#	66
6) 2-Chlorophenol	4.227	128	362907	99.178	ug/ml	98
8) Phenol	4.140	94	443436	98.561	ug/ml#	57
9) Bis(2-chloroethyl)ether	4.202	93	336774	97.397	ug/ml	98
10) 1,3-Dichlorobenzene	4.373	146	392194	98.042	ug/ml	99
11) 1,4-Dichlorobenzene	4.448	146	400977	99.057	ug/ml	99
12) 1,2-Dichlorobenzene	4.594	146	383877	98.950	ug/ml	98
13) Benzyl alcohol	4.597	79	306544	99.322	ug/ml	99
14) Bis(2-chloroisopropyl)...	4.740	45	513292	98.511	ug/ml#	86

Quantitation Report (QT Reviewed)

Data Path : I:\8270\SV109\201006ical\
Data File : ABNL8.D
Acq On : 6 Oct 2020 2:38 pm
Operator : sv109:
Sample : IL3,32,,ABNL100 Lot# 8908
Misc : WG1420146
ALS Vial : 3 Sample Multiplier: 1

Quant Time: Oct 07 11:25:23 2020
Quant Method : I:\8270\SV109\201006ical\FS201006SV109.m
Quant Title : Semivolatiles by GC/MS by modified 8270
QLast Update : Wed Oct 07 11:10:59 2020
Response via : Initial Calibration

CCAL FILE(s) : 1 - I:\8270\SV109\201006ical\ABNL7.D
Sub List : ABNical - ABN ical sublist

Compound	R.T.	QIon	Response	Conc	Units	Dev(Min)
15) 2-Methylphenol	4.731	108	338922	98.559	ug/ml	99
16) Hexachloroethane	4.920	117	159002	100.898	ug/ml	95
17) n-Nitrosodi-n-propylamine	4.868	70	258582	97.236	ug/ml	98
18) 3-Methylphenol/4-Methy...	4.889	108	351701	96.481	ug/ml	99
20) Nitrobenzene	5.001	77	389035	98.753	ug/ml	97
21) Isophorone	5.247	82	710608	97.467	ug/ml	99
22) 2-Nitrophenol	5.315	139	202705	101.323	ug/ml	98
23) 2,4-Dimethylphenol	5.402	107	376056	98.115	ug/ml	94
24) Bis(2-chloroethoxy)met...	5.486	93	441598	96.813	ug/ml#	97
25) 2,4-Dichlorophenol	5.558	162	311021	98.508	ug/ml	99
26) 1,2,4-Trichlorobenzene	5.632	180	321154	99.376	ug/ml	98
36) Naphthalene	5.694	128	1066970	98.701	ug/ml	99
37) Benzoic Acid	5.551	105	310745	102.236	ug/ml	97
38) 4-Chloroaniline	5.772	65	146441	99.268	ug/ml	89
39) Hexachlorobutadiene	5.844	225	178822	99.327	ug/ml	99
40) p-Chloro-m-cresol	6.273	107	330352	99.092	ug/ml	97
41) 2-Methylnaphthalene	6.375	142	721235	98.044	ug/ml	99
42) 1-Methylnaphthalene	6.465	115	243428	98.224	ug/ml	89
43) Hexachlorocyclopentadiene	6.543	237	226837	103.301	ug/ml	98
44) 2,4,6-Trichlorophenol	6.664	196	222294	100.661	ug/ml	100
45) 2,4,5-Trichlorophenol	6.695	196	237944	99.733	ug/ml	97
47) 2-Chloronaphthalene	6.841	162	681701	98.136	ug/ml	100
48) 2-Nitroaniline	6.959	138	244572	99.208	ug/ml	96
49) 1,4-Dinitrobenzene	7.099	168	110350	99.757	ug/ml	97
50) 1,3-Dinitrobenzene	7.174	168	124875	101.788	ug/ml	97
51) Dimethyl phthalate	7.165	163	800330	97.337	ug/ml	100
52) Acenaphthylene	7.236	152	1123698	96.448	ug/ml	99
53) 2,6-Dinitrotoluene	7.208	165	176099	97.310	ug/ml	96
54) 1,2-Dinitrobenzene	7.252	168	78653	99.050	ug/ml	91
64) 3-Nitroaniline	7.360	138	219938	100.190	ug/ml	98
65) Acenaphthene	7.410	154	635978	98.863	ug/ml	99
66) 2,4-Dinitrophenol	7.463	184	115478	104.592	ug/ml	97
67) Dibenzofuran	7.578	168	962330	98.676	ug/ml	100
68) 2,4-Dinitrotoluene	7.593	165	245885	99.714	ug/ml	96
69) 4-Nitrophenol	7.559	65	182352	104.982	ug/ml	97
70) 2,3,5,6-Tetrachlorophenol	7.671	232	192726	101.866	ug/ml	100
71) 2,3,4,6-Tetrachlorophenol	7.712	232	191873	102.416	ug/ml	98
72) Diethyl phthalate	7.855	149	815500	98.523	ug/ml	100
73) Fluorene	7.907	166	772030	99.557	ug/ml	99
74) 4-Chlorophenyl phenyl ...	7.929	204	343008	98.636	ug/ml	97

Quantitation Report (QT Reviewed)

Data Path : I:\8270\SV109\201006ical\
Data File : ABNL8.D
Acq On : 6 Oct 2020 2:38 pm
Operator : sv109:
Sample : IL3,32,,ABNL100 Lot# 8908
Misc : WG1420146
ALS Vial : 3 Sample Multiplier: 1

Quant Time: Oct 07 11:25:23 2020
Quant Method : I:\8270\SV109\201006ical\FS201006SV109.m
Quant Title : Semivolatiles by GC/MS by modified 8270
QLast Update : Wed Oct 07 11:10:59 2020
Response via : Initial Calibration

CCAL FILE(s) : 1 - I:\8270\SV109\201006ical\ABNL7.D
Sub List : ABNical - ABN ical sublist

	Compound	R.T.	QIon	Response	Conc	Units	Dev(Min)
75)	4-Nitroaniline	7.951	138	214517	98.743	ug/ml	97
76)	4,6-Dinitro-o-cresol	7.988	198	136270	101.952	ug/ml	96
77)	NDPA/DPA	8.047	169	655969	99.759	ug/ml	98
78)	Azobenzene	8.078	77	817067	98.753	ug/ml	98
80)	4-Bromophenyl phenyl e...	8.395	248	200799	99.503	ug/ml	96
81)	Hexachlorobenzene	8.442	284	233012	102.493	ug/ml	95
82)	Pentachlorophenol	8.641	266	153667	106.956	ug/ml	99
89)	Phenanthrene	8.827	178	1134275	100.583	ug/ml	100
90)	Anthracene	8.874	178	1179982	101.791	ug/ml	99
91)	Carbazole	9.048	167	1127498	101.471	ug/ml	100
92)	Di-n-butylphthalate	9.440	149	1403505	103.774	ug/ml	100
93)	Fluoranthene	9.974	202	1256120	102.628	ug/ml	99
94)	Benzidine	10.136	184	963381	104.118	ug/ml	100
95)	Pyrene	10.189	202	1312107	102.594	ug/ml	100
97)	Butyl benzyl phthalate	10.938	149	622853	106.222	ug/ml	96
105)	Benzo(a)anthracene	11.525	228	1290361	100.193	ug/ml	100
106)	3,3'-Dichlorobenzidine	11.538	252	514233	99.811	ug/ml	99
107)	Chrysene	11.575	228	1202483	97.690	ug/ml	100
108)	Bis(2-ethylhexyl)phtha...	11.702	149	903468	100.600	ug/ml	100
109)	Di-n-octylphthalate	12.632	149	1565536	104.047	ug/ml	96
110)	Benzo(b)fluoranthene	13.008	252	1223568	98.238	ug/ml	100
111)	Benzo(k)fluoranthene	13.051	252	1193330	100.530	ug/ml	100
112)	Benzo(a)pyrene	13.471	252	1093033	100.012	ug/ml	99
114)	Indeno(1,2,3-cd)pyrene	15.121	276	1131245	103.080	ug/ml	99
115)	Dibenzo(a,h)anthracene	15.171	278	1142079	100.520	ug/ml	99
116)	Benzo(ghi)perylene	15.488	276	1170344	100.365	ug/ml	98

(#) = qualifier out of range (m) = manual integration (+) = signals summed

Quantitation Report (QT Reviewed)

Data Path : I:\8270\SV109\201006ical\
Data File : ABNL8.D
Acq On : 6 Oct 2020 2:38 pm
Operator : sv109:
Sample : IL3,32,,ABNL100 Lot# 8908
Misc : WG1420146
ALS Vial : 3 Sample Multiplier: 1

Quant Time: Oct 07 11:25:23 2020
Quant Method : I:\8270\SV109\201006ical\FS201006SV109.m
Quant Title : Semivolatiles by GC/MS by modified 8270
QLast Update : Wed Oct 07 11:10:59 2020
Response via : Initial Calibration

Sub List : ABNical - ABN ical sublistal\ABNL7.D•

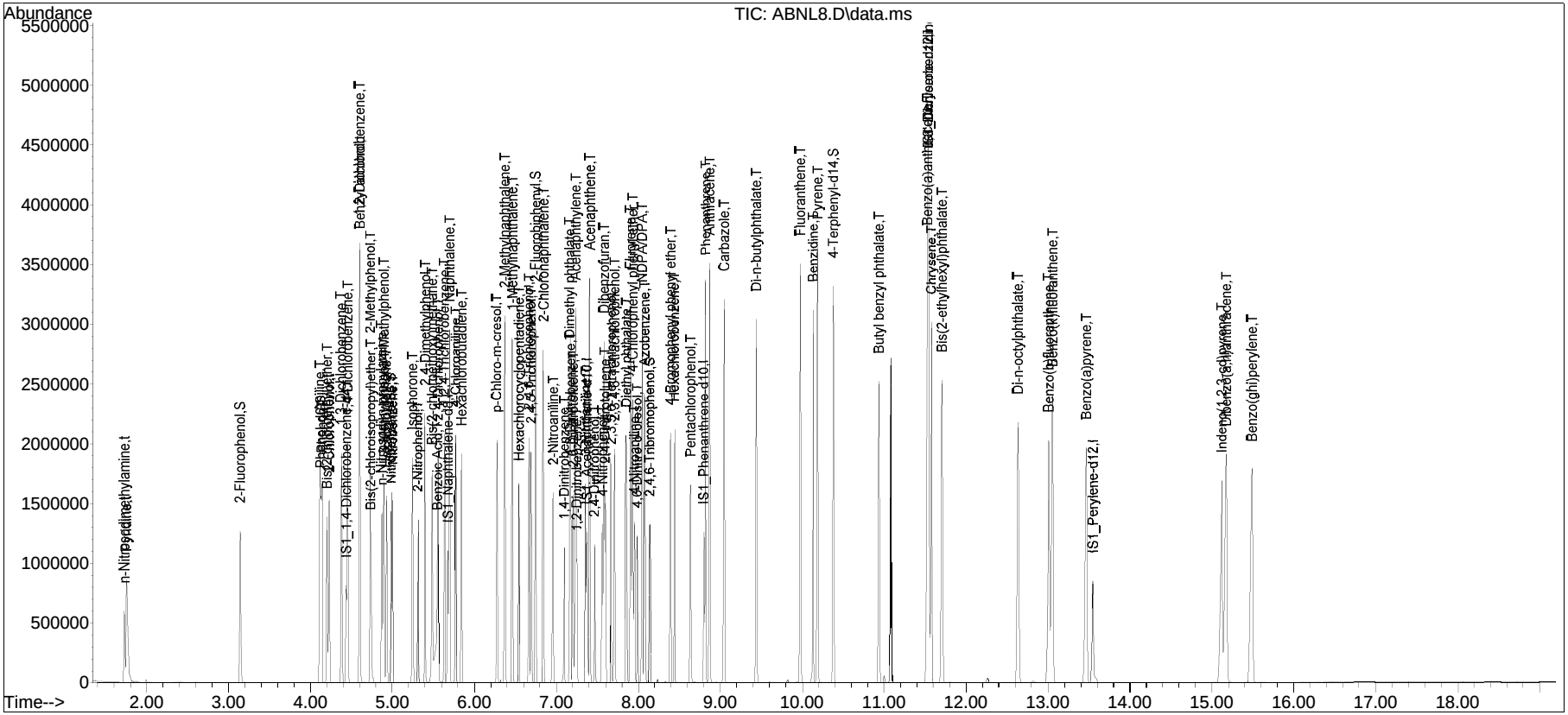

Manual Integration Report

Data Path	: I:\8270\SV109\201006ical\	QMethod	: FS201006SV109.m
Data File	: ABNL8.D	Operator	: sv109:
Date Inj'd	: 10/6/2020 2:38 pm	Instrument	: SV109
Sample	: IL3,32,,ABNL100 Lot# 8908	Quant Date	: 10/7/2020 11:12 am

There are no manual integrations or false positives in this file.

Quantitation Report (QT Reviewed)

Data Path : I:\8270\SV109\201006ical\
Data File : ABNL7.D
Acq On : 6 Oct 2020 3:02 pm
Operator : sv109:
Sample : IL4,32,,ABNL50 Lot# 8907
Misc : WG1420146
ALS Vial : 4 Sample Multiplier: 1

Quant Time: Oct 07 11:24:45 2020
Quant Method : I:\8270\SV109\201006ical\FS201006SV109.m
Quant Title : Semivolatiles by GC/MS by modified 8270
QLast Update : Wed Oct 07 11:10:59 2020
Response via : Initial Calibration

CCAL FILE(s) : 1 - I:\8270\SV109\201006ical\ABNL7.D
Sub List : ABNical - ABN ical sublist

Compound	R.T.	QIon	Response	Conc	Units	Dev(Min)
Internal Standards						
1) IS1_1,4-Dichlorobenzen...	4.433	152	104994	40.000	ug/ml	0.00
Standard Area 1 = 104994			Recovery = 100.00%			
35) IS1_Naphthalene-d8	5.673	136	445099	40.000	ug/ml	# 0.00
Standard Area 1 = 445099			Recovery = 100.00%			
63) IS1_Acenaphthene-d10	7.376	164	242257	40.000	ug/ml	0.00
Standard Area 1 = 242257			Recovery = 100.00%			
88) IS1_Phenanthrene-d10	8.799	188	434765	40.000	ug/ml	# 0.00
Standard Area 1 = 434765			Recovery = 100.00%			
104) IS1_Chrysene-d12	11.535	240	414860	40.000	ug/ml	0.00
Standard Area 1 = 414860			Recovery = 100.00%			
113) IS1_Perylene-d12	13.552	264	411935	40.000	ug/ml	0.00
Standard Area 1 = 411935			Recovery = 100.00%			
System Monitoring Compounds						
4) 2-Fluorophenol	3.143	112	170312	50.000	ug/ml	0.00
Spiked Amount 50.000	Range 30 - 130		Recovery = 100.00%			
7) Phenol-d6	4.122	99	212158	50.000	ug/ml	0.00
Spiked Amount 50.000	Range 30 - 130		Recovery = 100.00%			
19) Nitrobenzene-d5	4.980	82	200281	50.000	ug/ml	0.00
Spiked Amount 25.000	Range 40 - 140		Recovery = 200.00%#			
46) 2-Fluorobiphenyl	6.745	172	398784	50.000	ug/ml	0.00
Spiked Amount 25.000	Range 40 - 140		Recovery = 200.00%#			
79) 2,4,6-Tribromophenol	8.137	330	58751	50.000	ug/ml	0.00
Spiked Amount 50.000	Range 30 - 130		Recovery = 100.00%			
96) 4-Terphenyl-d14	10.378	244	479999	50.000	ug/ml	0.00
Spiked Amount 25.000	Range 40 - 140		Recovery = 200.00%#			
Target Compounds						Qvalue
2) n-Nitrosodimethylamine	1.725	74	115709	50.000	ug/ml#	84
3) Pyridine	1.750	79	196689	50.000	ug/ml	89
5) Aniline	4.112	93	285386	50.000	ug/ml#	65
6) 2-Chlorophenol	4.224	128	185128	50.000	ug/ml	98
8) Phenol	4.137	94	227625	50.000	ug/ml#	58
9) Bis(2-chloroethyl)ether	4.199	93	174938	50.000	ug/ml	98
10) 1,3-Dichlorobenzene	4.373	146	202386	50.000	ug/ml	99
11) 1,4-Dichlorobenzene	4.448	146	204798	50.000	ug/ml	99
12) 1,2-Dichlorobenzene	4.594	146	196277	50.000	ug/ml	98
13) Benzyl alcohol	4.594	79	156149	50.000	ug/ml	99
14) Bis(2-chloroisopropyl)...	4.737	45	263617	50.000	ug/ml#	86

Data Path : I:\8270\SV109\201006ical\
Data File : ABNL7.D
Acq On : 6 Oct 2020 3:02 pm
Operator : sv109:
Sample : IL4,32,,ABNL50 Lot# 8907
Misc : WG1420146
ALS Vial : 4 Sample Multiplier: 1

Quant Time: Oct 07 11:24:45 2020
Quant Method : I:\8270\SV109\201006ical\FS201006SV109.m
Quant Title : Semivolatiles by GC/MS by modified 8270
QLast Update : Wed Oct 07 11:10:59 2020
Response via : Initial Calibration

CCAL FILE(s) : 1 - I:\8270\SV109\201006ical\ABNL7.D
Sub List : ABNical - ABN ical sublist

Compound	R.T.	QIon	Response	Conc	Units	Dev(Min)
15) 2-Methylphenol	4.728	108	173978	50.000	ug/ml	98
16) Hexachloroethane	4.920	117	79728	50.000	ug/ml	96
17) n-Nitrosodi-n-propylamine	4.865	70	134543	50.000	ug/ml	98
18) 3-Methylphenol/4-Methy...	4.886	108	184426	50.000	ug/ml	99
20) Nitrobenzene	4.998	77	199311	50.000	ug/ml	98
21) Isophorone	5.244	82	368862	50.000	ug/ml	99
22) 2-Nitrophenol	5.315	139	101216	50.000	ug/ml	96
23) 2,4-Dimethylphenol	5.399	107	193913	50.000	ug/ml	95
24) Bis(2-chloroethoxy)met...	5.486	93	230773	50.000	ug/ml	97
25) 2,4-Dichlorophenol	5.555	162	159738	50.000	ug/ml	100
26) 1,2,4-Trichlorobenzene	5.629	180	163503	50.000	ug/ml	98
36) Naphthalene	5.694	128	553744	50.000	ug/ml	100
37) Benzoic Acid	5.520	105	155696	50.000	ug/ml	96
38) 4-Chloroaniline	5.769	65	75567	50.000	ug/ml	91
39) Hexachlorobutadiene	5.844	225	92221	50.000	ug/ml	99
40) p-Chloro-m-cresol	6.272	107	170772	50.000	ug/ml	96
41) 2-Methylnaphthalene	6.372	142	376818	50.000	ug/ml	99
42) 1-Methylnaphthalene	6.465	115	126949	50.000	ug/ml	89
43) Hexachlorocyclopentadiene	6.540	237	112483	50.000	ug/ml	98
44) 2,4,6-Trichlorophenol	6.664	196	113121	50.000	ug/ml	100
45) 2,4,5-Trichlorophenol	6.692	196	122212	50.000	ug/ml	99
47) 2-Chloronaphthalene	6.838	162	355830	50.000	ug/ml	100
48) 2-Nitroaniline	6.956	138	126281	50.000	ug/ml	97
49) 1,4-Dinitrobenzene	7.096	168	56664	50.000	ug/ml	98
50) 1,3-Dinitrobenzene	7.171	168	62843	50.000	ug/ml	99
51) Dimethyl phthalate	7.161	163	421182	50.000	ug/ml	100
52) Acenaphthylene	7.233	152	596806	50.000	ug/ml	99
53) 2,6-Dinitrotoluene	7.205	165	92699	50.000	ug/ml	97
54) 1,2-Dinitrobenzene	7.245	168	40676	50.000	ug/ml	91
64) 3-Nitroaniline	7.354	138	113558	50.000	ug/ml	96
65) Acenaphthene	7.407	154	332777	50.000	ug/ml	100
66) 2,4-Dinitrophenol	7.460	184	57114	50.000	ug/ml	97
67) Dibenzofuran	7.575	168	504492	50.000	ug/ml	100
68) 2,4-Dinitrotoluene	7.590	165	127561	50.000	ug/ml	96
69) 4-Nitrophenol	7.553	65	89872	50.010	ug/ml	96
70) 2,3,5,6-Tetrachlorophenol	7.668	232	97871	50.000	ug/ml	99
71) 2,3,4,6-Tetrachlorophenol	7.708	232	96915	50.000	ug/ml	100
72) Diethyl phthalate	7.848	149	428183	50.000	ug/ml	100
73) Fluorene	7.904	166	401147	50.000	ug/ml	100
74) 4-Chlorophenyl phenyl ...	7.926	204	179892	50.000	ug/ml	96

Quantitation Report (QT Reviewed)

Data Path : I:\8270\SV109\201006ical\
Data File : ABNL7.D
Acq On : 6 Oct 2020 3:02 pm
Operator : sv109:
Sample : IL4,32,,ABNL50 Lot# 8907
Misc : WG1420146
ALS Vial : 4 Sample Multiplier: 1

Quant Time: Oct 07 11:24:45 2020
Quant Method : I:\8270\SV109\201006ical\FS201006SV109.m
Quant Title : Semivolatiles by GC/MS by modified 8270
QLast Update : Wed Oct 07 11:10:59 2020
Response via : Initial Calibration

CCAL FILE(s) : 1 - I:\8270\SV109\201006ical\ABNL7.D
Sub List : ABNical - ABN ical sublist

	Compound	R.T.	QIon	Response	Conc	Units	Dev(Min)
75)	4-Nitroaniline	7.945	138	112382	50.000	ug/ml	97
76)	4,6-Dinitro-o-cresol	7.982	198	69143	50.000	ug/ml	96
77)	NDPA/DPA	8.044	169	340152	50.000	ug/ml	97
78)	Azobenzene	8.078	77	428008	50.000	ug/ml	98
80)	4-Bromophenyl phenyl e...	8.392	248	104392	50.000	ug/ml	95
81)	Hexachlorobenzene	8.442	284	117605	50.000	ug/ml	93
82)	Pentachlorophenol	8.638	266	74322	50.000	ug/ml	99
89)	Phenanthrene	8.824	178	591863	50.000	ug/ml	99
90)	Anthracene	8.874	178	608402	50.000	ug/ml	100
91)	Carbazole	9.045	167	583174	50.000	ug/ml	99
92)	Di-n-butylphthalate	9.437	149	709824	50.000	ug/ml	100
93)	Fluoranthene	9.974	202	642377	50.000	ug/ml	100
94)	Benzidine	10.133	184	485622	50.000	ug/ml	100
95)	Pyrene	10.186	202	671231	50.000	ug/ml	100
97)	Butyl benzyl phthalate	10.938	149	307749	50.000	ug/ml	96
105)	Benzo(a)anthracene	11.522	228	650464	50.000	ug/ml	100
106)	3,3'-Dichlorobenzidine	11.531	252	260213	50.000	ug/ml	99
107)	Chrysene	11.569	228	621693	50.000	ug/ml	99
108)	Bis(2-ethylhexyl)phtha...	11.699	149	453590	50.000	ug/ml	100
109)	Di-n-octylphthalate	12.629	149	759941	50.000	ug/ml	96
110)	Benzo(b)fluoranthene	13.002	252	629069	50.000	ug/ml	99
111)	Benzo(k)fluoranthene	13.042	252	599530	50.000	ug/ml	100
112)	Benzo(a)pyrene	13.462	252	551985	50.000	ug/ml	100
114)	Indeno(1,2,3-cd)pyrene	15.109	276	558570	50.000	ug/ml	98
115)	Dibenzo(a,h)anthracene	15.162	278	578267	49.999	ug/ml	99
116)	Benzo(ghi)perylene	15.472	276	593510	50.000	ug/ml	98

(#) = qualifier out of range (m) = manual integration (+) = signals summed

Quantitation Report (QT Reviewed)

Data Path : I:\8270\SV109\201006ical\
Data File : ABNL7.D
Acq On : 6 Oct 2020 3:02 pm
Operator : sv109:
Sample : IL4,32,,ABNL50 Lot# 8907
Misc : WG1420146
ALS Vial : 4 Sample Multiplier: 1

Quant Time: Oct 07 11:24:45 2020
Quant Method : I:\8270\SV109\201006ical\FS201006SV109.m
Quant Title : Semivolatiles by GC/MS by modified 8270
QLast Update : Wed Oct 07 11:10:59 2020
Response via : Initial Calibration

Sub List : ABNical - ABN ical sublistal\ABNL7.D•

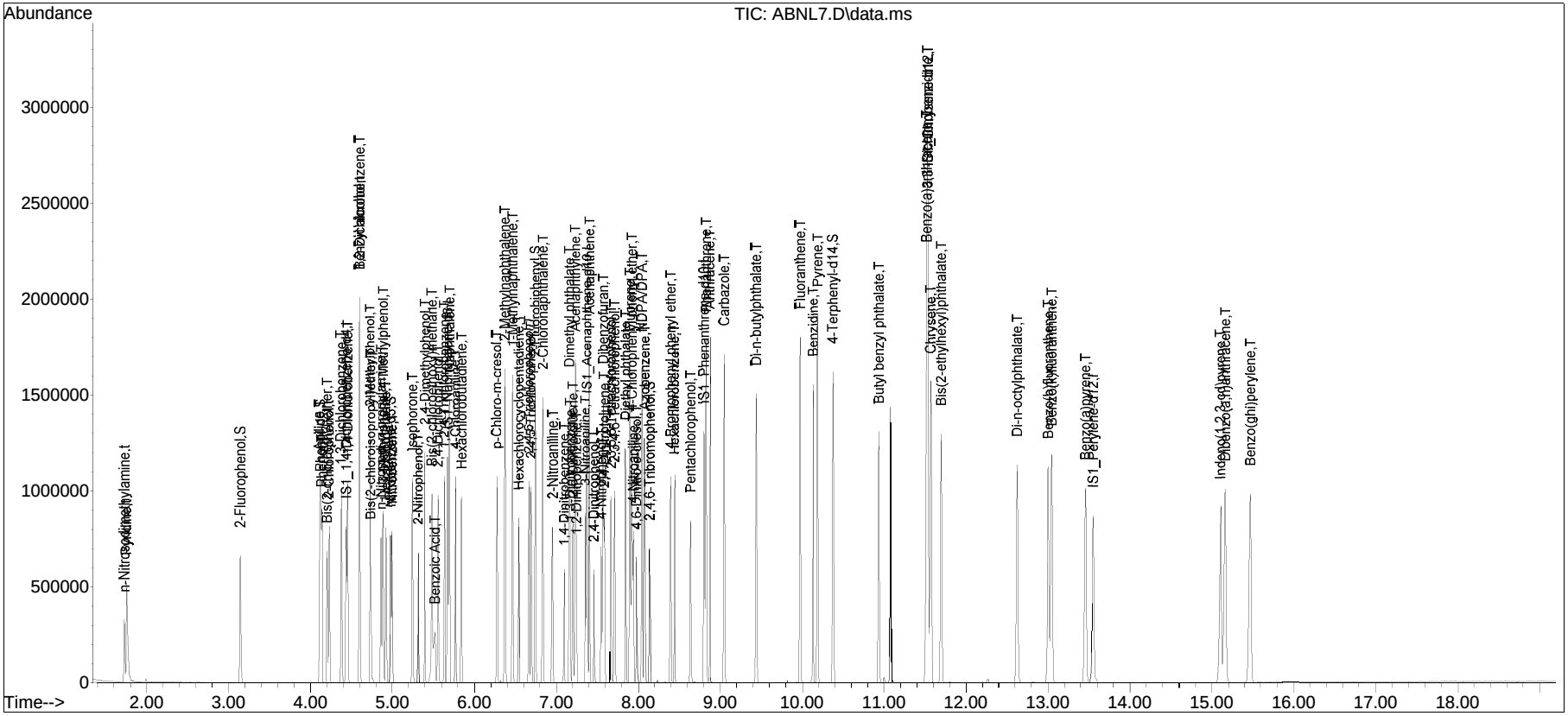

Manual Integration Report

Data Path	: I:\8270\SV109\201006ical\	QMethod	: FS201006SV109.m
Data File	: ABNL7.D	Operator	: sv109:
Date Inj'd	: 10/6/2020 3:02 pm	Instrument	: SV109
Sample	: IL4,32,,ABNL50 Lot# 8907	Quant Date	: 10/7/2020 11:11 am

There are no manual integrations or false positives in this file.

Quantitation Report (QT Reviewed)

Data Path : I:\8270\SV109\201006ical\
Data File : ABNL6.D
Acq On : 6 Oct 2020 3:26 pm
Operator : sv109:
Sample : IL5,32,,ABNL20 Lot# 8906
Misc : WG1420146
ALS Vial : 5 Sample Multiplier: 1

Quant Time: Oct 07 11:20:08 2020
Quant Method : I:\8270\SV109\201006ical\FS201006SV109.m
Quant Title : Semivolatiles by GC/MS by modified 8270
QLast Update : Wed Oct 07 11:10:59 2020
Response via : Initial Calibration

CCAL FILE(s) : 1 - I:\8270\SV109\201006ical\ABNL7.D
Sub List : ABNical - ABN ical sublist

Compound	R.T.	QIon	Response	Conc Units	Dev(Min)
Internal Standards					
1) IS1_1,4-Dichlorobenzen...	4.432	152	110172	40.000 ug/ml	# 0.00
Standard Area 1 = 104994			Recovery = 104.93%		
35) IS1_Naphthalene-d8	5.673	136	468667	40.000 ug/ml	# 0.00
Standard Area 1 = 445099			Recovery = 105.30%		
63) IS1_Acenaphthene-d10	7.373	164	253968	40.000 ug/ml	0.00
Standard Area 1 = 242257			Recovery = 104.83%		
88) IS1_Phenanthrene-d10	8.799	188	444672	40.000 ug/ml	# 0.00
Standard Area 1 = 434765			Recovery = 102.28%		
104) IS1_Chrysene-d12	11.534	240	419164	40.000 ug/ml	0.00
Standard Area 1 = 414860			Recovery = 101.04%		
113) IS1_Perylene-d12	13.548	264	399338	40.000 ug/ml	0.00
Standard Area 1 = 411935			Recovery = 96.94%		
System Monitoring Compounds					
4) 2-Fluorophenol	3.143	112	71252	19.935 ug/ml	0.00
Spiked Amount 50.000	Range 30 - 130		Recovery = 39.87%		
7) Phenol-d6	4.122	99	86533	19.435 ug/ml	0.00
Spiked Amount 50.000	Range 30 - 130		Recovery = 38.87%		
19) Nitrobenzene-d5	4.979	82	81868	19.478 ug/ml	0.00
Spiked Amount 25.000	Range 40 - 140		Recovery = 77.91%		
46) 2-Fluorobiphenyl	6.745	172	167923	19.996 ug/ml	0.00
Spiked Amount 25.000	Range 40 - 140		Recovery = 79.98%		
79) 2,4,6-Tribromophenol	8.137	330	23147	18.791 ug/ml	0.00
Spiked Amount 50.000	Range 30 - 130		Recovery = 37.58%		
96) 4-Terphenyl-d14	10.378	244	196751	20.038 ug/ml	0.00
Spiked Amount 25.000	Range 40 - 140		Recovery = 80.15%		
Target Compounds					Qvalue
2) n-Nitrosodimethylamine	1.728	74	48248	19.869 ug/ml#	84
3) Pyridine	1.756	79	80977	19.618 ug/ml	89
5) Aniline	4.112	93	117784	19.666 ug/ml#	66
6) 2-Chlorophenol	4.224	128	76257	19.628 ug/ml	96
8) Phenol	4.134	94	95970	20.090 ug/ml#	56
9) Bis(2-chloroethyl)ether	4.199	93	75507	20.567 ug/ml	97
10) 1,3-Dichlorobenzene	4.373	146	85890	20.222 ug/ml	99
11) 1,4-Dichlorobenzene	4.448	146	86533	20.134 ug/ml	99
12) 1,2-Dichlorobenzene	4.594	146	83645	20.306 ug/ml	98
13) Benzyl alcohol	4.591	79	63985	19.526 ug/ml	98
14) Bis(2-chloroisopropyl)...	4.737	45	113967	20.600 ug/ml#	88

Quantitation Report (QT Reviewed)

Data Path : I:\8270\SV109\201006ical\
Data File : ABNL6.D
Acq On : 6 Oct 2020 3:26 pm
Operator : sv109:
Sample : IL5,32,,ABNL20 Lot# 8906
Misc : WG1420146
ALS Vial : 5 Sample Multiplier: 1

Quant Time: Oct 07 11:20:08 2020
Quant Method : I:\8270\SV109\201006ical\FS201006SV109.m
Quant Title : Semivolatiles by GC/MS by modified 8270
QLast Update : Wed Oct 07 11:10:59 2020
Response via : Initial Calibration

CCAL FILE(s) : 1 - I:\8270\SV109\201006ical\ABNL7.D
Sub List : ABNical - ABN ical sublist

Compound	R.T.	QIon	Response	Conc	Units	Dev(Min)
15) 2-Methylphenol	4.728	108	70872	19.411	ug/ml	100
16) Hexachloroethane	4.920	117	34340	20.524	ug/ml	95
17) n-Nitrosodi-n-propylamine	4.861	70	54678	19.365	ug/ml	98
18) 3-Methylphenol/4-Methy...	4.886	108	75692	19.556	ug/ml	100
20) Nitrobenzene	4.998	77	82557	19.737	ug/ml	98
21) Isophorone	5.241	82	152771	19.735	ug/ml	99
22) 2-Nitrophenol	5.315	139	40988	19.296	ug/ml	95
23) 2,4-Dimethylphenol	5.396	107	80239	19.717	ug/ml	95
24) Bis(2-chloroethoxy)met...	5.483	93	97195	20.069	ug/ml	98
25) 2,4-Dichlorophenol	5.554	162	66711	19.900	ug/ml	99
26) 1,2,4-Trichlorobenzene	5.629	180	68523	19.970	ug/ml	99
36) Naphthalene	5.691	128	234621	20.120	ug/ml	99
37) Benzoic Acid	5.492	105	58245	17.764	ug/ml	97
38) 4-Chloroaniline	5.769	65	31319	19.681	ug/ml	90
39) Hexachlorobutadiene	5.840	225	39565	20.372	ug/ml	100
40) p-Chloro-m-cresol	6.272	107	69764	19.399	ug/ml	96
41) 2-Methylnaphthalene	6.372	142	157825	19.889	ug/ml	99
42) 1-Methylnaphthalene	6.465	115	52707	19.715	ug/ml	89
43) Hexachlorocyclopentadiene	6.540	237	43056	18.176	ug/ml	98
44) 2,4,6-Trichlorophenol	6.664	196	45716	19.191	ug/ml	99
45) 2,4,5-Trichlorophenol	6.692	196	50027	19.438	ug/ml	97
47) 2-Chloronaphthalene	6.838	162	148651	19.838	ug/ml	99
48) 2-Nitroaniline	6.953	138	49298	18.538	ug/ml	95
49) 1,4-Dinitrobenzene	7.093	168	21245	17.804	ug/ml	94
50) 1,3-Dinitrobenzene	7.168	168	25017	18.903	ug/ml	96
51) Dimethyl phthalate	7.158	163	175096	19.741	ug/ml	100
52) Acenaphthylene	7.233	152	246127	19.583	ug/ml	100
53) 2,6-Dinitrotoluene	7.202	165	37294	19.104	ug/ml	96
54) 1,2-Dinitrobenzene	7.242	168	16563	19.336	ug/ml	94
64) 3-Nitroaniline	7.351	138	45548	19.130	ug/ml#	96
65) Acenaphthene	7.404	154	137125	19.653	ug/ml	99
66) 2,4-Dinitrophenol	7.460	184	19934	16.646	ug/ml	98
67) Dibenzofuran	7.575	168	212316	20.072	ug/ml	98
68) 2,4-Dinitrotoluene	7.587	165	51521	19.263	ug/ml	98
69) 4-Nitrophenol	7.550	65	35390	18.785	ug/ml	93
70) 2,3,5,6-Tetrachlorophenol	7.665	232	38418	18.722	ug/ml	97
71) 2,3,4,6-Tetrachlorophenol	7.708	232	39383	19.381	ug/ml	100
72) Diethyl phthalate	7.845	149	177857	19.811	ug/ml	100
73) Fluorene	7.901	166	166312	19.774	ug/ml	99
74) 4-Chlorophenyl phenyl ...	7.926	204	74498	19.752	ug/ml	96

Data Path : I:\8270\SV109\201006ical\
Data File : ABNL6.D
Acq On : 6 Oct 2020 3:26 pm
Operator : sv109:
Sample : IL5,32,,ABNL20 Lot# 8906
Misc : WG1420146
ALS Vial : 5 Sample Multiplier: 1

Quant Time: Oct 07 11:20:08 2020
Quant Method : I:\8270\SV109\201006ical\FS201006SV109.m
Quant Title : Semivolatiles by GC/MS by modified 8270
QLast Update : Wed Oct 07 11:10:59 2020
Response via : Initial Calibration

CCAL FILE(s) : 1 - I:\8270\SV109\201006ical\ABNL7.D
Sub List : ABNical - ABN ical sublist

	Compound	R.T.	QIon	Response	Conc	Units	Dev(Min)
75)	4-Nitroaniline	7.938	138	44400	18.843	ug/ml	97
76)	4,6-Dinitro-o-cresol	7.979	198	25846	17.828	ug/ml	95
77)	NDPA/DPA	8.041	169	141099	19.784	ug/ml	98
78)	Azobenzene	8.075	77	177434	19.772	ug/ml	98
80)	4-Bromophenyl phenyl e...	8.392	248	42800	19.554	ug/ml	95
81)	Hexachlorobenzene	8.439	284	48800	19.791	ug/ml	93
82)	Pentachlorophenol	8.638	266	28741	18.444	ug/ml	99
89)	Phenanthrene	8.821	178	245314	20.262	ug/ml	100
90)	Anthracene	8.871	178	248647	19.979	ug/ml	100
91)	Carbazole	9.042	167	238965	20.032	ug/ml	99
92)	Di-n-butylphthalate	9.440	149	287079	19.771	ug/ml	99
93)	Fluoranthene	9.971	202	258986	19.709	ug/ml	100
94)	Benzidine	10.130	184	183022	18.424	ug/ml	99
95)	Pyrene	10.182	202	273567	19.924	ug/ml	99
97)	Butyl benzyl phthalate	10.938	149	118400	18.808	ug/ml	95
105)	Benzo(a)anthracene	11.522	228	259420	19.736	ug/ml	100
106)	3,3'-Dichlorobenzidine	11.528	252	99691	18.959	ug/ml	98
107)	Chrysene	11.562	228	249704	19.876	ug/ml	99
108)	Bis(2-ethylhexyl)phtha...	11.699	149	180566	19.700	ug/ml	100
109)	Di-n-octylphthalate	12.625	149	279711	18.215	ug/ml	97
110)	Benzo(b)fluoranthene	12.998	252	243192	19.131	ug/ml	100
111)	Benzo(k)fluoranthene	13.036	252	232681	19.206	ug/ml	100
112)	Benzo(a)pyrene	13.458	252	208496	18.692	ug/ml	99
114)	Indeno(1,2,3-cd)pyrene	15.099	276	203821	18.820	ug/ml	98
115)	Dibenzo(a,h)anthracene	15.155	278	214815	19.159	ug/ml	99
116)	Benzo(ghi)perylene	15.463	276	219899	19.110	ug/ml	98

(#) = qualifier out of range (m) = manual integration (+) = signals summed

Quantitation Report (QT Reviewed)

Data Path : I:\8270\SV109\201006ical\
Data File : ABNL6.D
Acq On : 6 Oct 2020 3:26 pm
Operator : sv109:
Sample : IL5,32,,ABNL20 Lot# 8906
Misc : WG1420146
ALS Vial : 5 Sample Multiplier: 1

Quant Time: Oct 07 11:20:08 2020
Quant Method : I:\8270\SV109\201006ical\FS201006SV109.m
Quant Title : Semivolatiles by GC/MS by modified 8270
QLast Update : Wed Oct 07 11:10:59 2020
Response via : Initial Calibration

Sub List : ABNical - ABN ical sublistal\ABNL7.D•

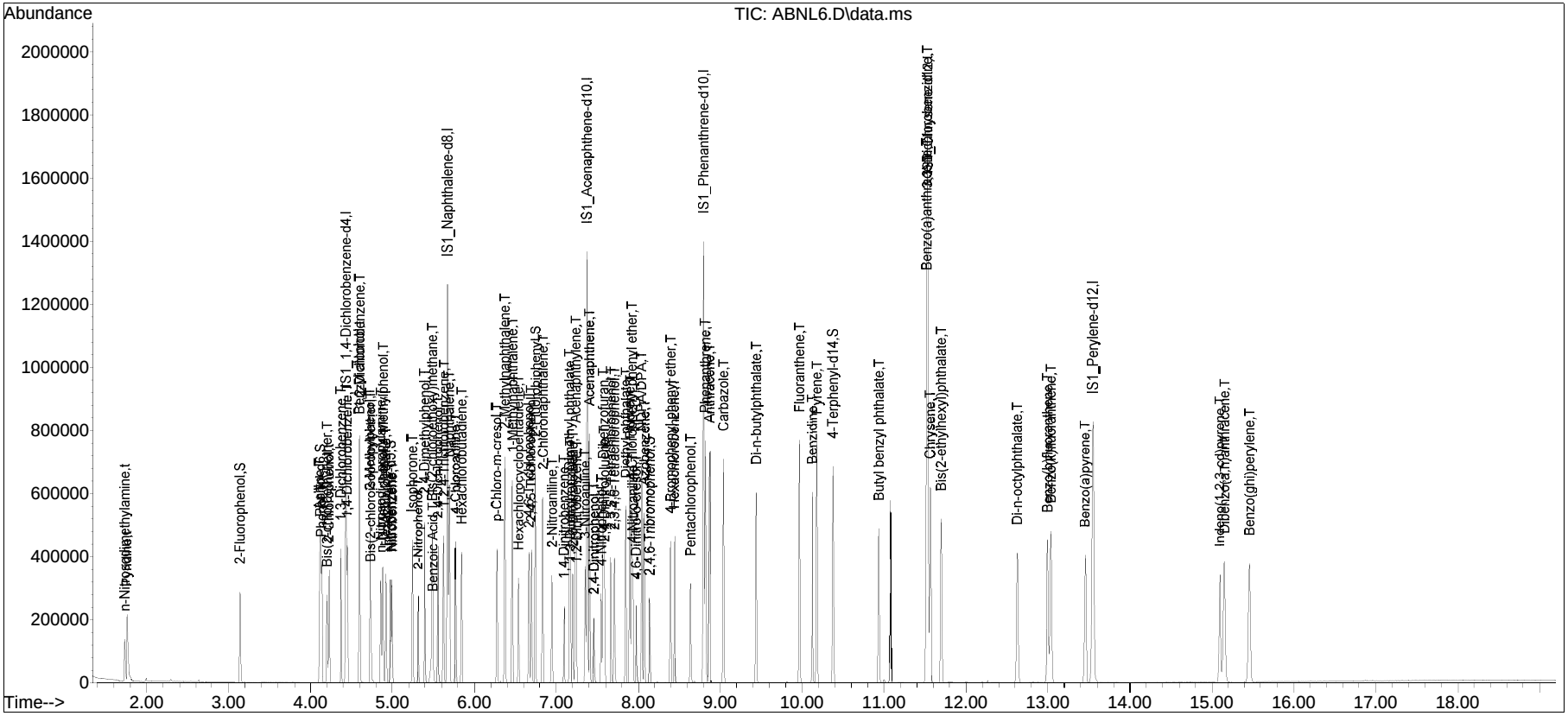

Manual Integration Report

Data Path	: I:\8270\SV109\201006ical\	QMethod	: FS201006SV109.m
Data File	: ABNL6.D	Operator	: sv109:
Date Inj'd	: 10/6/2020 3:26 pm	Instrument	: SV109
Sample	: IL5,32,,ABNL20 Lot# 8906	Quant Date	: 10/7/2020 11:11 am

There are no manual integrations or false positives in this file.

Quantitation Report (QT Reviewed)

Data Path : I:\8270\SV109\201006ical\
Data File : ABNL5.D
Acq On : 6 Oct 2020 3:50 pm
Operator : sv109:
Sample : IL6,32,,ABNL10 Lot# 8905
Misc : WG1420146
ALS Vial : 6 Sample Multiplier: 1

Quant Time: Oct 07 11:19:33 2020
Quant Method : I:\8270\SV109\201006ical\FS201006SV109.m
Quant Title : Semivolatiles by GC/MS by modified 8270
QLast Update : Wed Oct 07 11:10:59 2020
Response via : Initial Calibration

CCAL FILE(s) : 1 - I:\8270\SV109\201006ical\ABNL7.D
Sub List : ABNical - ABN ical sublist

Compound	R.T.	QIon	Response	Conc Units	Dev(Min)
Internal Standards					
1) IS1_1,4-Dichlorobenzen...	4.433	152	98832	40.000 ug/ml	0.00
Standard Area 1 = 104994			Recovery = 94.13%		
35) IS1_Naphthalene-d8	5.673	136	418389	40.000 ug/ml	# 0.00
Standard Area 1 = 445099			Recovery = 94.00%		
63) IS1_Acenaphthene-d10	7.373	164	225608	40.000 ug/ml	0.00
Standard Area 1 = 242257			Recovery = 93.13%		
88) IS1_Phenanthrene-d10	8.799	188	395865	40.000 ug/ml	# 0.00
Standard Area 1 = 434765			Recovery = 91.05%		
104) IS1_Chrysene-d12	11.531	240	354591	40.000 ug/ml	0.00
Standard Area 1 = 414860			Recovery = 85.47%		
113) IS1_Perylene-d12	13.549	264	361239	40.000 ug/ml	0.00
Standard Area 1 = 411935			Recovery = 87.69%		
System Monitoring Compounds					
4) 2-Fluorophenol	3.143	112	32061	9.999 ug/ml	0.00
Spiked Amount 50.000	Range 30 - 130		Recovery = 20.00%#		
7) Phenol-d6	4.122	99	39237	9.824 ug/ml	0.00
Spiked Amount 50.000	Range 30 - 130		Recovery = 19.65%#		
19) Nitrobenzene-d5	4.980	82	37299	9.892 ug/ml	0.00
Spiked Amount 25.000	Range 40 - 140		Recovery = 39.57%#		
46) 2-Fluorobiphenyl	6.745	172	75405	10.058 ug/ml	0.00
Spiked Amount 25.000	Range 40 - 140		Recovery = 40.23%		
79) 2,4,6-Tribromophenol	8.134	330	10186	9.309 ug/ml	0.00
Spiked Amount 50.000	Range 30 - 130		Recovery = 18.62%#		
96) 4-Terphenyl-d14	10.378	244	83825	9.590 ug/ml	0.00
Spiked Amount 25.000	Range 40 - 140		Recovery = 38.36%#		
Target Compounds					Qvalue
2) n-Nitrosodimethylamine	1.732	74	21951	10.077 ug/ml#	83
3) Pyridine	1.763	79	37939	10.246 ug/ml	89
5) Aniline	4.112	93	53962	10.044 ug/ml#	67
6) 2-Chlorophenol	4.224	128	34197	9.812 ug/ml	97
8) Phenol	4.134	94	43491	10.149 ug/ml#	56
9) Bis(2-chloroethyl)ether	4.199	93	34381	10.439 ug/ml	95
10) 1,3-Dichlorobenzene	4.374	146	39568	10.385 ug/ml	100
11) 1,4-Dichlorobenzene	4.448	146	40132	10.409 ug/ml	98
12) 1,2-Dichlorobenzene	4.594	146	38399	10.392 ug/ml	99
13) Benzyl alcohol	4.591	79	28533	9.706 ug/ml	98
14) Bis(2-chloroisopropyl)...	4.740	45	50254	10.126 ug/ml#	85

Data Path : I:\8270\SV109\201006ical\
Data File : ABNL5.D
Acq On : 6 Oct 2020 3:50 pm
Operator : sv109:
Sample : IL6,32,,ABNL10 Lot# 8905
Misc : WG1420146
ALS Vial : 6 Sample Multiplier: 1

Quant Time: Oct 07 11:19:33 2020
Quant Method : I:\8270\SV109\201006ical\FS201006SV109.m
Quant Title : Semivolatiles by GC/MS by modified 8270
QLast Update : Wed Oct 07 11:10:59 2020
Response via : Initial Calibration

CCAL FILE(s) : 1 - I:\8270\SV109\201006ical\ABNL7.D
Sub List : ABNical - ABN ical sublist

Compound	R.T.	QIon	Response	Conc	Units	Dev(Min)
15) 2-Methylphenol	4.728	108	32736	9.995	ug/ml	99
16) Hexachloroethane	4.921	117	15604	10.396	ug/ml	93
17) n-Nitrosodi-n-propylamine	4.861	70	24439	9.648	ug/ml	98
18) 3-Methylphenol/4-Methy...	4.883	108	35084	10.105	ug/ml	96
20) Nitrobenzene	4.998	77	37440	9.978	ug/ml	97
21) Isophorone	5.241	82	68201	9.821	ug/ml	99
22) 2-Nitrophenol	5.315	139	17472	9.169	ug/ml	93
23) 2,4-Dimethylphenol	5.396	107	34751	9.519	ug/ml	98
24) Bis(2-chloroethoxy)met...	5.483	93	44124	10.156	ug/ml	98
25) 2,4-Dichlorophenol	5.555	162	29533	9.821	ug/ml	100
26) 1,2,4-Trichlorobenzene	5.629	180	31268	10.158	ug/ml	98
36) Naphthalene	5.691	128	108183	10.392	ug/ml	99
37) Benzoic Acid	5.474	105	23565	8.051	ug/ml	97
38) 4-Chloroaniline	5.769	65	14141	9.954	ug/ml	93
39) Hexachlorobutadiene	5.841	225	17439	10.059	ug/ml	99
40) p-Chloro-m-cresol	6.269	107	30875	9.617	ug/ml	97
41) 2-Methylnaphthalene	6.372	142	71963	10.158	ug/ml	99
42) 1-Methylnaphthalene	6.465	115	24249	10.160	ug/ml	87
43) Hexachlorocyclopentadiene	6.540	237	17500	8.276	ug/ml	99
44) 2,4,6-Trichlorophenol	6.664	196	20683	9.726	ug/ml	98
45) 2,4,5-Trichlorophenol	6.692	196	22203	9.664	ug/ml	99
47) 2-Chloronaphthalene	6.835	162	68038	10.171	ug/ml	99
48) 2-Nitroaniline	6.953	138	21723	9.150	ug/ml	95
49) 1,4-Dinitrobenzene	7.090	168	9093	8.536	ug/ml	91
50) 1,3-Dinitrobenzene	7.165	168	10921	9.244	ug/ml	96
51) Dimethyl phthalate	7.155	163	79537	10.045	ug/ml	99
52) Acenaphthylene	7.230	152	112123	9.993	ug/ml	99
53) 2,6-Dinitrotoluene	7.199	165	16437	9.432	ug/ml	93
54) 1,2-Dinitrobenzene	7.239	168	7357	9.621	ug/ml	99
64) 3-Nitroaniline	7.351	138	20205	9.553	ug/ml#	93
65) Acenaphthene	7.404	154	63909	10.311	ug/ml	99
66) 2,4-Dinitrophenol	7.457	184	7386	6.943	ug/ml	98
67) Dibenzofuran	7.572	168	98079	10.438	ug/ml	99
68) 2,4-Dinitrotoluene	7.587	165	21968	9.246	ug/ml	98
69) 4-Nitrophenol	7.547	65	15451	9.232	ug/ml	95
70) 2,3,5,6-Tetrachlorophenol	7.665	232	17381	9.535	ug/ml	99
71) 2,3,4,6-Tetrachlorophenol	7.705	232	17135	9.493	ug/ml	99
72) Diethyl phthalate	7.842	149	77891	9.767	ug/ml	100
73) Fluorene	7.901	166	76107	10.186	ug/ml	99
74) 4-Chlorophenyl phenyl ...	7.923	204	34233	10.217	ug/ml	96

Quantitation Report (QT Reviewed)

Data Path : I:\8270\SV109\201006ical\
Data File : ABNL5.D
Acq On : 6 Oct 2020 3:50 pm
Operator : sv109:
Sample : IL6,32,,ABNL10 Lot# 8905
Misc : WG1420146
ALS Vial : 6 Sample Multiplier: 1

Quant Time: Oct 07 11:19:33 2020
Quant Method : I:\8270\SV109\201006ical\FS201006SV109.m
Quant Title : Semivolatiles by GC/MS by modified 8270
QLast Update : Wed Oct 07 11:10:59 2020
Response via : Initial Calibration

CCAL FILE(s) : 1 - I:\8270\SV109\201006ical\ABNL7.D
Sub List : ABNical - ABN ical sublist

	Compound	R.T.	QIon	Response	Conc	Units	Dev(Min)
75)	4-Nitroaniline	7.935	138	19560	9.345	ug/ml	96
76)	4,6-Dinitro-o-cresol	7.976	198	9852	7.650	ug/ml	93
77)	NDPA/DPA	8.041	169	62956	9.937	ug/ml	99
78)	Azobenzene	8.072	77	78894	9.897	ug/ml	98
80)	4-Bromophenyl phenyl e...	8.392	248	19286	9.919	ug/ml	96
81)	Hexachlorobenzene	8.439	284	22649	10.340	ug/ml	94
82)	Pentachlorophenol	8.635	266	11191	8.084	ug/ml	99
89)	Phenanthrene	8.821	178	109242	10.136	ug/ml	99
90)	Anthracene	8.871	178	111854	10.096	ug/ml	99
91)	Carbazole	9.042	167	106306	10.010	ug/ml	99
92)	Di-n-butylphthalate	9.437	149	114648	8.869	ug/ml	99
93)	Fluoranthene	9.971	202	113891	9.736	ug/ml	100
94)	Benzidine	10.130	184	75349	8.520	ug/ml	100
95)	Pyrene	10.183	202	120827	9.885	ug/ml	100
97)	Butyl benzyl phthalate	10.935	149	45562	8.130	ug/ml	95
105)	Benzo(a)anthracene	11.519	228	111914	10.065	ug/ml	100
106)	3,3'-Dichlorobenzidine	11.528	252	41331	9.292	ug/ml	99
107)	Chrysene	11.563	228	110841	10.430	ug/ml	100
108)	Bis(2-ethylhexyl)phtha...	11.699	149	67693	8.730	ug/ml#	99
109)	Di-n-octylphthalate	12.629	149	98259	7.564	ug/ml#	97
110)	Benzo(b)fluoranthene	12.992	252	106158	9.872	ug/ml	99
111)	Benzo(k)fluoranthene	13.033	252	104476	10.194	ug/ml	99
112)	Benzo(a)pyrene	13.455	252	91880	9.737	ug/ml	100
114)	Indeno(1,2,3-cd)pyrene	15.096	276	90780	9.267	ug/ml	97
115)	Dibenzo(a,h)anthracene	15.152	278	96094	9.475	ug/ml	98
116)	Benzo(ghi)perylene	15.457	276	101415	9.743	ug/ml	98

(#) = qualifier out of range (m) = manual integration (+) = signals summed

Quantitation Report (QT Reviewed)

Data Path : I:\8270\SV109\201006ical\
Data File : ABNL5.D
Acq On : 6 Oct 2020 3:50 pm
Operator : sv109:
Sample : IL6,32,,ABNL10 Lot# 8905
Misc : WG1420146
ALS Vial : 6 Sample Multiplier: 1

Quant Time: Oct 07 11:19:33 2020
Quant Method : I:\8270\SV109\201006ical\FS201006SV109.m
Quant Title : Semivolatiles by GC/MS by modified 8270
QLast Update : Wed Oct 07 11:10:59 2020
Response via : Initial Calibration

Sub List : ABNical - ABN ical sublistal\ABNL7.D•

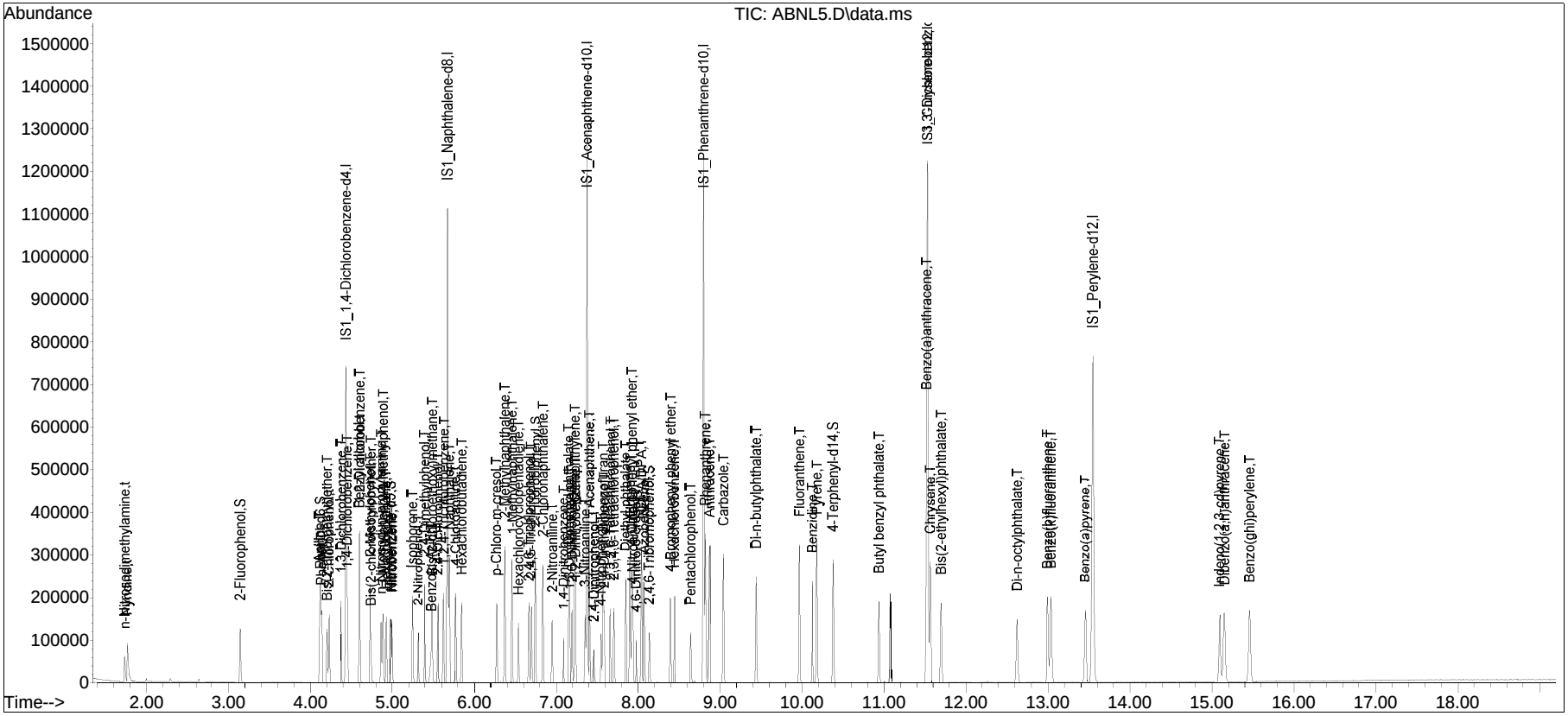

Manual Integration Report

Data Path	: I:\8270\SV109\201006ical\	QMethod	: FS201006SV109.m
Data File	: ABNL5.D	Operator	: sv109:
Date Inj'd	: 10/6/2020 3:50 pm	Instrument	: SV109
Sample	: IL6,32,,ABNL10 Lot# 8905	Quant Date	: 10/7/2020 11:11 am

There are no manual integrations or false positives in this file.

Quantitation Report (QT Reviewed)

Data Path : I:\8270\SV109\201006ical\
Data File : ABNL4.D
Acq On : 6 Oct 2020 4:14 pm
Operator : sv109:
Sample : IL7,32,,ABNL5 Lot# 8904
Misc : WG1420146
ALS Vial : 7 Sample Multiplier: 1

Quant Time: Oct 08 14:47:52 2020
Quant Method : I:\8270\SV109\201006ical\FS201006SV109.m
Quant Title : Semivolatiles by GC/MS by modified 8270
QLast Update : Thu Oct 08 14:47:46 2020
Response via : Initial Calibration

CCAL FILE(s) : 1 - I:\8270\SV109\201006ical\ABNL7.D
Sub List : ABNical - ABN ical sublist

Compound	R.T.	QIon	Response	Conc	Units	Dev(Min)
Internal Standards						
1) IS1_1,4-Dichlorobenzen...	4.432	152	87988	40.000	ug/ml	0.00
Standard Area 1 = 104994			Recovery = 83.80%			
35) IS1_Naphthalene-d8	5.673	136	365670	40.000	ug/ml	# 0.00
Standard Area 1 = 445099			Recovery = 82.15%			
63) IS1_Acenaphthene-d10	7.373	164	196998	40.000	ug/ml	0.00
Standard Area 1 = 242257			Recovery = 81.32%			
88) IS1_Phenanthrene-d10	8.799	188	347386	40.000	ug/ml	# 0.00
Standard Area 1 = 434765			Recovery = 79.90%			
104) IS1_Chrysene-d12	11.528	240	320689	40.000	ug/ml	0.00
Standard Area 1 = 414860			Recovery = 77.30%			
113) IS1_Perylene-d12	13.545	264	324444	40.000	ug/ml	0.00
Standard Area 1 = 411935			Recovery = 78.76%			
System Monitoring Compounds						
4) 2-Fluorophenol	3.143	112	14555	4.954	ug/ml	0.00
Spiked Amount 50.000	Range 30 - 130		Recovery = 9.91%#			
7) Phenol-d6	4.122	99	17334	4.802	ug/ml	0.00
Spiked Amount 50.000	Range 30 - 130		Recovery = 9.60%#			
19) Nitrobenzene-d5	4.980	82	15670	4.571	ug/ml	0.00
Spiked Amount 25.000	Range 40 - 140		Recovery = 18.28%#			
46) 2-Fluorobiphenyl	6.745	172	34512	5.007	ug/ml	0.00
Spiked Amount 25.000	Range 40 - 140		Recovery = 20.03%#			
79) 2,4,6-Tribromophenol	8.134	330	4524	4.898	ug/ml	0.00
Spiked Amount 50.000	Range 30 - 130		Recovery = 9.80%#			
96) 4-Terphenyl-d14	10.378	244	37693	4.795	ug/ml	0.00
Spiked Amount 25.000	Range 40 - 140		Recovery = 19.18%#			
Target Compounds						Qvalue
2) n-Nitrosodimethylamine	1.735	74	9918	4.937	ug/ml#	83
3) Pyridine	1.772	79	16521	4.934	ug/ml	90
5) Aniline	4.112	93	23707	4.798	ug/ml#	68
6) 2-Chlorophenol	4.224	128	15231	4.808	ug/ml	97
8) Phenol	4.134	94	19135	4.670	ug/ml#	55
9) Bis(2-chloroethyl)ether	4.202	93	15481	4.954	ug/ml	94
10) 1,3-Dichlorobenzene	4.373	146	18061	5.041	ug/ml	98
11) 1,4-Dichlorobenzene	4.448	146	18494	5.053	ug/ml	95
12) 1,2-Dichlorobenzene	4.594	146	17408	4.963	ug/ml	99
13) Benzyl alcohol	4.591	79	12235	4.643	ug/ml	97
14) Bis(2-chloroisopropyl)...	4.737	45	22342	4.832	ug/ml#	88

Data Path : I:\8270\SV109\201006ical\
Data File : ABNL4.D
Acq On : 6 Oct 2020 4:14 pm
Operator : sv109:
Sample : IL7,32,,ABNL5 Lot# 8904
Misc : WG1420146
ALS Vial : 7 Sample Multiplier: 1

Quant Time: Oct 08 14:47:52 2020
Quant Method : I:\8270\SV109\201006ical\FS201006SV109.m
Quant Title : Semivolatiles by GC/MS by modified 8270
QLast Update : Thu Oct 08 14:47:46 2020
Response via : Initial Calibration

CCAL FILE(s) : 1 - I:\8270\SV109\201006ical\ABNL7.D
Sub List : ABNical - ABN ical sublist

Compound	R.T.	QIon	Response	Conc	Units	Dev(Min)
15) 2-Methylphenol	4.728	108	14335	4.855	ug/ml	96
16) Hexachloroethane	4.924	117	6736	4.777	ug/ml	95
17) n-Nitrosodi-n-propylamine	4.865	70	10821	4.762	ug/ml#	90
18) 3-Methylphenol/4-Methy...	4.886	108	14865	4.712	ug/ml#	97
20) Nitrobenzene	4.998	77	16086	4.713	ug/ml	94
21) Isophorone	5.244	82	28552	4.600	ug/ml#	94
22) 2-Nitrophenol	5.315	139	7404	4.484	ug/ml	95
23) 2,4-Dimethylphenol	5.396	107	15150	4.647	ug/ml	98
24) Bis(2-chloroethoxy)met...	5.483	93	19288	4.819	ug/ml#	88
25) 2,4-Dichlorophenol	5.555	162	12916	4.762	ug/ml	97
26) 1,2,4-Trichlorobenzene	5.629	180	13949	4.826	ug/ml	99
36) Naphthalene	5.691	128	47845	4.979	ug/ml	99
37) Benzoic Acid	5.461	105	8641M1	3.643	ug/ml	
38) 4-Chloroaniline	5.769	65	6171	4.854	ug/ml	91
39) Hexachlorobutadiene	5.844	225	7703	4.921	ug/ml	98
40) p-Chloro-m-cresol	6.272	107	13150	4.737	ug/ml	96
41) 2-Methylnaphthalene	6.372	142	31452	4.891	ug/ml	99
42) 1-Methylnaphthalene	6.462	115	10660	4.917	ug/ml	89
43) Hexachlorocyclopentadiene	6.540	237	6844	4.026	ug/ml#	91
44) 2,4,6-Trichlorophenol	6.661	196	8660	4.673	ug/ml	99
45) 2,4,5-Trichlorophenol	6.692	196	9425	4.734	ug/ml	96
47) 2-Chloronaphthalene	6.838	162	29755	4.875	ug/ml	99
48) 2-Nitroaniline	6.953	138	8840	4.582	ug/ml	96
49) 1,4-Dinitrobenzene	7.090	168	3678	4.335	ug/ml	89
50) 1,3-Dinitrobenzene	7.165	168	4349	4.471	ug/ml	89
51) Dimethyl phthalate	7.155	163	34870	4.880	ug/ml#	98
52) Acenaphthylene	7.230	152	48709	4.878	ug/ml	99
53) 2,6-Dinitrotoluene	7.199	165	6742	4.605	ug/ml	93
54) 1,2-Dinitrobenzene	7.239	168	3022	4.702	ug/ml	100
64) 3-Nitroaniline	7.351	138	8251	4.716	ug/ml#	81
65) Acenaphthene	7.404	154	28430	4.992	ug/ml	99
66) 2,4-Dinitrophenol	7.457	184	2489	5.580	ug/ml#	27
67) Dibenzofuran	7.572	168	43614	5.040	ug/ml	98
68) 2,4-Dinitrotoluene	7.587	165	9238	4.682	ug/ml	97
69) 4-Nitrophenol	7.547	65	6355	4.583	ug/ml	95
70) 2,3,5,6-Tetrachlorophenol	7.665	232	6914	4.563	ug/ml	97
71) 2,3,4,6-Tetrachlorophenol	7.708	232	7128	4.636	ug/ml	99
72) Diethyl phthalate	7.842	149	33867	4.816	ug/ml	100
73) Fluorene	7.901	166	32854	4.881	ug/ml	99
74) 4-Chlorophenyl phenyl ...	7.923	204	15010	4.921	ug/ml	95

Quantitation Report (QT Reviewed)

Data Path : I:\8270\SV109\201006ical\
Data File : ABNL4.D
Acq On : 6 Oct 2020 4:14 pm
Operator : sv109:
Sample : IL7,32,,ABNL5 Lot# 8904
Misc : WG1420146
ALS Vial : 7 Sample Multiplier: 1

Quant Time: Oct 08 14:47:52 2020
Quant Method : I:\8270\SV109\201006ical\FS201006SV109.m
Quant Title : Semivolatiles by GC/MS by modified 8270
QLast Update : Thu Oct 08 14:47:46 2020
Response via : Initial Calibration

CCAL FILE(s) : 1 - I:\8270\SV109\201006ical\ABNL7.D
Sub List : ABNical - ABN ical sublist

	Compound	R.T.	QIon	Response	Conc	Units	Dev(Min)
75)	4-Nitroaniline	7.935	138	8068	4.739	ug/ml	94
76)	4,6-Dinitro-o-cresol	7.976	198	3765	3.815	ug/ml#	66
77)	NDPA/DPA	8.041	169	27811	4.901	ug/ml	98
78)	Azobenzene	8.072	77	34519	4.930	ug/ml	98
80)	4-Bromophenyl phenyl e...	8.392	248	8630	4.933	ug/ml	92
81)	Hexachlorobenzene	8.439	284	10209	5.016	ug/ml	97
82)	Pentachlorophenol	8.638	266	4461	4.007	ug/ml	95
89)	Phenanthrene	8.821	178	50637	5.043	ug/ml	98
90)	Anthracene	8.868	178	49492	4.905	ug/ml	100
91)	Carbazole	9.042	167	46310	4.842	ug/ml	99
92)	Di-n-butylphthalate	9.437	149	48528	4.500	ug/ml	99
93)	Fluoranthene	9.971	202	50214	4.822	ug/ml	99
94)	Benzidine	10.130	184	31404	4.754	ug/ml	99
95)	Pyrene	10.182	202	54802	4.943	ug/ml	100
97)	Butyl benzyl phthalate	10.935	149	18471	4.057	ug/ml	92
105)	Benzo(a)anthracene	11.516	228	50224	4.797	ug/ml	99
106)	3,3'-Dichlorobenzidine	11.528	252	17859	4.748	ug/ml#	98
107)	Chrysene	11.559	228	50299	4.922	ug/ml	99
108)	Bis(2-ethylhexyl)phtha...	11.699	149	27034	4.224	ug/ml#	97
109)	Di-n-octylphthalate	12.625	149	38043	4.848	ug/ml#	98
110)	Benzo(b)fluoranthene	12.992	252	47761	4.971	ug/ml	99
111)	Benzo(k)fluoranthene	13.033	252	46453	5.023	ug/ml	99
112)	Benzo(a)pyrene	13.455	252	40326	4.893	ug/ml	100
114)	Indeno(1,2,3-cd)pyrene	15.093	276	41013	4.821	ug/ml	98
115)	Dibenzo(a,h)anthracene	15.149	278	43362	4.806	ug/ml	98
116)	Benzo(ghi)perylene	15.460	276	46634	4.994	ug/ml	97

(#) = qualifier out of range (m) = manual integration (+) = signals summed

Quantitation Report (QT Reviewed)

Data Path : I:\8270\SV109\201006ical\
Data File : ABNL4.D
Acq On : 6 Oct 2020 4:14 pm
Operator : sv109:
Sample : IL7,32,,ABNL5 Lot# 8904
Misc : WG1420146
ALS Vial : 7 Sample Multiplier: 1

Quant Time: Oct 08 14:47:52 2020
Quant Method : I:\8270\SV109\201006ical\FS201006SV109.m
Quant Title : Semivolatiles by GC/MS by modified 8270
QLast Update : Thu Oct 08 14:47:46 2020
Response via : Initial Calibration

Sub List : ABNical - ABN ical sublistal\ABNL7.D•

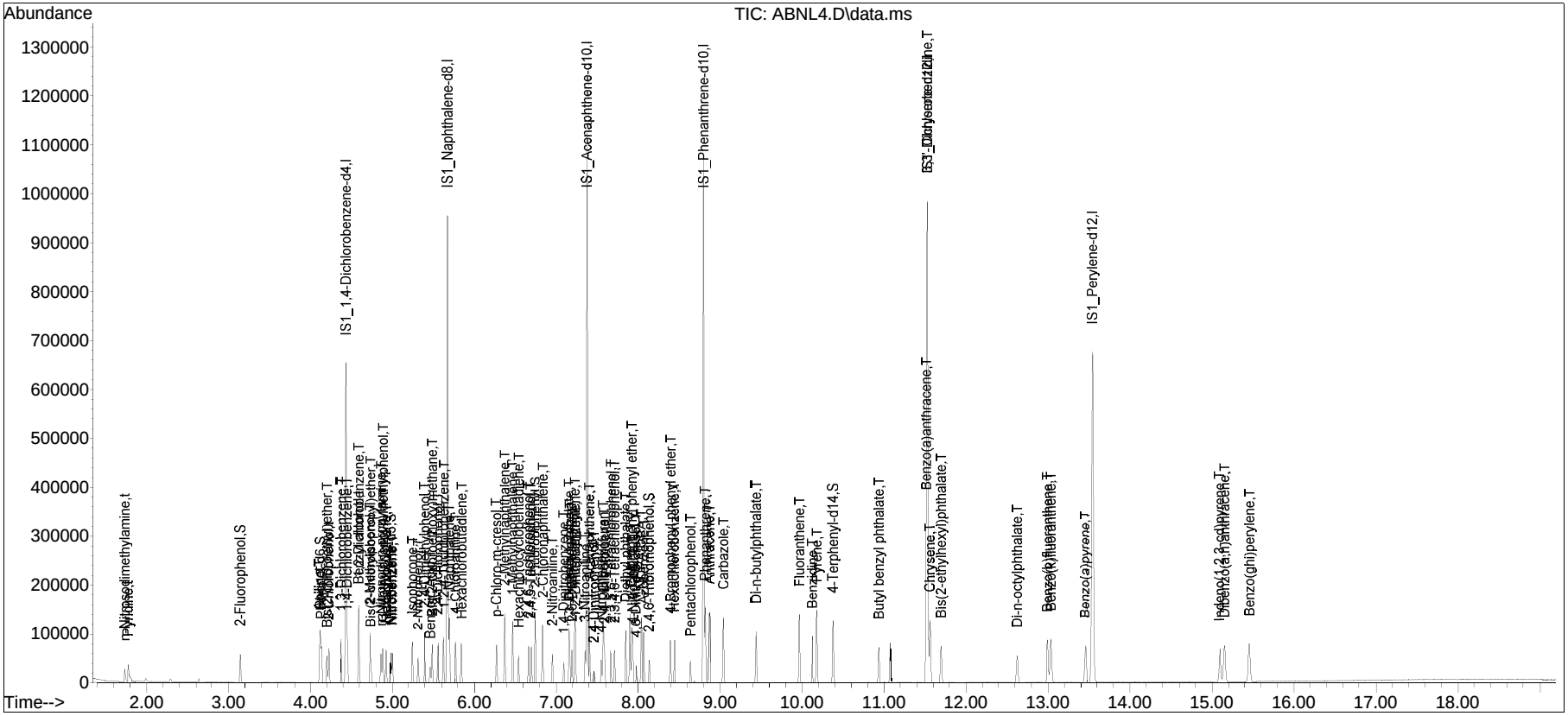

Manual Integration Report

Data Path : I:\8270\SV109\201006ical\ QMethod : FS201006SV109.m
Data File : ABNL4.D Operator : sv109:
Date Inj'd : 10/6/2020 4:14 pm Instrument : SV109
Sample : IL7,32,,ABNL5 Lot# 8904 Quant Date : 10/8/2020 2:47 pm

Compound #37: Benzoic Acid

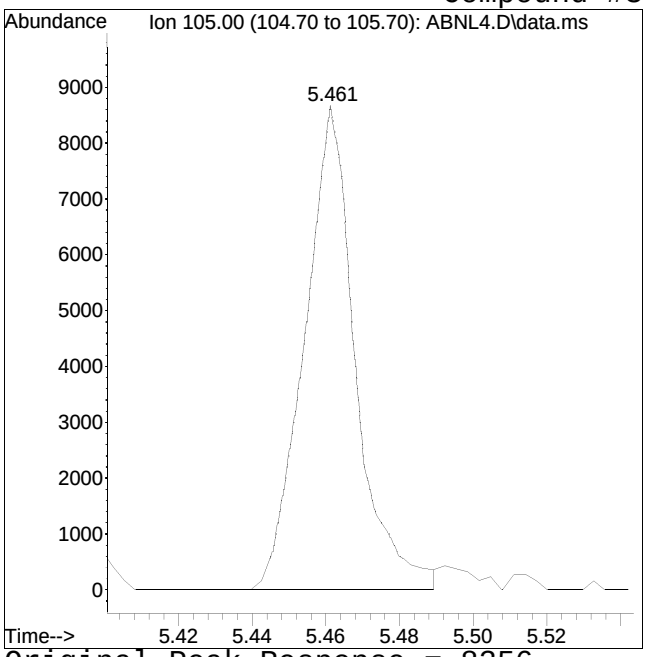

Original Peak Response = 8356

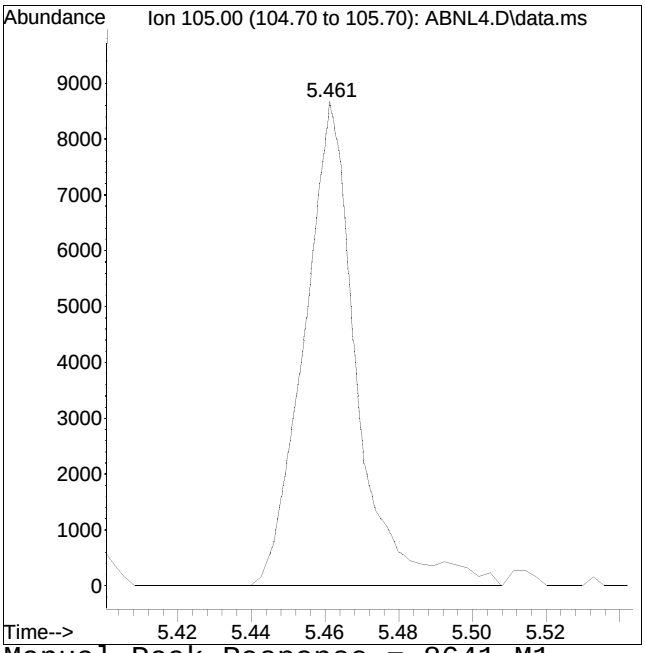

Manual Peak Response = 8641 M1

M1 = Split or tailing peak, auto integration stopped early resulting in false low area count.

Quantitation Report (QT Reviewed)

Data Path : I:\8270\SV109\201006ical\
Data File : ABNL3.D
Acq On : 6 Oct 2020 4:38 pm
Operator : sv109:
Sample : IL8,32,,ABNL3 Lot# 8903
Misc : WG1420146
ALS Vial : 8 Sample Multiplier: 1

Quant Time: Oct 08 14:46:00 2020
Quant Method : I:\8270\SV109\201006ical\FS201006SV109.m
Quant Title : Semivolatiles by GC/MS by modified 8270
QLast Update : Thu Oct 08 14:45:54 2020
Response via : Initial Calibration

CCAL FILE(s) : 1 - I:\8270\SV109\201006ical\ABNL7.D
Sub List : ABNical - ABN ical sublist

Compound	R.T.	QIon	Response	Conc	Units	Dev(Min)
Internal Standards						
1) IS1_1,4-Dichlorobenzen...	4.430	152	113781	40.000	ug/ml	0.00
Standard Area 1 = 104994			Recovery = 108.37%			
35) IS1_Naphthalene-d8	5.673	136	497197	40.000	ug/ml	# 0.00
Standard Area 1 = 445099			Recovery = 111.70%			
63) IS1_Acenaphthene-d10	7.373	164	278773	40.000	ug/ml	0.00
Standard Area 1 = 242257			Recovery = 115.07%			
88) IS1_Phenanthrene-d10	8.800	188	500804	40.000	ug/ml	# 0.00
Standard Area 1 = 434765			Recovery = 115.19%			
104) IS1_Chrysene-d12	11.532	240	454369	40.000	ug/ml	0.00
Standard Area 1 = 414860			Recovery = 109.52%			
113) IS1_Perylene-d12	13.549	264	434239	40.000	ug/ml	0.00
Standard Area 1 = 411935			Recovery = 105.41%			
System Monitoring Compounds						
4) 2-Fluorophenol	3.143	112	10767	2.834	ug/ml	0.00
Spiked Amount 50.000	Range 30 - 130		Recovery = 5.67%#			
7) Phenol-d6	4.122	99	13495	2.891	ug/ml	0.00
Spiked Amount 50.000	Range 30 - 130		Recovery = 5.78%#			
19) Nitrobenzene-d5	4.980	82	13336	3.009	ug/ml	0.00
Spiked Amount 25.000	Range 40 - 140		Recovery = 12.04%#			
46) 2-Fluorobiphenyl	6.745	172	28640	3.056	ug/ml	0.00
Spiked Amount 25.000	Range 40 - 140		Recovery = 12.22%#			
79) 2,4,6-Tribromophenol	8.134	330	3863	2.955	ug/ml	0.00
Spiked Amount 50.000	Range 30 - 130		Recovery = 5.91%#			
96) 4-Terphenyl-d14	10.375	244	32176	2.839	ug/ml	0.00
Spiked Amount 25.000	Range 40 - 140		Recovery = 11.36%#			
Target Compounds						Qvalue
2) n-Nitrosodimethylamine	1.735	74	7432	2.861	ug/ml#	85
3) Pyridine	1.775	79	12211	2.820	ug/ml	87
5) Aniline	4.112	93	18927	2.962	ug/ml#	63
6) 2-Chlorophenol	4.224	128	12115	2.957	ug/ml	99
8) Phenol	4.131	94	16813	3.173	ug/ml#	52
9) Bis(2-chloroethyl)ether	4.203	93	12382	3.064	ug/ml	92
10) 1,3-Dichlorobenzene	4.374	146	13636	2.943	ug/ml	98
11) 1,4-Dichlorobenzene	4.445	146	14076	2.974	ug/ml#	92
12) 1,2-Dichlorobenzene	4.594	146	13772	3.036	ug/ml	99
13) Benzyl alcohol	4.591	79	9667	2.837	ug/ml	100
14) Bis(2-chloroisopropyl)...	4.737	45	18341	3.068	ug/ml#	89

Data Path : I:\8270\SV109\201006ical\
Data File : ABNL3.D
Acq On : 6 Oct 2020 4:38 pm
Operator : sv109:
Sample : IL8,32,,ABNL3 Lot# 8903
Misc : WG1420146
ALS Vial : 8 Sample Multiplier: 1

Quant Time: Oct 08 14:46:00 2020
Quant Method : I:\8270\SV109\201006ical\FS201006SV109.m
Quant Title : Semivolatiles by GC/MS by modified 8270
QLast Update : Thu Oct 08 14:45:54 2020
Response via : Initial Calibration

CCAL FILE(s) : 1 - I:\8270\SV109\201006ical\ABNL7.D
Sub List : ABNical - ABN ical sublist

Compound	R.T.	QIon	Response	Conc	Units	Dev(Min)
15) 2-Methylphenol	4.725	108	11377	2.979	ug/ml	96
16) Hexachloroethane	4.921	117	5275	2.893	ug/ml	97
17) n-Nitrosodi-n-propylamine	4.865	70	8661	2.947	ug/ml#	61
18) 3-Methylphenol/4-Methy...	4.883	108	12069	2.959	ug/ml#	96
20) Nitrobenzene	4.998	77	13374	3.030	ug/ml#	87
21) Isophorone	5.241	82	23701	2.953	ug/ml#	93
22) 2-Nitrophenol	5.315	139	5865	2.747	ug/ml#	78
23) 2,4-Dimethylphenol	5.396	107	12168	2.886	ug/ml	96
24) Bis(2-chloroethoxy)met...	5.483	93	15883	3.069	ug/ml#	89
25) 2,4-Dichlorophenol	5.555	162	10587	3.018	ug/ml	98
26) 1,2,4-Trichlorobenzene	5.629	180	11568	3.095	ug/ml	97
36) Naphthalene	5.691	128	39464	3.020	ug/ml	99
37) Benzoic Acid	5.458	105	6636	2.057	ug/ml	95
38) 4-Chloroaniline	5.769	65	5139	2.973	ug/ml	89
39) Hexachlorobutadiene	5.841	225	6127	2.879	ug/ml	98
40) p-Chloro-m-cresol	6.273	107	10605	2.809	ug/ml	96
41) 2-Methylnaphthalene	6.372	142	26198	2.996	ug/ml	98
42) 1-Methylnaphthalene	6.462	115	8821	2.993	ug/ml	91
43) Hexachlorocyclopentadiene	6.540	237	5437	2.352	ug/ml#	91
44) 2,4,6-Trichlorophenol	6.661	196	7406	2.939	ug/ml	94
45) 2,4,5-Trichlorophenol	6.692	196	7580	2.800	ug/ml	98
47) 2-Chloronaphthalene	6.838	162	25511	3.074	ug/ml	96
48) 2-Nitroaniline	6.953	138	6994	2.666	ug/ml	91
49) 1,4-Dinitrobenzene	7.090	168	3131	2.714	ug/ml	92
50) 1,3-Dinitrobenzene	7.165	168	3619	2.736	ug/ml	91
51) Dimethyl phthalate	7.155	163	28579	2.942	ug/ml#	98
52) Acenaphthylene	7.230	152	40705	2.998	ug/ml	98
53) 2,6-Dinitrotoluene	7.199	165	5683	2.855	ug/ml	92
54) 1,2-Dinitrobenzene	7.239	168	2645	3.027	ug/ml	94
64) 3-Nitroaniline	7.351	138	6739	2.722	ug/ml#	70
65) Acenaphthene	7.404	154	23841	2.958	ug/ml	98
66) 2,4-Dinitrophenol	7.460	184	2098	4.576	ug/ml#	27
67) Dibenzofuran	7.572	168	37185	3.037	ug/ml	99
68) 2,4-Dinitrotoluene	7.587	165	7896	2.828	ug/ml	99
69) 4-Nitrophenol	7.547	65	5090	2.594	ug/ml	94
70) 2,3,5,6-Tetrachlorophenol	7.665	232	5885	2.744	ug/ml	98
71) 2,3,4,6-Tetrachlorophenol	7.705	232	5877	2.701	ug/ml	95
72) Diethyl phthalate	7.842	149	29021	2.916	ug/ml	99
73) Fluorene	7.901	166	27982	2.937	ug/ml	98
74) 4-Chlorophenyl phenyl ...	7.923	204	12524	2.902	ug/ml	94

Quantitation Report (QT Reviewed)

Data Path : I:\8270\SV109\201006ical\
Data File : ABNL3.D
Acq On : 6 Oct 2020 4:38 pm
Operator : sv109:
Sample : IL8,32,,ABNL3 Lot# 8903
Misc : WG1420146
ALS Vial : 8 Sample Multiplier: 1

Quant Time: Oct 08 14:46:00 2020
Quant Method : I:\8270\SV109\201006ical\FS201006SV109.m
Quant Title : Semivolatiles by GC/MS by modified 8270
QLast Update : Thu Oct 08 14:45:54 2020
Response via : Initial Calibration

CCAL FILE(s) : 1 - I:\8270\SV109\201006ical\ABNL7.D
Sub List : ABNical - ABN ical sublist

	Compound	R.T.	QIon	Response	Conc	Units	Dev(Min)
75)	4-Nitroaniline	7.935	138	6540	2.715	ug/ml	91
76)	4,6-Dinitro-o-cresol	7.979	198	3076	2.202	ug/ml#	1
77)	NDPA/DPA	8.041	169	23404	2.915	ug/ml	97
78)	Azobenzene	8.072	77	28567	2.883	ug/ml	99
80)	4-Bromophenyl phenyl e...	8.389	248	7131	2.880	ug/ml	92
81)	Hexachlorobenzene	8.439	284	8877	3.082	ug/ml	94
82)	Pentachlorophenol	8.635	266	3457	2.194	ug/ml	96
89)	Phenanthrene	8.821	178	43058	2.974	ug/ml	99
90)	Anthracene	8.868	178	42262	2.905	ug/ml	100
91)	Carbazole	9.042	167	40065	2.906	ug/ml	98
92)	Di-n-butylphthalate	9.437	149	41275	2.655	ug/ml	99
93)	Fluoranthene	9.968	202	42783	2.850	ug/ml	100
94)	Benzidine	10.127	184	26346	3.086	ug/ml	100
95)	Pyrene	10.183	202	47093	2.947	ug/ml	99
97)	Butyl benzyl phthalate	10.935	149	15593	2.376	ug/ml	92
105)	Benzo(a)anthracene	11.519	228	43169	2.910	ug/ml	99
106)	3,3'-Dichlorobenzidine	11.528	252	14461	2.713	ug/ml#	96
107)	Chrysene	11.560	228	43812	3.026	ug/ml	100
108)	Bis(2-ethylhexyl)phtha...	11.699	149	22827	2.517	ug/ml#	98
109)	Di-n-octylphthalate	12.626	149	30785	3.535	ug/ml#	98
110)	Benzo(b)fluoranthene	12.992	252	37585	2.761	ug/ml	99
111)	Benzo(k)fluoranthene	13.033	252	36778	2.807	ug/ml	99
112)	Benzo(a)pyrene	13.452	252	31818	2.725	ug/ml	99
114)	Indeno(1,2,3-cd)pyrene	15.093	276	29978	2.633	ug/ml	97
115)	Dibenzo(a,h)anthracene	15.146	278	32394	2.683	ug/ml	98
116)	Benzo(ghi)perylene	15.457	276	34188	2.736	ug/ml	98

(#) = qualifier out of range (m) = manual integration (+) = signals summed

Quantitation Report (QT Reviewed)

Data Path : I:\8270\SV109\201006ical\
Data File : ABNL3.D
Acq On : 6 Oct 2020 4:38 pm
Operator : sv109:
Sample : IL8,32,,ABNL3 Lot# 8903
Misc : WG1420146
ALS Vial : 8 Sample Multiplier: 1

Quant Time: Oct 08 14:46:00 2020
Quant Method : I:\8270\SV109\201006ical\FS201006SV109.m
Quant Title : Semivolatiles by GC/MS by modified 8270
QLast Update : Thu Oct 08 14:45:54 2020
Response via : Initial Calibration

Sub List : ABNical - ABN ical sublistal\ABNL7.D•

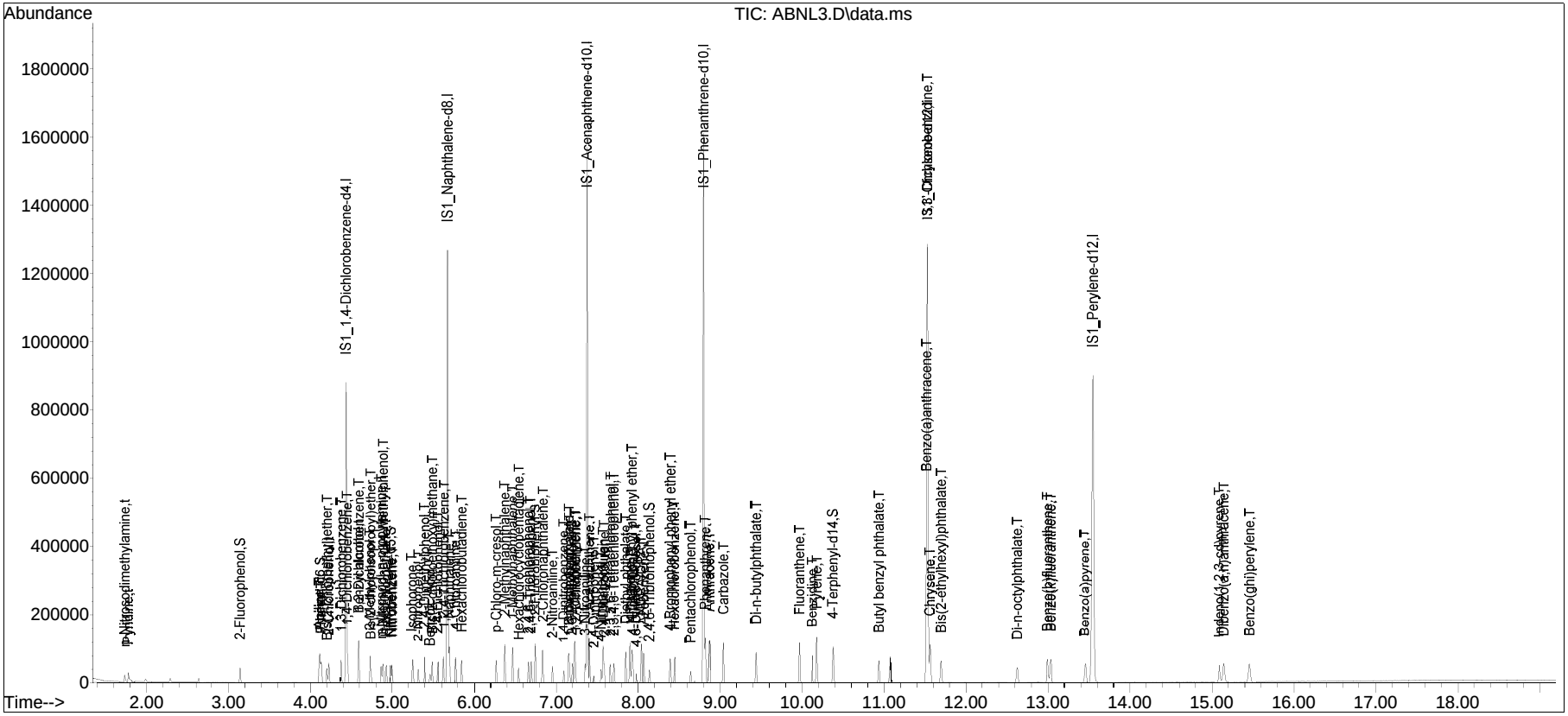

Manual Integration Report

Data Path	: I:\8270\SV109\201006ical\	QMethod	: FS201006SV109.m
Data File	: ABNL3.D	Operator	: sv109:
Date Inj'd	: 10/6/2020 4:38 pm	Instrument	: SV109
Sample	: IL8,32,,ABNL3 Lot# 8903	Quant Date	: 10/8/2020 2:45 pm

There are no manual integrations or false positives in this file.

Quantitation Report (QT Reviewed)

Data Path : I:\8270\SV109\201006ical\
Data File : ABNL2.D
Acq On : 6 Oct 2020 5:02 pm
Operator : sv109:
Sample : IL9,32,,ABNL2 Lot# 8902
Misc : WG1420146
ALS Vial : 9 Sample Multiplier: 1

Quant Time: Oct 07 11:17:42 2020
Quant Method : I:\8270\SV109\201006ical\FS201006SV109.m
Quant Title : Semivolatiles by GC/MS by modified 8270
QLast Update : Wed Oct 07 11:10:59 2020
Response via : Initial Calibration

CCAL FILE(s) : 1 - I:\8270\SV109\201006ical\ABNL7.D
Sub List : ABNical - ABN ical sublist

Compound	R.T.	QIon	Response	Conc	Units	Dev(Min)
Internal Standards						
1) IS1_1,4-Dichlorobenzen...	4.432	152	124310	40.000	ug/ml	0.00
Standard Area 1 = 104994			Recovery = 118.40%			
35) IS1_Naphthalene-d8	5.673	136	536738	40.000	ug/ml	# 0.00
Standard Area 1 = 445099			Recovery = 120.59%			
63) IS1_Acenaphthene-d10	7.373	164	303020	40.000	ug/ml	0.00
Standard Area 1 = 242257			Recovery = 125.08%			
88) IS1_Phenanthrene-d10	8.799	188	545254	40.000	ug/ml	# 0.00
Standard Area 1 = 434765			Recovery = 125.41%			
104) IS1_Chrysene-d12	11.531	240	465833	40.000	ug/ml	0.00
Standard Area 1 = 414860			Recovery = 112.29%			
113) IS1_Perylene-d12	13.549	264	430287	40.000	ug/ml	0.00
Standard Area 1 = 411935			Recovery = 104.46%			
System Monitoring Compounds						
4) 2-Fluorophenol	3.146	112	8343	2.069	ug/ml	0.00
Spiked Amount 50.000	Range 30 - 130		Recovery = 4.14%#			
7) Phenol-d6	4.122	99	10270	2.044	ug/ml	0.00
Spiked Amount 50.000	Range 30 - 130		Recovery = 4.09%#			
19) Nitrobenzene-d5	4.979	82	9982	2.105	ug/ml	0.00
Spiked Amount 25.000	Range 40 - 140		Recovery = 8.42%#			
46) 2-Fluorobiphenyl	6.745	172	22539	2.343	ug/ml	0.00
Spiked Amount 25.000	Range 40 - 140		Recovery = 9.37%#			
79) 2,4,6-Tribromophenol	8.134	330	2603	1.771	ug/ml	0.00
Spiked Amount 50.000	Range 30 - 130		Recovery = 3.54%#			
96) 4-Terphenyl-d14	10.378	244	24299	2.018	ug/ml	0.00
Spiked Amount 25.000	Range 40 - 140		Recovery = 8.07%#			
Target Compounds						Qvalue
2) n-Nitrosodimethylamine	1.738	74	5884	2.148	ug/ml#	82
3) Pyridine	1.781	79	9703	2.083	ug/ml	88
5) Aniline	4.115	93	14590	2.159	ug/ml#	66
6) 2-Chlorophenol	4.224	128	9242	2.108	ug/ml	97
8) Phenol	4.134	94	12509	2.321	ug/ml#	54
9) Bis(2-chloroethyl)ether	4.202	93	9300	2.245	ug/ml	95
10) 1,3-Dichlorobenzene	4.373	146	10954	2.286	ug/ml	98
11) 1,4-Dichlorobenzene	4.448	146	11215	2.313	ug/ml#	89
12) 1,2-Dichlorobenzene	4.594	146	10886	2.342	ug/ml	99
13) Benzyl alcohol	4.594	79	7500	2.028	ug/ml	97
14) Bis(2-chloroisopropyl)...	4.737	45	14083	2.256	ug/ml#	87

Data Path : I:\8270\SV109\201006ical\
Data File : ABNL2.D
Acq On : 6 Oct 2020 5:02 pm
Operator : sv109:
Sample : IL9,32,,ABNL2 Lot# 8902
Misc : WG1420146
ALS Vial : 9 Sample Multiplier: 1

Quant Time: Oct 07 11:17:42 2020
Quant Method : I:\8270\SV109\201006ical\FS201006SV109.m
Quant Title : Semivolatiles by GC/MS by modified 8270
QLast Update : Wed Oct 07 11:10:59 2020
Response via : Initial Calibration

CCAL FILE(s) : 1 - I:\8270\SV109\201006ical\ABNL7.D
Sub List : ABNical - ABN ical sublist

Compound	R.T.	QIon	Response	Conc	Units	Dev(Min)
15) 2-Methylphenol	4.728	108	8337	2.024	ug/ml#	87
16) Hexachloroethane	4.920	117	4238	2.245	ug/ml	91
17) n-Nitrosodi-n-propylamine	4.864	70	6820	2.141	ug/ml#	61
18) 3-Methylphenol/4-Methy...	4.886	108	9307	2.131	ug/ml#	91
20) Nitrobenzene	4.998	77	9976	2.114	ug/ml#	85
21) Isophorone	5.244	82	17890	2.048	ug/ml#	93
22) 2-Nitrophenol	5.315	139	4505	1.880	ug/ml#	81
23) 2,4-Dimethylphenol	5.396	107	9340	2.034	ug/ml	95
24) Bis(2-chloroethoxy)met...	5.483	93	12077	2.210	ug/ml#	90
25) 2,4-Dichlorophenol	5.555	162	8082	2.137	ug/ml	97
26) 1,2,4-Trichlorobenzene	5.629	180	8812	2.276	ug/ml	99
36) Naphthalene	5.691	128	30782	2.305	ug/ml	99
37) Benzoic Acid	5.458	105	4619	1.230	ug/ml	98
38) 4-Chloroaniline	5.769	65	3990	2.189	ug/ml	88
39) Hexachlorobutadiene	5.840	225	4912	2.208	ug/ml	99
40) p-Chloro-m-cresol	6.269	107	8234	1.999	ug/ml	96
41) 2-Methylnaphthalene	6.372	142	20118	2.214	ug/ml	98
42) 1-Methylnaphthalene	6.465	115	6823	2.228	ug/ml	90
43) Hexachlorocyclopentadiene	6.540	237	4132	1.523	ug/ml#	94
44) 2,4,6-Trichlorophenol	6.664	196	5607	2.055	ug/ml#	86
45) 2,4,5-Trichlorophenol	6.692	196	5902	2.002	ug/ml#	84
47) 2-Chloronaphthalene	6.835	162	19339	2.253	ug/ml	98
48) 2-Nitroaniline	6.953	138	5175	1.699	ug/ml	86
49) 1,4-Dinitrobenzene	7.093	168	2267	1.659	ug/ml	94
50) 1,3-Dinitrobenzene	7.165	168	2647	1.746	ug/ml	85
51) Dimethyl phthalate	7.155	163	22857	2.250	ug/ml#	98
52) Acenaphthylene	7.230	152	31197	2.167	ug/ml	99
53) 2,6-Dinitrotoluene	7.199	165	4264	1.907	ug/ml	98
54) 1,2-Dinitrobenzene	7.239	168	1838M3	1.874	ug/ml	
64) 3-Nitroaniline	7.351	138	4949	1.742	ug/ml#	58
65) Acenaphthene	7.401	154	18916	2.272	ug/ml	97
66) 2,4-Dinitrophenol	7.460	184	1298M2	0.908	ug/ml	
67) Dibenzofuran	7.572	168	28614	2.267	ug/ml	100
68) 2,4-Dinitrotoluene	7.584	165	5726	1.794	ug/ml	92
69) 4-Nitrophenol	7.550	65	3913	1.741	ug/ml	89
70) 2,3,5,6-Tetrachlorophenol	7.665	232	4202	1.716	ug/ml	94
71) 2,3,4,6-Tetrachlorophenol	7.708	232	4752	1.960	ug/ml	98
72) Diethyl phthalate	7.842	149	22598	2.110	ug/ml	99
73) Fluorene	7.901	166	21781	2.170	ug/ml	98
74) 4-Chlorophenyl phenyl ...	7.923	204	10369	2.304	ug/ml	95

Quantitation Report (QT Reviewed)

Data Path : I:\8270\SV109\201006ical\
Data File : ABNL2.D
Acq On : 6 Oct 2020 5:02 pm
Operator : sv109:
Sample : IL9,32,,ABNL2 Lot# 8902
Misc : WG1420146
ALS Vial : 9 Sample Multiplier: 1

Quant Time: Oct 07 11:17:42 2020
Quant Method : I:\8270\SV109\201006ical\FS201006SV109.m
Quant Title : Semivolatiles by GC/MS by modified 8270
QLast Update : Wed Oct 07 11:10:59 2020
Response via : Initial Calibration

CCAL FILE(s) : 1 - I:\8270\SV109\201006ical\ABNL7.D
Sub List : ABNical - ABN ical sublist

	Compound	R.T.	QIon	Response	Conc	Units	Dev(Min)
75)	4-Nitroaniline	7.935	138	4907	1.745	ug/ml	95
76)	4,6-Dinitro-o-cresol	7.979	198	2090	1.208	ug/ml#	1
77)	NDPA/DPA	8.041	169	18038	2.120	ug/ml	99
78)	Azobenzene	8.072	77	22664	2.117	ug/ml	97
80)	4-Bromophenyl phenyl e...	8.392	248	5733	2.195	ug/ml	95
81)	Hexachlorobenzene	8.439	284	6362	2.162	ug/ml#	92
82)	Pentachlorophenol	8.635	266	2431	1.308	ug/ml#	19
89)	Phenanthrene	8.821	178	33540	2.259	ug/ml	98
90)	Anthracene	8.868	178	33191	2.175	ug/ml	99
91)	Carbazole	9.042	167	30328	2.073	ug/ml	98
92)	Di-n-butylphthalate	9.437	149	31695	1.780	ug/ml#	95
93)	Fluoranthene	9.971	202	31786	1.973	ug/ml	99
94)	Benzidine	10.130	184	18372	1.508	ug/ml#	89
95)	Pyrene	10.182	202	34390	2.043	ug/ml	99
97)	Butyl benzyl phthalate	10.935	149	11107	1.439	ug/ml#	86
105)	Benzo(a)anthracene	11.519	228	32150	2.201	ug/ml	99
106)	3,3'-Dichlorobenzidine	11.525	252	9805	1.678	ug/ml#	93
107)	Chrysene	11.559	228	33197	2.378	ug/ml	98
108)	Bis(2-ethylhexyl)phtha...	11.699	149	15828	1.554	ug/ml#	99
109)	Di-n-octylphthalate	12.625	149	21045	1.233	ug/ml#	98
110)	Benzo(b)fluoranthene	12.992	252	27569	1.951	ug/ml	99
111)	Benzo(k)fluoranthene	13.033	252	26494	1.968	ug/ml	99
112)	Benzo(a)pyrene	13.455	252	22131	1.785	ug/ml	99
114)	Indeno(1,2,3-cd)pyrene	15.093	276	20830	1.785	ug/ml	99
115)	Dibenzo(a,h)anthracene	15.146	278	23287	1.928	ug/ml	98
116)	Benzo(ghi)perylene	15.454	276	24418	1.969	ug/ml	97

(#) = qualifier out of range (m) = manual integration (+) = signals summed

Quantitation Report (QT Reviewed)

Data Path : I:\8270\SV109\201006ical\
Data File : ABNL2.D
Acq On : 6 Oct 2020 5:02 pm
Operator : sv109:
Sample : IL9,32,,ABNL2 Lot# 8902
Misc : WG1420146
ALS Vial : 9 Sample Multiplier: 1

Quant Time: Oct 07 11:17:42 2020
Quant Method : I:\8270\SV109\201006ical\FS201006SV109.m
Quant Title : Semivolatiles by GC/MS by modified 8270
QLast Update : Wed Oct 07 11:10:59 2020
Response via : Initial Calibration

Sub List : ABNical - ABN ical sublistal\ABNL7.D•

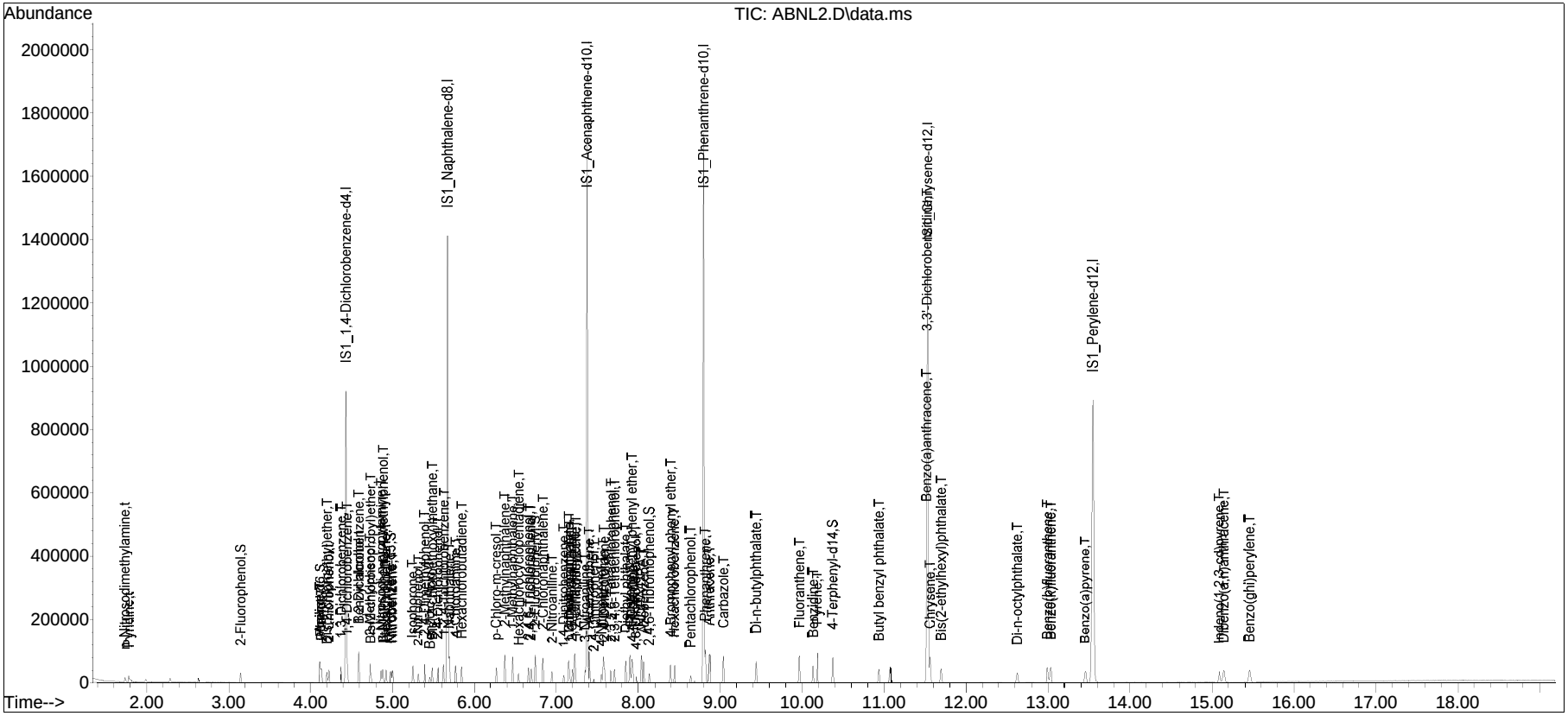

Manual Integration Report

Data Path : I:\8270\SV109\201006ical\ QMethod : FS201006SV109.m
Data File : ABNL2.D Operator : sv109:
Date Inj'd : 10/6/2020 5:02 pm Instrument : SV109
Sample : IL9,32,,ABNL2 Lot# 8902 Quant Date : 10/7/2020 11:11 am

Compound #54: 1,2-Dinitrobenzene

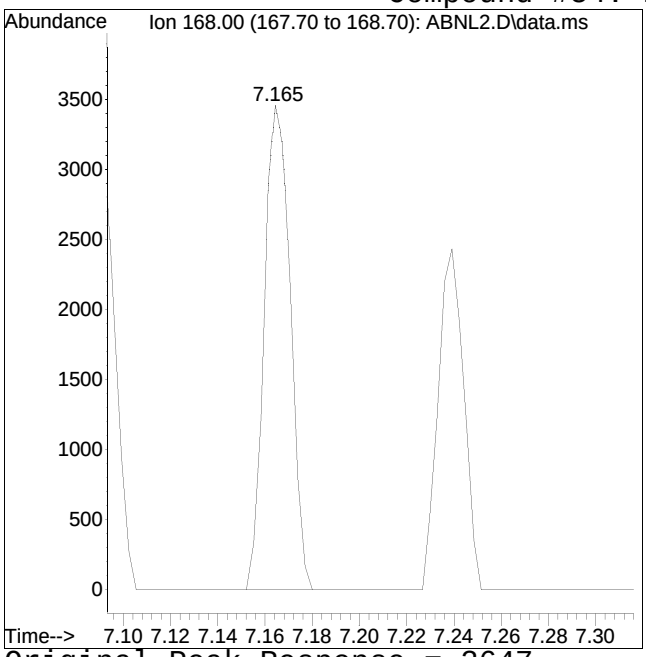

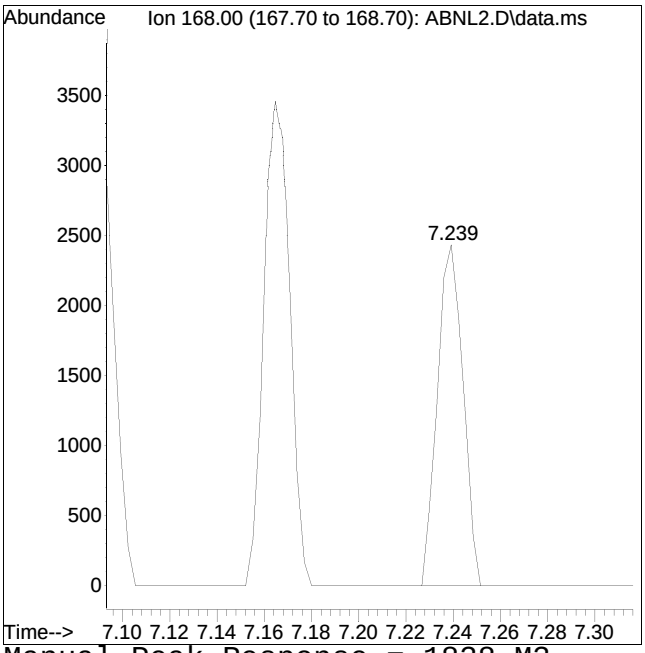

Original Peak Response = 2647 Manual Peak Response = 1838 M3

M3 = Misidentification of the peak (i.e. 1,4-dichlorobenzene identified as 1,3-dichlorobenzene), or misidentification from 2 partially resolved peaks not being split.

Manual Integration Report

Data Path : I:\8270\SV109\201006ical\ QMethod : FS201006SV109.m
Data File : ABNL2.D Operator : sv109:
Date Inj'd : 10/6/2020 5:02 pm Instrument : SV109
Sample : IL9,32,,ABNL2 Lot# 8902 Quant Date : 10/7/2020 11:11 am

Compound #66: 2,4-Dinitrophenol

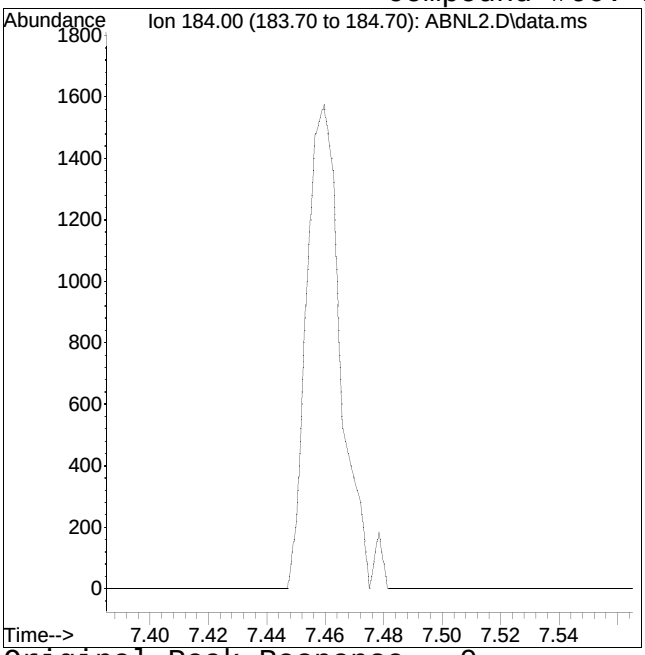

Original Peak Response = 0

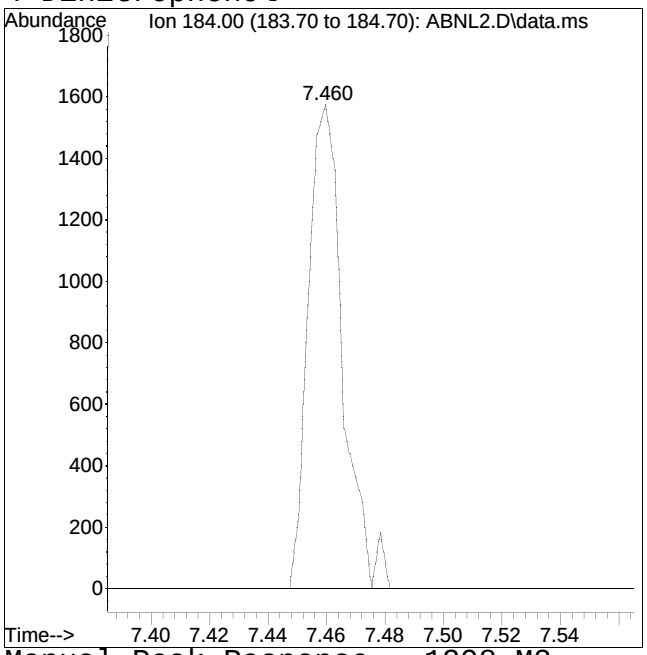

Manual Peak Response = 1298 M2

M2 = Peak not found by automatic integration algorithm.

Quantitation Report (QT Reviewed)

Data Path : I:\8270\SV109\201006ical\
Data File : ABNL1.D
Acq On : 6 Oct 2020 5:26 pm
Operator : sv109:
Sample : IL10,32,,ABNL1 Lot# 8901
Misc : WG1420146
ALS Vial : 10 Sample Multiplier: 1

Quant Time: Oct 07 11:16:07 2020
Quant Method : I:\8270\SV109\201006ical\FS201006SV109.m
Quant Title : Semivolatiles by GC/MS by modified 8270
QLast Update : Wed Oct 07 11:10:59 2020
Response via : Initial Calibration

CCAL FILE(s) : 1 - I:\8270\SV109\201006ical\ABNL7.D
Sub List : ABNical - ABN ical sublist

Compound	R.T.	QIon	Response	Conc	Units	Dev(Min)
Internal Standards						
1) IS1_1,4-Dichlorobenzen...	4.429	152	106527	40.000	ug/ml	0.00
Standard Area 1 = 104994			Recovery = 101.46%			
35) IS1_Naphthalene-d8	5.673	136	476962	40.000	ug/ml	# 0.00
Standard Area 1 = 445099			Recovery = 107.16%			
63) IS1_Acenaphthene-d10	7.373	164	275382	40.000	ug/ml	0.00
Standard Area 1 = 242257			Recovery = 113.67%			
88) IS1_Phenanthrene-d10	8.799	188	517592	40.000	ug/ml	# 0.00
Standard Area 1 = 434765			Recovery = 119.05%			
104) IS1_Chrysene-d12	11.531	240	496446	40.000	ug/ml	0.00
Standard Area 1 = 414860			Recovery = 119.67%			
113) IS1_Perylene-d12	13.552	264	494151	40.000	ug/ml	0.00
Standard Area 1 = 411935			Recovery = 119.96%			
System Monitoring Compounds						
4) 2-Fluorophenol	3.143	112	4124	1.193	ug/ml	0.00
Spiked Amount 50.000	Range 30 - 130		Recovery = 2.39%#			
7) Phenol-d6	4.122	99	5291	1.229	ug/ml	0.00
Spiked Amount 50.000	Range 30 - 130		Recovery = 2.46%#			
19) Nitrobenzene-d5	4.983	82	5096	1.254	ug/ml	0.00
Spiked Amount 25.000	Range 40 - 140		Recovery = 5.02%#			
46) 2-Fluorobiphenyl	6.745	172	11295	1.322	ug/ml	0.00
Spiked Amount 25.000	Range 40 - 140		Recovery = 5.29%#			
79) 2,4,6-Tribromophenol	8.134	330	1234M2	0.924	ug/ml	0.00
Spiked Amount 50.000	Range 30 - 130		Recovery = 1.85%#			
96) 4-Terphenyl-d14	10.375	244	14260	1.248	ug/ml	0.00
Spiked Amount 25.000	Range 40 - 140		Recovery = 4.99%#			
Target Compounds						Qvalue
2) n-Nitrosodimethylamine	1.741	74	2820	1.201	ug/ml#	85
3) Pyridine	1.794	79	4294	1.076	ug/ml	97
5) Aniline	4.115	93	7192	1.242	ug/ml#	53
6) 2-Chlorophenol	4.224	128	4435	1.181	ug/ml#	73
8) Phenol	4.134	94	6474	1.402	ug/ml#	49
9) Bis(2-chloroethyl)ether	4.202	93	4612	1.299	ug/ml#	81
10) 1,3-Dichlorobenzene	4.373	146	5336	1.299	ug/ml#	73
11) 1,4-Dichlorobenzene	4.448	146	5612	1.350	ug/ml	95
12) 1,2-Dichlorobenzene	4.594	146	5242	1.316	ug/ml	96
13) Benzyl alcohol	4.594	79	3847	1.214	ug/ml	96

Data Path : I:\8270\SV109\201006ical\
Data File : ABNL1.D
Acq On : 6 Oct 2020 5:26 pm
Operator : sv109:
Sample : IL10,32,,ABNL1 Lot# 8901
Misc : WG1420146
ALS Vial : 10 Sample Multiplier: 1

Quant Time: Oct 07 11:16:07 2020
Quant Method : I:\8270\SV109\201006ical\FS201006SV109.m
Quant Title : Semivolatiles by GC/MS by modified 8270
QLast Update : Wed Oct 07 11:10:59 2020
Response via : Initial Calibration

CCAL FILE(s) : 1 - I:\8270\SV109\201006ical\ABNL7.D
Sub List : ABNical - ABN ical sublist

Compound	R.T.	QIon	Response	Conc	Units	Dev(Min)
14) Bis(2-chloroisopropyl)...	4.737	45	6942	1.298	ug/ml#	77
15) 2-Methylphenol	4.725	108	4167	1.180	ug/ml#	89
16) Hexachloroethane	4.920	117	2122	1.312	ug/ml#	11
17) n-Nitrosodi-n-propylamine	4.865	70	3271	1.198	ug/ml#	61
18) 3-Methylphenol/4-Methy...	4.886	108	4603	1.230	ug/ml#	95
20) Nitrobenzene	4.998	77	4869	1.204	ug/ml#	85
21) Isophorone	5.244	82	9006	1.203	ug/ml#	66
22) 2-Nitrophenol	5.315	139	2192	1.067	ug/ml#	35
23) 2,4-Dimethylphenol	5.399	107	4713	1.198	ug/ml	95
24) Bis(2-chloroethoxy)met...	5.483	93	5870	1.254	ug/ml#	87
25) 2,4-Dichlorophenol	5.555	162	3713	1.145	ug/ml#	77
26) 1,2,4-Trichlorobenzene	5.629	180	4353	1.312	ug/ml#	85
36) Naphthalene	5.691	128	15616	1.316	ug/ml#	51
37) Benzoic Acid	5.452	105	1853M2	0.555	ug/ml	
38) 4-Chloroaniline	5.769	65	1927M2	1.190	ug/ml	
39) Hexachlorobutadiene	5.840	225	2422	1.225	ug/ml#	19
40) p-Chloro-m-cresol	6.269	107	4042	1.104	ug/ml#	84
41) 2-Methylnaphthalene	6.372	142	10196	1.263	ug/ml	97
42) 1-Methylnaphthalene	6.462	115	3498	1.286	ug/ml	89
43) Hexachlorocyclopentadiene	0.000		0	N.D.		
44) 2,4,6-Trichlorophenol	6.661	196	2623	1.082	ug/ml#	82
45) 2,4,5-Trichlorophenol	6.692	196	3016	1.151	ug/ml#	82
47) 2-Chloronaphthalene	6.835	162	9829	1.289	ug/ml	99
48) 2-Nitroaniline	6.953	138	2639	0.975	ug/ml#	64
49) 1,4-Dinitrobenzene	7.090	168	1102M2	0.907	ug/ml	
50) 1,3-Dinitrobenzene	7.165	168	1365M2	1.013	ug/ml	
51) Dimethyl phthalate	7.155	163	11690	1.295	ug/ml#	77
52) Acenaphthylene	7.230	152	15793	1.235	ug/ml#	87
53) 2,6-Dinitrotoluene	7.199	165	2095	1.055	ug/ml#	26
54) 1,2-Dinitrobenzene	7.239	168	891M2	1.022	ug/ml	
64) 3-Nitroaniline	7.351	138	2567	0.994	ug/ml#	34
65) Acenaphthene	7.404	154	9913	1.310	ug/ml	99
66) 2,4-Dinitrophenol	7.460	184	510M2	0.393	ug/ml	
67) Dibenzofuran	7.572	168	15025	1.310	ug/ml	98
68) 2,4-Dinitrotoluene	7.587	165	2833	0.977	ug/ml#	58
69) 4-Nitrophenol	7.547	65	2039	0.998	ug/ml#	1
70) 2,3,5,6-Tetrachlorophenol	7.665	232	2077	0.933	ug/ml#	17
71) 2,3,4,6-Tetrachlorophenol	7.708	232	2252	1.022	ug/ml#	17
72) Diethyl phthalate	7.842	149	11515	1.183	ug/ml#	88
73) Fluorene	7.901	166	11223	1.231	ug/ml#	93

Quantitation Report (QT Reviewed)

Data Path : I:\8270\SV109\201006ical\
Data File : ABNL1.D
Acq On : 6 Oct 2020 5:26 pm
Operator : sv109:
Sample : IL10,32,,ABNL1 Lot# 8901
Misc : WG1420146
ALS Vial : 10 Sample Multiplier: 1

Quant Time: Oct 07 11:16:07 2020
Quant Method : I:\8270\SV109\201006ical\FS201006SV109.m
Quant Title : Semivolatiles by GC/MS by modified 8270
QLast Update : Wed Oct 07 11:10:59 2020
Response via : Initial Calibration

CCAL FILE(s) : 1 - I:\8270\SV109\201006ical\ABNL7.D
Sub List : ABNical - ABN ical sublist

Compound	R.T.	QIon	Response	Conc	Units	Dev(Min)
74) 4-Chlorophenyl phenyl ...	7.926	204	5239	1.281	ug/ml#	70
75) 4-Nitroaniline	7.932	138	2595	1.016	ug/ml#	64
76) 4,6-Dinitro-o-cresol	7.976	198	1014M2	0.645	ug/ml	
77) NDPA/DPA	8.041	169	9627	1.245	ug/ml	98
78) Azobenzene	8.072	77	11313	1.163	ug/ml	97
80) 4-Bromophenyl phenyl e...	8.392	248	2876	1.212	ug/ml	93
81) Hexachlorobenzene	8.439	284	3452	1.291	ug/ml#	40
82) Pentachlorophenol	8.635	266	877M2	0.519	ug/ml	
89) Phenanthrene	8.821	178	18711	1.328	ug/ml	99
90) Anthracene	8.868	178	17663	1.219	ug/ml	99
91) Carbazole	9.042	167	17007	1.225	ug/ml	98
92) Di-n-butylphthalate	9.437	149	16533	0.978	ug/ml#	79
93) Fluoranthene	9.971	202	18537	1.212	ug/ml	98
94) Benzidine	10.127	184	10268	0.888	ug/ml#	69
95) Pyrene	10.179	202	20332	1.272	ug/ml	97
97) Butyl benzyl phthalate	10.932	149	6135	0.837	ug/ml#	83
105) Benzo(a)anthracene	11.519	228	20424	1.312	ug/ml	98
106) 3,3'-Dichlorobenzidine	11.528	252	5858	0.941	ug/ml#	90
107) Chrysene	11.559	228	20591	1.384	ug/ml	99
108) Bis(2-ethylhexyl)phtha...	11.696	149	8654	0.797	ug/ml#	55
109) Di-n-octylphthalate	12.625	149	11839	0.651	ug/ml#	73
110) Benzo(b)fluoranthene	12.992	252	16834	1.118	ug/ml	98
111) Benzo(k)fluoranthene	13.033	252	16733	1.166	ug/ml	98
112) Benzo(a)pyrene	13.455	252	14245	1.078	ug/ml	97
114) Indeno(1,2,3-cd)pyrene	15.096	276	13296	0.992	ug/ml	98
115) Dibenzo(a,h)anthracene	15.149	278	15149	1.092	ug/ml	98
116) Benzo(ghi)perylene	15.454	276	16037	1.126	ug/ml	96

(#) = qualifier out of range (m) = manual integration (+) = signals summed

Quantitation Report (QT Reviewed)

Data Path : I:\8270\SV109\201006ical\
Data File : ABNL1.D
Acq On : 6 Oct 2020 5:26 pm
Operator : sv109:
Sample : IL10,32,,ABNL1 Lot# 8901
Misc : WG1420146
ALS Vial : 10 Sample Multiplier: 1

Quant Time: Oct 07 11:16:07 2020
Quant Method : I:\8270\SV109\201006ical\FS201006SV109.m
Quant Title : Semivolatiles by GC/MS by modified 8270
QLast Update : Wed Oct 07 11:10:59 2020
Response via : Initial Calibration

Sub List : ABNical - ABN ical sublistal\ABNL7.D•

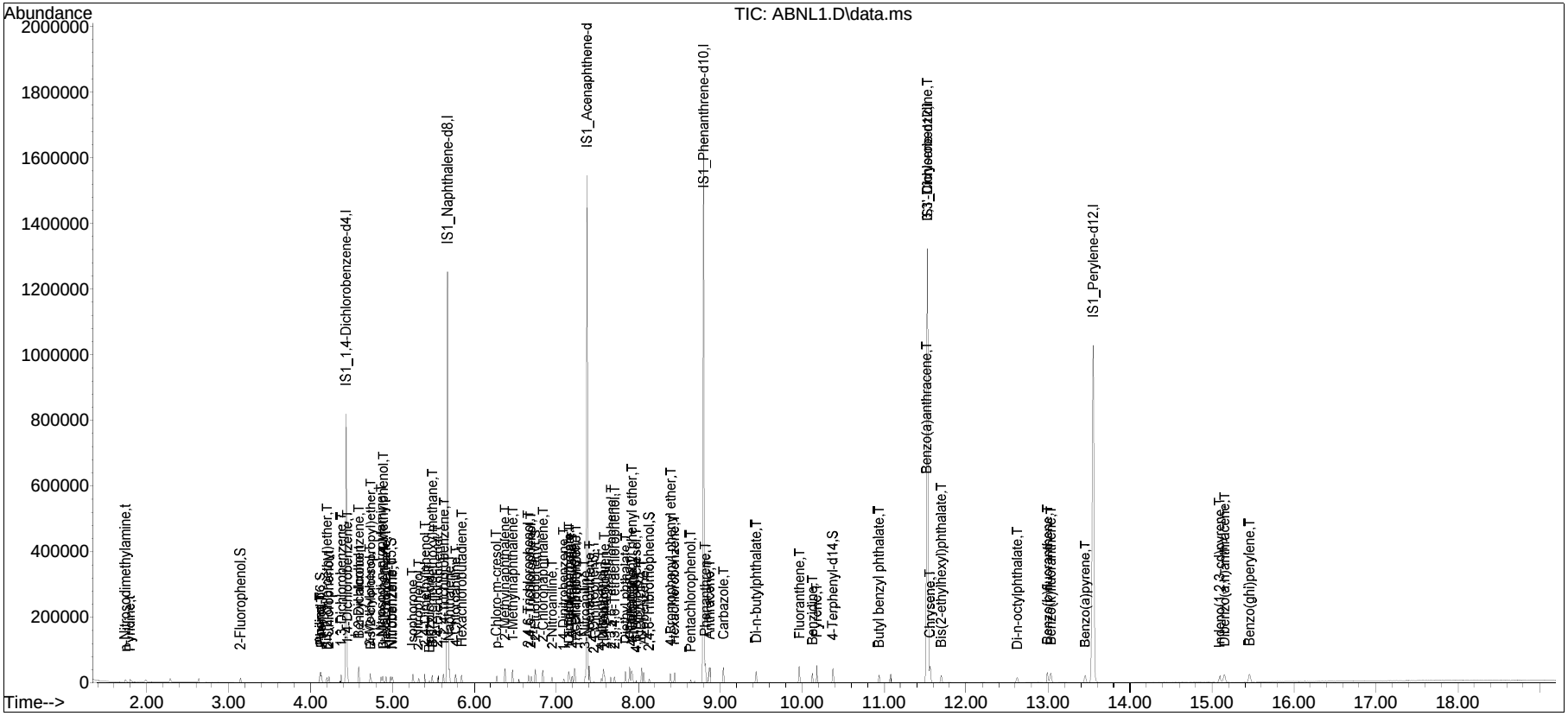

Manual Integration Report

Data Path : I:\8270\SV109\201006ical\ QMethod : FS201006SV109.m
Data File : ABNL1.D Operator : sv109:
Date Inj'd : 10/6/2020 5:26 pm Instrument : SV109
Sample : IL10,32,,ABNL1 Lot# 8901 Quant Date : 10/7/2020 11:11 am

Compound #37: Benzoic Acid

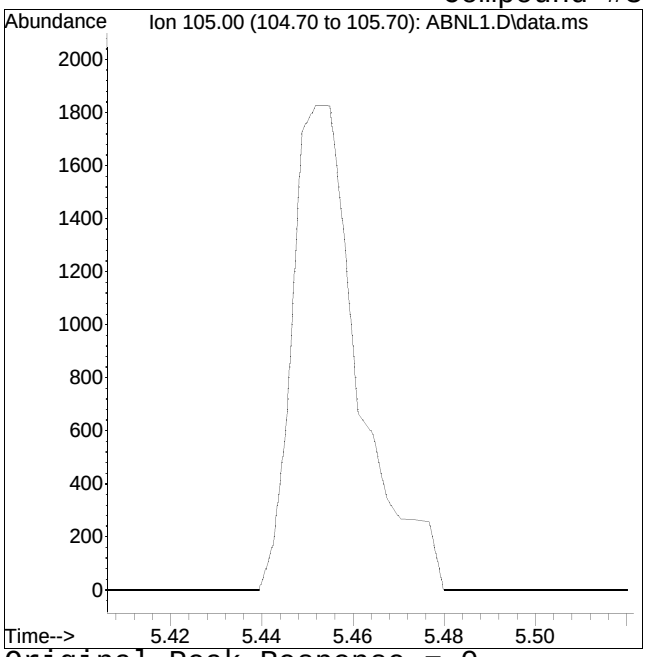

Original Peak Response = 0

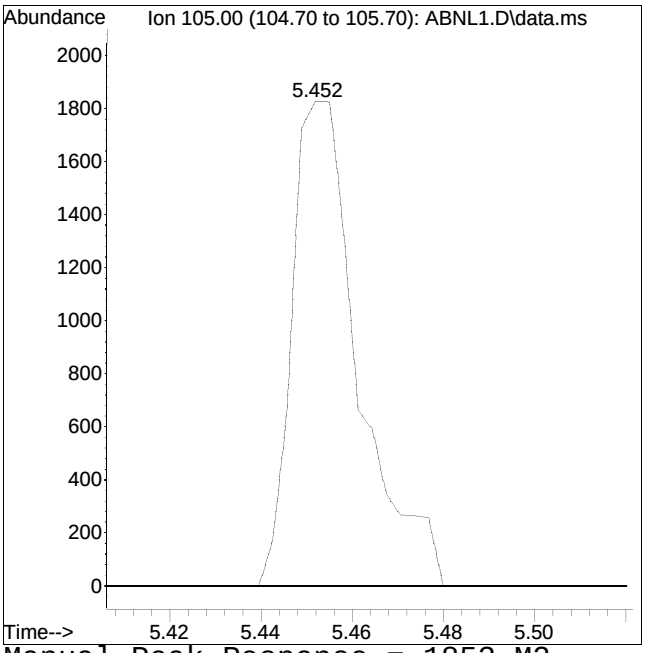

Manual Peak Response = 1853 M2

M2 = Peak not found by automatic integration algorithm.

Manual Integration Report

Data Path : I:\8270\SV109\201006ical\ QMethod : FS201006SV109.m
Data File : ABNL1.D Operator : sv109:
Date Inj'd : 10/6/2020 5:26 pm Instrument : SV109
Sample : IL10,32,,ABNL1 Lot# 8901 Quant Date : 10/7/2020 11:11 am

Compound #38: 4-Chloroaniline

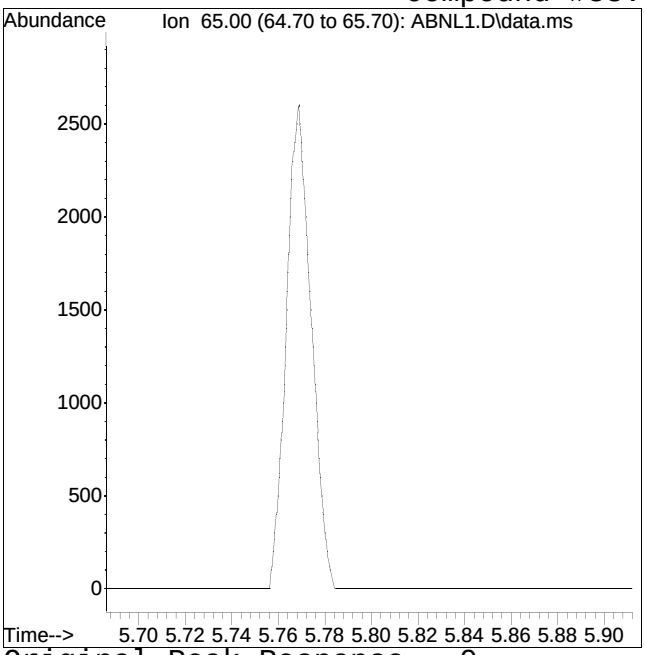

Original Peak Response = 0

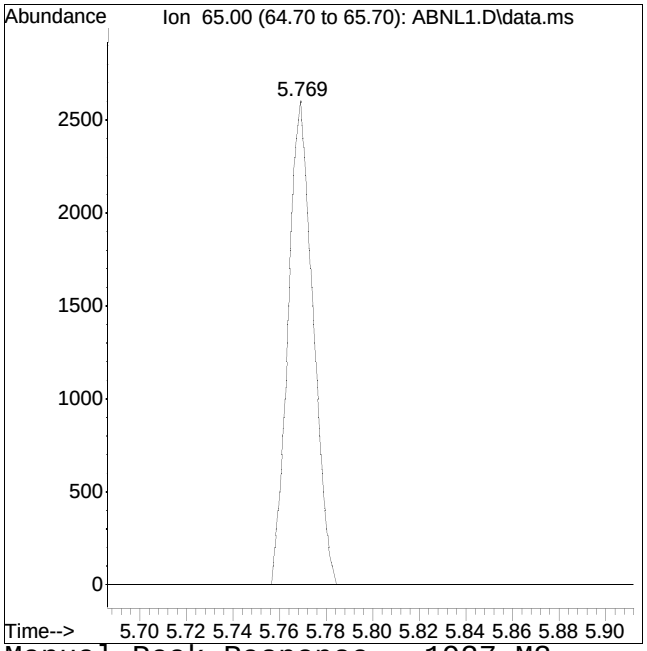

Manual Peak Response = 1927 M2

M2 = Peak not found by automatic integration algorithm.

Manual Integration Report

Data Path : I:\8270\SV109\201006ical\ QMethod : FS201006SV109.m
Data File : ABNL1.D Operator : sv109:
Date Inj'd : 10/6/2020 5:26 pm Instrument : SV109
Sample : IL10,32,,ABNL1 Lot# 8901 Quant Date : 10/7/2020 11:11 am

Compound #49: 1,4-Dinitrobenzene

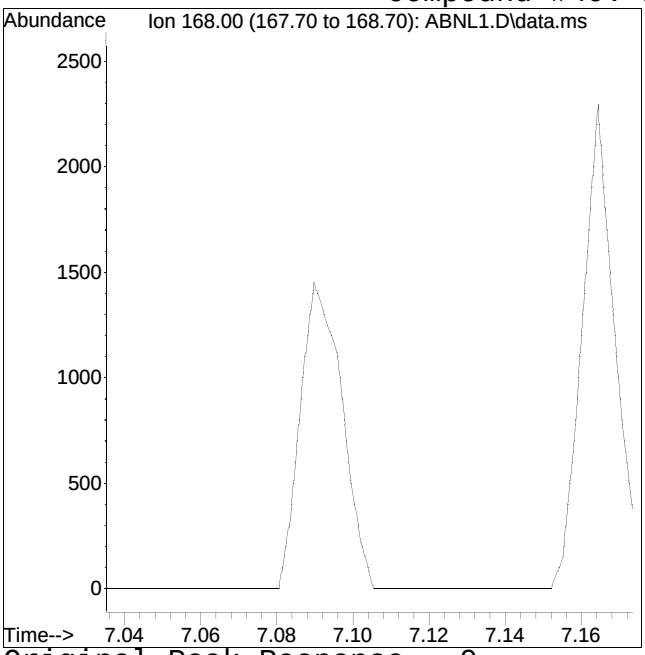

Original Peak Response = 0

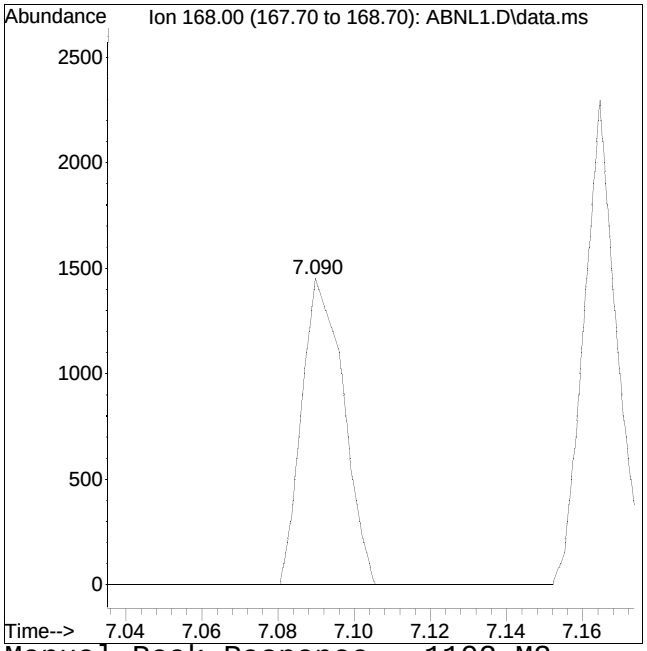

Manual Peak Response = 1102 M2

M2 = Peak not found by automatic integration algorithm.

Manual Integration Report

Data Path : I:\8270\SV109\201006ical\ QMethod : FS201006SV109.m
Data File : ABNL1.D Operator : sv109:
Date Inj'd : 10/6/2020 5:26 pm Instrument : SV109
Sample : IL10,32,,ABNL1 Lot# 8901 Quant Date : 10/7/2020 11:11 am

Compound #50: 1,3-Dinitrobenzene

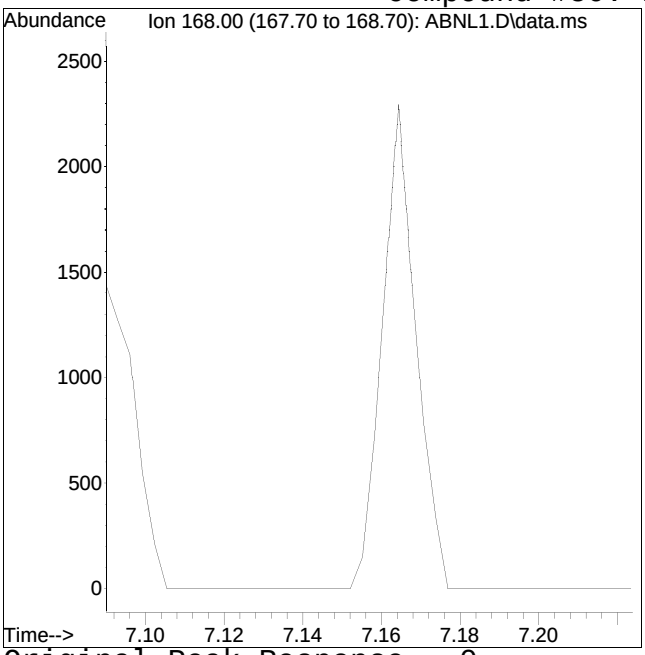

Original Peak Response = 0

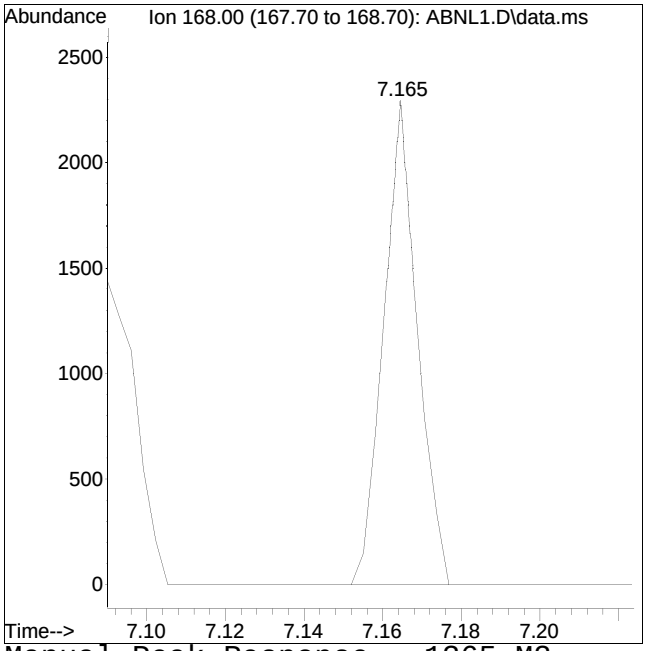

Manual Peak Response = 1365 M2

M2 = Peak not found by automatic integration algorithm.

Manual Integration Report

Data Path : I:\8270\SV109\201006ical\ QMethod : FS201006SV109.m
Data File : ABNL1.D Operator : sv109:
Date Inj'd : 10/6/2020 5:26 pm Instrument : SV109
Sample : IL10,32,,ABNL1 Lot# 8901 Quant Date : 10/7/2020 11:11 am

Compound #54: 1,2-Dinitrobenzene

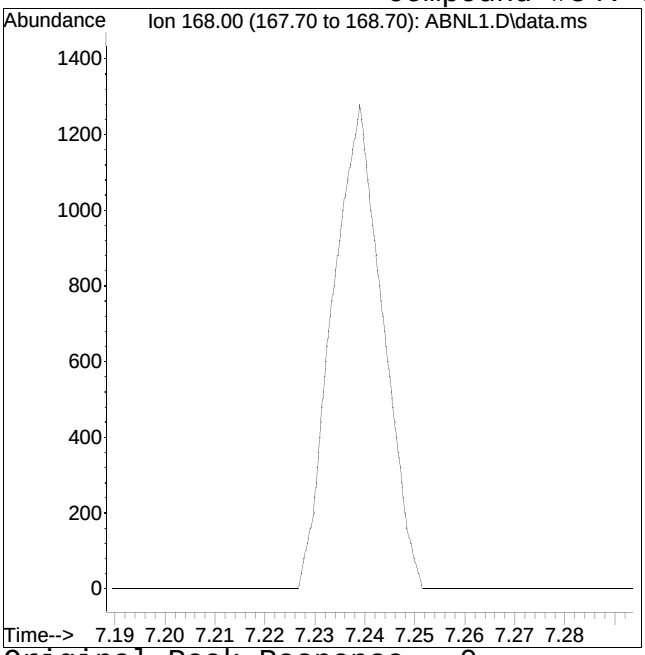

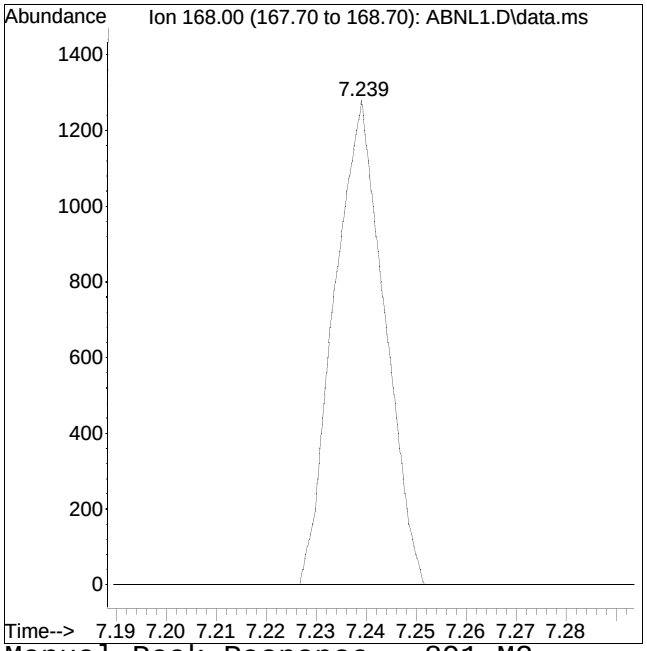

Original Peak Response = 0 Manual Peak Response = 891 M2
M2 = Peak not found by automatic integration algorithm.

Manual Integration Report

Data Path : I:\8270\SV109\201006ical\ QMethod : FS201006SV109.m
Data File : ABNL1.D Operator : sv109:
Date Inj'd : 10/6/2020 5:26 pm Instrument : SV109
Sample : IL10,32,,ABNL1 Lot# 8901 Quant Date : 10/7/2020 11:11 am

Compound #66: 2,4-Dinitrophenol

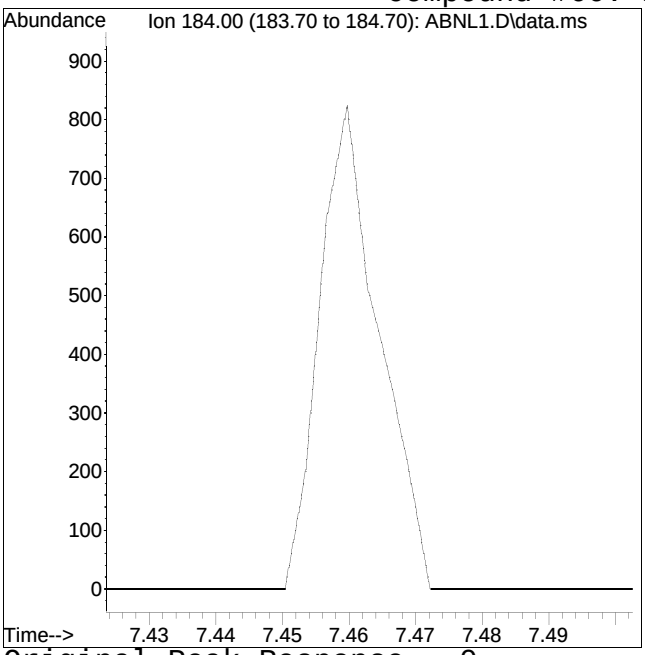

Original Peak Response = 0

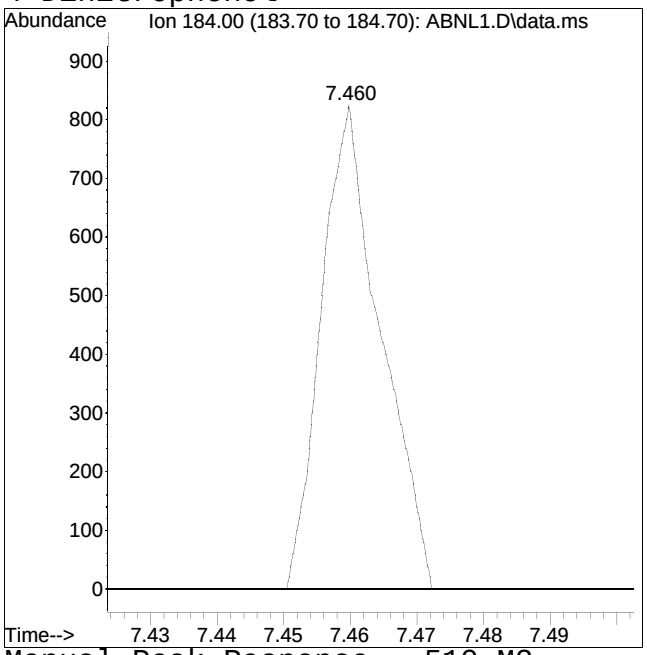

Manual Peak Response = 510 M2

M2 = Peak not found by automatic integration algorithm.

Manual Integration Report

Data Path : I:\8270\SV109\201006ical\ QMethod : FS201006SV109.m
Data File : ABNL1.D Operator : sv109:
Date Inj'd : 10/6/2020 5:26 pm Instrument : SV109
Sample : IL10,32,,ABNL1 Lot# 8901 Quant Date : 10/7/2020 11:11 am

Compound #76: 4,6-Dinitro-o-cresol

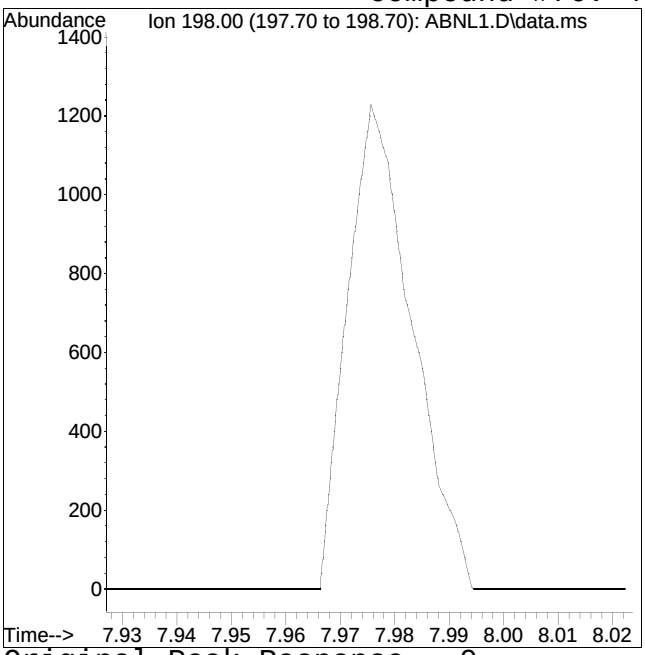

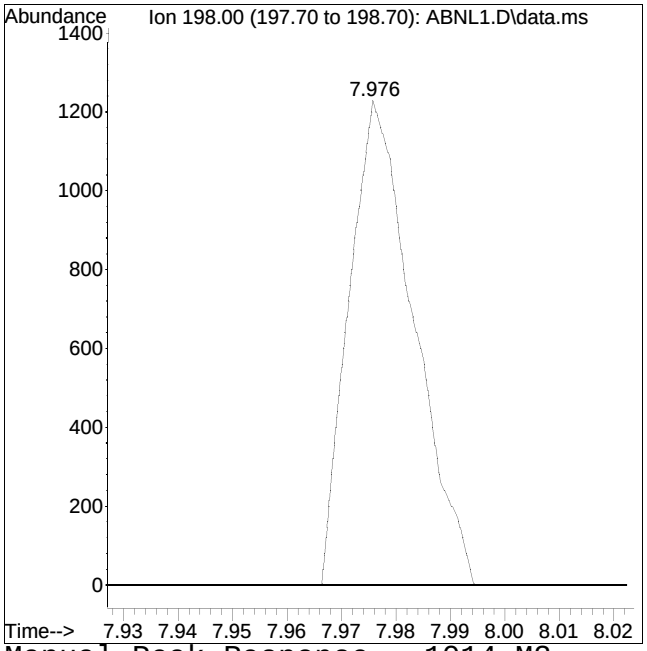

Original Peak Response = 0 Manual Peak Response = 1014 M2
M2 = Peak not found by automatic integration algorithm.

Manual Integration Report

Data Path : I:\8270\SV109\201006ical\ QMethod : FS201006SV109.m
Data File : ABNL1.D Operator : sv109:
Date Inj'd : 10/6/2020 5:26 pm Instrument : SV109
Sample : IL10,32,,ABNL1 Lot# 8901 Quant Date : 10/7/2020 11:11 am

Compound #79: 2,4,6-Tribromophenol

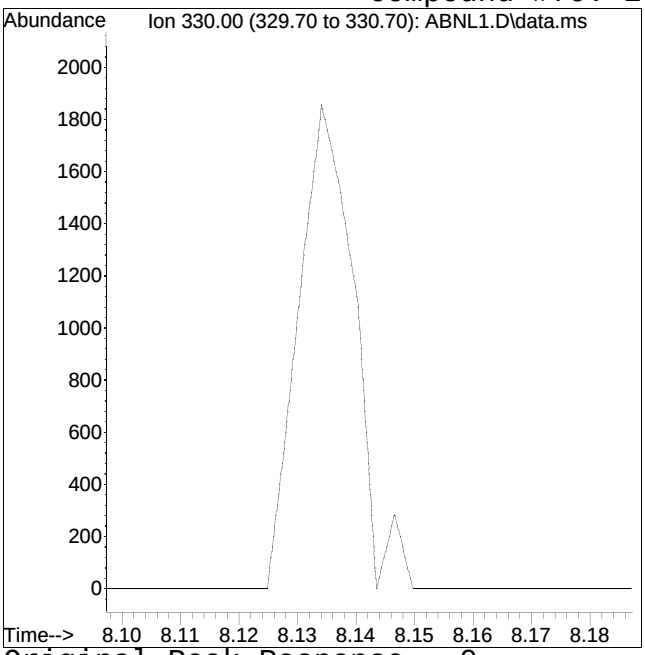

Original Peak Response = 0

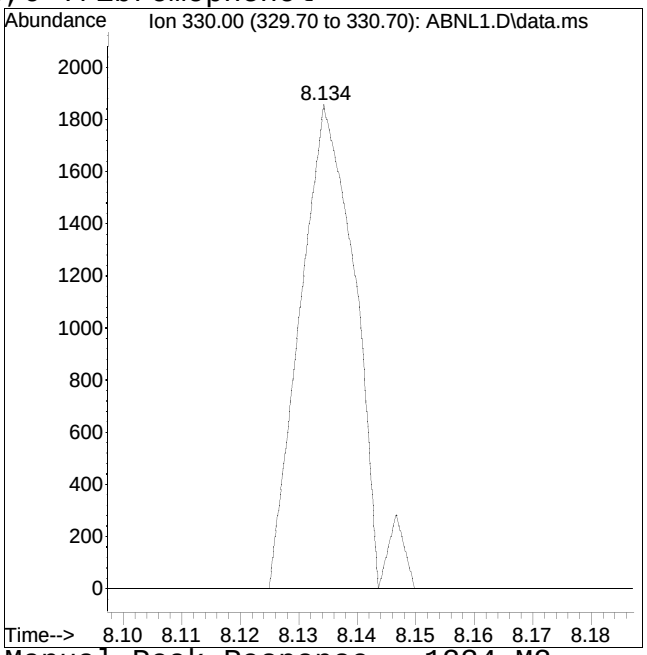

Manual Peak Response = 1234 M2

M2 = Peak not found by automatic integration algorithm.

Manual Integration Report

Data Path : I:\8270\SV109\201006ical\ QMethod : FS201006SV109.m
Data File : ABNL1.D Operator : sv109:
Date Inj'd : 10/6/2020 5:26 pm Instrument : SV109
Sample : IL10,32,,ABNL1 Lot# 8901 Quant Date : 10/7/2020 11:11 am

Compound #82: Pentachlorophenol

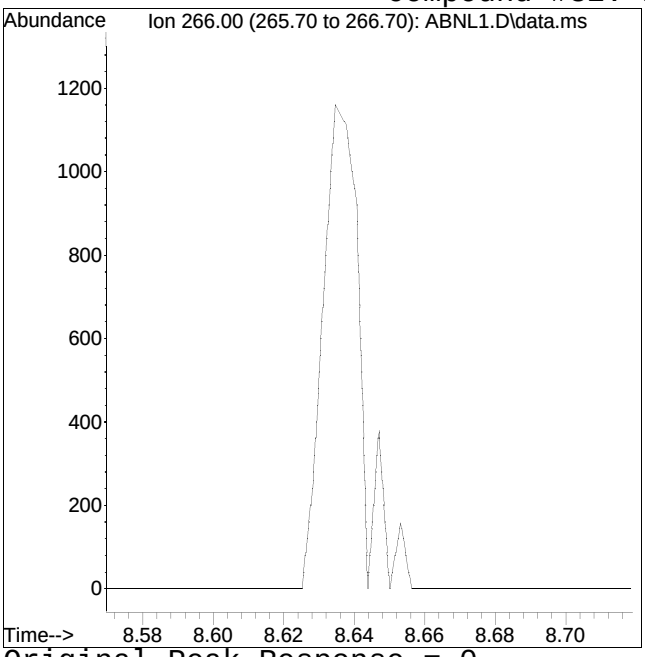

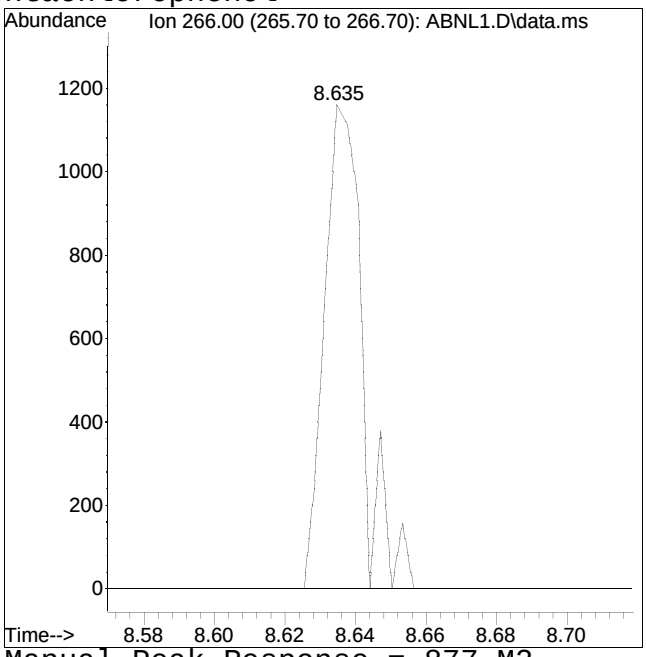

Original Peak Response = 0 Manual Peak Response = 877 M2
M2 = Peak not found by automatic integration algorithm.

Quantitation Report (QT Reviewed)

Data Path : I:\8270\SV109\201006ical\
Data File : AP9L10.D
Acq On : 6 Oct 2020 5:50 pm
Operator : sv109:
Sample : IL11,32,,AP9L200 Lot# 8897
Misc : WG1420146
ALS Vial : 11 Sample Multiplier: 1

Quant Time: Oct 07 11:30:45 2020
Quant Method : I:\8270\SV109\201006ical\FS201006SV109.m
Quant Title : Semivolatiles by GC/MS by modified 8270
QLast Update : Wed Oct 07 11:10:59 2020
Response via : Initial Calibration

CCAL FILE(s) : 1 - I:\8270\SV109\201006ical\AP9L7.D
Sub List : AP9ical - AP9 ical sublist

Compound	R.T.	QIon	Response	Conc	Units	Dev(Min)
Internal Standards						
27) IS2_1,4-Dichlorobenzen...	4.432	152	97969	40.000	ug/ml	0.00
Standard Area 1 = 92987			Recovery = 105.36%			
55) IS2_Naphthalene-d8	5.673	136	412618	40.000	ug/ml	# 0.00
Standard Area 1 = 388924			Recovery = 106.09%			
83) IS2_Acenaphthene-d10	7.373	164	218384	40.000	ug/ml	0.00
Standard Area 1 = 209069			Recovery = 104.46%			
98) IS2_Phenanthrene-d10	8.802	188	395486	40.000	ug/ml	# 0.00
Standard Area 1 = 380921			Recovery = 103.82%			
System Monitoring Compounds						
Target Compounds						Qvalue
28) Benzaldehyde	3.994	105	619796	202.209	ug/ml	99
29) Acetophenone	4.843	105	1062849	202.335	ug/ml	95
30) m-Toluidine	4.927	106	1064869	201.549	ug/ml	99
31) 2-Chloroaniline	5.284	127	934412	202.906	ug/ml	99
56) a-Terpineol	5.744	59	675591	198.247	ug/ml	93
57) 3-Chloroaniline	5.757	65	317004	199.925	ug/ml	93
58) 2,6-Dichlorophenol	5.781	162	609340	199.888	ug/ml	99
59) 1-chloro-2-nitrobenzene	6.033	111	309734	203.488	ug/ml	97
60) Caprolactam	6.108	55	396064	206.913	ug/ml	93
61) 1,2,4,5-Tetrachloroben...	6.546	216	612771	199.121	ug/ml	98
62) Biphenyl	6.838	154	1668857	194.170	ug/ml	100
84) Dichloran	8.510	206	206505	219.551	ug/ml	96
85) Pentachloronitrobenzene	8.653	237	197885	209.692	ug/ml	98
99) Diphenamid	9.716	167	1117426	205.361	ug/ml	97

(#) = qualifier out of range (m) = manual integration (+) = signals summed

Quantitation Report (QT Reviewed)

Data Path : I:\8270\SV109\201006ical\
Data File : AP9L10.D
Acq On : 6 Oct 2020 5:50 pm
Operator : sv109:
Sample : IL11,32,,AP9L200 Lot# 8897
Misc : WG1420146
ALS Vial : 11 Sample Multiplier: 1

Quant Time: Oct 07 11:30:45 2020
Quant Method : I:\8270\SV109\201006ical\FS201006SV109.m
Quant Title : Semivolatiles by GC/MS by modified 8270
QLast Update : Wed Oct 07 11:10:59 2020
Response via : Initial Calibration

Sub List : AP9ical - AP9 ical sublistal\AP9L7.D•

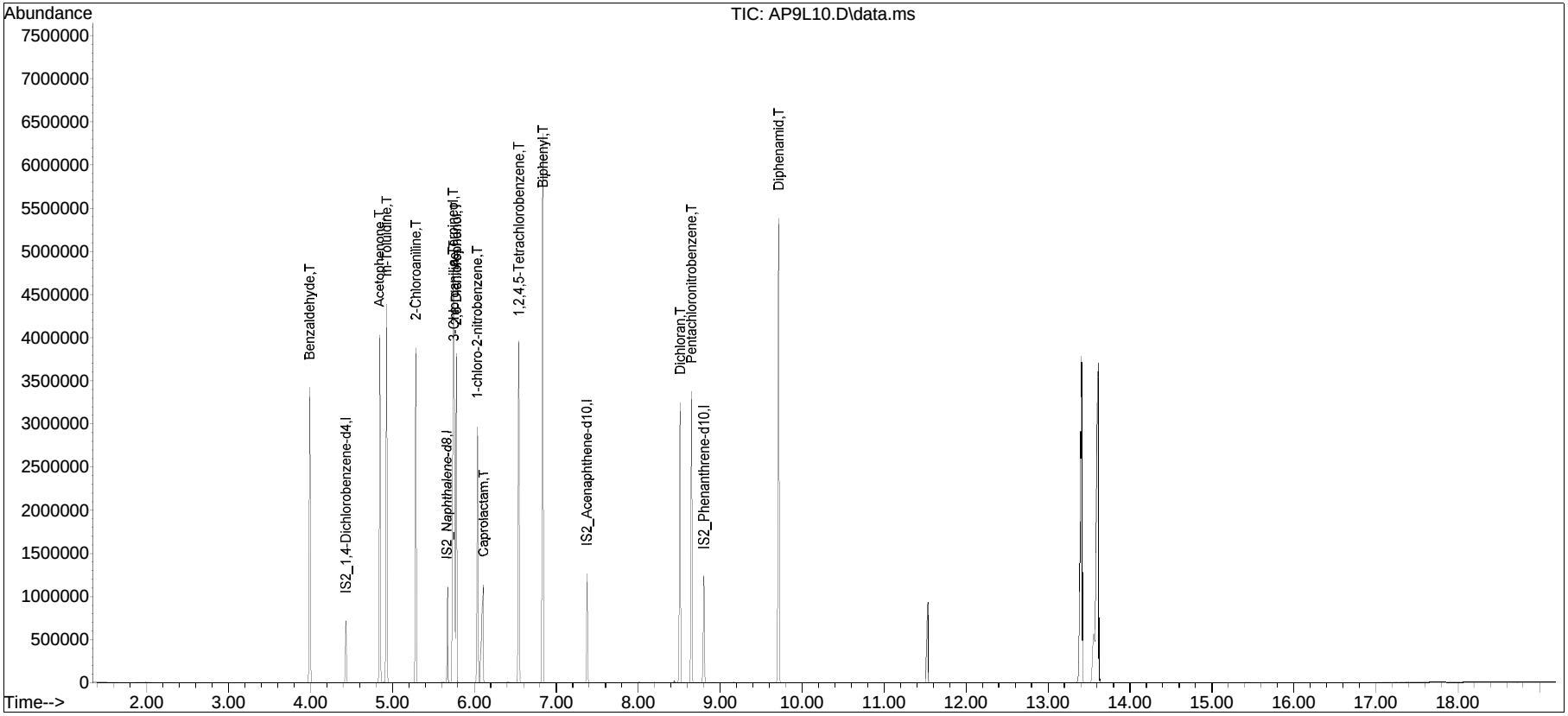

Manual Integration Report

Data Path	: I:\8270\SV109\201006ical\	QMethod	: FS201006SV109.m
Data File	: AP9L10.D	Operator	: sv109:
Date Inj'd	: 10/6/2020 5:50 pm	Instrument	: SV109
Sample	: IL11,32,,AP9L200 Lot# 8897	Quant Date	: 10/7/2020 11:13 am

There are no manual integrations or false positives in this file.

Quantitation Report (QT Reviewed)

Data Path : I:\8270\SV109\201006ical\
Data File : AP9L9.D
Acq On : 6 Oct 2020 6:14 pm
Operator : sv109:
Sample : IL12,32,,AP9L150 Lot# 8918
Misc : WG1420146
ALS Vial : 12 Sample Multiplier: 1

Quant Time: Oct 07 11:33:37 2020
Quant Method : I:\8270\SV109\201006ical\FS201006SV109.m
Quant Title : Semivolatiles by GC/MS by modified 8270
QLast Update : Wed Oct 07 11:10:59 2020
Response via : Initial Calibration

CCAL FILE(s) : 1 - I:\8270\SV109\201006ical\AP9L7.D
Sub List : AP9ical - AP9 ical sublist

Compound	R.T.	QIon	Response	Conc	Units	Dev(Min)
Internal Standards						
27) IS2_1,4-Dichlorobenzen...	4.433	152	101646	40.000	ug/ml	# 0.00
Standard Area 1 = 92987			Recovery = 109.31%			
55) IS2_Naphthalene-d8	5.673	136	439183	40.000	ug/ml	# 0.00
Standard Area 1 = 388924			Recovery = 112.92%			
83) IS2_Acenaphthene-d10	7.373	164	238017	40.000	ug/ml	0.00
Standard Area 1 = 209069			Recovery = 113.85%			
98) IS2_Phenanthrene-d10	8.799	188	424979	40.000	ug/ml	# 0.00
Standard Area 1 = 380921			Recovery = 111.57%			
System Monitoring Compounds						
Target Compounds						Qvalue
28) Benzaldehyde	3.994	105	498288	156.686	ug/ml	100
29) Acetophenone	4.843	105	849653	155.898	ug/ml	95
30) m-Toluidine	4.927	106	856247	156.201	ug/ml	100
31) 2-Chloroaniline	5.284	127	742914	155.487	ug/ml	98
56) a-Terpineol	5.744	59	543250	149.770	ug/ml	94
57) 3-Chloroaniline	5.757	65	256775	152.145	ug/ml	93
58) 2,6-Dichlorophenol	5.781	162	496569	153.041	ug/ml	99
59) 1-chloro-2-nitrobenzene	6.033	111	250911	154.872	ug/ml	98
60) Caprolactam	6.102	55	322518	158.299	ug/ml	93
61) 1,2,4,5-Tetrachloroben...	6.543	216	480951	146.833	ug/ml	97
62) Biphenyl	6.838	154	1359046	148.559	ug/ml	99
84) Dichloran	8.510	206	163832	159.814	ug/ml	97
85) Pentachloronitrobenzene	8.653	237	155973	151.646	ug/ml	98
99) Diphenamid	9.716	167	875420	149.720	ug/ml	95

(#) = qualifier out of range (m) = manual integration (+) = signals summed

Quantitation Report (QT Reviewed)

Data Path : I:\8270\SV109\201006ical\
Data File : AP9L9.D
Acq On : 6 Oct 2020 6:14 pm
Operator : sv109:
Sample : IL12,32,,AP9L150 Lot# 8918
Misc : WG1420146
ALS Vial : 12 Sample Multiplier: 1

Quant Time: Oct 07 11:33:37 2020
Quant Method : I:\8270\SV109\201006ical\FS201006SV109.m
Quant Title : Semivolatiles by GC/MS by modified 8270
QLast Update : Wed Oct 07 11:10:59 2020
Response via : Initial Calibration

Sub List : AP9ical - AP9 ical sublistal\AP9L7.D•

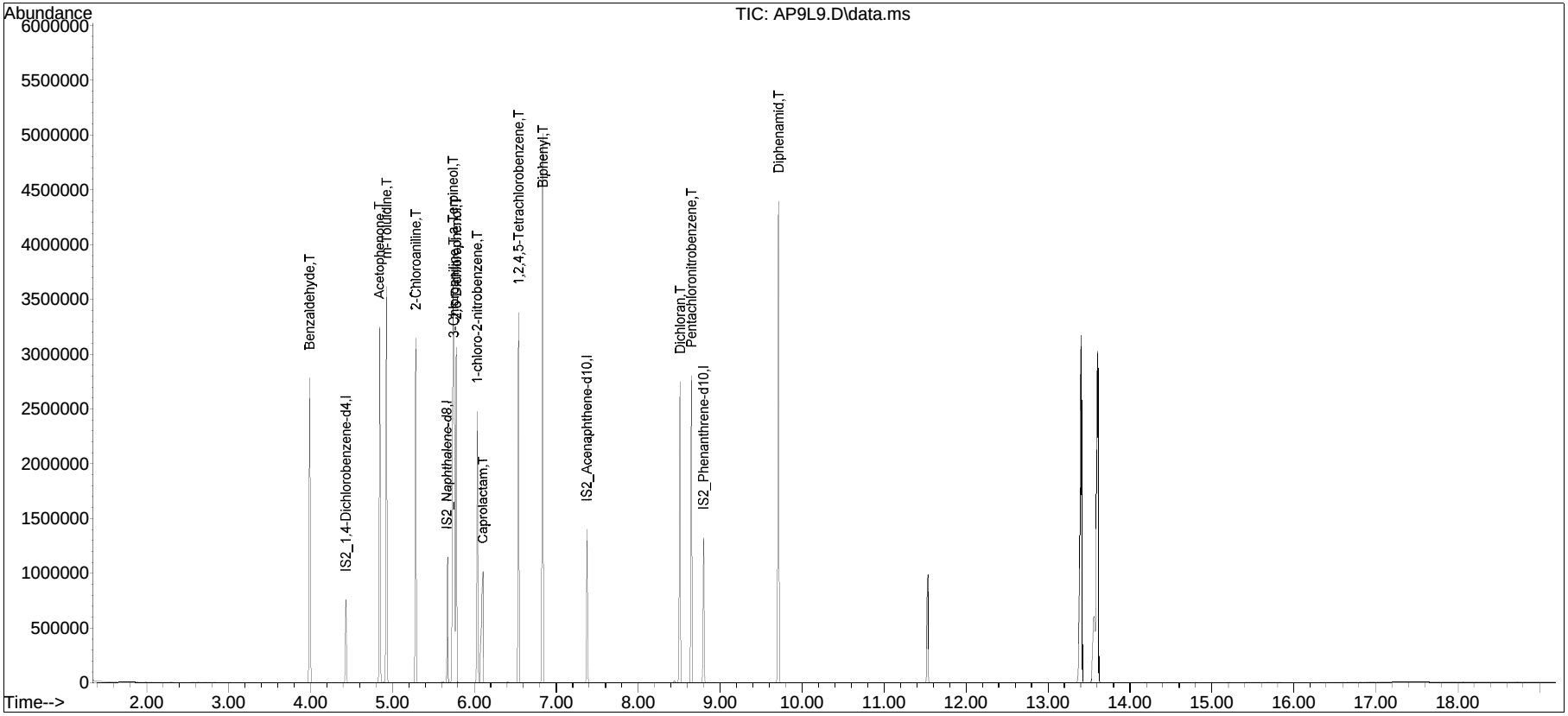

Manual Integration Report

Data Path	: I:\8270\SV109\201006ical\	QMethod	: FS201006SV109.m
Data File	: AP9L9.D	Operator	: sv109:
Date Inj'd	: 10/6/2020 6:14 pm	Instrument	: SV109
Sample	: IL12,32,,AP9L150 Lot# 8918	Quant Date	: 10/7/2020 11:13 am

There are no manual integrations or false positives in this file.

Quantitation Report (QT Reviewed)

Data Path : I:\8270\SV109\201006ical\
Data File : AP9L8.D
Acq On : 6 Oct 2020 6:38 pm
Operator : sv109:
Sample : IL13,32,,AP9L100 Lot# 8917
Misc : WG1420146
ALS Vial : 13 Sample Multiplier: 1

Quant Time: Oct 07 11:33:10 2020
Quant Method : I:\8270\SV109\201006ical\FS201006SV109.m
Quant Title : Semivolatiles by GC/MS by modified 8270
QLast Update : Wed Oct 07 11:10:59 2020
Response via : Initial Calibration

CCAL FILE(s) : 1 - I:\8270\SV109\201006ical\AP9L7.D
Sub List : AP9ical - AP9 ical sublist

Compound	R.T.	QIon	Response	Conc	Units	Dev(Min)
Internal Standards						
27) IS2_1,4-Dichlorobenzen...	4.432	152	94759	40.000	ug/ml	# 0.00
Standard Area 1 = 92987			Recovery = 101.91%			
55) IS2_Naphthalene-d8	5.673	136	402747	40.000	ug/ml	# 0.00
Standard Area 1 = 388924			Recovery = 103.55%			
83) IS2_Acenaphthene-d10	7.373	164	212346	40.000	ug/ml	0.00
Standard Area 1 = 209069			Recovery = 101.57%			
98) IS2_Phenanthrene-d10	8.799	188	378950	40.000	ug/ml	# 0.00
Standard Area 1 = 380921			Recovery = 99.48%			
System Monitoring Compounds						
Target Compounds						Qvalue
28) Benzaldehyde	3.994	105	290360	97.939	ug/ml	99
29) Acetophenone	4.840	105	494152	97.259	ug/ml	95
30) m-Toluidine	4.923	106	497385	97.330	ug/ml	100
31) 2-Chloroaniline	5.284	127	431160	96.797	ug/ml	98
56) a-Terpineol	5.738	59	317331	95.400	ug/ml	94
57) 3-Chloroaniline	5.753	65	149347	96.497	ug/ml	93
58) 2,6-Dichlorophenol	5.778	162	283877	95.405	ug/ml	99
59) 1-chloro-2-nitrobenzene	6.030	111	145719	98.080	ug/ml	97
60) Caprolactam	6.089	55	182483	97.670	ug/ml	92
61) 1,2,4,5-Tetrachloroben...	6.543	216	282527	94.058	ug/ml	98
62) Biphenyl	6.835	154	787350	93.853	ug/ml	99
84) Dichloran	8.507	206	89913	98.311	ug/ml	97
85) Pentachloronitrobenzene	8.650	237	88098	96.009	ug/ml	98
99) Diphenamid	9.713	167	496598	95.248	ug/ml	96

(#) = qualifier out of range (m) = manual integration (+) = signals summed

Quantitation Report (QT Reviewed)

Data Path : I:\8270\SV109\201006ical\
Data File : AP9L8.D
Acq On : 6 Oct 2020 6:38 pm
Operator : sv109:
Sample : IL13,32,,AP9L100 Lot# 8917
Misc : WG1420146
ALS Vial : 13 Sample Multiplier: 1

Quant Time: Oct 07 11:33:10 2020
Quant Method : I:\8270\SV109\201006ical\FS201006SV109.m
Quant Title : Semivolatiles by GC/MS by modified 8270
QLast Update : Wed Oct 07 11:10:59 2020
Response via : Initial Calibration

Sub List : AP9ical - AP9 ical sublistal\AP9L7.D•

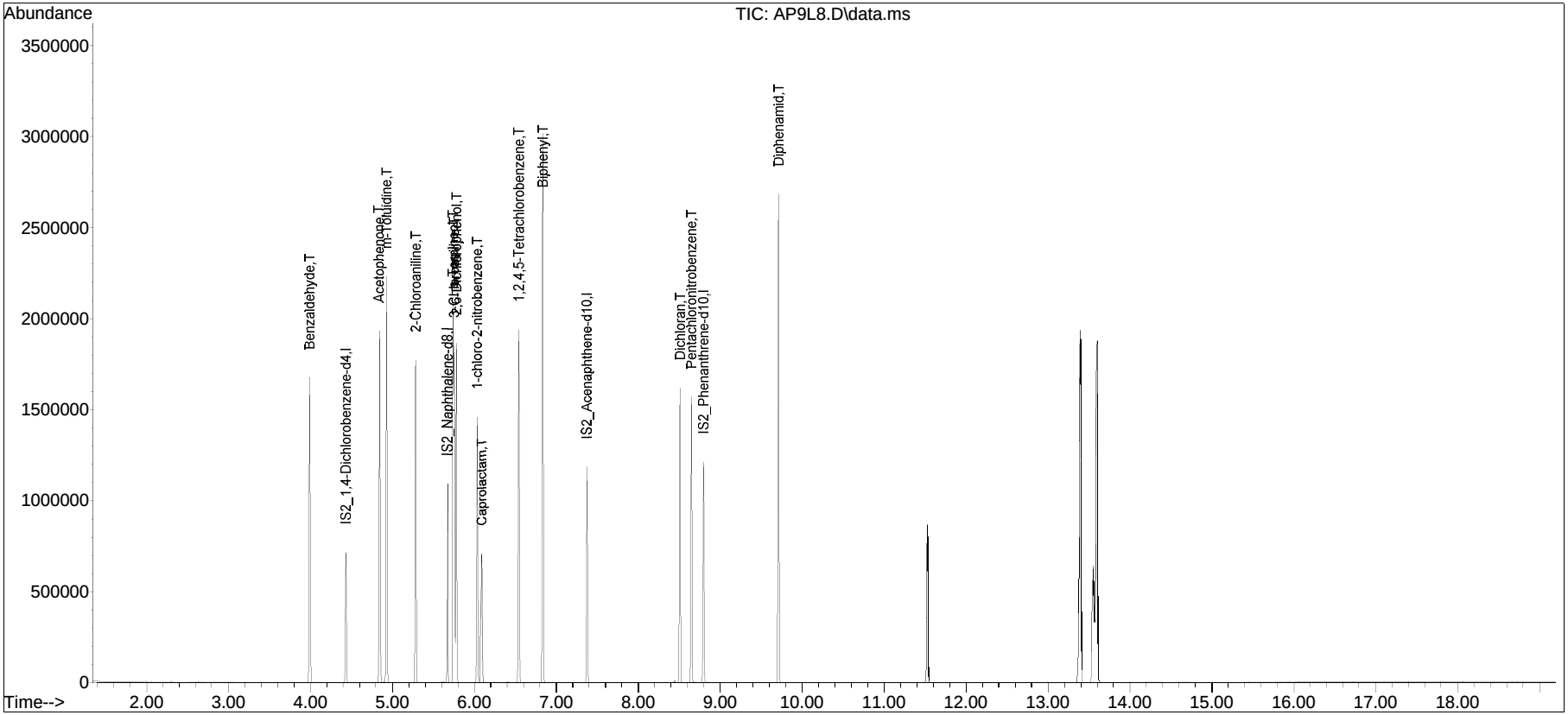

Manual Integration Report

Data Path	: I:\8270\SV109\201006ical\	QMethod	: FS201006SV109.m
Data File	: AP9L8.D	Operator	: sv109:
Date Inj'd	: 10/6/2020 6:38 pm	Instrument	: SV109
Sample	: IL13,32,,AP9L100 Lot# 8917	Quant Date	: 10/7/2020 11:13 am

There are no manual integrations or false positives in this file.

Quantitation Report (QT Reviewed)

Data Path : I:\8270\SV109\201006ical\
Data File : AP9L7.D
Acq On : 6 Oct 2020 7:02 pm
Operator : sv109:
Sample : IL14,32,,AP9L50 Lot# 8916
Misc : WG1420146
ALS Vial : 14 Sample Multiplier: 1

Quant Time: Oct 07 11:32:54 2020
Quant Method : I:\8270\SV109\201006ical\FS201006SV109.m
Quant Title : Semivolatiles by GC/MS by modified 8270
QLast Update : Wed Oct 07 11:10:59 2020
Response via : Initial Calibration

CCAL FILE(s) : 1 - I:\8270\SV109\201006ical\AP9L7.D
Sub List : AP9ical - AP9 ical sublist

Compound	R.T.	QIon	Response	Conc	Units	Dev(Min)
Internal Standards						
27) IS2_1,4-Dichlorobenzen...	4.429	152	92987	40.000	ug/ml	0.00
Standard Area 1 = 92987			Recovery = 100.00%			
55) IS2_Naphthalene-d8	5.673	136	388924	40.000	ug/ml	# 0.00
Standard Area 1 = 388924			Recovery = 100.00%			
83) IS2_Acenaphthene-d10	7.373	164	209069	40.000	ug/ml	0.00
Standard Area 1 = 209069			Recovery = 100.00%			
98) IS2_Phenanthrene-d10	8.799	188	380921	40.000	ug/ml	# 0.00
Standard Area 1 = 380921			Recovery = 100.00%			
System Monitoring Compounds						
Target Compounds						Qvalue
28) Benzaldehyde	3.994	105	145463	50.000	ug/ml	99
29) Acetophenone	4.840	105	249289	50.000	ug/ml	95
30) m-Toluidine	4.924	106	250737	50.000	ug/ml	99
31) 2-Chloroaniline	5.281	127	218548	50.000	ug/ml	98
56) a-Terpineol	5.735	59	160607	50.000	ug/ml	94
57) 3-Chloroaniline	5.750	65	74728	50.000	ug/ml	93
58) 2,6-Dichlorophenol	5.775	162	143668	50.000	ug/ml	99
59) 1-chloro-2-nitrobenzene	6.030	111	71736	50.000	ug/ml	98
60) Caprolactam	6.077	55	90212	50.000	ug/ml	93
61) 1,2,4,5-Tetrachloroben...	6.540	216	145033	50.000	ug/ml	99
62) Biphenyl	6.835	154	405064	50.000	ug/ml	99
84) Dichloran	8.504	206	45023	50.000	ug/ml	96
85) Pentachloronitrobenzene	8.650	237	45172	50.000	ug/ml	98
99) Diphenamid	9.710	167	262044	50.000	ug/ml	96

(#) = qualifier out of range (m) = manual integration (+) = signals summed

Quantitation Report (QT Reviewed)

Data Path : I:\8270\SV109\201006ical\
Data File : AP9L7.D
Acq On : 6 Oct 2020 7:02 pm
Operator : sv109:
Sample : IL14,32,,AP9L50 Lot# 8916
Misc : WG1420146
ALS Vial : 14 Sample Multiplier: 1

Quant Time: Oct 07 11:32:54 2020
Quant Method : I:\8270\SV109\201006ical\FS201006SV109.m
Quant Title : Semivolatiles by GC/MS by modified 8270
QLast Update : Wed Oct 07 11:10:59 2020
Response via : Initial Calibration

Sub List : AP9ical - AP9 ical sublistal\AP9L7.D•

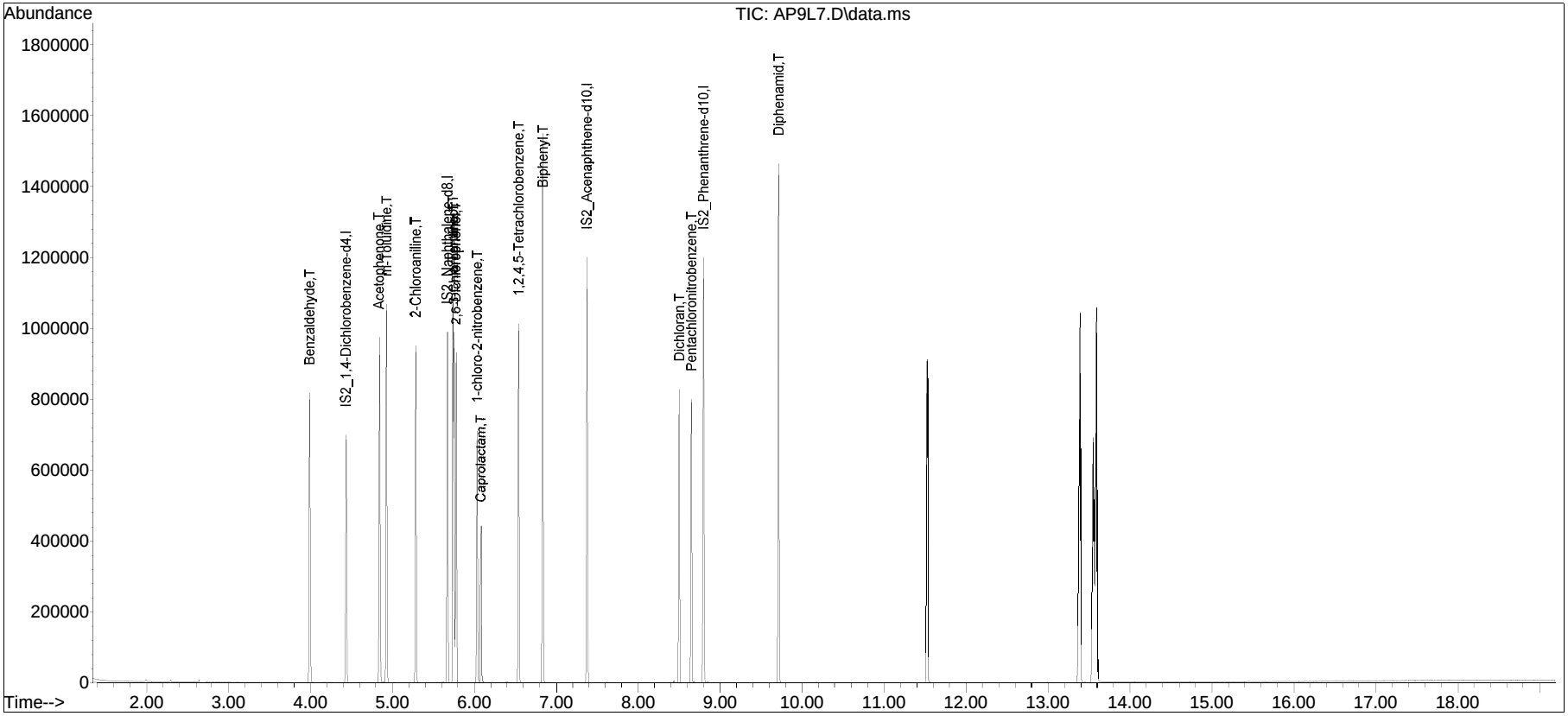

Manual Integration Report

Data Path	: I:\8270\SV109\201006ical\	QMethod	: FS201006SV109.m
Data File	: AP9L7.D	Operator	: sv109:
Date Inj'd	: 10/6/2020 7:02 pm	Instrument	: SV109
Sample	: IL14,32,,AP9L50 Lot# 8916	Quant Date	: 10/7/2020 11:13 am

There are no manual integrations or false positives in this file.

Quantitation Report (QT Reviewed)

Data Path : I:\8270\SV109\201006ical\
Data File : AP9L6.D
Acq On : 6 Oct 2020 7:26 pm
Operator : sv109:
Sample : IL15,32,,AP9L20 Lot# 8915
Misc : WG1420146
ALS Vial : 15 Sample Multiplier: 1

Quant Time: Oct 07 11:32:29 2020
Quant Method : I:\8270\SV109\201006ical\FS201006SV109.m
Quant Title : Semivolatiles by GC/MS by modified 8270
QLast Update : Wed Oct 07 11:10:59 2020
Response via : Initial Calibration

CCAL FILE(s) : 1 - I:\8270\SV109\201006ical\AP9L7.D
Sub List : AP9ical - AP9 ical sublist

Compound	R.T.	QIon	Response	Conc	Units	Dev(Min)
Internal Standards						
27) IS2_1,4-Dichlorobenzen...	4.430	152	113782	40.000	ug/ml	0.00
Standard Area 1 = 92987			Recovery = 122.36%			
55) IS2_Naphthalene-d8	5.673	136	479156	40.000	ug/ml	# 0.00
Standard Area 1 = 388924			Recovery = 123.20%			
83) IS2_Acenaphthene-d10	7.373	164	262276	40.000	ug/ml	0.00
Standard Area 1 = 209069			Recovery = 125.45%			
98) IS2_Phenanthrene-d10	8.800	188	471749	40.000	ug/ml	# 0.00
Standard Area 1 = 380921			Recovery = 123.84%			
System Monitoring Compounds						
Target Compounds						Qvalue
28) Benzaldehyde	3.994	105	69323	19.473	ug/ml	99
29) Acetophenone	4.840	105	118664	19.451	ug/ml	96
30) m-Toluidine	4.924	106	118089	19.245	ug/ml	100
31) 2-Chloroaniline	5.281	127	103474	19.347	ug/ml	99
56) a-Terpineol	5.735	59	75143	18.988	ug/ml	94
57) 3-Chloroaniline	5.750	65	35938	19.518	ug/ml	92
58) 2,6-Dichlorophenol	5.775	162	67637	19.107	ug/ml	99
59) 1-chloro-2-nitrobenzene	6.030	111	33951	19.208	ug/ml	95
60) Caprolactam	6.071	55	40857	18.381	ug/ml	91
61) 1,2,4,5-Tetrachloroben...	6.540	216	69333	19.401	ug/ml	99
62) Biphenyl	6.832	154	194481	19.485	ug/ml	99
84) Dichloran	8.504	206	18944	16.770	ug/ml	93
85) Pentachloronitrobenzene	8.650	237	21070	18.591	ug/ml	98
99) Diphenamid	9.710	167	120088	18.502	ug/ml	95

(#) = qualifier out of range (m) = manual integration (+) = signals summed

Quantitation Report (QT Reviewed)

Data Path : I:\8270\SV109\201006ical\
Data File : AP9L6.D
Acq On : 6 Oct 2020 7:26 pm
Operator : sv109:
Sample : IL15,32,,AP9L20 Lot# 8915
Misc : WG1420146
ALS Vial : 15 Sample Multiplier: 1

Quant Time: Oct 07 11:32:29 2020
Quant Method : I:\8270\SV109\201006ical\FS201006SV109.m
Quant Title : Semivolatiles by GC/MS by modified 8270
QLast Update : Wed Oct 07 11:10:59 2020
Response via : Initial Calibration

Sub List : AP9ical - AP9 ical sublistal\AP9L7.D•

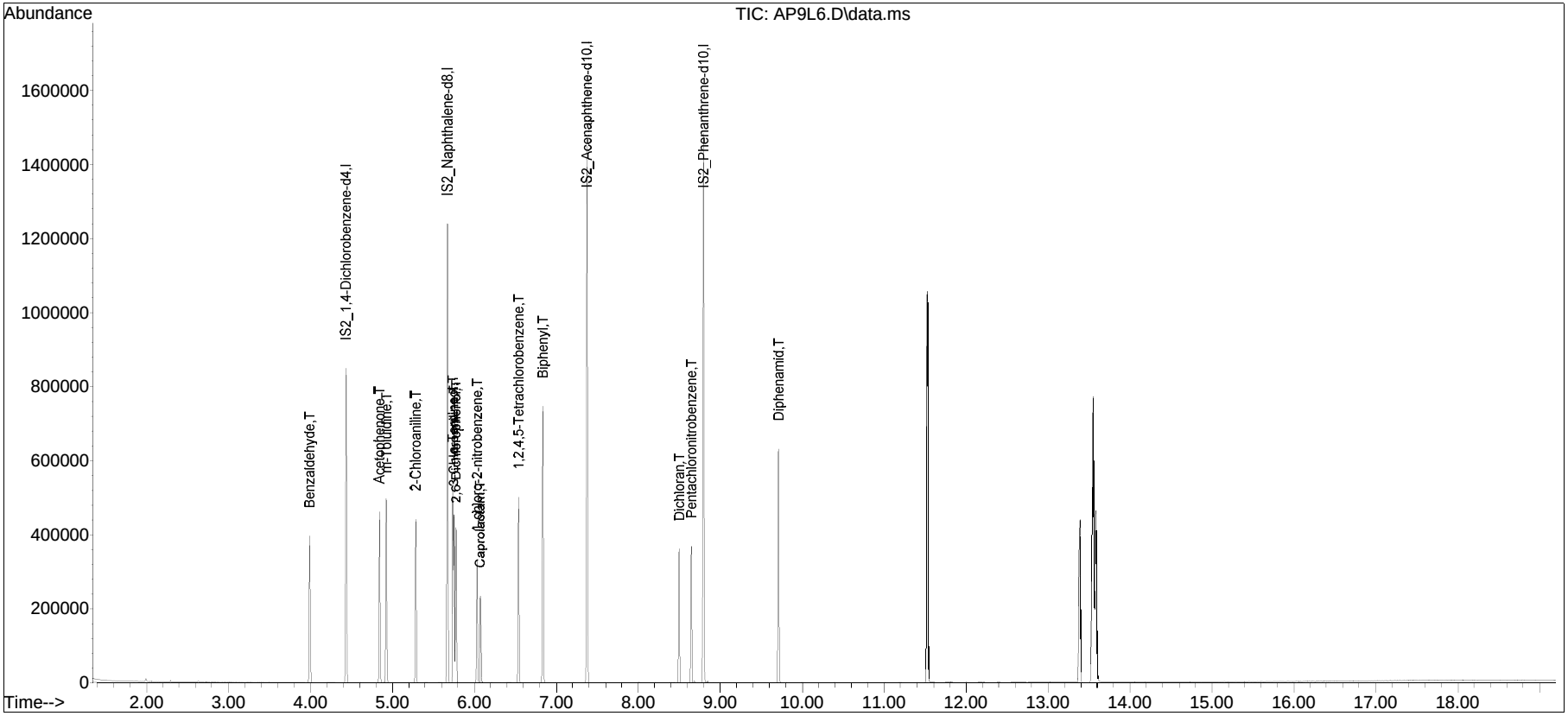

Manual Integration Report

Data Path	: I:\8270\SV109\201006ical\	QMethod	: FS201006SV109.m
Data File	: AP9L6.D	Operator	: sv109:
Date Inj'd	: 10/6/2020 7:26 pm	Instrument	: SV109
Sample	: IL15,32,,AP9L20 Lot# 8915	Quant Date	: 10/7/2020 11:13 am

There are no manual integrations or false positives in this file.

Quantitation Report (QT Reviewed)

Data Path : I:\8270\SV109\201006ical\
Data File : AP9L5.D
Acq On : 6 Oct 2020 7:49 pm
Operator : sv109:
Sample : IL16,32,,AP9L10 Lot# 8914
Misc : WG1420146
ALS Vial : 16 Sample Multiplier: 1

Quant Time: Oct 07 11:32:15 2020
Quant Method : I:\8270\SV109\201006ical\FS201006SV109.m
Quant Title : Semivolatiles by GC/MS by modified 8270
QLast Update : Wed Oct 07 11:10:59 2020
Response via : Initial Calibration

CCAL FILE(s) : 1 - I:\8270\SV109\201006ical\AP9L7.D
Sub List : AP9ical - AP9 ical sublist

Compound	R.T.	QIon	Response	Conc	Units	Dev(Min)
Internal Standards						
27) IS2_1,4-Dichlorobenzen...	4.430	152	94096	40.000	ug/ml	0.00
Standard Area 1 = 92987			Recovery = 101.19%			
55) IS2_Naphthalene-d8	5.673	136	401384	40.000	ug/ml	# 0.00
Standard Area 1 = 388924			Recovery = 103.20%			
83) IS2_Acenaphthene-d10	7.373	164	215871	40.000	ug/ml	0.00
Standard Area 1 = 209069			Recovery = 103.25%			
98) IS2_Phenanthrene-d10	8.800	188	390478	40.000	ug/ml	# 0.00
Standard Area 1 = 380921			Recovery = 102.51%			
System Monitoring Compounds						
Target Compounds						Qvalue
28) Benzaldehyde	3.994	105	27993	9.509	ug/ml	100
29) Acetophenone	4.840	105	47386	9.392	ug/ml	96
30) m-Toluidine	4.924	106	48456	9.549	ug/ml	100
31) 2-Chloroaniline	5.281	127	42644	9.641	ug/ml	98
56) a-Terpineol	5.732	59	30510	9.203	ug/ml	92
57) 3-Chloroaniline	5.750	65	14640	9.491	ug/ml	95
58) 2,6-Dichlorophenol	5.772	162	27434	9.251	ug/ml	99
59) 1-chloro-2-nitrobenzene	6.027	111	13487	9.109	ug/ml	96
60) Caprolactam	6.067	55	16036	8.612	ug/ml	91
61) 1,2,4,5-Tetrachloroben...	6.540	216	28933	9.665	ug/ml	99
62) Biphenyl	6.832	154	81073	9.697	ug/ml	99
84) Dichloran	8.501	206	6730	7.238	ug/ml	94
85) Pentachloronitrobenzene	8.650	237	8145	8.731	ug/ml	97
99) Diphenamid	9.707	167	45544	8.477	ug/ml	94

(#) = qualifier out of range (m) = manual integration (+) = signals summed

Quantitation Report (QT Reviewed)

Data Path : I:\8270\SV109\201006ical\
Data File : AP9L5.D
Acq On : 6 Oct 2020 7:49 pm
Operator : sv109:
Sample : IL16,32,,AP9L10 Lot# 8914
Misc : WG1420146
ALS Vial : 16 Sample Multiplier: 1

Quant Time: Oct 07 11:32:15 2020
Quant Method : I:\8270\SV109\201006ical\FS201006SV109.m
Quant Title : Semivolatiles by GC/MS by modified 8270
QLast Update : Wed Oct 07 11:10:59 2020
Response via : Initial Calibration

Sub List : AP9ical - AP9 ical sublistal\AP9L7.D•

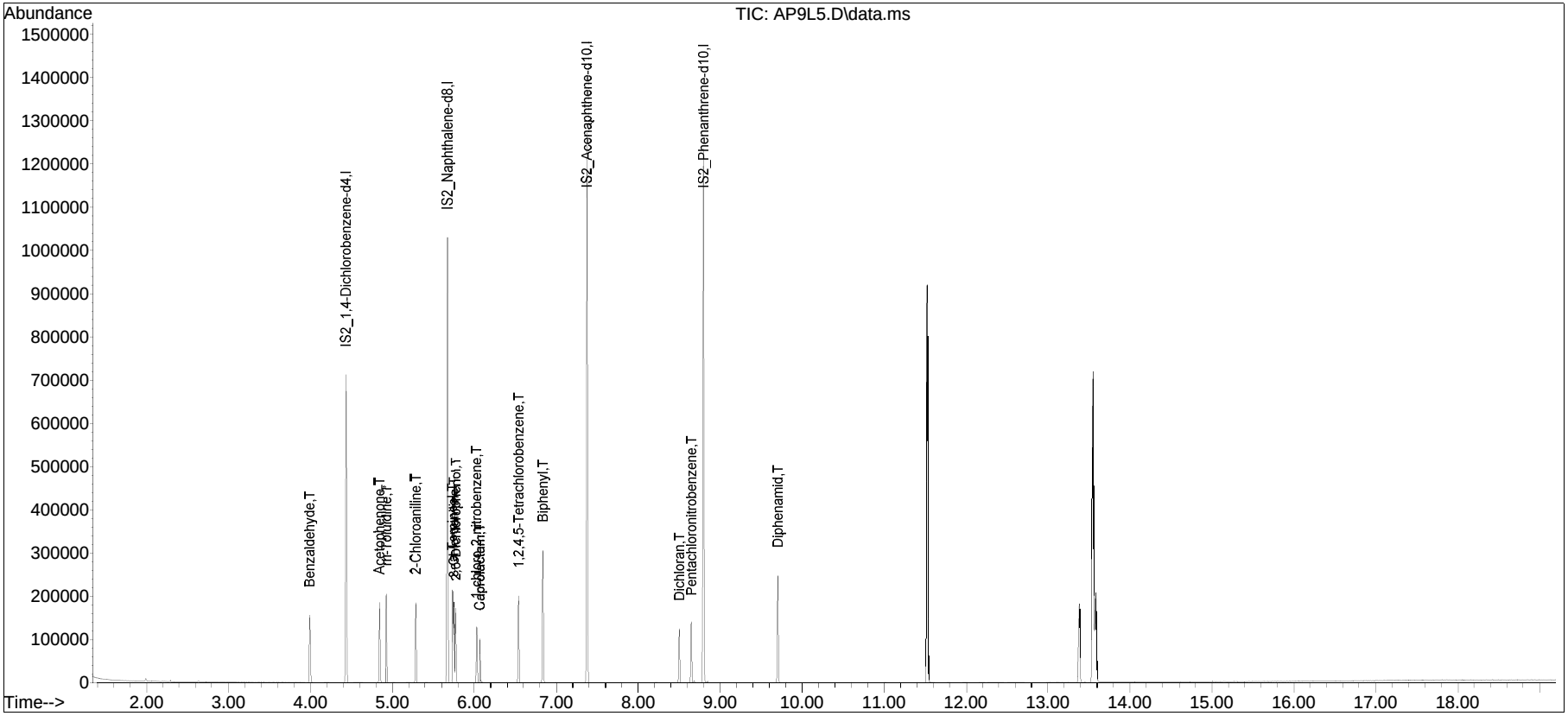

Manual Integration Report

Data Path	: I:\8270\SV109\201006ical\	QMethod	: FS201006SV109.m
Data File	: AP9L5.D	Operator	: sv109:
Date Inj'd	: 10/6/2020 7:49 pm	Instrument	: SV109
Sample	: IL16,32,,AP9L10 Lot# 8914	Quant Date	: 10/7/2020 11:13 am

There are no manual integrations or false positives in this file.

Quantitation Report (QT Reviewed)

Data Path : I:\8270\SV109\201006ical\
Data File : AP9L4.D
Acq On : 6 Oct 2020 8:13 pm
Operator : sv109:
Sample : IL17,32,,AP9L5 Lot# 8913
Misc : WG1420146
ALS Vial : 17 Sample Multiplier: 1

Quant Time: Oct 07 11:31:57 2020
Quant Method : I:\8270\SV109\201006ical\FS201006SV109.m
Quant Title : Semivolatiles by GC/MS by modified 8270
QLast Update : Wed Oct 07 11:10:59 2020
Response via : Initial Calibration

CCAL FILE(s) : 1 - I:\8270\SV109\201006ical\AP9L7.D
Sub List : AP9ical - AP9 ical sublist

Compound	R.T.	QIon	Response	Conc	Units	Dev(Min)
Internal Standards						
27) IS2_1,4-Dichlorobenzen...	4.429	152	106796	40.000	ug/ml	0.00
Standard Area 1 = 92987			Recovery = 114.85%			
55) IS2_Naphthalene-d8	5.673	136	467720	40.000	ug/ml	# 0.00
Standard Area 1 = 388924			Recovery = 120.26%			
83) IS2_Acenaphthene-d10	7.373	164	263015	40.000	ug/ml	0.00
Standard Area 1 = 209069			Recovery = 125.80%			
98) IS2_Phenanthrene-d10	8.799	188	482735	40.000	ug/ml	# 0.00
Standard Area 1 = 380921			Recovery = 126.73%			
System Monitoring Compounds						
Target Compounds						Qvalue
28) Benzaldehyde	3.997	105	16392	4.906	ug/ml	99
29) Acetophenone	4.840	105	28993	5.063	ug/ml	95
30) m-Toluidine	4.924	106	28467	4.943	ug/ml	99
31) 2-Chloroaniline	5.281	127	24599	4.900	ug/ml	97
56) a-Terpineol	5.732	59	17768	4.600	ug/ml	93
57) 3-Chloroaniline	5.750	65	8429	4.690	ug/ml	95
58) 2,6-Dichlorophenol	5.772	162	16061	4.648	ug/ml	99
59) 1-chloro-2-nitrobenzene	6.030	111	8110	4.700	ug/ml	93
60) Caprolactam	6.067	55	9547	4.400	ug/ml	94
61) 1,2,4,5-Tetrachloroben...	6.540	216	17471	5.008	ug/ml	98
62) Biphenyl	6.832	154	49155	5.045	ug/ml	99
84) Dichloran	8.504	206	3680	3.249	ug/ml	89
85) Pentachloronitrobenzene	8.650	237	4691	4.127	ug/ml	98
99) Diphenamid	9.707	167	27745	4.177	ug/ml	95

(#) = qualifier out of range (m) = manual integration (+) = signals summed

Quantitation Report (QT Reviewed)

Data Path : I:\8270\SV109\201006ical\
Data File : AP9L4.D
Acq On : 6 Oct 2020 8:13 pm
Operator : sv109:
Sample : IL17,32,,AP9L5 Lot# 8913
Misc : WG1420146
ALS Vial : 17 Sample Multiplier: 1

Quant Time: Oct 07 11:31:57 2020
Quant Method : I:\8270\SV109\201006ical\FS201006SV109.m
Quant Title : Semivolatiles by GC/MS by modified 8270
QLast Update : Wed Oct 07 11:10:59 2020
Response via : Initial Calibration

Sub List : AP9ical - AP9 ical sublistal\AP9L7.D•

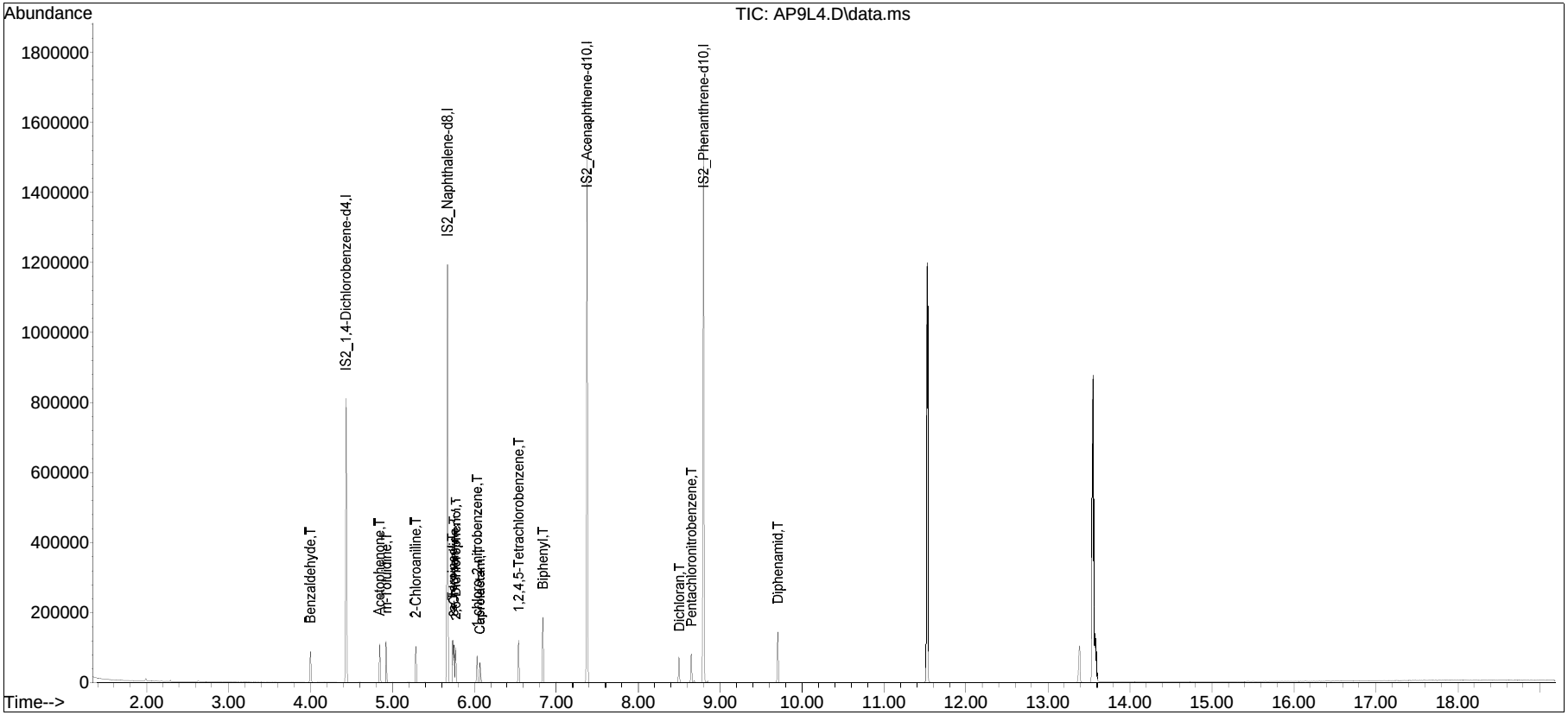

Manual Integration Report

Data Path	: I:\8270\SV109\201006ical\	QMethod	: FS201006SV109.m
Data File	: AP9L4.D	Operator	: sv109:
Date Inj'd	: 10/6/2020 8:13 pm	Instrument	: SV109
Sample	: IL17,32,,AP9L5 Lot# 8913	Quant Date	: 10/7/2020 11:13 am

There are no manual integrations or false positives in this file.

Quantitation Report (QT Reviewed)

Data Path : I:\8270\SV109\201006ical\
Data File : AP9L3.D
Acq On : 6 Oct 2020 8:37 pm
Operator : sv109:
Sample : IL18,32,,AP9L3 Lot# 8912
Misc : WG1420146
ALS Vial : 18 Sample Multiplier: 1

Quant Time: Oct 08 14:54:31 2020
Quant Method : I:\8270\SV109\201006ical\FS201006SV109.m
Quant Title : Semivolatiles by GC/MS by modified 8270
QLast Update : Thu Oct 08 14:54:23 2020
Response via : Initial Calibration

CCAL FILE(s) : 1 - I:\8270\SV109\201006ical\AP9L7.D
Sub List : AP9ical - AP9 ical sublist

Compound	R.T.	QIon	Response	Conc	Units	Dev(Min)
Internal Standards						
27) IS2_1,4-Dichlorobenzen...	4.429	152	95933	40.000	ug/ml	0.00
Standard Area 1 = 92987			Recovery = 103.17%			
55) IS2_Naphthalene-d8	5.673	136	408856	40.000	ug/ml	# 0.00
Standard Area 1 = 388924			Recovery = 105.12%			
83) IS2_Acenaphthene-d10	7.373	164	221184	40.000	ug/ml	0.00
Standard Area 1 = 209069			Recovery = 105.79%			
98) IS2_Phenanthrene-d10	8.799	188	396950	40.000	ug/ml	# 0.00
Standard Area 1 = 380921			Recovery = 104.21%			
System Monitoring Compounds						
Target Compounds						Qvalue
28) Benzaldehyde	3.997	105	8915	2.988	ug/ml	94
29) Acetophenone	4.843	105	15050	2.950	ug/ml	96
30) m-Toluidine	4.924	106	15051	2.949	ug/ml	99
31) 2-Chloroaniline	5.281	127	13166	2.959	ug/ml	98
56) a-Terpineol	5.735	59	8980	2.801	ug/ml	89
57) 3-Chloroaniline	5.747	65	4555	2.968	ug/ml	96
58) 2,6-Dichlorophenol	5.772	162	8108	2.799	ug/ml	99
59) 1-chloro-2-nitrobenzene	6.027	111	4200	2.869	ug/ml	97
60) Caprolactam	6.067	55	4609	2.529	ug/ml	94
61) 1,2,4,5-Tetrachloroben...	6.540	216	9360	3.094	ug/ml	99
62) Biphenyl	6.832	154	25688	3.042	ug/ml	99
84) Dichloran	8.501	206	1663M2	3.703	ug/ml	
85) Pentachloronitrobenzene	8.647	237	1899M2	2.174	ug/ml	
99) Diphenamid	9.707	167	12765	2.569	ug/ml	95

(#) = qualifier out of range (m) = manual integration (+) = signals summed

Quantitation Report (QT Reviewed)

Data Path : I:\8270\SV109\201006ical\
Data File : AP9L3.D
Acq On : 6 Oct 2020 8:37 pm
Operator : sv109:
Sample : IL18,32,,AP9L3 Lot# 8912
Misc : WG1420146
ALS Vial : 18 Sample Multiplier: 1

Quant Time: Oct 08 14:54:31 2020
Quant Method : I:\8270\SV109\201006ical\FS201006SV109.m
Quant Title : Semivolatiles by GC/MS by modified 8270
QLast Update : Thu Oct 08 14:54:23 2020
Response via : Initial Calibration

Sub List : AP9ical - AP9 ical sublistal\AP9L7.D•

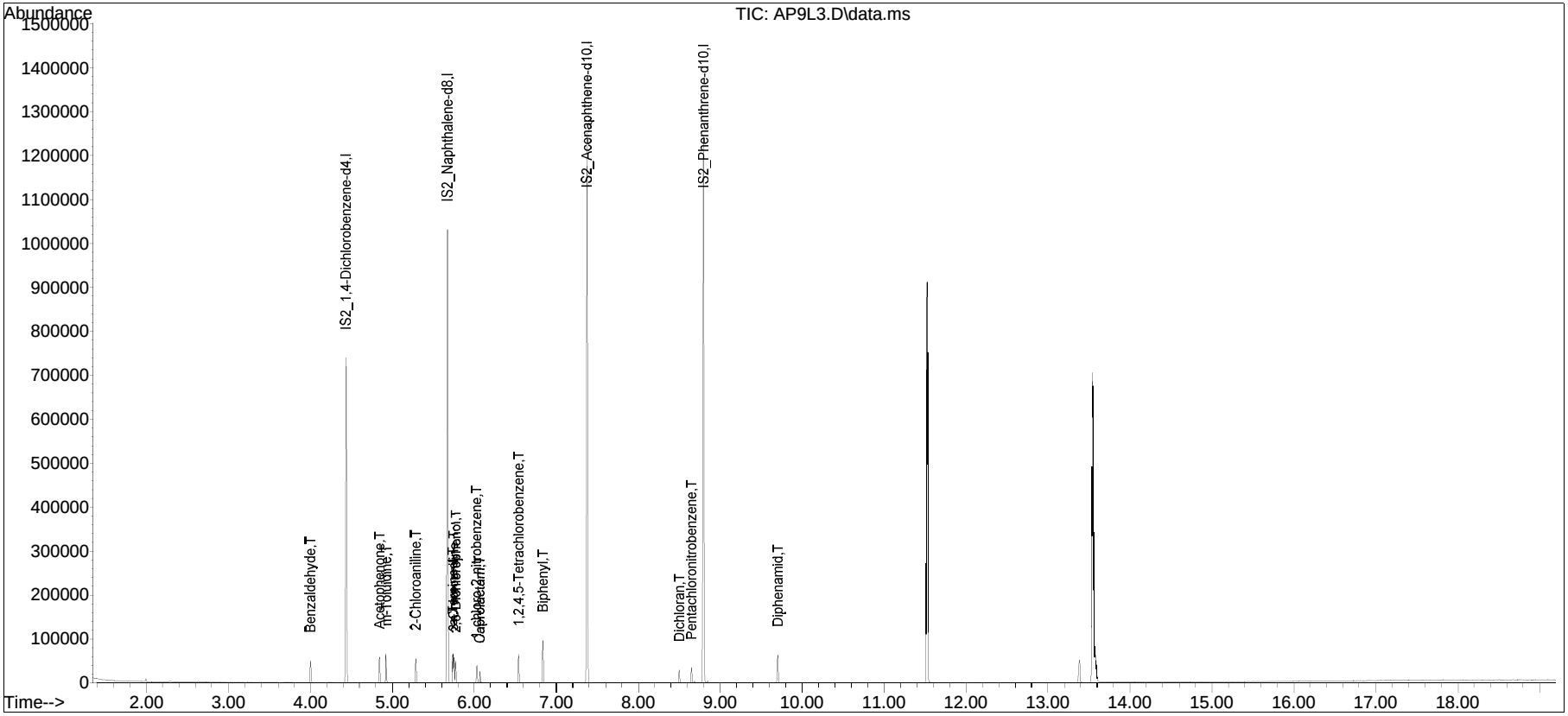

Manual Integration Report

Data Path : I:\8270\SV109\201006ical\ QMethod : FS201006SV109.m
Data File : AP9L3.D Operator : sv109:
Date Inj'd : 10/6/2020 8:37 pm Instrument : SV109
Sample : IL18,32,,AP9L3 Lot# 8912 Quant Date : 10/8/2020 2:54 pm

Compound #84: Dichloran

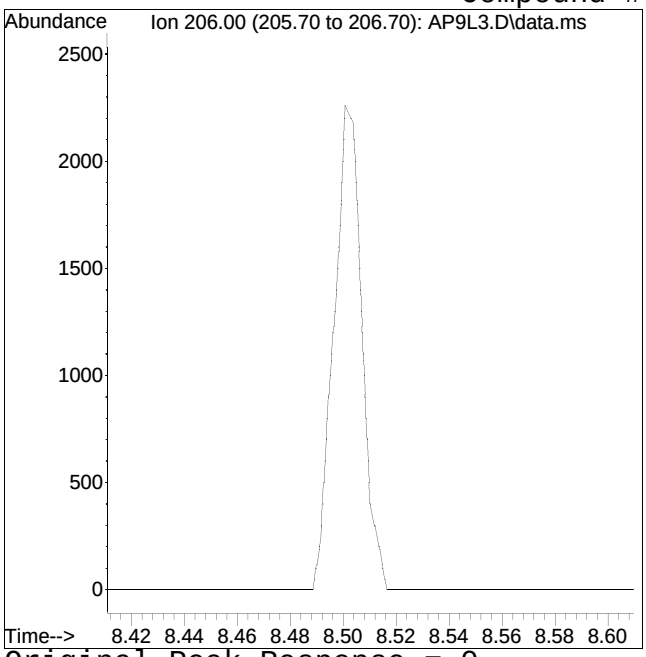

Original Peak Response = 0

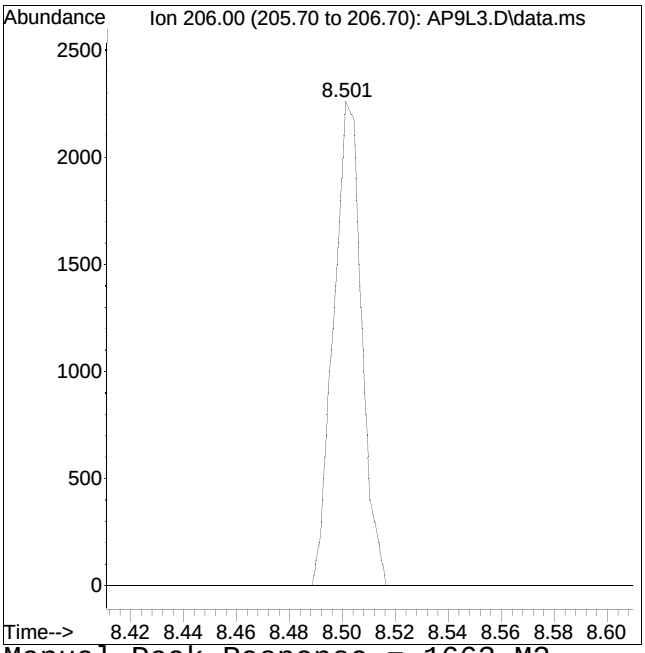

Manual Peak Response = 1663 M2

M2 = Peak not found by automatic integration algorithm.

Manual Integration Report

Data Path : I:\8270\SV109\201006ical\ QMethod : FS201006SV109.m
Data File : AP9L3.D Operator : sv109:
Date Inj'd : 10/6/2020 8:37 pm Instrument : SV109
Sample : IL18,32,,AP9L3 Lot# 8912 Quant Date : 10/8/2020 2:54 pm

Compound #85: Pentachloronitrobenzene

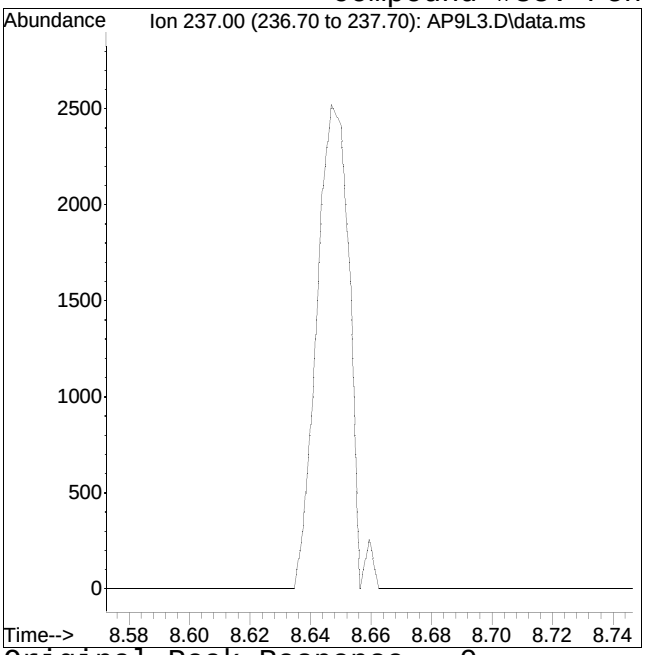

Original Peak Response = 0

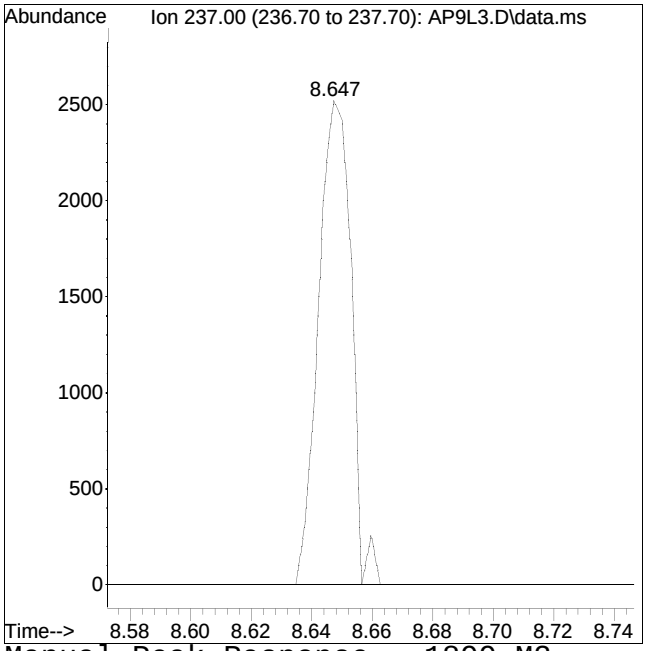

Manual Peak Response = 1899 M2

M2 = Peak not found by automatic integration algorithm.

Quantitation Report (QT Reviewed)

Data Path : I:\8270\SV109\201006ical\
Data File : AP9L2.D
Acq On : 6 Oct 2020 9:01 pm
Operator : sv109:
Sample : IL19,32,,AP9L2 Lot# 8911
Misc : WG1420146
ALS Vial : 19 Sample Multiplier: 1

Quant Time: Oct 07 11:31:07 2020
Quant Method : I:\8270\SV109\201006ical\FS201006SV109.m
Quant Title : Semivolatiles by GC/MS by modified 8270
QLast Update : Wed Oct 07 11:10:59 2020
Response via : Initial Calibration

CCAL FILE(s) : 1 - I:\8270\SV109\201006ical\AP9L7.D
Sub List : AP9ical - AP9 ical sublist

Compound	R.T.	QIon	Response	Conc	Units	Dev(Min)
Internal Standards						
27) IS2_1,4-Dichlorobenzen...	4.429	152	111172	40.000	ug/ml	0.00
Standard Area 1 = 92987			Recovery = 119.56%			
55) IS2_Naphthalene-d8	5.673	136	479207	40.000	ug/ml	# 0.00
Standard Area 1 = 388924			Recovery = 123.21%			
83) IS2_Acenaphthene-d10	7.373	164	267468	40.000	ug/ml	0.00
Standard Area 1 = 209069			Recovery = 127.93%			
98) IS2_Phenanthrene-d10	8.799	188	490959	40.000	ug/ml	# 0.00
Standard Area 1 = 380921			Recovery = 128.89%			
System Monitoring Compounds						
Target Compounds						Qvalue
28) Benzaldehyde	3.997	105	7075	2.034	ug/ml	99
29) Acetophenone	4.843	105	11944	2.004	ug/ml	99
30) m-Toluidine	4.924	106	11769	1.963	ug/ml#	94
31) 2-Chloroaniline	5.281	127	10222	1.956	ug/ml	96
56) a-Terpineol	5.732	59	7311	1.847	ug/ml	95
57) 3-Chloroaniline	5.750	65	3624	1.968	ug/ml	94
58) 2,6-Dichlorophenol	5.772	162	6741	1.904	ug/ml	98
59) 1-chloro-2-nitrobenzene	6.030	111	3411	1.930	ug/ml	93
60) Caprolactam	6.067	55	3659	1.646	ug/ml#	34
61) 1,2,4,5-Tetrachloroben...	6.540	216	7518	2.104	ug/ml#	86
62) Biphenyl	6.832	154	21273	2.131	ug/ml	99
84) Dichloran	8.501	206	1336M2	1.160	ug/ml	
85) Pentachloronitrobenzene	8.650	237	1628M2	1.409	ug/ml	
99) Diphenamid	9.707	167	11111	1.645	ug/ml	96

(#) = qualifier out of range (m) = manual integration (+) = signals summed

Quantitation Report (QT Reviewed)

Data Path : I:\8270\SV109\201006ical\
Data File : AP9L2.D
Acq On : 6 Oct 2020 9:01 pm
Operator : sv109:
Sample : IL19,32,,AP9L2 Lot# 8911
Misc : WG1420146
ALS Vial : 19 Sample Multiplier: 1

Quant Time: Oct 07 11:31:07 2020
Quant Method : I:\8270\SV109\201006ical\FS201006SV109.m
Quant Title : Semivolatiles by GC/MS by modified 8270
QLast Update : Wed Oct 07 11:10:59 2020
Response via : Initial Calibration

Sub List : AP9ical - AP9 ical sublistal\AP9L7.D•

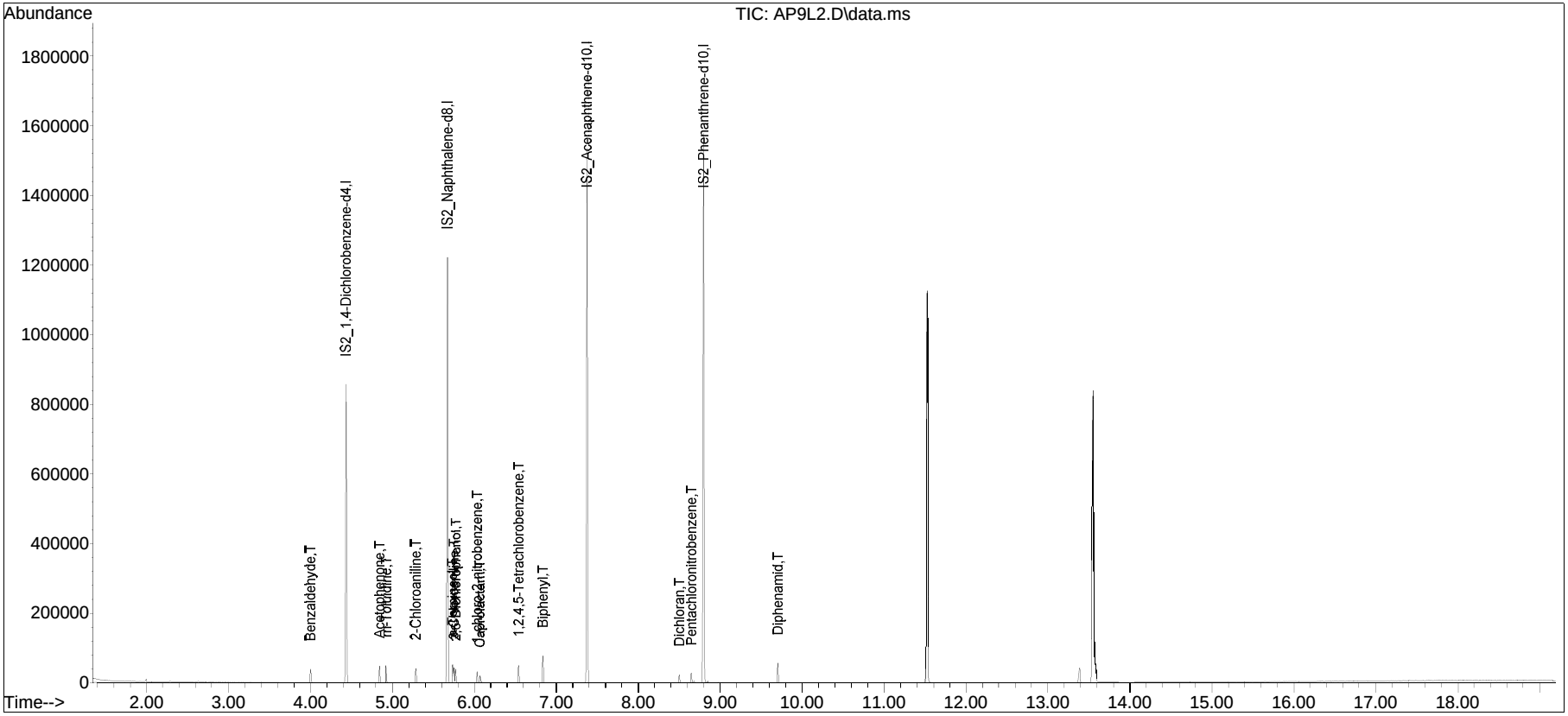

Manual Integration Report

Data Path : I:\8270\SV109\201006ical\ QMethod : FS201006SV109.m
Data File : AP9L2.D Operator : sv109:
Date Inj'd : 10/6/2020 9:01 pm Instrument : SV109
Sample : IL19,32,,AP9L2 Lot# 8911 Quant Date : 10/7/2020 11:13 am

Compound #84: Dichloran

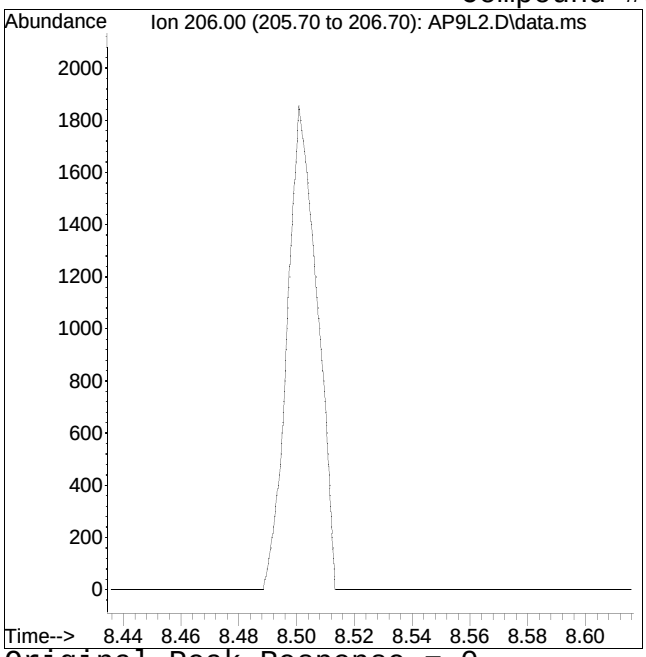

Original Peak Response = 0

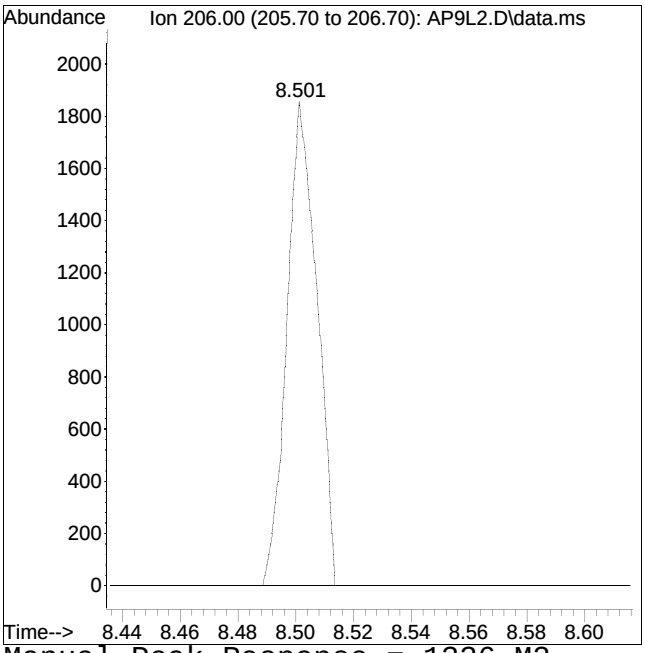

Manual Peak Response = 1336 M2

M2 = Peak not found by automatic integration algorithm.

Manual Integration Report

Data Path : I:\8270\SV109\201006ical\ QMethod : FS201006SV109.m
Data File : AP9L2.D Operator : sv109:
Date Inj'd : 10/6/2020 9:01 pm Instrument : SV109
Sample : IL19,32,,AP9L2 Lot# 8911 Quant Date : 10/7/2020 11:13 am

Compound #85: Pentachloronitrobenzene

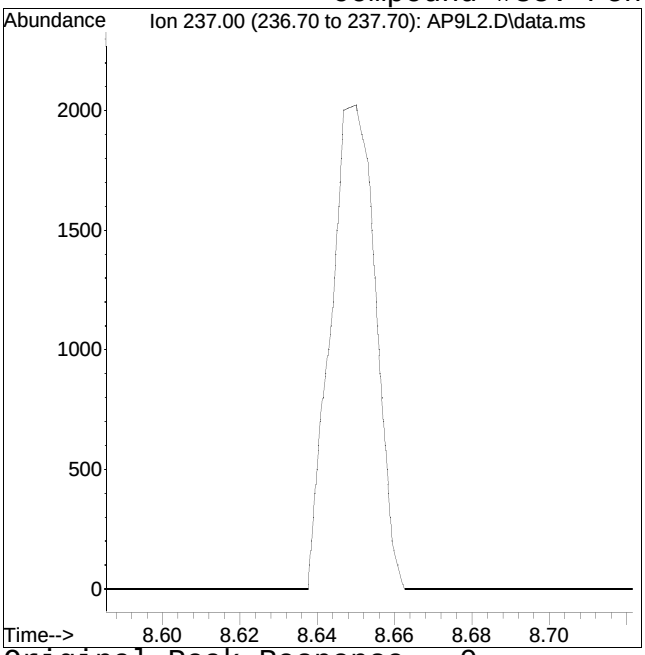

Original Peak Response = 0

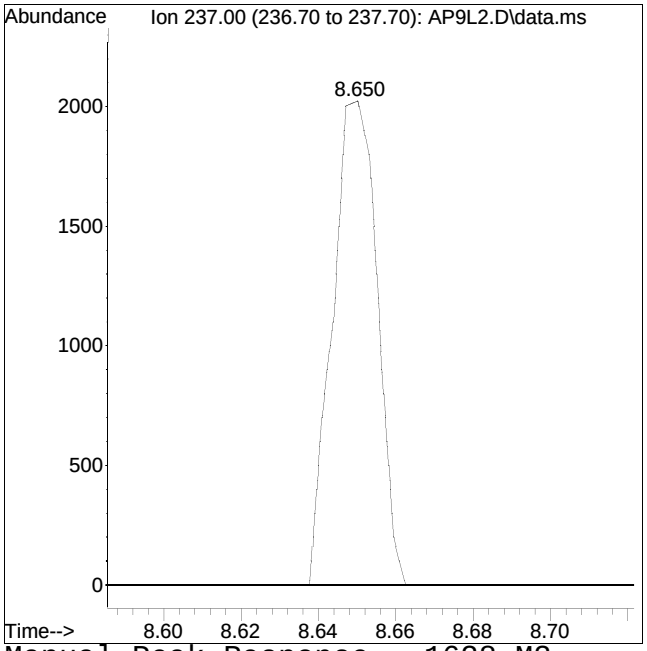

Manual Peak Response = 1628 M2

M2 = Peak not found by automatic integration algorithm.

Quantitation Report (QT Reviewed)

Data Path : I:\8270\SV109\201006ical\
Data File : AP9L1.D
Acq On : 6 Oct 2020 9:25 pm
Operator : sv109:
Sample : IL20,32,,AP9L1 Lot# 8910
Misc : WG1420146
ALS Vial : 20 Sample Multiplier: 1

Quant Time: Oct 07 11:30:27 2020
Quant Method : I:\8270\SV109\201006ical\FS201006SV109.m
Quant Title : Semivolatiles by GC/MS by modified 8270
QLast Update : Wed Oct 07 11:10:59 2020
Response via : Initial Calibration

CCAL FILE(s) : 1 - I:\8270\SV109\201006ical\AP9L7.D
Sub List : AP9ical - AP9 ical sublist

Compound	R.T.	QIon	Response	Conc	Units	Dev(Min)
Internal Standards						
27) IS2_1,4-Dichlorobenzen...	4.429	152	90250	40.000	ug/ml	0.00
Standard Area 1 = 92987			Recovery = 97.06%			
55) IS2_Naphthalene-d8	5.673	136	374637	40.000	ug/ml	# 0.00
Standard Area 1 = 388924			Recovery = 96.33%			
83) IS2_Acenaphthene-d10	7.373	164	202367	40.000	ug/ml	0.00
Standard Area 1 = 209069			Recovery = 96.79%			
98) IS2_Phenanthrene-d10	8.799	188	374627	40.000	ug/ml	# 0.00
Standard Area 1 = 380921			Recovery = 98.35%			
System Monitoring Compounds						
Target Compounds						Qvalue
28) Benzaldehyde	3.997	105	2854	1.011	ug/ml	94
29) Acetophenone	4.843	105	5314	1.098	ug/ml#	48
30) m-Toluidine	4.924	106	4913	1.009	ug/ml#	91
31) 2-Chloroaniline	5.281	127	4488	1.058	ug/ml#	46
56) a-Terpineol	5.735	59	3087	0.998	ug/ml#	29
57) 3-Chloroaniline	5.750	65	1446M2	1.004	ug/ml	
58) 2,6-Dichlorophenol	5.772	162	2865	1.035	ug/ml#	19
59) 1-chloro-2-nitrobenzene	6.030	111	1563M2	1.131	ug/ml	
60) Caprolactam	6.071	55	1262M2	0.726	ug/ml	
61) 1,2,4,5-Tetrachloroben...	6.540	216	3180	1.138	ug/ml#	87
62) Biphenyl	6.832	154	9397	1.204	ug/ml	96
84) Dichloran	8.501	206	493M2	0.566	ug/ml	
85) Pentachloronitrobenzene	8.650	237	664M2	0.759	ug/ml	
99) Diphenamid	9.707	167	4315	0.837	ug/ml	96

(#) = qualifier out of range (m) = manual integration (+) = signals summed

Quantitation Report (QT Reviewed)

Data Path : I:\8270\SV109\201006ical\
Data File : AP9L1.D
Acq On : 6 Oct 2020 9:25 pm
Operator : sv109:
Sample : IL20,32,,AP9L1 Lot# 8910
Misc : WG1420146
ALS Vial : 20 Sample Multiplier: 1

Quant Time: Oct 07 11:30:27 2020
Quant Method : I:\8270\SV109\201006ical\FS201006SV109.m
Quant Title : Semivolatiles by GC/MS by modified 8270
QLast Update : Wed Oct 07 11:10:59 2020
Response via : Initial Calibration

Sub List : AP9ical - AP9 ical sublistal\AP9L7.D•

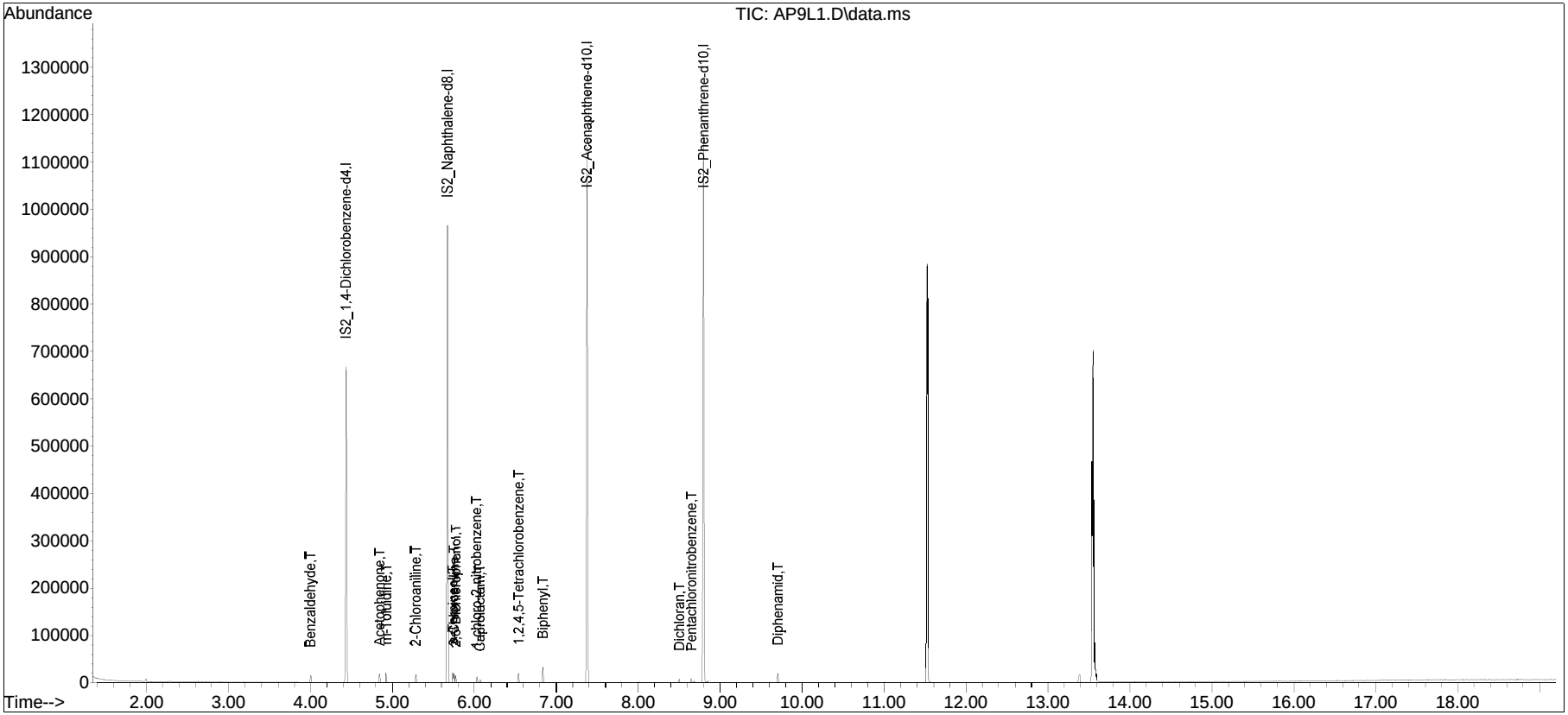

Manual Integration Report

Data Path : I:\8270\SV109\201006ical\ QMethod : FS201006SV109.m
Data File : AP9L1.D Operator : sv109:
Date Inj'd : 10/6/2020 9:25 pm Instrument : SV109
Sample : IL20,32,,AP9L1 Lot# 8910 Quant Date : 10/7/2020 11:13 am

Compound #57: 3-Chloroaniline

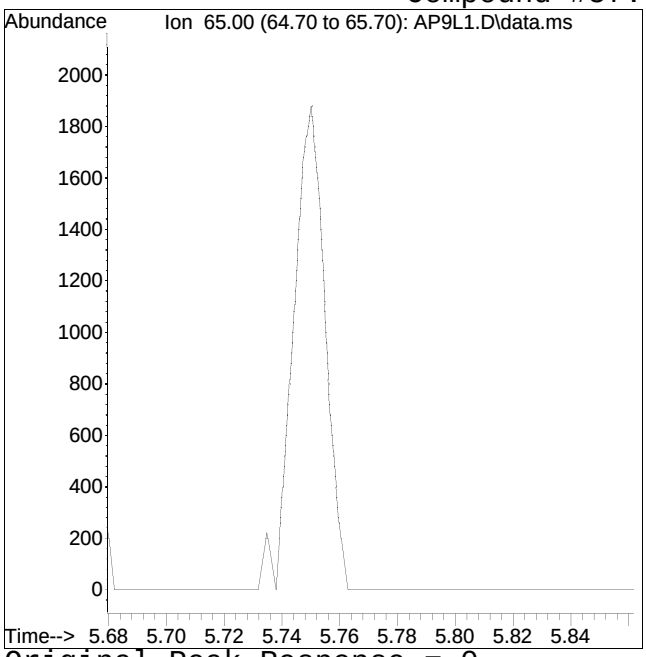

Original Peak Response = 0

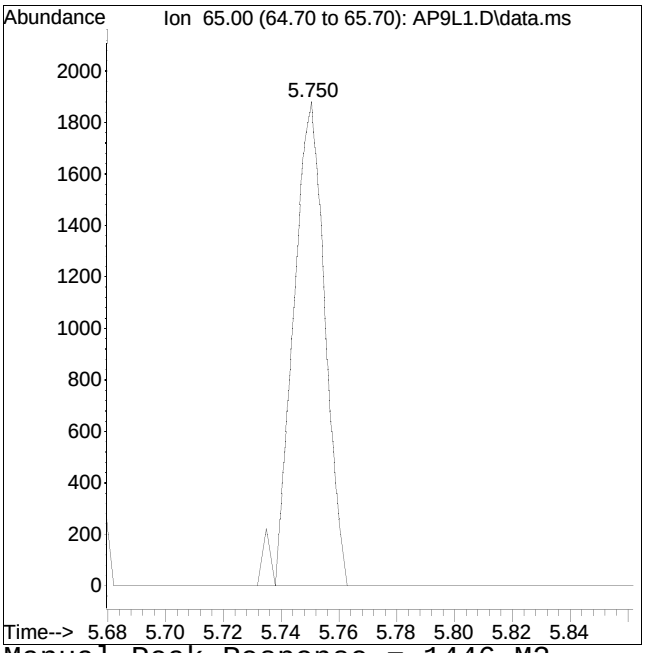

Manual Peak Response = 1446 M2

M2 = Peak not found by automatic integration algorithm.

Manual Integration Report

Data Path : I:\8270\SV109\201006ical\ QMethod : FS201006SV109.m
Data File : AP9L1.D Operator : sv109:
Date Inj'd : 10/6/2020 9:25 pm Instrument : SV109
Sample : IL20,32,,AP9L1 Lot# 8910 Quant Date : 10/7/2020 11:13 am

Compound #59: 1-chloro-2-nitrobenzene

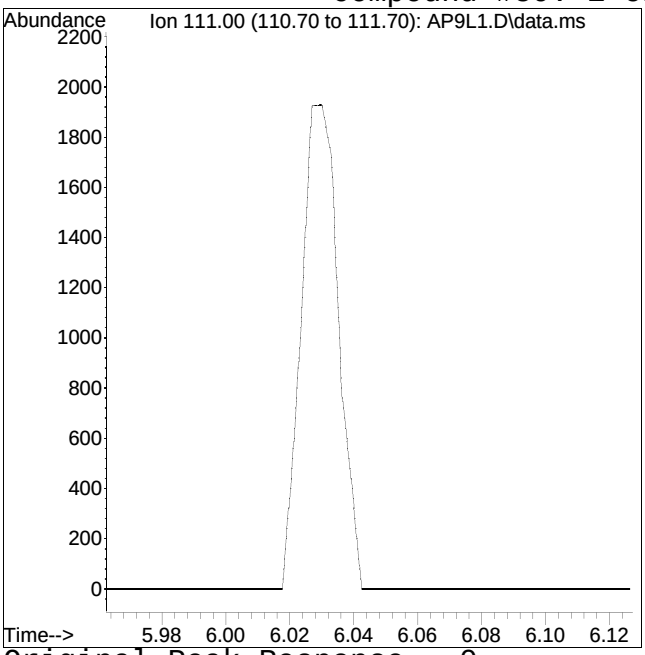

Original Peak Response = 0

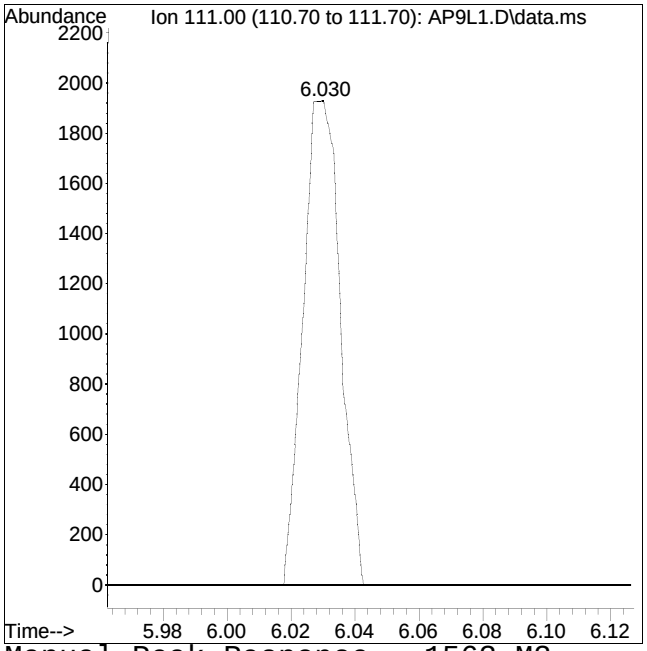

Manual Peak Response = 1563 M2

M2 = Peak not found by automatic integration algorithm.

Manual Integration Report

Data Path : I:\8270\SV109\201006ical\ QMethod : FS201006SV109.m
Data File : AP9L1.D Operator : sv109:
Date Inj'd : 10/6/2020 9:25 pm Instrument : SV109
Sample : IL20,32,,AP9L1 Lot# 8910 Quant Date : 10/7/2020 11:13 am

Compound #60: Caprolactam

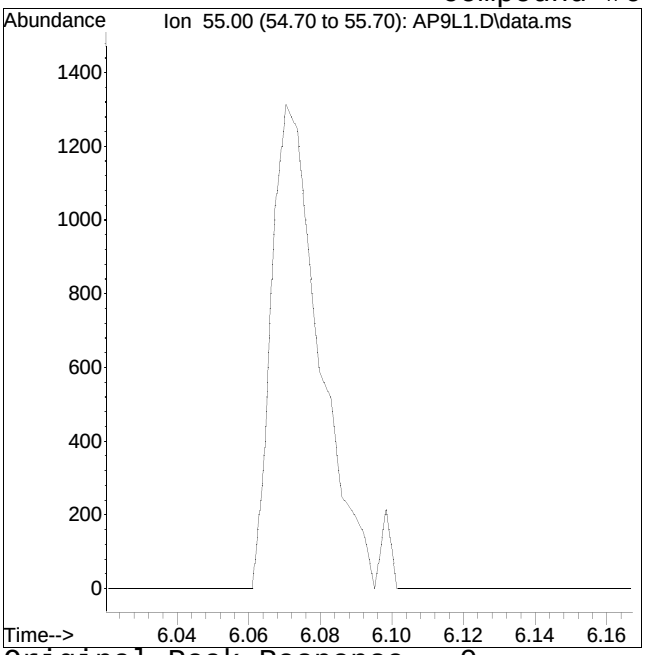

Original Peak Response = 0

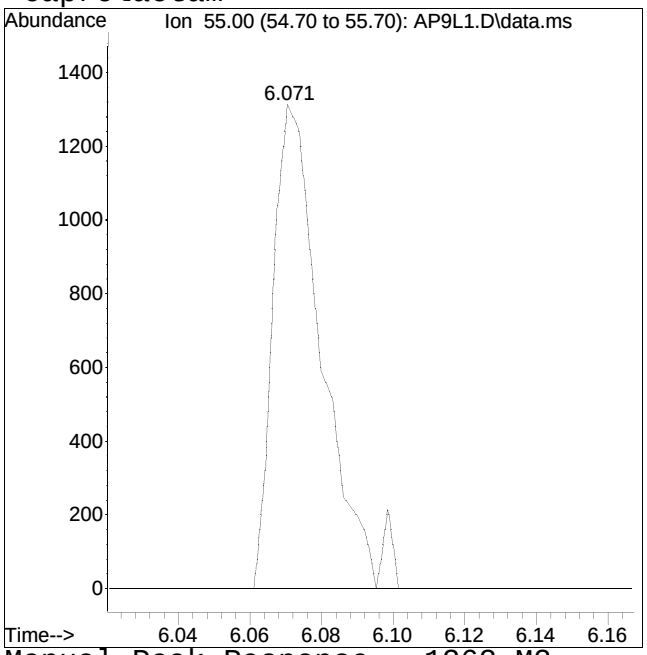

Manual Peak Response = 1262 M2

M2 = Peak not found by automatic integration algorithm.

Manual Integration Report

Data Path : I:\8270\SV109\201006ical\ QMethod : FS201006SV109.m
Data File : AP9L1.D Operator : sv109:
Date Inj'd : 10/6/2020 9:25 pm Instrument : SV109
Sample : IL20,32,,AP9L1 Lot# 8910 Quant Date : 10/7/2020 11:13 am

Compound #84: Dichloran

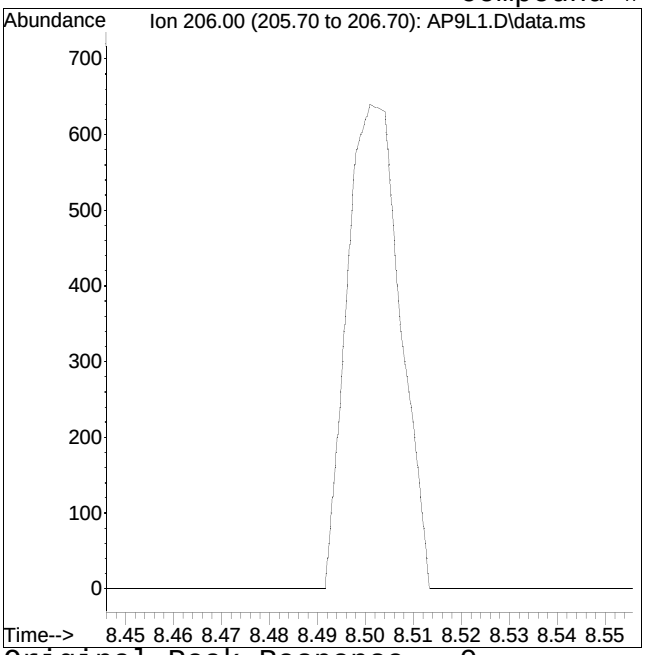

Original Peak Response = 0

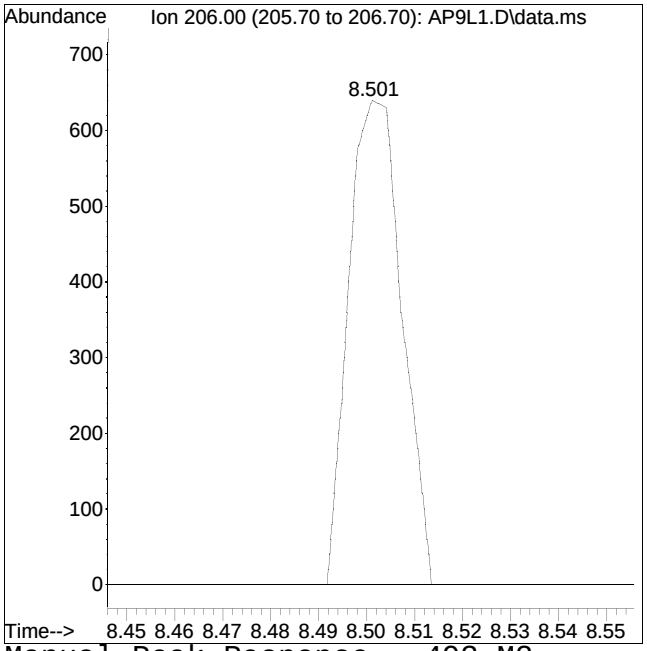

Manual Peak Response = 493 M2

M2 = Peak not found by automatic integration algorithm.

Manual Integration Report

Data Path : I:\8270\SV109\201006ical\ QMethod : FS201006SV109.m
Data File : AP9L1.D Operator : sv109:
Date Inj'd : 10/6/2020 9:25 pm Instrument : SV109
Sample : IL20,32,,AP9L1 Lot# 8910 Quant Date : 10/7/2020 11:13 am

Compound #85: Pentachloronitrobenzene

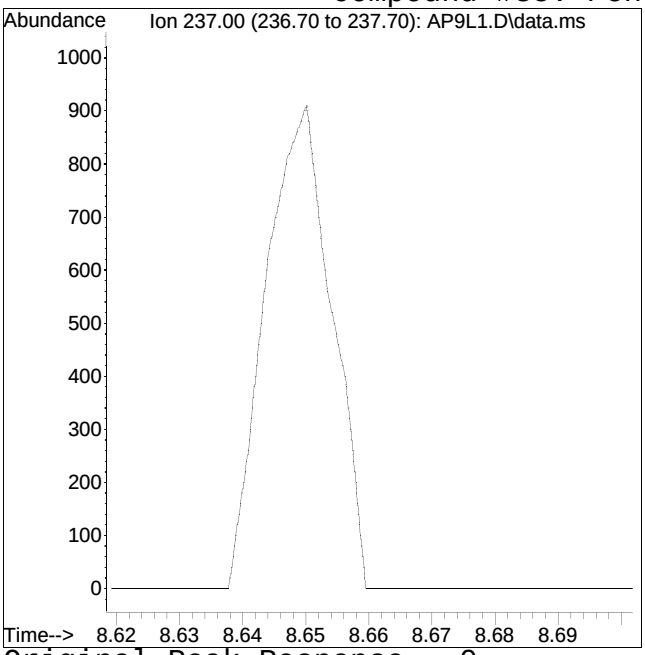

Original Peak Response = 0

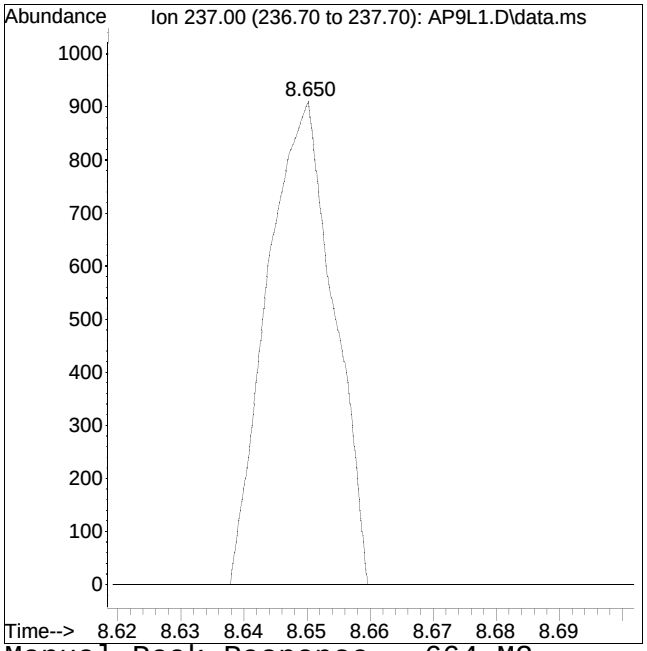

Manual Peak Response = 664 M2

M2 = Peak not found by automatic integration algorithm.

Evaluate Continuing Calibration Report

Data Path : I:\8270\SV109\201006ical\
Data File : ABNICV.D
Acq On : 6 Oct 2020 9:49 pm
Operator : sv109:
Sample : CQICV1,32,,ABNICV Lot# 8896
Misc : WG1420146
ALS Vial : 21 Sample Multiplier: 1

Quant Time: Oct 08 14:48:40 2020
Quant Method : I:\8270\SV109\201006ical\FS201006SV109.m
Quant Title : Semivolatiles by GC/MS by modified 8270
QLast Update : Thu Oct 08 14:48:33 2020
Response via : Initial Calibration

Min. RRF : 0.000 Min. Rel. Area : 50% Max. R.T. Dev 0.50min
Max. RRF Dev : 20% Max. Rel. Area : 200%

		Compound	AvgRF	CCRF	%Dev	Area%	Dev(min)
1	I	IS1_1,4-Dichlorobenzene-d4	1.000	1.000	0.0	93	0.00
2	t	n-Nitrosodimethylamine	0.913	0.859	5.9	91	0.00
3	t	Pyridine	1.522	1.456	4.3	91	0.00
4	S	2-Fluorophenol	1.336	1.312	1.8	94	0.00
5	T	Aniline	2.246	2.162	3.7	93	0.00
6	t	2-Chlorophenol	1.440	1.421	1.3	94	0.00
7	S	Phenol-d6	1.641	1.553	5.4	90	0.00
8	T	Phenol	1.863	1.742	6.5	94	0.00
9	T	Bis(2-chloroethyl)ether	1.421	1.353	4.8	95	0.00
10	T	1,3-Dichlorobenzene	1.629	1.568	3.7	95	0.00
11	T	1,4-Dichlorobenzene	1.664	1.584	4.8	95	0.00
12	T	1,2-Dichlorobenzene	1.594	1.506	5.5	94	0.00
13	t	Benzyl alcohol	1.198	1.147	4.3	90	0.00
14	T	Bis(2-chloroisopropyl)ether	2.102	1.874	10.8	87	0.00
15	T	2-Methylphenol	1.342	1.318	1.8	93	0.00
16	T	Hexachloroethane	0.641	0.609	5.0	93	0.00
17	T	n-Nitrosodi-n-propylamine	1.033	0.974	5.7	89	0.00
18	T	3-Methylphenol/4-Methylphen	1.434	1.408	1.8	93	0.00
19	S	Nitrobenzene-d5	1.558	1.475	5.3	90	0.00
20	T	Nitrobenzene	1.552	1.502	3.2	92	0.00
21	T	Isophorone	2.822	2.739	2.9	91	0.00
22	T	2-Nitrophenol	0.751	0.752	-0.1	91	0.00
23	T	2,4-Dimethylphenol	1.482	1.456	1.8	92	0.00
24	T	Bis(2-chloroethoxy)methane	1.820	1.700	6.6	90	0.00
25	T	2,4-Dichlorophenol	1.233	1.215	1.5	93	0.00
26	T	1,2,4-Trichlorobenzene	1.314	1.252	4.7	94	0.00
35	I	IS1_Naphthalene-d8	1.000	1.000	0.0	94	0.00
36	T	Naphthalene	1.051	0.996	5.2	94	0.00
37	T	Benzoic Acid	0.259	0.257	0.8	86	0.00
38	T	4-Chloroaniline	0.139	0.130	6.5	90	0.00
39	T	Hexachlorobutadiene	0.171	0.164	4.1	93	0.00
40	T	p-Chloro-m-cresol	0.304	0.298	2.0	91	0.00
41	T	2-Methylnaphthalene	0.703	0.673	4.3	93	0.00
42	T	1-Methylnaphthalene	0.237	0.224	5.5	92	0.00
43	T	Hexachlorocyclopentadiene	0.186	0.196	-5.4	91	0.00
44	T	2,4,6-Trichlorophenol	0.203	0.202	0.5	93	0.00
45	T	2,4,5-Trichlorophenol	0.218	0.215	1.4	92	0.00
46	S	2-Fluorobiphenyl	0.754	0.698	7.4	91	0.00

Data Path : I:\8270\SV109\201006ical\
Data File : ABNICV.D
Acq On : 6 Oct 2020 9:49 pm
Operator : sv109:
Sample : CQICV1,32,,ABNICV Lot# 8896
Misc : WG1420146
ALS Vial : 21 Sample Multiplier: 1

Quant Time: Oct 08 14:48:40 2020
Quant Method : I:\8270\SV109\201006ical\FS201006SV109.m
Quant Title : Semivolatiles by GC/MS by modified 8270
QLast Update : Thu Oct 08 14:48:33 2020
Response via : Initial Calibration

Min. RRF : 0.000 Min. Rel. Area : 50% Max. R.T. Dev 0.50min
Max. RRF Dev : 20% Max. Rel. Area : 200%

		Compound	AvgRF	CCRF	%Dev	Area%	Dev(min)
47	T	2-Chloronaphthalene	0.668	0.638	4.5	93	0.00
48	T	2-Nitroaniline	0.211	0.222	-5.2	91	0.00
49	T	1,4-Dinitrobenzene	0.093	0.096	-3.2	88	0.00
50	T	1,3-Dinitrobenzene	0.106	0.112	-5.7	93	0.00
51	T	Dimethyl phthalate	0.782	0.749	4.2	93	0.00
52	T	Acenaphthylene	1.092	1.054	3.5	92	0.00
53	T	2,6-Dinitrotoluene	0.160	0.164	-2.5	92	0.00
54	T	1,2-Dinitrobenzene	0.070	0.073	-4.3	93	0.00
63	I	IS1_Acenaphthene-d10	1.000	1.000	0.0	93	0.00
64	T	3-Nitroaniline	0.355	0.373	-5.1	93	0.00
65	T	Acenaphthene	1.156	1.092	5.5	93	0.00
66	T	2,4-Dinitrophenol	* 50.000	43.810	12.4	82	0.00
67	T	Dibenzofuran	1.757	1.662	5.4	93	0.00
68	T	2,4-Dinitrotoluene	0.401	0.420	-4.7	93	0.00
69	T	4-Nitrophenol	0.282	0.295	-4.6	93	0.00
70	T	2,3,5,6-Tetrachlorophenol	0.308	0.325	-5.5	94	0.00
71	T	2,3,4,6-Tetrachlorophenol	0.312	0.317	-1.6	92	0.00
72	T	Diethyl phthalate	1.428	1.401	1.9	92	0.00
73	T	Fluorene	1.367	1.338	2.1	94	0.00
74	T	4-Chlorophenyl phenyl ether	0.619	0.599	3.2	94	0.00
75	T	4-Nitroaniline	0.346	0.371	-7.2	93	0.00
76	T	4,6-Dinitro-o-cresol	0.200	0.218	-9.0	89	0.00
77	T	NDPA/DPA	1.152	1.128	2.1	94	0.00
78	T	Azobenzene	1.422	1.388	2.4	92	0.00
79	S	2,4,6-Tribromophenol	0.188	0.190	-1.1	91	0.00
80	T	4-Bromophenyl phenyl ether	0.355	0.344	3.1	93	0.00
81	T	Hexachlorobenzene	0.413	0.398	3.6	96	0.00
82	T	Pentachlorophenol	0.226	0.242	-7.1	92	0.00
88	I	IS1_Phenanthrene-d10	1.000	1.000	0.0	93	0.00
89	T	Phenanthrene	1.156	1.106	4.3	94	0.00
90	T	Anthracene	1.162	1.132	2.6	94	0.00
91	T	Carbazole	1.101	1.080	1.9	93	0.00
92	T	Di-n-butylphthalate	1.242	1.325	-6.7	94	0.00
93	T	Fluoranthene	1.199	1.201	-0.2	94	0.00
94	T	Benzidine	* 50.000	49.552	0.9	92	0.00
95	T	Pyrene	1.277	1.268	0.7	95	0.00
96	S	4-Terphenyl-d14	0.905	0.909	-0.4	95	0.00

Evaluate Continuing Calibration Report

Data Path : I:\8270\SV109\201006ical\
Data File : ABNICV.D
Acq On : 6 Oct 2020 9:49 pm
Operator : sv109:
Sample : CQICV1,32,,ABNICV Lot# 8896
Misc : WG1420146
ALS Vial : 21 Sample Multiplier: 1

Quant Time: Oct 08 14:48:40 2020
Quant Method : I:\8270\SV109\201006ical\FS201006SV109.m
Quant Title : Semivolatiles by GC/MS by modified 8270
QLast Update : Thu Oct 08 14:48:33 2020
Response via : Initial Calibration

Min. RRF : 0.000 Min. Rel. Area : 50% Max. R.T. Dev 0.50min
Max. RRF Dev : 20% Max. Rel. Area : 200%

		Compound	AvgRF	CCRF	%Dev	Area%	Dev(min)
97	T	Butyl benzyl phthalate	0.524	0.570	-8.8	93	0.00
104	I	IS1_Chrysene-d12	1.000	1.000	0.0	94	0.00
105	T	Benzo(a)anthracene	1.306	1.217	6.8	91	0.00
106	T	3,3'-Dichlorobenzidine	0.469	0.490	-4.5	92	0.00
107	T	Chrysene	1.275	1.209	5.2	95	0.00
108	T	Bis(2-ethylhexyl)phthalate	0.798	0.872	-9.3	94	0.00
109	T	Di-n-octylphthalate	* 50.000	47.622	4.8	91	0.00
110	T	Benzo(b)fluoranthene	1.198	1.209	-0.9	94	0.00
111	T	Benzo(k)fluoranthene	1.153	1.145	0.7	93	0.00
112	T	Benzo(a)pyrene	1.028	1.065	-3.6	94	0.00
113	I	IS1_Perylene-d12	1.000	1.000	0.0	94	0.00
114	T	Indeno(1,2,3-cd)pyrene	1.049	1.079	-2.9	94	0.00
115	T	Dibenzo(a,h)anthracene	1.112	1.118	-0.5	94	0.00
116	T	Benzo(ghi)perylene	1.151	1.156	-0.4	94	0.00

* Evaluation of CC level amount vs concentration.
(#) = Out of Range SPCC's out = 0 CCC's out = 0

Quantitation Report (QT Reviewed)

Data Path : I:\8270\SV109\201006ical\
Data File : ABNICV.D
Acq On : 6 Oct 2020 9:49 pm
Operator : sv109:
Sample : CQICV1,32,,ABNICV Lot# 8896
Misc : WG1420146
ALS Vial : 21 Sample Multiplier: 1

Quant Time: Oct 08 14:48:40 2020
Quant Method : I:\8270\SV109\201006ical\FS201006SV109.m
Quant Title : Semivolatiles by GC/MS by modified 8270
QLast Update : Thu Oct 08 14:48:33 2020
Response via : Initial Calibration

CCAL FILE(s) : 1 - I:\8270\SV109\201006ical\ABNL7.D
Sub List : ABNical - ABN ical sublist

Compound	R.T.	QIon	Response	Conc	Units	Dev(Min)
Internal Standards						
1) IS1_1,4-Dichlorobenzen...	4.433	152	97853	40.000	ug/ml	0.00
Standard Area 1 = 104994			Recovery = 93.20%			
35) IS1_Naphthalene-d8	5.673	136	416451	40.000	ug/ml	# 0.00
Standard Area 1 = 445099			Recovery = 93.56%			
63) IS1_Acenaphthene-d10	7.376	164	225986	40.000	ug/ml	0.00
Standard Area 1 = 242257			Recovery = 93.28%			
88) IS1_Phenanthrene-d10	8.799	188	402761	40.000	ug/ml	# 0.00
Standard Area 1 = 434765			Recovery = 92.64%			
104) IS1_Chrysene-d12	11.535	240	390531	40.000	ug/ml	0.00
Standard Area 1 = 414860			Recovery = 94.14%			
113) IS1_Perylene-d12	13.549	264	387640	40.000	ug/ml	0.00
Standard Area 1 = 411935			Recovery = 94.10%			
System Monitoring Compounds						
4) 2-Fluorophenol	3.140	112	160463	49.109	ug/ml	0.00
Spiked Amount 50.000	Range 30 - 130		Recovery = 98.22%			
7) Phenol-d6	4.122	99	189927	47.310	ug/ml	0.00
Spiked Amount 50.000	Range 30 - 130		Recovery = 94.62%			
19) Nitrobenzene-d5	4.980	82	180415	47.326	ug/ml	0.00
Spiked Amount 25.000	Range 40 - 140		Recovery = 189.30%#			
46) 2-Fluorobiphenyl	6.745	172	363278	46.276	ug/ml	0.00
Spiked Amount 25.000	Range 40 - 140		Recovery = 185.10%#			
79) 2,4,6-Tribromophenol	8.137	330	53736	50.715	ug/ml	0.00
Spiked Amount 50.000	Range 30 - 130		Recovery = 101.43%			
96) 4-Terphenyl-d14	10.378	244	457411	50.187	ug/ml	0.00
Spiked Amount 25.000	Range 40 - 140		Recovery = 200.75%#			
Target Compounds						Qvalue
2) n-Nitrosodimethylamine	1.725	74	105012	47.008	ug/ml#	82
3) Pyridine	1.750	79	178143	47.842	ug/ml	85
5) Aniline	4.112	93	264427	48.124	ug/ml#	65
6) 2-Chlorophenol	4.224	128	173868	49.348	ug/ml	99
8) Phenol	4.134	94	213058	46.760	ug/ml#	56
9) Bis(2-chloroethyl)ether	4.199	93	165518	47.628	ug/ml	95
10) 1,3-Dichlorobenzene	4.374	146	191742	48.118	ug/ml	99
11) 1,4-Dichlorobenzene	4.448	146	193711	47.593	ug/ml	99
12) 1,2-Dichlorobenzene	4.594	146	184244	47.235	ug/ml	98
13) Benzyl alcohol	4.594	79	140339	47.885	ug/ml	100
14) Bis(2-chloroisopropyl)...	4.740	45	229262	44.588	ug/ml#	83

Quantitation Report (QT Reviewed)

Data Path : I:\8270\SV109\201006ical\
Data File : ABNICV.D
Acq On : 6 Oct 2020 9:49 pm
Operator : sv109:
Sample : CQICV1,32,,ABNICV Lot# 8896
Misc : WG1420146
ALS Vial : 21 Sample Multiplier: 1

Quant Time: Oct 08 14:48:40 2020
Quant Method : I:\8270\SV109\201006ical\FS201006SV109.m
Quant Title : Semivolatiles by GC/MS by modified 8270
QLast Update : Thu Oct 08 14:48:33 2020
Response via : Initial Calibration

CCAL FILE(s) : 1 - I:\8270\SV109\201006ical\ABNL7.D
Sub List : ABNical - ABN ical sublist

Compound	R.T.	QIon	Response	Conc	Units	Dev(Min)
15) 2-Methylphenol	4.728	108	161165	49.076	ug/ml	99
16) Hexachloroethane	4.921	117	74446	47.477	ug/ml	98
17) n-Nitrosodi-n-propylamine	4.865	70	119094	47.125	ug/ml	98
18) 3-Methylphenol/4-Methy...	4.886	108	172168	49.076	ug/ml	99
20) Nitrobenzene	4.998	77	183704	48.396	ug/ml	98
21) Isophorone	5.244	82	335079	48.540	ug/ml	99
22) 2-Nitrophenol	5.315	139	92011	50.111	ug/ml	98
23) 2,4-Dimethylphenol	5.399	107	178148	49.133	ug/ml	97
24) Bis(2-chloroethoxy)met...	5.483	93	207932	46.711	ug/ml	98
25) 2,4-Dichlorophenol	5.555	162	148661	49.283	ug/ml	99
26) 1,2,4-Trichlorobenzene	5.629	180	153182	47.651	ug/ml	99
36) Naphthalene	5.691	128	518402	47.366	ug/ml	99
37) Benzoic Acid	5.517	105	133874	49.552	ug/ml	97
38) 4-Chloroaniline	5.769	65	67655	46.732	ug/ml	96
39) Hexachlorobutadiene	5.841	225	85429	47.923	ug/ml	99
40) p-Chloro-m-cresol	6.273	107	155084	49.049	ug/ml	98
41) 2-Methylnaphthalene	6.372	142	350238	47.826	ug/ml	98
42) 1-Methylnaphthalene	6.465	115	116676	47.258	ug/ml	90
43) Hexachlorocyclopentadiene	6.540	237	102196	52.789	ug/ml	99
44) 2,4,6-Trichlorophenol	6.664	196	105032	49.770	ug/ml	100
45) 2,4,5-Trichlorophenol	6.692	196	111999	49.399	ug/ml	99
47) 2-Chloronaphthalene	6.838	162	332005	47.759	ug/ml	99
48) 2-Nitroaniline	6.953	138	115417	52.530	ug/ml	99
49) 1,4-Dinitrobenzene	7.093	168	49961	51.707	ug/ml	99
50) 1,3-Dinitrobenzene	7.168	168	58255	52.588	ug/ml	98
51) Dimethyl phthalate	7.162	163	389845	47.906	ug/ml	100
52) Acenaphthylene	7.233	152	548856	48.259	ug/ml	99
53) 2,6-Dinitrotoluene	7.205	165	85491	51.276	ug/ml	98
54) 1,2-Dinitrobenzene	7.245	168	37757	51.585	ug/ml	90
64) 3-Nitroaniline	7.354	138	105492	52.567	ug/ml	98
65) Acenaphthene	7.404	154	308413	47.203	ug/ml	100
66) 2,4-Dinitrophenol	7.460	184	46837	43.810	ug/ml	98
67) Dibenzofuran	7.575	168	469512	47.297	ug/ml	100
68) 2,4-Dinitrotoluene	7.590	165	118697	52.439	ug/ml	94
69) 4-Nitrophenol	7.553	65	83293	52.361	ug/ml	96
70) 2,3,5,6-Tetrachlorophenol	7.665	232	91767	52.791	ug/ml	100
71) 2,3,4,6-Tetrachlorophenol	7.709	232	89497	50.738	ug/ml	100
72) Diethyl phthalate	7.848	149	395800	49.063	ug/ml	100
73) Fluorene	7.904	166	378037	48.956	ug/ml	100
74) 4-Chlorophenyl phenyl ...	7.926	204	169310	48.388	ug/ml	97

Quantitation Report (QT Reviewed)

Data Path : I:\8270\SV109\201006ical\
Data File : ABNICV.D
Acq On : 6 Oct 2020 9:49 pm
Operator : sv109:
Sample : CQICV1,32,,ABNICV Lot# 8896
Misc : WG1420146
ALS Vial : 21 Sample Multiplier: 1

Quant Time: Oct 08 14:48:40 2020
Quant Method : I:\8270\SV109\201006ical\FS201006SV109.m
Quant Title : Semivolatiles by GC/MS by modified 8270
QLast Update : Thu Oct 08 14:48:33 2020
Response via : Initial Calibration

CCAL FILE(s) : 1 - I:\8270\SV109\201006ical\ABNL7.D
Sub List : ABNical - ABN ical sublist

	Compound	R.T.	QIon	Response	Conc	Units	Dev(Min)
75)	4-Nitroaniline	7.942	138	104746	53.633	ug/ml	96
76)	4,6-Dinitro-o-cresol	7.982	198	61703	54.497	ug/ml	94
77)	NDPA/DPA	8.044	169	318761	48.971	ug/ml	98
78)	Azobenzene	8.075	77	392114	48.815	ug/ml	99
80)	4-Bromophenyl phenyl e...	8.392	248	97256	48.462	ug/ml	96
81)	Hexachlorobenzene	8.439	284	112482	48.181	ug/ml	95
82)	Pentachlorophenol	8.638	266	68500	53.638	ug/ml	99
89)	Phenanthrene	8.821	178	557017	47.843	ug/ml	100
90)	Anthracene	8.871	178	569970	48.717	ug/ml	100
91)	Carbazole	9.042	167	543850	49.043	ug/ml	99
92)	Di-n-butylphthalate	9.437	149	667117	53.352	ug/ml	100
93)	Fluoranthene	9.971	202	604703	50.088	ug/ml	100
94)	Benzidine	10.130	184	445374	49.552	ug/ml	99
95)	Pyrene	10.183	202	638278	49.658	ug/ml	100
97)	Butyl benzyl phthalate	10.938	149	286919	54.357	ug/ml	97
105)	Benzo(a)anthracene	11.522	228	594259	46.611	ug/ml	99
106)	3,3'-Dichlorobenzidine	11.532	252	238973	52.170	ug/ml	100
107)	Chrysene	11.566	228	590120	47.419	ug/ml	99
108)	Bis(2-ethylhexyl)phtha...	11.699	149	425825	54.632	ug/ml	100
109)	Di-n-octylphthalate	12.629	149	693776	47.622	ug/ml	95
110)	Benzo(b)fluoranthene	13.002	252	589972	50.420	ug/ml	99
111)	Benzo(k)fluoranthene	13.039	252	558772	49.620	ug/ml	99
112)	Benzo(a)pyrene	13.462	252	520009	51.811	ug/ml	99
114)	Indeno(1,2,3-cd)pyrene	15.106	276	523022	51.461	ug/ml	98
115)	Dibenzo(a,h)anthracene	15.162	278	541749	50.258	ug/ml	99
116)	Benzo(ghi)perylene	15.473	276	560359	50.230	ug/ml	98

(#) = qualifier out of range (m) = manual integration (+) = signals summed

Quantitation Report (QT Reviewed)

Data Path : I:\8270\SV109\201006ical\
Data File : ABNICV.D
Acq On : 6 Oct 2020 9:49 pm
Operator : sv109:
Sample : CQICV1,32,,ABNICV Lot# 8896
Misc : WG1420146
ALS Vial : 21 Sample Multiplier: 1

Quant Time: Oct 08 14:48:40 2020
Quant Method : I:\8270\SV109\201006ical\FS201006SV109.m
Quant Title : Semivolatiles by GC/MS by modified 8270
QLast Update : Thu Oct 08 14:48:33 2020
Response via : Initial Calibration

Sub List : ABNical - ABN ical sublistal\ABNL7.D•

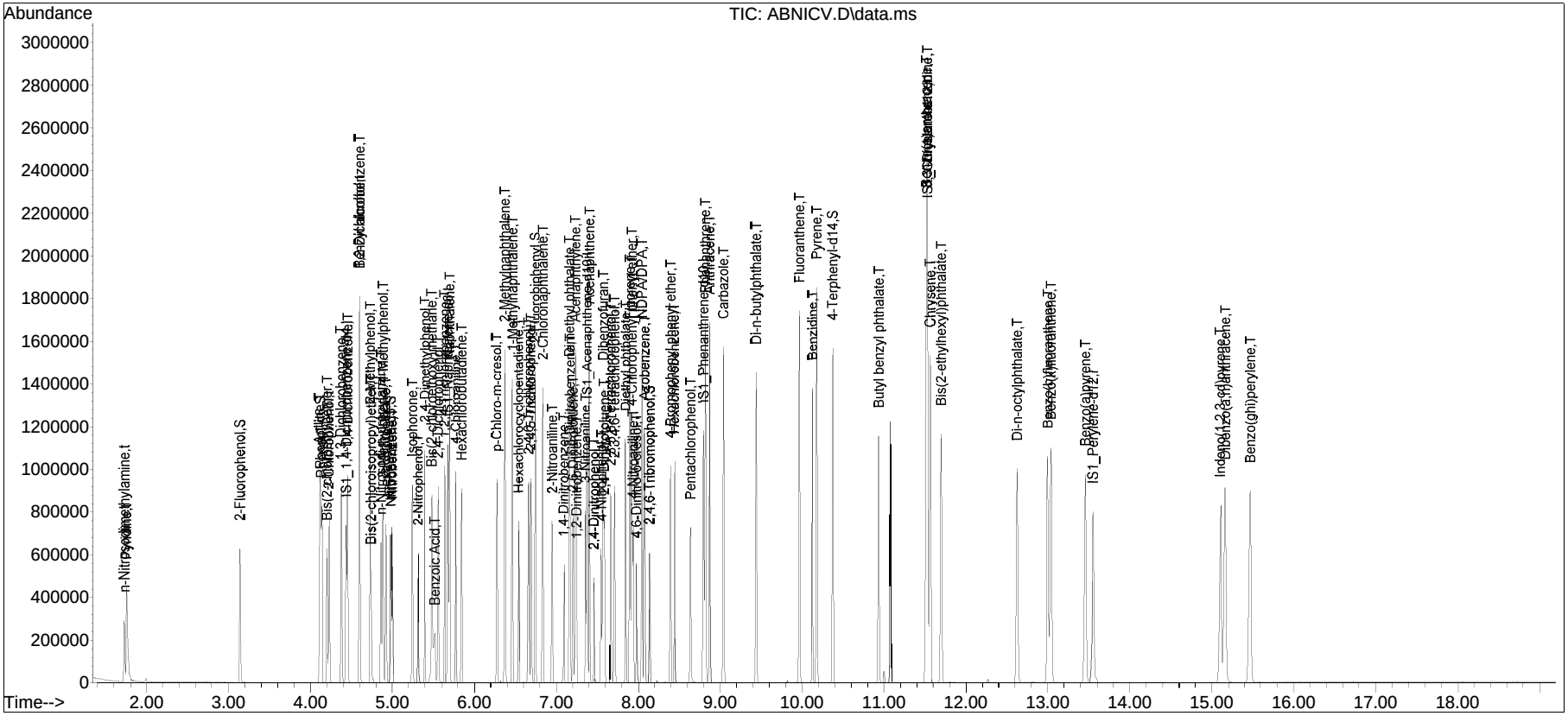

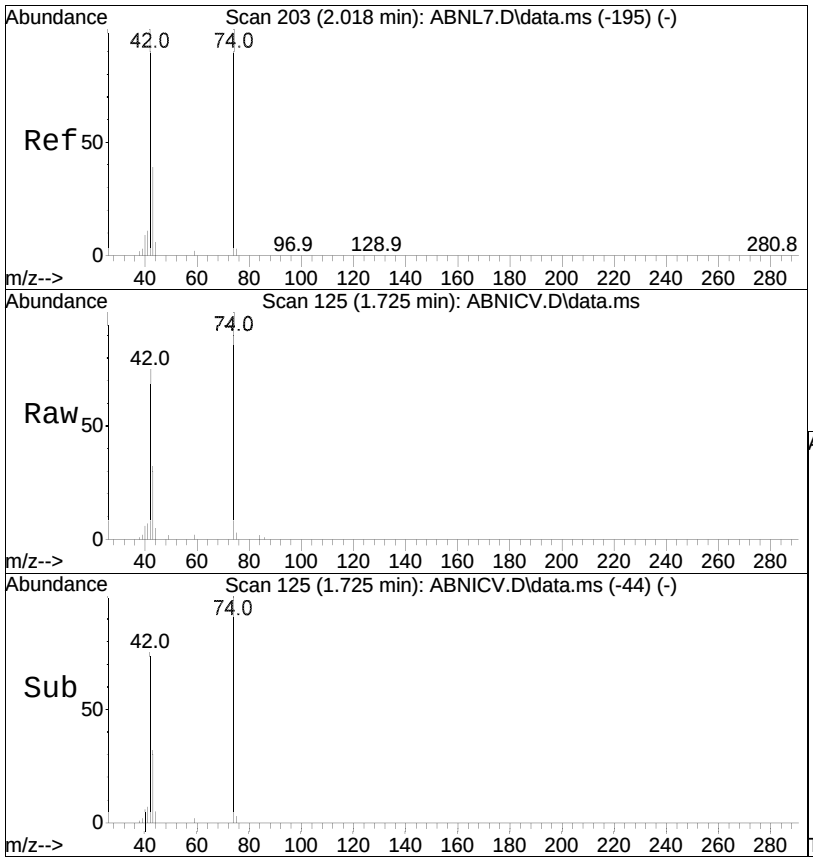

#2
n-Nitrosodimethylamine
Concen: 47.01 ug/ml
RT: 1.725 min Scan# 125
Delta R.T. 0.000 min
Lab File: ABNICV.D
Acq: 6 Oct 2020 9:49 pm

Tgt Ion: 74 Resp: 105012

Ion	Ratio	Lower	Upper
74	100		
42	76.3	75.7	113.5
44	5.1	5.7	8.5#

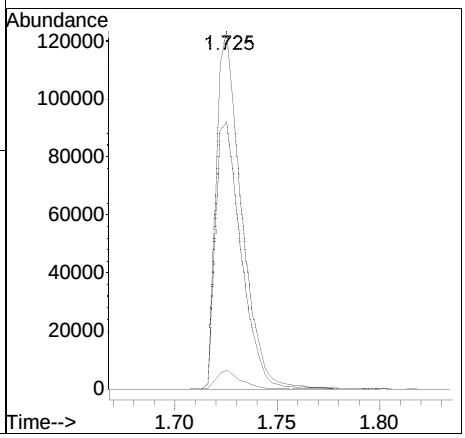

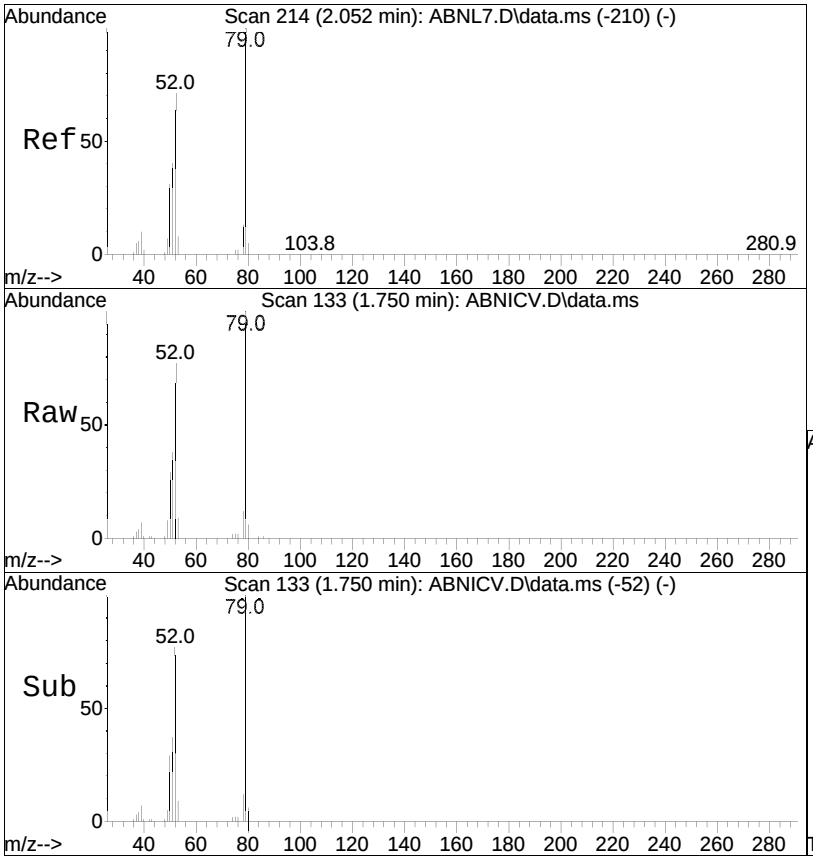

#3
Pyridine
Concen: 47.84 ug/ml
RT: 1.750 min Scan# 133
Delta R.T. 0.000 min
Lab File: ABNICV.D
Acq: 6 Oct 2020 9:49 pm

Tgt Ion: 79 Resp: 178143

Ion	Ratio	Lower	Upper
79	100		
52	75.3	71.8	107.8

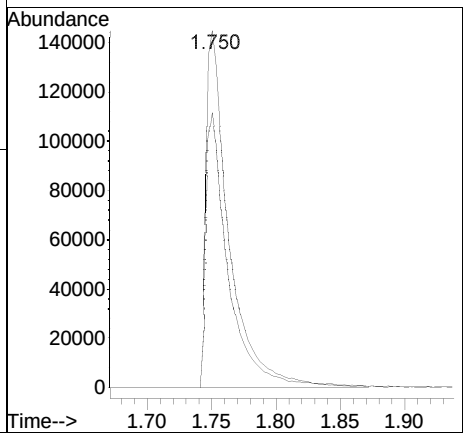

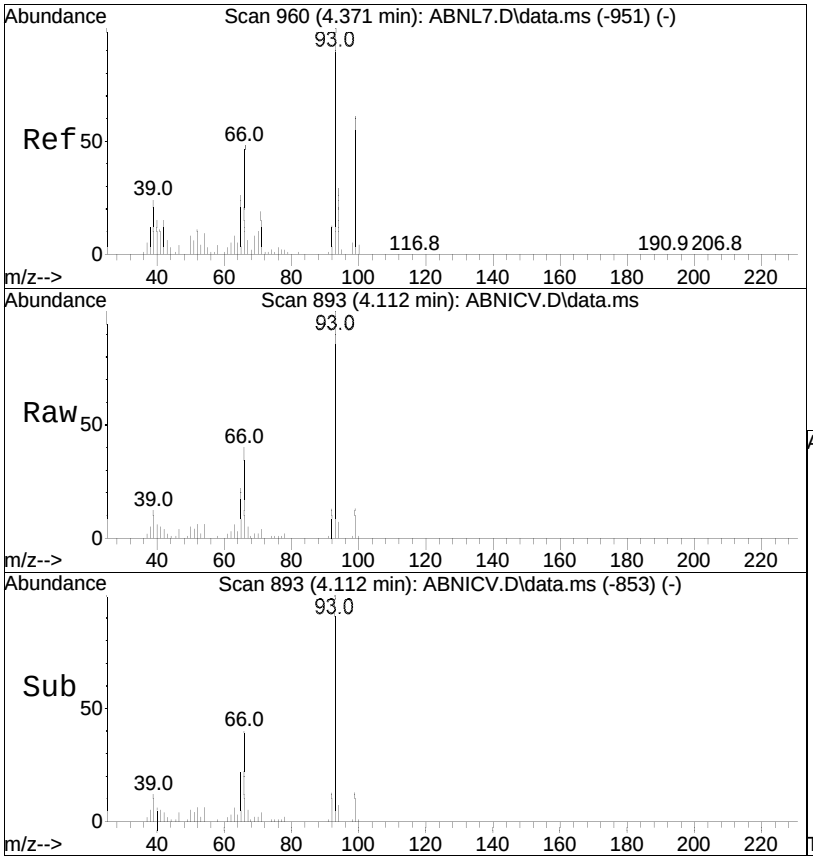

#5
Aniline
Concen: 48.12 ug/ml
RT: 4.112 min Scan# 893
Delta R.T. 0.000 min
Lab File: ABNICV.D
Acq: 6 Oct 2020 9:49 pm

Tgt Ion: 93 Resp: 264427

Ion	Ratio	Lower	Upper
93	100		
66	42.5	57.0	85.4#
65	21.9	36.2	54.2#

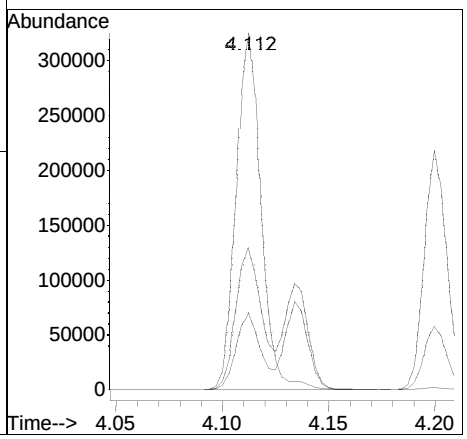

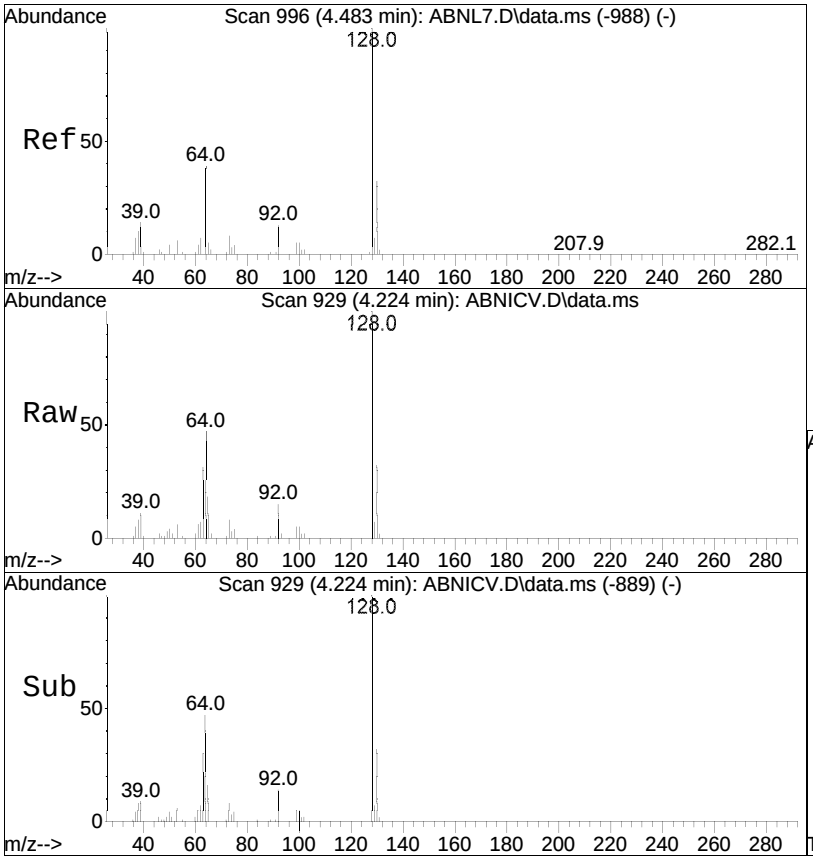

#6
2-Chlorophenol
Concen: 49.35 ug/ml
RT: 4.224 min Scan# 929
Delta R.T. 0.000 min
Lab File: ABNICV.D
Acq: 6 Oct 2020 9:49 pm

Tgt Ion:128 Resp: 173868

Ion	Ratio	Lower	Upper
128	100		
64	48.3	38.1	57.1
130	32.0	25.7	38.5

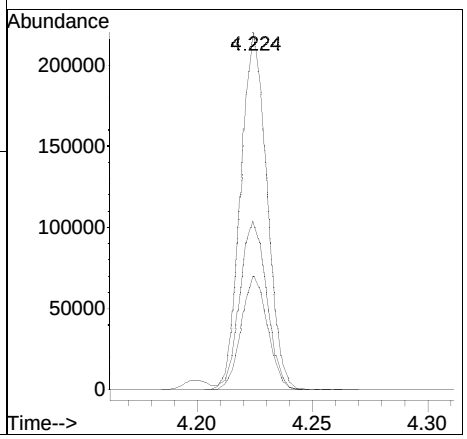

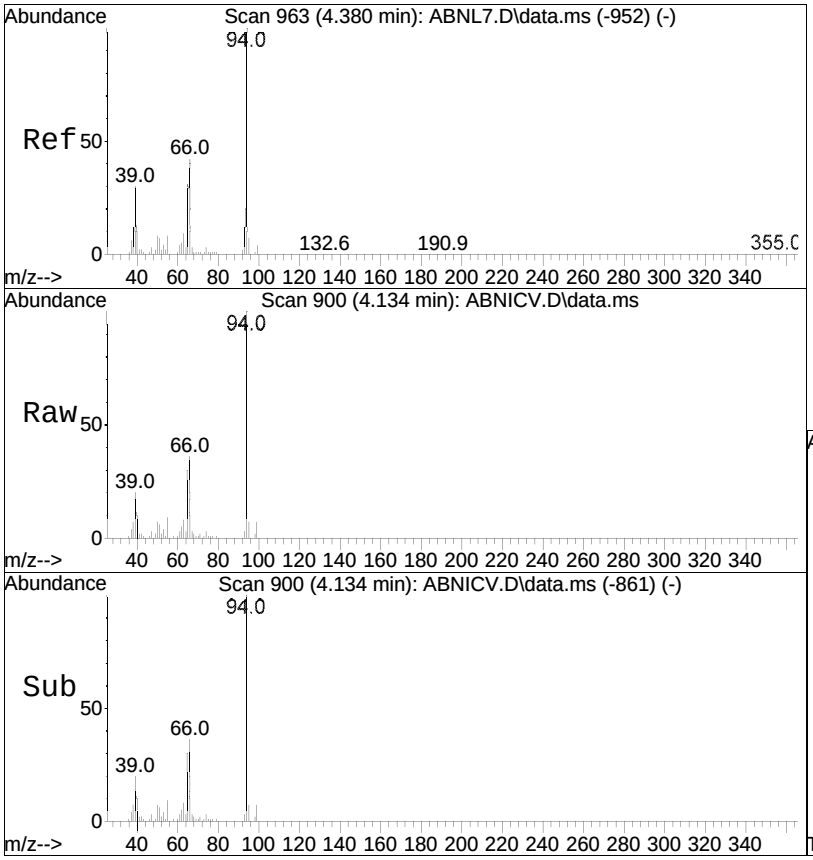

#8
Phenol
Concen: 46.76 ug/ml
RT: 4.134 min Scan# 900
Delta R.T. -0.003 min
Lab File: ABNICV.D
Acq: 6 Oct 2020 9:49 pm

Tgt Ion: 94 Resp: 213058

Ion	Ratio	Lower	Upper
94	100		
65	27.5	40.7	61.1#
66	35.0	64.1	96.1#

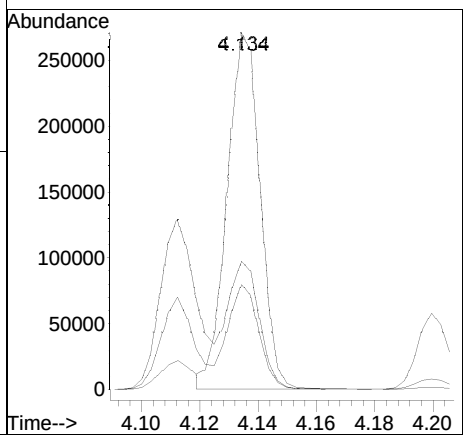

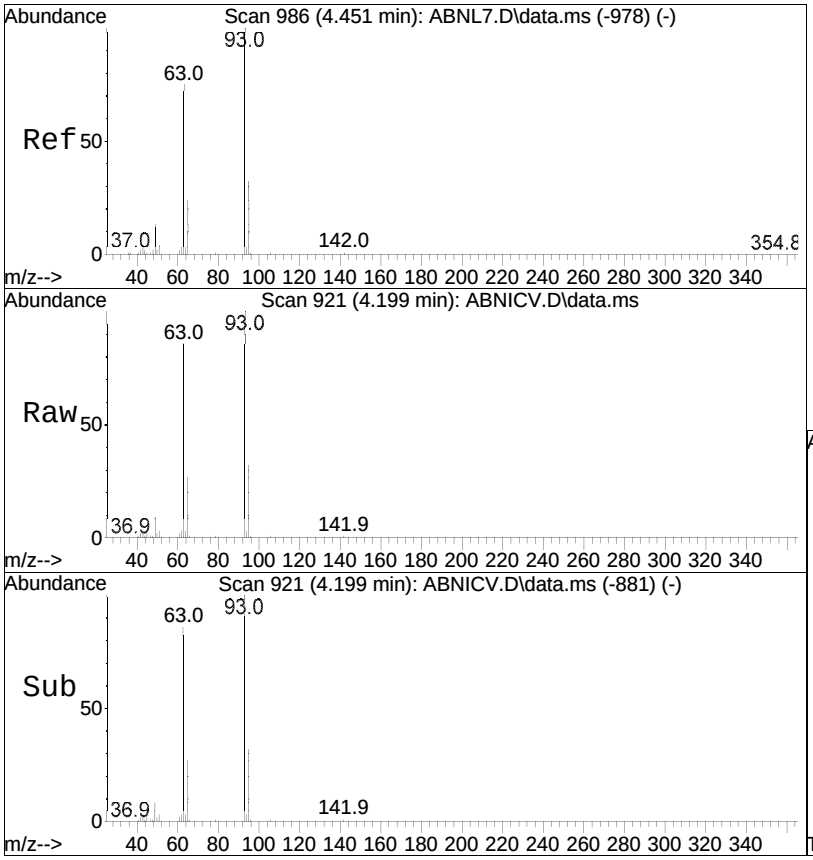

#9
Bis(2-chloroethyl)ether
Concen: 47.63 ug/ml
RT: 4.199 min Scan# 921
Delta R.T. 0.000 min
Lab File: ABNICV.D
Acq: 6 Oct 2020 9:49 pm

Tgt Ion: 93 Resp: 165518

Ion	Ratio	Lower	Upper
93	100		
63	86.4	73.7	110.5
95	31.7	26.9	40.3

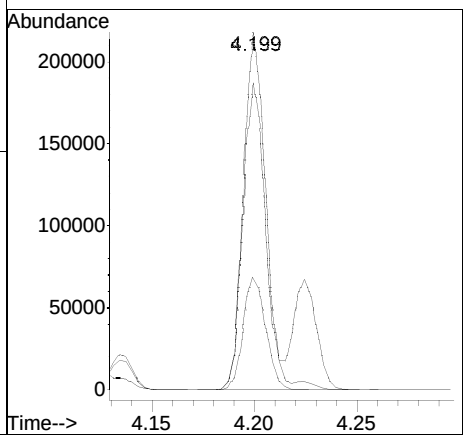

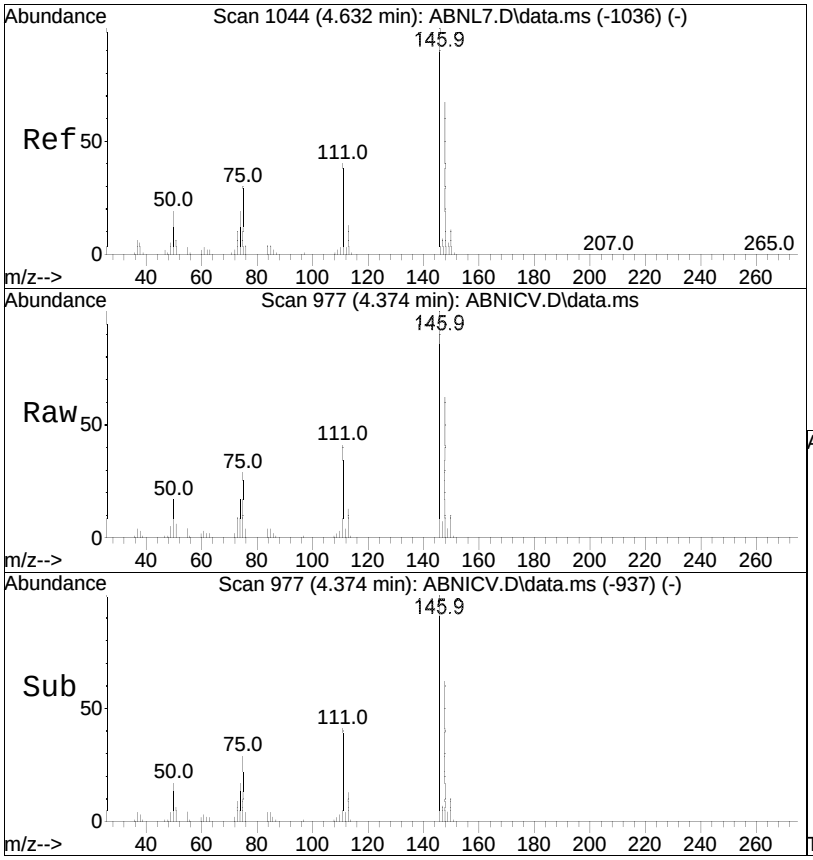

#10
1,3-Dichlorobenzene
Concen: 48.12 ug/ml
RT: 4.374 min Scan# 977
Delta R.T. 0.001 min
Lab File: ABNICV.D
Acq: 6 Oct 2020 9:49 pm

Tgt Ion:146 Resp: 191742

Ion	Ratio	Lower	Upper
146	100		
111	41.8	33.0	49.4
148	63.0	51.0	76.6

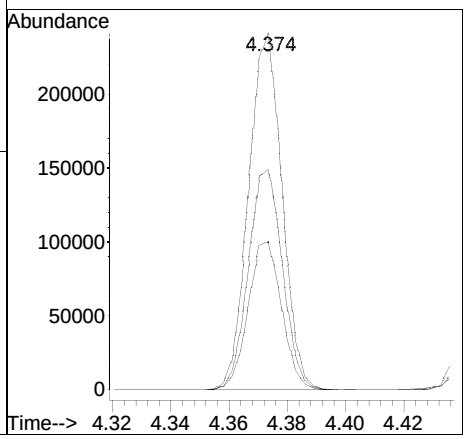

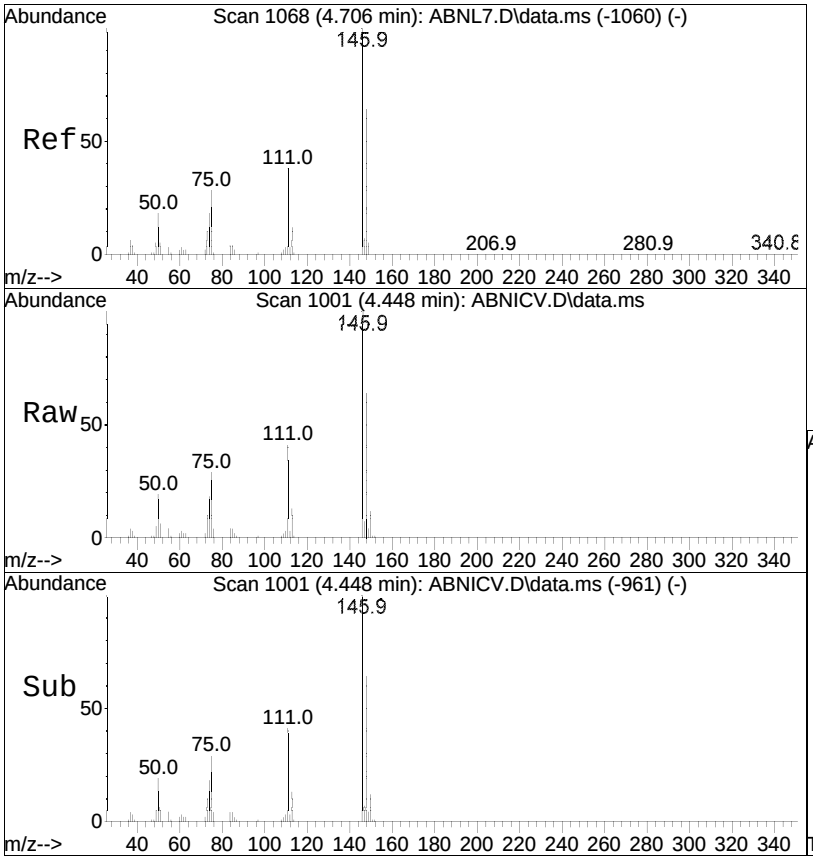

#11
1,4-Dichlorobenzene
Concen: 47.59 ug/ml
RT: 4.448 min Scan# 1001
Delta R.T. 0.000 min
Lab File: ABNICV.D
Acq: 6 Oct 2020 9:49 pm

Tgt Ion:146 Resp: 193711

Ion	Ratio	Lower	Upper
146	100		
148	64.1	51.4	77.0
111	41.4	31.8	47.8

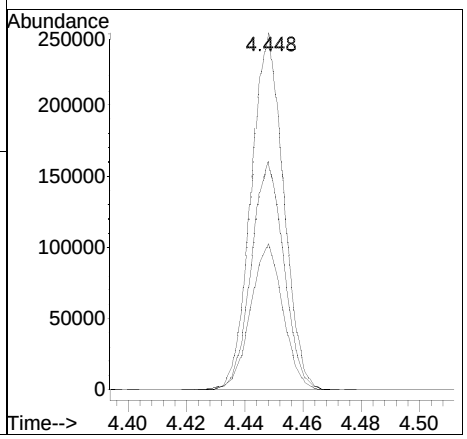

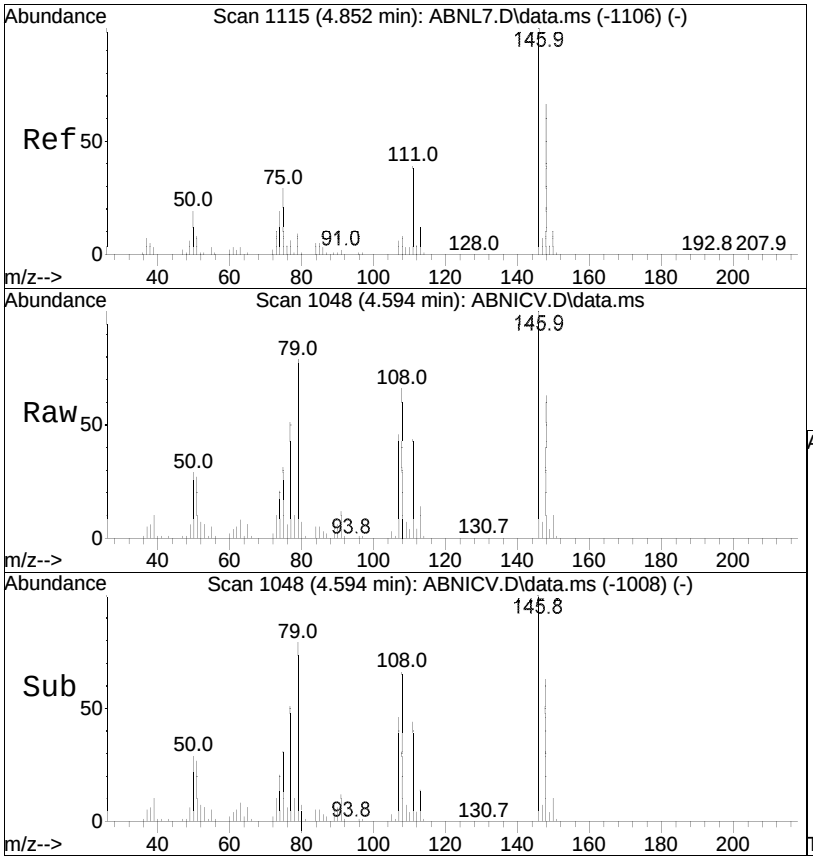

#12
1,2-Dichlorobenzene
Concen: 47.23 ug/ml
RT: 4.594 min Scan# 1048
Delta R.T. 0.000 min
Lab File: ABNICV.D
Acq: 6 Oct 2020 9:49 pm

Tgt Ion:146 Resp: 184244

Ion	Ratio	Lower	Upper
146	100		
111	43.4	32.8	49.2
148	64.2	51.4	77.2

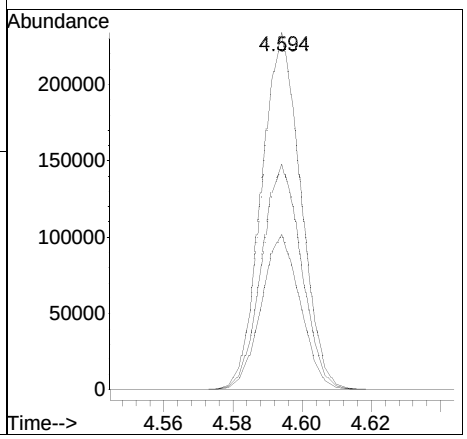

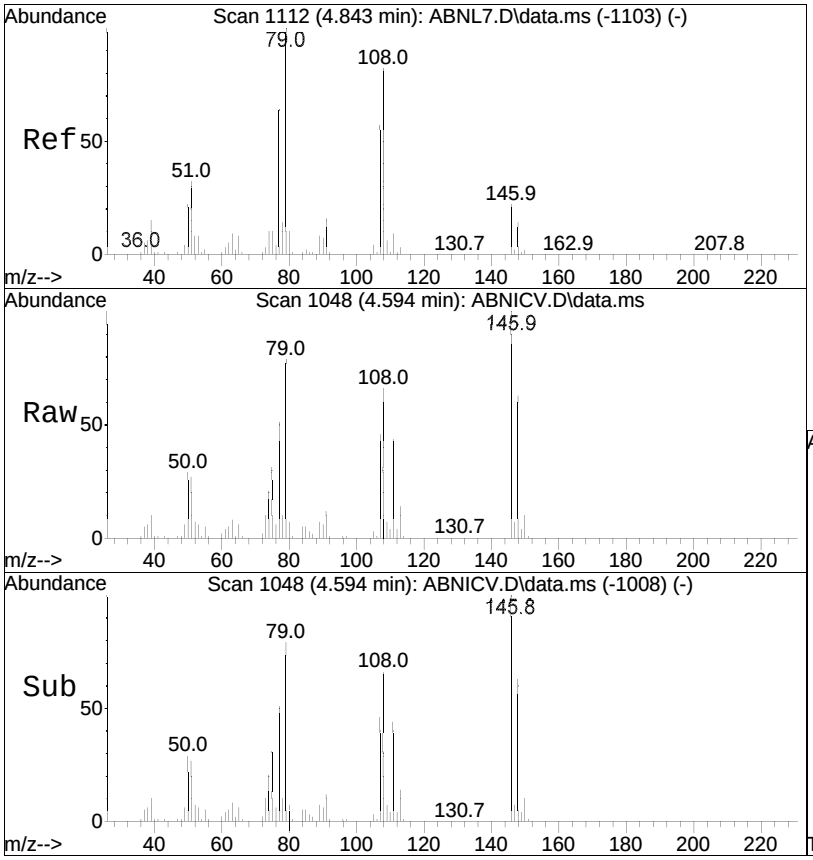

#13
Benzyl alcohol
Concen: 47.89 ug/ml
RT: 4.594 min Scan# 1048
Delta R.T. 0.000 min
Lab File: ABNICV.D
Acq: 6 Oct 2020 9:49 pm

Tgt Ion: 79 Resp: 140339

Ion	Ratio	Lower	Upper
79	100		
77	65.1	52.4	78.6
108	83.7	66.7	100.1

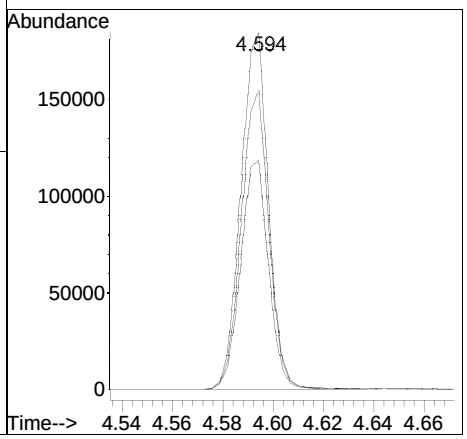

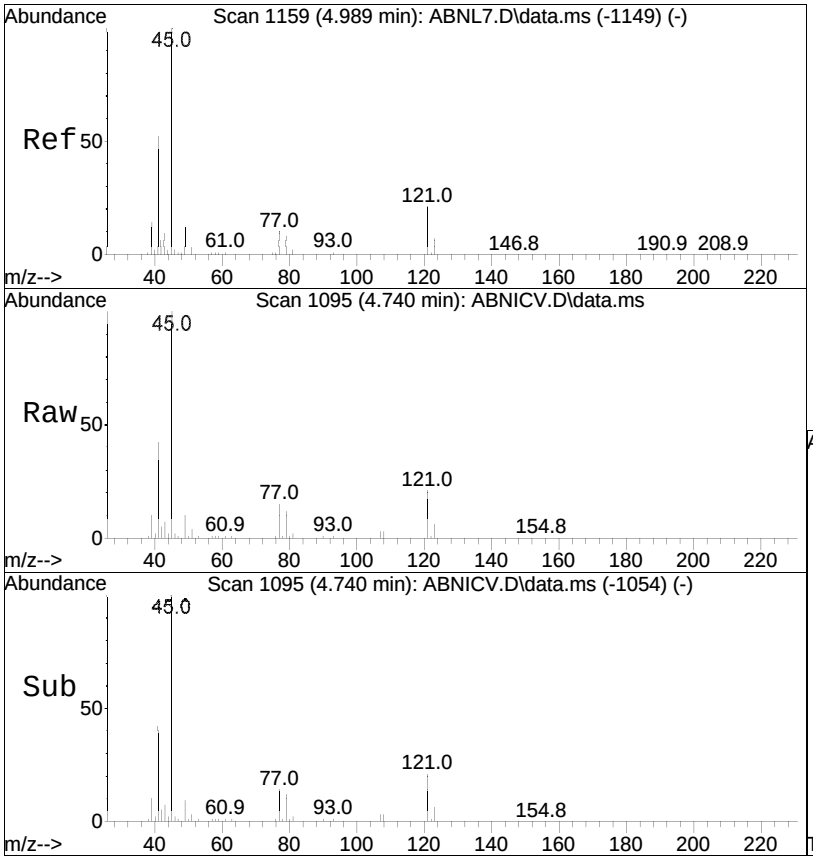

#14
Bis(2-chloroisopropyl)ether
Concen: 44.59 ug/ml
RT: 4.740 min Scan# 1095
Delta R.T. 0.003 min
Lab File: ABNICV.D
Acq: 6 Oct 2020 9:49 pm

Tgt Ion: 45 Resp: 229262

Ion	Ratio	Lower	Upper
45	100		
121	20.3	12.6	19.0#
77	42.1	24.6	37.0#

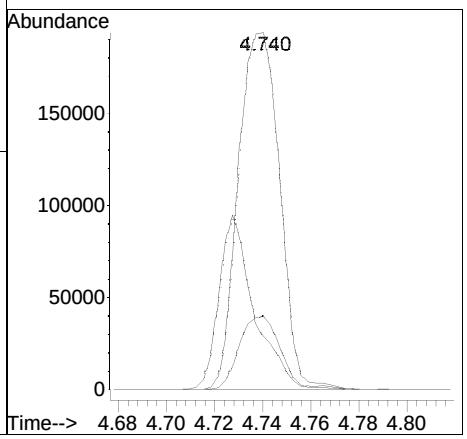

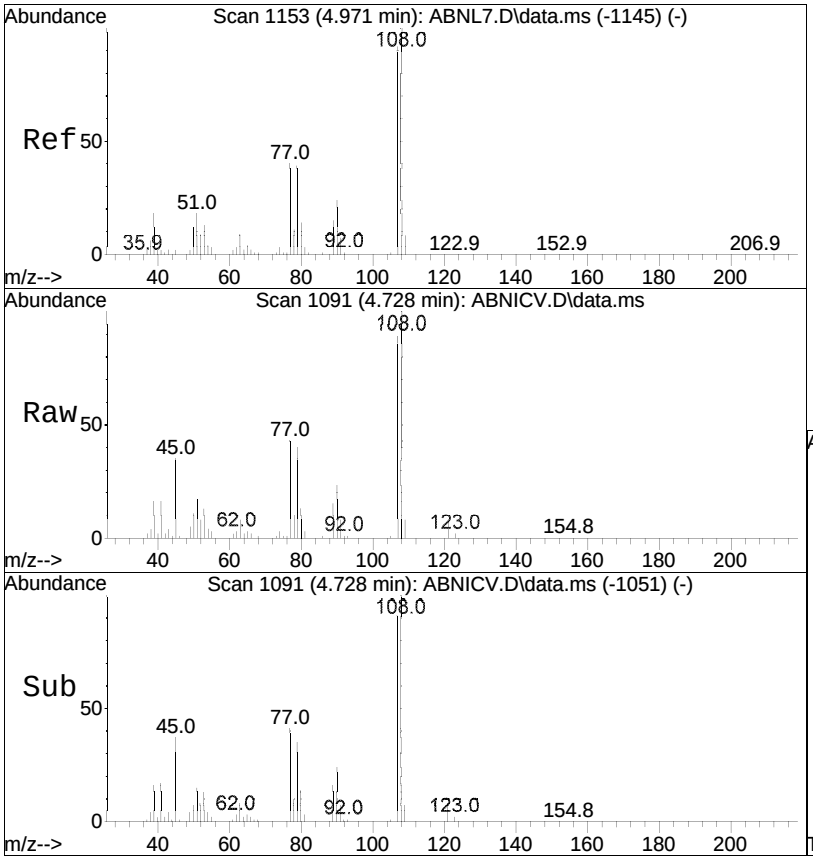

#15
2-Methylphenol
Concen: 49.08 ug/ml
RT: 4.728 min Scan# 1091
Delta R.T. -0.000 min
Lab File: ABNICV.D
Acq: 6 Oct 2020 9:49 pm

Tgt Ion:108 Resp: 161165

Ion	Ratio	Lower	Upper
108	100		
107	89.3	72.6	108.8
90	23.5	19.2	28.8

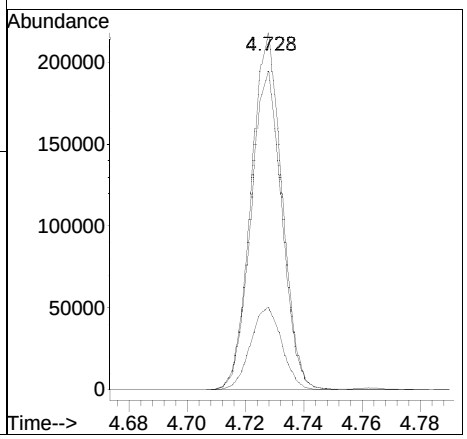

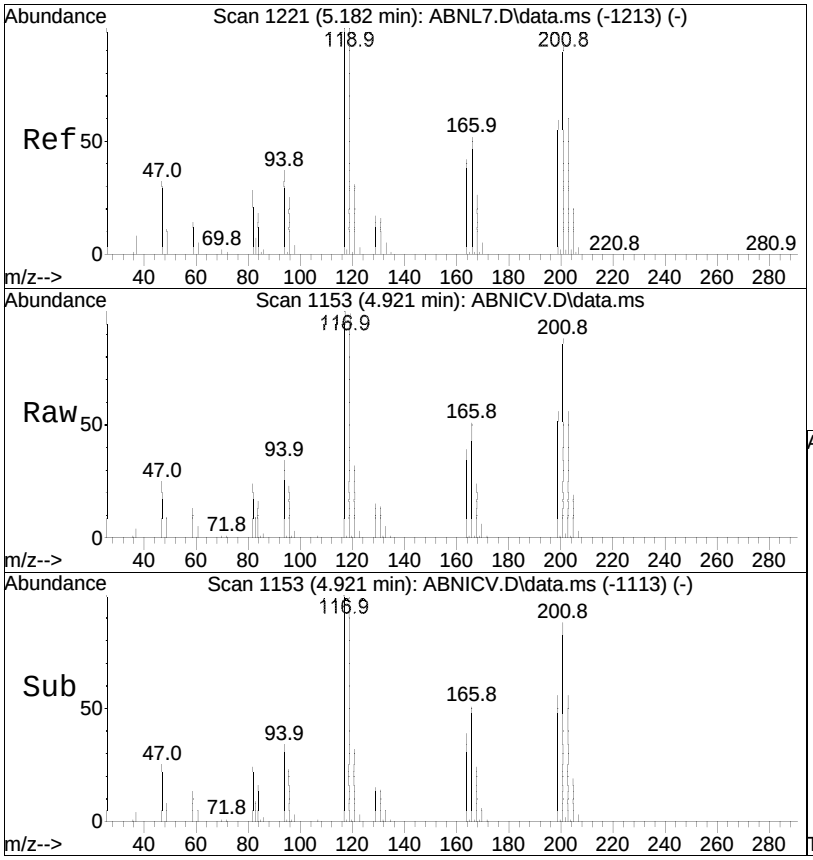

#16
Hexachloroethane
Concen: 47.48 ug/ml
RT: 4.921 min Scan# 1153
Delta R.T. 0.001 min
Lab File: ABNICV.D
Acq: 6 Oct 2020 9:49 pm

Tgt Ion:117 Resp: 74446

Ion	Ratio	Lower	Upper
117	100		
201	88.3	72.7	109.1
199	56.2	46.2	69.2

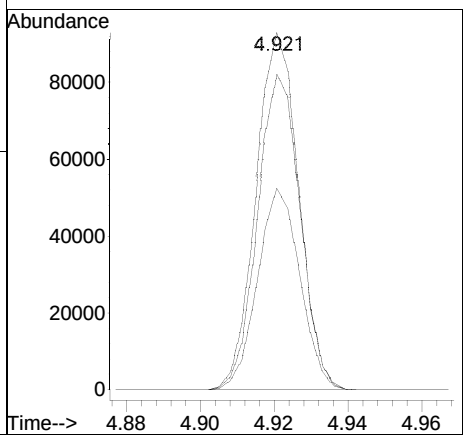

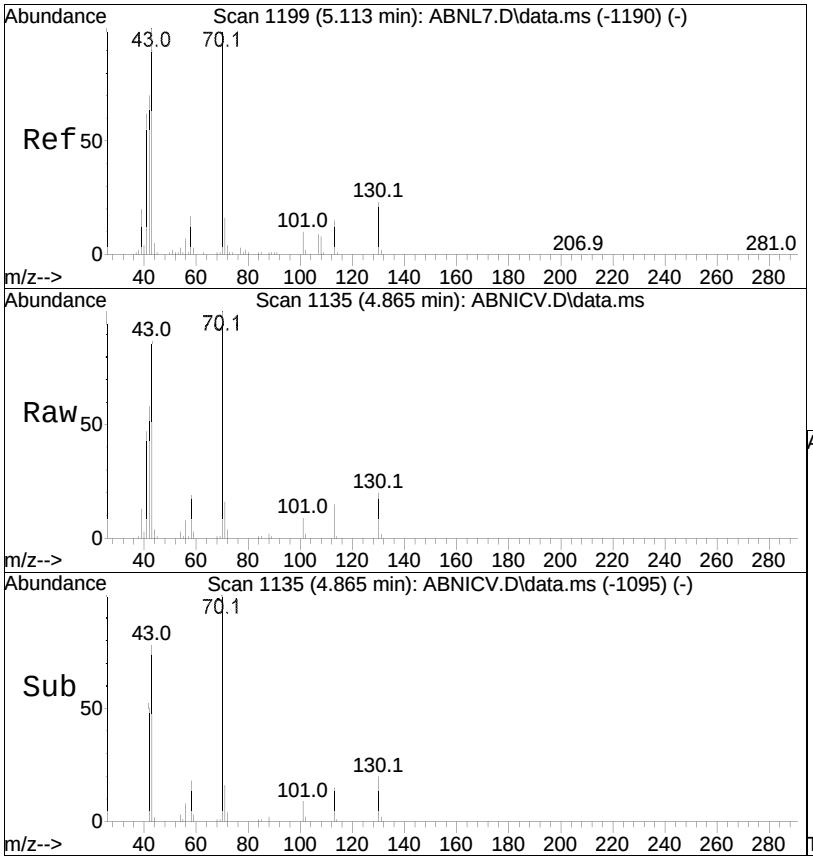

#17
n-Nitrosodi-n-propylamine
Concen: 47.13 ug/ml
RT: 4.865 min Scan# 1135
Delta R.T. -0.000 min
Lab File: ABNICV.D
Acq: 6 Oct 2020 9:49 pm

Tgt Ion: 70 Resp: 119094

Ion	Ratio	Lower	Upper
70	100		
130	19.4	16.6	24.8
101	9.4	7.4	11.0

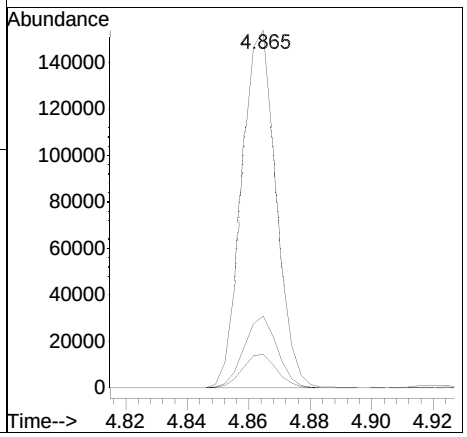

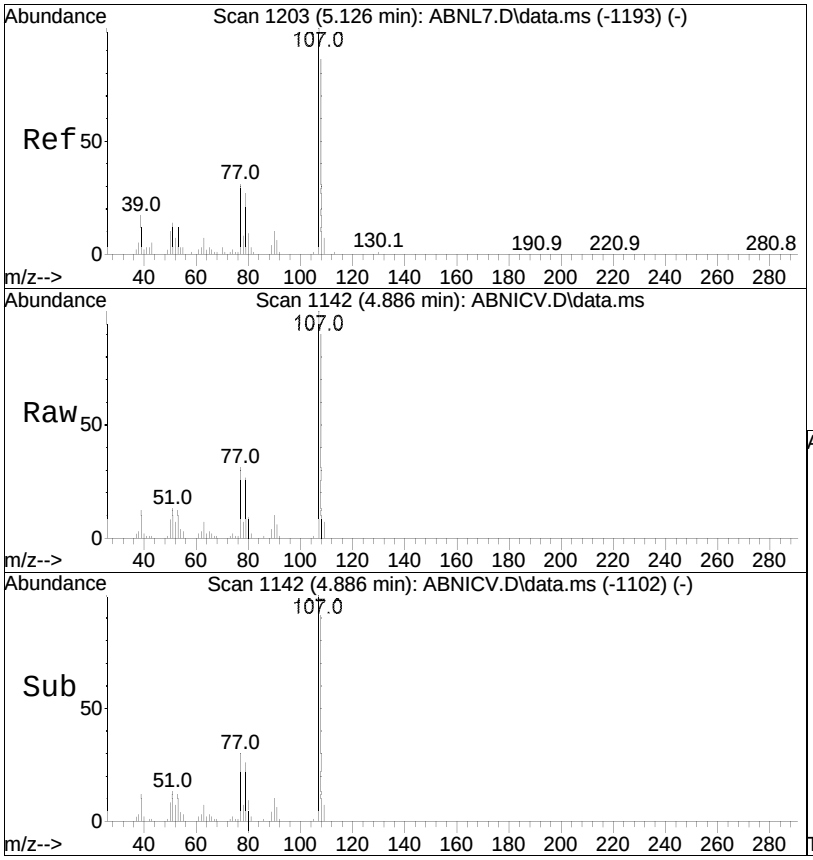

#18
3-Methylphenol/4-Methylphenol
Concen: 49.08 ug/ml
RT: 4.886 min Scan# 1142
Delta R.T. 0.000 min
Lab File: ABNICV.D
Acq: 6 Oct 2020 9:49 pm

Tgt Ion:108 Resp: 172168

Ion	Ratio	Lower	Upper
108	100		
107	112.7	91.0	136.6
90	10.6	8.7	13.1

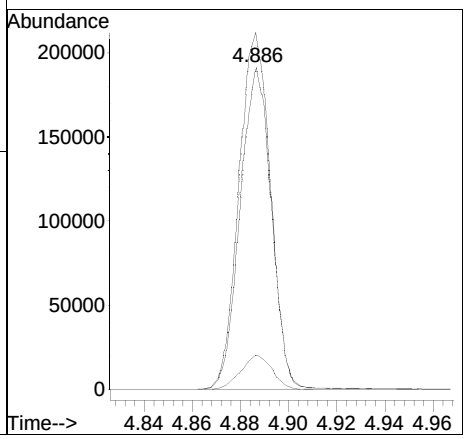

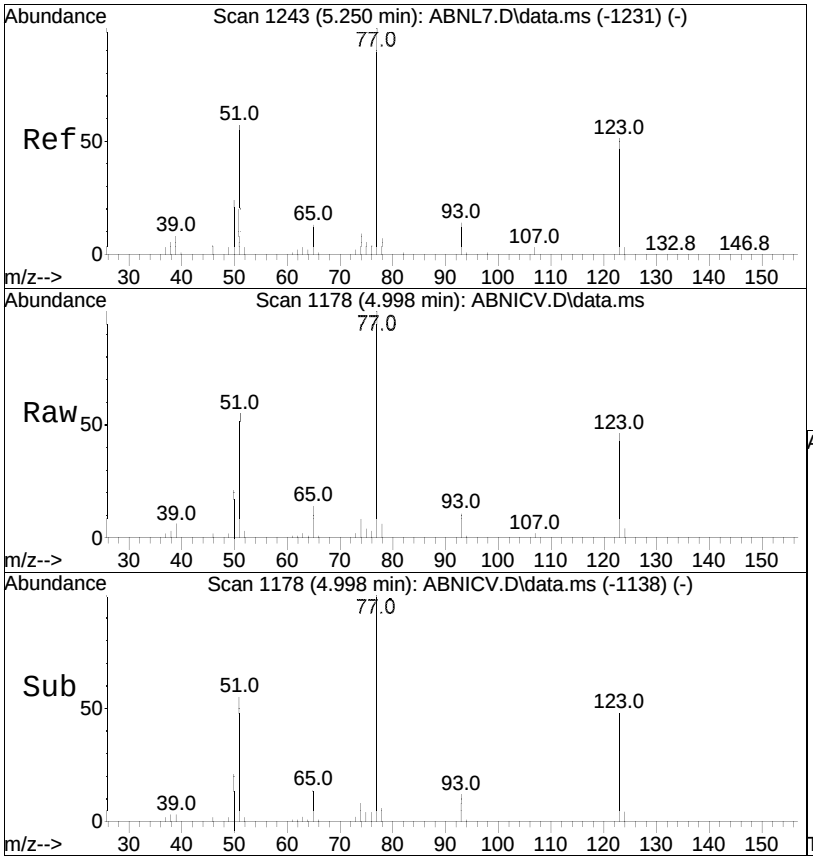

#20
Nitrobenzene
Concen: 48.40 ug/ml
RT: 4.998 min Scan# 1178
Delta R.T. 0.000 min
Lab File: ABNICV.D
Acq: 6 Oct 2020 9:49 pm

Tgt Ion: 77 Resp: 183704

Ion	Ratio	Lower	Upper
77	100		
123	46.3	38.5	57.7
65	13.9	11.4	17.0

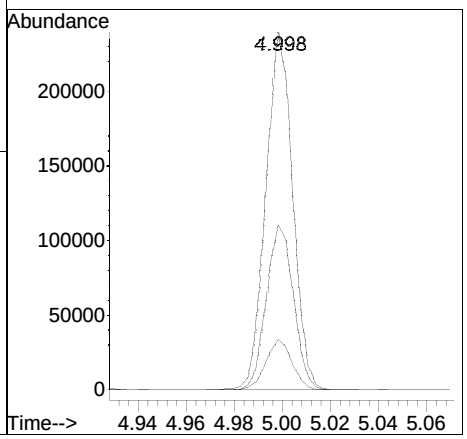

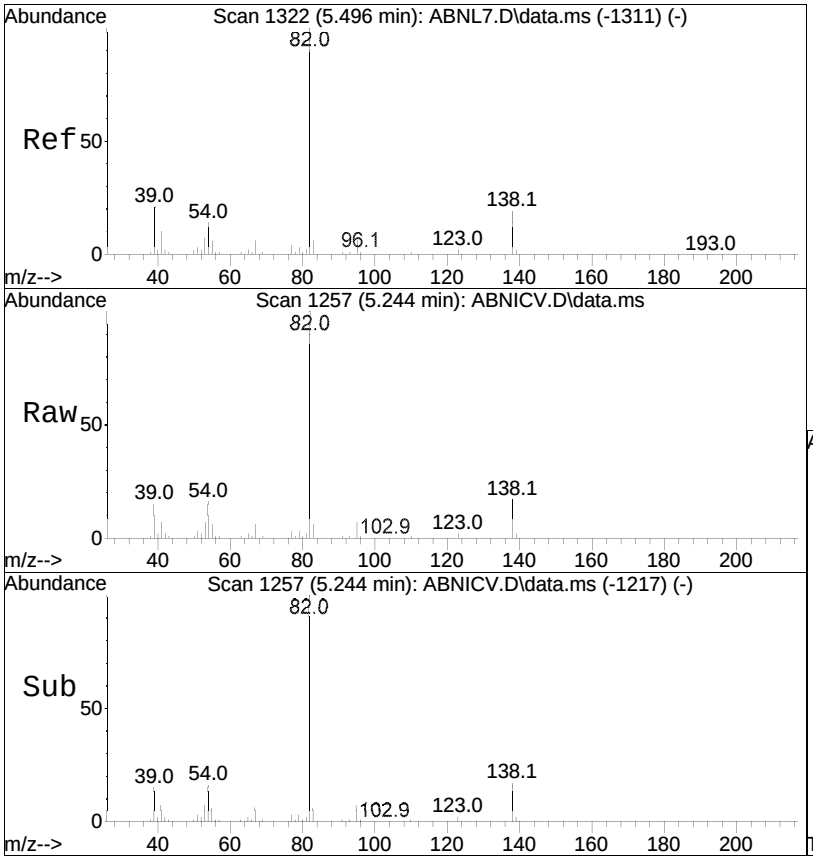

#21
Isophorone
Concen: 48.54 ug/ml
RT: 5.244 min Scan# 1257
Delta R.T. -0.000 min
Lab File: ABNICV.D
Acq: 6 Oct 2020 9:49 pm

Tgt Ion: 82 Resp: 335079

Ion	Ratio	Lower	Upper
82	100		
138	16.5	13.6	20.4
95	6.5	5.1	7.7

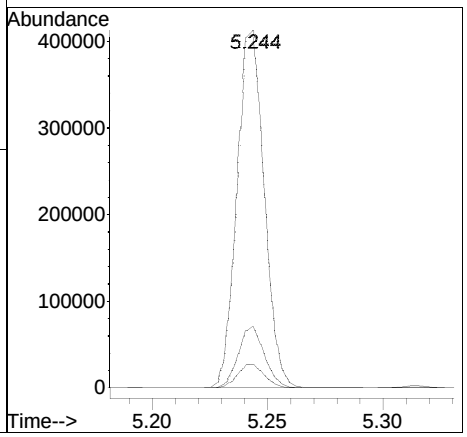

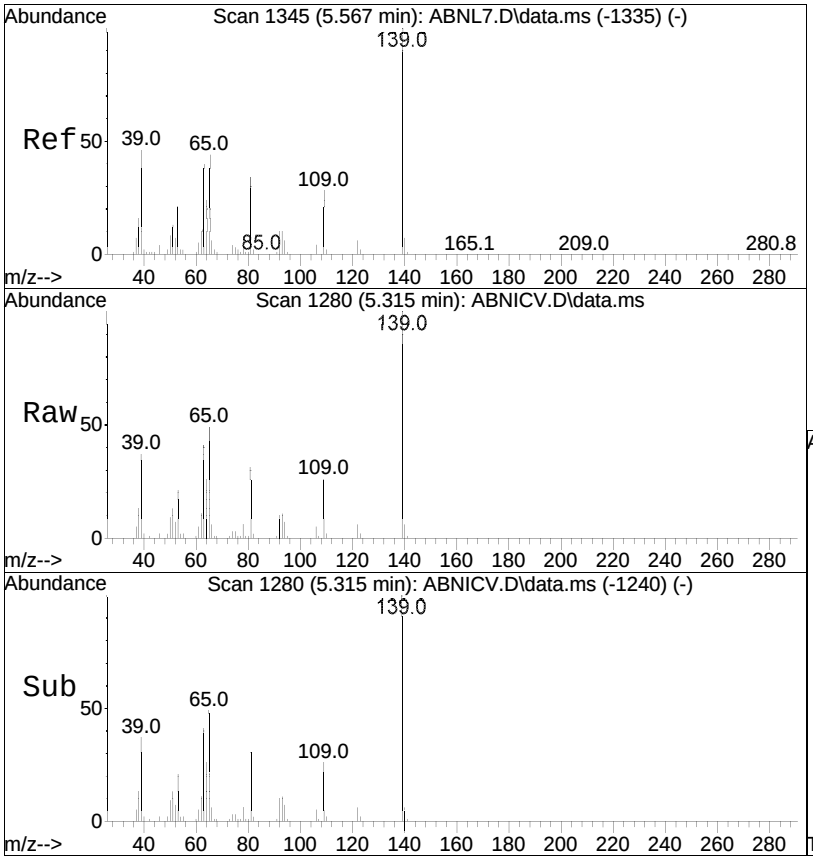

#22
2-Nitrophenol
Concen: 50.11 ug/ml
RT: 5.315 min Scan# 1280
Delta R.T. 0.000 min
Lab File: ABNICV.D
Acq: 6 Oct 2020 9:49 pm

Tgt Ion:139 Resp: 92011

Ion	Ratio	Lower	Upper
139	100		
109	27.0	19.8	29.6
65	50.1	39.6	59.4

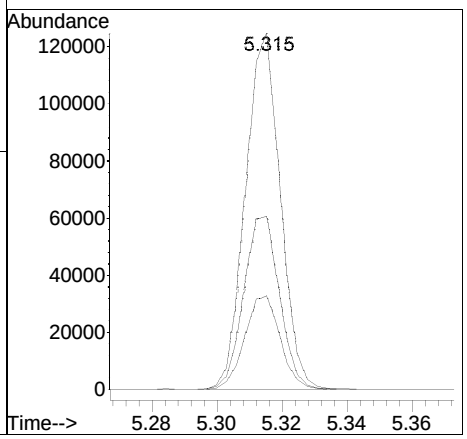

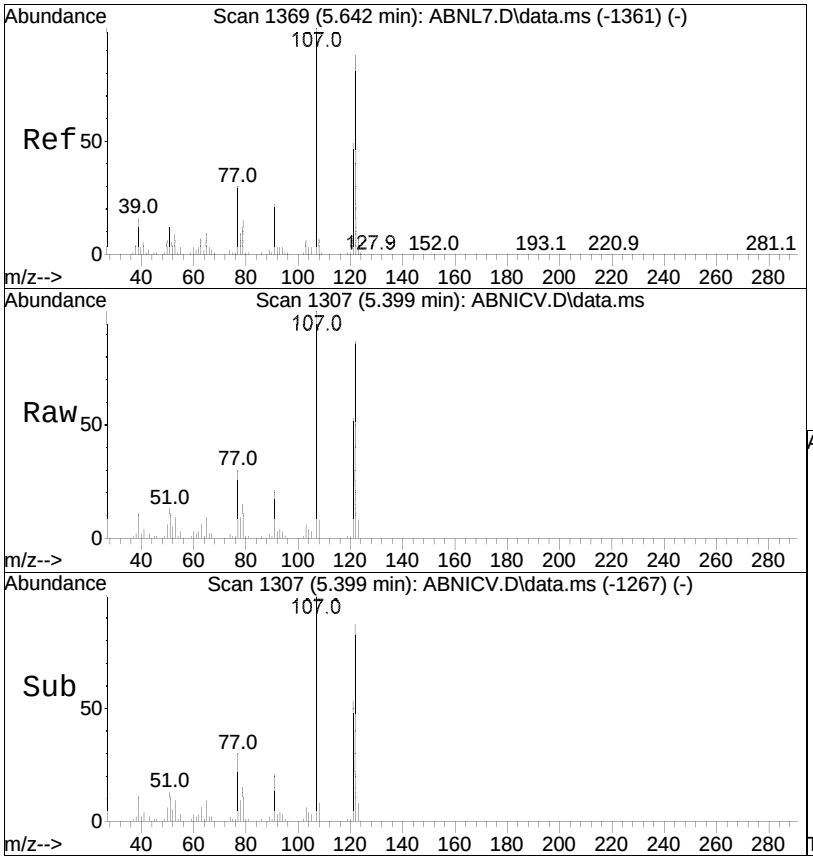

#23
2,4-Dimethylphenol
Concen: 49.13 ug/ml
RT: 5.399 min Scan# 1307
Delta R.T. 0.000 min
Lab File: ABNICV.D
Acq: 6 Oct 2020 9:49 pm

Tgt Ion:107 Resp: 178148

Ion	Ratio	Lower	Upper
107	100		
121	52.1	43.0	64.4
122	86.0	71.8	107.8

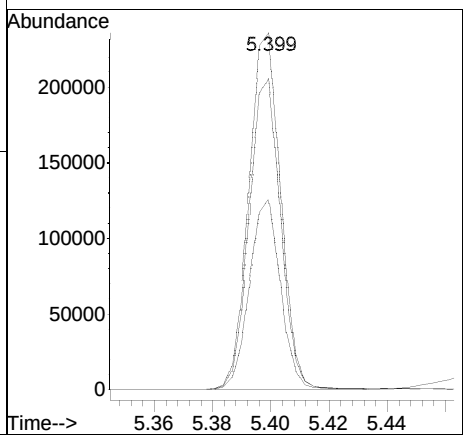

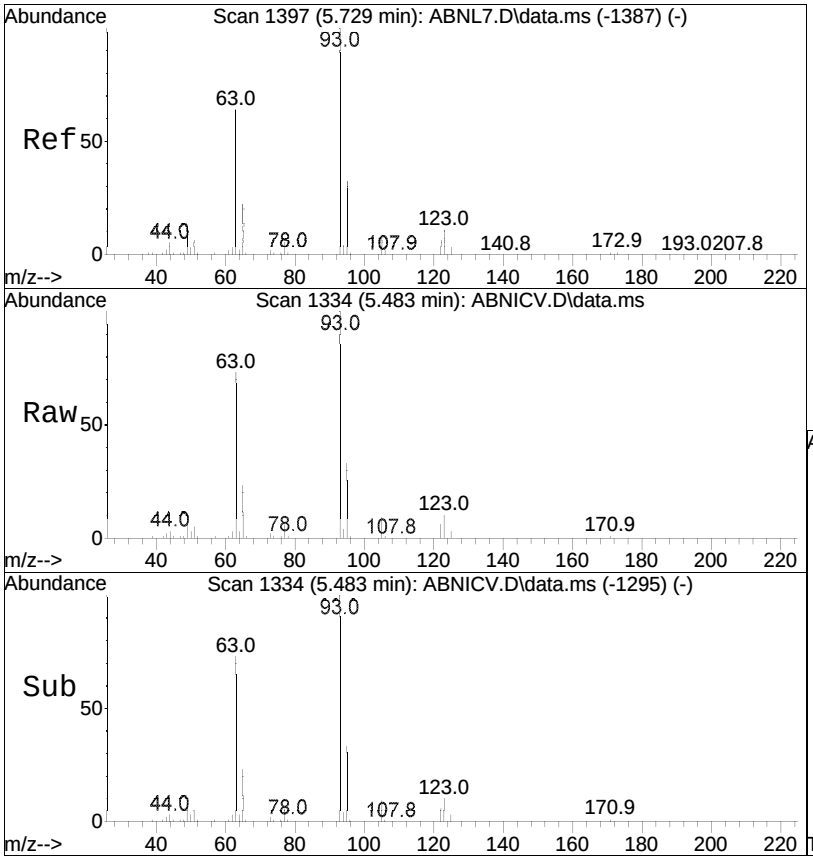

#24
Bis(2-chloroethoxy)methane
Concen: 46.71 ug/ml
RT: 5.483 min Scan# 1334
Delta R.T. -0.003 min
Lab File: ABNICV.D
Acq: 6 Oct 2020 9:49 pm

Tgt Ion: 93 Resp: 207932

Ion	Ratio	Lower	Upper
93	100		
95	32.5	26.6	40.0
123	11.8	11.0	16.4

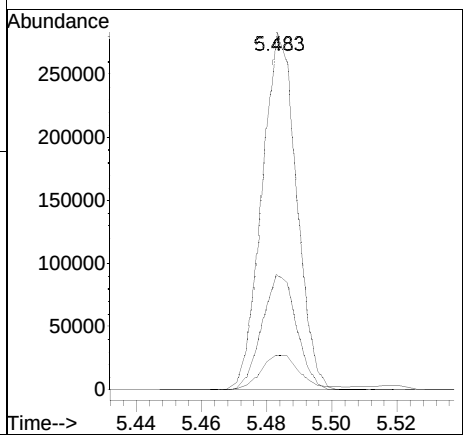

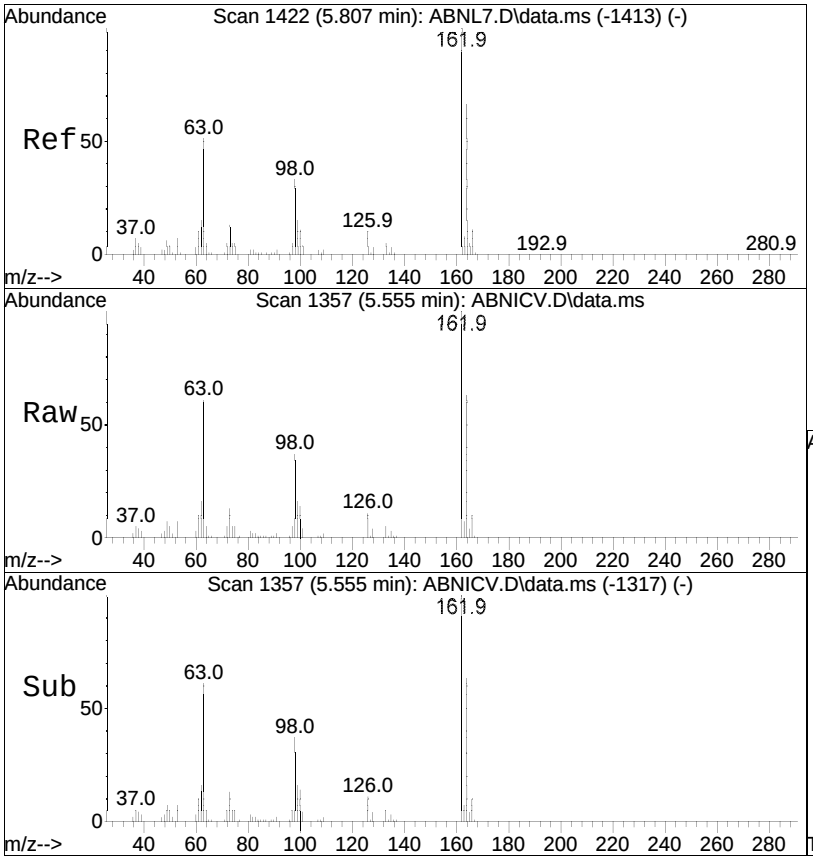

#25
2,4-Dichlorophenol
Concen: 49.28 ug/ml
RT: 5.555 min Scan# 1357
Delta R.T. -0.000 min
Lab File: ABNICV.D
Acq: 6 Oct 2020 9:49 pm

Tgt Ion:162 Resp: 148661

Ion	Ratio	Lower	Upper
162	100		
164	63.9	51.6	77.4
98	35.9	29.4	44.2

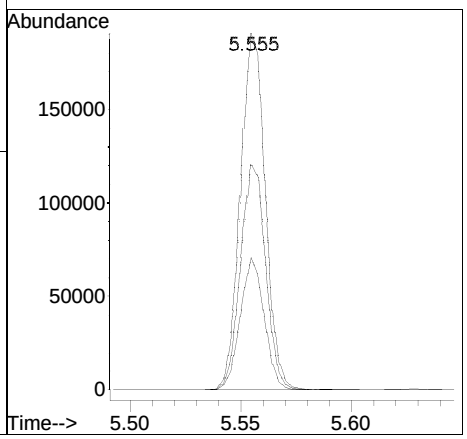

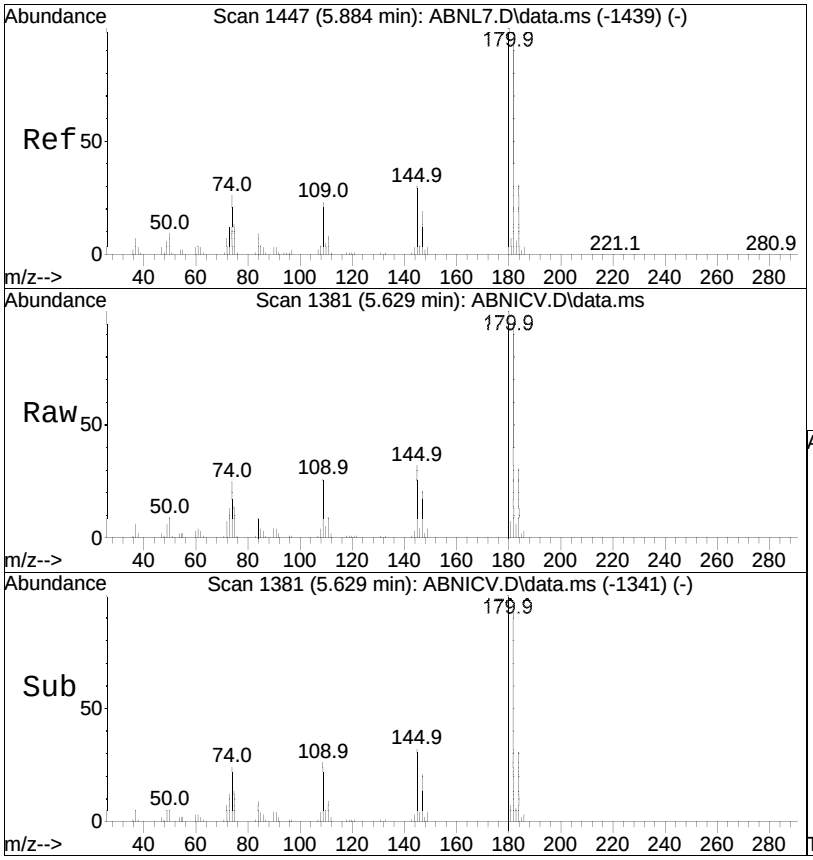

#26
1,2,4-Trichlorobenzene
Concen: 47.65 ug/ml
RT: 5.629 min Scan# 1381
Delta R.T. 0.000 min
Lab File: ABNICV.D
Acq: 6 Oct 2020 9:49 pm

Tgt Ion:180 Resp: 153182

Ion	Ratio	Lower	Upper
180	100		
182	95.8	77.0	115.6
145	32.2	25.2	37.8

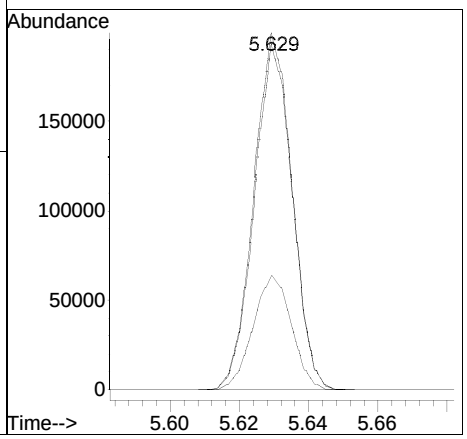

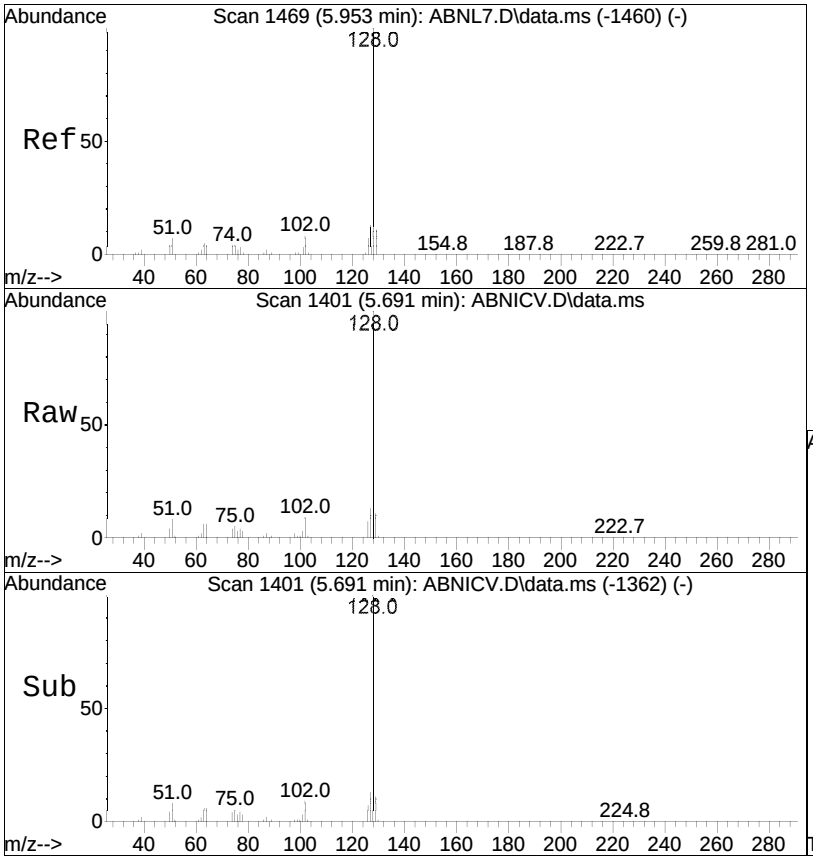

#36
Naphthalene
Concen: 47.37 ug/ml
RT: 5.691 min Scan# 1401
Delta R.T. -0.003 min
Lab File: ABNICV.D
Acq: 6 Oct 2020 9:49 pm

Tgt Ion:128 Resp: 518402

Ion	Ratio	Lower	Upper
128	100		
129	11.0	8.9	13.3
127	13.2	10.9	16.3

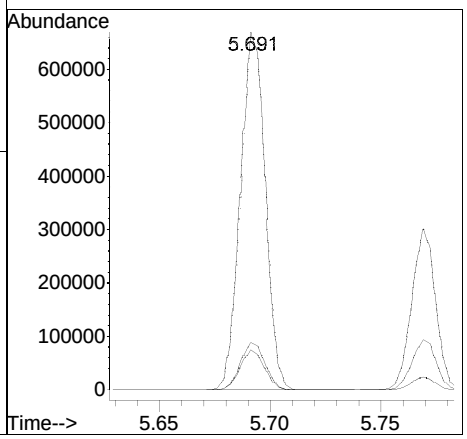

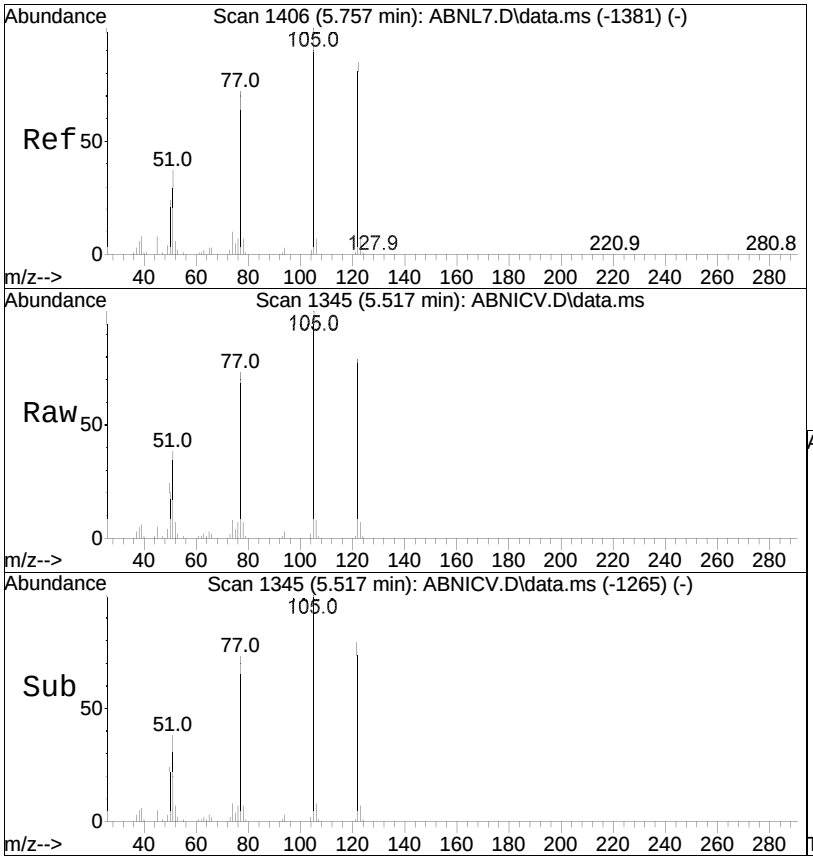

#37
Benzoic Acid
Concen: 49.55 ug/ml
RT: 5.517 min Scan# 1345
Delta R.T. -0.003 min
Lab File: ABNICV.D
Acq: 6 Oct 2020 9:49 pm

Tgt Ion:105 Resp: 133874

Ion	Ratio	Lower	Upper
105	100		
122	79.6	67.0	100.4
77	72.4	58.8	88.2

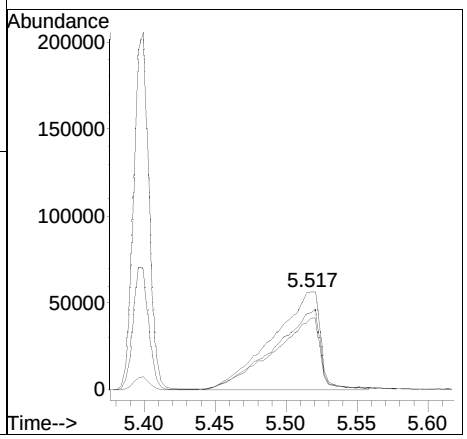

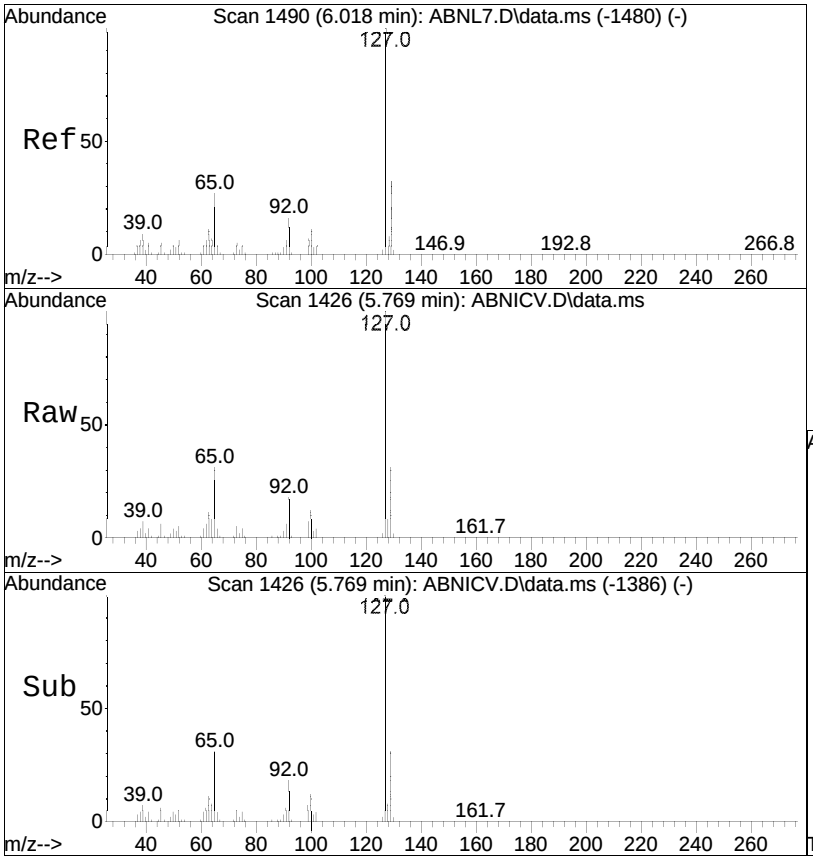

#38
4-Chloroaniline
Concen: 46.73 ug/ml
RT: 5.769 min Scan# 1426
Delta R.T. 0.000 min
Lab File: ABNICV.D
Acq: 6 Oct 2020 9:49 pm

Tgt Ion: 65 Resp: 67655

Ion	Ratio	Lower	Upper
65	100		
127	334.1	274.4	411.6
129	105.6	88.2	132.4

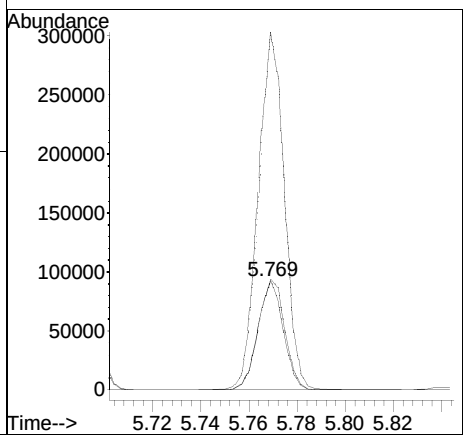

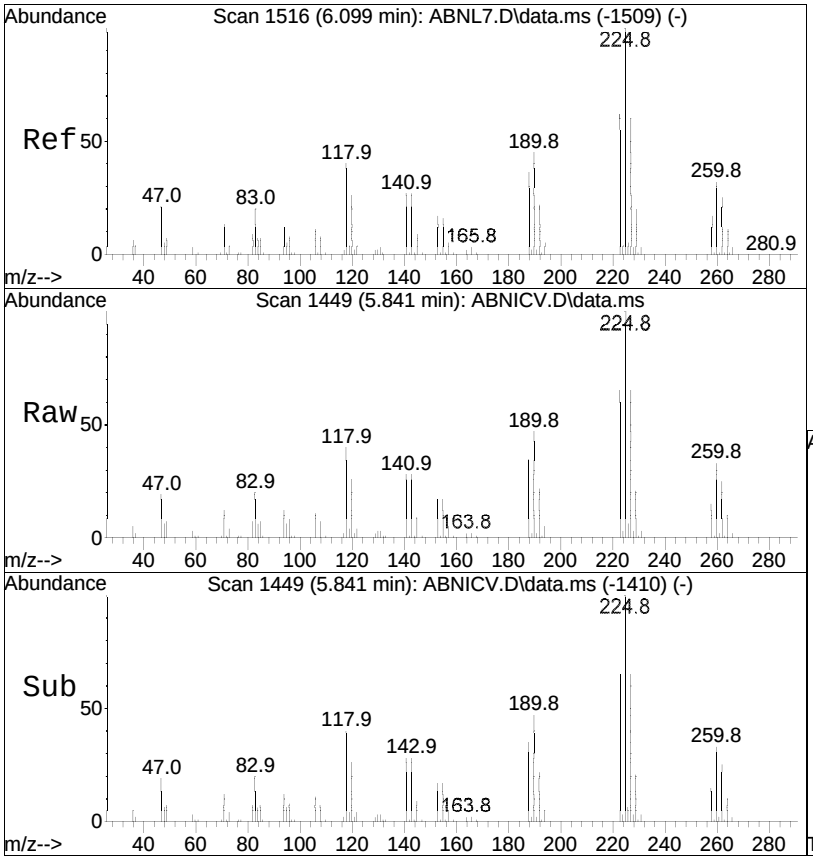

#39
Hexachlorobutadiene
Concen: 47.92 ug/ml
RT: 5.841 min Scan# 1449
Delta R.T. -0.003 min
Lab File: ABNICV.D
Acq: 6 Oct 2020 9:49 pm

Tgt Ion:225 Resp: 85429

Ion	Ratio	Lower	Upper
225	100		
223	63.4	49.3	73.9
227	64.2	51.1	76.7

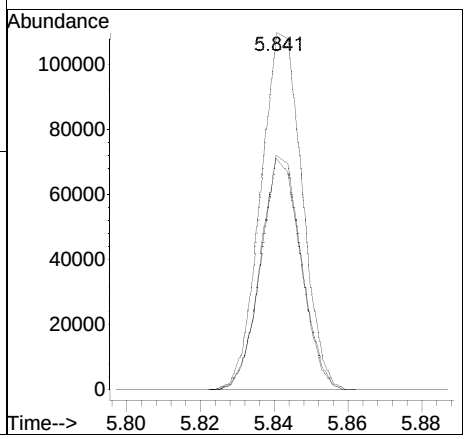

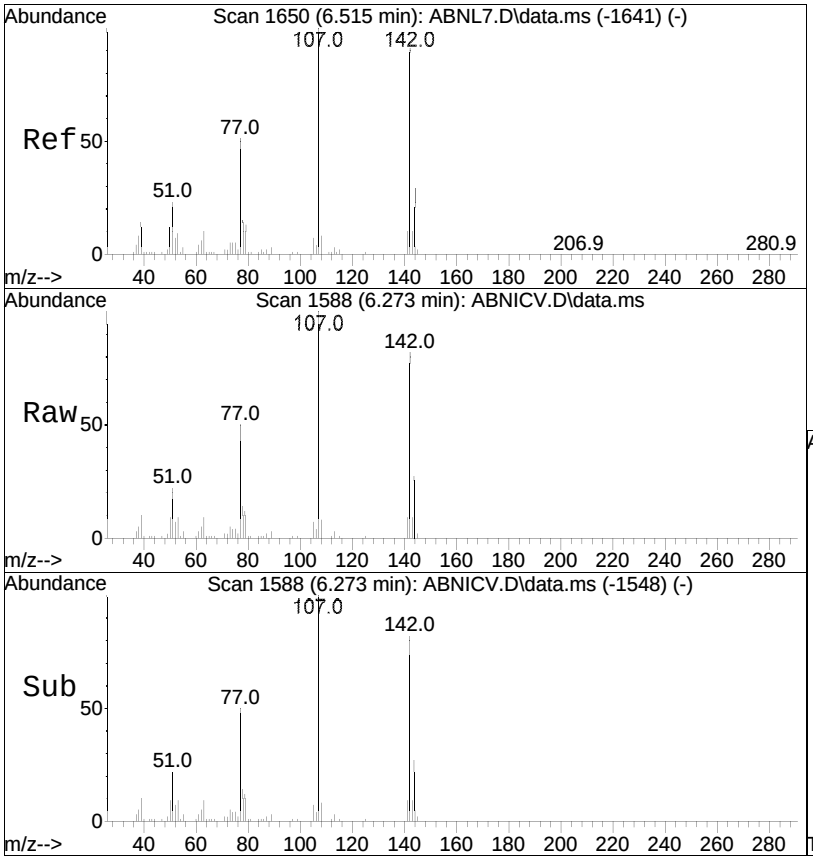

#40
p-Chloro-m-cresol
Concen: 49.05 ug/ml
RT: 6.273 min Scan# 1588
Delta R.T. 0.001 min
Lab File: ABNICV.D
Acq: 6 Oct 2020 9:49 pm

Tgt Ion:107 Resp: 155084

Ion	Ratio	Lower	Upper
107	100		
144	26.3	21.5	32.3
142	81.6	66.8	100.2

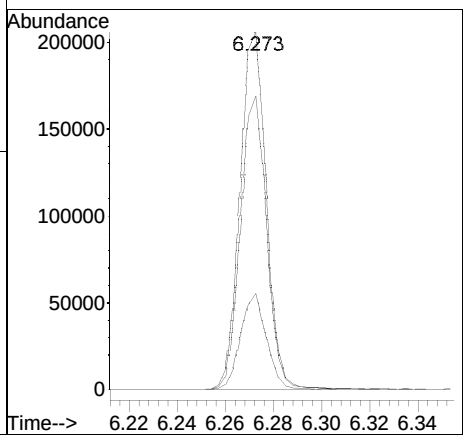

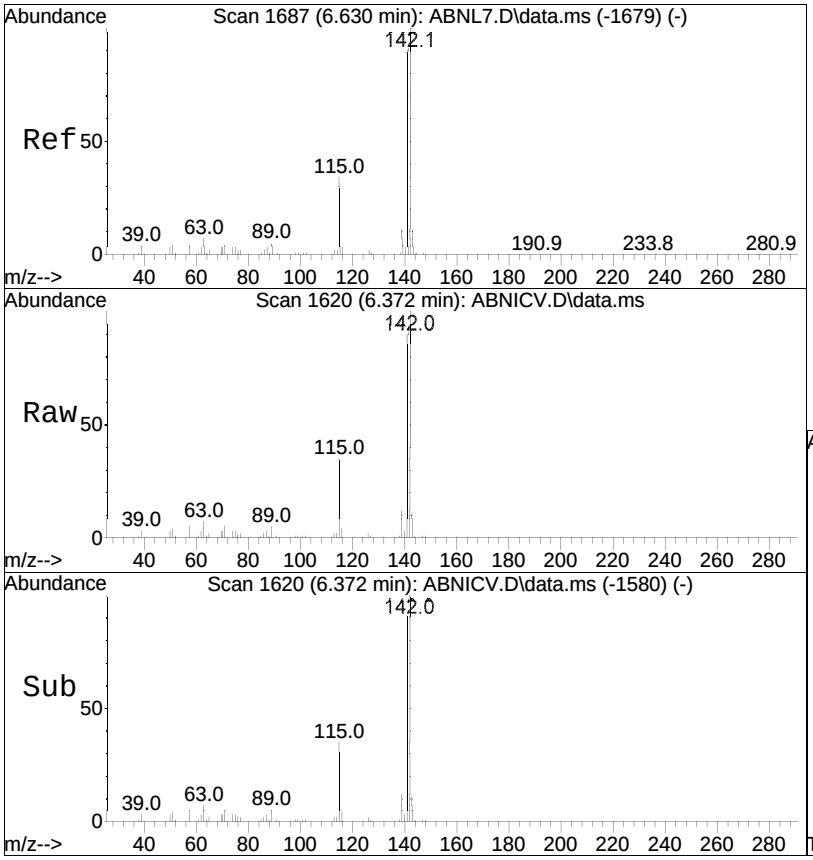

#41
2-Methylnaphthalene
Concen: 47.83 ug/ml
RT: 6.372 min Scan# 1620
Delta R.T. 0.000 min
Lab File: ABNICV.D
Acq: 6 Oct 2020 9:49 pm

Tgt Ion:142 Resp: 350238

Ion	Ratio	Lower	Upper
142	100		
141	90.5	73.0	109.6
115	34.4	25.4	38.2

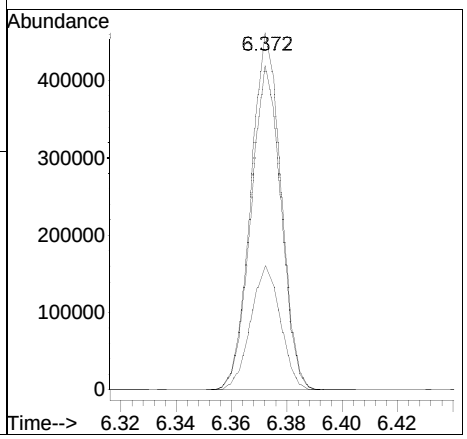

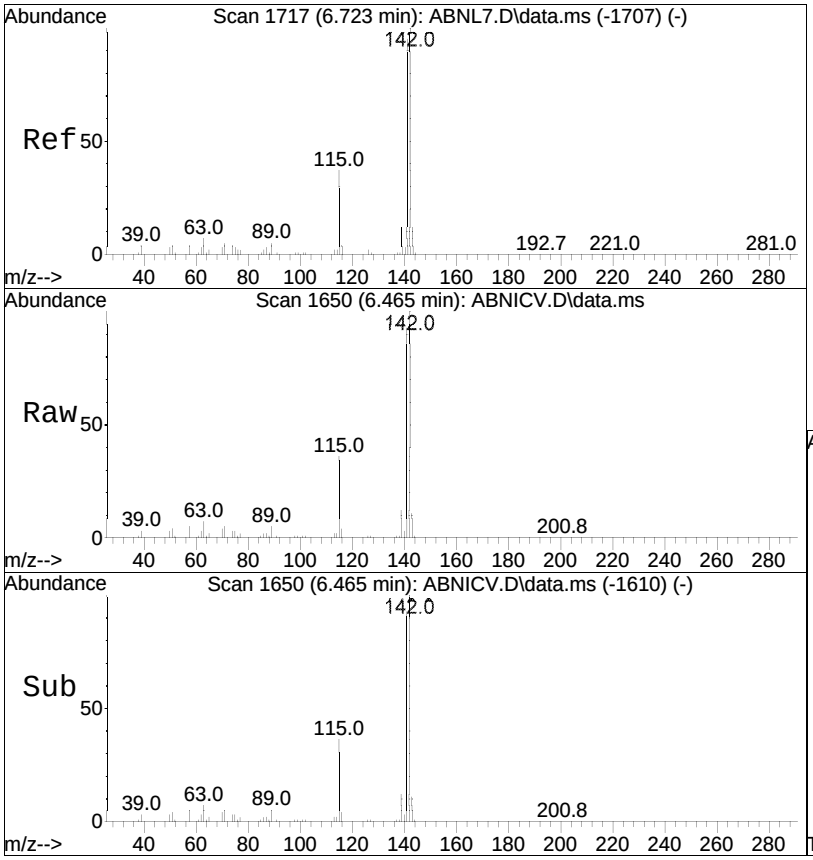

#42
1-Methylnaphthalene
Concen: 47.26 ug/ml
RT: 6.465 min Scan# 1650
Delta R.T. 0.000 min
Lab File: ABNICV.D
Acq: 6 Oct 2020 9:49 pm

Tgt Ion:115 Resp: 116676

Ion	Ratio	Lower	Upper
115	100		
141	262.9	226.0	339.0
142	279.2	237.6	356.4

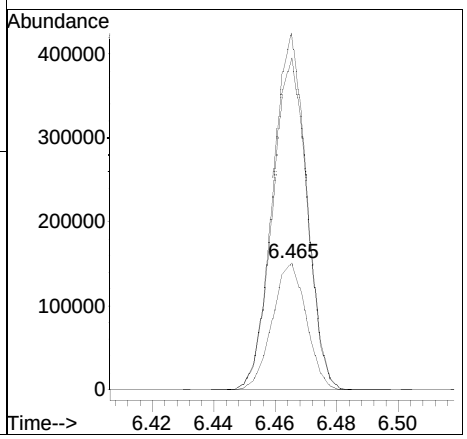

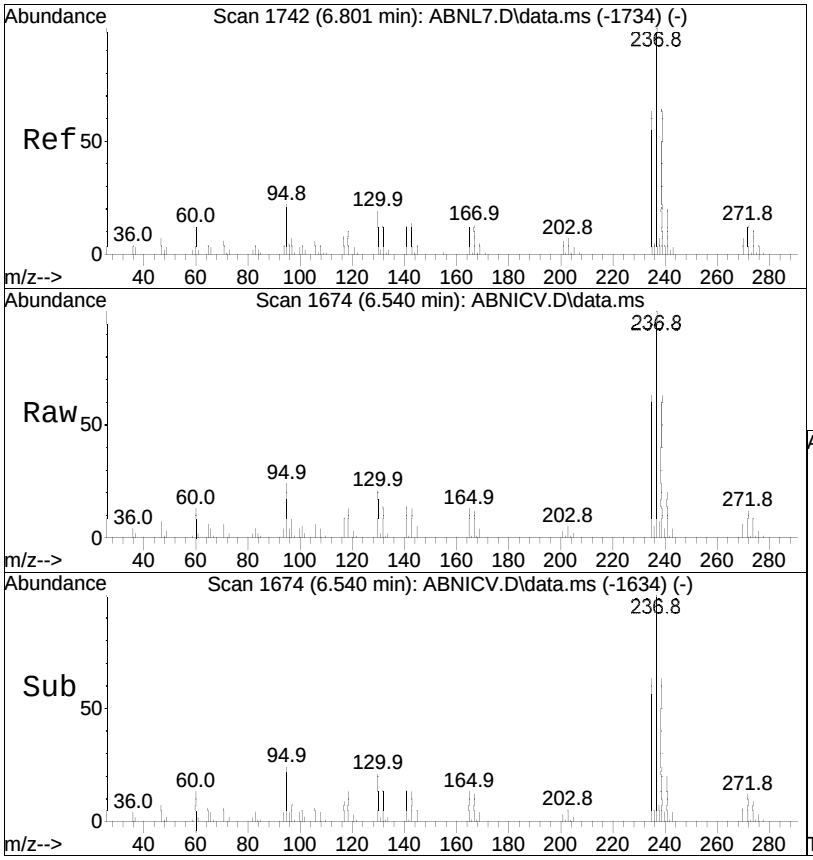

#43
Hexachlorocyclopentadiene
Concen: 52.79 ug/ml
RT: 6.540 min Scan# 1674
Delta R.T. -0.000 min
Lab File: ABNICV.D
Acq: 6 Oct 2020 9:49 pm

Tgt Ion:237 Resp: 102196

Ion	Ratio	Lower	Upper
237	100		
235	62.7	49.5	74.3
272	12.3	10.2	15.4

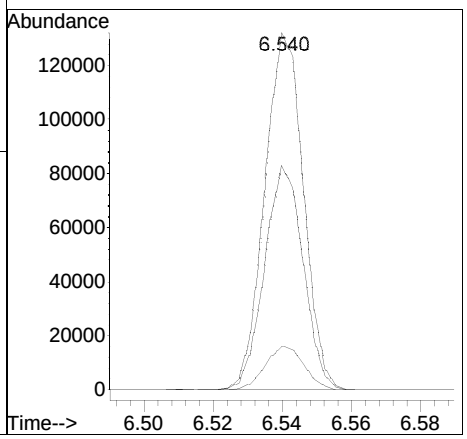

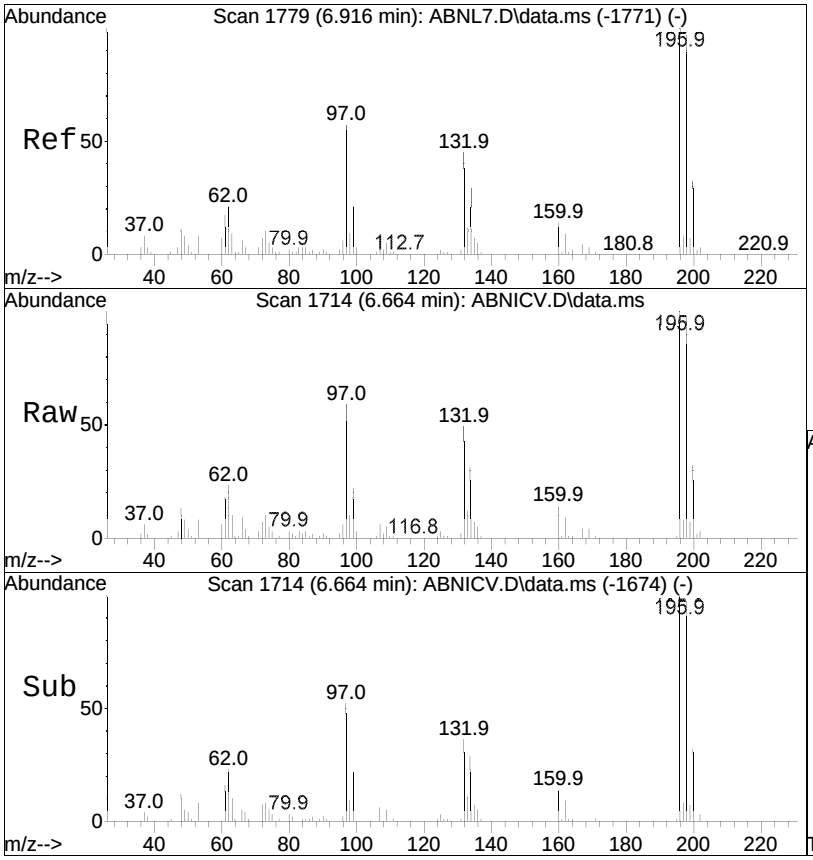

#44
2,4,6-Trichlorophenol
Concen: 49.77 ug/ml
RT: 6.664 min Scan# 1714
Delta R.T. 0.000 min
Lab File: ABNICV.D
Acq: 6 Oct 2020 9:49 pm

Tgt Ion:196 Resp: 105032

Ion	Ratio	Lower	Upper
196	100		
198	95.8	76.4	114.6
200	31.0	24.4	36.6

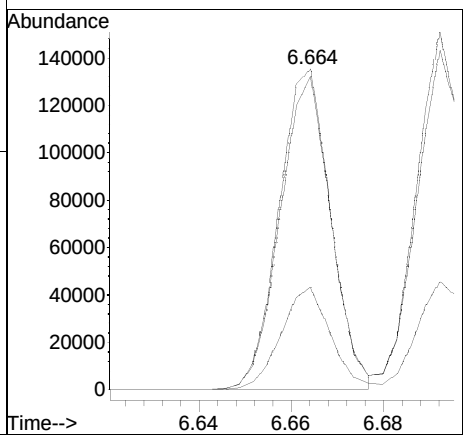

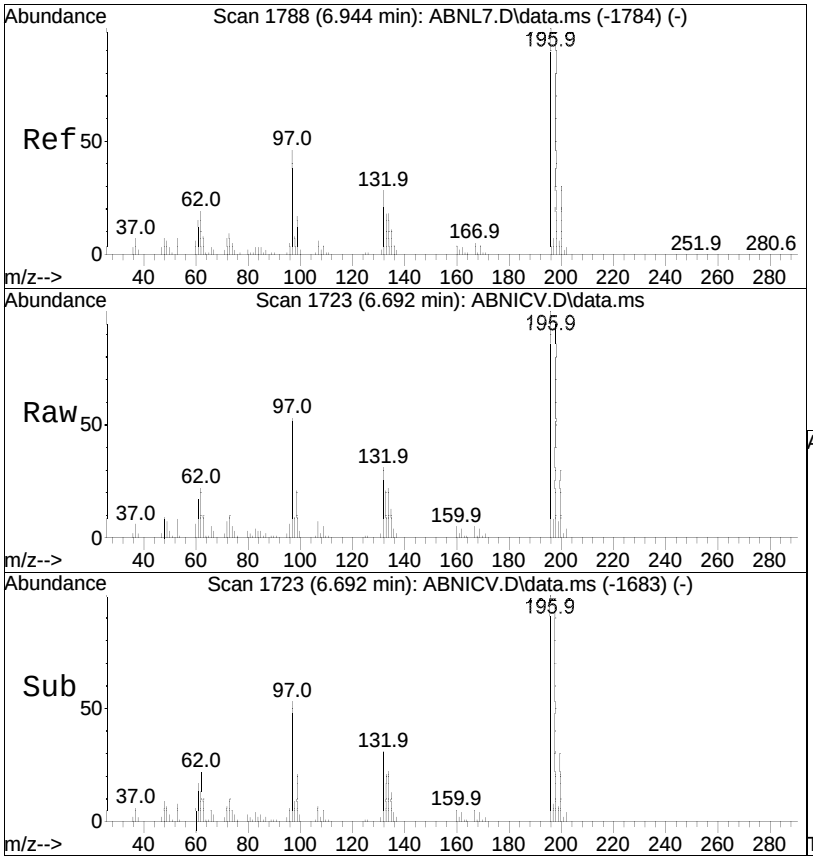

#45
2,4,5-Trichlorophenol
Concen: 49.40 ug/ml
RT: 6.692 min Scan# 1723
Delta R.T. 0.000 min
Lab File: ABNICV.D
Acq: 6 Oct 2020 9:49 pm

Tgt Ion:196 Resp: 111999

Ion	Ratio	Lower	Upper
196	100		
200	31.0	25.2	37.8
198	95.9	77.7	116.5

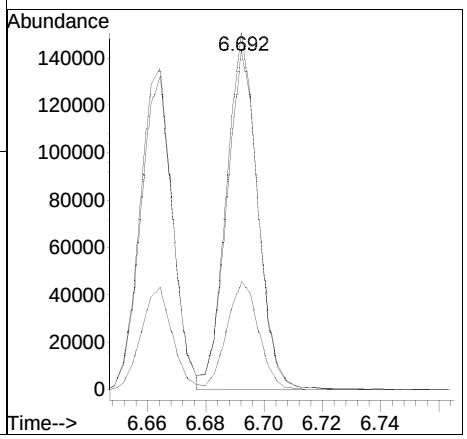

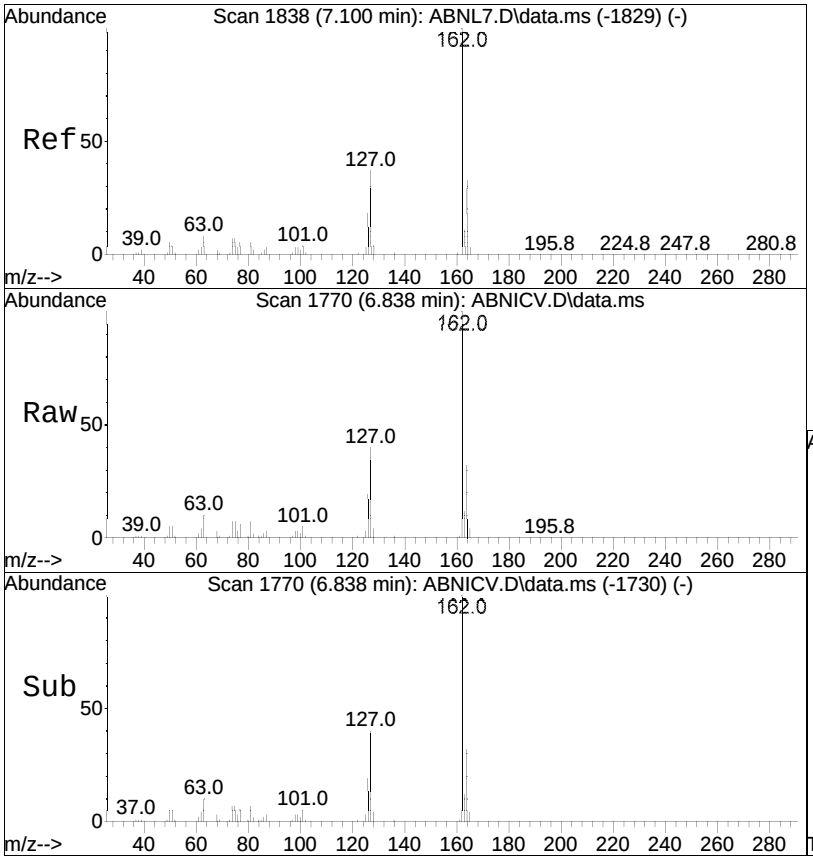

#47
2-Chloronaphthalene
Concen: 47.76 ug/ml
RT: 6.838 min Scan# 1770
Delta R.T. 0.000 min
Lab File: ABNICV.D
Acq: 6 Oct 2020 9:49 pm

Tgt Ion:162 Resp: 332005

Ion	Ratio	Lower	Upper
162	100		
127	39.1	31.7	47.5
164	32.0	26.2	39.4

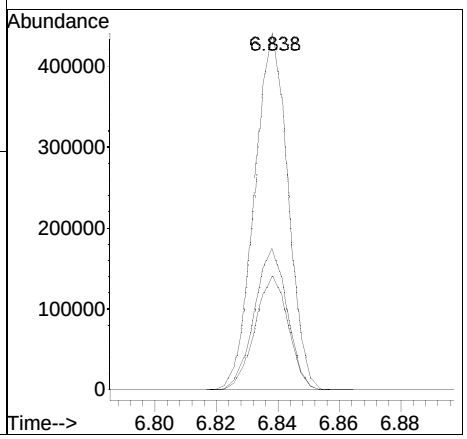

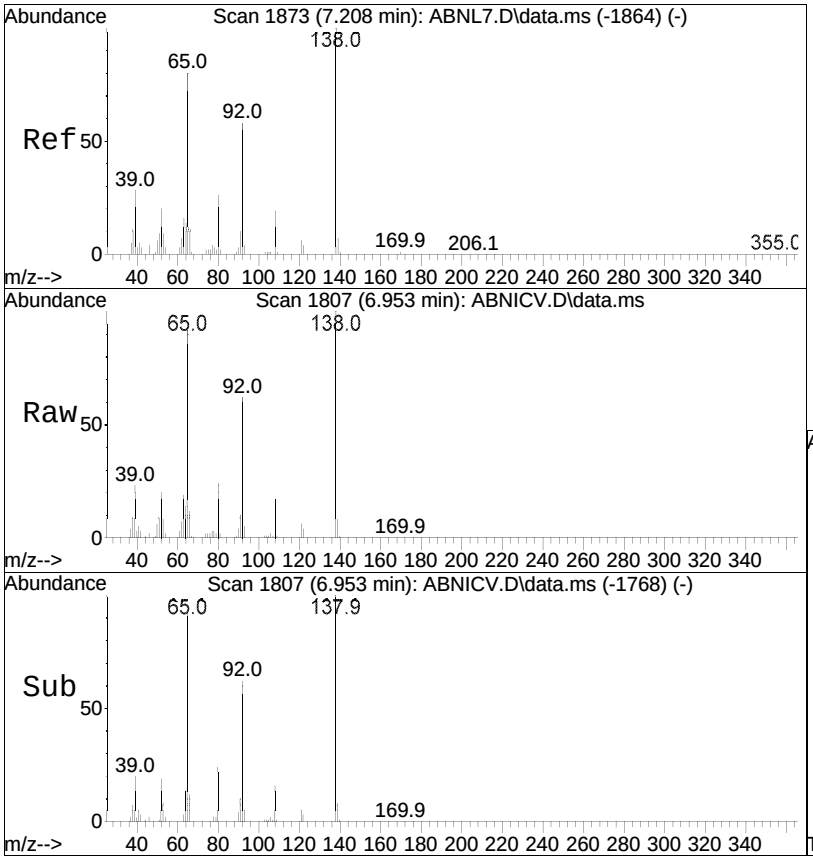

#48
2-Nitroaniline
Concen: 52.53 ug/ml
RT: 6.953 min Scan# 1807
Delta R.T. -0.003 min
Lab File: ABNICV.D
Acq: 6 Oct 2020 9:49 pm

Tgt Ion:138 Resp: 115417

Ion	Ratio	Lower	Upper
138	100		
92	60.8	48.0	72.0
65	91.5	72.8	109.2

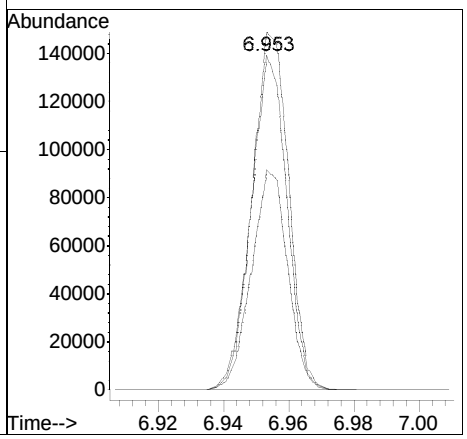

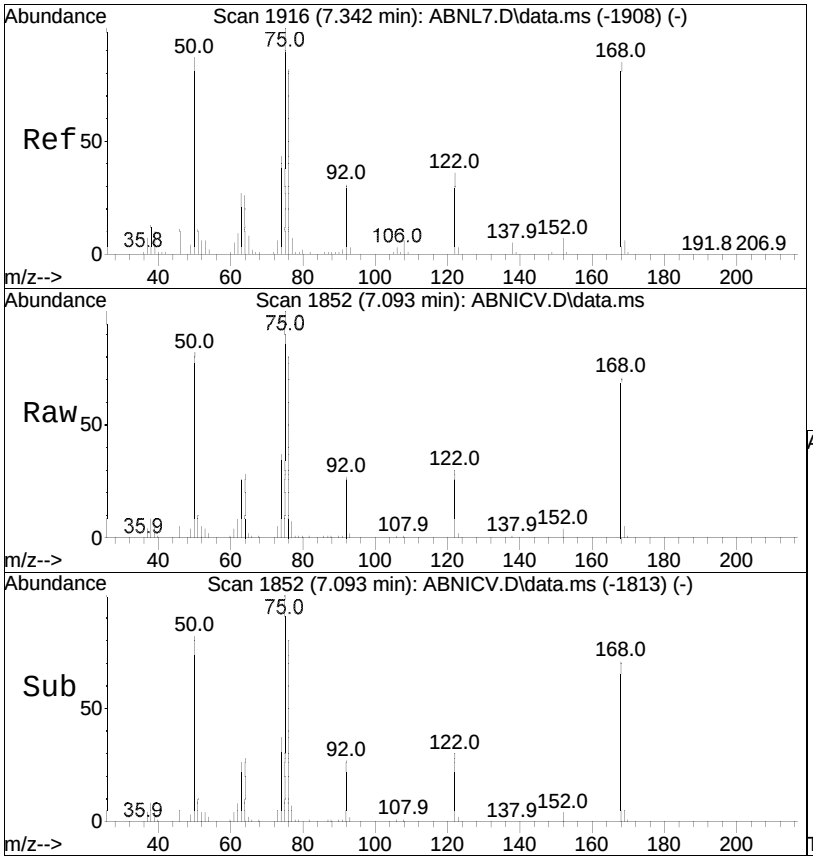

#49
1,4-Dinitrobenzene
Concen: 51.71 ug/ml
RT: 7.093 min Scan# 1852
Delta R.T. -0.003 min
Lab File: ABNICV.D
Acq: 6 Oct 2020 9:49 pm

Tgt Ion:168 Resp: 49961

Ion	Ratio	Lower	Upper
168	100		
75	135.6	107.2	160.8

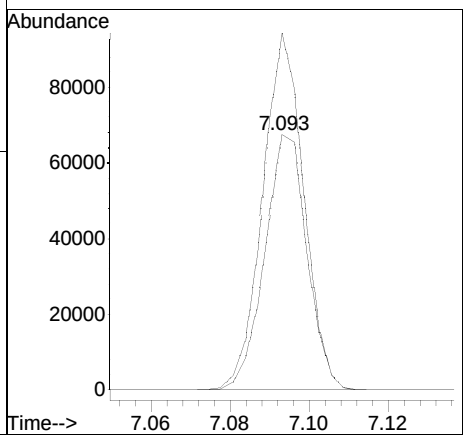

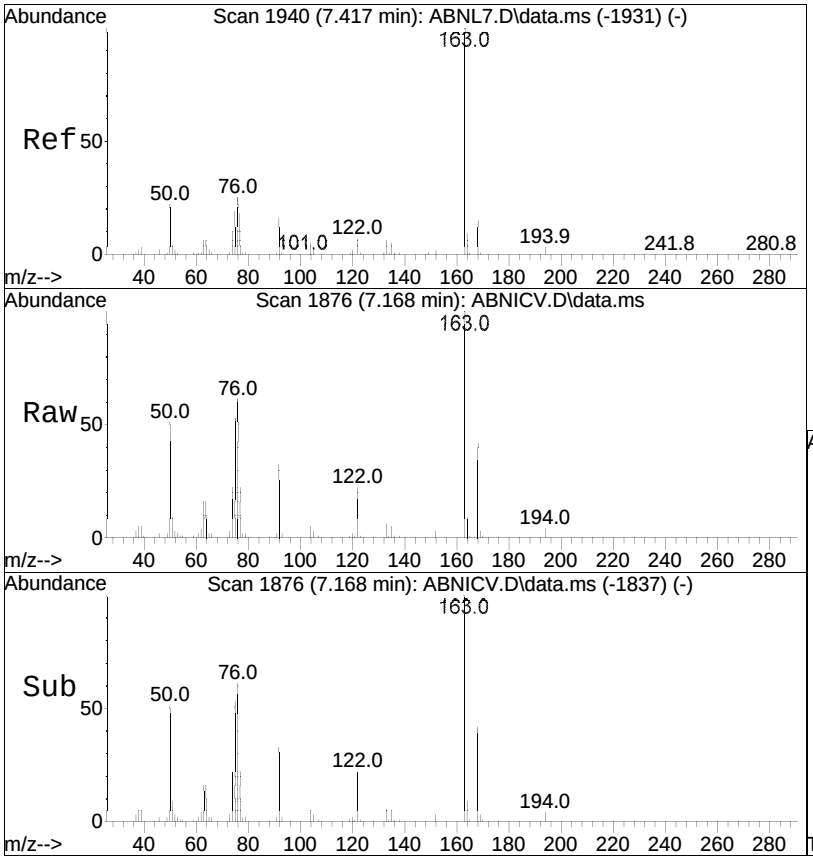

#50
1,3-Dinitrobenzene
Concen: 52.59 ug/ml
RT: 7.168 min Scan# 1876
Delta R.T. -0.003 min
Lab File: ABNICV.D
Acq: 6 Oct 2020 9:49 pm

Tgt Ion:168 Resp: 58255

Ion	Ratio	Lower	Upper
168	100		
75	137.2	112.2	168.2

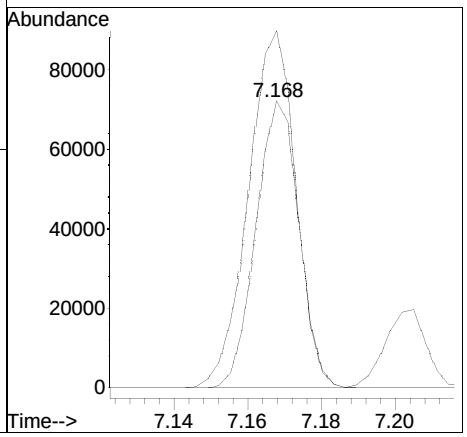

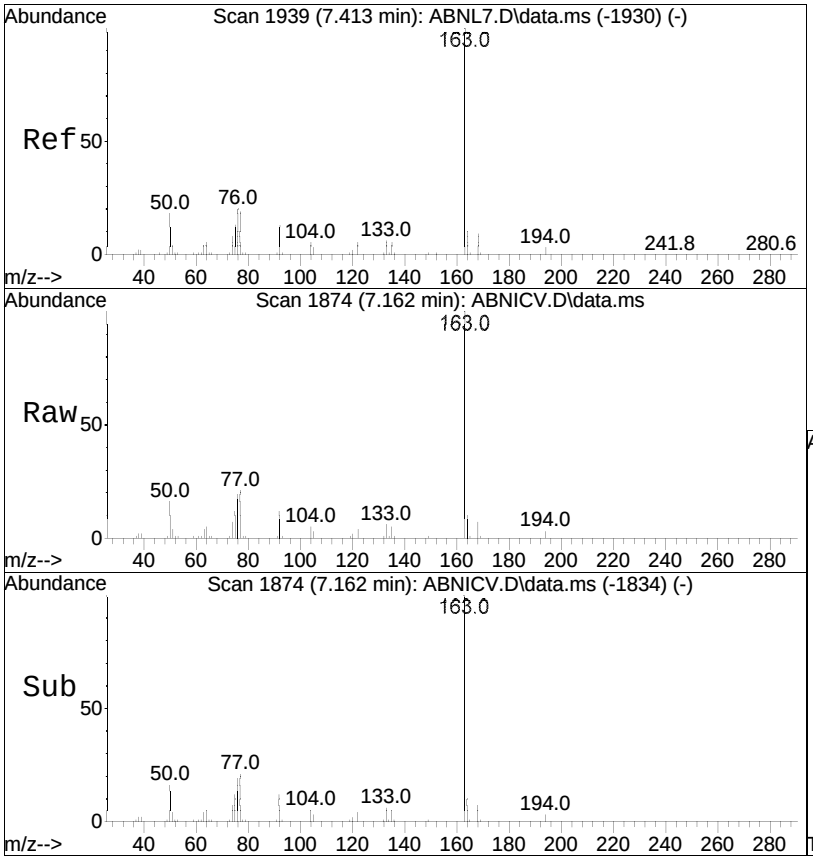

#51
Dimethyl phthalate
Concen: 47.91 ug/ml
RT: 7.162 min Scan# 1874
Delta R.T. 0.001 min
Lab File: ABNICV.D
Acq: 6 Oct 2020 9:49 pm

Tgt Ion:163 Resp: 389845

Ion	Ratio	Lower	Upper
163	100		
194	3.0	2.4	3.6
164	10.0	8.1	12.1

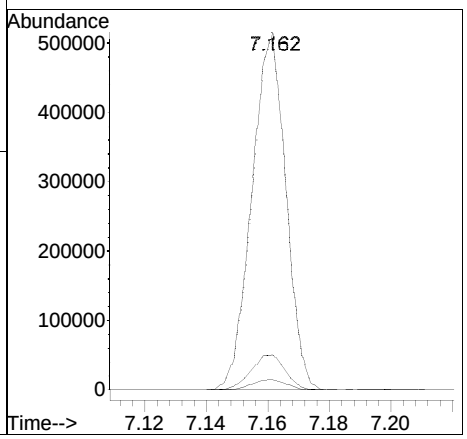

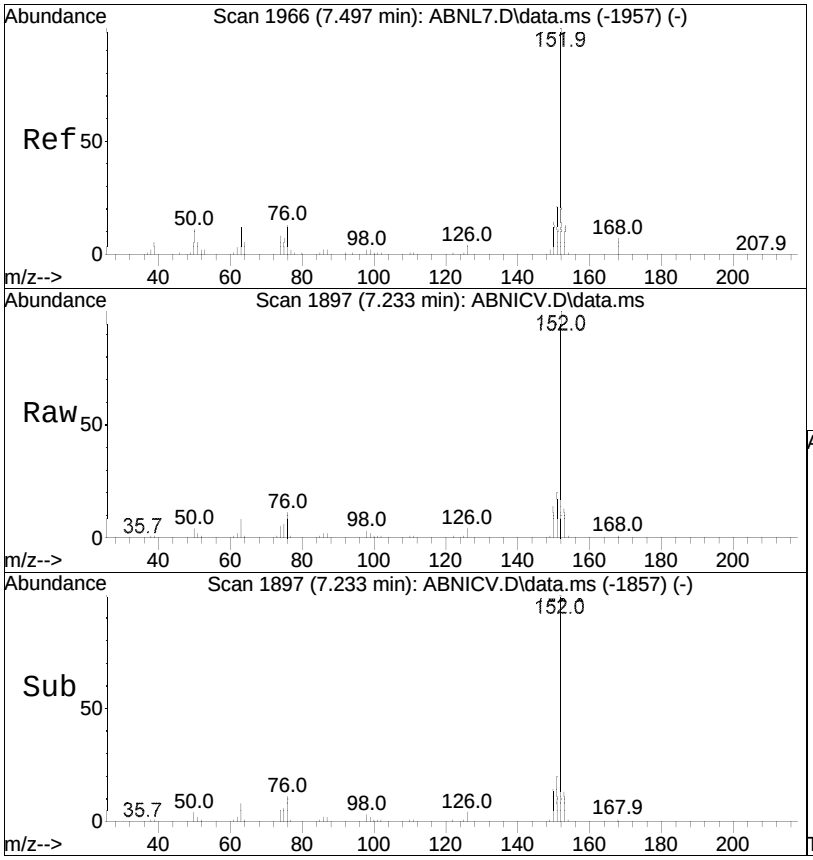

#52
Acenaphthylene
Concen: 48.26 ug/ml
RT: 7.233 min Scan# 1897
Delta R.T. 0.000 min
Lab File: ABNICV.D
Acq: 6 Oct 2020 9:49 pm

Tgt Ion:152 Resp: 548856

Ion	Ratio	Lower	Upper
152	100		
151	20.2	16.6	24.8
153	13.1	10.5	15.7

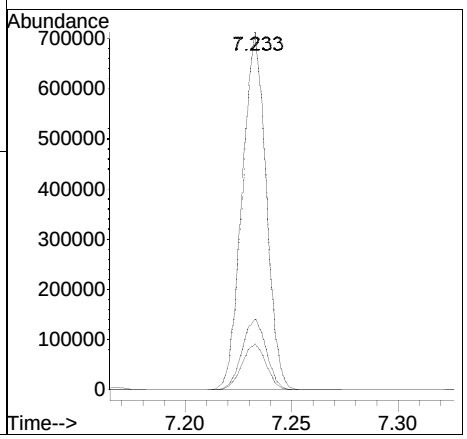

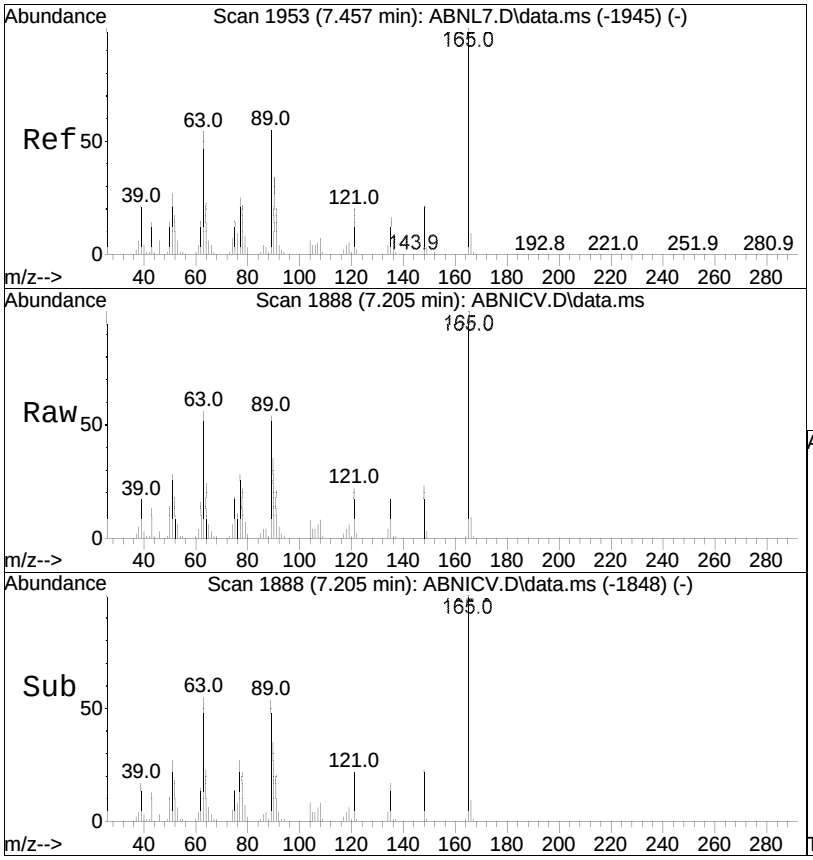

#53
2,6-Dinitrotoluene
Concen: 51.28 ug/ml
RT: 7.205 min Scan# 1888
Delta R.T. 0.000 min
Lab File: ABNICV.D
Acq: 6 Oct 2020 9:49 pm

Tgt Ion:165 Resp: 85491

Ion	Ratio	Lower	Upper
165	100		
89	57.7	44.7	67.1
63	61.1	48.2	72.4

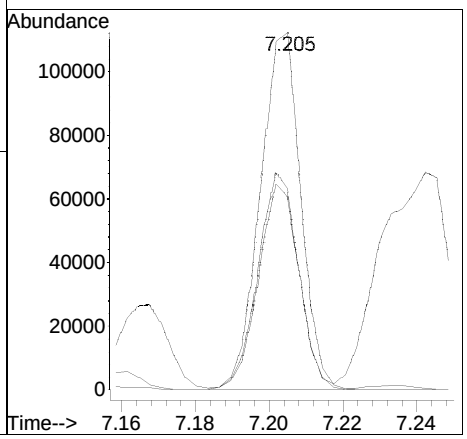

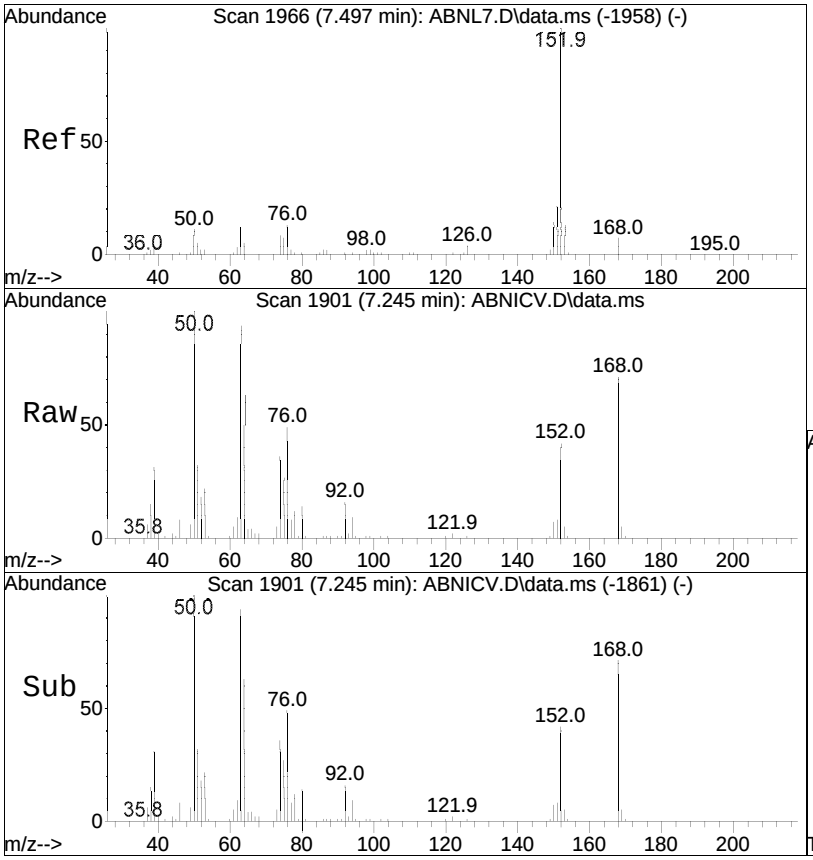

#54
1,2-Dinitrobenzene
Concen: 51.58 ug/ml
RT: 7.245 min Scan# 1901
Delta R.T. 0.000 min
Lab File: ABNICV.D
Acq: 6 Oct 2020 9:49 pm

Tgt Ion:168 Resp: 37757

Ion	Ratio	Lower	Upper
168	100		
75	119.7	104.8	157.2

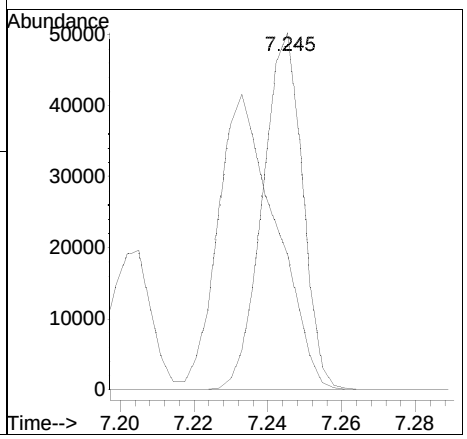

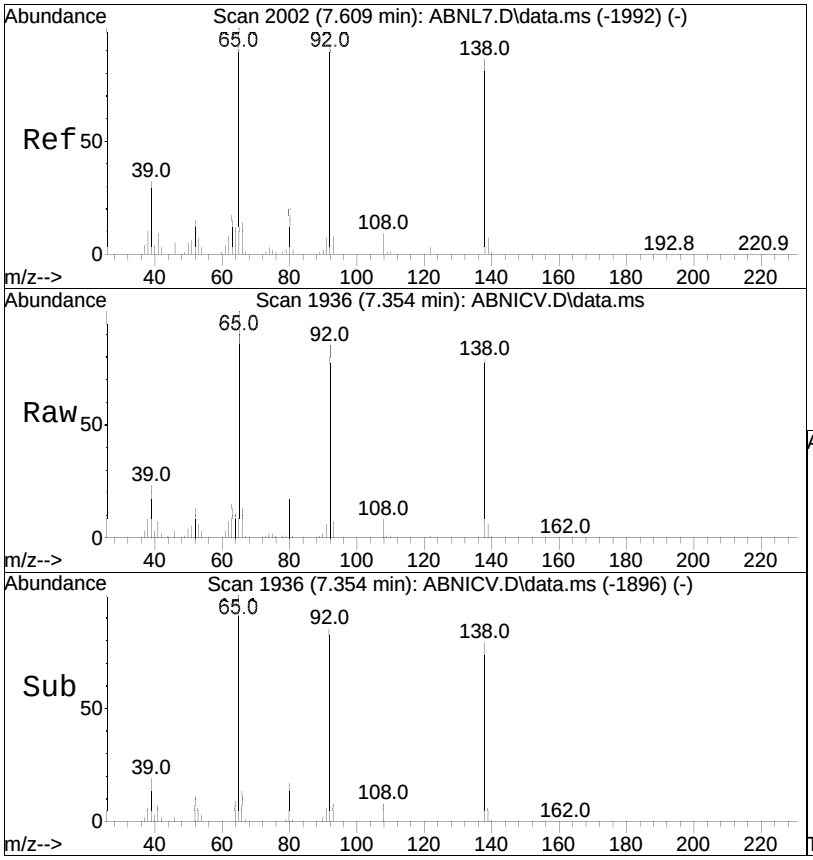

#64
3-Nitroaniline
Concen: 52.57 ug/ml
RT: 7.354 min Scan# 1936
Delta R.T. 0.000 min
Lab File: ABNICV.D
Acq: 6 Oct 2020 9:49 pm

Tgt Ion:138 Resp: 105492

Ion	Ratio	Lower	Upper
138	100		
92	110.0	86.4	129.6
108	10.0	9.4	14.0

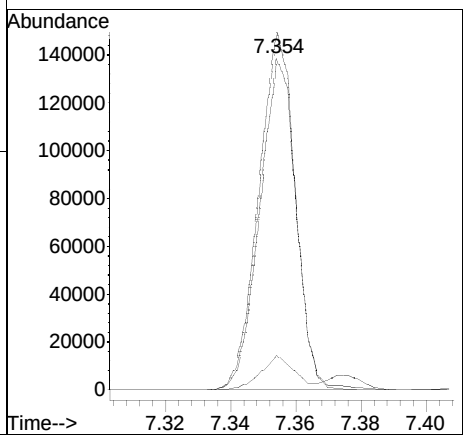

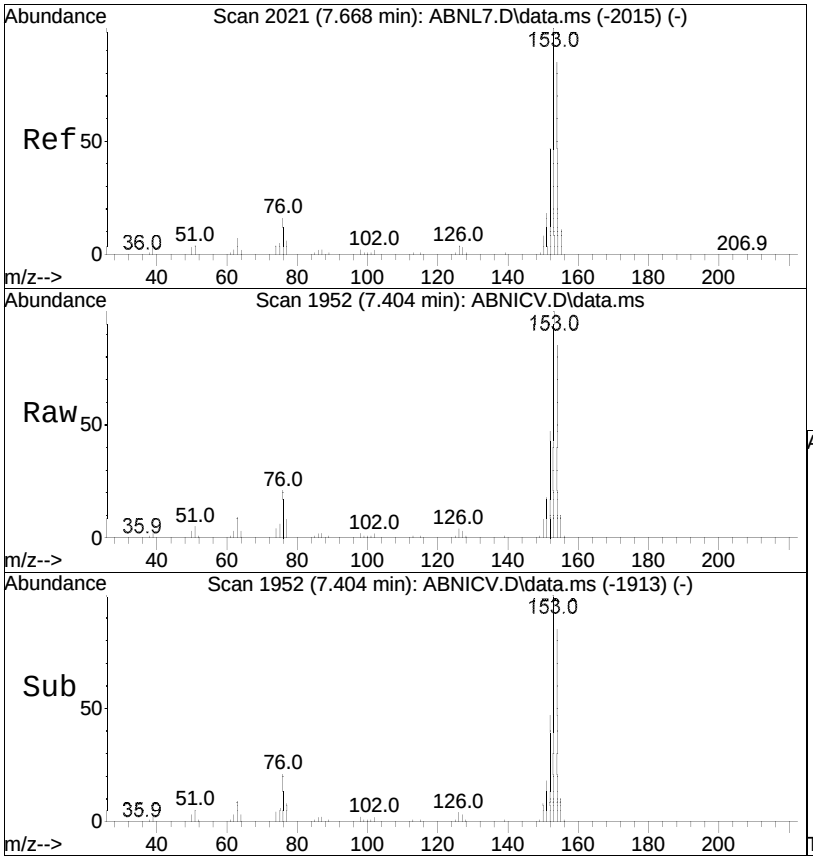

#65
Acenaphthene
Concen: 47.20 ug/ml
RT: 7.404 min Scan# 1952
Delta R.T. -0.003 min
Lab File: ABNICV.D
Acq: 6 Oct 2020 9:49 pm

Tgt Ion:154 Resp: 308413

Ion	Ratio	Lower	Upper
154	100		
153	117.2	94.2	141.2
152	55.4	44.1	66.1

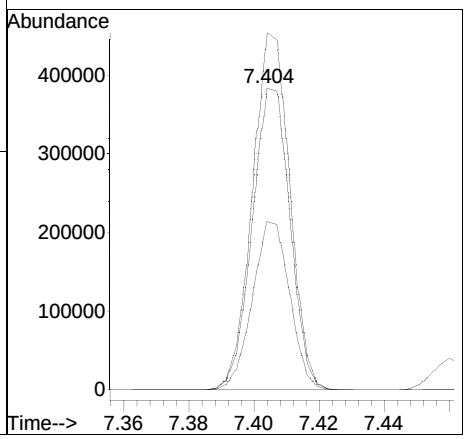

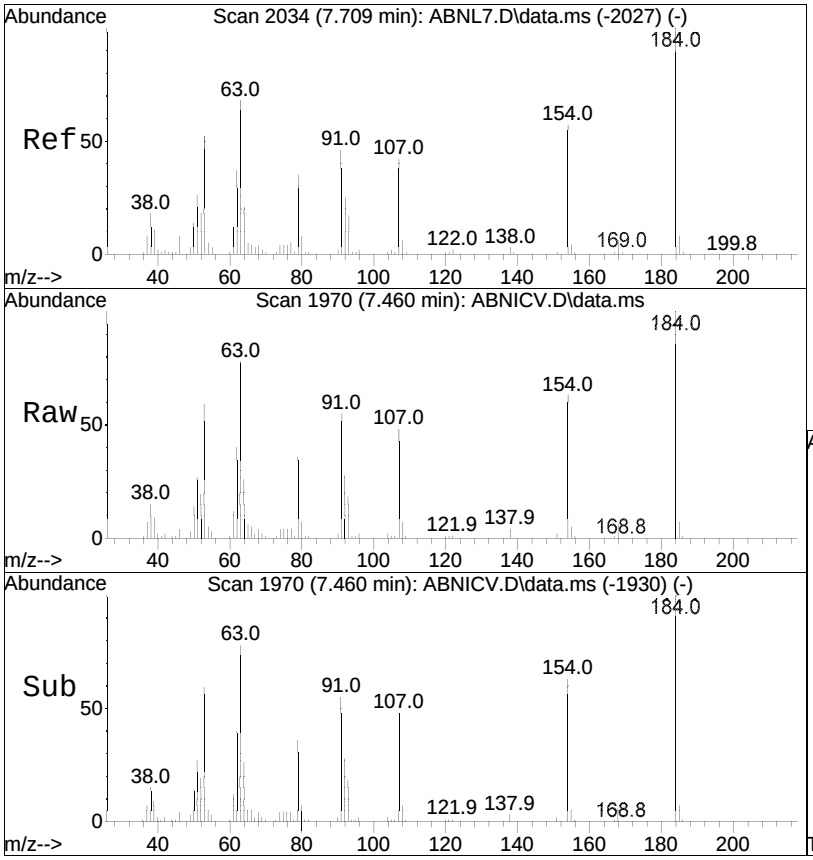

#66
2,4-Dinitrophenol
Concen: 43.81 ug/ml
RT: 7.460 min Scan# 1970
Delta R.T. -0.000 min
Lab File: ABNICV.D
Acq: 6 Oct 2020 9:49 pm

Tgt Ion:184 Resp: 46837

Ion	Ratio	Lower	Upper
184	100		
107	49.8	37.3	55.9
91	55.0	43.8	65.6

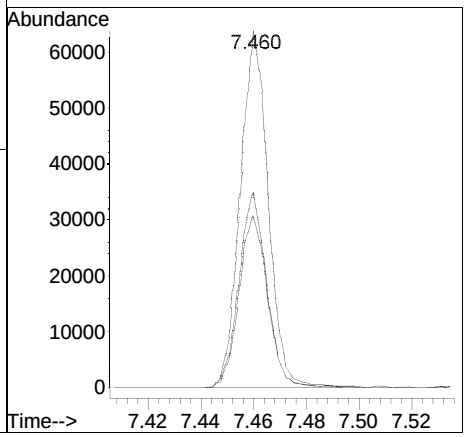

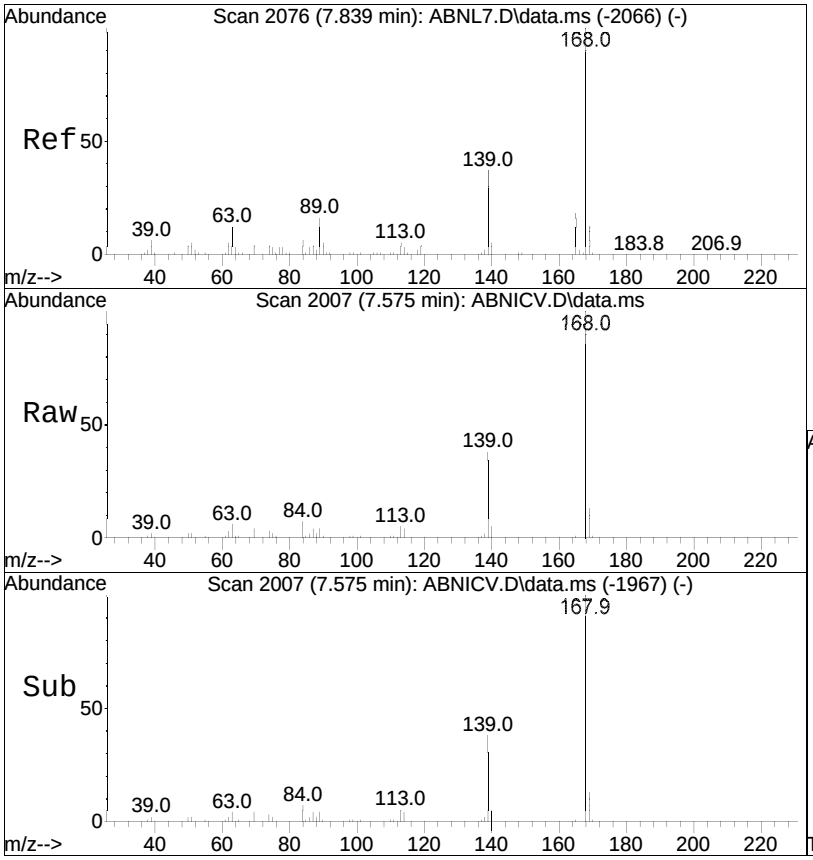

#67
Dibenzofuran
Concen: 47.30 ug/ml
RT: 7.575 min Scan# 2007
Delta R.T. -0.000 min
Lab File: ABNICV.D
Acq: 6 Oct 2020 9:49 pm

Tgt Ion:168 Resp: 469512

Ion	Ratio	Lower	Upper
168	100		
139	38.0	30.4	45.6

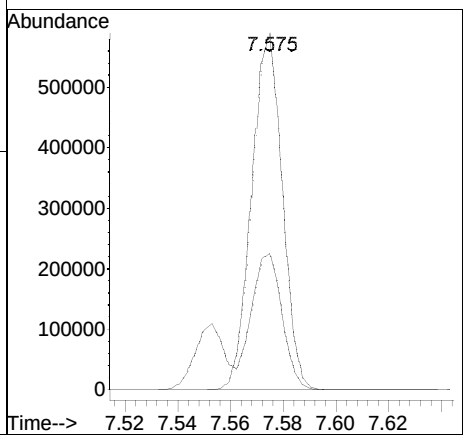

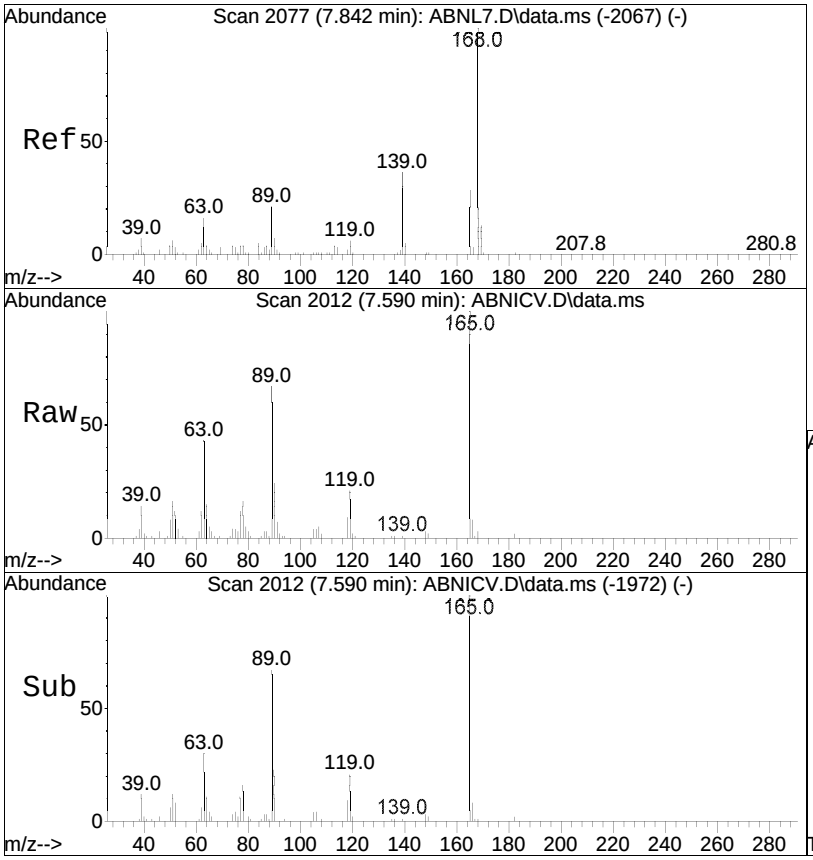

#68
2,4-Dinitrotoluene
Concen: 52.44 ug/ml
RT: 7.590 min Scan# 2012
Delta R.T. 0.000 min
Lab File: ABNICV.D
Acq: 6 Oct 2020 9:49 pm

Tgt Ion:165 Resp: 118697

Ion	Ratio	Lower	Upper
165	100		
89	83.3	69.8	104.8
63	67.9	59.2	88.8

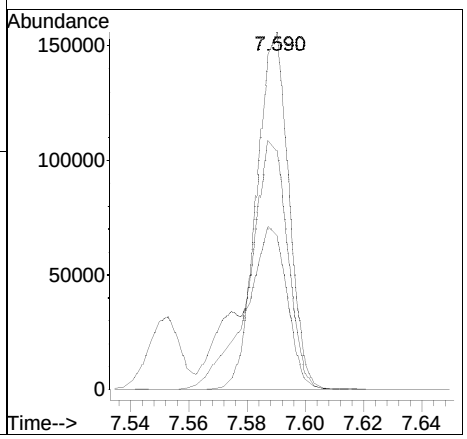

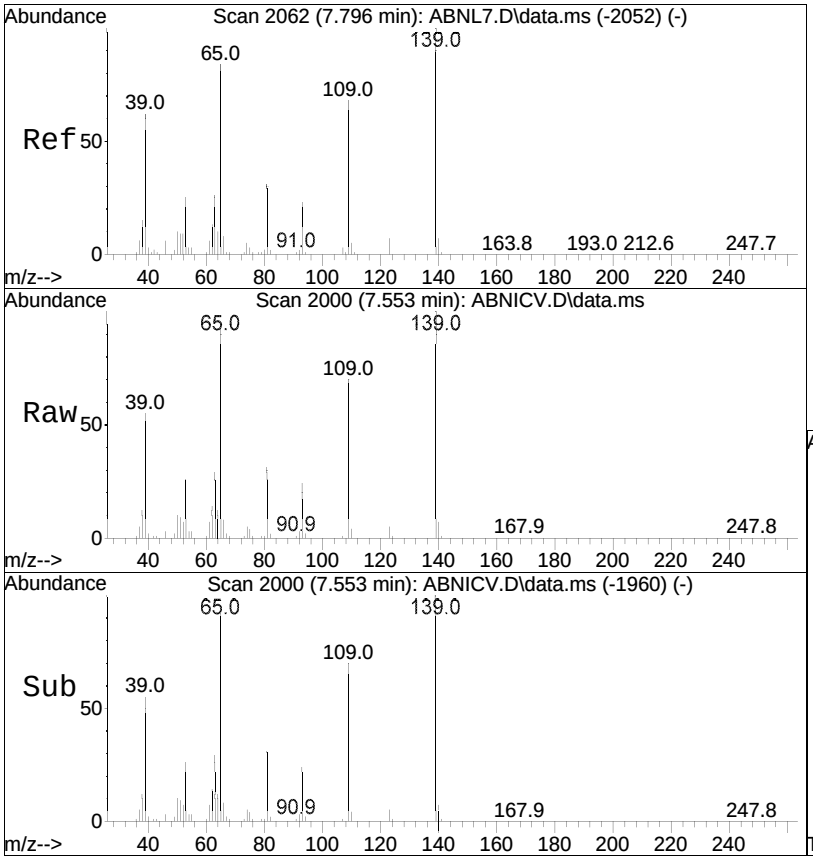

#69
4-Nitrophenol
Concen: 52.36 ug/ml
RT: 7.553 min Scan# 2000
Delta R.T. 0.000 min
Lab File: ABNICV.D
Acq: 6 Oct 2020 9:49 pm

Tgt Ion: 65 Resp: 83293

Ion	Ratio	Lower	Upper
65	100		
109	72.5	52.8	79.2
139	106.0	84.1	126.1

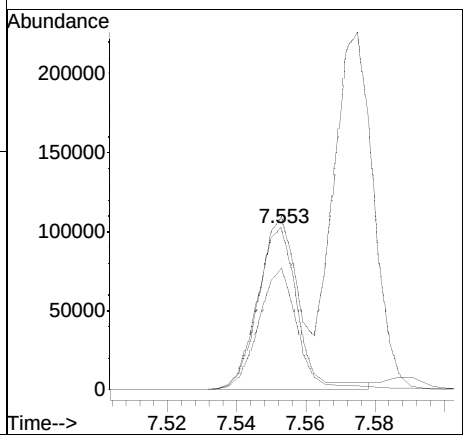

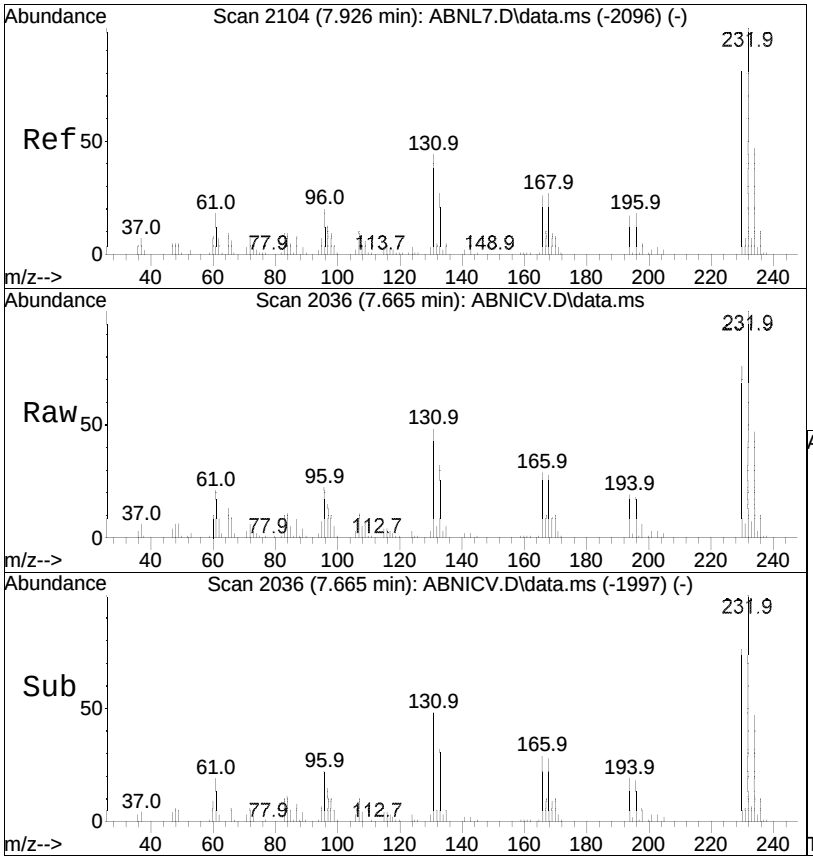

#70
2,3,5,6-Tetrachlorophenol
Concen: 52.79 ug/ml
RT: 7.665 min Scan# 2036
Delta R.T. -0.003 min
Lab File: ABNICV.D
Acq: 6 Oct 2020 9:49 pm

Tgt Ion:232 Resp: 91767

Ion	Ratio	Lower	Upper
232	100		
230	79.7	63.4	95.0
234	47.5	38.0	57.0

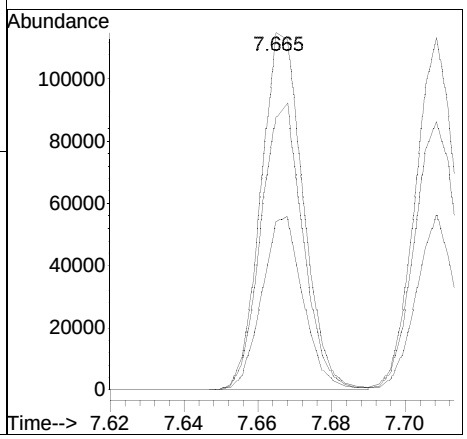

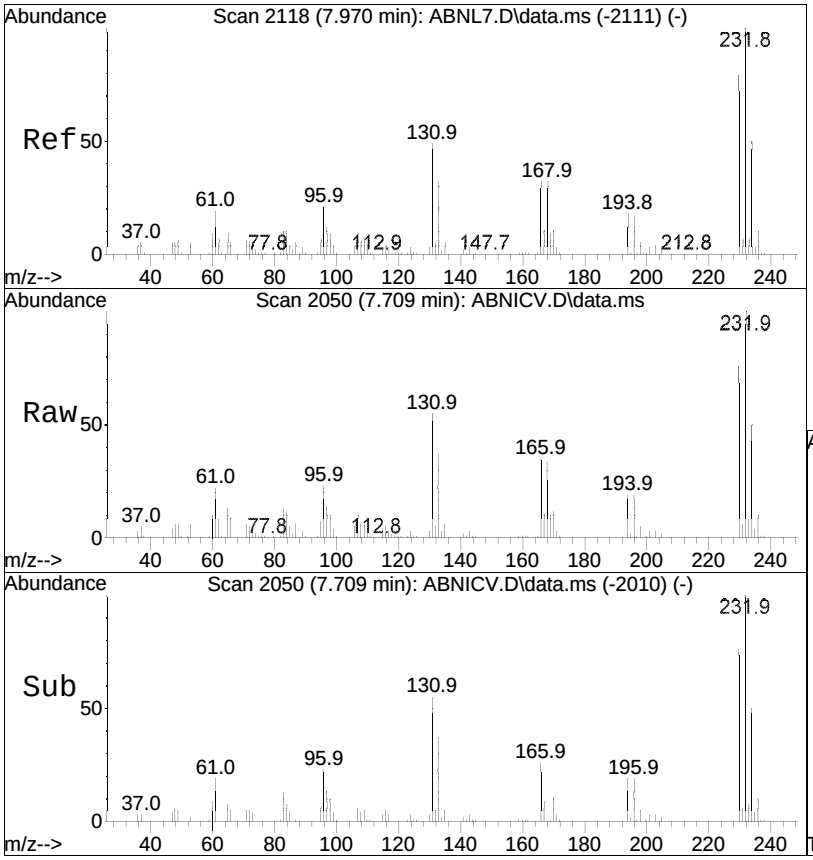

#71
2,3,4,6-Tetrachlorophenol
Concen: 50.74 ug/ml
RT: 7.709 min Scan# 2050
Delta R.T. 0.001 min
Lab File: ABNICV.D
Acq: 6 Oct 2020 9:49 pm

Tgt Ion:232 Resp: 89497

Ion	Ratio	Lower	Upper
232	100		
230	78.7	62.8	94.2
234	48.5	38.3	57.5

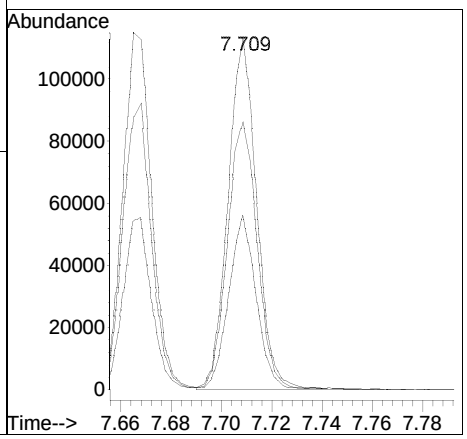

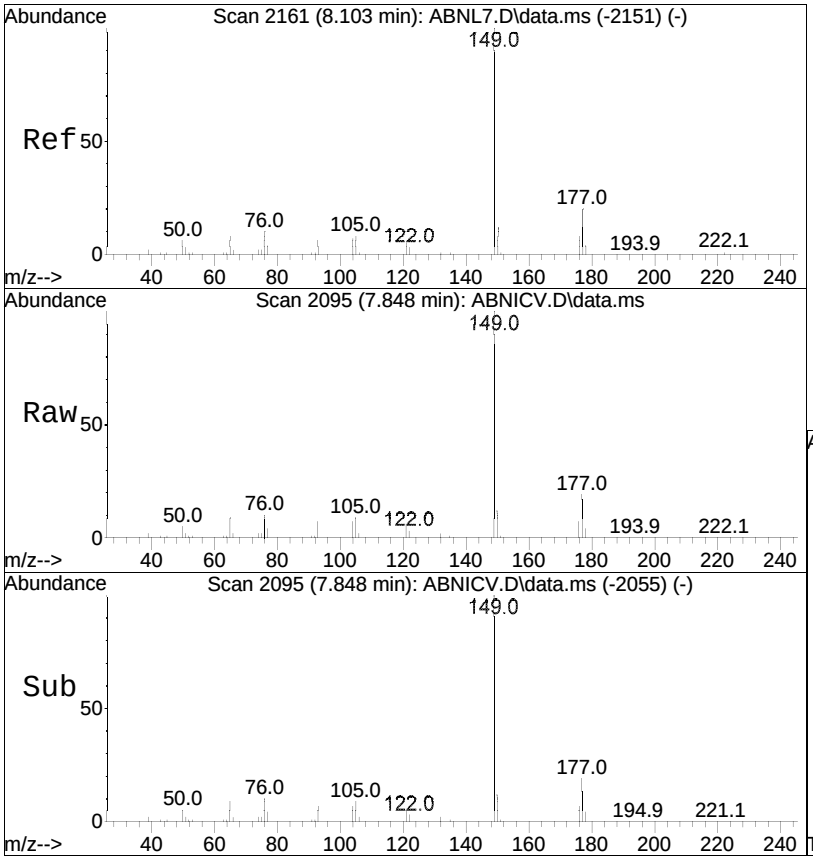

#72
Diethyl phthalate
Concen: 49.06 ug/ml
RT: 7.848 min Scan# 2095
Delta R.T. 0.000 min
Lab File: ABNICV.D
Acq: 6 Oct 2020 9:49 pm

Tgt Ion:149 Resp: 395800

Ion	Ratio	Lower	Upper
149	100		
177	19.4	15.6	23.4
150	12.0	9.6	14.4

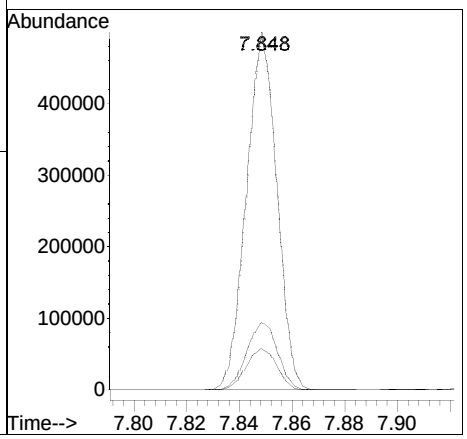

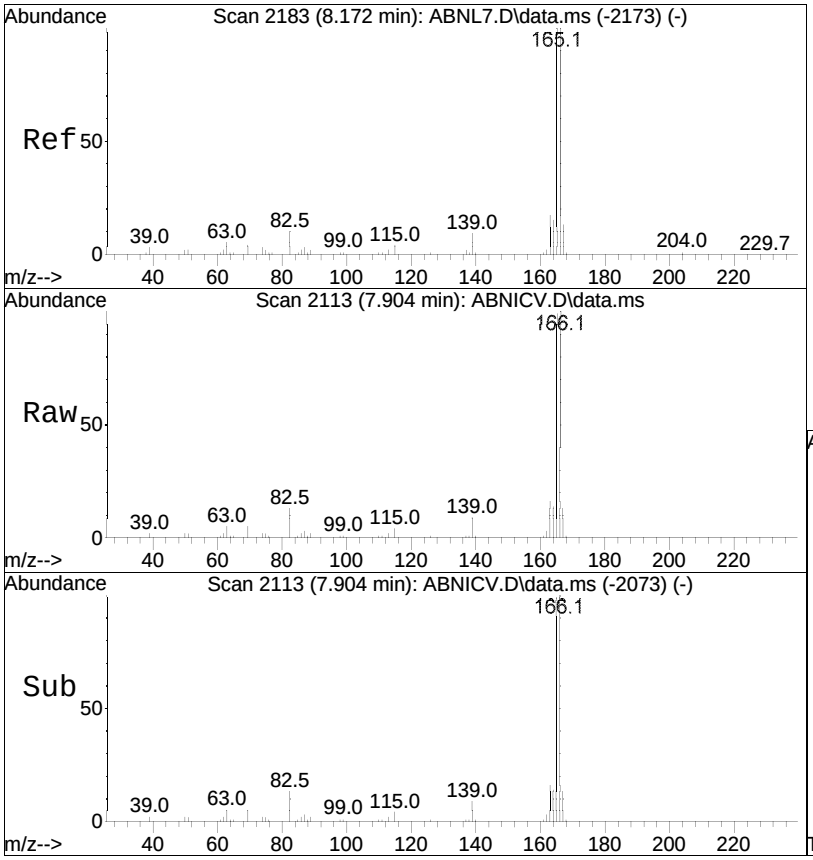

#73
Fluorene
Concen: 48.96 ug/ml
RT: 7.904 min Scan# 2113
Delta R.T. 0.000 min
Lab File: ABNICV.D
Acq: 6 Oct 2020 9:49 pm

Tgt Ion:166 Resp: 378037

Ion	Ratio	Lower	Upper
166	100		
165	100.4	80.4	120.6
167	13.5	10.7	16.1

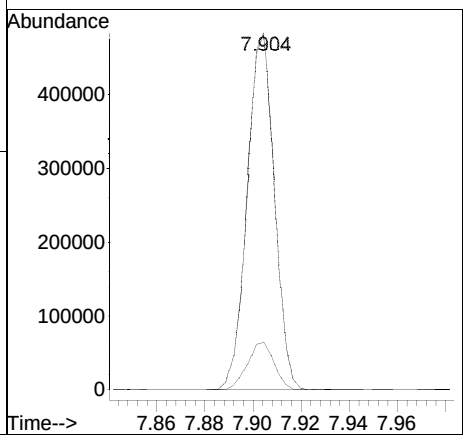

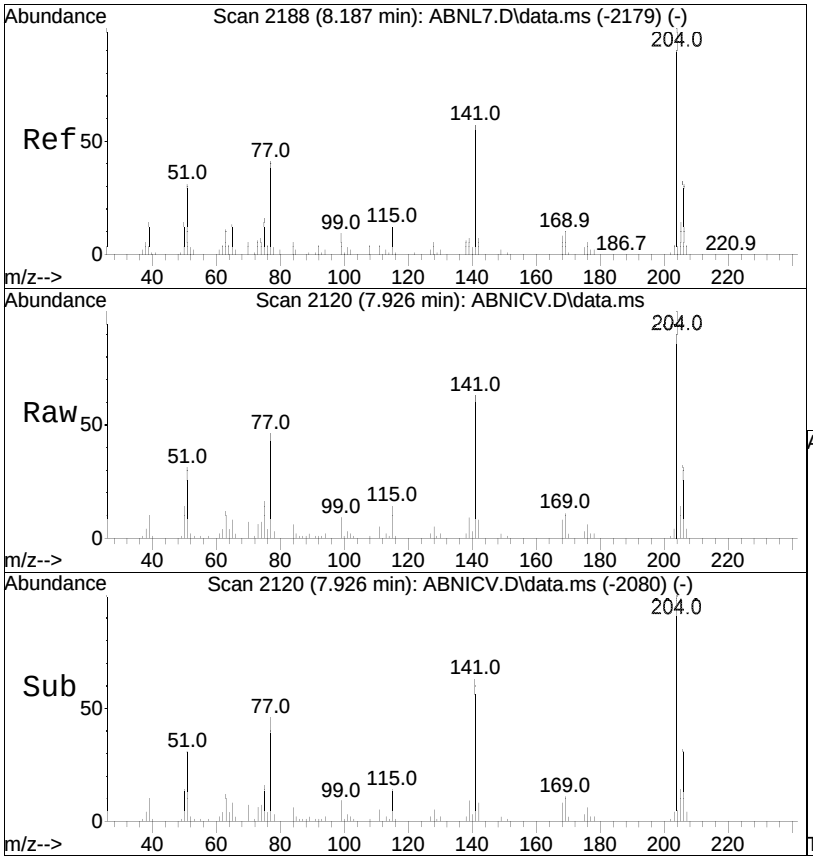

#74
4-Chlorophenyl phenyl ether
Concen: 48.39 ug/ml
RT: 7.926 min Scan# 2120
Delta R.T. 0.000 min
Lab File: ABNICV.D
Acq: 6 Oct 2020 9:49 pm

Tgt Ion:204 Resp: 169310

Ion	Ratio	Lower	Upper
204	100		
206	32.4	26.0	39.0
141	64.4	48.5	72.7

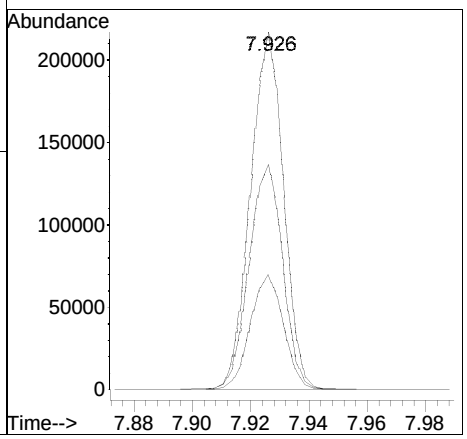

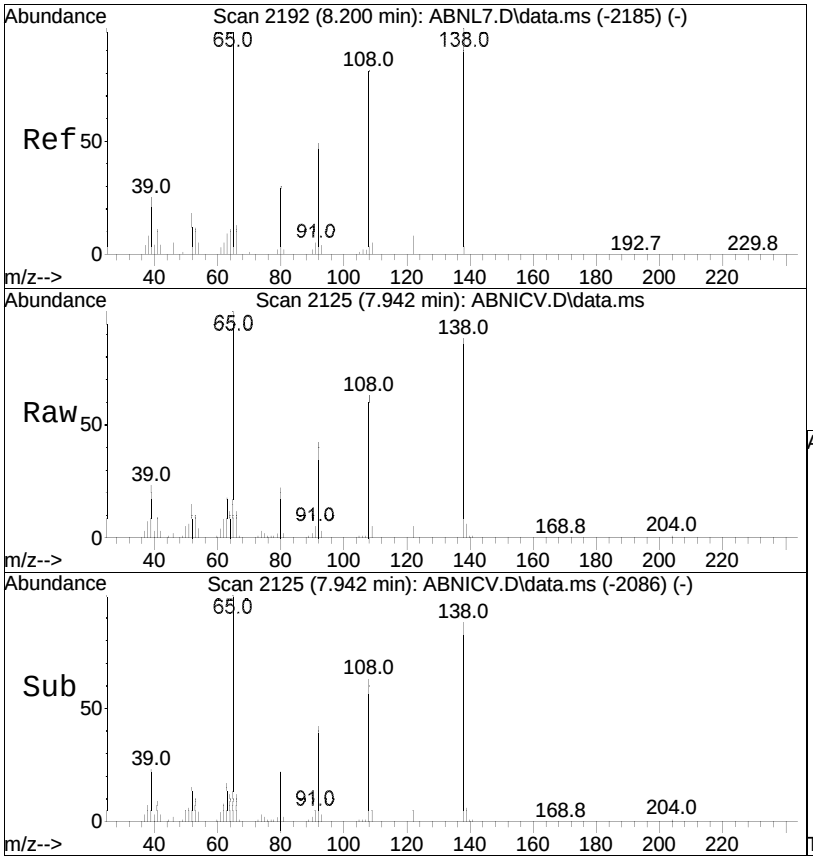

#75
4-Nitroaniline
Concen: 53.63 ug/ml
RT: 7.942 min Scan# 2125
Delta R.T. -0.003 min
Lab File: ABNICV.D
Acq: 6 Oct 2020 9:49 pm

Tgt Ion:138 Resp: 104746

Ion	Ratio	Lower	Upper
138	100		
108	70.9	54.4	81.6
65	120.3	100.1	150.1

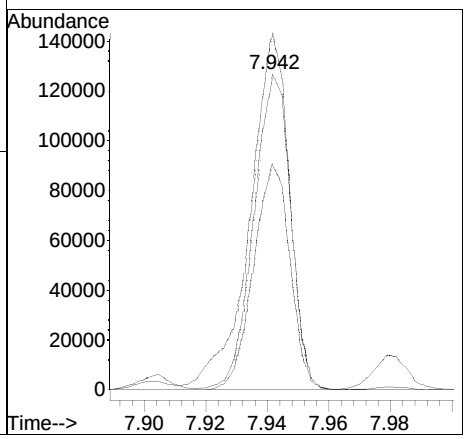

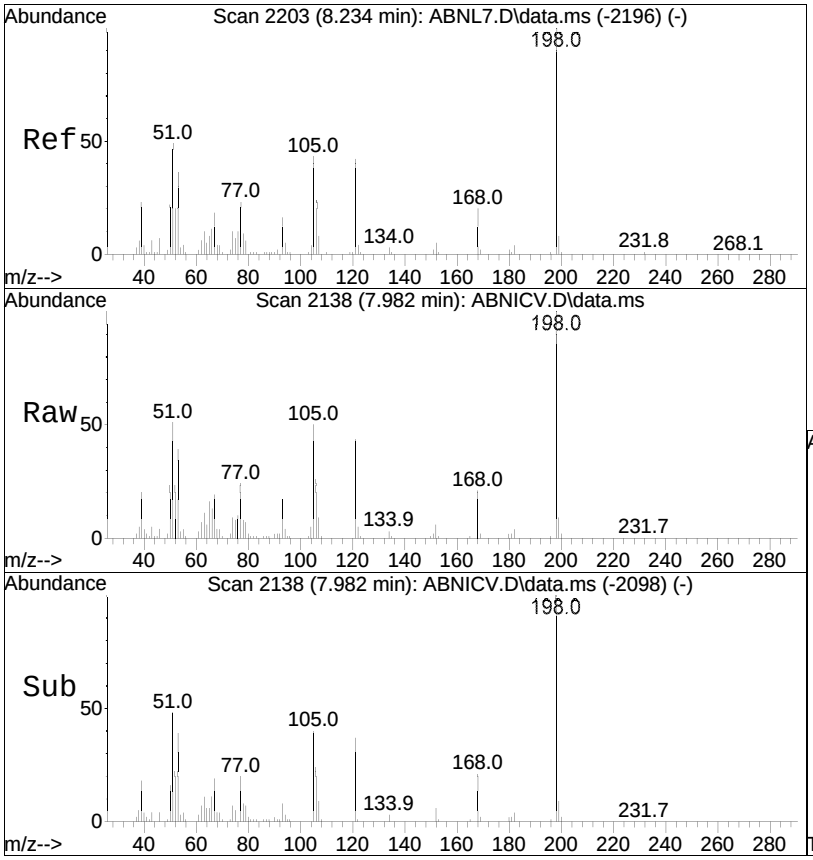

#76
4,6-Dinitro-o-cresol
Concen: 54.50 ug/ml
RT: 7.982 min Scan# 2138
Delta R.T. 0.000 min
Lab File: ABNICV.D
Acq: 6 Oct 2020 9:49 pm

Tgt Ion:198 Resp: 61703

Ion	Ratio	Lower	Upper
198	100		
51	56.0	48.3	72.5
105	51.5	38.4	57.6

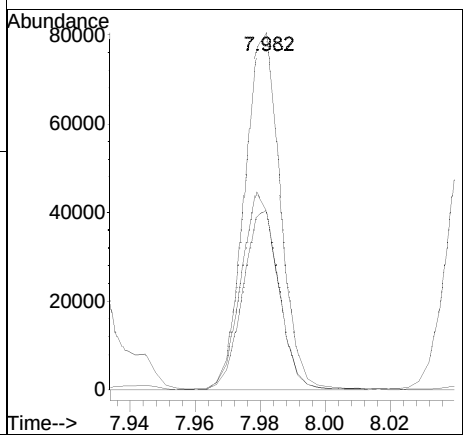

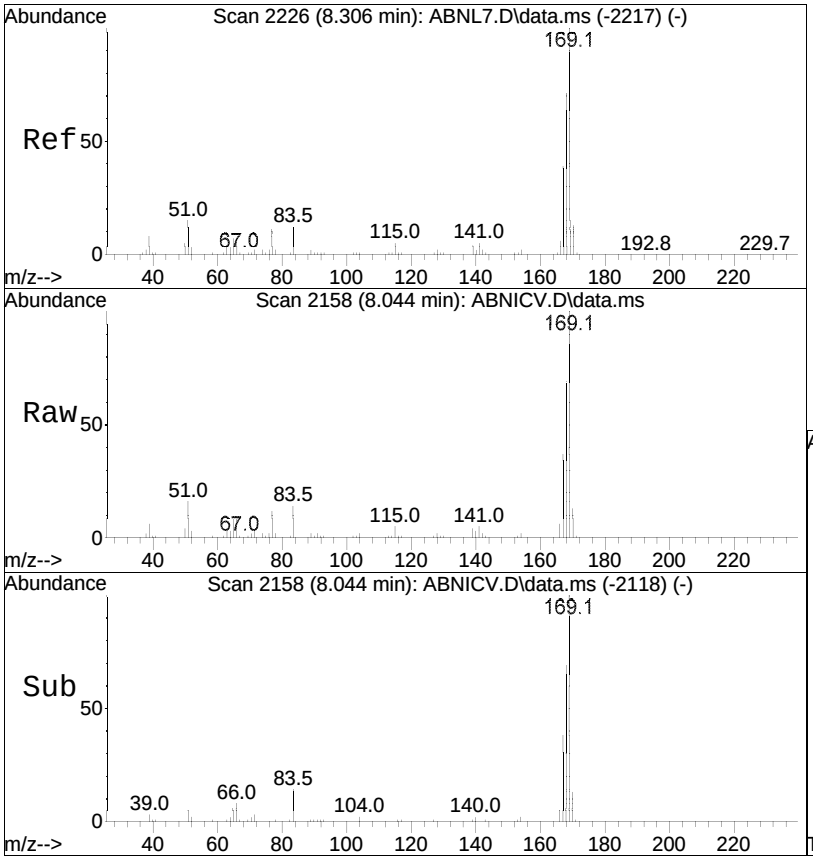

#77
NDPA/DPA
Concen: 48.97 ug/ml
RT: 8.044 min Scan# 2158
Delta R.T. 0.000 min
Lab File: ABNICV.D
Acq: 6 Oct 2020 9:49 pm

Tgt Ion:169 Resp: 318761

Ion	Ratio	Lower	Upper
169	100		
168	69.5	57.2	85.8
167	37.6	31.0	46.4

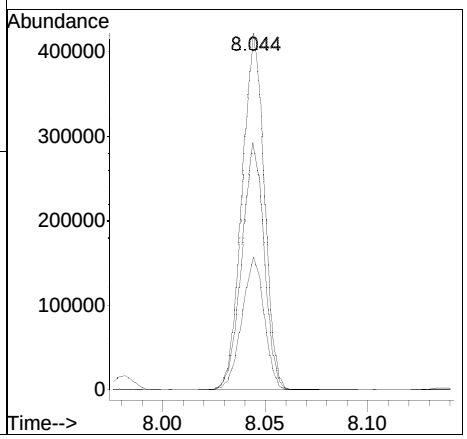

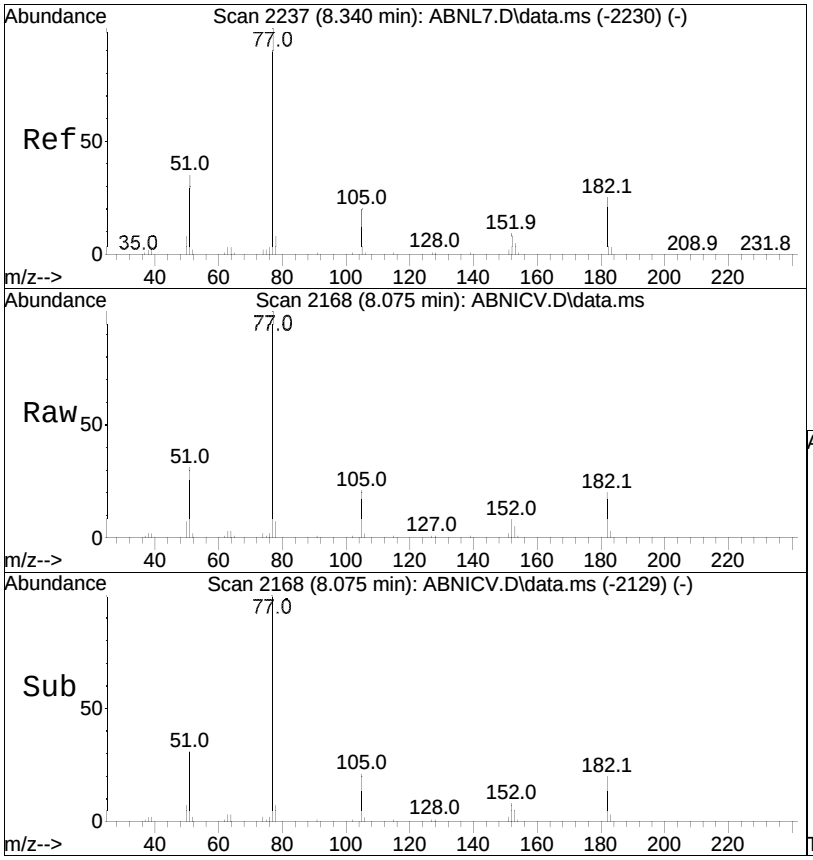

#78
Azobenzene
Concen: 48.81 ug/ml
RT: 8.075 min Scan# 2168
Delta R.T. -0.003 min
Lab File: ABNICV.D
Acq: 6 Oct 2020 9:49 pm

Tgt Ion: 77 Resp: 392114

Ion	Ratio	Lower	Upper
77	100		
182	20.4	17.2	25.8
105	21.5	17.1	25.7

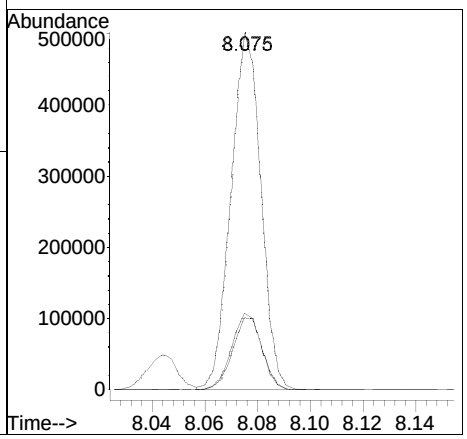

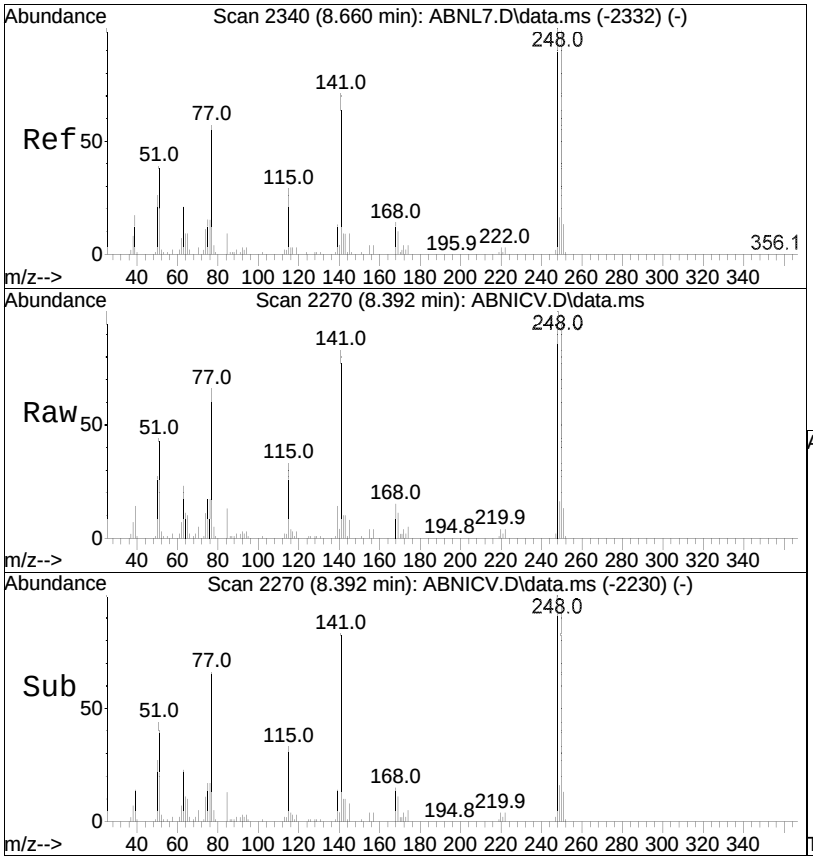

#80
4-Bromophenyl phenyl ether
Concen: 48.46 ug/ml
RT: 8.392 min Scan# 2270
Delta R.T. 0.000 min
Lab File: ABNICV.D
Acq: 6 Oct 2020 9:49 pm

Tgt Ion:248 Resp: 97256

Ion	Ratio	Lower	Upper
248	100		
141	82.6	59.9	89.9
250	97.9	78.0	117.0

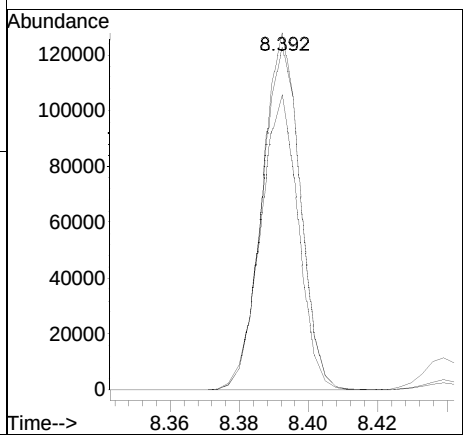

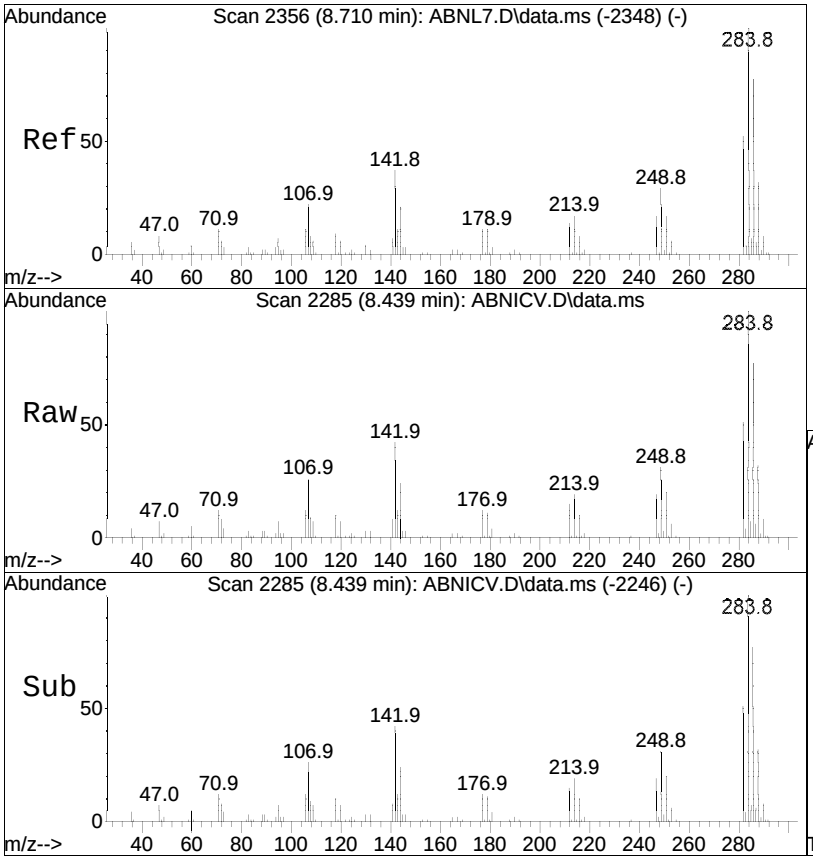

#81
Hexachlorobenzene
Concen: 48.18 ug/ml
RT: 8.439 min Scan# 2285
Delta R.T. -0.003 min
Lab File: ABNICV.D
Acq: 6 Oct 2020 9:49 pm

Tgt Ion:284 Resp: 112482

Ion	Ratio	Lower	Upper
284	100		
142	42.4	30.6	46.0
249	31.6	24.2	36.2

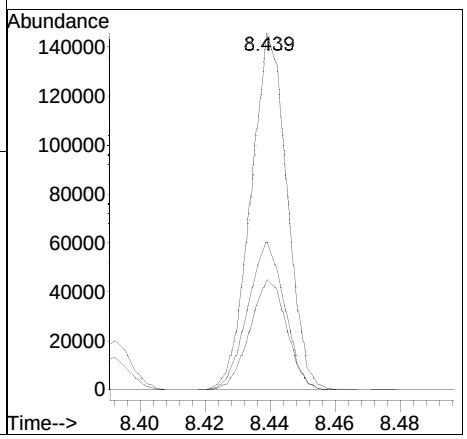

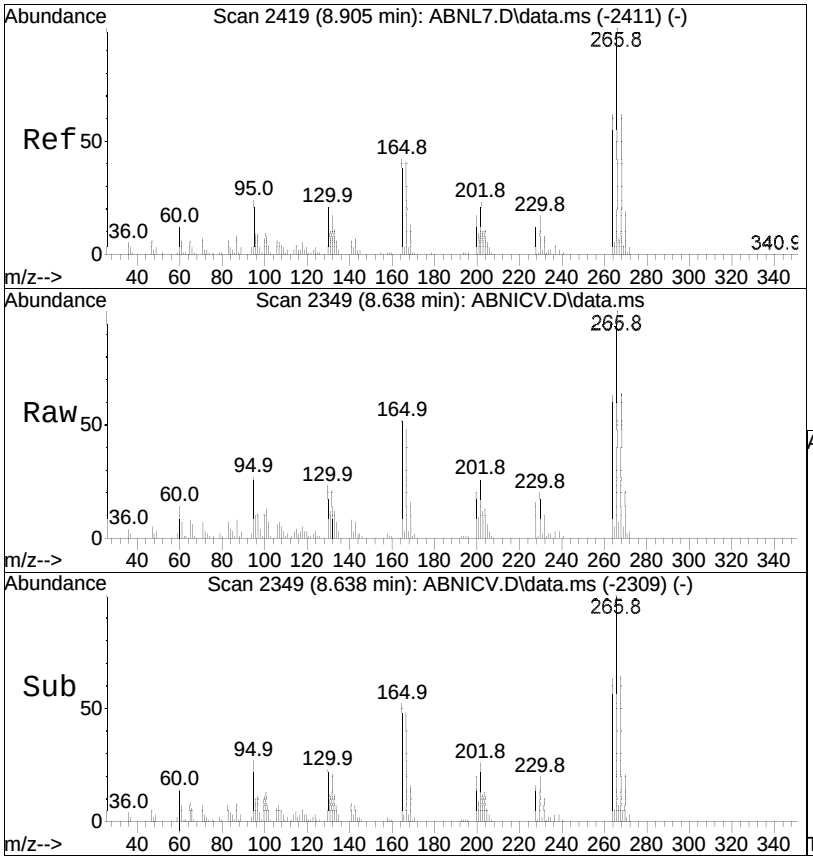

#82
Pentachlorophenol
Concen: 53.64 ug/ml
RT: 8.638 min Scan# 2349
Delta R.T. -0.000 min
Lab File: ABNICV.D
Acq: 6 Oct 2020 9:49 pm

Tgt Ion:266 Resp: 68500

Ion	Ratio	Lower	Upper
266	100		
264	63.7	50.2	75.4
268	63.5	50.7	76.1

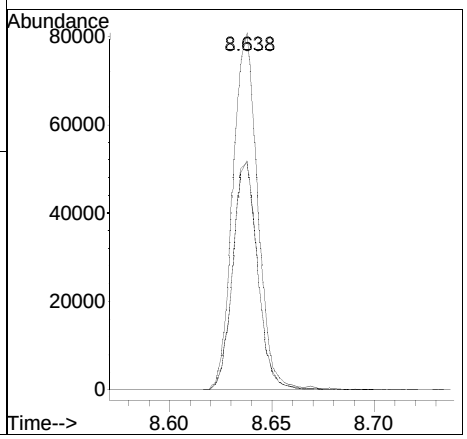

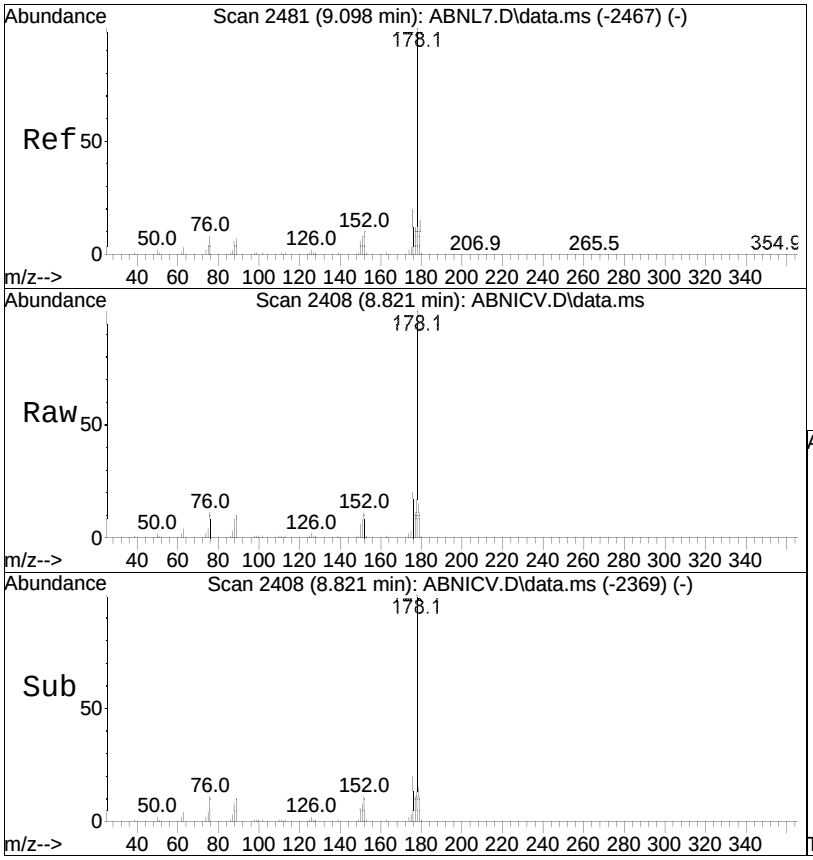

#89
Phenanthrene
Concen: 47.84 ug/ml
RT: 8.821 min Scan# 2408
Delta R.T. -0.003 min
Lab File: ABNICV.D
Acq: 6 Oct 2020 9:49 pm

Tgt Ion:178 Resp: 557017

Ion	Ratio	Lower	Upper
178	100		
179	15.1	12.2	18.4
176	19.6	15.5	23.3

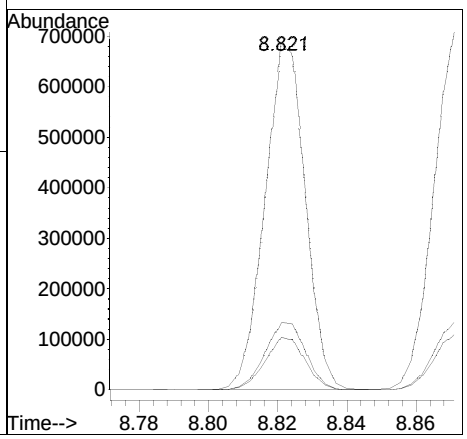

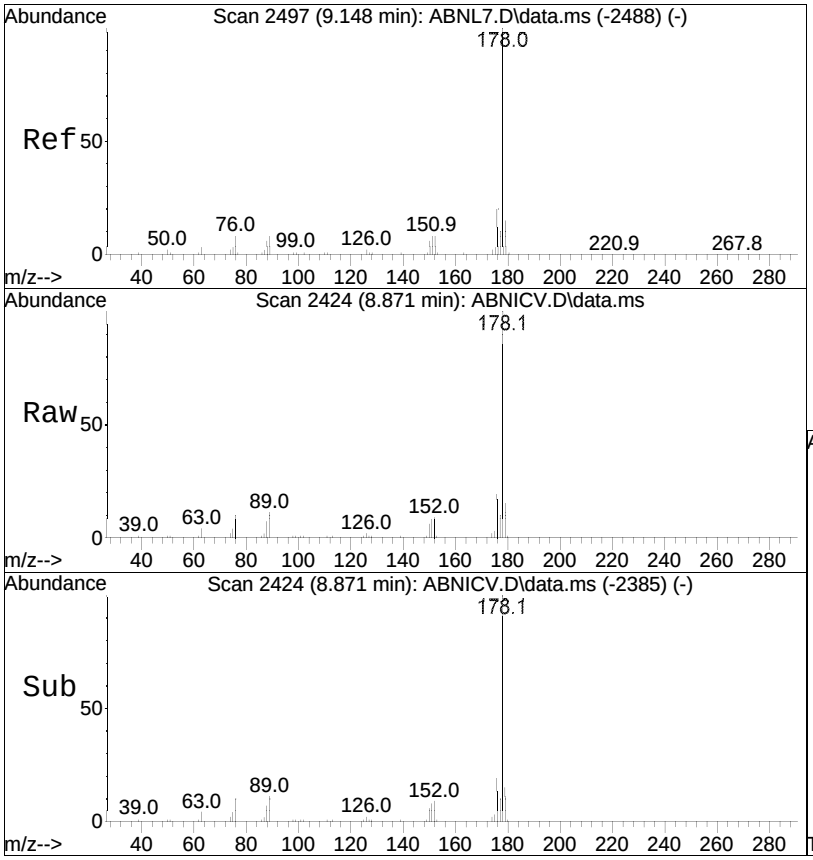

#90
Anthracene
Concen: 48.72 ug/ml
RT: 8.871 min Scan# 2424
Delta R.T. -0.003 min
Lab File: ABNICV.D
Acq: 6 Oct 2020 9:49 pm

Tgt Ion:178 Resp: 569970

Ion	Ratio	Lower	Upper
178	100		
179	15.3	12.3	18.5
176	19.0	15.0	22.6

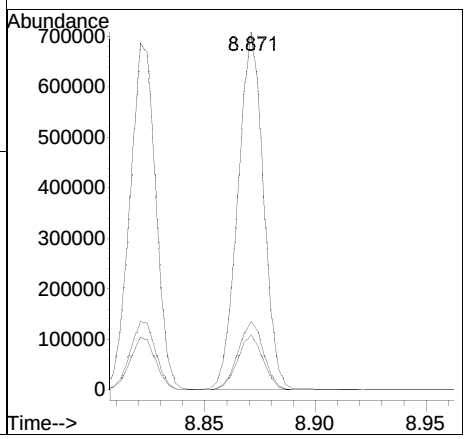

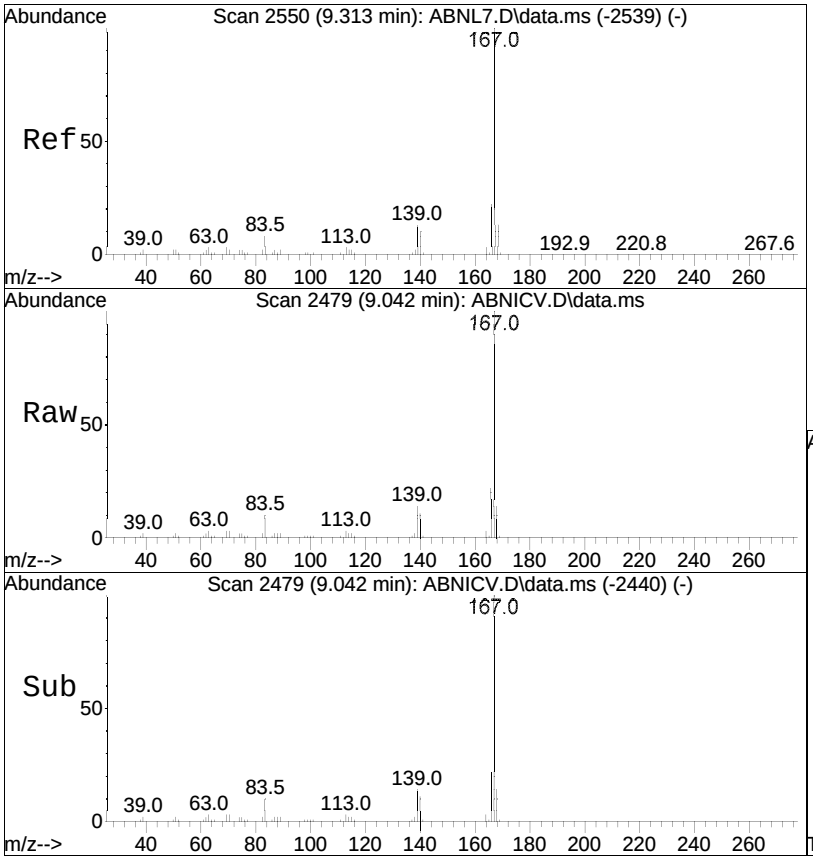

#91
Carbazole
Concen: 49.04 ug/ml
RT: 9.042 min Scan# 2479
Delta R.T. -0.003 min
Lab File: ABNICV.D
Acq: 6 Oct 2020 9:49 pm

Tgt Ion:167 Resp: 543850

Ion	Ratio	Lower	Upper
167	100		
168	13.6	10.6	16.0
166	22.1	18.0	27.0

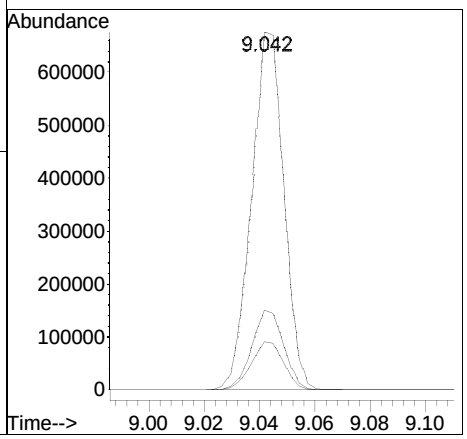



#92
Di-n-butylphthalate
Concen: 53.35 ug/ml
RT: 9.437 min Scan# 2606
Delta R.T. -0.000 min
Lab File: ABNICV.D
Acq: 6 Oct 2020 9:49 pm

Tgt Ion:149 Resp: 667117

Ion	Ratio	Lower	Upper
149	100		
150	9.0	7.3	10.9
104	4.8	3.6	5.4

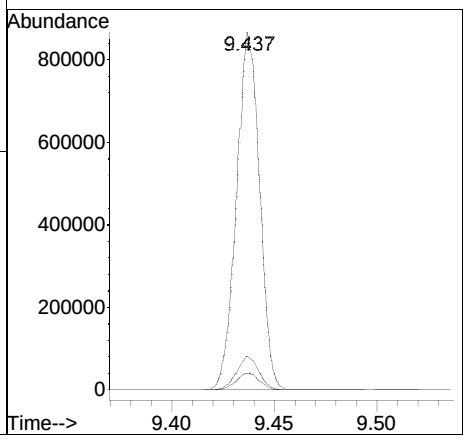

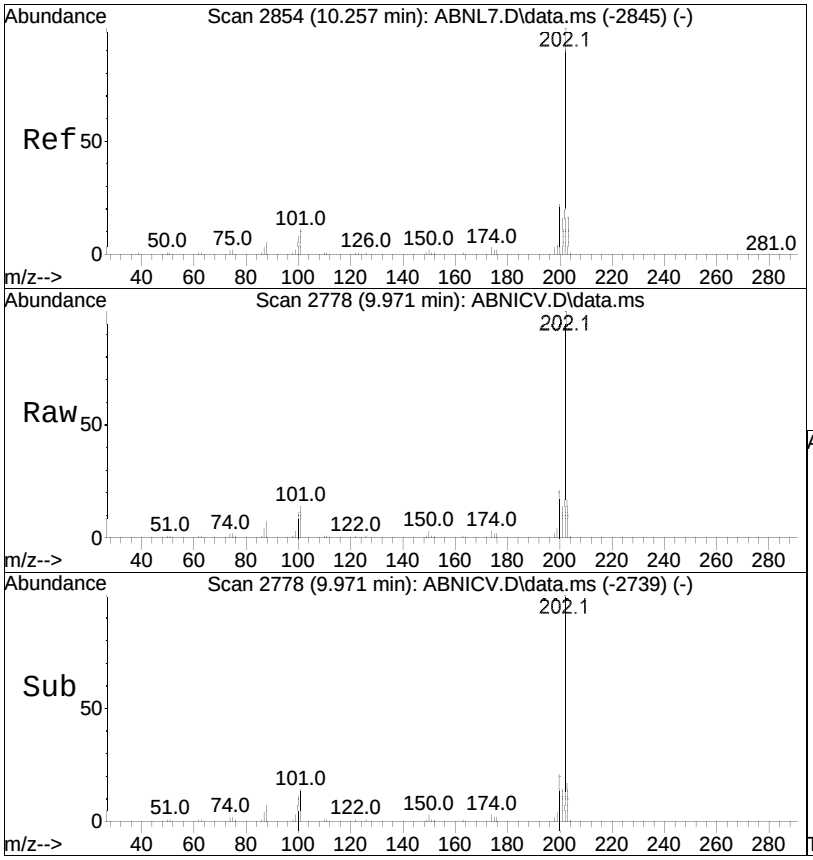

#93
Fluoranthene
Concen: 50.09 ug/ml
RT: 9.971 min Scan# 2778
Delta R.T. -0.003 min
Lab File: ABNICV.D
Acq: 6 Oct 2020 9:49 pm

Tgt Ion:202 Resp: 604703

Ion	Ratio	Lower	Upper
202	100		
101	14.2	11.2	16.8
203	17.3	13.8	20.6

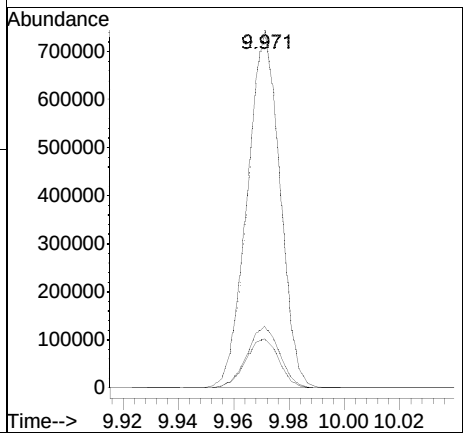

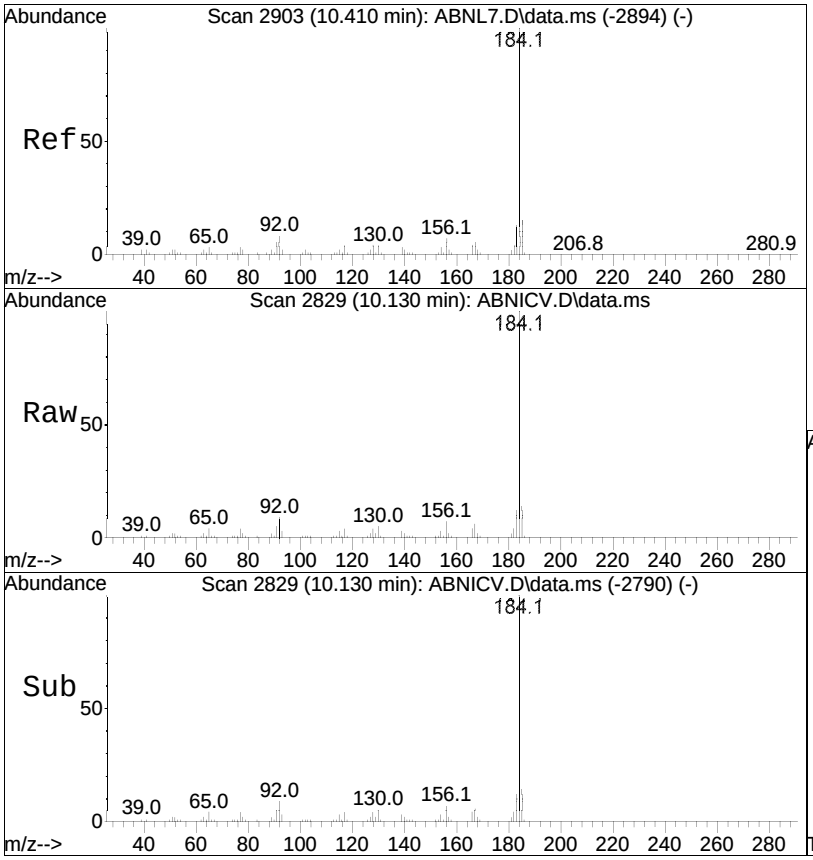

#94
Benzidine
Concen: 49.55 ug/ml
RT: 10.130 min Scan# 2829
Delta R.T. -0.003 min
Lab File: ABNICV.D
Acq: 6 Oct 2020 9:49 pm

Tgt Ion:184 Resp: 445374

Ion	Ratio	Lower	Upper
184	100		
92	9.1	7.2	10.8
185	14.4	11.3	16.9

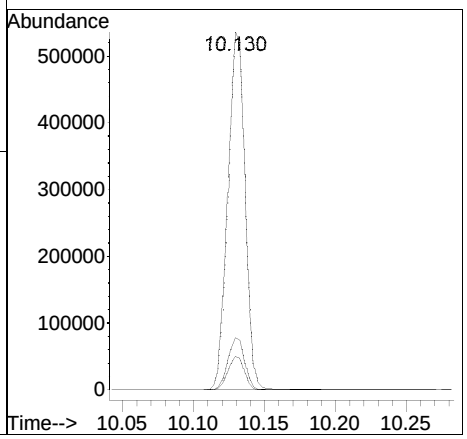

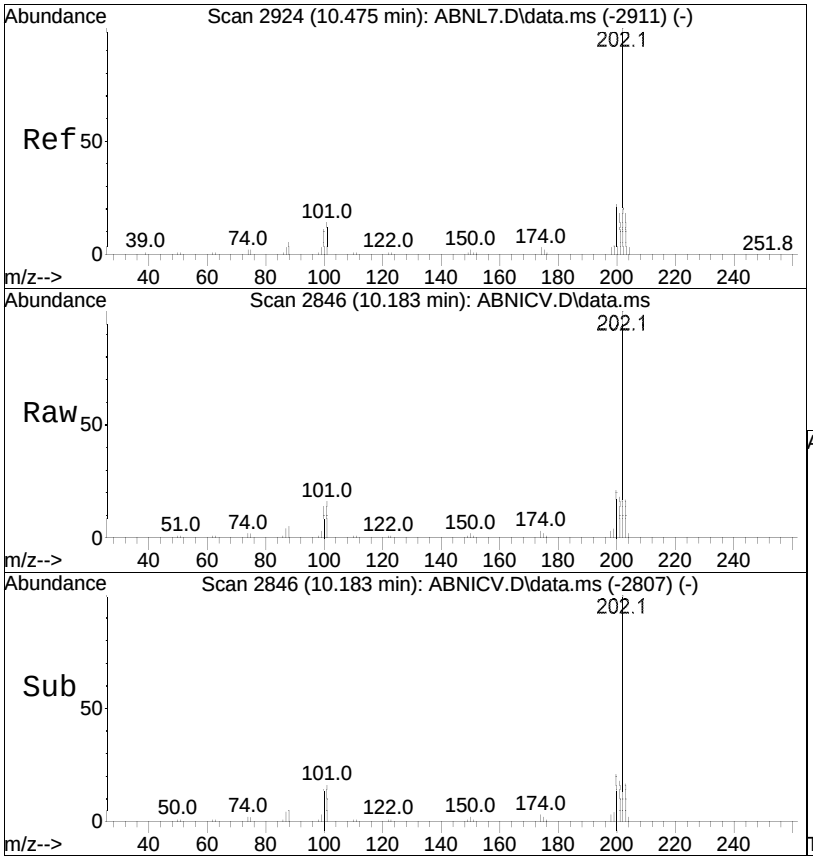

#95
Pyrene
Concen: 49.66 ug/ml
RT: 10.183 min Scan# 2846
Delta R.T. -0.003 min
Lab File: ABNICV.D
Acq: 6 Oct 2020 9:49 pm

Tgt Ion:202 Resp: 638278

Ion	Ratio	Lower	Upper
202	100		
200	21.4	17.0	25.4
203	17.6	14.2	21.4

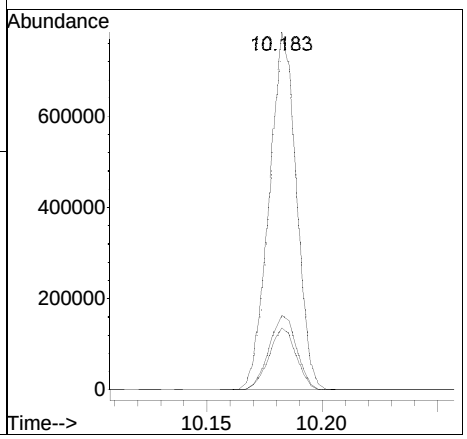

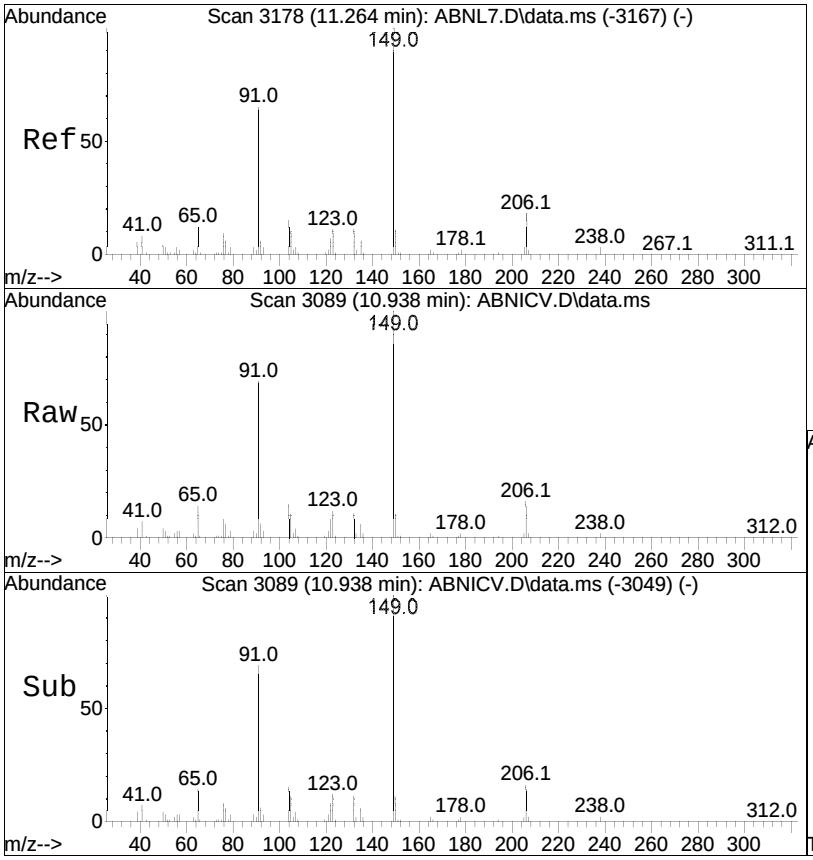

#97
Butyl benzyl phthalate
Concen: 54.36 ug/ml
RT: 10.938 min Scan# 3089
Delta R.T. -0.000 min
Lab File: ABNICV.D
Acq: 6 Oct 2020 9:49 pm

Tgt Ion:149 Resp: 286919

Ion	Ratio	Lower	Upper
149	100		
91	70.6	54.6	81.8
206	15.4	12.5	18.7

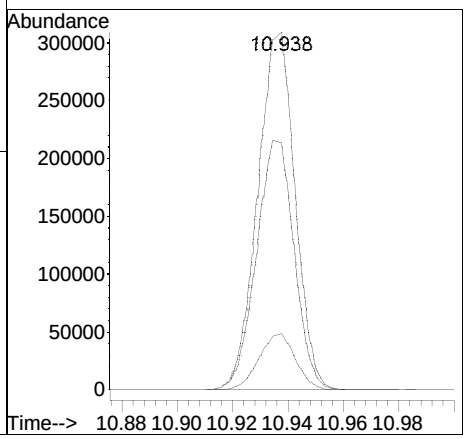

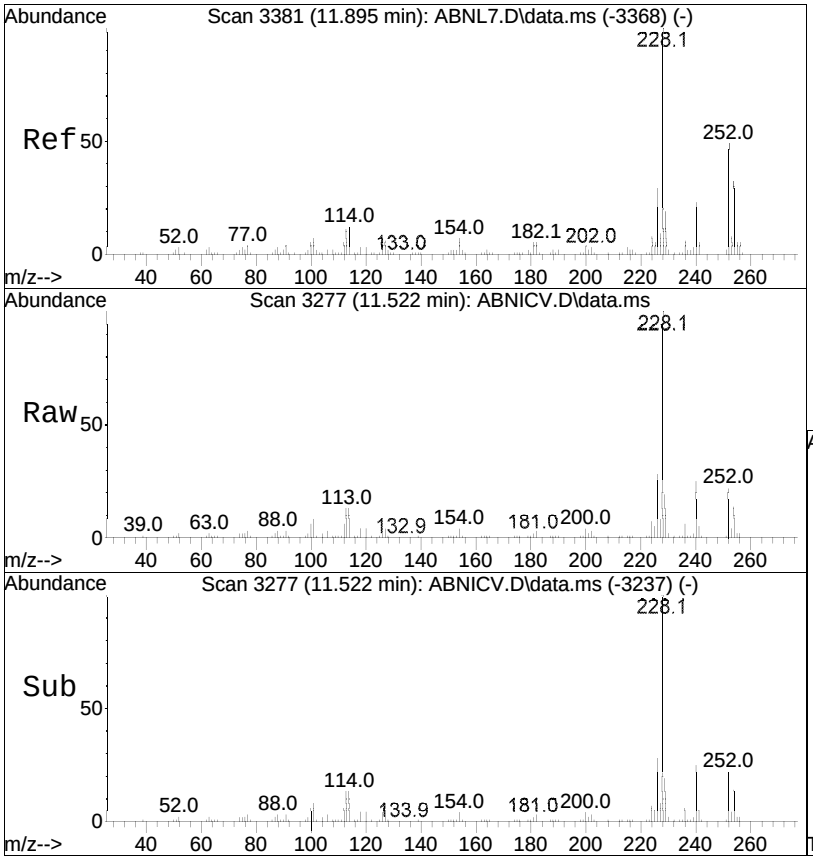

#105
Benzo(a)anthracene
Concen: 46.61 ug/ml
RT: 11.522 min Scan# 3277
Delta R.T. 0.000 min
Lab File: ABNICV.D
Acq: 6 Oct 2020 9:49 pm

Tgt Ion:228 Resp: 594259

Ion	Ratio	Lower	Upper
228	100		
226	28.1	22.2	33.4
229	19.6	15.6	23.4

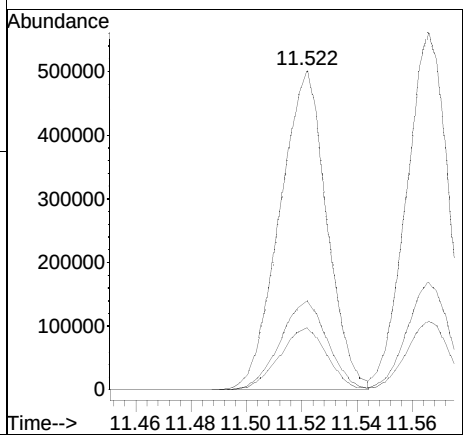

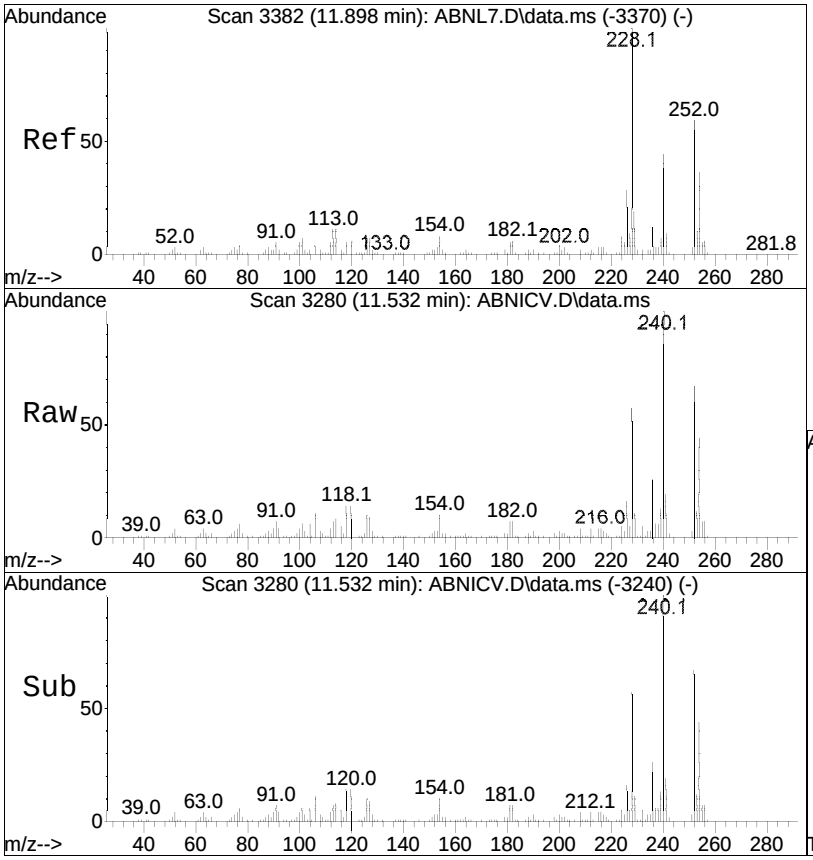

#106
3,3'-Dichlorobenzidine
Concen: 52.17 ug/ml
RT: 11.532 min Scan# 3280
Delta R.T. 0.001 min
Lab File: ABNICV.D
Acq: 6 Oct 2020 9:49 pm

Tgt Ion:252 Resp: 238973

Ion	Ratio	Lower	Upper
252	100		
126	15.5	12.4	18.6
254	64.2	51.8	77.6

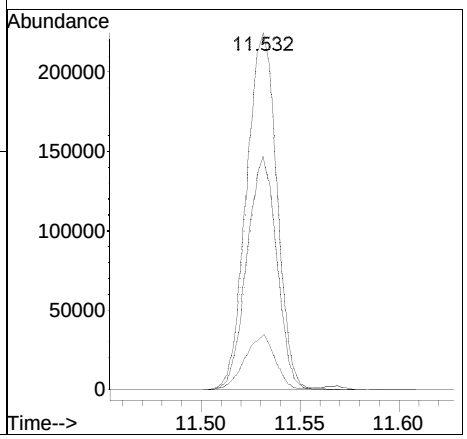

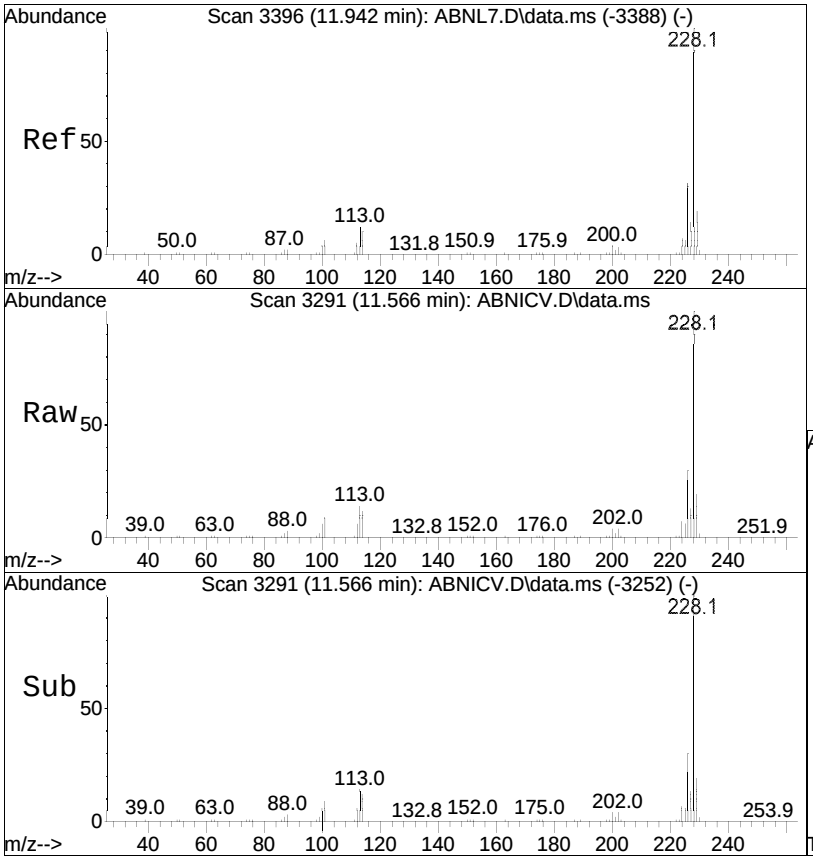

#107
Chrysene
Concen: 47.42 ug/ml
RT: 11.566 min Scan# 3291
Delta R.T. -0.003 min
Lab File: ABNICV.D
Acq: 6 Oct 2020 9:49 pm

Tgt Ion:228 Resp: 590120

Ion	Ratio	Lower	Upper
228	100		
226	29.9	24.3	36.5
229	19.4	15.5	23.3

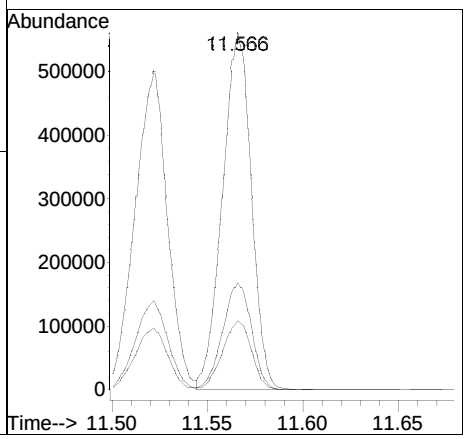

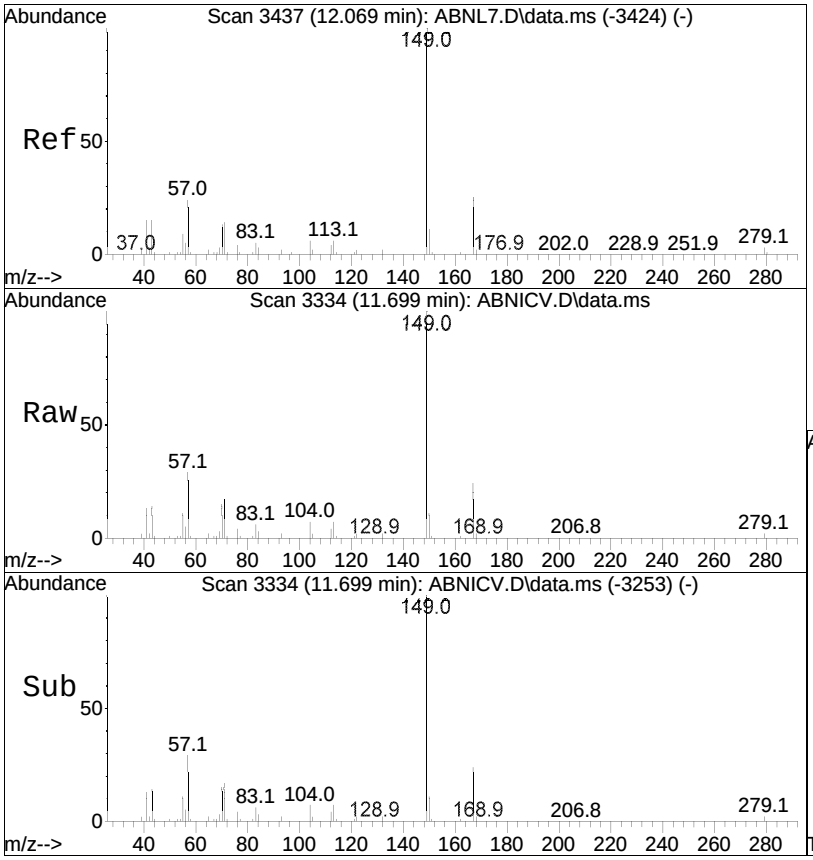

#108
Bis(2-ethylhexyl)phthalate
Concen: 54.63 ug/ml
RT: 11.699 min Scan# 3334
Delta R.T. 0.000 min
Lab File: ABNICV.D
Acq: 6 Oct 2020 9:49 pm

Tgt Ion:149 Resp: 425825

Ion	Ratio	Lower	Upper
149	100		
167	23.8	19.0	28.6
279	2.3	2.0	3.0

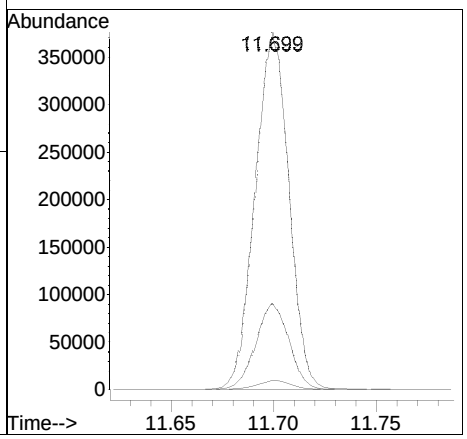



#109
Di-n-octylphthalate
Concen: 47.62 ug/ml
RT: 12.629 min Scan# 3633
Delta R.T. -0.000 min
Lab File: ABNICV.D
Acq: 6 Oct 2020 9:49 pm

Tgt Ion:149 Resp: 693776

Ion	Ratio	Lower	Upper
149	100		
43	9.1	9.0	13.4
167	1.4	1.1	1.7

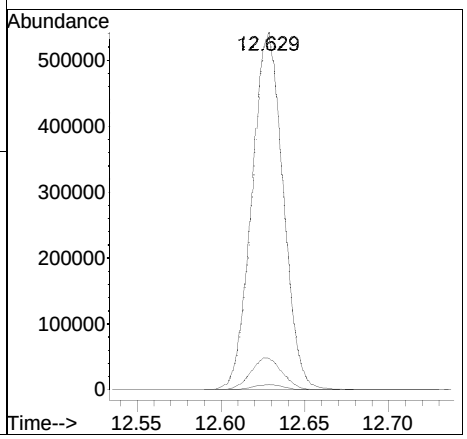

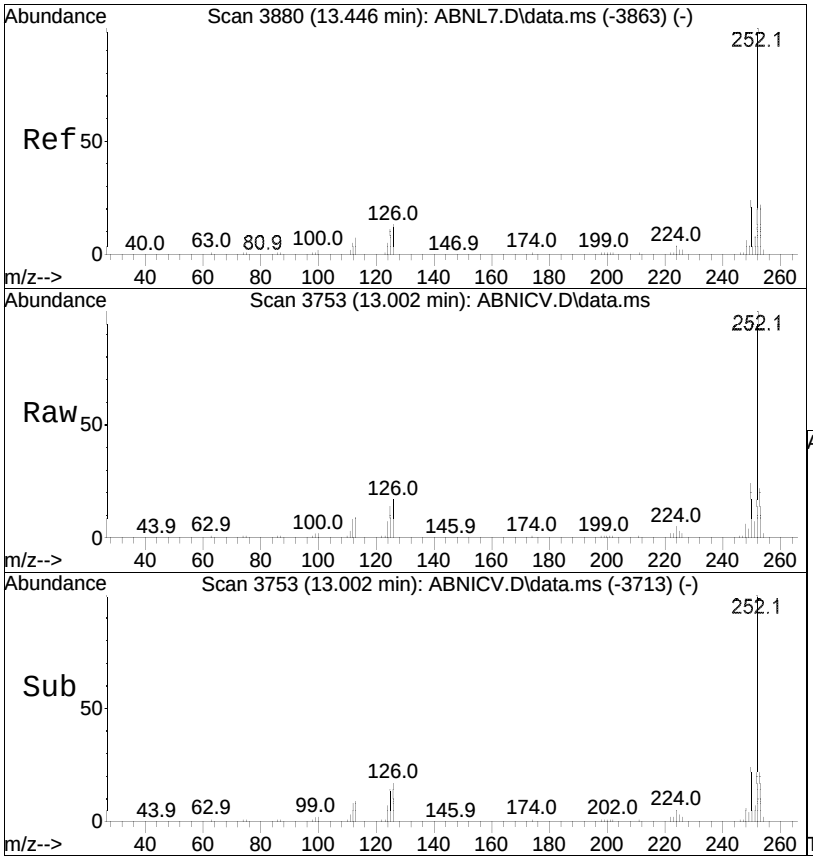

#110
Benzo(b)fluoranthene
Concen: 50.42 ug/ml
RT: 13.002 min Scan# 3753
Delta R.T. -0.000 min
Lab File: ABNICV.D
Acq: 6 Oct 2020 9:49 pm

Tgt Ion:252 Resp: 589972

Ion	Ratio	Lower	Upper
252	100		
125	13.4	11.4	17.0
253	21.7	17.5	26.3

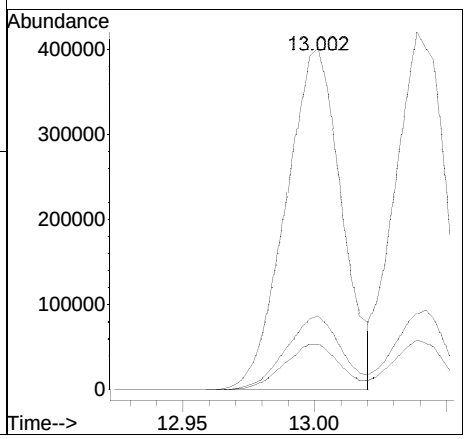

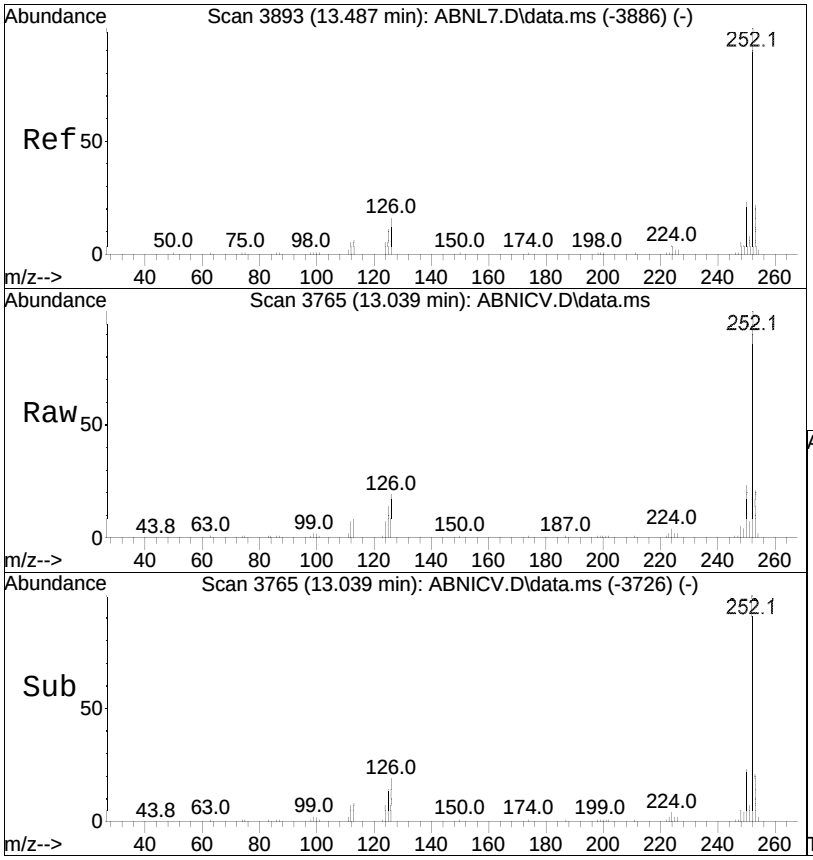

#111
Benzo(k)fluoranthene
Concen: 49.62 ug/ml
RT: 13.039 min Scan# 3765
Delta R.T. -0.003 min
Lab File: ABNICV.D
Acq: 6 Oct 2020 9:49 pm

Tgt Ion:252 Resp: 558772

Ion	Ratio	Lower	Upper
252	100		
125	14.2	11.0	16.6
253	21.9	17.4	26.0

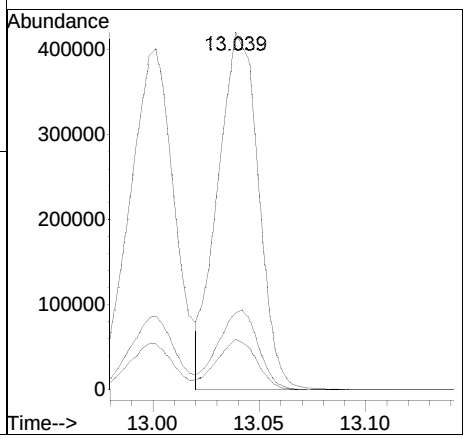

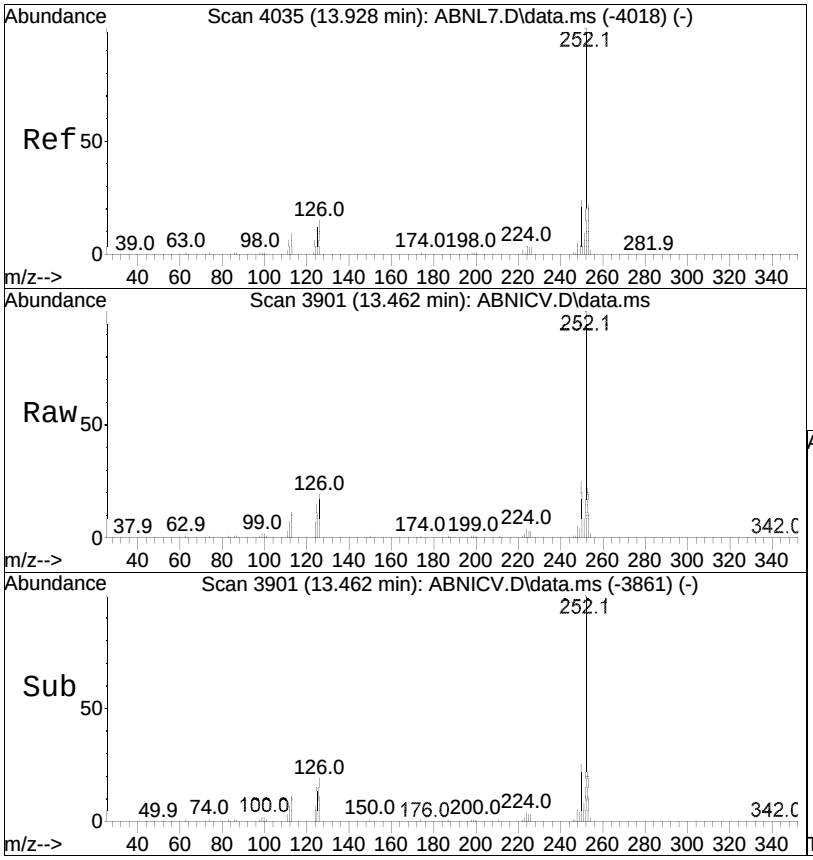

#112
Benzo(a)pyrene
Concen: 51.81 ug/ml
RT: 13.462 min Scan# 3901
Delta R.T. -0.000 min
Lab File: ABNICV.D
Acq: 6 Oct 2020 9:49 pm

Tgt Ion:252 Resp: 520009

Ion	Ratio	Lower	Upper
252	100		
125	15.0	12.4	18.6
253	21.7	17.6	26.4

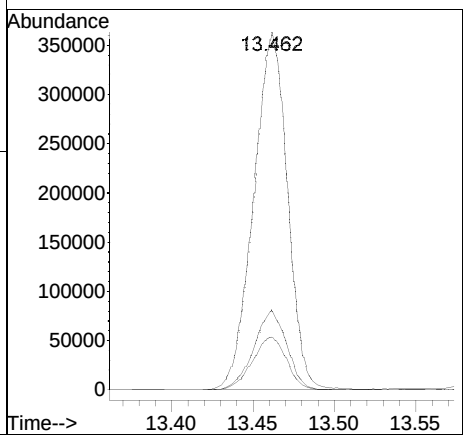



#114
Indeno(1,2,3-cd)pyrene
Concen: 51.46 ug/ml
RT: 15.106 min Scan# 4430
Delta R.T. -0.003 min
Lab File: ABNICV.D
Acq: 6 Oct 2020 9:49 pm

Tgt Ion:276 Resp: 523022

Ion	Ratio	Lower	Upper
276	100		
138	27.8	21.0	31.6
277	23.6	19.1	28.7

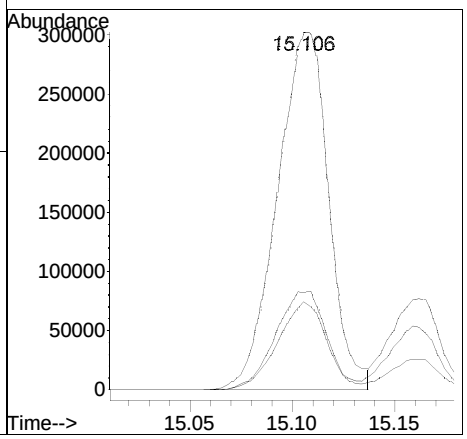

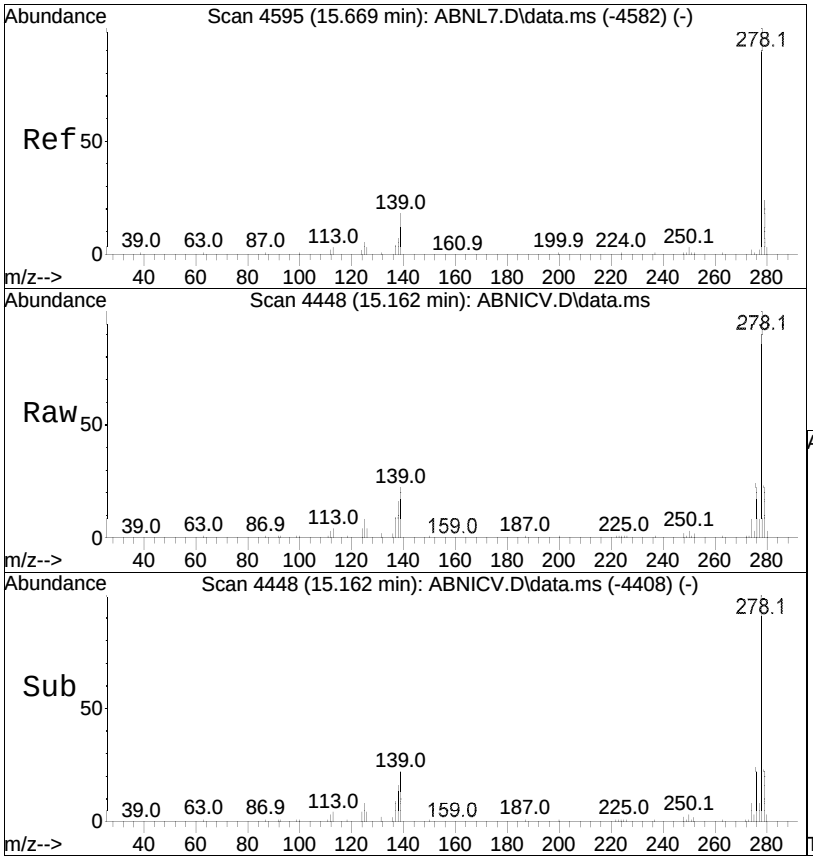

#115
Dibenzo(a,h)anthracene
Concen: 50.26 ug/ml
RT: 15.162 min Scan# 4448
Delta R.T. -0.000 min
Lab File: ABNICV.D
Acq: 6 Oct 2020 9:49 pm

Tgt Ion:278 Resp: 541749

Ion	Ratio	Lower	Upper
278	100		
139	21.6	16.9	25.3
279	23.6	19.2	28.8

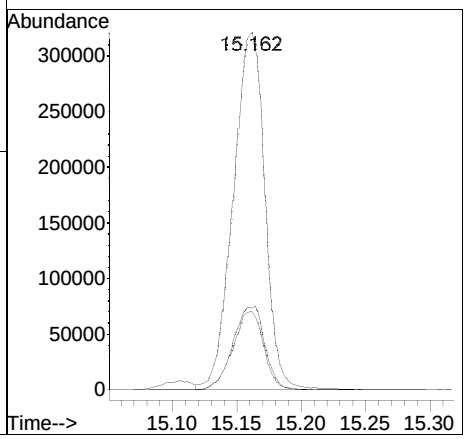

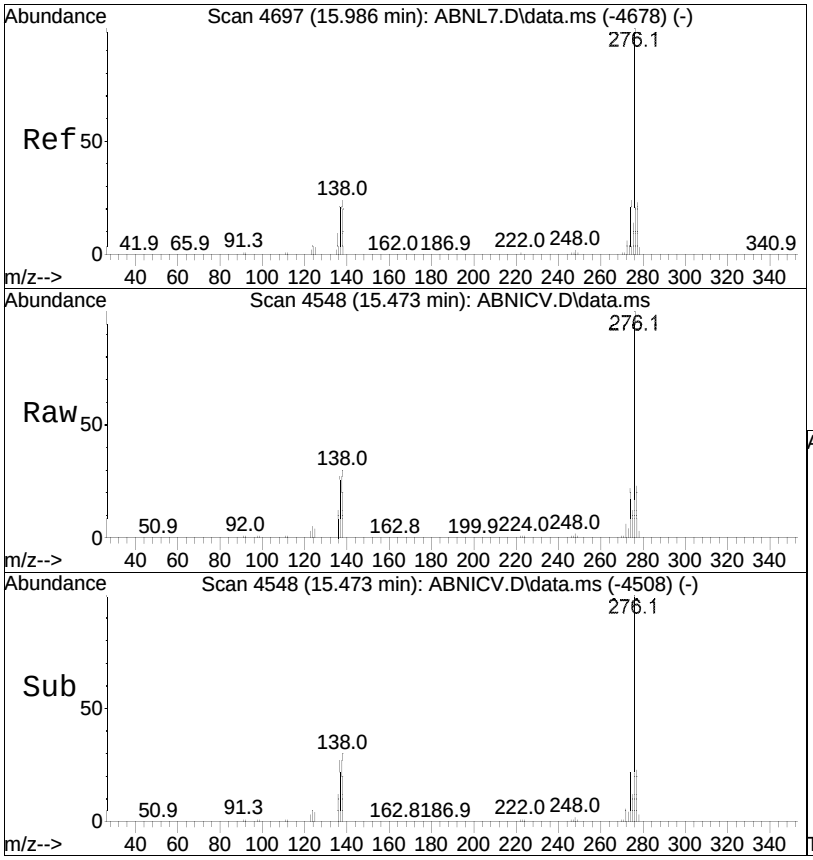

#116
Benzo(ghi)perylene
Concen: 50.23 ug/ml
RT: 15.473 min Scan# 4548
Delta R.T. 0.001 min
Lab File: ABNICV.D
Acq: 6 Oct 2020 9:49 pm

Tgt Ion:276 Resp: 560359

Ion	Ratio	Lower	Upper
276	100		
138	30.1	22.9	34.3
277	23.7	18.9	28.3

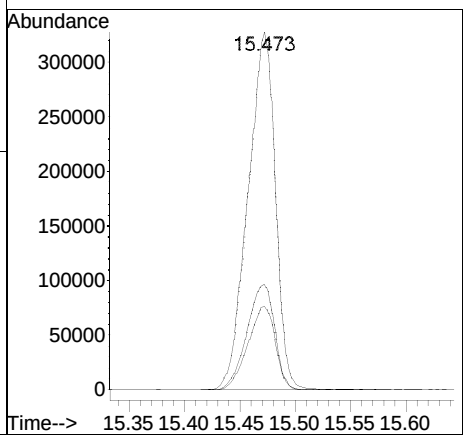

Manual Integration Report

Data Path	: I:\8270\SV109\201006ical\	QMethod	: FS201006SV109.m
Data File	: ABNICV.D	Operator	: sv109:
Date Inj'd	: 10/6/2020 9:49 pm	Instrument	: SV109
Sample	: CQICV1,32,,ABNICV Lot# 889	Quant Date	: 10/8/2020 2:48 pm

There are no manual integrations or false positives in this file.

Evaluate Continuing Calibration Report

Data Path : I:\8270\SV109\201006ical\
Data File : AP9ICV.D
Acq On : 6 Oct 2020 10:13 pm
Operator : sv109:
Sample : CQICV2,32,,AP9ICV Lot# 8898
Misc : WG1420146
ALS Vial : 22 Sample Multiplier: 1

Quant Time: Oct 08 14:55:09 2020
Quant Method : I:\8270\SV109\201006ical\FS201006SV109.m
Quant Title : Semivolatiles by GC/MS by modified 8270
QLast Update : Thu Oct 08 14:55:07 2020
Response via : Initial Calibration

Min. RRF : 0.000 Min. Rel. Area : 50% Max. R.T. Dev 0.50min
Max. RRF Dev : 20% Max. Rel. Area : 200%

		Compound	AvgRF	CCRF	%Dev	Area%	Dev(min)
27	I	IS2_1,4-Dichlorobenzene-d4	1.000	1.000	0.0	94	0.00
28	T	Benzaldehyde	1.244	1.183	4.9	89	0.00
29	T	Acetophenone	2.127	2.068	2.8	91	0.00
30	T	m-Toluidine	2.128	2.068	2.8	90	0.00
31	T	2-Chloroaniline	1.856	1.798	3.1	90	0.00
55	I	IS2_Naphthalene-d8	1.000	1.000	0.0	94	0.00
56	T	a-Terpineol	0.314	0.310	1.3	88	0.00
57	T	3-Chloroaniline	0.150	0.148	1.3	90	0.00
58	T	2,6-Dichlorophenol	0.283	0.281	0.7	89	0.00
59	T	1-chloro-2-nitrobenzene	0.143	0.140	2.1	89	0.00
60	T	Caprolactam	0.178	0.171	3.9	86	0.00
61	T	1,2,4,5-Tetrachlorobenzene	0.296	0.286	3.4	90	0.00
62	T	Biphenyl	0.826	0.788	4.6	89	0.00
83	I	IS2_Acenaphthene-d10	1.000	1.000	0.0	91	0.00
84	T	Dichloran	* 50.000	44.892	10.2	84	0.00
85	T	Pentachloronitrobenzene	0.158	0.163	-3.2	86	0.00
98	I	IS2_Phenanthrene-d10	1.000	1.000	0.0	91	0.00
99	T	Diphenamid	0.501	0.525	-4.8	86	0.00

* Evaluation of CC level amount vs concentration.
(#) = Out of Range SPCC's out = 0 CCC's out = 0

Quantitation Report (QT Reviewed)

Data Path : I:\8270\SV109\201006ical\
Data File : AP9ICV.D
Acq On : 6 Oct 2020 10:13 pm
Operator : sv109:
Sample : CQICV2,32,,AP9ICV Lot# 8898
Misc : WG1420146
ALS Vial : 22 Sample Multiplier: 1

Quant Time: Oct 08 14:55:09 2020
Quant Method : I:\8270\SV109\201006ical\FS201006SV109.m
Quant Title : Semivolatiles by GC/MS by modified 8270
QLast Update : Thu Oct 08 14:55:07 2020
Response via : Initial Calibration

CCAL FILE(s) : 1 - I:\8270\SV109\201006ical\AP9L7.D
Sub List : AP9ical - AP9 ical sublist

Compound	R.T.	QIon	Response	Conc	Units	Dev(Min)
Internal Standards						
27) IS2_1,4-Dichlorobenzen...	4.432	152	87432	40.000	ug/ml	# 0.00
Standard Area 1 = 92987			Recovery = 94.03%			
55) IS2_Naphthalene-d8	5.673	136	364123	40.000	ug/ml	# 0.00
Standard Area 1 = 388924			Recovery = 93.62%			
83) IS2_Acenaphthene-d10	7.373	164	191060	40.000	ug/ml	0.00
Standard Area 1 = 209069			Recovery = 91.39%			
98) IS2_Phenanthrene-d10	8.799	188	345699	40.000	ug/ml	# 0.00
Standard Area 1 = 380921			Recovery = 90.75%			
System Monitoring Compounds						
Target Compounds						Qvalue
28) Benzaldehyde	3.994	105	129336	47.557	ug/ml	100
29) Acetophenone	4.840	105	225968	48.606	ug/ml	94
30) m-Toluidine	4.924	106	225985	48.579	ug/ml	100
31) 2-Chloroaniline	5.281	127	196511	48.451	ug/ml	98
56) a-Terpineol	5.735	59	140923	49.364	ug/ml	94
57) 3-Chloroaniline	5.750	65	67476	49.362	ug/ml	94
58) 2,6-Dichlorophenol	5.775	162	128009	49.621	ug/ml	99
59) 1-chloro-2-nitrobenzene	6.030	111	63737	48.890	ug/ml	97
60) Caprolactam	6.077	55	77963	48.028	ug/ml	91
61) 1,2,4,5-Tetrachloroben...	6.540	216	130241	48.344	ug/ml	99
62) Biphenyl	6.835	154	358613	47.685	ug/ml	99
84) Dichloran	8.504	206	37620	44.892	ug/ml	96
85) Pentachloronitrobenzene	8.650	237	38825	51.464	ug/ml	96
99) Diphenamid	9.710	167	226649	52.383	ug/ml	97

(#) = qualifier out of range (m) = manual integration (+) = signals summed

Quantitation Report (QT Reviewed)

Data Path : I:\8270\SV109\201006ical\
Data File : AP9ICV.D
Acq On : 6 Oct 2020 10:13 pm
Operator : sv109:
Sample : CQICV2,32,,AP9ICV Lot# 8898
Misc : WG1420146
ALS Vial : 22 Sample Multiplier: 1

Quant Time: Oct 08 14:55:09 2020
Quant Method : I:\8270\SV109\201006ical\FS201006SV109.m
Quant Title : Semivolatiles by GC/MS by modified 8270
QLast Update : Thu Oct 08 14:55:07 2020
Response via : Initial Calibration

Sub List : AP9ical - AP9 ical sublistal\AP9L7.D•

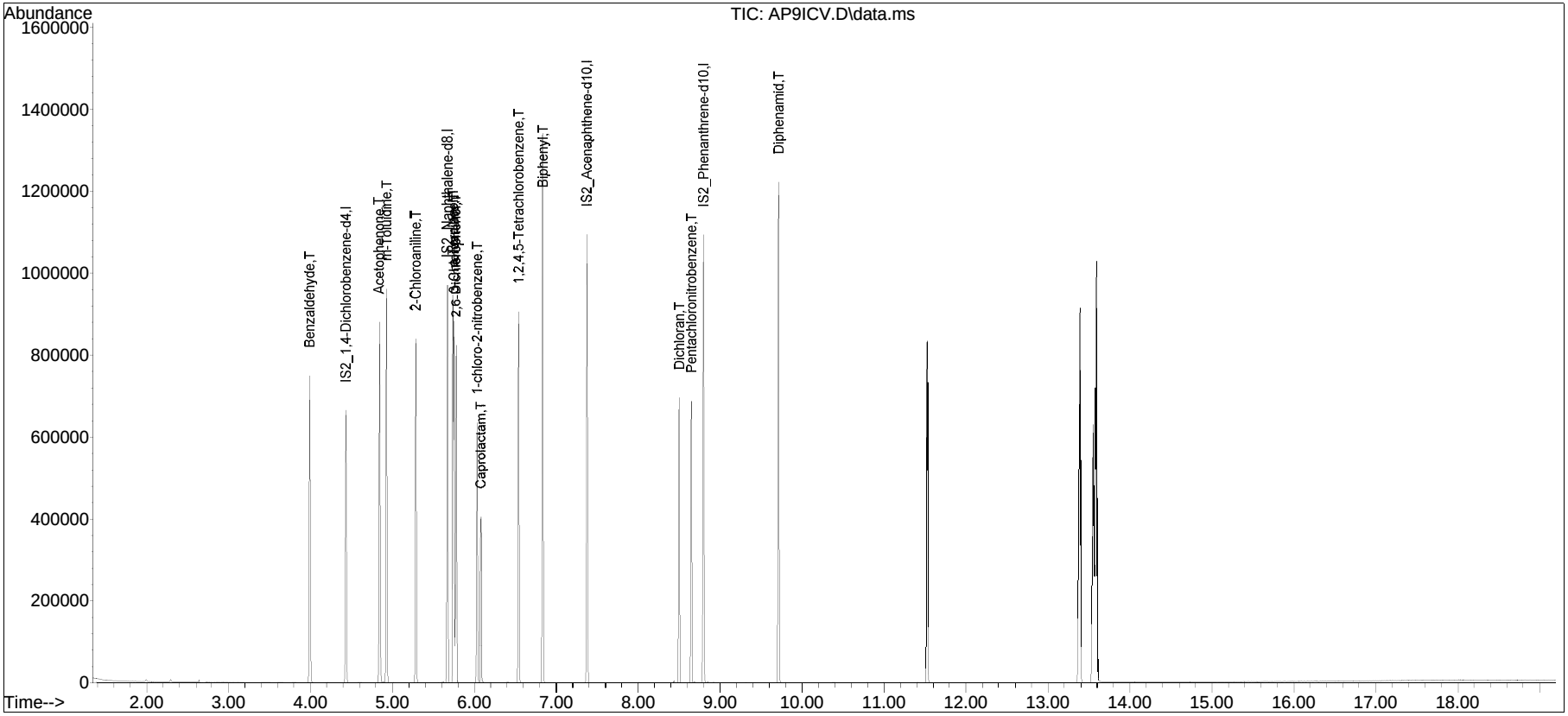

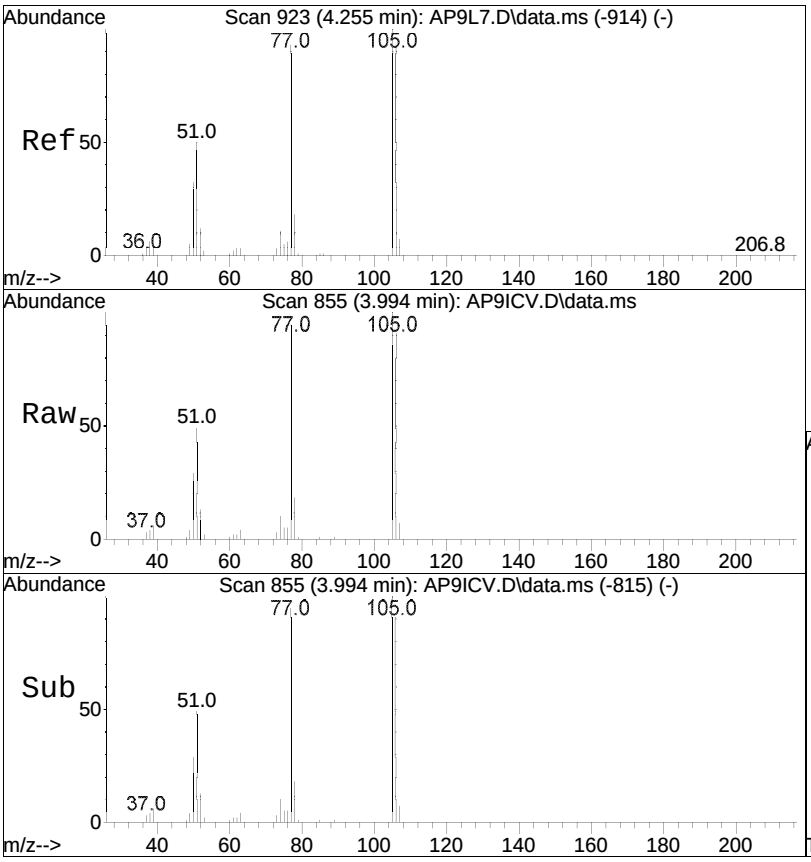

#28
Benzaldehyde
Concen: 47.56 ug/ml
RT: 3.994 min Scan# 855
Delta R.T. 0.000 min
Lab File: AP9ICV.D
Acq: 6 Oct 2020 10:13 pm

Tgt Ion:105 Resp: 129336

Ion	Ratio	Lower	Upper
105	100		
77	95.8	76.9	115.3

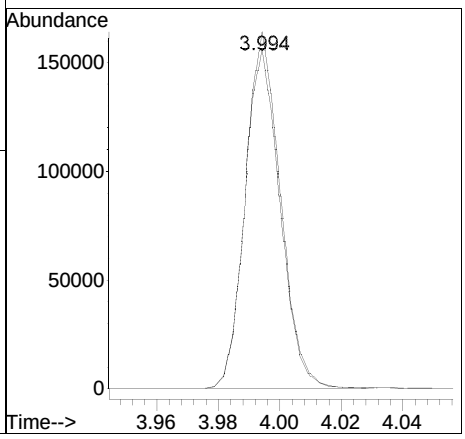

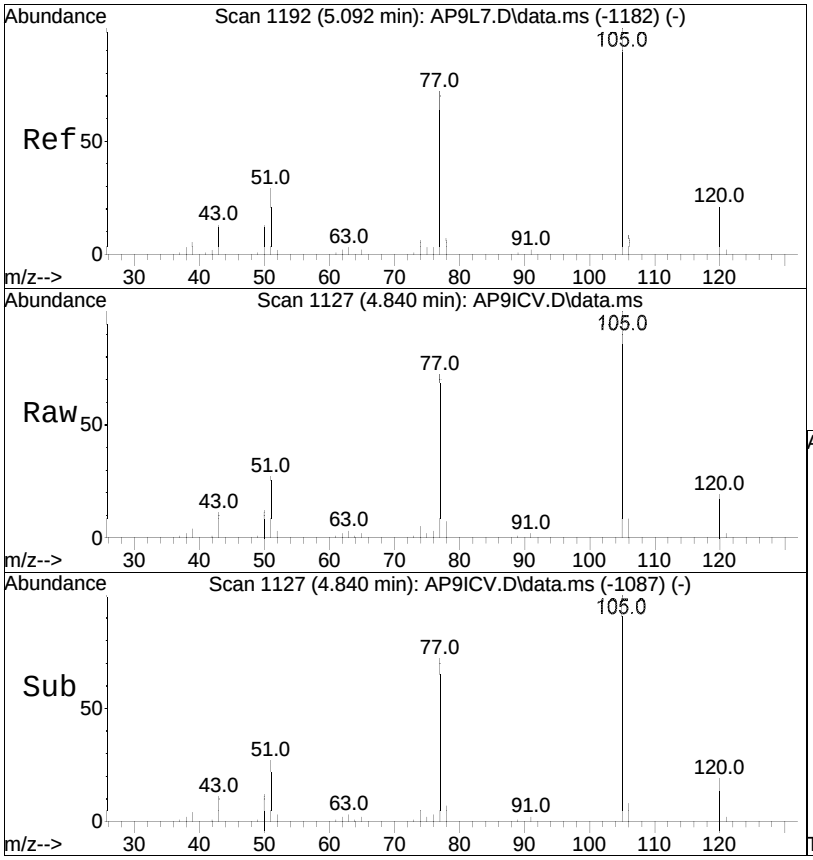

#29
Acetophenone
Concen: 48.61 ug/ml
RT: 4.840 min Scan# 1127
Delta R.T. -0.000 min
Lab File: AP9ICV.D
Acq: 6 Oct 2020 10:13 pm

Tgt Ion:105 Resp: 225968

Ion	Ratio	Lower	Upper
105	100		
120	18.7	15.9	23.9
51	27.0	25.2	37.8

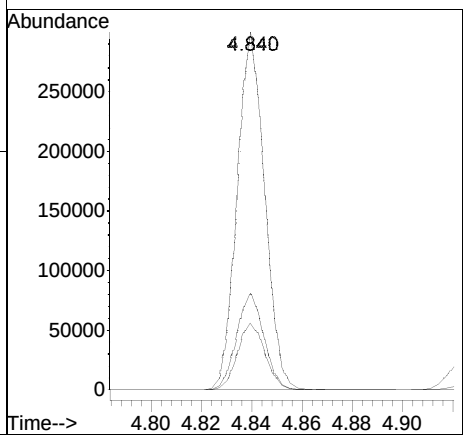

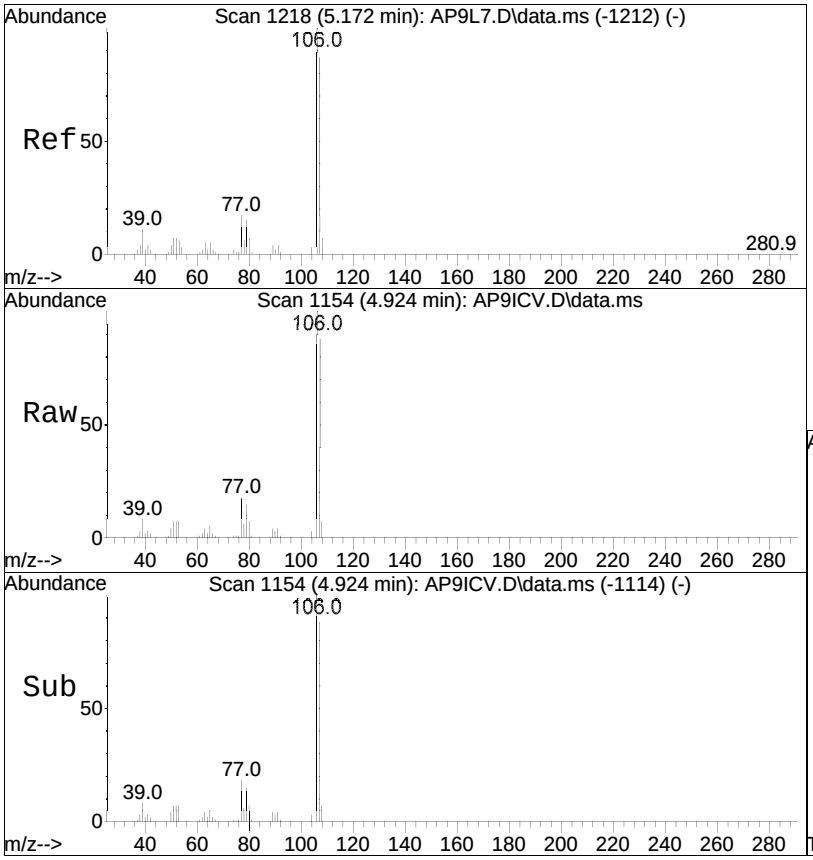

#30
m-Toluidine
Concen: 48.58 ug/ml
RT: 4.924 min Scan# 1154
Delta R.T. -0.000 min
Lab File: AP9ICV.D
Acq: 6 Oct 2020 10:13 pm

Tgt Ion:106 Resp: 225985

Ion	Ratio	Lower	Upper
106	100		
107	89.5	71.8	107.6
79	15.1	12.0	18.0

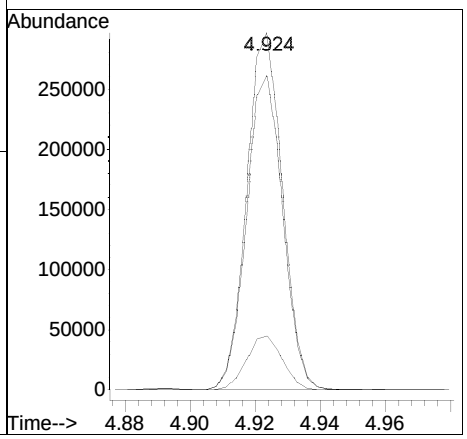

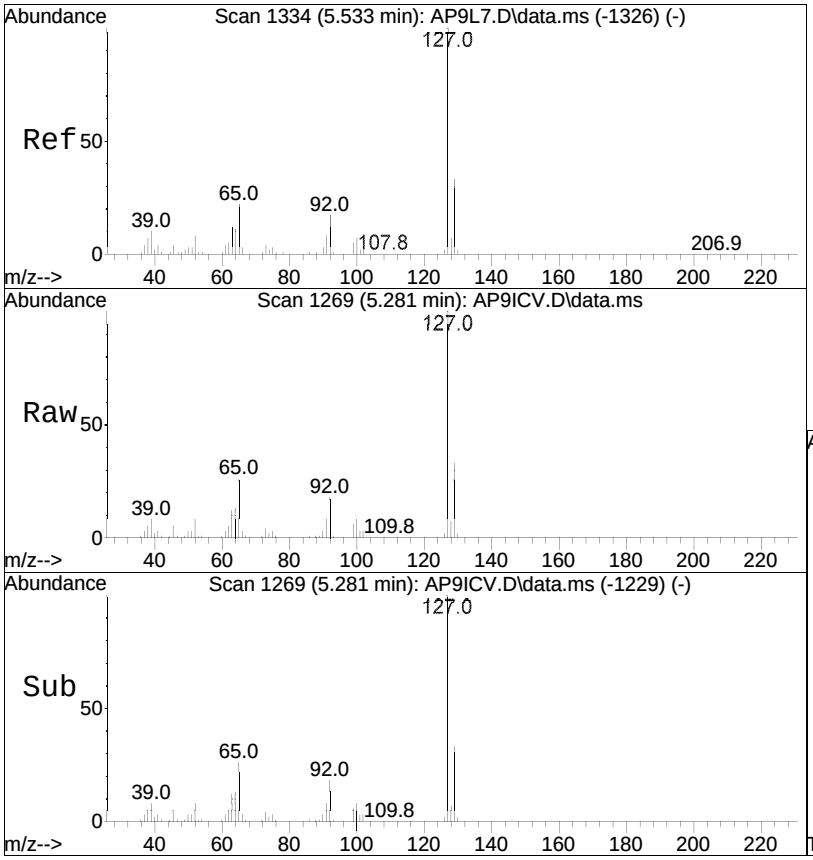

#31
2-Chloroaniline
Concen: 48.45 ug/ml
RT: 5.281 min Scan# 1269
Delta R.T. -0.000 min
Lab File: AP9ICV.D
Acq: 6 Oct 2020 10:13 pm

Tgt Ion:127 Resp: 196511

Ion	Ratio	Lower	Upper
127	100		
129	32.4	25.4	38.0
65	25.2	19.4	29.2

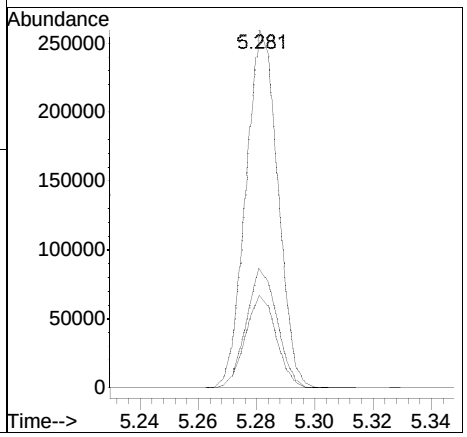

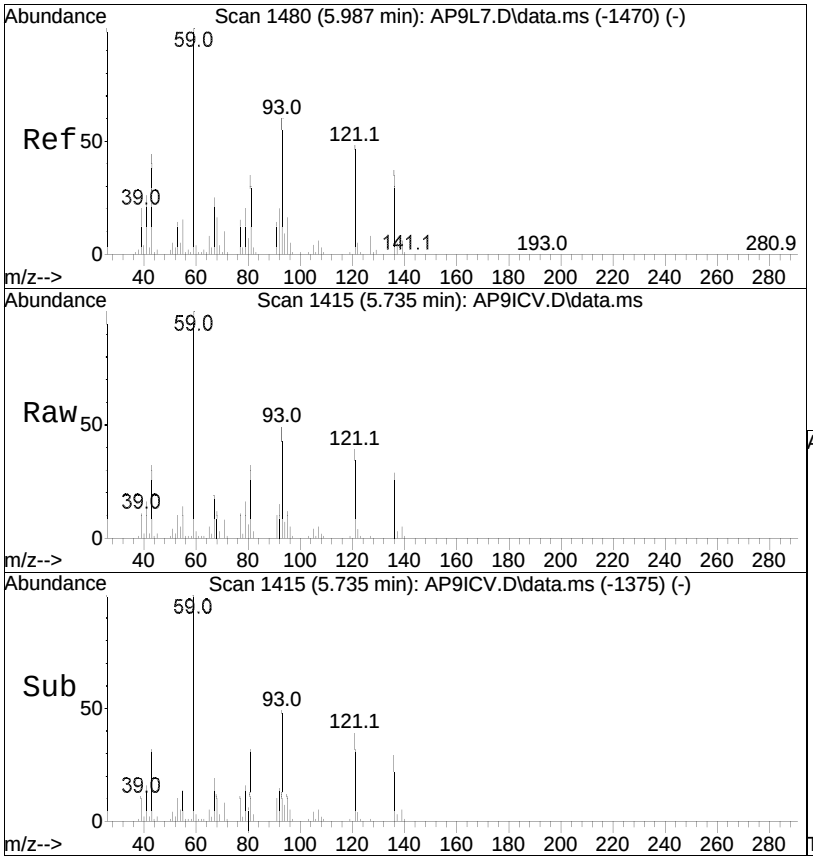

#56
a-Terpineol
Concen: 49.36 ug/ml
RT: 5.735 min Scan# 1415
Delta R.T. -0.000 min
Lab File: AP9ICV.D
Acq: 6 Oct 2020 10:13 pm

Tgt Ion: 59 Resp: 140923

Ion	Ratio	Lower	Upper
59	100		
93	52.3	38.3	57.5

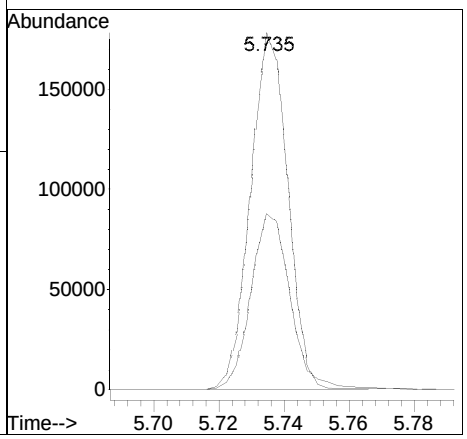

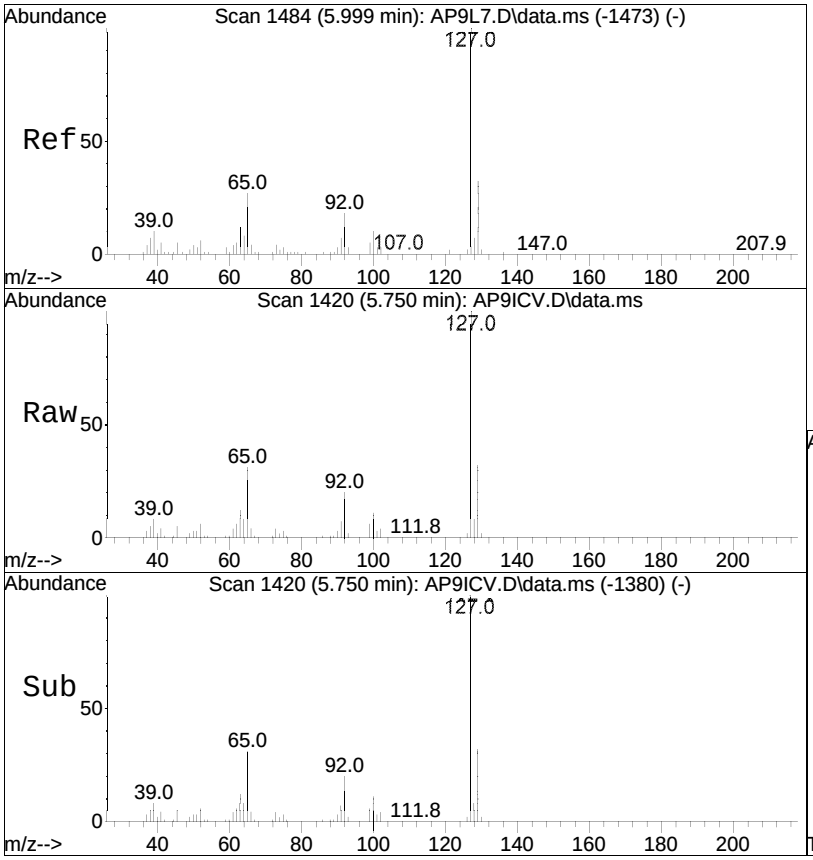

#57
3-Chloroaniline
Concen: 49.36 ug/ml
RT: 5.750 min Scan# 1420
Delta R.T. 0.000 min
Lab File: AP9ICV.D
Acq: 6 Oct 2020 10:13 pm

Tgt Ion: 65 Resp: 67476

Ion	Ratio	Lower	Upper
65	100		
127	296.4	246.5	369.7
129	95.5	80.3	120.5

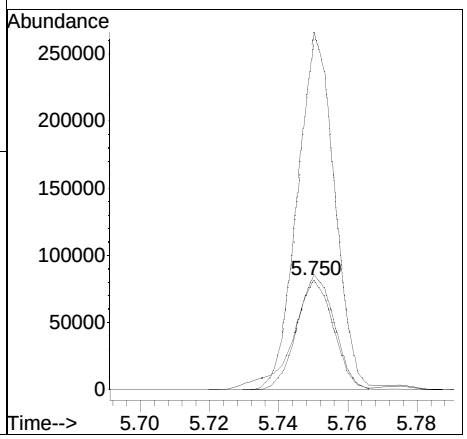

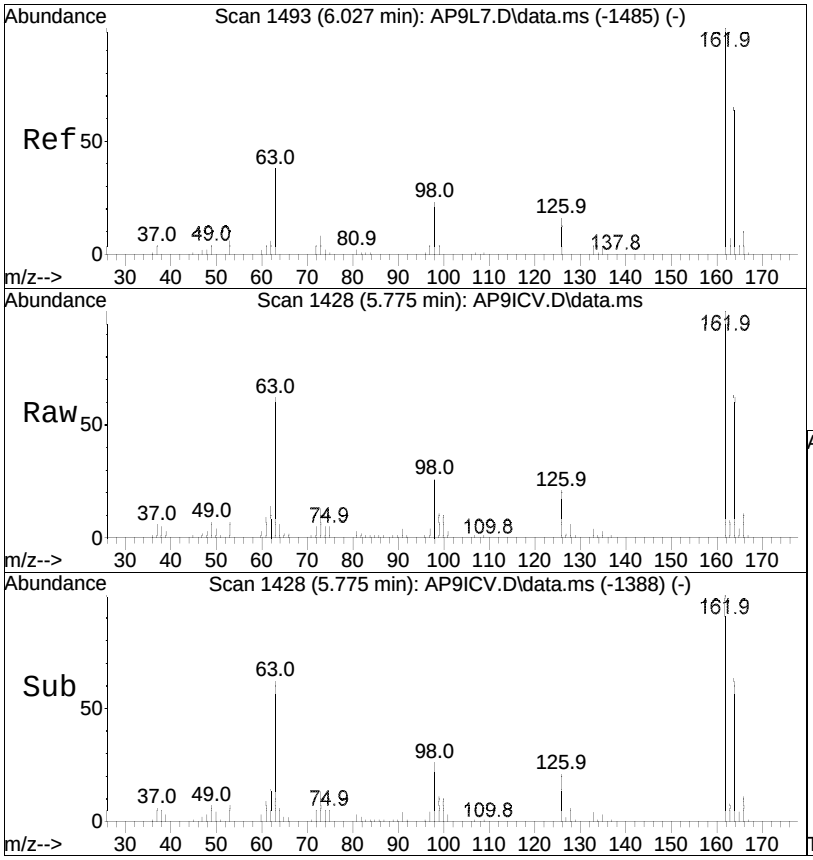

#58
2,6-Dichlorophenol
Concen: 49.62 ug/ml
RT: 5.775 min Scan# 1428
Delta R.T. 0.000 min
Lab File: AP9ICV.D
Acq: 6 Oct 2020 10:13 pm

Tgt Ion:162 Resp: 128009

Ion	Ratio	Lower	Upper
162	100		
164	63.5	51.7	77.5
63	62.9	49.5	74.3

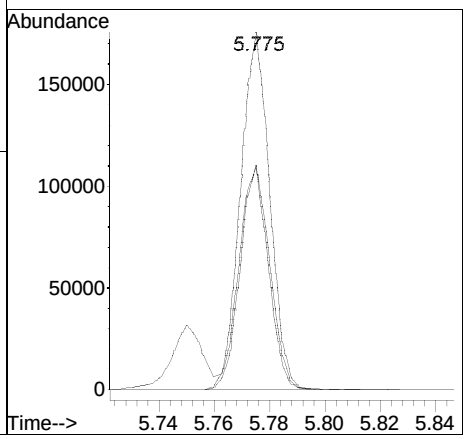

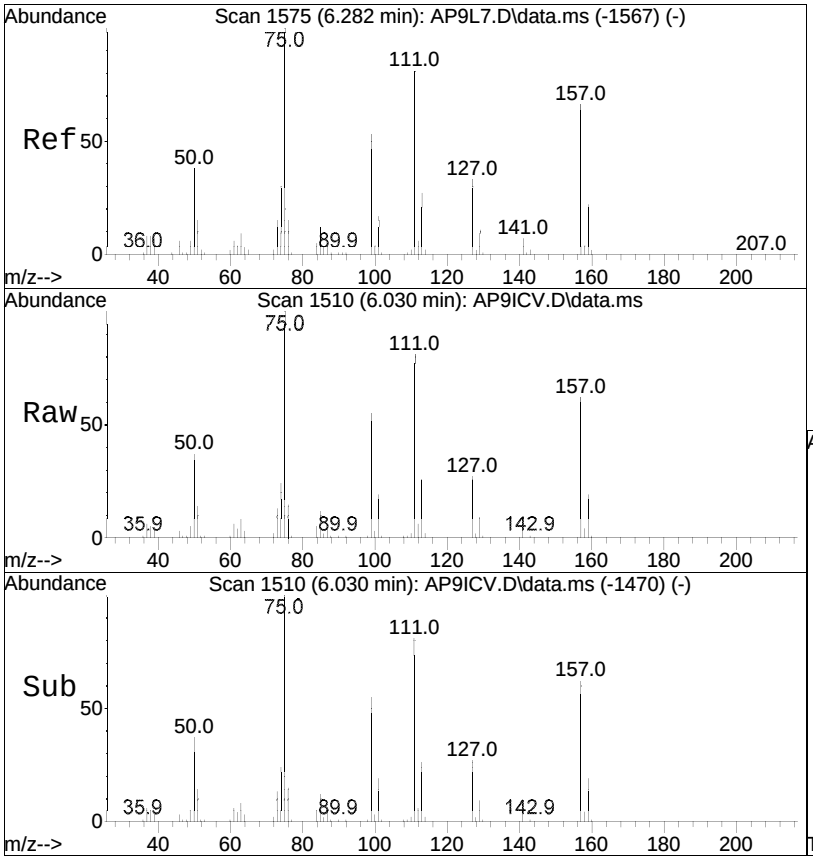

#59
1-chloro-2-nitrobenzene
Concen: 48.89 ug/ml
RT: 6.030 min Scan# 1510
Delta R.T. 0.000 min
Lab File: AP9ICV.D
Acq: 6 Oct 2020 10:13 pm

Tgt Ion:111 Resp: 63737

Ion	Ratio	Lower	Upper
111	100		
157	72.9	61.1	91.7
75	122.8	96.3	144.5

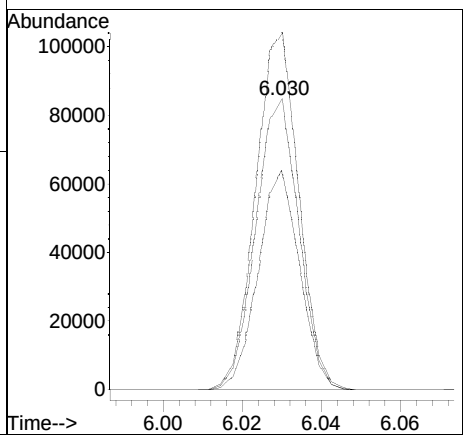

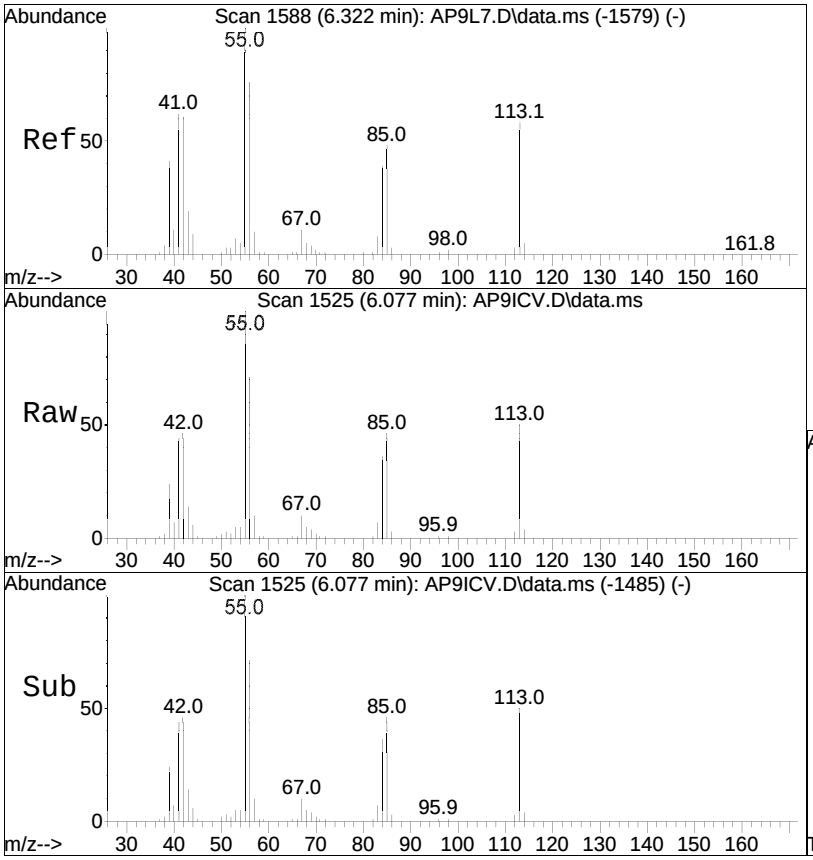

#60
Caprolactam
Concen: 48.03 ug/ml
RT: 6.077 min Scan# 1525
Delta R.T. -0.000 min
Lab File: AP9ICV.D
Acq: 6 Oct 2020 10:13 pm

Tgt Ion: 55 Resp: 77963

Ion	Ratio	Lower	Upper
55	100		
85	44.6	30.9	46.3
113	48.4	34.7	52.1

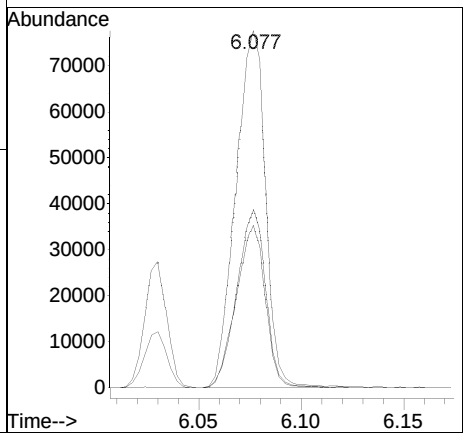

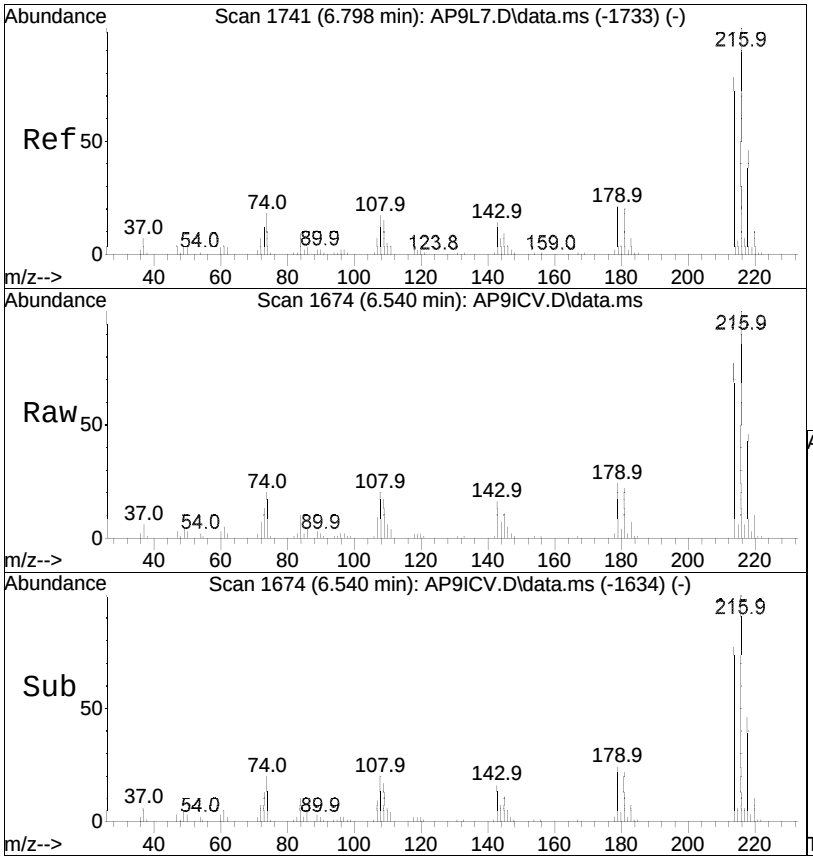

#61
1,2,4,5-Tetrachlorobenzene
Concen: 48.34 ug/ml
RT: 6.540 min Scan# 1674
Delta R.T. -0.000 min
Lab File: AP9ICV.D
Acq: 6 Oct 2020 10:13 pm

Tgt Ion:216 Resp: 130241

Ion	Ratio	Lower	Upper
216	100		
214	78.2	62.2	93.4
179	22.7	17.4	26.2

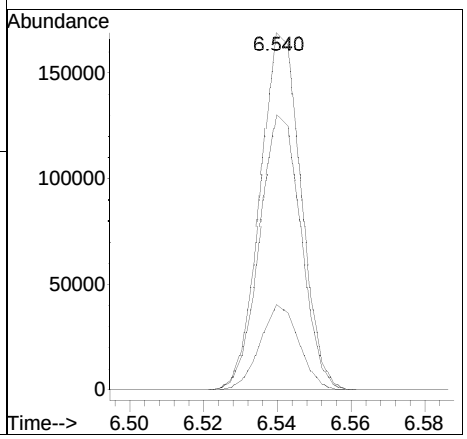

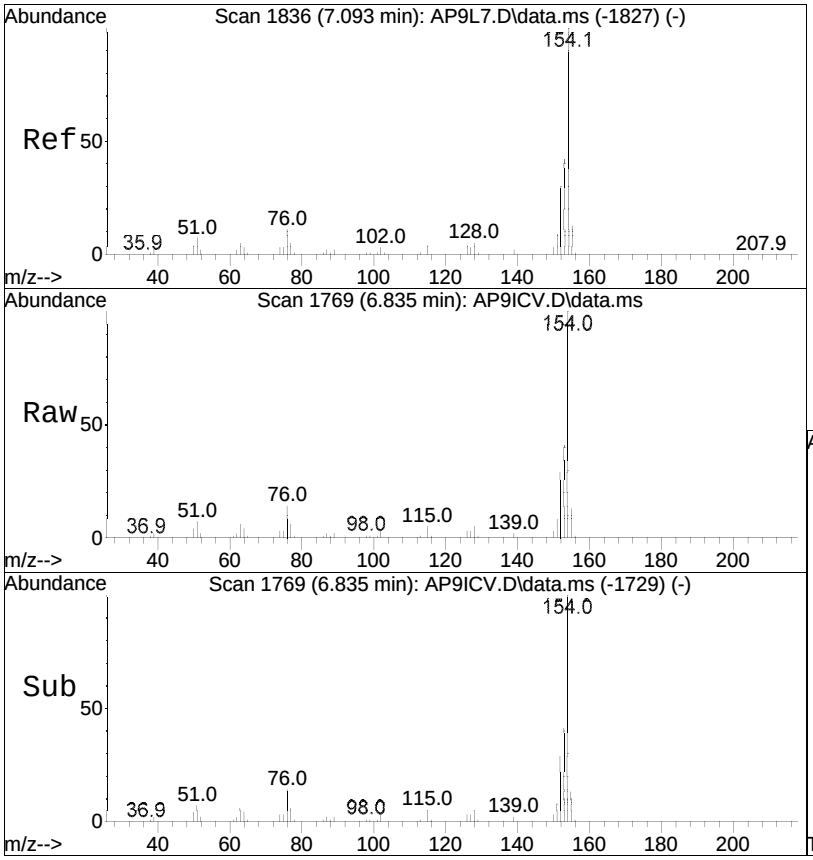

#62
Biphenyl
Concen: 47.68 ug/ml
RT: 6.835 min Scan# 1769
Delta R.T. 0.000 min
Lab File: AP9ICV.D
Acq: 6 Oct 2020 10:13 pm

Tgt Ion:154 Resp: 358613

Ion	Ratio	Lower	Upper
154	100		
153	41.0	33.4	50.0
152	28.9	23.0	34.6

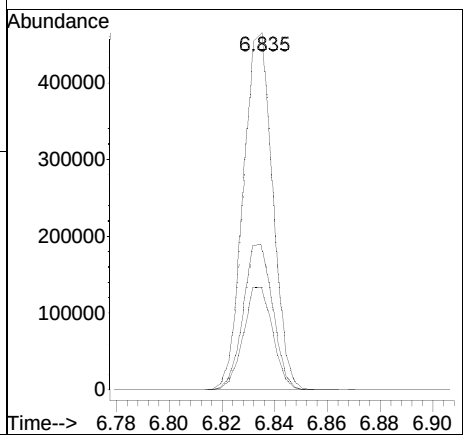

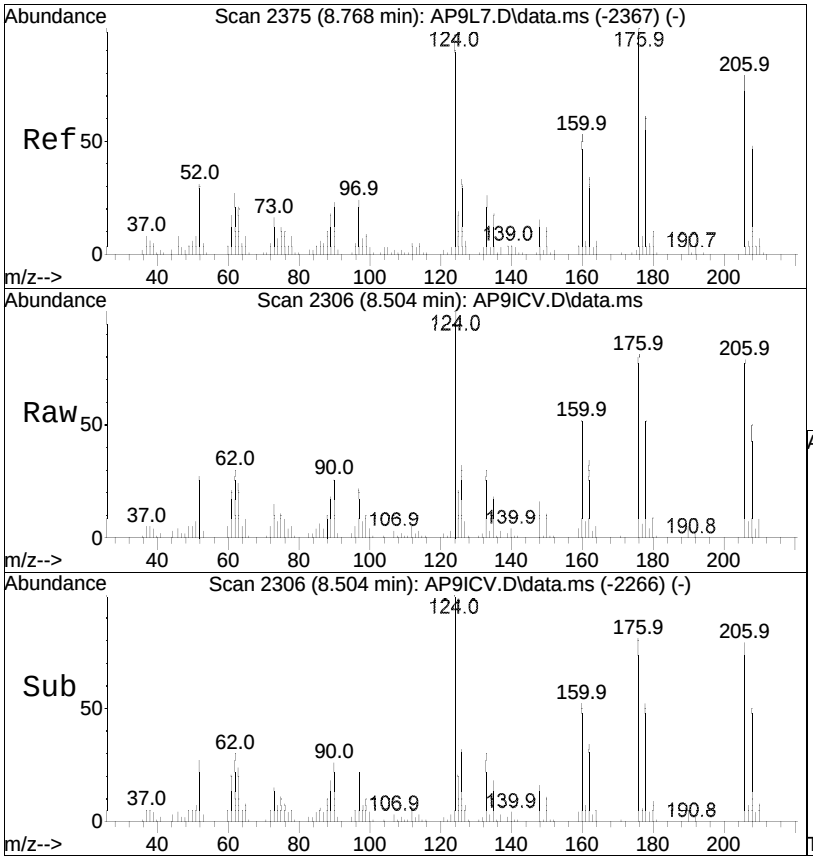

#84
Dichloran
Concen: 44.89 ug/ml
RT: 8.504 min Scan# 2306
Delta R.T. 0.000 min
Lab File: AP9ICV.D
Acq: 6 Oct 2020 10:13 pm

Tgt Ion:206 Resp: 37620

Ion	Ratio	Lower	Upper
206	100		
176	110.4	94.8	142.2
124	133.4	107.9	161.9

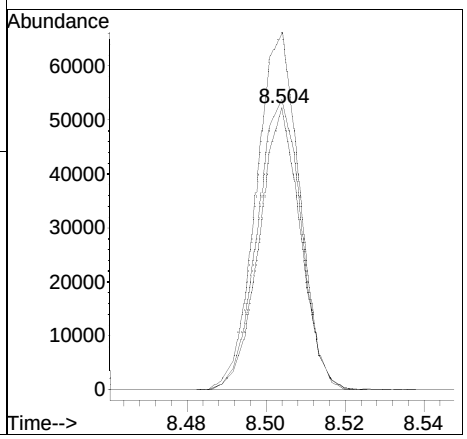

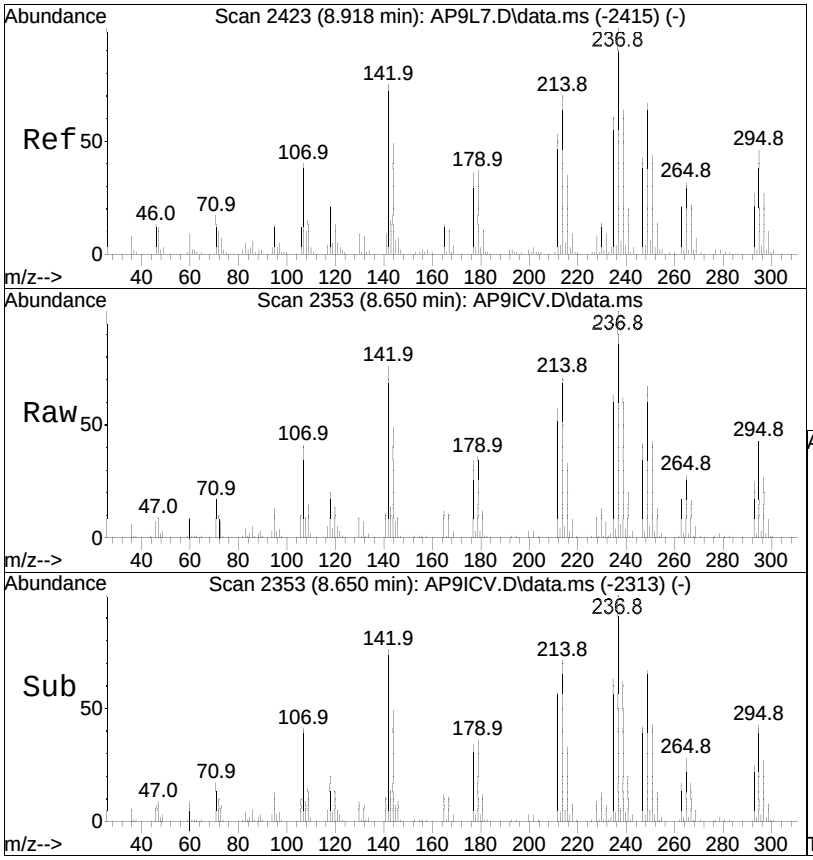

#85
Pentachloronitrobenzene
Concen: 51.46 ug/ml
RT: 8.650 min Scan# 2353
Delta R.T. 0.000 min
Lab File: AP9ICV.D
Acq: 6 Oct 2020 10:13 pm

Tgt Ion:237 Resp: 38825

Ion	Ratio	Lower	Upper
237	100		
142	78.8	59.4	89.2
214	72.1	56.5	84.7

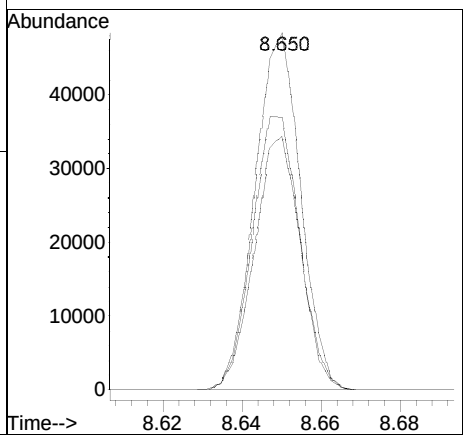

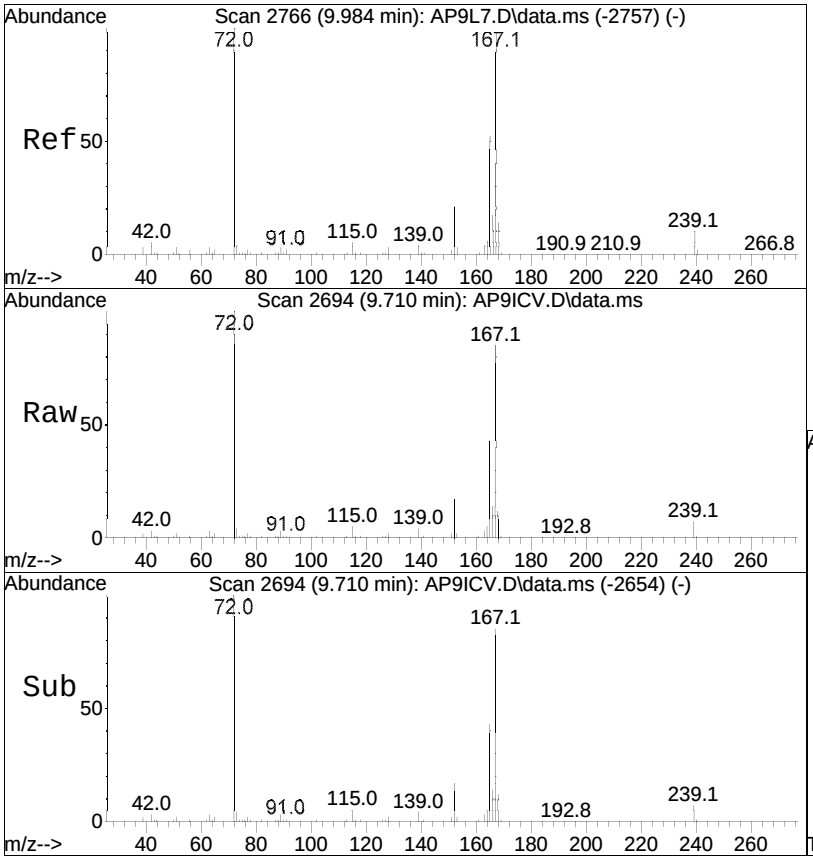

#99
Diphenamid
Concen: 52.38 ug/ml
RT: 9.710 min Scan# 2694
Delta R.T. 0.000 min
Lab File: AP9ICV.D
Acq: 6 Oct 2020 10:13 pm

Tgt Ion:167 Resp: 226649

Ion	Ratio	Lower	Upper
167	100		
72	120.1	94.5	141.7
165	51.5	37.9	56.9

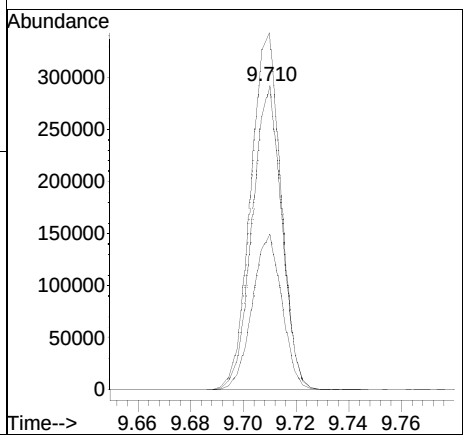

Manual Integration Report

Data Path	: I:\8270\SV109\201006ical\	QMethod	: FS201006SV109.m
Data File	: AP9ICV.D	Operator	: sv109:
Date Inj'd	: 10/6/2020 10:13 pm	Instrument	: SV109
Sample	: CQICV2,32,,AP9ICV Lot# 889	Quant Date	: 10/8/2020 2:55 pm

There are no manual integrations or false positives in this file.

Data Path : I:\8270\SV109\201006ical\
Data File : Tune2.D
Acq On : 6 Oct 2020 10:37 pm
Operator : sv109:
Sample : Tune2
Misc : WG1420146
ALS Vial : 141 Sample Multiplier: 1

Integration File: rteint.p

Method : I:\8270\SV109\201006ical\FS201006SV109.m
Title : Semivolatiles by GC/MS by modified 8270
Last Update : Thu Oct 08 14:43:38 2020

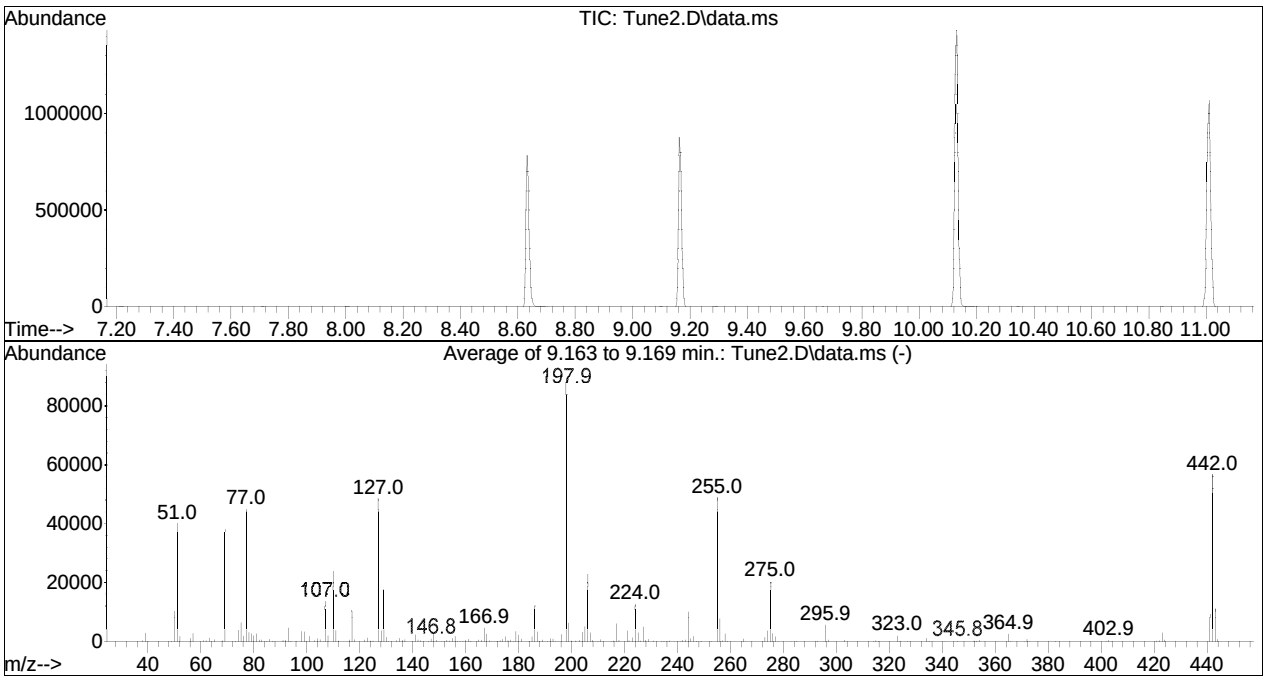

Spectrum Information: Average of 9.163 to 9.169 min.

Target Mass	Rel. to Mass	Lower Limit%	Upper Limit%	Rel. Abn%	Raw Abn	Result Pass/Fail
51	198	10	80	44.7	40067	PASS
68	69	0.00	2	1.4	548	PASS
69	69	100	100	100.0	38141	PASS
70	69	0.00	2	0.2	78	PASS
127	198	10	80	54.0	48445	PASS
197	198	0.00	2	0.0	0	PASS
198	198	100	100	100.0	89632	PASS
199	198	5	9	6.9	6141	PASS
275	198	10	60	22.8	20396	PASS
365	198	1	100	2.9	2562	PASS
441	442	0.01	24	16.3	9200	PASS
442	198	50	100	63.1	56568	PASS
443	442	15	24	19.9	11250	PASS

Quantitation Report (Qedit)

Data Path : I:\8270\SV109\201006ical\
Data File : Tune1.D
Acq On : 6 Oct 2020 1:26 pm
Operator : sv109:
Sample : Tune1
Misc : WG1420146
ALS Vial : 141 Sample Multiplier: 1

Quant Time: Oct 09 08:53:56 2020
Quant Method : I:\8270\SV109\201006ical\dftppsv109.m
Quant Title : Semivolatiles by GC/MS by modified 8270
QLast Update : Fri Oct 09 08:53:55 2020
Response via : Initial Calibration

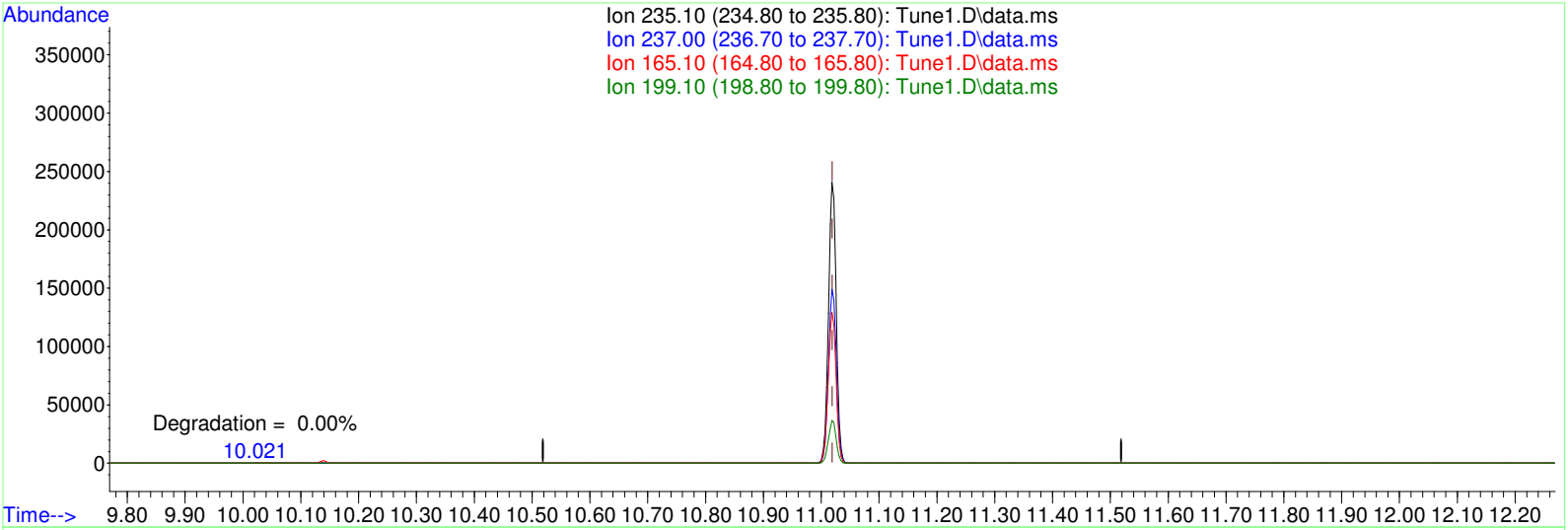

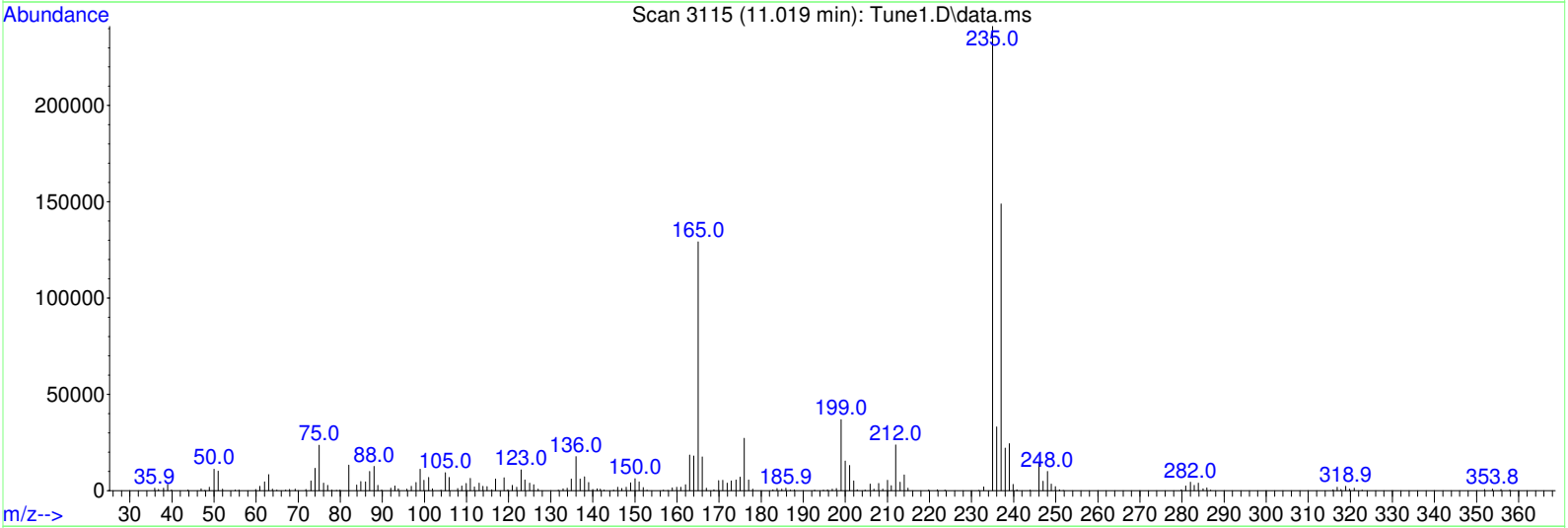

CHROMtools™ [Tune1]

(6) DDT (T)

11.019min (-0.000) 36.99 Lin

response 225483

Ion	Exp%	Act%
235.10	100.00	100.00
237.00	64.10	62.96
165.10	49.00	54.53
199.10	12.10	15.45

Quantitation Report (Qedit)

Data Path : I:\8270\SV109\201006ical\
Data File : Tune2.D
Acq On : 6 Oct 2020 10:37 pm
Operator : sv109:
Sample : Tune2
Misc : WG1420146
ALS Vial : 141 Sample Multiplier: 1

Quant Time: Oct 09 08:55:39 2020
Quant Method : I:\8270\SV109\201006ical\dftppsv109.m
Quant Title : Semivolatiles by GC/MS by modified 8270
QLast Update : Fri Oct 09 08:53:55 2020
Response via : Initial Calibration

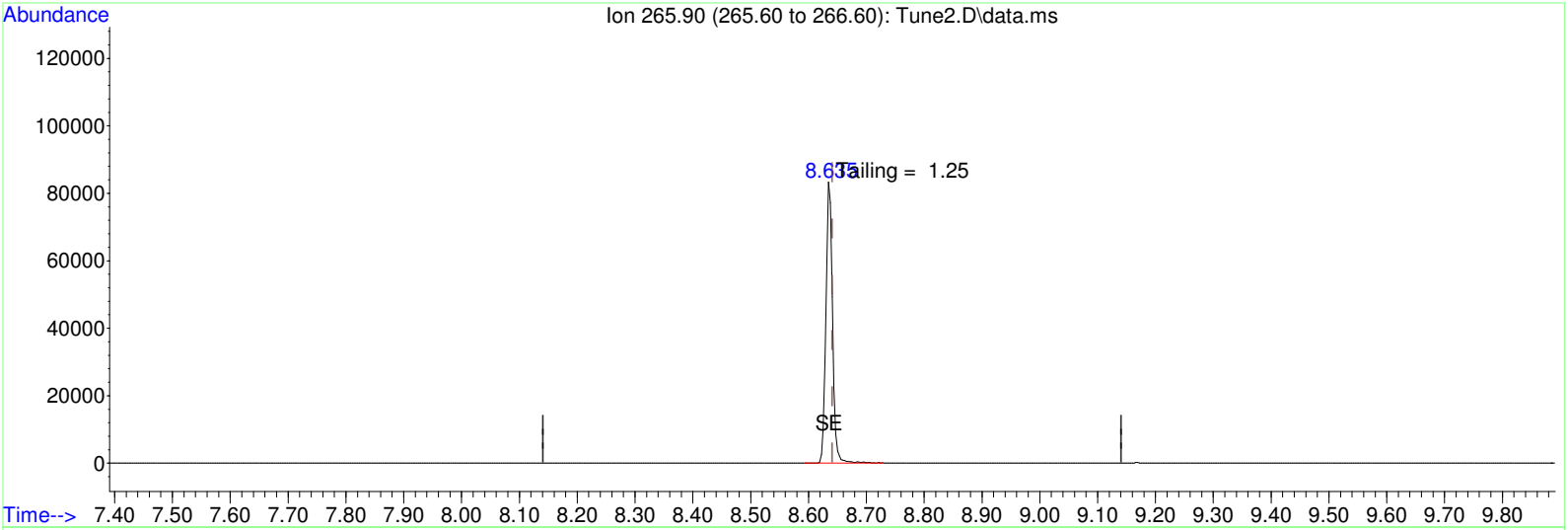

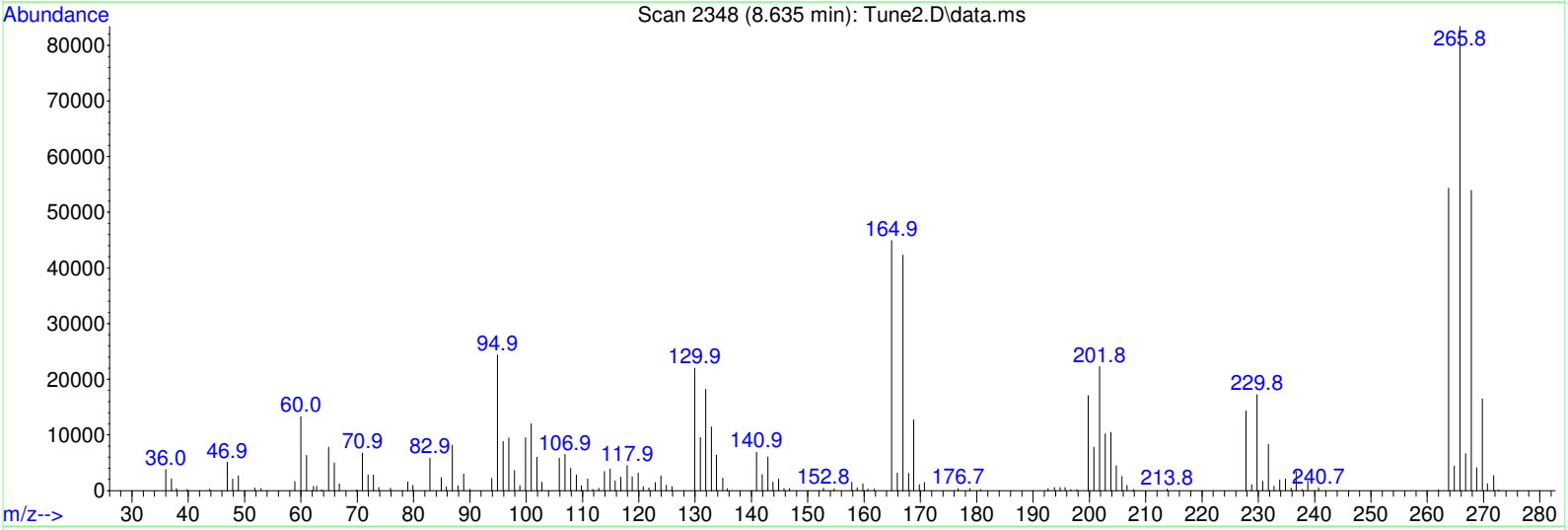

CHROMtools™ [Tune2]

(1) Pentachlorophenol (T)

8.635min (-0.006) 31.58 Lin

response 66319

Ion	Exp%	Act%
265.90	100.00	100.00
0.00	0.00	0.00
0.00	0.00	0.00
0.00	0.00	0.00

Quantitation Report (Qedit)

Data Path : I:\8270\SV109\201006ical\
Data File : Tune2.D
Acq On : 6 Oct 2020 10:37 pm
Operator : sv109:
Sample : Tune2
Misc : WG1420146
ALS Vial : 141 Sample Multiplier: 1

Quant Time: Oct 09 08:55:39 2020
Quant Method : I:\8270\SV109\201006ical\dftppsv109.m
Quant Title : Semivolatiles by GC/MS by modified 8270
QLast Update : Fri Oct 09 08:53:55 2020
Response via : Initial Calibration

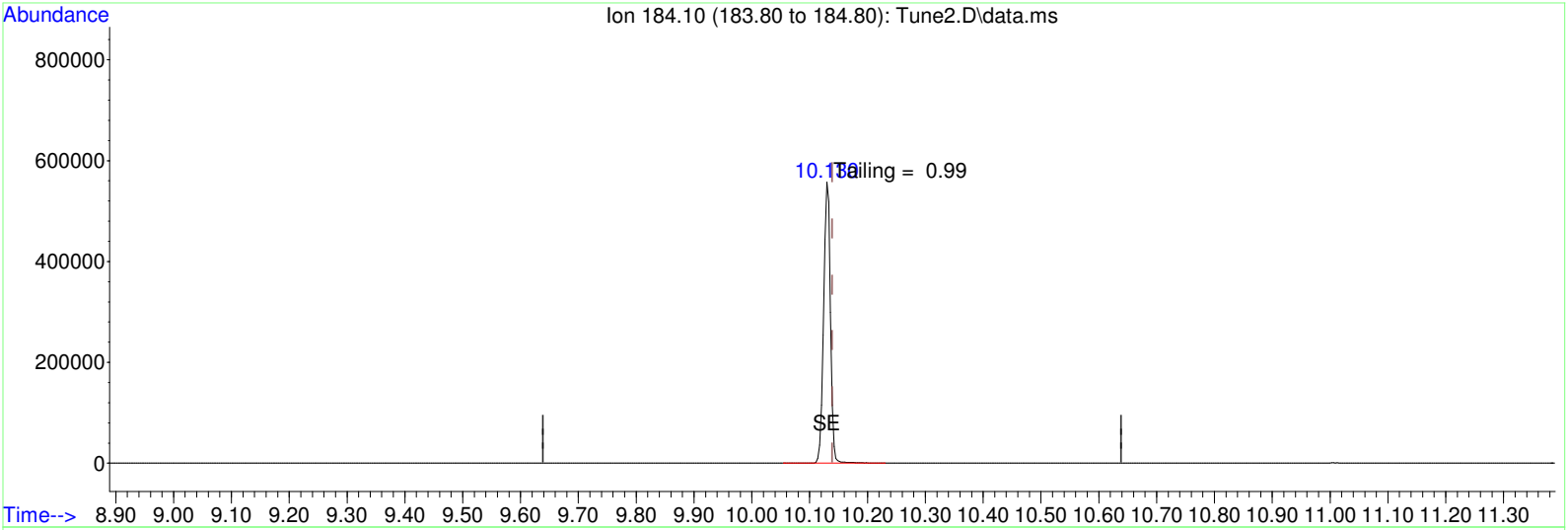

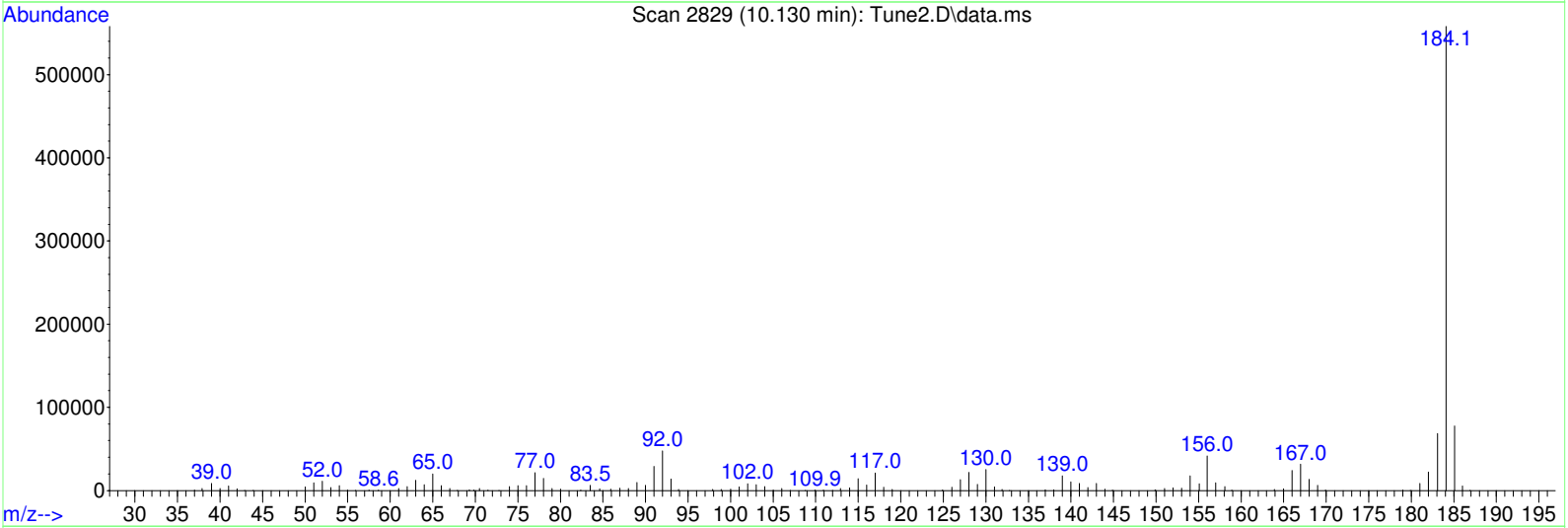

CHROMtools™ [Tune2]

(3) Benzidine (T)

10.130min (-0.009) 44.38 Lin

response 451830

Ion	Exp%	Act%
184.10	100.00	100.00
0.00	0.00	0.00
0.00	0.00	0.00
0.00	0.00	0.00

Quantitation Report (QT Reviewed)

Data Path : I:\8270\SV109\201006ical\
Data File : ADPL10.D
Acq On : 6 Oct 2020 11:01 pm
Operator : sv109:
Sample : IL21,32,,ADPL200 Lot# 8899
Misc : WG1420146
ALS Vial : 23 Sample Multiplier: 1

Quant Time: Oct 08 14:40:03 2020
Quant Method : I:\8270\SV109\201006ical\FS201006SV109.m
Quant Title : Semivolatiles by GC/MS by modified 8270
QLast Update : Thu Oct 08 14:39:55 2020
Response via : Initial Calibration

CCAL FILE(s) : 1 - I:\8270\SV109\201006ical\ADPL7.D
Sub List : ADPical_REV2 - ADP sublist

Compound	R.T.	QIon	Response	Conc	Units	Dev(Min)
Internal Standards						
32) IS3_1,4-Dichlorobenzen...	4.432	152	107901	40.000	ug/ml	0.00
Standard Area 1 = 101100			Recovery = 106.73%			
86) IS3_Acenaphthene-d10	7.373	164	241778	40.000	ug/ml	0.00
Standard Area 1 = 233756			Recovery = 103.43%			
100) IS3_Phenanthrene-d10	8.799	188	454676	40.000	ug/ml	# 0.00
Standard Area 1 = 438838			Recovery = 103.61%			
System Monitoring Compounds						
Target Compounds						Qvalue
33) 1,4-Dioxane	1.498	88	267480	178.885	ug/ml#	78
34) n-Decane	4.327	57	817645	193.460	ug/ml	85
87) Atrazine	8.597	200	419520	216.796	ug/ml	98
101) n-Octadecane	8.793	57	1138832	210.484	ug/ml	88
102) Parathion	9.595	109	343536	210.562	ug/ml	99
103) 3,3'-Dimethylbenzidine	10.900	212	1763792	239.810	ug/ml	99

(#) = qualifier out of range (m) = manual integration (+) = signals summed

Quantitation Report (QT Reviewed)

Data Path : I:\8270\SV109\201006ical\
Data File : ADPL10.D
Acq On : 6 Oct 2020 11:01 pm
Operator : sv109:
Sample : IL21,32,,ADPL200 Lot# 8899
Misc : WG1420146
ALS Vial : 23 Sample Multiplier: 1

Quant Time: Oct 08 14:40:03 2020
Quant Method : I:\8270\SV109\201006ical\FS201006SV109.m
Quant Title : Semivolatiles by GC/MS by modified 8270
QLast Update : Thu Oct 08 14:39:55 2020
Response via : Initial Calibration

Sub List : ADPical_REV2 - ADP sublistal\ADPL7.D•

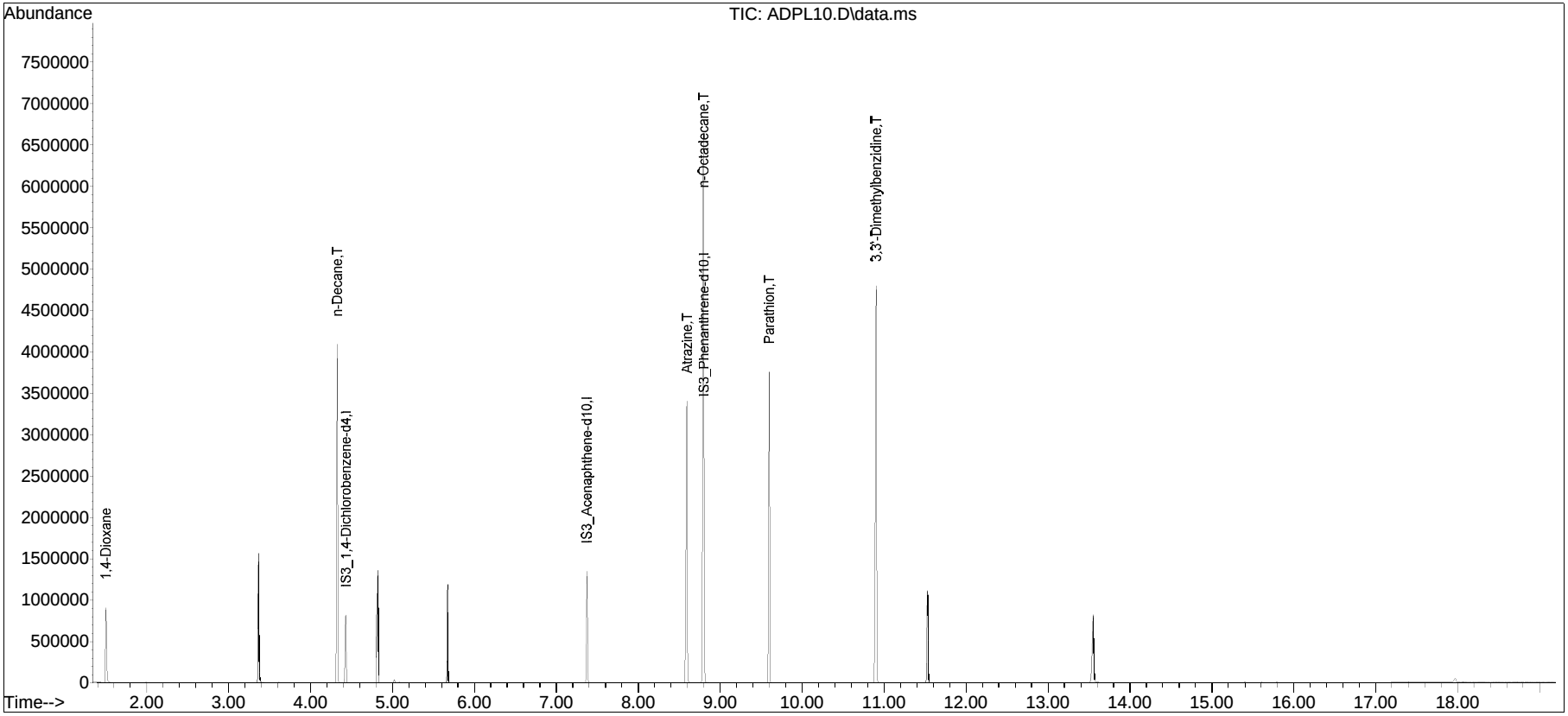

Manual Integration Report

Data Path	: I:\8270\SV109\201006ical\	QMethod	: FS201006SV109.m
Data File	: ADPL10.D	Operator	: sv109:
Date Inj'd	: 10/6/2020 11:01 pm	Instrument	: SV109
Sample	: IL21,32,,ADPL200 Lot# 8899	Quant Date	: 10/8/2020 2:39 pm

There are no manual integrations or false positives in this file.

Quantitation Report (QT Reviewed)

Data Path : I:\8270\SV109\201006ical\
Data File : ADPL9.D
Acq On : 6 Oct 2020 11:25 pm
Operator : sv109:
Sample : IL22,32,,ADPL150 Lot# 8927
Misc : WG1420146
ALS Vial : 24 Sample Multiplier: 1

Quant Time: Oct 08 14:41:48 2020
Quant Method : I:\8270\SV109\201006ical\FS201006SV109.m
Quant Title : Semivolatiles by GC/MS by modified 8270
QLast Update : Thu Oct 08 14:41:40 2020
Response via : Initial Calibration

CCAL FILE(s) : 1 - I:\8270\SV109\201006ical\ADPL7.D
Sub List : ADPical_REV2 - ADP sublist

Compound	R.T.	QIon	Response	Conc	Units	Dev(Min)
Internal Standards						
32) IS3_1,4-Dichlorobenzen...	4.429	152	107015	40.000	ug/ml	0.00
Standard Area 1 = 101100			Recovery = 105.85%			
86) IS3_Acenaphthene-d10	7.373	164	245733	40.000	ug/ml	0.00
Standard Area 1 = 233756			Recovery = 105.12%			
100) IS3_Phenanthrene-d10	8.799	188	453441	40.000	ug/ml	# 0.00
Standard Area 1 = 438838			Recovery = 103.33%			
System Monitoring Compounds						
Target Compounds						Qvalue
33) 1,4-Dioxane	1.499	88	199656	134.632	ug/ml#	78
34) n-Decane	4.327	57	605056	144.346	ug/ml	86
87) Atrazine	8.594	200	305397	155.280	ug/ml	98
101) n-Octadecane	8.790	57	827100	153.284	ug/ml	89
102) Parathion	9.595	109	234846	145.519	ug/ml	99
103) 3,3'-Dimethylbenzidine	10.897	212	1222521	166.670	ug/ml	99

(#) = qualifier out of range (m) = manual integration (+) = signals summed

Quantitation Report (QT Reviewed)

Data Path : I:\8270\SV109\201006ical\
Data File : ADPL9.D
Acq On : 6 Oct 2020 11:25 pm
Operator : sv109:
Sample : IL22,32,,ADPL150 Lot# 8927
Misc : WG1420146
ALS Vial : 24 Sample Multiplier: 1

Quant Time: Oct 08 14:41:48 2020
Quant Method : I:\8270\SV109\201006ical\FS201006SV109.m
Quant Title : Semivolatiles by GC/MS by modified 8270
QLast Update : Thu Oct 08 14:41:40 2020
Response via : Initial Calibration

Sub List : ADPical_REV2 - ADP sublistal\ADPL7.D•

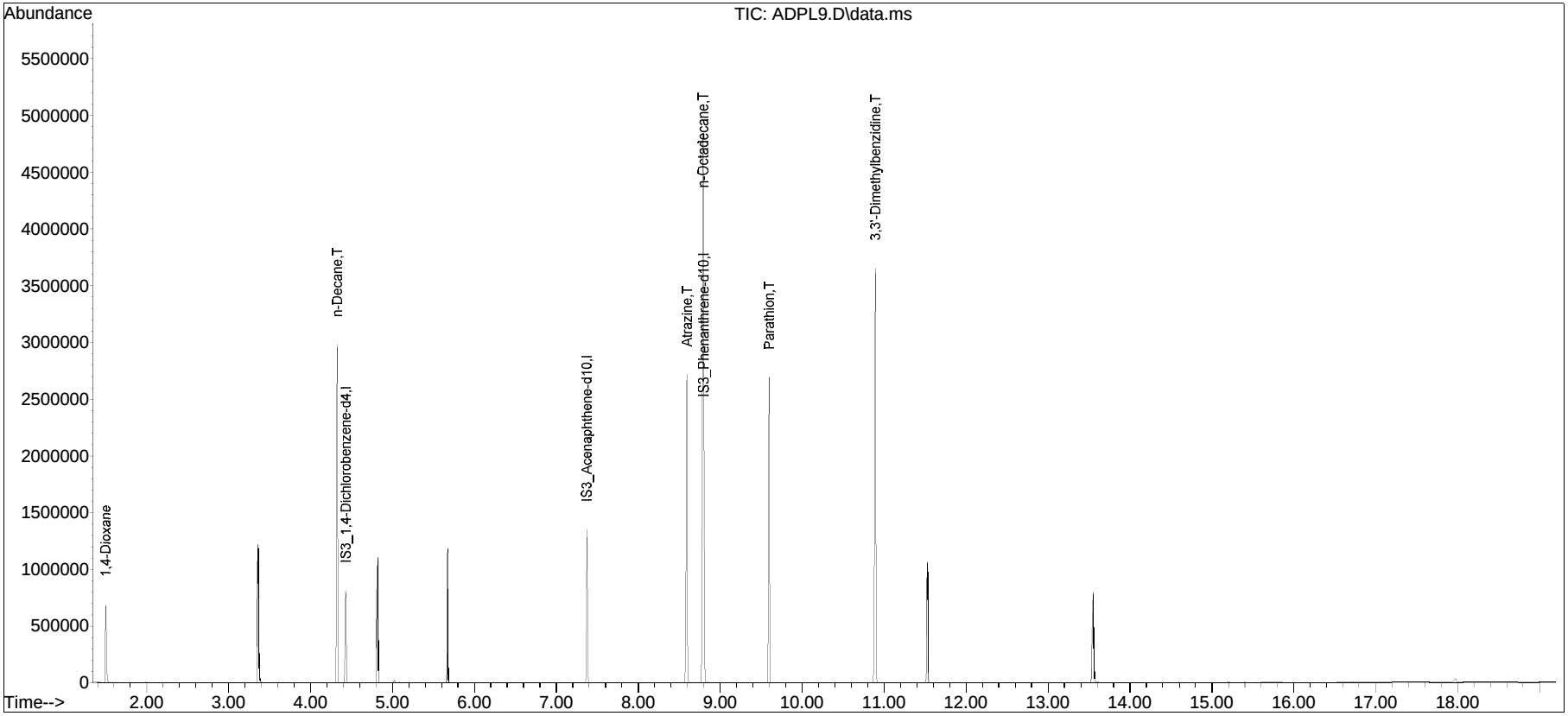

FS201006SV109.m Fri Oct 09 08:18:41 2020 Page: 2

Manual Integration Report

Data Path	: I:\8270\SV109\201006ical\	QMethod	: FS201006SV109.m
Data File	: ADPL9.D	Operator	: sv109:
Date Inj'd	: 10/6/2020 11:25 pm	Instrument	: SV109
Sample	: IL22,32,,ADPL150 Lot# 8927	Quant Date	: 10/8/2020 2:41 pm

There are no manual integrations or false positives in this file.

Quantitation Report (QT Reviewed)

Data Path : I:\8270\SV109\201006ical\
Data File : ADPL8.D
Acq On : 6 Oct 2020 11:49 pm
Operator : sv109:
Sample : IL23,32,,ADPL100 Lot# 8926
Misc : WG1420146
ALS Vial : 25 Sample Multiplier: 1

Quant Time: Oct 08 14:41:35 2020
Quant Method : I:\8270\SV109\201006ical\FS201006SV109.m
Quant Title : Semivolatiles by GC/MS by modified 8270
QLast Update : Thu Oct 08 14:41:27 2020
Response via : Initial Calibration

CCAL FILE(s) : 1 - I:\8270\SV109\201006ical\ADPL7.D
Sub List : ADPical_REV2 - ADP sublist

Compound	R.T.	QIon	Response	Conc	Units	Dev(Min)
Internal Standards						
32) IS3_1,4-Dichlorobenzen...	4.429	152	106131	40.000	ug/ml	0.00
Standard Area 1 = 101100			Recovery = 104.98%			
86) IS3_Acenaphthene-d10	7.373	164	244839	40.000	ug/ml	0.00
Standard Area 1 = 233756			Recovery = 104.74%			
100) IS3_Phenanthrene-d10	8.799	188	452784	40.000	ug/ml	# 0.00
Standard Area 1 = 438838			Recovery = 103.18%			
System Monitoring Compounds						
Target Compounds						Qvalue
33) 1,4-Dioxane	1.498	88	131336	89.300	ug/ml#	77
34) n-Decane	4.324	57	405970	97.657	ug/ml	86
87) Atrazine	8.591	200	205382	104.808	ug/ml	98
101) n-Octadecane	8.790	57	577442	107.171	ug/ml	89
102) Parathion	9.592	109	158450	99.545	ug/ml	98
103) 3,3'-Dimethylbenzidine	10.894	212	831007	113.458	ug/ml	99

(#) = qualifier out of range (m) = manual integration (+) = signals summed

Quantitation Report (QT Reviewed)

Data Path : I:\8270\SV109\201006ical\
Data File : ADPL8.D
Acq On : 6 Oct 2020 11:49 pm
Operator : sv109:
Sample : IL23,32,,ADPL100 Lot# 8926
Misc : WG1420146
ALS Vial : 25 Sample Multiplier: 1

Quant Time: Oct 08 14:41:35 2020
Quant Method : I:\8270\SV109\201006ical\FS201006SV109.m
Quant Title : Semivolatiles by GC/MS by modified 8270
QLast Update : Thu Oct 08 14:41:27 2020
Response via : Initial Calibration

Sub List : ADPical_REV2 - ADP sublistal\ADPL7.D•

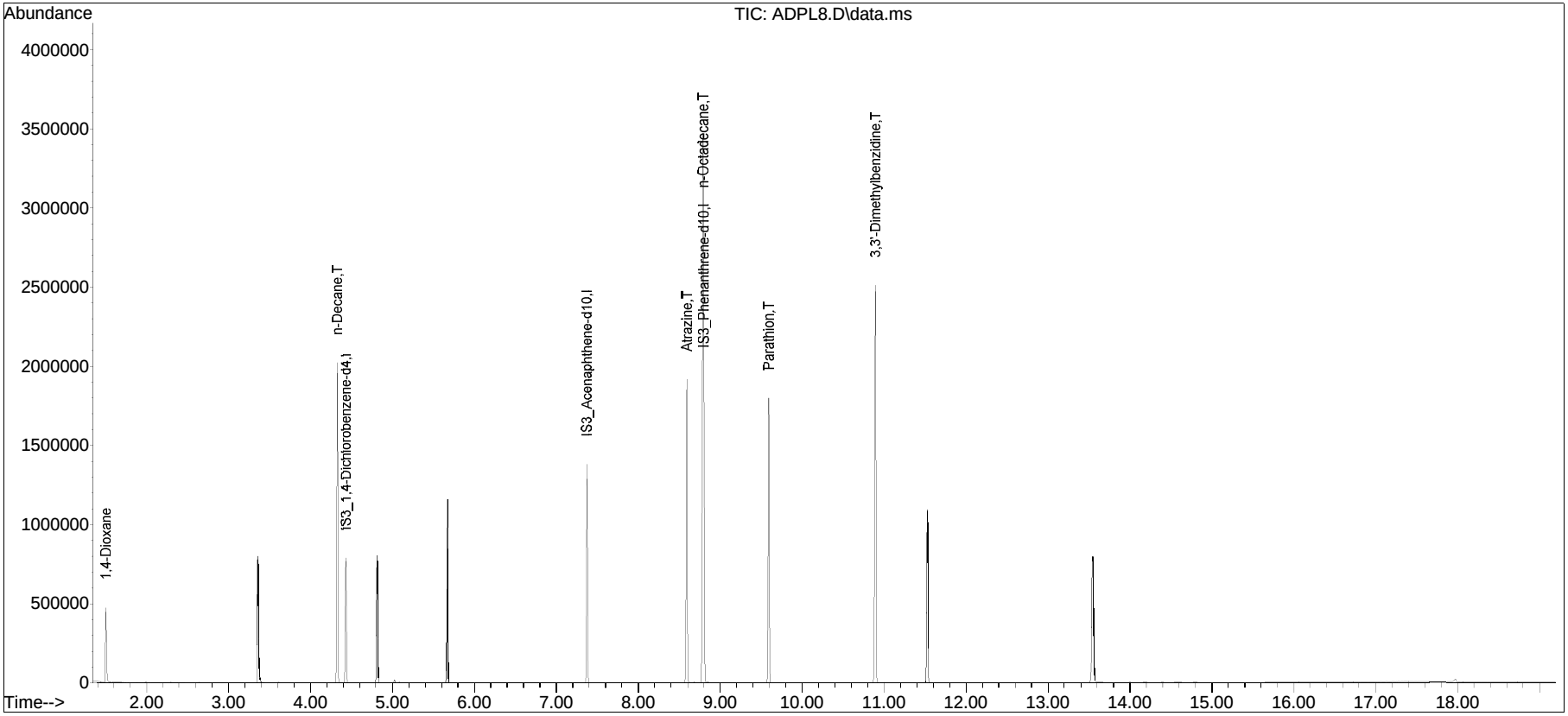

Manual Integration Report

Data Path	: I:\8270\SV109\201006ical\	QMethod	: FS201006SV109.m
Data File	: ADPL8.D	Operator	: sv109:
Date Inj'd	: 10/6/2020 11:49 pm	Instrument	: SV109
Sample	: IL23,32,,ADPL100 Lot# 8926	Quant Date	: 10/8/2020 2:41 pm

There are no manual integrations or false positives in this file.

Quantitation Report (QT Reviewed)

Data Path : I:\8270\SV109\201006ical\
Data File : ADPL7.D
Acq On : 7 Oct 2020 12:12 am
Operator : sv109:
Sample : IL24,32,,ADPL50 Lot# 8925
Misc : WG1420146
ALS Vial : 26 Sample Multiplier: 1

Quant Time: Oct 08 14:41:22 2020
Quant Method : I:\8270\SV109\201006ical\FS201006SV109.m
Quant Title : Semivolatiles by GC/MS by modified 8270
QLast Update : Thu Oct 08 14:41:14 2020
Response via : Initial Calibration

CCAL FILE(s) : 1 - I:\8270\SV109\201006ical\ADPL7.D
Sub List : ADPical_REV2 - ADP sublist

Compound	R.T.	QIon	Response	Conc	Units	Dev(Min)
Internal Standards						
32) IS3_1,4-Dichlorobenzen...	4.433	152	101100	40.000	ug/ml	0.00
Standard Area 1 = 101100			Recovery = 100.00%			
86) IS3_Acenaphthene-d10	7.373	164	233756	40.000	ug/ml	0.00
Standard Area 1 = 233756			Recovery = 100.00%			
100) IS3_Phenanthrene-d10	8.800	188	438838	40.000	ug/ml #	0.00
Standard Area 1 = 438838			Recovery = 100.00%			
System Monitoring Compounds						
Target Compounds						Qvalue
33) 1,4-Dioxane	1.502	88	64274	45.877	ug/ml#	77
34) n-Decane	4.324	57	194181	49.035	ug/ml	86
87) Atrazine	8.585	200	97495	52.112	ug/ml	98
101) n-Octadecane	8.787	57	268115	51.343	ug/ml	90
102) Parathion	9.592	109	67808	46.056	ug/ml	97
103) 3,3'-Dimethylbenzidine	10.888	212	394596	55.587	ug/ml	99

(#) = qualifier out of range (m) = manual integration (+) = signals summed

Quantitation Report (QT Reviewed)

Data Path : I:\8270\SV109\201006ical\
Data File : ADPL7.D
Acq On : 7 Oct 2020 12:12 am
Operator : sv109:
Sample : IL24,32,,ADPL50 Lot# 8925
Misc : WG1420146
ALS Vial : 26 Sample Multiplier: 1

Quant Time: Oct 08 14:41:22 2020
Quant Method : I:\8270\SV109\201006ical\FS201006SV109.m
Quant Title : Semivolatiles by GC/MS by modified 8270
QLast Update : Thu Oct 08 14:41:14 2020
Response via : Initial Calibration

Sub List : ADPical_REV2 - ADP sublistal\ADPL7.D•

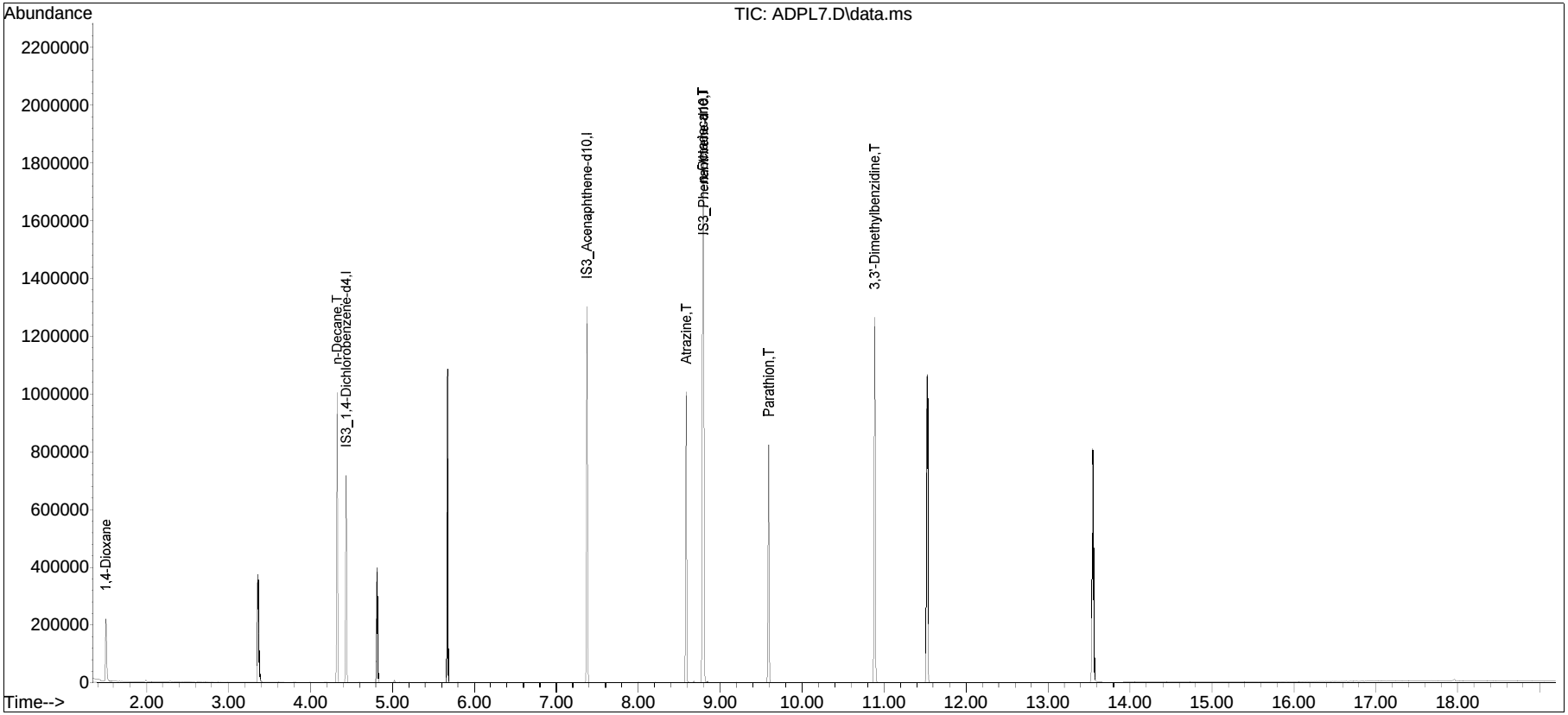

Manual Integration Report

Data Path	: I:\8270\SV109\201006ical\	QMethod	: FS201006SV109.m
Data File	: ADPL7.D	Operator	: sv109:
Date Inj'd	: 10/7/2020 12:12 am	Instrument	: SV109
Sample	: IL24,32,,ADPL50 Lot# 8925	Quant Date	: 10/8/2020 2:41 pm

There are no manual integrations or false positives in this file.

Quantitation Report (QT Reviewed)

Data Path : I:\8270\SV109\201006ical\
Data File : ADPL6.D
Acq On : 7 Oct 2020 12:36 am
Operator : sv109:
Sample : IL25,32,,ADPL20 Lot# 8924
Misc : WG1420146
ALS Vial : 27 Sample Multiplier: 1

Quant Time: Oct 08 14:41:09 2020
Quant Method : I:\8270\SV109\201006ical\FS201006SV109.m
Quant Title : Semivolatiles by GC/MS by modified 8270
QLast Update : Thu Oct 08 14:41:01 2020
Response via : Initial Calibration

CCAL FILE(s) : 1 - I:\8270\SV109\201006ical\ADPL7.D
Sub List : ADPical_REV2 - ADP sublist

Compound	R.T.	QIon	Response	Conc	Units	Dev(Min)
Internal Standards						
32) IS3_1,4-Dichlorobenzen...	4.430	152	103434	40.000	ug/ml	0.00
Standard Area 1 = 101100			Recovery = 102.31%			
86) IS3_Acenaphthene-d10	7.373	164	235330	40.000	ug/ml	0.00
Standard Area 1 = 233756			Recovery = 100.67%			
100) IS3_Phenanthrene-d10	8.800	188	441088	40.000	ug/ml	# 0.00
Standard Area 1 = 438838			Recovery = 100.51%			
System Monitoring Compounds						
Target Compounds						Qvalue
33) 1,4-Dioxane	1.499	88	26524	18.505	ug/ml#	76
34) n-Decane	4.324	57	79522	19.628	ug/ml	86
87) Atrazine	8.582	200	38370	20.372	ug/ml	97
101) n-Octadecane	8.787	57	111252	21.195	ug/ml	90
102) Parathion	9.589	109	22430	17.682	ug/ml	96
103) 3,3'-Dimethylbenzidine	10.888	212	144528	20.256	ug/ml	99

(#) = qualifier out of range (m) = manual integration (+) = signals summed

Quantitation Report (QT Reviewed)

Data Path : I:\8270\SV109\201006ical\
Data File : ADPL6.D
Acq On : 7 Oct 2020 12:36 am
Operator : sv109:
Sample : IL25,32,,ADPL20 Lot# 8924
Misc : WG1420146
ALS Vial : 27 Sample Multiplier: 1

Quant Time: Oct 08 14:41:09 2020
Quant Method : I:\8270\SV109\201006ical\FS201006SV109.m
Quant Title : Semivolatiles by GC/MS by modified 8270
QLast Update : Thu Oct 08 14:41:01 2020
Response via : Initial Calibration

Sub List : ADPical_REV2 - ADP sublistal\ADPL7.D•

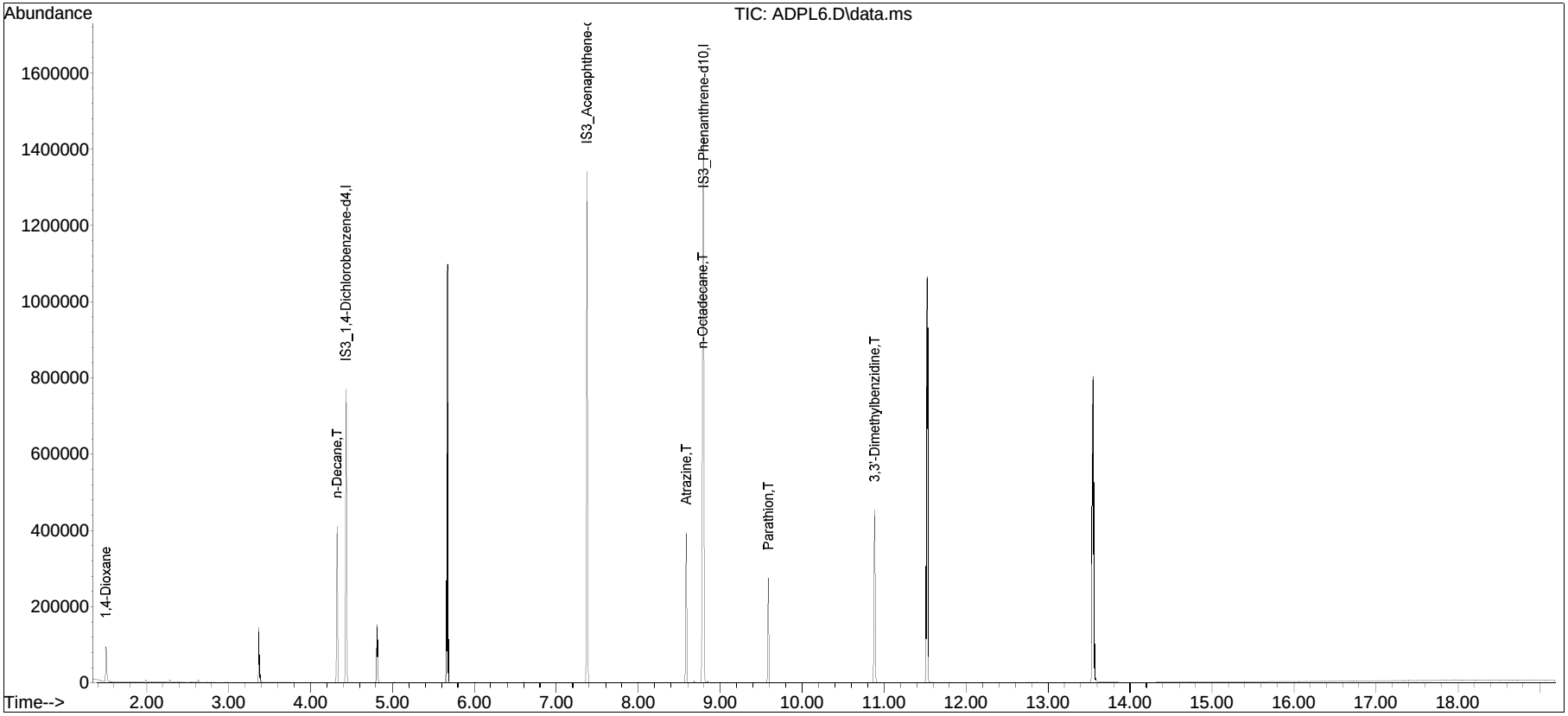

Manual Integration Report

Data Path	: I:\8270\SV109\201006ical\	QMethod	: FS201006SV109.m
Data File	: ADPL6.D	Operator	: sv109:
Date Inj'd	: 10/7/2020 12:36 am	Instrument	: SV109
Sample	: IL25,32,,ADPL20 Lot# 8924	Quant Date	: 10/8/2020 2:41 pm

There are no manual integrations or false positives in this file.

Quantitation Report (QT Reviewed)

Data Path : I:\8270\SV109\201006ical\
Data File : ADPL5.D
Acq On : 7 Oct 2020 1:00 am
Operator : sv109:
Sample : IL26,32,,ADPL10 Lot# 8923
Misc : WG1420146
ALS Vial : 28 Sample Multiplier: 1

Quant Time: Oct 08 14:40:56 2020
Quant Method : I:\8270\SV109\201006ical\FS201006SV109.m
Quant Title : Semivolatiles by GC/MS by modified 8270
QLast Update : Thu Oct 08 14:40:48 2020
Response via : Initial Calibration

CCAL FILE(s) : 1 - I:\8270\SV109\201006ical\ADPL7.D
Sub List : ADPical_REV2 - ADP sublist

Compound	R.T.	QIon	Response	Conc Units	Dev(Min)
Internal Standards					
32) IS3_1,4-Dichlorobenzen...	4.433	152	104375	40.000 ug/ml	0.00
Standard Area 1 = 101100			Recovery = 103.24%		
86) IS3_Acenaphthene-d10	7.373	164	236524	40.000 ug/ml	0.00
Standard Area 1 = 233756			Recovery = 101.18%		
100) IS3_Phenanthrene-d10	8.799	188	450369	40.000 ug/ml	# 0.00
Standard Area 1 = 438838			Recovery = 102.63%		
System Monitoring Compounds					
Target Compounds					Qvalue
33) 1,4-Dioxane	1.505	88	13477	9.318 ug/ml#	78
34) n-Decane	4.324	57	39235	9.597 ug/ml	88
87) Atrazine	8.582	200	18118	9.571 ug/ml	97
101) n-Octadecane	8.787	57	51519	9.613 ug/ml	90
102) Parathion	9.589	109	9455	9.510 ug/ml	94
103) 3,3'-Dimethylbenzidine	10.885	212	65837	9.037 ug/ml	99

(#) = qualifier out of range (m) = manual integration (+) = signals summed

Quantitation Report (QT Reviewed)

Data Path : I:\8270\SV109\201006ical\
Data File : ADPL5.D
Acq On : 7 Oct 2020 1:00 am
Operator : sv109:
Sample : IL26,32,,ADPL10 Lot# 8923
Misc : WG1420146
ALS Vial : 28 Sample Multiplier: 1

Quant Time: Oct 08 14:40:56 2020
Quant Method : I:\8270\SV109\201006ical\FS201006SV109.m
Quant Title : Semivolatiles by GC/MS by modified 8270
QLast Update : Thu Oct 08 14:40:48 2020
Response via : Initial Calibration

Sub List : ADPical_REV2 - ADP sublistal\ADPL7.D•

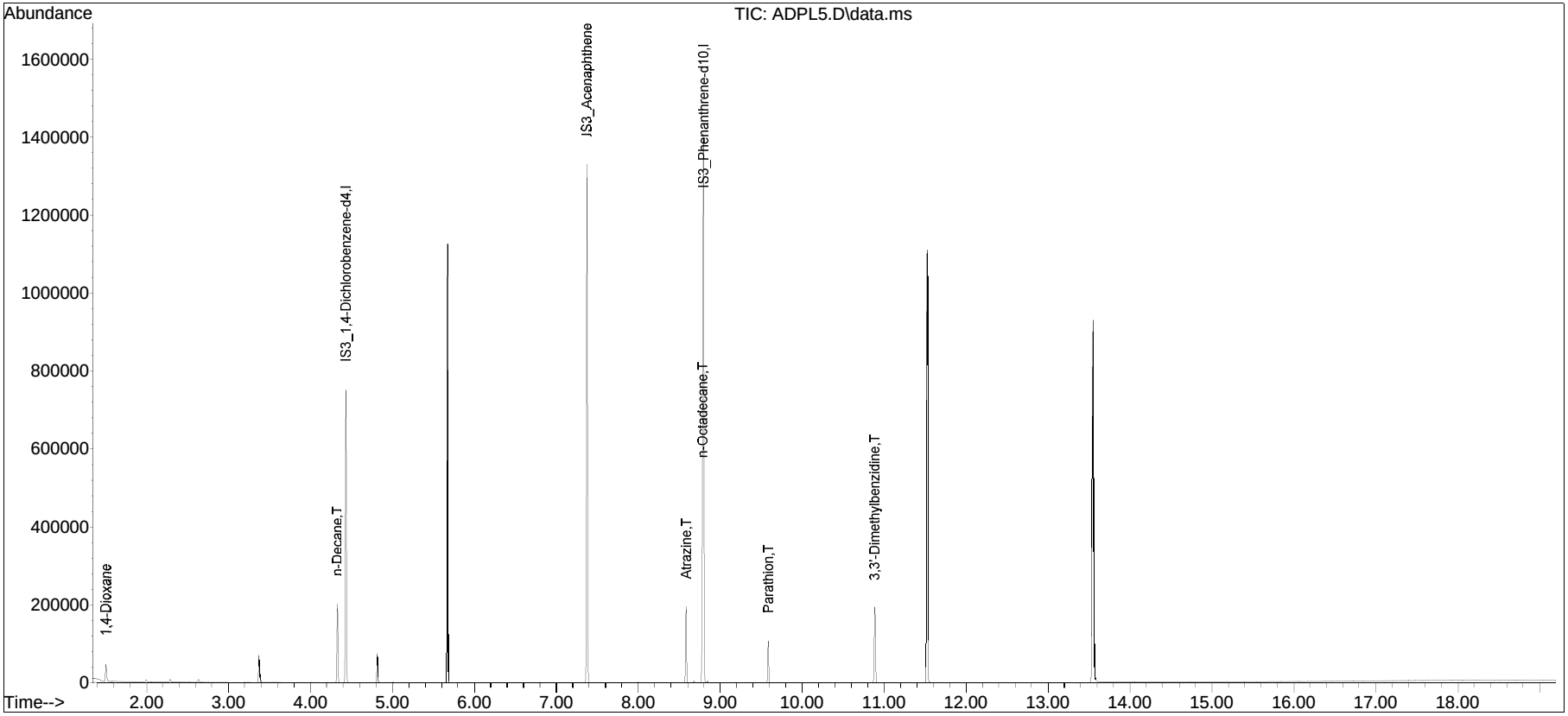

Manual Integration Report

Data Path	: I:\8270\SV109\201006ical\	QMethod	: FS201006SV109.m
Data File	: ADPL5.D	Operator	: sv109:
Date Inj'd	: 10/7/2020 1:00 am	Instrument	: SV109
Sample	: IL26,32,,ADPL10 Lot# 8923	Quant Date	: 10/8/2020 2:40 pm

There are no manual integrations or false positives in this file.

Quantitation Report (QT Reviewed)

Data Path : I:\8270\SV109\201006ical\
Data File : ADPL4.D
Acq On : 7 Oct 2020 1:24 am
Operator : sv109:
Sample : IL27,32,,ADPL5 Lot# 8922
Misc : WG1420146
ALS Vial : 29 Sample Multiplier: 1

Quant Time: Oct 08 14:40:43 2020
Quant Method : I:\8270\SV109\201006ical\FS201006SV109.m
Quant Title : Semivolatiles by GC/MS by modified 8270
QLast Update : Thu Oct 08 14:40:35 2020
Response via : Initial Calibration

CCAL FILE(s) : 1 - I:\8270\SV109\201006ical\ADPL7.D
Sub List : ADPical_REV2 - ADP sublist

Compound	R.T.	QIon	Response	Conc	Units	Dev(Min)
Internal Standards						
32) IS3_1,4-Dichlorobenzen...	4.430	152	105474	40.000	ug/ml	0.00
Standard Area 1 = 101100			Recovery = 104.33%			
86) IS3_Acenaphthene-d10	7.373	164	258768	40.000	ug/ml	0.00
Standard Area 1 = 233756			Recovery = 110.70%			
100) IS3_Phenanthrene-d10	8.800	188	492231	40.000	ug/ml	# 0.00
Standard Area 1 = 438838			Recovery = 112.17%			
System Monitoring Compounds						
Target Compounds						Qvalue
33) 1,4-Dioxane	1.505	88	6921	4.735	ug/ml#	65
34) n-Decane	4.324	57	20263	4.905	ug/ml	84
87) Atrazine	8.582	200	9517	4.595	ug/ml	97
101) n-Octadecane	8.787	57	27635	4.718	ug/ml	91
102) Parathion	9.589	109	4249	6.127	ug/ml#	73
103) 3,3'-Dimethylbenzidine	10.888	212	31949	4.012	ug/ml	99

(#) = qualifier out of range (m) = manual integration (+) = signals summed

Quantitation Report (QT Reviewed)

Data Path : I:\8270\SV109\201006ical\
Data File : ADPL4.D
Acq On : 7 Oct 2020 1:24 am
Operator : sv109:
Sample : IL27,32,,ADPL5 Lot# 8922
Misc : WG1420146
ALS Vial : 29 Sample Multiplier: 1

Quant Time: Oct 08 14:40:43 2020
Quant Method : I:\8270\SV109\201006ical\FS201006SV109.m
Quant Title : Semivolatiles by GC/MS by modified 8270
QLast Update : Thu Oct 08 14:40:35 2020
Response via : Initial Calibration

Sub List : ADPical_REV2 - ADP sublistal\ADPL7.D•

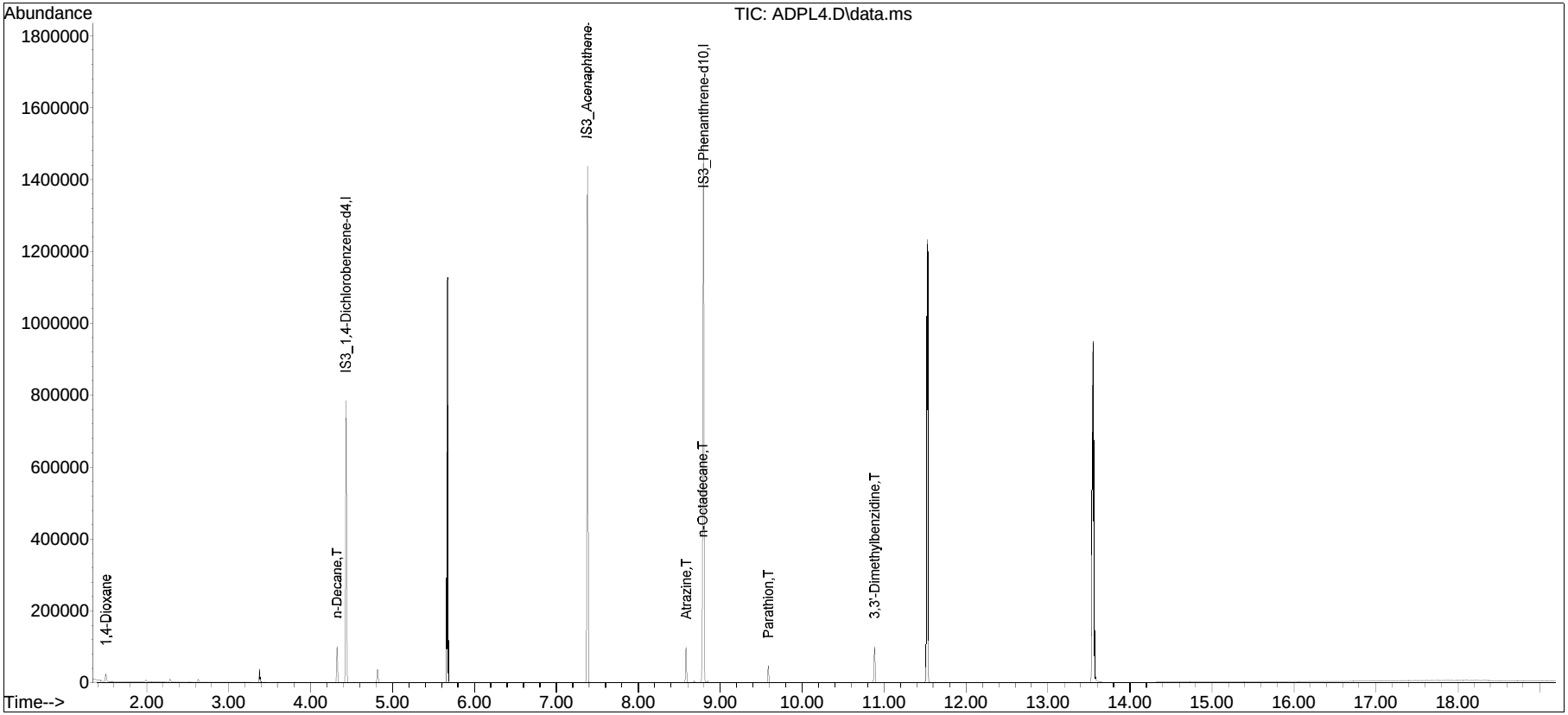

Manual Integration Report

Data Path	: I:\8270\SV109\201006ical\	QMethod	: FS201006SV109.m
Data File	: ADPL4.D	Operator	: sv109:
Date Inj'd	: 10/7/2020 1:24 am	Instrument	: SV109
Sample	: IL27,32,,ADPL5 Lot# 8922	Quant Date	: 10/8/2020 2:40 pm

There are no manual integrations or false positives in this file.

Quantitation Report (QT Reviewed)

Data Path : I:\8270\SV109\201006ical\
Data File : ADPL3.D
Acq On : 7 Oct 2020 1:48 am
Operator : sv109:
Sample : IL28,32,,ADPL3 Lot# 8921
Misc : WG1420146
ALS Vial : 30 Sample Multiplier: 1

Quant Time: Oct 08 14:40:30 2020
Quant Method : I:\8270\SV109\201006ical\FS201006SV109.m
Quant Title : Semivolatiles by GC/MS by modified 8270
QLast Update : Thu Oct 08 14:40:21 2020
Response via : Initial Calibration

CCAL FILE(s) : 1 - I:\8270\SV109\201006ical\ADPL7.D
Sub List : ADPical_REV2 - ADP sublist

Compound	R.T.	QIon	Response	Conc	Units	Dev(Min)
Internal Standards						
32) IS3_1,4-Dichlorobenzen...	4.432	152	86850	40.000	ug/ml	0.00
Standard Area 1 = 101100			Recovery =	85.91%		
86) IS3_Acenaphthene-d10	7.373	164	213820	40.000	ug/ml	0.00
Standard Area 1 = 233756			Recovery =	91.47%		
100) IS3_Phenanthrene-d10	8.799	188	400421	40.000	ug/ml	# 0.00
Standard Area 1 = 438838			Recovery =	91.25%		
System Monitoring Compounds						
Target Compounds						Qvalue
33) 1,4-Dioxane	1.508	88	3750	3.116	ug/ml#	69
34) n-Decane	4.324	57	9803	2.882	ug/ml#	82
87) Atrazine	8.582	200	4599	2.687	ug/ml#	74
101) n-Octadecane	8.787	57	13311	2.794	ug/ml	91
102) Parathion	9.589	109	1912M2	5.071	ug/ml	
103) 3,3'-Dimethylbenzidine	10.888	212	14079	2.174	ug/ml	96

(#) = qualifier out of range (m) = manual integration (+) = signals summed

Quantitation Report (QT Reviewed)

Data Path : I:\8270\SV109\201006ical\
Data File : ADPL3.D
Acq On : 7 Oct 2020 1:48 am
Operator : sv109:
Sample : IL28,32,,ADPL3 Lot# 8921
Misc : WG1420146
ALS Vial : 30 Sample Multiplier: 1

Quant Time: Oct 08 14:40:30 2020
Quant Method : I:\8270\SV109\201006ical\FS201006SV109.m
Quant Title : Semivolatiles by GC/MS by modified 8270
QLast Update : Thu Oct 08 14:40:21 2020
Response via : Initial Calibration

Sub List : ADPical_REV2 - ADP sublistal\ADPL7.D•

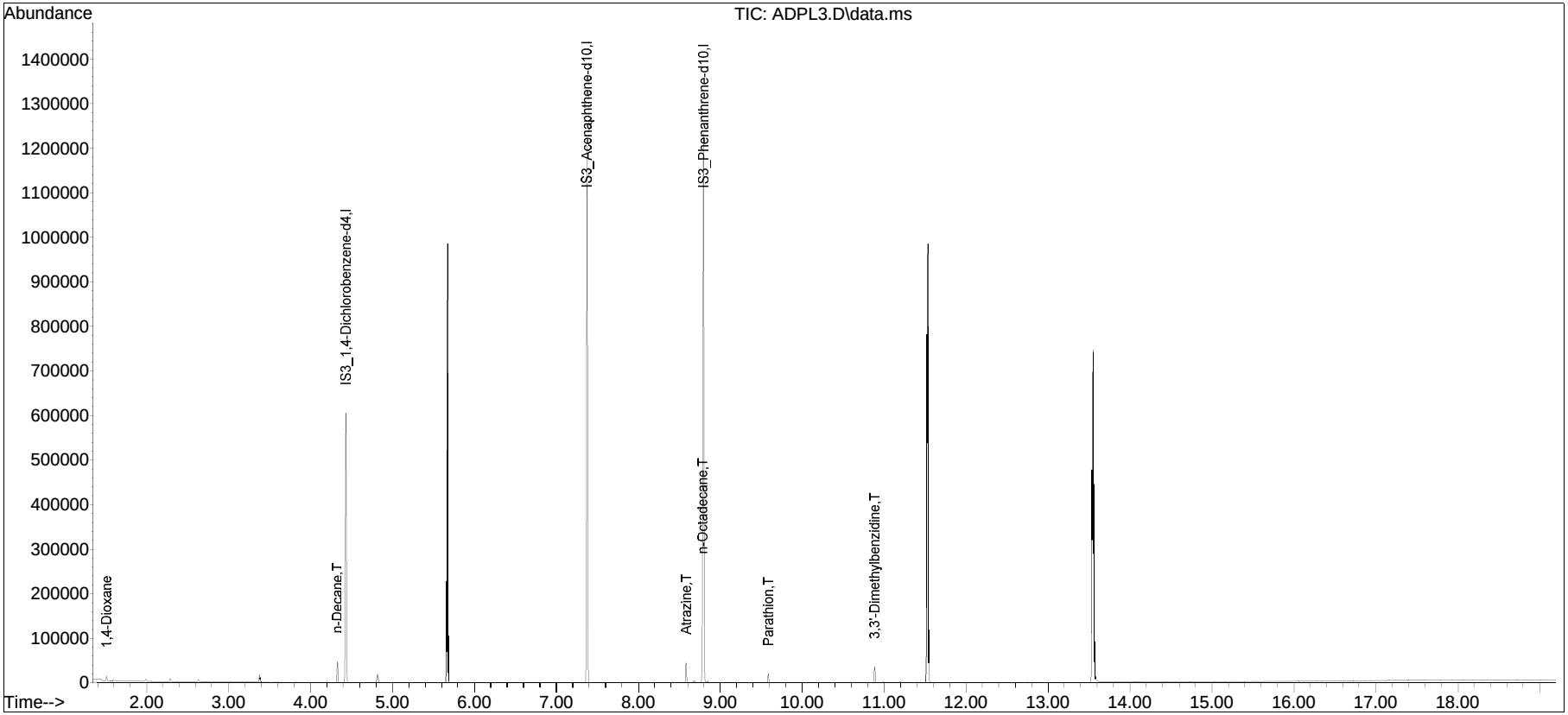

Manual Integration Report

Data Path : I:\8270\SV109\201006ical\ QMethod : FS201006SV109.m
Data File : ADPL3.D Operator : sv109:
Date Inj'd : 10/7/2020 1:48 am Instrument : SV109
Sample : IL28,32,,ADPL3 Lot# 8921 Quant Date : 10/8/2020 2:40 pm

Compound #102: Parathion

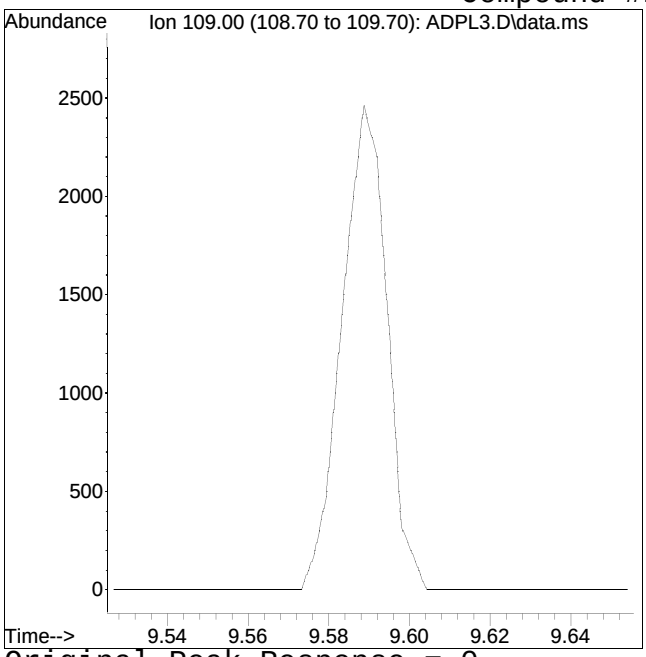

Original Peak Response = 0

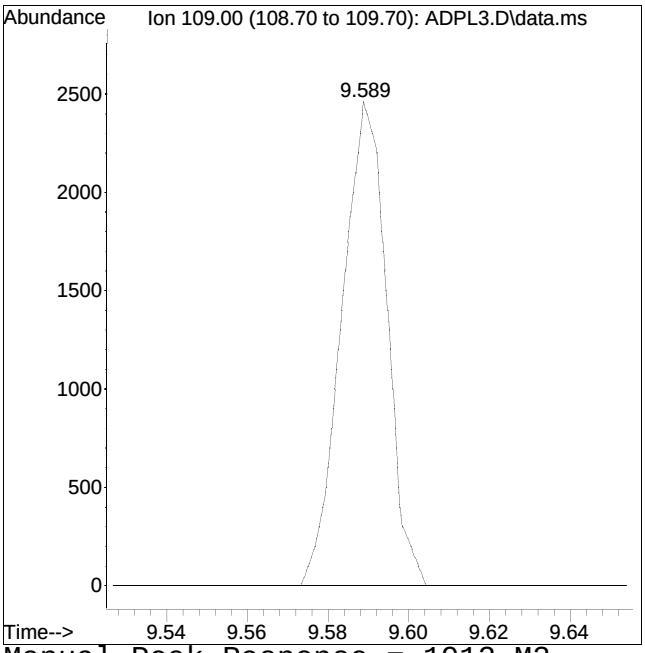

Manual Peak Response = 1912 M2

M2 = Peak not found by automatic integration algorithm.

Quantitation Report (QT Reviewed)

Data Path : I:\8270\SV109\201006ical\
Data File : ADPL2.D
Acq On : 7 Oct 2020 2:12 am
Operator : sv109:
Sample : IL29,32,,ADPL2 Lot# 8920
Misc : WG1420146
ALS Vial : 31 Sample Multiplier: 1

Quant Time: Oct 08 14:40:16 2020
Quant Method : I:\8270\SV109\201006ical\FS201006SV109.m
Quant Title : Semivolatiles by GC/MS by modified 8270
QLast Update : Thu Oct 08 14:40:08 2020
Response via : Initial Calibration

CCAL FILE(s) : 1 - I:\8270\SV109\201006ical\ADPL7.D
Sub List : ADPical_REV2 - ADP sublist

Compound	R.T.	QIon	Response	Conc	Units	Dev(Min)
Internal Standards						
32) IS3_1,4-Dichlorobenzen...	4.429	152	115630	40.000	ug/ml	0.00
Standard Area 1 = 101100			Recovery = 114.37%			
86) IS3_Acenaphthene-d10	7.373	164	294796	40.000	ug/ml	0.00
Standard Area 1 = 233756			Recovery = 126.11%			
100) IS3_Phenanthrene-d10	8.799	188	557480	40.000	ug/ml	# 0.00
Standard Area 1 = 438838			Recovery = 127.04%			
System Monitoring Compounds						
Target Compounds						Qvalue
33) 1,4-Dioxane	1.505	88	3824	2.386	ug/ml#	70
34) n-Decane	4.324	57	9388	2.073	ug/ml	87
87) Atrazine	8.582	200	4283	1.815	ug/ml#	36
101) n-Octadecane	8.787	57	12356	1.863	ug/ml	91
102) Parathion	9.589	109	1988M2	4.740	ug/ml	
103) 3,3'-Dimethylbenzidine	10.888	212	12811	1.421	ug/ml	98

(#) = qualifier out of range (m) = manual integration (+) = signals summed

Quantitation Report (QT Reviewed)

Data Path : I:\8270\SV109\201006ical\
Data File : ADPL2.D
Acq On : 7 Oct 2020 2:12 am
Operator : sv109:
Sample : IL29,32,,ADPL2 Lot# 8920
Misc : WG1420146
ALS Vial : 31 Sample Multiplier: 1

Quant Time: Oct 08 14:40:16 2020
Quant Method : I:\8270\SV109\201006ical\FS201006SV109.m
Quant Title : Semivolatiles by GC/MS by modified 8270
QLast Update : Thu Oct 08 14:40:08 2020
Response via : Initial Calibration

Sub List : ADPical_REV2 - ADP sublistal\ADPL7.D•

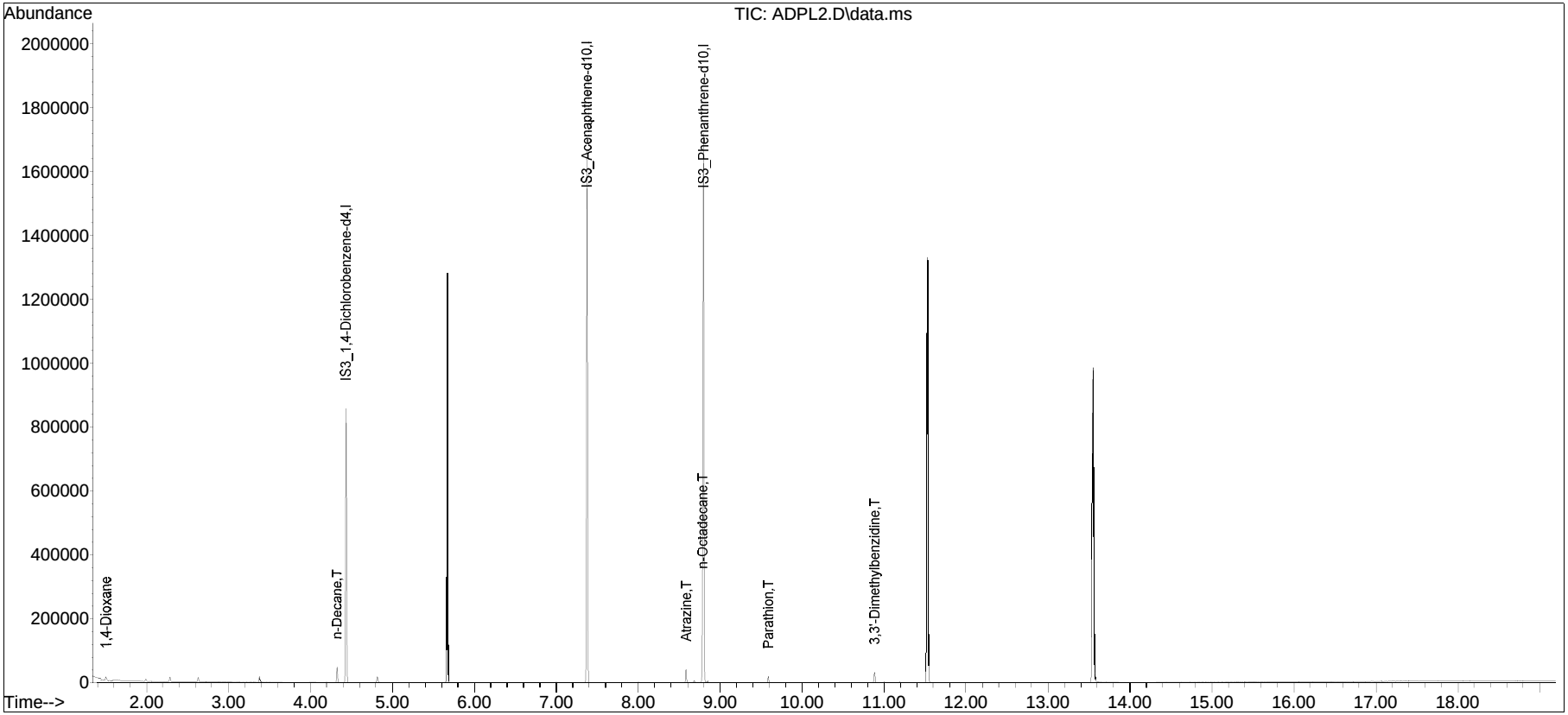

Manual Integration Report

Data Path	: I:\8270\SV109\201006ical\	QMethod	: FS201006SV109.m
Data File	: ADPL2.D	Operator	: sv109:
Date Inj'd	: 10/7/2020 2:12 am	Instrument	: SV109
Sample	: IL29,32,,ADPL2 Lot# 8920	Quant Date	: 10/8/2020 2:40 pm

Compound #102: Parathion

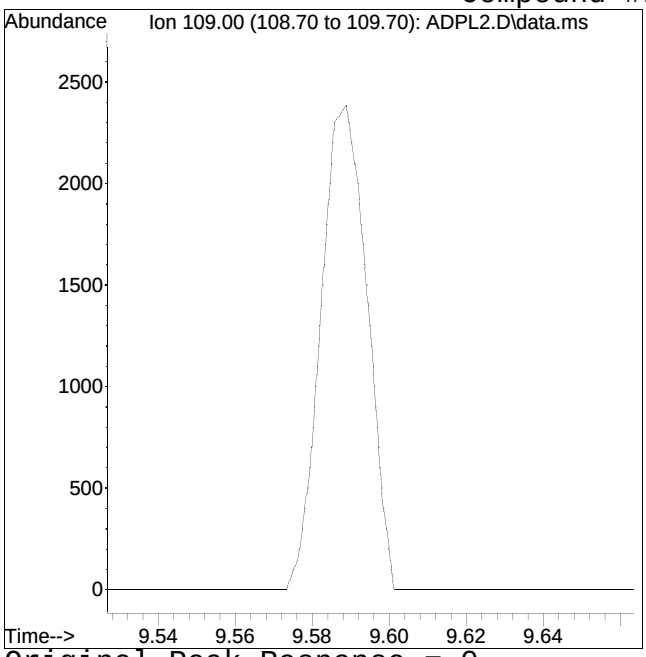

Original Peak Response = 0

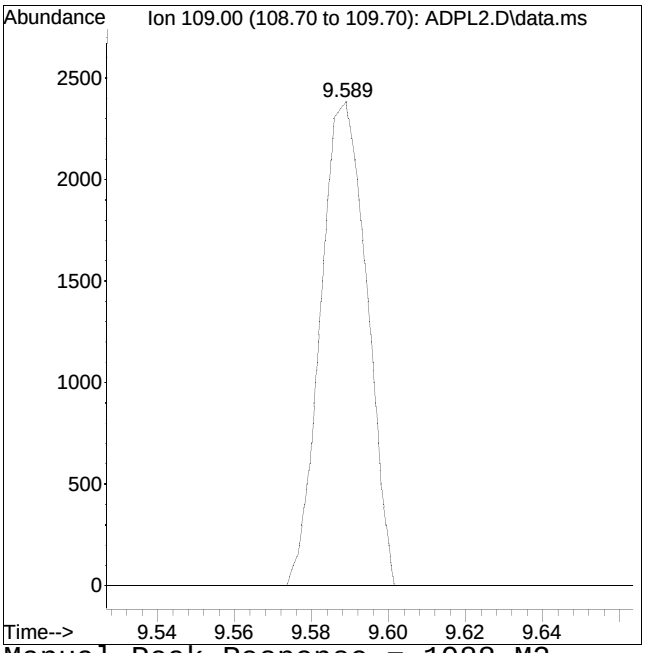

Manual Peak Response = 1988 M2

M2 = Peak not found by automatic integration algorithm.

Quantitation Report (QT Reviewed)

Data Path : I:\8270\SV109\201006ical\
Data File : ADPL1.D
Acq On : 7 Oct 2020 2:36 am
Operator : sv109:
Sample : IL29,32,,ADPL0.5 Lot# 8919
Misc : WG1420146
ALS Vial : 32 Sample Multiplier: 1

Quant Time: Oct 08 14:39:50 2020
Quant Method : I:\8270\SV109\201006ical\FS201006SV109.m
Quant Title : Semivolatiles by GC/MS by modified 8270
QLast Update : Thu Oct 08 14:39:42 2020
Response via : Initial Calibration

CCAL FILE(s) : 1 - I:\8270\SV109\201006ical\ADPL7.D
Sub List : ADPical_REV2 - ADP sublist

Compound	R.T.	QIon	Response	Conc	Units	Dev(Min)
Internal Standards						
32) IS3_1,4-Dichlorobenzen...	4.429	152	105358	40.000	ug/ml	0.00
Standard Area 1 = 101100			Recovery = 104.21%			
86) IS3_Acenaphthene-d10	7.373	164	260881	40.000	ug/ml	0.00
Standard Area 1 = 233756			Recovery = 111.60%			
100) IS3_Phenanthrene-d10	8.799	188	489357	40.000	ug/ml	# 0.00
Standard Area 1 = 438838			Recovery = 111.51%			
System Monitoring Compounds						
Target Compounds						Qvalue
33) 1,4-Dioxane	1.508	88	994M2	0.681	ug/ml	
34) n-Decane	4.324	57	2464	0.597	ug/ml#	68
87) Atrazine	8.582	200	1087M2	0.521	ug/ml	
101) n-Octadecane	8.787	57	2999	0.515	ug/ml#	68
102) Parathion	9.589	109	480M2	4.033	ug/ml	
103) 3,3'-Dimethylbenzidine	10.888	212	2843	0.359	ug/ml#	62

(#) = qualifier out of range (m) = manual integration (+) = signals summed

Quantitation Report (QT Reviewed)

Data Path : I:\8270\SV109\201006ical\
Data File : ADPL1.D
Acq On : 7 Oct 2020 2:36 am
Operator : sv109:
Sample : IL29,32,,ADPL0.5 Lot# 8919
Misc : WG1420146
ALS Vial : 32 Sample Multiplier: 1

Quant Time: Oct 08 14:39:50 2020
Quant Method : I:\8270\SV109\201006ical\FS201006SV109.m
Quant Title : Semivolatiles by GC/MS by modified 8270
QLast Update : Thu Oct 08 14:39:42 2020
Response via : Initial Calibration

Sub List : ADPical_REV2 - ADP sublistal\ADPL7.D•

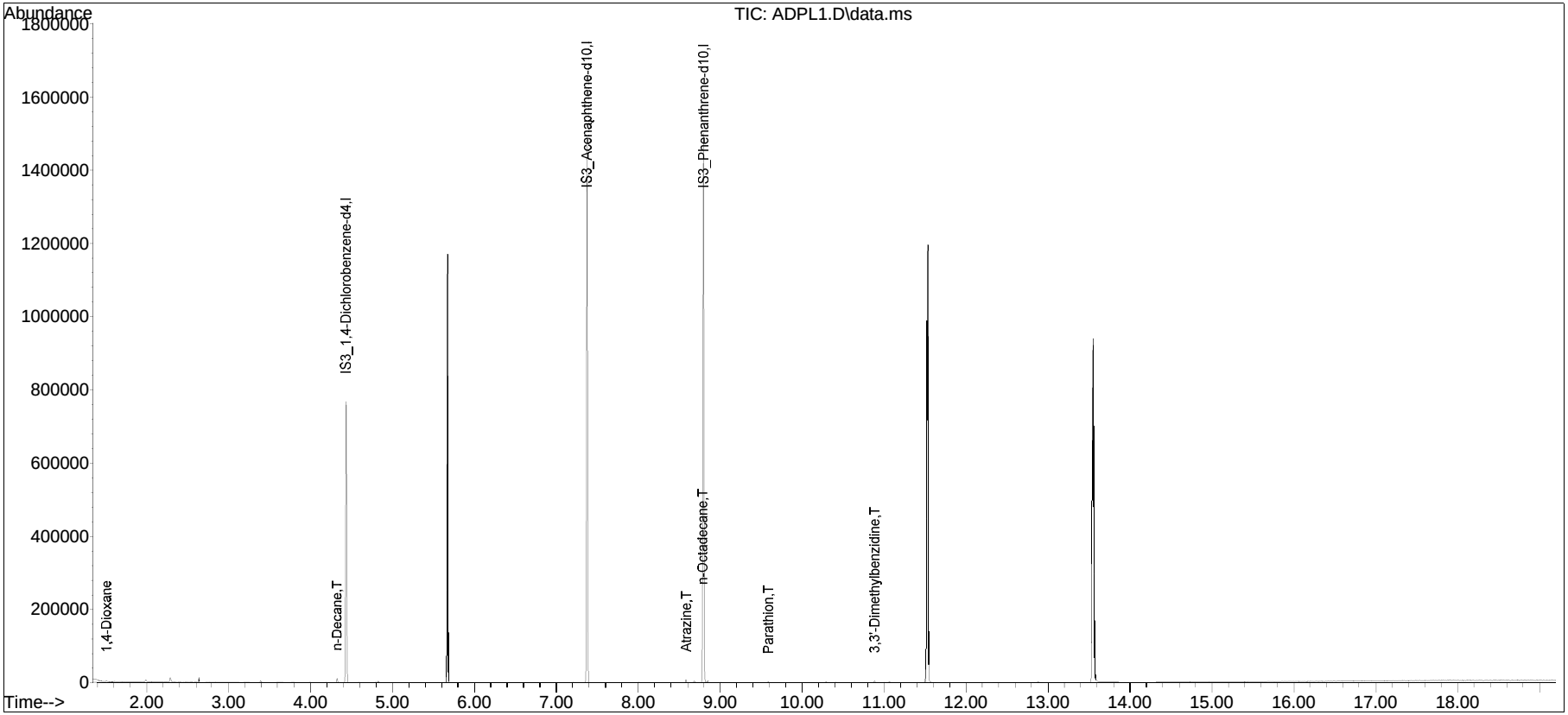

Manual Integration Report

Data Path : I:\8270\SV109\201006ical\ QMethod : FS201006SV109.m
Data File : ADPL1.D Operator : sv109:
Date Inj'd : 10/7/2020 2:36 am Instrument : SV109
Sample : IL29,32,,ADPL0.5 Lot# 8919 Quant Date : 10/8/2020 2:39 pm

Compound #33: 1,4-Dioxane

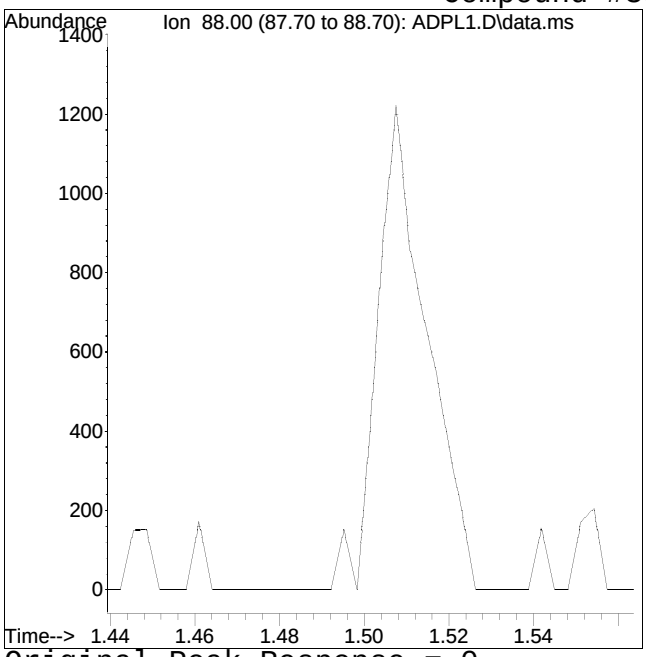

Original Peak Response = 0

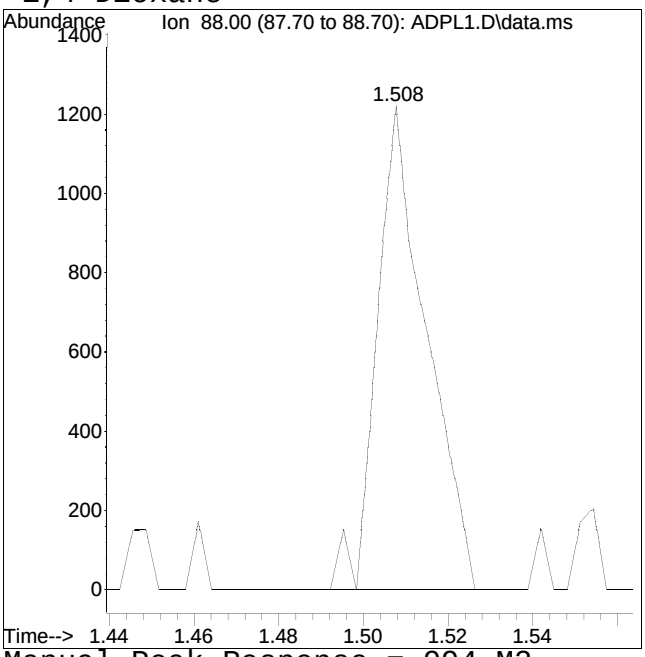

Manual Peak Response = 994 M2

M2 = Peak not found by automatic integration algorithm.

Manual Integration Report

Data Path : I:\8270\SV109\201006ical\ QMethod : FS201006SV109.m
Data File : ADPL1.D Operator : sv109:
Date Inj'd : 10/7/2020 2:36 am Instrument : SV109
Sample : IL29,32,,ADPL0.5 Lot# 8919 Quant Date : 10/8/2020 2:39 pm

Compound #87: Atrazine

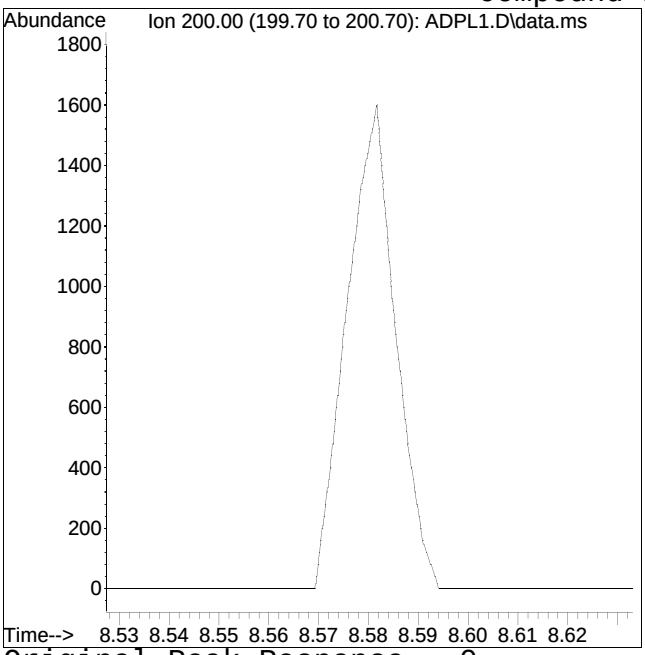

Original Peak Response = 0

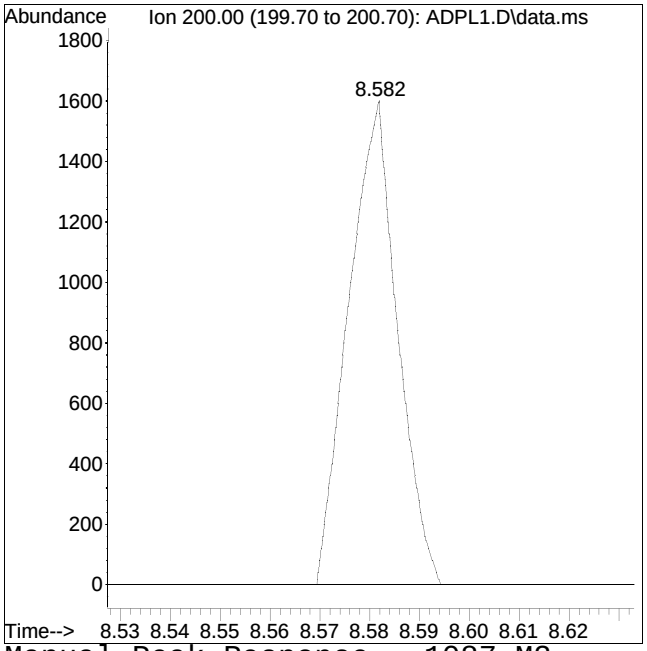

Manual Peak Response = 1087 M2

M2 = Peak not found by automatic integration algorithm.

Manual Integration Report

Data Path : I:\8270\SV109\201006ical\ QMethod : FS201006SV109.m
Data File : ADPL1.D Operator : sv109:
Date Inj'd : 10/7/2020 2:36 am Instrument : SV109
Sample : IL29,32,,ADPL0.5 Lot# 8919 Quant Date : 10/8/2020 2:39 pm

Compound #102: Parathion

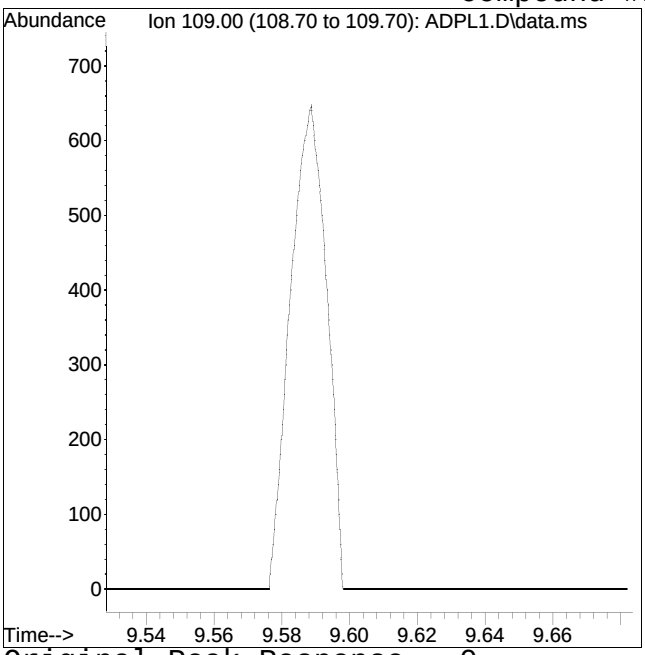

Original Peak Response = 0

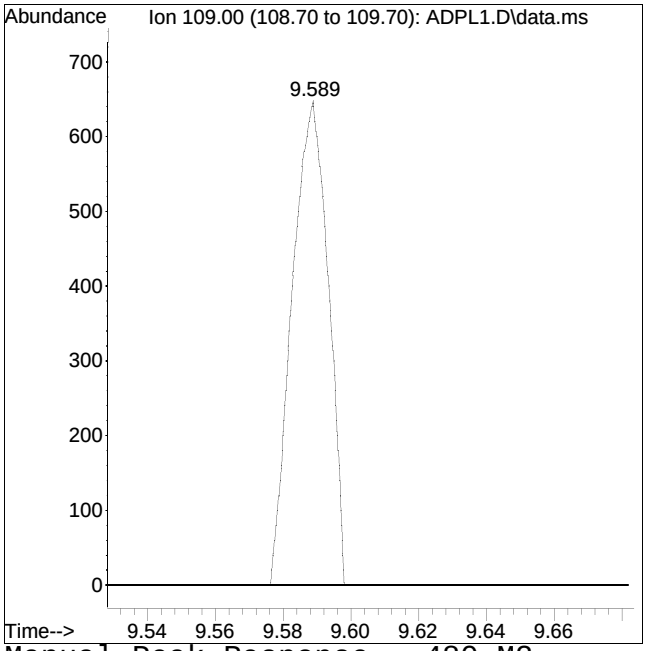

Manual Peak Response = 480 M2

M2 = Peak not found by automatic integration algorithm.

Evaluate Continuing Calibration Report

Data Path : I:\8270\SV109\201006ical\
Data File : ADPICV.D
Acq On : 7 Oct 2020 3:00 am
Operator : sv109:
Sample : CQICV3,32,,ADPICV Lot# 8945
Misc : WG1420146
ALS Vial : 33 Sample Multiplier: 1

Quant Time: Oct 08 08:07:17 2020
Quant Method : I:\8270\SV109\201006ical\FS201006SV109.m
Quant Title : Semivolatiles by GC/MS by modified 8270
QLast Update : Thu Oct 08 07:48:31 2020
Response via : Initial Calibration

Min. RRF : 0.000 Min. Rel. Area : 50% Max. R.T. Dev 0.50min
Max. RRF Dev : 20% Max. Rel. Area : 200%

		Compound	AvgRF	CCRF	%Dev	Area%	Dev(min)
32	I	IS3_1,4-Dichlorobenzene-d4	1.000	1.000	0.0	116	0.00
33		1,4-Dioxane	0.554	0.526	5.1	120	0.00
34	T	n-Decane	1.567	1.554	0.8	117	0.00
86	I	IS3_Acenaphthene-d10	1.000	1.000	0.0	122	0.00
87	T	Atrazine	0.320	0.363	-13.4	133	0.00
100	I	IS3_Phenanthrene-d10	1.000	1.000	0.0	124	0.00
101	T	n-Octadecane	0.476	0.533	-12.0	136	0.00
102	T	Parathion	* 50.000	48.902	2.2	133	0.00
103	T	3,3'-Dimethylbenzidine	0.647	0.776	-19.9	134	0.00

* Evaluation of CC level amount vs concentration.
(#) = Out of Range SPCC's out = 0 CCC's out = 0

Quantitation Report (QT Reviewed)

Data Path : I:\8270\SV109\201006ical\
Data File : ADPICV.D
Acq On : 7 Oct 2020 3:00 am
Operator : sv109:
Sample : CQICV3,32,,ADPICV Lot# 8945
Misc : WG1420146
ALS Vial : 33 Sample Multiplier: 1

Quant Time: Oct 08 08:07:17 2020
Quant Method : I:\8270\SV109\201006ical\FS201006SV109.m
Quant Title : Semivolatiles by GC/MS by modified 8270
QLast Update : Thu Oct 08 07:48:31 2020
Response via : Initial Calibration

CCAL FILE(s) : 1 - I:\8270\SV109\201006ical\ADPL7.D
Sub List : ADPical_REV2 - ADP sublist

Compound	R.T.	QIon	Response	Conc	Units	Dev(Min)
Internal Standards						
32) IS3_1,4-Dichlorobenzen...	4.433	152	116991	40.000	ug/ml	0.00
Standard Area 1 = 101100			Recovery = 115.72%			
86) IS3_Acenaphthene-d10	7.373	164	286003	40.000	ug/ml	0.00
Standard Area 1 = 233756			Recovery = 122.35%			
100) IS3_Phenanthrene-d10	8.800	188	545855	40.000	ug/ml	# 0.00
Standard Area 1 = 438838			Recovery = 124.39%			
System Monitoring Compounds						
Target Compounds						Qvalue
33) 1,4-Dioxane	1.499	88	76868	47.414	ug/ml#	79
34) n-Decane	4.324	57	227217	49.584	ug/ml	86
87) Atrazine	8.588	200	129912	56.754	ug/ml	98
101) n-Octadecane	8.790	57	363406	55.947	ug/ml	90
102) Parathion	9.592	109	90020	48.902	ug/ml	97
103) 3,3'-Dimethylbenzidine	10.891	212	529585	59.976	ug/ml	98

(#) = qualifier out of range (m) = manual integration (+) = signals summed

Quantitation Report (QT Reviewed)

Data Path : I:\8270\SV109\201006ical\
Data File : ADPICV.D
Acq On : 7 Oct 2020 3:00 am
Operator : sv109:
Sample : CQICV3,32,,ADPICV Lot# 8945
Misc : WG1420146
ALS Vial : 33 Sample Multiplier: 1

Quant Time: Oct 08 08:07:17 2020
Quant Method : I:\8270\SV109\201006ical\FS201006SV109.m
Quant Title : Semivolatiles by GC/MS by modified 8270
QLast Update : Thu Oct 08 07:48:31 2020
Response via : Initial Calibration

Sub List : ADPical_REV2 - ADP sublistal\ADPL7.D•

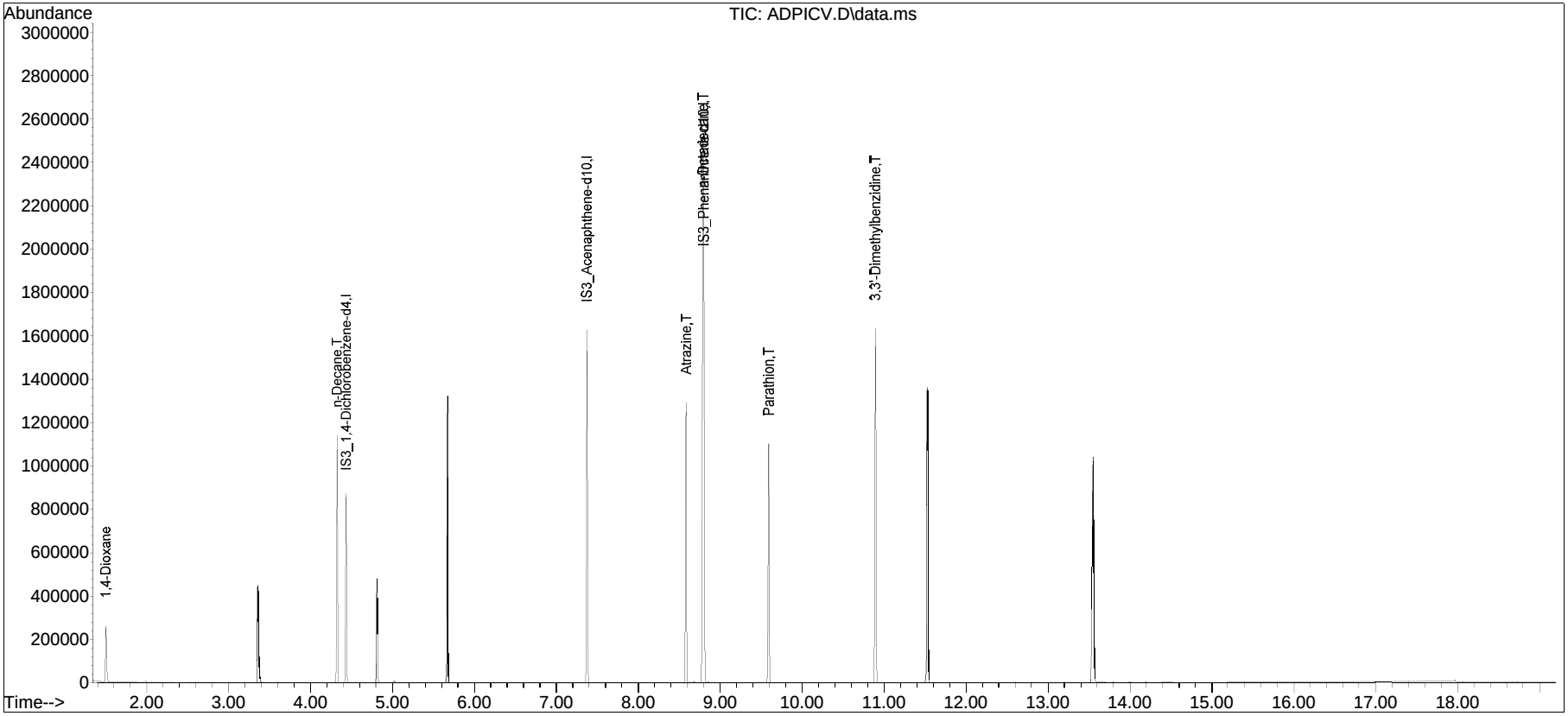

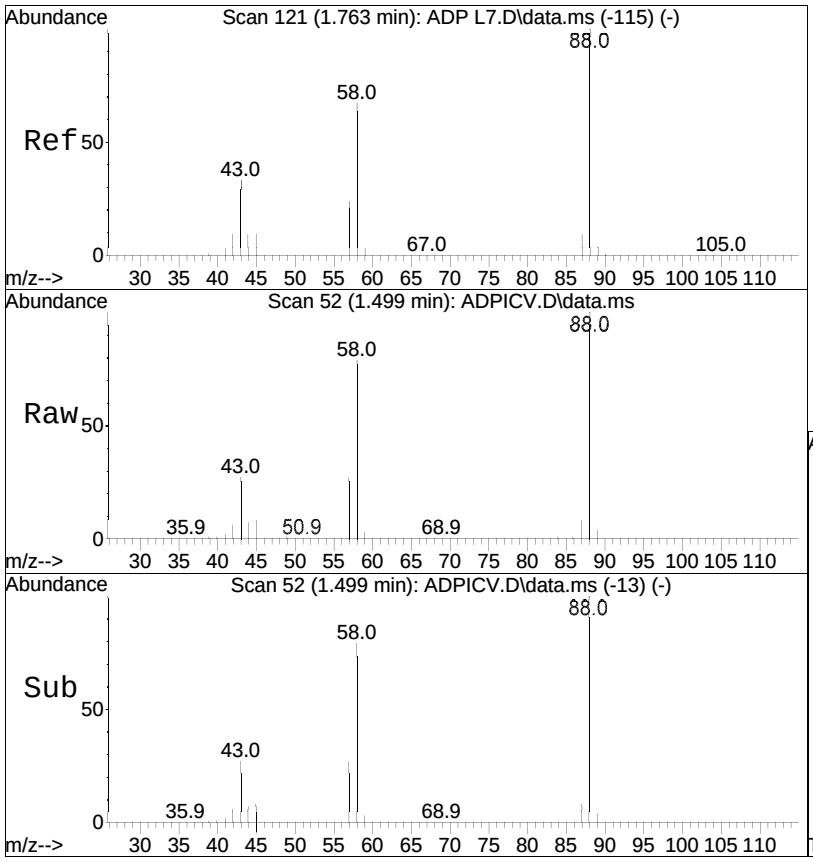

#33
1,4-Dioxane
Concen: 47.41 ug/ml
RT: 1.499 min Scan# 52
Delta R.T. -0.003 min
Lab File: ADPICV.D
Acq: 7 Oct 2020 3:00 am

Tgt Ion: 88 Resp: 76868

Ion	Ratio	Lower	Upper
88	100		
58	79.1	44.8	67.2#
43	27.5	22.4	33.6

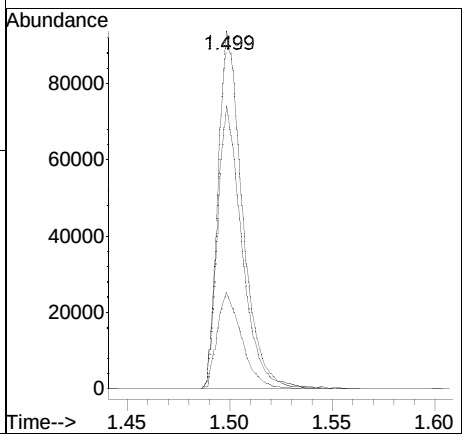

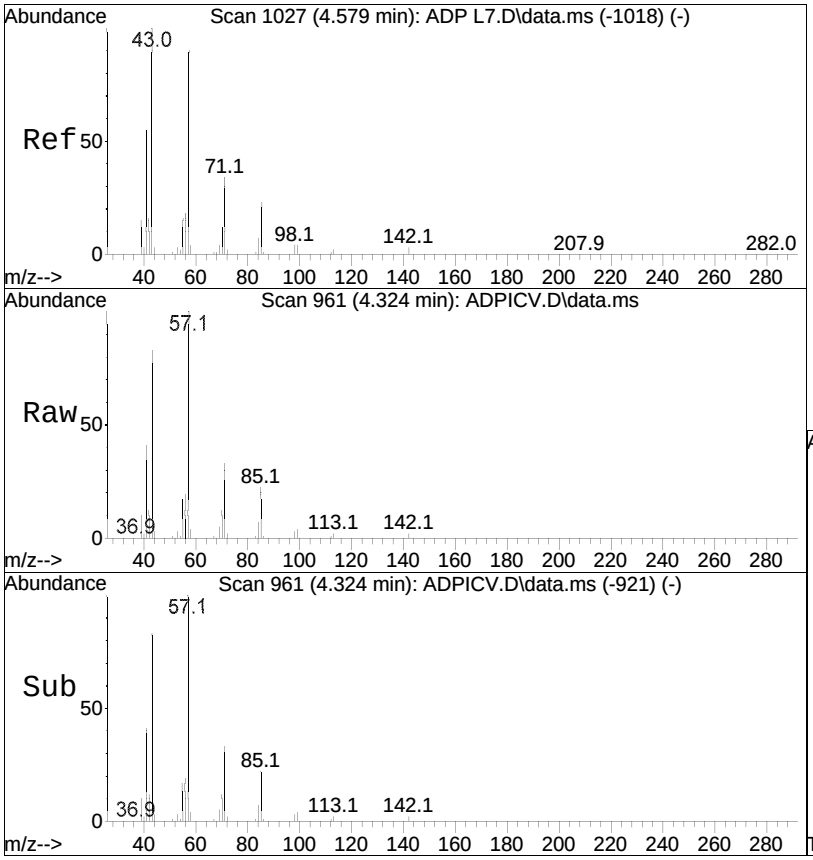

#34
n-Decane
Concen: 49.58 ug/ml
RT: 4.324 min Scan# 961
Delta R.T. -0.000 min
Lab File: ADPICV.D
Acq: 7 Oct 2020 3:00 am

Tgt Ion: 57 Resp: 227217

Ion	Ratio	Lower	Upper
57	100		
43	84.0	80.2	120.4
41	40.6	36.8	55.2

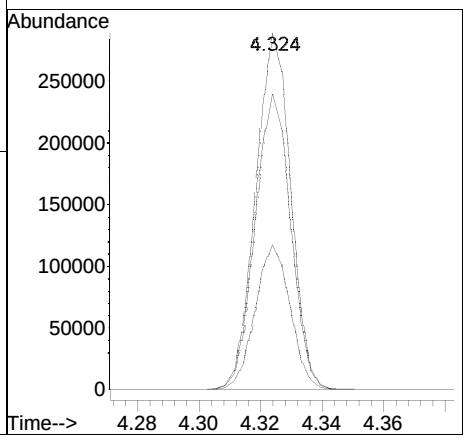

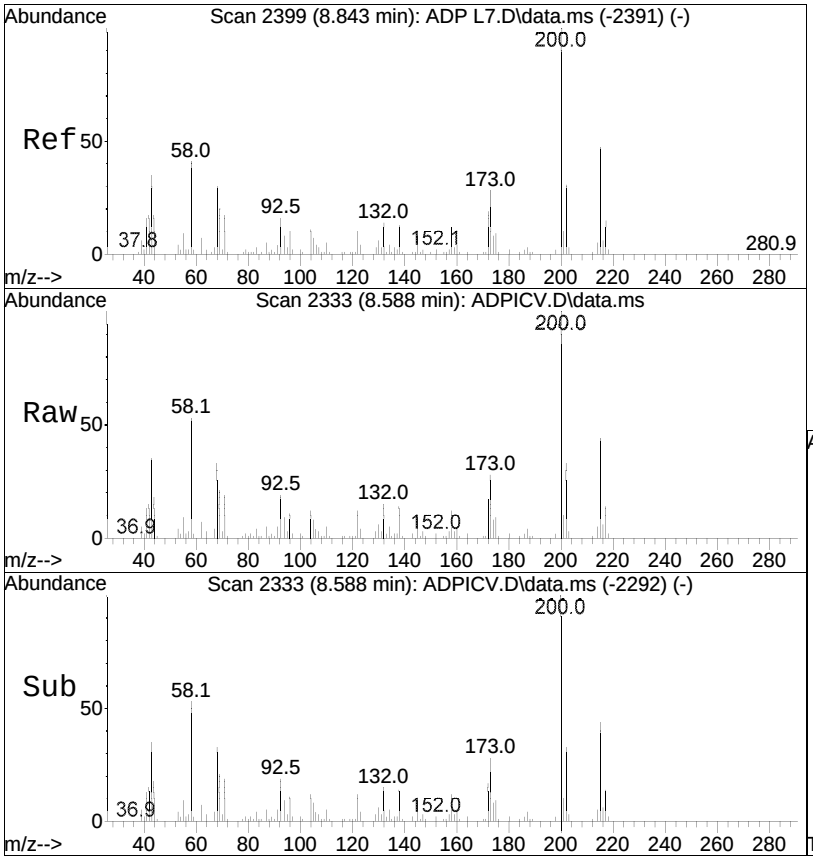

#87
Atrazine
Concen: 56.75 ug/ml
RT: 8.588 min Scan# 2333
Delta R.T. 0.003 min
Lab File: ADPICV.D
Acq: 7 Oct 2020 3:00 am

Tgt Ion:200 Resp: 129912

Ion	Ratio	Lower	Upper
200	100		
202	32.1	26.1	39.1
215	42.9	36.2	54.2

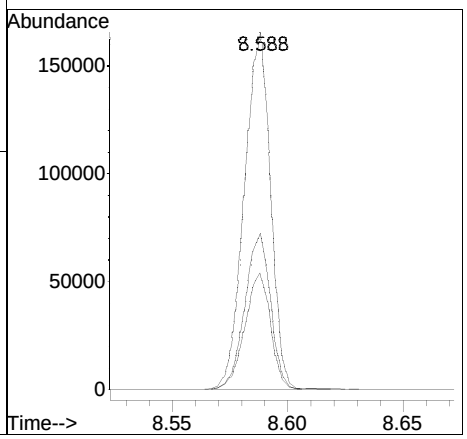

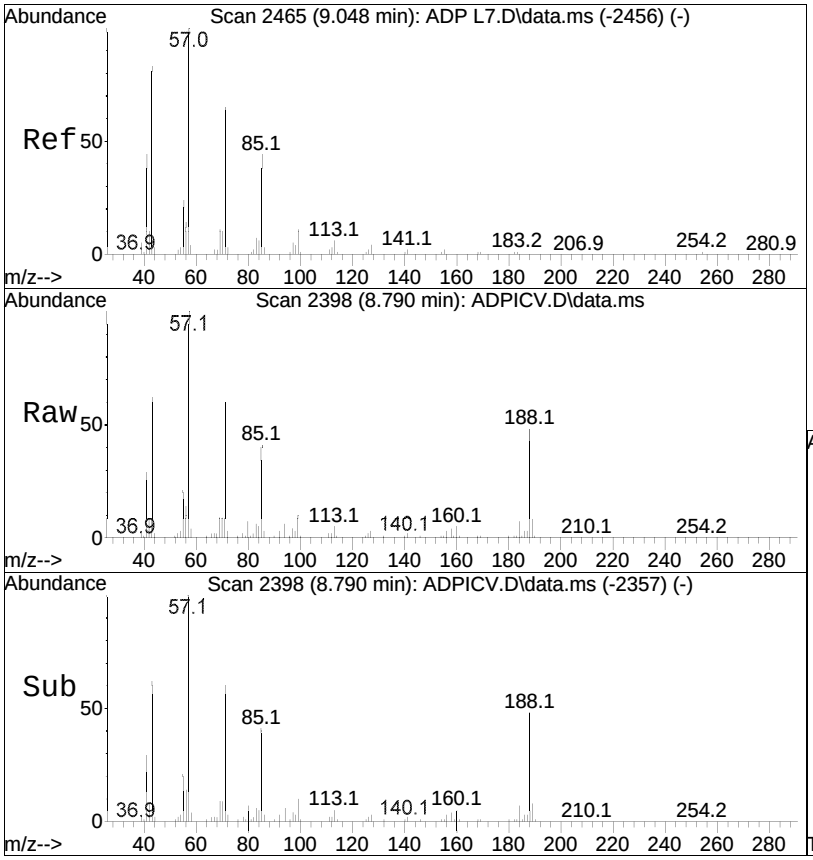

#101
n-Octadecane
Concen: 55.95 ug/ml
RT: 8.790 min Scan# 2398
Delta R.T. 0.003 min
Lab File: ADPICV.D
Acq: 7 Oct 2020 3:00 am

Tgt Ion: 57 Resp: 363406

Ion	Ratio	Lower	Upper
57	100		
43	60.9	56.6	84.8
71	58.5	42.1	63.1

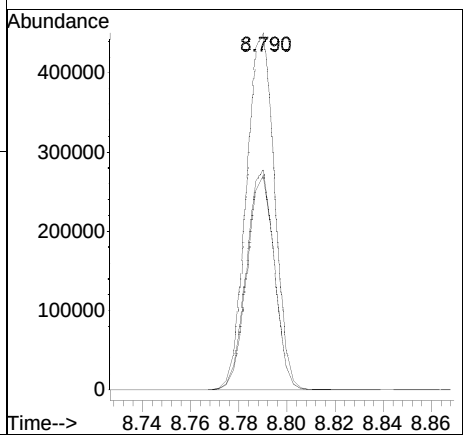

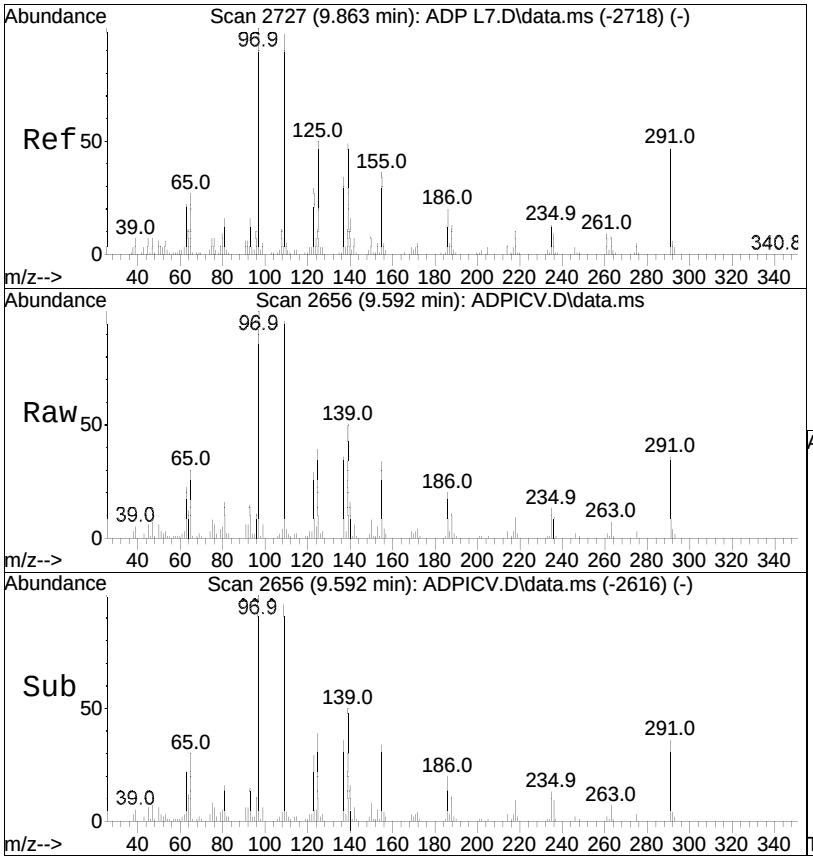

#102
Parathion
Concen: 48.90 ug/ml
RT: 9.592 min Scan# 2656
Delta R.T. 0.000 min
Lab File: ADPICV.D
Acq: 7 Oct 2020 3:00 am

Tgt Ion:109 Resp: 90020

Ion	Ratio	Lower	Upper
109	100		
97	107.0	82.5	123.7
291	38.0	30.7	46.1

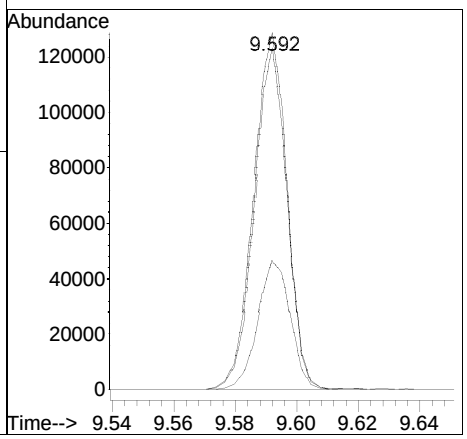

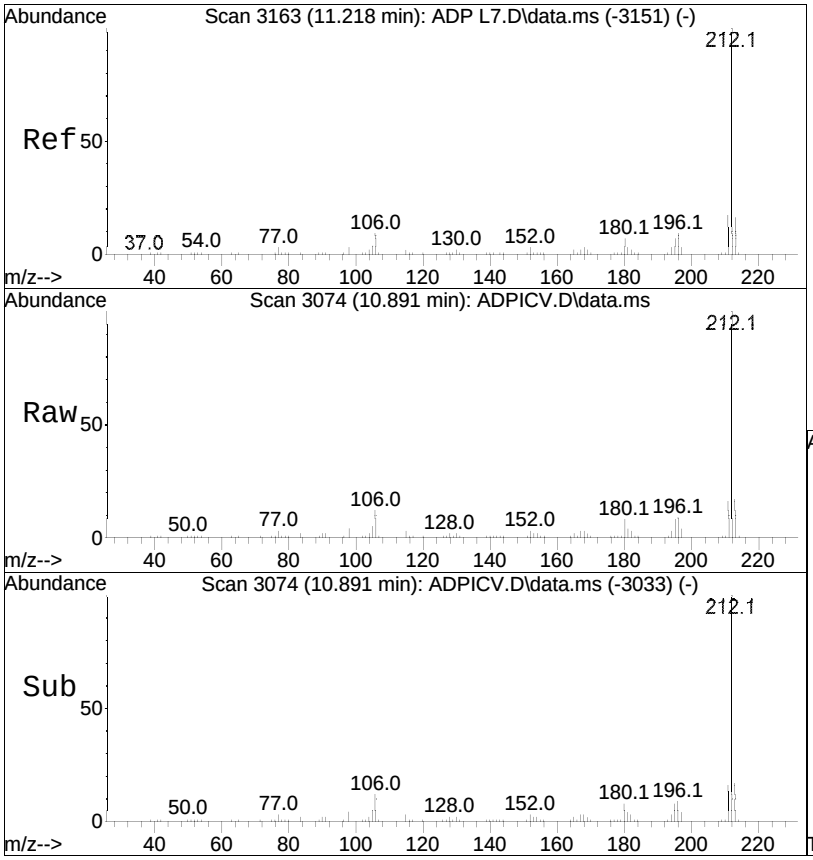

#103
3,3'-Dimethylbenzidine
Concen: 59.98 ug/ml
RT: 10.891 min Scan# 3074
Delta R.T. 0.003 min
Lab File: ADPICV.D
Acq: 7 Oct 2020 3:00 am

Tgt Ion:212 Resp: 529585

Ion	Ratio	Lower	Upper
212	100		
211	16.4	13.5	20.3
213	17.0	12.9	19.3

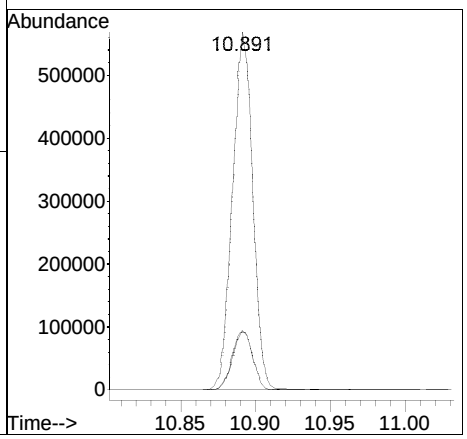

Manual Integration Report

Data Path	: I:\8270\SV109\201006ical\	QMethod	: FS201006SV109.m
Data File	: ADPICV.D	Operator	: sv109:
Date Inj'd	: 10/7/2020 3:00 am	Instrument	: SV109
Sample	: CQICV3,32,,ADPICV Lot# 894	Quant Date	: 10/8/2020 7:49 am

There are no manual integrations or false positives in this file.

Continuing Calibration

Calibration Verification Summary
Form 7
Semivolatiles

Client	: Impact Environmental	**Lab Number**	: L2046791		
Project Name	: 13-12 BEACH CHANNEL DRIVE	**Project Number**	: 15209		
Instrument ID	: MORK	**Calibration Date**	: 10/28/20 21:29		
Lab File ID	: ABN1028	**Init. Calib. Date(s)**	: 09/11/20	09/15/20	
Sample No	: WG1426003-3	**Init. Calib. Times**	: 18:52	11:28	
Channel	:				

Compound	Ave. RRF	RRF	Min RRF	%D	Max %D	Area%	Dev(min)
IS1_1,4-Dichlorobenzene-d4	1	1	-	0	20	104	0
n-Nitrosodimethylamine	0.833	0.77	-	7.6	20	93	0
Pyridine	1.486	1.339	-	9.9	20	94	0
2-Fluorophenol	1.224	1.216	-	0.7	20	99	0
Aniline	1.951	2.124	-	-8.9	20	109	0
2-Chlorophenol	1.337	1.358	-	-1.6	20	102	0
Phenol-d6	1.475	1.53	-	-3.7	20	102	0
Phenol	1.756	1.696	-	3.4	20	96	0
Bis(2-chloroethyl)ether	1.372	1.217	-	11.3	20	94	0
1,3-Dichlorobenzene	1.541	1.453	-	5.7	20	99	0
1,4-Dichlorobenzene	1.667	1.475	-	11.5	20	96	0
1,2-Dichlorobenzene	1.569	1.414	-	9.9	20	98	0
Benzyl alcohol	0.955	1.201	-	-25.8*	20	119	0
Bis(2-chloroisopropyl)ethe	2.113	1.972	-	6.7	20	100	0
2-Methylphenol	1.219	1.264	-	-3.7	20	106	0
Hexachloroethane	0.644	0.553	-	14.1	20	96	0
n-Nitrosodi-n-propylamine	0.901	1.041	-	-15.5	20	113	0
3-Methylphenol/4-Methylphe	1.229	1.37	-	-11.5	20	111	0
Nitrobenzene-d5	1.288	1.514	-	-17.5	20	114	0
Nitrobenzene	1.332	1.499	-	-12.5	20	113	0
Isophorone	2.708	2.872	-	-6.1	20	107	0
2-Nitrophenol	0.691	0.806	-	-16.6	20	115	0
2,4-Dimethylphenol	1.313	1.444	-	-10	20	108	0
Bis(2-chloroethoxy)methane	1.538	1.696	-	-10.3	20	106	0
2,4-Dichlorophenol	1.063	1.256	-	-18.2	20	114	0
1,2,4-Trichlorobenzene	1.26	1.269	-	-0.7	20	105	0
IS1_Naphthalene-d8	1	1	-	0	20	114	0
Naphthalene	1.043	0.963	-	7.7	20	107	0
Benzoic Acid	0.229	0.255	-	-11.4	20	120	0
4-Chloroaniline	0.112	0.125	-	-11.6	20	117	0
Hexachlorobutadiene	0.181	0.159	-	12.2	20	103	0
p-Chloro-m-cresol	0.267	0.301	-	-12.7	20	113	0
2-Methylnaphthalene	0.657	0.664	-	-1.1	20	111	0
1-Methylnaphthalene	0.228	0.223	-	2.2	20	110	0
Hexachlorocyclopentadiene	0.212	0.146	-	31.1*	20	74	0
2,4,6-Trichlorophenol	0.177	0.201	-	-13.6	20	116	0
2,4,5-Trichlorophenol	0.224	0.22	-	1.8	20	106	0
2-Fluorobiphenyl	0.738	0.724	-	1.9	20	108	0
2-Chloronaphthalene	0.633	0.641	-	-1.3	20	111	0
2-Nitroaniline	0.212	0.245	-	-15.6	20	119	0
1,4-Dinitrobenzene	0.09	0.104	-	-15.6	20	120	0
1,3-Dinitrobenzene	50	51.493	-	-3	20	112	0
Dimethyl phthalate	0.751	0.773	-	-2.9	20	111	0

* Value outside of QC limits.

Calibration Verification Summary
Form 7
Semivolatiles

Client	: Impact Environmental	**Lab Number**	: L2046791		
Project Name	: 13-12 BEACH CHANNEL DRIVE	**Project Number**	: 15209		
Instrument ID	: MORK	**Calibration Date**	: 10/28/20 21:29		
Lab File ID	: ABN1028	**Init. Calib. Date(s)**	: 09/11/20	09/15/20	
Sample No	: WG1426003-3	**Init. Calib. Times**	: 18:52	11:28	
Channel	:				

Compound	Ave. RRF	RRF	Min RRF	%D	Max %D	Area%	Dev(min)
Acenaphthylene	1.083	1.096	-	-1.2	20	110	0
2,6-Dinitrotoluene	0.155	0.176	-	-13.5	20	114	0
1,2-Dinitrobenzene	0.077	0.073	-	5.2	20	101	0
IS1_Acenaphthene-d10	1	1	-	0	20	117	0
3-Nitroaniline	0.333	0.36	-	-8.1	20	112	0
Acenaphthene	1.16	1.05	-	9.5	20	108	0
2,4-Dinitrophenol	50	47.077	-	5.8	20	107	0
Dibenzofuran	1.622	1.553	-	4.3	20	110	0
2,4-Dinitrotoluene	0.371	0.409	-	-10.2	20	115	0
4-Nitrophenol	0.24	0.29	-	-20.8*	20	129	0
2,3,5,6-Tetrachlorophenol	0.313	0.327	-	-4.5	20	112	0
2,3,4,6-Tetrachlorophenol	0.343	0.326	-	5	20	104	0
Diethyl phthalate	1.392	1.382	-	0.7	20	112	0
Fluorene	1.316	1.269	-	3.6	20	108	0
4-Chlorophenyl phenyl ethe	0.611	0.575	-	5.9	20	106	0
4-Nitroaniline	0.357	0.364	-	-2	20	108	0
4,6-Dinitro-o-cresol	50	50.515	-	-1	20	114	0
NDPA/DPA	1.115	1.074	-	3.7	20	109	0
Azobenzene	1.354	1.41	-	-4.1	20	119	0
2,4,6-Tribromophenol	0.219	0.235	-	-7.3	20	114	0
4-Bromophenyl phenyl ether	0.366	0.377	-	-3	20	113	0
Hexachlorobenzene	0.461	0.443	-	3.9	20	112	0
Pentachlorophenol	0.274	0.258	-	5.8	20	98	0
IS1_Phenanthrene-d10	1	1	-	0	20	117	0
Phenanthrene	1.059	0.975	-	7.9	20	111	0
Anthracene	1.141	1.002	-	12.2	20	101	0
Carbazole	1.008	0.949	-	5.9	20	105	0
Di-n-butylphthalate	1.21	1.211	-	-0.1	20	109	0
Fluoranthene	1.229	1.136	-	7.6	20	105	0
Benzidine	50	48.565	-	2.9	20	109	0
Pyrene	1.303	1.19	-	8.7	20	106	0
4-Terphenyl-d14	0.981	0.9	-	8.3	20	105	0
Butyl benzyl phthalate	0.578	0.603	-	-4.3	20	112	0
IS1_Chrysene-d12	1	1	-	0	20	110	0
Benzo(a)anthracene	1.155	1.102	-	4.6	20	102	0
3,3'-Dichlorobenzidine	0.45	0.481	-	-6.9	20	107	0
Chrysene	1.243	1.059	-	14.8	20	100	0
Bis(2-ethylhexyl)phthalate	0.764	0.804	-	-5.2	20	102	0
Di-n-octylphthalate	1.411	1.471	-	-4.3	20	104	0
Benzo(b)fluoranthene	1.226	1.323	-	-7.9	20	111	0
Benzo(k)fluoranthene	1.393	1.188	-	14.7	20	96	0
Benzo(a)pyrene	1.161	1.172	-	-0.9	20	103	0
IS1_Perylene-d12	1	1	-	0	20	111	0

* Value outside of QC limits.

Calibration Verification Summary
Form 7
Semivolatiles

Client	: Impact Environmental	**Lab Number**	: L2046791		
Project Name	: 13-12 BEACH CHANNEL DRIVE	**Project Number**	: 15209		
Instrument ID	: MORK	**Calibration Date**	: 10/28/20 21:29		
Lab File ID	: ABN1028	**Init. Calib. Date(s)**	: 09/11/20	09/15/20	
Sample No	: WG1426003-3	**Init. Calib. Times**	: 18:52	11:28	
Channel	:				

Compound	Ave. RRF	RRF	Min RRF	%D	Max %D	Area%	Dev(min)
Indeno(1,2,3-cd)pyrene	1.043	1.13	-	-8.3	20	111	0
Dibenzo(a,h)anthracene	1.158	1.147	-	0.9	20	104	0
Benzo(ghi)perylene	1.209	1.177	-	2.6	20	107	0

* Value outside of QC limits.

Calibration Verification Summary
Form 7
Semivolatiles

Client	: Impact Environmental		**Lab Number**	: L2046791	
Project Name	: 13-12 BEACH CHANNEL DRIVE		**Project Number**	: 15209	
Instrument ID	: MORK		**Calibration Date**	: 10/28/20 21:53	
Lab File ID	: AP91028		**Init. Calib. Date(s)**	: 09/11/20	09/15/20
Sample No	: WG1426003-4		**Init. Calib. Times**	: 18:52	11:28
Channel	:				

Compound	Ave. RRF	RRF	Min RRF	%D	Max %D	Area%	Dev(min)
IS2_1,4-Dichlorobenzene-d4	1	1	-	0	20	107	0
Benzaldehyde	0.953	1.089	-	-14.3	20	114	0
Acetophenone	1.596	1.87	-	-17.2	20	117	0
m-Toluidine	1.758	1.933	-	-10	20	114	0
2-Chloroaniline	1.637	1.721	-	-5.1	20	109	0
IS2_Naphthalene-d8	1	1	-	0	20	117	0
a-Terpineol	0.273	0.294	-	-7.7	20	119	0
3-Chloroaniline	0.126	0.142	-	-12.7	20	118	0
2,6-Dichlorophenol	0.249	0.276	-	-10.8	20	114	0
1-chloro-2-nitrobenzene	0.118	0.139	-	-17.8	20	124	0
Caprolactam	0.142	0.166	-	-16.9	20	122	0
1,2,4,5-Tetrachlorobenzene	0.283	0.298	-	-5.3	20	116	0
Biphenyl	0.755	0.797	-	-5.6	20	114	0
IS2_Acenaphthene-d10	1	1	-	0	20	117	0
Dichloran	50	58.064	-	-16.1	20	141	0
Pentachloronitrobenzene	0.155	0.189	-	-21.9*	20	137	0
IS2_Phenanthrene-d10	1	1	-	0	20	120	0
Diphenamid	0.466	0.518	-	-11.2	20	127	0

* Value outside of QC limits.

Calibration Verification Summary
Form 7
Semivolatiles

Client	: Impact Environmental		**Lab Number**	: L2046791	
Project Name	: 13-12 BEACH CHANNEL DRIVE		**Project Number**	: 15209	
Instrument ID	: MORK		**Calibration Date**	: 10/28/20 22:16	
Lab File ID	: ADP1028		**Init. Calib. Date(s)**	: 09/11/20	09/15/20
Sample No	: WG1426003-5		**Init. Calib. Times**	: 18:52	11:28
Channel	:				

Compound	Ave. RRF	RRF	Min RRF	%D	Max %D	Area%	Dev(min)
IS3_1,4-Dichlorobenzene-d4	1	1	-	0	20	125	0
1,4-Dioxane	50	37.3	-	25.4*	20	102	0
n-Decane	1.439	1.369	-	4.9	20	122	0
IS3_Acenaphthene-d10	1	1	-	0	20	138	0
Atrazine	0.325	0.387	-	-19.1	20	169	0
IS3_Phenanthrene-d10	1	1	-	0	20	135	0
n-Octadecane	0.434	0.448	-	-3.2	20	140	0
Parathion	50	59.699	-	-19.4	20	187	0
3,3'-Dimethylbenzidine	50	53.982	-	-8	20	167	0

* Value outside of QC limits.

Calibration Verification Summary
Form 7
Semivolatiles

Client	: Impact Environmental	**Lab Number**	: L2046791		
Project Name	: 13-12 BEACH CHANNEL DRIVE	**Project Number**	: 15209		
Instrument ID	: SV109	**Calibration Date**	: 10/29/20 07:28		
Lab File ID	: ABN1029	**Init. Calib. Date(s)**	: 10/06/20	10/07/20	
Sample No	: WG1427940-3	**Init. Calib. Times**	: 13:50	02:36	
Channel	:				

Compound	Ave. RRF	RRF	Min RRF	%D	Max %D	Area%	Dev(min)
IS1_1,4-Dichlorobenzene-d4	1	1	-	0	20	72	0
n-Nitrosodimethylamine	0.913	0.749	-	18	20	61	0
Pyridine	1.522	1.298	-	14.7	20	63	0
2-Fluorophenol	1.336	1.218	-	8.8	20	68	0
Aniline	2.246	1.992	-	11.3	20	66	0
2-Chlorophenol	1.44	1.372	-	4.7	20	70	0
Phenol-d6	1.641	1.504	-	8.3	20	67	0
Phenol	1.863	1.584	-	15	20	66	0
Bis(2-chloroethyl)ether	1.421	1.281	-	9.9	20	70	0
1,3-Dichlorobenzene	1.629	1.507	-	7.5	20	71	0
1,4-Dichlorobenzene	1.664	1.555	-	6.6	20	72	0
1,2-Dichlorobenzene	1.594	1.473	-	7.6	20	71	0
Benzyl alcohol	1.198	1.149	-	4.1	20	70	0
Bis(2-chloroisopropyl)ethe	2.102	1.71	-	18.6	20	62	0
2-Methylphenol	1.342	1.246	-	7.2	20	68	0
Hexachloroethane	0.641	0.621	-	3.1	20	74	0
n-Nitrosodi-n-propylamine	1.033	0.985	-	4.6	20	69	0
3-Methylphenol/4-Methylphe	1.434	1.331	-	7.2	20	69	0
Nitrobenzene-d5	1.558	1.462	-	6.2	20	69	0
Nitrobenzene	1.552	1.438	-	7.3	20	68	0
Isophorone	2.822	2.698	-	4.4	20	69	0
2-Nitrophenol	0.751	0.803	-	-6.9	20	75	0
2,4-Dimethylphenol	1.482	1.446	-	2.4	20	71	0
Bis(2-chloroethoxy)methane	1.82	1.716	-	5.7	20	71	0
2,4-Dichlorophenol	1.233	1.239	-	-0.5	20	74	0
1,2,4-Trichlorobenzene	1.314	1.315	-	-0.1	20	76	0
IS1_Naphthalene-d8	1	1	-	0	20	72	0
Naphthalene	1.051	0.988	-	6	20	71	0
Benzoic Acid	0.259	0.27	-	-4.2	20	69	0
4-Chloroaniline	0.139	0.129	-	7.2	20	68	0
Hexachlorobutadiene	0.171	0.188	-	-9.9	20	81	0
p-Chloro-m-cresol	0.304	0.318	-	-4.6	20	74	0
2-Methylnaphthalene	0.703	0.698	-	0.7	20	74	0
1-Methylnaphthalene	0.237	0.231	-	2.5	20	72	0
Hexachlorocyclopentadiene	0.186	0.14	-	24.7*	20	50	0
2,4,6-Trichlorophenol	0.203	0.218	-	-7.4	20	77	0
2,4,5-Trichlorophenol	0.218	0.238	-	-9.2	20	77	0
2-Fluorobiphenyl	0.754	0.768	-	-1.9	20	77	0
2-Chloronaphthalene	0.668	0.682	-	-2.1	20	76	0
2-Nitroaniline	0.211	0.238	-	-12.8	20	75	0
1,4-Dinitrobenzene	0.093	0.11	-	-18.3	20	77	0
1,3-Dinitrobenzene	0.106	0.125	-	-17.9	20	79	0
Dimethyl phthalate	0.782	0.827	-	-5.8	20	78	0

* Value outside of QC limits.

Calibration Verification Summary
Form 7
Semivolatiles

Client	: Impact Environmental	**Lab Number**	: L2046791		
Project Name	: 13-12 BEACH CHANNEL DRIVE	**Project Number**	: 15209		
Instrument ID	: SV109	**Calibration Date**	: 10/29/20 07:28		
Lab File ID	: ABN1029	**Init. Calib. Date(s)**	: 10/06/20	10/07/20	
Sample No	: WG1427940-3	**Init. Calib. Times**	: 13:50	02:36	
Channel	:				

Compound	Ave. RRF	RRF	Min RRF	%D	Max %D	Area%	Dev(min)
Acenaphthylene	1.092	1.103	-	-1	20	74	0
2,6-Dinitrotoluene	0.16	0.181	-	-13.1	20	77	0
1,2-Dinitrobenzene	0.07	0.078	-	-11.4	20	76	0
IS1_Acenaphthene-d10	1	1	-	0	20	75	0
3-Nitroaniline	0.355	0.375	-	-5.6	20	75	0
Acenaphthene	1.156	1.121	-	3	20	76	0
2,4-Dinitrophenol	50	45.23	-	9.5	20	68	0
Dibenzofuran	1.757	1.715	-	2.4	20	77	0
2,4-Dinitrotoluene	0.401	0.447	-	-11.5	20	79	0
4-Nitrophenol	0.282	0.251	-	11	20	63	0
2,3,5,6-Tetrachlorophenol	0.308	0.341	-	-10.7	20	79	0
2,3,4,6-Tetrachlorophenol	0.312	0.35	-	-12.2	20	81	0
Diethyl phthalate	1.428	1.527	-	-6.9	20	80	0
Fluorene	1.367	1.376	-	-0.7	20	77	0
4-Chlorophenyl phenyl ethe	0.619	0.651	-	-5.2	20	82	0
4-Nitroaniline	0.346	0.36	-	-4	20	72	0
4,6-Dinitro-o-cresol	0.2	0.234	-	-17	20	76	0
NDPA/DPA	1.152	1.2	-	-4.2	20	80	0
Azobenzene	1.422	1.375	-	3.3	20	72	0
2,4,6-Tribromophenol	0.188	0.237	-	-26.1*	20	91	0
4-Bromophenyl phenyl ether	0.355	0.402	-	-13.2	20	87	0
Hexachlorobenzene	0.413	0.469	-	-13.6	20	90	0
Pentachlorophenol	0.226	0.224	-	0.9	20	68	0
IS1_Phenanthrene-d10	1	1	-	0	20	78	0
Phenanthrene	1.156	1.112	-	3.8	20	80	0
Anthracene	1.162	1.137	-	2.2	20	79	0
Carbazole	1.101	1.059	-	3.8	20	77	0
Di-n-butylphthalate	1.242	1.408	-	-13.4	20	84	0
Fluoranthene	1.199	1.227	-	-2.3	20	81	0
Benzidine	50	50.109	-	-0.2	20	78	0
Pyrene	1.277	1.251	-	2	20	79	0
4-Terphenyl-d14	0.905	0.961	-	-6.2	20	85	0
Butyl benzyl phthalate	0.524	0.623	-	-18.9	20	86	0
IS1_Chrysene-d12	1	1	-	0	20	78	0
Benzo(a)anthracene	1.306	1.291	-	1.1	20	80	0
3,3'-Dichlorobenzidine	0.469	0.529	-	-12.8	20	82	0
Chrysene	1.275	1.236	-	3.1	20	81	0
Bis(2-ethylhexyl)phthalate	0.798	0.981	-	-22.9*	20	88	0
Di-n-octylphthalate	50	56.372	-	-12.7	20	90	0
Benzo(b)fluoranthene	1.198	1.276	-	-6.5	20	82	0
Benzo(k)fluoranthene	1.153	1.251	-	-8.5	20	85	0
Benzo(a)pyrene	1.028	1.14	-	-10.9	20	84	0
IS1_Perylene-d12	1	1	-	0	20	81	0

* Value outside of QC limits.

Calibration Verification Summary
Form 7
Semivolatiles

Client	: Impact Environmental	**Lab Number**	: L2046791		
Project Name	: 13-12 BEACH CHANNEL DRIVE	**Project Number**	: 15209		
Instrument ID	: SV109	**Calibration Date**	: 10/29/20 07:28		
Lab File ID	: ABN1029	**Init. Calib. Date(s)**	: 10/06/20	10/07/20	
Sample No	: WG1427940-3	**Init. Calib. Times**	: 13:50	02:36	
Channel	:				

Compound	Ave. RRF	RRF	Min RRF	%D	Max %D	Area%	Dev(min)
Indeno(1,2,3-cd)pyrene	1.049	1.159	-	-10.5	20	87	0
Dibenzo(a,h)anthracene	1.112	1.175	-	-5.7	20	85	0
Benzo(ghi)perylene	1.151	1.195	-	-3.8	20	84	0

* Value outside of QC limits.

Calibration Verification Summary
Form 7
Semivolatiles

Client	: Impact Environmental		**Lab Number**	: L2046791	
Project Name	: 13-12 BEACH CHANNEL DRIVE		**Project Number**	: 15209	
Instrument ID	: SV109		**Calibration Date**	: 10/29/20 07:53	
Lab File ID	: AP91029		**Init. Calib. Date(s)**	: 10/06/20	10/07/20
Sample No	: WG1427940-4		**Init. Calib. Times**	: 13:50	02:36
Channel	:				

Compound	Ave. RRF	RRF	Min RRF	%D	Max %D	Area%	Dev(min)
IS2_1,4-Dichlorobenzene-d4	1	1	-	0	20	84	0
Benzaldehyde	1.244	1.086	-	12.7	20	73	0
Acetophenone	2.127	1.911	-	10.2	20	75	0
m-Toluidine	2.128	1.87	-	12.1	20	73	0
2-Chloroaniline	1.856	1.684	-	9.3	20	75	0
IS2_Naphthalene-d8	1	1	-	0	20	87	0
a-Terpineol	0.314	0.276	-	12.1	20	72	0
3-Chloroaniline	0.15	0.133	-	11.3	20	75	0
2,6-Dichlorophenol	0.283	0.269	-	4.9	20	79	0
1-chloro-2-nitrobenzene	0.143	0.135	-	5.6	20	79	0
Caprolactam	0.178	0.151	-	15.2	20	71	0
1,2,4,5-Tetrachlorobenzene	0.296	0.288	-	2.7	20	84	0
Biphenyl	0.826	0.759	-	8.1	20	79	0
IS2_Acenaphthene-d10	1	1	-	0	20	93	0
Dichloran	50	48.012	-	4	20	92	0
Pentachloronitrobenzene	0.158	0.177	-	-12	20	96	0
IS2_Phenanthrene-d10	1	1	-	0	20	99	0
Diphenamid	0.501	0.502	-	-0.2	20	91	0

* Value outside of QC limits.

Calibration Verification Summary
Form 7
Semivolatiles

Client	: Impact Environmental		**Lab Number**	: L2046791	
Project Name	: 13-12 BEACH CHANNEL DRIVE		**Project Number**	: 15209	
Instrument ID	: SV109		**Calibration Date**	: 10/29/20 08:17	
Lab File ID	: ADP1029		**Init. Calib. Date(s)**	: 10/06/20	10/07/20
Sample No	: WG1427940-5		**Init. Calib. Times**	: 13:50	02:36
Channel	:				

Compound	Ave. RRF	RRF	Min RRF	%D	Max %D	Area%	Dev(min)
IS3_1,4-Dichlorobenzene-d4	1	1	-	0	20	75	0
1,4-Dioxane	0.554	0.45	-	18.8	20	66	0
n-Decane	1.567	1.465	-	6.5	20	71	0
IS3_Acenaphthene-d10	1	1	-	0	20	81	0
Atrazine	0.32	0.355	-	-10.9	20	86	0
IS3_Phenanthrene-d10	1	1	-	0	20	83	0
n-Octadecane	0.476	0.489	-	-2.7	20	83	0
Parathion	50	52.433	-	-4.9	20	95	0
3,3'-Dimethylbenzidine	0.647	0.772	-	-19.3	20	89	0

* Value outside of QC limits.

Calibration Verification Summary
Form 7
Semivolatiles

Client	: Impact Environmental	**Lab Number**	: L2046791		
Project Name	: 13-12 BEACH CHANNEL DRIVE	**Project Number**	: 15209		
Instrument ID	: GCMS5	**Calibration Date**	: 10/29/20 20:15		
Lab File ID	: ABN1029N	**Init. Calib. Date(s)**	: 04/01/20	04/02/20	
Sample No	: WG1426007-3	**Init. Calib. Times**	: 22:40	10:43	
Channel	:				

Compound	Ave. RRF	RRF	Min RRF	%D	Max %D	Area%	Dev(min)
IS1_1,4-Dichlorobenzene-d4	1	1	-	0	20	140	0
n-Nitrosodimethylamine	0.705	0.691	-	2	20	134	0
Pyridine	1.239	1.178	-	4.9	20	126	0
2-Fluorophenol	1.102	1.218	-	-10.5	20	147	0
Aniline	1.787	1.767	-	1.1	20	137	0
2-Chlorophenol	1.282	1.329	-	-3.7	20	142	0
Phenol-d6	1.366	1.428	-	-4.5	20	146	0
Phenol	1.639	1.432	-	12.6	20	121	0
Bis(2-chloroethyl)ether	1.055	1.004	-	4.8	20	134	0
1,3-Dichlorobenzene	1.498	1.489	-	0.6	20	138	0
1,4-Dichlorobenzene	1.55	1.521	-	1.9	20	138	0
1,2-Dichlorobenzene	1.492	1.466	-	1.7	20	140	0
Benzyl alcohol	0.928	0.92	-	0.9	20	134	0
Bis(2-chloroisopropyl)ethe	1.977	1.354	-	31.5*	20	98	0
2-Methylphenol	1.095	1.041	-	4.9	20	130	0
Hexachloroethane	0.603	0.588	-	2.5	20	140	0
n-Nitrosodi-n-propylamine	0.819	0.776	-	5.3	20	130	0
3-Methylphenol/4-Methylphe	1.177	1.11	-	5.7	20	132	0
Nitrobenzene-d5	1.235	1.199	-	2.9	20	133	0
Nitrobenzene	1.247	1.141	-	8.5	20	128	0
Isophorone	2.162	2.043	-	5.5	20	127	0
2-Nitrophenol	0.714	0.731	-	-2.4	20	142	0
2,4-Dimethylphenol	1.149	1.097	-	4.5	20	133	0
Bis(2-chloroethoxy)methane	1.415	1.322	-	6.6	20	135	0
2,4-Dichlorophenol	1.21	1.186	-	2	20	136	0
1,2,4-Trichlorobenzene	1.425	1.297	-	9	20	134	0
IS1_Naphthalene-d8	1	1	-	0	20	142	0
Naphthalene	1.022	0.962	-	5.9	20	132	0
Benzoic Acid	50	52.768	-	-5.5	20	154	0
4-Chloroaniline	0.126	0.108	-	14.3	20	119	0
Hexachlorobutadiene	0.218	0.223	-	-2.3	20	141	0
p-Chloro-m-cresol	0.294	0.287	-	2.4	20	129	0
2-Methylnaphthalene	0.726	0.666	-	8.3	20	129	0
1-Methylnaphthalene	0.231	0.206	-	10.8	20	125	0
Hexachlorocyclopentadiene	0.304	0.199	-	34.5*	20	92	0
2,4,6-Trichlorophenol	0.257	0.255	-	0.8	20	134	0
2,4,5-Trichlorophenol	0.282	0.285	-	-1.1	20	138	0
2-Fluorobiphenyl	0.793	0.761	-	4	20	134	0
2-Chloronaphthalene	0.741	0.689	-	7	20	131	0
2-Nitroaniline	0.248	0.251	-	-1.2	20	140	0
1,4-Dinitrobenzene	0.107	0.1	-	6.5	20	127	0
1,3-Dinitrobenzene	0.12	0.11	-	8.3	20	129	0
Dimethyl phthalate	0.857	0.804	-	6.2	20	132	0

* Value outside of QC limits.

Calibration Verification Summary
Form 7
Semivolatiles

Client	: Impact Environmental	**Lab Number**	: L2046791		
Project Name	: 13-12 BEACH CHANNEL DRIVE	**Project Number**	: 15209		
Instrument ID	: GCMS5	**Calibration Date**	: 10/29/20 20:15		
Lab File ID	: ABN1029N	**Init. Calib. Date(s)**	: 04/01/20	04/02/20	
Sample No	: WG1426007-3	**Init. Calib. Times**	: 22:40	10:43	
Channel	:				

Compound	Ave. RRF	RRF	Min RRF	%D	Max %D	Area%	Dev(min)
Acenaphthylene	1.125	1.099	-	2.3	20	135	0
2,6-Dinitrotoluene	0.184	0.183	-	0.5	20	134	0
1,2-Dinitrobenzene	0.074	0.065	-	12.2	20	125	0
IS1_Acenaphthene-d10	1	1	-	0	20	142	0
3-Nitroaniline	0.364	0.355	-	2.5	20	134	0
Acenaphthene	1.138	1.07	-	6	20	135	0
2,4-Dinitrophenol	50	46.291	-	7.4	20	132	0
Dibenzofuran	1.766	1.661	-	5.9	20	133	0
2,4-Dinitrotoluene	0.424	0.42	-	0.9	20	133	0
4-Nitrophenol	0.266	0.222	-	16.5	20	113	0
2,3,5,6-Tetrachlorophenol	0.427	0.399	-	6.6	20	124	0
2,3,4,6-Tetrachlorophenol	0.433	0.418	-	3.5	20	129	0
Diethyl phthalate	1.43	1.41	-	1.4	20	135	0
Fluorene	1.393	1.323	-	5	20	132	0
4-Chlorophenyl phenyl ethe	0.667	0.634	-	4.9	20	133	0
4-Nitroaniline	0.376	0.349	-	7.2	20	126	0
4,6-Dinitro-o-cresol	0.265	0.266	-	-0.4	20	133	0
NDPA/DPA	1.151	1.096	-	4.8	20	132	0
Azobenzene	1.26	1.111	-	11.8	20	122	0
2,4,6-Tribromophenol	0.243	0.313	-	-28.8*	20	168	0
4-Bromophenyl phenyl ether	0.429	0.466	-	-8.6	20	150	0
Hexachlorobenzene	0.501	0.578	-	-15.4	20	160	0
Pentachlorophenol	50	46.124	-	7.8	20	136	0
IS1_Phenanthrene-d10	1	1	-	0	20	137	0
Phenanthrene	1.064	1.014	-	4.7	20	129	0
Anthracene	1.054	1.047	-	0.7	20	130	0
Carbazole	0.997	0.979	-	1.8	20	129	0
Di-n-butylphthalate	1.165	1.252	-	-7.5	20	138	0
Fluoranthene	1.287	1.212	-	5.8	20	124	0
Benzidine	0.835	0.841	-	-0.7	20	128	0
Pyrene	1.331	1.254	-	5.8	20	127	0
4-Terphenyl-d14	0.838	0.945	-	-12.8	20	144	0
Butyl benzyl phthalate	0.568	0.594	-	-4.6	20	136	0
IS1_Chrysene-d12	1	1	-	0	20	140	0
Benzo(a)anthracene	1.259	1.155	-	8.3	20	126	0
3,3'-Dichlorobenzidine	0.477	0.527	-	-10.5	20	143	0
Chrysene	1.209	1.091	-	9.8	20	126	0
Bis(2-ethylhexyl)phthalate	0.759	0.805	-	-6.1	20	137	0
Di-n-octylphthalate	1.38	1.415	-	-2.5	20	135	0
Benzo(b)fluoranthene	1.348	1.379	-	-2.3	20	129	0
Benzo(k)fluoranthene	1.176	1.046	-	11.1	20	126	0
Benzo(a)pyrene	1.198	1.124	-	6.2	20	124	0
IS1_Perylene-d12	1	1	-	0	20	140	0

* Value outside of QC limits.

Calibration Verification Summary
Form 7
Semivolatiles

Client	: Impact Environmental	**Lab Number**	: L2046791		
Project Name	: 13-12 BEACH CHANNEL DRIVE	**Project Number**	: 15209		
Instrument ID	: GCMS5	**Calibration Date**	: 10/29/20 20:15		
Lab File ID	: ABN1029N	**Init. Calib. Date(s)**	: 04/01/20	04/02/20	
Sample No	: WG1426007-3	**Init. Calib. Times**	: 22:40	10:43	
Channel	:				

Compound	Ave. RRF	RRF	Min RRF	%D	Max %D	Area%	Dev(min)
Indeno(1,2,3-cd)pyrene	1.188	1.207	-	-1.6	20	135	0
Dibenzo(a,h)anthracene	1.049	1.108	-	-5.6	20	137	0
Benzo(ghi)perylene	1.164	1.145	-	1.6	20	131	0

* Value outside of QC limits.

Calibration Verification Summary
Form 7
Semivolatiles

Client	: Impact Environmental		**Lab Number**	: L2046791	
Project Name	: 13-12 BEACH CHANNEL DRIVE		**Project Number**	: 15209	
Instrument ID	: GCMS5		**Calibration Date**	: 10/29/20 20:38	
Lab File ID	: AP91029N		**Init. Calib. Date(s)**	: 04/01/20	04/02/20
Sample No	: WG1426007-4		**Init. Calib. Times**	: 22:40	10:43
Channel	:				

Compound	Ave. RRF	RRF	Min RRF	%D	Max %D	Area%	Dev(min)
IS2_1,4-Dichlorobenzene-d4	1	1	-	0	20	132	0
Benzaldehyde	1.039	1.023	-	1.5	20	129	0
Acetophenone	1.72	1.595	-	7.3	20	119	0
m-Toluidine	1.775	1.617	-	8.9	20	116	0
2-Chloroaniline	1.635	1.569	-	4	20	125	0
IS2_Naphthalene-d8	1	1	-	0	20	127	0
a-Terpineol	0.315	0.234	-	25.7*	20	90	0
3-Chloroaniline	0.145	0.12	-	17.2	20	102	0
2,6-Dichlorophenol	0.305	0.32	-	-4.9	20	127	0
1-chloro-2-nitrobenzene	0.141	0.138	-	2.1	20	120	0
Caprolactam	0.184	0.13	-	29.3*	20	85	0
1,2,4,5-Tetrachlorobenzene	0.358	0.389	-	-8.7	20	135	0
Biphenyl	0.814	0.771	-	5.3	20	116	0
IS2_Acenaphthene-d10	1	1	-	0	20	129	0
Dichloran	0.19	0.218	-	-14.7	20	134	0
Pentachloronitrobenzene	0.187	0.201	-	-7.5	20	136	0
IS2_Phenanthrene-d10	1	1	-	0	20	128	0
Diphenamid	0.482	0.49	-	-1.7	20	125	0

* Value outside of QC limits.

Calibration Verification Summary
Form 7
Semivolatiles

Client	: Impact Environmental		**Lab Number**	: L2046791	
Project Name	: 13-12 BEACH CHANNEL DRIVE		**Project Number**	: 15209	
Instrument ID	: GCMS5		**Calibration Date**	: 10/29/20 21:00	
Lab File ID	: ADP1029N		**Init. Calib. Date(s)**	: 04/01/20	04/02/20
Sample No	: WG1426007-5		**Init. Calib. Times**	: 22:40	10:43
Channel	:				

Compound	Ave. RRF	RRF	Min RRF	%D	Max %D	Area%	Dev(min)
IS3_1,4-Dichlorobenzene-d4	1	1	-	0	20	133	0
1,4-Dioxane	0.479	0.383	-	20	20	107	0
n-Decane	1.305	0.894	-	31.5*	20	85	0
IS3_Acenaphthene-d10	1	1	-	0	20	138	0
Atrazine	0.322	0.346	-	-7.5	20	141	0
IS3_Phenanthrene-d10	1	1	-	0	20	141	0
n-Octadecane	0.427	0.301	-	29.5*	20	95	0
Parathion	50	47.042	-	5.9	20	138	0
3,3'-Dimethylbenzidine	0.715	0.711	-	0.6	20	123	0

* Value outside of QC limits.

Evaluate Continuing Calibration Report

Data Path : I:\8270\Mork\201028\
Data File : ABN1028.D
Acq On : 28 Oct 2020 9:29 pm
Operator : Mork:wr
Sample : wg1426003-3,32,,ABN CCV Lot # 8907
Misc : wg1426003,,ical17151
ALS Vial : 96 Sample Multiplier: 1

Quant Time: Oct 28 21:57:38 2020
Quant Method : I:\8270\Mork\201028\FS200911mork.m
Quant Title : Semivolatiles by GC/MS by modified 8270
QLast Update : Wed Oct 28 21:57:07 2020
Response via : Initial Calibration

Min. RRF : 0.000 Min. Rel. Area : 50% Max. R.T. Dev 0.50min
Max. RRF Dev : 20% Max. Rel. Area : 200%

		Compound	AvgRF	CCRF	%Dev	Area%	Dev(min)
1	I	IS1_1,4-Dichlorobenzene-d4	1.000	1.000	0.0	104	0.00
2	t	n-Nitrosodimethylamine	0.833	0.770	7.6	93	0.00
3	t	Pyridine	1.486	1.339	9.9	94	0.00
4	S	2-Fluorophenol	1.224	1.216	0.7	99	0.00
5	T	Aniline	1.951	2.124	-8.9	109	0.00
6	t	2-Chlorophenol	1.337	1.358	-1.6	102	0.00
7	S	Phenol-d6	1.475	1.530	-3.7	102	0.00
8	T	Phenol	1.756	1.696	3.4	96	0.00
9	T	Bis(2-chloroethyl)ether	1.372	1.217	11.3	94	0.00
10	T	1,3-Dichlorobenzene	1.541	1.453	5.7	99	0.00
11	T	1,4-Dichlorobenzene	1.667	1.475	11.5	96	0.00
12	T	1,2-Dichlorobenzene	1.569	1.414	9.9	98	0.00
13	t	Benzyl alcohol	0.955	1.201	-25.8#	119	0.00
14	T	Bis(2-chloroisopropyl)ether	2.113	1.972	6.7	100	0.00
15	T	2-Methylphenol	1.219	1.264	-3.7	106	0.00
16	T	Hexachloroethane	0.644	0.553	14.1	96	0.00
17	T	n-Nitrosodi-n-propylamine	0.901	1.041	-15.5	113	0.00
18	T	3-Methylphenol/4-Methylphen	1.229	1.370	-11.5	111	0.00
19	S	Nitrobenzene-d5	1.288	1.514	-17.5	114	0.00
20	T	Nitrobenzene	1.332	1.499	-12.5	113	0.00
21	T	Isophorone	2.708	2.872	-6.1	107	0.00
22	T	2-Nitrophenol	0.691	0.806	-16.6	115	0.00
23	T	2,4-Dimethylphenol	1.313	1.444	-10.0	108	0.00
24	T	Bis(2-chloroethoxy)methane	1.538	1.696	-10.3	106	0.00
25	T	2,4-Dichlorophenol	1.063	1.256	-18.2	114	0.00
26	T	1,2,4-Trichlorobenzene	1.260	1.269	-0.7	105	0.00
35	I	IS1_Naphthalene-d8	1.000	1.000	0.0	114	0.00
36	T	Naphthalene	1.043	0.963	7.7	107	0.00
37	T	Benzoic Acid	0.229	0.255	-11.4	120	0.00
38	T	4-Chloroaniline	0.112	0.125	-11.6	117	0.00
39	T	Hexachlorobutadiene	0.181	0.159	12.2	103	0.00
40	T	p-Chloro-m-cresol	0.267	0.301	-12.7	113	0.00
41	T	2-Methylnaphthalene	0.657	0.664	-1.1	111	0.00
42	T	1-Methylnaphthalene	0.228	0.223	2.2	110	0.00
43	T	Hexachlorocyclopentadiene	0.212	0.146	31.1#	74	0.00
44	T	2,4,6-Trichlorophenol	0.177	0.201	-13.6	116	0.00
45	T	2,4,5-Trichlorophenol	0.224	0.220	1.8	106	0.00
46	S	2-Fluorobiphenyl	0.738	0.724	1.9	108	0.00

Evaluate Continuing Calibration Report

Data Path : I:\8270\Mork\201028\
Data File : ABN1028.D
Acq On : 28 Oct 2020 9:29 pm
Operator : Mork:wr
Sample : wg1426003-3,32,,ABN CCV Lot # 8907
Misc : wg1426003,,ical17151
ALS Vial : 96 Sample Multiplier: 1

Quant Time: Oct 28 21:57:38 2020
Quant Method : I:\8270\Mork\201028\FS200911mork.m
Quant Title : Semivolatiles by GC/MS by modified 8270
QLast Update : Wed Oct 28 21:57:07 2020
Response via : Initial Calibration

Min. RRF : 0.000 Min. Rel. Area : 50% Max. R.T. Dev 0.50min
Max. RRF Dev : 20% Max. Rel. Area : 200%

		Compound		AvgRF	CCRF	%Dev	Area%	Dev(min)
47	T	2-Chloronaphthalene		0.633	0.641	-1.3	111	0.00
48	T	2-Nitroaniline		0.212	0.245	-15.6	119	0.00
49	T	1,4-Dinitrobenzene		0.090	0.104	-15.6	120	0.00
50	T	1,3-Dinitrobenzene	*	50.000	51.493	-3.0	112	0.00
51	T	Dimethyl phthalate		0.751	0.773	-2.9	111	0.00
52	T	Acenaphthylene		1.083	1.096	-1.2	110	0.00
53	T	2,6-Dinitrotoluene		0.155	0.176	-13.5	114	0.00
54	T	1,2-Dinitrobenzene		0.077	0.073	5.2	101	0.00
63	I	IS1_Acenaphthene-d10		1.000	1.000	0.0	117	0.00
64	T	3-Nitroaniline		0.333	0.360	-8.1	112	0.00
65	T	Acenaphthene		1.160	1.050	9.5	108	0.00
66	T	2,4-Dinitrophenol	*	50.000	47.077	5.8	107	0.00
67	T	Dibenzofuran		1.622	1.553	4.3	110	0.00
68	T	2,4-Dinitrotoluene		0.371	0.409	-10.2	115	0.00
69	T	4-Nitrophenol		0.240	0.290	-20.8#	129	0.00
70	T	2,3,5,6-Tetrachlorophenol		0.313	0.327	-4.5	112	0.00
71	T	2,3,4,6-Tetrachlorophenol		0.343	0.326	5.0	104	0.00
72	T	Diethyl phthalate		1.392	1.382	0.7	112	0.00
73	T	Fluorene		1.316	1.269	3.6	108	0.00
74	T	4-Chlorophenyl phenyl ether		0.611	0.575	5.9	106	0.00
75	T	4-Nitroaniline		0.357	0.364	-2.0	108	0.00
76	T	4,6-Dinitro-o-cresol	*	50.000	50.515	-1.0	114	0.00
77	T	NDPA/DPA		1.115	1.074	3.7	109	0.00
78	T	Azobenzene		1.354	1.410	-4.1	119	0.00
79	S	2,4,6-Tribromophenol		0.219	0.235	-7.3	114	0.00
80	T	4-Bromophenyl phenyl ether		0.366	0.377	-3.0	113	0.00
81	T	Hexachlorobenzene		0.461	0.443	3.9	112	0.00
82	T	Pentachlorophenol		0.274	0.258	5.8	98	0.00
88	I	IS1_Phenanthrene-d10		1.000	1.000	0.0	117	0.00
89	T	Phenanthrene		1.059	0.975	7.9	111	0.00
90	T	Anthracene		1.141	1.002	12.2	101	0.00
91	T	Carbazole		1.008	0.949	5.9	105	0.00
93	T	Di-n-butylphthalate		1.210	1.211	-0.1	109	0.00
95	T	Fluoranthene		1.229	1.136	7.6	105	0.00
96	T	Benzidine	*	50.000	48.565	2.9	109	0.00
97	T	Pyrene		1.303	1.190	8.7	106	0.00
98	S	4-Terphenyl-d14		0.981	0.900	8.3	105	0.00

Evaluate Continuing Calibration Report

Data Path : I:\8270\Mork\201028\
Data File : ABN1028.D
Acq On : 28 Oct 2020 9:29 pm
Operator : Mork:wr
Sample : wg1426003-3,32,,ABN CCV Lot # 8907
Misc : wg1426003,,ical17151
ALS Vial : 96 Sample Multiplier: 1

Quant Time: Oct 28 21:57:38 2020
Quant Method : I:\8270\Mork\201028\FS200911mork.m
Quant Title : Semivolatiles by GC/MS by modified 8270
QLast Update : Wed Oct 28 21:57:07 2020
Response via : Initial Calibration

Min. RRF : 0.000 Min. Rel. Area : 50% Max. R.T. Dev 0.50min
Max. RRF Dev : 20% Max. Rel. Area : 200%

		Compound	AvgRF	CCRF	%Dev	Area%	Dev(min)
99	T	Butyl benzyl phthalate	0.578	0.603	-4.3	112	0.00
106	I	IS1_Chrysene-d12	1.000	1.000	0.0	110	0.00
107	T	Benzo(a)anthracene	1.155	1.102	4.6	102	0.00
108	T	3,3'-Dichlorobenzidine	0.450	0.481	-6.9	107	0.00
109	T	Chrysene	1.243	1.059	14.8	100	0.00
110	T	Bis(2-ethylhexyl)phthalate	0.764	0.804	-5.2	102	0.00
111	T	Di-n-octylphthalate	1.411	1.471	-4.3	104	0.00
112	T	Benzo(b)fluoranthene	1.226	1.323	-7.9	111	0.00
113	T	Benzo(k)fluoranthene	1.393	1.188	14.7	96	0.00
114	T	Benzo(a)pyrene	1.161	1.172	-0.9	103	0.00
115	I	IS1_Perylene-d12	1.000	1.000	0.0	111	0.00
116	T	Indeno(1,2,3-cd)pyrene	1.043	1.130	-8.3	111	0.00
117	T	Dibenzo(a,h)anthracene	1.158	1.147	0.9	104	0.00
118	T	Benzo(ghi)perylene	1.209	1.177	2.6	107	0.00

* Evaluation of CC level amount vs concentration.
(#) = Out of Range SPCC's out = 0 CCC's out = 0

Quantitation Report (QT Reviewed)

Data Path : I:\8270\Mork\201028\
Data File : ABN1028.D
Acq On : 28 Oct 2020 9:29 pm
Operator : Mork:wr
Sample : wg1426003-3,32,,ABN CCV Lot # 8907
Misc : wg1426003,,ical17151
ALS Vial : 96 Sample Multiplier: 1

Quant Time: Oct 28 21:57:38 2020
Quant Method : I:\8270\Mork\201028\FS200911mork.m
Quant Title : Semivolatiles by GC/MS by modified 8270
QLast Update : Wed Oct 28 21:57:07 2020
Response via : Initial Calibration

Sub List : ABNical - ABN ical sublist

Compound	R.T.	QIon	Response	Conc	Units	Dev(Min)
Internal Standards						
1) IS1_1,4-Dichlorobenzen...	3.425	152	48323	40.000	ug/ml	0.00
35) IS1_Naphthalene-d8	4.512	136	215320	40.000	ug/ml	0.00
63) IS1_Acenaphthene-d10	6.028	164	128530	40.000	ug/ml	0.00
88) IS1_Phenanthrene-d10	7.297	188	260606	40.000	ug/ml	0.00
106) IS1_Chrysene-d12	9.748	240	290731	40.000	ug/ml	# 0.00
115) IS1_Perylene-d12	11.704	264	347549	40.000	ug/ml	0.00
System Monitoring Compounds						
4) 2-Fluorophenol	2.344	112	73422	49.655	ug/ml	0.00
Spiked Amount 50.000	Range 15 - 110		Recovery. = 99.31%			
7) Phenol-d6	3.161	99	92423	51.880	ug/ml	0.00
Spiked Amount 50.000	Range 15 - 110		Recovery. = 103.76%			
19) Nitrobenzene-d5	3.907	82	91467	58.800	ug/ml	0.00
Spiked Amount 25.000	Range 30 - 130		Recovery. = 235.20%#			
46) 2-Fluorobiphenyl	5.470	172	194796	49.060	ug/ml	0.00
Spiked Amount 25.000	Range 30 - 130		Recovery. = 196.24%#			
79) 2,4,6-Tribromophenol	6.710	330	37793	53.650	ug/ml	0.00
Spiked Amount 50.000	Range 15 - 110		Recovery. = 107.30%			
98) 4-Terphenyl-d14	8.702	244	293148	45.847	ug/ml	0.00
Spiked Amount 25.000	Range 30 - 130		Recovery. = 183.39%#			
Target Compounds						Qvalue
2) n-Nitrosodimethylamine	1.328	74	46498	46.205	ug/ml#	92
3) Pyridine	1.346	79	80903	45.052	ug/ml	90
5) Aniline	3.155	93	128271M3	54.412	ug/ml	
6) 2-Chlorophenol	3.249	128	82016	50.759	ug/ml	94
8) Phenol	3.173	94	102421M1	48.293	ug/ml	
9) Bis(2-chloroethyl)ether	3.226	93	73528	44.355	ug/ml	95
10) 1,3-Dichlorobenzene	3.373	146	87780M3	47.141	ug/ml	
11) 1,4-Dichlorobenzene	3.443	146	89071	44.233	ug/ml	96
12) 1,2-Dichlorobenzene	3.566	146	85417	45.072	ug/ml	97
13) Benzyl alcohol	3.566	79	72517	62.886	ug/ml	97
14) Bis(2-chloroisopropyl)...	3.690	45	119100	46.662	ug/ml	98
15) 2-Methylphenol	3.684	108	76321	51.845	ug/ml	98
16) Hexachloroethane	3.849	117	33425	42.961	ug/ml	98
17) n-Nitrosodi-n-propylamine	3.802	70	62906	57.798	ug/ml	97
18) 3-Methylphenol/4-Methy...	3.825	108	82726	55.720	ug/ml	97
20) Nitrobenzene	3.925	77	90565	56.290	ug/ml	97
21) Isophorone	4.136	82	173474	53.035	ug/ml	98
22) 2-Nitrophenol	4.201	139	48682	58.317	ug/ml#	90

Quantitation Report (QT Reviewed)

Data Path : I:\8270\Mork\201028\
Data File : ABN1028.D
Acq On : 28 Oct 2020 9:29 pm
Operator : Mork:wr
Sample : wg1426003-3,32,,ABN CCV Lot # 8907
Misc : wg1426003,,ical17151
ALS Vial : 96 Sample Multiplier: 1

Quant Time: Oct 28 21:57:38 2020
Quant Method : I:\8270\Mork\201028\FS200911mork.m
Quant Title : Semivolatiles by GC/MS by modified 8270
QLast Update : Wed Oct 28 21:57:07 2020
Response via : Initial Calibration

Sub List : ABNical - ABN ical sublist

Compound	R.T.	QIon	Response	Conc	Units	Dev(Min)
23) 2,4-Dimethylphenol	4.277	107	87242	55.017	ug/ml	98
24) Bis(2-chloroethoxy)met...	4.348	93	102452	55.126	ug/ml	97
25) 2,4-Dichlorophenol	4.413	162	75880	59.081	ug/ml	98
26) 1,2,4-Trichlorobenzene	4.477	180	76651	50.370	ug/ml	98
36) Naphthalene	4.530	128	259124	46.145	ug/ml	98
37) Benzoic Acid	4.395	105	68624M3	55.660	ug/ml	
38) 4-Chloroaniline	4.601	65	33680	55.793	ug/ml	85
39) Hexachlorobutadiene	4.659	225	42925	43.957	ug/ml	99
40) p-Chloro-m-cresol	5.053	107	80913	56.322	ug/ml	92
41) 2-Methylnaphthalene	5.135	142	178827	50.547	ug/ml	95
42) 1-Methylnaphthalene	5.218	115	59985	48.917	ug/ml	90
43) Hexachlorocyclopentadiene	5.282	237	39379	34.472	ug/ml	99
44) 2,4,6-Trichlorophenol	5.400	196	54114M3	56.903	ug/ml	
45) 2,4,5-Trichlorophenol	5.429	196	59170	49.174	ug/ml	96
47) 2-Chloronaphthalene	5.552	162	172482	50.629	ug/ml	95
48) 2-Nitroaniline	5.658	138	65863	57.759	ug/ml	89
49) 1,4-Dinitrobenzene	5.793	168	28110M3	58.066	ug/ml	
50) 1,3-Dinitrobenzene	5.858	168	31989	51.493	ug/ml	90
51) Dimethyl phthalate	5.840	163	207975	51.461	ug/ml#	98
52) Acenaphthylene	5.899	152	295114	50.606	ug/ml	99
53) 2,6-Dinitrotoluene	5.881	165	47472	56.845	ug/ml#	63
54) 1,2-Dinitrobenzene	5.923	168	19631M3	47.151	ug/ml	
64) 3-Nitroaniline	6.017	138	57855	54.115	ug/ml#	88
65) Acenaphthene	6.058	154	168621	45.240	ug/ml	95
66) 2,4-Dinitrophenol	6.122	184	29470	47.077	ug/ml	92
67) Dibenzofuran	6.205	168	249439	47.846	ug/ml#	63
68) 2,4-Dinitrotoluene	6.234	165	65725	55.073	ug/ml#	87
69) 4-Nitrophenol	6.205	65	46596	60.415	ug/ml#	1
70) 2,3,5,6-Tetrachlorophenol	6.293	232	52575M3	52.353	ug/ml	
71) 2,3,4,6-Tetrachlorophenol	6.334	232	52397	47.569	ug/ml	97
72) Diethyl phthalate	6.457	149	222060	49.658	ug/ml	99
73) Fluorene	6.498	166	203935	48.241	ug/ml	96
74) 4-Chlorophenyl phenyl ...	6.522	204	92402	47.064	ug/ml#	90
75) 4-Nitroaniline	6.545	138	58402	50.893	ug/ml#	81
76) 4,6-Dinitro-o-cresol	6.587	198	39341	50.515	ug/ml#	85
77) NDPA/DPA	6.628	169	172516	48.152	ug/ml	99
78) Azobenzene	6.651	77	226538	52.076	ug/ml#	91
80) 4-Bromophenyl phenyl e...	6.933	248	60617M3	51.515	ug/ml	
81) Hexachlorobenzene	6.980	284	71134	48.003	ug/ml#	92
82) Pentachlorophenol	7.162	266	41477	47.034	ug/ml	99
89) Phenanthrene	7.321	178	317612M3	46.037	ug/ml	

Quantitation Report (QT Reviewed)

Data Path : I:\8270\Mork\201028\
Data File : ABN1028.D
Acq On : 28 Oct 2020 9:29 pm
Operator : Mork:wr
Sample : wg1426003-3,32,,ABN CCV Lot # 8907
Misc : wg1426003,,ical17151
ALS Vial : 96 Sample Multiplier: 1

Quant Time: Oct 28 21:57:38 2020
Quant Method : I:\8270\Mork\201028\FS200911mork.m
Quant Title : Semivolatiles by GC/MS by modified 8270
QLast Update : Wed Oct 28 21:57:07 2020
Response via : Initial Calibration

Sub List : ABNical - ABN ical sublist

Compound	R.T.	QIon	Response	Conc	Units	Dev(Min)
90) Anthracene	7.362	178	326554	43.927	ug/ml	100
91) Carbazole	7.521	167	309206	47.078	ug/ml	99
93) Di-n-butylphthalate	7.867	149	394414	50.021	ug/ml	100
95) Fluoranthene	8.343	202	370170	46.239	ug/ml	97
96) Benzidine	8.490	184	284868	48.565	ug/ml	98
97) Pyrene	8.531	202	387612	45.667	ug/ml	99
99) Butyl benzyl phthalate	9.201	149	196495	52.182	ug/ml	97
107) Benzo(a)anthracene	9.736	228	400476M3	47.692	ug/ml	
108) 3,3'-Dichlorobenzidine	9.748	252	174810	53.394	ug/ml	97
109) Chrysene	9.777	228	384792	42.594	ug/ml	99
110) Bis(2-ethylhexyl)phtha...	9.900	149	292322	52.664	ug/ml#	94
111) Di-n-octylphthalate	10.793	149	534762	52.133	ug/ml	100
112) Benzo(b)fluoranthene	11.158	252	480710M3	53.944	ug/ml	
113) Benzo(k)fluoranthene	11.199	252	431806	42.658	ug/ml	97
114) Benzo(a)pyrene	11.616	252	425790	50.448	ug/ml	97
116) Indeno(1,2,3-cd)pyrene	13.314	276	490707M3	54.140	ug/mL	
117) Dibenzo(a,h)anthracene	13.373	278	498125M1	49.529	ug/ml	
118) Benzo(ghi)perylene	13.696	276	511510M1	48.682	ug/ml	

(#) = qualifier out of range (m) = manual integration (+) = signals summed

Quantitation Report (QT Reviewed)

Data Path : I:\8270\Mork\201028\
Data File : ABN1028.D
Acq On : 28 Oct 2020 9:29 pm
Operator : Mork:wr
Sample : wg1426003-3,32,,ABN CCV Lot # 8907
Misc : wg1426003,,ical17151
ALS Vial : 96 Sample Multiplier: 1

Quant Time: Oct 28 21:57:38 2020
Quant Method : I:\8270\Mork\201028\FS200911mork.m
Quant Title : Semivolatiles by GC/MS by modified 8270
QLast Update : Wed Oct 28 21:57:07 2020
Response via : Initial Calibration

Sub List : ABNical - ABN ical sublist

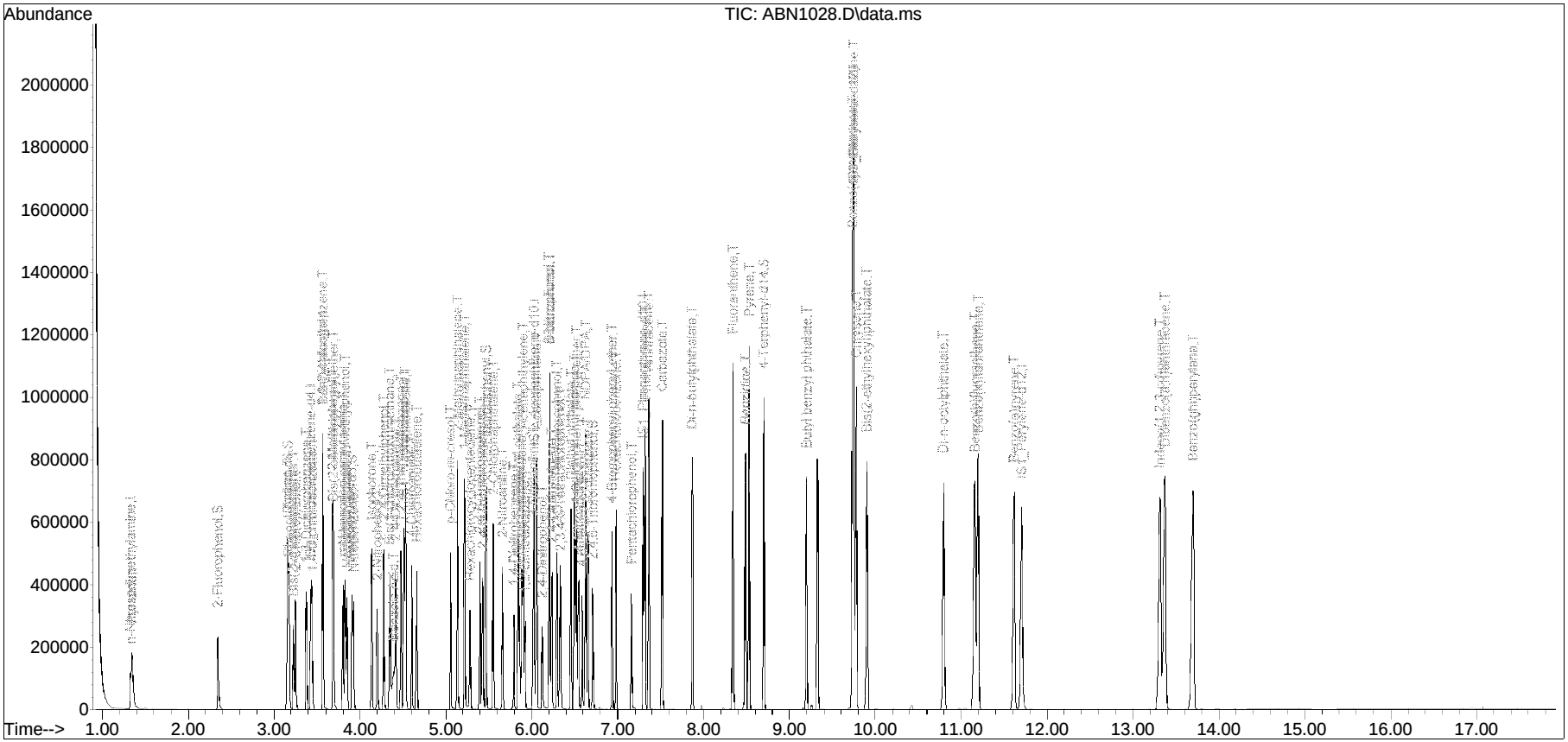

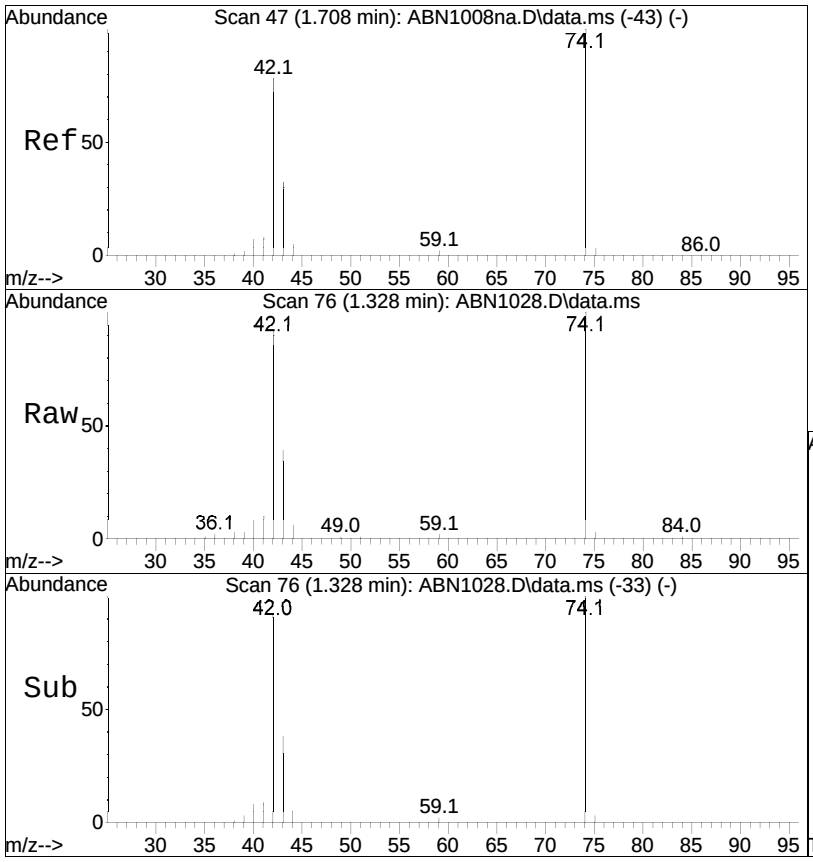

#2
n-Nitrosodimethylamine
Concen: 46.20 ug/ml
RT: 1.328 min Scan# 76
Delta R.T. 0.000 min
Lab File: ABN1028.D
Acq: 28 Oct 2020 9:29 pm

Tgt Ion: 74 Resp: 46498

Ion	Ratio	Lower	Upper
74	100		
42	94.0	69.4	104.2
44	6.0	3.5	5.3#

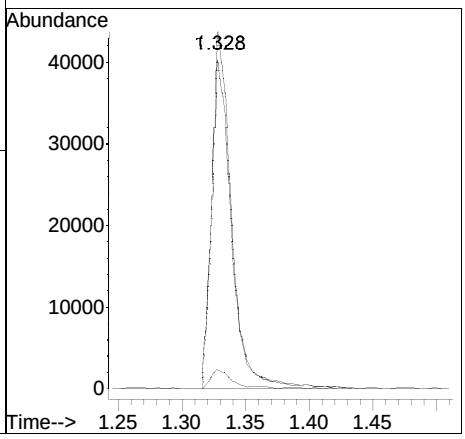

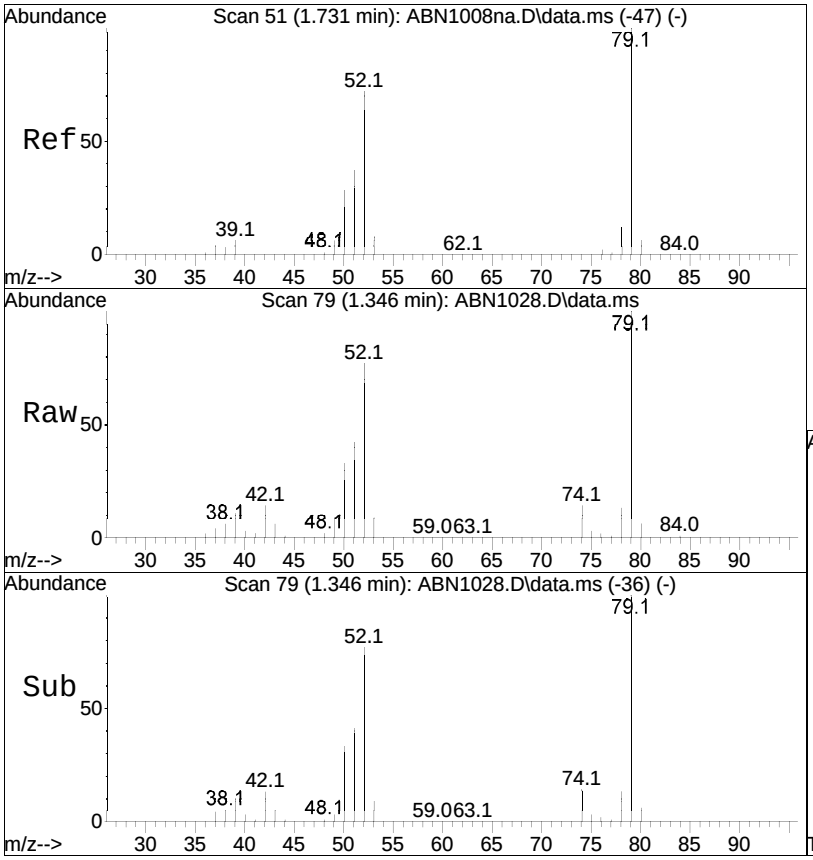

#3
Pyridine
Concen: 45.05 ug/ml
RT: 1.346 min Scan# 79
Delta R.T. 0.000 min
Lab File: ABN1028.D
Acq: 28 Oct 2020 9:29 pm

Tgt Ion: 79 Resp: 80903

Ion	Ratio	Lower	Upper
79	100		
52	78.7	56.6	85.0

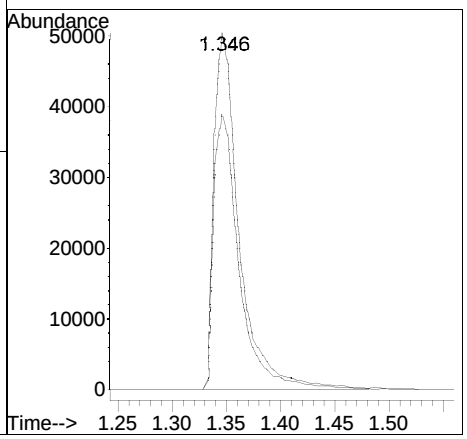

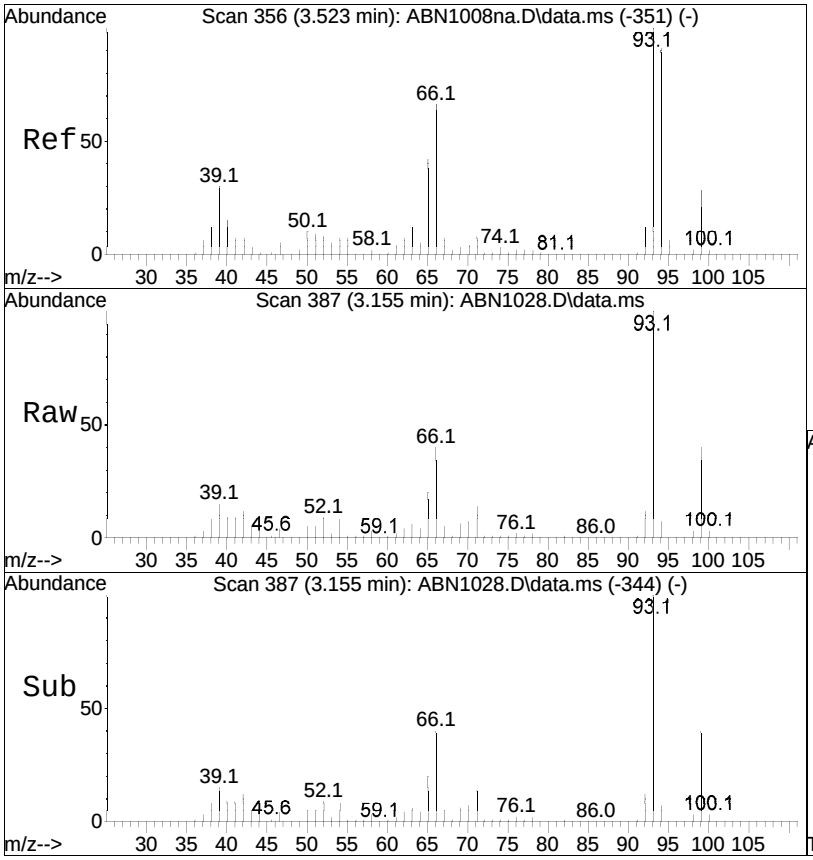

#5
Aniline
Concen: 54.41 ug/ml M3
RT: 3.155 min Scan# 387
Delta R.T. 0.000 min
Lab File: ABN1028.D
Acq: 28 Oct 2020 9:29 pm

Tgt Ion: 93 Resp: 128271

Ion	Ratio	Lower	Upper
93	100		
66	68.6	53.5	80.3
65	20.5	34.4	51.6#

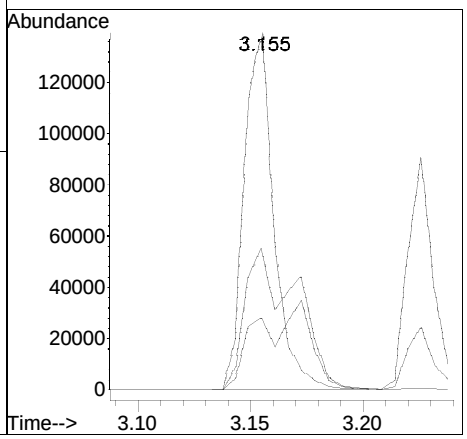

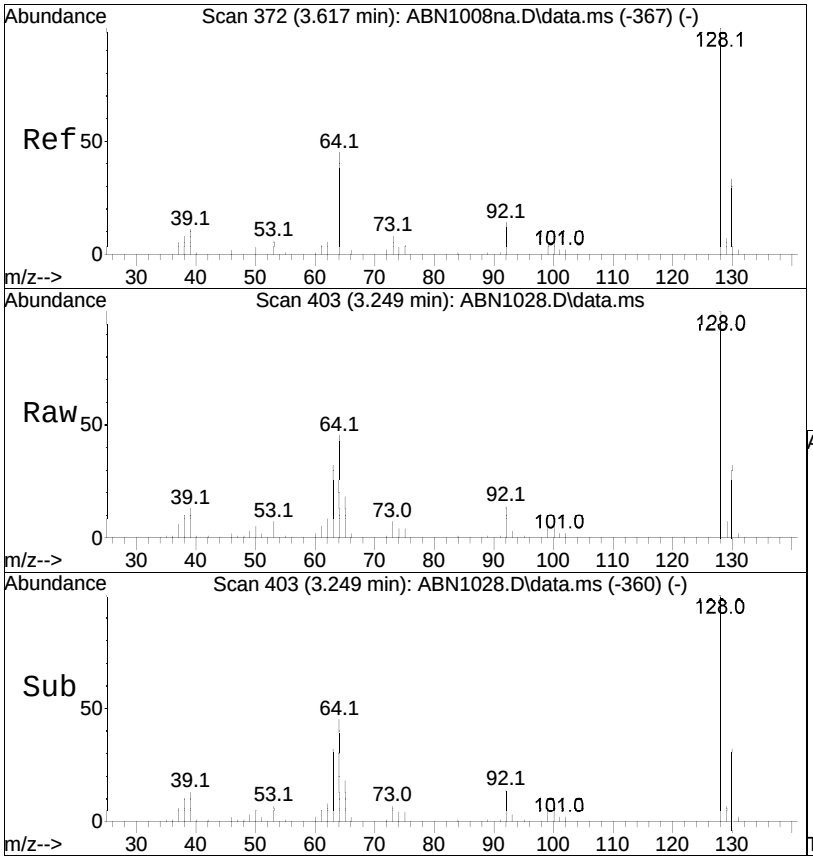

#6
2-Chlorophenol
Concen: 50.76 ug/ml
RT: 3.249 min Scan# 403
Delta R.T. 0.000 min
Lab File: ABN1028.D
Acq: 28 Oct 2020 9:29 pm

Tgt Ion:128 Resp: 82016

Ion	Ratio	Lower	Upper
128	100		
64	48.2	33.5	50.3
130	32.2	25.9	38.9

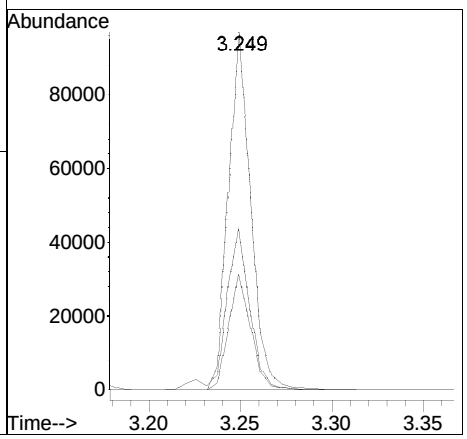

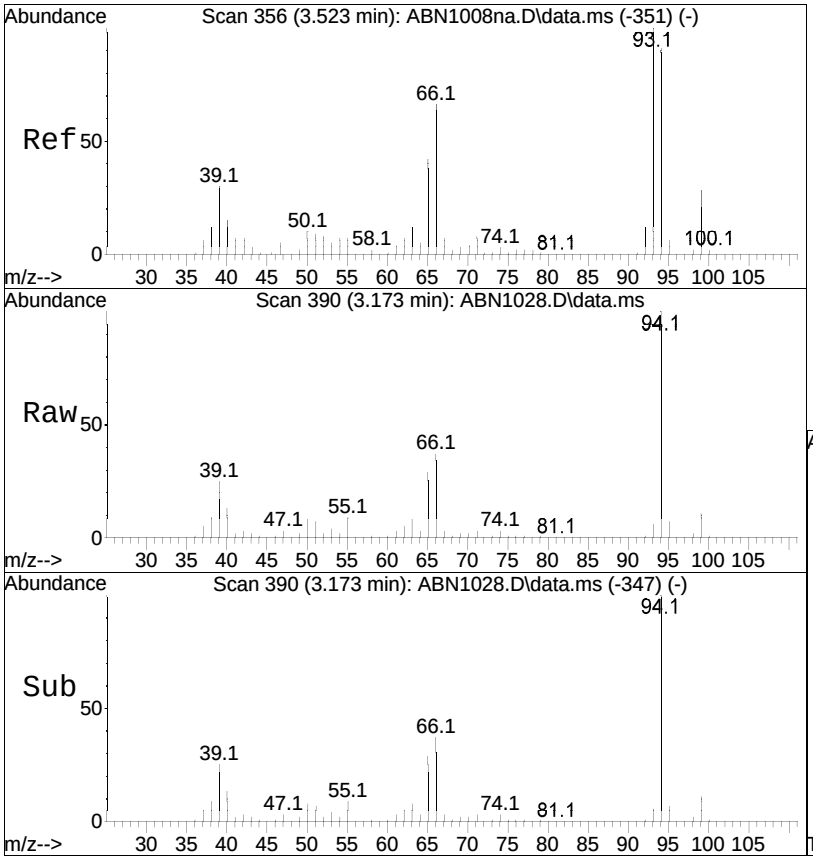

#8
Phenol
Concen: 48.29 ug/ml M1
RT: 3.173 min Scan# 390
Delta R.T. 0.000 min
Lab File: ABN1028.D
Acq: 28 Oct 2020 9:29 pm

Tgt Ion: 94 Resp: 102421

Ion	Ratio	Lower	Upper
94	100		
65	28.6	38.8	58.2#
66	0.0	60.3	90.5#

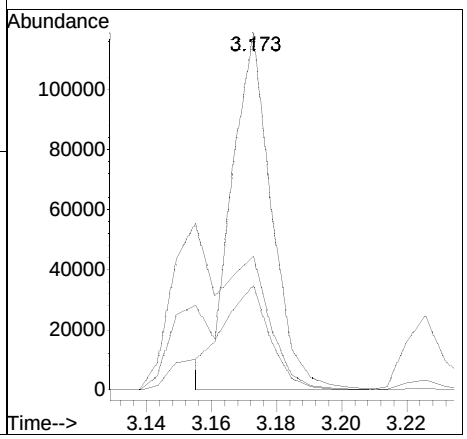

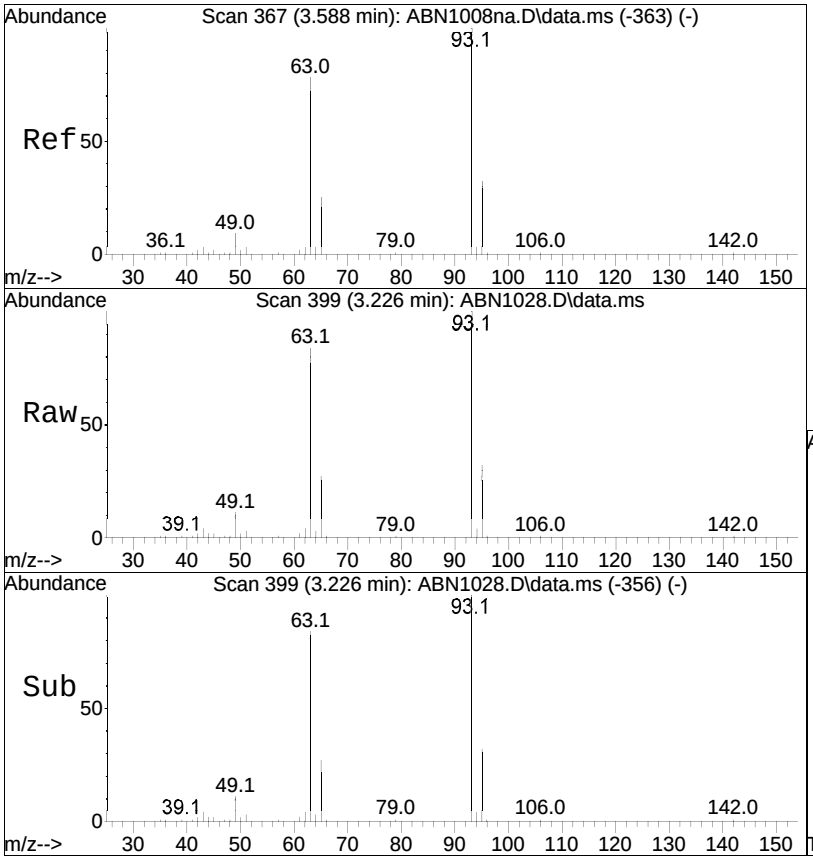

#9
Bis(2-chloroethyl)ether
Concen: 44.36 ug/ml
RT: 3.226 min Scan# 399
Delta R.T. 0.000 min
Lab File: ABN1028.D
Acq: 28 Oct 2020 9:29 pm

Tgt Ion: 93 Resp: 73528

Ion	Ratio	Lower	Upper
93	100		
63	83.8	63.0	94.6
95	31.4	26.3	39.5

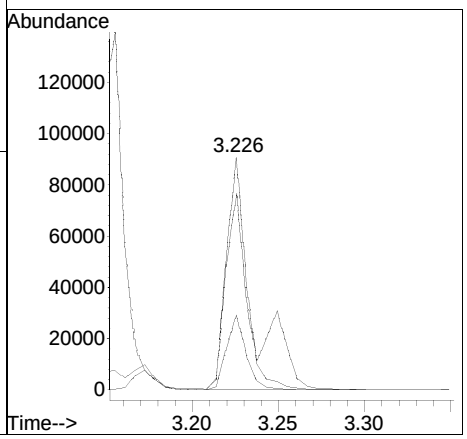

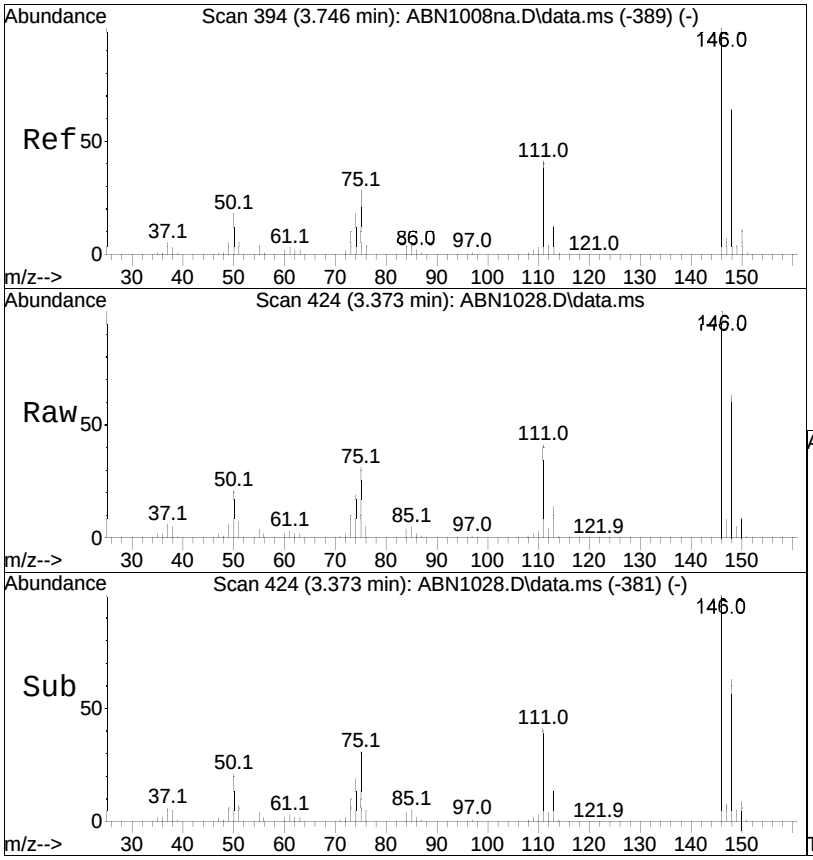

#10
1,3-Dichlorobenzene
Concen: 47.14 ug/ml M3
RT: 3.373 min Scan# 424
Delta R.T. 0.000 min
Lab File: ABN1028.D
Acq: 28 Oct 2020 9:29 pm

Tgt Ion:146 Resp: 87780

Ion	Ratio	Lower	Upper
146	100		
111	41.0	30.0	45.0
148	63.4	52.6	78.8

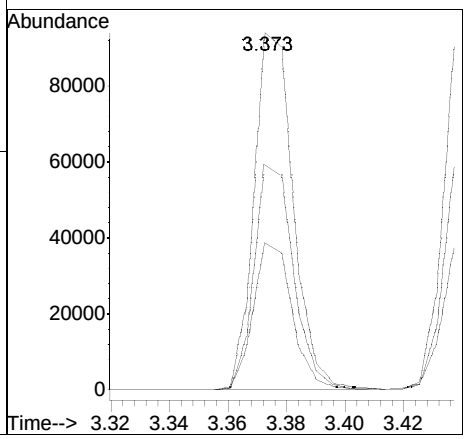

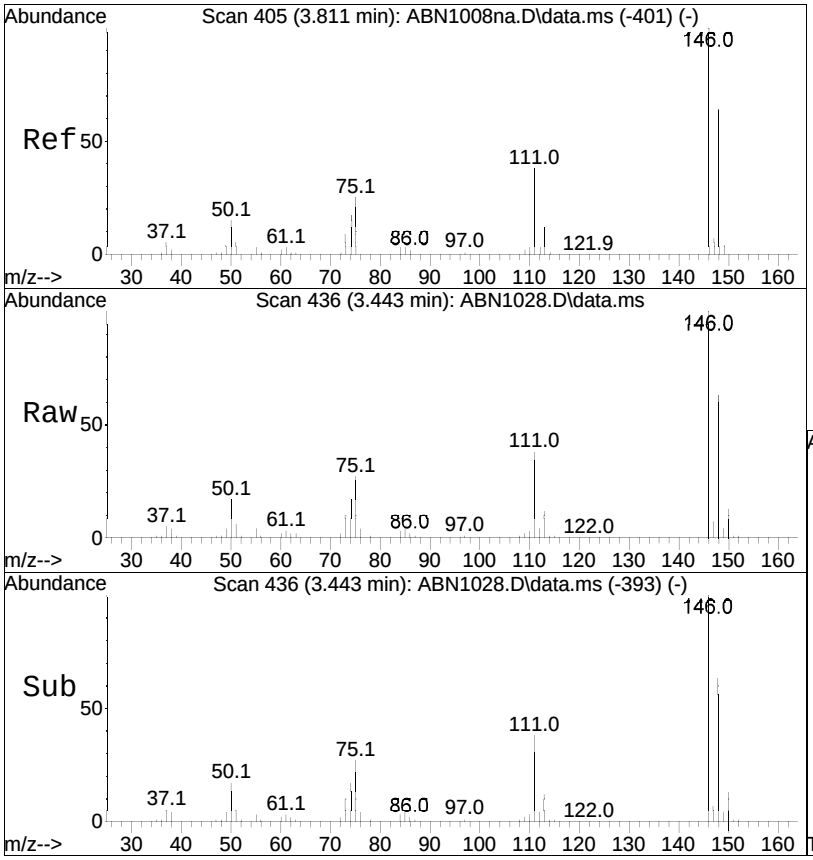

#11
1,4-Dichlorobenzene
Concen: 44.23 ug/ml
RT: 3.443 min Scan# 436
Delta R.T. 0.000 min
Lab File: ABN1028.D
Acq: 28 Oct 2020 9:29 pm

Tgt Ion:146 Resp: 89071

Ion	Ratio	Lower	Upper
146	100		
148	64.1	52.3	78.5
111	40.7	29.2	43.8

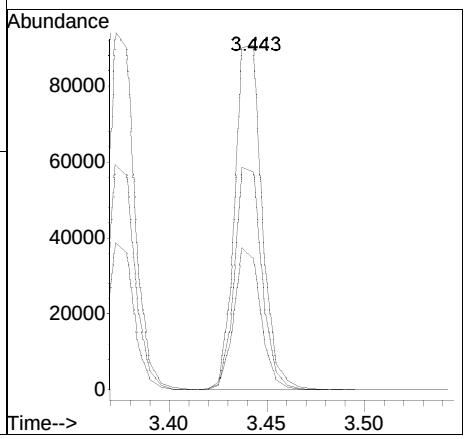

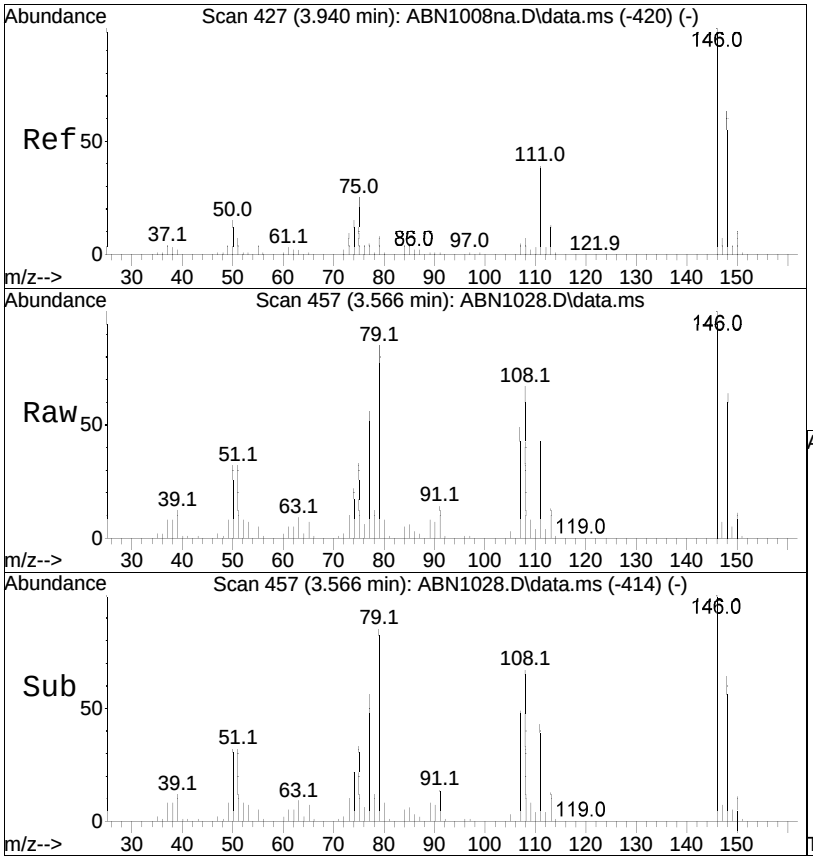

#12
1,2-Dichlorobenzene
Concen: 45.07 ug/ml
RT: 3.566 min Scan# 457
Delta R.T. 0.000 min
Lab File: ABN1028.D
Acq: 28 Oct 2020 9:29 pm

Tgt Ion:146 Resp: 85417

Ion	Ratio	Lower	Upper
146	100		
111	41.5	30.3	45.5
148	64.0	51.8	77.8

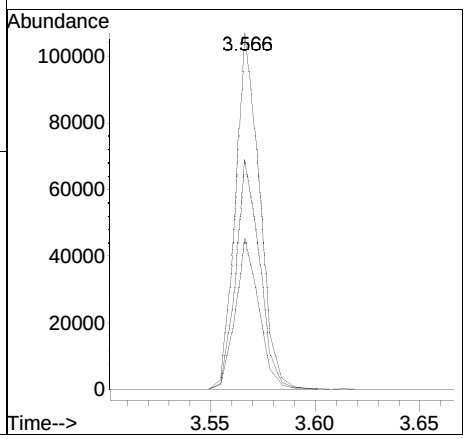

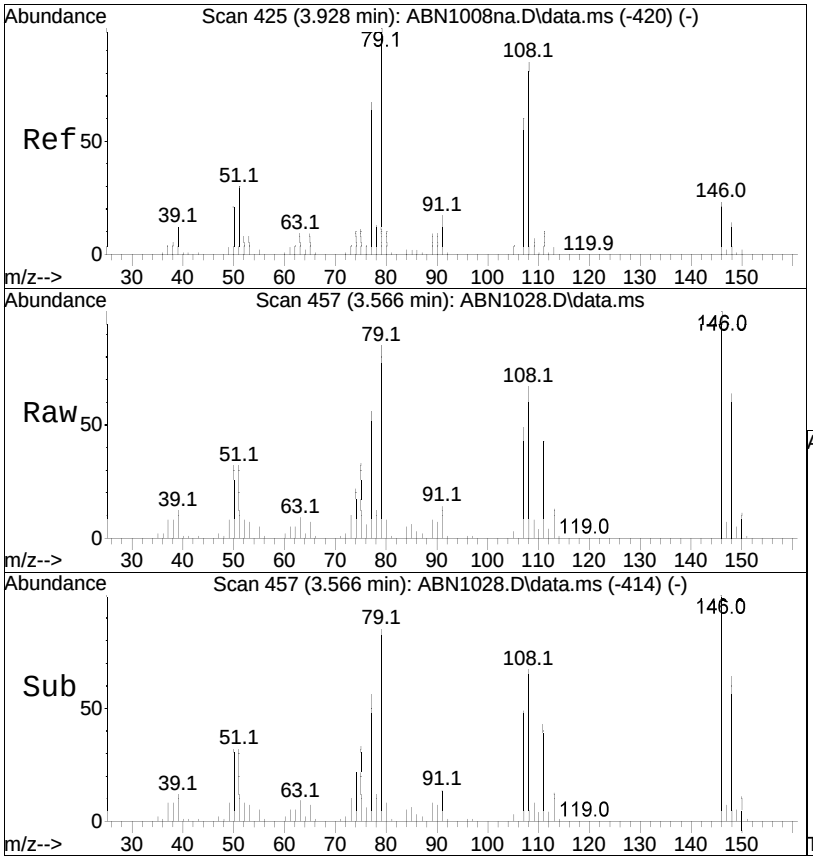

#13
Benzyl alcohol
Concen: 62.89 ug/ml
RT: 3.566 min Scan# 457
Delta R.T. 0.000 min
Lab File: ABN1028.D
Acq: 28 Oct 2020 9:29 pm

Tgt Ion: 79 Resp: 72517

Ion	Ratio	Lower	Upper
79	100		
77	66.8	54.6	81.8
108	78.5	65.1	97.7

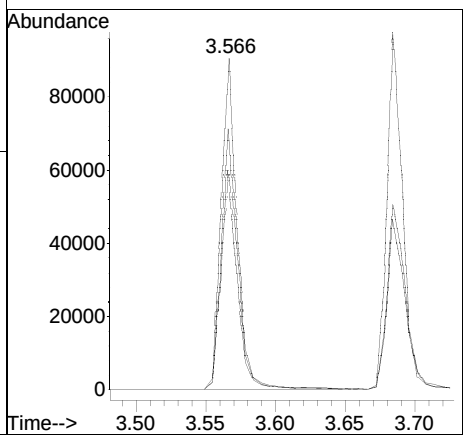

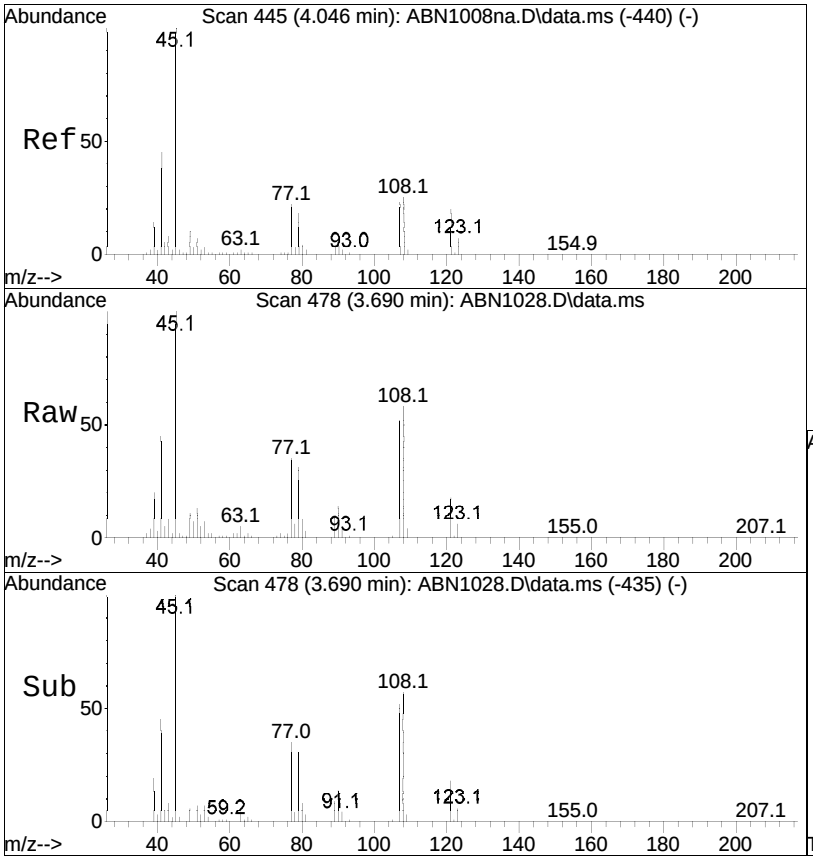

#14
Bis(2-chloroisopropyl)ether
Concen: 46.66 ug/ml
RT: 3.690 min Scan# 478
Delta R.T. 0.000 min
Lab File: ABN1028.D
Acq: 28 Oct 2020 9:29 pm

Tgt Ion: 45 Resp: 119100

Ion	Ratio	Lower	Upper
45	100		
121	17.6	16.0	24.0
77	39.5	32.1	48.1

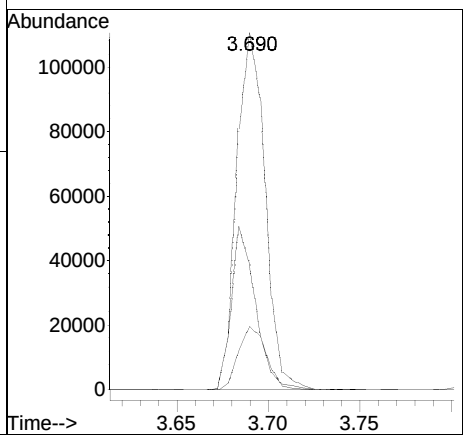

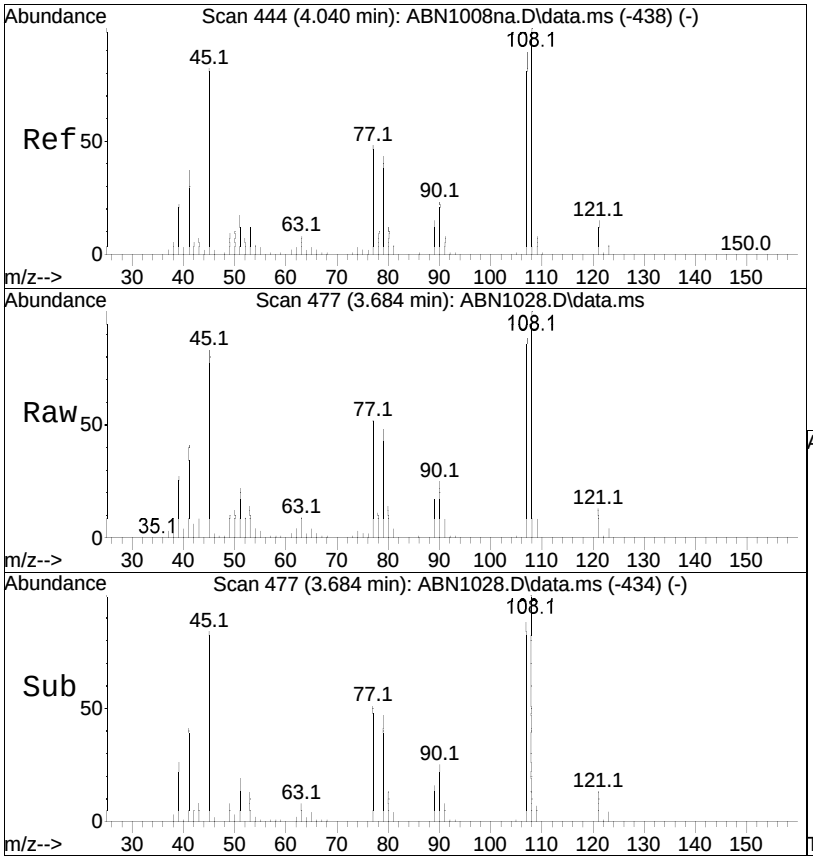

#15
2-Methylphenol
Concen: 51.85 ug/ml
RT: 3.684 min Scan# 477
Delta R.T. 0.000 min
Lab File: ABN1028.D
Acq: 28 Oct 2020 9:29 pm

Tgt Ion:108 Resp: 76321

Ion	Ratio	Lower	Upper
108	100		
107	89.7	70.3	105.5
90	24.3	18.7	28.1

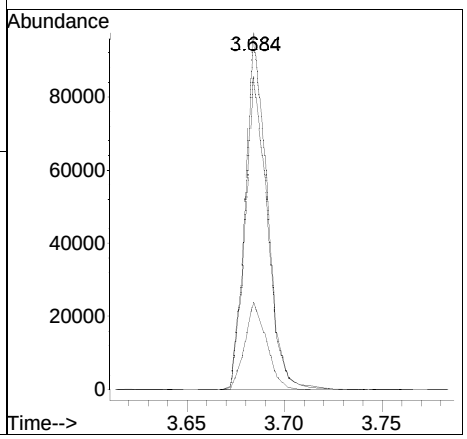

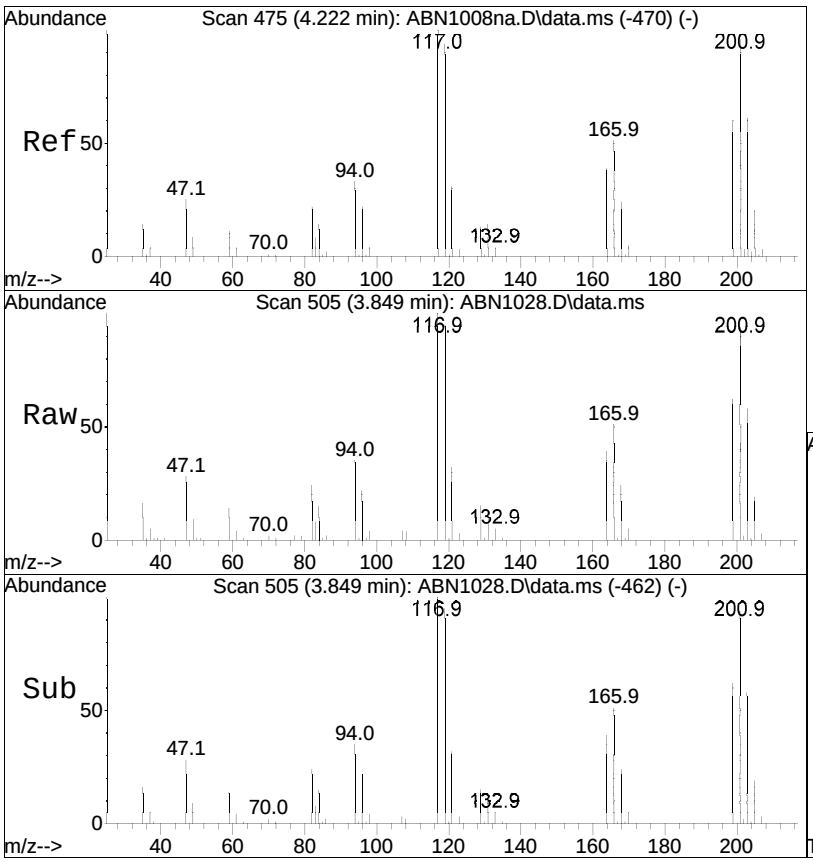

#16
Hexachloroethane
Concen: 42.96 ug/ml
RT: 3.849 min Scan# 505
Delta R.T. 0.000 min
Lab File: ABN1028.D
Acq: 28 Oct 2020 9:29 pm

Tgt Ion:117 Resp: 33425

Ion	Ratio	Lower	Upper
117	100		
201	93.1	73.4	110.0
199	59.8	45.9	68.9

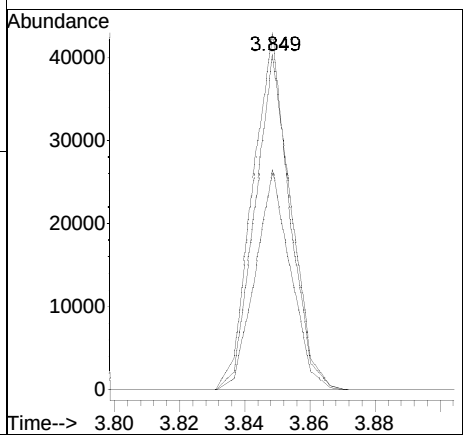

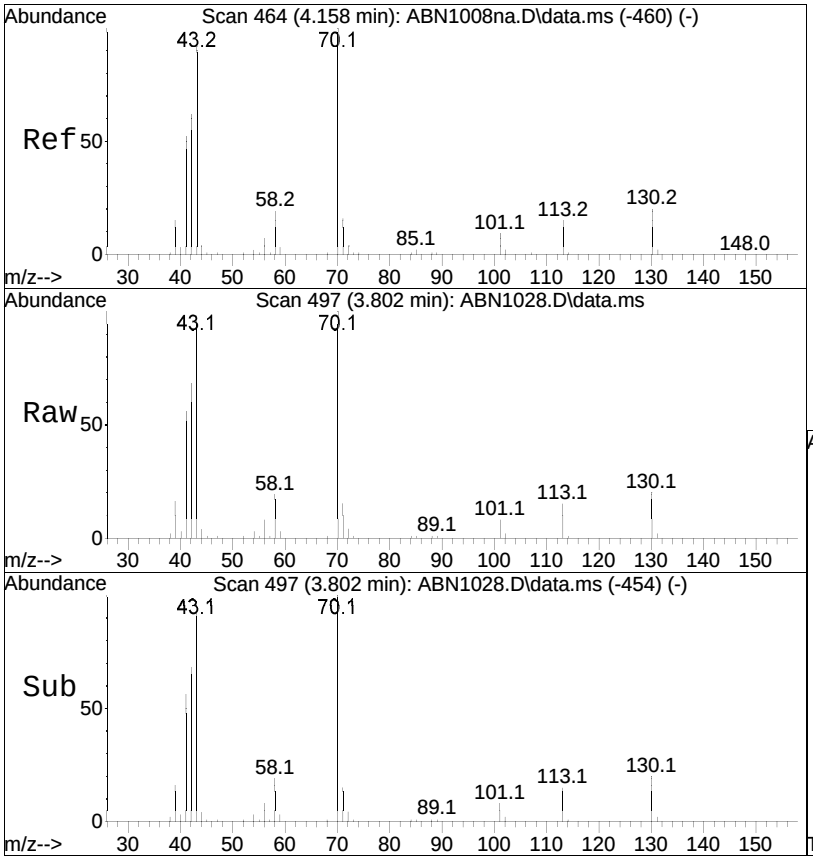

#17
n-Nitrosodi-n-propylamine
Concen: 57.80 ug/ml
RT: 3.802 min Scan# 497
Delta R.T. 0.000 min
Lab File: ABN1028.D
Acq: 28 Oct 2020 9:29 pm

Tgt Ion: 70 Resp: 62906

Ion	Ratio	Lower	Upper
70	100		
130	19.4	17.1	25.7
101	8.8	7.0	10.4

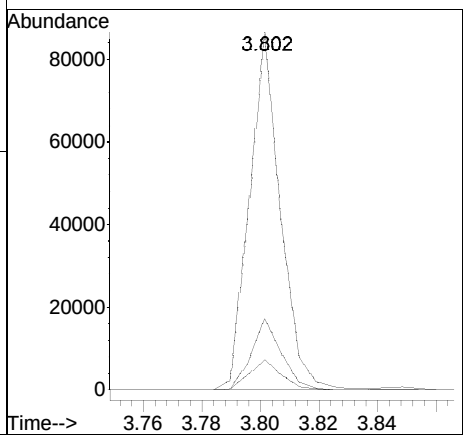

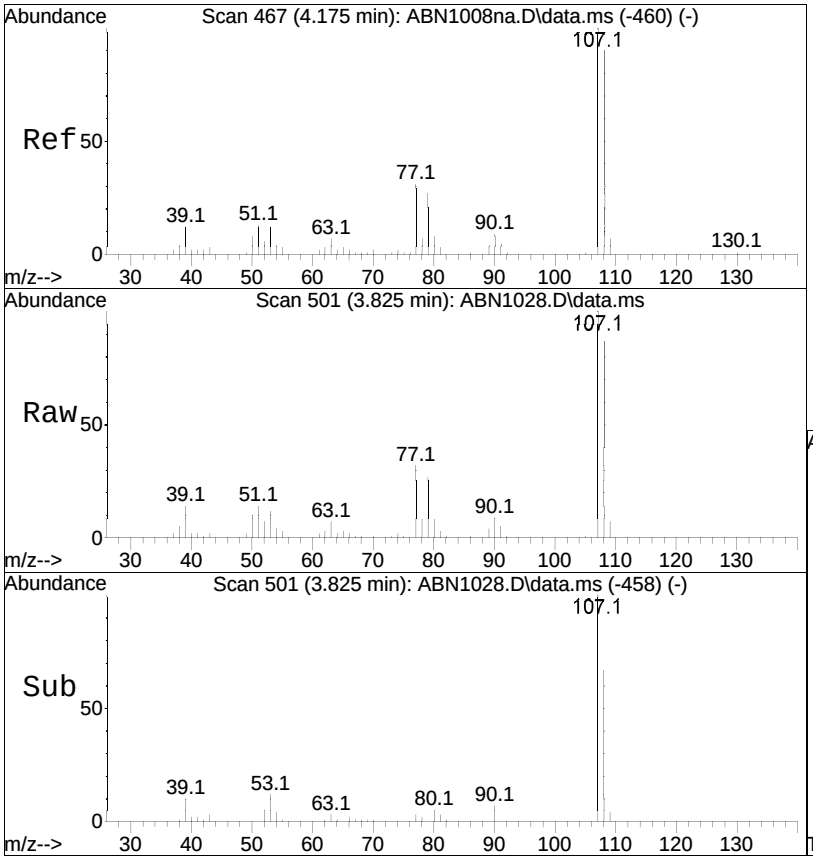

#18
3-Methylphenol/4-Methylphenol
Concen: 55.72 ug/ml
RT: 3.825 min Scan# 501
Delta R.T. 0.000 min
Lab File: ABN1028.D
Acq: 28 Oct 2020 9:29 pm

Tgt Ion:108 Resp: 82726

Ion	Ratio	Lower	Upper
108	100		
107	113.4	88.2	132.2
90	11.0	8.5	12.7

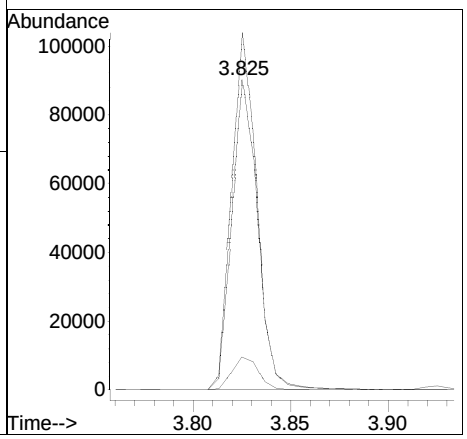

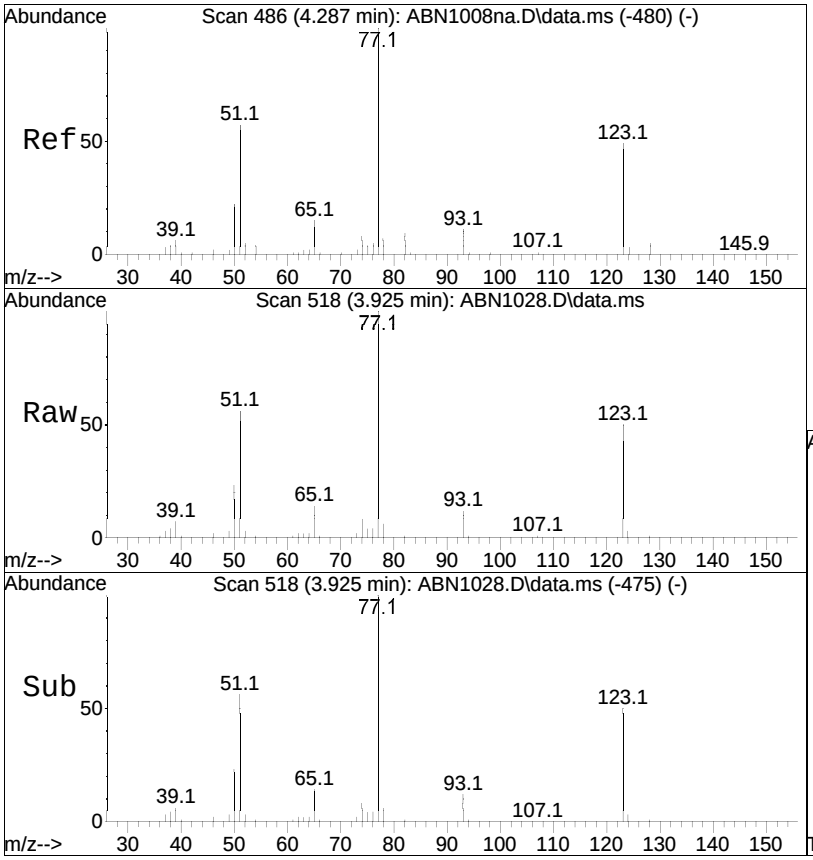

#20
Nitrobenzene
Concen: 56.29 ug/ml
RT: 3.925 min Scan# 518
Delta R.T. 0.000 min
Lab File: ABN1028.D
Acq: 28 Oct 2020 9:29 pm

Tgt Ion: 77 Resp: 90565

Ion	Ratio	Lower	Upper
77	100		
123	46.9	39.5	59.3
65	14.0	11.0	16.6

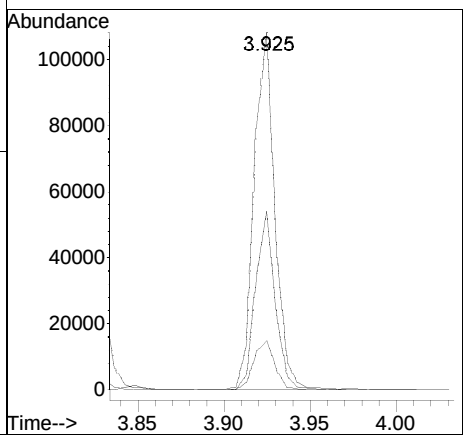

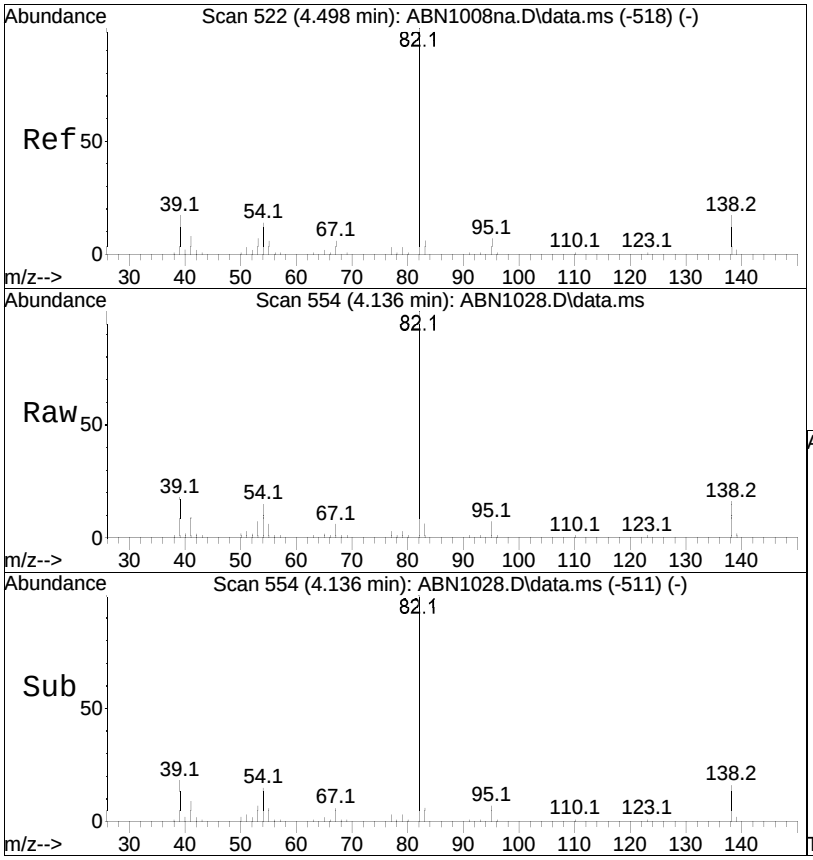

#21
Isophorone
Concen: 53.03 ug/ml
RT: 4.136 min Scan# 554
Delta R.T. 0.000 min
Lab File: ABN1028.D
Acq: 28 Oct 2020 9:29 pm

Tgt Ion: 82 Resp: 173474

Ion	Ratio	Lower	Upper
82	100		
138	16.2	13.9	20.9
95	6.6	5.1	7.7

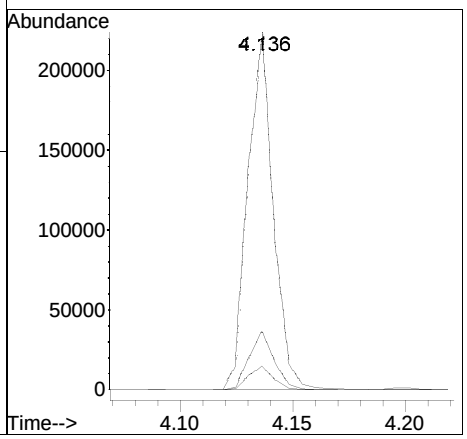

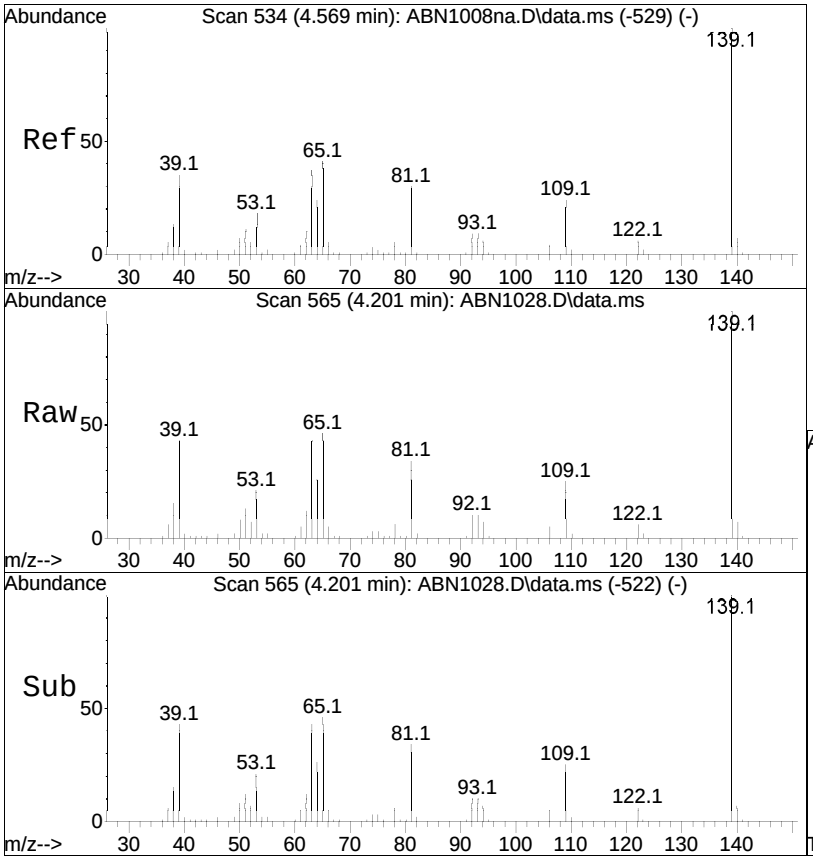

#22
2-Nitrophenol
Concen: 58.32 ug/ml
RT: 4.201 min Scan# 565
Delta R.T. 0.000 min
Lab File: ABN1028.D
Acq: 28 Oct 2020 9:29 pm

Tgt Ion:139 Resp: 48682

Ion	Ratio	Lower	Upper
139	100		
109	26.0	17.2	25.8#
65	48.8	33.8	50.6

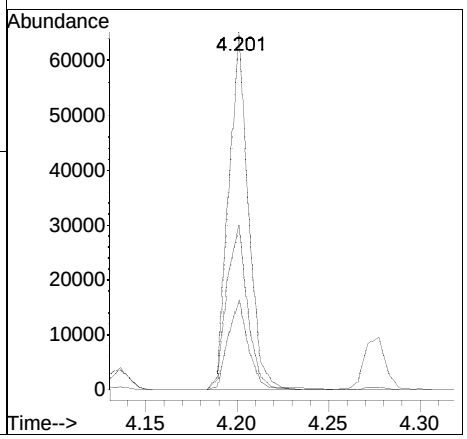

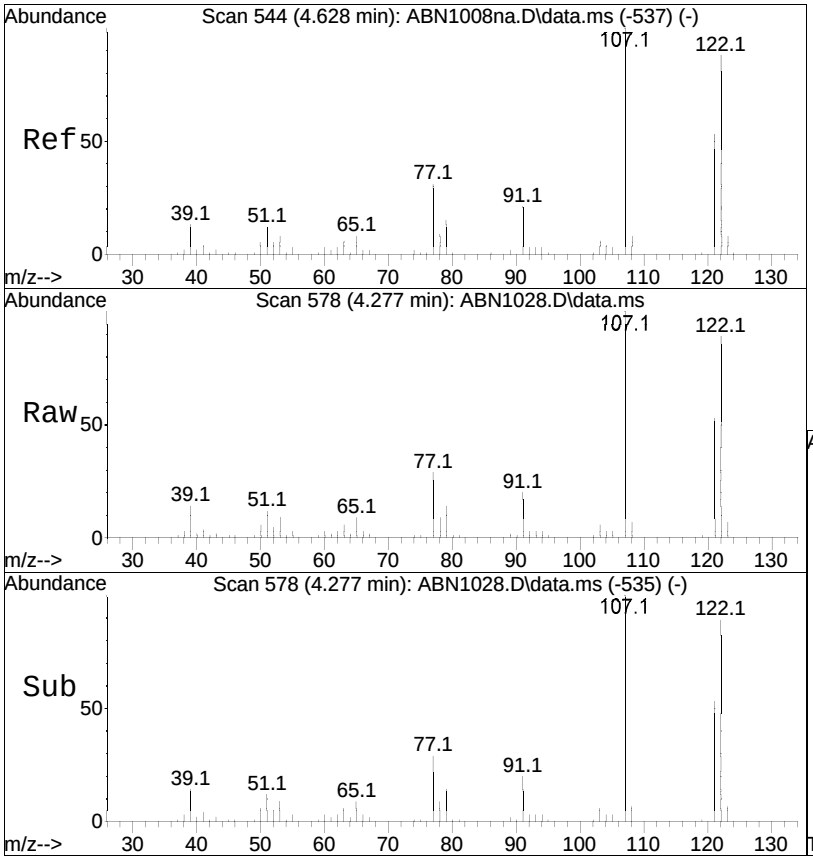

#23
2,4-Dimethylphenol
Concen: 55.02 ug/ml
RT: 4.277 min Scan# 578
Delta R.T. 0.000 min
Lab File: ABN1028.D
Acq: 28 Oct 2020 9:29 pm

Tgt Ion:107 Resp: 87242

Ion	Ratio	Lower	Upper
107	100		
121	52.3	41.2	61.8
122	88.8	72.5	108.7

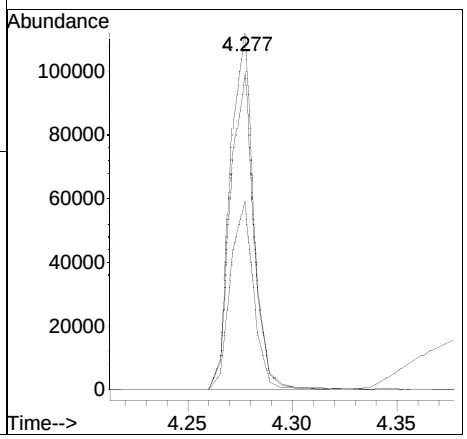

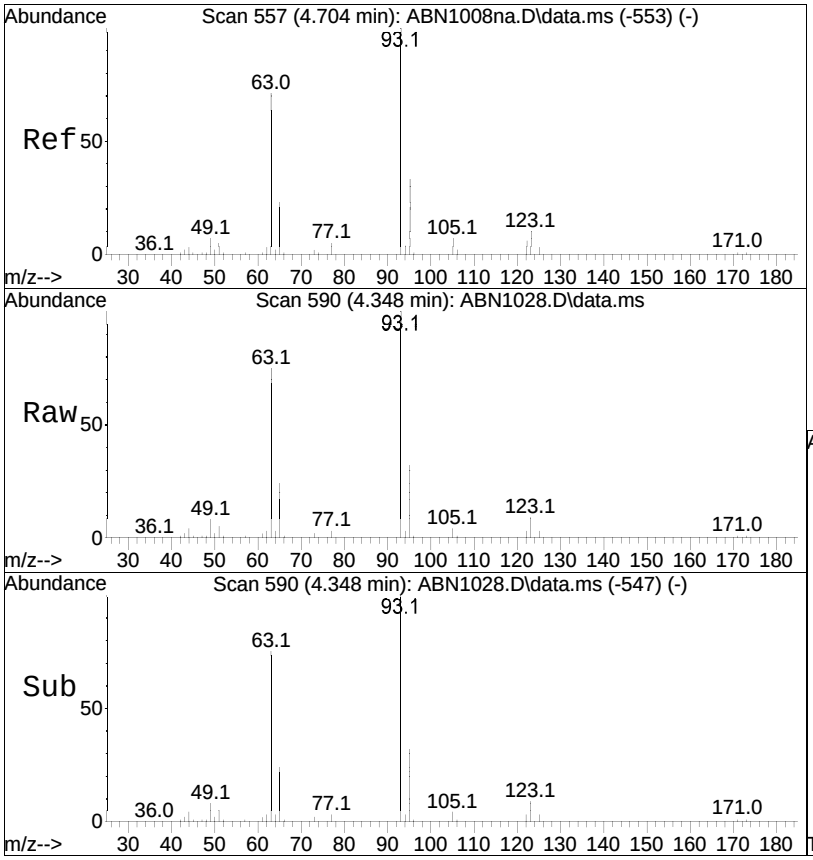

#24
Bis(2-chloroethoxy)methane
Concen: 55.13 ug/ml
RT: 4.348 min Scan# 590
Delta R.T. 0.000 min
Lab File: ABN1028.D
Acq: 28 Oct 2020 9:29 pm

Tgt Ion: 93 Resp: 102452

Ion	Ratio	Lower	Upper
93	100		
95	32.2	26.8	40.2
123	9.5	8.7	13.1

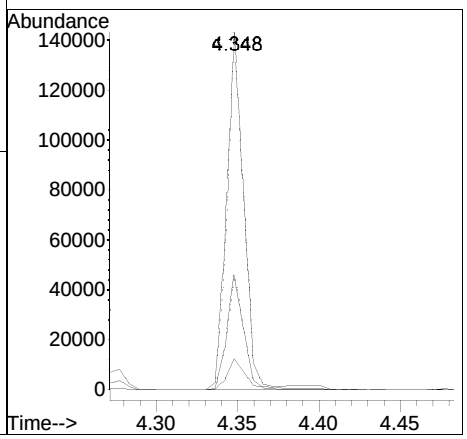

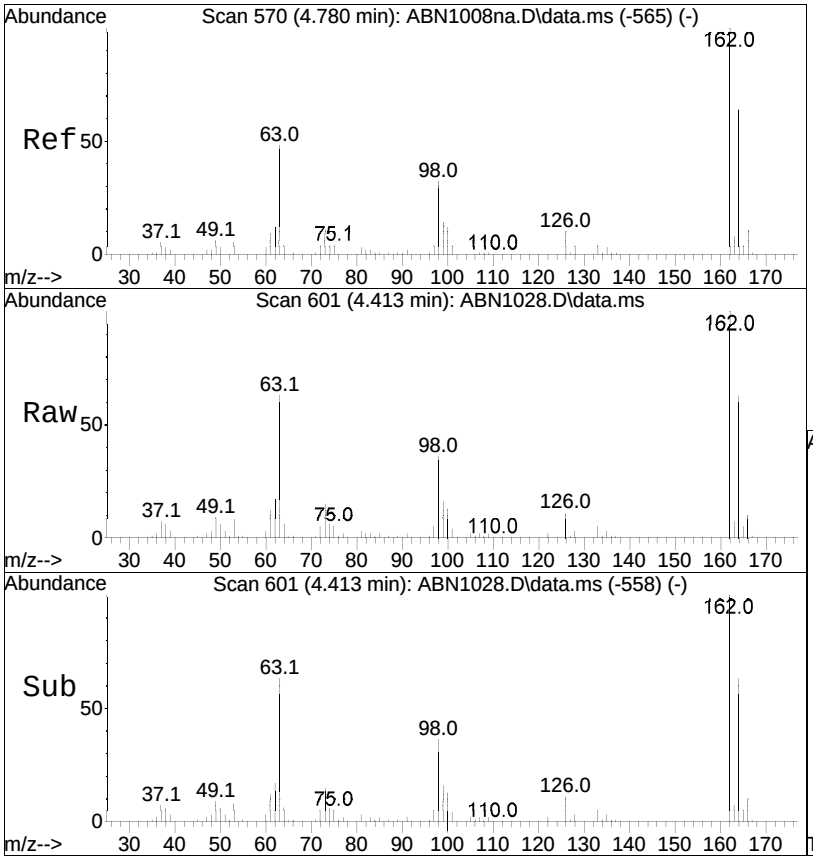

#25
2,4-Dichlorophenol
Concen: 59.08 ug/ml
RT: 4.413 min Scan# 601
Delta R.T. 0.000 min
Lab File: ABN1028.D
Acq: 28 Oct 2020 9:29 pm

Tgt Ion:162 Resp: 75880

Ion	Ratio	Lower	Upper
162	100		
164	64.0	51.8	77.8
98	33.7	25.0	37.4

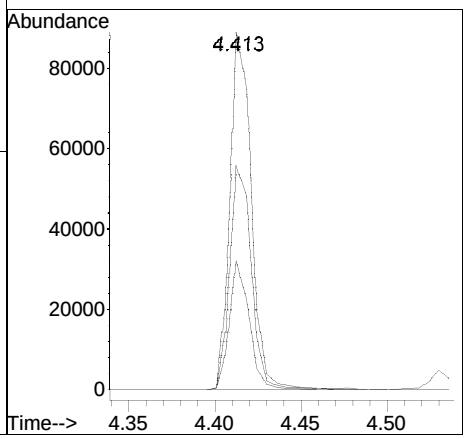

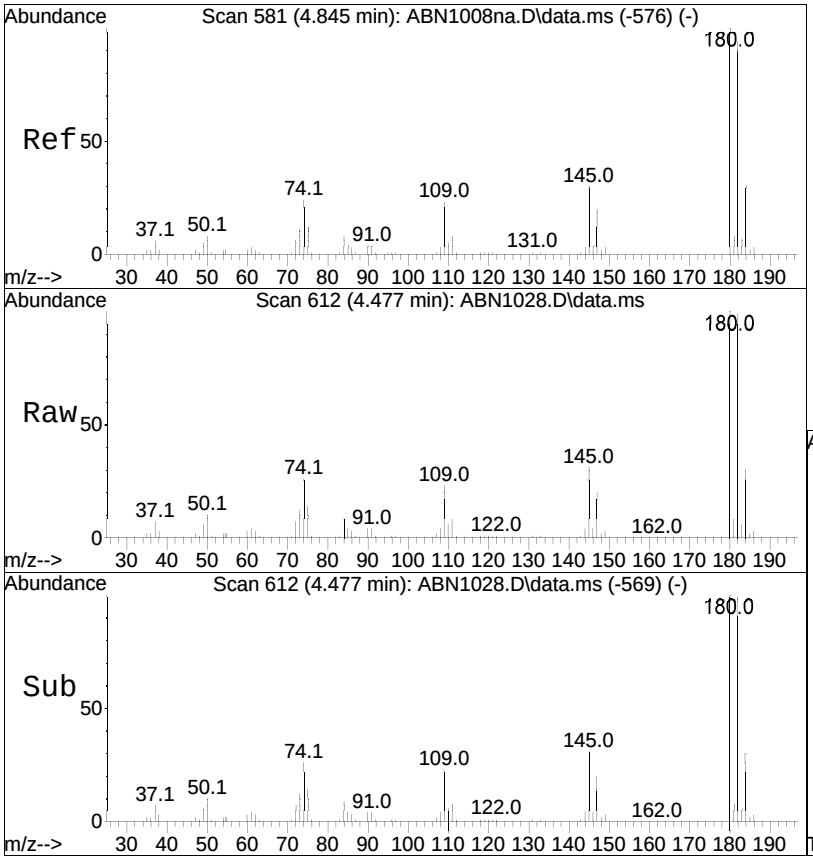

#26
1,2,4-Trichlorobenzene
Concen: 50.37 ug/ml
RT: 4.477 min Scan# 612
Delta R.T. 0.000 min
Lab File: ABN1028.D
Acq: 28 Oct 2020 9:29 pm

Tgt Ion:180 Resp: 76651

Ion	Ratio	Lower	Upper
180	100		
182	95.9	77.5	116.3
145	31.3	22.2	33.2

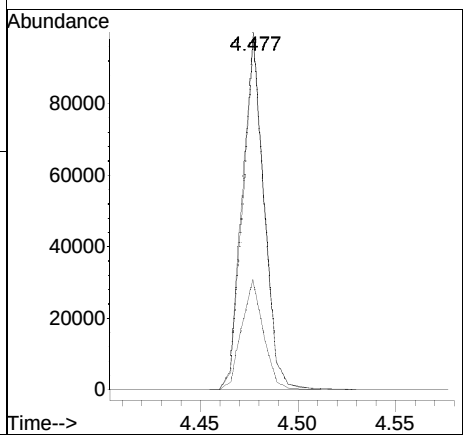

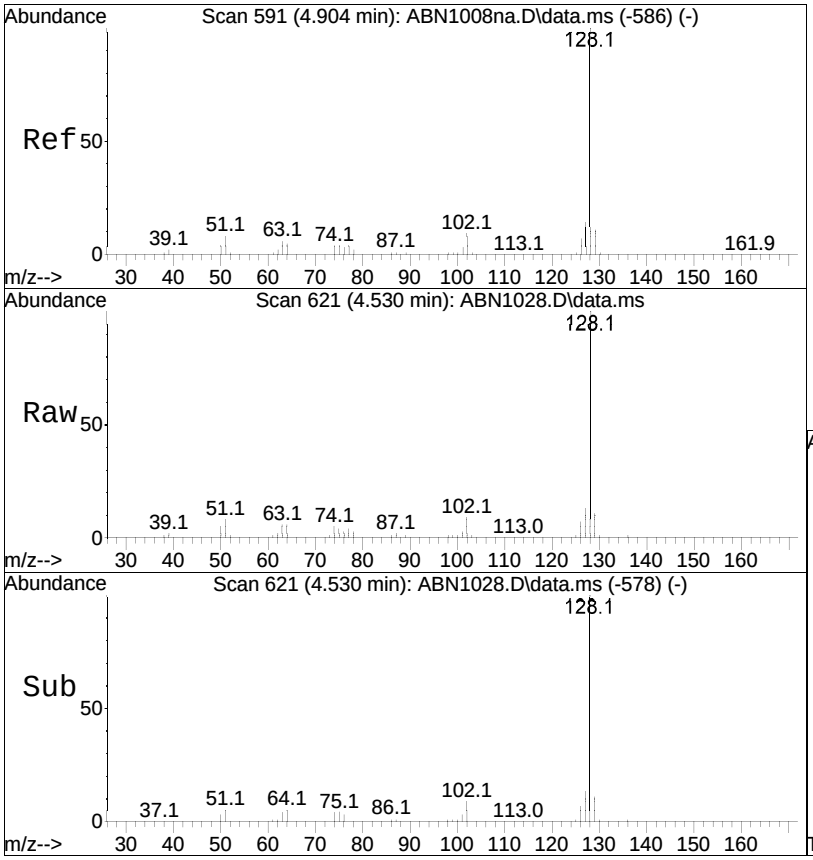

#36
Naphthalene
Concen: 46.14 ug/ml
RT: 4.530 min Scan# 621
Delta R.T. 0.000 min
Lab File: ABN1028.D
Acq: 28 Oct 2020 9:29 pm

Tgt Ion:128 Resp: 259124

Ion	Ratio	Lower	Upper
128	100		
129	10.7	9.0	13.6
127	13.2	11.3	16.9

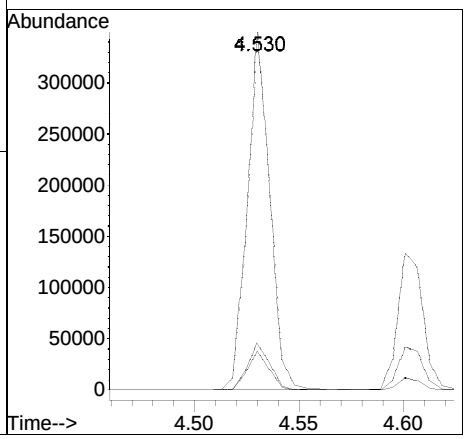

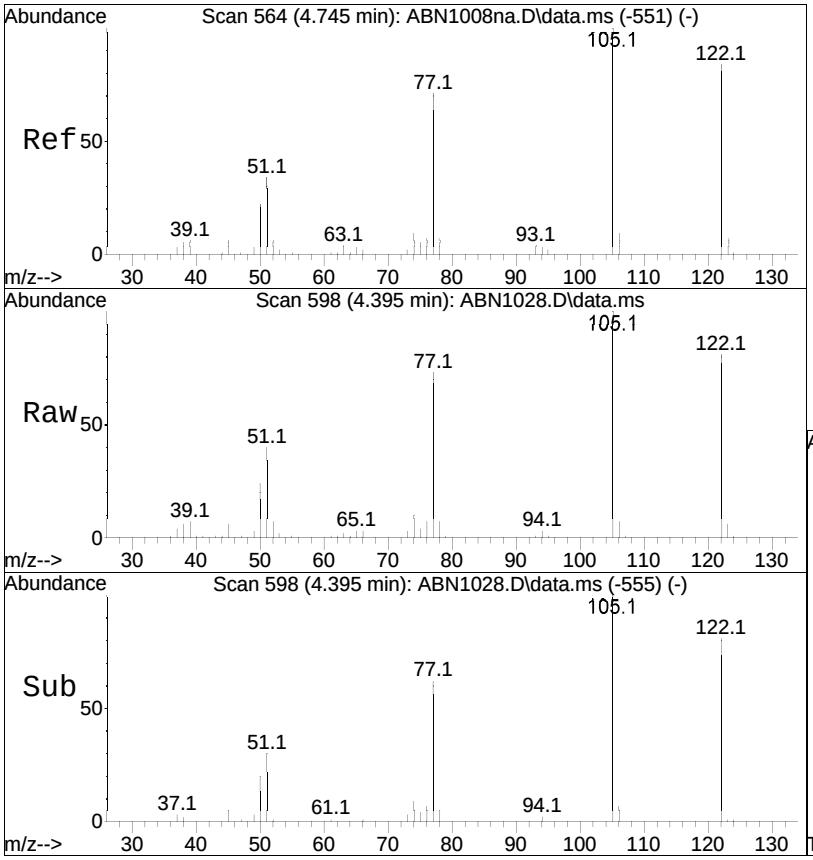

#37
Benzoic Acid
Concen: 55.66 ug/ml M3
RT: 4.395 min Scan# 598
Delta R.T. 0.000 min
Lab File: ABN1028.D
Acq: 28 Oct 2020 9:29 pm

Tgt Ion:105 Resp: 68624

Ion	Ratio	Lower	Upper
105	100		
122	112.9	2158.8	3238.2#
77	39.4	747.4	1121.0#

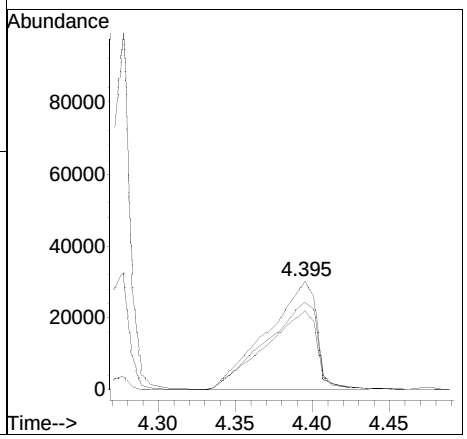

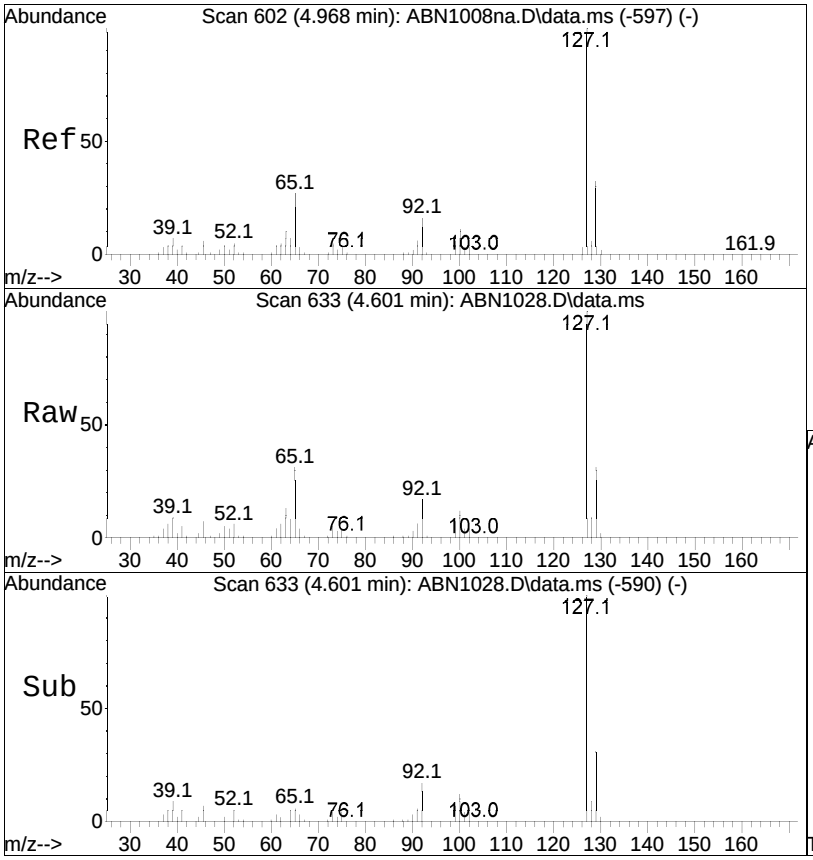

#38
4-Chloroaniline
Concen: 55.79 ug/ml
RT: 4.601 min Scan# 633
Delta R.T. 0.000 min
Lab File: ABN1028.D
Acq: 28 Oct 2020 9:29 pm

Tgt Ion: 65 Resp: 33680

Ion	Ratio	Lower	Upper
65	100		
127	341.4	302.2	453.2
129	106.3	97.8	146.8

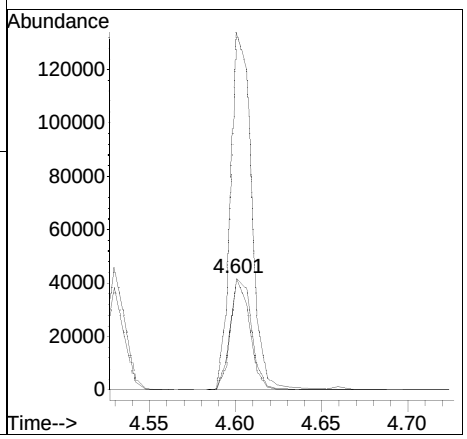

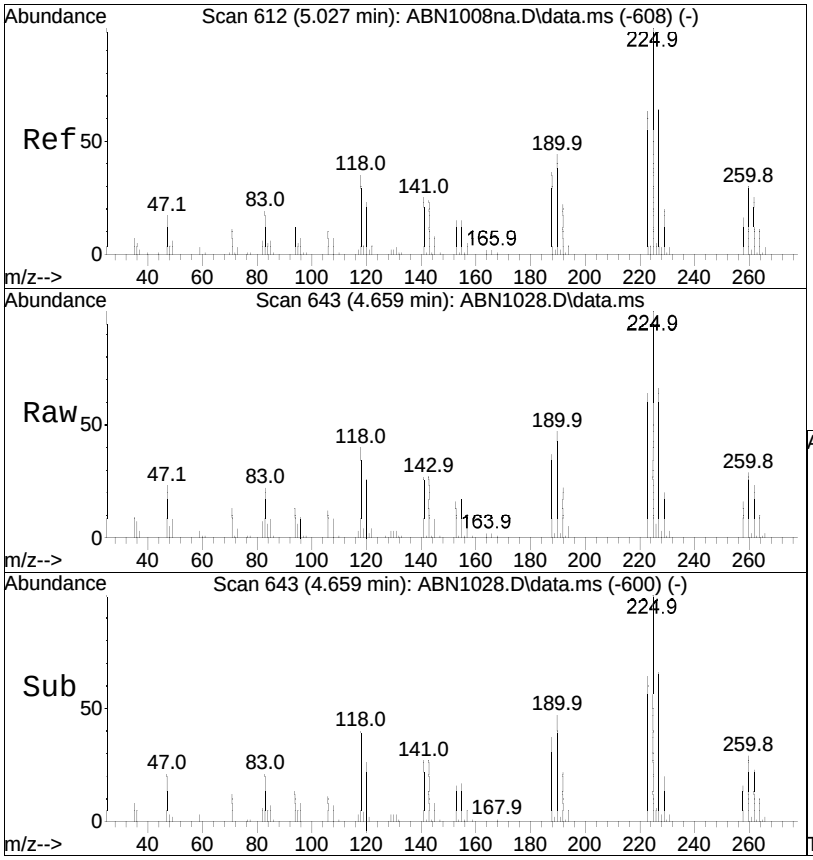

#39
Hexachlorobutadiene
Concen: 43.96 ug/ml
RT: 4.659 min Scan# 643
Delta R.T. 0.000 min
Lab File: ABN1028.D
Acq: 28 Oct 2020 9:29 pm

Tgt Ion:225 Resp: 42925

Ion	Ratio	Lower	Upper
225	100		
223	63.5	50.0	75.0
227	65.2	51.8	77.6

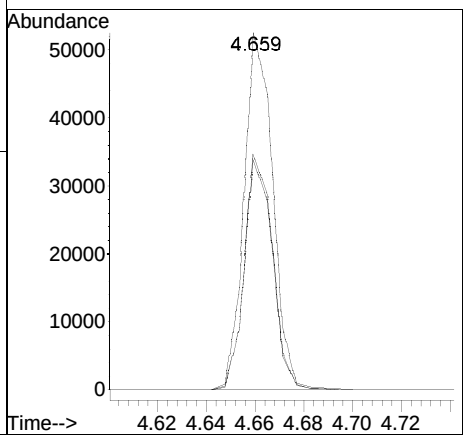

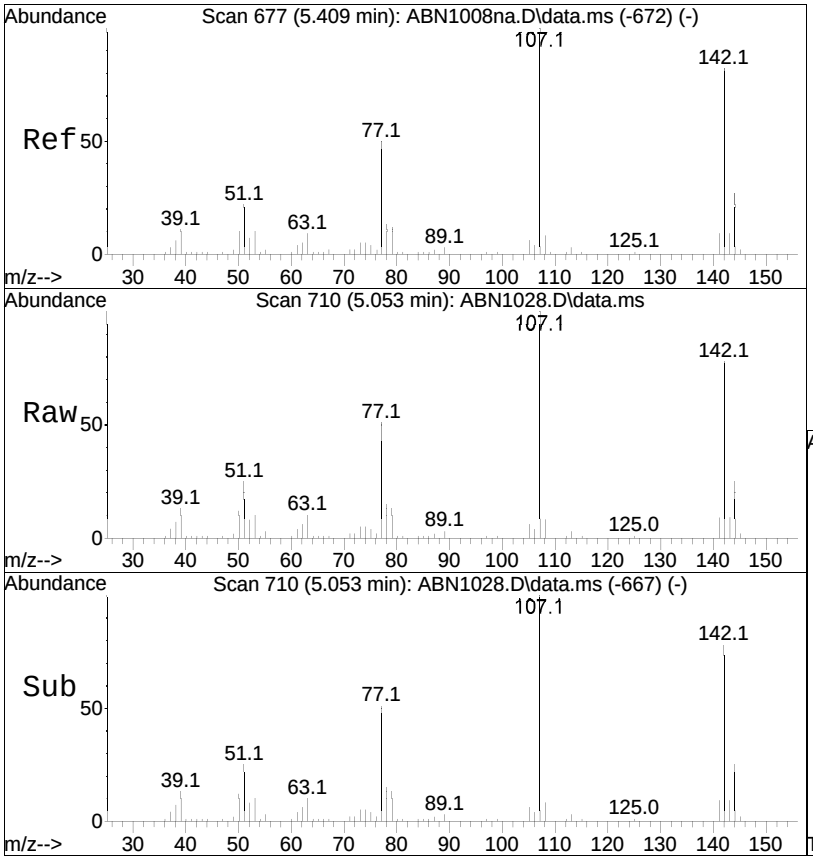

#40
p-Chloro-m-cresol
Concen: 56.32 ug/ml
RT: 5.053 min Scan# 710
Delta R.T. 0.000 min
Lab File: ABN1028.D
Acq: 28 Oct 2020 9:29 pm

Tgt Ion:107 Resp: 80913

Ion	Ratio	Lower	Upper
107	100		
144	26.4	23.3	34.9
142	82.8	72.7	109.1

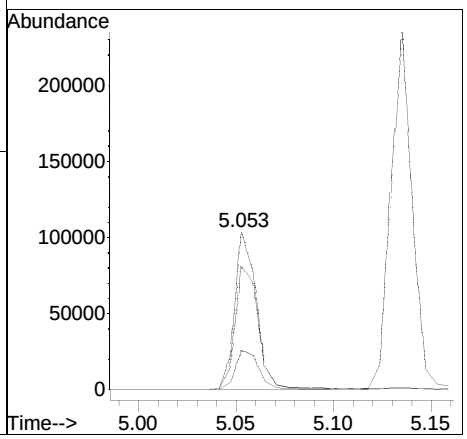

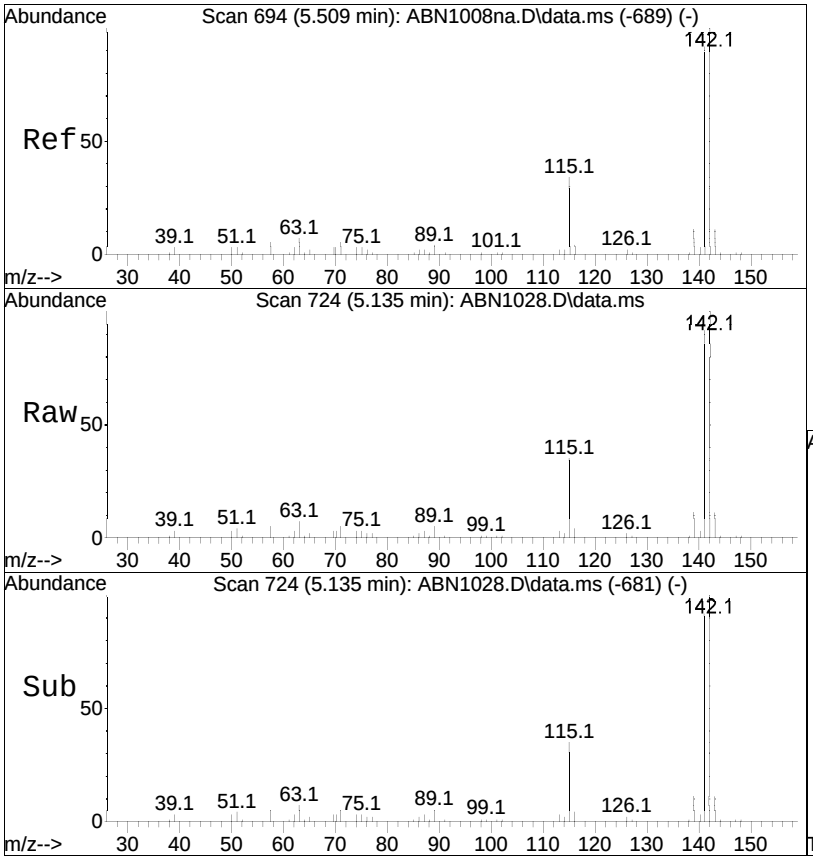

#41
2-Methylnaphthalene
Concen: 50.55 ug/ml
RT: 5.135 min Scan# 724
Delta R.T. 0.000 min
Lab File: ABN1028.D
Acq: 28 Oct 2020 9:29 pm

Tgt Ion:142 Resp: 178827

Ion	Ratio	Lower	Upper
142	100		
141	91.5	69.5	104.3
115	35.0	25.4	38.2

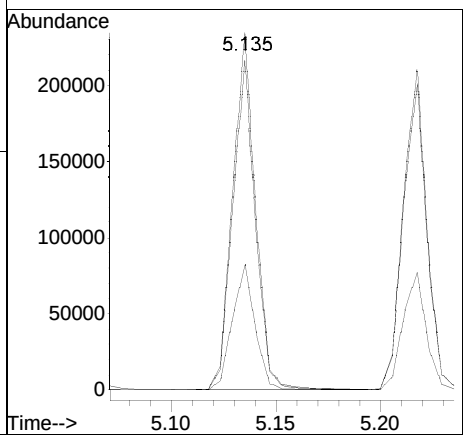

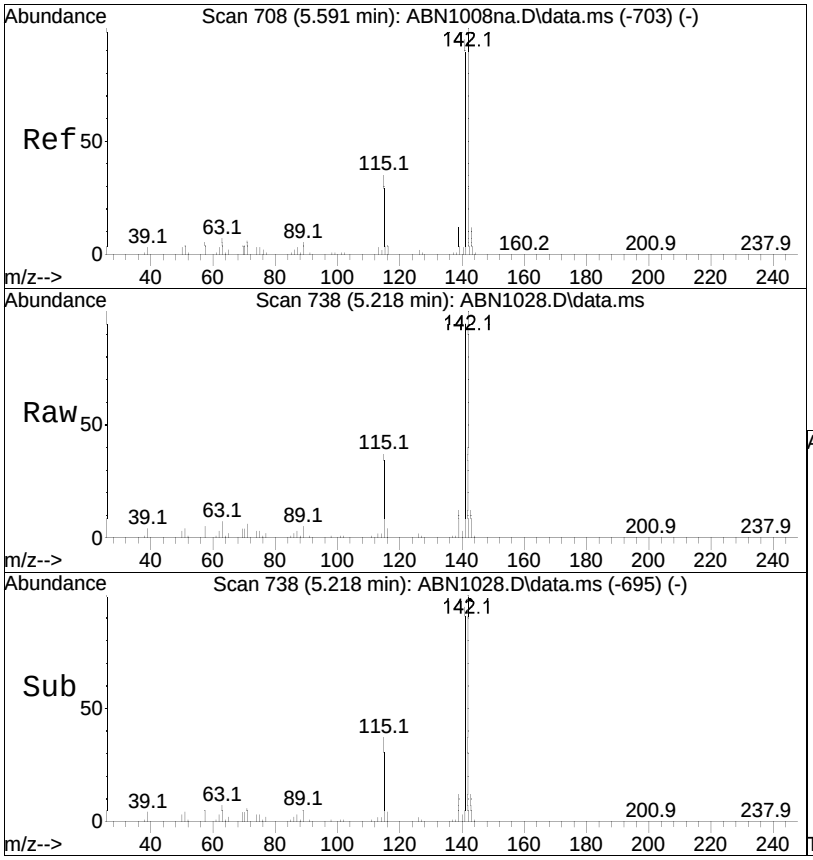

#42
1-Methylnaphthalene
Concen: 48.92 ug/ml
RT: 5.218 min Scan# 738
Delta R.T. 0.000 min
Lab File: ABN1028.D
Acq: 28 Oct 2020 9:29 pm

Tgt Ion:115 Resp: 59985

Ion	Ratio	Lower	Upper
115	100		
141	264.2	218.1	327.1
142	278.7	245.3	367.9

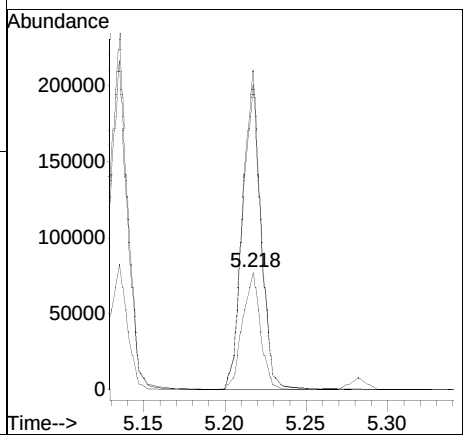

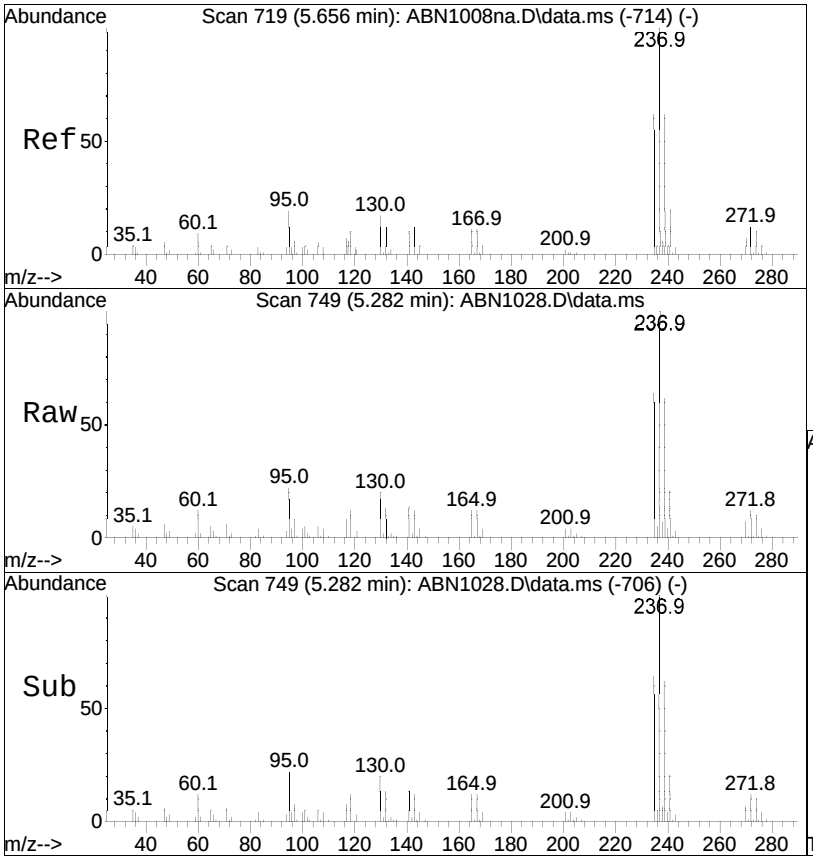

#43
Hexachlorocyclopentadiene
Concen: 34.47 ug/ml
RT: 5.282 min Scan# 749
Delta R.T. 0.000 min
Lab File: ABN1028.D
Acq: 28 Oct 2020 9:29 pm

Tgt Ion:237 Resp: 39379

Ion	Ratio	Lower	Upper
237	100		
235	63.1	49.9	74.9
272	12.9	11.4	17.2

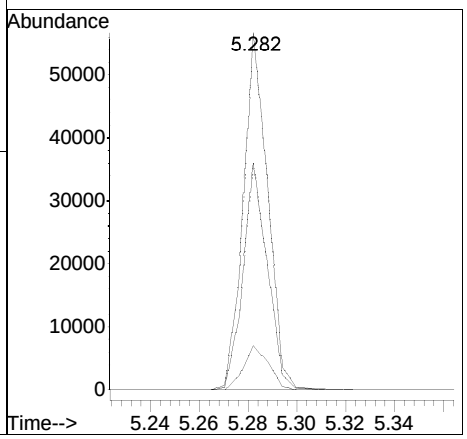

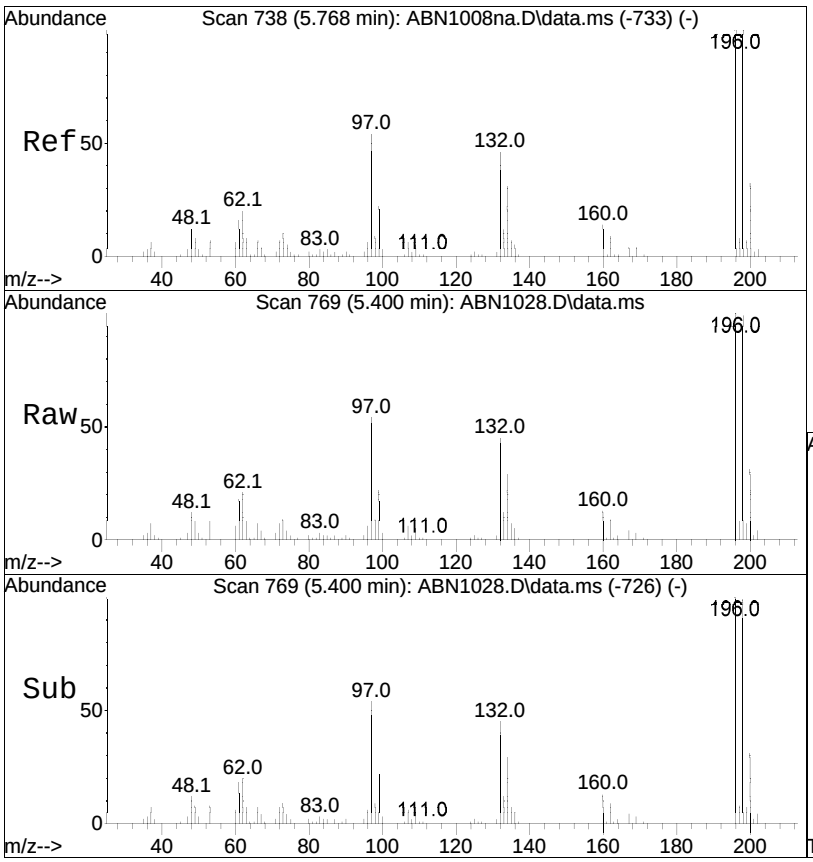

#44
2,4,6-Trichlorophenol
Concen: 56.90 ug/ml M3
RT: 5.400 min Scan# 769
Delta R.T. 0.000 min
Lab File: ABN1028.D
Acq: 28 Oct 2020 9:29 pm

Tgt Ion:196 Resp: 54114

Ion	Ratio	Lower	Upper
196	100		
198	97.4	77.0	115.6
200	30.8	25.0	37.6

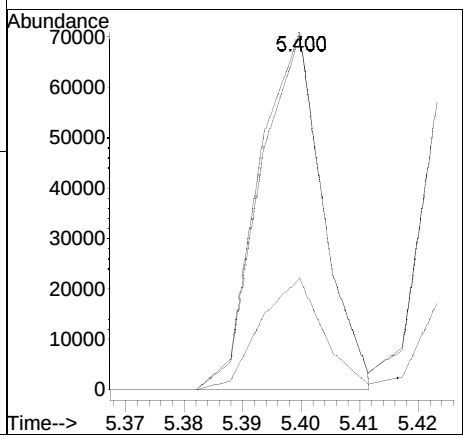

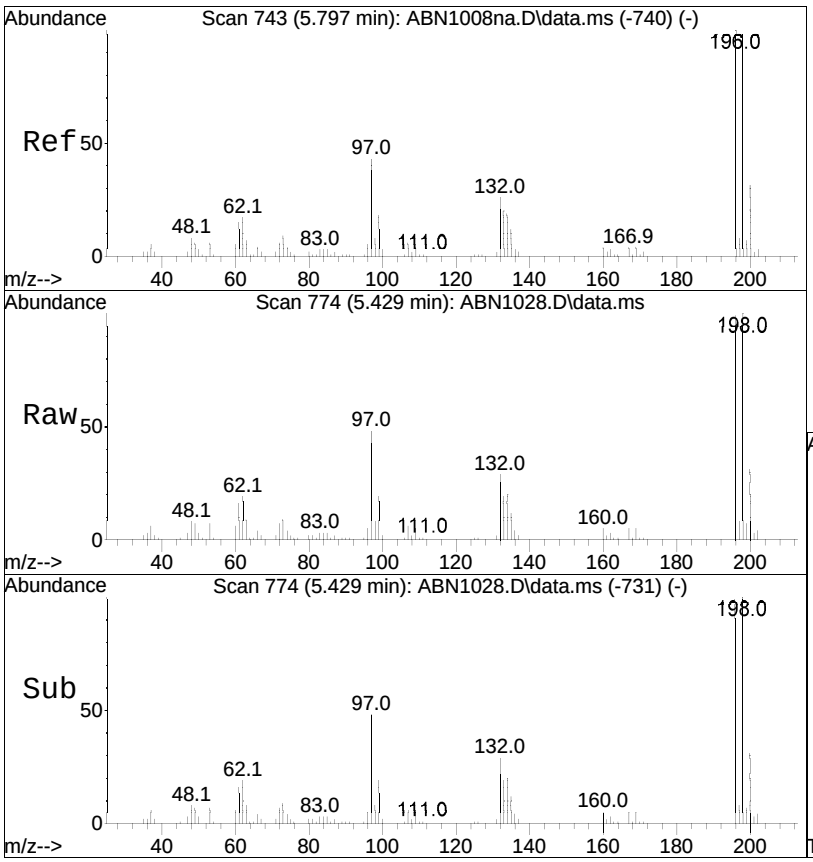

#45
2,4,5-Trichlorophenol
Concen: 49.17 ug/ml
RT: 5.429 min Scan# 774
Delta R.T. 0.000 min
Lab File: ABN1028.D
Acq: 28 Oct 2020 9:29 pm

Tgt Ion:196 Resp: 59170

Ion	Ratio	Lower	Upper
196	100		
200	31.5	24.9	37.3
198	103.5	78.5	117.7

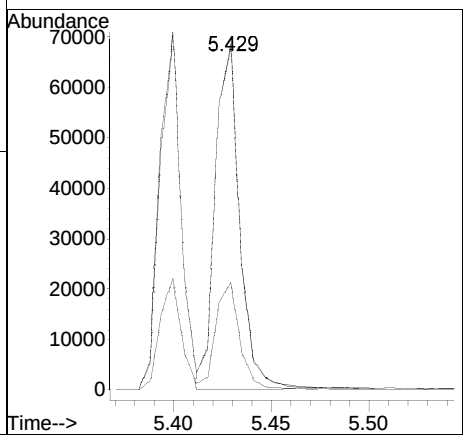

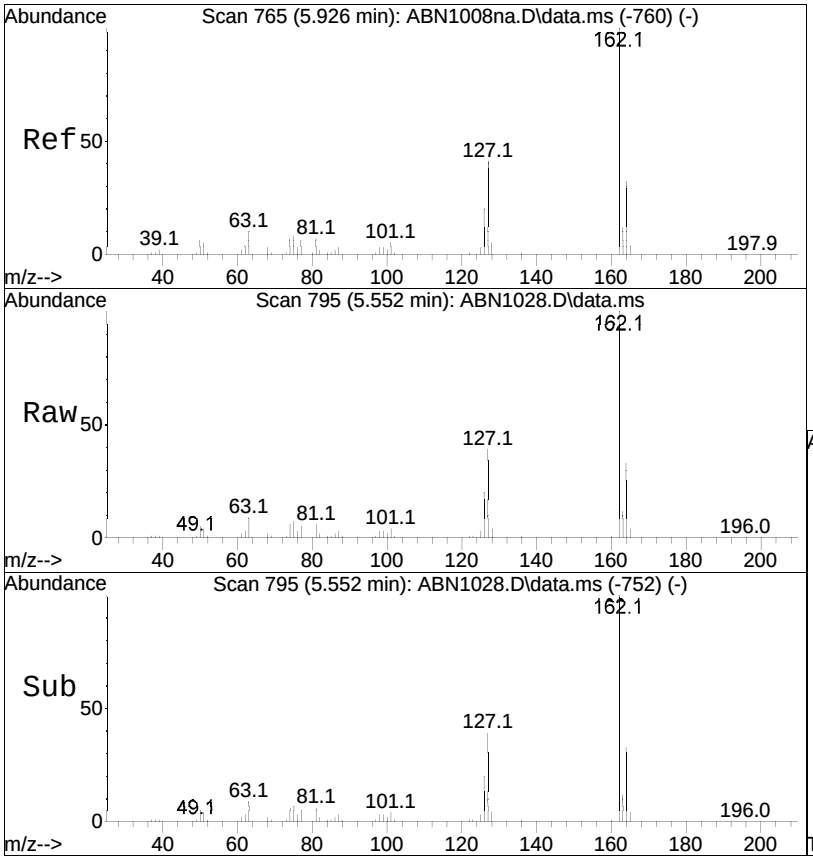

#47
2-Chloronaphthalene
Concen: 50.63 ug/ml
RT: 5.552 min Scan# 795
Delta R.T. 0.000 min
Lab File: ABN1028.D
Acq: 28 Oct 2020 9:29 pm

Tgt Ion:162 Resp: 172482

Ion	Ratio	Lower	Upper
162	100		
127	39.1	28.0	42.0
164	32.0	26.6	39.8

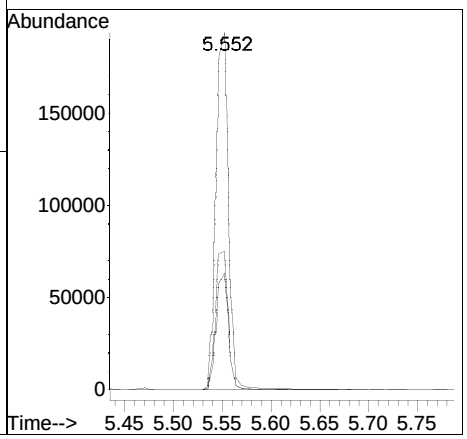

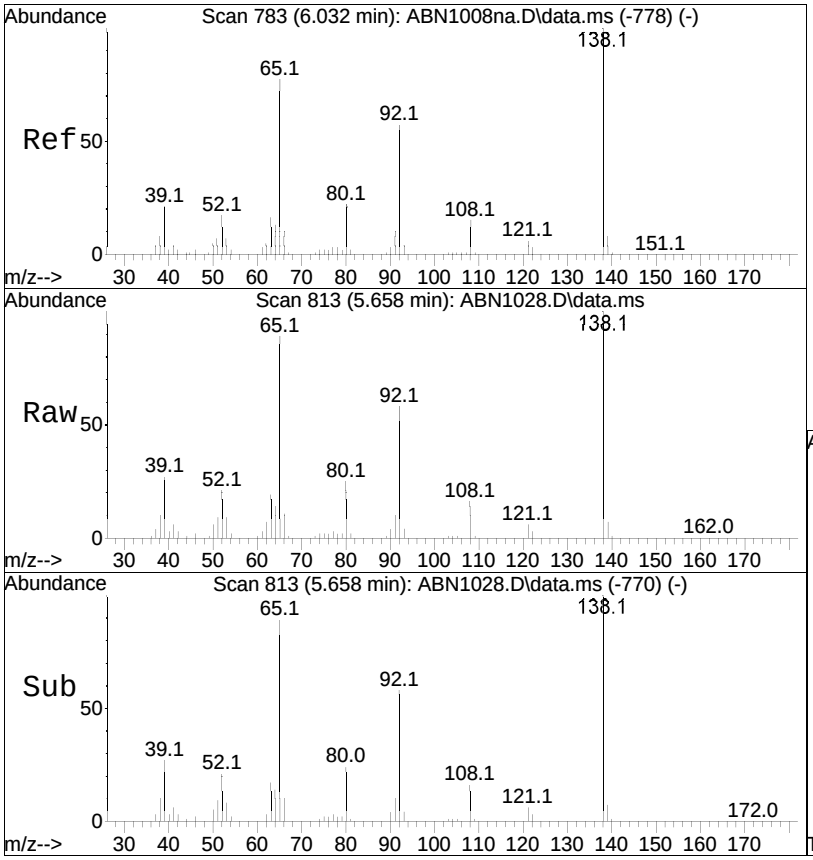

#48
2-Nitroaniline
Concen: 57.76 ug/ml
RT: 5.658 min Scan# 813
Delta R.T. 0.000 min
Lab File: ABN1028.D
Acq: 28 Oct 2020 9:29 pm

Tgt Ion:138 Resp: 65863

Ion	Ratio	Lower	Upper
138	100		
92	58.5	41.7	62.5
65	87.0	61.5	92.3

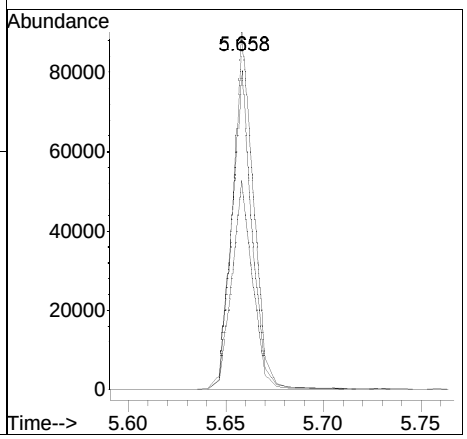

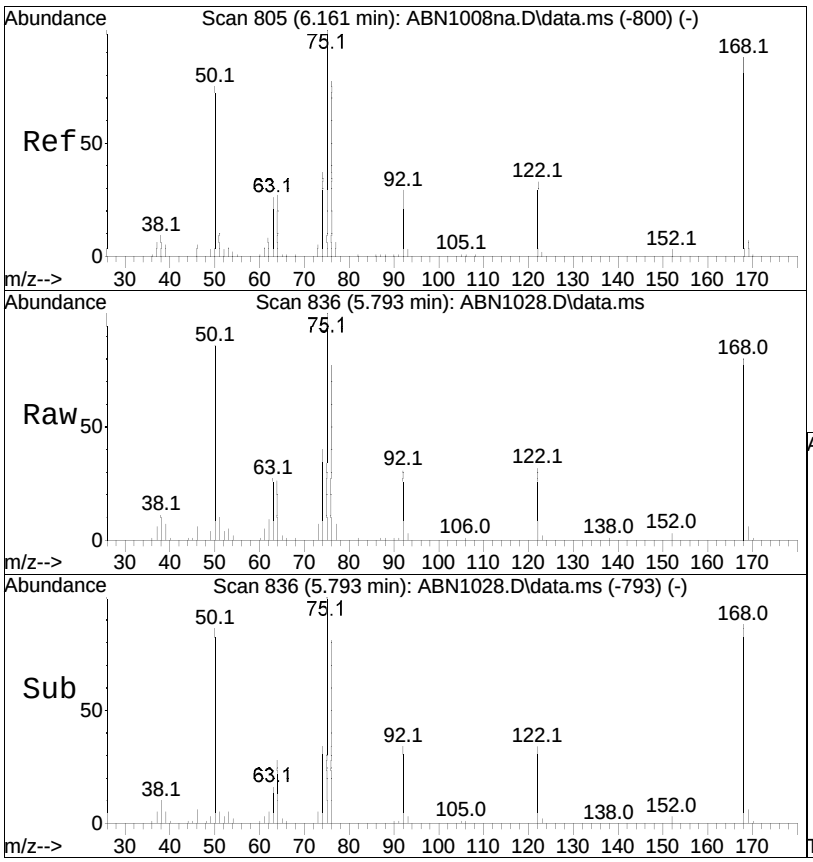

#49
1,4-Dinitrobenzene
Concen: 58.07 ug/ml M3
RT: 5.793 min Scan# 836
Delta R.T. 0.000 min
Lab File: ABN1028.D
Acq: 28 Oct 2020 9:29 pm

Tgt Ion:168 Resp: 28110

Ion	Ratio	Lower	Upper
168	100		
75	138.7	102.0	153.0

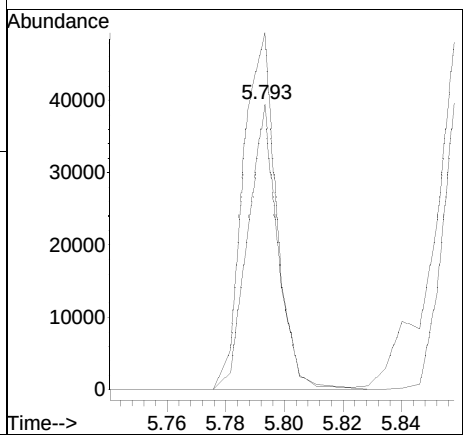

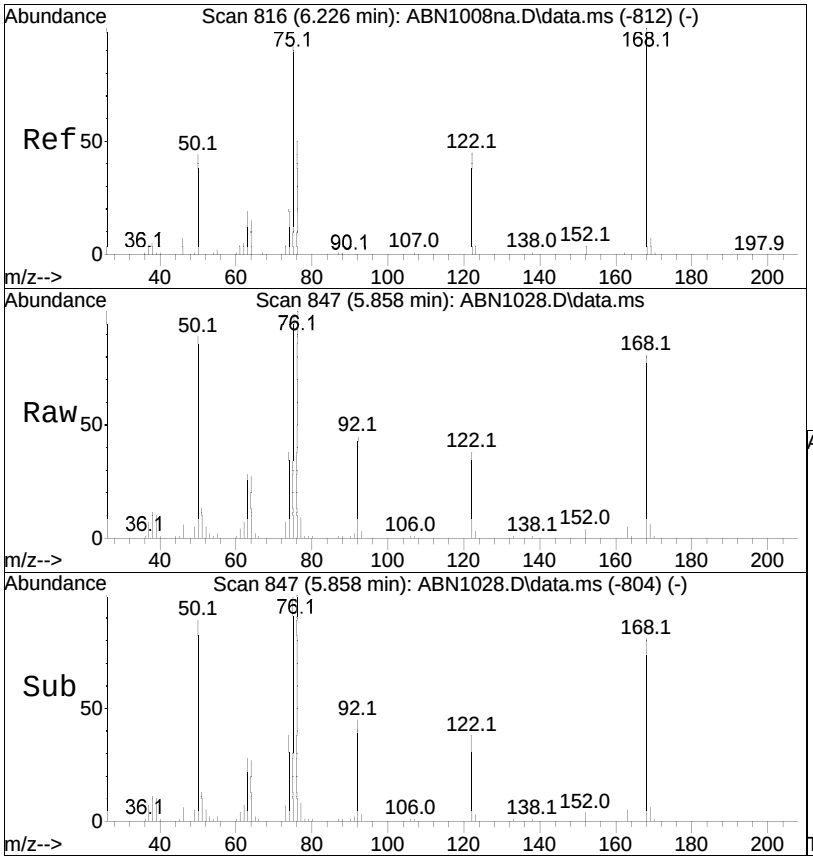

#50
1,3-Dinitrobenzene
Concen: 51.49 ug/ml
RT: 5.858 min Scan# 847
Delta R.T. 0.000 min
Lab File: ABN1028.D
Acq: 28 Oct 2020 9:29 pm

Tgt Ion:168 Resp: 31989

Ion	Ratio	Lower	Upper
168	100		
75	145.3	107.1	160.7

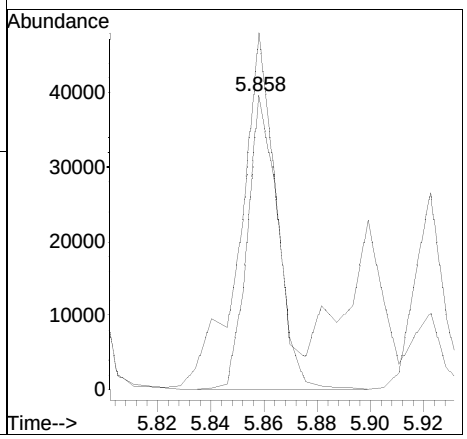

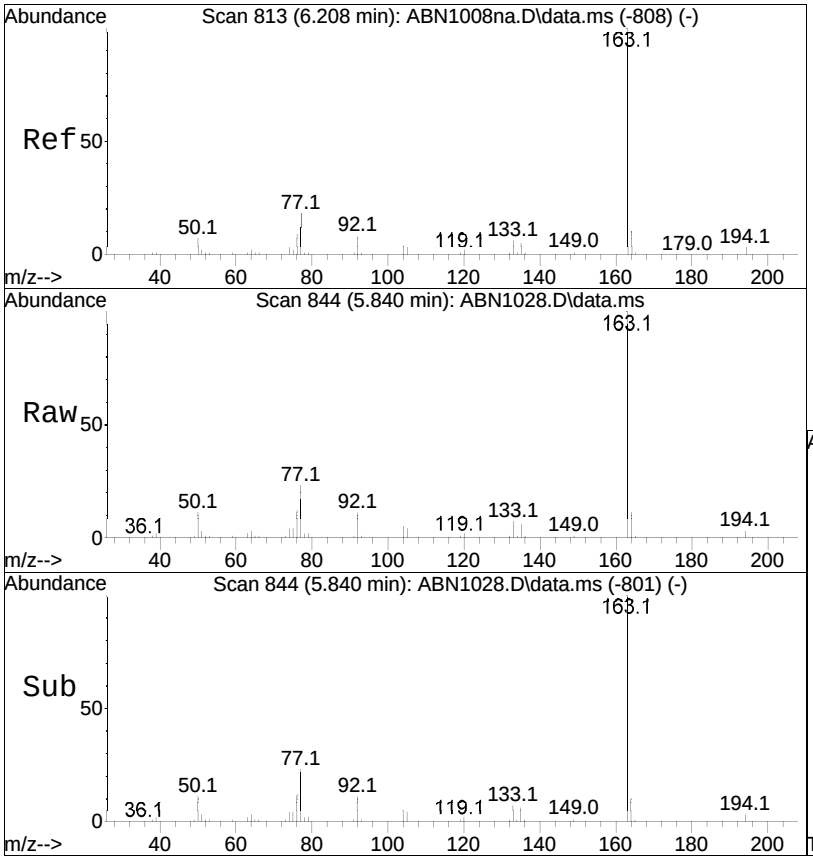

#51
Dimethyl phthalate
Concen: 51.46 ug/ml
RT: 5.840 min Scan# 844
Delta R.T. 0.000 min
Lab File: ABN1028.D
Acq: 28 Oct 2020 9:29 pm

Tgt Ion:163 Resp: 207975

Ion	Ratio	Lower	Upper
163	100		
194	2.7	3.4	5.2#
164	10.0	8.4	12.6

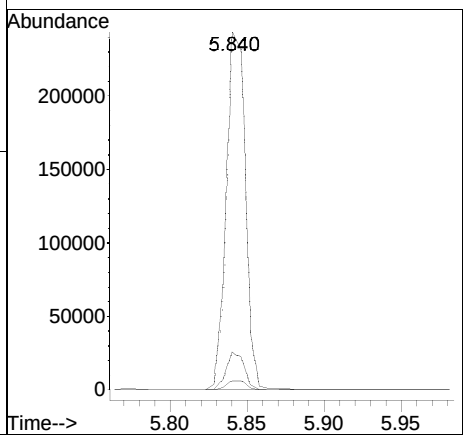

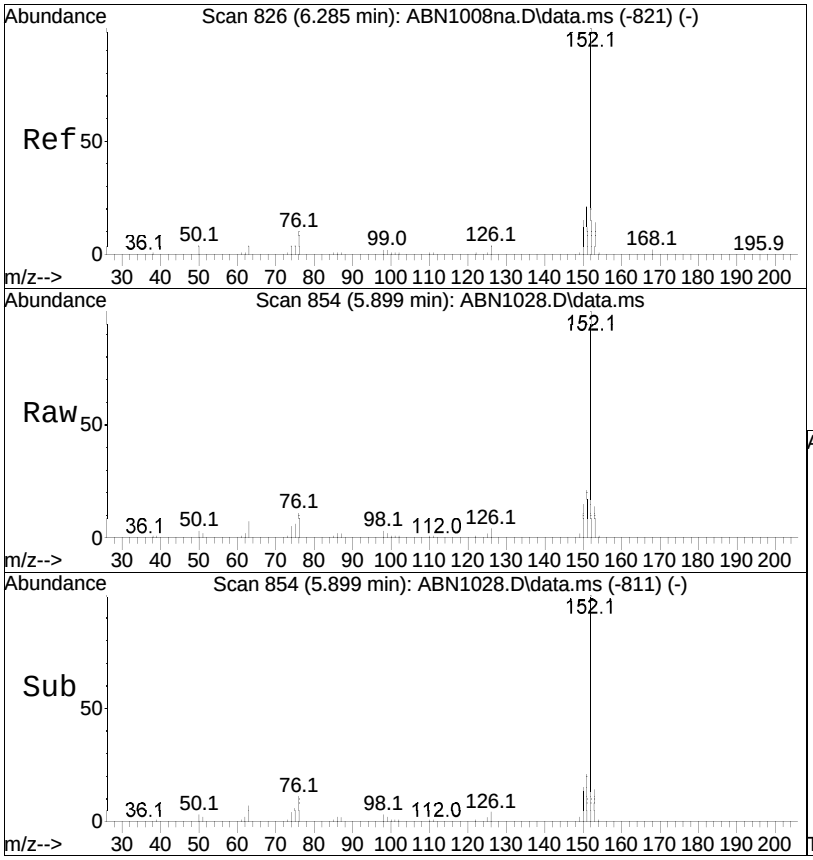

#52
Acenaphthylene
Concen: 50.61 ug/ml
RT: 5.899 min Scan# 854
Delta R.T. 0.000 min
Lab File: ABN1028.D
Acq: 28 Oct 2020 9:29 pm

Tgt Ion:152 Resp: 295114

Ion	Ratio	Lower	Upper
152	100		
151	20.5	16.7	25.1
153	13.4	11.1	16.7

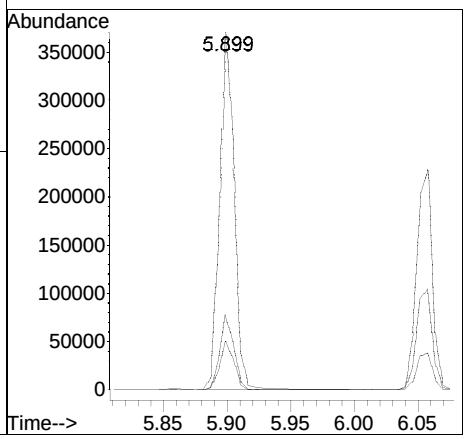

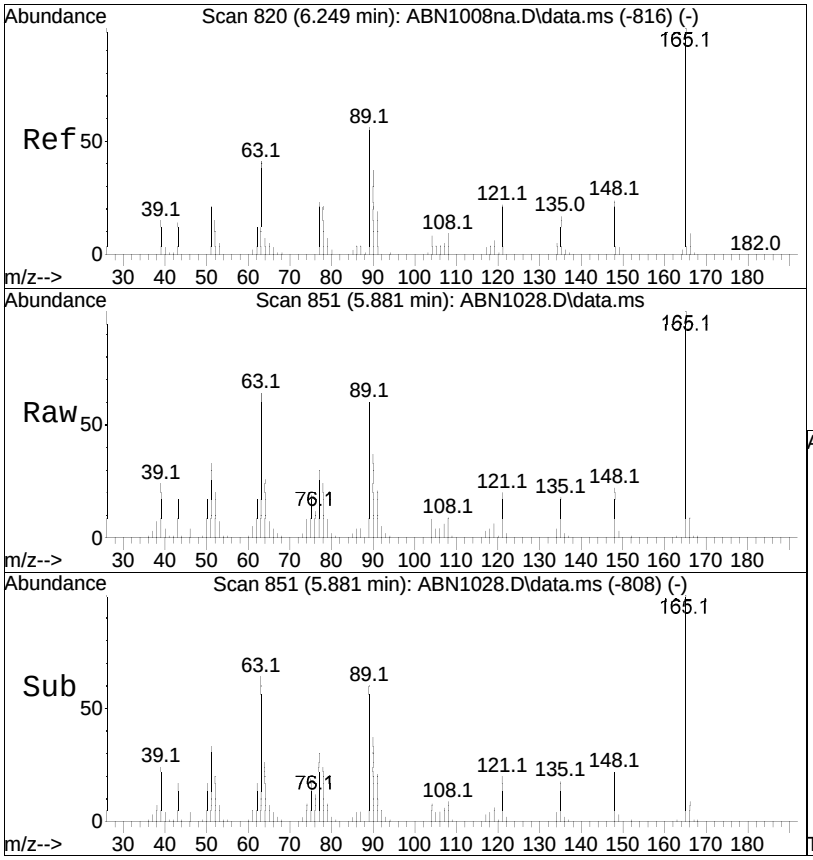

#53
2,6-Dinitrotoluene
Concen: 56.85 ug/ml
RT: 5.881 min Scan# 851
Delta R.T. 0.000 min
Lab File: ABN1028.D
Acq: 28 Oct 2020 9:29 pm

Tgt Ion:165 Resp: 47472

Ion	Ratio	Lower	Upper
165	100		
89	58.9	43.1	64.7
63	101.8	42.7	64.1#

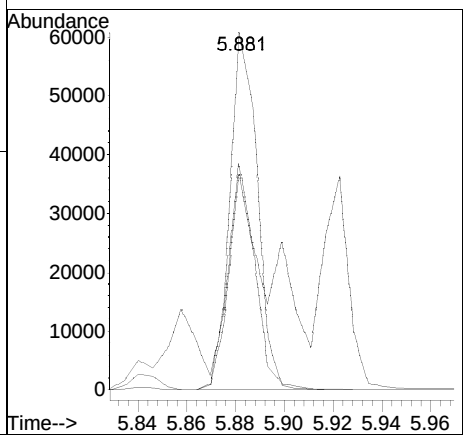

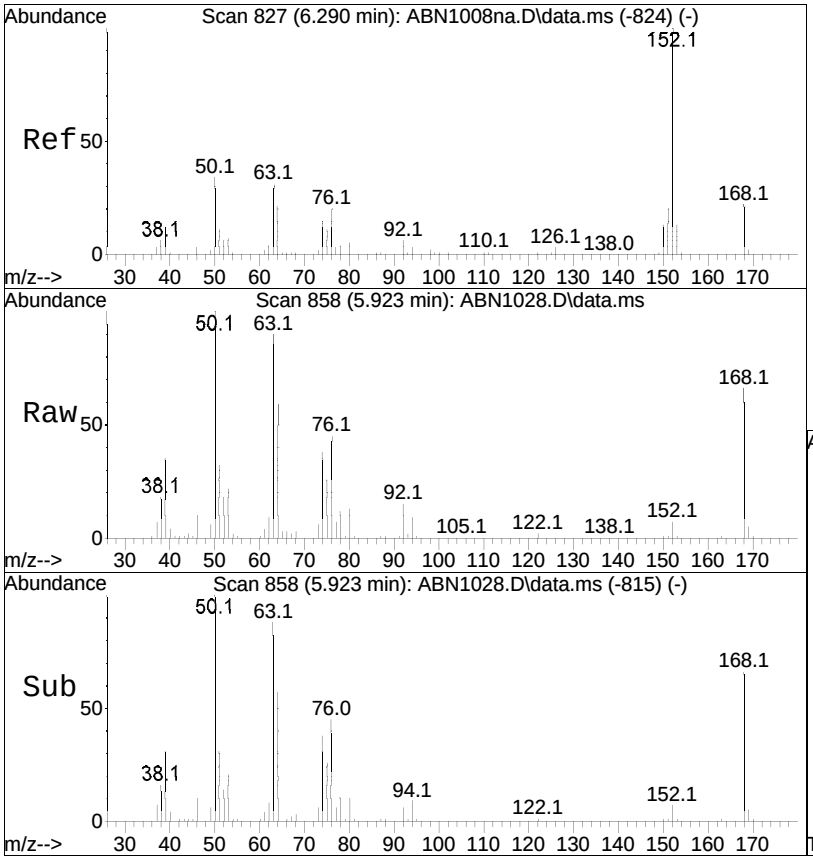

#54
1,2-Dinitrobenzene
Concen: 47.15 ug/ml M3
RT: 5.923 min Scan# 858
Delta R.T. 0.000 min
Lab File: ABN1028.D
Acq: 28 Oct 2020 9:29 pm

Tgt Ion:168 Resp: 19631

Ion	Ratio	Lower	Upper
168	100		
75	6.6	92.2	138.2#

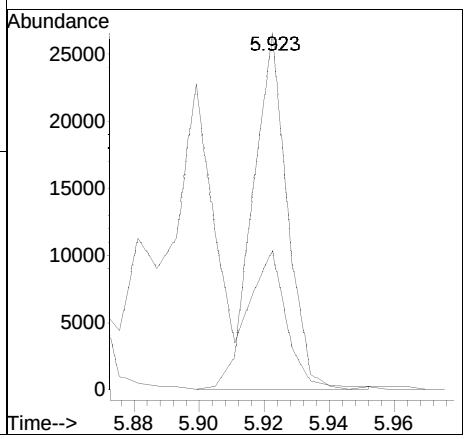

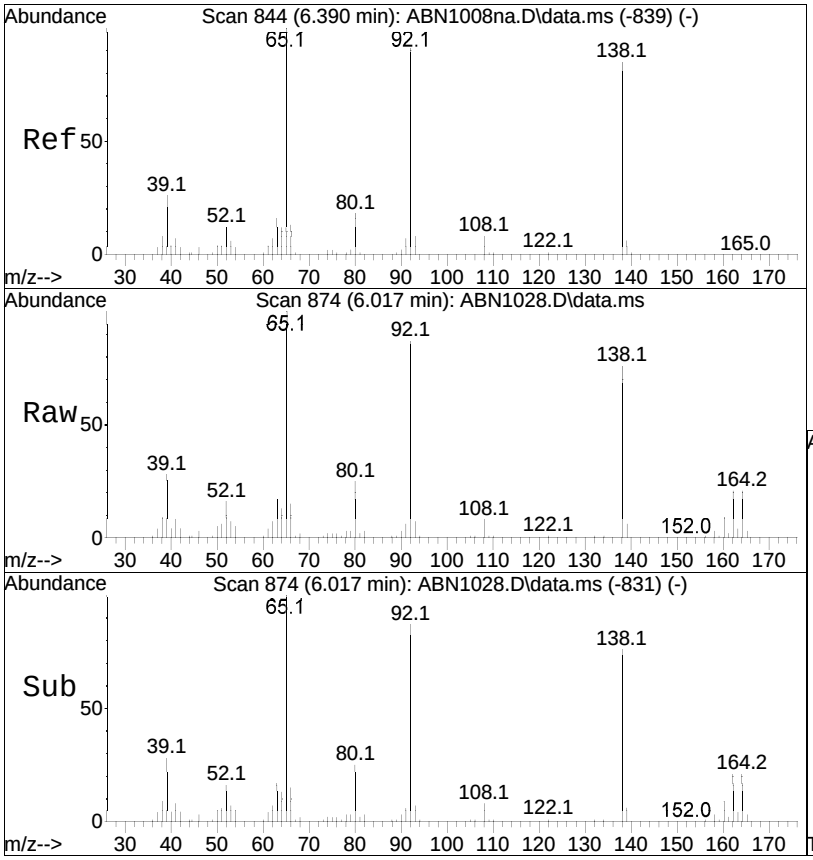

#64
3-Nitroaniline
Concen: 54.11 ug/ml
RT: 6.017 min Scan# 874
Delta R.T. 0.000 min
Lab File: ABN1028.D
Acq: 28 Oct 2020 9:29 pm

Tgt Ion:138 Resp: 57855

Ion	Ratio	Lower	Upper
138	100		
92	108.2	77.5	116.3
108	13.0	7.0	10.4#

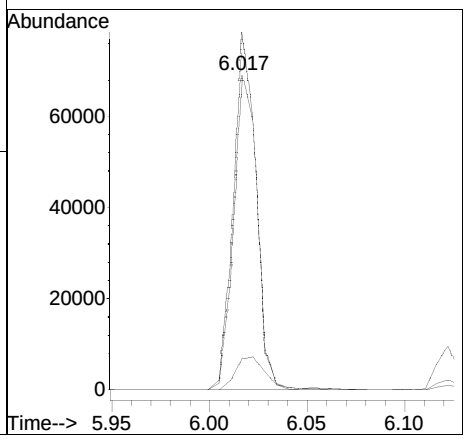

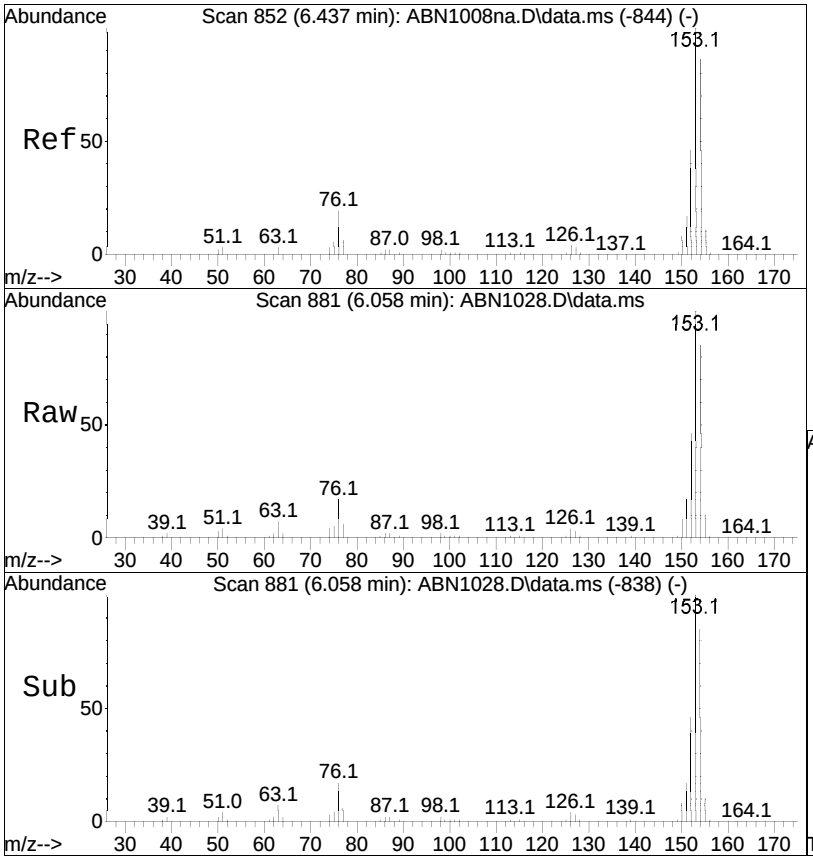

#65
Acenaphthene
Concen: 45.24 ug/ml
RT: 6.058 min Scan# 881
Delta R.T. 0.000 min
Lab File: ABN1028.D
Acq: 28 Oct 2020 9:29 pm

Tgt Ion:154 Resp: 168621

Ion	Ratio	Lower	Upper
154	100		
153	117.3	89.4	134.0
152	54.9	42.2	63.2

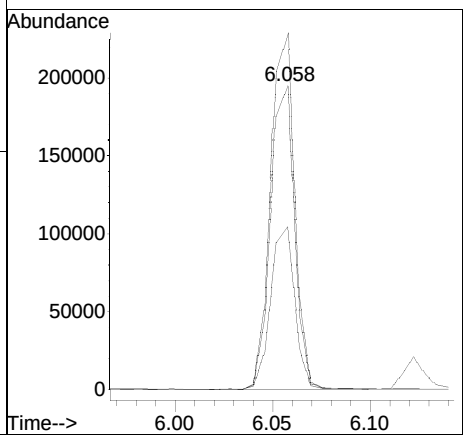

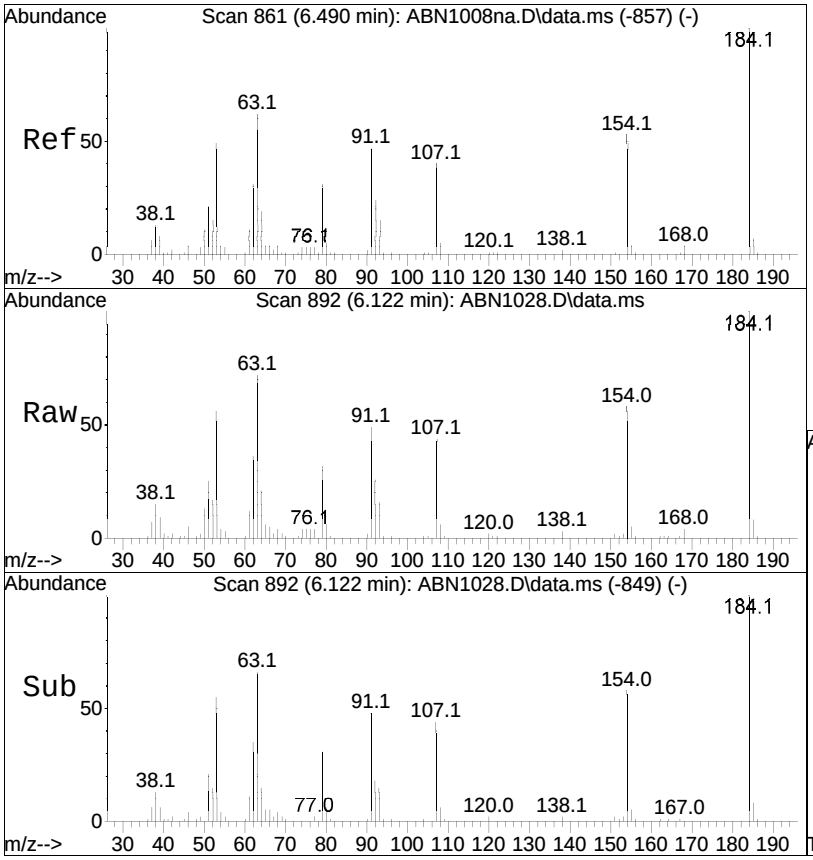

#66
2,4-Dinitrophenol
Concen: 47.08 ug/ml
RT: 6.122 min Scan# 892
Delta R.T. 0.000 min
Lab File: ABN1028.D
Acq: 28 Oct 2020 9:29 pm

Tgt Ion:184 Resp: 29470

Ion	Ratio	Lower	Upper
184	100		
107	45.1	31.4	47.2
91	51.2	37.2	55.8

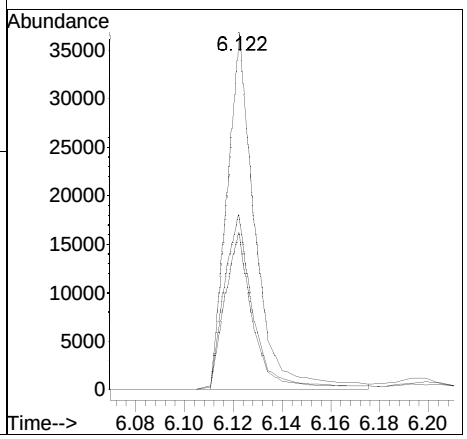

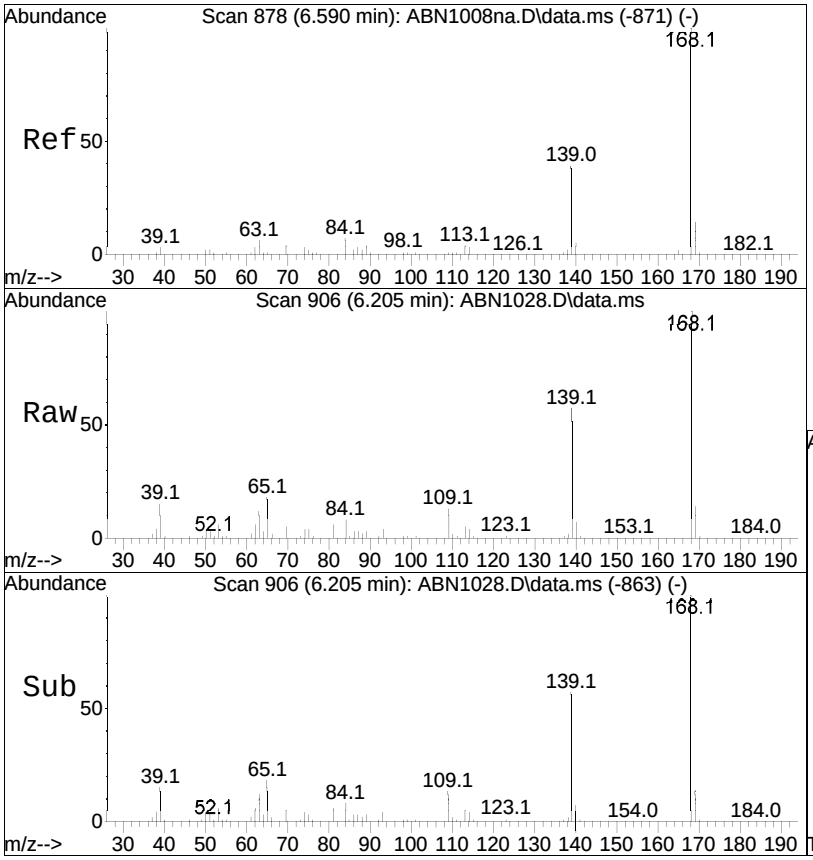

#67
Dibenzofuran
Concen: 47.85 ug/ml
RT: 6.205 min Scan# 906
Delta R.T. 0.000 min
Lab File: ABN1028.D
Acq: 28 Oct 2020 9:29 pm

Tgt Ion:168 Resp: 249439

Ion	Ratio	Lower	Upper
168	100		
139	56.4	28.0	42.0#

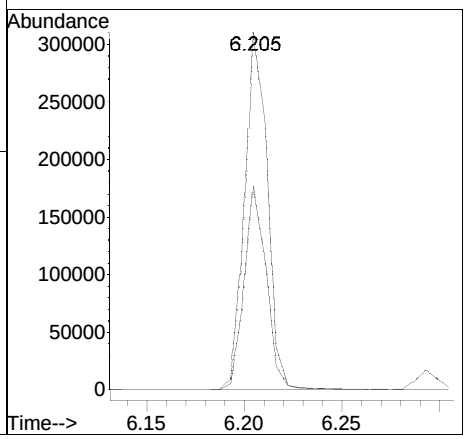

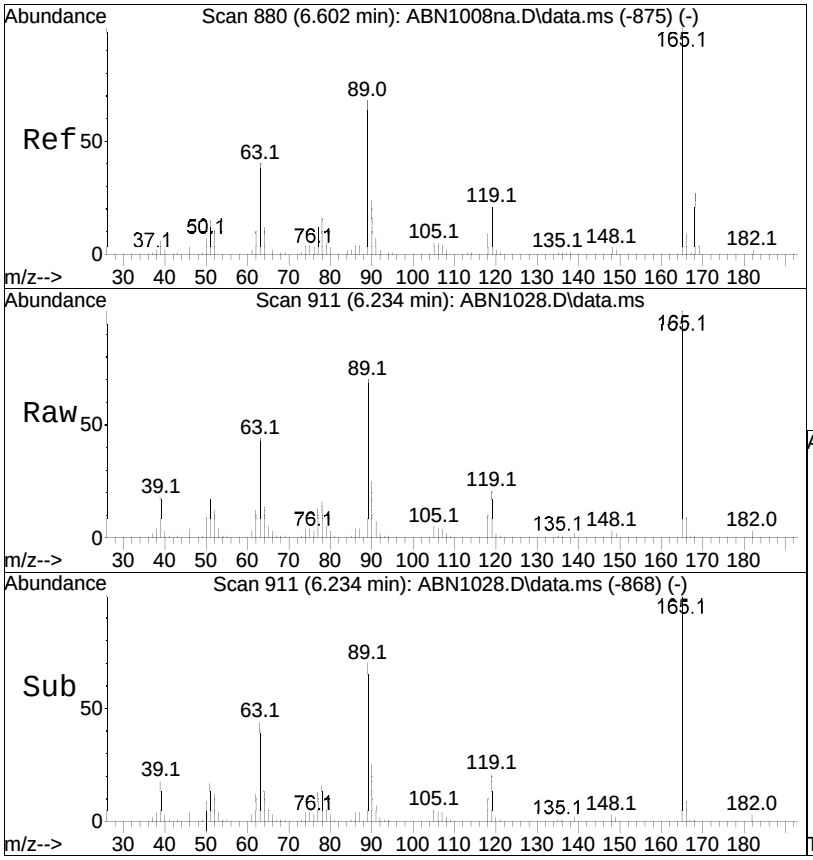

#68
2,4-Dinitrotoluene
Concen: 55.07 ug/ml
RT: 6.234 min Scan# 911
Delta R.T. 0.000 min
Lab File: ABN1028.D
Acq: 28 Oct 2020 9:29 pm

Tgt Ion:165 Resp: 65725

Ion	Ratio	Lower	Upper
165	100		
89	72.1	63.0	94.6
63	48.3	50.3	75.5#

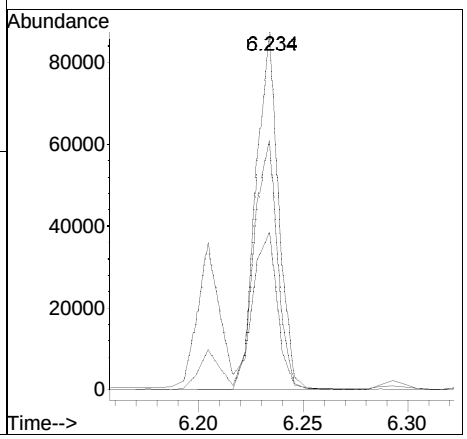

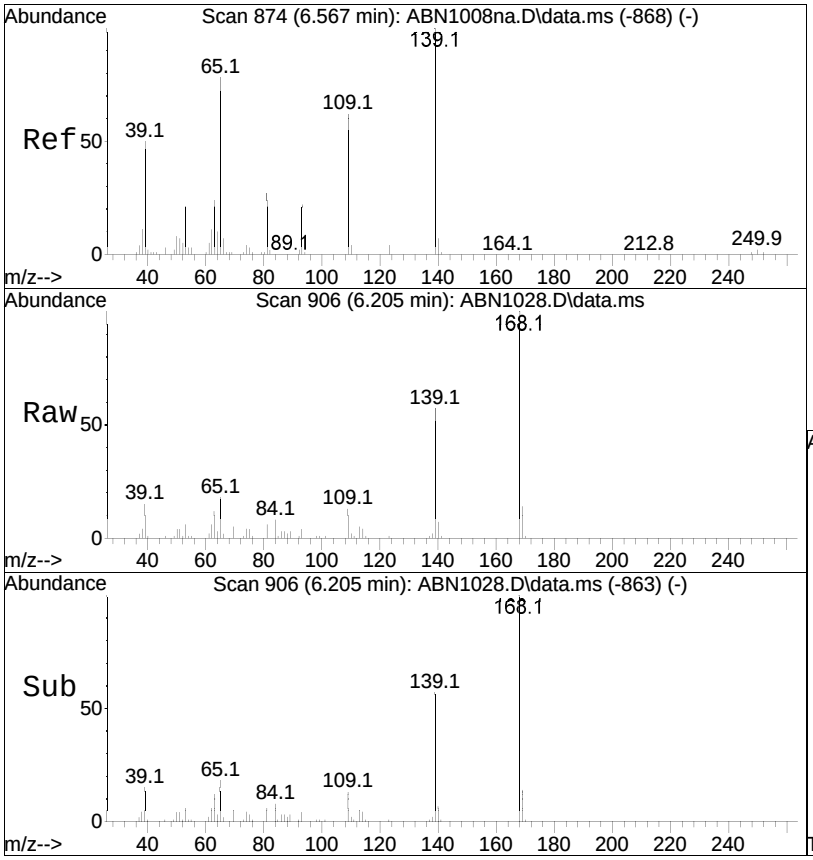

#69
4-Nitrophenol
Concen: 60.41 ug/ml
RT: 6.205 min Scan# 906
Delta R.T. 0.000 min
Lab File: ABN1028.D
Acq: 28 Oct 2020 9:29 pm

Tgt Ion: 65 Resp: 46596

Ion	Ratio	Lower	Upper
65	100		
109	67.4	55.3	82.9
139	301.7	95.1	142.7#

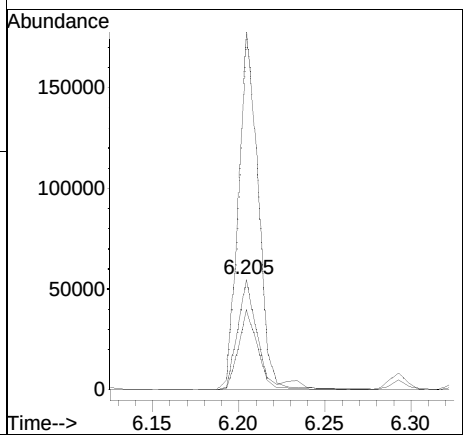

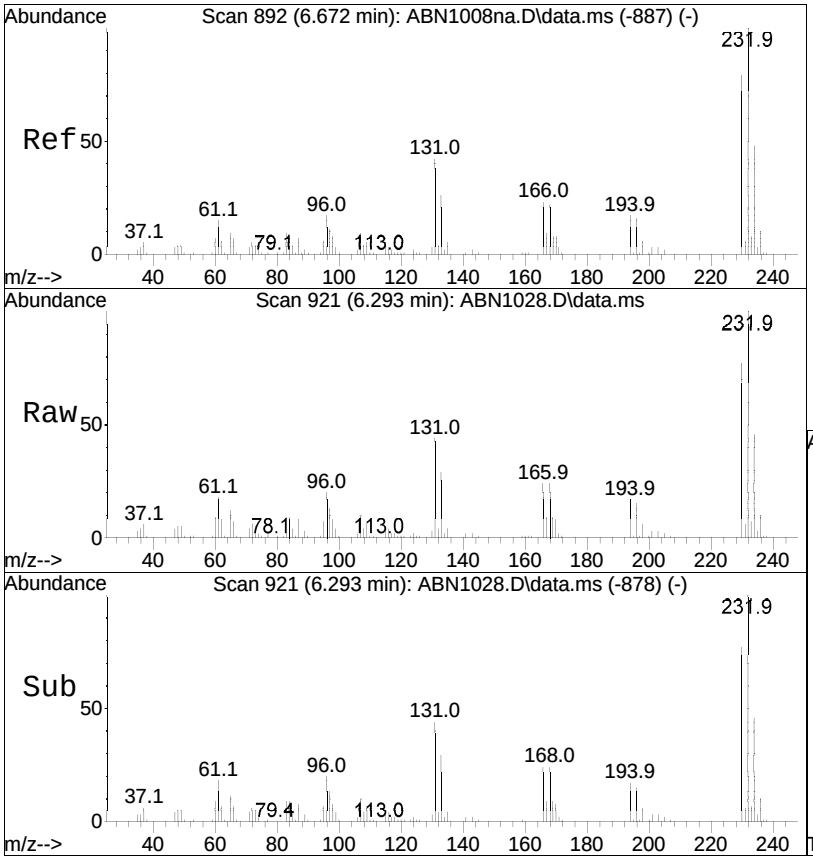

#70
2,3,5,6-Tetrachlorophenol
Concen: 52.35 ug/ml M3
RT: 6.293 min Scan# 921
Delta R.T. 0.000 min
Lab File: ABN1028.D
Acq: 28 Oct 2020 9:29 pm

Tgt Ion:232 Resp: 52575

Ion	Ratio	Lower	Upper
232	100		
230	77.7	64.4	96.6
234	47.6	38.9	58.3

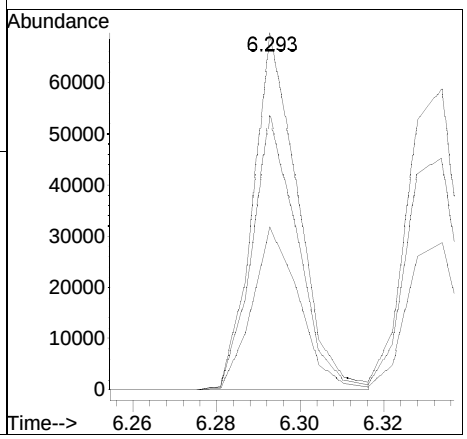

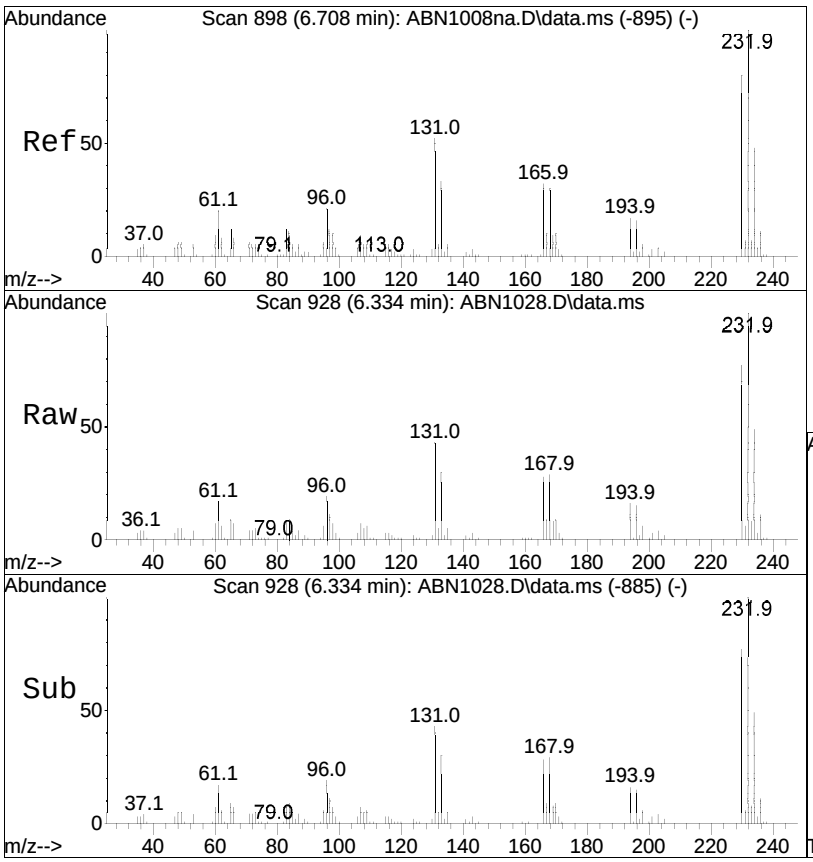

#71
2,3,4,6-Tetrachlorophenol
Concen: 47.57 ug/ml
RT: 6.334 min Scan# 928
Delta R.T. 0.000 min
Lab File: ABN1028.D
Acq: 28 Oct 2020 9:29 pm

Tgt Ion:232 Resp: 52397

Ion	Ratio	Lower	Upper
232	100		
230	77.4	64.2	96.4
234	49.3	38.4	57.6

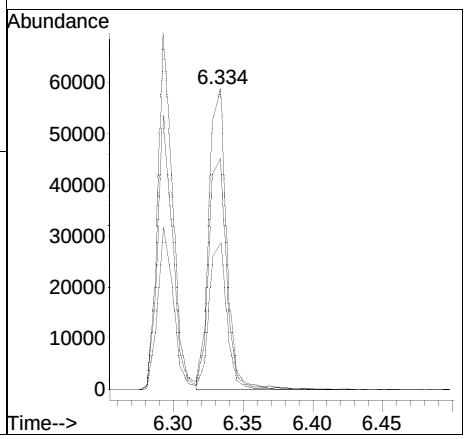

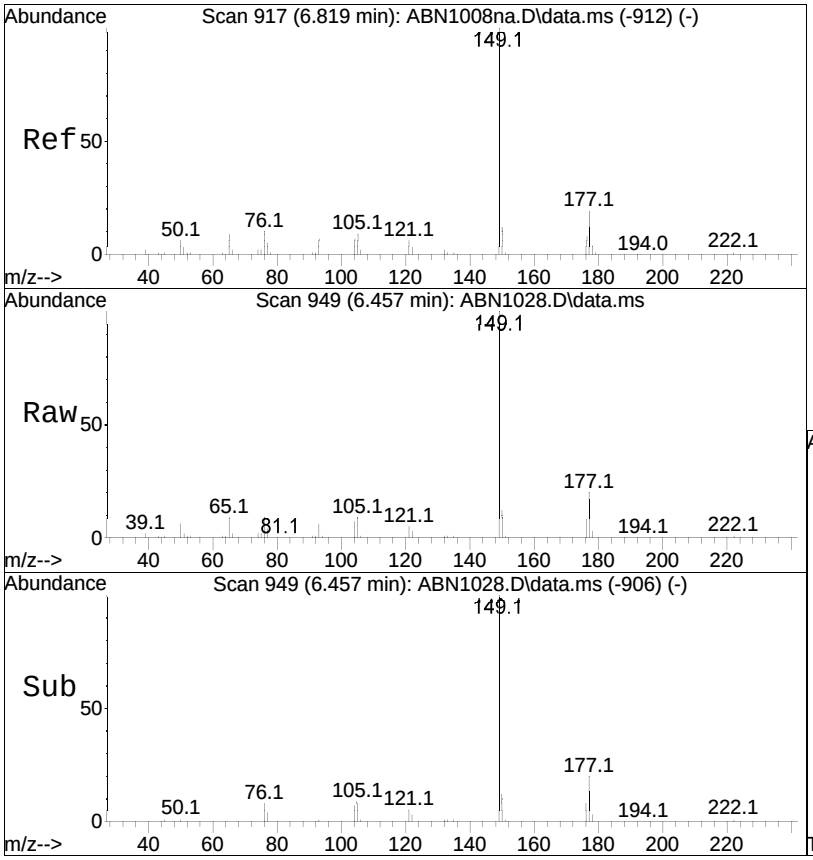

#72
Diethyl phthalate
Concen: 49.66 ug/ml
RT: 6.457 min Scan# 949
Delta R.T. 0.000 min
Lab File: ABN1028.D
Acq: 28 Oct 2020 9:29 pm

Tgt Ion:149 Resp: 222060

Ion	Ratio	Lower	Upper
149	100		
177	19.4	16.2	24.2
150	11.9	9.4	14.0

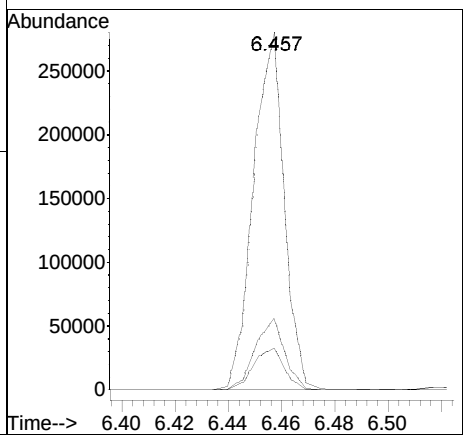

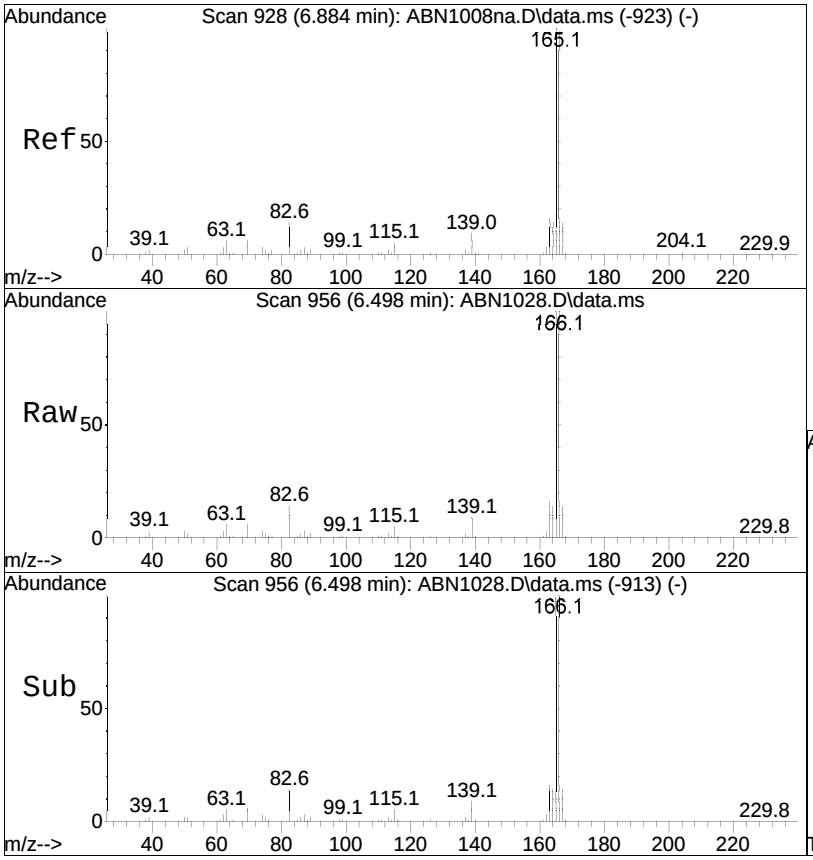

#73
Fluorene
Concen: 48.24 ug/ml
RT: 6.498 min Scan# 956
Delta R.T. 0.000 min
Lab File: ABN1028.D
Acq: 28 Oct 2020 9:29 pm

Tgt Ion:166 Resp: 203935

Ion	Ratio	Lower	Upper
166	100		
165	100.9	77.2	115.8
167	13.5	10.9	16.3

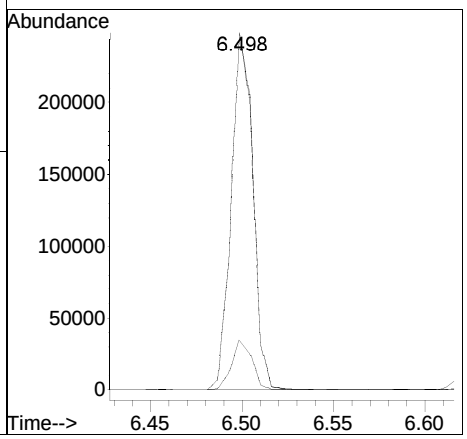

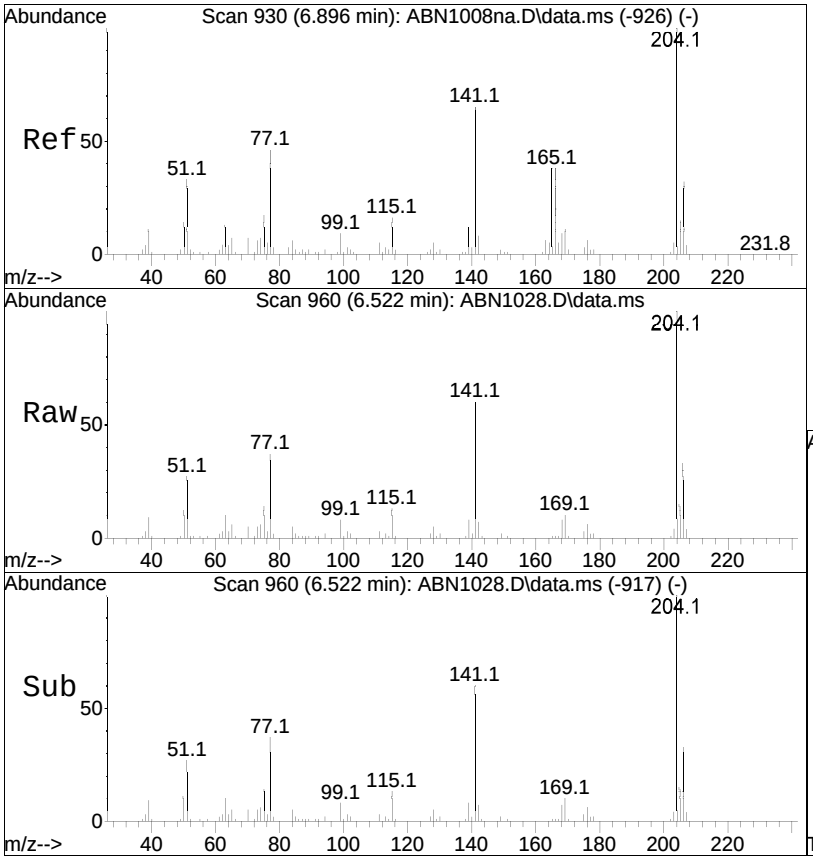

#74
4-Chlorophenyl phenyl ether
Concen: 47.06 ug/ml
RT: 6.522 min Scan# 960
Delta R.T. 0.000 min
Lab File: ABN1028.D
Acq: 28 Oct 2020 9:29 pm

Tgt Ion:204 Resp: 92402

Ion	Ratio	Lower	Upper
204	100		
206	32.7	27.0	40.6
141	63.8	42.2	63.2#

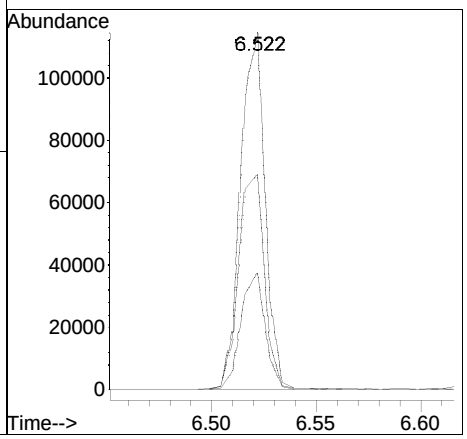

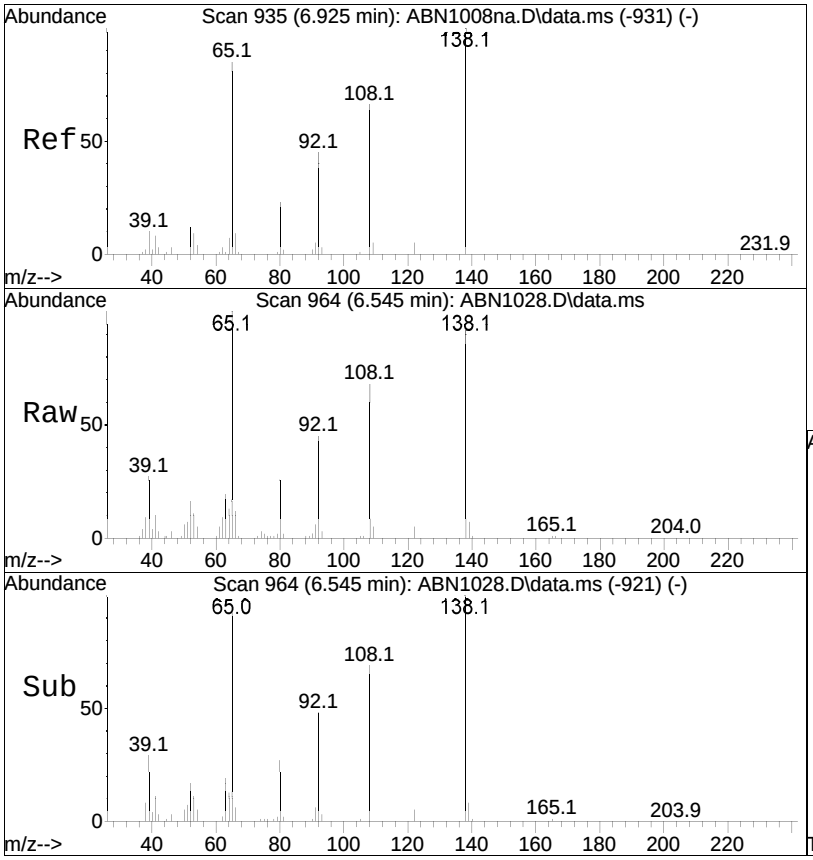

#75
4-Nitroaniline
Concen: 50.89 ug/ml
RT: 6.545 min Scan# 964
Delta R.T. 0.000 min
Lab File: ABN1028.D
Acq: 28 Oct 2020 9:29 pm

Tgt Ion:138 Resp: 58402

Ion	Ratio	Lower	Upper
138	100		
108	72.2	46.7	70.1#
65	121.7	81.2	121.8

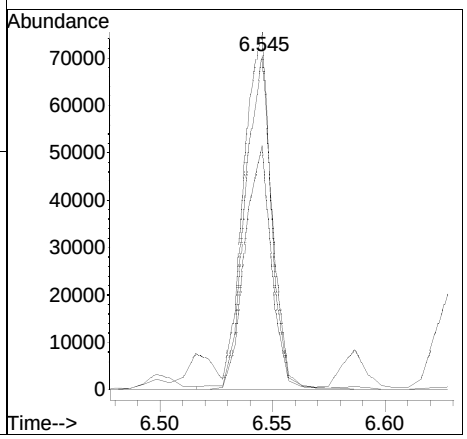

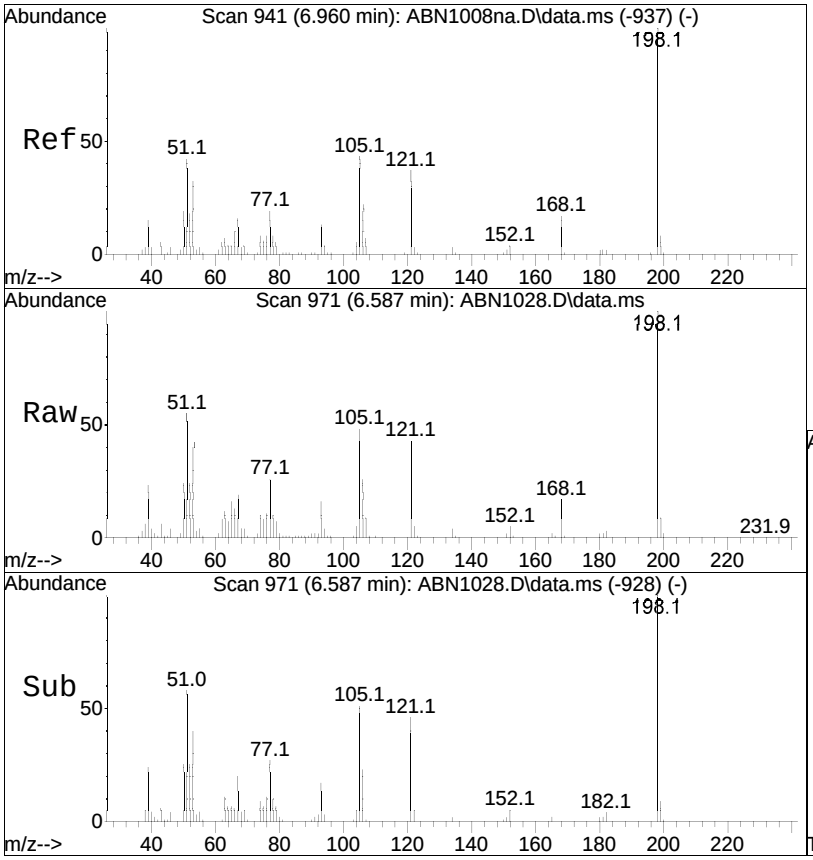

#76
4,6-Dinitro-o-cresol
Concen: 50.52 ug/ml
RT: 6.587 min Scan# 971
Delta R.T. 0.000 min
Lab File: ABN1028.D
Acq: 28 Oct 2020 9:29 pm

Tgt Ion:198 Resp: 39341

Ion	Ratio	Lower	Upper
198	100		
51	55.1	35.0	52.6#
105	47.7	32.3	48.5

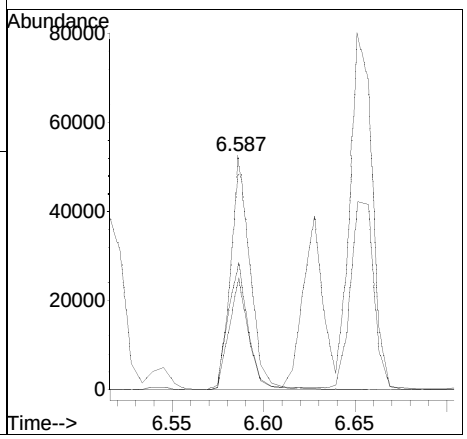

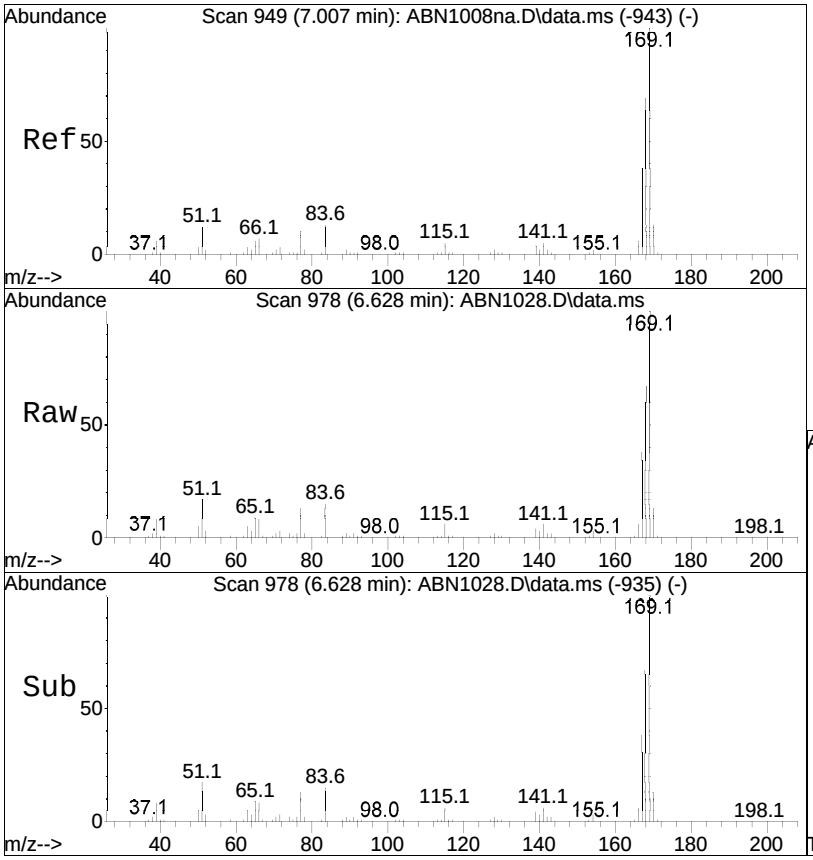

#77
NDPA/DPA
Concen: 48.15 ug/ml
RT: 6.628 min Scan# 978
Delta R.T. 0.000 min
Lab File: ABN1028.D
Acq: 28 Oct 2020 9:29 pm

Tgt Ion:169 Resp: 172516

Ion	Ratio	Lower	Upper
169	100		
168	67.3	54.6	82.0
167	38.5	30.7	46.1

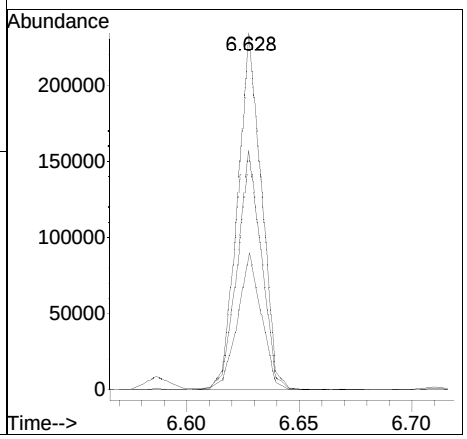

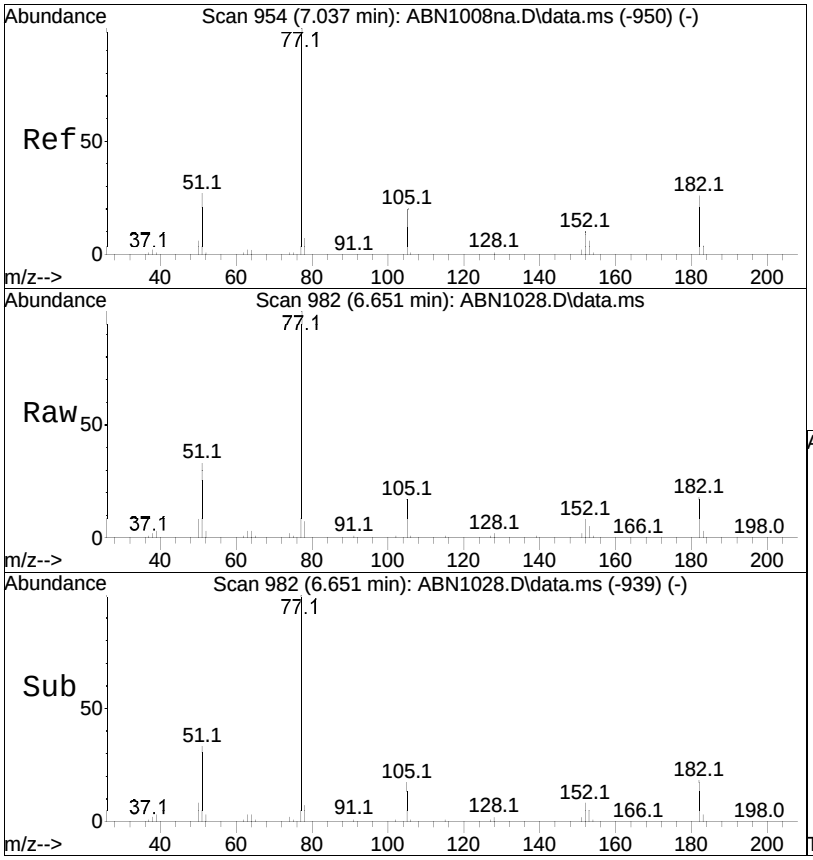

#78
Azobenzene
Concen: 52.08 ug/ml
RT: 6.651 min Scan# 982
Delta R.T. 0.000 min
Lab File: ABN1028.D
Acq: 28 Oct 2020 9:29 pm

Tgt Ion: 77 Resp: 226538

Ion	Ratio	Lower	Upper
77	100		
182	19.1	19.8	29.8#
105	17.0	12.1	18.1

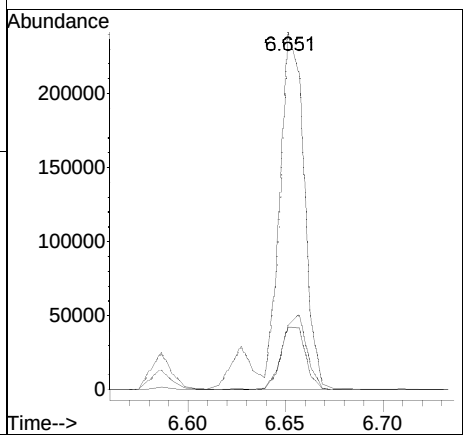

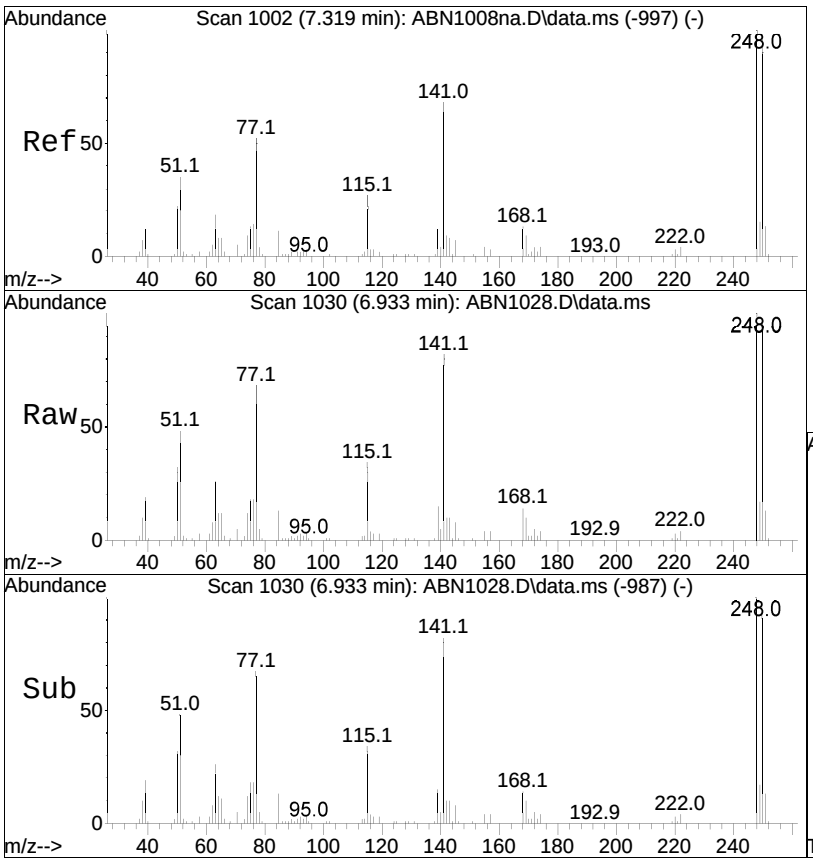

#80
4-Bromophenyl phenyl ether
Concen: 51.52 ug/ml M3
RT: 6.933 min Scan# 1030
Delta R.T. 0.000 min
Lab File: ABN1028.D
Acq: 28 Oct 2020 9:29 pm

Tgt Ion:248 Resp: 60617

Ion	Ratio	Lower	Upper
248	100		
141	72.5	46.6	70.0#
250	98.1	79.4	119.2

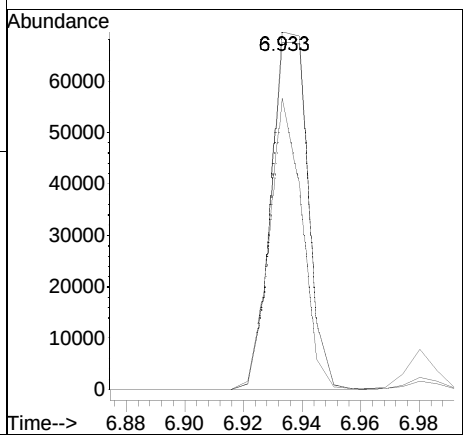

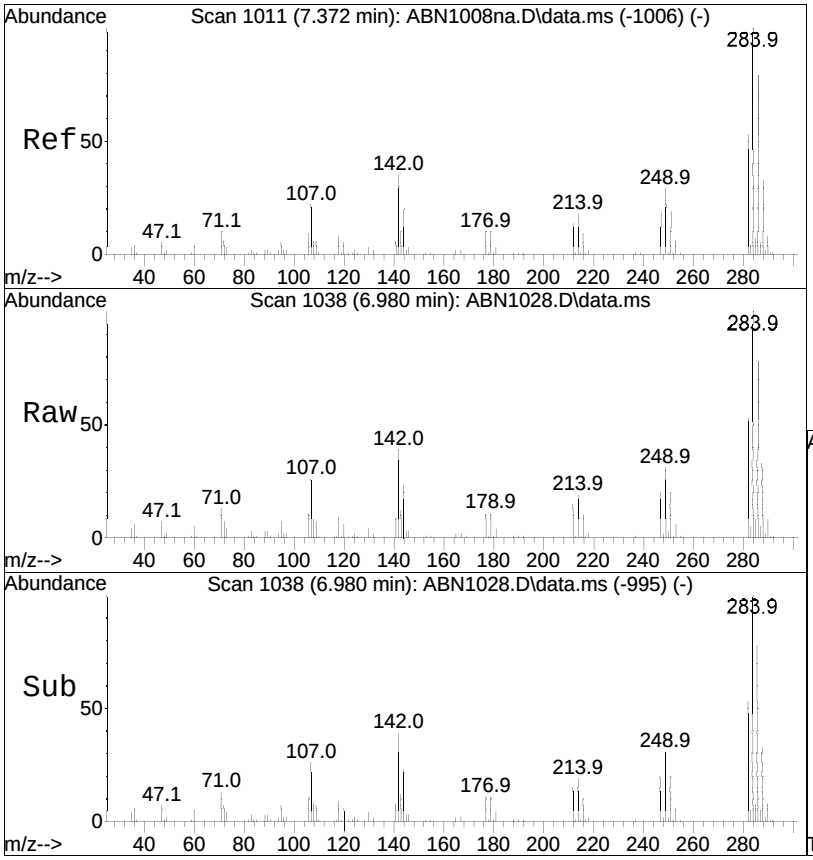

#81
Hexachlorobenzene
Concen: 48.00 ug/ml
RT: 6.980 min Scan# 1038
Delta R.T. 0.000 min
Lab File: ABN1028.D
Acq: 28 Oct 2020 9:29 pm

Tgt Ion:284 Resp: 71134

Ion	Ratio	Lower	Upper
284	100		
142	36.4	26.0	39.0
249	31.0	20.6	30.8#

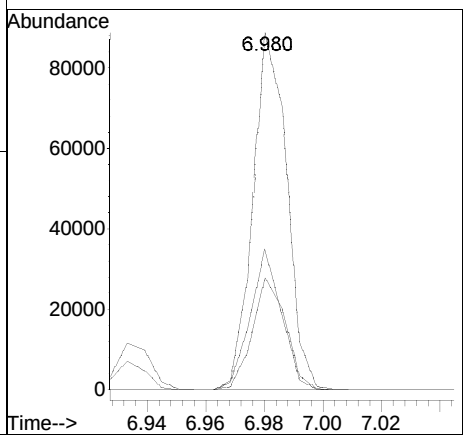

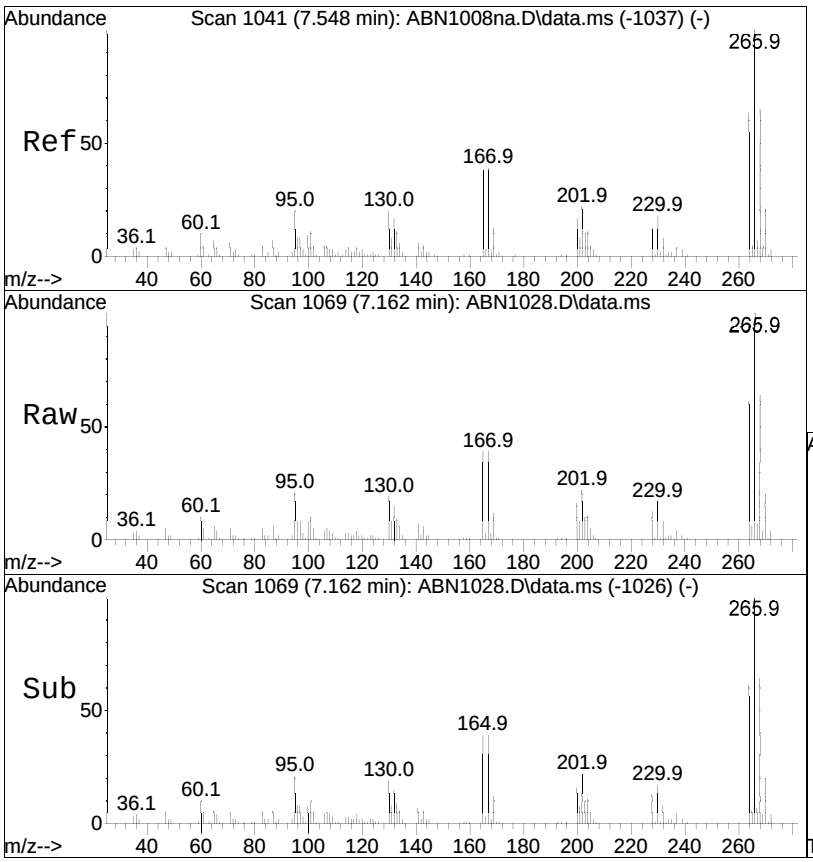

#82
Pentachlorophenol
Concen: 47.03 ug/ml
RT: 7.162 min Scan# 1069
Delta R.T. 0.000 min
Lab File: ABN1028.D
Acq: 28 Oct 2020 9:29 pm

Tgt Ion:266 Resp: 41477

Ion	Ratio	Lower	Upper
266	100		
264	62.8	51.2	76.8
268	64.9	51.5	77.3

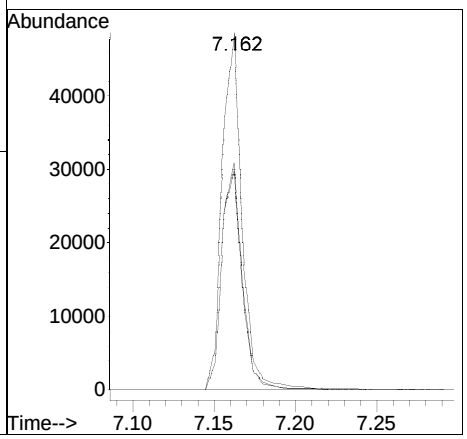

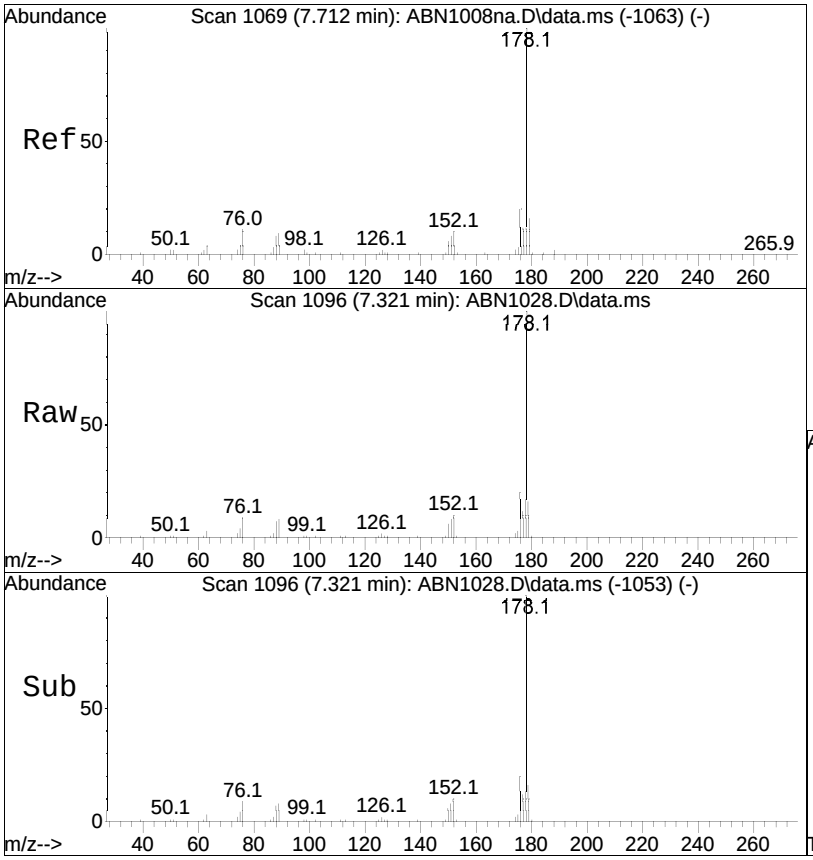

#89
Phenanthrene
Concen: 46.04 ug/ml M3
RT: 7.321 min Scan# 1096
Delta R.T. 0.000 min
Lab File: ABN1028.D
Acq: 28 Oct 2020 9:29 pm

Tgt Ion:178 Resp: 317612

Ion	Ratio	Lower	Upper
178	100		
179	15.5	12.7	19.1
176	19.3	15.8	23.6

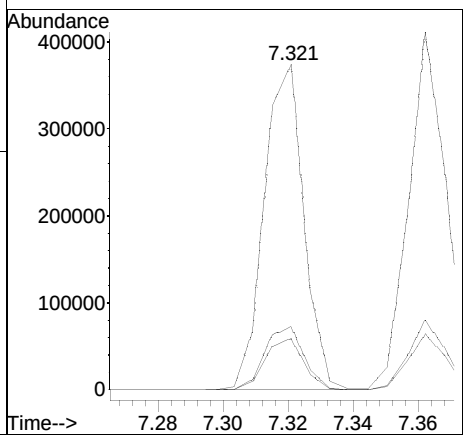

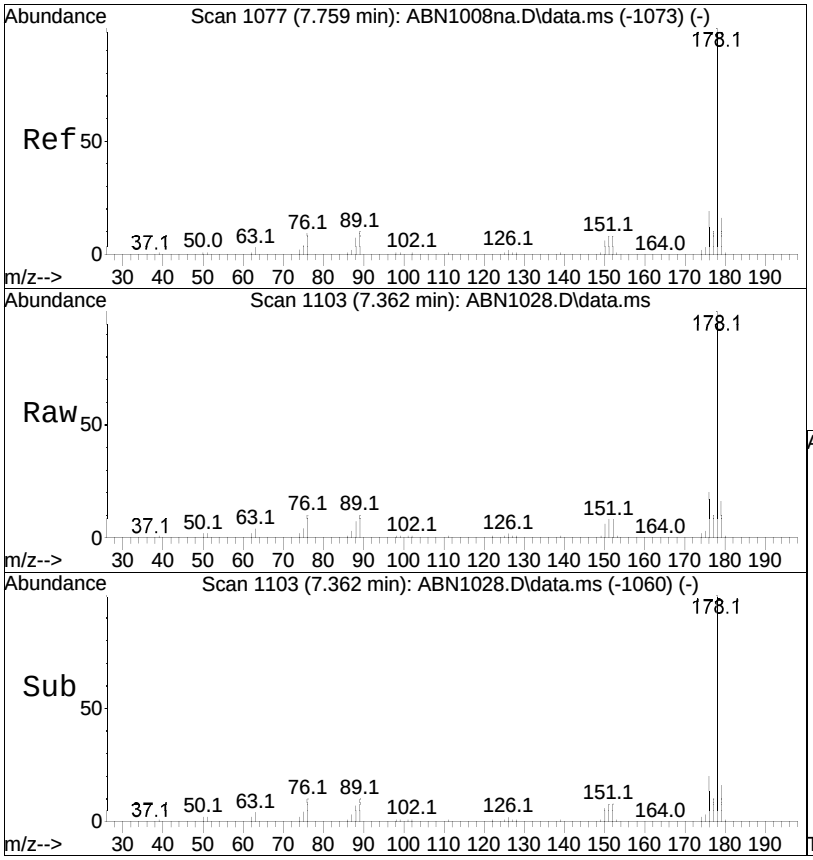

#90
Anthracene
Concen: 43.93 ug/ml
RT: 7.362 min Scan# 1103
Delta R.T. 0.000 min
Lab File: ABN1028.D
Acq: 28 Oct 2020 9:29 pm

Tgt Ion:178 Resp: 326554

Ion	Ratio	Lower	Upper
178	100		
179	15.8	12.5	18.7
176	19.2	15.4	23.0

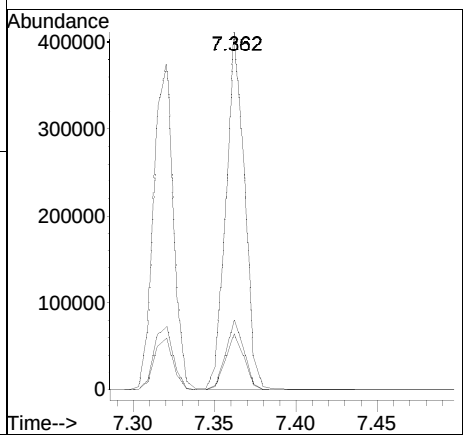

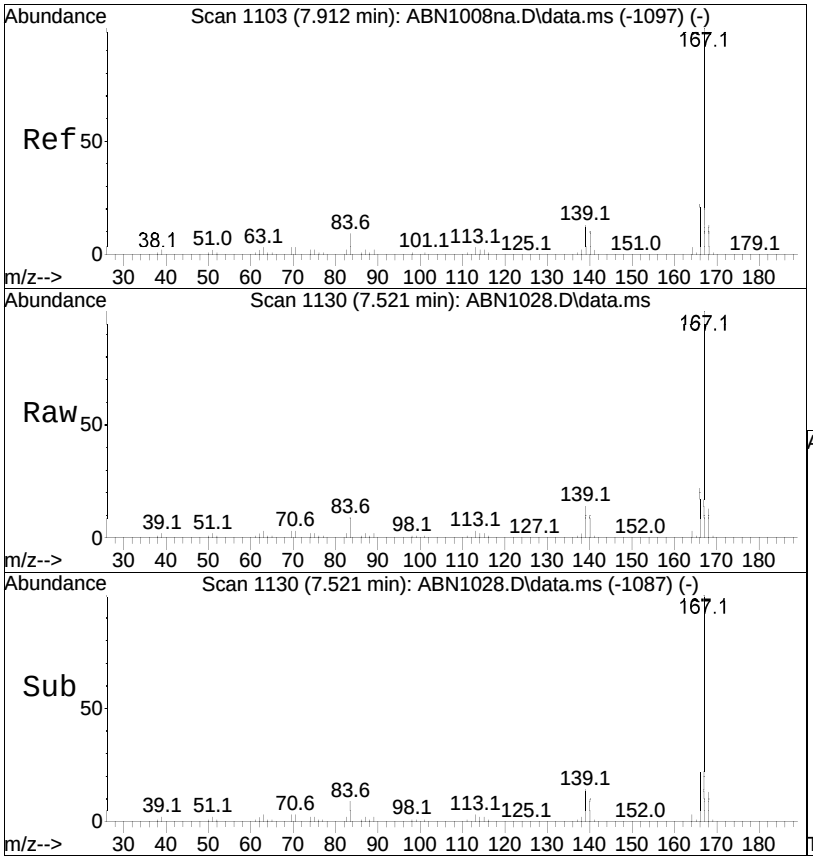

#91
Carbazole
Concen: 47.08 ug/ml
RT: 7.521 min Scan# 1130
Delta R.T. 0.000 min
Lab File: ABN1028.D
Acq: 28 Oct 2020 9:29 pm

Tgt Ion:167 Resp: 309206

Ion	Ratio	Lower	Upper
167	100		
168	13.5	11.3	16.9
166	22.4	17.8	26.8

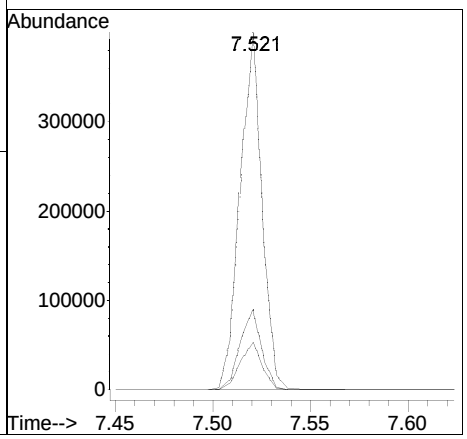

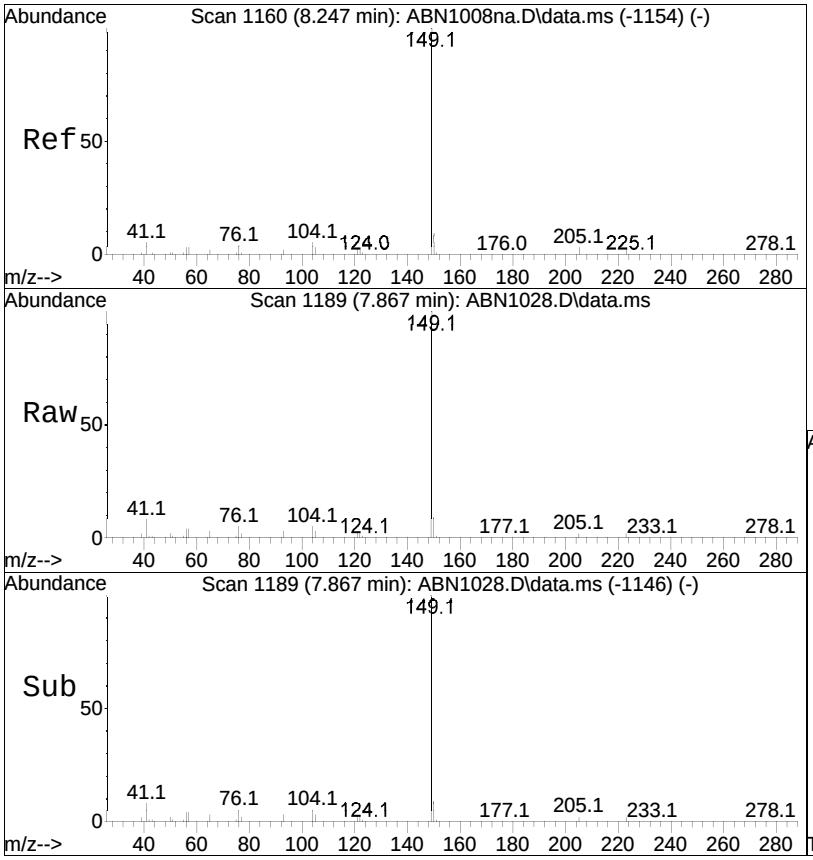

#93
Di-n-butylphthalate
Concen: 50.02 ug/ml
RT: 7.867 min Scan# 1189
Delta R.T. 0.000 min
Lab File: ABN1028.D
Acq: 28 Oct 2020 9:29 pm

Tgt Ion:149 Resp: 394414

Ion	Ratio	Lower	Upper
149	100		
150	9.2	7.4	11.2
104	4.9	3.8	5.8

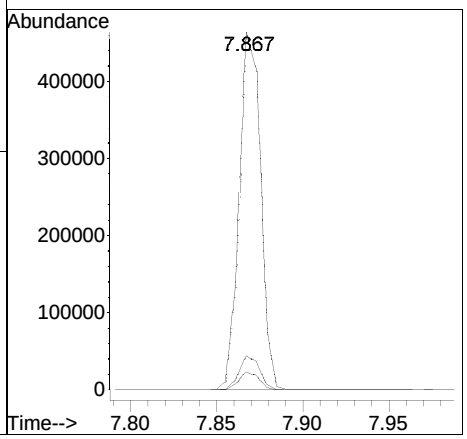

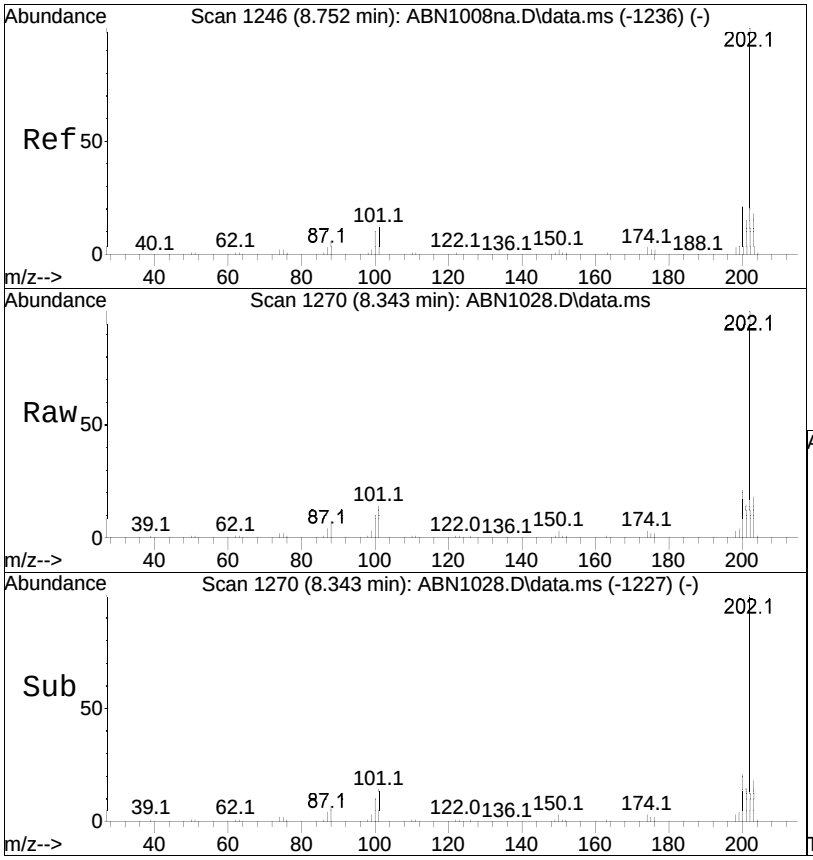

#95
Fluoranthene
Concen: 46.24 ug/ml
RT: 8.343 min Scan# 1270
Delta R.T. 0.000 min
Lab File: ABN1028.D
Acq: 28 Oct 2020 9:29 pm

Tgt Ion:202 Resp: 370170

Ion	Ratio	Lower	Upper
202	100		
101	14.0	12.6	19.0
203	17.5	14.4	21.6

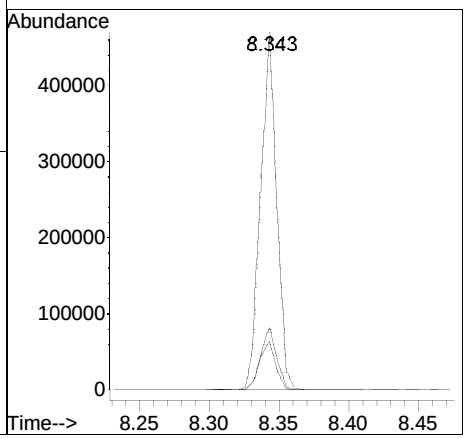

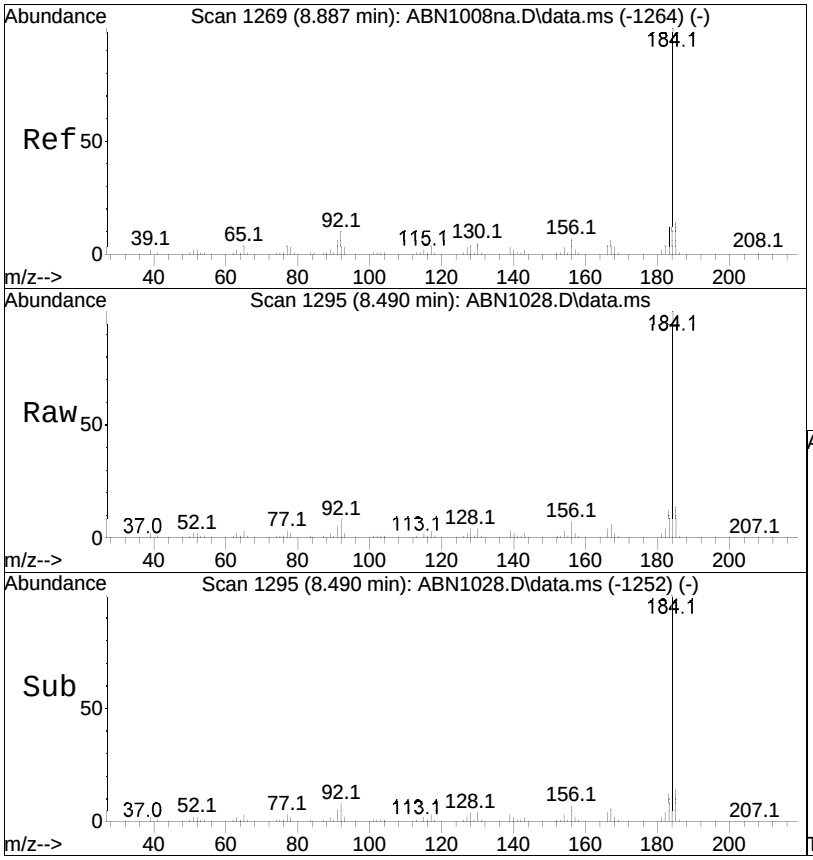

#96
Benzidine
Concen: 48.57 ug/ml
RT: 8.490 min Scan# 1295
Delta R.T. 0.000 min
Lab File: ABN1028.D
Acq: 28 Oct 2020 9:29 pm

Tgt Ion:184 Resp: 284868

Ion	Ratio	Lower	Upper
184	100		
92	9.4	8.4	12.6
185	14.1	11.5	17.3

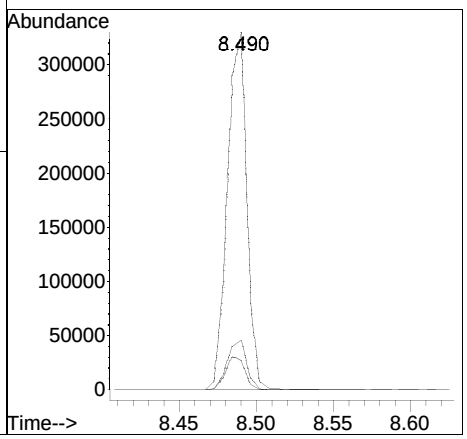

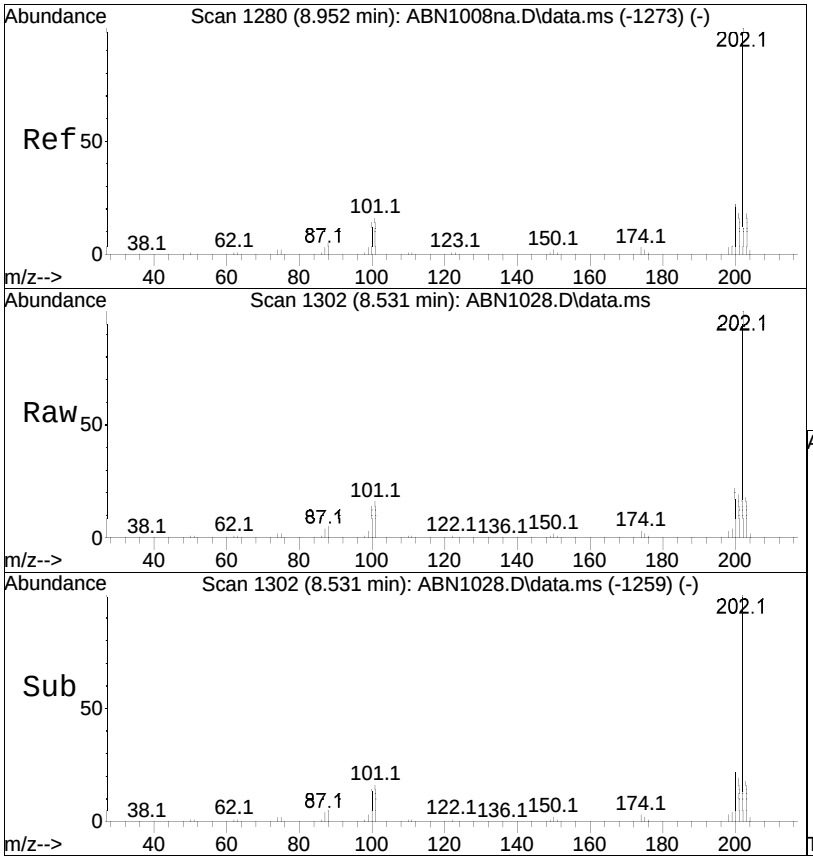

#97
Pyrene
Concen: 45.67 ug/ml
RT: 8.531 min Scan# 1302
Delta R.T. 0.000 min
Lab File: ABN1028.D
Acq: 28 Oct 2020 9:29 pm

Tgt Ion:202 Resp: 387612

Ion	Ratio	Lower	Upper
202	100		
200	21.4	17.2	25.8
203	17.7	15.0	22.6

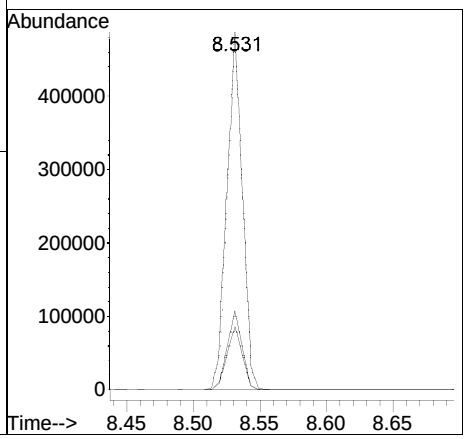

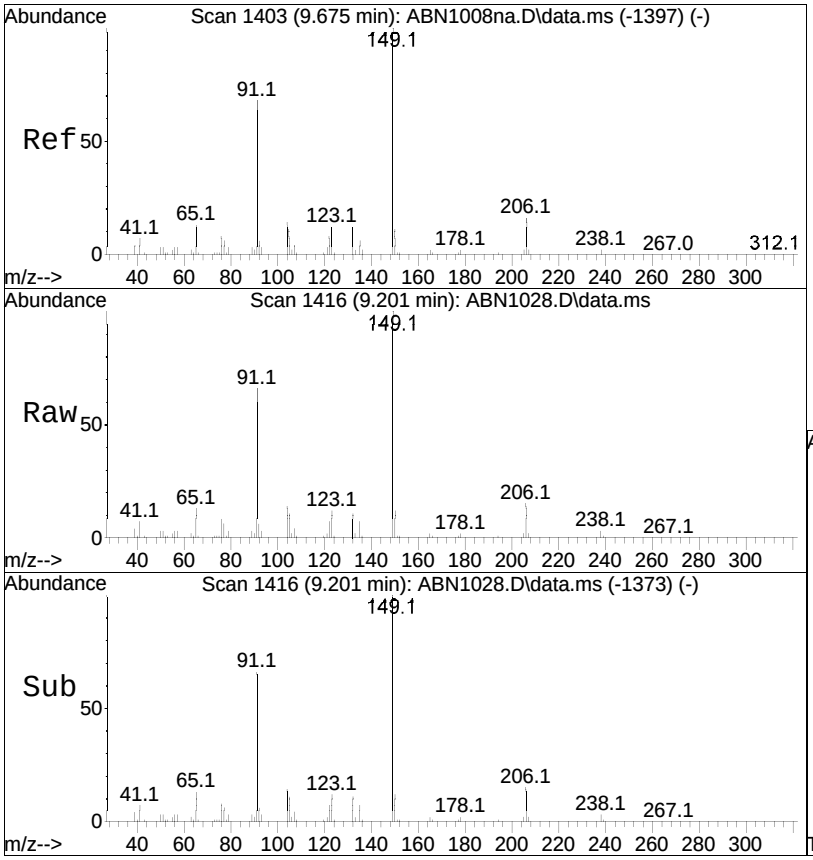

#99
Butyl benzyl phthalate
Concen: 52.18 ug/ml
RT: 9.201 min Scan# 1416
Delta R.T. 0.000 min
Lab File: ABN1028.D
Acq: 28 Oct 2020 9:29 pm

Tgt Ion:149 Resp: 196495

Ion	Ratio	Lower	Upper
149	100		
91	68.9	53.4	80.2
206	15.0	13.3	19.9

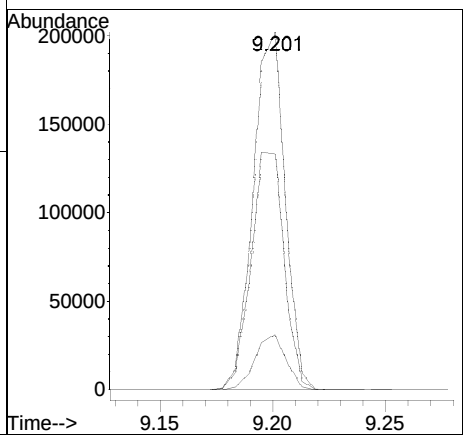

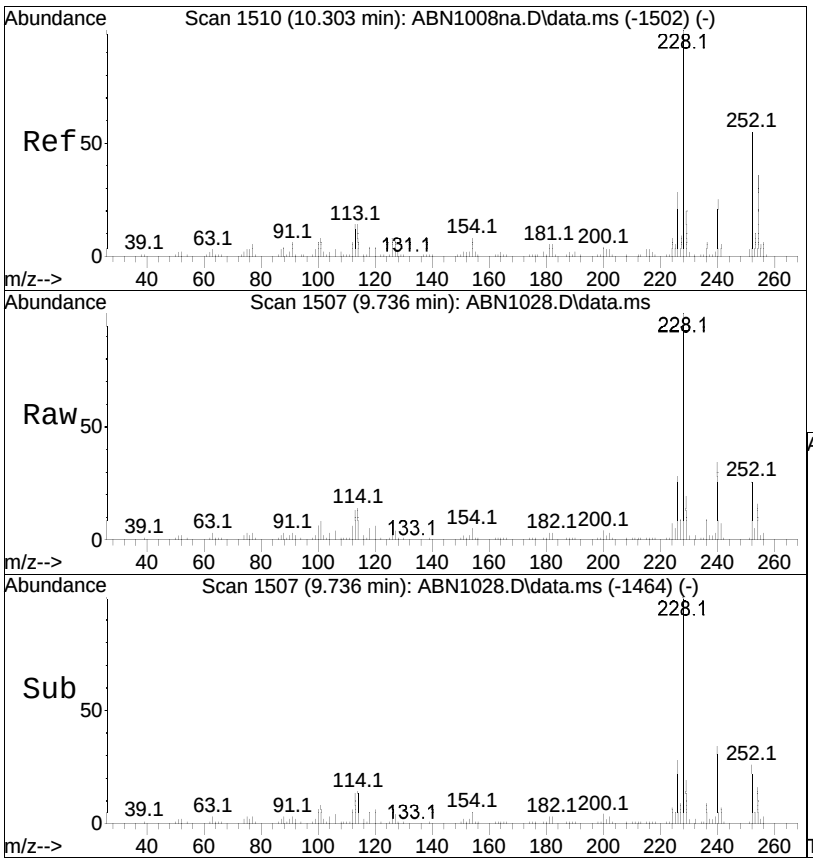

#107
Benzo(a)anthracene
Concen: 47.69 ug/ml M3
RT: 9.736 min Scan# 1507
Delta R.T. 0.000 min
Lab File: ABN1028.D
Acq: 28 Oct 2020 9:29 pm

Tgt Ion:228 Resp: 400476

Ion	Ratio	Lower	Upper
228	100		
226	28.0	22.9	34.3
229	19.8	16.1	24.1

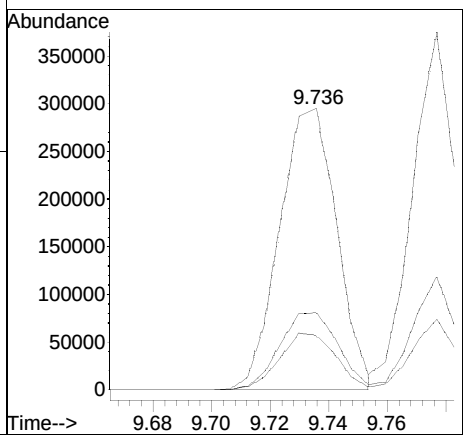

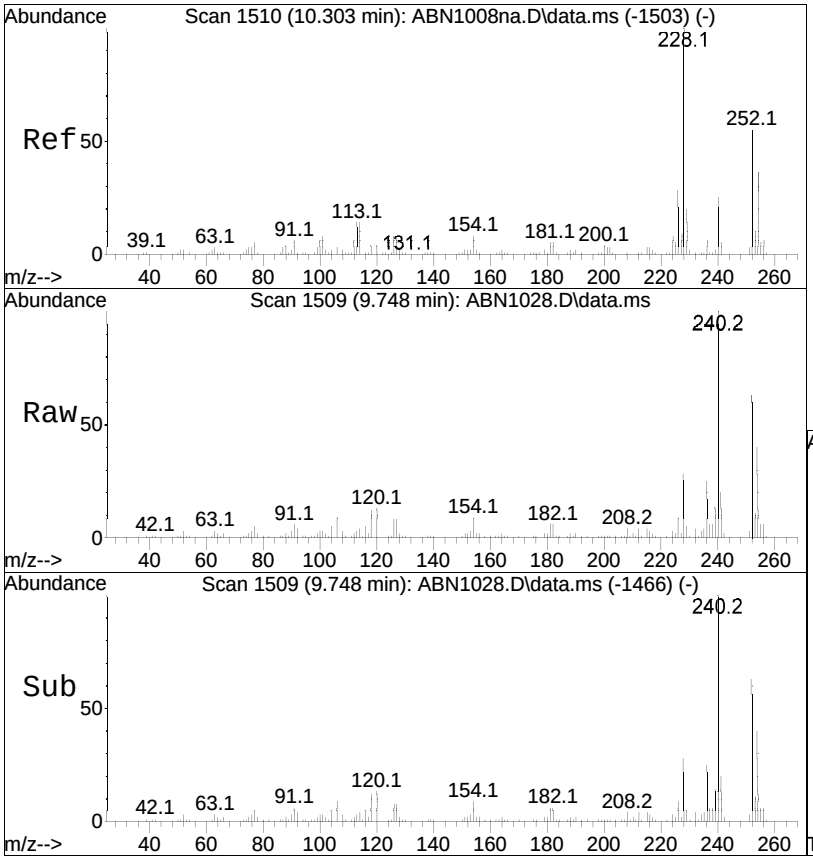

#108
3,3'-Dichlorobenzidine
Concen: 53.39 ug/ml
RT: 9.748 min Scan# 1509
Delta R.T. 0.000 min
Lab File: ABN1028.D
Acq: 28 Oct 2020 9:29 pm

Tgt Ion:252 Resp: 174810

Ion	Ratio	Lower	Upper
252	100		
126	15.2	13.4	20.0
254	63.7	52.8	79.2

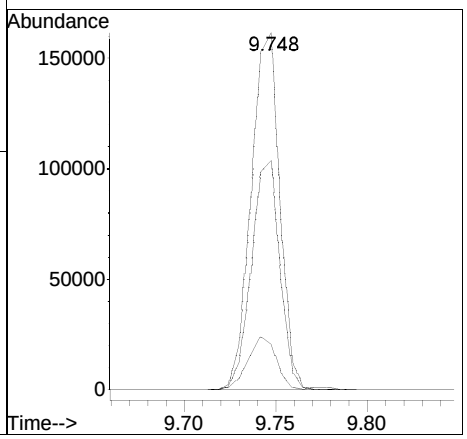

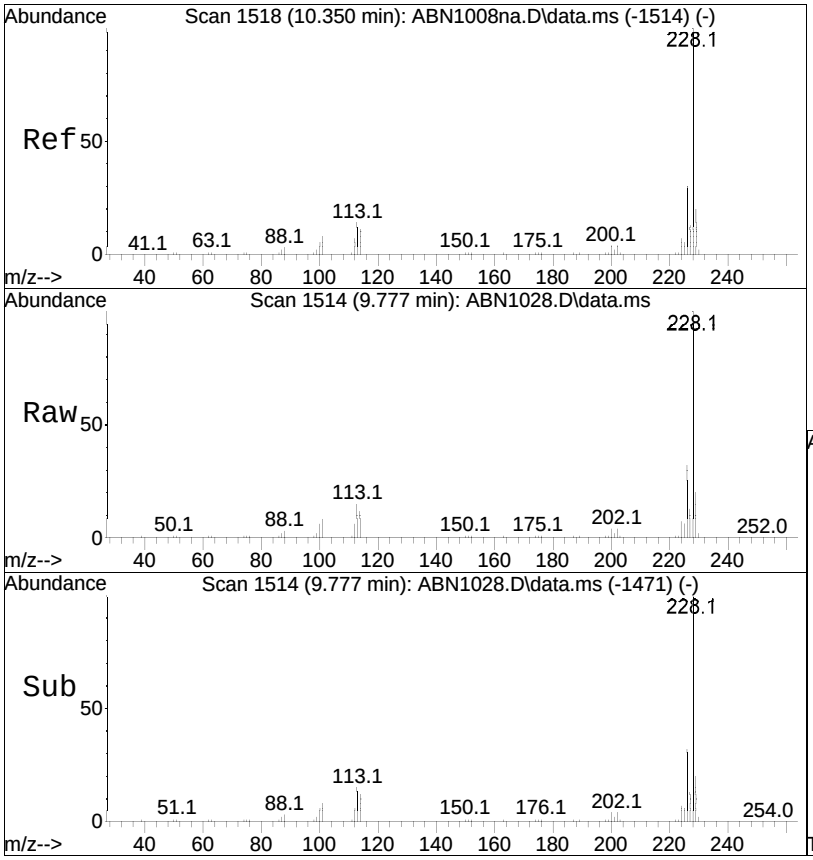

#109
Chrysene
Concen: 42.59 ug/ml
RT: 9.777 min Scan# 1514
Delta R.T. 0.000 min
Lab File: ABN1028.D
Acq: 28 Oct 2020 9:29 pm

Tgt Ion:228 Resp: 384792

Ion	Ratio	Lower	Upper
228	100		
226	30.7	24.9	37.3
229	19.7	16.6	24.8

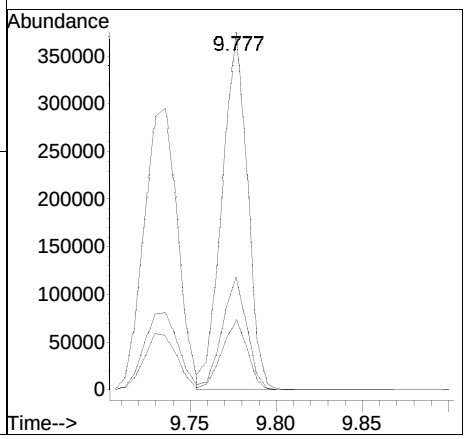

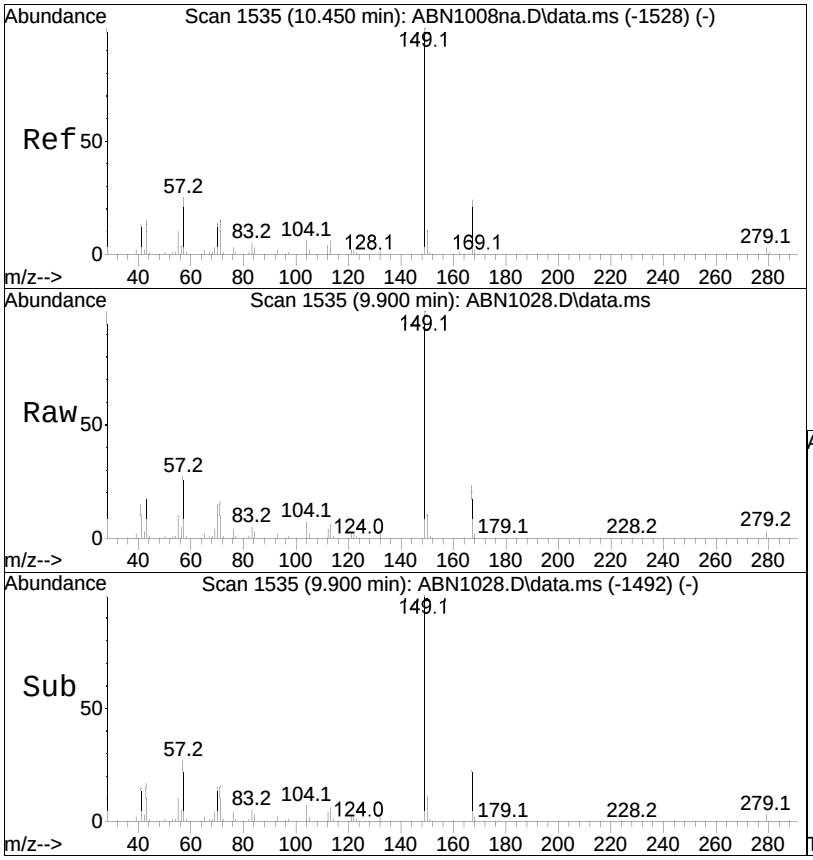

#110
Bis(2-ethylhexyl)phthalate
Concen: 52.66 ug/ml
RT: 9.900 min Scan# 1535
Delta R.T. 0.000 min
Lab File: ABN1028.D
Acq: 28 Oct 2020 9:29 pm

Tgt Ion:149 Resp: 292322

Ion	Ratio	Lower	Upper
149	100		
167	23.2	21.2	31.8
279	2.8	3.8	5.6#

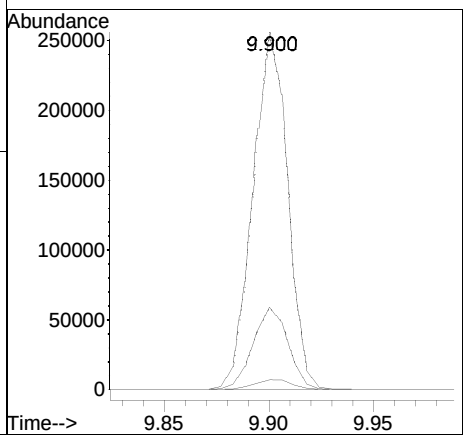

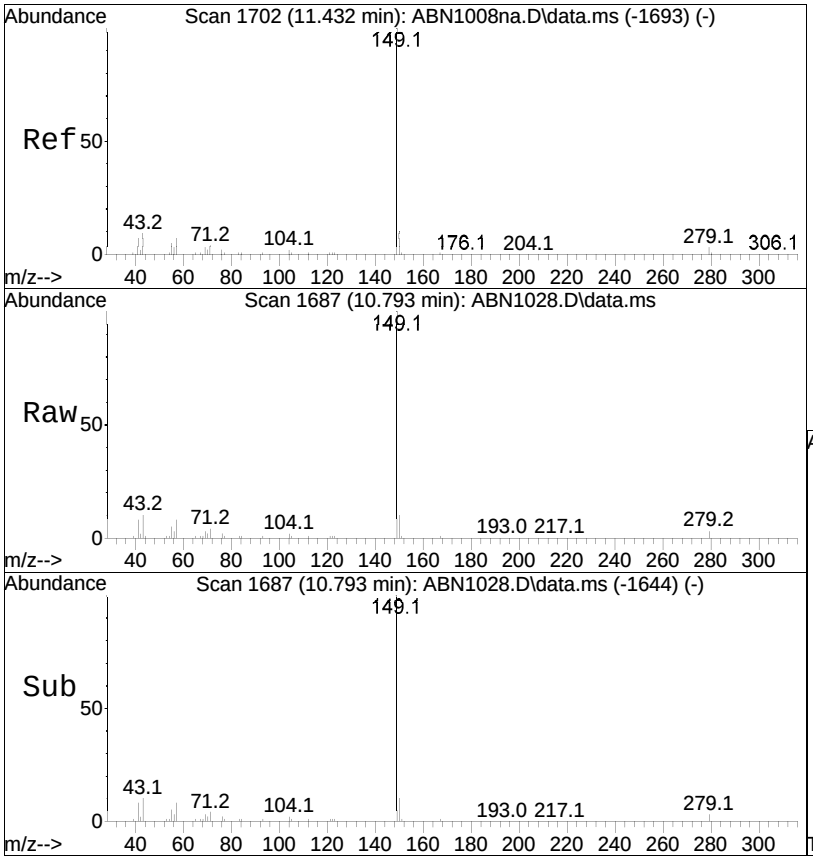

#111
Di-n-octylphthalate
Concen: 52.13 ug/ml
RT: 10.793 min Scan# 1687
Delta R.T. 0.000 min
Lab File: ABN1028.D
Acq: 28 Oct 2020 9:29 pm

Tgt Ion:149 Resp: 534762

Ion	Ratio	Lower	Upper
149	100		
43	9.8	8.0	12.0
167	1.3	1.0	1.6

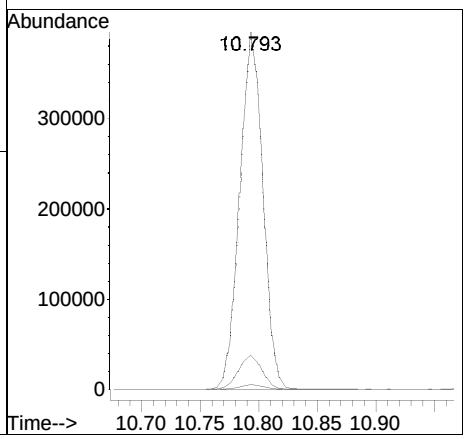

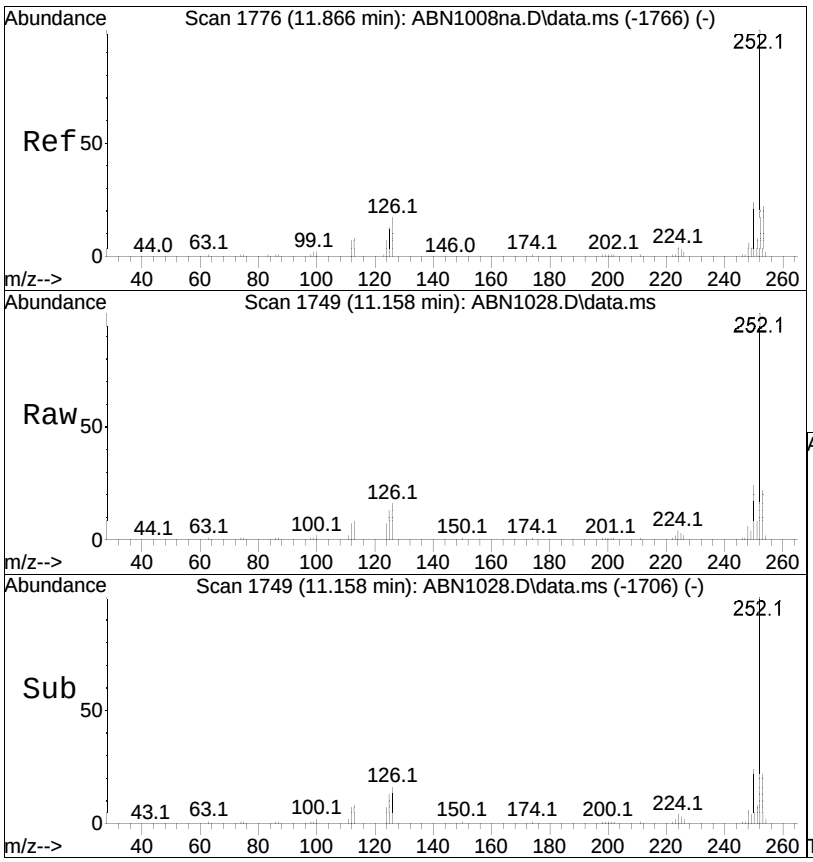

#112
Benzo(b)fluoranthene
Concen: 53.94 ug/ml M3
RT: 11.158 min Scan# 1749
Delta R.T. 0.000 min
Lab File: ABN1028.D
Acq: 28 Oct 2020 9:29 pm

Tgt Ion:252 Resp: 480710

Ion	Ratio	Lower	Upper
252	100		
125	13.4	12.6	18.8
253	22.1	18.2	27.2

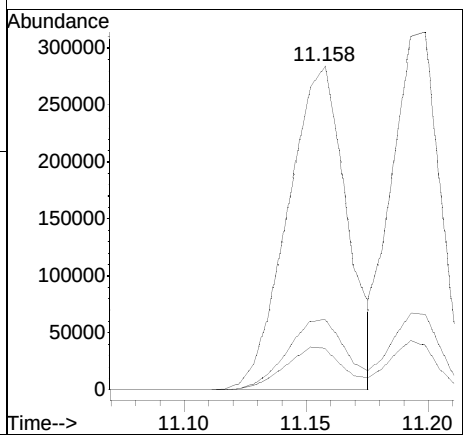

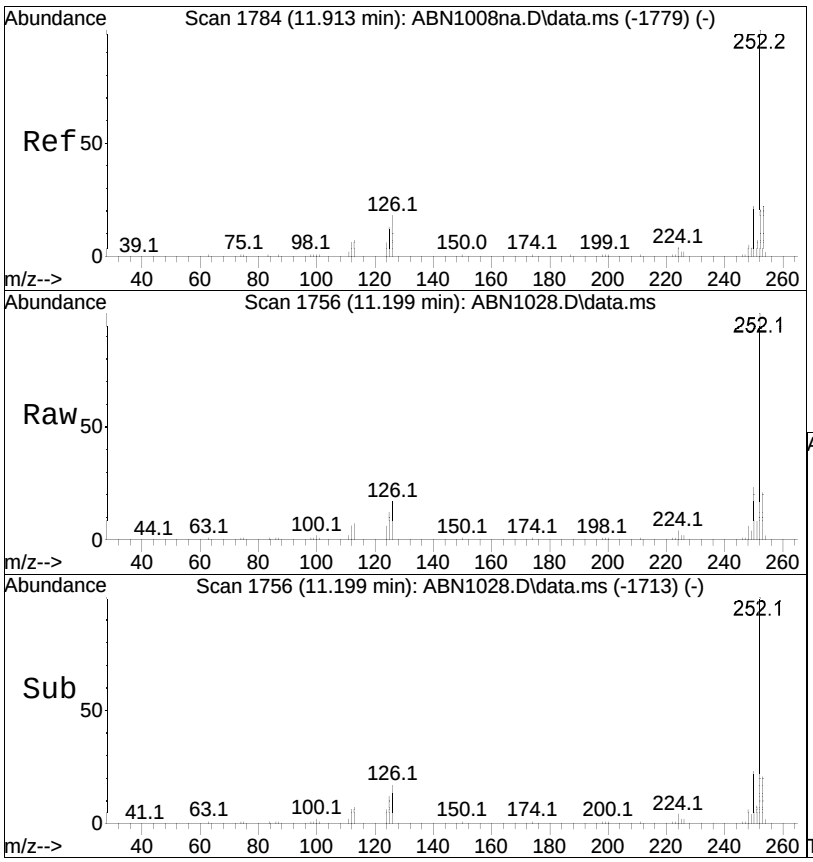

#113
Benzo(k)fluoranthene
Concen: 42.66 ug/ml
RT: 11.199 min Scan# 1756
Delta R.T. 0.000 min
Lab File: ABN1028.D
Acq: 28 Oct 2020 9:29 pm

Tgt Ion:252 Resp: 431806

Ion	Ratio	Lower	Upper
252	100		
125	13.0	12.1	18.1
253	21.6	18.1	27.1

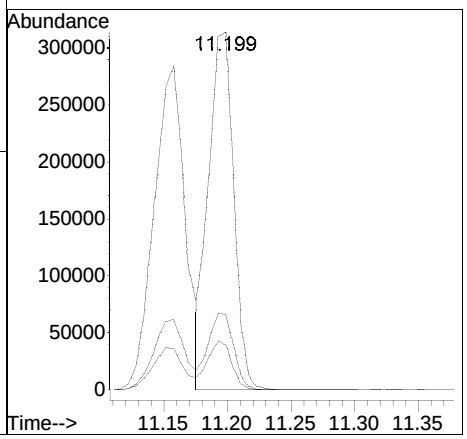



#114
Benzo(a)pyrene
Concen: 50.45 ug/ml
RT: 11.616 min Scan# 1827
Delta R.T. 0.000 min
Lab File: ABN1028.D
Acq: 28 Oct 2020 9:29 pm

Tgt Ion:252 Resp: 425790

Ion	Ratio	Lower	Upper
252	100		
125	14.4	13.3	19.9
253	21.8	18.2	27.4

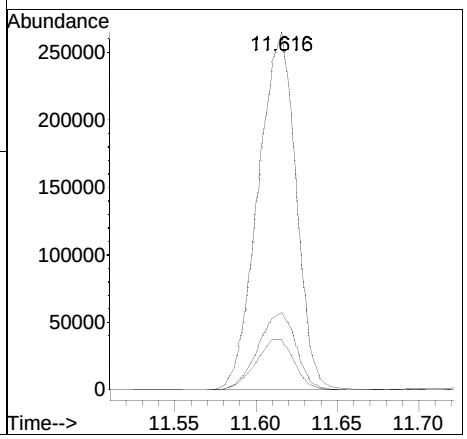

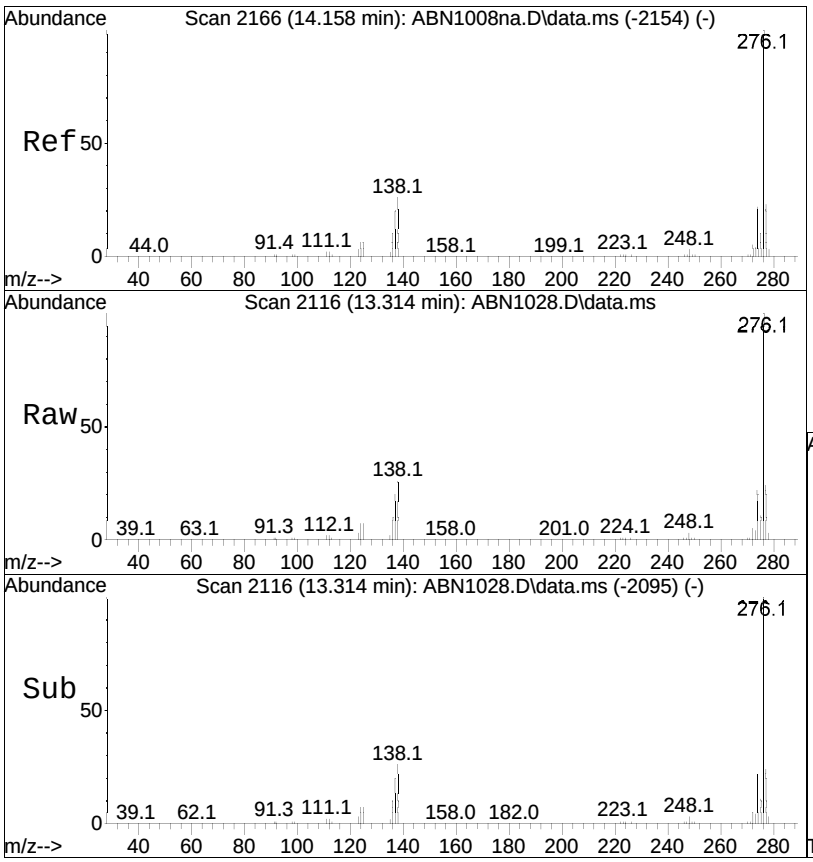

#116
Indeno(1,2,3-cd)pyrene
Concen: 54.14 ug/mL M3
RT: 13.314 min Scan# 2116
Delta R.T. 0.000 min
Lab File: ABN1028.D
Acq: 28 Oct 2020 9:29 pm

Tgt Ion:276 Resp: 490707

Ion	Ratio	Lower	Upper
276	100		
138	25.7	26.7	40.1#
277	24.1	20.4	30.6

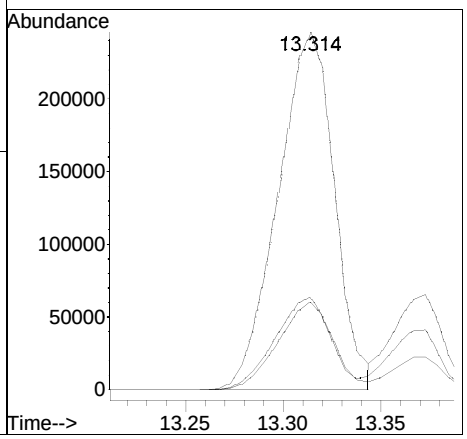

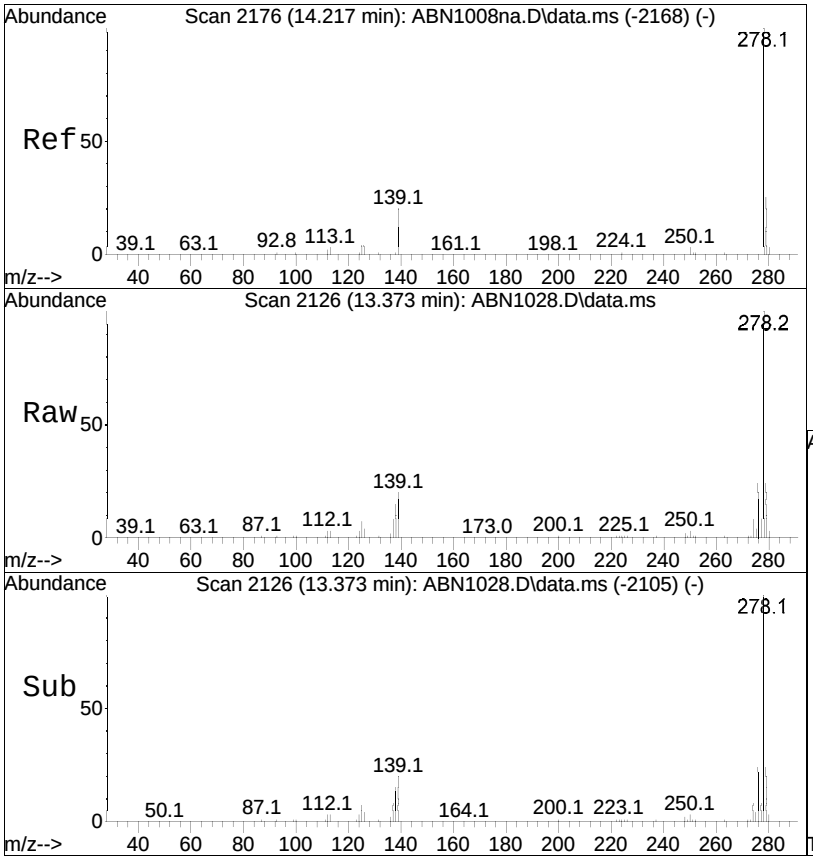

#117
Dibenzo(a,h)anthracene
Concen: 49.53 ug/ml M1
RT: 13.373 min Scan# 2126
Delta R.T. 0.000 min
Lab File: ABN1028.D
Acq: 28 Oct 2020 9:29 pm

Tgt Ion:278 Resp: 498125

Ion	Ratio	Lower	Upper
278	100		
139	20.4	18.2	27.4
279	23.7	19.3	28.9

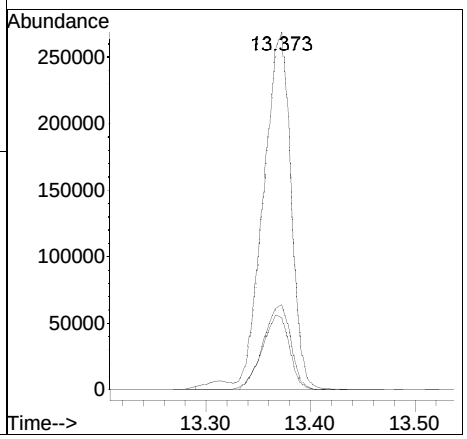

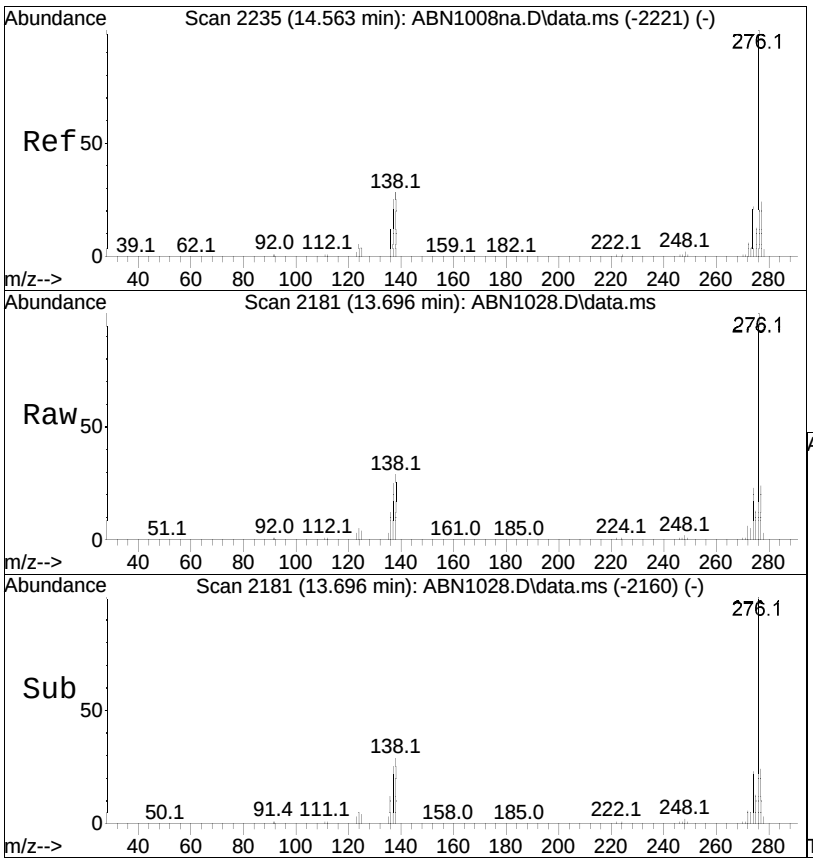

#118
Benzo(ghi)perylene
Concen: 48.68 ug/ml M1
RT: 13.696 min Scan# 2181
Delta R.T. 0.000 min
Lab File: ABN1028.D
Acq: 28 Oct 2020 9:29 pm

Tgt Ion:276 Resp: 511510

Ion	Ratio	Lower	Upper
276	100		
138	28.1	26.1	39.1
277	23.8	19.4	29.0

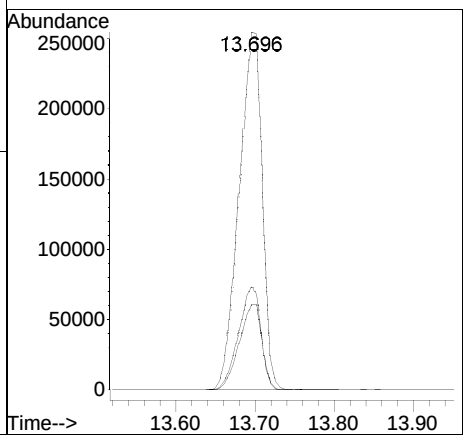

Manual Integration/Negative Proof Report

Data Path : I:\8270\Mork\201028\ QMethod : FS200911mork.m
Data File : ABN1028.D Operator : Mork:wr
Date Inj'd : 10/28/2020 9:29 pm Instrument : Mork
Sample : wg1426003-3,32,,ABN CCV LotQuant Date : 10/28/2020 9:57 pm

Compound #5: Aniline

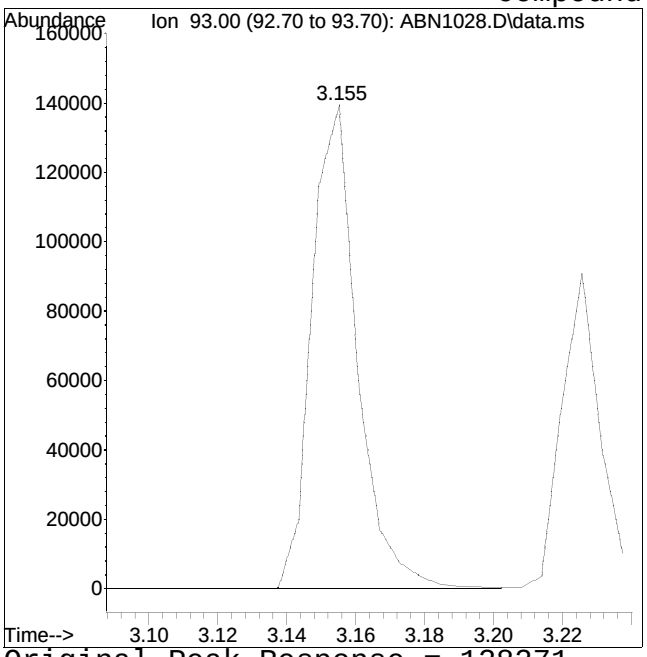

Original Peak Response = 128271

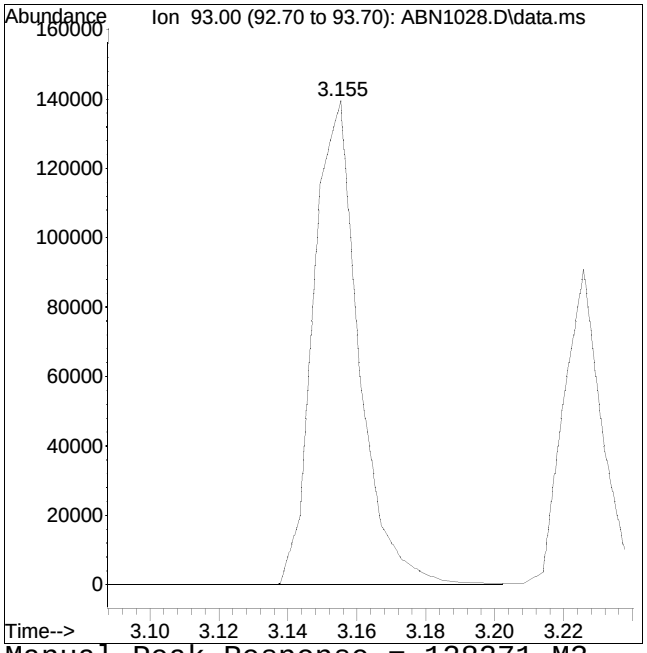

Manual Peak Response = 128271 M3

M3 = Misidentification of the peak (i.e. 1,4-dichlorobenzene identified as 1,3-dichlorobenzene), or misidentification from 2 partially resolved peaks not being split.

Manual Integration/Negative Proof Report

Data Path : I:\8270\Mork\201028\ QMethod : FS200911mork.m
Data File : ABN1028.D Operator : Mork:wr
Date Inj'd : 10/28/2020 9:29 pm Instrument : Mork
Sample : wg1426003-3,32,,ABN CCV Lot Quant Date : 10/28/2020 9:57 pm

Compound #8: Phenol

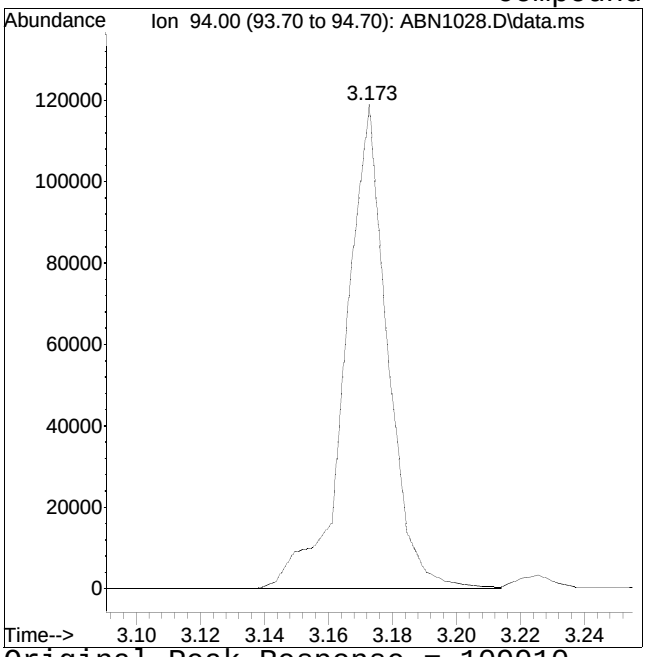

Original Peak Response = 109910

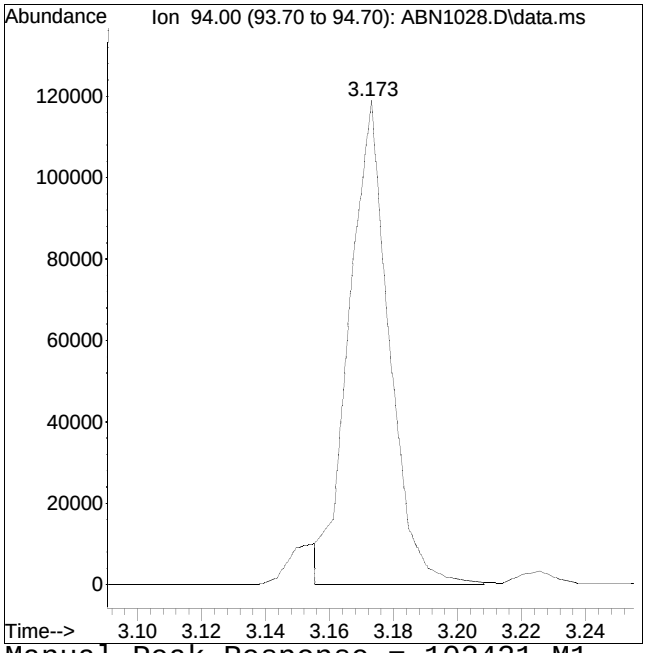

Manual Peak Response = 102421 M1

M1 = Split or tailing peak, auto integration stopped early resulting in false low area count.

Manual Integration/Negative Proof Report

Data Path : I:\8270\Mork\201028\ QMethod : FS200911mork.m
Data File : ABN1028.D Operator : Mork:wr
Date Inj'd : 10/28/2020 9:29 pm Instrument : Mork
Sample : wg1426003-3,32,,ABN CCV LotQuant Date : 10/28/2020 9:57 pm

Compound #10: 1,3-Dichlorobenzene

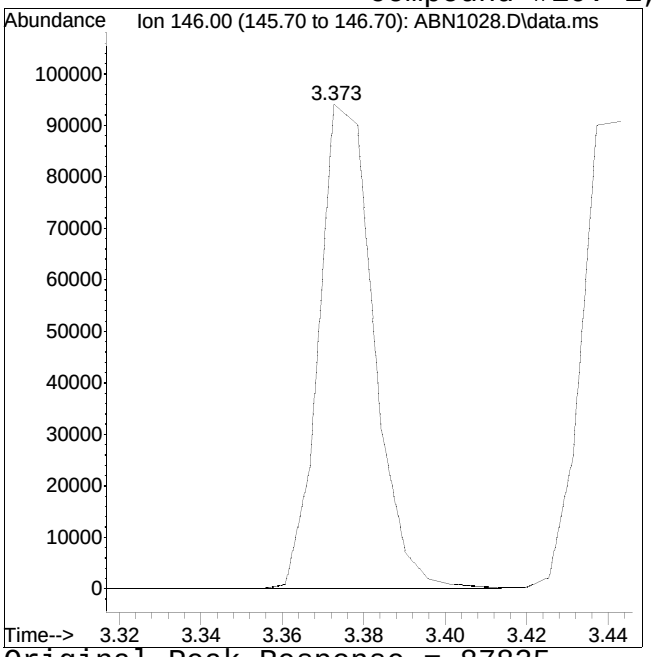

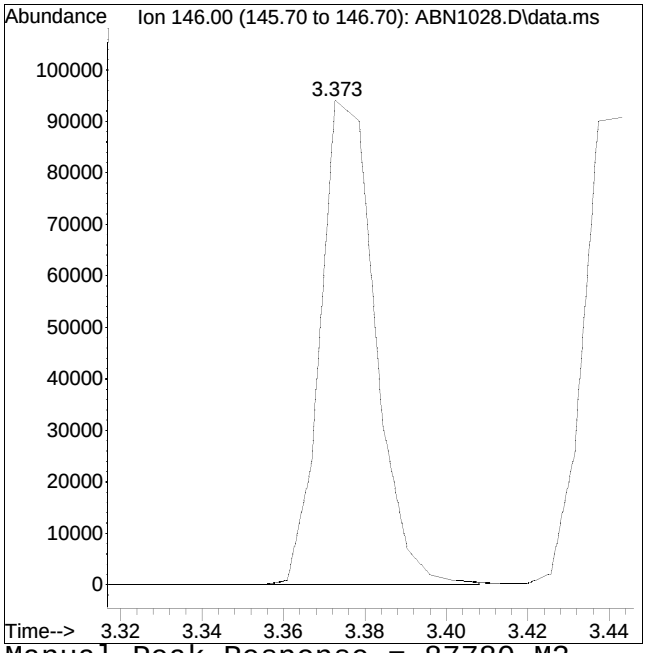

Original Peak Response = 87835 Manual Peak Response = 87780 M3

M3 = Misidentification of the peak (i.e. 1,4-dichlorobenzene identified as 1,3-dichlorobenzene), or misidentification from 2 partially resolved peaks not being split.

Manual Integration/Negative Proof Report

Data Path : I:\8270\Mork\201028\ QMethod : FS200911mork.m
Data File : ABN1028.D Operator : Mork:wr
Date Inj'd : 10/28/2020 9:29 pm Instrument : Mork
Sample : wg1426003-3,32,,ABN CCV LotQuant Date : 10/28/2020 9:57 pm

Compound #37: Benzoic Acid

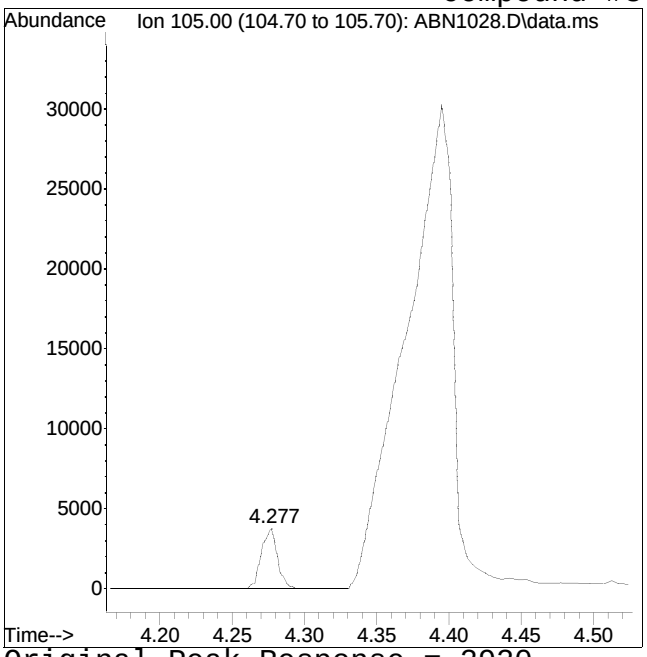

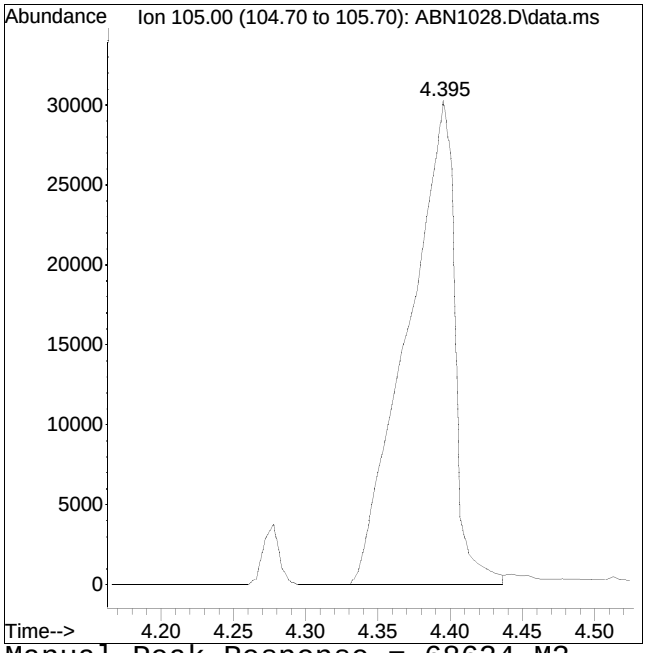

Original Peak Response = 2920 Manual Peak Response = 68624 M3
M3 = Misidentification of the peak (i.e. 1,4-dichlorobenzene identified as 1,3-dichlorobenzene), or misidentification from 2 partially resolved peaks not being split.

Manual Integration/Negative Proof Report

Data Path : I:\8270\Mork\201028\ QMethod : FS200911mork.m
Data File : ABN1028.D Operator : Mork:wr
Date Inj'd : 10/28/2020 9:29 pm Instrument : Mork
Sample : wg1426003-3,32,,ABN CCV LotQuant Date : 10/28/2020 9:57 pm

Compound #44: 2,4,6-Trichlorophenol

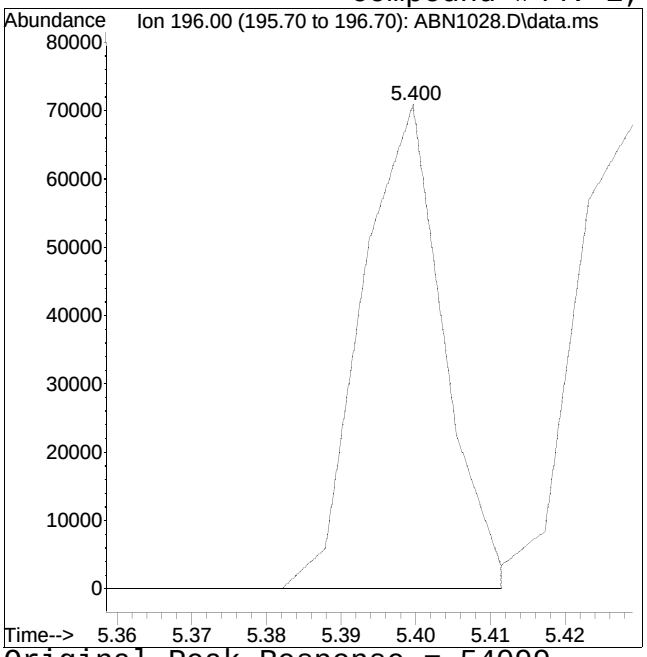

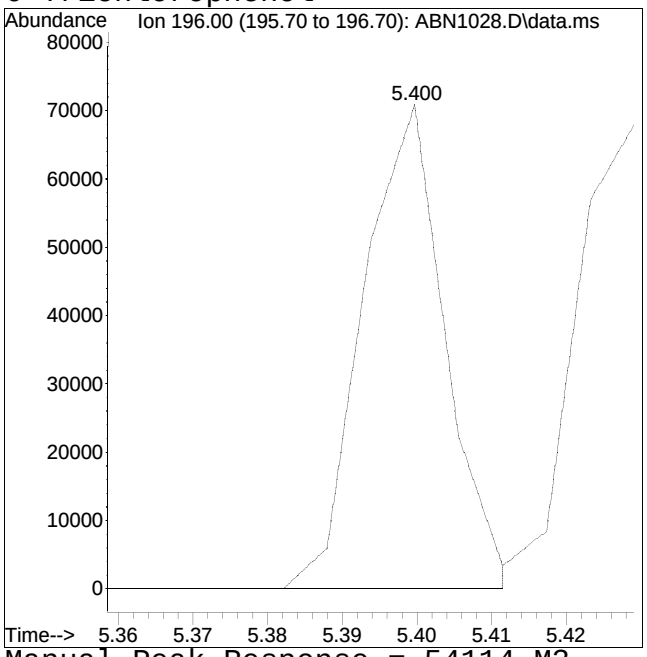

Original Peak Response = 54099 Manual Peak Response = 54114 M3

M3 = Misidentification of the peak (i.e. 1,4-dichlorobenzene identified as 1,3-dichlorobenzene), or misidentification from 2 partially resolved peaks not being split.

Manual Integration/Negative Proof Report

Data Path : I:\8270\Mork\201028\ QMethod : FS200911mork.m
Data File : ABN1028.D Operator : Mork:wr
Date Inj'd : 10/28/2020 9:29 pm Instrument : Mork
Sample : wg1426003-3,32,,ABN CCV LotQuant Date : 10/28/2020 9:57 pm

Compound #49: 1,4-Dinitrobenzene

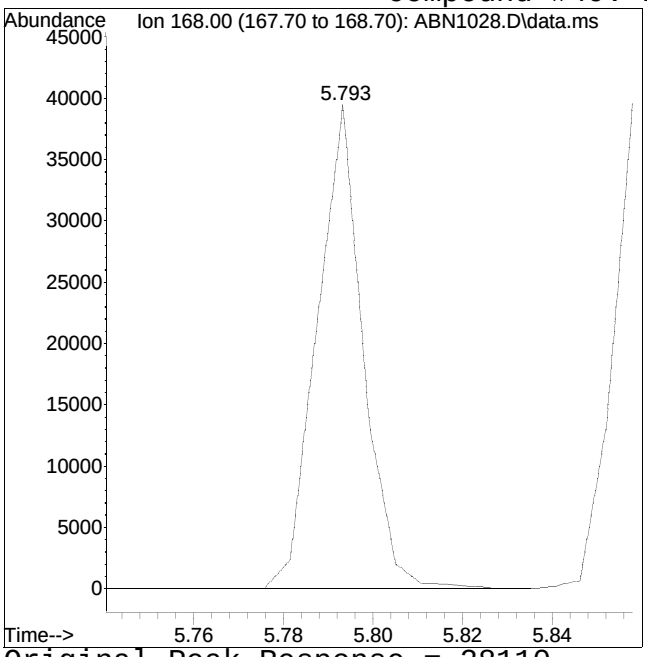

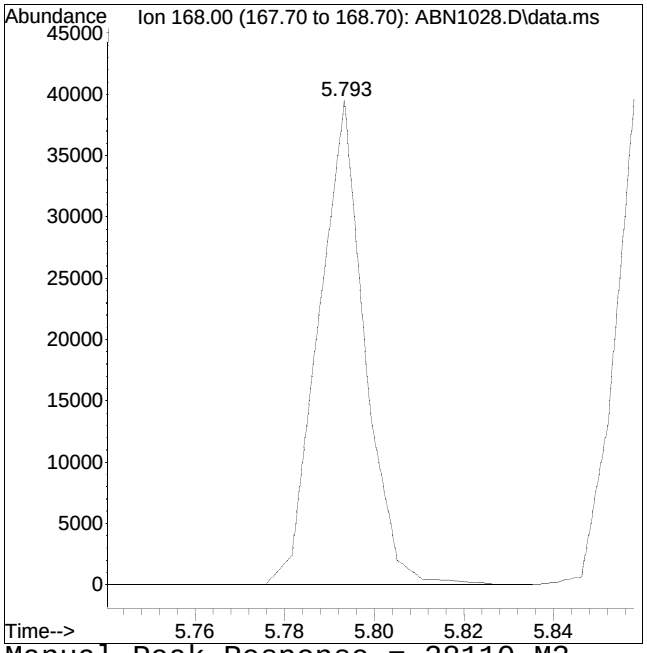

Original Peak Response = 28110 Manual Peak Response = 28110 M3

M3 = Misidentification of the peak (i.e. 1,4-dichlorobenzene identified as 1,3-dichlorobenzene), or misidentification from 2 partially resolved peaks not being split.

Manual Integration/Negative Proof Report

Data Path : I:\8270\Mork\201028\ QMethod : FS200911mork.m
Data File : ABN1028.D Operator : Mork:wr
Date Inj'd : 10/28/2020 9:29 pm Instrument : Mork
Sample : wg1426003-3,32,,ABN CCV LotQuant Date : 10/28/2020 9:57 pm

Compound #54: 1,2-Dinitrobenzene

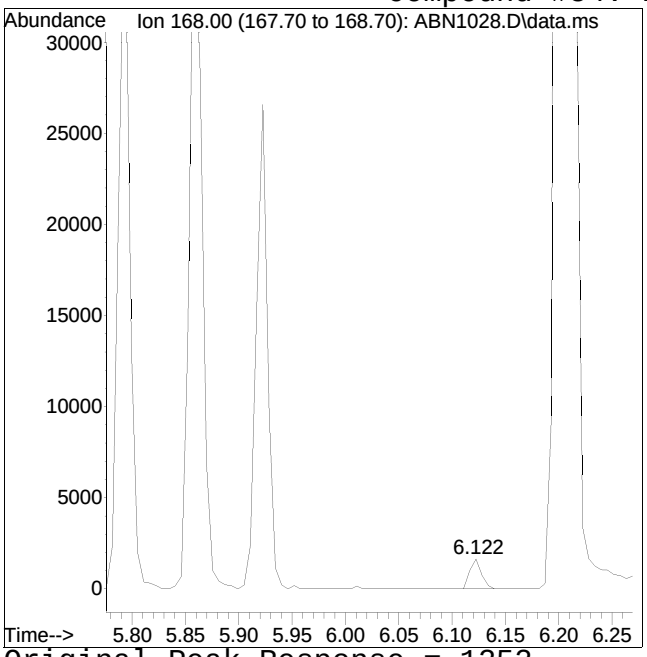

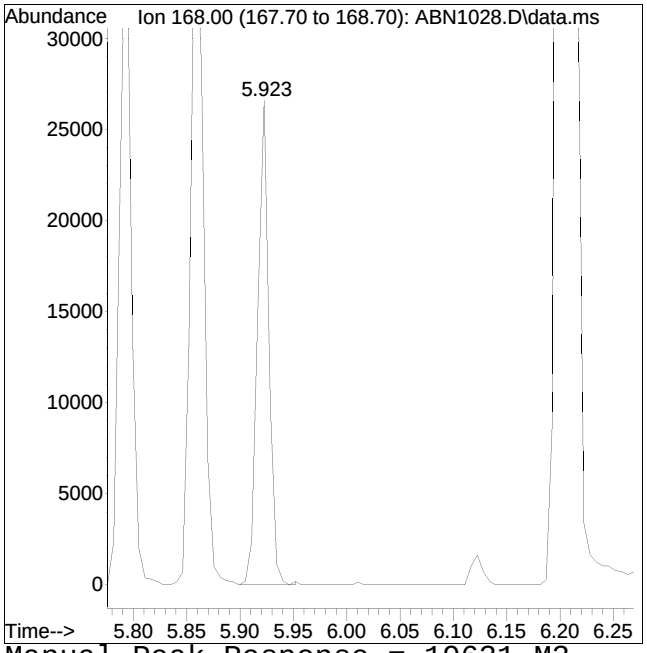

Original Peak Response = 1252 Manual Peak Response = 19631 M3
M3 = Misidentification of the peak (i.e. 1,4-dichlorobenzene identified as 1,3-dichlorobenzene), or misidentification from 2 partially resolved peaks not being split.

Manual Integration/Negative Proof Report

Data Path : I:\8270\Mork\201028\ QMethod : FS200911mork.m
Data File : ABN1028.D Operator : Mork:wr
Date Inj'd : 10/28/2020 9:29 pm Instrument : Mork
Sample : wg1426003-3,32,,ABN CCV Lot Quant Date : 10/28/2020 9:57 pm

Compound #70: 2,3,5,6-Tetrachlorophenol

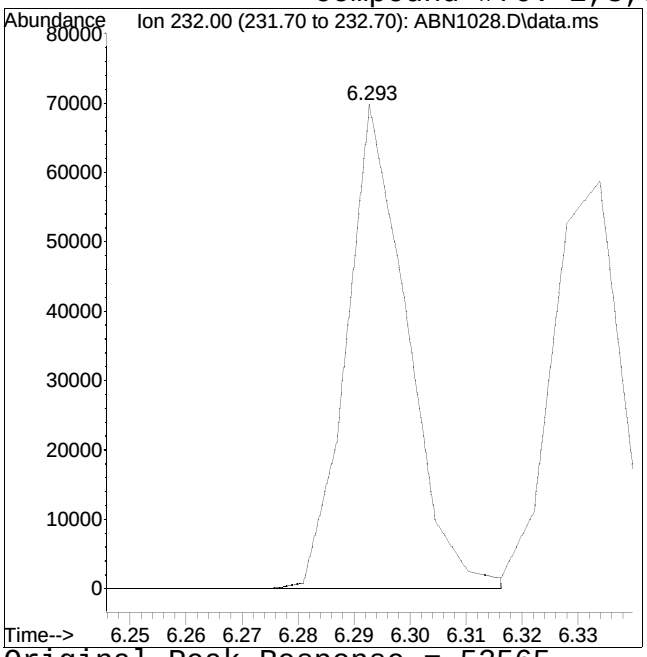

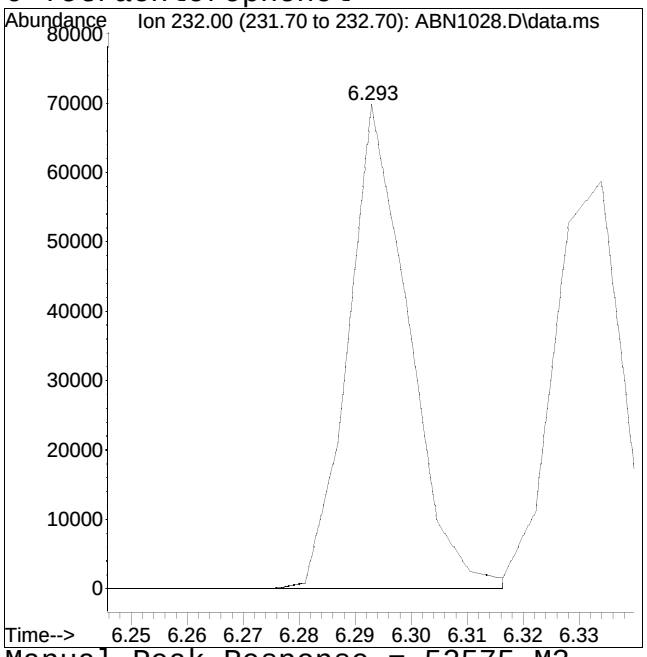

Original Peak Response = 52565 Manual Peak Response = 52575 M3

M3 = Misidentification of the peak (i.e. 1,4-dichlorobenzene identified as 1,3-dichlorobenzene), or misidentification from 2 partially resolved peaks not being split.

Manual Integration/Negative Proof Report

Data Path : I:\8270\Mork\201028\ QMethod : FS200911mork.m
Data File : ABN1028.D Operator : Mork:wr
Date Inj'd : 10/28/2020 9:29 pm Instrument : Mork
Sample : wg1426003-3,32,,ABN CCV Lot Quant Date : 10/28/2020 9:57 pm

Compound #80: 4-Bromophenyl phenyl ether

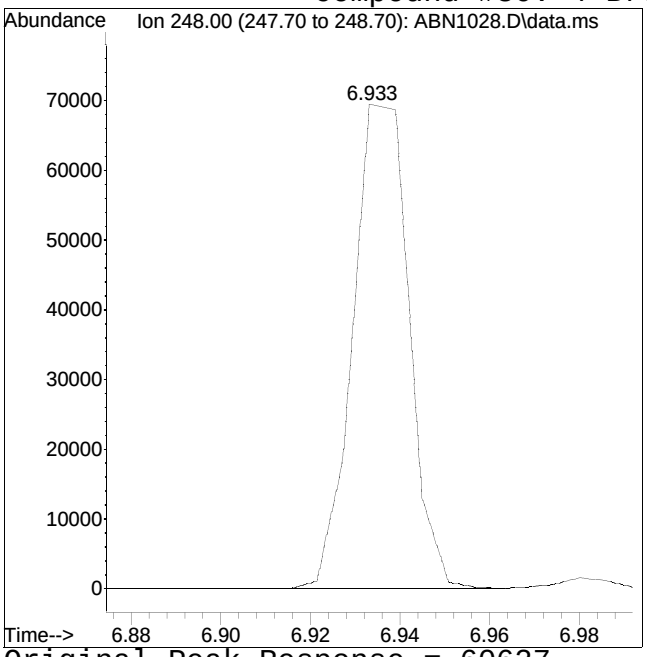

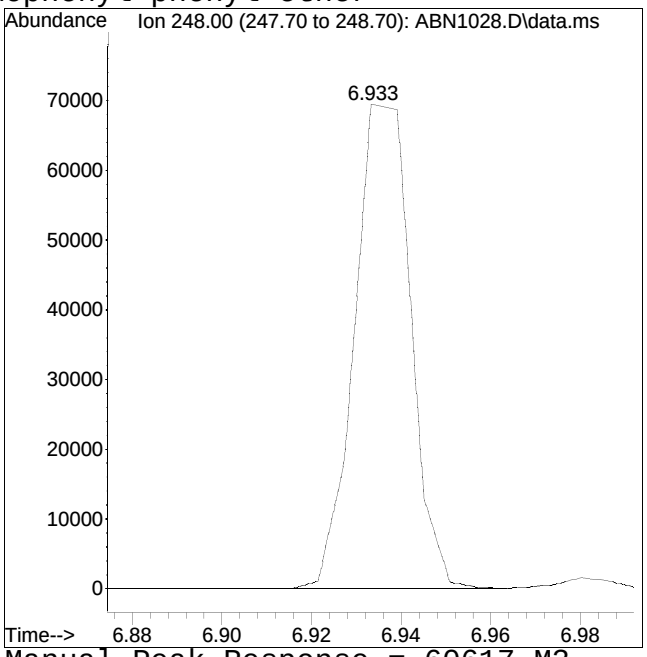

Original Peak Response = 60627 Manual Peak Response = 60617 M3

M3 = Misidentification of the peak (i.e. 1,4-dichlorobenzene identified as 1,3-dichlorobenzene), or misidentification from 2 partially resolved peaks not being split.

Manual Integration/Negative Proof Report

Data Path : I:\8270\Mork\201028\ QMethod : FS200911mork.m
Data File : ABN1028.D Operator : Mork:wr
Date Inj'd : 10/28/2020 9:29 pm Instrument : Mork
Sample : wg1426003-3,32,,ABN CCV Lot Quant Date : 10/28/2020 9:57 pm

Compound #89: Phenanthrene

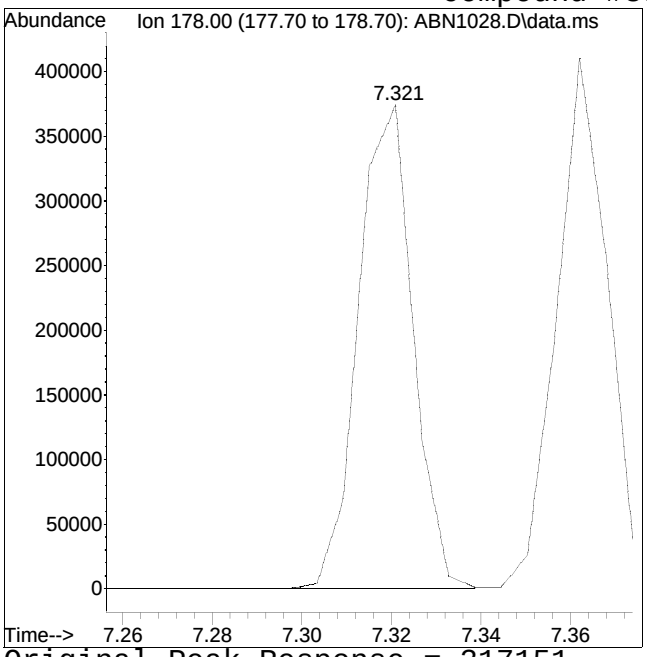

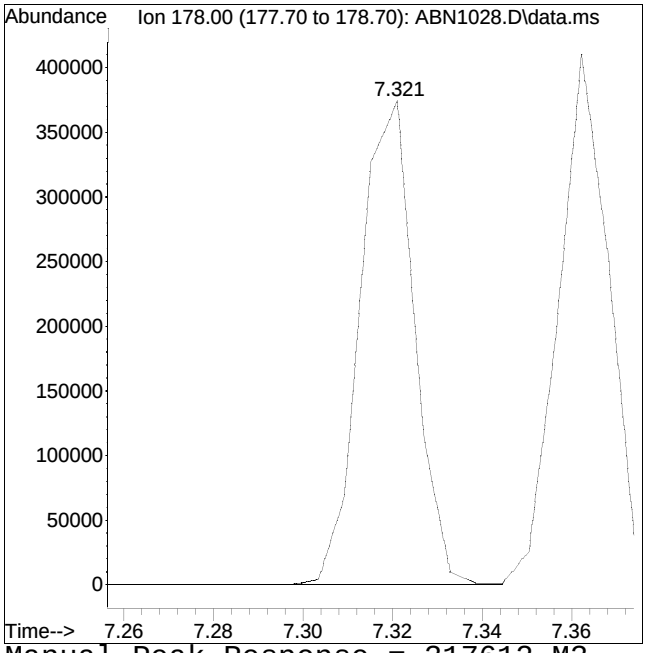

Original Peak Response = 317151 Manual Peak Response = 317612 M3

M3 = Misidentification of the peak (i.e. 1,4-dichlorobenzene identified as 1,3-dichlorobenzene), or misidentification from 2 partially resolved peaks not being split.

Manual Integration/Negative Proof Report

Data Path : I:\8270\Mork\201028\ QMethod : FS200911mork.m
Data File : ABN1028.D Operator : Mork:wr
Date Inj'd : 10/28/2020 9:29 pm Instrument : Mork
Sample : wg1426003-3,32,,ABN CCV LotQuant Date : 10/28/2020 9:57 pm

Compound #107: Benzo(a)anthracene

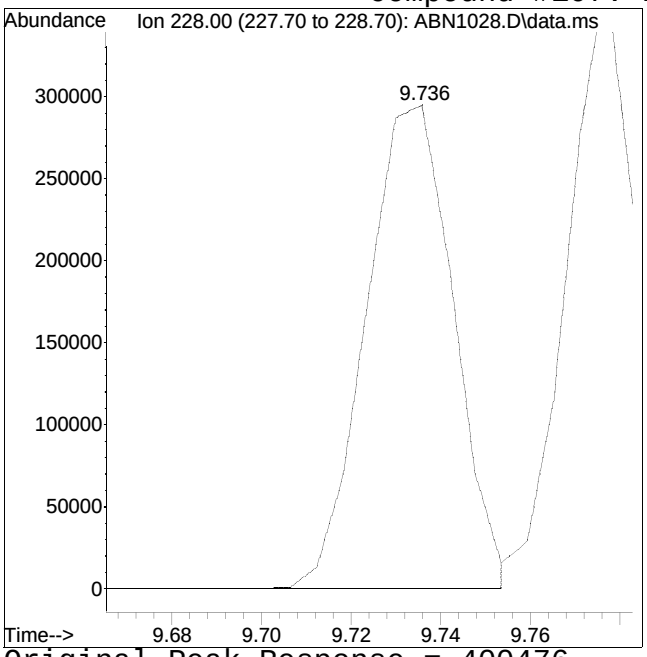

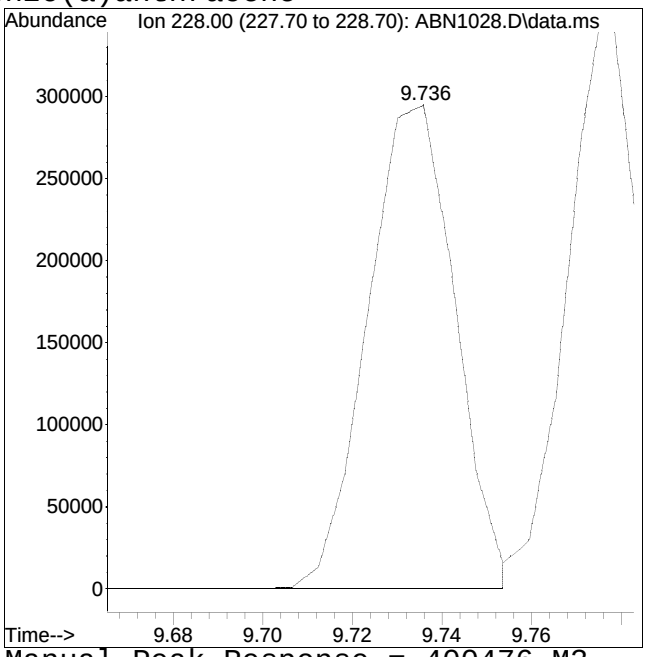

Original Peak Response = 400476 Manual Peak Response = 400476 M3

M3 = Misidentification of the peak (i.e. 1,4-dichlorobenzene identified as 1,3-dichlorobenzene), or misidentification from 2 partially resolved peaks not being split.

Manual Integration/Negative Proof Report

Data Path : I:\8270\Mork\201028\ QMethod : FS200911mork.m
Data File : ABN1028.D Operator : Mork:wr
Date Inj'd : 10/28/2020 9:29 pm Instrument : Mork
Sample : wg1426003-3,32,,ABN CCV Lot Quant Date : 10/28/2020 9:57 pm

Compound #112: Benzo(b)fluoranthene

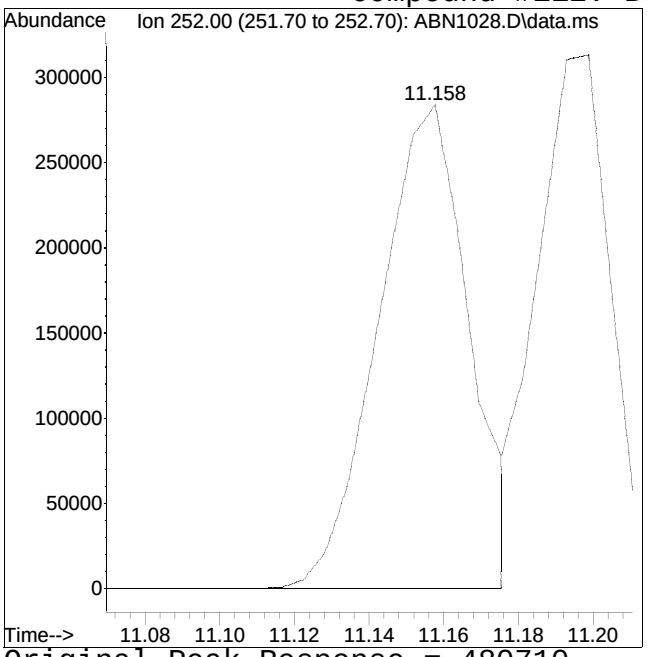

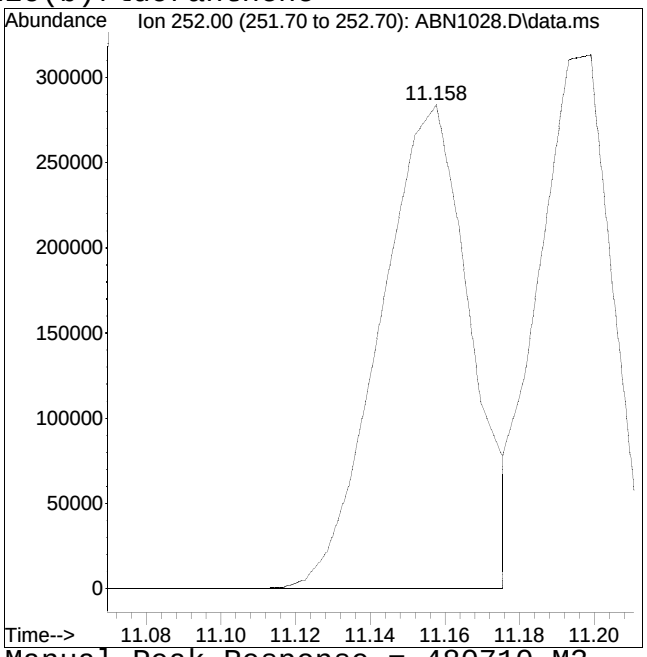

Original Peak Response = 480710 Manual Peak Response = 480710 M3

M3 = Misidentification of the peak (i.e. 1,4-dichlorobenzene identified as 1,3-dichlorobenzene), or misidentification from 2 partially resolved peaks not being split.

Manual Integration/Negative Proof Report

Data Path : I:\8270\Mork\201028\ QMethod : FS200911mork.m
Data File : ABN1028.D Operator : Mork:wr
Date Inj'd : 10/28/2020 9:29 pm Instrument : Mork
Sample : wg1426003-3,32,,ABN CCV LotQuant Date : 10/28/2020 9:57 pm

Compound #116: Indeno(1,2,3-cd)pyrene

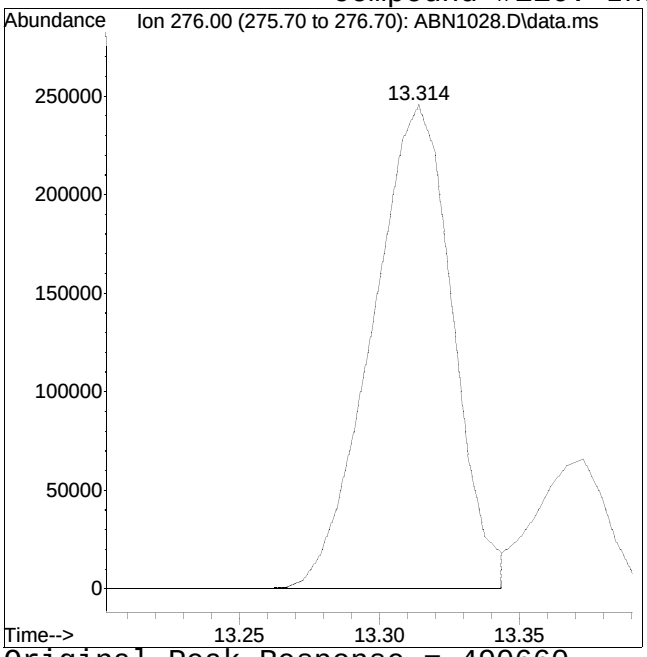

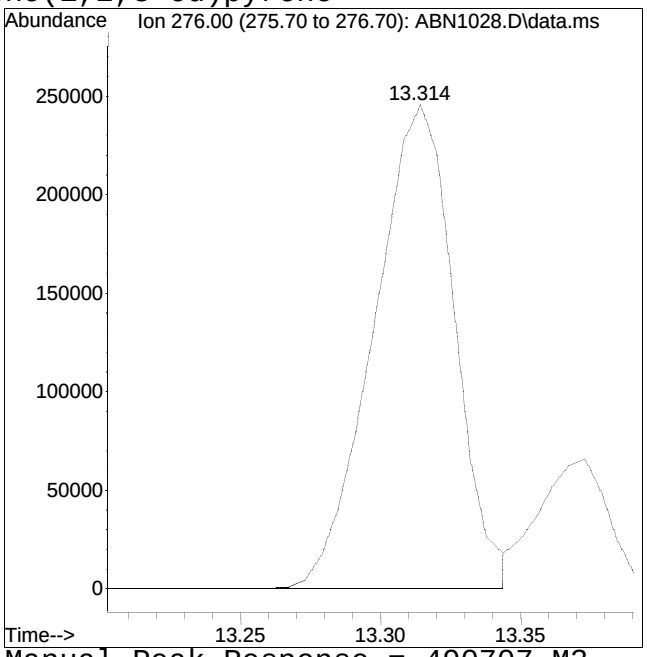

Original Peak Response = 490660 Manual Peak Response = 490707 M3
M3 = Misidentification of the peak (i.e. 1,4-dichlorobenzene identified as 1,3-dichlorobenzene), or misidentification from 2 partially resolved peaks not being split.

Manual Integration/Negative Proof Report

Data Path : I:\8270\Mork\201028\ QMethod : FS200911mork.m
Data File : ABN1028.D Operator : Mork:wr
Date Inj'd : 10/28/2020 9:29 pm Instrument : Mork
Sample : wg1426003-3,32,,ABN CCV Lot Quant Date : 10/28/2020 9:57 pm

Compound #117: Dibenzo(a,h)anthracene

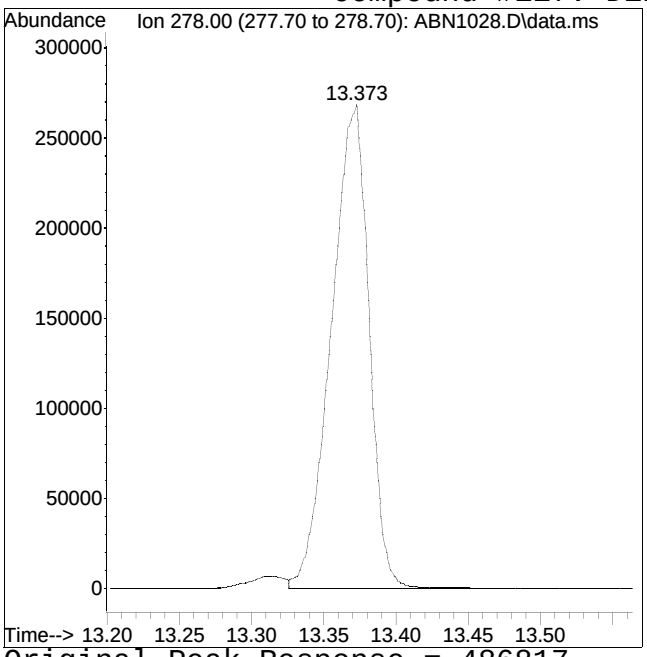

Original Peak Response = 486817

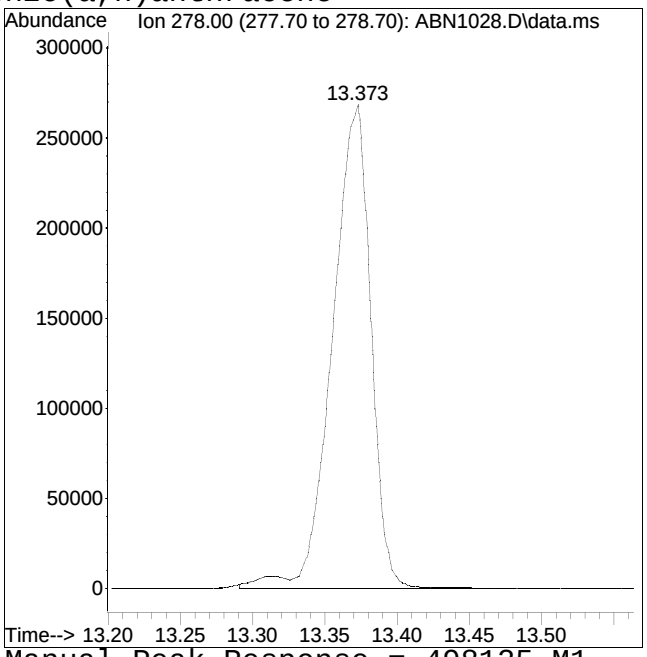

Manual Peak Response = 498125 M1

M1 = Split or tailing peak, auto integration stopped early resulting in false low area count.

Manual Integration/Negative Proof Report

Data Path : I:\8270\Mork\201028\ QMethod : FS200911mork.m
Data File : ABN1028.D Operator : Mork:wr
Date Inj'd : 10/28/2020 9:29 pm Instrument : Mork
Sample : wg1426003-3,32,,ABN CCV Lot Quant Date : 10/28/2020 9:57 pm

Compound #118: Benzo(ghi)perylene

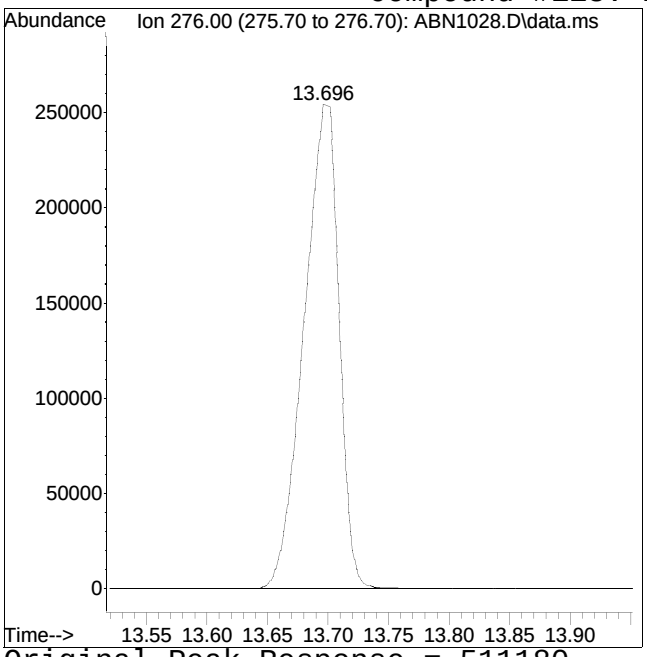

Original Peak Response = 511180

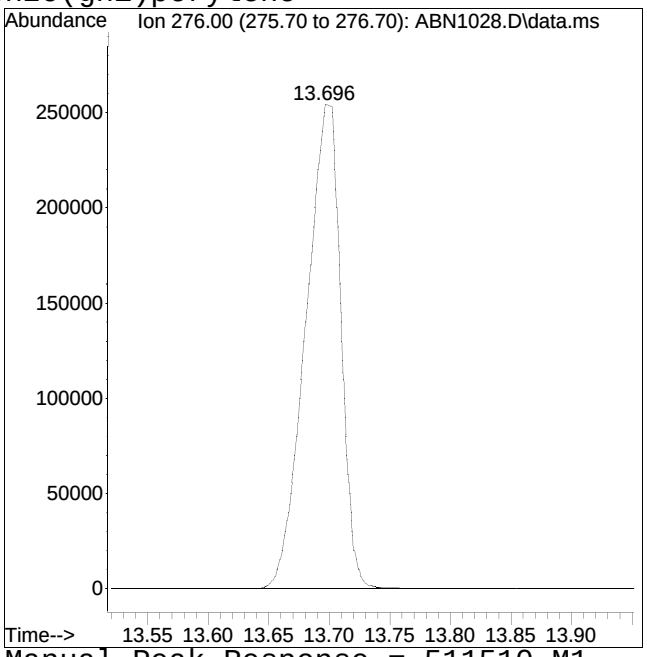

Manual Peak Response = 511510 M1

M1 = Split or tailing peak, auto integration stopped early resulting in false low area count.

Evaluate Continuing Calibration Report

Data Path : I:\8270\Mork\201028\
Data File : AP91028.D
Acq On : 28 Oct 2020 9:53 pm
Operator : Mork:wr
Sample : wg1426003-4,32,,AP9 CCV Lot # 8911
Misc : wg1426003,,ical17151
ALS Vial : 97 Sample Multiplier: 1

Quant Time: Oct 28 22:15:00 2020
Quant Method : I:\8270\Mork\201028\FS200911mork.m
Quant Title : Semivolatiles by GC/MS by modified 8270
QLast Update : Wed Oct 28 22:14:21 2020
Response via : Initial Calibration

Min. RRF : 0.000 Min. Rel. Area : 50% Max. R.T. Dev 0.50min
Max. RRF Dev : 20% Max. Rel. Area : 200%

		Compound	AvgRF	CCRF	%Dev	Area%	Dev(min)
27	I	IS2_1,4-Dichlorobenzene-d4	1.000	1.000	0.0	107	0.00
28	T	Benzaldehyde	0.953	1.089	-14.3	114	0.00
29	T	Acetophenone	1.596	1.870	-17.2	117	0.00
30	T	m-Toluidine	1.758	1.933	-10.0	114	0.00
31	T	2-Chloroaniline	1.637	1.721	-5.1	109	0.00
55	I	IS2_Naphthalene-d8	1.000	1.000	0.0	117	0.00
56	T	a-Terpineol	0.273	0.294	-7.7	119	0.00
57	T	3-Chloroaniline	0.126	0.142	-12.7	118	0.00
58	T	2,6-Dichlorophenol	0.249	0.276	-10.8	114	0.00
59	T	1-chloro-2-nitrobenzene	0.118	0.139	-17.8	124	0.00
60	T	Caprolactam	0.142	0.166	-16.9	122	0.00
61	T	1,2,4,5-Tetrachlorobenzene	0.283	0.298	-5.3	116	0.00
62	T	Biphenyl	0.755	0.797	-5.6	114	0.00
83	I	IS2_Acenaphthene-d10	1.000	1.000	0.0	117	0.00
84	T	Dichloran	* 50.000	58.064	-16.1	141	0.00
85	T	Pentachloronitrobenzene	0.155	0.189	-21.9#	137	0.00
100	I	IS2_Phenanthrene-d10	1.000	1.000	0.0	120	0.00
101	T	Diphenamid	0.466	0.518	-11.2	127	0.00

* Evaluation of CC level amount vs concentration.
(#) = Out of Range SPCC's out = 0 CCC's out = 0

Quantitation Report (QT Reviewed)

Data Path : I:\8270\Mork\201028\
Data File : AP91028.D
Acq On : 28 Oct 2020 9:53 pm
Operator : Mork:wr
Sample : wg1426003-4,32,,AP9 CCV Lot # 8911
Misc : wg1426003,,ical17151
ALS Vial : 97 Sample Multiplier: 1

Quant Time: Oct 28 22:15:00 2020
Quant Method : I:\8270\Mork\201028\FS200911mork.m
Quant Title : Semivolatiles by GC/MS by modified 8270
QLast Update : Wed Oct 28 22:14:21 2020
Response via : Initial Calibration

Sub List : AP9ical - AP9 ical sublist

	Compound	R.T.	QIon	Response	Conc	Units	Dev(Min)
	Internal Standards						
27)	IS2_1,4-Dichlorobenzen...	3.426	152	56155	40.000	ug/ml	0.00
55)	IS2_Naphthalene-d8	4.513	136	235290	40.000	ug/ml	0.00
83)	IS2_Acenaphthene-d10	6.023	164	138994	40.000	ug/ml	0.00
100)	IS2_Phenanthrene-d10	7.298	188	281751M3	40.000	ug/ml	0.00
	System Monitoring Compounds						
	Target Compounds						Qvalue
28)	Benzaldehyde	3.055	105	76442	57.123	ug/ml	99
29)	Acetophenone	3.784	105	131238	58.558	ug/ml	96
30)	m-Toluidine	3.854	106	135703	54.989	ug/ml	98
31)	2-Chloroaniline	4.172	127	120773	52.555	ug/ml	97
56)	a-Terpineol	4.571	59	86325	53.817	ug/ml	90
57)	3-Chloroaniline	4.589	65	41748	56.359	ug/ml	81
58)	2,6-Dichlorophenol	4.607	162	81075	55.431	ug/ml#	81
59)	1-chloro-2-nitrobenzene	4.836	111	40857	58.798	ug/ml	96
60)	Caprolactam	4.877	55	48843	58.402	ug/ml	91
61)	1,2,4,5-Tetrachloroben...	5.288	216	87779	52.661	ug/ml	99
62)	Biphenyl	5.547	154	234507	52.783	ug/ml	99
84)	Dichloran	7.045	206	33274	58.064	ug/ml	92
85)	Pentachloronitrobenzene	7.168	237	32885	61.040	ug/ml	97
101)	Diphenamid	8.114	167	182528	55.600	ug/ml	97

(#) = qualifier out of range (m) = manual integration (+) = signals summed

Quantitation Report (QT Reviewed)

Data Path : I:\8270\Mork\201028\
Data File : AP91028.D
Acq On : 28 Oct 2020 9:53 pm
Operator : Mork:wr
Sample : wg1426003-4,32,,AP9 CCV Lot # 8911
Misc : wg1426003,,ical17151
ALS Vial : 97 Sample Multiplier: 1

Quant Time: Oct 28 22:15:00 2020
Quant Method : I:\8270\Mork\201028\FS200911mork.m
Quant Title : Semivolatiles by GC/MS by modified 8270
QLast Update : Wed Oct 28 22:14:21 2020
Response via : Initial Calibration

Sub List : AP9ical - AP9 ical sublist

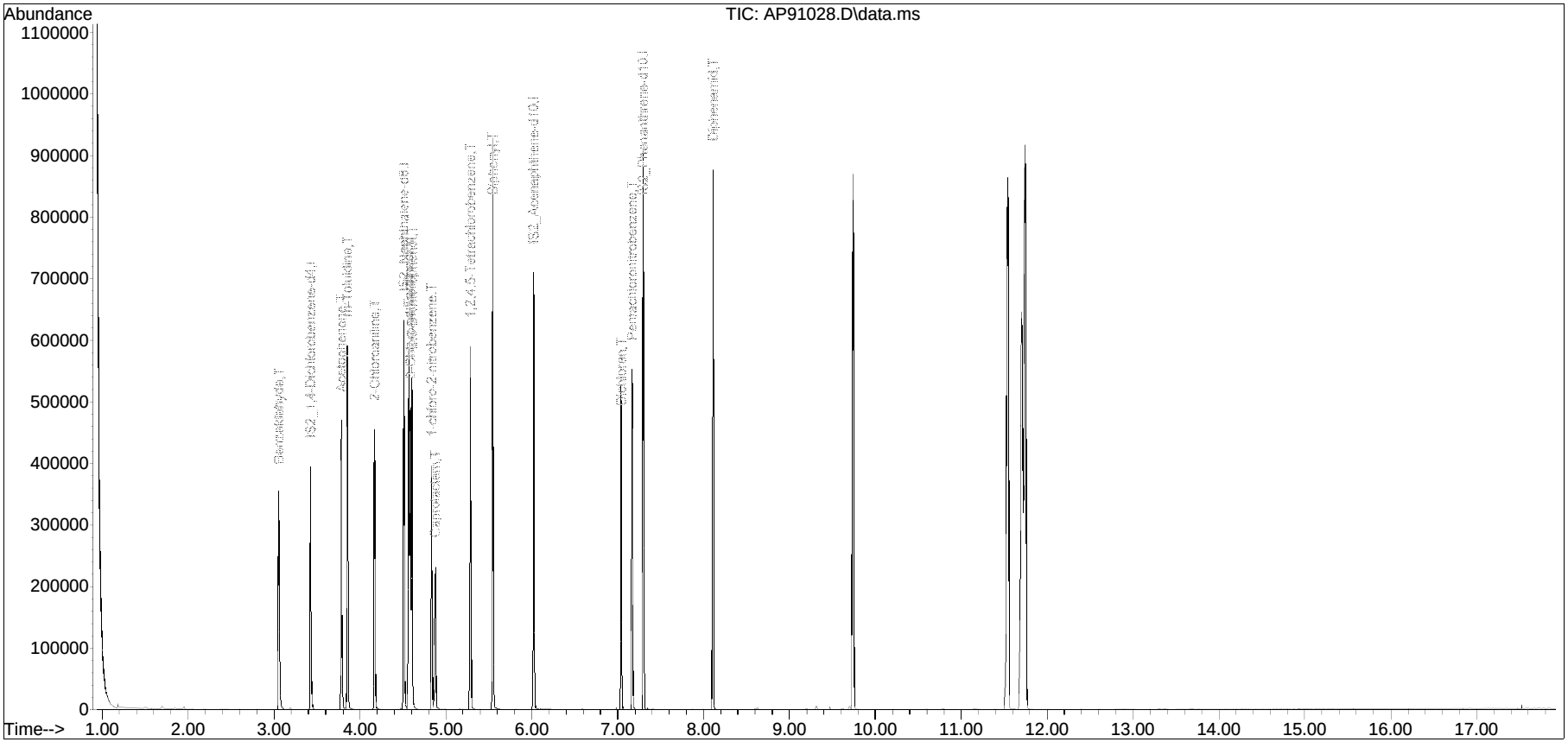

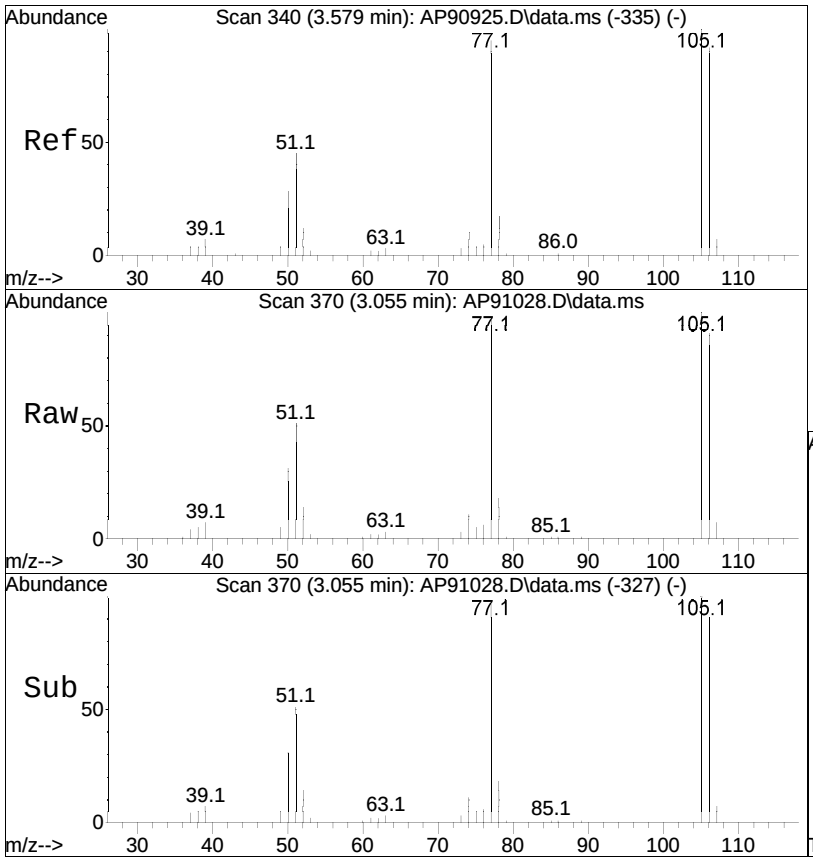

#28
Benzaldehyde
Concen: 57.12 ug/ml
RT: 3.055 min Scan# 370
Delta R.T. 0.000 min
Lab File: AP91028.D
Acq: 28 Oct 2020 9:53 pm

Tgt Ion:105 Resp: 76442

Ion	Ratio	Lower	Upper
105	100		
77	98.5	79.3	118.9

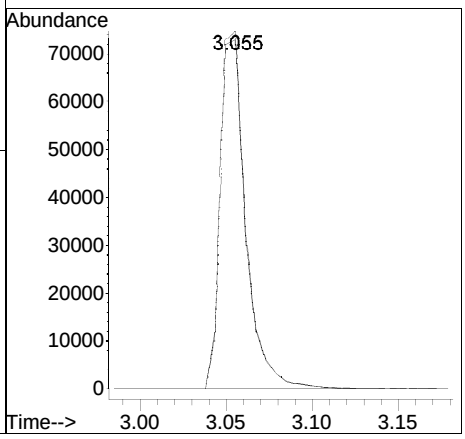

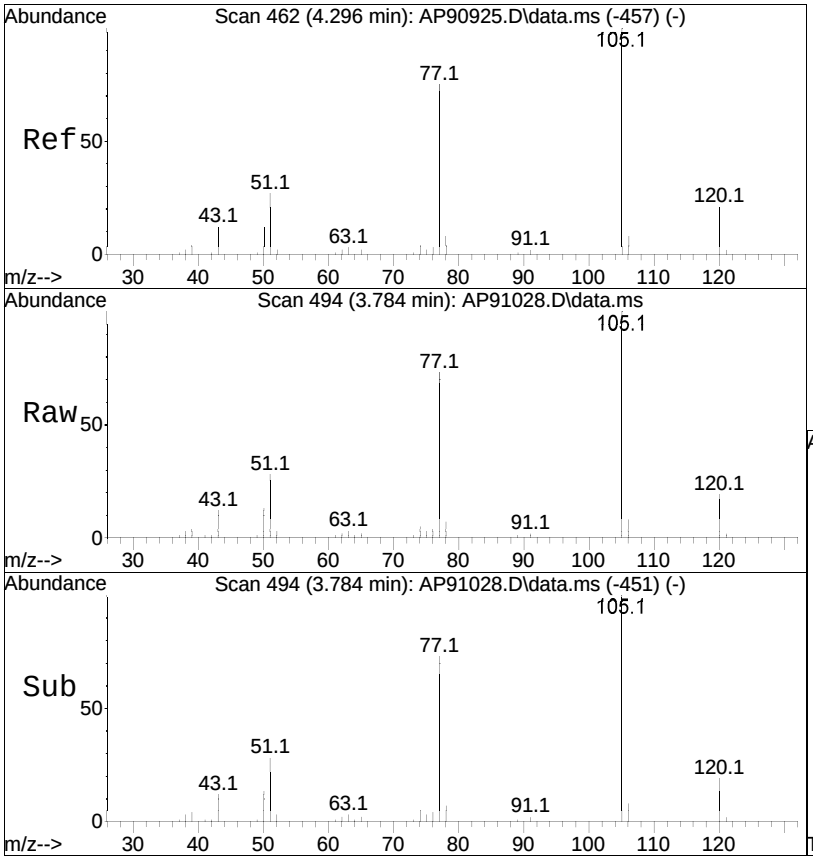

#29
Acetophenone
Concen: 58.56 ug/ml
RT: 3.784 min Scan# 494
Delta R.T. 0.000 min
Lab File: AP91028.D
Acq: 28 Oct 2020 9:53 pm

Tgt Ion:105 Resp: 131238

Ion	Ratio	Lower	Upper
105	100		
120	18.4	17.4	26.2
51	30.4	23.8	35.6

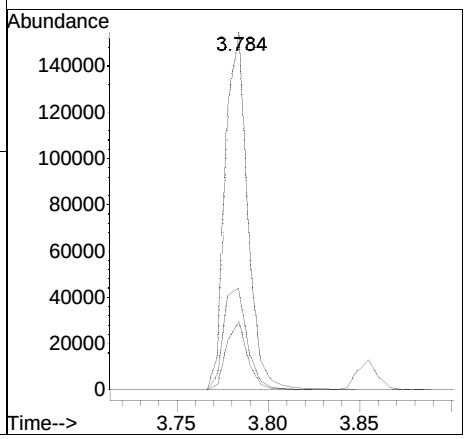

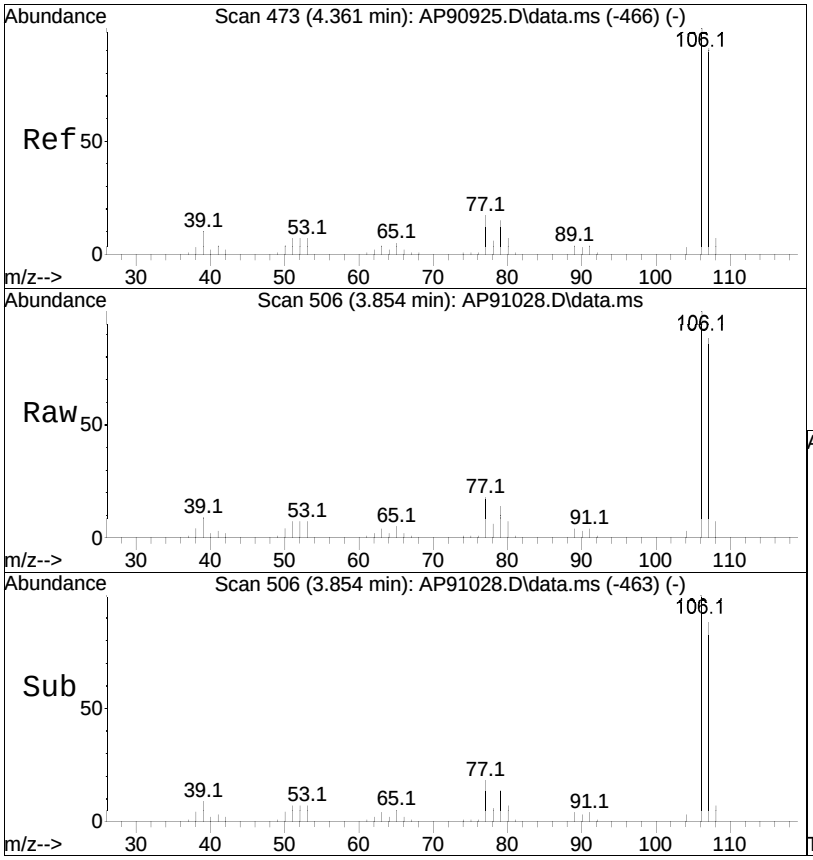

#30
m-Toluidine
Concen: 54.99 ug/ml
RT: 3.854 min Scan# 506
Delta R.T. 0.000 min
Lab File: AP91028.D
Acq: 28 Oct 2020 9:53 pm

Tgt Ion:106 Resp: 135703

Ion	Ratio	Lower	Upper
106	100		
107	88.7	72.5	108.7
79	14.4	11.4	17.2

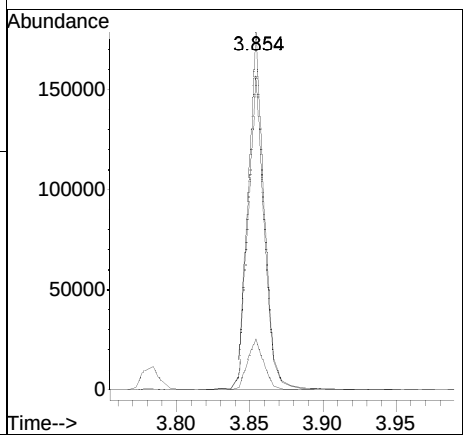

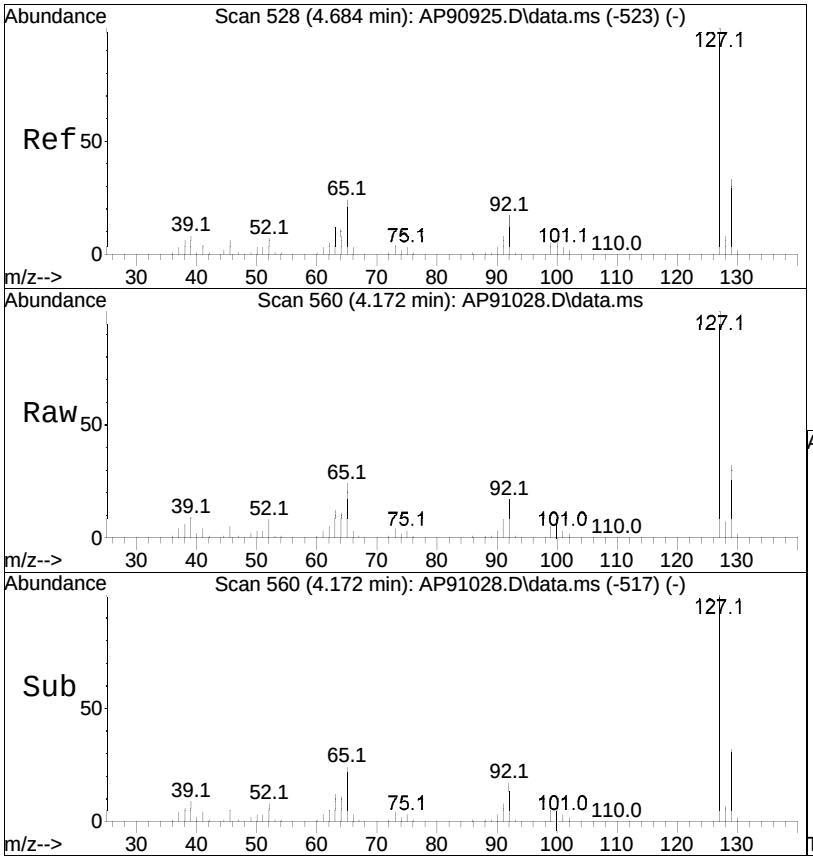

#31
2-Chloroaniline
Concen: 52.56 ug/ml
RT: 4.172 min Scan# 560
Delta R.T. 0.000 min
Lab File: AP91028.D
Acq: 28 Oct 2020 9:53 pm

Tgt Ion:127 Resp: 120773

Ion	Ratio	Lower	Upper
127	100		
129	31.9	25.5	38.3
65	24.8	17.3	25.9

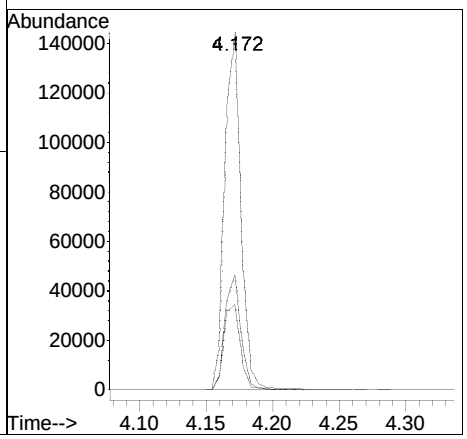

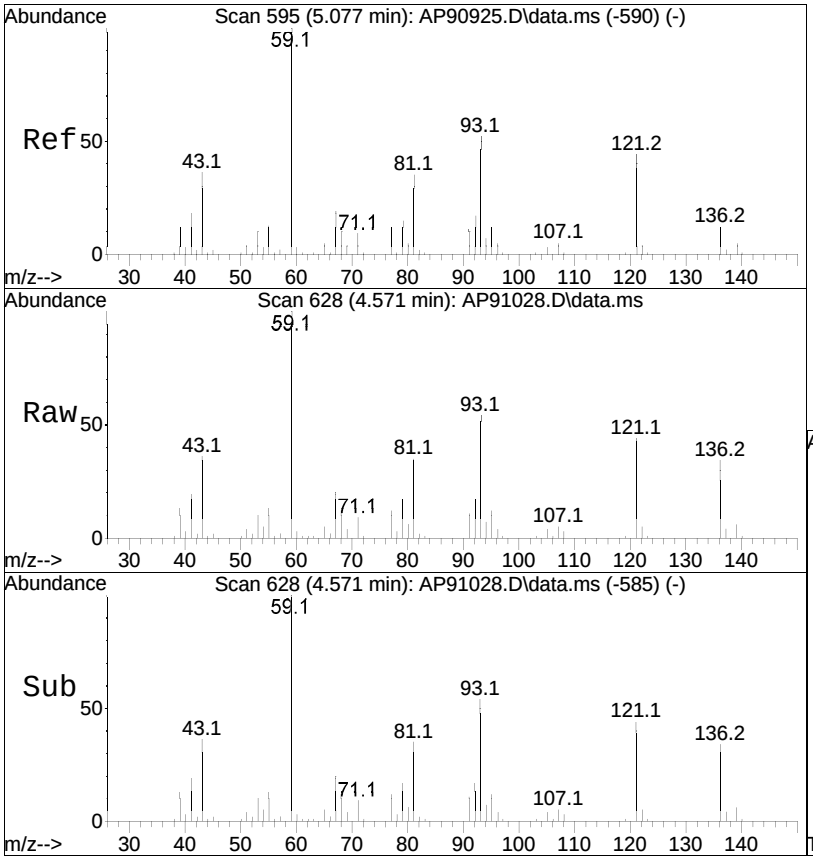

#56
a-Terpineol
Concen: 53.82 ug/ml
RT: 4.571 min Scan# 628
Delta R.T. 0.000 min
Lab File: AP91028.D
Acq: 28 Oct 2020 9:53 pm

Tgt Ion: 59 Resp: 86325

Ion	Ratio	Lower	Upper
59	100		
93	54.3	49.3	73.9

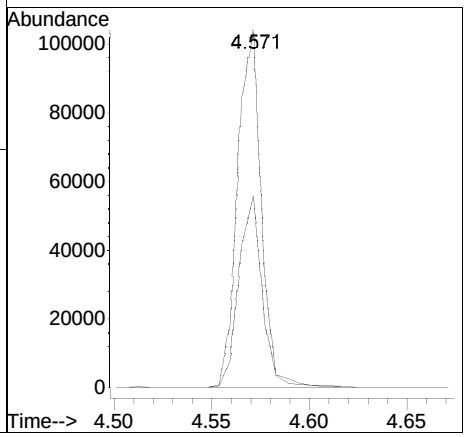

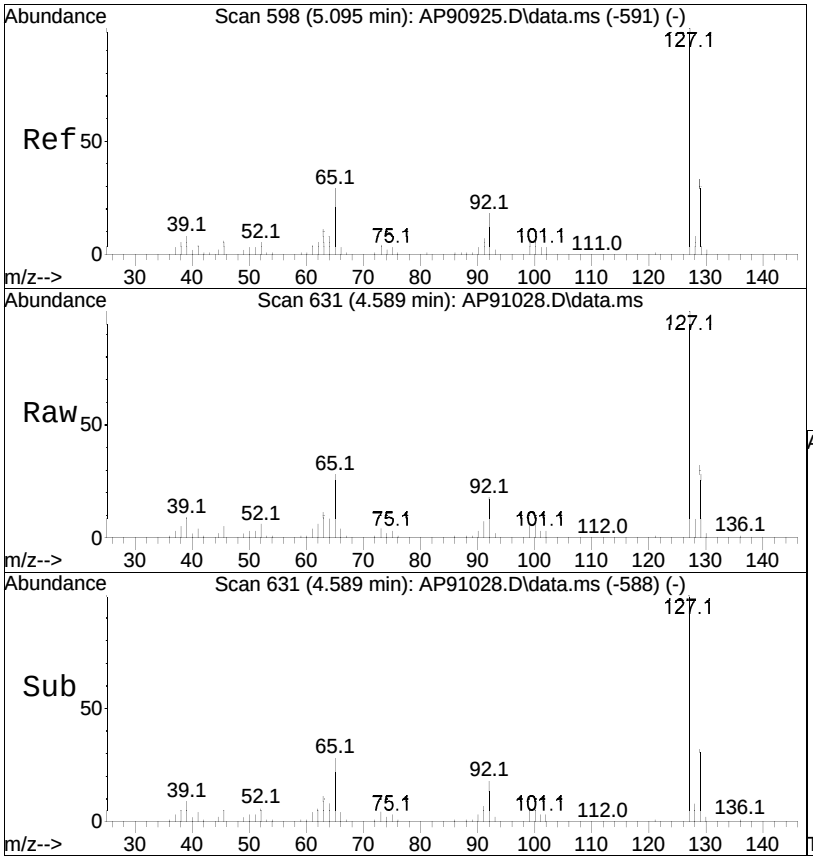

#57
3-Chloroaniline
Concen: 56.36 ug/ml
RT: 4.589 min Scan# 631
Delta R.T. 0.000 min
Lab File: AP91028.D
Acq: 28 Oct 2020 9:53 pm

Tgt Ion: 65 Resp: 41748

Ion	Ratio	Lower	Upper
65	100		
127	294.9	269.3	403.9
129	93.7	88.2	132.4

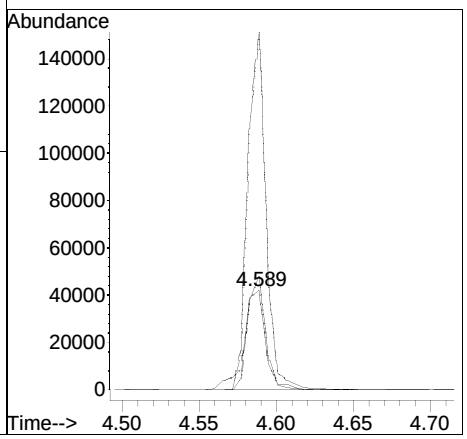

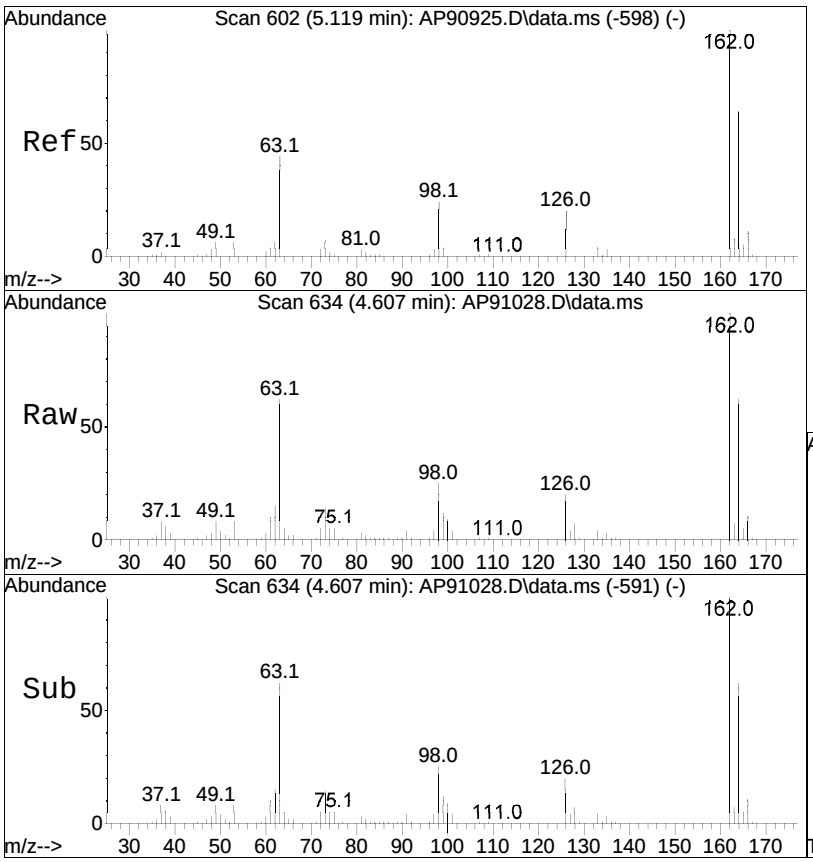

#58
2,6-Dichlorophenol
Concen: 55.43 ug/ml
RT: 4.607 min Scan# 634
Delta R.T. 0.000 min
Lab File: AP91028.D
Acq: 28 Oct 2020 9:53 pm

Tgt Ion:162 Resp: 81075

Ion	Ratio	Lower	Upper
162	100		
164	63.1	51.8	77.6
63	80.9	41.7	62.5#

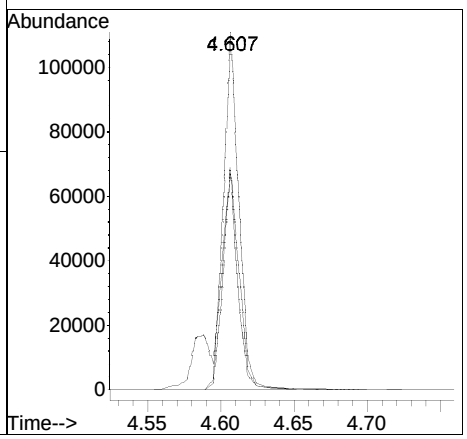

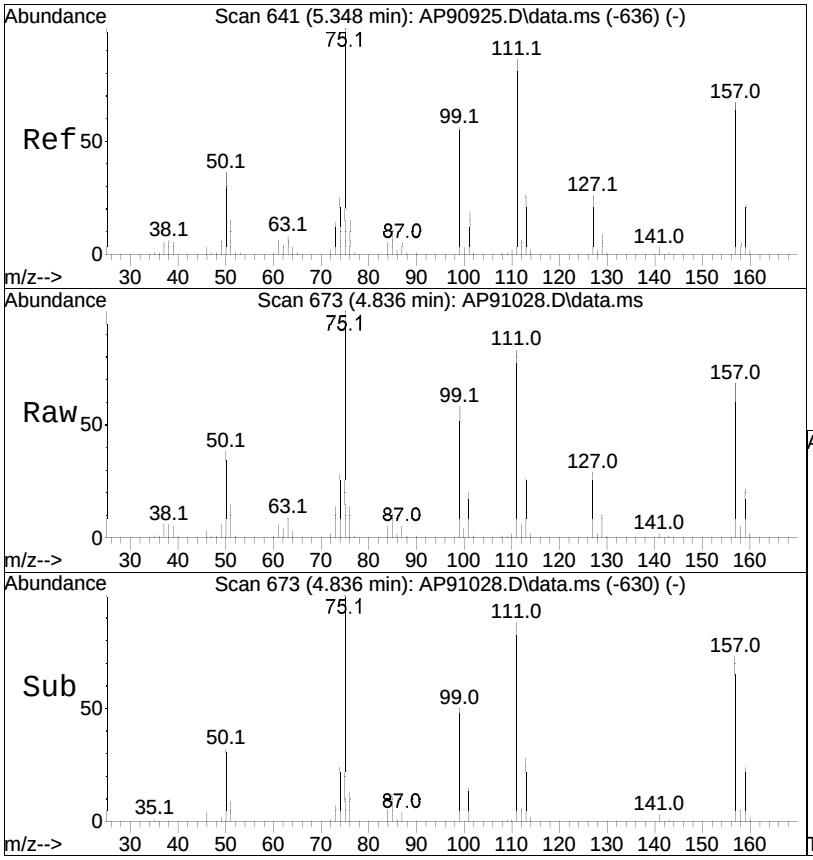

#59
1-chloro-2-nitrobenzene
Concen: 58.80 ug/ml
RT: 4.836 min Scan# 673
Delta R.T. 0.000 min
Lab File: AP91028.D
Acq: 28 Oct 2020 9:53 pm

Tgt Ion:111 Resp: 40857

Ion	Ratio	Lower	Upper
111	100		
157	78.7	67.6	101.4
75	125.1	102.5	153.7

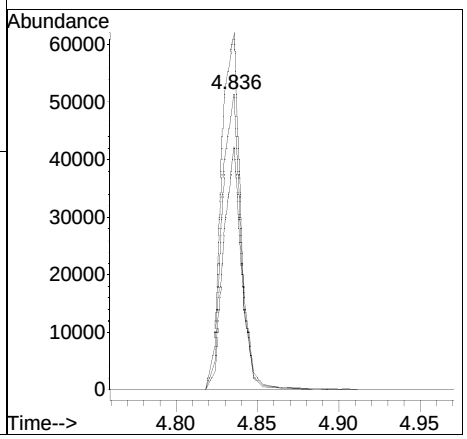

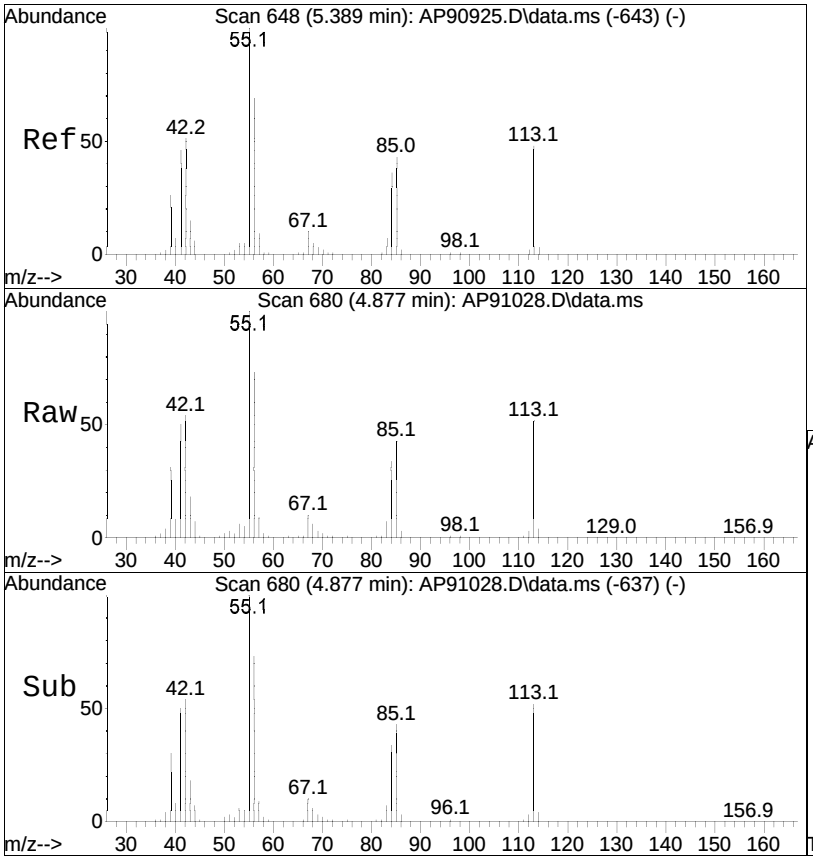

#60
Caprolactam
Concen: 58.40 ug/ml
RT: 4.877 min Scan# 680
Delta R.T. 0.000 min
Lab File: AP91028.D
Acq: 28 Oct 2020 9:53 pm

Tgt Ion: 55 Resp: 48843

Ion	Ratio	Lower	Upper
55	100		
85	44.2	36.6	54.8
113	51.8	50.2	75.2

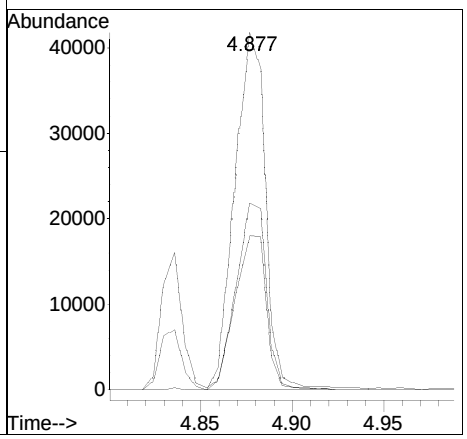

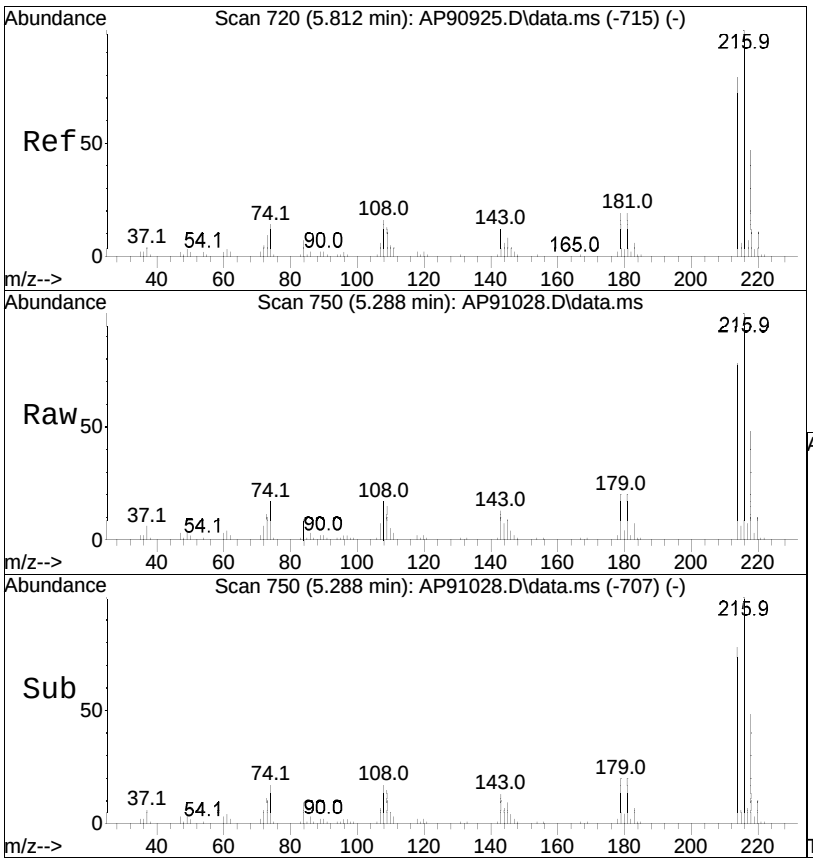

#61
1,2,4,5-Tetrachlorobenzene
Concen: 52.66 ug/ml
RT: 5.288 min Scan# 750
Delta R.T. 0.000 min
Lab File: AP91028.D
Acq: 28 Oct 2020 9:53 pm

Tgt Ion:216 Resp: 87779

Ion	Ratio	Lower	Upper
216	100		
214	79.0	63.0	94.4
179	20.6	15.3	22.9

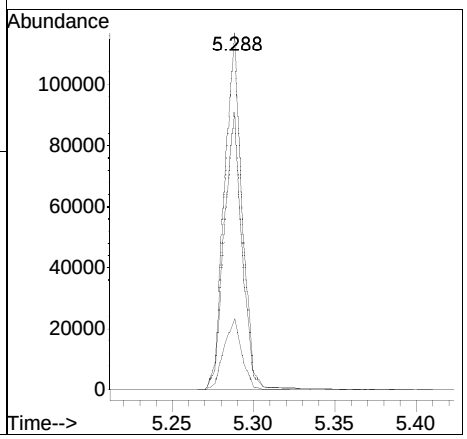

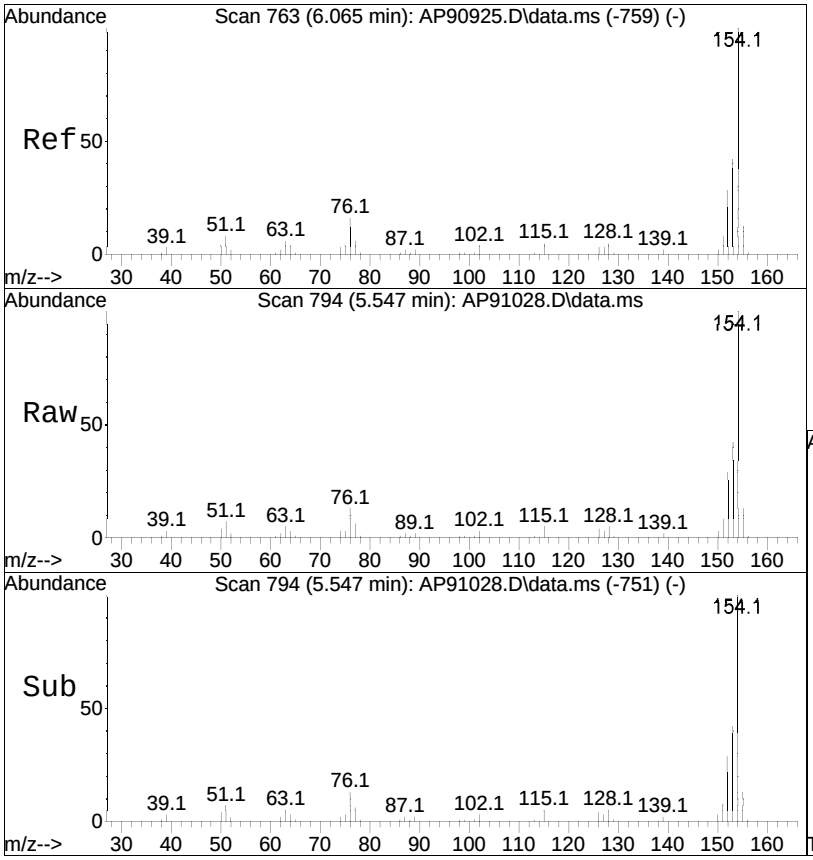

#62
Biphenyl
Concen: 52.78 ug/ml
RT: 5.547 min Scan# 794
Delta R.T. 0.000 min
Lab File: AP91028.D
Acq: 28 Oct 2020 9:53 pm

Tgt Ion:154 Resp: 234507

Ion	Ratio	Lower	Upper
154	100		
153	41.2	33.8	50.8
152	28.1	23.0	34.6

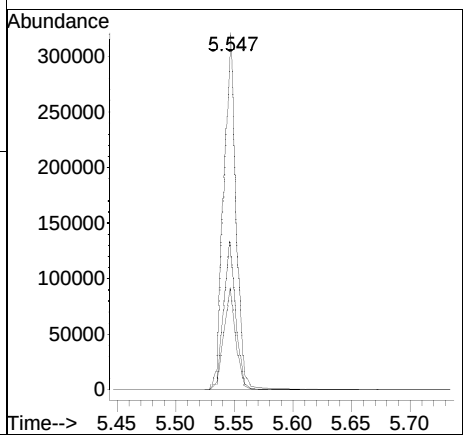

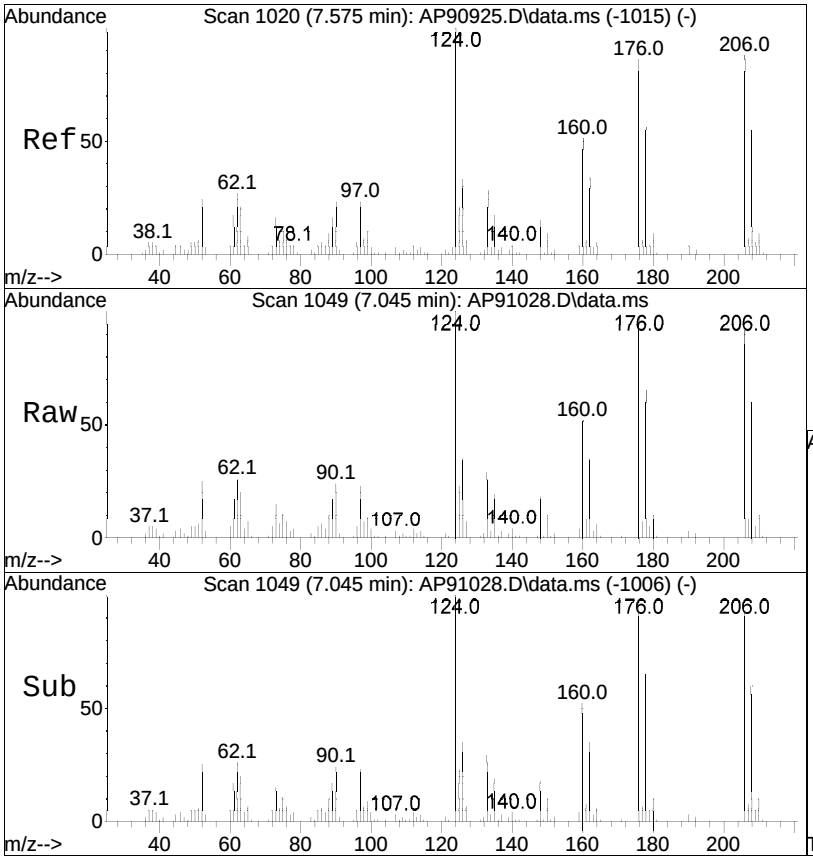

#84
Dichloran
Concen: 58.06 ug/ml
RT: 7.045 min Scan# 1049
Delta R.T. 0.000 min
Lab File: AP91028.D
Acq: 28 Oct 2020 9:53 pm

Tgt Ion:206 Resp: 33274

Ion	Ratio	Lower	Upper
206	100		
176	107.4	82.7	124.1
124	120.9	86.2	129.4

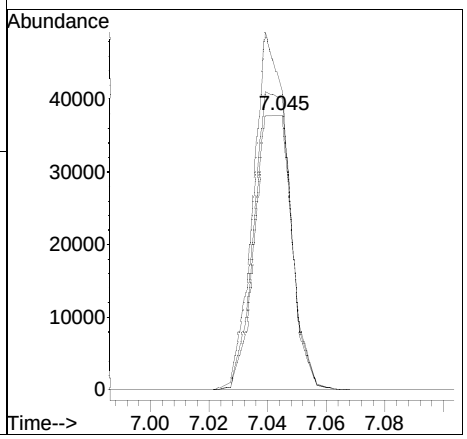

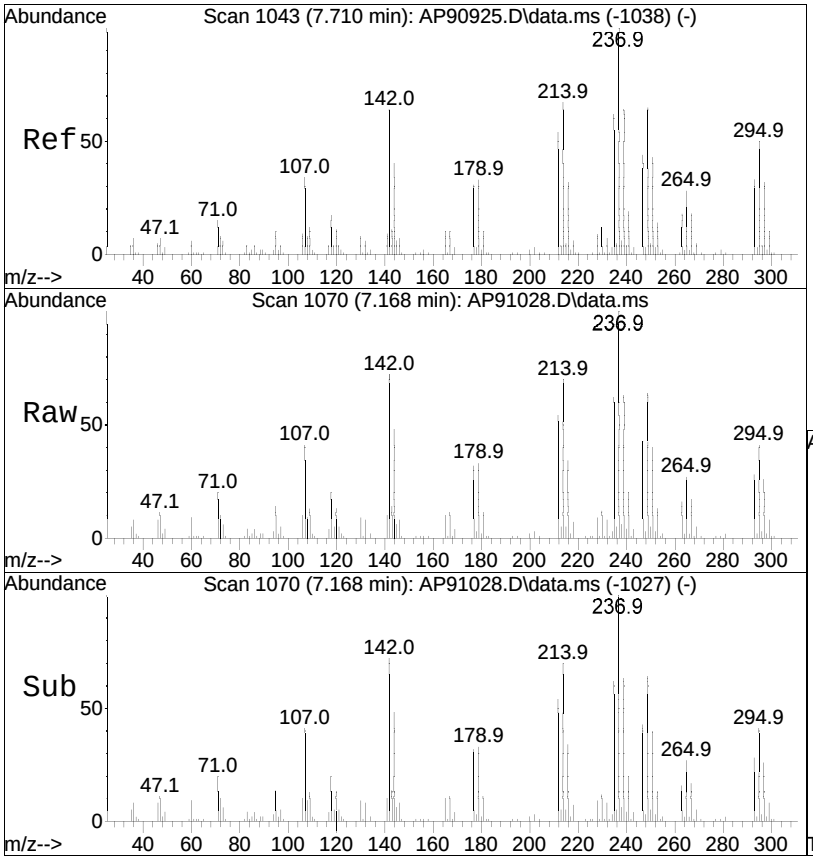

#85
Pentachloronitrobenzene
Concen: 61.04 ug/ml
RT: 7.168 min Scan# 1070
Delta R.T. 0.000 min
Lab File: AP91028.D
Acq: 28 Oct 2020 9:53 pm

Tgt Ion:237 Resp: 32885

Ion	Ratio	Lower	Upper
237	100		
142	68.0	57.4	86.2
214	68.3	55.0	82.6

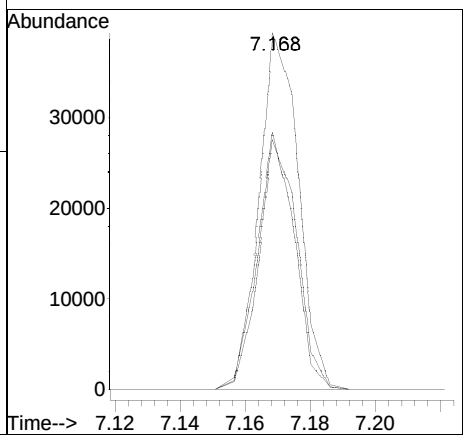

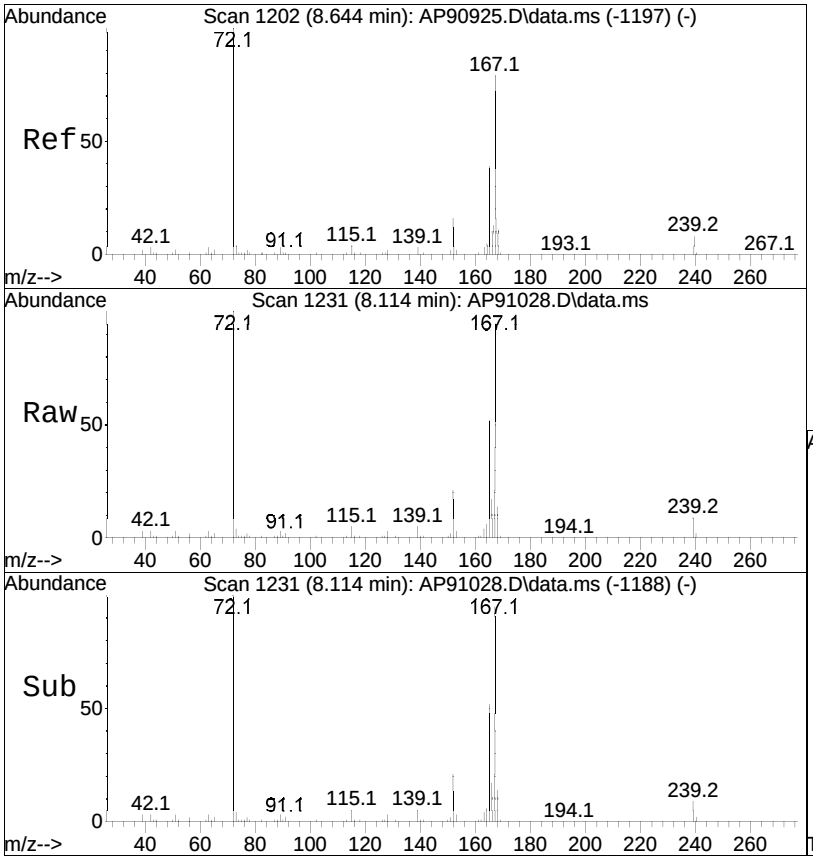

#101
Diphenamid
Concen: 55.60 ug/ml
RT: 8.114 min Scan# 1231
Delta R.T. 0.000 min
Lab File: AP91028.D
Acq: 28 Oct 2020 9:53 pm

Tgt Ion:167 Resp: 182528

Ion	Ratio	Lower	Upper
167	100		
72	116.2	95.0	142.6
165	53.2	40.4	60.6

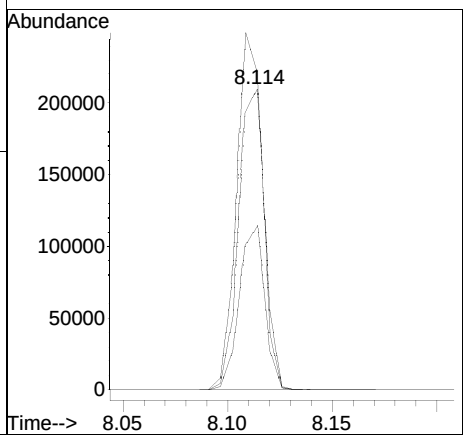

Manual Integration/Negative Proof Report

Data Path : I:\8270\Mork\201028\ QMethod : FS200911mork.m
Data File : AP91028.D Operator : Mork:wr
Date Inj'd : 10/28/2020 9:53 pm Instrument : Mork
Sample : wg1426003-4,32,,AP9 CCV LotQuant Date : 10/28/2020 10:14 pm

Compound #100: IS2_Phenanthrene-d10

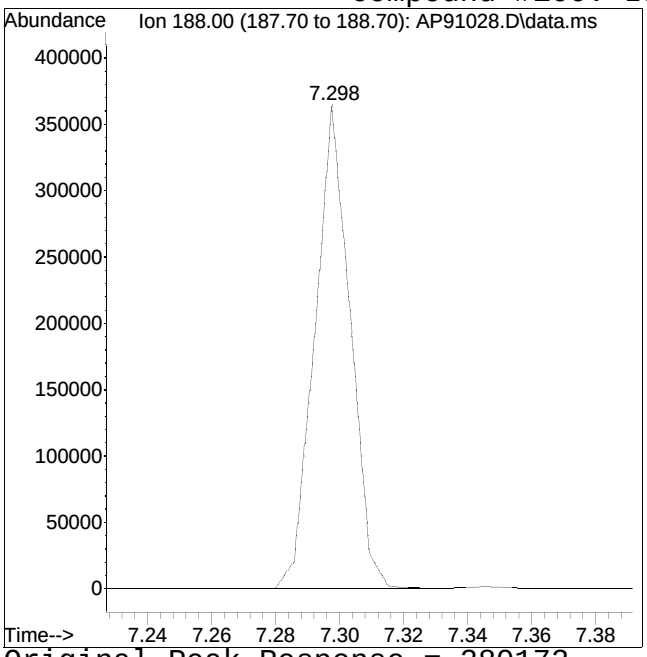

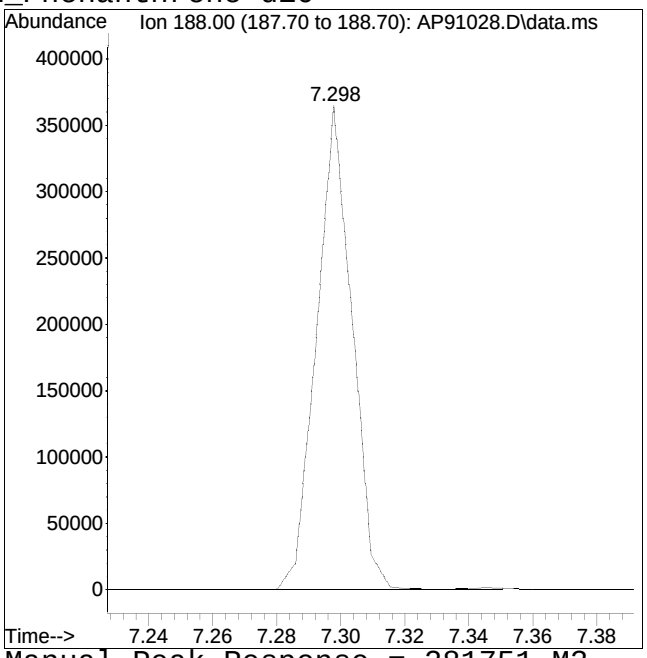

Original Peak Response = 280172 Manual Peak Response = 281751 M3
M3 = Misidentification of the peak (i.e. 1,4-dichlorobenzene identified as 1,3-dichlorobenzene), or misidentification from 2 partially resolved peaks not being split.

Evaluate Continuing Calibration Report

Data Path : I:\8270\Mork\201028\
Data File : ADP1028.D
Acq On : 28 Oct 2020 10:16 pm
Operator : Mork:wr
Sample : wg1426003-5,32,,ADP CCV Lot # 8925
Misc : wg1426003,,ical17151
ALS Vial : 98 Sample Multiplier: 1

Quant Time: Oct 28 22:38:54 2020
Quant Method : I:\8270\Mork\201028\FS200911mork.m
Quant Title : Semivolatiles by GC/MS by modified 8270
QLast Update : Wed Oct 28 22:38:21 2020
Response via : Initial Calibration

Min. RRF : 0.000 Min. Rel. Area : 50% Max. R.T. Dev 0.50min
Max. RRF Dev : 20% Max. Rel. Area : 200%

		Compound		AvgRF	CCRF	%Dev	Area%	Dev(min)
32	I	IS3_1,4-Dichlorobenzene-d4		1.000	1.000	0.0	125	0.00
33	T	1,4-Dioxane	*	50.000	37.300	25.4#	102	0.00
34	T	n-Decane		1.439	1.369	4.9	122	0.00
86	I	IS3_Acenaphthene-d10		1.000	1.000	0.0	138	0.00
87	T	Atrazine		0.325	0.387	-19.1	169	0.00
102	I	IS3_Phenanthrene-d10		1.000	1.000	0.0	135	0.00
103	T	n-Octadecane		0.434	0.448	-3.2	140	0.00
104	T	Parathion	*	50.000	59.699	-19.4	187	0.00
105	T	3,3'-Dimethylbenzidine	*	50.000	53.982	-8.0	167	0.00

* Evaluation of CC level amount vs concentration.
(#) = Out of Range SPCC's out = 0 CCC's out = 0

Quantitation Report (QT Reviewed)

Data Path : I:\8270\Mork\201028\
Data File : ADP1028.D
Acq On : 28 Oct 2020 10:16 pm
Operator : Mork:wr
Sample : wg1426003-5,32,,ADP CCV Lot # 8925
Misc : wg1426003,,ical17151
ALS Vial : 98 Sample Multiplier: 1

Quant Time: Oct 28 22:38:54 2020
Quant Method : I:\8270\Mork\201028\FS200911mork.m
Quant Title : Semivolatiles by GC/MS by modified 8270
QLast Update : Wed Oct 28 22:38:21 2020
Response via : Initial Calibration

Sub List : ADPical_REV2 - ADP sublist

Compound	R.T.	QIon	Response	Conc	Units	Dev(Min)
Internal Standards						
32) IS3_1,4-Dichlorobenzen...	3.426	152	68418	40.000	ug/ml	0.00
86) IS3_Acenaphthene-d10	6.023	164	172916	40.000	ug/ml	0.00
102) IS3_Phenanthrene-d10	7.298	188	342597M3	40.000	ug/ml	0.00
System Monitoring Compounds						
Target Compounds						Qvalue
33) 1,4-Dioxane	1.169	88	35745	37.300	ug/ml#	78
34) n-Decane	3.326	57	117076	47.580	ug/ml	95
87) Atrazine	7.115	200	83640	59.529	ug/ml	93
103) n-Octadecane	7.292	57	191803	51.579	ug/ml	92
104) Parathion	8.008	109	65867	59.699	ug/ml	99
105) 3,3'-Dimethylbenzidine	9.160	212	378694	53.982	ug/ml	98

(#) = qualifier out of range (m) = manual integration (+) = signals summed

Quantitation Report (QT Reviewed)

Data Path : I:\8270\Mork\201028\
Data File : ADP1028.D
Acq On : 28 Oct 2020 10:16 pm
Operator : Mork:wr
Sample : wg1426003-5,32,,ADP CCV Lot # 8925
Misc : wg1426003,,ical17151
ALS Vial : 98 Sample Multiplier: 1

Quant Time: Oct 28 22:38:54 2020
Quant Method : I:\8270\Mork\201028\FS200911mork.m
Quant Title : Semivolatiles by GC/MS by modified 8270
QLast Update : Wed Oct 28 22:38:21 2020
Response via : Initial Calibration

Sub List : ADPical_REV2 - ADP sublist

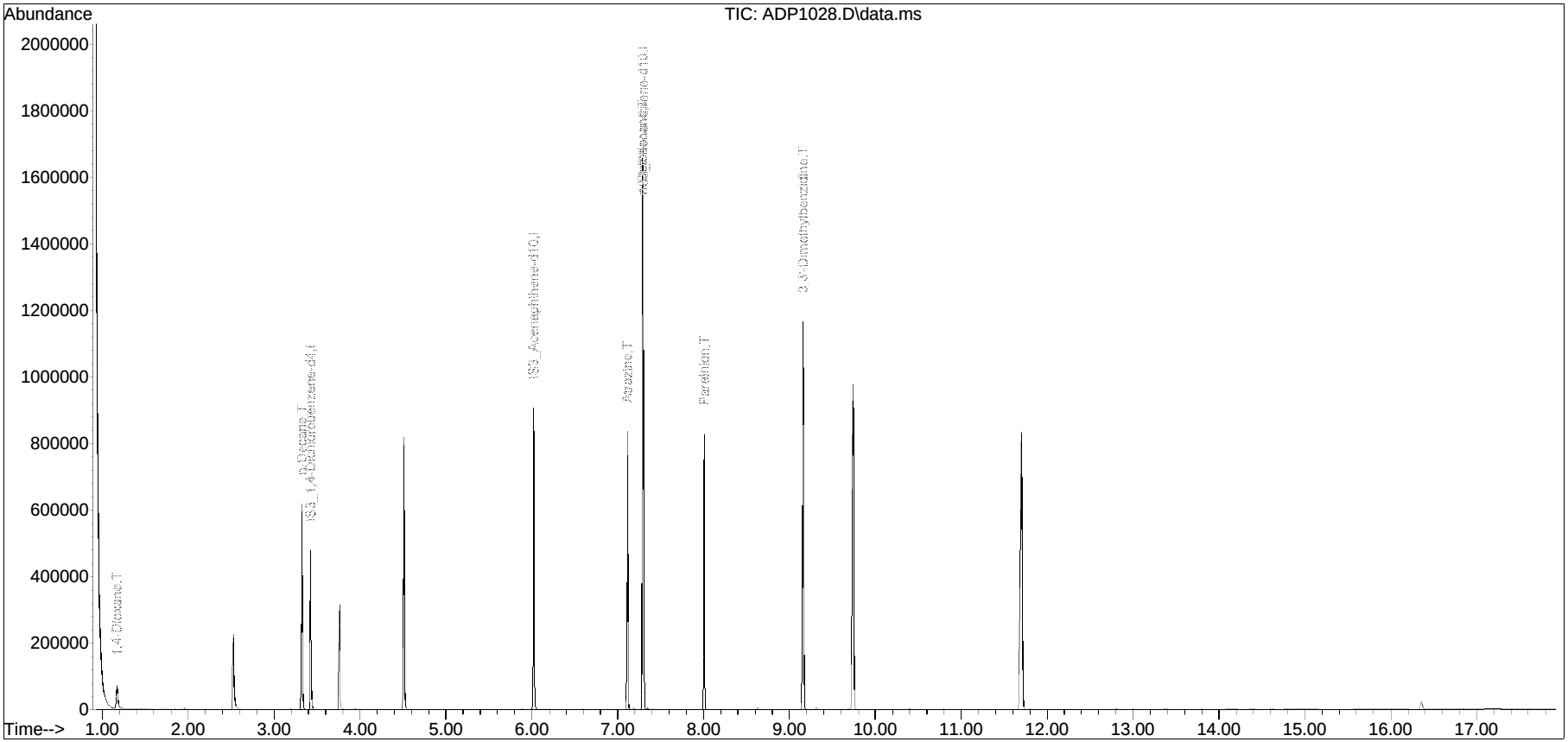

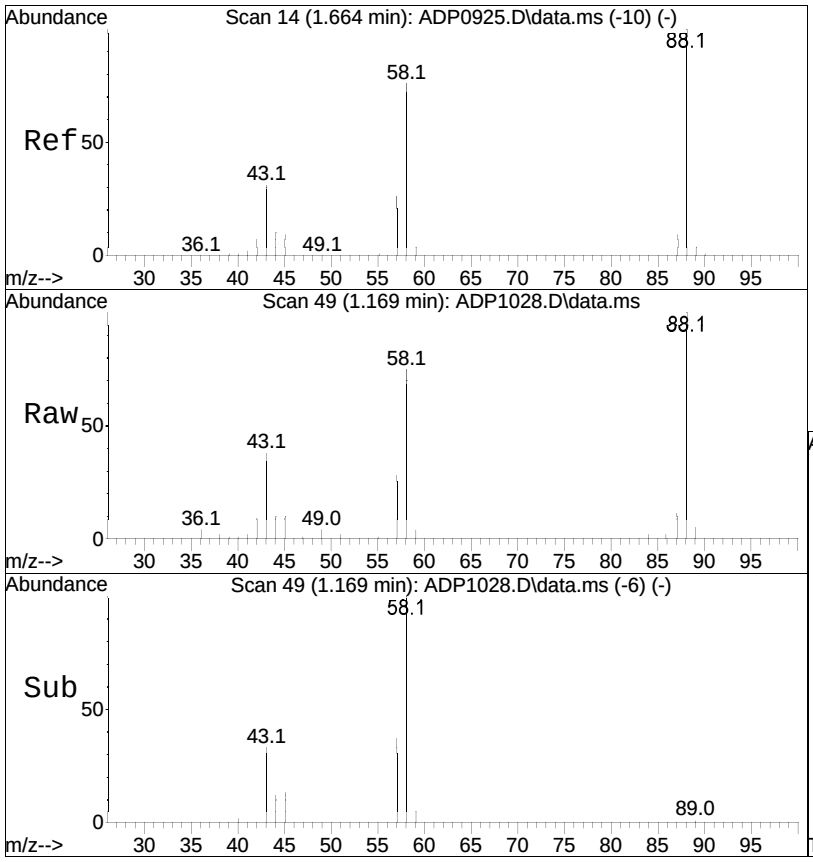

#33
1,4-Dioxane
Concen: 37.30 ug/ml
RT: 1.169 min Scan# 49
Delta R.T. 0.000 min
Lab File: ADP1028.D
Acq: 28 Oct 2020 10:16 pm

Tgt Ion: 88 Resp: 35745

Ion	Ratio	Lower	Upper
88	100		
58	73.2	44.8	67.2#
43	36.1	20.8	31.2#

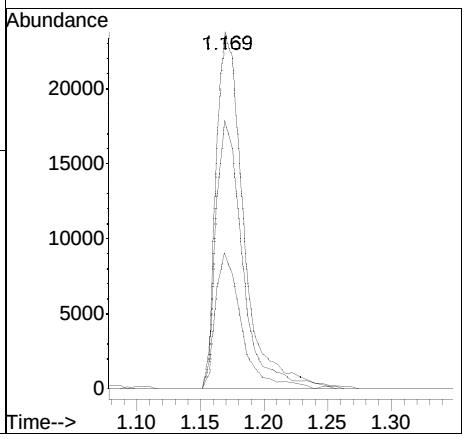

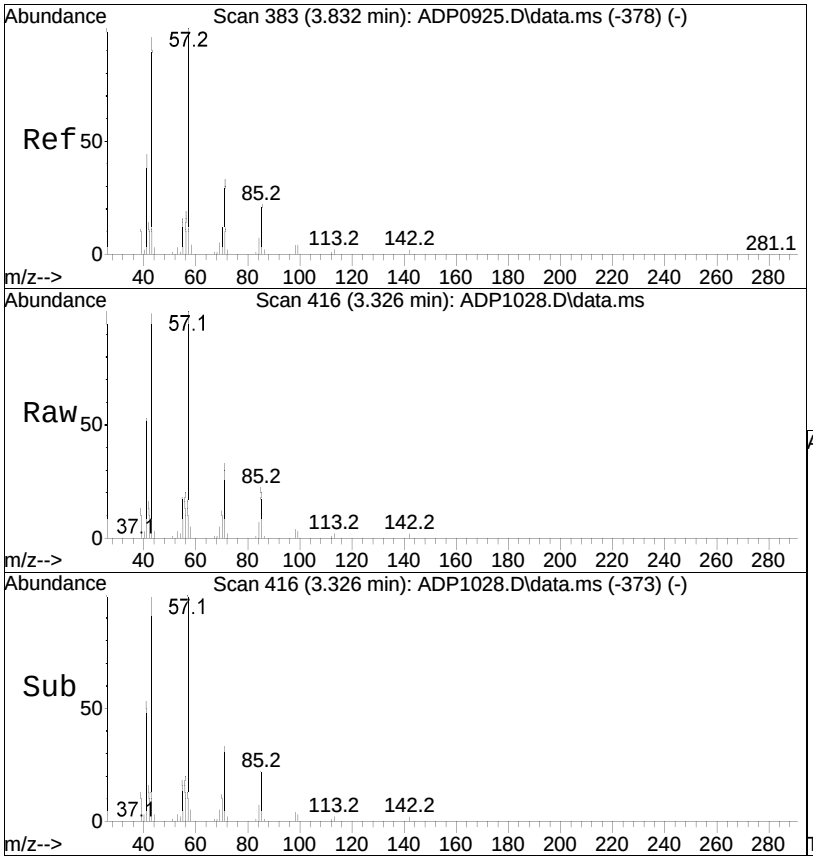

#34
n-Decane
Concen: 47.58 ug/ml
RT: 3.326 min Scan# 416
Delta R.T. 0.000 min
Lab File: ADP1028.D
Acq: 28 Oct 2020 10:16 pm

Tgt Ion: 57 Resp: 117076

Ion	Ratio	Lower	Upper
57	100		
43	99.1	84.2	126.2
41	53.8	45.8	68.8

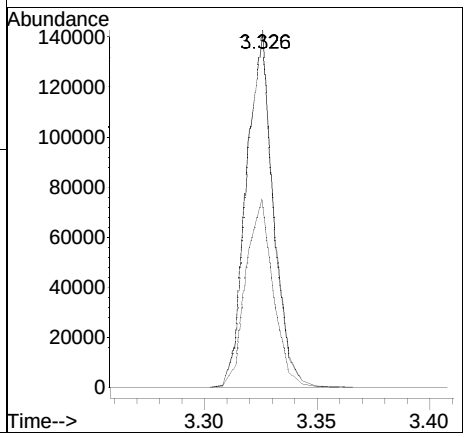

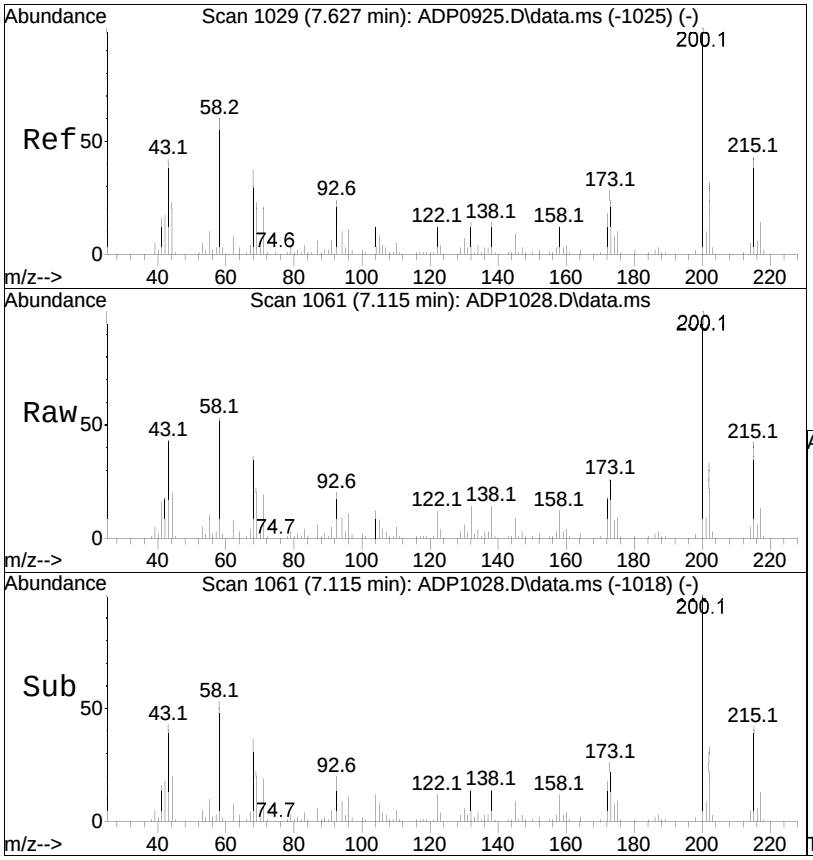

#87
Atrazine
Concen: 59.53 ug/ml
RT: 7.115 min Scan# 1061
Delta R.T. 0.000 min
Lab File: ADP1028.D
Acq: 28 Oct 2020 10:16 pm

Tgt Ion:200 Resp: 83640

Ion	Ratio	Lower	Upper
200	100		
202	32.8	25.8	38.8
215	42.4	40.3	60.5

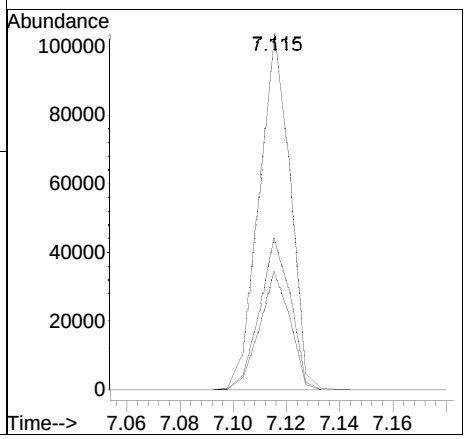

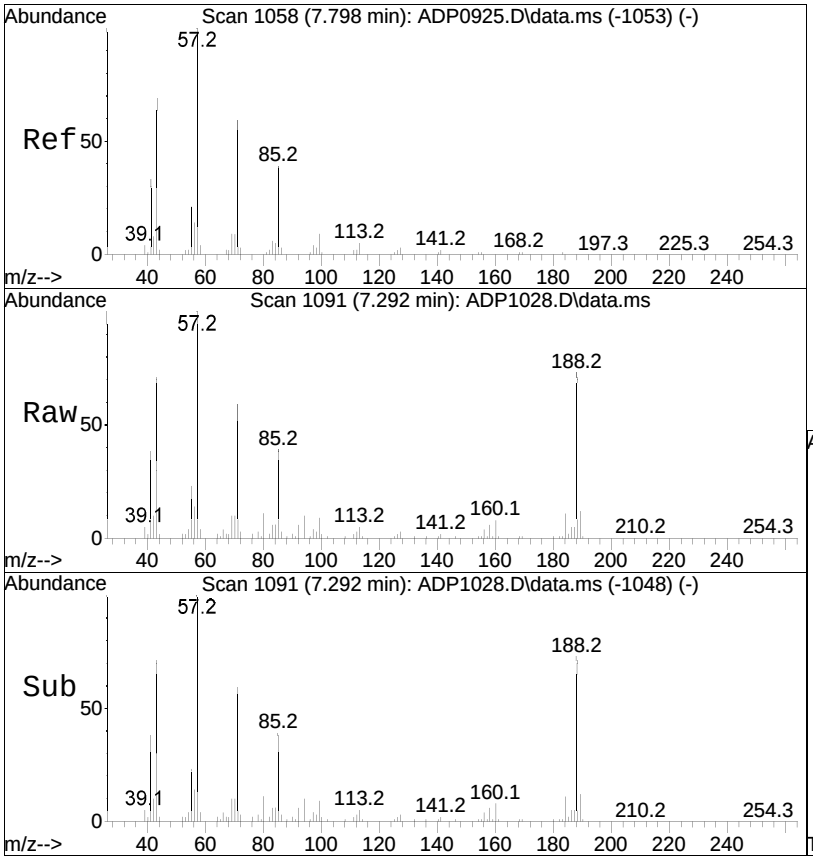

#103
n-Octadecane
Concen: 51.58 ug/ml
RT: 7.292 min Scan# 1091
Delta R.T. 0.000 min
Lab File: ADP1028.D
Acq: 28 Oct 2020 10:16 pm

Tgt Ion: 57 Resp: 191803

Ion	Ratio	Lower	Upper
57	100		
43	72.9	65.0	97.4
71	57.5	50.5	75.7

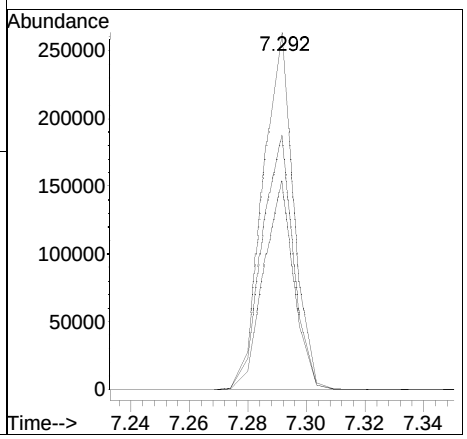

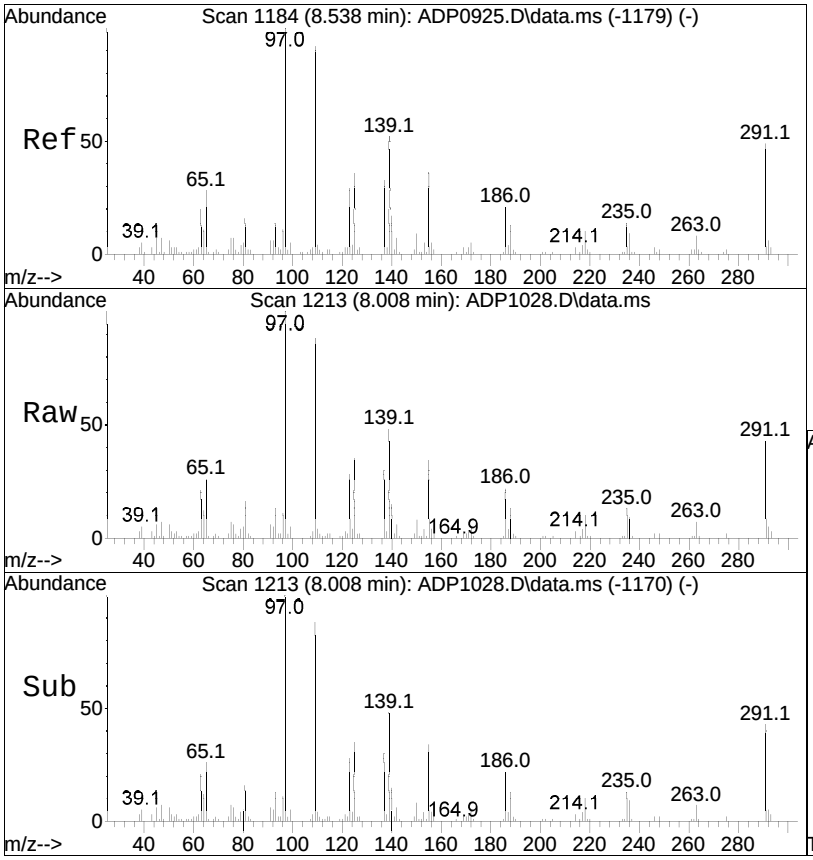

#104
Parathion
Concen: 59.70 ug/ml
RT: 8.008 min Scan# 1213
Delta R.T. 0.000 min
Lab File: ADP1028.D
Acq: 28 Oct 2020 10:16 pm

Tgt Ion:109 Resp: 65867

Ion	Ratio	Lower	Upper
109	100		
97	112.7	88.6	133.0
291	46.0	36.5	54.7

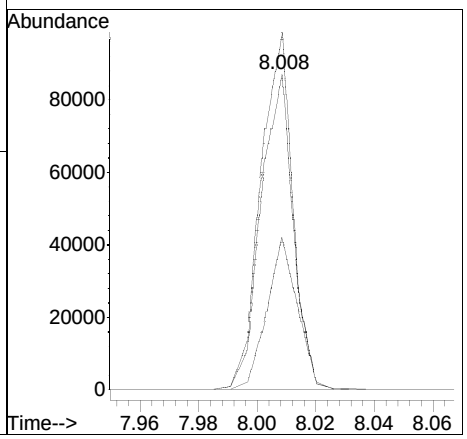

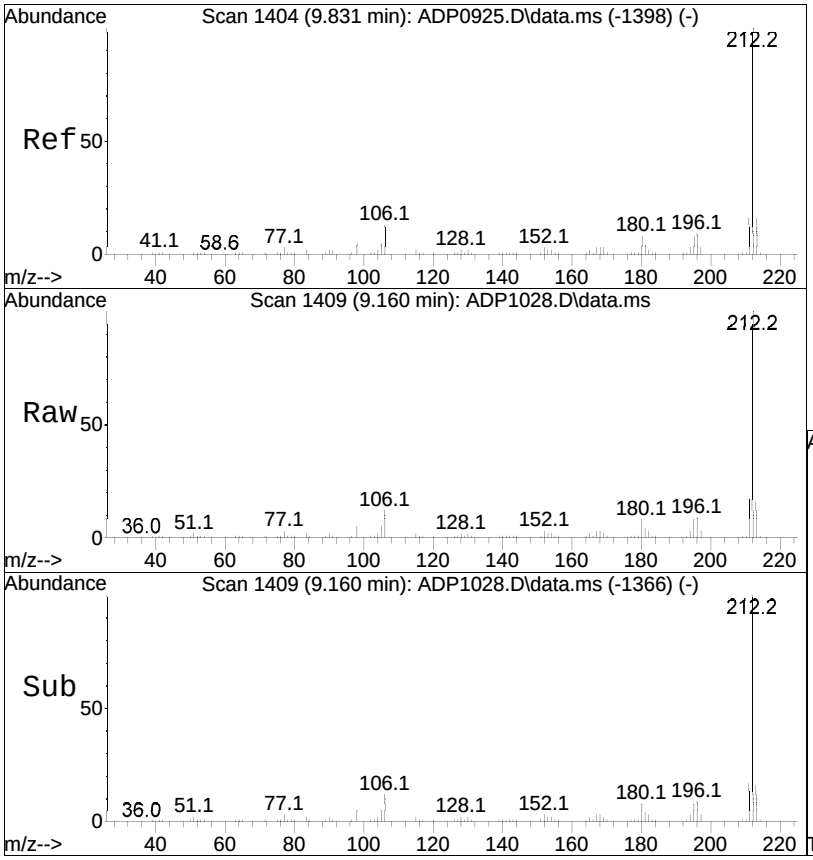

#105
3,3'-Dimethylbenzidine
Concen: 53.98 ug/ml
RT: 9.160 min Scan# 1409
Delta R.T. 0.000 min
Lab File: ADP1028.D
Acq: 28 Oct 2020 10:16 pm

Tgt Ion:212 Resp: 378694

Ion	Ratio	Lower	Upper
212	100		
211	16.7	13.2	19.8
213	16.1	13.9	20.9

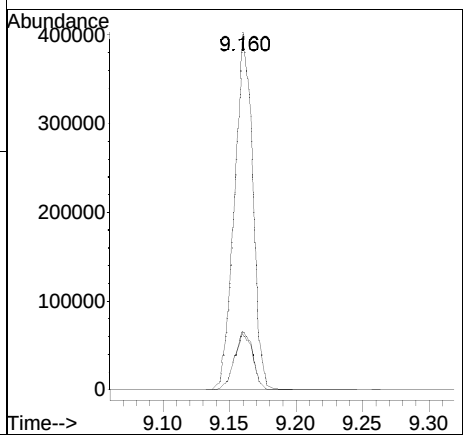

Manual Integration/Negative Proof Report

Data Path : I:\8270\Mork\201028\ QMethod : FS200911mork.m
Data File : ADP1028.D Operator : Mork:wr
Date Inj'd : 10/28/2020 10:16 pm Instrument : Mork
Sample : wg1426003-5,32,,ADP CCV LotQuant Date : 10/28/2020 10:38 pm

Compound #102: IS3_Phenanthrene-d10

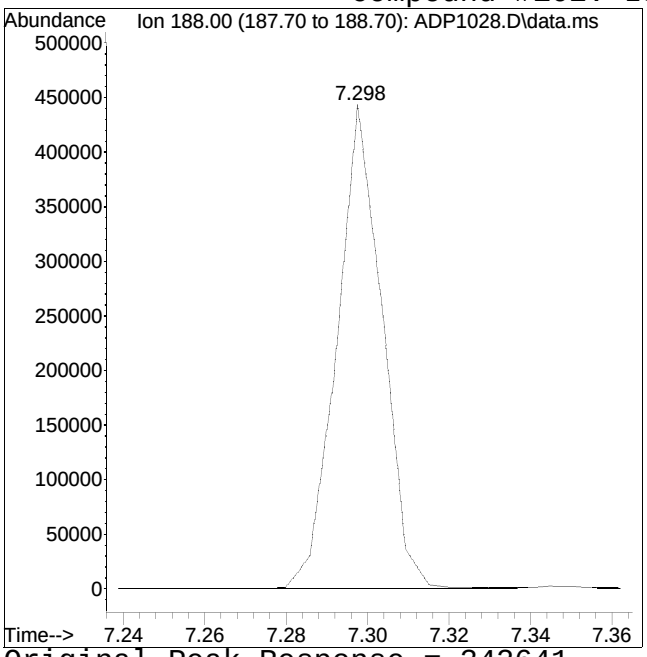

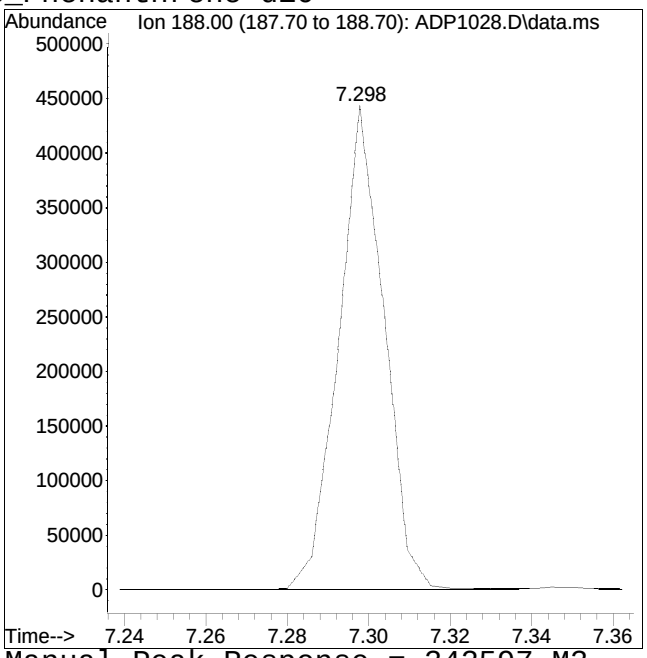

Original Peak Response = 342641 Manual Peak Response = 342597 M3

M3 = Misidentification of the peak (i.e. 1,4-dichlorobenzene identified as 1,3-dichlorobenzene), or misidentification from 2 partially resolved peaks not being split.

Quantitation Report (Qedit)

Data Path : I:\8270\Mork\201028\
Data File : Deg1028.D
Acq On : 28 Oct 2020 9:05 pm
Operator : Mork:wr
Sample : wg1426003-2,32,,Mork Degdftpp
Misc : wg1426003,,ical17151
ALS Vial : 100 Sample Multiplier: 1

Quant Time: Oct 29 06:42:59 2020
Quant Method : I:\8270\Mork\201028\dftppmork.m
Quant Title : Semivolatiles by GC/MS by modified 8270
QLast Update : Mon Oct 19 09:15:23 2020
Response via : Initial Calibration

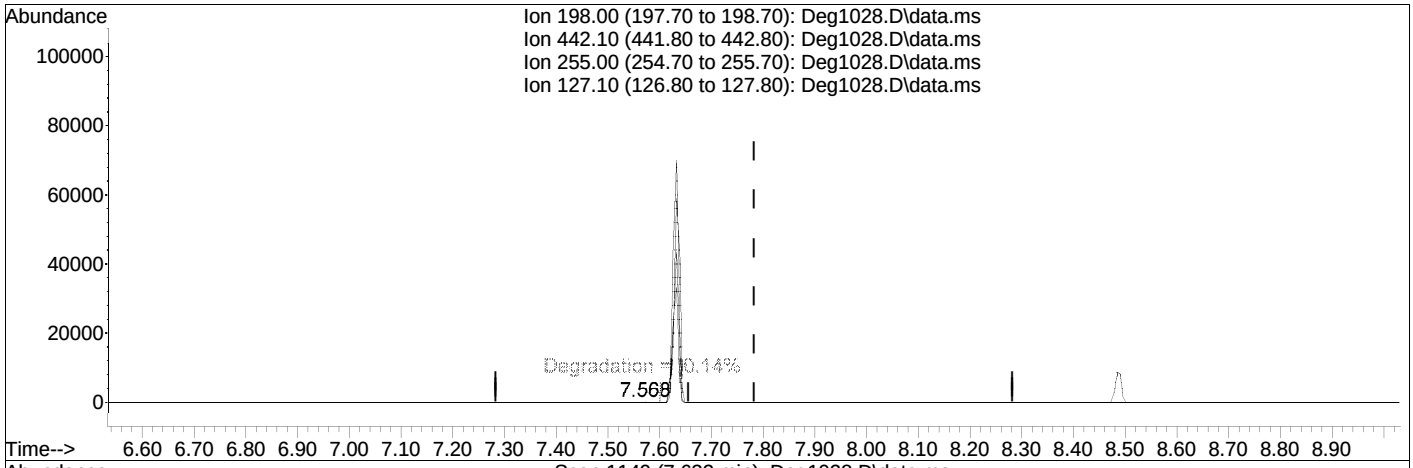

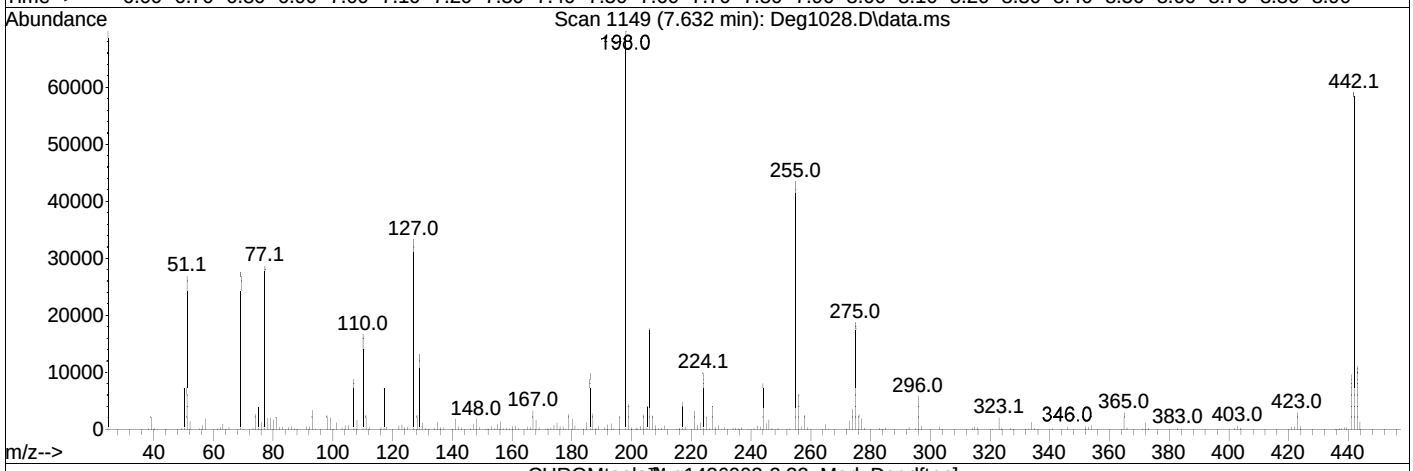

CHROMtools™ [wg1426003-2,32,,Mork Degdftpp]

(2) DFTPP (T)

7.632min (-0.150) 18.48 Lin

response 49580

Ion	Exp%	Act%
198.00	100.00	100.00
442.10	59.90	87.26#
255.00	59.20	60.71
127.10	56.10	50.66

Data Path : I:\8270\Mork\201028\
Data File : Deg1028.D
Acq On : 28 Oct 2020 9:05 pm
Operator : Mork:wr
Sample : wg1426003-1,32,,Mork Degdftpp
Misc : wg1426003,,ical17151
ALS Vial : 100 Sample Multiplier: 1

Integration File: rteint.p

Method : i:\8270\MORK\201028\FS200911mork.m
Title : Semivolatiles by GC/MS by modified 8270
Last Update : Thu Oct 29 09:38:43 2020

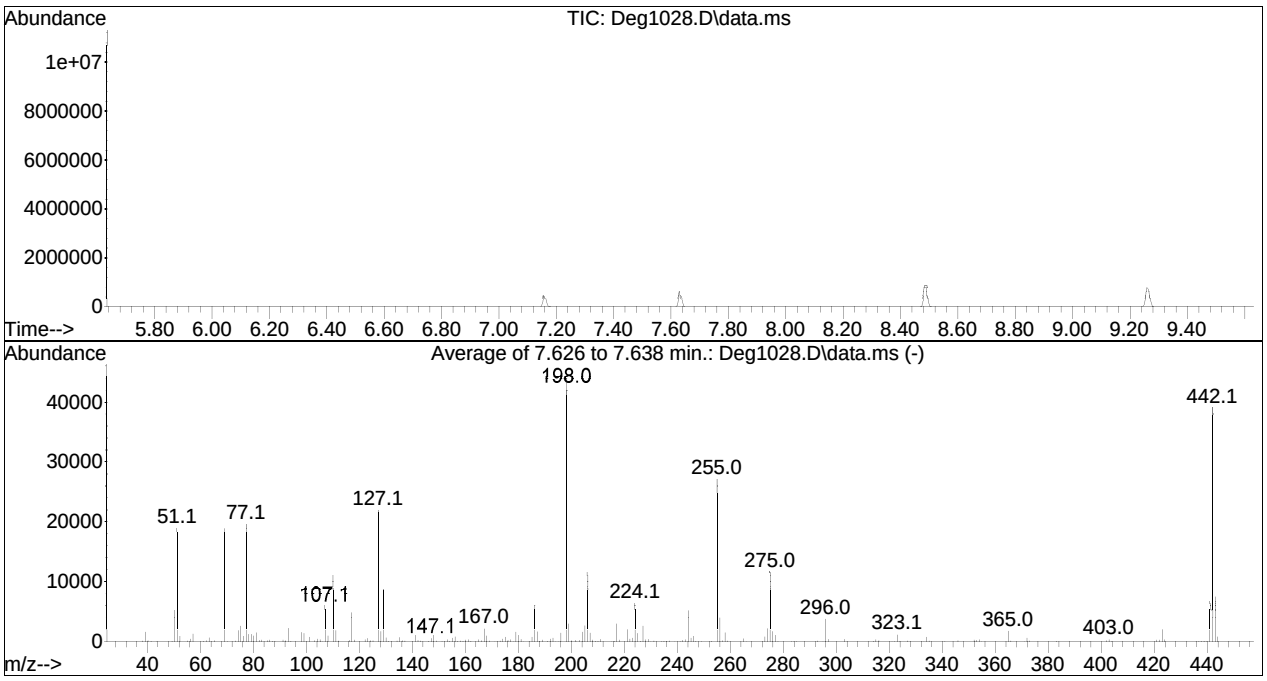

Spectrum Information: Average of 7.626 to 7.638 min.

Target Mass	Rel. to Mass	Lower Limit%	Upper Limit%	Rel. Abn%	Raw Abn	Result Pass/Fail
51	198	10	80	42.9	18900	PASS
68	69	0.00	2	0.0	0	PASS
69	69	100	100	100.0	18849	PASS
70	69	0.00	2	0.6	116	PASS
127	198	10	80	49.6	21886	PASS
197	198	0.00	2	0.0	0	PASS
198	198	100	100	100.0	44099	PASS
199	198	5	9	6.7	2970	PASS
275	198	10	60	26.4	11656	PASS
365	198	1	100	4.0	1783	PASS
441	442	0.01	24	17.1	6683	PASS
442	198	50	100	88.5	39048	PASS
443	442	15	24	19.0	7436	PASS

Quantitation Report (Qedit)

Data Path : I:\8270\Mork\201028\
Data File : Deg1028.D
Acq On : 28 Oct 2020 9:05 pm
Operator : Mork:
Sample : wg-1,32,,Mork Degdftpp
Misc : wg,wg,ical17151
ALS Vial : 100 Sample Multiplier: 1

Quant Time: Oct 28 21:25:06 2020
Quant Method : I:\8270\Mork\201028\dftppmork.m
Quant Title : Semivolatiles by GC/MS by modified 8270
QLast Update : Mon Oct 19 09:15:23 2020
Response via : Initial Calibration

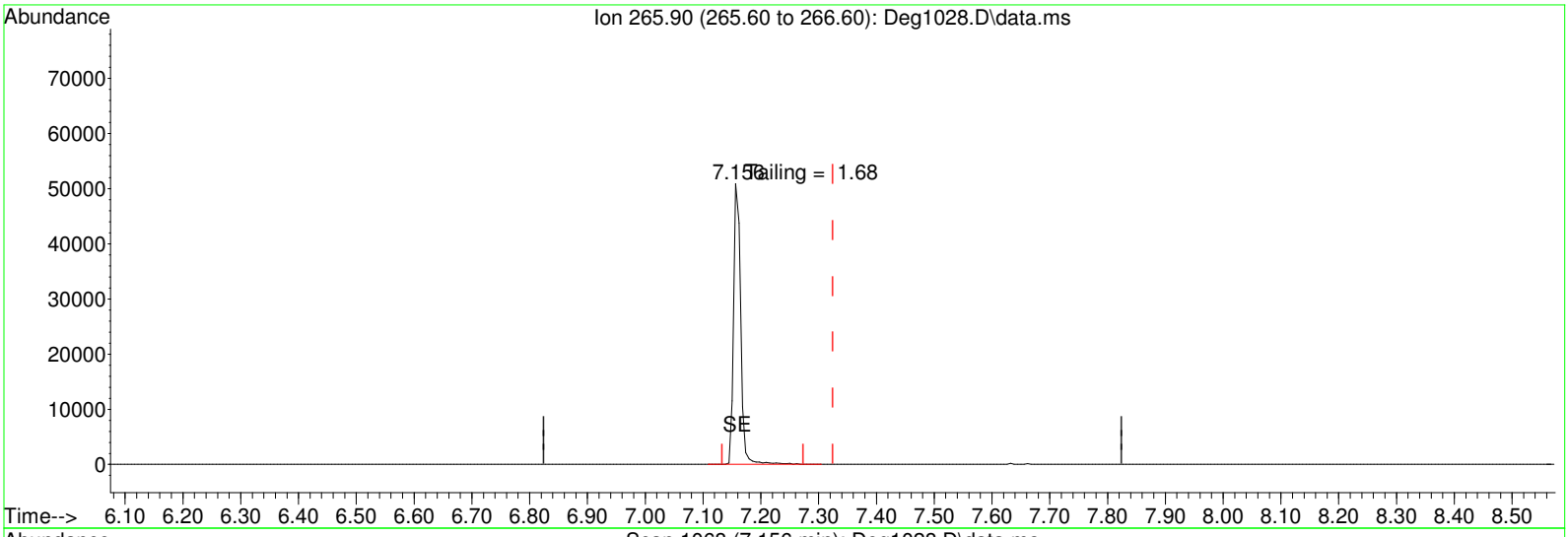

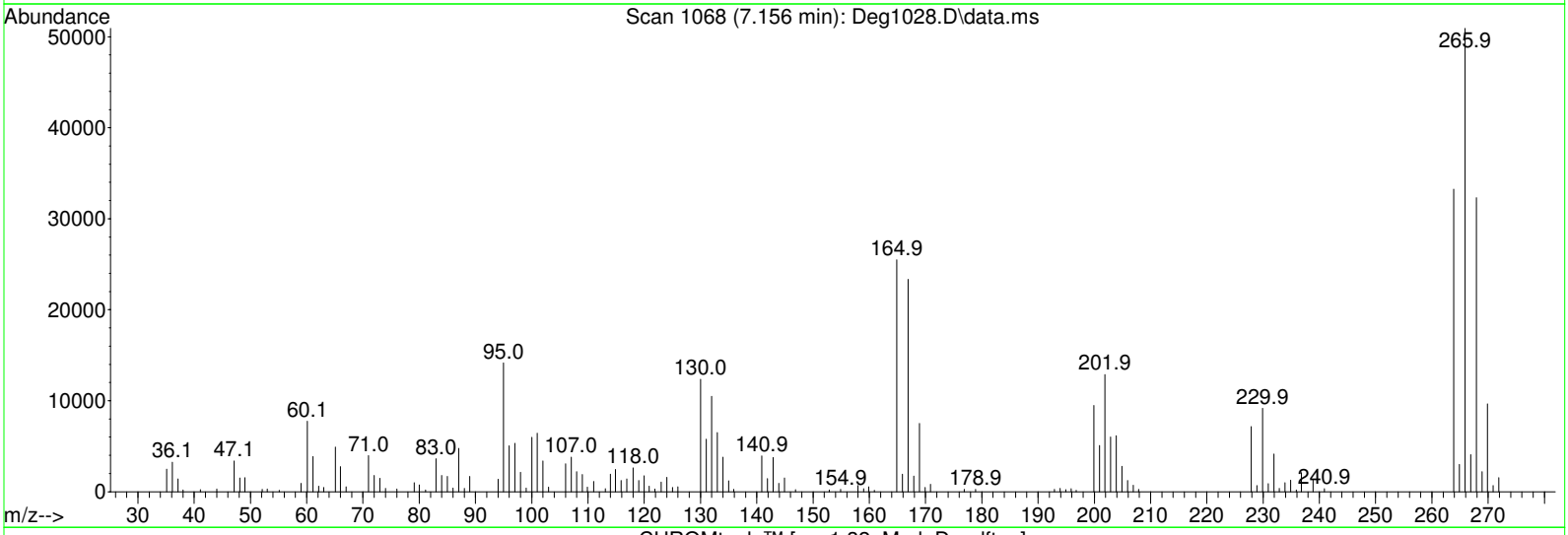

CHROMtools™ [wg-1,32,,Mork Degdftpp]

(1) Pentachlorophenol (T)

7.156min (-0.168) 20.75 Lin

response 43591

Ion	Exp%	Act%
265.90	100.00	100.00
0.00	0.00	0.00
0.00	0.00	0.00
0.00	0.00	0.00

Data Path : I:\8270\Mork\201028\
Data File : Deg1028.D
Acq On : 28 Oct 2020 9:05 pm
Operator : Mork:
Sample : wg-1,32,,Mork Degdftpp
Misc : wg,wg,ical17151
ALS Vial : 100 Sample Multiplier: 1

Quant Time: Oct 28 21:25:06 2020
Quant Method : I:\8270\Mork\201028\dftppmork.m
Quant Title : Semivolatiles by GC/MS by modified 8270
QLast Update : Mon Oct 19 09:15:23 2020
Response via : Initial Calibration

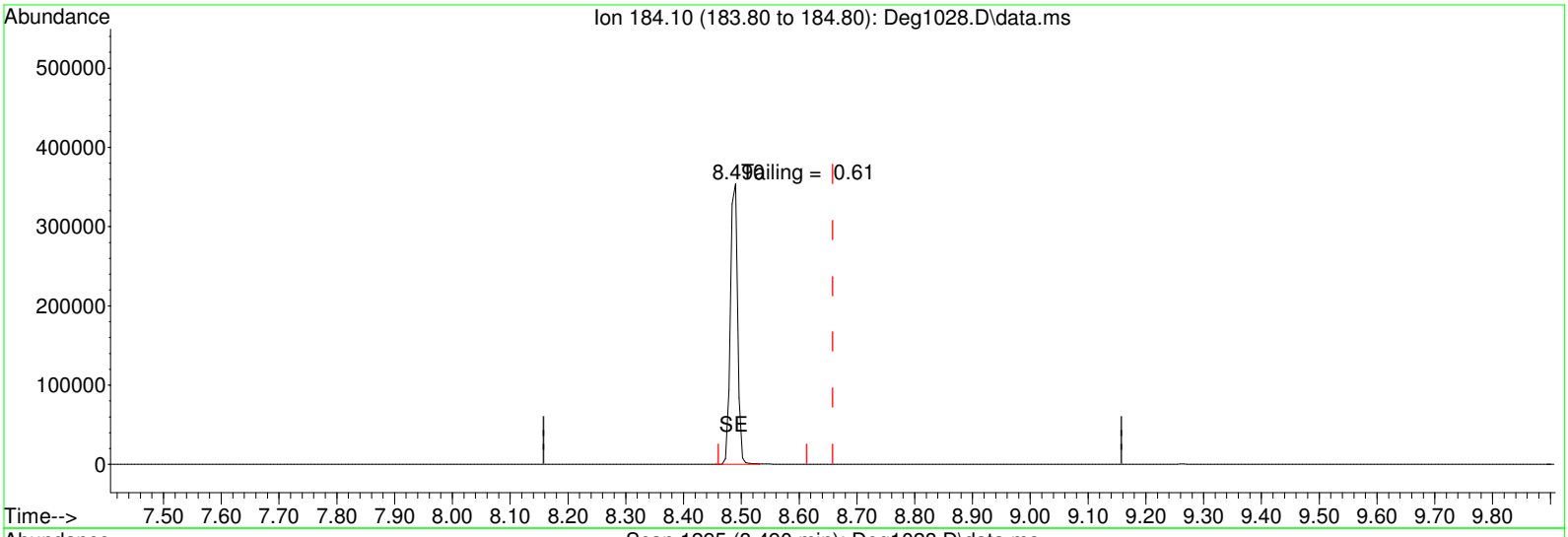

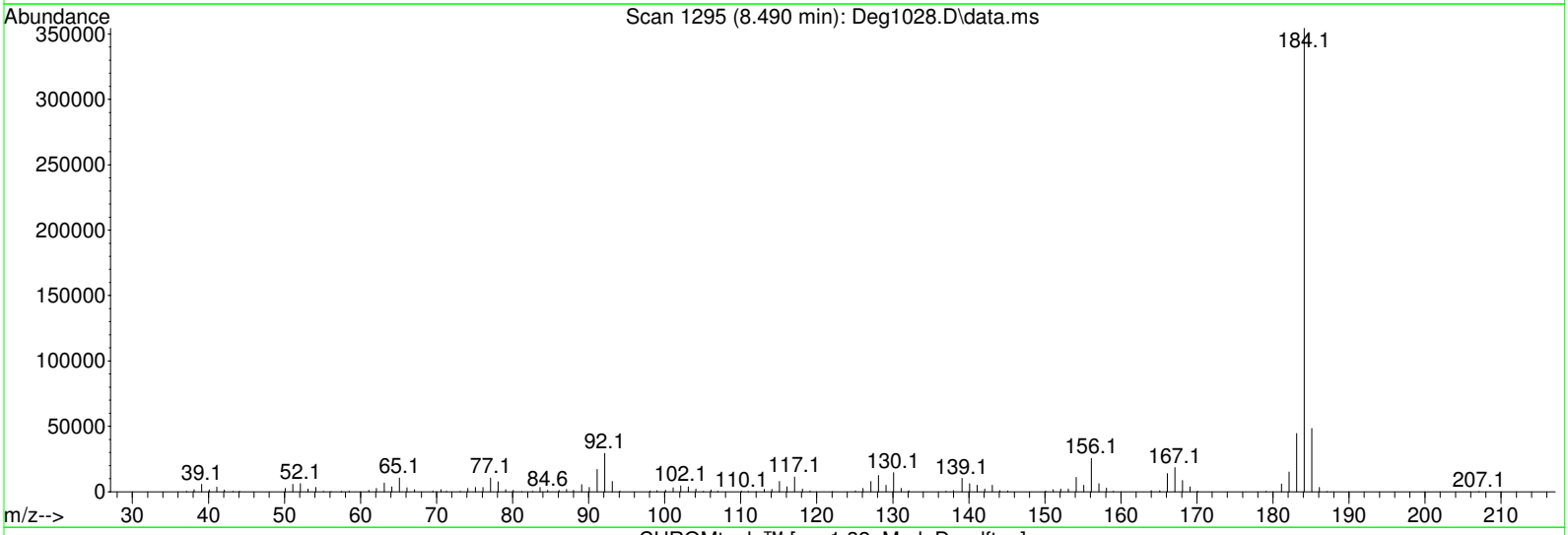

CHROMtools™ [wg-1,32,,Mork Degdftpp]

(3) Benzidine (T)

8.490min (-0.168) 30.72 Lin

response 312689

Ion	Exp%	Act%
184.10	100.00	100.00
0.00	0.00	0.00
0.00	0.00	0.00
0.00	0.00	0.00

Evaluate Continuing Calibration Report

Data Path : I:\8270\SV109\201029\
Data File : ABN1029.D
Acq On : 29 Oct 2020 7:28 am
Operator : SV109:im
Sample : wg1427940-3,32,,ABN CCV Lot # 8907
Misc : wg1427940,,ical17223
ALS Vial : 142 Sample Multiplier: 1

Quant Time: Oct 29 10:26:29 2020
Quant Method : i:\8270\SV109\201029\FS201006SV109.m
Quant Title : Semivolatiles by GC/MS by modified 8270
QLast Update : Thu Oct 29 07:55:02 2020
Response via : Initial Calibration

Min. RRF : 0.000 Min. Rel. Area : 50% Max. R.T. Dev 0.50min
Max. RRF Dev : 20% Max. Rel. Area : 200%

		Compound	AvgRF	CCRF	%Dev	Area%	Dev(min)
1	I	IS1_1,4-Dichlorobenzene-d4	1.000	1.000	0.0	72	0.00
2	t	n-Nitrosodimethylamine	0.913	0.749	18.0	61	0.00
3	t	Pyridine	1.522	1.298	14.7	63	0.00
4	S	2-Fluorophenol	1.336	1.218	8.8	68	0.00
5	T	Aniline	2.246	1.992	11.3	66	0.00
6	t	2-Chlorophenol	1.440	1.372	4.7	70	0.00
7	S	Phenol-d6	1.641	1.504	8.3	67	0.00
8	T	Phenol	1.863	1.584	15.0	66	0.00
9	T	Bis(2-chloroethyl)ether	1.421	1.281	9.9	70	0.00
10	T	1,3-Dichlorobenzene	1.629	1.507	7.5	71	0.00
11	T	1,4-Dichlorobenzene	1.664	1.555	6.6	72	0.00
12	T	1,2-Dichlorobenzene	1.594	1.473	7.6	71	0.00
13	t	Benzyl alcohol	1.198	1.149	4.1	70	0.00
14	T	Bis(2-chloroisopropyl)ether	2.102	1.710	18.6	62	0.00
15	T	2-Methylphenol	1.342	1.246	7.2	68	0.00
16	T	Hexachloroethane	0.641	0.621	3.1	74	0.00
17	T	n-Nitrosodi-n-propylamine	1.033	0.985	4.6	69	0.00
18	T	3-Methylphenol/4-Methylphen	1.434	1.331	7.2	69	0.00
19	S	Nitrobenzene-d5	1.558	1.462	6.2	69	0.00
20	T	Nitrobenzene	1.552	1.438	7.3	68	0.00
21	T	Isophorone	2.822	2.698	4.4	69	0.00
22	T	2-Nitrophenol	0.751	0.803	-6.9	75	0.00
23	T	2,4-Dimethylphenol	1.482	1.446	2.4	71	0.00
24	T	Bis(2-chloroethoxy)methane	1.820	1.716	5.7	71	0.00
25	T	2,4-Dichlorophenol	1.233	1.239	-0.5	74	0.00
26	T	1,2,4-Trichlorobenzene	1.314	1.315	-0.1	76	0.00
35	I	IS1_Naphthalene-d8	1.000	1.000	0.0	72	0.00
36	T	Naphthalene	1.051	0.988	6.0	71	0.00
37	T	Benzoic Acid	0.259	0.270	-4.2	69	0.00
38	T	4-Chloroaniline	0.139	0.129	7.2	68	0.00
39	T	Hexachlorobutadiene	0.171	0.188	-9.9	81	0.00
40	T	p-Chloro-m-cresol	0.304	0.318	-4.6	74	0.00
41	T	2-Methylnaphthalene	0.703	0.698	0.7	74	0.00
42	T	1-Methylnaphthalene	0.237	0.231	2.5	72	0.00
43	T	Hexachlorocyclopentadiene	0.186	0.140	24.7#	50#	0.00
44	T	2,4,6-Trichlorophenol	0.203	0.218	-7.4	77	0.00
45	T	2,4,5-Trichlorophenol	0.218	0.238	-9.2	77	0.00
46	S	2-Fluorobiphenyl	0.754	0.768	-1.9	77	0.00

Evaluate Continuing Calibration Report

Data Path : I:\8270\SV109\201029\
Data File : ABN1029.D
Acq On : 29 Oct 2020 7:28 am
Operator : SV109:im
Sample : wg1427940-3,32,,ABN CCV Lot # 8907
Misc : wg1427940,,ical17223
ALS Vial : 142 Sample Multiplier: 1

Quant Time: Oct 29 10:26:29 2020
Quant Method : i:\8270\SV109\201029\FS201006SV109.m
Quant Title : Semivolatiles by GC/MS by modified 8270
QLast Update : Thu Oct 29 07:55:02 2020
Response via : Initial Calibration

Min. RRF : 0.000 Min. Rel. Area : 50% Max. R.T. Dev 0.50min
Max. RRF Dev : 20% Max. Rel. Area : 200%

		Compound		AvgRF	CCRF	%Dev	Area%	Dev(min)
47	T	2-Chloronaphthalene		0.668	0.682	-2.1	76	0.00
48	T	2-Nitroaniline		0.211	0.238	-12.8	75	0.00
49	T	1,4-Dinitrobenzene		0.093	0.110	-18.3	77	0.00
50	T	1,3-Dinitrobenzene		0.106	0.125	-17.9	79	0.00
51	T	Dimethyl phthalate		0.782	0.827	-5.8	78	0.00
52	T	Acenaphthylene		1.092	1.103	-1.0	74	0.00
53	T	2,6-Dinitrotoluene		0.160	0.181	-13.1	77	0.00
54	T	1,2-Dinitrobenzene		0.070	0.078	-11.4	76	0.00
63	I	IS1_Acenaphthene-d10		1.000	1.000	0.0	75	0.00
64	T	3-Nitroaniline		0.355	0.375	-5.6	75	0.00
65	T	Acenaphthene		1.156	1.121	3.0	76	0.00
66	T	2,4-Dinitrophenol	*	50.000	45.230	9.5	68	0.00
67	T	Dibenzofuran		1.757	1.715	2.4	77	0.00
68	T	2,4-Dinitrotoluene		0.401	0.447	-11.5	79	0.00
69	T	4-Nitrophenol		0.282	0.251	11.0	63	0.00
70	T	2,3,5,6-Tetrachlorophenol		0.308	0.341	-10.7	79	0.00
71	T	2,3,4,6-Tetrachlorophenol		0.312	0.350	-12.2	81	0.00
72	T	Diethyl phthalate		1.428	1.527	-6.9	80	0.00
73	T	Fluorene		1.367	1.376	-0.7	77	0.00
74	T	4-Chlorophenyl phenyl ether		0.619	0.651	-5.2	82	0.00
75	T	4-Nitroaniline		0.346	0.360	-4.0	72	0.00
76	T	4,6-Dinitro-o-cresol		0.200	0.234	-17.0	76	0.00
77	T	NDPA/DPA		1.152	1.200	-4.2	80	0.00
78	T	Azobenzene		1.422	1.375	3.3	72	0.00
79	S	2,4,6-Tribromophenol		0.188	0.237	-26.1#	91	0.00
80	T	4-Bromophenyl phenyl ether		0.355	0.402	-13.2	87	0.00
81	T	Hexachlorobenzene		0.413	0.469	-13.6	90	0.00
82	T	Pentachlorophenol		0.226	0.224	0.9	68	0.00
88	I	IS1_Phenanthrene-d10		1.000	1.000	0.0	78	0.00
89	T	Phenanthrene		1.156	1.112	3.8	80	0.00
90	T	Anthracene		1.162	1.137	2.2	79	0.00
91	T	Carbazole		1.101	1.059	3.8	77	0.00
92	T	Di-n-butylphthalate		1.242	1.408	-13.4	84	0.00
93	T	Fluoranthene		1.199	1.227	-2.3	81	0.00
94	T	Benzidine	*	50.000	50.109	-0.2	78	0.00
95	T	Pyrene		1.277	1.251	2.0	79	0.00
96	S	4-Terphenyl-d14		0.905	0.961	-6.2	85	0.00

Evaluate Continuing Calibration Report

Data Path : I:\8270\SV109\201029\
Data File : ABN1029.D
Acq On : 29 Oct 2020 7:28 am
Operator : SV109:im
Sample : wg1427940-3,32,,ABN CCV Lot # 8907
Misc : wg1427940,,ical17223
ALS Vial : 142 Sample Multiplier: 1

Quant Time: Oct 29 10:26:29 2020
Quant Method : i:\8270\SV109\201029\FS201006SV109.m
Quant Title : Semivolatiles by GC/MS by modified 8270
QLast Update : Thu Oct 29 07:55:02 2020
Response via : Initial Calibration

Min. RRF : 0.000 Min. Rel. Area : 50% Max. R.T. Dev 0.50min
Max. RRF Dev : 20% Max. Rel. Area : 200%

		Compound	AvgRF	CCRF	%Dev	Area%	Dev(min)
97	T	Butyl benzyl phthalate	0.524	0.623	-18.9	86	0.00
104	I	IS1_Chrysene-d12	1.000	1.000	0.0	78	0.00
105	T	Benzo(a)anthracene	1.306	1.291	1.1	80	0.00
106	T	3,3'-Dichlorobenzidine	0.469	0.529	-12.8	82	0.00
107	T	Chrysene	1.275	1.236	3.1	81	0.00
108	T	Bis(2-ethylhexyl)phthalate	0.798	0.981	-22.9#	88	0.00
109	T	Di-n-octylphthalate	* 50.000	56.372	-12.7	90	0.00
110	T	Benzo(b)fluoranthene	1.198	1.276	-6.5	82	0.00
111	T	Benzo(k)fluoranthene	1.153	1.251	-8.5	85	0.00
112	T	Benzo(a)pyrene	1.028	1.140	-10.9	84	0.00
113	I	IS1_Perylene-d12	1.000	1.000	0.0	81	0.00
114	T	Indeno(1,2,3-cd)pyrene	1.049	1.159	-10.5	87	0.00
115	T	Dibenzo(a,h)anthracene	1.112	1.175	-5.7	85	0.00
116	T	Benzo(ghi)perylene	1.151	1.195	-3.8	84	0.00

* Evaluation of CC level amount vs concentration.
(#) = Out of Range SPCC's out = 0 CCC's out = 0

Quantitation Report (QT Reviewed)

Data Path : I:\8270\SV109\201029\
Data File : ABN1029.D
Acq On : 29 Oct 2020 7:28 am
Operator : SV109:im
Sample : wg1427940-3,32,,ABN CCV Lot # 8907
Misc : wg1427940,,ical17223
ALS Vial : 142 Sample Multiplier: 1

Quant Time: Oct 29 10:26:29 2020
Quant Method : i:\8270\SV109\201029\FS201006SV109.m
Quant Title : Semivolatiles by GC/MS by modified 8270
QLast Update : Thu Oct 29 07:55:02 2020
Response via : Initial Calibration

Sub List : ABNical - ABN ical sublist

Compound	R.T.	QIon	Response	Conc	Units	Dev(Min)
Internal Standards						
1) IS1_1,4-Dichlorobenzen...	3.996	152	75934	40.000	ug/ml	0.00
35) IS1_Naphthalene-d8	5.245	136	318266	40.000	ug/ml	0.00
63) IS1_Acenaphthene-d10	6.939	164	180518	40.000	ug/ml	0.00
88) IS1_Phenanthrene-d10	8.357	188	339210	40.000	ug/ml	0.00
104) IS1_Chrysene-d12	10.974	240	324244	40.000	ug/ml	0.00
113) IS1_Perylene-d12	12.823	264	334829	40.000	ug/ml	0.00
System Monitoring Compounds						
4) 2-Fluorophenol	2.662	112	115571	45.580	ug/ml	0.00
Spiked Amount 50.000	Range 30 - 130		Recovery = 91.16%			
7) Phenol-d6	3.713	99	142720	45.813	ug/ml	0.00
Spiked Amount 50.000	Range 30 - 130		Recovery = 91.63%			
19) Nitrobenzene-d5	4.558	82	138729	46.895	ug/ml	0.00
Spiked Amount 25.000	Range 40 - 140		Recovery = 187.58%#			
46) 2-Fluorobiphenyl	6.324	172	305704	50.956	ug/ml	0.00
Spiked Amount 25.000	Range 40 - 140		Recovery = 203.82%#			
79) 2,4,6-Tribromophenol	7.704	330	53396	63.087	ug/ml	0.00
Spiked Amount 50.000	Range 30 - 130		Recovery = 126.17%			
96) 4-Terphenyl-d14	9.939	244	407580	53.098	ug/ml	0.00
Spiked Amount 25.000	Range 40 - 140		Recovery = 212.39%#			
Target Compounds						Qvalue
2) n-Nitrosodimethylamine	1.292	74	71138	41.036	ug/ml#	78
3) Pyridine	1.307	79	123162	42.624	ug/ml	82
5) Aniline	3.676	93	189116	44.353	ug/ml#	62
6) 2-Chlorophenol	3.788	128	130196	47.619	ug/ml	98
8) Phenol	3.725	94	150361	42.526	ug/ml#	62
9) Bis(2-chloroethyl)ether	3.775	93	121613	45.096	ug/ml#	82
10) 1,3-Dichlorobenzene	3.934	146	143058	46.264	ug/ml	99
11) 1,4-Dichlorobenzene	4.011	146	147632	46.742	ug/ml	98
12) 1,2-Dichlorobenzene	4.157	146	139825	46.194	ug/ml	99
13) Benzyl alcohol	4.176	79	109102	47.973	ug/ml	97
14) Bis(2-chloroisopropyl)...	4.319	45	162345	40.688	ug/ml#	78
15) 2-Methylphenol	4.325	108	118260	46.406	ug/ml	100
16) Hexachloroethane	4.481	117	58940	48.439	ug/ml	99
17) n-Nitrosodi-n-propylamine	4.450	70	93470	47.662	ug/ml	98
18) 3-Methylphenol/4-Methy...	4.490	108	126373	46.421	ug/ml	99
20) Nitrobenzene	4.577	77	136524	46.349	ug/ml	99
21) Isophorone	4.826	82	256105	47.809	ug/ml	100
22) 2-Nitrophenol	4.894	139	76210	53.487	ug/ml	97

Quantitation Report (QT Reviewed)

Data Path : I:\8270\SV109\201029\
Data File : ABN1029.D
Acq On : 29 Oct 2020 7:28 am
Operator : SV109:im
Sample : wg1427940-3,32,,ABN CCV Lot # 8907
Misc : wg1427940,,ical17223
ALS Vial : 142 Sample Multiplier: 1

Quant Time: Oct 29 10:26:29 2020
Quant Method : i:\8270\SV109\201029\FS201006SV109.m
Quant Title : Semivolatiles by GC/MS by modified 8270
QLast Update : Thu Oct 29 07:55:02 2020
Response via : Initial Calibration

Sub List : ABNical - ABN ical sublist

Compound	R.T.	QIon	Response	Conc	Units	Dev(Min)
23) 2,4-Dimethylphenol	4.997	107	137225	48.771	ug/ml	95
24) Bis(2-chloroethoxy)met...	5.077	93	162844	47.142	ug/ml#	96
25) 2,4-Dichlorophenol	5.143	162	117590	50.235	ug/ml	99
26) 1,2,4-Trichlorobenzene	5.208	180	124777	50.019	ug/ml	98
36) Naphthalene	5.264	128	392864	46.970	ug/ml	100
37) Benzoic Acid	5.161	105	107535	52.082	ug/ml	96
38) 4-Chloroaniline	5.357	65	51260	46.330	ug/ml	99
39) Hexachlorobutadiene	5.416	225	74907	54.984	ug/ml	99
40) p-Chloro-m-cresol	5.876	107	126481	52.344	ug/ml	97
41) 2-Methylnaphthalene	5.945	142	277864	49.649	ug/ml	98
42) 1-Methylnaphthalene	6.035	115	91785	48.646	ug/ml	91
43) Hexachlorocyclopentadiene	6.112	237	55770	37.695	ug/ml	98
44) 2,4,6-Trichlorophenol	6.246	196	86562	53.671	ug/ml	98
45) 2,4,5-Trichlorophenol	6.280	196	94714	54.663	ug/ml	96
47) 2-Chloronaphthalene	6.408	162	271215	51.050	ug/ml	100
48) 2-Nitroaniline	6.538	138	94828	56.474	ug/ml	98
49) 1,4-Dinitrobenzene	6.694	168	43620	59.072	ug/ml	97
50) 1,3-Dinitrobenzene	6.768	168	49669	58.669	ug/ml	93
51) Dimethyl phthalate	6.750	163	329023	52.905	ug/ml	100
52) Acenaphthylene	6.796	152	438768	50.481	ug/ml	100
53) 2,6-Dinitrotoluene	6.793	165	71823	56.367	ug/ml#	77
54) 1,2-Dinitrobenzene	6.834	168	31087	55.575	ug/ml#	17
64) 3-Nitroaniline	6.942	138	84677	52.822	ug/ml	99
65) Acenaphthene	6.970	154	252884	48.453	ug/ml	99
66) 2,4-Dinitrophenol	7.064	184	38718	45.230	ug/ml	96
67) Dibenzofuran	7.141	168	387047	48.811	ug/ml	99
68) 2,4-Dinitrotoluene	7.185	165	100784	55.740	ug/ml#	73
69) 4-Nitrophenol	7.163	65	56746	44.658	ug/ml	96
70) 2,3,5,6-Tetrachlorophenol	7.244	232	76971	55.432	ug/ml	99
71) 2,3,4,6-Tetrachlorophenol	7.287	232	78878	55.981	ug/ml	100
72) Diethyl phthalate	7.437	149	344582	53.473	ug/ml	100
73) Fluorene	7.468	166	310408	50.322	ug/ml	99
74) 4-Chlorophenyl phenyl ...	7.499	204	146855	52.542	ug/ml	98
75) 4-Nitroaniline	7.530	138	81200	52.048	ug/ml	88
76) 4,6-Dinitro-o-cresol	7.576	198	52869	58.456	ug/ml#	87
77) NDPA/DPA	7.620	169	270814	52.085	ug/ml	96
78) Azobenzene	7.648	77	310249	48.352	ug/ml	99
80) 4-Bromophenyl phenyl e...	7.959	248	90708	56.584	ug/ml	99
81) Hexachlorobenzene	8.002	284	105850	56.760	ug/ml	98
82) Pentachlorophenol	8.210	266	50626	49.627	ug/ml	98
89) Phenanthrene	8.378	178	471563	48.092	ug/ml	99

Quantitation Report (QT Reviewed)

Data Path : I:\8270\SV109\201029\
Data File : ABN1029.D
Acq On : 29 Oct 2020 7:28 am
Operator : SV109:im
Sample : wg1427940-3,32,,ABN CCV Lot # 8907
Misc : wg1427940,,ical17223
ALS Vial : 142 Sample Multiplier: 1

Quant Time: Oct 29 10:26:29 2020
Quant Method : i:\8270\SV109\201029\FS201006SV109.m
Quant Title : Semivolatiles by GC/MS by modified 8270
QLast Update : Thu Oct 29 07:55:02 2020
Response via : Initial Calibration

Sub List : ABNical - ABN ical sublist

Compound	R.T.	QIon	Response	Conc	Units	Dev(Min)
90) Anthracene	8.428	178	481944	48.910	ug/ml	100
91) Carbazole	8.611	167	448916	48.067	ug/ml	99
92) Di-n-butylphthalate	9.019	149	597142	56.703	ug/ml	100
93) Fluoranthene	9.522	202	520256	51.166	ug/ml	98
94) Benzidine	9.696	184	379382	50.109	ug/ml	99
95) Pyrene	9.730	202	530340	48.991	ug/ml	100
97) Butyl benzyl phthalate	10.461	149	263979	59.380	ug/ml	99
105) Benzo(a)anthracene	10.964	228	523427	49.448	ug/ml	100
106) 3,3'-Dichlorobenzidine	10.983	252	214275	56.342	ug/ml	99
107) Chrysene	11.002	228	501156	48.503	ug/ml	100
108) Bis(2-ethylhexyl)phtha...	11.154	149	397596	61.439	ug/ml	99
109) Di-n-octylphthalate	11.999	149	685987	56.372	ug/ml#	93
110) Benzo(b)fluoranthene	12.316	252	517253	53.242	ug/ml	98
111) Benzo(k)fluoranthene	12.354	252	507038M1	54.230	ug/ml	
112) Benzo(a)pyrene	12.745	252	462119	55.456	ug/ml	97
114) Indeno(1,2,3-cd)pyrene	14.315	276	484928	55.238	ug/ml	97
115) Dibenzo(a,h)anthracene	14.361	278	491604	52.800	ug/ml	98
116) Benzo(ghi)perylene	14.666	276	500053	51.894	ug/ml	97

(#) = qualifier out of range (m) = manual integration (+) = signals summed

Quantitation Report (QT Reviewed)

Data Path : I:\8270\SV109\201029\
Data File : ABN1029.D
Acq On : 29 Oct 2020 7:28 am
Operator : SV109:im
Sample : wg1427940-3,32,,ABN CCV Lot # 8907
Misc : wg1427940,,ical17223
ALS Vial : 142 Sample Multiplier: 1

Quant Time: Oct 29 10:26:29 2020
Quant Method : i:\8270\SV109\201029\FS201006SV109.m
Quant Title : Semivolatiles by GC/MS by modified 8270
QLast Update : Thu Oct 29 07:55:02 2020
Response via : Initial Calibration

Sub List : ABNical - ABN ical sublist

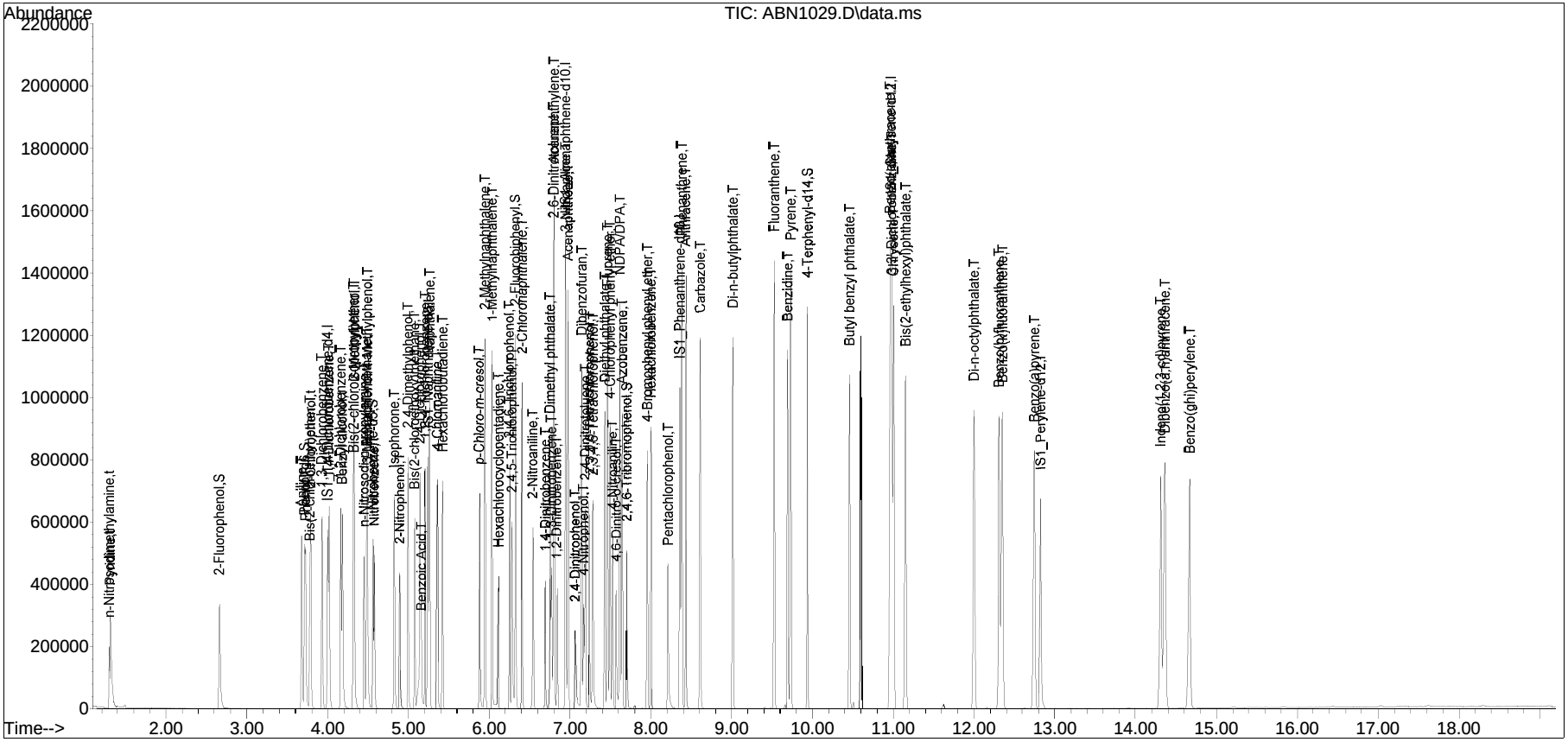

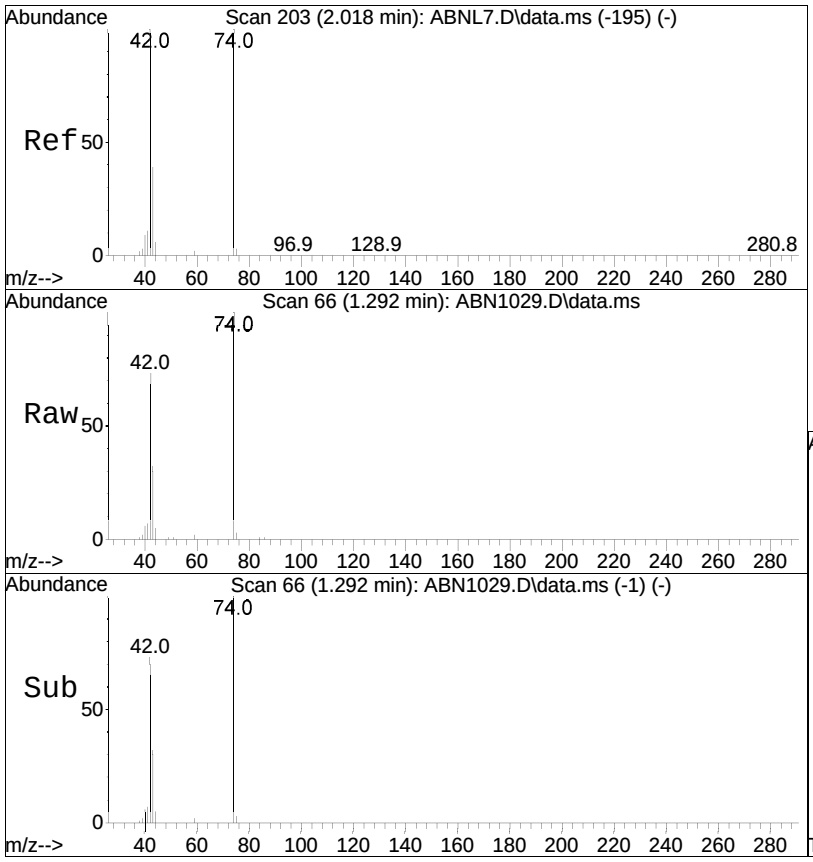

#2
n-Nitrosodimethylamine
Concen: 41.04 ug/ml
RT: 1.292 min Scan# 66
Delta R.T. 0.000 min
Lab File: ABN1029.D
Acq: 29 Oct 2020 7:28 am

Tgt Ion: 74 Resp: 71138

Ion	Ratio	Lower	Upper
74	100		
42	71.7	75.7	113.5#
44	4.9	5.7	8.5#

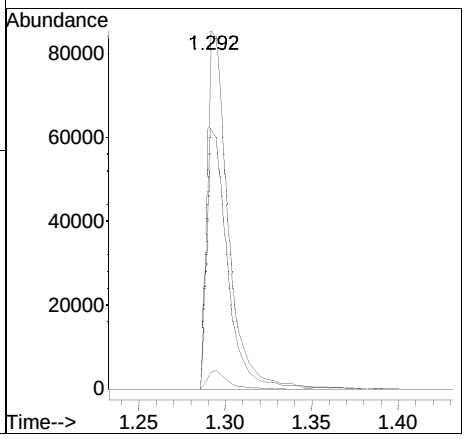

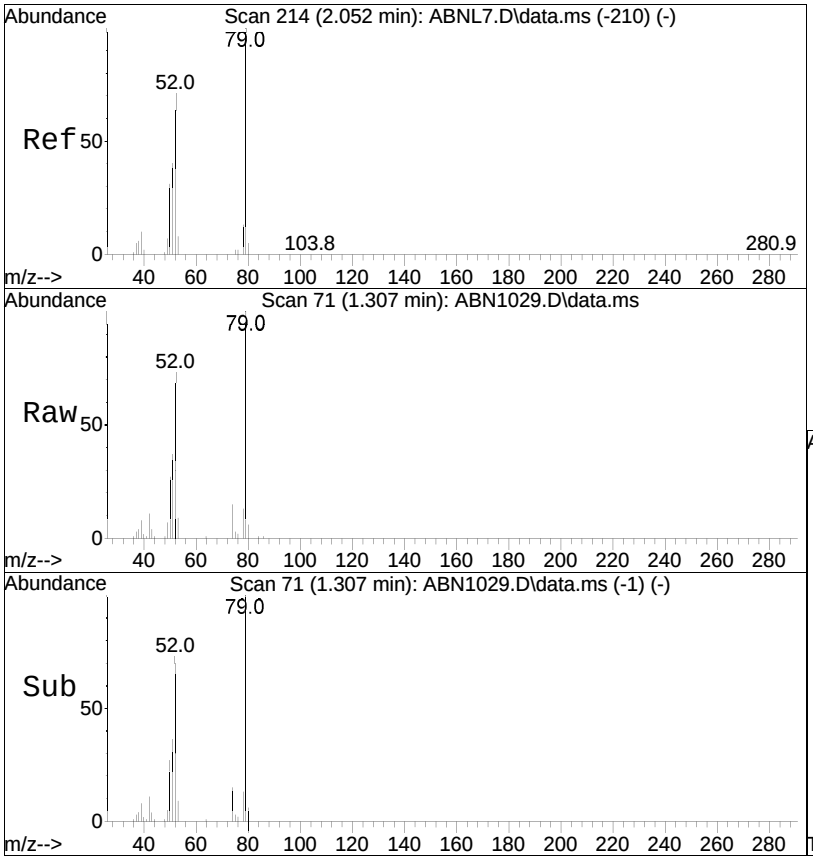

#3
Pyridine
Concen: 42.62 ug/ml
RT: 1.307 min Scan# 71
Delta R.T. 0.000 min
Lab File: ABN1029.D
Acq: 29 Oct 2020 7:28 am

Tgt Ion: 79 Resp: 123162

Ion	Ratio	Lower	Upper
79	100		
52	73.2	71.8	107.8

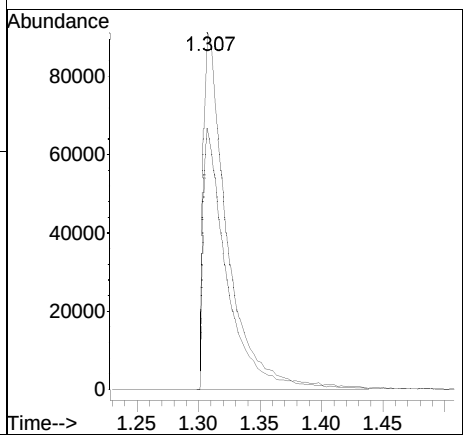

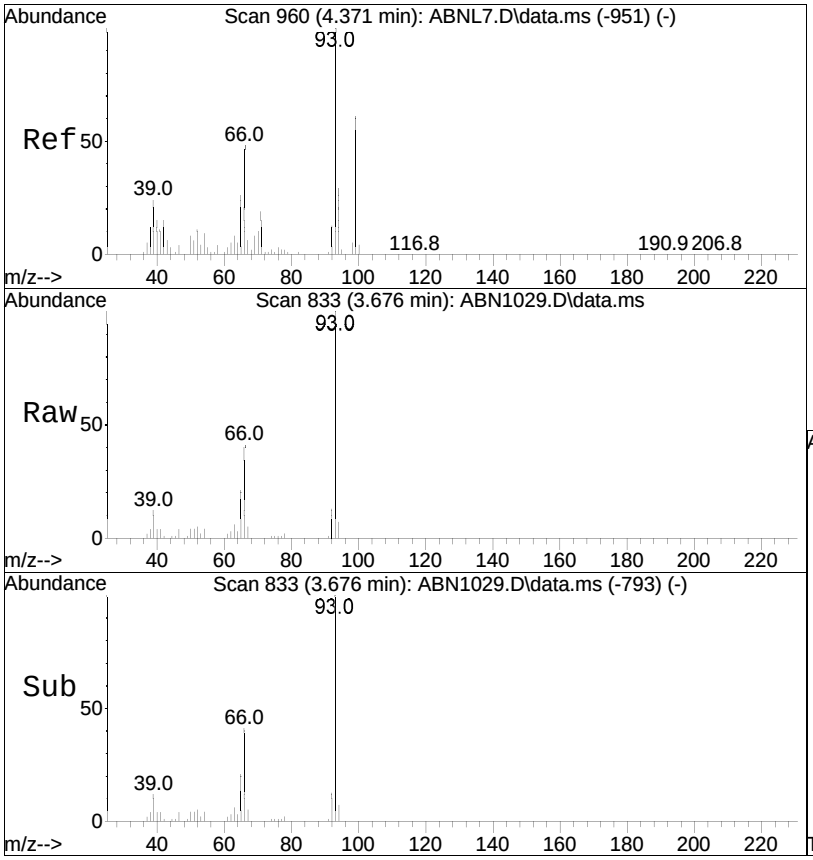

#5
Aniline
Concen: 44.35 ug/ml
RT: 3.676 min Scan# 833
Delta R.T. 0.000 min
Lab File: ABN1029.D
Acq: 29 Oct 2020 7:28 am

Tgt Ion: 93 Resp: 189116

Ion	Ratio	Lower	Upper
93	100		
66	39.0	57.0	85.4#
65	20.4	36.2	54.2#

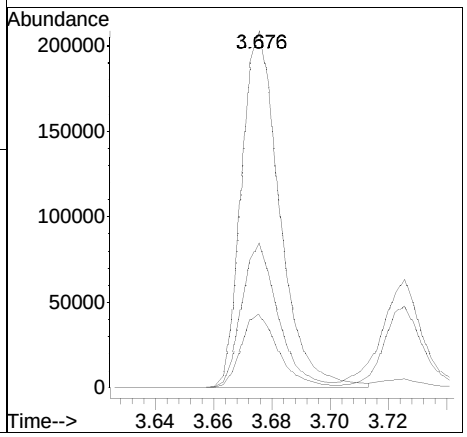

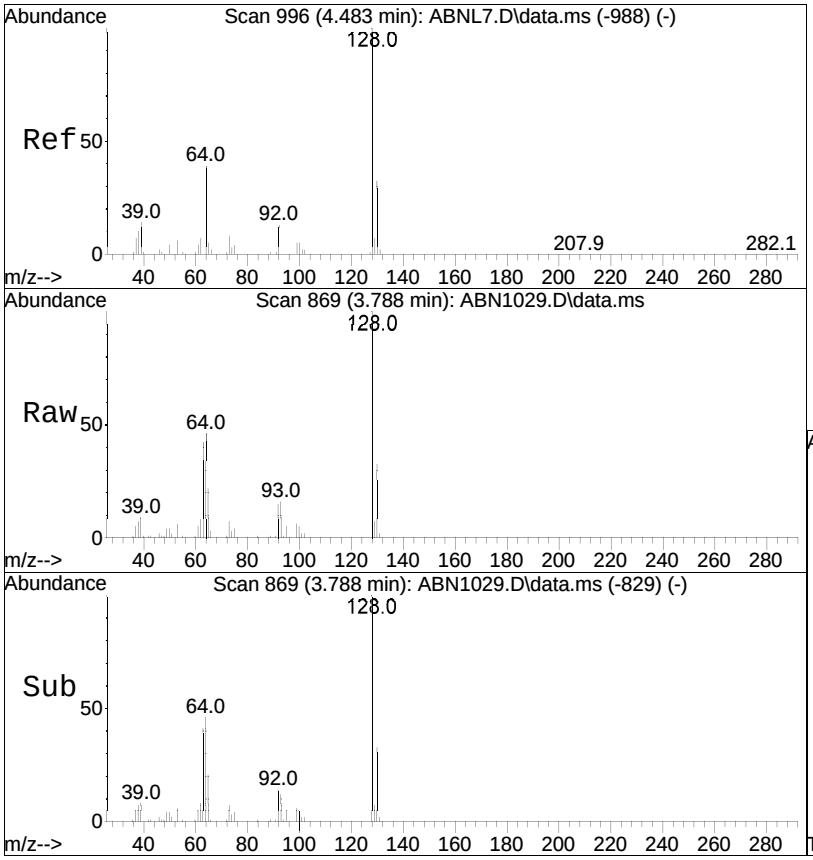

#6
2-Chlorophenol
Concen: 47.62 ug/ml
RT: 3.788 min Scan# 869
Delta R.T. 0.000 min
Lab File: ABN1029.D
Acq: 29 Oct 2020 7:28 am

Tgt Ion:128 Resp: 130196

Ion	Ratio	Lower	Upper
128	100		
64	49.0	38.1	57.1
130	32.6	25.7	38.5

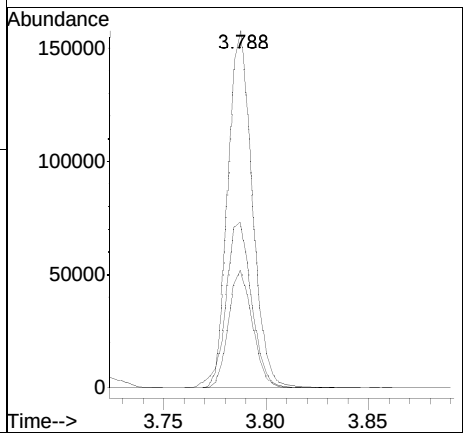

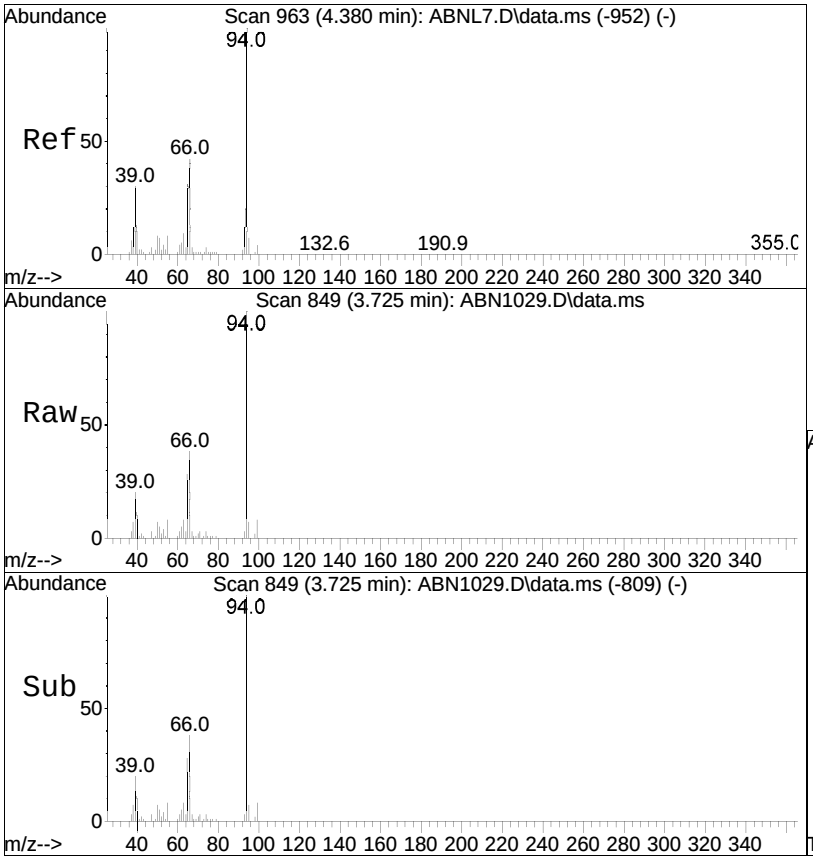

#8
Phenol
Concen: 42.53 ug/ml
RT: 3.725 min Scan# 849
Delta R.T. 0.000 min
Lab File: ABN1029.D
Acq: 29 Oct 2020 7:28 am

Tgt Ion: 94 Resp: 150361

Ion	Ratio	Lower	Upper
94	100		
65	30.2	40.7	61.1#
66	42.0	64.1	96.1#

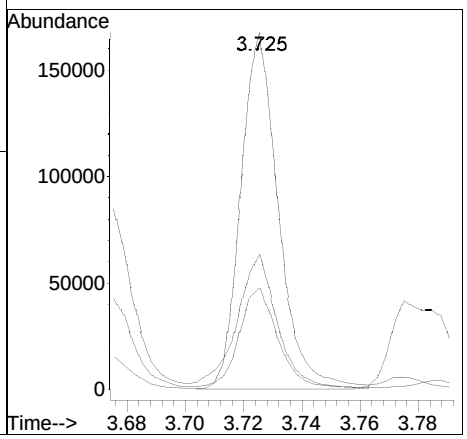

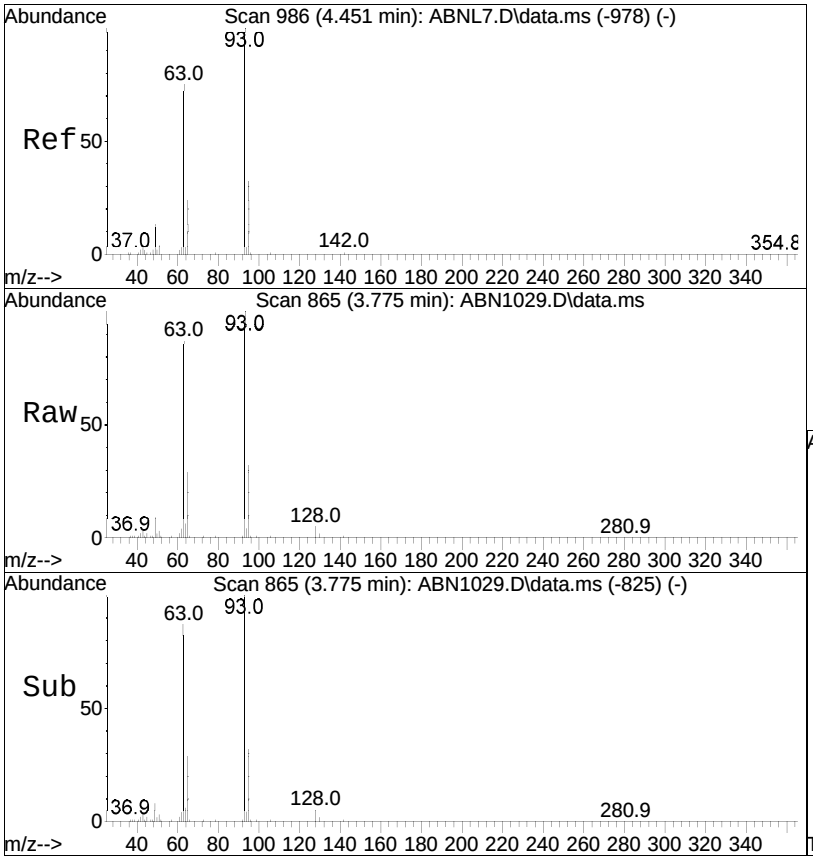

#9
Bis(2-chloroethyl)ether
Concen: 45.10 ug/ml
RT: 3.775 min Scan# 865
Delta R.T. 0.000 min
Lab File: ABN1029.D
Acq: 29 Oct 2020 7:28 am

Tgt Ion: 93 Resp: 121613

Ion	Ratio	Lower	Upper
93	100		
63	114.6	73.7	110.5#
95	31.7	26.9	40.3

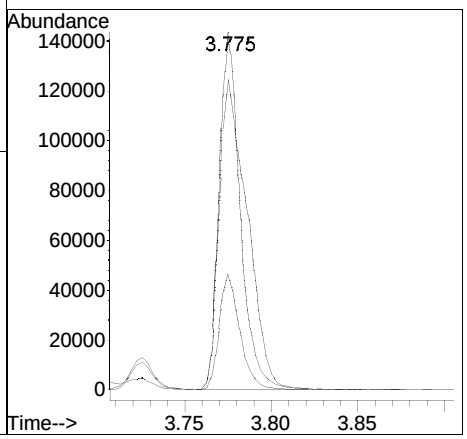

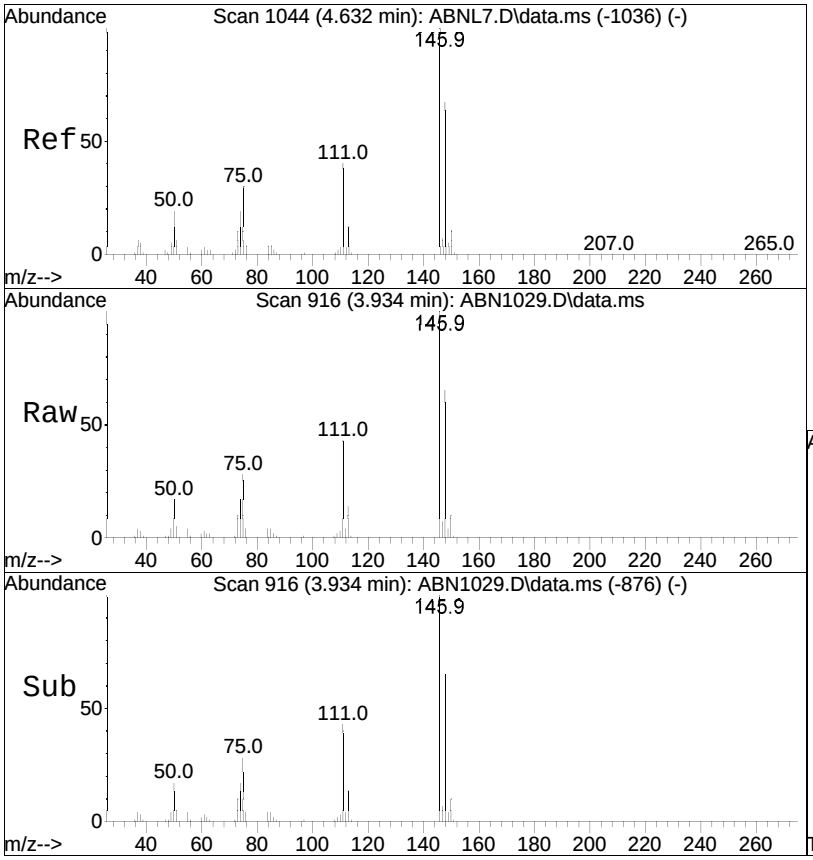

#10
1,3-Dichlorobenzene
Concen: 46.26 ug/ml
RT: 3.934 min Scan# 916
Delta R.T. 0.000 min
Lab File: ABN1029.D
Acq: 29 Oct 2020 7:28 am

Tgt Ion:146 Resp: 143058

Ion	Ratio	Lower	Upper
146	100		
111	42.4	33.0	49.4
148	64.2	51.0	76.6

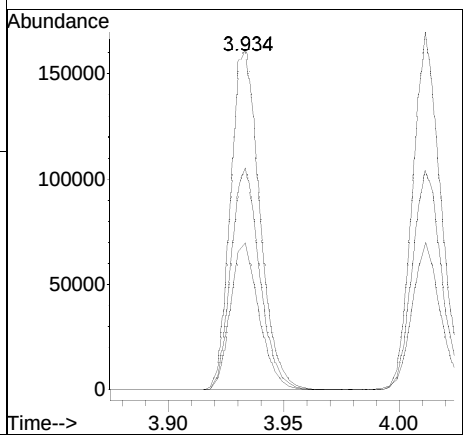

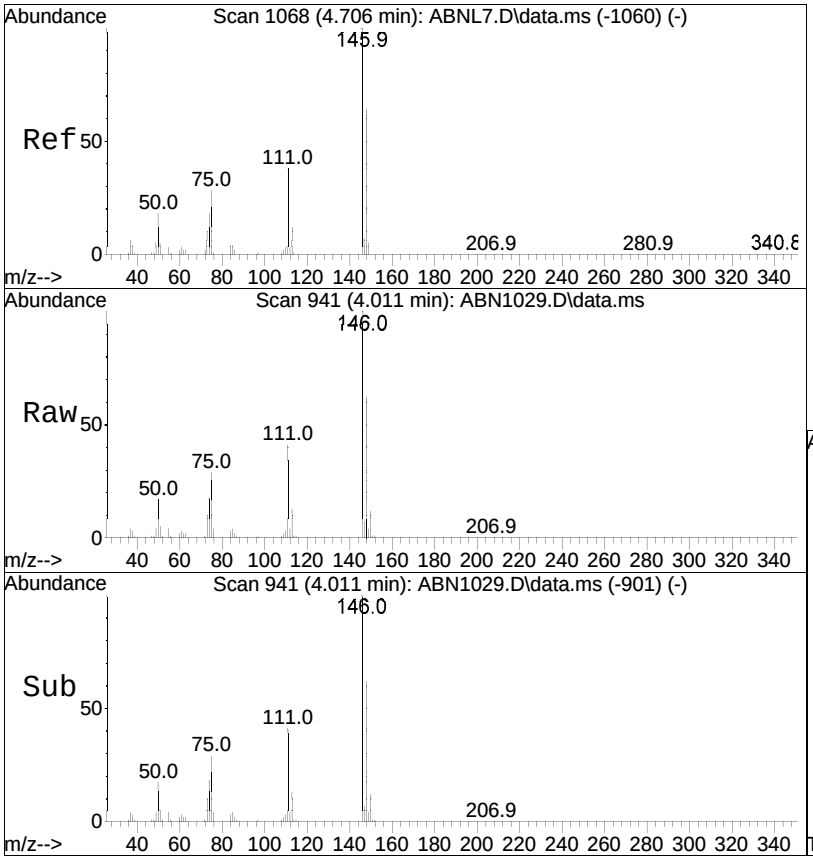

#11
1,4-Dichlorobenzene
Concen: 46.74 ug/ml
RT: 4.011 min Scan# 941
Delta R.T. 0.000 min
Lab File: ABN1029.D
Acq: 29 Oct 2020 7:28 am

Tgt Ion:146 Resp: 147632

Ion	Ratio	Lower	Upper
146	100		
148	63.7	51.4	77.0
111	41.6	31.8	47.8

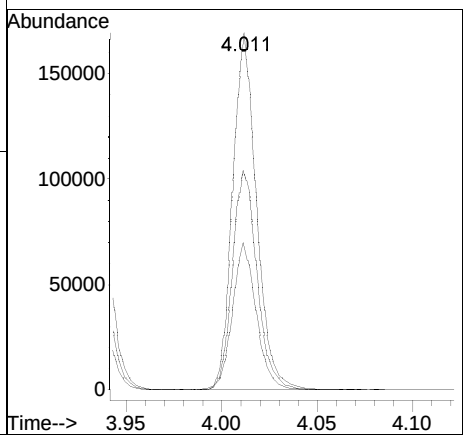

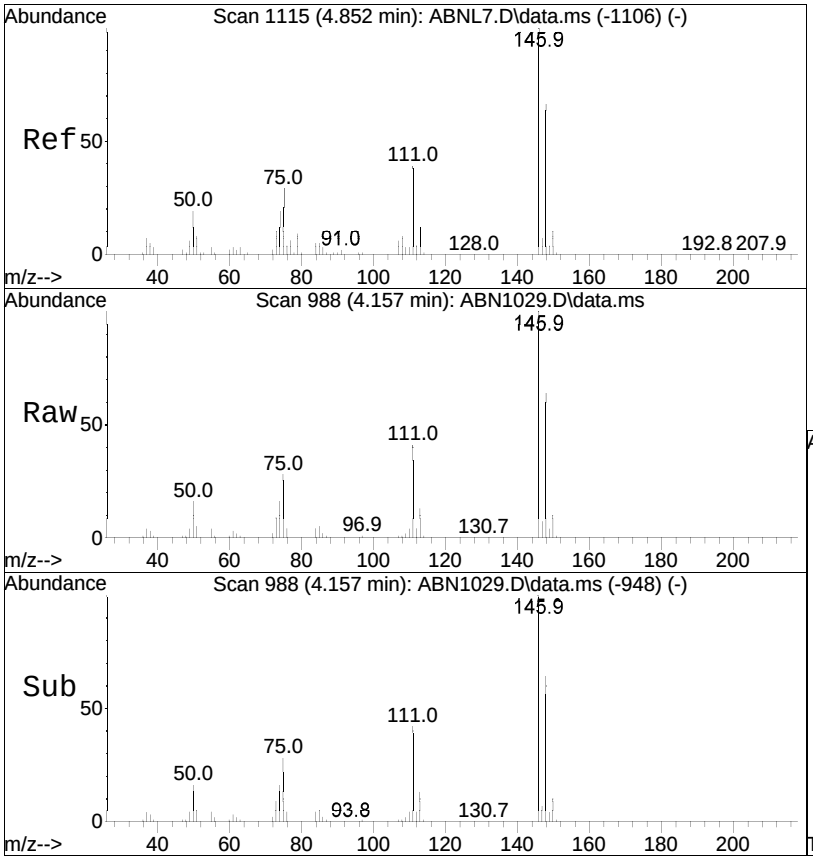

#12
1,2-Dichlorobenzene
Concen: 46.19 ug/ml
RT: 4.157 min Scan# 988
Delta R.T. 0.000 min
Lab File: ABN1029.D
Acq: 29 Oct 2020 7:28 am

Tgt Ion:146 Resp: 139825

Ion	Ratio	Lower	Upper
146	100		
111	43.0	32.8	49.2
148	64.3	51.4	77.2

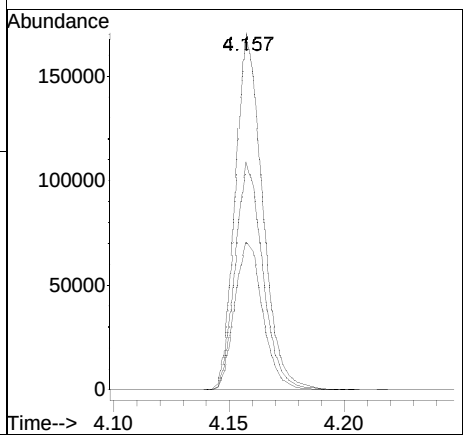

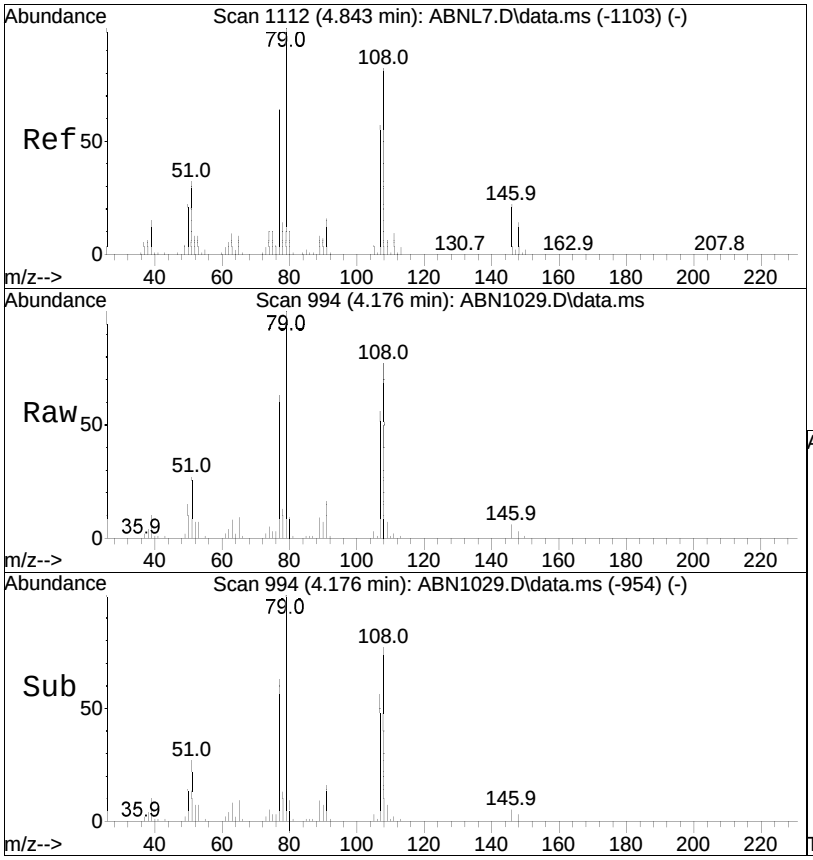

#13
Benzyl alcohol
Concen: 47.97 ug/ml
RT: 4.176 min Scan# 994
Delta R.T. 0.000 min
Lab File: ABN1029.D
Acq: 29 Oct 2020 7:28 am

Tgt Ion: 79 Resp: 109102

Ion	Ratio	Lower	Upper
79	100		
77	64.4	52.4	78.6
108	79.9	66.7	100.1

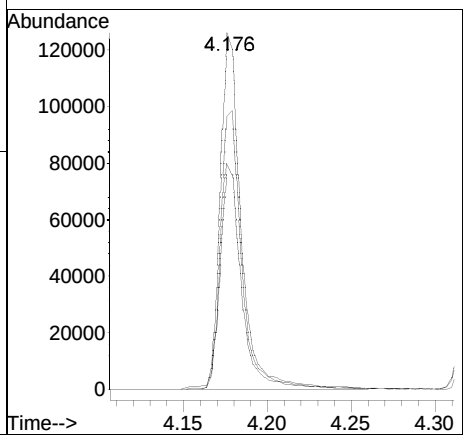

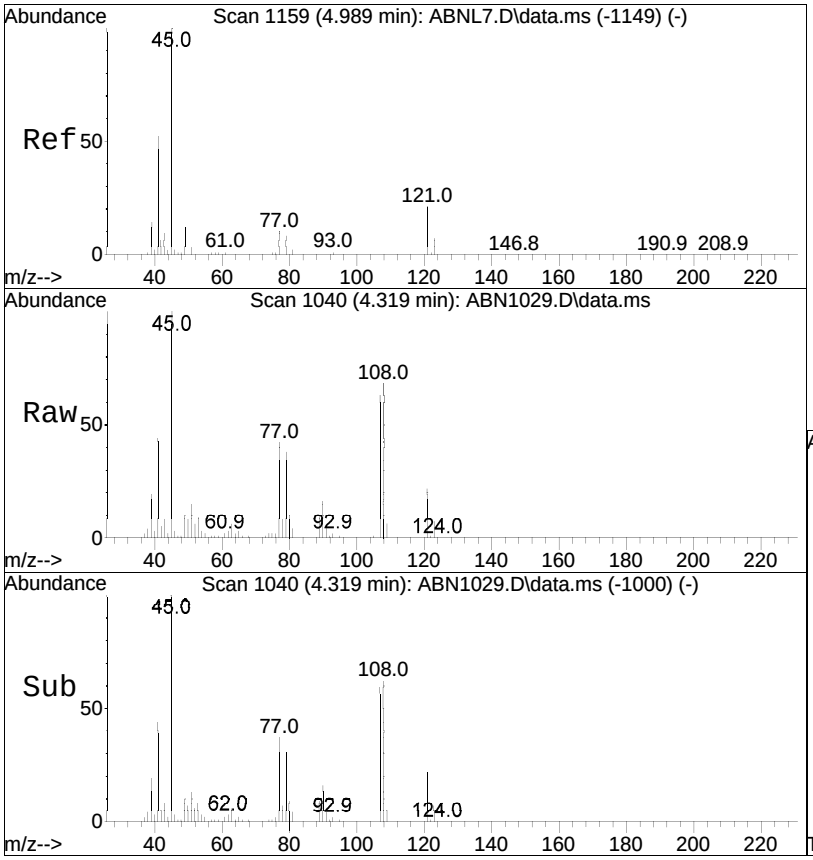

#14
Bis(2-chloroisopropyl)ether
Concen: 40.69 ug/ml
RT: 4.319 min Scan# 1040
Delta R.T. 0.000 min
Lab File: ABN1029.D
Acq: 29 Oct 2020 7:28 am

Tgt Ion: 45 Resp: 162345

Ion	Ratio	Lower	Upper
45	100		
121	21.9	12.6	19.0#
77	44.6	24.6	37.0#

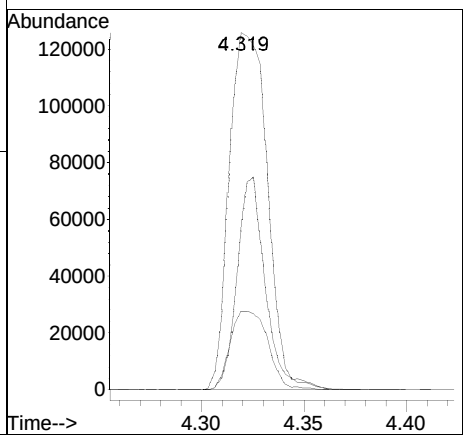

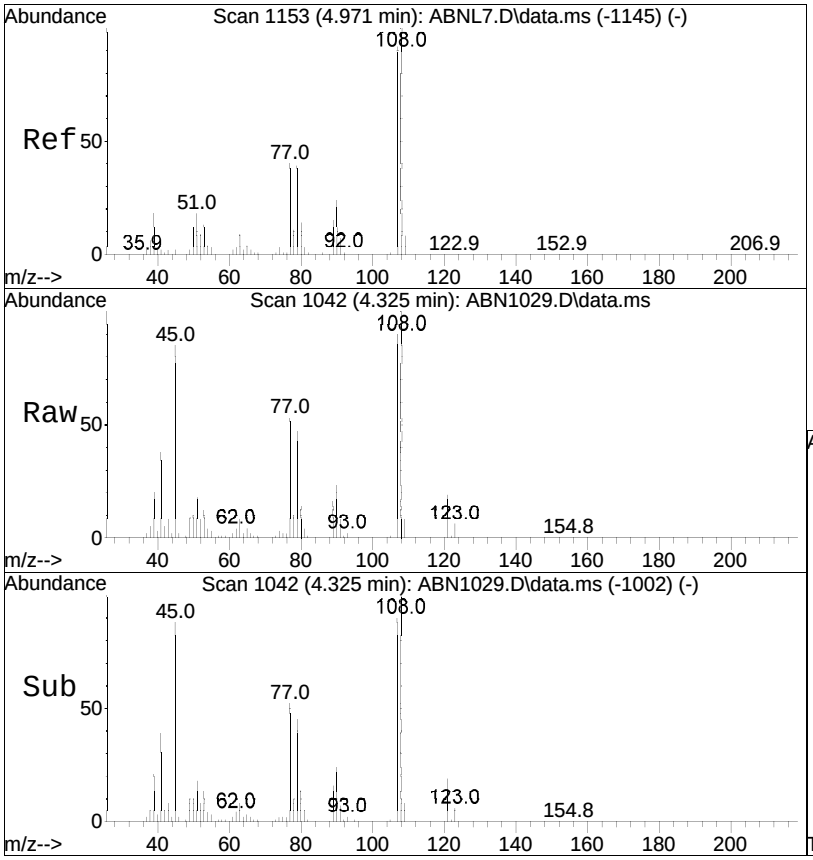

#15
2-Methylphenol
Concen: 46.41 ug/ml
RT: 4.325 min Scan# 1042
Delta R.T. 0.000 min
Lab File: ABN1029.D
Acq: 29 Oct 2020 7:28 am

Tgt Ion:108 Resp: 118260

Ion	Ratio	Lower	Upper
108	100		
107	91.3	72.6	108.8
90	24.0	19.2	28.8

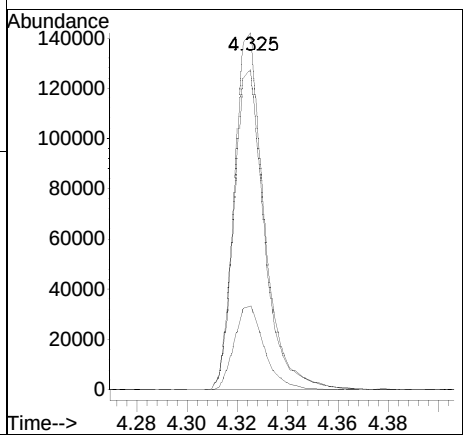

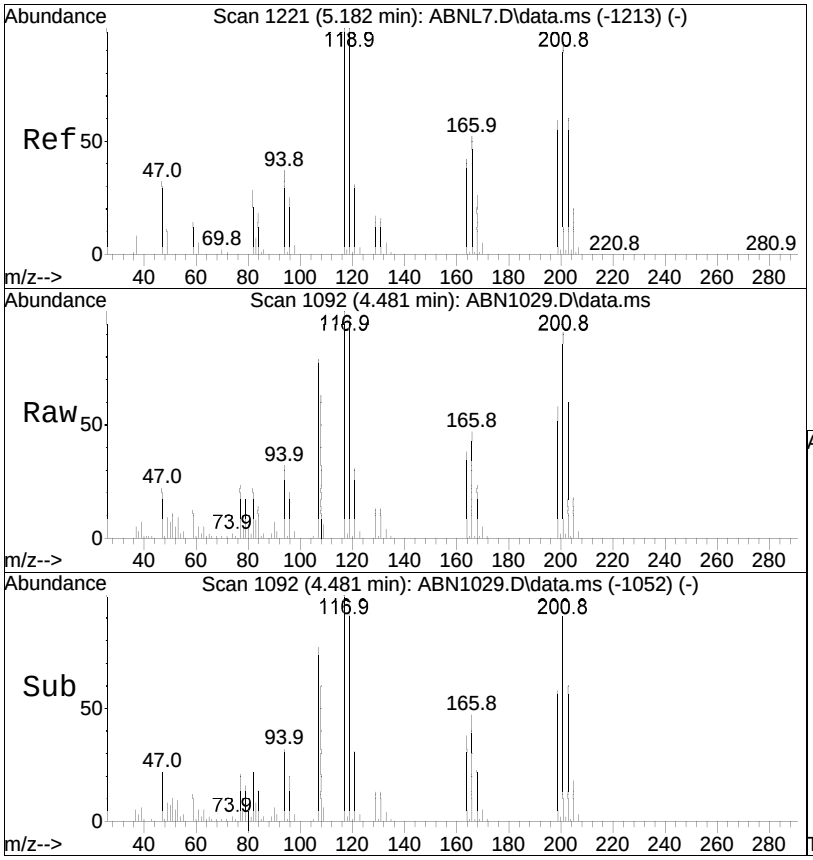

#16
Hexachloroethane
Concen: 48.44 ug/ml
RT: 4.481 min Scan# 1092
Delta R.T. 0.000 min
Lab File: ABN1029.D
Acq: 29 Oct 2020 7:28 am

Tgt Ion:117 Resp: 58940

Ion	Ratio	Lower	Upper
117	100		
201	91.8	72.7	109.1
199	58.7	46.2	69.2

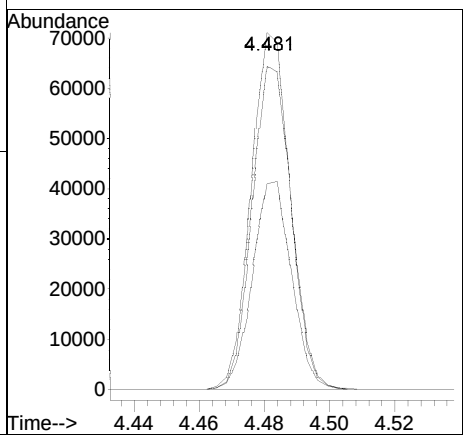

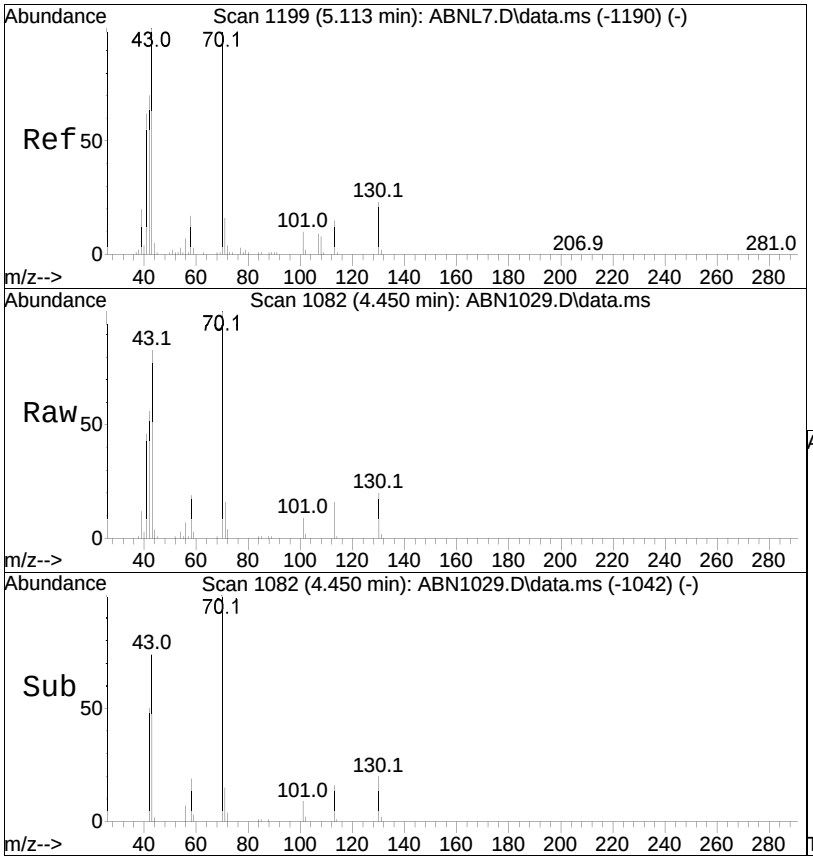

#17
n-Nitrosodi-n-propylamine
Concen: 47.66 ug/ml
RT: 4.450 min Scan# 1082
Delta R.T. 0.000 min
Lab File: ABN1029.D
Acq: 29 Oct 2020 7:28 am

Tgt Ion: 70 Resp: 93470

Ion	Ratio	Lower	Upper
70	100		
130	19.7	16.6	24.8
101	9.0	7.4	11.0

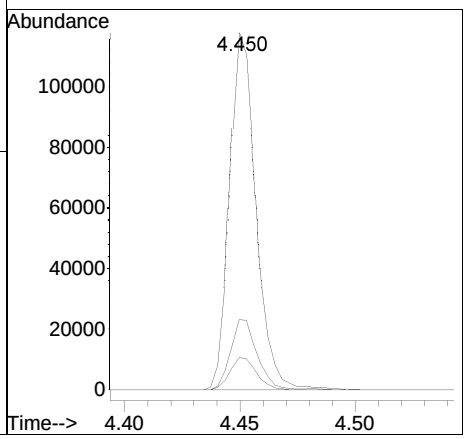

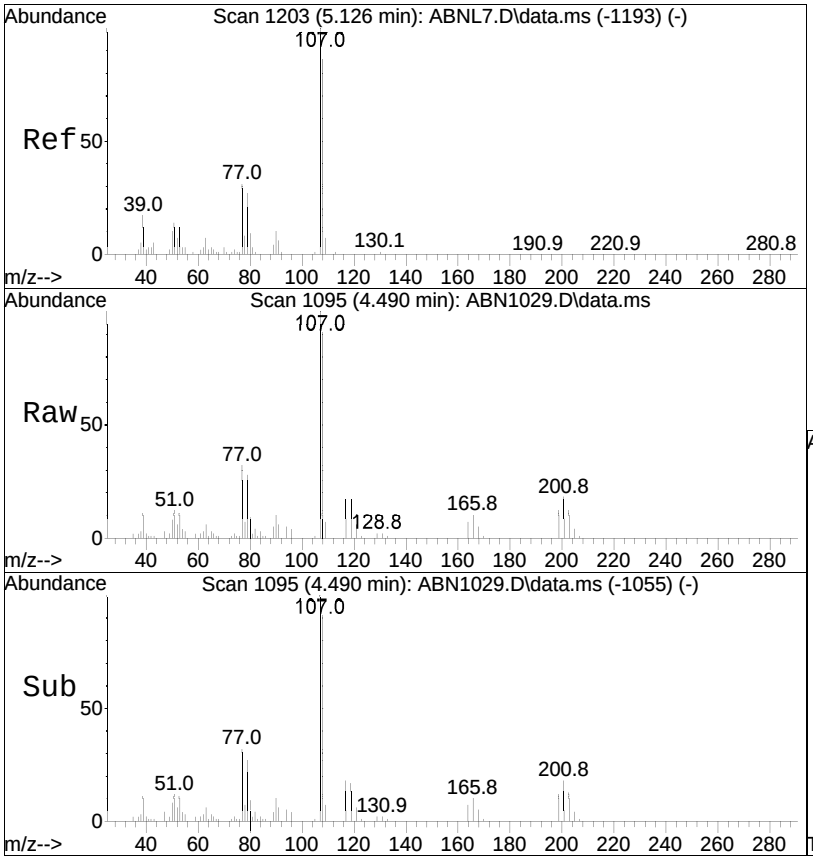

#18
3-Methylphenol/4-Methylphenol
Concen: 46.42 ug/ml
RT: 4.490 min Scan# 1095
Delta R.T. 0.000 min
Lab File: ABN1029.D
Acq: 29 Oct 2020 7:28 am

Tgt Ion:108 Resp: 126373

Ion	Ratio	Lower	Upper
108	100		
107	112.7	91.0	136.6
90	10.7	8.7	13.1

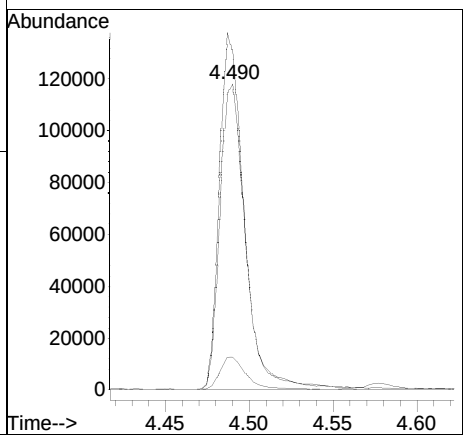

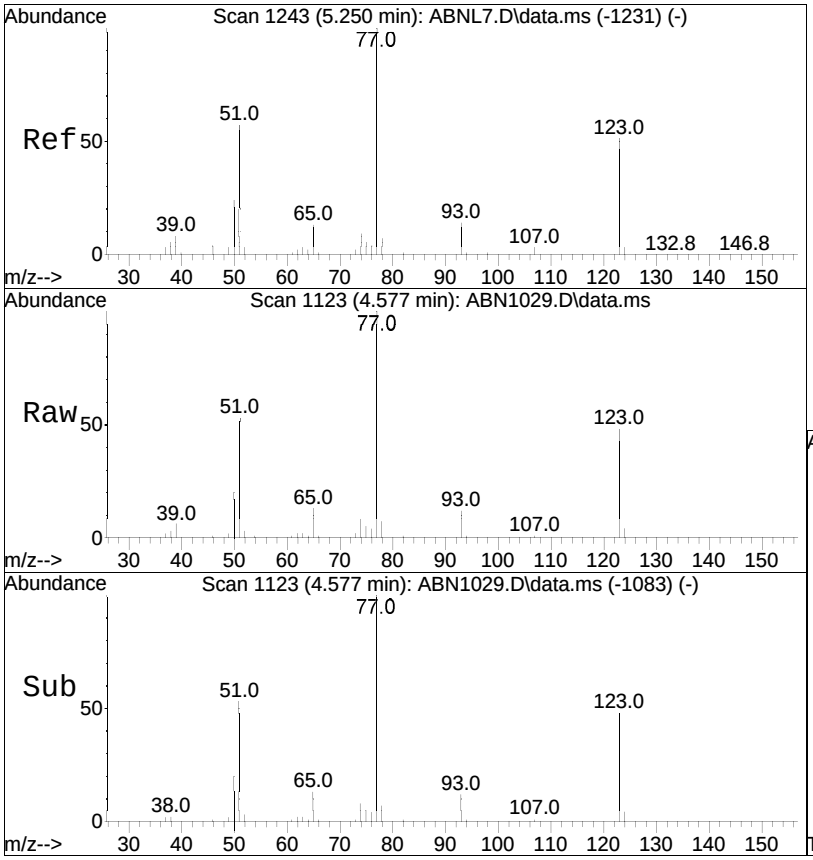

#20
Nitrobenzene
Concen: 46.35 ug/ml
RT: 4.577 min Scan# 1123
Delta R.T. 0.000 min
Lab File: ABN1029.D
Acq: 29 Oct 2020 7:28 am

Tgt Ion: 77 Resp: 136524

Ion	Ratio	Lower	Upper
77	100		
123	47.3	38.5	57.7
65	14.0	11.4	17.0

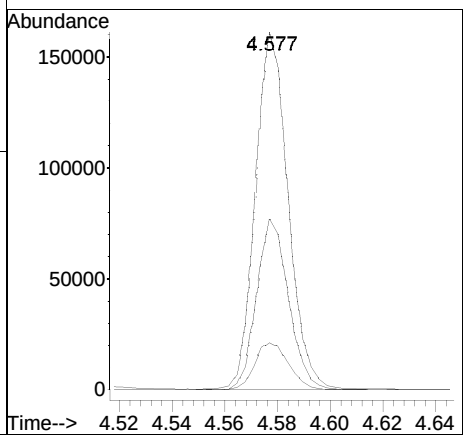

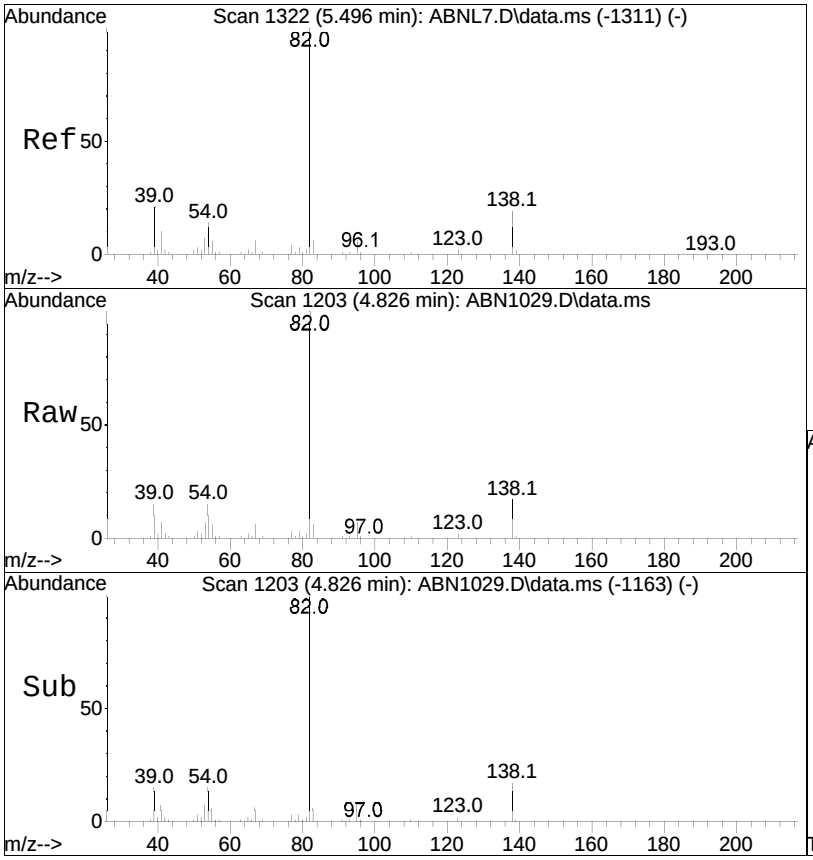

#21
Isophorone
Concen: 47.81 ug/ml
RT: 4.826 min Scan# 1203
Delta R.T. 0.000 min
Lab File: ABN1029.D
Acq: 29 Oct 2020 7:28 am

Tgt Ion: 82 Resp: 256105

Ion	Ratio	Lower	Upper
82	100		
138	17.1	13.6	20.4
95	6.9	5.1	7.7

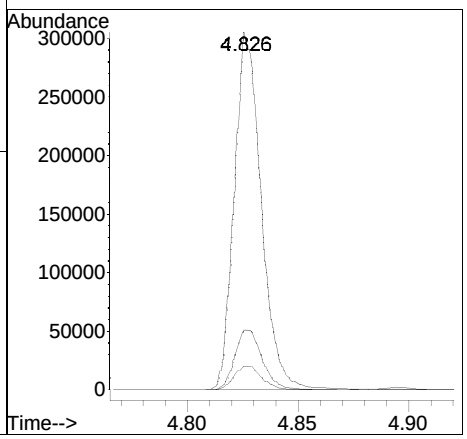

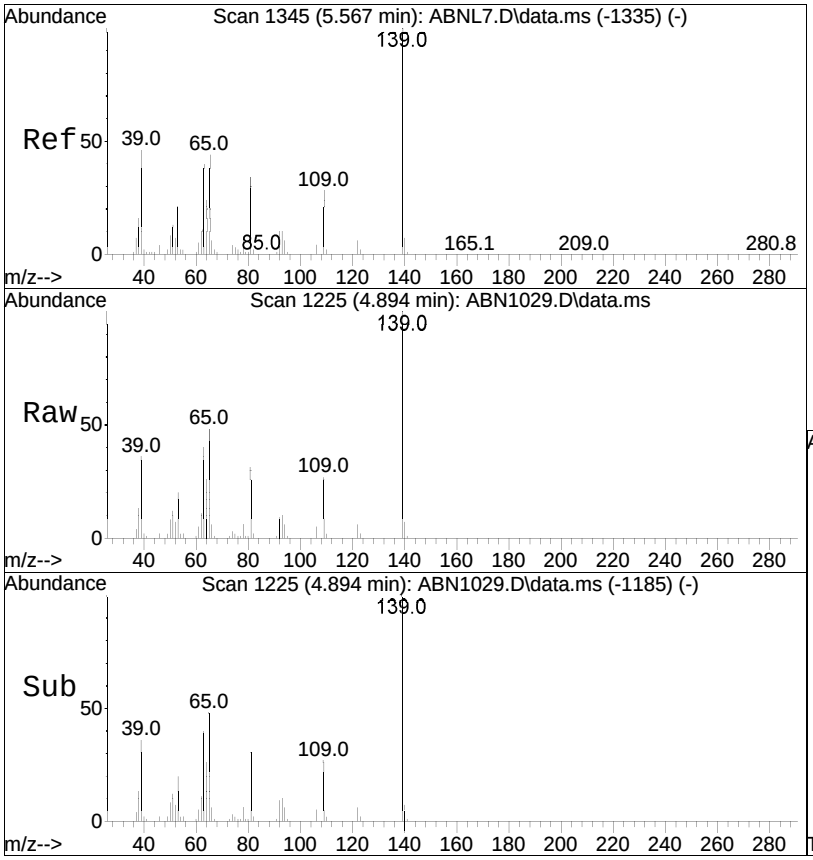

#22
2-Nitrophenol
Concen: 53.49 ug/ml
RT: 4.894 min Scan# 1225
Delta R.T. 0.000 min
Lab File: ABN1029.D
Acq: 29 Oct 2020 7:28 am

Tgt Ion:139 Resp: 76210

Ion	Ratio	Lower	Upper
139	100		
109	26.9	19.8	29.6
65	47.7	39.6	59.4

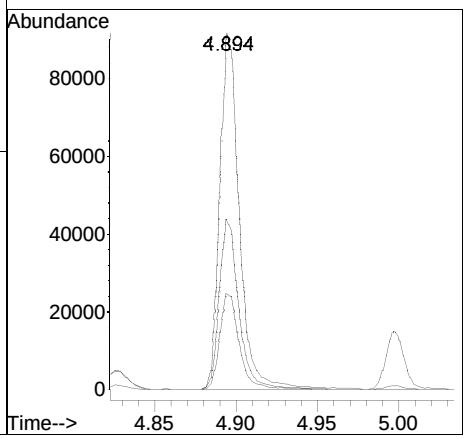

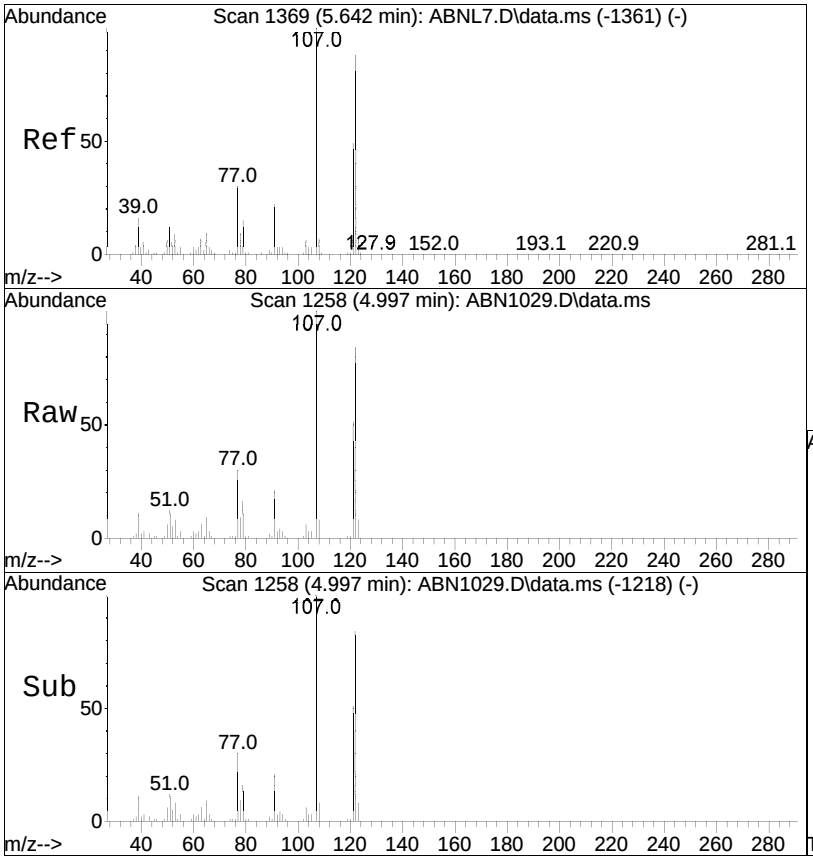

#23
2,4-Dimethylphenol
Concen: 48.77 ug/ml
RT: 4.997 min Scan# 1258
Delta R.T. 0.000 min
Lab File: ABN1029.D
Acq: 29 Oct 2020 7:28 am

Tgt Ion:107 Resp: 137225

Ion	Ratio	Lower	Upper
107	100		
121	50.6	43.0	64.4
122	84.0	71.8	107.8

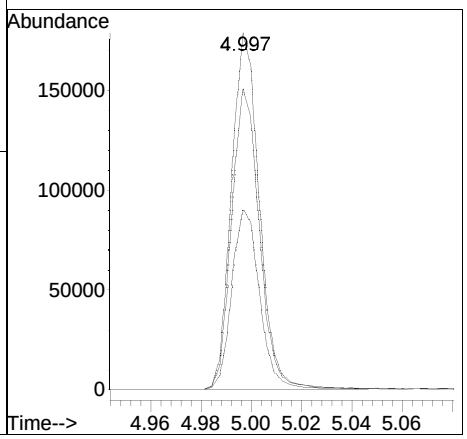

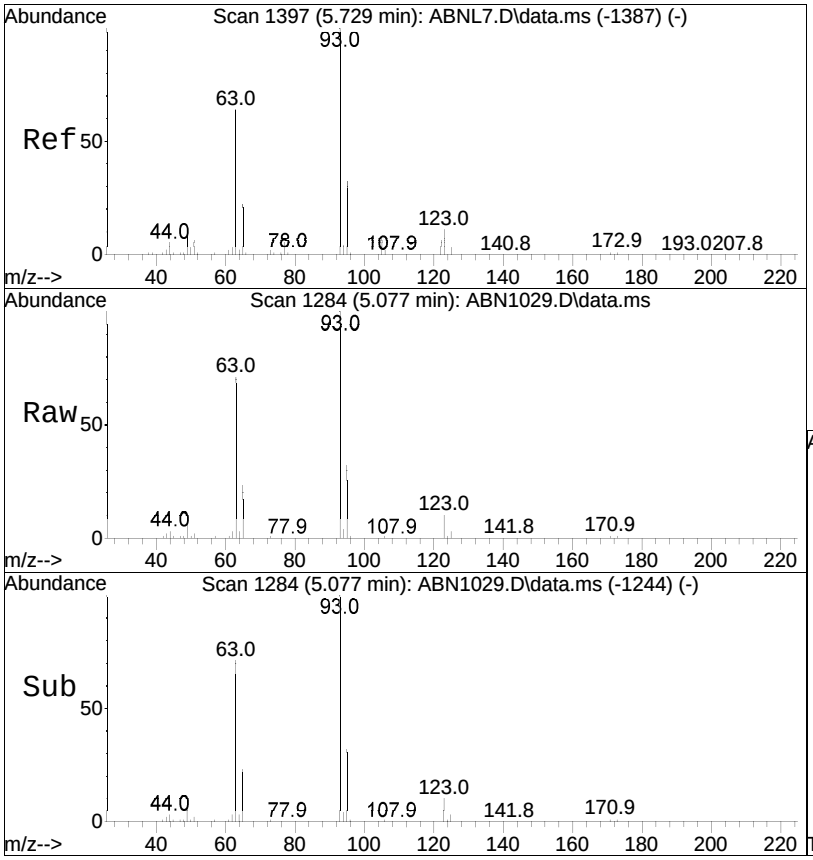

#24
Bis(2-chloroethoxy)methane
Concen: 47.14 ug/ml
RT: 5.077 min Scan# 1284
Delta R.T. 0.000 min
Lab File: ABN1029.D
Acq: 29 Oct 2020 7:28 am

Tgt Ion: 93 Resp: 162844

Ion	Ratio	Lower	Upper
93	100		
95	32.2	26.6	40.0
123	9.4	11.0	16.4#

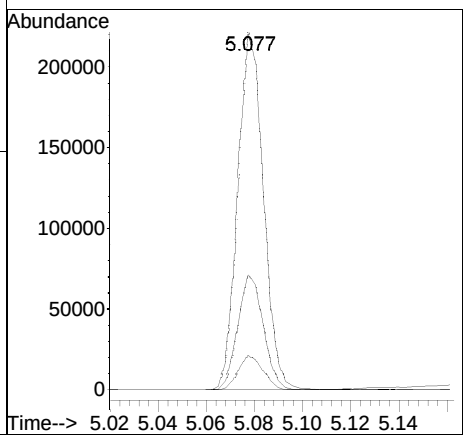

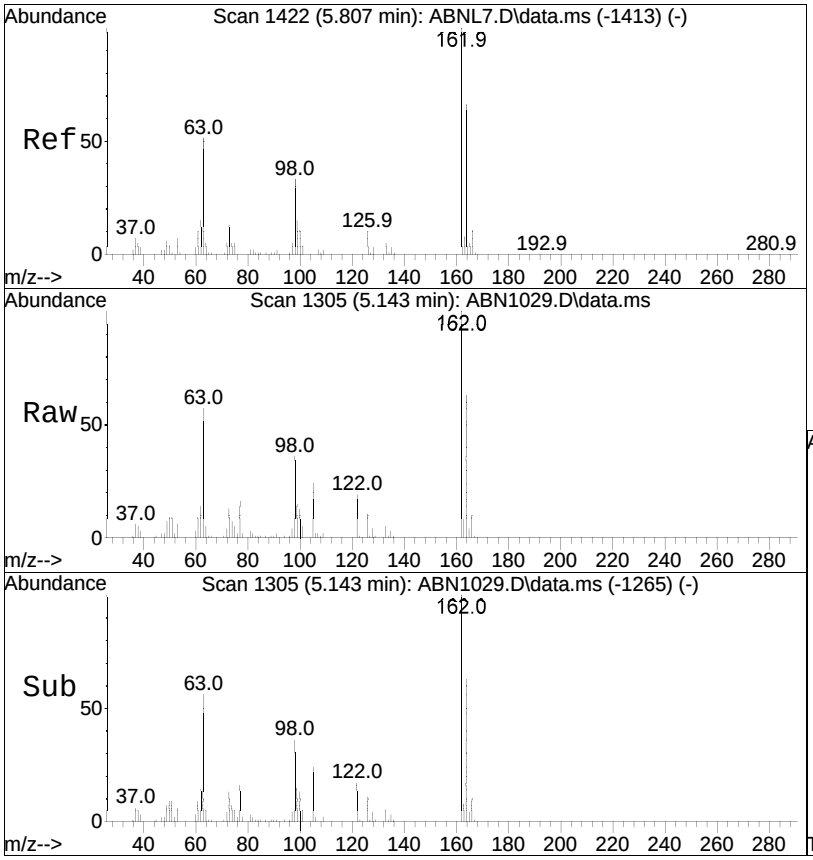

#25
2,4-Dichlorophenol
Concen: 50.24 ug/ml
RT: 5.143 min Scan# 1305
Delta R.T. 0.000 min
Lab File: ABN1029.D
Acq: 29 Oct 2020 7:28 am

Tgt Ion:162 Resp: 117590

Ion	Ratio	Lower	Upper
162	100		
164	64.0	51.6	77.4
98	36.4	29.4	44.2

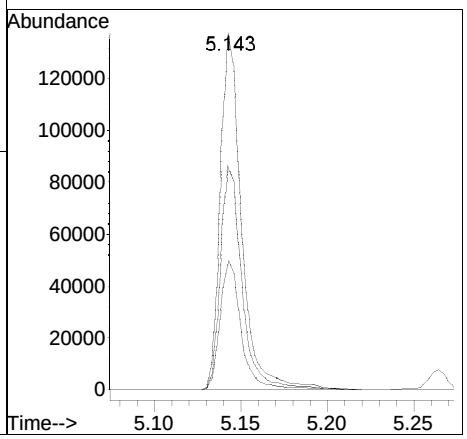

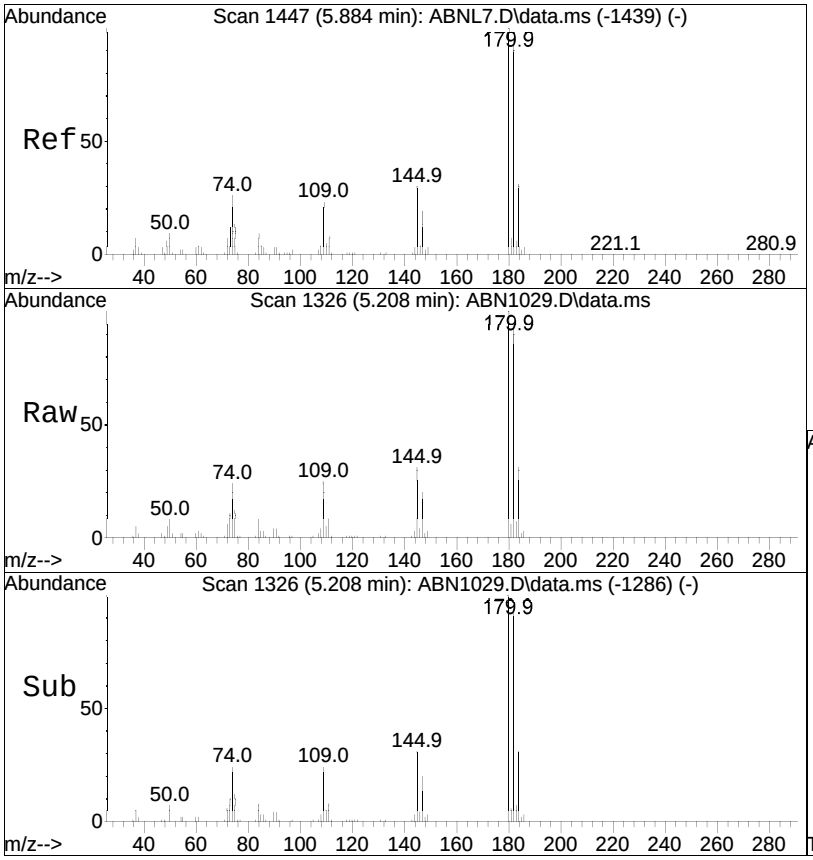

#26
1,2,4-Trichlorobenzene
Concen: 50.02 ug/ml
RT: 5.208 min Scan# 1326
Delta R.T. 0.000 min
Lab File: ABN1029.D
Acq: 29 Oct 2020 7:28 am

Tgt Ion:180 Resp: 124777

Ion	Ratio	Lower	Upper
180	100		
182	94.5	77.0	115.6
145	31.9	25.2	37.8

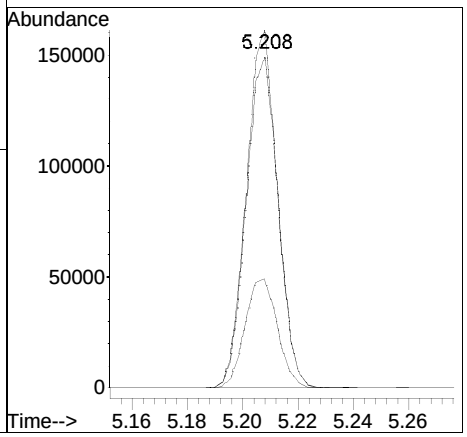

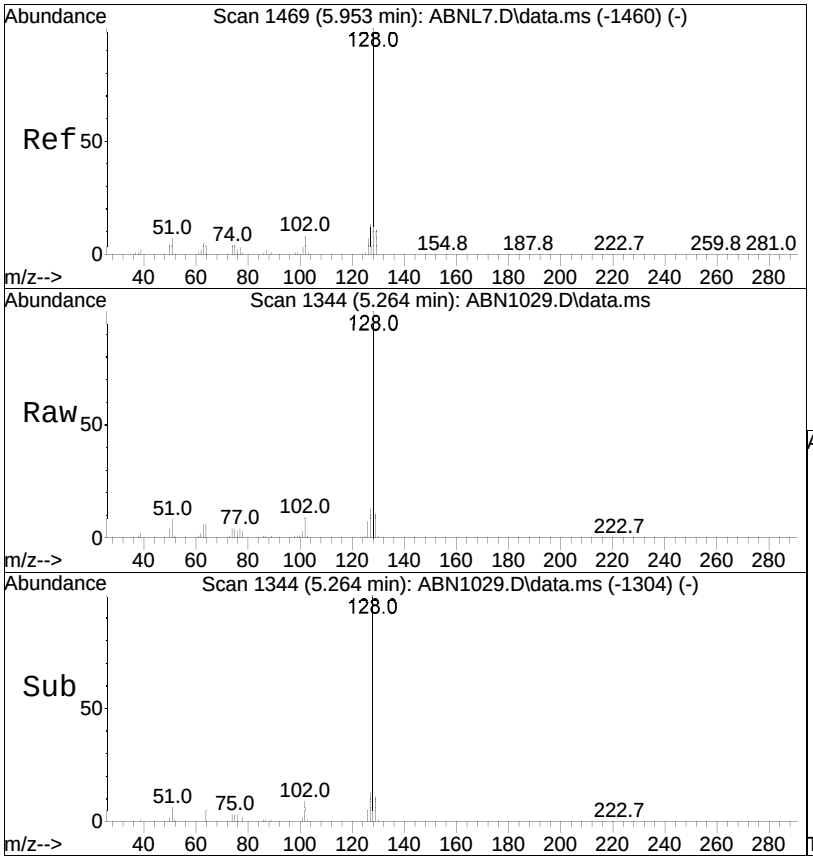

#36
Naphthalene
Concen: 46.97 ug/ml
RT: 5.264 min Scan# 1344
Delta R.T. 0.000 min
Lab File: ABN1029.D
Acq: 29 Oct 2020 7:28 am

Tgt Ion:128 Resp: 392864

Ion	Ratio	Lower	Upper
128	100		
129	11.0	8.9	13.3
127	13.4	10.9	16.3

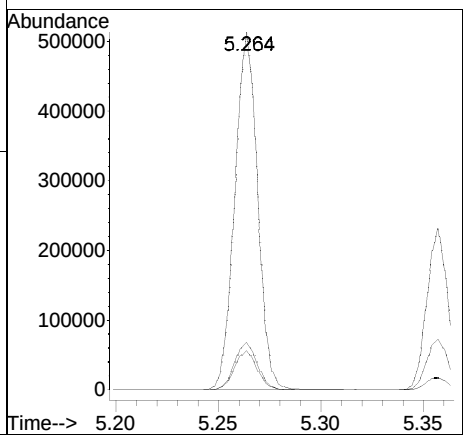

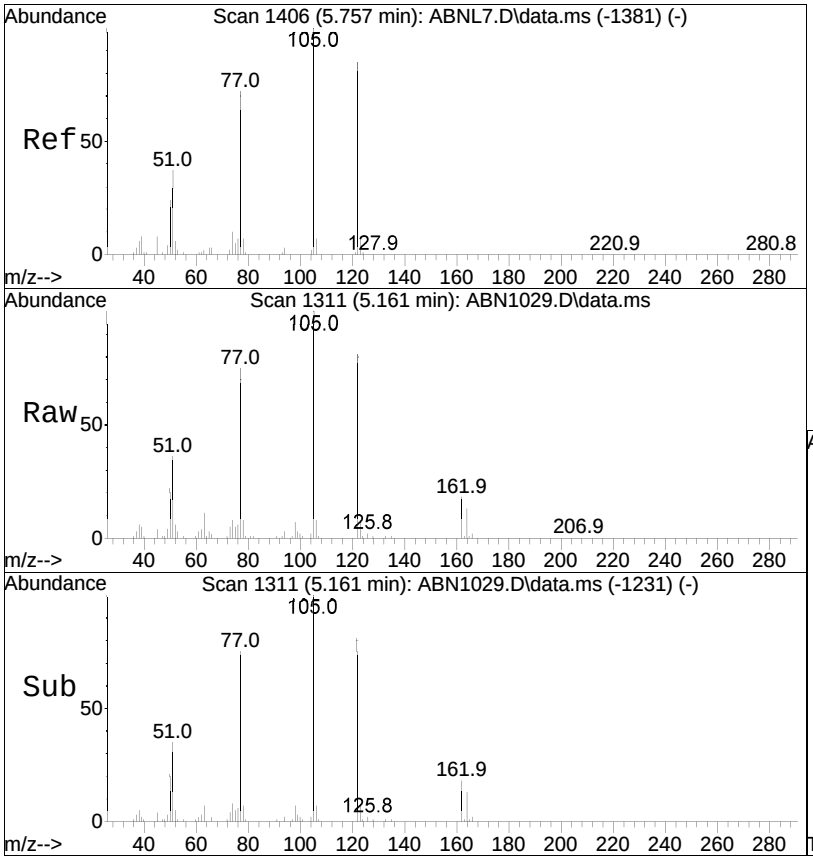

#37
Benzoic Acid
Concen: 52.08 ug/ml
RT: 5.161 min Scan# 1311
Delta R.T. 0.000 min
Lab File: ABN1029.D
Acq: 29 Oct 2020 7:28 am

Tgt Ion:105 Resp: 107535

Ion	Ratio	Lower	Upper
105	100		
122	79.0	67.0	100.4
77	71.2	58.8	88.2

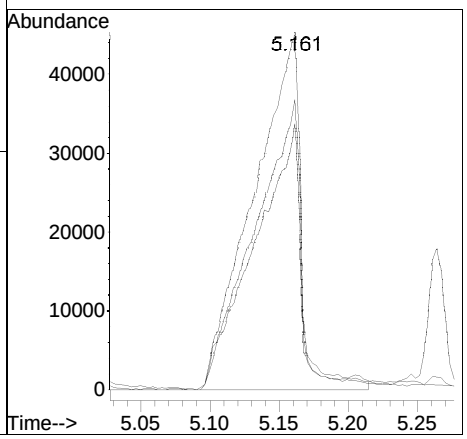

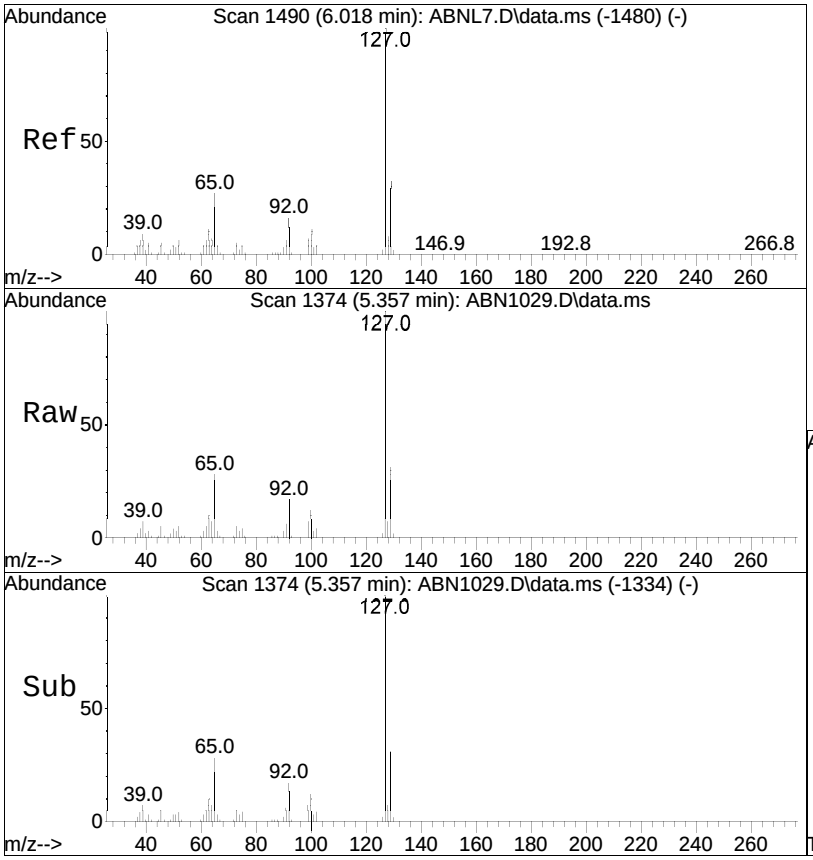

#38
4-Chloroaniline
Concen: 46.33 ug/ml
RT: 5.357 min Scan# 1374
Delta R.T. 0.000 min
Lab File: ABN1029.D
Acq: 29 Oct 2020 7:28 am

Tgt Ion: 65 Resp: 51260

Ion	Ratio	Lower	Upper
65	100		
127	340.0	274.4	411.6
129	108.5	88.2	132.4

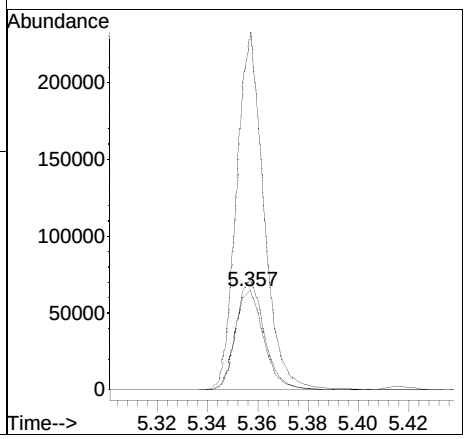

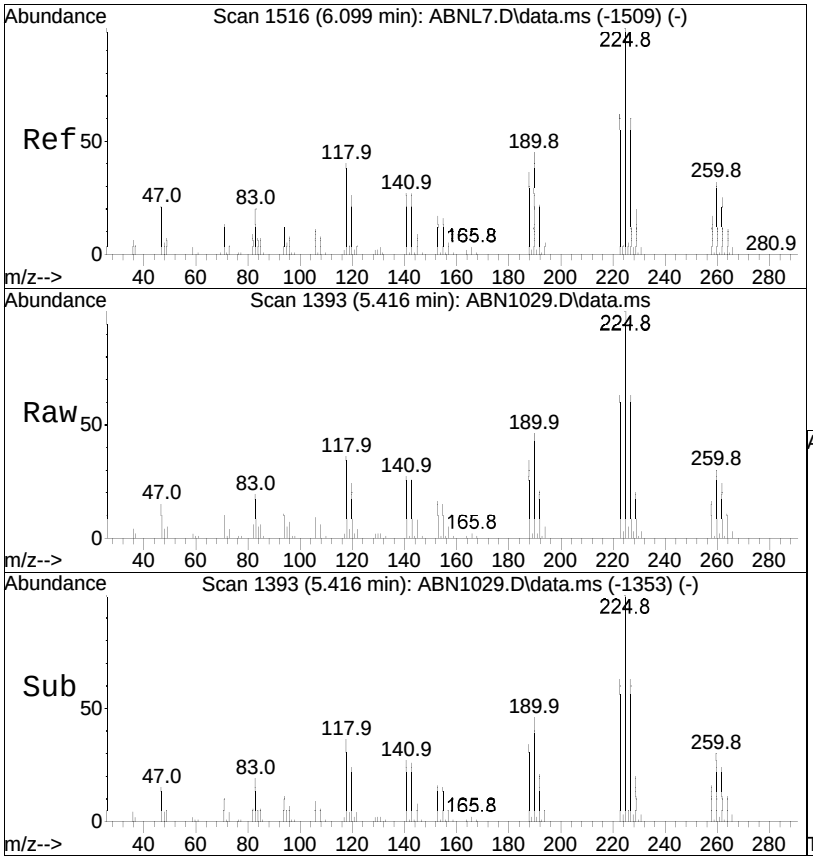

#39
Hexachlorobutadiene
Concen: 54.98 ug/ml
RT: 5.416 min Scan# 1393
Delta R.T. 0.000 min
Lab File: ABN1029.D
Acq: 29 Oct 2020 7:28 am

Tgt Ion:225 Resp: 74907

Ion	Ratio	Lower	Upper
225	100		
223	62.7	49.3	73.9
227	63.2	51.1	76.7

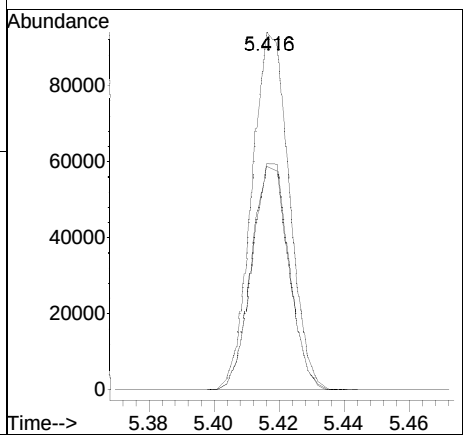

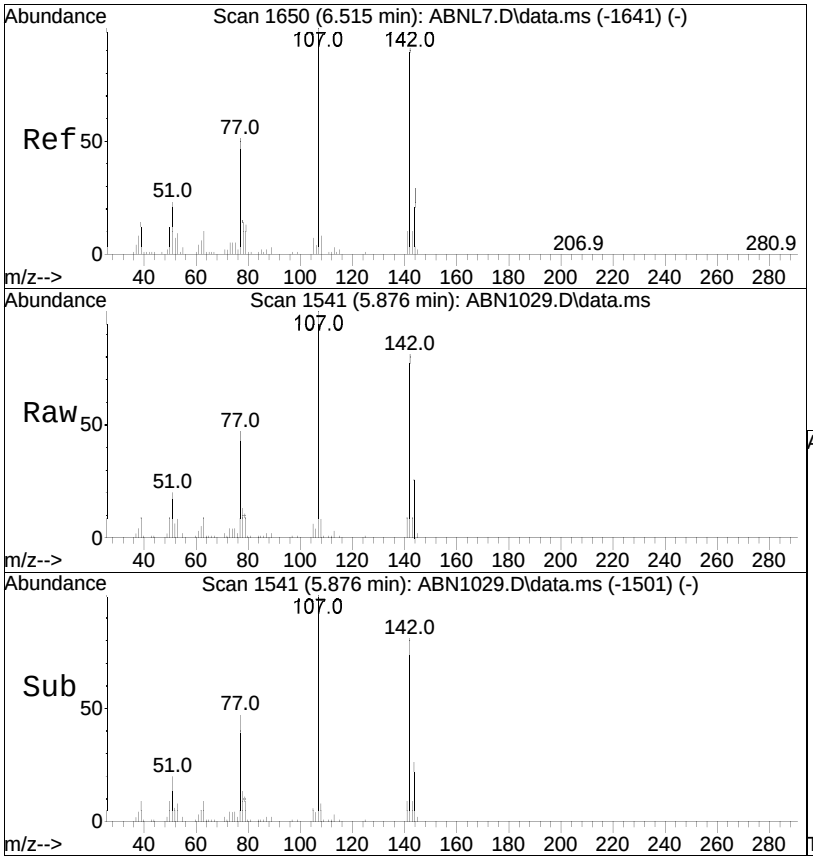

#40
p-Chloro-m-cresol
Concen: 52.34 ug/ml
RT: 5.876 min Scan# 1541
Delta R.T. 0.000 min
Lab File: ABN1029.D
Acq: 29 Oct 2020 7:28 am

Tgt Ion:107 Resp: 126481

Ion	Ratio	Lower	Upper
107	100		
144	26.0	21.5	32.3
142	80.0	66.8	100.2

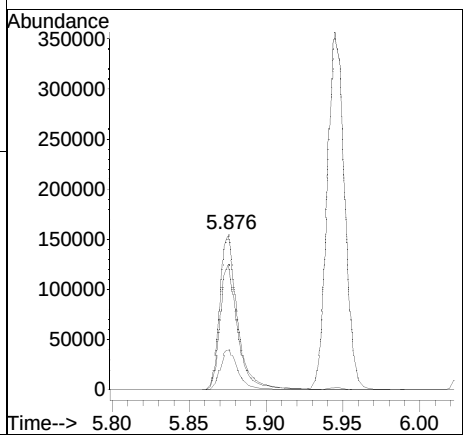

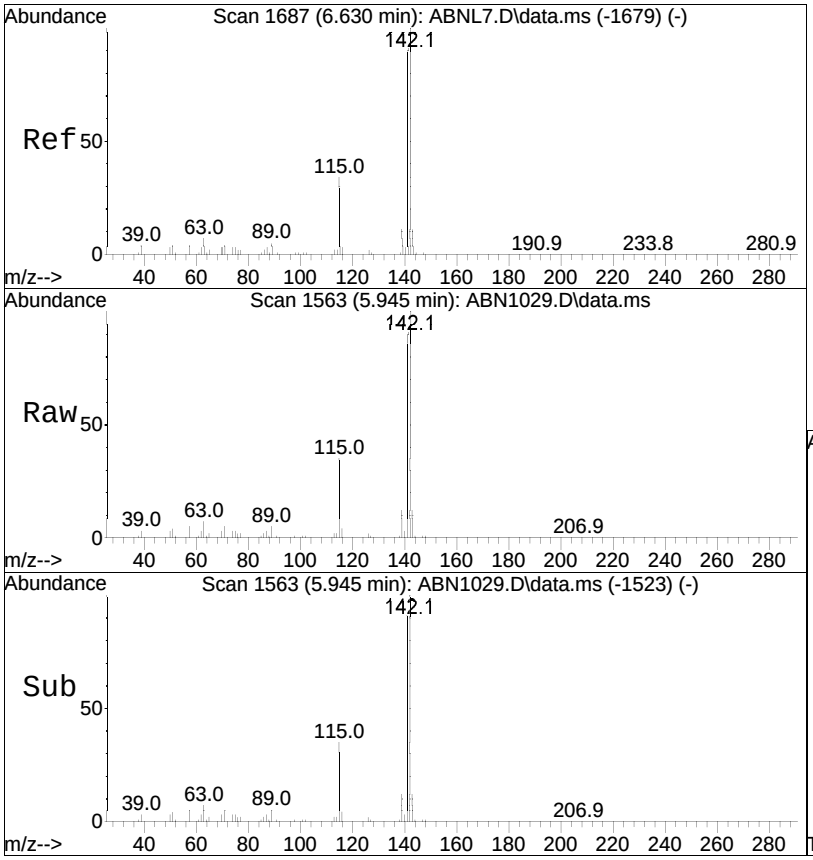

#41
2-Methylnaphthalene
Concen: 49.65 ug/ml
RT: 5.945 min Scan# 1563
Delta R.T. 0.000 min
Lab File: ABN1029.D
Acq: 29 Oct 2020 7:28 am

Tgt Ion:142 Resp: 277864

Ion	Ratio	Lower	Upper
142	100		
141	90.4	73.0	109.6
115	34.1	25.4	38.2

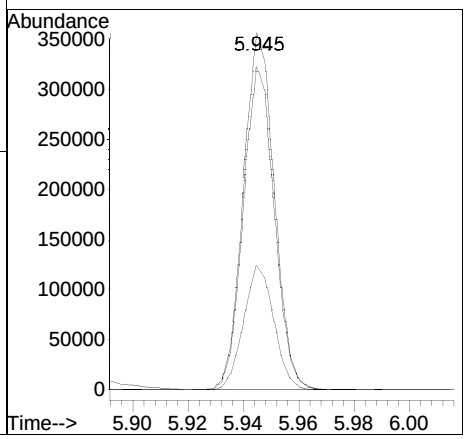

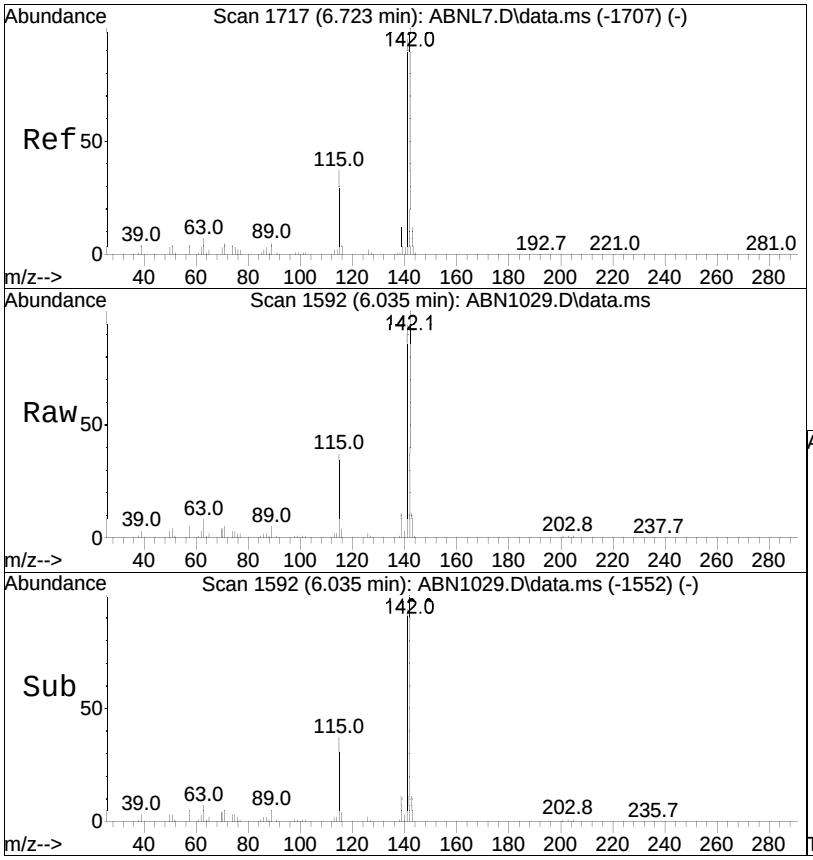

#42
1-Methylnaphthalene
Concen: 48.65 ug/ml
RT: 6.035 min Scan# 1592
Delta R.T. 0.000 min
Lab File: ABN1029.D
Acq: 29 Oct 2020 7:28 am

Tgt Ion:115 Resp: 91785

Ion	Ratio	Lower	Upper
115	100		
141	265.5	226.0	339.0
142	279.0	237.6	356.4

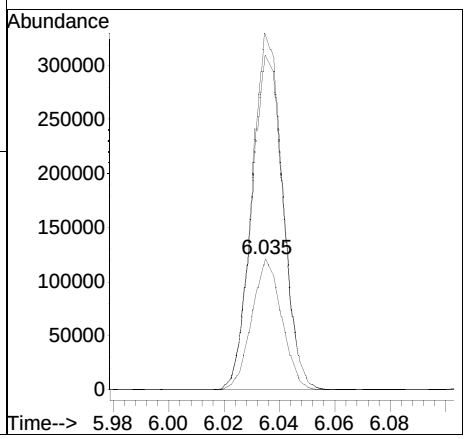

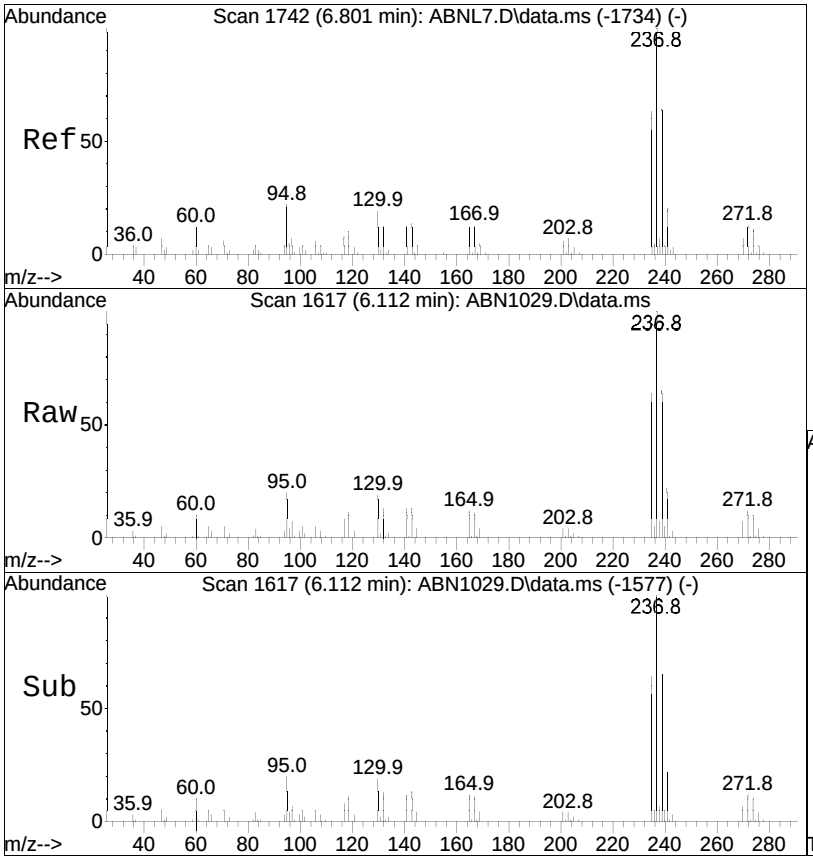

#43
Hexachlorocyclopentadiene
Concen: 37.70 ug/ml
RT: 6.112 min Scan# 1617
Delta R.T. 0.000 min
Lab File: ABN1029.D
Acq: 29 Oct 2020 7:28 am

Tgt Ion:237 Resp: 55770

Ion	Ratio	Lower	Upper
237	100		
235	63.2	49.5	74.3
272	12.2	10.2	15.4

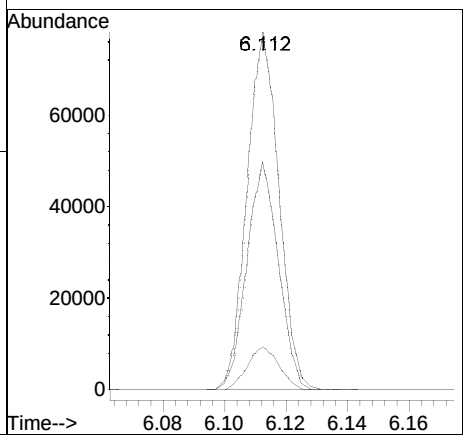

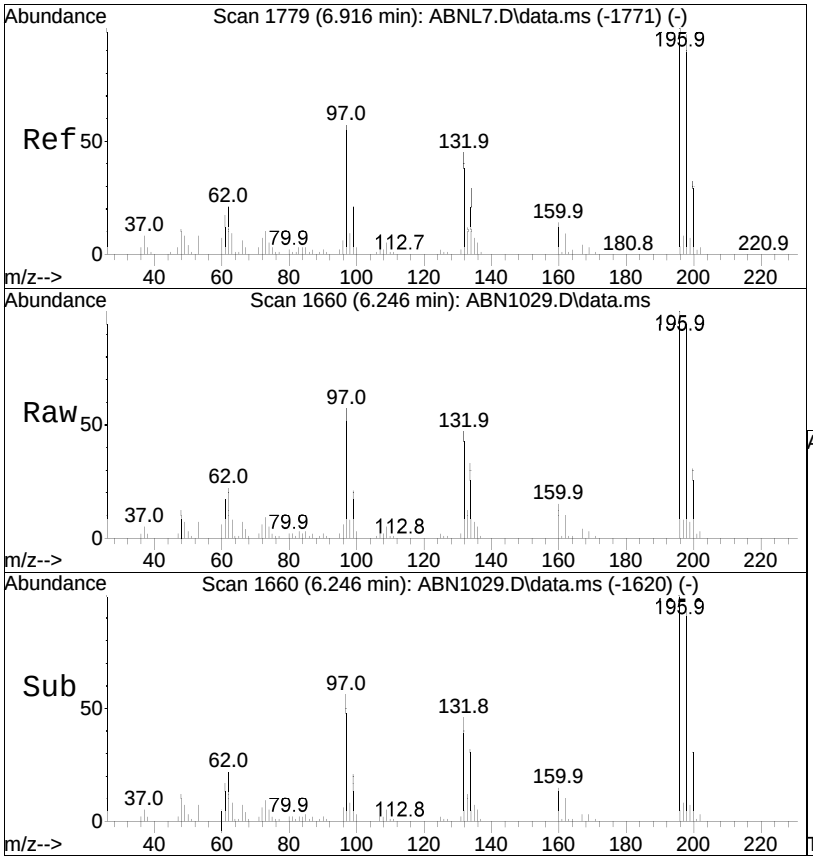

#44
2,4,6-Trichlorophenol
Concen: 53.67 ug/ml
RT: 6.246 min Scan# 1660
Delta R.T. 0.000 min
Lab File: ABN1029.D
Acq: 29 Oct 2020 7:28 am

Tgt Ion:196 Resp: 86562

Ion	Ratio	Lower	Upper
196	100		
198	98.0	76.4	114.6
200	31.5	24.4	36.6

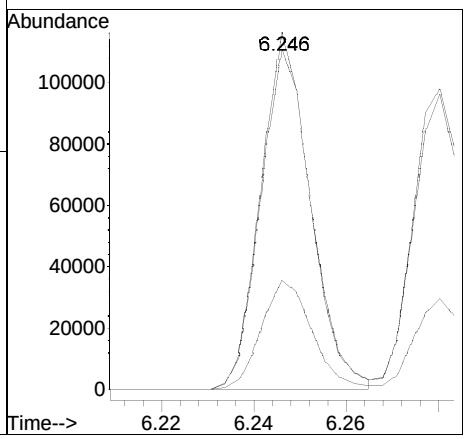

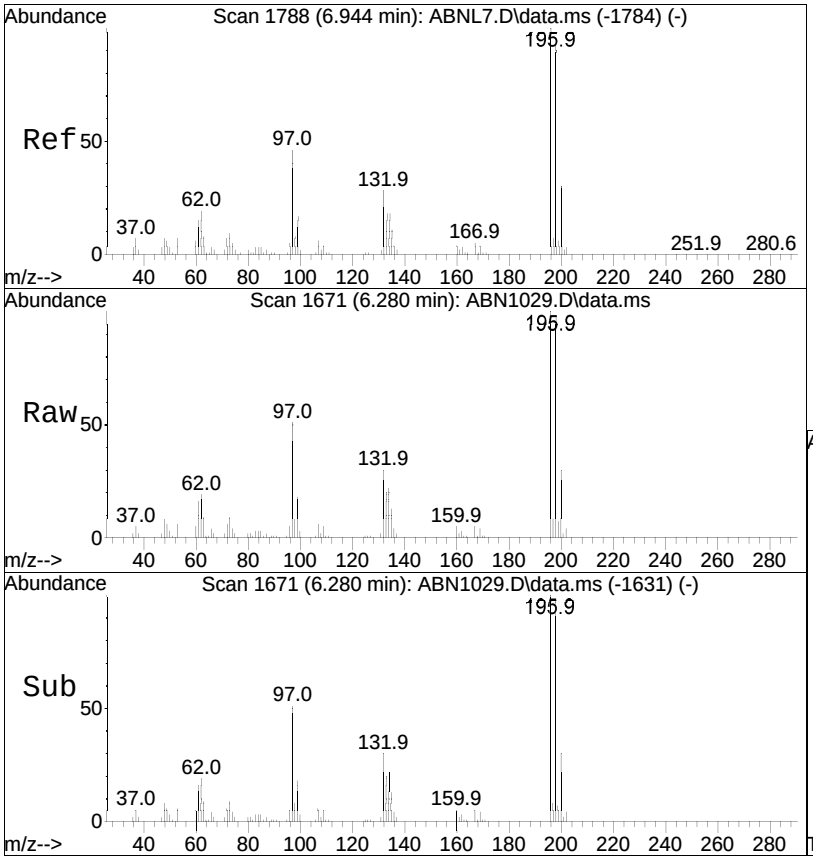

#45
2,4,5-Trichlorophenol
Concen: 54.66 ug/ml
RT: 6.280 min Scan# 1671
Delta R.T. 0.000 min
Lab File: ABN1029.D
Acq: 29 Oct 2020 7:28 am

Tgt Ion:196 Resp: 94714

Ion	Ratio	Lower	Upper
196	100		
200	29.0	25.2	37.8
198	93.2	77.7	116.5

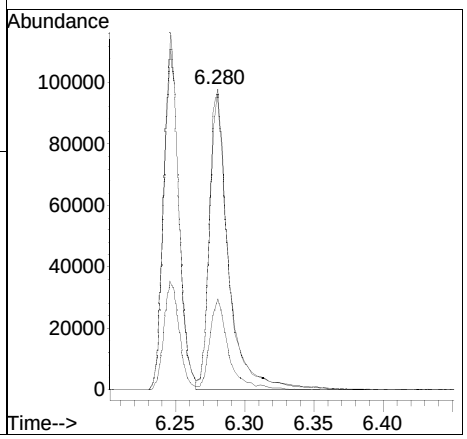

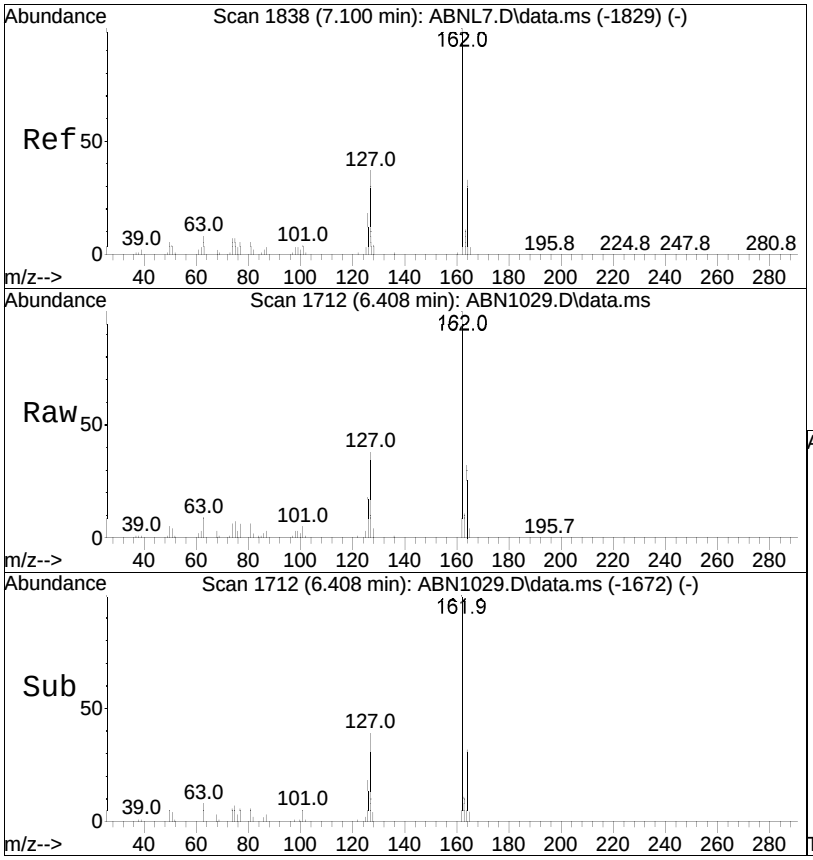

#47
2-Chloronaphthalene
Concen: 51.05 ug/ml
RT: 6.408 min Scan# 1712
Delta R.T. 0.000 min
Lab File: ABN1029.D
Acq: 29 Oct 2020 7:28 am

Tgt Ion:162 Resp: 271215

Ion	Ratio	Lower	Upper
162	100		
127	39.4	31.7	47.5
164	32.4	26.2	39.4

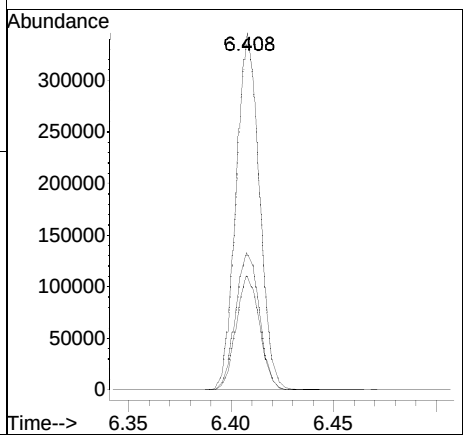

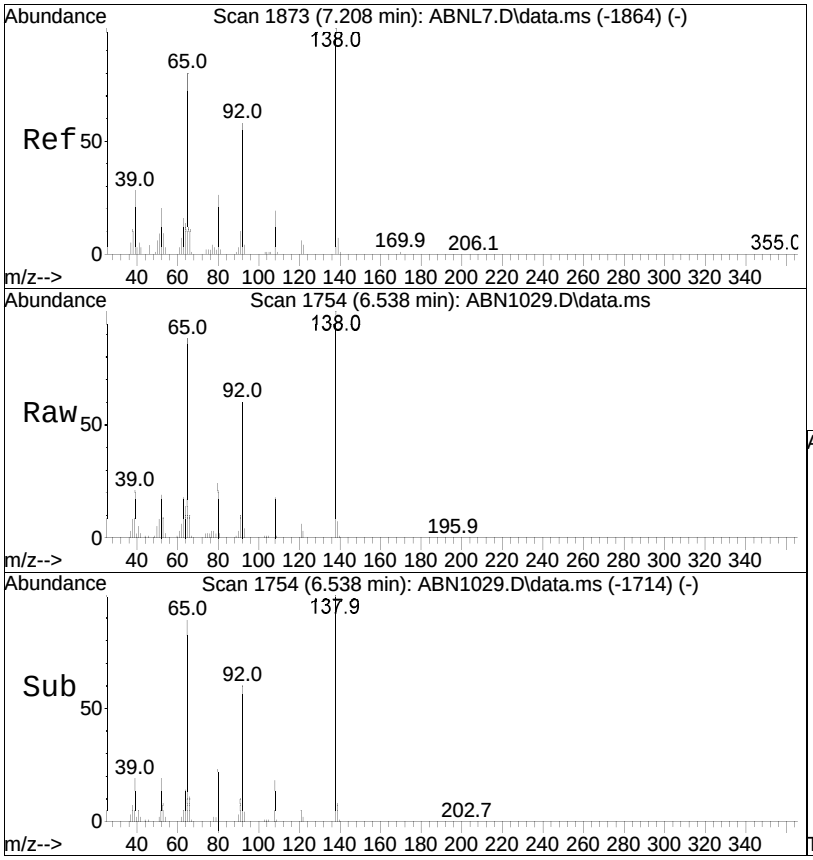

#48
2-Nitroaniline
Concen: 56.47 ug/ml
RT: 6.538 min Scan# 1754
Delta R.T. 0.000 min
Lab File: ABN1029.D
Acq: 29 Oct 2020 7:28 am

Tgt Ion:138 Resp: 94828

Ion	Ratio	Lower	Upper
138	100		
92	60.2	48.0	72.0
65	88.0	72.8	109.2

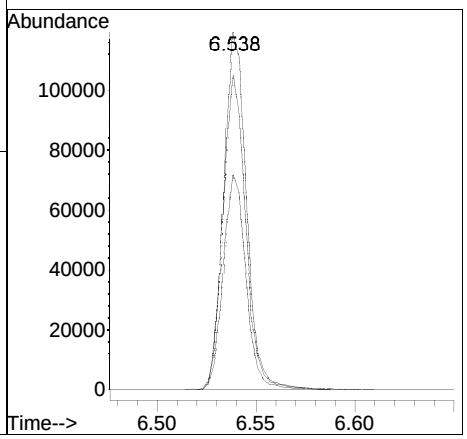

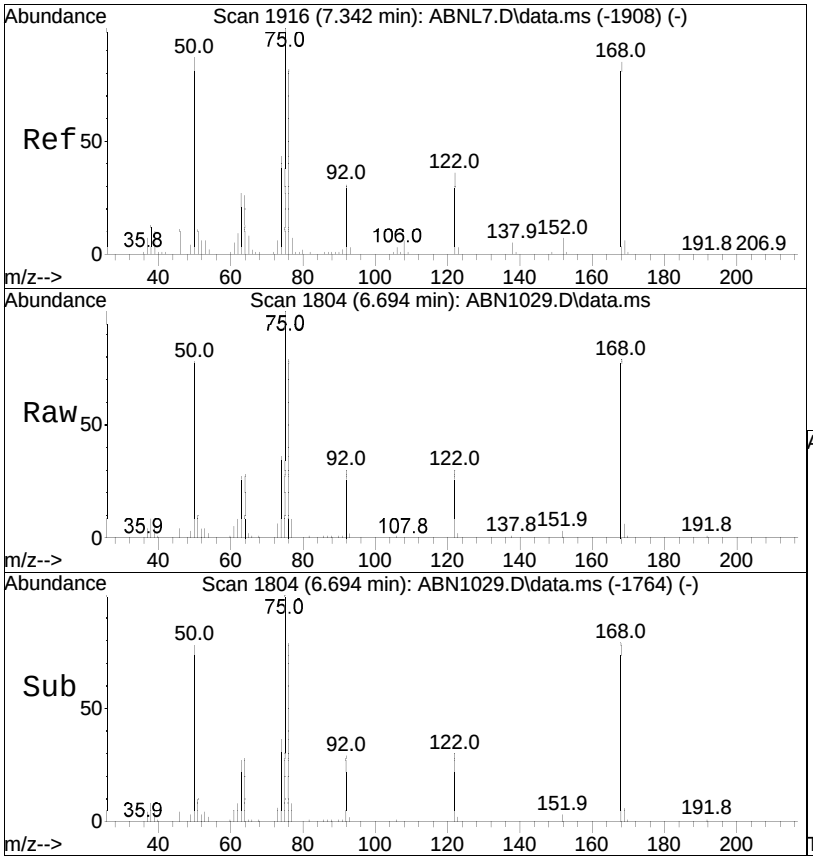

#49
1,4-Dinitrobenzene
Concen: 59.07 ug/ml
RT: 6.694 min Scan# 1804
Delta R.T. 0.000 min
Lab File: ABN1029.D
Acq: 29 Oct 2020 7:28 am

Tgt Ion:168 Resp: 43620

Ion	Ratio	Lower	Upper
168	100		
75	130.3	107.2	160.8

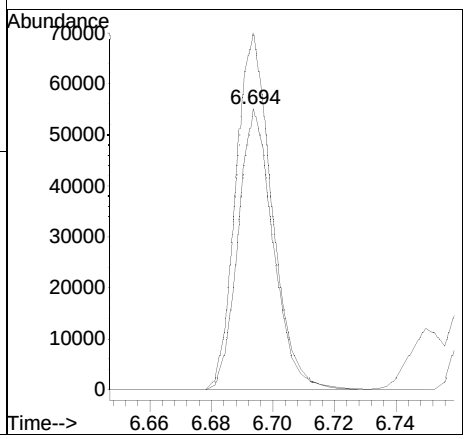

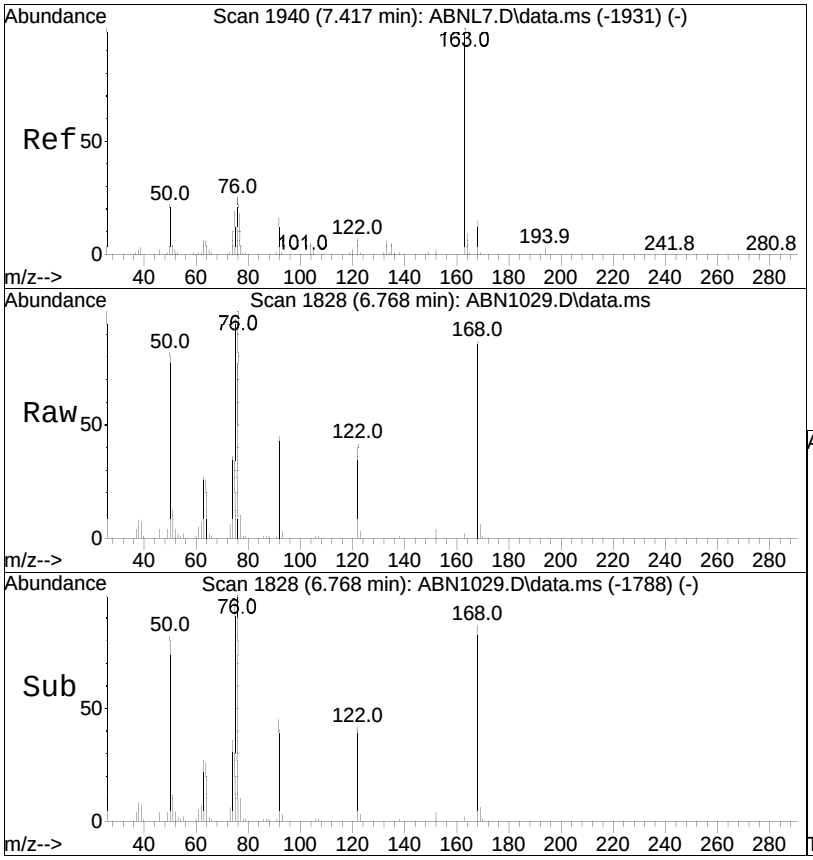

#50
1,3-Dinitrobenzene
Concen: 58.67 ug/ml
RT: 6.768 min Scan# 1828
Delta R.T. 0.000 min
Lab File: ABN1029.D
Acq: 29 Oct 2020 7:28 am

Tgt Ion:168 Resp: 49669

Ion	Ratio	Lower	Upper
168	100		
75	131.9	112.2	168.2

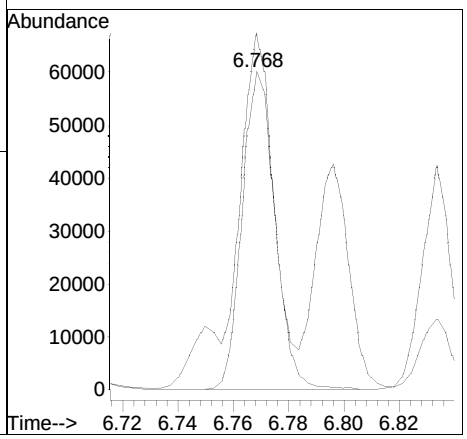

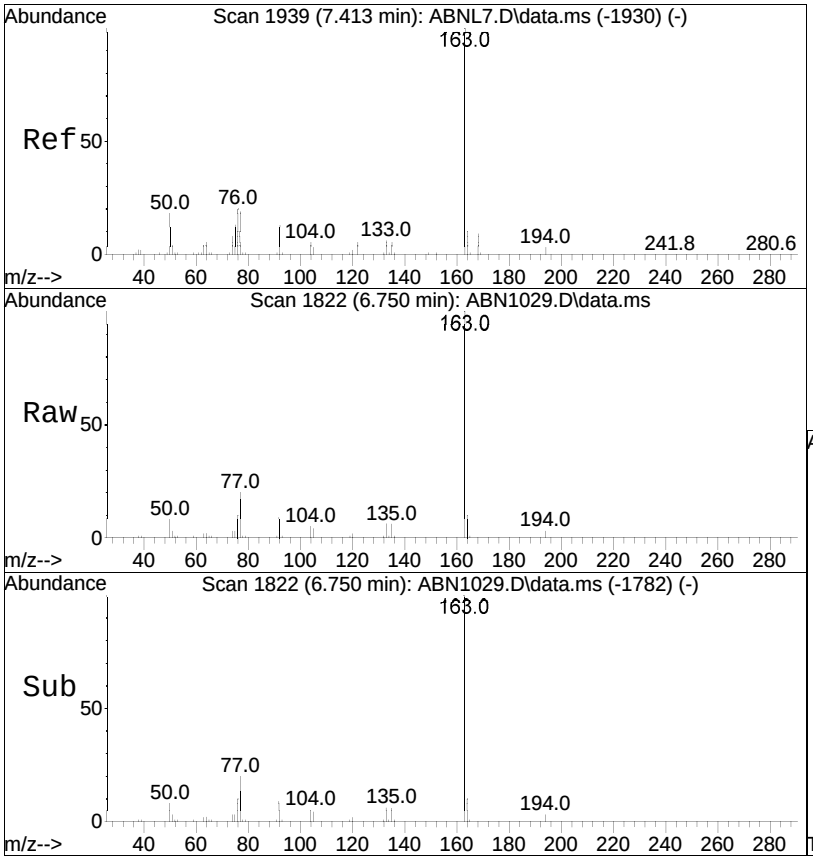

#51
Dimethyl phthalate
Concen: 52.90 ug/ml
RT: 6.750 min Scan# 1822
Delta R.T. 0.000 min
Lab File: ABN1029.D
Acq: 29 Oct 2020 7:28 am

Tgt Ion:163 Resp: 329023

Ion	Ratio	Lower	Upper
163	100		
194	3.0	2.4	3.6
164	10.1	8.1	12.1

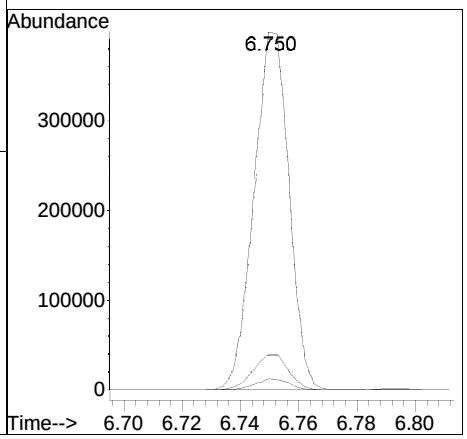

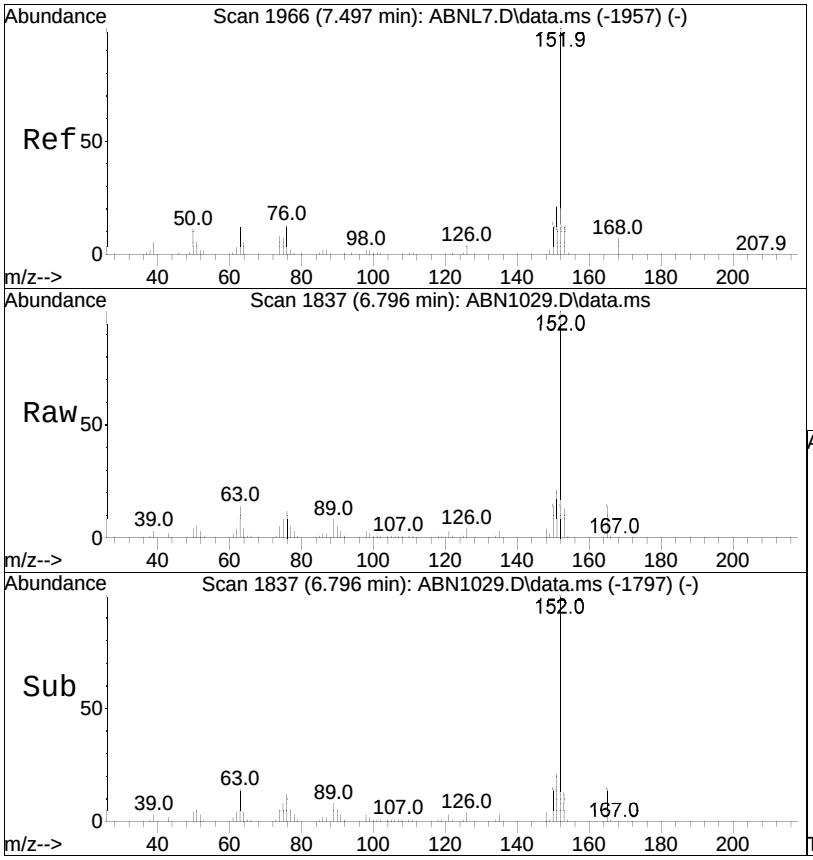

#52
Acenaphthylene
Concen: 50.48 ug/ml
RT: 6.796 min Scan# 1837
Delta R.T. 0.000 min
Lab File: ABN1029.D
Acq: 29 Oct 2020 7:28 am

Tgt Ion:152 Resp: 438768

Ion	Ratio	Lower	Upper
152	100		
151	20.4	16.6	24.8
153	13.0	10.5	15.7

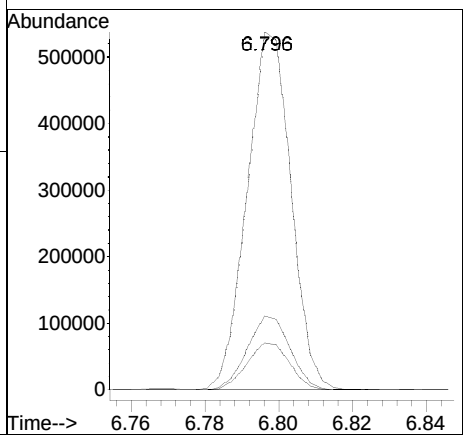

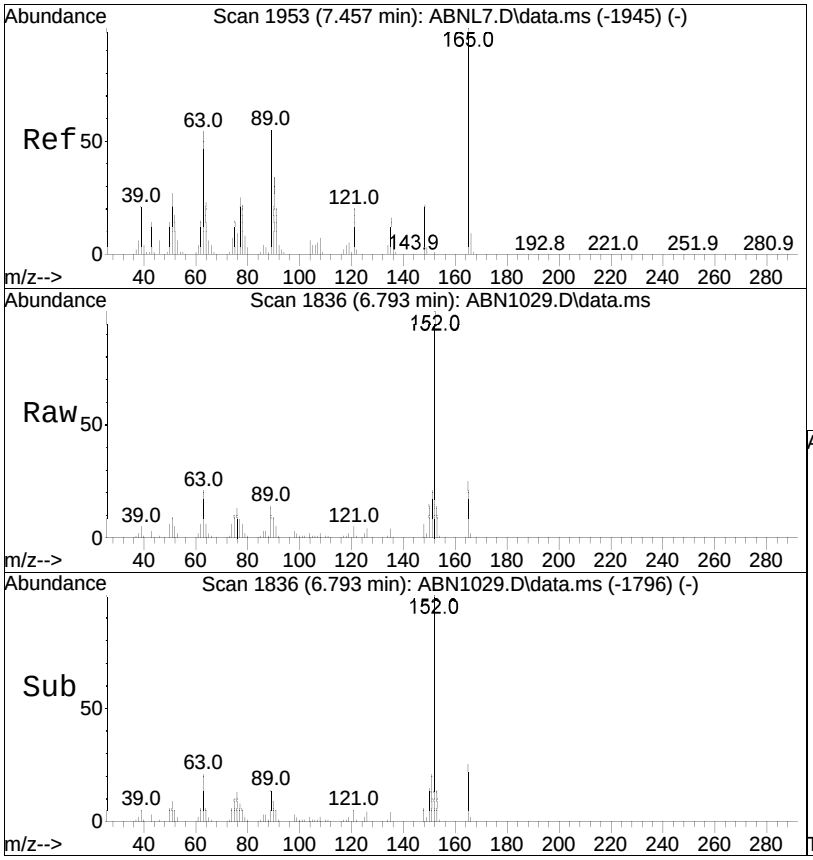

#53
2,6-Dinitrotoluene
Concen: 56.37 ug/ml
RT: 6.793 min Scan# 1836
Delta R.T. 0.000 min
Lab File: ABN1029.D
Acq: 29 Oct 2020 7:28 am

Tgt Ion:165 Resp: 71823

Ion	Ratio	Lower	Upper
165	100		
89	56.6	44.7	67.1
63	93.3	48.2	72.4#

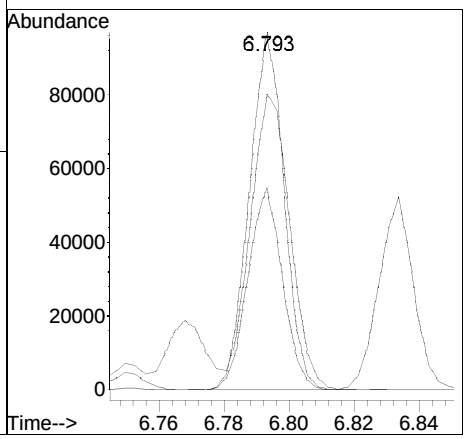

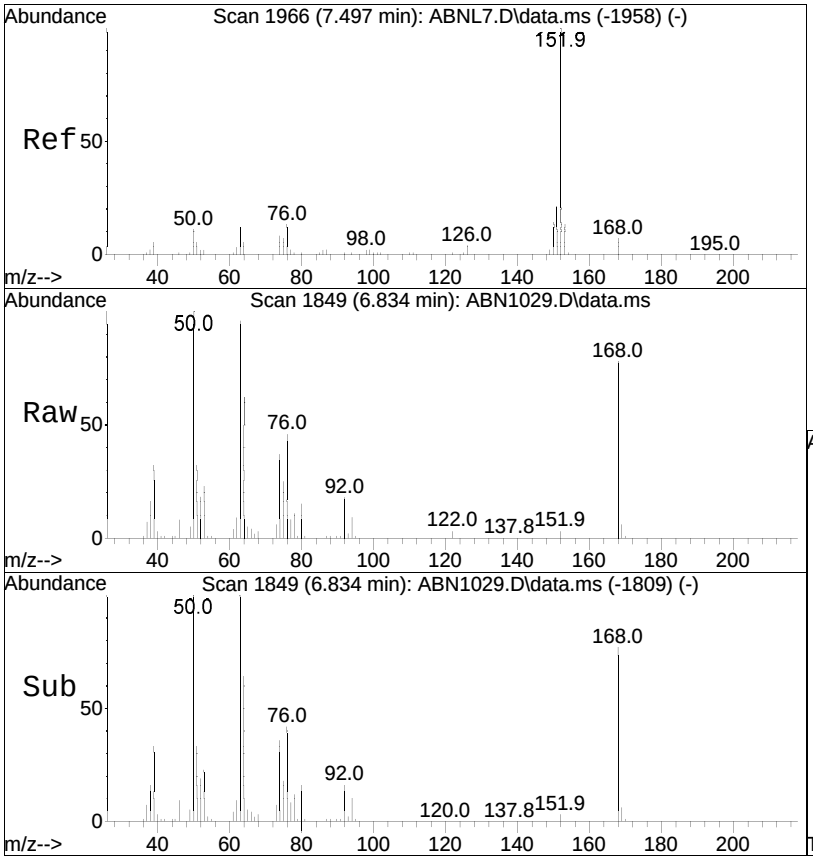

#54
1,2-Dinitrobenzene
Concen: 55.57 ug/ml
RT: 6.834 min Scan# 1849
Delta R.T. 0.000 min
Lab File: ABN1029.D
Acq: 29 Oct 2020 7:28 am

Tgt Ion:168 Resp: 31087

Ion	Ratio	Lower	Upper
168	100		
75	33.3	104.8	157.2#

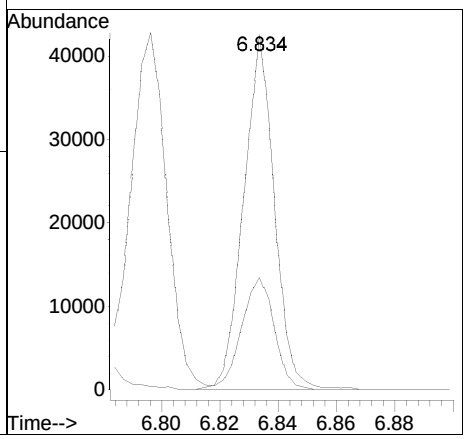

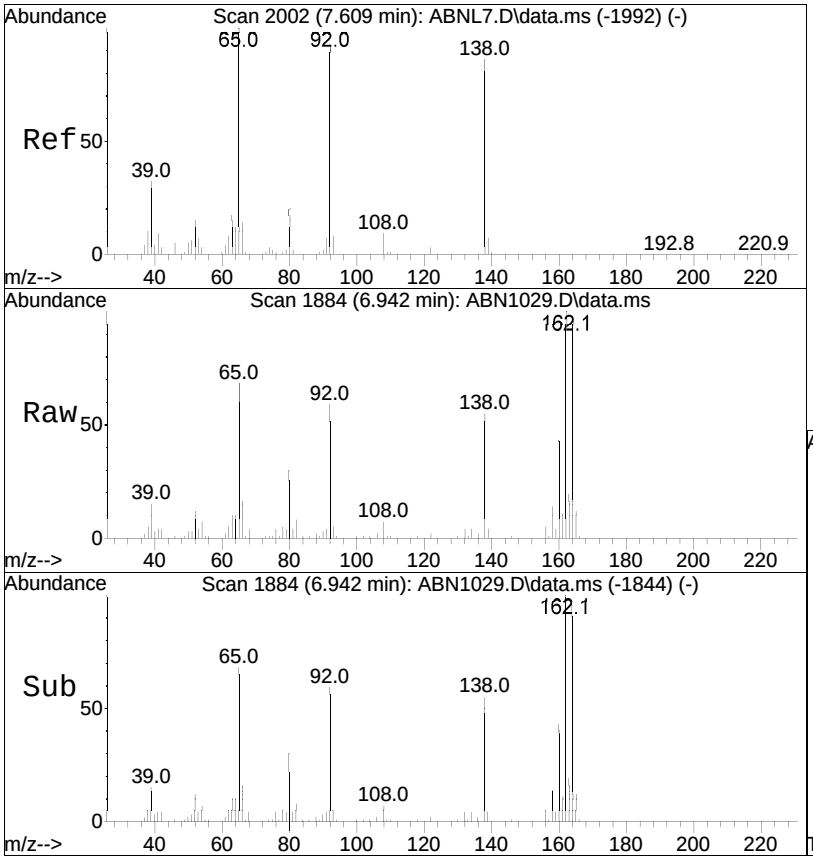

#64
3-Nitroaniline
Concen: 52.82 ug/ml
RT: 6.942 min Scan# 1884
Delta R.T. 0.000 min
Lab File: ABN1029.D
Acq: 29 Oct 2020 7:28 am

Tgt Ion:138 Resp: 84677

Ion	Ratio	Lower	Upper
138	100		
92	107.8	86.4	129.6
108	13.7	9.4	14.0

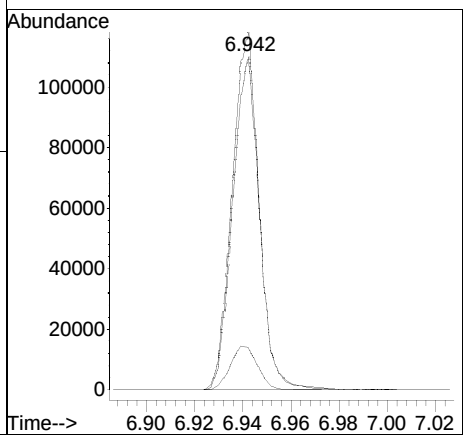

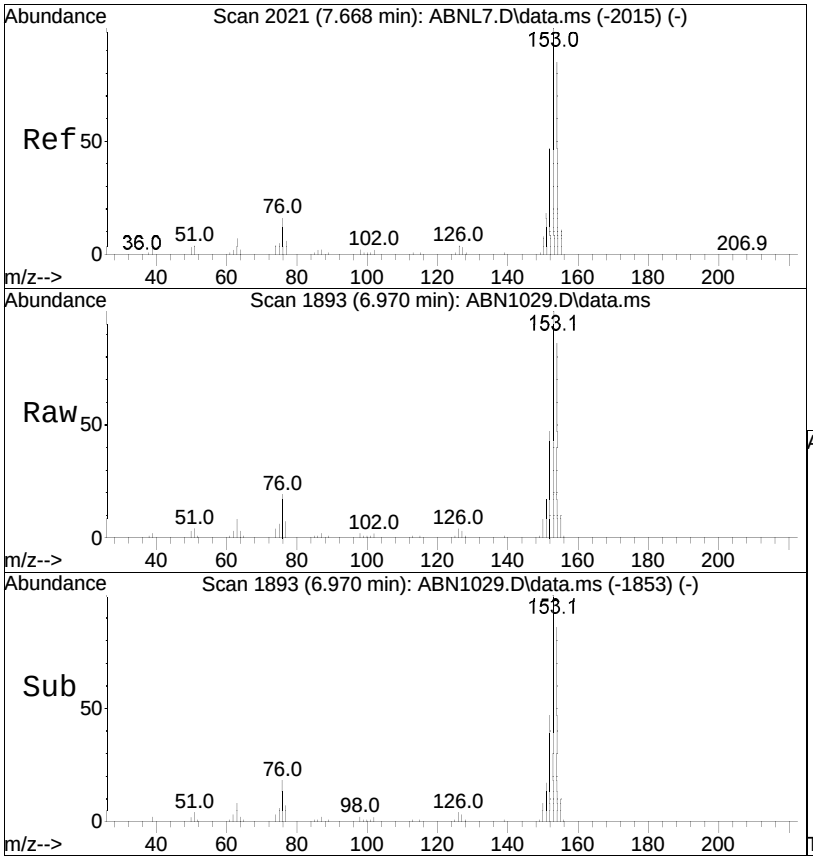

#65
Acenaphthene
Concen: 48.45 ug/ml
RT: 6.970 min Scan# 1893
Delta R.T. 0.000 min
Lab File: ABN1029.D
Acq: 29 Oct 2020 7:28 am

Tgt Ion:154 Resp: 252884

Ion	Ratio	Lower	Upper
154	100		
153	117.0	94.2	141.2
152	54.6	44.1	66.1

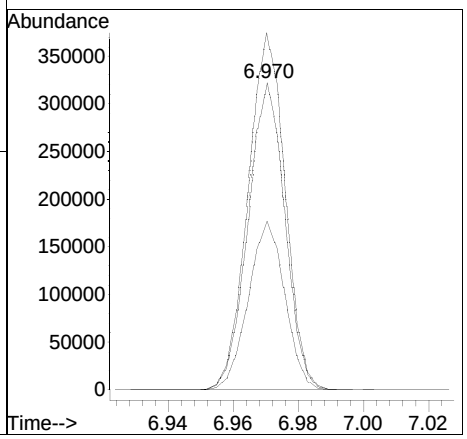

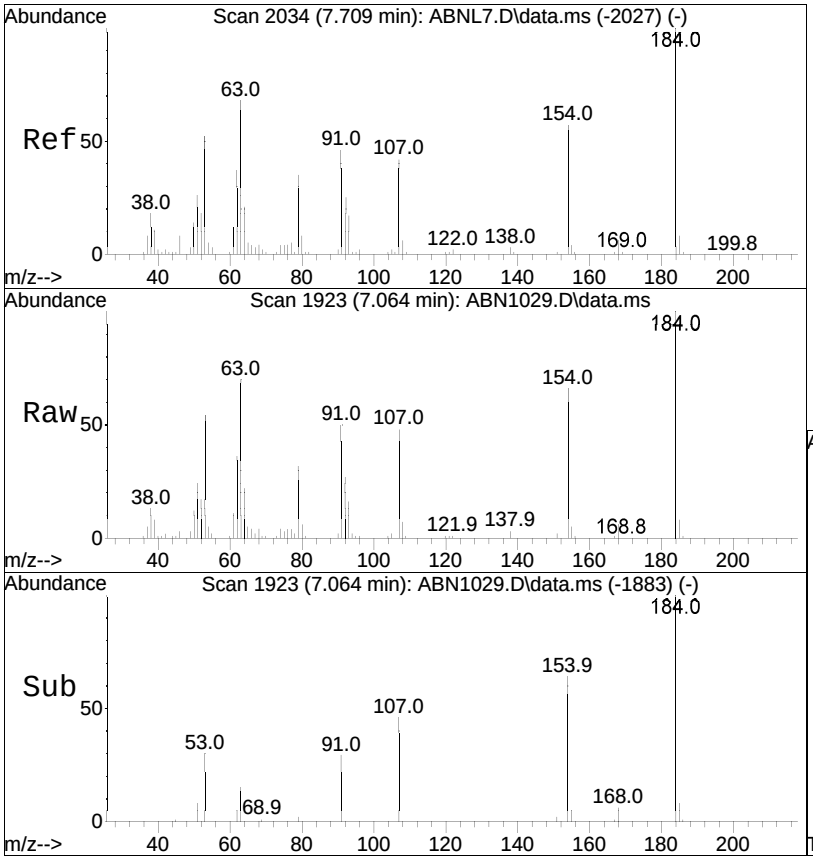

#66
2,4-Dinitrophenol
Concen: 45.23 ug/ml
RT: 7.064 min Scan# 1923
Delta R.T. 0.000 min
Lab File: ABN1029.D
Acq: 29 Oct 2020 7:28 am

Tgt Ion:184 Resp: 38718

Ion	Ratio	Lower	Upper
184	100		
107	47.6	37.3	55.9
91	50.5	43.8	65.6

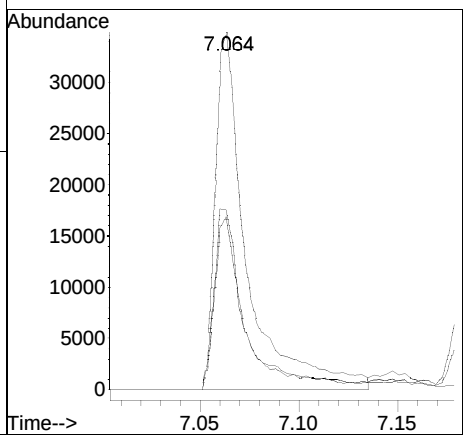

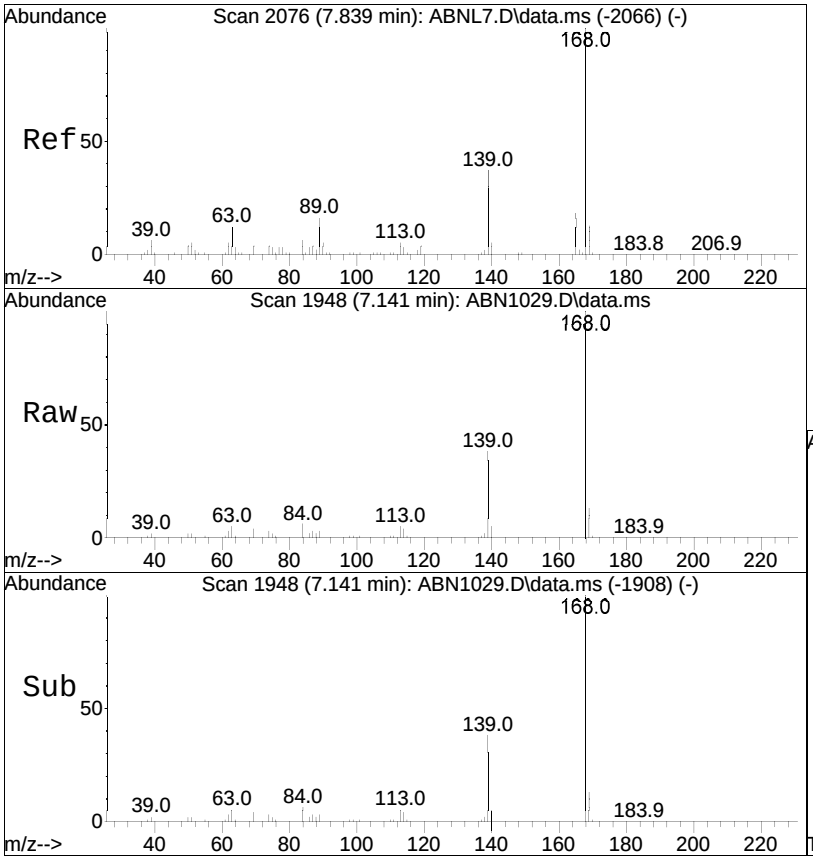

#67
Dibenzofuran
Concen: 48.81 ug/ml
RT: 7.141 min Scan# 1948
Delta R.T. 0.000 min
Lab File: ABN1029.D
Acq: 29 Oct 2020 7:28 am

Tgt Ion:168 Resp: 387047

Ion	Ratio	Lower	Upper
168	100		
139	38.4	30.4	45.6

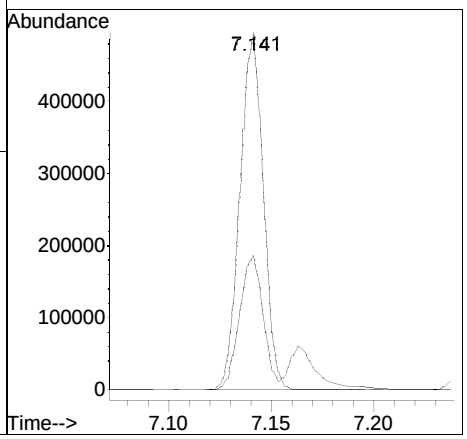

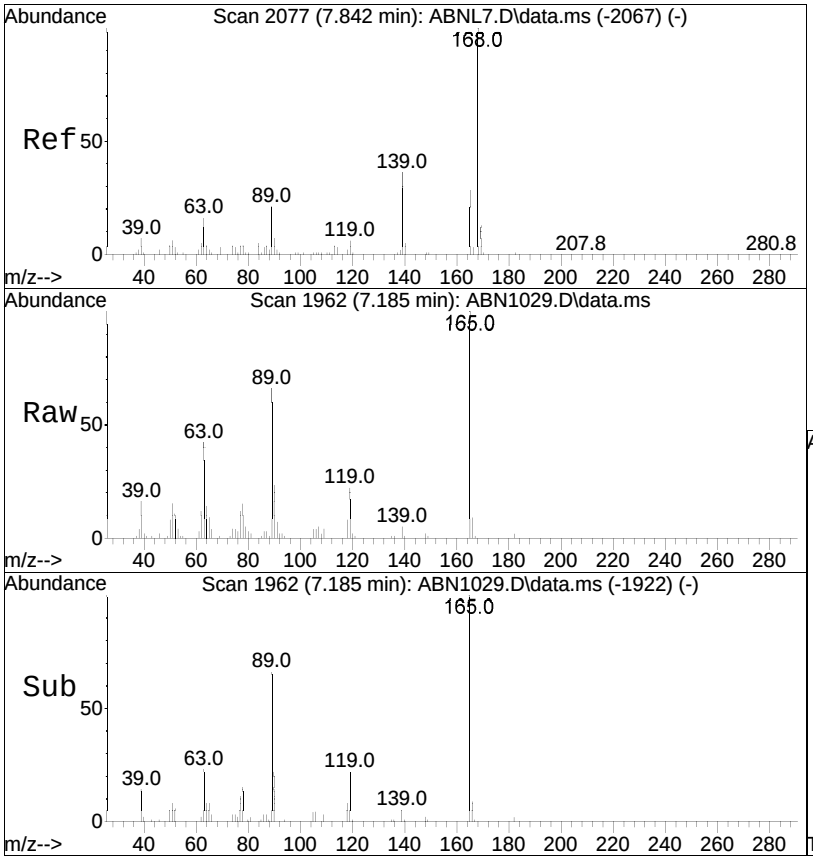

#68
2,4-Dinitrotoluene
Concen: 55.74 ug/ml
RT: 7.185 min Scan# 1962
Delta R.T. 0.000 min
Lab File: ABN1029.D
Acq: 29 Oct 2020 7:28 am

Tgt Ion:165 Resp: 100784

Ion	Ratio	Lower	Upper
165	100		
89	68.2	69.8	104.8#
63	45.0	59.2	88.8#

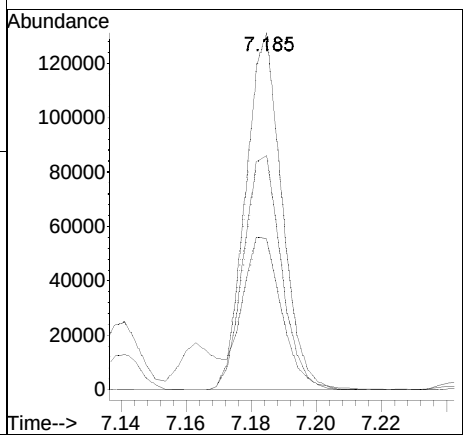

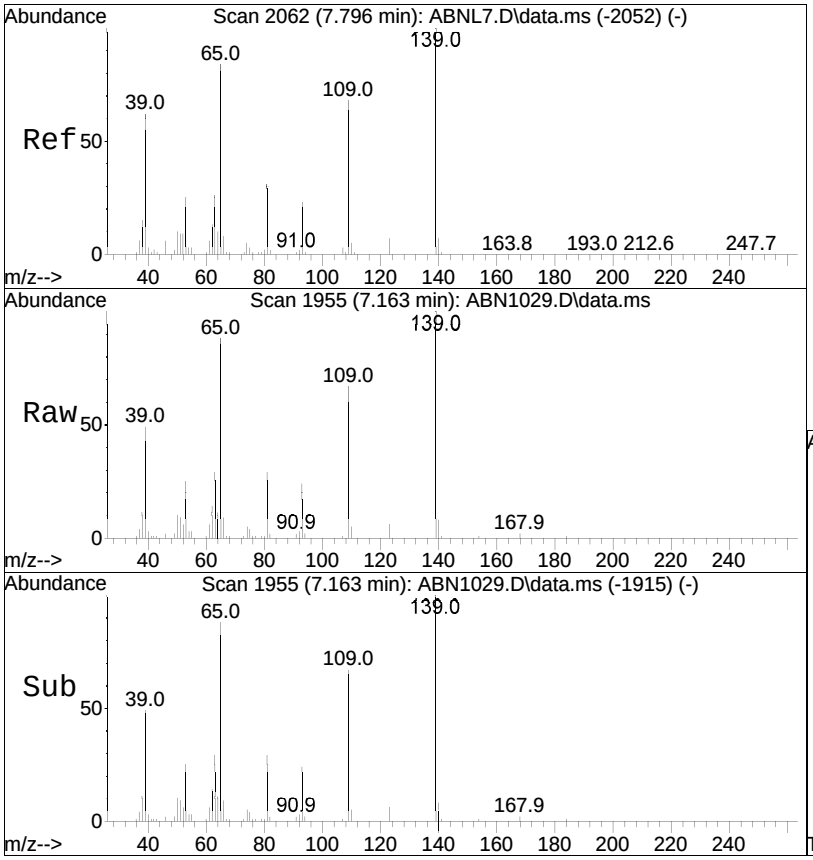

#69
4-Nitrophenol
Concen: 44.66 ug/ml
RT: 7.163 min Scan# 1955
Delta R.T. 0.000 min
Lab File: ABN1029.D
Acq: 29 Oct 2020 7:28 am

Tgt Ion: 65 Resp: 56746

Ion	Ratio	Lower	Upper
65	100		
109	68.3	52.8	79.2
139	100.4	84.1	126.1

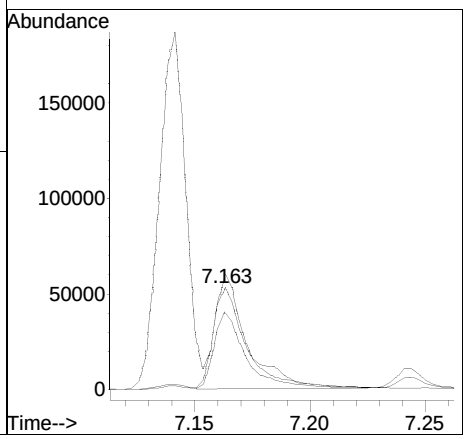

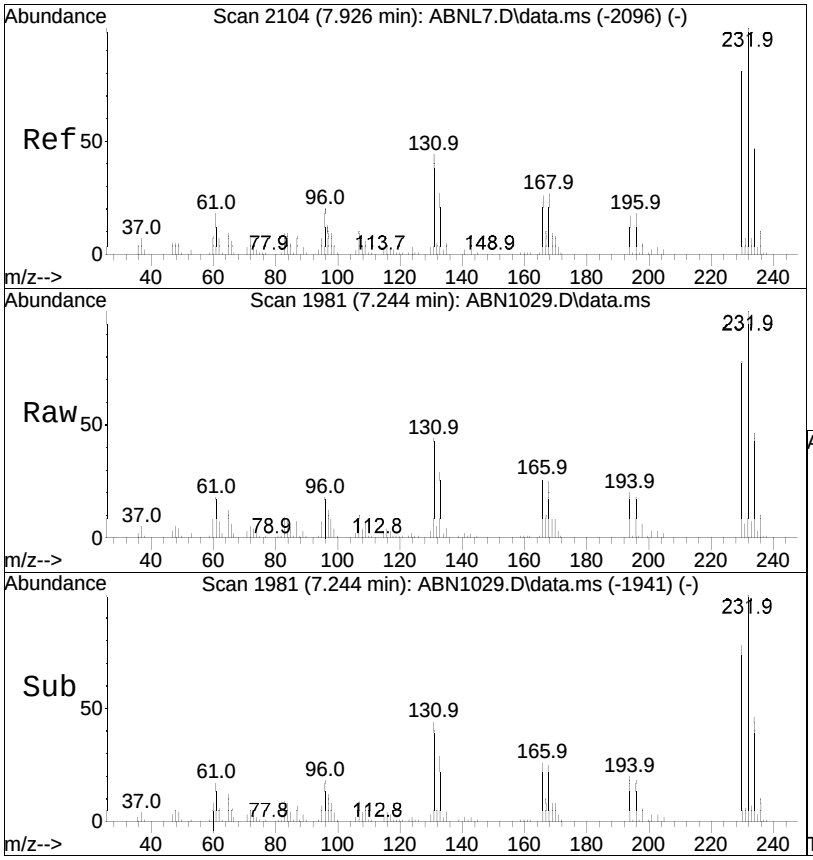

#70
2,3,5,6-Tetrachlorophenol
Concen: 55.43 ug/ml
RT: 7.244 min Scan# 1981
Delta R.T. 0.000 min
Lab File: ABN1029.D
Acq: 29 Oct 2020 7:28 am

Tgt Ion:232 Resp: 76971

Ion	Ratio	Lower	Upper
232	100		
230	78.1	63.4	95.0
234	47.4	38.0	57.0

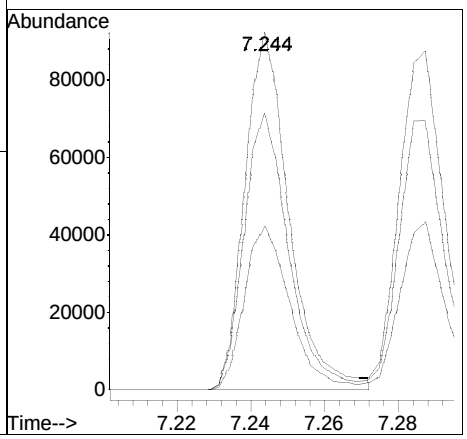

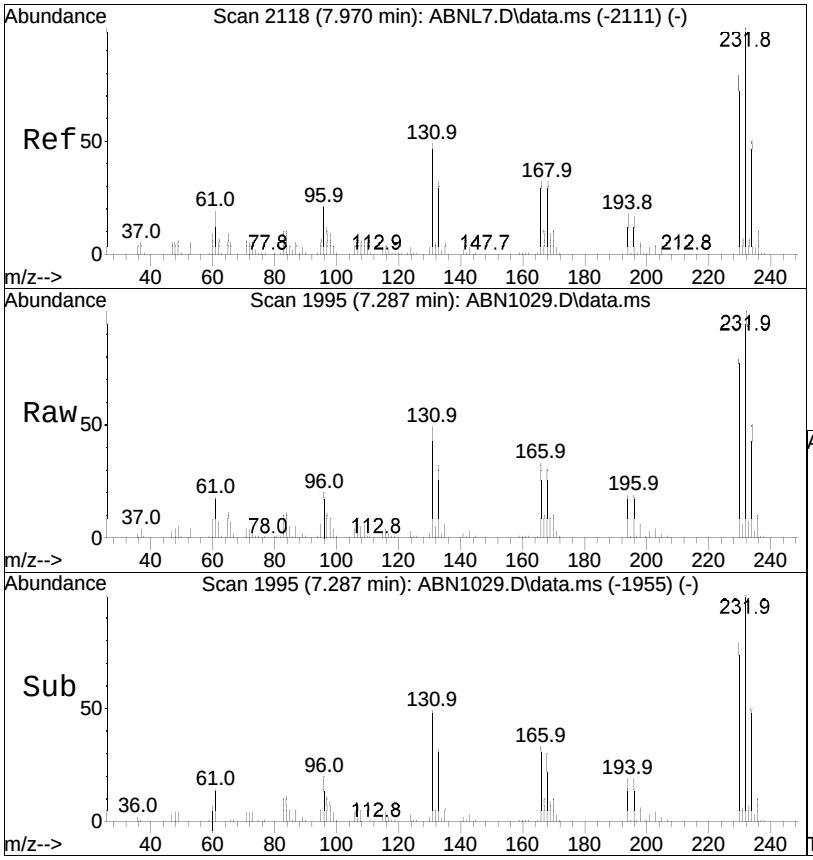

#71
2,3,4,6-Tetrachlorophenol
Concen: 55.98 ug/ml
RT: 7.287 min Scan# 1995
Delta R.T. 0.000 min
Lab File: ABN1029.D
Acq: 29 Oct 2020 7:28 am

Tgt Ion:232 Resp: 78878

Ion	Ratio	Lower	Upper
232	100		
230	78.6	62.8	94.2
234	48.0	38.3	57.5

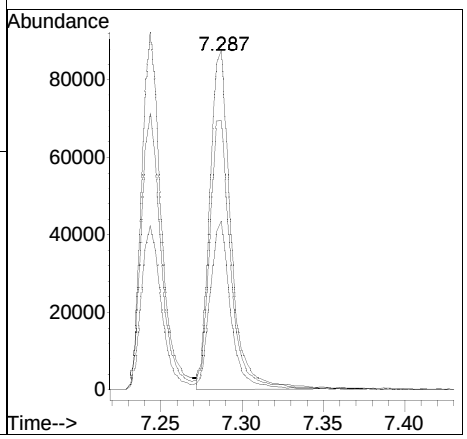

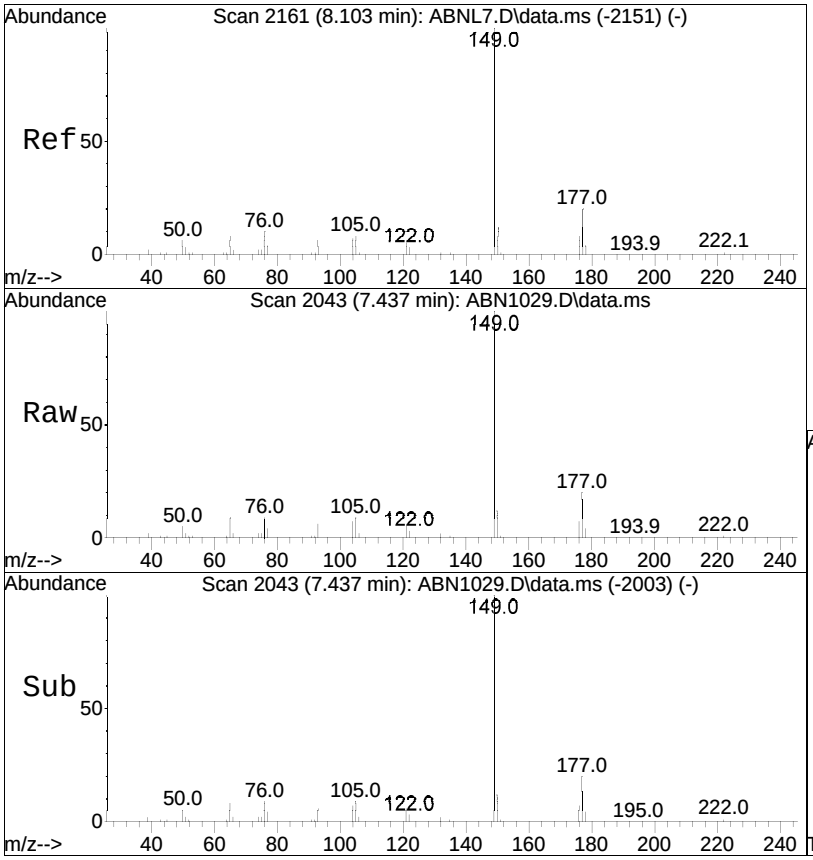

#72
Diethyl phthalate
Concen: 53.47 ug/ml
RT: 7.437 min Scan# 2043
Delta R.T. 0.000 min
Lab File: ABN1029.D
Acq: 29 Oct 2020 7:28 am

Tgt Ion:149 Resp: 344582

Ion	Ratio	Lower	Upper
149	100		
177	19.4	15.6	23.4
150	12.1	9.6	14.4

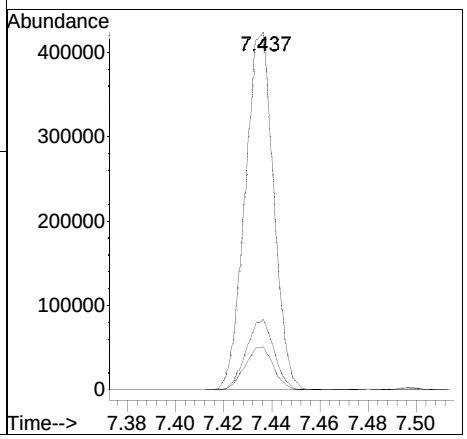

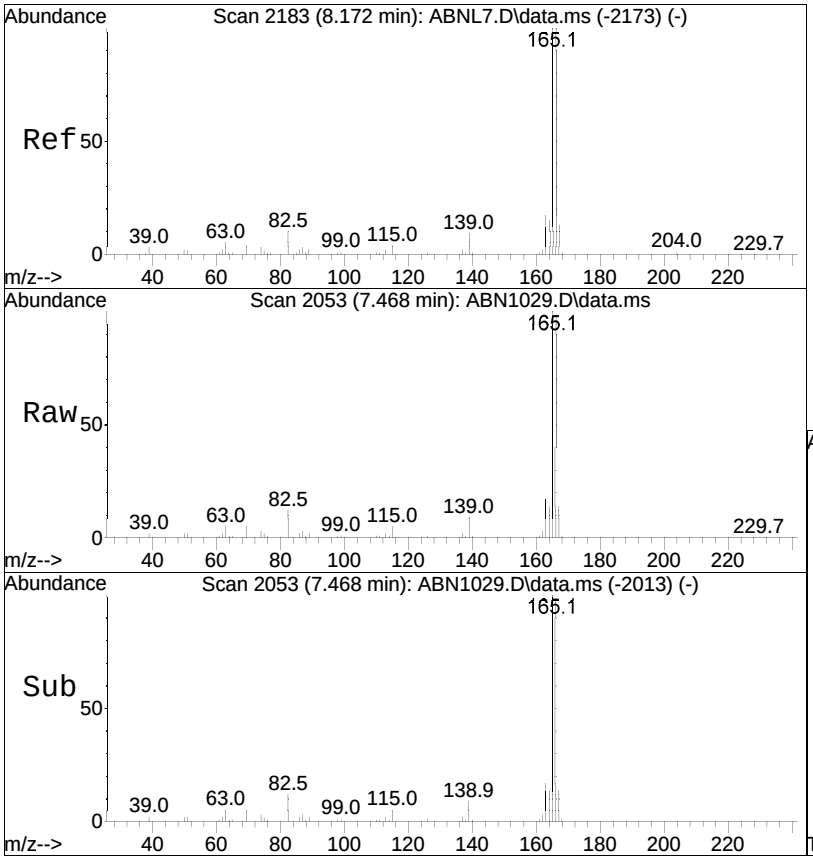

#73
Fluorene
Concen: 50.32 ug/ml
RT: 7.468 min Scan# 2053
Delta R.T. 0.000 min
Lab File: ABN1029.D
Acq: 29 Oct 2020 7:28 am

Tgt Ion:166 Resp: 310408

Ion	Ratio	Lower	Upper
166	100		
165	101.4	80.4	120.6
167	13.4	10.7	16.1

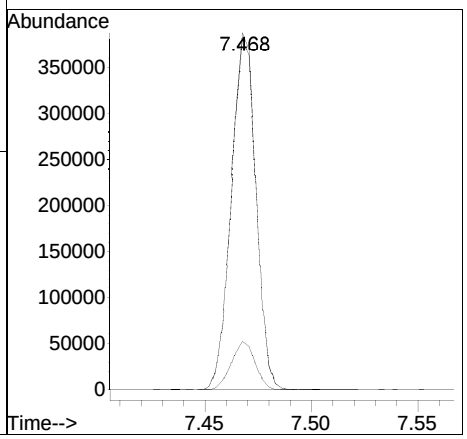

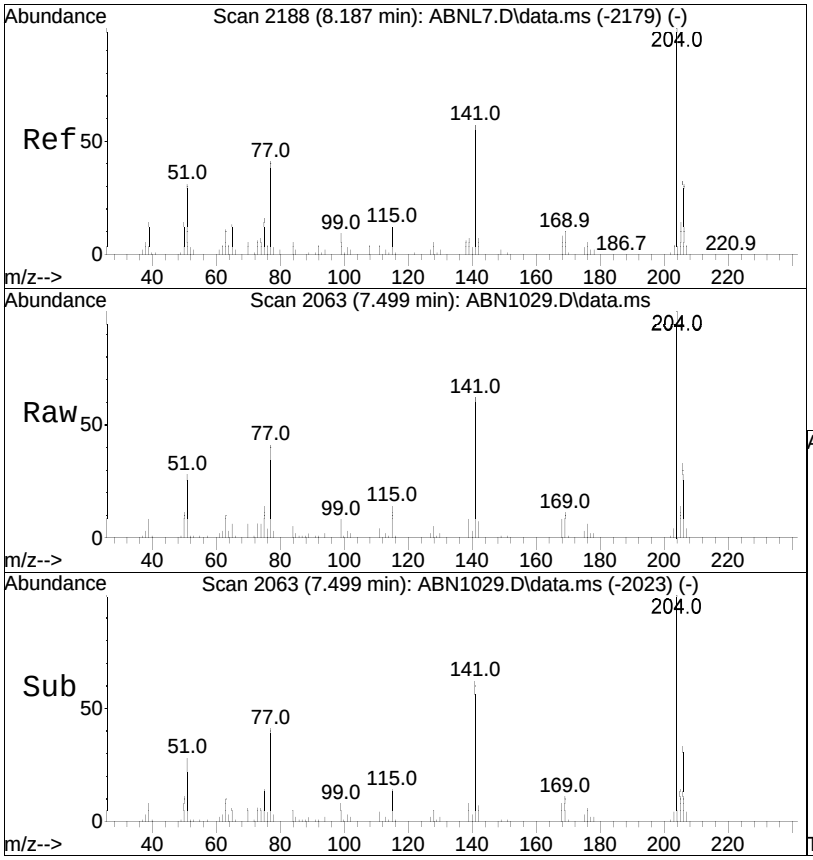

#74
4-Chlorophenyl phenyl ether
Concen: 52.54 ug/ml
RT: 7.499 min Scan# 2063
Delta R.T. 0.000 min
Lab File: ABN1029.D
Acq: 29 Oct 2020 7:28 am

Tgt Ion:204 Resp: 146855

Ion	Ratio	Lower	Upper
204	100		
206	32.6	26.0	39.0
141	62.8	48.5	72.7

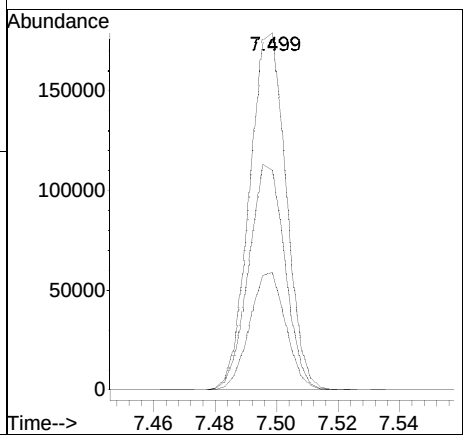

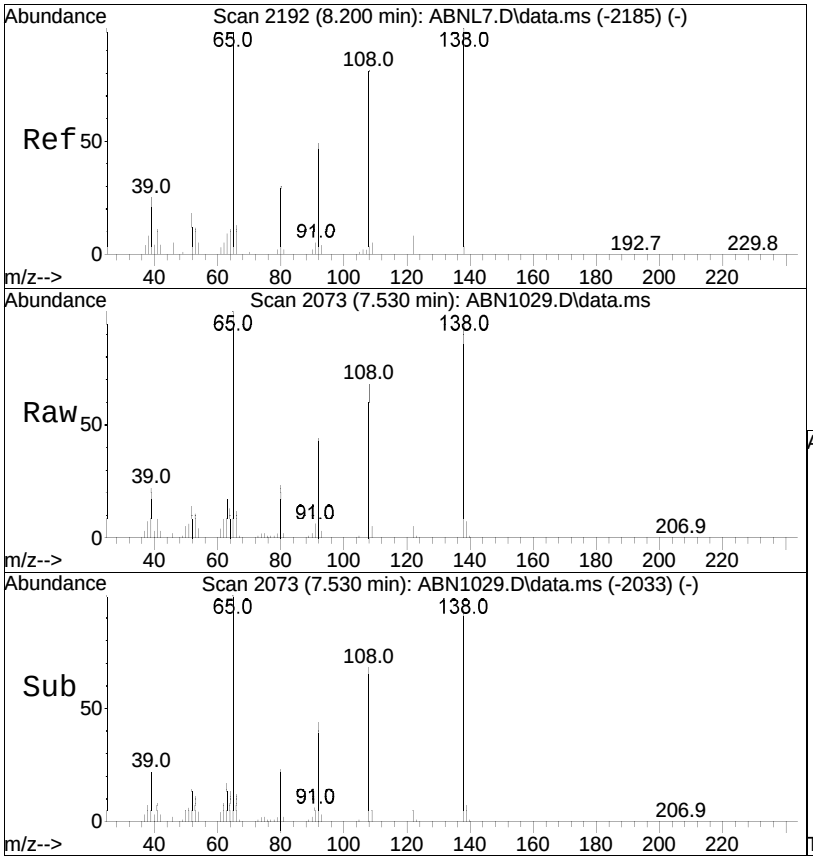

#75
4-Nitroaniline
Concen: 52.05 ug/ml
RT: 7.530 min Scan# 2073
Delta R.T. 0.000 min
Lab File: ABN1029.D
Acq: 29 Oct 2020 7:28 am

Tgt Ion:138 Resp: 81200

Ion	Ratio	Lower	Upper
138	100		
108	72.6	54.4	81.6
65	107.3	100.1	150.1

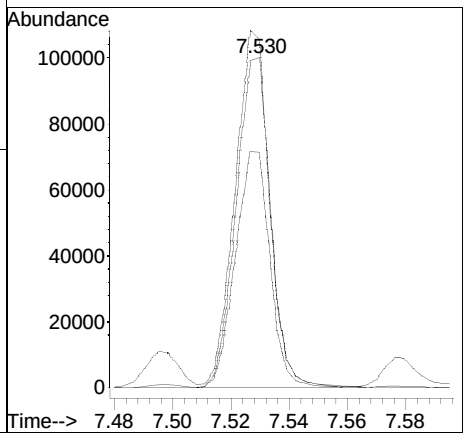

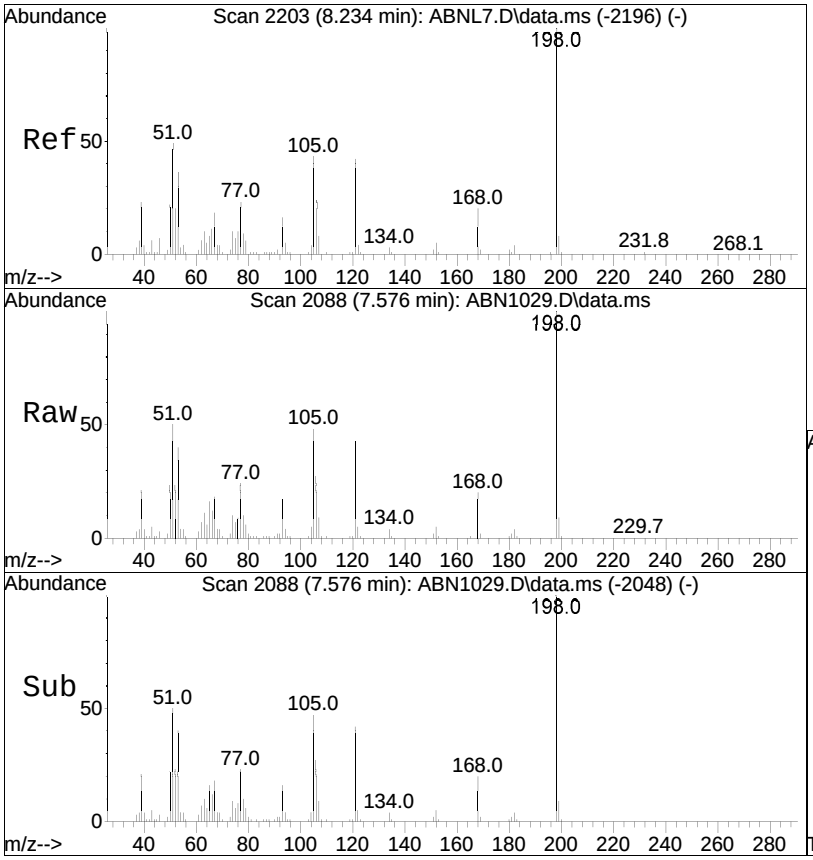

#76
4,6-Dinitro-o-cresol
Concen: 58.46 ug/ml
RT: 7.576 min Scan# 2088
Delta R.T. 0.000 min
Lab File: ABN1029.D
Acq: 29 Oct 2020 7:28 am

Tgt Ion:198 Resp: 52869

Ion	Ratio	Lower	Upper
198	100		
51	45.2	48.3	72.5#
105	45.8	38.4	57.6

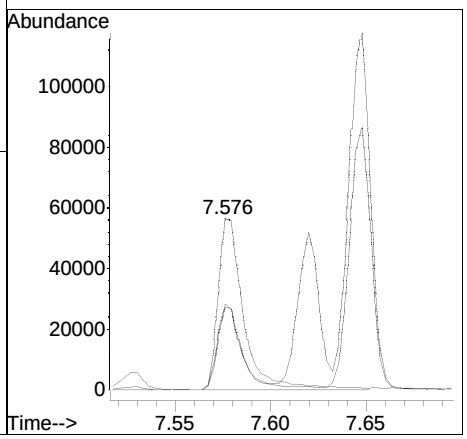

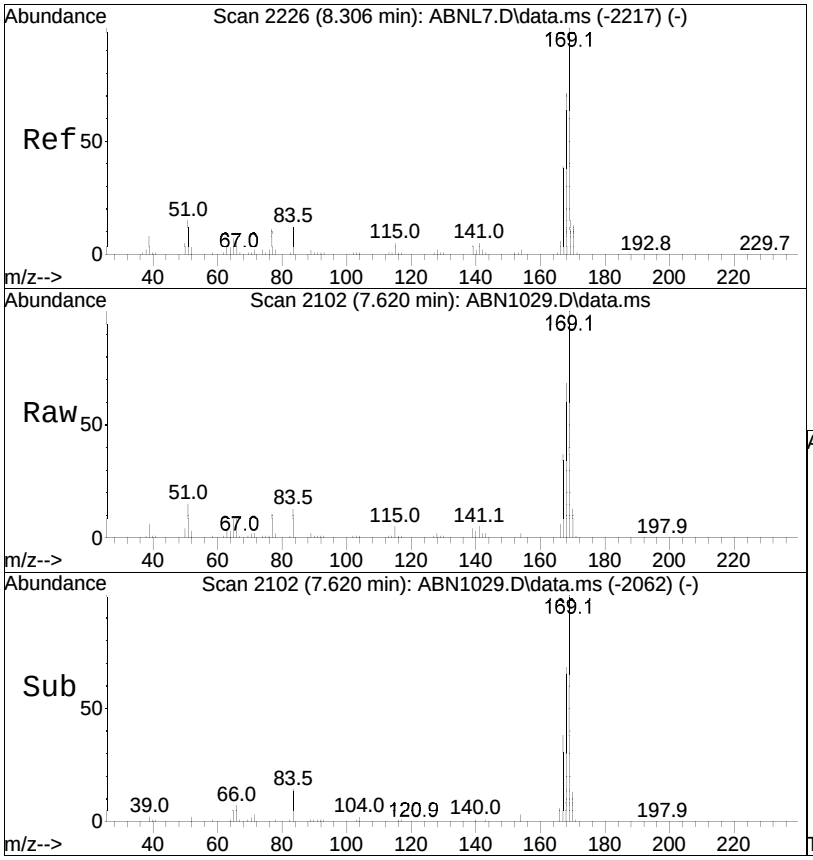

#77
NDPA/DPA
Concen: 52.08 ug/ml
RT: 7.620 min Scan# 2102
Delta R.T. 0.000 min
Lab File: ABN1029.D
Acq: 29 Oct 2020 7:28 am

Tgt Ion:169 Resp: 270814

Ion	Ratio	Lower	Upper
169	100		
168	67.8	57.2	85.8
167	36.9	31.0	46.4

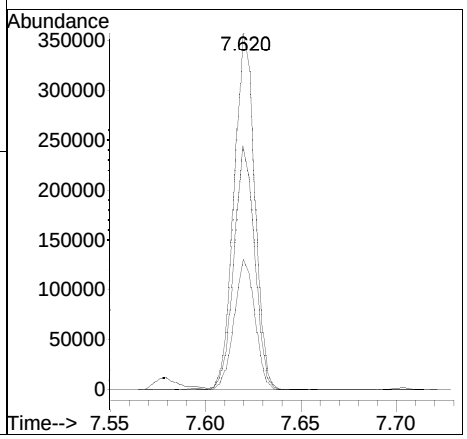

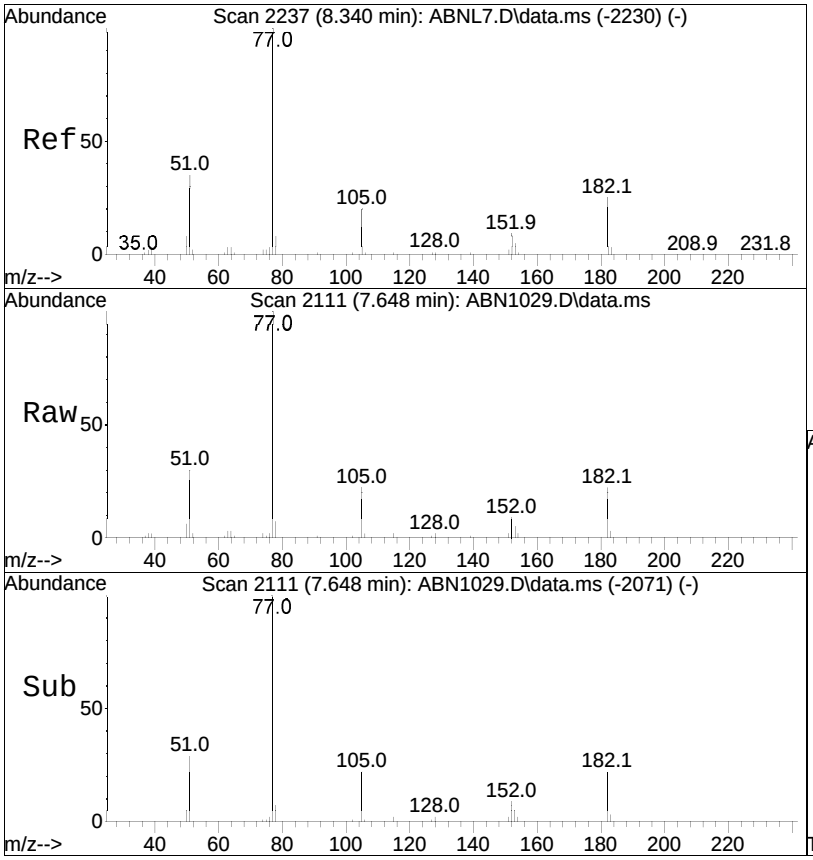

#78
Azobenzene
Concen: 48.35 ug/ml
RT: 7.648 min Scan# 2111
Delta R.T. 0.000 min
Lab File: ABN1029.D
Acq: 29 Oct 2020 7:28 am

Tgt Ion: 77 Resp: 310249

Ion	Ratio	Lower	Upper
77	100		
182	22.0	17.2	25.8
105	22.3	17.1	25.7

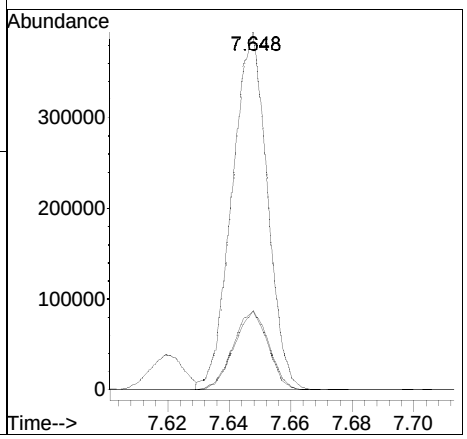

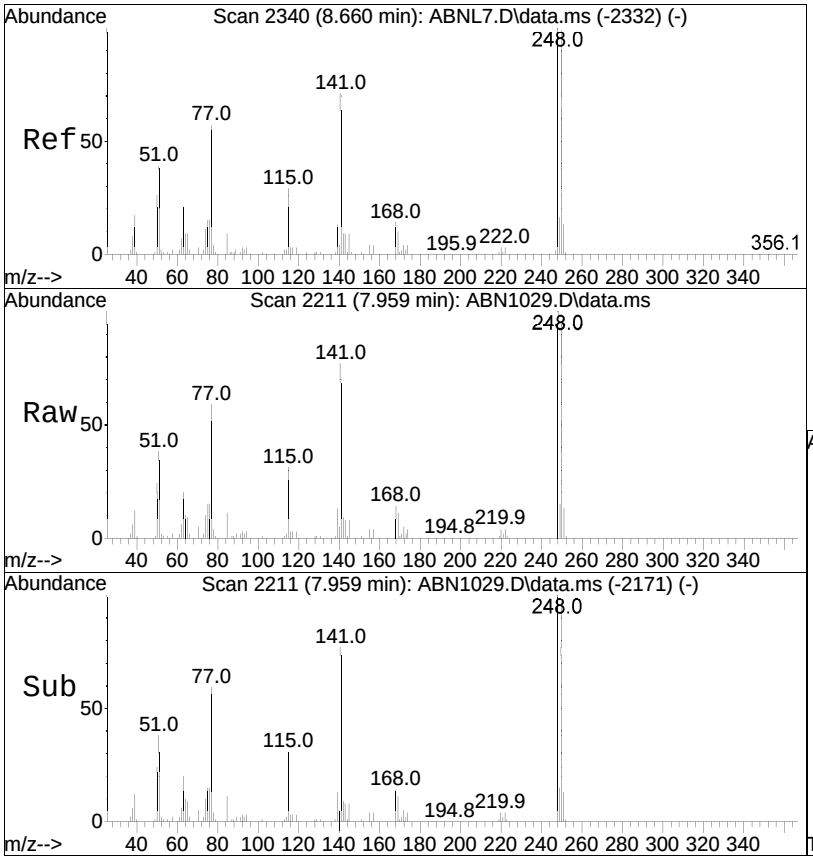

#80
4-Bromophenyl phenyl ether
Concen: 56.58 ug/ml
RT: 7.959 min Scan# 2211
Delta R.T. 0.000 min
Lab File: ABN1029.D
Acq: 29 Oct 2020 7:28 am

Tgt Ion:248 Resp: 90708

Ion	Ratio	Lower	Upper
248	100		
141	76.2	59.9	89.9
250	98.0	78.0	117.0

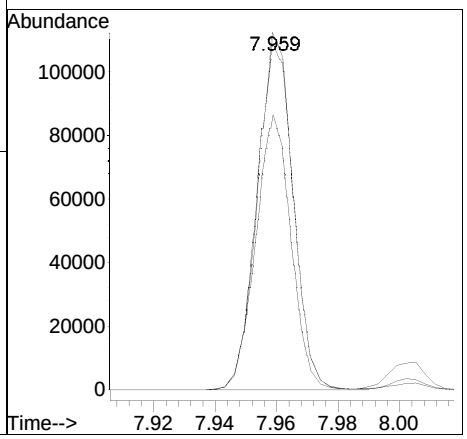

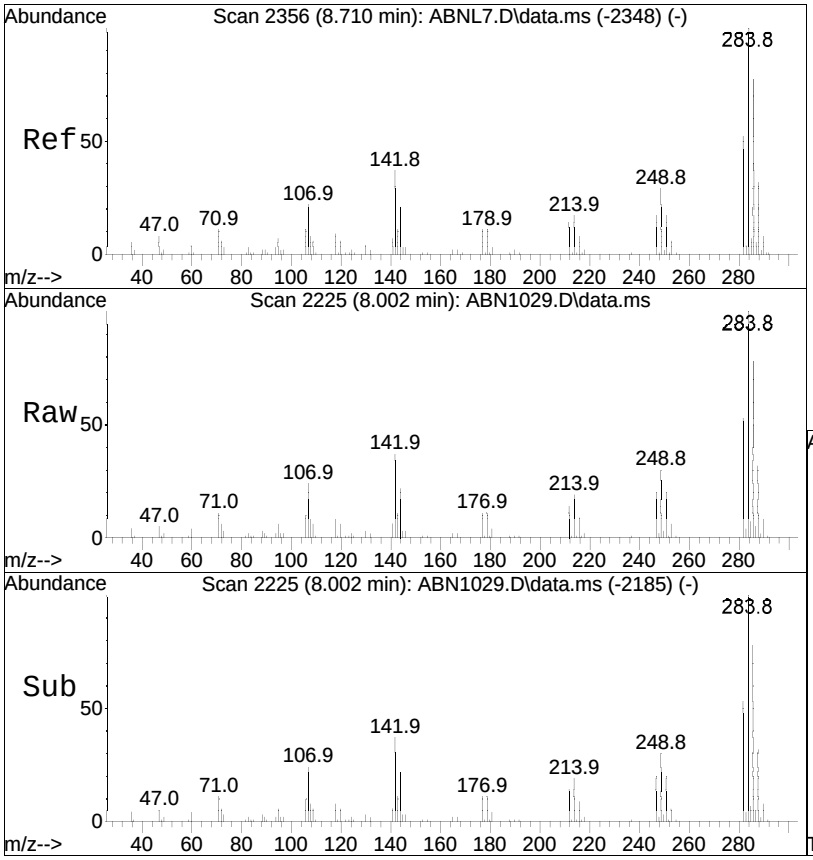

#81
Hexachlorobenzene
Concen: 56.76 ug/ml
RT: 8.002 min Scan# 2225
Delta R.T. 0.000 min
Lab File: ABN1029.D
Acq: 29 Oct 2020 7:28 am

Tgt Ion:284 Resp: 105850

Ion	Ratio	Lower	Upper
284	100		
142	37.0	30.6	46.0
249	31.1	24.2	36.2

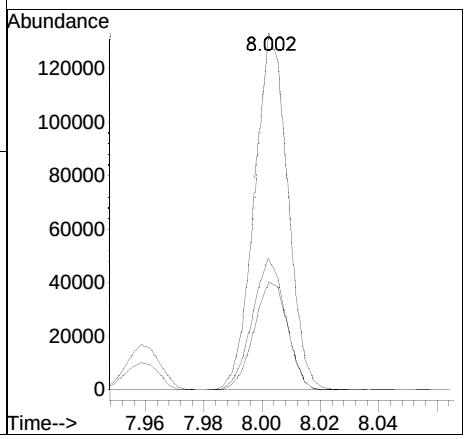

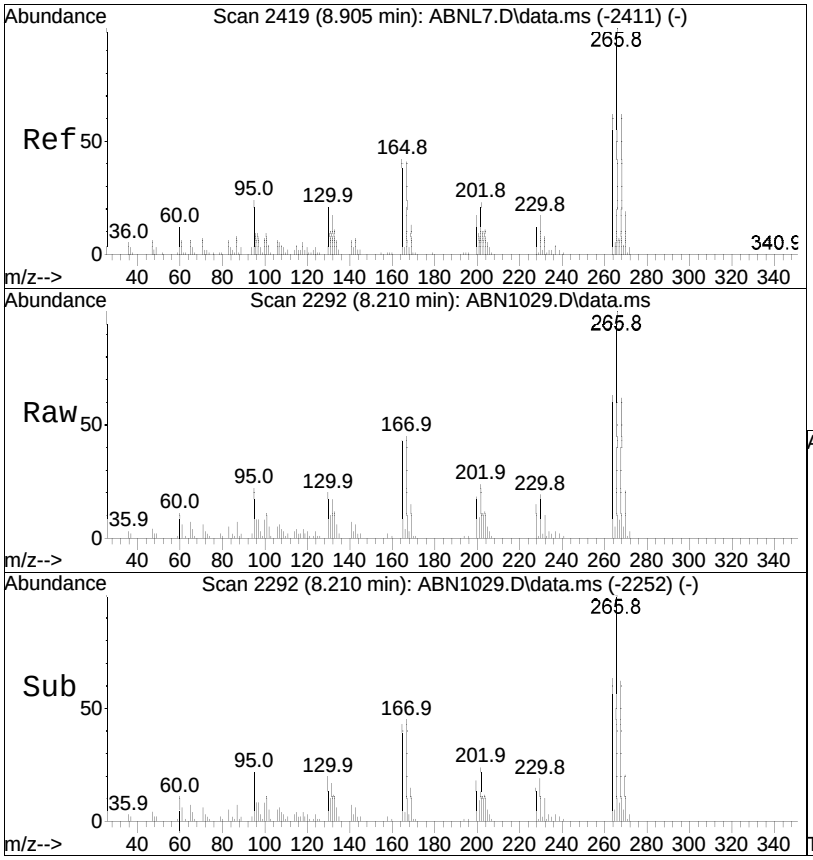

#82
Pentachlorophenol
Concen: 49.63 ug/ml
RT: 8.210 min Scan# 2292
Delta R.T. 0.000 min
Lab File: ABN1029.D
Acq: 29 Oct 2020 7:28 am

Tgt Ion:266 Resp: 50626

Ion	Ratio	Lower	Upper
266	100		
264	63.8	50.2	75.4
268	65.0	50.7	76.1

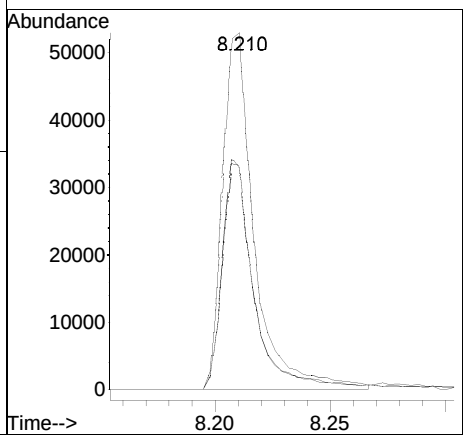

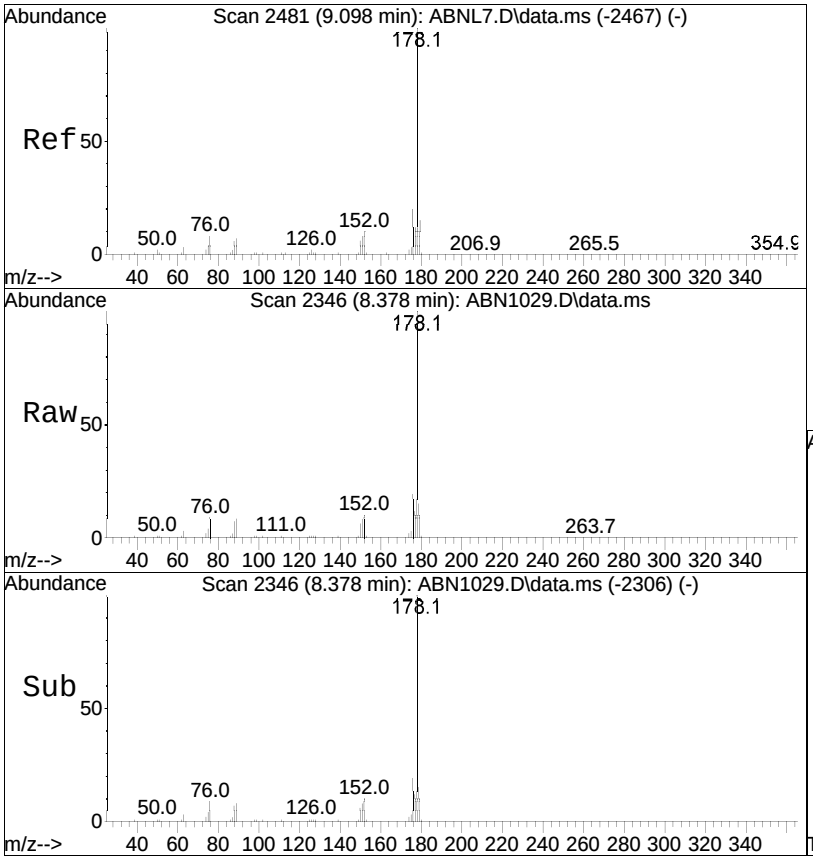

#89
Phenanthrene
Concen: 48.09 ug/ml
RT: 8.378 min Scan# 2346
Delta R.T. 0.000 min
Lab File: ABN1029.D
Acq: 29 Oct 2020 7:28 am

Tgt Ion:178 Resp: 471563

Ion	Ratio	Lower	Upper
178	100		
179	15.2	12.2	18.4
176	19.0	15.5	23.3

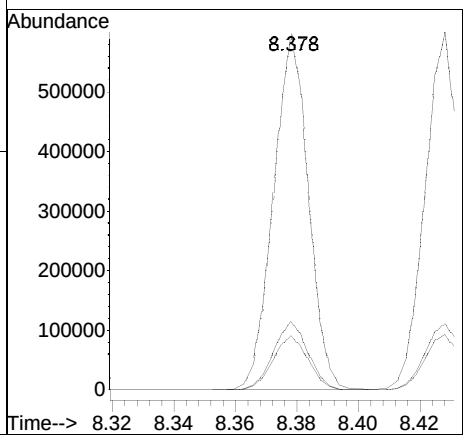

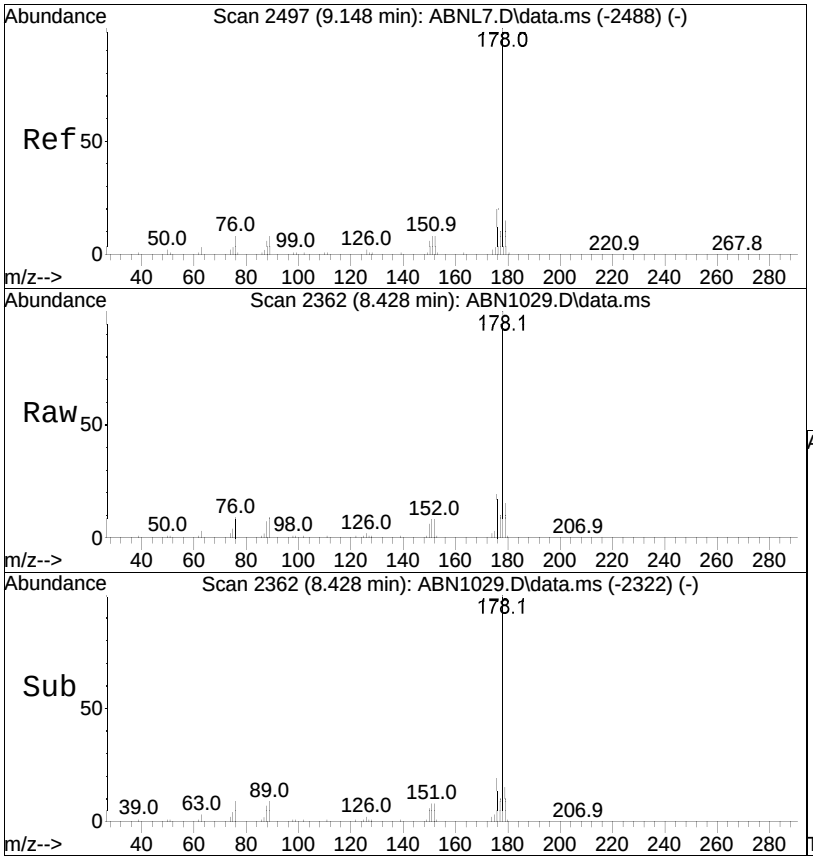

#90
Anthracene
Concen: 48.91 ug/ml
RT: 8.428 min Scan# 2362
Delta R.T. 0.000 min
Lab File: ABN1029.D
Acq: 29 Oct 2020 7:28 am

Tgt Ion:178 Resp: 481944

Ion	Ratio	Lower	Upper
178	100		
179	15.5	12.3	18.5
176	18.6	15.0	22.6

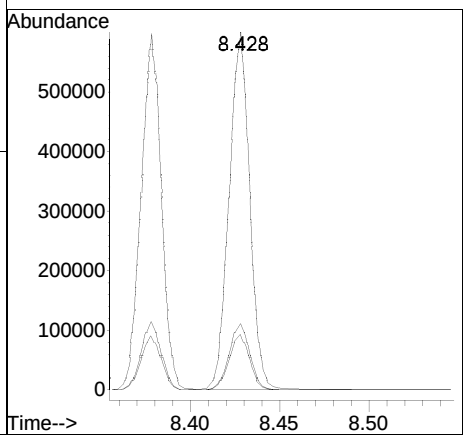

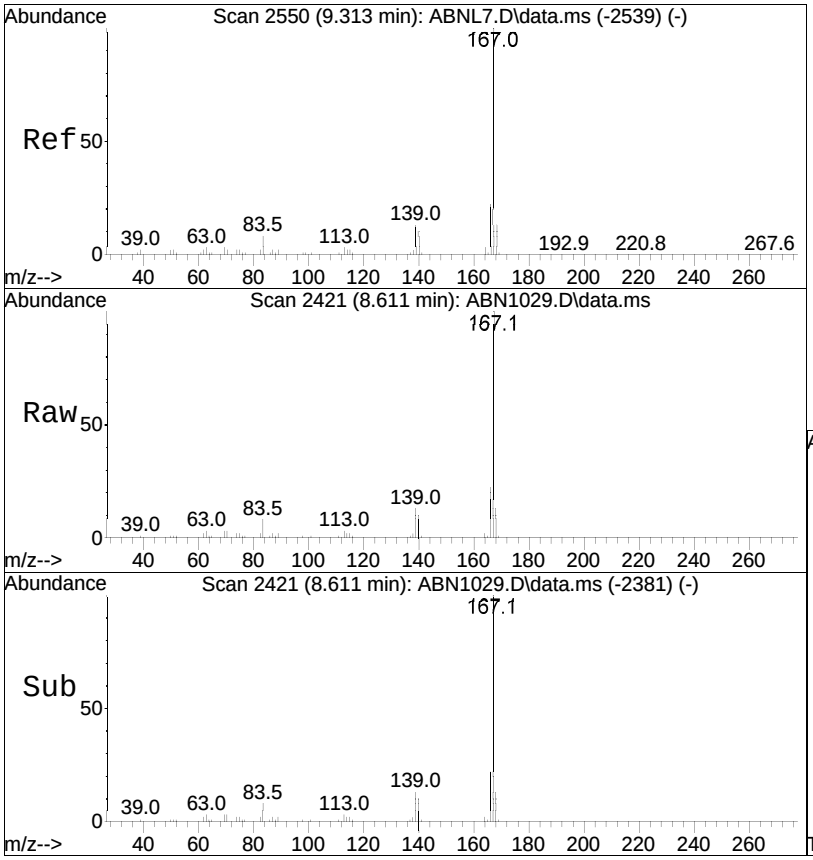

#91
Carbazole
Concen: 48.07 ug/ml
RT: 8.611 min Scan# 2421
Delta R.T. 0.000 min
Lab File: ABN1029.D
Acq: 29 Oct 2020 7:28 am

Tgt Ion:167 Resp: 448916

Ion	Ratio	Lower	Upper
167	100		
168	13.5	10.6	16.0
166	21.8	18.0	27.0

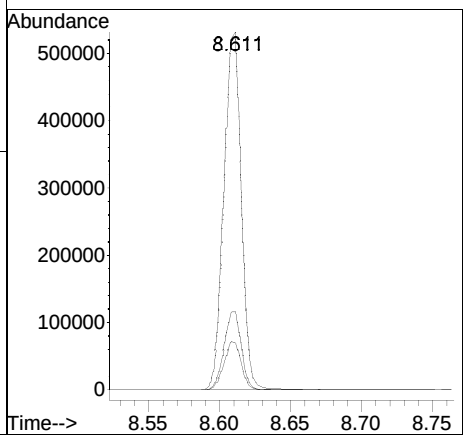

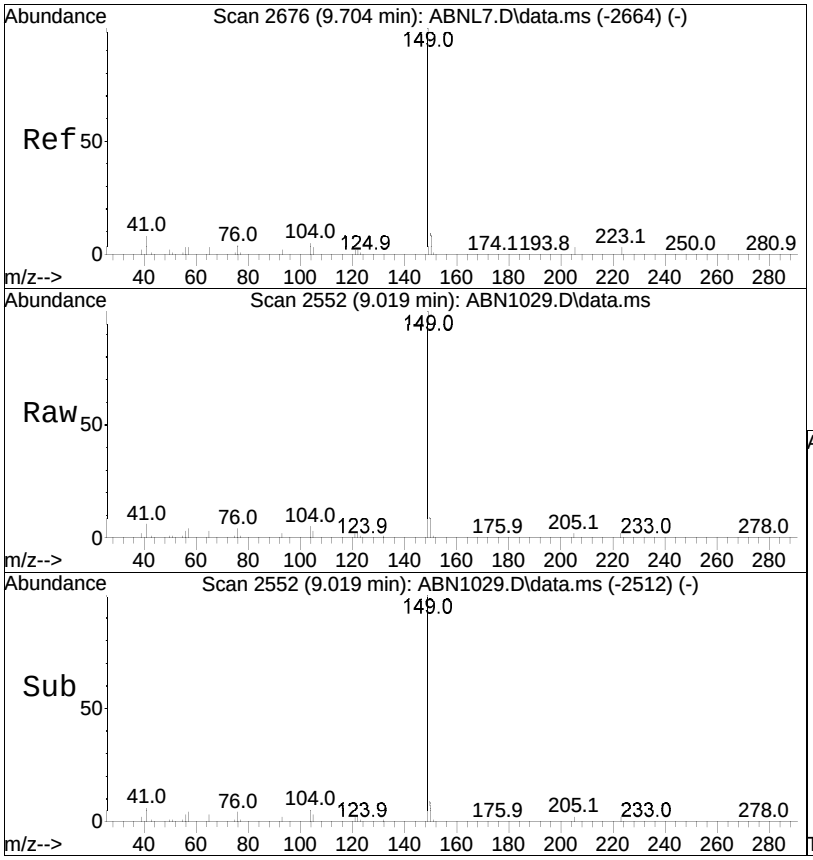

#92
Di-n-butylphthalate
Concen: 56.70 ug/ml
RT: 9.019 min Scan# 2552
Delta R.T. 0.000 min
Lab File: ABN1029.D
Acq: 29 Oct 2020 7:28 am

Tgt Ion:149 Resp: 597142

Ion	Ratio	Lower	Upper
149	100		
150	9.0	7.3	10.9
104	4.7	3.6	5.4

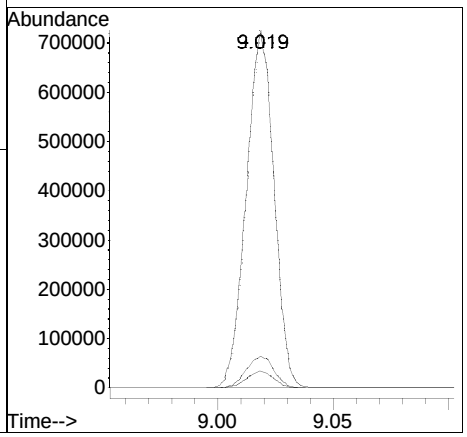

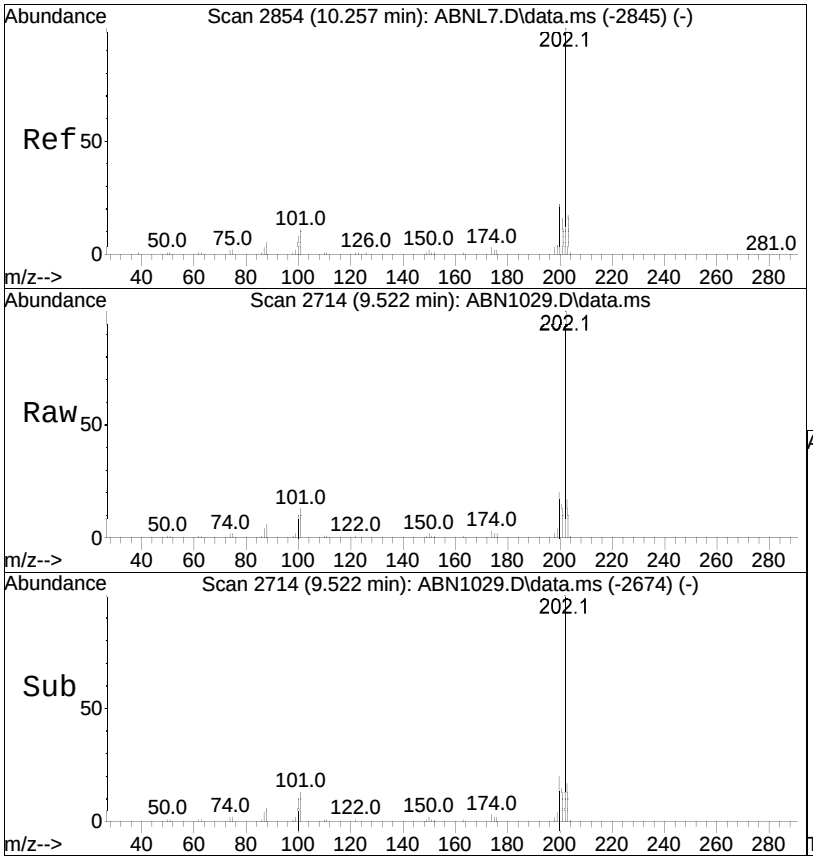

#93
Fluoranthene
Concen: 51.17 ug/ml
RT: 9.522 min Scan# 2714
Delta R.T. 0.000 min
Lab File: ABN1029.D
Acq: 29 Oct 2020 7:28 am

Tgt Ion:202 Resp: 520256

Ion	Ratio	Lower	Upper
202	100		
101	12.6	11.2	16.8
203	17.2	13.8	20.6

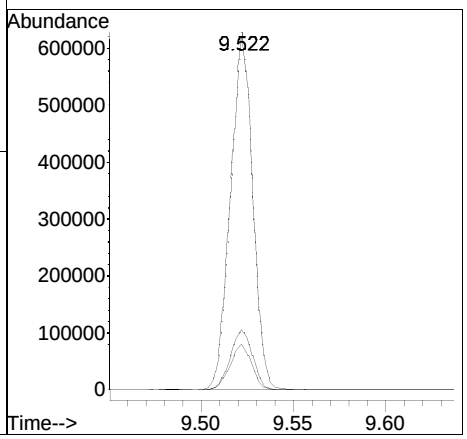

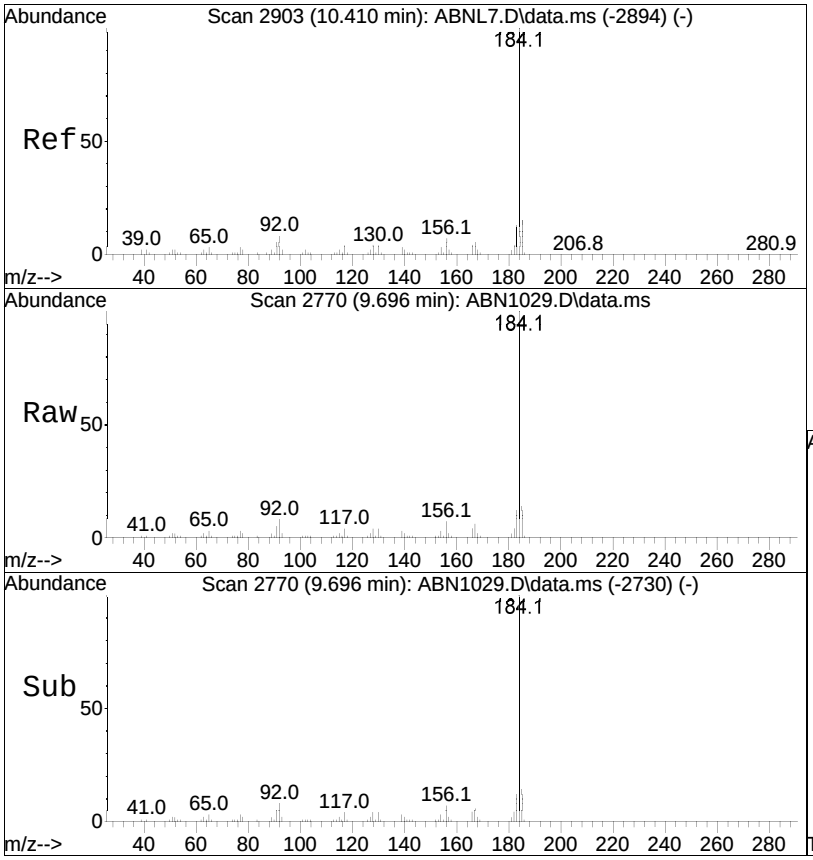

#94
Benzidine
Concen: 50.11 ug/ml
RT: 9.696 min Scan# 2770
Delta R.T. 0.000 min
Lab File: ABN1029.D
Acq: 29 Oct 2020 7:28 am

Tgt Ion:184 Resp: 379382

Ion	Ratio	Lower	Upper
184	100		
92	8.3	7.2	10.8
185	13.8	11.3	16.9

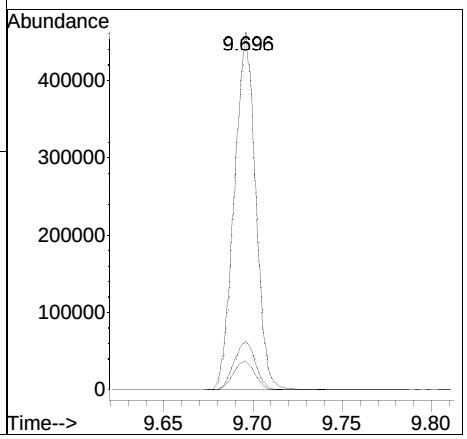

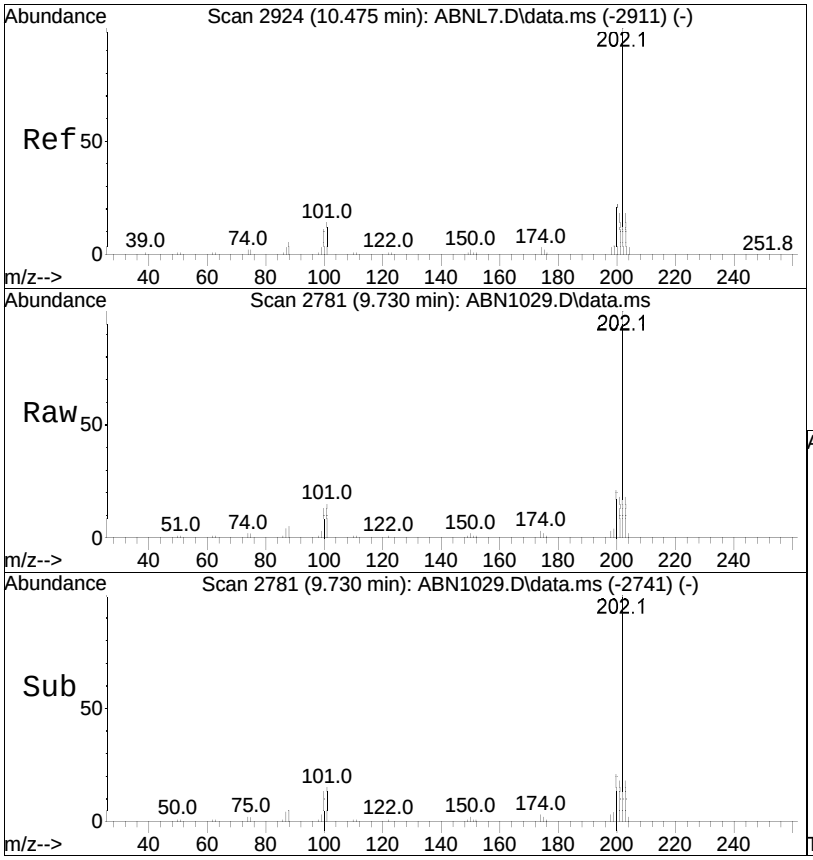

#95
Pyrene
Concen: 48.99 ug/ml
RT: 9.730 min Scan# 2781
Delta R.T. 0.000 min
Lab File: ABN1029.D
Acq: 29 Oct 2020 7:28 am

Tgt Ion:202 Resp: 530340

Ion	Ratio	Lower	Upper
202	100		
200	21.0	17.0	25.4
203	17.9	14.2	21.4

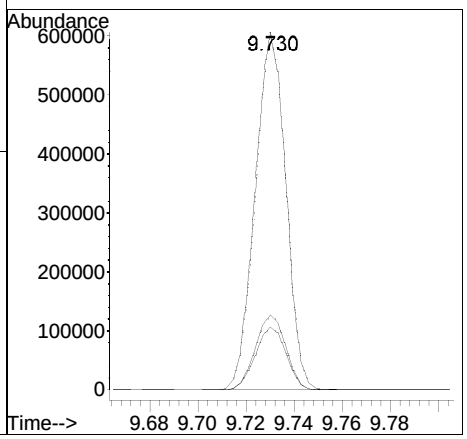

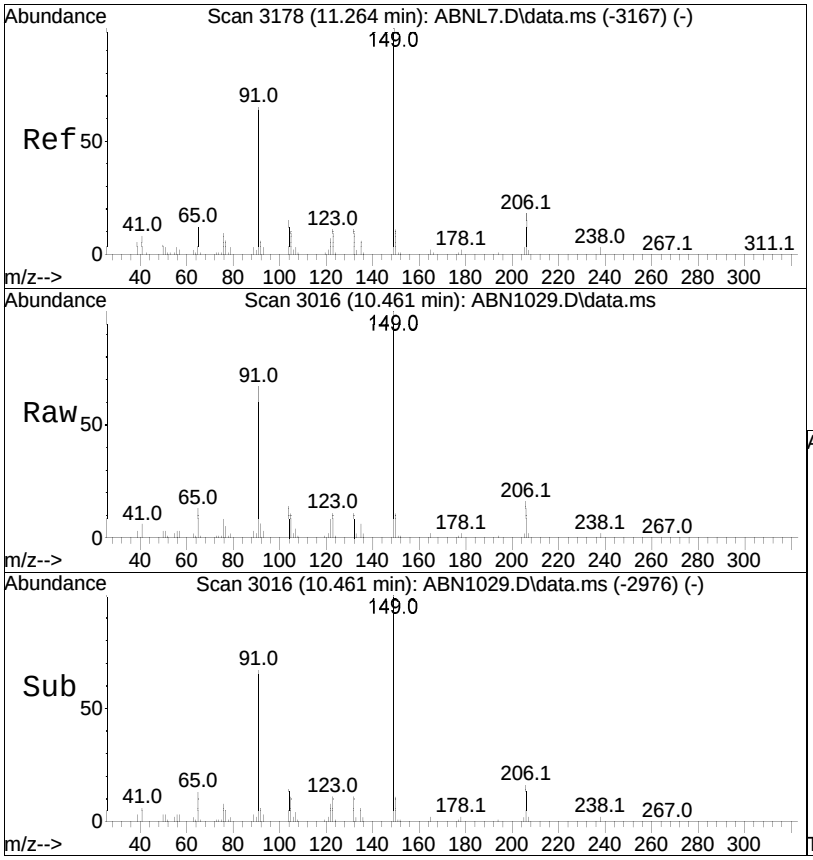

#97
Butyl benzyl phthalate
Concen: 59.38 ug/ml
RT: 10.461 min Scan# 3016
Delta R.T. 0.000 min
Lab File: ABN1029.D
Acq: 29 Oct 2020 7:28 am

Tgt Ion:149 Resp: 263979

Ion	Ratio	Lower	Upper
149	100		
91	67.6	54.6	81.8
206	15.6	12.5	18.7

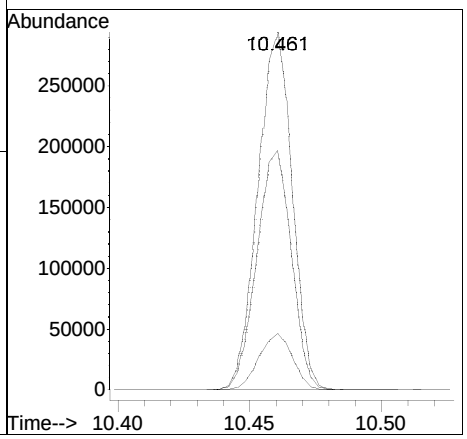

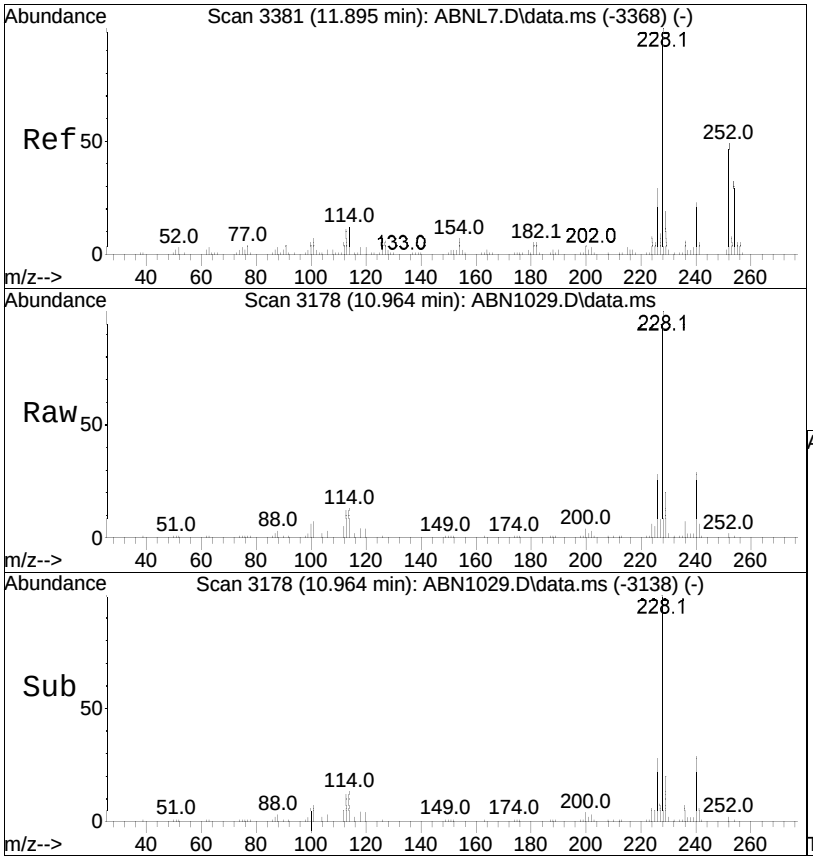

#105
Benzo(a)anthracene
Concen: 49.45 ug/ml
RT: 10.964 min Scan# 3178
Delta R.T. 0.000 min
Lab File: ABN1029.D
Acq: 29 Oct 2020 7:28 am

Tgt Ion:228 Resp: 523427

Ion	Ratio	Lower	Upper
228	100		
226	27.6	22.2	33.4
229	19.7	15.6	23.4

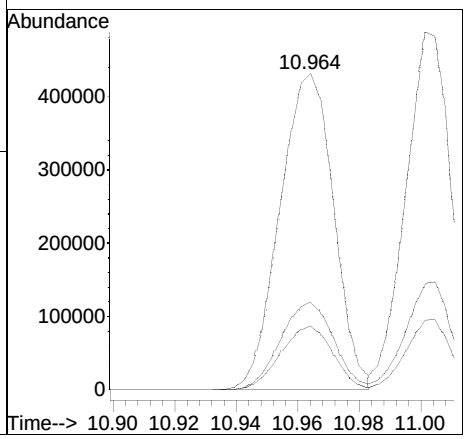

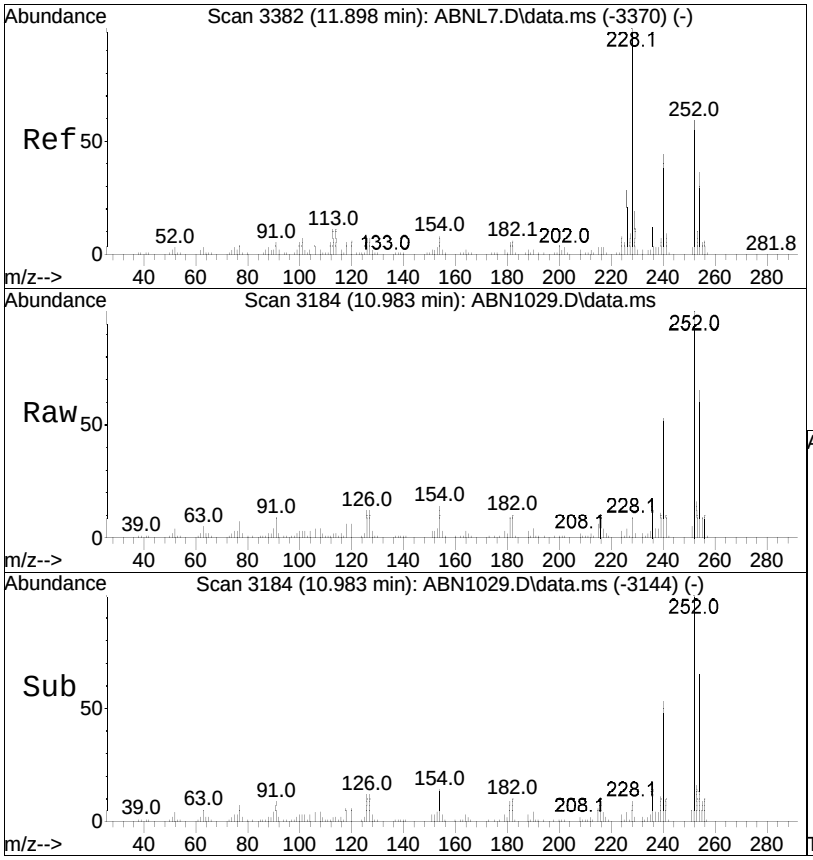

#106
3,3'-Dichlorobenzidine
Concen: 56.34 ug/ml
RT: 10.983 min Scan# 3184
Delta R.T. 0.000 min
Lab File: ABN1029.D
Acq: 29 Oct 2020 7:28 am

Tgt Ion:252 Resp: 214275

Ion	Ratio	Lower	Upper
252	100		
126	14.9	12.4	18.6
254	64.2	51.8	77.6

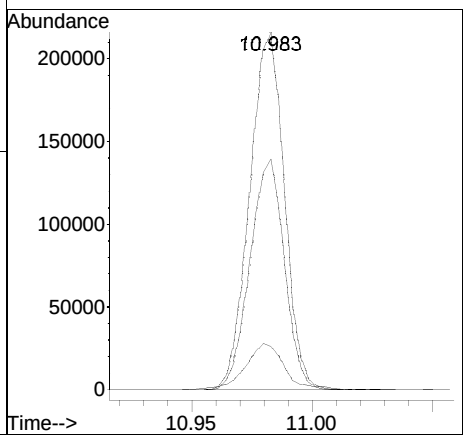

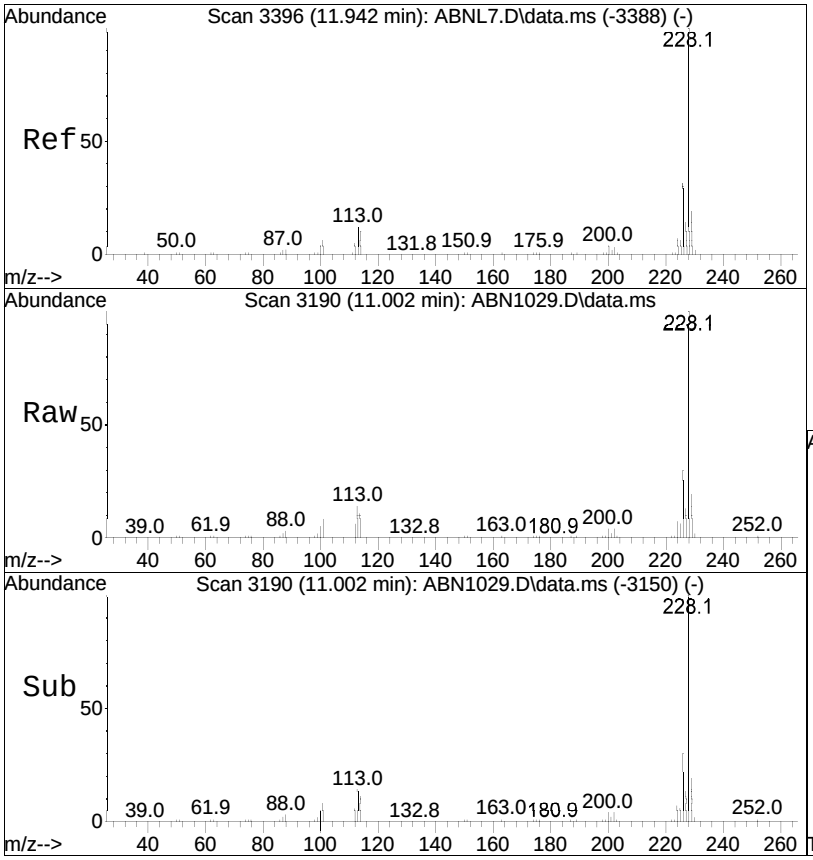

#107
Chrysene
Concen: 48.50 ug/ml
RT: 11.002 min Scan# 3190
Delta R.T. 0.000 min
Lab File: ABN1029.D
Acq: 29 Oct 2020 7:28 am

Tgt Ion:228 Resp: 501156

Ion	Ratio	Lower	Upper
228	100		
226	30.3	24.3	36.5
229	19.5	15.5	23.3

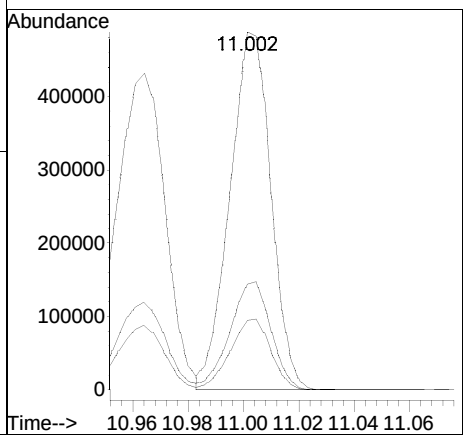

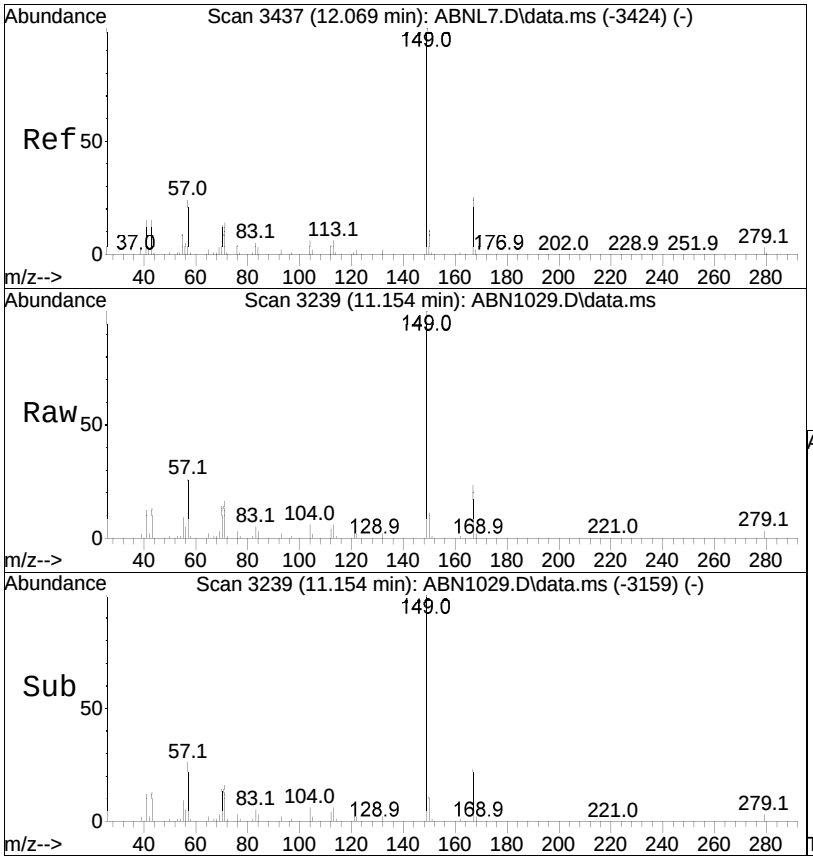

#108
Bis(2-ethylhexyl)phthalate
Concen: 61.44 ug/ml
RT: 11.154 min Scan# 3239
Delta R.T. 0.000 min
Lab File: ABN1029.D
Acq: 29 Oct 2020 7:28 am

Tgt Ion:149 Resp: 397596

Ion	Ratio	Lower	Upper
149	100		
167	23.4	19.0	28.6
279	2.6	2.0	3.0

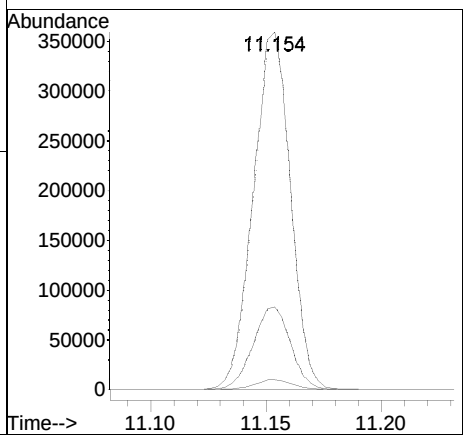

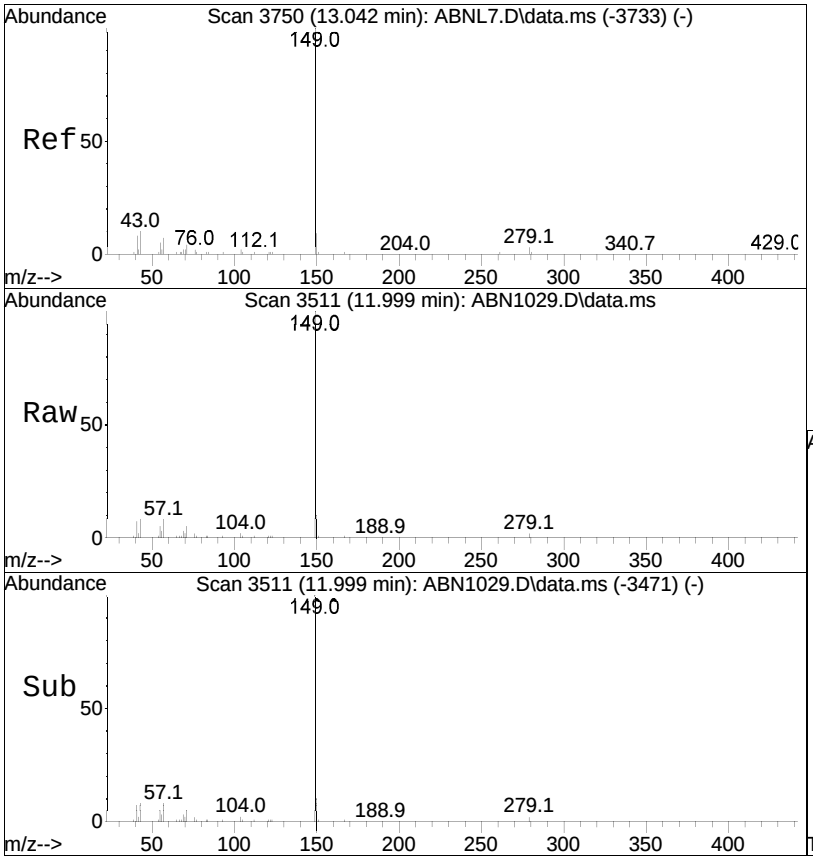

#109
Di-n-octylphthalate
Concen: 56.37 ug/ml
RT: 11.999 min Scan# 3511
Delta R.T. 0.000 min
Lab File: ABN1029.D
Acq: 29 Oct 2020 7:28 am

Tgt Ion:149 Resp: 685987

Ion	Ratio	Lower	Upper
149	100		
43	8.1	9.0	13.4#
167	1.3	1.1	1.7

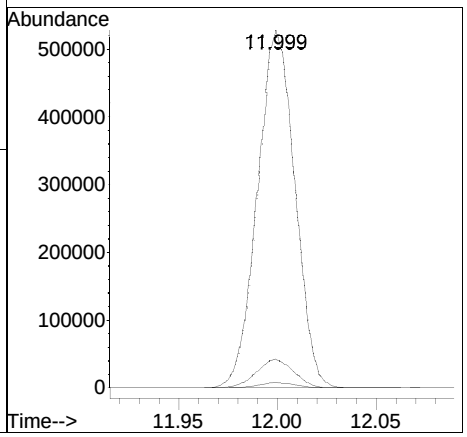

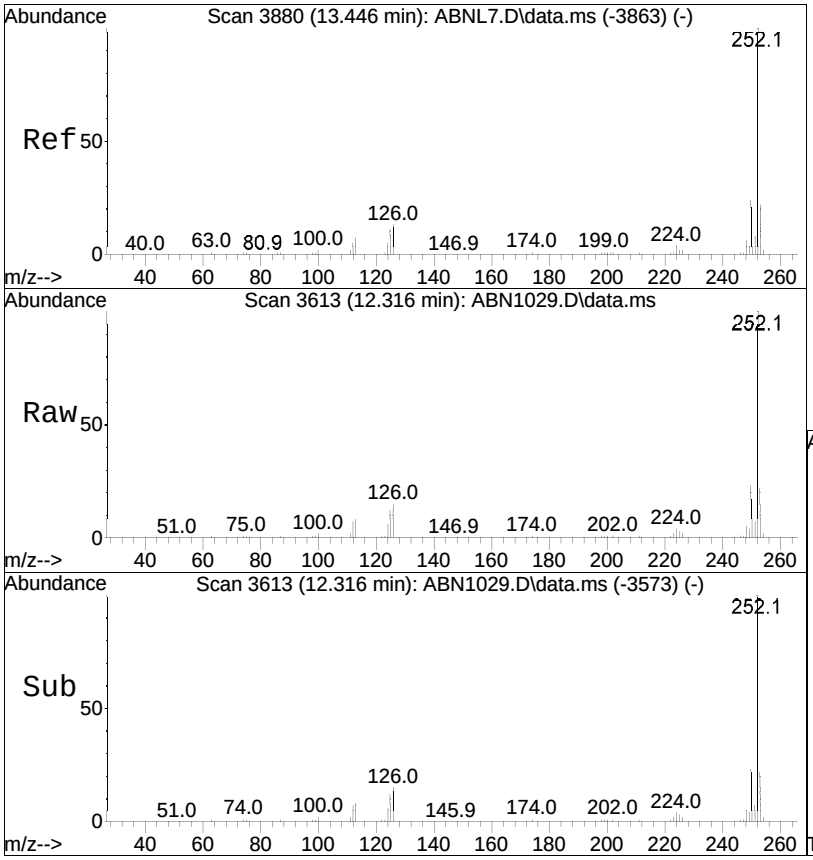

#110
Benzo(b)fluoranthene
Concen: 53.24 ug/ml
RT: 12.316 min Scan# 3613
Delta R.T. 0.000 min
Lab File: ABN1029.D
Acq: 29 Oct 2020 7:28 am

Tgt Ion:252 Resp: 517253

Ion	Ratio	Lower	Upper
252	100		
125	12.1	11.4	17.0
253	21.9	17.5	26.3

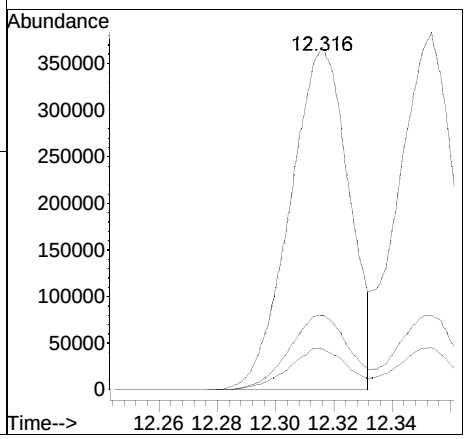

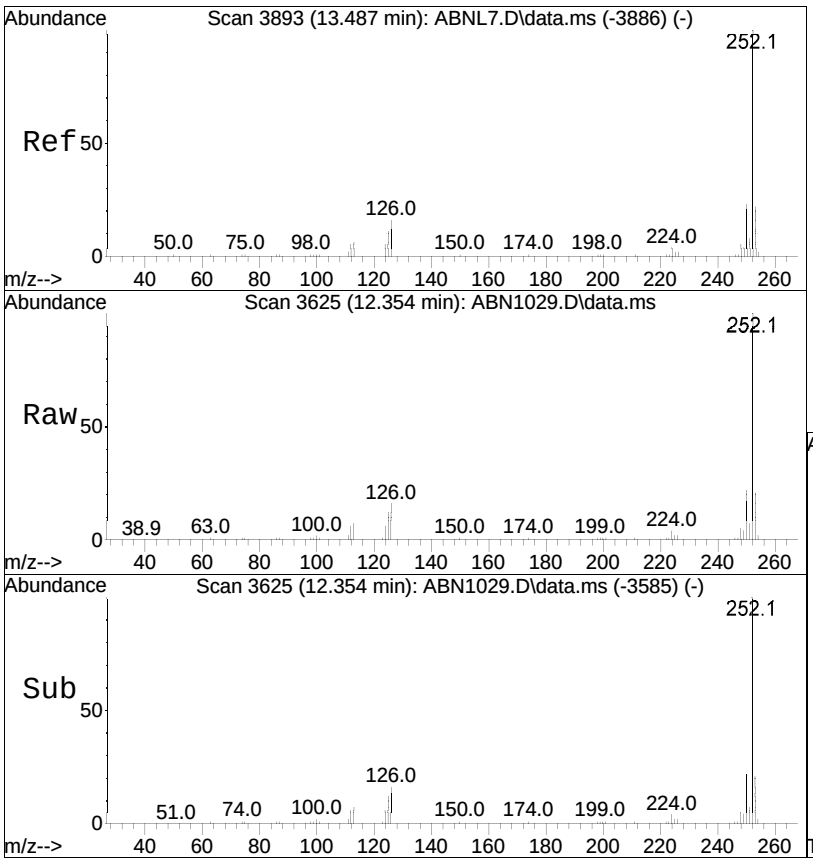

#111
Benzo(k)fluoranthene
Concen: 54.23 ug/ml M1
RT: 12.354 min Scan# 3625
Delta R.T. 0.000 min
Lab File: ABN1029.D
Acq: 29 Oct 2020 7:28 am

Tgt Ion:252 Resp: 507038

Ion	Ratio	Lower	Upper
252	100		
125	11.8	11.0	16.6
253	20.7	17.4	26.0

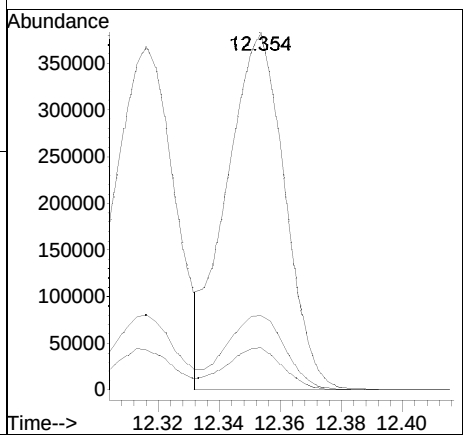

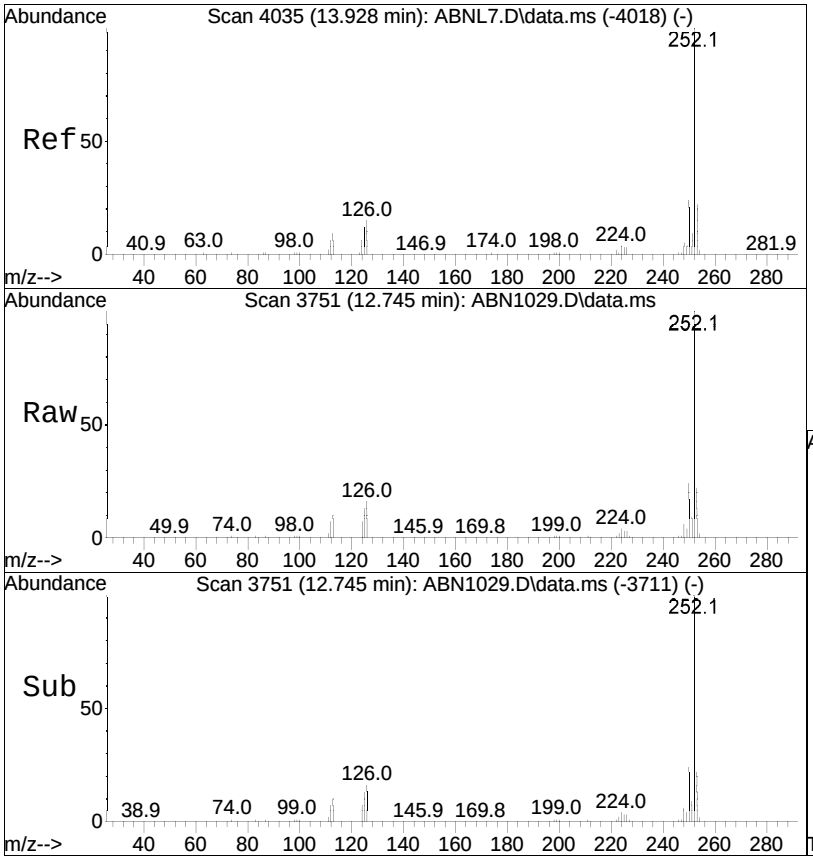

#112
Benzo(a)pyrene
Concen: 55.46 ug/ml
RT: 12.745 min Scan# 3751
Delta R.T. 0.000 min
Lab File: ABN1029.D
Acq: 29 Oct 2020 7:28 am

Tgt Ion:252 Resp: 462119

Ion	Ratio	Lower	Upper
252	100		
125	13.1	12.4	18.6
253	21.8	17.6	26.4

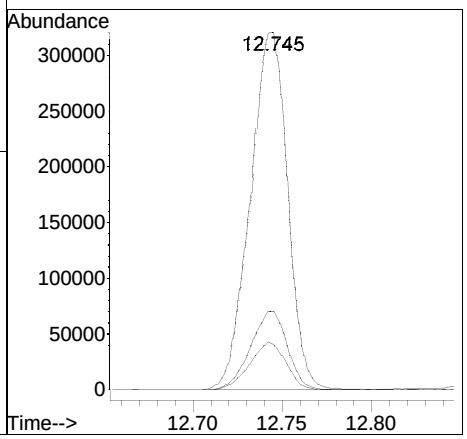



#114
Indeno(1,2,3-cd)pyrene
Concen: 55.24 ug/ml
RT: 14.315 min Scan# 4256
Delta R.T. 0.000 min
Lab File: ABN1029.D
Acq: 29 Oct 2020 7:28 am

Tgt Ion:276 Resp: 484928

Ion	Ratio	Lower	Upper
276	100		
138	24.1	21.0	31.6
277	23.6	19.1	28.7

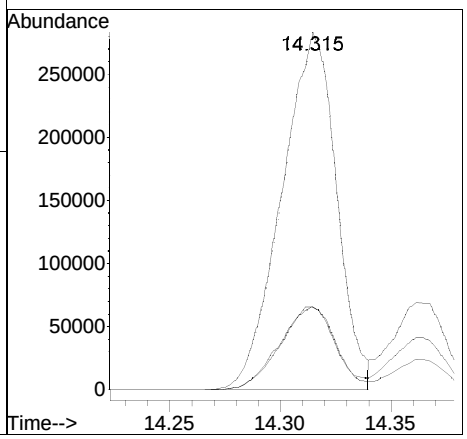

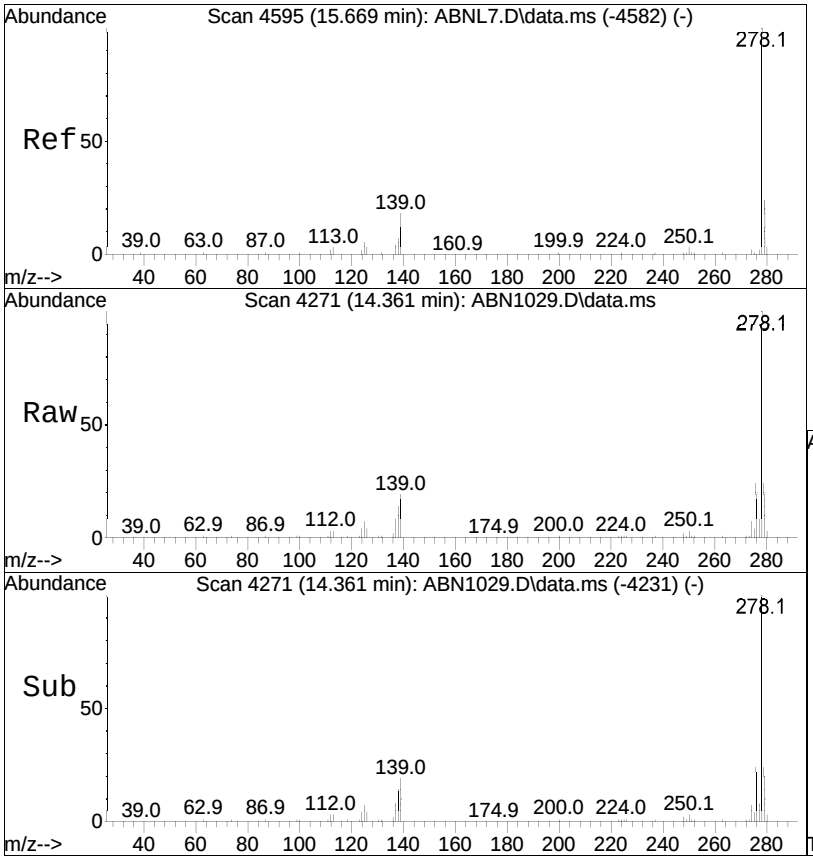

#115
Dibenzo(a,h)anthracene
Concen: 52.80 ug/ml
RT: 14.361 min Scan# 4271
Delta R.T. 0.000 min
Lab File: ABN1029.D
Acq: 29 Oct 2020 7:28 am

Tgt Ion:278 Resp: 491604

Ion	Ratio	Lower	Upper
278	100		
139	18.9	16.9	25.3
279	23.9	19.2	28.8

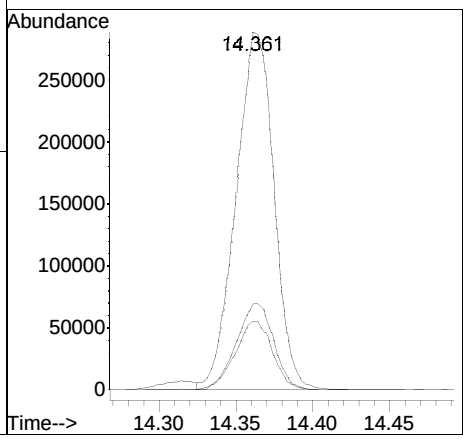

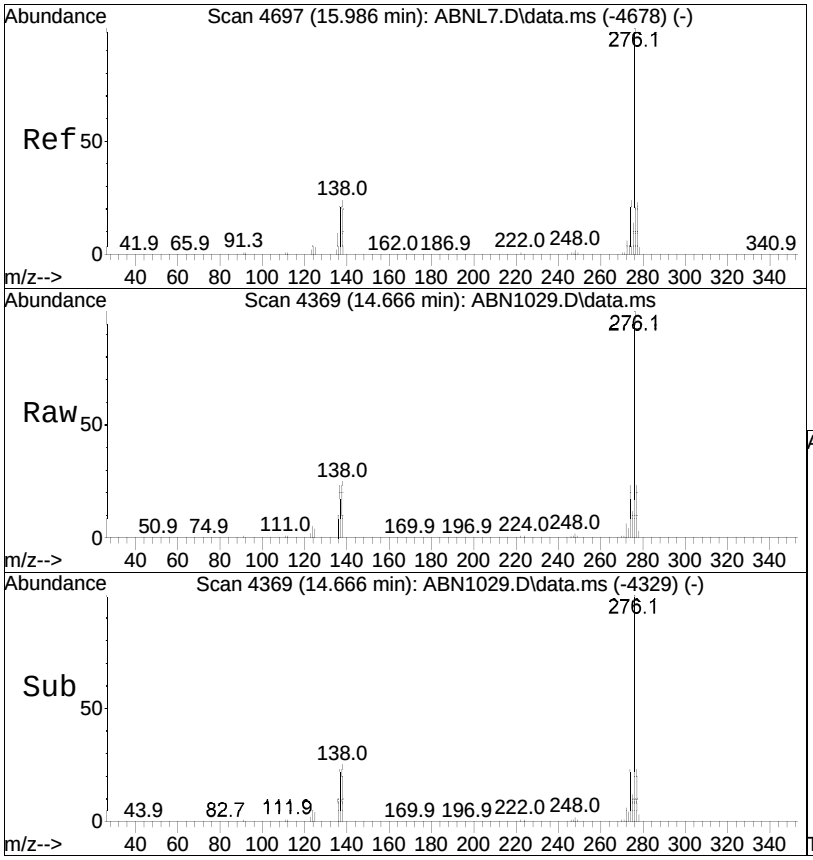

#116
Benzo(ghi)perylene
Concen: 51.89 ug/ml
RT: 14.666 min Scan# 4369
Delta R.T. 0.000 min
Lab File: ABN1029.D
Acq: 29 Oct 2020 7:28 am

Tgt Ion:276 Resp: 500053

Ion	Ratio	Lower	Upper
276	100		
138	25.9	22.9	34.3
277	23.6	18.9	28.3

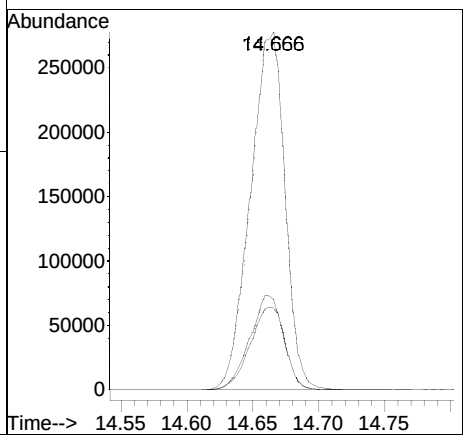

Manual Integration Report

Data Path : I:\8270\SV109\201029\ QMethod : FS201006SV109.m
Data File : ABN1029.D Operator : SV109:im
Date Inj'd : 10/29/2020 7:28 am Instrument : SV109
Sample : wg1427940-3,32,,ABN CCV LoQuant Date : 10/29/2020 7:55 am

Compound #111: Benzo(k)fluoranthene

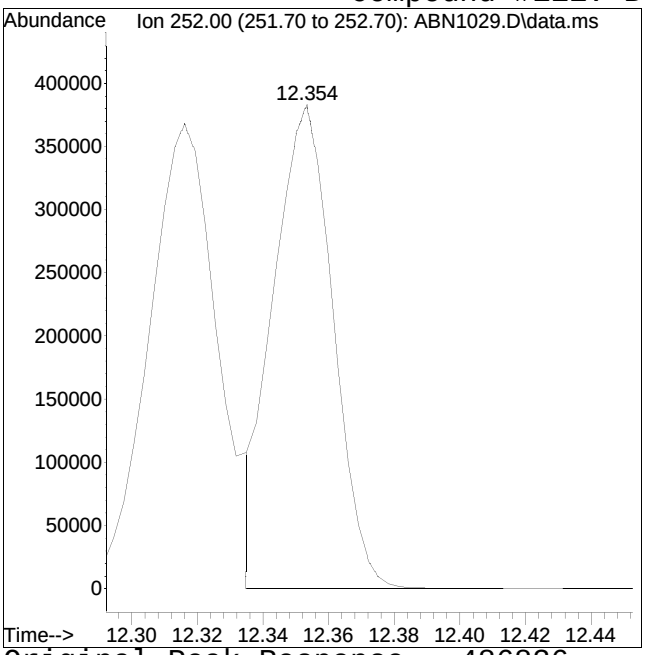

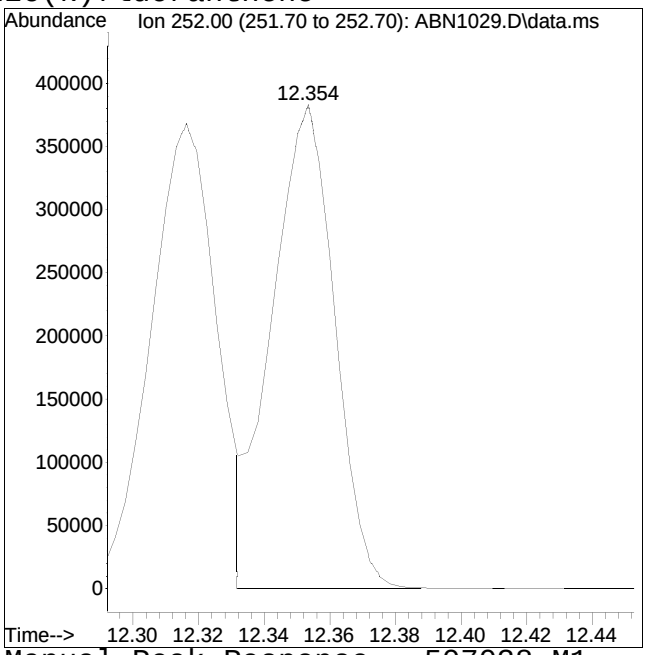

Original Peak Response = 486836 Manual Peak Response = 507038 M1
M1 = Split or tailing peak, auto integration stopped early resulting in false low area count.

Evaluate Continuing Calibration Report

Data Path : I:\8270\SV109\201029\
Data File : AP91029.D
Acq On : 29 Oct 2020 7:53 am
Operator : SV109:im
Sample : wg1427940-4,32,,AP9 CCV Lot # 8916
Misc : wg1427940,,ical17223
ALS Vial : 143 Sample Multiplier: 1

Quant Time: Oct 29 10:30:49 2020
Quant Method : i:\8270\SV109\201029\FS201006SV109.m
Quant Title : Semivolatiles by GC/MS by modified 8270
QLast Update : Thu Oct 29 10:30:30 2020
Response via : Initial Calibration

Min. RRF : 0.000 Min. Rel. Area : 50% Max. R.T. Dev 0.50min
Max. RRF Dev : 20% Max. Rel. Area : 200%

		Compound	AvgRF	CCRF	%Dev	Area%	Dev(min)
27	I	IS2_1,4-Dichlorobenzene-d4	1.000	1.000	0.0	84	0.00
28	T	Benzaldehyde	1.244	1.086	12.7	73	0.00
29	T	Acetophenone	2.127	1.911	10.2	75	0.00
30	T	m-Toluidine	2.128	1.870	12.1	73	0.00
31	T	2-Chloroaniline	1.856	1.684	9.3	75	0.00
55	I	IS2_Naphthalene-d8	1.000	1.000	0.0	87	0.00
56	T	a-Terpineol	0.314	0.276	12.1	72	0.00
57	T	3-Chloroaniline	0.150	0.133	11.3	75	0.00
58	T	2,6-Dichlorophenol	0.283	0.269	4.9	79	0.00
59	T	1-chloro-2-nitrobenzene	0.143	0.135	5.6	79	0.00
60	T	Caprolactam	0.178	0.151	15.2	71	0.00
61	T	1,2,4,5-Tetrachlorobenzene	0.296	0.288	2.7	84	0.00
62	T	Biphenyl	0.826	0.759	8.1	79	0.00
83	I	IS2_Acenaphthene-d10	1.000	1.000	0.0	93	0.00
84	T	Dichloran	* 50.000	48.012	4.0	92	0.00
85	T	Pentachloronitrobenzene	0.158	0.177	-12.0	96	0.00
98	I	IS2_Phenanthrene-d10	1.000	1.000	0.0	99	0.00
99	T	Diphenamid	0.501	0.502	-0.2	91	0.00

* Evaluation of CC level amount vs concentration.
(#) = Out of Range SPCC's out = 0 CCC's out = 0

Quantitation Report (QT Reviewed)

Data Path : I:\8270\SV109\201029\
Data File : AP91029.D
Acq On : 29 Oct 2020 7:53 am
Operator : SV109:im
Sample : wg1427940-4,32,,AP9 CCV Lot # 8916
Misc : wg1427940,,ical17223
ALS Vial : 143 Sample Multiplier: 1

Quant Time: Oct 29 10:39:01 2020
Quant Method : i:\8270\SV109\201029\FS201006SV109.m
Quant Title : Semivolatiles by GC/MS by modified 8270
QLast Update : Thu Oct 29 10:30:30 2020
Response via : Initial Calibration

Sub List : AP9ical - AP9 ical sublist

Compound	R.T.	QIon	Response	Conc	Units	Dev(Min)
Internal Standards						
27) IS2_1,4-Dichlorobenzen...	3.996	152	77876	40.000	ug/ml	0.00
55) IS2_Naphthalene-d8	5.242	136	337214	40.000	ug/ml	0.00
83) IS2_Acenaphthene-d10	6.936	164	195289	40.000	ug/ml	0.00
98) IS2_Phenanthrene-d10	8.357	188	378232	40.000	ug/ml	0.00
System Monitoring Compounds						
Target Compounds						Qvalue
28) Benzaldehyde	3.552	105	105761	43.660	ug/ml	98
29) Acetophenone	4.422	105	186064	44.934	ug/ml	93
30) m-Toluidine	4.506	106	182009	43.927	ug/ml	99
31) 2-Chloroaniline	4.863	127	163911	45.372	ug/ml	99
56) a-Terpineol	5.320	59	116361	44.013	ug/ml	90
57) 3-Chloroaniline	5.339	65	56182	44.380	ug/ml	94
58) 2,6-Dichlorophenol	5.357	162	113434	47.480	ug/ml	97
59) 1-chloro-2-nitrobenzene	5.615	111	56866	47.100	ug/ml	98
60) Caprolactam	5.674	55	63605	42.310	ug/ml#	88
61) 1,2,4,5-Tetrachloroben...	6.116	216	121272	48.607	ug/ml	98
62) Biphenyl	6.411	154	319770	45.913	ug/ml	99
84) Dichloran	8.080	206	41254	48.012	ug/ml	93
85) Pentachloronitrobenzene	8.217	237	43224	56.055	ug/ml	96
99) Diphenamid	9.280	167	237544	50.179	ug/ml	95

(#) = qualifier out of range (m) = manual integration (+) = signals summed

Quantitation Report (QT Reviewed)

Data Path : I:\8270\SV109\201029\
Data File : AP91029.D
Acq On : 29 Oct 2020 7:53 am
Operator : SV109:im
Sample : wg1427940-4,32,,AP9 CCV Lot # 8916
Misc : wg1427940,,ical17223
ALS Vial : 143 Sample Multiplier: 1

Quant Time: Oct 29 10:39:01 2020
Quant Method : i:\8270\SV109\201029\FS201006SV109.m
Quant Title : Semivolatiles by GC/MS by modified 8270
QLast Update : Thu Oct 29 10:30:30 2020
Response via : Initial Calibration

Sub List : AP9ical - AP9 ical sublist

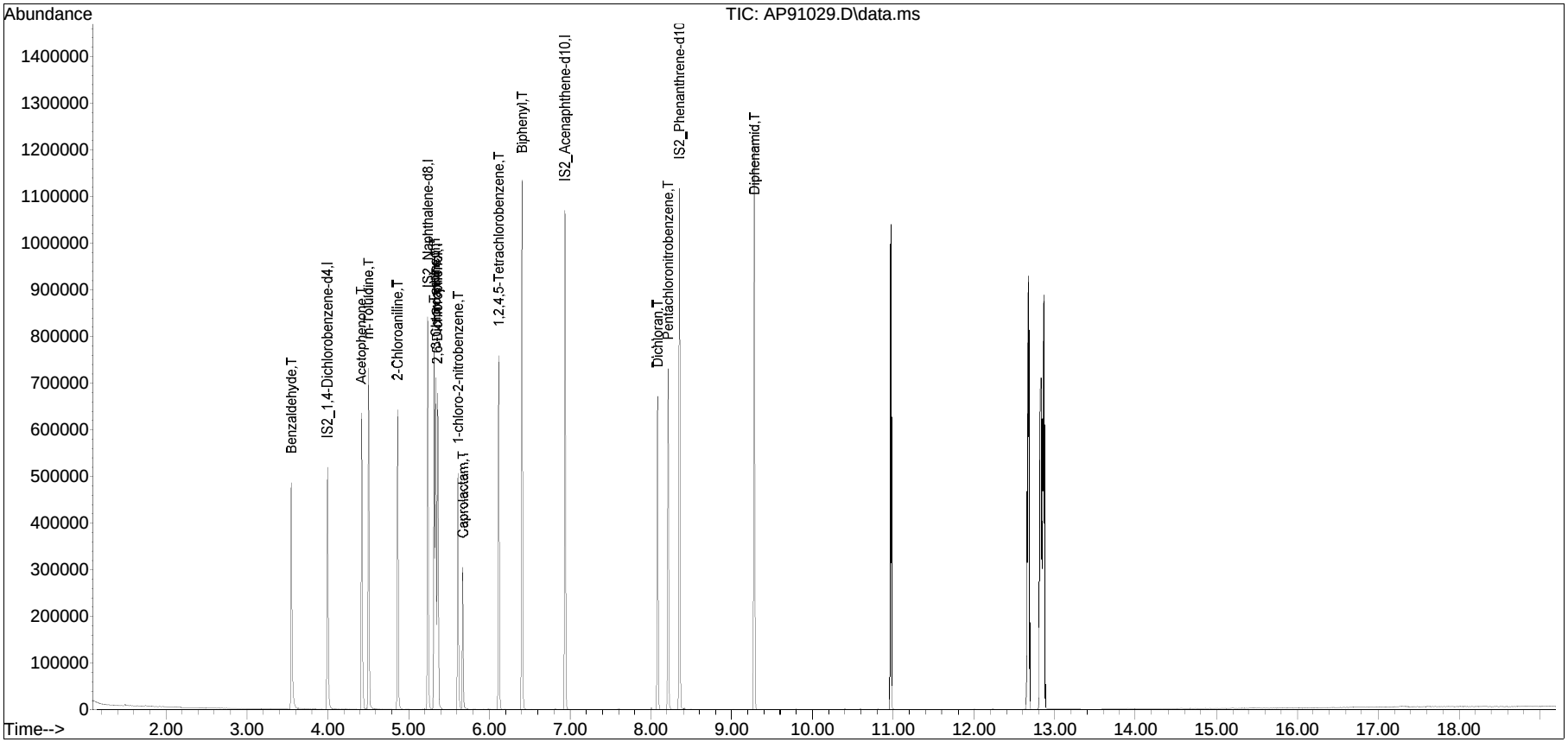

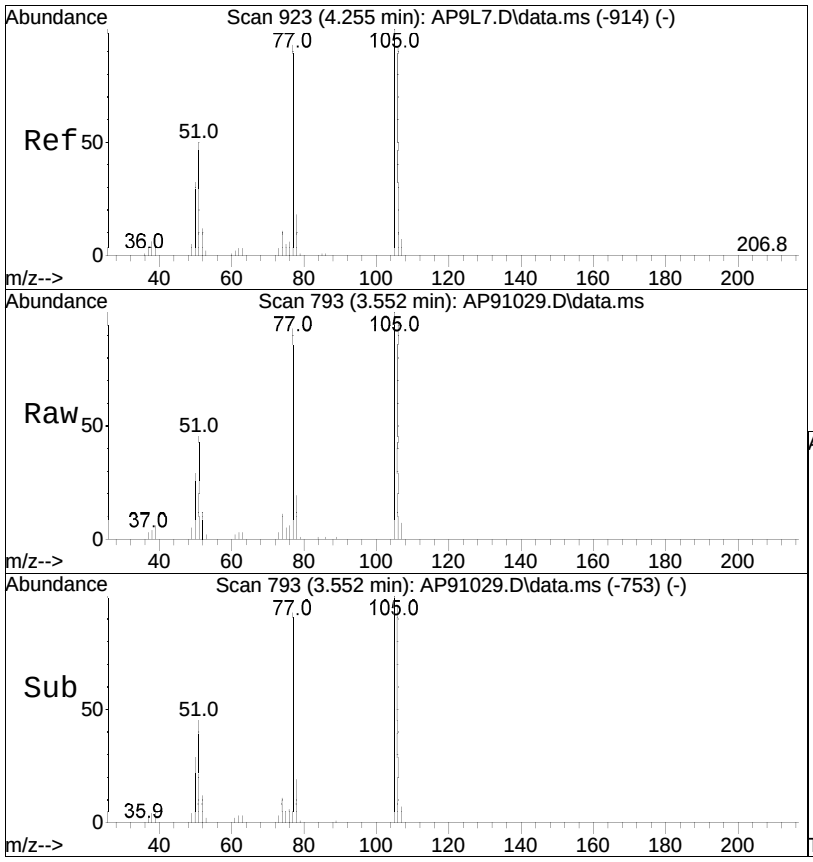

#28
Benzaldehyde
Concen: 43.66 ug/ml
RT: 3.552 min Scan# 793
Delta R.T. 0.000 min
Lab File: AP91029.D
Acq: 29 Oct 2020 7:53 am

Tgt Ion:105 Resp: 105761

Ion	Ratio	Lower	Upper
105	100		
77	94.6	76.9	115.3

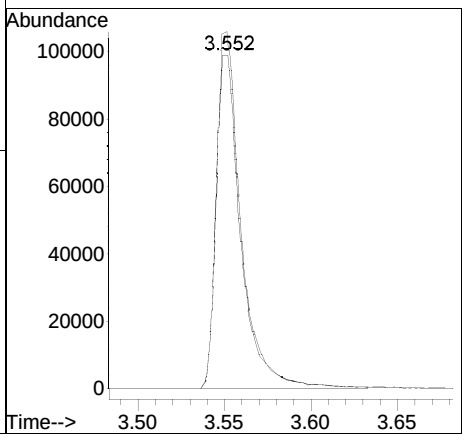

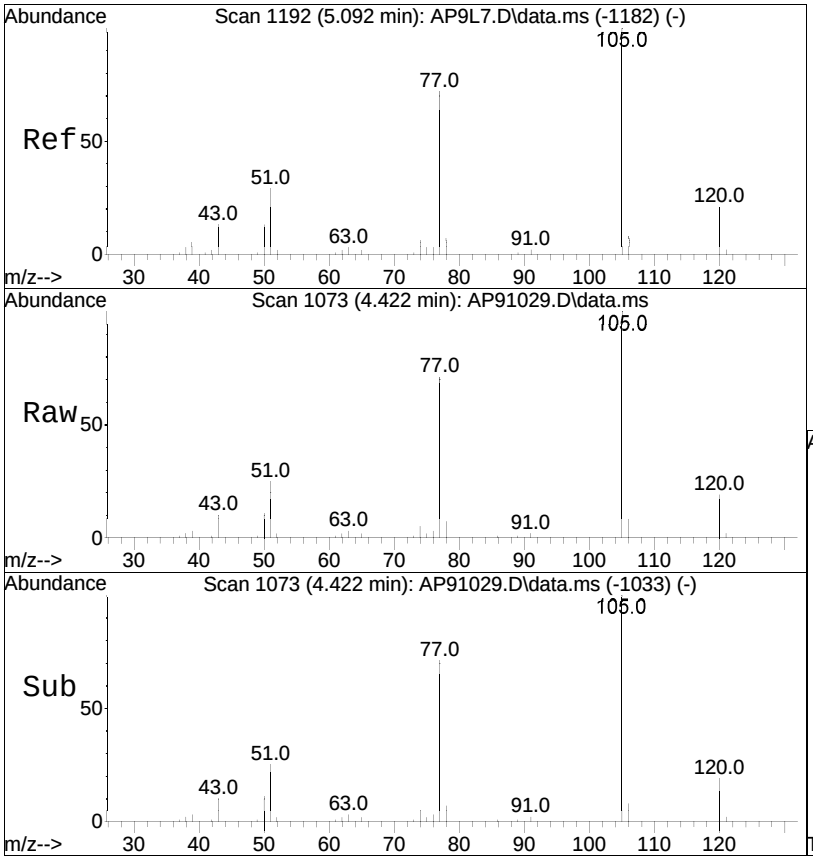

#29
Acetophenone
Concen: 44.93 ug/ml
RT: 4.422 min Scan# 1073
Delta R.T. 0.000 min
Lab File: AP91029.D
Acq: 29 Oct 2020 7:53 am

Tgt Ion:105 Resp: 186064

Ion	Ratio	Lower	Upper
105	100		
120	18.6	15.9	23.9
51	25.8	25.2	37.8

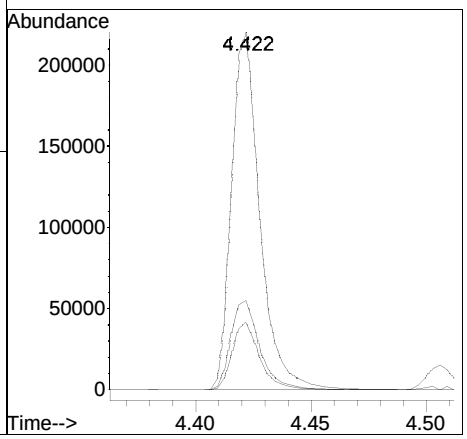

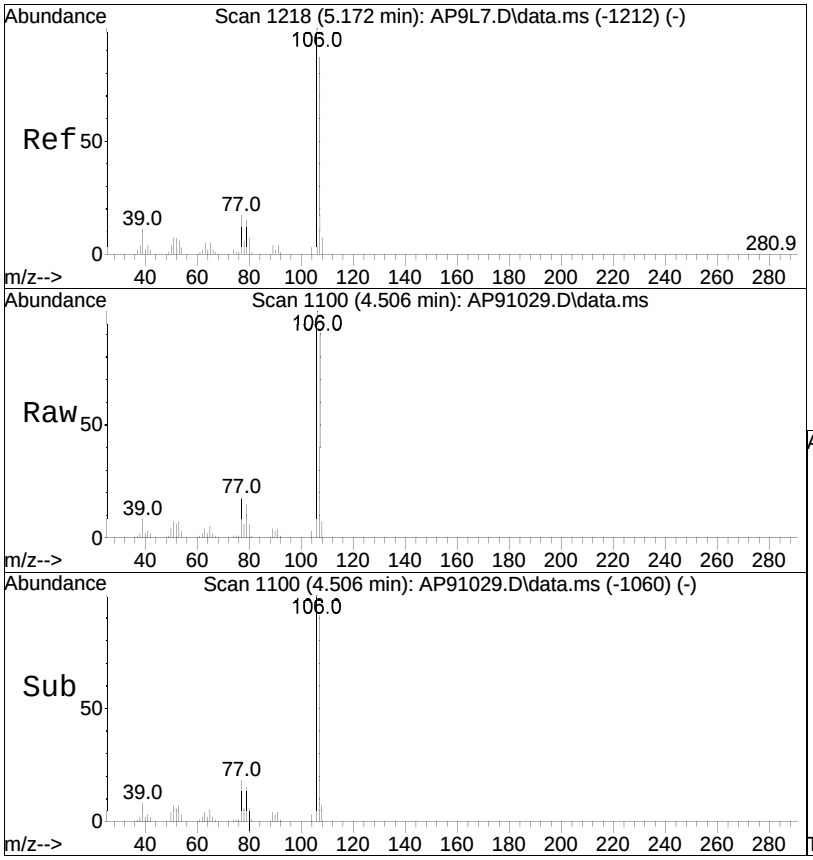

#30
m-Toluidine
Concen: 43.93 ug/ml
RT: 4.506 min Scan# 1100
Delta R.T. 0.000 min
Lab File: AP91029.D
Acq: 29 Oct 2020 7:53 am

Tgt Ion:106 Resp: 182009

Ion	Ratio	Lower	Upper
106	100		
107	89.0	71.8	107.6
79	15.5	12.0	18.0

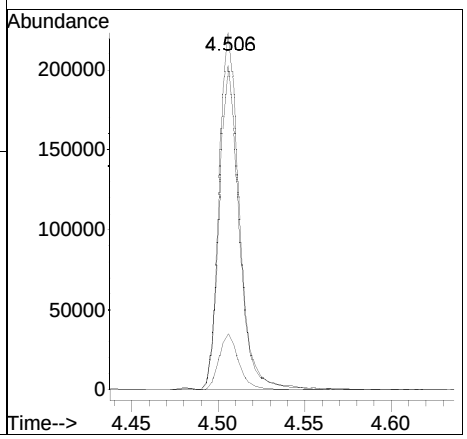

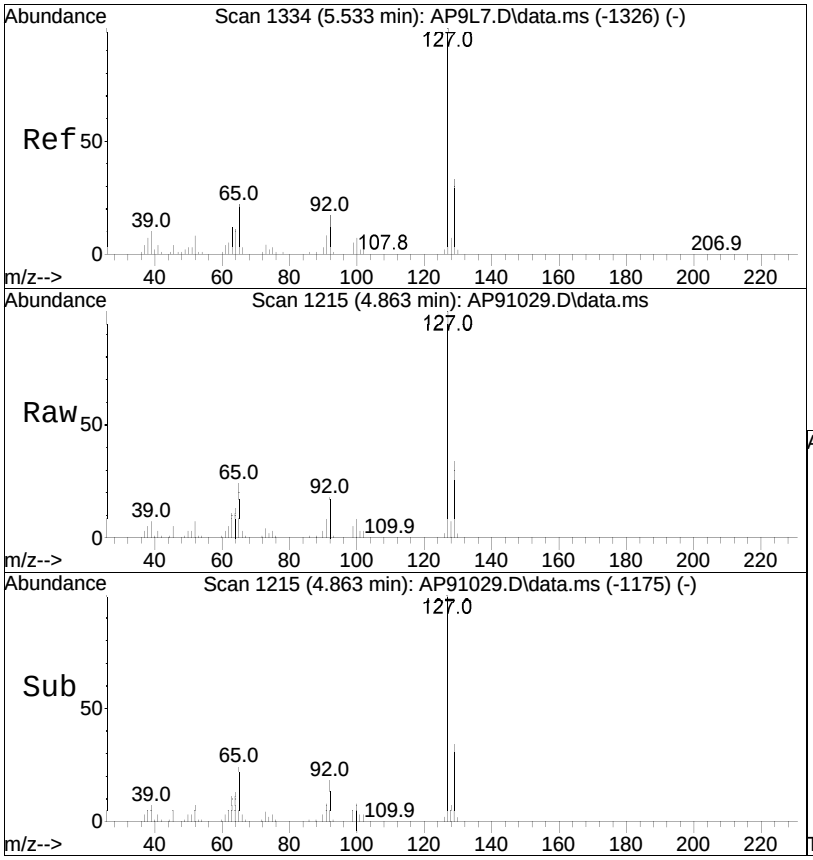

#31
2-Chloroaniline
Concen: 45.37 ug/ml
RT: 4.863 min Scan# 1215
Delta R.T. 0.000 min
Lab File: AP91029.D
Acq: 29 Oct 2020 7:53 am

Tgt Ion:127 Resp: 163911

Ion	Ratio	Lower	Upper
127	100		
129	32.7	25.4	38.0
65	24.7	19.4	29.2

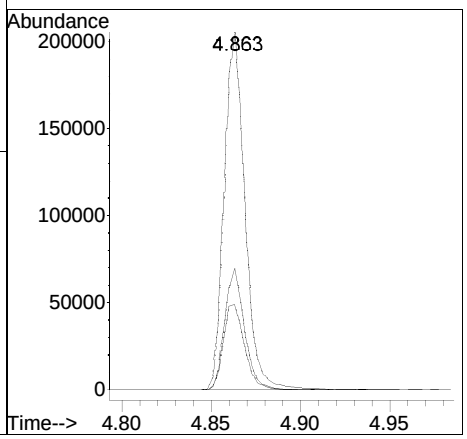

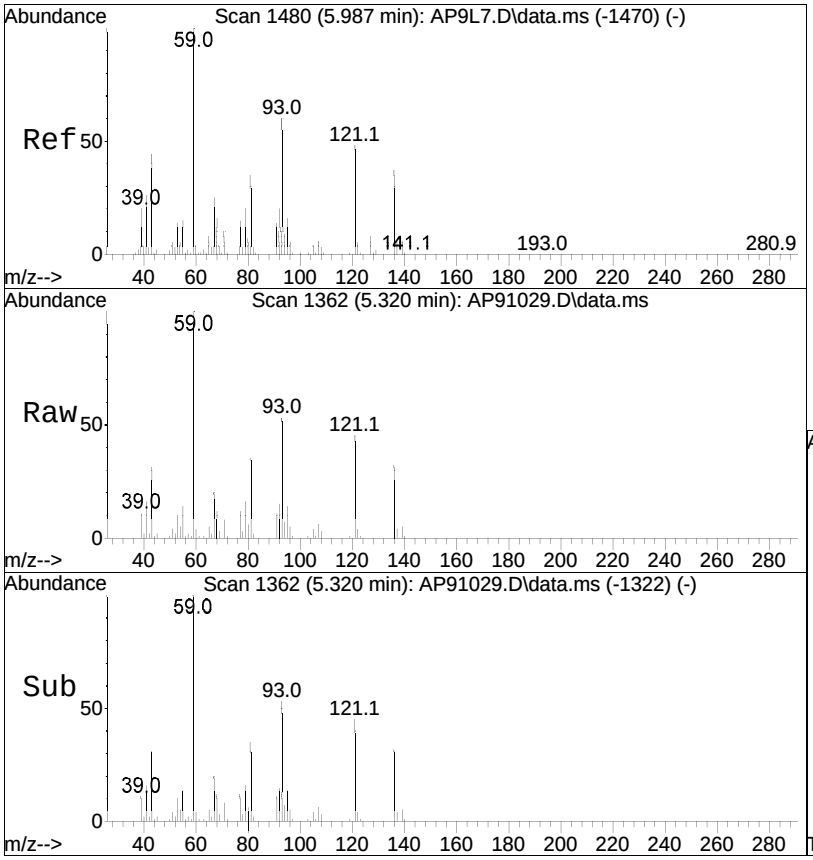

#56
a-Terpineol
Concen: 44.01 ug/ml
RT: 5.320 min Scan# 1362
Delta R.T. 0.000 min
Lab File: AP91029.D
Acq: 29 Oct 2020 7:53 am

Tgt Ion: 59 Resp: 116361

Ion	Ratio	Lower	Upper
59	100		
93	54.7	38.3	57.5

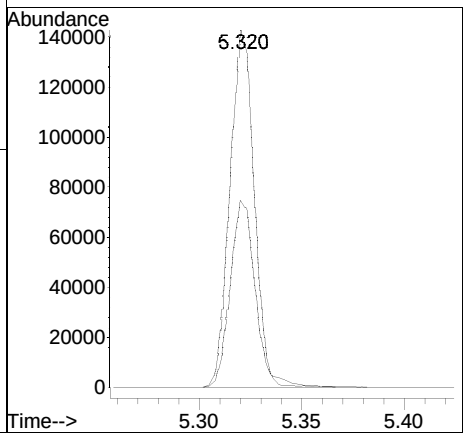

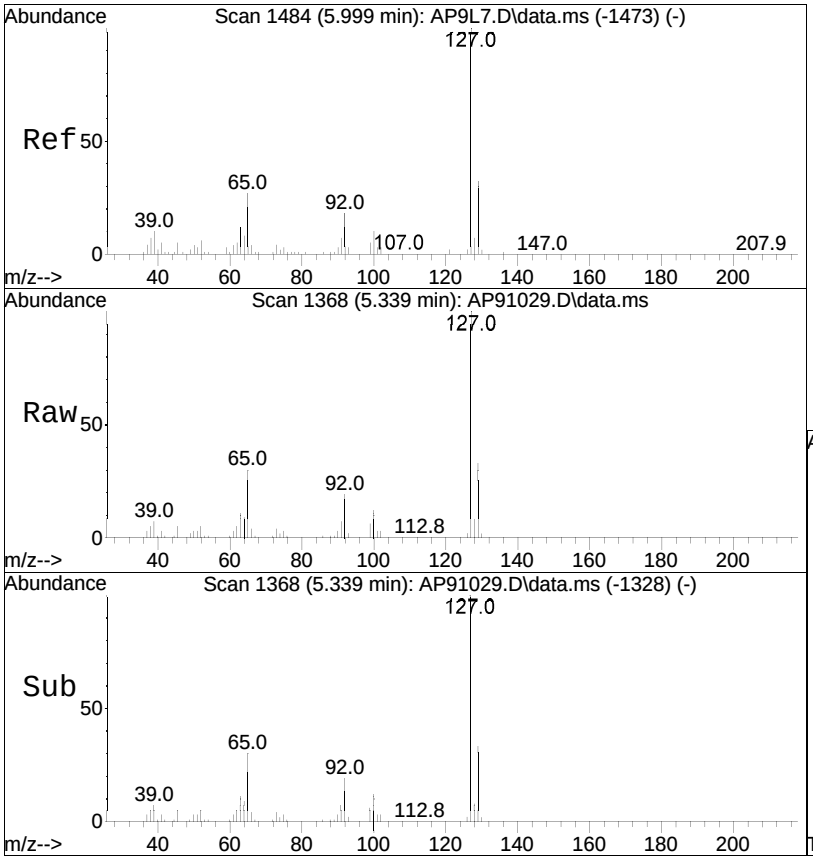

#57
3-Chloroaniline
Concen: 44.38 ug/ml
RT: 5.339 min Scan# 1368
Delta R.T. 0.000 min
Lab File: AP91029.D
Acq: 29 Oct 2020 7:53 am

Tgt Ion: 65 Resp: 56182

Ion	Ratio	Lower	Upper
65	100		
127	296.1	246.5	369.7
129	95.9	80.3	120.5

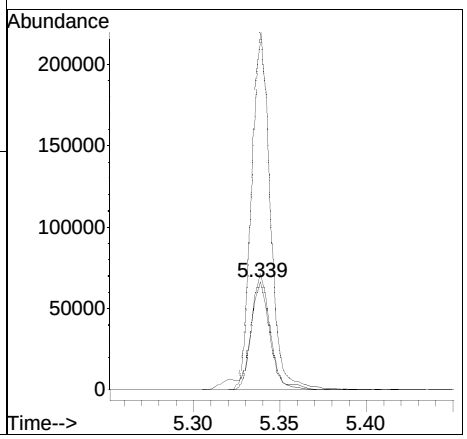

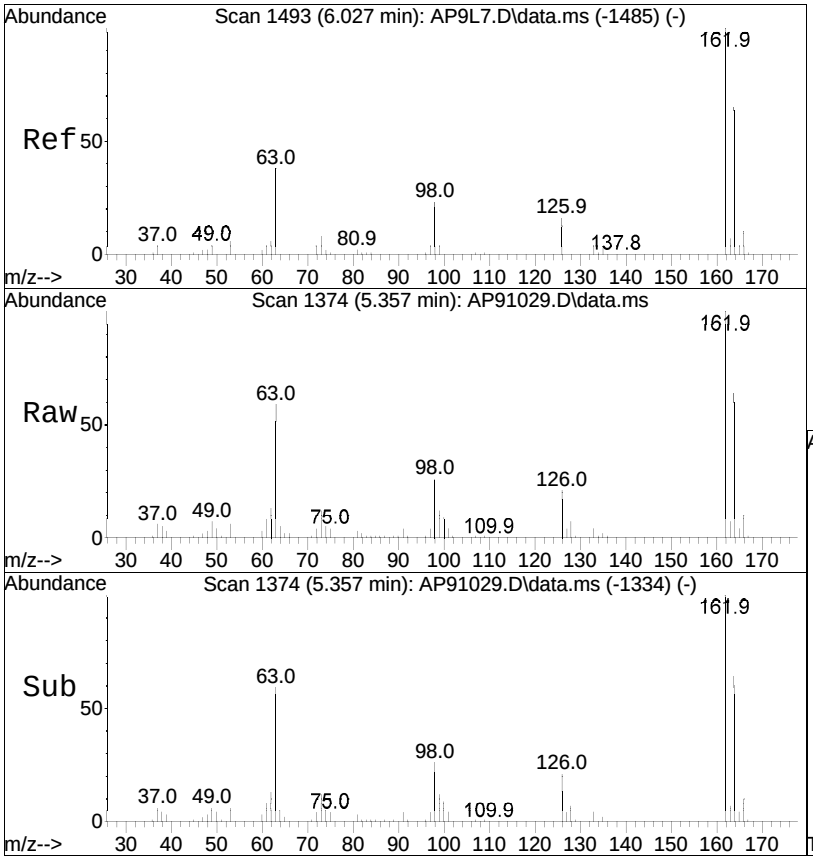

#58
2,6-Dichlorophenol
Concen: 47.48 ug/ml
RT: 5.357 min Scan# 1374
Delta R.T. 0.000 min
Lab File: AP91029.D
Acq: 29 Oct 2020 7:53 am

Tgt Ion:162 Resp: 113434

Ion	Ratio	Lower	Upper
162	100		
164	63.9	51.7	77.5
63	58.2	49.5	74.3

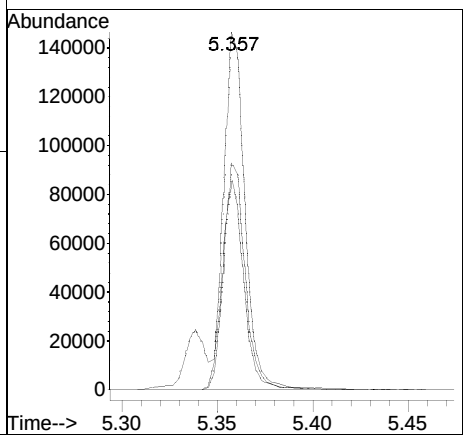

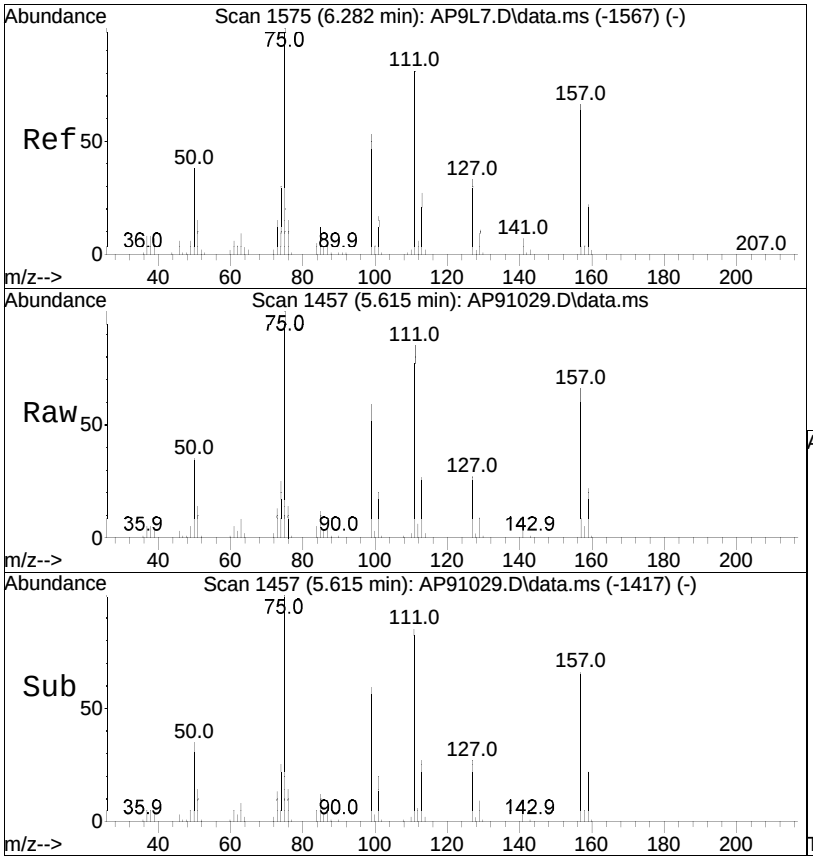

#59
1-chloro-2-nitrobenzene
Concen: 47.10 ug/ml
RT: 5.615 min Scan# 1457
Delta R.T. 0.000 min
Lab File: AP91029.D
Acq: 29 Oct 2020 7:53 am

Tgt Ion:111 Resp: 56866

Ion	Ratio	Lower	Upper
111	100		
157	75.7	61.1	91.7
75	117.7	96.3	144.5

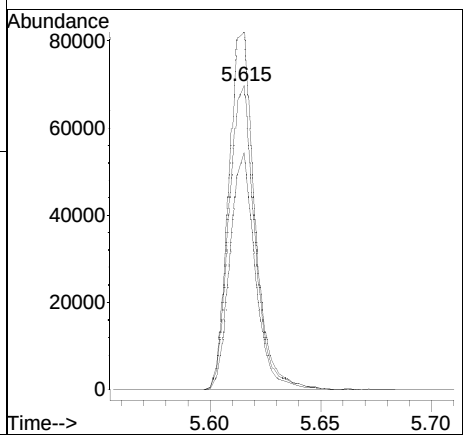

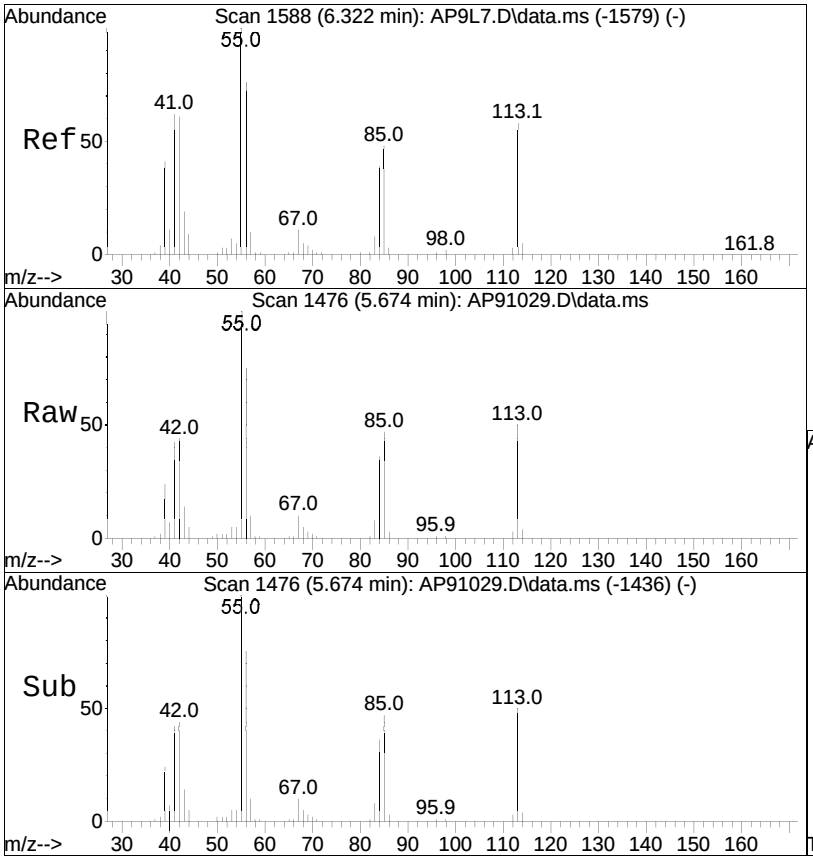

#60
Caprolactam
Concen: 42.31 ug/ml
RT: 5.674 min Scan# 1476
Delta R.T. 0.000 min
Lab File: AP91029.D
Acq: 29 Oct 2020 7:53 am

Tgt Ion: 55 Resp: 63605

Ion	Ratio	Lower	Upper
55	100		
85	47.2	30.9	46.3#
113	50.4	34.7	52.1

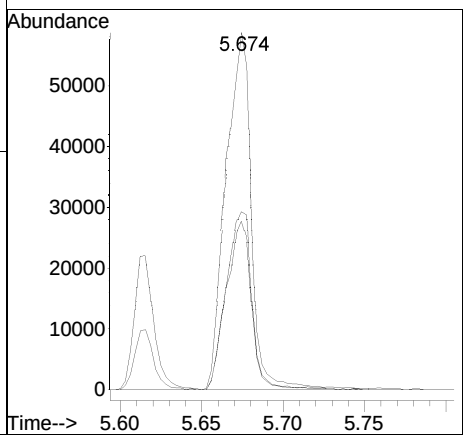

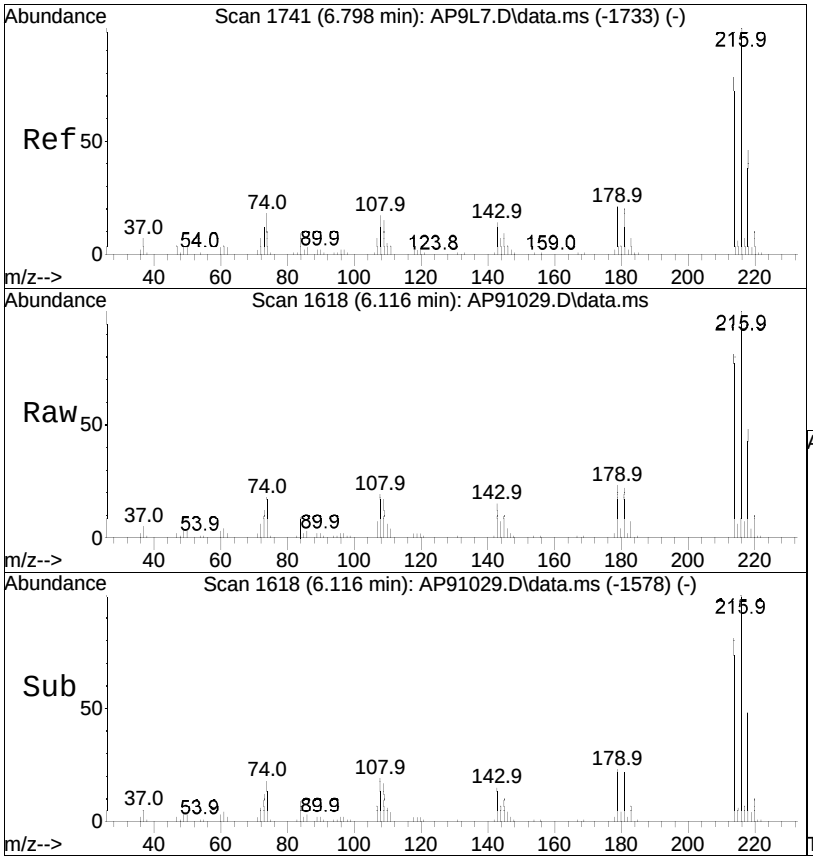

#61
1,2,4,5-Tetrachlorobenzene
Concen: 48.61 ug/ml
RT: 6.116 min Scan# 1618
Delta R.T. 0.000 min
Lab File: AP91029.D
Acq: 29 Oct 2020 7:53 am

Tgt Ion:216 Resp: 121272

Ion	Ratio	Lower	Upper
216	100		
214	79.8	62.2	93.4
179	22.3	17.4	26.2

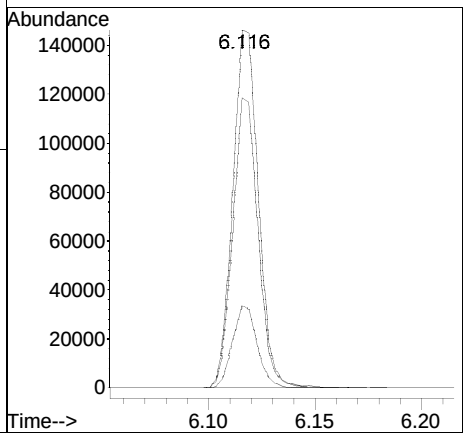

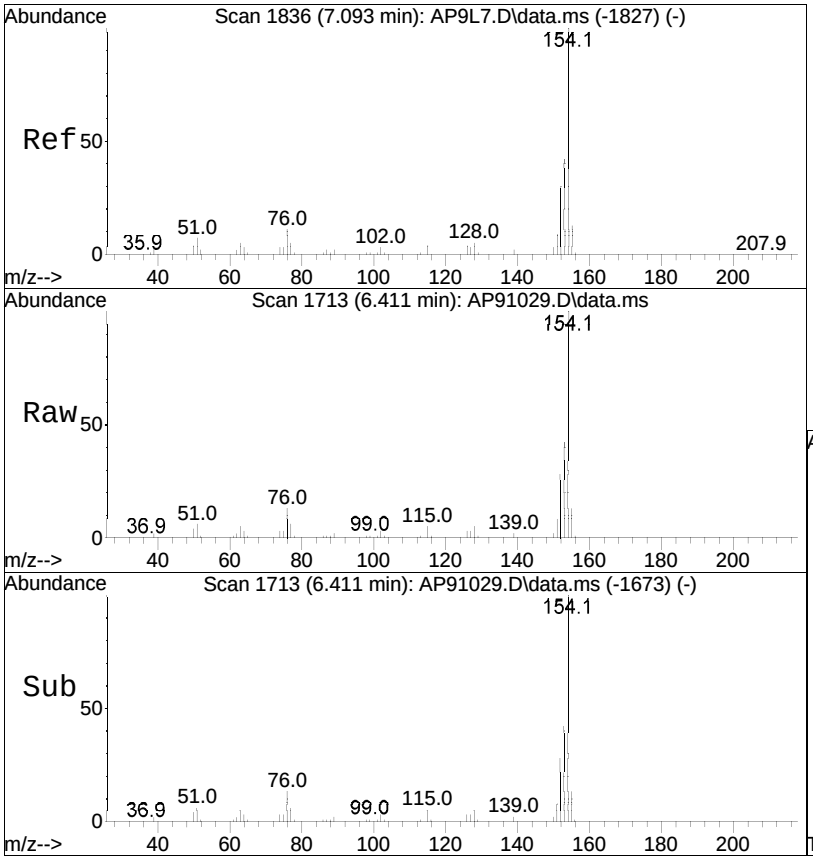

#62
Biphenyl
Concen: 45.91 ug/ml
RT: 6.411 min Scan# 1713
Delta R.T. 0.000 min
Lab File: AP91029.D
Acq: 29 Oct 2020 7:53 am

Tgt Ion:154 Resp: 319770

Ion	Ratio	Lower	Upper
154	100		
153	41.3	33.4	50.0
152	28.3	23.0	34.6

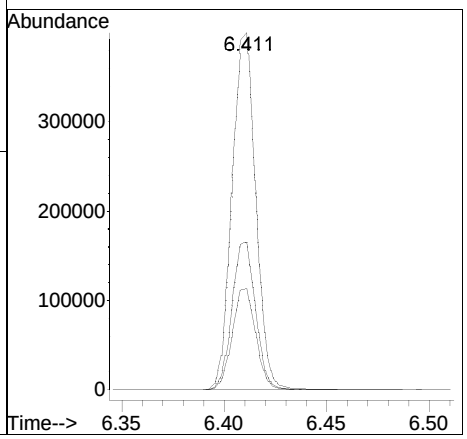

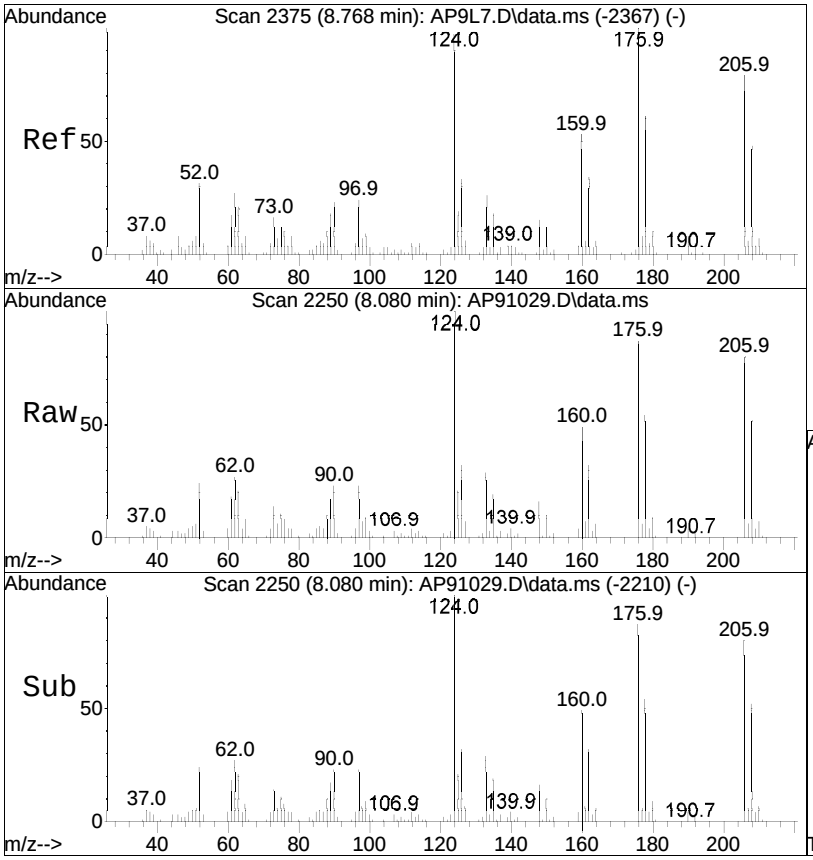

#84
Dichloran
Concen: 48.01 ug/ml
RT: 8.080 min Scan# 2250
Delta R.T. 0.000 min
Lab File: AP91029.D
Acq: 29 Oct 2020 7:53 am

Tgt Ion:206 Resp: 41254

Ion	Ratio	Lower	Upper
206	100		
176	108.8	94.8	142.2
124	129.5	107.9	161.9

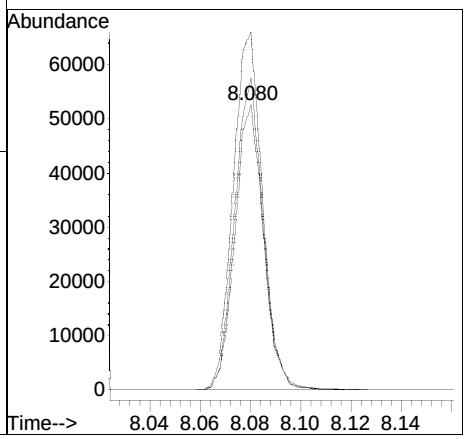

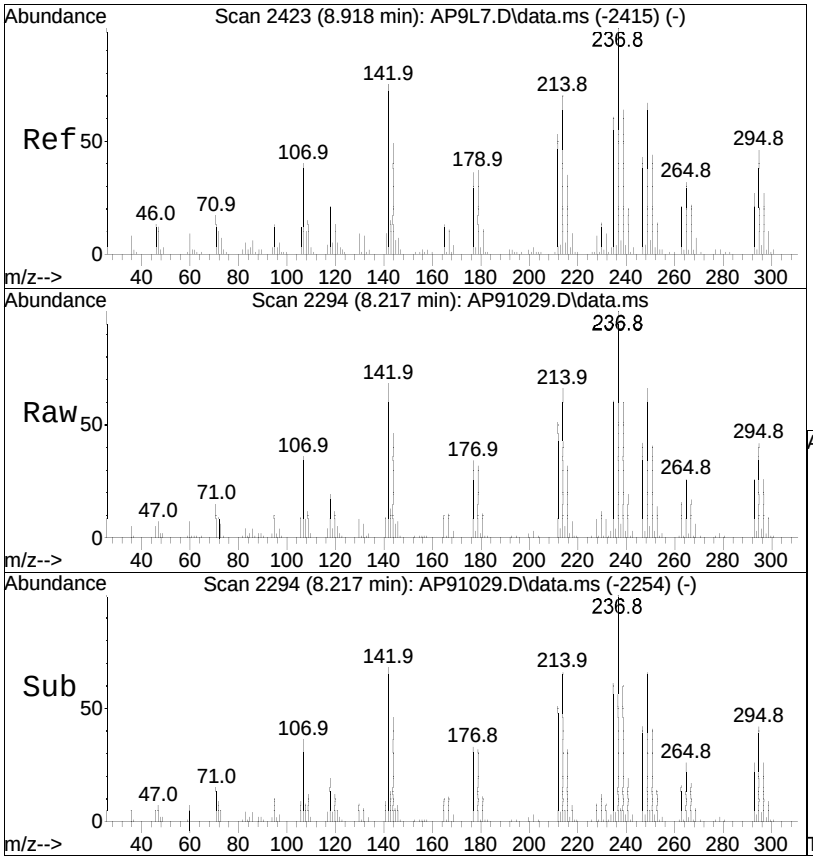

#85
Pentachloronitrobenzene
Concen: 56.05 ug/ml
RT: 8.217 min Scan# 2294
Delta R.T. 0.000 min
Lab File: AP91029.D
Acq: 29 Oct 2020 7:53 am

Tgt Ion:237 Resp: 43224

Ion	Ratio	Lower	Upper
237	100		
142	70.0	59.4	89.2
214	67.5	56.5	84.7

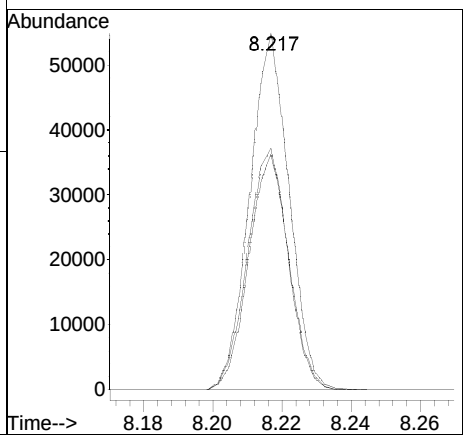

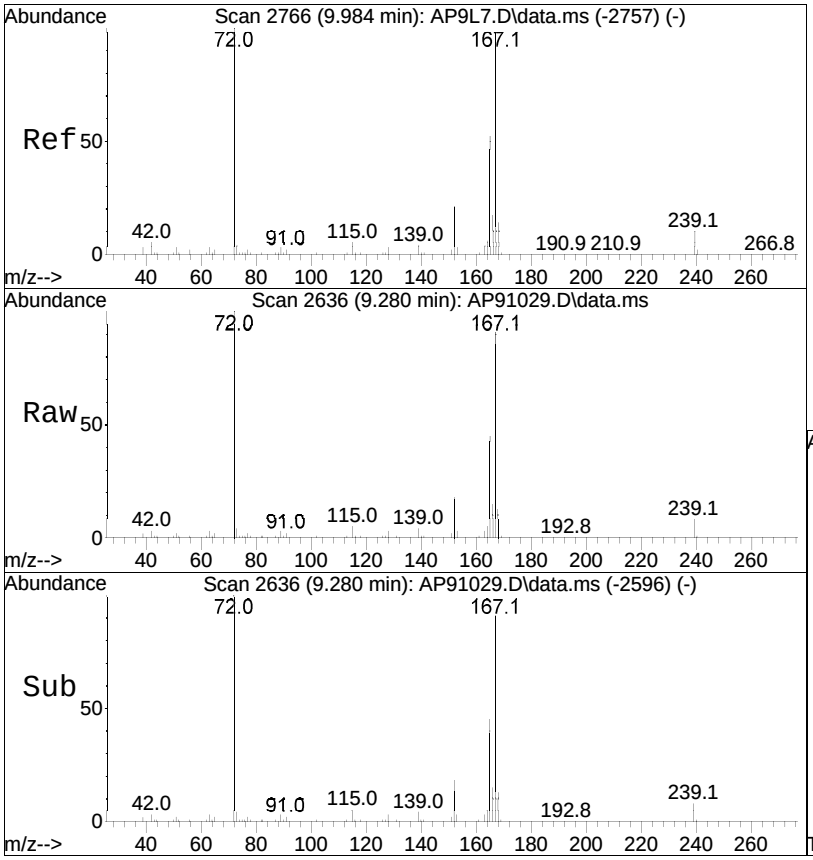

#99
Diphenamid
Concen: 50.18 ug/ml
RT: 9.280 min Scan# 2636
Delta R.T. 0.000 min
Lab File: AP91029.D
Acq: 29 Oct 2020 7:53 am

Tgt Ion:167 Resp: 237544

Ion	Ratio	Lower	Upper
167	100		
72	111.2	94.5	141.7
165	49.7	37.9	56.9

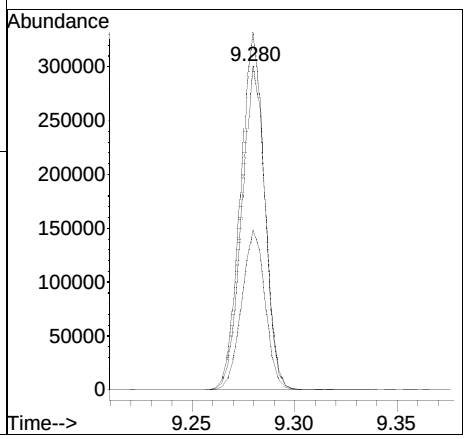

Manual Integration Report

Data Path	: I:\8270\SV109\201029\	QMethod	: FS201006SV109.m
Data File	: AP91029.D	Operator	: SV109:im
Date Inj'd	: 10/29/2020 7:53 am	Instrument	: SV109
Sample	: wg1427940-4,32,,AP9 CCV Lo	Quant Date	: 10/29/2020 10:30 am

There are no manual integrations or false positives in this file.

Evaluate Continuing Calibration Report

Data Path : I:\8270\SV109\201029\
Data File : ADP1029.D
Acq On : 29 Oct 2020 8:17 am
Operator : SV109:im
Sample : wg1427940-5,32,,ADP CCV Lot # 8925
Misc : wg1427940,,ical17223
ALS Vial : 144 Sample Multiplier: 1

Quant Time: Oct 29 10:28:28 2020
Quant Method : i:\8270\SV109\201029\FS201006SV109.m
Quant Title : Semivolatiles by GC/MS by modified 8270
QLast Update : Thu Oct 29 10:28:03 2020
Response via : Initial Calibration

Min. RRF : 0.000 Min. Rel. Area : 50% Max. R.T. Dev 0.50min
Max. RRF Dev : 20% Max. Rel. Area : 200%

		Compound	AvgRF	CCRF	%Dev	Area%	Dev(min)
32	I	IS3_1,4-Dichlorobenzene-d4	1.000	1.000	0.0	75	0.00
33		1,4-Dioxane	0.554	0.450	18.8	66	0.00
34	T	n-Decane	1.567	1.465	6.5	71	0.00
86	I	IS3_Acenaphthene-d10	1.000	1.000	0.0	81	0.00
87	T	Atrazine	0.320	0.355	-10.9	86	0.00
100	I	IS3_Phenanthrene-d10	1.000	1.000	0.0	83	0.00
101	T	n-Octadecane	0.476	0.489	-2.7	83	0.00
102	T	Parathion	* 50.000	52.433	-4.9	95	0.00
103	T	3,3'-Dimethylbenzidine	0.647	0.772	-19.3	89	0.00

* Evaluation of CC level amount vs concentration.
(#) = Out of Range SPCC's out = 0 CCC's out = 0

Quantitation Report (QT Reviewed)

Data Path : I:\8270\SV109\201029\
Data File : ADP1029.D
Acq On : 29 Oct 2020 8:17 am
Operator : SV109:im
Sample : wg1427940-5,32,,ADP CCV Lot # 8925
Misc : wg1427940,,ical17223
ALS Vial : 144 Sample Multiplier: 1

Quant Time: Oct 29 10:28:28 2020
Quant Method : i:\8270\SV109\201029\FS201006SV109.m
Quant Title : Semivolatiles by GC/MS by modified 8270
QLast Update : Thu Oct 29 10:28:03 2020
Response via : Initial Calibration

Sub List : ADPical_REV2 - ADP sublist

Compound	R.T.	QIon	Response	Conc	Units	Dev(Min)
Internal Standards						
32) IS3_1,4-Dichlorobenzen...	3.996	152	75331	40.000	ug/ml	0.00
86) IS3_Acenaphthene-d10	6.936	164	189923	40.000	ug/ml	0.00
100) IS3_Phenanthrene-d10	8.354	188	363458	40.000	ug/ml	0.00
System Monitoring Compounds						
Target Compounds						Qvalue
33) 1,4-Dioxane	1.118	88	42395M1	40.612	ug/ml	
34) n-Decane	3.897	57	137946	46.751	ug/ml	85
87) Atrazine	8.173	200	84312	55.466	ug/ml	98
101) n-Octadecane	8.375	57	222227	51.381	ug/ml	89
102) Parathion	9.165	109	64629	52.433	ug/ml	97
103) 3,3'-Dimethylbenzidine	10.411	212	350772	59.661	ug/ml	99

(#) = qualifier out of range (m) = manual integration (+) = signals summed

Quantitation Report (QT Reviewed)

Data Path : I:\8270\SV109\201029\
Data File : ADP1029.D
Acq On : 29 Oct 2020 8:17 am
Operator : SV109:im
Sample : wg1427940-5,32,,ADP CCV Lot # 8925
Misc : wg1427940,,ical17223
ALS Vial : 144 Sample Multiplier: 1

Quant Time: Oct 29 10:28:28 2020
Quant Method : i:\8270\SV109\201029\FS201006SV109.m
Quant Title : Semivolatiles by GC/MS by modified 8270
QLast Update : Thu Oct 29 10:28:03 2020
Response via : Initial Calibration

Sub List : ADPical_REV2 - ADP sublist

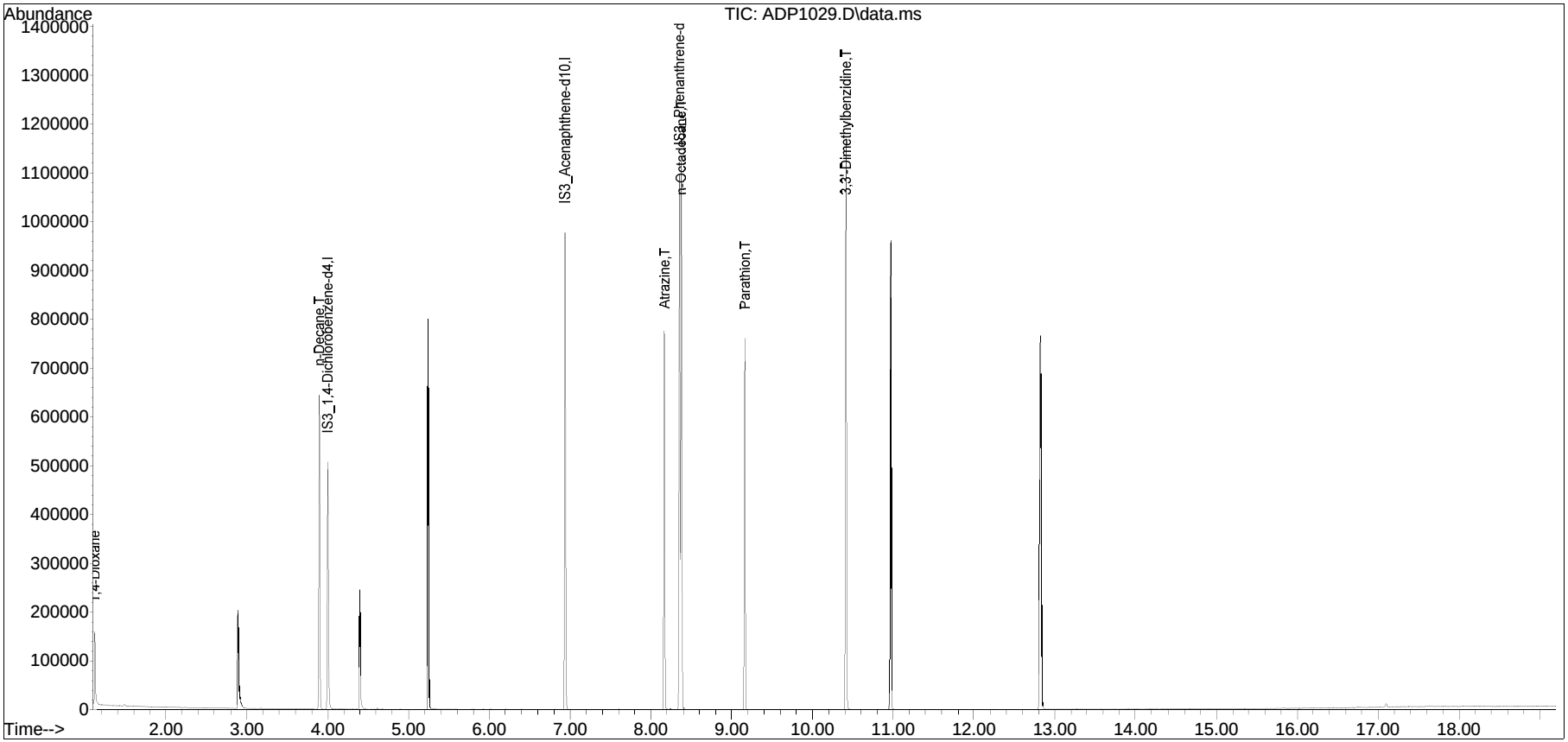

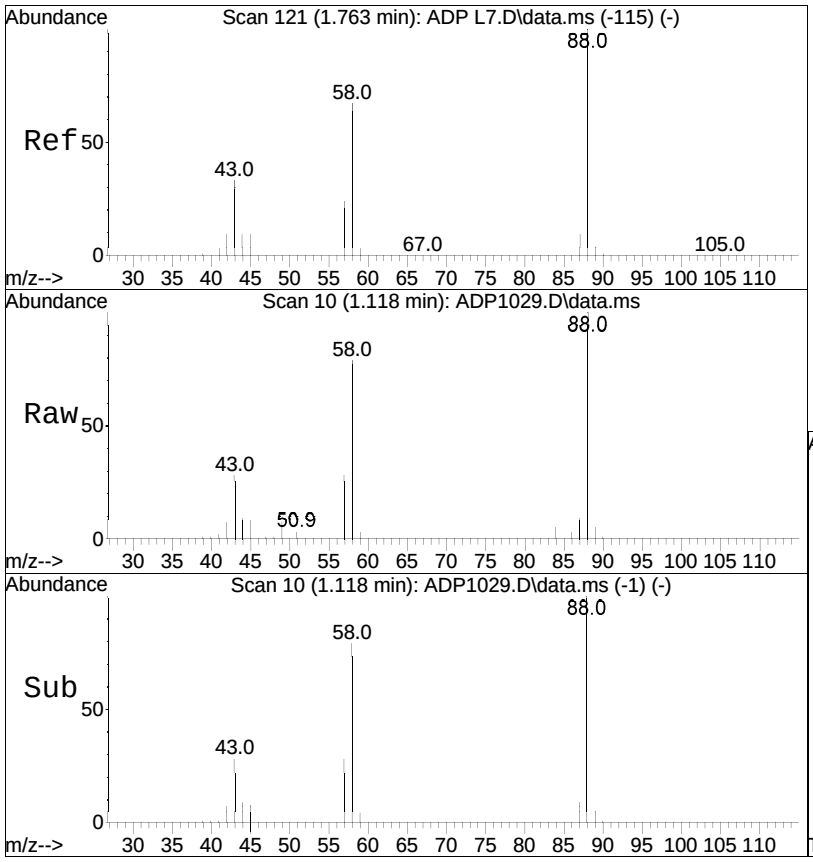

#33
1,4-Dioxane
Concen: 40.61 ug/ml M1
RT: 1.118 min Scan# 10
Delta R.T. 0.000 min
Lab File: ADP1029.D
Acq: 29 Oct 2020 8:17 am

Tgt Ion: 88 Resp: 42395

Ion	Ratio	Lower	Upper
88	100		
58	72.4	44.8	67.2#
43	25.7	22.4	33.6

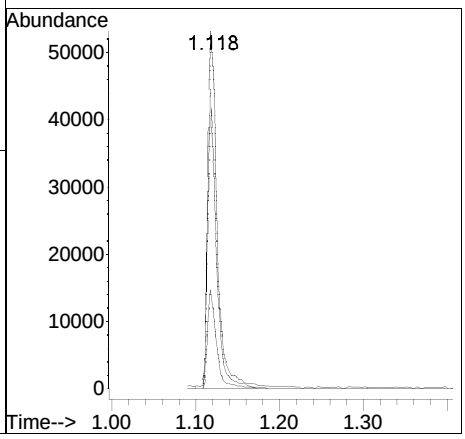

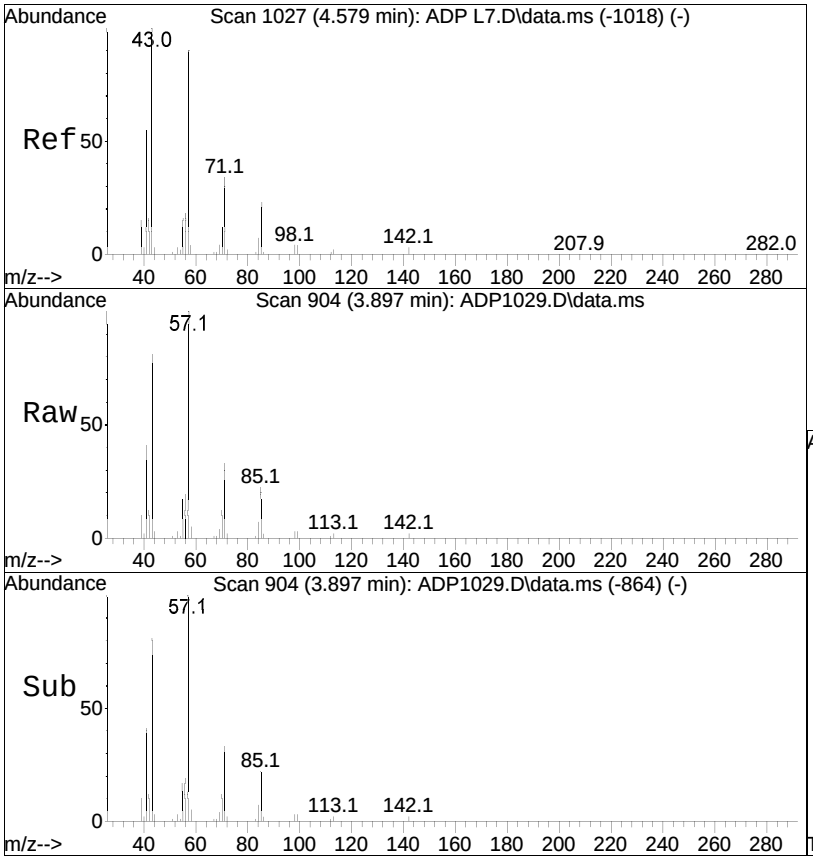

#34
n-Decane
Concen: 46.75 ug/ml
RT: 3.897 min Scan# 904
Delta R.T. 0.000 min
Lab File: ADP1029.D
Acq: 29 Oct 2020 8:17 am

Tgt Ion: 57 Resp: 137946

Ion	Ratio	Lower	Upper
57	100		
43	81.6	80.2	120.4
41	40.5	36.8	55.2

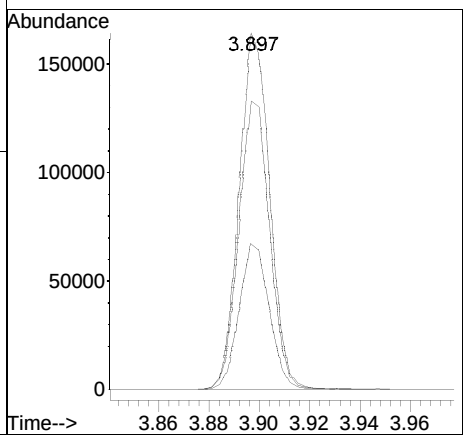

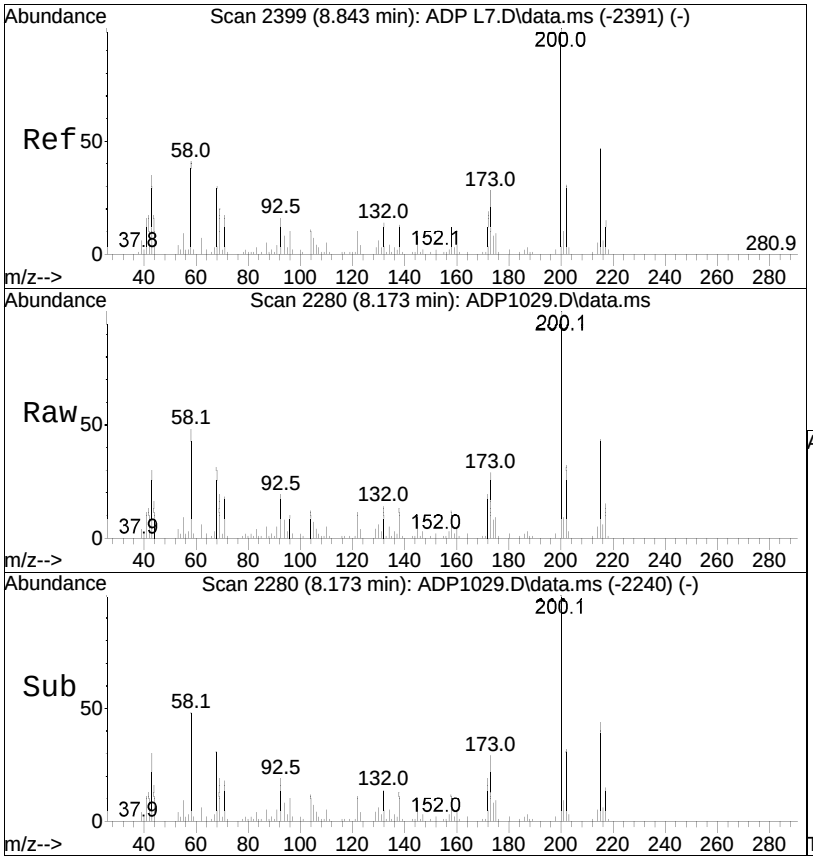

#87
Atrazine
Concen: 55.47 ug/ml
RT: 8.173 min Scan# 2280
Delta R.T. 0.000 min
Lab File: ADP1029.D
Acq: 29 Oct 2020 8:17 am

Tgt Ion:200 Resp: 84312

Ion	Ratio	Lower	Upper
200	100		
202	32.0	26.1	39.1
215	43.4	36.2	54.2

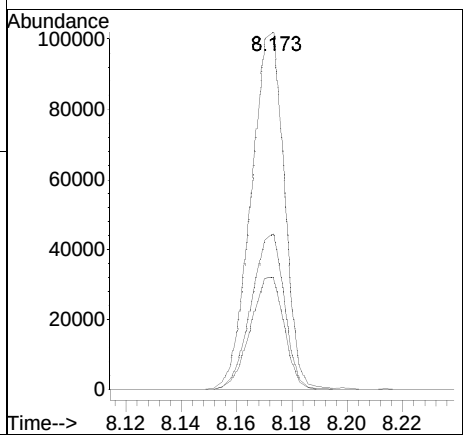

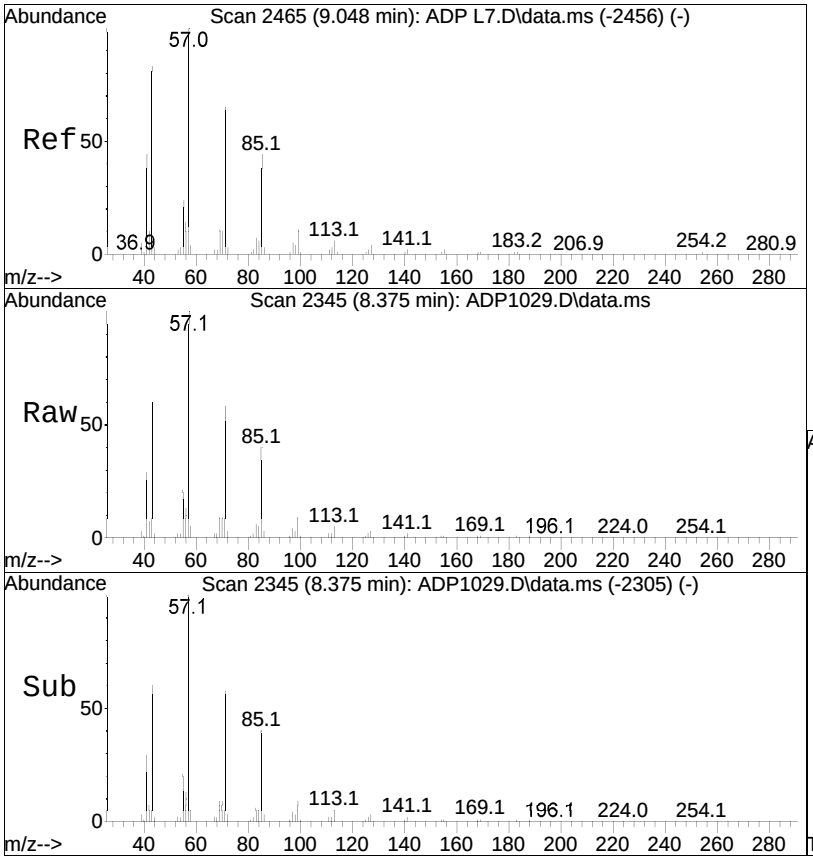

#101
n-Octadecane
Concen: 51.38 ug/ml
RT: 8.375 min Scan# 2345
Delta R.T. 0.000 min
Lab File: ADP1029.D
Acq: 29 Oct 2020 8:17 am

Tgt Ion: 57 Resp: 222227

Ion	Ratio	Lower	Upper
57	100		
43	59.8	56.6	84.8
71	58.0	42.1	63.1

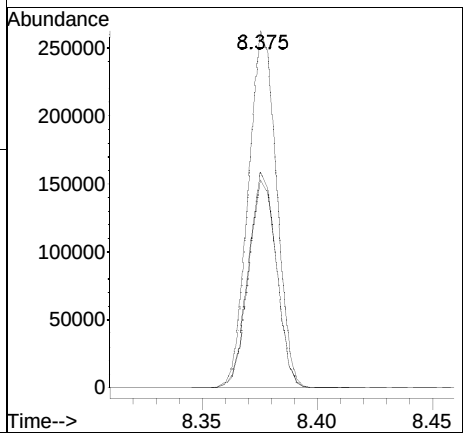

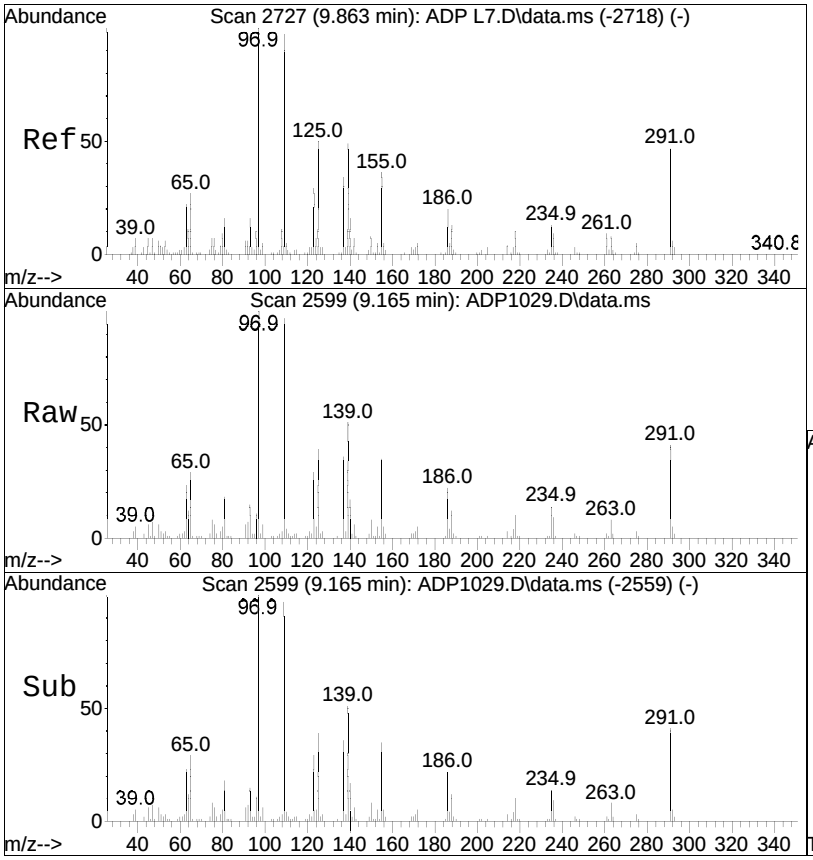

#102
Parathion
Concen: 52.43 ug/ml
RT: 9.165 min Scan# 2599
Delta R.T. 0.000 min
Lab File: ADP1029.D
Acq: 29 Oct 2020 8:17 am

Tgt Ion:109 Resp: 64629

Ion	Ratio	Lower	Upper
109	100		
97	105.6	82.5	123.7
291	41.8	30.7	46.1

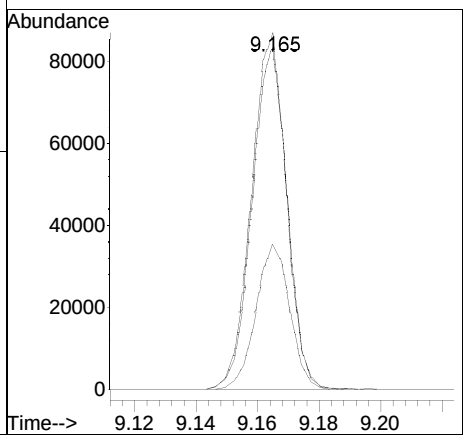

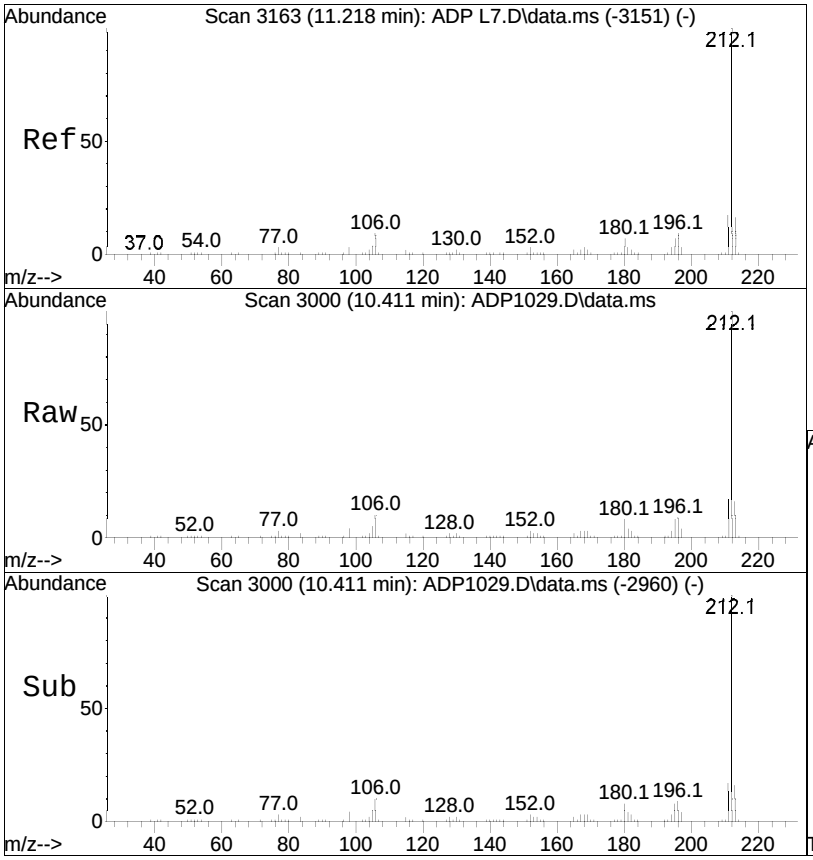

#103
3,3'-Dimethylbenzidine
Concen: 59.66 ug/ml
RT: 10.411 min Scan# 3000
Delta R.T. 0.000 min
Lab File: ADP1029.D
Acq: 29 Oct 2020 8:17 am

Tgt Ion:212 Resp: 350772

Ion	Ratio	Lower	Upper
212	100		
211	16.5	13.5	20.3
213	16.0	12.9	19.3

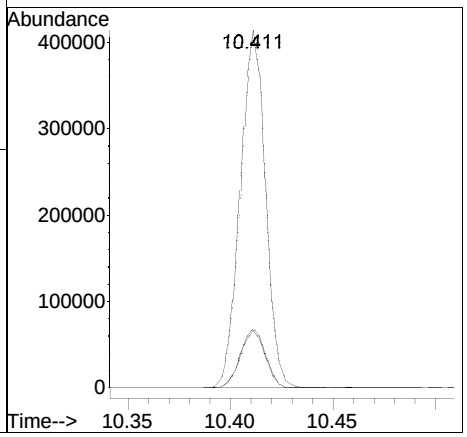

Manual Integration Report

Data Path : I:\8270\SV109\201029\ QMethod : FS201006SV109.m
Data File : ADP1029.D Operator : SV109:im
Date Inj'd : 10/29/2020 8:17 am Instrument : SV109
Sample : wg1427940-5,32,,ADP CCV LoQuant Date : 10/29/2020 10:28 am

Compound #33: 1,4-Dioxane

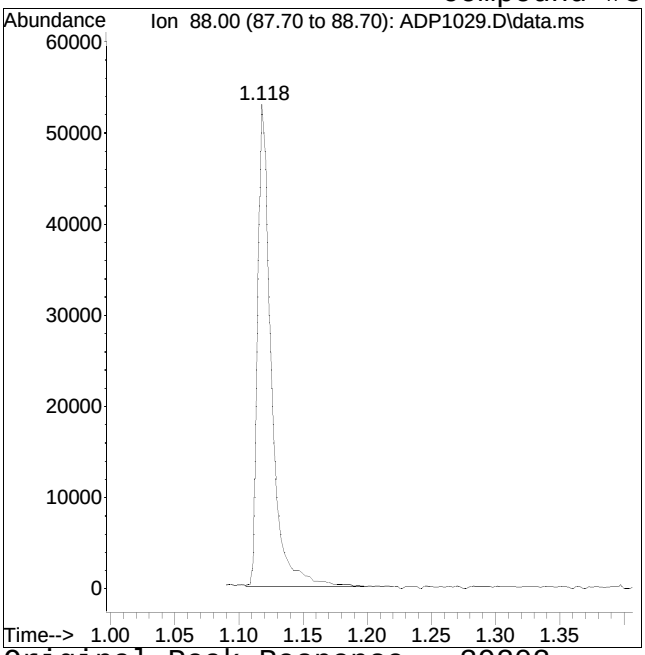

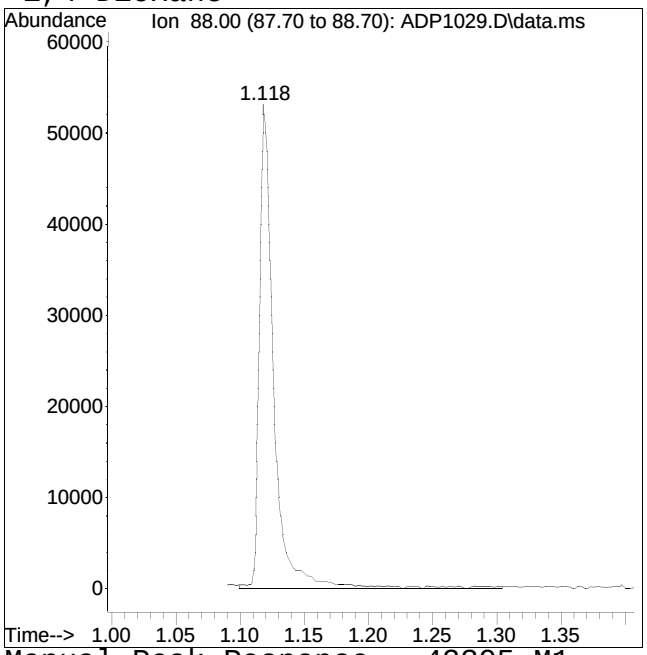

Original Peak Response = 39202 Manual Peak Response = 42395 M1
M1 = Split or tailing peak, auto integration stopped early resulting in false low area count.

Quantitation Report (Qedit)

Data Path : I:\8270\SV109\201029\
Data File : Deg1029.D
Acq On : 29 Oct 2020 7:04 am
Operator : SV109:im
Sample : wg1427940-2,32,,SV109 Degdft
Misc : wg1427940,,ical17223
ALS Vial : 141 Sample Multiplier: 1

Quant Time: Oct 29 07:25:34 2020
Quant Method : I:\8270\SV109\201029\dftppsv109.m
Quant Title : Semivolatiles by GC/MS by modified 8270
QLast Update : Tue Oct 13 21:41:29 2020
Response via : Initial Calibration

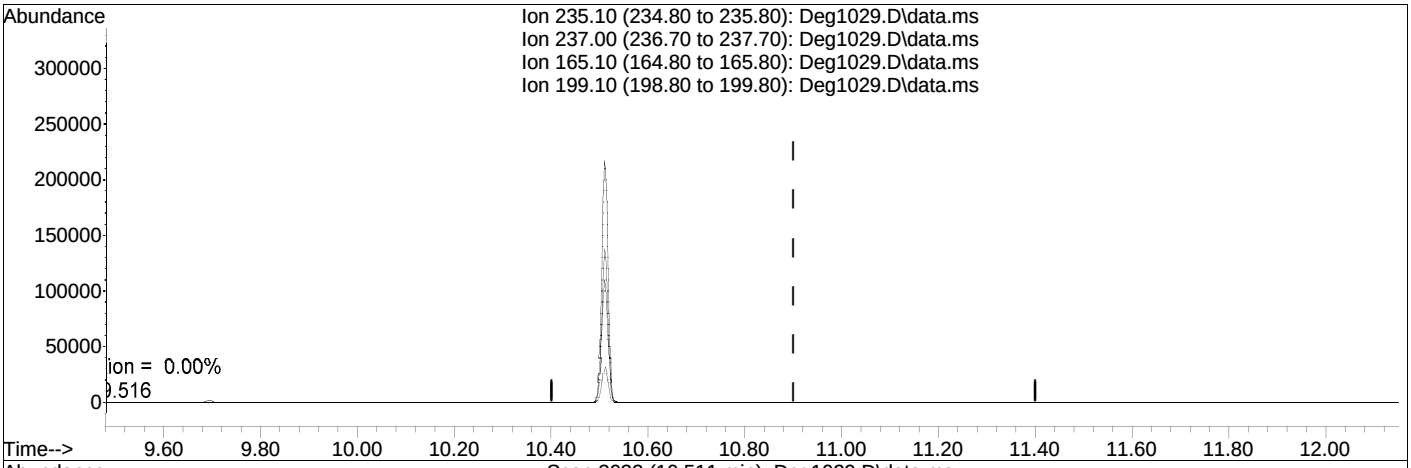

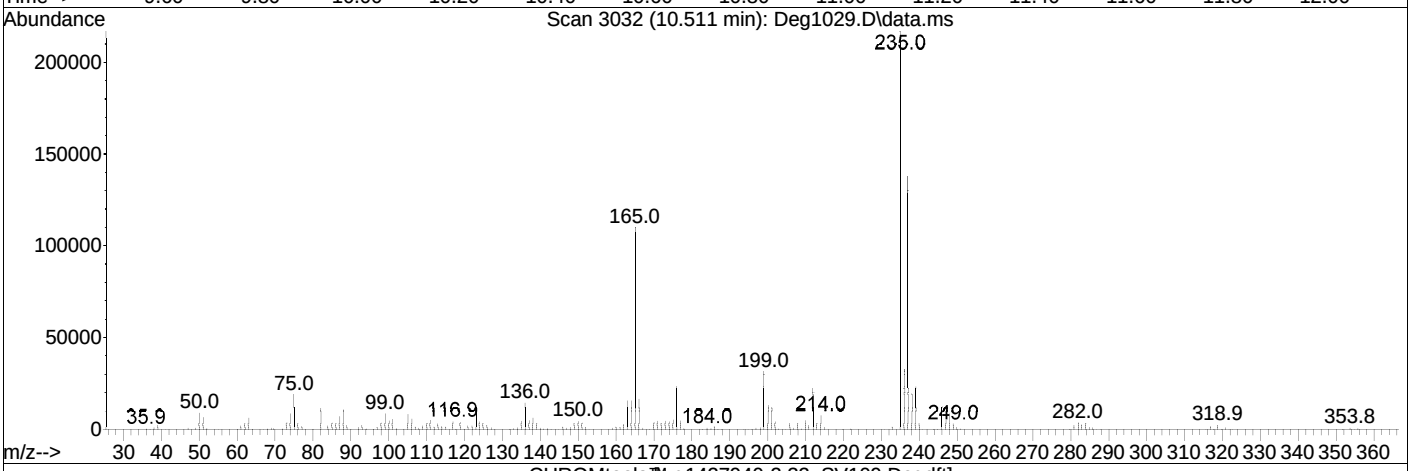

CHROMtools [wg1427940-2,32,,SV109 Degdft]

(6) DDT (T)

10.511min (-0.390) 31.27 Lin

response 190602

Ion	Exp%	Act%
235.10	100.00	100.00
237.00	64.10	63.52
165.10	49.00	50.47
199.10	12.10	14.48

Duplicate Retention Times

(5) DDD 235.00

Data Path : I:\8270\SV109\201029\
Data File : Deg1029.D
Acq On : 29 Oct 2020 7:04 am
Operator : SV109:im
Sample : wg1427940-1,32,,SV109 Degdft
Misc : wg1427940,,ical17223
ALS Vial : 141 Sample Multiplier: 1

Integration File: rteint.p

Method : I:\8270\SV109\201029\FS201006SV109.m
Title : Semivolatiles by GC/MS by modified 8270
Last Update : Thu Oct 29 10:20:50 2020

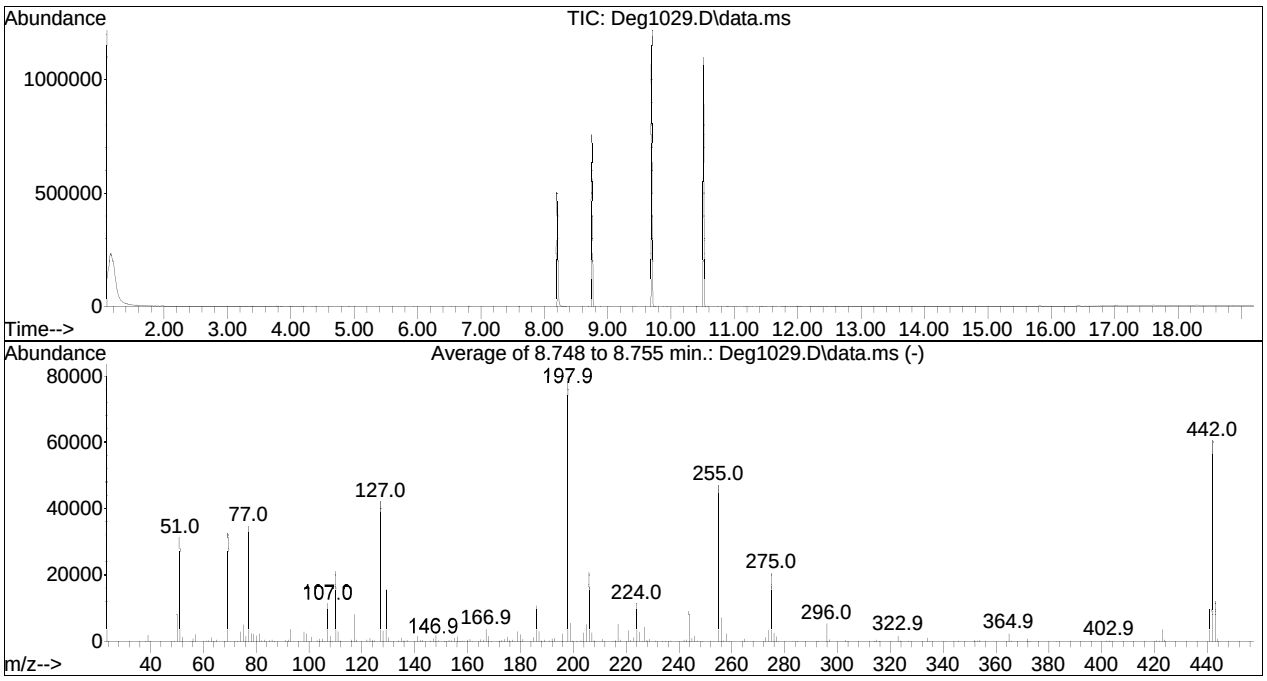

Spectrum Information: Average of 8.748 to 8.755 min.

Target Mass	Rel. to Mass	Lower Limit%	Upper Limit%	Rel. Abn%	Raw Abn	Result Pass/Fail
51	198	10	80	39.3	31237	PASS
68	69	0.00	2	0.6	181	PASS
69	69	100	100	100.0	32451	PASS
70	69	0.00	2	0.2	80	PASS
127	198	10	80	53.0	42091	PASS
197	198	0.00	2	0.0	0	PASS
198	198	100	100	100.0	79411	PASS
199	198	5	9	6.8	5419	PASS
275	198	10	60	25.9	20563	PASS
365	198	1	100	3.0	2421	PASS
441	442	0.01	24	15.6	9447	PASS
442	198	50	100	76.2	60541	PASS
443	442	15	24	19.5	11832	PASS

Quantitation Report (Qedit)

Data Path : I:\8270\SV109\201029\
Data File : Deg1029.D
Acq On : 29 Oct 2020 7:04 am
Operator : SV109:
Sample : wg-1,32,,SV109 Degdft
Misc : wg,wg,ical17223
ALS Vial : 141 Sample Multiplier: 1

Quant Time: Oct 29 07:25:34 2020
Quant Method : I:\8270\SV109\201029\dftppsv109.m
Quant Title : Semivolatiles by GC/MS by modified 8270
QLast Update : Tue Oct 13 21:41:29 2020
Response via : Initial Calibration

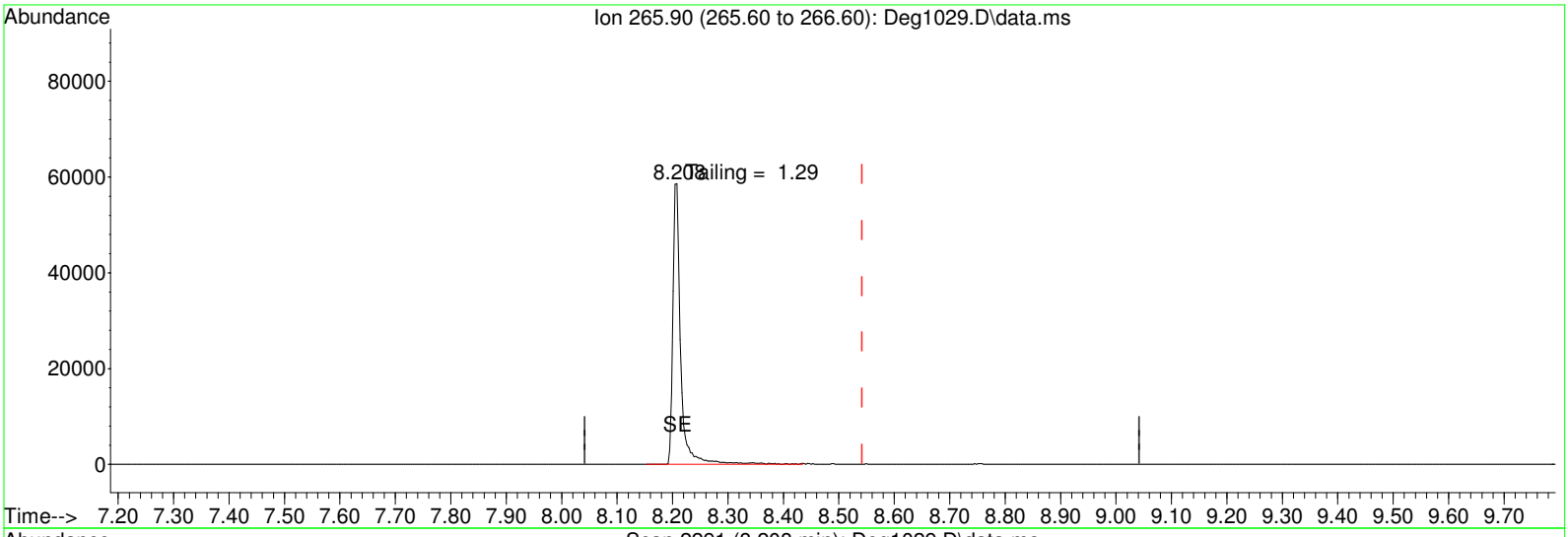

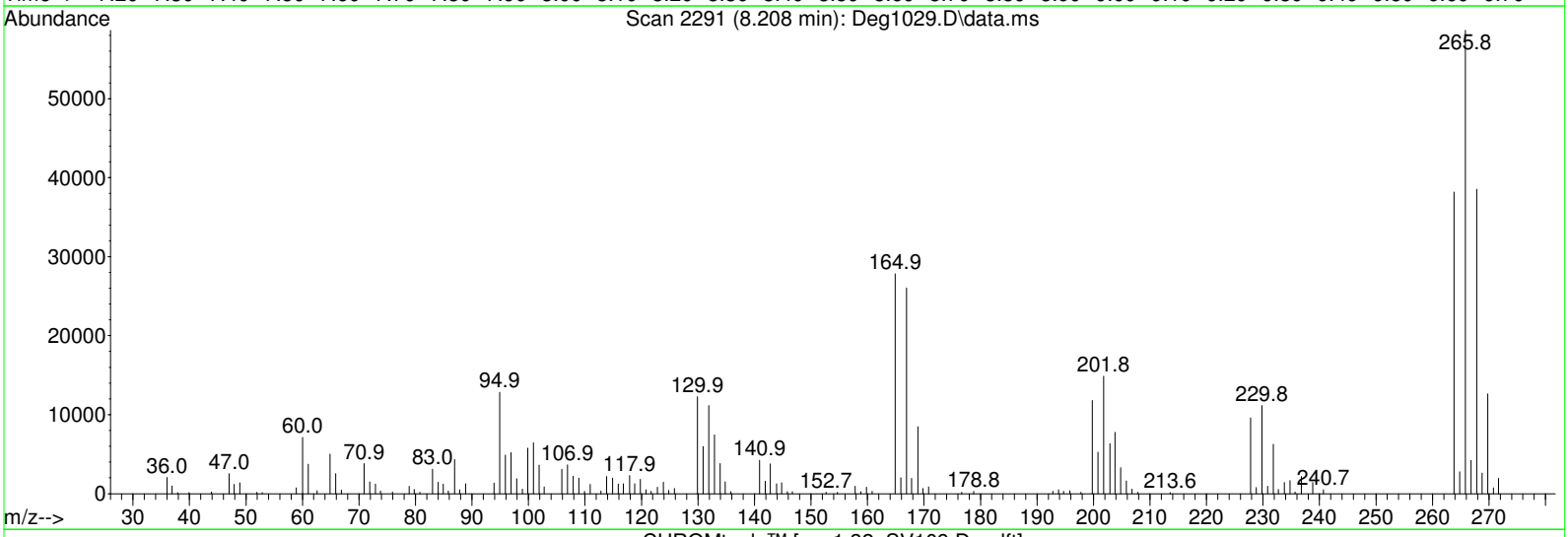

CHROMtools™ [wg-1,32,,SV109 Degdft]

(1) Pentachlorophenol (T)

8.208min (-0.334) 26.56 Lin

response 55795

Ion	Exp%	Act%
265.90	100.00	100.00
0.00	0.00	0.00
0.00	0.00	0.00
0.00	0.00	0.00

Quantitation Report (Qedit)

Data Path : I:\8270\SV109\201029\
Data File : Deg1029.D
Acq On : 29 Oct 2020 7:04 am
Operator : SV109:
Sample : wg-1,32,,SV109 Degdft
Misc : wg,wg,ical17223
ALS Vial : 141 Sample Multiplier: 1

Quant Time: Oct 29 07:25:34 2020
Quant Method : I:\8270\SV109\201029\dftppsv109.m
Quant Title : Semivolatiles by GC/MS by modified 8270
QLast Update : Tue Oct 13 21:41:29 2020
Response via : Initial Calibration

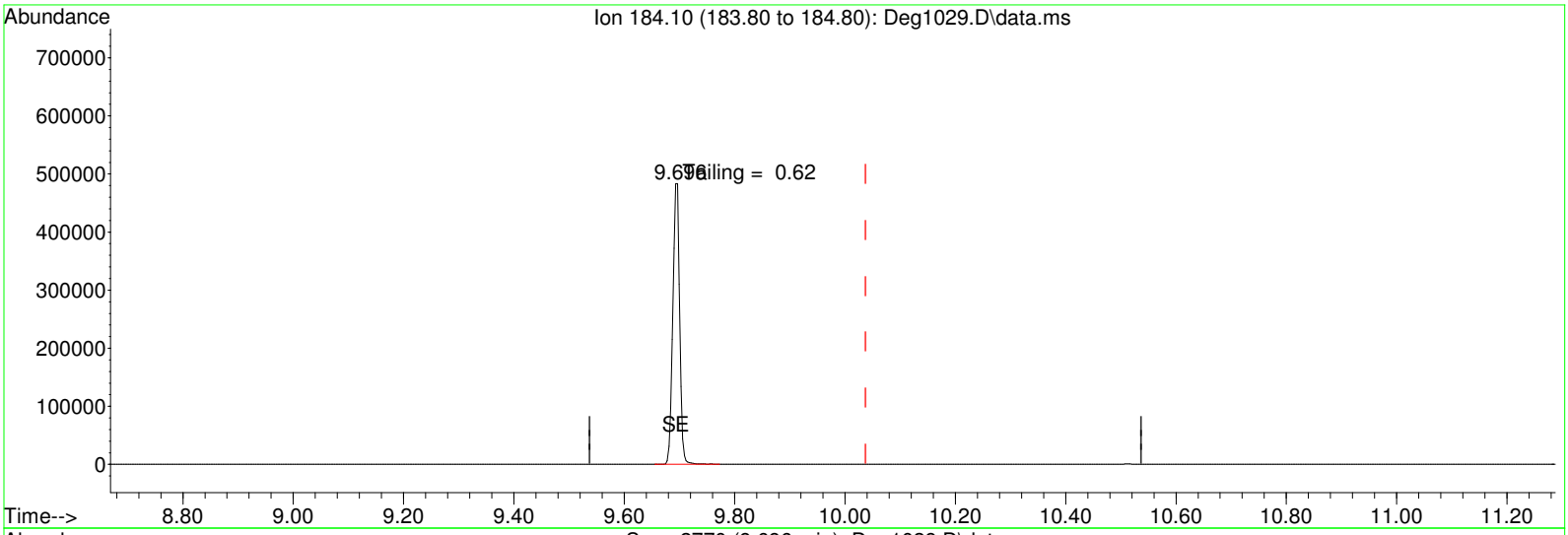

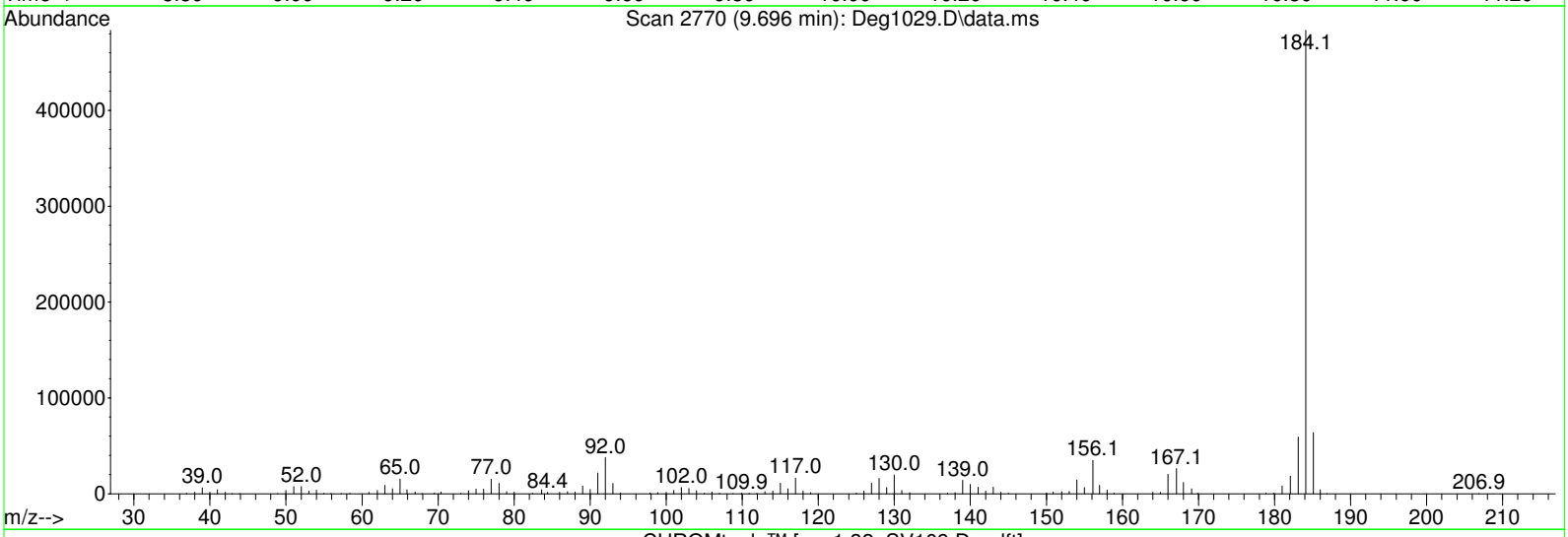

CHROMtools™ [wg-1,32,,SV109 Degdft]

(3) Benzidine (T)

9.696min (-0.341) 40.55 Lin

response 412814

Ion	Exp%	Act%
184.10	100.00	100.00
0.00	0.00	0.00
0.00	0.00	0.00
0.00	0.00	0.00

Evaluate Continuing Calibration Report

Data Path : I:\8270\GCMS5\201029n\
Data File : ABN1029n.d
Acq On : 29 Oct 2020 8:15 pm
Operator : GCMS5:im
Sample : WG1426007-3,32,,ABN CCV Lot # 8877
Misc : WG1426007,,ical16639
ALS Vial : 96 Sample Multiplier: 1

Quant Time: Oct 30 08:33:15 2020
Quant Method : I:\8270\GCMS5\201029n\FS200401gcms5.m
Quant Title : Semivolatiles by GC/MS by modified 8270
QLast Update : Thu Oct 29 20:43:13 2020
Response via : Initial Calibration

Min. RRF : 0.000 Min. Rel. Area : 50% Max. R.T. Dev 0.50min
Max. RRF Dev : 20% Max. Rel. Area : 200%

		Compound	AvgRF	CCRF	%Dev	Area%	Dev(min)
1	I	IS1_1,4-Dichlorobenzene-d4	1.000	1.000	0.0	140	0.00
2	t	n-Nitrosodimethylamine	0.705	0.691	2.0	134	0.00
3	t	Pyridine	1.239	1.178	4.9	126	0.00
4	S	2-Fluorophenol	1.102	1.218	-10.5	147	0.00
5	T	Aniline	1.787	1.767	1.1	137	0.00
6	t	2-Chlorophenol	1.282	1.329	-3.7	142	0.00
7	S	Phenol-d6	1.366	1.428	-4.5	146	0.00
8	T	Phenol	1.639	1.432	12.6	121	0.00
9	T	Bis(2-chloroethyl)ether	1.055	1.004	4.8	134	0.00
10	T	1,3-Dichlorobenzene	1.498	1.489	0.6	138	0.00
11	T	1,4-Dichlorobenzene	1.550	1.521	1.9	138	0.00
12	T	1,2-Dichlorobenzene	1.492	1.466	1.7	140	0.00
13	t	Benzyl alcohol	0.928	0.920	0.9	134	0.00
14	T	Bis(2-chloroisopropyl)ether	1.977	1.354	31.5#	98	0.00
15	T	2-Methylphenol	1.095	1.041	4.9	130	0.00
16	T	Hexachloroethane	0.603	0.588	2.5	140	0.00
17	T	n-Nitrosodi-n-propylamine	0.819	0.776	5.3	130	0.00
18	T	3-Methylphenol/4-Methylphen	1.177	1.110	5.7	132	0.00
19	S	Nitrobenzene-d5	1.235	1.199	2.9	133	0.00
20	T	Nitrobenzene	1.247	1.141	8.5	128	0.00
21	T	Isophorone	2.162	2.043	5.5	127	0.00
22	T	2-Nitrophenol	0.714	0.731	-2.4	142	0.00
23	T	2,4-Dimethylphenol	1.149	1.097	4.5	133	0.00
24	T	Bis(2-chloroethoxy)methane	1.415	1.322	6.6	135	0.00
25	T	2,4-Dichlorophenol	1.210	1.186	2.0	136	0.00
26	T	1,2,4-Trichlorobenzene	1.425	1.297	9.0	134	0.00
35	I	IS1_Naphthalene-d8	1.000	1.000	0.0	142	0.00
36	T	Naphthalene	1.022	0.962	5.9	132	0.00
37	T	Benzoic Acid	* 50.000	52.768	-5.5	154	0.00
38	T	4-Chloroaniline	0.126	0.108	14.3	119	0.00
39	T	Hexachlorobutadiene	0.218	0.223	-2.3	141	0.00
40	T	p-Chloro-m-cresol	0.294	0.287	2.4	129	0.00
41	T	2-Methylnaphthalene	0.726	0.666	8.3	129	0.00
42	T	1-Methylnaphthalene	0.231	0.206	10.8	125	0.00
43	T	Hexachlorocyclopentadiene	0.304	0.199	34.5#	92	0.00
44	T	2,4,6-Trichlorophenol	0.257	0.255	0.8	134	0.00
45	T	2,4,5-Trichlorophenol	0.282	0.285	-1.1	138	0.00
46	S	2-Fluorobiphenyl	0.793	0.761	4.0	134	0.00

Data Path : I:\8270\GCMS5\201029n\
Data File : ABN1029n.d
Acq On : 29 Oct 2020 8:15 pm
Operator : GCMS5:im
Sample : WG1426007-3,32,,ABN CCV Lot # 8877
Misc : WG1426007,,ical16639
ALS Vial : 96 Sample Multiplier: 1

Quant Time: Oct 30 08:33:15 2020
Quant Method : I:\8270\GCMS5\201029n\FS200401gcms5.m
Quant Title : Semivolatiles by GC/MS by modified 8270
QLast Update : Thu Oct 29 20:43:13 2020
Response via : Initial Calibration

Min. RRF : 0.000 Min. Rel. Area : 50% Max. R.T. Dev 0.50min
Max. RRF Dev : 20% Max. Rel. Area : 200%

		Compound		AvgRF	CCRF	%Dev	Area%	Dev(min)
47	T	2-Chloronaphthalene		0.741	0.689	7.0	131	0.00
48	T	2-Nitroaniline		0.248	0.251	-1.2	140	0.00
49	T	1,4-Dinitrobenzene		0.107	0.100	6.5	127	0.00
50	T	1,3-Dinitrobenzene		0.120	0.110	8.3	129	0.00
51	T	Dimethyl phthalate		0.857	0.804	6.2	132	0.00
52	T	Acenaphthylene		1.125	1.099	2.3	135	0.00
53	T	2,6-Dinitrotoluene		0.184	0.183	0.5	134	0.00
54	T	1,2-Dinitrobenzene		0.074	0.065	12.2	125	0.00
63	I	IS1_Acenaphthene-d10		1.000	1.000	0.0	142	0.00
64	T	3-Nitroaniline		0.364	0.355	2.5	134	0.00
65	T	Acenaphthene		1.138	1.070	6.0	135	0.00
66	T	2,4-Dinitrophenol	*	50.000	46.291	7.4	132	0.00
67	T	Dibenzofuran		1.766	1.661	5.9	133	0.00
68	T	2,4-Dinitrotoluene		0.424	0.420	0.9	133	0.00
69	T	4-Nitrophenol		0.266	0.222	16.5	113	0.00
70	T	2,3,5,6-Tetrachlorophenol		0.427	0.399	6.6	124	0.00
71	T	2,3,4,6-Tetrachlorophenol		0.433	0.418	3.5	129	0.00
72	T	Diethyl phthalate		1.430	1.410	1.4	135	0.00
73	T	Fluorene		1.393	1.323	5.0	132	0.00
74	T	4-Chlorophenyl phenyl ether		0.667	0.634	4.9	133	0.00
75	T	4-Nitroaniline		0.376	0.349	7.2	126	0.00
76	T	4,6-Dinitro-o-cresol		0.265	0.266	-0.4	133	0.00
77	T	NDPA/DPA		1.151	1.096	4.8	132	0.00
78	T	Azobenzene		1.260	1.111	11.8	122	0.00
79	S	2,4,6-Tribromophenol		0.243	0.313	-28.8#	168	0.00
80	T	4-Bromophenyl phenyl ether		0.429	0.466	-8.6	150	0.00
81	T	Hexachlorobenzene		0.501	0.578	-15.4	160	0.00
82	T	Pentachlorophenol	*	50.000	46.124	7.8	136	0.00
88	I	IS1_Phenanthrene-d10		1.000	1.000	0.0	137	0.00
89	T	Phenanthrene		1.064	1.014	4.7	129	0.00
90	T	Anthracene		1.054	1.047	0.7	130	0.00
91	T	Carbazole		0.997	0.979	1.8	129	0.00
92	T	Di-n-butylphthalate		1.165	1.252	-7.5	138	0.00
93	T	Fluoranthene		1.287	1.212	5.8	124	0.00
94	T	Benzidine		0.835	0.841	-0.7	128	0.00
95	T	Pyrene		1.331	1.254	5.8	127	0.00
96	S	4-Terphenyl-d14		0.838	0.945	-12.8	144	0.00

Evaluate Continuing Calibration Report

Data Path : I:\8270\GCMS5\201029n\
Data File : ABN1029n.d
Acq On : 29 Oct 2020 8:15 pm
Operator : GCMS5:im
Sample : WG1426007-3,32,,ABN CCV Lot # 8877
Misc : WG1426007,,ical16639
ALS Vial : 96 Sample Multiplier: 1

Quant Time: Oct 30 08:33:15 2020
Quant Method : I:\8270\GCMS5\201029n\FS200401gcms5.m
Quant Title : Semivolatiles by GC/MS by modified 8270
QLast Update : Thu Oct 29 20:43:13 2020
Response via : Initial Calibration

Min. RRF : 0.000 Min. Rel. Area : 50% Max. R.T. Dev 0.50min
Max. RRF Dev : 20% Max. Rel. Area : 200%

		Compound	AvgRF	CCRF	%Dev	Area%	Dev(min)
97	T	Butyl benzyl phthalate	0.568	0.594	-4.6	136	0.00
104	I	IS1_Chrysene-d12	1.000	1.000	0.0	140	0.00
105	T	Benzo(a)anthracene	1.259	1.155	8.3	126	0.00
106	T	3,3'-Dichlorobenzidine	0.477	0.527	-10.5	143	0.00
107	T	Chrysene	1.209	1.091	9.8	126	0.00
108	T	Bis(2-ethylhexyl)phthalate	0.759	0.805	-6.1	137	0.00
109	T	Di-n-octylphthalate	1.380	1.415	-2.5	135	0.00
110	T	Benzo(b)fluoranthene	1.348	1.379	-2.3	129	0.00
111	T	Benzo(k)fluoranthene	1.176	1.046	11.1	126	0.00
112	T	Benzo(a)pyrene	1.198	1.124	6.2	124	0.00
113	I	IS1_Perylene-d12	1.000	1.000	0.0	140	0.00
114	T	Indeno(1,2,3-cd)pyrene	1.188	1.207	-1.6	135	0.00
115	T	Dibenzo(a,h)anthracene	1.049	1.108	-5.6	137	0.00
116	T	Benzo(ghi)perylene	1.164	1.145	1.6	131	0.00

* Evaluation of CC level amount vs concentration.
(#) = Out of Range SPCC's out = 0 CCC's out = 0

Quantitation Report (QT Reviewed)

Data Path : I:\8270\GCMS5\201029n\
Data File : ABN1029n.d
Acq On : 29 Oct 2020 8:15 pm
Operator : GCMS5:im
Sample : WG1426007-3,32,,ABN CCV Lot # 8877
Misc : WG1426007,,ical16639
ALS Vial : 96 Sample Multiplier: 1

Quant Time: Oct 30 08:33:15 2020
Quant Method : I:\8270\GCMS5\201029n\FS200401gcms5.m
Quant Title : Semivolatiles by GC/MS by modified 8270
QLast Update : Thu Oct 29 20:43:13 2020
Response via : Initial Calibration

Sub List : ABNical - ABN ical sublist

Compound	R.T.	QIon	Response	Conc	Units	Dev(Min)
Internal Standards						
1) IS1_1,4-Dichlorobenzen...	3.398	152	176898	40.000	ug/ml	0.00
35) IS1_Naphthalene-d8	4.525	136	630506	40.000	ug/ml	0.00
63) IS1_Acenaphthene-d10	5.967	164	373640	40.000	ug/ml	0.00
88) IS1_Phenanthrene-d10	7.148	188	744926	40.000	ug/ml	0.00
104) IS1_Chrysene-d12	9.472	240	808178	40.000	ug/ml	0.00
113) IS1_Perylene-d12	10.706	264	911225	40.000	ug/ml	0.00
System Monitoring Compounds						
4) 2-Fluorophenol	2.046	112	269408	55.296	ug/ml	0.00
Spiked Amount 50.000	Range 15 - 110		Recovery = 110.59%#			
7) Phenol-d6	3.141	99	315750	52.278	ug/ml	0.00
Spiked Amount 50.000	Range 15 - 110		Recovery = 104.56%			
19) Nitrobenzene-d5	3.916	82	265153	48.539	ug/ml	0.00
Spiked Amount 25.000	Range 30 - 130		Recovery = 194.16%#			
46) 2-Fluorobiphenyl	5.449	172	599566	47.954	ug/ml	0.00
Spiked Amount 25.000	Range 30 - 130		Recovery = 191.82%#			
79) 2,4,6-Tribromophenol	6.603	330	146056	64.277	ug/ml	0.00
Spiked Amount 50.000	Range 15 - 110		Recovery = 128.55%#			
96) 4-Terphenyl-d14	8.553	244	880356	56.378	ug/ml	0.00
Spiked Amount 25.000	Range 30 - 130		Recovery = 225.51%#			
Target Compounds						Qvalue
2) n-Nitrosodimethylamine	0.999	74	152793	48.976	ug/ml	89
3) Pyridine	1.015	79	260429	47.522	ug/ml	89
5) Aniline	3.099	93	390720	49.441	ug/ml#	62
6) 2-Chlorophenol	3.205	128	293813	51.842	ug/ml	98
8) Phenol	3.152	94	316755	43.701	ug/ml#	61
9) Bis(2-chloroethyl)ether	3.195	93	221987	47.588	ug/ml#	67
10) 1,3-Dichlorobenzene	3.339	146	329153	49.670	ug/ml	99
11) 1,4-Dichlorobenzene	3.414	146	336416	49.075	ug/ml	100
12) 1,2-Dichlorobenzene	3.553	146	324143	49.125	ug/ml	99
13) Benzyl alcohol	3.574	79	203351	49.548	ug/ml	99
14) Bis(2-chloroisopropyl)...	3.708	45	299306	34.226	ug/ml	93
15) 2-Methylphenol	3.713	108	230132	47.502	ug/ml	96
16) Hexachloroethane	3.847	117	130041	48.792	ug/ml	86
17) n-Nitrosodi-n-propylamine	3.825	70	171689	47.374	ug/ml#	91
18) 3-Methylphenol/4-Methy...	3.863	108	245484	47.146	ug/ml	99
20) Nitrobenzene	3.937	77	252307	45.765	ug/ml	100
21) Isophorone	4.162	82	451681	47.230	ug/ml	95
22) 2-Nitrophenol	4.220	139	161658	51.186	ug/ml	96

Quantitation Report (QT Reviewed)

Data Path : I:\8270\GCMS5\201029n\
Data File : ABN1029n.d
Acq On : 29 Oct 2020 8:15 pm
Operator : GCMS5:im
Sample : WG1426007-3,32,,ABN CCV Lot # 8877
Misc : WG1426007,,ical16639
ALS Vial : 96 Sample Multiplier: 1

Quant Time: Oct 30 08:33:15 2020
Quant Method : I:\8270\GCMS5\201029n\FS200401gcms5.m
Quant Title : Semivolatiles by GC/MS by modified 8270
QLast Update : Thu Oct 29 20:43:13 2020
Response via : Initial Calibration

Sub List : ABNical - ABN ical sublist

Compound	R.T.	QIon	Response	Conc	Units	Dev(Min)
23) 2,4-Dimethylphenol	4.317	107	242681	47.751	ug/ml	100
24) Bis(2-chloroethoxy)met...	4.386	93	292215	46.701	ug/ml#	96
25) 2,4-Dichlorophenol	4.439	162	262176	48.993	ug/ml	99
26) 1,2,4-Trichlorobenzene	4.493	180	286860	45.517	ug/ml	99
36) Naphthalene	4.541	128	758397	47.099	ug/ml	100
37) Benzoic Acid	4.477	105	217912	52.768	ug/ml#	1
38) 4-Chloroaniline	4.621	65	85381	42.841	ug/ml	87
39) Hexachlorobutadiene	4.675	225	175843	51.236	ug/ml	99
40) p-Chloro-m-cresol	5.070	107	226265	48.872	ug/ml	99
41) 2-Methylnaphthalene	5.129	142	524900	45.847	ug/ml	94
42) 1-Methylnaphthalene	5.203	115	162423	44.576	ug/ml	94
43) Hexachlorocyclopentadiene	5.268	237	157044	32.824	ug/ml	98
44) 2,4,6-Trichlorophenol	5.385	196	200876	49.543	ug/ml	98
45) 2,4,5-Trichlorophenol	5.412	196	224811	50.568	ug/ml	96
47) 2-Chloronaphthalene	5.519	162	543032	46.507	ug/ml	100
48) 2-Nitroaniline	5.631	138	198107	50.684	ug/ml	94
49) 1,4-Dinitrobenzene	5.759	168	78905	46.987	ug/ml	93
50) 1,3-Dinitrobenzene	5.823	168	86873	46.116	ug/ml	94
51) Dimethyl phthalate	5.812	163	633668	46.910	ug/ml#	98
52) Acenaphthylene	5.845	152	865951	48.824	ug/ml	99
53) 2,6-Dinitrotoluene	5.845	165	144562	49.731	ug/ml#	81
54) 1,2-Dinitrobenzene	5.877	168	51608	44.429	ug/ml#	30
64) 3-Nitroaniline	5.967	138	165799	48.701	ug/ml#	97
65) Acenaphthene	5.994	154	499560	47.013	ug/ml	93
66) 2,4-Dinitrophenol	6.069	184	100202	46.291	ug/ml	97
67) Dibenzofuran	6.133	168	775681	47.009	ug/ml	97
68) 2,4-Dinitrotoluene	6.170	165	195942	49.472	ug/ml#	83
69) 4-Nitrophenol	6.154	65	103672	41.664	ug/ml	88
70) 2,3,5,6-Tetrachlorophenol	6.218	232	186471	46.780	ug/ml	99
71) 2,3,4,6-Tetrachlorophenol	6.256	232	195141	48.193	ug/ml	99
72) Diethyl phthalate	6.384	149	658495	49.309	ug/ml	97
73) Fluorene	6.411	166	617795	47.486	ug/ml	93
74) 4-Chlorophenyl phenyl ...	6.432	204	296094	47.491	ug/ml	100
75) 4-Nitroaniline	6.459	138	162917	46.442	ug/ml	88
76) 4,6-Dinitro-o-cresol	6.502	198	124251	50.289	ug/ml	95
77) NDPA/DPA	6.539	169	511795	47.607	ug/ml	94
78) Azobenzene	6.555	77	519029M6	44.112	ug/ml	
80) 4-Bromophenyl phenyl e...	6.817	248	217744	54.367	ug/ml	96
81) Hexachlorobenzene	6.854	284	269969	57.646	ug/ml	95
82) Pentachlorophenol	7.025	266	160384	46.124	ug/ml	97
89) Phenanthrene	7.169	178	944493	47.683	ug/ml	99

Quantitation Report (QT Reviewed)

Data Path : I:\8270\GCMS5\201029n\
Data File : ABN1029n.d
Acq On : 29 Oct 2020 8:15 pm
Operator : GCMS5:im
Sample : WG1426007-3,32,,ABN CCV Lot # 8877
Misc : WG1426007,,ical16639
ALS Vial : 96 Sample Multiplier: 1

Quant Time: Oct 30 08:33:15 2020
Quant Method : I:\8270\GCMS5\201029n\FS200401gcms5.m
Quant Title : Semivolatiles by GC/MS by modified 8270
QLast Update : Thu Oct 29 20:43:13 2020
Response via : Initial Calibration

Sub List : ABNical - ABN ical sublist

	Compound	R.T.	QIon	Response	Conc	Units	Dev(Min)
90)	Anthracene	7.207	178	974928	49.687	ug/ml	98
91)	Carbazole	7.362	167	911336	49.062	ug/ml	98
92)	Di-n-butylphthalate	7.720	149	1165392	53.697	ug/ml	99
93)	Fluoranthene	8.168	202	1128371	47.095	ug/ml	99
94)	Benzidine	8.329	184	782841	50.336	ug/ml	99
95)	Pyrene	8.361	202	1167720	47.095	ug/ml	99
97)	Butyl benzyl phthalate	9.045	149	553190	52.341	ug/ml#	92
105)	Benzo(a)anthracene	9.461	228	1166999	45.864	ug/ml	98
106)	3,3'-Dichlorobenzidine	9.483	252	532074	55.263	ug/ml	98
107)	Chrysene	9.493	228	1101790	45.118	ug/ml	97
108)	Bis(2-ethylhexyl)phtha...	9.616	149	812893	53.037	ug/ml#	89
109)	Di-n-octylphthalate	10.198	149	1429405	51.267	ug/ml#	93
110)	Benzo(b)fluoranthene	10.407	252	1393262	51.146	ug/ml	97
111)	Benzo(k)fluoranthene	10.428	252	1056952	44.479	ug/ml	98
112)	Benzo(a)pyrene	10.663	252	1135703	46.917	ug/ml	100
114)	Indeno(1,2,3-cd)pyrene	11.497	276	1374923M6	50.806	ug/mL	
115)	Dibenzo(a,h)anthracene	11.518	278	1261595	52.799	ug/ml	98
116)	Benzo(ghi)perylene	11.673	276	1304394	49.202	ug/ml	97

(#) = qualifier out of range (m) = manual integration (+) = signals summed

Quantitation Report (QT Reviewed)

Data Path : I:\8270\GCMS5\201029n\
Data File : ABN1029n.d
Acq On : 29 Oct 2020 8:15 pm
Operator : GCMS5:im
Sample : WG1426007-3,32,,ABN CCV Lot # 8877
Misc : WG1426007,,ical16639
ALS Vial : 96 Sample Multiplier: 1

Quant Time: Oct 30 08:33:15 2020
Quant Method : I:\8270\GCMS5\201029n\FS200401gcms5.m
Quant Title : Semivolatiles by GC/MS by modified 8270
QLast Update : Thu Oct 29 20:43:13 2020
Response via : Initial Calibration

Sub List : ABNical - ABN ical sublist

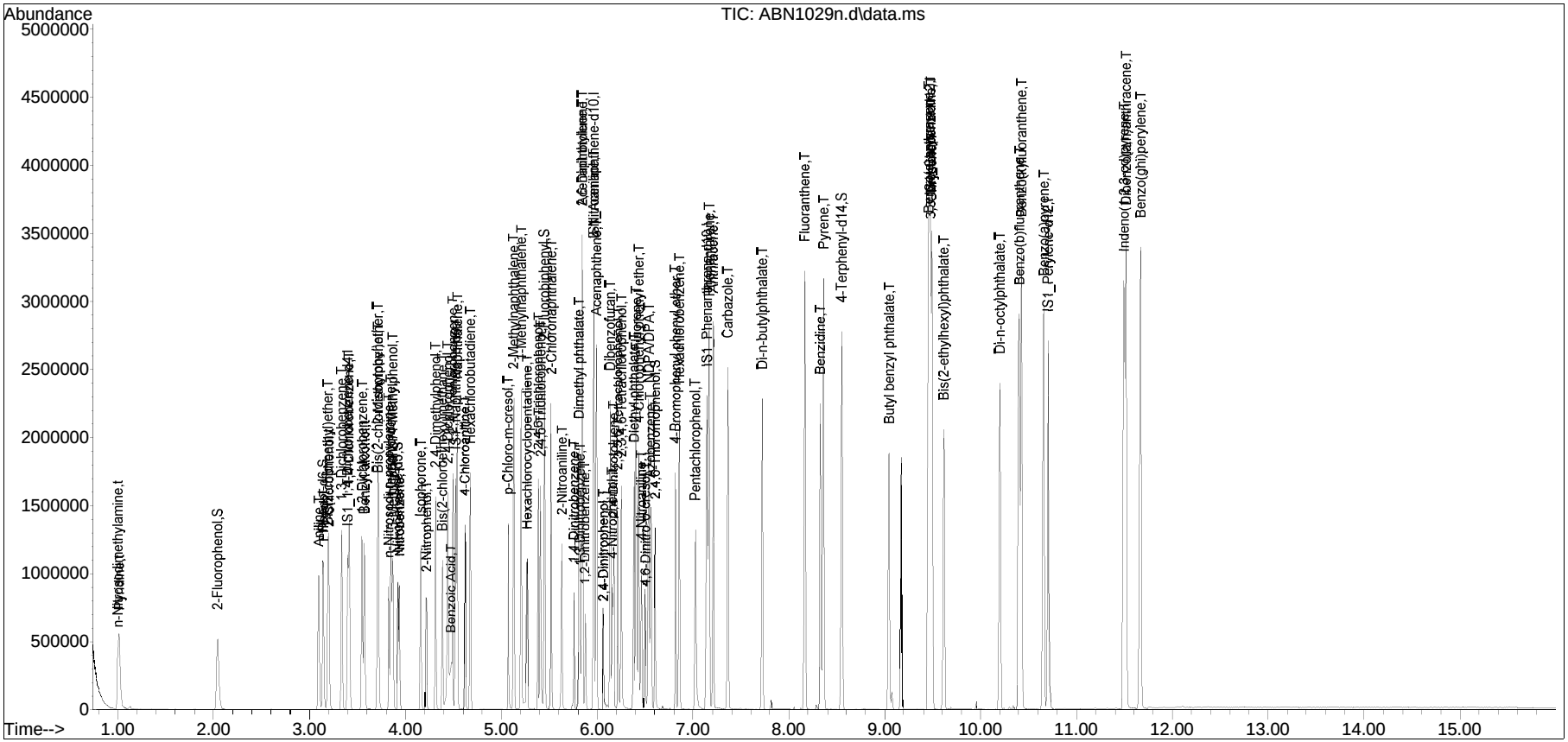

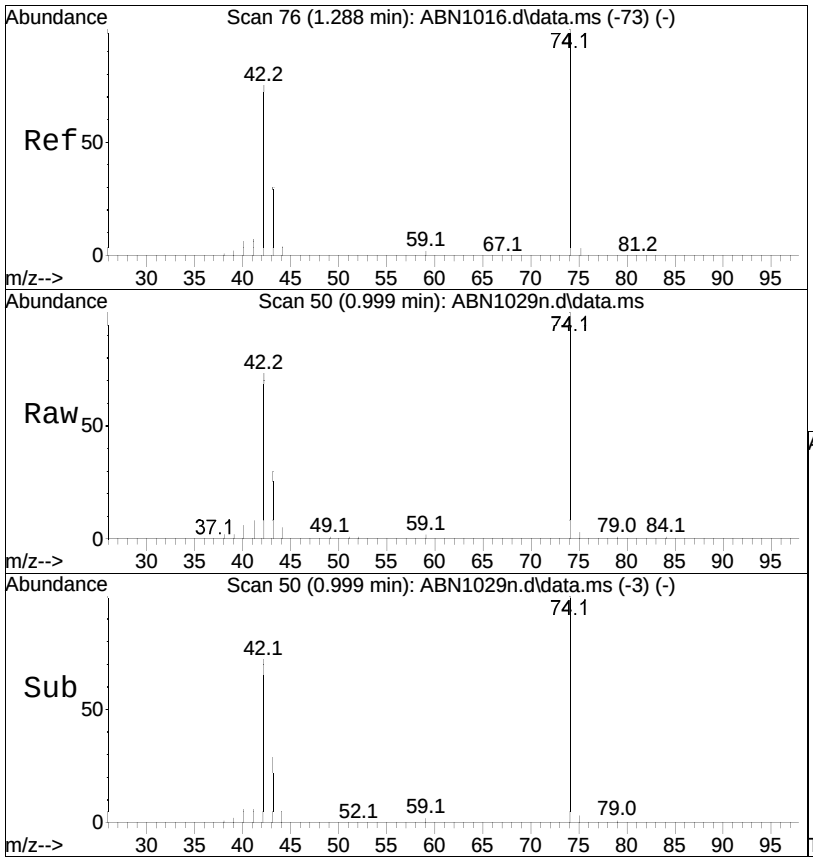

#2
n-Nitrosodimethylamine
Concen: 48.98 ug/ml
RT: 0.999 min Scan# 50
Delta R.T. 0.000 min
Lab File: ABN1029n.d
Acq: 29 Oct 2020 8:15 pm

Tgt Ion: 74 Resp: 152793

Ion	Ratio	Lower	Upper
74	100		
42	76.4	69.4	104.2
44	5.2	3.5	5.3

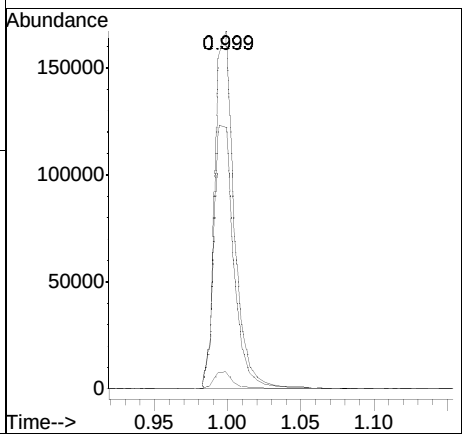

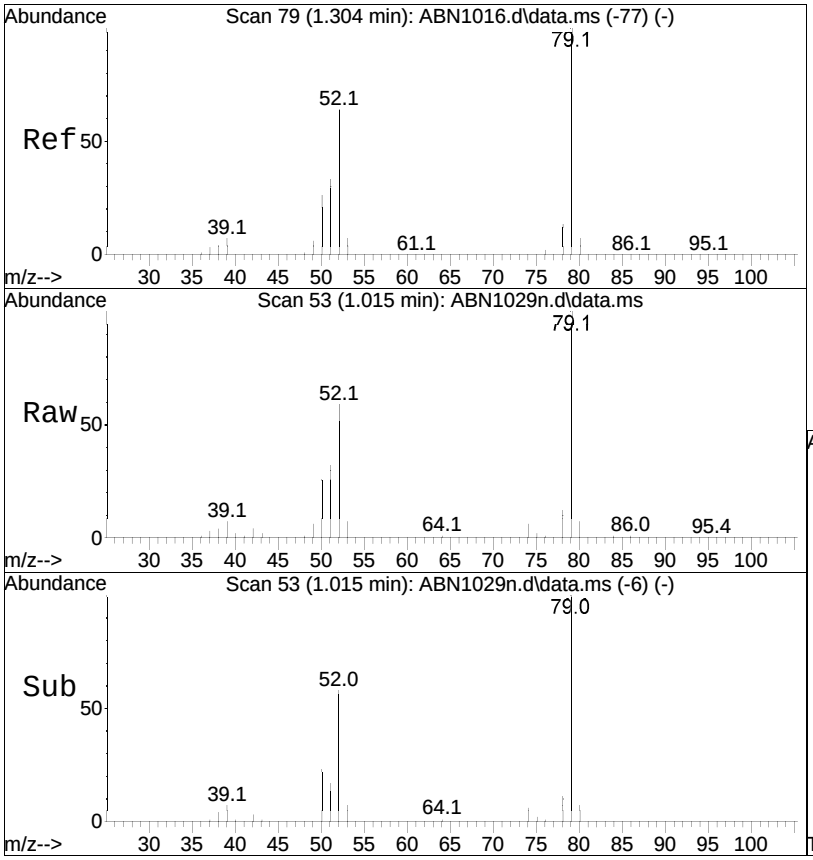

#3
Pyridine
Concen: 47.52 ug/ml
RT: 1.015 min Scan# 53
Delta R.T. 0.000 min
Lab File: ABN1029n.d
Acq: 29 Oct 2020 8:15 pm

Tgt Ion: 79 Resp: 260429

Ion	Ratio	Lower	Upper
79	100		
52	61.6	56.6	85.0

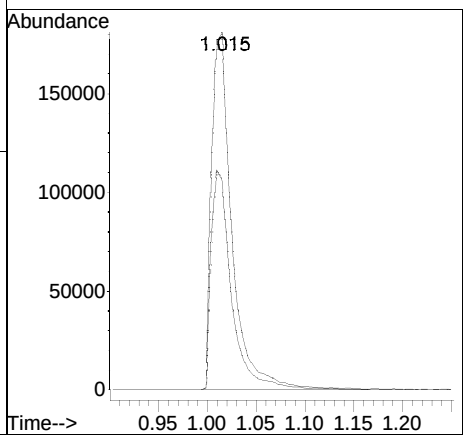

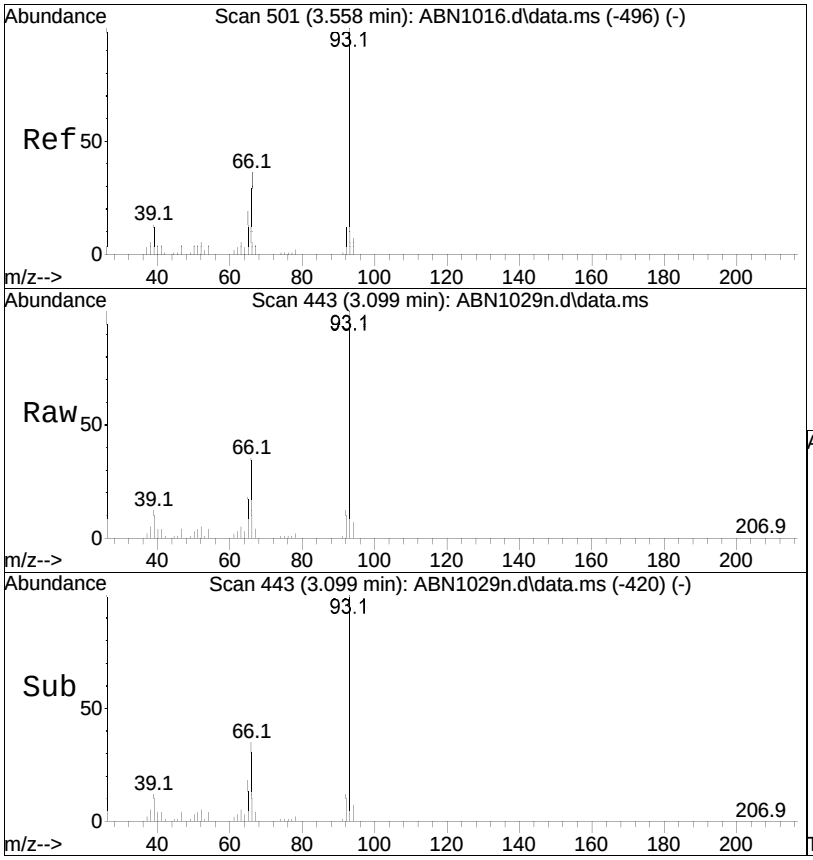

#5
Aniline
Concen: 49.44 ug/ml
RT: 3.099 min Scan# 443
Delta R.T. 0.000 min
Lab File: ABN1029n.d
Acq: 29 Oct 2020 8:15 pm

Tgt Ion: 93 Resp: 390720

Ion	Ratio	Lower	Upper
93	100		
66	35.7	53.5	80.3#
65	19.1	34.4	51.6#

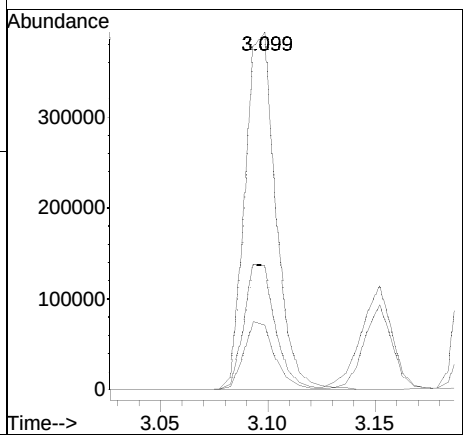

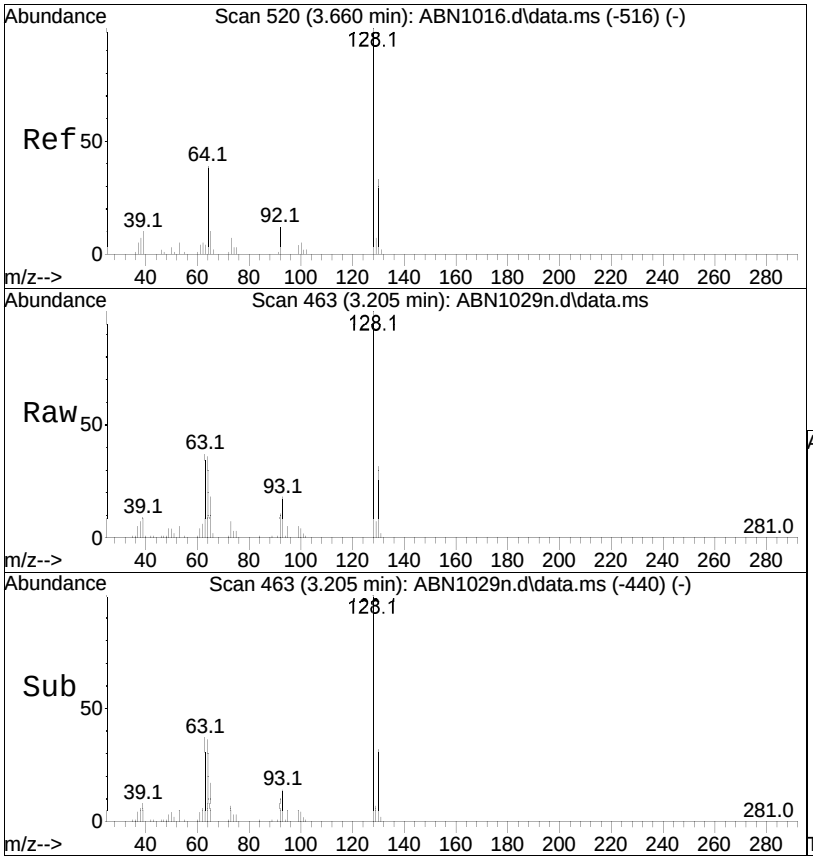

#6
2-Chlorophenol
Concen: 51.84 ug/ml
RT: 3.205 min Scan# 463
Delta R.T. 0.000 min
Lab File: ABN1029n.d
Acq: 29 Oct 2020 8:15 pm

Tgt Ion:128 Resp: 293813

Ion	Ratio	Lower	Upper
128	100		
64	40.0	33.5	50.3
130	32.2	25.9	38.9

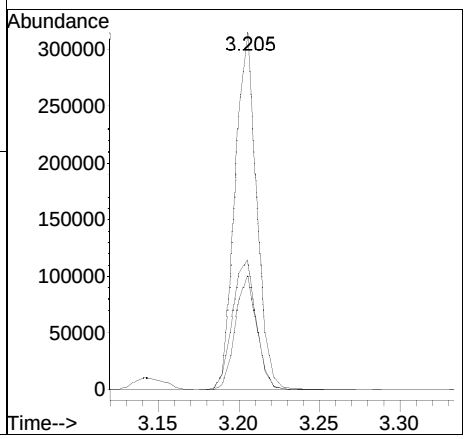

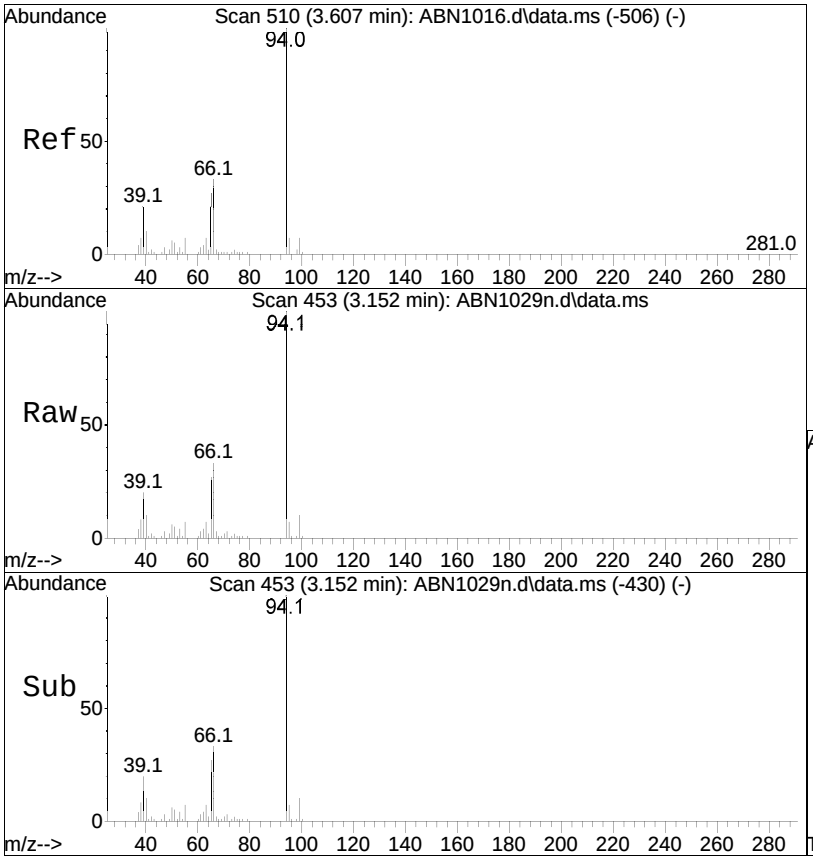

#8
Phenol
Concen: 43.70 ug/ml
RT: 3.152 min Scan# 453
Delta R.T. 0.000 min
Lab File: ABN1029n.d
Acq: 29 Oct 2020 8:15 pm

Tgt Ion: 94 Resp: 316755

Ion	Ratio	Lower	Upper
94	100		
65	27.5	38.8	58.2#
66	37.0	60.3	90.5#

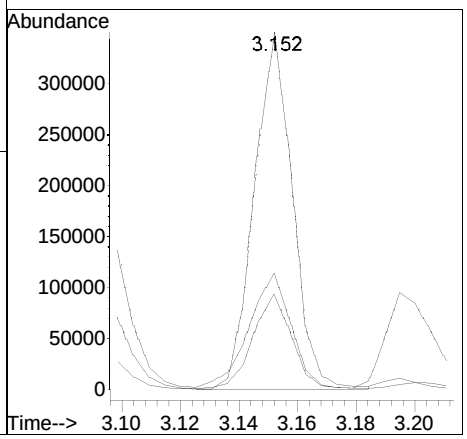

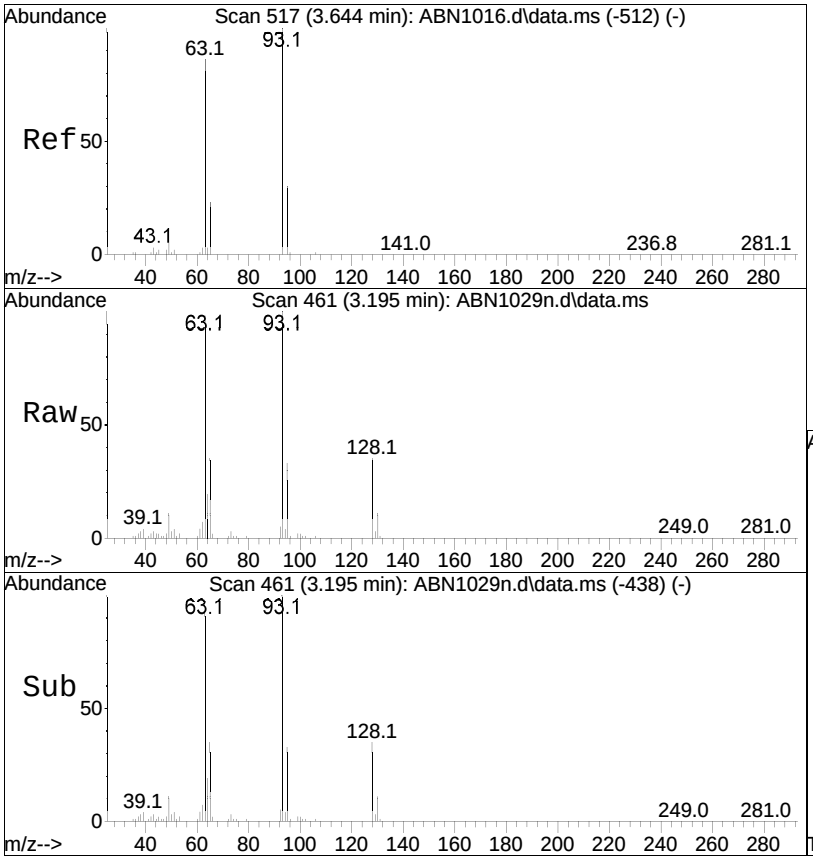

#9
Bis(2-chloroethyl)ether
Concen: 47.59 ug/ml
RT: 3.195 min Scan# 461
Delta R.T. 0.000 min
Lab File: ABN1029n.d
Acq: 29 Oct 2020 8:15 pm

Tgt Ion: 93 Resp: 221987

Ion	Ratio	Lower	Upper
93	100		
63	119.8	63.0	94.6#
95	32.0	26.3	39.5

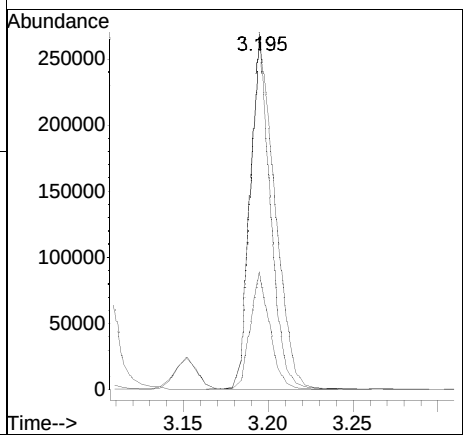

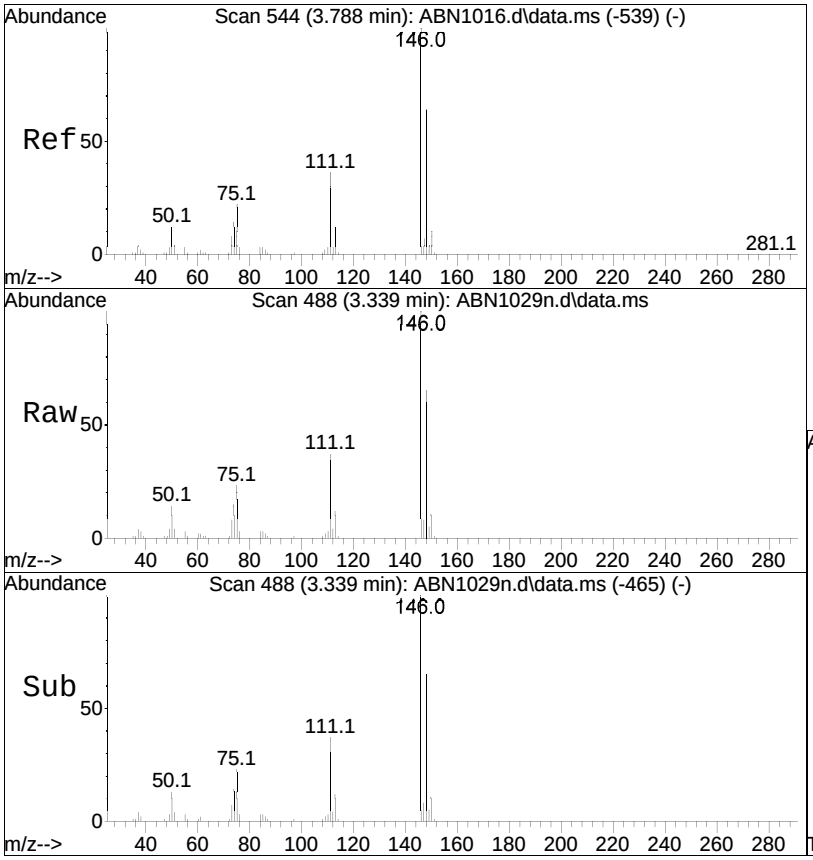

#10
1,3-Dichlorobenzene
Concen: 49.67 ug/ml
RT: 3.339 min Scan# 488
Delta R.T. 0.000 min
Lab File: ABN1029n.d
Acq: 29 Oct 2020 8:15 pm

Tgt Ion:146 Resp: 329153

Ion	Ratio	Lower	Upper
146	100		
111	36.7	30.0	45.0
148	65.0	52.6	78.8

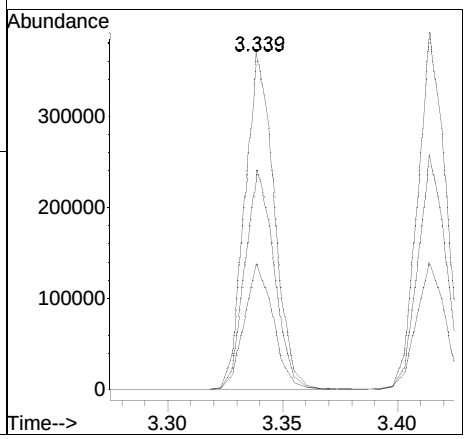

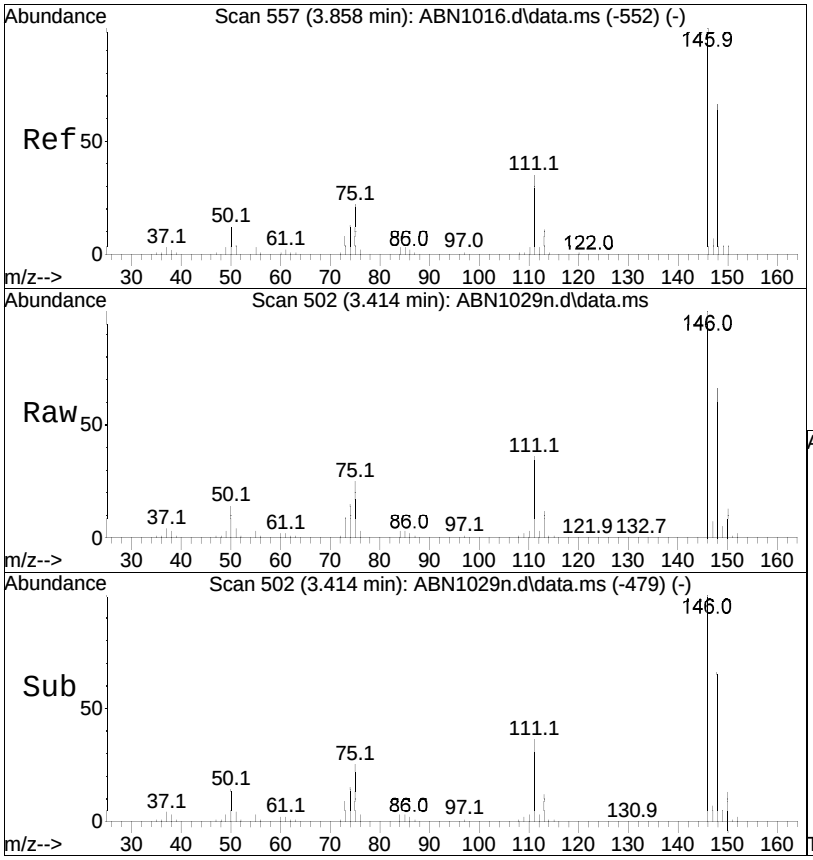

#11
1,4-Dichlorobenzene
Concen: 49.07 ug/ml
RT: 3.414 min Scan# 502
Delta R.T. 0.000 min
Lab File: ABN1029n.d
Acq: 29 Oct 2020 8:15 pm

Tgt Ion:146 Resp: 336416

Ion	Ratio	Lower	Upper
146	100		
148	65.6	52.3	78.5
111	36.4	29.2	43.8

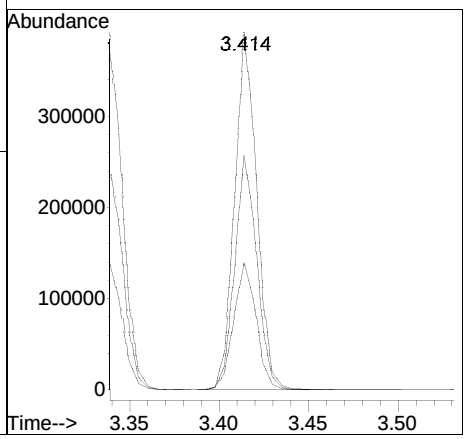

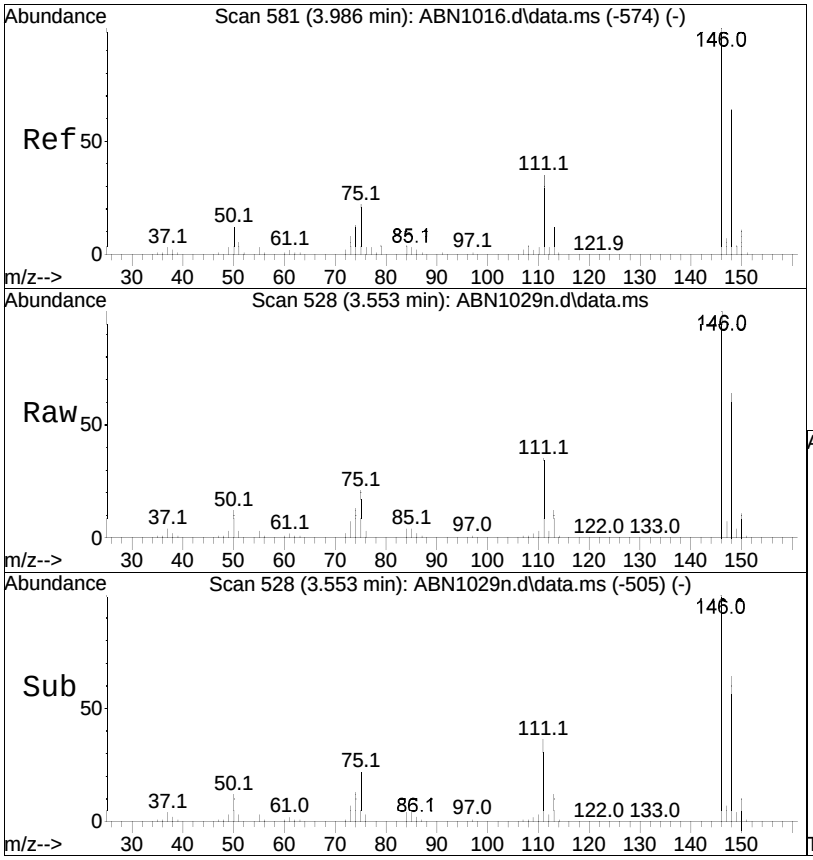

#12
1,2-Dichlorobenzene
Concen: 49.13 ug/ml
RT: 3.553 min Scan# 528
Delta R.T. 0.000 min
Lab File: ABN1029n.d
Acq: 29 Oct 2020 8:15 pm

Tgt Ion:146 Resp: 324143

Ion	Ratio	Lower	Upper
146	100		
111	37.2	30.3	45.5
148	64.2	51.8	77.8

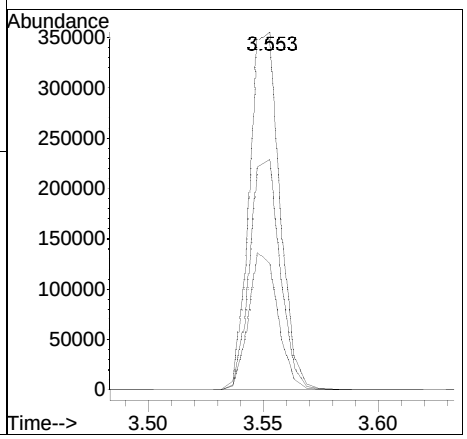

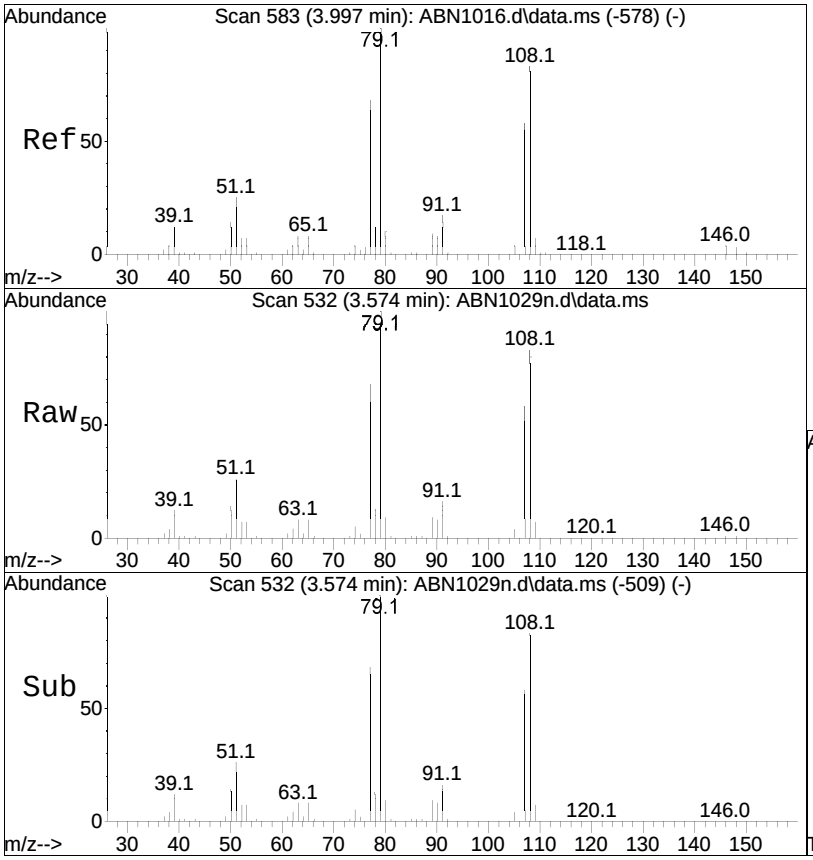

#13
Benzyl alcohol
Concen: 49.55 ug/ml
RT: 3.574 min Scan# 532
Delta R.T. 0.000 min
Lab File: ABN1029n.d
Acq: 29 Oct 2020 8:15 pm

Tgt Ion: 79 Resp: 203351

Ion	Ratio	Lower	Upper
79	100		
77	67.7	54.6	81.8
108	82.1	65.1	97.7

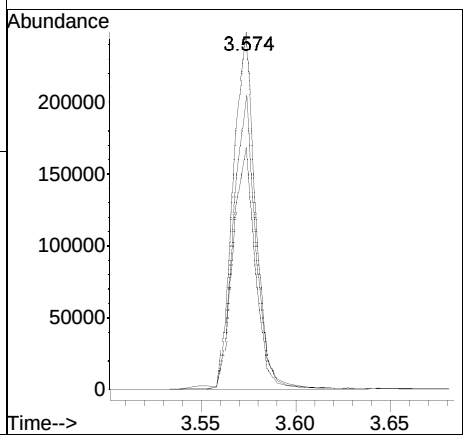

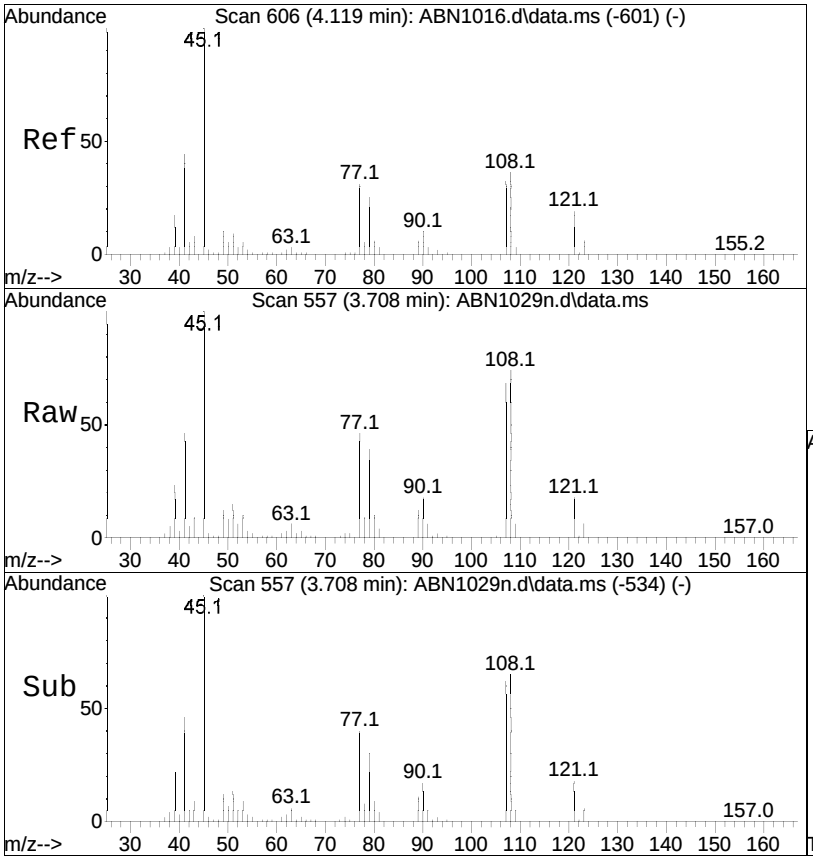

#14
Bis(2-chloroisopropyl)ether
Concen: 34.23 ug/ml
RT: 3.708 min Scan# 557
Delta R.T. 0.000 min
Lab File: ABN1029n.d
Acq: 29 Oct 2020 8:15 pm

Tgt Ion: 45 Resp: 299306

Ion	Ratio	Lower	Upper
45	100		
121	18.0	16.0	24.0
77	45.0	32.1	48.1

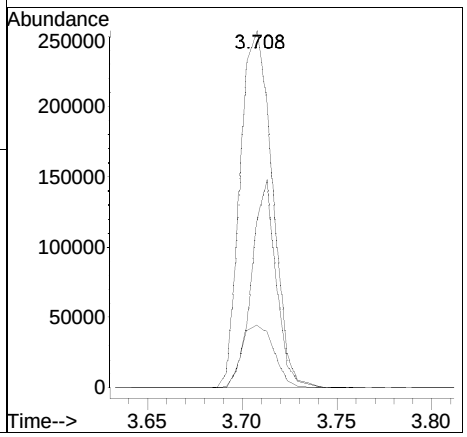

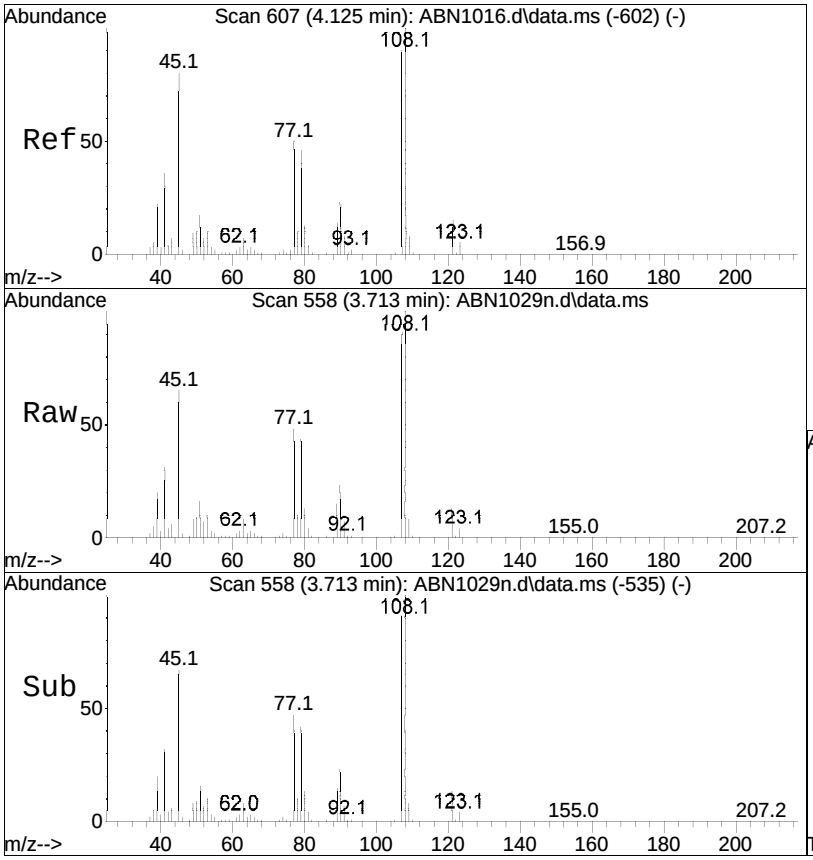

#15
2-Methylphenol
Concen: 47.50 ug/ml
RT: 3.713 min Scan# 558
Delta R.T. 0.000 min
Lab File: ABN1029n.d
Acq: 29 Oct 2020 8:15 pm

Tgt Ion:108 Resp: 230132

Ion	Ratio	Lower	Upper
108	100		
107	92.2	70.3	105.5
90	23.1	18.7	28.1

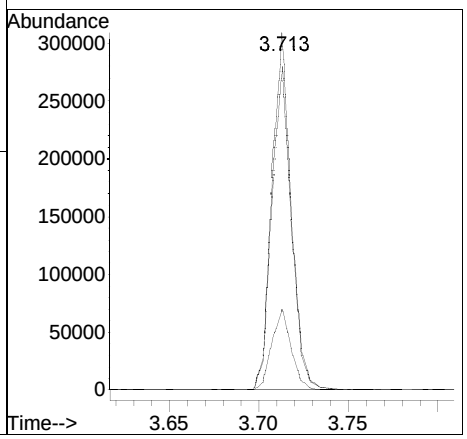

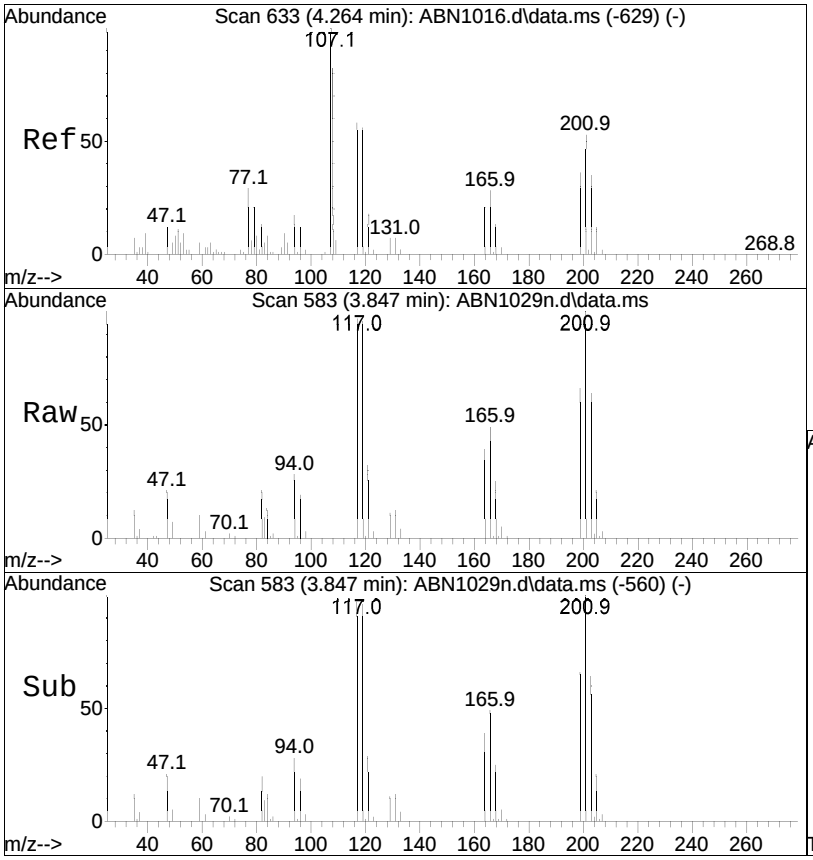

#16
Hexachloroethane
Concen: 48.79 ug/ml
RT: 3.847 min Scan# 583
Delta R.T. 0.000 min
Lab File: ABN1029n.d
Acq: 29 Oct 2020 8:15 pm

Tgt Ion:117 Resp: 130041

Ion	Ratio	Lower	Upper
117	100		
201	105.3	73.4	110.0
199	68.0	45.9	68.9

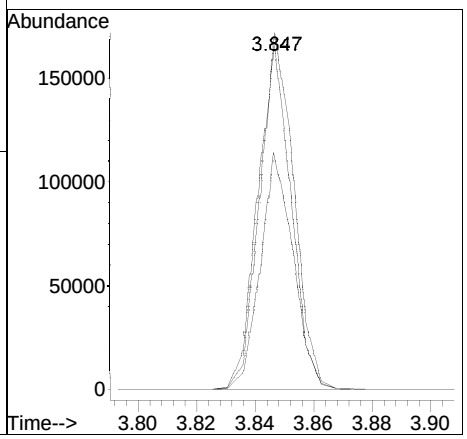

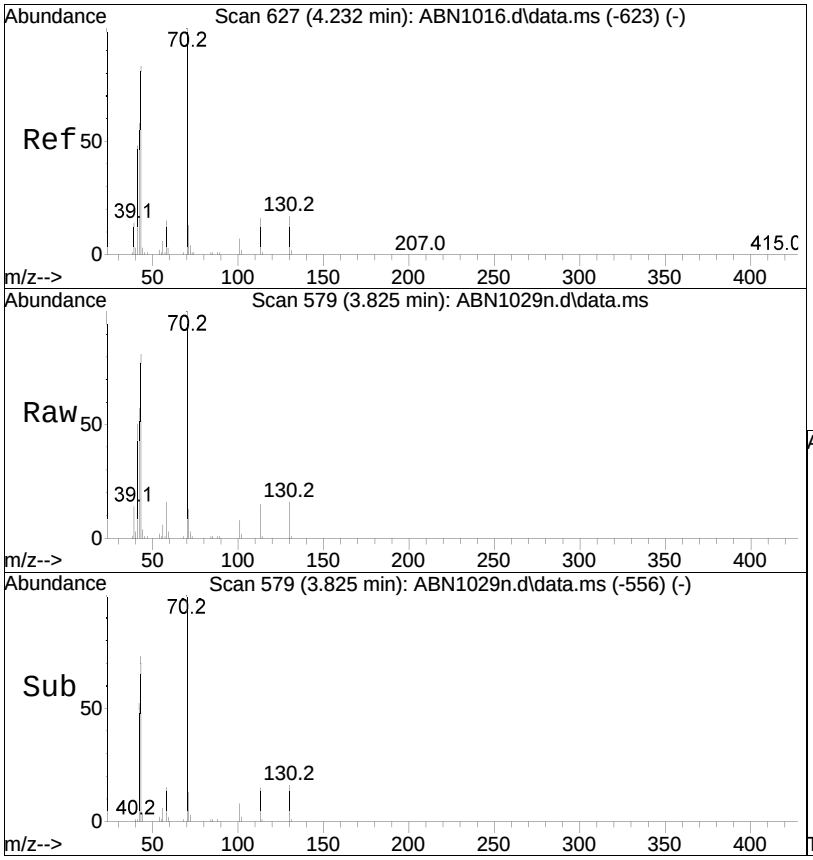

#17
n-Nitrosodi-n-propylamine
Concen: 47.37 ug/ml
RT: 3.825 min Scan# 579
Delta R.T. 0.000 min
Lab File: ABN1029n.d
Acq: 29 Oct 2020 8:15 pm

Tgt Ion: 70 Resp: 171689

Ion	Ratio	Lower	Upper
70	100		
130	16.2	17.1	25.7#
101	7.5	7.0	10.4

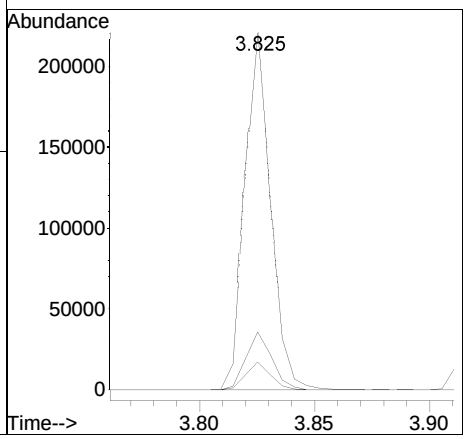

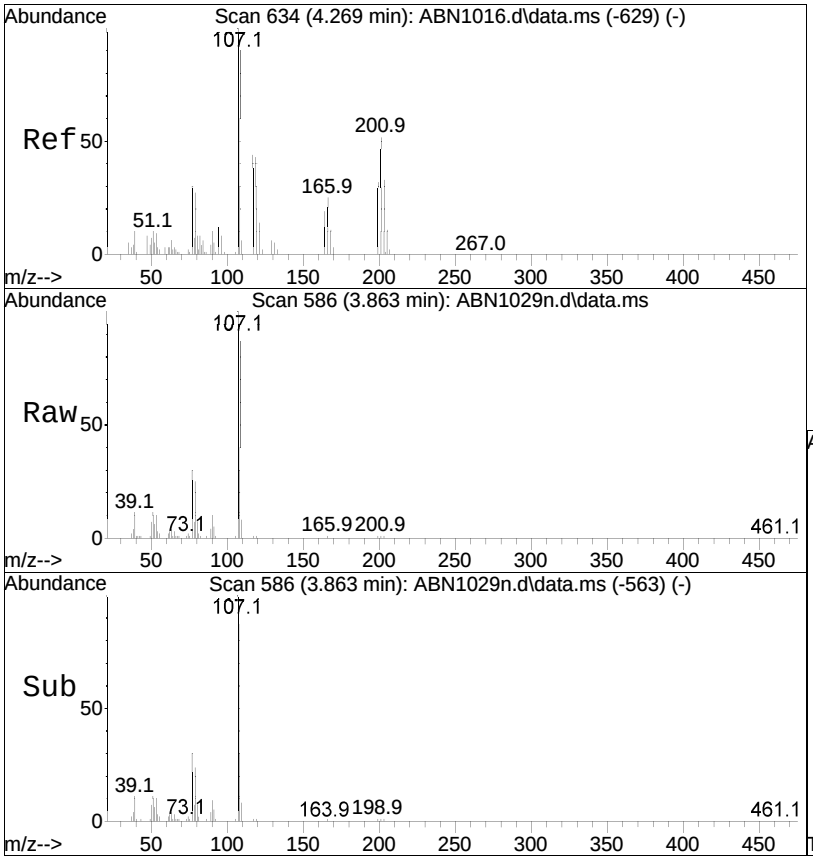

#18
3-Methylphenol/4-Methylphenol
Concen: 47.15 ug/ml
RT: 3.863 min Scan# 586
Delta R.T. 0.000 min
Lab File: ABN1029n.d
Acq: 29 Oct 2020 8:15 pm

Tgt Ion:108 Resp: 245484

Ion	Ratio	Lower	Upper
108	100		
107	111.7	88.2	132.2
90	10.8	8.5	12.7

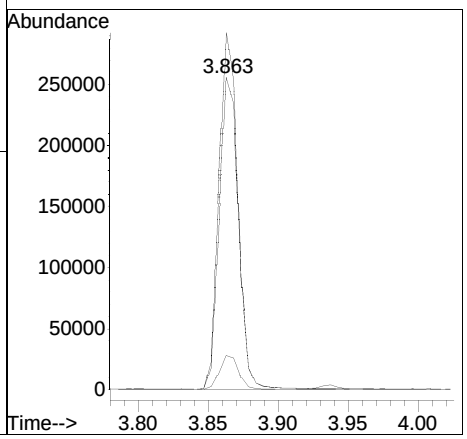

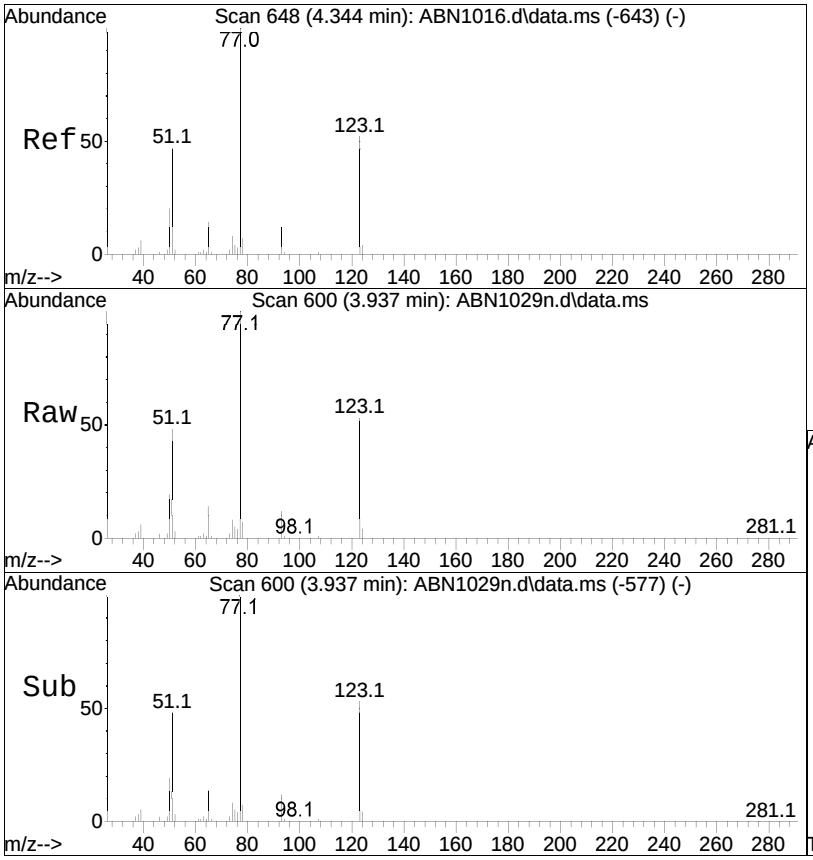

#20
Nitrobenzene
Concen: 45.77 ug/ml
RT: 3.937 min Scan# 600
Delta R.T. 0.000 min
Lab File: ABN1029n.d
Acq: 29 Oct 2020 8:15 pm

Tgt Ion: 77 Resp: 252307

Ion	Ratio	Lower	Upper
77	100		
123	49.6	39.5	59.3
65	13.6	11.0	16.6

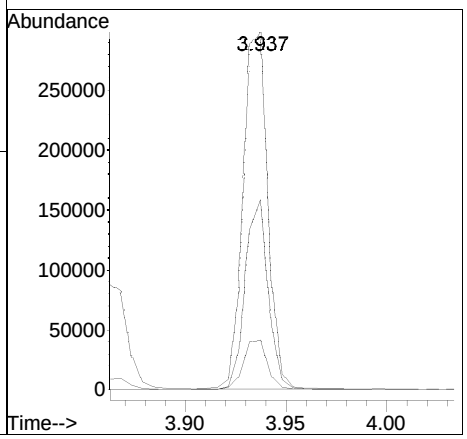

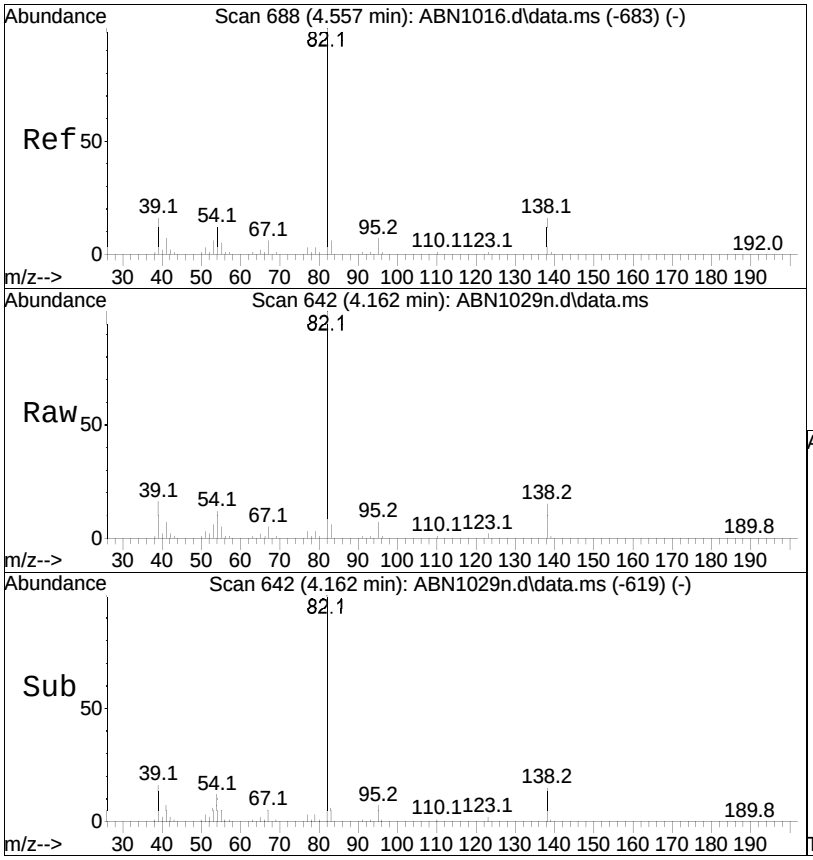

#21
Isophorone
Concen: 47.23 ug/ml
RT: 4.162 min Scan# 642
Delta R.T. 0.000 min
Lab File: ABN1029n.d
Acq: 29 Oct 2020 8:15 pm

Tgt Ion: 82 Resp: 451681

Ion	Ratio	Lower	Upper
82	100		
138	14.6	13.9	20.9
95	6.3	5.1	7.7

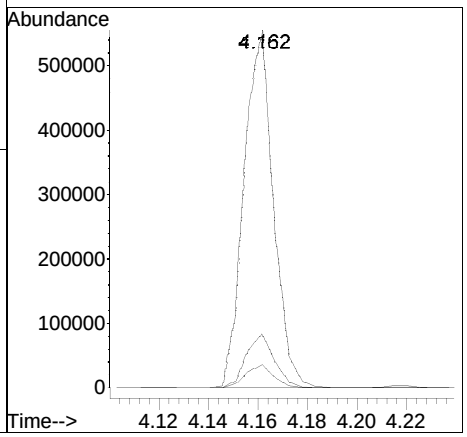

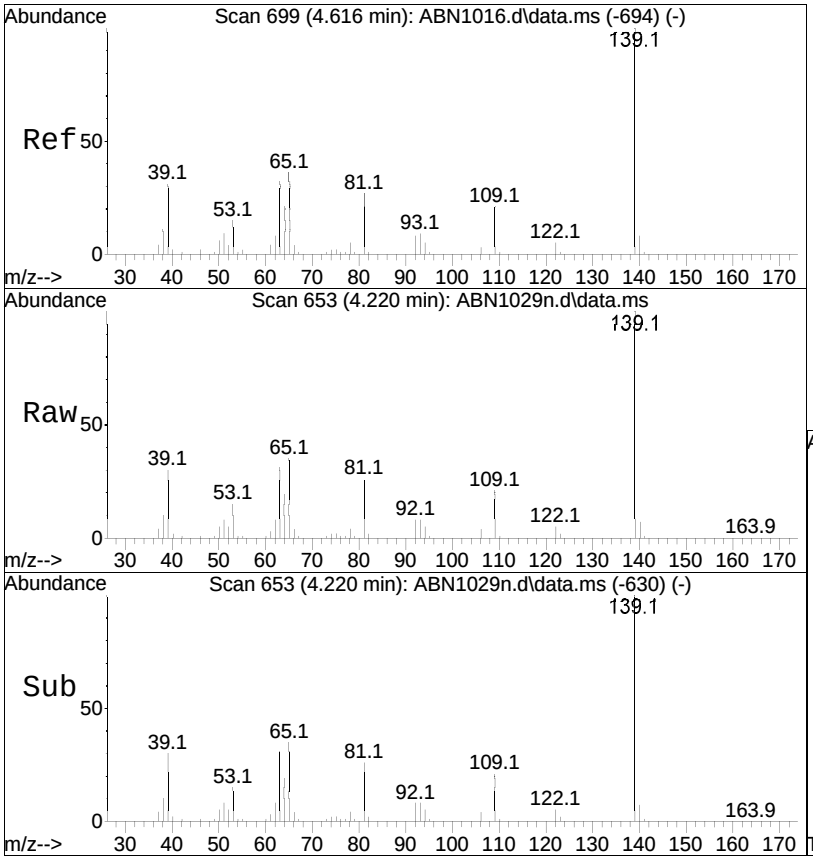

#22
2-Nitrophenol
Concen: 51.19 ug/ml
RT: 4.220 min Scan# 653
Delta R.T. 0.000 min
Lab File: ABN1029n.d
Acq: 29 Oct 2020 8:15 pm

Tgt Ion:139 Resp: 161658

Ion	Ratio	Lower	Upper
139	100		
109	21.6	17.2	25.8
65	38.6	33.8	50.6

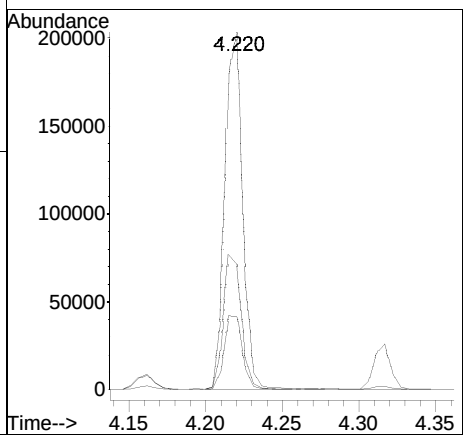

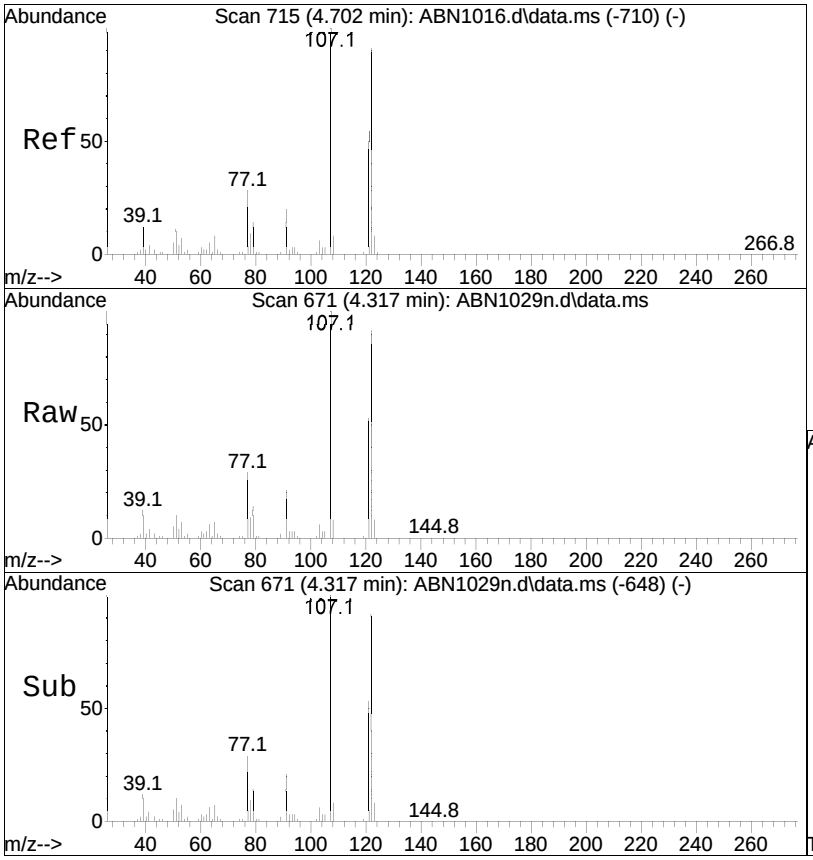

#23
2,4-Dimethylphenol
Concen: 47.75 ug/ml
RT: 4.317 min Scan# 671
Delta R.T. 0.000 min
Lab File: ABN1029n.d
Acq: 29 Oct 2020 8:15 pm

Tgt Ion:107 Resp: 242681

Ion	Ratio	Lower	Upper
107	100		
121	52.4	41.2	61.8
122	90.6	72.5	108.7

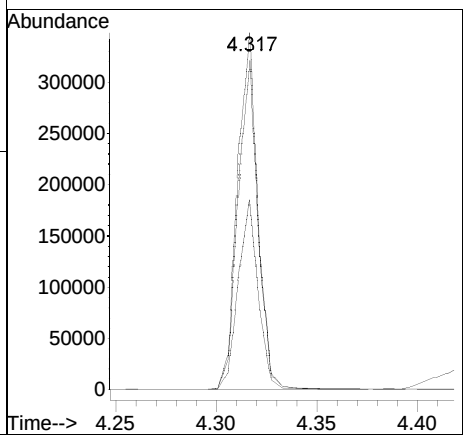

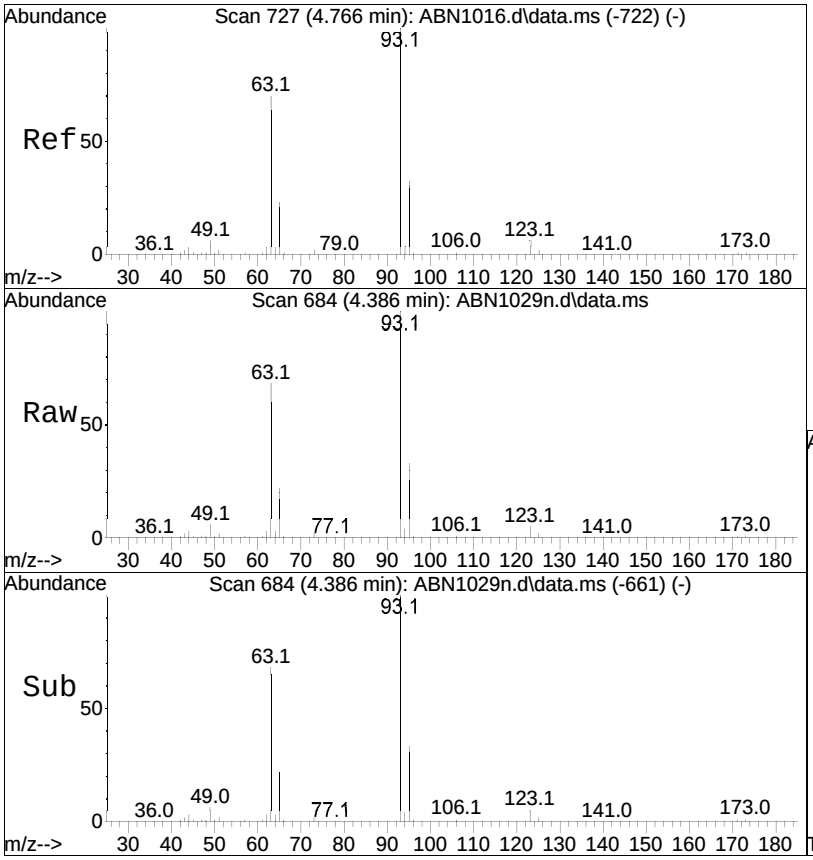

#24
Bis(2-chloroethoxy)methane
Concen: 46.70 ug/ml
RT: 4.386 min Scan# 684
Delta R.T. 0.000 min
Lab File: ABN1029n.d
Acq: 29 Oct 2020 8:15 pm

Tgt Ion: 93 Resp: 292215

Ion	Ratio	Lower	Upper
93	100		
95	33.3	26.8	40.2
123	5.5	8.7	13.1#

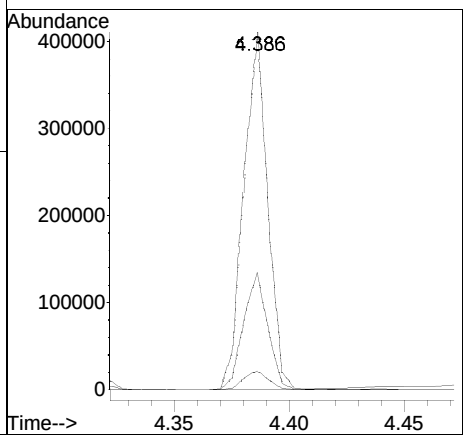

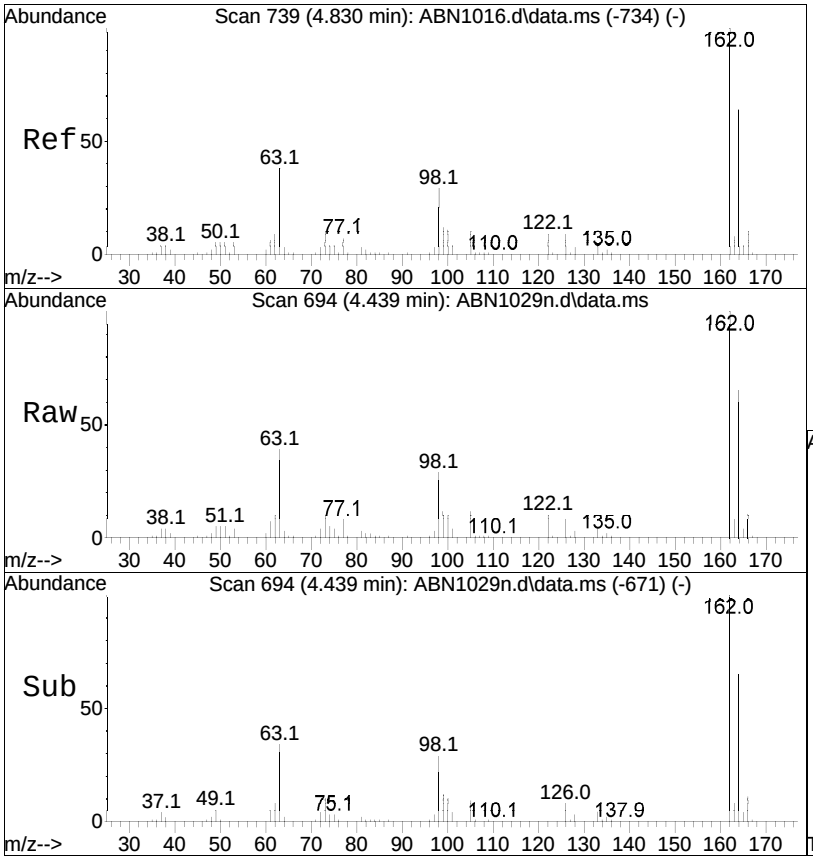

#25
2,4-Dichlorophenol
Concen: 48.99 ug/ml
RT: 4.439 min Scan# 694
Delta R.T. 0.000 min
Lab File: ABN1029n.d
Acq: 29 Oct 2020 8:15 pm

Tgt Ion:162 Resp: 262176

Ion	Ratio	Lower	Upper
162	100		
164	64.8	51.8	77.8
98	29.9	25.0	37.4

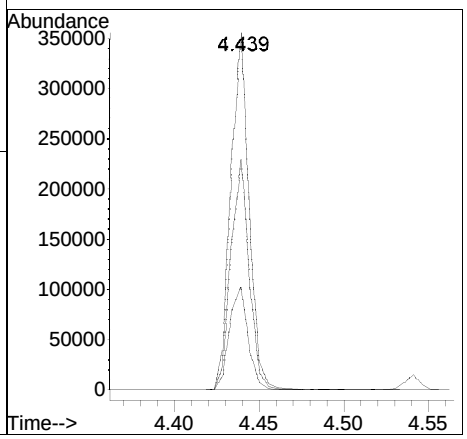

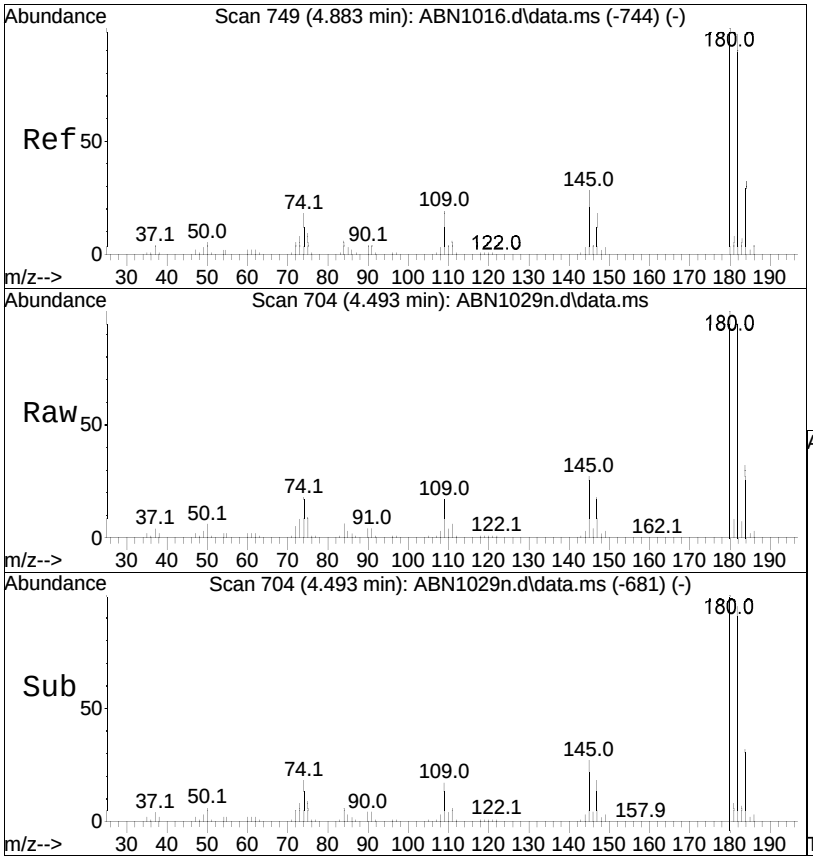

#26
1,2,4-Trichlorobenzene
Concen: 45.52 ug/ml
RT: 4.493 min Scan# 704
Delta R.T. 0.000 min
Lab File: ABN1029n.d
Acq: 29 Oct 2020 8:15 pm

Tgt Ion:180 Resp: 286860

Ion	Ratio	Lower	Upper
180	100		
182	96.4	77.5	116.3
145	27.3	22.2	33.2

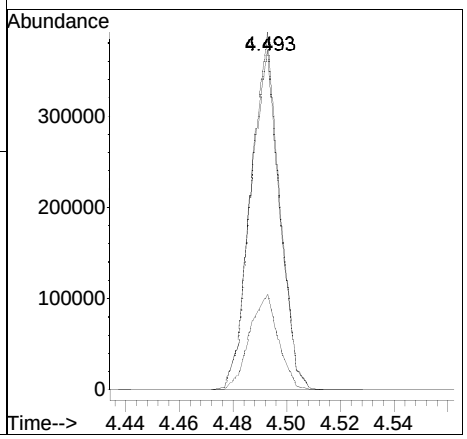

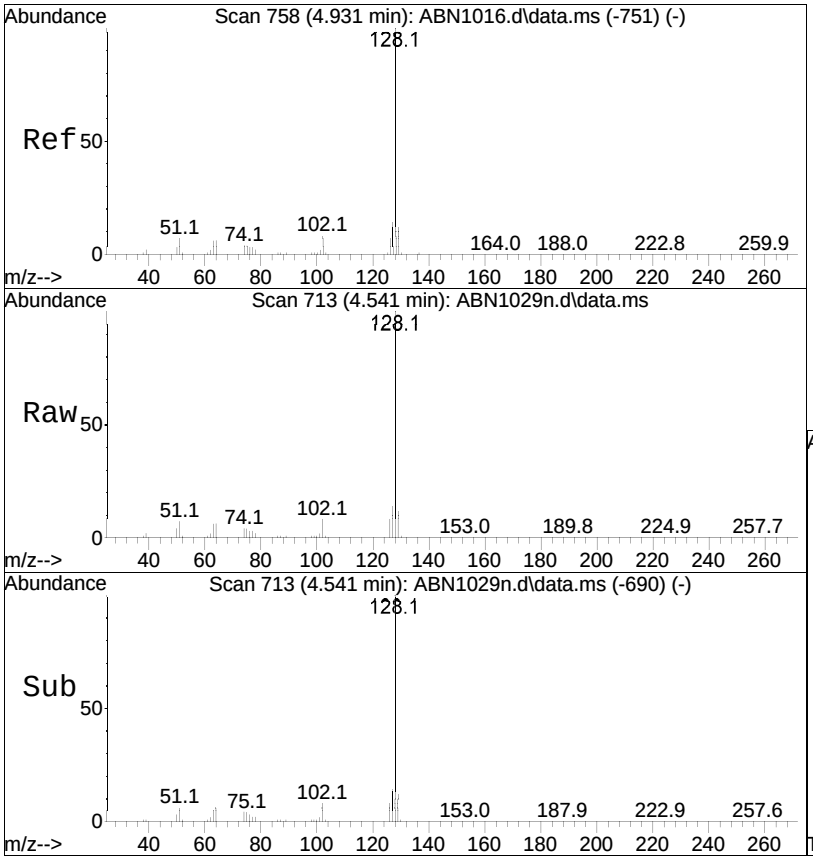

#36
Naphthalene
Concen: 47.10 ug/ml
RT: 4.541 min Scan# 713
Delta R.T. 0.000 min
Lab File: ABN1029n.d
Acq: 29 Oct 2020 8:15 pm

Tgt Ion:128 Resp: 758397

Ion	Ratio	Lower	Upper
128	100		
129	11.5	9.0	13.6
127	14.0	11.3	16.9

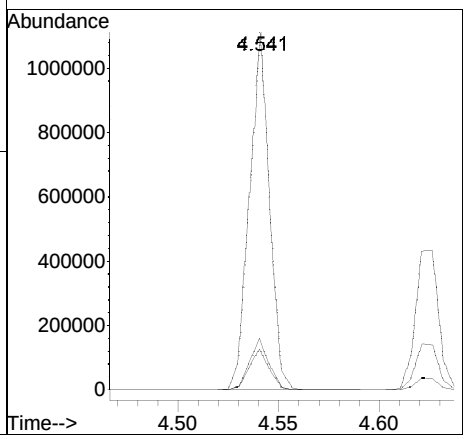

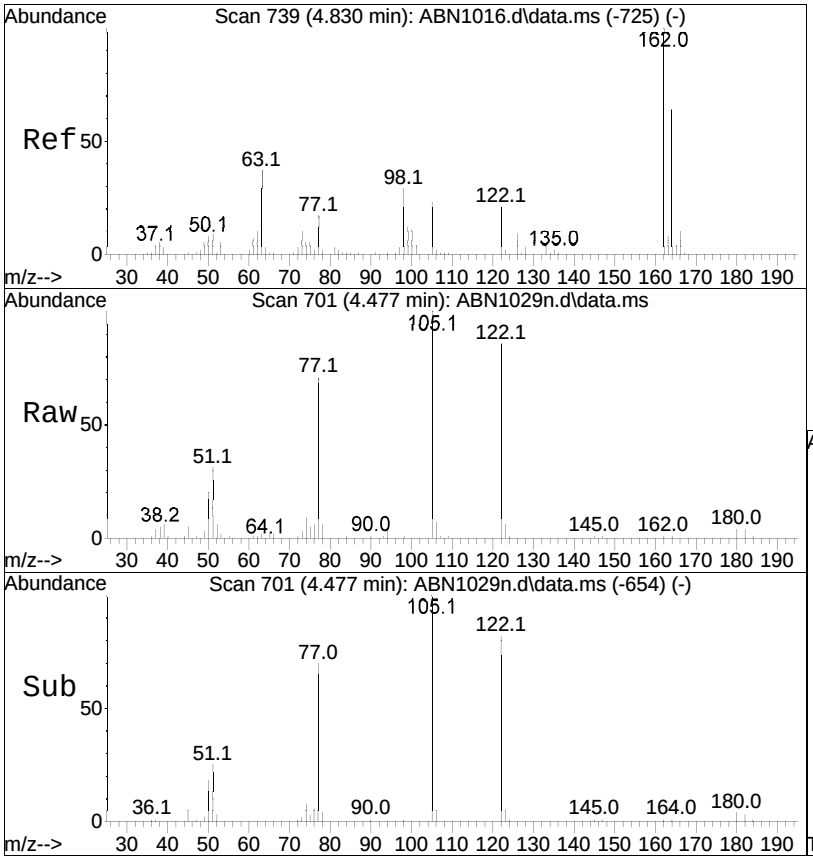

#37
Benzoic Acid
Concen: 52.77 ug/ml
RT: 4.477 min Scan# 701
Delta R.T. 0.000 min
Lab File: ABN1029n.d
Acq: 29 Oct 2020 8:15 pm

Tgt Ion:105 Resp: 217912

Ion	Ratio	Lower	Upper
105	100		
122	86.5	2158.8	3238.2#
77	70.7	747.4	1121.0#

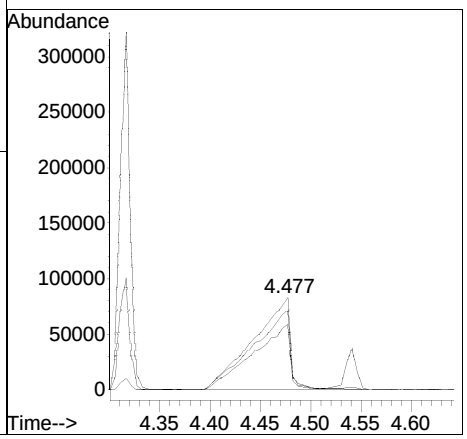

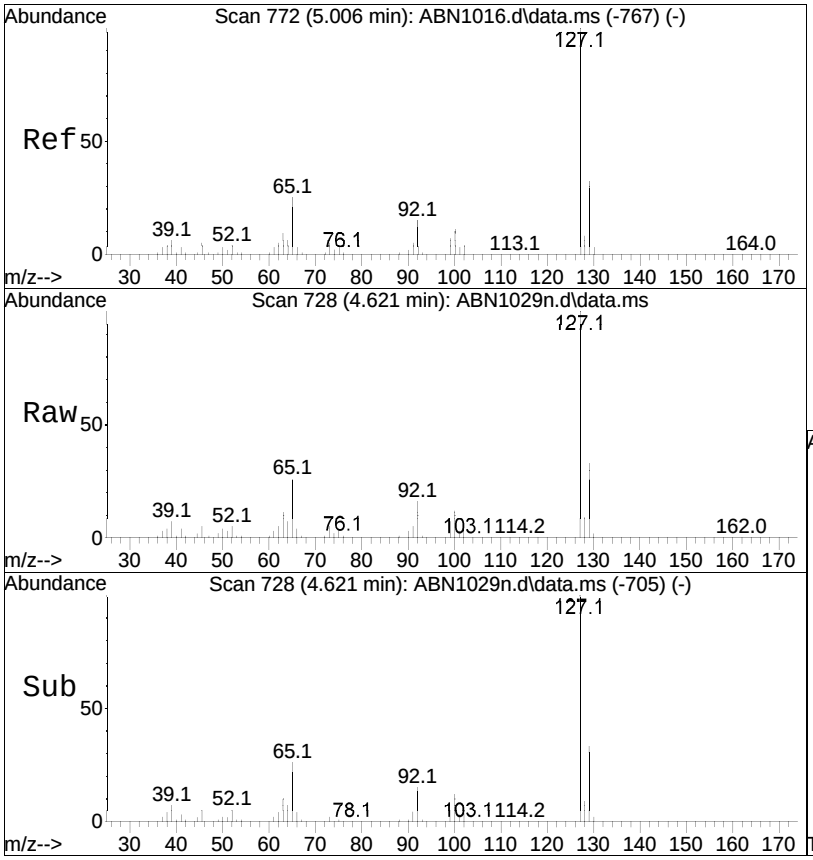

#38
4-Chloroaniline
Concen: 42.84 ug/ml
RT: 4.621 min Scan# 728
Delta R.T. 0.000 min
Lab File: ABN1029n.d
Acq: 29 Oct 2020 8:15 pm

Tgt Ion: 65 Resp: 85381

Ion	Ratio	Lower	Upper
65	100		
127	408.7	302.2	453.2
129	133.0	97.8	146.8

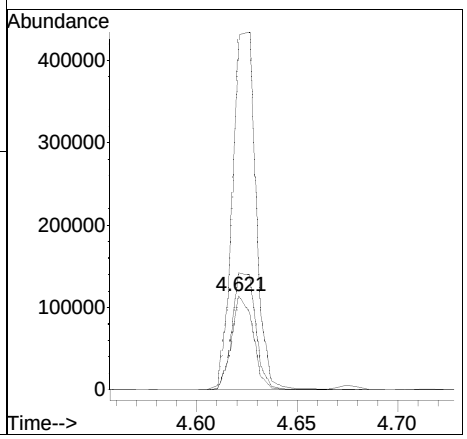

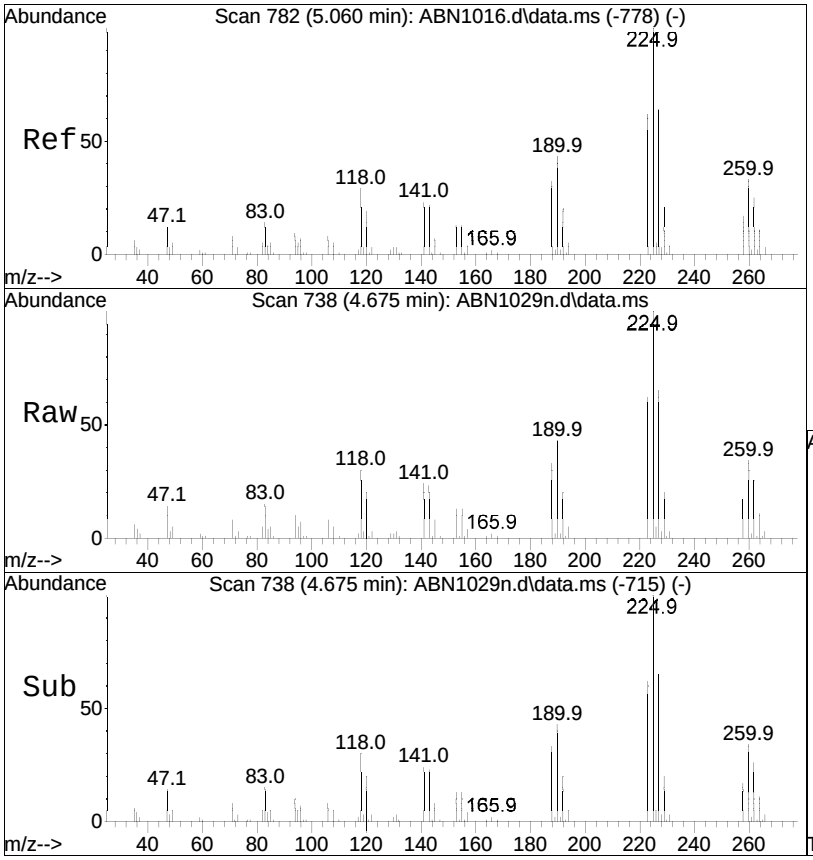

#39
Hexachlorobutadiene
Concen: 51.24 ug/ml
RT: 4.675 min Scan# 738
Delta R.T. 0.000 min
Lab File: ABN1029n.d
Acq: 29 Oct 2020 8:15 pm

Tgt Ion:225 Resp: 175843

Ion	Ratio	Lower	Upper
225	100		
223	62.4	50.0	75.0
227	65.8	51.8	77.6

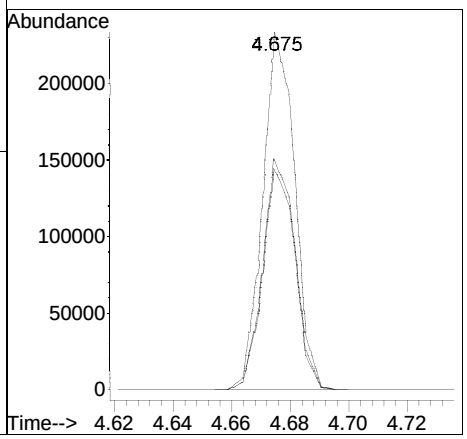

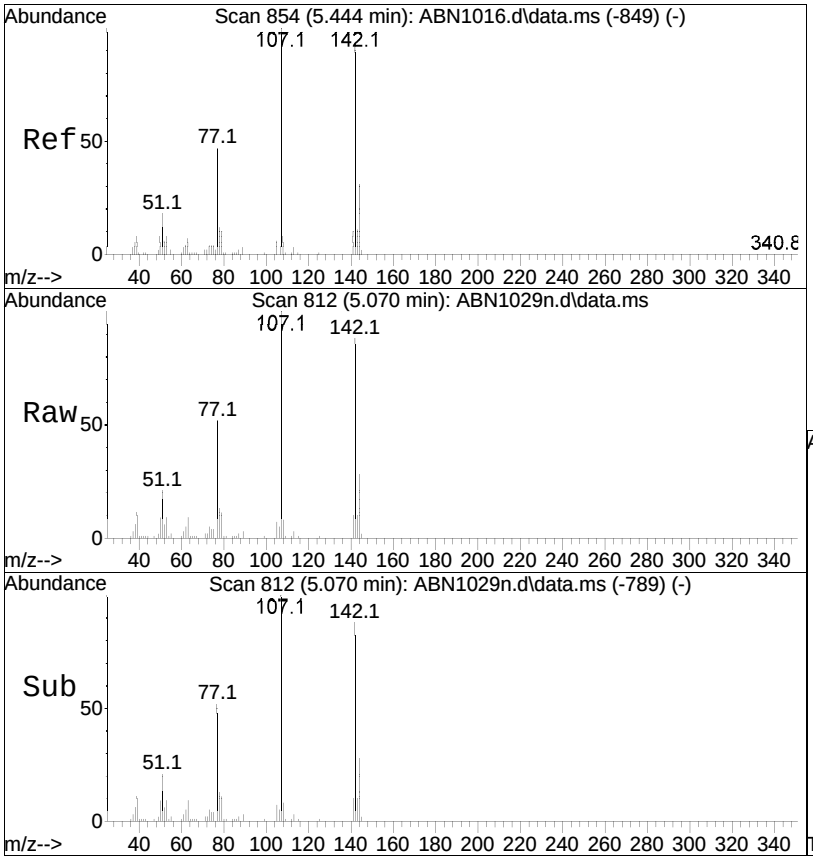

#40
p-Chloro-m-cresol
Concen: 48.87 ug/ml
RT: 5.070 min Scan# 812
Delta R.T. 0.000 min
Lab File: ABN1029n.d
Acq: 29 Oct 2020 8:15 pm

Tgt Ion:107 Resp: 226265

Ion	Ratio	Lower	Upper
107	100		
144	29.9	23.3	34.9
142	90.6	72.7	109.1

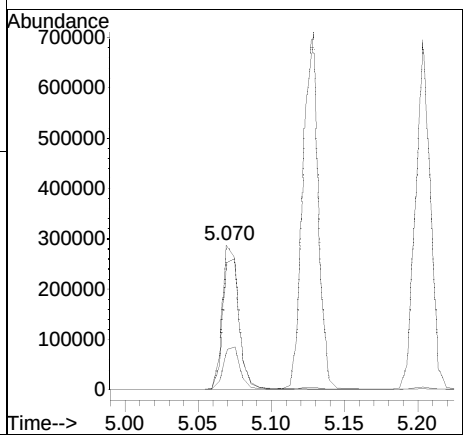

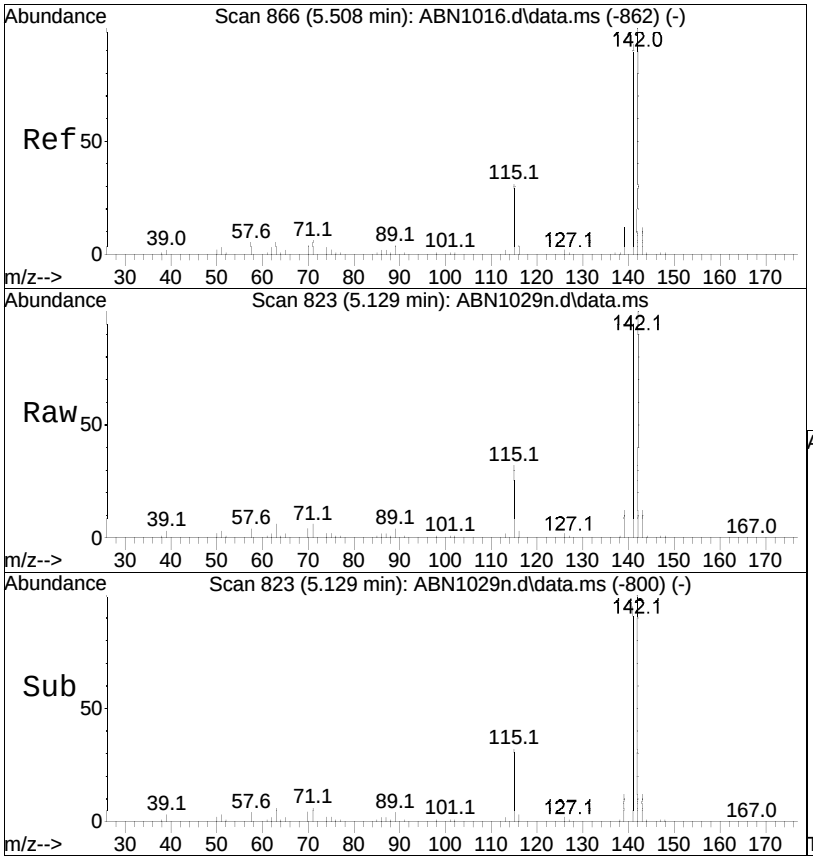

#41
2-Methylnaphthalene
Concen: 45.85 ug/ml
RT: 5.129 min Scan# 823
Delta R.T. 0.000 min
Lab File: ABN1029n.d
Acq: 29 Oct 2020 8:15 pm

Tgt Ion:142 Resp: 524900

Ion	Ratio	Lower	Upper
142	100		
141	94.3	69.5	104.3
115	32.2	25.4	38.2

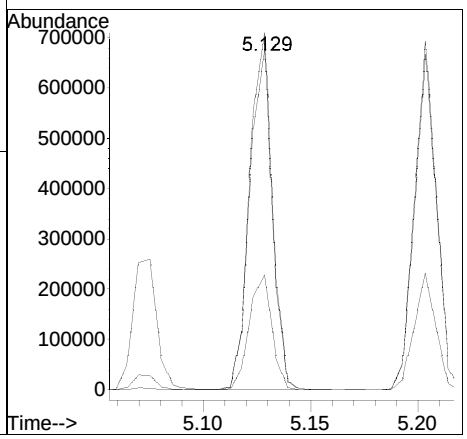

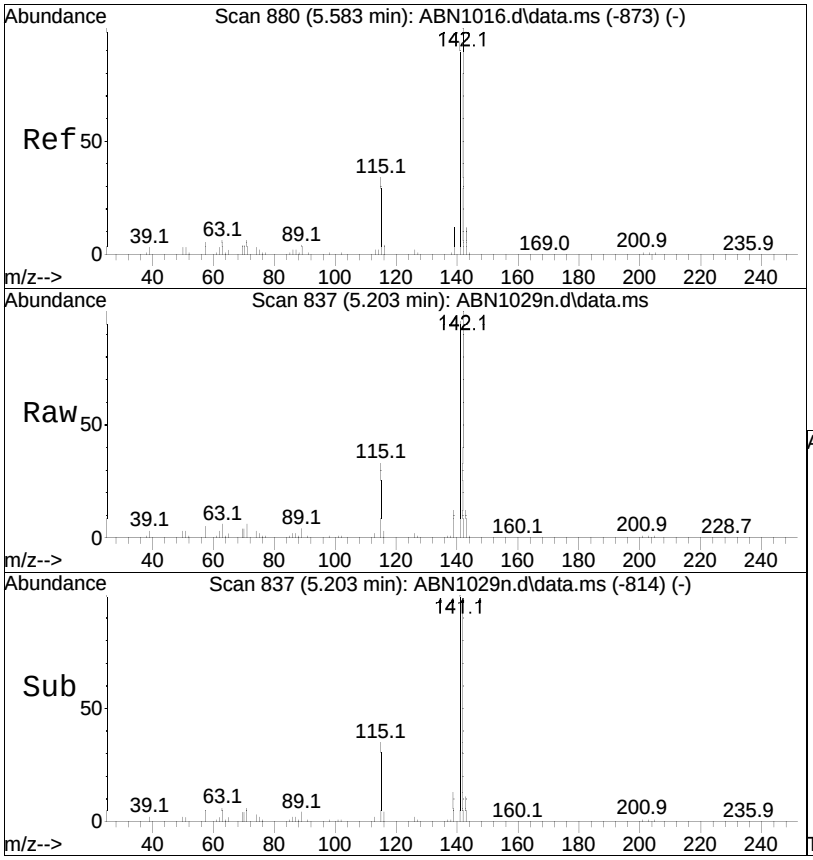

#42
1-Methylnaphthalene
Concen: 44.58 ug/ml
RT: 5.203 min Scan# 837
Delta R.T. 0.000 min
Lab File: ABN1029n.d
Acq: 29 Oct 2020 8:15 pm

Tgt Ion:115 Resp: 162423

Ion	Ratio	Lower	Upper
115	100		
141	290.6	218.1	327.1
142	302.8	245.3	367.9

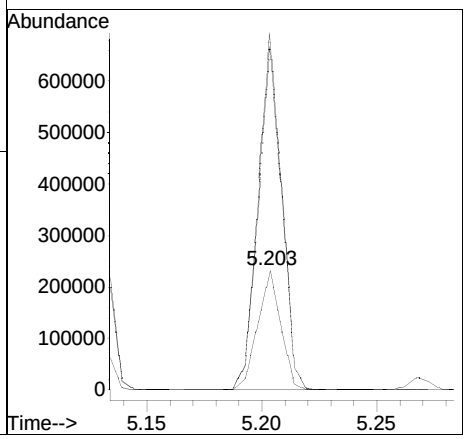

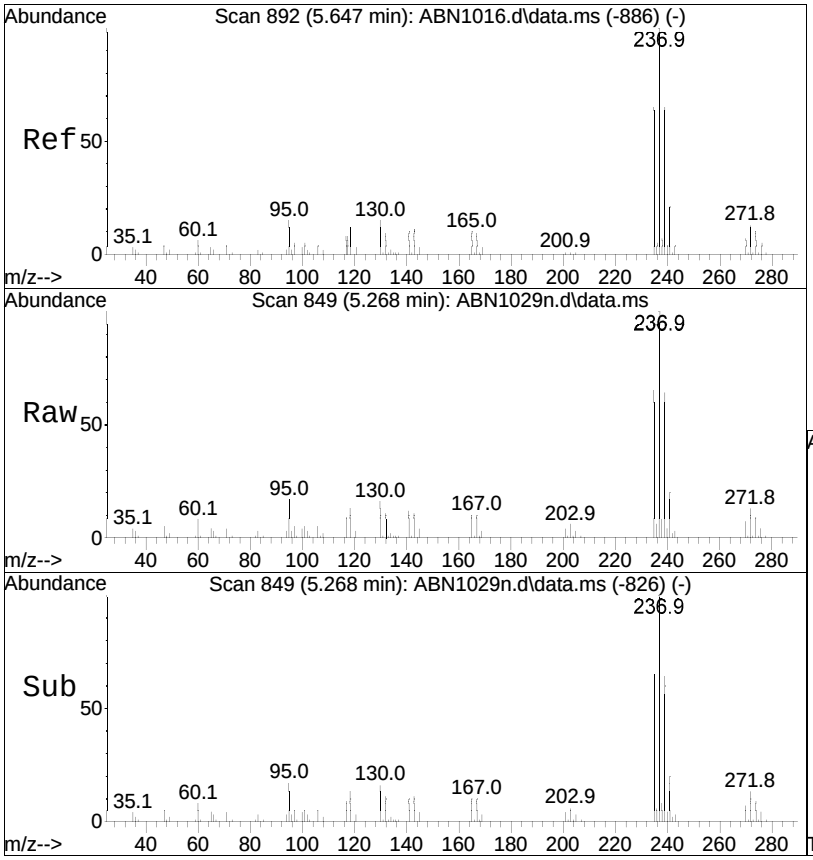

#43
Hexachlorocyclopentadiene
Concen: 32.82 ug/ml
RT: 5.268 min Scan# 849
Delta R.T. 0.000 min
Lab File: ABN1029n.d
Acq: 29 Oct 2020 8:15 pm

Tgt Ion:237 Resp: 157044

Ion	Ratio	Lower	Upper
237	100		
235	63.6	49.9	74.9
272	13.4	11.4	17.2

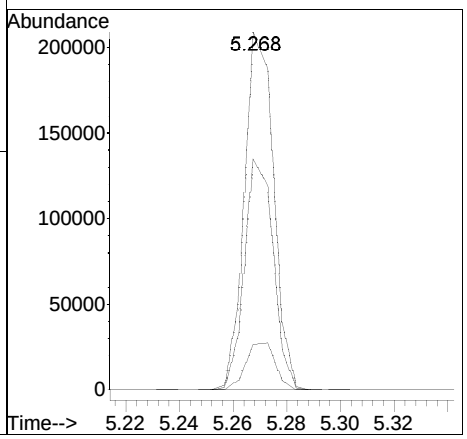

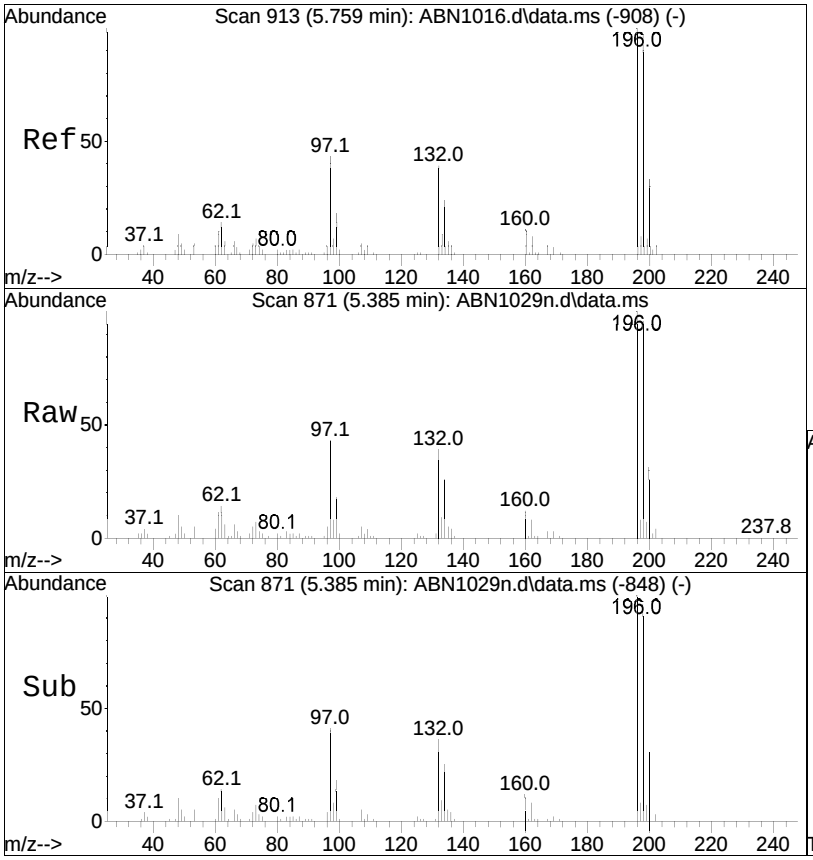

#44
2,4,6-Trichlorophenol
Concen: 49.54 ug/ml
RT: 5.385 min Scan# 871
Delta R.T. 0.000 min
Lab File: ABN1029n.d
Acq: 29 Oct 2020 8:15 pm

Tgt Ion:196 Resp: 200876

Ion	Ratio	Lower	Upper
196	100		
198	98.1	77.0	115.6
200	31.7	25.0	37.6

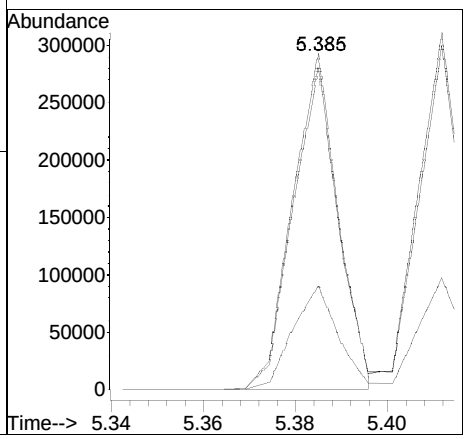

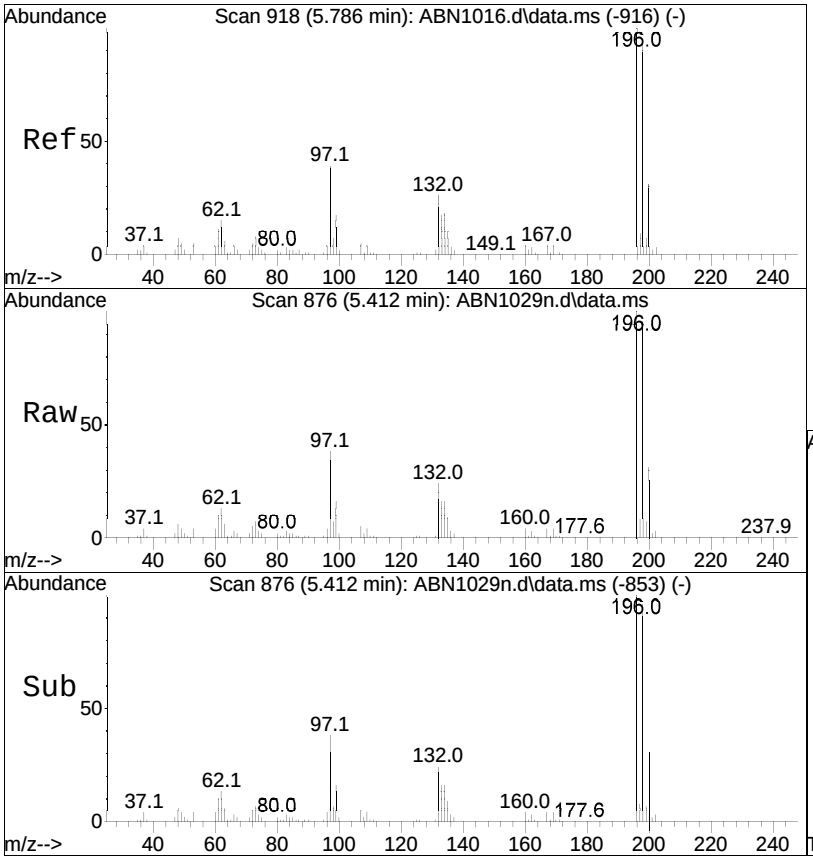

#45
2,4,5-Trichlorophenol
Concen: 50.57 ug/ml
RT: 5.412 min Scan# 876
Delta R.T. 0.000 min
Lab File: ABN1029n.d
Acq: 29 Oct 2020 8:15 pm

Tgt Ion:196 Resp: 224811

Ion	Ratio	Lower	Upper
196	100		
200	31.1	24.9	37.3
198	93.1	78.5	117.7

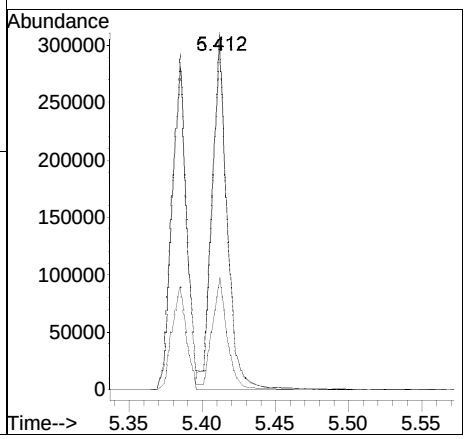

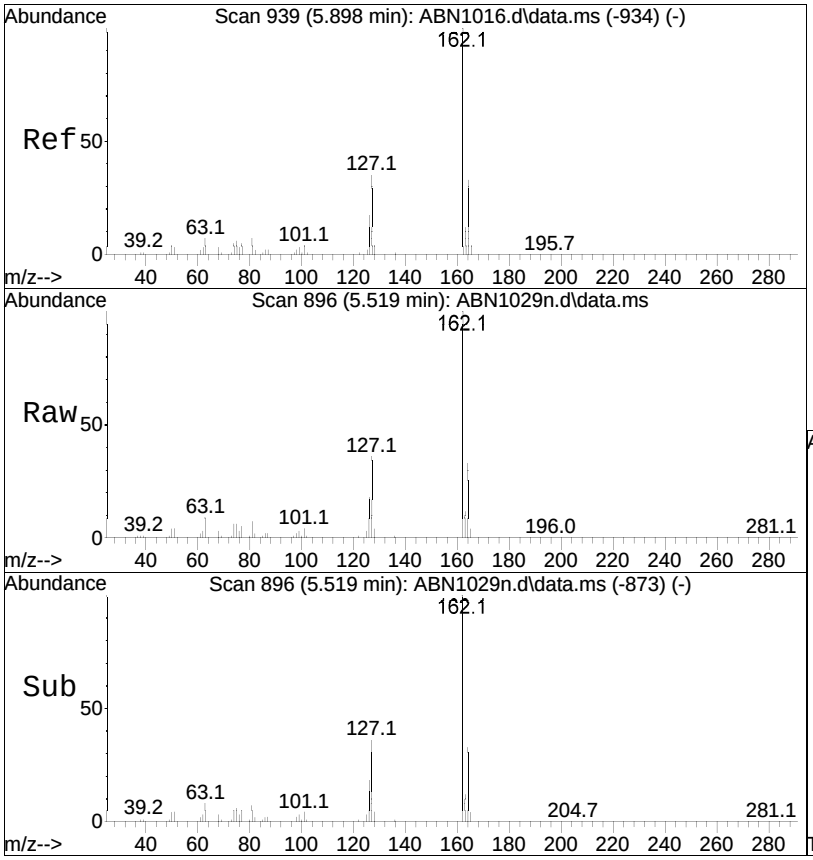

#47
2-Chloronaphthalene
Concen: 46.51 ug/ml
RT: 5.519 min Scan# 896
Delta R.T. 0.000 min
Lab File: ABN1029n.d
Acq: 29 Oct 2020 8:15 pm

Tgt Ion:162 Resp: 543032

Ion	Ratio	Lower	Upper
162	100		
127	34.9	28.0	42.0
164	32.9	26.6	39.8

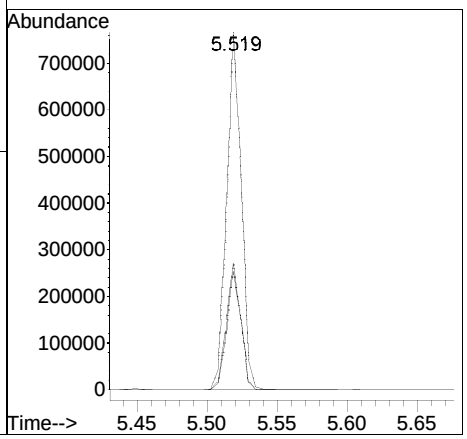

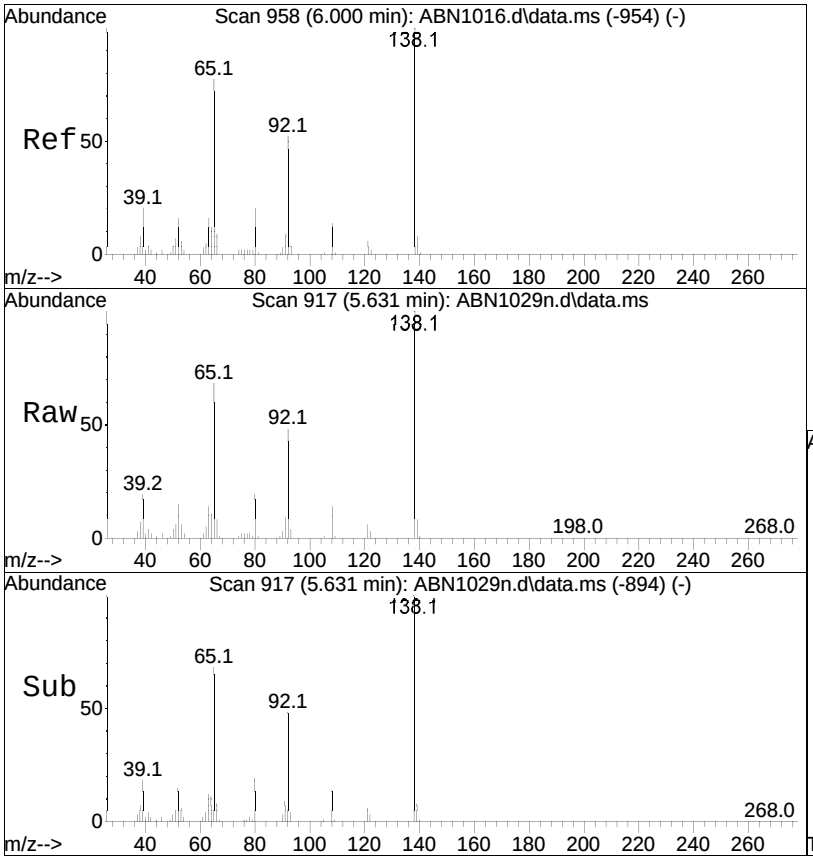

#48
2-Nitroaniline
Concen: 50.68 ug/ml
RT: 5.631 min Scan# 917
Delta R.T. 0.000 min
Lab File: ABN1029n.d
Acq: 29 Oct 2020 8:15 pm

Tgt Ion:138 Resp: 198107

Ion	Ratio	Lower	Upper
138	100		
92	49.0	41.7	62.5
65	71.4	61.5	92.3

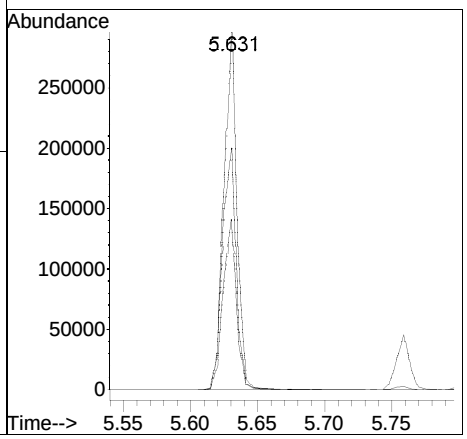

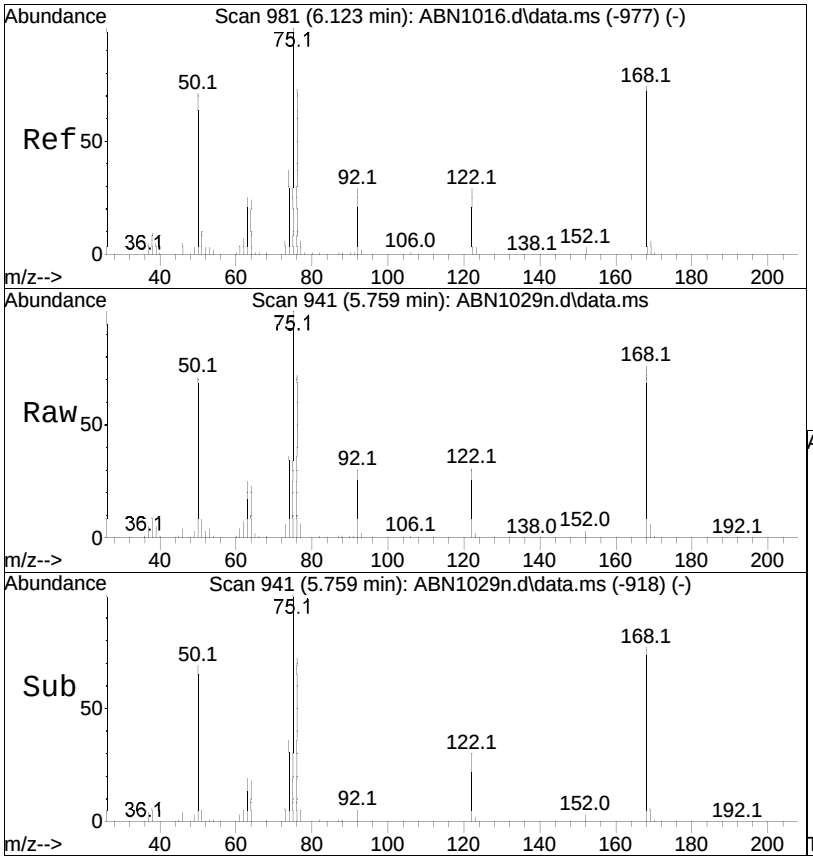

#49
1,4-Dinitrobenzene
Concen: 46.99 ug/ml
RT: 5.759 min Scan# 941
Delta R.T. 0.000 min
Lab File: ABN1029n.d
Acq: 29 Oct 2020 8:15 pm

Tgt Ion:168 Resp: 78905

Ion	Ratio	Lower	Upper
168	100		
75	135.2	102.0	153.0

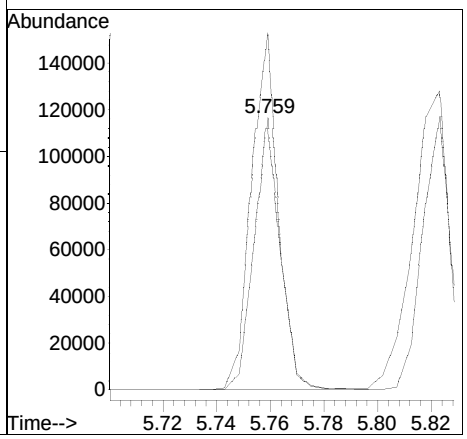

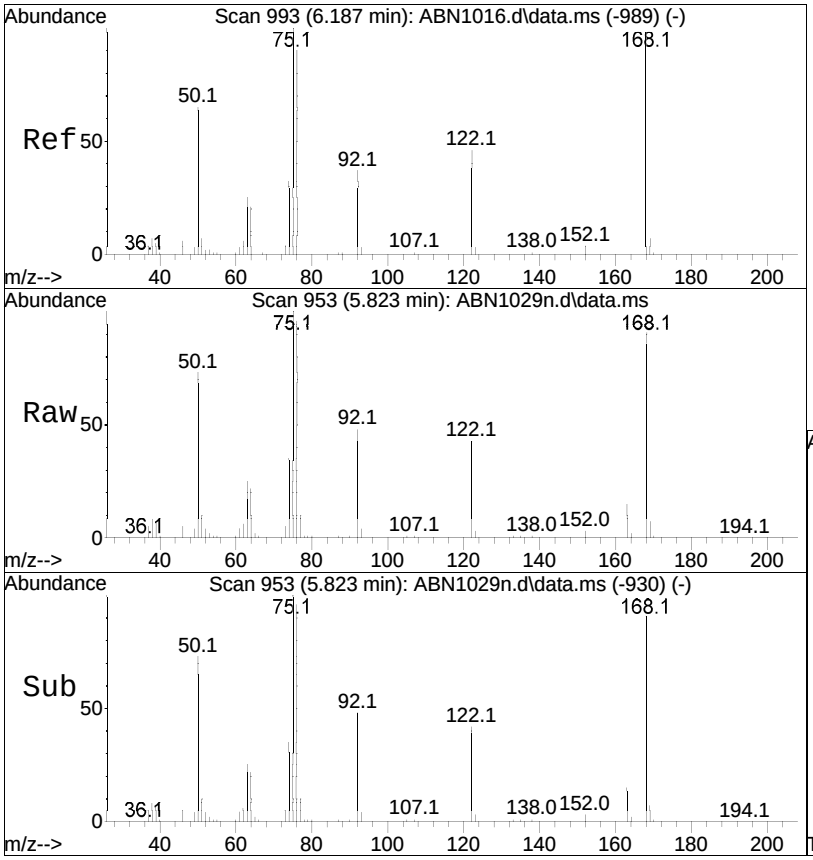

#50
1,3-Dinitrobenzene
Concen: 46.12 ug/ml
RT: 5.823 min Scan# 953
Delta R.T. 0.000 min
Lab File: ABN1029n.d
Acq: 29 Oct 2020 8:15 pm

Tgt Ion:168 Resp: 86873

Ion	Ratio	Lower	Upper
168	100		
75	140.5	107.1	160.7

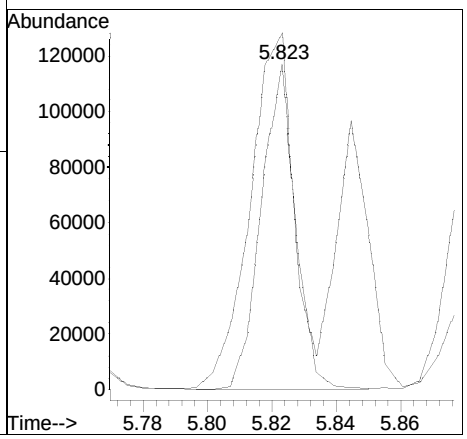

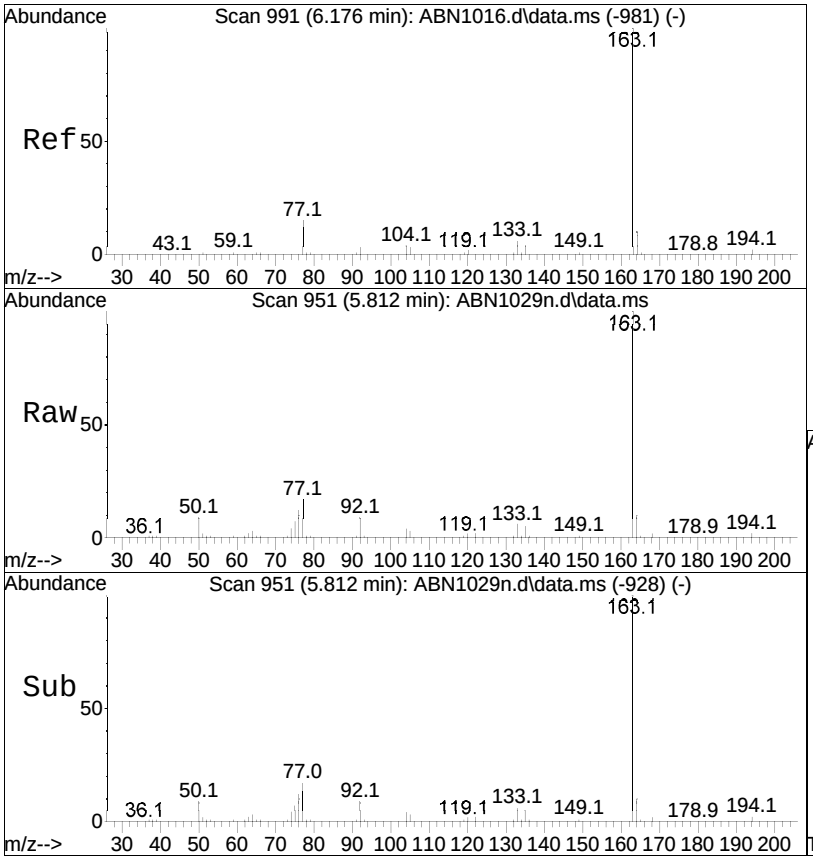

#51
Dimethyl phthalate
Concen: 46.91 ug/ml
RT: 5.812 min Scan# 951
Delta R.T. 0.000 min
Lab File: ABN1029n.d
Acq: 29 Oct 2020 8:15 pm

Tgt Ion:163 Resp: 633668

Ion	Ratio	Lower	Upper
163	100		
194	2.0	3.4	5.2#
164	10.4	8.4	12.6

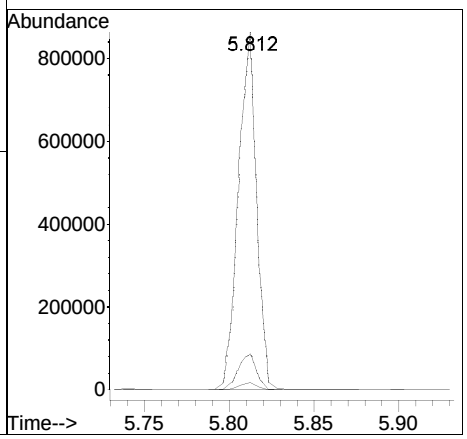

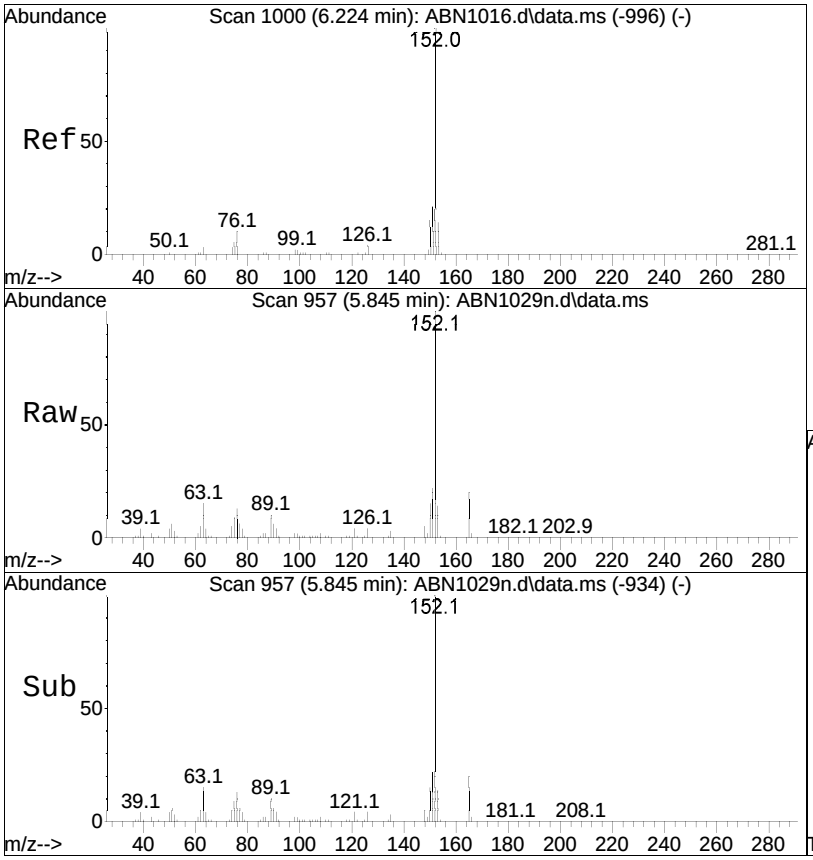

#52
Acenaphthylene
Concen: 48.82 ug/ml
RT: 5.845 min Scan# 957
Delta R.T. 0.000 min
Lab File: ABN1029n.d
Acq: 29 Oct 2020 8:15 pm

Tgt Ion:152 Resp: 865951

Ion	Ratio	Lower	Upper
152	100		
151	21.6	16.7	25.1
153	13.9	11.1	16.7

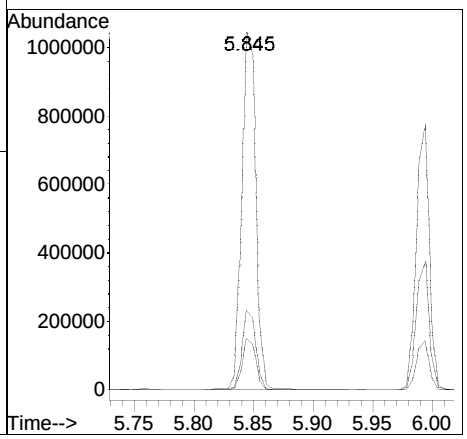

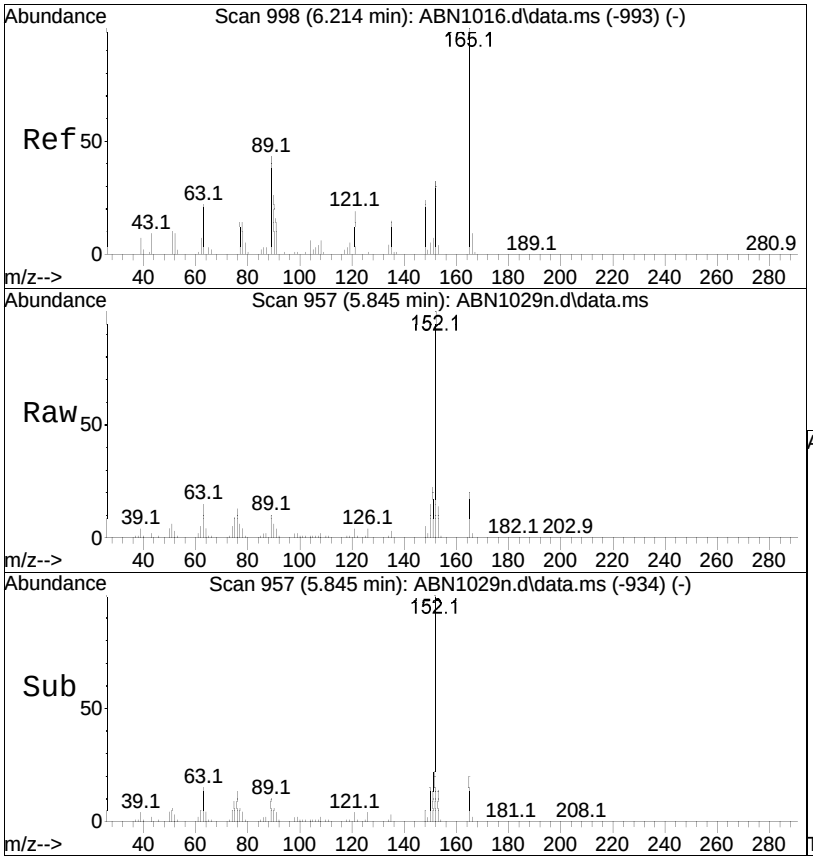

#53
2,6-Dinitrotoluene
Concen: 49.73 ug/ml
RT: 5.845 min Scan# 957
Delta R.T. 0.000 min
Lab File: ABN1029n.d
Acq: 29 Oct 2020 8:15 pm

Tgt Ion:165 Resp: 144562

Ion	Ratio	Lower	Upper
165	100		
89	50.1	43.1	64.7
63	77.0	42.7	64.1#

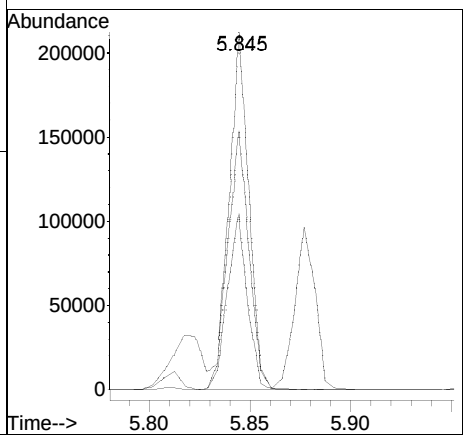

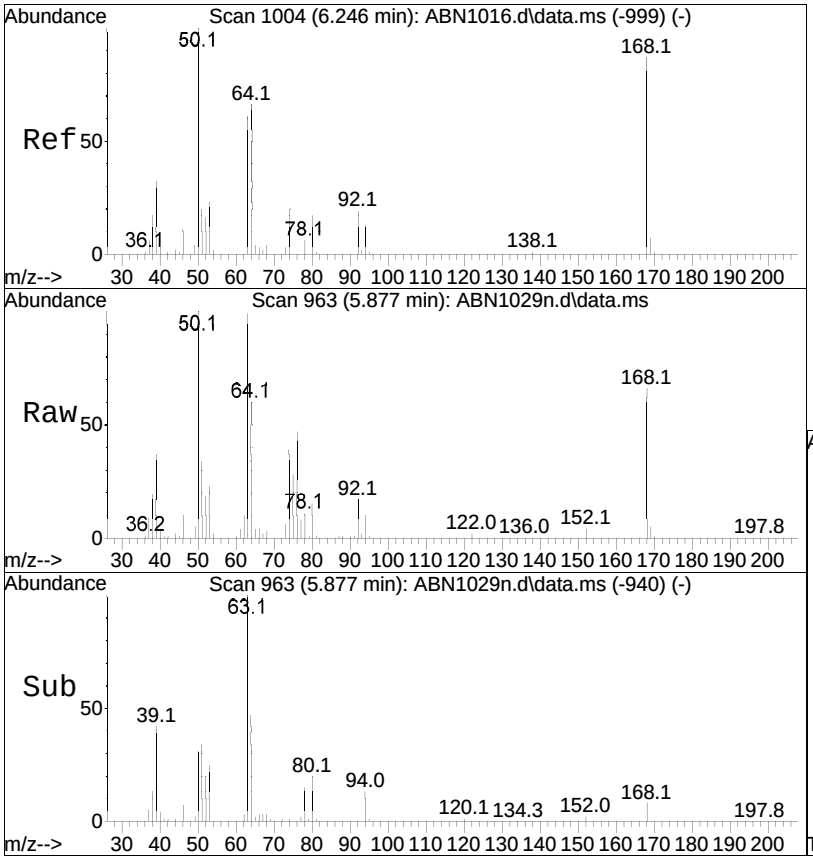

#54
1,2-Dinitrobenzene
Concen: 44.43 ug/ml
RT: 5.877 min Scan# 963
Delta R.T. 0.000 min
Lab File: ABN1029n.d
Acq: 29 Oct 2020 8:15 pm

Tgt Ion:168 Resp: 51608

Ion	Ratio	Lower	Upper
168	100		
75	39.2	92.2	138.2#

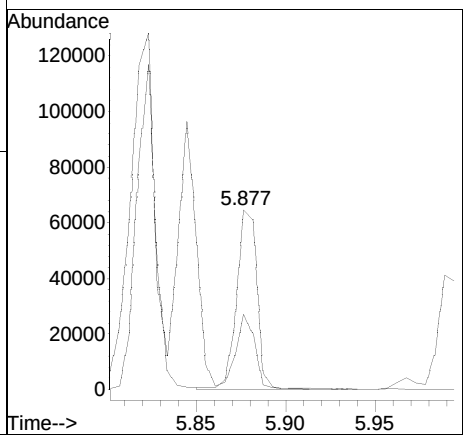

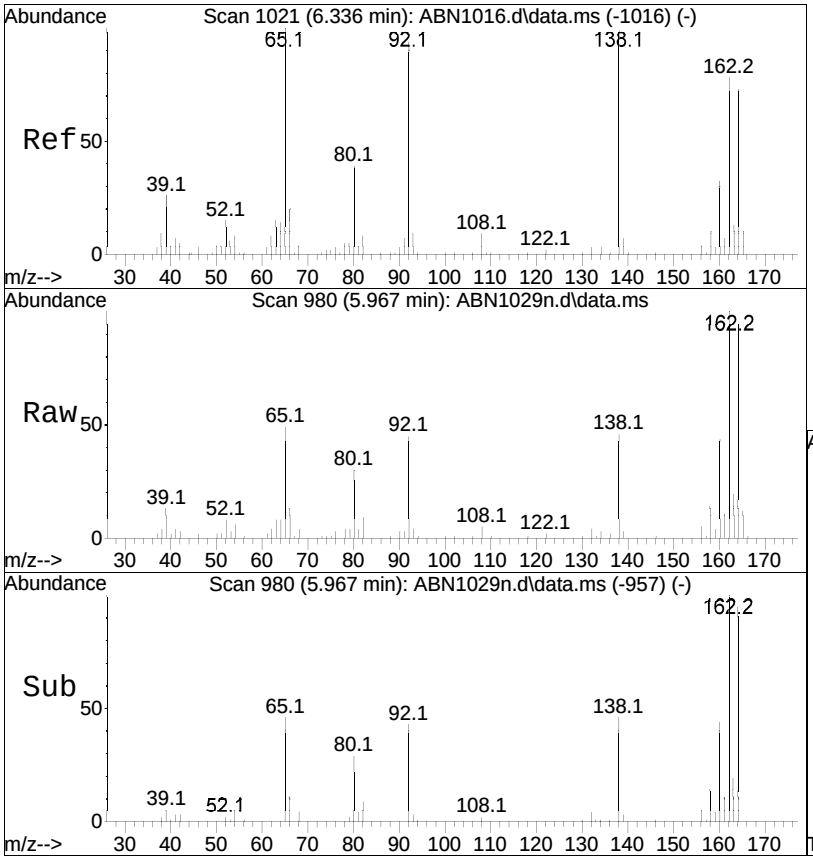

#64
3-Nitroaniline
Concen: 48.70 ug/ml
RT: 5.967 min Scan# 980
Delta R.T. 0.000 min
Lab File: ABN1029n.d
Acq: 29 Oct 2020 8:15 pm

Tgt Ion:138 Resp: 165799

Ion	Ratio	Lower	Upper
138	100		
92	94.2	77.5	116.3
108	11.6	7.0	10.4#

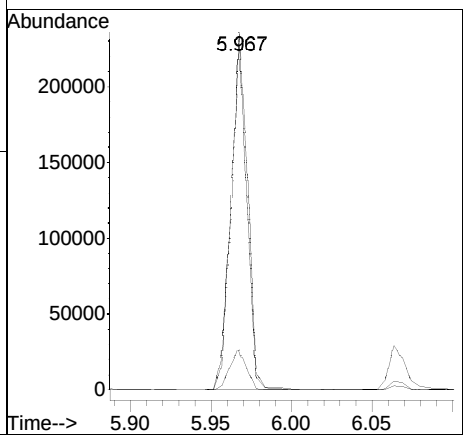

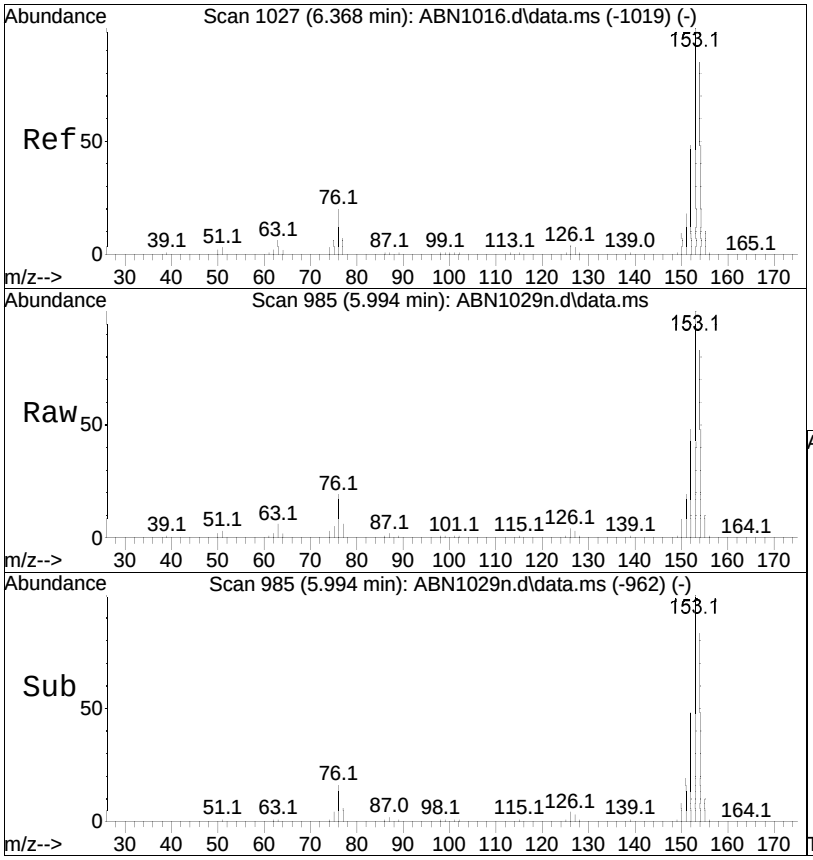

#65
Acenaphthene
Concen: 47.01 ug/ml
RT: 5.994 min Scan# 985
Delta R.T. 0.000 min
Lab File: ABN1029n.d
Acq: 29 Oct 2020 8:15 pm

Tgt Ion:154 Resp: 499560

Ion	Ratio	Lower	Upper
154	100		
153	118.5	89.4	134.0
152	57.8	42.2	63.2

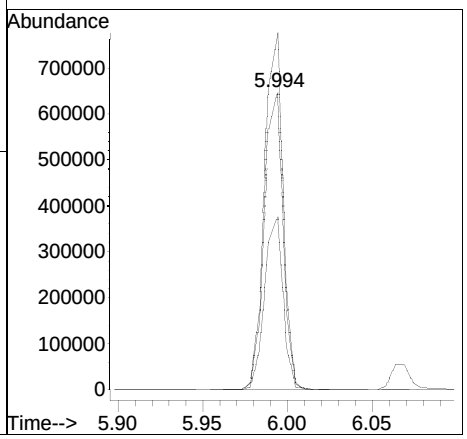

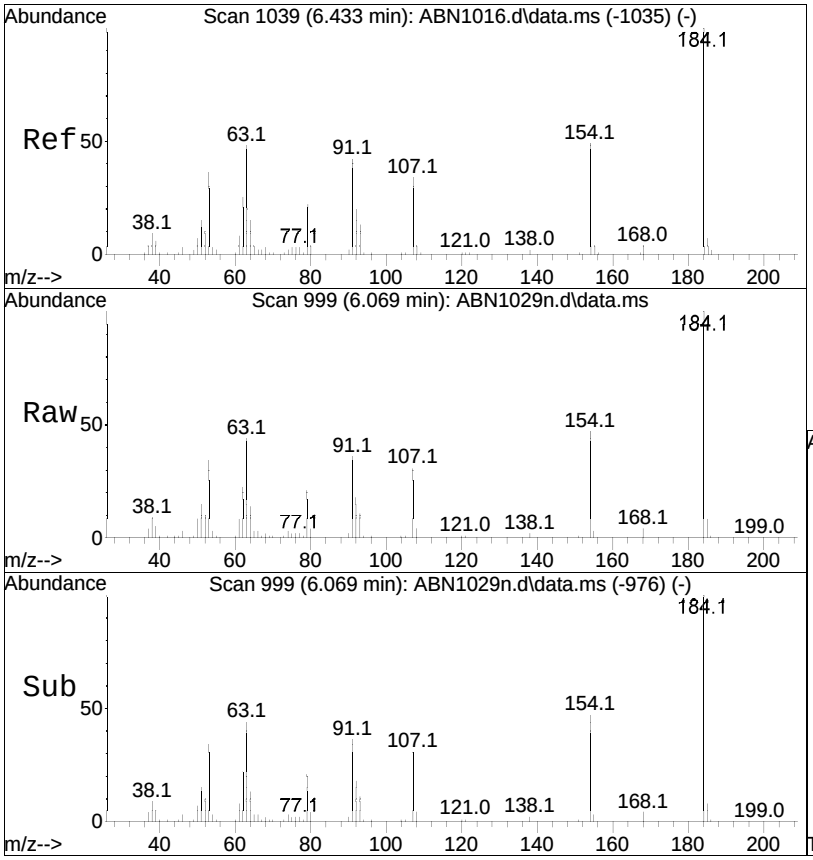

#66
2,4-Dinitrophenol
Concen: 46.29 ug/ml
RT: 6.069 min Scan# 999
Delta R.T. 0.000 min
Lab File: ABN1029n.d
Acq: 29 Oct 2020 8:15 pm

Tgt Ion:184 Resp: 100202

Ion	Ratio	Lower	Upper
184	100		
107	37.2	31.4	47.2
91	44.3	37.2	55.8

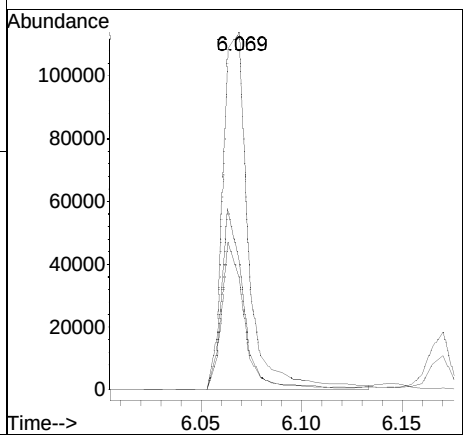

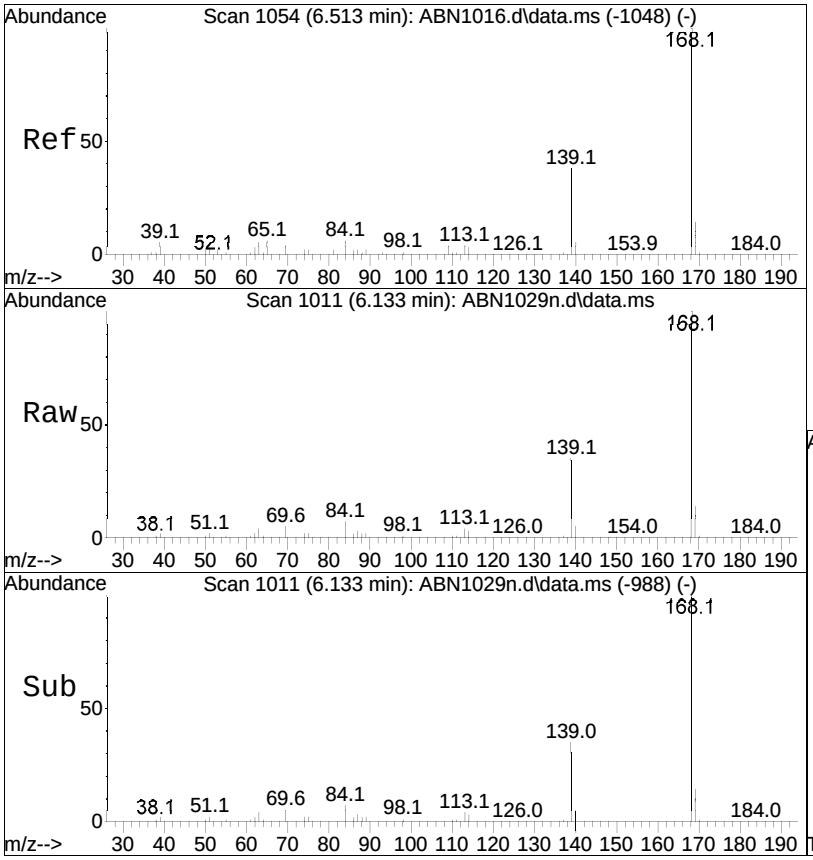

#67
Dibenzofuran
Concen: 47.01 ug/ml
RT: 6.133 min Scan# 1011
Delta R.T. 0.000 min
Lab File: ABN1029n.d
Acq: 29 Oct 2020 8:15 pm

Tgt Ion:168 Resp: 775681

Ion	Ratio	Lower	Upper
168	100		
139	36.8	28.0	42.0

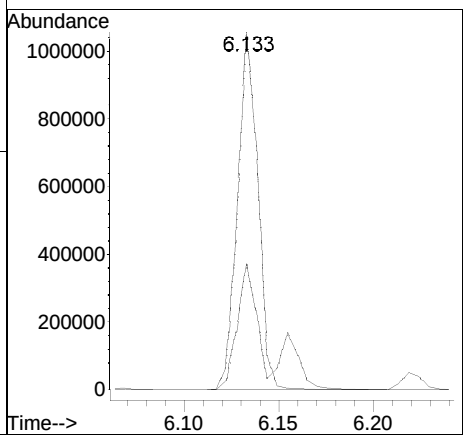

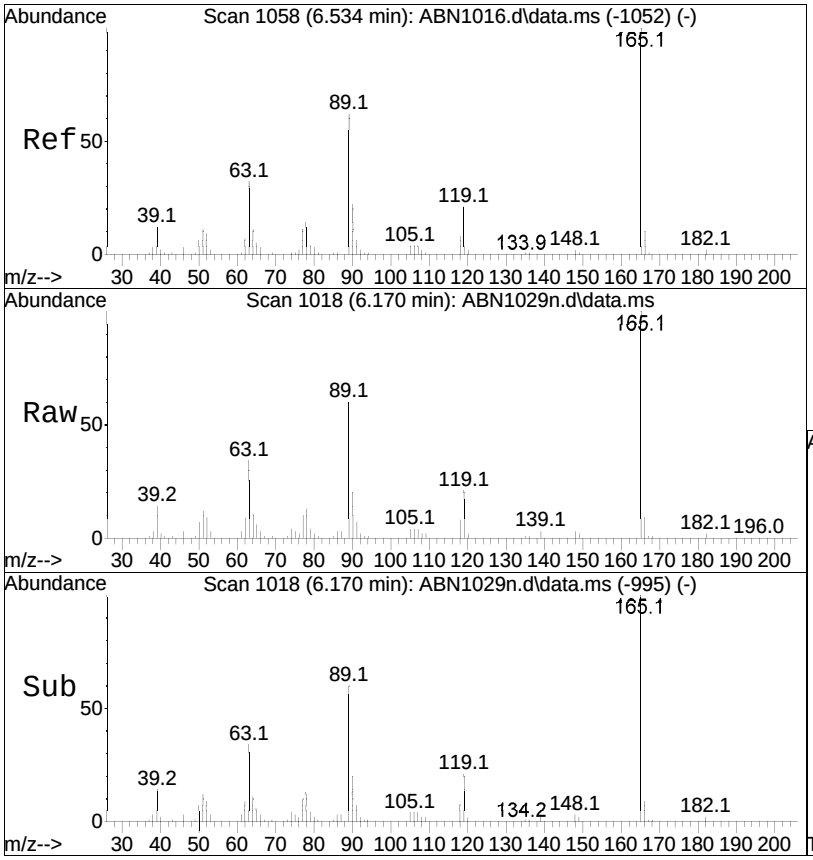

#68
2,4-Dinitrotoluene
Concen: 49.47 ug/ml
RT: 6.170 min Scan# 1018
Delta R.T. 0.000 min
Lab File: ABN1029n.d
Acq: 29 Oct 2020 8:15 pm

Tgt Ion:165 Resp: 195942

Ion	Ratio	Lower	Upper
165	100		
89	62.7	63.0	94.6#
63	50.6	50.3	75.5

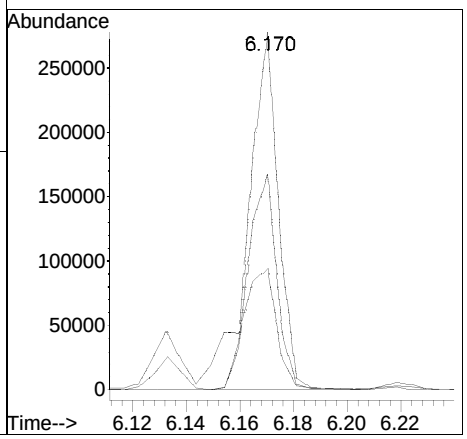

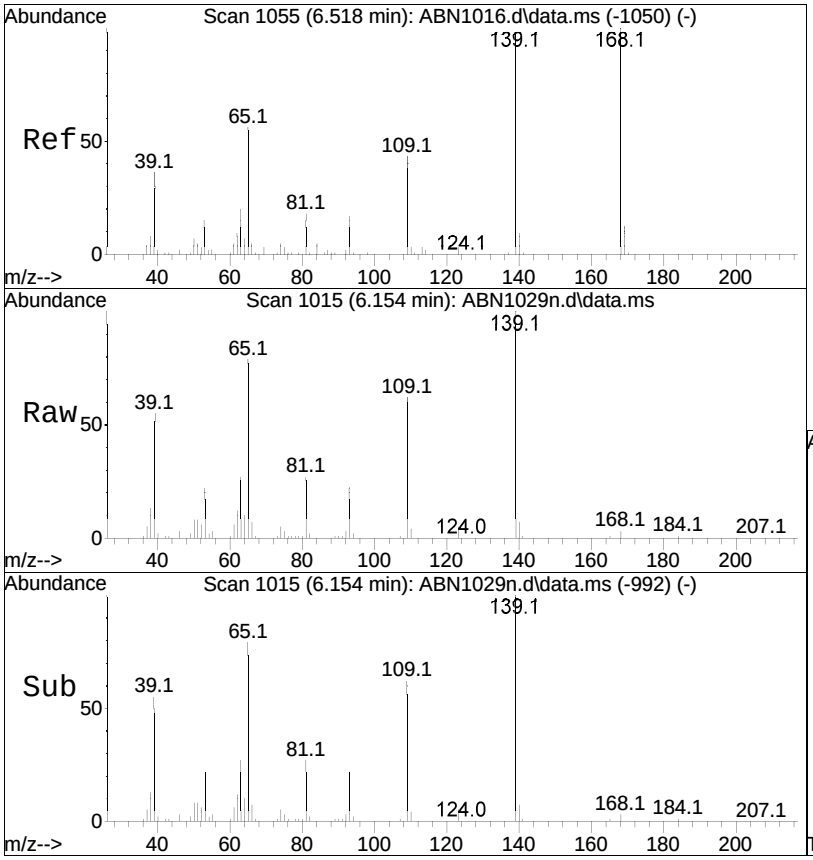

#69
4-Nitrophenol
Concen: 41.66 ug/ml
RT: 6.154 min Scan# 1015
Delta R.T. 0.000 min
Lab File: ABN1029n.d
Acq: 29 Oct 2020 8:15 pm

Tgt Ion: 65 Resp: 103672

Ion	Ratio	Lower	Upper
65	100		
109	73.6	55.3	82.9
139	100.9	95.1	142.7

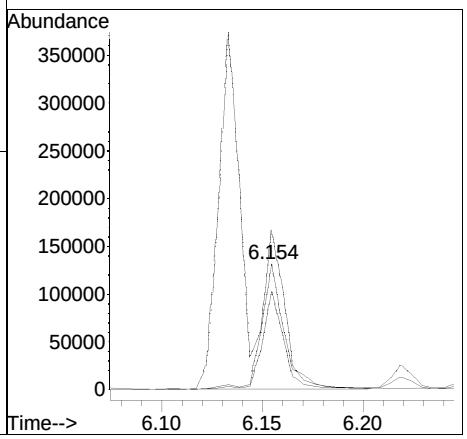

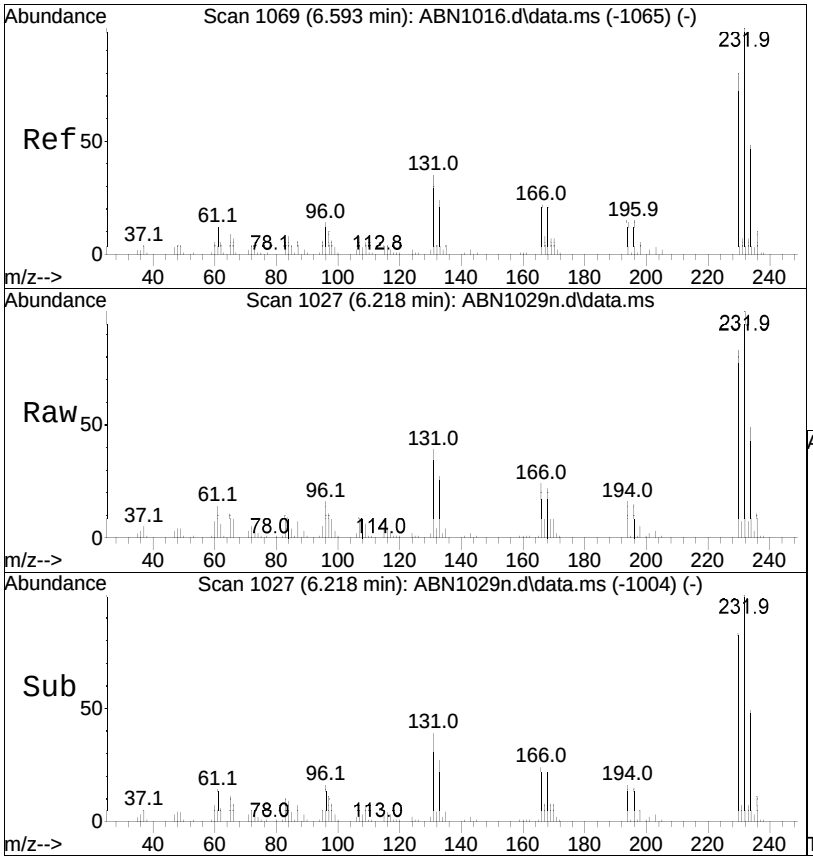

#70
2,3,5,6-Tetrachlorophenol
Concen: 46.78 ug/ml
RT: 6.218 min Scan# 1027
Delta R.T. 0.000 min
Lab File: ABN1029n.d
Acq: 29 Oct 2020 8:15 pm

Tgt Ion:232 Resp: 186471

Ion	Ratio	Lower	Upper
232	100		
230	81.4	64.4	96.6
234	48.8	38.9	58.3

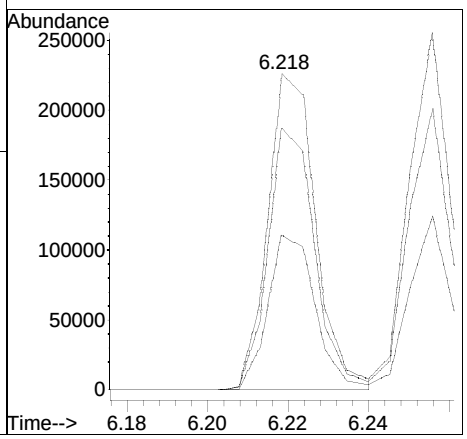

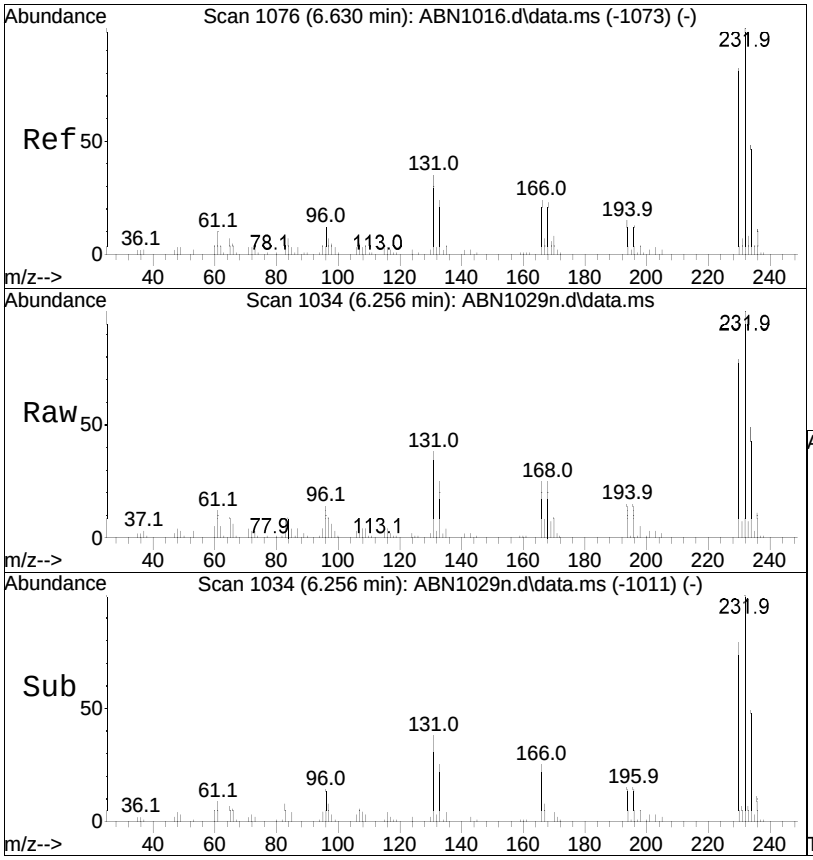

#71
2,3,4,6-Tetrachlorophenol
Concen: 48.19 ug/ml
RT: 6.256 min Scan# 1034
Delta R.T. 0.000 min
Lab File: ABN1029n.d
Acq: 29 Oct 2020 8:15 pm

Tgt Ion:232 Resp: 195141

Ion	Ratio	Lower	Upper
232	100		
230	79.4	64.2	96.4
234	48.0	38.4	57.6

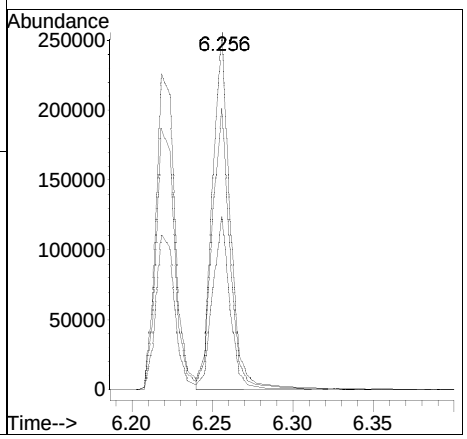

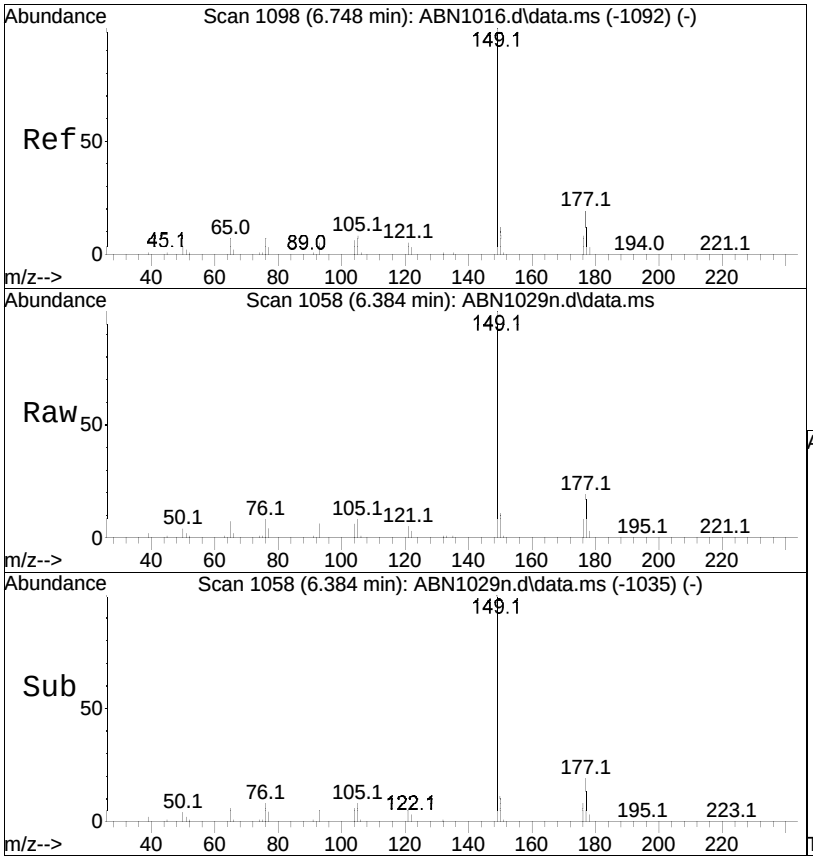

#72
Diethyl phthalate
Concen: 49.31 ug/ml
RT: 6.384 min Scan# 1058
Delta R.T. 0.000 min
Lab File: ABN1029n.d
Acq: 29 Oct 2020 8:15 pm

Tgt Ion:149 Resp: 658495

Ion	Ratio	Lower	Upper
149	100		
177	18.4	16.2	24.2
150	11.8	9.4	14.0

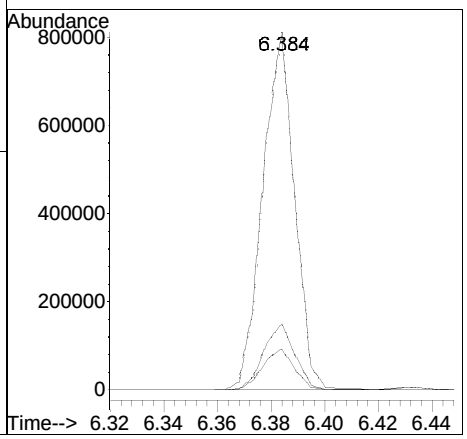

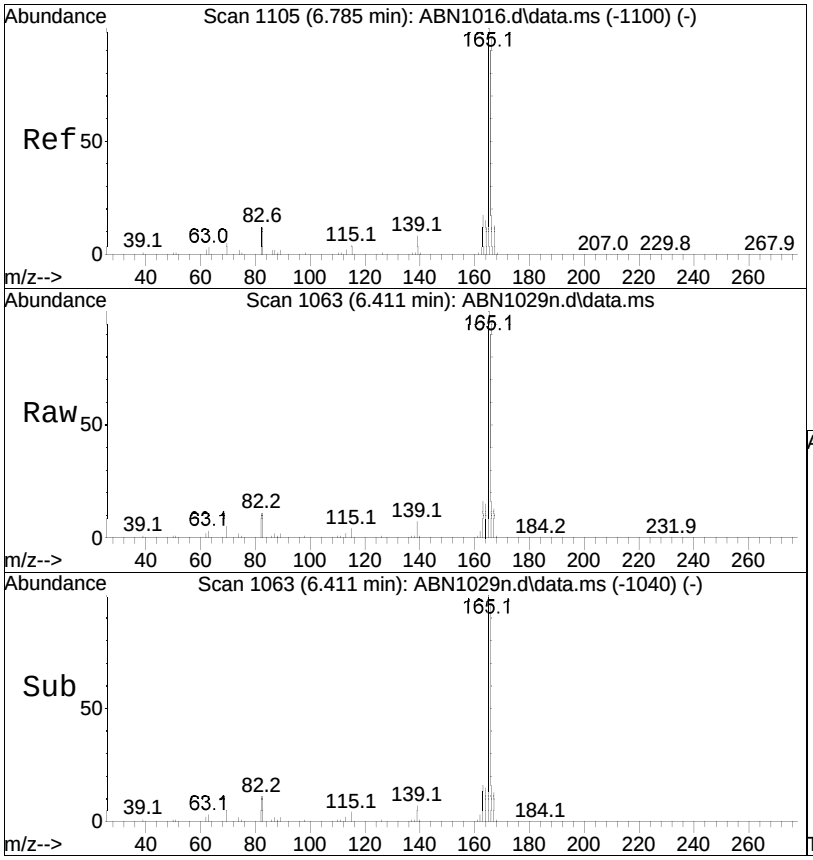

#73
Fluorene
Concen: 47.49 ug/ml
RT: 6.411 min Scan# 1063
Delta R.T. 0.000 min
Lab File: ABN1029n.d
Acq: 29 Oct 2020 8:15 pm

Tgt Ion:166 Resp: 617795

Ion	Ratio	Lower	Upper
166	100		
165	104.3	77.2	115.8
167	13.9	10.9	16.3

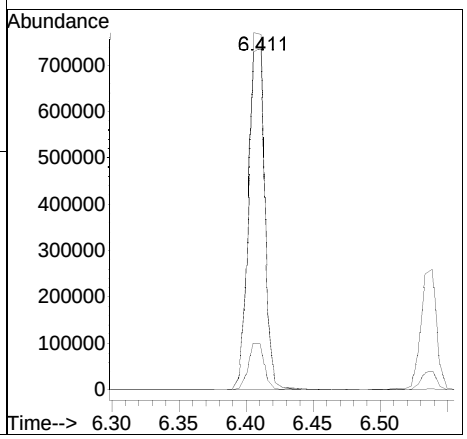

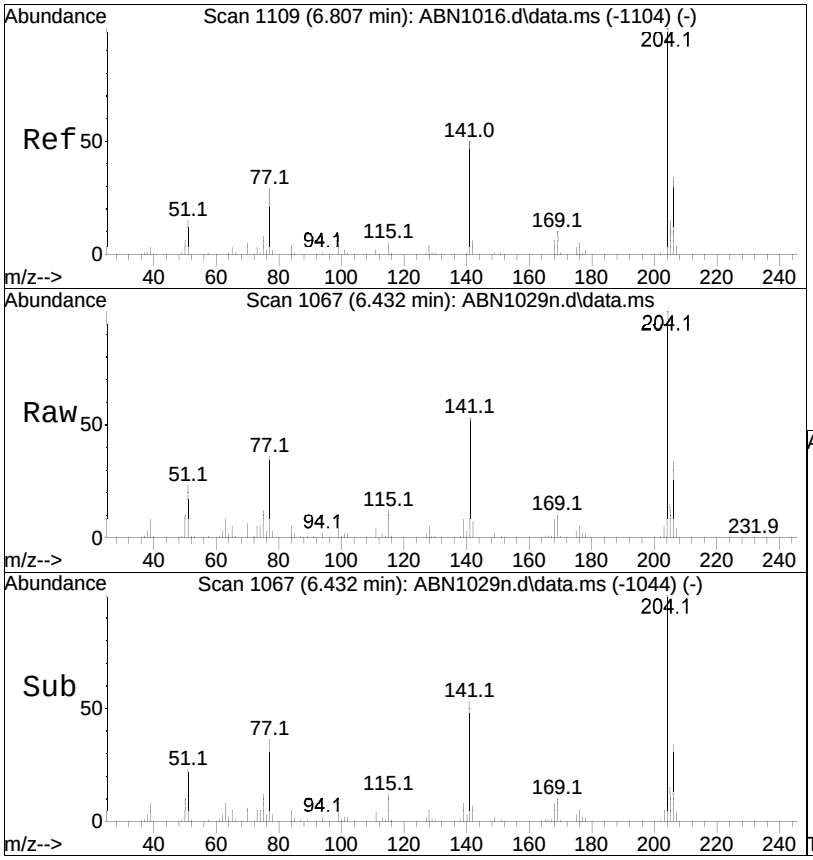

#74
4-Chlorophenyl phenyl ether
Concen: 47.49 ug/ml
RT: 6.432 min Scan# 1067
Delta R.T. 0.000 min
Lab File: ABN1029n.d
Acq: 29 Oct 2020 8:15 pm

Tgt Ion:204 Resp: 296094

Ion	Ratio	Lower	Upper
204	100		
206	33.5	27.0	40.6
141	52.6	42.2	63.2

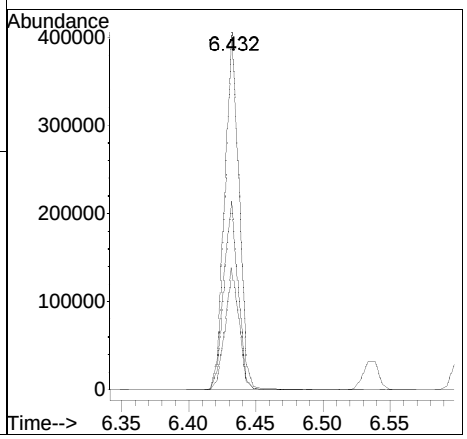

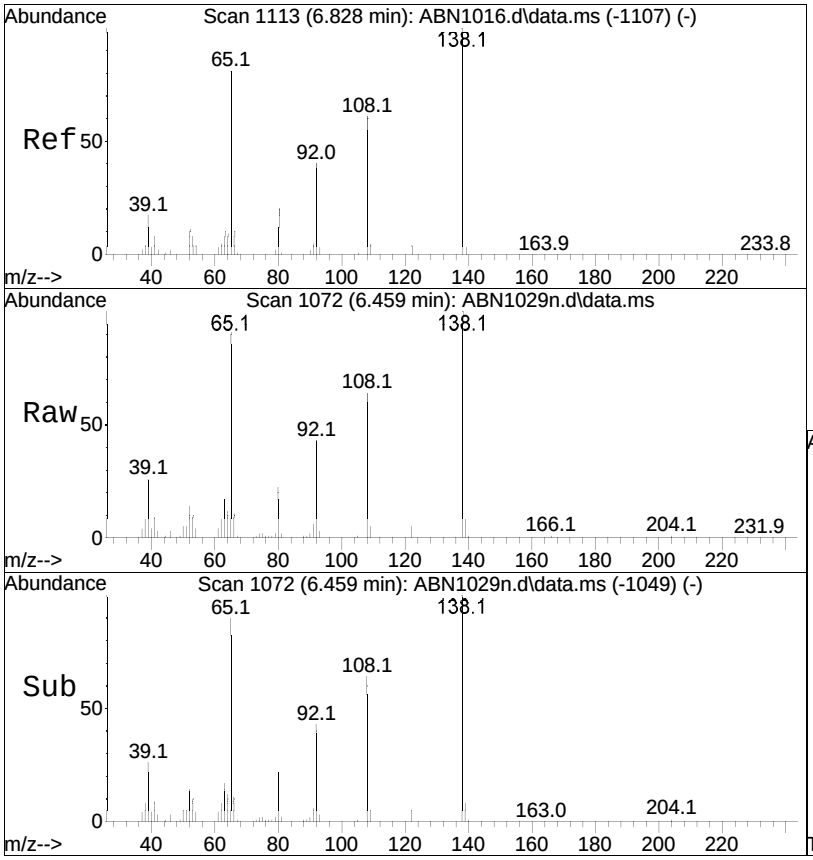

#75
4-Nitroaniline
Concen: 46.44 ug/ml
RT: 6.459 min Scan# 1072
Delta R.T. 0.000 min
Lab File: ABN1029n.d
Acq: 29 Oct 2020 8:15 pm

Tgt Ion:138 Resp: 162917

Ion	Ratio	Lower	Upper
138	100		
108	62.0	46.7	70.1
65	85.4	81.2	121.8

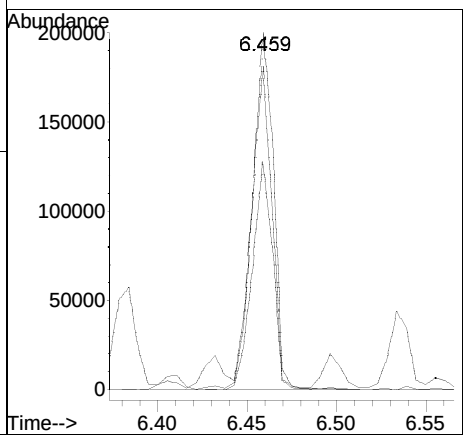

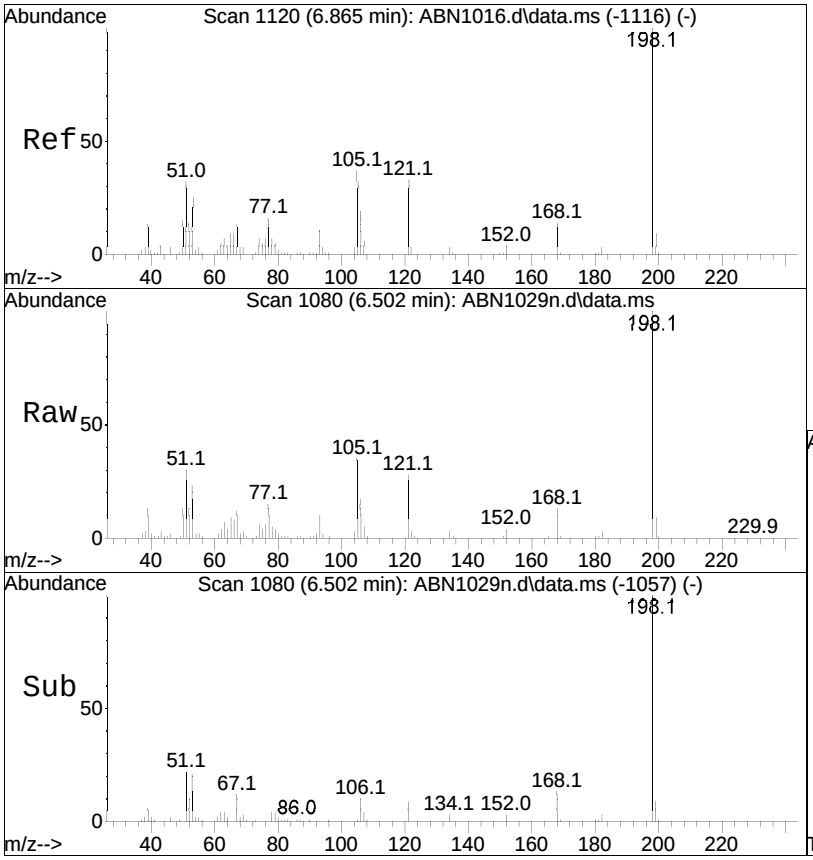

#76
4,6-Dinitro-o-cresol
Concen: 50.29 ug/ml
RT: 6.502 min Scan# 1080
Delta R.T. 0.000 min
Lab File: ABN1029n.d
Acq: 29 Oct 2020 8:15 pm

Tgt Ion:198 Resp: 124251

Ion	Ratio	Lower	Upper
198	100		
51	37.8	35.0	52.6
105	39.8	32.3	48.5

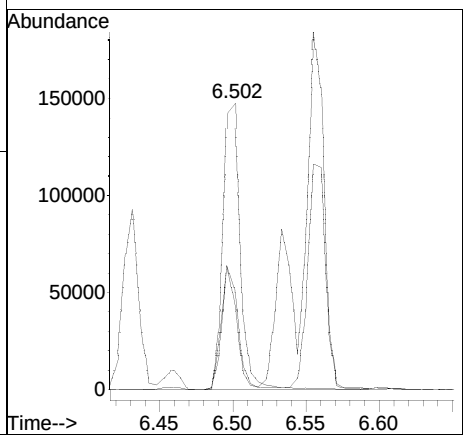



#77
NDPA/DPA
Concen: 47.61 ug/ml
RT: 6.539 min Scan# 1087
Delta R.T. 0.000 min
Lab File: ABN1029n.d
Acq: 29 Oct 2020 8:15 pm

Tgt Ion:169 Resp: 511795

Ion	Ratio	Lower	Upper
169	100		
168	72.9	54.6	82.0
167	41.9	30.7	46.1

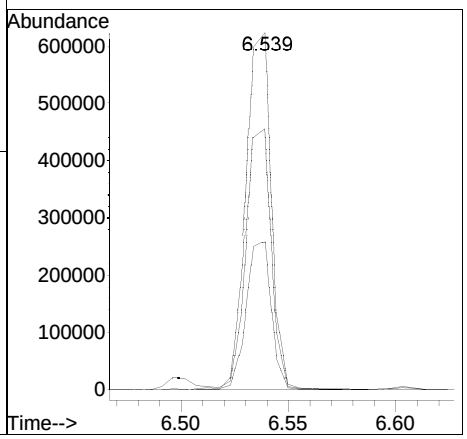

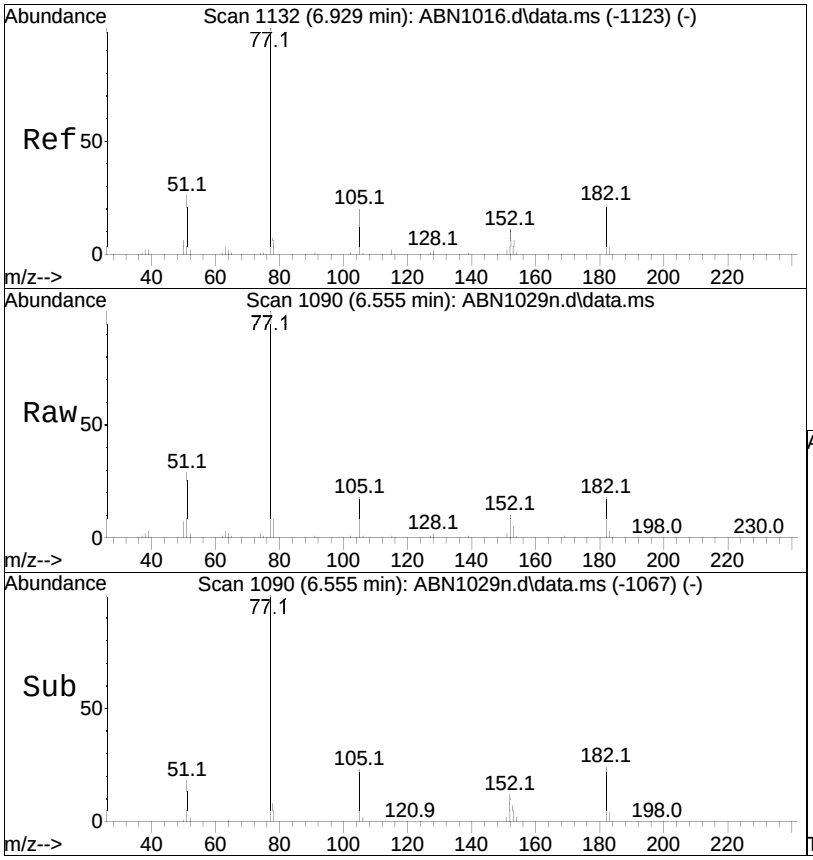

#78
Azobenzene
Concen: 44.11 ug/ml M6
RT: 6.555 min Scan# 1090
Delta R.T. 0.000 min
Lab File: ABN1029n.d
Acq: 29 Oct 2020 8:15 pm

Tgt Ion: 77 Resp: 519029

Ion	Ratio	Lower	Upper
77	100		
182	21.4	19.8	29.8
105	19.3	12.1	18.1#

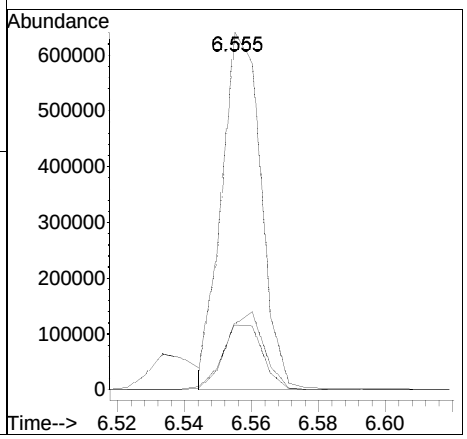

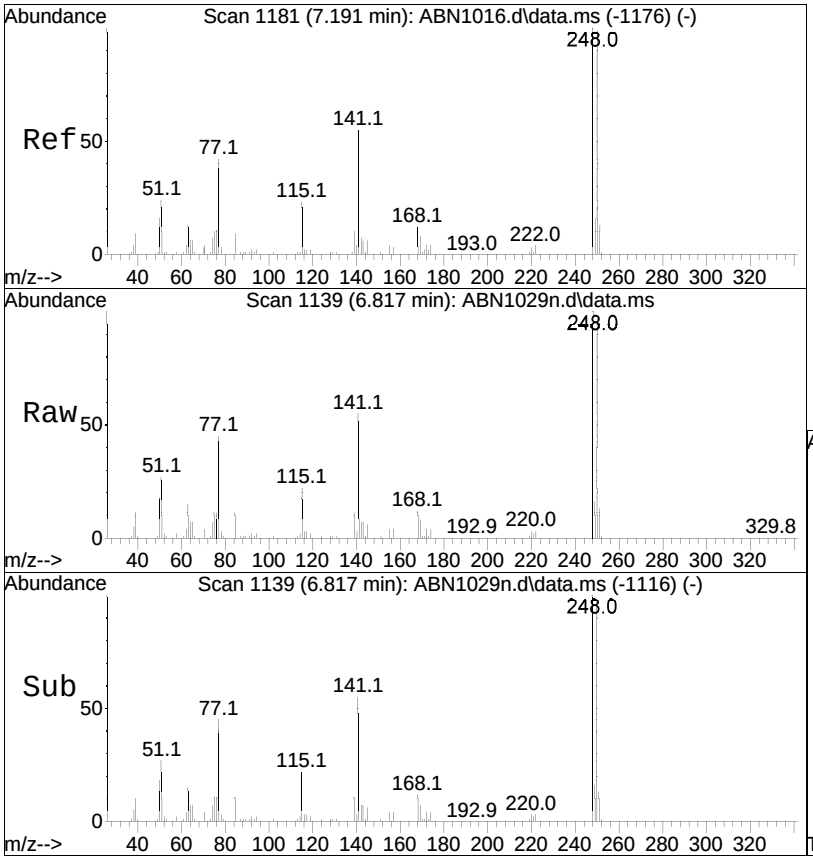

#80
4-Bromophenyl phenyl ether
Concen: 54.37 ug/ml
RT: 6.817 min Scan# 1139
Delta R.T. 0.000 min
Lab File: ABN1029n.d
Acq: 29 Oct 2020 8:15 pm

Tgt Ion:248 Resp: 217744

Ion	Ratio	Lower	Upper
248	100		
141	52.3	46.6	70.0
250	98.3	79.4	119.2

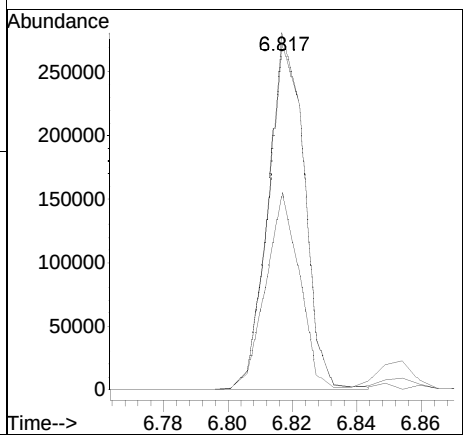

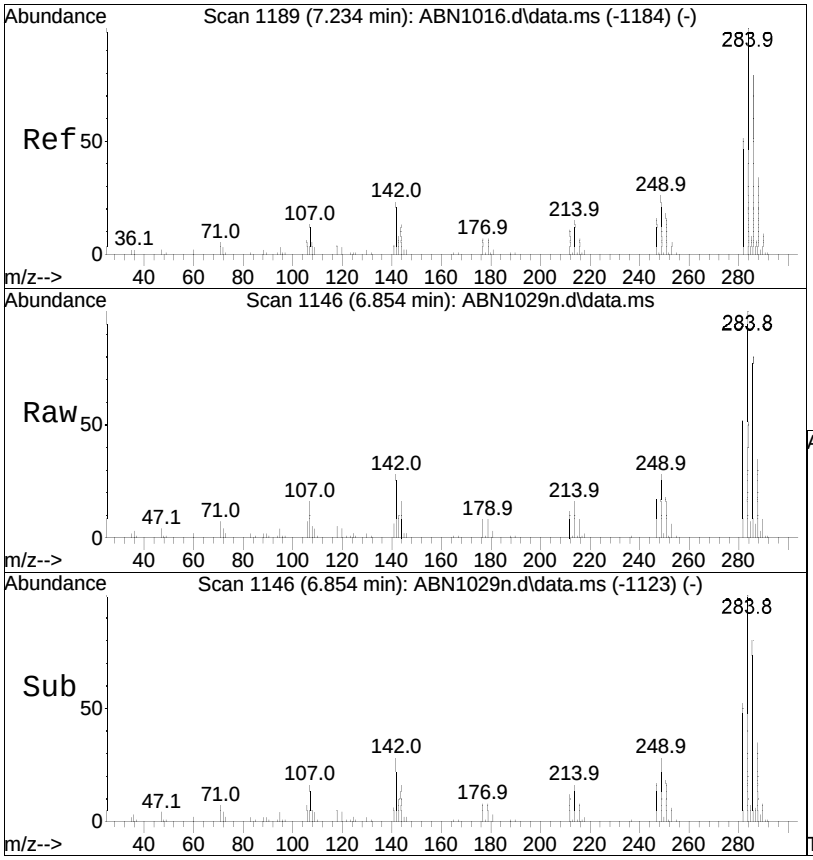

#81
Hexachlorobenzene
Concen: 57.65 ug/ml
RT: 6.854 min Scan# 1146
Delta R.T. 0.000 min
Lab File: ABN1029n.d
Acq: 29 Oct 2020 8:15 pm

Tgt Ion:284 Resp: 269969

Ion	Ratio	Lower	Upper
284	100		
142	29.7	26.0	39.0
249	28.4	20.6	30.8

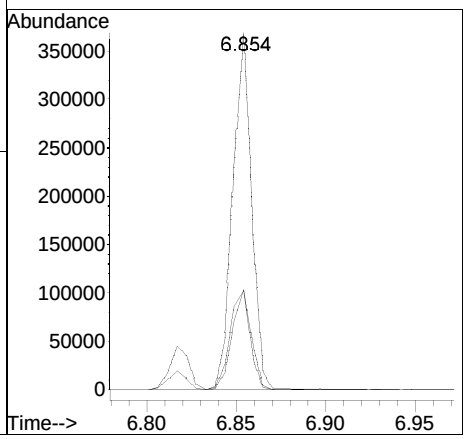

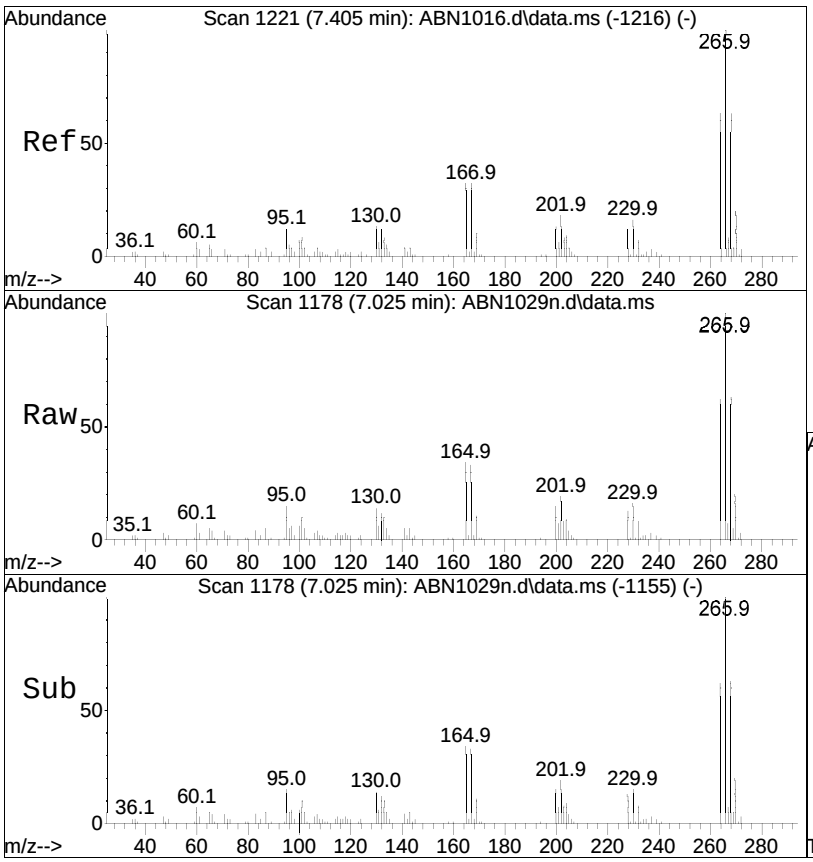

#82
Pentachlorophenol
Concen: 46.12 ug/ml
RT: 7.025 min Scan# 1178
Delta R.T. 0.000 min
Lab File: ABN1029n.d
Acq: 29 Oct 2020 8:15 pm

Tgt Ion:266 Resp: 160384

Ion	Ratio	Lower	Upper
266	100		
264	61.9	51.2	76.8
268	62.3	51.5	77.3

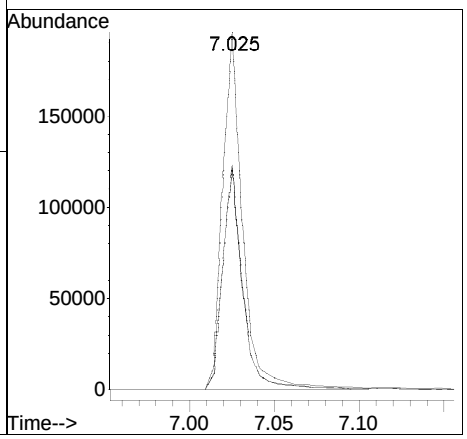

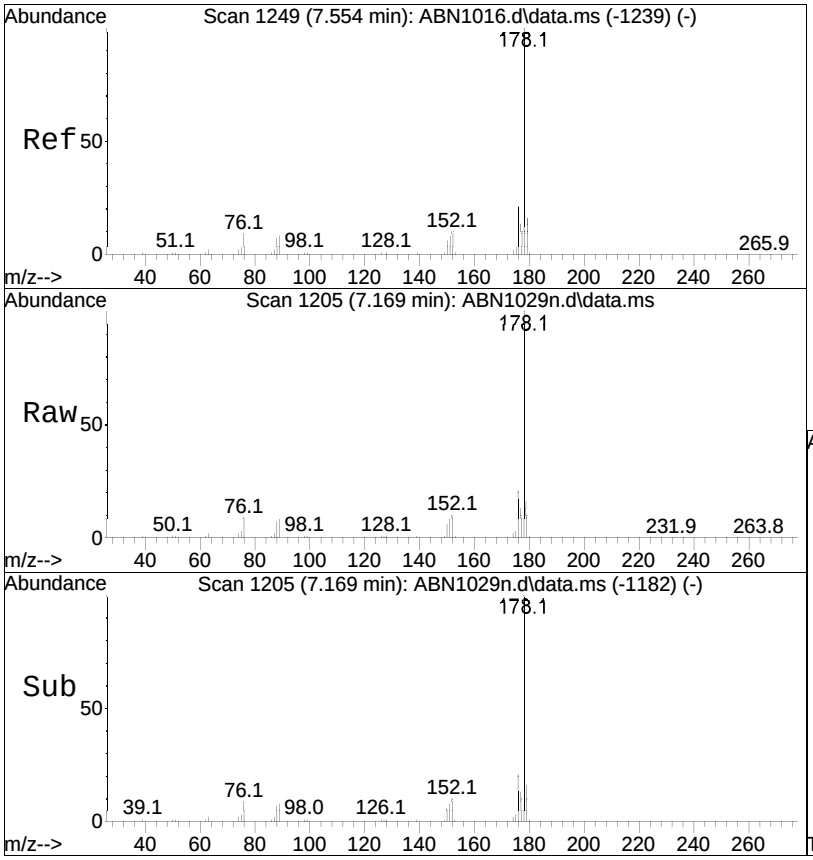

#89
Phenanthrene
Concen: 47.68 ug/ml
RT: 7.169 min Scan# 1205
Delta R.T. 0.000 min
Lab File: ABN1029n.d
Acq: 29 Oct 2020 8:15 pm

Tgt Ion:178 Resp: 944493

Ion	Ratio	Lower	Upper
178	100		
179	15.9	12.7	19.1
176	20.8	15.8	23.6

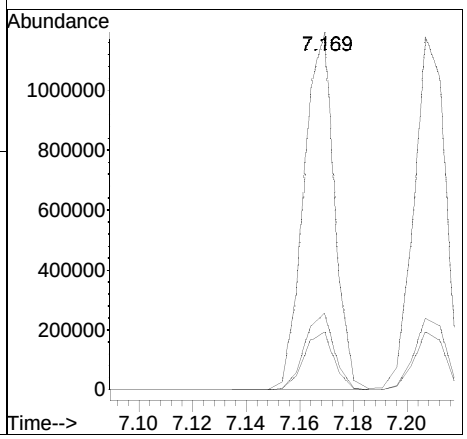

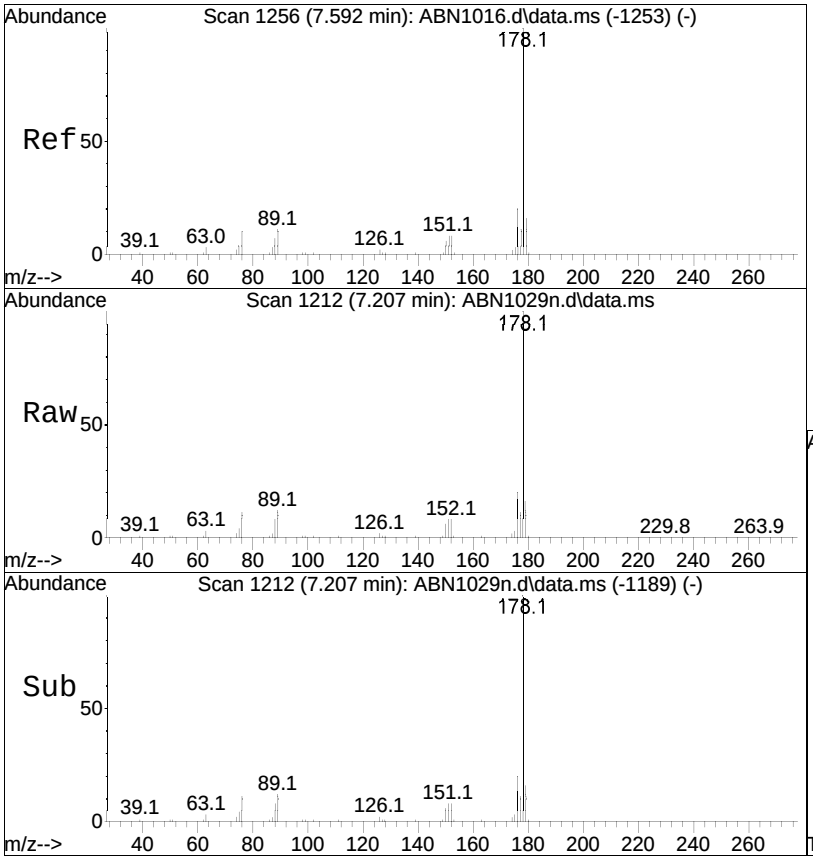

#90
Anthracene
Concen: 49.69 ug/ml
RT: 7.207 min Scan# 1212
Delta R.T. 0.000 min
Lab File: ABN1029n.d
Acq: 29 Oct 2020 8:15 pm

Tgt Ion:178 Resp: 974928

Ion	Ratio	Lower	Upper
178	100		
179	16.0	12.5	18.7
176	20.2	15.4	23.0

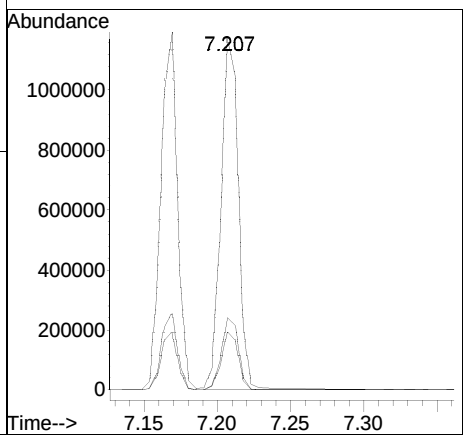

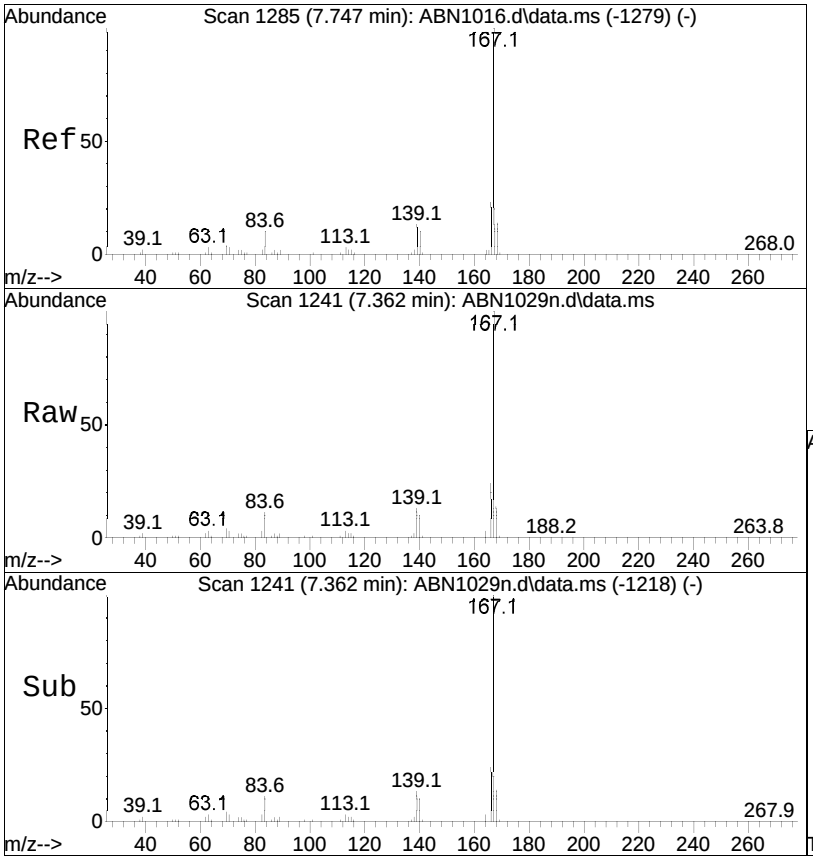

#91
Carbazole
Concen: 49.06 ug/ml
RT: 7.362 min Scan# 1241
Delta R.T. 0.000 min
Lab File: ABN1029n.d
Acq: 29 Oct 2020 8:15 pm

Tgt Ion:167 Resp: 911336

Ion	Ratio	Lower	Upper
167	100		
168	13.9	11.3	16.9
166	23.3	17.8	26.8

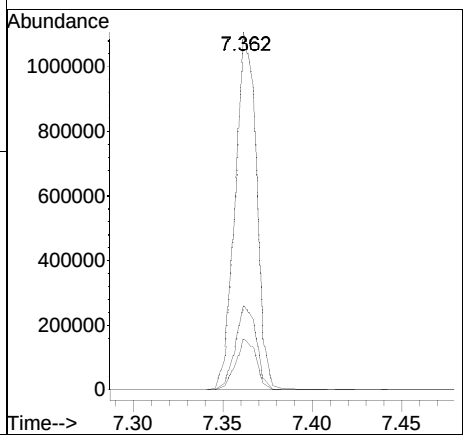

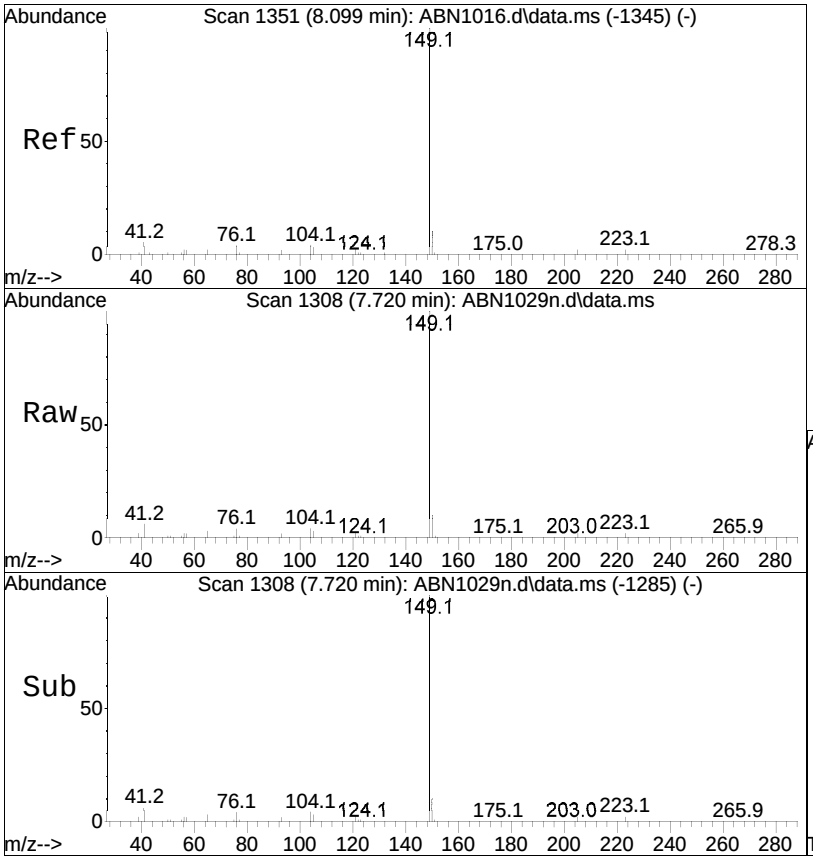

#92
Di-n-butylphthalate
Concen: 53.70 ug/ml
RT: 7.720 min Scan# 1308
Delta R.T. 0.000 min
Lab File: ABN1029n.d
Acq: 29 Oct 2020 8:15 pm

Tgt Ion:149 Resp: 1165392

Ion	Ratio	Lower	Upper
149	100		
150	9.6	7.4	11.2
104	4.1	3.8	5.8

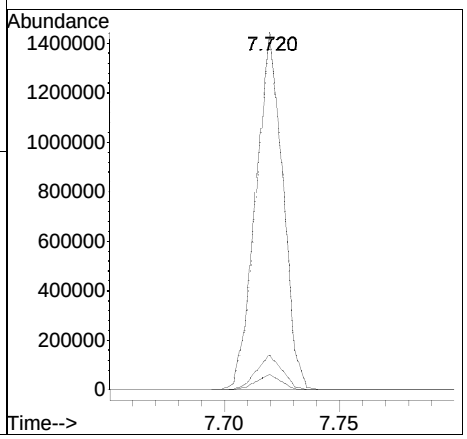

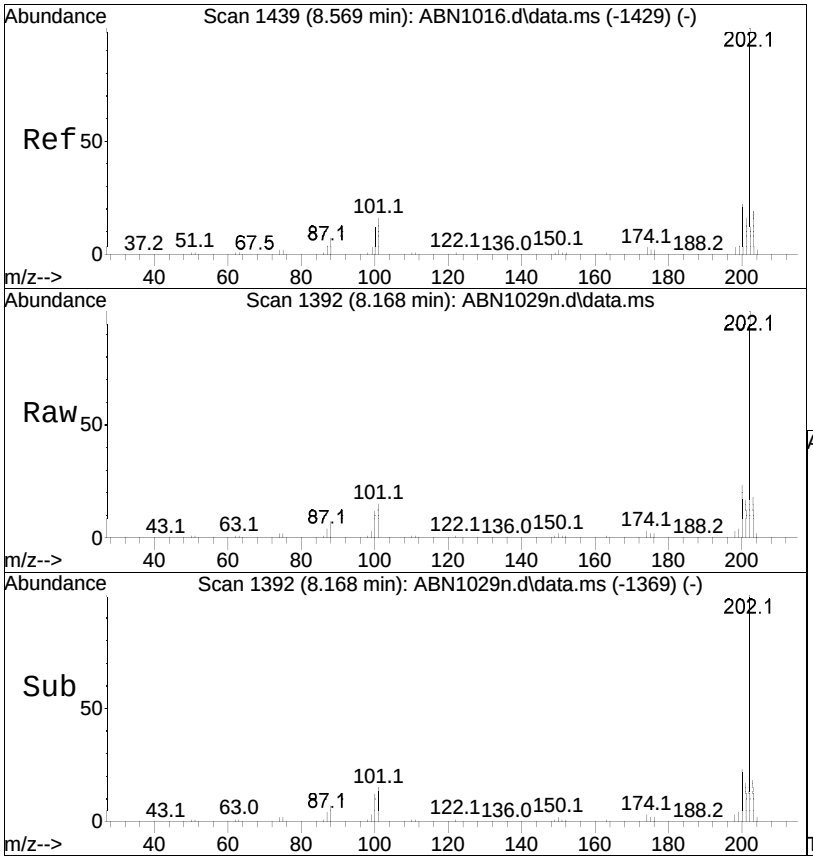

#93
Fluoranthene
Concen: 47.10 ug/ml
RT: 8.168 min Scan# 1392
Delta R.T. 0.000 min
Lab File: ABN1029n.d
Acq: 29 Oct 2020 8:15 pm

Tgt Ion:202 Resp: 1128371

Ion	Ratio	Lower	Upper
202	100		
101	14.6	12.6	19.0
203	18.1	14.4	21.6

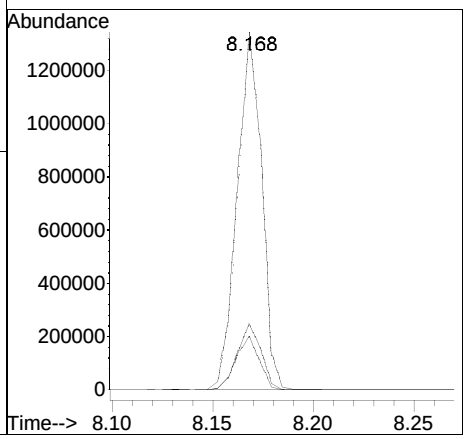

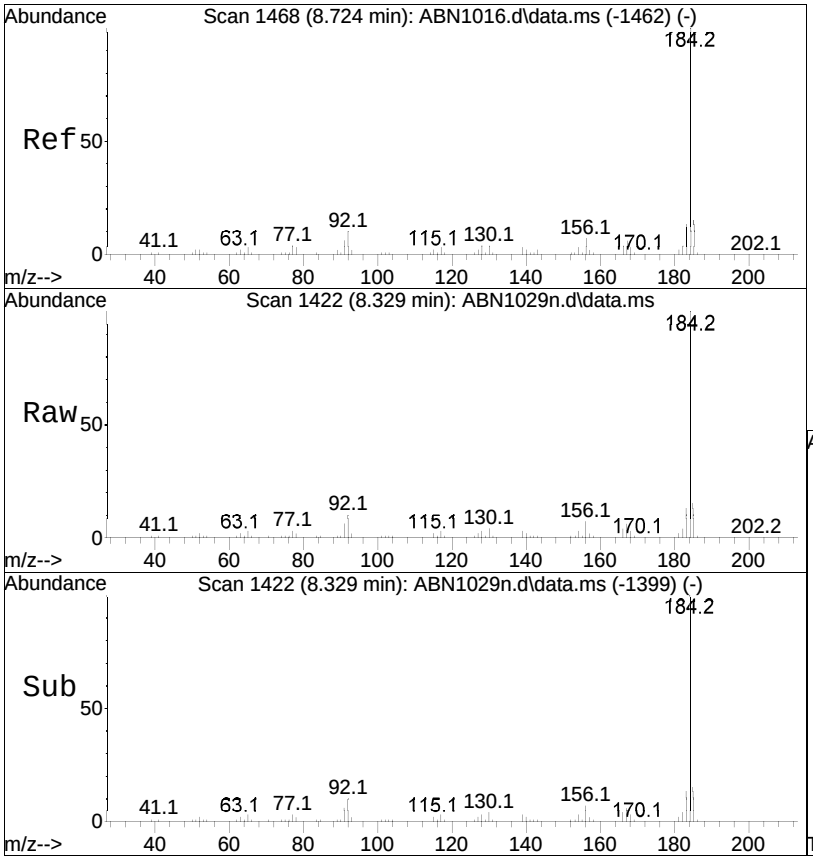

#94
Benzidine
Concen: 50.34 ug/ml
RT: 8.329 min Scan# 1422
Delta R.T. 0.000 min
Lab File: ABN1029n.d
Acq: 29 Oct 2020 8:15 pm

Tgt Ion:184 Resp: 782841

Ion	Ratio	Lower	Upper
184	100		
92	9.8	8.4	12.6
185	14.6	11.5	17.3

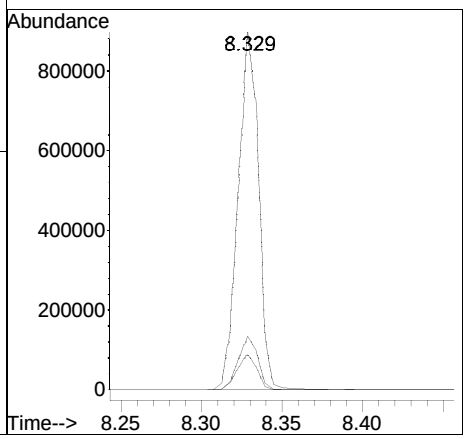

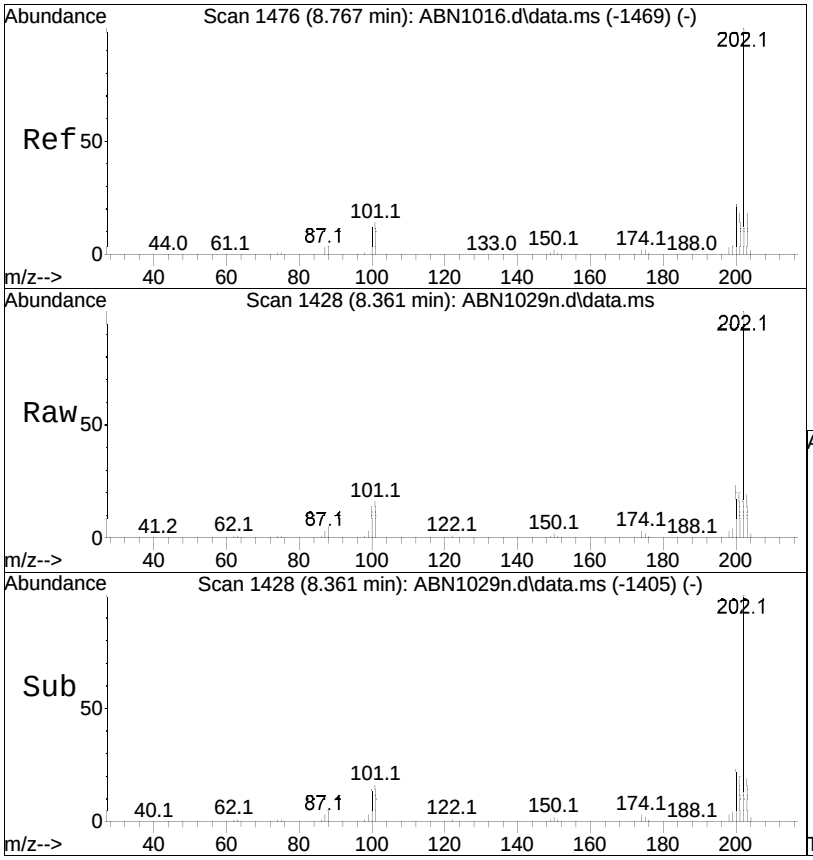

#95
Pyrene
Concen: 47.09 ug/ml
RT: 8.361 min Scan# 1428
Delta R.T. 0.000 min
Lab File: ABN1029n.d
Acq: 29 Oct 2020 8:15 pm

Tgt Ion:202 Resp: 1167720

Ion	Ratio	Lower	Upper
202	100		
200	22.4	17.2	25.8
203	18.7	15.0	22.6

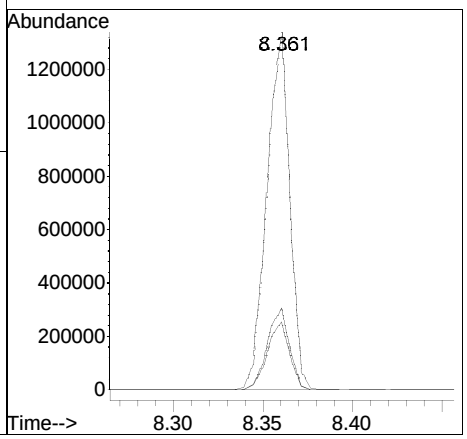

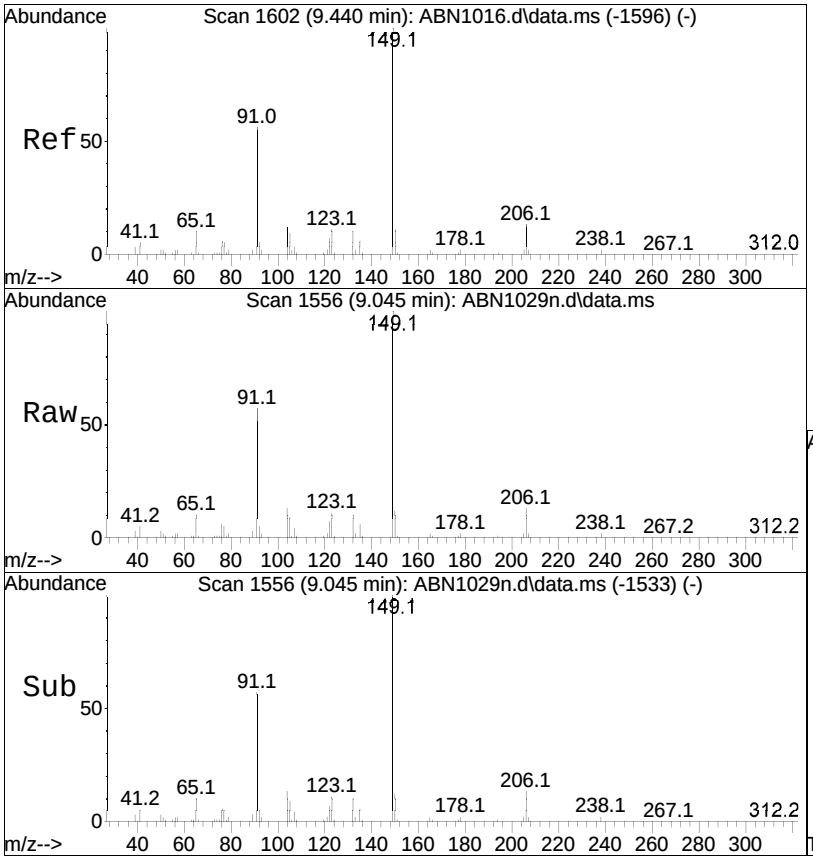

#97
Butyl benzyl phthalate
Concen: 52.34 ug/ml
RT: 9.045 min Scan# 1556
Delta R.T. 0.000 min
Lab File: ABN1029n.d
Acq: 29 Oct 2020 8:15 pm

Tgt Ion:149 Resp: 553190

Ion	Ratio	Lower	Upper
149	100		
91	60.5	53.4	80.2
206	12.5	13.3	19.9#

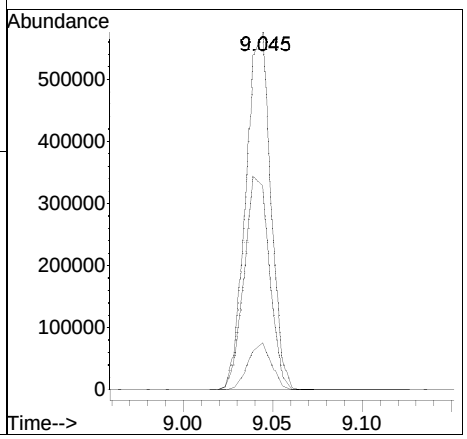

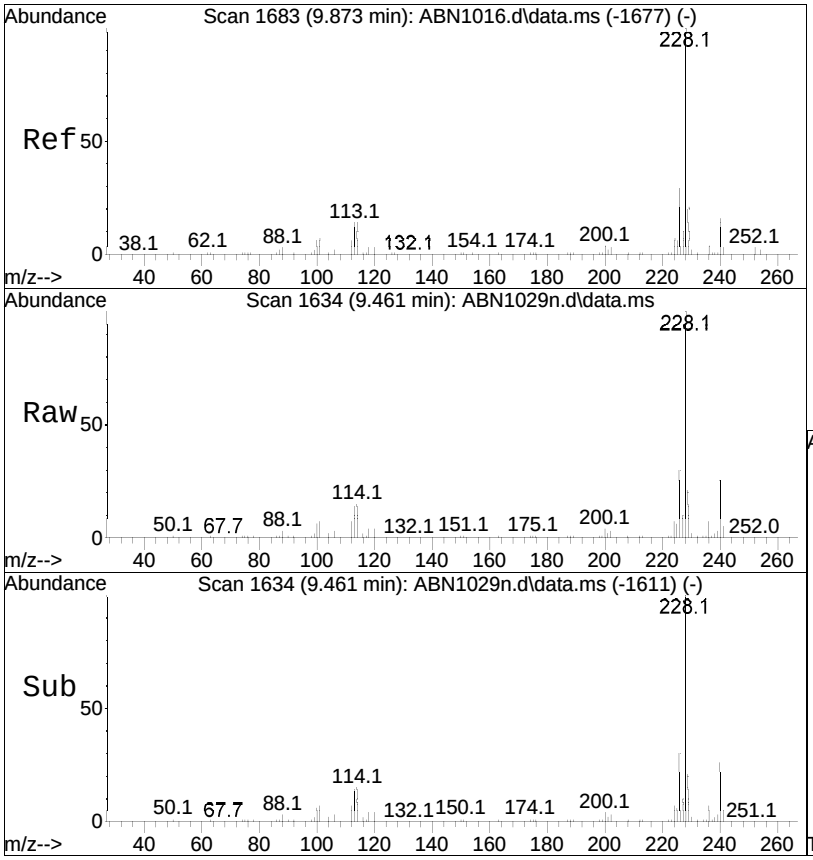

#105
Benzo(a)anthracene
Concen: 45.86 ug/ml
RT: 9.461 min Scan# 1634
Delta R.T. 0.000 min
Lab File: ABN1029n.d
Acq: 29 Oct 2020 8:15 pm

Tgt Ion:228 Resp: 1166999

Ion	Ratio	Lower	Upper
228	100		
226	29.7	22.9	34.3
229	20.7	16.1	24.1

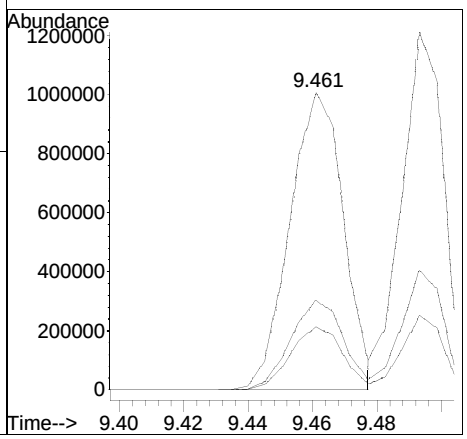

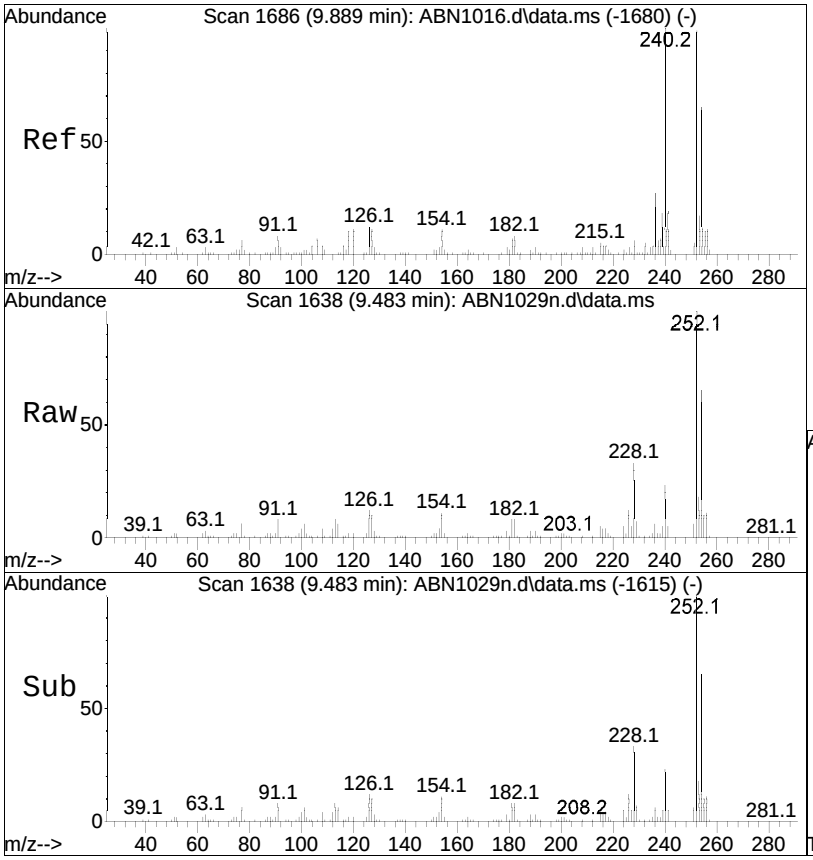

#106
3,3'-Dichlorobenzidine
Concen: 55.26 ug/ml
RT: 9.483 min Scan# 1638
Delta R.T. 0.000 min
Lab File: ABN1029n.d
Acq: 29 Oct 2020 8:15 pm

Tgt Ion:252 Resp: 532074

Ion	Ratio	Lower	Upper
252	100		
126	13.9	13.4	20.0
254	65.0	52.8	79.2

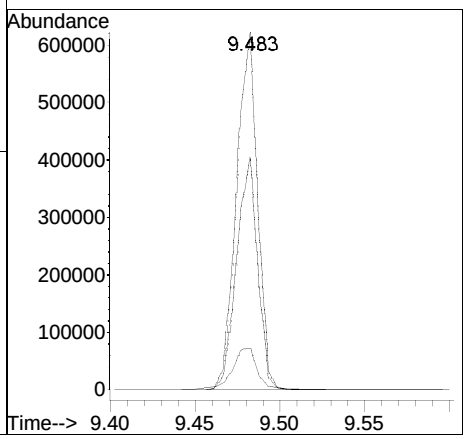

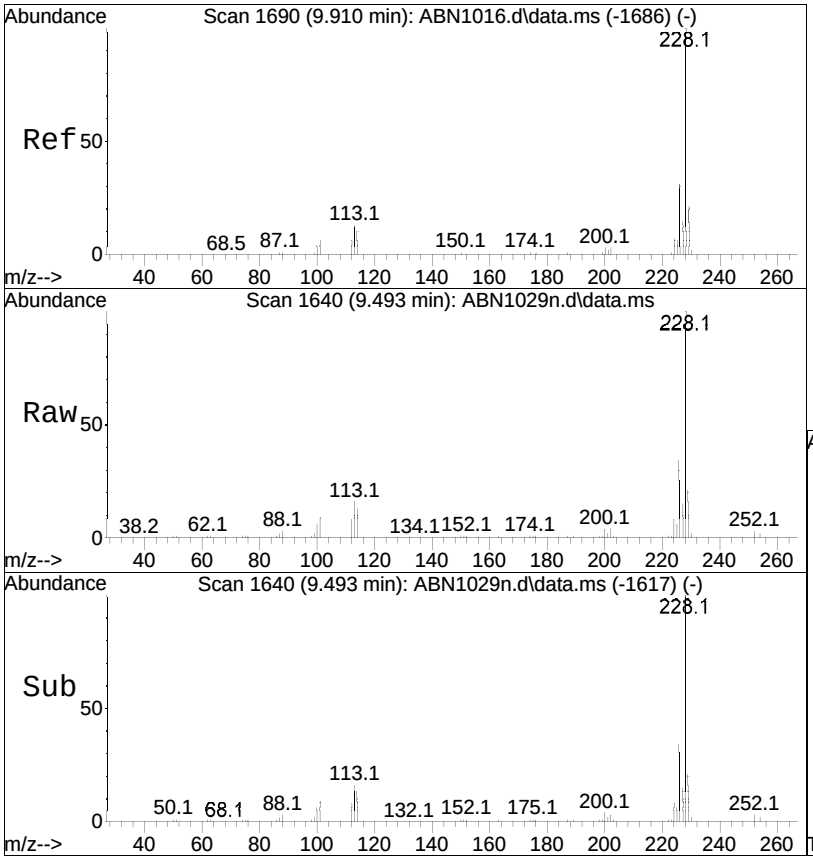

#107
Chrysene
Concen: 45.12 ug/ml
RT: 9.493 min Scan# 1640
Delta R.T. 0.000 min
Lab File: ABN1029n.d
Acq: 29 Oct 2020 8:15 pm

Tgt Ion:228 Resp: 1101790

Ion	Ratio	Lower	Upper
228	100		
226	33.2	24.9	37.3
229	20.4	16.6	24.8

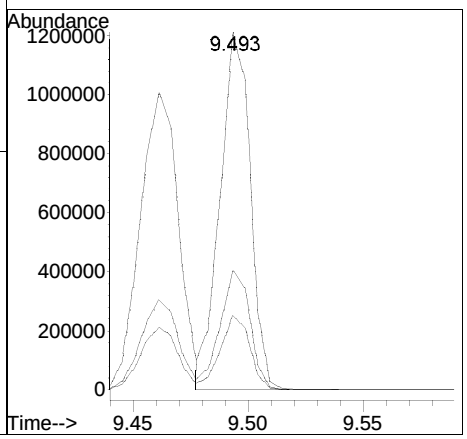

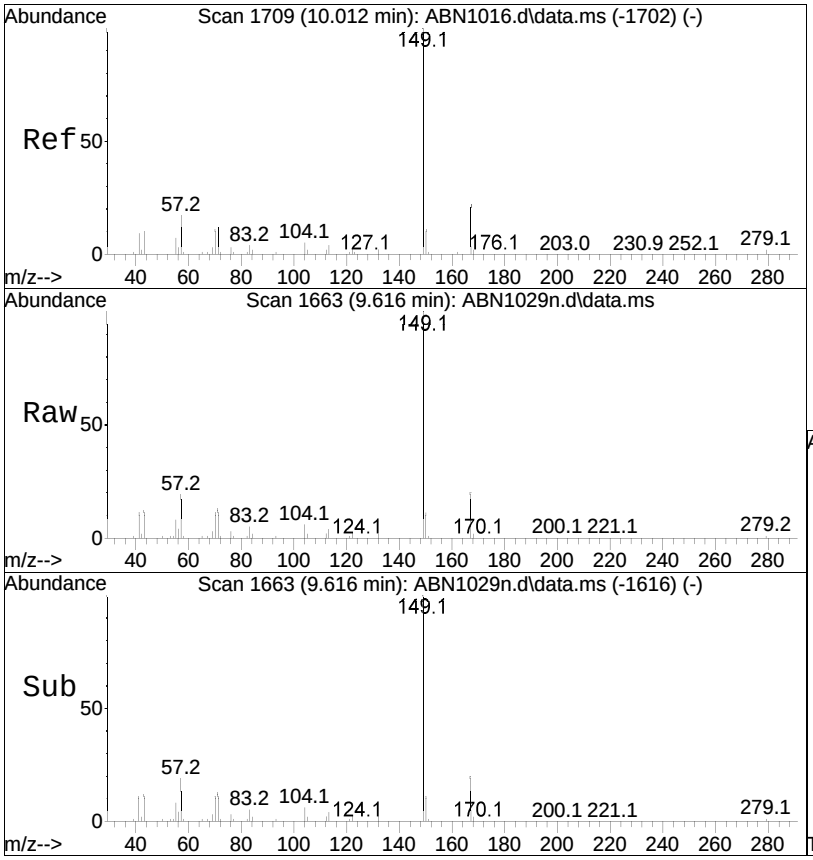

#108
Bis(2-ethylhexyl)phthalate
Concen: 53.04 ug/ml
RT: 9.616 min Scan# 1663
Delta R.T. 0.000 min
Lab File: ABN1029n.d
Acq: 29 Oct 2020 8:15 pm

Tgt Ion:149 Resp: 812893

Ion	Ratio	Lower	Upper
149	100		
167	20.7	21.2	31.8#
279	1.6	3.8	5.6#

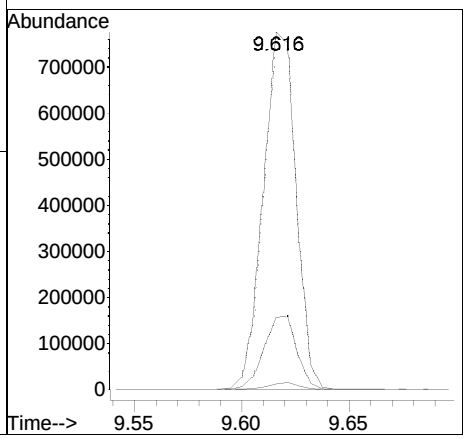

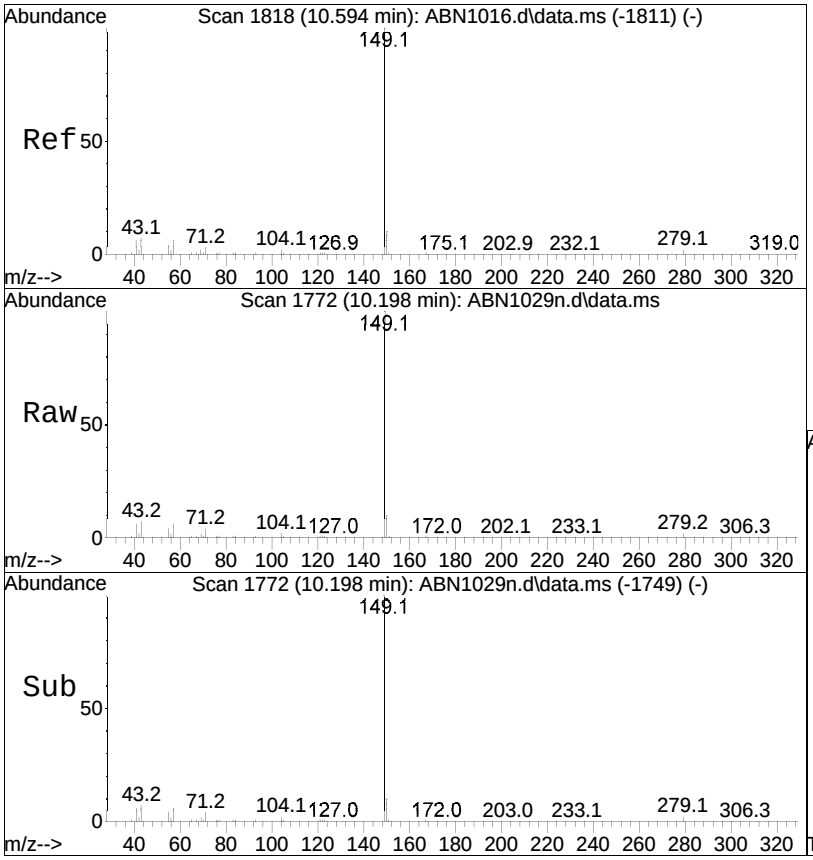

#109
Di-n-octylphthalate
Concen: 51.27 ug/ml
RT: 10.198 min Scan# 1772
Delta R.T. 0.000 min
Lab File: ABN1029n.d
Acq: 29 Oct 2020 8:15 pm

Tgt Ion:149 Resp: 1429405

Ion	Ratio	Lower	Upper
149	100		
43	7.0	8.0	12.0#
167	1.2	1.0	1.6

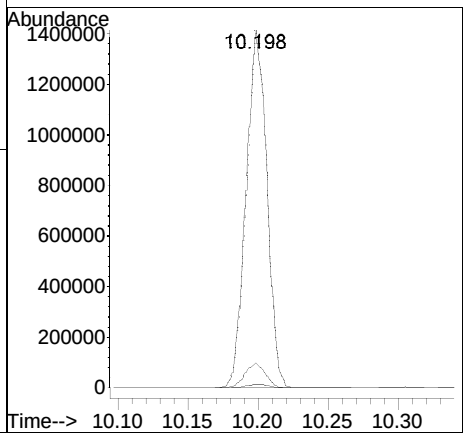

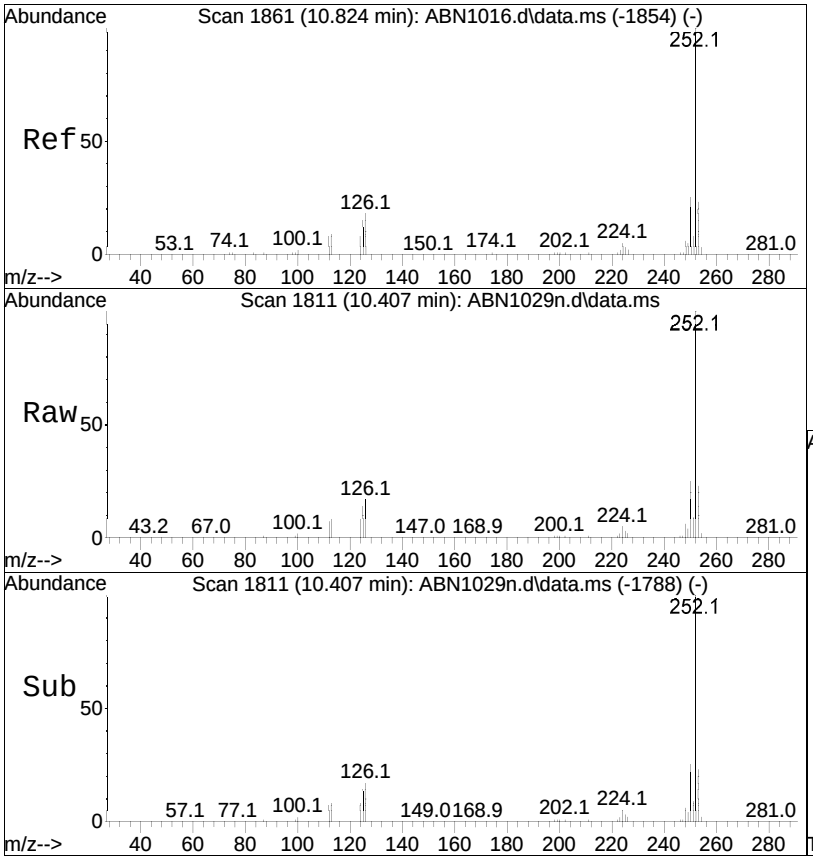

#110
Benzo(b)fluoranthene
Concen: 51.15 ug/ml
RT: 10.407 min Scan# 1811
Delta R.T. 0.000 min
Lab File: ABN1029n.d
Acq: 29 Oct 2020 8:15 pm

Tgt Ion:252 Resp: 1393262

Ion	Ratio	Lower	Upper
252	100		
125	13.2	12.6	18.8
253	22.9	18.2	27.2

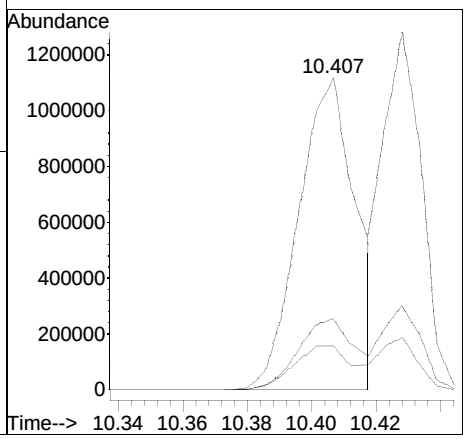

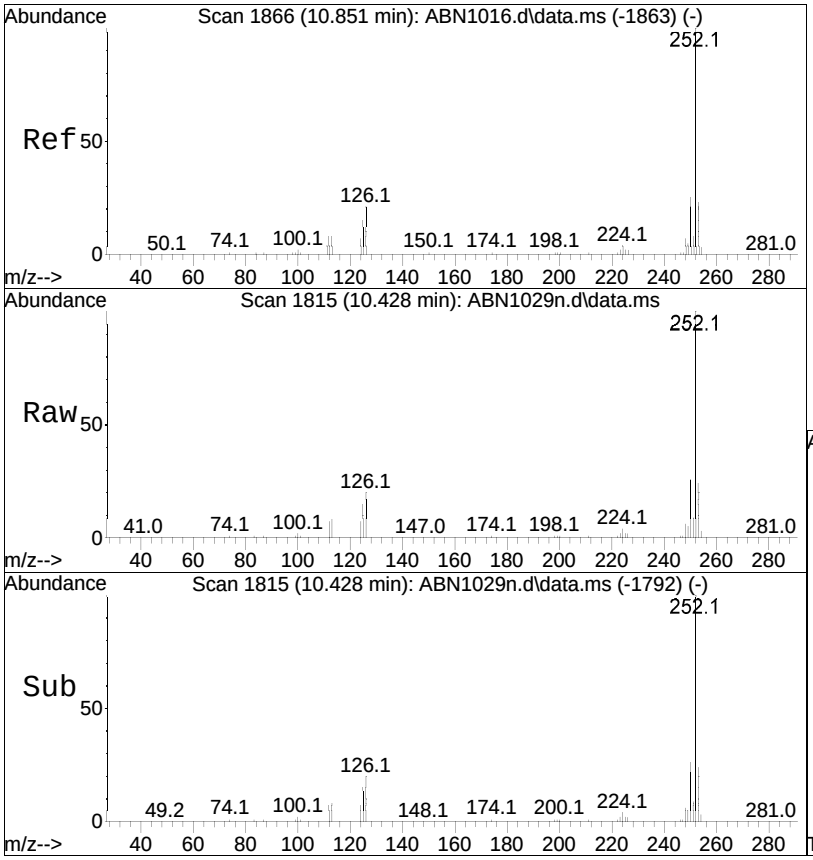

#111
Benzo(k)fluoranthene
Concen: 44.48 ug/ml
RT: 10.428 min Scan# 1815
Delta R.T. 0.000 min
Lab File: ABN1029n.d
Acq: 29 Oct 2020 8:15 pm

Tgt Ion:252 Resp: 1056952

Ion	Ratio	Lower	Upper
252	100		
125	16.3	12.1	18.1
253	23.2	18.1	27.1

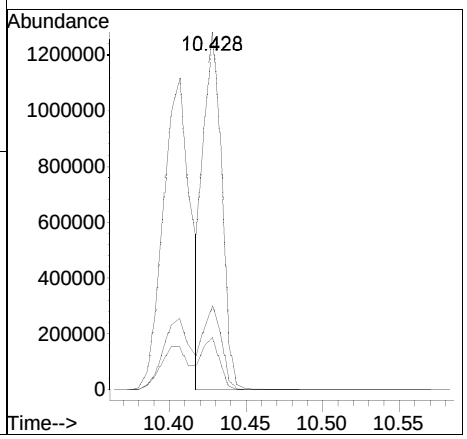



#112
Benzo(a)pyrene
Concen: 46.92 ug/ml
RT: 10.663 min Scan# 1859
Delta R.T. 0.000 min
Lab File: ABN1029n.d
Acq: 29 Oct 2020 8:15 pm

Tgt Ion:252 Resp: 1135703

Ion	Ratio	Lower	Upper
252	100		
125	16.2	13.3	19.9
253	22.8	18.2	27.4

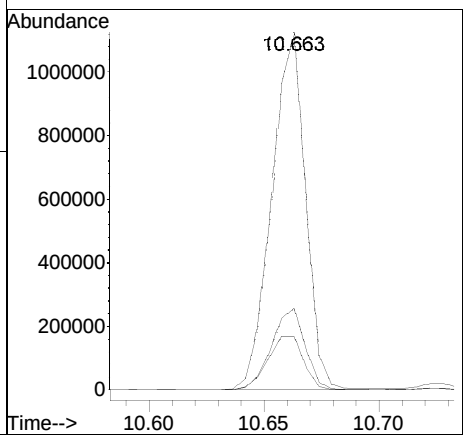

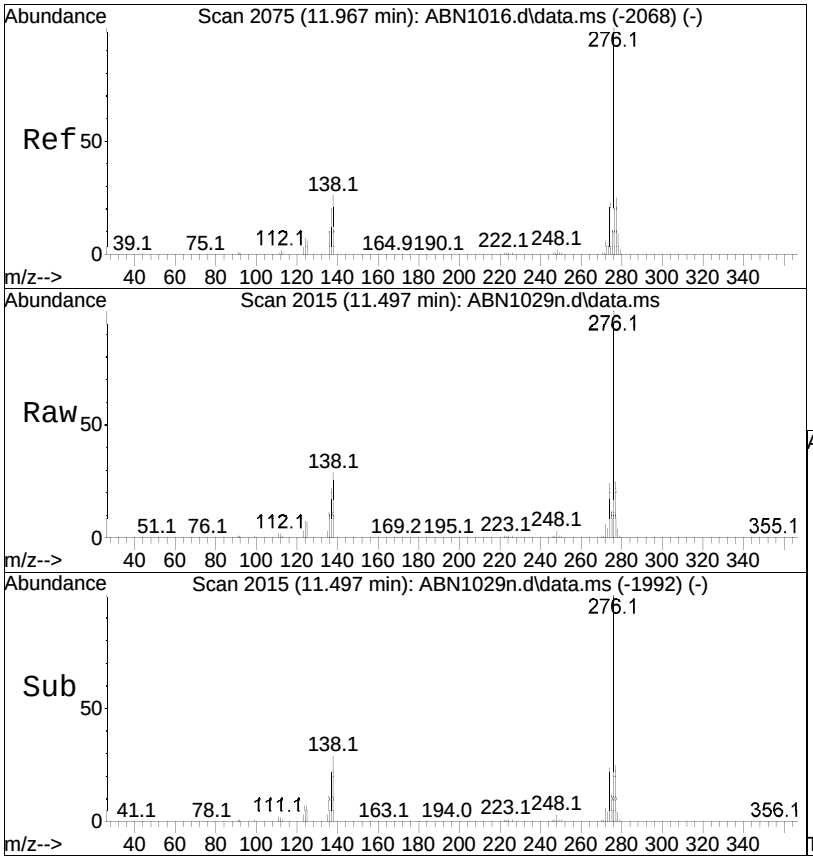

#114
Indeno(1,2,3-cd)pyrene
Concen: 50.81 ug/mL M6
RT: 11.497 min Scan# 2015
Delta R.T. 0.000 min
Lab File: ABN1029n.d
Acq: 29 Oct 2020 8:15 pm

Tgt Ion:276 Resp: 1374923

Ion	Ratio	Lower	Upper
276	100		
138	41.0	26.7	40.1#
277	30.7	20.4	30.6#

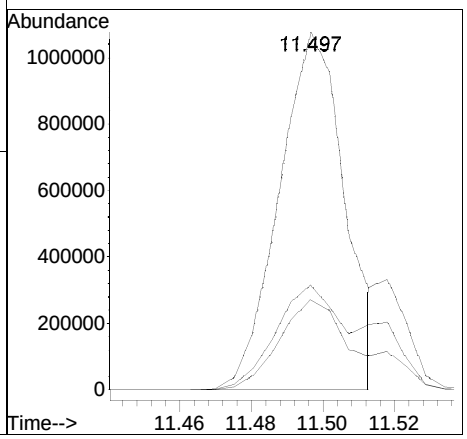

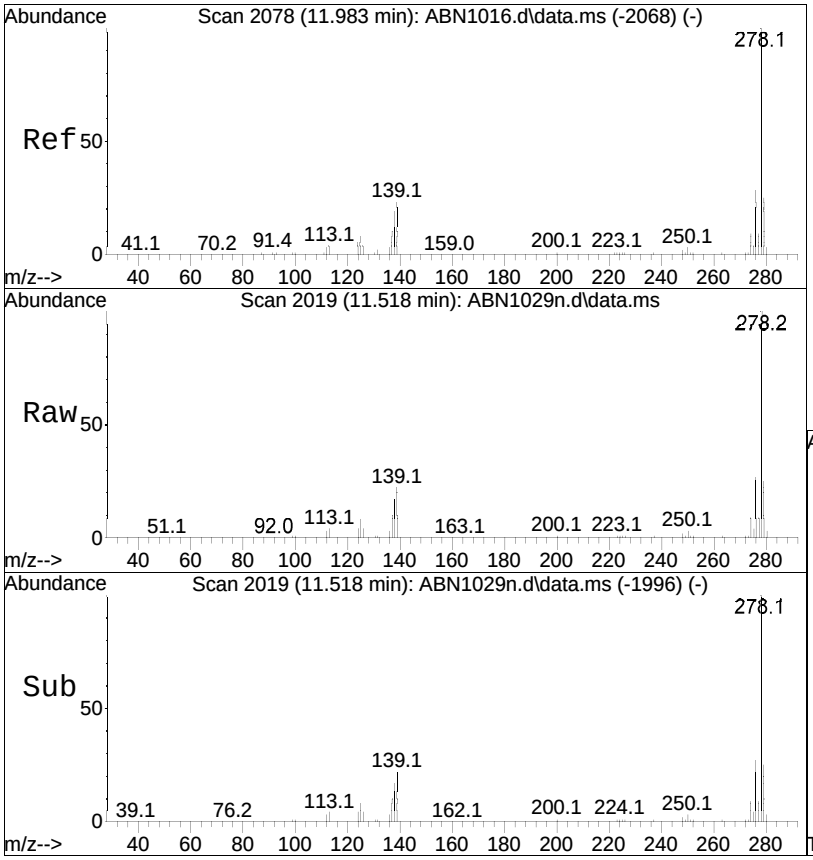

#115
Dibenzo(a,h)anthracene
Concen: 52.80 ug/ml
RT: 11.518 min Scan# 2019
Delta R.T. 0.000 min
Lab File: ABN1029n.d
Acq: 29 Oct 2020 8:15 pm

Tgt Ion:278 Resp: 1261595

Ion	Ratio	Lower	Upper
278	100		
139	20.4	18.2	27.4
279	24.1	19.3	28.9

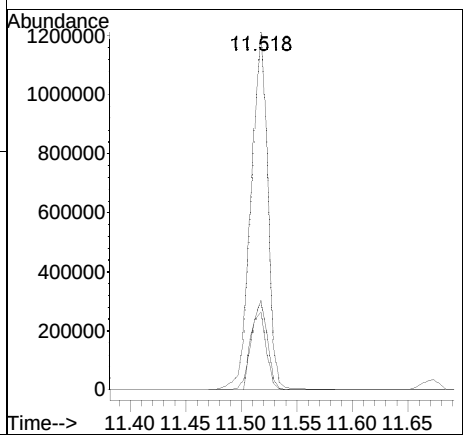



#116
Benzo(ghi)perylene
Concen: 49.20 ug/ml
RT: 11.673 min Scan# 2048
Delta R.T. 0.000 min
Lab File: ABN1029n.d
Acq: 29 Oct 2020 8:15 pm

Tgt Ion:276 Resp: 1304394

Ion	Ratio	Lower	Upper
276	100		
138	30.7	26.1	39.1
277	25.0	19.4	29.0

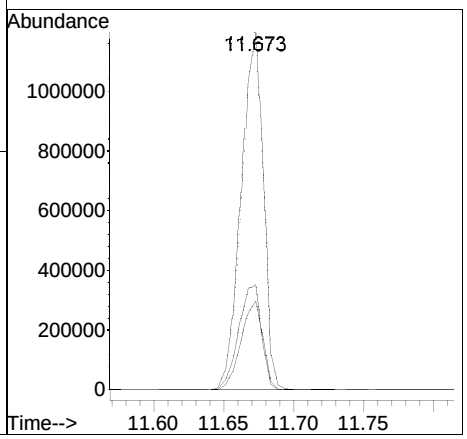

Manual Integration Report

Data Path : I:\8270\GCMS5\201029n\ QMethod : FS200401gcms5.m
Data File : ABN1029n.d Operator : GCMS5:im
Date Inj'd : 10/29/2020 8:15 pm Instrument : GCMS5
Sample : WG1426007-3,32,,ABN CCV LoQuant Date : 10/29/2020 8:43 pm

Compound #78: Azobenzene

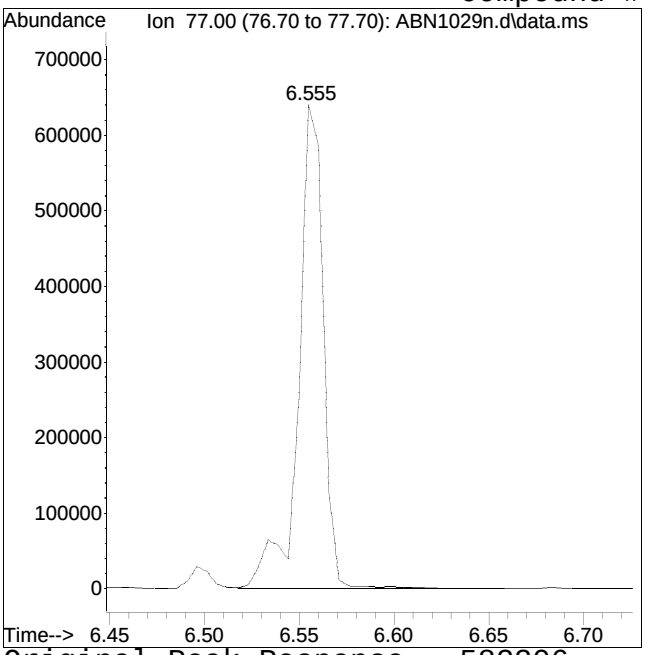

Original Peak Response = 582306

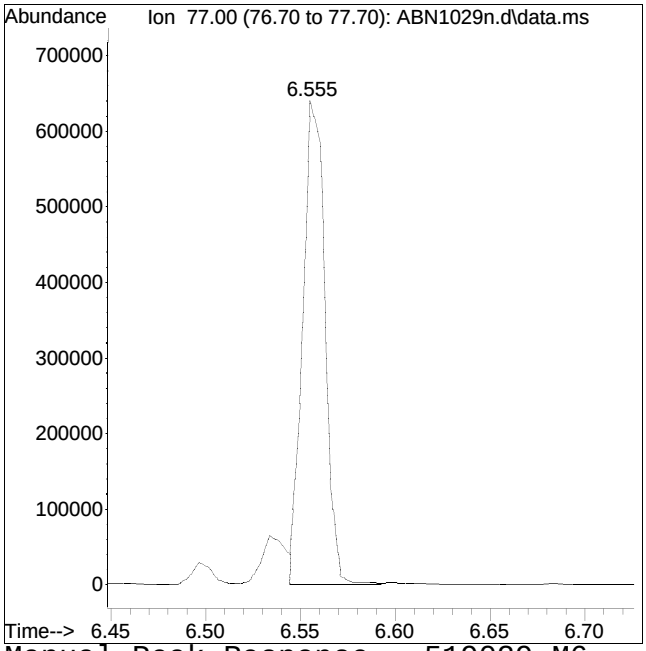

Manual Peak Response = 519029 M6

M6 = Misassignment of peak valley by automated integration (poor split of 2 peaks).

Manual Integration Report

Data Path : I:\8270\GCMS5\201029n\ QMethod : FS200401gcms5.m
Data File : ABN1029n.d Operator : GCMS5:im
Date Inj'd : 10/29/2020 8:15 pm Instrument : GCMS5
Sample : WG1426007-3,32,,ABN CCV LoQuant Date : 10/29/2020 8:43 pm

Compound #114: Indeno(1,2,3-cd)pyrene

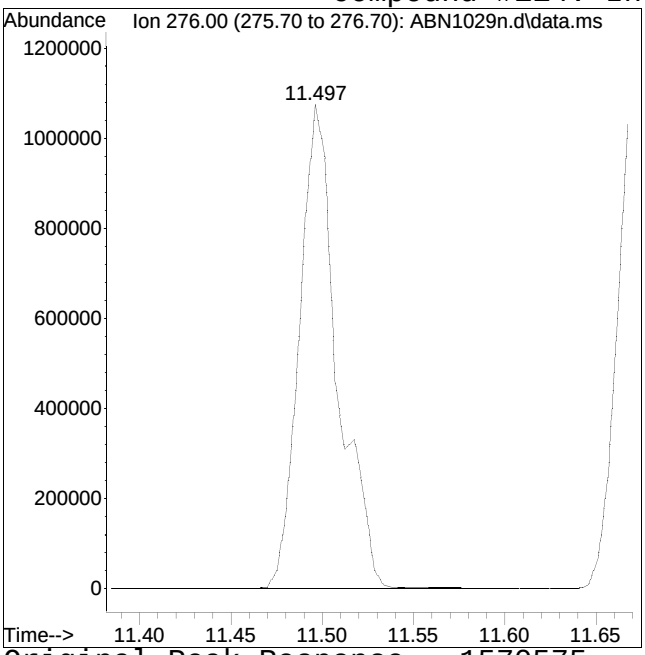

Original Peak Response = 1570575

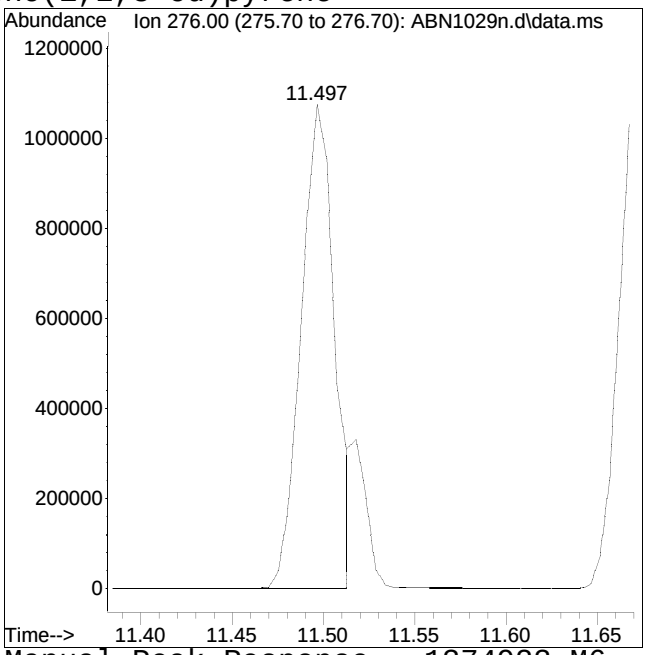

Manual Peak Response = 1374923 M6

M6 = Misassignment of peak valley by automated integration (poor split of 2 peaks).

Evaluate Continuing Calibration Report

Data Path : I:\8270\GCMS5\201029n\
Data File : AP91029n.d
Acq On : 29 Oct 2020 8:38 pm
Operator : GCMS5:im
Sample : WG1426007-4,32,,AP9 CCV Lot # 8911
Misc : WG1426007,,ical16639
ALS Vial : 97 Sample Multiplier: 1

Quant Time: Oct 29 20:58:10 2020
Quant Method : I:\8270\GCMS5\201029n\FS200401gcms5.m
Quant Title : Semivolatiles by GC/MS by modified 8270
QLast Update : Thu Oct 29 20:57:36 2020
Response via : Initial Calibration

Min. RRF : 0.000 Min. Rel. Area : 50% Max. R.T. Dev 0.50min
Max. RRF Dev : 20% Max. Rel. Area : 200%

		Compound	AvgRF	CCRF	%Dev	Area%	Dev(min)
27	I	IS2_1,4-Dichlorobenzene-d4	1.000	1.000	0.0	132	0.00
28	T	Benzaldehyde	1.039	1.023	1.5	129	0.00
29	T	Acetophenone	1.720	1.595	7.3	119	0.00
30	T	m-Toluidine	1.775	1.617	8.9	116	0.00
31	T	2-Chloroaniline	1.635	1.569	4.0	125	0.00
55	I	IS2_Naphthalene-d8	1.000	1.000	0.0	127	0.00
56	T	a-Terpineol	0.315	0.234	25.7#	90	0.00
57	T	3-Chloroaniline	0.145	0.120	17.2	102	0.00
58	T	2,6-Dichlorophenol	0.305	0.320	-4.9	127	0.00
59	T	1-chloro-2-nitrobenzene	0.141	0.138	2.1	120	0.00
60	T	Caprolactam	0.184	0.130	29.3#	85	0.00
61	T	1,2,4,5-Tetrachlorobenzene	0.358	0.389	-8.7	135	0.00
62	T	Biphenyl	0.814	0.771	5.3	116	0.00
83	I	IS2_Acenaphthene-d10	1.000	1.000	0.0	129	0.00
84	T	Dichloran	0.190	0.218	-14.7	134	0.00
85	T	Pentachloronitrobenzene	0.187	0.201	-7.5	136	0.00
98	I	IS2_Phenanthrene-d10	1.000	1.000	0.0	128	0.00
99	T	Diphenamid	0.482	0.490	-1.7	125	0.00

* Evaluation of CC level amount vs concentration.
(#) = Out of Range SPCC's out = 0 CCC's out = 0

Quantitation Report (QT Reviewed)

Data Path : I:\8270\GCMS5\201029n\
Data File : AP91029n.d
Acq On : 29 Oct 2020 8:38 pm
Operator : GCMS5:im
Sample : WG1426007-4,32,,AP9 CCV Lot # 8911
Misc : WG1426007,,ical16639
ALS Vial : 97 Sample Multiplier: 1

Quant Time: Oct 29 20:58:10 2020
Quant Method : I:\8270\GCMS5\201029n\FS200401gcms5.m
Quant Title : Semivolatiles by GC/MS by modified 8270
QLast Update : Thu Oct 29 20:57:36 2020
Response via : Initial Calibration

Sub List : AP9ical - AP9 ical sublist

Compound	R.T.	QIon	Response	Conc	Units	Dev(Min)
Internal Standards						
27) IS2_1,4-Dichlorobenzen...	3.398	152	196420	40.000	ug/ml	0.00
55) IS2_Naphthalene-d8	4.520	136	694468	40.000	ug/ml	0.00
83) IS2_Acenaphthene-d10	5.962	164	400087	40.000	ug/ml	0.00
98) IS2_Phenanthrene-d10	7.148	188	773679	40.000	ug/ml	0.00
System Monitoring Compounds						
Target Compounds						Qvalue
28) Benzaldehyde	2.970	105	251067	49.205	ug/ml	90
29) Acetophenone	3.793	105	391609	46.373	ug/ml#	87
30) m-Toluidine	3.873	106	397062	45.563	ug/ml	99
31) 2-Chloroaniline	4.188	127	385187	47.975	ug/ml	98
56) a-Terpineol	4.594	59	202724	37.108	ug/ml	99
57) 3-Chloroaniline	4.610	65	104233	41.331	ug/ml	92
58) 2,6-Dichlorophenol	4.626	162	277824	52.541	ug/ml	96
59) 1-chloro-2-nitrobenzene	4.845	111	120199	48.948	ug/ml	90
60) Caprolactam	4.904	55	112697	35.294	ug/ml#	87
61) 1,2,4,5-Tetrachloroben...	5.273	216	337666	54.358	ug/ml	98
62) Biphenyl	5.519	154	669305	47.357	ug/ml	96
84) Dichloran	6.918	206	109181	57.534	ug/ml	87
85) Pentachloronitrobenzene	7.030	237	100405	53.590	ug/ml	91
99) Diphenamid	7.955	167	473677	50.813	ug/ml	89

(#) = qualifier out of range (m) = manual integration (+) = signals summed

Quantitation Report (QT Reviewed)

Data Path : I:\8270\GCMS5\201029n\
Data File : AP91029n.d
Acq On : 29 Oct 2020 8:38 pm
Operator : GCMS5:im
Sample : WG1426007-4,32,,AP9 CCV Lot # 8911
Misc : WG1426007,,ical16639
ALS Vial : 97 Sample Multiplier: 1

Quant Time: Oct 29 20:58:10 2020
Quant Method : I:\8270\GCMS5\201029n\FS200401gcms5.m
Quant Title : Semivolatiles by GC/MS by modified 8270
QLast Update : Thu Oct 29 20:57:36 2020
Response via : Initial Calibration

Sub List : AP9ical - AP9 ical sublist

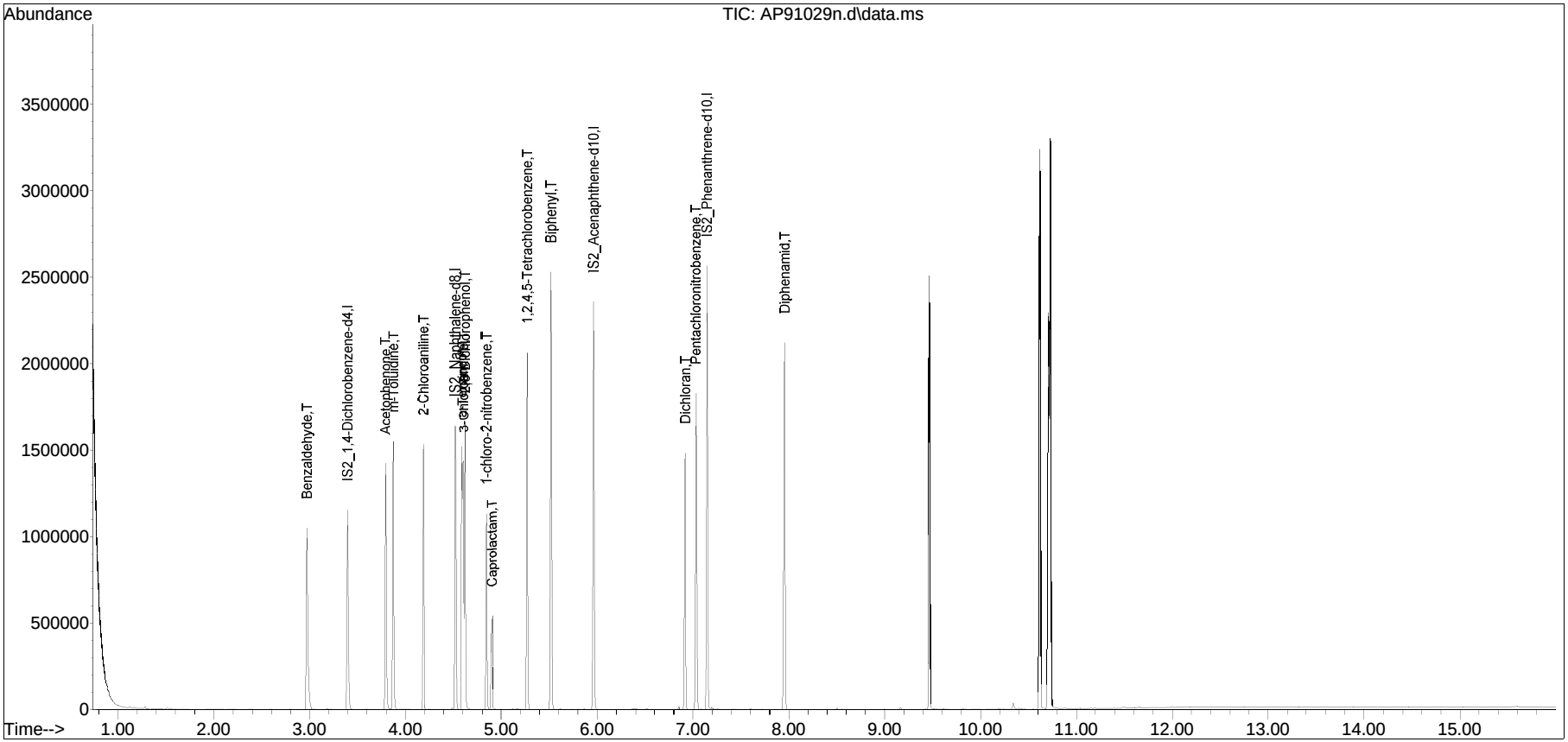

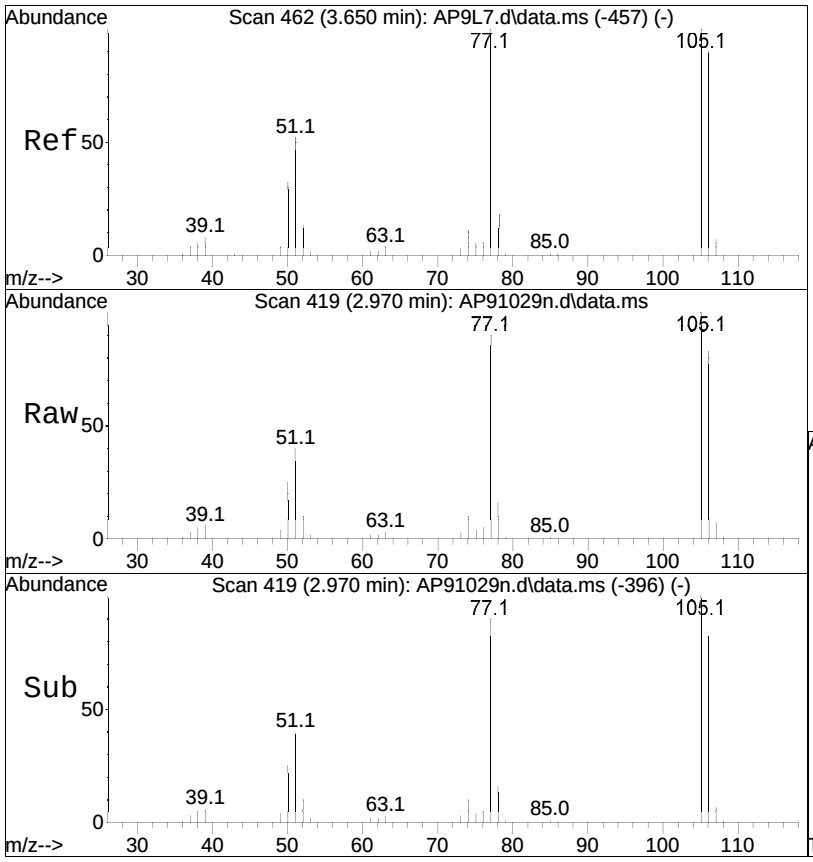

#28
Benzaldehyde
Concen: 49.21 ug/ml
RT: 2.970 min Scan# 419
Delta R.T. 0.000 min
Lab File: AP91029n.d
Acq: 29 Oct 2020 8:38 pm

Tgt Ion:105 Resp: 251067

Ion	Ratio	Lower	Upper
105	100		
77	89.4	79.3	118.9

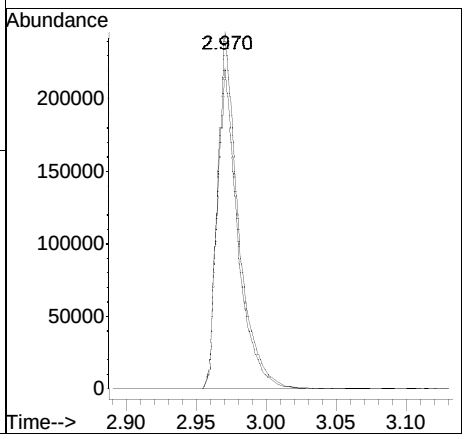

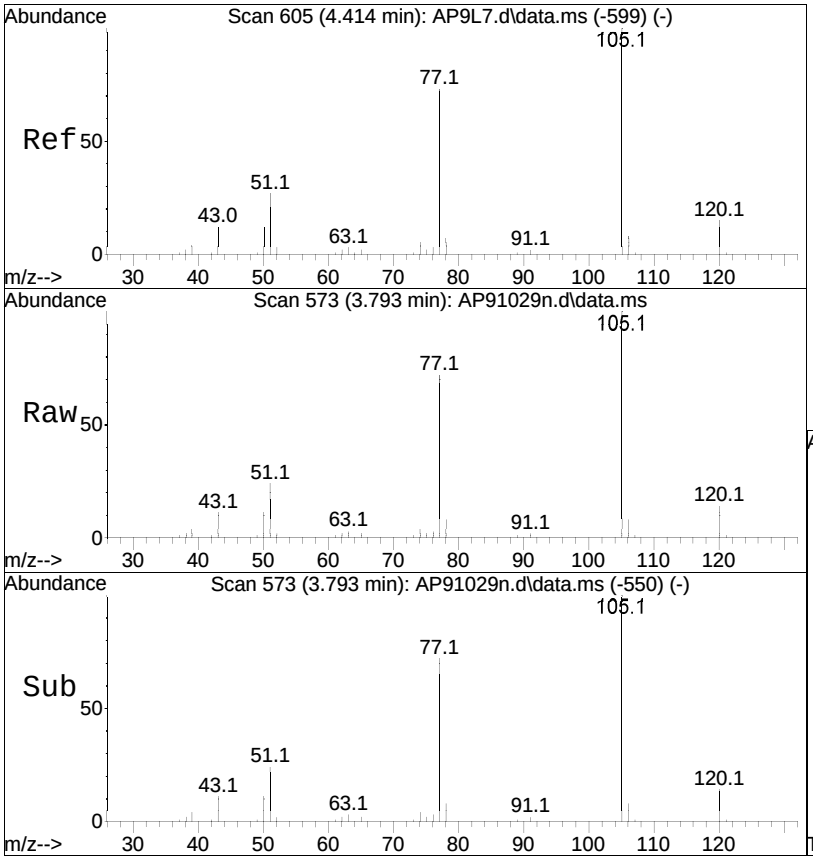

#29
Acetophenone
Concen: 46.37 ug/ml
RT: 3.793 min Scan# 573
Delta R.T. 0.000 min
Lab File: AP91029n.d
Acq: 29 Oct 2020 8:38 pm

Tgt Ion:105 Resp: 391609

Ion	Ratio	Lower	Upper
105	100		
120	13.7	17.4	26.2#
51	24.5	23.8	35.6

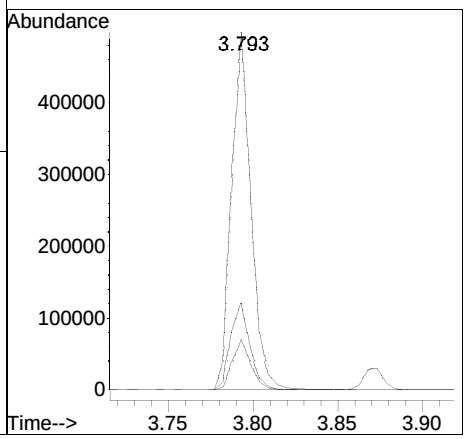

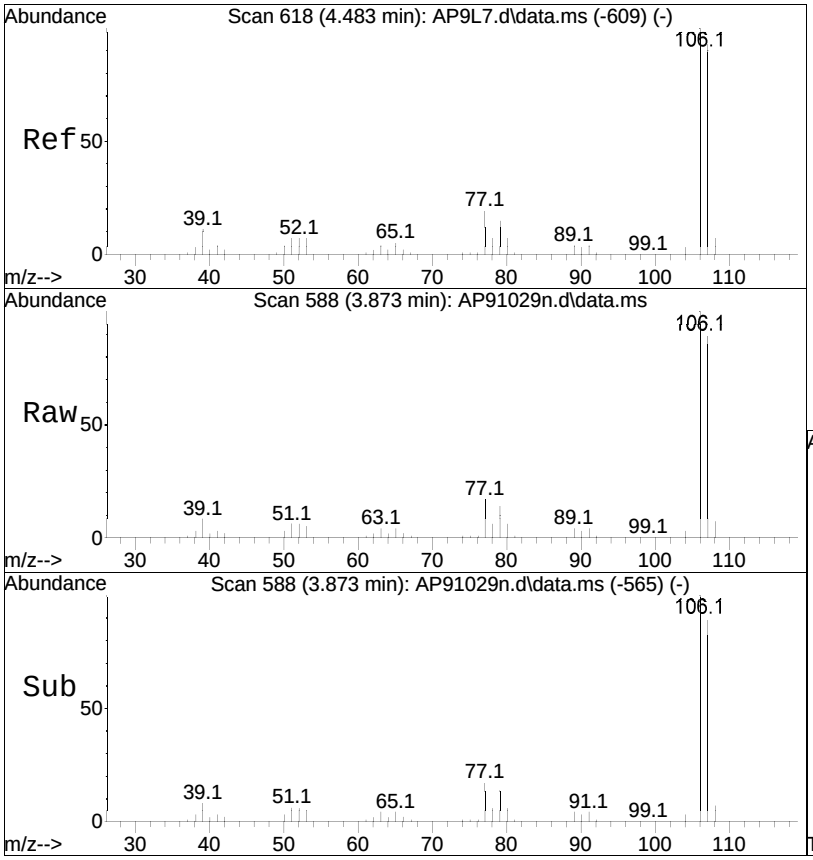

#30
m-Toluidine
Concen: 45.56 ug/ml
RT: 3.873 min Scan# 588
Delta R.T. 0.000 min
Lab File: AP91029n.d
Acq: 29 Oct 2020 8:38 pm

Tgt Ion:106 Resp: 397062

Ion	Ratio	Lower	Upper
106	100		
107	89.2	72.5	108.7
79	13.8	11.4	17.2

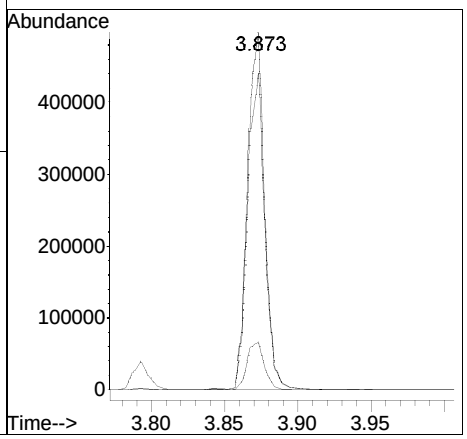

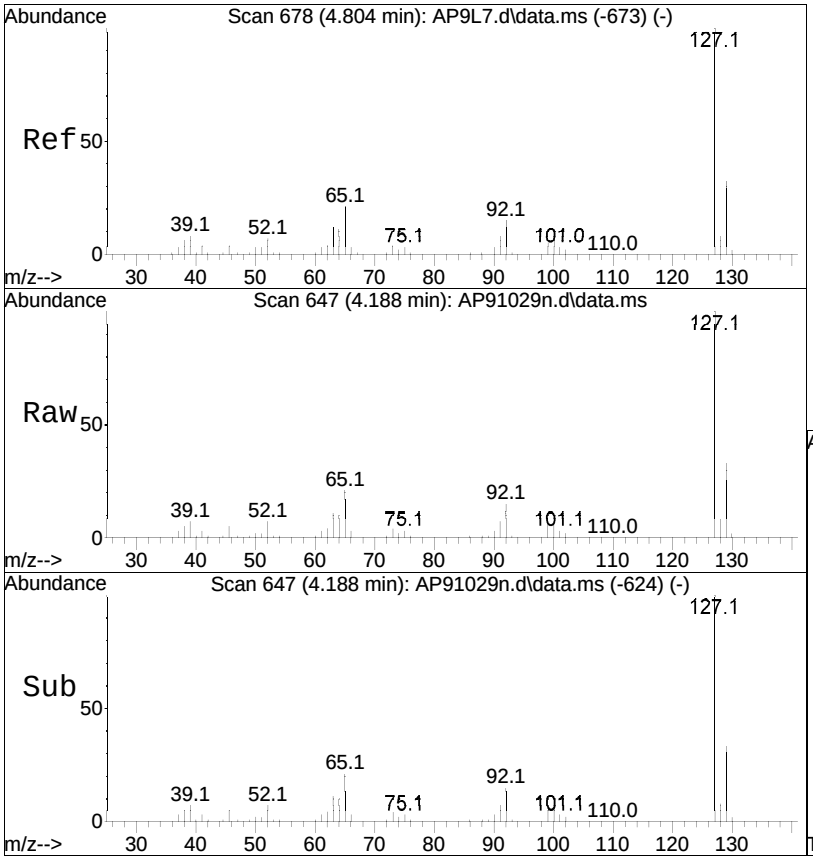

#31
2-Chloroaniline
Concen: 47.98 ug/ml
RT: 4.188 min Scan# 647
Delta R.T. 0.000 min
Lab File: AP91029n.d
Acq: 29 Oct 2020 8:38 pm

Tgt Ion:127 Resp: 385187

Ion	Ratio	Lower	Upper
127	100		
129	32.5	25.5	38.3
65	20.4	17.3	25.9

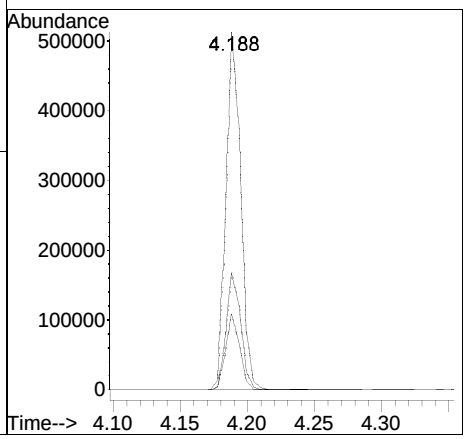

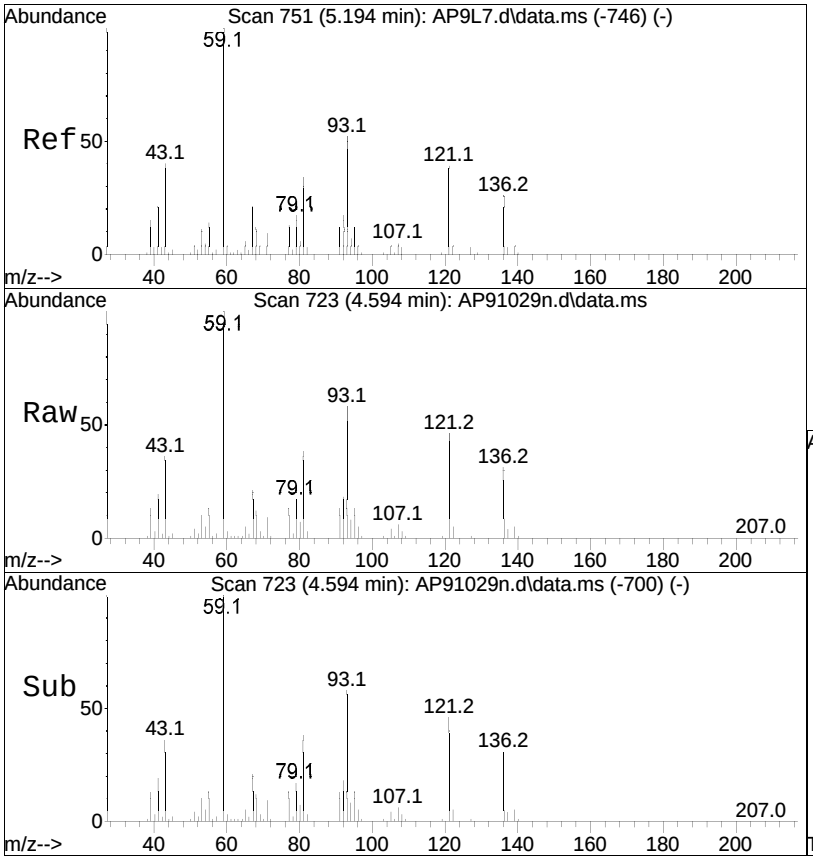

#56
a-Terpineol
Concen: 37.11 ug/ml
RT: 4.594 min Scan# 723
Delta R.T. 0.000 min
Lab File: AP91029n.d
Acq: 29 Oct 2020 8:38 pm

Tgt Ion: 59 Resp: 202724

Ion	Ratio	Lower	Upper
59	100		
93	60.8	49.3	73.9

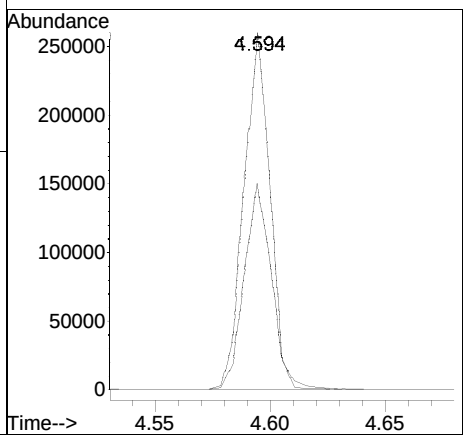

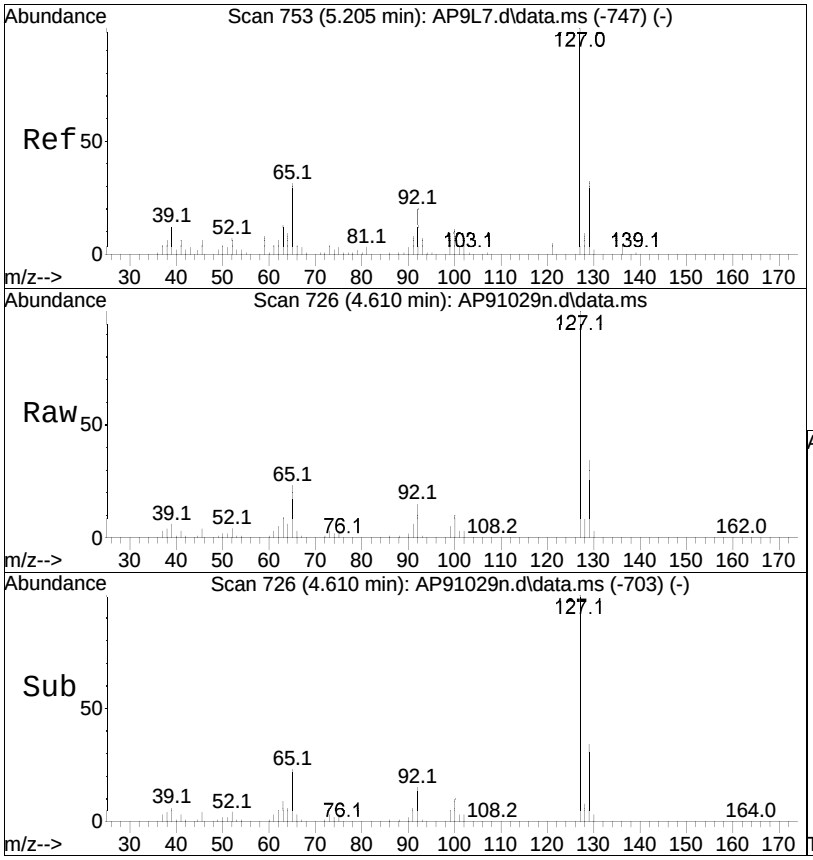

#57
3-Chloroaniline
Concen: 41.33 ug/ml
RT: 4.610 min Scan# 726
Delta R.T. 0.000 min
Lab File: AP91029n.d
Acq: 29 Oct 2020 8:38 pm

Tgt Ion: 65 Resp: 104233

Ion	Ratio	Lower	Upper
65	100		
127	355.0	269.3	403.9
129	117.4	88.2	132.4

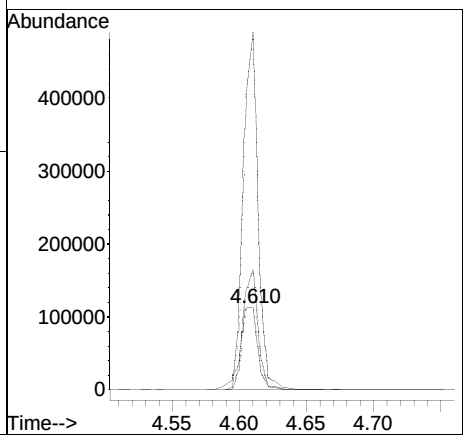

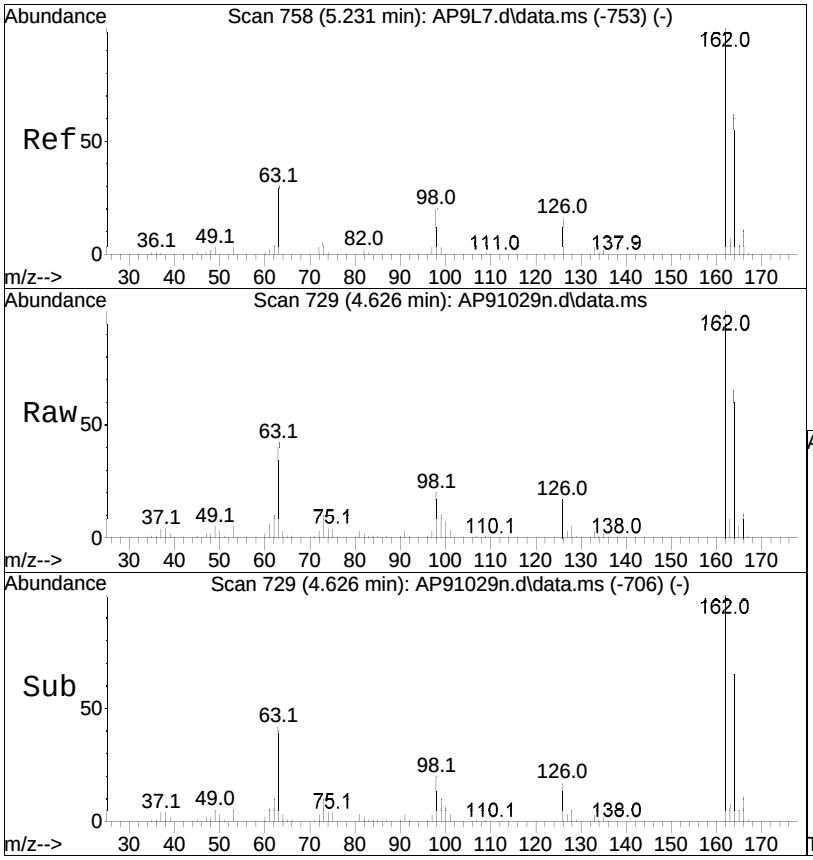

#58
2,6-Dichlorophenol
Concen: 52.54 ug/ml
RT: 4.626 min Scan# 729
Delta R.T. 0.000 min
Lab File: AP91029n.d
Acq: 29 Oct 2020 8:38 pm

Tgt Ion:162 Resp: 277824

Ion	Ratio	Lower	Upper
162	100		
164	64.9	51.8	77.6
63	58.2	41.7	62.5

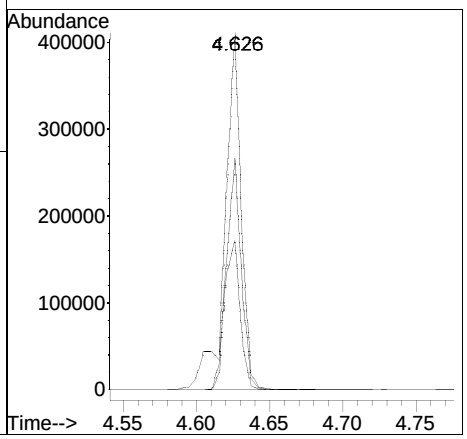

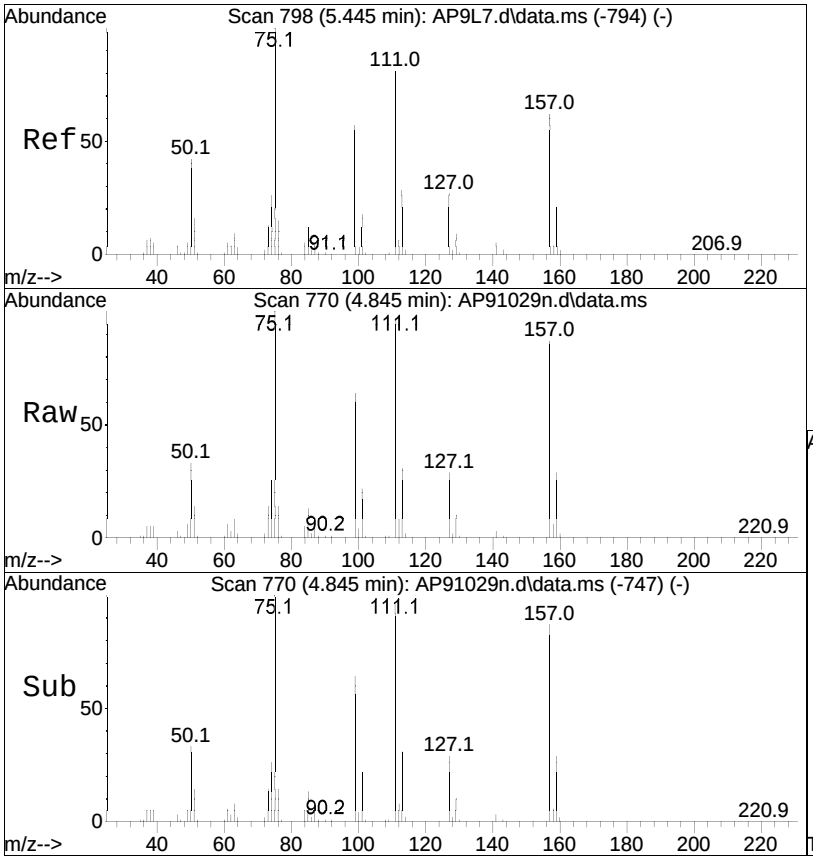

#59
1-chloro-2-nitrobenzene
Concen: 48.95 ug/ml
RT: 4.845 min Scan# 770
Delta R.T. 0.000 min
Lab File: AP91029n.d
Acq: 29 Oct 2020 8:38 pm

Tgt Ion:111 Resp: 120199

Ion	Ratio	Lower	Upper
111	100		
157	83.7	67.6	101.4
75	109.0	102.5	153.7

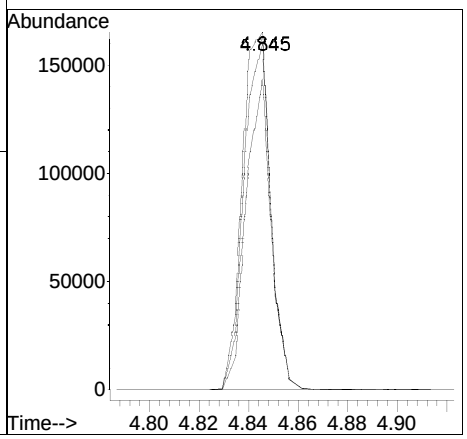

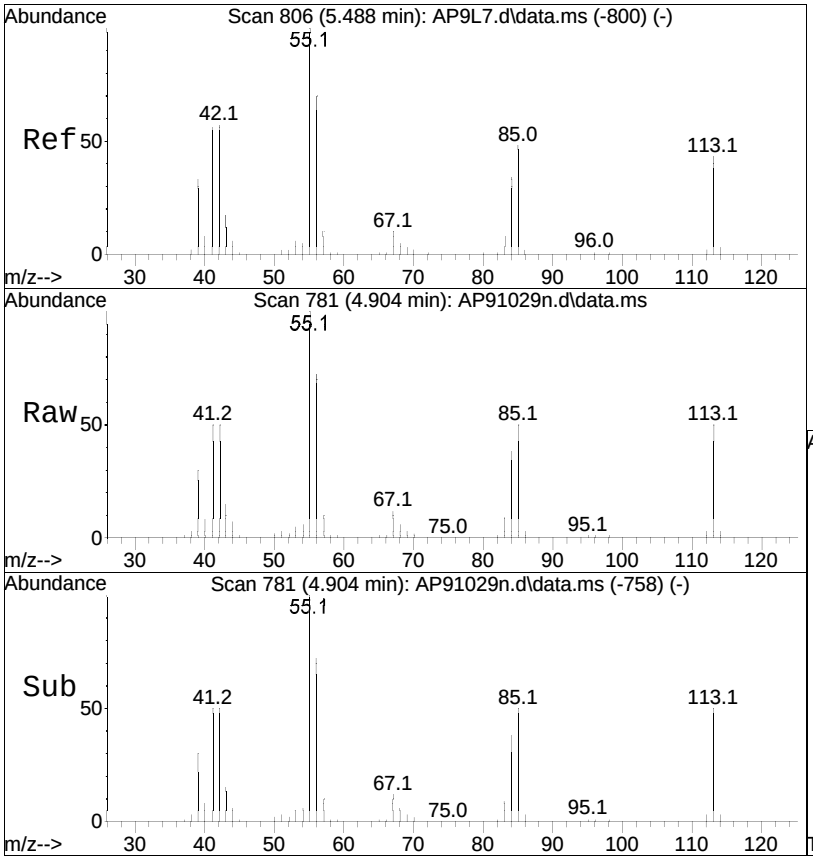

#60
Caprolactam
Concen: 35.29 ug/ml
RT: 4.904 min Scan# 781
Delta R.T. 0.000 min
Lab File: AP91029n.d
Acq: 29 Oct 2020 8:38 pm

Tgt Ion: 55 Resp: 112697

Ion	Ratio	Lower	Upper
55	100		
85	51.0	36.6	54.8
113	49.6	50.2	75.2#

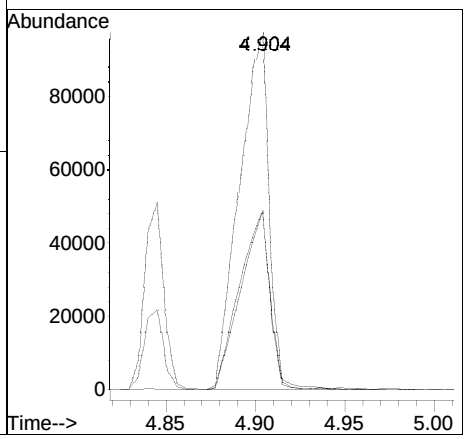

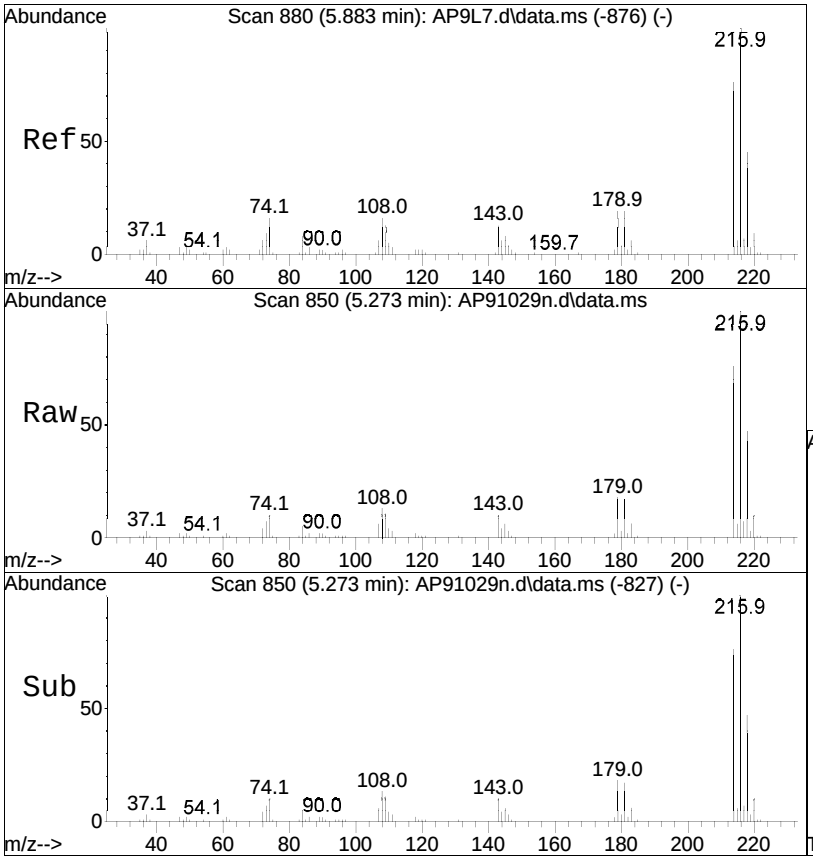

#61
1,2,4,5-Tetrachlorobenzene
Concen: 54.36 ug/ml
RT: 5.273 min Scan# 850
Delta R.T. 0.000 min
Lab File: AP91029n.d
Acq: 29 Oct 2020 8:38 pm

Tgt Ion:216 Resp: 337666

Ion	Ratio	Lower	Upper
216	100		
214	77.1	63.0	94.4
179	18.5	15.3	22.9

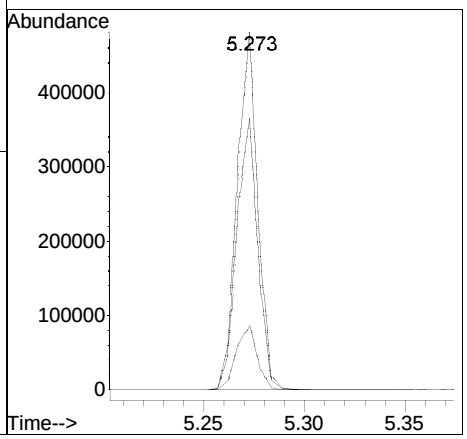

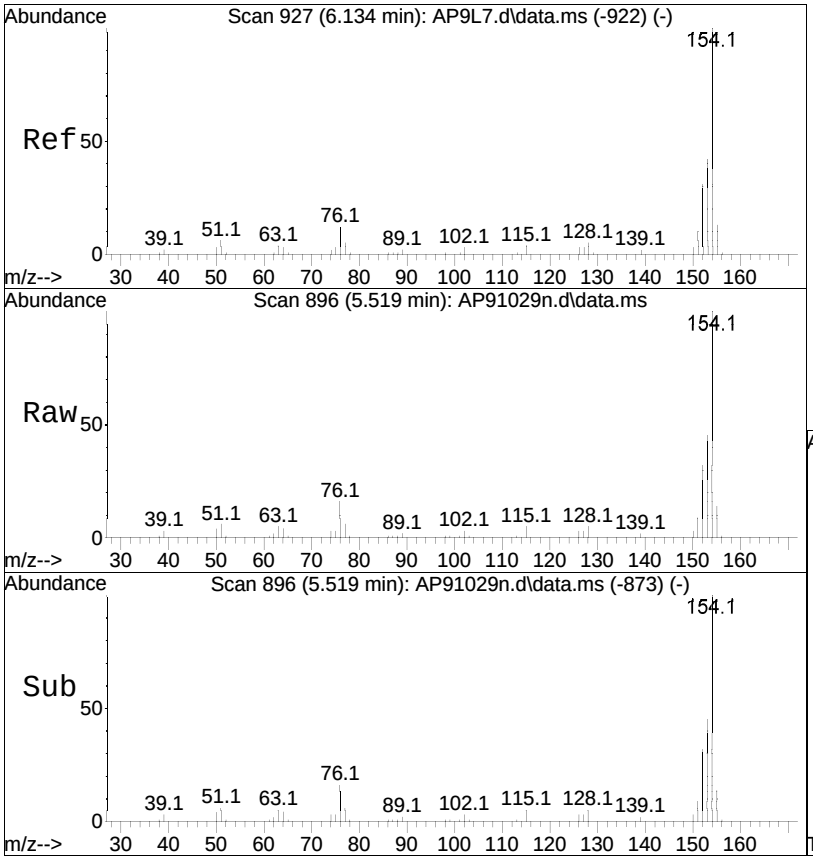

#62
Biphenyl
Concen: 47.36 ug/ml
RT: 5.519 min Scan# 896
Delta R.T. 0.000 min
Lab File: AP91029n.d
Acq: 29 Oct 2020 8:38 pm

Tgt Ion:154 Resp: 669305

Ion	Ratio	Lower	Upper
154	100		
153	44.1	33.8	50.8
152	31.3	23.0	34.6

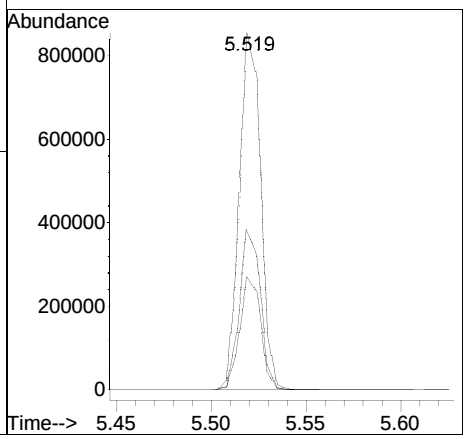

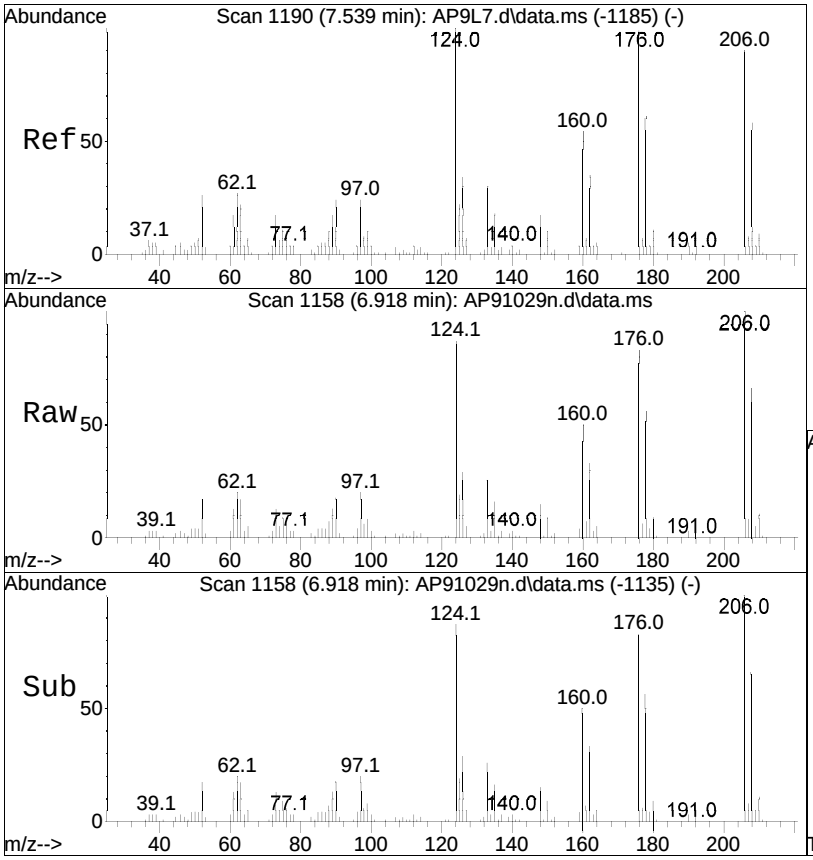

#84
Dichloran
Concen: 57.53 ug/ml
RT: 6.918 min Scan# 1158
Delta R.T. 0.000 min
Lab File: AP91029n.d
Acq: 29 Oct 2020 8:38 pm

Tgt Ion:206 Resp: 109181

Ion	Ratio	Lower	Upper
206	100		
176	87.7	82.7	124.1
124	97.2	86.2	129.4

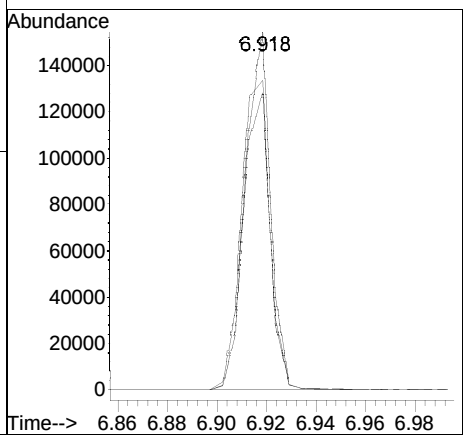

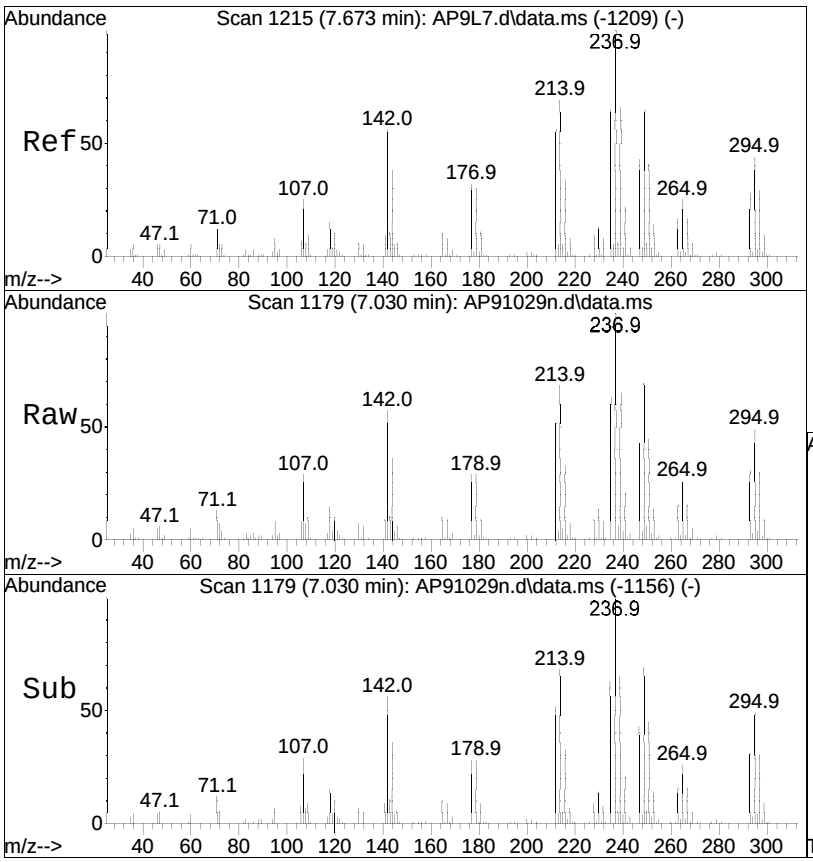

#85
Pentachloronitrobenzene
Concen: 53.59 ug/ml
RT: 7.030 min Scan# 1179
Delta R.T. 0.000 min
Lab File: AP91029n.d
Acq: 29 Oct 2020 8:38 pm

Tgt Ion:237 Resp: 100405

Ion	Ratio	Lower	Upper
237	100		
142	58.2	57.4	86.2
214	67.5	55.0	82.6

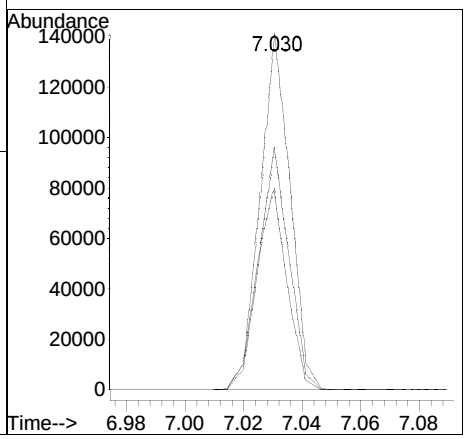



#99
Diphenamid
Concen: 50.81 ug/ml
RT: 7.955 min Scan# 1352
Delta R.T. 0.000 min
Lab File: AP91029n.d
Acq: 29 Oct 2020 8:38 pm

Tgt Ion:167 Resp: 473677

Ion	Ratio	Lower	Upper
167	100		
72	101.6	95.0	142.6
165	49.7	40.4	60.6

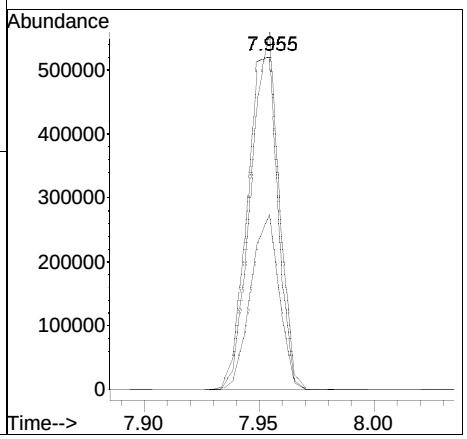

Manual Integration Report

Data Path	: I:\8270\GCMS5\201029n\	QMethod	: FS200401gcms5.m
Data File	: AP91029n.d	Operator	: GCMS5:im
Date Inj'd	: 10/29/2020 8:38 pm	Instrument	: GCMS5
Sample	: WG1426007-4,32,,AP9 CCV Lo	Quant Date	: 10/29/2020 8:57 pm

There are no manual integrations or false positives in this file.

Evaluate Continuing Calibration Report

Data Path : I:\8270\GCMS5\201029n\
Data File : ADP1029n.d
Acq On : 29 Oct 2020 9:00 pm
Operator : GCMS5:im
Sample : WG1426007-5,32,,ADP CCV Lot # 8925
Misc : WG1426007,,ical16639
ALS Vial : 98 Sample Multiplier: 1

Quant Time: Oct 29 21:20:52 2020
Quant Method : I:\8270\GCMS5\201029n\FS200401gcms5.m
Quant Title : Semivolatiles by GC/MS by modified 8270
QLast Update : Thu Oct 29 21:20:17 2020
Response via : Initial Calibration

Min. RRF : 0.000 Min. Rel. Area : 50% Max. R.T. Dev 0.50min
Max. RRF Dev : 20% Max. Rel. Area : 200%

		Compound	AvgRF	CCRF	%Dev	Area%	Dev(min)
32	I	IS3_1,4-Dichlorobenzene-d4	1.000	1.000	0.0	133	0.00
33	T	1,4-Dioxane	0.479	0.383	20.0#	107	0.00
34	T	n-Decane	1.305	0.894	31.5#	85	0.00
86	I	IS3_Acenaphthene-d10	1.000	1.000	0.0	138	0.00
87	T	Atrazine	0.322	0.346	-7.5	141	0.00
100	I	IS3_Phenanthrene-d10	1.000	1.000	0.0	141	0.00
101	T	n-Octadecane	0.427	0.301	29.5#	95	0.00
102	T	Parathion	* 50.000	47.042	5.9	138	0.00
103	T	3,3'-Dimethylbenzidine	0.715	0.711	0.6	123	0.00

* Evaluation of CC level amount vs concentration.
(#) = Out of Range SPCC's out = 0 CCC's out = 0

Quantitation Report (QT Reviewed)

Data Path : I:\8270\GCMS5\201029n\
Data File : ADP1029n.d
Acq On : 29 Oct 2020 9:00 pm
Operator : GCMS5:im
Sample : WG1426007-5,32,,ADP CCV Lot # 8925
Misc : WG1426007,,ical16639
ALS Vial : 98 Sample Multiplier: 1

Quant Time: Oct 29 21:20:52 2020
Quant Method : I:\8270\GCMS5\201029n\FS200401gcms5.m
Quant Title : Semivolatiles by GC/MS by modified 8270
QLast Update : Thu Oct 29 21:20:17 2020
Response via : Initial Calibration

Sub List : ADPical_REV2 - ADP sublist

	Compound	R.T.	QIon	Response	Conc	Units	Dev(Min)
	Internal Standards						
32)	IS3_1,4-Dichlorobenzen...	3.398	152	215381	40.000	ug/ml	0.00
86)	IS3_Acenaphthene-d10	5.962	164	480633	40.000	ug/ml	0.00
100)	IS3_Phenanthrene-d10	7.148	188	945212	40.000	ug/ml	0.00
	System Monitoring Compounds						
	Target Compounds						Qvalue
33)	1,4-Dioxane	0.882	88	103177	40.012	ug/ml	98
34)	n-Decane	3.312	57	240619	34.252	ug/ml	96
87)	Atrazine	6.998	200	207848	53.734	ug/ml#	90
101)	n-Octadecane	7.164	57	355554	35.221	ug/ml	95
102)	Parathion	7.848	109	151982	47.042	ug/ml	89
103)	3,3'-Dimethylbenzidine	8.996	212	839593	49.697	ug/ml	97

(#) = qualifier out of range (m) = manual integration (+) = signals summed

Quantitation Report (QT Reviewed)

Data Path : I:\8270\GCMS5\201029n\
Data File : ADP1029n.d
Acq On : 29 Oct 2020 9:00 pm
Operator : GCMS5:im
Sample : WG1426007-5,32,,ADP CCV Lot # 8925
Misc : WG1426007,,ical16639
ALS Vial : 98 Sample Multiplier: 1

Quant Time: Oct 29 21:20:52 2020
Quant Method : I:\8270\GCMS5\201029n\FS200401gcms5.m
Quant Title : Semivolatiles by GC/MS by modified 8270
QLast Update : Thu Oct 29 21:20:17 2020
Response via : Initial Calibration

Sub List : ADPical_REV2 - ADP sublist

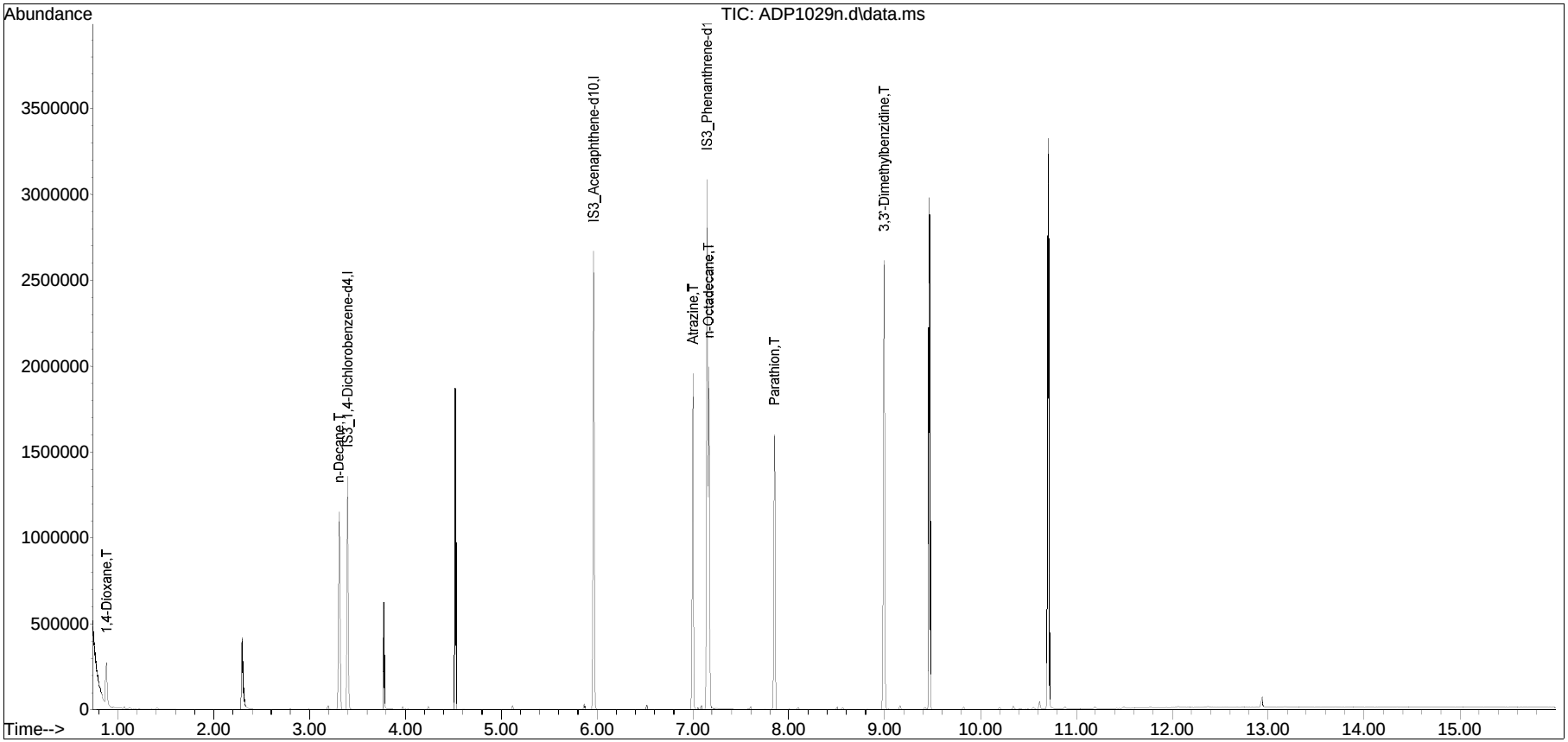

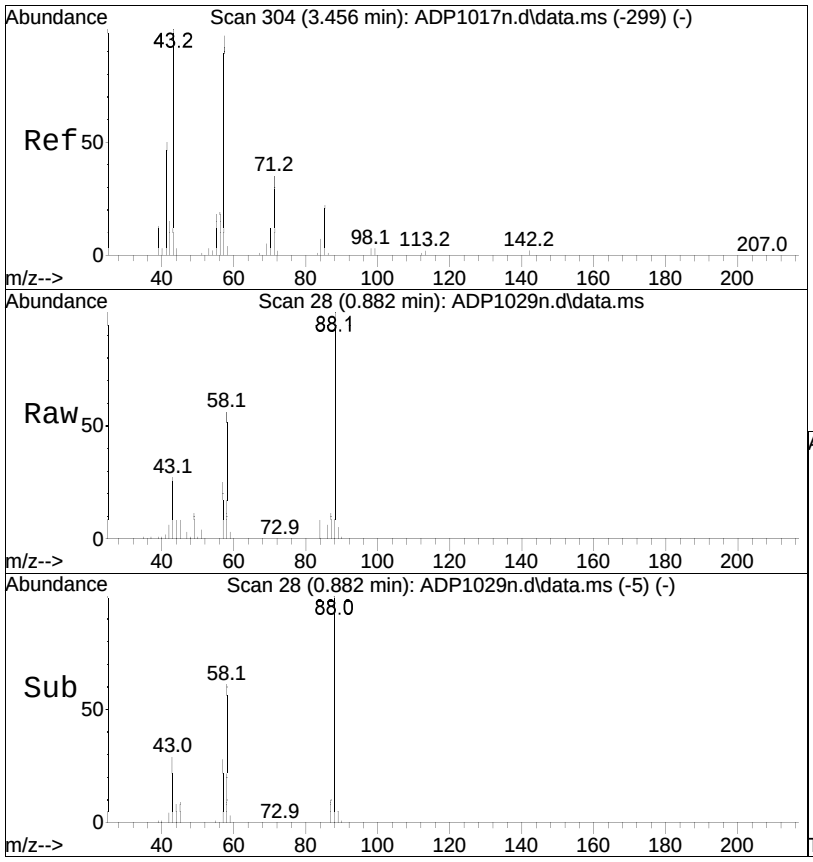

#33
1,4-Dioxane
Concen: 40.01 ug/ml
RT: 0.882 min Scan# 28
Delta R.T. 0.000 min
Lab File: ADP1029n.d
Acq: 29 Oct 2020 9:00 pm

Tgt Ion: 88 Resp: 103177

Ion	Ratio	Lower	Upper
88	100		
58	54.7	44.8	67.2
43	27.4	20.8	31.2

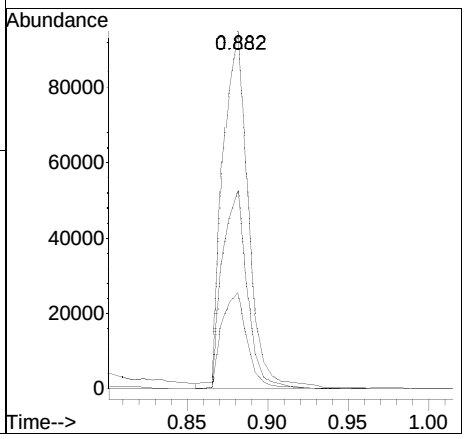

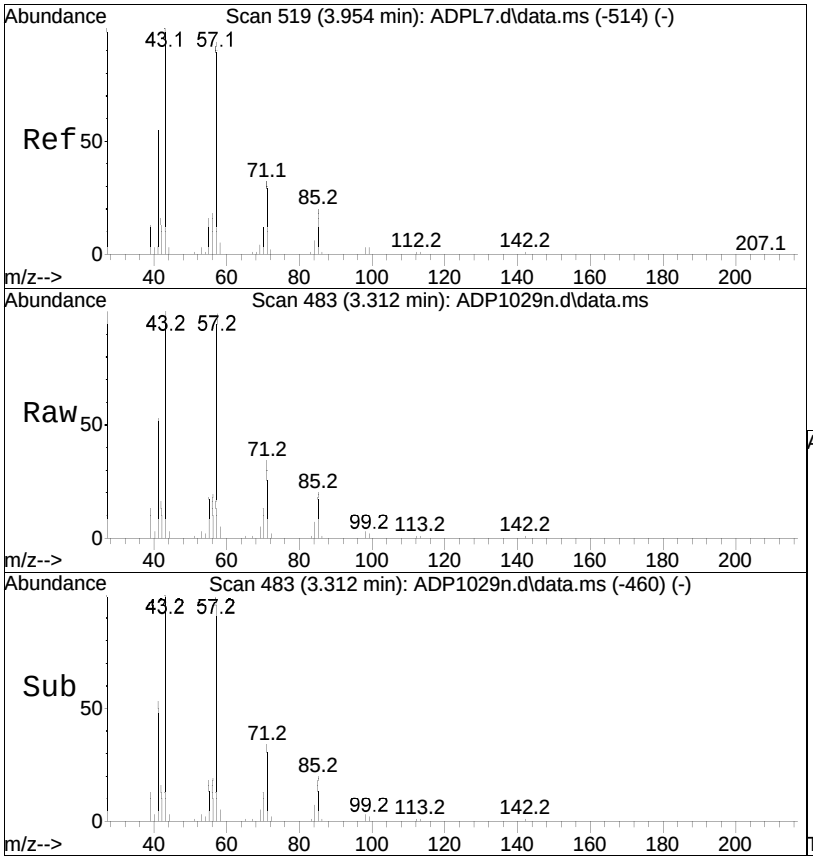

#34
n-Decane
Concen: 34.25 ug/ml
RT: 3.312 min Scan# 483
Delta R.T. 0.000 min
Lab File: ADP1029n.d
Acq: 29 Oct 2020 9:00 pm

Tgt Ion: 57 Resp: 240619

Ion	Ratio	Lower	Upper
57	100		
43	101.0	84.2	126.2
41	53.9	45.8	68.8

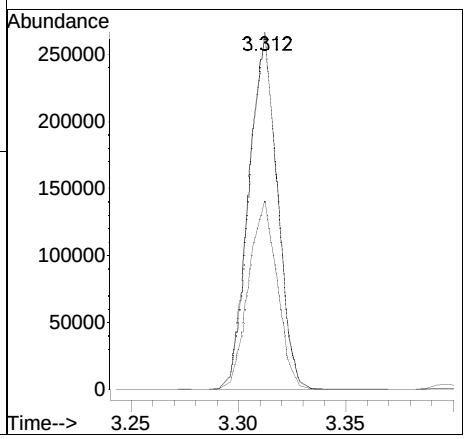

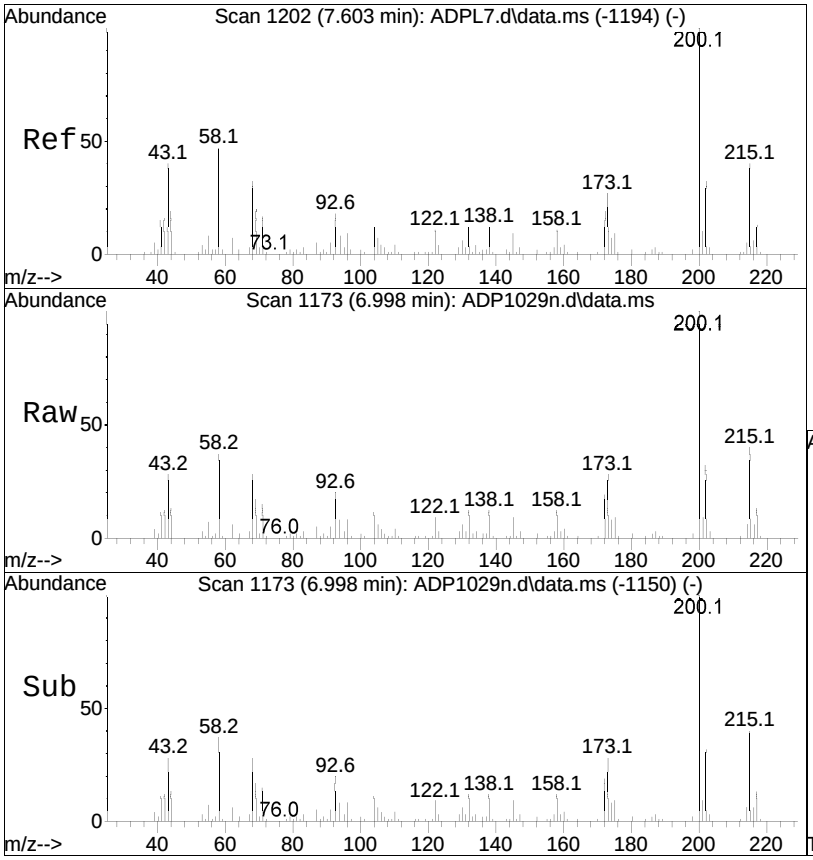

#87
Atrazine
Concen: 53.73 ug/ml
RT: 6.998 min Scan# 1173
Delta R.T. 0.000 min
Lab File: ADP1029n.d
Acq: 29 Oct 2020 9:00 pm

Tgt Ion:200 Resp: 207848

Ion	Ratio	Lower	Upper
200	100		
202	32.9	25.8	38.8
215	40.1	40.3	60.5#

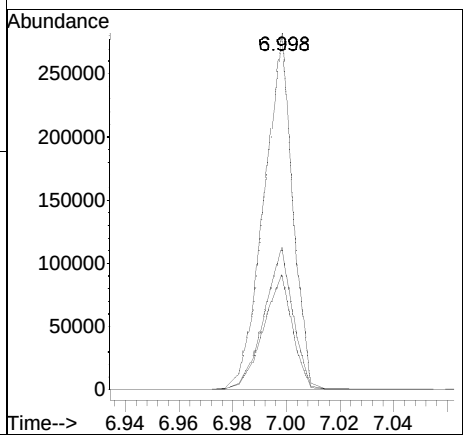

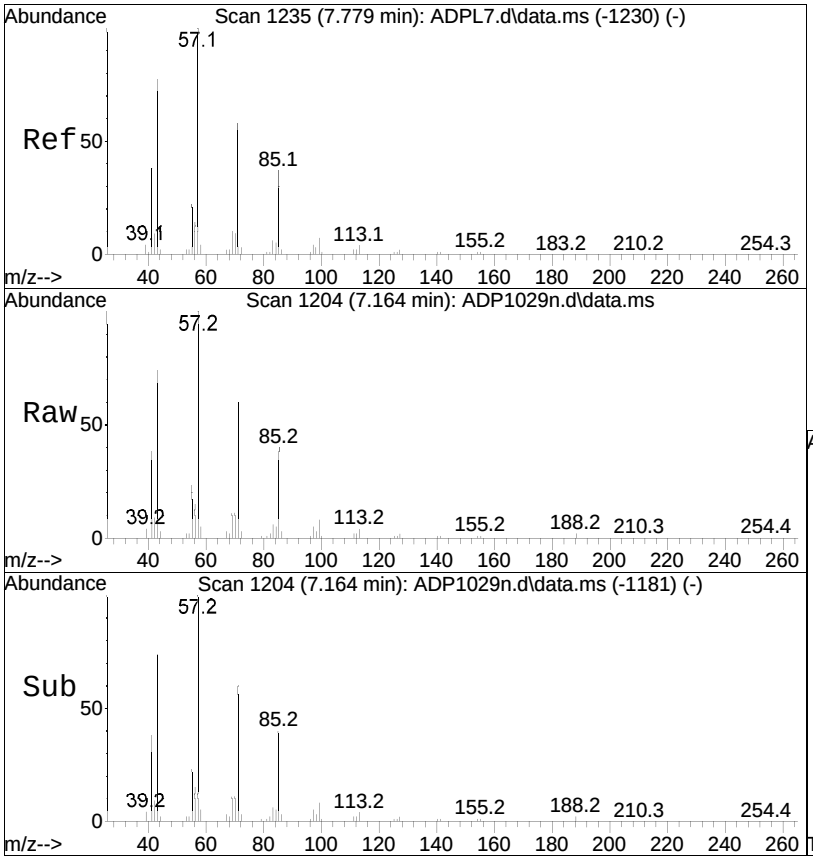

#101
n-Octadecane
Concen: 35.22 ug/ml
RT: 7.164 min Scan# 1204
Delta R.T. 0.000 min
Lab File: ADP1029n.d
Acq: 29 Oct 2020 9:00 pm

Tgt Ion: 57 Resp: 355554

Ion	Ratio	Lower	Upper
57	100		
43	73.8	65.0	97.4
71	61.8	50.5	75.7

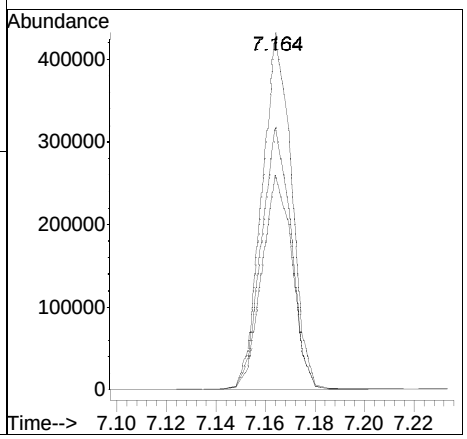

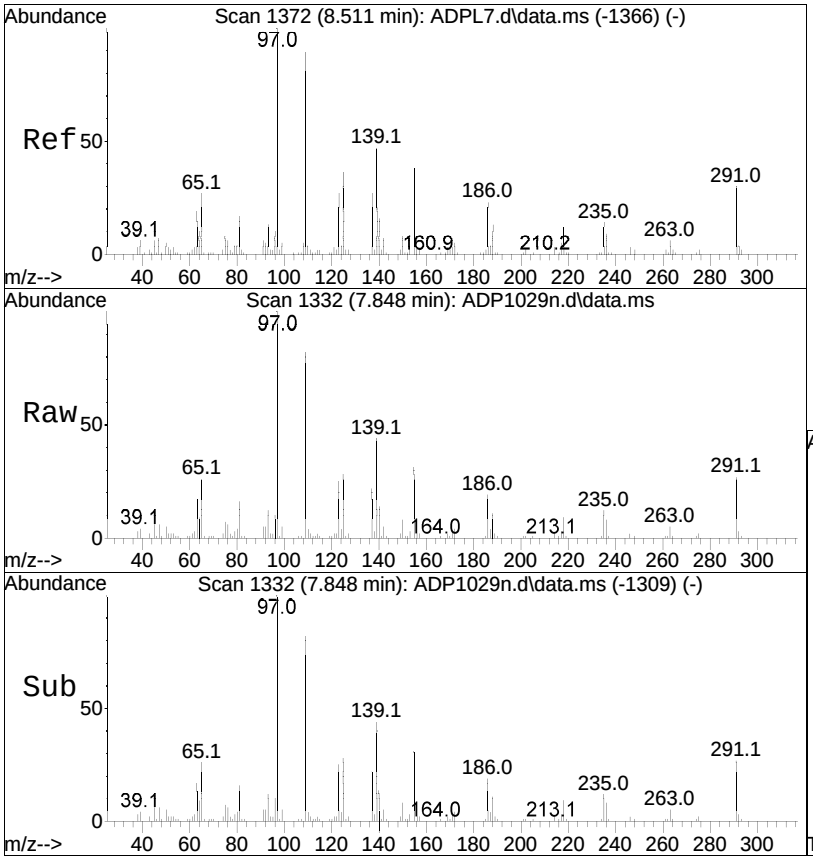

#102
Parathion
Concen: 47.04 ug/ml
RT: 7.848 min Scan# 1332
Delta R.T. 0.000 min
Lab File: ADP1029n.d
Acq: 29 Oct 2020 9:00 pm

Tgt Ion:109 Resp: 151982

Ion	Ratio	Lower	Upper
109	100		
97	122.6	88.6	133.0
291	38.6	36.5	54.7

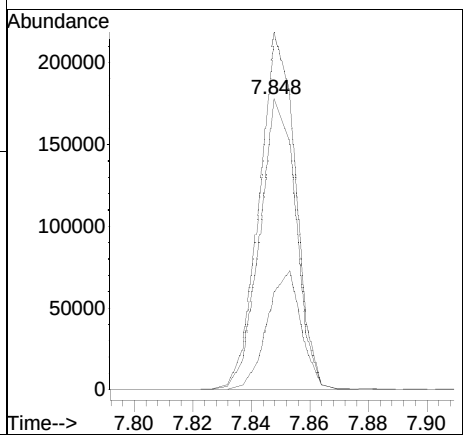

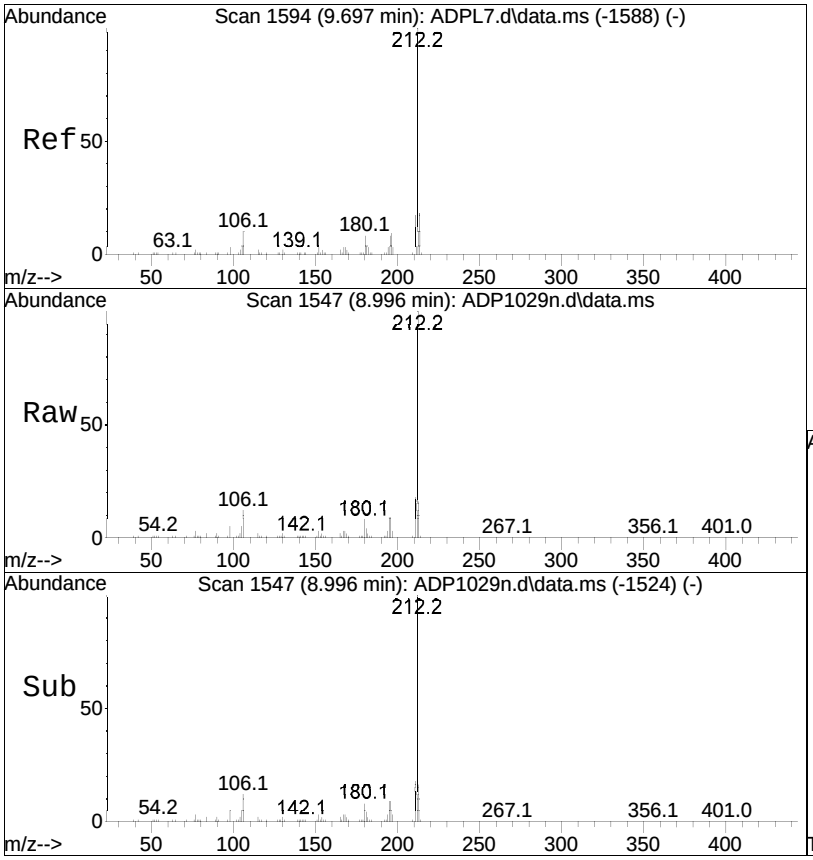

#103
3,3'-Dimethylbenzidine
Concen: 49.70 ug/ml
RT: 8.996 min Scan# 1547
Delta R.T. 0.000 min
Lab File: ADP1029n.d
Acq: 29 Oct 2020 9:00 pm

Tgt Ion:212 Resp: 839593

Ion	Ratio	Lower	Upper
212	100		
211	17.8	13.2	19.8
213	16.4	13.9	20.9

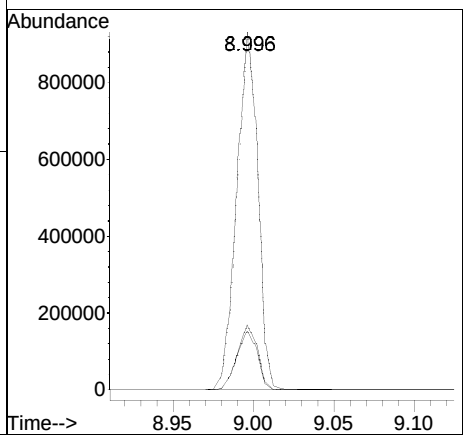

Manual Integration Report

Data Path	: I:\8270\GCMS5\201029n\	QMethod	: FS200401gcms5.m
Data File	: ADP1029n.d	Operator	: GCMS5:im
Date Inj'd	: 10/29/2020 9:00 pm	Instrument	: GCMS5
Sample	: WG1426007-5,32,,ADP CCV Lo	Quant Date	: 10/29/2020 9:20 pm

There are no manual integrations or false positives in this file.

Quantitation Report (Qedit)

Data Path : I:\8270\GCMS5\201029n\
Data File : Deg1029n.d
Acq On : 29 Oct 2020 7:53 pm
Operator : GCMS5:im
Sample : WG1426007-2,32,,GCMS5 Degdftpp
Misc : WG1426007,,ical16639
ALS Vial : 100 Sample Multiplier: 1

Quant Time: Oct 29 20:11:01 2020
Quant Method : I:\8270\GCMS5\201029n\dftppgcms5.m
Quant Title : Semivolatiles by GC/MS by modified 8270
QLast Update : Fri Oct 09 11:52:52 2020
Response via : Initial Calibration

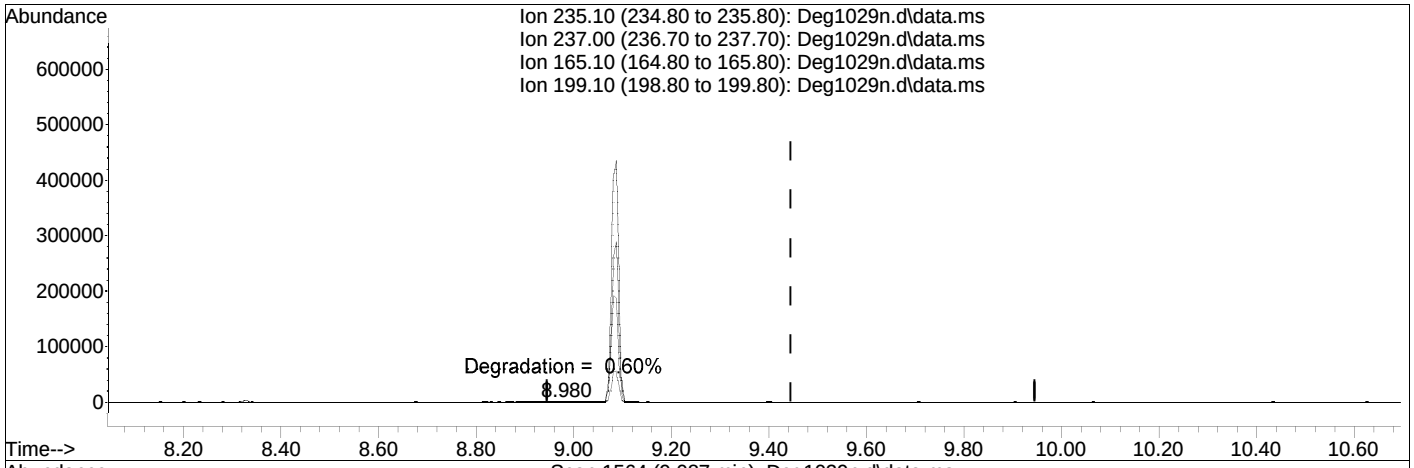

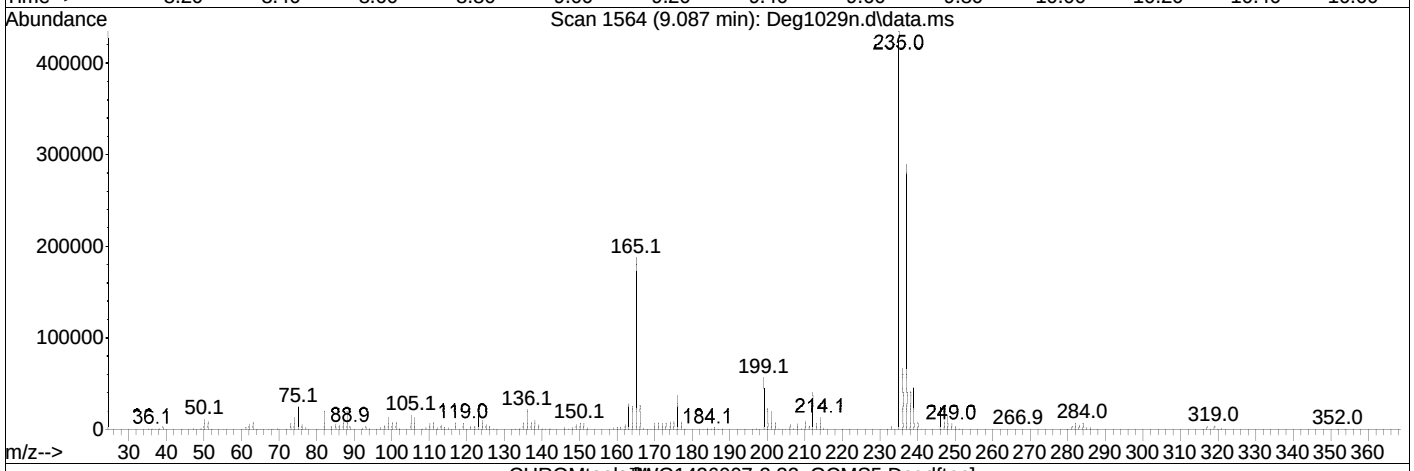

CHROMtools [WG1426007-2,32,,GCMS5 Degdftpp]

(6) DDT (T)

9.087min (-0.358) 67.32 Lin

response 410366

Ion	Exp%	Act%
235.10	100.00	100.00
237.00	64.70	65.25
165.10	42.20	45.43
199.10	13.00	13.41

Duplicate Retention Times

(4) DDE 246.00

Data Path : I:\8270\GCMS5\201029n\
Data File : Deg1029n.d
Acq On : 29 Oct 2020 7:53 pm
Operator : GCMS5:im
Sample : WG1426007-1,32,,GCMS5 Degdftpp
Misc : WG1426007,,ical16639
ALS Vial : 100 Sample Multiplier: 1

Integration File: rteint.p

Method : I:\8270\GCMS5\201029n\FS200401gcms5.m
Title : Semivolatiles by GC/MS by modified 8270
Last Update : Fri Oct 30 07:49:24 2020

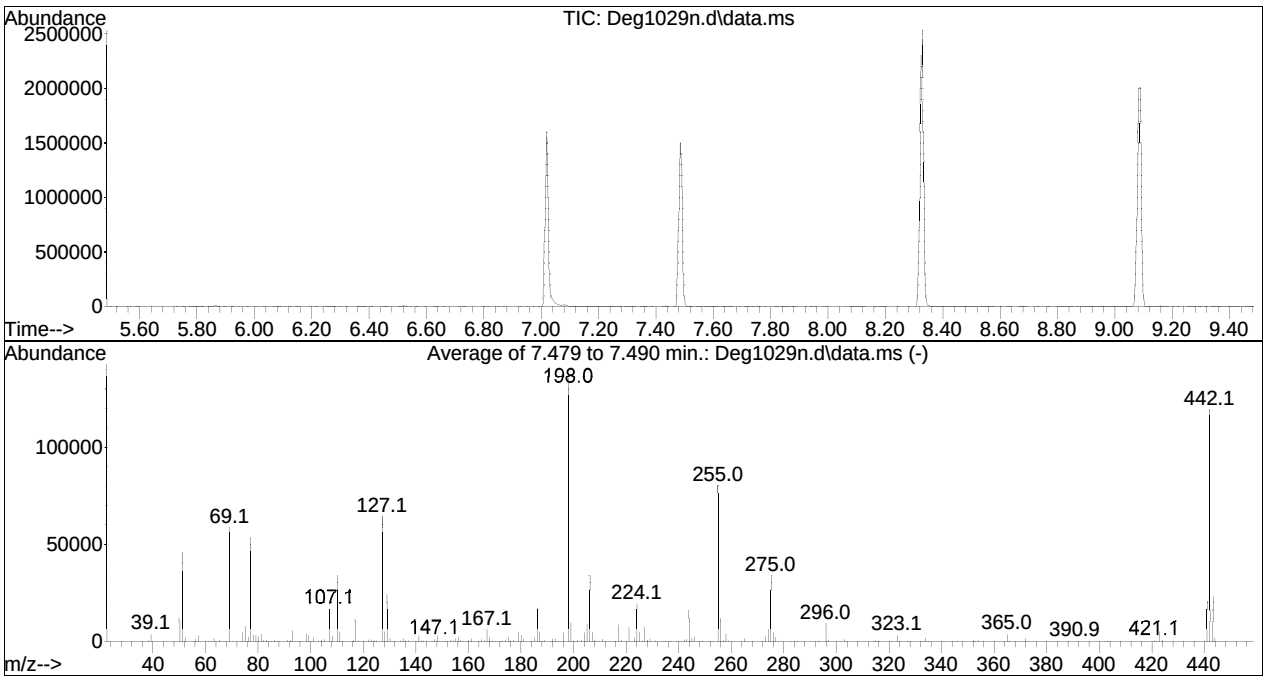

Spectrum Information: Average of 7.479 to 7.490 min.

Target Mass	Rel. to Mass	Lower Limit%	Upper Limit%	Rel. Abn%	Raw Abn	Result Pass/Fail
51	198	10	80	33.8	45893	PASS
68	69	0.00	2	0.0	0	PASS
69	69	100	100	100.0	58469	PASS
70	69	0.00	2	0.6	340	PASS
127	198	10	80	47.4	64323	PASS
197	198	0.00	2	0.0	0	PASS
198	198	100	100	100.0	135765	PASS
199	198	5	9	7.0	9523	PASS
275	198	10	60	24.8	33696	PASS
365	198	1	100	2.7	3636	PASS
441	442	0.01	24	17.6	21005	PASS
442	198	50	100	88.0	119469	PASS
443	442	15	24	19.3	23076	PASS

Quantitation Report (Qedit)

Data Path : I:\8270\GCMS5\201029n\
Data File : Deg1029n.d
Acq On : 29 Oct 2020 7:53 pm
Operator : GCMS5:
Sample : wg-1,32,,GCMS5 Degdftpp
Misc : wg,wg,ical16639
ALS Vial : 100 Sample Multiplier: 1

Quant Time: Oct 29 20:11:01 2020
Quant Method : I:\8270\GCMS5\201029n\dftppgcms5.m
Quant Title : Semivolatiles by GC/MS by modified 8270
QLast Update : Fri Oct 09 11:52:52 2020
Response via : Initial Calibration

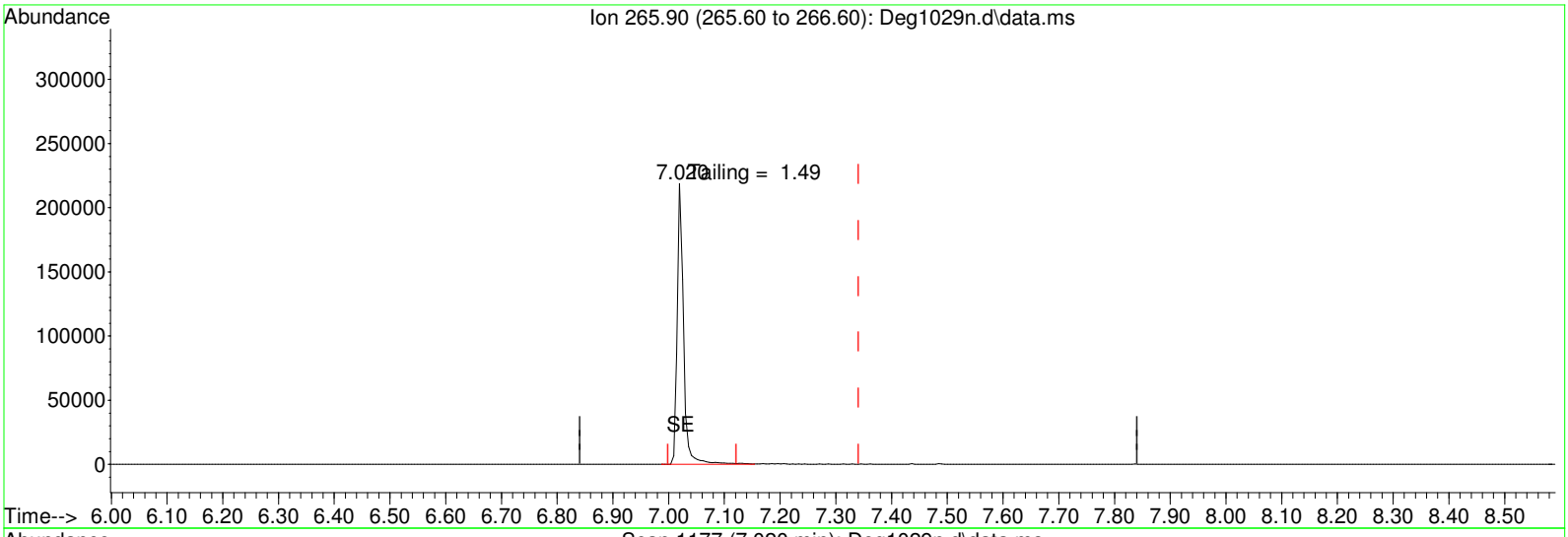

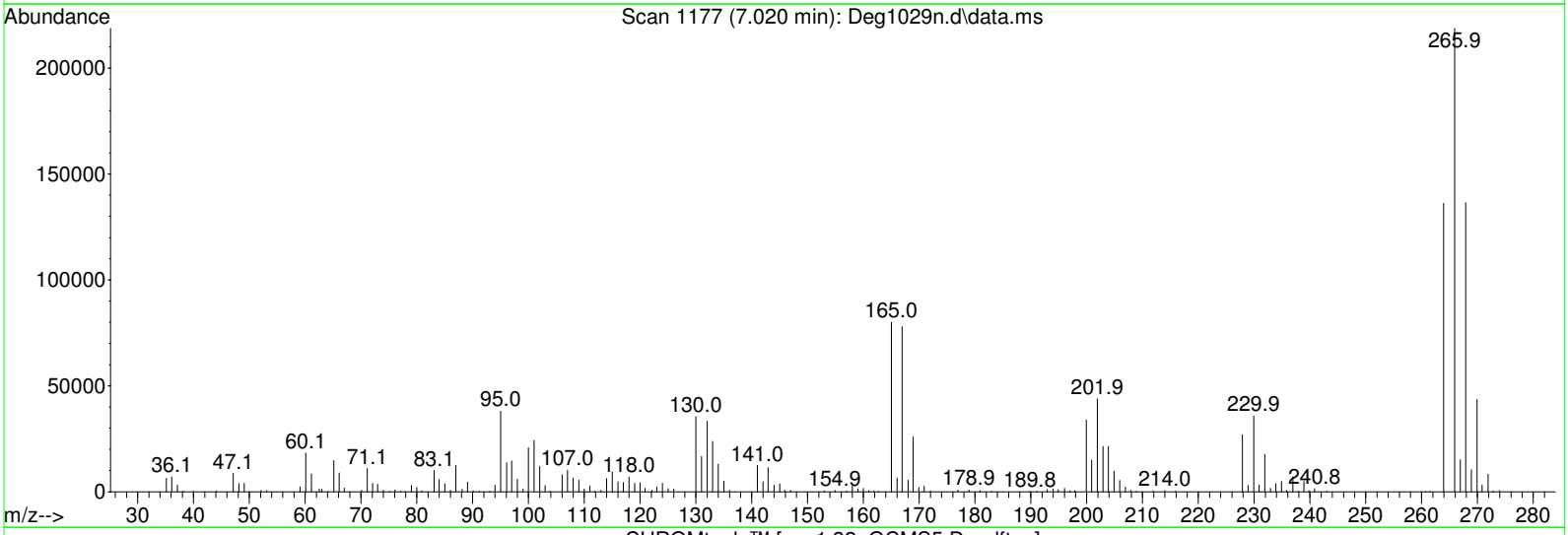

CHROMtools™ [wg-1,32,,GCMS5 Degdftpp]

(1) Pentachlorophenol (T)

7.020min (-0.321) 83.08 Lin

response 174507

Ion	Exp%	Act%
265.90	100.00	100.00
0.00	0.00	0.00
0.00	0.00	0.00
0.00	0.00	0.00

Data Path : I:\8270\GCMS5\201029n\
Data File : Deg1029n.d
Acq On : 29 Oct 2020 7:53 pm
Operator : GCMS5:
Sample : wg-1,32,,GCMS5 Degdftpp
Misc : wg,wg,ical16639
ALS Vial : 100 Sample Multiplier: 1

Quant Time: Oct 29 20:11:01 2020
Quant Method : I:\8270\GCMS5\201029n\dftppgcms5.m
Quant Title : Semivolatiles by GC/MS by modified 8270
QLast Update : Fri Oct 09 11:52:52 2020
Response via : Initial Calibration

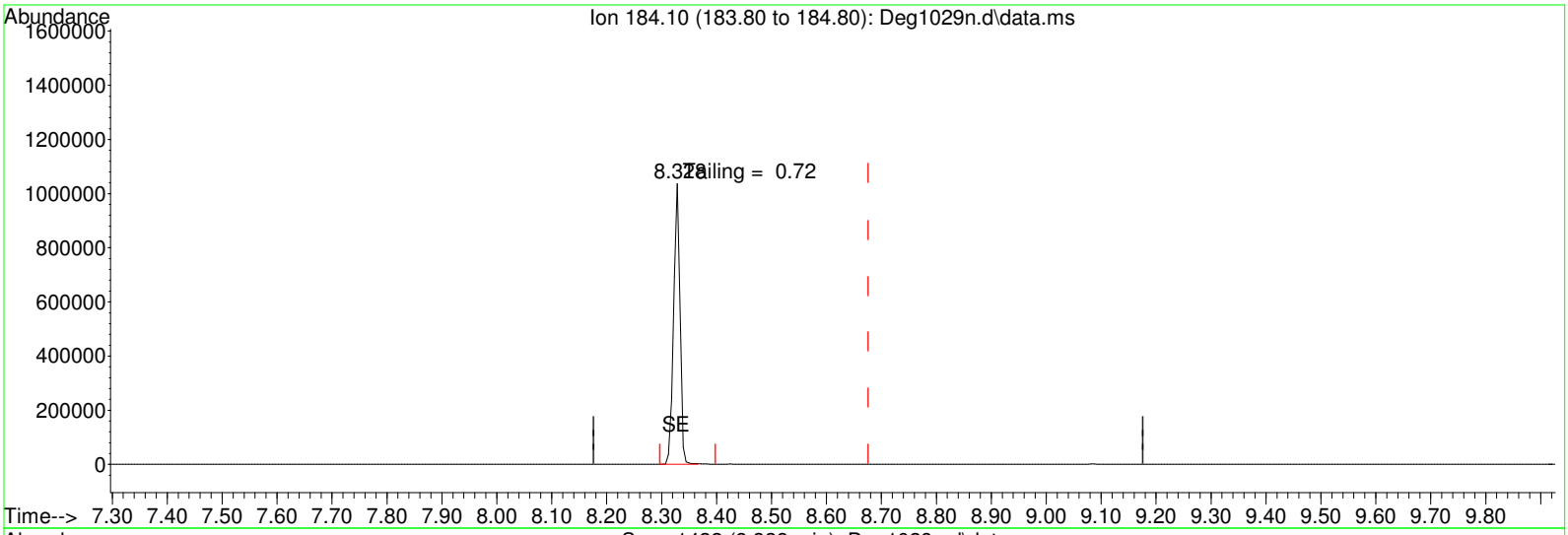

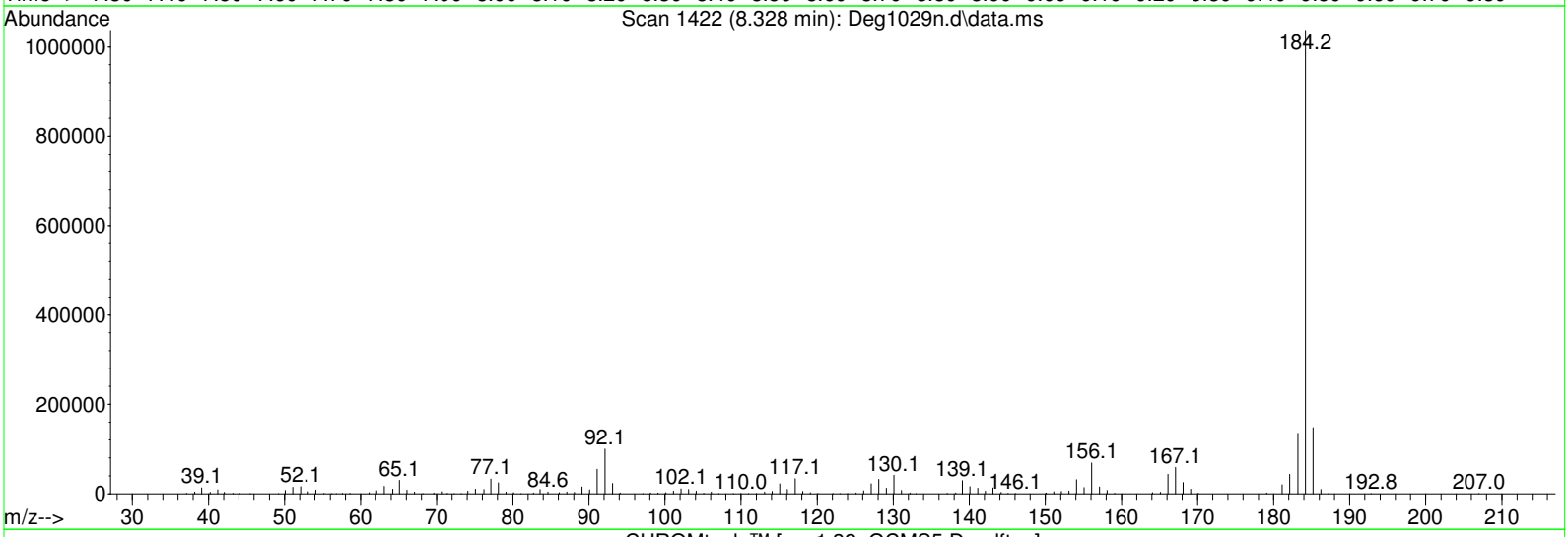

CHROMtools™ [wg-1,32,,GCMS5 Degdftpp]

(3) Benzidine (T)

8.328min (-0.348) 82.66 Lin

response 841461

Ion	Exp%	Act%
184.10	100.00	100.00
0.00	0.00	0.00
0.00	0.00	0.00
0.00	0.00	0.00

Semivolatiles Raw QC Data

Quantitation Report (QT Reviewed)

Data Path : I:\8270\Mork\201028\
Data File : 427354-1.D
Acq On : 28 Oct 2020 10:40 pm
Operator : Mork:ek
Sample : WG1427354-1,32,,NY,ASK+
Misc : WG1426003,WG1427354,ICAL17151
ALS Vial : 1 Sample Multiplier: 1

Quant Time: Oct 29 13:22:08 2020
Quant Method : i:\8270\MORK\201028\FS200911mork.m
Quant Title : Semivolatiles by GC/MS by modified 8270
QLast Update : Wed Oct 28 23:02:22 2020
Response via : Initial Calibration

CCAL FILE(s) : 1 - i:\8270\MORK\201028\ABN1028.D
: 2 - i:\8270\MORK\201028\ADP1028.D
: 3 - i:\8270\MORK\201028\AP91028.D
Sub List : 8270TCL_REV2 - TCL/CT/MA

Compound	R.T.	QIon	Response	Conc	Units		Dev(Min)
Internal Standards							
1) IS1_1,4-Dichlorobenzen...	3.426	152	55481	40.000	ug/ml		0.00
Standard Area 1 = 48323			Recovery = 114.81%				
27) IS2_1,4-Dichlorobenzen...	3.426	152	55481	40.000	ug/ml		0.00
Standard Area 3 = 56155			Recovery = 98.80%				
32) IS3_1,4-Dichlorobenzen...	3.426	152	55481	40.000	ug/ml		0.00
Standard Area 2 = 68418			Recovery = 81.09%				
35) IS1_Naphthalene-d8	4.513	136	225626	40.000	ug/ml		0.00
Standard Area 1 = 215320			Recovery = 104.79%				
55) IS2_Naphthalene-d8	4.513	136	225626	40.000	ug/ml		0.00
Standard Area 3 = 235290			Recovery = 95.89%				
63) IS1_Acenaphthene-d10	6.023	164	135163	40.000	ug/ml		0.00
Standard Area 1 = 128530			Recovery = 105.16%				
83) IS2_Acenaphthene-d10	6.023	164	135163	40.000	ug/ml		0.00
Standard Area 3 = 138994			Recovery = 97.24%				
86) IS3_Acenaphthene-d10	6.023	164	135163	40.000	ug/ml		0.00
Standard Area 2 = 172916			Recovery = 78.17%				
88) IS1_Phenanthrene-d10	7.298	188	272373	40.000	ug/ml		0.00
Standard Area 1 = 260606			Recovery = 104.52%				
102) IS3_Phenanthrene-d10	7.298	188	272373	40.000	ug/ml		0.00
Standard Area 2 = 342597			Recovery = 79.50%				
106) IS1_Chrysene-d12	9.742	240	314192	40.000	ug/ml	#	0.00
Standard Area 1 = 290731			Recovery = 108.07%				
115) IS1_Perylene-d12	11.698	264	362887	40.000	ug/ml		0.00
Standard Area 1 = 347549			Recovery = 104.41%				
System Monitoring Compounds							
4) 2-Fluorophenol	2.350	112	73018	43.010	ug/ml		0.00
Spiked Amount 50.000	Range 15 - 110		Recovery = 86.02%				
7) Phenol-d6	3.161	99	91758	44.862	ug/ml		0.00
Spiked Amount 50.000	Range 15 - 110		Recovery = 89.72%				
19) Nitrobenzene-d5	3.907	82	40978	22.944	ug/ml		0.00
Spiked Amount 25.000	Range 30 - 130		Recovery = 91.78%				
46) 2-Fluorobiphenyl	5.464	172	94921	22.814	ug/ml		0.00
Spiked Amount 25.000	Range 30 - 130		Recovery = 91.26%				
79) 2,4,6-Tribromophenol	6.710	330	35212	47.533	ug/ml		0.00
Spiked Amount 50.000	Range 15 - 110		Recovery = 95.07%				

Data Path : I:\8270\Mork\201028\
Data File : 427354-1.D
Acq On : 28 Oct 2020 10:40 pm
Operator : Mork:ek
Sample : WG1427354-1,32,,NY,ASK+
Misc : WG1426003,WG1427354,ICAL17151
ALS Vial : 1 Sample Multiplier: 1

Quant Time: Oct 29 13:22:08 2020
Quant Method : i:\8270\MORK\201028\FS200911mork.m
Quant Title : Semivolatiles by GC/MS by modified 8270
QLast Update : Wed Oct 28 23:02:22 2020
Response via : Initial Calibration

CCAL FILE(s) : 1 - i:\8270\MORK\201028\ABN1028.D
: 2 - i:\8270\MORK\201028\ADP1028.D
: 3 - i:\8270\MORK\201028\AP91028.D
Sub List : 8270TCL_REV2 - TCL/CT/MA

Compound	R.T.	QIon	Response	Conc	Units	Dev(Min)
98) 4-Terphenyl-d14	8.702	244	149183	22.323	ug/ml	0.00

Spiked Amount 25.000 Range 30 - 130 Recovery = 89.29%

Target Compounds				Qvalue
8) Phenol	0.000	0	N.D.	
15) 2-Methylphenol	0.000	0	N.D.	
18) 3-Methylphenol/4-Methy...	0.000	0	N.D.	
36) Naphthalene	0.000	0	N.D.	d
52) Acenaphthylene	0.000	0	N.D.	
65) Acenaphthene	0.000	0	N.D.	
67) Dibenzofuran	0.000	0	N.D.	
73) Fluorene	0.000	0	N.D.	d
81) Hexachlorobenzene	0.000	0	N.D.	
82) Pentachlorophenol	0.000	0	N.D.	
89) Phenanthrene	0.000	0	N.D.	
90) Anthracene	0.000	0	N.D.	
95) Fluoranthene	0.000	0	N.D.	
97) Pyrene	0.000	0	N.D.	
107) Benzo(a)anthracene	0.000	0	N.D.	d
109) Chrysene	0.000	0	N.D.	d
112) Benzo(b)fluoranthene	0.000	0	N.D.	d
113) Benzo(k)fluoranthene	0.000	0	N.D.	d
114) Benzo(a)pyrene	0.000	0	N.D.	d
116) Indeno(1,2,3-cd)pyrene	0.000	0	N.D.	
117) Dibenzo(a,h)anthracene	0.000	0	N.D.	
118) Benzo(ghi)perylene	0.000	0	N.D.	

(#) = qualifier out of range (m) = manual integration (+) = signals summed

Quantitation Report (QT Reviewed)

Data Path : I:\8270\Mork\201028\
Data File : 427354-1.D
Acq On : 28 Oct 2020 10:40 pm
Operator : Mork:ek
Sample : WG1427354-1,32,,NY,ASK+
Misc : WG1426003,WG1427354,ICAL17151
ALS Vial : 1 Sample Multiplier: 1

Quant Time: Oct 29 13:22:08 2020
Quant Method : i:\8270\MORK\201028\FS200911mork.m
Quant Title : Semivolatiles by GC/MS by modified 8270
QLast Update : Wed Oct 28 23:02:22 2020
Response via : Initial Calibration

Sub List : 8270TCL_REV2 - TCL/CT/MAAP91028.D•

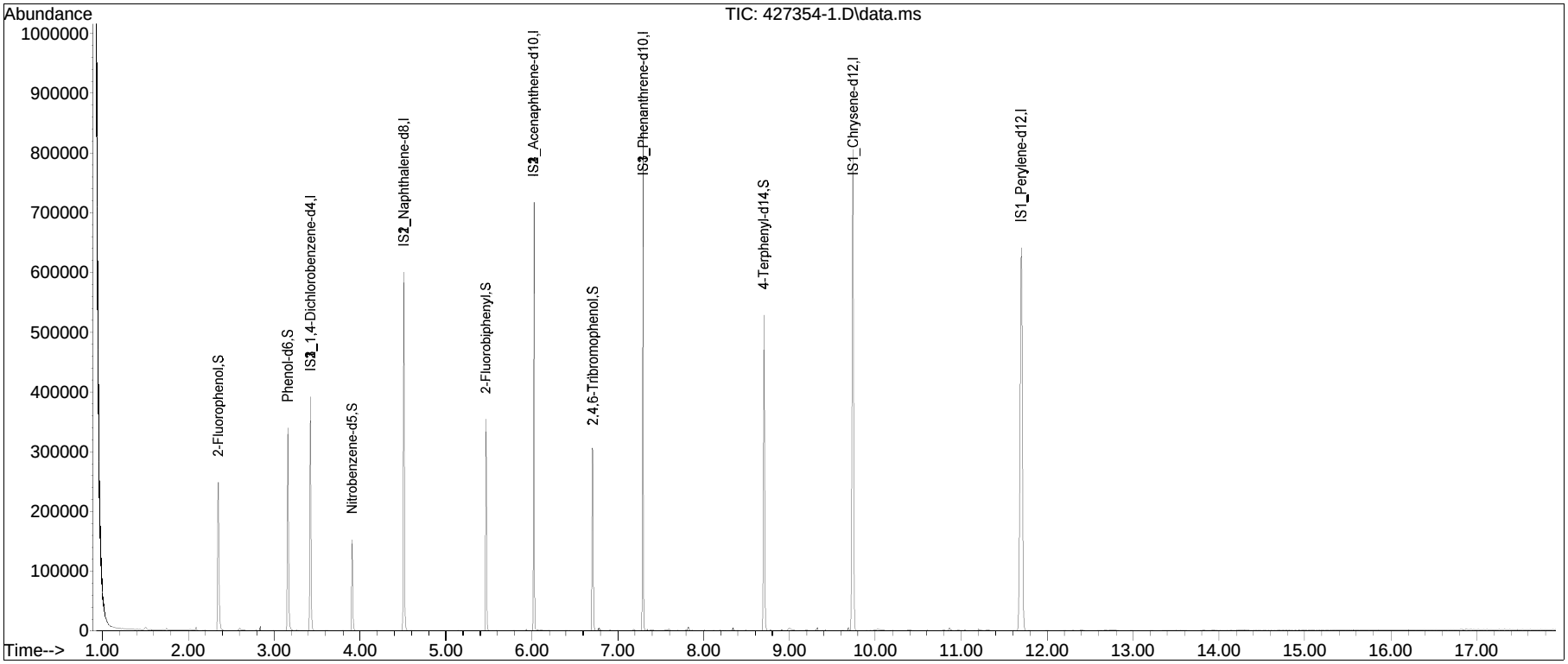

Manual Integration Report

Data Path	: I:\8270\Mork\201028\	QMethod	: FS200911mork.m
Data File	: 427354-1.D	Operator	: Mork:ek
Date Inj'd	: 10/28/2020 10:40 pm	Instrument	: Mork
Sample	: WG1427354-1,32,,NY,ASK+	Quant Date	: 10/28/2020 11:02 pm

There are no manual integrations or false positives in this file.

LSC Area Percent Report

Data Path : I:\8270\Mork\201028\
Data File : 427354-1.D
Acq On : 28 Oct 2020 10:40 pm
Operator : Mork:ek
Sample : WG1427354-1,32,,NY,ASK+
Misc : WG1426003,WG1427354,ICAL17151
ALS Vial : 1 Sample Multiplier: 1

Integration Parameters: rteint.p
Integrator: RTE
Smoothing : ON Filtering: 5
Sampling : 1 Min Area: 500 Area counts
Start Thrs: 0.001 Max Peaks: 100
Stop Thrs : 0 Peak Location: TOP

If leading or trailing edge < 100 prefer < Baseline drop else tangent >
Peak separation: 5

Method : i:\8270\MORK\201028\FS200911mork.m
Title : Semivolatiles by GC/MS by modified 8270

Signal : TIC: 427354-1.D\data.ms

peak #	R.T. min	first scan	max scan	last scan	PK TY	peak height	corr. area	corr. % max.	% of total
1	2.350	247	250	264	rVB	248122	252192	23.84%	4.486%
2	3.161	385	388	395	rBV	339133	272185	25.73%	4.842%
3	3.426	429	433	441	rBV	392211	330713	31.26%	5.883%
4	3.907	512	515	526	rVB	152265	123204	11.65%	2.192%
5	4.513	615	618	626	rVB	600499	457353	43.24%	8.136%
6	5.464	777	780	784	rBV	353785	271626	25.68%	4.832%
7	6.023	872	875	879	rBV	718175	591239	55.89%	10.517%
8	6.704	988	991	995	rBV	305783	272739	25.78%	4.852%
9	7.298	1088	1092	1096	rBV	846812	679014	64.19%	12.079%
10	8.702	1328	1331	1335	rBV	528298	423572	40.04%	7.535%
11	9.742	1503	1508	1513	rVV	804884	889908	84.13%	15.830%
12	11.698	1833	1841	1851	rBV2	641401	1057815	100.00%	18.817%

Sum of corrected areas: 5621560

LSC Report - Integrated Chromatogram

Data Path : I:\8270\Mork\201028\
Data File : 427354-1.D
Acq On : 28 Oct 2020 10:40 pm
Operator : Mork:ek
Sample : WG1427354-1,32,,NY,ASK+
Misc : WG1426003,WG1427354,ICAL17151
ALS Vial : 1 Sample Multiplier: 1

Quant Method : i:\8270\MORK\201028\FS200911mork.m
Quant Title : Semivolatiles by GC/MS by modified 8270

TIC Library : I:\nist-db\NIST02.L
TIC Integration Parameters: LSCINT.P

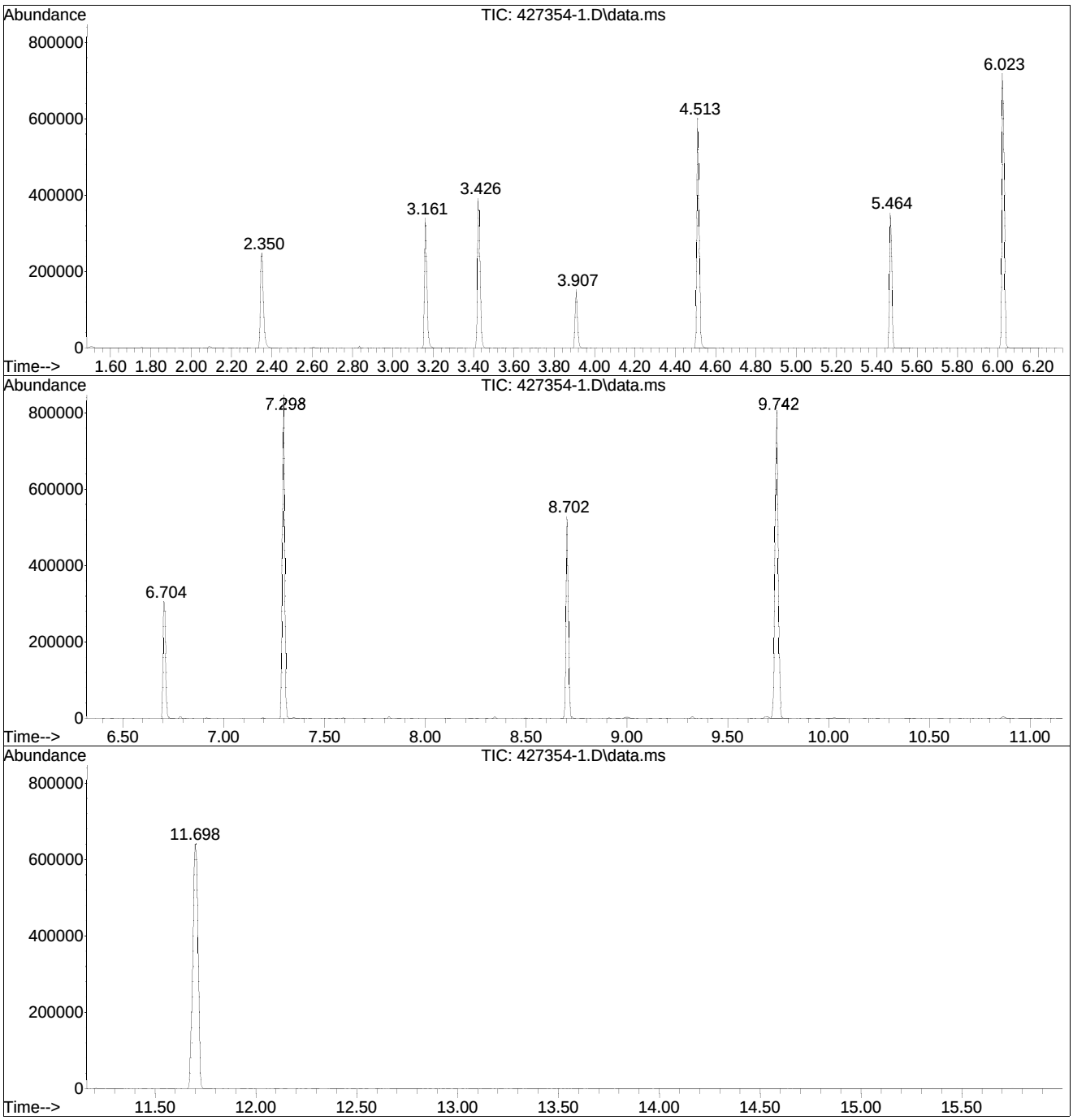

Library Search Compound Report

Data Path : I:\8270\Mork\201028\
Data File : 427354-1.D
Acq On : 28 Oct 2020 10:40 pm
Operator : Mork:ek
Sample : WG1427354-1,32,,NY,ASK+
Misc : WG1426003,WG1427354,ICAL17151
ALS Vial : 1 Sample Multiplier: 1

Quant Method : i:\8270\MORK\201028\FS200911mork.m
Quant Title : Semivolatiles by GC/MS by modified 8270

TIC Library : I:\nist-db\NIST02.L
TIC Integration Parameters: LSCINT.P

No Library Search Compounds Detected
****

Tentatively Identified Compound (LSC) summary

Data Path : I:\8270\Mork\201028\
Data File : 427354-1.D
Acq On : 28 Oct 2020 10:40 pm
Operator : Mork:ek
Sample : WG1427354-1,32,,NY,ASK+
Misc : WG1426003,WG1427354,ICAL17151
ALS Vial : 1 Sample Multiplier: 1

Quant Method : i:\8270\MORK\201028\FS200911mork.m
Quant Title : Semivolatiles by GC/MS by modified 8270

TIC Library : I:\nist-db\NIST02.L
TIC Integration Parameters: LSCINT.P

					--Internal Standard---			
TIC Top Hit name	RT	EstConc	Units	Response	#	RT	Resp	Conc

Quantitation Report (QT Reviewed)

Data Path : I:\8270\GCMS5\201029n\
Data File : 427944-1.d
Acq On : 29 Oct 2020 10:31 pm
Operator : GCMS5:im
Sample : WG1427944-1,32,,NY,ASK+
Misc : WG1426007,WG1427944,ICAL16639
ALS Vial : 4 Sample Multiplier: 1

Quant Time: Oct 30 09:09:49 2020
Quant Method : i:\8270\GCMS5\201029n\FS200401gcms5.m
Quant Title : Semivolatiles by GC/MS by modified 8270
QLast Update : Thu Oct 29 22:53:47 2020
Response via : Initial Calibration

CCAL FILE(s) : 1 - i:\8270\GCMS5\201029n\ABN1029n.d
: 2 - i:\8270\GCMS5\201029n\ADP1029n.d
: 3 - i:\8270\GCMS5\201029n\AP91029n.d
Sub List : 8270TCL_REV2 - TCL/CT/MA

Compound	R.T.	QIon	Response	Conc	Units	Dev(Min)
Internal Standards						
1) IS1_1,4-Dichlorobenzen...	3.398	152	165681	40.000	ug/ml	0.00
Standard Area 1 = 176898			Recovery = 93.66%			
27) IS2_1,4-Dichlorobenzen...	3.398	152	165681	40.000	ug/ml	0.00
Standard Area 3 = 196420			Recovery = 84.35%			
32) IS3_1,4-Dichlorobenzen...	3.398	152	165681	40.000	ug/ml	0.00
Standard Area 2 = 215381			Recovery = 76.92%			
35) IS1_Naphthalene-d8	4.520	136	577817	40.000	ug/ml	0.00
Standard Area 1 = 630506			Recovery = 91.64%			
55) IS2_Naphthalene-d8	4.520	136	577817	40.000	ug/ml	0.00
Standard Area 3 = 694468			Recovery = 83.20%			
63) IS1_Acenaphthene-d10	5.962	164	326528	40.000	ug/ml	0.00
Standard Area 1 = 373640			Recovery = 87.39%			
83) IS2_Acenaphthene-d10	5.962	164	326528	40.000	ug/ml	0.00
Standard Area 3 = 400087			Recovery = 81.61%			
86) IS3_Acenaphthene-d10	5.962	164	326528	40.000	ug/ml	0.00
Standard Area 2 = 480633			Recovery = 67.94%			
88) IS1_Phenanthrene-d10	7.148	188	660607	40.000	ug/ml	0.00
Standard Area 1 = 744926			Recovery = 88.68%			
100) IS3_Phenanthrene-d10	7.148	188	660607	40.000	ug/ml	0.00
Standard Area 2 = 945212			Recovery = 69.89%			
104) IS1_Chrysene-d12	9.467	240	725836	40.000	ug/ml	0.00
Standard Area 1 = 808178			Recovery = 89.81%			
113) IS1_Perylene-d12	10.706	264	846185	40.000	ug/ml	0.00
Standard Area 1 = 911225			Recovery = 92.86%			
System Monitoring Compounds						
4) 2-Fluorophenol	2.046	112	168553	36.938	ug/ml	0.00
Spiked Amount 50.000	Range 15 - 110		Recovery = 73.88%			
7) Phenol-d6	3.136	99	190393	33.657	ug/ml	0.00
Spiked Amount 50.000	Range 15 - 110		Recovery = 67.31%			
19) Nitrobenzene-d5	3.916	82	81213	15.873	ug/ml	0.00
Spiked Amount 25.000	Range 30 - 130		Recovery = 63.49%			
46) 2-Fluorobiphenyl	5.449	172	195450	17.058	ug/ml	0.00
Spiked Amount 25.000	Range 30 - 130		Recovery = 68.23%			
79) 2,4,6-Tribromophenol	6.603	330	88078	44.355	ug/ml	0.00
Spiked Amount 50.000	Range 15 - 110		Recovery = 88.71%			

Data Path : I:\8270\GCMS5\201029n\
Data File : 427944-1.d
Acq On : 29 Oct 2020 10:31 pm
Operator : GCMS5:im
Sample : WG1427944-1,32,,NY,ASK+
Misc : WG1426007,WG1427944,ICAL16639
ALS Vial : 4 Sample Multiplier: 1

Quant Time: Oct 30 09:09:49 2020
Quant Method : i:\8270\GCMS5\201029n\FS200401gcms5.m
Quant Title : Semivolatiles by GC/MS by modified 8270
QLast Update : Thu Oct 29 22:53:47 2020
Response via : Initial Calibration

CCAL FILE(s) : 1 - i:\8270\GCMS5\201029n\ABN1029n.d
: 2 - i:\8270\GCMS5\201029n\ADP1029n.d
: 3 - i:\8270\GCMS5\201029n\AP91029n.d
Sub List : 8270TCL_REV2 - TCL/CT/MA

Compound	R.T.	QIon	Response	Conc	Units	Dev(Min)
96) 4-Terphenyl-d14	8.553	244	283160	20.448	ug/ml	0.00

Spiked Amount 25.000 Range 30 - 130 Recovery = 81.79%

Target Compounds				Qvalue
8) Phenol	0.000	0	N.D.	
15) 2-Methylphenol	0.000	0	N.D.	
18) 3-Methylphenol/4-Methy...	0.000	0	N.D.	
36) Naphthalene	0.000	0	N.D.	
52) Acenaphthylene	0.000	0	N.D.	
65) Acenaphthene	0.000	0	N.D.	d
67) Dibenzofuran	0.000	0	N.D.	
73) Fluorene	0.000	0	N.D.	
81) Hexachlorobenzene	0.000	0	N.D.	
82) Pentachlorophenol	0.000	0	N.D.	
89) Phenanthrene	0.000	0	N.D.	
90) Anthracene	0.000	0	N.D.	
93) Fluoranthene	0.000	0	N.D.	
95) Pyrene	0.000	0	N.D.	
105) Benzo(a)anthracene	0.000	0	N.D.	d
107) Chrysene	0.000	0	N.D.	d
110) Benzo(b)fluoranthene	0.000	0	N.D.	
111) Benzo(k)fluoranthene	0.000	0	N.D.	
112) Benzo(a)pyrene	0.000	0	N.D.	d
114) Indeno(1,2,3-cd)pyrene	0.000	0	N.D.	
115) Dibenzo(a,h)anthracene	0.000	0	N.D.	
116) Benzo(ghi)perylene	0.000	0	N.D.	d

(#) = qualifier out of range (m) = manual integration (+) = signals summed

Quantitation Report (QT Reviewed)

Data Path : I:\8270\GCMS5\201029n\
Data File : 427944-1.d
Acq On : 29 Oct 2020 10:31 pm
Operator : GCMS5:im
Sample : WG1427944-1,32,,NY,ASK+
Misc : WG1426007,WG1427944,ICAL16639
ALS Vial : 4 Sample Multiplier: 1

Quant Time: Oct 30 09:09:49 2020
Quant Method : i:\8270\GCMS5\201029n\FS200401gcms5.m
Quant Title : Semivolatiles by GC/MS by modified 8270
QLast Update : Thu Oct 29 22:53:47 2020
Response via : Initial Calibration

Sub List : 8270TCL_REV2 - TCL/CT/MAn\AP91029n.d•

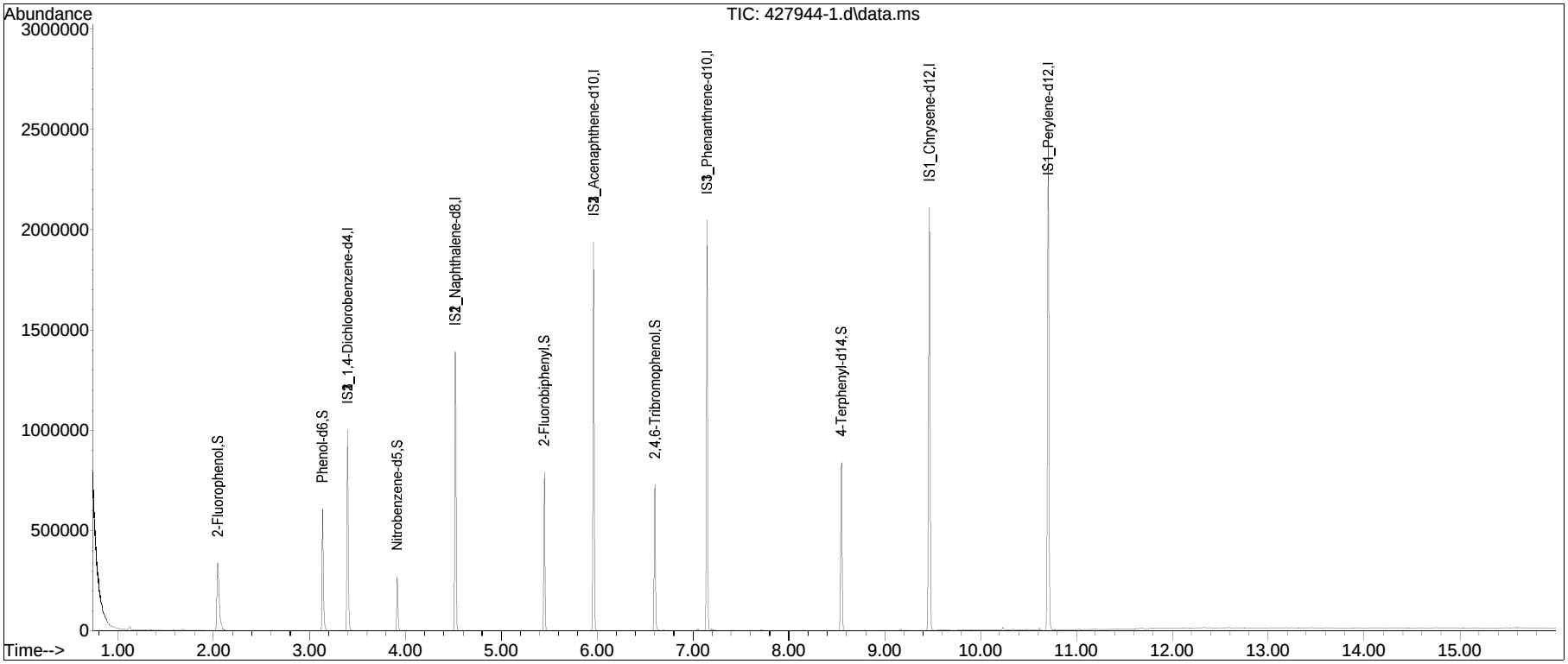

Manual Integration Report

Data Path	: I:\8270\GCMS5\201029n\	QMethod	: FS200401gcms5.m
Data File	: 427944-1.d	Operator	: GCMS5:im
Date Inj'd	: 10/29/2020 10:31 pm	Instrument	: GCMS5
Sample	: WG1427944-1,32,,NY,ASK+	Quant Date	: 10/29/2020 10:53 pm

There are no manual integrations or false positives in this file.

LSC Area Percent Report

Data Path : I:\8270\GCMS5\201029n\
Data File : 427944-1.d
Acq On : 29 Oct 2020 10:31 pm
Operator : GCMS5:im
Sample : WG1427944-1,32,,NY,ASK+
Misc : WG1426007,WG1427944,ICAL16639
ALS Vial : 4 Sample Multiplier: 1

Integration Parameters: rteint.p
Integrator: RTE
Smoothing : ON Filtering: 5
Sampling : 1 Min Area: 500 Area counts
Start Thrs: 0.001 Max Peaks: 100
Stop Thrs : 0 Peak Location: TOP

If leading or trailing edge < 100 prefer < Baseline drop else tangent >
Peak separation: 5

Method : I:\8270\GCMS5\201029n\FS200401gcms5.m
Title : Semivolatiles by GC/MS by modified 8270

Signal : TIC: 427944-1.d\data.ms

peak #	R.T. min	first scan	max scan	last scan	PK TY	peak height	corr. area	corr. % max.	% of total
1	2.046	241	246	263	rBV	338432	515322	20.99%	4.079%
2	3.136	447	450	462	rBV	609530	515990	21.02%	4.084%
3	3.398	495	499	509	rBV	1002607	898676	36.61%	7.113%
4	3.916	593	596	603	rBV	271904	227193	9.26%	1.798%
5	4.520	706	709	713	rBV	1393732	1090029	44.41%	8.627%
6	5.449	879	883	886	rBV	791586	558219	22.74%	4.418%
7	5.962	976	979	983	rBV	1939228	1399504	57.02%	11.077%
8	6.603	1095	1099	1109	rBV	728588	602693	24.55%	4.770%
9	7.148	1197	1201	1204	rBV	2047672	1575012	64.17%	12.466%
10	8.553	1459	1464	1468	rBV	838517	773282	31.50%	6.120%
11	9.467	1630	1635	1639	rBV	2108914	2024142	82.47%	16.021%
12	10.706	1862	1867	1876	rVB	2517277	2454510	100.00%	19.427%

Sum of corrected areas: 12634572

LSC Report - Integrated Chromatogram

Data Path : I:\8270\GCMS5\201029n\
Data File : 427944-1.d
Acq On : 29 Oct 2020 10:31 pm
Operator : GCMS5:im
Sample : WG1427944-1,32,,NY,ASK+
Misc : WG1426007,WG1427944,ICAL16639
ALS Vial : 4 Sample Multiplier: 1

Quant Method : i:\8270\GCMS5\201029n\FS200401gcms5.m
Quant Title : Semivolatiles by GC/MS by modified 8270

TIC Library : I:\nist-db\NIST02.L
TIC Integration Parameters: LSCINT.P

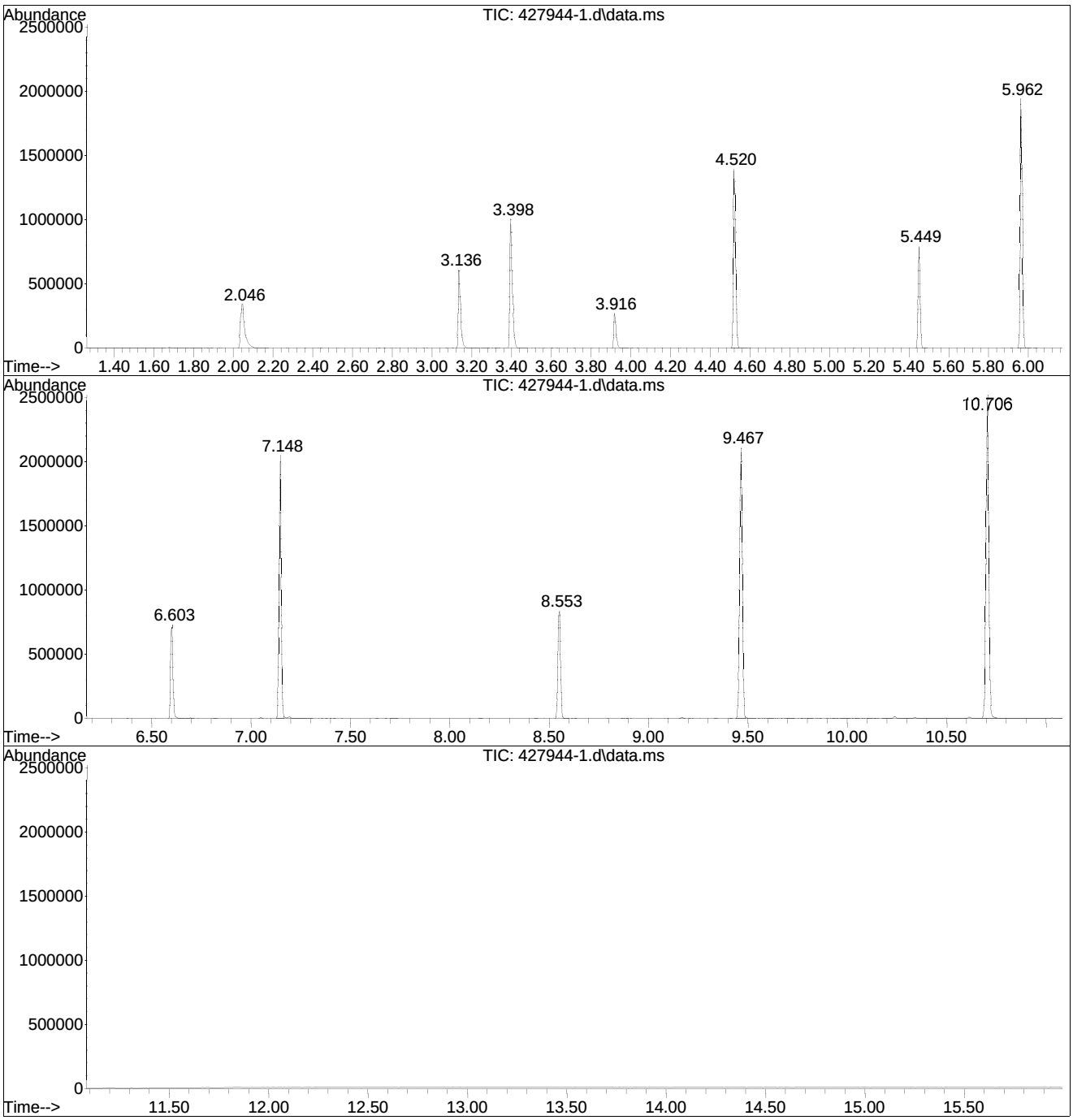

Library Search Compound Report

Data Path : I:\8270\GCMS5\201029n\
Data File : 427944-1.d
Acq On : 29 Oct 2020 10:31 pm
Operator : GCMS5:im
Sample : WG1427944-1,32,,NY,ASK+
Misc : WG1426007,WG1427944,ICAL16639
ALS Vial : 4 Sample Multiplier: 1

Quant Method : i:\8270\GCMS5\201029n\FS200401gcms5.m
Quant Title : Semivolatiles by GC/MS by modified 8270

TIC Library : I:\nist-db\NIST02.L
TIC Integration Parameters: LSCINT.P

No Library Search Compounds Detected
****

Tentatively Identified Compound (LSC) summary

Data Path : I:\8270\GCMS5\201029n\
Data File : 427944-1.d
Acq On : 29 Oct 2020 10:31 pm
Operator : GCMS5:im
Sample : WG1427944-1,32,,NY,ASK+
Misc : WG1426007,WG1427944,ICAL16639
ALS Vial : 4 Sample Multiplier: 1

Quant Method : i:\8270\GCMS5\201029n\FS200401gcms5.m
Quant Title : Semivolatiles by GC/MS by modified 8270

TIC Library : I:\nist-db\NIST02.L
TIC Integration Parameters: LSCINT.P

					--Internal Standard---			
TIC Top Hit name	RT	EstConc	Units	Response	#	RT	Resp	Conc

Quantitation Report (QT Reviewed)

Data Path : I:\8270\Mork\201028\
Data File : 427354-2.D
Acq On : 28 Oct 2020 11:03 pm
Operator : Mork:ek
Sample : WG1427354-2,32,,NY,ASK+
Misc : WG1426003,WG1427354,ICAL17151
ALS Vial : 2 Sample Multiplier: 1

Quant Time: Oct 29 13:22:41 2020
Quant Method : i:\8270\MORK\201028\FS200911mork.m
Quant Title : Semivolatiles by GC/MS by modified 8270
QLast Update : Wed Oct 28 23:28:31 2020
Response via : Initial Calibration

CCAL FILE(s) : 1 - i:\8270\MORK\201028\ABN1028.D
: 2 - i:\8270\MORK\201028\ADP1028.D
: 3 - i:\8270\MORK\201028\AP91028.D
Sub List : 8270TCL_REV2 - TCL/CT/MA

Compound	R.T.	QIon	Response	Conc	Units		Dev(Min)
Internal Standards							
1) IS1_1,4-Dichlorobenzen...	3.425	152	58865	40.000	ug/ml		0.00
Standard Area 1 = 48323			Recovery = 121.82%				
27) IS2_1,4-Dichlorobenzen...	3.425	152	58865	40.000	ug/ml		0.00
Standard Area 3 = 56155			Recovery = 104.83%				
32) IS3_1,4-Dichlorobenzen...	3.425	152	58865	40.000	ug/ml		0.00
Standard Area 2 = 68418			Recovery = 86.04%				
35) IS1_Naphthalene-d8	4.512	136	248226	40.000	ug/ml		0.00
Standard Area 1 = 215320			Recovery = 115.28%				
55) IS2_Naphthalene-d8	4.512	136	248226	40.000	ug/ml		0.00
Standard Area 3 = 235290			Recovery = 105.50%				
63) IS1_Acenaphthene-d10	6.028	164	150825	40.000	ug/ml		0.00
Standard Area 1 = 128530			Recovery = 117.35%				
83) IS2_Acenaphthene-d10	6.028	164	150825	40.000	ug/ml		0.00
Standard Area 3 = 138994			Recovery = 108.51%				
86) IS3_Acenaphthene-d10	6.028	164	150825	40.000	ug/ml		0.00
Standard Area 2 = 172916			Recovery = 87.22%				
88) IS1_Phenanthrene-d10	7.297	188	294398	40.000	ug/ml	#	0.00
Standard Area 1 = 260606			Recovery = 112.97%				
102) IS3_Phenanthrene-d10	7.297	188	294398	40.000	ug/ml	#	0.00
Standard Area 2 = 342597			Recovery = 85.93%				
106) IS1_Chrysene-d12	9.748	240	337373	40.000	ug/ml		0.00
Standard Area 1 = 290731			Recovery = 116.04%				
115) IS1_Perylene-d12	11.704	264	387293	40.000	ug/ml		0.00
Standard Area 1 = 347549			Recovery = 111.44%				
System Monitoring Compounds							
4) 2-Fluorophenol	2.350	112	77384	42.962	ug/ml		0.00
Spiked Amount 50.000	Range 15 - 110		Recovery = 85.92%				
7) Phenol-d6	3.161	99	100068	46.112	ug/ml		0.00
Spiked Amount 50.000	Range 15 - 110		Recovery = 92.22%				
19) Nitrobenzene-d5	3.907	82	44344	23.402	ug/ml		0.00
Spiked Amount 25.000	Range 30 - 130		Recovery = 93.61%				
46) 2-Fluorobiphenyl	5.470	172	99147	21.660	ug/ml		0.00
Spiked Amount 25.000	Range 30 - 130		Recovery = 86.64%				
79) 2,4,6-Tribromophenol	6.710	330	40701	49.238	ug/ml		0.00
Spiked Amount 50.000	Range 15 - 110		Recovery = 98.48%				

Data Path : I:\8270\Mork\201028\
Data File : 427354-2.D
Acq On : 28 Oct 2020 11:03 pm
Operator : Mork:ek
Sample : WG1427354-2,32,,NY,ASK+
Misc : WG1426003,WG1427354,ICAL17151
ALS Vial : 2 Sample Multiplier: 1

Quant Time: Oct 29 13:22:41 2020
Quant Method : i:\8270\MORK\201028\FS200911mork.m
Quant Title : Semivolatiles by GC/MS by modified 8270
QLast Update : Wed Oct 28 23:28:31 2020
Response via : Initial Calibration

CCAL FILE(s) : 1 - i:\8270\MORK\201028\ABN1028.D
: 2 - i:\8270\MORK\201028\ADP1028.D
: 3 - i:\8270\MORK\201028\AP91028.D
Sub List : 8270TCL_REV2 - TCL/CT/MA

Compound	R.T.	QIon	Response	Conc	Units	Dev(Min)
98) 4-Terphenyl-d14	8.702	244	160443	22.212	ug/ml	0.00

Spiked Amount 25.000 Range 30 - 130 Recovery = 88.85%

Target Compounds						Qvalue
8) Phenol	3.173	94	90410	34.995	ug/ml#	72
15) 2-Methylphenol	3.690	108	64277	35.844	ug/ml	98
18) 3-Methylphenol/4-Methy...	3.825	108	69640	38.506	ug/ml	100
36) Naphthalene	4.530	128	202005	31.204	ug/ml	99
52) Acenaphthylene	5.899	152	236820	35.226	ug/ml	99
65) Acenaphthene	6.052	154	137485	31.434	ug/ml	98
67) Dibenzofuran	6.205	168	201797	32.986	ug/ml#	62
73) Fluorene	6.498	166	166262	33.516	ug/ml	96
81) Hexachlorobenzene	6.980	284	58434	33.604	ug/ml	91
82) Pentachlorophenol	7.162	266	33636	32.504	ug/ml	97
89) Phenanthrene	7.321	178	261638	33.570	ug/ml	99
90) Anthracene	7.362	178	268025	31.916	ug/ml	100
95) Fluoranthene	8.343	202	302827	33.485	ug/ml	97
97) Pyrene	8.531	202	317500	33.113	ug/ml	99
107) Benzo(a)anthracene	9.730	228	329838	33.850	ug/ml	99
109) Chrysene	9.777	228	316163	30.159	ug/ml	98
112) Benzo(b)fluoranthene	11.152	252	370216	35.801	ug/ml	97
113) Benzo(k)fluoranthene	11.193	252	353535	30.097	ug/ml	97
114) Benzo(a)pyrene	11.616	252	335607	34.266	ug/ml	96
116) Indeno(1,2,3-cd)pyrene	13.308	276	379040	37.528	ug/mL#	91
117) Dibenzo(a,h)anthracene	13.367	278	376175	33.565	ug/ml	98
118) Benzo(ghi)perylene	13.696	276	392575	33.529	ug/ml	95

(#) = qualifier out of range (m) = manual integration (+) = signals summed

Quantitation Report (QT Reviewed)

Data Path : I:\8270\Mork\201028\
Data File : 427354-2.D
Acq On : 28 Oct 2020 11:03 pm
Operator : Mork:ek
Sample : WG1427354-2,32,,NY,ASK+
Misc : WG1426003,WG1427354,ICAL17151
ALS Vial : 2 Sample Multiplier: 1

Quant Time: Oct 29 13:22:41 2020
Quant Method : i:\8270\MORK\201028\FS200911mork.m
Quant Title : Semivolatiles by GC/MS by modified 8270
QLast Update : Wed Oct 28 23:28:31 2020
Response via : Initial Calibration

Sub List : 8270TCL_REV2 - TCL/CT/MAAP91028.D•

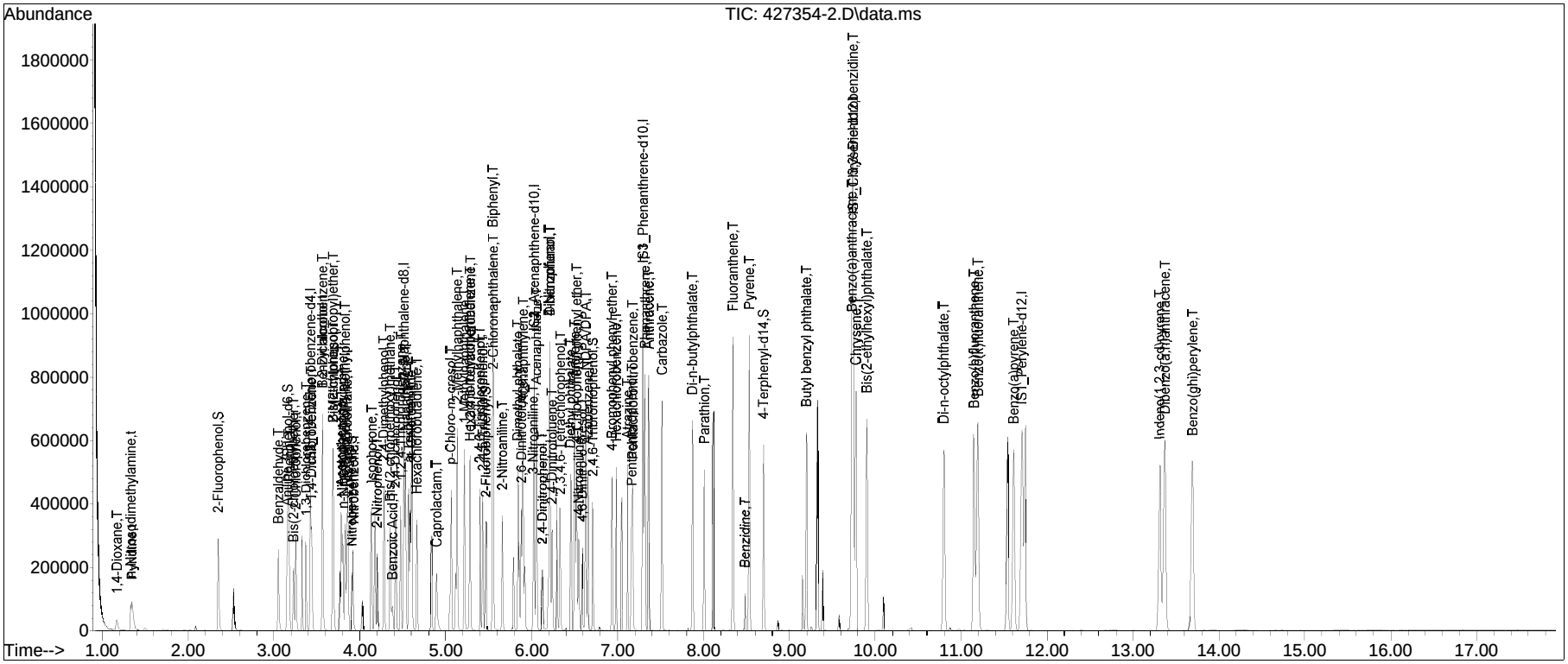

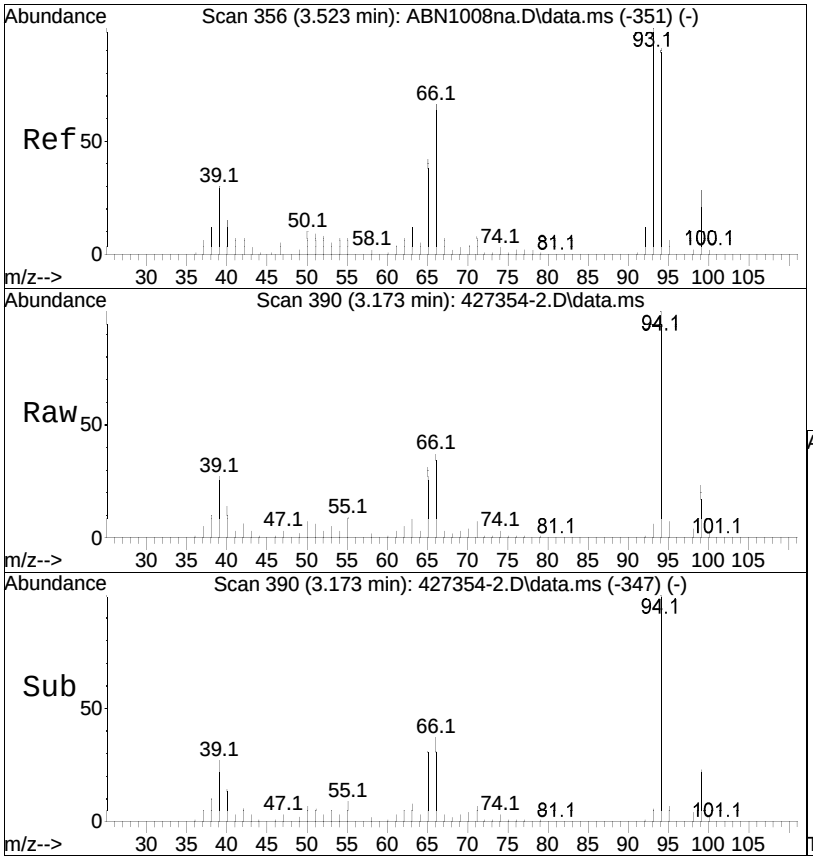

#8
Phenol
Concen: 35.00 ug/ml
RT: 3.173 min Scan# 390
Delta R.T. -0.000 min
Lab File: 427354-2.D
Acq: 28 Oct 2020 11:03 pm

Tgt Ion: 94 Resp: 90410

Ion	Ratio	Lower	Upper
94	100		
65	46.5	38.8	58.2
66	37.0	60.3	90.5#

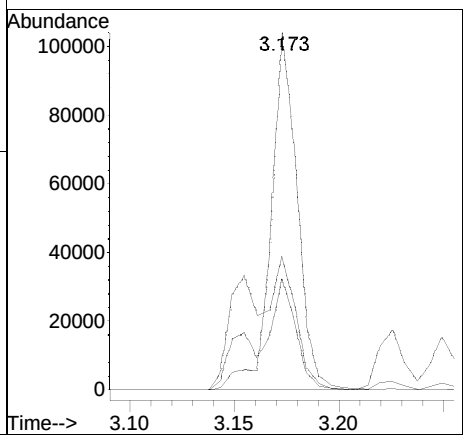

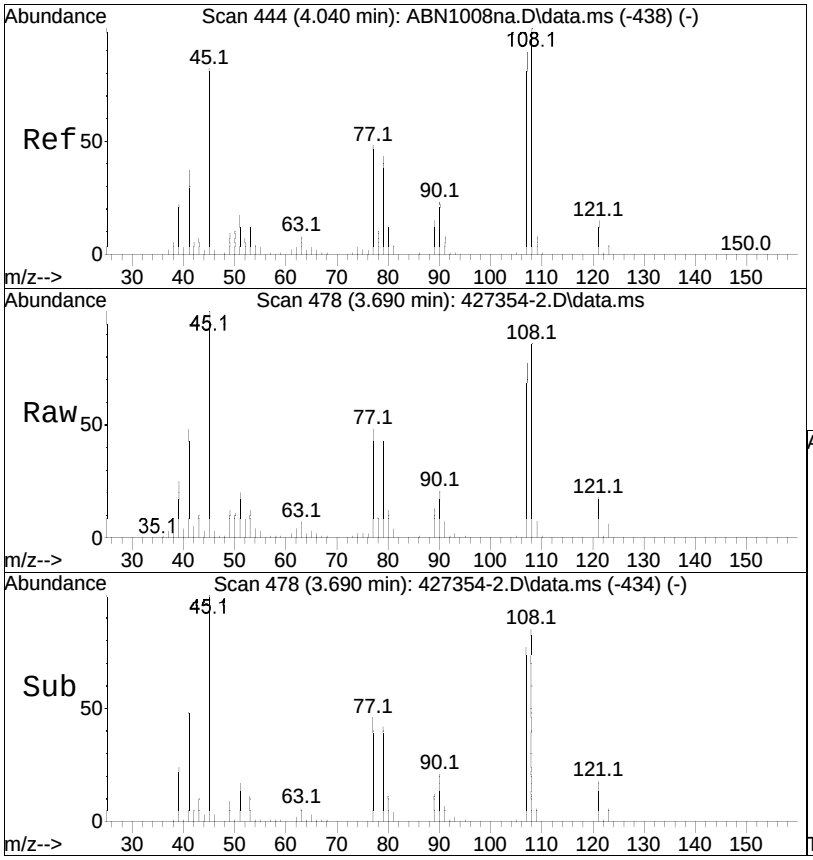

#15
2-Methylphenol
Concen: 35.84 ug/ml
RT: 3.690 min Scan# 478
Delta R.T. 0.006 min
Lab File: 427354-2.D
Acq: 28 Oct 2020 11:03 pm

Tgt Ion:108 Resp: 64277

Ion	Ratio	Lower	Upper
108	100		
107	89.9	70.3	105.5
90	24.1	18.7	28.1

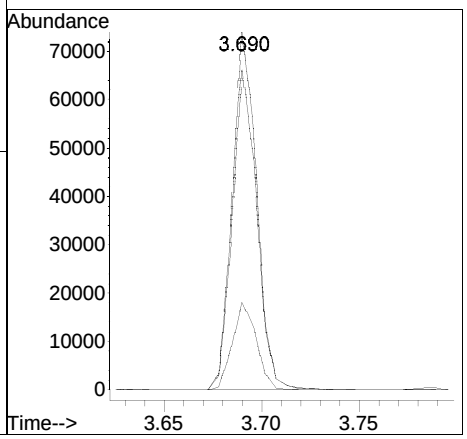

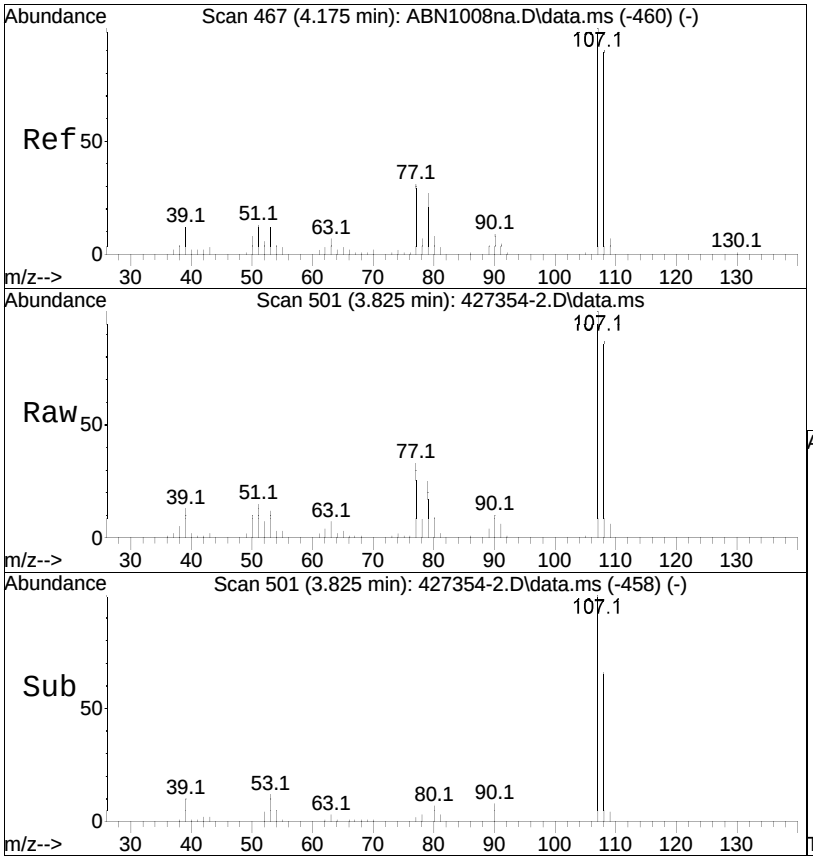

#18
3-Methylphenol/4-Methylphenol
Concen: 38.51 ug/ml
RT: 3.825 min Scan# 501
Delta R.T. -0.000 min
Lab File: 427354-2.D
Acq: 28 Oct 2020 11:03 pm

Tgt Ion:108 Resp: 69640

Ion	Ratio	Lower	Upper
108	100		
107	109.9	88.2	132.2
90	11.1	8.5	12.7

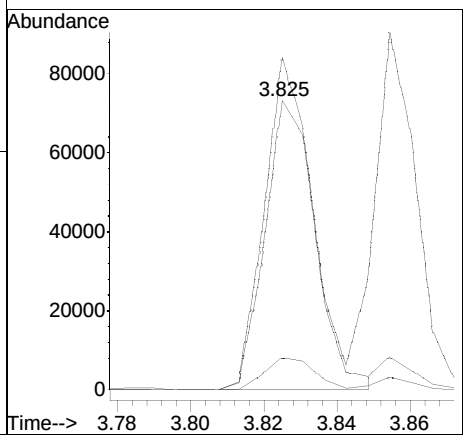

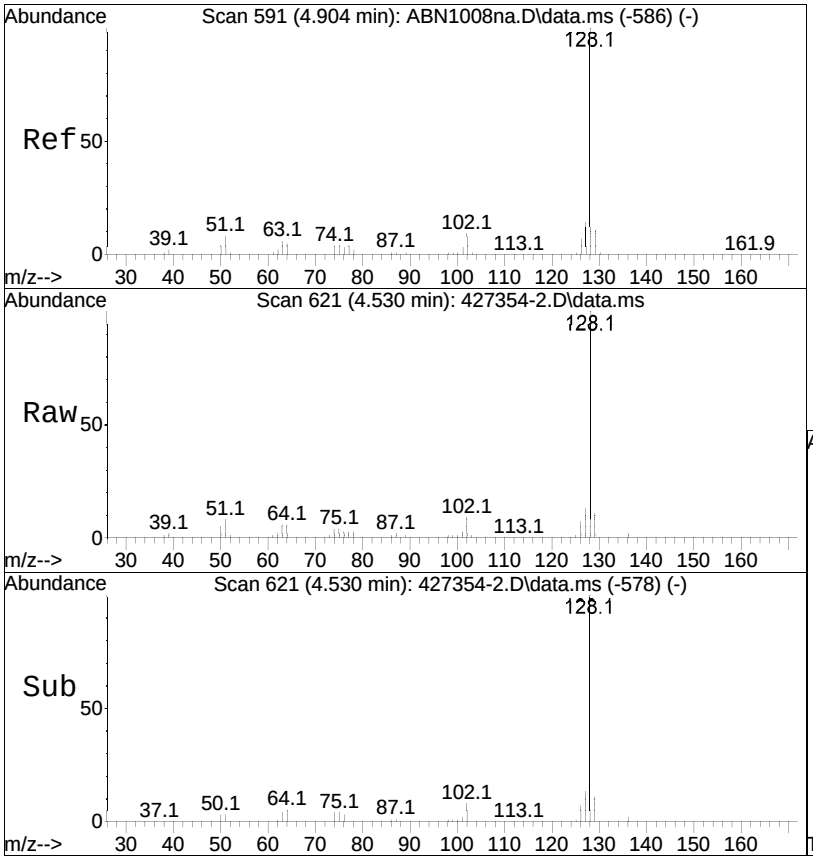

#36
Naphthalene
Concen: 31.20 ug/ml
RT: 4.530 min Scan# 621
Delta R.T. -0.000 min
Lab File: 427354-2.D
Acq: 28 Oct 2020 11:03 pm

Tgt Ion:128 Resp: 202005

Ion	Ratio	Lower	Upper
128	100		
129	11.1	9.0	13.6
127	13.3	11.3	16.9

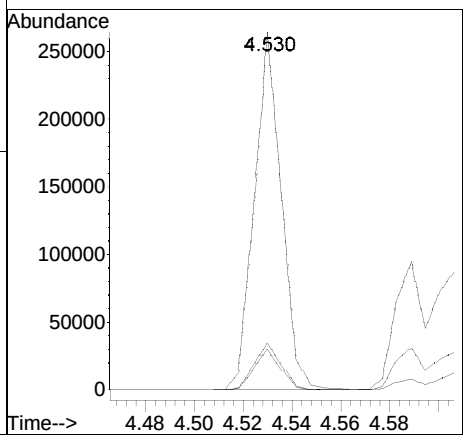

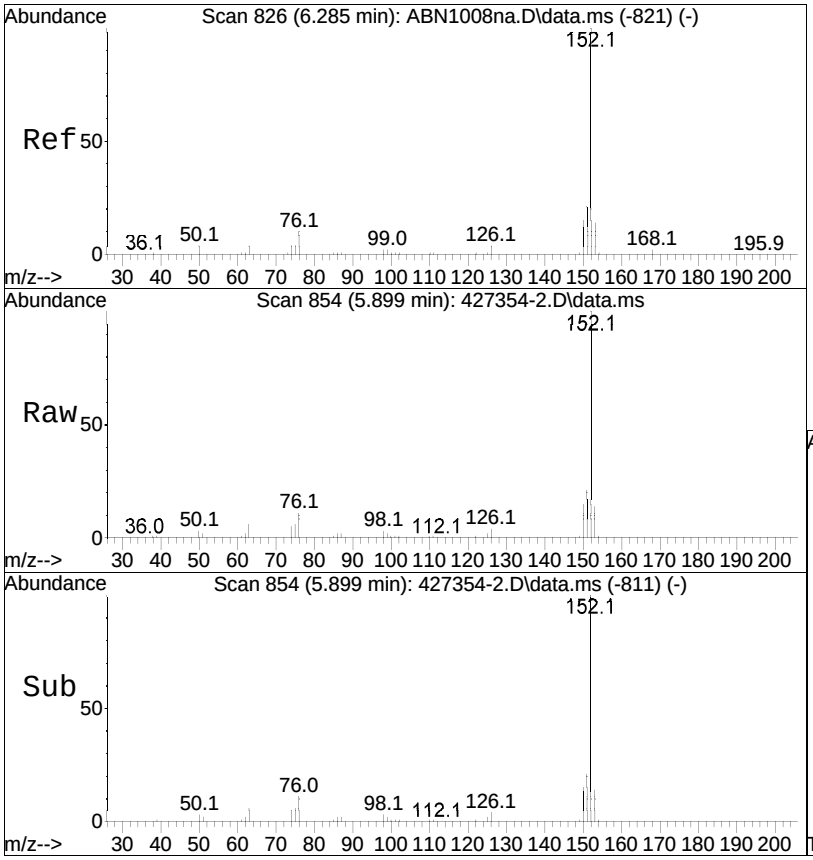

#52
Acenaphthylene
Concen: 35.23 ug/ml
RT: 5.899 min Scan# 854
Delta R.T. -0.000 min
Lab File: 427354-2.D
Acq: 28 Oct 2020 11:03 pm

Tgt Ion:152 Resp: 236820

Ion	Ratio	Lower	Upper
152	100		
151	20.3	16.7	25.1
153	13.8	11.1	16.7

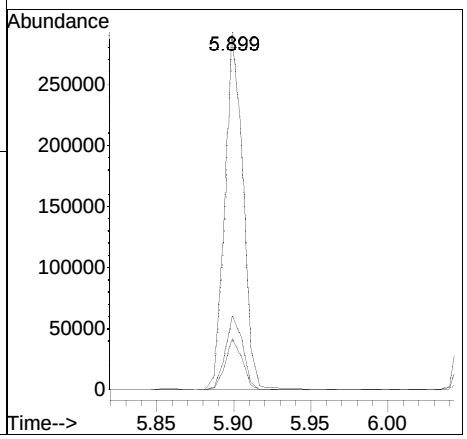

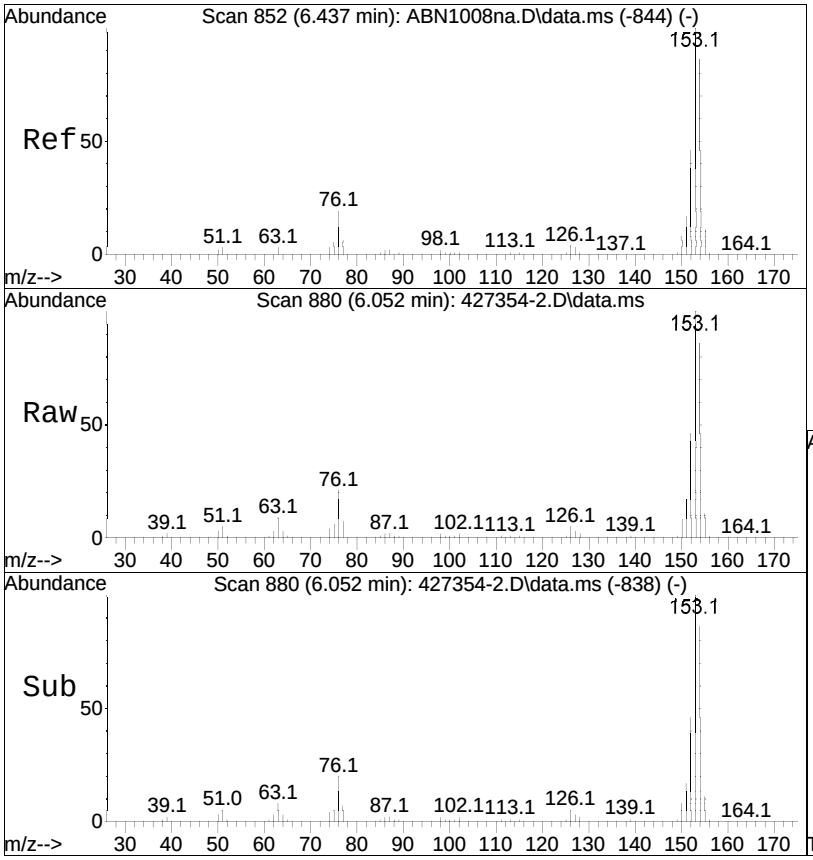

#65
Acenaphthene
Concen: 31.43 ug/ml
RT: 6.052 min Scan# 880
Delta R.T. -0.006 min
Lab File: 427354-2.D
Acq: 28 Oct 2020 11:03 pm

Tgt Ion:154 Resp: 137485

Ion	Ratio	Lower	Upper
154	100		
153	115.1	89.4	134.0
152	52.9	42.2	63.2

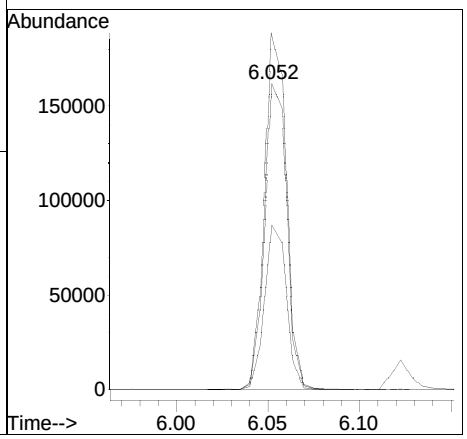

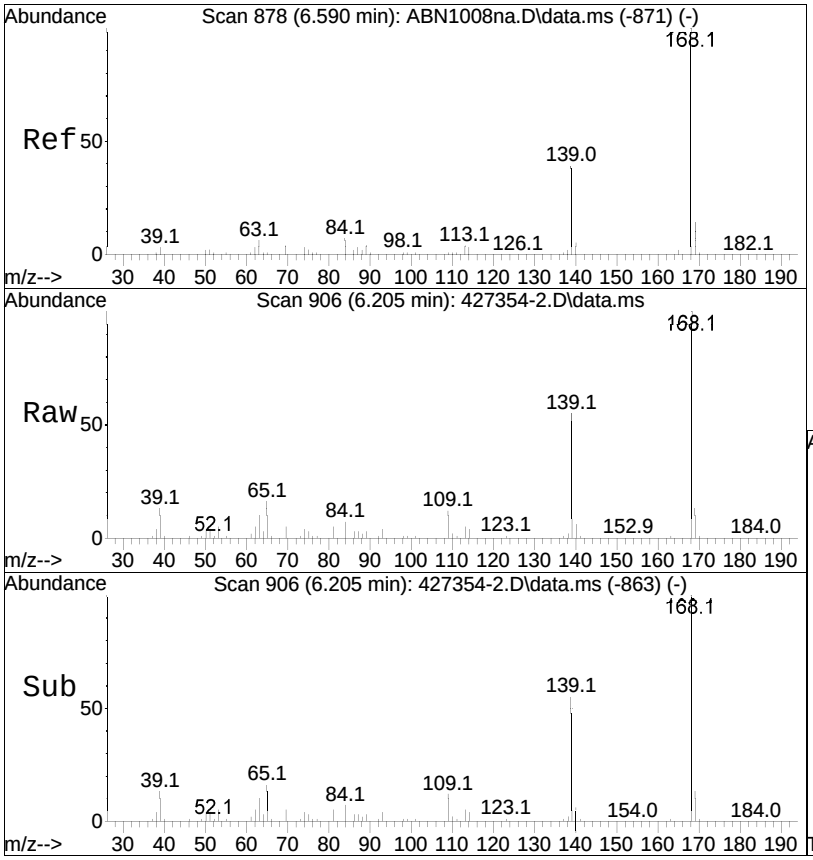

#67
Dibenzofuran
Concen: 32.99 ug/ml
RT: 6.205 min Scan# 906
Delta R.T. -0.000 min
Lab File: 427354-2.D
Acq: 28 Oct 2020 11:03 pm

Tgt Ion:168 Resp: 201797

Ion	Ratio	Lower	Upper
168	100		
139	57.3	28.0	42.0#

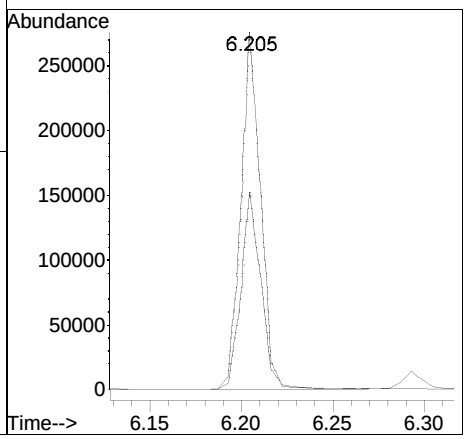

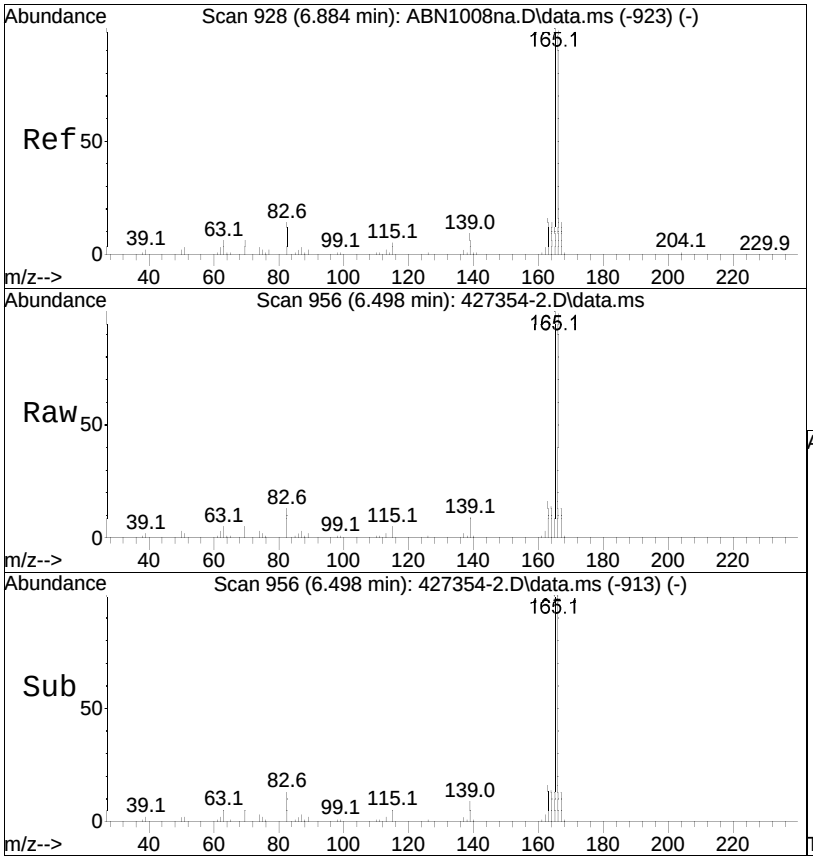

#73
Fluorene
Concen: 33.52 ug/ml
RT: 6.498 min Scan# 956
Delta R.T. -0.000 min
Lab File: 427354-2.D
Acq: 28 Oct 2020 11:03 pm

Tgt Ion:166 Resp: 166262

Ion	Ratio	Lower	Upper
166	100		
165	100.7	77.2	115.8
167	13.6	10.9	16.3

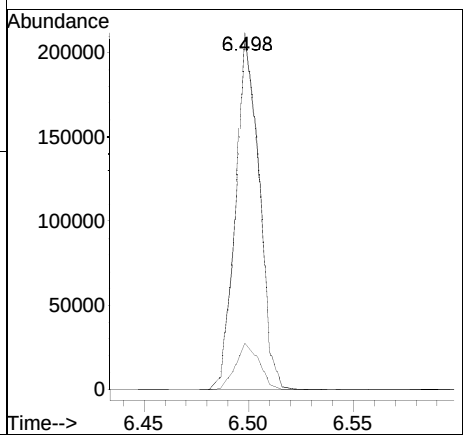

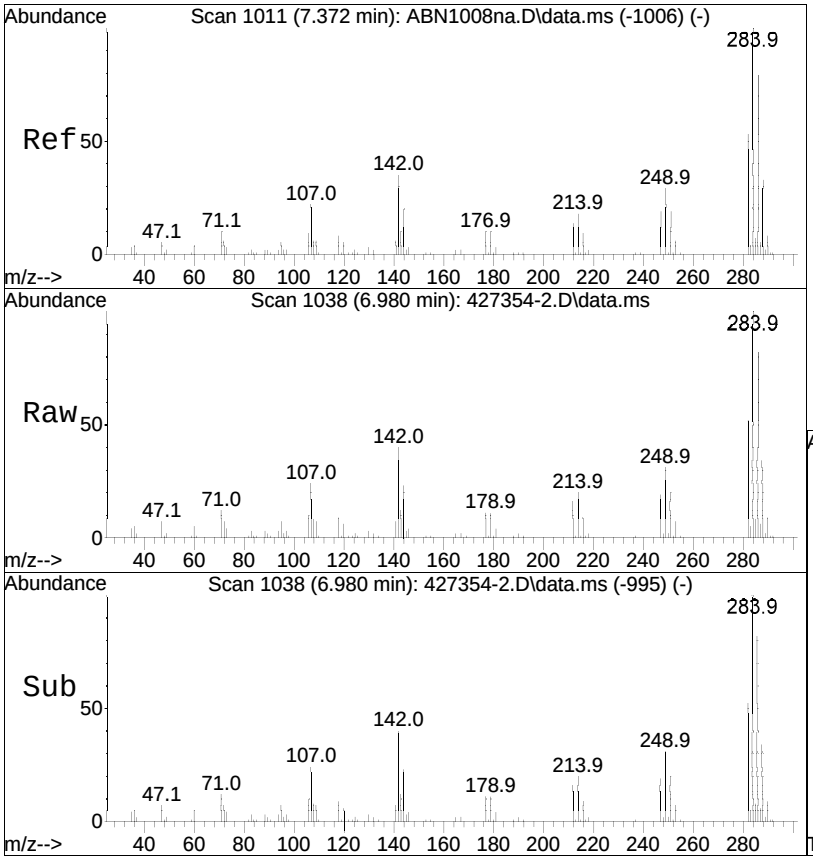

#81
Hexachlorobenzene
Concen: 33.60 ug/ml
RT: 6.980 min Scan# 1038
Delta R.T. -0.000 min
Lab File: 427354-2.D
Acq: 28 Oct 2020 11:03 pm

Tgt Ion:284 Resp: 58434

Ion	Ratio	Lower	Upper
284	100		
142	37.4	26.0	39.0
249	30.0	20.6	30.8

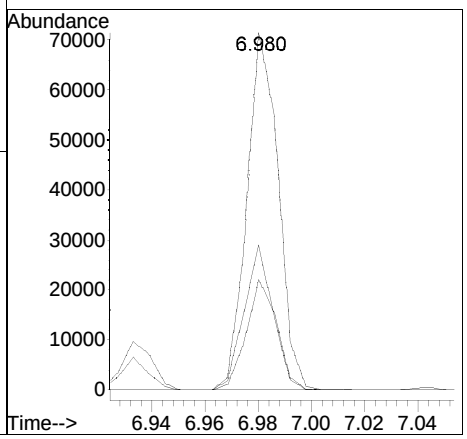

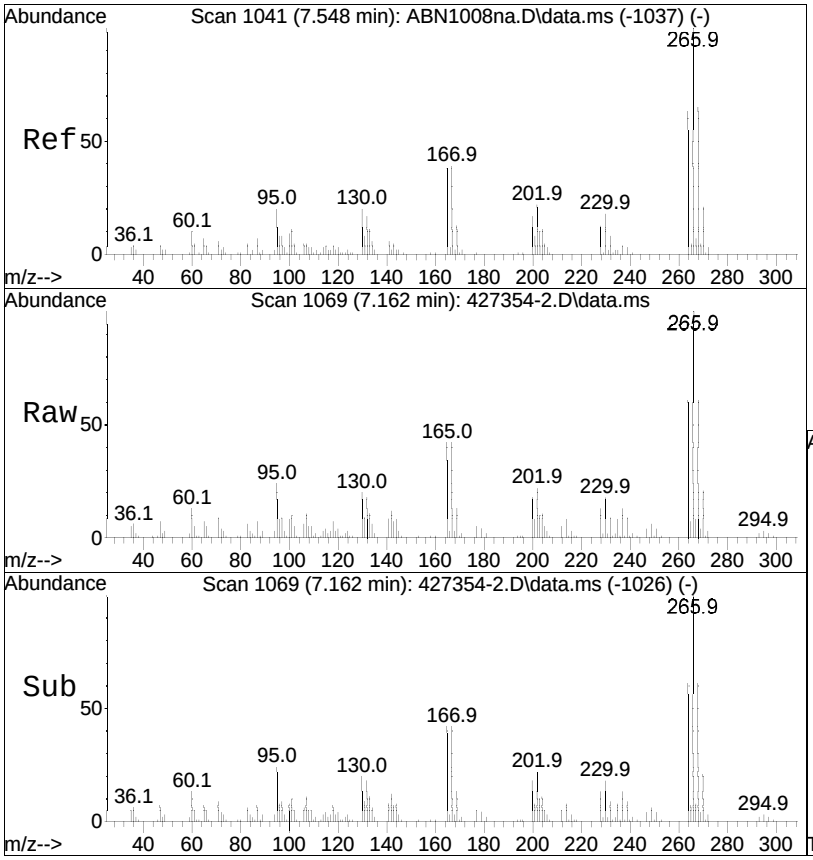

#82
Pentachlorophenol
Concen: 32.50 ug/ml
RT: 7.162 min Scan# 1069
Delta R.T. -0.000 min
Lab File: 427354-2.D
Acq: 28 Oct 2020 11:03 pm

Tgt Ion:266 Resp: 33636

Ion	Ratio	Lower	Upper
266	100		
264	60.7	51.2	76.8
268	62.5	51.5	77.3

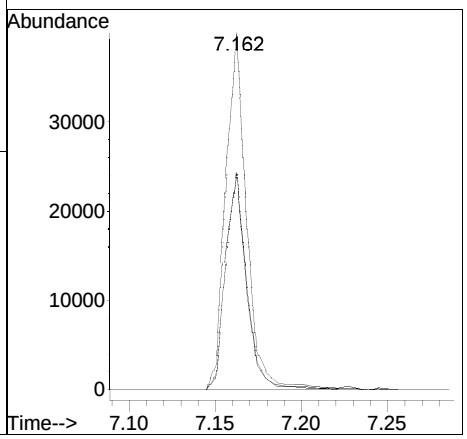

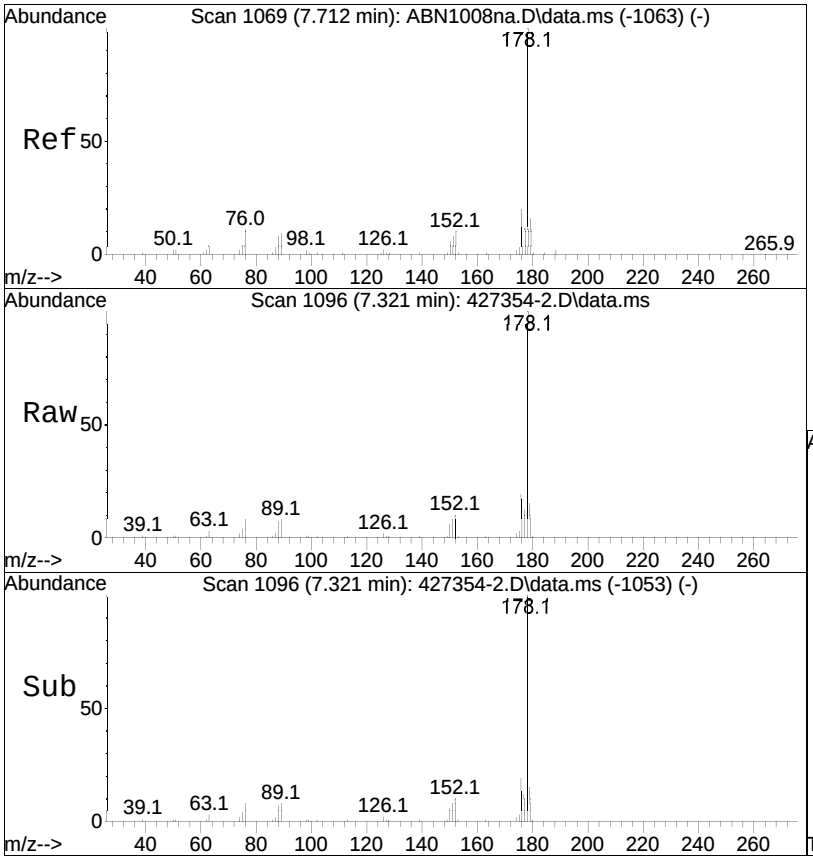

#89
Phenanthrene
Concen: 33.57 ug/ml
RT: 7.321 min Scan# 1096
Delta R.T. -0.000 min
Lab File: 427354-2.D
Acq: 28 Oct 2020 11:03 pm

Tgt Ion:178 Resp: 261638

Ion	Ratio	Lower	Upper
178	100		
179	15.6	12.7	19.1
176	19.2	15.8	23.6

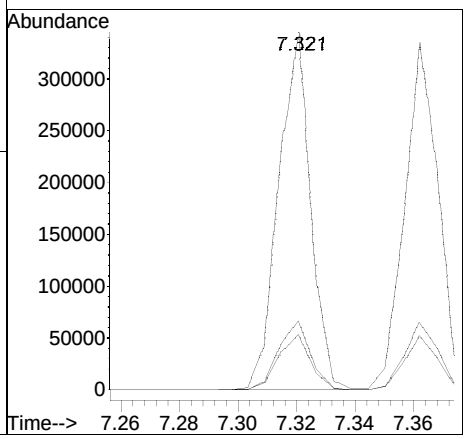



#90
Anthracene
Concen: 31.92 ug/ml
RT: 7.362 min Scan# 1103
Delta R.T. -0.000 min
Lab File: 427354-2.D
Acq: 28 Oct 2020 11:03 pm

Tgt Ion:178 Resp: 268025

Ion	Ratio	Lower	Upper
178	100		
179	15.4	12.5	18.7
176	19.3	15.4	23.0

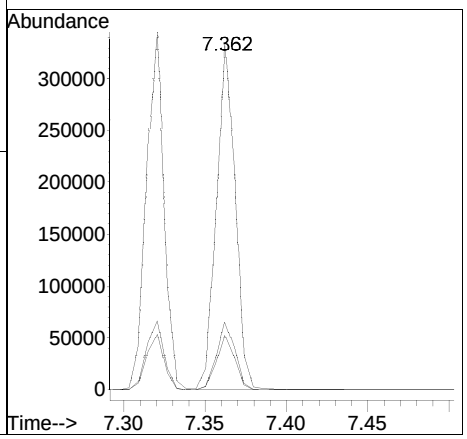

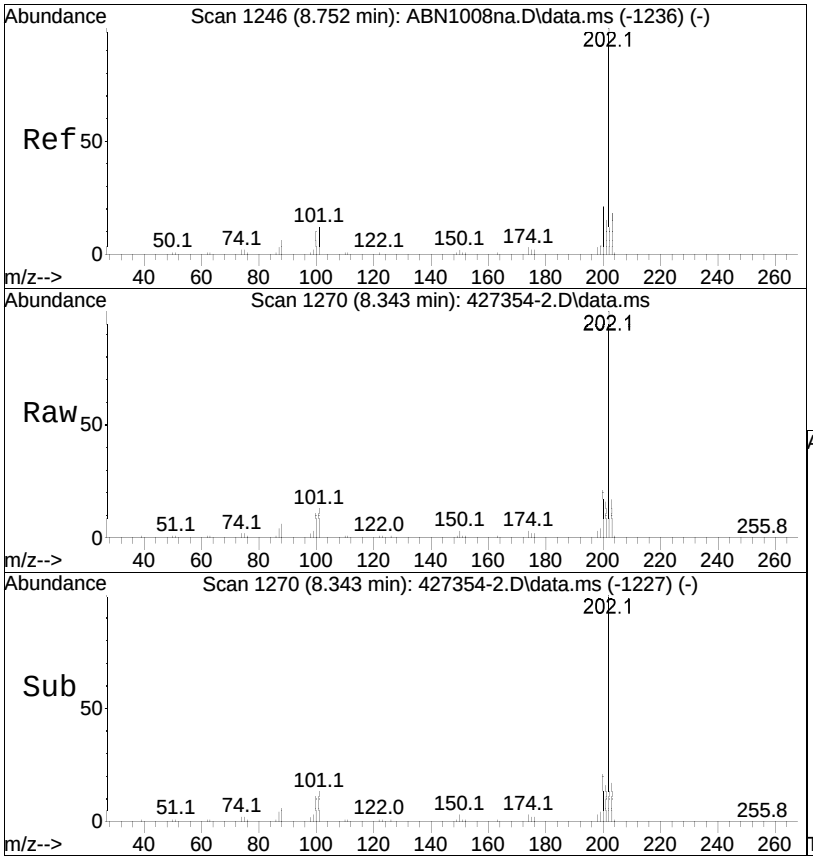

#95
Fluoranthene
Concen: 33.48 ug/ml
RT: 8.343 min Scan# 1270
Delta R.T. -0.000 min
Lab File: 427354-2.D
Acq: 28 Oct 2020 11:03 pm

Tgt Ion:202 Resp: 302827

Ion	Ratio	Lower	Upper
202	100		
101	13.4	12.6	19.0
203	17.5	14.4	21.6

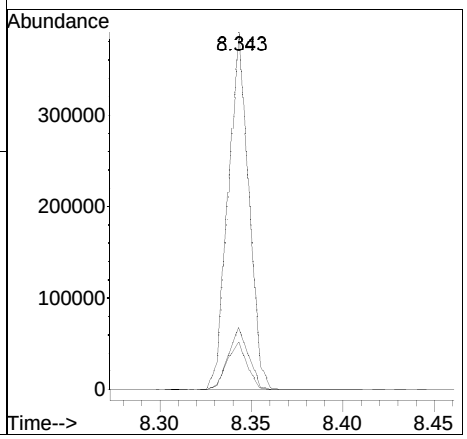

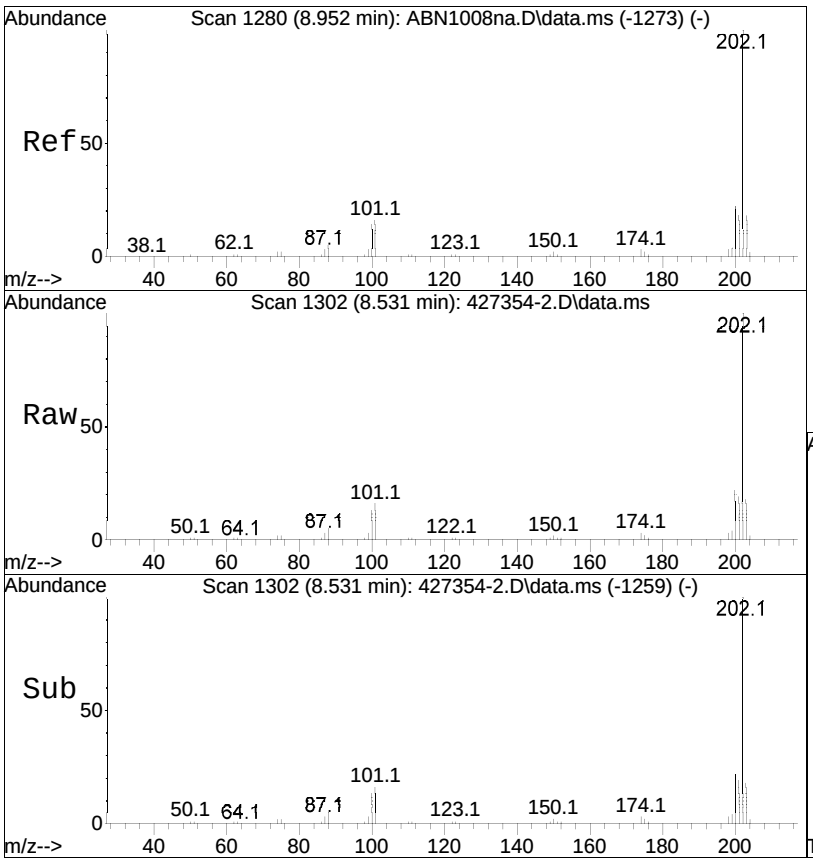

#97
Pyrene
Concen: 33.11 ug/ml
RT: 8.531 min Scan# 1302
Delta R.T. -0.000 min
Lab File: 427354-2.D
Acq: 28 Oct 2020 11:03 pm

Tgt Ion:202 Resp: 317500

Ion	Ratio	Lower	Upper
202	100		
200	21.6	17.2	25.8
203	17.9	15.0	22.6

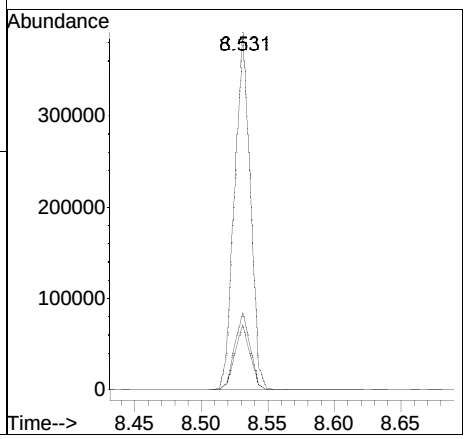

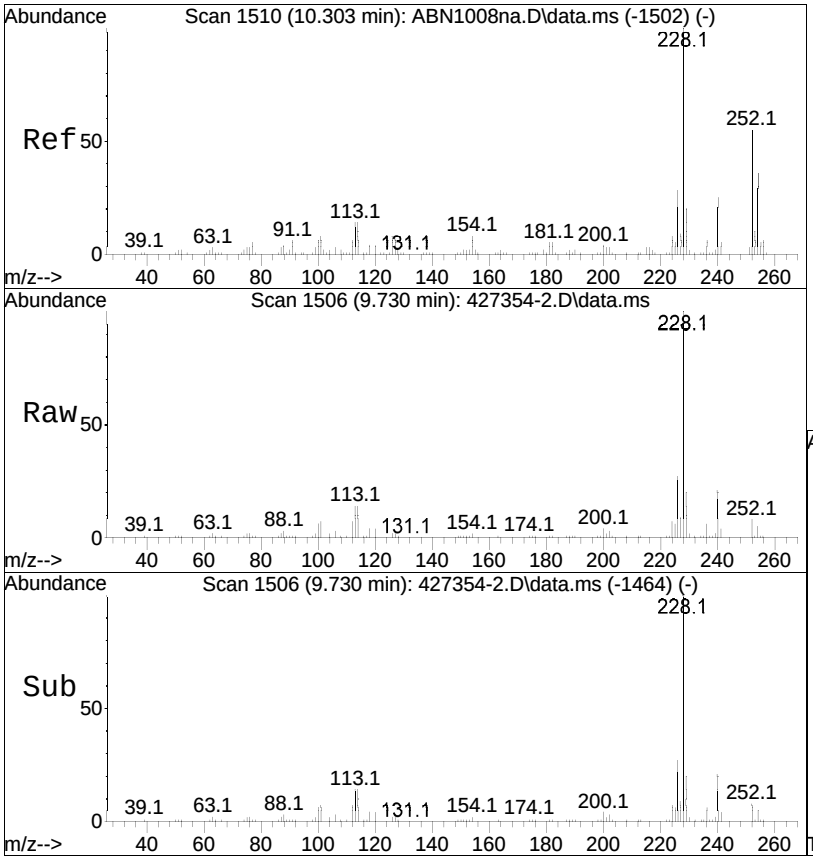

#107
Benzo(a)anthracene
Concen: 33.85 ug/ml
RT: 9.730 min Scan# 1506
Delta R.T. -0.006 min
Lab File: 427354-2.D
Acq: 28 Oct 2020 11:03 pm

Tgt Ion:228 Resp: 329838

Ion	Ratio	Lower	Upper
228	100		
226	28.0	22.9	34.3
229	19.6	16.1	24.1

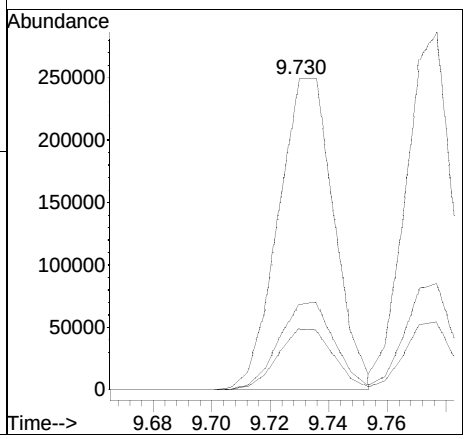



#109
Chrysene
Concen: 30.16 ug/ml
RT: 9.777 min Scan# 1514
Delta R.T. -0.000 min
Lab File: 427354-2.D
Acq: 28 Oct 2020 11:03 pm

Tgt Ion:228 Resp: 316163

Ion	Ratio	Lower	Upper
228	100		
226	30.0	24.9	37.3
229	19.5	16.6	24.8

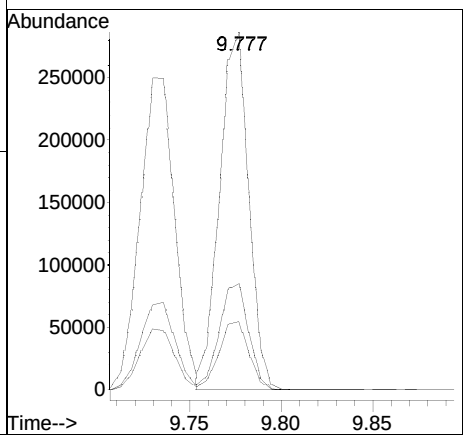

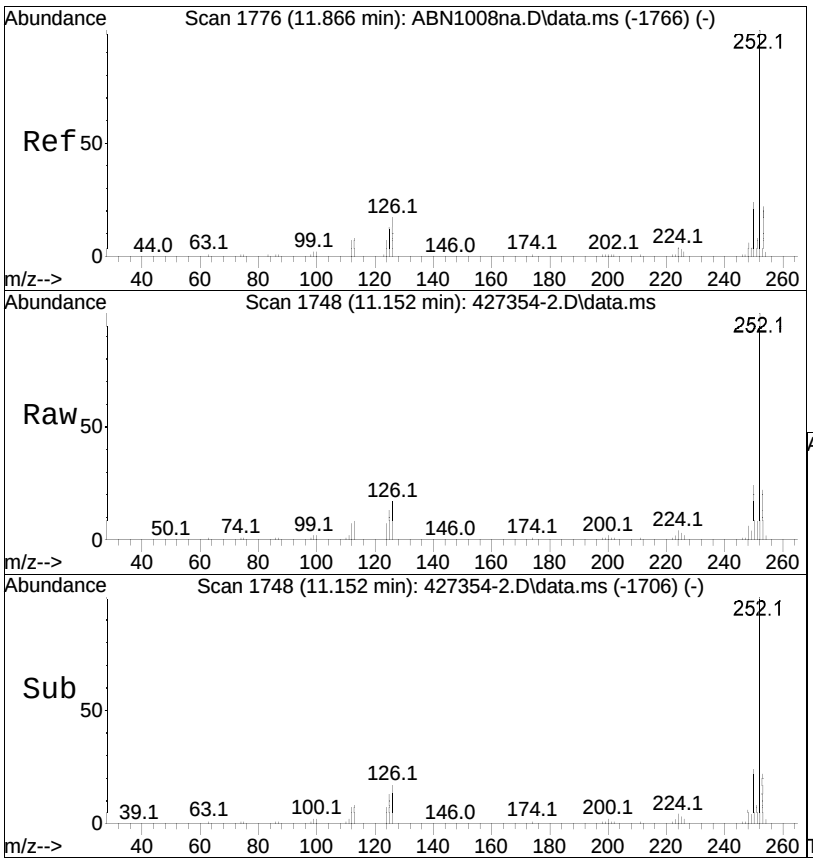

#112
Benzo(b)fluoranthene
Concen: 35.80 ug/ml
RT: 11.152 min Scan# 1748
Delta R.T. -0.006 min
Lab File: 427354-2.D
Acq: 28 Oct 2020 11:03 pm

Tgt Ion:252 Resp: 370216

Ion	Ratio	Lower	Upper
252	100		
125	13.1	12.6	18.8
253	22.0	18.2	27.2

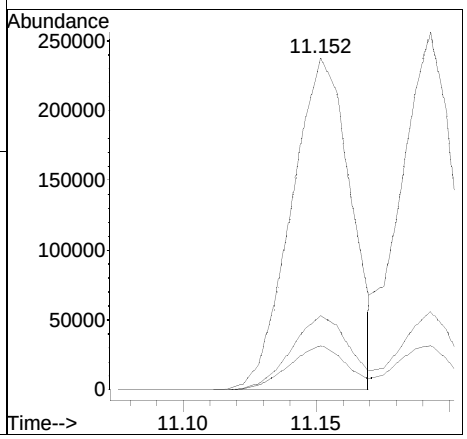

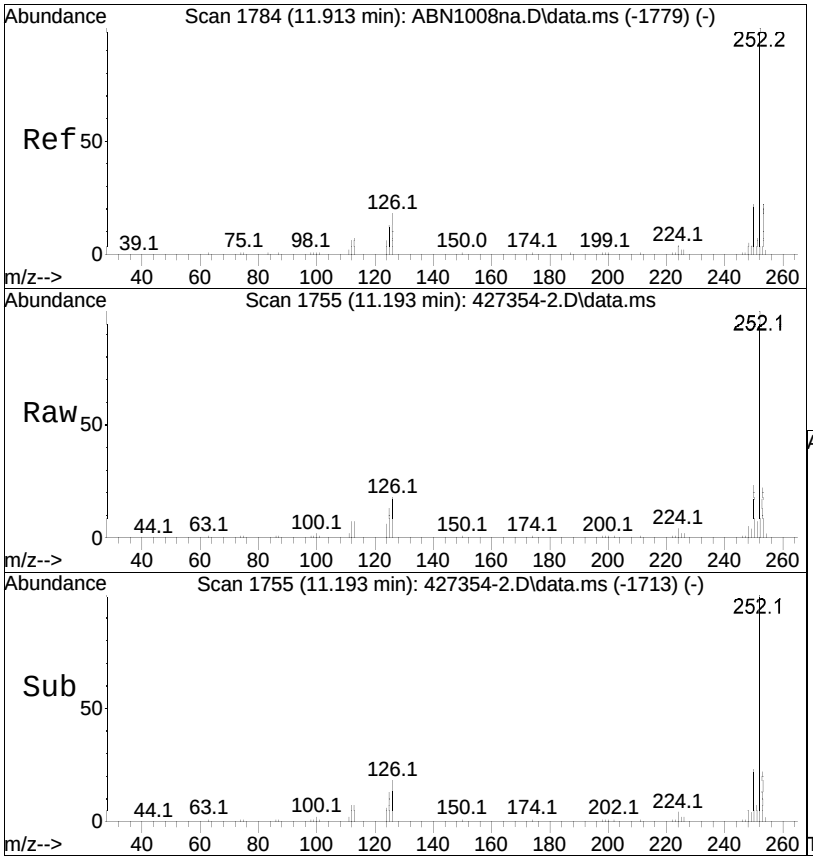

#113
Benzo(k)fluoranthene
Concen: 30.10 ug/ml
RT: 11.193 min Scan# 1755
Delta R.T. -0.006 min
Lab File: 427354-2.D
Acq: 28 Oct 2020 11:03 pm

Tgt Ion:252 Resp: 353535

Ion	Ratio	Lower	Upper
252	100		
125	12.7	12.1	18.1
253	21.7	18.1	27.1

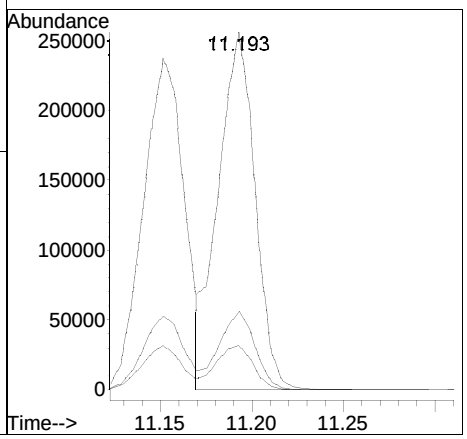



#114
Benzo(a)pyrene
Concen: 34.27 ug/ml
RT: 11.616 min Scan# 1827
Delta R.T. -0.000 min
Lab File: 427354-2.D
Acq: 28 Oct 2020 11:03 pm

Tgt Ion:252 Resp: 335607

Ion	Ratio	Lower	Upper
252	100		
125	14.5	13.3	19.9
253	21.6	18.2	27.4

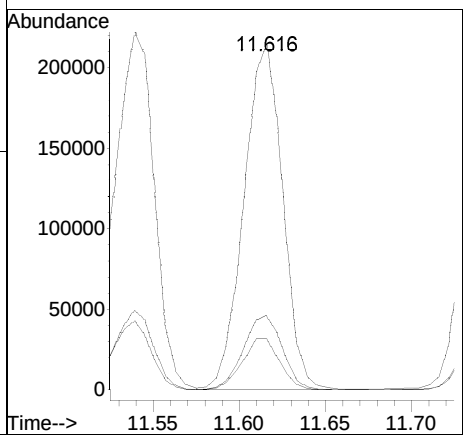

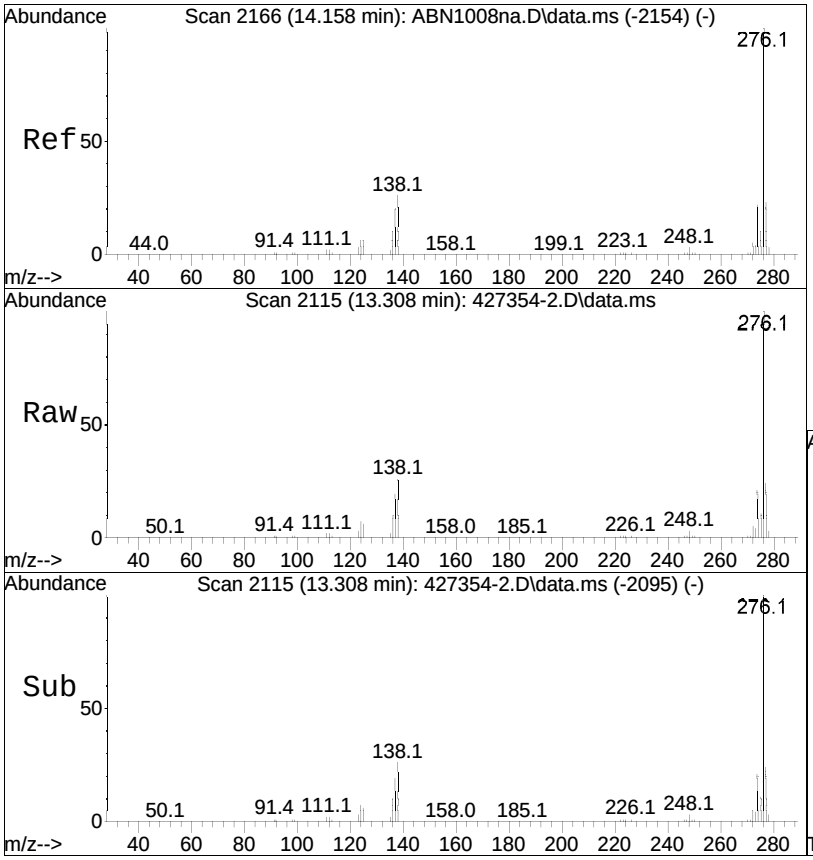

#116
Indeno(1,2,3-cd)pyrene
Concen: 37.53 ug/mL
RT: 13.308 min Scan# 2115
Delta R.T. -0.006 min
Lab File: 427354-2.D
Acq: 28 Oct 2020 11:03 pm

Tgt Ion:276 Resp: 379040

Ion	Ratio	Lower	Upper
276	100		
138	25.5	26.7	40.1#
277	23.6	20.4	30.6

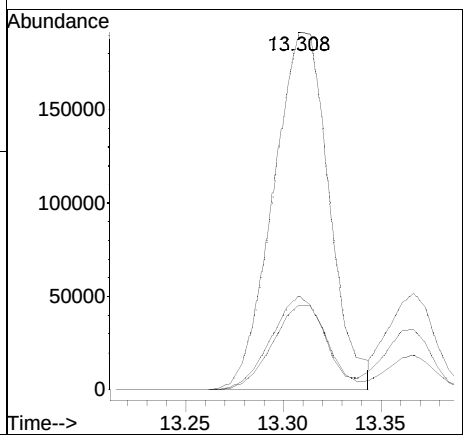

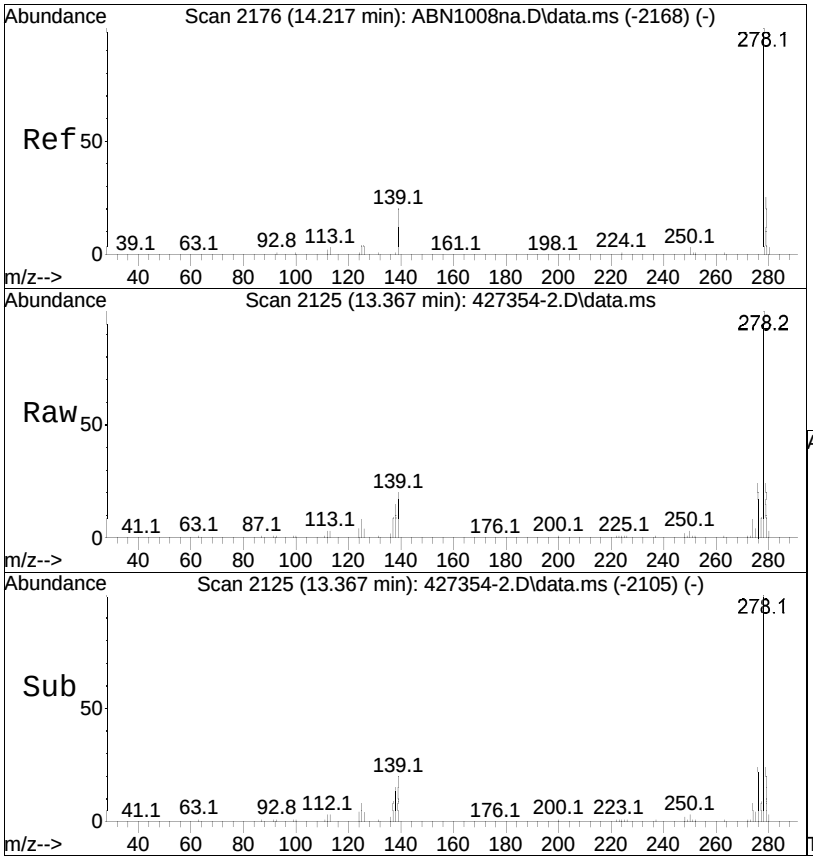

#117
Dibenzo(a,h)anthracene
Concen: 33.57 ug/ml
RT: 13.367 min Scan# 2125
Delta R.T. -0.006 min
Lab File: 427354-2.D
Acq: 28 Oct 2020 11:03 pm

Tgt Ion:278 Resp: 376175

Ion	Ratio	Lower	Upper
278	100		
139	20.5	18.2	27.4
279	24.2	19.3	28.9

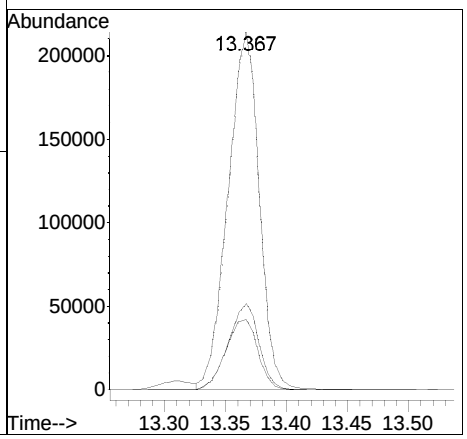

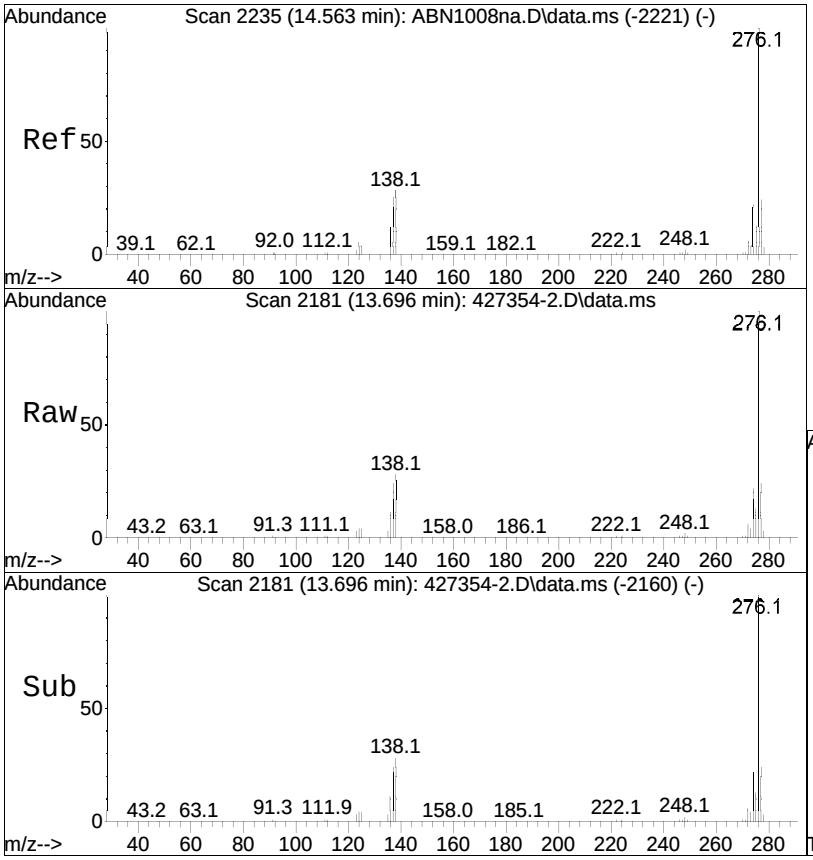

#118
Benzo(ghi)perylene
Concen: 33.53 ug/ml
RT: 13.696 min Scan# 2181
Delta R.T. -0.000 min
Lab File: 427354-2.D
Acq: 28 Oct 2020 11:03 pm

Tgt Ion:276 Resp: 392575

Ion	Ratio	Lower	Upper
276	100		
138	27.8	26.1	39.1
277	23.9	19.4	29.0

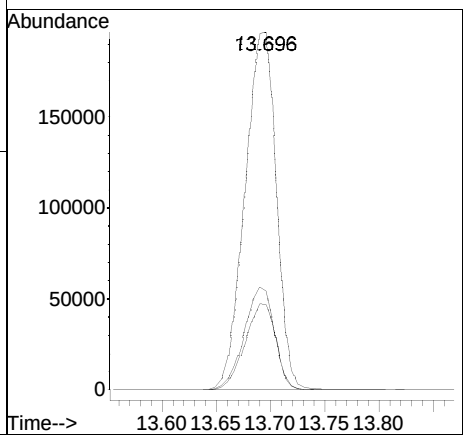

Quantitation Report (QT Reviewed)

Data Path : I:\8270\GCMS5\201029n\
Data File : 427944-2.d
Acq On : 29 Oct 2020 10:54 pm
Operator : GCMS5:im
Sample : WG1427944-2,32,,NY,ASK+
Misc : WG1426007,WG1427944,ICAL16639
ALS Vial : 5 Sample Multiplier: 1

Quant Time: Oct 30 09:11:48 2020
Quant Method : i:\8270\GCMS5\201029n\FS200401gcms5.m
Quant Title : Semivolatiles by GC/MS by modified 8270
QLast Update : Thu Oct 29 23:16:39 2020
Response via : Initial Calibration

CCAL FILE(s) : 1 - i:\8270\GCMS5\201029n\ABN1029n.d
: 2 - i:\8270\GCMS5\201029n\ADP1029n.d
: 3 - i:\8270\GCMS5\201029n\AP91029n.d
Sub List : 8270TCL_REV2 - TCL/CT/MA

Compound	R.T.	QIon	Response	Conc	Units	Dev(Min)
Internal Standards						
1) IS1_1,4-Dichlorobenzen...	3.398	152	144762	40.000	ug/ml	0.00
Standard Area 1 = 176898			Recovery = 81.83%			
27) IS2_1,4-Dichlorobenzen...	3.398	152	144762	40.000	ug/ml	0.00
Standard Area 3 = 196420			Recovery = 73.70%			
32) IS3_1,4-Dichlorobenzen...	3.398	152	144762	40.000	ug/ml	0.00
Standard Area 2 = 215381			Recovery = 67.21%			
35) IS1_Naphthalene-d8	4.525	136	530608	40.000	ug/ml	0.00
Standard Area 1 = 630506			Recovery = 84.16%			
55) IS2_Naphthalene-d8	4.525	136	530608	40.000	ug/ml	0.00
Standard Area 3 = 694468			Recovery = 76.40%			
63) IS1_Acenaphthene-d10	5.967	164	319800	40.000	ug/ml	0.00
Standard Area 1 = 373640			Recovery = 85.59%			
83) IS2_Acenaphthene-d10	5.967	164	319800	40.000	ug/ml	0.00
Standard Area 3 = 400087			Recovery = 79.93%			
86) IS3_Acenaphthene-d10	5.967	164	319800	40.000	ug/ml	0.00
Standard Area 2 = 480633			Recovery = 66.54%			
88) IS1_Phenanthrene-d10	7.148	188	629417	40.000	ug/ml	0.00
Standard Area 1 = 744926			Recovery = 84.49%			
100) IS3_Phenanthrene-d10	7.148	188	629417	40.000	ug/ml	0.00
Standard Area 2 = 945212			Recovery = 66.59%			
104) IS1_Chrysene-d12	9.472	240	709821	40.000	ug/ml	0.00
Standard Area 1 = 808178			Recovery = 87.83%			
113) IS1_Perylene-d12	10.711	264	806264	40.000	ug/ml	0.00
Standard Area 1 = 911225			Recovery = 88.48%			
System Monitoring Compounds						
4) 2-Fluorophenol	2.046	112	151728	38.056	ug/ml	0.00
Spiked Amount 50.000	Range 15 - 110		Recovery = 76.11%			
7) Phenol-d6	3.136	99	180053	36.429	ug/ml	0.00
Spiked Amount 50.000	Range 15 - 110		Recovery = 72.86%			
19) Nitrobenzene-d5	3.916	82	73728	16.493	ug/ml	0.00
Spiked Amount 25.000	Range 30 - 130		Recovery = 65.97%			
46) 2-Fluorobiphenyl	5.449	172	190027	18.060	ug/ml	0.00
Spiked Amount 25.000	Range 30 - 130		Recovery = 72.24%			
79) 2,4,6-Tribromophenol	6.603	330	88129	45.314	ug/ml	0.00
Spiked Amount 50.000	Range 15 - 110		Recovery = 90.63%			

Quantitation Report (QT Reviewed)

Data Path : I:\8270\GCMS5\201029n\
Data File : 427944-2.d
Acq On : 29 Oct 2020 10:54 pm
Operator : GCMS5:im
Sample : WG1427944-2,32,,NY,ASK+
Misc : WG1426007,WG1427944,ICAL16639
ALS Vial : 5 Sample Multiplier: 1

Quant Time: Oct 30 09:11:48 2020
Quant Method : i:\8270\GCMS5\201029n\FS200401gcms5.m
Quant Title : Semivolatiles by GC/MS by modified 8270
QLast Update : Thu Oct 29 23:16:39 2020
Response via : Initial Calibration

CCAL FILE(s) : 1 - i:\8270\GCMS5\201029n\ABN1029n.d
: 2 - i:\8270\GCMS5\201029n\ADP1029n.d
: 3 - i:\8270\GCMS5\201029n\AP91029n.d
Sub List : 8270TCL_REV2 - TCL/CT/MA

Compound	R.T.	QIon	Response	Conc	Units	Dev(Min)
96) 4-Terphenyl-d14	8.553	244	277111	21.003	ug/ml	0.00

Spiked Amount 25.000 Range 30 - 130 Recovery = 84.01%

Target Compounds						Qvalue
8) Phenol	3.152	94	145929	24.603	ug/ml#	60
15) 2-Methylphenol	3.718	108	107549	27.127	ug/ml	98
18) 3-Methylphenol/4-Methy...	3.862	108	123695	29.030	ug/ml#	11
36) Naphthalene	4.541	128	349892	25.821	ug/ml	99
52) Acenaphthylene	5.844	152	427677	28.653	ug/ml	100
65) Acenaphthene	5.989	154	239843	26.371	ug/ml	94
67) Dibenzofuran	6.133	168	375210	26.567	ug/ml	98
73) Fluorene	6.405	166	297828	26.746	ug/ml	94
81) Hexachlorobenzene	6.854	284	128562	32.073	ug/ml	94
82) Pentachlorophenol	7.025	266	70209	24.505	ug/ml	97
89) Phenanthrene	7.169	178	456797	27.294	ug/ml	99
90) Anthracene	7.207	178	474881	28.644	ug/ml	99
93) Fluoranthene	8.168	202	541757	26.761	ug/ml	98
95) Pyrene	8.355	202	571179	27.263	ug/ml	99
105) Benzo(a)anthracene	9.461	228	591104	26.450	ug/ml	99
107) Chrysene	9.493	228	545746	25.445	ug/ml	99
110) Benzo(b)fluoranthene	10.401	252	645222	26.968	ug/ml	98
111) Benzo(k)fluoranthene	10.423	252	586318	28.092	ug/ml	98
112) Benzo(a)pyrene	10.658	252	574616	27.027	ug/ml	98
114) Indeno(1,2,3-cd)pyrene	11.496	276	657316M6	27.451	ug/mL	
115) Dibenzo(a,h)anthracene	11.512	278	619458	29.300	ug/ml	98
116) Benzo(ghi)perylene	11.667	276	651943	27.793	ug/ml	97

(#) = qualifier out of range (m) = manual integration (+) = signals summed

Quantitation Report (QT Reviewed)

Data Path : I:\8270\GCMS5\201029n\
Data File : 427944-2.d
Acq On : 29 Oct 2020 10:54 pm
Operator : GCMS5:im
Sample : WG1427944-2,32,,NY,ASK+
Misc : WG1426007,WG1427944,ICAL16639
ALS Vial : 5 Sample Multiplier: 1

Quant Time: Oct 30 09:11:48 2020
Quant Method : i:\8270\GCMS5\201029n\FS200401gcms5.m
Quant Title : Semivolatiles by GC/MS by modified 8270
QLast Update : Thu Oct 29 23:16:39 2020
Response via : Initial Calibration

Sub List : 8270TCL_REV2 - TCL/CT/MAn\AP91029n.d•

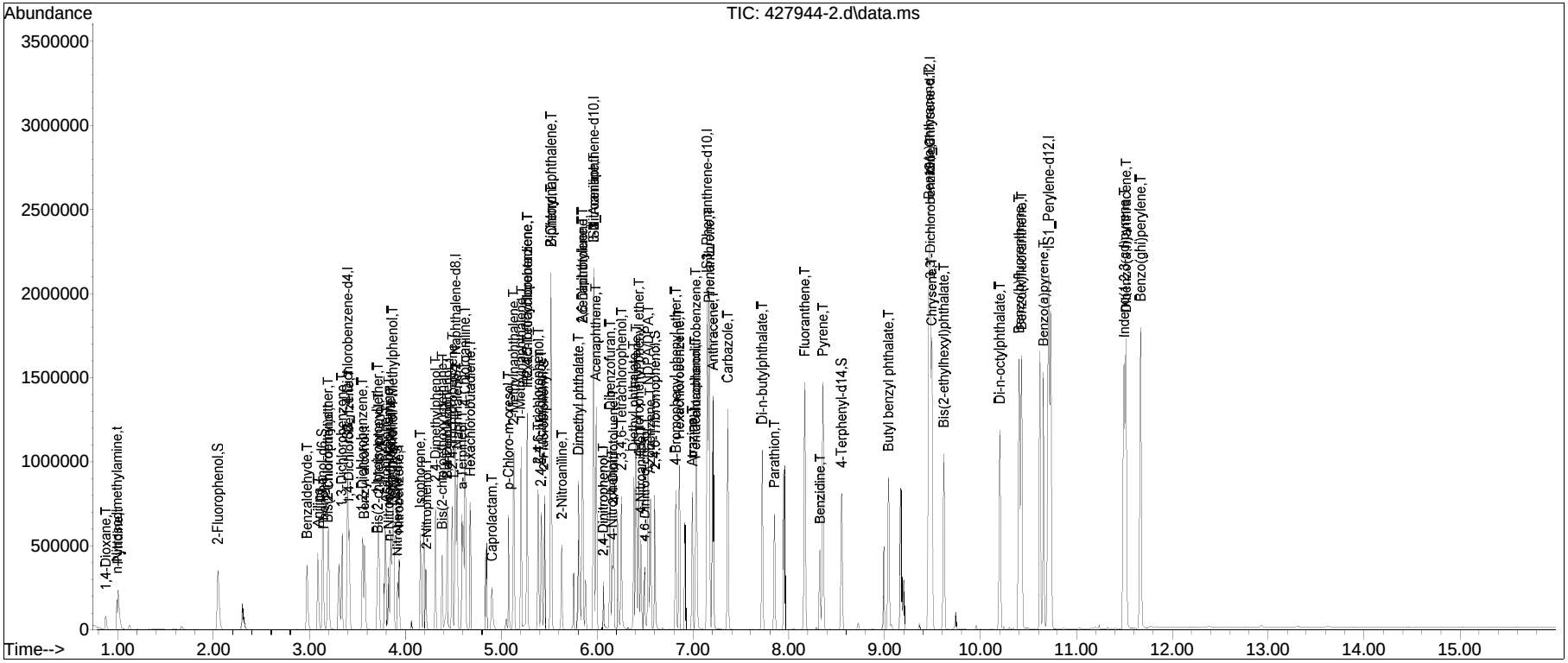

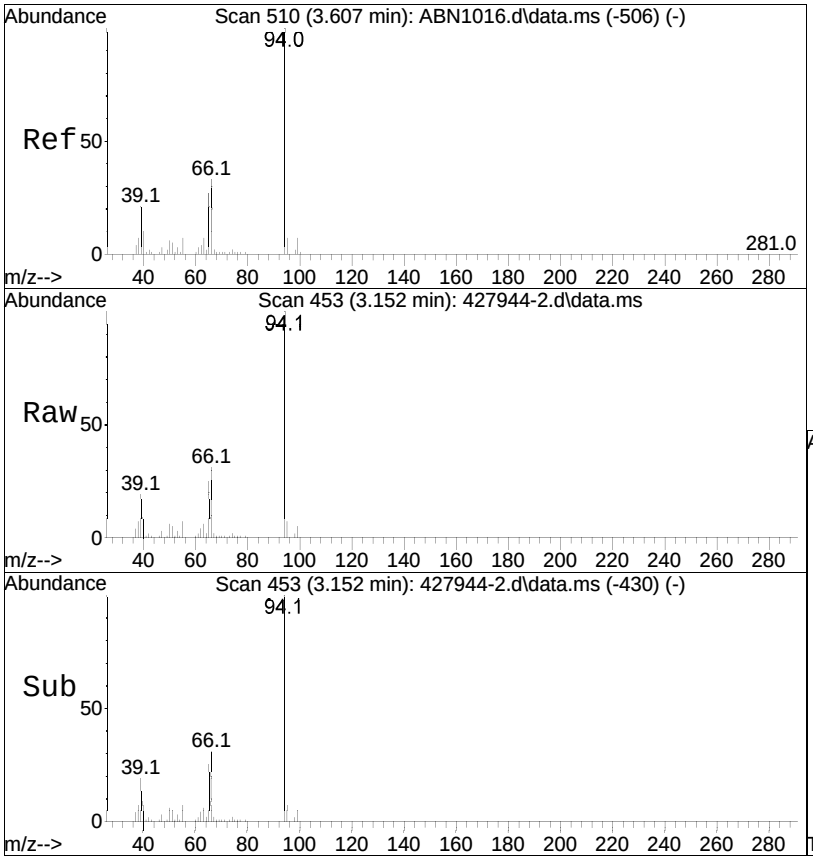

#8
Phenol
Concen: 24.60 ug/ml
RT: 3.152 min Scan# 453
Delta R.T. -0.000 min
Lab File: 427944-2.d
Acq: 29 Oct 2020 10:54 pm

Tgt Ion: 94 Resp: 145929

Ion	Ratio	Lower	Upper
94	100		
65	26.7	38.8	58.2#
66	37.3	60.3	90.5#

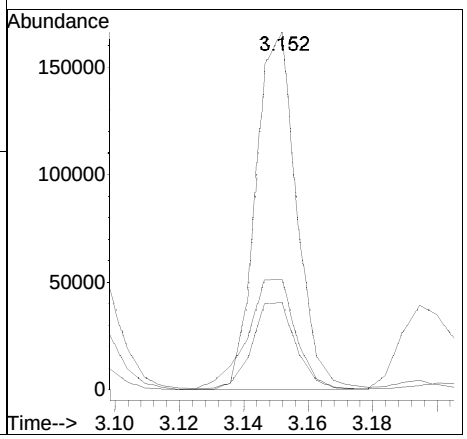

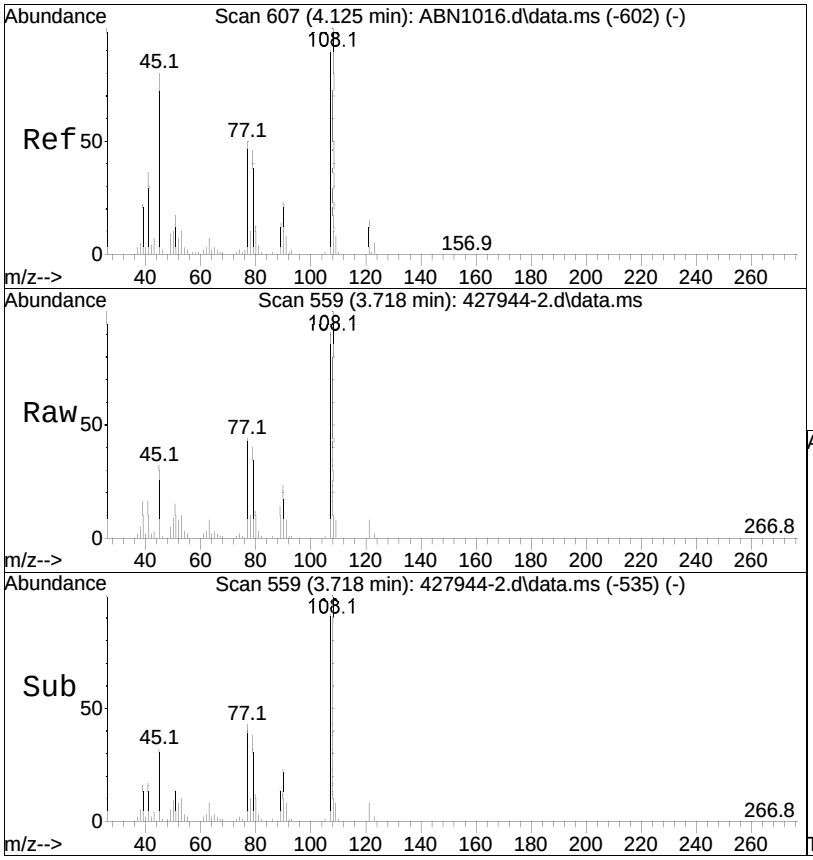

#15
2-Methylphenol
Concen: 27.13 ug/ml
RT: 3.718 min Scan# 559
Delta R.T. 0.005 min
Lab File: 427944-2.d
Acq: 29 Oct 2020 10:54 pm

Tgt Ion:108 Resp: 107549

Ion	Ratio	Lower	Upper
108	100		
107	90.5	70.3	105.5
90	23.8	18.7	28.1

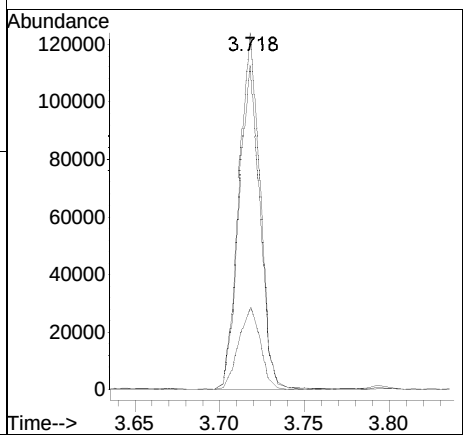

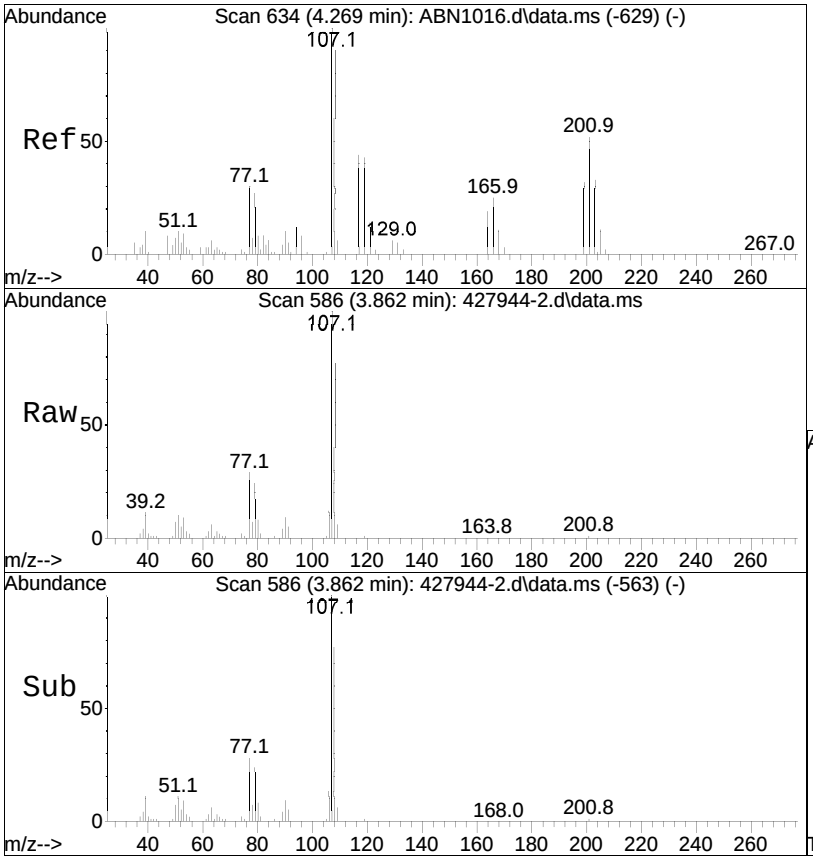

#18
3-Methylphenol/4-Methylphenol
Concen: 29.03 ug/ml
RT: 3.862 min Scan# 586
Delta R.T. -0.000 min
Lab File: 427944-2.d
Acq: 29 Oct 2020 10:54 pm

Tgt Ion:108 Resp: 123695

Ion	Ratio	Lower	Upper
108	100		
107	212.2	88.2	132.2#
90	13.4	8.5	12.7#

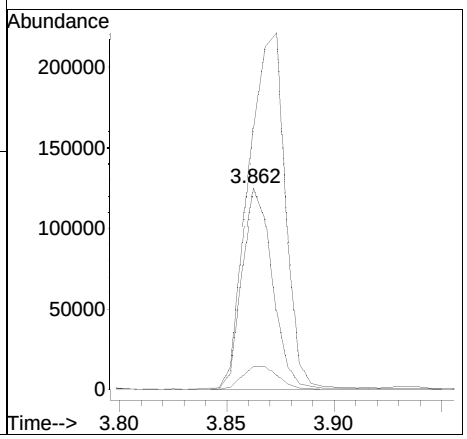

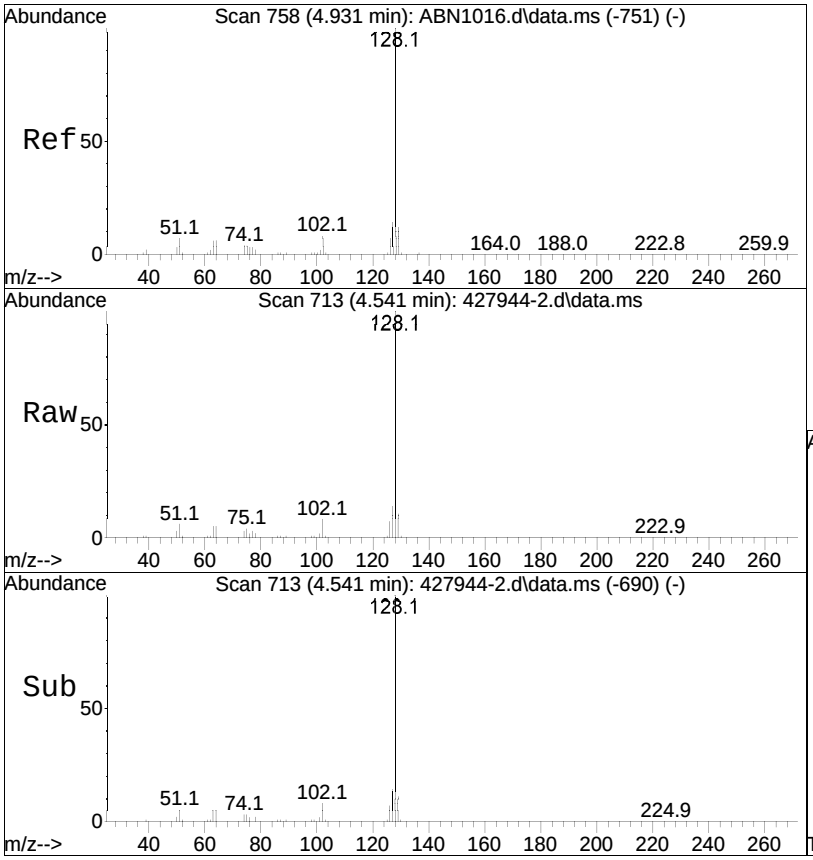

#36
Naphthalene
Concen: 25.82 ug/ml
RT: 4.541 min Scan# 713
Delta R.T. -0.000 min
Lab File: 427944-2.d
Acq: 29 Oct 2020 10:54 pm

Tgt Ion:128 Resp: 349892

Ion	Ratio	Lower	Upper
128	100		
129	11.0	9.0	13.6
127	13.5	11.3	16.9

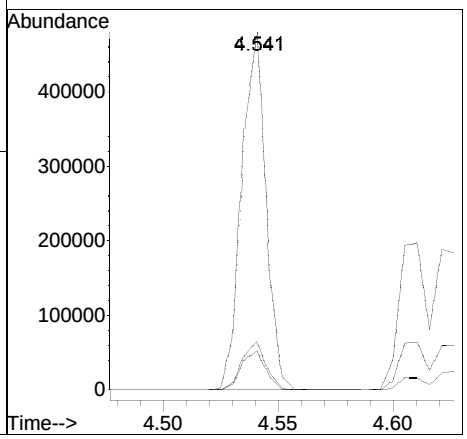

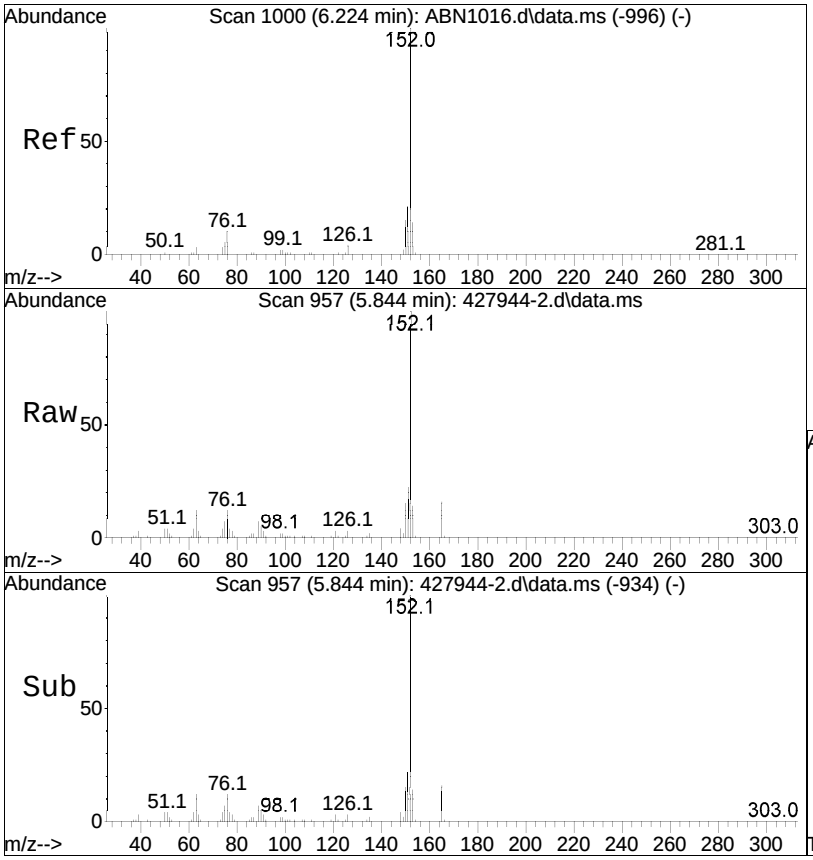

#52
Acenaphthylene
Concen: 28.65 ug/ml
RT: 5.844 min Scan# 957
Delta R.T. -0.000 min
Lab File: 427944-2.d
Acq: 29 Oct 2020 10:54 pm

Tgt Ion:152 Resp: 427677

Ion	Ratio	Lower	Upper
152	100		
151	20.9	16.7	25.1
153	13.9	11.1	16.7

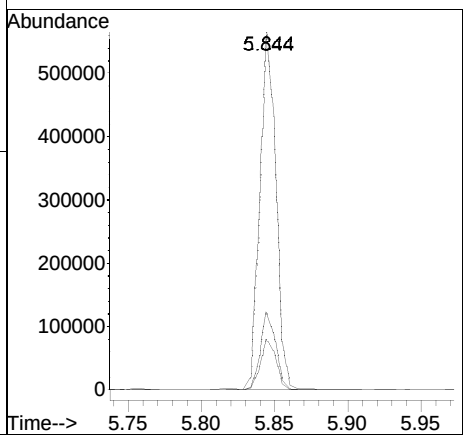

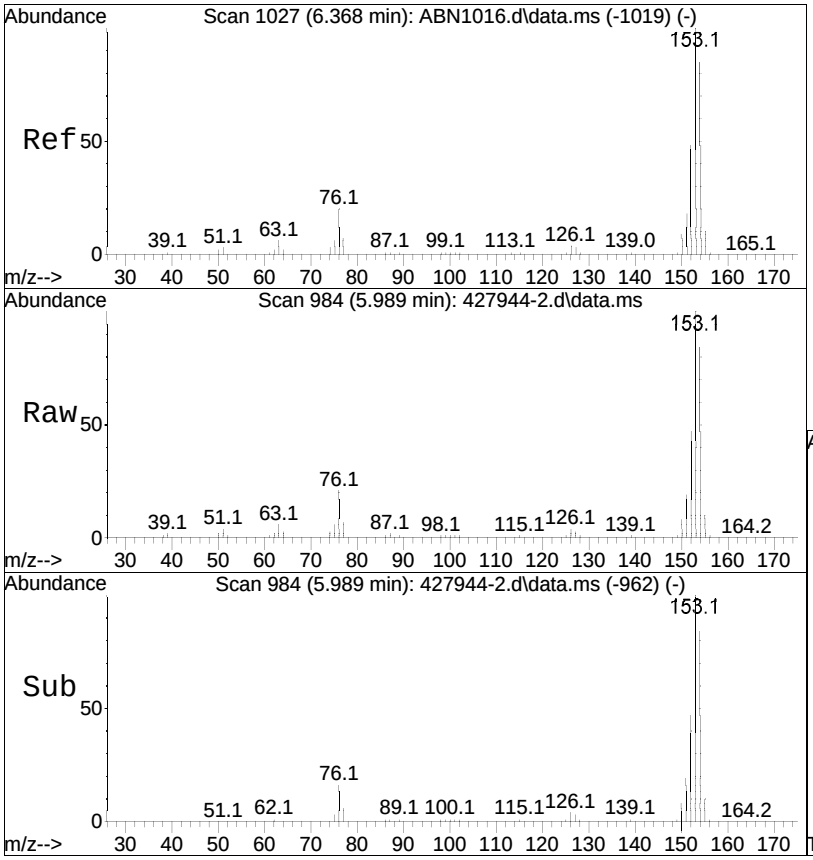

#65
Acenaphthene
Concen: 26.37 ug/ml
RT: 5.989 min Scan# 984
Delta R.T. -0.006 min
Lab File: 427944-2.d
Acq: 29 Oct 2020 10:54 pm

Tgt Ion:154 Resp: 239843

Ion	Ratio	Lower	Upper
154	100		
153	118.9	89.4	134.0
152	56.3	42.2	63.2

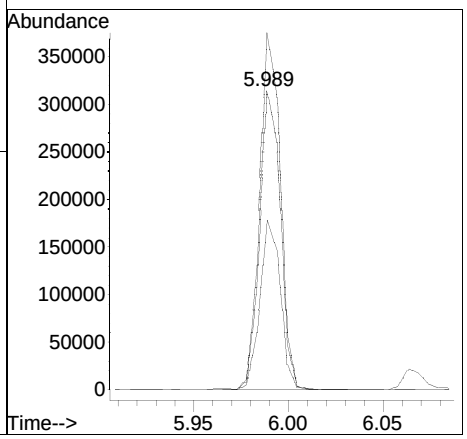

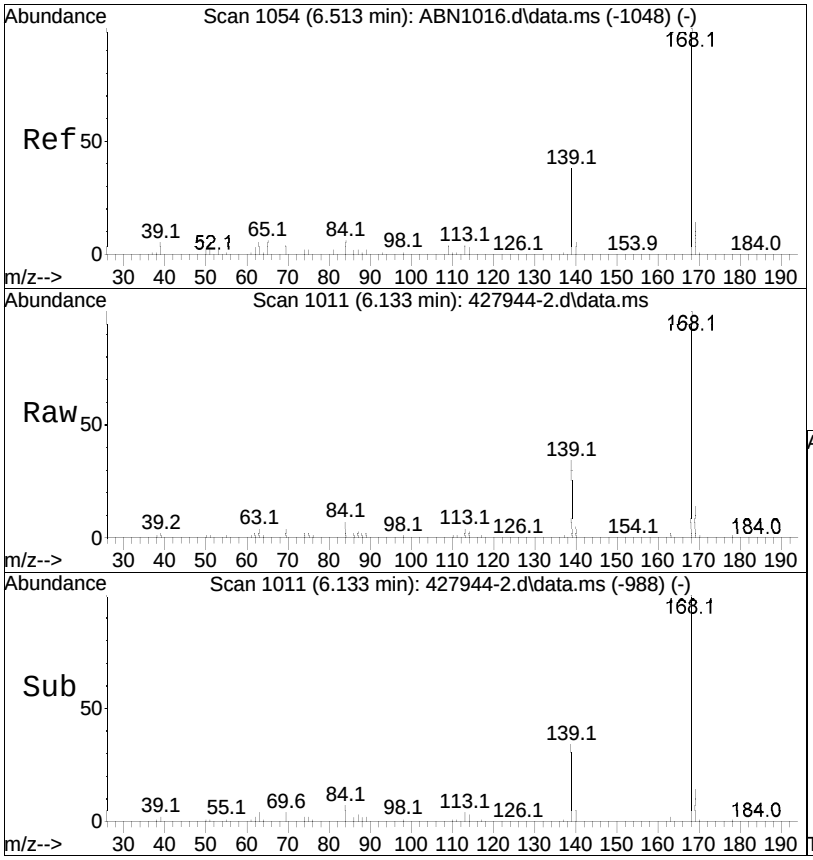

#67
Dibenzofuran
Concen: 26.57 ug/ml
RT: 6.133 min Scan# 1011
Delta R.T. -0.000 min
Lab File: 427944-2.d
Acq: 29 Oct 2020 10:54 pm

Tgt Ion:168 Resp: 375210

Ion	Ratio	Lower	Upper
168	100		
139	33.6	28.0	42.0

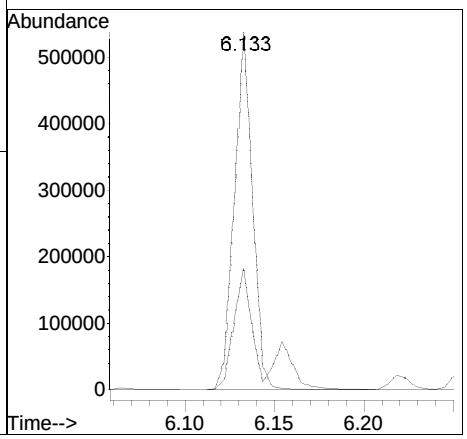

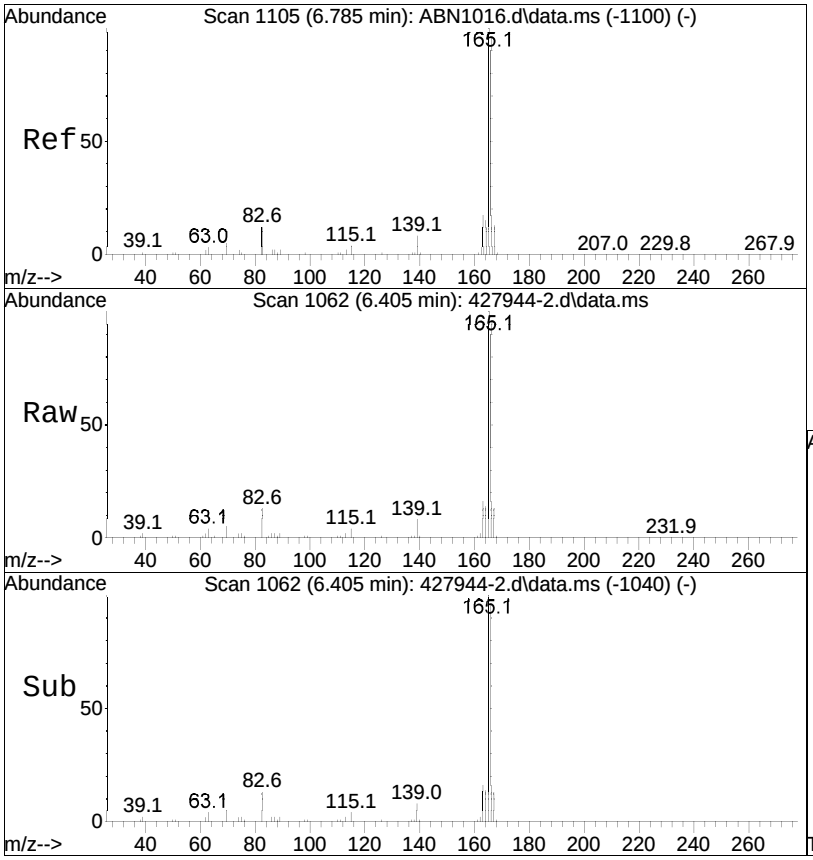

#73
Fluorene
Concen: 26.75 ug/ml
RT: 6.405 min Scan# 1062
Delta R.T. -0.006 min
Lab File: 427944-2.d
Acq: 29 Oct 2020 10:54 pm

Tgt Ion:166 Resp: 297828

Ion	Ratio	Lower	Upper
166	100		
165	103.2	77.2	115.8
167	13.8	10.9	16.3

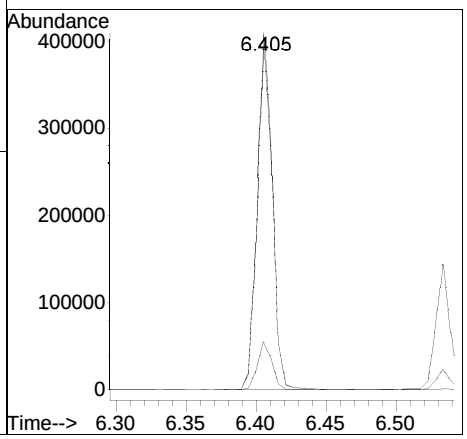

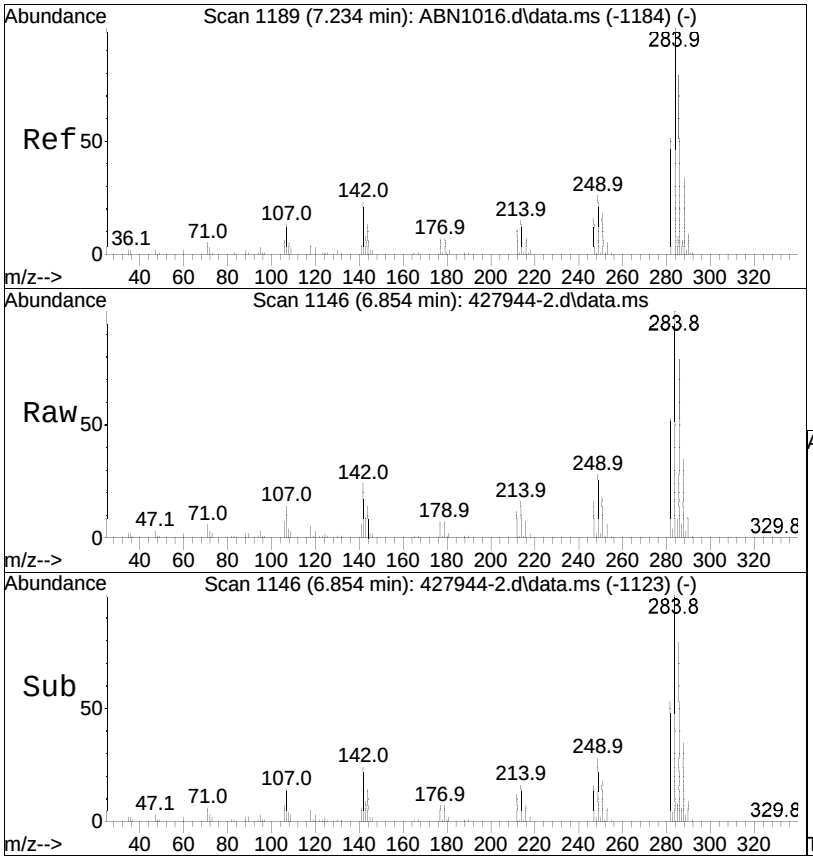

#81
Hexachlorobenzene
Concen: 32.07 ug/ml
RT: 6.854 min Scan# 1146
Delta R.T. -0.000 min
Lab File: 427944-2.d
Acq: 29 Oct 2020 10:54 pm

Tgt Ion:284 Resp: 128562

Ion	Ratio	Lower	Upper
284	100		
142	28.7	26.0	39.0
249	28.0	20.6	30.8

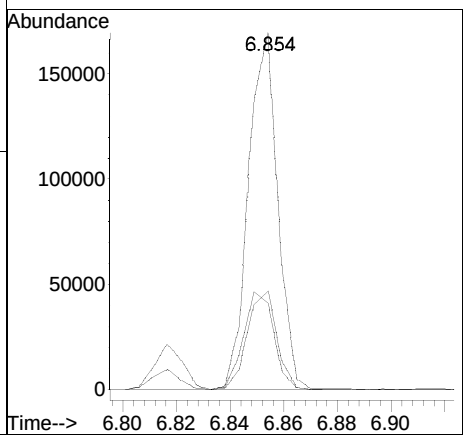

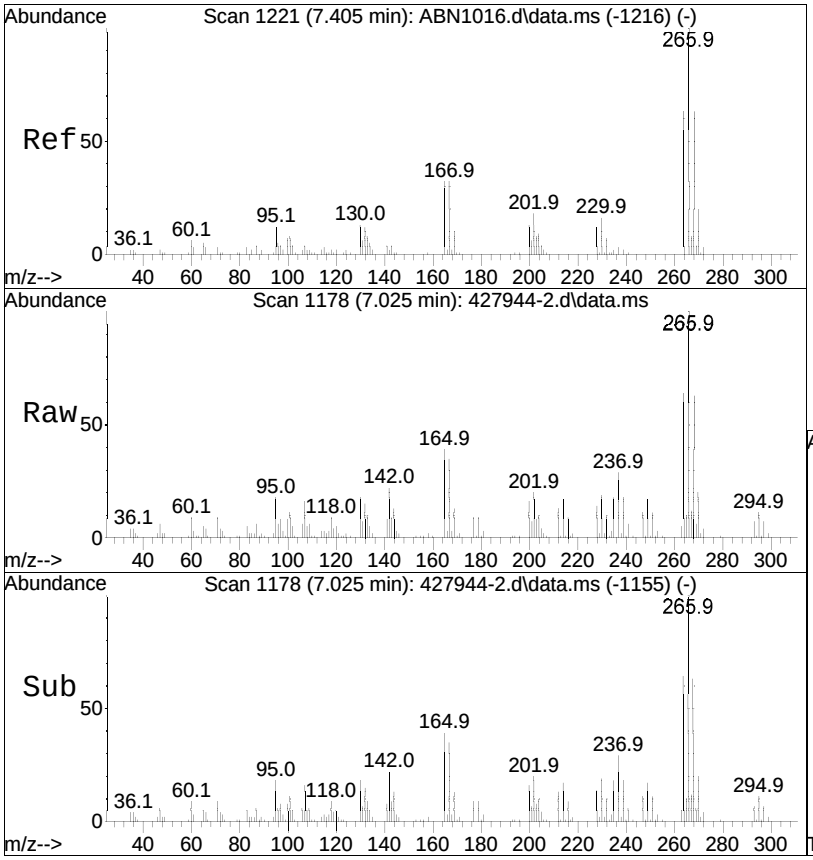

#82
Pentachlorophenol
Concen: 24.51 ug/ml
RT: 7.025 min Scan# 1178
Delta R.T. -0.000 min
Lab File: 427944-2.d
Acq: 29 Oct 2020 10:54 pm

Tgt Ion:266 Resp: 70209

Ion	Ratio	Lower	Upper
266	100		
264	62.0	51.2	76.8
268	61.4	51.5	77.3

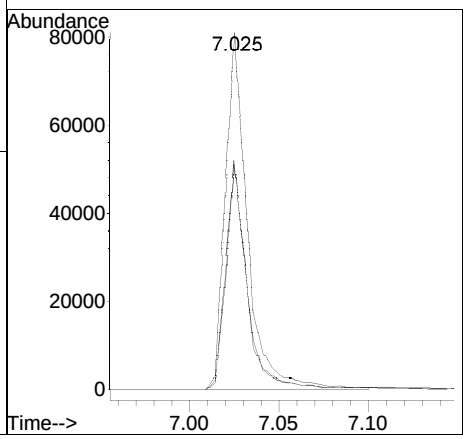

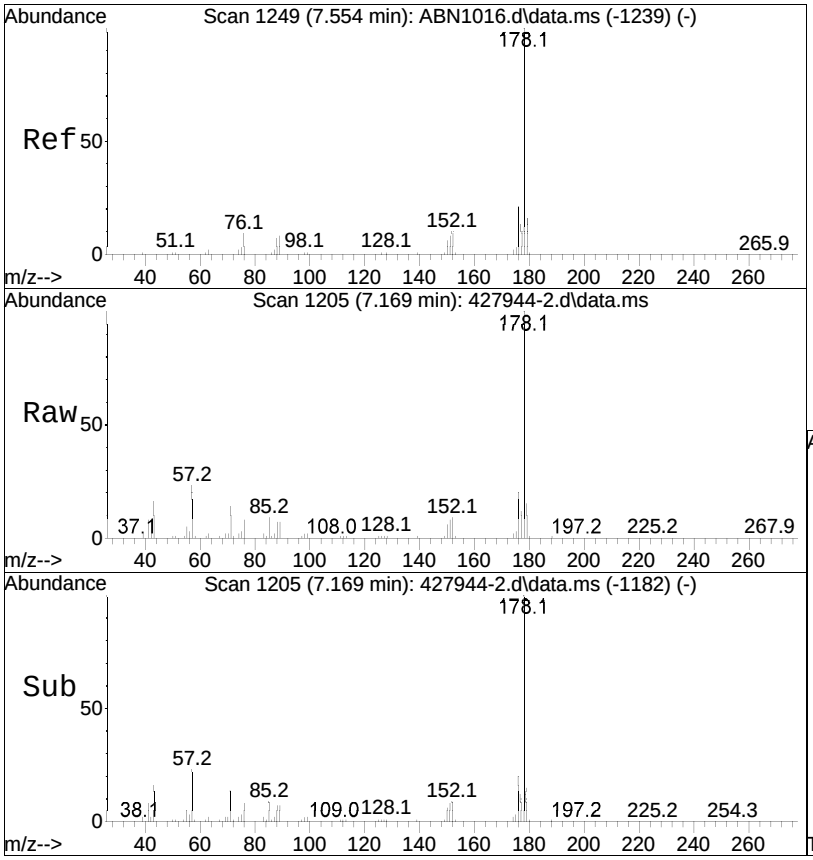

#89
Phenanthrene
Concen: 27.29 ug/ml
RT: 7.169 min Scan# 1205
Delta R.T. -0.000 min
Lab File: 427944-2.d
Acq: 29 Oct 2020 10:54 pm

Tgt Ion:178 Resp: 456797

Ion	Ratio	Lower	Upper
178	100		
179	15.3	12.7	19.1
176	19.6	15.8	23.6

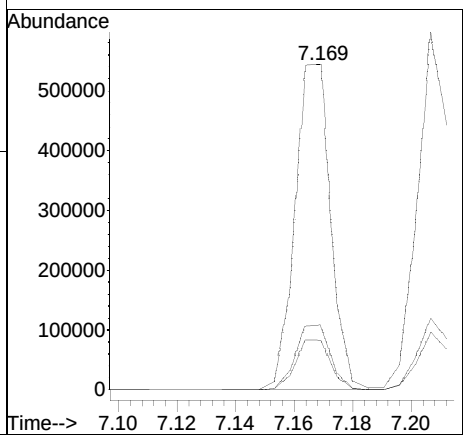

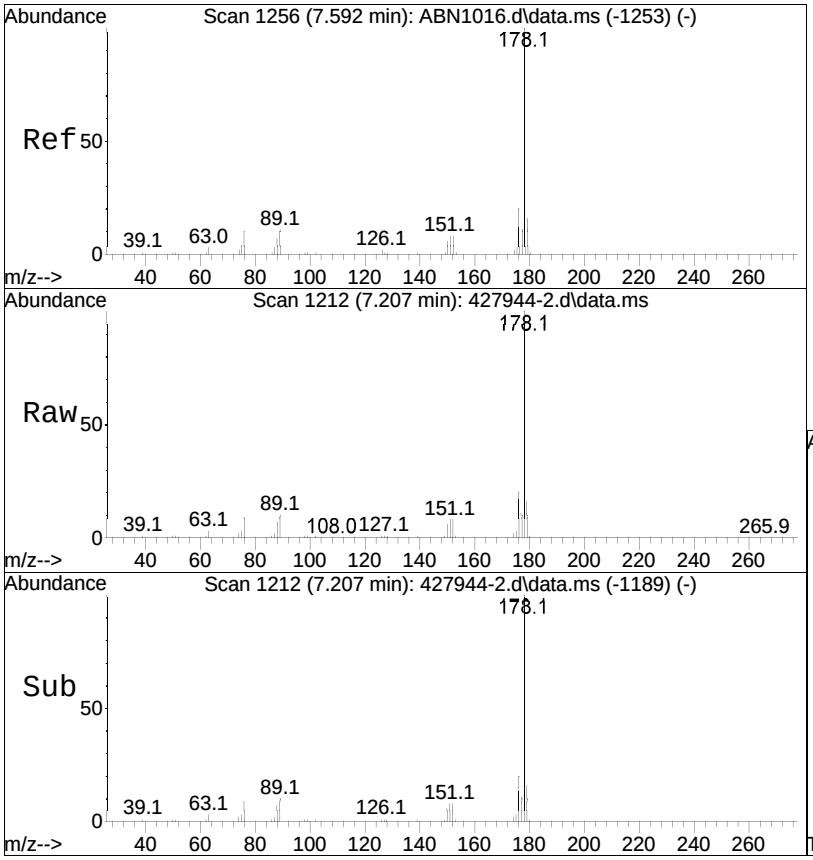

#90
Anthracene
Concen: 28.64 ug/ml
RT: 7.207 min Scan# 1212
Delta R.T. -0.000 min
Lab File: 427944-2.d
Acq: 29 Oct 2020 10:54 pm

Tgt Ion:178 Resp: 474881

Ion	Ratio	Lower	Upper
178	100		
179	15.8	12.5	18.7
176	19.6	15.4	23.0

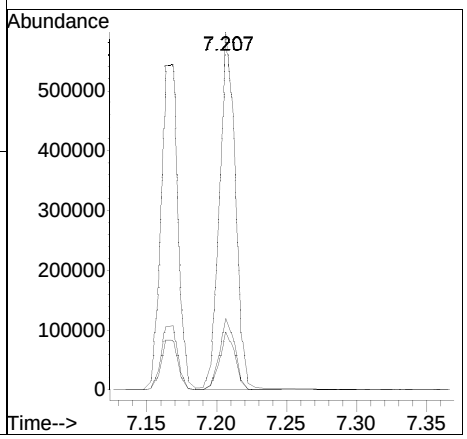

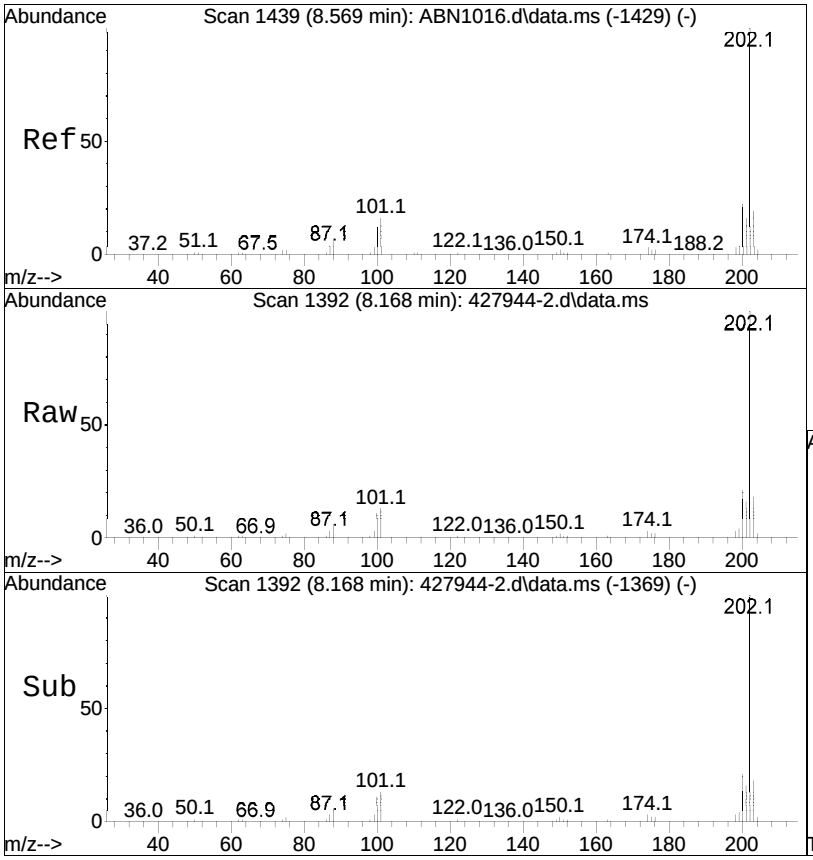

#93
Fluoranthene
Concen: 26.76 ug/ml
RT: 8.168 min Scan# 1392
Delta R.T. -0.000 min
Lab File: 427944-2.d
Acq: 29 Oct 2020 10:54 pm

Tgt Ion:202 Resp: 541757

Ion	Ratio	Lower	Upper
202	100		
101	14.1	12.6	19.0
203	17.8	14.4	21.6

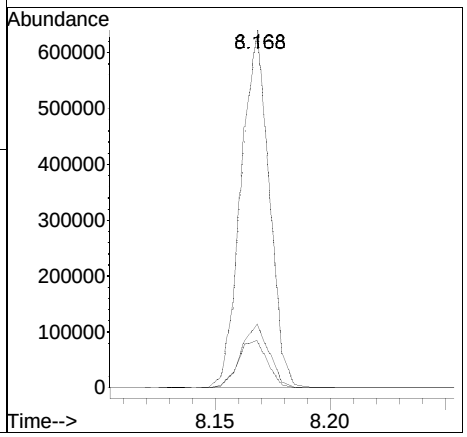

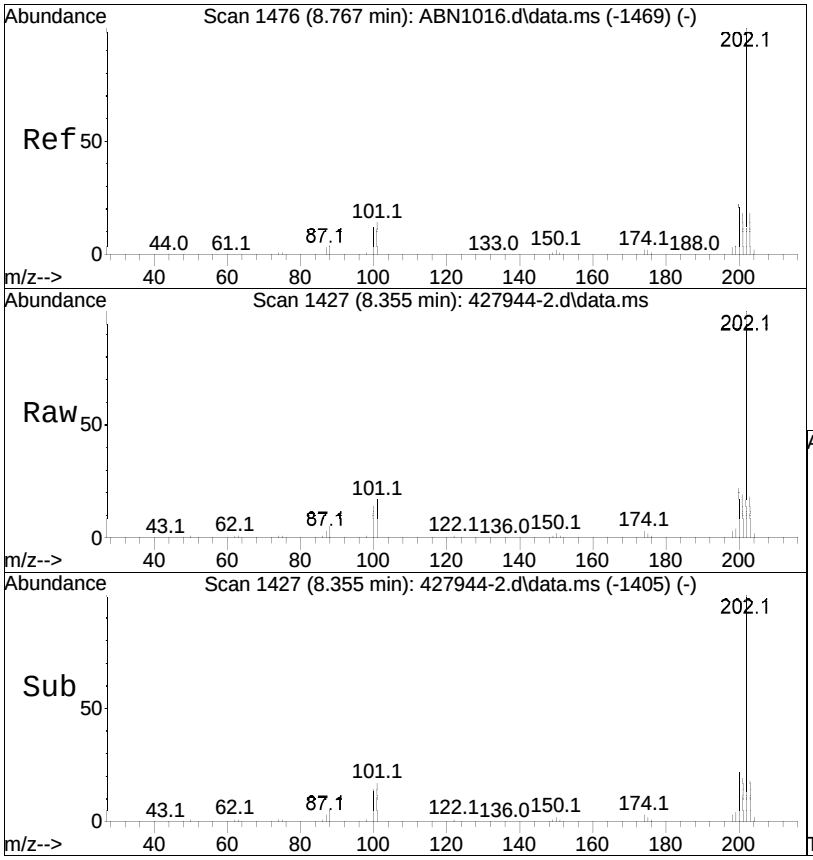

#95
Pyrene
Concen: 27.26 ug/ml
RT: 8.355 min Scan# 1427
Delta R.T. -0.005 min
Lab File: 427944-2.d
Acq: 29 Oct 2020 10:54 pm

Tgt Ion:202 Resp: 571179

Ion	Ratio	Lower	Upper
202	100		
200	21.8	17.2	25.8
203	18.4	15.0	22.6

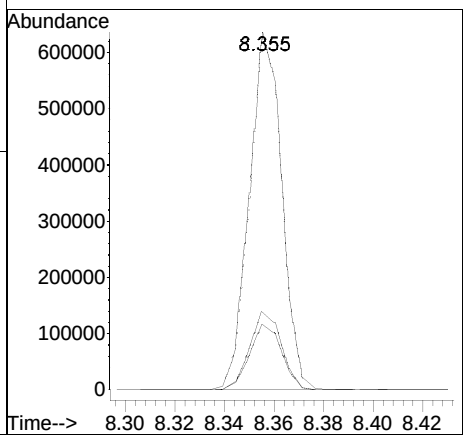

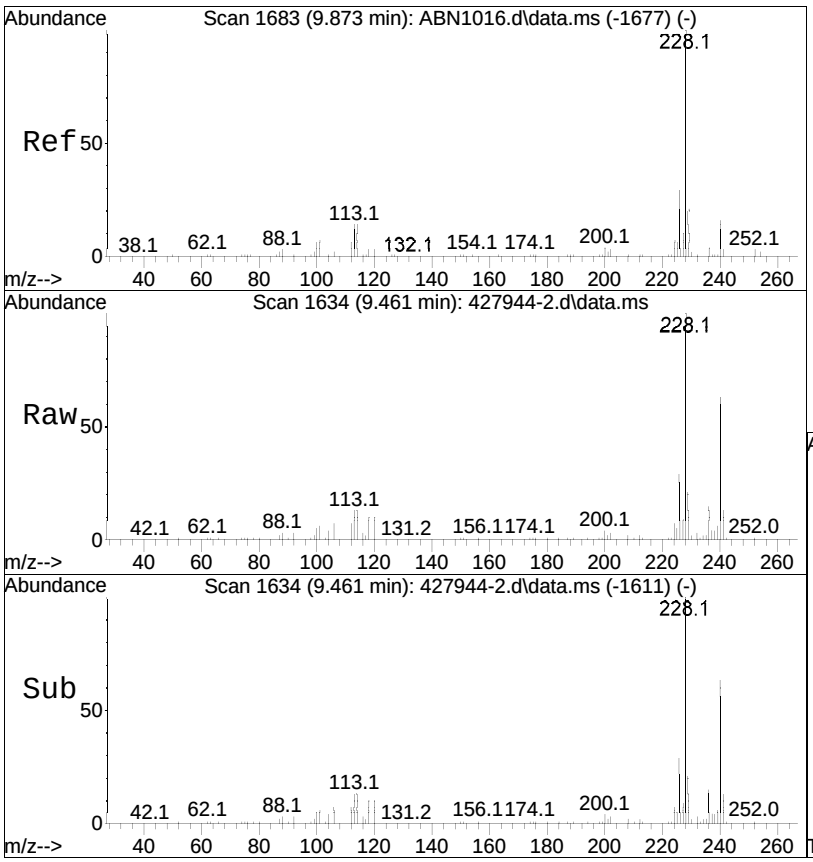

#105
Benzo(a)anthracene
Concen: 26.45 ug/ml
RT: 9.461 min Scan# 1634
Delta R.T. -0.000 min
Lab File: 427944-2.d
Acq: 29 Oct 2020 10:54 pm

Tgt Ion:228 Resp: 591104

Ion	Ratio	Lower	Upper
228	100		
226	28.9	22.9	34.3
229	20.4	16.1	24.1

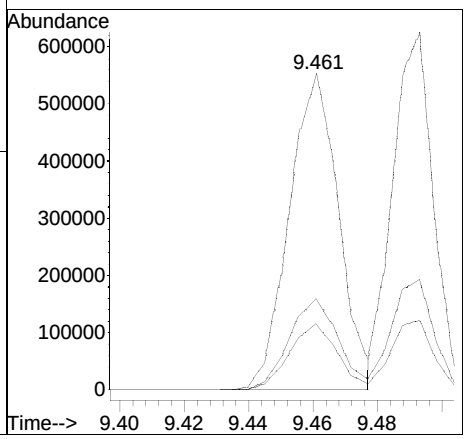

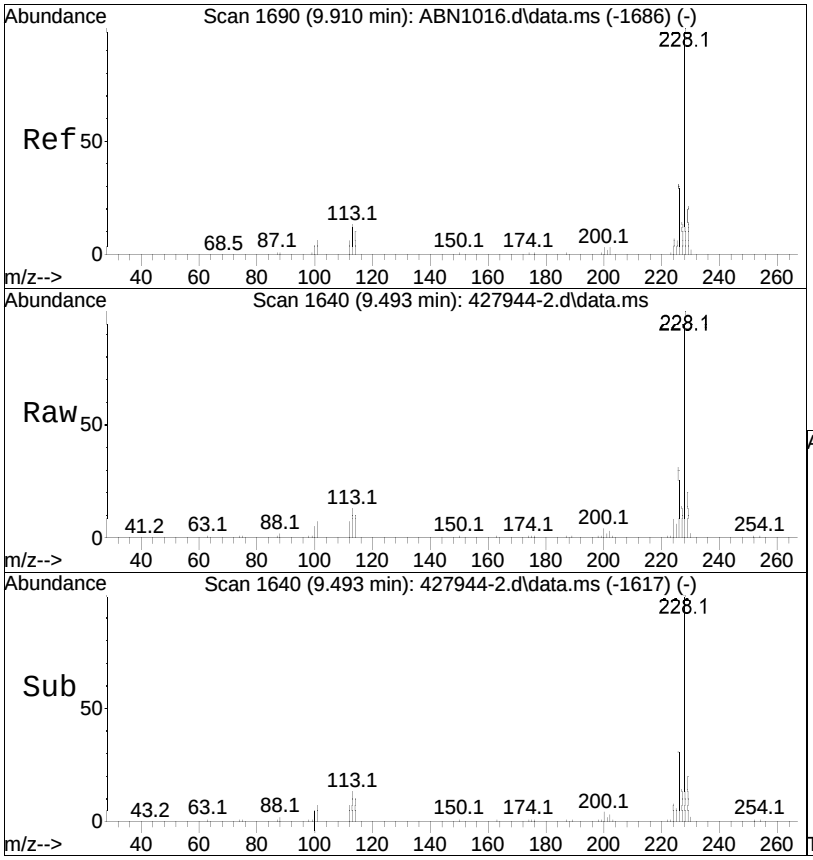

#107
Chrysene
Concen: 25.45 ug/ml
RT: 9.493 min Scan# 1640
Delta R.T. -0.000 min
Lab File: 427944-2.d
Acq: 29 Oct 2020 10:54 pm

Tgt Ion:228 Resp: 545746

Ion	Ratio	Lower	Upper
228	100		
226	31.6	24.9	37.3
229	19.9	16.6	24.8

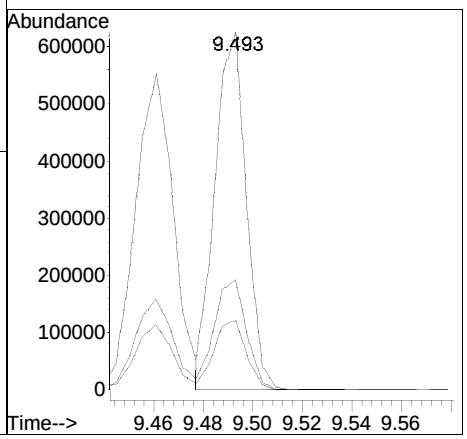

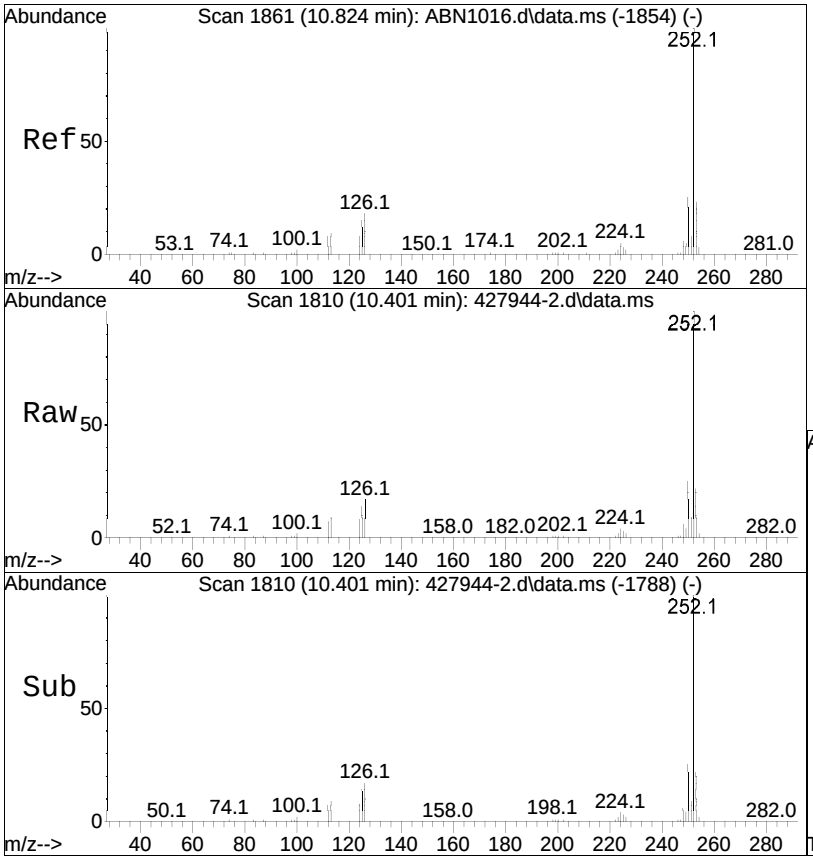

#110
Benzo(b)fluoranthene
Concen: 26.97 ug/ml
RT: 10.401 min Scan# 1810
Delta R.T. -0.005 min
Lab File: 427944-2.d
Acq: 29 Oct 2020 10:54 pm

Tgt Ion:252 Resp: 645222

Ion	Ratio	Lower	Upper
252	100		
125	14.8	12.6	18.8
253	22.0	18.2	27.2

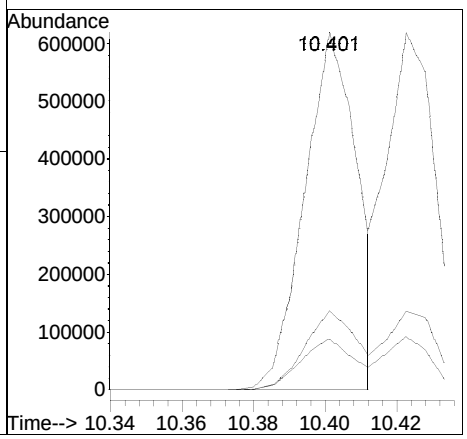

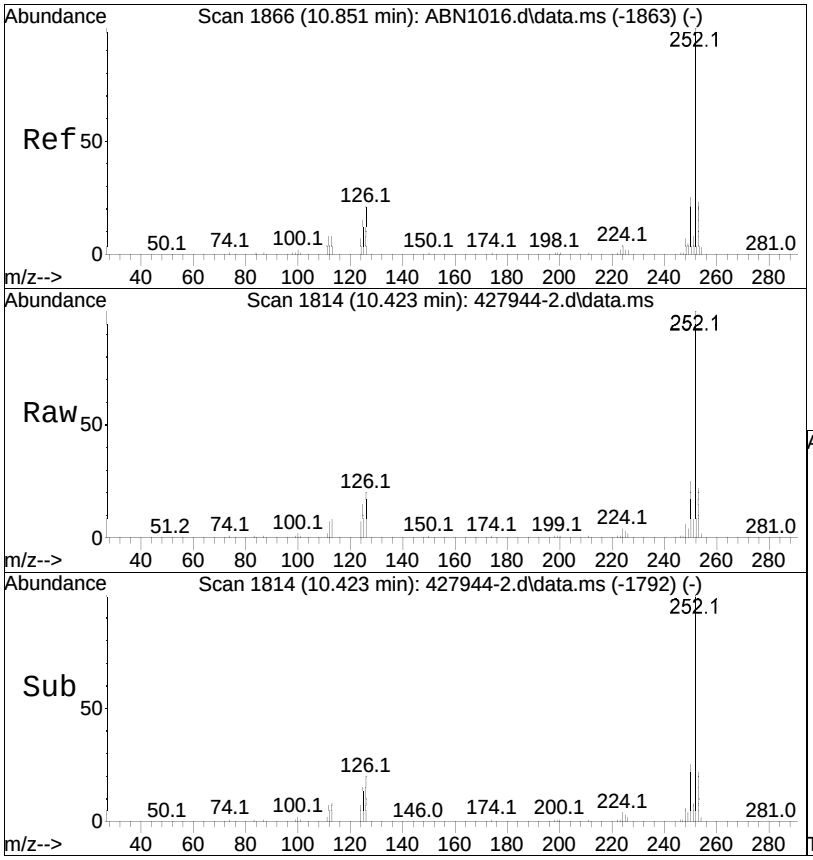

#111
Benzo(k)fluoranthene
Concen: 28.09 ug/ml
RT: 10.423 min Scan# 1814
Delta R.T. -0.005 min
Lab File: 427944-2.d
Acq: 29 Oct 2020 10:54 pm

Tgt Ion:252 Resp: 586318

Ion	Ratio	Lower	Upper
252	100		
125	13.7	12.1	18.1
253	22.4	18.1	27.1

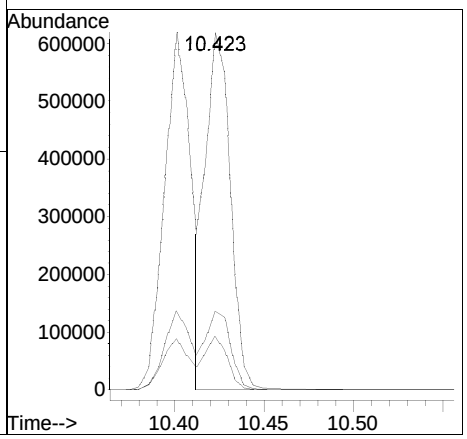

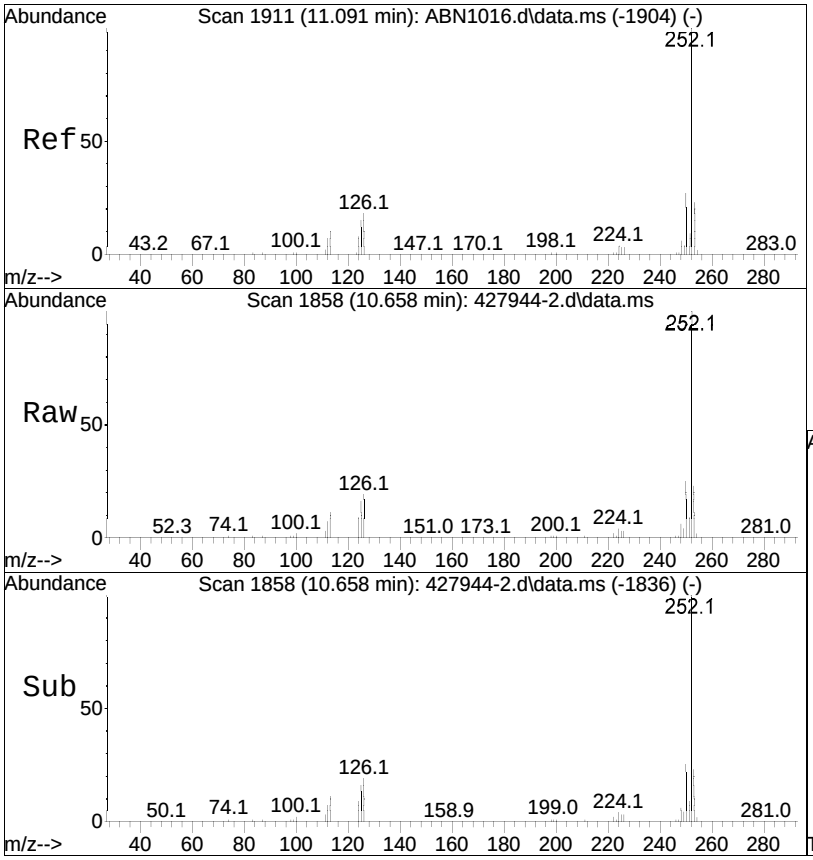

#112
Benzo(a)pyrene
Concen: 27.03 ug/ml
RT: 10.658 min Scan# 1858
Delta R.T. -0.006 min
Lab File: 427944-2.d
Acq: 29 Oct 2020 10:54 pm

Tgt Ion:252 Resp: 574616

Ion	Ratio	Lower	Upper
252	100		
125	15.7	13.3	19.9
253	22.1	18.2	27.4

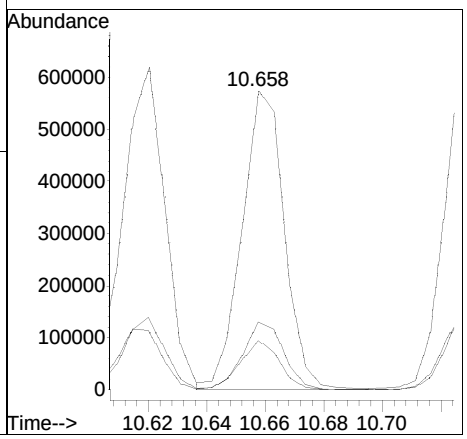

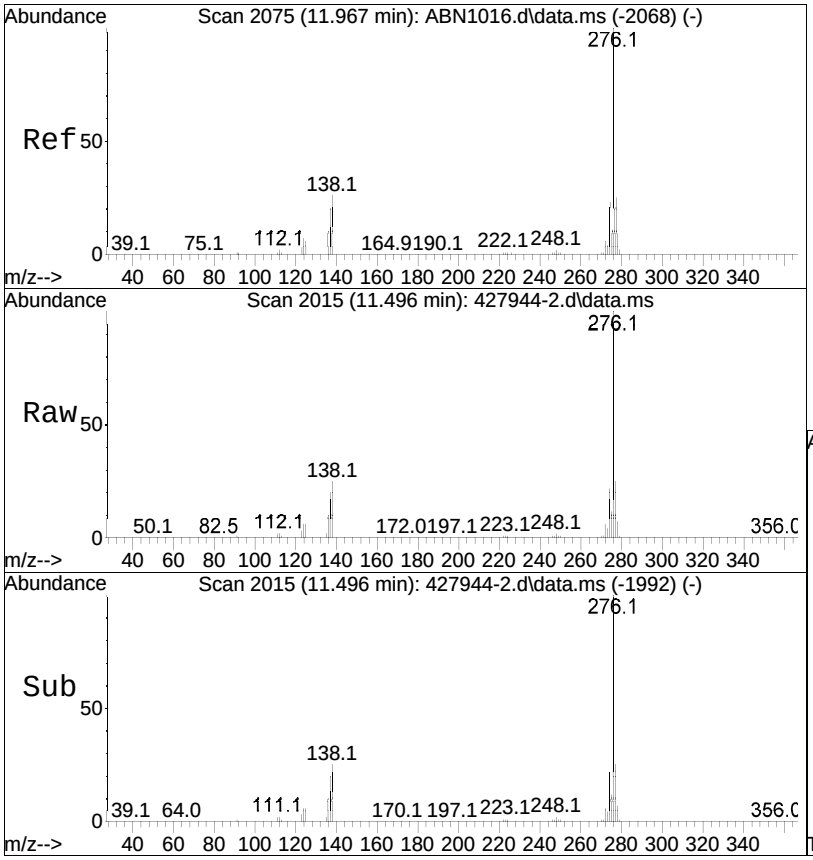

#114
Indeno(1,2,3-cd)pyrene
Concen: 27.45 ug/mL M6
RT: 11.496 min Scan# 2015
Delta R.T. -0.000 min
Lab File: 427944-2.d
Acq: 29 Oct 2020 10:54 pm

Tgt Ion:276 Resp: 657316

Ion	Ratio	Lower	Upper
276	100		
138	41.4	26.7	40.1#
277	31.1	20.4	30.6#

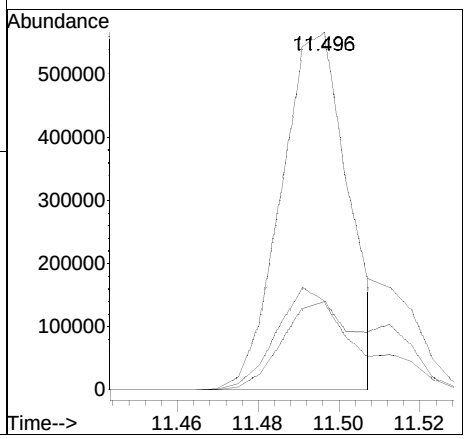

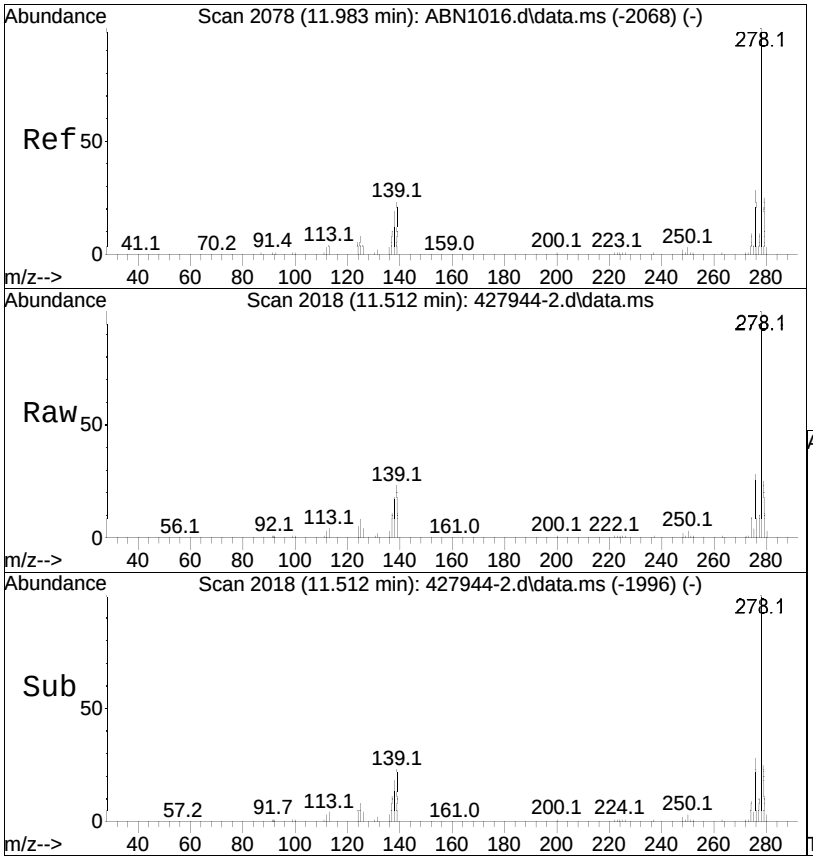

#115
Dibenzo(a,h)anthracene
Concen: 29.30 ug/ml
RT: 11.512 min Scan# 2018
Delta R.T. -0.005 min
Lab File: 427944-2.d
Acq: 29 Oct 2020 10:54 pm

Tgt Ion:278 Resp: 619458

Ion	Ratio	Lower	Upper
278	100		
139	20.9	18.2	27.4
279	24.2	19.3	28.9

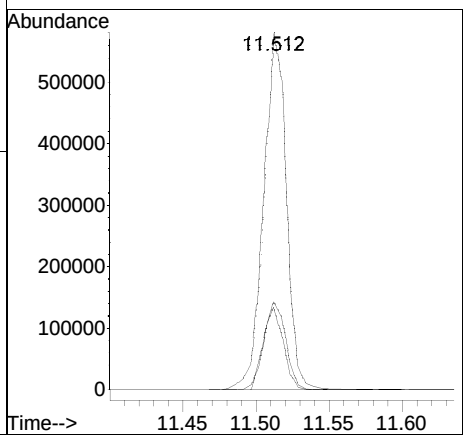



#116
Benzo(ghi)perylene
Concen: 27.79 ug/ml
RT: 11.667 min Scan# 2047
Delta R.T. -0.005 min
Lab File: 427944-2.d
Acq: 29 Oct 2020 10:54 pm

Tgt Ion:276 Resp: 651943

Ion	Ratio	Lower	Upper
276	100		
138	29.7	26.1	39.1
277	24.6	19.4	29.0

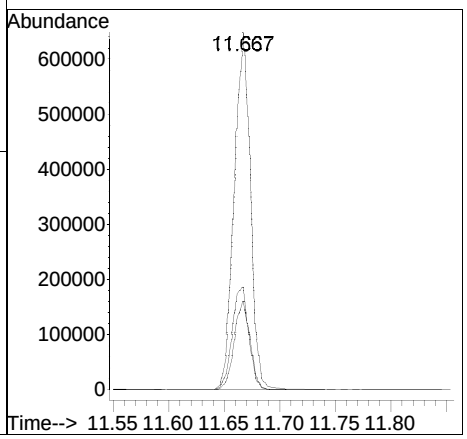

Manual Integration Report

Data Path	: I:\8270\GCMS5\201029n\	QMethod	: FS200401gcms5.m
Data File	: 427944-2.d	Operator	: GCMS5:im
Date Inj'd	: 10/29/2020 10:54 pm	Instrument	: GCMS5
Sample	: WG1427944-2,32,,NY,ASK+	Quant Date	: 10/29/2020 11:16 pm

Compound #114: Indeno(1,2,3-cd)pyrene

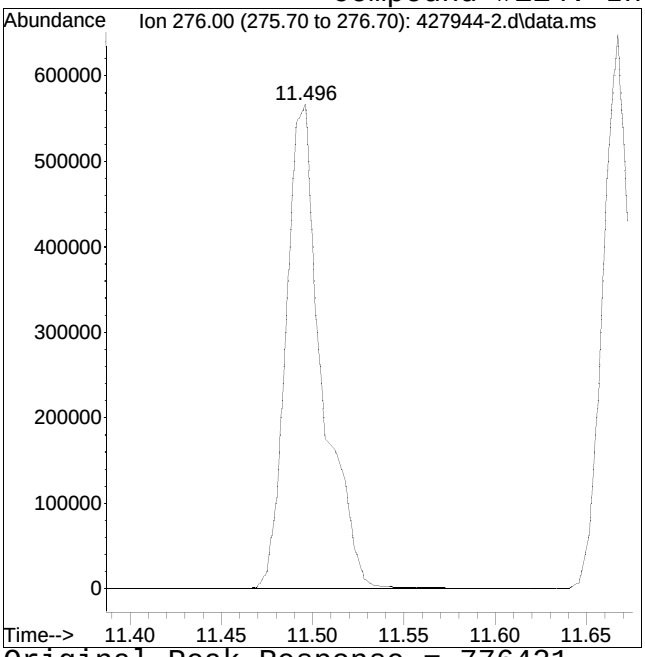

Original Peak Response = 776421

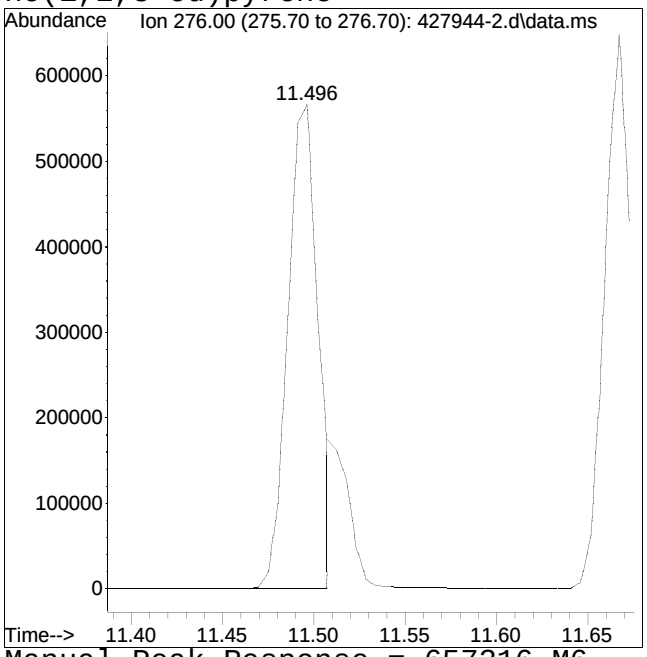

Manual Peak Response = 657316 M6

M6 = Misassignment of peak valley by automated integration (poor split of 2 peaks).

Quantitation Report (QT Reviewed)

Data Path : I:\8270\Mork\201028\
Data File : 427354-3.D
Acq On : 28 Oct 2020 11:27 pm
Operator : Mork:ek
Sample : WG1427354-3,32,,NY,ASK+
Misc : WG1426003,WG1427354,ICAL17151
ALS Vial : 3 Sample Multiplier: 1

Quant Time: Oct 29 13:23:30 2020
Quant Method : i:\8270\MORK\201028\FS200911mork.m
Quant Title : Semivolatiles by GC/MS by modified 8270
QLast Update : Wed Oct 28 23:49:33 2020
Response via : Initial Calibration

CCAL FILE(s) : 1 - i:\8270\MORK\201028\ABN1028.D
: 2 - i:\8270\MORK\201028\ADP1028.D
: 3 - i:\8270\MORK\201028\AP91028.D
Sub List : 8270TCL_REV2 - TCL/CT/MA

Compound	R.T.	QIon	Response	Conc	Units		Dev(Min)
Internal Standards							
1) IS1_1,4-Dichlorobenzen...	3.426	152	49216	40.000	ug/ml		0.00
Standard Area 1 = 48323			Recovery = 101.85%				
27) IS2_1,4-Dichlorobenzen...	3.426	152	49216	40.000	ug/ml		0.00
Standard Area 3 = 56155			Recovery = 87.64%				
32) IS3_1,4-Dichlorobenzen...	3.426	152	49216	40.000	ug/ml		0.00
Standard Area 2 = 68418			Recovery = 71.93%				
35) IS1_Naphthalene-d8	4.513	136	216631	40.000	ug/ml		0.00
Standard Area 1 = 215320			Recovery = 100.61%				
55) IS2_Naphthalene-d8	4.513	136	216631	40.000	ug/ml		0.00
Standard Area 3 = 235290			Recovery = 92.07%				
63) IS1_Acenaphthene-d10	6.029	164	131692	40.000	ug/ml		0.00
Standard Area 1 = 128530			Recovery = 102.46%				
83) IS2_Acenaphthene-d10	6.029	164	131692	40.000	ug/ml		0.00
Standard Area 3 = 138994			Recovery = 94.75%				
86) IS3_Acenaphthene-d10	6.029	164	131692	40.000	ug/ml		0.00
Standard Area 2 = 172916			Recovery = 76.16%				
88) IS1_Phenanthrene-d10	7.298	188	270266	40.000	ug/ml	#	0.00
Standard Area 1 = 260606			Recovery = 103.71%				
102) IS3_Phenanthrene-d10	7.298	188	270266	40.000	ug/ml	#	0.00
Standard Area 2 = 342597			Recovery = 78.89%				
106) IS1_Chrysene-d12	9.748	240	314960	40.000	ug/ml		0.00
Standard Area 1 = 290731			Recovery = 108.33%				
115) IS1_Perylene-d12	11.704	264	372584	40.000	ug/ml		0.00
Standard Area 1 = 347549			Recovery = 107.20%				
System Monitoring Compounds							
4) 2-Fluorophenol	2.350	112	65280	43.347	ug/ml		0.00
Spiked Amount 50.000	Range 15 - 110		Recovery = 86.69%				
7) Phenol-d6	3.161	99	84188	46.400	ug/ml		0.00
Spiked Amount 50.000	Range 15 - 110		Recovery = 92.80%				
19) Nitrobenzene-d5	3.907	82	36581	23.090	ug/ml		0.00
Spiked Amount 25.000	Range 30 - 130		Recovery = 92.36%				
46) 2-Fluorobiphenyl	5.464	172	84365	21.119	ug/ml		0.00
Spiked Amount 25.000	Range 30 - 130		Recovery = 84.48%				
79) 2,4,6-Tribromophenol	6.710	330	34577	47.906	ug/ml		0.00
Spiked Amount 50.000	Range 15 - 110		Recovery = 95.81%				

Data Path : I:\8270\Mork\201028\
Data File : 427354-3.D
Acq On : 28 Oct 2020 11:27 pm
Operator : Mork:ek
Sample : WG1427354-3,32,,NY,ASK+
Misc : WG1426003,WG1427354,ICAL17151
ALS Vial : 3 Sample Multiplier: 1

Quant Time: Oct 29 13:23:30 2020
Quant Method : i:\8270\MORK\201028\FS200911mork.m
Quant Title : Semivolatiles by GC/MS by modified 8270
QLast Update : Wed Oct 28 23:49:33 2020
Response via : Initial Calibration

CCAL FILE(s) : 1 - i:\8270\MORK\201028\ABN1028.D
: 2 - i:\8270\MORK\201028\ADP1028.D
: 3 - i:\8270\MORK\201028\AP91028.D
Sub List : 8270TCL_REV2 - TCL/CT/MA

Compound	R.T.	QIon	Response	Conc	Units	Dev(Min)
98) 4-Terphenyl-d14	8.702	244	137501	20.736	ug/ml	0.00

Spiked Amount 25.000 Range 30 - 130 Recovery = 82.94%

Target Compounds						Qvalue
8) Phenol	3.173	94	76757	35.535	ug/ml#	71
15) 2-Methylphenol	3.690	108	53615	35.760	ug/ml	97
18) 3-Methylphenol/4-Methy...	3.825	108	58748	38.852	ug/ml	98
36) Naphthalene	4.530	128	169216	29.951	ug/ml	99
52) Acenaphthylene	5.899	152	201435	34.333	ug/ml	99
65) Acenaphthene	6.052	154	116260	30.443	ug/ml	96
67) Dibenzofuran	6.205	168	176171	32.980	ug/ml#	61
73) Fluorene	6.499	166	142368	32.869	ug/ml	96
81) Hexachlorobenzene	6.980	284	49502	32.603	ug/ml	91
82) Pentachlorophenol	7.162	266	29661	32.827	ug/ml	98
89) Phenanthrene	7.321	178	226388	31.641	ug/ml	99
90) Anthracene	7.362	178	234688	30.441	ug/ml	100
95) Fluoranthene	8.343	202	268532	32.344	ug/ml	97
97) Pyrene	8.531	202	280671	31.886	ug/ml	99
107) Benzo(a)anthracene	9.730	228	295476	32.481	ug/ml	99
109) Chrysene	9.771	228	283196	28.936	ug/ml	99
112) Benzo(b)fluoranthene	11.152	252	341862	35.412	ug/ml	97
113) Benzo(k)fluoranthene	11.193	252	330408	30.130	ug/ml	97
114) Benzo(a)pyrene	11.616	252	315720	34.529	ug/ml	96
116) Indeno(1,2,3-cd)pyrene	13.314	276	357186	36.760	ug/mL#	91
117) Dibenzo(a,h)anthracene	13.367	278	357332	33.142	ug/ml	98
118) Benzo(ghi)perylene	13.690	276	375398	33.327	ug/ml	95

(#) = qualifier out of range (m) = manual integration (+) = signals summed

Quantitation Report (QT Reviewed)

Data Path : I:\8270\Mork\201028\
Data File : 427354-3.D
Acq On : 28 Oct 2020 11:27 pm
Operator : Mork:ek
Sample : WG1427354-3,32,,NY,ASK+
Misc : WG1426003,WG1427354,ICAL17151
ALS Vial : 3 Sample Multiplier: 1

Quant Time: Oct 29 13:23:30 2020
Quant Method : i:\8270\MORK\201028\FS200911mork.m
Quant Title : Semivolatiles by GC/MS by modified 8270
QLast Update : Wed Oct 28 23:49:33 2020
Response via : Initial Calibration

Sub List : 8270TCL_REV2 - TCL/CT/MAAP91028.D•

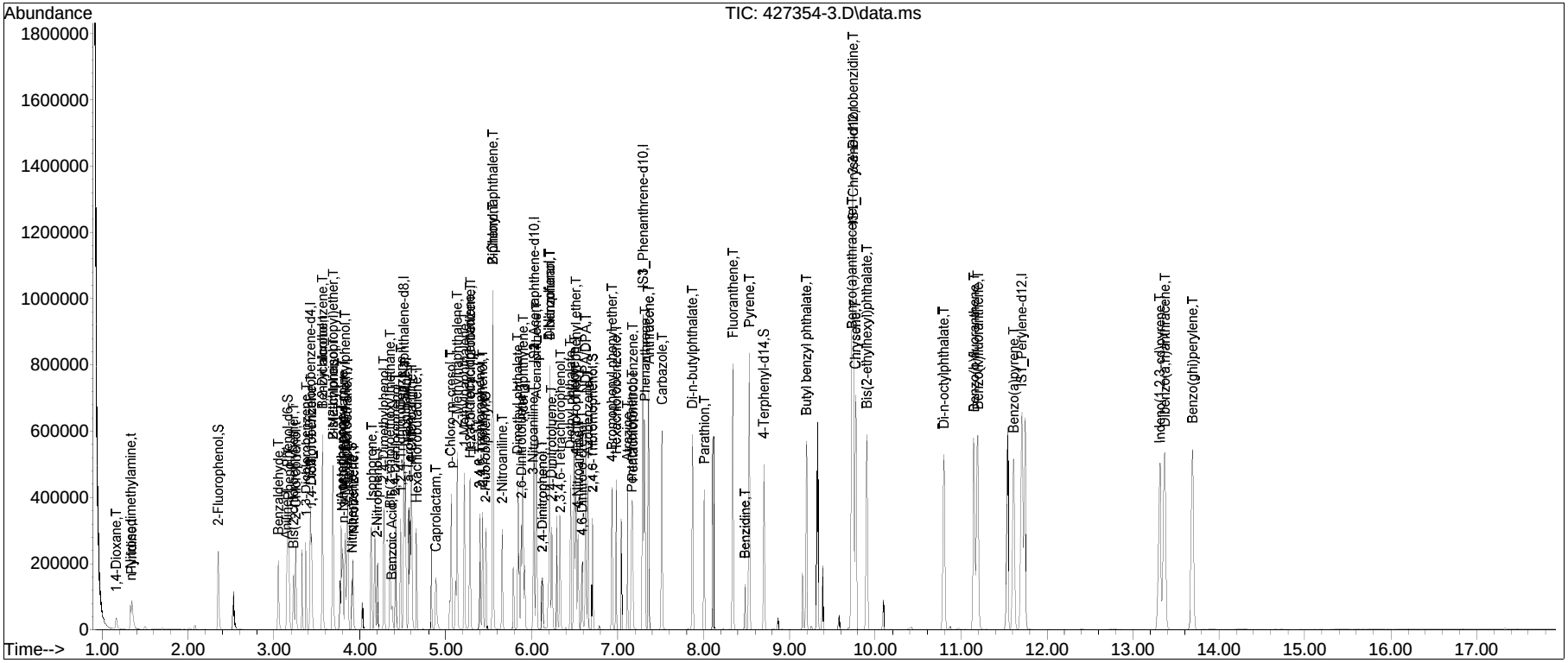

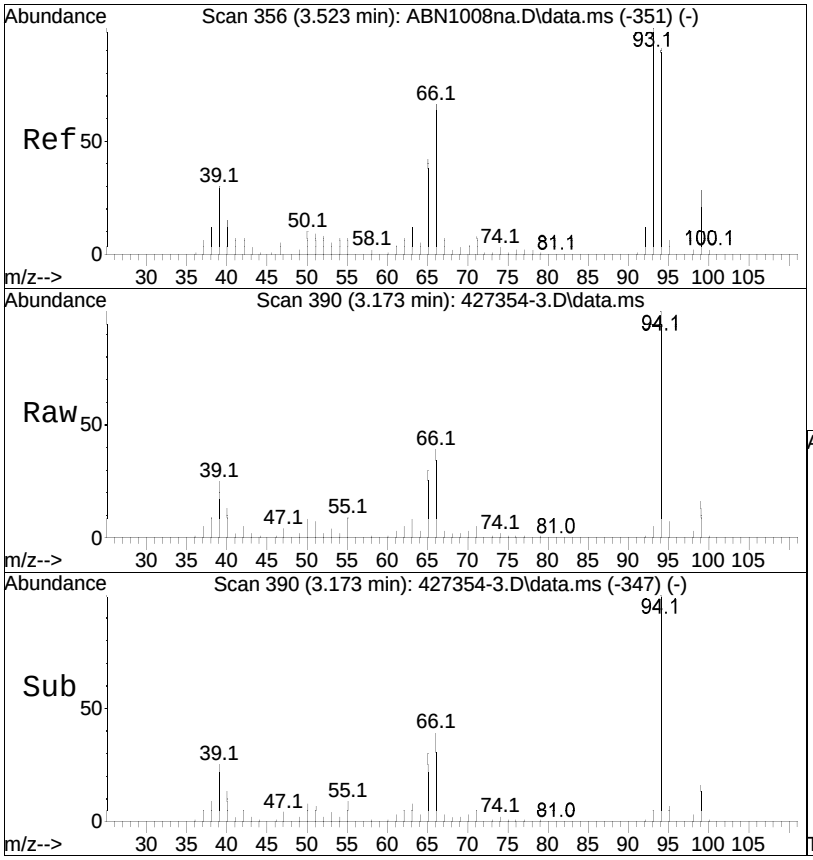

#8
Phenol
Concen: 35.54 ug/ml
RT: 3.173 min Scan# 390
Delta R.T. 0.000 min
Lab File: 427354-3.D
Acq: 28 Oct 2020 11:27 pm

Tgt Ion: 94 Resp: 76757

Ion	Ratio	Lower	Upper
94	100		
65	46.2	38.8	58.2
66	37.1	60.3	90.5#

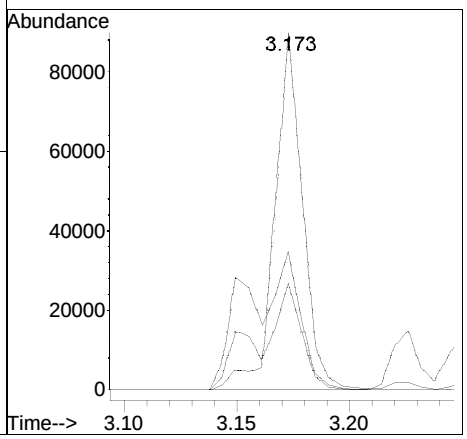

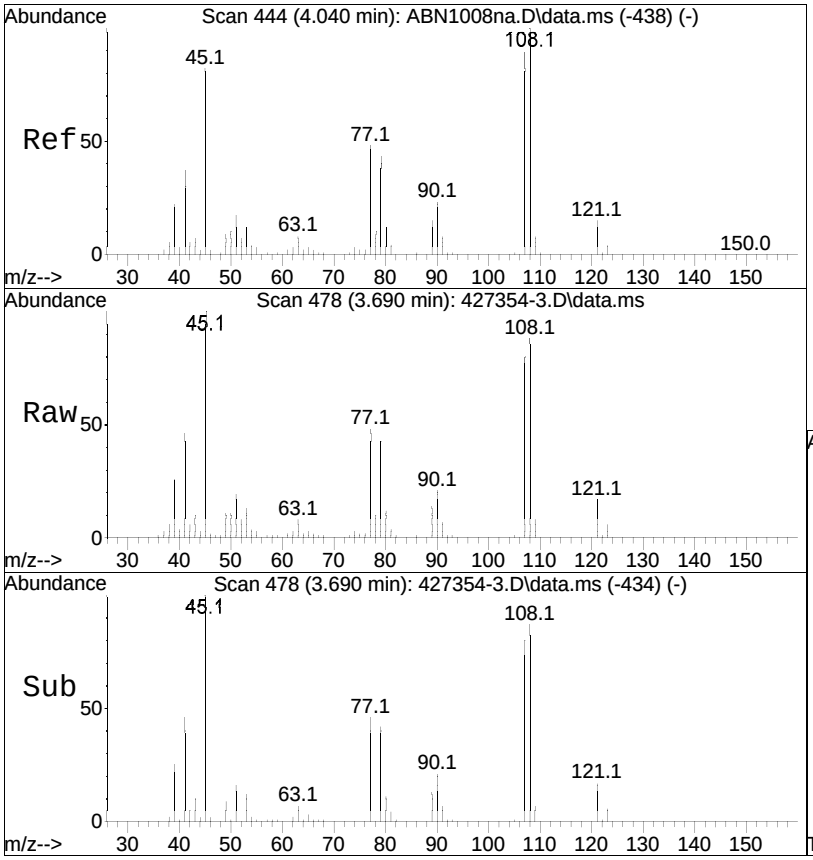

#15
2-Methylphenol
Concen: 35.76 ug/ml
RT: 3.690 min Scan# 478
Delta R.T. 0.006 min
Lab File: 427354-3.D
Acq: 28 Oct 2020 11:27 pm

Tgt Ion:108 Resp: 53615

Ion	Ratio	Lower	Upper
108	100		
107	91.0	70.3	105.5
90	23.8	18.7	28.1

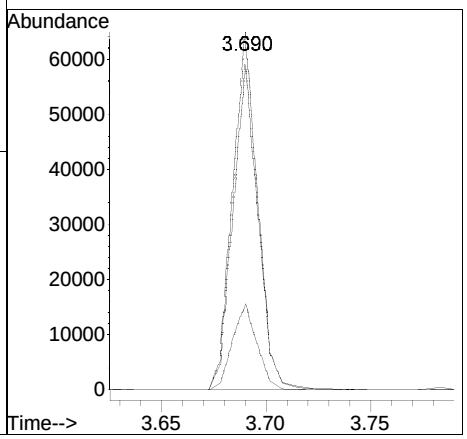

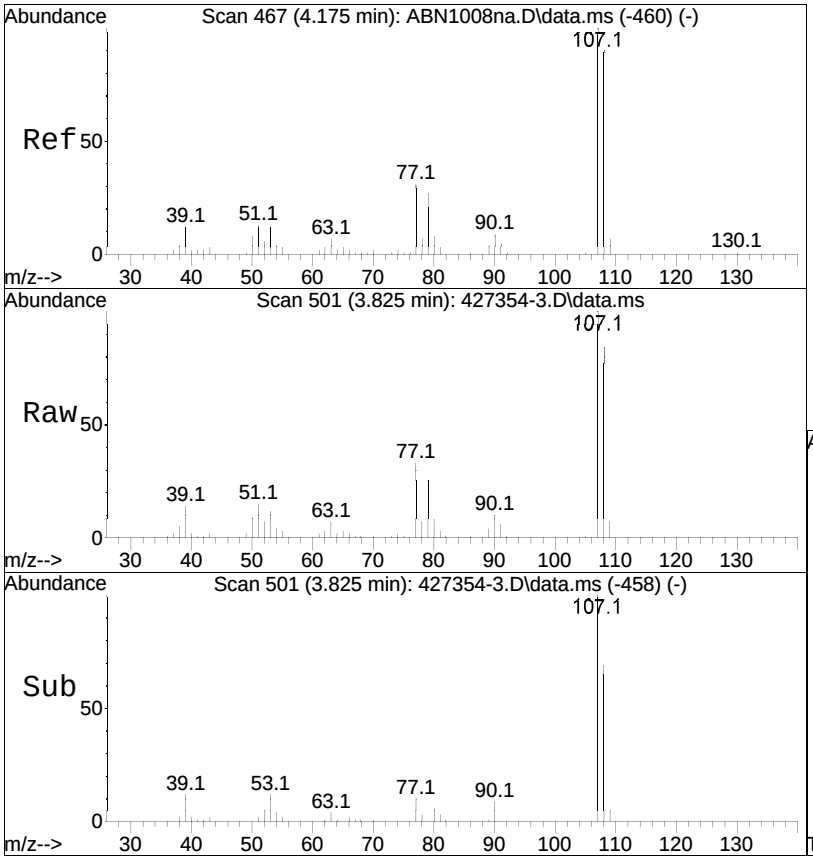

#18
3-Methylphenol/4-Methylphenol
Concen: 38.85 ug/ml
RT: 3.825 min Scan# 501
Delta R.T. 0.000 min
Lab File: 427354-3.D
Acq: 28 Oct 2020 11:27 pm

Tgt Ion:108 Resp: 58748

Ion	Ratio	Lower	Upper
108	100		
107	112.6	88.2	132.2
90	11.3	8.5	12.7

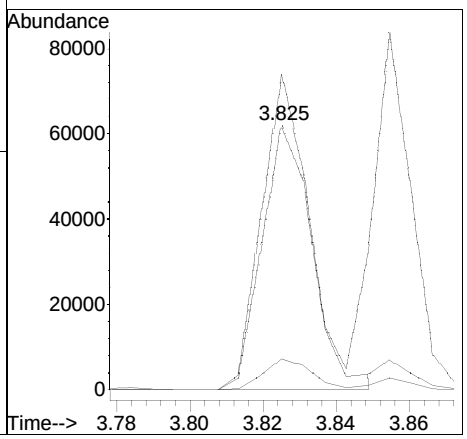

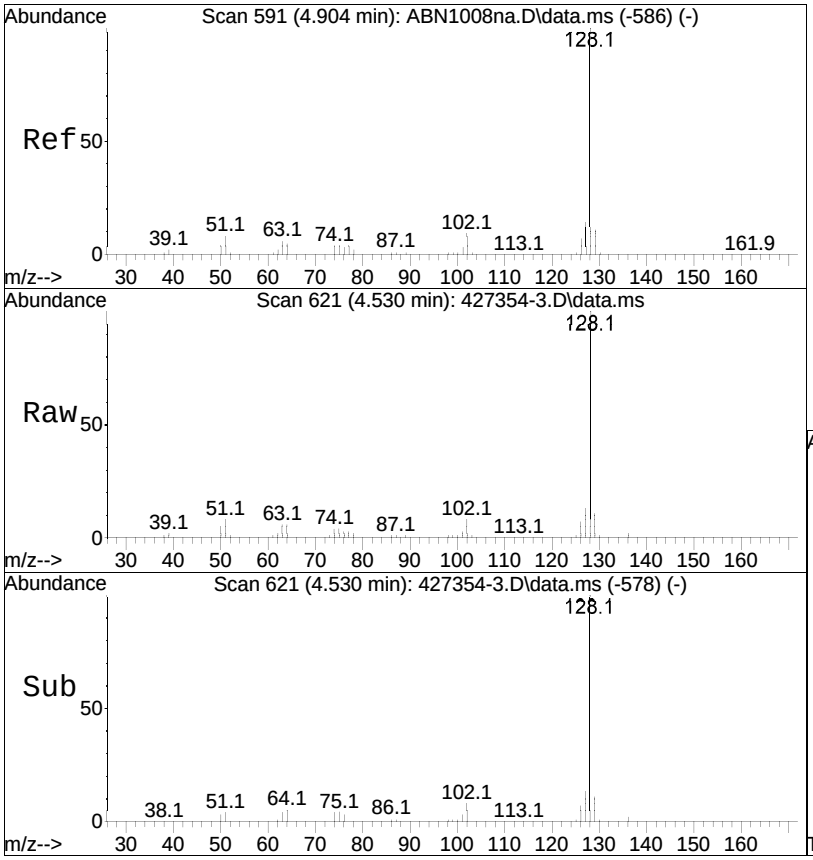

#36
Naphthalene
Concen: 29.95 ug/ml
RT: 4.530 min Scan# 621
Delta R.T. 0.000 min
Lab File: 427354-3.D
Acq: 28 Oct 2020 11:27 pm

Tgt Ion:128 Resp: 169216

Ion	Ratio	Lower	Upper
128	100		
129	10.9	9.0	13.6
127	13.4	11.3	16.9

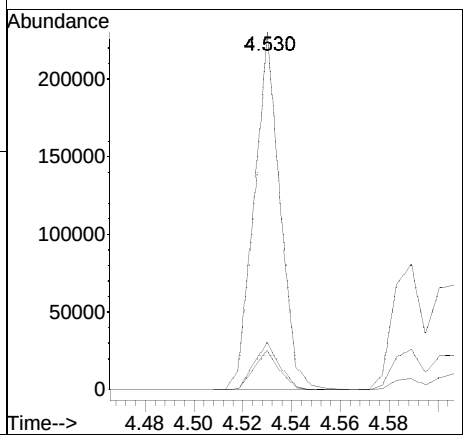

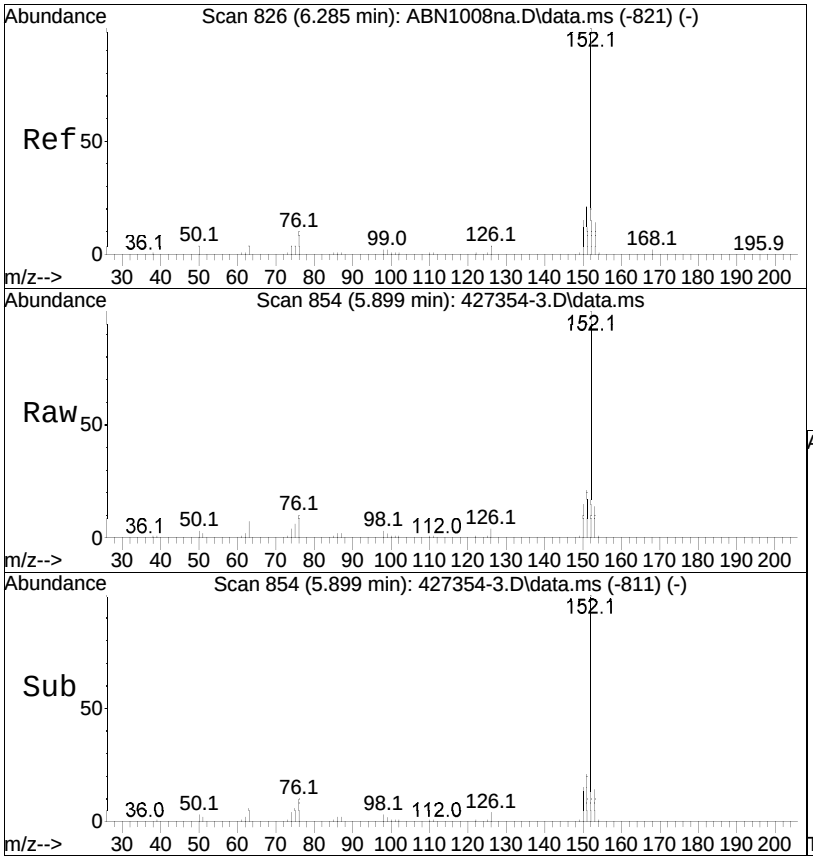

#52
Acenaphthylene
Concen: 34.33 ug/ml
RT: 5.899 min Scan# 854
Delta R.T. 0.000 min
Lab File: 427354-3.D
Acq: 28 Oct 2020 11:27 pm

Tgt Ion:152 Resp: 201435

Ion	Ratio	Lower	Upper
152	100		
151	20.6	16.7	25.1
153	13.5	11.1	16.7

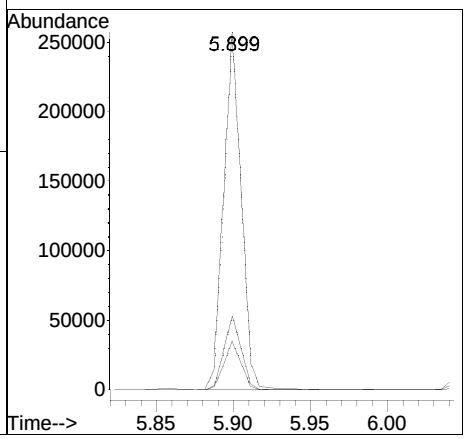

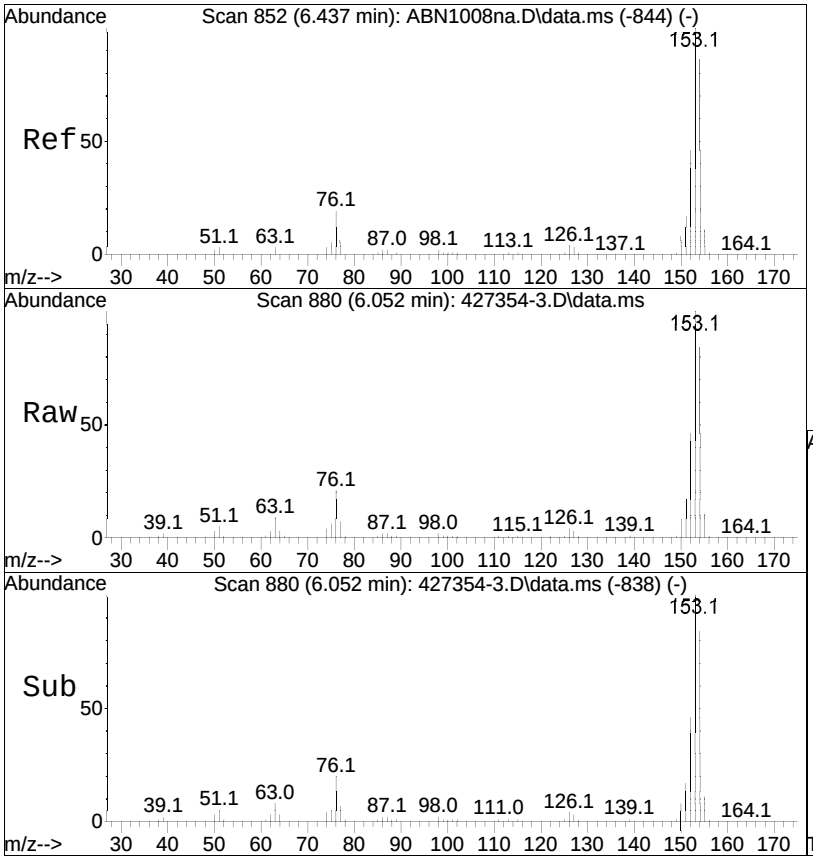

#65
Acenaphthene
Concen: 30.44 ug/ml
RT: 6.052 min Scan# 880
Delta R.T. -0.006 min
Lab File: 427354-3.D
Acq: 28 Oct 2020 11:27 pm

Tgt Ion:154 Resp: 116260

Ion	Ratio	Lower	Upper
154	100		
153	117.4	89.4	134.0
152	54.0	42.2	63.2

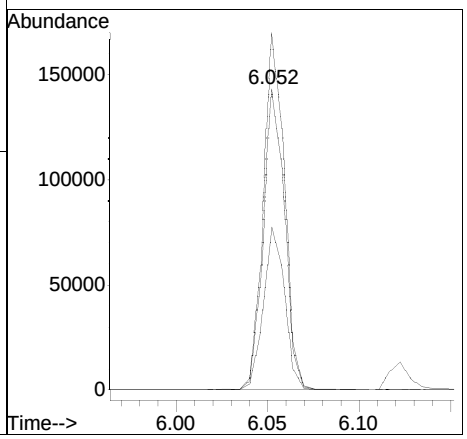

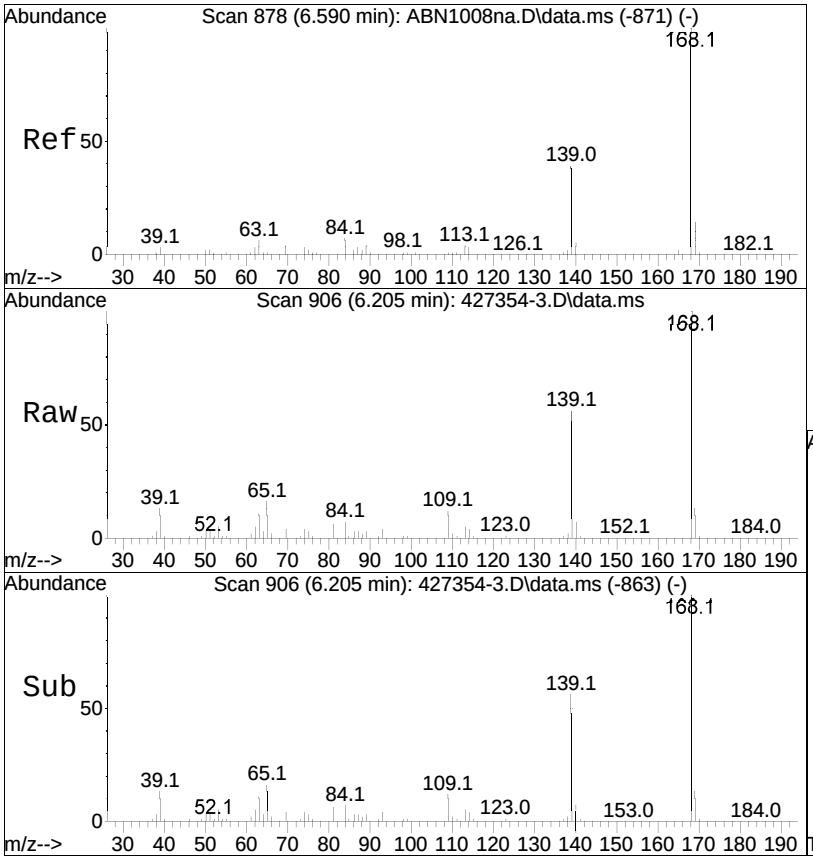

#67
Dibenzofuran
Concen: 32.98 ug/ml
RT: 6.205 min Scan# 906
Delta R.T. 0.000 min
Lab File: 427354-3.D
Acq: 28 Oct 2020 11:27 pm

Tgt Ion:168 Resp: 176171

Ion	Ratio	Lower	Upper
168	100		
139	57.4	28.0	42.0#

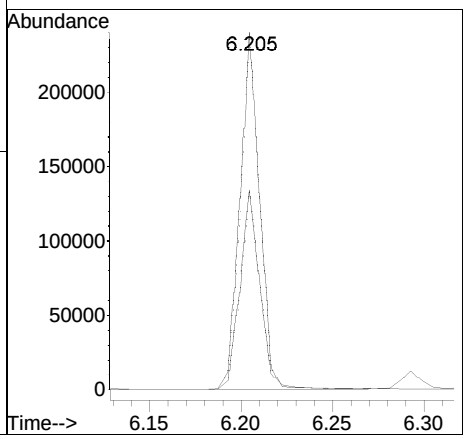

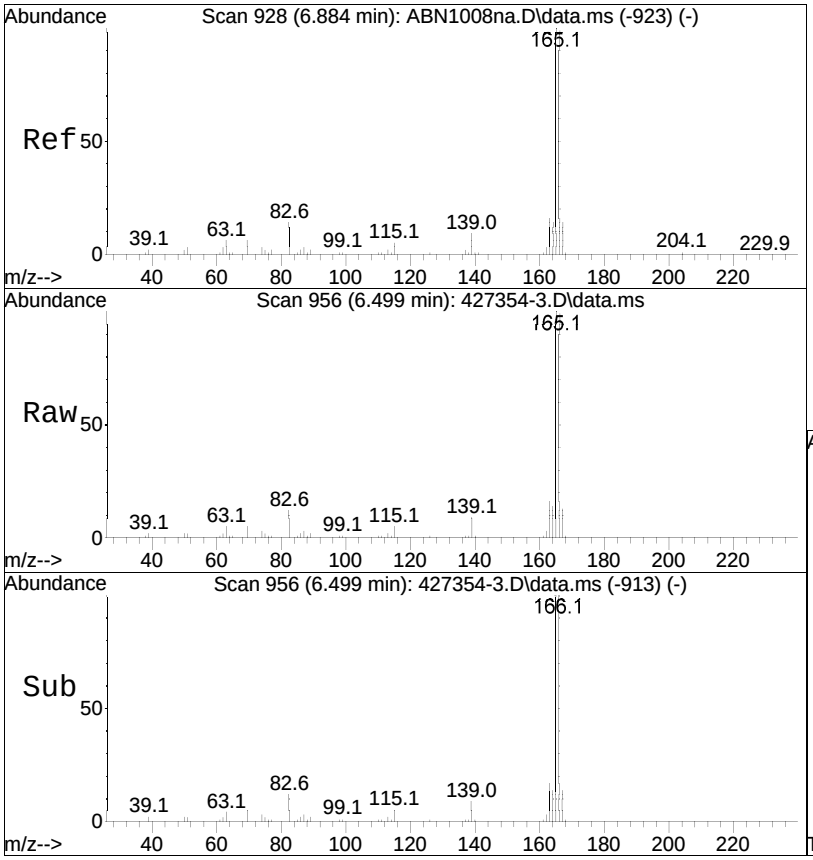

#73
Fluorene
Concen: 32.87 ug/ml
RT: 6.499 min Scan# 956
Delta R.T. 0.000 min
Lab File: 427354-3.D
Acq: 28 Oct 2020 11:27 pm

Tgt Ion:166 Resp: 142368

Ion	Ratio	Lower	Upper
166	100		
165	100.9	77.2	115.8
167	13.7	10.9	16.3

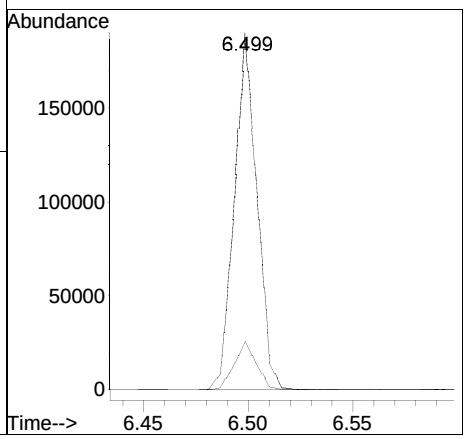

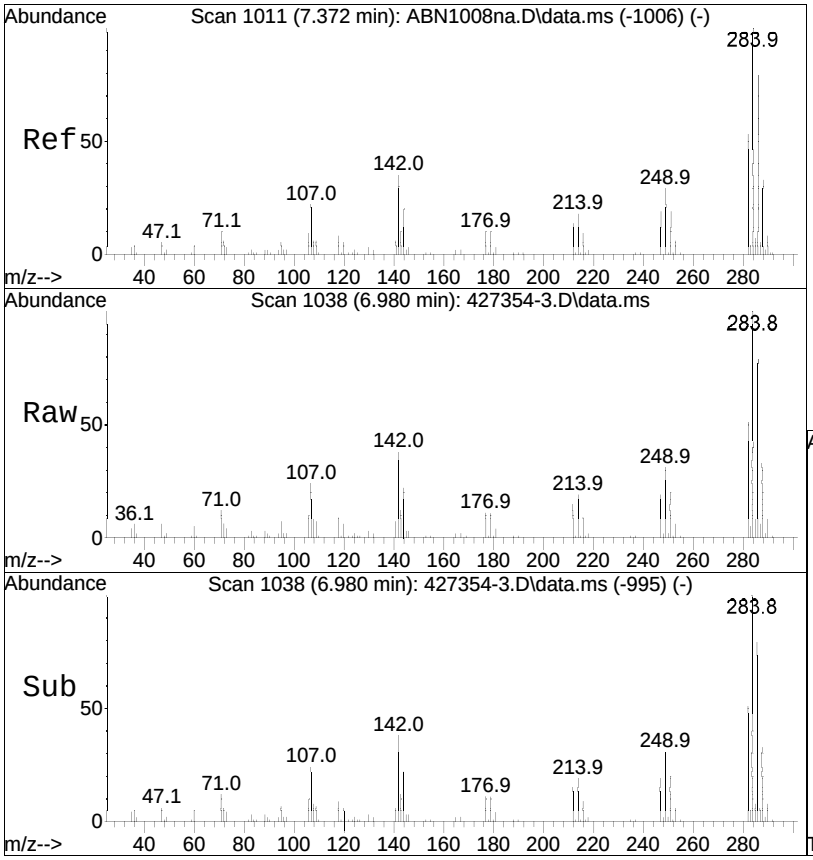

#81
Hexachlorobenzene
Concen: 32.60 ug/ml
RT: 6.980 min Scan# 1038
Delta R.T. 0.000 min
Lab File: 427354-3.D
Acq: 28 Oct 2020 11:27 pm

Tgt Ion:284 Resp: 49502

Ion	Ratio	Lower	Upper
284	100		
142	37.3	26.0	39.0
249	30.5	20.6	30.8

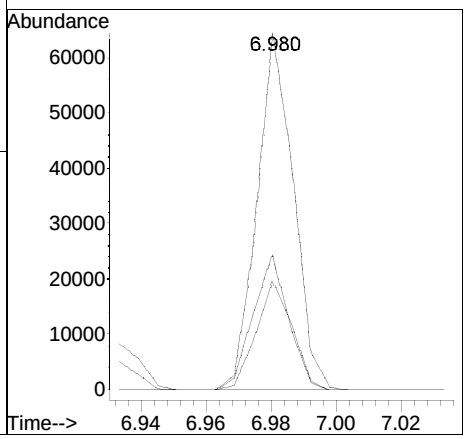

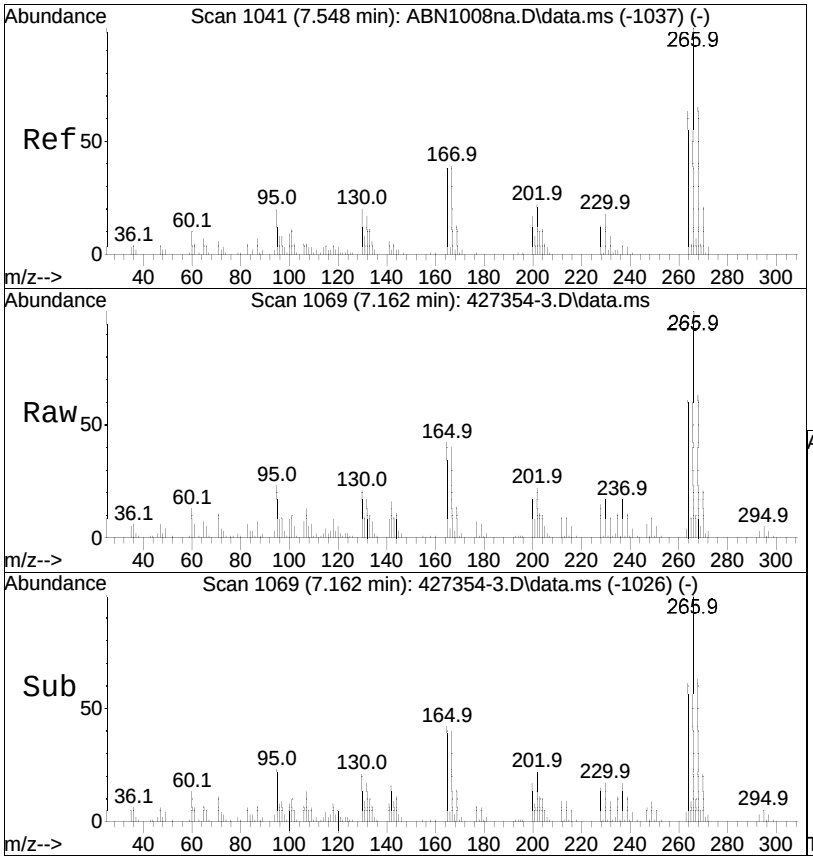

#82
Pentachlorophenol
Concen: 32.83 ug/ml
RT: 7.162 min Scan# 1069
Delta R.T. 0.000 min
Lab File: 427354-3.D
Acq: 28 Oct 2020 11:27 pm

Tgt Ion:266 Resp: 29661

Ion	Ratio	Lower	Upper
266	100		
264	62.3	51.2	76.8
268	63.6	51.5	77.3

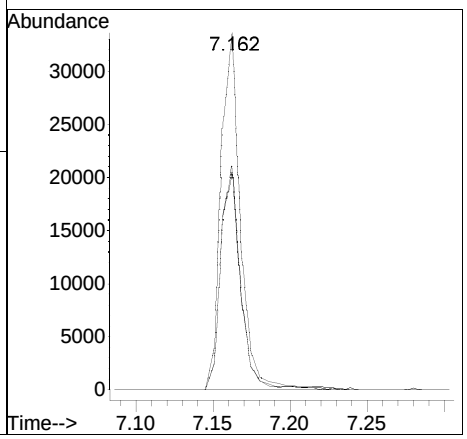

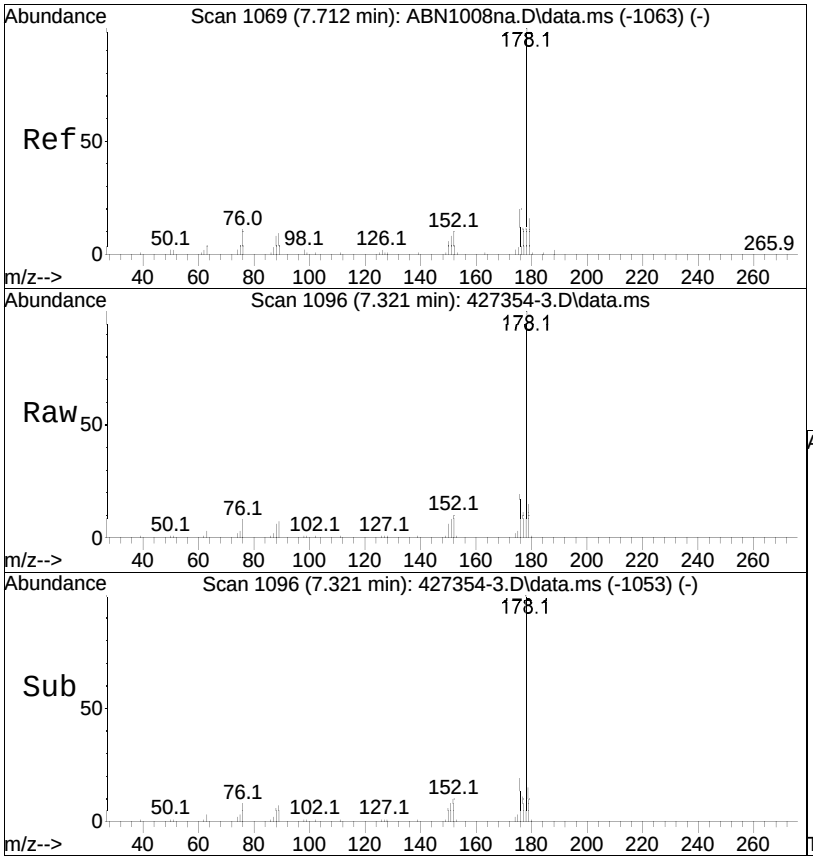

#89
Phenanthrene
Concen: 31.64 ug/ml
RT: 7.321 min Scan# 1096
Delta R.T. 0.000 min
Lab File: 427354-3.D
Acq: 28 Oct 2020 11:27 pm

Tgt Ion:178 Resp: 226388

Ion	Ratio	Lower	Upper
178	100		
179	15.1	12.7	19.1
176	19.4	15.8	23.6

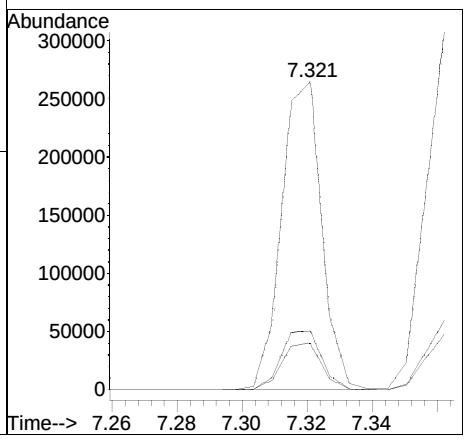



#90
Anthracene
Concen: 30.44 ug/ml
RT: 7.362 min Scan# 1103
Delta R.T. 0.000 min
Lab File: 427354-3.D
Acq: 28 Oct 2020 11:27 pm

Tgt Ion:178 Resp: 234688

Ion	Ratio	Lower	Upper
178	100		
179	15.6	12.5	18.7
176	19.4	15.4	23.0

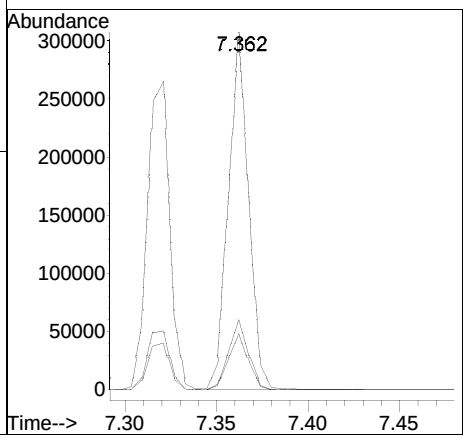

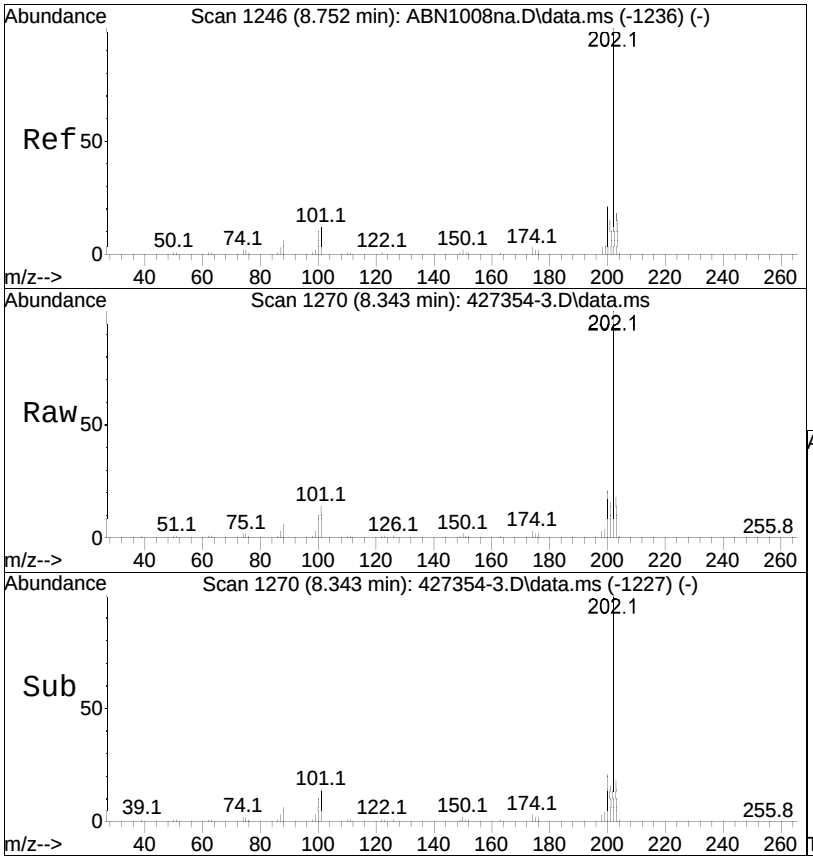

#95
Fluoranthene
Concen: 32.34 ug/ml
RT: 8.343 min Scan# 1270
Delta R.T. 0.000 min
Lab File: 427354-3.D
Acq: 28 Oct 2020 11:27 pm

Tgt Ion:202 Resp: 268532

Ion	Ratio	Lower	Upper
202	100		
101	13.6	12.6	19.0
203	17.6	14.4	21.6

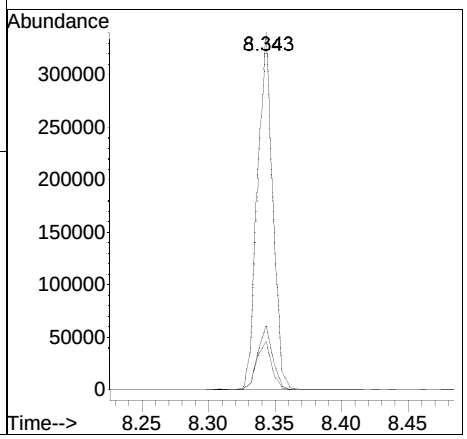

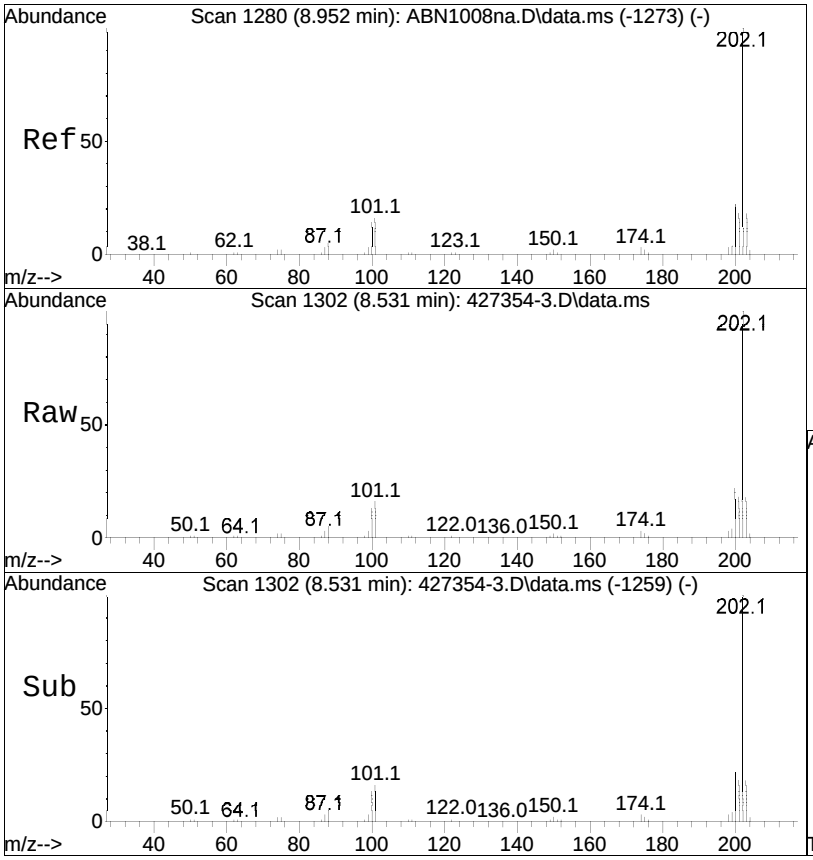

#97
Pyrene
Concen: 31.89 ug/ml
RT: 8.531 min Scan# 1302
Delta R.T. 0.000 min
Lab File: 427354-3.D
Acq: 28 Oct 2020 11:27 pm

Tgt Ion:202 Resp: 280671

Ion	Ratio	Lower	Upper
202	100		
200	21.5	17.2	25.8
203	17.8	15.0	22.6

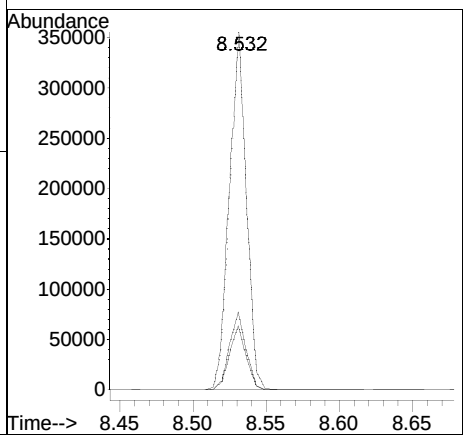

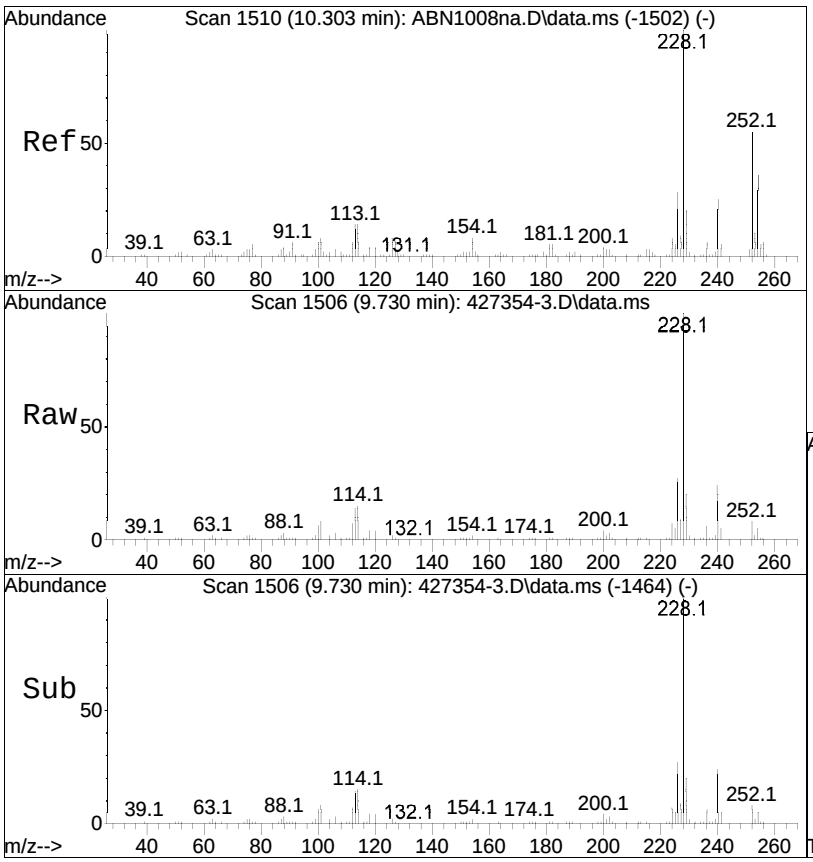

#107
Benzo(a)anthracene
Concen: 32.48 ug/ml
RT: 9.730 min Scan# 1506
Delta R.T. -0.006 min
Lab File: 427354-3.D
Acq: 28 Oct 2020 11:27 pm

Tgt Ion:228 Resp: 295476

Ion	Ratio	Lower	Upper
228	100		
226	27.9	22.9	34.3
229	19.9	16.1	24.1

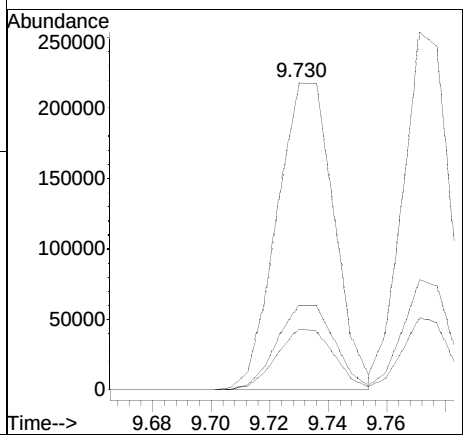

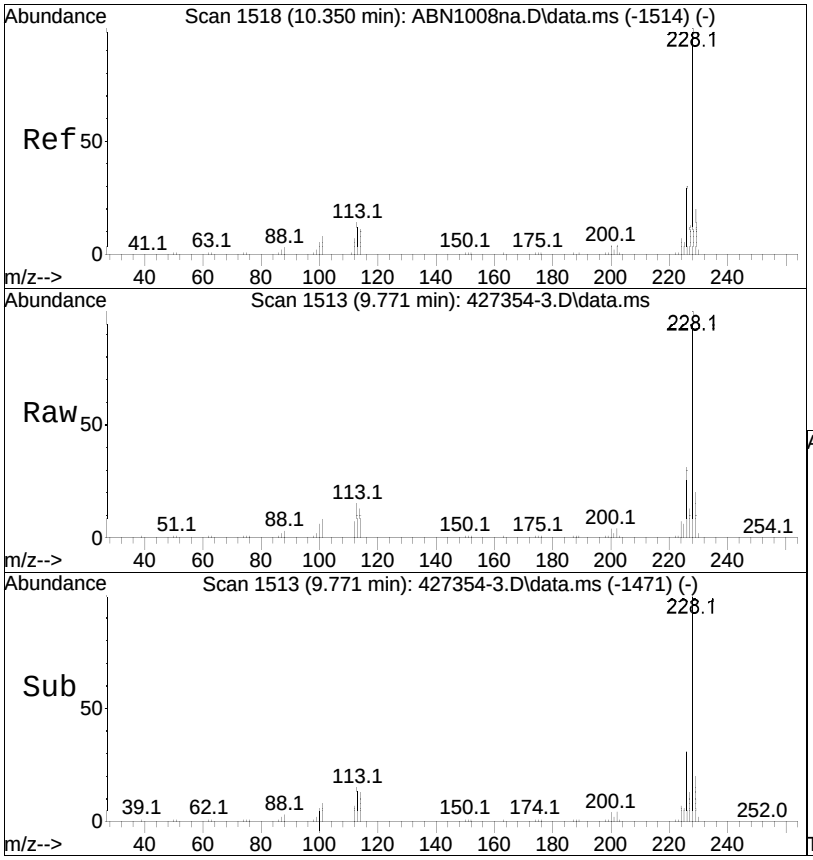

#109
Chrysene
Concen: 28.94 ug/ml
RT: 9.771 min Scan# 1513
Delta R.T. -0.006 min
Lab File: 427354-3.D
Acq: 28 Oct 2020 11:27 pm

Tgt Ion:228 Resp: 283196

Ion	Ratio	Lower	Upper
228	100		
226	30.6	24.9	37.3
229	19.8	16.6	24.8

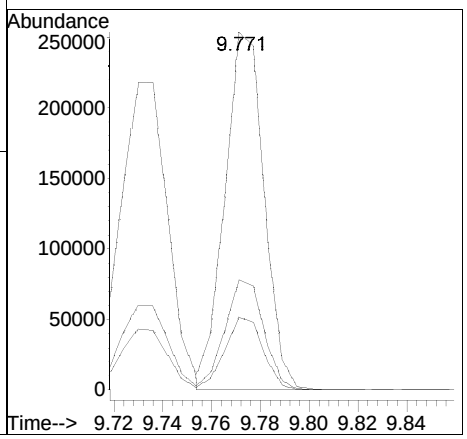

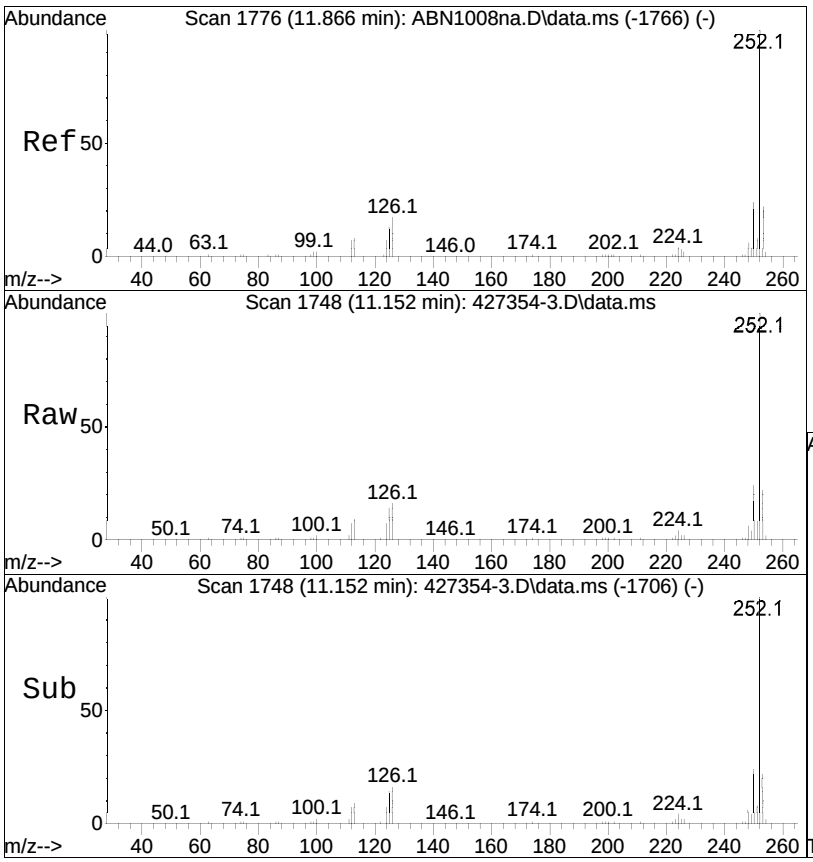

#112
Benzo(b)fluoranthene
Concen: 35.41 ug/ml
RT: 11.152 min Scan# 1748
Delta R.T. -0.006 min
Lab File: 427354-3.D
Acq: 28 Oct 2020 11:27 pm

Tgt Ion:252 Resp: 341862

Ion	Ratio	Lower	Upper
252	100		
125	13.5	12.6	18.8
253	22.0	18.2	27.2

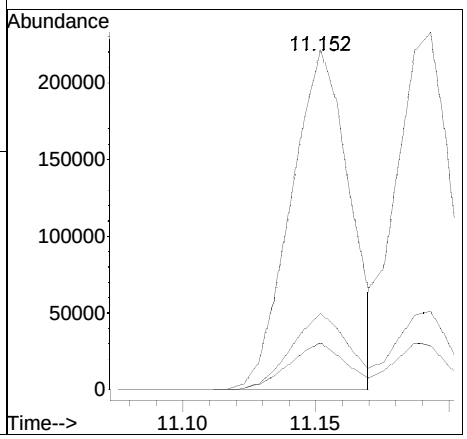

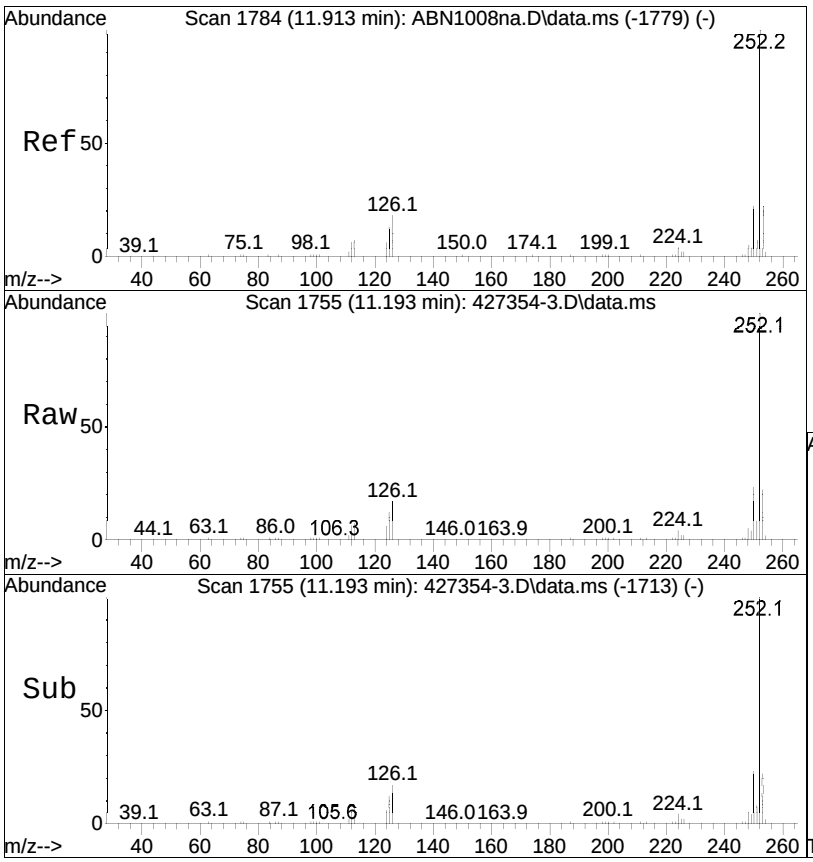

#113
Benzo(k)fluoranthene
Concen: 30.13 ug/ml
RT: 11.193 min Scan# 1755
Delta R.T. -0.006 min
Lab File: 427354-3.D
Acq: 28 Oct 2020 11:27 pm

Tgt Ion:252 Resp: 330408

Ion	Ratio	Lower	Upper
252	100		
125	12.7	12.1	18.1
253	21.8	18.1	27.1

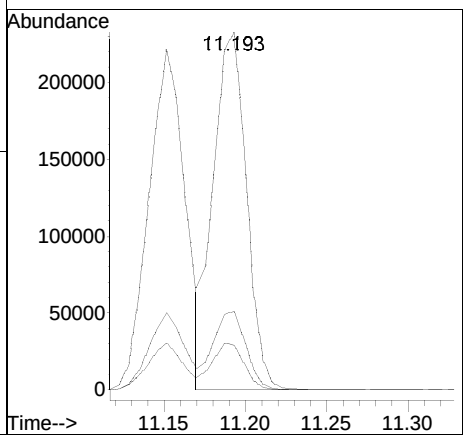

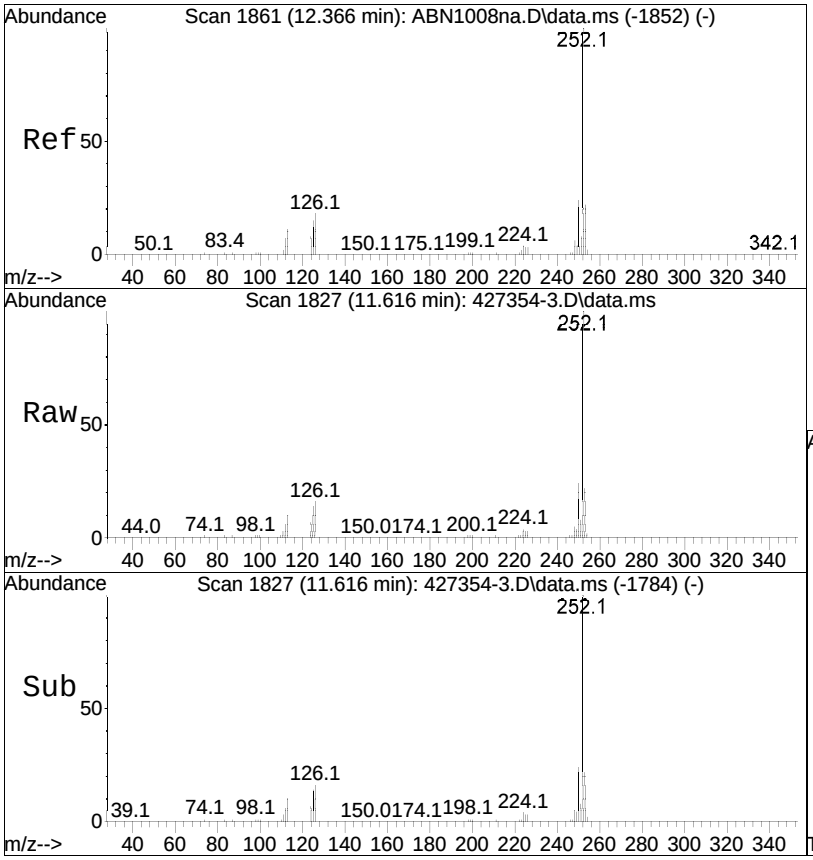

#114
Benzo(a)pyrene
Concen: 34.53 ug/ml
RT: 11.616 min Scan# 1827
Delta R.T. 0.000 min
Lab File: 427354-3.D
Acq: 28 Oct 2020 11:27 pm

Tgt Ion:252 Resp: 315720

Ion	Ratio	Lower	Upper
252	100		
125	14.2	13.3	19.9
253	21.5	18.2	27.4

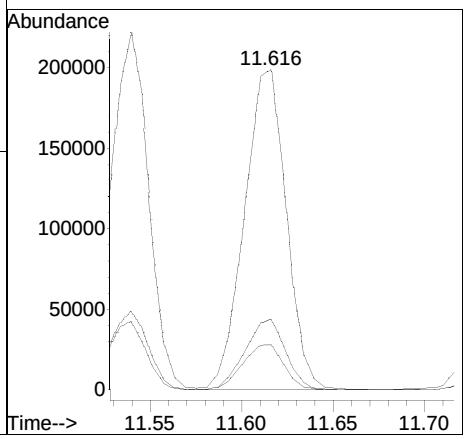

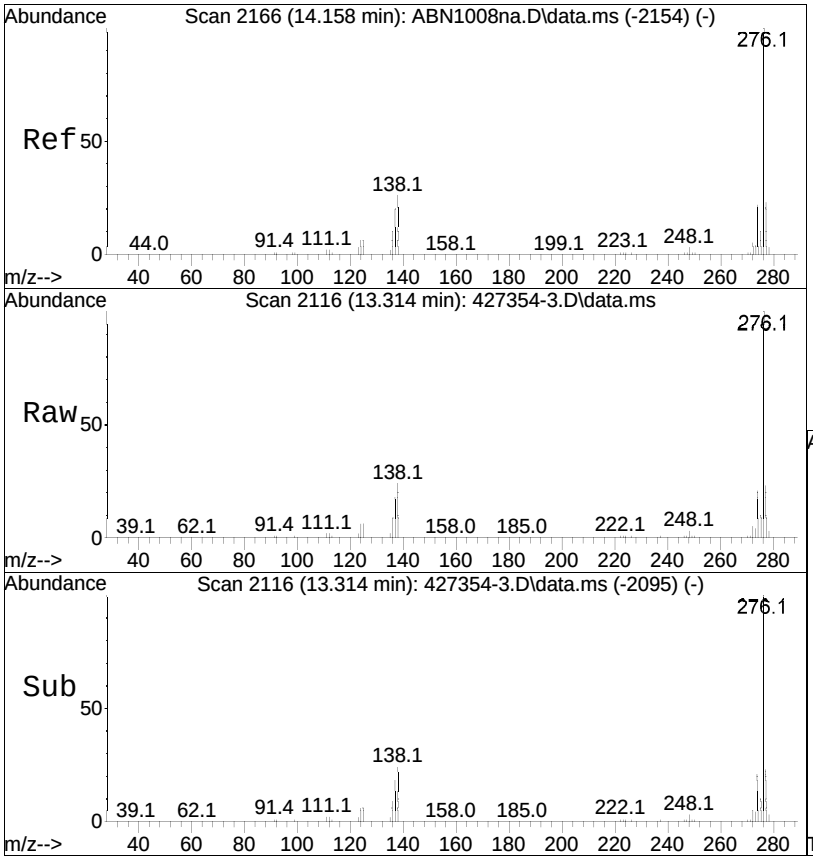

#116
Indeno(1,2,3-cd)pyrene
Concen: 36.76 ug/mL
RT: 13.314 min Scan# 2116
Delta R.T. 0.000 min
Lab File: 427354-3.D
Acq: 28 Oct 2020 11:27 pm

Tgt Ion:276 Resp: 357186

Ion	Ratio	Lower	Upper
276	100		
138	25.9	26.7	40.1#
277	23.8	20.4	30.6

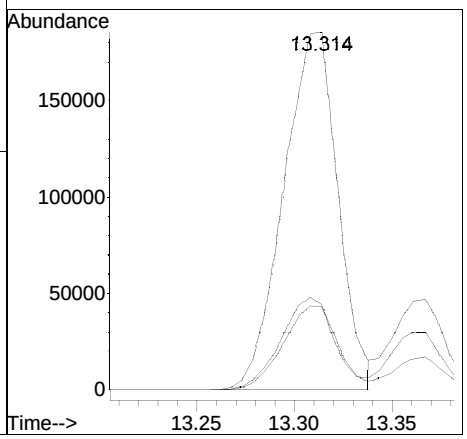

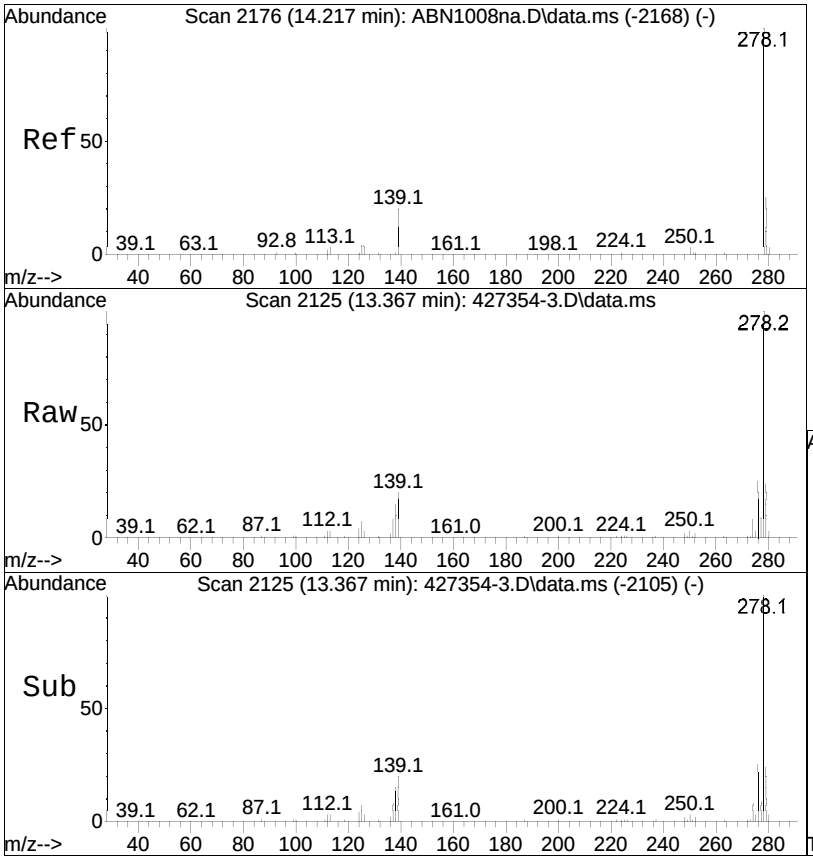

#117
Dibenzo(a,h)anthracene
Concen: 33.14 ug/ml
RT: 13.367 min Scan# 2125
Delta R.T. -0.006 min
Lab File: 427354-3.D
Acq: 28 Oct 2020 11:27 pm

Tgt Ion:278 Resp: 357332

Ion	Ratio	Lower	Upper
278	100		
139	20.7	18.2	27.4
279	24.2	19.3	28.9

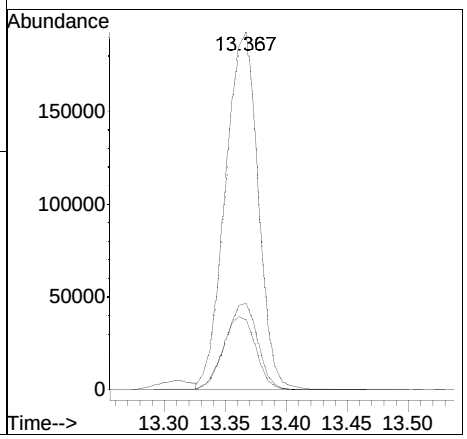

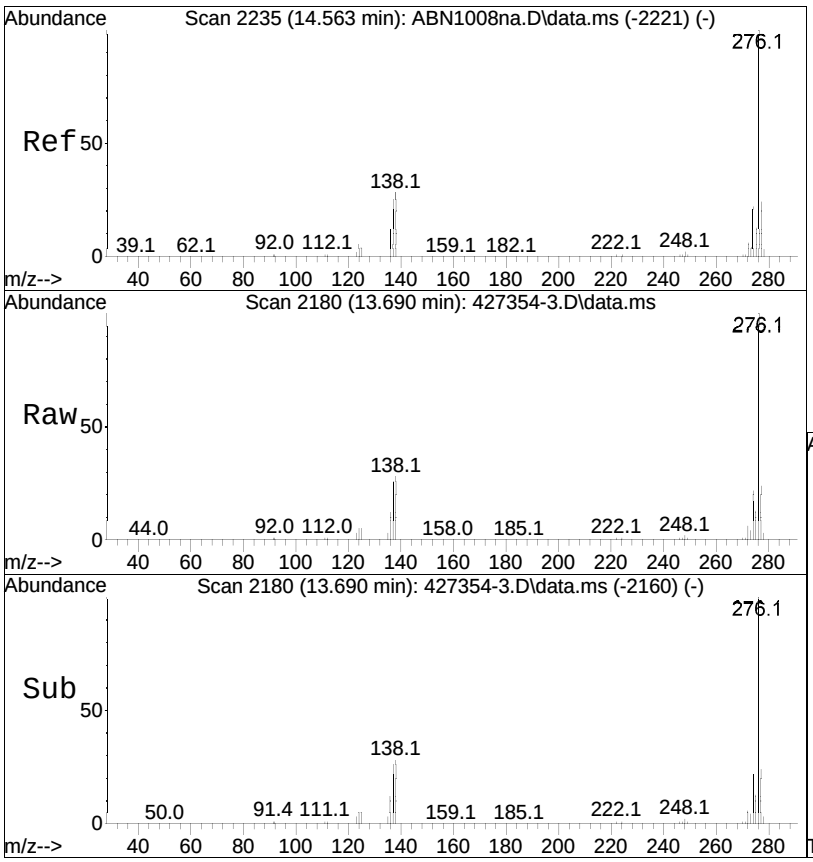

#118
Benzo(ghi)perylene
Concen: 33.33 ug/ml
RT: 13.690 min Scan# 2180
Delta R.T. -0.006 min
Lab File: 427354-3.D
Acq: 28 Oct 2020 11:27 pm

Tgt Ion:276 Resp: 375398

Ion	Ratio	Lower	Upper
276	100		
138	27.9	26.1	39.1
277	23.8	19.4	29.0

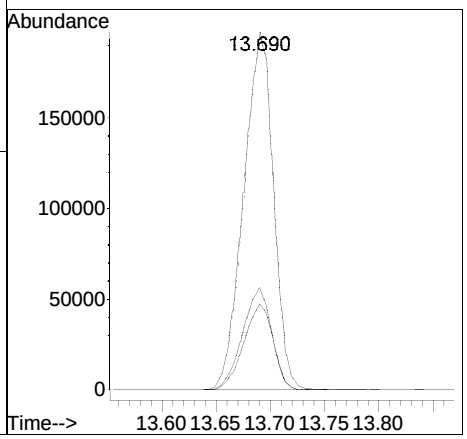

Quantitation Report (QT Reviewed)

Data Path : I:\8270\GCMS5\201029n\
Data File : 427944-3.d
Acq On : 29 Oct 2020 11:16 pm
Operator : GCMS5:im
Sample : WG1427944-3,32,,NY,ASK+
Misc : WG1426007,WG1427944,ICAL16639
ALS Vial : 6 Sample Multiplier: 1

Quant Time: Oct 30 09:15:16 2020
Quant Method : i:\8270\GCMS5\201029n\FS200401gcms5.m
Quant Title : Semivolatiles by GC/MS by modified 8270
QLast Update : Thu Oct 29 23:37:04 2020
Response via : Initial Calibration

CCAL FILE(s) : 1 - i:\8270\GCMS5\201029n\ABN1029n.d
: 2 - i:\8270\GCMS5\201029n\ADP1029n.d
: 3 - i:\8270\GCMS5\201029n\AP91029n.d
Sub List : 8270TCL_REV2 - TCL/CT/MA

Compound	R.T.	QIon	Response	Conc	Units	Dev(Min)
Internal Standards						
1) IS1_1,4-Dichlorobenzen...	3.398	152	144874	40.000	ug/ml	0.00
Standard Area 1 = 176898			Recovery = 81.90%			
27) IS2_1,4-Dichlorobenzen...	3.398	152	144874	40.000	ug/ml	0.00
Standard Area 3 = 196420			Recovery = 73.76%			
32) IS3_1,4-Dichlorobenzen...	3.398	152	144874	40.000	ug/ml	0.00
Standard Area 2 = 215381			Recovery = 67.26%			
35) IS1_Naphthalene-d8	4.525	136	526594	40.000	ug/ml	0.00
Standard Area 1 = 630506			Recovery = 83.52%			
55) IS2_Naphthalene-d8	4.525	136	526594	40.000	ug/ml	0.00
Standard Area 3 = 694468			Recovery = 75.83%			
63) IS1_Acenaphthene-d10	5.967	164	315252	40.000	ug/ml	0.00
Standard Area 1 = 373640			Recovery = 84.37%			
83) IS2_Acenaphthene-d10	5.967	164	315252	40.000	ug/ml	0.00
Standard Area 3 = 400087			Recovery = 78.80%			
86) IS3_Acenaphthene-d10	5.967	164	315252	40.000	ug/ml	0.00
Standard Area 2 = 480633			Recovery = 65.59%			
88) IS1_Phenanthrene-d10	7.148	188	639700	40.000	ug/ml	0.00
Standard Area 1 = 744926			Recovery = 85.87%			
100) IS3_Phenanthrene-d10	7.148	188	639700	40.000	ug/ml	0.00
Standard Area 2 = 945212			Recovery = 67.68%			
104) IS1_Chrysene-d12	9.472	240	712069	40.000	ug/ml	0.00
Standard Area 1 = 808178			Recovery = 88.11%			
113) IS1_Perylene-d12	10.711	264	805645	40.000	ug/ml	0.00
Standard Area 1 = 911225			Recovery = 88.41%			
System Monitoring Compounds						
4) 2-Fluorophenol	2.046	112	144492	36.213	ug/ml	0.00
Spiked Amount 50.000	Range 15 - 110		Recovery = 72.43%			
7) Phenol-d6	3.136	99	171578	34.687	ug/ml	0.00
Spiked Amount 50.000	Range 15 - 110		Recovery = 69.37%			
19) Nitrobenzene-d5	3.916	82	69995	15.646	ug/ml	0.00
Spiked Amount 25.000	Range 30 - 130		Recovery = 62.58%			
46) 2-Fluorobiphenyl	5.449	172	183285	17.552	ug/ml	0.00
Spiked Amount 25.000	Range 30 - 130		Recovery = 70.21%			
79) 2,4,6-Tribromophenol	6.603	330	86423	45.078	ug/ml	0.00
Spiked Amount 50.000	Range 15 - 110		Recovery = 90.16%			

Quantitation Report (QT Reviewed)

Data Path : I:\8270\GCMS5\201029n\
Data File : 427944-3.d
Acq On : 29 Oct 2020 11:16 pm
Operator : GCMS5:im
Sample : WG1427944-3,32,,NY,ASK+
Misc : WG1426007,WG1427944,ICAL16639
ALS Vial : 6 Sample Multiplier: 1

Quant Time: Oct 30 09:15:16 2020
Quant Method : i:\8270\GCMS5\201029n\FS200401gcms5.m
Quant Title : Semivolatiles by GC/MS by modified 8270
QLast Update : Thu Oct 29 23:37:04 2020
Response via : Initial Calibration

CCAL FILE(s) : 1 - i:\8270\GCMS5\201029n\ABN1029n.d
: 2 - i:\8270\GCMS5\201029n\ADP1029n.d
: 3 - i:\8270\GCMS5\201029n\AP91029n.d
Sub List : 8270TCL_REV2 - TCL/CT/MA

Compound	R.T.	QIon	Response	Conc	Units	Dev(Min)
96) 4-Terphenyl-d14	8.553	244	271807	20.270	ug/ml	0.00

Spiked Amount 25.000 Range 30 - 130 Recovery = 81.08%

Target Compounds						Qvalue
8) Phenol	3.152	94	140782	23.716	ug/ml#	61
15) 2-Methylphenol	3.718	108	105207	26.516	ug/ml	97
18) 3-Methylphenol/4-Methy...	3.862	108	120339	28.220	ug/ml#	10
36) Naphthalene	4.541	128	338998	25.207	ug/ml	99
52) Acenaphthylene	5.844	152	417024	28.152	ug/ml	99
65) Acenaphthene	5.989	154	233183	26.009	ug/ml	93
67) Dibenzofuran	6.133	168	365029	26.219	ug/ml	98
73) Fluorene	6.405	166	288342	26.268	ug/ml	95
81) Hexachlorobenzene	6.854	284	127002	32.141	ug/ml	94
82) Pentachlorophenol	7.025	266	69097	24.468	ug/ml	97
89) Phenanthrene	7.169	178	448363	26.359	ug/ml	100
90) Anthracene	7.207	178	466705	27.698	ug/ml	99
93) Fluoranthene	8.168	202	542262	26.355	ug/ml	98
95) Pyrene	8.355	202	566048	26.584	ug/ml	99
105) Benzo(a)anthracene	9.461	228	582305	25.974	ug/ml	100
107) Chrysene	9.493	228	531554	24.705	ug/ml	99
110) Benzo(b)fluoranthene	10.401	252	634035	26.416	ug/ml	99
111) Benzo(k)fluoranthene	10.423	252	555776	26.545	ug/ml	98
112) Benzo(a)pyrene	10.658	252	555872	26.063	ug/ml	98
114) Indeno(1,2,3-cd)pyrene	11.496	276	639163M6	26.713	ug/mL	
115) Dibenzo(a,h)anthracene	11.512	278	600537	28.427	ug/ml	98
116) Benzo(ghi)perylene	11.667	276	634011	27.049	ug/ml	96

(#) = qualifier out of range (m) = manual integration (+) = signals summed

Quantitation Report (QT Reviewed)

Data Path : I:\8270\GCMS5\201029n\
Data File : 427944-3.d
Acq On : 29 Oct 2020 11:16 pm
Operator : GCMS5:im
Sample : WG1427944-3,32,,NY,ASK+
Misc : WG1426007,WG1427944,ICAL16639
ALS Vial : 6 Sample Multiplier: 1

Quant Time: Oct 30 09:15:16 2020
Quant Method : i:\8270\GCMS5\201029n\FS200401gcms5.m
Quant Title : Semivolatiles by GC/MS by modified 8270
QLast Update : Thu Oct 29 23:37:04 2020
Response via : Initial Calibration

Sub List : 8270TCL_REV2 - TCL/CT/MAn\AP91029n.d•

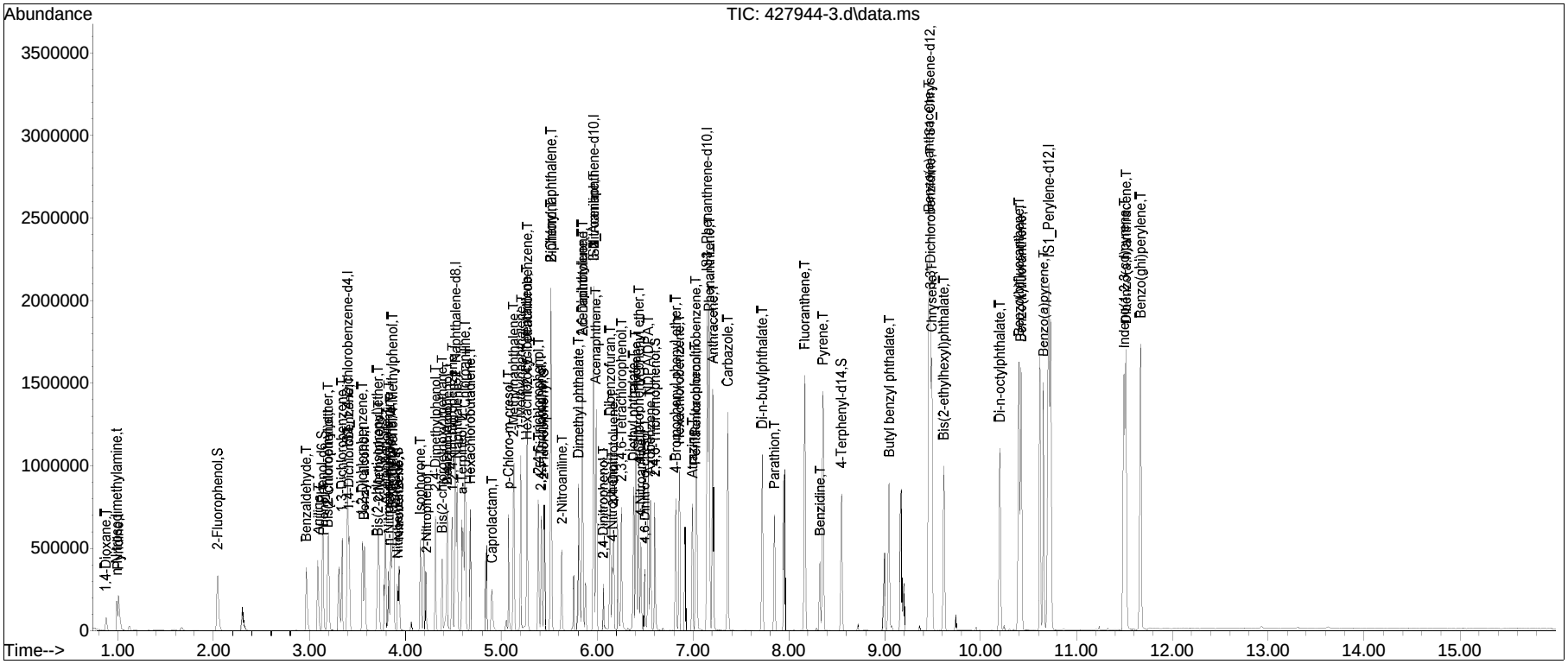

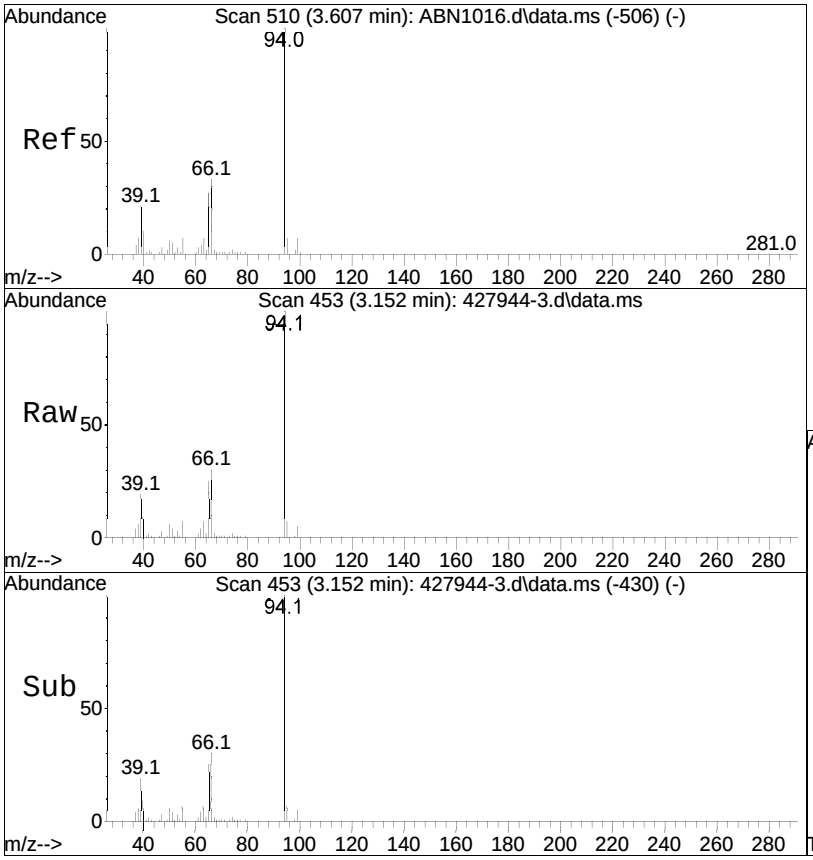

#8
Phenol
Concen: 23.72 ug/ml
RT: 3.152 min Scan# 453
Delta R.T. -0.000 min
Lab File: 427944-3.d
Acq: 29 Oct 2020 11:16 pm

Tgt Ion: 94 Resp: 140782

Ion	Ratio	Lower	Upper
94	100		
65	27.8	38.8	58.2#
66	37.3	60.3	90.5#

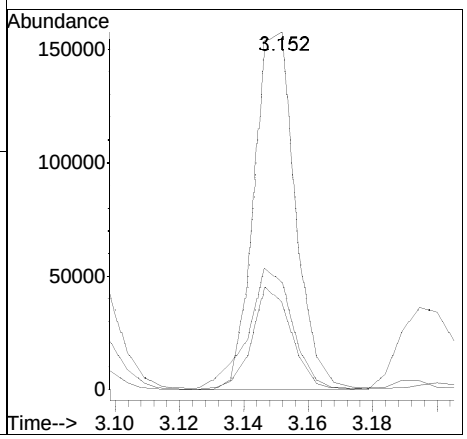

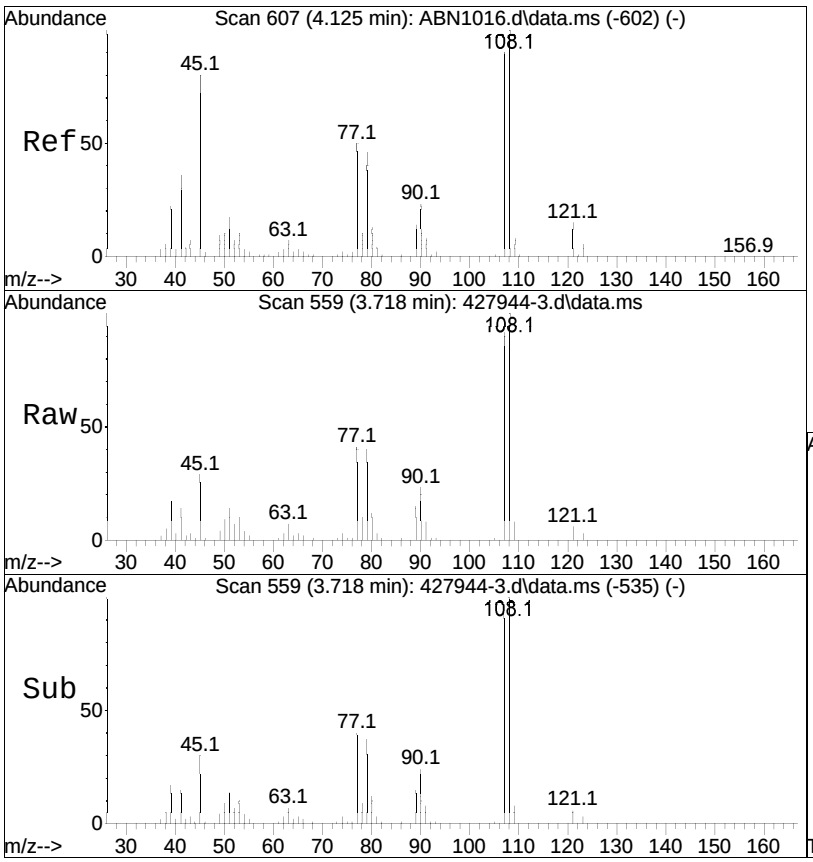

#15
2-Methylphenol
Concen: 26.52 ug/ml
RT: 3.718 min Scan# 559
Delta R.T. 0.005 min
Lab File: 427944-3.d
Acq: 29 Oct 2020 11:16 pm

Tgt Ion:108 Resp: 105207

Ion	Ratio	Lower	Upper
108	100		
107	90.8	70.3	105.5
90	22.8	18.7	28.1

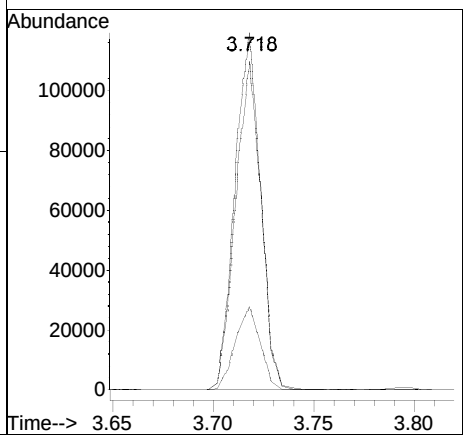

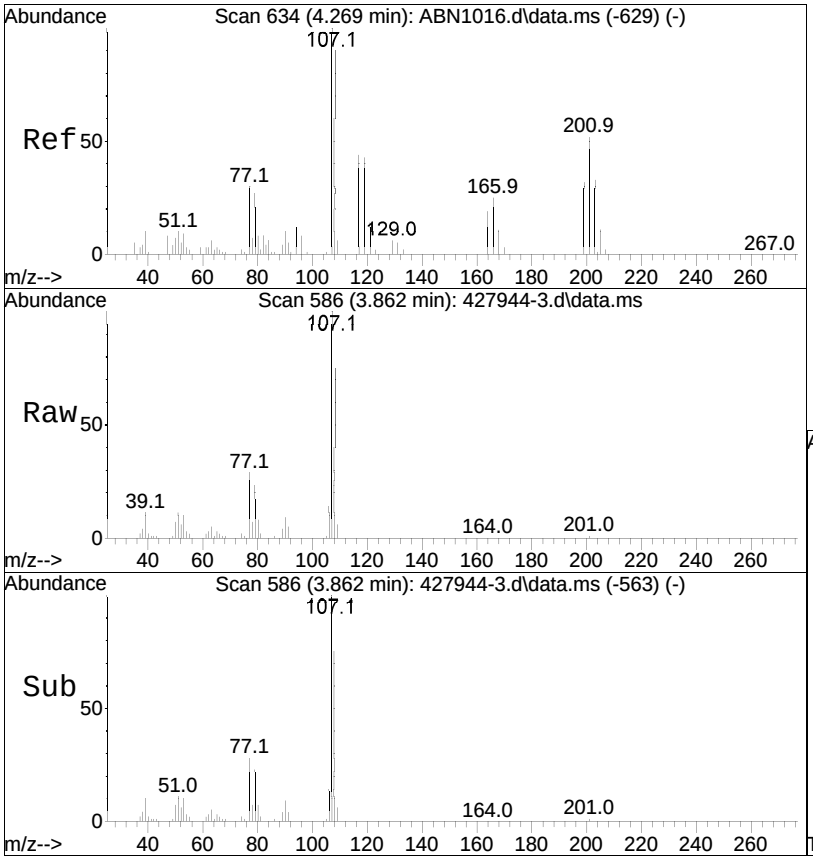

#18
3-Methylphenol/4-Methylphenol
Concen: 28.22 ug/ml
RT: 3.862 min Scan# 586
Delta R.T. -0.000 min
Lab File: 427944-3.d
Acq: 29 Oct 2020 11:16 pm

Tgt Ion:108 Resp: 120339

Ion	Ratio	Lower	Upper
108	100		
107	214.0	88.2	132.2#
90	13.0	8.5	12.7#

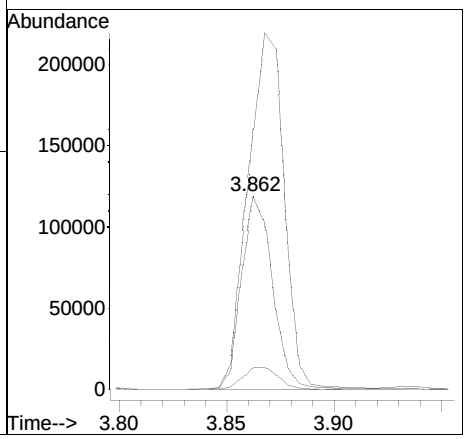

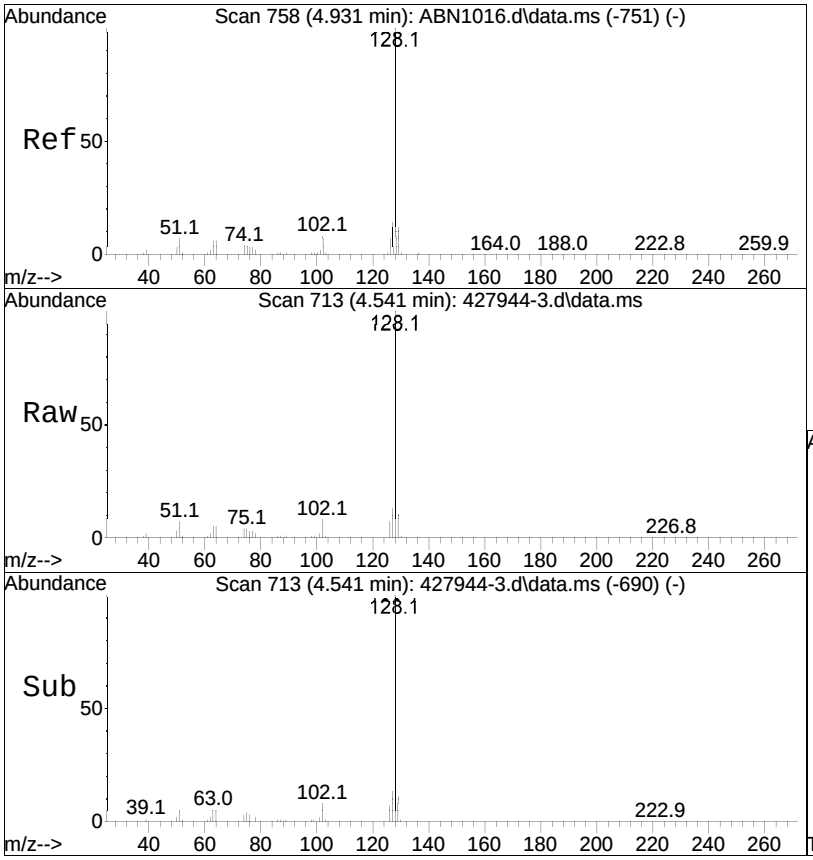

#36
Naphthalene
Concen: 25.21 ug/ml
RT: 4.541 min Scan# 713
Delta R.T. -0.000 min
Lab File: 427944-3.d
Acq: 29 Oct 2020 11:16 pm

Tgt Ion:128 Resp: 338998

Ion	Ratio	Lower	Upper
128	100		
129	11.2	9.0	13.6
127	13.4	11.3	16.9

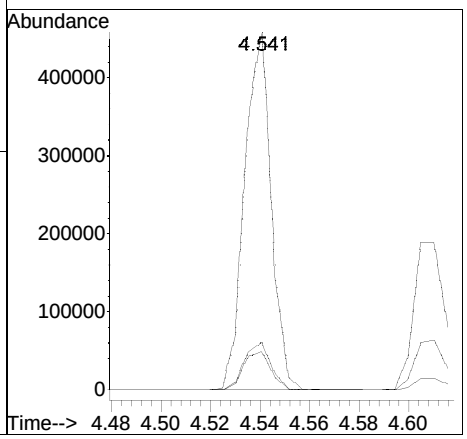

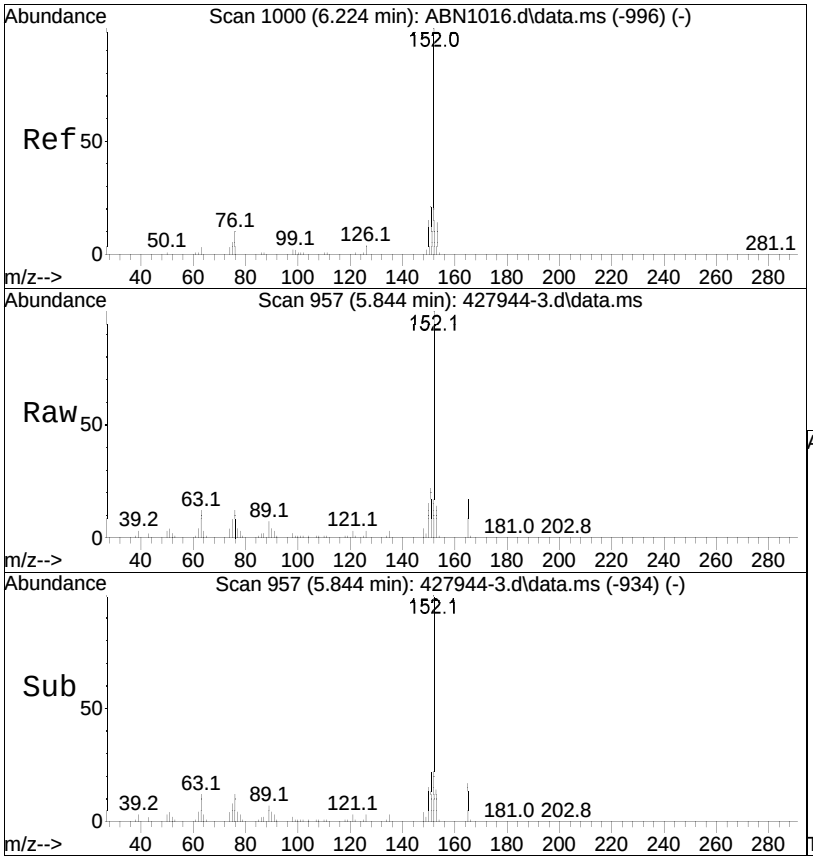

#52
Acenaphthylene
Concen: 28.15 ug/ml
RT: 5.844 min Scan# 957
Delta R.T. -0.000 min
Lab File: 427944-3.d
Acq: 29 Oct 2020 11:16 pm

Tgt Ion:152 Resp: 417024

Ion	Ratio	Lower	Upper
152	100		
151	21.4	16.7	25.1
153	13.6	11.1	16.7

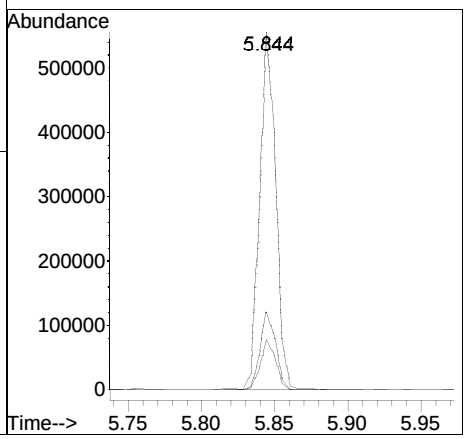

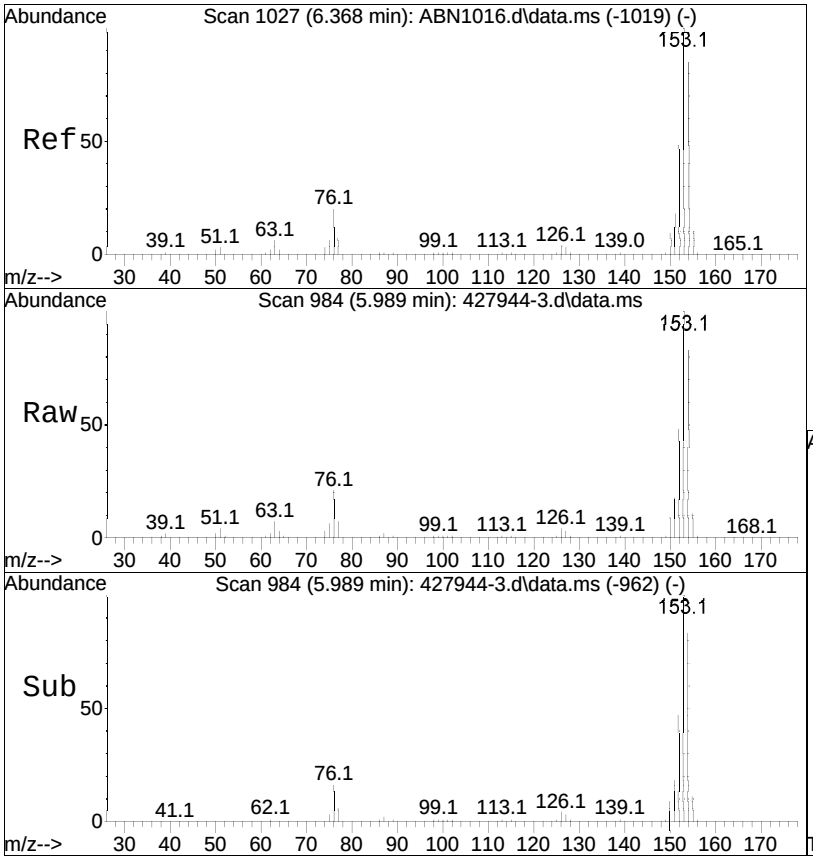

#65
Acenaphthene
Concen: 26.01 ug/ml
RT: 5.989 min Scan# 984
Delta R.T. -0.006 min
Lab File: 427944-3.d
Acq: 29 Oct 2020 11:16 pm

Tgt Ion:154 Resp: 233183

Ion	Ratio	Lower	Upper
154	100		
153	118.8	89.4	134.0
152	57.6	42.2	63.2

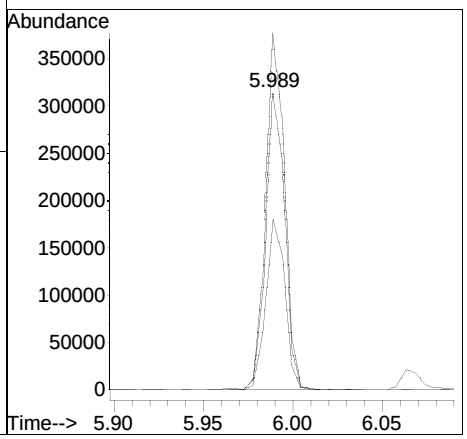

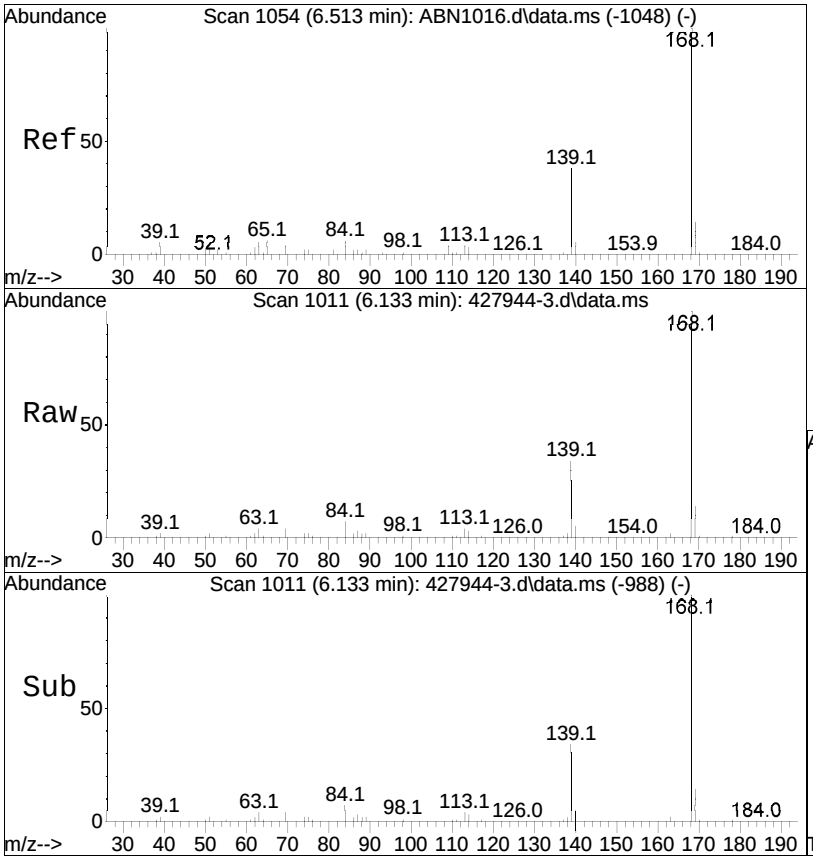

#67
Dibenzofuran
Concen: 26.22 ug/ml
RT: 6.133 min Scan# 1011
Delta R.T. -0.000 min
Lab File: 427944-3.d
Acq: 29 Oct 2020 11:16 pm

Tgt Ion:168 Resp: 365029

Ion	Ratio	Lower	Upper
168	100		
139	33.6	28.0	42.0

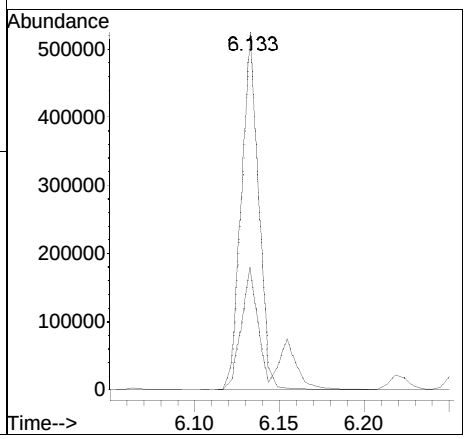

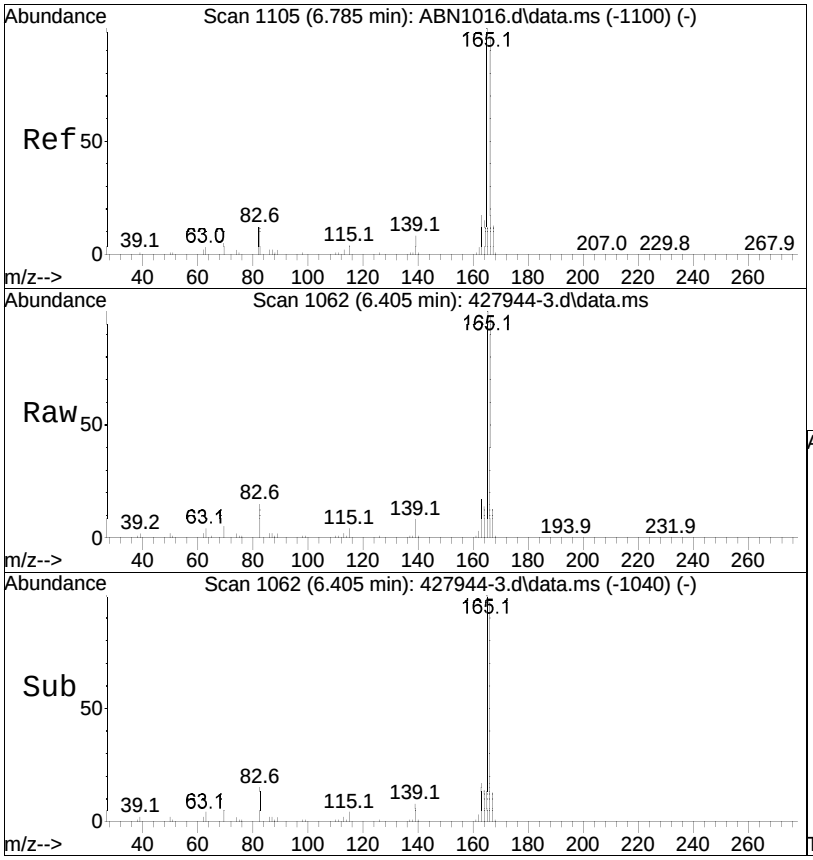

#73
Fluorene
Concen: 26.27 ug/ml
RT: 6.405 min Scan# 1062
Delta R.T. -0.005 min
Lab File: 427944-3.d
Acq: 29 Oct 2020 11:16 pm

Tgt Ion:166 Resp: 288342

Ion	Ratio	Lower	Upper
166	100		
165	102.4	77.2	115.8
167	13.1	10.9	16.3

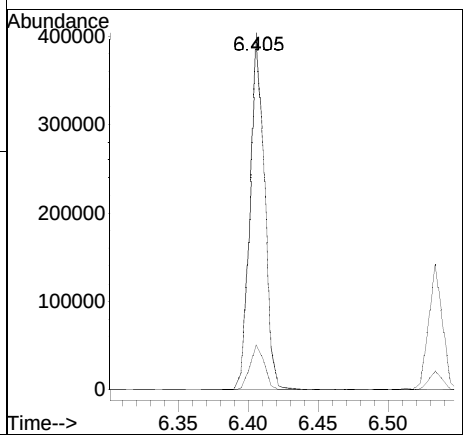

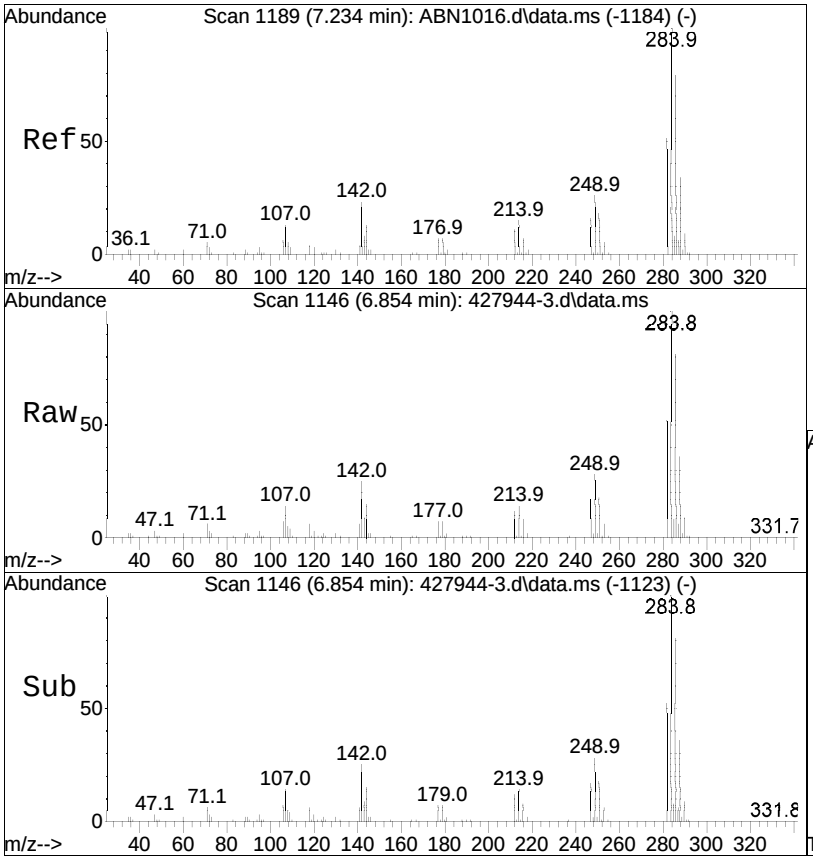

#81
Hexachlorobenzene
Concen: 32.14 ug/ml
RT: 6.854 min Scan# 1146
Delta R.T. -0.000 min
Lab File: 427944-3.d
Acq: 29 Oct 2020 11:16 pm

Tgt Ion:284 Resp: 127002

Ion	Ratio	Lower	Upper
284	100		
142	28.7	26.0	39.0
249	27.9	20.6	30.8

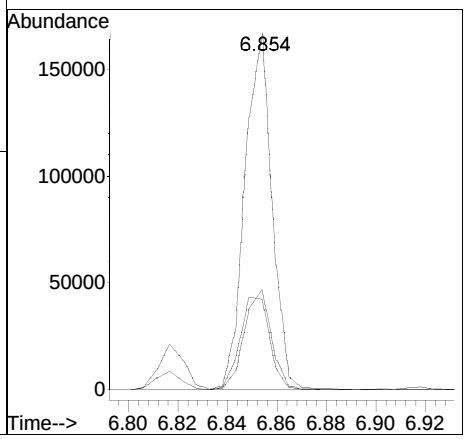

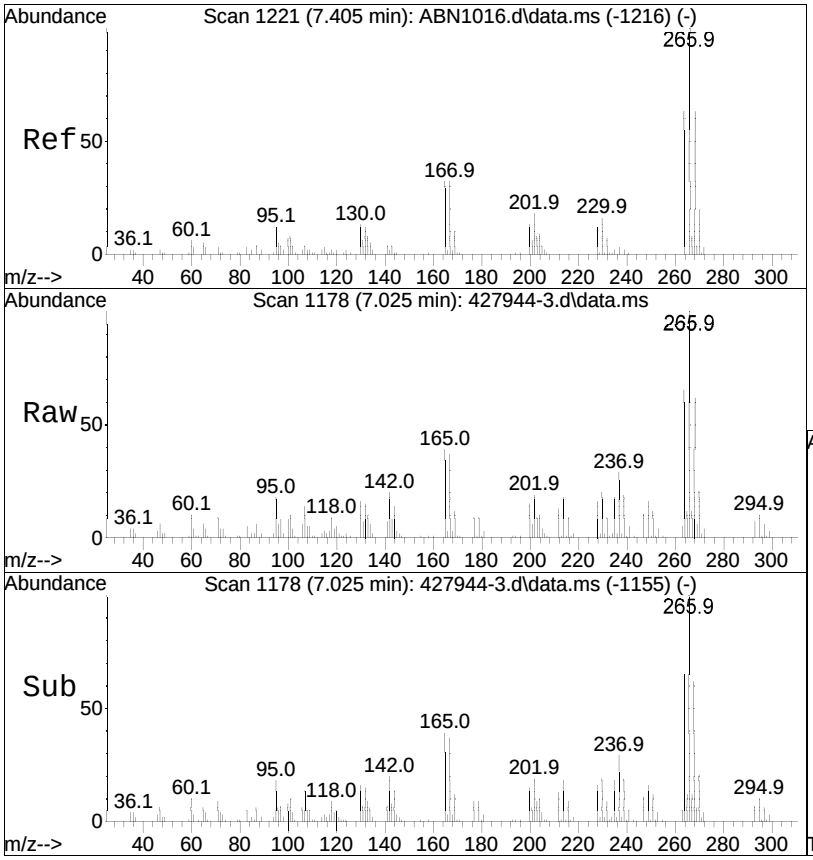

#82
Pentachlorophenol
Concen: 24.47 ug/ml
RT: 7.025 min Scan# 1178
Delta R.T. -0.000 min
Lab File: 427944-3.d
Acq: 29 Oct 2020 11:16 pm

Tgt Ion:266 Resp: 69097

Ion	Ratio	Lower	Upper
266	100		
264	63.5	51.2	76.8
268	60.5	51.5	77.3

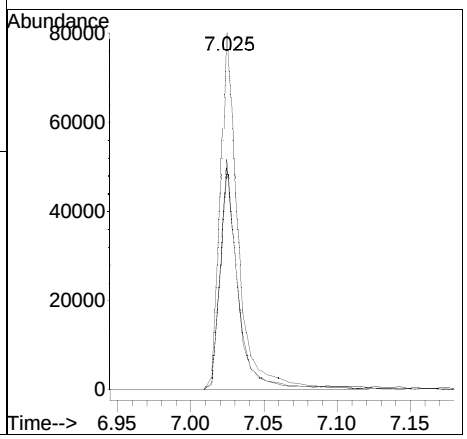

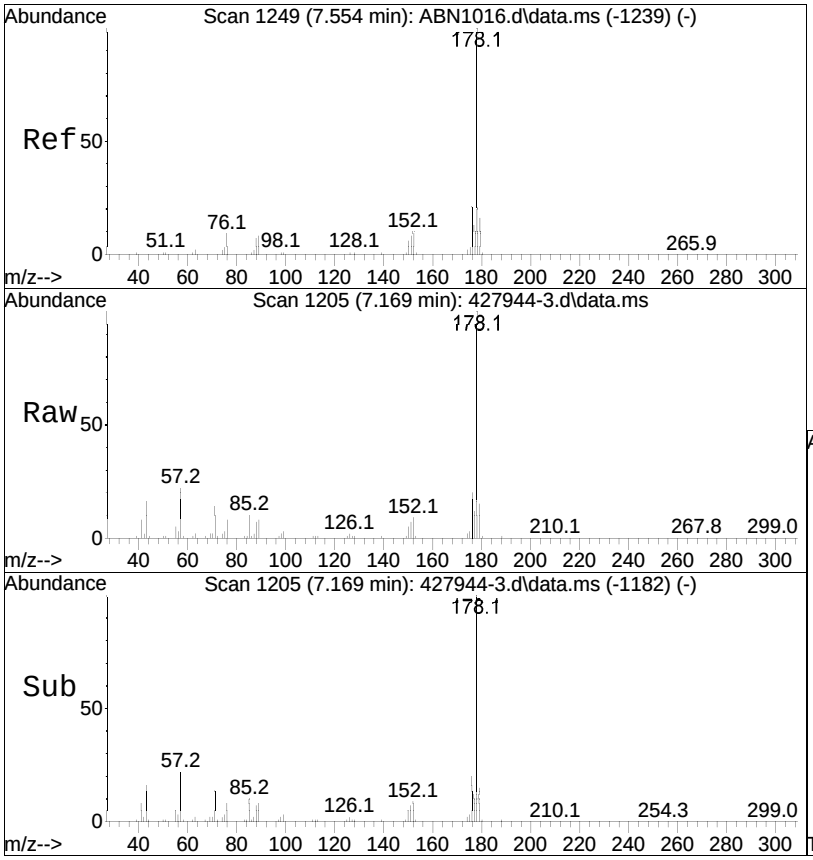

#89
Phenanthrene
Concen: 26.36 ug/ml
RT: 7.169 min Scan# 1205
Delta R.T. -0.000 min
Lab File: 427944-3.d
Acq: 29 Oct 2020 11:16 pm

Tgt Ion:178 Resp: 448363

Ion	Ratio	Lower	Upper
178	100		
179	15.9	12.7	19.1
176	19.8	15.8	23.6

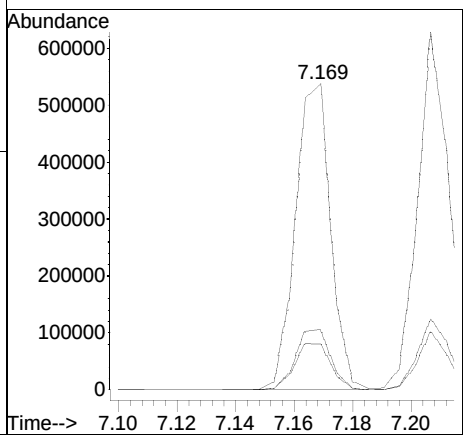

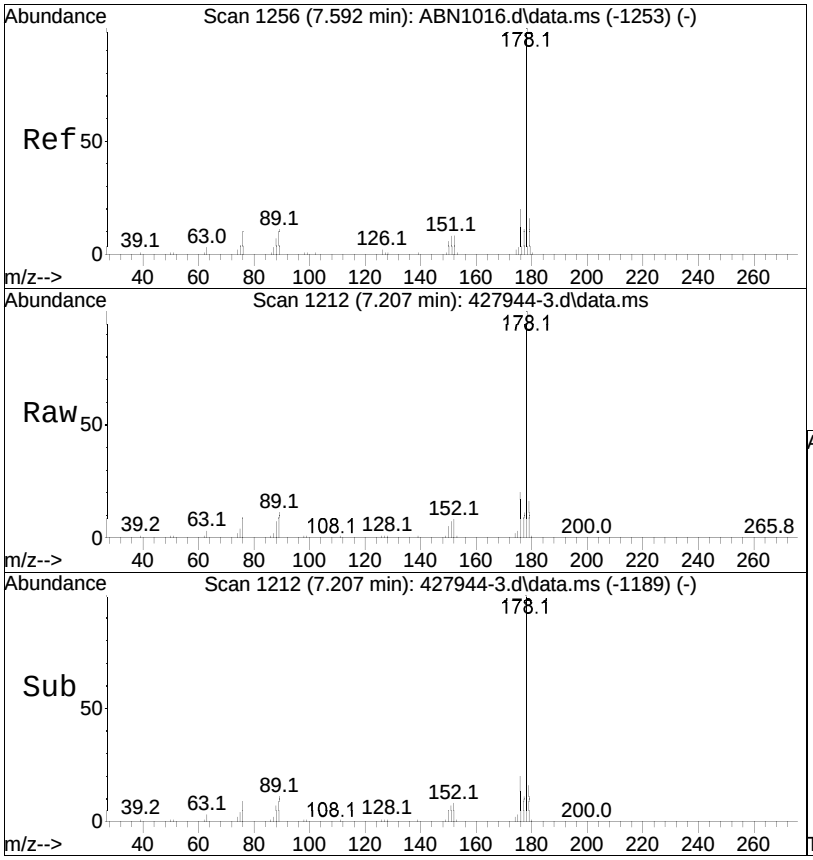

#90
Anthracene
Concen: 27.70 ug/ml
RT: 7.207 min Scan# 1212
Delta R.T. -0.000 min
Lab File: 427944-3.d
Acq: 29 Oct 2020 11:16 pm

Tgt Ion:178 Resp: 466705

Ion	Ratio	Lower	Upper
178	100		
179	15.7	12.5	18.7
176	19.8	15.4	23.0

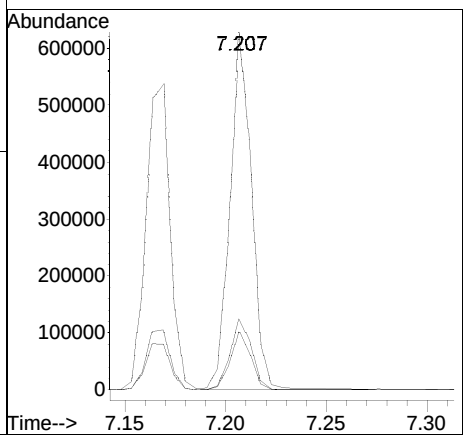

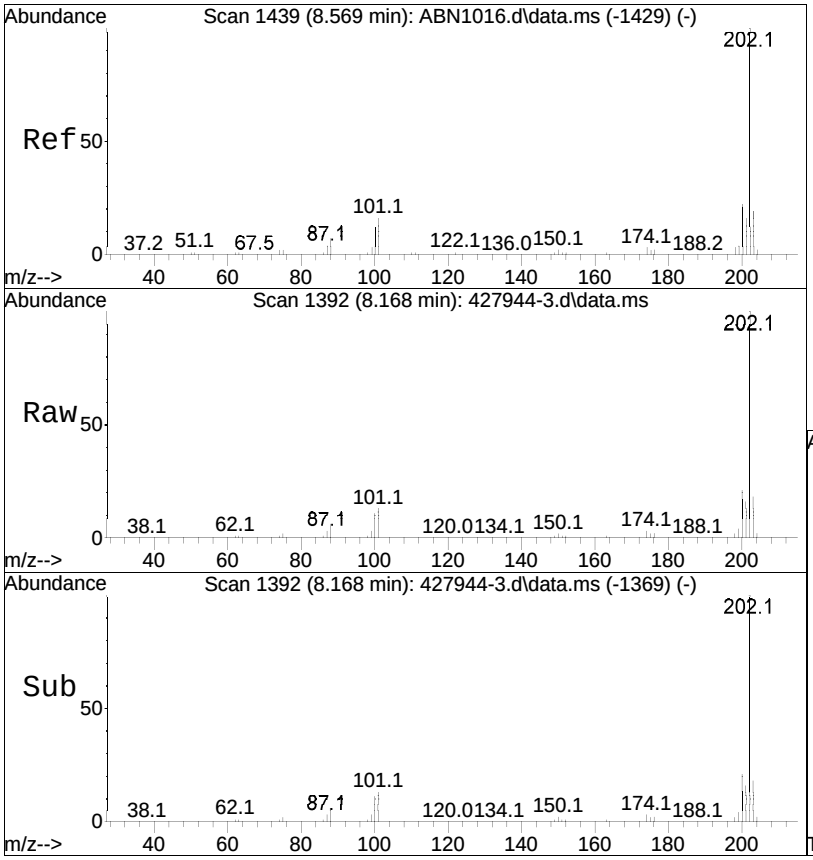

#93
Fluoranthene
Concen: 26.36 ug/ml
RT: 8.168 min Scan# 1392
Delta R.T. -0.000 min
Lab File: 427944-3.d
Acq: 29 Oct 2020 11:16 pm

Tgt Ion:202 Resp: 542262

Ion	Ratio	Lower	Upper
202	100		
101	13.9	12.6	19.0
203	17.7	14.4	21.6

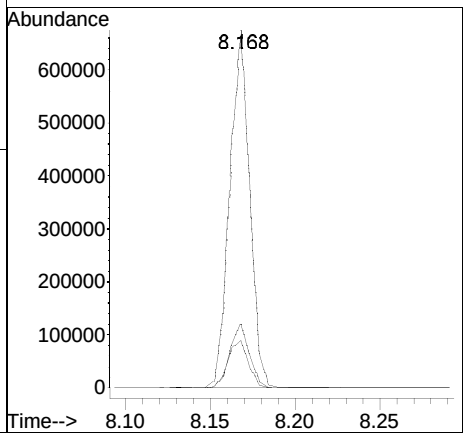

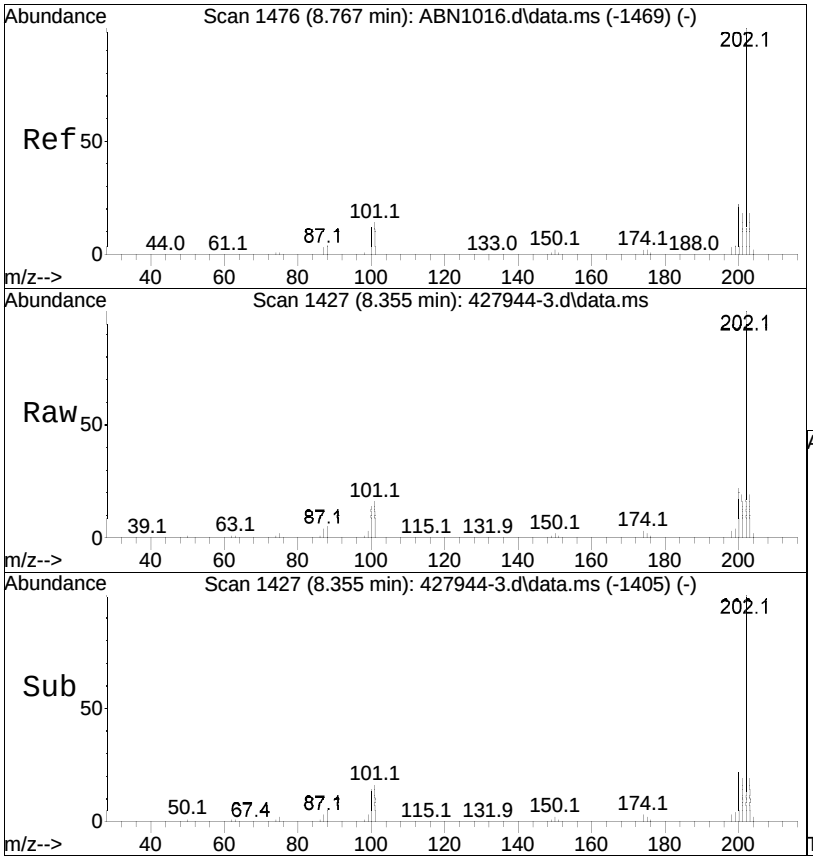

#95
Pyrene
Concen: 26.58 ug/ml
RT: 8.355 min Scan# 1427
Delta R.T. -0.005 min
Lab File: 427944-3.d
Acq: 29 Oct 2020 11:16 pm

Tgt Ion:202 Resp: 566048

Ion	Ratio	Lower	Upper
202	100		
200	22.0	17.2	25.8
203	18.2	15.0	22.6

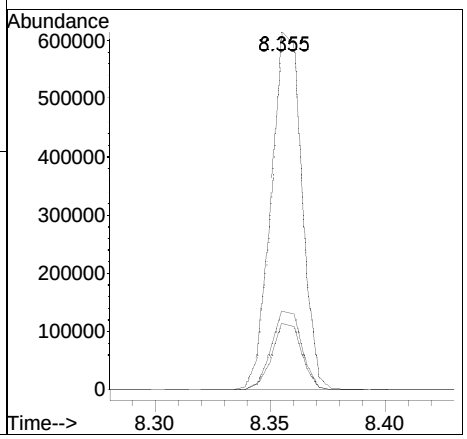

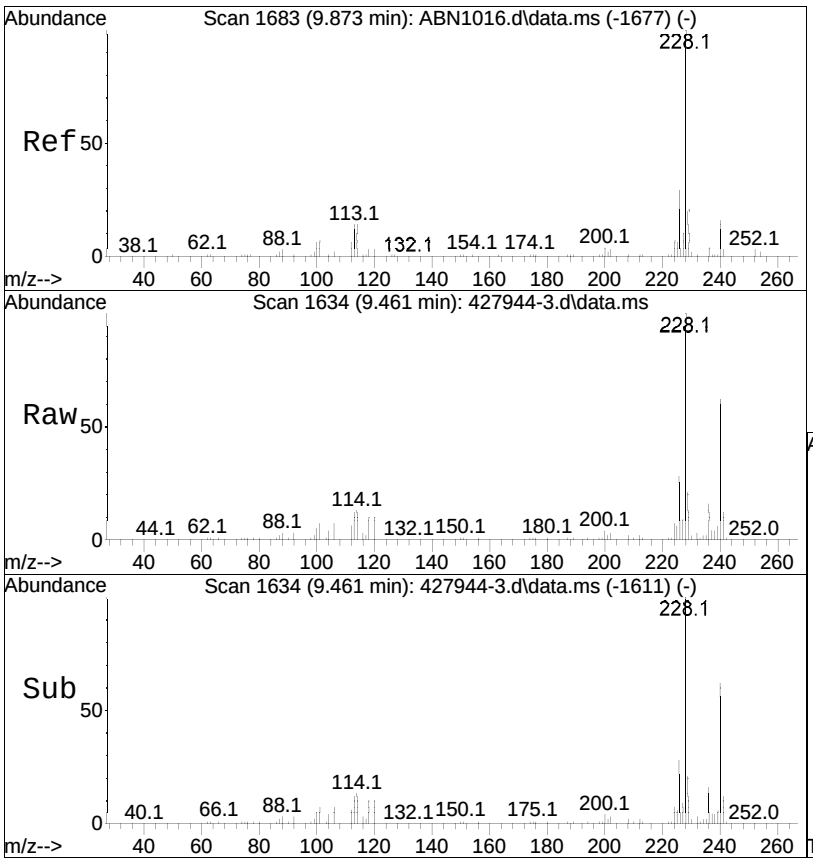

#105
Benzo(a)anthracene
Concen: 25.97 ug/ml
RT: 9.461 min Scan# 1634
Delta R.T. -0.000 min
Lab File: 427944-3.d
Acq: 29 Oct 2020 11:16 pm

Tgt Ion:228 Resp: 582305

Ion	Ratio	Lower	Upper
228	100		
226	28.7	22.9	34.3
229	20.2	16.1	24.1

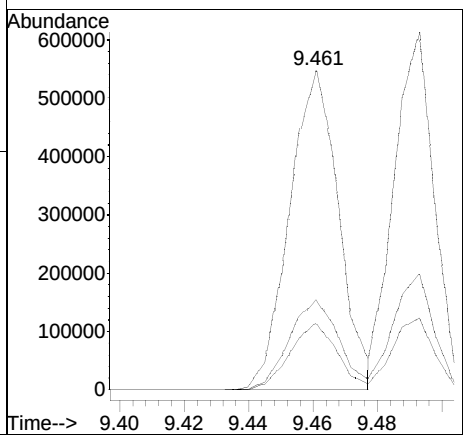

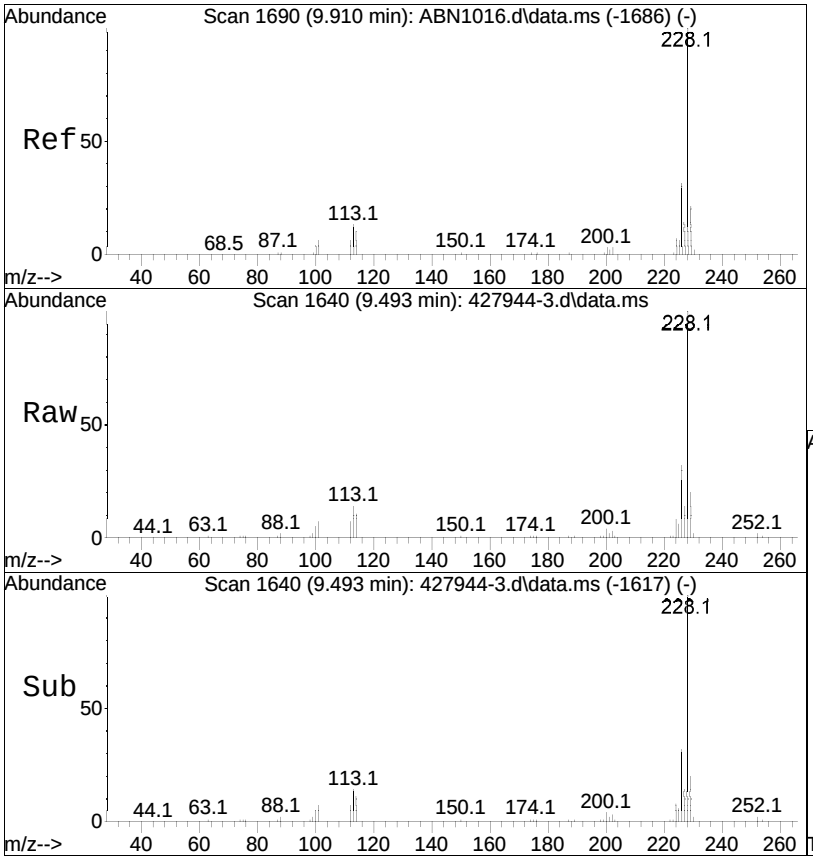

#107
Chrysene
Concen: 24.71 ug/ml
RT: 9.493 min Scan# 1640
Delta R.T. -0.000 min
Lab File: 427944-3.d
Acq: 29 Oct 2020 11:16 pm

Tgt Ion:228 Resp: 531554

Ion	Ratio	Lower	Upper
228	100		
226	32.2	24.9	37.3
229	20.5	16.6	24.8

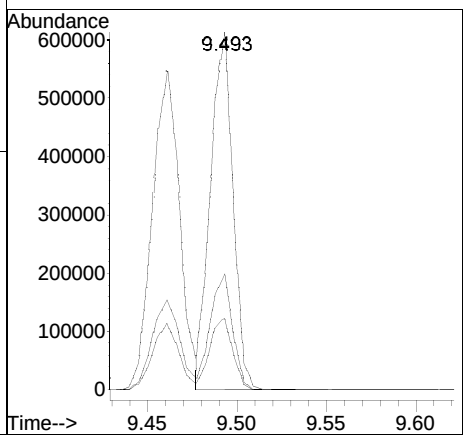

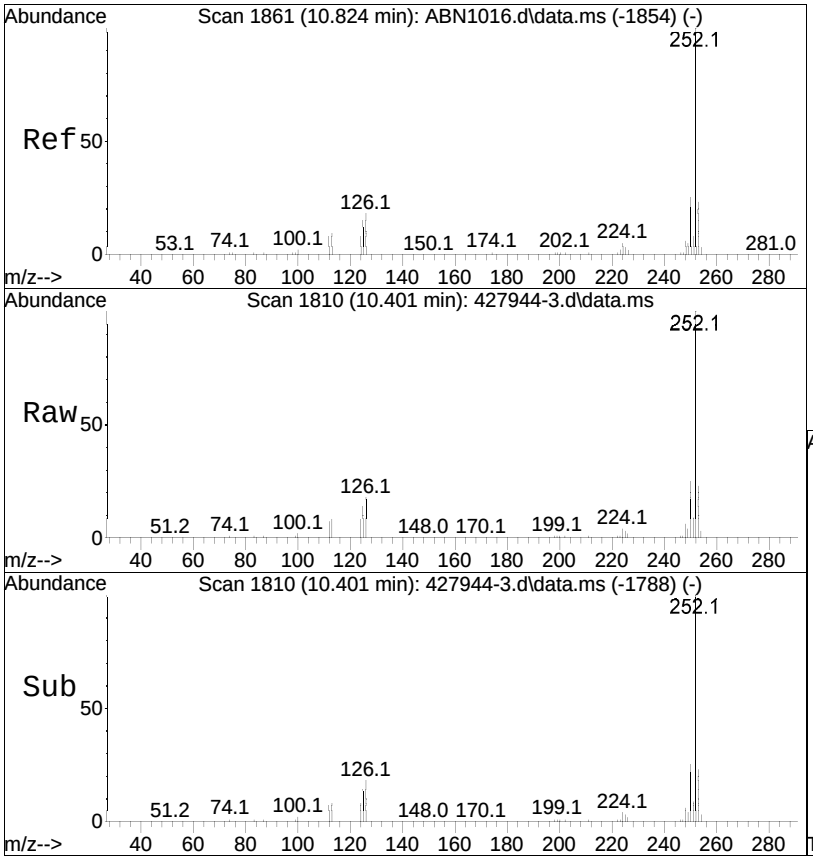

#110
Benzo(b)fluoranthene
Concen: 26.42 ug/ml
RT: 10.401 min Scan# 1810
Delta R.T. -0.005 min
Lab File: 427944-3.d
Acq: 29 Oct 2020 11:16 pm

Tgt Ion:252 Resp: 634035

Ion	Ratio	Lower	Upper
252	100		
125	14.9	12.6	18.8
253	22.6	18.2	27.2

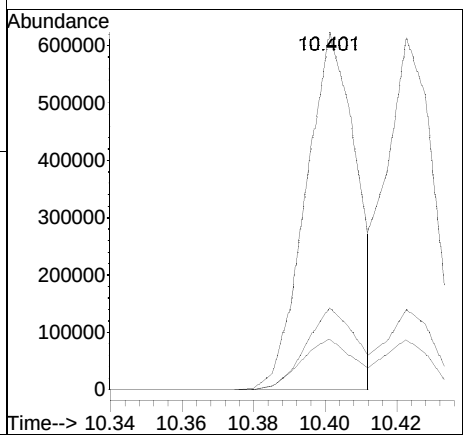

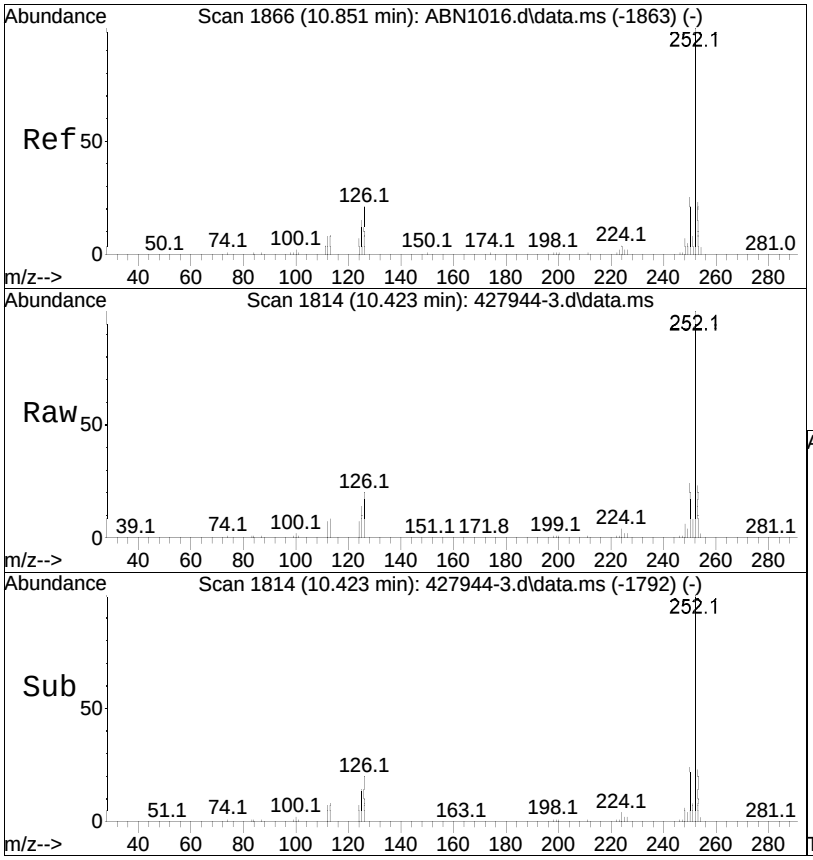

#111
Benzo(k)fluoranthene
Concen: 26.54 ug/ml
RT: 10.423 min Scan# 1814
Delta R.T. -0.005 min
Lab File: 427944-3.d
Acq: 29 Oct 2020 11:16 pm

Tgt Ion:252 Resp: 555776

Ion	Ratio	Lower	Upper
252	100		
125	13.7	12.1	18.1
253	22.4	18.1	27.1

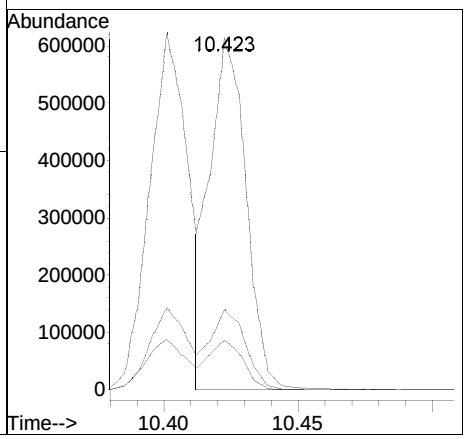

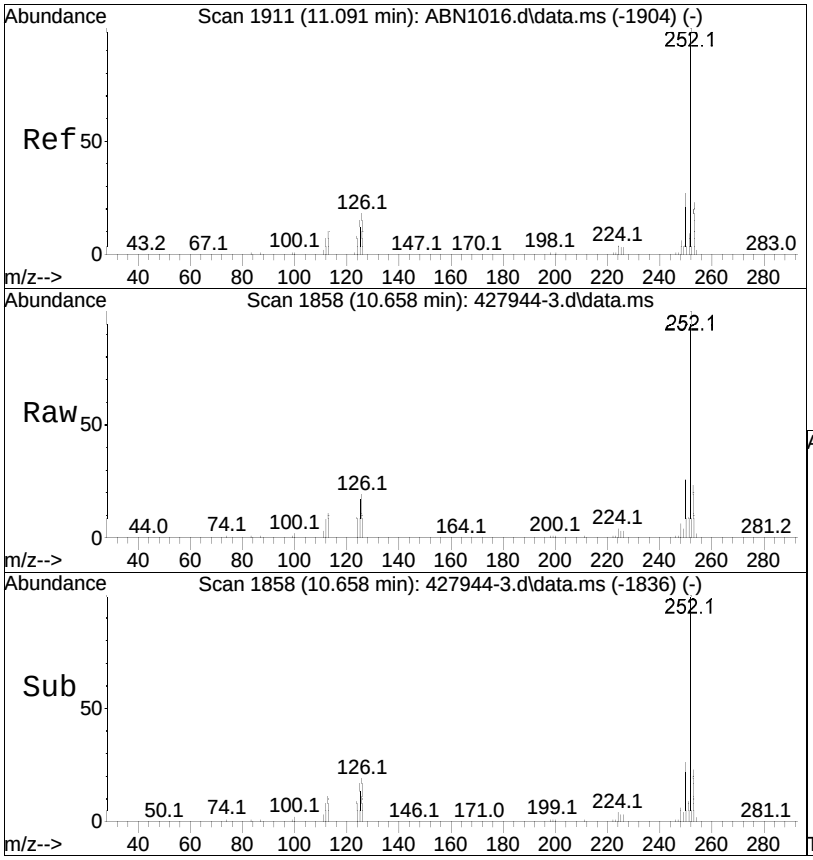

#112
Benzo(a)pyrene
Concen: 26.06 ug/ml
RT: 10.658 min Scan# 1858
Delta R.T. -0.005 min
Lab File: 427944-3.d
Acq: 29 Oct 2020 11:16 pm

Tgt Ion:252 Resp: 555872

Ion	Ratio	Lower	Upper
252	100		
125	15.0	13.3	19.9
253	22.5	18.2	27.4

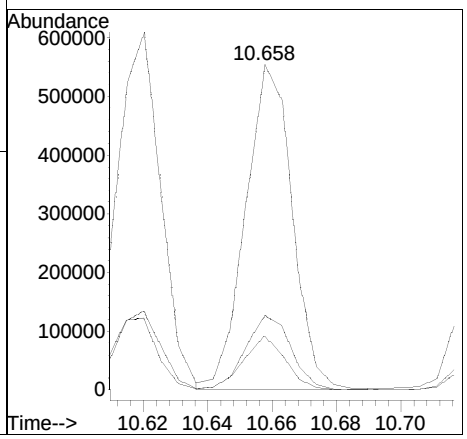

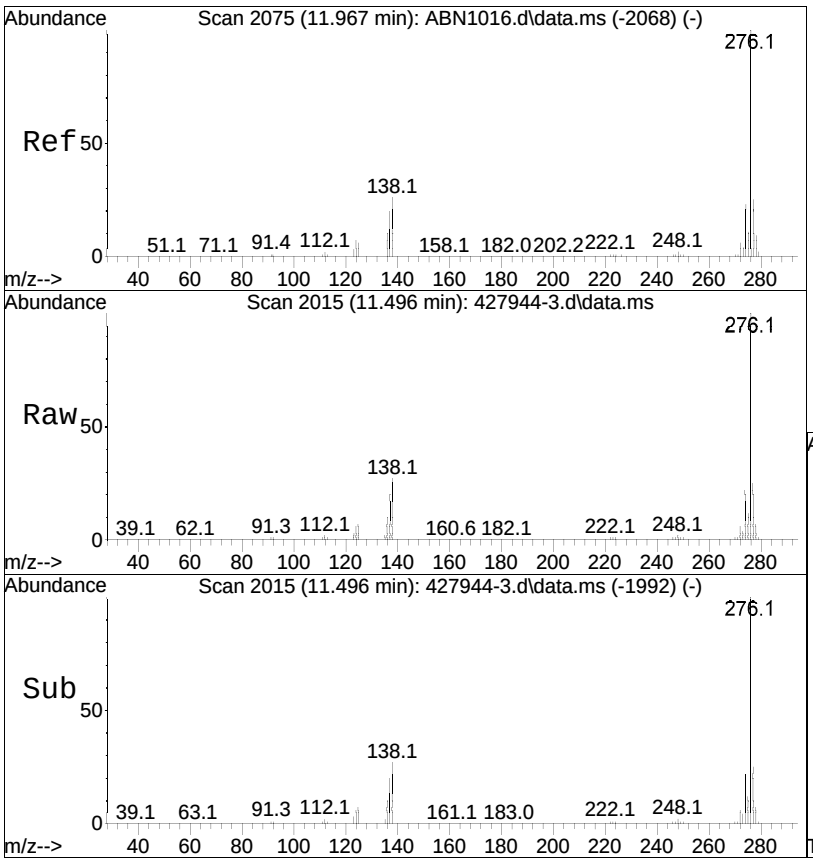

#114
Indeno(1,2,3-cd)pyrene
Concen: 26.71 ug/mL M6
RT: 11.496 min Scan# 2015
Delta R.T. -0.000 min
Lab File: 427944-3.d
Acq: 29 Oct 2020 11:16 pm

Tgt Ion:276 Resp: 639163

Ion	Ratio	Lower	Upper
276	100		
138	41.2	26.7	40.1#
277	31.2	20.4	30.6#

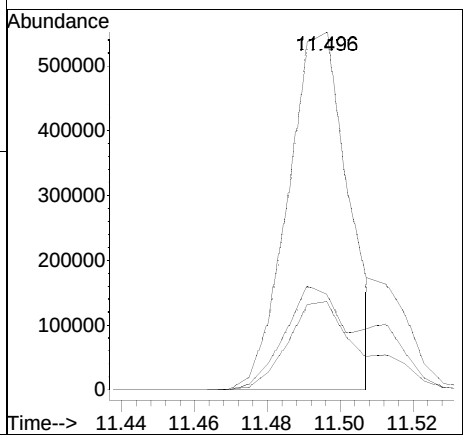

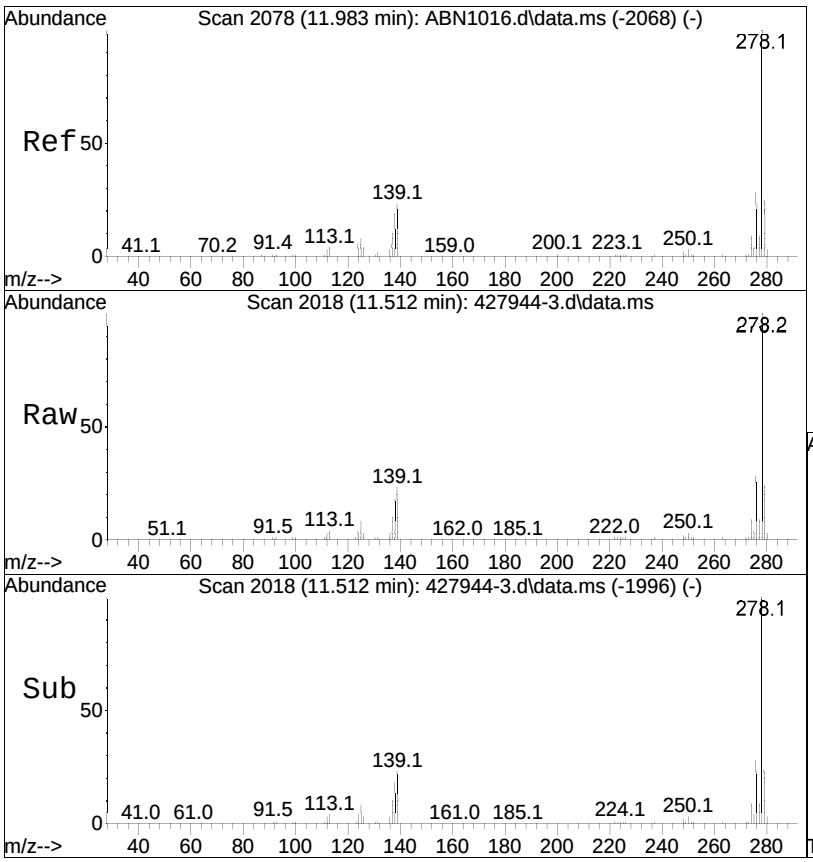

#115
Dibenzo(a,h)anthracene
Concen: 28.43 ug/ml
RT: 11.512 min Scan# 2018
Delta R.T. -0.005 min
Lab File: 427944-3.d
Acq: 29 Oct 2020 11:16 pm

Tgt Ion:278 Resp: 600537

Ion	Ratio	Lower	Upper
278	100		
139	21.1	18.2	27.4
279	24.0	19.3	28.9

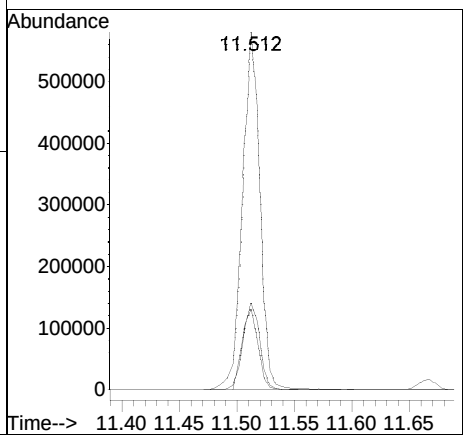

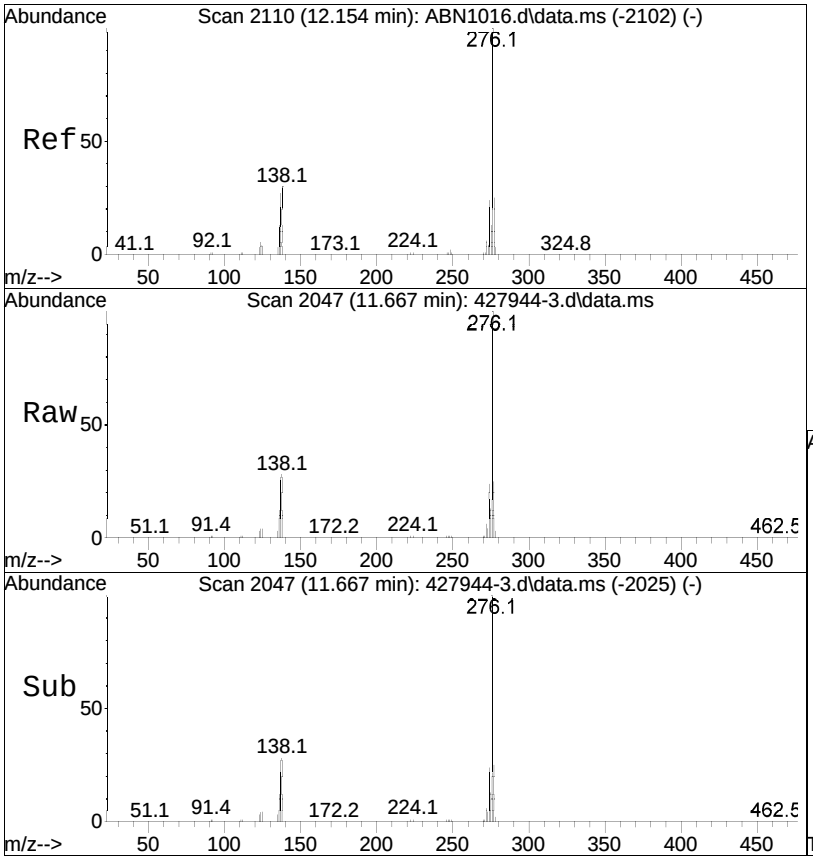

#116
Benzo(ghi)perylene
Concen: 27.05 ug/ml
RT: 11.667 min Scan# 2047
Delta R.T. -0.005 min
Lab File: 427944-3.d
Acq: 29 Oct 2020 11:16 pm

Tgt Ion:276 Resp: 634011

Ion	Ratio	Lower	Upper
276	100		
138	29.5	26.1	39.1
277	24.7	19.4	29.0

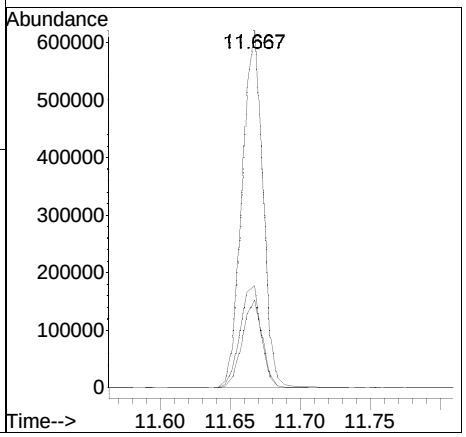

Manual Integration Report

Data Path : I:\8270\GCMS5\201029n\ QMethod : FS200401gcms5.m
Data File : 427944-3.d Operator : GCMS5:im
Date Inj'd : 10/29/2020 11:16 pm Instrument : GCMS5
Sample : WG1427944-3,32,,NY,ASK+ Quant Date : 10/29/2020 11:37 pm

Compound #114: Indeno(1,2,3-cd)pyrene

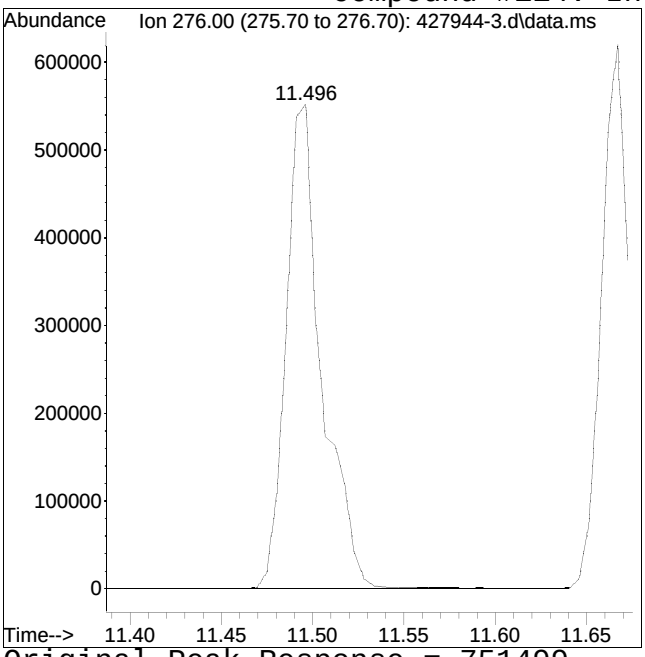

Original Peak Response = 751499

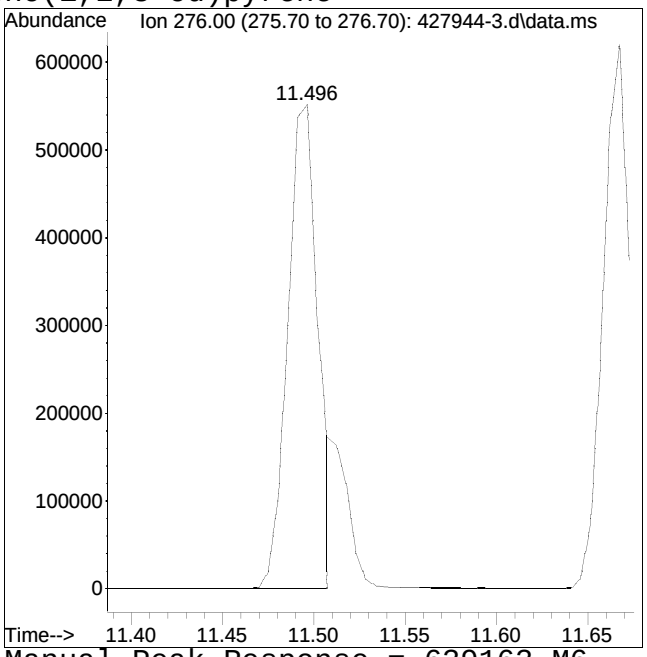

Manual Peak Response = 639163 M6

M6 = Misassignment of peak valley by automated integration (poor split of 2 peaks).

Calculation of Semi Volatile Organic Compounds

Aqueous Concentration Formula: Amt * DF * 1000 * (1/Vo) * Vf

Where:
DF = Dilution Factor
Vo = Volume of Sample (mL)
Vf = Extraction Lab Final Volume (mL)

Soil Concentration Formula: Amt * DF * 1000 * (1/Wt) * Vf * (100/TS)
Where:
DF = Dilution Factor
Wt = Weight of Sample (g)
Vf = Extraction Lab Final Volume (mL)
TS = Total Solids

ALPHA ANALYTICAL LABORATORIES, INC.

Alpha WORK GROUP REPORT (wk02)

Jan 05 2021, 12:43 pm

Work Group: WG1427354 for Department: 2 Organic Preparation

Created: 28-OCT-20 Due: Operator: CAP

Sample	Client ID	C	Product	Matrix	Stat	UA	HOLD	DUE	PR	Location
L2046698-02	WC-1C	S	NYTCL-8270	SOIL	DONE	U	1110	1103	S0	Glass-A.25
L2046782-04	SS-004	S	NYTCL-8270	SOIL	DONE	U	1110	1103	S0	Glass-A.120
L2046782-05	SOIL-001	S	NYTCL-8270	SOIL	DONE	U	1110	1103	S0	Glass-A.120
L2046782-06	SOIL-002	S	NYTCL-8270	SOIL	DONE	U	1110	1103	S0	Glass-A.120
L2046782-07	SOIL-003	S	NYTCL-8270	SOIL	DONE	U	1110	1103	S0	Glass-A.120
L2046782-08	SOIL-004	S	NYTCL-8270	SOIL	DONE	U	1110	1103	S0	Glass-A.120
L2046791-01	SB-1 (0-2)	S	NYTCL-8270	SOIL	DONE	U	1103	1030	1C	Glass-A.25
L2046791-02	SB-1 (2-4)	S	NYTCL-8270	SOIL	DONE	U	1103	1030	1C	Glass-A.25
L2046791-04	SB-2 (2-4)	S	NYTCL-8270	SOIL	DONE	U	1103	1030	1C	Glass-A.25
L2046791-05	SB-3 (0-2)	S	NYTCL-8270	SOIL	DONE	U	1104	1030	1C	Glass-A.25
L2046791-06	SB-3 (4-6)	S	NYTCL-8270	SOIL	DONE	U	1104	1030	1C	Glass-A.25
L2046791-07	SB-4 (0-2)	S	NYTCL-8270	SOIL	DONE	U	1103	1030	1C	Glass-A.25
L2046791-08	SB-4 (2-4)	S	NYTCL-8270	SOIL	DONE	U	1103	1030	1C	Glass-A.25
L2046791-09	SB-5 (0-2)	S	NYTCL-8270	SOIL	DONE	U	1104	1030	1C	Glass-A.25
L2046791-10	SB-5 (4-6)	S	NYTCL-8270	SOIL	DONE	U	1104	1030	1C	Glass-A.25
L2046816-01	WC-1	S	NYTCL-8270	SOIL	DONE	U	1110	1103	S0	Glass-A.25
L2046816-02	WC-2	S	NYTCL-8270	SOIL	DONE	U	1110	1103	S0	Glass-A.25
L2046816-03	WC-3	S	NYTCL-8270	SOIL	DONE	U	1110	1103	S0	Glass-A.25
WG1427354-1	Laboratory Method Bl	S	NYTCL-8270	SOIL	DONE	U				
WG1427354-2	Laboratory Control S	S	NYTCL-8270	SOIL	DONE	U				
WG1427354-3	LCS Duplicate	S	NYTCL-8270	SOIL	DONE	U				

Comments:

WG1427354-3 WG1427354-2

ALPHA ANALYTICAL LABORATORIES, INC.

Alpha WORK GROUP REPORT (wk02)

Jan 05 2021, 12:43 pm

Work Group: WG1427944 for Department: 2 Organic Preparation

Created: 29-OCT-20 Due: Operator: MKL

Sample	Client ID	C	Product	Matrix	Stat	UA	HOLD	DUE	PR	Location
L2046473-01	C-E-I	S	NYTCL-8270	SOIL	DONE	U	1109	1102	S0	Glass-A.25
L2046791-03	SB-2 (0-2)	S	NYTCL-8270	SOIL	DONE	U	1103	1030	1C	Glass-A.25
L2046926-21	SB-17 (12.5-13)	S	NYTCL-8270	SOIL	DONE	U	1110	1104	S0	Glass-A.25
L2046926-22	DUP-1	S	NYTCL-8270	SOIL	DONE	U	1110	1104	S0	Glass-A.25
L2046926-23	DUP-2	S	NYTCL-8270	SOIL	DONE	U	1110	1104	S0	Glass-A.25
L2047076-19	G31A	S	NYTCL-8270	SOIL	DONE	U	1111	1104	S0	Glass-A.25
L2047076-21	G32A	S	NYTCL-8270	SOIL	DONE	U	1111	1104	S0	Glass-A.25
L2047164-01	SB-4 (0-2')	S	NYTCL-8270	SOIL	DONE	U	1110	1102	1C	Glass-A.25
L2047164-02	SB-4 (8'-10')	S	NYTCL-8270	SOIL	DONE	U	1110	1102	1C	Glass-A.25
L2047164-03	SB-5 (0-2')	S	NYTCL-8270	SOIL	DONE	U	1110	1102	1C	Glass-A.25
L2047164-04	SB-5 (6'-8')	S	NYTCL-8270	SOIL	DONE	U	1110	1102	1C	Glass-A.25
L2047164-07	SB-2 (0-2')	S	NYTCL-8270	SOIL	DONE	U	1110	1102	1C	Glass-A.25
L2047164-08	SB-2 (6'-8')	S	NYTCL-8270	SOIL	DONE	U	1110	1102	1C	Glass-A.25
L2047164-09	SB-1 (0-2')	S	NYTCL-8270	SOIL	DONE	U	1110	1102	1C	Glass-A.25
L2047164-10	SB-1 (6'-8')	S	NYTCL-8270	SOIL	DONE	U	1110	1102	1C	Glass-A.25
L2047483-01	SW-1	S	NYTCL-8270	SOIL	DONE	U	1112	1030	1A	Glass-A.25
L2047483-02	SE-1	S	NYTCL-8270	SOIL	DONE	U	1112	1030	1A	Glass-A.25
L2047483-03	NW-1	S	NYTCL-8270	SOIL	DONE	U	1112	1030	1A	Glass-A.25
WG1427944-1	Laboratory Method Bl	S	NYTCL-8270	SOIL	DONE	U				
WG1427944-2	Laboratory Control S	S	NYTCL-8270	SOIL	DONE	U				
WG1427944-3	LCS Duplicate	S	NYTCL-8270	SOIL	DONE	U				

Comments:

WG1427944-3 WG1427944-2

Analysis log File

Total Files Reported in Log : 38
Log Generated From Directory: I:\8270\GCMS5\200401nical\

No.	DATA FILE	INJ METH	SAMPLE NAME	MISC	DATE INJ'D
1	Tune1.d	ABNFAST.M	Tune 1	wg1357700,,	4/1/2020 10:18 pm
2	ABNL10.d	ABNFAST.M	IL1,32,,ABNL200 Lot# 86	wg1357700,,	4/1/2020 10:40 pm
3	ABNL9.d	ABNFAST.M	IL2,32,,ABNL150 Lot# 86	wg1357700,,	4/1/2020 11:03 pm
4	ABNL8.d	ABNFAST.M	IL3,32,,ABNL100 Lot# 86	wg1357700,,	4/1/2020 11:25 pm
5	ABNL7.d	ABNFAST.M	IL4,32,,ABNL50 Lot# 866	wg1357700,,	4/1/2020 11:48 pm
6	ABNL6.d	ABNFAST.M	IL5,32,,ABNL20 Lot# 866	wg1357700,,	4/2/2020 12:11 am
7	ABNL5.d	ABNFAST.M	IL6,32,,ABNL10 Lot# 866	wg1357700,,	4/2/2020 12:33 am
8	ABNL4.d	ABNFAST.M	IL7,32,,ABNL5 Lot# 8660	wg1357700,,	4/2/2020 12:56 am
9	ABNL3.d	ABNFAST.M	IL8,32,,ABNL3 Lot# 8659	wg1357700,,	4/2/2020 1:18 am
10	ABNL2.d	ABNFAST.M	IL9,32,,ABNL2 Lot# 8658	wg1357700,,	4/2/2020 1:40 am
11	ABNL1.d	ABNFAST.M	IL10,32,,ABNL1 Lot# 867	wg1357700,,	4/2/2020 2:03 am
12	AP9L10.d	ABNFAST.M	IL11,32,,AP9L200 Lot# 8	wg1357700,,	4/2/2020 2:25 am
13	AP9L9.d	ABNFAST.M	IL12,32,,AP9L150 Lot# 8	wg1357700,,	4/2/2020 2:48 am
14	AP9L8.d	ABNFAST.M	IL13,32,,AP9L100 Lot# 8	wg1357700,,	4/2/2020 3:11 am
15	AP9L7.d	ABNFAST.M	IL14,32,,AP9L50 Lot# 85	wg1357700,,	4/2/2020 3:33 am
16	AP9L6.d	ABNFAST.M	IL15,32,,AP9L20 Lot# 85	wg1357700,,	4/2/2020 3:56 am
17	AP9L5.d	ABNFAST.M	IL16,32,,AP9L10 Lot# 85	wg1357700,,	4/2/2020 4:19 am
18	AP9L4.d	ABNFAST.M	IL17,32,,AP9L5 Lot# 853	wg1357700,,	4/2/2020 4:41 am
19	AP9L3.d	ABNFAST.M	IL18,32,,AP9L3 Lot# 853	wg1357700,,	4/2/2020 5:04 am
20	AP9L2.d	ABNFAST.M	IL19,32,,AP9L2 Lot# 853	wg1357700,,	4/2/2020 5:26 am
21	AP9L1.d	ABNFAST.M	IL20,32,,AP9L1 Lot# 853	wg1357700,,	4/2/2020 5:49 am
22	ABNICV.d	ABNFAST.M	CQICV1,32,,ABNICV Lot#		4/2/2020 6:12 am
23	AP9ICV.d	ABNFAST.M	CQICV2,32,,AP9ICV Lot#	wg1357700,,	4/2/2020 6:34 am
24	Tune2.d	ABNFAST.M	Tune 2	wg1357700,,	4/2/2020 6:57 am
25	ADPL10.d	ABNFAST.M	IL21,32,,ADPL200 Lot# 8	wg1357700,,	4/2/2020 7:20 am
26	ADPL9.d	ABNFAST.M	IL22,32,,ADPL150 Lot# 8	wg1357700,,	4/2/2020 7:42 am
27	ADPL8.d	ABNFAST.M	IL23,32,,ADPL100 Lot# 8	wg1357700,,	4/2/2020 8:05 am
28	ADPL7.d	ABNFAST.M	IL24,32,,ADPL50 Lot# 86	wg1357700,,	4/2/2020 8:28 am
29	ADPL6.d	ABNFAST.M	IL25,32,,ADPL20 Lot# 86	wg1357700,,	4/2/2020 8:50 am
30	ADPL5.d	ABNFAST.M	IL26,32,,ADPL10 Lot# 86	wg1357700,,	4/2/2020 9:13 am
31	ADPL4.d	ABNFAST.M	IL27,32,,ADPL5 Lot# 862	wg1357700,,	4/2/2020 9:35 am
32	ADPL3.d	ABNFAST.M	IL28,32,,ADPL3 Lot# 862	wg1357700,,	4/2/2020 9:58 am
33	ADPL2.d	ABNFAST.M	IL29,32,,ADPL2 Lot# 862	wg1357700,,	4/2/2020 10:21 am
34	ADPL1.d	ABNFAST.M	IL29,32,,ADPL0.5 Lot# 8	wg1357700,,	4/2/2020 10:43 am
35	ADPICV.d	ABNFAST.M	CQICV3,32,,ADPICV Lot#	wg1357700,,	4/2/2020 11:06 am
36	EPHICV.d	ABNFAST.M	CQICV4,32,,EPHICV Lot#		4/2/2020 11:28 am
37	ABNICVa.d	ABNFAST.M	CQICV1,32,,ABNICV Lot#	wg1357700,,	4/2/2020 11:51 am
38	Blank1.d	ABNFAST.M	Instrument Blank		4/2/2020 12:14 pm

SeqLog 1.0 - (c) 2009 Abacus Database Applications

Sequence Name: C:\msdchem\1\sequence\200911ICAL.s
Comment:
Operator: MORK:
Data Path: C:\MSDCHEM\1\DATA\200911ICAL\
Instrument Control Pre-Seq Cmd:
Data Analysis Pre-Seq Cmd:

Instrument Control Post-Seq Cmd:
Data Analysis Post-Seq Cmd:

Method Sections To Run
(X) Full Method
( ) Reprocessing Only

Sequence Barcode Options
(X) On Mismatch, Inject Anyway
( ) On Mismatch, Don't Inject
( ) Barcode Disabled

Line					Sample Name/Misc Info
1)	Sample	100	Tune1	8270	Tune
2)	Sample	1	ABNL10	8270	IL1,32,,ABNL200 Lot# 8895
3)	Sample	2	ABNL9	8270	IL2,32,,ABNL150 Lot# 8909
4)	Sample	3	ABNL8	8270	IL3,32,,ABNL100 Lot# 8908
5)	Sample	4	ABNL7	8270	IL4,32,,ABNL50 Lot# 8907
6)	Sample	5	ABNL6	8270	IL5,32,,ABNL20 Lot# 8906
7)	Sample	6	ABNL5	8270	IL6,32,,ABNL10 Lot# 8905
8)	Sample	7	ABNL4	8270	IL7,32,,ABNL5 Lot# 8904
9)	Sample	8	ABNL3	8270	IL8,32,,ABNL3 Lot# 8903
10)	Sample	9	ABNL2	8270	IL9,32,,ABNL2 Lot# 8902
11)	Sample	10	ABNL1	8270	IL10,32,,ABNL1 Lot# 8901
12)	Sample	11	AP9L10	8270	IL11,32,,AP9L200 Lot# 8897
13)	Sample	12	AP9L9	8270	IL12,32,,AP9L150 Lot# 8918
14)	Sample	13	AP9L8	8270	IL13,32,,AP9L100 Lot# 8917
15)	Sample	14	AP9L7	8270	IL14,32,,AP9L50 Lot# 8916
16)	Sample	15	AP9L6	8270	IL15,32,,AP9L20 Lot# 8915
17)	Sample	16	AP9L5	8270	IL16,32,,AP9L10 Lot# 8914
18)	Sample	17	AP9L4	8270	IL17,32,,AP9L5 Lot# 8913
19)	Sample	18	AP9L3	8270	IL18,32,,AP9L3 Lot# 8912
20)	Sample	19	AP9L2	8270	IL19,32,,AP9L2 Lot# 8911
21)	Sample	20	AP9L1	8270	IL20,32,,AP9L1 Lot# 8910
22)	Sample	21	ABNICV	8270	CQICV1,32,,ABNICV Lot# 8896
23)	Sample	22	AP9ICV	8270	CQICV2,32,,AP9ICV Lot# 8898
24)	Sample	100	Tune2	8270	Tune
25)	Sample	23	ADPL10	8270	IL21,32,,ADPL200 Lot# 8899
26)	Sample	24	ADPL9	8270	IL22,32,,ADPL150 Lot# 8927
27)	Sample	25	ADPL8	8270	IL23,32,,ADPL100 Lot# 8926
28)	Sample	26	ADPL7	8270	IL24,32,,ADPL50 Lot# 8925
29)	Sample	27	ADPL6	8270	IL25,32,,ADPL20 Lot# 8924
30)	Sample	28	ADPL5	8270	IL26,32,,ADPL10 Lot# 8923
31)	Sample	29	ADPL4	8270	IL27,32,,ADPL5 Lot# 8922
32)	Sample	30	ADPL3	8270	IL28,32,,ADPL3 Lot# 8921
33)	Sample	31	ADPL2	8270	IL29,32,,ADPL2 Lot# 8920
34)	Sample	32	ADPL1	8270	IL29,32,,ADPL0.5 Lot# 8919
35)	Sample	33	ADPICV	8270	CQICV3,32,,ADPICV Lot# 8900
36)	Sample	34	BLK	8270	Instrument Blank
37)	Sample	100	Tune3	8270	Tune
38)	Pause				
39)	Sample	100	Tune4	8270	Tune
40)	Pause				
41)	Sample	1	AP9ICVa	8270	CQICV2,32,,AP9ICV Lot# 8898
42)	Sample	2	ADPL1a	8270	IL29,32,,ADPL0.5 Lot# 8919
43)	Sample	3	ADPICVa	8270	CQICV3,32,,ADPICV Lot# 8900

Sequence Name: C:\msdchem\1\sequence\200911ICAL.s

	Line	Type	Vial	DataFile	Method	Sample Name
44)		Sample	4	BLKa	8270	Instrument Blank
45)		Sample	5	ADPICVb	8270	CQICV3,32,,ADPICV Lot# 8713
46)		Sample	6	BLKb	8270	Instrument Blank

Analysis log File

Total Files Reported in Log : 36
Log Generated From Directory: I:\8270\SV109\201006ical\

No.	DATA FILE	INJ METH	SAMPLE NAME	MISC	DATE INJ'D
1	Tune1.D	ABNSV109.M	Tune1	WG1420146	10/6/2020 1:26 pm
2	ABNL10.D	ABNSV109.M	IL1,32,,ABNL200 Lot# 88	wg1420146	10/6/2020 1:50 pm
3	ABNL9.D	ABNSV109.M	IL2,32,,ABNL150 Lot# 89	wg1420146	10/6/2020 2:14 pm
4	ABNL8.D	ABNSV109.M	IL3,32,,ABNL100 Lot# 89	wg1420146	10/6/2020 2:38 pm
5	ABNL7.D	ABNSV109.M	IL4,32,,ABNL50 Lot# 890	wg1420146	10/6/2020 3:02 pm
6	ABNL6.D	ABNSV109.M	IL5,32,,ABNL20 Lot# 890	wg1420146	10/6/2020 3:26 pm
7	ABNL5.D	ABNSV109.M	IL6,32,,ABNL10 Lot# 890	wg1420146	10/6/2020 3:50 pm
8	ABNL4.D	ABNSV109.M	IL7,32,,ABNL5 Lot# 8904	wg1420146	10/6/2020 4:14 pm
9	ABNL3.D	ABNSV109.M	IL8,32,,ABNL3 Lot# 8903	wg1420146	10/6/2020 4:38 pm
10	ABNL2.D	ABNSV109.M	IL9,32,,ABNL2 Lot# 8902	wg1420146	10/6/2020 5:02 pm
11	ABNL1.D	ABNSV109.M	IL10,32,,ABNL1 Lot# 890	wg1420146	10/6/2020 5:26 pm
12	AP9L10.D	ABNSV109.M	IL11,32,,AP9L200 Lot# 8	wg1420146	10/6/2020 5:50 pm
13	AP9L9.D	ABNSV109.M	IL12,32,,AP9L150 Lot# 8	wg1420146	10/6/2020 6:14 pm
14	AP9L8.D	ABNSV109.M	IL13,32,,AP9L100 Lot# 8	wg1420146	10/6/2020 6:38 pm
15	AP9L7.D	ABNSV109.M	IL14,32,,AP9L50 Lot# 89	wg1420146	10/6/2020 7:02 pm
16	AP9L6.D	ABNSV109.M	IL15,32,,AP9L20 Lot# 89	wg1420146	10/6/2020 7:26 pm
17	AP9L5.D	ABNSV109.M	IL16,32,,AP9L10 Lot# 89	wg1420146	10/6/2020 7:49 pm
18	AP9L4.D	ABNSV109.M	IL17,32,,AP9L5 Lot# 891	wg1420146	10/6/2020 8:13 pm
19	AP9L3.D	ABNSV109.M	IL18,32,,AP9L3 Lot# 891	wg1420146	10/6/2020 8:37 pm
20	AP9L2.D	ABNSV109.M	IL19,32,,AP9L2 Lot# 891	wg1420146	10/6/2020 9:01 pm
21	AP9L1.D	ABNSV109.M	IL20,32,,AP9L1 Lot# 891	wg1420146	10/6/2020 9:25 pm
22	ABNICV.D	ABNSV109.M	CQICV1,32,,ABNICV Lot#	wg1420146	10/6/2020 9:49 pm
23	AP9ICV.D	ABNSV109.M	CQICV2,32,,AP9ICV Lot#	wg1420146	10/6/2020 10:13 pm
24	Tune2.D	ABNSV109.M	Tune2	WG1420146	10/6/2020 10:37 pm
25	ADPL10.D	ABNSV109.M	IL21,32,,ADPL200 Lot# 8	wg1420146	10/6/2020 11:01 pm
26	ADPL9.D	ABNSV109.M	IL22,32,,ADPL150 Lot# 8	wg1420146	10/6/2020 11:25 pm
27	ADPL8.D	ABNSV109.M	IL23,32,,ADPL100 Lot# 8	wg1420146	10/6/2020 11:49 pm
28	ADPL6.D	ABNSV109.M	IL25,32,,ADPL20 Lot# 89	wg1420146	10/7/2020 12:36 am
29	ADPL7.D	ABNSV109.M	IL24,32,,ADPL50 Lot# 89	wg1420146	10/7/2020 12:12 am
30	ADPL5.D	ABNSV109.M	IL26,32,,ADPL10 Lot# 89	wg1420146	10/7/2020 1:00 am
31	ADPL4.D	ABNSV109.M	IL27,32,,ADPL5 Lot# 892	wg1420146	10/7/2020 1:24 am
32	ADPL3.D	ABNSV109.M	IL28,32,,ADPL3 Lot# 892	wg1420146	10/7/2020 1:48 am
33	ADPL2.D	ABNSV109.M	IL29,32,,ADPL2 Lot# 892	wg1420146	10/7/2020 2:12 am
34	ADPL1.D	ABNSV109.M	IL29,32,,ADPL0.5 Lot# 8	wg1420146	10/7/2020 2:36 am
35	ADPICV.D	ABNSV109.M	CQICV3,32,,ADPICV Lot#	wg1420146	10/7/2020 3:00 am
36	BLK.D	ABNSV109.M	Instrument Blank	WG1420146	10/7/2020 3:24 am

SeqLog 1.0 - (c) 2009 Abacus Database Applications

Sequence Name: C:\msdchem\1\sequence\201028.S
Comment:
Operator: Mork:
Data Path: C:\MSDCHEM\1\DATA\201028\
Instrument Control Pre-Seq Cmd:
Data Analysis Pre-Seq Cmd:

Instrument Control Post-Seq Cmd:
Data Analysis Post-Seq Cmd:

Method Sections To Run	Sequence Barcode Options
(X) Full Method	(X) On Mismatch, Inject Anyway
( ) Reprocessing Only	( ) On Mismatch, Don't Inject
	( ) Barcode Disabled

Line			Sample Name/Misc Info		
1)	Sample	100	Deg1028	8270	wg-1,32,,Mork Degdftpp
2)	Sample	96	ABN1028	8270	wg-3,32,,ABN CCV Lot # 8907
3)	Sample	97	AP91028	8270	wg-4,32,,AP9 CCV Lot # 8911
4)	Sample	98	ADP1028	8270	wg-5,32,,ADP CCV Lot # 8925
5)	Sample	1	427354-1	8270	wg1427354-1,32,,ny,ask
6)	Sample	2	427354-2	8270	wg1427354-2,32,,ny,ask
7)	Sample	3	427354-3	8270	wg1427354-3,32,,ny,ask
8)	Sample	4	427337-1	8270	wg1427337-1,32,,pa,ask
9)	Sample	5	427337-2	8270	wg1427337-2,32,,pa,ask
10)	Sample	6	427337-3	8270	wg1427337-3,32,,pa,ask
11)	Sample	7	427614-1	8270	wg1427614-1,32,,ct-pah,ask
12)	Sample	8	427614-2	8270	wg1427614-2,32,,ct-pah,ask
13)	Sample	9	427614-3	8270	wg1427614-3,32,,ct-pah,ask
14)	Sample	10	427306-1	8270	wg1427306-1,32,,nj,ask
15)	Sample	11	427306-2	8270	wg1427306-2,32,,nj,ask
16)	Sample	12	427306-3	8270	wg1427306-3,32,,nj,ask
17)	Sample	13	46791-06	8270	l2046791-06,32,,ny,ask
18)	Sample	14	46791-04	8270	l2046791-04,32,,ny,ask
19)	Sample	15	46791-05	8270	l2046791-05,32,,ny,ask
20)	Sample	16	46791-08	8270	l2046791-08,32,,ny,ask
21)	Sample	17	46791-02	8270	l2046791-02,32,,ny,ask
22)	Sample	18	46761-01	8270	l2046761-01,32,,pa,ask
23)	Sample	19	46655-01	8270	l2046655-01,32,,ny,ask
24)	Sample	20	46691-03	8270	l2046691-03,32,,mcp,re,ask
25)	Sample	21	46791-03	8270	l2046791-03,32,,ny,ask
26)	Sample	22	46791-10	8270	l2046791-10,32,,ny,ask
27)	Sample	23	45775-01	8270	l2045775-01d,32,40,ny,rv,ask
28)	Sample	24	45775-02	8270	l2045775-02d,32,40,ny,rv,ask
29)	Sample	25	46788-01	8270	l2046788-01,32,,pa,ask
30)	Sample	26	46791-09	8270	l2046791-09,32,,ny,ask
31)	Sample	27	46791-01	8270	l2046791-01,32,,ny,ask

Sequence Name: C:\msdchem\1\sequence\201029.s
Comment:
Operator: SV109:
Data Path: C:\MSDCHEM\1\DATA\201029\
Instrument Control Pre-Seq Cmd:
Data Analysis Pre-Seq Cmd:

Instrument Control Post-Seq Cmd:
Data Analysis Post-Seq Cmd:

Method Sections To Run
(X) Full Method
( ) Reprocessing Only

On A Barcode Mismatch
(X) Inject Anyway
( ) Don't Inject

Line			Sample Name/Misc Info
1)	Sample	141	Deg1029 ABNSV109 wg-1,32,,SV109 Degdft
2)	Sample	142	ABN1029 ABNSV109 wg-3,32,,ABN CCV Lot # 8907
3)	Sample	143	AP91029 ABNSV109 wg-4,32,,AP9 CCV Lot # 8916
4)	Sample	144	ADP1029 ABNSV109 wg-5,32,,ADP CCV Lot # 8925
5)	Sample	145	BLK1029 ABNSV109 wg-6,32,,Instrument Blank
6)	Sample	1	46639-01 ABNSV109 L2046639-01,32,,am
7)	Sample	2	47131-01 ABNSV109 L2047131-01d,32,10,rv,am
8)	Sample	3	46639-02 ABNSV109 L2046639-02,32,,am
9)	Sample	4	46639-03 ABNSV109 L2046639-03,32,,am
10)	Sample	5	46639-04 ABNSV109 L2046639-04,32,,am
11)	Sample	6	46639-05 ABNSV109 L2046639-05,32,,am
12)	Sample	7	46639-06 ABNSV109 L2046639-06,32,,am
13)	Sample	8	46639-07 ABNSV109 L2046639-07,32,,am
14)	Sample	9	46639-08 ABNSV109 L2046639-08,32,,am
15)	Sample	10	46857-02 ABNSV109 L2046857-02,32,,am
16)	Sample	11	46782-06 ABNSV109 L2046782-06,32,,am
17)	Sample	12	46874-04 ABNSV109 L2046874-04,32,,am
18)	Sample	13	46782-05 ABNSV109 L2046782-05,32,,am
19)	Sample	14	46874-03 ABNSV109 L2046874-03,32,,am
20)	Sample	15	46782-08 ABNSV109 L2046782-08,32,,am
21)	Sample	16	782-07d1 ABNSV109 L2046782-07d,32,5,am
22)	Sample	17	46782-04 ABNSV109 L2046782-04,32,,am
23)	Sample	18	46857-01 ABNSV109 L2046857-01,32,,am
24)	Sample	19	46791-07 ABNSV109 L2046791-07,32,,am
25)	Sample	20	501-05d1 ABNSV109 L2046501-05d,32,5,am
26)	Sample	21	778-01d1 ABNSV109 L2046778-01d,32,5,am
27)	Sample	22	47100-01 ABNSV109 l2047100-01d2,32,25,ct-pah,as
28)	Sample	23	47100-04 ABNSV109 l2047100-04d2,32,25,ct-pah,as

Sequence Name: C:\msdchem\1\sequence\201029n.s
Comment:
Operator: GCMS5:
Data Path: C:\msdchem\1\DATA\201029n\
Instrument Control Pre-Seq Cmd:
Data Analysis Pre-Seq Cmd:

Instrument Control Post-Seq Cmd:
Data Analysis Post-Seq Cmd:

Method Sections To Run
(X) Full Method
( ) Reprocessing Only

Sequence Barcode Options
(X) On Mismatch, Inject Anyway
( ) On Mismatch, Don't Inject
( ) Barcode Disabled

Line			Sample Name/Misc Info	
1)	Sample	100	Deg1029n ABNFAST	wg-1,32,,GCMS5 Degdftpp
2)	Sample	96	ABN1029n ABNFAST	wg-3,32,,ABN CCV Lot # 8877
3)	Sample	97	AP91029n ABNFAST	wg-4,32,,AP9 CCV Lot # 8911
4)	Sample	98	ADP1029n ABNFAST	wg-5,32,,ADP CCV Lot # 8925
5)	Sample	1	428056-1 ABNFAST	wg1428056-1,32,,tclp,ask
6)	Sample	2	428056-2 ABNFAST	wg1428056-2,32,,tclp,ask
7)	Sample	3	428056-3 ABNFAST	wg1428056-3,32,,tclp,ask
8)	Sample	4	427944-1 ABNFAST	wg1427944-1,32,,ny,ask
9)	Sample	5	427944-2 ABNFAST	wg1427944-2,32,,ny,ask
10)	Sample	6	427944-3 ABNFAST	wg1427944-3,32,,ny,ask
11)	Sample	7	428039-1 ABNFAST	wg1428039-1,32,,nj,ask
12)	Sample	8	428039-2 ABNFAST	wg1428039-2,32,,nj,ask
13)	Sample	9	428039-3 ABNFAST	wg1428039-3,32,,nj,ask
14)	Sample	10	46475-02 ABNFAST	l2046475-02,32,,tclp,ask
15)	Sample	11	47164-04 ABNFAST	l2047164-04,32,,ny,ask
16)	Sample	12	47164-02 ABNFAST	l2047164-02,32,,ny,ask
17)	Sample	13	47164-10 ABNFAST	l2047164-10,32,,ny,ask
18)	Sample	14	47164-07 ABNFAST	l2047164-07,32,,ny,ask
19)	Sample	15	46548-01 ABNFAST	l2046548-01d,32,5,tclp,rv,ask
20)	Sample	16	47164-01 ABNFAST	l2047164-01,32,,ny,ask
21)	Sample	17	46473-01 ABNFAST	l2046473-01,32,,ny,ask
22)	Sample	18	47164-08 ABNFAST	l2047164-08,32,,ny,ask
23)	Sample	19	47164-03 ABNFAST	l2047164-03,32,,ny,ask
24)	Sample	20	47164-09 ABNFAST	l2047164-09,32,,ny,ask
25)	Sample	21	428039-4 ABNFAST	wg1428039-4,32,,nj,ask
26)	Sample	22	428039-5 ABNFAST	wg1428039-5,32,,nj,ask
27)	Sample	23	47136-11 ABNFAST	l2047136-11,32,,nj,p,ask
28)	Sample	24	46791-07 ABNFAST	l2046791-07d,32,5,ny-pah,ask
29)	Sample	25	46791-03 ABNFAST	l2046791-03,32,,ny,re,ask
30)	Sample	26	47483-01 ABNFAST	l2047483-01,32,,ny,am
31)	Sample	27	47483-02 ABNFAST	l2047483-02,32,,ny,am
32)	Sample	28	47483-03 ABNFAST	l2047483-02,32,,ny,am

ORGANIC ELN REPORT

Workgroup: WG1427354

Prep Method: EPA 3546
Solvent Type: DCM **Lot #:** DZ849
Surrogate Type: ABN **Lot #:** 8983 (04/16/21)
Spike Type: ABN **Lot #:** 8984(04/21/21)- 8987(03/31/21)
Spike Verify by: CAP / SCM
Lims Spikelot: 8270-USAC2

Additional Reagents/Stds

Ottawa Sand	20A2756889

Conc.Method: Buchi
Solvent Type: DCM
Lot #: DZ849

Additional Reagents/Stds

Cleanup 1

Cleanup Method 1:
Cleanup Method 2:
Solvent Type: **Lot #:**

Additional Reagents/Stds

Sample/ Type	Extraction								Concentration			
	Extract Date	Analyst	Sample Weight g	Balance Id	Surr Amt ml	Spike Amt ml	Extract Unit Id	Stop Date/Time	Conc Date	Analyst	Final Vol ml	Conc Unit
L2046698-02 SOIL	10/29/20 04:55	Sam Boateng	30.25	39	1		MW#9	NA	10/29/20 08:11	Mark Gillespie	1	2
L2046782-04 SOIL	10/28/20 21:25	Steven Marengo	10.27	51	1		MW8	NA	10/29/20 02:25	Annabella Sarfo	1	2
reduced volume due to sample matrix. Sample is muddy/pastey with organic matter.												
L2046782-05 SOIL	10/28/20 21:25	Steven Marengo	30.41	51	1		MW8	NA	10/29/20 02:25	Annabella Sarfo	1	2
L2046782-06 SOIL	10/28/20 21:25	Steven Marengo	30.32	51	1		MW8	NA	10/29/20 02:25	Annabella Sarfo	1	2
L2046782-07 SOIL	10/28/20 21:25	Steven Marengo	30.66	51	1		MW8	NA	10/29/20 02:25	Annabella Sarfo	1	2
L2046782-08 SOIL	10/28/20 21:25	Steven Marengo	30.38	51	1		MW8	NA	10/29/20 02:25	Annabella Sarfo	1	2
L2046791-01 SOIL	10/28/20 05:54	Christopher Pou	30.53	#41	1		MW#9	NA	10/28/20 09:30	Kamerry Keo	1	G

Reported: 05-JAN-21 12:43 PM

ORGANIC ELN REPORT

Workgroup: WG1427354

Sample/ Type	Extraction								Concentration			
	Extract Date	Analyst	Sample Weight g	Balance Id	Surr Amt ml	Spike Amt ml	Extract Unit Id	Stop Date/Time	Conc Date	Analyst	Final Vol ml	Conc Unit
L2046791-02 SOIL	10/28/20 05:54	Christopher Pou	30.13	#41	1		MW#9	NA	10/28/20 09:30	Kamerry Keo	1	2
L2046791-03	10/28/20 05:54	Christopher Pou	30.64	#41	1		MW#9	NA	10/28/20 09:30	Kamerry Keo	1	2
L2046791-04 SOIL	10/28/20 05:54	Christopher Pou	30.10	#41	1		MW#9	NA	10/28/20 09:30	Kamerry Keo	1	2
L2046791-05 SOIL	10/28/20 05:54	Christopher Pou	30.68	#41	1		MW#9	NA	10/28/20 09:30	Kamerry Keo	1	2
L2046791-06 SOIL	10/28/20 05:54	Christopher Pou	30.23	#41	1		MW#9	NA	10/28/20 09:30	Kamerry Keo	1	2
L2046791-07 SOIL	10/28/20 05:54	Christopher Pou	30.15	#41	1		MW#9	NA	10/28/20 09:30	Kamerry Keo	1	2
L2046791-08 SOIL	10/28/20 05:54	Christopher Pou	30.13	#41	1		MW#9	NA	10/28/20 09:30	Kamerry Keo	1	2
L2046791-09 SOIL	10/28/20 05:54	Christopher Pou	30.46	#41	1		MW#9	NA	10/28/20 09:30	Kamerry Keo	1	2
L2046791-10 SOIL	10/28/20 05:54	Christopher Pou	30.23	#41	1		MW#9	NA	10/28/20 09:31	Kamerry Keo	1	2
L2046816-01 SOIL	10/29/20 04:55	Sam Boateng	30.26	39	1		MW#9	NA	10/29/20 08:11	Mark Gillespie	1	2

Reported: 05-JAN-21 12:43 PM

ORGANIC ELN REPORT

Workgroup: WG1427354

Sample/ Type	Extraction								Concentration			
	Extract Date	Analyst	Sample Weight **g**	Balance Id	Surr Amt **ml**	Spike Amt **ml**	Extract Unit Id	Stop Date/Time	Conc Date	Analyst	Final Vol **ml**	Conc Unit
L2046816-02 SOIL	10/29/20 04:55	Sam Boateng	30.45	39	1		MW#9	NA	10/29/20 08:11	Mark Gillespie	1	2
L2046816-03 SOIL	10/29/20 04:55	Sam Boateng	30.48	39	1		MW#9	NA	10/29/20 08:11	Mark Gillespie	1	2
WG1427354-1 BLANK	10/28/20 05:54	Christopher Pou	30.42	#41	1		MW#9	NA	10/28/20 09:30	Kamerry Keo	1	2
WG1427354-2 LCS	10/28/20 05:54	Christopher Pou	30.48	#41	1	1	MW#9	NA	10/28/20 09:30	Kamerry Keo	1	2
WG1427354-3 LCSD	10/28/20 05:54	Christopher Pou	30.25	#41	1	1	MW#9	NA	10/28/20 09:30	Kamerry Keo	1	2

Reported: 05-JAN-21 12:43 PM

ORGANIC ELN REPORT

Workgroup: WG1427944

Prep Method: EPA 3546
Solvent Type: DCM
Surrogate Type: ABN
Spike Type: ABN
Spike Verify by: MKL
Lims Spikelot: 8270-USAC2
Lot #: DZ849
Lot #: 8983 [04/16/21]
Lot #: 8984 [04/21/21] / 8986 [03/31/2

Additional Reagents/Stds

Ottawa Sand	20G0756792

Conc.Method: Buchi
Solvent Type: DCM
Lot #: dz849

Additional Reagents/Stds

Cleanup 1

Cleanup Method 1:
Cleanup Method 2:
Solvent Type:
Lot #:

Additional Reagents/Stds

Sample/ Type	Extraction								Concentration			
	Extract Date	Analyst	Sample Weight g	Balance Id	Surr Amt ml	Spike Amt ml	Extract Unit Id	Stop Date/Time	Conc Date	Analyst	Final Vol ml	Conc Unit
L2046473-01 SOIL	10/29/20 11:17	Michael Lamb	30.37	#51	1		MW#9	NA	10/29/20 16:55	Shaun Mordo	1	2
L2046791-03 SOIL	10/29/20 14:21	Michael Lamb	30.11	#51	1		MW6	NA	10/29/20 16:55	Shaun Mordo	1	2
L2046926-21 SOIL	10/29/20 20:48	Charles Awuah	30.34	41	1		MW#6	NA	10/30/20 10:15	Mark Gillespie	1	2
L2046926-22 SOIL	10/29/20 20:48	Charles Awuah	30.74	41	1		MW#6	NA	10/30/20 10:15	Mark Gillespie	1	2
L2046926-23 SOIL	10/29/20 20:48	Charles Awuah	30.61	41	1		MW#6	NA	10/30/20 10:15	Mark Gillespie	1	2
L2047076-19 SOIL	10/30/20 06:22	Sam Boateng	30.25	39	1		MW#6	NA	10/30/20 10:15	Mark Gillespie	1	2
L2047076-21 SOIL	10/30/20 06:22	Sam Boateng	30.67	39	1		MW#6	NA	10/30/20 10:15	Mark Gillespie	1	2

Reported: 05-JAN-21 12:43 PM

ORGANIC ELN REPORT

Workgroup: WG1427944

Sample/ Type	Extraction								Concentration			
	Extract Date	Analyst	Sample Weight g	Balance Id	Surr Amt ml	Spike Amt ml	Extract Unit Id	Stop Date/Time	Conc Date	Analyst	Final Vol ml	Conc Unit
L2047164-01 SOIL	10/29/20 08:21	Michael Lamb	30.15	#51	1		MW#9	NA	10/29/20 10:59	Mark Gillespie	1	2
L2047164-02 SOIL	10/29/20 08:21	Michael Lamb	30.43	#51	1		MW#9	NA	10/29/20 11:00	Mark Gillespie	1	2
L2047164-03 SOIL	10/29/20 08:21	Michael Lamb	30.45	#51	1		MW#9	NA	10/29/20 11:00	Mark Gillespie	1	2
L2047164-04 SOIL	10/29/20 08:21	Michael Lamb	30.18	#51	1		MW#9	NA	10/29/20 11:00	Mark Gillespie	1	2
L2047164-05	10/29/20 08:21	Michael Lamb	30.23	#51	1		MW#9	NA	10/29/20 11:00	Mark Gillespie	1	2
L2047164-06	10/29/20 08:21	Michael Lamb	30.38	#51	1		MW#9	NA	10/29/20 11:00	Mark Gillespie	1	2
L2047164-07 SOIL	10/29/20 08:21	Michael Lamb	30.76	#51	1		MW#9	NA	10/29/20 11:00	Mark Gillespie	1	2
L2047164-08 SOIL	10/29/20 08:21	Michael Lamb	30.40	#51	1		MW#9	NA	10/29/20 10:59	Mark Gillespie	1	2
L2047164-09 SOIL	10/29/20 08:21	Michael Lamb	30.17	#51	1		MW#9	NA	10/29/20 10:59	Mark Gillespie	1	2
L2047164-10 SOIL	10/29/20 08:21	Michael Lamb	30.79	#51	1		MW#9	NA	10/29/20 10:52	Mark Gillespie	1	G

Reported: 05-JAN-21 12:43 PM

ORGANIC ELN REPORT

Workgroup: WG1427944

Sample/ Type	Extraction								Concentration			
	Extract Date	Analyst	Sample Weight **g**	Balance Id	Surr Amt **ml**	Spike Amt **ml**	Extract Unit Id	Stop Date/Time	Conc Date	Analyst	Final Vol **ml**	Conc Unit
L2047483-01 SOIL	10/30/20 03:47	Sam Boateng	30.54	39	1		MW#9	NA	10/30/20 05:38	Annabella Sarfo	1	2
L2047483-02 SOIL	10/30/20 03:47	Sam Boateng	30.26	39	1		MW#9	NA	10/30/20 05:38	Annabella Sarfo	1	2
L2047483-03 SOIL	10/30/20 03:47	Sam Boateng	30.20	39	1		MW#9	NA	10/30/20 05:38	Annabella Sarfo	1	2
WG1427944-1 BLANK	10/29/20 08:21	Michael Lamb	30.26	#51	1		MW#6	NA	10/29/20 10:58	Mark Gillespie	1	2
WG1427944-2 LCS	10/29/20 08:21	Michael Lamb	30.86	#51	1	1	MW#6	NA	10/29/20 10:59	Mark Gillespie	1	2
WG1427944-3 LCSD	10/29/20 08:21	Michael Lamb	30.51	#51	1	1	MW#6	NA	10/29/20 10:59	Mark Gillespie	1	2

Reported: 05-JAN-21 12:43 PM

GC Extractable Analysis
Herbicides

Semivolatiles QC Summary

Surrogate Recovery Summary
Form 2
Pesticides

Client: Impact Environmental
Project Name: 13-12 BEACH CHANNEL DRIVE

Lab Number: L2046791
Project Number: 15209
Matrix: Soil

GC Column 1: STX-CLP1
GC Column 2: STX-CLP2

CLIENT ID (LAB SAMPLE NO.)	1 %REC	2 %REC	1 %REC	2 %REC	OTHER (1)	OTHER (2)	TOT OUT
SB-1 (0-2) (L2046791-01)	51	51	--	--			0
SB-1 (2-4) (L2046791-02)	103	100	--	--			0
SB-2 (0-2) (L2046791-03)	91	93	--	--			0
SB-2 (2-4) (L2046791-04)	88	86	--	--			0
SB-3 (0-2) (L2046791-05)	94	83	--	--			0
SB-3 (4-6) (L2046791-06)	90	85	--	--			0
SB-4 (0-2) (L2046791-07)	96	91	--	--			0
SB-4 (2-4) (L2046791-08)	95	96	--	--			0
SB-5 (0-2) (L2046791-09)	93	89	--	--			0
SB-5 (4-6) (L2046791-10)	97	92	--	--			0
WG1427322-1BLANK	90	95	--	--			0
WG1427322-2LCS	86	90	--	--			0
WG1427322-3LCSD	93	92	--	--			0

QC LIMITS
(30-150) S1 = DCAA

*** Values outside of QC limits**

FORM II HERB-APA

Laboratory Control Sample Summary
Form 3
Pesticides

Client	: Impact Environmental	**Lab Number**	: L2046791
Project Name	: 13-12 BEACH CHANNEL DRIVE	**Project Number**	: 15209
Matrix	: SOIL		
LCS Sample ID	: WG1427322-2 **Analysis Date** : 10/29/20 07:35	**File ID**	: 17201029a-05
LCSD Sample ID	: WG1427322-3 **Analysis Date** : 10/29/20 07:54	**File ID**	: 17201029a-06

	Laboratory Control Sample			Laboratory Control Duplicate					
Parameter	True (ug/kg)	Found (ug/kg)	%R	True (ug/kg)	Found (ug/kg)	%R	RPD	Recovery Limits	RPD Limit
2,4,5-TP (Silvex)	165	161	98	164	158	96	2	30-150	30

Method Blank Summary
Form 4
Pesticides

Client	: Impact Environmental	**Lab Number**	: L2046791
Project Name	: 13-12 BEACH CHANNEL DRIVE	**Project Number**	: 15209
Lab Sample ID	: WG1427322-1	**Lab File ID**	: 17201029a-04
Matrix	: SOIL	**Extraction Date**	: 10/28/20
Analysis Date (1)	: 10/29/20 07:17	**Analysis Date (2)**	: 10/29/20 07:17
Instrument ID (1)	: PEST17	**Instrument ID (2)**	: PEST17

Client Sample No.	Lab Sample ID	Analysis Date 1	Analysis Date 2
WG1427322-2LCS	WG1427322-2	10/29/20 07:35	10/29/20 07:35
WG1427322-3LCSD	WG1427322-3	10/29/20 07:54	10/29/20 07:54
SB-1 (0-2)	L2046791-01	10/29/20 10:53	10/29/20 10:53
SB-1 (2-4)	L2046791-02	10/29/20 11:11	10/29/20 11:11
SB-2 (0-2)	L2046791-03	10/29/20 11:29	10/29/20 11:29
SB-2 (2-4)	L2046791-04	10/29/20 11:48	10/29/20 11:48
SB-3 (0-2)	L2046791-05	10/29/20 12:06	10/29/20 12:06
SB-3 (4-6)	L2046791-06	10/29/20 12:24	10/29/20 12:24
SB-4 (0-2)	L2046791-07	10/29/20 13:37	10/29/20 13:37
SB-4 (2-4)	L2046791-08	10/29/20 13:56	10/29/20 13:56
SB-5 (0-2)	L2046791-09	10/29/20 14:14	10/29/20 14:14
SB-5 (4-6)	L2046791-10	10/29/20 14:32	10/29/20 14:32

Analytical Sequence
Form 8b
Pesticides

Client	: Impact Environmental	**Lab Number**	: L2046791
Project Name	: 13-12 BEACH CHANNEL DRIVE	**Project Number**	: 15209
Instrument ID	: PEST17	**Initial Calib. Date(s)**	: 10/05/20 10/05/20

Client ID	Lab ID	Date/Time Analyzed
Herbicides L1	R1358476-1	10/05/20 15:16
Herbicides L2	R1358476-2	10/05/20 15:35
Herbicides L3	R1358476-3	10/05/20 15:53
Herbicides L4	R1358476-5	10/05/20 16:11
Herbicides L5	R1358476-4	10/05/20 16:30
Herbicides L6	R1358476-7	10/05/20 16:48
R1358476-6 ICV	R1358476-6	10/05/20 17:06
WG1427893-1 CCAL	WG1427893-1	10/29/20 06:37
WG1427322-1 BLANK	WG1427322-1	10/29/20 07:17
WG1427322-2 LCS	WG1427322-2	10/29/20 07:35
WG1427322-3 LCSD	WG1427322-3	10/29/20 07:54
SB-1 (0-2)	L2046791-01	10/29/20 10:53
SB-1 (2-4)	L2046791-02	10/29/20 11:11
SB-2 (0-2)	L2046791-03	10/29/20 11:29
SB-2 (2-4)	L2046791-04	10/29/20 11:48
SB-3 (0-2)	L2046791-05	10/29/20 12:06
SB-3 (4-6)	L2046791-06	10/29/20 12:24
WG1427893-2 CCAL	WG1427893-2	10/29/20 13:19
SB-4 (0-2)	L2046791-07	10/29/20 13:37
SB-4 (2-4)	L2046791-08	10/29/20 13:56
SB-5 (0-2)	L2046791-09	10/29/20 14:14
SB-5 (4-6)	L2046791-10	10/29/20 14:32

Date Created: 11/04/16
Created By: Jason Hebert
File: PM2960-2
Page: 1

Herbicides -EPA 8151A Long List (WATER)

Holding Time: 7 days
Container/Sample Preservation: 2 - Amber 1000ml unpreserved

Analyte	CAS #	RL	MDL	Units	LCS Criteria	LCS RPD	MS Criteria	MS RPD	Duplicate RPD	Surrogate Criteria		
MCPP	93-65-2	500	58.5	ug/l	30-150	25	30-150	25	25			
MCPA	94-74-6	500	63.2	ug/l	30-150	25	30-150	25	25			
Dalapon	75-99-0	20	0.81	ug/l	30-150	25	30-150	25	25			
Dicamba	1918-00-9	1	0.243	ug/l	30-150	25	30-150	25	25			
Dichloroprop	120-36-5	10	0.564	ug/l	30-150	25	30-150	25	25			
2,4-D	94-75-7	10	0.498	ug/l	30-150	25	30-150	25	25			
2,4-DB	94-82-6	10	0.729	ug/l	30-150	25	30-150	25	25			
2,4,5-T	93-76-5	2	0.531	ug/l	30-150	25	30-150	25	25			
2,4,5-TP (Silvex)	93-72-1	2	0.539	ug/l	30-150	25	30-150	25	25			
Dinoseb	88-85-7	5	0.573	ug/l	30-150	25	30-150	25	25			
DCAA	*19719-28-9*									*30-150*		

Please Note that the RL information provided in this table is calculated using a 100% Solids factor. (Soil/Solids only)
Please Note that the information provided in this table is subject to change at anytime at the discretion of Alpha Analytical, Inc.

Date Created: 11/08/16
Created By: Jason Hebert
File: PM2982-1
Page: 1

Herbicides -EPA 8151A Long List (SOIL)

Holding Time: 14 days
Container/Sample Preservation: 1 - Glass 250ml/8oz unpreserved

Analyte	CAS #	RL	MDL	Units	LCS Criteria	LCS RPD	MS Criteria	MS RPD	Duplicate RPD	Surrogate Criteria		
MCPP	93-65-2	3330	1049	ug/kg	30-150	30	30-150	30	30			
MCPA	94-74-6	3330	942	ug/kg	30-150	30	30-150	30	30			
Dalapon	75-99-0	33.3	10.9	ug/kg	30-150	30	30-150	30	30			
Dicamba	1918-00-9	33.3	5.59	ug/kg	30-150	30	30-150	30	30			
Dichloroprop	120-36-5	33.3	9.56	ug/kg	30-150	30	30-150	30	30			
2,4-D	94-75-7	167	10.5	ug/kg	30-150	30	30-150	30	30			
2,4-DB	94-82-6	167	8.56	ug/kg	30-150	30	30-150	30	30			
2,4,5-T	93-76-5	167	5.16	ug/kg	30-150	30	30-150	30	30			
2,4,5-TP (Silvex)	93-72-1	167	4.43	ug/kg	30-150	30	30-150	30	30			
Dinoseb	88-85-7	33.3	4.10	ug/kg	30-150	30	30-150	30	30			
DCAA	*19719-28-9*									*30-150*		

Please Note that the RL information provided in this table is calculated using a 100% Solids factor. (Soil/Solids only)
Please Note that the information provided in this table is subject to change at anytime at the discretion of Alpha Analytical, Inc.

Herbicide Sample Data

Results Summary
Form 1
Chlorinated Herbicides by GC

Client	: Impact Environmental	**Lab Number**	: L2046791
Project Name	: 13-12 BEACH CHANNEL DRIVE	**Project Number**	: 15209
Lab ID	: L2046791-01	**Date Collected**	: 10/20/20 09:45
Client ID	: SB-1 (0-2)	**Date Received**	: 10/27/20
Sample Location	: 13-16 TO 13-20 BEACH CHANNEL DRIVE	**Date Analyzed**	: 10/29/20 10:53
Sample Matrix	: SOIL	**Date Extracted**	: 10/28/20
Analytical Method	: 1,8151A	**Dilution Factor**	: 1
Lab File ID	: 17201029a-11	**Analyst**	: JMC
Sample Amount	: 30.62 g	**Instrument ID**	: PEST17
Extraction Method	: EPA 8151A	**GC Column**	: STX-CLP1
Extract Volume	: 10000 uL	**%Solids**	: 94
GPC Cleanup	: N	**Injection Volume**	: 1 uL
Sulfur Cleanup	: N		

		ug/Kg			
CAS NO.	**Parameter**	**Results**	**RL**	**MDL**	**Qualifier**
93-72-1	2,4,5-TP (Silvex)	ND	174	4.62	U

Results Summary
Form 1
Chlorinated Herbicides by GC

Client	: Impact Environmental	**Lab Number**	: L2046791
Project Name	: 13-12 BEACH CHANNEL DRIVE	**Project Number**	: 15209
Lab ID	: L2046791-02	**Date Collected**	: 10/20/20 10:00
Client ID	: SB-1 (2-4)	**Date Received**	: 10/27/20
Sample Location	: 13-16 TO 13-20 BEACH CHANNEL DRIVE	**Date Analyzed**	: 10/29/20 11:11
Sample Matrix	: SOIL	**Date Extracted**	: 10/28/20
Analytical Method	: 1,8151A	**Dilution Factor**	: 1
Lab File ID	: 17201029a-12	**Analyst**	: JMC
Sample Amount	: 30.26 g	**Instrument ID**	: PEST17
Extraction Method	: EPA 8151A	**GC Column**	: STX-CLP1
Extract Volume	: 10000 uL	**%Solids**	: 92
GPC Cleanup	: N	**Injection Volume**	: 1 uL
Sulfur Cleanup	: N		

		ug/Kg			
CAS NO.	**Parameter**	**Results**	**RL**	**MDL**	**Qualifier**
93-72-1	2,4,5-TP (Silvex)	ND	179	4.77	U

Results Summary
Form 1
Chlorinated Herbicides by GC

Client	: Impact Environmental	**Lab Number**	: L2046791
Project Name	: 13-12 BEACH CHANNEL DRIVE	**Project Number**	: 15209
Lab ID	: L2046791-03	**Date Collected**	: 10/20/20 11:00
Client ID	: SB-2 (0-2)	**Date Received**	: 10/27/20
Sample Location	: 13-16 TO 13-20 BEACH CHANNEL DRIVE	**Date Analyzed**	: 10/29/20 11:29
Sample Matrix	: SOIL	**Date Extracted**	: 10/28/20
Analytical Method	: 1,8151A	**Dilution Factor**	: 1
Lab File ID	: 17201029a-13	**Analyst**	: JMC
Sample Amount	: 30.25 g	**Instrument ID**	: PEST17
Extraction Method	: EPA 8151A	**GC Column**	: STX-CLP1
Extract Volume	: 10000 uL	**%Solids**	: 96
GPC Cleanup	: N	**Injection Volume**	: 1 uL
Sulfur Cleanup	: N		

		ug/Kg			
CAS NO.	**Parameter**	**Results**	**RL**	**MDL**	**Qualifier**
93-72-1	2,4,5-TP (Silvex)	ND	173	4.60	U

Results Summary
Form 1
Chlorinated Herbicides by GC

Client	: Impact Environmental	**Lab Number**	: L2046791
Project Name	: 13-12 BEACH CHANNEL DRIVE	**Project Number**	: 15209
Lab ID	: L2046791-04	**Date Collected**	: 10/20/20 11:15
Client ID	: SB-2 (2-4)	**Date Received**	: 10/27/20
Sample Location	: 13-16 TO 13-20 BEACH CHANNEL DRIVE	**Date Analyzed**	: 10/29/20 11:48
Sample Matrix	: SOIL	**Date Extracted**	: 10/28/20
Analytical Method	: 1,8151A	**Dilution Factor**	: 1
Lab File ID	: 17201029a-14	**Analyst**	: JMC
Sample Amount	: 30.9 g	**Instrument ID**	: PEST17
Extraction Method	: EPA 8151A	**GC Column**	: STX-CLP1
Extract Volume	: 10000 uL	**%Solids**	: 96
GPC Cleanup	: N	**Injection Volume**	: 1 uL
Sulfur Cleanup	: N		

		ug/Kg			
CAS NO.	**Parameter**	**Results**	**RL**	**MDL**	**Qualifier**
93-72-1	2,4,5-TP (Silvex)	ND	169	4.50	U

Results Summary
Form 1
Chlorinated Herbicides by GC

Client	: Impact Environmental	**Lab Number**	: L2046791
Project Name	: 13-12 BEACH CHANNEL DRIVE	**Project Number**	: 15209
Lab ID	: L2046791-05	**Date Collected**	: 10/21/20 08:00
Client ID	: SB-3 (0-2)	**Date Received**	: 10/27/20
Sample Location	: 13-16 TO 13-20 BEACH CHANNEL DRIVE	**Date Analyzed**	: 10/29/20 12:06
Sample Matrix	: SOIL	**Date Extracted**	: 10/28/20
Analytical Method	: 1,8151A	**Dilution Factor**	: 1
Lab File ID	: 17201029a-15	**Analyst**	: JMC
Sample Amount	: 30.57 g	**Instrument ID**	: PEST17
Extraction Method	: EPA 8151A	**GC Column**	: STX-CLP1
Extract Volume	: 10000 uL	**%Solids**	: 98
GPC Cleanup	: N	**Injection Volume**	: 1 uL
Sulfur Cleanup	: N		

		ug/Kg			
CAS NO.	**Parameter**	**Results**	**RL**	**MDL**	**Qualifier**
93-72-1	2,4,5-TP (Silvex)	ND	168	4.46	U

Results Summary
Form 1
Chlorinated Herbicides by GC

Client	: Impact Environmental	**Lab Number**	: L2046791
Project Name	: 13-12 BEACH CHANNEL DRIVE	**Project Number**	: 15209
Lab ID	: L2046791-06	**Date Collected**	: 10/21/20 08:27
Client ID	: SB-3 (4-6)	**Date Received**	: 10/27/20
Sample Location	: 13-16 TO 13-20 BEACH CHANNEL DRIVE	**Date Analyzed**	: 10/29/20 12:24
Sample Matrix	: SOIL	**Date Extracted**	: 10/28/20
Analytical Method	: 1,8151A	**Dilution Factor**	: 1
Lab File ID	: 17201029a-16	**Analyst**	: JMC
Sample Amount	: 30.68 g	**Instrument ID**	: PEST17
Extraction Method	: EPA 8151A	**GC Column**	: STX-CLP1
Extract Volume	: 10000 uL	**%Solids**	: 93
GPC Cleanup	: N	**Injection Volume**	: 1 uL
Sulfur Cleanup	: N		

		ug/Kg			
CAS NO.	**Parameter**	**Results**	**RL**	**MDL**	**Qualifier**
93-72-1	2,4,5-TP (Silvex)	ND	175	4.65	U

Results Summary
Form 1
Chlorinated Herbicides by GC

Client	: Impact Environmental	**Lab Number**	: L2046791
Project Name	: 13-12 BEACH CHANNEL DRIVE	**Project Number**	: 15209
Lab ID	: L2046791-07	**Date Collected**	: 10/20/20 13:00
Client ID	: SB-4 (0-2)	**Date Received**	: 10/27/20
Sample Location	: 13-16 TO 13-20 BEACH CHANNEL DRIVE	**Date Analyzed**	: 10/29/20 13:37
Sample Matrix	: SOIL	**Date Extracted**	: 10/28/20
Analytical Method	: 1,8151A	**Dilution Factor**	: 1
Lab File ID	: 17201029a-20	**Analyst**	: SM
Sample Amount	: 30.49 g	**Instrument ID**	: PEST17
Extraction Method	: EPA 8151A	**GC Column**	: STX-CLP1
Extract Volume	: 10000 uL	**%Solids**	: 93
GPC Cleanup	: N	**Injection Volume**	: 1 uL
Sulfur Cleanup	: N		

		ug/Kg			
CAS NO.	**Parameter**	**Results**	**RL**	**MDL**	**Qualifier**
93-72-1	2,4,5-TP (Silvex)	ND	177	4.71	U

Results Summary
Form 1
Chlorinated Herbicides by GC

Client	: Impact Environmental	**Lab Number**	: L2046791
Project Name	: 13-12 BEACH CHANNEL DRIVE	**Project Number**	: 15209
Lab ID	: L2046791-08	**Date Collected**	: 10/20/20 13:15
Client ID	: SB-4 (2-4)	**Date Received**	: 10/27/20
Sample Location	: 13-16 TO 13-20 BEACH CHANNEL DRIVE	**Date Analyzed**	: 10/29/20 13:56
Sample Matrix	: SOIL	**Date Extracted**	: 10/28/20
Analytical Method	: 1,8151A	**Dilution Factor**	: 1
Lab File ID	: 17201029a-21	**Analyst**	: SM
Sample Amount	: 30.5 g	**Instrument ID**	: PEST17
Extraction Method	: EPA 8151A	**GC Column**	: STX-CLP1
Extract Volume	: 10000 uL	**%Solids**	: 94
GPC Cleanup	: N	**Injection Volume**	: 1 uL
Sulfur Cleanup	: N		

		ug/Kg			
CAS NO.	**Parameter**	**Results**	**RL**	**MDL**	**Qualifier**
93-72-1	2,4,5-TP (Silvex)	ND	175	4.66	U

Results Summary
Form 1
Chlorinated Herbicides by GC

Client	: Impact Environmental	**Lab Number**	: L2046791
Project Name	: 13-12 BEACH CHANNEL DRIVE	**Project Number**	: 15209
Lab ID	: L2046791-09	**Date Collected**	: 10/21/20 09:10
Client ID	: SB-5 (0-2)	**Date Received**	: 10/27/20
Sample Location	: 13-16 TO 13-20 BEACH CHANNEL DRIVE	**Date Analyzed**	: 10/29/20 14:14
Sample Matrix	: SOIL	**Date Extracted**	: 10/28/20
Analytical Method	: 1,8151A	**Dilution Factor**	: 1
Lab File ID	: 17201029a-22	**Analyst**	: SM
Sample Amount	: 30.26 g	**Instrument ID**	: PEST17
Extraction Method	: EPA 8151A	**GC Column**	: STX-CLP1
Extract Volume	: 10000 uL	**%Solids**	: 92
GPC Cleanup	: N	**Injection Volume**	: 1 uL
Sulfur Cleanup	: N		

		ug/Kg			
CAS NO.	**Parameter**	**Results**	**RL**	**MDL**	**Qualifier**
93-72-1	2,4,5-TP (Silvex)	ND	180	4.79	U

Results Summary
Form 1
Chlorinated Herbicides by GC

Client	: Impact Environmental	**Lab Number**	: L2046791
Project Name	: 13-12 BEACH CHANNEL DRIVE	**Project Number**	: 15209
Lab ID	: L2046791-10	**Date Collected**	: 10/21/20 09:14
Client ID	: SB-5 (4-6)	**Date Received**	: 10/27/20
Sample Location	: 13-16 TO 13-20 BEACH CHANNEL DRIVE	**Date Analyzed**	: 10/29/20 14:32
Sample Matrix	: SOIL	**Date Extracted**	: 10/28/20
Analytical Method	: 1,8151A	**Dilution Factor**	: 1
Lab File ID	: 17201029a-23	**Analyst**	: SM
Sample Amount	: 30.15 g	**Instrument ID**	: PEST17
Extraction Method	: EPA 8151A	**GC Column**	: STX-CLP1
Extract Volume	: 10000 uL	**%Solids**	: 91
GPC Cleanup	: N	**Injection Volume**	: 1 uL
Sulfur Cleanup	: N		

		ug/Kg			
CAS NO.	**Parameter**	**Results**	**RL**	**MDL**	**Qualifier**
93-72-1	2,4,5-TP (Silvex)	ND	182	4.84	U

Results Summary
Form 1
Chlorinated Herbicides by GC

Client	: Impact Environmental	**Lab Number**	: L2046791
Project Name	: 13-12 BEACH CHANNEL DRIVE	**Project Number**	: 15209
Lab ID	: WG1427322-1	**Date Collected**	: NA
Client ID	: WG1427322-1BLANK	**Date Received**	: NA
Sample Location	:	**Date Analyzed**	: 10/29/20 07:17
Sample Matrix	: SOIL	**Date Extracted**	: 10/28/20
Analytical Method	: 1,8151A	**Dilution Factor**	: 1
Lab File ID	: 17201029a-04	**Analyst**	: JMC
Sample Amount	: 30.65 g	**Instrument ID**	: PEST17
Extraction Method	: EPA 8151A	**GC Column**	: STX-CLP1
Extract Volume	: 10000 uL	**%Solids**	: NA
GPC Cleanup	: N	**Injection Volume**	: 1 uL
Sulfur Cleanup	: N		

		ug/Kg			
CAS NO.	**Parameter**	**Results**	**RL**	**MDL**	**Qualifier**
93-72-1	2,4,5-TP (Silvex)	ND	163	4.34	U

Quantitation Report (QT Reviewed)

Data Path : I:\Pest17\201029a\
Data File : 17201029a-11.d
Signal(s) : Signal #1: ECD1A.ch Signal #2: ECD2B.ch
Acq On : 29 Oct 2020 10:53 am
Operator : PEST17:jmc
Sample : L2046791-01,42,,
Misc : wg1427893,wg1427322,ical17213
ALS Vial : 11 Sample Multiplier: 1

Integration File signal 1: events.e
Integration File signal 2: events2.e
Quant Time: Oct 29 12:56:47 2020
Quant Method : I:\Pest17\201029a\Herb17_2020_10_05_ICAL17213.m
Quant Title : herb
QLast Update : Wed Oct 28 06:35:35 2020
Response via : Initial Calibration
Integrator: ChemStation

Volume Inj. :
Signal #1 Phase : Signal #2 Phase:
Signal #1 Info : Signal #2 Info :

CCAL FILE(s) : 1 - I:\Pest17\201029a\17201029a-03.d
Sub List : Default - All compounds listed

Compound	RT#1	RT#2	Resp#1	Resp#2	mg/l	mg/l
Internal Standards						
1) i 4,4'-DBOB	8.094	8.176	626.7E6	724.7E6	0.250	0.250
Standard Area 1 : #1 = 738626588				Recovery =	84.84%	
Standard Area 1 : #2 = 846541438				Recovery =	85.60%	
System Monitoring Compounds						
3) s DCAA (surrog	6.528	7.084	69967564	134.6E6	0.253	0.256
Spiked Amount	0.500	Range 30 - 150		Recovery =	50.60%	51.20%
Target Compounds						
9) t 2,4,5-TP (Si	0.000	0.000	0	0	N.D. d	N.D. d
SemiQuant Compounds - Not Calibrated on this Instrument						

(f)=RT Delta > 1/2 Window (D)=Amounts differ by > 40% (m)=manual int.
(#)=Recovery Exceeds Compound Acceptance Limits.
(I,C,F) I=Interference, C=Coelluting Calibration Peak, F=Fails CC Criteria.

Sub List : Default - All compounds listeda-03.d••d)

Data Path : I:\Pest17\201029a\
Data File : 17201029a-11.d
Signal(s) : Signal #1: ECD1A.ch Signal #2: ECD2B.ch
Acq On : 29 Oct 2020 10:53 am
Operator : PEST17:jmc
Sample : L2046791-01,42,,
Misc : wg1427893,wg1427322,ical17213
ALS Vial : 11 Sample Multiplier: 1

Integration File signal 1: events.e
Integration File signal 2: events2.e
Quant Time: Oct 29 12:56:47 2020
Quant Method : I:\Pest17\201029a\Herb17_2020_10_05_ICAL17213.m
Quant Title : herb
QLast Update : Wed Oct 28 06:35:35 2020
Response via : Initial Calibration
Integrator: ChemStation

Volume Inj. :
Signal #1 Phase : Signal #2 Phase:
Signal #1 Info : Signal #2 Info :

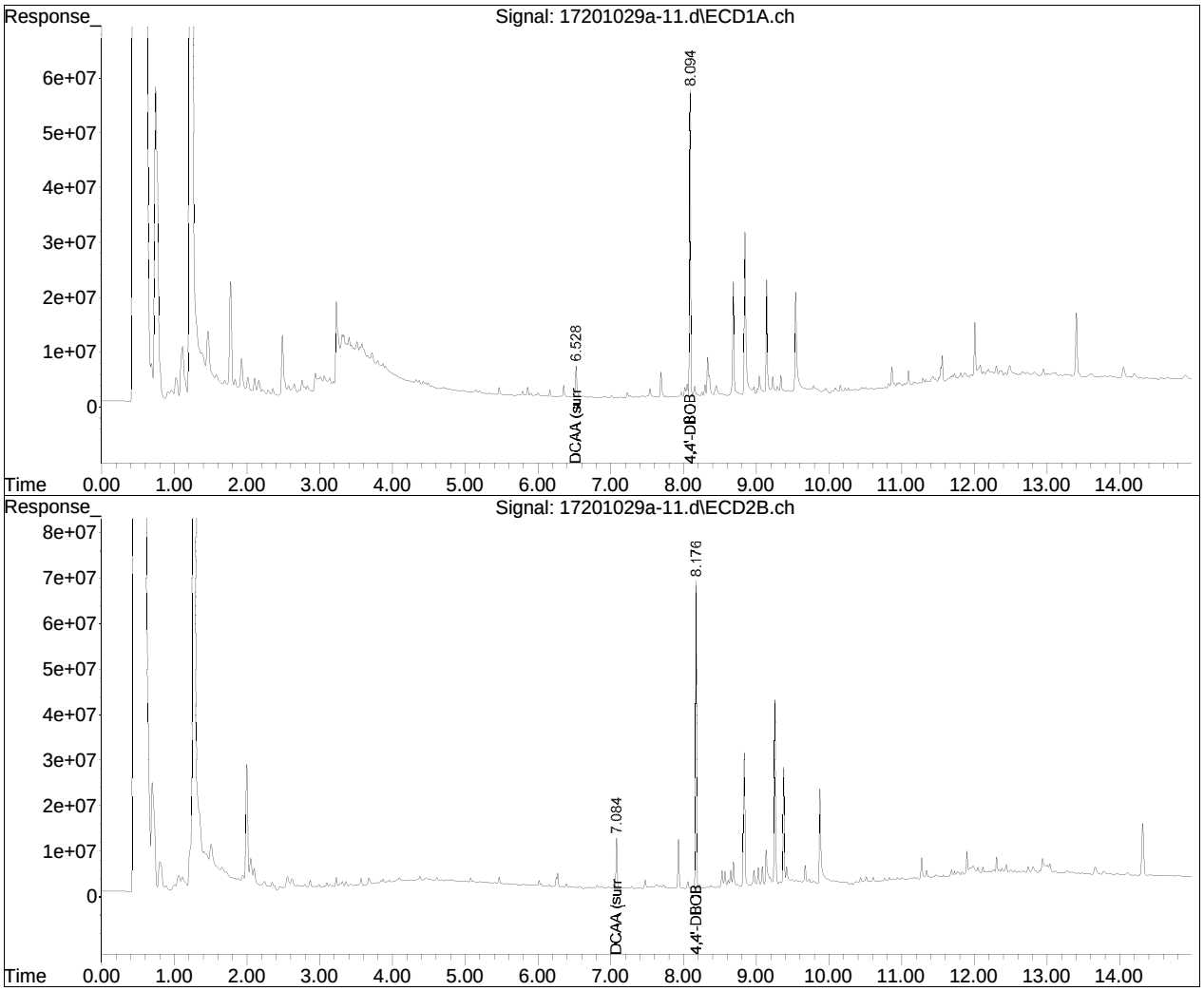

Manual Integration Report

Data Path	: I:\Pest17\201029a\	QMethod	: Herb17_2020_10_05_ICAL17
Data File	: 17201029a-11.d	Operator	: PEST17:jmc
Date Inj'd	: 10/29/2020 10:53 am	Instrument	: Pest 17
Sample	: L2046791-01,42,,	Quant Date	: 10/29/2020 12:56 pm

There are no manual integrations or false positives in this file.

Quantitation Report (QT Reviewed)

Data Path : I:\Pest17\201029a\
Data File : 17201029a-12.d
Signal(s) : Signal #1: ECD1A.ch Signal #2: ECD2B.ch
Acq On : 29 Oct 2020 11:11 am
Operator : PEST17:jmc
Sample : L2046791-02,42,,
Misc : wg1427893,wg1427322,ical17213
ALS Vial : 12 Sample Multiplier: 1

Integration File signal 1: events.e
Integration File signal 2: events2.e
Quant Time: Oct 29 12:57:17 2020
Quant Method : I:\Pest17\201029a\Herb17_2020_10_05_ICAL17213.m
Quant Title : herb
QLast Update : Wed Oct 28 06:35:35 2020
Response via : Initial Calibration
Integrator: ChemStation

Volume Inj. :
Signal #1 Phase : Signal #2 Phase:
Signal #1 Info : Signal #2 Info :

CCAL FILE(s) : 1 - I:\Pest17\201029a\17201029a-03.d
Sub List : Default - All compounds listed

Compound	RT#1	RT#2	Resp#1	Resp#2	mg/l	mg/l
Internal Standards						
1) i 4,4'-DBOB	8.094	8.175	681.6E6	794.4E6	0.250	0.250
Standard Area 1 : #1 = 738626588				Recovery =	92.28%	
Standard Area 1 : #2 = 846541438				Recovery =	93.84%	
System Monitoring Compounds						
3) s DCAA (surrog	6.528	7.084	154.6E6	287.9E6	0.513	0.499
Spiked Amount	0.500	Range 30 - 150		Recovery =	102.60%	99.80%
Target Compounds						
9) t 2,4,5-TP (Si	0.000	0.000	0	0	N.D. d	N.D. d
SemiQuant Compounds - Not Calibrated on this Instrument						

(f)=RT Delta > 1/2 Window (D)=Amounts differ by > 40% (m)=manual int.
(#)=Recovery Exceeds Compound Acceptance Limits.
(I,C,F) I=Interference, C=Coelluting Calibration Peak, F=Fails CC Criteria.

Sub List : Default - All compounds listeda-03.d••d)

Data Path : I:\Pest17\201029a\
Data File : 17201029a-12.d
Signal(s) : Signal #1: ECD1A.ch Signal #2: ECD2B.ch
Acq On : 29 Oct 2020 11:11 am
Operator : PEST17:jmc
Sample : L2046791-02,42,,
Misc : wg1427893,wg1427322,ical17213
ALS Vial : 12 Sample Multiplier: 1

Integration File signal 1: events.e
Integration File signal 2: events2.e
Quant Time: Oct 29 12:57:17 2020
Quant Method : I:\Pest17\201029a\Herb17_2020_10_05_ICAL17213.m
Quant Title : herb
QLast Update : Wed Oct 28 06:35:35 2020
Response via : Initial Calibration
Integrator: ChemStation

Volume Inj. :
Signal #1 Phase : Signal #2 Phase:
Signal #1 Info : Signal #2 Info :

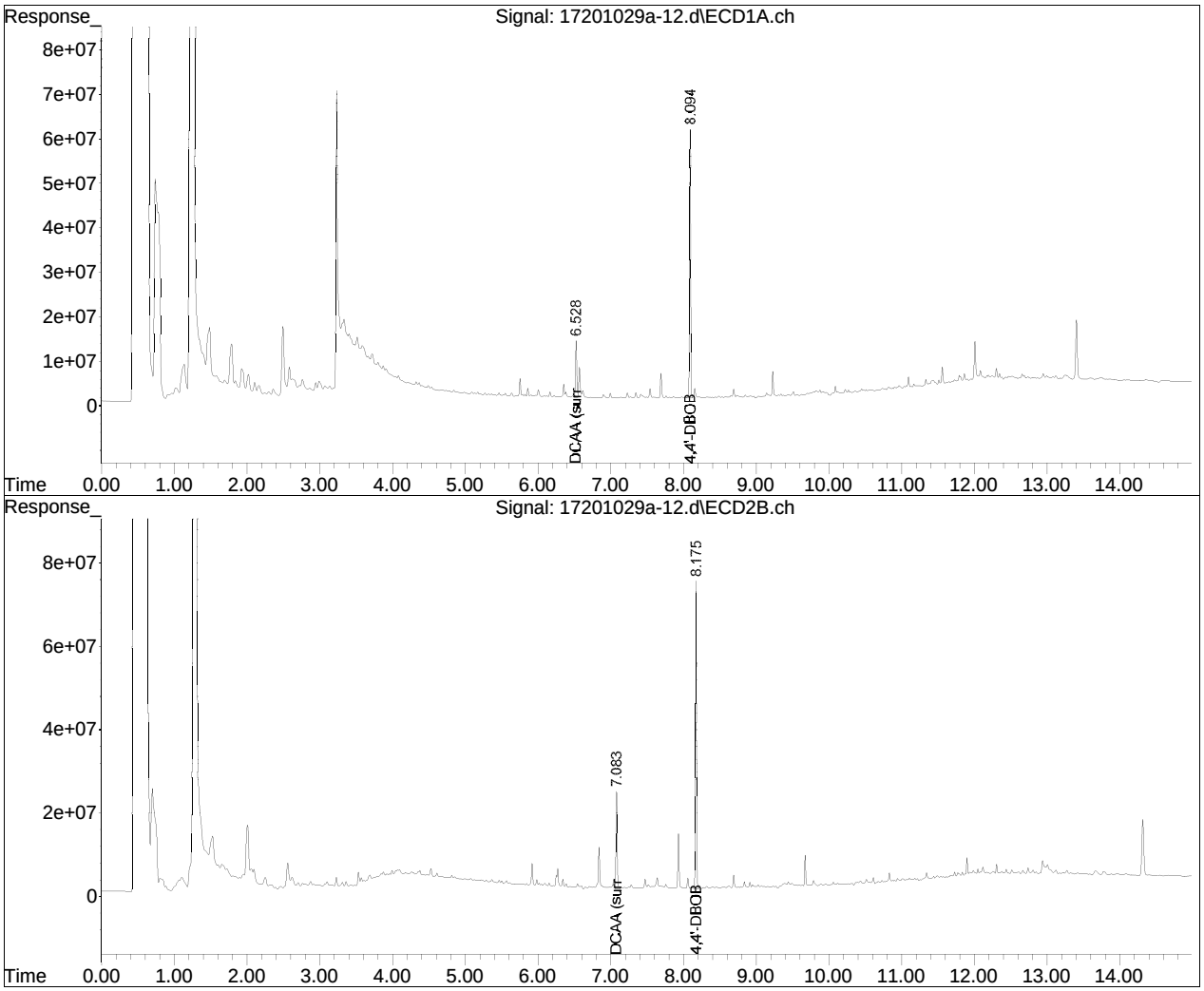

Manual Integration Report

Data Path	: I:\Pest17\201029a\	QMethod	: Herb17_2020_10_05_ICAL17
Data File	: 17201029a-12.d	Operator	: PEST17:jmc
Date Inj'd	: 10/29/2020 11:11 am	Instrument	: Pest 17
Sample	: L2046791-02,42,,	Quant Date	: 10/29/2020 12:56 pm

There are no manual integrations or false positives in this file.

Quantitation Report (QT Reviewed)

Data Path : I:\Pest17\201029a\
Data File : 17201029a-13.d
Signal(s) : Signal #1: ECD1A.ch Signal #2: ECD2B.ch
Acq On : 29 Oct 2020 11:29 am
Operator : PEST17:jmc
Sample : L2046791-03,42,,
Misc : wg1427893,wg1427322,ical17213
ALS Vial : 13 Sample Multiplier: 1

Integration File signal 1: events.e
Integration File signal 2: events2.e
Quant Time: Oct 29 12:57:41 2020
Quant Method : I:\Pest17\201029a\Herb17_2020_10_05_ICAL17213.m
Quant Title : herb
QLast Update : Wed Oct 28 06:35:35 2020
Response via : Initial Calibration
Integrator: ChemStation

Volume Inj. :
Signal #1 Phase : Signal #2 Phase:
Signal #1 Info : Signal #2 Info :

CCAL FILE(s) : 1 - I:\Pest17\201029a\17201029a-03.d
Sub List : Default - All compounds listed

Compound	RT#1	RT#2	Resp#1	Resp#2	mg/l	mg/l
Internal Standards						
1) i 4,4'-DBOB	8.095	8.176	683.6E6	770.2E6	0.250	0.250
Standard Area 1 : #1 = 738626588				Recovery =	92.56%	
Standard Area 1 : #2 = 846541438				Recovery =	90.98%	
System Monitoring Compounds						
3) s DCAA (surrog	6.528	7.084	137.5E6	259.5E6	0.455	0.464
Spiked Amount 0.500	Range 30 - 150		Recovery =	91.00%	92.80%	
Target Compounds						
9) t 2,4,5-TP (Si	0.000	0.000	0	0	N.D. d	N.D. d
SemiQuant Compounds - Not Calibrated on this Instrument						

(f)=RT Delta > 1/2 Window (D)=Amounts differ by > 40% (m)=manual int.
(#)=Recovery Exceeds Compound Acceptance Limits.
(I,C,F) I=Interference, C=Coelluting Calibration Peak, F=Fails CC Criteria.

Sub List : Default - All compounds listeda-03.d••d)

Data Path : I:\Pest17\201029a\
Data File : 17201029a-13.d
Signal(s) : Signal #1: ECD1A.ch Signal #2: ECD2B.ch
Acq On : 29 Oct 2020 11:29 am
Operator : PEST17:jmc
Sample : L2046791-03,42,,
Misc : wg1427893,wg1427322,ical17213
ALS Vial : 13 Sample Multiplier: 1

Integration File signal 1: events.e
Integration File signal 2: events2.e
Quant Time: Oct 29 12:57:41 2020
Quant Method : I:\Pest17\201029a\Herb17_2020_10_05_ICAL17213.m
Quant Title : herb
QLast Update : Wed Oct 28 06:35:35 2020
Response via : Initial Calibration
Integrator: ChemStation

Volume Inj. :
Signal #1 Phase : Signal #2 Phase:
Signal #1 Info : Signal #2 Info :

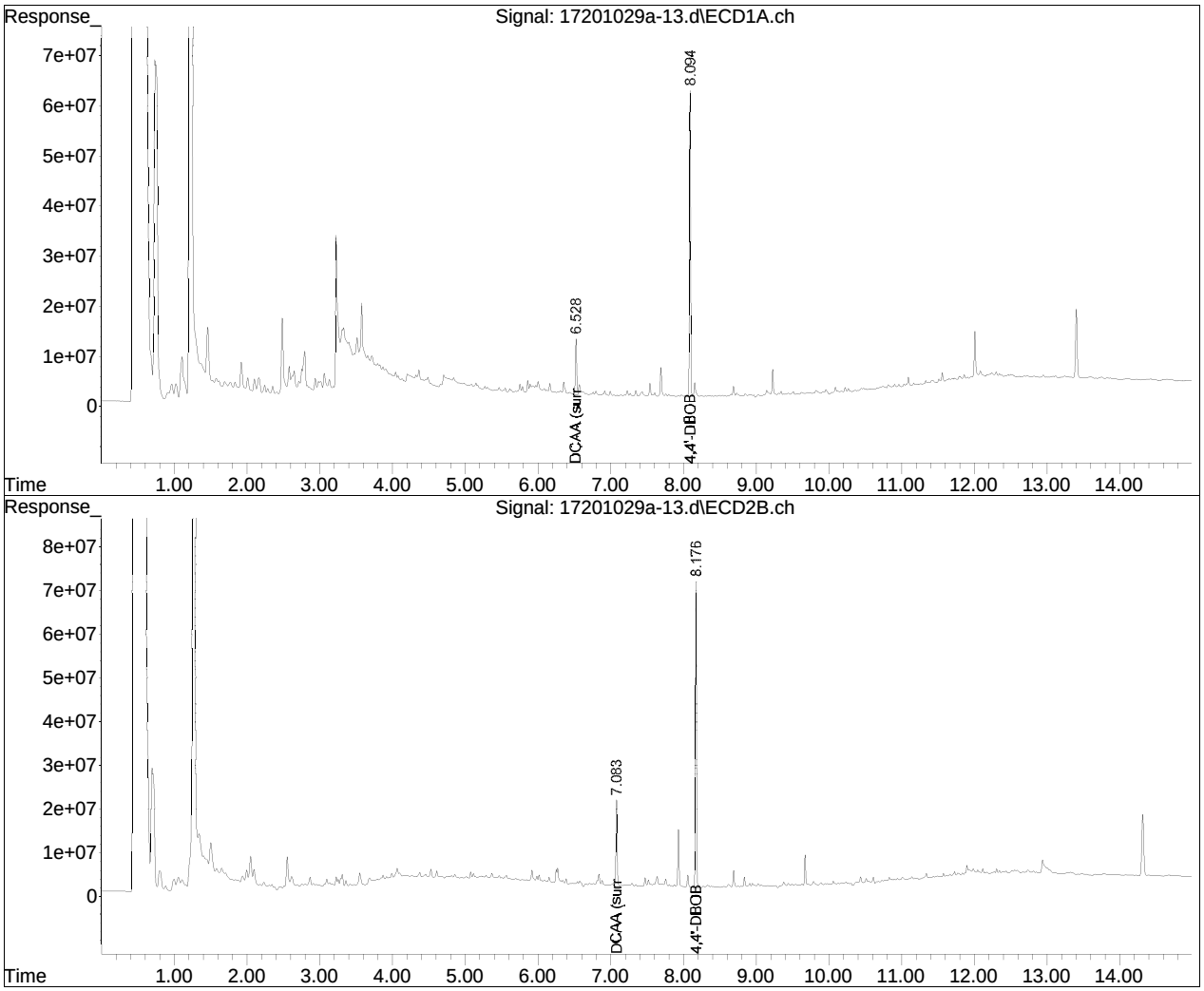

Manual Integration Report

Data Path	: I:\Pest17\201029a\	QMethod	: Herb17_2020_10_05_ICAL17
Data File	: 17201029a-13.d	Operator	: PEST17:jmc
Date Inj'd	: 10/29/2020 11:29 am	Instrument	: Pest 17
Sample	: L2046791-03,42,,	Quant Date	: 10/29/2020 12:57 pm

There are no manual integrations or false positives in this file.

Quantitation Report (QT Reviewed)

Data Path : I:\Pest17\201029a\
Data File : 17201029a-14.d
Signal(s) : Signal #1: ECD1A.ch Signal #2: ECD2B.ch
Acq On : 29 Oct 2020 11:48 am
Operator : PEST17:jmc
Sample : L2046791-04,42,,
Misc : wg1427893,wg1427322,ical17213
ALS Vial : 14 Sample Multiplier: 1

Integration File signal 1: events.e
Integration File signal 2: events2.e
Quant Time: Oct 29 12:58:36 2020
Quant Method : I:\Pest17\201029a\Herb17_2020_10_05_ICAL17213.m
Quant Title : herb
QLast Update : Wed Oct 28 06:35:35 2020
Response via : Initial Calibration
Integrator: ChemStation

Volume Inj. :
Signal #1 Phase : Signal #2 Phase:
Signal #1 Info : Signal #2 Info :

CCAL FILE(s) : 1 - I:\Pest17\201029a\17201029a-03.d
Sub List : Default - All compounds listed

Compound	RT#1	RT#2	Resp#1	Resp#2	mg/l	mg/l
Internal Standards						
1) i 4,4'-DBOB	8.094	8.176	716.5E6	834.7E6	0.250	0.250
Standard Area 1 : #1 = 738626588				Recovery =	97.01%	
Standard Area 1 : #2 = 846541438				Recovery =	98.60%	
System Monitoring Compounds						
3) s DCAA (surrog	6.528	7.083	139.0E6	260.1E6	0.439	0.429
Spiked Amount 0.500	Range 30 - 150		Recovery =	87.80%	85.80%	
Target Compounds						
9) t 2,4,5-TP (Si	0.000	0.000	0	0	N.D. d	N.D. d
SemiQuant Compounds - Not Calibrated on this Instrument						

(f)=RT Delta > 1/2 Window (D)=Amounts differ by > 40% (m)=manual int.
(#)=Recovery Exceeds Compound Acceptance Limits.
(I,C,F) I=Interference, C=Coelluting Calibration Peak, F=Fails CC Criteria.

Sub List : Default - All compounds listeda-03.d••d)

Data Path : I:\Pest17\201029a\
Data File : 17201029a-14.d
Signal(s) : Signal #1: ECD1A.ch Signal #2: ECD2B.ch
Acq On : 29 Oct 2020 11:48 am
Operator : PEST17:jmc
Sample : L2046791-04,42,,
Misc : wg1427893,wg1427322,ical17213
ALS Vial : 14 Sample Multiplier: 1

Integration File signal 1: events.e
Integration File signal 2: events2.e
Quant Time: Oct 29 12:58:36 2020
Quant Method : I:\Pest17\201029a\Herb17_2020_10_05_ICAL17213.m
Quant Title : herb
QLast Update : Wed Oct 28 06:35:35 2020
Response via : Initial Calibration
Integrator: ChemStation

Volume Inj. :
Signal #1 Phase : Signal #2 Phase:
Signal #1 Info : Signal #2 Info :

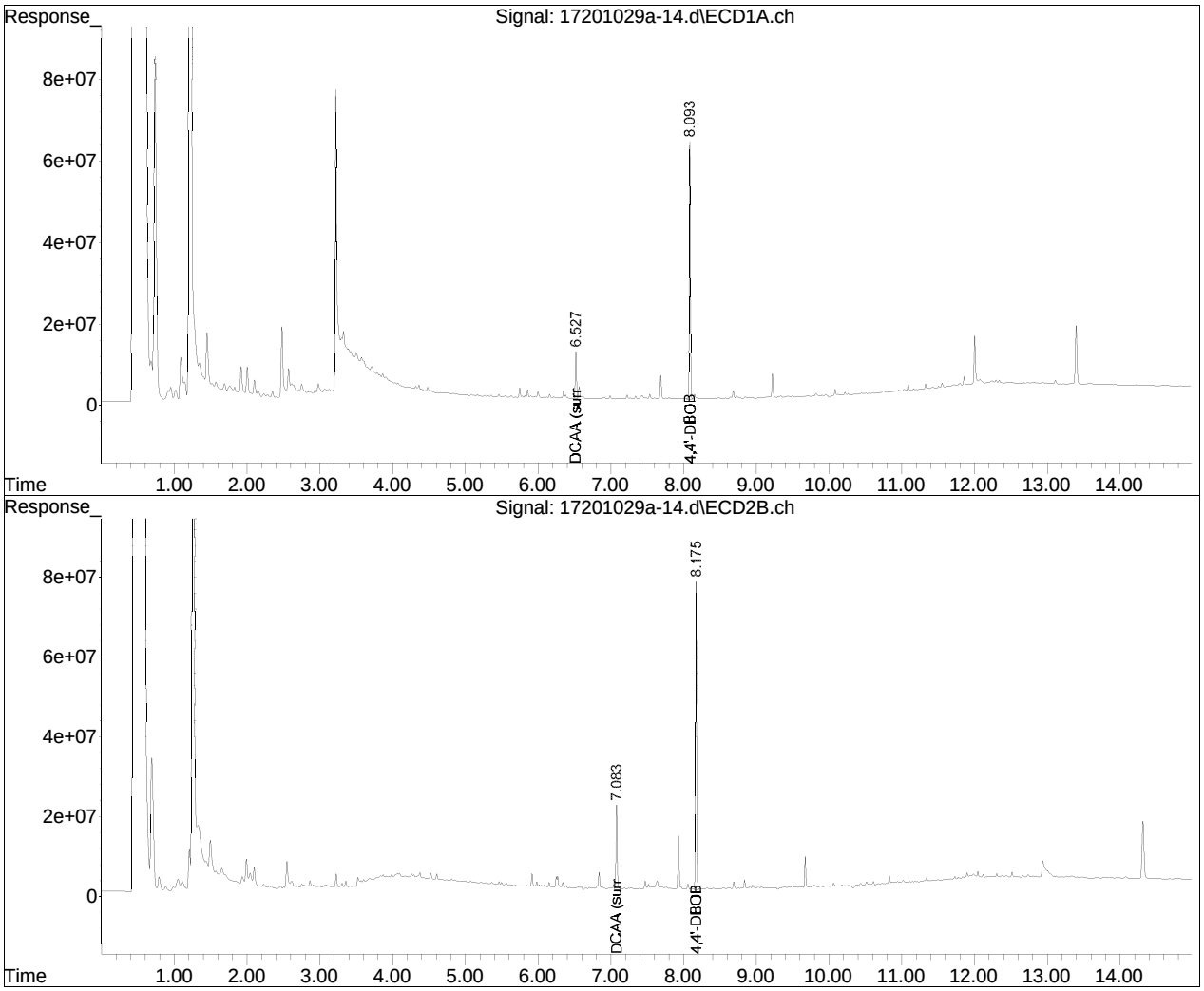

Manual Integration Report

Data Path	: I:\Pest17\201029a\	QMethod	: Herb17_2020_10_05_ICAL17
Data File	: 17201029a-14.d	Operator	: PEST17:jmc
Date Inj'd	: 10/29/2020 11:48 am	Instrument	: Pest 17
Sample	: L2046791-04,42,,	Quant Date	: 10/29/2020 12:58 pm

There are no manual integrations or false positives in this file.

Quantitation Report (QT Reviewed)

Data Path : I:\Pest17\201029a\
Data File : 17201029a-15.d
Signal(s) : Signal #1: ECD1A.ch Signal #2: ECD2B.ch
Acq On : 29 Oct 2020 12:06 pm
Operator : PEST17:jmc
Sample : L2046791-05,42,,
Misc : wg1427893,wg1427322,ical17213
ALS Vial : 15 Sample Multiplier: 1

Integration File signal 1: events.e
Integration File signal 2: events2.e
Quant Time: Oct 29 12:59:05 2020
Quant Method : I:\Pest17\201029a\Herb17_2020_10_05_ICAL17213.m
Quant Title : herb
QLast Update : Wed Oct 28 06:35:35 2020
Response via : Initial Calibration
Integrator: ChemStation

Volume Inj. :
Signal #1 Phase : Signal #2 Phase:
Signal #1 Info : Signal #2 Info :

CCAL FILE(s) : 1 - I:\Pest17\201029a\17201029a-03.d
Sub List : Default - All compounds listed

Compound	RT#1	RT#2	Resp#1	Resp#2	mg/l	mg/l
Internal Standards						
1) i 4,4'-DBOB	8.095	8.176	695.3E6	806.2E6	0.250	0.250
Standard Area 1 : #1 = 738626588				Recovery =	94.13%	
Standard Area 1 : #2 = 846541438				Recovery =	95.23%	
System Monitoring Compounds						
3) s DCAA (surrog	6.528	7.084	144.9E6	244.2E6	0.471	0.417
Spiked Amount	0.500	Range 30 - 150		Recovery =	94.20%	83.40%
Target Compounds						
9) t 2,4,5-TP (Si	0.000	0.000	0	0	N.D. d	N.D. d
SemiQuant Compounds - Not Calibrated on this Instrument						

(f)=RT Delta > 1/2 Window (D)=Amounts differ by > 40% (m)=manual int.
(#)=Recovery Exceeds Compound Acceptance Limits.
(I,C,F) I=Interference, C=Coelluting Calibration Peak, F=Fails CC Criteria.

Sub List : Default - All compounds listeda-03.d••d)

Data Path : I:\Pest17\201029a\
Data File : 17201029a-15.d
Signal(s) : Signal #1: ECD1A.ch Signal #2: ECD2B.ch
Acq On : 29 Oct 2020 12:06 pm
Operator : PEST17:jmc
Sample : L2046791-05,42,,
Misc : wg1427893,wg1427322,ical17213
ALS Vial : 15 Sample Multiplier: 1

Integration File signal 1: events.e
Integration File signal 2: events2.e
Quant Time: Oct 29 12:59:05 2020
Quant Method : I:\Pest17\201029a\Herb17_2020_10_05_ICAL17213.m
Quant Title : herb
QLast Update : Wed Oct 28 06:35:35 2020
Response via : Initial Calibration
Integrator: ChemStation

Volume Inj. :
Signal #1 Phase : Signal #2 Phase:
Signal #1 Info : Signal #2 Info :

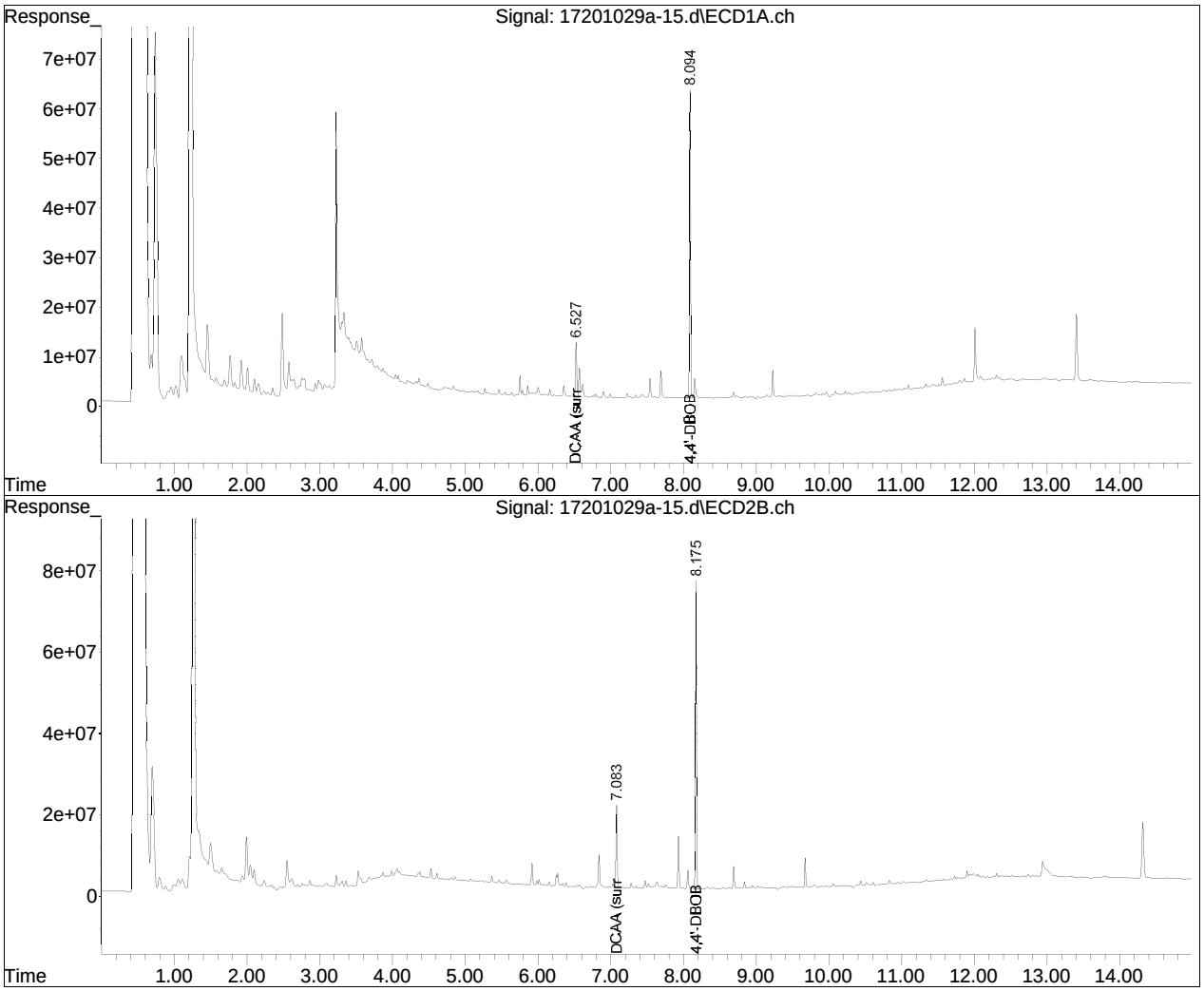

Manual Integration Report

Data Path	: I:\Pest17\201029a\	QMethod	: Herb17_2020_10_05_ICAL17
Data File	: 17201029a-15.d	Operator	: PEST17:jmc
Date Inj'd	: 10/29/2020 12:06 pm	Instrument	: Pest 17
Sample	: L2046791-05,42,,	Quant Date	: 10/29/2020 12:58 pm

There are no manual integrations or false positives in this file.

Quantitation Report (QT Reviewed)

Data Path : I:\Pest17\201029a\
Data File : 17201029a-16.d
Signal(s) : Signal #1: ECD1A.ch Signal #2: ECD2B.ch
Acq On : 29 Oct 2020 12:24 pm
Operator : PEST17:jmc
Sample : L2046791-06,42,,
Misc : wg1427893,wg1427322,ical17213
ALS Vial : 16 Sample Multiplier: 1

Integration File signal 1: events.e
Integration File signal 2: events2.e
Quant Time: Oct 29 12:59:31 2020
Quant Method : I:\Pest17\201029a\Herb17_2020_10_05_ICAL17213.m
Quant Title : herb
QLast Update : Wed Oct 28 06:35:35 2020
Response via : Initial Calibration
Integrator: ChemStation

Volume Inj. :
Signal #1 Phase : Signal #2 Phase:
Signal #1 Info : Signal #2 Info :

CCAL FILE(s) : 1 - I:\Pest17\201029a\17201029a-03.d
Sub List : Default - All compounds listed

Compound	RT#1	RT#2	Resp#1	Resp#2	mg/l	mg/l
Internal Standards						
1) i 4,4'-DBOB	8.094	8.176	661.5E6	766.9E6	0.250	0.250
Standard Area 1 : #1 = 738626588				Recovery =	89.56%	
Standard Area 1 : #2 = 846541438				Recovery =	90.59%	
System Monitoring Compounds						
3) s DCAA (surrog	6.528	7.084	131.8E6	236.6E6	0.451	0.425
Spiked Amount 0.500	Range 30 - 150		Recovery =	90.20%	85.00%	
Target Compounds						
9) t 2,4,5-TP (Si	0.000	0.000	0	0	N.D. d	N.D. d
SemiQuant Compounds - Not Calibrated on this Instrument						

(f)=RT Delta > 1/2 Window (D)=Amounts differ by > 40% (m)=manual int.
(#)=Recovery Exceeds Compound Acceptance Limits.
(I,C,F) I=Interference, C=Coelluting Calibration Peak, F=Fails CC Criteria.

Sub List : Default - All compounds listeda-03.d••d)

Data Path : I:\Pest17\201029a\
Data File : 17201029a-16.d
Signal(s) : Signal #1: ECD1A.ch Signal #2: ECD2B.ch
Acq On : 29 Oct 2020 12:24 pm
Operator : PEST17:jmc
Sample : L2046791-06,42,,
Misc : wg1427893,wg1427322,ical17213
ALS Vial : 16 Sample Multiplier: 1

Integration File signal 1: events.e
Integration File signal 2: events2.e
Quant Time: Oct 29 12:59:31 2020
Quant Method : I:\Pest17\201029a\Herb17_2020_10_05_ICAL17213.m
Quant Title : herb
QLast Update : Wed Oct 28 06:35:35 2020
Response via : Initial Calibration
Integrator: ChemStation

Volume Inj. :
Signal #1 Phase : Signal #2 Phase:
Signal #1 Info : Signal #2 Info :

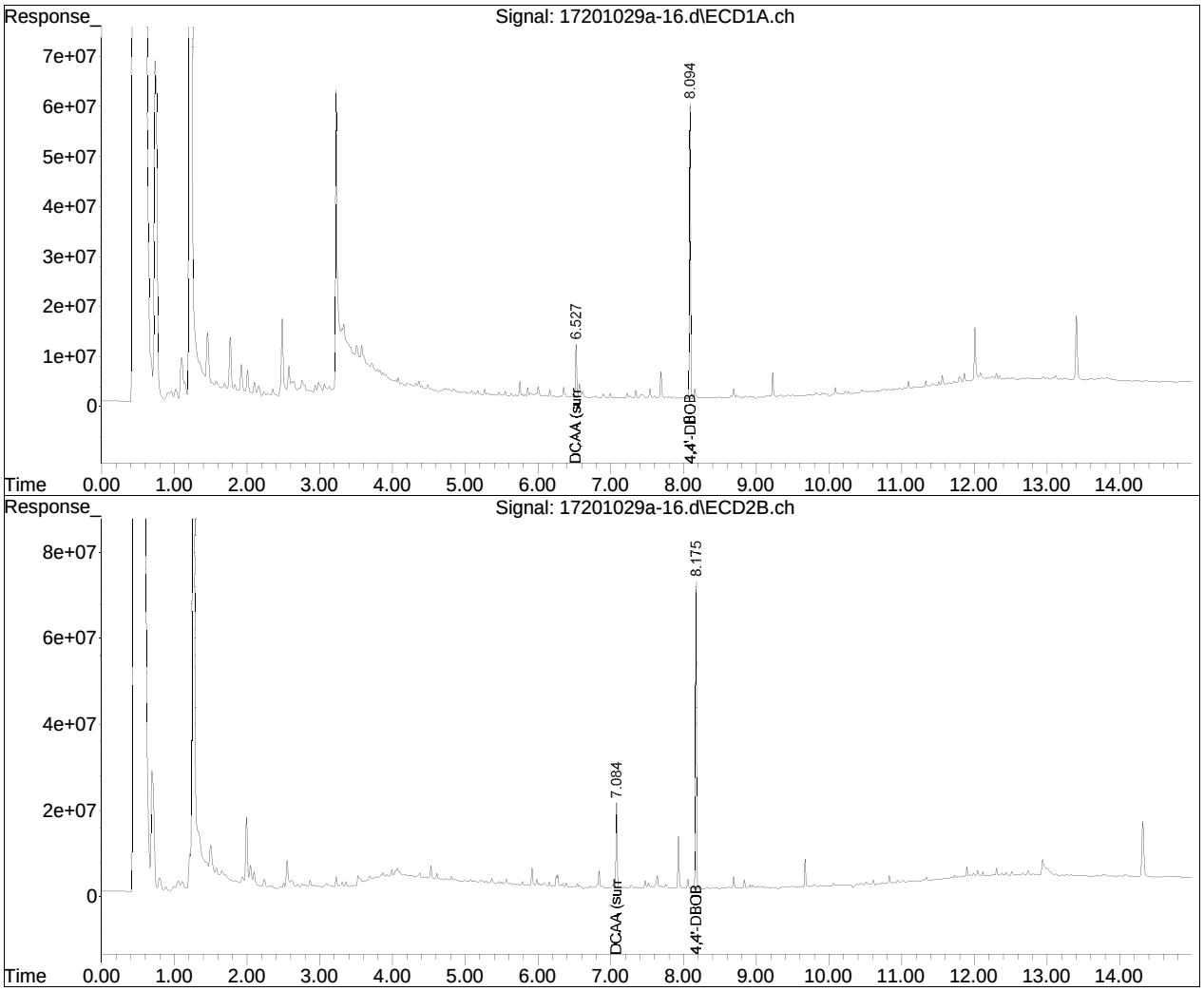

Manual Integration Report

Data Path	: I:\Pest17\201029a\	QMethod	: Herb17_2020_10_05_ICAL17
Data File	: 17201029a-16.d	Operator	: PEST17:jmc
Date Inj'd	: 10/29/2020 12:24 pm	Instrument	: Pest 17
Sample	: L2046791-06,42,,	Quant Date	: 10/29/2020 12:59 pm

There are no manual integrations or false positives in this file.

Quantitation Report (QT Reviewed)

Data Path : I:\Pest17\201029a\
Data File : 17201029a-20.d
Signal(s) : Signal #1: ECD1A.ch Signal #2: ECD2B.ch
Acq On : 29 Oct 2020 1:37 pm
Operator : PEST17:sm
Sample : L2046791-07,42,,
Misc : wg1427893,wg1427322,ical17213
ALS Vial : 20 Sample Multiplier: 1

Integration File signal 1: events.e
Integration File signal 2: events2.e
Quant Time: Oct 29 13:53:45 2020
Quant Method : I:\Pest17\201029a\Herb17_2020_10_05_ICAL17213.m
Quant Title : herb
QLast Update : Wed Oct 28 06:35:35 2020
Response via : Initial Calibration
Integrator: ChemStation

Volume Inj. :
Signal #1 Phase : Signal #2 Phase:
Signal #1 Info : Signal #2 Info :

CCAL FILE(s) : 1 - I:\Pest17\201029a\17201029a-03.d
Sub List : Default - All compounds listed

Compound	RT#1	RT#2	Resp#1	Resp#2	mg/l	mg/l
Internal Standards						
1) i 4,4'-DBOB	8.094	8.176	650.8E6	745.5E6	0.250	0.250
Standard Area 1 : #1 = 738626588				Recovery =	88.11%	
Standard Area 1 : #2 = 846541438				Recovery =	88.07%	
System Monitoring Compounds						
3) s DCAA (surrog	6.528	7.084	137.5E6	245.8E6	0.478	0.454
Spiked Amount 0.500	Range 30 - 150		Recovery =	95.60%	90.80%	
Target Compounds						
9) t 2,4,5-TP (Si	0.000	0.000	0	0	N.D. d	N.D. d
SemiQuant Compounds - Not Calibrated on this Instrument						

(f)=RT Delta > 1/2 Window (D)=Amounts differ by > 40% (m)=manual int.
(#)=Recovery Exceeds Compound Acceptance Limits.
(I,C,F) I=Interference, C=Coelluting Calibration Peak, F=Fails CC Criteria.

Sub List : Default - All compounds listeda-03.d••d)

Data Path : I:\Pest17\201029a\
Data File : 17201029a-20.d
Signal(s) : Signal #1: ECD1A.ch Signal #2: ECD2B.ch
Acq On : 29 Oct 2020 1:37 pm
Operator : PEST17:sm
Sample : L2046791-07,42,,
Misc : wg1427893,wg1427322,ical17213
ALS Vial : 20 Sample Multiplier: 1

Integration File signal 1: events.e
Integration File signal 2: events2.e
Quant Time: Oct 29 13:53:45 2020
Quant Method : I:\Pest17\201029a\Herb17_2020_10_05_ICAL17213.m
Quant Title : herb
QLast Update : Wed Oct 28 06:35:35 2020
Response via : Initial Calibration
Integrator: ChemStation

Volume Inj. :
Signal #1 Phase : Signal #2 Phase:
Signal #1 Info : Signal #2 Info :

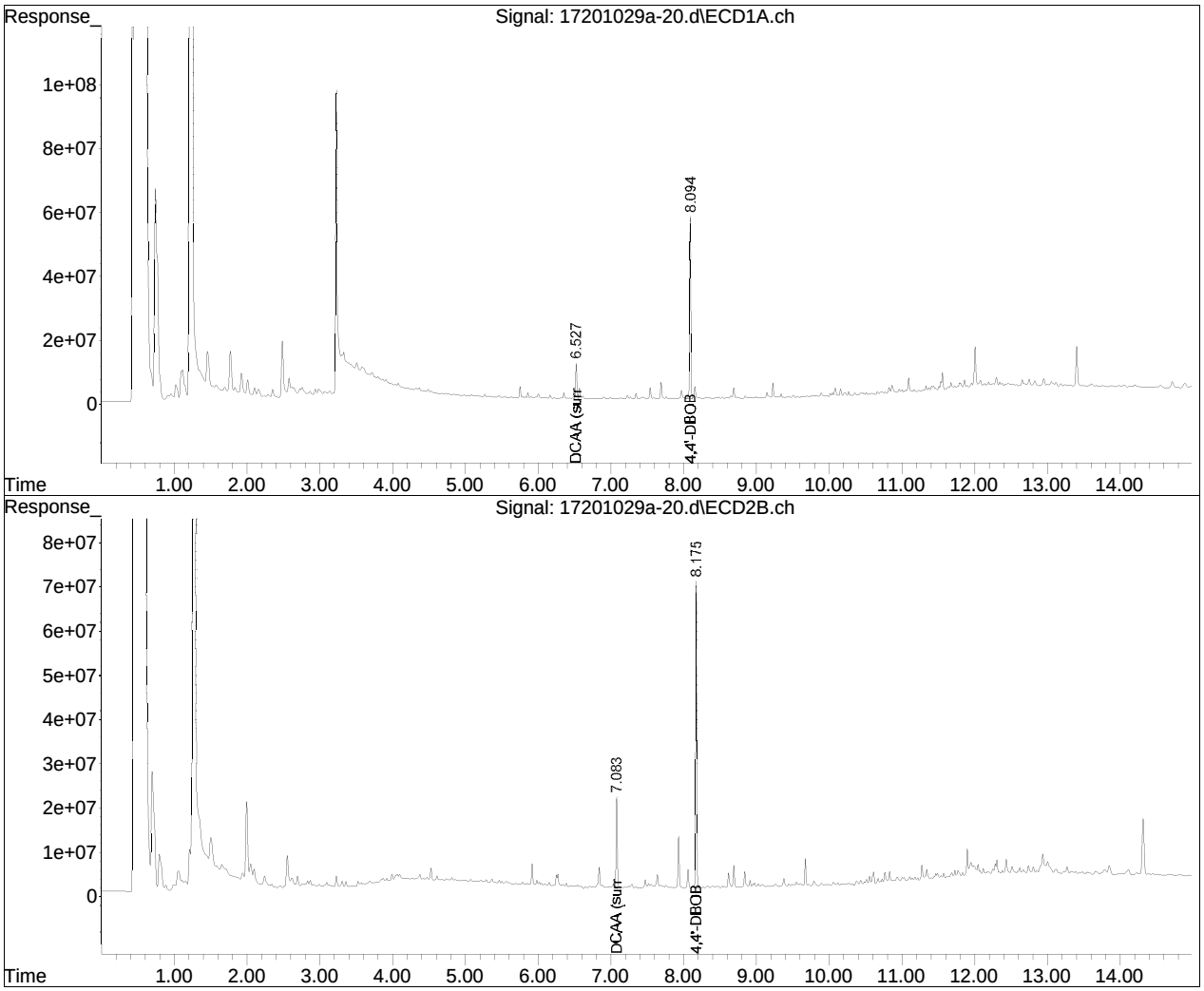

Manual Integration Report

Data Path	: I:\Pest17\201029a\	QMethod	: Herb17_2020_10_05_ICAL17
Data File	: 17201029a-20.d	Operator	: PEST17:sm
Date Inj'd	: 10/29/2020 1:37 pm	Instrument	: Pest 17
Sample	: L2046791-07,42,,	Quant Date	: 10/29/2020 1:53 pm

There are no manual integrations or false positives in this file.

Quantitation Report (QT Reviewed)

Data Path : I:\Pest17\201029a\
Data File : 17201029a-21.d
Signal(s) : Signal #1: ECD1A.ch Signal #2: ECD2B.ch
Acq On : 29 Oct 2020 1:56 pm
Operator : PEST17:sm
Sample : L2046791-08,42,,
Misc : wg1427893,wg1427322,ical17213
ALS Vial : 21 Sample Multiplier: 1

Integration File signal 1: events.e
Integration File signal 2: events2.e
Quant Time: Oct 29 14:42:09 2020
Quant Method : I:\Pest17\201029a\Herb17_2020_10_05_ICAL17213.m
Quant Title : herb
QLast Update : Wed Oct 28 06:35:35 2020
Response via : Initial Calibration
Integrator: ChemStation

Volume Inj. :
Signal #1 Phase : Signal #2 Phase:
Signal #1 Info : Signal #2 Info :

CCAL FILE(s) : 1 - I:\Pest17\201029a\17201029a-19.d
Sub List : Default - All compounds listed

Compound	RT#1	RT#2	Resp#1	Resp#2	mg/l	mg/l
Internal Standards						
1) i 4,4'-DBOB	8.094	8.176	590.2E6	681.7E6	0.250	0.250
Standard Area 1 : #1 = 721418574				Recovery =	81.81%	
Standard Area 1 : #2 = 834650356				Recovery =	81.67%	
System Monitoring Compounds						
3) s DCAA (surrog	6.527	7.083	123.3E6	237.9E6	0.473	0.481
Spiked Amount 0.500	Range 30 - 150		Recovery =	94.60%	96.20%	
Target Compounds						
9) t 2,4,5-TP (Si	0.000	0.000	0	0	N.D. d	N.D. d
SemiQuant Compounds - Not Calibrated on this Instrument						

(f)=RT Delta > 1/2 Window (D)=Amounts differ by > 40% (m)=manual int.
(#)=Recovery Exceeds Compound Acceptance Limits.
(I,C,F) I=Interference, C=Coelluting Calibration Peak, F=Fails CC Criteria.

Sub List : Default - All compounds listeda-19.d••d)

Data Path : I:\Pest17\201029a\
Data File : 17201029a-21.d
Signal(s) : Signal #1: ECD1A.ch Signal #2: ECD2B.ch
Acq On : 29 Oct 2020 1:56 pm
Operator : PEST17:sm
Sample : L2046791-08,42,,
Misc : wg1427893,wg1427322,ical17213
ALS Vial : 21 Sample Multiplier: 1

Integration File signal 1: events.e
Integration File signal 2: events2.e
Quant Time: Oct 29 14:42:09 2020
Quant Method : I:\Pest17\201029a\Herb17_2020_10_05_ICAL17213.m
Quant Title : herb
QLast Update : Wed Oct 28 06:35:35 2020
Response via : Initial Calibration
Integrator: ChemStation

Volume Inj. :
Signal #1 Phase : Signal #2 Phase:
Signal #1 Info : Signal #2 Info :

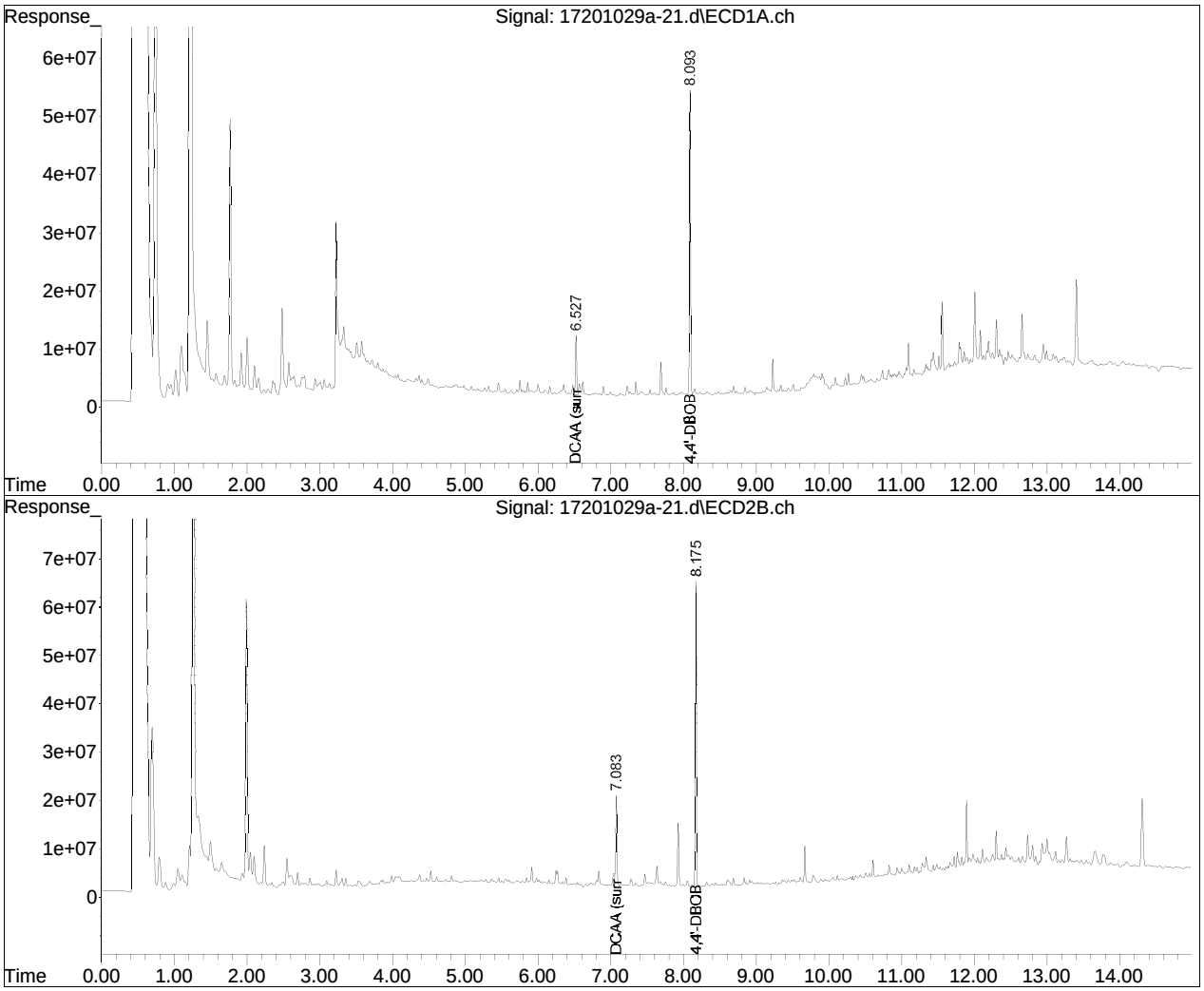

Manual Integration Report

Data Path	: I:\Pest17\201029a\	QMethod	: Herb17_2020_10_05_ICAL17
Data File	: 17201029a-21.d	Operator	: PEST17:sm
Date Inj'd	: 10/29/2020 1:56 pm	Instrument	: Pest 17
Sample	: L2046791-08,42,,	Quant Date	: 10/29/2020 2:41 pm

There are no manual integrations or false positives in this file.

Quantitation Report (QT Reviewed)

Data Path : I:\Pest17\201029a\
Data File : 17201029a-22.d
Signal(s) : Signal #1: ECD1A.ch Signal #2: ECD2B.ch
Acq On : 29 Oct 2020 2:14 pm
Operator : PEST17:sm
Sample : L2046791-09,42,,
Misc : wg1427893,wg1427322,ical17213
ALS Vial : 22 Sample Multiplier: 1

Integration File signal 1: events.e
Integration File signal 2: events2.e
Quant Time: Oct 29 14:42:36 2020
Quant Method : I:\Pest17\201029a\Herb17_2020_10_05_ICAL17213.m
Quant Title : herb
QLast Update : Wed Oct 28 06:35:35 2020
Response via : Initial Calibration
Integrator: ChemStation

Volume Inj. :
Signal #1 Phase : Signal #2 Phase:
Signal #1 Info : Signal #2 Info :

CCAL FILE(s) : 1 - I:\Pest17\201029a\17201029a-19.d
Sub List : Default - All compounds listed

Compound	RT#1	RT#2	Resp#1	Resp#2	mg/l	mg/l
Internal Standards						
1) i 4,4'-DBOB	8.094	8.176	657.0E6	756.4E6	0.250	0.250
Standard Area 1 : #1 = 721418574				Recovery =	91.07%	
Standard Area 1 : #2 = 834650356				Recovery =	90.63%	
System Monitoring Compounds						
3) s DCAA (surrog	6.527	7.084	135.5E6	245.1E6	0.466	0.446
Spiked Amount	0.500	Range 30 - 150		Recovery =	93.20%	89.20%
Target Compounds						
9) t 2,4,5-TP (Si	0.000	0.000	0	0	N.D. d	N.D. d
SemiQuant Compounds - Not Calibrated on this Instrument						

(f)=RT Delta > 1/2 Window (D)=Amounts differ by > 40% (m)=manual int.
(#)=Recovery Exceeds Compound Acceptance Limits.
(I,C,F) I=Interference, C=Coelluting Calibration Peak, F=Fails CC Criteria.

Sub List : Default - All compounds listeda-19.d••d)

Data Path : I:\Pest17\201029a\
Data File : 17201029a-22.d
Signal(s) : Signal #1: ECD1A.ch Signal #2: ECD2B.ch
Acq On : 29 Oct 2020 2:14 pm
Operator : PEST17:sm
Sample : L2046791-09,42,,
Misc : wg1427893,wg1427322,ical17213
ALS Vial : 22 Sample Multiplier: 1

Integration File signal 1: events.e
Integration File signal 2: events2.e
Quant Time: Oct 29 14:42:36 2020
Quant Method : I:\Pest17\201029a\Herb17_2020_10_05_ICAL17213.m
Quant Title : herb
QLast Update : Wed Oct 28 06:35:35 2020
Response via : Initial Calibration
Integrator: ChemStation

Volume Inj. :
Signal #1 Phase : Signal #2 Phase:
Signal #1 Info : Signal #2 Info :

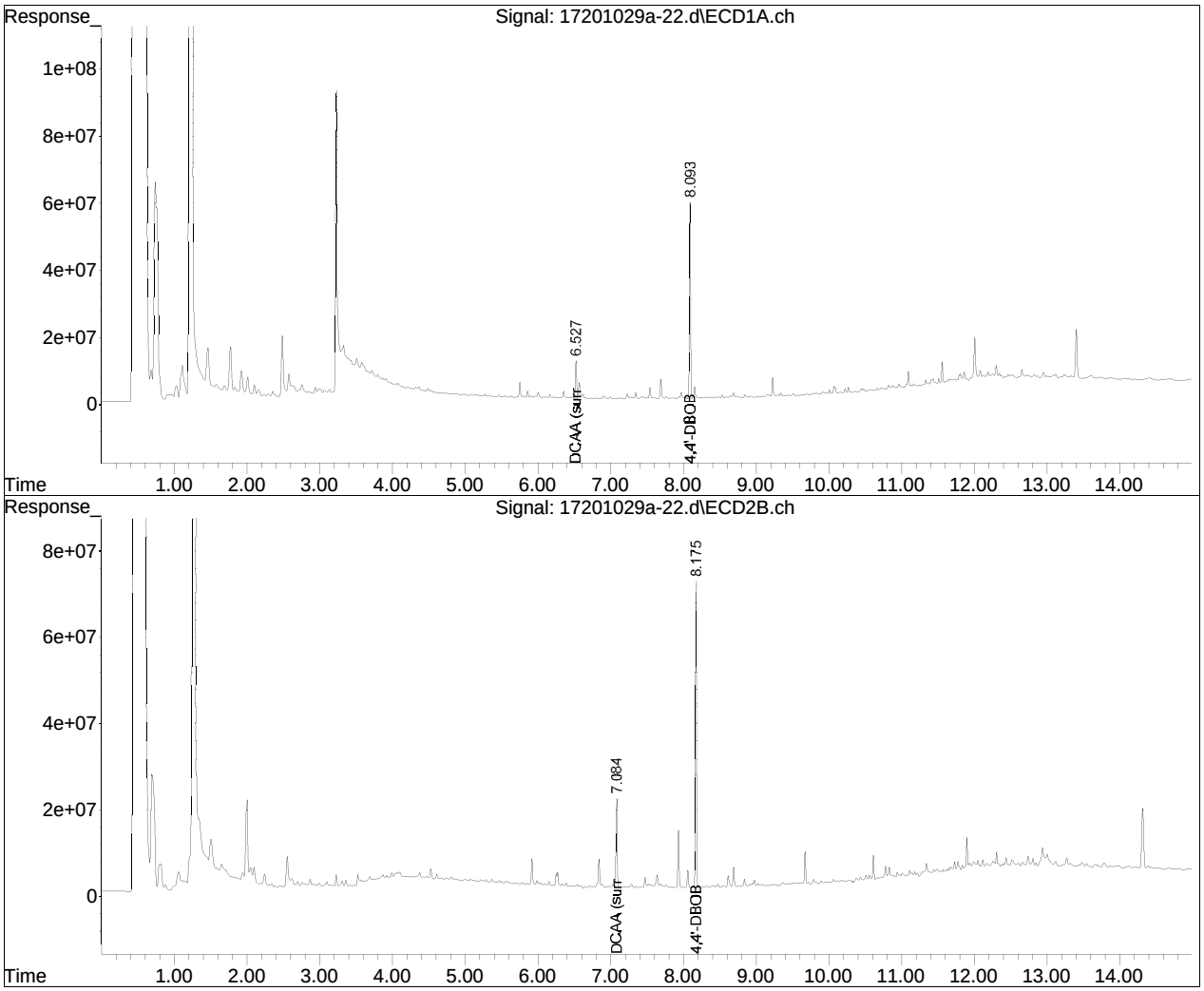

Manual Integration Report

Data Path	: I:\Pest17\201029a\	QMethod	: Herb17_2020_10_05_ICAL17
Data File	: 17201029a-22.d	Operator	: PEST17:sm
Date Inj'd	: 10/29/2020 2:14 pm	Instrument	: Pest 17
Sample	: L2046791-09,42,,	Quant Date	: 10/29/2020 2:42 pm

There are no manual integrations or false positives in this file.

Quantitation Report (QT Reviewed)

Data Path : I:\Pest17\201029a\
Data File : 17201029a-23.d
Signal(s) : Signal #1: ECD1A.ch Signal #2: ECD2B.ch
Acq On : 29 Oct 2020 2:32 pm
Operator : PEST17:sm
Sample : L2046791-10,42,,
Misc : wg1427893,wg1427322,ical17213
ALS Vial : 23 Sample Multiplier: 1

Integration File signal 1: events.e
Integration File signal 2: events2.e
Quant Time: Oct 29 14:51:48 2020
Quant Method : I:\Pest17\201029a\Herb17_2020_10_05_ICAL17213.m
Quant Title : herb
QLast Update : Wed Oct 28 06:35:35 2020
Response via : Initial Calibration
Integrator: ChemStation

Volume Inj. :
Signal #1 Phase : Signal #2 Phase:
Signal #1 Info : Signal #2 Info :

CCAL FILE(s) : 1 - I:\Pest17\201029a\17201029a-19.d
Sub List : Default - All compounds listed

Compound	RT#1	RT#2	Resp#1	Resp#2	mg/l	mg/l
Internal Standards						
1) i 4,4'-DBOB	8.094	8.176	689.8E6	790.1E6	0.250	0.250
Standard Area 1 : #1 = 721418574				Recovery =	95.62%	
Standard Area 1 : #2 = 834650356				Recovery =	94.66%	
System Monitoring Compounds						
3) s DCAA (surrog	6.528	7.084	147.8E6	264.0E6	0.485	0.460
Spiked Amount	0.500	Range 30 - 150		Recovery =	97.00%	92.00%
Target Compounds						
9) t 2,4,5-TP (Si	0.000	0.000	0	0	N.D. d	N.D. d
SemiQuant Compounds - Not Calibrated on this Instrument						

(f)=RT Delta > 1/2 Window (D)=Amounts differ by > 40% (m)=manual int.
(#)=Recovery Exceeds Compound Acceptance Limits.
(I,C,F) I=Interference, C=Coelluting Calibration Peak, F=Fails CC Criteria.

Sub List : Default - All compounds listeda-19.d••d)

Data Path : I:\Pest17\201029a\
Data File : 17201029a-23.d
Signal(s) : Signal #1: ECD1A.ch Signal #2: ECD2B.ch
Acq On : 29 Oct 2020 2:32 pm
Operator : PEST17:sm
Sample : L2046791-10,42,,
Misc : wg1427893,wg1427322,ical17213
ALS Vial : 23 Sample Multiplier: 1

Integration File signal 1: events.e
Integration File signal 2: events2.e
Quant Time: Oct 29 14:51:48 2020
Quant Method : I:\Pest17\201029a\Herb17_2020_10_05_ICAL17213.m
Quant Title : herb
QLast Update : Wed Oct 28 06:35:35 2020
Response via : Initial Calibration
Integrator: ChemStation

Volume Inj. :
Signal #1 Phase : Signal #2 Phase:
Signal #1 Info : Signal #2 Info :

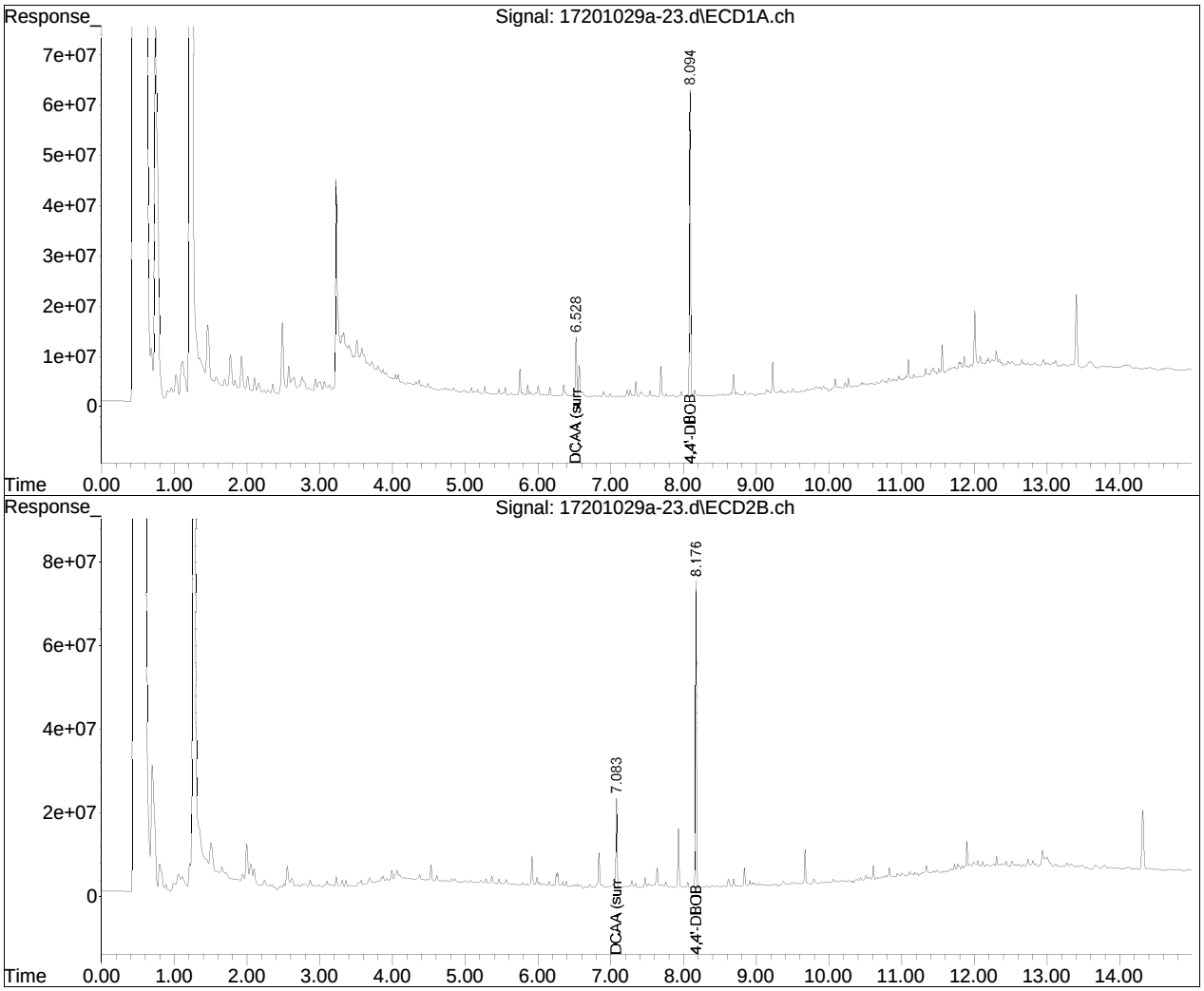

Manual Integration Report

Data Path	: I:\Pest17\201029a\	QMethod	: Herb17_2020_10_05_ICAL17
Data File	: 17201029a-23.d	Operator	: PEST17:sm
Date Inj'd	: 10/29/2020 2:32 pm	Instrument	: Pest 17
Sample	: L2046791-10,42,,	Quant Date	: 10/29/2020 2:51 pm

There are no manual integrations or false positives in this file.

Herbicides Standards Data

Initial Calibration

Initial Calibration Summary
Form 6
Pesticides

Client	**: Impact Environmental**	**Lab Number**	**: L2046791**
Project Name	**: 13-12 BEACH CHANNEL DRIVE**	**Project Number**	**: 15209**
Instrument ID	**: PEST17**	**Ical Ref**	**: ICAL17213**
Calibration dates	**: 10/05/20 15:16 10/05/20 16:48**		

Calibration Files

1 =17201005i-02.d 2 =17201005i-03.d 3 =17201005i-04.d 4 =17201005i-05.d 5 =17201005i-06.d

6 =17201005i-07.d

		Compound	1	2	3	4	5	6	Avg	%RSD
1)	i	4,4'-DBOB	----------ISTD----------							
2)	t	Dalapon	0.172	0.170	0.157	0.145	0.135	0.128	0.151	11.94
3)	s	DCAA (surrogate)	0.129	0.128	0.116	0.106	0.096	0.089	0.111	15.06
4)	t	Dicamba	0.439	0.452	0.433	0.422	0.399	0.381	0.421	6.30
5)	t	MCPP	0.000	0.000	0.000	0.000	0.000	0.000	0.000	11.65
6)	t	MCPA		0.001	0.001	0.001	0.000	0.000	*L	0.9958
7)	t	Dichloroprop	0.134	0.132	0.121	0.108	0.098	0.091	0.114	15.71
8)	t	2,4-D	0.167	0.167	0.157	0.144	0.131	0.121	0.148	12.96
9)	t	2,4,5-TP (Silvex)	0.688	0.724	0.692	0.686	0.662	0.633	0.681	4.49
10)	t	2,4,5-T	0.713	0.720	0.693	0.679	0.636	0.609	0.675	6.53
11)	t	2,4-DB	0.106	0.103	0.105	0.097	0.088	0.085	0.097	9.22
12)	t	Dinoseb	0.369	0.399	0.402	0.413	0.395	0.388	0.394	3.72

Initial Calibration Summary
Form 6
Pesticides

Client	**: Impact Environmental**	**Lab Number**	**: L2046791**
Project Name	**: 13-12 BEACH CHANNEL DRIVE**	**Project Number**	**: 15209**
Instrument ID	**: PEST17**	**Ical Ref**	**: ICAL17213**
Calibration dates	**: 10/05/20 15:16 10/05/20 16:48**		

Signal #2 Calibration Files

1 =17201005i-02.d 2 =17201005i-03.d 3 =17201005i-04.d 4 =17201005i-05.d 5 =17201005i-06.d

6 =17201005i-07.d

		Compound	1	2	3	4	5	6	Avg	%RSD
1)	i	4,4'-DBOB	----------ISTD----------							
2)	t	Dalapon	0.216	0.224	0.206	0.198	0.198	0.194	0.206	5.69
3)	s	DCAA (surrogate)	0.203	0.202	0.184	0.174	0.165	0.163	0.182	9.75
4)	t	Dicamba	0.557	0.569	0.538	0.533	0.520	0.524	0.540	3.58
5)	t	MCPP	0.001	0.001	0.001	0.001	0.001	0.001	0.001	5.64
6)	t	MCPA		0.001	0.001	0.001	0.001	0.001	0.001	12.62
7)	t	Dichloroprop	0.173	0.172	0.159	0.150	0.142	0.140	0.156	9.17
8)	t	2,4-D	0.235	0.224	0.207	0.194	0.190	0.189	0.207	9.36
9)	t	2,4,5-TP (Sil	0.744	0.774	0.738	0.733	0.712	0.721	0.737	2.93
10)	t	2,4,5-T	0.699	0.737	0.712	0.719	0.713	0.731	0.719	1.92
11)	t	2,4-DB	0.126	0.127	0.117	0.113	0.110	0.111	0.117	6.45
12)	t	Dinoseb	0.414	0.446	0.452	0.457	0.440	0.444	0.442	3.44

Response Factor Report Pest 17

Method Path : I:\Pest17\201005ICAL\
Method File : Herb17_2020_10_05_ICAL.m
Title : herb
Last Update : Wed Oct 07 13:00:25 2020
Response Via : Initial Calibration

Calibration Files
1 =17201005i-02.d 2 =17201005i-03.d 3 =17201005i-04.d 4 =17201005i-05.d 5 =17201005i-06.d
6 =17201005i-07.d

		Compound	1	2	3	4	5	6	Avg	%RSD
1)	i	4,4'-DBOB	----------ISTD----------							
2)	t	Dalapon	0.172	0.170	0.157	0.145	0.135	0.128	0.151	11.94
3)	s	DCAA (surrogate)	0.129	0.128	0.116	0.106	0.096	0.089	0.111	15.06
4)	t	Dicamba	0.439	0.452	0.433	0.422	0.399	0.381	0.421	6.30
5)	t	MCPP	0.000	0.000	0.000	0.000	0.000	0.000	0.000	11.65
6)	t	MCPA		0.001	0.001	0.001	0.000	0.000	*L	0.9958
7)	t	Dichloroprop	0.134	0.132	0.121	0.108	0.098	0.091	0.114	15.71
8)	t	2,4-D	0.167	0.167	0.157	0.144	0.131	0.121	0.148	12.96
9)	t	2,4,5-TP (Sil...	0.688	0.724	0.692	0.686	0.662	0.633	0.681	4.49
10)	t	2,4,5-T	0.713	0.720	0.693	0.679	0.636	0.609	0.675	6.53
11)	t	2,4-DB	0.106	0.103	0.105	0.097	0.088	0.085	0.097	9.22
12)	t	Dinoseb	0.369	0.399	0.402	0.413	0.395	0.388	0.394	3.72

Signal #2 Calibration Files
1 =17201005i-02.d 2 =17201005i-03.d 3 =17201005i-04.d 4 =17201005i-05.d 5 =17201005i-06.d
6 =17201005i-07.d

		Compound	1	2	3	4	5	6	Avg	%RSD
1)	i	4,4'-DBOB	----------ISTD----------							
2)	t	Dalapon	0.216	0.224	0.206	0.198	0.198	0.194	0.206	5.69
3)	s	DCAA (surrogate)	0.203	0.202	0.184	0.174	0.165	0.163	0.182	9.75
4)	t	Dicamba	0.557	0.569	0.538	0.533	0.520	0.524	0.540	3.58
5)	t	MCPP	0.001	0.001	0.001	0.001	0.001	0.001	0.001	5.64
6)	t	MCPA		0.001	0.001	0.001	0.001	0.001	0.001	12.62
7)	t	Dichloroprop	0.173	0.172	0.159	0.150	0.142	0.140	0.156	9.17
8)	t	2,4-D	0.235	0.224	0.207	0.194	0.190	0.189	0.207	9.36
9)	t	2,4,5-TP (Sil...	0.744	0.774	0.738	0.733	0.712	0.721	0.737	2.93
10)	t	2,4,5-T	0.699	0.737	0.712	0.719	0.713	0.731	0.719	1.92
11)	t	2,4-DB	0.126	0.127	0.117	0.113	0.110	0.111	0.117	6.45

Method Path : I:\Pest17\201005ICAL\
Method File : Herb17_2020_10_05_ICAL.m
Title : herb
Last Update : Wed Oct 07 13:00:25 2020
Response Via : Initial Calibration

Calibration Files
1 =17201005i-02.d 2 =17201005i-03.d 3 =17201005i-04.d 4 =17201005i-05.d 5 =17201005i-06.d
6 =17201005i-07.d

	Compound	1	2	3	4	5	6	Avg	%RSD
12) t	Dinoseb	0.414	0.446	0.452	0.457	0.440	0.444	0.442	3.44

(#) = Out of Range

Quantitation Report (QT Reviewed)

Data Path : I:\Pest17\201005ICAL\
Data File : 17201005i-02.d
Signal(s) : Signal #1: ECD1A.ch Signal #2: ECD2B.ch
Acq On : 5 Oct 2020 3:16 pm
Operator : PEST17:jmc
Sample : il1herb,42e,, 10112
Misc : wg1419350,ical (Sig #1); ical (Sig #2)
ALS Vial : 2 Sample Multiplier: 1

Integration File signal 1: events.e
Integration File signal 2: events2.e
Quant Time: Oct 07 13:16:47 2020
Quant Method : I:\Pest17\201005ICAL\Herb17_2020_10_05_ICAL.m
Quant Title : herb
QLast Update : Wed Oct 07 13:00:03 2020
Response via : Initial Calibration
Integrator: ChemStation

Volume Inj. :
Signal #1 Phase : Signal #2 Phase:
Signal #1 Info : Signal #2 Info :

Sub List : Default - All compounds listed

	Compound	RT#1	RT#2	Resp#1	Resp#2	mg/l	mg/l	
	Internal Standards							
1) i	4,4'-DBOB	8.215	8.290	720.2E6	796.7E6	0.250	0.250	
	System Monitoring Compounds							
3) s	DCAA (surrog	6.660	7.208	17522499	30374145	0.055	0.052	
	Spiked Amount	0.500	Range	30 - 150	Recovery =	11.00%#	10.40%#	
	Target Compounds							
2) t	Dalapon	1.729	1.797	22588617	31303784	0.052	0.048	
4) t	Dicamba	6.841	7.387	59501200	83444684	0.049	0.048	
5) t	MCPP	7.050	7.504	4814766	11313074	4.883	4.981	
6) t	MCPA	7.198	7.733	10895332	21257475	0.363	5.852	D
7) t	Dichloroprop	7.552	8.054	18203021	25892766	0.055	0.052	
8) t	2,4-D	7.792f	8.351	22547278	35182910	0.053	0.053	
9) t	2,4,5-TP (Si	8.510	9.011	94094244	112.6E6	0.048	0.048	
10) t	2,4,5-T	8.739	9.307	97500894	105.8E6	0.050	0.046	
11) t	2,4-DB	9.160	9.677	14631768	19325759	0.052	0.052	
12) t	Dinoseb	9.898	9.889	50553024	62650077	0.044M4	0.044	
	SemiQuant Compounds - Not Calibrated on this Instrument							

(f)=RT Delta > 1/2 Window (D)=Amounts differ by > 40% (m)=manual int.
(#)=Recovery Exceeds Compound Acceptance Limits.
(I,C,F) I=Interference, C=Coelluting Calibration Peak, F=Fails CC Criteria.

Sub List : Default - All compounds listed Reviewed)

Data Path : I:\Pest17\201005ICAL\
Data File : 17201005i-02.d
Signal(s) : Signal #1: ECD1A.ch Signal #2: ECD2B.ch
Acq On : 5 Oct 2020 3:16 pm
Operator : PEST17:jmc
Sample : il1herb,42e,, 10112
Misc : wg1419350,ical (Sig #1); ical (Sig #2)
ALS Vial : 2 Sample Multiplier: 1

Integration File signal 1: events.e
Integration File signal 2: events2.e
Quant Time: Oct 07 13:16:47 2020
Quant Method : I:\Pest17\201005ICAL\Herb17_2020_10_05_ICAL.m
Quant Title : herb
QLast Update : Wed Oct 07 13:00:03 2020
Response via : Initial Calibration
Integrator: ChemStation

Volume Inj. :
Signal #1 Phase : Signal #2 Phase:
Signal #1 Info : Signal #2 Info :

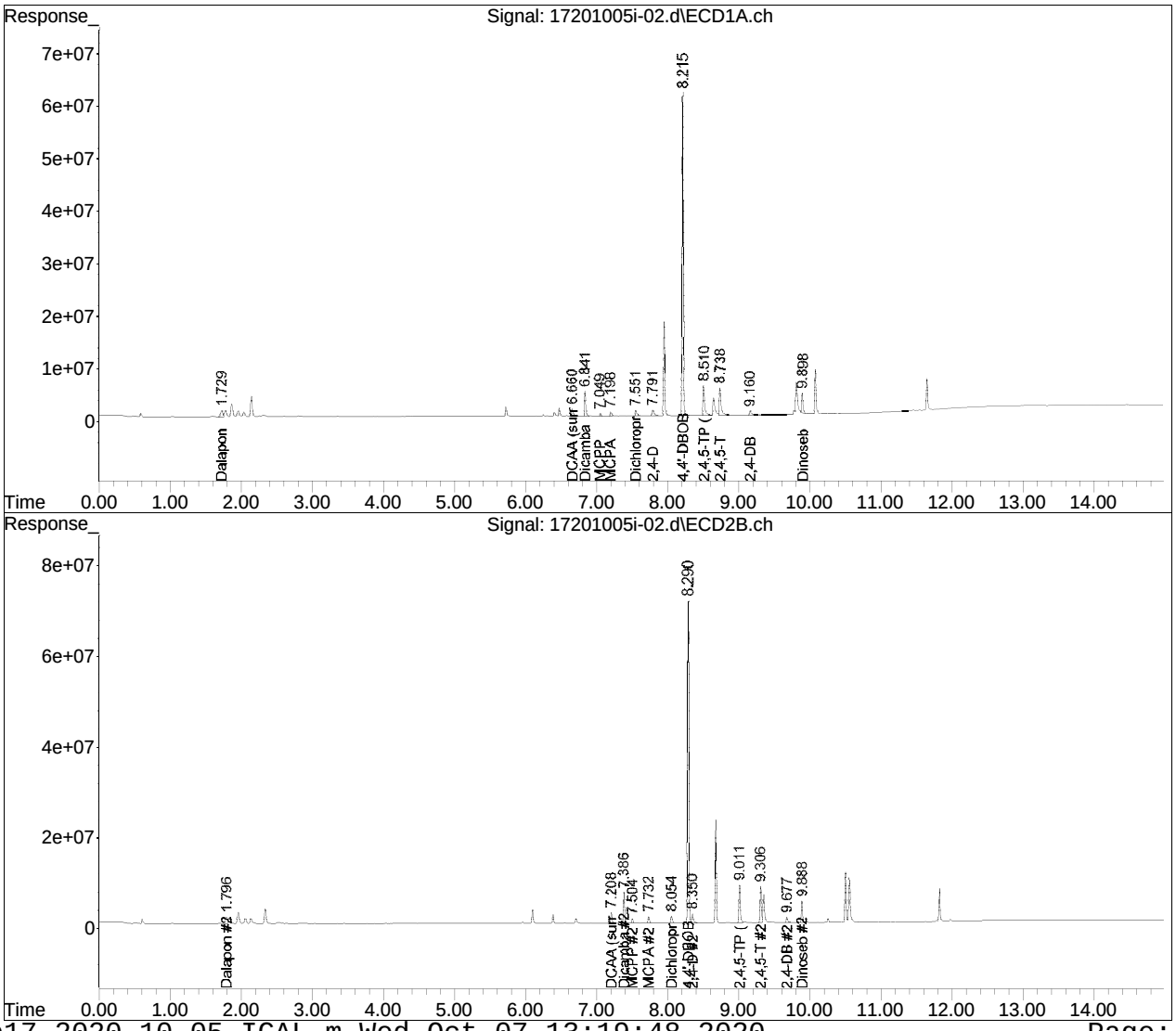

Manual Integration Report

Data Path : I:\Pest17\201005ICAL\
Data File : 17201005i-02.d
Date Inj'd : 10/5/2020 3:16 pm
Sample : il1herb,42e,, 10112

QMethod : Herb17_2020_10_05_ICAL.m
Operator : PEST17:jmc
Instrument : Pest 17
Quant Date : 10/7/2020 1:16 pm

Compound #12: Dinoseb

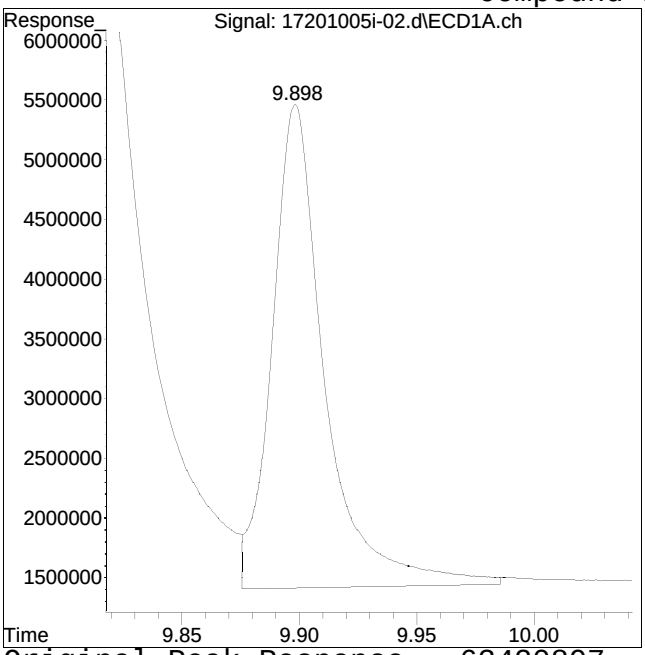

Original Peak Response = 63420897

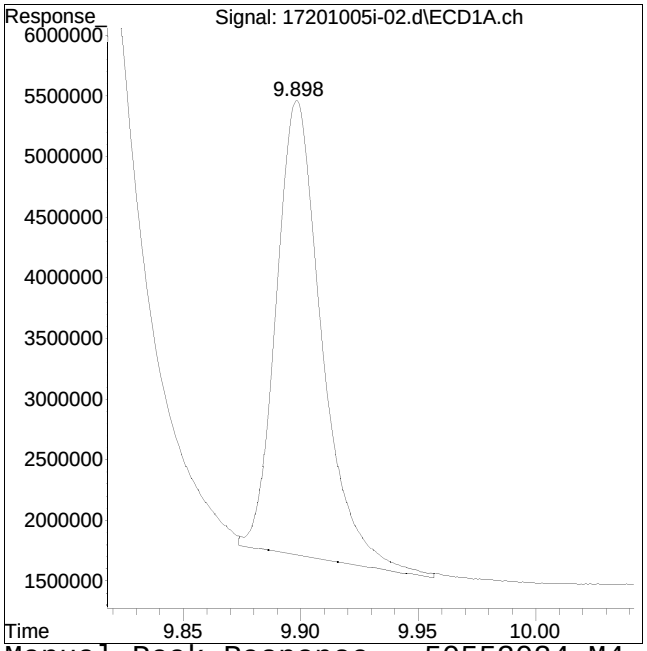

Manual Peak Response = 50553024 M4

M4 = Poor automated baseline construction.

Quantitation Report (QT Reviewed)

Data Path : I:\Pest17\201005ICAL\
Data File : 17201005i-03.d
Signal(s) : Signal #1: ECD1A.ch Signal #2: ECD2B.ch
Acq On : 5 Oct 2020 3:35 pm
Operator : PEST17:jmc
Sample : il2herb,42e,, 10113
Misc : wg1419350,ical (Sig #1); ical (Sig #2)
ALS Vial : 3 Sample Multiplier: 1

Integration File signal 1: events.e
Integration File signal 2: events2.e
Quant Time: Oct 07 13:17:02 2020
Quant Method : I:\Pest17\201005ICAL\Herb17_2020_10_05_ICAL.m
Quant Title : herb
QLast Update : Wed Oct 07 13:17:00 2020
Response via : Initial Calibration
Integrator: ChemStation

Volume Inj. :
Signal #1 Phase : Signal #2 Phase:
Signal #1 Info : Signal #2 Info :

Sub List : Default - All compounds listed

	Compound	RT#1	RT#2	Resp#1	Resp#2	mg/l	mg/l
	Internal Standards						
1) i	4,4'-DBOB	8.215	8.290	737.1E6	811.8E6	0.250	0.250
	System Monitoring Compounds						
3) s	DCAA (surrog	6.660	7.208	35380072	61633439	0.109	0.105
	Spiked Amount	0.500	Range 30 - 150		Recovery =	21.80%#	21.00%#
	Target Compounds						
2) t	Dalapon	1.729	1.797	45519881	66124081	0.102	0.099
4) t	Dicamba	6.841	7.386	125.3E6	173.7E6	0.101	0.099
5) t	MCPP	7.049	7.504	10874911	23424396	10.776	10.122
6) t	MCPA	7.197	7.732	20855572	41141915	7.884	11.116
7) t	Dichloroprop	7.551	8.053	36528379	52544237	0.109	0.104
8) t	2,4-D	7.784	8.346	46371166	68514746	0.106	0.102
9) t	2,4,5-TP (Si	8.506	9.009	202.8E6	238.8E6	0.101	0.100
10) t	2,4,5-T	8.734	9.303	201.8E6	227.4E6	0.101	0.097
11) t	2,4-DB	9.155	9.674	29177182	39590524	0.102	0.104
12) t	Dinoseb	9.897	9.887	111.8E6	137.6E6	0.096M4	0.096
	SemiQuant Compounds - Not Calibrated on this Instrument						

(f)=RT Delta > 1/2 Window (D)=Amounts differ by > 40% (m)=manual int.
(#)=Recovery Exceeds Compound Acceptance Limits.
(I,C,F) I=Interference, C=Coelluting Calibration Peak, F=Fails CC Criteria.

Sub List : Default - All compounds listed Reviewed)

Data Path : I:\Pest17\201005ICAL\
Data File : 17201005i-03.d
Signal(s) : Signal #1: ECD1A.ch Signal #2: ECD2B.ch
Acq On : 5 Oct 2020 3:35 pm
Operator : PEST17:jmc
Sample : il2herb,42e,, 10113
Misc : wg1419350,ical (Sig #1); ical (Sig #2)
ALS Vial : 3 Sample Multiplier: 1

Integration File signal 1: events.e
Integration File signal 2: events2.e
Quant Time: Oct 07 13:17:02 2020
Quant Method : I:\Pest17\201005ICAL\Herb17_2020_10_05_ICAL.m
Quant Title : herb
QLast Update : Wed Oct 07 13:17:00 2020
Response via : Initial Calibration
Integrator: ChemStation

Volume Inj. :
Signal #1 Phase : Signal #2 Phase:
Signal #1 Info : Signal #2 Info :

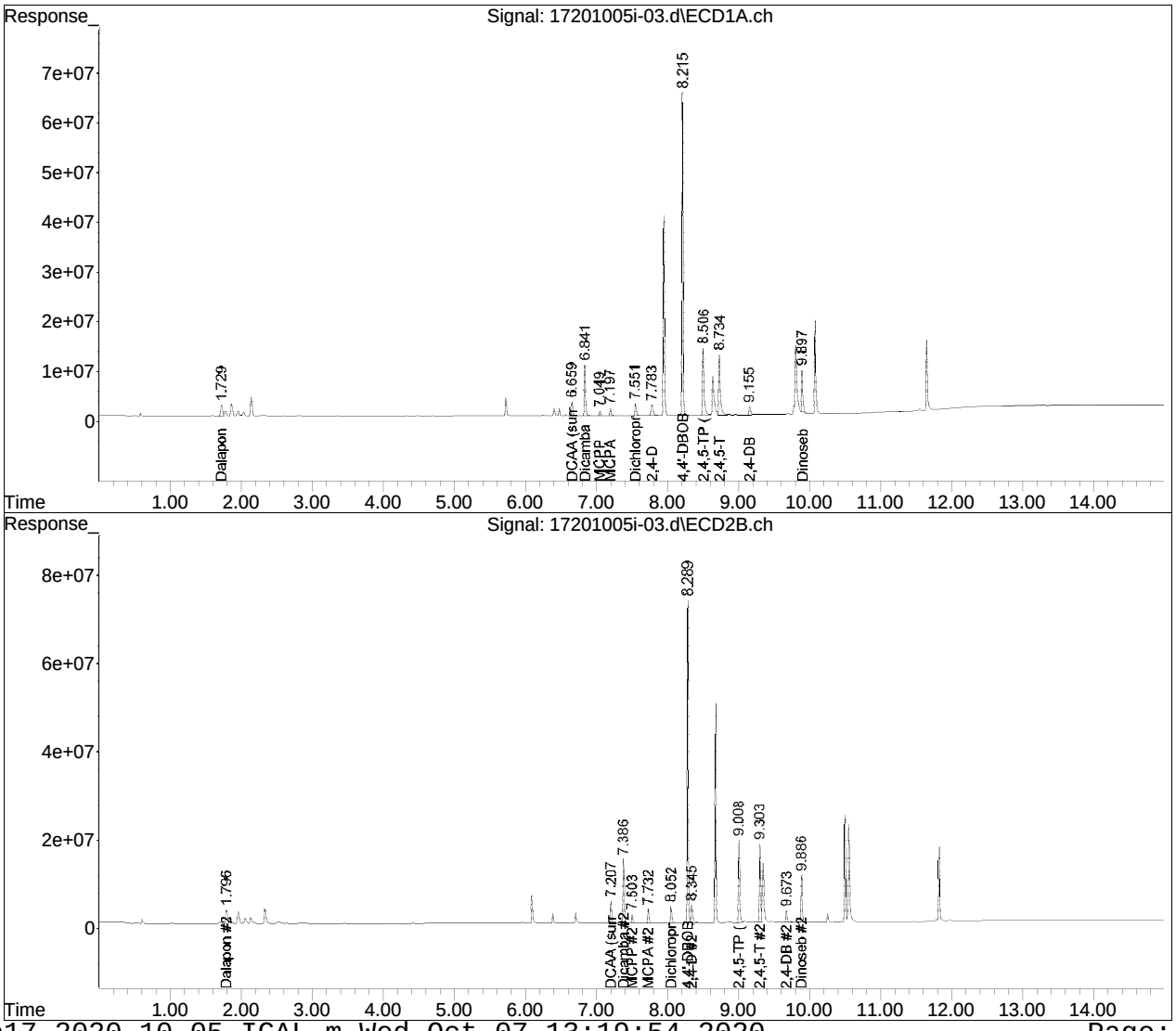

Manual Integration Report

Data Path : I:\Pest17\201005ICAL\
Data File : 17201005i-03.d
Date Inj'd : 10/5/2020 3:35 pm
Sample : il2herb,42e,, 10113

QMethod : Herb17_2020_10_05_ICAL.m
Operator : PEST17:jmc
Instrument : Pest 17
Quant Date : 10/7/2020 1:17 pm

Compound #12: Dinoseb

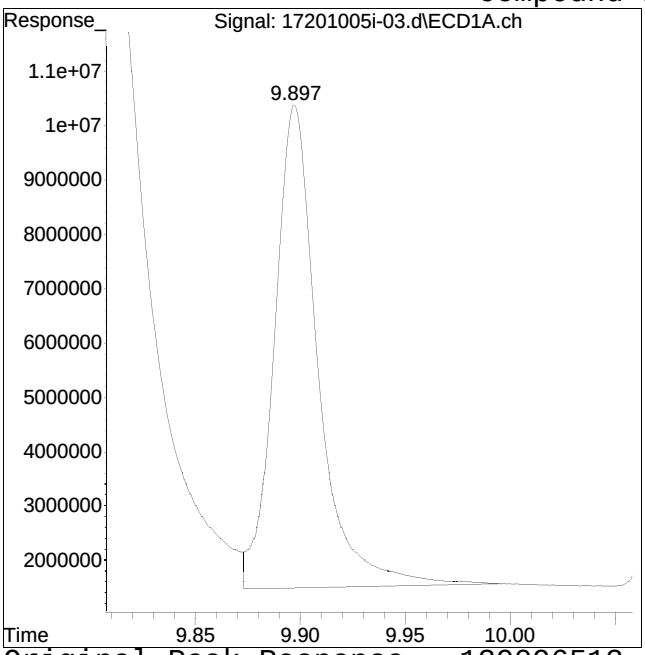

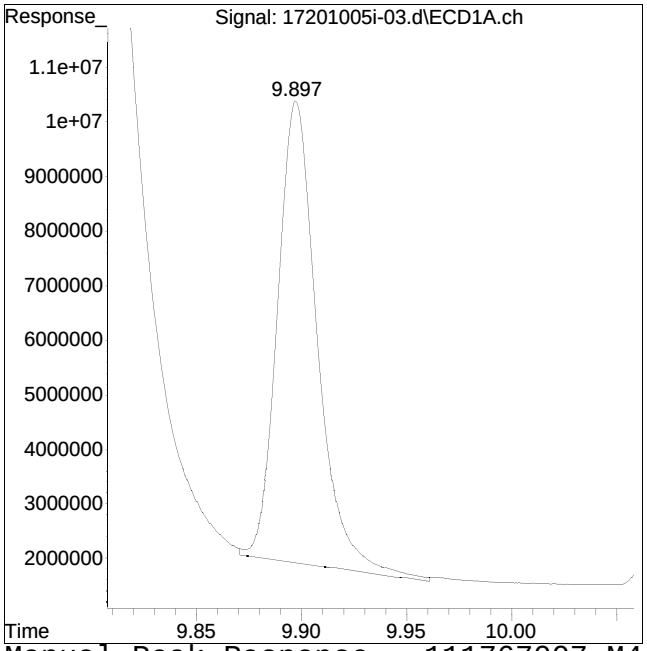

Original Peak Response = 129096512 Manual Peak Response = 111767007 M4
M4 = Poor automated baseline construction.

Quantitation Report (QT Reviewed)

Data Path : I:\Pest17\201005ICAL\
Data File : 17201005i-04.d
Signal(s) : Signal #1: ECD1A.ch Signal #2: ECD2B.ch
Acq On : 5 Oct 2020 3:53 pm
Operator : PEST17:jmc
Sample : il3herb,42e,, 10114
Misc : wg1419350,ical (Sig #1); ical (Sig #2)
ALS Vial : 4 Sample Multiplier: 1

Integration File signal 1: events.e
Integration File signal 2: events2.e
Quant Time: Oct 07 13:17:14 2020
Quant Method : I:\Pest17\201005ICAL\Herb17_2020_10_05_ICAL.m
Quant Title : herb
QLast Update : Wed Oct 07 13:17:12 2020
Response via : Initial Calibration
Integrator: ChemStation

Volume Inj. :
Signal #1 Phase : Signal #2 Phase:
Signal #1 Info : Signal #2 Info :

Sub List : Default - All compounds listed

	Compound	RT#1	RT#2	Resp#1	Resp#2	mg/l	mg/l
	Internal Standards						
1) i	4,4'-DBOB	8.215	8.290	700.0E6	768.2E6	0.250	0.250
	System Monitoring Compounds						
3) s	DCAA (surrog	6.659	7.207	60968825	106.0E6	0.197	0.190
	Spiked Amount	0.500	Range 30 - 150		Recovery =	39.40%	38.00%
	Target Compounds						
2) t	Dalapon	1.722	1.789	80235027	115.1E6	0.189	0.182
4) t	Dicamba	6.840	7.386	227.9E6	310.7E6	0.193	0.187
5) t	MCPP	7.049	7.504	19531011	41024034	20.380	18.733
6) t	MCPA	7.196	7.731	34603279	68480859	19.960M4	19.552
7) t	Dichloroprop	7.550	8.052	63807016	91617755	0.200	0.191
8) t	2,4-D	7.777	8.341	82636721	119.5E6	0.200	0.188
9) t	2,4,5-TP (Si	8.502	9.006	368.2E6	430.8E6	0.193	0.190
10) t	2,4,5-T	8.728	9.300	368.7E6	415.5E6	0.195	0.188
11) t	2,4-DB	9.149	9.671	56359136	69311013	0.207	0.192
12) t	Dinoseb	9.895	9.886	213.7E6	264.0E6	0.193M4	0.194
	SemiQuant Compounds - Not Calibrated on this Instrument						

(f)=RT Delta > 1/2 Window (D)=Amounts differ by > 40% (m)=manual int.
(#)=Recovery Exceeds Compound Acceptance Limits.
(I,C,F) I=Interference, C=Coelluting Calibration Peak, F=Fails CC Criteria.

Sub List : Default - All compounds listed Reviewed)

Data Path : I:\Pest17\201005ICAL\
Data File : 17201005i-04.d
Signal(s) : Signal #1: ECD1A.ch Signal #2: ECD2B.ch
Acq On : 5 Oct 2020 3:53 pm
Operator : PEST17:jmc
Sample : il3herb,42e,, 10114
Misc : wg1419350,ical (Sig #1); ical (Sig #2)
ALS Vial : 4 Sample Multiplier: 1

Integration File signal 1: events.e
Integration File signal 2: events2.e
Quant Time: Oct 07 13:17:14 2020
Quant Method : I:\Pest17\201005ICAL\Herb17_2020_10_05_ICAL.m
Quant Title : herb
QLast Update : Wed Oct 07 13:17:12 2020
Response via : Initial Calibration
Integrator: ChemStation

Volume Inj. :
Signal #1 Phase : Signal #2 Phase:
Signal #1 Info : Signal #2 Info :

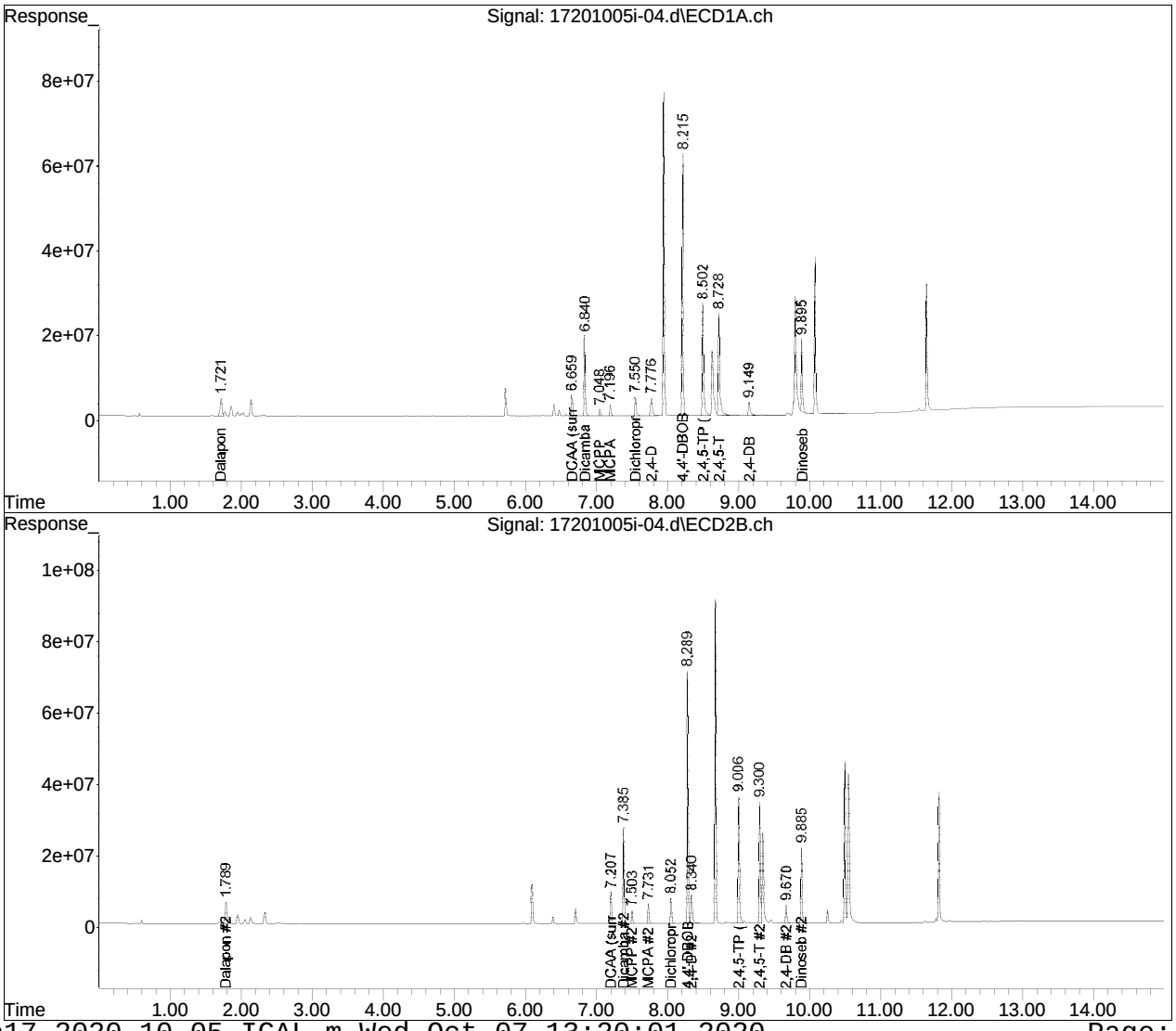

Manual Integration Report

Data Path : I:\Pest17\201005ICAL\
Data File : 17201005i-04.d
Date Inj'd : 10/5/2020 3:53 pm
Sample : il3herb,42e,, 10114

QMethod : Herb17_2020_10_05_ICAL.m
Operator : PEST17:jmc
Instrument : Pest 17
Quant Date : 10/7/2020 1:17 pm

Compound #6: MCPA

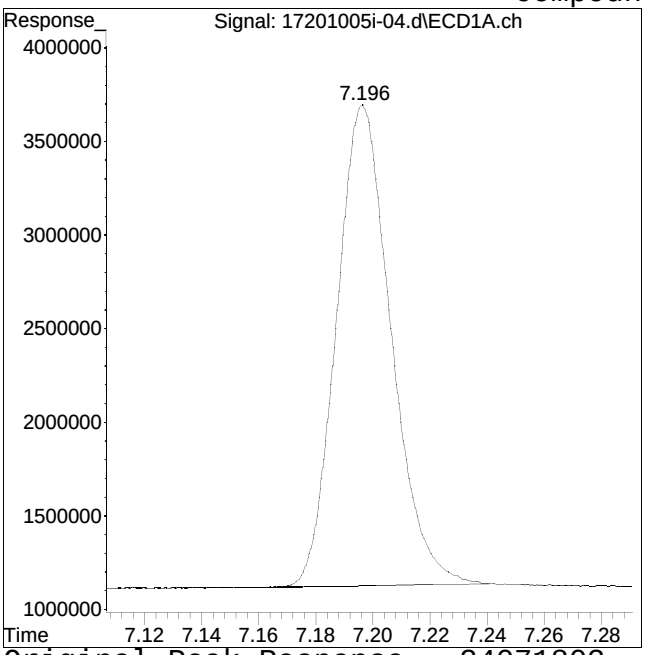

Original Peak Response = 34071803

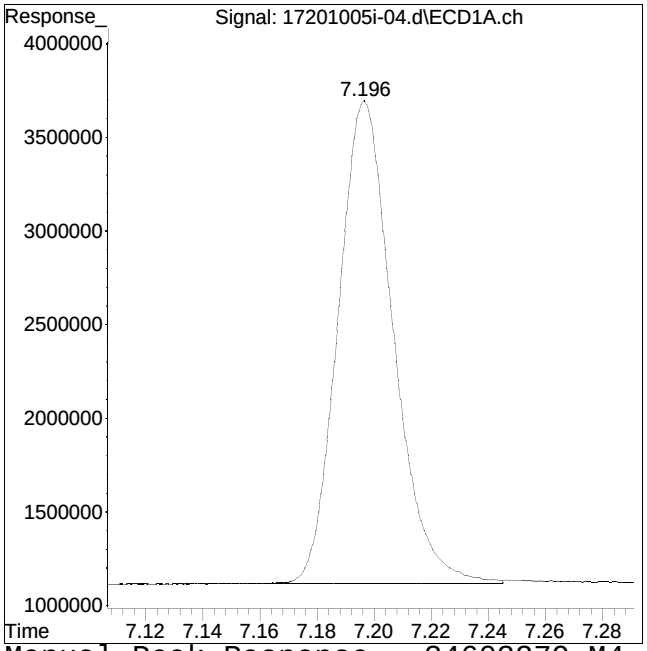

Manual Peak Response = 34603279 M4

M4 = Poor automated baseline construction.

Manual Integration Report

Data Path : I:\Pest17\201005ICAL\
Data File : 17201005i-04.d
Date Inj'd : 10/5/2020 3:53 pm
Sample : il3herb,42e,, 10114

QMethod : Herb17_2020_10_05_ICAL.m
Operator : PEST17:jmc
Instrument : Pest 17
Quant Date : 10/7/2020 1:17 pm

Compound #12: Dinoseb

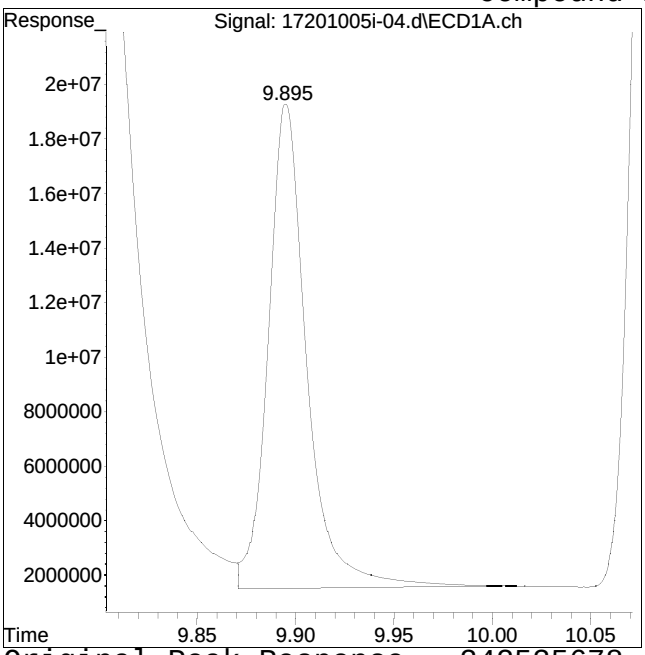

Original Peak Response = 242535678

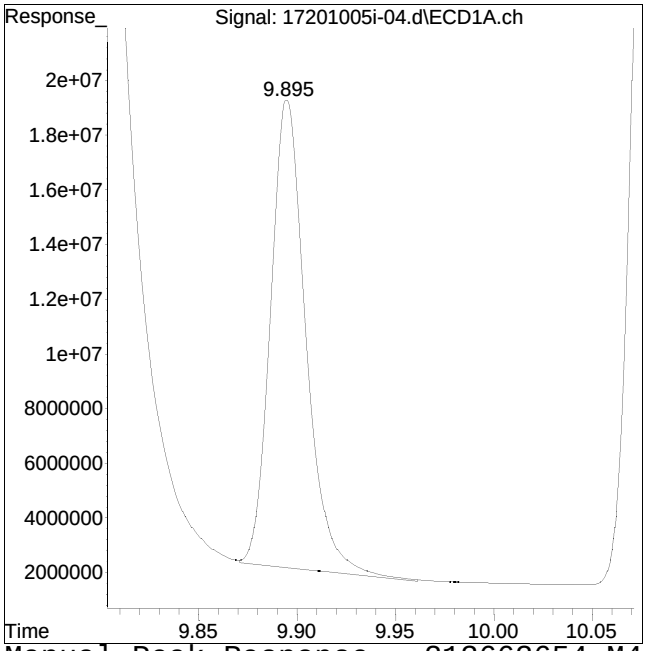

Manual Peak Response = 213663654 M4

M4 = Poor automated baseline construction.

Quantitation Report (QT Reviewed)

Data Path : I:\Pest17\201005ICAL\
Data File : 17201005i-05.d
Signal(s) : Signal #1: ECD1A.ch Signal #2: ECD2B.ch
Acq On : 5 Oct 2020 4:11 pm
Operator : PEST17:jmc
Sample : il4herb,42e,, 10115
Misc : wg1419350,ical (Sig #1); ical (Sig #2)
ALS Vial : 5 Sample Multiplier: 1

Integration File signal 1: events.e
Integration File signal 2: events2.e
Quant Time: Oct 07 13:17:27 2020
Quant Method : I:\Pest17\201005ICAL\Herb17_2020_10_05_ICAL.m
Quant Title : herb
QLast Update : Wed Oct 07 13:17:25 2020
Response via : Initial Calibration
Integrator: ChemStation

Volume Inj. :
Signal #1 Phase : Signal #2 Phase:
Signal #1 Info : Signal #2 Info :

Sub List : Default - All compounds listed

	Compound	RT#1	RT#2	Resp#1	Resp#2	mg/l	mg/l
	Internal Standards						
1) i	4,4'-DBOB	8.216	8.290	750.7E6	793.1E6	0.250	0.250
	System Monitoring Compounds						
3) s	DCAA (surrog	6.659	7.207	149.0E6	258.9E6	0.449	0.449
	Spiked Amount	0.500	Range 30 - 150		Recovery =	89.80%	89.80%
	Target Compounds						
2) t	Dalapon	1.722	1.790	198.1E6	286.4E6	0.436	0.438
4) t	Dicamba	6.840	7.386	595.4E6	794.2E6	0.471	0.464
5) t	MCPP	7.050	7.504	48147253	103.4E6	46.847	45.714
6) t	MCPA	7.198	7.732	77475799	161.4E6	50.678	44.635
7) t	Dichloroprop	7.549	8.051	152.8E6	223.7E6	0.446M3	0.452
8) t	2,4-D	7.765	8.335	202.9E6	289.7E6	0.457	0.442
9) t	2,4,5-TP (Si	8.496	9.002	977.8E6	1105.2E6	0.478	0.473
10) t	2,4,5-T	8.722	9.296	968.7E6	1083.9E6	0.478	0.475
11) t	2,4-DB	9.141	9.665	140.5E6	171.9E6	0.481	0.461
12) t	Dinoseb	9.893	9.883	588.8E6	689.2E6	0.497M4	0.491
	SemiQuant Compounds - Not Calibrated on this Instrument						

(f)=RT Delta > 1/2 Window (D)=Amounts differ by > 40% (m)=manual int.
(#)=Recovery Exceeds Compound Acceptance Limits.
(I,C,F) I=Interference, C=Coelluting Calibration Peak, F=Fails CC Criteria.

Sub List : Default - All compounds listed Reviewed)

Data Path : I:\Pest17\201005ICAL\
Data File : 17201005i-05.d
Signal(s) : Signal #1: ECD1A.ch Signal #2: ECD2B.ch
Acq On : 5 Oct 2020 4:11 pm
Operator : PEST17:jmc
Sample : il4herb,42e,, 10115
Misc : wg1419350,ical (Sig #1); ical (Sig #2)
ALS Vial : 5 Sample Multiplier: 1

Integration File signal 1: events.e
Integration File signal 2: events2.e
Quant Time: Oct 07 13:17:27 2020
Quant Method : I:\Pest17\201005ICAL\Herb17_2020_10_05_ICAL.m
Quant Title : herb
QLast Update : Wed Oct 07 13:17:25 2020
Response via : Initial Calibration
Integrator: ChemStation

Volume Inj. :
Signal #1 Phase : Signal #2 Phase:
Signal #1 Info : Signal #2 Info :

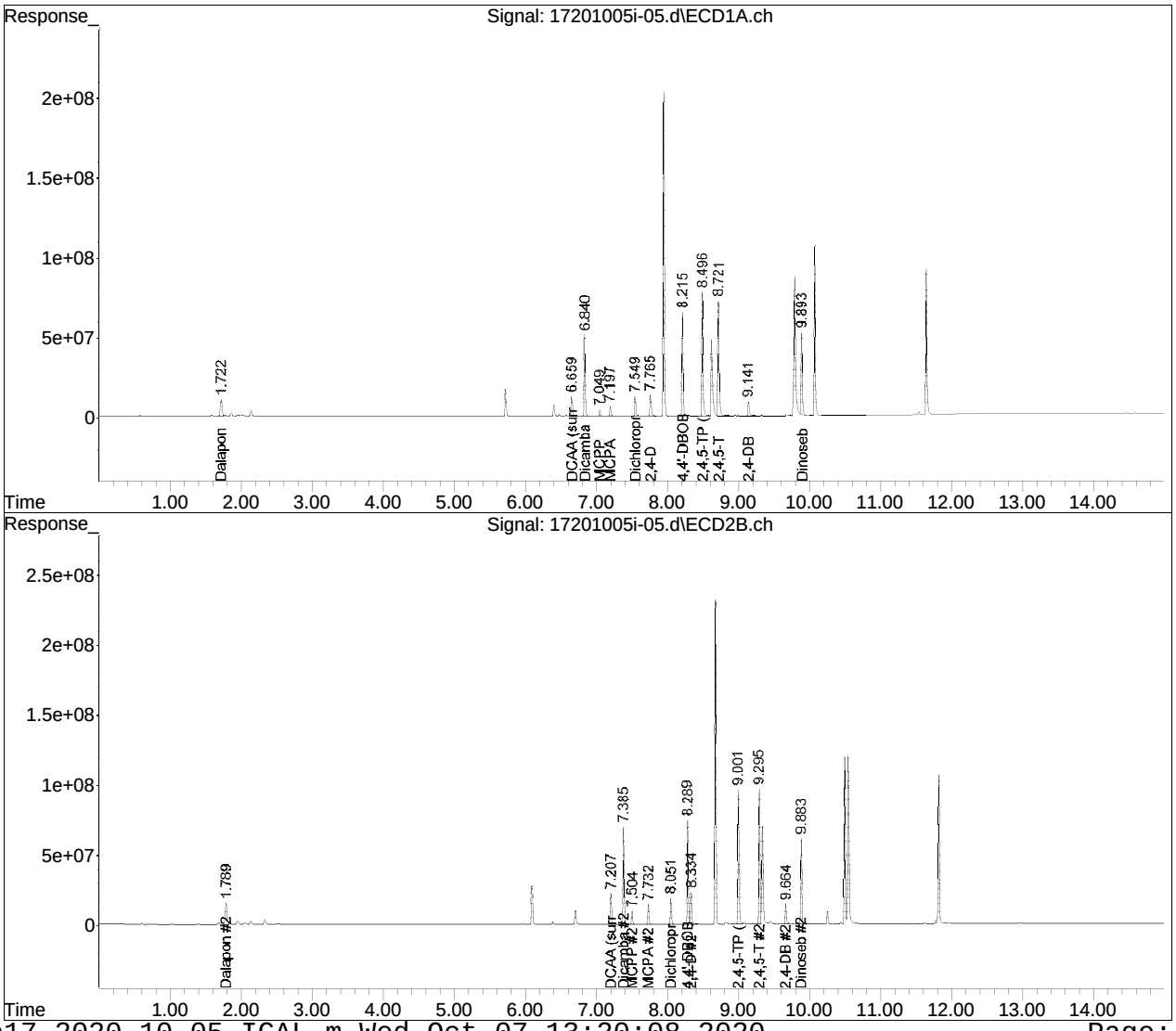

Manual Integration Report

Data Path : I:\Pest17\201005ICAL\
Data File : 17201005i-05.d
Date Inj'd : 10/5/2020 4:11 pm
Sample : il4herb,42e,, 10115

QMethod : Herb17_2020_10_05_ICAL.m
Operator : PEST17:jmc
Instrument : Pest 17
Quant Date : 10/7/2020 1:17 pm

Compound #7: Dichloroprop

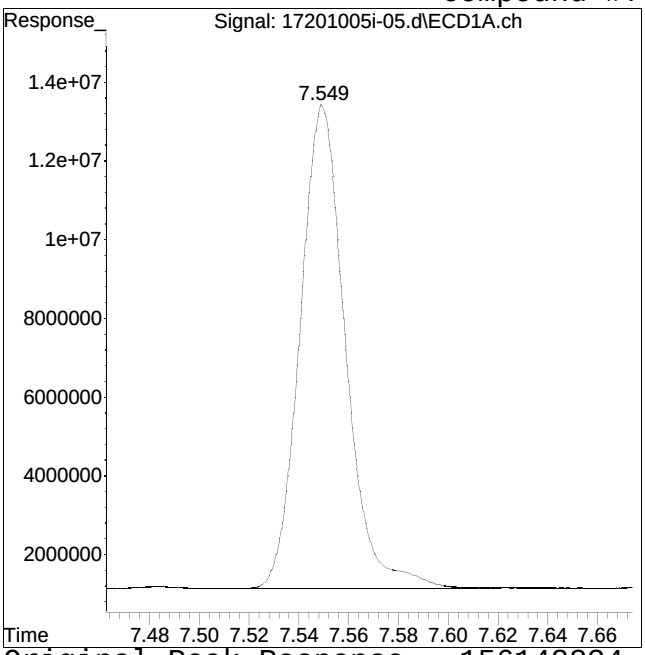

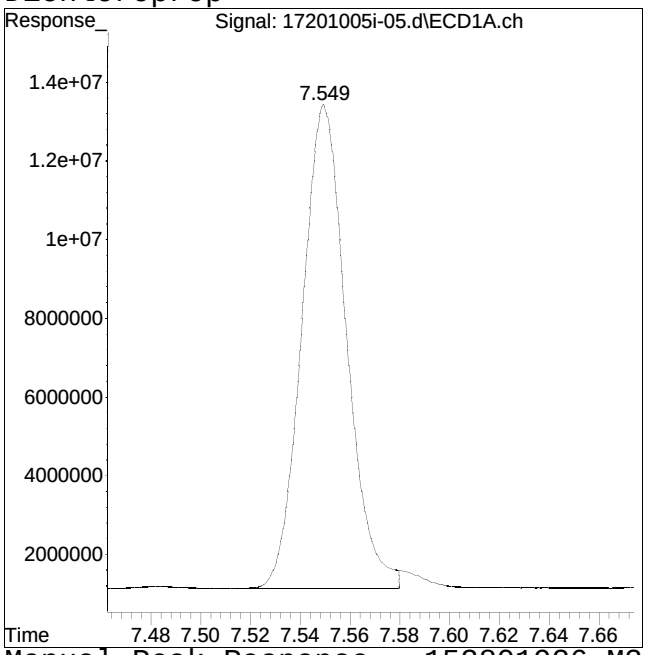

Original Peak Response = 156142234 Manual Peak Response = 152801926 M3
M3 = Misidentification of the peak (i.e. 1,4-dichlorobenzene identified as 1,3-dichlorobenzene), or misidentification from 2 partially resolved peaks not being split.

Manual Integration Report

Data Path : I:\Pest17\201005ICAL\
Data File : 17201005i-05.d
Date Inj'd : 10/5/2020 4:11 pm
Sample : il4herb,42e,, 10115

QMethod : Herb17_2020_10_05_ICAL.m
Operator : PEST17:jmc
Instrument : Pest 17
Quant Date : 10/7/2020 1:17 pm

Compound #12: Dinoseb

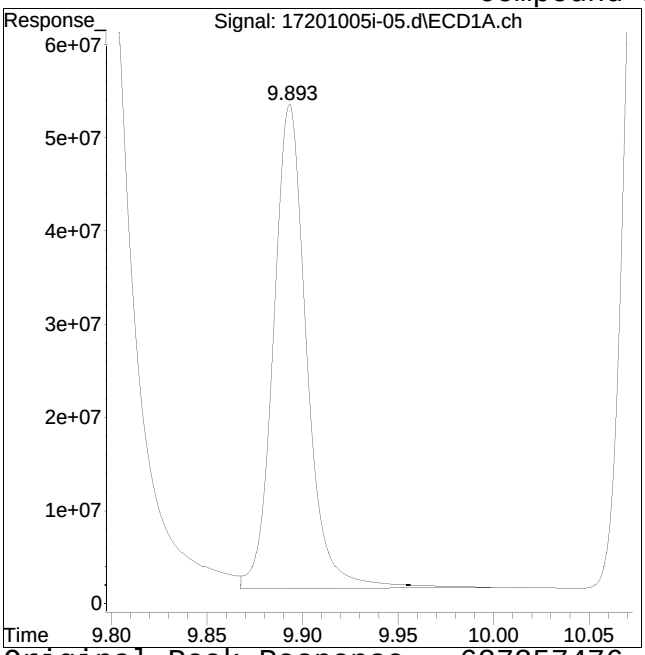

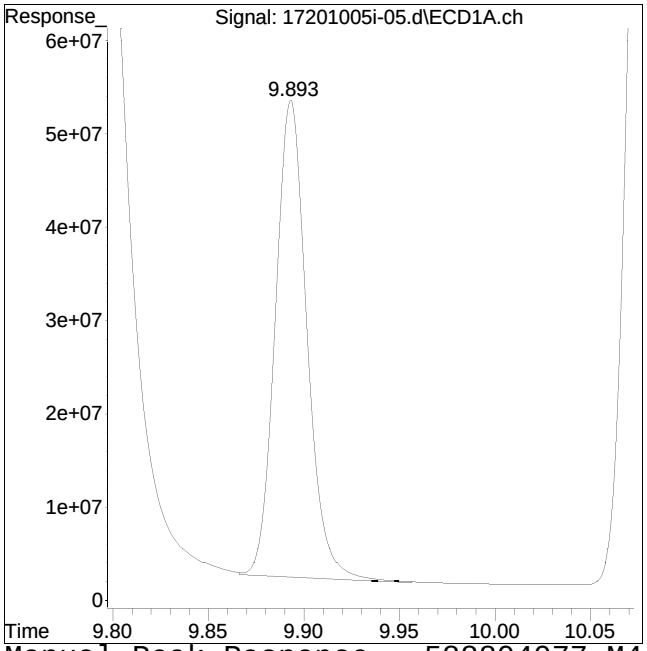

Original Peak Response = 627357476 Manual Peak Response = 588804077 M4
M4 = Poor automated baseline construction.

Quantitation Report (QT Reviewed)

Data Path : I:\Pest17\201005ICAL\
Data File : 17201005i-06.d
Signal(s) : Signal #1: ECD1A.ch Signal #2: ECD2B.ch
Acq On : 5 Oct 2020 4:30 pm
Operator : PEST17:jmc
Sample : il5herb,42e,, 10116
Misc : wg1419350,ical (Sig #1); ical (Sig #2)
ALS Vial : 6 Sample Multiplier: 1

Integration File signal 1: events.e
Integration File signal 2: events2.e
Quant Time: Oct 07 13:17:37 2020
Quant Method : I:\Pest17\201005ICAL\Herb17_2020_10_05_ICAL.m
Quant Title : herb
QLast Update : Wed Oct 07 13:17:35 2020
Response via : Initial Calibration
Integrator: ChemStation

Volume Inj. :
Signal #1 Phase : Signal #2 Phase:
Signal #1 Info : Signal #2 Info :

Sub List : Default - All compounds listed

	Compound	RT#1	RT#2	Resp#1	Resp#2	mg/l	mg/l
	Internal Standards						
1) i	4,4'-DBOB	8.215	8.289	812.3E6	813.9E6	0.250	0.250
	System Monitoring Compounds						
3) s	DCAA (surrog	6.659	7.207	292.6E6	505.0E6	0.815	0.854
	Spiked Amount	0.500	Range 30 - 150		Recovery =	163.00%#	170.80%#
	Target Compounds						
2) t	Dalapon	1.726	1.793	400.1E6	586.3E6	0.814	0.875
4) t	Dicamba	6.840	7.386	1219.5E6	1590.8E6	0.891	0.905
5) t	MCPP	7.051	7.505	94233017	205.6E6	84.742	88.624
6) t	MCPA	7.199	7.733	147.0E6	311.4E6	95.136	83.912
7) t	Dichloroprop	7.548	8.051	299.4E6	435.6E6	0.808M3	0.857
8) t	2,4-D	7.762f	8.332	399.2E6	580.0E6	0.832	0.863
9) t	2,4,5-TP (Si	8.493	9.000	2042.7E6	2201.1E6	0.924	0.917
10) t	2,4,5-T	8.717	9.294	1961.9E6	2206.7E6	0.895	0.943
11) t	2,4-DB	9.136	9.662	275.9E6	344.4E6	0.872	0.901
12) t	Dinoseb	9.891	9.882	1220.4E6	1361.3E6	0.952M4	0.945
	SemiQuant Compounds - Not Calibrated on this Instrument						

(f)=RT Delta > 1/2 Window (D)=Amounts differ by > 40% (m)=manual int.
(#)=Recovery Exceeds Compound Acceptance Limits.
(I,C,F) I=Interference, C=Coelluting Calibration Peak, F=Fails CC Criteria.

Sub List : Default - All compounds listed Reviewed)

Data Path : I:\Pest17\201005ICAL\
Data File : 17201005i-06.d
Signal(s) : Signal #1: ECD1A.ch Signal #2: ECD2B.ch
Acq On : 5 Oct 2020 4:30 pm
Operator : PEST17:jmc
Sample : il5herb,42e,, 10116
Misc : wg1419350,ical (Sig #1); ical (Sig #2)
ALS Vial : 6 Sample Multiplier: 1

Integration File signal 1: events.e
Integration File signal 2: events2.e
Quant Time: Oct 07 13:17:37 2020
Quant Method : I:\Pest17\201005ICAL\Herb17_2020_10_05_ICAL.m
Quant Title : herb
QLast Update : Wed Oct 07 13:17:35 2020
Response via : Initial Calibration
Integrator: ChemStation

Volume Inj. :
Signal #1 Phase : Signal #2 Phase:
Signal #1 Info : Signal #2 Info :

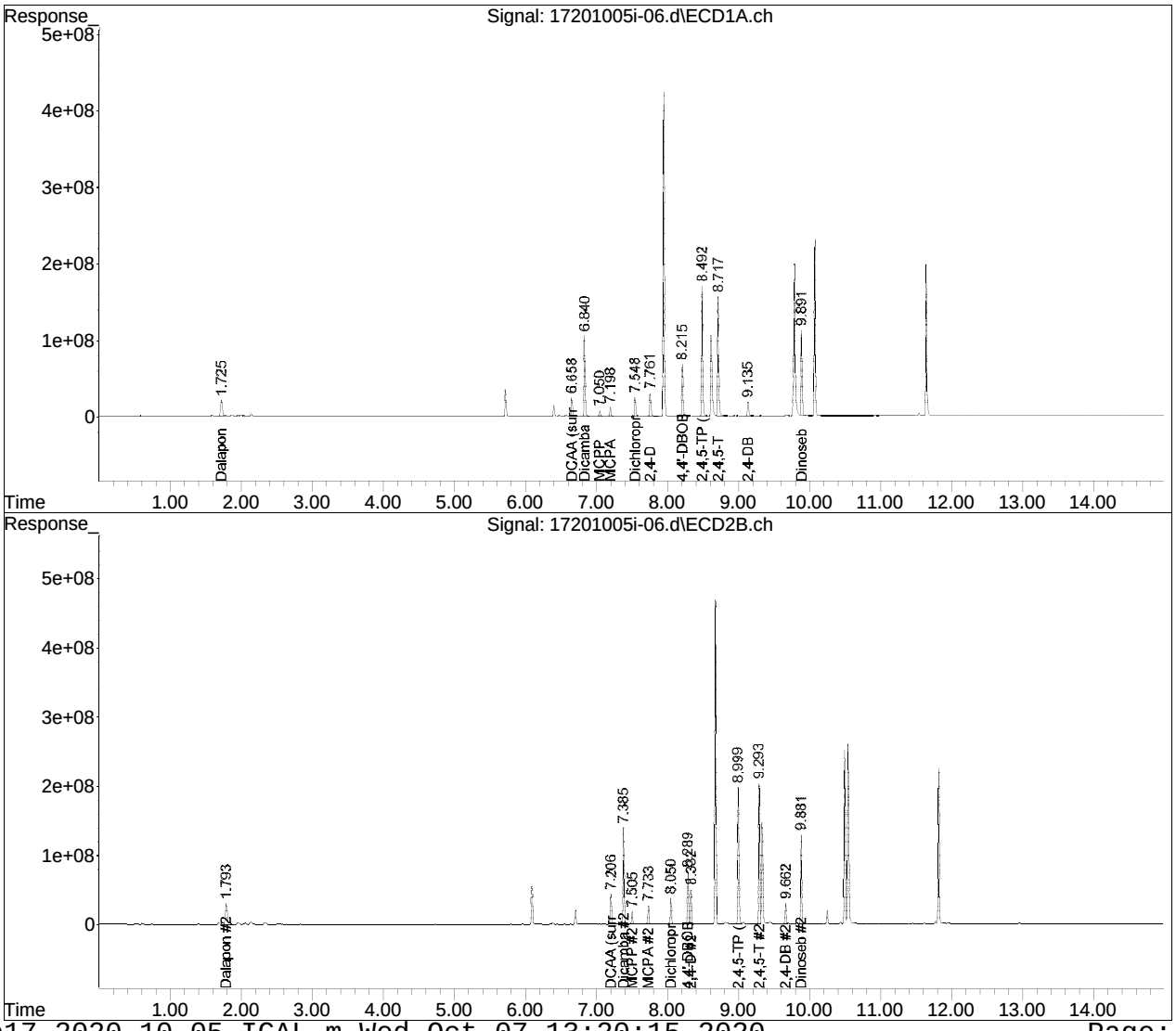

Manual Integration Report

Data Path : I:\Pest17\201005ICAL\
Data File : 17201005i-06.d
Date Inj'd : 10/5/2020 4:30 pm
Sample : il5herb,42e,, 10116

QMethod : Herb17_2020_10_05_ICAL.m
Operator : PEST17:jmc
Instrument : Pest 17
Quant Date : 10/7/2020 1:17 pm

Compound #7: Dichloroprop

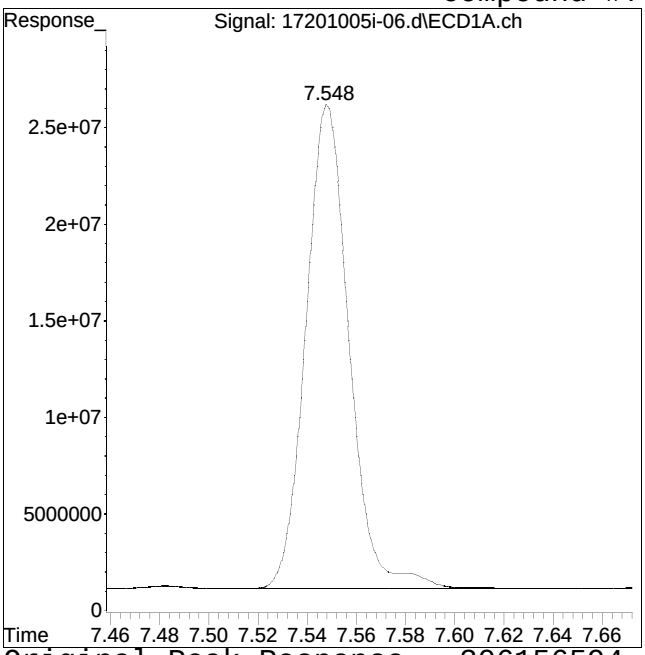

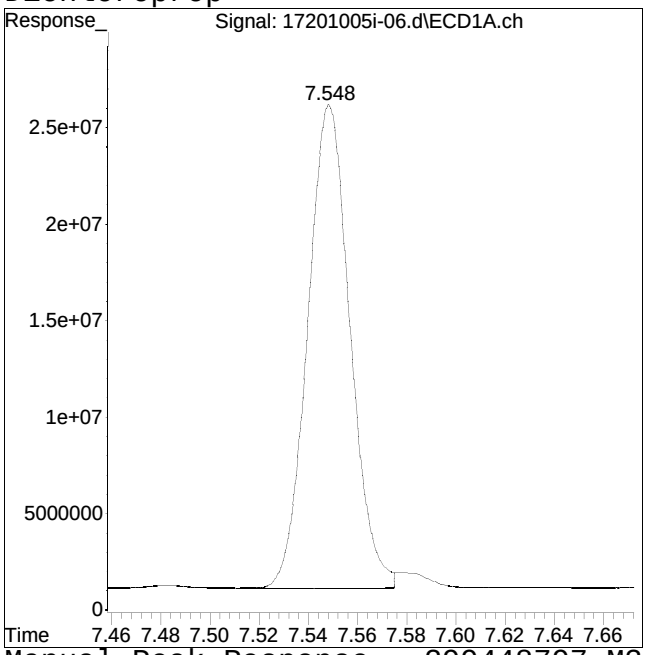

Original Peak Response = 306156594 Manual Peak Response = 299448797 M3
M3 = Misidentification of the peak (i.e. 1,4-dichlorobenzene identified as 1,3-dichlorobenzene), or misidentification from 2 partially resolved peaks not being split.

Manual Integration Report

Data Path : I:\Pest17\201005ICAL\
Data File : 17201005i-06.d
Date Inj'd : 10/5/2020 4:30 pm
Sample : il5herb,42e,, 10116

QMethod : Herb17_2020_10_05_ICAL.m
Operator : PEST17:jmc
Instrument : Pest 17
Quant Date : 10/7/2020 1:17 pm

Compound #12: Dinoseb

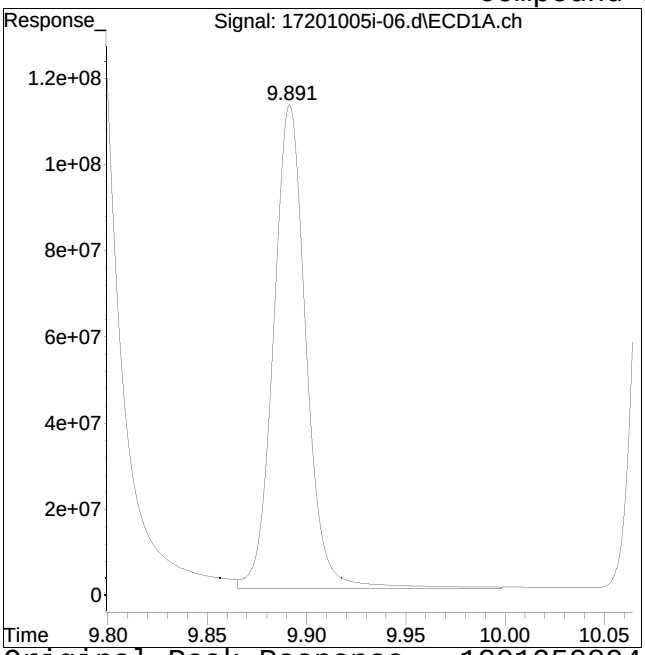

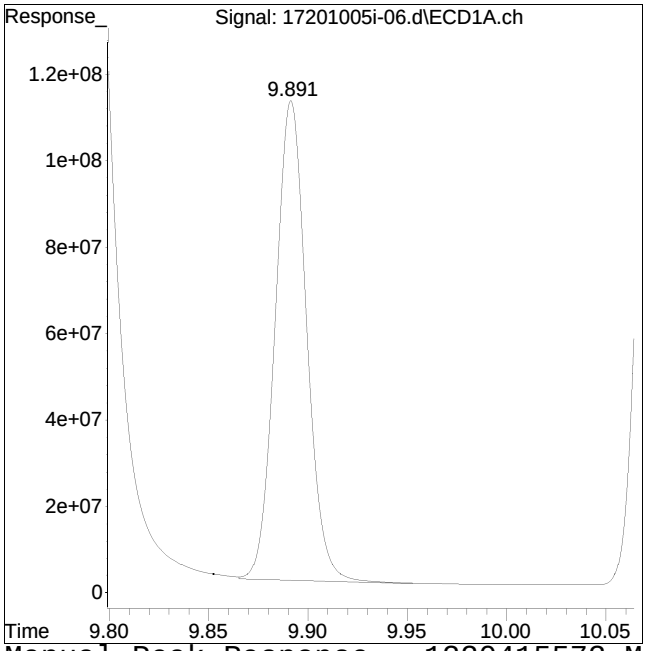

Original Peak Response = 1291959894 Manual Peak Response = 1220415573 M4
M4 = Poor automated baseline construction.

Quantitation Report (QT Reviewed)

Data Path : I:\Pest17\201005ICAL\
Data File : 17201005i-07.d
Signal(s) : Signal #1: ECD1A.ch Signal #2: ECD2B.ch
Acq On : 5 Oct 2020 4:48 pm
Operator : PEST17:jmc
Sample : il6herb,42e,, 10117
Misc : wg1419350,ical (Sig #1); ical (Sig #2)
ALS Vial : 7 Sample Multiplier: 1

Integration File signal 1: events.e
Integration File signal 2: events2.e
Quant Time: Oct 07 13:17:45 2020
Quant Method : I:\Pest17\201005ICAL\Herb17_2020_10_05_ICAL.m
Quant Title : herb
QLast Update : Wed Oct 07 13:17:43 2020
Response via : Initial Calibration
Integrator: ChemStation

Volume Inj. :
Signal #1 Phase : Signal #2 Phase:
Signal #1 Info : Signal #2 Info :

Sub List : Default - All compounds listed

	Compound	RT#1	RT#2	Resp#1	Resp#2	mg/l	mg/l
	Internal Standards						
1) i	4,4'-DBOB	8.215	8.289	874.6E6	812.9E6	0.250	0.250
	System Monitoring Compounds						
3) s	DCAA (surrog	6.658	7.207	584.9E6	993.9E6	1.513	1.683
	Spiked Amount	0.500	Range 30 - 150		Recovery =	302.60%#	336.60%#
	Target Compounds						
2) t	Dalapon	1.732	1.799	817.8E6	1146.5E6	1.545	1.712
4) t	Dicamba	6.840	7.386	2504.8E6	3202.1E6	1.701	1.824
5) t	MCPP	7.054	7.508	187.4E6	414.5E6	156.479	178.868
6) t	MCPA	7.202	7.736	287.8E6	614.5E6	179.743	165.804
7) t	Dichloroprop	7.549	8.050	597.8E6	857.1E6	1.497	1.689
8) t	2,4-D	7.760f	8.331	796.9E6	1156.4E6	1.542	1.722
9) t	2,4,5-TP (Si	8.492	8.999	4209.7E6	4455.0E6	1.768	1.859
10) t	2,4,5-T	8.715	9.292	4047.9E6	4516.4E6	1.714	1.933
11) t	2,4-DB	9.132f	9.660	568.0E6	692.3E6	1.667	1.813
12) t	Dinoseb	9.890	9.881	2579.2E6	2744.1E6	1.869M4	1.908
	SemiQuant Compounds - Not Calibrated on this Instrument						

(f)=RT Delta > 1/2 Window (D)=Amounts differ by > 40% (m)=manual int.
(#)=Recovery Exceeds Compound Acceptance Limits.
(I,C,F) I=Interference, C=Coelluting Calibration Peak, F=Fails CC Criteria.

Sub List : Default - All compounds listed Reviewed)

Data Path : I:\Pest17\201005ICAL\
Data File : 17201005i-07.d
Signal(s) : Signal #1: ECD1A.ch Signal #2: ECD2B.ch
Acq On : 5 Oct 2020 4:48 pm
Operator : PEST17:jmc
Sample : il6herb,42e,, 10117
Misc : wg1419350,ical (Sig #1); ical (Sig #2)
ALS Vial : 7 Sample Multiplier: 1

Integration File signal 1: events.e
Integration File signal 2: events2.e
Quant Time: Oct 07 13:17:45 2020
Quant Method : I:\Pest17\201005ICAL\Herb17_2020_10_05_ICAL.m
Quant Title : herb
QLast Update : Wed Oct 07 13:17:43 2020
Response via : Initial Calibration
Integrator: ChemStation

Volume Inj. :
Signal #1 Phase : Signal #2 Phase:
Signal #1 Info : Signal #2 Info :

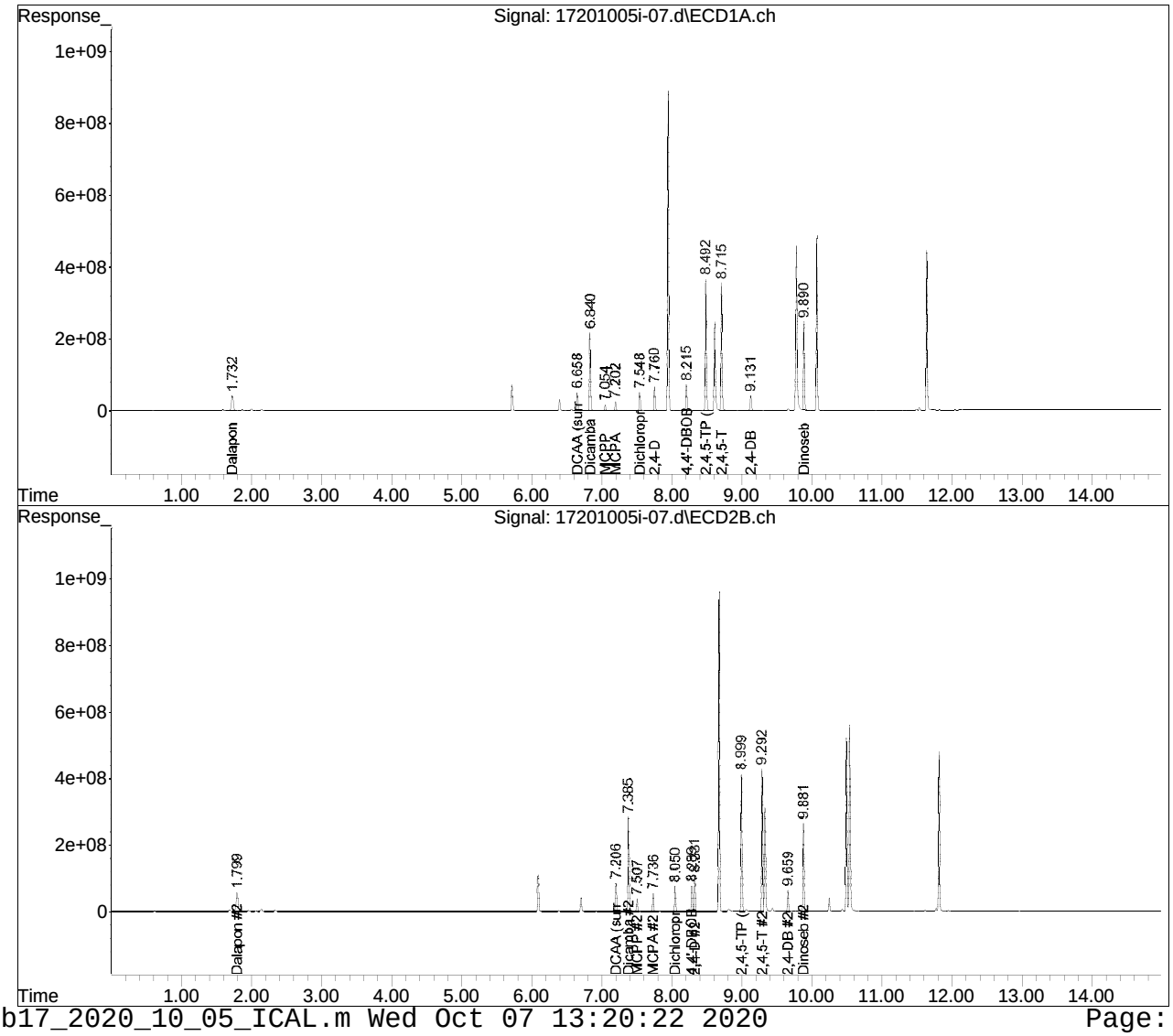

Manual Integration Report

Data Path : I:\Pest17\201005ICAL\
Data File : 17201005i-07.d
Date Inj'd : 10/5/2020 4:48 pm
Sample : il6herb,42e,, 10117

QMethod : Herb17_2020_10_05_ICAL.m
Operator : PEST17:jmc
Instrument : Pest 17
Quant Date : 10/7/2020 1:17 pm

Compound #12: Dinoseb

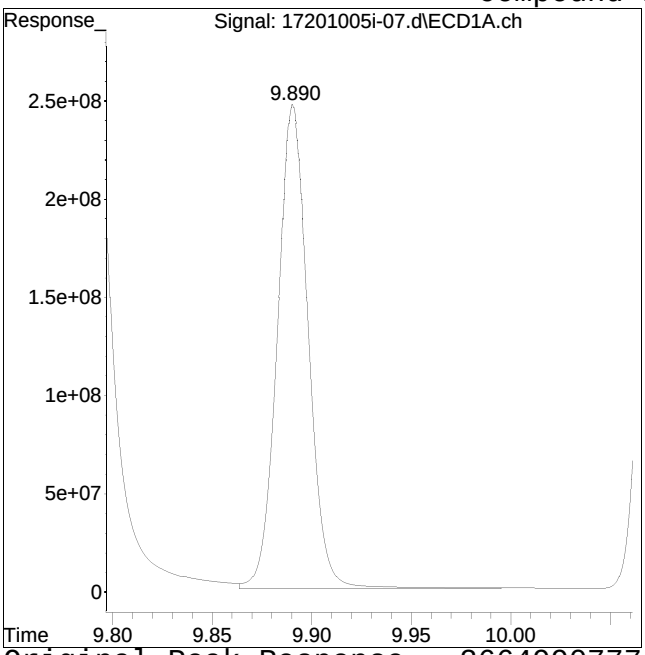

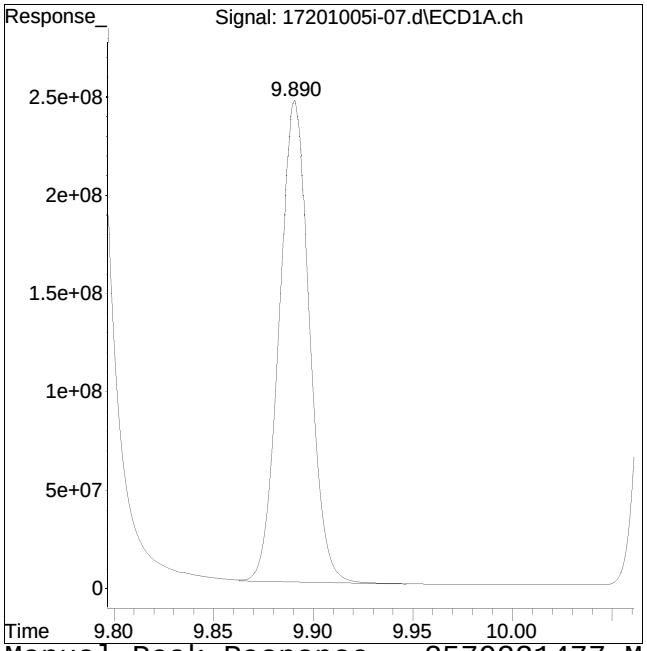

Original Peak Response = 2664990777 Manual Peak Response = 2579231477 M4
M4 = Poor automated baseline construction.

Initial Calibration Verification

Evaluate Continuing Calibration Report

Data Path : I:\Pest17\201005ICAL\
Data File : 17201005i-08.d
Signal(s) : Signal #1: ECD1A.ch Signal #2: ECD2B.ch
Acq On   : 5 Oct 2020   5:06 pm
Operator : PEST17:jmc
Sample   : cicv,42e,, 10118
Misc   : wg1419350,ical
ALS Vial : 8   Sample Multiplier: 1

Integration File signal 1: events.e
Integration File signal 2: events2.e
Quant Time: Oct 07 13:18:10 2020
Quant Method : I:\Pest17\201005ICAL\Herb17_2020_10_05_ICAL.m
Quant Title : herb
QLast Update : Wed Oct 07 13:18:08 2020
Response via : Initial Calibration
Integrator: ChemStation

Volume Inj.   :
Signal #1 Phase :   Signal #2 Phase:
Signal #1 Info :   Signal #2 Info :

Min. RRF   :   0.000 Min. Rel. Area : 50% Max. R.T. Dev 0.50min
Max. RRF Dev : 15%   Max. Rel. Area : 150%

		Compound	Amount	Calc.	%Dev	Area%	Dev(Min)
1	i	4,4'-DBOB	0.250	0.250	0.0	106	0.00
2	t	Dalapon	0.182	0.195	-7.1	110	0.00
3	s	DCAA (surrogate)	0.188	0.208	-10.6	112	0.00
4	t	Dicamba	0.188	0.204	-8.5	112	0.00
5	t	MCPP	18.800	22.046	-17.3#	115	0.00
6	t	MCPA	18.600	21.343	-14.7	111	0.00
7	t	Dichloroprop	0.188	0.226	-20.2#	120	0.00
8	t	2,4-D	0.188	0.212	-12.8	113	0.00
9	t	2,4,5-TP (Silvex)	0.190	0.205	-7.9	113	0.00
10	t	2,4,5-T	0.190	0.204	-7.4	111	0.00
11	t	2,4-DB	0.192	0.180	6.3	93	0.00
12	t	Dinoseb	0.190	0.208	-9.5	114	0.00

Signal #2

1	i	4,4'-DBOB	0.250	0.250	0.0	106	0.00
2	t	Dalapon	0.182	0.189	-3.8	110	0.00
3	s	DCAA (surrogate)	0.188	0.193	-2.7	107	0.00
4	t	Dicamba	0.188	0.198	-5.3	112	0.00
5	t	MCPP	18.800	20.365	-8.3	115	0.00
6	t	MCPA	18.600	20.744	-11.5	112	0.00
7	t	Dichloroprop	0.188	0.218	-16.0#	121	0.00
8	t	2,4-D	0.188	0.204	-8.5	115	0.00
9	t	2,4,5-TP (Silvex)	0.190	0.207	-8.9	116	0.00
10	t	2,4,5-T	0.190	0.200	-5.3	112	0.00
11	t	2,4-DB	0.192	0.207	-7.8	114	0.00
12	t	Dinoseb	0.190	0.209	-10.0	114	0.00

Evaluate Continuing Calibration Report

Data Path : I:\Pest17\201005ICAL\
Data File : 17201005i-08.d
Signal(s) : Signal #1: ECD1A.ch Signal #2: ECD2B.ch
Acq On   : 5 Oct 2020   5:06 pm
Operator : PEST17:jmc
Sample   : cicv,42e,, 10118
Misc   : wg1419350,ical
ALS Vial : 8   Sample Multiplier: 1

Integration File signal 1: events.e
Integration File signal 2: events2.e
Quant Time: Oct 07 13:18:10 2020
Quant Method : I:\Pest17\201005ICAL\Herb17_2020_10_05_ICAL.m
Quant Title : herb
QLast Update : Wed Oct 07 13:18:08 2020
Response via : Initial Calibration
Integrator: ChemStation

Volume Inj.   :
Signal #1 Phase :   Signal #2 Phase:
Signal #1 Info :   Signal #2 Info :

Min. RRF   :   0.000 Min. Rel. Area : 50% Max. R.T. Dev 0.50min
Max. RRF Dev : 15%   Max. Rel. Area : 150%

Compound	Amount	Calc.	%Dev	Area% Dev(Min)

Signal #2

(#) = Out of Range SPCC's out = 0 CCC's out = 0

Quantitation Report (QT Reviewed)

Data Path : I:\Pest17\201005ICAL\
Data File : 17201005i-08.d
Signal(s) : Signal #1: ECD1A.ch Signal #2: ECD2B.ch
Acq On : 5 Oct 2020 5:06 pm
Operator : PEST17:jmc
Sample : cicv,42e,, 10118
Misc : wg1419350,ical
ALS Vial : 8 Sample Multiplier: 1

Integration File signal 1: events.e
Integration File signal 2: events2.e
Quant Time: Oct 07 13:18:10 2020
Quant Method : I:\Pest17\201005ICAL\Herb17_2020_10_05_ICAL.m
Quant Title : herb
QLast Update : Wed Oct 07 13:18:08 2020
Response via : Initial Calibration
Integrator: ChemStation

Volume Inj. :
Signal #1 Phase : Signal #2 Phase:
Signal #1 Info : Signal #2 Info :

Sub List : Default - All compounds listed

	Compound	RT#1	RT#2	Resp#1	Resp#2	mg/l	mg/l
	Internal Standards						
1) i	4,4'-DBOB	8.215	8.289	744.0E6	814.1E6	0.250	0.250
	System Monitoring Compounds						
3) s	DCAA (surrog	6.659	7.207	68372962	113.9E6	0.208	0.193
	Spiked Amount	0.500	Range 30 - 150		Recovery =	41.60%	38.60%
	Target Compounds						
2) t	Dalapon	1.729	1.796	87943561	126.7E6	0.195	0.189
4) t	Dicamba	6.840	7.385	255.9E6	348.0E6	0.204	0.198
5) t	MCPP	7.049	7.503	22453904	47261185	22.046	20.365
6) t	MCPA	7.196	7.731	38575843	76994621	21.343	20.744
7) t	Dichloroprop	7.550	8.051	76651534	110.9E6	0.226	0.218
8) t	2,4-D	7.772	8.338	93189216	137.4E6	0.212	0.204
9) t	2,4,5-TP (Si	8.500	9.004	415.0E6	497.7E6	0.205	0.207
10) t	2,4,5-T	8.727	9.299	410.5E6	467.3E6	0.204	0.200
11) t	2,4-DB	9.148	9.670	52166189	79130413	0.180	0.207
12) t	Dinoseb	9.895	9.885	243.8E6	301.7E6	0.208M4	0.209
	SemiQuant Compounds - Not Calibrated on this Instrument						

(f)=RT Delta > 1/2 Window (D)=Amounts differ by > 40% (m)=manual int.
(#)=Recovery Exceeds Compound Acceptance Limits.
(I,C,F) I=Interference, C=Coelluting Calibration Peak, F=Fails CC Criteria.

Sub List : Default - All compounds listed Reviewed)

Data Path : I:\Pest17\201005ICAL\
Data File : 17201005i-08.d
Signal(s) : Signal #1: ECD1A.ch Signal #2: ECD2B.ch
Acq On : 5 Oct 2020 5:06 pm
Operator : PEST17:jmc
Sample : cicv,42e,, 10118
Misc : wg1419350,ical
ALS Vial : 8 Sample Multiplier: 1

Integration File signal 1: events.e
Integration File signal 2: events2.e
Quant Time: Oct 07 13:18:10 2020
Quant Method : I:\Pest17\201005ICAL\Herb17_2020_10_05_ICAL.m
Quant Title : herb
QLast Update : Wed Oct 07 13:18:08 2020
Response via : Initial Calibration
Integrator: ChemStation

Volume Inj. :
Signal #1 Phase : Signal #2 Phase:
Signal #1 Info : Signal #2 Info :

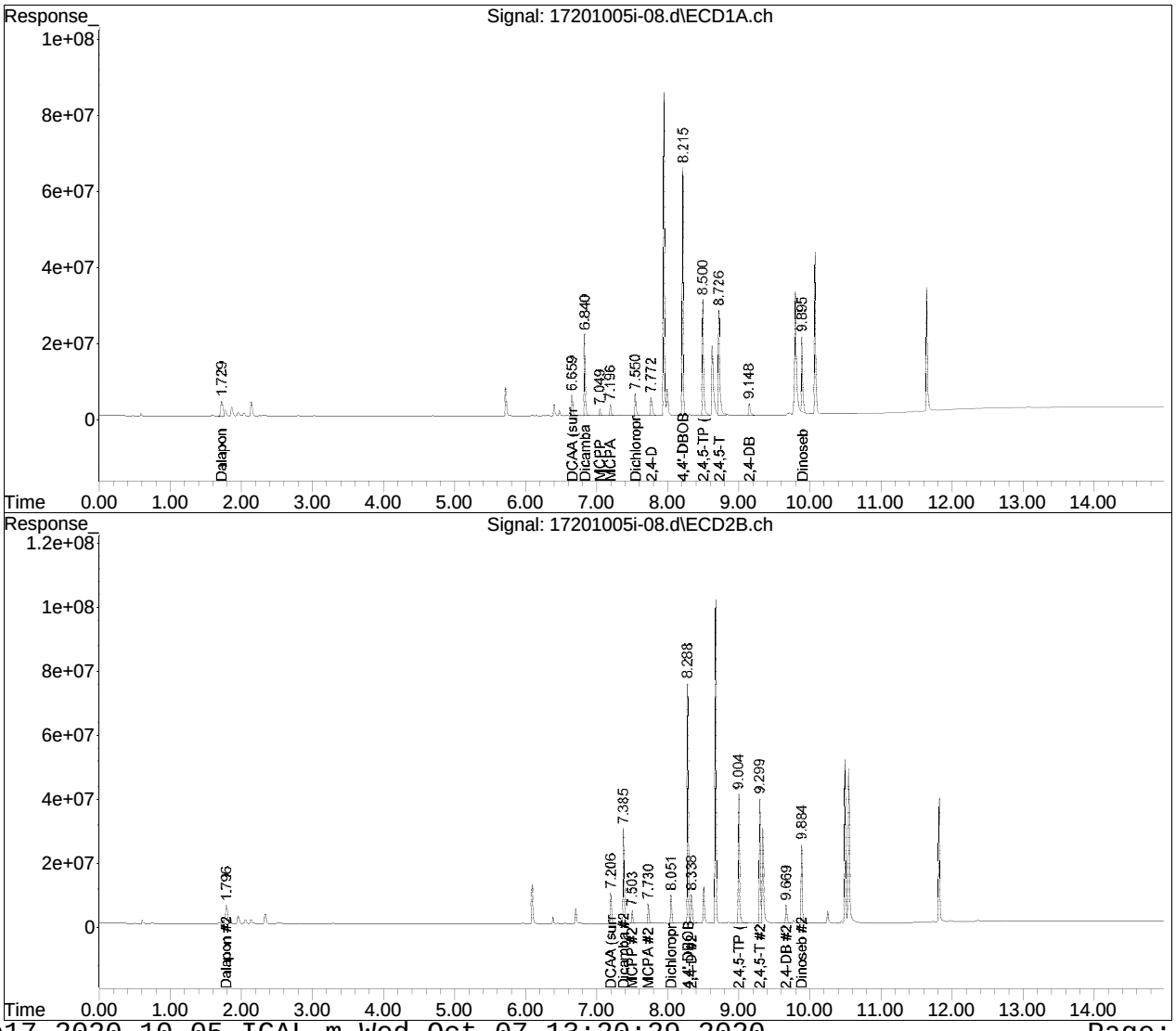

Manual Integration Report

Data Path : I:\Pest17\201005ICAL\
Data File : 17201005i-08.d
Date Inj'd : 10/5/2020 5:06 pm
Sample : cicv,42e,, 10118

QMethod : Herb17_2020_10_05_ICAL.m
Operator : PEST17:jmc
Instrument : Pest 17
Quant Date : 10/7/2020 1:18 pm

Compound #12: Dinoseb

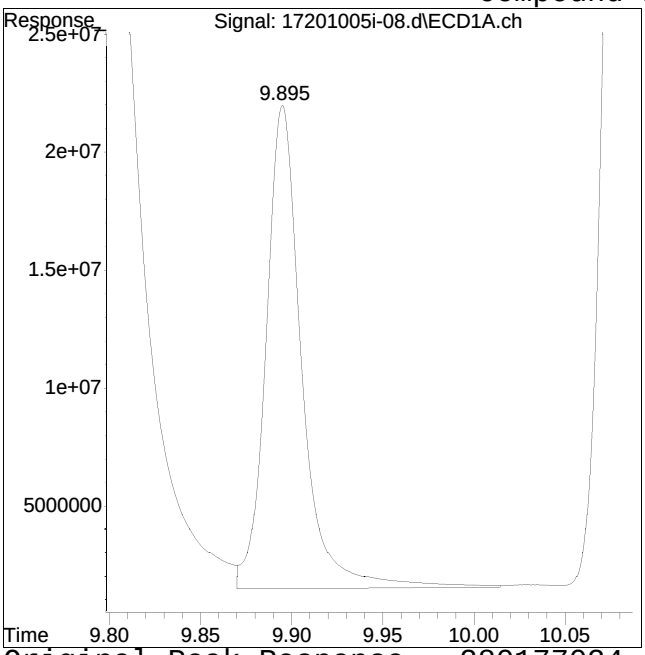

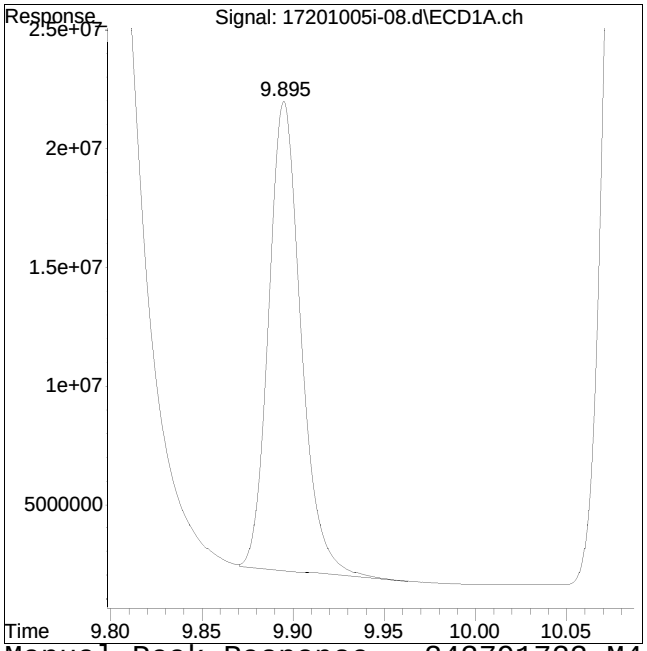

Original Peak Response = 280177024 Manual Peak Response = 243791723 M4
M4 = Poor automated baseline construction.

Continuing Calibration

Calibration Verification Summary
Form 7
Pesticides

Client	: Impact Environmental		**Lab Number**	: L2046791	
Project Name	: 13-12 BEACH CHANNEL DRIVE		**Project Number**	: 15209	
Instrument ID	: PEST17		**Calibration Date**	: 10/29/20 06:37	
Lab File ID	: 17201029a-03		**Init. Calib. Date(s)**	: 10/05/20	10/05/20
Sample No	: WG1427893-1		**Init. Calib. Times**	: 15:16	16:48
Channel	: A				

Compound	Amount	Calc.	Min RRF	%D	Max %D	Area%	Dev(min)
i 4,4'-DBOB	0.25	0.25	-	0	15	106	.01
t Dalapon	0.182	0.173	-	4.9	15	97	0
s DCAA (surrogate)	0.188	0.173	-	8	15	93	.01
t Dicamba	0.188	0.172	-	8.5	15	94	.01
t MCPP	18.8	17.727	-	5.7	15	92	.01
t MCPA	18.6	16.4	-	11.8	15	92	.01
t Dichloroprop	0.188	0.174	-	7.4	15	92	.01
t 2,4-D	0.188	0.179	-	4.8	15	94	.01
t 2,4,5-TP (Silvex)	0.19	0.168	-	11.6	15	92	0
2,4,5-T	0.19	0.181	-	4.7	15	98	0
2,4-DB	0.192	0.194	-	-1	15	99	0
Dinoseb	0.19	0.204	-	-7.4	15	111	0

* Value outside of QC limits.

Calibration Verification Summary
Form 7
Pesticides

Client	: Impact Environmental		**Lab Number**	: L2046791	
Project Name	: 13-12 BEACH CHANNEL DRIVE		**Project Number**	: 15209	
Instrument ID	: PEST17		**Calibration Date**	: 10/29/20 06:37	
Lab File ID	: 17201029a-03		**Init. Calib. Date(s)**	: 10/05/20	10/05/20
Sample No	: WG1427893-1		**Init. Calib. Times**	: 15:16	16:48
Channel	: B				

Compound	Amount	Calc.	Min RRF	%D	Max %D	Area%	Dev(min)
i 4,4'-DBOB	0.25	0.25	-	0	15	110	0
t Dalapon	0.182	0.185	-	-1.6	15	112	0
s DCAA (surrogate)	0.188	0.173	-	8	15	100	0
t Dicamba	0.188	0.17	-	9.6	15	100	0
t MCPP	18.8	16.107	-	14.3	15	95	0
t MCPA	18.6	17.277	-	7.1	15	97	0
t Dichloroprop	0.188	0.171	-	9	15	99	0
t 2,4-D	0.188	0.171	-	9	15	100	0
t 2,4,5-TP (Silvex)	0.19	0.177	-	6.8	15	103	0
2,4,5-T	0.19	0.148	-	22.1*	15	87	0
2,4-DB	0.192	0.165	-	14.1	15	94	0
Dinoseb	0.19	0.181	-	4.7	15	103	0

* Value outside of QC limits.

Calibration Verification Summary
Form 7
Pesticides

Client	: Impact Environmental		**Lab Number**	: L2046791	
Project Name	: 13-12 BEACH CHANNEL DRIVE		**Project Number**	: 15209	
Instrument ID	: PEST17		**Calibration Date**	: 10/29/20 13:19	
Lab File ID	: 17201029a-19		**Init. Calib. Date(s)**	: 10/05/20	10/05/20
Sample No	: WG1427893-2		**Init. Calib. Times**	: 15:16	16:48
Channel	: A				

Compound	Amount	Calc.	Min RRF	%D	Max %D	Area%	Dev(min)
4,4'-DBOB	0.25	0.25	-	0	15	103	0
Dalapon	0.182	0.176	-	3.3	15	96	0
DCAA (surrogate)	0.188	0.173	-	8	15	90	0
Dicamba	0.188	0.171	-	9	15	91	0
MCPP	18.8	17.673	-	6	15	89	0
MCPA	18.6	16.63	-	10.6	15	91	0
Dichloroprop	0.188	0.172	-	8.5	15	89	0
2,4-D	0.188	0.182	-	3.2	15	94	0
2,4,5-TP (Silvex)	0.19	0.169	-	11.1	15	90	-.01
2,4,5-T	0.19	0.186	-	2.1	15	98	-.02
2,4-DB	0.192	0.2	-	-4.2	15	100	-.02
Dinoseb	0.19	0.197	-	-3.7	15	105	0

* Value outside of QC limits.

Calibration Verification Summary
Form 7
Pesticides

Client	: Impact Environmental		**Lab Number**	: L2046791	
Project Name	: 13-12 BEACH CHANNEL DRIVE		**Project Number**	: 15209	
Instrument ID	: PEST17		**Calibration Date**	: 10/29/20 13:19	
Lab File ID	: 17201029a-19		**Init. Calib. Date(s)**	: 10/05/20	10/05/20
Sample No	: WG1427893-2		**Init. Calib. Times**	: 15:16	16:48
Channel	: B				

Compound	Amount	Calc.	Min RRF	%D	Max %D	Area%	Dev(min)
4,4'-DBOB	0.25	0.25	-	0	15	109	0
Dalapon	0.182	0.179	-	1.6	15	107	0
DCAA (surrogate)	0.188	0.17	-	9.6	15	97	0
Dicamba	0.188	0.17	-	9.6	15	98	0
MCPP	18.8	15.79	-	16*	15	92	0
MCPA	18.6	17.234	-	7.3	15	96	0
Dichloroprop	0.188	0.168	-	10.6	15	96	0
2,4-D	0.188	0.165	-	12.2	15	95	0
2,4,5-TP (Silvex)	0.19	0.175	-	7.9	15	100	0
2,4,5-T	0.19	0.153	-	19.5*	15	89	-.01
2,4-DB	0.192	0.174	-	9.4	15	98	-.01
Dinoseb	0.19	0.183	-	3.7	15	102	0

* Value outside of QC limits.

Evaluate Continuing Calibration Report

Data Path : I:\Pest17\201029a\
Data File : 17201029a-03.d
Signal(s) : Signal #1: ECD1A.ch Signal #2: ECD2B.ch
Acq On   : 29 Oct 2020   6:37 am
Operator : PEST17:sm
Sample   : wg1427893-1,42,, herb cc 10102 (Sig #1); herb cc 10102 (Sig #2)
Misc   : wg1427893,ical17213 (Sig #1); wg1427893,wg1427322,ical17213 (Sig #2)
ALS Vial : 2   Sample Multiplier: 1

Integration File signal 1: events.e
Integration File signal 2: events2.e
Quant Time: Oct 29 07:01:19 2020
Quant Method : I:\Pest17\201029a\Herb17_2020_10_05_ICAL17213.m
Quant Title : herb
QLast Update : Wed Oct 28 06:35:35 2020
Response via : Initial Calibration
Integrator: ChemStation

Volume Inj.   :
Signal #1 Phase :   Signal #2 Phase:
Signal #1 Info :   Signal #2 Info :

Min. RRF   :   0.000 Min. Rel. Area : 50% Max. R.T. Dev 0.50min
Max. RRF Dev : 15%   Max. Rel. Area : 150%

		Compound	Amount	Calc.	%Dev	Area%	Dev(Min)
1	i	4,4'-DBOB	0.250	0.250	0.0	106	0.01
2	t	Dalapon	0.182	0.173	4.9	97	0.00
3	s	DCAA (surrogate)	0.188	0.173	8.0	93	0.01
4	t	Dicamba	0.188	0.172	8.5	94	0.01
5	t	MCPP	18.800	17.727	5.7	92	0.01
6	t	MCPA	18.600	16.400	11.8	92	0.01
7	t	Dichloroprop	0.188	0.174	7.4	92	0.01
8	t	2,4-D	0.188	0.179	4.8	94	0.01
9	t	2,4,5-TP (Silvex)	0.190	0.168	11.6	92	0.00
10	t	2,4,5-T	0.190	0.181	4.7	98	0.00
11	t	2,4-DB	0.192	0.194	-1.0	99	0.00
12	t	Dinoseb	0.190	0.204	-7.4	111	0.00

Signal #2

1	i	4,4'-DBOB	0.250	0.250	0.0	110	0.00
2	t	Dalapon	0.182	0.185	-1.6	112	0.00
3	s	DCAA (surrogate)	0.188	0.173	8.0	100	0.00
4	t	Dicamba	0.188	0.170	9.6	100	0.00
5	t	MCPP	18.800	16.107	14.3	95	0.00
6	t	MCPA	18.600	17.277	7.1	97	0.00
7	t	Dichloroprop	0.188	0.171	9.0	99	0.00
8	t	2,4-D	0.188	0.171	9.0	100	0.00
9	t	2,4,5-TP (Silvex)	0.190	0.177	6.8	103	0.00
10	t	2,4,5-T	0.190	0.148	22.1#	87	0.00
11	t	2,4-DB	0.192	0.165	14.1	94	0.00
12	t	Dinoseb	0.190	0.181	4.7	103	0.00

Evaluate Continuing Calibration Report - Not Founds

Evaluate Continuing Calibration Report

Data Path : I:\Pest17\201029a\
Data File : 17201029a-03.d
Signal(s) : Signal #1: ECD1A.ch Signal #2: ECD2B.ch
Acq On   : 29 Oct 2020   6:37 am
Operator : PEST17:sm
Sample   : wg1427893-1,42,, herb cc 10102 (Sig #1); herb cc 10102 (Sig #2)
Misc   : wg1427893,ical17213 (Sig #1); wg1427893,wg1427322,ical17213 (Sig #
2)
ALS Vial : 2   Sample Multiplier: 1

Integration File signal 1: events.e
Integration File signal 2: events2.e
Quant Time: Oct 29 07:01:19 2020
Quant Method : I:\Pest17\201029a\Herb17_2020_10_05_ICAL17213.m
Quant Title : herb
QLast Update : Wed Oct 28 06:35:35 2020
Response via : Initial Calibration
Integrator: ChemStation

Volume Inj.   :
Signal #1 Phase :   Signal #2 Phase:
Signal #1 Info :   Signal #2 Info :

Min. RRF   :   0.000 Min. Rel. Area : 50% Max. R.T. Dev 0.50min
Max. RRF Dev : 15%   Max. Rel. Area : 150%

Compound	Amount	Calc.	%Dev	Area% Dev(Min)

Signal #2

(#) = Out of Range SPCC's out = 0 CCC's out = 0

Quantitation Report (QT Reviewed)

Data Path : I:\Pest17\201029a\
Data File : 17201029a-03.d
Signal(s) : Signal #1: ECD1A.ch Signal #2: ECD2B.ch
Acq On : 29 Oct 2020 6:37 am
Operator : PEST17:sm
Sample : wg1427893-1,42,, herb cc 10102 (Sig #1); herb cc 10102 (Sig #2)
Misc : wg1427893,ical17213 (Sig #1); wg1427893,wg1427322,ical17213 (Sig #2)
ALS Vial : 2 Sample Multiplier: 1

Integration File signal 1: events.e
Integration File signal 2: events2.e
Quant Time: Oct 29 07:01:19 2020
Quant Method : I:\Pest17\201029a\Herb17_2020_10_05_ICAL17213.m
Quant Title : herb
QLast Update : Wed Oct 28 06:35:35 2020
Response via : Initial Calibration
Integrator: ChemStation

Volume Inj. :
Signal #1 Phase : Signal #2 Phase:
Signal #1 Info : Signal #2 Info :

Sub List : Default - All compounds listed

	Compound	RT#1	RT#2	Resp#1	Resp#2	mg/l	mg/l
	Internal Standards						
1) i	4,4'-DBOB	8.106	8.178	738.6E6	846.5E6	0.250	0.250
	System Monitoring Compounds						
3) s	DCAA (surrog	6.542	7.086	56457154	106.1E6	0.173	0.173
	Spiked Amount	0.500	Range 30 - 150		Recovery =	34.60%	34.60%
	Target Compounds						
2) t	Dalapon	1.616	1.678	77563748	129.3E6	0.173	0.185
4) t	Dicamba	6.722	7.263	213.4E6	310.0E6	0.172	0.170
5) t	MCPP	6.932	7.383	17925623	38870597	17.727	16.107
6) t	MCPA	7.080	7.611	31908733	66681917	16.400	17.277
7) t	Dichloroprop	7.432	7.931	58785495	90271207	0.174	0.171
8) t	2,4-D	7.648	8.219	77990560	119.5E6	0.179	0.171
9) t	2,4,5-TP (Si	8.384	8.891	337.0E6	442.2E6	0.168	0.177
10) t	2,4,5-T	8.623	9.194	360.6E6	360.5E6	0.181	0.148
11) t	2,4-DB	9.046	9.566	55766027	65449063	0.194	0.165
12) t	Dinoseb	9.785	9.776	237.3E6	271.0E6	0.204M4	0.181
	SemiQuant Compounds - Not Calibrated on this Instrument						

(f)=RT Delta > 1/2 Window (D)=Amounts differ by > 40% (m)=manual int.
(#)=Recovery Exceeds Compound Acceptance Limits.
(I,C,F) I=Interference, C=Coelluting Calibration Peak, F=Fails CC Criteria.

Sub List : Default - All compounds listed Reviewed)

Data Path : I:\Pest17\201029a\
Data File : 17201029a-03.d
Signal(s) : Signal #1: ECD1A.ch Signal #2: ECD2B.ch
Acq On : 29 Oct 2020 6:37 am
Operator : PEST17:sm
Sample : wg1427893-1,42,, herb cc 10102 (Sig #1); herb cc 10102 (Sig #2)
Misc : wg1427893,ical17213 (Sig #1); wg1427893,wg1427322,ical17213 (Sig #
ALS Vial : 2 Sample Multiplier: 1

Integration File signal 1: events.e
Integration File signal 2: events2.e
Quant Time: Oct 29 07:01:19 2020
Quant Method : I:\Pest17\201029a\Herb17_2020_10_05_ICAL17213.m
Quant Title : herb
QLast Update : Wed Oct 28 06:35:35 2020
Response via : Initial Calibration
Integrator: ChemStation

Volume Inj. :
Signal #1 Phase : Signal #2 Phase:
Signal #1 Info : Signal #2 Info :

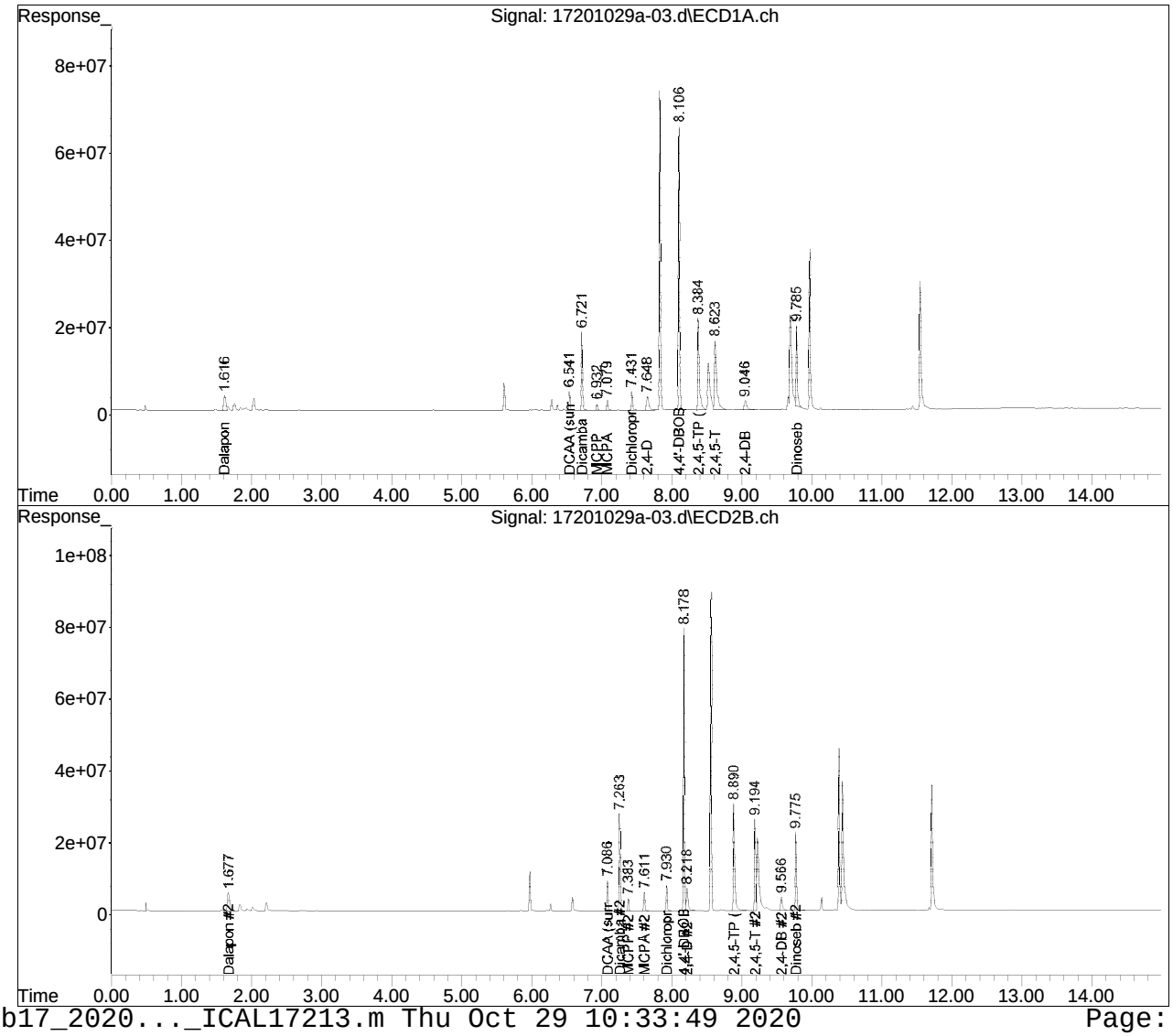

Manual Integration Report

Data Path : I:\Pest17\201029a\ QMethod : Herb17_2020_10_05_ICAL17
Data File : 17201029a-03.d Operator : PEST17:sm
Date Inj'd : 10/29/2020 6:37 am Instrument : Pest 17
Sample : wg1427893-1,42,, herb cc 1 Quant Date : 10/29/2020 7:01 am

Compound #12: Dinoseb

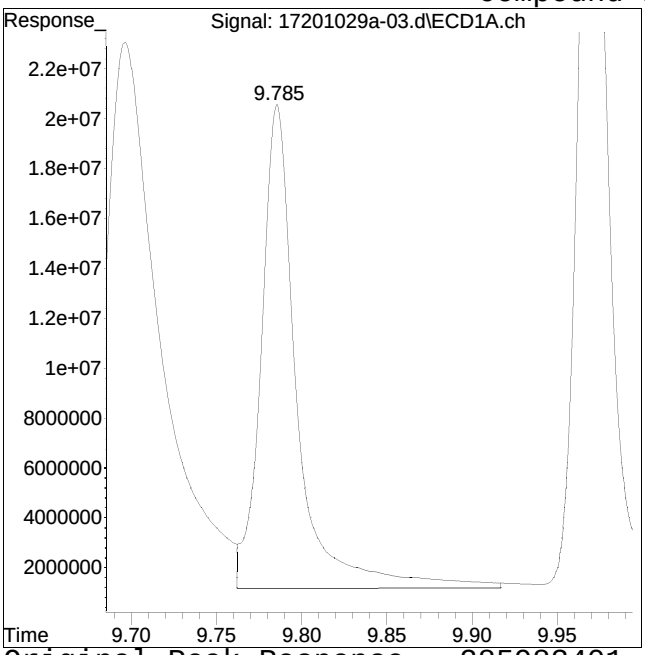

Original Peak Response = 285983401

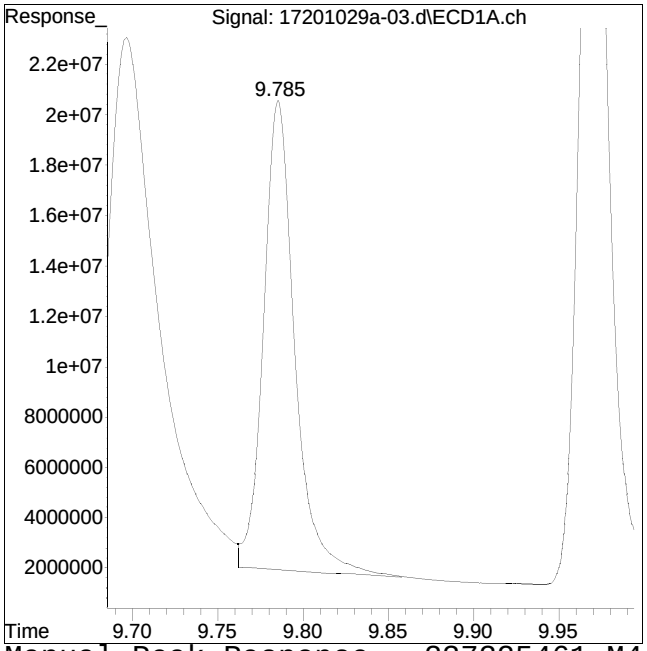

Manual Peak Response = 237325461 M4

M4 = Poor automated baseline construction.

Evaluate Continuing Calibration Report

Data Path : I:\Pest17\201029a\
Data File : 17201029a-19.d
Signal(s) : Signal #1: ECD1A.ch Signal #2: ECD2B.ch
Acq On   : 29 Oct 2020   1:19 pm
Operator : PEST17:sm
Sample   : wg1427893-2,42e,, herb cc 10102
Misc   : wg1427893,ical17213
ALS Vial : 19   Sample Multiplier: 1

Integration File signal 1: events.e
Integration File signal 2: events2.e
Quant Time: Oct 29 13:49:30 2020
Quant Method : I:\Pest17\201029a\Herb17_2020_10_05_ICAL17213.m
Quant Title : herb
QLast Update : Wed Oct 28 06:35:35 2020
Response via : Initial Calibration
Integrator: ChemStation

Volume Inj.   :
Signal #1 Phase :   Signal #2 Phase:
Signal #1 Info :   Signal #2 Info :

Min. RRF   :   0.000 Min. Rel. Area : 50% Max. R.T. Dev 0.50min
Max. RRF Dev : 15%   Max. Rel. Area : 150%

		Compound	Amount	Calc.	%Dev	Area%	Dev(Min)
1	i	4,4'-DBOB	0.250	0.250	0.0	103	0.00
2	t	Dalapon	0.182	0.176	3.3	96	0.00
3	s	DCAA (surrogate)	0.188	0.173	8.0	90	0.00
4	t	Dicamba	0.188	0.171	9.0	91	0.00
5	t	MCPP	18.800	17.673	6.0	89	0.00
6	t	MCPA	18.600	16.630	10.6	91	0.00
7	t	Dichloroprop	0.188	0.172	8.5	89	0.00
8	t	2,4-D	0.188	0.182	3.2	94	0.00
9	t	2,4,5-TP (Silvex)	0.190	0.169	11.1	90	-0.01
10	t	2,4,5-T	0.190	0.186	2.1	98	-0.02
11	t	2,4-DB	0.192	0.200	-4.2	100	-0.02
12	t	Dinoseb	0.190	0.197	-3.7	105	0.00

Signal #2

1	i	4,4'-DBOB	0.250	0.250	0.0	109	0.00
2	t	Dalapon	0.182	0.179	1.6	107	0.00
3	s	DCAA (surrogate)	0.188	0.170	9.6	97	0.00
4	t	Dicamba	0.188	0.170	9.6	98	0.00
5	t	MCPP	18.800	15.790	16.0#	92	0.00
6	t	MCPA	18.600	17.234	7.3	96	0.00
7	t	Dichloroprop	0.188	0.168	10.6	96	0.00
8	t	2,4-D	0.188	0.165	12.2	95	0.00
9	t	2,4,5-TP (Silvex)	0.190	0.175	7.9	100	0.00
10	t	2,4,5-T	0.190	0.153	19.5#	89	-0.01
11	t	2,4-DB	0.192	0.174	9.4	98	-0.01
12	t	Dinoseb	0.190	0.183	3.7	102	0.00

Evaluate Continuing Calibration Report - Not Founds

Evaluate Continuing Calibration Report

Data Path : I:\Pest17\201029a\
Data File : 17201029a-19.d
Signal(s) : Signal #1: ECD1A.ch Signal #2: ECD2B.ch
Acq On   : 29 Oct 2020   1:19 pm
Operator : PEST17:sm
Sample   : wg1427893-2,42e,, herb cc 10102
Misc   : wg1427893,ical17213
ALS Vial : 19   Sample Multiplier: 1

Integration File signal 1: events.e
Integration File signal 2: events2.e
Quant Time: Oct 29 13:49:30 2020
Quant Method : I:\Pest17\201029a\Herb17_2020_10_05_ICAL17213.m
Quant Title : herb
QLast Update : Wed Oct 28 06:35:35 2020
Response via : Initial Calibration
Integrator: ChemStation

Volume Inj.   :
Signal #1 Phase :   Signal #2 Phase:
Signal #1 Info :   Signal #2 Info :

Min. RRF   :   0.000 Min. Rel. Area : 50% Max. R.T. Dev 0.50min
Max. RRF Dev : 15%   Max. Rel. Area : 150%

Compound	Amount	Calc.	%Dev	Area% Dev(Min)

Signal #2

(#) = Out of Range SPCC's out = 0 CCC's out = 0

Quantitation Report (QT Reviewed)

Data Path : I:\Pest17\201029a\
Data File : 17201029a-19.d
Signal(s) : Signal #1: ECD1A.ch Signal #2: ECD2B.ch
Acq On : 29 Oct 2020 1:19 pm
Operator : PEST17:sm
Sample : wg1427893-2,42e,, herb cc 10102
Misc : wg1427893,ical17213
ALS Vial : 19 Sample Multiplier: 1

Integration File signal 1: events.e
Integration File signal 2: events2.e
Quant Time: Oct 29 13:49:30 2020
Quant Method : I:\Pest17\201029a\Herb17_2020_10_05_ICAL17213.m
Quant Title : herb
QLast Update : Wed Oct 28 06:35:35 2020
Response via : Initial Calibration
Integrator: ChemStation

Volume Inj. :
Signal #1 Phase : Signal #2 Phase:
Signal #1 Info : Signal #2 Info :

Sub List : Default - All compounds listed

	Compound	RT#1	RT#2	Resp#1	Resp#2	mg/l	mg/l
	Internal Standards						
1) i	4,4'-DBOB	8.094	8.176	721.4E6	834.7E6	0.250	0.250
	System Monitoring Compounds						
3) s	DCAA (surrog	6.528	7.084	55028930	103.3E6	0.173	0.170
	Spiked Amount	0.500	Range 30 - 150		Recovery =	34.60%	34.00%
	Target Compounds						
2) t	Dalapon	1.605	1.678	77005828	122.8E6	0.176	0.179
4) t	Dicamba	6.709	7.262	207.9E6	306.0E6	0.171	0.170
5) t	MCPP	6.919	7.382	17454753	37568785	17.673	15.790
6) t	MCPA	7.067	7.610	31456049	65583401	16.630	17.234
7) t	Dichloroprop	7.419	7.929	56643332	87776260	0.172	0.168
8) t	2,4-D	7.634	8.215	77586784	114.0E6	0.182	0.165
9) t	2,4,5-TP (Si	8.369	8.887	332.8E6	430.8E6	0.169	0.175
10) t	2,4,5-T	8.605f	9.188	361.9E6	368.0E6	0.186	0.153
11) t	2,4-DB	9.028f	9.559	56234895	68176617	0.200	0.174
12) t	Dinoseb	9.774	9.773	224.3E6	269.7E6	0.197M4	0.183
	SemiQuant Compounds - Not Calibrated on this Instrument						

(f)=RT Delta > 1/2 Window (D)=Amounts differ by > 40% (m)=manual int.
(#)=Recovery Exceeds Compound Acceptance Limits.
(I,C,F) I=Interference, C=Coelluting Calibration Peak, F=Fails CC Criteria.

Sub List : Default - All compounds listed Reviewed)

Data Path : I:\Pest17\201029a\
Data File : 17201029a-19.d
Signal(s) : Signal #1: ECD1A.ch Signal #2: ECD2B.ch
Acq On : 29 Oct 2020 1:19 pm
Operator : PEST17:sm
Sample : wg1427893-2,42e,, herb cc 10102
Misc : wg1427893,ical17213
ALS Vial : 19 Sample Multiplier: 1

Integration File signal 1: events.e
Integration File signal 2: events2.e
Quant Time: Oct 29 13:49:30 2020
Quant Method : I:\Pest17\201029a\Herb17_2020_10_05_ICAL17213.m
Quant Title : herb
QLast Update : Wed Oct 28 06:35:35 2020
Response via : Initial Calibration
Integrator: ChemStation

Volume Inj. :
Signal #1 Phase : Signal #2 Phase:
Signal #1 Info : Signal #2 Info :

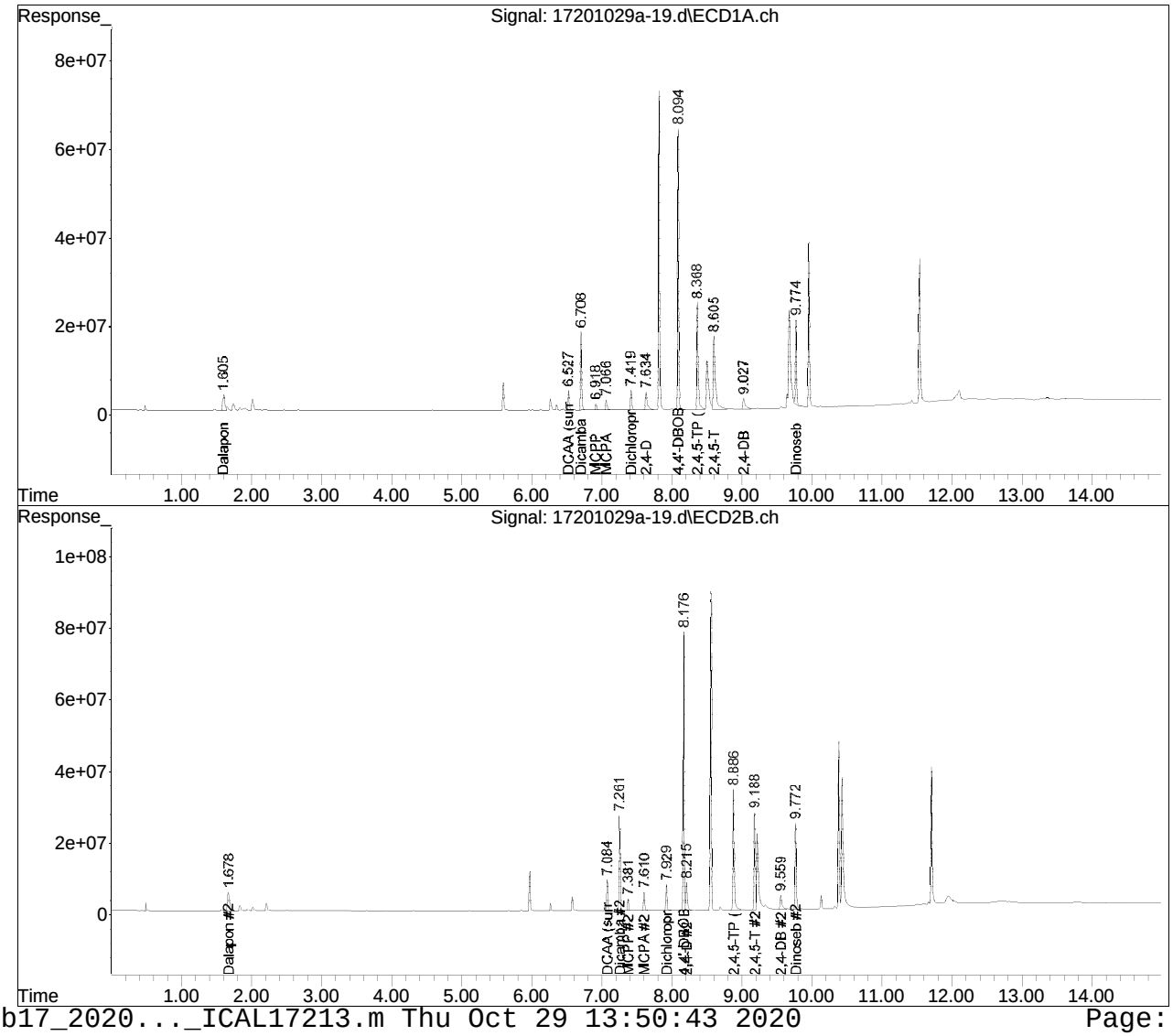

Manual Integration Report

Data Path : I:\Pest17\201029a\ QMethod : Herb17_2020_10_05_ICAL17
Data File : 17201029a-19.d Operator : PEST17:sm
Date Inj'd : 10/29/2020 1:19 pm Instrument : Pest 17
Sample : wg1427893-2,42e,, herb cc Quant Date : 10/29/2020 1:48 pm

Compound #12: Dinoseb

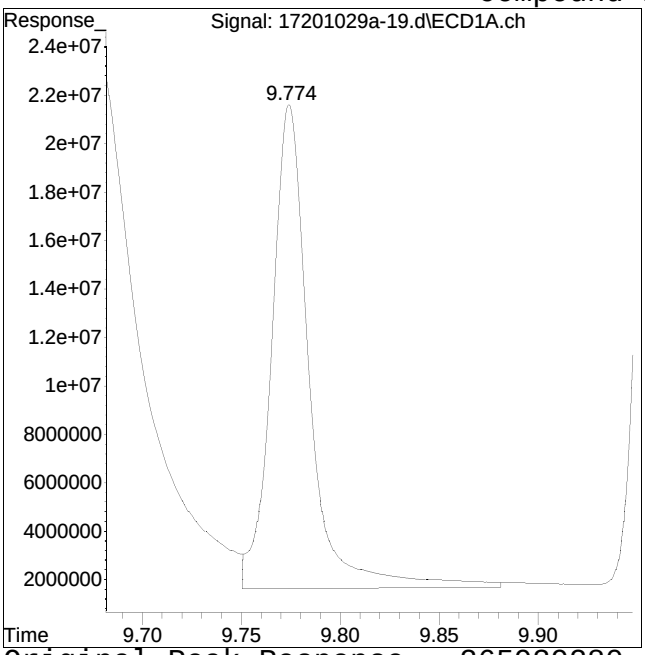

Original Peak Response = 265939280

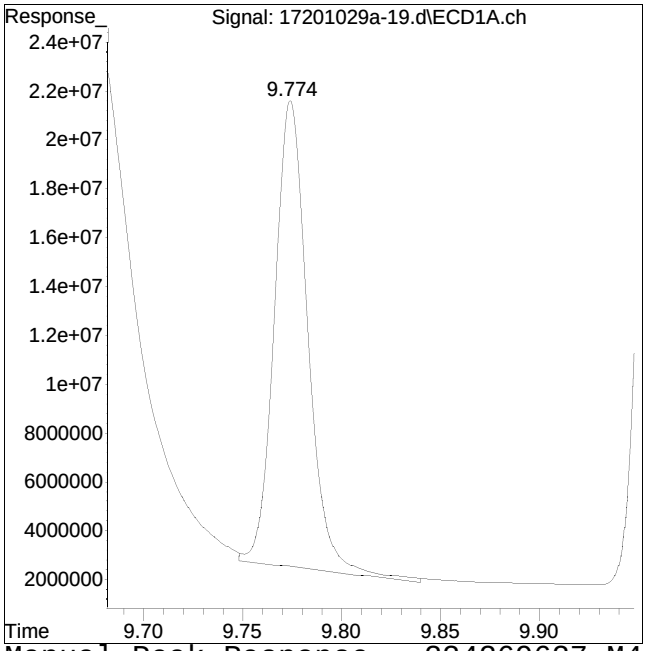

Manual Peak Response = 224269627 M4
M4 = Poor automated baseline construction.

RT Shift Summary

Identification Summary
Form 10
Pesticides

Client	**: Impact Environmental**	**Lab Number**	**: L2046791**
Project Name	**: 13-12 BEACH CHANNEL DRIVE**	**Project Number**	**: 15209**

No Detections Found

Herbicides Raw QC Data

Quantitation Report (QT Reviewed)

Data Path : I:\Pest17\201029a\
Data File : 17201029a-04.d
Signal(s) : Signal #1: ECD1A.ch Signal #2: ECD2B.ch
Acq On : 29 Oct 2020 7:17 am
Operator : PEST17:jmc
Sample : WG1427322-1,42,,
Misc : wg1427893,wg1427322,ical17213
ALS Vial : 4 Sample Multiplier: 1

Integration File signal 1: events.e
Integration File signal 2: events2.e
Quant Time: Oct 29 10:28:38 2020
Quant Method : I:\Pest17\201029a\Herb17_2020_10_05_ICAL17213.m
Quant Title : herb
QLast Update : Wed Oct 28 06:35:35 2020
Response via : Initial Calibration
Integrator: ChemStation

Volume Inj. :
Signal #1 Phase : Signal #2 Phase:
Signal #1 Info : Signal #2 Info :

CCAL FILE(s) : 1 - I:\Pest17\201029a\17201029a-03.d
Sub List : Default - All compounds listed

Compound	RT#1	RT#2	Resp#1	Resp#2	mg/l	mg/l
Internal Standards						
1) i 4,4'-DBOB	8.106	8.178	674.2E6	773.3E6	0.250	0.250
Standard Area 1 : #1 = 738626588				Recovery =	91.27%	
Standard Area 1 : #2 = 846541438				Recovery =	91.35%	
System Monitoring Compounds						
3) s DCAA (surrog	6.541	7.086	134.7E6	266.5E6	0.452	0.475
Spiked Amount	0.500	Range 30 - 150		Recovery =	90.40%	95.00%
Target Compounds						
9) t 2,4,5-TP (Si	0.000	0.000	0	0	N.D. d	N.D. d
SemiQuant Compounds - Not Calibrated on this Instrument						

(f)=RT Delta > 1/2 Window (D)=Amounts differ by > 40% (m)=manual int.
(#)=Recovery Exceeds Compound Acceptance Limits.
(I,C,F) I=Interference, C=Coelluting Calibration Peak, F=Fails CC Criteria.

Sub List : Default - All compounds listeda-03.d••d)

Data Path : I:\Pest17\201029a\
Data File : 17201029a-04.d
Signal(s) : Signal #1: ECD1A.ch Signal #2: ECD2B.ch
Acq On : 29 Oct 2020 7:17 am
Operator : PEST17:jmc
Sample : WG1427322-1,42,,
Misc : wg1427893,wg1427322,ical17213
ALS Vial : 4 Sample Multiplier: 1

Integration File signal 1: events.e
Integration File signal 2: events2.e
Quant Time: Oct 29 10:28:38 2020
Quant Method : I:\Pest17\201029a\Herb17_2020_10_05_ICAL17213.m
Quant Title : herb
QLast Update : Wed Oct 28 06:35:35 2020
Response via : Initial Calibration
Integrator: ChemStation

Volume Inj. :
Signal #1 Phase : Signal #2 Phase:
Signal #1 Info : Signal #2 Info :

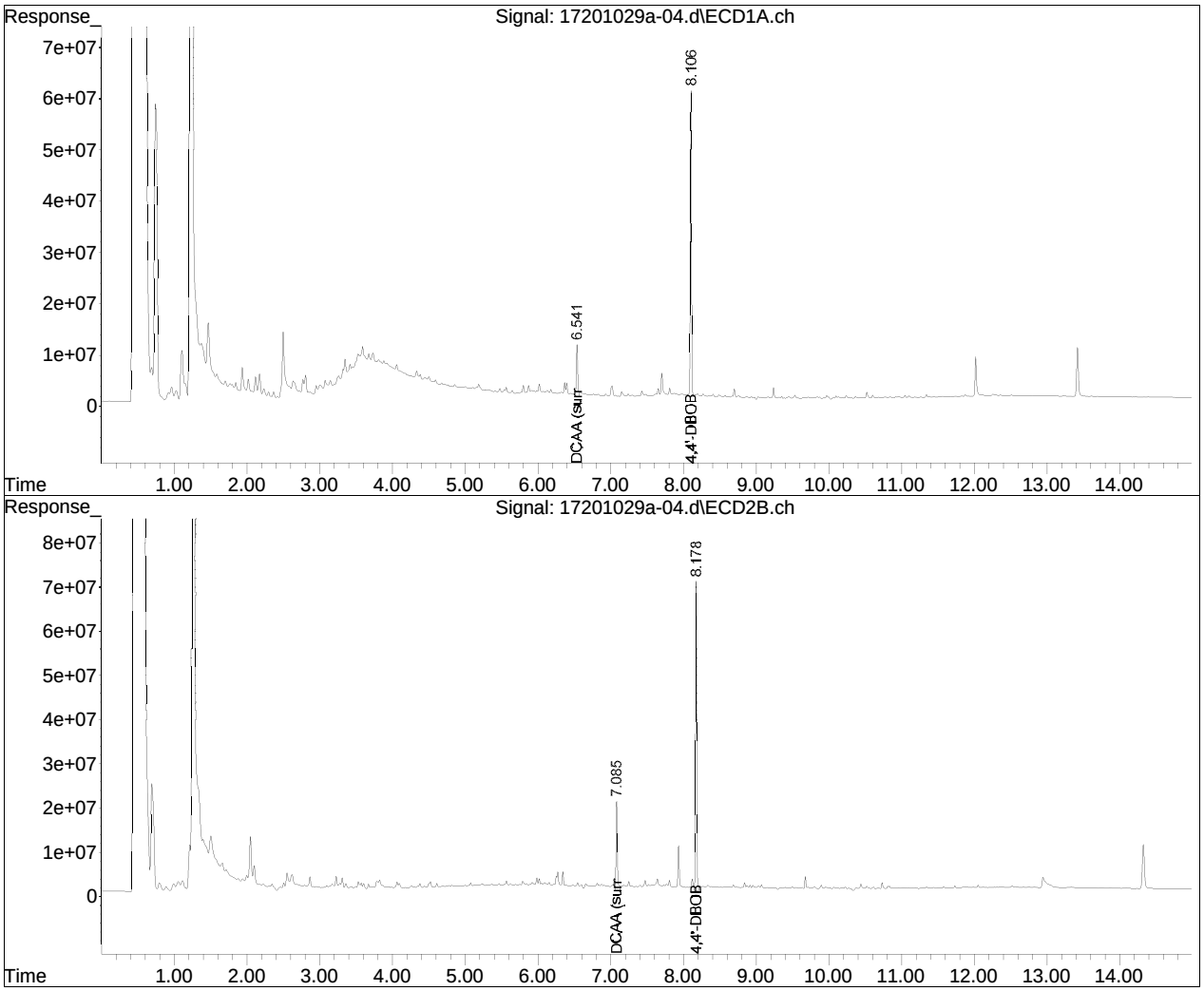

Manual Integration Report

Data Path	: I:\Pest17\201029a\	QMethod	: Herb17_2020_10_05_ICAL17
Data File	: 17201029a-04.d	Operator	: PEST17:jmc
Date Inj'd	: 10/29/2020 7:17 am	Instrument	: Pest 17
Sample	: WG1427322-1,42,,	Quant Date	: 10/29/2020 10:28 am

There are no manual integrations or false positives in this file.

Quantitation Report (QT Reviewed)

Data Path : I:\Pest17\201029a\
Data File : 17201029a-05.d
Signal(s) : Signal #1: ECD1A.ch Signal #2: ECD2B.ch
Acq On : 29 Oct 2020 7:35 am
Operator : PEST17:jmc
Sample : WG1427322-2,42,,
Misc : wg1427893,wg1427322,ical17213
ALS Vial : 5 Sample Multiplier: 1

Integration File signal 1: events.e
Integration File signal 2: events2.e
Quant Time: Oct 29 10:29:24 2020
Quant Method : I:\Pest17\201029a\Herb17_2020_10_05_ICAL17213.m
Quant Title : herb
QLast Update : Wed Oct 28 06:35:35 2020
Response via : Initial Calibration
Integrator: ChemStation

Volume Inj. :
Signal #1 Phase : Signal #2 Phase:
Signal #1 Info : Signal #2 Info :

CCAL FILE(s) : 1 - I:\Pest17\201029a\17201029a-03.d
Sub List : Default - All compounds listed

Compound	RT#1	RT#2	Resp#1	Resp#2	mg/l	mg/l
Internal Standards						
1) i 4,4'-DBOB	8.096	8.176	661.5E6	745.8E6	0.250	0.250
Standard Area 1 : #1 = 738626588				Recovery =	89.56%	
Standard Area 1 : #2 = 846541438				Recovery =	88.10%	
System Monitoring Compounds						
3) s DCAA (surrog	6.530	7.084	125.1E6	244.0E6	0.428	0.450
Spiked Amount 0.500	Range 30 - 150		Recovery =	85.60%	90.00%	
Target Compounds						
9) t 2,4,5-TP (Si	8.368	8.885	881.7E6	1065.3E6	0.489	0.485
SemiQuant Compounds - Not Calibrated on this Instrument						

(f)=RT Delta > 1/2 Window (D)=Amounts differ by > 40% (m)=manual int.
(#)=Recovery Exceeds Compound Acceptance Limits.
(I,C,F) I=Interference, C=Coelluting Calibration Peak, F=Fails CC Criteria.

Sub List : Default - All compounds listeda-03.d••d)

Data Path : I:\Pest17\201029a\
Data File : 17201029a-05.d
Signal(s) : Signal #1: ECD1A.ch Signal #2: ECD2B.ch
Acq On : 29 Oct 2020 7:35 am
Operator : PEST17:jmc
Sample : WG1427322-2,42,,
Misc : wg1427893,wg1427322,ical17213
ALS Vial : 5 Sample Multiplier: 1

Integration File signal 1: events.e
Integration File signal 2: events2.e
Quant Time: Oct 29 10:29:24 2020
Quant Method : I:\Pest17\201029a\Herb17_2020_10_05_ICAL17213.m
Quant Title : herb
QLast Update : Wed Oct 28 06:35:35 2020
Response via : Initial Calibration
Integrator: ChemStation

Volume Inj. :
Signal #1 Phase : Signal #2 Phase:
Signal #1 Info : Signal #2 Info :

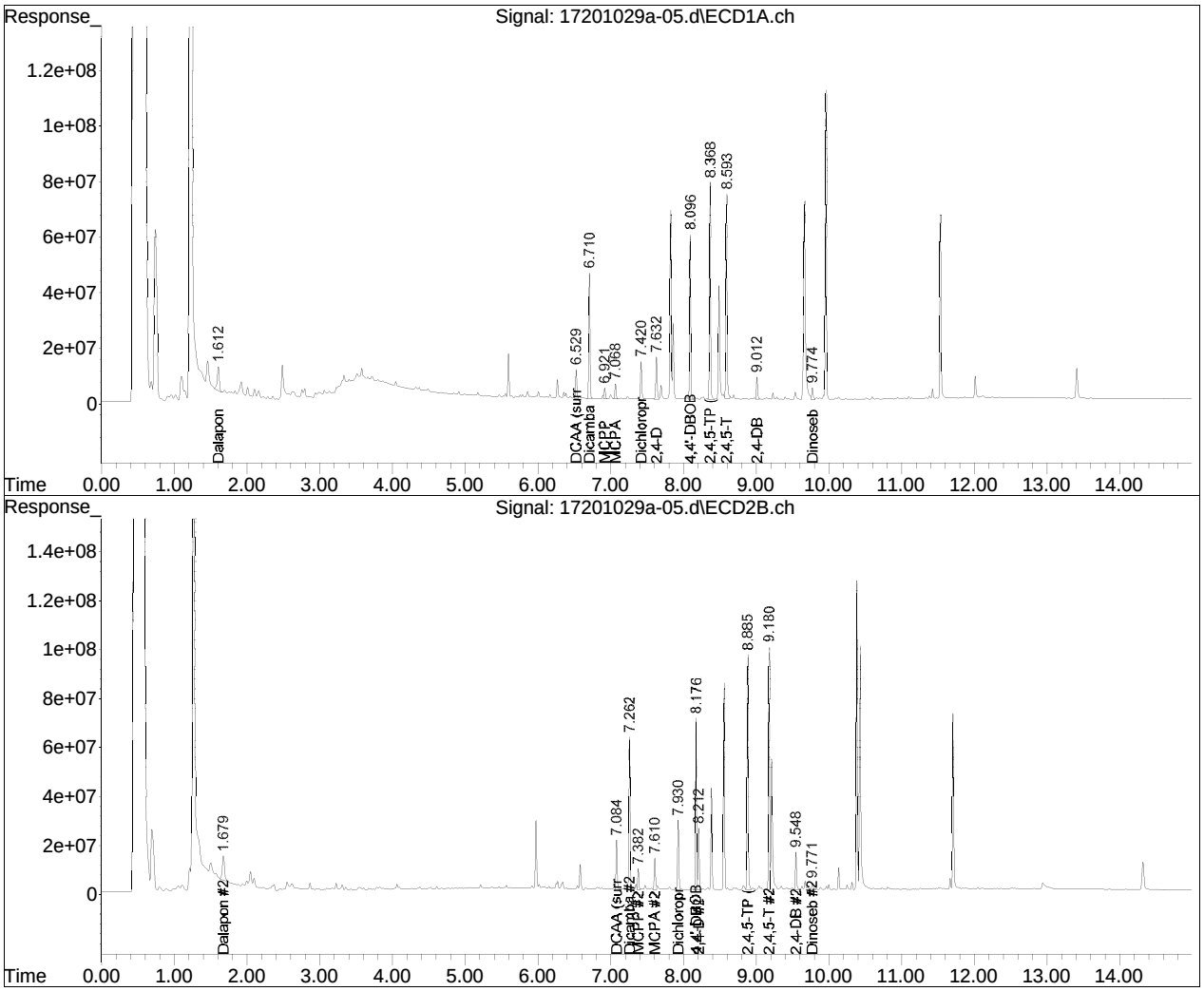

Quantitation Report (QT Reviewed)

Data Path : I:\Pest17\201029a\
Data File : 17201029a-06.d
Signal(s) : Signal #1: ECD1A.ch Signal #2: ECD2B.ch
Acq On : 29 Oct 2020 7:54 am
Operator : PEST17:jmc
Sample : WG1427322-3,42,,
Misc : wg1427893,wg1427322,ical17213
ALS Vial : 6 Sample Multiplier: 1

Integration File signal 1: events.e
Integration File signal 2: events2.e
Quant Time: Oct 29 10:30:29 2020
Quant Method : I:\Pest17\201029a\Herb17_2020_10_05_ICAL17213.m
Quant Title : herb
QLast Update : Wed Oct 28 06:35:35 2020
Response via : Initial Calibration
Integrator: ChemStation

Volume Inj. :
Signal #1 Phase : Signal #2 Phase:
Signal #1 Info : Signal #2 Info :

CCAL FILE(s) : 1 - I:\Pest17\201029a\17201029a-03.d
Sub List : Default - All compounds listed

Compound	RT#1	RT#2	Resp#1	Resp#2	mg/l	mg/l
Internal Standards						
1) i 4,4'-DBOB	8.095	8.176	671.1E6	757.1E6	0.250	0.250
Standard Area 1 : #1 = 738626588				Recovery =	90.86%	
Standard Area 1 : #2 = 846541438				Recovery =	89.43%	
System Monitoring Compounds						
3) s DCAA (surrog	6.528	7.084	138.5E6	251.9E6	0.467	0.458
Spiked Amount 0.500	Range 30 - 150		Recovery =	93.40%	91.60%	
Target Compounds						
9) t 2,4,5-TP (Si	8.367	8.885	881.4E6	1076.7E6	0.482	0.482
SemiQuant Compounds - Not Calibrated on this Instrument						

(f)=RT Delta > 1/2 Window (D)=Amounts differ by > 40% (m)=manual int.
(#)=Recovery Exceeds Compound Acceptance Limits.
(I,C,F) I=Interference, C=Coelluting Calibration Peak, F=Fails CC Criteria.

Sub List : Default - All compounds listeda-03.d••d)

Data Path : I:\Pest17\201029a\
Data File : 17201029a-06.d
Signal(s) : Signal #1: ECD1A.ch Signal #2: ECD2B.ch
Acq On : 29 Oct 2020 7:54 am
Operator : PEST17:jmc
Sample : WG1427322-3,42,,
Misc : wg1427893,wg1427322,ical17213
ALS Vial : 6 Sample Multiplier: 1

Integration File signal 1: events.e
Integration File signal 2: events2.e
Quant Time: Oct 29 10:30:29 2020
Quant Method : I:\Pest17\201029a\Herb17_2020_10_05_ICAL17213.m
Quant Title : herb
QLast Update : Wed Oct 28 06:35:35 2020
Response via : Initial Calibration
Integrator: ChemStation

Volume Inj. :
Signal #1 Phase : Signal #2 Phase:
Signal #1 Info : Signal #2 Info :

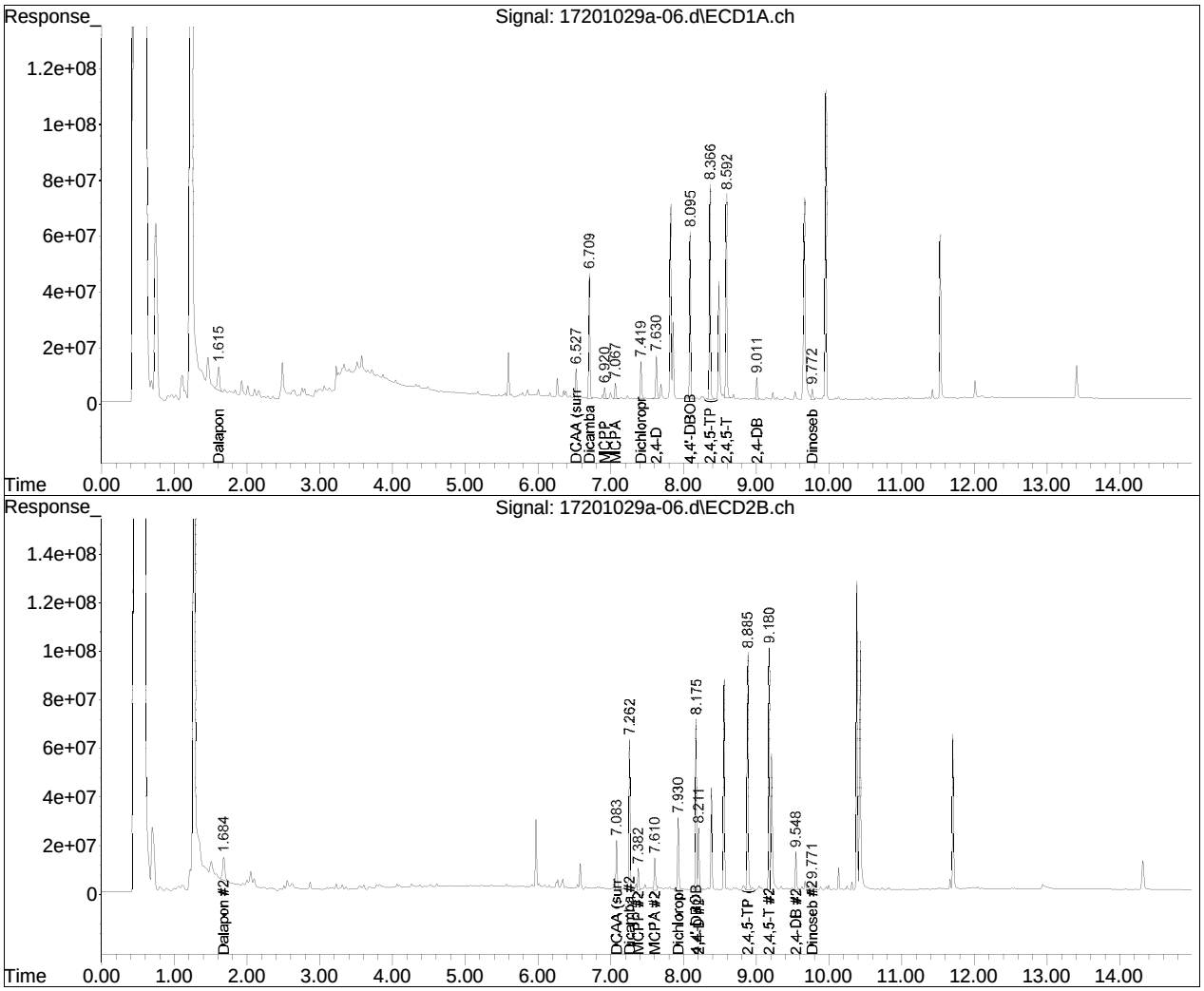

Calculation of Herbicides

Aqueous Concentration Formula:
ug/L = [(As)*(Cis)*(D)*Vf]/[(Ais)*(RF)*(Vs)*1000]

Where:
As – Peak area of analyte
Ais – Peak area of internal standard
Cis – Concentration of internal standard (ug/L)
D – Dilution factor (D=1 for no dilution)
Vf – Final extract volume (mL)
Vs – Initial volume extracted (mL)
RF – Mean response factor

Soil/Solid Concentration Formula:
ug/kg = [(As)*(Cis)*(D)*Vf]/[(Ais)*(RF)*(Ws)*1000]

Where:
As – Peak area of analyte
Ais – Peak area of internal standard
Cis – Concentration of internal standard (ug/L)
D – Dilution factor (D=1 for no dilution)
Vf – Final extract volume (mL)
Ws – Initial weight extracted (g)
RF – Mean response factor

Dep.: Pest
Inst: Pest_17
Date: **10/05/20**
Run: **ical**

Method: 8151
GC:

Seq: ICAL

Vial	Data File	Sample	CCAL	notes	initials
1	17201005i-01	herb blank			
2	17201005i-02	il1herb,42e,, 10112			
3	17201005i-03	il2herb,42e,, 10113			
4	17201005i-04	il3herb,42e,, 10114			
5	17201005i-05	il4herb,42e,, 10115			
6	17201005i-06	il5herb,42e,, 10116			
7	17201005i-07	il6herb,42e,, 10117			
8	17201005i-08	cicv,42e,, 10118			

Dep.: Pest
Inst: Pest_17
Date: **10/29/20**
Run: **a**

Method: 8151
GC:

Seq: wg1427893

Vial	Data File	Sample	CCAL	notes	initials
1	17201029a-01	blank			
2	17201029a-02	herb cc 10102			
3	17201029a-03	herb cc 10102			
4	17201029a-04	WG1427322-1,42,,			
5	17201029a-05	WG1427322-2,42,,			
6	17201029a-06	WG1427322-3,42,,			
7	17201029a-07	L2046655-01,42,,			
8	17201029a-08	L2046475-02,42,,			
9	17201029a-09	L2046473-01,42,,			
10	17201029a-10	L2046722-01,42,,			
11	17201029a-11	L2046791-01,42,,			
12	17201029a-12	L2046791-02,42,,			
13	17201029a-13	L2046791-03,42,,			
14	17201029a-14	L2046791-04,42,,			
15	17201029a-15	L2046791-05,42,,			
16	17201029a-16	L2046791-06,42,,			
17	17201029a-17	WG1427299-2,42,, 300 rr			
18	17201029a-18	WG1427299-3,42,, 300 rr			
19	17201029a-19	wg1427893-2,42e,, herb cc 10102			
20	17201029a-20	L2046791-07,42,,			
21	17201029a-21	L2046791-08,42,,			
22	17201029a-22	L2046791-09,42,,			
23	17201029a-23	L2046791-10,42,,			
24	17201029a-24	L2046815-01,42,,			
25	17201029a-25	L2046815-02,42,,			
26	17201029a-26	blank			
27	17201029a-27	WG1427795-1,42,,			
28	17201029a-28	WG1427795-2,42,,			
29	17201029a-29	WG1427795-3,42,,			
30	17201029a-30	L2046390-01,42,,			
31	17201029a-31	L2046815-03,42,,			
32	17201029a-32	wg1427893-3,42,, herb cc 10102			
33	17201029a-33	blank			
34	17201029a-34	WG1427800-1,42,,		mcp	
35	17201029a-35	WG1427800-2,42,,		mcp	
36	17201029a-36	WG1427800-3,42,,		mcp	
37	17201029a-37	L2046692-01,42,,		mcp	
38	17201029a-38	L2046692-02,42,,		mcp	
39	17201029a-39	L2046692-03,42,,		mcp	
40	17201029a-40	L2046692-04,42,,		mcp	
41	17201029a-41	L2046692-05,42,,		mcp	
42	17201029a-42	L2046692-06,42,,		mcp	
43	17201029a-43	L2046692-07,42,,		mcp	

Dep.: Pest
Inst: Pest_17
Date: **10/29/20**
Run: **a**

Method: 8151
GC:

Seq: wg1427893

Vial	Data File	Sample	CCAL	notes	initials
44	17201029a-44	L2046692-08,42,,	mcp		
45	17201029a-45	L2046692-09,42,,	mcp		
46	17201029a-46	L2046734-08,42,,	mcp		
47	17201029a-47	wg1427893-4,42,, herb cc 10117			
48	17201029a-48	L2046734-10,42,,	mcp		
49	17201029a-49	L2046734-15,42,,	mcp		
50	17201029a-50	L2047105-01,42,,	mcp		
51	17201029a-51	L2047105-02,42,,	mcp		
52	17201029a-52	L2047105-03,42,,	mcp		
53	17201029a-53	blank			
54	17201029a-54	WG1427966-1,42,, t			
55	17201029a-55	WG1427966-2,42,, t			
56	17201029a-56	WG1427966-3,42,, t			
57	17201029a-57	L2046390-03,42,, t			
58	17201029a-58	L2046761-01,42,, t			

ALPHA ANALYTICAL LABORATORIES, INC.

Alpha WORK GROUP REPORT (wk02)

Jan 06 2021, 01:24 pm

Work Group: WG1427322 for Department: 2 Organic Preparation

Created: 28-OCT-20 Due: Operator: SD

Sample	Client ID	C	Product	Matrix	Stat	UA	HOLD	DUE	PR	Location
L2046475-02	COMP-01	S	HERB-APA	SOIL	DONE	U	1109	1030	S0	Glass-A.25
L2046655-01	WC-E60-3S	S	HERB-APA	SOIL	DONE	U	1110	1029	1B	Glass-A.25
L2046791-01	SB-1 (0-2)	S	HERB-APA	SOIL	DONE	U	1103	1030	1C	Glass-A.25
L2046791-02	SB-1 (2-4)	S	HERB-APA	SOIL	DONE	U	1103	1030	1C	Glass-A.25
L2046791-03	SB-2 (0-2)	S	HERB-APA	SOIL	DONE	U	1103	1030	1C	Glass-A.25
L2046791-04	SB-2 (2-4)	S	HERB-APA	SOIL	DONE	U	1103	1030	1C	Glass-A.25
L2046791-05	SB-3 (0-2)	S	HERB-APA	SOIL	DONE	U	1104	1030	1C	Glass-A.25
L2046791-06	SB-3 (4-6)	S	HERB-APA	SOIL	DONE	U	1104	1030	1C	Glass-A.25
L2046791-07	SB-4 (0-2)	S	HERB-APA	SOIL	DONE	U	1103	1030	1C	Glass-A.25
L2046791-08	SB-4 (2-4)	S	HERB-APA	SOIL	DONE	U	1103	1030	1C	Glass-A.25
L2046791-09	SB-5 (0-2)	S	HERB-APA	SOIL	DONE	U	1104	1030	1C	Glass-A.25
L2046791-10	SB-5 (4-6)	S	HERB-APA	SOIL	DONE	U	1104	1030	1C	Glass-A.25
L2046815-01	205146-01	S	HERB-APA	SOIL	DONE	U	1110	1103	S0	Glass-A.25
L2046815-02	205146-02	S	HERB-APA	SOIL	DONE	U	1110	1103	S0	Glass-A.25
L2046815-03	205146-03	S	HERB-APA	SOIL	DONE	U	1110	1103	S0	Glass-A.25
WG1427322-1	Laboratory Method Bl	S	HERB-APA	SOIL	DONE	U				
WG1427322-2	Laboratory Control S	S	HERB-APA	SOIL	DONE	U				
WG1427322-3	LCS Duplicate	S	HERB-APA	SOIL	DONE	U				

Comments:

WG1427322-3 WG1427322-2

ORGANIC ELN REPORT

Workgroup: WG1427322

Prep Method: EPA 8151A
Solvent Type: DCM/Acetone **Lot #:** AD102620
Surrogate Type: Herbicide **Lot #:** PP10143(04/13/21)
Spike Type: Herbicides **Lot #:** PP 9996 (02/03/21)
Spike Verify by: SD
Lims Spikelot: HERB8151

Additional Reagents/Stds

Acidified Na2SO4	AS102720
DCM	DZ849
H2SO4	2020040737

Conc.Method: S-EVAP/N-EVAP
Solvent Type: Diethyl ether
Lot #: 20060455

Additional Reagents/Stds

12N H2SO4	12A101520
37% KOH	K100920
Acidified Na2SO4	AS102820
DCM	DZ849
Diazomethane	D102820
Hexane	DZ590
Isooctane	SHBK2546
Methanol	60223
Silicic Acid	MKCJ8025

Cleanup 1

Cleanup Method 1:
Cleanup Method 2:
Solvent Type: **Lot #:**

Additional Reagents/Stds

Extraction | **Concentration**

Sample/ Type	Extract Date	Analyst	Sample Weight g	Balance Id	Ph	Surr Amt ml	Spike Amt ml	Extract Unit Id	Conc Date	Analyst	Ph	Conc Volume		Hydrolysis Stop
L2046473-01	10/28/20 04:08	Samy Dakkash	30.14	#39	>2	.5		4	10/28/20 20:48	Frederick Opoku	PH>12/ <2	0.5	10/28/20 06:35	10/28/20 08:05
L2046475-02 SOIL	10/28/20 04:08	Samy Dakkash	30.80	#39	>2	.5		3	10/28/20 20:48	Frederick Opoku	PH>12/ <2	0.5	10/28/20 06:35	10/28/20 08:05
L2046655-01 SOIL	10/28/20 04:08	Samy Dakkash	30.42	#39	>2	.5		3	10/28/20 20:48	Frederick Opoku	PH>12/ <2	0.5	10/28/20 06:35	10/28/20 08:05
L2046722-01	10/28/20 09:01	Armia Rashed	30.47	#39	>2	.5		3	10/28/20 20:48	Frederick Opoku	PH>12/ <2	0.5	10/28/20 14:10	10/28/20 15:40
L2046791-01 SOIL	10/28/20 09:01	Armia Rashed	30.62	#39	>2	.5		3	10/28/20 20:49	Frederick Opoku	PH>12/ <2	0.5	10/28/20 14:10	10/28/20 15:40

Reported: 06-JAN-21 01:24 PM

ORGANIC ELN REPORT

Workgroup: WG1427322

Sample/ Type	Extraction								Concentration					
	Extract Date	Analyst	Sample Weight g	Balance Id	Ph	Surr Amt ml	Spike Amt ml	Extract Unit Id	Conc Date	Analyst	Ph	Conc Volume		Hydrolysis Stop
L2046791-02 SOIL	10/28/20 09:01	Armia Rashed	30.26	#39	>2	.5		4	10/29/20 02:25	Mathias Mulondo	PH>12/ <2	0.5	10/28/20 14:10	10/28/20 15:40
L2046791-03 SOIL	10/28/20 09:01	Armia Rashed	30.25	#39	>2	.5		4	10/29/20 02:25	Mathias Mulondo	PH>12/ <2	0.5	10/28/20 14:10	10/28/20 15:40
L2046791-04 SOIL	10/28/20 09:01	Armia Rashed	30.90	#39	>2	.5		3	10/29/20 02:25	Mathias Mulondo	PH>12/ <2	0.5	10/28/20 14:10	10/28/20 15:40
L2046791-05 SOIL	10/28/20 09:01	Armia Rashed	30.57	#39	>2	.5		3	10/29/20 02:25	Mathias Mulondo	PH>12/ <2	0.5	10/28/20 14:10	10/28/20 15:40
L2046791-06 SOIL	10/28/20 09:01	Armia Rashed	30.68	#39	>2	.5		4	10/29/20 02:25	Mathias Mulondo	PH>12/ <2	0.5	10/28/20 14:10	10/28/20 15:40
L2046791-07 SOIL	10/28/20 09:01	Armia Rashed	30.49	#39	>2	.5		4	10/29/20 02:25	Mathias Mulondo	PH>12/ <2	0.5	10/28/20 14:10	10/28/20 15:40
L2046791-08 SOIL	10/28/20 09:01	Armia Rashed	30.50	#39	>2	.5		3	10/29/20 02:25	Mathias Mulondo	PH>12/ <2	0.5	10/28/20 14:10	10/28/20 15:40
L2046791-09 SOIL	10/28/20 09:02	Armia Rashed	30.26	#39	>2	.5		3	10/29/20 02:25	Mathias Mulondo	PH>12/ <2	0.5	10/28/20 14:10	10/28/20 15:40
L2046791-10 SOIL	10/28/20 09:02	Armia Rashed	30.15	#39	>2	.5		4	10/29/20 02:25	Mathias Mulondo	PH>12/ <2	0.5	10/28/20 14:10	10/28/20 15:40
L2046791-11	10/28/20 09:02	Armia Rashed	30.26	#39	>2	.5		4	10/29/20 02:25	Mathias Mulondo	PH>12/ <2	0.5	10/28/20 14:10	10/28/20 15:40

ORGANIC ELN REPORT

Workgroup: WG1427322

Sample/ Type	Extraction								Concentration					
	Extract Date	Analyst	Sample Weight g	Balance Id	Ph	Surr Amt ml	Spike Amt ml	Extract Unit Id	Conc Date	Analyst	Ph	Conc Volume	Hydrolysis Stop	
L2046791-12	10/28/20 09:02	Armia Rashed	30.38	#39	>2	.5		3	10/29/20 02:25	Mathias Mulondo	PH>12/ <2	0.5	10/28/20 14:10	10/28/20 15:40
L2046791-13	10/28/20 09:02	Armia Rashed	30.22	#39	>2	.5		3	10/29/20 02:25	Mathias Mulondo	PH>12/ <2	0.5		
L2046791-14	10/28/20 09:02	Armia Rashed	30.02	#39	>2	.5		4	10/29/20 02:25	Mathias Mulondo	PH>12/ <2	0.5		
L2046815-01 SOIL	10/28/20 12:37	Armia Rashed	30.58	#39	>2	.5		3	10/29/20 02:25	Mathias Mulondo	PH>12/ <2	0.5	10/28/20 14:10	10/28/20 15:40
L2046815-02 SOIL	10/28/20 12:37	Armia Rashed	30.62	#39	>2	.5		3	10/29/20 02:25	Mathias Mulondo	PH>12/ <2	0.5	10/28/20 14:10	10/28/20 15:40
L2046815-03 SOIL	10/28/20 23:05	Samy Dakkash	30.36	#39	>2	.5		4	10/29/20 14:31	Armia Rashed	PH>12/ <2	0.5	10/29/20 01:30	10/29/20 03:00
WG1427322-1 BLANK	10/28/20 04:08	Samy Dakkash	30.65	#39	>2	.5		3	10/28/20 20:48	Frederick Opoku	PH>12/ <2	0.5	10/28/20 06:35	10/28/20 08:05
WG1427322-2 LCS	10/28/20 04:08	Samy Dakkash	30.36	#39	>2	.5	.5	3	10/28/20 20:48	Frederick Opoku	PH>12/ <2	0.5	10/28/20 06:35	10/28/20 08:05
WG1427322-3 LCSD	10/28/20 04:08	Samy Dakkash	30.57	#39	>2	.5	.5	4	10/28/20 20:48	Frederick Opoku	PH>12/ <2	0.5	10/28/20 06:35	10/28/20 08:05

Reported: 06-JAN-21 01:24 PM

GC Extractable Analysis Polychlorinated Biphenyls (PCB)

Aroclor QC Summary

Surrogate Recovery Summary
Form 2
PCBs

Client: Impact Environmental
Project Name: 13-12 BEACH CHANNEL DRIVE

Lab Number: L2046791
Project Number: 15209
Matrix: Soil

GC Column 1: CLP-Pesticide
GC Column 2: CLP-PesticideII

CLIENT ID (LAB SAMPLE NO.)	TCX 1 %REC	TCX 2 %REC	DCB 1 %REC	DCB 2 %REC	OTHER (1)	OTHER (2)	TOT OUT
SB-1 (0-2) (L2046791-01)	62	66	66	55			0
SB-1 (2-4) (L2046791-02)	64	68	69	65			0
SB-2 (0-2) (L2046791-03)	64	67	67	56			0
SB-2 (2-4) (L2046791-04)	64	68	85	62			0
SB-3 (0-2) (L2046791-05)	64	69	52	44			0
SB-3 (4-6) (L2046791-06)	65	69	66	56			0
SB-4 (0-2) (L2046791-07)	59	65	62	62			0
SB-4 (2-4) (L2046791-08)	69	73	74	63			0
SB-5 (0-2) (L2046791-09)	63	68	73	60			0
SB-5 (4-6) (L2046791-10)	63	67	72	61			0
WG1427443-1BLANK	69	75	71	66			0
WG1427443-2LCS	68	72	69	60			0
WG1427443-3LCSD	68	72	67	58			0

QC LIMITS
(30-150) TCX = 2,4,5,6-TETRACHLORO-M-XYLENE
(30-150) DCBP = DECACHLOROBIPHENYL

*** Values outside of QC limits**

FORM II NYTCL-8082

Laboratory Control Sample Summary
Form 3
PCBs

Client	: Impact Environmental	**Lab Number**	: L2046791
Project Name	: 13-12 BEACH CHANNEL DRIVE	**Project Number**	: 15209
Matrix	: SOIL		
LCS Sample ID	: WG1427443-2 **Analysis Date** : 10/28/20 18:30	**File ID**	: 19201028a-29
LCSD Sample ID	: WG1427443-3 **Analysis Date** : 10/28/20 18:37	**File ID**	: 19201028a-30

	Laboratory Control Sample			Laboratory Control Duplicate					
Parameter	True (ug/kg)	Found (ug/kg)	%R	True (ug/kg)	Found (ug/kg)	%R	RPD	Recovery Limits	RPD Limit
Aroclor 1016	204	151	74	206	149	72	3	40-140	50
Aroclor 1260	204	130	64	206	136	66	3	40-140	50

Method Blank Summary
Form 4
PCBs

Client	: Impact Environmental	**Lab Number**	: L2046791
Project Name	: 13-12 BEACH CHANNEL DRIVE	**Project Number**	: 15209
Lab Sample ID	: WG1427443-1	**Lab File ID**	: 19201028a-28
Matrix	: SOIL	**Extraction Date**	: 10/28/20
Sulfur Cleanup	: Y		
Analysis Date (1)	: 10/28/20 18:23	**Analysis Date (2)**	: 10/28/20 18:23
Instrument ID (1)	: PEST19	**Instrument ID (2)**	: PEST19

Client Sample No.	Lab Sample ID	Analysis Date 1	Analysis Date 2
WG1427443-2LCS	WG1427443-2	10/28/20 18:30	10/28/20 18:30
WG1427443-3LCSD	WG1427443-3	10/28/20 18:37	10/28/20 18:37
SB-1 (0-2)	L2046791-01	10/28/20 18:43	10/28/20 18:43
SB-1 (2-4)	L2046791-02	10/28/20 18:50	10/28/20 18:50
SB-2 (0-2)	L2046791-03	10/28/20 18:57	10/28/20 18:57
SB-2 (2-4)	L2046791-04	10/28/20 19:04	10/28/20 19:04
SB-3 (0-2)	L2046791-05	10/28/20 19:11	10/28/20 19:11
SB-3 (4-6)	L2046791-06	10/28/20 19:18	10/28/20 19:18
SB-4 (0-2)	L2046791-07	10/28/20 19:25	10/28/20 19:25
SB-4 (2-4)	L2046791-08	10/28/20 19:32	10/28/20 19:32
SB-5 (0-2)	L2046791-09	10/28/20 19:39	10/28/20 19:39
SB-5 (4-6)	L2046791-10	10/28/20 19:46	10/28/20 19:46

Analytical Sequence
Form 8b
PCBs

Client	: Impact Environmental	**Lab Number**	: L2046791
Project Name	: 13-12 BEACH CHANNEL DRIVE	**Project Number**	: 15209
Instrument ID	: PEST19	**Initial Calib. Date(s)**	: 06/24/20 06/24/20

Client ID	Lab ID	Date/Time Analyzed
1242/1268 L1	R1328169-1	06/24/20 15:10
1242/1268 L2	R1328169-3	06/24/20 15:16
1242/1268 L3	R1328169-2	06/24/20 15:23
1242/1268 L4	R1328169-5	06/24/20 15:30
1242/1268 L5	R1328169-4	06/24/20 15:37
1242/1268 L6	R1328169-7	06/24/20 15:44
1232/1262 L1	R1328169-6	06/24/20 15:51
1232/1262 L2	R1328169-9	06/24/20 15:58
1232/1262 L3	R1328169-8	06/24/20 16:05
1232/1262 L4	R1328169-11	06/24/20 16:12
1232/1262 L5	R1328169-10	06/24/20 16:19
1232/1262 L6	R1328169-12	06/24/20 16:26
1221/1254 L1	R1328169-14	06/24/20 16:32
1221/1254 L2	R1328169-13	06/24/20 16:39
1221/1254 L3	R1328169-15	06/24/20 16:46
1221/1254 L4	R1328169-16	06/24/20 16:53
1221/1254 L5	R1328169-17	06/24/20 17:00
1221/1254 L6	R1328169-18	06/24/20 17:07
1016/1260 L1	R1328169-20	06/24/20 17:14
1016/1260 L2	R1328169-19	06/24/20 17:21
1016/1260 L3	R1328169-21	06/24/20 17:28
1016/1260 L4	R1328169-23	06/24/20 17:35
1016/1260 L5	R1328169-22	06/24/20 17:42
1016/1260 L6	R1328169-25	06/24/20 17:48
1248 L1	R1328169-24	06/24/20 17:55
1248 L2	R1328169-27	06/24/20 18:02
1248 L3	R1328169-26	06/24/20 18:09
1248 L4	R1328169-28	06/24/20 18:16
1248 L5	R1328169-30	06/24/20 18:23
1248 L6	R1328169-29	06/24/20 18:30
R1328169-35 ICV	R1328169-35	06/24/20 18:37
R1328169-32 ICV	R1328169-32	06/24/20 18:44
R1328169-31 ICV	R1328169-31	06/24/20 18:51
R1328169-34 ICV	R1328169-34	06/24/20 18:57
R1328169-33 ICV	R1328169-33	06/24/20 19:04
WG1427434-2 CCAL	WG1427434-2	10/28/20 11:19
WG1427443-1 BLANK	WG1427443-1	10/28/20 18:23
WG1427443-2 LCS	WG1427443-2	10/28/20 18:30
WG1427443-3 LCSD	WG1427443-3	10/28/20 18:37
SB-1 (0-2)	L2046791-01	10/28/20 18:43
SB-1 (2-4)	L2046791-02	10/28/20 18:50
SB-2 (0-2)	L2046791-03	10/28/20 18:57

Analytical Sequence
Form 8b
PCBs

Client	: Impact Environmental	**Lab Number**	: L2046791
Project Name	: 13-12 BEACH CHANNEL DRIVE	**Project Number**	: 15209
Instrument ID	: PEST19	**Initial Calib. Date(s)**	: 06/24/20 06/24/20

Client ID	Lab ID	Date/Time Analyzed
SB-2 (2-4)	L2046791-04	10/28/20 19:04
SB-3 (0-2)	L2046791-05	10/28/20 19:11
SB-3 (4-6)	L2046791-06	10/28/20 19:18
SB-4 (0-2)	L2046791-07	10/28/20 19:25
SB-4 (2-4)	L2046791-08	10/28/20 19:32
SB-5 (0-2)	L2046791-09	10/28/20 19:39
SB-5 (4-6)	L2046791-10	10/28/20 19:46

Date Created: 08/27/18
Created By: Jason Hebert
File: PM5369-1
Page: 1

SW-846 8082A - Polychlorinated Biphenyls (SOIL)

Holding Time: 14 days
Container / Sample Preservation: 1 - Glass 250ml/8oz unpreserved

Analyte	CAS #	RL	MDL	Units	LCS Criteria	LCS RPD	MS Criteria	MS RPD	Duplicate RPD	Surrogate Criteria		
Aroclor 1016	12674-11-2	33.5	2.97	ug/kg	40-140	50	40-140	50	50			
Aroclor 1221	11104-28-2	33.5	3.36	ug/kg	40-140	50	40-140	50	50			
Aroclor 1232	11141-16-5	33.5	7.10	ug/kg	40-140	50	40-140	50	50			
Aroclor 1242	53469-21-9	33.5	4.52	ug/kg	40-140	50	40-140	50	50			
Aroclor 1248	12672-29-6	33.5	5.03	ug/kg	40-140	50	40-140	50	50			
Aroclor 1254	11097-69-1	33.5	3.66	ug/kg	40-140	50	40-140	50	50			
Aroclor 1260	11096-82-5	33.5	6.19	ug/kg	40-140	50	40-140	50	50			
Aroclor 1262	37324-23-5	33.5	4.25	ug/kg	40-140	30	40-140	50	50			
Aroclor 1268	11100-14-4	33.5	3.47	ug/kg	40-140	30	40-140	50	50			
PCBs, Total	1336-36-3	33.5	2.97	ug/kg				50	50			
PCBs, Total	1336-36-3	33.5	2.97	ug/kg				50	50			
2,4,5,6-Tetrachloro-m-xylene	*877-09-8*									*30-150*		
Decachlorobiphenyl	*2051-24-3*									*30-150*		

Please Note that the RL information provided in this table is calculated using a 100% Solids factor. ***(Soil/Solids only)***
Please Note that the information provided in this table is subject to change at anytime at the discretion of Alpha Analytical, Inc.

Date Created: 08/27/18
Created By: Jason Hebert
File: PM5369-1
Page: 1

PCB - EPA 8082A (WATER)

Holding Time: 7 days
Container / Sample Preservation: 2 - Amber 1000ml unpreserved

Analyte	CAS #	RL	MDL	Units	LCS Criteria	LCS RPD	MS Criteria	MS RPD	Duplicate RPD	Surrogate Criteria		
Aroclor 1016	12674-11-2	0.25	0.0156	ug/l	40-140	50	40-140	50	50			
Aroclor 1221	11104-28-2	0.25	0.0221	ug/l	40-140	50	40-140	50	50			
Aroclor 1232	11141-16-5	0.25	0.046	ug/l	40-140	50	40-140	50	50			
Aroclor 1242	53469-21-9	0.25	0.0362	ug/l	40-140	50	40-140	50	50			
Aroclor 1248	12672-29-6	0.25	0.0455	ug/l	40-140	50	40-140	50	50			
Aroclor 1254	11097-69-1	0.25	0.0168	ug/l	40-140	50	40-140	50	50			
Aroclor 1260	11096-82-5	0.25	0.0344	ug/l	40-140	50	40-140	50	50			
Aroclor 1262	37324-23-5	0.25	0.033	ug/l	40-140	30	40-140	50	50			
Aroclor 1268	11100-14-4	0.25	0.0317	ug/l	40-140	30	40-140	50	50			
PCBs, Total	1336-36-3	0.25	0.0156	ug/l				50	50			
PCBs, Total	1336-36-3	0.25	0.0156	ug/l				50	50			
2,4,5,6-Tetrachloro-m-xylene	*877-09-8*									*30-150*		
Decachlorobiphenyl	*2051-24-3*									*30-150*		

Please Note that the RL information provided in this table is calculated using a 100% Solids factor. ***(Soil/Solids only)***
Please Note that the information provided in this table is subject to change at anytime at the discretion of Alpha Analytical, Inc.

Aroclor Sample Data

Results Summary
Form 1
Polychlorinated Biphenyls by GC

Client	: Impact Environmental	**Lab Number**	: L2046791
Project Name	: 13-12 BEACH CHANNEL DRIVE	**Project Number**	: 15209
Lab ID	: L2046791-01	**Date Collected**	: 10/20/20 09:45
Client ID	: SB-1 (0-2)	**Date Received**	: 10/27/20
Sample Location	: 13-16 TO 13-20 BEACH CHANNEL DRIVE	**Date Analyzed**	: 10/28/20 18:43
Sample Matrix	: SOIL	**Date Extracted**	: 10/28/20
Analytical Method	: 1,8082A	**Dilution Factor**	: 1
Lab File ID	: 19201028a-31	**Analyst**	: CW
Sample Amount	: 15.43 g	**Instrument ID**	: PEST19
Extraction Method	: EPA 3546	**GC Column**	: CLP-Pesticide
Extract Volume	: 1000 uL	**%Solids**	: 94
GPC Cleanup	: N	**Injection Volume**	: 1 uL
Sulfur Cleanup	: Y		

		ug/Kg			
CAS NO.	**Parameter**	**Results**	**RL**	**MDL**	**Qualifier**
12674-11-2	Aroclor 1016	ND	34.5	3.06	U
11104-28-2	Aroclor 1221	ND	34.5	3.46	U
11141-16-5	Aroclor 1232	ND	34.5	7.32	U
53469-21-9	Aroclor 1242	ND	34.5	4.65	U
12672-29-6	Aroclor 1248	ND	34.5	5.18	U
11097-69-1	Aroclor 1254	ND	34.5	3.78	U
11096-82-5	Aroclor 1260	8.62	34.5	6.38	J
37324-23-5	Aroclor 1262	ND	34.5	4.38	U
11100-14-4	Aroclor 1268	ND	34.5	3.58	U
1336-36-3	PCBs, Total	8.62	34.5	3.06	J

Results Summary
Form 1
Polychlorinated Biphenyls by GC

Client	: Impact Environmental	**Lab Number**	: L2046791
Project Name	: 13-12 BEACH CHANNEL DRIVE	**Project Number**	: 15209
Lab ID	: L2046791-02	**Date Collected**	: 10/20/20 10:00
Client ID	: SB-1 (2-4)	**Date Received**	: 10/27/20
Sample Location	: 13-16 TO 13-20 BEACH CHANNEL DRIVE	**Date Analyzed**	: 10/28/20 18:50
Sample Matrix	: SOIL	**Date Extracted**	: 10/28/20
Analytical Method	: 1,8082A	**Dilution Factor**	: 1
Lab File ID	: 19201028a-32	**Analyst**	: CW
Sample Amount	: 15.12 g	**Instrument ID**	: PEST19
Extraction Method	: EPA 3546	**GC Column**	: CLP-Pesticide
Extract Volume	: 1000 uL	**%Solids**	: 92
GPC Cleanup	: N	**Injection Volume**	: 1 uL
Sulfur Cleanup	: Y		

		ug/Kg			
CAS NO.	**Parameter**	**Results**	**RL**	**MDL**	**Qualifier**
12674-11-2	Aroclor 1016	ND	35.9	3.18	U
11104-28-2	Aroclor 1221	ND	35.9	3.59	U
11141-16-5	Aroclor 1232	ND	35.9	7.60	U
53469-21-9	Aroclor 1242	ND	35.9	4.83	U
12672-29-6	Aroclor 1248	ND	35.9	5.38	U
11097-69-1	Aroclor 1254	ND	35.9	3.92	U
11096-82-5	Aroclor 1260	ND	35.9	6.63	U
37324-23-5	Aroclor 1262	ND	35.9	4.56	U
11100-14-4	Aroclor 1268	ND	35.9	3.72	U
1336-36-3	PCBs, Total	ND	35.9	3.18	U

Results Summary
Form 1
Polychlorinated Biphenyls by GC

Client	: Impact Environmental	**Lab Number**	: L2046791
Project Name	: 13-12 BEACH CHANNEL DRIVE	**Project Number**	: 15209
Lab ID	: L2046791-03	**Date Collected**	: 10/20/20 11:00
Client ID	: SB-2 (0-2)	**Date Received**	: 10/27/20
Sample Location	: 13-16 TO 13-20 BEACH CHANNEL DRIVE	**Date Analyzed**	: 10/28/20 18:57
Sample Matrix	: SOIL	**Date Extracted**	: 10/28/20
Analytical Method	: 1,8082A	**Dilution Factor**	: 1
Lab File ID	: 19201028a-33	**Analyst**	: CW
Sample Amount	: 15.64 g	**Instrument ID**	: PEST19
Extraction Method	: EPA 3546	**GC Column**	: CLP-Pesticide
Extract Volume	: 1000 uL	**%Solids**	: 96
GPC Cleanup	: N	**Injection Volume**	: 1 uL
Sulfur Cleanup	: Y		

		ug/Kg			
CAS NO.	**Parameter**	**Results**	**RL**	**MDL**	**Qualifier**
12674-11-2	Aroclor 1016	ND	33.5	2.97	U
11104-28-2	Aroclor 1221	ND	33.5	3.35	U
11141-16-5	Aroclor 1232	ND	33.5	7.10	U
53469-21-9	Aroclor 1242	ND	33.5	4.51	U
12672-29-6	Aroclor 1248	ND	33.5	5.02	U
11097-69-1	Aroclor 1254	ND	33.5	3.66	U
11096-82-5	Aroclor 1260	ND	33.5	6.19	U
37324-23-5	Aroclor 1262	ND	33.5	4.25	U
11100-14-4	Aroclor 1268	ND	33.5	3.47	U
1336-36-3	PCBs, Total	ND	33.5	2.97	U

Results Summary
Form 1
Polychlorinated Biphenyls by GC

Client	: Impact Environmental	**Lab Number**	: L2046791
Project Name	: 13-12 BEACH CHANNEL DRIVE	**Project Number**	: 15209
Lab ID	: L2046791-04	**Date Collected**	: 10/20/20 11:15
Client ID	: SB-2 (2-4)	**Date Received**	: 10/27/20
Sample Location	: 13-16 TO 13-20 BEACH CHANNEL DRIVE	**Date Analyzed**	: 10/28/20 19:04
Sample Matrix	: SOIL	**Date Extracted**	: 10/28/20
Analytical Method	: 1,8082A	**Dilution Factor**	: 1
Lab File ID	: 19201028a-34	**Analyst**	: CW
Sample Amount	: 15.19 g	**Instrument ID**	: PEST19
Extraction Method	: EPA 3546	**GC Column**	: CLP-Pesticide
Extract Volume	: 1000 uL	**%Solids**	: 96
GPC Cleanup	: N	**Injection Volume**	: 1 uL
Sulfur Cleanup	: Y		

		ug/Kg			
CAS NO.	**Parameter**	**Results**	**RL**	**MDL**	**Qualifier**
12674-11-2	Aroclor 1016	ND	34.4	3.06	U
11104-28-2	Aroclor 1221	ND	34.4	3.45	U
11141-16-5	Aroclor 1232	ND	34.4	7.30	U
53469-21-9	Aroclor 1242	ND	34.4	4.64	U
12672-29-6	Aroclor 1248	ND	34.4	5.16	U
11097-69-1	Aroclor 1254	ND	34.4	3.77	U
11096-82-5	Aroclor 1260	ND	34.4	6.36	U
37324-23-5	Aroclor 1262	ND	34.4	4.37	U
11100-14-4	Aroclor 1268	ND	34.4	3.57	U
1336-36-3	PCBs, Total	ND	34.4	3.06	U

Results Summary
Form 1
Polychlorinated Biphenyls by GC

Client	: Impact Environmental	Lab Number	: L2046791
Project Name	: 13-12 BEACH CHANNEL DRIVE	Project Number	: 15209
Lab ID	: L2046791-05	Date Collected	: 10/21/20 08:00
Client ID	: SB-3 (0-2)	Date Received	: 10/27/20
Sample Location	: 13-16 TO 13-20 BEACH CHANNEL DRIVE	Date Analyzed	: 10/28/20 19:11
Sample Matrix	: SOIL	Date Extracted	: 10/28/20
Analytical Method	: 1,8082A	Dilution Factor	: 1
Lab File ID	: 19201028a-35	Analyst	: CW
Sample Amount	: 15.57 g	Instrument ID	: PEST19
Extraction Method	: EPA 3546	GC Column	: CLP-Pesticide
Extract Volume	: 1000 uL	%Solids	: 98
GPC Cleanup	: N	Injection Volume	: 1 uL
Sulfur Cleanup	: Y		

		ug/Kg			
CAS NO.	Parameter	Results	RL	MDL	Qualifier
12674-11-2	Aroclor 1016	ND	32.9	2.92	U
11104-28-2	Aroclor 1221	ND	32.9	3.30	U
11141-16-5	Aroclor 1232	ND	32.9	6.98	U
53469-21-9	Aroclor 1242	ND	32.9	4.44	U
12672-29-6	Aroclor 1248	ND	32.9	4.94	U
11097-69-1	Aroclor 1254	ND	32.9	3.60	U
11096-82-5	Aroclor 1260	ND	32.9	6.08	U
37324-23-5	Aroclor 1262	ND	32.9	4.18	U
11100-14-4	Aroclor 1268	ND	32.9	3.41	U
1336-36-3	PCBs, Total	ND	32.9	2.92	U

Results Summary
Form 1
Polychlorinated Biphenyls by GC

Client	: Impact Environmental	Lab Number	: L2046791
Project Name	: 13-12 BEACH CHANNEL DRIVE	Project Number	: 15209
Lab ID	: L2046791-06	Date Collected	: 10/21/20 08:27
Client ID	: SB-3 (4-6)	Date Received	: 10/27/20
Sample Location	: 13-16 TO 13-20 BEACH CHANNEL DRIVE	Date Analyzed	: 10/28/20 19:18
Sample Matrix	: SOIL	Date Extracted	: 10/28/20
Analytical Method	: 1,8082A	Dilution Factor	: 1
Lab File ID	: 19201028a-36	Analyst	: CW
Sample Amount	: 15.22 g	Instrument ID	: PEST19
Extraction Method	: EPA 3546	GC Column	: CLP-Pesticide
Extract Volume	: 1000 uL	%Solids	: 93
GPC Cleanup	: N	Injection Volume	: 1 uL
Sulfur Cleanup	: Y		

		ug/Kg			
CAS NO.	Parameter	Results	RL	MDL	Qualifier
12674-11-2	Aroclor 1016	ND	35.2	3.13	U
11104-28-2	Aroclor 1221	ND	35.2	3.53	U
11141-16-5	Aroclor 1232	ND	35.2	7.47	U
53469-21-9	Aroclor 1242	ND	35.2	4.75	U
12672-29-6	Aroclor 1248	ND	35.2	5.29	U
11097-69-1	Aroclor 1254	ND	35.2	3.86	U
11096-82-5	Aroclor 1260	ND	35.2	6.51	U
37324-23-5	Aroclor 1262	ND	35.2	4.48	U
11100-14-4	Aroclor 1268	ND	35.2	3.65	U
1336-36-3	PCBs, Total	ND	35.2	3.13	U

Results Summary
Form 1
Polychlorinated Biphenyls by GC

Client	: Impact Environmental	**Lab Number**	: L2046791
Project Name	: 13-12 BEACH CHANNEL DRIVE	**Project Number**	: 15209
Lab ID	: L2046791-07	**Date Collected**	: 10/20/20 13:00
Client ID	: SB-4 (0-2)	**Date Received**	: 10/27/20
Sample Location	: 13-16 TO 13-20 BEACH CHANNEL DRIVE	**Date Analyzed**	: 10/28/20 19:25
Sample Matrix	: SOIL	**Date Extracted**	: 10/28/20
Analytical Method	: 1,8082A	**Dilution Factor**	: 1
Lab File ID	: 19201028a-37	**Analyst**	: CW
Sample Amount	: 15.1 g	**Instrument ID**	: PEST19
Extraction Method	: EPA 3546	**GC Column**	: CLP-Pesticide
Extract Volume	: 1000 uL	**%Solids**	: 93
GPC Cleanup	: N	**Injection Volume**	: 1 uL
Sulfur Cleanup	: Y		

		ug/Kg			
CAS NO.	**Parameter**	**Results**	**RL**	**MDL**	**Qualifier**
12674-11-2	Aroclor 1016	ND	35.8	3.18	U
11104-28-2	Aroclor 1221	ND	35.8	3.58	U
11141-16-5	Aroclor 1232	ND	35.8	7.58	U
53469-21-9	Aroclor 1242	ND	35.8	4.82	U
12672-29-6	Aroclor 1248	ND	35.8	5.36	U
11097-69-1	Aroclor 1254	ND	35.8	3.91	U
11096-82-5	Aroclor 1260	81.9	35.8	6.61	
37324-23-5	Aroclor 1262	ND	35.8	4.54	U
11100-14-4	Aroclor 1268	ND	35.8	3.70	U
1336-36-3	PCBs, Total	81.9	35.8	3.18	

Results Summary
Form 1
Polychlorinated Biphenyls by GC

Client	: Impact Environmental	**Lab Number**	: L2046791
Project Name	: 13-12 BEACH CHANNEL DRIVE	**Project Number**	: 15209
Lab ID	: L2046791-08	**Date Collected**	: 10/20/20 13:15
Client ID	: SB-4 (2-4)	**Date Received**	: 10/27/20
Sample Location	: 13-16 TO 13-20 BEACH CHANNEL DRIVE	**Date Analyzed**	: 10/28/20 19:32
Sample Matrix	: SOIL	**Date Extracted**	: 10/28/20
Analytical Method	: 1,8082A	**Dilution Factor**	: 1
Lab File ID	: 19201028a-38	**Analyst**	: CW
Sample Amount	: 15.08 g	**Instrument ID**	: PEST19
Extraction Method	: EPA 3546	**GC Column**	: CLP-Pesticide
Extract Volume	: 1000 uL	**%Solids**	: 94
GPC Cleanup	: N	**Injection Volume**	: 1 uL
Sulfur Cleanup	: Y		

		ug/Kg			
CAS NO.	**Parameter**	**Results**	**RL**	**MDL**	**Qualifier**
12674-11-2	Aroclor 1016	ND	35.4	3.14	U
11104-28-2	Aroclor 1221	ND	35.4	3.55	U
11141-16-5	Aroclor 1232	ND	35.4	7.51	U
53469-21-9	Aroclor 1242	ND	35.4	4.78	U
12672-29-6	Aroclor 1248	ND	35.4	5.31	U
11097-69-1	Aroclor 1254	ND	35.4	3.88	U
11096-82-5	Aroclor 1260	ND	35.4	6.55	U
37324-23-5	Aroclor 1262	ND	35.4	4.50	U
11100-14-4	Aroclor 1268	ND	35.4	3.67	U
1336-36-3	PCBs, Total	ND	35.4	3.14	U

Results Summary
Form 1
Polychlorinated Biphenyls by GC

Client	: Impact Environmental	Lab Number	: L2046791
Project Name	: 13-12 BEACH CHANNEL DRIVE	Project Number	: 15209
Lab ID	: L2046791-09	Date Collected	: 10/21/20 09:10
Client ID	: SB-5 (0-2)	Date Received	: 10/27/20
Sample Location	: 13-16 TO 13-20 BEACH CHANNEL DRIVE	Date Analyzed	: 10/28/20 19:39
Sample Matrix	: SOIL	Date Extracted	: 10/28/20
Analytical Method	: 1,8082A	Dilution Factor	: 1
Lab File ID	: 19201028a-39	Analyst	: CW
Sample Amount	: 15.45 g	Instrument ID	: PEST19
Extraction Method	: EPA 3546	GC Column	: CLP-Pesticide
Extract Volume	: 1000 uL	%Solids	: 92
GPC Cleanup	: N	Injection Volume	: 1 uL
Sulfur Cleanup	: Y		

		ug/Kg			
CAS NO.	Parameter	Results	RL	MDL	Qualifier
12674-11-2	Aroclor 1016	ND	35.3	3.13	U
11104-28-2	Aroclor 1221	ND	35.3	3.54	U
11141-16-5	Aroclor 1232	ND	35.3	7.48	U
53469-21-9	Aroclor 1242	ND	35.3	4.76	U
12672-29-6	Aroclor 1248	ND	35.3	5.29	U
11097-69-1	Aroclor 1254	ND	35.3	3.86	U
11096-82-5	Aroclor 1260	12.5	35.3	6.52	J
37324-23-5	Aroclor 1262	ND	35.3	4.48	U
11100-14-4	Aroclor 1268	ND	35.3	3.66	U
1336-36-3	PCBs, Total	12.5	35.3	3.13	J

Results Summary
Form 1
Polychlorinated Biphenyls by GC

Client	: Impact Environmental	**Lab Number**	: L2046791
Project Name	: 13-12 BEACH CHANNEL DRIVE	**Project Number**	: 15209
Lab ID	: L2046791-10	**Date Collected**	: 10/21/20 09:14
Client ID	: SB-5 (4-6)	**Date Received**	: 10/27/20
Sample Location	: 13-16 TO 13-20 BEACH CHANNEL DRIVE	**Date Analyzed**	: 10/28/20 19:46
Sample Matrix	: SOIL	**Date Extracted**	: 10/28/20
Analytical Method	: 1,8082A	**Dilution Factor**	: 1
Lab File ID	: 19201028a-40	**Analyst**	: CW
Sample Amount	: 15.29 g	**Instrument ID**	: PEST19
Extraction Method	: EPA 3546	**GC Column**	: CLP-Pesticide
Extract Volume	: 1000 uL	**%Solids**	: 91
GPC Cleanup	: N	**Injection Volume**	: 1 uL
Sulfur Cleanup	: Y		

		ug/Kg			
CAS NO.	**Parameter**	**Results**	**RL**	**MDL**	**Qualifier**
12674-11-2	Aroclor 1016	ND	35.8	3.18	U
11104-28-2	Aroclor 1221	ND	35.8	3.59	U
11141-16-5	Aroclor 1232	ND	35.8	7.60	U
53469-21-9	Aroclor 1242	ND	35.8	4.83	U
12672-29-6	Aroclor 1248	ND	35.8	5.38	U
11097-69-1	Aroclor 1254	ND	35.8	3.92	U
11096-82-5	Aroclor 1260	ND	35.8	6.63	U
37324-23-5	Aroclor 1262	ND	35.8	4.55	U
11100-14-4	Aroclor 1268	ND	35.8	3.71	U
1336-36-3	PCBs, Total	ND	35.8	3.18	U

Results Summary
Form 1
Polychlorinated Biphenyls by GC

Client	: Impact Environmental	**Lab Number**	: L2046791
Project Name	: 13-12 BEACH CHANNEL DRIVE	**Project Number**	: 15209
Lab ID	: WG1427443-1	**Date Collected**	: NA
Client ID	: WG1427443-1BLANK	**Date Received**	: NA
Sample Location	:	**Date Analyzed**	: 10/28/20 18:23
Sample Matrix	: SOIL	**Date Extracted**	: 10/28/20
Analytical Method	: 1,8082A	**Dilution Factor**	: 1
Lab File ID	: 19201028a-28	**Analyst**	: CW
Sample Amount	: 15.27 g	**Instrument ID**	: PEST19
Extraction Method	: EPA 3546	**GC Column**	: CLP-Pesticide
Extract Volume	: 1000 uL	**%Solids**	: NA
GPC Cleanup	: N	**Injection Volume**	: 1 uL
Sulfur Cleanup	: Y		

		ug/Kg			
CAS NO.	**Parameter**	**Results**	**RL**	**MDL**	**Qualifier**
12674-11-2	Aroclor 1016	ND	32.7	2.91	U
11104-28-2	Aroclor 1221	ND	32.7	3.28	U
11141-16-5	Aroclor 1232	ND	32.7	6.94	U
53469-21-9	Aroclor 1242	ND	32.7	4.41	U
12672-29-6	Aroclor 1248	ND	32.7	4.91	U
11097-69-1	Aroclor 1254	ND	32.7	3.58	U
11096-82-5	Aroclor 1260	ND	32.7	6.05	U
37324-23-5	Aroclor 1262	ND	32.7	4.16	U
11100-14-4	Aroclor 1268	ND	32.7	3.39	U
1336-36-3	PCBs, Total	ND	32.7	2.91	U

Quantitation Report (QT Reviewed)

Data Path : I:\Pest19\201028a\
Data File : 19201028a-31.D
Signal(s) : Signal #1: ECD1A.ch Signal #2: ECD2B.ch
Acq On : 28 Oct 2020 06:43 pm
Operator : pest19:cw
Sample : L2046791-01,42,,
Misc : wg1427434,WG1427443,ical16927
ALS Vial : 31 Sample Multiplier: 1

Integration File signal 1: events.e
Integration File signal 2: events2.e
Quant Time: Oct 28 18:56:35 2020
Quant Method : I:\Pest19\201028a\P19_pcb_06_24_20_ugL_ICAL16927.m
Quant Title : pcb
QLast Update : Thu Oct 22 11:33:29 2020
Response via : Initial Calibration
Integrator: ChemStation

Volume Inj. :
Signal #1 Phase : Signal #2 Phase:
Signal #1 Info : Signal #2 Info :

CCAL FILE(s) : 1 - I:\Pest19\201028a\19201028a-23.D
Sub List : Default - All compounds listed

	Compound	RT#1	RT#2	Resp#1	Resp#2	ug/l	ug/l
	Internal Standards						
1) i	1660_1br2nb	0.838	0.946	50416234	72419421	250.000M4	250.000M4
	Standard Area 1 : #1 = 47045019				Recovery = 107.17%		
	Standard Area 1 : #2 = 69222731				Recovery = 104.62%		
14) i	2154_1br2nb	0.838	0.946	50416234	72419421	250.000M4	250.000M4
23) i	4268_1br2nb	0.838	0.946	50416234	72419421	250.000M4	250.000M4
34) i	1248_1br2nb	0.838	0.946	50416234	72419421	250.000M4	250.000M4
40) i	3262_1br2nb	0.838	0.946	50416234	72419421	250.000M4	250.000M4
	System Monitoring Compounds						
2) s	2,4,5,6-Tetr	1.042	1.260	83638531	123.2E6	311.423M4	332.375M4
	Spiked Amount 500.000	Range 30 - 150		Recovery =		62.28%	66.47%
3) s	Decachlorobi	3.615	4.229	56914057	81045086	328.008M1	276.232M4
	Spiked Amount 500.000	Range 30 - 150		Recovery =		65.60%	55.25%
	Target Compounds						
4) l1	1016-1	0.000	0.000	0	0	N.D. d	N.D. d
5) l1	1016-2	0.000	0.000	0	0	N.D. d	N.D.
6) l1	1016-3	0.000	0.000	0	0	N.D. d	N.D. d
7) l1	1016-4	0.000	0.000	0	0	N.D. d	N.D. d
8) l1	1016-5	0.000	0.000	0	0	N.D. d	N.D. d
	Sum 1016-1			0	0	N.D.	N.D.
Average	1016-1					0.000	0.000
9) l2	1260-1	2.396	2.827	1137995	1330981	99.387M4	74.349M3

Quantitation Report (QT Reviewed)

Data Path : I:\Pest19\201028a\
Data File : 19201028a-31.D
Signal(s) : Signal #1: ECD1A.ch Signal #2: ECD2B.ch
Acq On : 28 Oct 2020 06:43 pm
Operator : pest19:cw
Sample : L2046791-01,42,,
Misc : wg1427434,WG1427443,ical16927
ALS Vial : 31 Sample Multiplier: 1

Integration File signal 1: events.e
Integration File signal 2: events2.e
Quant Time: Oct 28 18:56:35 2020
Quant Method : I:\Pest19\201028a\P19_pcb_06_24_20_ugL_ICAL16927.m
Quant Title : pcb
QLast Update : Thu Oct 22 11:33:29 2020
Response via : Initial Calibration
Integrator: ChemStation

Volume Inj. :
Signal #1 Phase : Signal #2 Phase:
Signal #1 Info : Signal #2 Info :

CCAL FILE(s) : 1 - I:\Pest19\201028a\19201028a-23.D
Sub List : Default - All compounds listed

	Compound	RT#1	RT#2	Resp#1	Resp#2	ug/l	ug/l
10) l2	1260-2	2.518	2.924	1552041	2381661	91.477M3	110.698M4
11) l2	1260-3	2.787	3.281	1782964	1826127	162.701M3	99.783M4
12) l2	1260-4	2.929	3.411	3272117	5178263	141.645M1	134.398
13) l2	1260-5	3.062	3.600	1532327	3257043	129.427M3	123.200M3
Sum	1260-1			9277443	13974076	624.637	542.428
Average	1260-1					124.927	108.486
15) l3	1221-2	0.000	0.000	0	0	N.D. d	N.D. d
16) l3	1221-3	0.000	0.000	0	0	N.D. d	N.D. d
17) l3	1221-4	0.000	0.000	0	0	N.D. d	N.D. d
Sum	1221-2			0	0	N.D.	N.D.
Average	1221-2					0.000	0.000
18) l4	1254-1	0.000	0.000	0	0	N.D. d	N.D. d
19) l4	1254-2	0.000	0.000	0	0	N.D. d	N.D. d
20) l4	1254-3	0.000	0.000	0	0	N.D. d	N.D. d
21) l4	1254-4	0.000	0.000	0	0	N.D. d	N.D. d
22) l4	1254-5	0.000	0.000	0	0	N.D. d	N.D. d
Sum	1254-1			0	0	N.D.	N.D.
Average	1254-1					0.000	0.000
24) l6	1242-1	0.000	0.000	0	0	N.D. d	N.D. d
25) l6	1242-2	0.000	0.000	0	0	N.D. d	N.D.
26) l6	1242-3	0.000	0.000	0	0	N.D. d	N.D. d
27) l6	1242-4	0.000	0.000	0	0	N.D. d	N.D. d
28) l6	1242-5	0.000	0.000	0	0	N.D. d	N.D. d
Sum	1242-1			0	0	N.D.	N.D.
Average	1242-1					0.000	0.000

Data Path : I:\Pest19\201028a\
Data File : 19201028a-31.D
Signal(s) : Signal #1: ECD1A.ch Signal #2: ECD2B.ch
Acq On : 28 Oct 2020 06:43 pm
Operator : pest19:cw
Sample : L2046791-01,42,,
Misc : wg1427434,WG1427443,ical16927
ALS Vial : 31 Sample Multiplier: 1

Integration File signal 1: events.e
Integration File signal 2: events2.e
Quant Time: Oct 28 18:56:35 2020
Quant Method : I:\Pest19\201028a\P19_pcb_06_24_20_ugL_ICAL16927.m
Quant Title : pcb
QLast Update : Thu Oct 22 11:33:29 2020
Response via : Initial Calibration
Integrator: ChemStation

Volume Inj. :
Signal #1 Phase : Signal #2 Phase:
Signal #1 Info : Signal #2 Info :

CCAL FILE(s) : 1 - I:\Pest19\201028a\19201028a-23.D
Sub List : Default - All compounds listed

	Compound	RT#1	RT#2	Resp#1	Resp#2	ug/l	ug/l
29) l9	1268-1	0.000	0.000	0	0	N.D. d	N.D. d
30) l9	1268-2	0.000	0.000	0	0	N.D. d	N.D. d
31) l9	1268-3	0.000	0.000	0	0	N.D. d	N.D. d
32) l9	1268-4	0.000	0.000	0	0	N.D. d	N.D. d
33) l9	1268-5	0.000	0.000	0	0	N.D. d	N.D. d
Sum	1268-1			0	0	N.D.	N.D.
Average	1268-1					0.000	0.000
35) l7	1248-1	0.000	0.000	0	0	N.D. d	N.D. d
36) l7	1248-2	0.000	0.000	0	0	N.D. d	N.D. d
37) l7	1248-3	0.000	0.000	0	0	N.D. d	N.D. d
38) l7	1248-4	0.000	0.000	0	0	N.D. d	N.D. d
39) l7	1248-5	0.000	0.000	0	0	N.D. d	N.D. d
Sum	1248-1			0	0	N.D.	N.D.
Average	1248-1					0.000	0.000
41) l5	1232-1	0.000	0.000	0	0	N.D. d	N.D. d
42) l5	1232-2	0.000	0.000	0	0	N.D. d	N.D. d
43) l5	1232-3	0.000	0.000	0	0	N.D. d	N.D. d
44) l5	1232-4	0.000	0.000	0	0	N.D. d	N.D. d
45) l5	1232-5	0.000	0.000	0	0	N.D. d	N.D. d
Sum	1232-1			0	0	N.D.	N.D.
Average	1232-1					0.000	0.000
46) l8	1262-1	0.000	0.000	0	0	N.D. d	N.D. d
47) l8	1262-2	0.000	0.000	0	0	N.D. d	N.D. d
48) l8	1262-3	0.000	0.000	0	0	N.D. d	N.D. d
49) l8	1262-4	0.000	0.000	0	0	N.D.	N.D.
50) l8	1262-5	0.000	0.000	0	0	N.D. d	N.D. d
Sum	1262-1			0	0	N.D.	N.D.
Average	1262-1					0.000	0.000

Data Path : I:\Pest19\201028a\
Data File : 19201028a-31.D
Signal(s) : Signal #1: ECD1A.ch Signal #2: ECD2B.ch
Acq On : 28 Oct 2020 06:43 pm
Operator : pest19:cw
Sample : L2046791-01,42,,
Misc : wg1427434,WG1427443,ical16927
ALS Vial : 31 Sample Multiplier: 1

Integration File signal 1: events.e
Integration File signal 2: events2.e
Quant Time: Oct 28 18:56:35 2020
Quant Method : I:\Pest19\201028a\P19_pcb_06_24_20_ugL_ICAL16927.m
Quant Title : pcb
QLast Update : Thu Oct 22 11:33:29 2020
Response via : Initial Calibration
Integrator: ChemStation

Volume Inj. :
Signal #1 Phase : Signal #2 Phase:
Signal #1 Info : Signal #2 Info :

CCAL FILE(s) : 1 - I:\Pest19\201028a\19201028a-23.D
Sub List : Default - All compounds listed

Compound	RT#1	RT#2	Resp#1	Resp#2	ug/l	ug/l
SemiQuant Compounds - Not Calibrated on this Instrument						
Sum 1262-1			0	0	N.D.	N.D.
Average 1262-1					0.000	0.000

(f)=RT Delta > 1/2 Window (D)=Amounts differ by > 40% (m)=manual int.
(#)=Recovery Exceeds Compound Acceptance Limits.
(I,C,F) I=Interference, C=Coelluting Calibration Peak, F=Fails CC Criteria.

Sub List : Default - All compounds listeda-23.D••d)

Data Path : I:\Pest19\201028a\
Data File : 19201028a-31.D
Signal(s) : Signal #1: ECD1A.ch Signal #2: ECD2B.ch
Acq On : 28 Oct 2020 06:43 pm
Operator : pest19:cw
Sample : L2046791-01,42,,
Misc : wg1427434,WG1427443,ical16927
ALS Vial : 31 Sample Multiplier: 1

Integration File signal 1: events.e
Integration File signal 2: events2.e
Quant Time: Oct 28 18:56:35 2020
Quant Method : I:\Pest19\201028a\P19_pcb_06_24_20_ugL_ICAL16927.m
Quant Title : pcb
QLast Update : Thu Oct 22 11:33:29 2020
Response via : Initial Calibration
Integrator: ChemStation

Volume Inj. :
Signal #1 Phase : Signal #2 Phase:
Signal #1 Info : Signal #2 Info :

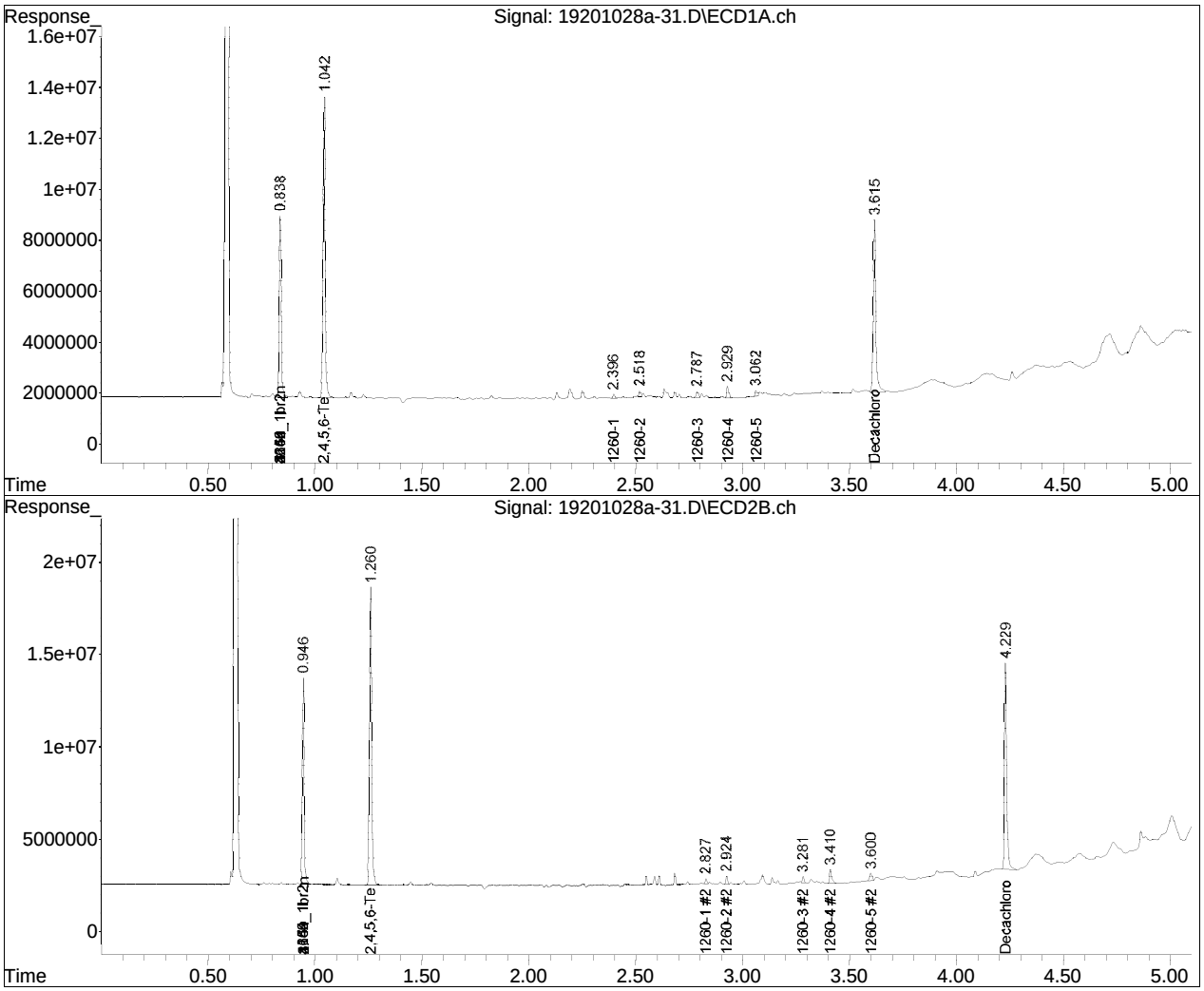

Manual Integration Report

Data Path	: I:\Pest19\201028a\	QMethod	: P19_pcb_06_24_20_ugL_ICA
Data File	: 19201028a-31.D	Operator	: pest19:cw
Date Inj'd	: 10/28/2020 6:43 pm	Instrument	: Pest 19
Sample	: L2046791-01,42,,	Quant Date	: 10/28/2020 6:53 pm

Compound #1: 1660_1br2nb

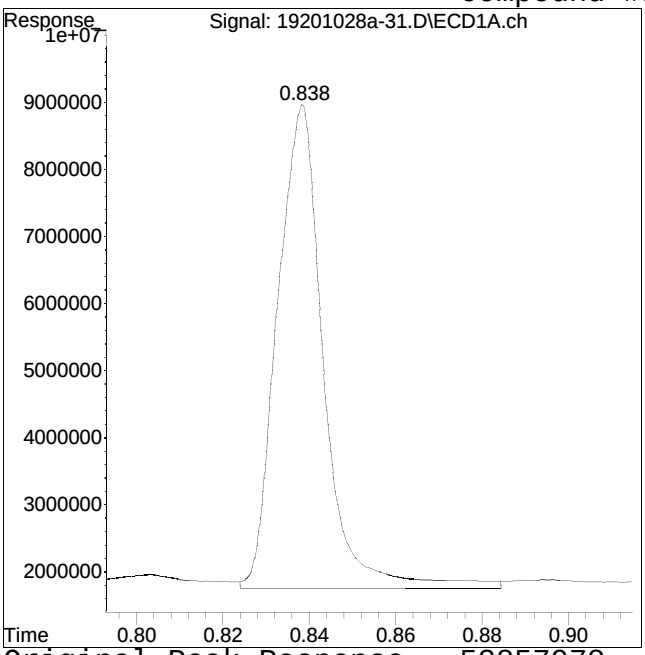

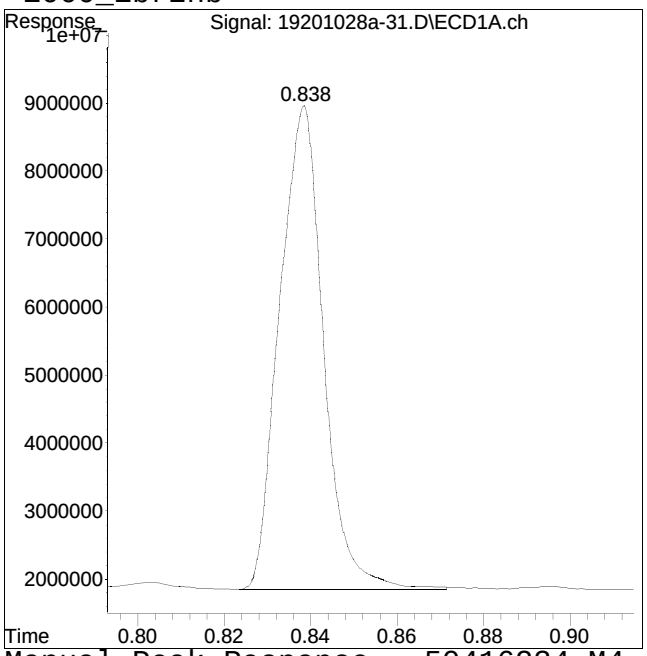

Original Peak Response = 53857978 Manual Peak Response = 50416234 M4
M4 = Poor automated baseline construction.

Manual Integration Report

Data Path : I:\Pest19\201028a\
Data File : 19201028a-31.D
Date Inj'd : 10/28/2020 6:43 pm
Sample : L2046791-01,42,,

QMethod : P19_pcb_06_24_20_ugL_ICA
Operator : pest19:cw
Instrument : Pest 19
Quant Date : 10/28/2020 6:53 pm

Compound #52: 1660_1br2nb #2

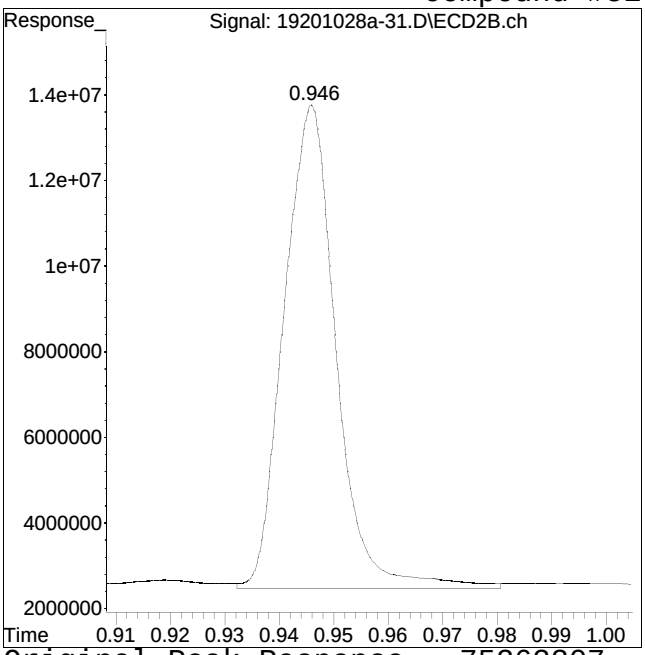

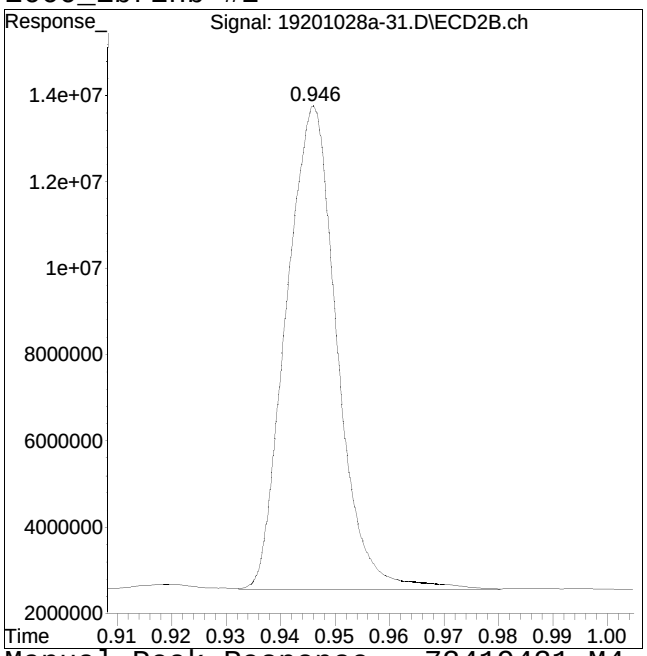

Original Peak Response = 75262207 Manual Peak Response = 72419421 M4
M4 = Poor automated baseline construction.

Manual Integration Report

Data Path : I:\Pest19\201028a\
Data File : 19201028a-31.D
Date Inj'd : 10/28/2020 6:43 pm
Sample : L2046791-01,42,,

QMethod : P19_pcb_06_24_20_ugL_ICA
Operator : pest19:cw
Instrument : Pest 19
Quant Date : 10/28/2020 6:53 pm

Compound #2: 2,4,5,6-Tetrachloro-m-xylene

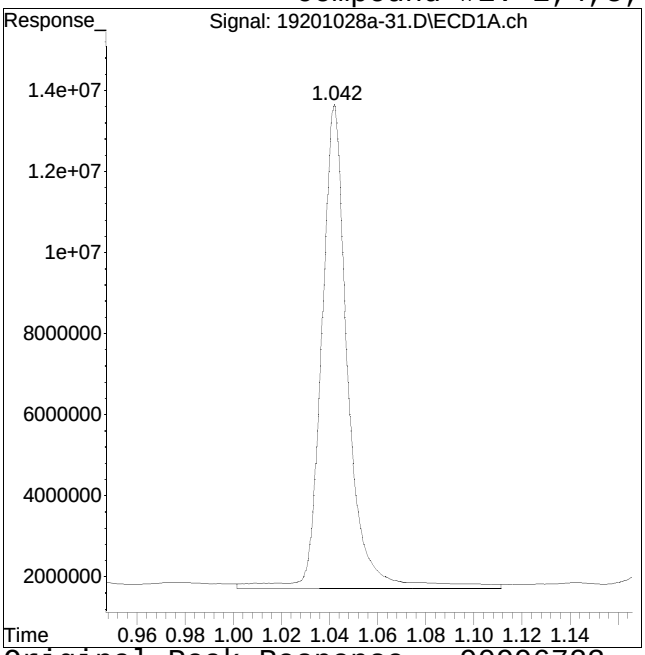

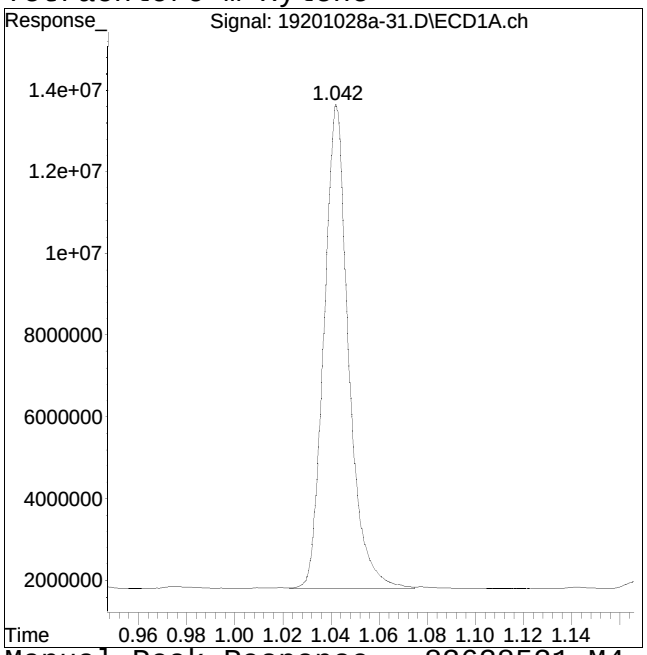

Original Peak Response = 90996723 Manual Peak Response = 83638531 M4
M4 = Poor automated baseline construction.

Manual Integration Report

Data Path : I:\Pest19\201028a\
Data File : 19201028a-31.D
Date Inj'd : 10/28/2020 6:43 pm
Sample : L2046791-01,42,,

QMethod : P19_pcb_06_24_20_ugL_ICA
Operator : pest19:cw
Instrument : Pest 19
Quant Date : 10/28/2020 6:53 pm

Compound #53: 2,4,5,6-Tetrachloro-m-xylene #2

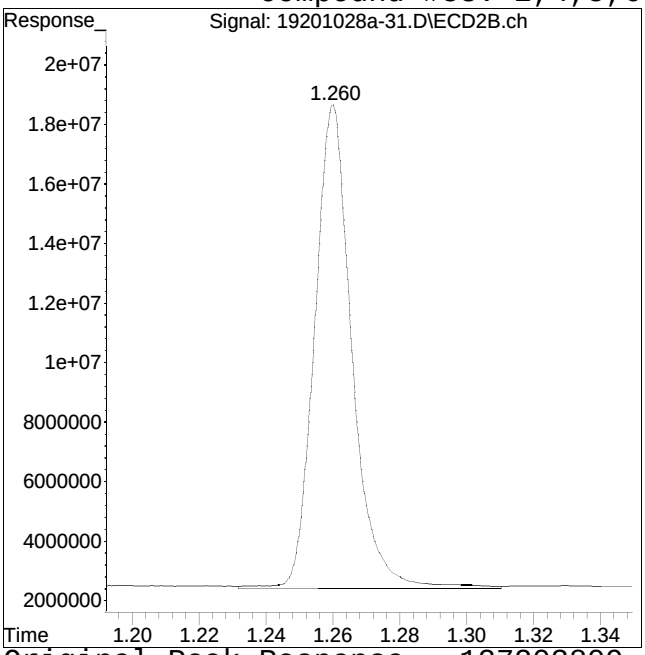

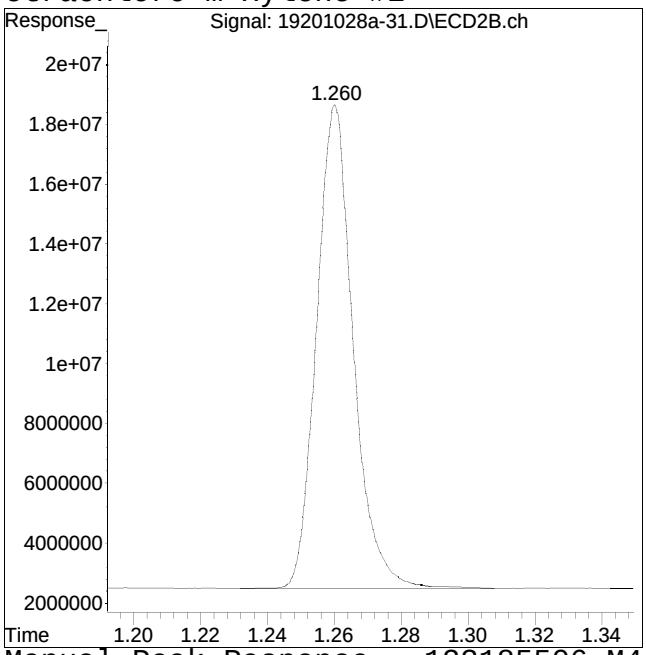

Original Peak Response = 127203809 Manual Peak Response = 123185506 M4
M4 = Poor automated baseline construction.

Manual Integration Report

Data Path : I:\Pest19\201028a\
Data File : 19201028a-31.D
Date Inj'd : 10/28/2020 6:43 pm
Sample : L2046791-01,42,,

QMethod : P19_pcb_06_24_20_ugL_ICA
Operator : pest19:cw
Instrument : Pest 19
Quant Date : 10/28/2020 6:53 pm

Compound #3: Decachlorobiphenyl

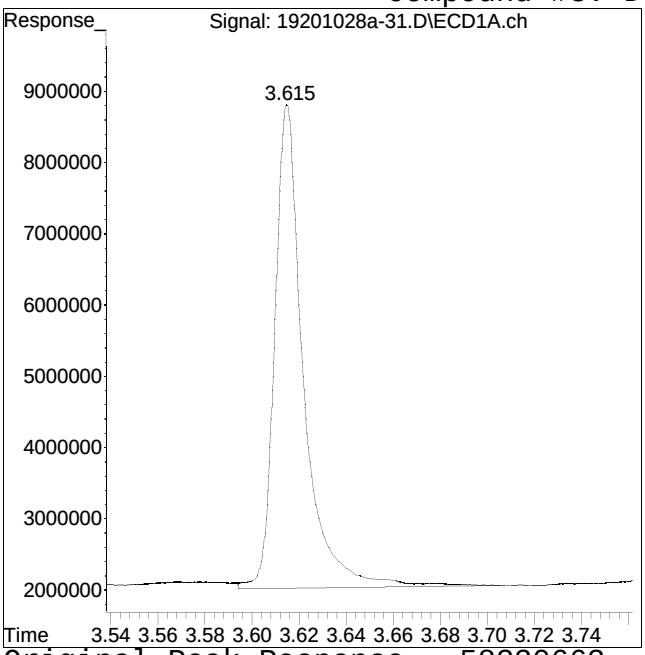

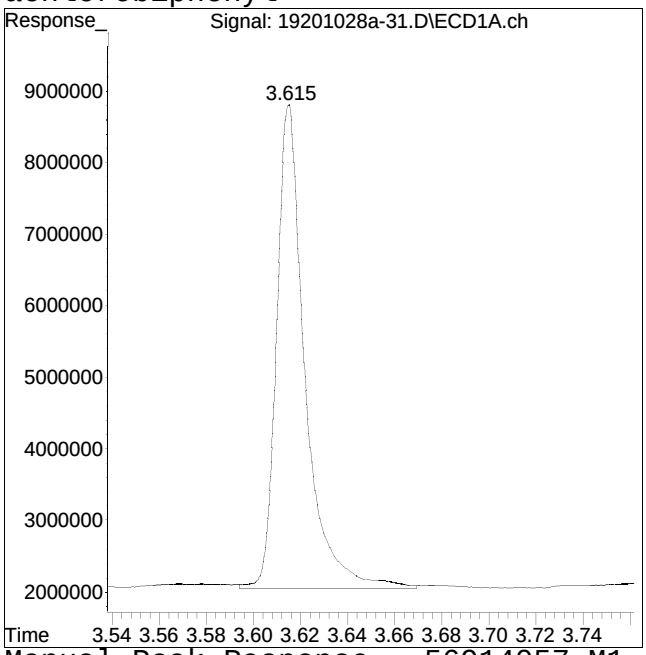

Original Peak Response = 58330663 Manual Peak Response = 56914057 M1

M1 = Split or tailing peak, auto integration stopped early resulting in false low area count.

Manual Integration Report

Data Path : I:\Pest19\201028a\
Data File : 19201028a-31.D
Date Inj'd : 10/28/2020 6:43 pm
Sample : L2046791-01,42,,

QMethod : P19_pcb_06_24_20_ugL_ICA
Operator : pest19:cw
Instrument : Pest 19
Quant Date : 10/28/2020 6:53 pm

Compound #54: Decachlorobiphenyl #2

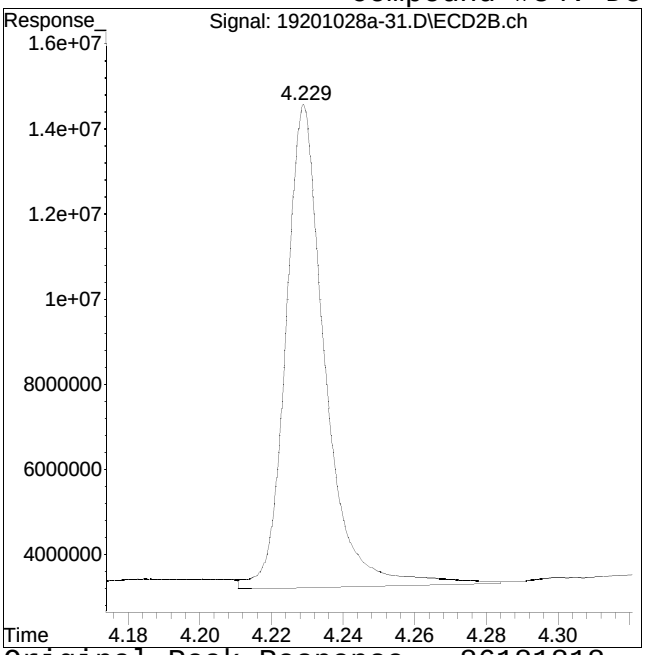

Original Peak Response = 86181818

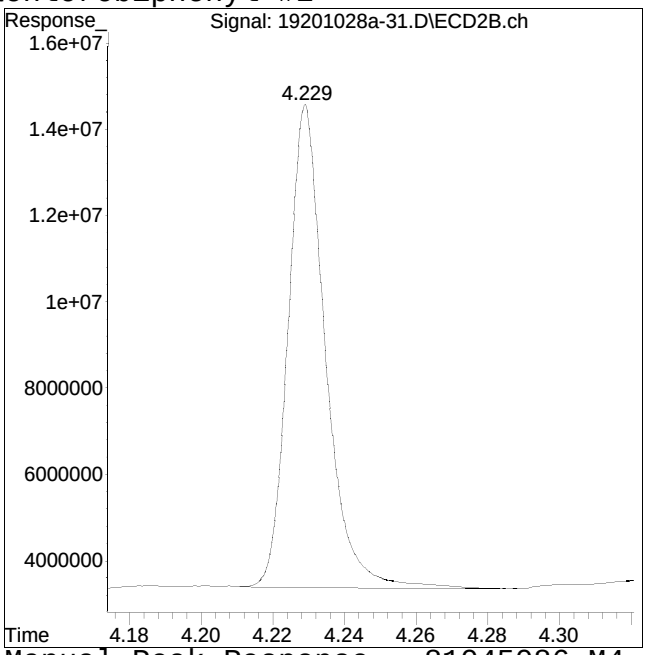

Manual Peak Response = 81045086 M4

M4 = Poor automated baseline construction.

Manual Integration Report

Data Path : I:\Pest19\201028a\
Data File : 19201028a-31.D
Date Inj'd : 10/28/2020 6:43 pm
Sample : L2046791-01,42,,

QMethod : P19_pcb_06_24_20_ugL_ICA
Operator : pest19:cw
Instrument : Pest 19
Quant Date : 10/28/2020 6:53 pm

Compound #9: 1260-1

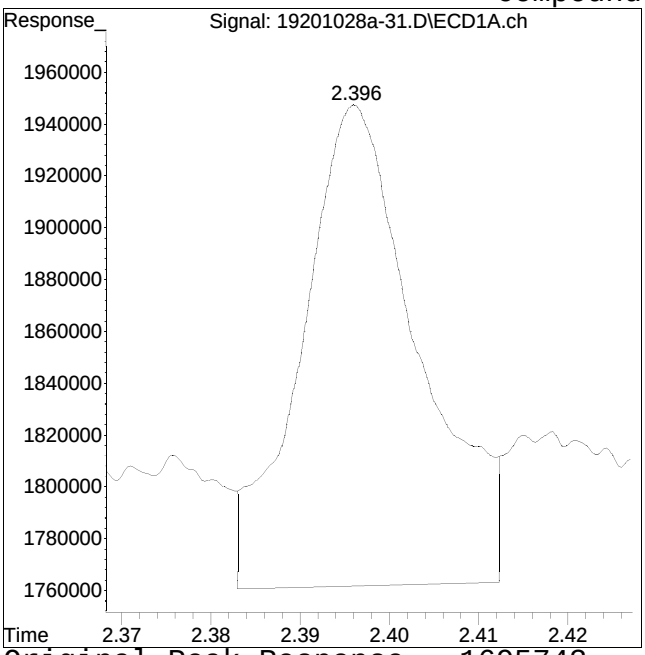

Original Peak Response = 1695743

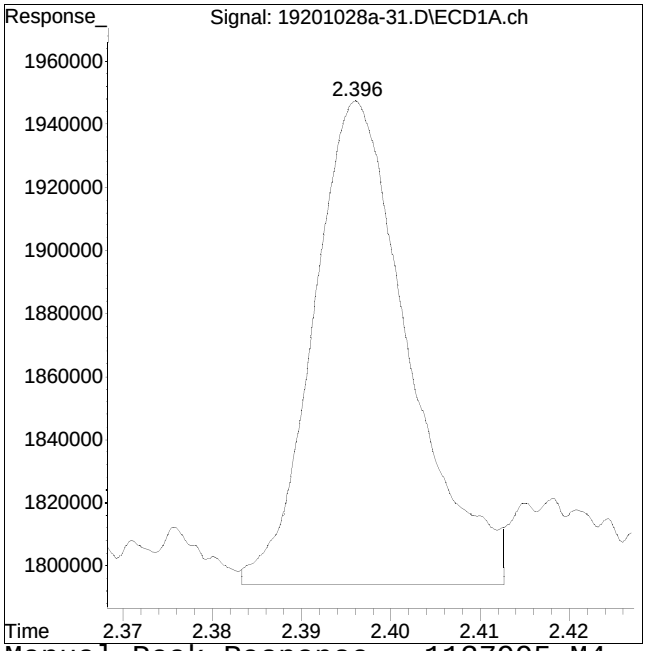

Manual Peak Response = 1137995 M4

M4 = Poor automated baseline construction.

Manual Integration Report

Data Path : I:\Pest19\201028a\
Data File : 19201028a-31.D
Date Inj'd : 10/28/2020 6:43 pm
Sample : L2046791-01,42,,

QMethod : P19_pcb_06_24_20_ugL_ICA
Operator : pest19:cw
Instrument : Pest 19
Quant Date : 10/28/2020 6:53 pm

Compound #60: 1260-1 #2

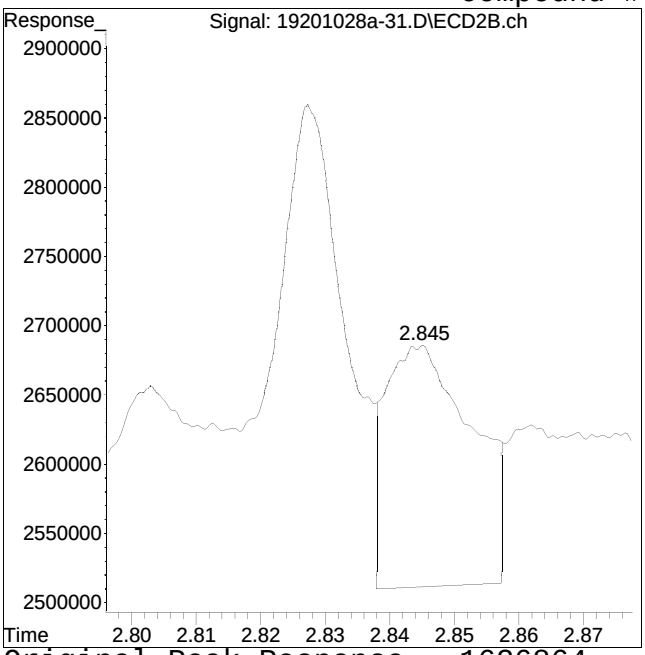

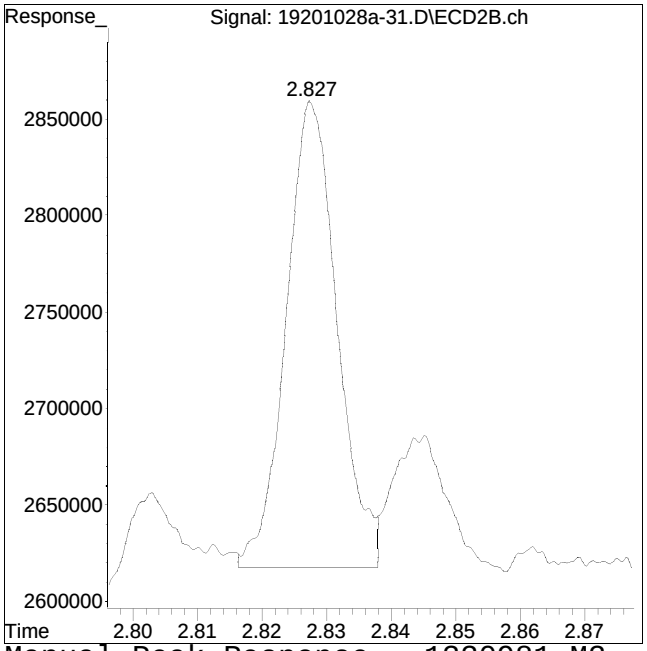

Original Peak Response = 1626864 Manual Peak Response = 1330981 M3

M3 = Misidentification of the peak (i.e. 1,4-dichlorobenzene identified as 1,3-dichlorobenzene), or misidentification from 2 partially resolved peaks not being split.

Manual Integration Report

Data Path : I:\Pest19\201028a\
Data File : 19201028a-31.D
Date Inj'd : 10/28/2020 6:43 pm
Sample : L2046791-01,42,,

QMethod : P19_pcb_06_24_20_ugL_ICA
Operator : pest19:cw
Instrument : Pest 19
Quant Date : 10/28/2020 6:53 pm

Compound #10: 1260-2

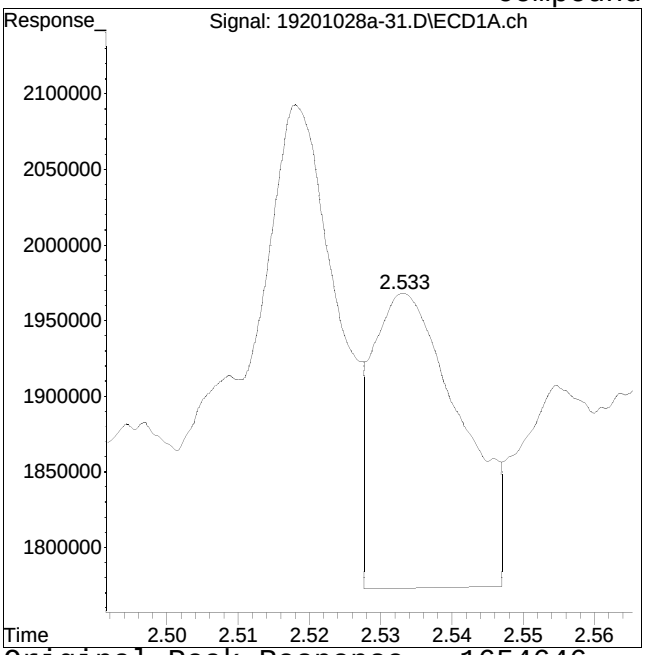

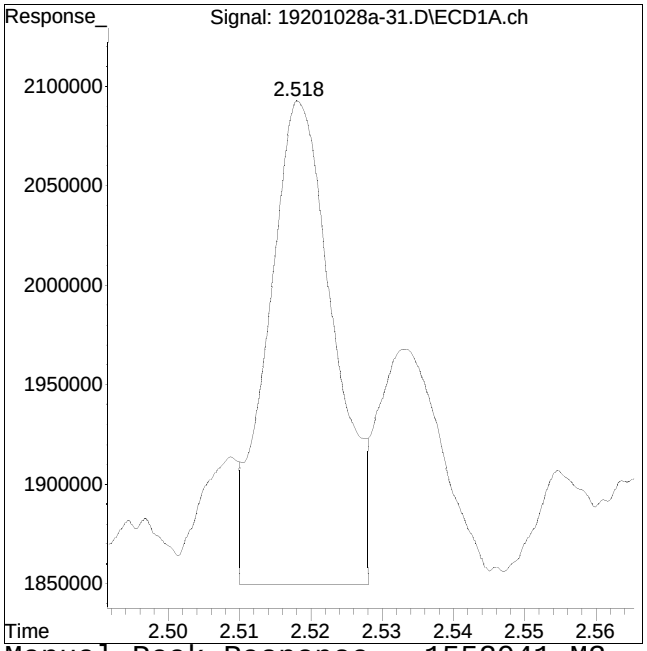

Original Peak Response = 1654646 Manual Peak Response = 1552041 M3

M3 = Misidentification of the peak (i.e. 1,4-dichlorobenzene identified as 1,3-dichlorobenzene), or misidentification from 2 partially resolved peaks not being split.

Manual Integration Report

Data Path : I:\Pest19\201028a\
Data File : 19201028a-31.D
Date Inj'd : 10/28/2020 6:43 pm
Sample : L2046791-01,42,,

QMethod : P19_pcb_06_24_20_ugL_ICA
Operator : pest19:cw
Instrument : Pest 19
Quant Date : 10/28/2020 6:53 pm

Compound #61: 1260-2 #2

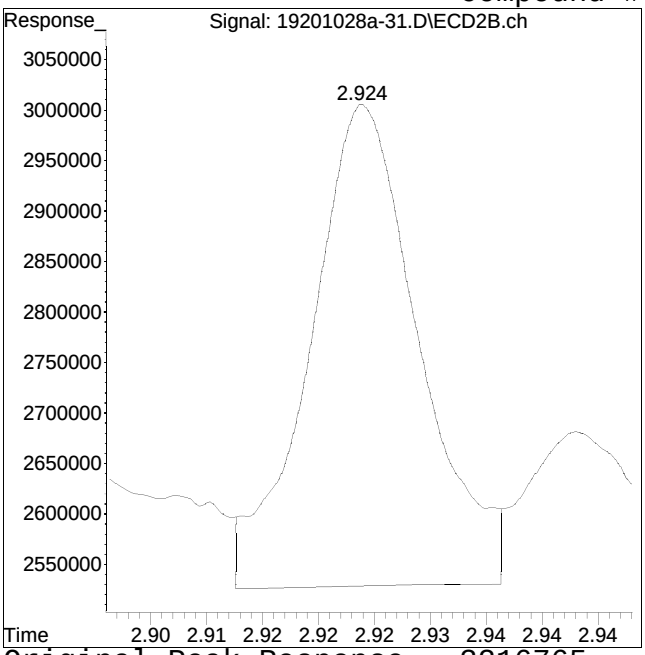

Original Peak Response = 3216765

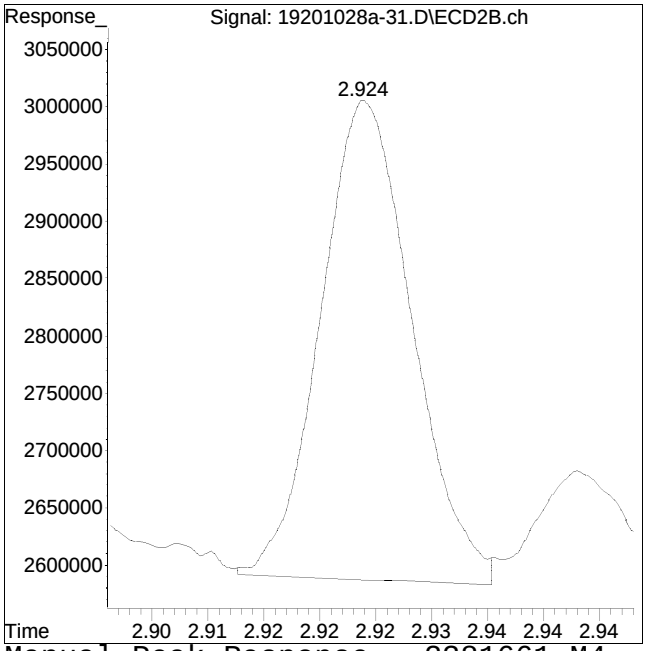

Manual Peak Response = 2381661 M4

M4 = Poor automated baseline construction.

Manual Integration Report

Data Path : I:\Pest19\201028a\
Data File : 19201028a-31.D
Date Inj'd : 10/28/2020 6:43 pm
Sample : L2046791-01,42,,

QMethod : P19_pcb_06_24_20_ugL_ICA
Operator : pest19:cw
Instrument : Pest 19
Quant Date : 10/28/2020 6:53 pm

Compound #11: 1260-3

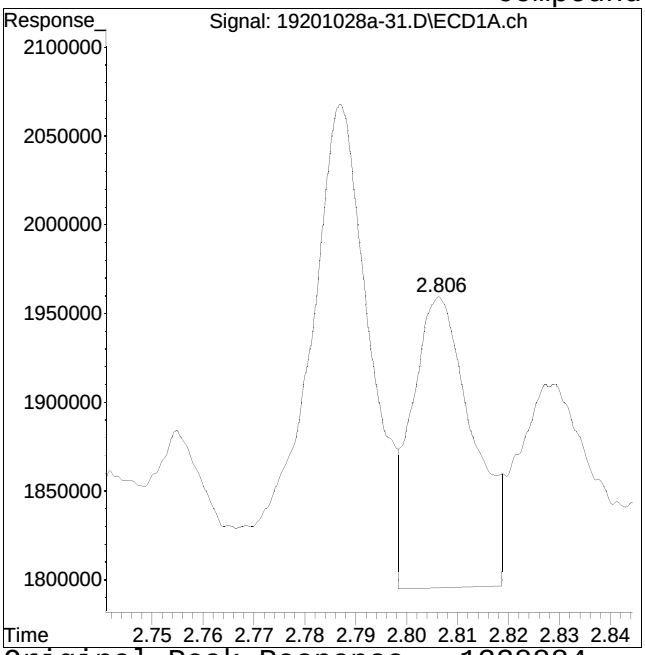

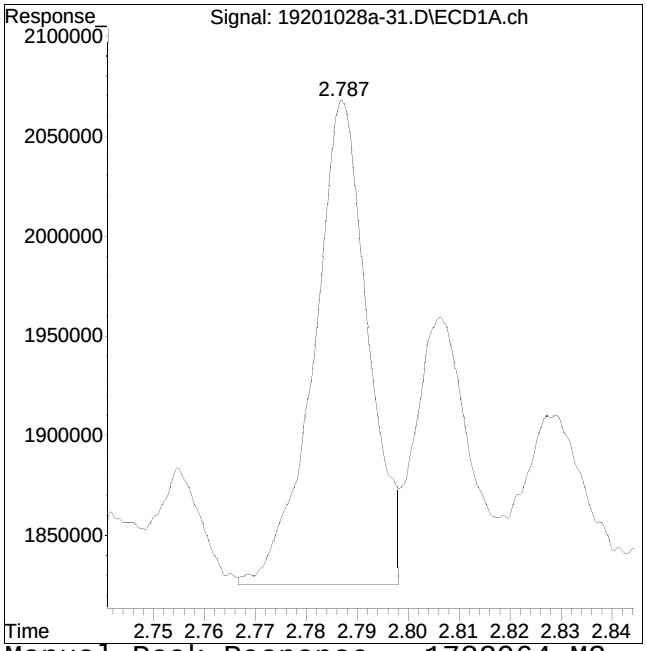

Original Peak Response = 1338884 Manual Peak Response = 1782964 M3

M3 = Misidentification of the peak (i.e. 1,4-dichlorobenzene identified as 1,3-dichlorobenzene), or misidentification from 2 partially resolved peaks not being split.

Manual Integration Report

Data Path : I:\Pest19\201028a\
Data File : 19201028a-31.D
Date Inj'd : 10/28/2020 6:43 pm
Sample : L2046791-01,42,,

QMethod : P19_pcb_06_24_20_ugL_ICA
Operator : pest19:cw
Instrument : Pest 19
Quant Date : 10/28/2020 6:53 pm

Compound #62: 1260-3 #2

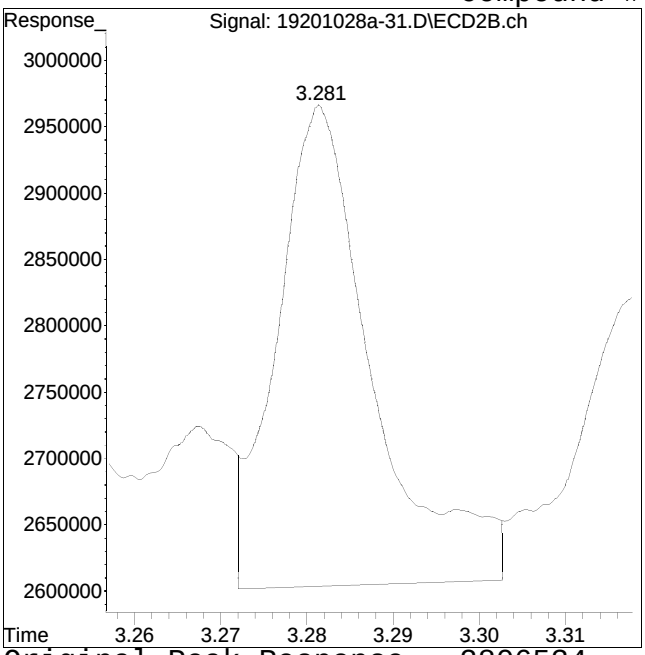

Original Peak Response = 2806534

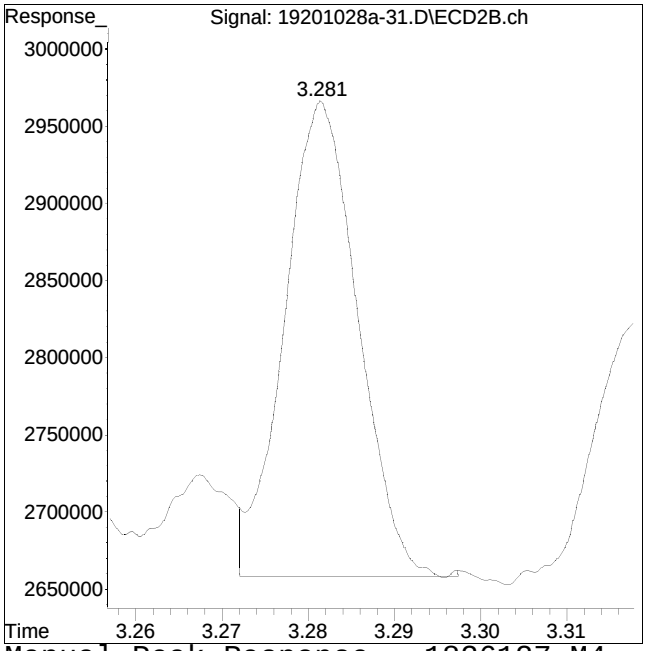

Manual Peak Response = 1826127 M4

M4 = Poor automated baseline construction.

Manual Integration Report

Data Path : I:\Pest19\201028a\
Data File : 19201028a-31.D
Date Inj'd : 10/28/2020 6:43 pm
Sample : L2046791-01,42,,

QMethod : P19_pcb_06_24_20_ugL_ICA
Operator : pest19:cw
Instrument : Pest 19
Quant Date : 10/28/2020 6:53 pm

Compound #12: 1260-4

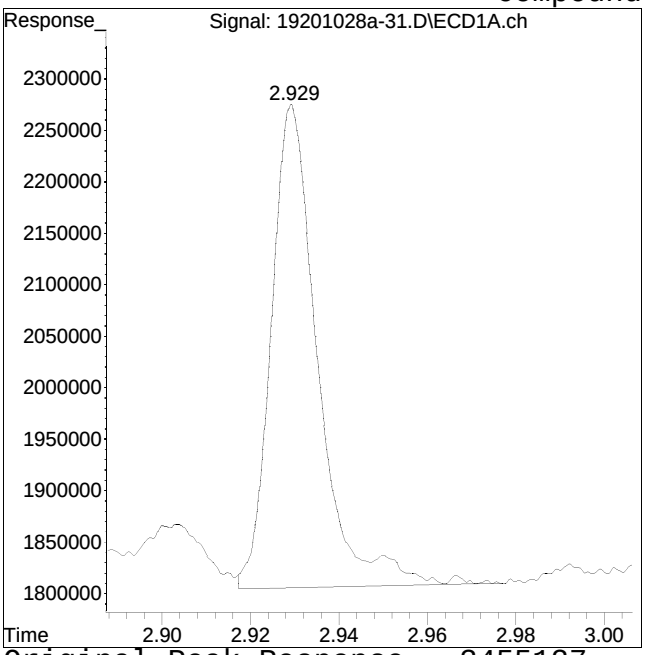

Original Peak Response = 3455127

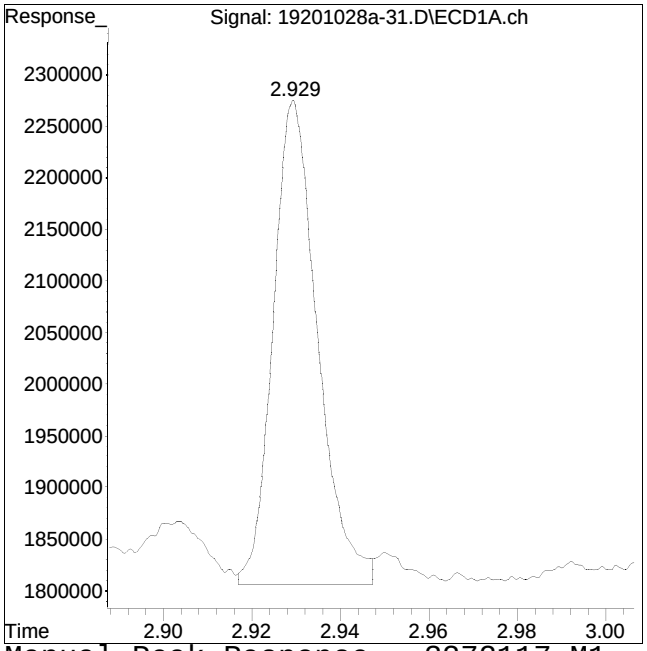

Manual Peak Response = 3272117 M1

M1 = Split or tailing peak, auto integration stopped early resulting in false low area count.

Manual Integration Report

Data Path : I:\Pest19\201028a\
Data File : 19201028a-31.D
Date Inj'd : 10/28/2020 6:43 pm
Sample : L2046791-01,42,,

QMethod : P19_pcb_06_24_20_ugL_ICA
Operator : pest19:cw
Instrument : Pest 19
Quant Date : 10/28/2020 6:53 pm

Compound #13: 1260-5

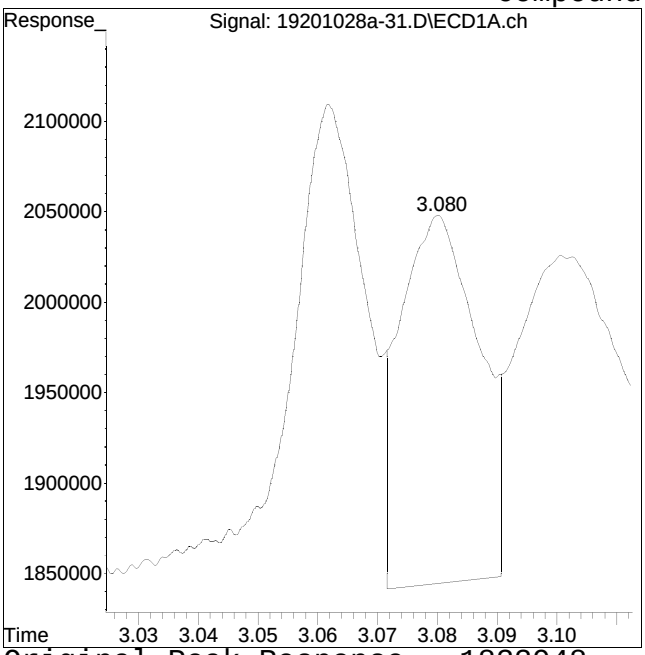

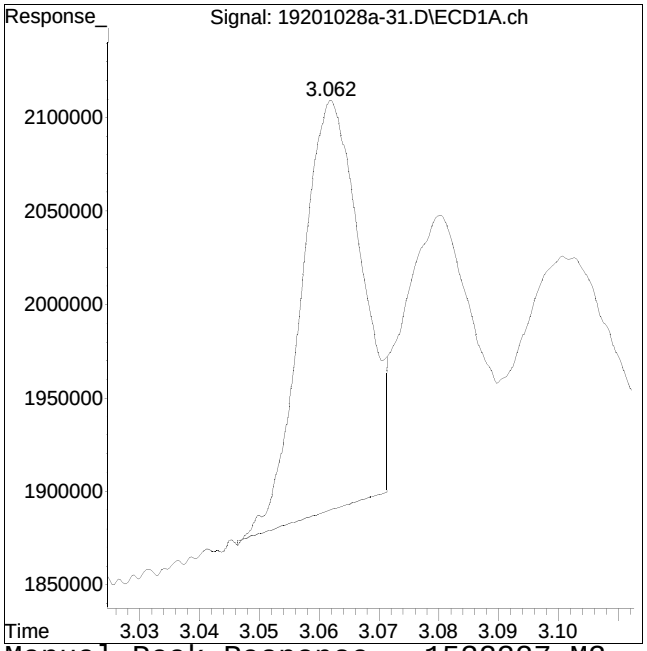

Original Peak Response = 1833948 Manual Peak Response = 1532327 M3

M3 = Misidentification of the peak (i.e. 1,4-dichlorobenzene identified as 1,3-dichlorobenzene), or misidentification from 2 partially resolved peaks not being split.

Manual Integration Report

Data Path : I:\Pest19\201028a\
Data File : 19201028a-31.D
Date Inj'd : 10/28/2020 6:43 pm
Sample : L2046791-01,42,,

QMethod : P19_pcb_06_24_20_ugL_ICA
Operator : pest19:cw
Instrument : Pest 19
Quant Date : 10/28/2020 6:53 pm

Compound #64: 1260-5 #2

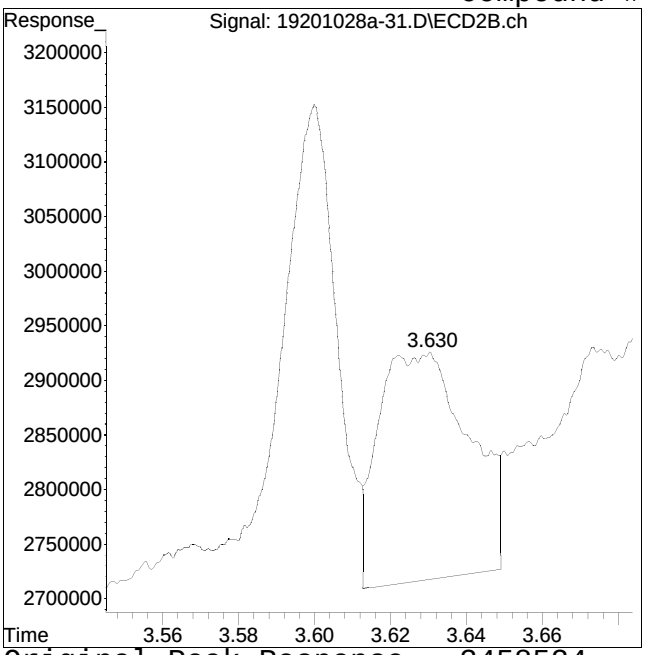

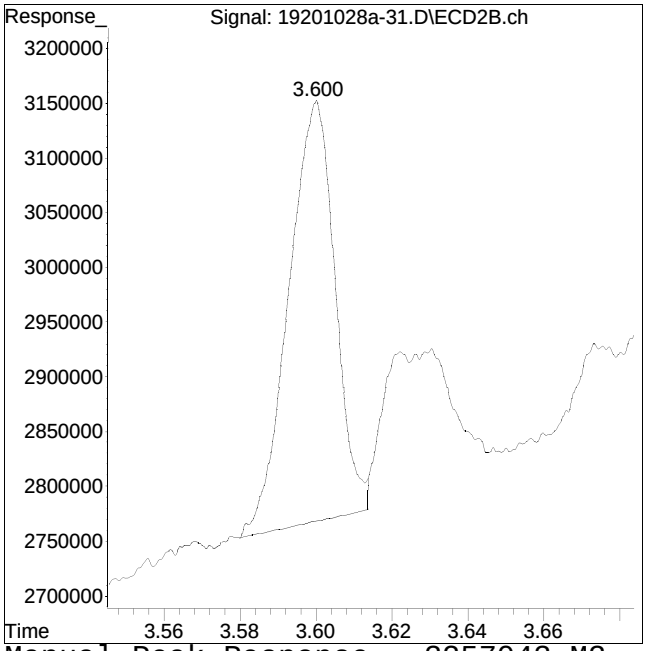

Original Peak Response = 3458524 Manual Peak Response = 3257043 M3
M3 = Misidentification of the peak (i.e. 1,4-dichlorobenzene identified as 1,3-dichlorobenzene), or misidentification from 2 partially resolved peaks not being split.

Quantitation Report (QT Reviewed)

Data Path : I:\Pest19\201028a\
Data File : 19201028a-32.D
Signal(s) : Signal #1: ECD1A.ch Signal #2: ECD2B.ch
Acq On : 28 Oct 2020 06:50 pm
Operator : pest19:cw
Sample : L2046791-02,42,,
Misc : wg1427434,WG1427443,ical16927
ALS Vial : 32 Sample Multiplier: 1

Integration File signal 1: events.e
Integration File signal 2: events2.e
Quant Time: Oct 28 18:57:45 2020
Quant Method : I:\Pest19\201028a\P19_pcb_06_24_20_ugL_ICAL16927.m
Quant Title : pcb
QLast Update : Thu Oct 22 11:33:29 2020
Response via : Initial Calibration
Integrator: ChemStation

Volume Inj. :
Signal #1 Phase : Signal #2 Phase:
Signal #1 Info : Signal #2 Info :

CCAL FILE(s) : 1 - I:\Pest19\201028a\19201028a-23.D
Sub List : Default - All compounds listed

	Compound	RT#1	RT#2	Resp#1	Resp#2	ug/l	ug/l
	Internal Standards						
1) i	1660_1br2nb	0.838	0.946	49753081	72545615	250.000	250.000
	Standard Area 1 : #1 = 47045019				Recovery =	105.76%	
	Standard Area 1 : #2 = 69222731				Recovery =	104.80%	
14) i	2154_1br2nb	0.838	0.946	49753081	72545615	250.000	250.000
23) i	4268_1br2nb	0.838	0.946	49753081	72545615	250.000	250.000
34) i	1248_1br2nb	0.838	0.946	49753081	72545615	250.000	250.000
40) i	3262_1br2nb	0.838	0.946	49753081	72545615	250.000	250.000
	System Monitoring Compounds						
2) s	2,4,5,6-Tetr	1.042	1.260	84560017	126.6E6	319.051	341.102
	Spiked Amount 500.000	Range 30 - 150		Recovery =		63.81%	68.22%
3) s	Decachlorobi	3.613	4.229	58781144	94830913	343.284M4	322.657M1
	Spiked Amount 500.000	Range 30 - 150		Recovery =		68.66%	64.53%
	Target Compounds						
4) l1	1016-1	0.000	0.000	0	0	N.D. d	N.D. d
5) l1	1016-2	0.000	0.000	0	0	N.D.	N.D.
6) l1	1016-3	0.000	0.000	0	0	N.D.	N.D.
7) l1	1016-4	0.000	0.000	0	0	N.D.	N.D.
8) l1	1016-5	0.000	0.000	0	0	N.D.	N.D.
	Sum 1016-1			0	0	N.D.	N.D.
Average	1016-1					0.000	0.000
9) l2	1260-1	0.000	0.000	0	0	N.D.	N.D.
10) l2	1260-2	0.000	0.000	0	0	N.D. d	N.D. d
11) l2	1260-3	0.000	0.000	0	0	N.D. d	N.D. d
12) l2	1260-4	0.000	0.000	0	0	N.D.	N.D.
13) l2	1260-5	0.000	0.000	0	0	N.D. d	N.D. d
	Sum 1260-1			0	0	N.D.	N.D.
Average	1260-1					0.000	0.000

Quantitation Report (QT Reviewed)

Data Path : I:\Pest19\201028a\
Data File : 19201028a-32.D
Signal(s) : Signal #1: ECD1A.ch Signal #2: ECD2B.ch
Acq On : 28 Oct 2020 06:50 pm
Operator : pest19:cw
Sample : L2046791-02,42,,
Misc : wg1427434,WG1427443,ical16927
ALS Vial : 32 Sample Multiplier: 1

Integration File signal 1: events.e
Integration File signal 2: events2.e
Quant Time: Oct 28 18:57:45 2020
Quant Method : I:\Pest19\201028a\P19_pcb_06_24_20_ugL_ICAL16927.m
Quant Title : pcb
QLast Update : Thu Oct 22 11:33:29 2020
Response via : Initial Calibration
Integrator: ChemStation

Volume Inj. :
Signal #1 Phase : Signal #2 Phase:
Signal #1 Info : Signal #2 Info :

CCAL FILE(s) : 1 - I:\Pest19\201028a\19201028a-23.D
Sub List : Default - All compounds listed

	Compound	RT#1	RT#2	Resp#1	Resp#2	ug/l	ug/l
15)	l3 1221-2	0.000	0.000	0	0	N.D. d	N.D. d
16)	l3 1221-3	0.000	0.000	0	0	N.D. d	N.D. d
17)	l3 1221-4	0.000	0.000	0	0	N.D. d	N.D. d
	Sum 1221-2			0	0	N.D.	N.D.
	Average 1221-2					0.000	0.000
18)	l4 1254-1	0.000	0.000	0	0	N.D.	N.D.
19)	l4 1254-2	0.000	0.000	0	0	N.D. d	N.D. d
20)	l4 1254-3	0.000	0.000	0	0	N.D.	N.D.
21)	l4 1254-4	0.000	0.000	0	0	N.D. d	N.D. d
22)	l4 1254-5	0.000	0.000	0	0	N.D. d	N.D. d
	Sum 1254-1			0	0	N.D.	N.D.
	Average 1254-1					0.000	0.000
24)	l6 1242-1	0.000	0.000	0	0	N.D. d	N.D. d
25)	l6 1242-2	0.000	0.000	0	0	N.D.	N.D.
26)	l6 1242-3	0.000	0.000	0	0	N.D.	N.D.
27)	l6 1242-4	0.000	0.000	0	0	N.D.	N.D.
28)	l6 1242-5	0.000	0.000	0	0	N.D.	N.D.
	Sum 1242-1			0	0	N.D.	N.D.
	Average 1242-1					0.000	0.000
29)	l9 1268-1	0.000	0.000	0	0	N.D. d	N.D. d
30)	l9 1268-2	0.000	0.000	0	0	N.D.	N.D.
31)	l9 1268-3	0.000	0.000	0	0	N.D. d	N.D. d
32)	l9 1268-4	0.000	0.000	0	0	N.D. d	N.D. d
33)	l9 1268-5	0.000	0.000	0	0	N.D. d	N.D. d
	Sum 1268-1			0	0	N.D.	N.D.
	Average 1268-1					0.000	0.000
35)	l7 1248-1	0.000	0.000	0	0	N.D.	N.D.

Data Path : I:\Pest19\201028a\
Data File : 19201028a-32.D
Signal(s) : Signal #1: ECD1A.ch Signal #2: ECD2B.ch
Acq On : 28 Oct 2020 06:50 pm
Operator : pest19:cw
Sample : L2046791-02,42,,
Misc : wg1427434,WG1427443,ical16927
ALS Vial : 32 Sample Multiplier: 1

Integration File signal 1: events.e
Integration File signal 2: events2.e
Quant Time: Oct 28 18:57:45 2020
Quant Method : I:\Pest19\201028a\P19_pcb_06_24_20_ugL_ICAL16927.m
Quant Title : pcb
QLast Update : Thu Oct 22 11:33:29 2020
Response via : Initial Calibration
Integrator: ChemStation

Volume Inj. :
Signal #1 Phase : Signal #2 Phase:
Signal #1 Info : Signal #2 Info :

CCAL FILE(s) : 1 - I:\Pest19\201028a\19201028a-23.D
Sub List : Default - All compounds listed

	Compound	RT#1	RT#2	Resp#1	Resp#2	ug/l	ug/l
36) l7	1248-2	0.000	0.000	0	0	N.D.	N.D.
37) l7	1248-3	0.000	0.000	0	0	N.D.	N.D.
38) l7	1248-4	0.000	0.000	0	0	N.D.	N.D.
39) l7	1248-5	0.000	0.000	0	0	N.D.	N.D.
Sum	1248-1			0	0	N.D.	N.D.
Average	1248-1					0.000	0.000
41) l5	1232-1	0.000	0.000	0	0	N.D. d	N.D. d
42) l5	1232-2	0.000	0.000	0	0	N.D.	N.D.
43) l5	1232-3	0.000	0.000	0	0	N.D.	N.D.
44) l5	1232-4	0.000	0.000	0	0	N.D.	N.D.
45) l5	1232-5	0.000	0.000	0	0	N.D.	N.D.
Sum	1232-1			0	0	N.D.	N.D.
Average	1232-1					0.000	0.000
46) l8	1262-1	0.000	0.000	0	0	N.D. d	N.D. d
47) l8	1262-2	0.000	0.000	0	0	N.D. d	N.D. d
48) l8	1262-3	0.000	0.000	0	0	N.D.	N.D.
49) l8	1262-4	0.000	0.000	0	0	N.D.	N.D.
50) l8	1262-5	0.000	0.000	0	0	N.D. d	N.D. d
Sum	1262-1			0	0	N.D.	N.D.
Average	1262-1					0.000	0.000

SemiQuant Compounds - Not Calibrated on this Instrument

Sum	1262-1			0	0	N.D.	N.D.
Average	1262-1					0.000	0.000

(f)=RT Delta > 1/2 Window (D)=Amounts differ by > 40% (m)=manual int.
(#)=Recovery Exceeds Compound Acceptance Limits.

Quantitation Report (QT Reviewed)

Data Path : I:\Pest19\201028a\
Data File : 19201028a-32.D
Signal(s) : Signal #1: ECD1A.ch Signal #2: ECD2B.ch
Acq On : 28 Oct 2020 06:50 pm
Operator : pest19:cw
Sample : L2046791-02,42,,
Misc : wg1427434,WG1427443,ical16927
ALS Vial : 32 Sample Multiplier: 1

Integration File signal 1: events.e
Integration File signal 2: events2.e
Quant Time: Oct 28 18:57:45 2020
Quant Method : I:\Pest19\201028a\P19_pcb_06_24_20_ugL_ICAL16927.m
Quant Title : pcb
QLast Update : Thu Oct 22 11:33:29 2020
Response via : Initial Calibration
Integrator: ChemStation

Volume Inj. :
Signal #1 Phase : Signal #2 Phase:
Signal #1 Info : Signal #2 Info :

CCAL FILE(s) : 1 - I:\Pest19\201028a\19201028a-23.D
Sub List : Default - All compounds listed

Compound	RT#1	RT#2	Resp#1	Resp#2	ug/l	ug/l

(I,C,F) I=Interference, C=Coelluting Calibration Peak, F=Fails CC Criteria.

Sub List : Default - All compounds listeda-23.D••d)

Data Path : I:\Pest19\201028a\
Data File : 19201028a-32.D
Signal(s) : Signal #1: ECD1A.ch Signal #2: ECD2B.ch
Acq On : 28 Oct 2020 06:50 pm
Operator : pest19:cw
Sample : L2046791-02,42,,
Misc : wg1427434,WG1427443,ical16927
ALS Vial : 32 Sample Multiplier: 1

Integration File signal 1: events.e
Integration File signal 2: events2.e
Quant Time: Oct 28 18:57:45 2020
Quant Method : I:\Pest19\201028a\P19_pcb_06_24_20_ugL_ICAL16927.m
Quant Title : pcb
QLast Update : Thu Oct 22 11:33:29 2020
Response via : Initial Calibration
Integrator: ChemStation

Volume Inj. :
Signal #1 Phase : Signal #2 Phase:
Signal #1 Info : Signal #2 Info :

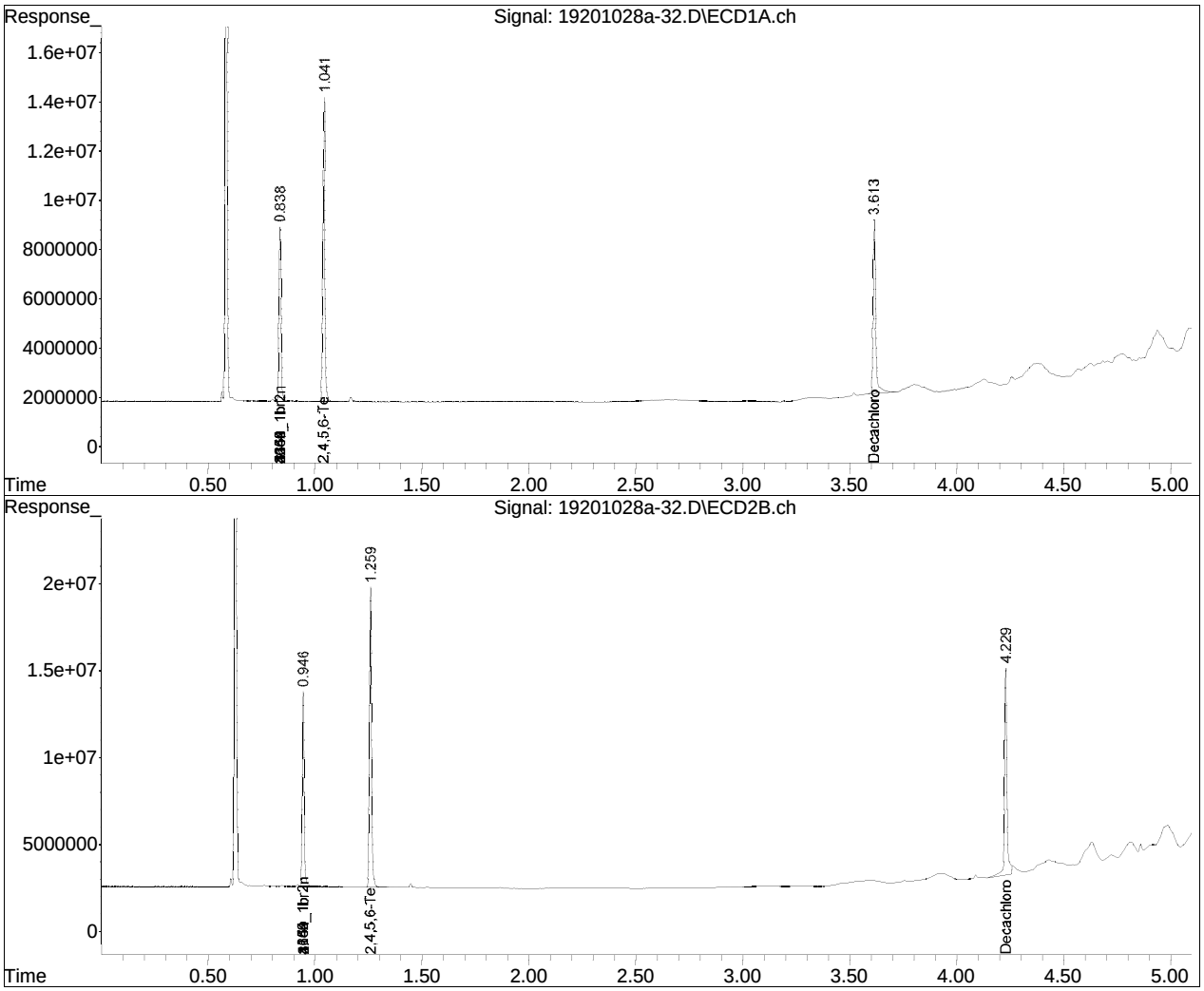

Manual Integration Report

Data Path : I:\Pest19\201028a\
Data File : 19201028a-32.D
Date Inj'd : 10/28/2020 6:50 pm
Sample : L2046791-02,42,,

QMethod : P19_pcb_06_24_20_ugL_ICA
Operator : pest19:cw
Instrument : Pest 19
Quant Date : 10/28/2020 6:57 pm

Compound #3: Decachlorobiphenyl

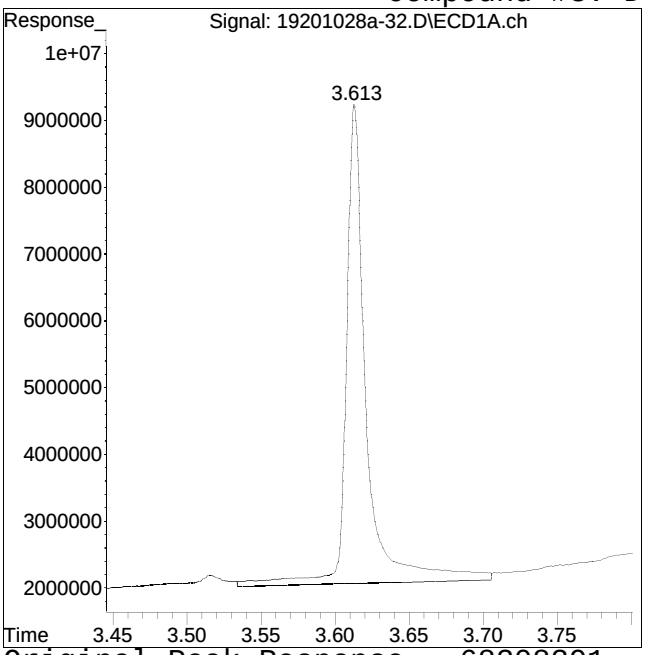

Original Peak Response = 68308391

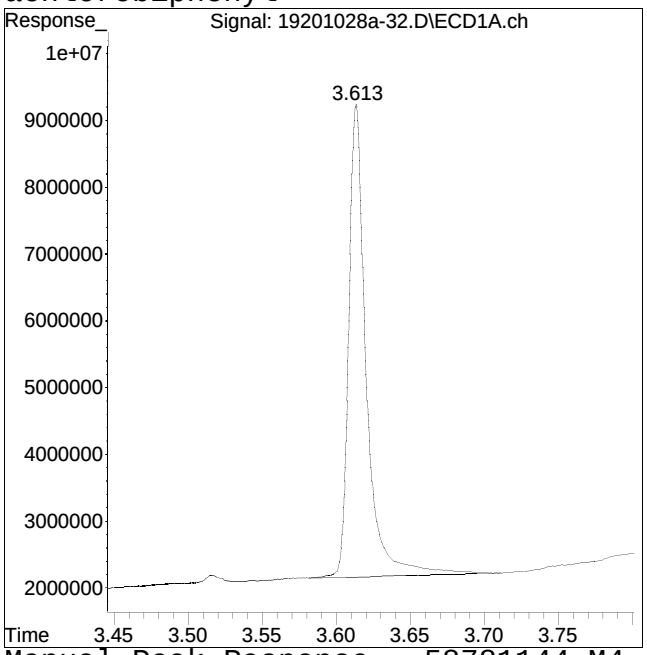

Manual Peak Response = 58781144 M4

M4 = Poor automated baseline construction.

Manual Integration Report

Data Path : I:\Pest19\201028a\
Data File : 19201028a-32.D
Date Inj'd : 10/28/2020 6:50 pm
Sample : L2046791-02,42,,

QMethod : P19_pcb_06_24_20_ugL_ICA
Operator : pest19:cw
Instrument : Pest 19
Quant Date : 10/28/2020 6:57 pm

Compound #54: Decachlorobiphenyl #2

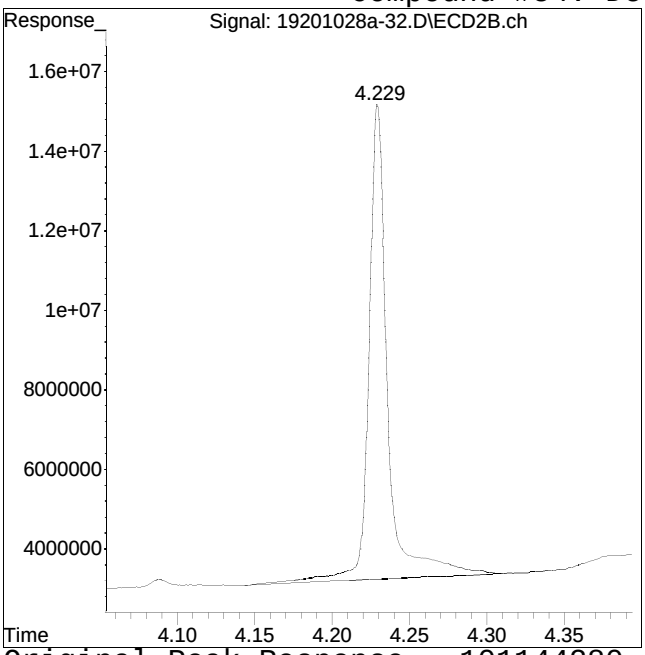

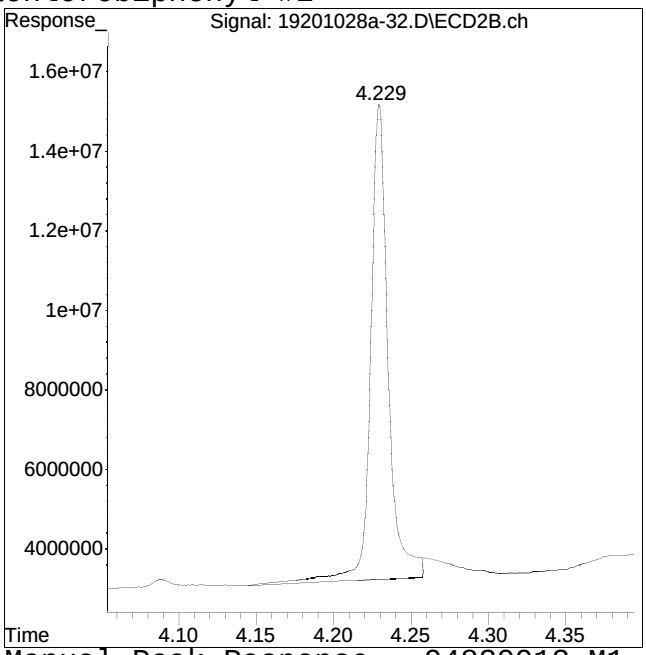

Original Peak Response = 101144280 Manual Peak Response = 94830913 M1
M1 = Split or tailing peak, auto integration stopped early resulting in false low area count.

Quantitation Report (QT Reviewed)

Data Path : I:\Pest19\201028a\
Data File : 19201028a-33.D
Signal(s) : Signal #1: ECD1A.ch Signal #2: ECD2B.ch
Acq On : 28 Oct 2020 06:57 pm
Operator : pest19:cw
Sample : L2046791-03,42,,
Misc : wg1427434,WG1427443,ical16927
ALS Vial : 33 Sample Multiplier: 1

Integration File signal 1: events.e
Integration File signal 2: events2.e
Quant Time: Oct 28 19:06:03 2020
Quant Method : I:\Pest19\201028a\P19_pcb_06_24_20_ugL_ICAL16927.m
Quant Title : pcb
QLast Update : Thu Oct 22 11:33:29 2020
Response via : Initial Calibration
Integrator: ChemStation

Volume Inj. :
Signal #1 Phase : Signal #2 Phase:
Signal #1 Info : Signal #2 Info :

CCAL FILE(s) : 1 - I:\Pest19\201028a\19201028a-23.D
Sub List : Default - All compounds listed

	Compound	RT#1	RT#2	Resp#1	Resp#2	ug/l	ug/l
	Internal Standards						
1) i	1660_1br2nb	0.837	0.945	50743778	75565885	250.000M4	250.000M4
	Standard Area 1 : #1 = 47045019				Recovery = 107.86%		
	Standard Area 1 : #2 = 69222731				Recovery = 109.16%		
14) i	2154_1br2nb	0.837	0.945	50743778	75565885	250.000M4	250.000M4
23) i	4268_1br2nb	0.837	0.945	50743778	75565885	250.000M4	250.000M4
34) i	1248_1br2nb	0.837	0.945	50743778	75565885	250.000M4	250.000M4
40) i	3262_1br2nb	0.837	0.945	50743778	75565885	250.000M4	250.000M4
	System Monitoring Compounds						
2) s	2,4,5,6-Tetr	1.041	1.259	86375631	129.6E6	319.538	335.075M1
	Spiked Amount 500.000	Range 30 - 150		Recovery =		63.91%	67.02%
3) s	Decachlorobi	3.612	4.229	58237110	85281942	333.467M4	278.569
	Spiked Amount 500.000	Range 30 - 150		Recovery =		66.69%	55.71%
	Target Compounds						
4) l1	1016-1	0.000	0.000	0	0	N.D. d	N.D.
5) l1	1016-2	0.000	0.000	0	0	N.D.	N.D.
6) l1	1016-3	0.000	0.000	0	0	N.D.	N.D. d
7) l1	1016-4	0.000	0.000	0	0	N.D.	N.D.
8) l1	1016-5	0.000	0.000	0	0	N.D.	N.D. d
	Sum 1016-1			0	0	N.D.	N.D.
Average	1016-1					0.000	0.000
9) l2	1260-1	2.395	2.827	574145	854790	49.820	45.761
10) l2	1260-2	2.518	2.924	858695	725846	50.285M4	32.332
11) l2	1260-3	2.785	3.281	460451	455840	41.746M4	23.871M3

Quantitation Report (QT Reviewed)

Data Path : I:\Pest19\201028a\
Data File : 19201028a-33.D
Signal(s) : Signal #1: ECD1A.ch Signal #2: ECD2B.ch
Acq On : 28 Oct 2020 06:57 pm
Operator : pest19:cw
Sample : L2046791-03,42,,
Misc : wg1427434,WG1427443,ical16927
ALS Vial : 33 Sample Multiplier: 1

Integration File signal 1: events.e
Integration File signal 2: events2.e
Quant Time: Oct 28 19:06:03 2020
Quant Method : I:\Pest19\201028a\P19_pcb_06_24_20_ugL_ICAL16927.m
Quant Title : pcb
QLast Update : Thu Oct 22 11:33:29 2020
Response via : Initial Calibration
Integrator: ChemStation

Volume Inj. :
Signal #1 Phase : Signal #2 Phase:
Signal #1 Info : Signal #2 Info :

CCAL FILE(s) : 1 - I:\Pest19\201028a\19201028a-23.D
Sub List : Default - All compounds listed

	Compound	RT#1	RT#2	Resp#1	Resp#2	ug/l	ug/l
12) l2	1260-4	2.928	3.409	883615	1076084	38.003	26.766M3
13) l2	1260-5	3.061	3.599	447766	1288810	37.576M4	46.720M4
Sum	1260-1			3224673	4401369	217.430	175.450
Average	1260-1					43.486	35.090
15) l3	1221-2	0.000	0.000	0	0	N.D.	N.D. d
16) l3	1221-3	0.000	0.000	0	0	N.D. d	N.D. d
17) l3	1221-4	0.000	0.000	0	0	N.D. d	N.D. d
Sum	1221-2			0	0	N.D.	N.D.
Average	1221-2					0.000	0.000
18) l4	1254-1	0.000	0.000	0	0	N.D. d	N.D. d
19) l4	1254-2	0.000	0.000	0	0	N.D. d	N.D. d
20) l4	1254-3	0.000	0.000	0	0	N.D. d	N.D. d
21) l4	1254-4	0.000	0.000	0	0	N.D. d	N.D. d
22) l4	1254-5	0.000	0.000	0	0	N.D. d	N.D. d
Sum	1254-1			0	0	N.D.	N.D.
Average	1254-1					0.000	0.000
24) l6	1242-1	0.000	0.000	0	0	N.D. d	N.D. d
25) l6	1242-2	0.000	0.000	0	0	N.D.	N.D.
26) l6	1242-3	0.000	0.000	0	0	N.D.	N.D.
27) l6	1242-4	0.000	0.000	0	0	N.D.	N.D.
28) l6	1242-5	0.000	0.000	0	0	N.D. d	N.D. d
Sum	1242-1			0	0	N.D.	N.D.
Average	1242-1					0.000	0.000
29) l9	1268-1	0.000	0.000	0	0	N.D. d	N.D. d
30) l9	1268-2	0.000	0.000	0	0	N.D. d	N.D. d
31) l9	1268-3	0.000	0.000	0	0	N.D. d	N.D. d

Quantitation Report (QT Reviewed)

Data Path : I:\Pest19\201028a\
Data File : 19201028a-33.D
Signal(s) : Signal #1: ECD1A.ch Signal #2: ECD2B.ch
Acq On : 28 Oct 2020 06:57 pm
Operator : pest19:cw
Sample : L2046791-03,42,,
Misc : wg1427434,WG1427443,ical16927
ALS Vial : 33 Sample Multiplier: 1

Integration File signal 1: events.e
Integration File signal 2: events2.e
Quant Time: Oct 28 19:06:03 2020
Quant Method : I:\Pest19\201028a\P19_pcb_06_24_20_ugL_ICAL16927.m
Quant Title : pcb
QLast Update : Thu Oct 22 11:33:29 2020
Response via : Initial Calibration
Integrator: ChemStation

Volume Inj. :
Signal #1 Phase : Signal #2 Phase:
Signal #1 Info : Signal #2 Info :

CCAL FILE(s) : 1 - I:\Pest19\201028a\19201028a-23.D
Sub List : Default - All compounds listed

	Compound	RT#1	RT#2	Resp#1	Resp#2	ug/l	ug/l
32) l9	1268-4	0.000	0.000	0	0	N.D.	N.D. d
33) l9	1268-5	0.000	0.000	0	0	N.D. d	N.D. d
Sum	1268-1			0	0	N.D.	N.D.
Average	1268-1					0.000	0.000
35) l7	1248-1	0.000	0.000	0	0	N.D.	N.D.
36) l7	1248-2	0.000	0.000	0	0	N.D.	N.D.
37) l7	1248-3	0.000	0.000	0	0	N.D. d	N.D. d
38) l7	1248-4	0.000	0.000	0	0	N.D. d	N.D. d
39) l7	1248-5	0.000	0.000	0	0	N.D. d	N.D. d
Sum	1248-1			0	0	N.D.	N.D.
Average	1248-1					0.000	0.000
41) l5	1232-1	0.000	0.000	0	0	N.D. d	N.D. d
42) l5	1232-2	0.000	0.000	0	0	N.D.	N.D.
43) l5	1232-3	0.000	0.000	0	0	N.D.	N.D.
44) l5	1232-4	0.000	0.000	0	0	N.D.	N.D.
45) l5	1232-5	0.000	0.000	0	0	N.D. d	N.D. d
Sum	1232-1			0	0	N.D.	N.D.
Average	1232-1					0.000	0.000
46) l8	1262-1	0.000	0.000	0	0	N.D. d	N.D. d
47) l8	1262-2	0.000	0.000	0	0	N.D. d	N.D. d
48) l8	1262-3	0.000	0.000	0	0	N.D. d	N.D. d
49) l8	1262-4	0.000	0.000	0	0	N.D.	N.D. d
50) l8	1262-5	0.000	0.000	0	0	N.D.	N.D.
Sum	1262-1			0	0	N.D.	N.D.
Average	1262-1					0.000	0.000

SemiQuant Compounds - Not Calibrated on this Instrument

Sum	1262-1			0	0	N.D.	N.D.

Quantitation Report (QT Reviewed)

Data Path : I:\Pest19\201028a\
Data File : 19201028a-33.D
Signal(s) : Signal #1: ECD1A.ch Signal #2: ECD2B.ch
Acq On : 28 Oct 2020 06:57 pm
Operator : pest19:cw
Sample : L2046791-03,42,,
Misc : wg1427434,WG1427443,ical16927
ALS Vial : 33 Sample Multiplier: 1

Integration File signal 1: events.e
Integration File signal 2: events2.e
Quant Time: Oct 28 19:06:03 2020
Quant Method : I:\Pest19\201028a\P19_pcb_06_24_20_ugL_ICAL16927.m
Quant Title : pcb
QLast Update : Thu Oct 22 11:33:29 2020
Response via : Initial Calibration
Integrator: ChemStation

Volume Inj. :
Signal #1 Phase : Signal #2 Phase:
Signal #1 Info : Signal #2 Info :

CCAL FILE(s) : 1 - I:\Pest19\201028a\19201028a-23.D
Sub List : Default - All compounds listed

Compound	RT#1	RT#2	Resp#1	Resp#2	ug/l	ug/l
Average 1262-1					0.000	0.000

(f)=RT Delta > 1/2 Window (D)=Amounts differ by > 40% (m)=manual int.
(#)=Recovery Exceeds Compound Acceptance Limits.
(I,C,F) I=Interference, C=Coelluting Calibration Peak, F=Fails CC Criteria.

Sub List : Default - All compounds listeda-23.D••d)

Data Path : I:\Pest19\201028a\
Data File : 19201028a-33.D
Signal(s) : Signal #1: ECD1A.ch Signal #2: ECD2B.ch
Acq On : 28 Oct 2020 06:57 pm
Operator : pest19:cw
Sample : L2046791-03,42,,
Misc : wg1427434,WG1427443,ical16927
ALS Vial : 33 Sample Multiplier: 1

Integration File signal 1: events.e
Integration File signal 2: events2.e
Quant Time: Oct 28 19:06:03 2020
Quant Method : I:\Pest19\201028a\P19_pcb_06_24_20_ugL_ICAL16927.m
Quant Title : pcb
QLast Update : Thu Oct 22 11:33:29 2020
Response via : Initial Calibration
Integrator: ChemStation

Volume Inj. :
Signal #1 Phase : Signal #2 Phase:
Signal #1 Info : Signal #2 Info :

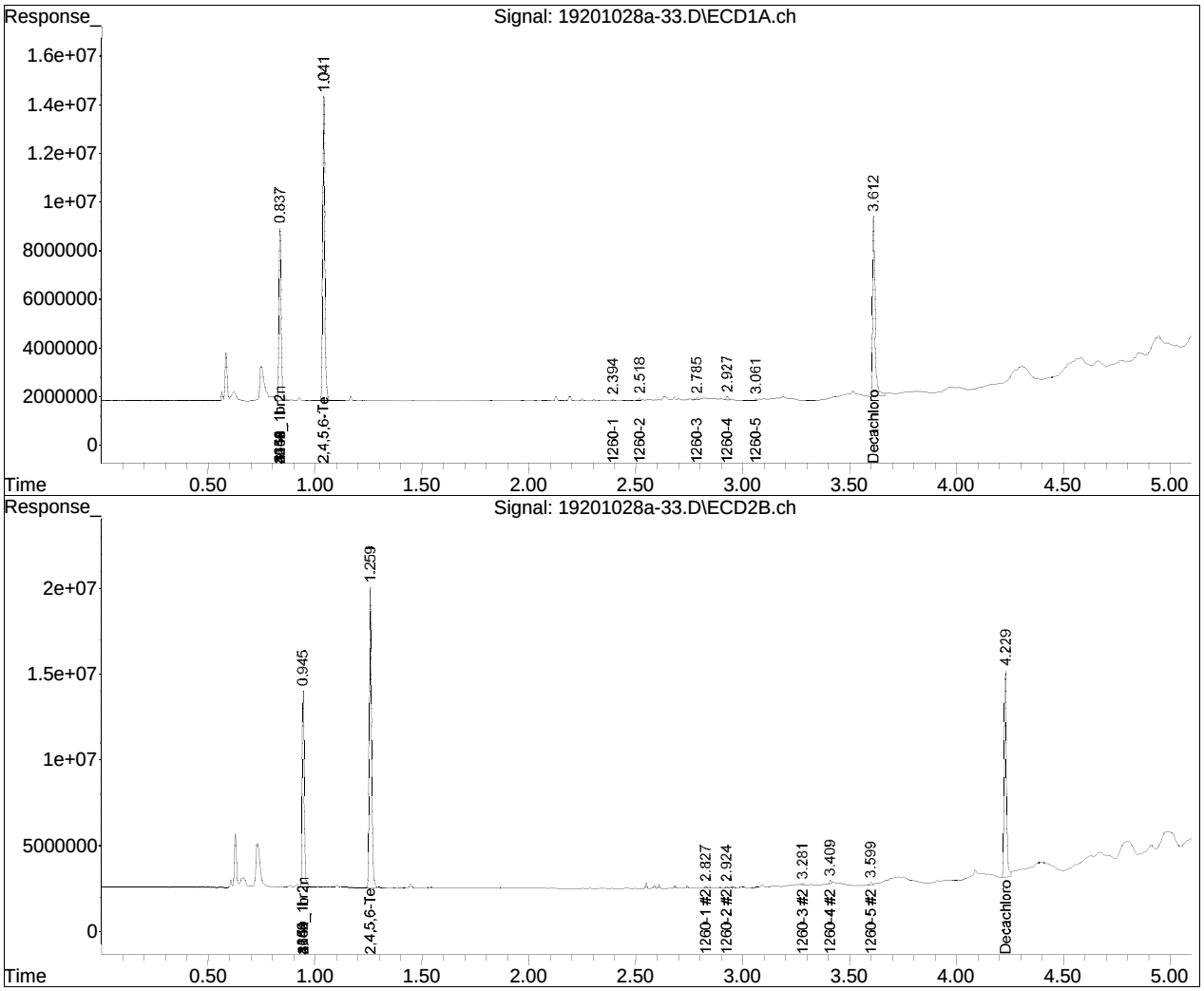

Manual Integration Report

Data Path : I:\Pest19\201028a\
Data File : 19201028a-33.D
Date Inj'd : 10/28/2020 6:57 pm
Sample : L2046791-03,42,,

QMethod : P19_pcb_06_24_20_ugL_ICA
Operator : pest19:cw
Instrument : Pest 19
Quant Date : 10/28/2020 7:03 pm

Compound #1: 1660_1br2nb

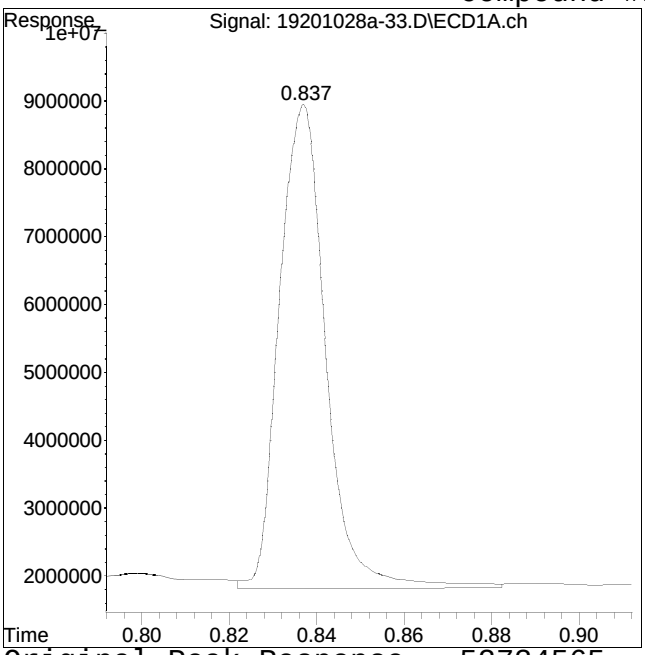

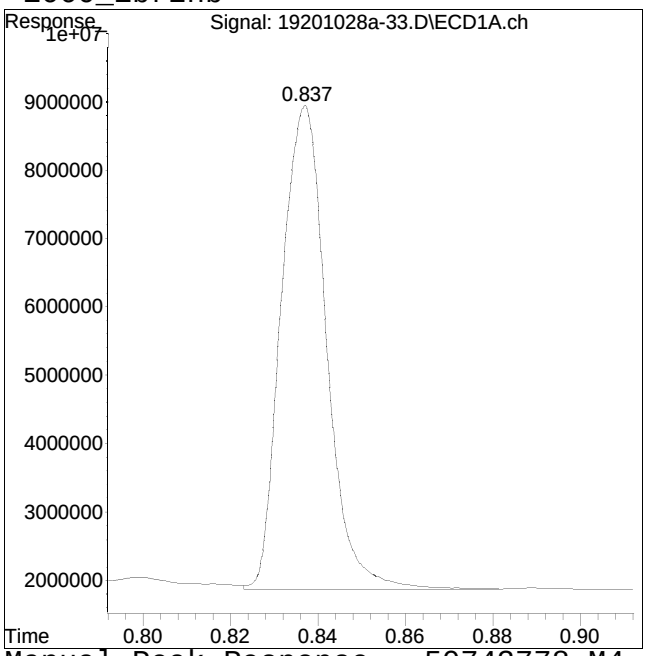

Original Peak Response = 52734565 Manual Peak Response = 50743778 M4
M4 = Poor automated baseline construction.

Manual Integration Report

Data Path : I:\Pest19\201028a\
Data File : 19201028a-33.D
Date Inj'd : 10/28/2020 6:57 pm
Sample : L2046791-03,42,,

QMethod : P19_pcb_06_24_20_ugL_ICA
Operator : pest19:cw
Instrument : Pest 19
Quant Date : 10/28/2020 7:03 pm

Compound #52: 1660_1br2nb #2

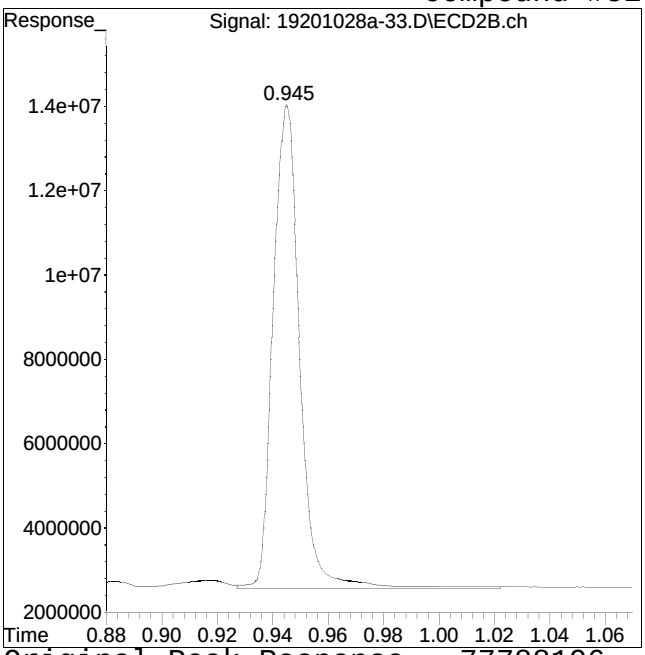

Original Peak Response = 77788196

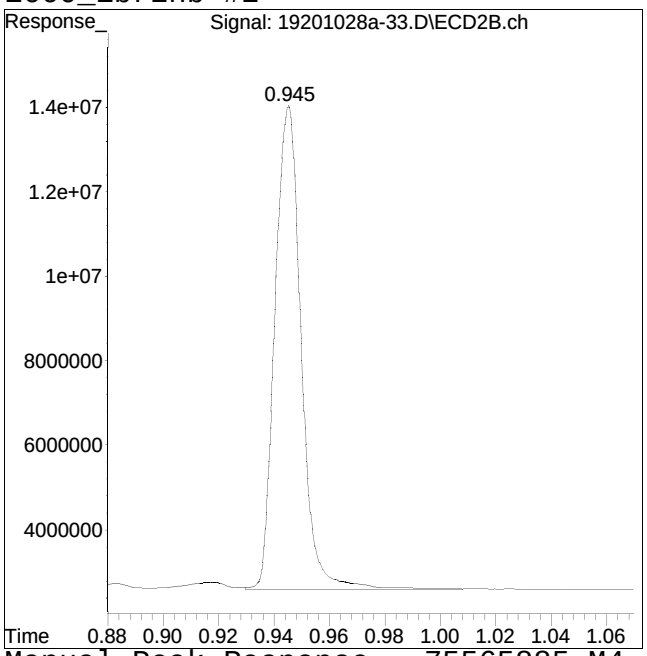

Manual Peak Response = 75565885 M4

M4 = Poor automated baseline construction.

Manual Integration Report

Data Path : I:\Pest19\201028a\
Data File : 19201028a-33.D
Date Inj'd : 10/28/2020 6:57 pm
Sample : L2046791-03,42,,

QMethod : P19_pcb_06_24_20_ugL_ICA
Operator : pest19:cw
Instrument : Pest 19
Quant Date : 10/28/2020 7:03 pm

Compound #53: 2,4,5,6-Tetrachloro-m-xylene #2

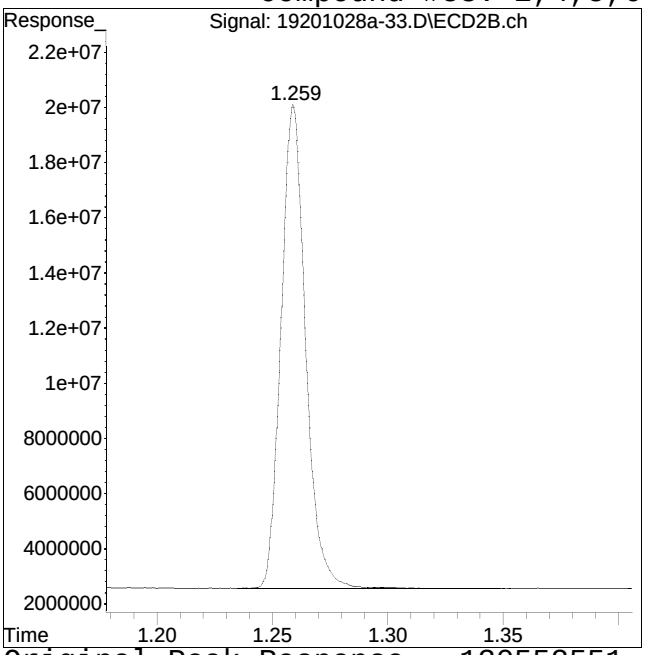

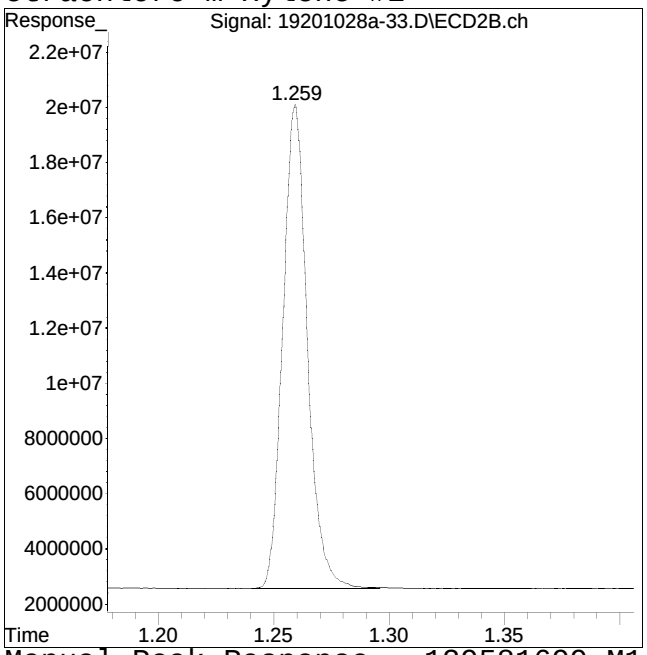

Original Peak Response = 130552551 Manual Peak Response = 129581699 M1
M1 = Split or tailing peak, auto integration stopped early resulting in false low area count.

Manual Integration Report

Data Path : I:\Pest19\201028a\
Data File : 19201028a-33.D
Date Inj'd : 10/28/2020 6:57 pm
Sample : L2046791-03,42,,

QMethod : P19_pcb_06_24_20_ugL_ICA
Operator : pest19:cw
Instrument : Pest 19
Quant Date : 10/28/2020 7:03 pm

Compound #3: Decachlorobiphenyl

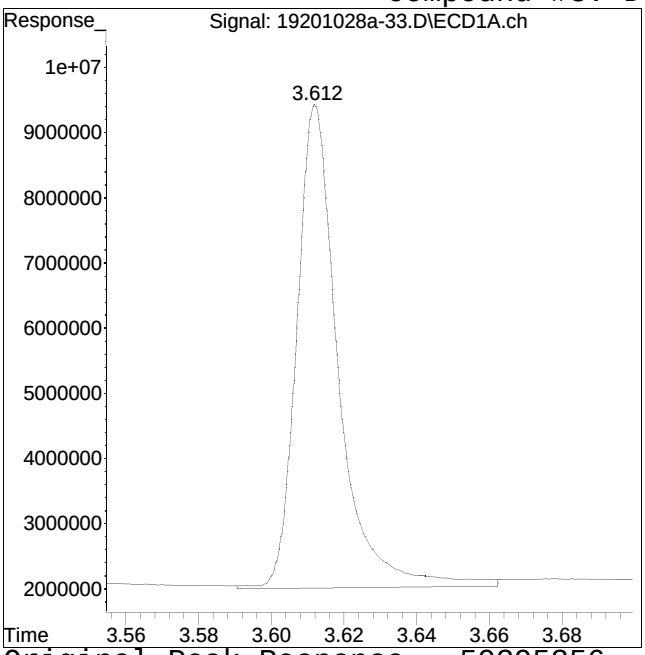

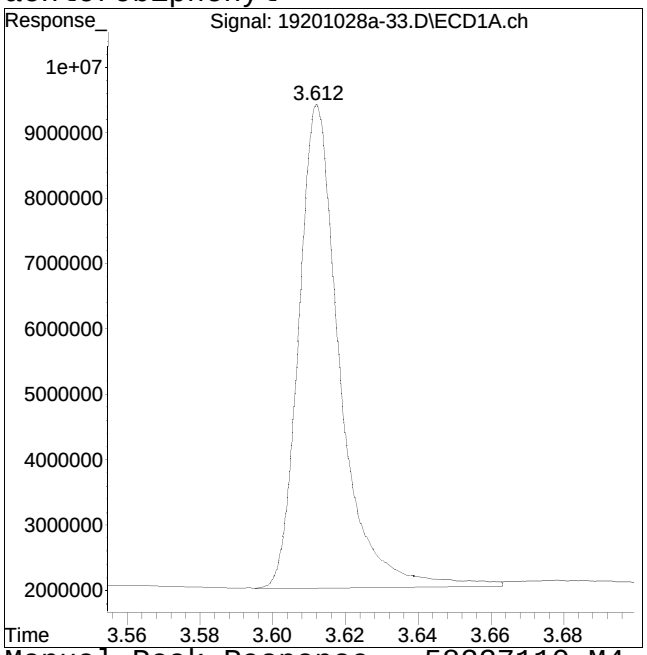

Original Peak Response = 59395356 Manual Peak Response = 58237110 M4
M4 = Poor automated baseline construction.

Manual Integration Report

Data Path : I:\Pest19\201028a\
Data File : 19201028a-33.D
Date Inj'd : 10/28/2020 6:57 pm
Sample : L2046791-03,42,,

QMethod : P19_pcb_06_24_20_ugL_ICA
Operator : pest19:cw
Instrument : Pest 19
Quant Date : 10/28/2020 7:03 pm

Compound #10: 1260-2

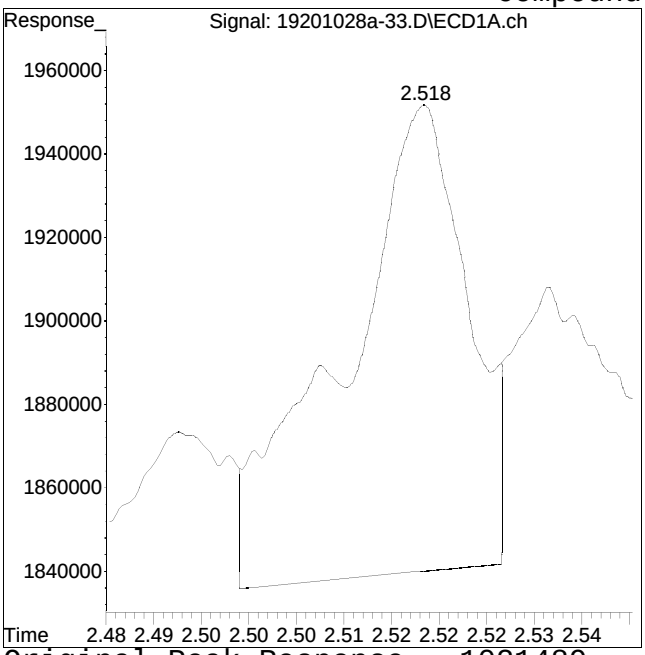

Original Peak Response = 1021489

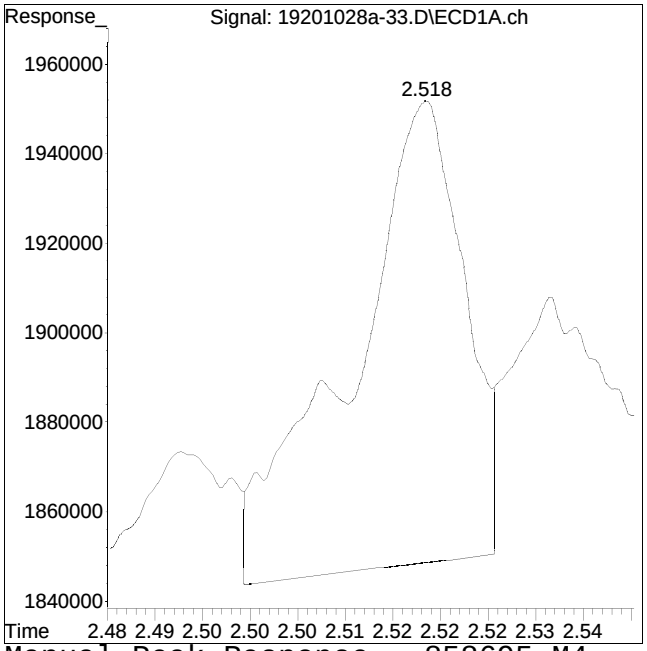

Manual Peak Response = 858695 M4

M4 = Poor automated baseline construction.

Manual Integration Report

Data Path : I:\Pest19\201028a\
Data File : 19201028a-33.D
Date Inj'd : 10/28/2020 6:57 pm
Sample : L2046791-03,42,,

QMethod : P19_pcb_06_24_20_ugL_ICA
Operator : pest19:cw
Instrument : Pest 19
Quant Date : 10/28/2020 7:03 pm

Compound #11: 1260-3

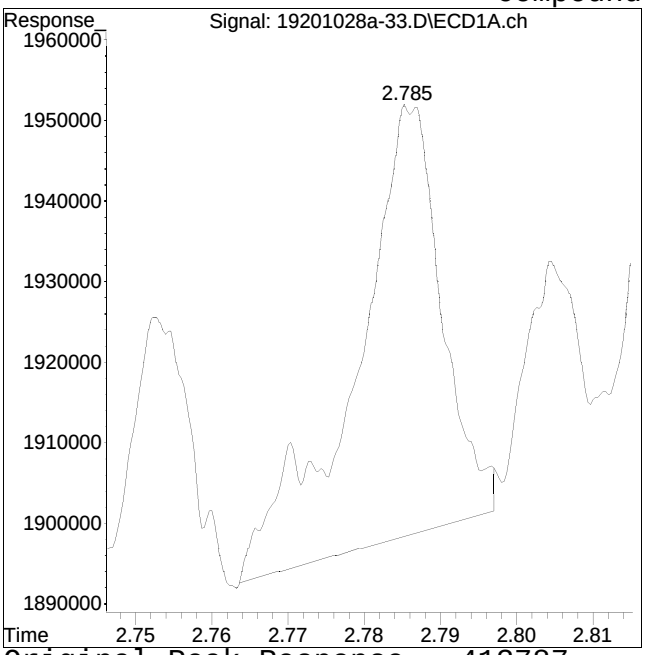

Original Peak Response = 413787

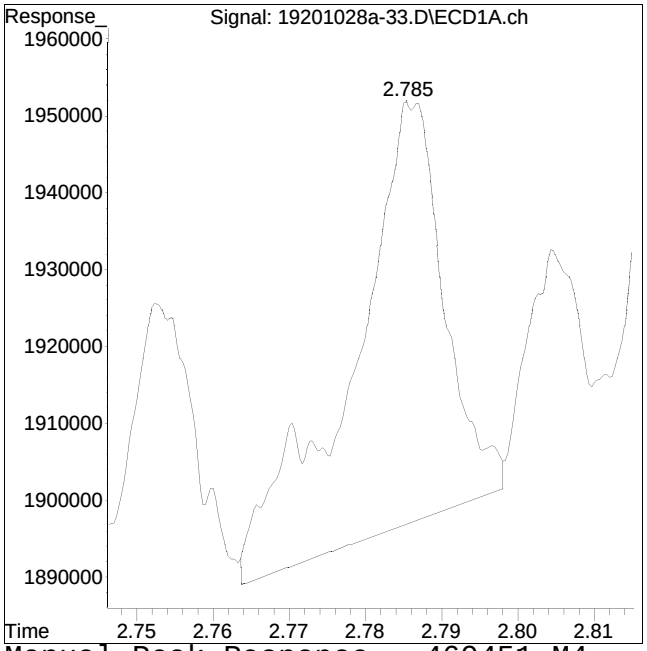

Manual Peak Response = 460451 M4

M4 = Poor automated baseline construction.

Manual Integration Report

Data Path : I:\Pest19\201028a\
Data File : 19201028a-33.D
Date Inj'd : 10/28/2020 6:57 pm
Sample : L2046791-03,42,,

QMethod : P19_pcb_06_24_20_ugL_ICA
Operator : pest19:cw
Instrument : Pest 19
Quant Date : 10/28/2020 7:03 pm

Compound #62: 1260-3 #2

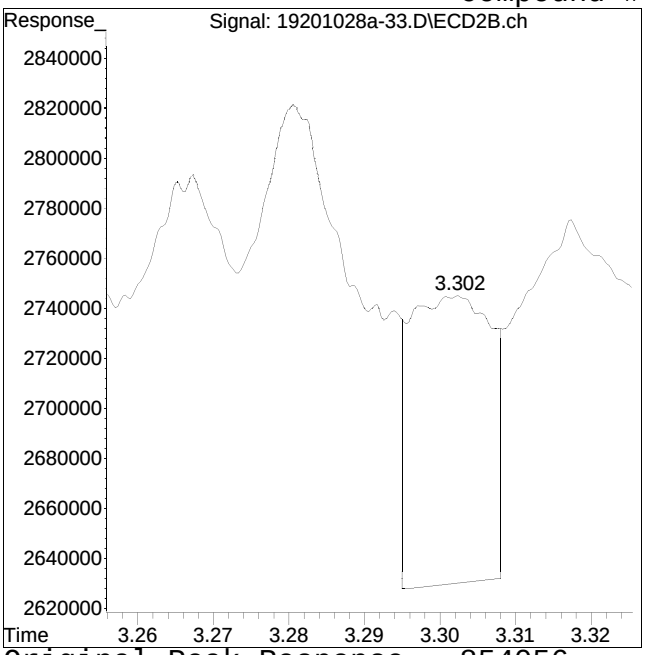

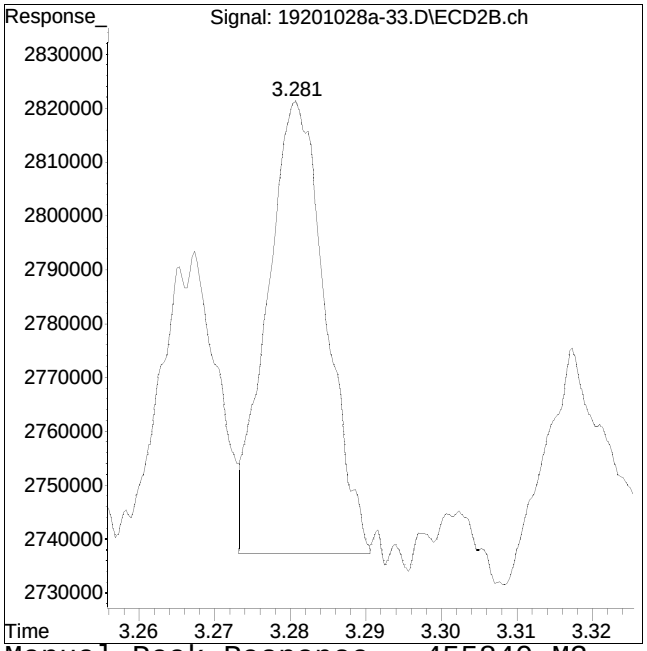

Original Peak Response = 854056 Manual Peak Response = 455840 M3

M3 = Misidentification of the peak (i.e. 1,4-dichlorobenzene identified as 1,3-dichlorobenzene), or misidentification from 2 partially resolved peaks not being split.

Manual Integration Report

Data Path : I:\Pest19\201028a\
Data File : 19201028a-33.D
Date Inj'd : 10/28/2020 6:57 pm
Sample : L2046791-03,42,,

QMethod : P19_pcb_06_24_20_ugL_ICA
Operator : pest19:cw
Instrument : Pest 19
Quant Date : 10/28/2020 7:03 pm

Compound #63: 1260-4 #2

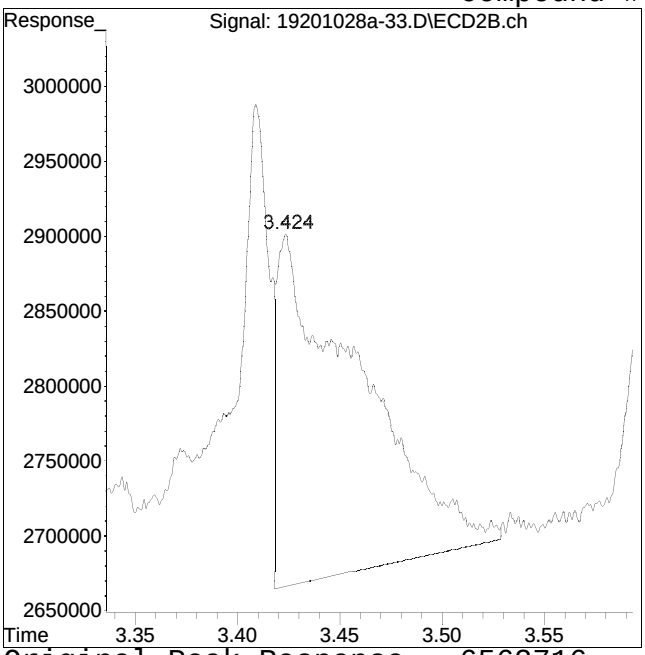

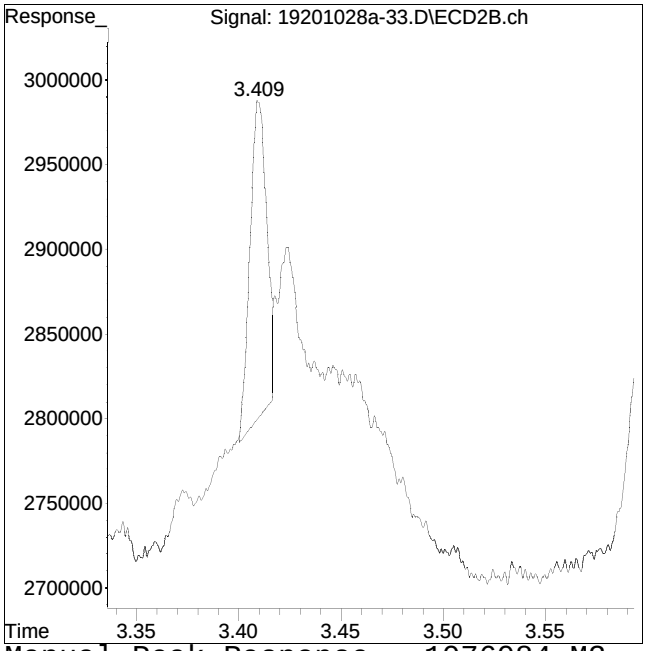

Original Peak Response = 6562716 Manual Peak Response = 1076084 M3

M3 = Misidentification of the peak (i.e. 1,4-dichlorobenzene identified as 1,3-dichlorobenzene), or misidentification from 2 partially resolved peaks not being split.

Manual Integration Report

Data Path : I:\Pest19\201028a\
Data File : 19201028a-33.D
Date Inj'd : 10/28/2020 6:57 pm
Sample : L2046791-03,42,,

QMethod : P19_pcb_06_24_20_ugL_ICA
Operator : pest19:cw
Instrument : Pest 19
Quant Date : 10/28/2020 7:03 pm

Compound #13: 1260-5

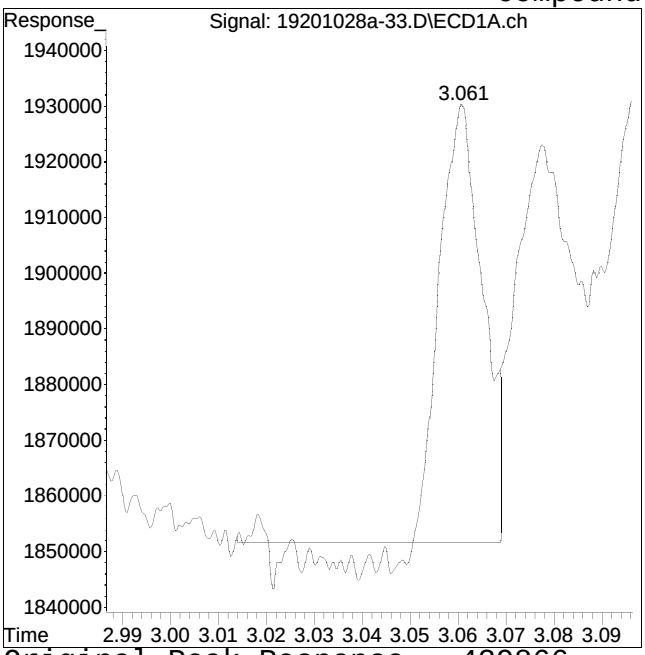

Original Peak Response = 429866

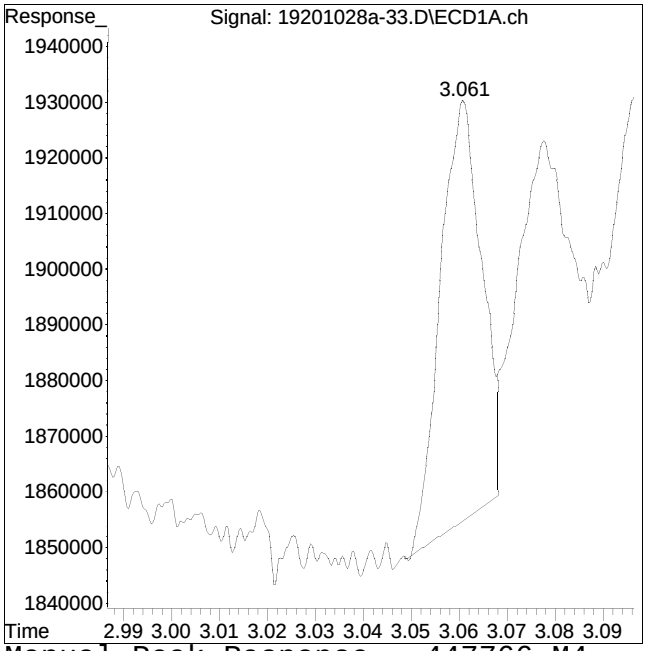

Manual Peak Response = 447766 M4

M4 = Poor automated baseline construction.

Manual Integration Report

Data Path : I:\Pest19\201028a\
Data File : 19201028a-33.D
Date Inj'd : 10/28/2020 6:57 pm
Sample : L2046791-03,42,,

QMethod : P19_pcb_06_24_20_ugL_ICA
Operator : pest19:cw
Instrument : Pest 19
Quant Date : 10/28/2020 7:03 pm

Compound #64: 1260-5 #2

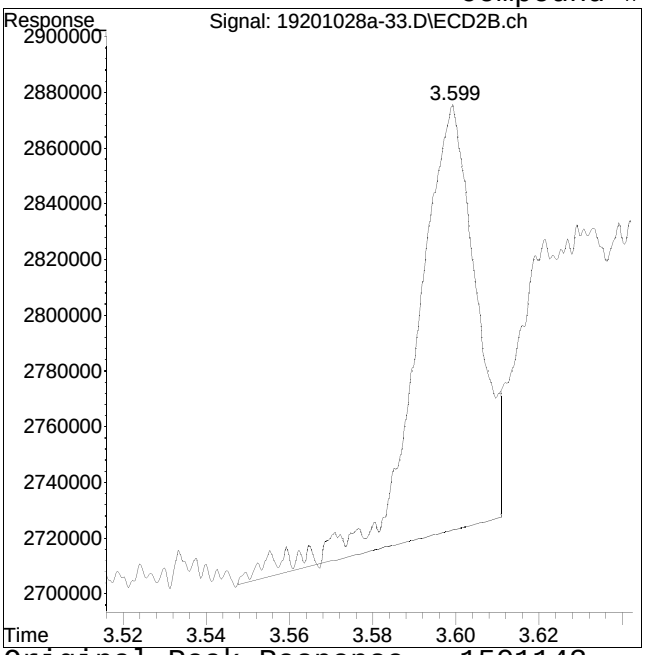

Original Peak Response = 1501143

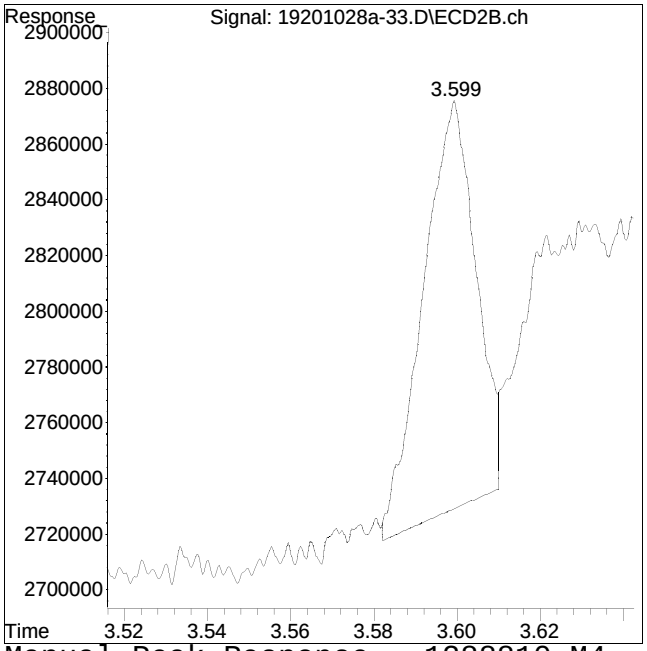

Manual Peak Response = 1288810 M4

M4 = Poor automated baseline construction.

Quantitation Report (QT Reviewed)

Data Path : I:\Pest19\201028a\
Data File : 19201028a-34.D
Signal(s) : Signal #1: ECD1A.ch Signal #2: ECD2B.ch
Acq On : 28 Oct 2020 07:04 pm
Operator : pest19:cw
Sample : L2046791-04,42,,
Misc : wg1427434,WG1427443,ical16927
ALS Vial : 34 Sample Multiplier: 1

Integration File signal 1: events.e
Integration File signal 2: events2.e
Quant Time: Oct 28 19:37:53 2020
Quant Method : I:\Pest19\201028a\P19_pcb_06_24_20_ugL_ICAL16927.m
Quant Title : pcb
QLast Update : Thu Oct 22 11:33:29 2020
Response via : Initial Calibration
Integrator: ChemStation

Volume Inj. :
Signal #1 Phase : Signal #2 Phase:
Signal #1 Info : Signal #2 Info :

CCAL FILE(s) : 1 - I:\Pest19\201028a\19201028a-23.D
Sub List : Default - All compounds listed

	Compound	RT#1	RT#2	Resp#1	Resp#2	ug/l	ug/l
	Internal Standards						
1) i	1660_1br2nb	0.835	0.944	49977051	72159016	250.000M4	250.000M1
	Standard Area 1 : #1 = 47045019				Recovery =	106.23%	
	Standard Area 1 : #2 = 69222731				Recovery =	104.24%	
14) i	2154_1br2nb	0.835	0.944	49977051	72159016	250.000M4	250.000M1
23) i	4268_1br2nb	0.835	0.944	49977051	72159016	250.000M4	250.000M1
34) i	1248_1br2nb	0.835	0.944	49977051	72159016	250.000M4	250.000M1
40) i	3262_1br2nb	0.835	0.944	49977051	72159016	250.000M4	250.000M1
	System Monitoring Compounds						
2) s	2,4,5,6-Tetr	1.039	1.258	84534280	126.0E6	317.524M4	341.235
	Spiked Amount 500.000	Range 30 - 150		Recovery =		63.50%	68.25%
3) s	Decachlorobi	3.609	4.227	73058005	89931145	424.749	307.625M1
	Spiked Amount 500.000	Range 30 - 150		Recovery =		84.95%	61.52%
	Target Compounds						
4) l1	1016-1	0.000	0.000	0	0	N.D. d	N.D. d
5) l1	1016-2	0.000	0.000	0	0	N.D.	N.D.
6) l1	1016-3	0.000	0.000	0	0	N.D.	N.D.
7) l1	1016-4	0.000	0.000	0	0	N.D.	N.D.
8) l1	1016-5	0.000	0.000	0	0	N.D.	N.D.
	Sum 1016-1			0	0	N.D.	N.D.
Average	1016-1					0.000	0.000
9) l2	1260-1	0.000	0.000	0	0	N.D. d	N.D. d
10) l2	1260-2	0.000	0.000	0	0	N.D. d	N.D. d
11) l2	1260-3	0.000	0.000	0	0	N.D. d	N.D. d

Data Path : I:\Pest19\201028a\
Data File : 19201028a-34.D
Signal(s) : Signal #1: ECD1A.ch Signal #2: ECD2B.ch
Acq On : 28 Oct 2020 07:04 pm
Operator : pest19:cw
Sample : L2046791-04,42,,
Misc : wg1427434,WG1427443,ical16927
ALS Vial : 34 Sample Multiplier: 1

Integration File signal 1: events.e
Integration File signal 2: events2.e
Quant Time: Oct 28 19:37:53 2020
Quant Method : I:\Pest19\201028a\P19_pcb_06_24_20_ugL_ICAL16927.m
Quant Title : pcb
QLast Update : Thu Oct 22 11:33:29 2020
Response via : Initial Calibration
Integrator: ChemStation

Volume Inj. :
Signal #1 Phase : Signal #2 Phase:
Signal #1 Info : Signal #2 Info :

CCAL FILE(s) : 1 - I:\Pest19\201028a\19201028a-23.D
Sub List : Default - All compounds listed

	Compound	RT#1	RT#2	Resp#1	Resp#2	ug/l	ug/l
12) l2	1260-4	0.000	0.000	0	0	N.D. d	N.D. d
13) l2	1260-5	0.000	0.000	0	0	N.D. d	N.D. d
Sum	1260-1			0	0	N.D.	N.D.
Average	1260-1					0.000	0.000
15) l3	1221-2	0.000	0.000	0	0	N.D. d	N.D. d
16) l3	1221-3	0.000	0.000	0	0	N.D. d	N.D. d
17) l3	1221-4	0.000	0.000	0	0	N.D. d	N.D. d
Sum	1221-2			0	0	N.D.	N.D.
Average	1221-2					0.000	0.000
18) l4	1254-1	0.000	0.000	0	0	N.D.	N.D.
19) l4	1254-2	0.000	0.000	0	0	N.D. d	N.D. d
20) l4	1254-3	0.000	0.000	0	0	N.D. d	N.D. d
21) l4	1254-4	0.000	0.000	0	0	N.D. d	N.D. d
22) l4	1254-5	0.000	0.000	0	0	N.D. d	N.D. d
Sum	1254-1			0	0	N.D.	N.D.
Average	1254-1					0.000	0.000
24) l6	1242-1	0.000	0.000	0	0	N.D. d	N.D. d
25) l6	1242-2	0.000	0.000	0	0	N.D.	N.D.
26) l6	1242-3	0.000	0.000	0	0	N.D.	N.D.
27) l6	1242-4	0.000	0.000	0	0	N.D.	N.D.
28) l6	1242-5	0.000	0.000	0	0	N.D.	N.D.
Sum	1242-1			0	0	N.D.	N.D.
Average	1242-1					0.000	0.000
29) l9	1268-1	0.000	0.000	0	0	N.D. d	N.D. d
30) l9	1268-2	0.000	0.000	0	0	N.D.	N.D.
31) l9	1268-3	0.000	0.000	0	0	N.D. d	N.D. d
32) l9	1268-4	0.000	0.000	0	0	N.D.	N.D.
33) l9	1268-5	0.000	0.000	0	0	N.D. d	N.D. d

Data Path : I:\Pest19\201028a\
Data File : 19201028a-34.D
Signal(s) : Signal #1: ECD1A.ch Signal #2: ECD2B.ch
Acq On : 28 Oct 2020 07:04 pm
Operator : pest19:cw
Sample : L2046791-04,42,,
Misc : wg1427434,WG1427443,ical16927
ALS Vial : 34 Sample Multiplier: 1

Integration File signal 1: events.e
Integration File signal 2: events2.e
Quant Time: Oct 28 19:37:53 2020
Quant Method : I:\Pest19\201028a\P19_pcb_06_24_20_ugL_ICAL16927.m
Quant Title : pcb
QLast Update : Thu Oct 22 11:33:29 2020
Response via : Initial Calibration
Integrator: ChemStation

Volume Inj. :
Signal #1 Phase : Signal #2 Phase:
Signal #1 Info : Signal #2 Info :

CCAL FILE(s) : 1 - I:\Pest19\201028a\19201028a-23.D
Sub List : Default - All compounds listed

	Compound	RT#1	RT#2	Resp#1	Resp#2	ug/l	ug/l
Sum	1268-1			0	0	N.D.	N.D.
Average	1268-1					0.000	0.000
35) l7	1248-1	0.000	0.000	0	0	N.D.	N.D.
36) l7	1248-2	0.000	0.000	0	0	N.D.	N.D.
37) l7	1248-3	0.000	0.000	0	0	N.D.	N.D.
38) l7	1248-4	0.000	0.000	0	0	N.D.	N.D.
39) l7	1248-5	0.000	0.000	0	0	N.D.	N.D.
Sum	1248-1			0	0	N.D.	N.D.
Average	1248-1					0.000	0.000
41) l5	1232-1	0.000	0.000	0	0	N.D. d	N.D. d
42) l5	1232-2	0.000	0.000	0	0	N.D.	N.D.
43) l5	1232-3	0.000	0.000	0	0	N.D.	N.D.
44) l5	1232-4	0.000	0.000	0	0	N.D.	N.D.
45) l5	1232-5	0.000	0.000	0	0	N.D.	N.D.
Sum	1232-1			0	0	N.D.	N.D.
Average	1232-1					0.000	0.000
46) l8	1262-1	0.000	0.000	0	0	N.D. d	N.D. d
47) l8	1262-2	0.000	0.000	0	0	N.D. d	N.D. d
48) l8	1262-3	0.000	0.000	0	0	N.D. d	N.D. d
49) l8	1262-4	0.000	0.000	0	0	N.D.	N.D.
50) l8	1262-5	0.000	0.000	0	0	N.D.	N.D.
Sum	1262-1			0	0	N.D.	N.D.
Average	1262-1					0.000	0.000

SemiQuant Compounds - Not Calibrated on this Instrument

Sum	1262-1			0	0	N.D.	N.D.
Average	1262-1					0.000	0.000

Quantitation Report (QT Reviewed)

Data Path : I:\Pest19\201028a\
Data File : 19201028a-34.D
Signal(s) : Signal #1: ECD1A.ch Signal #2: ECD2B.ch
Acq On : 28 Oct 2020 07:04 pm
Operator : pest19:cw
Sample : L2046791-04,42,,
Misc : wg1427434,WG1427443,ical16927
ALS Vial : 34 Sample Multiplier: 1

Integration File signal 1: events.e
Integration File signal 2: events2.e
Quant Time: Oct 28 19:37:53 2020
Quant Method : I:\Pest19\201028a\P19_pcb_06_24_20_ugL_ICAL16927.m
Quant Title : pcb
QLast Update : Thu Oct 22 11:33:29 2020
Response via : Initial Calibration
Integrator: ChemStation

Volume Inj. :
Signal #1 Phase : Signal #2 Phase:
Signal #1 Info : Signal #2 Info :

CCAL FILE(s) : 1 - I:\Pest19\201028a\19201028a-23.D
Sub List : Default - All compounds listed

Compound	RT#1	RT#2	Resp#1	Resp#2	ug/l	ug/l

(f)=RT Delta > 1/2 Window (D)=Amounts differ by > 40% (m)=manual int.
(#)=Recovery Exceeds Compound Acceptance Limits.
(I,C,F) I=Interference, C=Coelluting Calibration Peak, F=Fails CC Criteria.

Sub List : Default - All compounds listeda-23.D••d)

Data Path : I:\Pest19\201028a\
Data File : 19201028a-34.D
Signal(s) : Signal #1: ECD1A.ch Signal #2: ECD2B.ch
Acq On : 28 Oct 2020 07:04 pm
Operator : pest19:cw
Sample : L2046791-04,42,,
Misc : wg1427434,WG1427443,ical16927
ALS Vial : 34 Sample Multiplier: 1

Integration File signal 1: events.e
Integration File signal 2: events2.e
Quant Time: Oct 28 19:37:53 2020
Quant Method : I:\Pest19\201028a\P19_pcb_06_24_20_ugL_ICAL16927.m
Quant Title : pcb
QLast Update : Thu Oct 22 11:33:29 2020
Response via : Initial Calibration
Integrator: ChemStation

Volume Inj. :
Signal #1 Phase : Signal #2 Phase:
Signal #1 Info : Signal #2 Info :

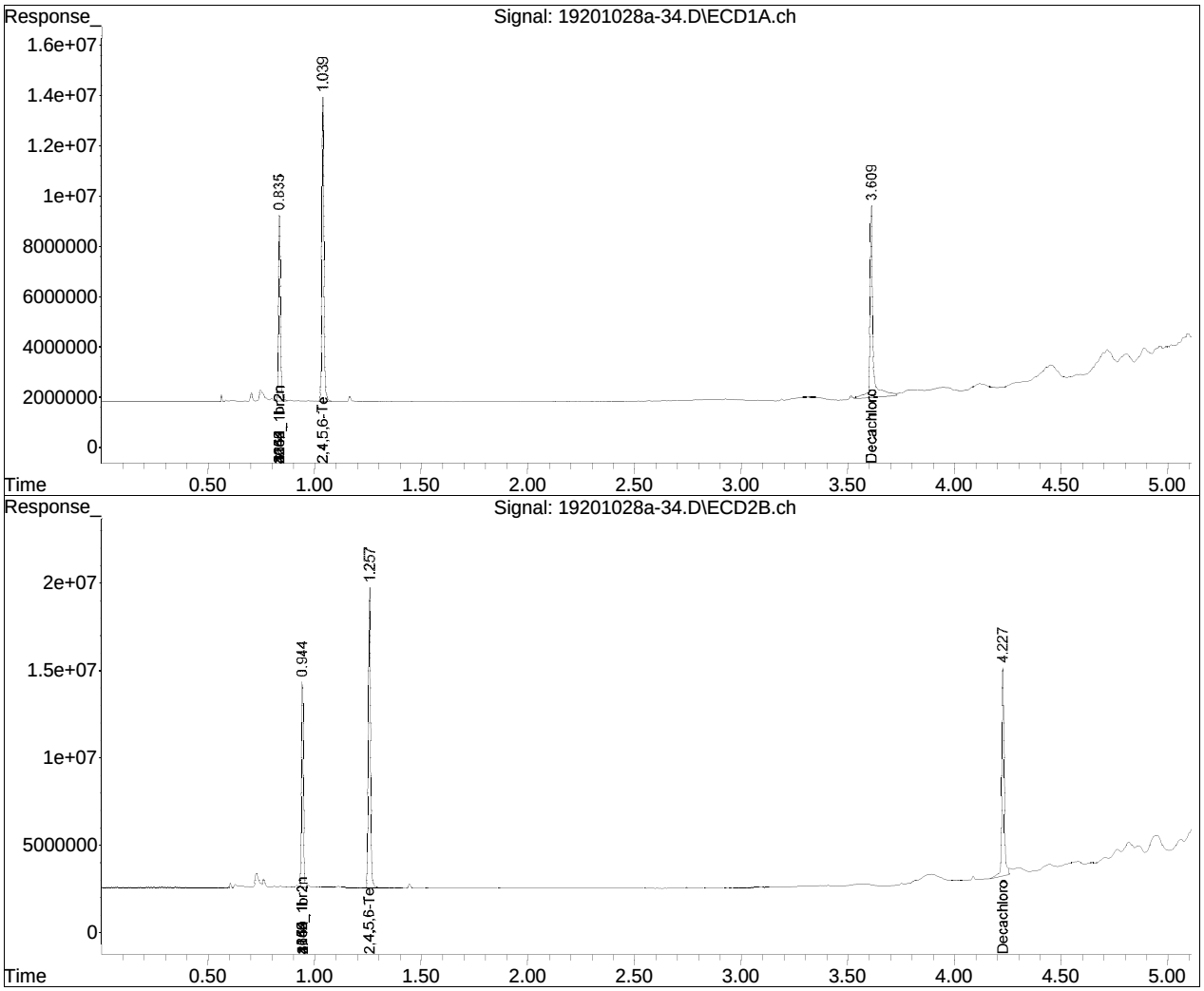

Manual Integration Report

Data Path : I:\Pest19\201028a\
Data File : 19201028a-34.D
Date Inj'd : 10/28/2020 7:04 pm
Sample : L2046791-04,42,,

QMethod : P19_pcb_06_24_20_ugL_ICA
Operator : pest19:cw
Instrument : Pest 19
Quant Date : 10/28/2020 7:36 pm

Compound #1: 1660_1br2nb

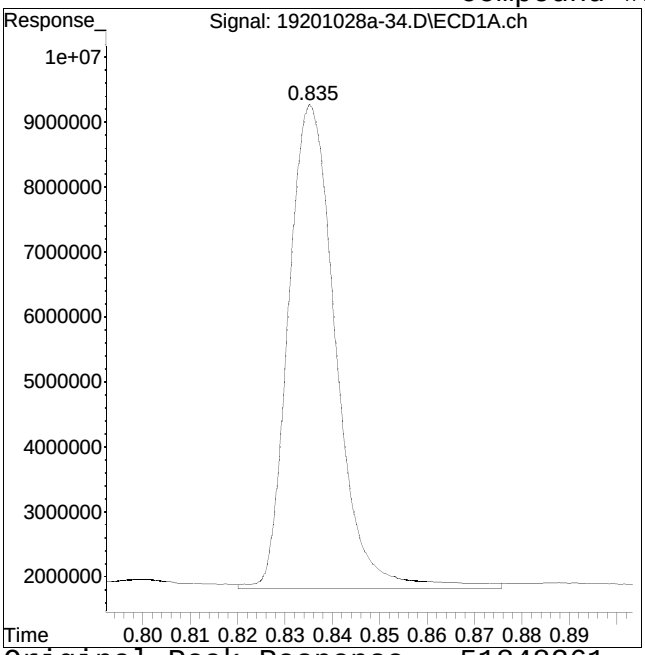

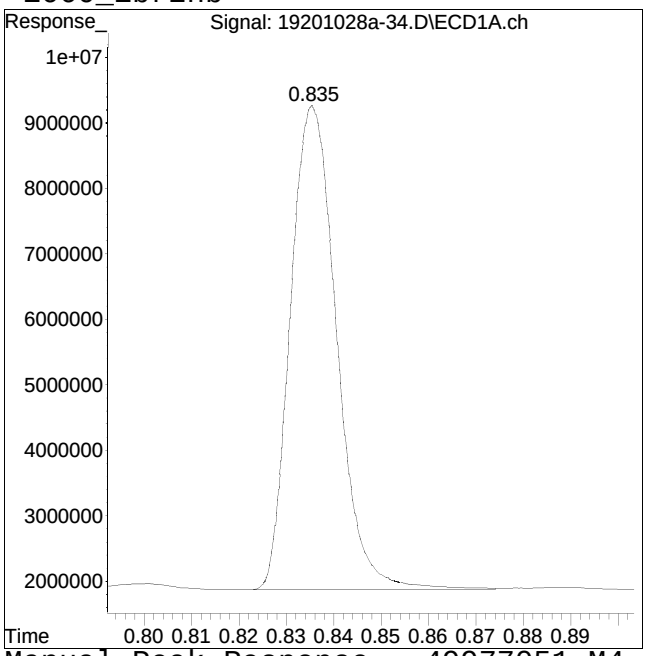

Original Peak Response = 51848261 Manual Peak Response = 49977051 M4
M4 = Poor automated baseline construction.

Manual Integration Report

Data Path : I:\Pest19\201028a\
Data File : 19201028a-34.D
Date Inj'd : 10/28/2020 7:04 pm
Sample : L2046791-04,42,,

QMethod : P19_pcb_06_24_20_ugL_ICA
Operator : pest19:cw
Instrument : Pest 19
Quant Date : 10/28/2020 7:36 pm

Compound #52: 1660_1br2nb #2

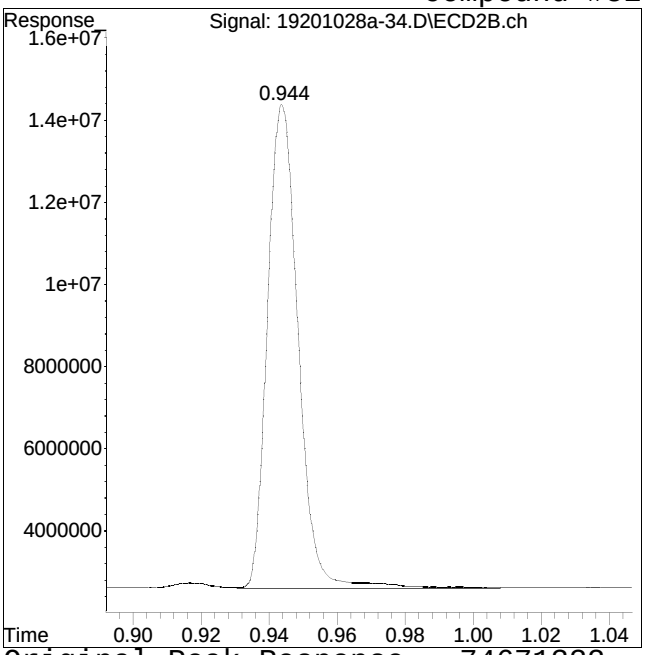

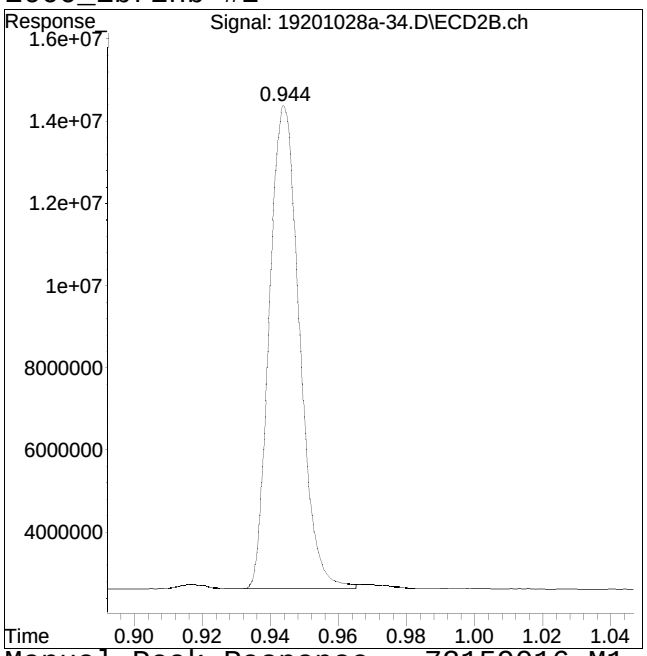

Original Peak Response = 74671332 Manual Peak Response = 72159016 M1
M1 = Split or tailing peak, auto integration stopped early resulting in false low area count.

Manual Integration Report

Data Path : I:\Pest19\201028a\
Data File : 19201028a-34.D
Date Inj'd : 10/28/2020 7:04 pm
Sample : L2046791-04,42,,

QMethod : P19_pcb_06_24_20_ugL_ICA
Operator : pest19:cw
Instrument : Pest 19
Quant Date : 10/28/2020 7:36 pm

Compound #2: 2,4,5,6-Tetrachloro-m-xylene

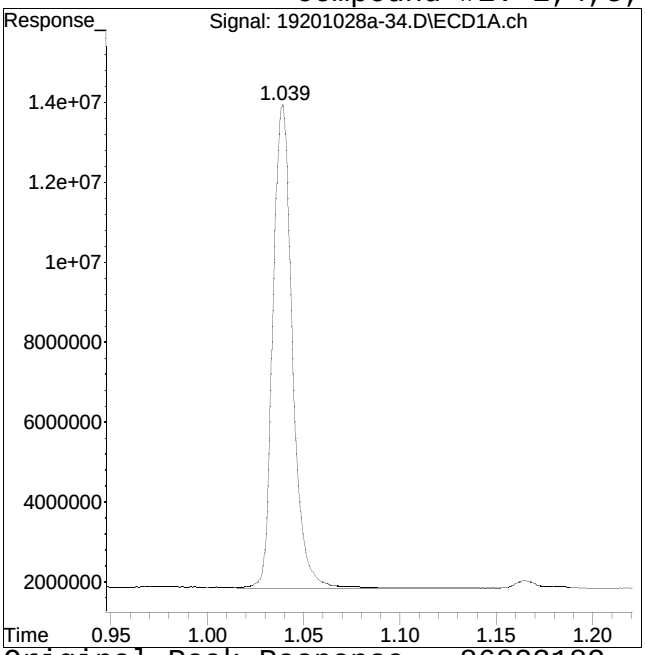

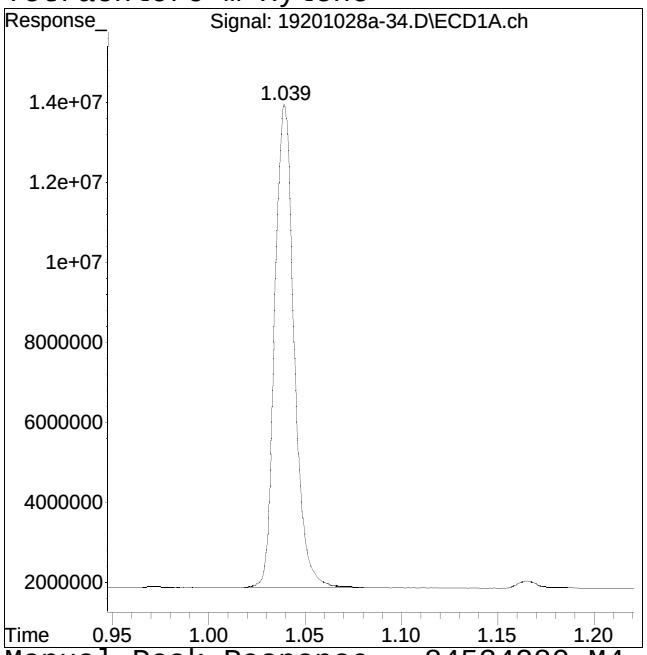

Original Peak Response = 86823182 Manual Peak Response = 84534280 M4
M4 = Poor automated baseline construction.

Manual Integration Report

Data Path : I:\Pest19\201028a\
Data File : 19201028a-34.D
Date Inj'd : 10/28/2020 7:04 pm
Sample : L2046791-04,42,,

QMethod : P19_pcb_06_24_20_ugL_ICA
Operator : pest19:cw
Instrument : Pest 19
Quant Date : 10/28/2020 7:36 pm

Compound #54: Decachlorobiphenyl #2

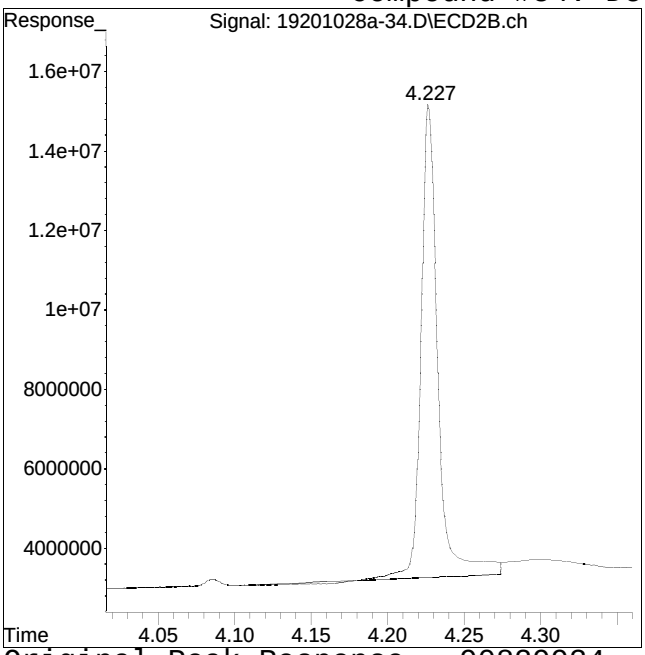

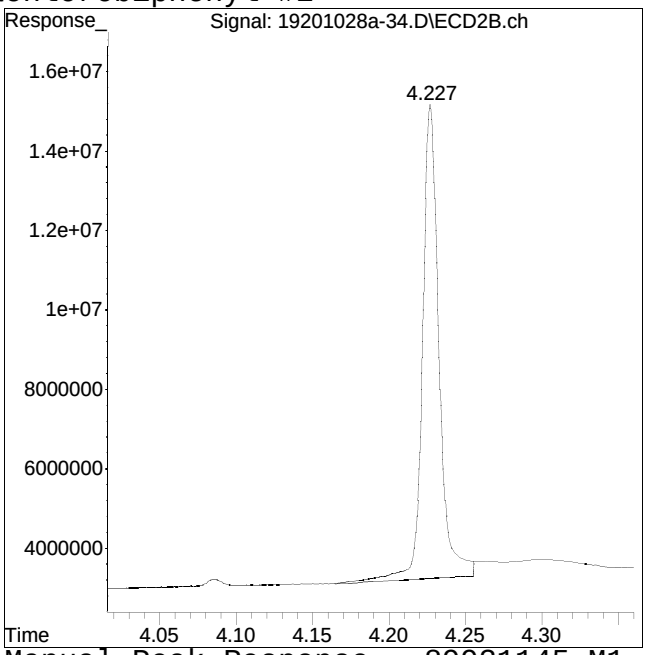

Original Peak Response = 90829934 Manual Peak Response = 89931145 M1
M1 = Split or tailing peak, auto integration stopped early resulting in false low area count.

Quantitation Report (QT Reviewed)

Data Path : I:\Pest19\201028a\
Data File : 19201028a-35.D
Signal(s) : Signal #1: ECD1A.ch Signal #2: ECD2B.ch
Acq On : 28 Oct 2020 07:11 pm
Operator : pest19:cw
Sample : L2046791-05,42,,
Misc : wg1427434,WG1427443,ical16927
ALS Vial : 35 Sample Multiplier: 1

Integration File signal 1: events.e
Integration File signal 2: events2.e
Quant Time: Oct 28 19:38:53 2020
Quant Method : I:\Pest19\201028a\P19_pcb_06_24_20_ugL_ICAL16927.m
Quant Title : pcb
QLast Update : Thu Oct 22 11:33:29 2020
Response via : Initial Calibration
Integrator: ChemStation

Volume Inj. :
Signal #1 Phase : Signal #2 Phase:
Signal #1 Info : Signal #2 Info :

CCAL FILE(s) : 1 - I:\Pest19\201028a\19201028a-23.D
Sub List : Default - All compounds listed

	Compound	RT#1	RT#2	Resp#1	Resp#2	ug/l	ug/l
	Internal Standards						
1) i	1660_1br2nb	0.836	0.944	49387568	72167812	250.000	250.000
	Standard Area 1 : #1 = 47045019				Recovery =	104.98%	
	Standard Area 1 : #2 = 69222731				Recovery =	104.25%	
14) i	2154_1br2nb	0.836	0.944	49387568	72167812	250.000	250.000
23) i	4268_1br2nb	0.836	0.944	49387568	72167812	250.000	250.000
34) i	1248_1br2nb	0.836	0.944	49387568	72167812	250.000	250.000
40) i	3262_1br2nb	0.836	0.944	49387568	72167812	250.000	250.000
	System Monitoring Compounds						
2) s	2,4,5,6-Tetr	1.040	1.258	84452050	127.9E6	321.001	346.278
	Spiked Amount 500.000	Range 30 - 150		Recovery =		64.20%	69.26%
3) s	Decachlorobi	3.610	4.227	44090704	63744330	259.397	218.022M4
	Spiked Amount 500.000	Range 30 - 150		Recovery =		51.88%	43.60%
	Target Compounds						
4) l1	1016-1	0.000	0.000	0	0	N.D. d	N.D. d
5) l1	1016-2	0.000	0.000	0	0	N.D. d	N.D. d
6) l1	1016-3	0.000	0.000	0	0	N.D. d	N.D. d
7) l1	1016-4	0.000	0.000	0	0	N.D.	N.D.
8) l1	1016-5	0.000	0.000	0	0	N.D. d	N.D. d
	Sum 1016-1			0	0	N.D.	N.D.
	Average 1016-1					0.000	0.000
9) l2	1260-1	0.000	0.000	0	0	N.D. d	N.D. d
10) l2	1260-2	0.000	0.000	0	0	N.D. d	N.D. d
11) l2	1260-3	0.000	0.000	0	0	N.D. d	N.D. d
12) l2	1260-4	0.000	0.000	0	0	N.D. d	N.D. d
13) l2	1260-5	0.000	0.000	0	0	N.D. d	N.D. d
	Sum 1260-1			0	0	N.D.	N.D.
	Average 1260-1					0.000	0.000

Quantitation Report (QT Reviewed)

Data Path : I:\Pest19\201028a\
Data File : 19201028a-35.D
Signal(s) : Signal #1: ECD1A.ch Signal #2: ECD2B.ch
Acq On : 28 Oct 2020 07:11 pm
Operator : pest19:cw
Sample : L2046791-05,42,,
Misc : wg1427434,WG1427443,ical16927
ALS Vial : 35 Sample Multiplier: 1

Integration File signal 1: events.e
Integration File signal 2: events2.e
Quant Time: Oct 28 19:38:53 2020
Quant Method : I:\Pest19\201028a\P19_pcb_06_24_20_ugL_ICAL16927.m
Quant Title : pcb
QLast Update : Thu Oct 22 11:33:29 2020
Response via : Initial Calibration
Integrator: ChemStation

Volume Inj. :
Signal #1 Phase : Signal #2 Phase:
Signal #1 Info : Signal #2 Info :

CCAL FILE(s) : 1 - I:\Pest19\201028a\19201028a-23.D
Sub List : Default - All compounds listed

	Compound	RT#1	RT#2	Resp#1	Resp#2	ug/l	ug/l
15) l3	1221-2	0.000	0.000	0	0	N.D. d	N.D. d
16) l3	1221-3	0.000	0.000	0	0	N.D. d	N.D. d
17) l3	1221-4	0.000	0.000	0	0	N.D. d	N.D. d
Sum	1221-2			0	0	N.D.	N.D.
Average	1221-2					0.000	0.000
18) l4	1254-1	0.000	0.000	0	0	N.D. d	N.D. d
19) l4	1254-2	0.000	0.000	0	0	N.D. d	N.D. d
20) l4	1254-3	0.000	0.000	0	0	N.D. d	N.D. d
21) l4	1254-4	0.000	0.000	0	0	N.D. d	N.D. d
22) l4	1254-5	0.000	0.000	0	0	N.D. d	N.D. d
Sum	1254-1			0	0	N.D.	N.D.
Average	1254-1					0.000	0.000
24) l6	1242-1	0.000	0.000	0	0	N.D. d	N.D. d
25) l6	1242-2	0.000	0.000	0	0	N.D. d	N.D. d
26) l6	1242-3	0.000	0.000	0	0	N.D. d	N.D. d
27) l6	1242-4	0.000	0.000	0	0	N.D.	N.D.
28) l6	1242-5	0.000	0.000	0	0	N.D. d	N.D. d
Sum	1242-1			0	0	N.D.	N.D.
Average	1242-1					0.000	0.000
29) l9	1268-1	0.000	0.000	0	0	N.D. d	N.D. d
30) l9	1268-2	0.000	0.000	0	0	N.D. d	N.D. d
31) l9	1268-3	0.000	0.000	0	0	N.D. d	N.D. d
32) l9	1268-4	0.000	0.000	0	0	N.D.	N.D.
33) l9	1268-5	0.000	0.000	0	0	N.D. d	N.D. d
Sum	1268-1			0	0	N.D.	N.D.
Average	1268-1					0.000	0.000
35) l7	1248-1	0.000	0.000	0	0	N.D. d	N.D. d
36) l7	1248-2	0.000	0.000	0	0	N.D. d	N.D. d

Quantitation Report (QT Reviewed)

Data Path : I:\Pest19\201028a\
Data File : 19201028a-35.D
Signal(s) : Signal #1: ECD1A.ch Signal #2: ECD2B.ch
Acq On : 28 Oct 2020 07:11 pm
Operator : pest19:cw
Sample : L2046791-05,42,,
Misc : wg1427434,WG1427443,ical16927
ALS Vial : 35 Sample Multiplier: 1

Integration File signal 1: events.e
Integration File signal 2: events2.e
Quant Time: Oct 28 19:38:53 2020
Quant Method : I:\Pest19\201028a\P19_pcb_06_24_20_ugL_ICAL16927.m
Quant Title : pcb
QLast Update : Thu Oct 22 11:33:29 2020
Response via : Initial Calibration
Integrator: ChemStation

Volume Inj. :
Signal #1 Phase : Signal #2 Phase:
Signal #1 Info : Signal #2 Info :

CCAL FILE(s) : 1 - I:\Pest19\201028a\19201028a-23.D
Sub List : Default - All compounds listed

	Compound	RT#1	RT#2	Resp#1	Resp#2	ug/l	ug/l
37) l7	1248-3	0.000	0.000	0	0	N.D. d	N.D. d
38) l7	1248-4	0.000	0.000	0	0	N.D. d	N.D. d
39) l7	1248-5	0.000	0.000	0	0	N.D. d	N.D. d
Sum	1248-1			0	0	N.D.	N.D.
Average	1248-1					0.000	0.000
41) l5	1232-1	0.000	0.000	0	0	N.D. d	N.D. d
42) l5	1232-2	0.000	0.000	0	0	N.D. d	N.D. d
43) l5	1232-3	0.000	0.000	0	0	N.D. d	N.D. d
44) l5	1232-4	0.000	0.000	0	0	N.D. d	N.D. d
45) l5	1232-5	0.000	0.000	0	0	N.D. d	N.D. d
Sum	1232-1			0	0	N.D.	N.D.
Average	1232-1					0.000	0.000
46) l8	1262-1	0.000	0.000	0	0	N.D. d	N.D. d
47) l8	1262-2	0.000	0.000	0	0	N.D. d	N.D. d
48) l8	1262-3	0.000	0.000	0	0	N.D. d	N.D. d
49) l8	1262-4	0.000	0.000	0	0	N.D. d	N.D. d
50) l8	1262-5	0.000	0.000	0	0	N.D.	N.D.
Sum	1262-1			0	0	N.D.	N.D.
Average	1262-1					0.000	0.000

SemiQuant Compounds - Not Calibrated on this Instrument

Sum	1262-1			0	0	N.D.	N.D.
Average	1262-1					0.000	0.000

(f)=RT Delta > 1/2 Window (D)=Amounts differ by > 40% (m)=manual int.
(#)=Recovery Exceeds Compound Acceptance Limits.
(I,C,F) I=Interference, C=Coelluting Calibration Peak, F=Fails CC Criteria.

Sub List : Default - All compounds listeda-23.D••d)

Data Path : I:\Pest19\201028a\
Data File : 19201028a-35.D
Signal(s) : Signal #1: ECD1A.ch Signal #2: ECD2B.ch
Acq On : 28 Oct 2020 07:11 pm
Operator : pest19:cw
Sample : L2046791-05,42,,
Misc : wg1427434,WG1427443,ical16927
ALS Vial : 35 Sample Multiplier: 1

Integration File signal 1: events.e
Integration File signal 2: events2.e
Quant Time: Oct 28 19:38:53 2020
Quant Method : I:\Pest19\201028a\P19_pcb_06_24_20_ugL_ICAL16927.m
Quant Title : pcb
QLast Update : Thu Oct 22 11:33:29 2020
Response via : Initial Calibration
Integrator: ChemStation

Volume Inj. :
Signal #1 Phase : Signal #2 Phase:
Signal #1 Info : Signal #2 Info :

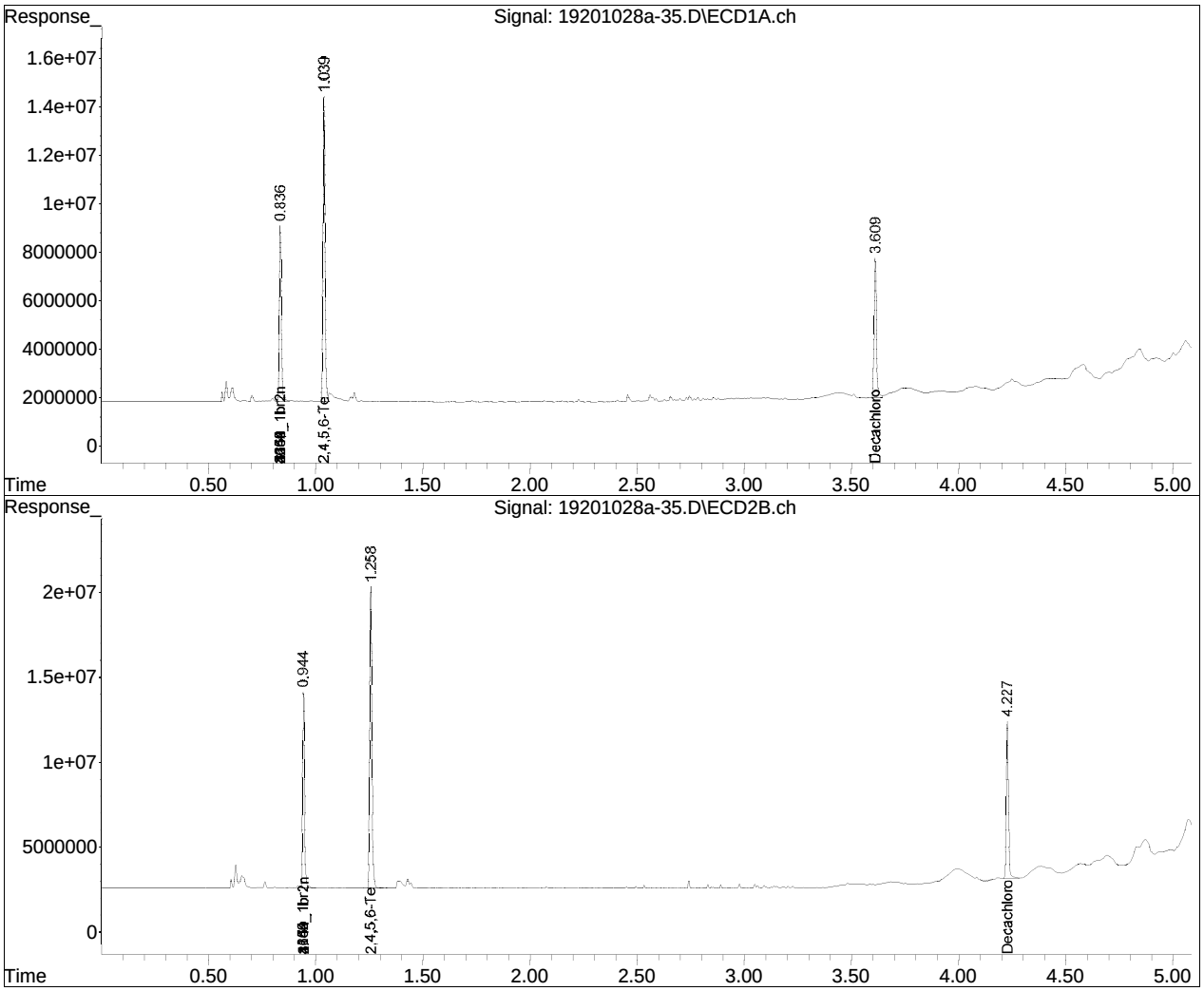

Manual Integration Report

Data Path : I:\Pest19\201028a\
Data File : 19201028a-35.D
Date Inj'd : 10/28/2020 7:11 pm
Sample : L2046791-05,42,,

QMethod : P19_pcb_06_24_20_ugL_ICA
Operator : pest19:cw
Instrument : Pest 19
Quant Date : 10/28/2020 7:36 pm

Compound #54: Decachlorobiphenyl #2

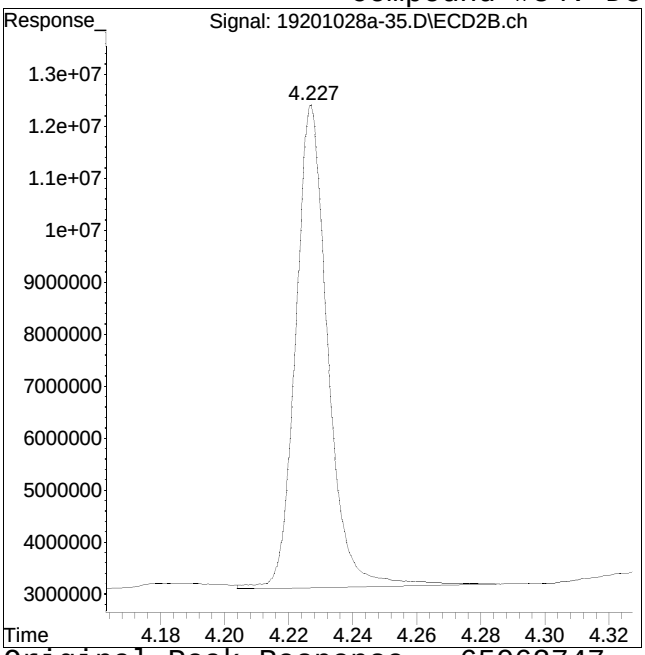

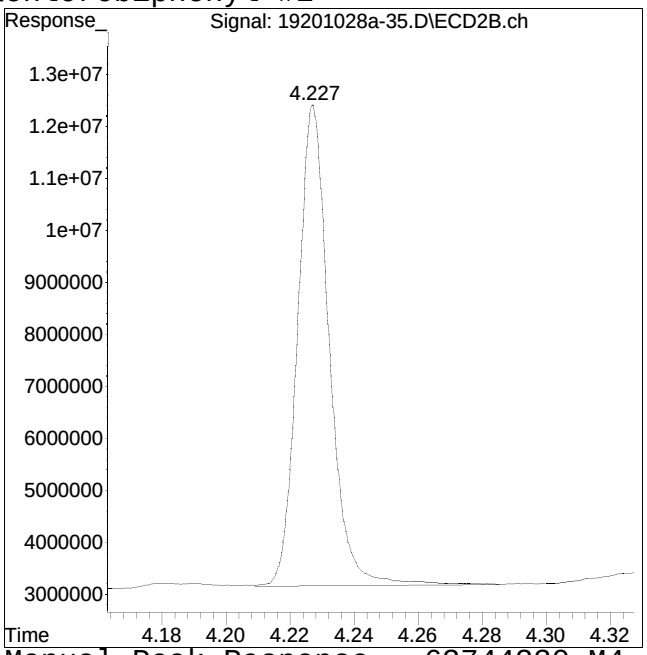

Original Peak Response = 65062747 Manual Peak Response = 63744330 M4
M4 = Poor automated baseline construction.

Quantitation Report (QT Reviewed)

Data Path : I:\Pest19\201028a\
Data File : 19201028a-36.D
Signal(s) : Signal #1: ECD1A.ch Signal #2: ECD2B.ch
Acq On : 28 Oct 2020 07:18 pm
Operator : pest19:cw
Sample : L2046791-06,42,,
Misc : wg1427434,WG1427443,ical16927
ALS Vial : 36 Sample Multiplier: 1

Integration File signal 1: events.e
Integration File signal 2: events2.e
Quant Time: Oct 28 19:39:55 2020
Quant Method : I:\Pest19\201028a\P19_pcb_06_24_20_ugL_ICAL16927.m
Quant Title : pcb
QLast Update : Thu Oct 22 11:33:29 2020
Response via : Initial Calibration
Integrator: ChemStation

Volume Inj. :
Signal #1 Phase : Signal #2 Phase:
Signal #1 Info : Signal #2 Info :

CCAL FILE(s) : 1 - I:\Pest19\201028a\19201028a-23.D
Sub List : Default - All compounds listed

	Compound	RT#1	RT#2	Resp#1	Resp#2	ug/l	ug/l
	Internal Standards						
1) i	1660_1br2nb	0.835	0.965	51228269	73598842	250.000M4	250.000M3
	Standard Area 1 : #1 = 47045019				Recovery = 108.89%		
	Standard Area 1 : #2 = 69222731				Recovery = 106.32%		
14) i	2154_1br2nb	0.835	0.965	51228269	73598842	250.000M4	250.000M3
23) i	4268_1br2nb	0.835	0.965	51228269	73598842	250.000M4	250.000M3
34) i	1248_1br2nb	0.835	0.965	51228269	73598842	250.000M4	250.000M3
40) i	3262_1br2nb	0.835	0.965	51228269	73598842	250.000M4	250.000M3
	System Monitoring Compounds						
2) s	2,4,5,6-Tetr	1.039	1.279	88147780	130.2E6	323.010	345.671
	Spiked Amount 500.000	Range 30 - 150		Recovery = 64.60%		69.13%	
3) s	Decachlorobi	3.608	4.248	57836919	84054887	328.043M4	281.899M4
	Spiked Amount 500.000	Range 30 - 150		Recovery = 65.61%		56.38%	
	Target Compounds						
4) l1	1016-1	0.000	0.000	0	0	N.D. d	N.D. d
5) l1	1016-2	0.000	0.000	0	0	N.D. d	N.D. d
6) l1	1016-3	0.000	0.000	0	0	N.D.	N.D.
7) l1	1016-4	0.000	0.000	0	0	N.D. d	N.D. d
8) l1	1016-5	0.000	0.000	0	0	N.D.	N.D.
	Sum 1016-1			0	0	N.D.	N.D.
	Average 1016-1					0.000	0.000
9) l2	1260-1	0.000	0.000	0	0	N.D. d	N.D. d
10) l2	1260-2	0.000	0.000	0	0	N.D. d	N.D. d

Quantitation Report (QT Reviewed)

Data Path : I:\Pest19\201028a\
Data File : 19201028a-36.D
Signal(s) : Signal #1: ECD1A.ch Signal #2: ECD2B.ch
Acq On : 28 Oct 2020 07:18 pm
Operator : pest19:cw
Sample : L2046791-06,42,,
Misc : wg1427434,WG1427443,ical16927
ALS Vial : 36 Sample Multiplier: 1

Integration File signal 1: events.e
Integration File signal 2: events2.e
Quant Time: Oct 28 19:39:55 2020
Quant Method : I:\Pest19\201028a\P19_pcb_06_24_20_ugL_ICAL16927.m
Quant Title : pcb
QLast Update : Thu Oct 22 11:33:29 2020
Response via : Initial Calibration
Integrator: ChemStation

Volume Inj. :
Signal #1 Phase : Signal #2 Phase:
Signal #1 Info : Signal #2 Info :

CCAL FILE(s) : 1 - I:\Pest19\201028a\19201028a-23.D
Sub List : Default - All compounds listed

	Compound	RT#1	RT#2	Resp#1	Resp#2	ug/l	ug/l
11) l2	1260-3	0.000	0.000	0	0	N.D. d	N.D. d
12) l2	1260-4	0.000	0.000	0	0	N.D. d	N.D. d
13) l2	1260-5	0.000	0.000	0	0	N.D. d	N.D. d
Sum	1260-1			0	0	N.D.	N.D.
Average	1260-1					0.000	0.000
15) l3	1221-2	0.000	0.000	0	0	N.D. d	N.D. d
16) l3	1221-3	0.000	0.000	0	0	N.D. d	N.D. d
17) l3	1221-4	0.000	0.000	0	0	N.D. d	N.D. d
Sum	1221-2			0	0	N.D.	N.D.
Average	1221-2					0.000	0.000
18) l4	1254-1	0.000	0.000	0	0	N.D. d	N.D. d
19) l4	1254-2	0.000	0.000	0	0	N.D. d	N.D. d
20) l4	1254-3	0.000	0.000	0	0	N.D. d	N.D. d
21) l4	1254-4	0.000	0.000	0	0	N.D. d	N.D. d
22) l4	1254-5	0.000	0.000	0	0	N.D. d	N.D. d
Sum	1254-1			0	0	N.D.	N.D.
Average	1254-1					0.000	0.000
24) l6	1242-1	0.000	0.000	0	0	N.D. d	N.D. d
25) l6	1242-2	0.000	0.000	0	0	N.D. d	N.D. d
26) l6	1242-3	0.000	0.000	0	0	N.D.	N.D.
27) l6	1242-4	0.000	0.000	0	0	N.D.	N.D.
28) l6	1242-5	0.000	0.000	0	0	N.D. d	N.D. d
Sum	1242-1			0	0	N.D.	N.D.
Average	1242-1					0.000	0.000
29) l9	1268-1	0.000	0.000	0	0	N.D. d	N.D. d
30) l9	1268-2	0.000	0.000	0	0	N.D. d	N.D. d
31) l9	1268-3	0.000	0.000	0	0	N.D. d	N.D. d
32) l9	1268-4	0.000	0.000	0	0	N.D.	N.D.

Quantitation Report (QT Reviewed)

Data Path : I:\Pest19\201028a\
Data File : 19201028a-36.D
Signal(s) : Signal #1: ECD1A.ch Signal #2: ECD2B.ch
Acq On : 28 Oct 2020 07:18 pm
Operator : pest19:cw
Sample : L2046791-06,42,,
Misc : wg1427434,WG1427443,ical16927
ALS Vial : 36 Sample Multiplier: 1

Integration File signal 1: events.e
Integration File signal 2: events2.e
Quant Time: Oct 28 19:39:55 2020
Quant Method : I:\Pest19\201028a\P19_pcb_06_24_20_ugL_ICAL16927.m
Quant Title : pcb
QLast Update : Thu Oct 22 11:33:29 2020
Response via : Initial Calibration
Integrator: ChemStation

Volume Inj. :
Signal #1 Phase : Signal #2 Phase:
Signal #1 Info : Signal #2 Info :

CCAL FILE(s) : 1 - I:\Pest19\201028a\19201028a-23.D
Sub List : Default - All compounds listed

Compound		RT#1	RT#2	Resp#1	Resp#2	ug/l	ug/l
33) l9	1268-5	0.000	0.000	0	0	N.D. d	N.D. d
Sum	1268-1			0	0	N.D.	N.D.
Average	1268-1					0.000	0.000
35) l7	1248-1	0.000	0.000	0	0	N.D.	N.D.
36) l7	1248-2	0.000	0.000	0	0	N.D.	N.D.
37) l7	1248-3	0.000	0.000	0	0	N.D.	N.D.
38) l7	1248-4	0.000	0.000	0	0	N.D. d	N.D. d
39) l7	1248-5	0.000	0.000	0	0	N.D. d	N.D. d
Sum	1248-1			0	0	N.D.	N.D.
Average	1248-1					0.000	0.000
41) l5	1232-1	0.000	0.000	0	0	N.D. d	N.D. d
42) l5	1232-2	0.000	0.000	0	0	N.D. d	N.D. d
43) l5	1232-3	0.000	0.000	0	0	N.D.	N.D.
44) l5	1232-4	0.000	0.000	0	0	N.D. d	N.D. d
45) l5	1232-5	0.000	0.000	0	0	N.D. d	N.D. d
Sum	1232-1			0	0	N.D.	N.D.
Average	1232-1					0.000	0.000
46) l8	1262-1	0.000	0.000	0	0	N.D. d	N.D. d
47) l8	1262-2	0.000	0.000	0	0	N.D. d	N.D. d
48) l8	1262-3	0.000	0.000	0	0	N.D.	N.D.
49) l8	1262-4	0.000	0.000	0	0	N.D. d	N.D. d
50) l8	1262-5	0.000	0.000	0	0	N.D.	N.D.
Sum	1262-1			0	0	N.D.	N.D.
Average	1262-1					0.000	0.000

SemiQuant Compounds - Not Calibrated on this Instrument

Sum	1262-1			0	0	N.D.	N.D.
Average	1262-1					0.000	0.000

Quantitation Report (QT Reviewed)

Data Path : I:\Pest19\201028a\
Data File : 19201028a-36.D
Signal(s) : Signal #1: ECD1A.ch Signal #2: ECD2B.ch
Acq On : 28 Oct 2020 07:18 pm
Operator : pest19:cw
Sample : L2046791-06,42,,
Misc : wg1427434,WG1427443,ical16927
ALS Vial : 36 Sample Multiplier: 1

Integration File signal 1: events.e
Integration File signal 2: events2.e
Quant Time: Oct 28 19:39:55 2020
Quant Method : I:\Pest19\201028a\P19_pcb_06_24_20_ugL_ICAL16927.m
Quant Title : pcb
QLast Update : Thu Oct 22 11:33:29 2020
Response via : Initial Calibration
Integrator: ChemStation

Volume Inj. :
Signal #1 Phase : Signal #2 Phase:
Signal #1 Info : Signal #2 Info :

CCAL FILE(s) : 1 - I:\Pest19\201028a\19201028a-23.D
Sub List : Default - All compounds listed

Compound	RT#1	RT#2	Resp#1	Resp#2	ug/l	ug/l

(f)=RT Delta > 1/2 Window (D)=Amounts differ by > 40% (m)=manual int.
(#)=Recovery Exceeds Compound Acceptance Limits.
(I,C,F) I=Interference, C=Coelluting Calibration Peak, F=Fails CC Criteria.

Sub List : Default - All compounds listeda-23.D••d)

Data Path : I:\Pest19\201028a\
Data File : 19201028a-36.D
Signal(s) : Signal #1: ECD1A.ch Signal #2: ECD2B.ch
Acq On : 28 Oct 2020 07:18 pm
Operator : pest19:cw
Sample : L2046791-06,42,,
Misc : wg1427434,WG1427443,ical16927
ALS Vial : 36 Sample Multiplier: 1

Integration File signal 1: events.e
Integration File signal 2: events2.e
Quant Time: Oct 28 19:39:55 2020
Quant Method : I:\Pest19\201028a\P19_pcb_06_24_20_ugL_ICAL16927.m
Quant Title : pcb
QLast Update : Thu Oct 22 11:33:29 2020
Response via : Initial Calibration
Integrator: ChemStation

Volume Inj. :
Signal #1 Phase : Signal #2 Phase:
Signal #1 Info : Signal #2 Info :

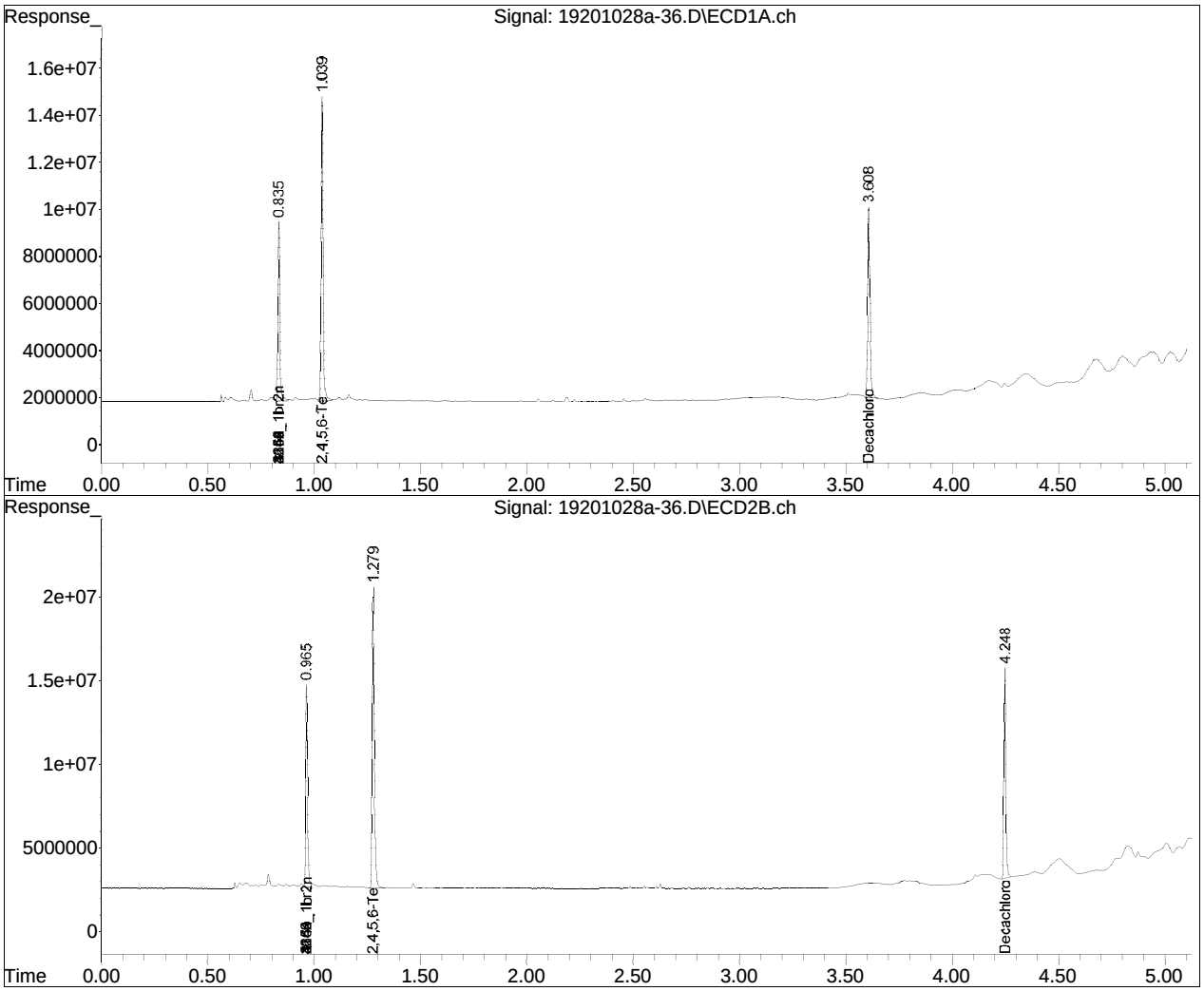

Manual Integration Report

Data Path : I:\Pest19\201028a\
Data File : 19201028a-36.D
Date Inj'd : 10/28/2020 7:18 pm
Sample : L2046791-06,42,,

QMethod : P19_pcb_06_24_20_ugL_ICA
Operator : pest19:cw
Instrument : Pest 19
Quant Date : 10/28/2020 7:36 pm

Compound #1: 1660_1br2nb

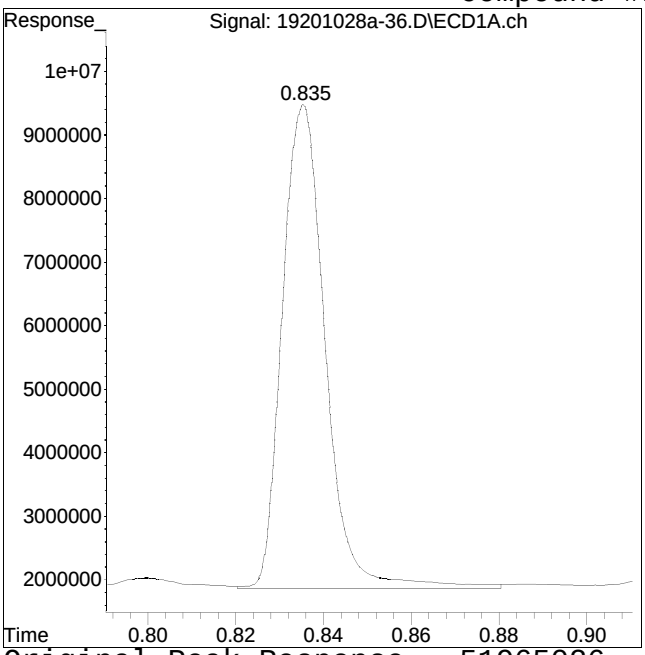

Original Peak Response = 51965026

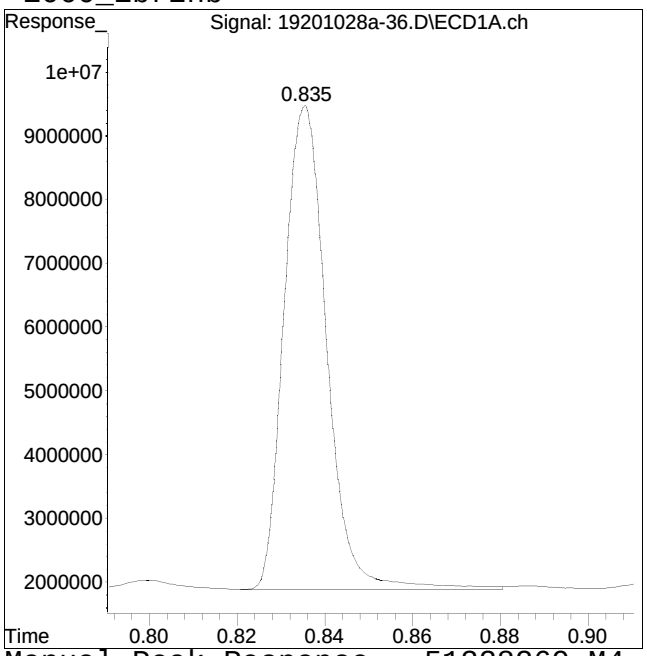

Manual Peak Response = 51228269 M4

M4 = Poor automated baseline construction.

Manual Integration Report

Data Path : I:\Pest19\201028a\
Data File : 19201028a-36.D
Date Inj'd : 10/28/2020 7:18 pm
Sample : L2046791-06,42,,

QMethod : P19_pcb_06_24_20_ugL_ICA
Operator : pest19:cw
Instrument : Pest 19
Quant Date : 10/28/2020 7:36 pm

Compound #52: 1660_1br2nb #2

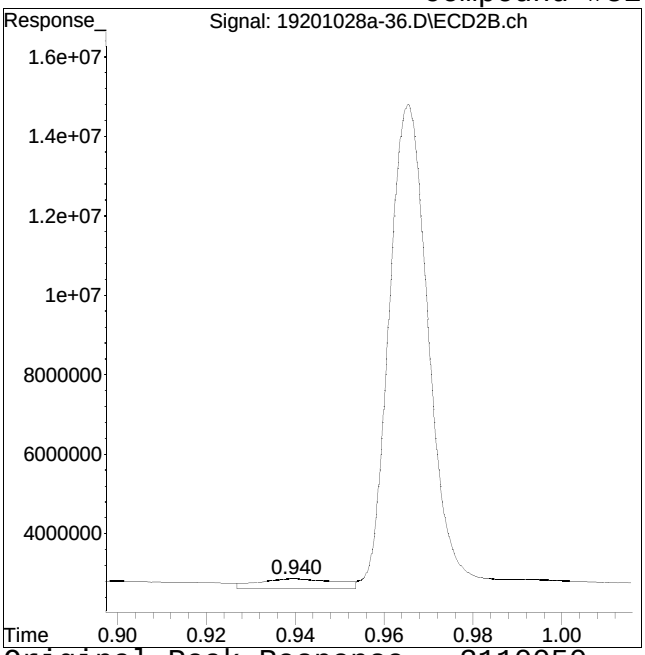

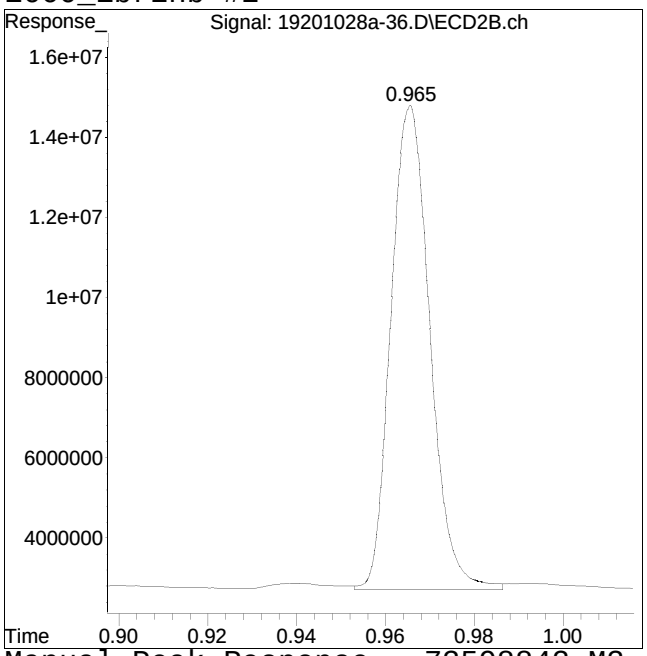

Original Peak Response = 3110050 Manual Peak Response = 73598842 M3
M3 = Misidentification of the peak (i.e. 1,4-dichlorobenzene identified as 1,3-dichlorobenzene), or misidentification from 2 partially resolved peaks not being split.

Manual Integration Report

Data Path : I:\Pest19\201028a\
Data File : 19201028a-36.D
Date Inj'd : 10/28/2020 7:18 pm
Sample : L2046791-06,42,,

QMethod : P19_pcb_06_24_20_ugL_ICA
Operator : pest19:cw
Instrument : Pest 19
Quant Date : 10/28/2020 7:36 pm

Compound #3: Decachlorobiphenyl

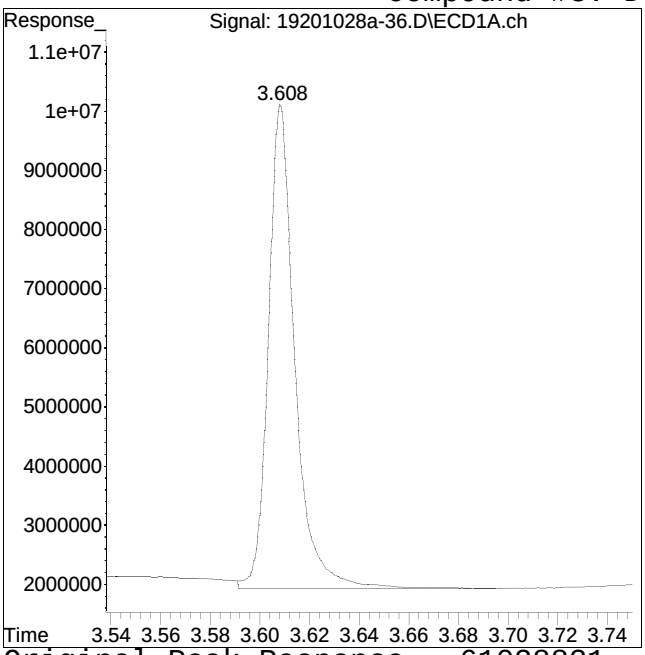

Original Peak Response = 61028831

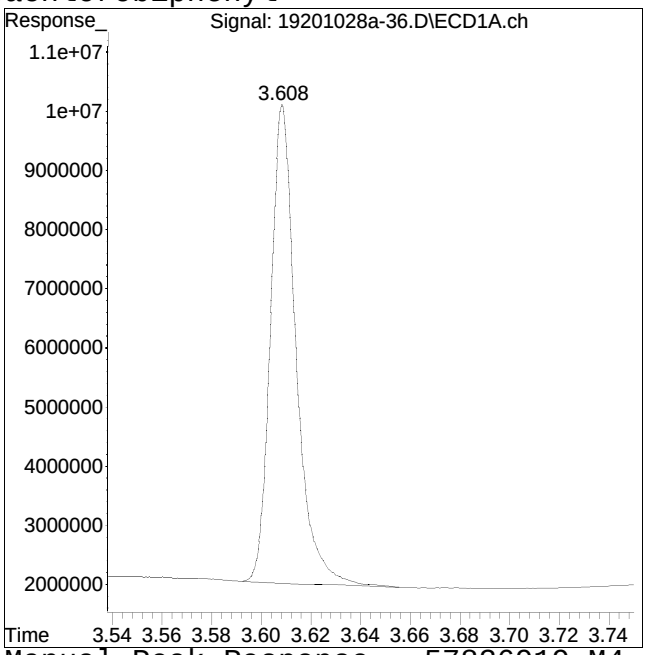

Manual Peak Response = 57836919 M4

M4 = Poor automated baseline construction.

Manual Integration Report

Data Path	: I:\Pest19\201028a\	QMethod	: P19_pcb_06_24_20_ugL_ICA
Data File	: 19201028a-36.D	Operator	: pest19:cw
Date Inj'd	: 10/28/2020 7:18 pm	Instrument	: Pest 19
Sample	: L2046791-06,42,,	Quant Date	: 10/28/2020 7:36 pm

Compound #54: Decachlorobiphenyl #2

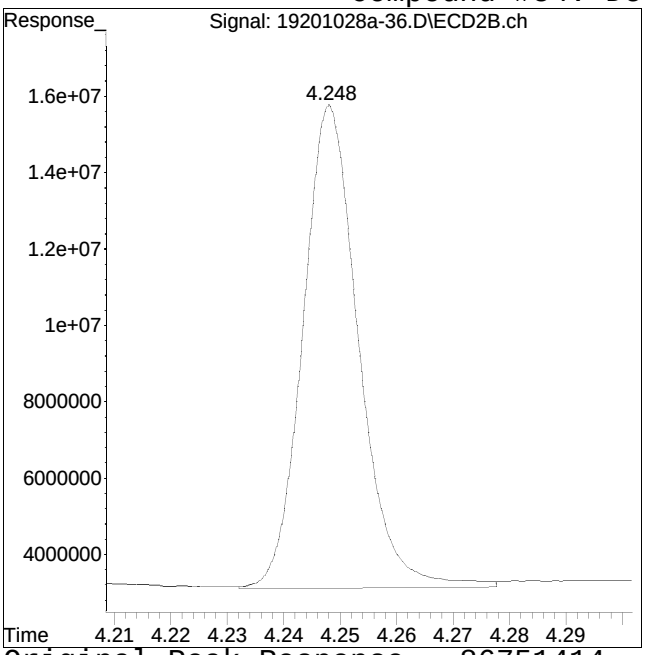

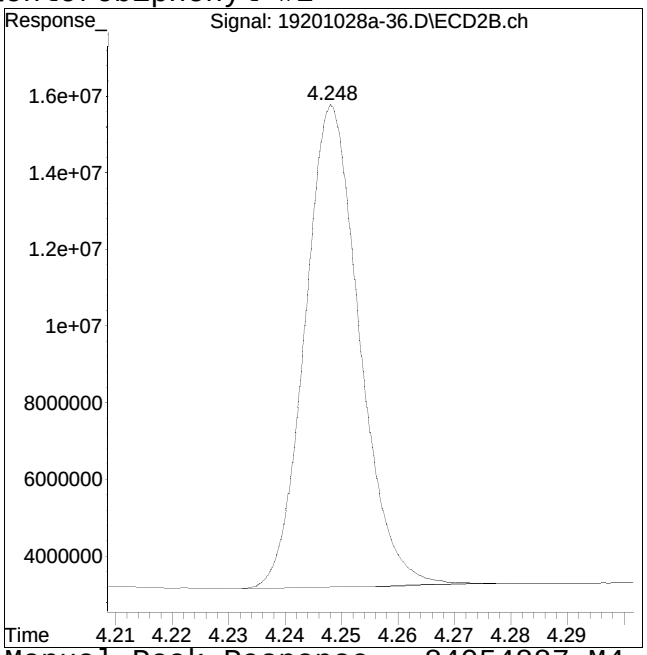

Original Peak Response = 86751414 Manual Peak Response = 84054887 M4
M4 = Poor automated baseline construction.

Quantitation Report (QT Reviewed)

Data Path : I:\Pest19\201028a\
Data File : 19201028a-37.D
Signal(s) : Signal #1: ECD1A.ch Signal #2: ECD2B.ch
Acq On : 28 Oct 2020 07:25 pm
Operator : pest19:cw
Sample : L2046791-07,42,,
Misc : wg1427434,WG1427443,ical16927
ALS Vial : 37 Sample Multiplier: 1

Integration File signal 1: events.e
Integration File signal 2: events2.e
Quant Time: Oct 28 19:41:51 2020
Quant Method : I:\Pest19\201028a\P19_pcb_06_24_20_ugL_ICAL16927.m
Quant Title : pcb
QLast Update : Thu Oct 22 11:33:29 2020
Response via : Initial Calibration
Integrator: ChemStation

Volume Inj. :
Signal #1 Phase : Signal #2 Phase:
Signal #1 Info : Signal #2 Info :

CCAL FILE(s) : 1 - I:\Pest19\201028a\19201028a-23.D
Sub List : Default - All compounds listed

	Compound	RT#1	RT#2	Resp#1	Resp#2	ug/l	ug/l
	Internal Standards						
1) i	1660_1br2nb	0.839	0.947	52333174	75217962	250.000	250.000
	Standard Area 1 : #1 = 47045019				Recovery =	111.24%	
	Standard Area 1 : #2 = 69222731				Recovery =	108.66%	
14) i	2154_1br2nb	0.839	0.947	52333174	75217962	250.000	250.000
23) i	4268_1br2nb	0.839	0.947	52333174	75217962	250.000	250.000
34) i	1248_1br2nb	0.839	0.947	52333174	75217962	250.000	250.000
40) i	3262_1br2nb	0.839	0.947	52333174	75217962	250.000	250.000
	System Monitoring Compounds						
2) s	2,4,5,6-Tetr	1.042	1.260	82649721	124.6E6	296.469	323.778
	Spiked Amount 500.000	Range 30 - 150		Recovery =		59.29%	64.76%
3) s	Decachlorobi	3.609	4.226	56124354	94252794	311.609M3	309.296M4
	Spiked Amount 500.000	Range 30 - 150		Recovery =		62.32%	61.86%
	Target Compounds						
4) l1	1016-1	0.000	0.000	0	0	N.D. d	N.D. d
5) l1	1016-2	0.000	0.000	0	0	N.D. d	N.D. d
6) l1	1016-3	0.000	0.000	0	0	N.D. d	N.D. d
7) l1	1016-4	0.000	0.000	0	0	N.D. d	N.D. d
8) l1	1016-5	0.000	0.000	0	0	N.D. d	N.D. d
	Sum 1016-1			0	0	N.D.	N.D.
	Average 1016-1					0.000	0.000
9) l2	1260-1	2.392	2.825	14512136	18316408	1221.000M4	985.094M1
10) l2	1260-2	2.515	2.921	20597280	23931339	1169.529M3	1070.926M3
11) l2	1260-3	2.784	3.279	10843228	17103185	953.232M3	899.779M4
12) l2	1260-4	2.926	3.408	26974147	44845118	1124.898M3	1120.615M4

Quantitation Report (QT Reviewed)

Data Path : I:\Pest19\201028a\
Data File : 19201028a-37.D
Signal(s) : Signal #1: ECD1A.ch Signal #2: ECD2B.ch
Acq On : 28 Oct 2020 07:25 pm
Operator : pest19:cw
Sample : L2046791-07,42,,
Misc : wg1427434,WG1427443,ical16927
ALS Vial : 37 Sample Multiplier: 1

Integration File signal 1: events.e
Integration File signal 2: events2.e
Quant Time: Oct 28 19:41:51 2020
Quant Method : I:\Pest19\201028a\P19_pcb_06_24_20_ugL_ICAL16927.m
Quant Title : pcb
QLast Update : Thu Oct 22 11:33:29 2020
Response via : Initial Calibration
Integrator: ChemStation

Volume Inj. :
Signal #1 Phase : Signal #2 Phase:
Signal #1 Info : Signal #2 Info :

CCAL FILE(s) : 1 - I:\Pest19\201028a\19201028a-23.D
Sub List : Default - All compounds listed

	Compound	RT#1	RT#2	Resp#1	Resp#2	ug/l	ug/l
13) l2	1260-5	3.057	3.598	15416357	30678417	1254.435M3	1117.258M3
Sum	1260-1			88343148	134.9E6	5723.094	5193.672
Average	1260-1					1144.619	1038.734
15) l3	1221-2	0.000	0.000	0	0	N.D. d	N.D. d
16) l3	1221-3	0.000	0.000	0	0	N.D. d	N.D. d
17) l3	1221-4	0.000	0.000	0	0	N.D. d	N.D. d
Sum	1221-2			0	0	N.D.	N.D.
Average	1221-2					0.000	0.000
18) l4	1254-1	0.000	0.000	0	0	N.D. d	N.D. d
19) l4	1254-2	0.000	0.000	0	0	N.D. d	N.D. d
20) l4	1254-3	0.000	0.000	0	0	N.D. d	N.D. d
21) l4	1254-4	0.000	0.000	0	0	N.D. d	N.D. d
22) l4	1254-5	0.000	0.000	0	0	N.D. d	N.D. d
Sum	1254-1			0	0	N.D.	N.D.
Average	1254-1					0.000	0.000
24) l6	1242-1	0.000	0.000	0	0	N.D. d	N.D. d
25) l6	1242-2	0.000	0.000	0	0	N.D. d	N.D. d
26) l6	1242-3	0.000	0.000	0	0	N.D. d	N.D. d
27) l6	1242-4	0.000	0.000	0	0	N.D. d	N.D. d
28) l6	1242-5	0.000	0.000	0	0	N.D. d	N.D. d
Sum	1242-1			0	0	N.D.	N.D.
Average	1242-1					0.000	0.000
29) l9	1268-1	0.000	0.000	0	0	N.D. d	N.D. d
30) l9	1268-2	0.000	0.000	0	0	N.D. d	N.D. d
31) l9	1268-3	0.000	0.000	0	0	N.D. d	N.D. d
32) l9	1268-4	0.000	0.000	0	0	N.D. d	N.D. d

Data Path : I:\Pest19\201028a\
Data File : 19201028a-37.D
Signal(s) : Signal #1: ECD1A.ch Signal #2: ECD2B.ch
Acq On : 28 Oct 2020 07:25 pm
Operator : pest19:cw
Sample : L2046791-07,42,,
Misc : wg1427434,WG1427443,ical16927
ALS Vial : 37 Sample Multiplier: 1

Integration File signal 1: events.e
Integration File signal 2: events2.e
Quant Time: Oct 28 19:41:51 2020
Quant Method : I:\Pest19\201028a\P19_pcb_06_24_20_ugL_ICAL16927.m
Quant Title : pcb
QLast Update : Thu Oct 22 11:33:29 2020
Response via : Initial Calibration
Integrator: ChemStation

Volume Inj. :
Signal #1 Phase : Signal #2 Phase:
Signal #1 Info : Signal #2 Info :

CCAL FILE(s) : 1 - I:\Pest19\201028a\19201028a-23.D
Sub List : Default - All compounds listed

	Compound	RT#1	RT#2	Resp#1	Resp#2	ug/l	ug/l
33) l9	1268-5	0.000	0.000	0	0	N.D. d	N.D. d
Sum	1268-1			0	0	N.D.	N.D.
Average	1268-1					0.000	0.000
35) l7	1248-1	0.000	0.000	0	0	N.D. d	N.D. d
36) l7	1248-2	0.000	0.000	0	0	N.D. d	N.D. d
37) l7	1248-3	0.000	0.000	0	0	N.D. d	N.D. d
38) l7	1248-4	0.000	0.000	0	0	N.D. d	N.D. d
39) l7	1248-5	0.000	0.000	0	0	N.D. d	N.D. d
Sum	1248-1			0	0	N.D.	N.D.
Average	1248-1					0.000	0.000
41) l5	1232-1	0.000	0.000	0	0	N.D. d	N.D. d
42) l5	1232-2	0.000	0.000	0	0	N.D. d	N.D. d
43) l5	1232-3	0.000	0.000	0	0	N.D. d	N.D. d
44) l5	1232-4	0.000	0.000	0	0	N.D. d	N.D. d
45) l5	1232-5	0.000	0.000	0	0	N.D. d	N.D. d
Sum	1232-1			0	0	N.D.	N.D.
Average	1232-1					0.000	0.000
46) l8	1262-1	0.000	0.000	0	0	N.D. d	N.D. d
47) l8	1262-2	0.000	0.000	0	0	N.D. d	N.D. d
48) l8	1262-3	0.000	0.000	0	0	N.D. d	N.D. d
49) l8	1262-4	0.000	0.000	0	0	N.D. d	N.D. d
50) l8	1262-5	0.000	0.000	0	0	N.D. d	N.D. d
Sum	1262-1			0	0	N.D.	N.D.
Average	1262-1					0.000	0.000

SemiQuant Compounds - Not Calibrated on this Instrument

Sum	1262-1			0	0	N.D.	N.D.
Average	1262-1					0.000	0.000

Quantitation Report (QT Reviewed)

Data Path : I:\Pest19\201028a\
Data File : 19201028a-37.D
Signal(s) : Signal #1: ECD1A.ch Signal #2: ECD2B.ch
Acq On : 28 Oct 2020 07:25 pm
Operator : pest19:cw
Sample : L2046791-07,42,,
Misc : wg1427434,WG1427443,ical16927
ALS Vial : 37 Sample Multiplier: 1

Integration File signal 1: events.e
Integration File signal 2: events2.e
Quant Time: Oct 28 19:41:51 2020
Quant Method : I:\Pest19\201028a\P19_pcb_06_24_20_ugL_ICAL16927.m
Quant Title : pcb
QLast Update : Thu Oct 22 11:33:29 2020
Response via : Initial Calibration
Integrator: ChemStation

Volume Inj. :
Signal #1 Phase : Signal #2 Phase:
Signal #1 Info : Signal #2 Info :

CCAL FILE(s) : 1 - I:\Pest19\201028a\19201028a-23.D
Sub List : Default - All compounds listed

Compound	RT#1	RT#2	Resp#1	Resp#2	ug/l	ug/l

(f)=RT Delta > 1/2 Window (D)=Amounts differ by > 40% (m)=manual int.
(#)=Recovery Exceeds Compound Acceptance Limits.
(I,C,F) I=Interference, C=Coelluting Calibration Peak, F=Fails CC Criteria.

Sub List : Default - All compounds listeda-23.D••d)

Data Path : I:\Pest19\201028a\
Data File : 19201028a-37.D
Signal(s) : Signal #1: ECD1A.ch Signal #2: ECD2B.ch
Acq On : 28 Oct 2020 07:25 pm
Operator : pest19:cw
Sample : L2046791-07,42,,
Misc : wg1427434,WG1427443,ical16927
ALS Vial : 37 Sample Multiplier: 1

Integration File signal 1: events.e
Integration File signal 2: events2.e
Quant Time: Oct 28 19:41:51 2020
Quant Method : I:\Pest19\201028a\P19_pcb_06_24_20_ugL_ICAL16927.m
Quant Title : pcb
QLast Update : Thu Oct 22 11:33:29 2020
Response via : Initial Calibration
Integrator: ChemStation

Volume Inj. :
Signal #1 Phase : Signal #2 Phase:
Signal #1 Info : Signal #2 Info :

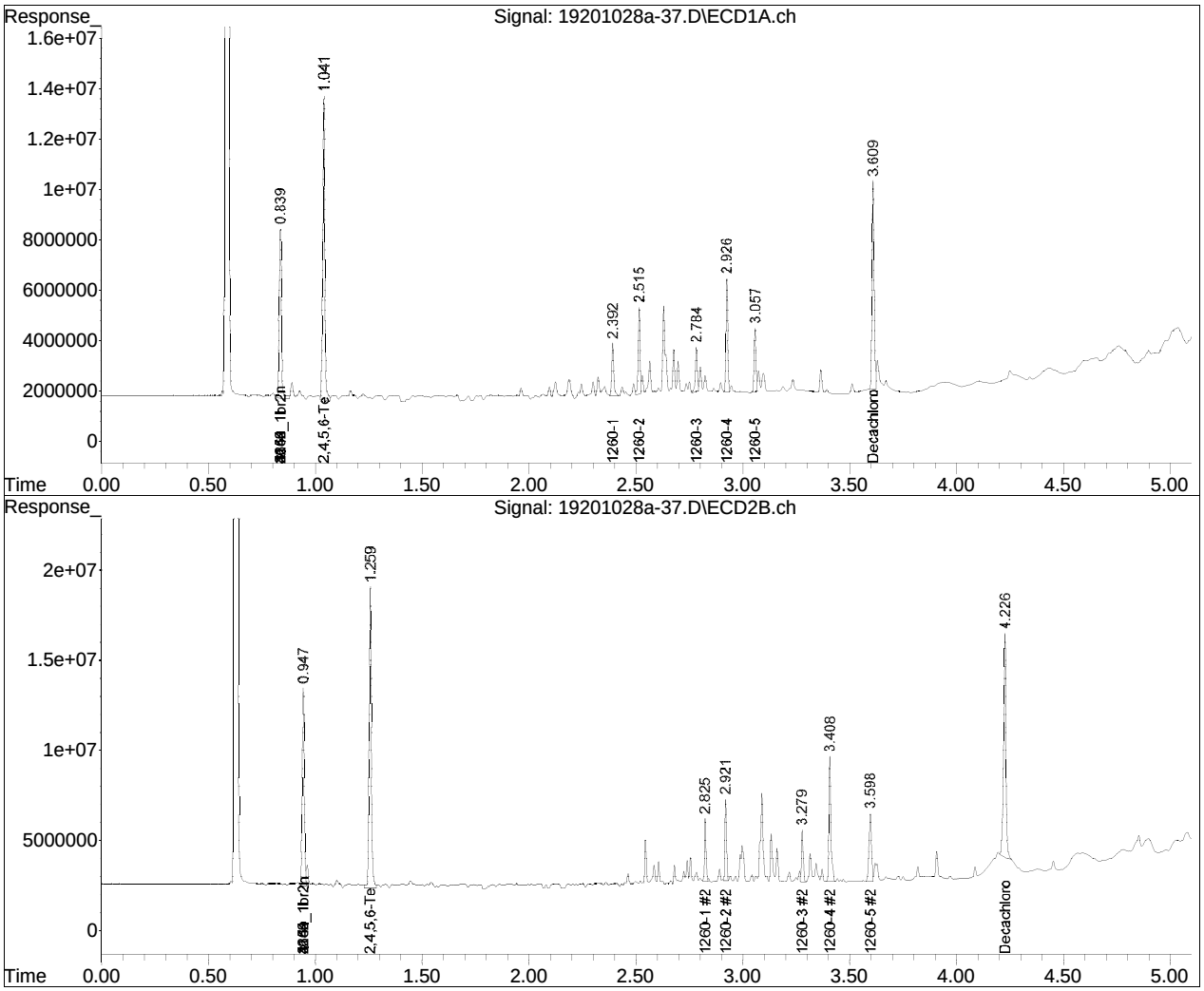

Manual Integration Report

Data Path : I:\Pest19\201028a\
Data File : 19201028a-37.D
Date Inj'd : 10/28/2020 7:25 pm
Sample : L2046791-07,42,,

QMethod : P19_pcb_06_24_20_ugL_ICA
Operator : pest19:cw
Instrument : Pest 19
Quant Date : 10/28/2020 7:36 pm

Compound #3: Decachlorobiphenyl

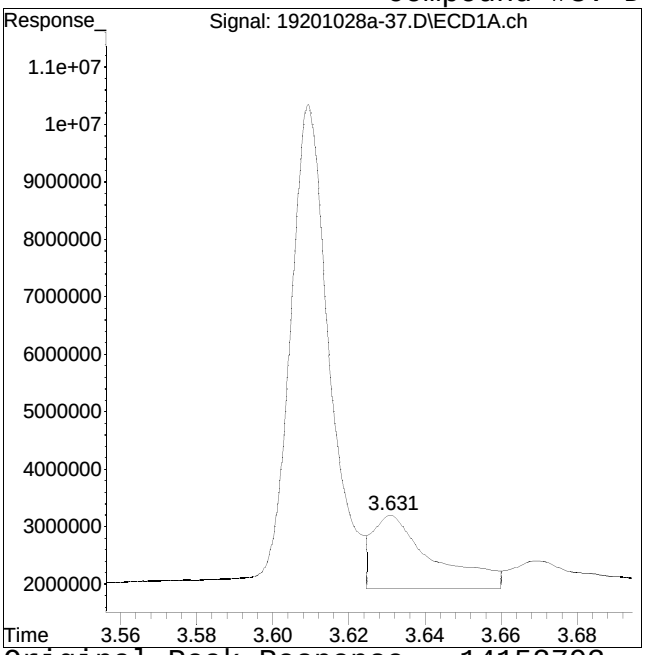

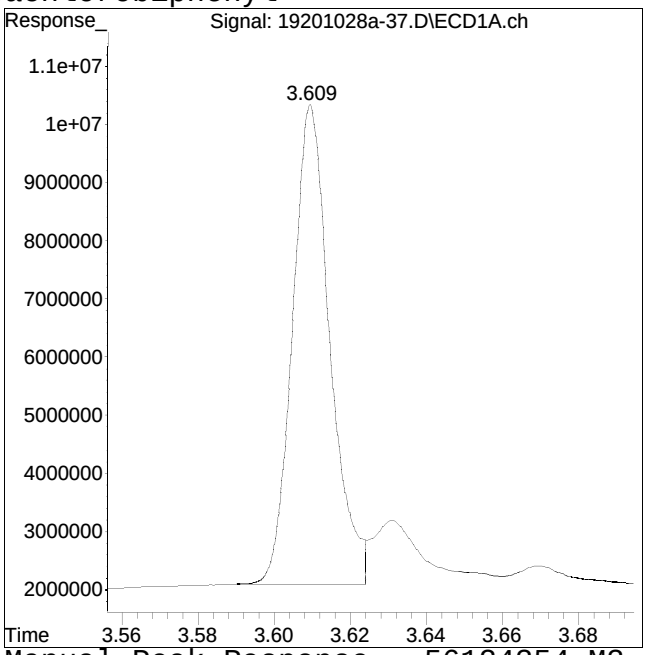

Original Peak Response = 14152793 Manual Peak Response = 56124354 M3
M3 = Misidentification of the peak (i.e. 1,4-dichlorobenzene identified as 1,3-dichlorobenzene), or misidentification from 2 partially resolved peaks not being split.

Manual Integration Report

Data Path : I:\Pest19\201028a\
Data File : 19201028a-37.D
Date Inj'd : 10/28/2020 7:25 pm
Sample : L2046791-07,42,,

QMethod : P19_pcb_06_24_20_ugL_ICA
Operator : pest19:cw
Instrument : Pest 19
Quant Date : 10/28/2020 7:36 pm

Compound #54: Decachlorobiphenyl #2

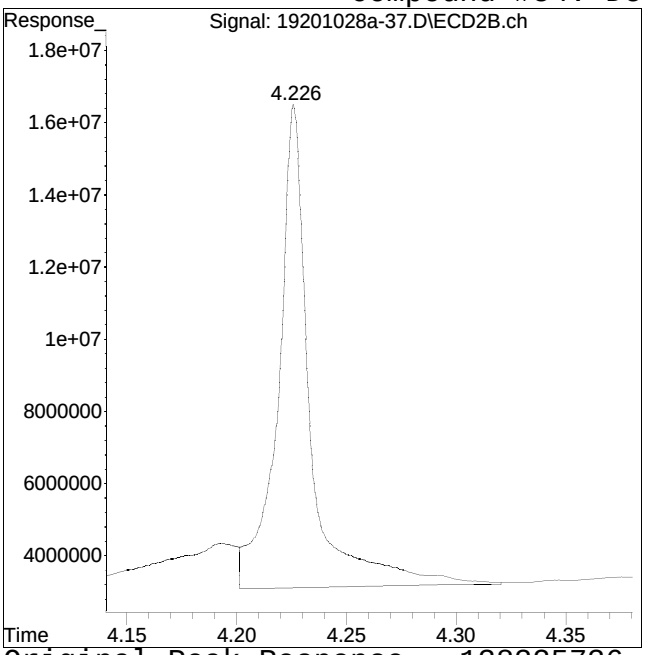

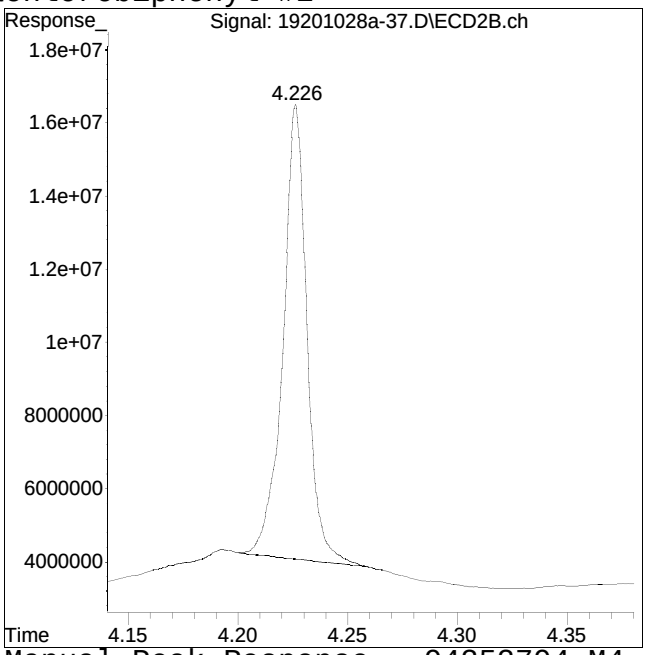

Original Peak Response = 138325736 Manual Peak Response = 94252794 M4
M4 = Poor automated baseline construction.

Manual Integration Report

Data Path : I:\Pest19\201028a\
Data File : 19201028a-37.D
Date Inj'd : 10/28/2020 7:25 pm
Sample : L2046791-07,42,,

QMethod : P19_pcb_06_24_20_ugL_ICA
Operator : pest19:cw
Instrument : Pest 19
Quant Date : 10/28/2020 7:36 pm

Compound #9: 1260-1

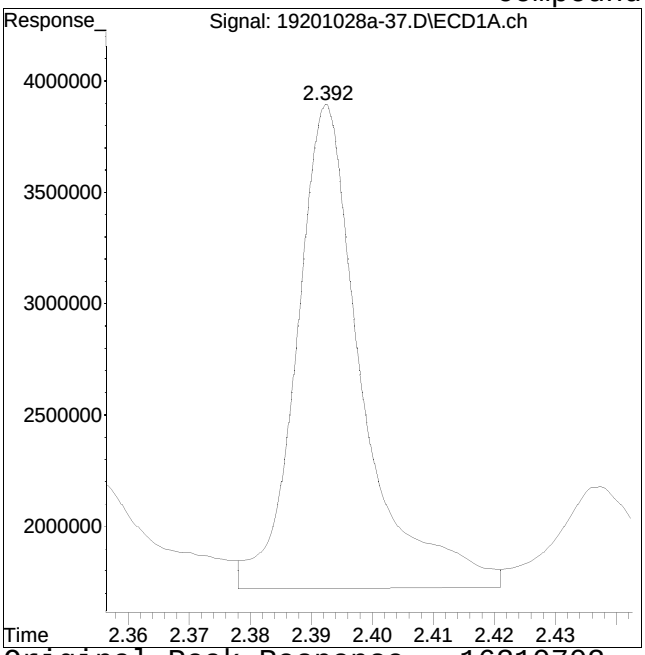

Original Peak Response = 16310702

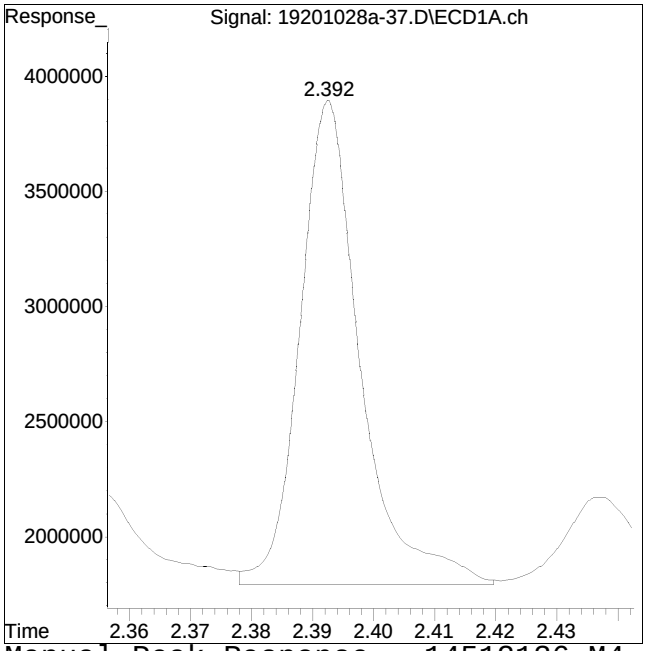

Manual Peak Response = 14512136 M4

M4 = Poor automated baseline construction.

Manual Integration Report

Data Path : I:\Pest19\201028a\
Data File : 19201028a-37.D
Date Inj'd : 10/28/2020 7:25 pm
Sample : L2046791-07,42,,

QMethod : P19_pcb_06_24_20_ugL_ICA
Operator : pest19:cw
Instrument : Pest 19
Quant Date : 10/28/2020 7:36 pm

Compound #60: 1260-1 #2

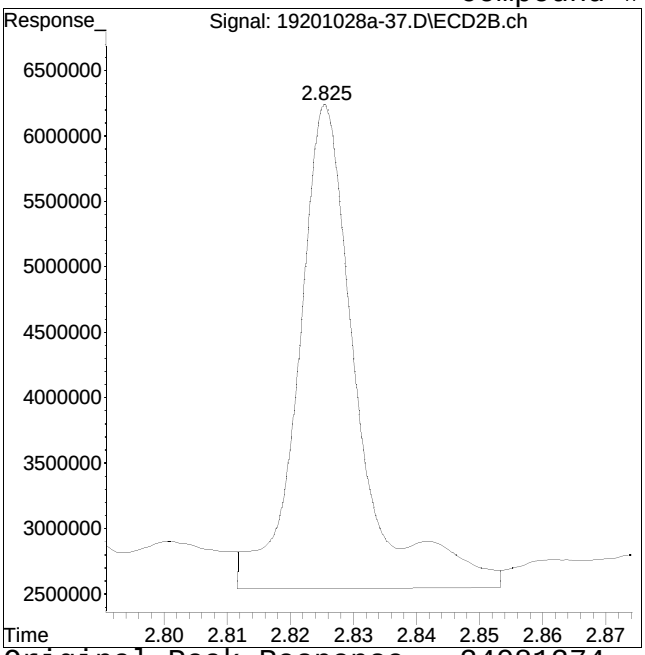

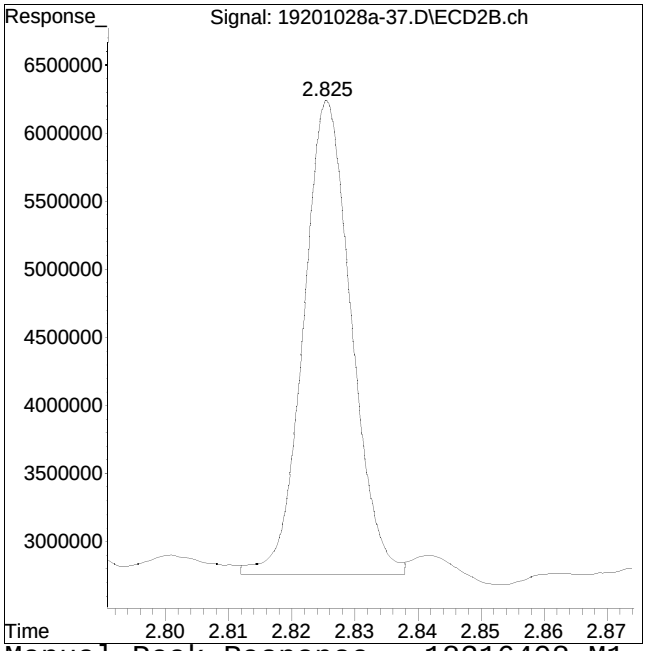

Original Peak Response = 24081274 Manual Peak Response = 18316408 M1
M1 = Split or tailing peak, auto integration stopped early resulting in false low area count.

Manual Integration Report

Data Path : I:\Pest19\201028a\
Data File : 19201028a-37.D
Date Inj'd : 10/28/2020 7:25 pm
Sample : L2046791-07,42,,

QMethod : P19_pcb_06_24_20_ugL_ICA
Operator : pest19:cw
Instrument : Pest 19
Quant Date : 10/28/2020 7:36 pm

Compound #10: 1260-2

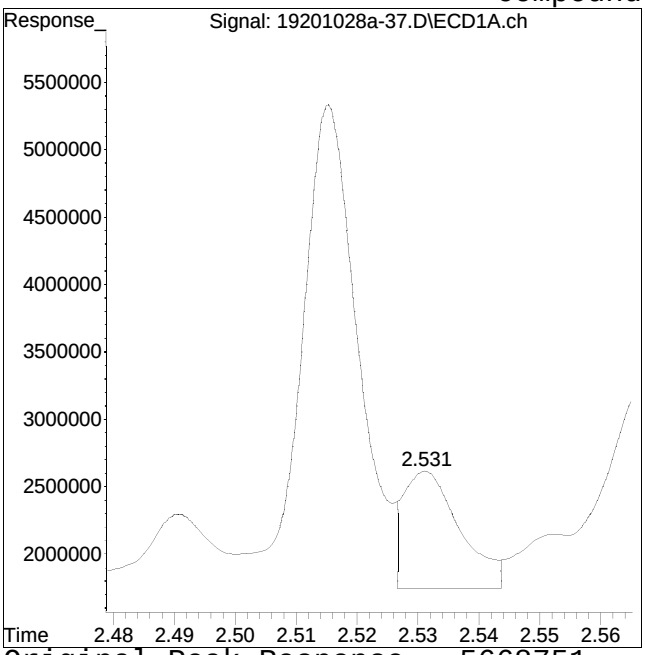

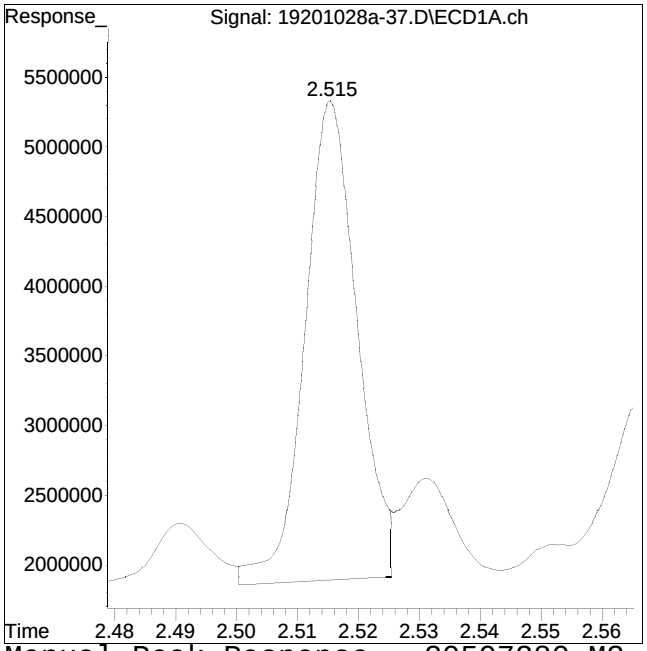

Original Peak Response = 5668751 Manual Peak Response = 20597280 M3

M3 = Misidentification of the peak (i.e. 1,4-dichlorobenzene identified as 1,3-dichlorobenzene), or misidentification from 2 partially resolved peaks not being split.

Manual Integration Report

Data Path : I:\Pest19\201028a\
Data File : 19201028a-37.D
Date Inj'd : 10/28/2020 7:25 pm
Sample : L2046791-07,42,,

QMethod : P19_pcb_06_24_20_ugL_ICA
Operator : pest19:cw
Instrument : Pest 19
Quant Date : 10/28/2020 7:36 pm

Compound #61: 1260-2 #2

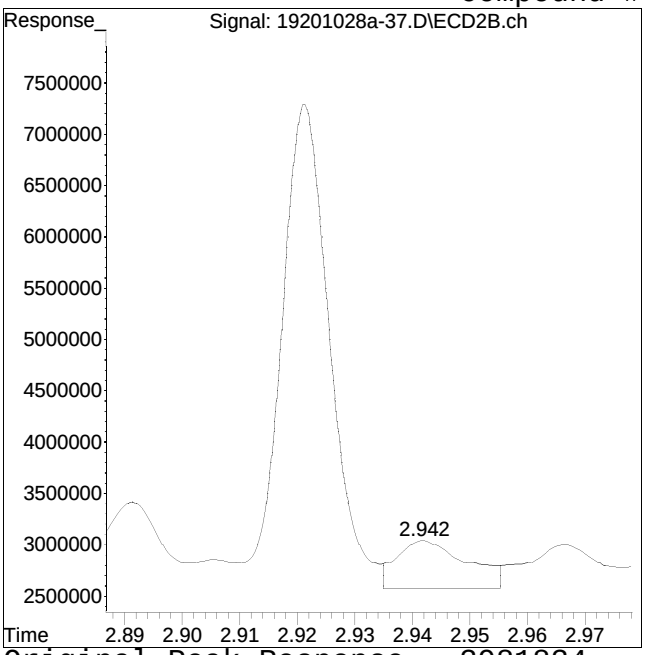

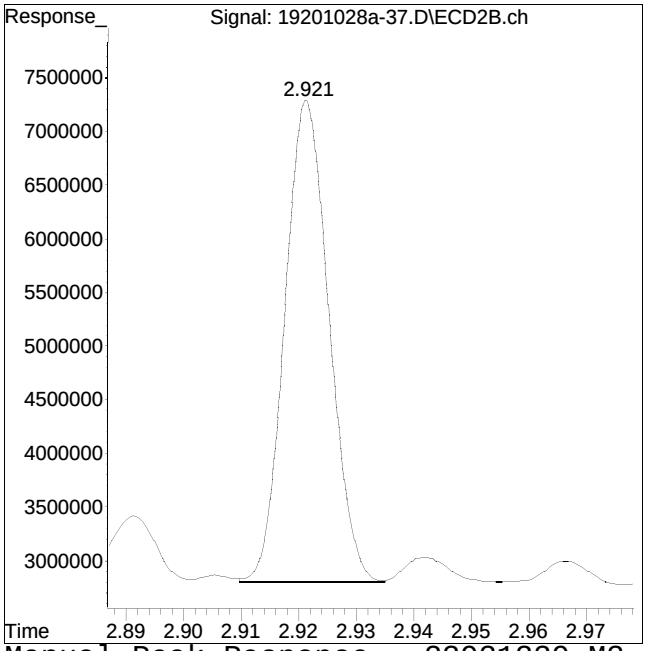

Original Peak Response = 3981834 Manual Peak Response = 23931339 M3

M3 = Misidentification of the peak (i.e. 1,4-dichlorobenzene identified as 1,3-dichlorobenzene), or misidentification from 2 partially resolved peaks not being split.

Manual Integration Report

Data Path : I:\Pest19\201028a\
Data File : 19201028a-37.D
Date Inj'd : 10/28/2020 7:25 pm
Sample : L2046791-07,42,,

QMethod : P19_pcb_06_24_20_ugL_ICA
Operator : pest19:cw
Instrument : Pest 19
Quant Date : 10/28/2020 7:36 pm

Compound #11: 1260-3

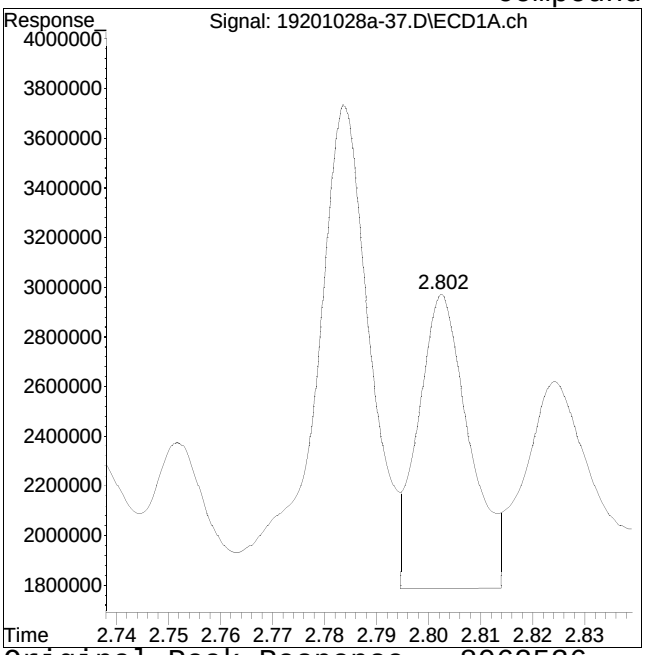

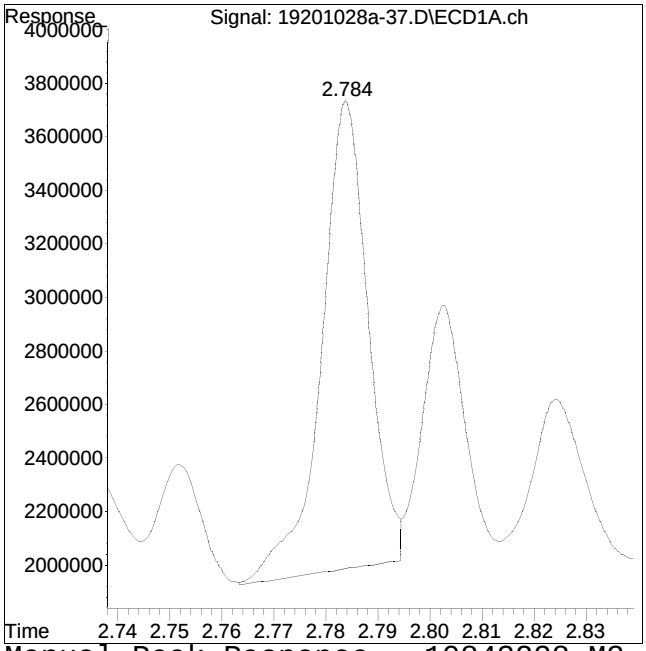

Original Peak Response = 8062536 Manual Peak Response = 10843228 M3

M3 = Misidentification of the peak (i.e. 1,4-dichlorobenzene identified as 1,3-dichlorobenzene), or misidentification from 2 partially resolved peaks not being split.

Manual Integration Report

Data Path : I:\Pest19\201028a\
Data File : 19201028a-37.D
Date Inj'd : 10/28/2020 7:25 pm
Sample : L2046791-07,42,,

QMethod : P19_pcb_06_24_20_ugL_ICA
Operator : pest19:cw
Instrument : Pest 19
Quant Date : 10/28/2020 7:36 pm

Compound #62: 1260-3 #2

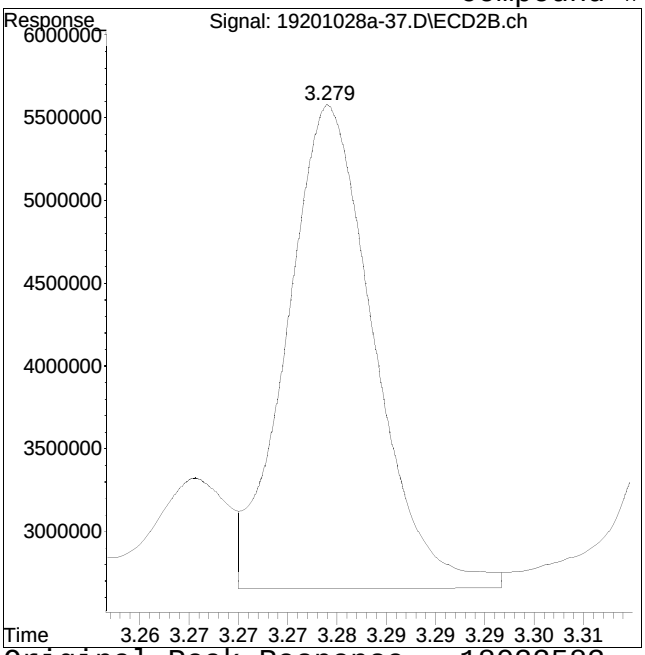

Original Peak Response = 18033583

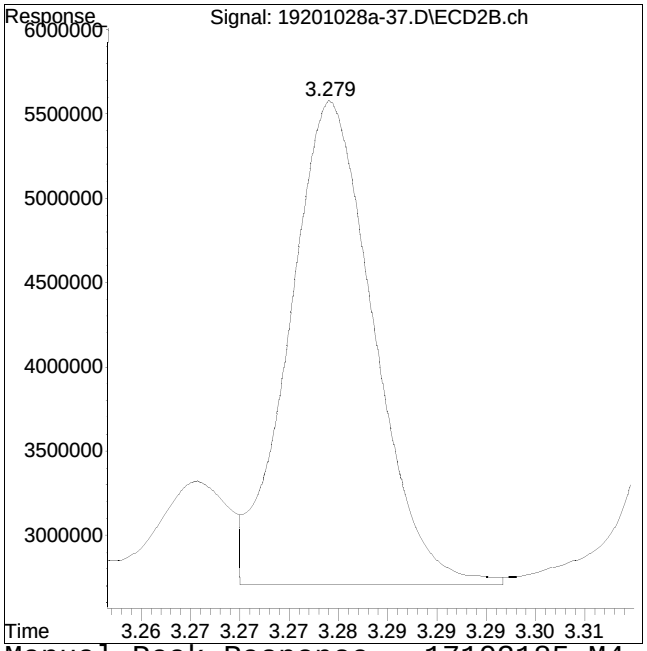

Manual Peak Response = 17103185 M4

M4 = Poor automated baseline construction.

Manual Integration Report

Data Path : I:\Pest19\201028a\
Data File : 19201028a-37.D
Date Inj'd : 10/28/2020 7:25 pm
Sample : L2046791-07,42,,

QMethod : P19_pcb_06_24_20_ugL_ICA
Operator : pest19:cw
Instrument : Pest 19
Quant Date : 10/28/2020 7:36 pm

Compound #12: 1260-4

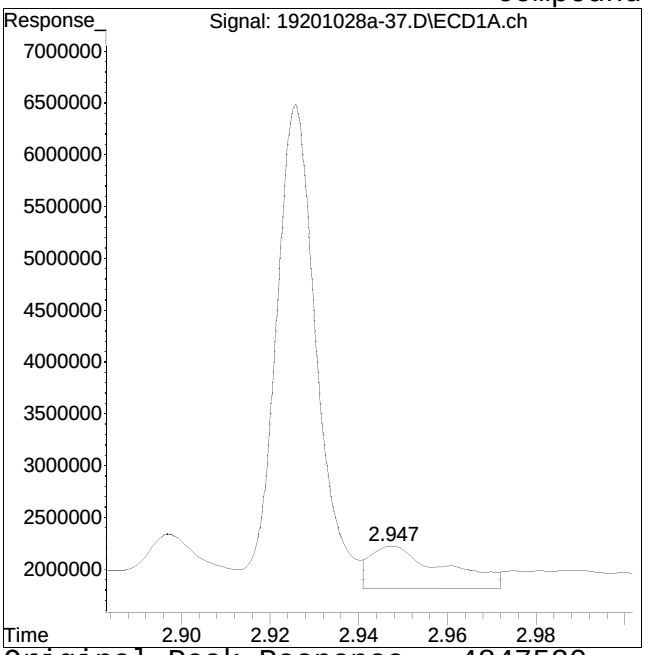

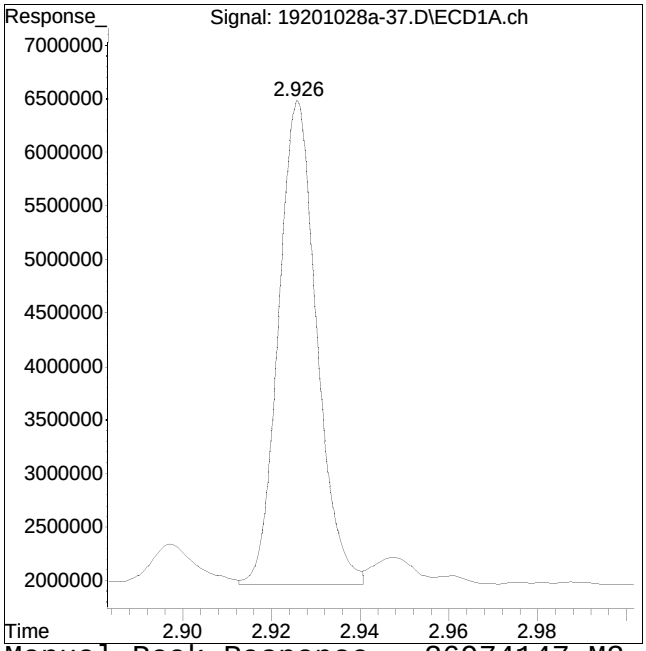

Original Peak Response = 4847520 Manual Peak Response = 26974147 M3
M3 = Misidentification of the peak (i.e. 1,4-dichlorobenzene identified as 1,3-dichlorobenzene), or misidentification from 2 partially resolved peaks not being split.

Manual Integration Report

Data Path : I:\Pest19\201028a\
Data File : 19201028a-37.D
Date Inj'd : 10/28/2020 7:25 pm
Sample : L2046791-07,42,,

QMethod : P19_pcb_06_24_20_ugL_ICA
Operator : pest19:cw
Instrument : Pest 19
Quant Date : 10/28/2020 7:36 pm

Compound #63: 1260-4 #2

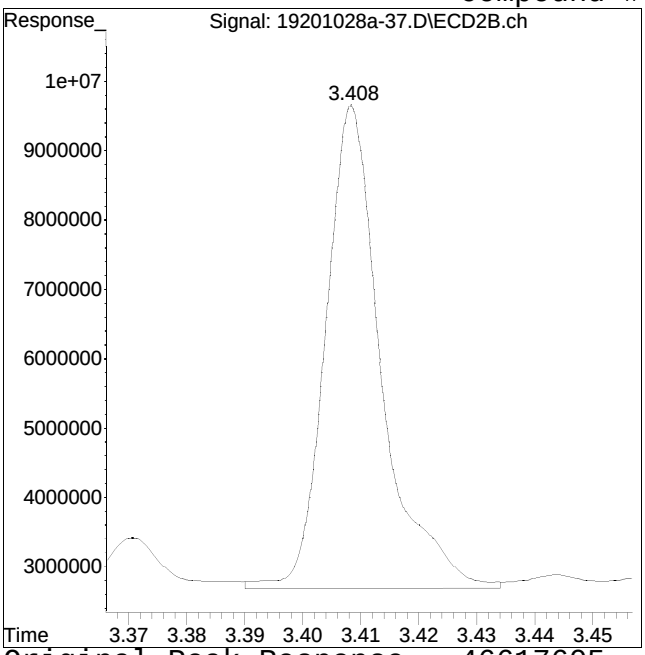

Original Peak Response = 46617605

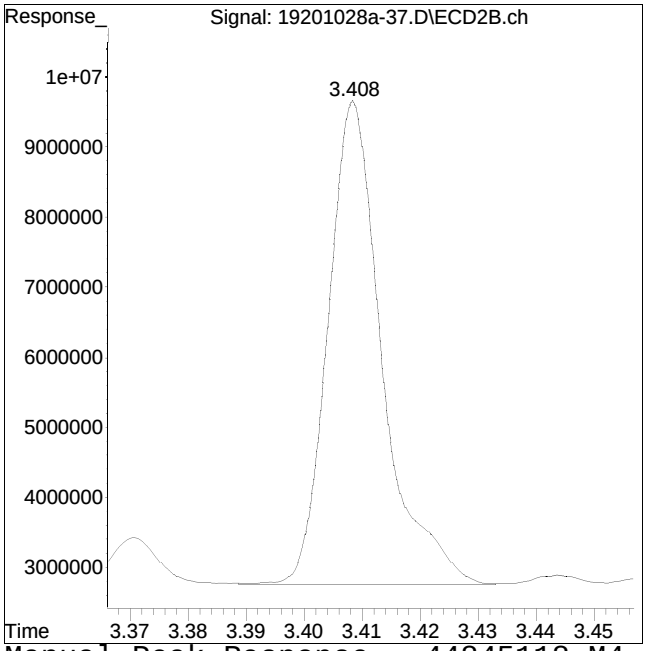

Manual Peak Response = 44845118 M4

M4 = Poor automated baseline construction.

Manual Integration Report

Data Path : I:\Pest19\201028a\
Data File : 19201028a-37.D
Date Inj'd : 10/28/2020 7:25 pm
Sample : L2046791-07,42,,

QMethod : P19_pcb_06_24_20_ugL_ICA
Operator : pest19:cw
Instrument : Pest 19
Quant Date : 10/28/2020 7:36 pm

Compound #13: 1260-5

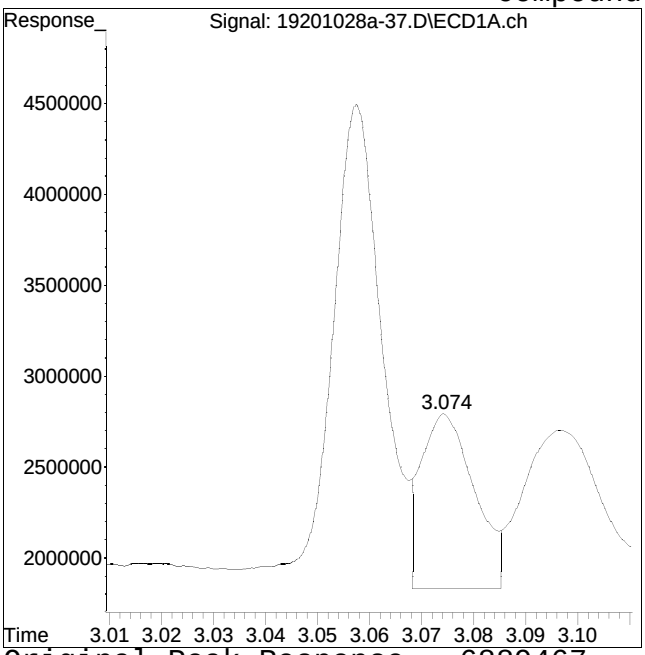

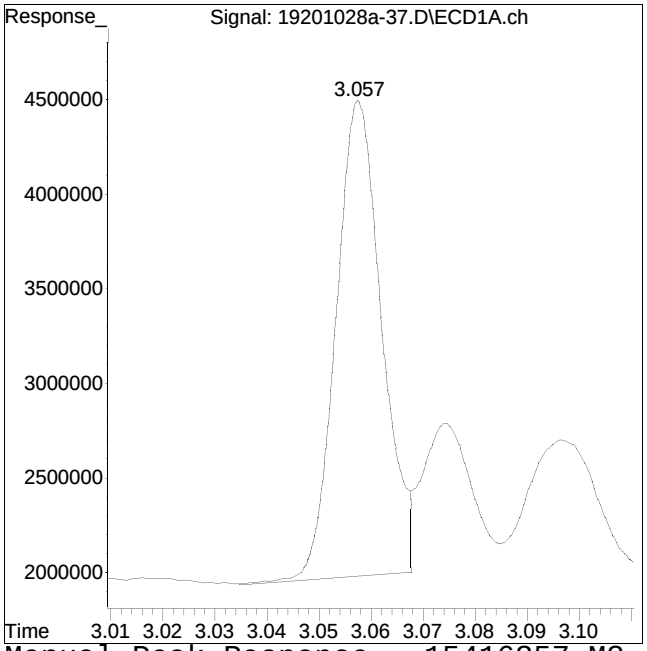

Original Peak Response = 6889467 Manual Peak Response = 15416357 M3

M3 = Misidentification of the peak (i.e. 1,4-dichlorobenzene identified as 1,3-dichlorobenzene), or misidentification from 2 partially resolved peaks not being split.

Manual Integration Report

Data Path : I:\Pest19\201028a\
Data File : 19201028a-37.D
Date Inj'd : 10/28/2020 7:25 pm
Sample : L2046791-07,42,,

QMethod : P19_pcb_06_24_20_ugL_ICA
Operator : pest19:cw
Instrument : Pest 19
Quant Date : 10/28/2020 7:36 pm

Compound #64: 1260-5 #2

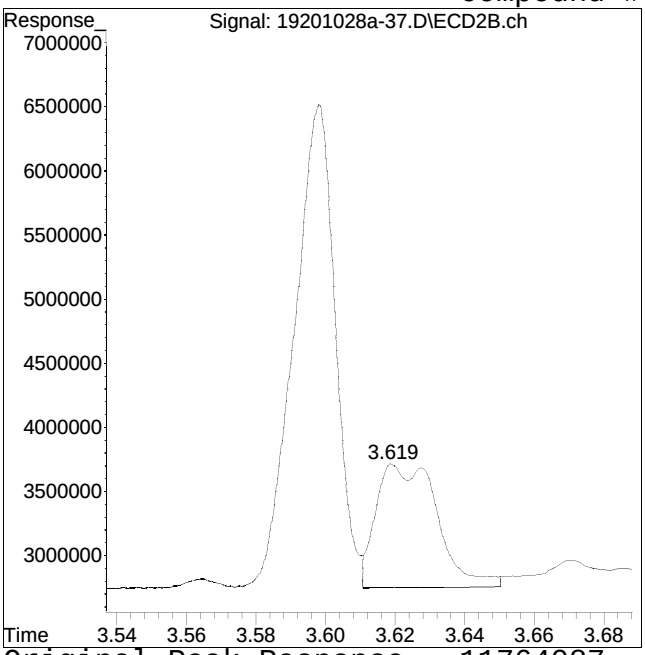

Original Peak Response = 11764087

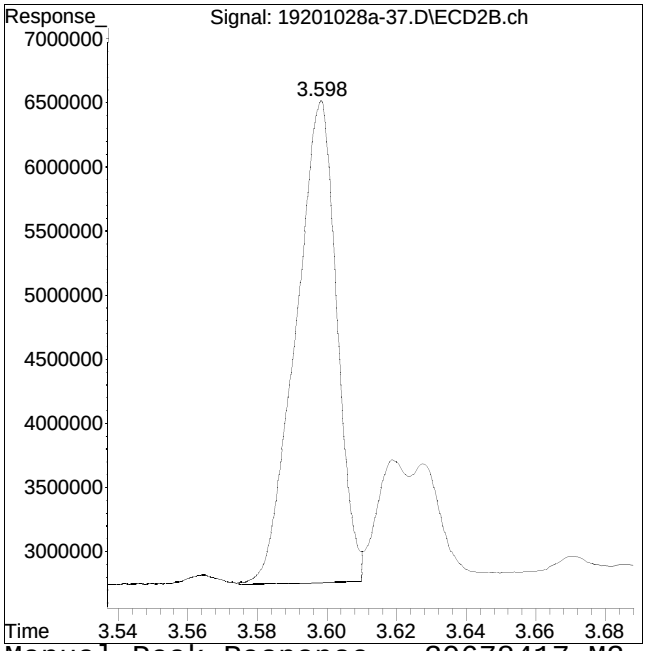

Manual Peak Response = 30678417 M3

M3 = Misidentification of the peak (i.e. 1,4-dichlorobenzene identified as 1,3-dichlorobenzene), or misidentification from 2 partially resolved peaks not being split.

Quantitation Report (QT Reviewed)

Data Path : I:\Pest19\201028a\
Data File : 19201028a-38.D
Signal(s) : Signal #1: ECD1A.ch Signal #2: ECD2B.ch
Acq On : 28 Oct 2020 07:32 pm
Operator : pest19:cw
Sample : L2046791-08,42,,
Misc : wg1427434,WG1427443,ical16927
ALS Vial : 38 Sample Multiplier: 1

Integration File signal 1: events.e
Integration File signal 2: events2.e
Quant Time: Oct 28 19:43:00 2020
Quant Method : I:\Pest19\201028a\P19_pcb_06_24_20_ugL_ICAL16927.m
Quant Title : pcb
QLast Update : Thu Oct 22 11:33:29 2020
Response via : Initial Calibration
Integrator: ChemStation

Volume Inj. :
Signal #1 Phase : Signal #2 Phase:
Signal #1 Info : Signal #2 Info :

CCAL FILE(s) : 1 - I:\Pest19\201028a\19201028a-23.D
Sub List : Default - All compounds listed

	Compound	RT#1	RT#2	Resp#1	Resp#2	ug/l	ug/l
	Internal Standards						
1) i	1660_1br2nb	0.839	0.947	49166539	72420235	250.000	250.000
	Standard Area 1 : #1 = 47045019				Recovery =	104.51%	
	Standard Area 1 : #2 = 69222731				Recovery =	104.62%	
14) i	2154_1br2nb	0.839	0.947	49166539	72420235	250.000	250.000
23) i	4268_1br2nb	0.839	0.947	49166539	72420235	250.000	250.000
34) i	1248_1br2nb	0.839	0.947	49166539	72420235	250.000	250.000
40) i	3262_1br2nb	0.839	0.947	49166539	72420235	250.000	250.000
	System Monitoring Compounds						
2) s	2,4,5,6-Tetr	1.041	1.260	89873337	135.6E6	343.143	365.928
	Spiked Amount 500.000	Range 30 - 150		Recovery =		68.63%	73.19%
3) s	Decachlorobi	3.608	4.226	62902736	92416622	371.737M3	314.987M4
	Spiked Amount 500.000	Range 30 - 150		Recovery =		74.35%	63.00%
	Target Compounds						
4) l1	1016-1	0.000	0.000	0	0	N.D. d	N.D. d
5) l1	1016-2	0.000	0.000	0	0	N.D.	N.D.
6) l1	1016-3	0.000	0.000	0	0	N.D.	N.D.
7) l1	1016-4	0.000	0.000	0	0	N.D.	N.D.
8) l1	1016-5	0.000	0.000	0	0	N.D.	N.D.
	Sum 1016-1			0	0	N.D.	N.D.
Average	1016-1					0.000	0.000
9) l2	1260-1	0.000	0.000	0	0	N.D.	N.D.
10) l2	1260-2	0.000	0.000	0	0	N.D.	N.D.
11) l2	1260-3	0.000	0.000	0	0	N.D. d	N.D. d
12) l2	1260-4	0.000	0.000	0	0	N.D. d	N.D. d
13) l2	1260-5	0.000	0.000	0	0	N.D. d	N.D. d
	Sum 1260-1			0	0	N.D.	N.D.
Average	1260-1					0.000	0.000

Data Path : I:\Pest19\201028a\
Data File : 19201028a-38.D
Signal(s) : Signal #1: ECD1A.ch Signal #2: ECD2B.ch
Acq On : 28 Oct 2020 07:32 pm
Operator : pest19:cw
Sample : L2046791-08,42,,
Misc : wg1427434,WG1427443,ical16927
ALS Vial : 38 Sample Multiplier: 1

Integration File signal 1: events.e
Integration File signal 2: events2.e
Quant Time: Oct 28 19:43:00 2020
Quant Method : I:\Pest19\201028a\P19_pcb_06_24_20_ugL_ICAL16927.m
Quant Title : pcb
QLast Update : Thu Oct 22 11:33:29 2020
Response via : Initial Calibration
Integrator: ChemStation

Volume Inj. :
Signal #1 Phase : Signal #2 Phase:
Signal #1 Info : Signal #2 Info :

CCAL FILE(s) : 1 - I:\Pest19\201028a\19201028a-23.D
Sub List : Default - All compounds listed

	Compound	RT#1	RT#2	Resp#1	Resp#2	ug/l	ug/l
15)	l3 1221-2	0.000	0.000	0	0	N.D. d	N.D. d
16)	l3 1221-3	0.000	0.000	0	0	N.D. d	N.D. d
17)	l3 1221-4	0.000	0.000	0	0	N.D. d	N.D. d
	Sum 1221-2			0	0	N.D.	N.D.
	Average 1221-2					0.000	0.000
18)	l4 1254-1	0.000	0.000	0	0	N.D.	N.D.
19)	l4 1254-2	0.000	0.000	0	0	N.D. d	N.D. d
20)	l4 1254-3	0.000	0.000	0	0	N.D.	N.D.
21)	l4 1254-4	0.000	0.000	0	0	N.D.	N.D.
22)	l4 1254-5	0.000	0.000	0	0	N.D. d	N.D. d
	Sum 1254-1			0	0	N.D.	N.D.
	Average 1254-1					0.000	0.000
24)	l6 1242-1	0.000	0.000	0	0	N.D. d	N.D. d
25)	l6 1242-2	0.000	0.000	0	0	N.D.	N.D.
26)	l6 1242-3	0.000	0.000	0	0	N.D.	N.D.
27)	l6 1242-4	0.000	0.000	0	0	N.D.	N.D.
28)	l6 1242-5	0.000	0.000	0	0	N.D.	N.D.
	Sum 1242-1			0	0	N.D.	N.D.
	Average 1242-1					0.000	0.000
29)	l9 1268-1	0.000	0.000	0	0	N.D. d	N.D. d
30)	l9 1268-2	0.000	0.000	0	0	N.D. d	N.D. d
31)	l9 1268-3	0.000	0.000	0	0	N.D. d	N.D. d
32)	l9 1268-4	0.000	0.000	0	0	N.D. d	N.D. d
33)	l9 1268-5	0.000	0.000	0	0	N.D. d	N.D. d
	Sum 1268-1			0	0	N.D.	N.D.
	Average 1268-1					0.000	0.000
35)	l7 1248-1	0.000	0.000	0	0	N.D.	N.D.

Data Path : I:\Pest19\201028a\
Data File : 19201028a-38.D
Signal(s) : Signal #1: ECD1A.ch Signal #2: ECD2B.ch
Acq On : 28 Oct 2020 07:32 pm
Operator : pest19:cw
Sample : L2046791-08,42,,
Misc : wg1427434,WG1427443,ical16927
ALS Vial : 38 Sample Multiplier: 1

Integration File signal 1: events.e
Integration File signal 2: events2.e
Quant Time: Oct 28 19:43:00 2020
Quant Method : I:\Pest19\201028a\P19_pcb_06_24_20_ugL_ICAL16927.m
Quant Title : pcb
QLast Update : Thu Oct 22 11:33:29 2020
Response via : Initial Calibration
Integrator: ChemStation

Volume Inj. :
Signal #1 Phase : Signal #2 Phase:
Signal #1 Info : Signal #2 Info :

CCAL FILE(s) : 1 - I:\Pest19\201028a\19201028a-23.D
Sub List : Default - All compounds listed

	Compound	RT#1	RT#2	Resp#1	Resp#2	ug/l	ug/l
36)	l7 1248-2	0.000	0.000	0	0	N.D.	N.D.
37)	l7 1248-3	0.000	0.000	0	0	N.D.	N.D.
38)	l7 1248-4	0.000	0.000	0	0	N.D.	N.D.
39)	l7 1248-5	0.000	0.000	0	0	N.D.	N.D.
	Sum 1248-1			0	0	N.D.	N.D.
Average	1248-1					0.000	0.000
41)	l5 1232-1	0.000	0.000	0	0	N.D. d	N.D. d
42)	l5 1232-2	0.000	0.000	0	0	N.D.	N.D.
43)	l5 1232-3	0.000	0.000	0	0	N.D.	N.D.
44)	l5 1232-4	0.000	0.000	0	0	N.D.	N.D.
45)	l5 1232-5	0.000	0.000	0	0	N.D.	N.D.
	Sum 1232-1			0	0	N.D.	N.D.
Average	1232-1					0.000	0.000
46)	l8 1262-1	0.000	0.000	0	0	N.D. d	N.D. d
47)	l8 1262-2	0.000	0.000	0	0	N.D. d	N.D. d
48)	l8 1262-3	0.000	0.000	0	0	N.D. d	N.D. d
49)	l8 1262-4	0.000	0.000	0	0	N.D. d	N.D. d
50)	l8 1262-5	0.000	0.000	0	0	N.D. d	N.D. d
	Sum 1262-1			0	0	N.D.	N.D.
Average	1262-1					0.000	0.000
	SemiQuant Compounds - Not Calibrated on this Instrument						
	Sum 1262-1			0	0	N.D.	N.D.
Average	1262-1					0.000	0.000

(f)=RT Delta > 1/2 Window (D)=Amounts differ by > 40% (m)=manual int.
(#)=Recovery Exceeds Compound Acceptance Limits.

Quantitation Report (QT Reviewed)

Data Path : I:\Pest19\201028a\
Data File : 19201028a-38.D
Signal(s) : Signal #1: ECD1A.ch Signal #2: ECD2B.ch
Acq On : 28 Oct 2020 07:32 pm
Operator : pest19:cw
Sample : L2046791-08,42,,
Misc : wg1427434,WG1427443,ical16927
ALS Vial : 38 Sample Multiplier: 1

Integration File signal 1: events.e
Integration File signal 2: events2.e
Quant Time: Oct 28 19:43:00 2020
Quant Method : I:\Pest19\201028a\P19_pcb_06_24_20_ugL_ICAL16927.m
Quant Title : pcb
QLast Update : Thu Oct 22 11:33:29 2020
Response via : Initial Calibration
Integrator: ChemStation

Volume Inj. :
Signal #1 Phase : Signal #2 Phase:
Signal #1 Info : Signal #2 Info :

CCAL FILE(s) : 1 - I:\Pest19\201028a\19201028a-23.D
Sub List : Default - All compounds listed

Compound	RT#1	RT#2	Resp#1	Resp#2	ug/l	ug/l

(I,C,F) I=Interference, C=Coelluting Calibration Peak, F=Fails CC Criteria.

Sub List : Default - All compounds listeda-23.D••d)

Data Path : I:\Pest19\201028a\
Data File : 19201028a-38.D
Signal(s) : Signal #1: ECD1A.ch Signal #2: ECD2B.ch
Acq On : 28 Oct 2020 07:32 pm
Operator : pest19:cw
Sample : L2046791-08,42,,
Misc : wg1427434,WG1427443,ical16927
ALS Vial : 38 Sample Multiplier: 1

Integration File signal 1: events.e
Integration File signal 2: events2.e
Quant Time: Oct 28 19:43:00 2020
Quant Method : I:\Pest19\201028a\P19_pcb_06_24_20_ugL_ICAL16927.m
Quant Title : pcb
QLast Update : Thu Oct 22 11:33:29 2020
Response via : Initial Calibration
Integrator: ChemStation

Volume Inj. :
Signal #1 Phase : Signal #2 Phase:
Signal #1 Info : Signal #2 Info :

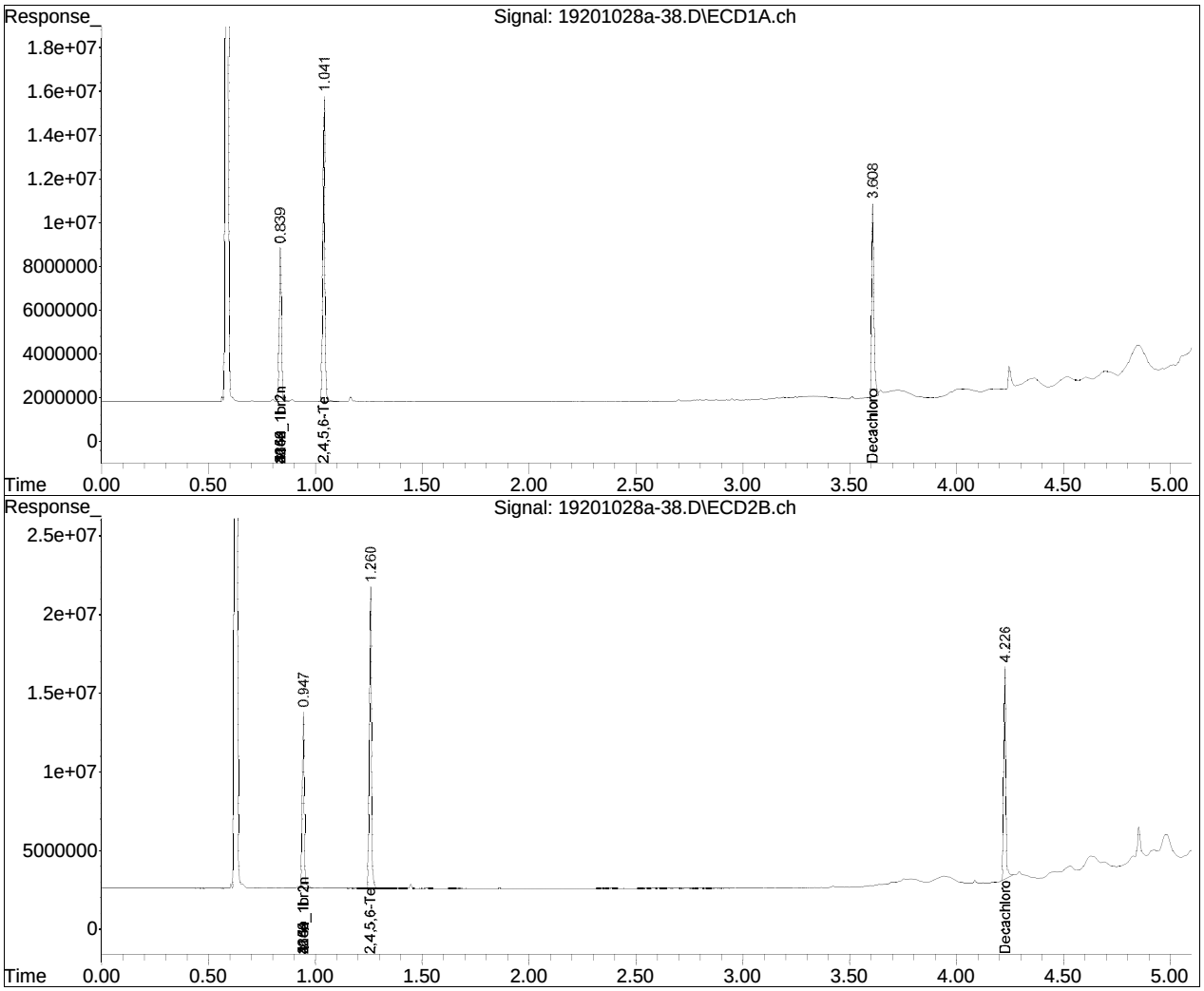

Manual Integration Report

Data Path : I:\Pest19\201028a\
Data File : 19201028a-38.D
Date Inj'd : 10/28/2020 7:32 pm
Sample : L2046791-08,42,,

QMethod : P19_pcb_06_24_20_ugL_ICA
Operator : pest19:cw
Instrument : Pest 19
Quant Date : 10/28/2020 7:42 pm

Compound #3: Decachlorobiphenyl

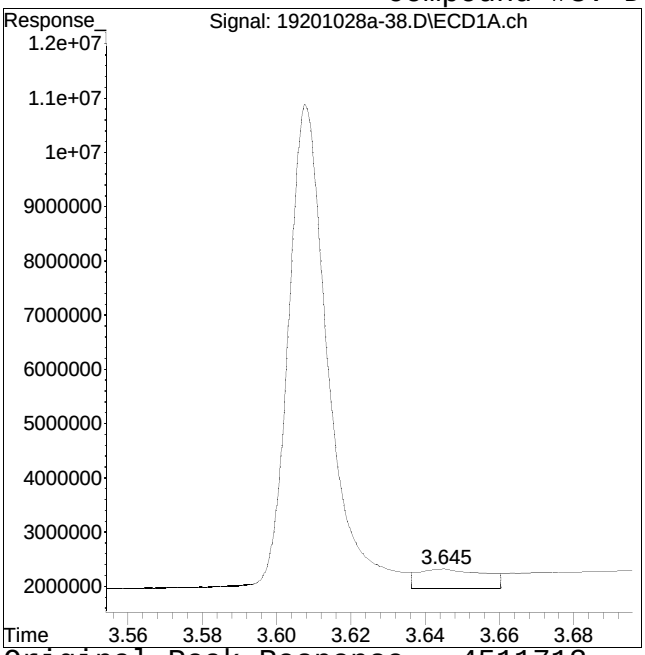

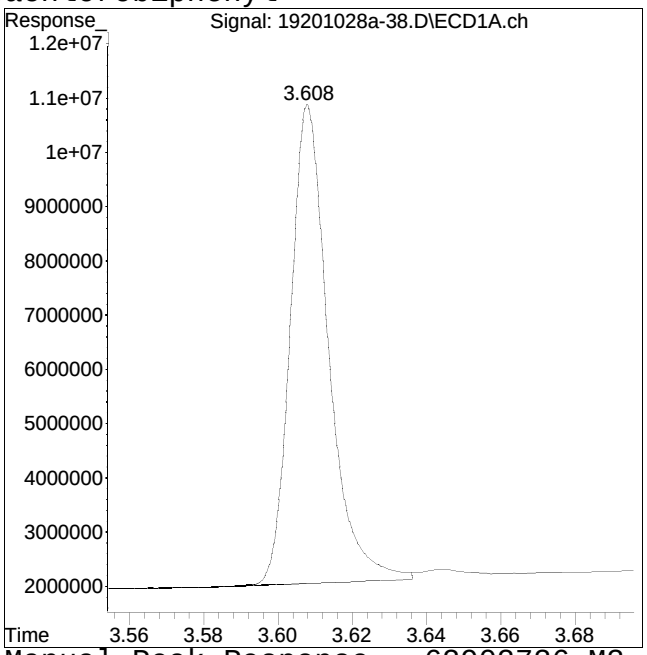

Original Peak Response = 4511713 Manual Peak Response = 62902736 M3

M3 = Misidentification of the peak (i.e. 1,4-dichlorobenzene identified as 1,3-dichlorobenzene), or misidentification from 2 partially resolved peaks not being split.

Manual Integration Report

Data Path : I:\Pest19\201028a\
Data File : 19201028a-38.D
Date Inj'd : 10/28/2020 7:32 pm
Sample : L2046791-08,42,,

QMethod : P19_pcb_06_24_20_ugL_ICA
Operator : pest19:cw
Instrument : Pest 19
Quant Date : 10/28/2020 7:42 pm

Compound #54: Decachlorobiphenyl #2

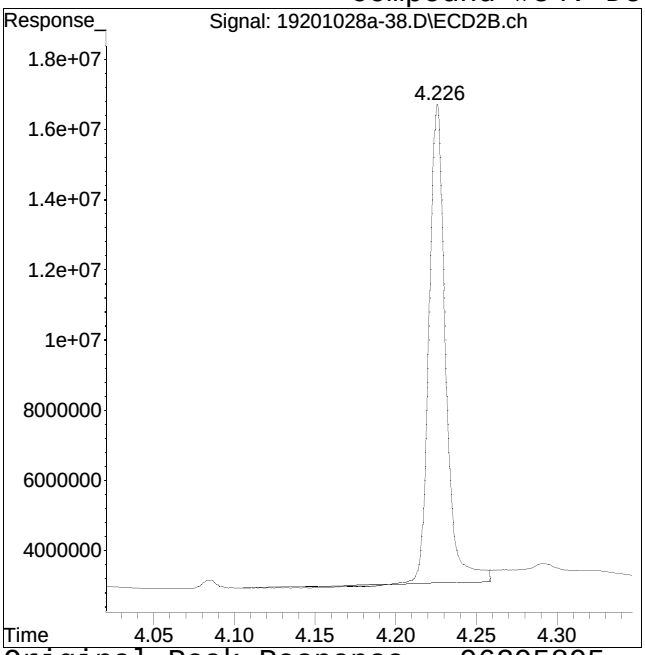

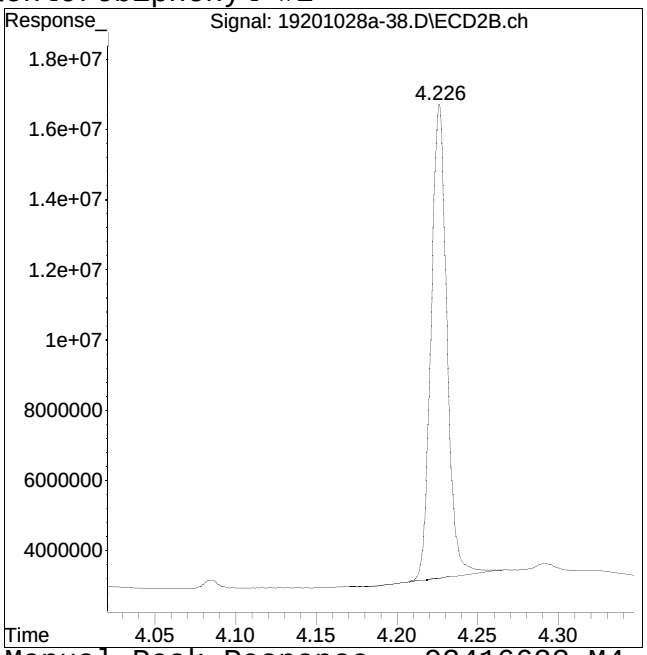

Original Peak Response = 96295895 Manual Peak Response = 92416622 M4
M4 = Poor automated baseline construction.

Quantitation Report (QT Reviewed)

Data Path : I:\Pest19\201028a\
Data File : 19201028a-39.D
Signal(s) : Signal #1: ECD1A.ch Signal #2: ECD2B.ch
Acq On : 28 Oct 2020 07:39 pm
Operator : pest19:cw
Sample : L2046791-09,42,,
Misc : wg1427434,WG1427443,ical16927
ALS Vial : 39 Sample Multiplier: 1

Integration File signal 1: events.e
Integration File signal 2: events2.e
Quant Time: Oct 28 19:51:16 2020
Quant Method : I:\Pest19\201028a\P19_pcb_06_24_20_ugL_ICAL16927.m
Quant Title : pcb
QLast Update : Thu Oct 22 11:33:29 2020
Response via : Initial Calibration
Integrator: ChemStation

Volume Inj. :
Signal #1 Phase : Signal #2 Phase:
Signal #1 Info : Signal #2 Info :

CCAL FILE(s) : 1 - I:\Pest19\201028a\19201028a-23.D
Sub List : Default - All compounds listed

	Compound	RT#1	RT#2	Resp#1	Resp#2	ug/l	ug/l
	Internal Standards						
1) i	1660_1br2nb	0.839	0.947	49756432	72143921	250.000M4	250.000M1
	Standard Area 1 : #1 = 47045019				Recovery = 105.76%		
	Standard Area 1 : #2 = 69222731				Recovery = 104.22%		
14) i	2154_1br2nb	0.839	0.947	49756432	72143921	250.000M4	250.000M1
23) i	4268_1br2nb	0.839	0.947	49756432	72143921	250.000M4	250.000M1
34) i	1248_1br2nb	0.839	0.947	49756432	72143921	250.000M4	250.000M1
40) i	3262_1br2nb	0.839	0.947	49756432	72143921	250.000M4	250.000M1
	System Monitoring Compounds						
2) s	2,4,5,6-Tetr	1.041	1.259	83163898	126.3E6	313.762M4	342.022
	Spiked Amount 500.000	Range 30 - 150		Recovery = 62.75%			68.40%
3) s	Decachlorobi	3.608	4.226	62100190	87933188	362.643	300.854M3
	Spiked Amount 500.000	Range 30 - 150		Recovery = 72.53%			60.17%
	Target Compounds						
4) l1	1016-1	0.000	0.000	0	0	N.D. d	N.D. d
5) l1	1016-2	0.000	0.000	0	0	N.D. d	N.D. d
6) l1	1016-3	0.000	0.000	0	0	N.D. d	N.D. d
7) l1	1016-4	0.000	0.000	0	0	N.D. d	N.D. d
8) l1	1016-5	0.000	0.000	0	0	N.D. d	N.D. d
	Sum 1016-1			0	0	N.D.	N.D.
Average	1016-1					0.000	0.000
9) l2	1260-1	2.393	2.825	2878184	2364077	254.701M3	132.562M1
10) l2	1260-2	0.000	0.000	0	0	N.D. d	N.D. d

Data Path : I:\Pest19\201028a\
Data File : 19201028a-39.D
Signal(s) : Signal #1: ECD1A.ch Signal #2: ECD2B.ch
Acq On : 28 Oct 2020 07:39 pm
Operator : pest19:cw
Sample : L2046791-09,42,,
Misc : wg1427434,WG1427443,ical16927
ALS Vial : 39 Sample Multiplier: 1

Integration File signal 1: events.e
Integration File signal 2: events2.e
Quant Time: Oct 28 19:51:16 2020
Quant Method : I:\Pest19\201028a\P19_pcb_06_24_20_ugL_ICAL16927.m
Quant Title : pcb
QLast Update : Thu Oct 22 11:33:29 2020
Response via : Initial Calibration
Integrator: ChemStation

Volume Inj. :
Signal #1 Phase : Signal #2 Phase:
Signal #1 Info : Signal #2 Info :

CCAL FILE(s) : 1 - I:\Pest19\201028a\19201028a-23.D
Sub List : Default - All compounds listed

	Compound	RT#1	RT#2	Resp#1	Resp#2	ug/l	ug/l
11) l2	1260-3	2.782	3.279	1917721	2184341	177.318M3	119.812
12) l2	1260-4	2.924	3.408	3111073	5083322	136.459M3	132.437M1
13) l2	1260-5	3.056	3.597	1662089	3584145	142.249M3	136.091M3
Sum	1260-1			9569068	13215885	710.727	520.903
Average	1260-1					177.682	130.226
15) l3	1221-2	0.000	0.000	0	0	N.D. d	N.D. d
16) l3	1221-3	0.000	0.000	0	0	N.D. d	N.D. d
17) l3	1221-4	0.000	0.000	0	0	N.D. d	N.D. d
Sum	1221-2			0	0	N.D.	N.D.
Average	1221-2					0.000	0.000
18) l4	1254-1	0.000	0.000	0	0	N.D. d	N.D. d
19) l4	1254-2	0.000	0.000	0	0	N.D. d	N.D. d
20) l4	1254-3	0.000	0.000	0	0	N.D. d	N.D. d
21) l4	1254-4	0.000	0.000	0	0	N.D. d	N.D. d
22) l4	1254-5	0.000	0.000	0	0	N.D. d	N.D. d
Sum	1254-1			0	0	N.D.	N.D.
Average	1254-1					0.000	0.000
24) l6	1242-1	0.000	0.000	0	0	N.D. d	N.D. d
25) l6	1242-2	0.000	0.000	0	0	N.D. d	N.D. d
26) l6	1242-3	0.000	0.000	0	0	N.D. d	N.D. d
27) l6	1242-4	0.000	0.000	0	0	N.D. d	N.D. d
28) l6	1242-5	0.000	0.000	0	0	N.D. d	N.D. d
Sum	1242-1			0	0	N.D.	N.D.
Average	1242-1					0.000	0.000
29) l9	1268-1	0.000	0.000	0	0	N.D. d	N.D. d
30) l9	1268-2	0.000	0.000	0	0	N.D. d	N.D. d

Data Path : I:\Pest19\201028a\
Data File : 19201028a-39.D
Signal(s) : Signal #1: ECD1A.ch Signal #2: ECD2B.ch
Acq On : 28 Oct 2020 07:39 pm
Operator : pest19:cw
Sample : L2046791-09,42,,
Misc : wg1427434,WG1427443,ical16927
ALS Vial : 39 Sample Multiplier: 1

Integration File signal 1: events.e
Integration File signal 2: events2.e
Quant Time: Oct 28 19:51:16 2020
Quant Method : I:\Pest19\201028a\P19_pcb_06_24_20_ugL_ICAL16927.m
Quant Title : pcb
QLast Update : Thu Oct 22 11:33:29 2020
Response via : Initial Calibration
Integrator: ChemStation

Volume Inj. :
Signal #1 Phase : Signal #2 Phase:
Signal #1 Info : Signal #2 Info :

CCAL FILE(s) : 1 - I:\Pest19\201028a\19201028a-23.D
Sub List : Default - All compounds listed

	Compound	RT#1	RT#2	Resp#1	Resp#2	ug/l	ug/l
31) l9	1268-3	0.000	0.000	0	0	N.D. d	N.D. d
32) l9	1268-4	0.000	0.000	0	0	N.D. d	N.D. d
33) l9	1268-5	0.000	0.000	0	0	N.D. d	N.D. d
Sum	1268-1			0	0	N.D.	N.D.
Average	1268-1					0.000	0.000
35) l7	1248-1	0.000	0.000	0	0	N.D. d	N.D. d
36) l7	1248-2	0.000	0.000	0	0	N.D. d	N.D. d
37) l7	1248-3	0.000	0.000	0	0	N.D. d	N.D. d
38) l7	1248-4	0.000	0.000	0	0	N.D. d	N.D. d
39) l7	1248-5	0.000	0.000	0	0	N.D. d	N.D. d
Sum	1248-1			0	0	N.D.	N.D.
Average	1248-1					0.000	0.000
41) l5	1232-1	0.000	0.000	0	0	N.D. d	N.D. d
42) l5	1232-2	0.000	0.000	0	0	N.D. d	N.D. d
43) l5	1232-3	0.000	0.000	0	0	N.D. d	N.D. d
44) l5	1232-4	0.000	0.000	0	0	N.D. d	N.D. d
45) l5	1232-5	0.000	0.000	0	0	N.D. d	N.D. d
Sum	1232-1			0	0	N.D.	N.D.
Average	1232-1					0.000	0.000
46) l8	1262-1	0.000	0.000	0	0	N.D. d	N.D. d
47) l8	1262-2	0.000	0.000	0	0	N.D. d	N.D. d
48) l8	1262-3	0.000	0.000	0	0	N.D. d	N.D. d
49) l8	1262-4	0.000	0.000	0	0	N.D. d	N.D. d
50) l8	1262-5	0.000	0.000	0	0	N.D. d	N.D. d
Sum	1262-1			0	0	N.D.	N.D.
Average	1262-1					0.000	0.000

SemiQuant Compounds - Not Calibrated on this Instrument

Quantitation Report (QT Reviewed)

Data Path : I:\Pest19\201028a\
Data File : 19201028a-39.D
Signal(s) : Signal #1: ECD1A.ch Signal #2: ECD2B.ch
Acq On : 28 Oct 2020 07:39 pm
Operator : pest19:cw
Sample : L2046791-09,42,,
Misc : wg1427434,WG1427443,ical16927
ALS Vial : 39 Sample Multiplier: 1

Integration File signal 1: events.e
Integration File signal 2: events2.e
Quant Time: Oct 28 19:51:16 2020
Quant Method : I:\Pest19\201028a\P19_pcb_06_24_20_ugL_ICAL16927.m
Quant Title : pcb
QLast Update : Thu Oct 22 11:33:29 2020
Response via : Initial Calibration
Integrator: ChemStation

Volume Inj. :
Signal #1 Phase : Signal #2 Phase:
Signal #1 Info : Signal #2 Info :

CCAL FILE(s) : 1 - I:\Pest19\201028a\19201028a-23.D
Sub List : Default - All compounds listed

Compound	RT#1	RT#2	Resp#1	Resp#2	ug/l	ug/l
Sum 1262-1			0	0	N.D.	N.D.
Average 1262-1					0.000	0.000

(f)=RT Delta > 1/2 Window (D)=Amounts differ by > 40% (m)=manual int.
(#)=Recovery Exceeds Compound Acceptance Limits.
(I,C,F) I=Interference, C=Coelluting Calibration Peak, F=Fails CC Criteria.

Sub List : Default - All compounds listeda-23.D••d)

Data Path : I:\Pest19\201028a\
Data File : 19201028a-39.D
Signal(s) : Signal #1: ECD1A.ch Signal #2: ECD2B.ch
Acq On : 28 Oct 2020 07:39 pm
Operator : pest19:cw
Sample : L2046791-09,42,,
Misc : wg1427434,WG1427443,ical16927
ALS Vial : 39 Sample Multiplier: 1

Integration File signal 1: events.e
Integration File signal 2: events2.e
Quant Time: Oct 28 19:51:16 2020
Quant Method : I:\Pest19\201028a\P19_pcb_06_24_20_ugL_ICAL16927.m
Quant Title : pcb
QLast Update : Thu Oct 22 11:33:29 2020
Response via : Initial Calibration
Integrator: ChemStation

Volume Inj. :
Signal #1 Phase : Signal #2 Phase:
Signal #1 Info : Signal #2 Info :

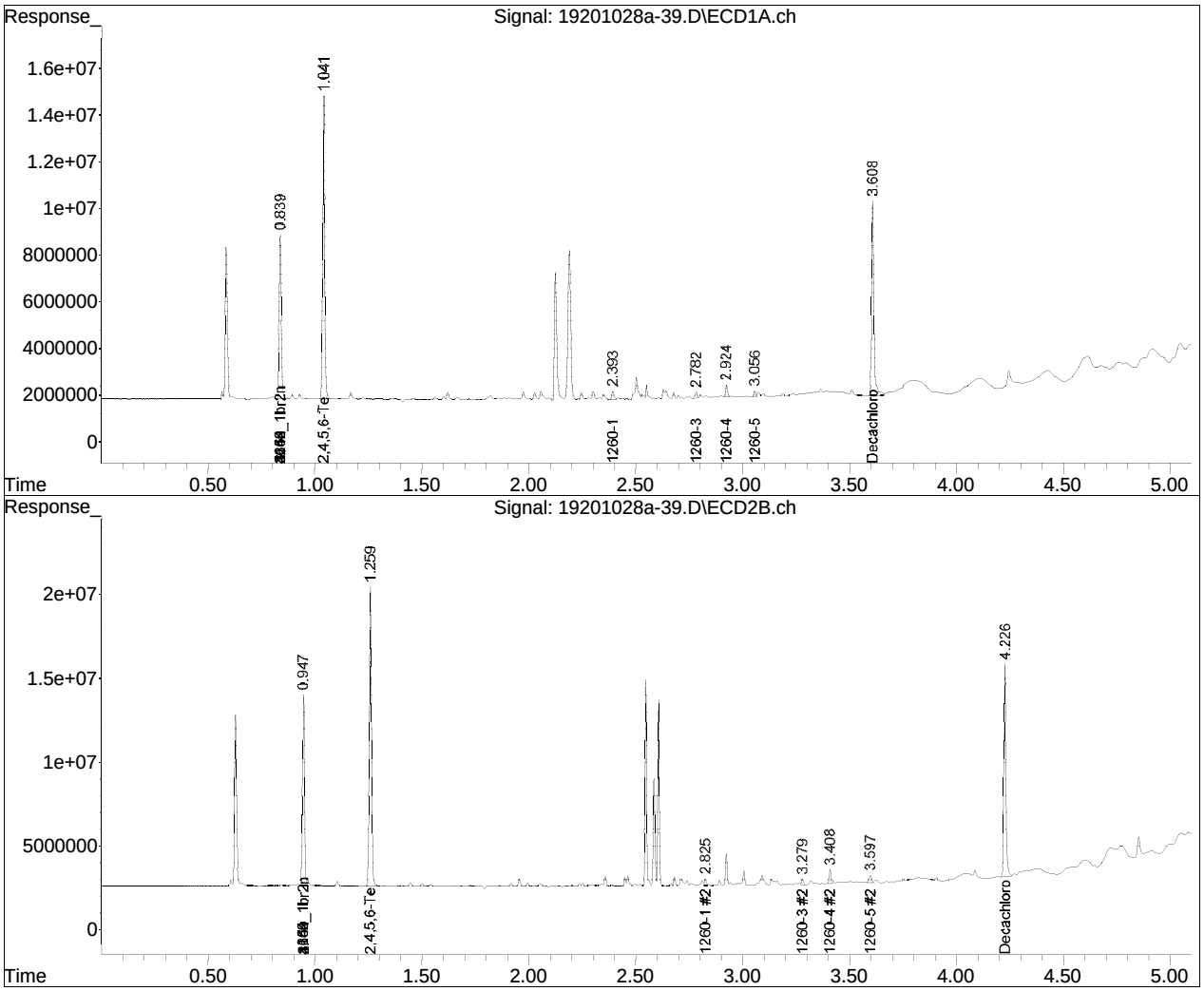

Manual Integration Report

Data Path : I:\Pest19\201028a\
Data File : 19201028a-39.D
Date Inj'd : 10/28/2020 7:39 pm
Sample : L2046791-09,42,,

QMethod : P19_pcb_06_24_20_ugL_ICA
Operator : pest19:cw
Instrument : Pest 19
Quant Date : 10/28/2020 7:47 pm

Compound #1: 1660_1br2nb

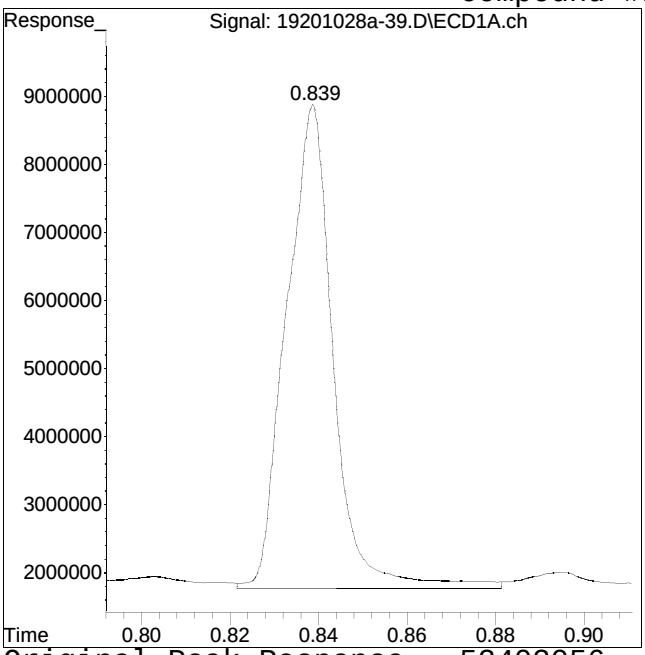

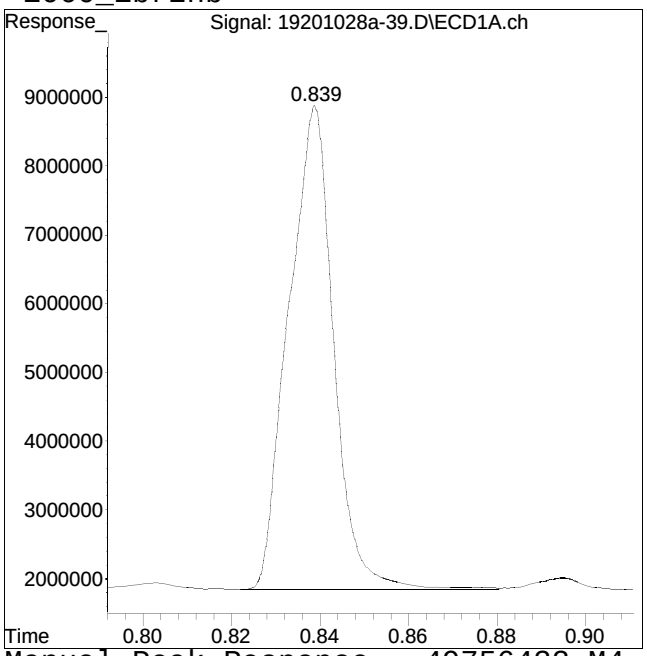

Original Peak Response = 52403056 Manual Peak Response = 49756432 M4
M4 = Poor automated baseline construction.

Manual Integration Report

Data Path : I:\Pest19\201028a\
Data File : 19201028a-39.D
Date Inj'd : 10/28/2020 7:39 pm
Sample : L2046791-09,42,,

QMethod : P19_pcb_06_24_20_ugL_ICA
Operator : pest19:cw
Instrument : Pest 19
Quant Date : 10/28/2020 7:47 pm

Compound #52: 1660_1br2nb #2

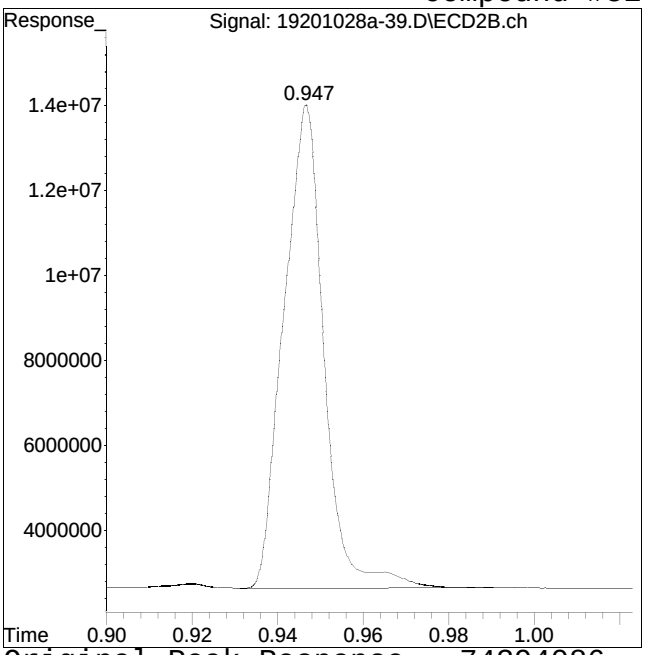

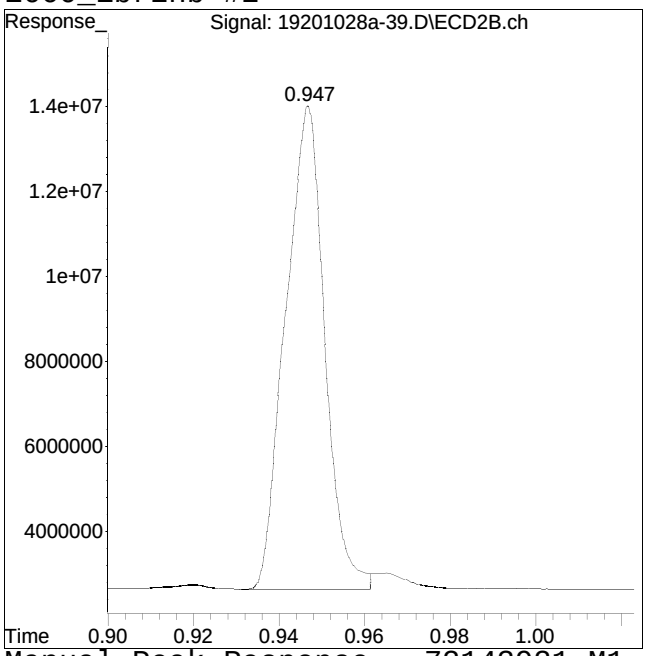

Original Peak Response = 74394086 Manual Peak Response = 72143921 M1

M1 = Split or tailing peak, auto integration stopped early resulting in false low area count.

Manual Integration Report

Data Path : I:\Pest19\201028a\
Data File : 19201028a-39.D
Date Inj'd : 10/28/2020 7:39 pm
Sample : L2046791-09,42,,

QMethod : P19_pcb_06_24_20_ugL_ICA
Operator : pest19:cw
Instrument : Pest 19
Quant Date : 10/28/2020 7:47 pm

Compound #2: 2,4,5,6-Tetrachloro-m-xylene

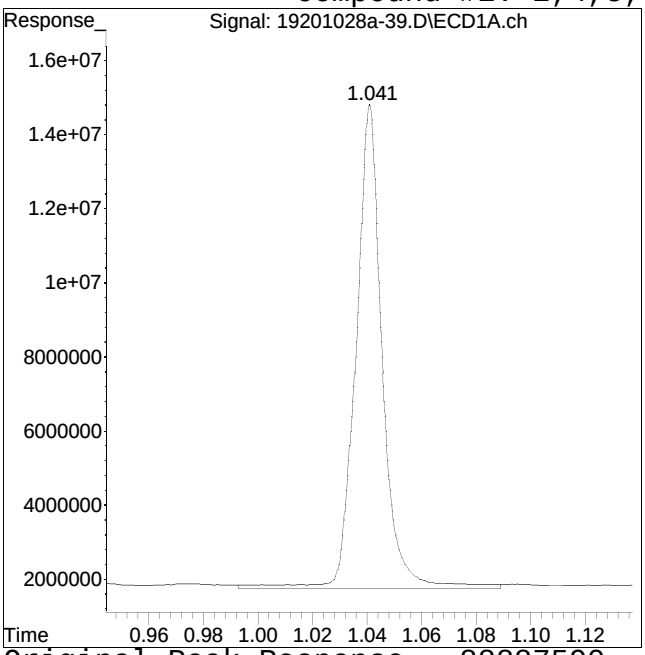

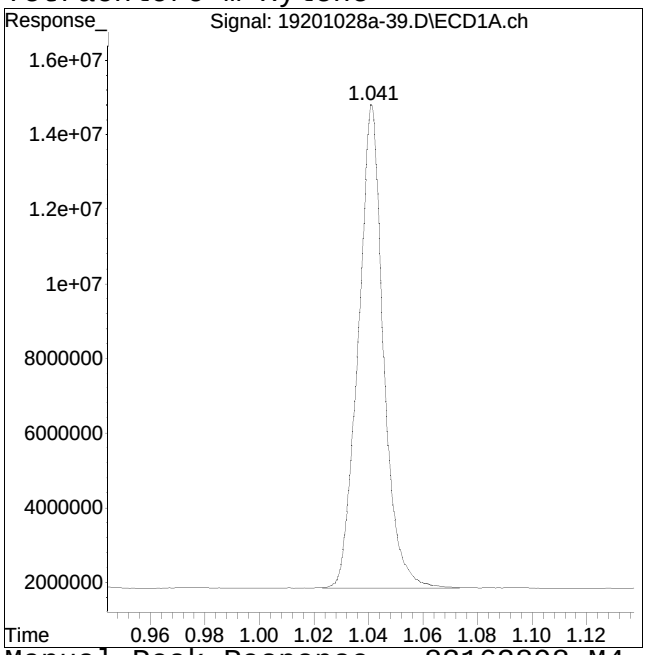

Original Peak Response = 88887590 Manual Peak Response = 83163898 M4
M4 = Poor automated baseline construction.

Manual Integration Report

Data Path : I:\Pest19\201028a\
Data File : 19201028a-39.D
Date Inj'd : 10/28/2020 7:39 pm
Sample : L2046791-09,42,,

QMethod : P19_pcb_06_24_20_ugL_ICA
Operator : pest19:cw
Instrument : Pest 19
Quant Date : 10/28/2020 7:47 pm

Compound #54: Decachlorobiphenyl #2

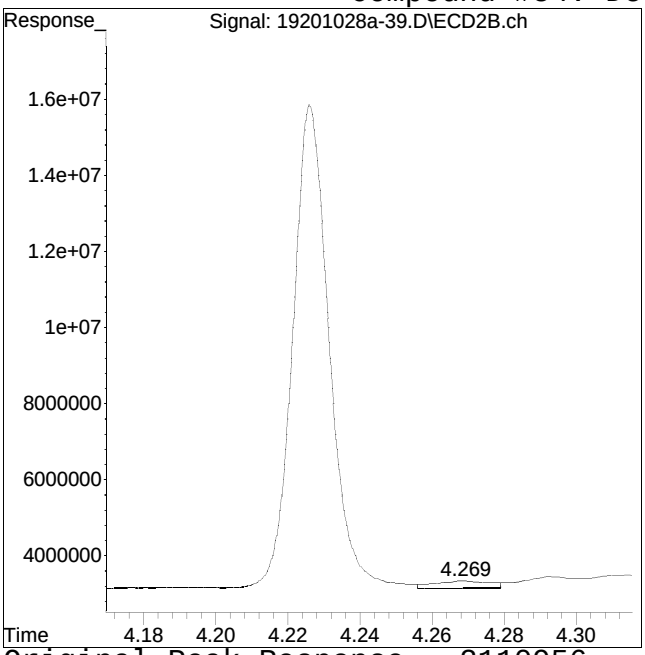

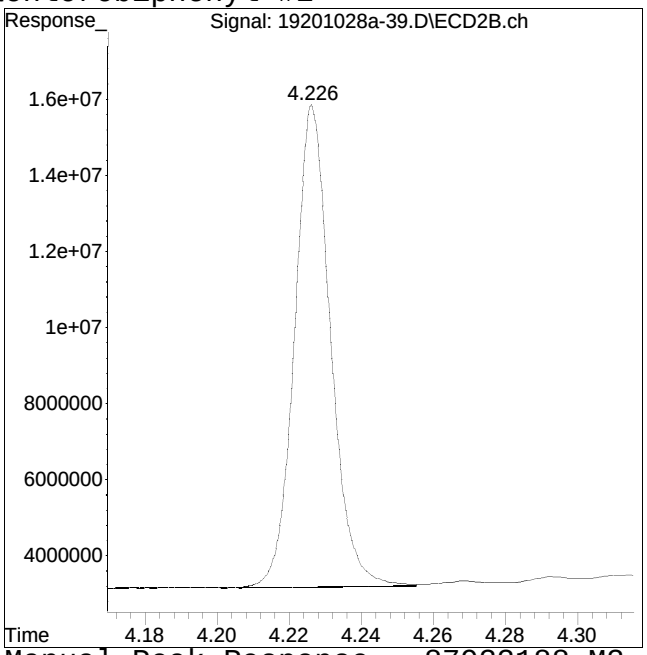

Original Peak Response = 2110956 Manual Peak Response = 87933188 M3
M3 = Misidentification of the peak (i.e. 1,4-dichlorobenzene identified as 1,3-dichlorobenzene), or misidentification from 2 partially resolved peaks not being split.

Manual Integration Report

Data Path : I:\Pest19\201028a\
Data File : 19201028a-39.D
Date Inj'd : 10/28/2020 7:39 pm
Sample : L2046791-09,42,,

QMethod : P19_pcb_06_24_20_ugL_ICA
Operator : pest19:cw
Instrument : Pest 19
Quant Date : 10/28/2020 7:47 pm

Compound #9: 1260-1

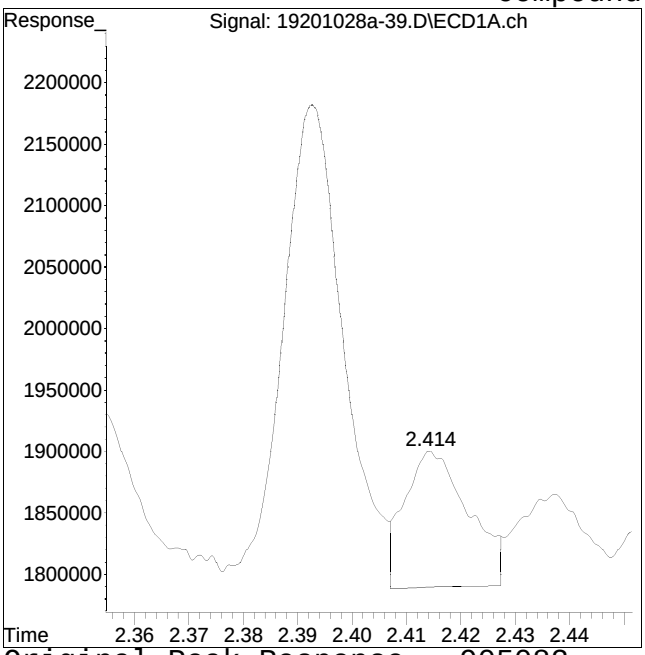

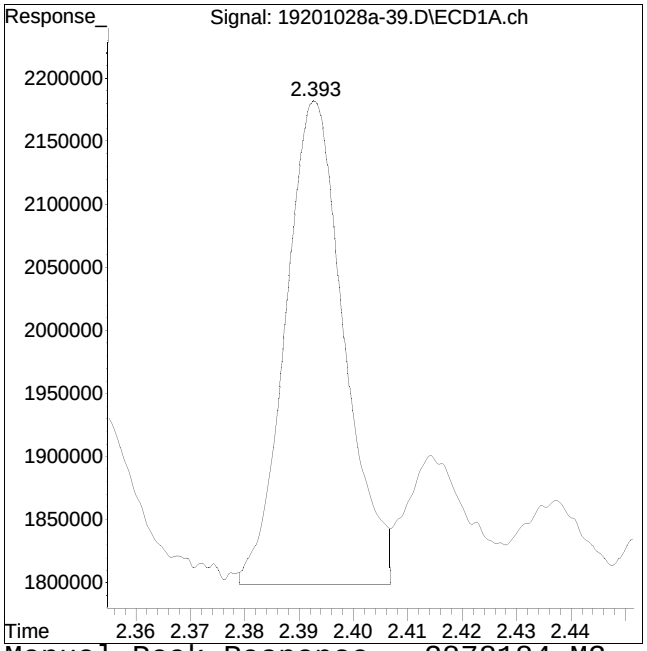

Original Peak Response = 905082 Manual Peak Response = 2878184 M3

M3 = Misidentification of the peak (i.e. 1,4-dichlorobenzene identified as 1,3-dichlorobenzene), or misidentification from 2 partially resolved peaks not being split.

Manual Integration Report

Data Path : I:\Pest19\201028a\
Data File : 19201028a-39.D
Date Inj'd : 10/28/2020 7:39 pm
Sample : L2046791-09,42,,

QMethod : P19_pcb_06_24_20_ugL_ICA
Operator : pest19:cw
Instrument : Pest 19
Quant Date : 10/28/2020 7:47 pm

Compound #60: 1260-1 #2

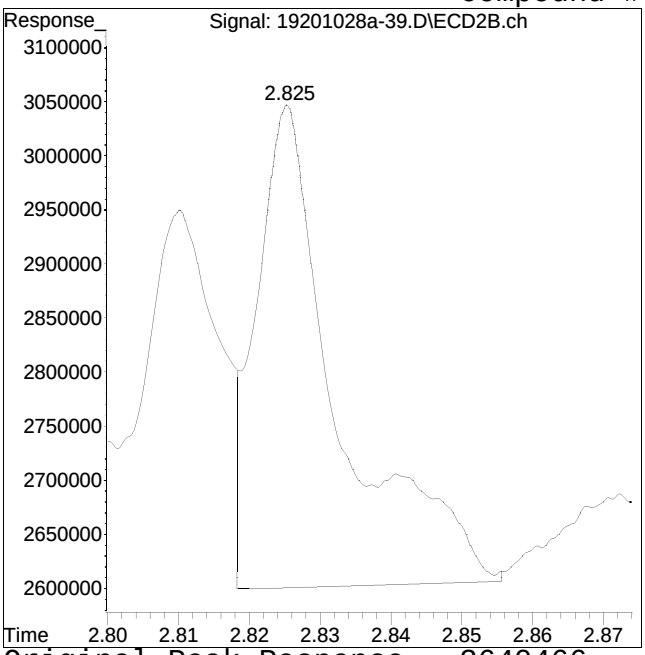

Original Peak Response = 3640466

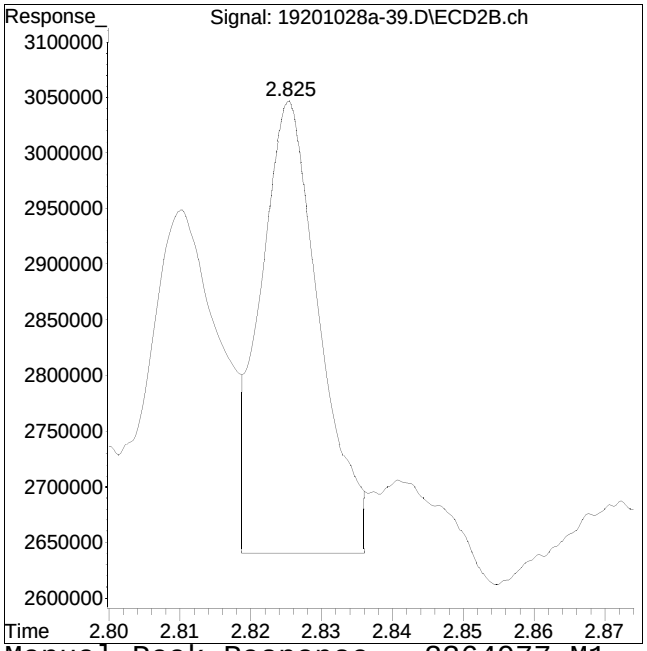

Manual Peak Response = 2364077 M1

M1 = Split or tailing peak, auto integration stopped early resulting in false low area count.

Manual Integration Report

Data Path : I:\Pest19\201028a\
Data File : 19201028a-39.D
Date Inj'd : 10/28/2020 7:39 pm
Sample : L2046791-09,42,,

QMethod : P19_pcb_06_24_20_ugL_ICA
Operator : pest19:cw
Instrument : Pest 19
Quant Date : 10/28/2020 7:47 pm

Compound #11: 1260-3

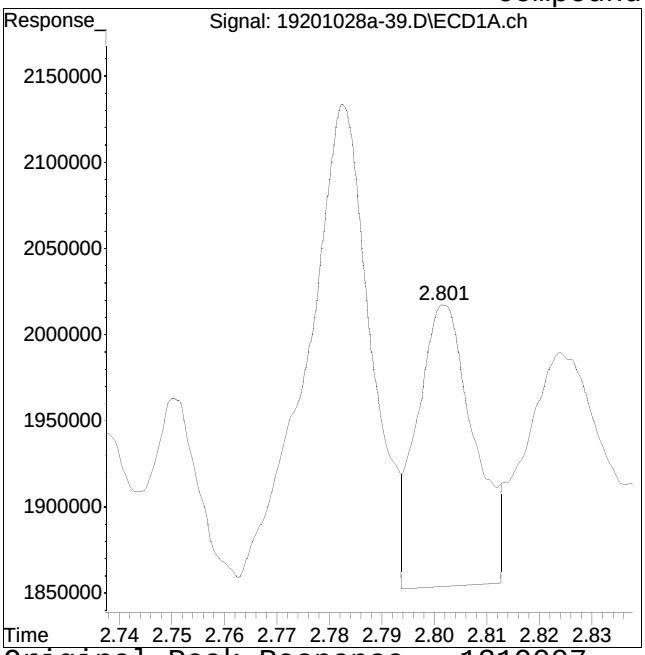

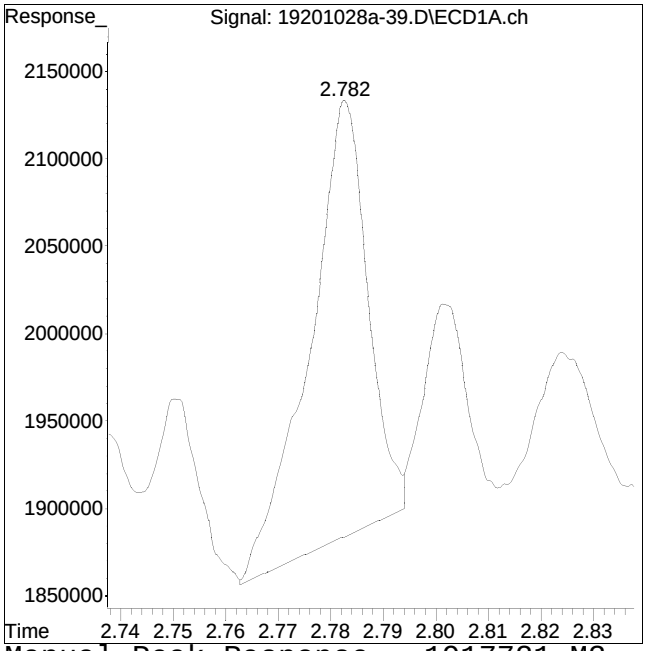

Original Peak Response = 1219007 Manual Peak Response = 1917721 M3

M3 = Misidentification of the peak (i.e. 1,4-dichlorobenzene identified as 1,3-dichlorobenzene), or misidentification from 2 partially resolved peaks not being split.

Manual Integration Report

Data Path : I:\Pest19\201028a\
Data File : 19201028a-39.D
Date Inj'd : 10/28/2020 7:39 pm
Sample : L2046791-09,42,,

QMethod : P19_pcb_06_24_20_ugL_ICA
Operator : pest19:cw
Instrument : Pest 19
Quant Date : 10/28/2020 7:47 pm

Compound #12: 1260-4

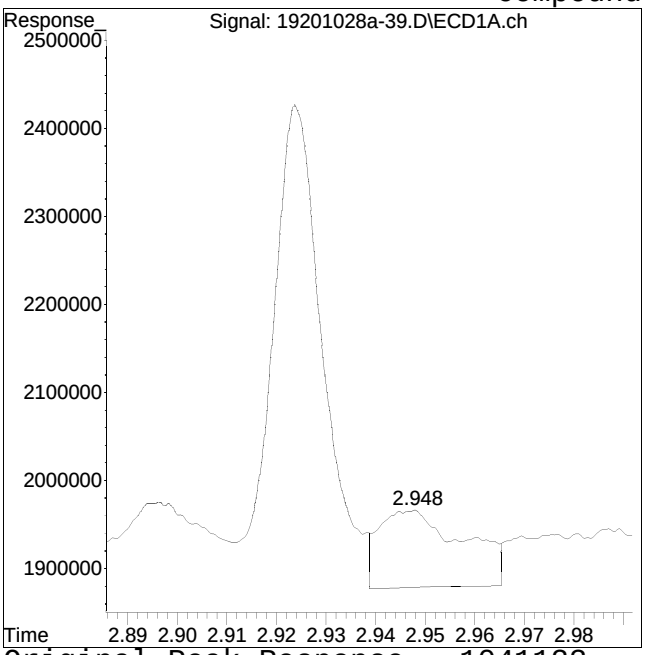

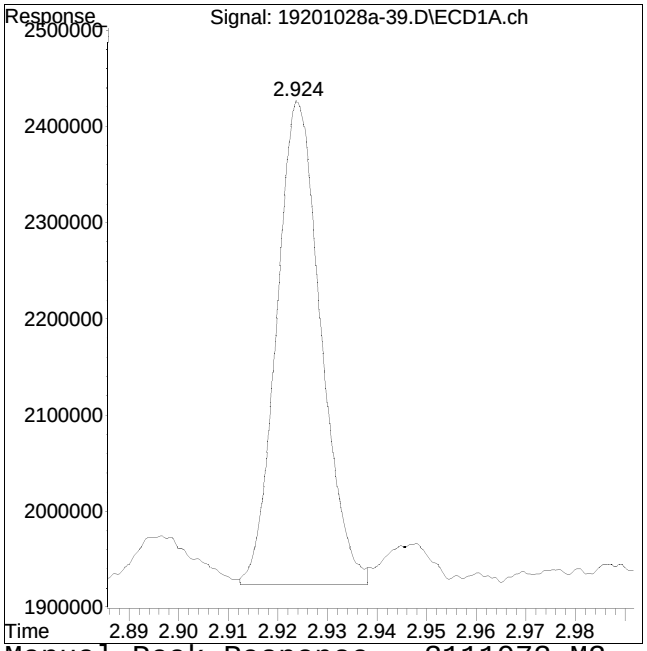

Original Peak Response = 1041123 Manual Peak Response = 3111073 M3
M3 = Misidentification of the peak (i.e. 1,4-dichlorobenzene identified as 1,3-dichlorobenzene), or misidentification from 2 partially resolved peaks not being split.

Manual Integration Report

Data Path : I:\Pest19\201028a\
Data File : 19201028a-39.D
Date Inj'd : 10/28/2020 7:39 pm
Sample : L2046791-09,42,,

QMethod : P19_pcb_06_24_20_ugL_ICA
Operator : pest19:cw
Instrument : Pest 19
Quant Date : 10/28/2020 7:47 pm

Compound #63: 1260-4 #2

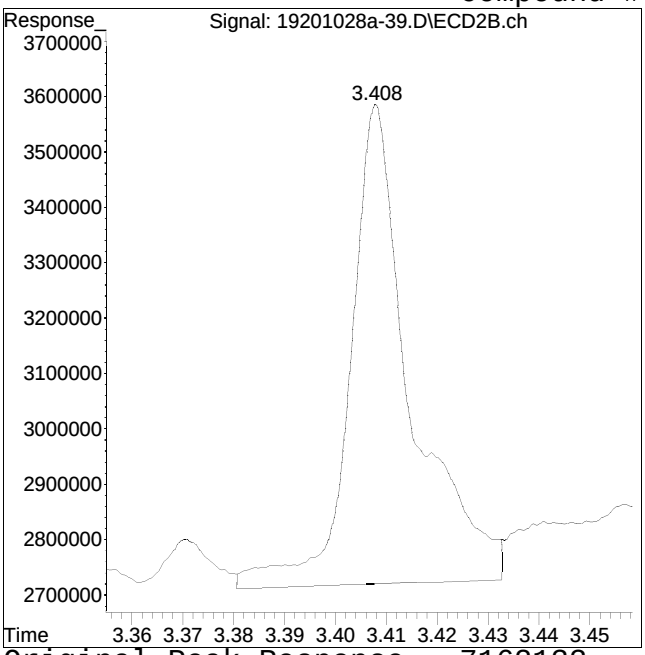

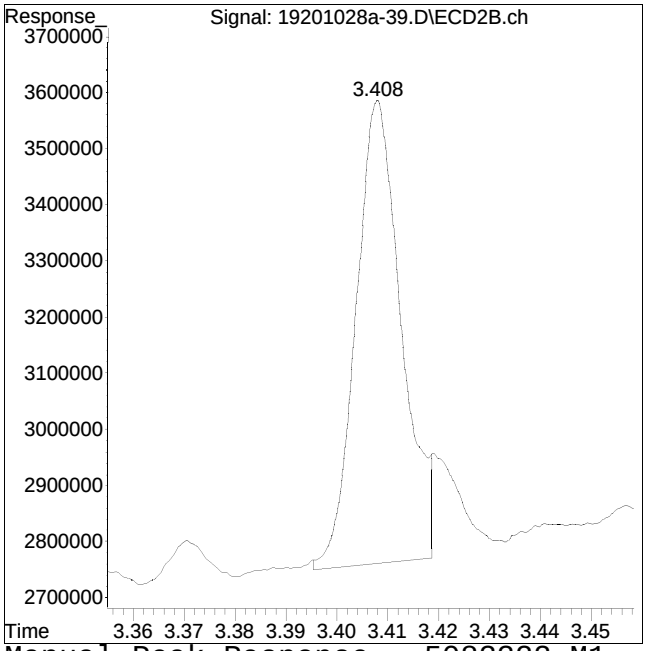

Original Peak Response = 7162133 Manual Peak Response = 5083322 M1

M1 = Split or tailing peak, auto integration stopped early resulting in false low area count.

Manual Integration Report

Data Path : I:\Pest19\201028a\
Data File : 19201028a-39.D
Date Inj'd : 10/28/2020 7:39 pm
Sample : L2046791-09,42,,

QMethod : P19_pcb_06_24_20_ugL_ICA
Operator : pest19:cw
Instrument : Pest 19
Quant Date : 10/28/2020 7:47 pm

Compound #13: 1260-5

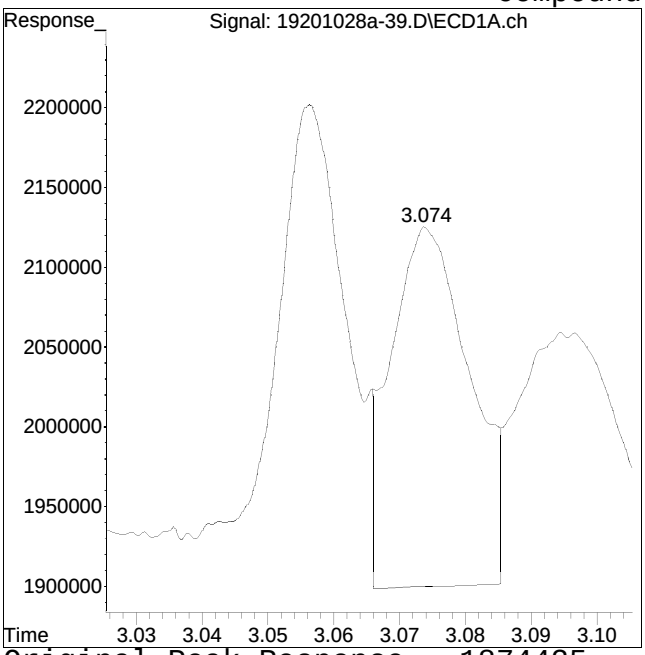

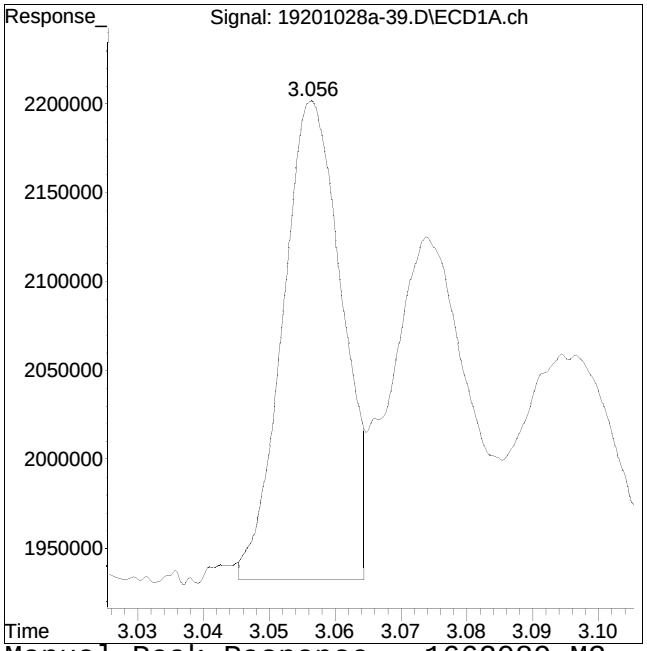

Original Peak Response = 1874425 Manual Peak Response = 1662089 M3

M3 = Misidentification of the peak (i.e. 1,4-dichlorobenzene identified as 1,3-dichlorobenzene), or misidentification from 2 partially resolved peaks not being split.

Manual Integration Report

Data Path : I:\Pest19\201028a\
Data File : 19201028a-39.D
Date Inj'd : 10/28/2020 7:39 pm
Sample : L2046791-09,42,,

QMethod : P19_pcb_06_24_20_ugL_ICA
Operator : pest19:cw
Instrument : Pest 19
Quant Date : 10/28/2020 7:47 pm

Compound #64: 1260-5 #2

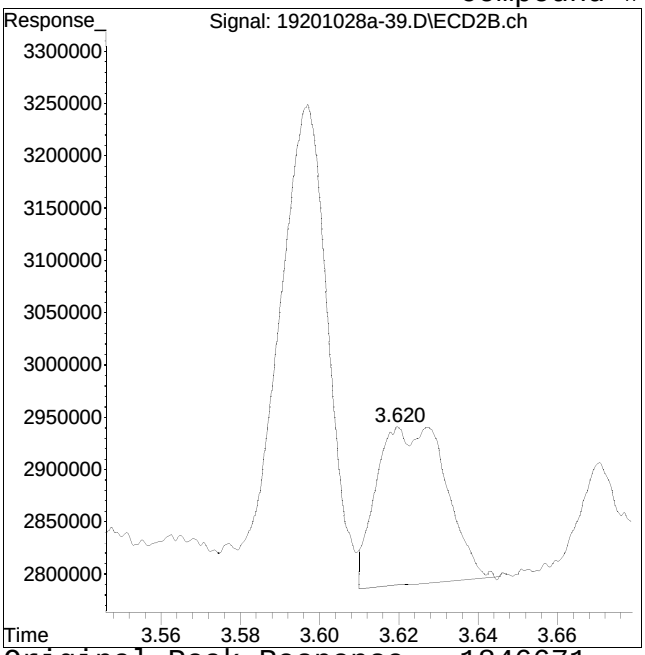

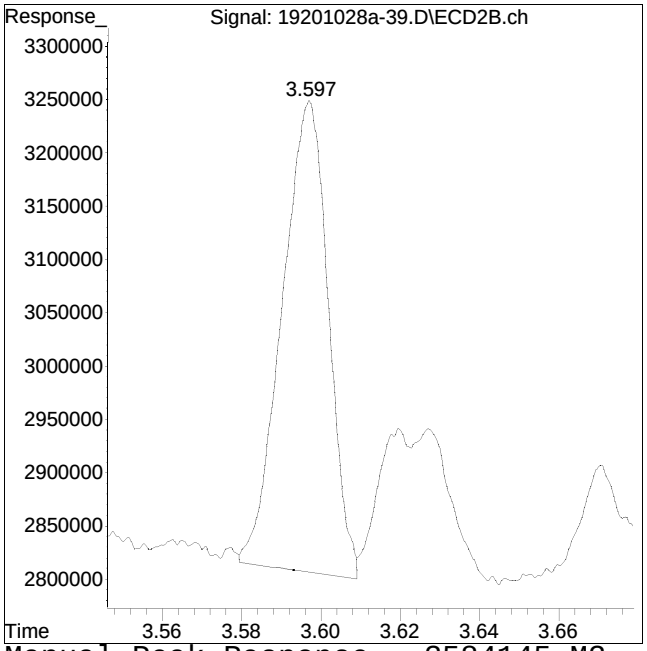

Original Peak Response = 1846671 Manual Peak Response = 3584145 M3

M3 = Misidentification of the peak (i.e. 1,4-dichlorobenzene identified as 1,3-dichlorobenzene), or misidentification from 2 partially resolved peaks not being split.

Quantitation Report (QT Reviewed)

Data Path : I:\Pest19\201028a\
Data File : 19201028a-40.D
Signal(s) : Signal #1: ECD1A.ch Signal #2: ECD2B.ch
Acq On : 28 Oct 2020 07:46 pm
Operator : pest19:cw
Sample : L2046791-10,42,,
Misc : wg1427434,WG1427443,ical16927
ALS Vial : 40 Sample Multiplier: 1

Integration File signal 1: events.e
Integration File signal 2: events2.e
Quant Time: Oct 28 19:53:06 2020
Quant Method : I:\Pest19\201028a\P19_pcb_06_24_20_ugL_ICAL16927.m
Quant Title : pcb
QLast Update : Thu Oct 22 11:33:29 2020
Response via : Initial Calibration
Integrator: ChemStation

Volume Inj. :
Signal #1 Phase : Signal #2 Phase:
Signal #1 Info : Signal #2 Info :

CCAL FILE(s) : 1 - I:\Pest19\201028a\19201028a-23.D
Sub List : Default - All compounds listed

	Compound	RT#1	RT#2	Resp#1	Resp#2	ug/l	ug/l
	Internal Standards						
1) i	1660_1br2nb	0.837	0.945	51372323	75657651	250.000	250.000
	Standard Area 1 : #1 = 47045019				Recovery =	109.20%	
	Standard Area 1 : #2 = 69222731				Recovery =	109.30%	
14) i	2154_1br2nb	0.837	0.945	51372323	75657651	250.000	250.000
23) i	4268_1br2nb	0.837	0.945	51372323	75657651	250.000	250.000
34) i	1248_1br2nb	0.837	0.945	51372323	75657651	250.000	250.000
40) i	3262_1br2nb	0.837	0.945	51372323	75657651	250.000	250.000
	System Monitoring Compounds						
2) s	2,4,5,6-Tetr	1.040	1.258	86341670	130.1E6	315.505	335.943
	Spiked Amount 500.000	Range 30 - 150			Recovery =	63.10%	67.19%
3) s	Decachlorobi	3.608	4.226	63451334	93164462	358.878	303.948
	Spiked Amount 500.000	Range 30 - 150			Recovery =	71.78%	60.79%
	Target Compounds						
4) l1	1016-1	0.000	0.000	0	0	N.D. d	N.D. d
5) l1	1016-2	0.000	0.000	0	0	N.D.	N.D.
6) l1	1016-3	0.000	0.000	0	0	N.D.	N.D.
7) l1	1016-4	0.000	0.000	0	0	N.D.	N.D.
8) l1	1016-5	0.000	0.000	0	0	N.D.	N.D.
	Sum 1016-1			0	0	N.D.	N.D.
Average	1016-1					0.000	0.000
9) l2	1260-1	2.391	2.825	494009	587711	42.342	31.425M3
10) l2	1260-2	2.514	2.921	892823	970716	51.643M3	43.187M4
11) l2	1260-3	2.778	3.279	778611	781582	69.728M3	40.879M4
12) l2	1260-4	2.923	3.407	1218806	1741838	51.778M4	43.273M3
13) l2	1260-5	3.056	3.596	674212	1767037	55.887M3	63.979M3

Quantitation Report (QT Reviewed)

Data Path : I:\Pest19\201028a\
Data File : 19201028a-40.D
Signal(s) : Signal #1: ECD1A.ch Signal #2: ECD2B.ch
Acq On : 28 Oct 2020 07:46 pm
Operator : pest19:cw
Sample : L2046791-10,42,,
Misc : wg1427434,WG1427443,ical16927
ALS Vial : 40 Sample Multiplier: 1

Integration File signal 1: events.e
Integration File signal 2: events2.e
Quant Time: Oct 28 19:53:06 2020
Quant Method : I:\Pest19\201028a\P19_pcb_06_24_20_ugL_ICAL16927.m
Quant Title : pcb
QLast Update : Thu Oct 22 11:33:29 2020
Response via : Initial Calibration
Integrator: ChemStation

Volume Inj. :
Signal #1 Phase : Signal #2 Phase:
Signal #1 Info : Signal #2 Info :

CCAL FILE(s) : 1 - I:\Pest19\201028a\19201028a-23.D
Sub List : Default - All compounds listed

	Compound	RT#1	RT#2	Resp#1	Resp#2	ug/l	ug/l
	Sum 1260-1			4058461	5848884	271.378	222.743
Average	1260-1					54.276	44.549
15) l3	1221-2	0.000	0.000	0	0	N.D. d	N.D. d
16) l3	1221-3	0.000	0.000	0	0	N.D. d	N.D. d
17) l3	1221-4	0.000	0.000	0	0	N.D. d	N.D. d
	Sum 1221-2			0	0	N.D.	N.D.
Average	1221-2					0.000	0.000
18) l4	1254-1	0.000	0.000	0	0	N.D.	N.D. d
19) l4	1254-2	0.000	0.000	0	0	N.D. d	N.D. d
20) l4	1254-3	0.000	0.000	0	0	N.D. d	N.D. d
21) l4	1254-4	0.000	0.000	0	0	N.D. d	N.D. d
22) l4	1254-5	0.000	0.000	0	0	N.D. d	N.D. d
	Sum 1254-1			0	0	N.D.	N.D.
Average	1254-1					0.000	0.000
24) l6	1242-1	0.000	0.000	0	0	N.D. d	N.D. d
25) l6	1242-2	0.000	0.000	0	0	N.D.	N.D.
26) l6	1242-3	0.000	0.000	0	0	N.D.	N.D.
27) l6	1242-4	0.000	0.000	0	0	N.D.	N.D. d
28) l6	1242-5	0.000	0.000	0	0	N.D.	N.D. d
	Sum 1242-1			0	0	N.D.	N.D.
Average	1242-1					0.000	0.000
29) l9	1268-1	0.000	0.000	0	0	N.D. d	N.D. d
30) l9	1268-2	0.000	0.000	0	0	N.D. d	N.D. d
31) l9	1268-3	0.000	0.000	0	0	N.D. d	N.D. d
32) l9	1268-4	0.000	0.000	0	0	N.D. d	N.D. d
33) l9	1268-5	0.000	0.000	0	0	N.D. d	N.D. d
	Sum 1268-1			0	0	N.D.	N.D.

Data Path : I:\Pest19\201028a\
Data File : 19201028a-40.D
Signal(s) : Signal #1: ECD1A.ch Signal #2: ECD2B.ch
Acq On : 28 Oct 2020 07:46 pm
Operator : pest19:cw
Sample : L2046791-10,42,,
Misc : wg1427434,WG1427443,ical16927
ALS Vial : 40 Sample Multiplier: 1

Integration File signal 1: events.e
Integration File signal 2: events2.e
Quant Time: Oct 28 19:53:06 2020
Quant Method : I:\Pest19\201028a\P19_pcb_06_24_20_ugL_ICAL16927.m
Quant Title : pcb
QLast Update : Thu Oct 22 11:33:29 2020
Response via : Initial Calibration
Integrator: ChemStation

Volume Inj. :
Signal #1 Phase : Signal #2 Phase:
Signal #1 Info : Signal #2 Info :

CCAL FILE(s) : 1 - I:\Pest19\201028a\19201028a-23.D
Sub List : Default - All compounds listed

	Compound	RT#1	RT#2	Resp#1	Resp#2	ug/l	ug/l
Average	1268-1					0.000	0.000
35) l7	1248-1	0.000	0.000	0	0	N.D.	N.D.
36) l7	1248-2	0.000	0.000	0	0	N.D.	N.D.
37) l7	1248-3	0.000	0.000	0	0	N.D.	N.D.
38) l7	1248-4	0.000	0.000	0	0	N.D.	N.D. d
39) l7	1248-5	0.000	0.000	0	0	N.D.	N.D. d
Sum	1248-1			0	0	N.D.	N.D.
Average	1248-1					0.000	0.000
41) l5	1232-1	0.000	0.000	0	0	N.D. d	N.D. d
42) l5	1232-2	0.000	0.000	0	0	N.D.	N.D.
43) l5	1232-3	0.000	0.000	0	0	N.D.	N.D.
44) l5	1232-4	0.000	0.000	0	0	N.D.	N.D. d
45) l5	1232-5	0.000	0.000	0	0	N.D.	N.D. d
Sum	1232-1			0	0	N.D.	N.D.
Average	1232-1					0.000	0.000
46) l8	1262-1	0.000	0.000	0	0	N.D. d	N.D. d
47) l8	1262-2	0.000	0.000	0	0	N.D. d	N.D. d
48) l8	1262-3	0.000	0.000	0	0	N.D. d	N.D. d
49) l8	1262-4	0.000	0.000	0	0	N.D. d	N.D. d
50) l8	1262-5	0.000	0.000	0	0	N.D.	N.D.
Sum	1262-1			0	0	N.D.	N.D.
Average	1262-1					0.000	0.000
	SemiQuant Compounds - Not Calibrated on this Instrument						
Sum	1262-1			0	0	N.D.	N.D.
Average	1262-1					0.000	0.000

Quantitation Report (QT Reviewed)

Data Path : I:\Pest19\201028a\
Data File : 19201028a-40.D
Signal(s) : Signal #1: ECD1A.ch Signal #2: ECD2B.ch
Acq On : 28 Oct 2020 07:46 pm
Operator : pest19:cw
Sample : L2046791-10,42,,
Misc : wg1427434,WG1427443,ical16927
ALS Vial : 40 Sample Multiplier: 1

Integration File signal 1: events.e
Integration File signal 2: events2.e
Quant Time: Oct 28 19:53:06 2020
Quant Method : I:\Pest19\201028a\P19_pcb_06_24_20_ugL_ICAL16927.m
Quant Title : pcb
QLast Update : Thu Oct 22 11:33:29 2020
Response via : Initial Calibration
Integrator: ChemStation

Volume Inj. :
Signal #1 Phase : Signal #2 Phase:
Signal #1 Info : Signal #2 Info :

CCAL FILE(s) : 1 - I:\Pest19\201028a\19201028a-23.D
Sub List : Default - All compounds listed

Compound	RT#1	RT#2	Resp#1	Resp#2	ug/l	ug/l

(f)=RT Delta > 1/2 Window (D)=Amounts differ by > 40% (m)=manual int.
(#)=Recovery Exceeds Compound Acceptance Limits.
(I,C,F) I=Interference, C=Coelluting Calibration Peak, F=Fails CC Criteria.

Sub List : Default - All compounds listeda-23.D••d)

Data Path : I:\Pest19\201028a\
Data File : 19201028a-40.D
Signal(s) : Signal #1: ECD1A.ch Signal #2: ECD2B.ch
Acq On : 28 Oct 2020 07:46 pm
Operator : pest19:cw
Sample : L2046791-10,42,,
Misc : wg1427434,WG1427443,ical16927
ALS Vial : 40 Sample Multiplier: 1

Integration File signal 1: events.e
Integration File signal 2: events2.e
Quant Time: Oct 28 19:53:06 2020
Quant Method : I:\Pest19\201028a\P19_pcb_06_24_20_ugL_ICAL16927.m
Quant Title : pcb
QLast Update : Thu Oct 22 11:33:29 2020
Response via : Initial Calibration
Integrator: ChemStation

Volume Inj. :
Signal #1 Phase : Signal #2 Phase:
Signal #1 Info : Signal #2 Info :

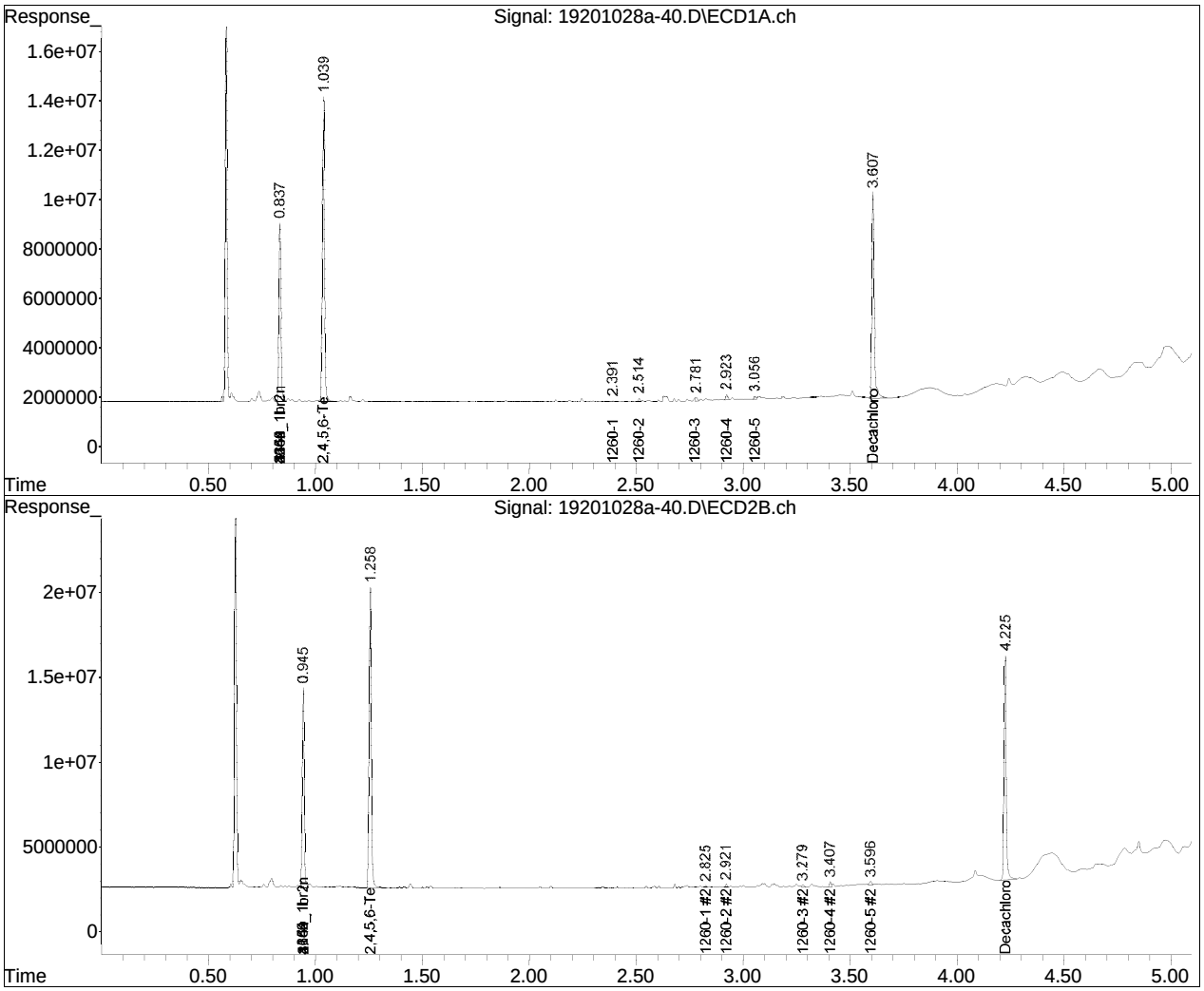

Manual Integration Report

Data Path : I:\Pest19\201028a\
Data File : 19201028a-40.D
Date Inj'd : 10/28/2020 7:46 pm
Sample : L2046791-10,42,,

QMethod : P19_pcb_06_24_20_ugL_ICA
Operator : pest19:cw
Instrument : Pest 19
Quant Date : 10/28/2020 7:51 pm

Compound #60: 1260-1 #2

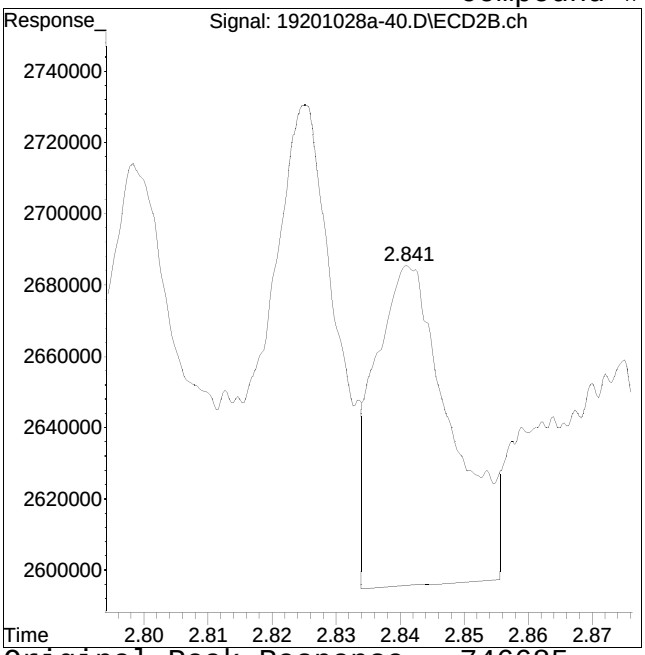

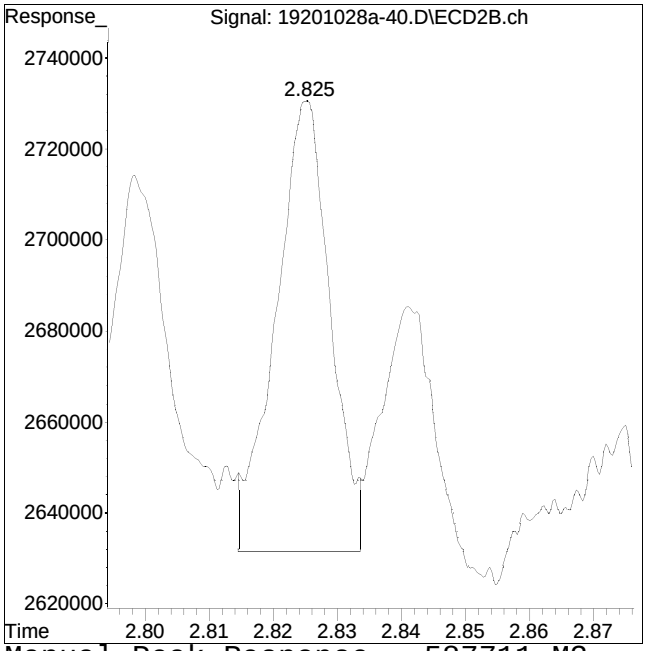

Original Peak Response = 746685 Manual Peak Response = 587711 M3

M3 = Misidentification of the peak (i.e. 1,4-dichlorobenzene identified as 1,3-dichlorobenzene), or misidentification from 2 partially resolved peaks not being split.

Manual Integration Report

Data Path : I:\Pest19\201028a\
Data File : 19201028a-40.D
Date Inj'd : 10/28/2020 7:46 pm
Sample : L2046791-10,42,,

QMethod : P19_pcb_06_24_20_ugL_ICA
Operator : pest19:cw
Instrument : Pest 19
Quant Date : 10/28/2020 7:51 pm

Compound #10: 1260-2

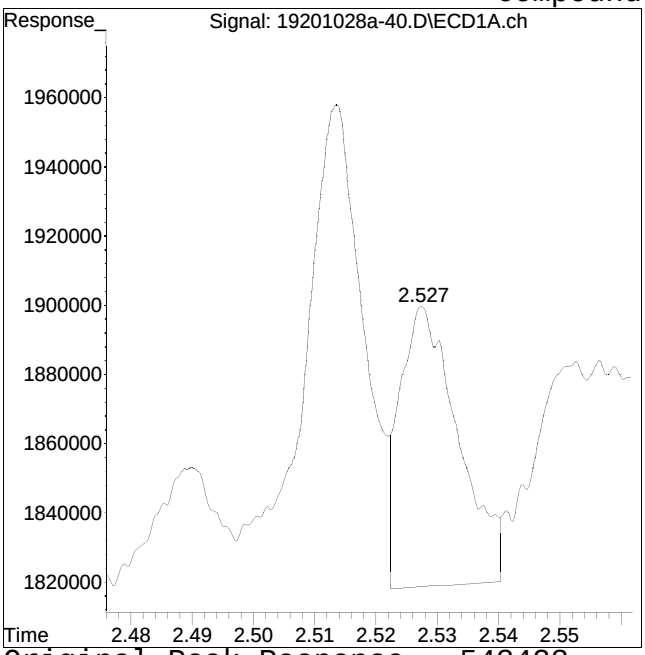

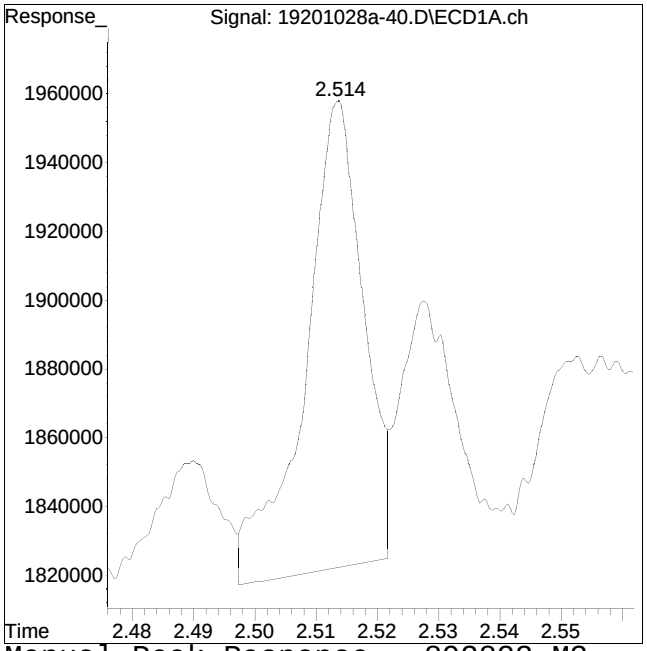

Original Peak Response = 543423 Manual Peak Response = 892823 M3

M3 = Misidentification of the peak (i.e. 1,4-dichlorobenzene identified as 1,3-dichlorobenzene), or misidentification from 2 partially resolved peaks not being split.

Manual Integration Report

Data Path : I:\Pest19\201028a\
Data File : 19201028a-40.D
Date Inj'd : 10/28/2020 7:46 pm
Sample : L2046791-10,42,,

QMethod : P19_pcb_06_24_20_ugL_ICA
Operator : pest19:cw
Instrument : Pest 19
Quant Date : 10/28/2020 7:51 pm

Compound #61: 1260-2 #2

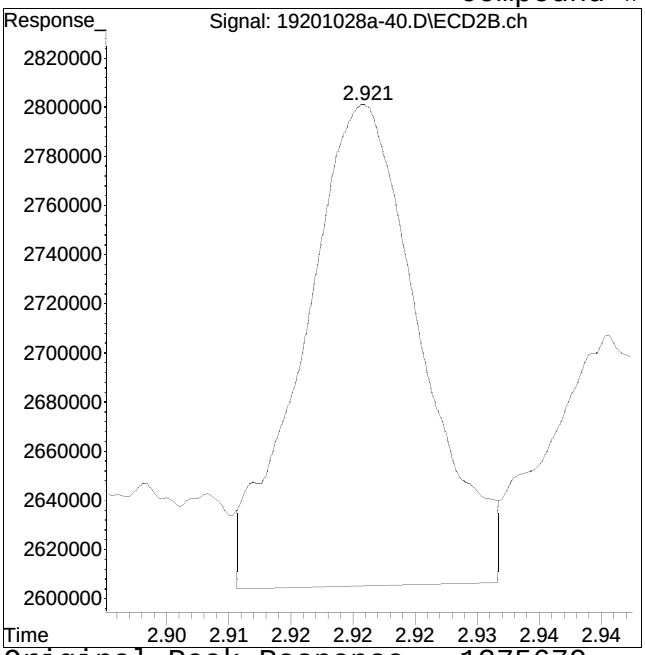

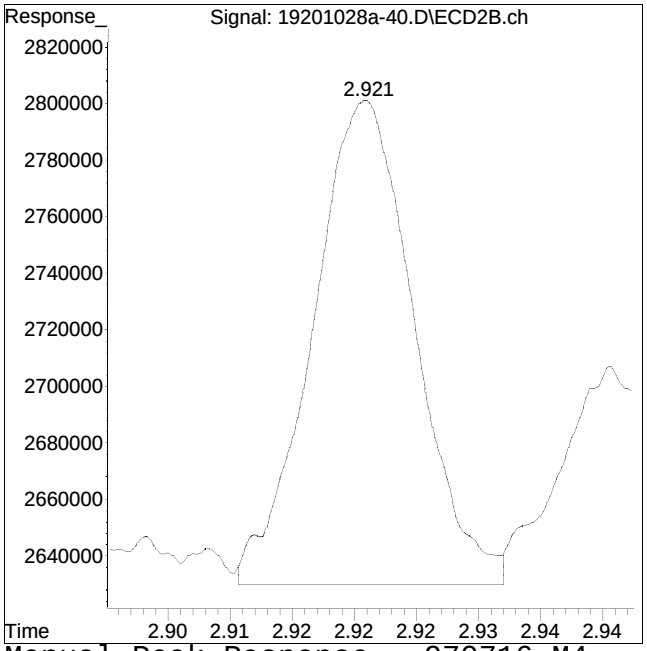

Original Peak Response = 1275679 Manual Peak Response = 970716 M4
M4 = Poor automated baseline construction.

Manual Integration Report

Data Path : I:\Pest19\201028a\
Data File : 19201028a-40.D
Date Inj'd : 10/28/2020 7:46 pm
Sample : L2046791-10,42,,

QMethod : P19_pcb_06_24_20_ugL_ICA
Operator : pest19:cw
Instrument : Pest 19
Quant Date : 10/28/2020 7:51 pm

Compound #11: 1260-3

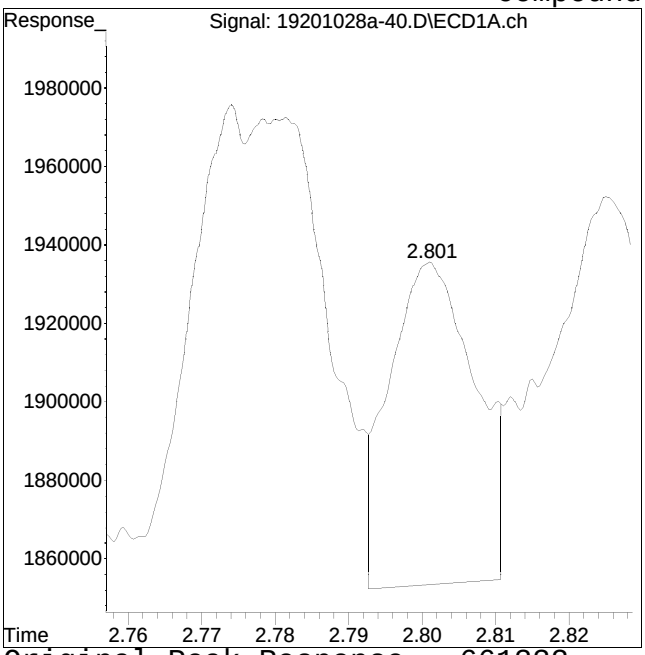

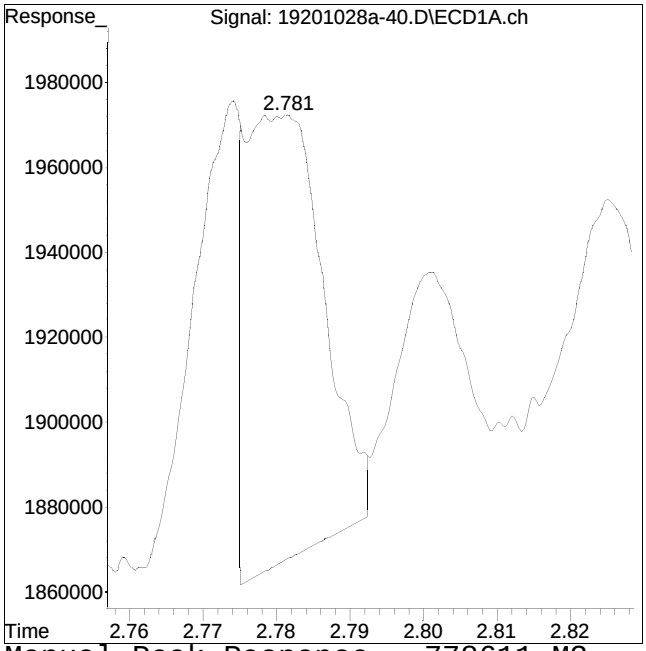

Original Peak Response = 661332 Manual Peak Response = 778611 M3

M3 = Misidentification of the peak (i.e. 1,4-dichlorobenzene identified as 1,3-dichlorobenzene), or misidentification from 2 partially resolved peaks not being split.

Manual Integration Report

Data Path : I:\Pest19\201028a\
Data File : 19201028a-40.D
Date Inj'd : 10/28/2020 7:46 pm
Sample : L2046791-10,42,,

QMethod : P19_pcb_06_24_20_ugL_ICA
Operator : pest19:cw
Instrument : Pest 19
Quant Date : 10/28/2020 7:51 pm

Compound #62: 1260-3 #2

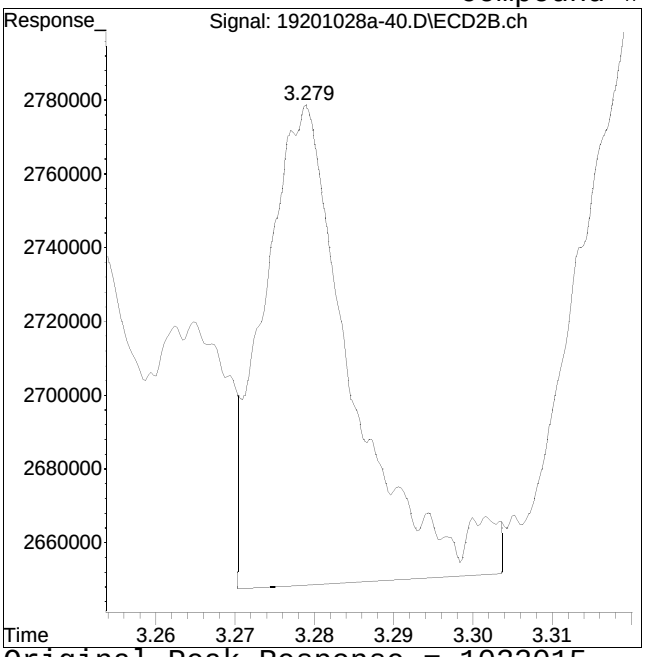

Original Peak Response = 1033015

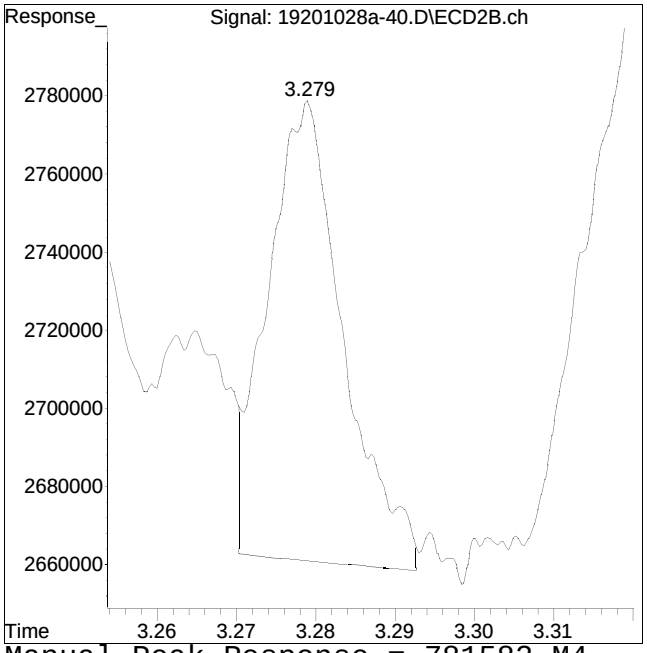

Manual Peak Response = 781582 M4

M4 = Poor automated baseline construction.

Manual Integration Report

Data Path : I:\Pest19\201028a\
Data File : 19201028a-40.D
Date Inj'd : 10/28/2020 7:46 pm
Sample : L2046791-10,42,,

QMethod : P19_pcb_06_24_20_ugL_ICA
Operator : pest19:cw
Instrument : Pest 19
Quant Date : 10/28/2020 7:51 pm

Compound #12: 1260-4

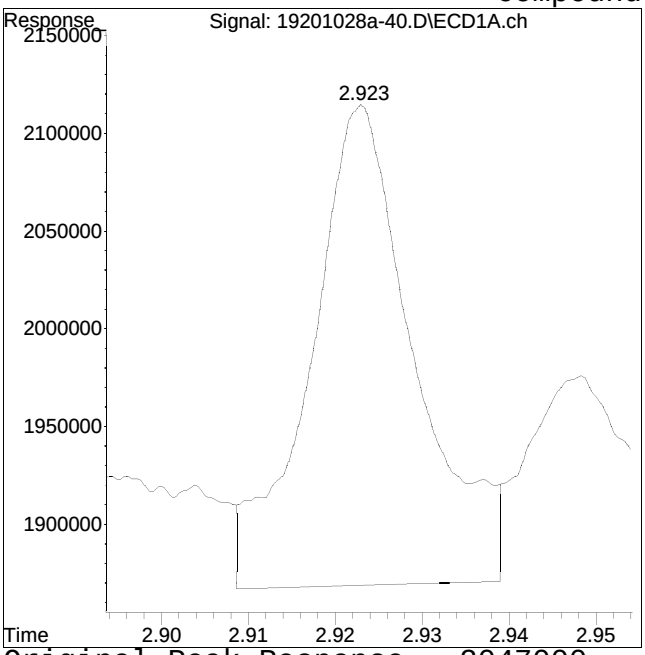

Original Peak Response = 2047000

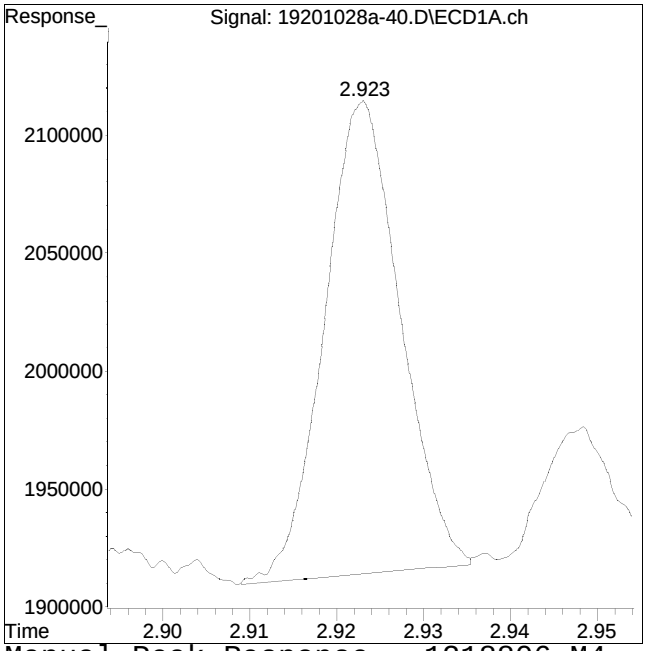

Manual Peak Response = 1218806 M4

M4 = Poor automated baseline construction.

Manual Integration Report

Data Path : I:\Pest19\201028a\
Data File : 19201028a-40.D
Date Inj'd : 10/28/2020 7:46 pm
Sample : L2046791-10,42,,

QMethod : P19_pcb_06_24_20_ugL_ICA
Operator : pest19:cw
Instrument : Pest 19
Quant Date : 10/28/2020 7:51 pm

Compound #63: 1260-4 #2

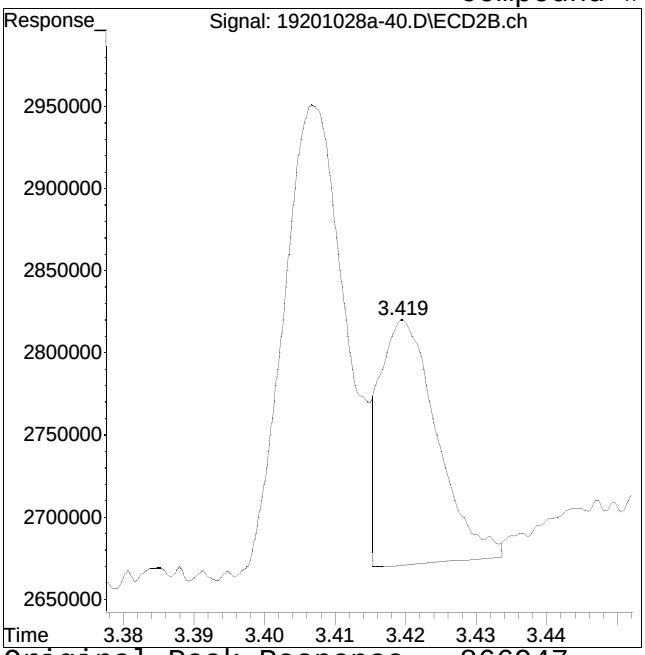

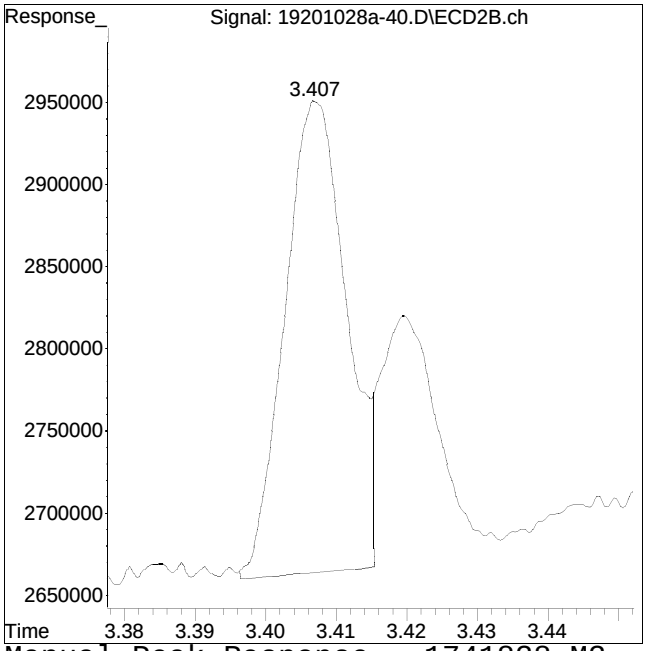

Original Peak Response = 866947 Manual Peak Response = 1741838 M3

M3 = Misidentification of the peak (i.e. 1,4-dichlorobenzene identified as 1,3-dichlorobenzene), or misidentification from 2 partially resolved peaks not being split.

Manual Integration Report

Data Path : I:\Pest19\201028a\
Data File : 19201028a-40.D
Date Inj'd : 10/28/2020 7:46 pm
Sample : L2046791-10,42,,

QMethod : P19_pcb_06_24_20_ugL_ICA
Operator : pest19:cw
Instrument : Pest 19
Quant Date : 10/28/2020 7:51 pm

Compound #13: 1260-5

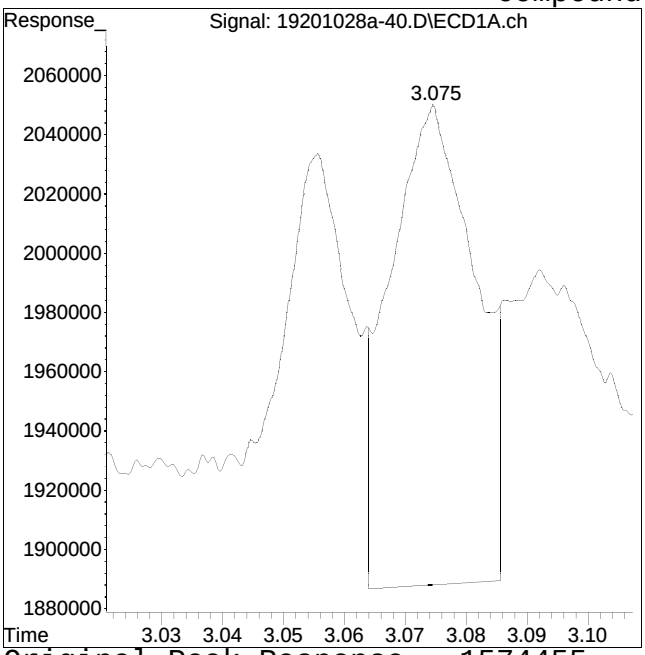

Original Peak Response = 1574455

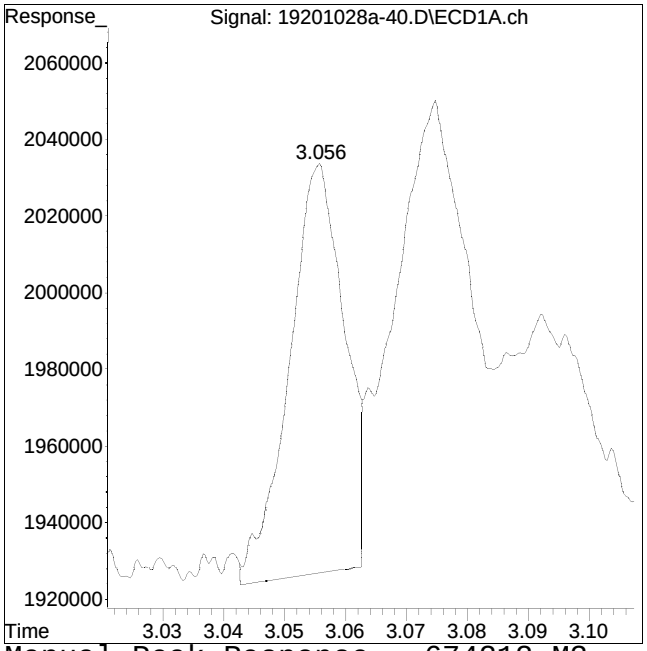

Manual Peak Response = 674212 M3

M3 = Misidentification of the peak (i.e. 1,4-dichlorobenzene identified as 1,3-dichlorobenzene), or misidentification from 2 partially resolved peaks not being split.

Manual Integration Report

Data Path : I:\Pest19\201028a\
Data File : 19201028a-40.D
Date Inj'd : 10/28/2020 7:46 pm
Sample : L2046791-10,42,,

QMethod : P19_pcb_06_24_20_ugL_ICA
Operator : pest19:cw
Instrument : Pest 19
Quant Date : 10/28/2020 7:51 pm

Compound #64: 1260-5 #2

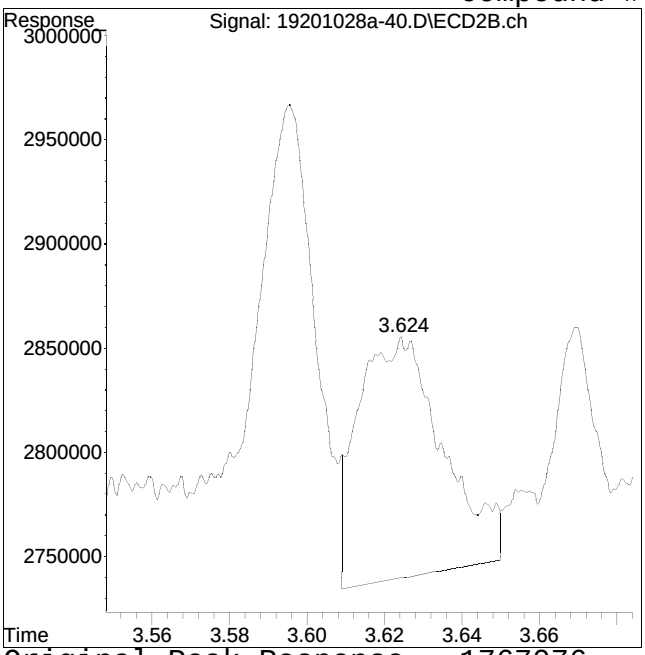

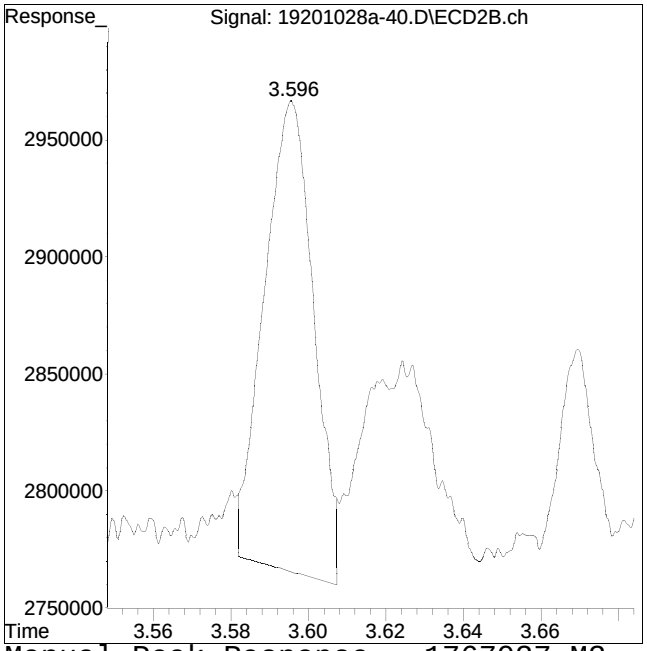

Original Peak Response = 1767076 Manual Peak Response = 1767037 M3

M3 = Misidentification of the peak (i.e. 1,4-dichlorobenzene identified as 1,3-dichlorobenzene), or misidentification from 2 partially resolved peaks not being split.

Aroclor Standards Data

Initial Calibration

Initial Calibration Summary
Form 6
PCBs

Client	**: Impact Environmental**	**Lab Number**	**: L2046791**
Project Name	**: 13-12 BEACH CHANNEL DRIVE**	**Project Number**	**: 15209**
Instrument ID	**: PEST19**	**Ical Ref**	**: ICAL16927**
Calibration dates	**: 06/24/20 15:10 06/24/20 18:30**		

Calibration Files

1 =19200624ical-32.D 2 =19200624ical-33.D 3 =19200624ical-34.D 4 =19200624ical-35.D

5 =19200624ical-36.D 6 =19200624ical-37.D

		Compound	1	2	3	4	5	6	Avg	%RSD
1)	i	1660_1br2nb	----------ISTD----------							
2)	s	2,4,5,6-Tetrachloro-m-xylene	1.568	1.385	1.307	1.277	1.248	1.206	1.332	9.78
3)	s	Decachlorobiphenyl	1.111	0.861	0.830	0.825	0.780	0.756	0.860	14.90
4)	l1	1016-1	0.028	0.023	0.023	0.022	0.022	0.020	0.023	11.18
5)	l1	1016-2	0.056	0.048	0.050	0.048	0.046	0.043	0.049	8.82
6)	l1	1016-3	0.060	0.057	0.059	0.056	0.053	0.051	0.056	6.47
7)	l1	1016-4	0.048	0.038	0.040	0.040	0.038	0.036	0.040	10.48
8)	l1	1016-5	0.041	0.032	0.031	0.031	0.029	0.028	0.032	14.21
9)	l2	1260-1	0.068	0.057	0.056	0.055	0.053	0.051	0.057	10.74
10)	l2	1260-2	0.106	0.084	0.083	0.081	0.077	0.074	0.084	13.46
11)	l2	1260-3	0.065	0.055	0.054	0.053	0.050	0.049	0.054	10.85
12)	l2	1260-4	0.136	0.115	0.113	0.112	0.107	0.105	0.115	9.72
13)	l2	1260-5	0.066	0.061	0.058	0.058	0.055	0.054	0.059	7.83
14)	i	2154_1br2nb	----------ISTD----------							
15)	l3	1221-2	0.015	0.014	0.013	0.013	0.011	0.011	0.013	10.15
16)	l3	1221-3	0.008	0.008	0.008	0.008	0.007	0.007	0.007	6.28
17)	l3	1221-4	0.031	0.030	0.030	0.029	0.027	0.026	0.029	6.66
18)	l4	1254-1	0.035	0.038	0.037	0.035	0.033	0.032	0.035	6.69
19)	l4	1254-2	0.063	0.068	0.066	0.062	0.058	0.056	0.062	7.10
20)	l4	1254-3	0.064	0.065	0.062	0.060	0.056	0.055	0.060	6.93
21)	l4	1254-4	0.045	0.049	0.048	0.046	0.043	0.042	0.045	6.30
22)	l4	1254-5	0.078	0.071	0.066	0.063	0.058	0.058	0.066	11.99
23)	i	4268_1br2nb	----------ISTD----------							
24)	l6	1242-1	0.020	0.021	0.017	0.016	0.016	0.015	0.017	13.05
25)	l6	1242-2	0.044	0.038	0.038	0.035	0.034	0.033	0.037	11.16
26)	l6	1242-3	0.048	0.044	0.045	0.040	0.039	0.038	0.042	9.22
27)	l6	1242-4	0.036	0.030	0.031	0.029	0.028	0.027	0.030	10.74
28)	l6	1242-5	0.029	0.025	0.025	0.023	0.022	0.021	0.024	11.13
29)	l9	1268-1	0.161	0.141	0.131	0.127	0.125	0.120	0.134	11.14
30)	l9	1268-2	0.143	0.129	0.121	0.117	0.116	0.111	0.123	9.36
31)	l9	1268-3	0.120	0.111	0.103	0.099	0.098	0.094	0.104	9.29
32)	l9	1268-4	0.054	0.053	0.044	0.045	0.043	0.042	0.047	10.97
33)	l9	1268-5	0.357	0.324	0.302	0.295	0.294	0.276	0.308	9.26
34)	i	1248_1br2nb	----------ISTD----------							
35)	l7	1248-1	0.029	0.026	0.027	0.026	0.025	0.023	0.026	6.83
36)	l7	1248-2	0.035	0.032	0.032	0.030	0.030	0.029	0.031	6.73

Initial Calibration Summary
Form 6
PCBs

Client	**: Impact Environmental**	**Lab Number**	**: L2046791**
Project Name	**: 13-12 BEACH CHANNEL DRIVE**	**Project Number**	**: 15209**
Instrument ID	**: PEST19**	**Ical Ref**	**: ICAL16927**
Calibration dates	**: 06/24/20 15:10 06/24/20 18:30**		

Calibration Files

1 =19200624ical-32.D 2 =19200624ical-33.D 3 =19200624ical-34.D 4 =19200624ical-35.D

5 =19200624ical-36.D 6 =19200624ical-37.D

	Compound	1	2	3	4	5	6	Avg	%RSD
37) l7	1248-3	0.047	0.042	0.041	0.039	0.038	0.035	0.040	10.00
38) l7	1248-4	0.049	0.046	0.043	0.044	0.043	0.040	0.044	6.71
39) l7	1248-5	0.044	0.041	0.039	0.037	0.037	0.035	0.039	8.45
40) i	3262_1br2nb	----------ISTD----------							
41) l5	1232-1	0.024	0.024	0.024	0.024	0.021	0.021	0.023	7.03
42) l5	1232-2	0.028	0.022	0.022	0.021	0.020	0.019	0.022	13.43
43) l5	1232-3	0.030	0.026	0.025	0.025	0.023	0.024	0.025	10.58
44) l5	1232-4	0.019	0.017	0.017	0.017	0.016	0.016	0.017	6.30
45) l5	1232-5	0.017	0.013	0.013	0.013	0.012	0.012	0.013	15.08
46) l8	1262-1	0.066	0.059	0.053	0.051	0.048	0.048	0.054	12.89
47) l8	1262-2	0.086	0.073	0.076	0.068	0.062	0.057	0.070	14.54
48) l8	1262-3	0.075	0.066	0.059	0.058	0.055	0.053	0.061	13.29
49) l8	1262-4	0.140	0.125	0.115	0.112	0.107	0.103	0.117	11.37
50) l8	1262-5	0.044	0.046	0.042	0.039	0.037	0.036	0.040	9.84

Initial Calibration Summary
Form 6
PCBs

Client	**: Impact Environmental**	**Lab Number**	**: L2046791**
Project Name	**: 13-12 BEACH CHANNEL DRIVE**	**Project Number**	**: 15209**
Instrument ID	**: PEST19**	**Ical Ref**	**: ICAL16927**
Calibration dates	**: 06/24/20 15:10 06/24/20 18:30**		

Signal #2 Calibration Files
1 =19200624ical-32.D 2 =19200624ical-33.D 3 =19200624ical-34.D 4 =19200624ical-35.D
5 =19200624ical-36.D 6 =19200624ical-37.D

		Compound	1	2	3	4	5	6	Avg	%RSD
1)	i	1660_1br2nb	----------ISTD----------							
2)	s	2,4,5,6-Tetra	1.402	1.292	1.268	1.251	1.239	1.225	1.279	5.04
3)	s	Decachlorobip	1.170	1.015	0.990	0.990	0.973	0.938	1.013	7.98
4)	l1	1016-1	0.025	0.024	0.022	0.021	0.021	0.021	0.022	7.95
5)	l1	1016-2	0.060	0.049	0.047	0.047	0.046	0.044	0.049	11.70
6)	l1	1016-3	0.067	0.060	0.057	0.056	0.053	0.054	0.058	8.89
7)	l1	1016-4	0.041	0.039	0.038	0.037	0.036	0.035	0.038	5.39
8)	l1	1016-5	0.034	0.031	0.031	0.030	0.029	0.028	0.031	7.07
9)	l2	1260-1	0.064	0.066	0.063	0.060	0.061	0.058	0.062	4.96
10)	l2	1260-2	0.083	0.075	0.076	0.071	0.073	0.068	0.074	6.61
11)	l2	1260-3	0.068	0.066	0.062	0.062	0.062	0.060	0.063	4.83
12)	l2	1260-4	0.150	0.134	0.131	0.130	0.129	0.124	0.133	6.86
13)	l2	1260-5	0.102	0.092	0.090	0.089	0.088	0.086	0.091	5.95
14)	i	2154_1br2nb	----------ISTD----------							
15)	l3	1221-2	0.011	0.013	0.013	0.012	0.012	0.012	0.012	4.67
16)	l3	1221-3	0.010	0.008	0.008	0.008	0.007	0.007	0.008	13.42
17)	l3	1221-4	0.030	0.030	0.030	0.029	0.028	0.027	0.029	3.93
18)	l4	1254-1	0.040	0.044	0.044	0.042	0.040	0.039	0.042	5.59
19)	l4	1254-2	0.049	0.052	0.050	0.047	0.045	0.044	0.048	6.51
20)	l4	1254-3	0.062	0.068	0.067	0.065	0.062	0.060	0.064	4.60
21)	l4	1254-4	0.046	0.052	0.051	0.048	0.048	0.046	0.049	5.28
22)	l4	1254-5	0.071	0.075	0.074	0.070	0.069	0.066	0.071	4.42
23)	i	4268_1br2nb	----------ISTD----------							
24)	l6	1242-1	0.022	0.019	0.017	0.016	0.016	0.015	0.018	14.37
25)	l6	1242-2	0.039	0.039	0.037	0.036	0.036	0.034	0.037	5.08
26)	l6	1242-3	0.047	0.043	0.045	0.043	0.041	0.039	0.043	6.29
27)	l6	1242-4	0.038	0.030	0.030	0.029	0.028	0.027	0.030	12.89
28)	l6	1242-5	0.026	0.026	0.025	0.024	0.024	0.023	0.025	4.52
29)	l9	1268-1	0.178	0.163	0.158	0.154	0.153	0.142	0.158	7.60
30)	l9	1268-2	0.160	0.146	0.144	0.144	0.149	0.134	0.146	5.69
31)	l9	1268-3	0.137	0.128	0.123	0.123	0.122	0.113	0.124	6.19
32)	l9	1268-4	0.061	0.059	0.055	0.055	0.056	0.052	0.056	5.95
33)	l9	1268-5	0.420	0.399	0.365	0.374	0.367	0.330	0.376	8.22
34)	i	1248_1br2nb	----------ISTD----------							
35)	l7	1248-1	0.027	0.027	0.027	0.025	0.024	0.023	0.025	7.20
36)	l7	1248-2	0.031	0.032	0.031	0.030	0.029	0.028	0.030	5.89

Initial Calibration Summary
Form 6
PCBs

Client	**: Impact Environmental**	**Lab Number**	**: L2046791**
Project Name	**: 13-12 BEACH CHANNEL DRIVE**	**Project Number**	**: 15209**
Instrument ID	**: PEST19**	**Ical Ref**	**: ICAL16927**
Calibration dates	**: 06/24/20 15:10 06/24/20 18:30**		

Signal #2 Calibration Files
1 =19200624ical-32.D 2 =19200624ical-33.D 3 =19200624ical-34.D 4 =19200624ical-35.D
5 =19200624ical-36.D 6 =19200624ical-37.D

	Compound	1	2	3	4	5	6	Avg	%RSD
37) l7	1248-3	0.045	0.042	0.039	0.038	0.036	0.035	0.039	9.47
38) l7	1248-4	0.044	0.046	0.044	0.043	0.041	0.040	0.043	5.67
39) l7	1248-5	0.050	0.053	0.050	0.048	0.046	0.044	0.049	6.25
40) i	3262_1br2nb	----------ISTD----------							
41) l5	1232-1	0.026	0.024	0.022	0.023	0.022	0.021	0.023	7.58
42) l5	1232-2	0.027	0.023	0.022	0.022	0.022	0.021	0.023	9.24
43) l5	1232-3	0.030	0.026	0.025	0.025	0.024	0.024	0.026	9.18
44) l5	1232-4	0.022	0.017	0.017	0.017	0.017	0.016	0.018	12.64
45) l5	1232-5	0.017	0.014	0.013	0.013	0.012	0.012	0.014	14.21
46) l8	1262-1	0.059	0.055	0.050	0.050	0.048	0.047	0.052	9.20
47) l8	1262-2	0.086	0.076	0.069	0.070	0.068	0.065	0.072	10.39
48) l8	1262-3	0.076	0.076	0.067	0.068	0.065	0.063	0.069	7.84
49) l8	1262-4	0.148	0.143	0.127	0.130	0.127	0.121	0.133	7.98
50) l8	1262-5	0.055	0.049	0.044	0.046	0.045	0.043	0.047	9.14

Response Factor Report Pest 19

Method Path : I:\Pest19\200624ical\
Method File : P19_pcb_06_24_20_ugL_ICAL.m
Title : pcb
Last Update : Fri Jun 26 10:40:42 2020
Response Via : Initial Calibration

Calibration Files
1 =19200624ical-32.D 2 =19200624ical-33.D 3 =19200624ical-34.D 4 =19200624ical-35.D
5 =19200624ical-36.D 6 =19200624ical-37.D

		Compound	1	2	3	4	5	6	Avg	%RSD
1)	i	1660_1br2nb	----------ISTD----------							
2)	s	2,4,5,6-Tetra...	1.568	1.385	1.307	1.277	1.248	1.206	1.332	9.78
3)	s	Decachlorobip...	1.111	0.861	0.830	0.825	0.780	0.756	0.860	14.90
4)	l1	1016-1	0.028	0.023	0.023	0.022	0.022	0.020	0.023	11.18
5)	l1	1016-2	0.056	0.048	0.050	0.048	0.046	0.043	0.049	8.82
6)	l1	1016-3	0.060	0.057	0.059	0.056	0.053	0.051	0.056	6.47
7)	l1	1016-4	0.048	0.038	0.040	0.040	0.038	0.036	0.040	10.48
8)	l1	1016-5	0.041	0.032	0.031	0.031	0.029	0.028	0.032	14.21
9)	l2	1260-1	0.068	0.057	0.056	0.055	0.053	0.051	0.057	10.74
10)	l2	1260-2	0.106	0.084	0.083	0.081	0.077	0.074	0.084	13.46
11)	l2	1260-3	0.065	0.055	0.054	0.053	0.050	0.049	0.054	10.85
12)	l2	1260-4	0.136	0.115	0.113	0.112	0.107	0.105	0.115	9.72
13)	l2	1260-5	0.066	0.061	0.058	0.058	0.055	0.054	0.059	7.83
14)	i	2154_1br2nb	----------ISTD----------							
15)	l3	1221-2	0.015	0.014	0.013	0.013	0.011	0.011	0.013	10.15
16)	l3	1221-3	0.008	0.008	0.008	0.008	0.007	0.007	0.007	6.28
17)	l3	1221-4	0.031	0.030	0.030	0.029	0.027	0.026	0.029	6.66
18)	l4	1254-1	0.035	0.038	0.037	0.035	0.033	0.032	0.035	6.69
19)	l4	1254-2	0.063	0.068	0.066	0.062	0.058	0.056	0.062	7.10
20)	l4	1254-3	0.064	0.065	0.062	0.060	0.056	0.055	0.060	6.93
21)	l4	1254-4	0.045	0.049	0.048	0.046	0.043	0.042	0.045	6.30
22)	l4	1254-5	0.078	0.071	0.066	0.063	0.058	0.058	0.066	11.99
23)	i	4268_1br2nb	----------ISTD----------							
24)	l6	1242-1	0.020	0.021	0.017	0.016	0.016	0.015	0.017	13.05
25)	l6	1242-2	0.044	0.038	0.038	0.035	0.034	0.033	0.037	11.16
26)	l6	1242-3	0.048	0.044	0.045	0.040	0.039	0.038	0.042	9.22
27)	l6	1242-4	0.036	0.030	0.031	0.029	0.028	0.027	0.030	10.74
28)	l6	1242-5	0.029	0.025	0.025	0.023	0.022	0.021	0.024	11.13
29)	l9	1268-1	0.161	0.141	0.131	0.127	0.125	0.120	0.134	11.14

Method Path : I:\Pest19\200624ical\
Method File : P19_pcb_06_24_20_ugL_ICAL.m
Title : pcb
Last Update : Fri Jun 26 10:40:42 2020
Response Via : Initial Calibration

Calibration Files
1 =19200624ical-32.D 2 =19200624ical-33.D 3 =19200624ical-34.D 4 =19200624ical-35.D
5 =19200624ical-36.D 6 =19200624ical-37.D

	Compound	1	2	3	4	5	6	Avg	%RSD
30) l9	1268-2	0.143	0.129	0.121	0.117	0.116	0.111	0.123	9.36
31) l9	1268-3	0.120	0.111	0.103	0.099	0.098	0.094	0.104	9.29
32) l9	1268-4	0.054	0.053	0.044	0.045	0.043	0.042	0.047	10.97
33) l9	1268-5	0.357	0.324	0.302	0.295	0.294	0.276	0.308	9.26
34) i	1248_1br2nb	----------ISTD----------							
35) l7	1248-1	0.029	0.026	0.027	0.026	0.025	0.023	0.026	6.83
36) l7	1248-2	0.035	0.032	0.032	0.030	0.030	0.029	0.031	6.73
37) l7	1248-3	0.047	0.042	0.041	0.039	0.038	0.035	0.040	10.00
38) l7	1248-4	0.049	0.046	0.043	0.044	0.043	0.040	0.044	6.71
39) l7	1248-5	0.044	0.041	0.039	0.037	0.037	0.035	0.039	8.45
40) i	3262_1br2nb	----------ISTD----------							
41) l5	1232-1	0.024	0.024	0.024	0.024	0.021	0.021	0.023	7.03
42) l5	1232-2	0.028	0.022	0.022	0.021	0.020	0.019	0.022	13.43
43) l5	1232-3	0.030	0.026	0.025	0.025	0.023	0.024	0.025	10.58
44) l5	1232-4	0.019	0.017	0.017	0.017	0.016	0.016	0.017	6.30
45) l5	1232-5	0.017	0.013	0.013	0.013	0.012	0.012	0.013	15.08
46) l8	1262-1	0.066	0.059	0.053	0.051	0.048	0.048	0.054	12.89
47) l8	1262-2	0.086	0.073	0.076	0.068	0.062	0.057	0.070	14.54
48) l8	1262-3	0.075	0.066	0.059	0.058	0.055	0.053	0.061	13.29
49) l8	1262-4	0.140	0.125	0.115	0.112	0.107	0.103	0.117	11.37
50) l8	1262-5	0.044	0.046	0.042	0.039	0.037	0.036	0.040	9.84

Signal #2 Calibration Files
1 =19200624ical-32.D 2 =19200624ical-33.D 3 =19200624ical-34.D 4 =19200624ical-35.D
5 =19200624ical-36.D 6 =19200624ical-37.D

	Compound	1	2	3	4	5	6	Avg	%RSD
1) i	1660_1br2nb	----------ISTD----------							
2) s	2,4,5,6-Tetra...	1.402	1.292	1.268	1.251	1.239	1.225	1.279	5.04

Method Path : I:\Pest19\200624ical\
Method File : P19_pcb_06_24_20_ugL_ICAL.m
Title : pcb
Last Update : Fri Jun 26 10:40:42 2020
Response Via : Initial Calibration

Calibration Files
1 =19200624ical-32.D 2 =19200624ical-33.D 3 =19200624ical-34.D 4 =19200624ical-35.D
5 =19200624ical-36.D 6 =19200624ical-37.D

		Compound	1	2	3	4	5	6	Avg	%RSD
3)	s	Decachlorobip...	1.170	1.015	0.990	0.990	0.973	0.938	1.013	7.98
4)	l1	1016-1	0.025	0.024	0.022	0.021	0.021	0.021	0.022	7.95
5)	l1	1016-2	0.060	0.049	0.047	0.047	0.046	0.044	0.049	11.70
6)	l1	1016-3	0.067	0.060	0.057	0.056	0.053	0.054	0.058	8.89
7)	l1	1016-4	0.041	0.039	0.038	0.037	0.036	0.035	0.038	5.39
8)	l1	1016-5	0.034	0.031	0.031	0.030	0.029	0.028	0.031	7.07
9)	l2	1260-1	0.064	0.066	0.063	0.060	0.061	0.058	0.062	4.96
10)	l2	1260-2	0.083	0.075	0.076	0.071	0.073	0.068	0.074	6.61
11)	l2	1260-3	0.068	0.066	0.062	0.062	0.062	0.060	0.063	4.83
12)	l2	1260-4	0.150	0.134	0.131	0.130	0.129	0.124	0.133	6.86
13)	l2	1260-5	0.102	0.092	0.090	0.089	0.088	0.086	0.091	5.95
14)	i	2154_1br2nb	----------ISTD----------							
15)	l3	1221-2	0.011	0.013	0.013	0.012	0.012	0.012	0.012	4.67
16)	l3	1221-3	0.010	0.008	0.008	0.008	0.007	0.007	0.008	13.42
17)	l3	1221-4	0.030	0.030	0.030	0.029	0.028	0.027	0.029	3.93
18)	l4	1254-1	0.040	0.044	0.044	0.042	0.040	0.039	0.042	5.59
19)	l4	1254-2	0.049	0.052	0.050	0.047	0.045	0.044	0.048	6.51
20)	l4	1254-3	0.062	0.068	0.067	0.065	0.062	0.060	0.064	4.60
21)	l4	1254-4	0.046	0.052	0.051	0.048	0.048	0.046	0.049	5.28
22)	l4	1254-5	0.071	0.075	0.074	0.070	0.069	0.066	0.071	4.42
23)	i	4268_1br2nb	----------ISTD----------							
24)	l6	1242-1	0.022	0.019	0.017	0.016	0.016	0.015	0.018	14.37
25)	l6	1242-2	0.039	0.039	0.037	0.036	0.036	0.034	0.037	5.08
26)	l6	1242-3	0.047	0.043	0.045	0.043	0.041	0.039	0.043	6.29
27)	l6	1242-4	0.038	0.030	0.030	0.029	0.028	0.027	0.030	12.89
28)	l6	1242-5	0.026	0.026	0.025	0.024	0.024	0.023	0.025	4.52
29)	l9	1268-1	0.178	0.163	0.158	0.154	0.153	0.142	0.158	7.60
30)	l9	1268-2	0.160	0.146	0.144	0.144	0.149	0.134	0.146	5.69
31)	l9	1268-3	0.137	0.128	0.123	0.123	0.122	0.113	0.124	6.19
32)	l9	1268-4	0.061	0.059	0.055	0.055	0.056	0.052	0.056	5.95
33)	l9	1268-5	0.420	0.399	0.365	0.374	0.367	0.330	0.376	8.22

Method Path : I:\Pest19\200624ical\
Method File : P19_pcb_06_24_20_ugL_ICAL.m
Title : pcb
Last Update : Fri Jun 26 10:40:42 2020
Response Via : Initial Calibration

Calibration Files
1 =19200624ical-32.D 2 =19200624ical-33.D 3 =19200624ical-34.D 4 =19200624ical-35.D
5 =19200624ical-36.D 6 =19200624ical-37.D

		Compound	1	2	3	4	5	6	Avg	%RSD
34)	i	1248_1br2nb	----------ISTD----------							
35)	l7	1248-1	0.027	0.027	0.027	0.025	0.024	0.023	0.025	7.20
36)	l7	1248-2	0.031	0.032	0.031	0.030	0.029	0.028	0.030	5.89
37)	l7	1248-3	0.045	0.042	0.039	0.038	0.036	0.035	0.039	9.47
38)	l7	1248-4	0.044	0.046	0.044	0.043	0.041	0.040	0.043	5.67
39)	l7	1248-5	0.050	0.053	0.050	0.048	0.046	0.044	0.049	6.25
40)	i	3262_1br2nb	----------ISTD----------							
41)	l5	1232-1	0.026	0.024	0.022	0.023	0.022	0.021	0.023	7.58
42)	l5	1232-2	0.027	0.023	0.022	0.022	0.022	0.021	0.023	9.24
43)	l5	1232-3	0.030	0.026	0.025	0.025	0.024	0.024	0.026	9.18
44)	l5	1232-4	0.022	0.017	0.017	0.017	0.017	0.016	0.018	12.64
45)	l5	1232-5	0.017	0.014	0.013	0.013	0.012	0.012	0.014	14.21
46)	l8	1262-1	0.059	0.055	0.050	0.050	0.048	0.047	0.052	9.20
47)	l8	1262-2	0.086	0.076	0.069	0.070	0.068	0.065	0.072	10.39
48)	l8	1262-3	0.076	0.076	0.067	0.068	0.065	0.063	0.069	7.84
49)	l8	1262-4	0.148	0.143	0.127	0.130	0.127	0.121	0.133	7.98
50)	l8	1262-5	0.055	0.049	0.044	0.046	0.045	0.043	0.047	9.14

(#) = Out of Range

Quantitation Report (QT Reviewed)

Data Path : I:\Pest19\200624ical\
Data File : 19200624ical-08.D
Signal(s) : Signal #1: ECD1A.ch Signal #2: ECD2B.ch
Acq On : 24 Jun 2020 03:10 pm
Operator : pest19:ht
Sample : il14268,42e,, 9831
Misc : WG1386877, (Sig #1); (Sig #2)
ALS Vial : 3 Sample Multiplier: 1

Integration File signal 1: events.e
Integration File signal 2: events2.e
Quant Time: Jun 26 10:25:55 2020
Quant Method : I:\Pest19\200624ical\P19_pcb_06_24_20_ugL_ICAL.m
Quant Title : pcb
QLast Update : Fri Jun 26 10:21:33 2020
Response via : Initial Calibration
Integrator: ChemStation

Volume Inj. :
Signal #1 Phase : Signal #2 Phase:
Signal #1 Info : Signal #2 Info :

Sub List : Default - All compounds listed

	Compound	RT#1	RT#2	Resp#1	Resp#2	ug/l	ug/l
	Internal Standards						
1) i	1660_1br2nb	0.000	0.000	0	0	N.D. d	N.D. d
14) i	2154_1br2nb	0.000	0.000	0	0	N.D. d	N.D. d
23) i	4268_1br2nb	0.881	0.983	53147618	114.5E6	250.000M4	250.000M4
34) i	1248_1br2nb	0.000	0.000	0	0	N.D. d	N.D. d
40) i	3262_1br2nb	0.000	0.000	0	0	N.D. d	N.D. d
	System Monitoring Compounds						
2) s	2,4,5,6-Tetr	0.000	0.000	0	0	N.D. d	N.D. d
	Spiked Amount	500.000	Range 30 - 150	Recovery	=	0.00%#	0.00%#
3) s	Decachlorobi	0.000	0.000	0	0	N.D. d	N.D. d
	Spiked Amount	500.000	Range 30 - 150	Recovery	=	0.00%#	0.00%#
	Target Compounds						
4) l1	1016-1	0.000	0.000	0	0	N.D. d	N.D. d
5) l1	1016-2	0.000	0.000	0	0	N.D. d	N.D. d
6) l1	1016-3	0.000	0.000	0	0	N.D. d	N.D. d
7) l1	1016-4	0.000	0.000	0	0	N.D. d	N.D. d
8) l1	1016-5	0.000	0.000	0	0	N.D. d	N.D. d
	Sum 1016-1			0	0	N.D.	N.D.
	Average 1016-1					0.000	0.000
9) l2	1260-1	0.000	0.000	0	0	N.D. d	N.D. d
10) l2	1260-2	0.000	0.000	0	0	N.D. d	N.D. d
11) l2	1260-3	0.000	0.000	0	0	N.D. d	N.D. d
12) l2	1260-4	0.000	0.000	0	0	N.D. d	N.D. d
13) l2	1260-5	0.000	0.000	0	0	N.D. d	N.D. d
	Sum 1260-1			0	0	N.D.	N.D.
	Average 1260-1					0.000	0.000
15) l3	1221-2	0.000	0.000	0	0	N.D. d	N.D. d
16) l3	1221-3	0.000	0.000	0	0	N.D. d	N.D. d

Data Path : I:\Pest19\200624ical\
Data File : 19200624ical-08.D
Signal(s) : Signal #1: ECD1A.ch Signal #2: ECD2B.ch
Acq On : 24 Jun 2020 03:10 pm
Operator : pest19:ht
Sample : il14268,42e,, 9831
Misc : WG1386877, (Sig #1); (Sig #2)
ALS Vial : 3 Sample Multiplier: 1

Integration File signal 1: events.e
Integration File signal 2: events2.e
Quant Time: Jun 26 10:25:55 2020
Quant Method : I:\Pest19\200624ical\P19_pcb_06_24_20_ugL_ICAL.m
Quant Title : pcb
QLast Update : Fri Jun 26 10:21:33 2020
Response via : Initial Calibration
Integrator: ChemStation

Volume Inj. :
Signal #1 Phase : Signal #2 Phase:
Signal #1 Info : Signal #2 Info :

Sub List : Default - All compounds listed

	Compound	RT#1	RT#2	Resp#1	Resp#2	ug/l	ug/l
17) l3	1221-4	0.000	0.000	0	0	N.D. d	N.D. d
Sum	1221-2			0	0	N.D.	N.D.
Average	1221-2					0.000	0.000
18) l4	1254-1	0.000	0.000	0	0	N.D. d	N.D. d
19) l4	1254-2	0.000	0.000	0	0	N.D. d	N.D. d
20) l4	1254-3	0.000	0.000	0	0	N.D. d	N.D. d
21) l4	1254-4	0.000	0.000	0	0	N.D. d	N.D. d
22) l4	1254-5	0.000	0.000	0	0	N.D. d	N.D. d
Sum	1254-1			0	0	N.D.	N.D.
Average	1254-1					0.000	0.000
24) l6	1242-1	1.201	1.535	416394	1012427	116.254M4	130.414M4
25) l6	1242-2	1.349	1.740	935894	1792650	124.451M4	107.303M4
26) l6	1242-3	1.569	1.980	1024763	2136181	116.763M4	110.579M2
27) l6	1242-4	1.633	2.050	768160	1725101	124.264M4	131.360M4
28) l6	1242-5	2.043	2.479	617044	1186566	124.955	105.611M4
Sum	1242-1			3762255	7852925	606.688	585.268
Average	1242-1					121.338	117.054
29) l9	1268-1	3.124	3.627	3422218	8153727	124.914M4	115.676M2
30) l9	1268-2	3.144	3.652	3043083	7322075	120.528M4	111.468M2
31) l9	1268-3	3.238	3.787	2558738	6255397	119.249M4	112.071M4
32) l9	1268-4	3.416	3.940	1142561	2806291	118.287M4	110.835M4
33) l9	1268-5	3.564	4.120	7589964	19248145	119.728M4	114.514M4

Quantitation Report (QT Reviewed)

Data Path : I:\Pest19\200624ical\
Data File : 19200624ical-08.D
Signal(s) : Signal #1: ECD1A.ch Signal #2: ECD2B.ch
Acq On : 24 Jun 2020 03:10 pm
Operator : pest19:ht
Sample : il14268,42e,, 9831
Misc : WG1386877, (Sig #1); (Sig #2)
ALS Vial : 3 Sample Multiplier: 1

Integration File signal 1: events.e
Integration File signal 2: events2.e
Quant Time: Jun 26 10:25:55 2020
Quant Method : I:\Pest19\200624ical\P19_pcb_06_24_20_ugL_ICAL.m
Quant Title : pcb
QLast Update : Fri Jun 26 10:21:33 2020
Response via : Initial Calibration
Integrator: ChemStation

Volume Inj. :
Signal #1 Phase : Signal #2 Phase:
Signal #1 Info : Signal #2 Info :

Sub List : Default - All compounds listed

	Compound	RT#1	RT#2	Resp#1	Resp#2	ug/l	ug/l
Sum	1268-1			17756565	43785636	NoCal	NoCal D
Average	1268-1					120.541	112.913
35) l7	1248-1	0.000	0.000	0	0	N.D. d	N.D. d
36) l7	1248-2	0.000	0.000	0	0	N.D. d	N.D. d
37) l7	1248-3	0.000	0.000	0	0	N.D. d	N.D. d
38) l7	1248-4	0.000	0.000	0	0	N.D. d	N.D. d
39) l7	1248-5	0.000	0.000	0	0	N.D. d	N.D. d
Sum	1248-1			0	0	N.D.	N.D.
Average	1248-1					0.000	0.000
41) l5	1232-1	0.000	0.000	0	0	N.D. d	N.D. d
42) l5	1232-2	0.000	0.000	0	0	N.D. d	N.D. d
43) l5	1232-3	0.000	0.000	0	0	N.D. d	N.D. d
44) l5	1232-4	0.000	0.000	0	0	N.D. d	N.D. d
45) l5	1232-5	0.000	0.000	0	0	N.D. d	N.D. d
Sum	1232-1			0	0	N.D.	N.D.
Average	1232-1					0.000	0.000
46) l8	1262-1	0.000	0.000	0	0	N.D. d	N.D. d
47) l8	1262-2	0.000	0.000	0	0	N.D. d	N.D. d
48) l8	1262-3	0.000	0.000	0	0	N.D. d	N.D. d
49) l8	1262-4	0.000	0.000	0	0	N.D. d	N.D. d
50) l8	1262-5	0.000	0.000	0	0	N.D. d	N.D. d
Sum	1262-1			0	0	N.D.	N.D.
Average	1262-1					0.000	0.000

SemiQuant Compounds - Not Calibrated on this Instrument

Sum	1262-1			0	0	N.D.	N.D.
Average	1262-1					0.000	0.000

Quantitation Report (QT Reviewed)

Data Path : I:\Pest19\200624ical\
Data File : 19200624ical-08.D
Signal(s) : Signal #1: ECD1A.ch Signal #2: ECD2B.ch
Acq On : 24 Jun 2020 03:10 pm
Operator : pest19:ht
Sample : il14268,42e,, 9831
Misc : WG1386877, (Sig #1); (Sig #2)
ALS Vial : 3 Sample Multiplier: 1

Integration File signal 1: events.e
Integration File signal 2: events2.e
Quant Time: Jun 26 10:25:55 2020
Quant Method : I:\Pest19\200624ical\P19_pcb_06_24_20_ugL_ICAL.m
Quant Title : pcb
QLast Update : Fri Jun 26 10:21:33 2020
Response via : Initial Calibration
Integrator: ChemStation

Volume Inj. :
Signal #1 Phase : Signal #2 Phase:
Signal #1 Info : Signal #2 Info :

Sub List : Default - All compounds listed

Compound	RT#1	RT#2	Resp#1	Resp#2	ug/l	ug/l

(f)=RT Delta > 1/2 Window (D)=Amounts differ by > 40% (m)=manual int.
(#)=Recovery Exceeds Compound Acceptance Limits.
(I,C,F) I=Interference, C=Coelluting Calibration Peak, F=Fails CC Criteria.

Sub List : Default - All compounds listed Reviewed)

Data Path : I:\Pest19\200624ical\
Data File : 19200624ical-08.D
Signal(s) : Signal #1: ECD1A.ch Signal #2: ECD2B.ch
Acq On : 24 Jun 2020 03:10 pm
Operator : pest19:ht
Sample : il14268,42e,, 9831
Misc : WG1386877, (Sig #1); (Sig #2)
ALS Vial : 3 Sample Multiplier: 1

Integration File signal 1: events.e
Integration File signal 2: events2.e
Quant Time: Jun 26 10:25:55 2020
Quant Method : I:\Pest19\200624ical\P19_pcb_06_24_20_ugL_ICAL.m
Quant Title : pcb
QLast Update : Fri Jun 26 10:21:33 2020
Response via : Initial Calibration
Integrator: ChemStation

Volume Inj. :
Signal #1 Phase : Signal #2 Phase:
Signal #1 Info : Signal #2 Info :

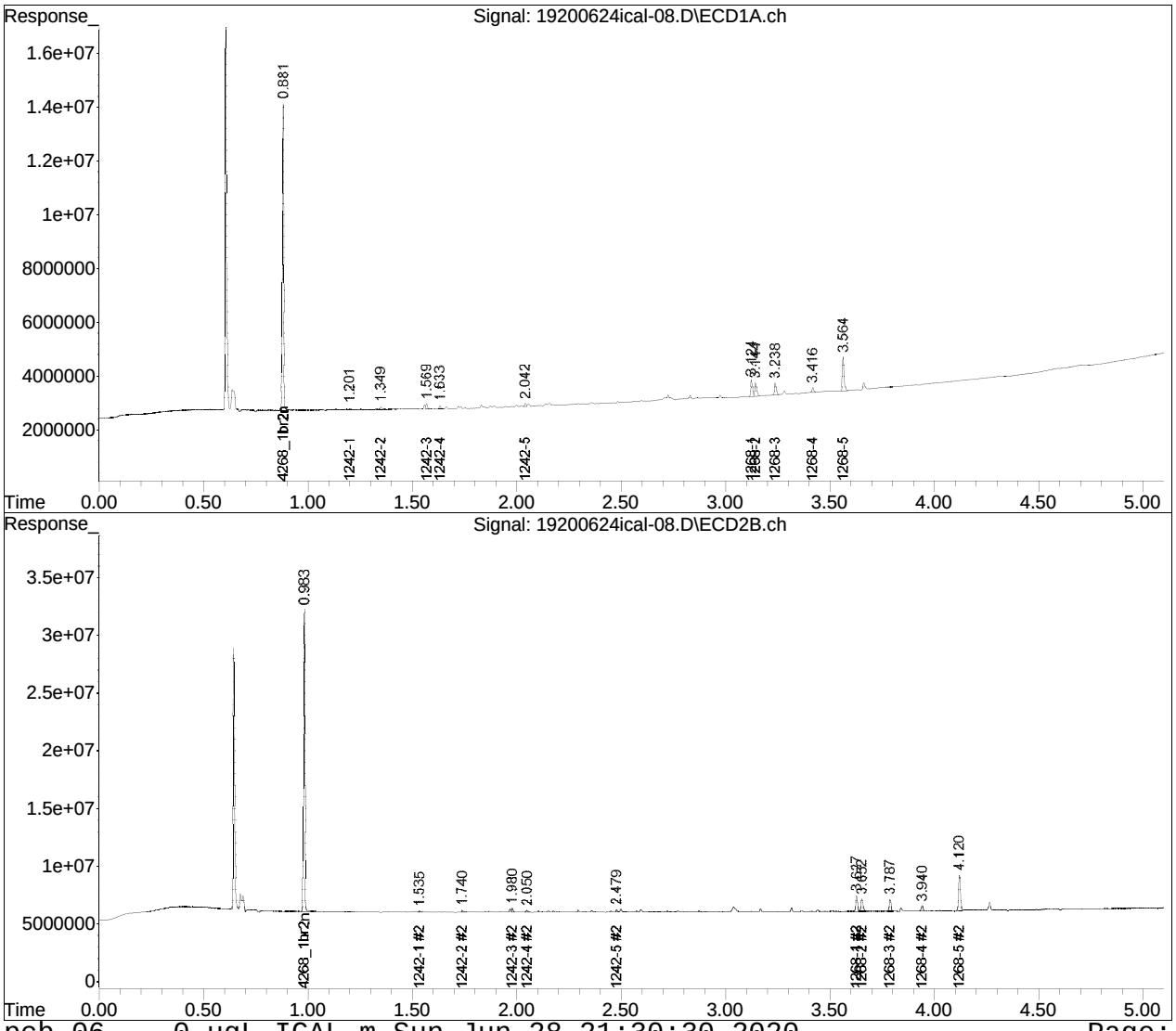

Manual Integration Report

Data Path : I:\Pest19\200624ical\
Data File : 19200624ical-08.D
Date Inj'd : 6/24/2020 3:10 pm
Sample : il14268,42e,, 9831

QMethod : P19_pcb_06_24_20_ugL_ICA
Operator : pest19:ht
Instrument : Pest 19
Quant Date : 6/26/2020 10:21 am

Compound #24: 1242-1

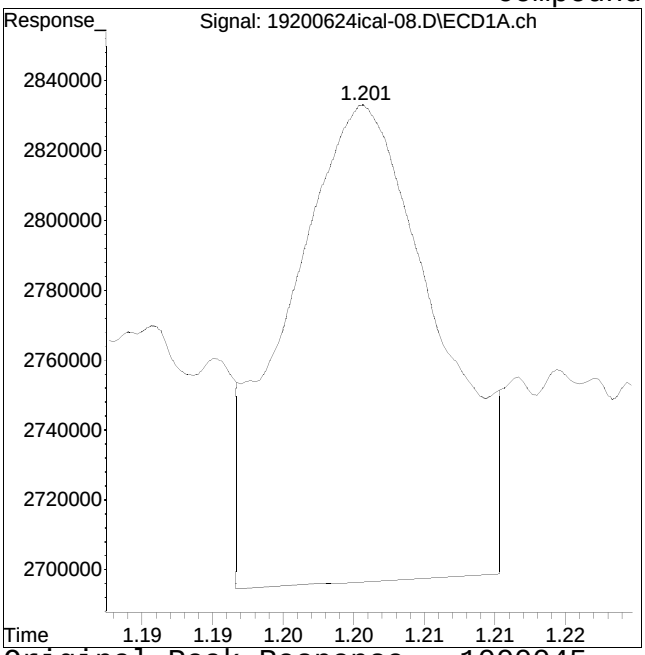

Original Peak Response = 1000045

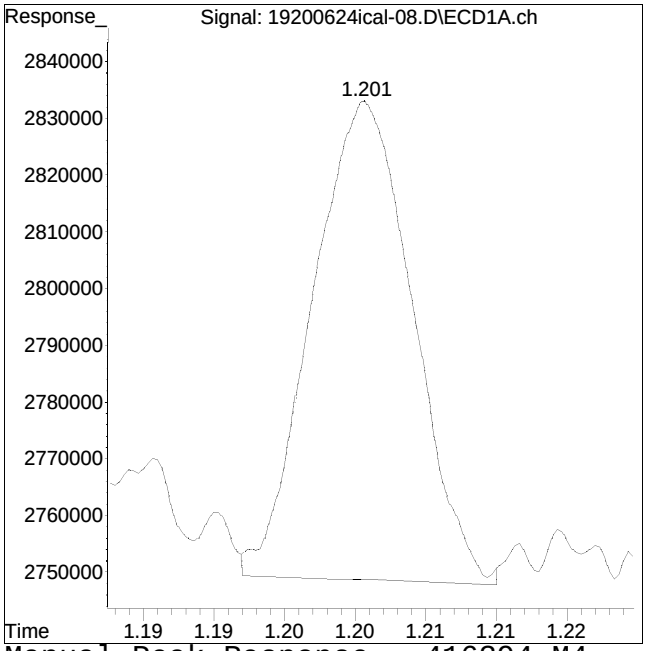

Manual Peak Response = 416394 M4

M4 = Poor automated baseline construction.

Manual Integration Report

Data Path : I:\Pest19\200624ical\
Data File : 19200624ical-08.D
Date Inj'd : 6/24/2020 3:10 pm
Sample : il14268,42e,, 9831

QMethod : P19_pcb_06_24_20_ugL_ICA
Operator : pest19:ht
Instrument : Pest 19
Quant Date : 6/26/2020 10:21 am

Compound #75: 1242-1 #2

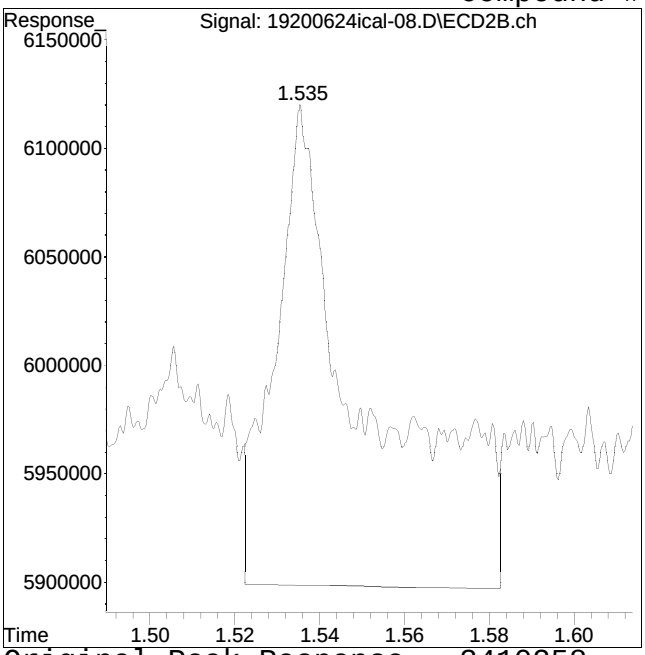

Original Peak Response = 3410258

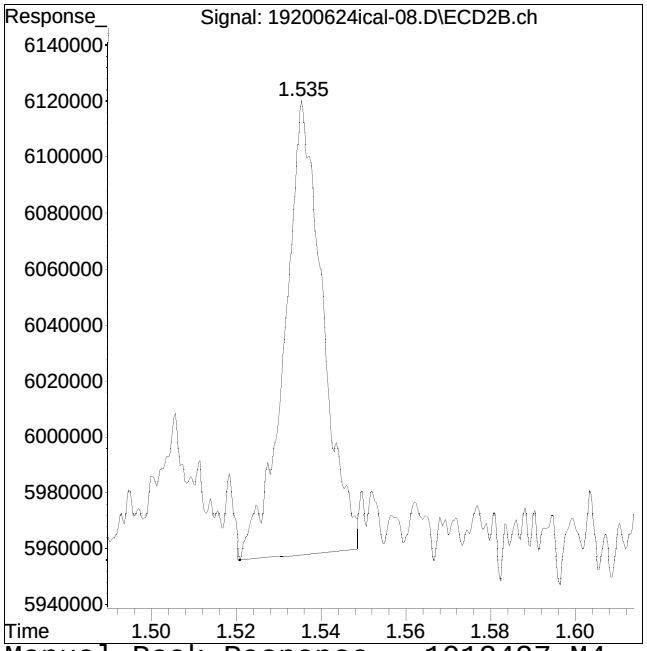

Manual Peak Response = 1012427 M4

M4 = Poor automated baseline construction.

Manual Integration Report

Data Path : I:\Pest19\200624ical\
Data File : 19200624ical-08.D
Date Inj'd : 6/24/2020 3:10 pm
Sample : il14268,42e,, 9831

QMethod : P19_pcb_06_24_20_ugL_ICA
Operator : pest19:ht
Instrument : Pest 19
Quant Date : 6/26/2020 10:21 am

Compound #25: 1242-2

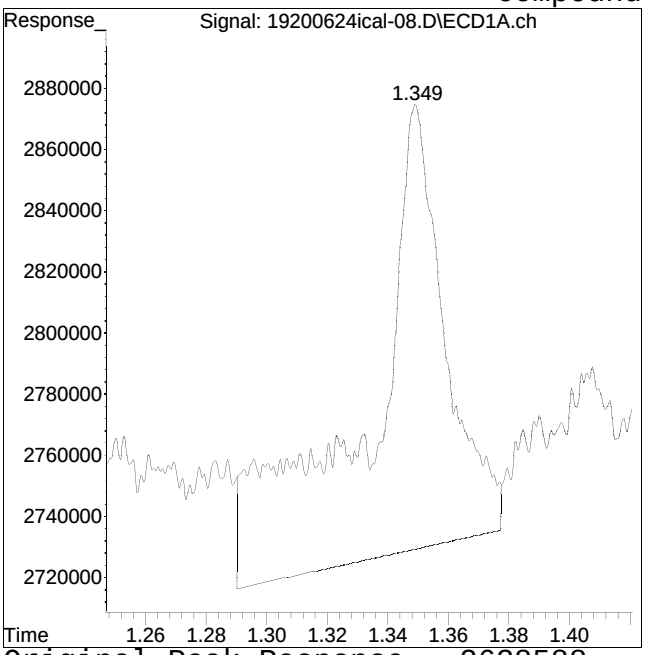

Original Peak Response = 2638588

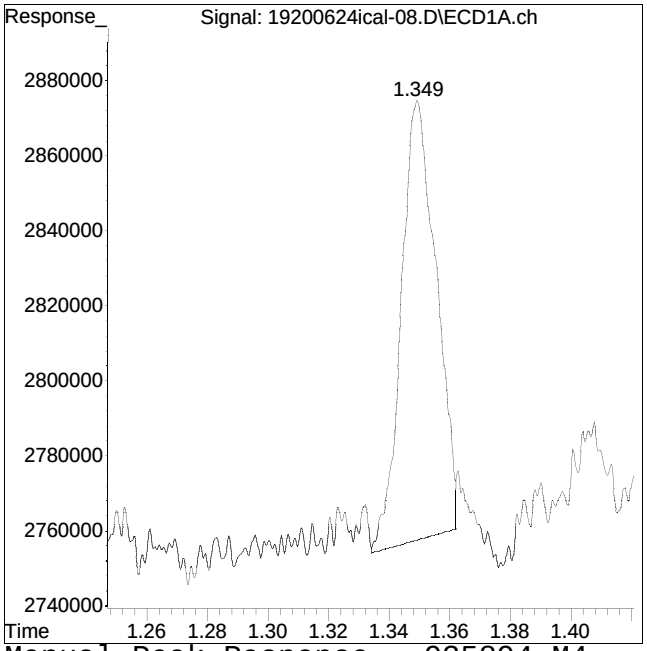

Manual Peak Response = 935894 M4

M4 = Poor automated baseline construction.

Manual Integration Report

Data Path : I:\Pest19\200624ical\
Data File : 19200624ical-08.D
Date Inj'd : 6/24/2020 3:10 pm
Sample : il14268,42e,, 9831

QMethod : P19_pcb_06_24_20_ugL_ICA
Operator : pest19:ht
Instrument : Pest 19
Quant Date : 6/26/2020 10:21 am

Compound #76: 1242-2 #2

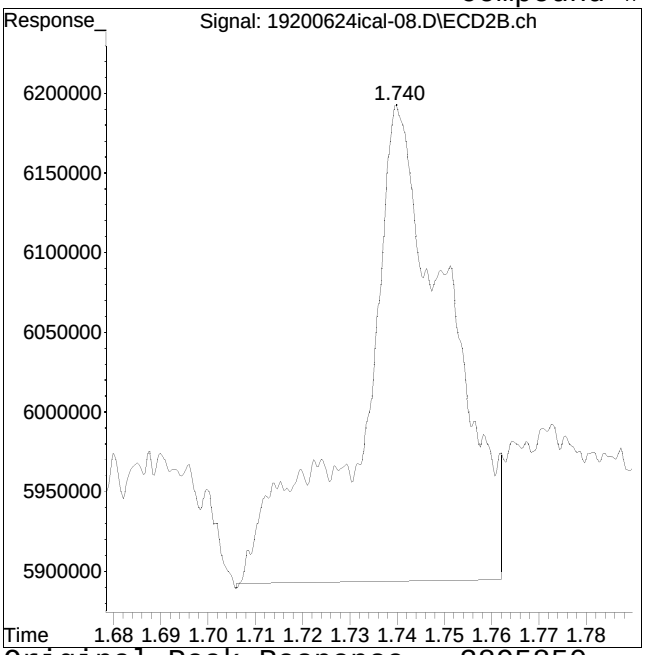

Original Peak Response = 3895850

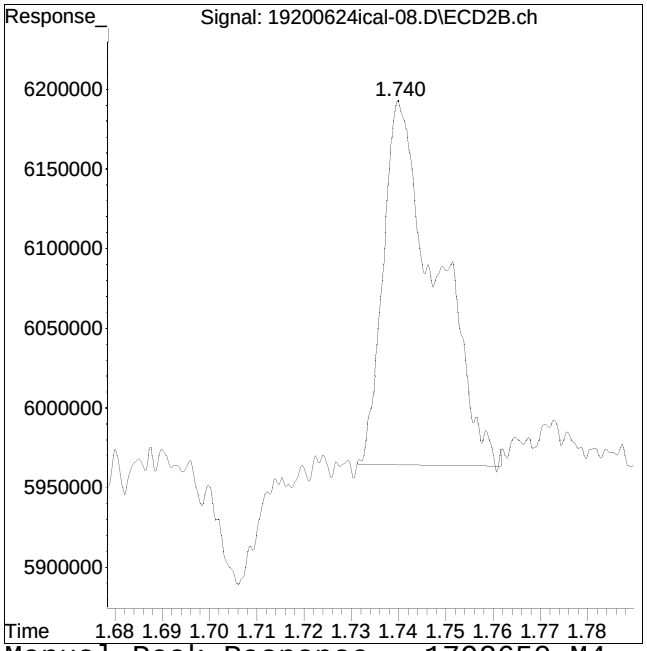

Manual Peak Response = 1792650 M4

M4 = Poor automated baseline construction.

Manual Integration Report

Data Path : I:\Pest19\200624ical\
Data File : 19200624ical-08.D
Date Inj'd : 6/24/2020 3:10 pm
Sample : il14268,42e,, 9831

QMethod : P19_pcb_06_24_20_ugL_ICA
Operator : pest19:ht
Instrument : Pest 19
Quant Date : 6/26/2020 10:21 am

Compound #26: 1242-3

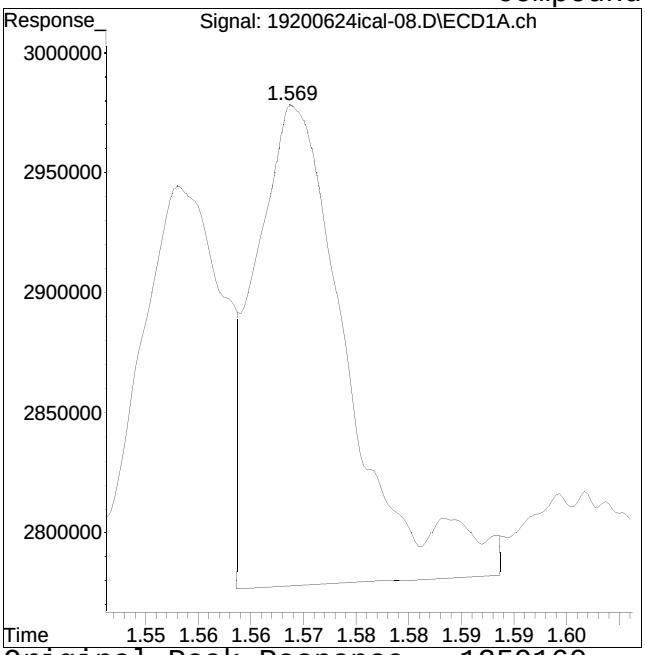

Original Peak Response = 1259160

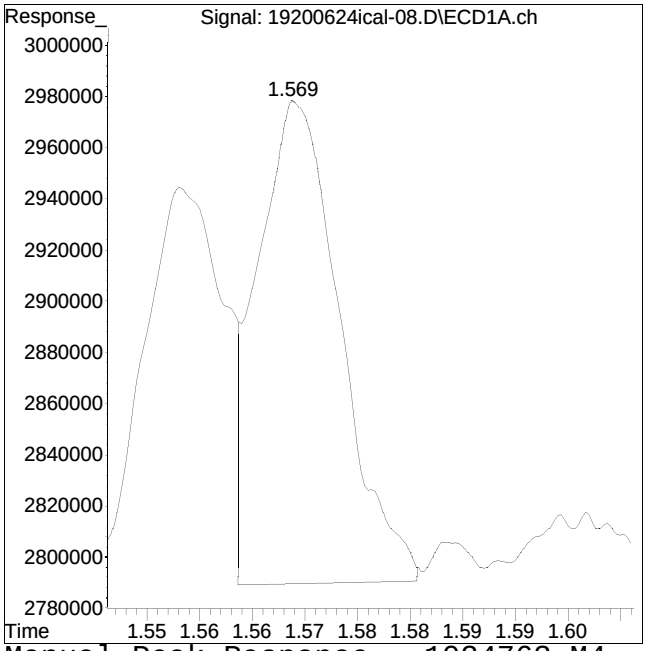

Manual Peak Response = 1024763 M4

M4 = Poor automated baseline construction.

Manual Integration Report

Data Path : I:\Pest19\200624ical\
Data File : 19200624ical-08.D
Date Inj'd : 6/24/2020 3:10 pm
Sample : il14268,42e,, 9831

QMethod : P19_pcb_06_24_20_ugL_ICA
Operator : pest19:ht
Instrument : Pest 19
Quant Date : 6/26/2020 10:21 am

Compound #77: 1242-3 #2

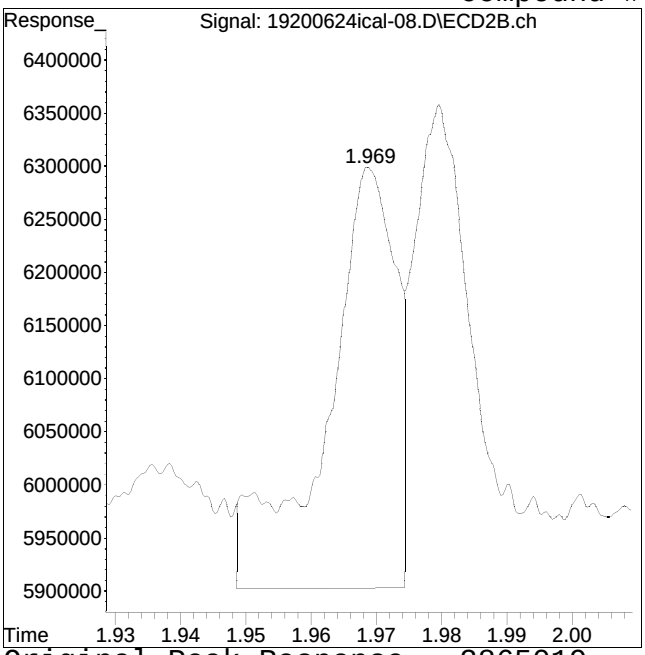

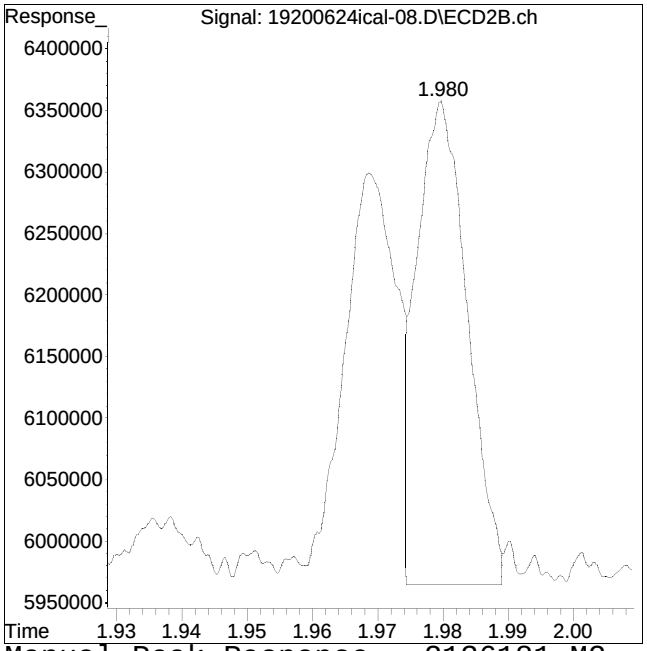

Original Peak Response = 2865019 Manual Peak Response = 2136181 M2
M2 = Peak not found by automatic integration algorithm.

Manual Integration Report

Data Path : I:\Pest19\200624ical\
Data File : 19200624ical-08.D
Date Inj'd : 6/24/2020 3:10 pm
Sample : il14268,42e,, 9831

QMethod : P19_pcb_06_24_20_ugL_ICA
Operator : pest19:ht
Instrument : Pest 19
Quant Date : 6/26/2020 10:21 am

Compound #27: 1242-4

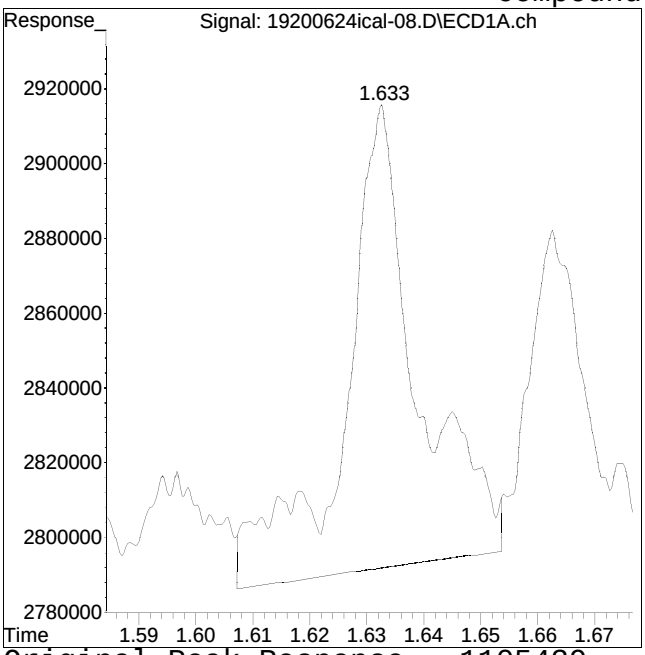

Original Peak Response = 1105439

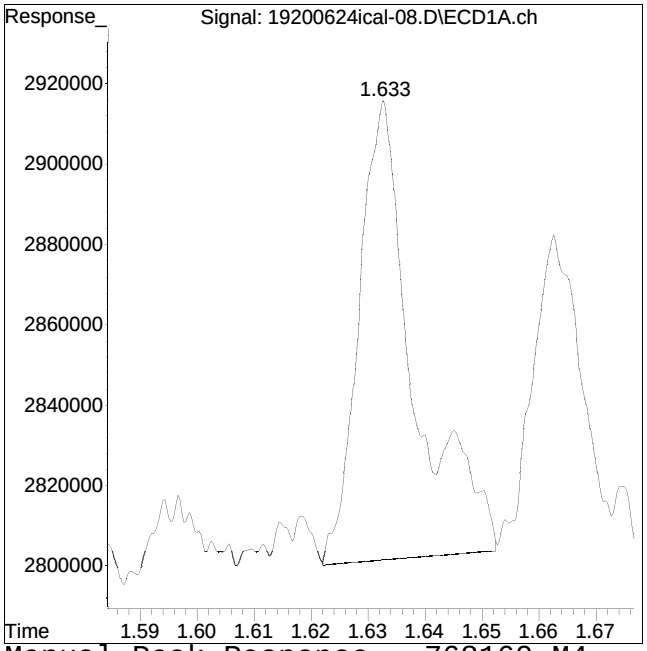

Manual Peak Response = 768160 M4

M4 = Poor automated baseline construction.

Manual Integration Report

Data Path : I:\Pest19\200624ical\
Data File : 19200624ical-08.D
Date Inj'd : 6/24/2020 3:10 pm
Sample : il14268,42e,, 9831

QMethod : P19_pcb_06_24_20_ugL_ICA
Operator : pest19:ht
Instrument : Pest 19
Quant Date : 6/26/2020 10:21 am

Compound #78: 1242-4 #2

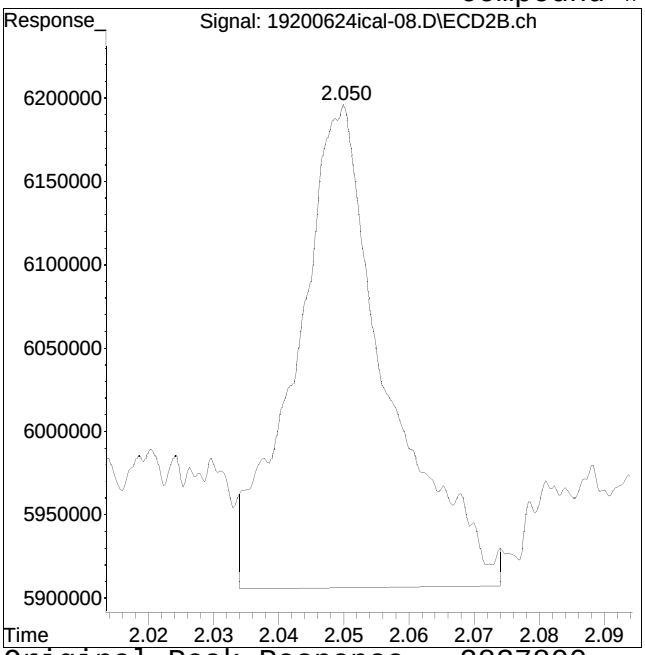

Original Peak Response = 2837800

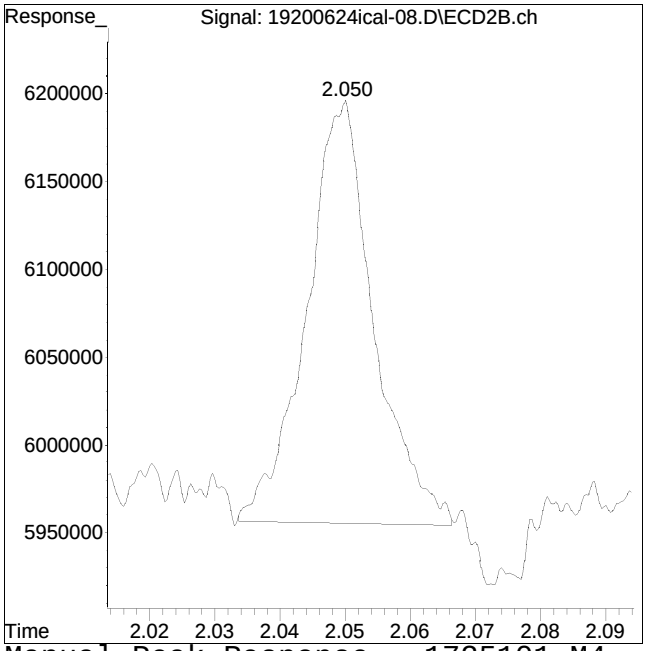

Manual Peak Response = 1725101 M4

M4 = Poor automated baseline construction.

Manual Integration Report

Data Path : I:\Pest19\200624ical\
Data File : 19200624ical-08.D
Date Inj'd : 6/24/2020 3:10 pm
Sample : il14268,42e,, 9831

QMethod : P19_pcb_06_24_20_ugL_ICA
Operator : pest19:ht
Instrument : Pest 19
Quant Date : 6/26/2020 10:21 am

Compound #79: 1242-5 #2

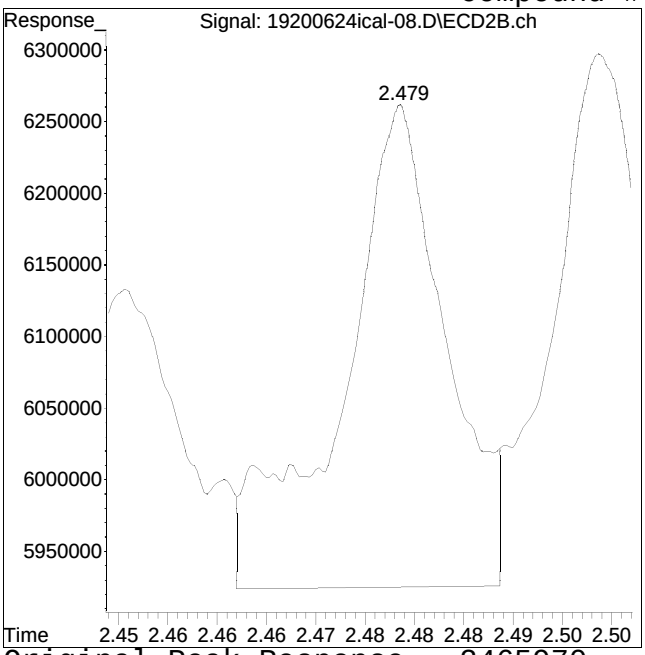

Original Peak Response = 2465970

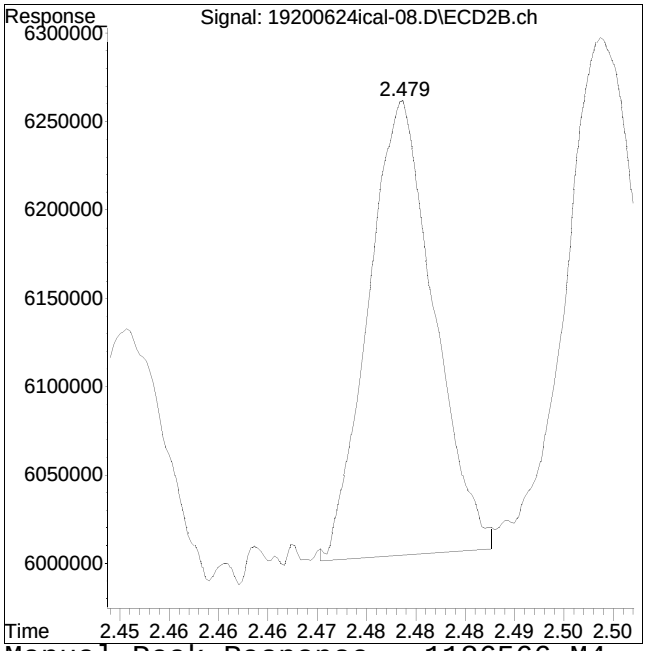

Manual Peak Response = 1186566 M4

M4 = Poor automated baseline construction.

Manual Integration Report

Data Path : I:\Pest19\200624ical\
Data File : 19200624ical-08.D
Date Inj'd : 6/24/2020 3:10 pm
Sample : il14268,42e,, 9831

QMethod : P19_pcb_06_24_20_ugL_ICA
Operator : pest19:ht
Instrument : Pest 19
Quant Date : 6/26/2020 10:21 am

Compound #29: 1268-1

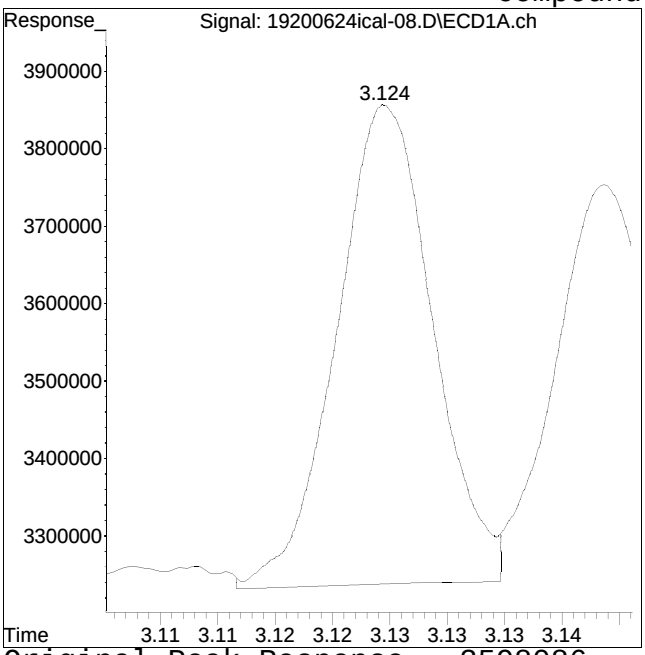

Original Peak Response = 3598086

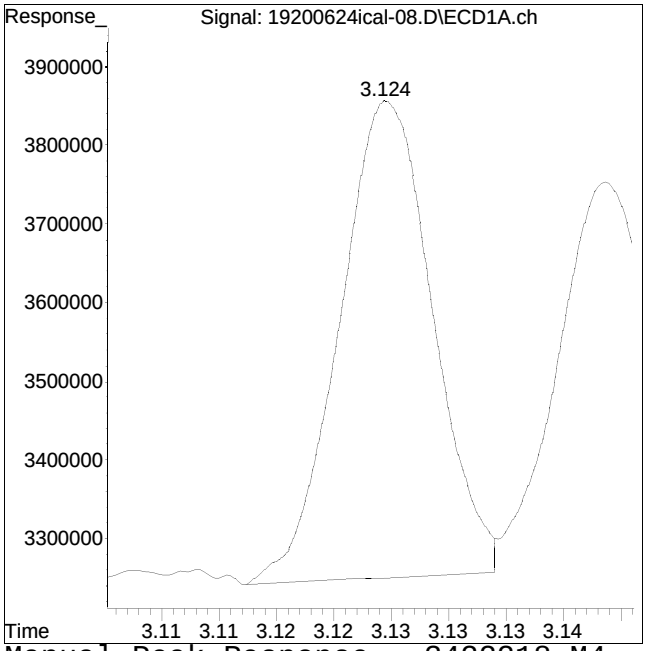

Manual Peak Response = 3422218 M4

M4 = Poor automated baseline construction.

Manual Integration Report

Data Path : I:\Pest19\200624ical\
Data File : 19200624ical-08.D
Date Inj'd : 6/24/2020 3:10 pm
Sample : il14268,42e,, 9831

QMethod : P19_pcb_06_24_20_ugL_ICA
Operator : pest19:ht
Instrument : Pest 19
Quant Date : 6/26/2020 10:21 am

Compound #80: 1268-1 #2

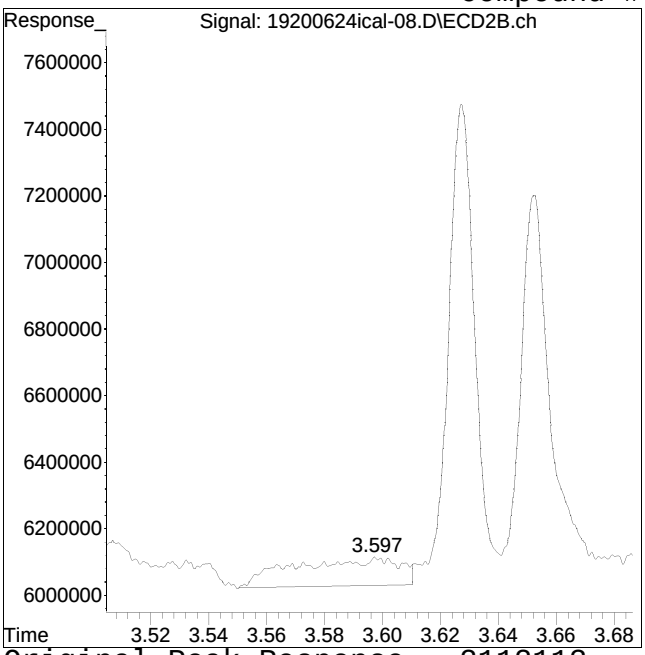

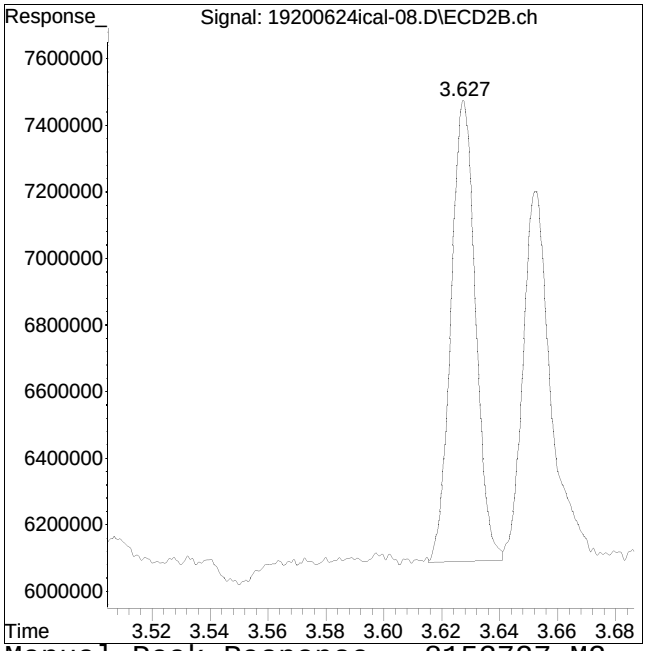

Original Peak Response = 2112113 Manual Peak Response = 8153727 M2
M2 = Peak not found by automatic integration algorithm.

Manual Integration Report

Data Path : I:\Pest19\200624ical\
Data File : 19200624ical-08.D
Date Inj'd : 6/24/2020 3:10 pm
Sample : il14268,42e,, 9831

QMethod : P19_pcb_06_24_20_ugL_ICA
Operator : pest19:ht
Instrument : Pest 19
Quant Date : 6/26/2020 10:21 am

Compound #30: 1268-2

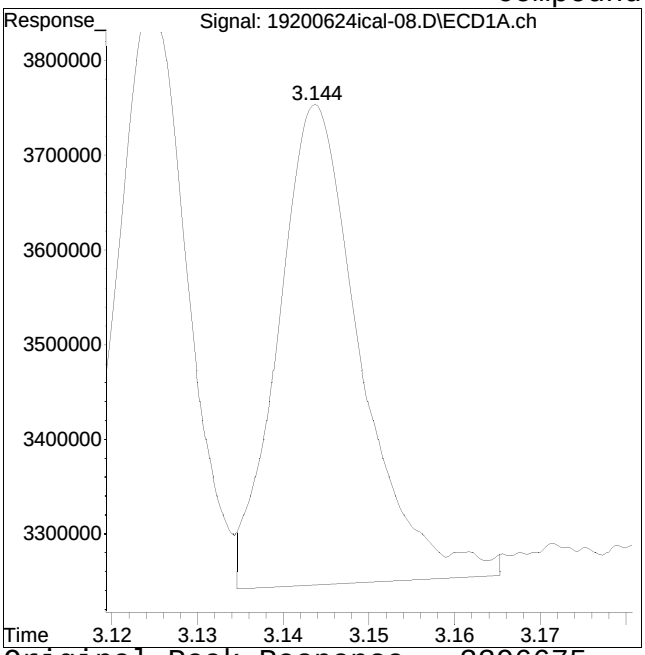

Original Peak Response = 3396675

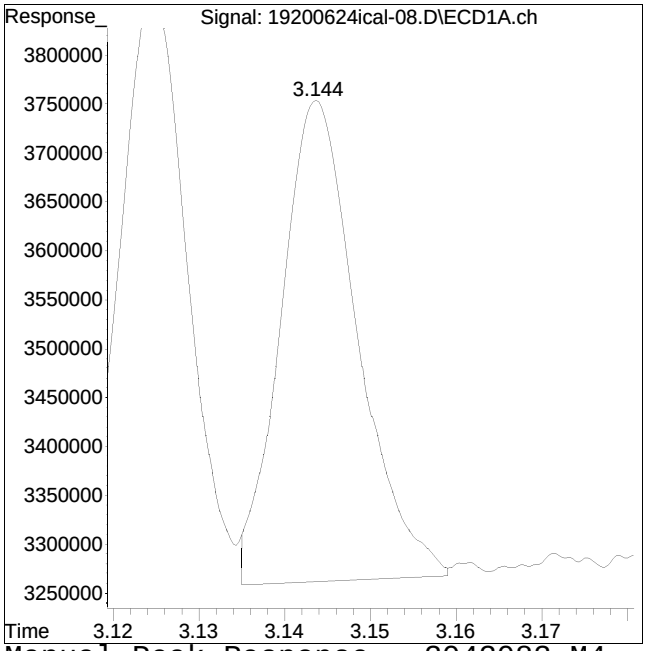

Manual Peak Response = 3043083 M4

M4 = Poor automated baseline construction.

Manual Integration Report

Data Path : I:\Pest19\200624ical\
Data File : 19200624ical-08.D
Date Inj'd : 6/24/2020 3:10 pm
Sample : il14268,42e,, 9831

QMethod : P19_pcb_06_24_20_ugL_ICA
Operator : pest19:ht
Instrument : Pest 19
Quant Date : 6/26/2020 10:21 am

Compound #81: 1268-2 #2

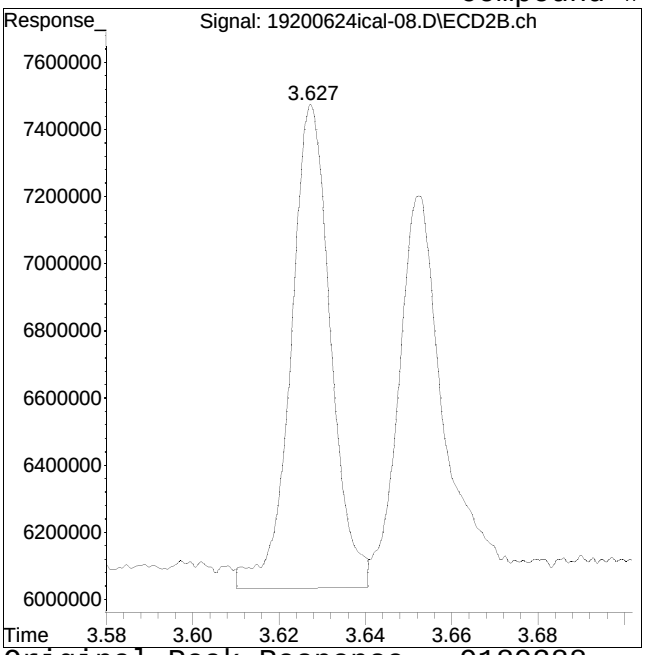

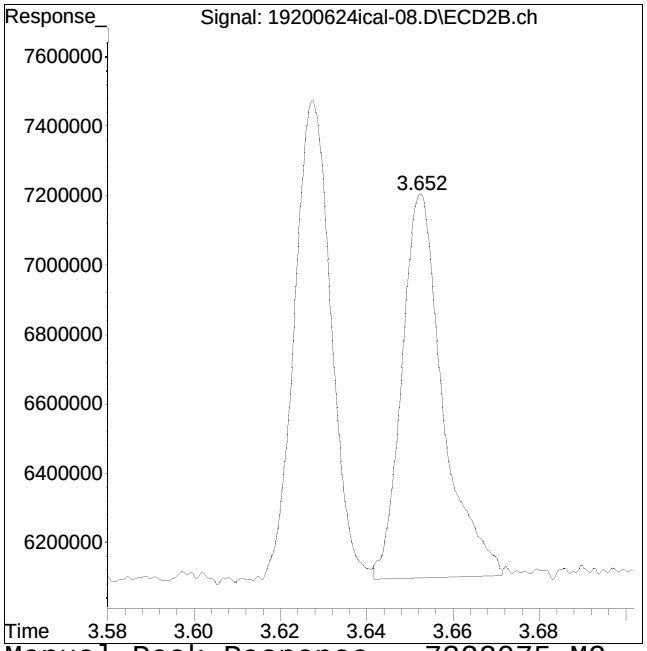

Original Peak Response = 9189388 Manual Peak Response = 7322075 M2
M2 = Peak not found by automatic integration algorithm.

Manual Integration Report

Data Path : I:\Pest19\200624ical\
Data File : 19200624ical-08.D
Date Inj'd : 6/24/2020 3:10 pm
Sample : il14268,42e,, 9831

QMethod : P19_pcb_06_24_20_ugL_ICA
Operator : pest19:ht
Instrument : Pest 19
Quant Date : 6/26/2020 10:21 am

Compound #31: 1268-3

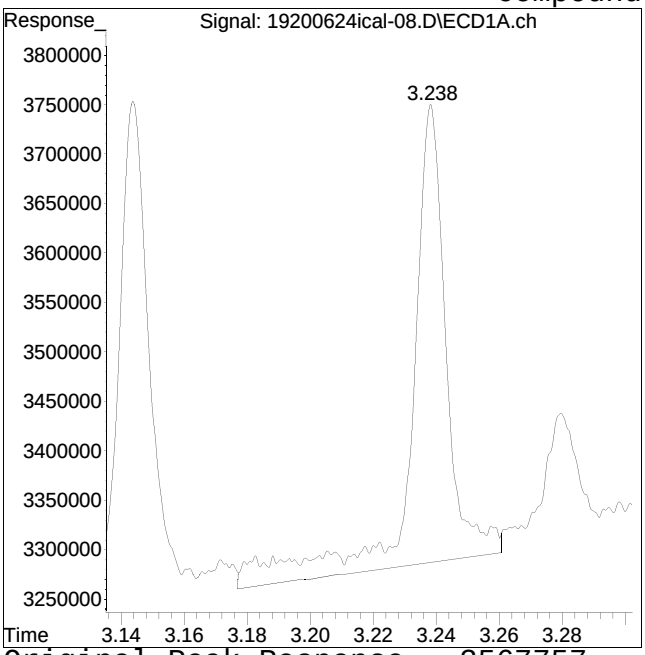

Original Peak Response = 3567757

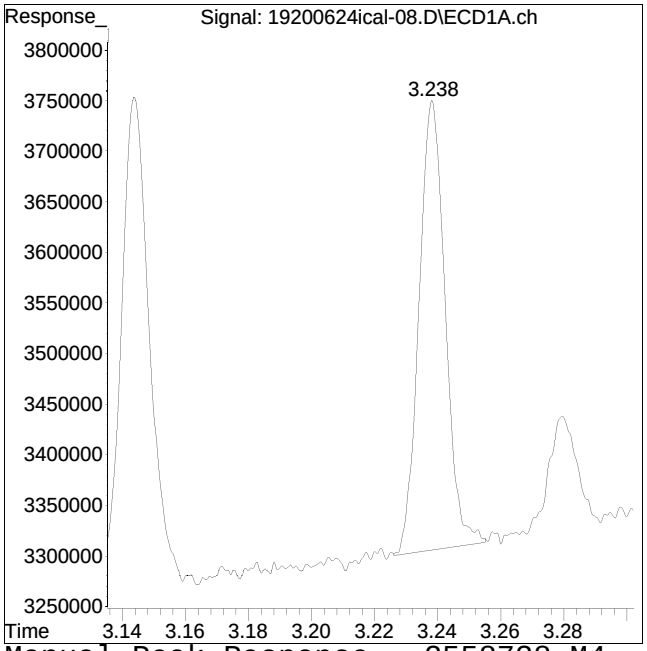

Manual Peak Response = 2558738 M4

M4 = Poor automated baseline construction.

Manual Integration Report

Data Path : I:\Pest19\200624ical\
Data File : 19200624ical-08.D
Date Inj'd : 6/24/2020 3:10 pm
Sample : il14268,42e,, 9831

QMethod : P19_pcb_06_24_20_ugL_ICA
Operator : pest19:ht
Instrument : Pest 19
Quant Date : 6/26/2020 10:21 am

Compound #82: 1268-3 #2

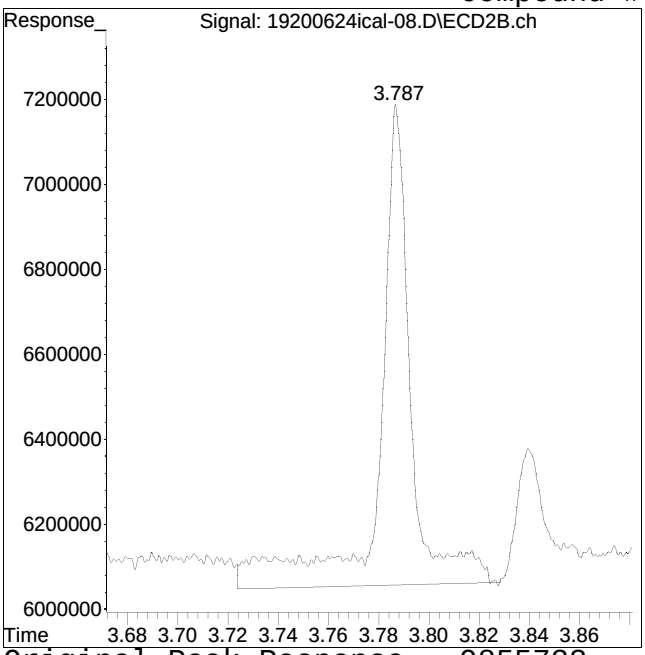

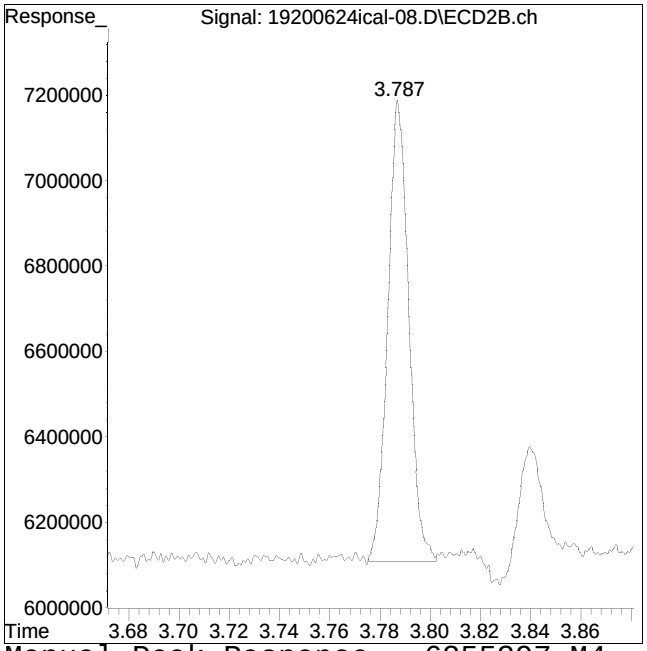

Original Peak Response = 9855723 Manual Peak Response = 6255397 M4
M4 = Poor automated baseline construction.

Manual Integration Report

Data Path : I:\Pest19\200624ical\
Data File : 19200624ical-08.D
Date Inj'd : 6/24/2020 3:10 pm
Sample : il14268,42e,, 9831

QMethod : P19_pcb_06_24_20_ugL_ICA
Operator : pest19:ht
Instrument : Pest 19
Quant Date : 6/26/2020 10:21 am

Compound #32: 1268-4

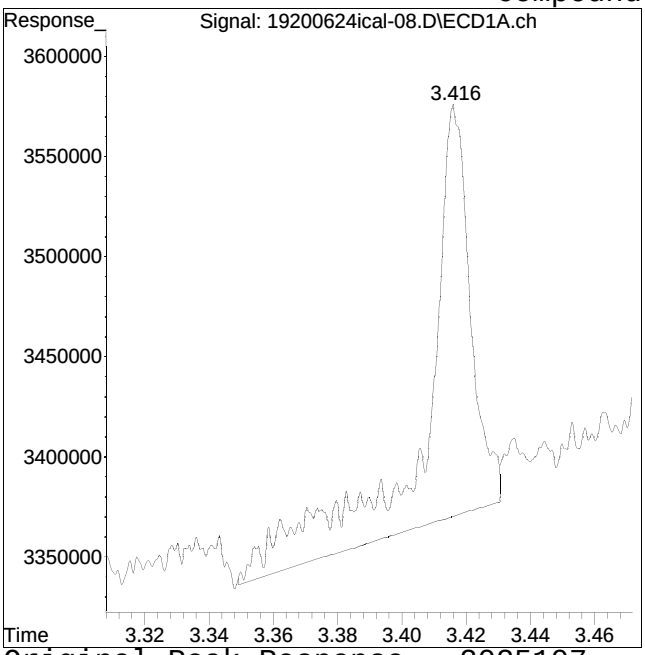

Original Peak Response = 2025107

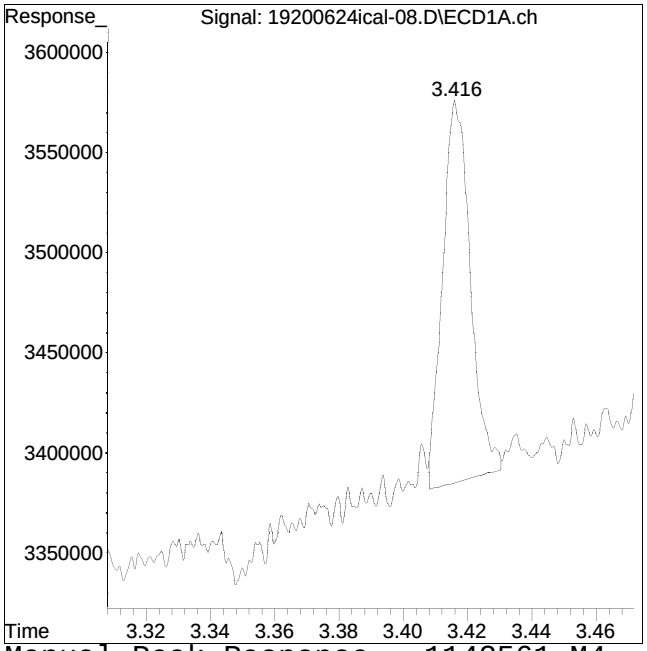

Manual Peak Response = 1142561 M4

M4 = Poor automated baseline construction.

Manual Integration Report

Data Path : I:\Pest19\200624ical\
Data File : 19200624ical-08.D
Date Inj'd : 6/24/2020 3:10 pm
Sample : il14268,42e,, 9831

QMethod : P19_pcb_06_24_20_ugL_ICA
Operator : pest19:ht
Instrument : Pest 19
Quant Date : 6/26/2020 10:21 am

Compound #83: 1268-4 #2

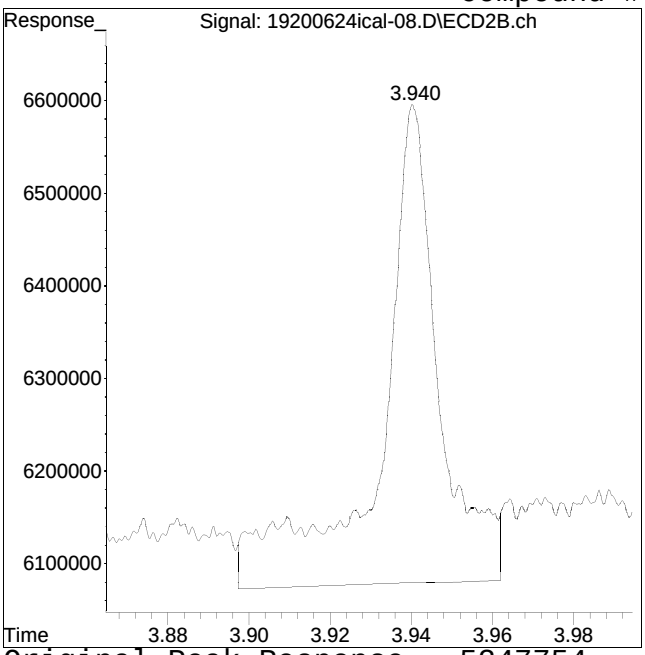

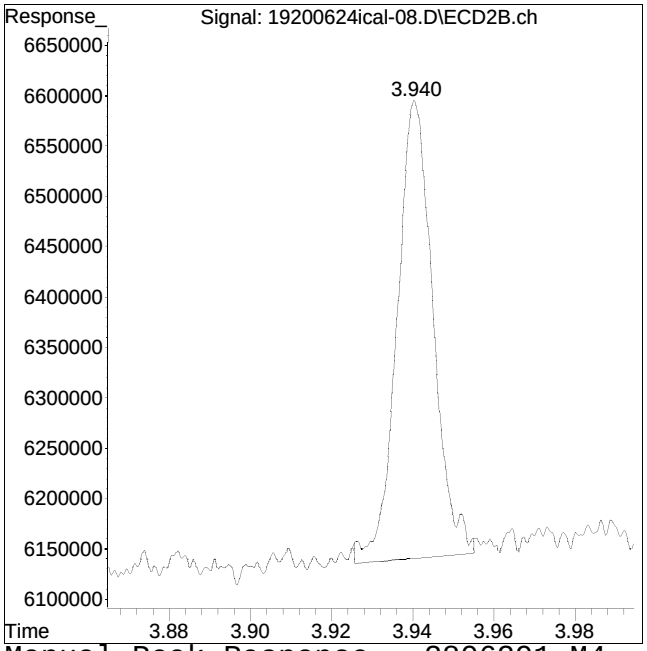

Original Peak Response = 5247754 Manual Peak Response = 2806291 M4
M4 = Poor automated baseline construction.

Manual Integration Report

Data Path : I:\Pest19\200624ical\
Data File : 19200624ical-08.D
Date Inj'd : 6/24/2020 3:10 pm
Sample : il14268,42e,, 9831

QMethod : P19_pcb_06_24_20_ugL_ICA
Operator : pest19:ht
Instrument : Pest 19
Quant Date : 6/26/2020 10:21 am

Compound #33: 1268-5

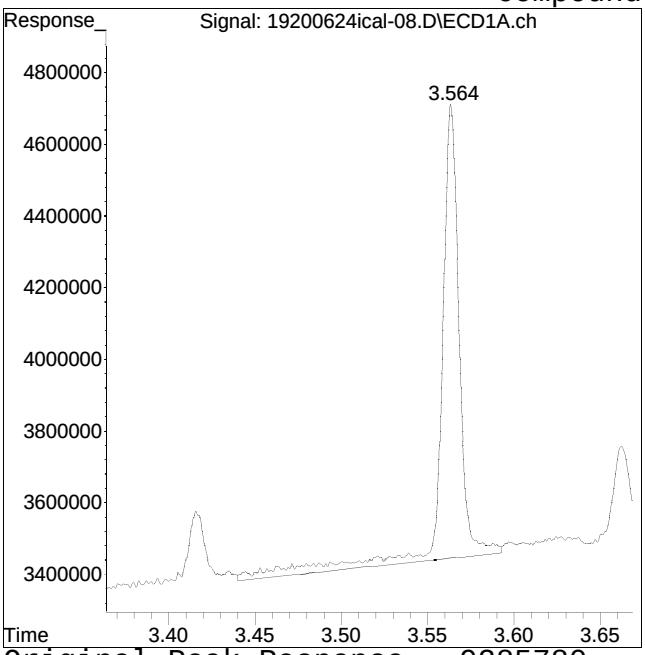

Original Peak Response = 9285780

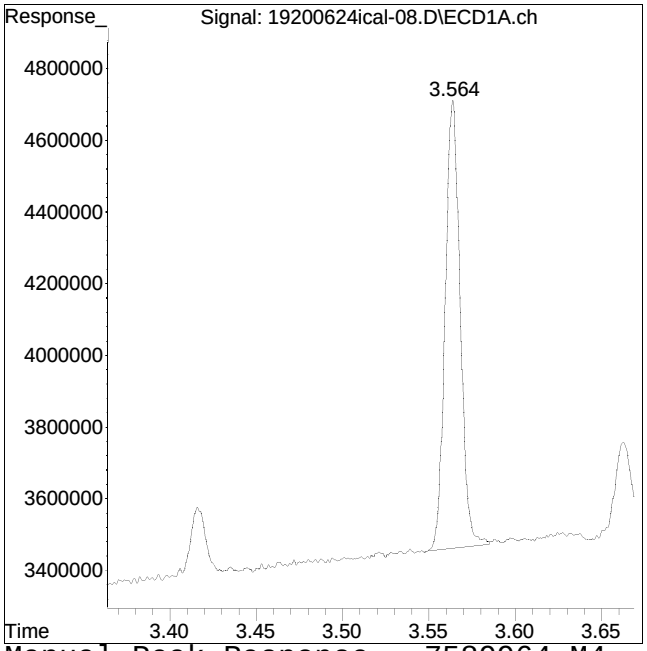

Manual Peak Response = 7589964 M4

M4 = Poor automated baseline construction.

Manual Integration Report

Data Path : I:\Pest19\200624ical\
Data File : 19200624ical-08.D
Date Inj'd : 6/24/2020 3:10 pm
Sample : il14268,42e,, 9831

QMethod : P19_pcb_06_24_20_ugL_ICA
Operator : pest19:ht
Instrument : Pest 19
Quant Date : 6/26/2020 10:21 am

Compound #84: 1268-5 #2

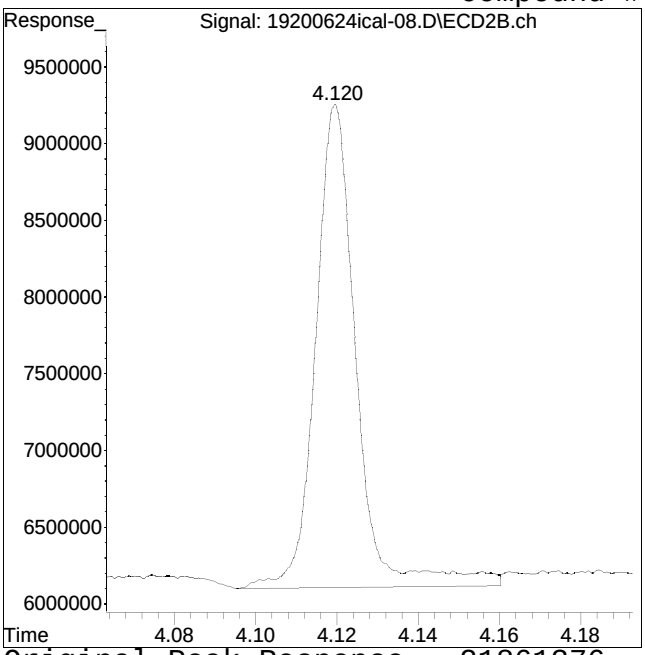

Original Peak Response = 21861376

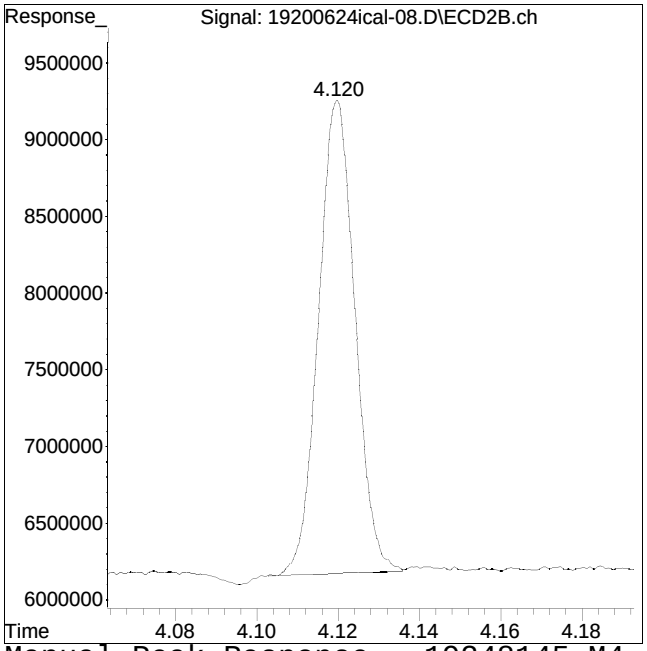

Manual Peak Response = 19248145 M4

M4 = Poor automated baseline construction.

Quantitation Report (QT Reviewed)

Data Path : I:\Pest19\200624ical\
Data File : 19200624ical-09.D
Signal(s) : Signal #1: ECD1A.ch Signal #2: ECD2B.ch
Acq On : 24 Jun 2020 03:16 pm
Operator : pest19:ht
Sample : il24268,42e,, 9831
Misc : WG1386877, (Sig #1); (Sig #2)
ALS Vial : 4 Sample Multiplier: 1

Integration File signal 1: events.e
Integration File signal 2: events2.e
Quant Time: Jun 26 10:21:20 2020
Quant Method : I:\Pest19\200624ical\P19_pcb_06_24_20_ugL_ICAL.m
Quant Title : pcb
QLast Update : Fri Jun 26 10:19:16 2020
Response via : Initial Calibration
Integrator: ChemStation

Volume Inj. :
Signal #1 Phase : Signal #2 Phase:
Signal #1 Info : Signal #2 Info :

Sub List : Default - All compounds listed

	Compound	RT#1	RT#2	Resp#1	Resp#2	ug/l	ug/l
	Internal Standards						
1) i	1660_1br2nb	0.000	0.000	0	0	N.D. d	N.D. d
14) i	2154_1br2nb	0.000	0.000	0	0	N.D. d	N.D. d
23) i	4268_1br2nb	0.882	0.984	37500505	78621249	250.000M4	250.000
34) i	1248_1br2nb	0.000	0.000	0	0	N.D. d	N.D. d
40) i	3262_1br2nb	0.000	0.000	0	0	N.D. d	N.D. d
	System Monitoring Compounds						
2) s	2,4,5,6-Tetr	0.000	0.000	0	0	N.D. d	N.D. d
	Spiked Amount 500.000	Range 30 - 150		Recovery =		0.00%#	0.00%#
3) s	Decachlorobi	0.000	0.000	0	0	N.D. d	N.D. d
	Spiked Amount 500.000	Range 30 - 150		Recovery =		0.00%#	0.00%#
	Target Compounds						
4) l1	1016-1	0.000	0.000	0	0	N.D. d	N.D. d
5) l1	1016-2	0.000	0.000	0	0	N.D. d	N.D. d
6) l1	1016-3	0.000	0.000	0	0	N.D. d	N.D. d
7) l1	1016-4	0.000	0.000	0	0	N.D. d	N.D. d
8) l1	1016-5	0.000	0.000	0	0	N.D. d	N.D. d
	Sum 1016-1			0	0	N.D.	N.D.
Average	1016-1					0.000	0.000
9) l2	1260-1	0.000	0.000	0	0	N.D. d	N.D. d
10) l2	1260-2	0.000	0.000	0	0	N.D. d	N.D. d
11) l2	1260-3	0.000	0.000	0	0	N.D. d	N.D. d
12) l2	1260-4	0.000	0.000	0	0	N.D. d	N.D. d
13) l2	1260-5	0.000	0.000	0	0	N.D. d	N.D. d
	Sum 1260-1			0	0	N.D.	N.D.
Average	1260-1					0.000	0.000
15) l3	1221-2	0.000	0.000	0	0	N.D. d	N.D. d
16) l3	1221-3	0.000	0.000	0	0	N.D. d	N.D. d
17) l3	1221-4	0.000	0.000	0	0	N.D. d	N.D. d

Data Path : I:\Pest19\200624ical\
Data File : 19200624ical-09.D
Signal(s) : Signal #1: ECD1A.ch Signal #2: ECD2B.ch
Acq On : 24 Jun 2020 03:16 pm
Operator : pest19:ht
Sample : il24268,42e,, 9831
Misc : WG1386877, (Sig #1); (Sig #2)
ALS Vial : 4 Sample Multiplier: 1

Integration File signal 1: events.e
Integration File signal 2: events2.e
Quant Time: Jun 26 10:21:20 2020
Quant Method : I:\Pest19\200624ical\P19_pcb_06_24_20_ugL_ICAL.m
Quant Title : pcb
QLast Update : Fri Jun 26 10:19:16 2020
Response via : Initial Calibration
Integrator: ChemStation

Volume Inj. :
Signal #1 Phase : Signal #2 Phase:
Signal #1 Info : Signal #2 Info :

Sub List : Default - All compounds listed

	Compound	RT#1	RT#2	Resp#1	Resp#2	ug/l	ug/l
Sum	1221-2			0	0	N.D.	N.D.
Average	1221-2					0.000	0.000
18) l4	1254-1	0.000	0.000	0	0	N.D. d	N.D. d
19) l4	1254-2	0.000	0.000	0	0	N.D. d	N.D. d
20) l4	1254-3	0.000	0.000	0	0	N.D. d	N.D. d
21) l4	1254-4	0.000	0.000	0	0	N.D. d	N.D. d
22) l4	1254-5	0.000	0.000	0	0	N.D. d	N.D. d
Sum	1254-1			0	0	N.D.	N.D.
Average	1254-1					0.000	0.000
24) l6	1242-1	1.201	1.537	1546235	3064606	648.057	597.245
25) l6	1242-2	1.349	1.741	2813236	6078171	538.306	537.848
26) l6	1242-3	1.569	1.980	3279802	6779556	537.602	513.913M3
27) l6	1242-4	1.633	2.050	2277444	4748883	527.988	533.704
28) l6	1242-5	2.043	2.479	1853211	4099804	540.486	539.878
Sum	1242-1			11769928	24771020	2792.439	2722.588
Average	1242-1					558.488	544.518
29) l9	1268-1	3.125	3.627	10581670	25574981	560.689	535.983M2
30) l9	1268-2	3.144	3.651	9644910	22899436	552.845	509.627M2
31) l9	1268-3	3.239	3.787	8289498	20160560	560.851	532.928
32) l9	1268-4	3.417	3.940	3957436	9246534	605.052	540.421
33) l9	1268-5	3.564	4.119	24285610	62727494	554.852	555.537
Sum	1268-1			56759124	140.6E6	NoCal	NoCal D
Average	1268-1					566.858	534.899
35) l7	1248-1	0.000	0.000	0	0	N.D. d	N.D. d
36) l7	1248-2	0.000	0.000	0	0	N.D. d	N.D. d
37) l7	1248-3	0.000	0.000	0	0	N.D. d	N.D. d
38) l7	1248-4	0.000	0.000	0	0	N.D. d	N.D. d
39) l7	1248-5	0.000	0.000	0	0	N.D. d	N.D. d
Sum	1248-1			0	0	N.D.	N.D.

Data Path : I:\Pest19\200624ical\
Data File : 19200624ical-09.D
Signal(s) : Signal #1: ECD1A.ch Signal #2: ECD2B.ch
Acq On : 24 Jun 2020 03:16 pm
Operator : pest19:ht
Sample : il24268,42e,, 9831
Misc : WG1386877, (Sig #1); (Sig #2)
ALS Vial : 4 Sample Multiplier: 1

Integration File signal 1: events.e
Integration File signal 2: events2.e
Quant Time: Jun 26 10:21:20 2020
Quant Method : I:\Pest19\200624ical\P19_pcb_06_24_20_ugL_ICAL.m
Quant Title : pcb
QLast Update : Fri Jun 26 10:19:16 2020
Response via : Initial Calibration
Integrator: ChemStation

Volume Inj. :
Signal #1 Phase : Signal #2 Phase:
Signal #1 Info : Signal #2 Info :

Sub List : Default - All compounds listed

	Compound	RT#1	RT#2	Resp#1	Resp#2	ug/l	ug/l
Average	1248-1					0.000	0.000
41) l5	1232-1	0.000	0.000	0	0	N.D. d	N.D. d
42) l5	1232-2	0.000	0.000	0	0	N.D. d	N.D. d
43) l5	1232-3	0.000	0.000	0	0	N.D. d	N.D. d
44) l5	1232-4	0.000	0.000	0	0	N.D. d	N.D. d
45) l5	1232-5	0.000	0.000	0	0	N.D. d	N.D. d
Sum	1232-1			0	0	N.D.	N.D.
Average	1232-1					0.000	0.000
46) l8	1262-1	0.000	0.000	0	0	N.D. d	N.D. d
47) l8	1262-2	0.000	0.000	0	0	N.D. d	N.D. d
48) l8	1262-3	0.000	0.000	0	0	N.D. d	N.D. d
49) l8	1262-4	0.000	0.000	0	0	N.D. d	N.D. d
50) l8	1262-5	0.000	0.000	0	0	N.D. d	N.D. d
Sum	1262-1			0	0	N.D.	N.D.
Average	1262-1					0.000	0.000

SemiQuant Compounds - Not Calibrated on this Instrument

Sum	1262-1			0	0	N.D.	N.D.
Average	1262-1					0.000	0.000

(f)=RT Delta > 1/2 Window (D)=Amounts differ by > 40% (m)=manual int.
(#)=Recovery Exceeds Compound Acceptance Limits.
(I,C,F) I=Interference, C=Coelluting Calibration Peak, F=Fails CC Criteria.

Sub List : Default - All compounds listed Reviewed)

Data Path : I:\Pest19\200624ical\
Data File : 19200624ical-09.D
Signal(s) : Signal #1: ECD1A.ch Signal #2: ECD2B.ch
Acq On : 24 Jun 2020 03:16 pm
Operator : pest19:ht
Sample : il24268,42e,, 9831
Misc : WG1386877, (Sig #1); (Sig #2)
ALS Vial : 4 Sample Multiplier: 1

Integration File signal 1: events.e
Integration File signal 2: events2.e
Quant Time: Jun 26 10:21:20 2020
Quant Method : I:\Pest19\200624ical\P19_pcb_06_24_20_ugL_ICAL.m
Quant Title : pcb
QLast Update : Fri Jun 26 10:19:16 2020
Response via : Initial Calibration
Integrator: ChemStation

Volume Inj. :
Signal #1 Phase : Signal #2 Phase:
Signal #1 Info : Signal #2 Info :

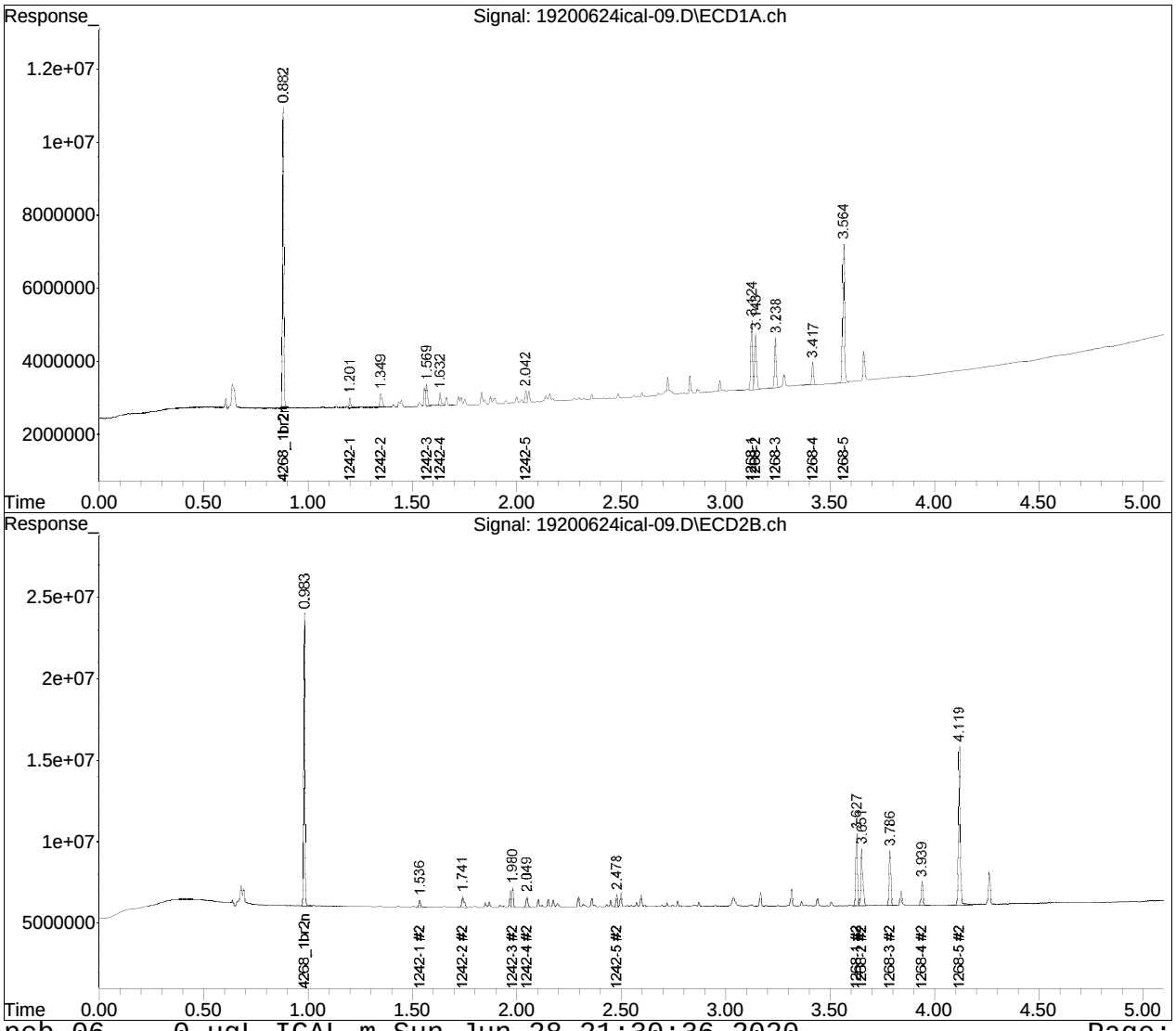

Manual Integration Report

Data Path : I:\Pest19\200624ical\
Data File : 19200624ical-09.D
Date Inj'd : 6/24/2020 3:16 pm
Sample : il24268,42e,, 9831

QMethod : P19_pcb_06_24_20_ugL_ICA
Operator : pest19:ht
Instrument : Pest 19
Quant Date : 6/26/2020 10:19 am

Compound #77: 1242-3 #2

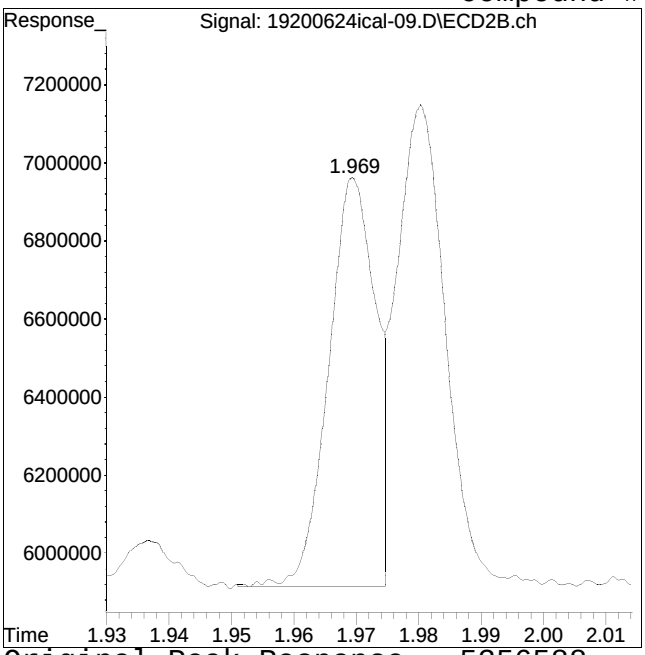

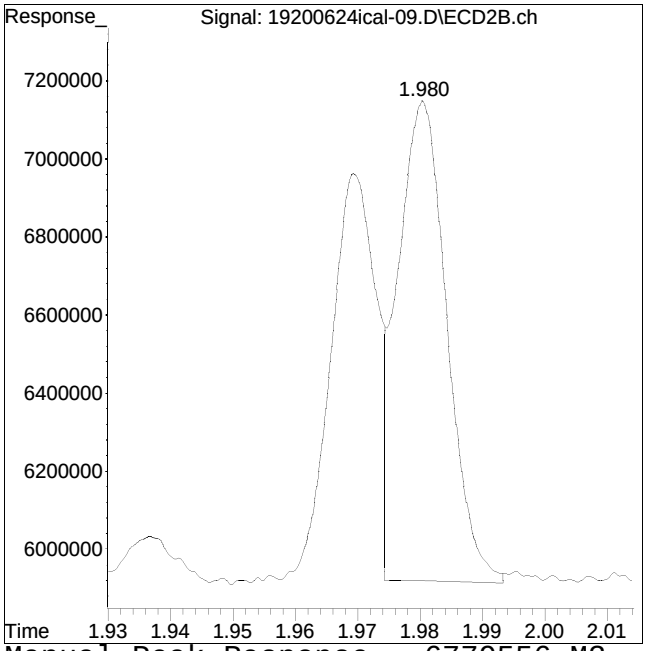

Original Peak Response = 5356588 Manual Peak Response = 6779556 M3

M3 = Misidentification of the peak (i.e. 1,4-dichlorobenzene identified as 1,3-dichlorobenzene), or misidentification from 2 partially resolved peaks not being split.

Manual Integration Report

Data Path : I:\Pest19\200624ical\
Data File : 19200624ical-09.D
Date Inj'd : 6/24/2020 3:16 pm
Sample : il24268,42e,, 9831

QMethod : P19_pcb_06_24_20_ugL_ICA
Operator : pest19:ht
Instrument : Pest 19
Quant Date : 6/26/2020 10:19 am

Compound #80: 1268-1 #2

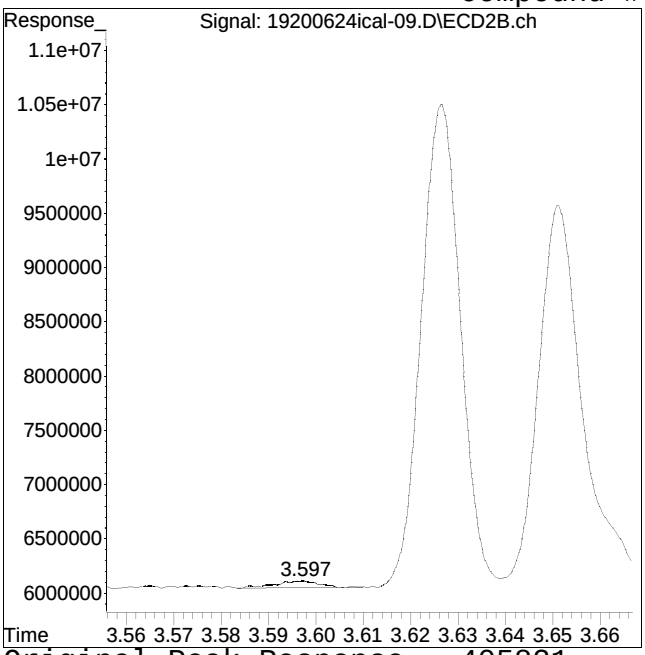

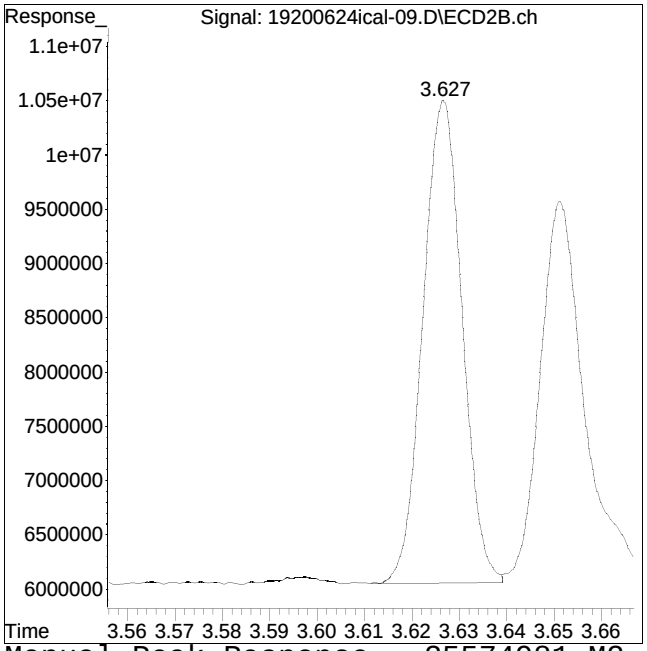

Original Peak Response = 405821 Manual Peak Response = 25574981 M2
M2 = Peak not found by automatic integration algorithm.

Manual Integration Report

Data Path : I:\Pest19\200624ical\
Data File : 19200624ical-09.D
Date Inj'd : 6/24/2020 3:16 pm
Sample : il24268,42e,, 9831

QMethod : P19_pcb_06_24_20_ugL_ICA
Operator : pest19:ht
Instrument : Pest 19
Quant Date : 6/26/2020 10:19 am

Compound #81: 1268-2 #2

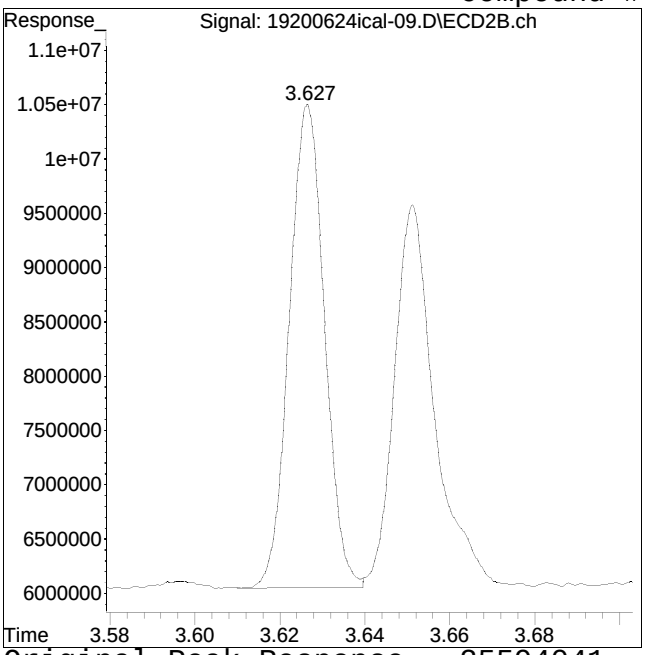

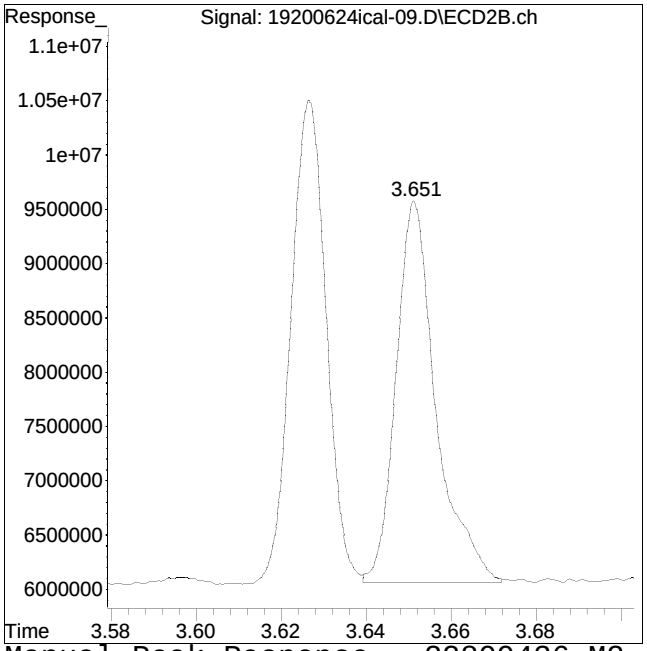

Original Peak Response = 25594041 Manual Peak Response = 22899436 M2
M2 = Peak not found by automatic integration algorithm.

Quantitation Report (QT Reviewed)

Data Path : I:\Pest19\200624ical\
Data File : 19200624ical-10.D
Signal(s) : Signal #1: ECD1A.ch Signal #2: ECD2B.ch
Acq On : 24 Jun 2020 03:23 pm
Operator : pest19:ht
Sample : il34268,42e,, 9831
Misc : WG1386877, (Sig #1); (Sig #2)
ALS Vial : 5 Sample Multiplier: 1

Integration File signal 1: events.e
Integration File signal 2: events2.e
Quant Time: Jun 26 10:19:07 2020
Quant Method : I:\Pest19\200624ical\P19_pcb_06_24_20_ugL_ICAL.m
Quant Title : pcb
QLast Update : Fri Jun 26 10:14:13 2020
Response via : Initial Calibration
Integrator: ChemStation

Volume Inj. :
Signal #1 Phase : Signal #2 Phase:
Signal #1 Info : Signal #2 Info :

Sub List : Default - All compounds listed

	Compound	RT#1	RT#2	Resp#1	Resp#2	ug/l	ug/l
	Internal Standards						
1) i	1660_1br2nb	0.000	0.000	0	0	N.D. d	N.D. d
14) i	2154_1br2nb	0.000	0.000	0	0	N.D. d	N.D. d
23) i	4268_1br2nb	0.882	0.983	37228269	77192790	250.000	250.000
34) i	1248_1br2nb	0.000	0.000	0	0	N.D. d	N.D. d
40) i	3262_1br2nb	0.000	0.000	0	0	N.D. d	N.D. d
	System Monitoring Compounds						
2) s	2,4,5,6-Tetr	0.000	0.000	0	0	N.D. d	N.D. d
	Spiked Amount 500.000	Range 30 - 150		Recovery =		0.00%#	0.00%#
3) s	Decachlorobi	0.000	0.000	0	0	N.D. d	N.D. d
	Spiked Amount 500.000	Range 30 - 150		Recovery =		0.00%#	0.00%#
	Target Compounds						
4) l1	1016-1	0.000	0.000	0	0	N.D. d	N.D. d
5) l1	1016-2	0.000	0.000	0	0	N.D. d	N.D. d
6) l1	1016-3	0.000	0.000	0	0	N.D. d	N.D. d
7) l1	1016-4	0.000	0.000	0	0	N.D. d	N.D. d
8) l1	1016-5	0.000	0.000	0	0	N.D. d	N.D. d
	Sum 1016-1			0	0	N.D.	N.D.
Average	1016-1					0.000	0.000
9) l2	1260-1	0.000	0.000	0	0	N.D. d	N.D. d
10) l2	1260-2	0.000	0.000	0	0	N.D. d	N.D. d
11) l2	1260-3	0.000	0.000	0	0	N.D. d	N.D. d
12) l2	1260-4	0.000	0.000	0	0	N.D. d	N.D. d
13) l2	1260-5	0.000	0.000	0	0	N.D. d	N.D. d
	Sum 1260-1			0	0	N.D.	N.D.
Average	1260-1					0.000	0.000
15) l3	1221-2	0.000	0.000	0	0	N.D. d	N.D. d
16) l3	1221-3	0.000	0.000	0	0	N.D. d	N.D. d
17) l3	1221-4	0.000	0.000	0	0	N.D. d	N.D. d

Quantitation Report (QT Reviewed)

Data Path : I:\Pest19\200624ical\
Data File : 19200624ical-10.D
Signal(s) : Signal #1: ECD1A.ch Signal #2: ECD2B.ch
Acq On : 24 Jun 2020 03:23 pm
Operator : pest19:ht
Sample : il34268,42e,, 9831
Misc : WG1386877, (Sig #1); (Sig #2)
ALS Vial : 5 Sample Multiplier: 1

Integration File signal 1: events.e
Integration File signal 2: events2.e
Quant Time: Jun 26 10:19:07 2020
Quant Method : I:\Pest19\200624ical\P19_pcb_06_24_20_ugL_ICAL.m
Quant Title : pcb
QLast Update : Fri Jun 26 10:14:13 2020
Response via : Initial Calibration
Integrator: ChemStation

Volume Inj. :
Signal #1 Phase : Signal #2 Phase:
Signal #1 Info : Signal #2 Info :

Sub List : Default - All compounds listed

	Compound	RT#1	RT#2	Resp#1	Resp#2	ug/l	ug/l
Sum	1221-2			0	0	N.D.	N.D.
Average	1221-2					0.000	0.000
18) l4	1254-1	0.000	0.000	0	0	N.D. d	N.D. d
19) l4	1254-2	0.000	0.000	0	0	N.D. d	N.D. d
20) l4	1254-3	0.000	0.000	0	0	N.D. d	N.D. d
21) l4	1254-4	0.000	0.000	0	0	N.D. d	N.D. d
22) l4	1254-5	0.000	0.000	0	0	N.D. d	N.D. d
Sum	1254-1			0	0	N.D.	N.D.
Average	1254-1					0.000	0.000
24) l6	1242-1	1.201	1.537	2478707	5403435	1062.937M3	1099.107
25) l6	1242-2	1.349	1.741	5657776	11463556	1124.447M4	1044.713
26) l6	1242-3	1.570	1.980	6739303	13799799	1156.184M3	1089.182M3
27) l6	1242-4	1.633	2.050	4647441	9215834	1117.077	1074.549
28) l6	1242-5	2.042	2.479	3668423	7766081	1106.374M3	1056.237
Sum	1242-1			23191650	47648706	5567.019	5363.788
Average	1242-1					1113.404	1072.758
29) l9	1268-1	3.125	3.627	19545003	48669381	1058.442M4	1052.487M2
30) l9	1268-2	3.145	3.652	17979180	44613868	1051.455	1015.064M2
31) l9	1268-3	3.239	3.787	15283694	37883137	1056.283	1026.767
32) l9	1268-4	3.417	3.940	6584277	16859288	1018.797M4	1004.791
33) l9	1268-5	3.565	4.119	44950440	112.8E6	1046.521	1022.865M2
Sum	1268-1			104.3E6	260.8E6	NoCal	NoCal D
Average	1268-1					1046.300	1024.395
35) l7	1248-1	0.000	0.000	0	0	N.D. d	N.D. d
36) l7	1248-2	0.000	0.000	0	0	N.D. d	N.D. d
37) l7	1248-3	0.000	0.000	0	0	N.D. d	N.D. d
38) l7	1248-4	0.000	0.000	0	0	N.D. d	N.D. d

Quantitation Report (QT Reviewed)

Data Path : I:\Pest19\200624ical\
Data File : 19200624ical-10.D
Signal(s) : Signal #1: ECD1A.ch Signal #2: ECD2B.ch
Acq On : 24 Jun 2020 03:23 pm
Operator : pest19:ht
Sample : il34268,42e,, 9831
Misc : WG1386877, (Sig #1); (Sig #2)
ALS Vial : 5 Sample Multiplier: 1

Integration File signal 1: events.e
Integration File signal 2: events2.e
Quant Time: Jun 26 10:19:07 2020
Quant Method : I:\Pest19\200624ical\P19_pcb_06_24_20_ugL_ICAL.m
Quant Title : pcb
QLast Update : Fri Jun 26 10:14:13 2020
Response via : Initial Calibration
Integrator: ChemStation

Volume Inj. :
Signal #1 Phase : Signal #2 Phase:
Signal #1 Info : Signal #2 Info :

Sub List : Default - All compounds listed

	Compound	RT#1	RT#2	Resp#1	Resp#2	ug/l	ug/l
39) l7	1248-5	0.000	0.000	0	0	N.D. d	N.D. d
Sum	1248-1			0	0	N.D.	N.D.
Average	1248-1					0.000	0.000
41) l5	1232-1	0.000	0.000	0	0	N.D. d	N.D. d
42) l5	1232-2	0.000	0.000	0	0	N.D. d	N.D. d
43) l5	1232-3	0.000	0.000	0	0	N.D. d	N.D. d
44) l5	1232-4	0.000	0.000	0	0	N.D. d	N.D. d
45) l5	1232-5	0.000	0.000	0	0	N.D. d	N.D. d
Sum	1232-1			0	0	N.D.	N.D.
Average	1232-1					0.000	0.000
46) l8	1262-1	0.000	0.000	0	0	N.D. d	N.D. d
47) l8	1262-2	0.000	0.000	0	0	N.D. d	N.D. d
48) l8	1262-3	0.000	0.000	0	0	N.D. d	N.D. d
49) l8	1262-4	0.000	0.000	0	0	N.D. d	N.D. d
50) l8	1262-5	0.000	0.000	0	0	N.D. d	N.D. d
Sum	1262-1			0	0	N.D.	N.D.
Average	1262-1					0.000	0.000

SemiQuant Compounds - Not Calibrated on this Instrument

Sum	1262-1			0	0	N.D.	N.D.
Average	1262-1					0.000	0.000

(f)=RT Delta > 1/2 Window (D)=Amounts differ by > 40% (m)=manual int.
(#)=Recovery Exceeds Compound Acceptance Limits.
(I,C,F) I=Interference, C=Coelluting Calibration Peak, F=Fails CC Criteria.

Sub List : Default - All compounds listed Reviewed)

Data Path : I:\Pest19\200624ical\
Data File : 19200624ical-10.D
Signal(s) : Signal #1: ECD1A.ch Signal #2: ECD2B.ch
Acq On : 24 Jun 2020 03:23 pm
Operator : pest19:ht
Sample : il34268,42e,, 9831
Misc : WG1386877, (Sig #1); (Sig #2)
ALS Vial : 5 Sample Multiplier: 1

Integration File signal 1: events.e
Integration File signal 2: events2.e
Quant Time: Jun 26 10:19:07 2020
Quant Method : I:\Pest19\200624ical\P19_pcb_06_24_20_ugL_ICAL.m
Quant Title : pcb
QLast Update : Fri Jun 26 10:14:13 2020
Response via : Initial Calibration
Integrator: ChemStation

Volume Inj. :
Signal #1 Phase : Signal #2 Phase:
Signal #1 Info : Signal #2 Info :

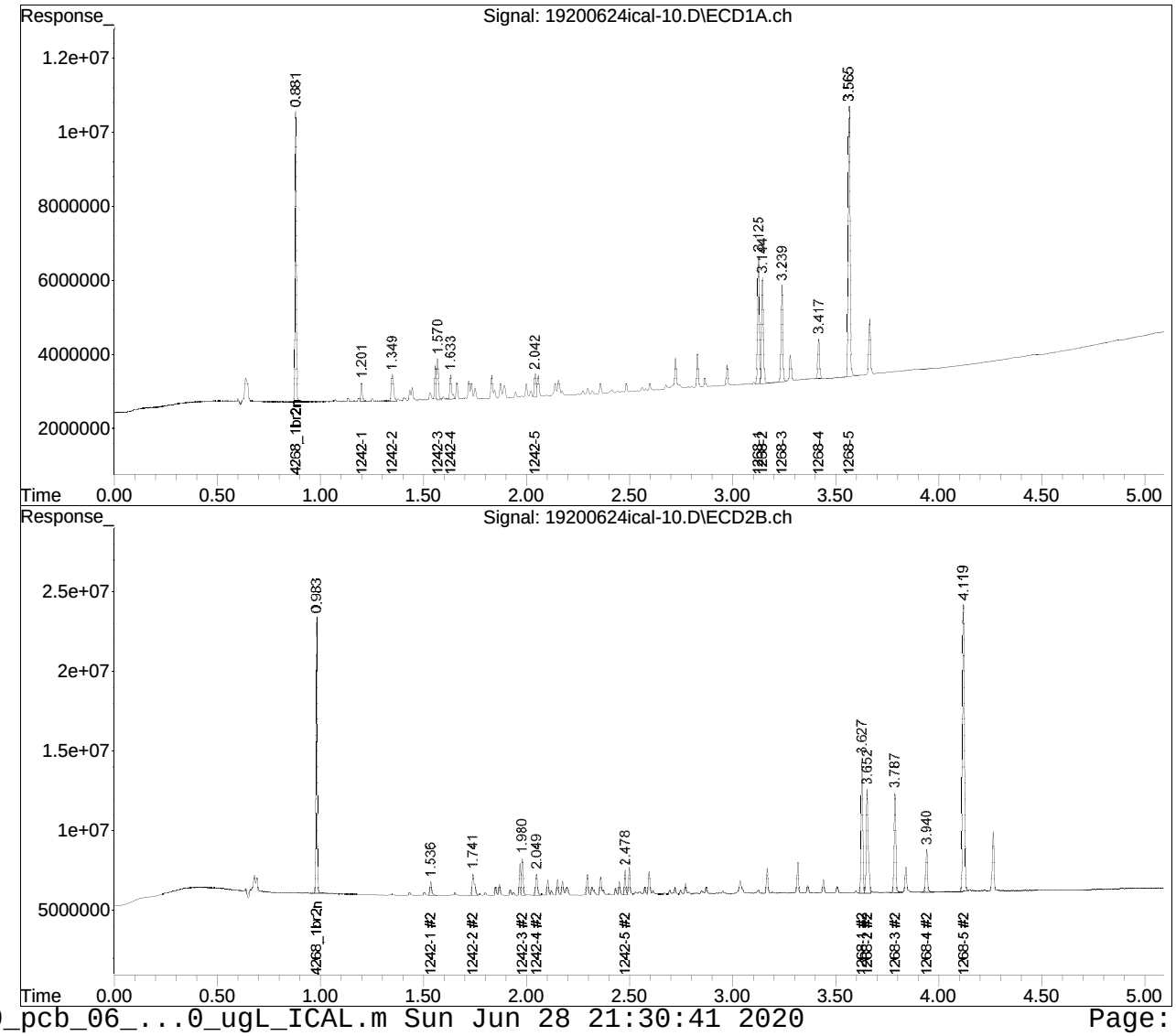

Manual Integration Report

Data Path : I:\Pest19\200624ical\
Data File : 19200624ical-10.D
Date Inj'd : 6/24/2020 3:23 pm
Sample : il34268,42e,, 9831

QMethod : P19_pcb_06_24_20_ugL_ICA
Operator : pest19:ht
Instrument : Pest 19
Quant Date : 6/26/2020 10:14 am

Compound #24: 1242-1

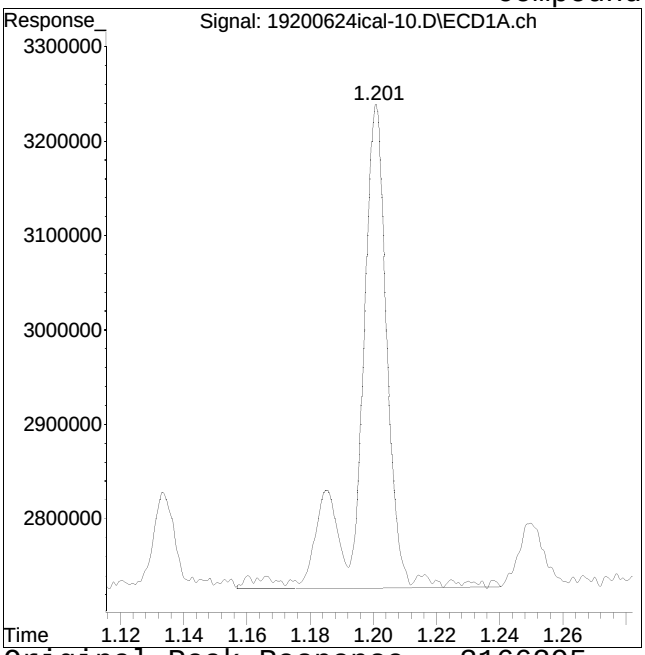

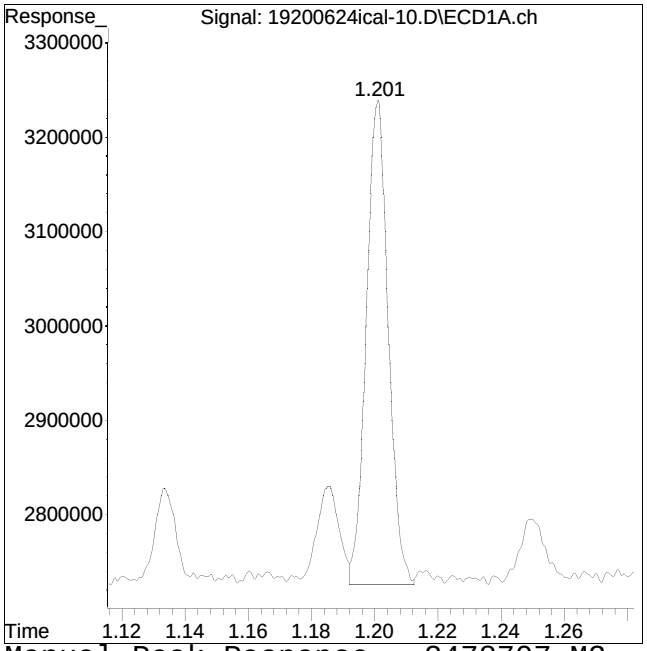

Original Peak Response = 3166295 Manual Peak Response = 2478707 M3

M3 = Misidentification of the peak (i.e. 1,4-dichlorobenzene identified as 1,3-dichlorobenzene), or misidentification from 2 partially resolved peaks not being split.

Manual Integration Report

Data Path : I:\Pest19\200624ical\
Data File : 19200624ical-10.D
Date Inj'd : 6/24/2020 3:23 pm
Sample : il34268,42e,, 9831

QMethod : P19_pcb_06_24_20_ugL_ICA
Operator : pest19:ht
Instrument : Pest 19
Quant Date : 6/26/2020 10:14 am

Compound #25: 1242-2

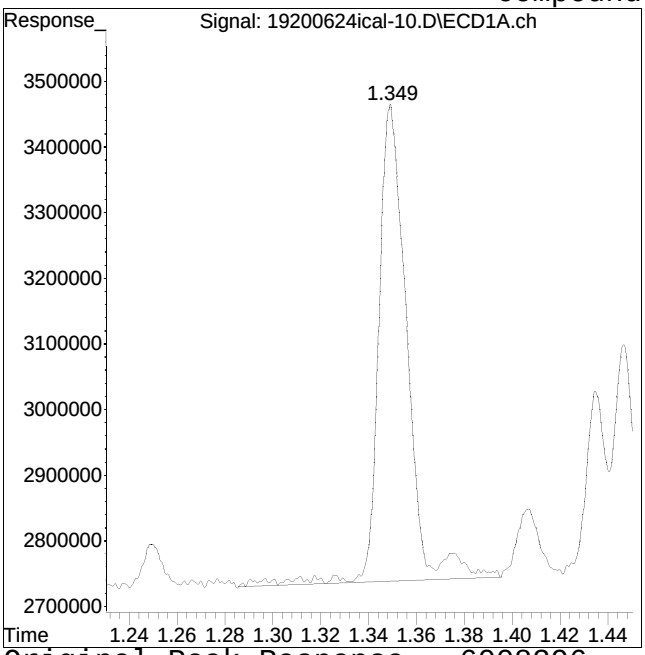

Original Peak Response = 6008396

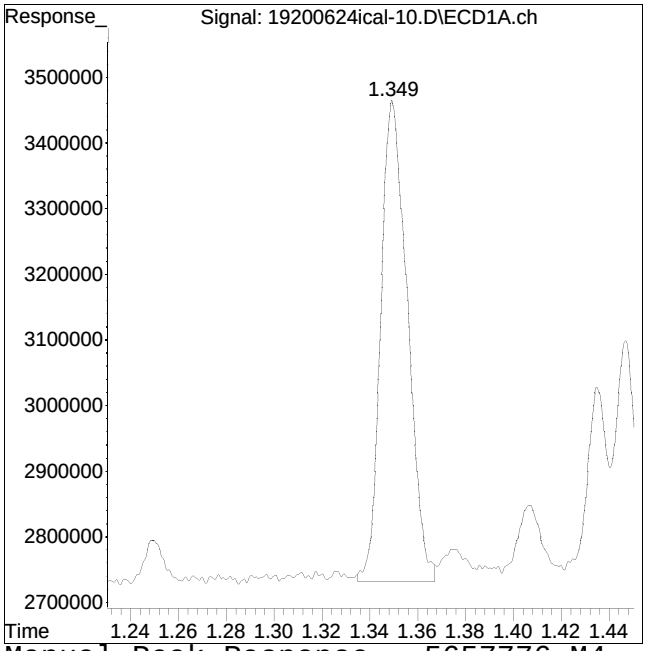

Manual Peak Response = 5657776 M4

M4 = Poor automated baseline construction.

Manual Integration Report

Data Path : I:\Pest19\200624ical\
Data File : 19200624ical-10.D
Date Inj'd : 6/24/2020 3:23 pm
Sample : il34268,42e,, 9831

QMethod : P19_pcb_06_24_20_ugL_ICA
Operator : pest19:ht
Instrument : Pest 19
Quant Date : 6/26/2020 10:14 am

Compound #26: 1242-3

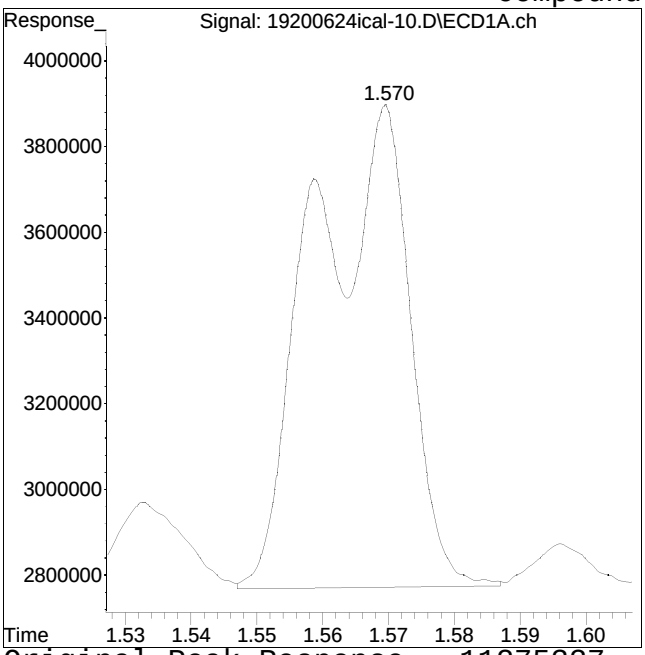

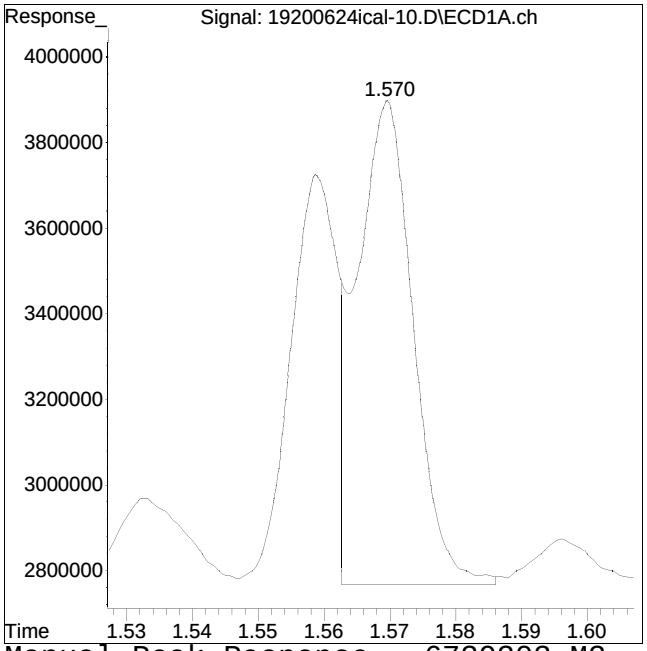

Original Peak Response = 11275337 Manual Peak Response = 6739303 M3

M3 = Misidentification of the peak (i.e. 1,4-dichlorobenzene identified as 1,3-dichlorobenzene), or misidentification from 2 partially resolved peaks not being split.

Manual Integration Report

Data Path : I:\Pest19\200624ical\
Data File : 19200624ical-10.D
Date Inj'd : 6/24/2020 3:23 pm
Sample : il34268,42e,, 9831

QMethod : P19_pcb_06_24_20_ugL_ICA
Operator : pest19:ht
Instrument : Pest 19
Quant Date : 6/26/2020 10:14 am

Compound #77: 1242-3 #2

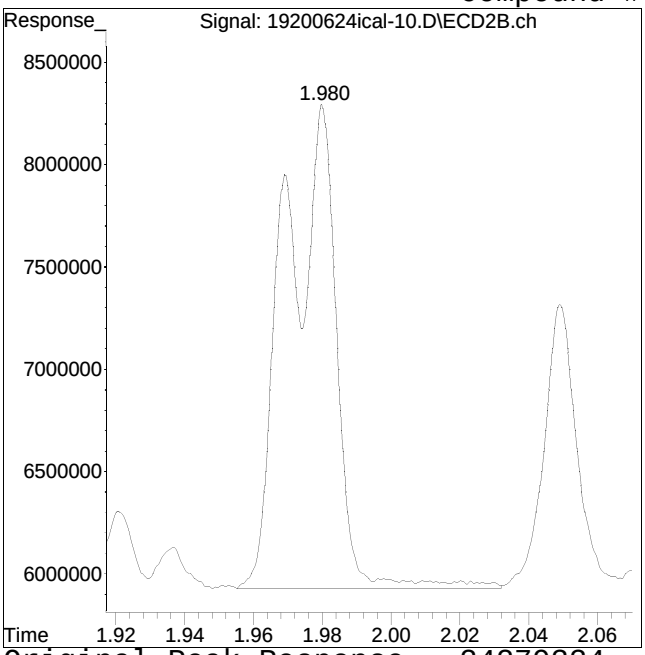

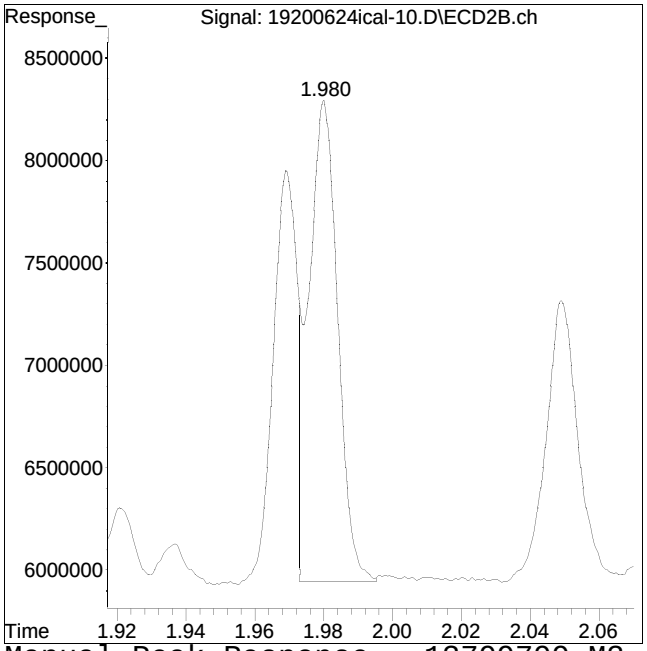

Original Peak Response = 24279334 Manual Peak Response = 13799799 M3
M3 = Misidentification of the peak (i.e. 1,4-dichlorobenzene identified as 1,3-dichlorobenzene), or misidentification from 2 partially resolved peaks not being split.

Manual Integration Report

Data Path : I:\Pest19\200624ical\
Data File : 19200624ical-10.D
Date Inj'd : 6/24/2020 3:23 pm
Sample : il34268,42e,, 9831

QMethod : P19_pcb_06_24_20_ugL_ICA
Operator : pest19:ht
Instrument : Pest 19
Quant Date : 6/26/2020 10:14 am

Compound #28: 1242-5

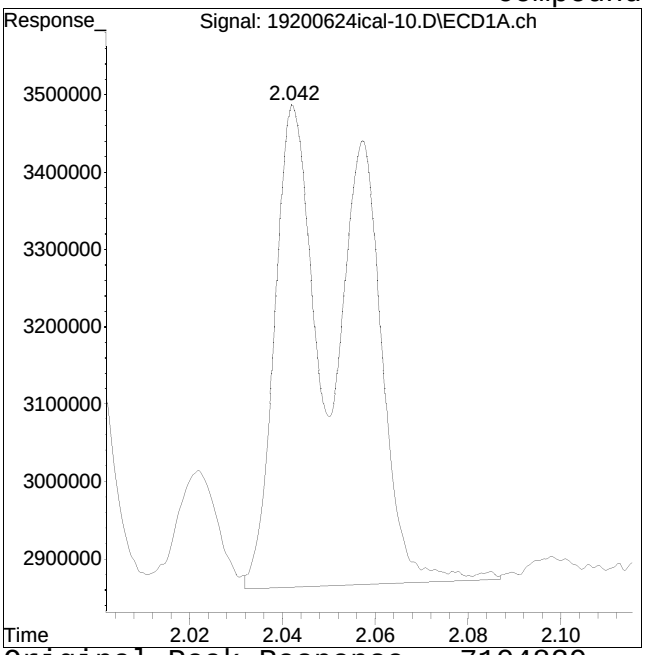

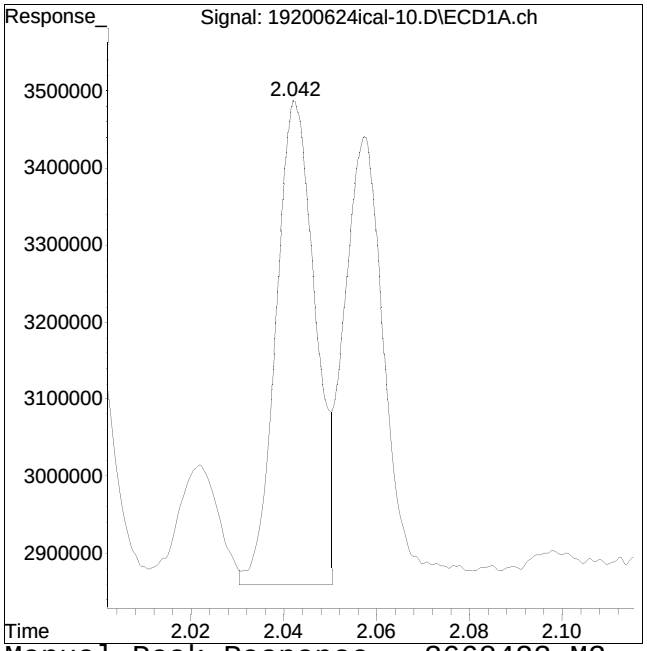

Original Peak Response = 7104829 Manual Peak Response = 3668423 M3

M3 = Misidentification of the peak (i.e. 1,4-dichlorobenzene identified as 1,3-dichlorobenzene), or misidentification from 2 partially resolved peaks not being split.

Manual Integration Report

Data Path : I:\Pest19\200624ical\
Data File : 19200624ical-10.D
Date Inj'd : 6/24/2020 3:23 pm
Sample : il34268,42e,, 9831

QMethod : P19_pcb_06_24_20_ugL_ICA
Operator : pest19:ht
Instrument : Pest 19
Quant Date : 6/26/2020 10:14 am

Compound #29: 1268-1

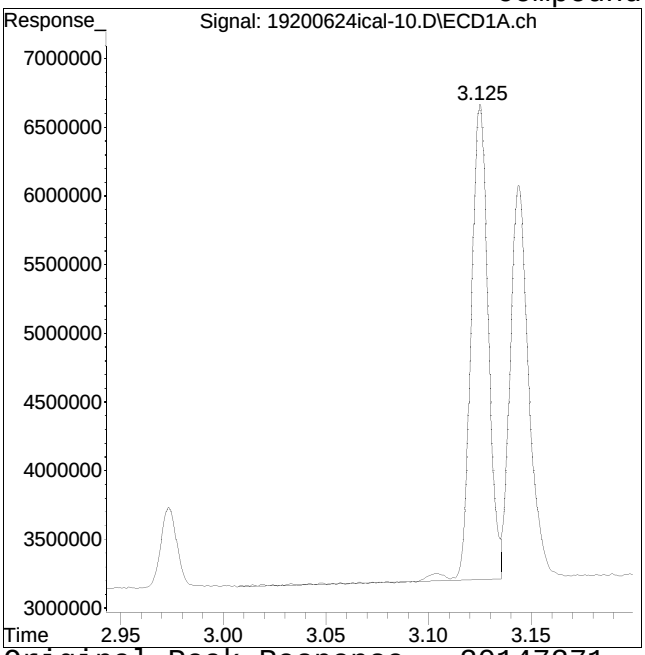

Original Peak Response = 20147271

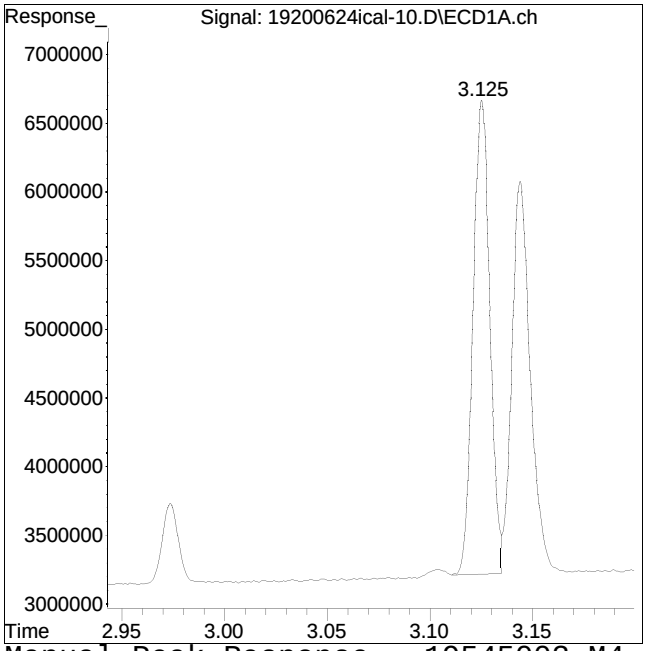

Manual Peak Response = 19545003 M4

M4 = Poor automated baseline construction.

Manual Integration Report

Data Path : I:\Pest19\200624ical\
Data File : 19200624ical-10.D
Date Inj'd : 6/24/2020 3:23 pm
Sample : il34268,42e,, 9831

QMethod : P19_pcb_06_24_20_ugL_ICA
Operator : pest19:ht
Instrument : Pest 19
Quant Date : 6/26/2020 10:14 am

Compound #80: 1268-1 #2

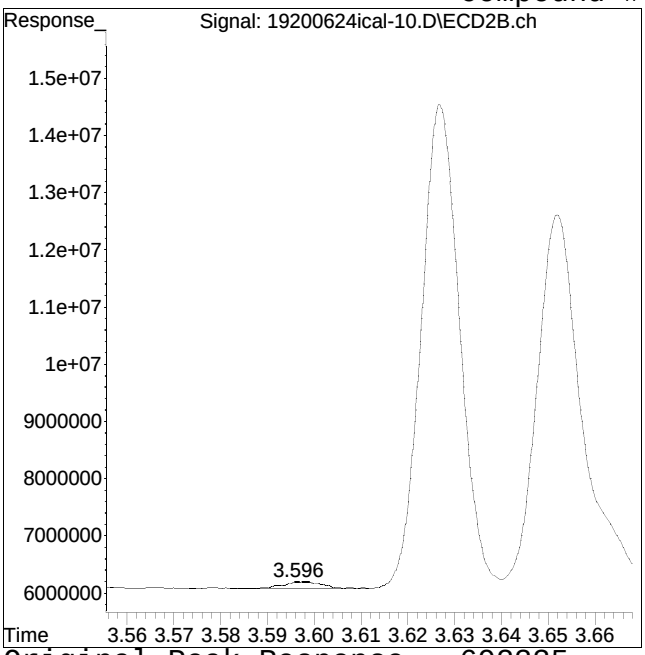

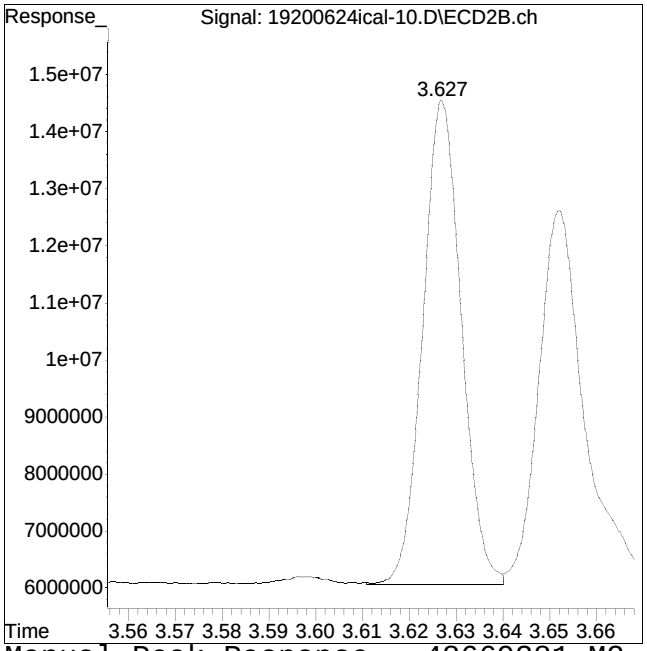

Original Peak Response = 692335 Manual Peak Response = 48669381 M2
M2 = Peak not found by automatic integration algorithm.

Manual Integration Report

Data Path : I:\Pest19\200624ical\
Data File : 19200624ical-10.D
Date Inj'd : 6/24/2020 3:23 pm
Sample : il34268,42e,, 9831

QMethod : P19_pcb_06_24_20_ugL_ICA
Operator : pest19:ht
Instrument : Pest 19
Quant Date : 6/26/2020 10:14 am

Compound #81: 1268-2 #2

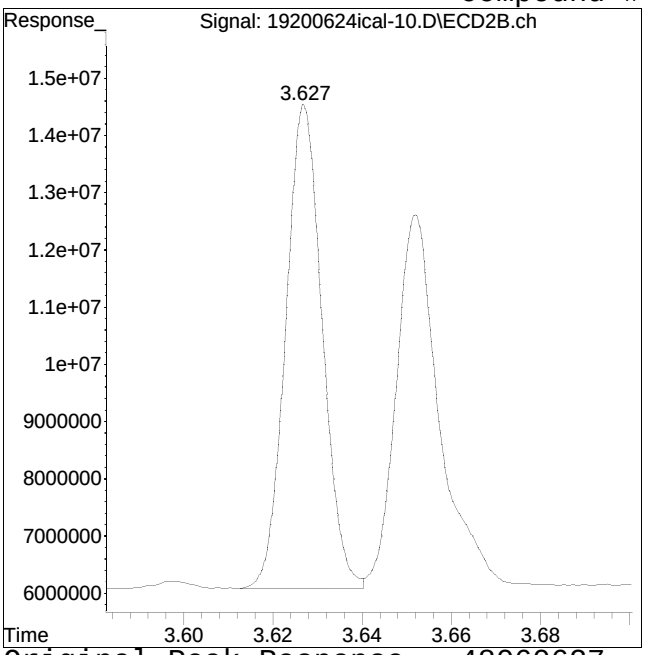

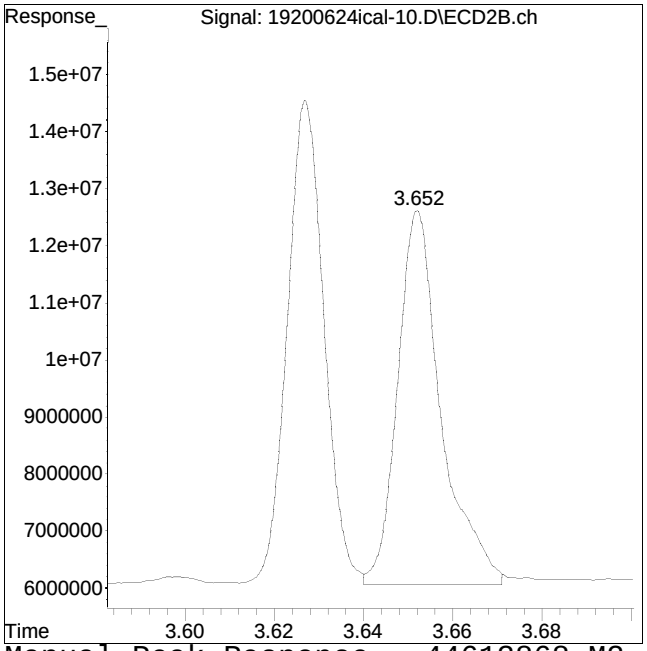

Original Peak Response = 48060627 Manual Peak Response = 44613868 M2
M2 = Peak not found by automatic integration algorithm.

Manual Integration Report

Data Path : I:\Pest19\200624ical\
Data File : 19200624ical-10.D
Date Inj'd : 6/24/2020 3:23 pm
Sample : il34268,42e,, 9831

QMethod : P19_pcb_06_24_20_ugL_ICA
Operator : pest19:ht
Instrument : Pest 19
Quant Date : 6/26/2020 10:14 am

Compound #32: 1268-4

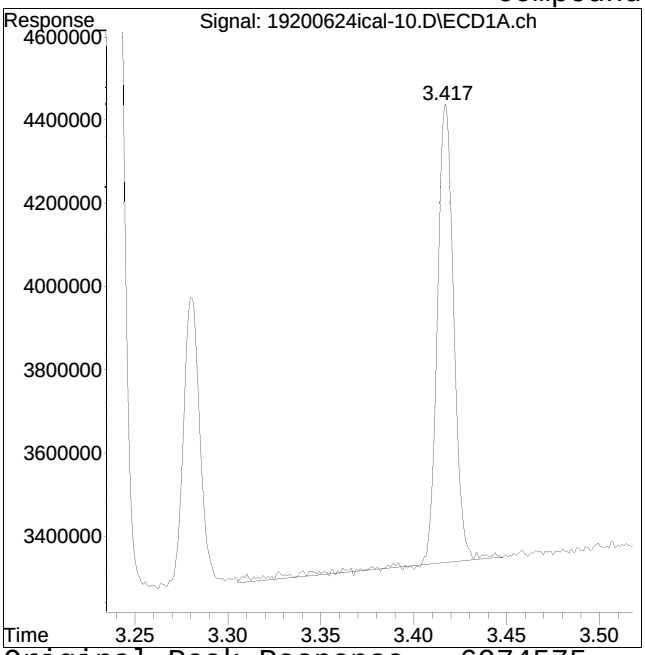

Original Peak Response = 6974575

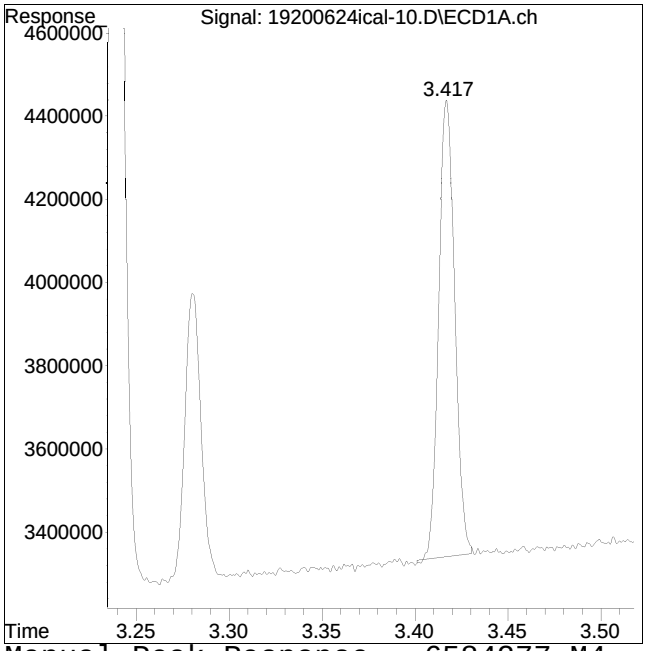

Manual Peak Response = 6584277 M4

M4 = Poor automated baseline construction.

Manual Integration Report

Data Path : I:\Pest19\200624ical\
Data File : 19200624ical-10.D
Date Inj'd : 6/24/2020 3:23 pm
Sample : il34268,42e,, 9831

QMethod : P19_pcb_06_24_20_ugL_ICA
Operator : pest19:ht
Instrument : Pest 19
Quant Date : 6/26/2020 10:14 am

Compound #84: 1268-5 #2

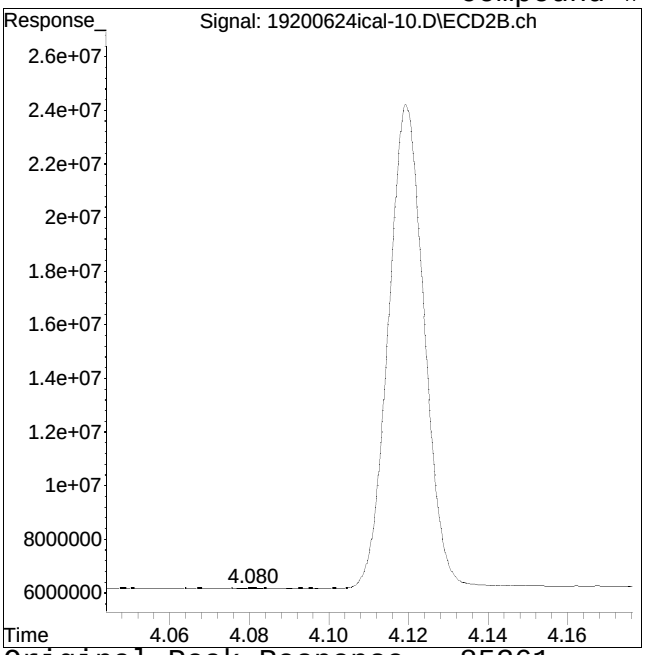

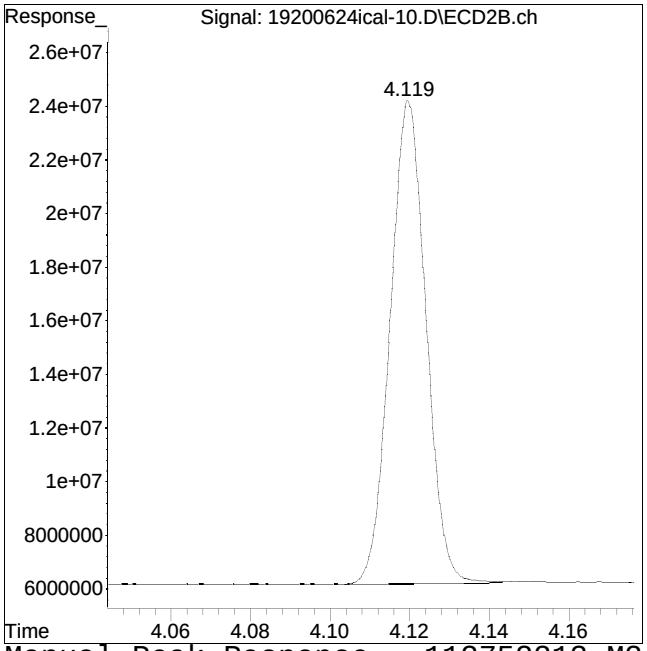

Original Peak Response = 85361 Manual Peak Response = 112752213 M2
M2 = Peak not found by automatic integration algorithm.

Quantitation Report (QT Reviewed)

Data Path : I:\Pest19\200624ical\
Data File : 19200624ical-11.D
Signal(s) : Signal #1: ECD1A.ch Signal #2: ECD2B.ch
Acq On : 24 Jun 2020 03:30 pm
Operator : pest19:ht
Sample : il44268,42e,, 9831
Misc : WG1386877, (Sig #1); (Sig #2)
ALS Vial : 6 Sample Multiplier: 1

Integration File signal 1: events.e
Integration File signal 2: events2.e
Quant Time: Jun 26 10:08:24 2020
Quant Method : I:\Pest19\200624ical\P19_pcb_06_24_20_ugL_ICAL.m
Quant Title : pcb
QLast Update : Fri Jun 26 10:05:33 2020
Response via : Initial Calibration
Integrator: ChemStation

Volume Inj. :
Signal #1 Phase : Signal #2 Phase:
Signal #1 Info : Signal #2 Info :

Sub List : Default - All compounds listed

	Compound	RT#1	RT#2	Resp#1	Resp#2	ug/l	ug/l
	Internal Standards						
1) i	1660_1br2nb	0.000	0.000	0	0	N.D. d	N.D. d
14) i	2154_1br2nb	0.000	0.000	0	0	N.D. d	N.D. d
23) i	4268_1br2nb	0.883	0.990	36872530	75074673	250.000	250.000M4
34) i	1248_1br2nb	0.000	0.000	0	0	N.D. d	N.D. d
40) i	3262_1br2nb	0.000	0.000	0	0	N.D. d	N.D. d
	System Monitoring Compounds						
2) s	2,4,5,6-Tetr	0.000	0.000	0	0	N.D. d	N.D. d
	Spiked Amount	500.000	Range 30 - 150	Recovery	=	0.00%#	0.00%#
3) s	Decachlorobi	0.000	0.000	0	0	N.D. d	N.D. d
	Spiked Amount	500.000	Range 30 - 150	Recovery	=	0.00%#	0.00%#
	Target Compounds						
4) l1	1016-1	0.000	0.000	0	0	N.D. d	N.D. d
5) l1	1016-2	0.000	0.000	0	0	N.D. d	N.D. d
6) l1	1016-3	0.000	0.000	0	0	N.D. d	N.D. d
7) l1	1016-4	0.000	0.000	0	0	N.D. d	N.D. d
8) l1	1016-5	0.000	0.000	0	0	N.D. d	N.D. d
	Sum 1016-1			0	0	N.D.	N.D.
	Average 1016-1					0.000	0.000
9) l2	1260-1	0.000	0.000	0	0	N.D. d	N.D. d
10) l2	1260-2	0.000	0.000	0	0	N.D. d	N.D. d
11) l2	1260-3	0.000	0.000	0	0	N.D. d	N.D. d
12) l2	1260-4	0.000	0.000	0	0	N.D. d	N.D. d
13) l2	1260-5	0.000	0.000	0	0	N.D. d	N.D. d
	Sum 1260-1			0	0	N.D.	N.D.
	Average 1260-1					0.000	0.000
15) l3	1221-2	0.000	0.000	0	0	N.D. d	N.D. d
16) l3	1221-3	0.000	0.000	0	0	N.D. d	N.D. d
17) l3	1221-4	0.000	0.000	0	0	N.D. d	N.D. d

Data Path : I:\Pest19\200624ical\
Data File : 19200624ical-11.D
Signal(s) : Signal #1: ECD1A.ch Signal #2: ECD2B.ch
Acq On : 24 Jun 2020 03:30 pm
Operator : pest19:ht
Sample : il44268,42e,, 9831
Misc : WG1386877, (Sig #1); (Sig #2)
ALS Vial : 6 Sample Multiplier: 1

Integration File signal 1: events.e
Integration File signal 2: events2.e
Quant Time: Jun 26 10:08:24 2020
Quant Method : I:\Pest19\200624ical\P19_pcb_06_24_20_ugL_ICAL.m
Quant Title : pcb
QLast Update : Fri Jun 26 10:05:33 2020
Response via : Initial Calibration
Integrator: ChemStation

Volume Inj. :
Signal #1 Phase : Signal #2 Phase:
Signal #1 Info : Signal #2 Info :

Sub List : Default - All compounds listed

	Compound	RT#1	RT#2	Resp#1	Resp#2	ug/l	ug/l
	Sum 1221-2			0	0	N.D.	N.D.
Average	1221-2					0.000	0.000
18) l4	1254-1	0.000	0.000	0	0	N.D. d	N.D. d
19) l4	1254-2	0.000	0.000	0	0	N.D. d	N.D. d
20) l4	1254-3	0.000	0.000	0	0	N.D. d	N.D. d
21) l4	1254-4	0.000	0.000	0	0	N.D. d	N.D. d
22) l4	1254-5	0.000	0.000	0	0	N.D. d	N.D. d
	Sum 1254-1			0	0	N.D.	N.D.
Average	1254-1					0.000	0.000
24) l6	1242-1	1.202	1.543	5994293	12158234	NoCal	NoCal
25) l6	1242-2	1.351	1.747	12924919	27374663	NoCal	NoCal
26) l6	1242-3	1.570	1.986	14728410	32513971	NoCal M3	NoCal
27) l6	1242-4	1.634	2.055	10547162	21415461	NoCal	NoCal
28) l6	1242-5	2.044	2.485	8490939	18127143	NoCal	NoCal
	Sum 1242-1			0	0	N.D.	N.D.
Average	1242-1					0.000	0.000
29) l9	1268-1	3.126	3.633	46974081	115.8E6	NoCal	NoCal
30) l9	1268-2	3.145	3.658	43206628	108.4E6	NoCal	NoCal
31) l9	1268-3	3.240	3.793	36655134	92564565	NoCal	NoCal
32) l9	1268-4	3.418	3.946	16665473	41621379	NoCal	NoCal
33) l9	1268-5	3.565	4.125	108.8E6	280.6E6	NoCal	NoCal
	Sum 1268-1			0	0	N.D.	N.D.
Average	1268-1					0.000	0.000
35) l7	1248-1	0.000	0.000	0	0	N.D. d	N.D. d
36) l7	1248-2	0.000	0.000	0	0	N.D. d	N.D. d
37) l7	1248-3	0.000	0.000	0	0	N.D. d	N.D. d
38) l7	1248-4	0.000	0.000	0	0	N.D. d	N.D. d
39) l7	1248-5	0.000	0.000	0	0	N.D. d	N.D. d
	Sum 1248-1			0	0	N.D.	N.D.

Data Path : I:\Pest19\200624ical\
Data File : 19200624ical-11.D
Signal(s) : Signal #1: ECD1A.ch Signal #2: ECD2B.ch
Acq On : 24 Jun 2020 03:30 pm
Operator : pest19:ht
Sample : il44268,42e,, 9831
Misc : WG1386877, (Sig #1); (Sig #2)
ALS Vial : 6 Sample Multiplier: 1

Integration File signal 1: events.e
Integration File signal 2: events2.e
Quant Time: Jun 26 10:08:24 2020
Quant Method : I:\Pest19\200624ical\P19_pcb_06_24_20_ugL_ICAL.m
Quant Title : pcb
QLast Update : Fri Jun 26 10:05:33 2020
Response via : Initial Calibration
Integrator: ChemStation

Volume Inj. :
Signal #1 Phase : Signal #2 Phase:
Signal #1 Info : Signal #2 Info :

Sub List : Default - All compounds listed

	Compound	RT#1	RT#2	Resp#1	Resp#2	ug/l	ug/l
Average	1248-1					0.000	0.000
41) l5	1232-1	0.000	0.000	0	0	N.D. d	N.D. d
42) l5	1232-2	0.000	0.000	0	0	N.D. d	N.D. d
43) l5	1232-3	0.000	0.000	0	0	N.D. d	N.D. d
44) l5	1232-4	0.000	0.000	0	0	N.D. d	N.D. d
45) l5	1232-5	0.000	0.000	0	0	N.D. d	N.D. d
Sum	1232-1			0	0	N.D.	N.D.
Average	1232-1					0.000	0.000
46) l8	1262-1	0.000	0.000	0	0	N.D. d	N.D. d
47) l8	1262-2	0.000	0.000	0	0	N.D. d	N.D. d
48) l8	1262-3	0.000	0.000	0	0	N.D. d	N.D. d
49) l8	1262-4	0.000	0.000	0	0	N.D. d	N.D. d
50) l8	1262-5	0.000	0.000	0	0	N.D. d	N.D. d
Sum	1262-1			0	0	N.D.	N.D.
Average	1262-1					0.000	0.000

SemiQuant Compounds - Not Calibrated on this Instrument

Sum	1262-1			0	0	N.D.	N.D.
Average	1262-1					0.000	0.000

(f)=RT Delta > 1/2 Window (D)=Amounts differ by > 40% (m)=manual int.
(#)=Recovery Exceeds Compound Acceptance Limits.
(I,C,F) I=Interference, C=Coelluting Calibration Peak, F=Fails CC Criteria.

Sub List : Default - All compounds listed Reviewed)

Data Path : I:\Pest19\200624ical\
Data File : 19200624ical-11.D
Signal(s) : Signal #1: ECD1A.ch Signal #2: ECD2B.ch
Acq On : 24 Jun 2020 03:30 pm
Operator : pest19:ht
Sample : il44268,42e,, 9831
Misc : WG1386877, (Sig #1); (Sig #2)
ALS Vial : 6 Sample Multiplier: 1

Integration File signal 1: events.e
Integration File signal 2: events2.e
Quant Time: Jun 26 10:08:24 2020
Quant Method : I:\Pest19\200624ical\P19_pcb_06_24_20_ugL_ICAL.m
Quant Title : pcb
QLast Update : Fri Jun 26 10:05:33 2020
Response via : Initial Calibration
Integrator: ChemStation

Volume Inj. :
Signal #1 Phase : Signal #2 Phase:
Signal #1 Info : Signal #2 Info :

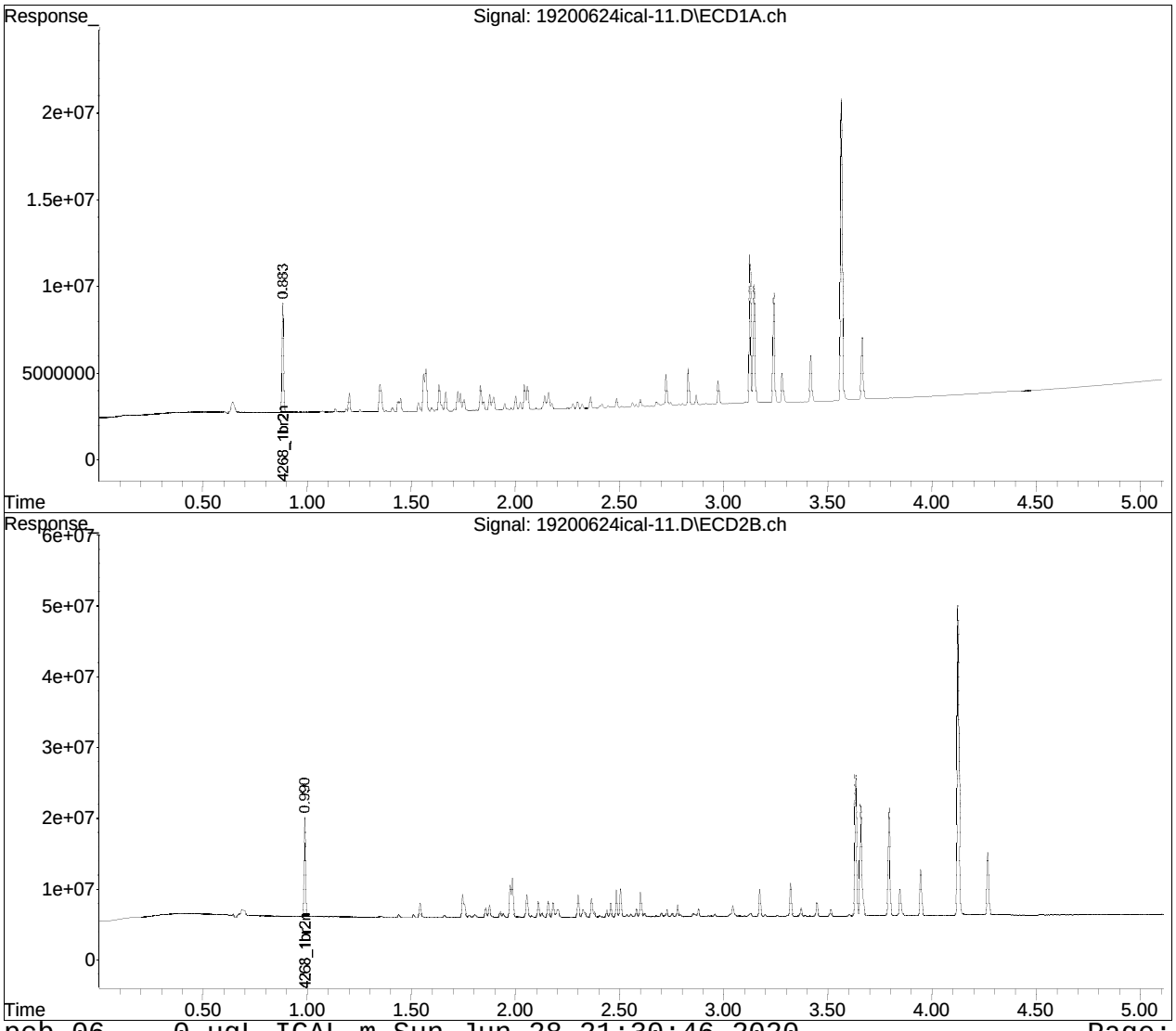

Manual Integration Report

Data Path : I:\Pest19\200624ical\
Data File : 19200624ical-11.D
Date Inj'd : 6/24/2020 3:30 pm
Sample : il44268,42e,, 9831

QMethod : P19_pcb_06_24_20_ugL_ICA
Operator : pest19:ht
Instrument : Pest 19
Quant Date : 6/26/2020 10:05 am

Compound #26: 1242-3

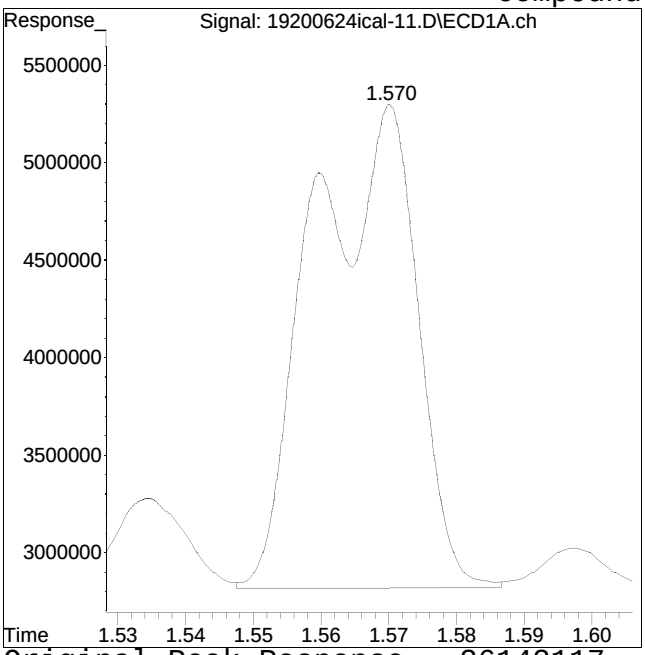

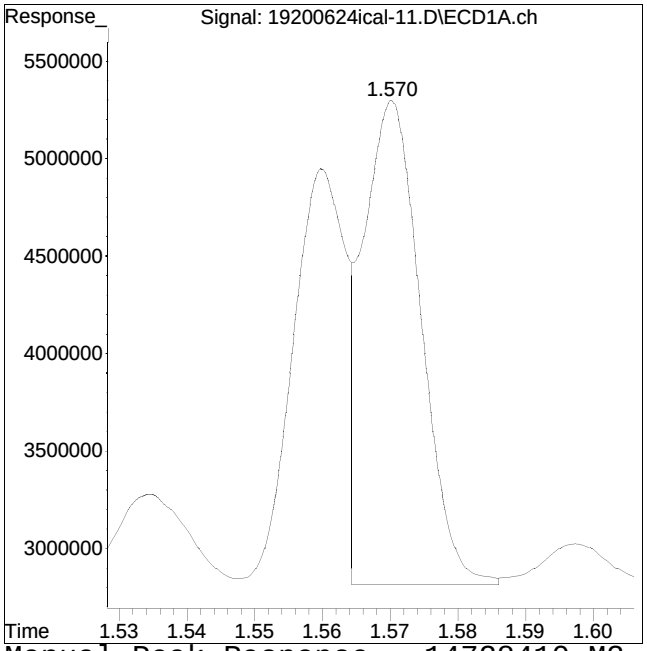

Original Peak Response = 26142117 Manual Peak Response = 14728410 M3

M3 = Misidentification of the peak (i.e. 1,4-dichlorobenzene identified as 1,3-dichlorobenzene), or misidentification from 2 partially resolved peaks not being split.

Quantitation Report (QT Reviewed)

Data Path : I:\Pest19\200624ical\
Data File : 19200624ical-12.D
Signal(s) : Signal #1: ECD1A.ch Signal #2: ECD2B.ch
Acq On : 24 Jun 2020 03:37 pm
Operator : pest19:ht
Sample : il54268,42e,, 9831
Misc : WG1386877, (Sig #1); (Sig #2)
ALS Vial : 7 Sample Multiplier: 1

Integration File signal 1: events.e
Integration File signal 2: events2.e
Quant Time: Jun 26 10:11:05 2020
Quant Method : I:\Pest19\200624ical\P19_pcb_06_24_20_ugL_ICAL.m
Quant Title : pcb
QLast Update : Fri Jun 26 10:08:44 2020
Response via : Initial Calibration
Integrator: ChemStation

Volume Inj. :
Signal #1 Phase : Signal #2 Phase:
Signal #1 Info : Signal #2 Info :

Sub List : Default - All compounds listed

	Compound	RT#1	RT#2	Resp#1	Resp#2	ug/l	ug/l
	Internal Standards						
1) i	1660_1br2nb	0.000	0.000	0	0	N.D. d	N.D. d
14) i	2154_1br2nb	0.000	0.000	0	0	N.D. d	N.D. d
23) i	4268_1br2nb	0.884	0.985	36243006	72849830	250.000	250.000M4
34) i	1248_1br2nb	0.000	0.000	0	0	N.D. d	N.D. d
40) i	3262_1br2nb	0.000	0.000	0	0	N.D. d	N.D. d
	System Monitoring Compounds						
2) s	2,4,5,6-Tetr	0.000	0.000	0	0	N.D. d	N.D. d
	Spiked Amount	500.000	Range 30 - 150		Recovery =	0.00%#	0.00%#
3) s	Decachlorobi	0.000	0.000	0	0	N.D. d	N.D. d
	Spiked Amount	500.000	Range 30 - 150		Recovery =	0.00%#	0.00%#
	Target Compounds						
4) l1	1016-1	0.000	0.000	0	0	N.D. d	N.D. d
5) l1	1016-2	0.000	0.000	0	0	N.D. d	N.D. d
6) l1	1016-3	0.000	0.000	0	0	N.D. d	N.D. d
7) l1	1016-4	0.000	0.000	0	0	N.D. d	N.D. d
8) l1	1016-5	0.000	0.000	0	0	N.D. d	N.D. d
	Sum 1016-1			0	0	N.D.	N.D.
	Average 1016-1					0.000	0.000
9) l2	1260-1	0.000	0.000	0	0	N.D. d	N.D. d
10) l2	1260-2	0.000	0.000	0	0	N.D. d	N.D. d
11) l2	1260-3	0.000	0.000	0	0	N.D. d	N.D. d
12) l2	1260-4	0.000	0.000	0	0	N.D. d	N.D. d
13) l2	1260-5	0.000	0.000	0	0	N.D. d	N.D. d
	Sum 1260-1			0	0	N.D.	N.D.
	Average 1260-1					0.000	0.000
15) l3	1221-2	0.000	0.000	0	0	N.D. d	N.D. d
16) l3	1221-3	0.000	0.000	0	0	N.D. d	N.D. d
17) l3	1221-4	0.000	0.000	0	0	N.D. d	N.D. d

Quantitation Report (QT Reviewed)

Data Path : I:\Pest19\200624ical\
Data File : 19200624ical-12.D
Signal(s) : Signal #1: ECD1A.ch Signal #2: ECD2B.ch
Acq On : 24 Jun 2020 03:37 pm
Operator : pest19:ht
Sample : il54268,42e,, 9831
Misc : WG1386877, (Sig #1); (Sig #2)
ALS Vial : 7 Sample Multiplier: 1

Integration File signal 1: events.e
Integration File signal 2: events2.e
Quant Time: Jun 26 10:11:05 2020
Quant Method : I:\Pest19\200624ical\P19_pcb_06_24_20_ugL_ICAL.m
Quant Title : pcb
QLast Update : Fri Jun 26 10:08:44 2020
Response via : Initial Calibration
Integrator: ChemStation

Volume Inj. :
Signal #1 Phase : Signal #2 Phase:
Signal #1 Info : Signal #2 Info :

Sub List : Default - All compounds listed

	Compound	RT#1	RT#2	Resp#1	Resp#2	ug/l	ug/l
Sum	1221-2			0	0	N.D.	N.D.
Average	1221-2					0.000	0.000
18) l4	1254-1	0.000	0.000	0	0	N.D. d	N.D. d
19) l4	1254-2	0.000	0.000	0	0	N.D. d	N.D. d
20) l4	1254-3	0.000	0.000	0	0	N.D. d	N.D. d
21) l4	1254-4	0.000	0.000	0	0	N.D. d	N.D. d
22) l4	1254-5	0.000	0.000	0	0	N.D. d	N.D. d
Sum	1254-1			0	0	N.D.	N.D.
Average	1254-1					0.000	0.000
24) l6	1242-1	1.202	1.537	11387597	23771052	4831.844	5037.126M4
25) l6	1242-2	1.351	1.741	24476890	52759539	4816.673	4965.433M4
26) l6	1242-3	1.570	1.980	28332834	59141824	4892.748M3	4686.295M4
27) l6	1242-4	1.634	2.050	20391461	41094751	4917.354	4943.834M4
28) l6	1242-5	2.043	2.479	16190504	34909796	4849.795	4961.613M4
Sum	1242-1			100.8E6	211.7E6	24308.413	24594.301
Average	1242-1					4861.683	4918.860
29) l9	1268-1	3.125	3.628	90630629	223.2E6	4907.219	4966.751
30) l9	1268-2	3.144	3.652	83981158	216.5E6	4943.678	5144.329
31) l9	1268-3	3.239	3.788	71122379	177.5E6	4935.034	4941.063
32) l9	1268-4	3.417	3.941	31511075	81420339	4809.105	5039.894
33) l9	1268-5	3.565	4.120	213.2E6	534.5E6	4985.544	4907.730
Sum	1268-1			490.5E6	1233.1E6	NoCal	NoCal D
Average	1268-1					4916.116	4999.953
35) l7	1248-1	0.000	0.000	0	0	N.D. d	N.D. d
36) l7	1248-2	0.000	0.000	0	0	N.D. d	N.D. d
37) l7	1248-3	0.000	0.000	0	0	N.D. d	N.D. d
38) l7	1248-4	0.000	0.000	0	0	N.D. d	N.D. d
39) l7	1248-5	0.000	0.000	0	0	N.D. d	N.D. d

Data Path : I:\Pest19\200624ical\
Data File : 19200624ical-12.D
Signal(s) : Signal #1: ECD1A.ch Signal #2: ECD2B.ch
Acq On : 24 Jun 2020 03:37 pm
Operator : pest19:ht
Sample : il54268,42e,, 9831
Misc : WG1386877, (Sig #1); (Sig #2)
ALS Vial : 7 Sample Multiplier: 1

Integration File signal 1: events.e
Integration File signal 2: events2.e
Quant Time: Jun 26 10:11:05 2020
Quant Method : I:\Pest19\200624ical\P19_pcb_06_24_20_ugL_ICAL.m
Quant Title : pcb
QLast Update : Fri Jun 26 10:08:44 2020
Response via : Initial Calibration
Integrator: ChemStation

Volume Inj. :
Signal #1 Phase : Signal #2 Phase:
Signal #1 Info : Signal #2 Info :

Sub List : Default - All compounds listed

	Compound	RT#1	RT#2	Resp#1	Resp#2	ug/l	ug/l
Sum	1248-1			0	0	N.D.	N.D.
Average	1248-1					0.000	0.000
41) l5	1232-1	0.000	0.000	0	0	N.D. d	N.D. d
42) l5	1232-2	0.000	0.000	0	0	N.D. d	N.D. d
43) l5	1232-3	0.000	0.000	0	0	N.D. d	N.D. d
44) l5	1232-4	0.000	0.000	0	0	N.D. d	N.D. d
45) l5	1232-5	0.000	0.000	0	0	N.D. d	N.D. d
Sum	1232-1			0	0	N.D.	N.D.
Average	1232-1					0.000	0.000
46) l8	1262-1	0.000	0.000	0	0	N.D. d	N.D. d
47) l8	1262-2	0.000	0.000	0	0	N.D. d	N.D. d
48) l8	1262-3	0.000	0.000	0	0	N.D. d	N.D. d
49) l8	1262-4	0.000	0.000	0	0	N.D. d	N.D. d
50) l8	1262-5	0.000	0.000	0	0	N.D. d	N.D. d
Sum	1262-1			0	0	N.D.	N.D.
Average	1262-1					0.000	0.000

SemiQuant Compounds - Not Calibrated on this Instrument

Sum	1262-1			0	0	N.D.	N.D.
Average	1262-1					0.000	0.000

(f)=RT Delta > 1/2 Window (D)=Amounts differ by > 40% (m)=manual int.
(#)=Recovery Exceeds Compound Acceptance Limits.
(I,C,F) I=Interference, C=Coelluting Calibration Peak, F=Fails CC Criteria.

Sub List : Default - All compounds listed Reviewed)

Data Path : I:\Pest19\200624ical\
Data File : 19200624ical-12.D
Signal(s) : Signal #1: ECD1A.ch Signal #2: ECD2B.ch
Acq On : 24 Jun 2020 03:37 pm
Operator : pest19:ht
Sample : il54268,42e,, 9831
Misc : WG1386877, (Sig #1); (Sig #2)
ALS Vial : 7 Sample Multiplier: 1

Integration File signal 1: events.e
Integration File signal 2: events2.e
Quant Time: Jun 26 10:11:05 2020
Quant Method : I:\Pest19\200624ical\P19_pcb_06_24_20_ugL_ICAL.m
Quant Title : pcb
QLast Update : Fri Jun 26 10:08:44 2020
Response via : Initial Calibration
Integrator: ChemStation

Volume Inj. :
Signal #1 Phase : Signal #2 Phase:
Signal #1 Info : Signal #2 Info :

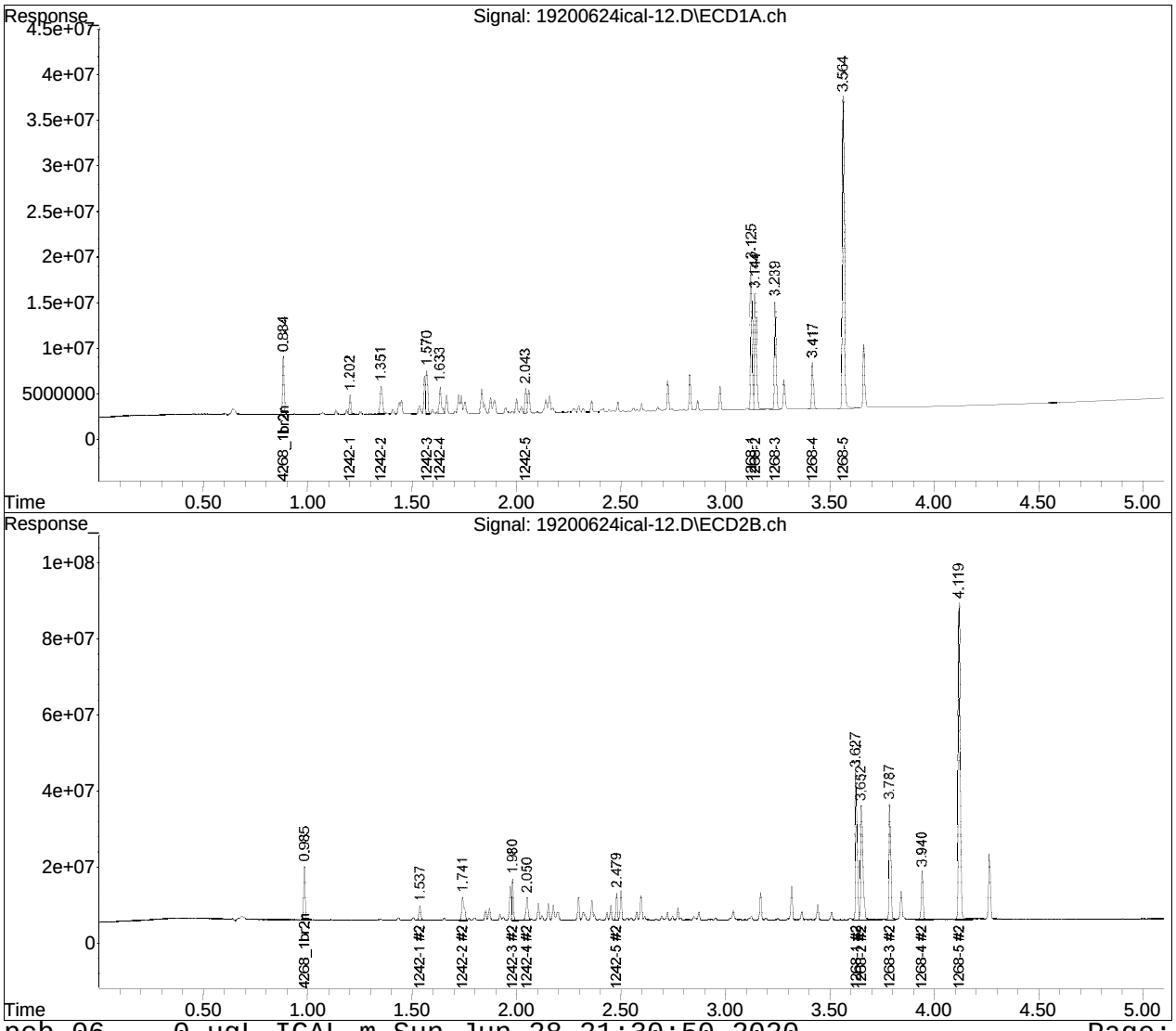

Manual Integration Report

Data Path : I:\Pest19\200624ical\
Data File : 19200624ical-12.D
Date Inj'd : 6/24/2020 3:37 pm
Sample : il54268,42e,, 9831

QMethod : P19_pcb_06_24_20_ugL_ICA
Operator : pest19:ht
Instrument : Pest 19
Quant Date : 6/26/2020 10:08 am

Compound #75: 1242-1 #2

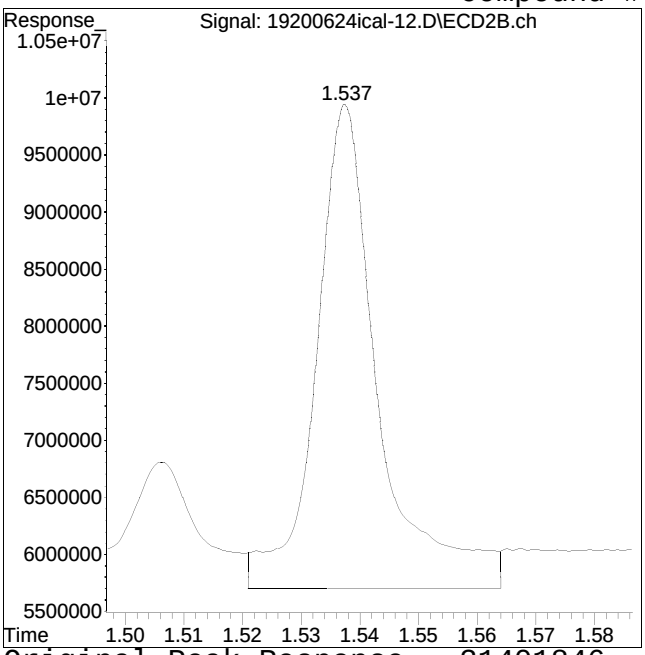

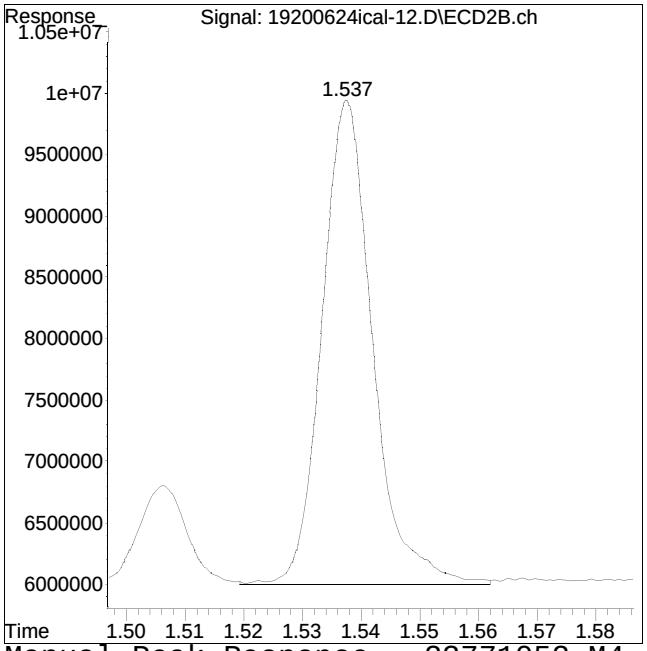

Original Peak Response = 31401846 Manual Peak Response = 23771052 M4
M4 = Poor automated baseline construction.

Manual Integration Report

Data Path : I:\Pest19\200624ical\
Data File : 19200624ical-12.D
Date Inj'd : 6/24/2020 3:37 pm
Sample : il54268,42e,, 9831

QMethod : P19_pcb_06_24_20_ugL_ICA
Operator : pest19:ht
Instrument : Pest 19
Quant Date : 6/26/2020 10:08 am

Compound #76: 1242-2 #2

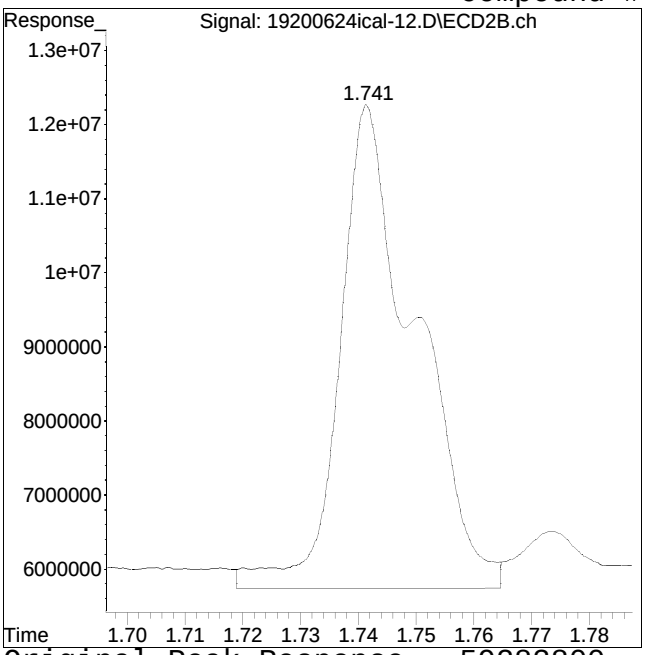

Original Peak Response = 59283800

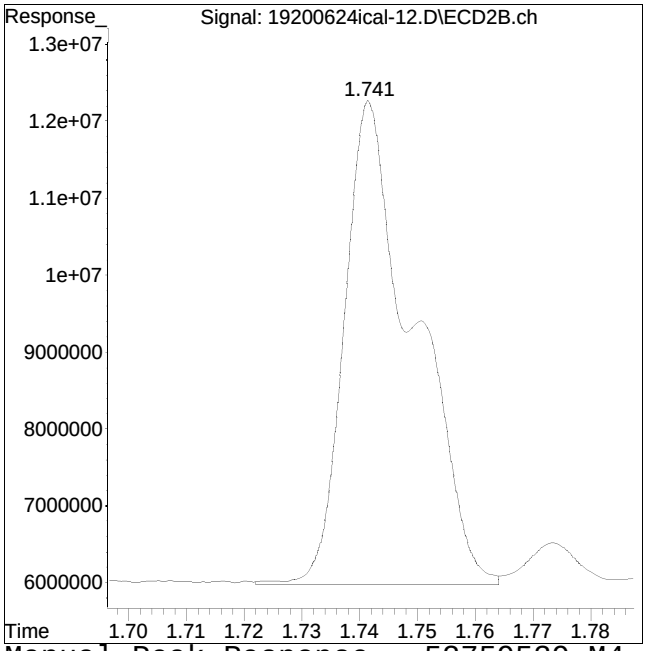

Manual Peak Response = 52759539 M4

M4 = Poor automated baseline construction.

Manual Integration Report

Data Path : I:\Pest19\200624ical\
Data File : 19200624ical-12.D
Date Inj'd : 6/24/2020 3:37 pm
Sample : il54268,42e,, 9831

QMethod : P19_pcb_06_24_20_ugL_ICA
Operator : pest19:ht
Instrument : Pest 19
Quant Date : 6/26/2020 10:08 am

Compound #26: 1242-3

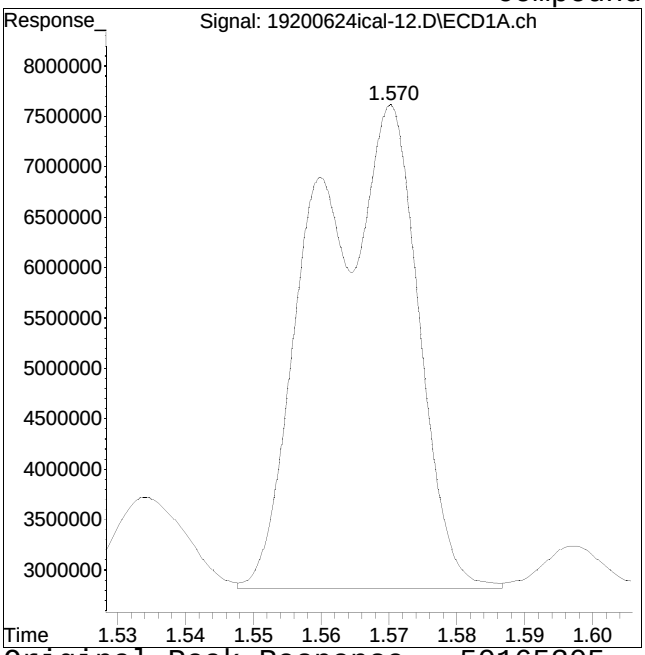

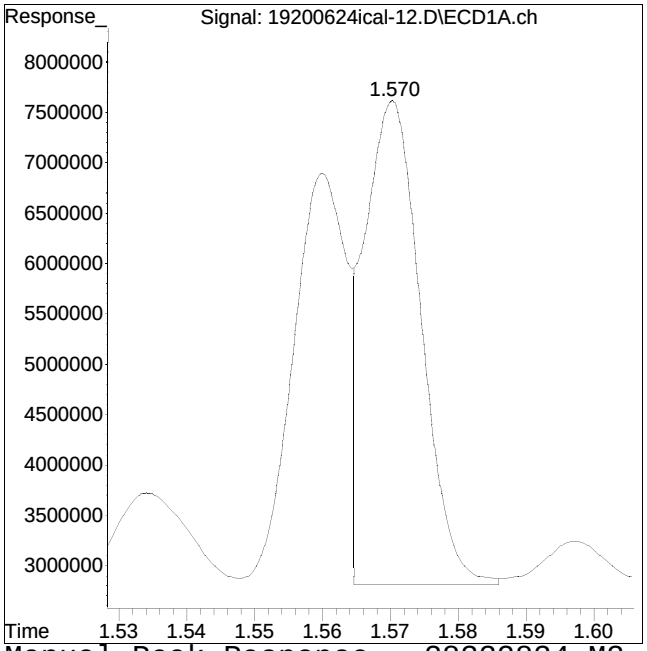

Original Peak Response = 50165305 Manual Peak Response = 28332834 M3
M3 = Misidentification of the peak (i.e. 1,4-dichlorobenzene identified as 1,3-dichlorobenzene), or misidentification from 2 partially resolved peaks not being split.

Manual Integration Report

Data Path : I:\Pest19\200624ical\
Data File : 19200624ical-12.D
Date Inj'd : 6/24/2020 3:37 pm
Sample : il54268,42e,, 9831

QMethod : P19_pcb_06_24_20_ugL_ICA
Operator : pest19:ht
Instrument : Pest 19
Quant Date : 6/26/2020 10:08 am

Compound #77: 1242-3 #2

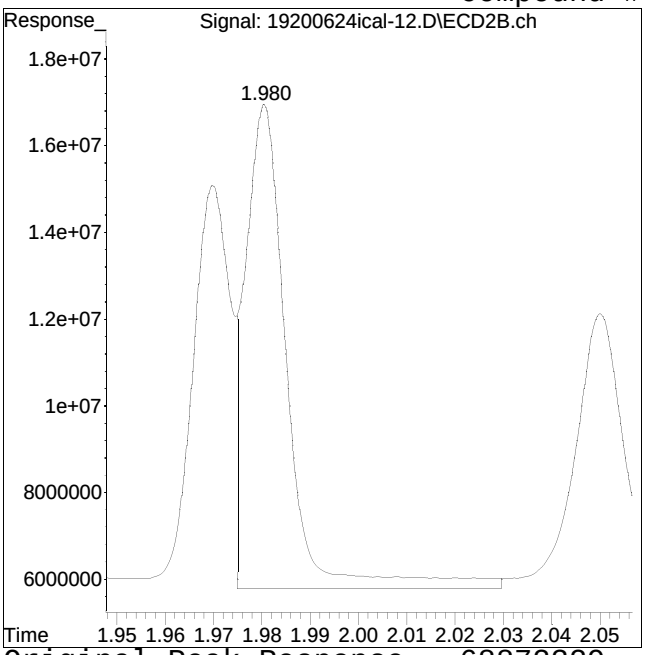

Original Peak Response = 68872329

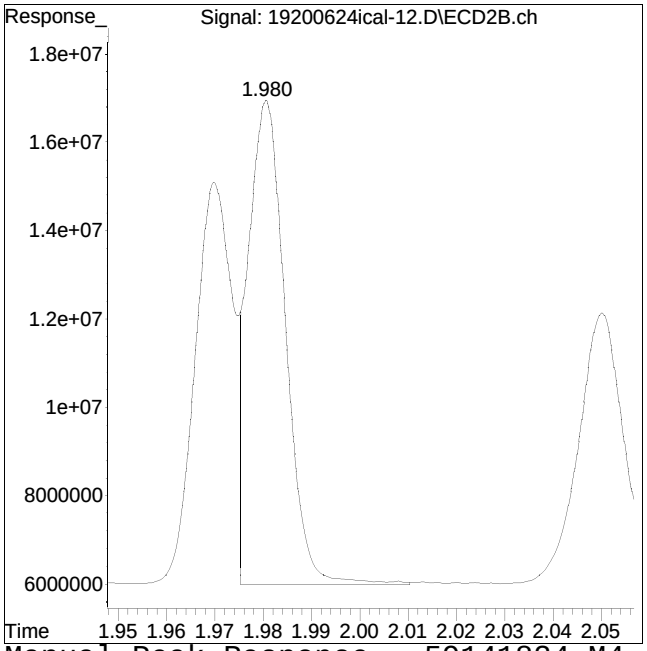

Manual Peak Response = 59141824 M4

M4 = Poor automated baseline construction.

Manual Integration Report

Data Path : I:\Pest19\200624ical\
Data File : 19200624ical-12.D
Date Inj'd : 6/24/2020 3:37 pm
Sample : il54268,42e,, 9831

QMethod : P19_pcb_06_24_20_ugL_ICA
Operator : pest19:ht
Instrument : Pest 19
Quant Date : 6/26/2020 10:08 am

Compound #78: 1242-4 #2

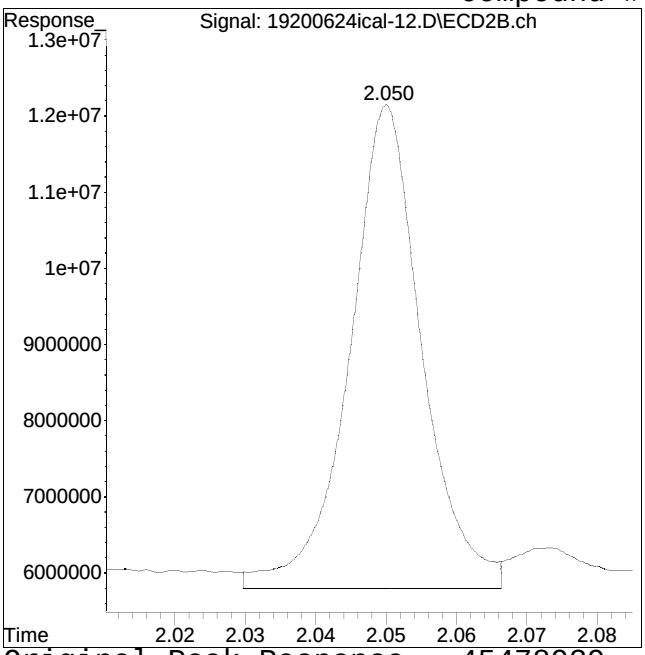

Original Peak Response = 45478939

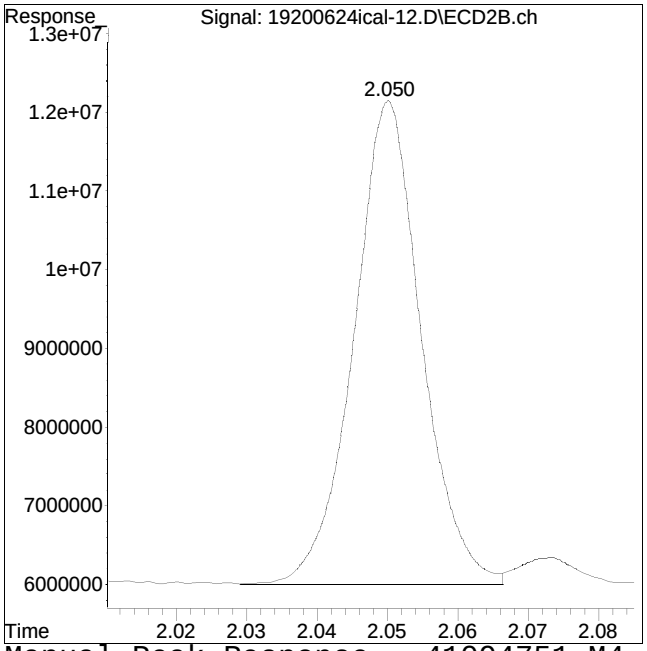

Manual Peak Response = 41094751 M4

M4 = Poor automated baseline construction.

Manual Integration Report

Data Path : I:\Pest19\200624ical\
Data File : 19200624ical-12.D
Date Inj'd : 6/24/2020 3:37 pm
Sample : il54268,42e,, 9831

QMethod : P19_pcb_06_24_20_ugL_ICA
Operator : pest19:ht
Instrument : Pest 19
Quant Date : 6/26/2020 10:08 am

Compound #79: 1242-5 #2

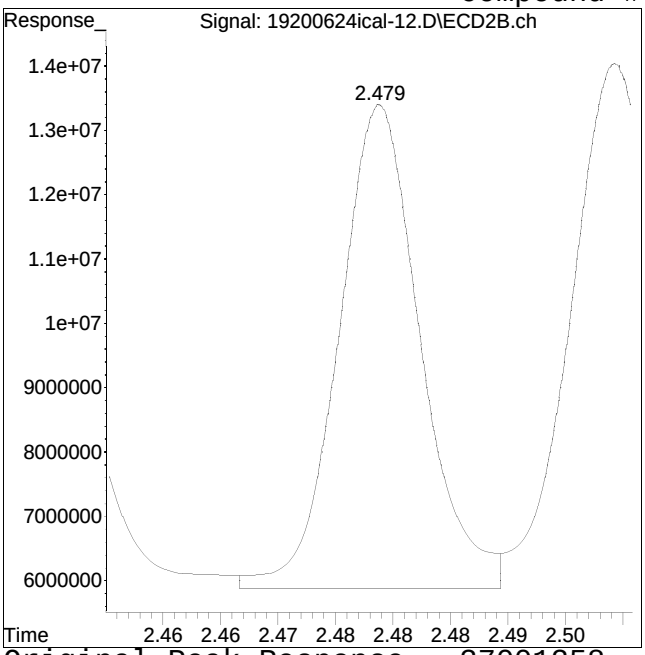

Original Peak Response = 37001258

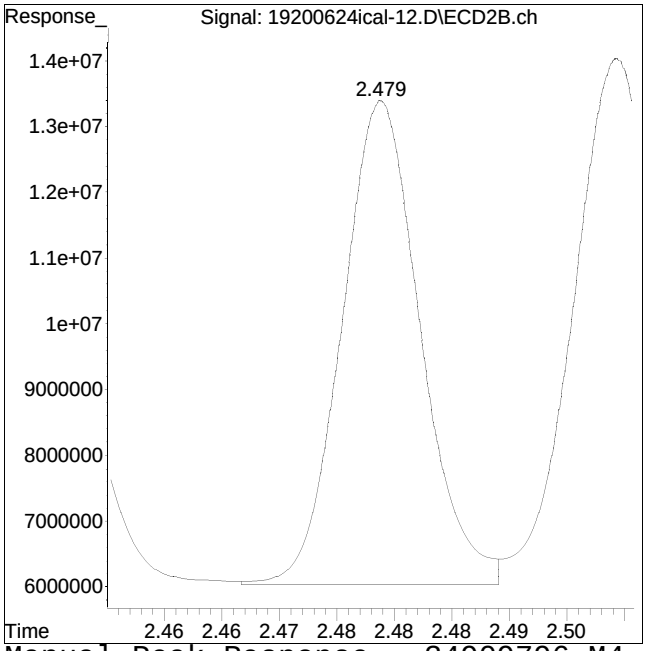

Manual Peak Response = 34909796 M4

M4 = Poor automated baseline construction.

Quantitation Report (QT Reviewed)

Data Path : I:\Pest19\200624ical\
Data File : 19200624ical-13.D
Signal(s) : Signal #1: ECD1A.ch Signal #2: ECD2B.ch
Acq On : 24 Jun 2020 03:44 pm
Operator : pest19:ht
Sample : il64268,42e,, 9831
Misc : WG1386877, (Sig #1); (Sig #2)
ALS Vial : 8 Sample Multiplier: 1

Integration File signal 1: events.e
Integration File signal 2: events2.e
Quant Time: Jun 26 10:14:06 2020
Quant Method : I:\Pest19\200624ical\P19_pcb_06_24_20_ugL_ICAL.m
Quant Title : pcb
QLast Update : Fri Jun 26 10:11:19 2020
Response via : Initial Calibration
Integrator: ChemStation

Volume Inj. :
Signal #1 Phase : Signal #2 Phase:
Signal #1 Info : Signal #2 Info :

Sub List : Default - All compounds listed

	Compound	RT#1	RT#2	Resp#1	Resp#2	ug/l	ug/l
	Internal Standards						
1) i	1660_1br2nb	0.000	0.000	0	0	N.D. d	N.D. d
14) i	2154_1br2nb	0.000	0.000	0	0	N.D. d	N.D. d
23) i	4268_1br2nb	0.882	0.983	36558234	76239919	250.000	250.000M4
34) i	1248_1br2nb	0.000	0.000	0	0	N.D. d	N.D. d
40) i	3262_1br2nb	0.000	0.000	0	0	N.D. d	N.D. d
	System Monitoring Compounds						
2) s	2,4,5,6-Tetr	0.000	0.000	0	0	N.D. d	N.D. d
	Spiked Amount	500.000	Range 30 - 150	Recovery	=	0.00%#	0.00%#
3) s	Decachlorobi	0.000	0.000	0	0	N.D. d	N.D. d
	Spiked Amount	500.000	Range 30 - 150	Recovery	=	0.00%#	0.00%#
	Target Compounds						
4) l1	1016-1	0.000	0.000	0	0	N.D. d	N.D. d
5) l1	1016-2	0.000	0.000	0	0	N.D. d	N.D. d
6) l1	1016-3	0.000	0.000	0	0	N.D. d	N.D. d
7) l1	1016-4	0.000	0.000	0	0	N.D. d	N.D. d
8) l1	1016-5	0.000	0.000	0	0	N.D. d	N.D. d
	Sum 1016-1			0	0	N.D.	N.D.
	Average 1016-1					0.000	0.000
9) l2	1260-1	0.000	0.000	0	0	N.D. d	N.D. d
10) l2	1260-2	0.000	0.000	0	0	N.D. d	N.D. d
11) l2	1260-3	0.000	0.000	0	0	N.D. d	N.D. d
12) l2	1260-4	0.000	0.000	0	0	N.D. d	N.D. d
13) l2	1260-5	0.000	0.000	0	0	N.D. d	N.D. d
	Sum 1260-1			0	0	N.D.	N.D.
	Average 1260-1					0.000	0.000
15) l3	1221-2	0.000	0.000	0	0	N.D. d	N.D. d
16) l3	1221-3	0.000	0.000	0	0	N.D. d	N.D. d
17) l3	1221-4	0.000	0.000	0	0	N.D. d	N.D. d

Data Path : I:\Pest19\200624ical\
Data File : 19200624ical-13.D
Signal(s) : Signal #1: ECD1A.ch Signal #2: ECD2B.ch
Acq On : 24 Jun 2020 03:44 pm
Operator : pest19:ht
Sample : il64268,42e,, 9831
Misc : WG1386877, (Sig #1); (Sig #2)
ALS Vial : 8 Sample Multiplier: 1

Integration File signal 1: events.e
Integration File signal 2: events2.e
Quant Time: Jun 26 10:14:06 2020
Quant Method : I:\Pest19\200624ical\P19_pcb_06_24_20_ugL_ICAL.m
Quant Title : pcb
QLast Update : Fri Jun 26 10:11:19 2020
Response via : Initial Calibration
Integrator: ChemStation

Volume Inj. :
Signal #1 Phase : Signal #2 Phase:
Signal #1 Info : Signal #2 Info :

Sub List : Default - All compounds listed

	Compound	RT#1	RT#2	Resp#1	Resp#2	ug/l	ug/l
Sum	1221-2			0	0	N.D.	N.D.
Average	1221-2					0.000	0.000
18) l4	1254-1	0.000	0.000	0	0	N.D. d	N.D. d
19) l4	1254-2	0.000	0.000	0	0	N.D. d	N.D. d
20) l4	1254-3	0.000	0.000	0	0	N.D. d	N.D. d
21) l4	1254-4	0.000	0.000	0	0	N.D. d	N.D. d
22) l4	1254-5	0.000	0.000	0	0	N.D. d	N.D. d
Sum	1254-1			0	0	N.D.	N.D.
Average	1254-1					0.000	0.000
24) l6	1242-1	1.201	1.536	21953052	46523336	9392.469	9385.167M4
25) l6	1242-2	1.350	1.741	47592913	103.5E6	9458.187	9339.677M4
26) l6	1242-3	1.569	1.980	56150248	119.5E6	9717.098	9344.210M2
27) l6	1242-4	1.633	2.050	39597764	81112246	9545.462	9376.833M4
28) l6	1242-5	2.043	2.479	31344341	71152362	9450.047	9700.215
Sum	1242-1			196.6E6	421.8E6	47563.263	47146.102
Average	1242-1					9512.653	9429.220
29) l9	1268-1	3.126	3.627	174.9E6	432.8E6	9474.726	9234.679M2
30) l9	1268-2	3.145	3.652	163.0E6	408.9E6	9564.670	9152.832M2
31) l9	1268-3	3.240	3.787	137.4E6	345.6E6	9514.491	9246.539
32) l9	1268-4	3.418	3.941	60730445	157.7E6	9367.359	9288.423
33) l9	1268-5	3.565	4.120	403.8E6	1007.7E6	9373.686	8923.400
Sum	1268-1			939.8E6	2352.6E6	NoCal	NoCal D
Average	1268-1					9458.986	9169.174
35) l7	1248-1	0.000	0.000	0	0	N.D. d	N.D. d
36) l7	1248-2	0.000	0.000	0	0	N.D. d	N.D. d
37) l7	1248-3	0.000	0.000	0	0	N.D. d	N.D. d
38) l7	1248-4	0.000	0.000	0	0	N.D. d	N.D. d
39) l7	1248-5	0.000	0.000	0	0	N.D. d	N.D. d
Sum	1248-1			0	0	N.D.	N.D.

Data Path : I:\Pest19\200624ical\
Data File : 19200624ical-13.D
Signal(s) : Signal #1: ECD1A.ch Signal #2: ECD2B.ch
Acq On : 24 Jun 2020 03:44 pm
Operator : pest19:ht
Sample : il64268,42e,, 9831
Misc : WG1386877, (Sig #1); (Sig #2)
ALS Vial : 8 Sample Multiplier: 1

Integration File signal 1: events.e
Integration File signal 2: events2.e
Quant Time: Jun 26 10:14:06 2020
Quant Method : I:\Pest19\200624ical\P19_pcb_06_24_20_ugL_ICAL.m
Quant Title : pcb
QLast Update : Fri Jun 26 10:11:19 2020
Response via : Initial Calibration
Integrator: ChemStation

Volume Inj. :
Signal #1 Phase : Signal #2 Phase:
Signal #1 Info : Signal #2 Info :

Sub List : Default - All compounds listed

	Compound	RT#1	RT#2	Resp#1	Resp#2	ug/l	ug/l
Average	1248-1					0.000	0.000
41) l5	1232-1	0.000	0.000	0	0	N.D. d	N.D. d
42) l5	1232-2	0.000	0.000	0	0	N.D. d	N.D. d
43) l5	1232-3	0.000	0.000	0	0	N.D. d	N.D. d
44) l5	1232-4	0.000	0.000	0	0	N.D. d	N.D. d
45) l5	1232-5	0.000	0.000	0	0	N.D. d	N.D. d
Sum	1232-1			0	0	N.D.	N.D.
Average	1232-1					0.000	0.000
46) l8	1262-1	0.000	0.000	0	0	N.D. d	N.D. d
47) l8	1262-2	0.000	0.000	0	0	N.D. d	N.D. d
48) l8	1262-3	0.000	0.000	0	0	N.D. d	N.D. d
49) l8	1262-4	0.000	0.000	0	0	N.D. d	N.D. d
50) l8	1262-5	0.000	0.000	0	0	N.D. d	N.D. d
Sum	1262-1			0	0	N.D.	N.D.
Average	1262-1					0.000	0.000

SemiQuant Compounds - Not Calibrated on this Instrument

Sum	1262-1			0	0	N.D.	N.D.
Average	1262-1					0.000	0.000

(f)=RT Delta > 1/2 Window (D)=Amounts differ by > 40% (m)=manual int.
(#)=Recovery Exceeds Compound Acceptance Limits.
(I,C,F) I=Interference, C=Coelluting Calibration Peak, F=Fails CC Criteria.

Sub List : Default - All compounds listed Reviewed)

Data Path : I:\Pest19\200624ical\
Data File : 19200624ical-13.D
Signal(s) : Signal #1: ECD1A.ch Signal #2: ECD2B.ch
Acq On : 24 Jun 2020 03:44 pm
Operator : pest19:ht
Sample : il64268,42e,, 9831
Misc : WG1386877, (Sig #1); (Sig #2)
ALS Vial : 8 Sample Multiplier: 1

Integration File signal 1: events.e
Integration File signal 2: events2.e
Quant Time: Jun 26 10:14:06 2020
Quant Method : I:\Pest19\200624ical\P19_pcb_06_24_20_ugL_ICAL.m
Quant Title : pcb
QLast Update : Fri Jun 26 10:11:19 2020
Response via : Initial Calibration
Integrator: ChemStation

Volume Inj. :
Signal #1 Phase : Signal #2 Phase:
Signal #1 Info : Signal #2 Info :

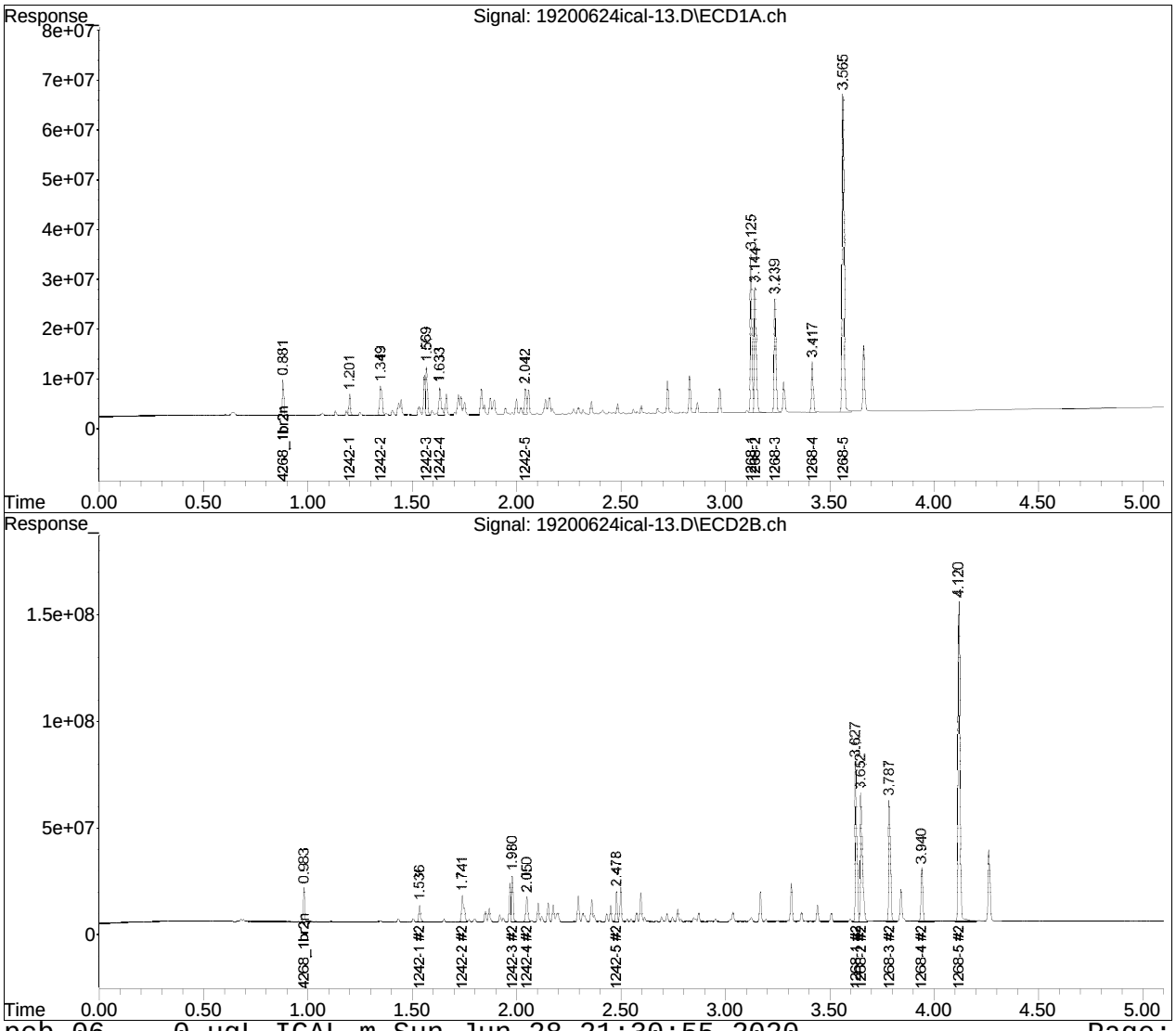

Manual Integration Report

Data Path : I:\Pest19\200624ical\
Data File : 19200624ical-13.D
Date Inj'd : 6/24/2020 3:44 pm
Sample : il64268,42e,, 9831

QMethod : P19_pcb_06_24_20_ugL_ICA
Operator : pest19:ht
Instrument : Pest 19
Quant Date : 6/26/2020 10:11 am

Compound #75: 1242-1 #2

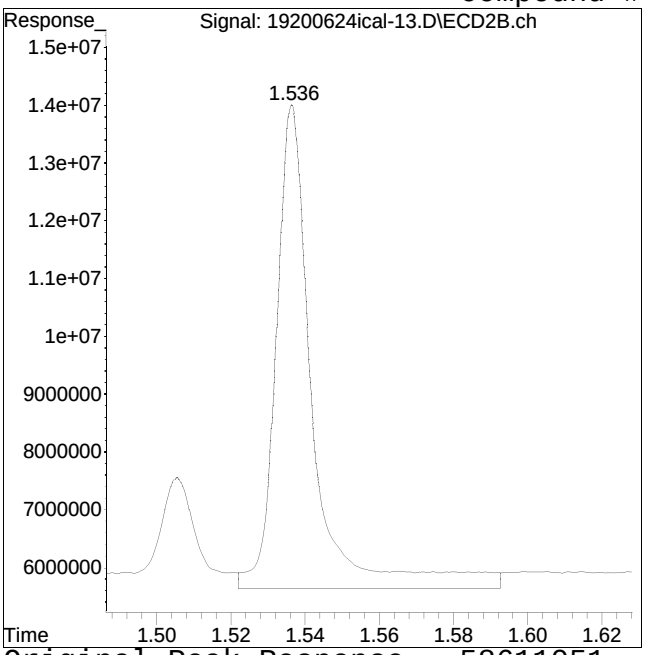

Original Peak Response = 58611051

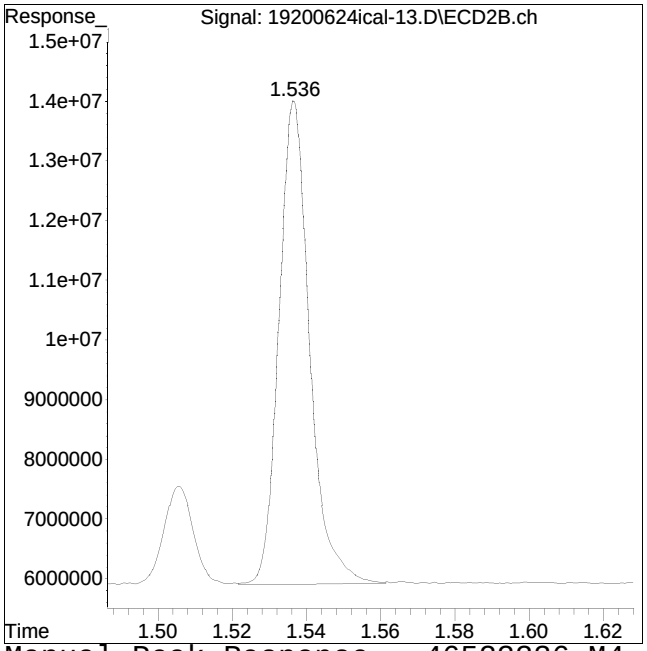

Manual Peak Response = 46523336 M4

M4 = Poor automated baseline construction.

Manual Integration Report

Data Path : I:\Pest19\200624ical\
Data File : 19200624ical-13.D
Date Inj'd : 6/24/2020 3:44 pm
Sample : il64268,42e,, 9831

QMethod : P19_pcb_06_24_20_ugL_ICA
Operator : pest19:ht
Instrument : Pest 19
Quant Date : 6/26/2020 10:11 am

Compound #76: 1242-2 #2

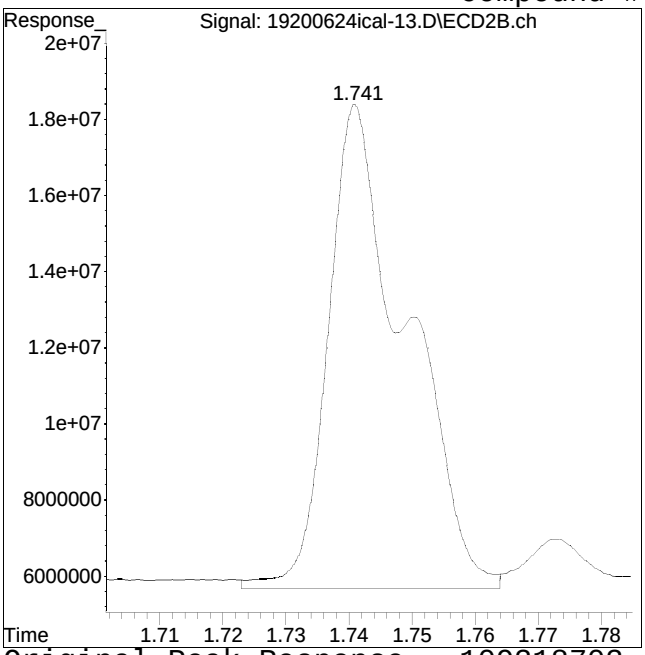

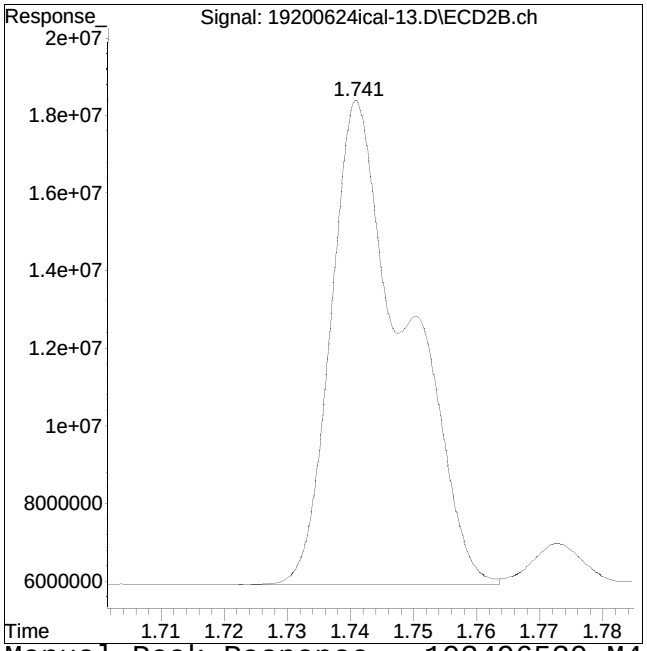

Original Peak Response = 109318703 Manual Peak Response = 103496530 M4
M4 = Poor automated baseline construction.

Manual Integration Report

Data Path : I:\Pest19\200624ical\
Data File : 19200624ical-13.D
Date Inj'd : 6/24/2020 3:44 pm
Sample : il64268,42e,, 9831

QMethod : P19_pcb_06_24_20_ugL_ICA
Operator : pest19:ht
Instrument : Pest 19
Quant Date : 6/26/2020 10:11 am

Compound #77: 1242-3 #2

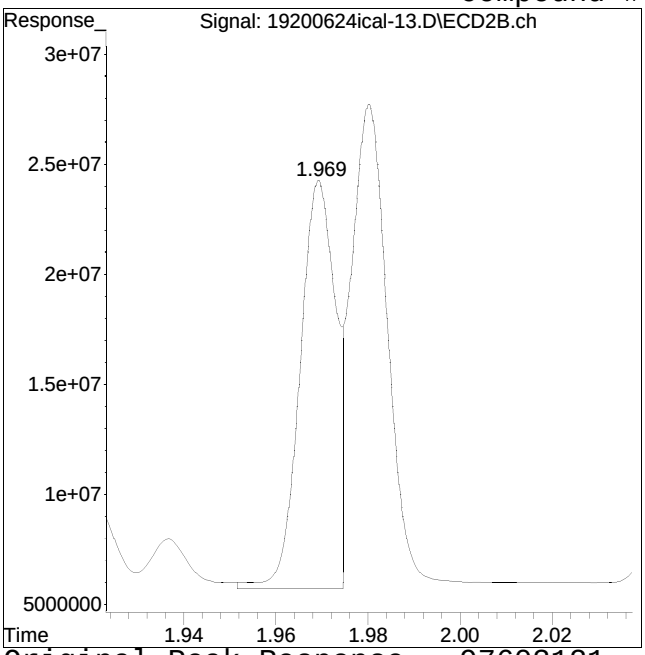

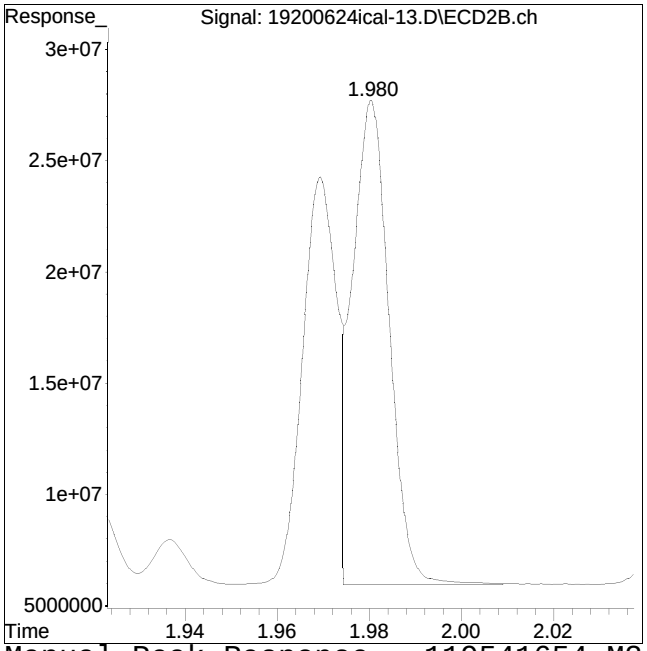

Original Peak Response = 97603121 Manual Peak Response = 119541654 M2
M2 = Peak not found by automatic integration algorithm.

Manual Integration Report

Data Path : I:\Pest19\200624ical\
Data File : 19200624ical-13.D
Date Inj'd : 6/24/2020 3:44 pm
Sample : il64268,42e,, 9831

QMethod : P19_pcb_06_24_20_ugL_ICA
Operator : pest19:ht
Instrument : Pest 19
Quant Date : 6/26/2020 10:11 am

Compound #78: 1242-4 #2

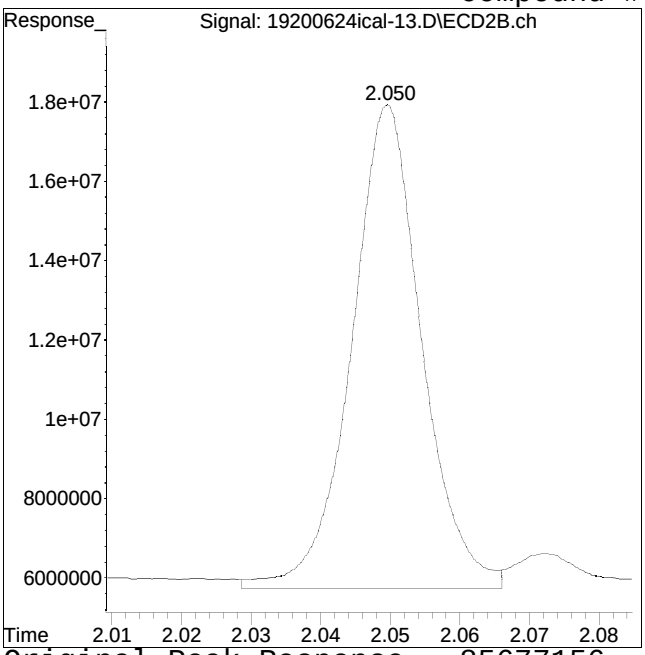

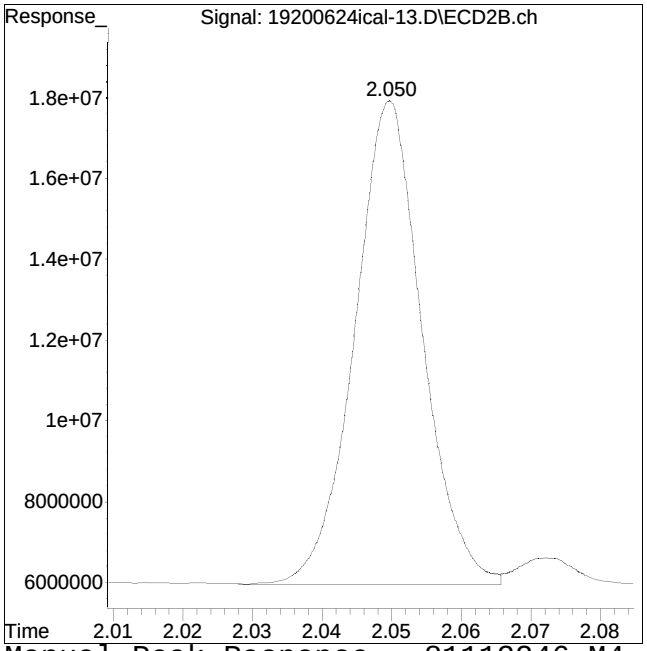

Original Peak Response = 85677156 Manual Peak Response = 81112246 M4
M4 = Poor automated baseline construction.

Manual Integration Report

Data Path : I:\Pest19\200624ical\
Data File : 19200624ical-13.D
Date Inj'd : 6/24/2020 3:44 pm
Sample : il64268,42e,, 9831

QMethod : P19_pcb_06_24_20_ugL_ICA
Operator : pest19:ht
Instrument : Pest 19
Quant Date : 6/26/2020 10:11 am

Compound #80: 1268-1 #2

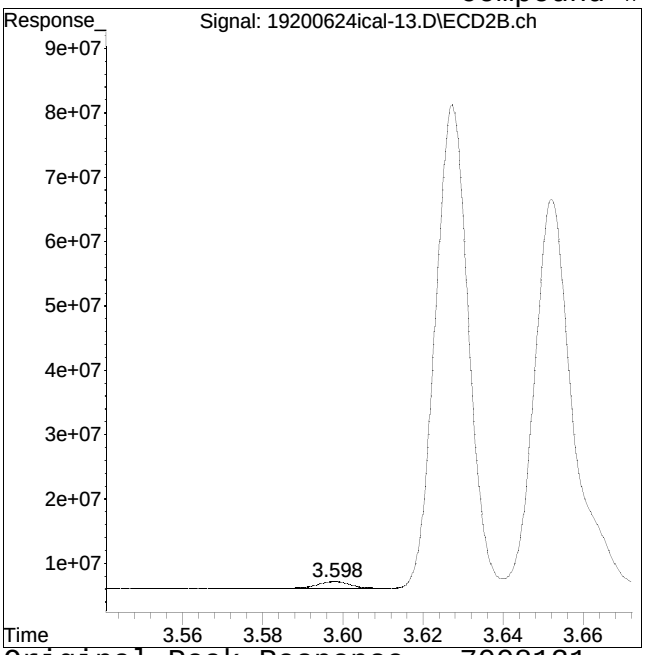

Original Peak Response = 7008121

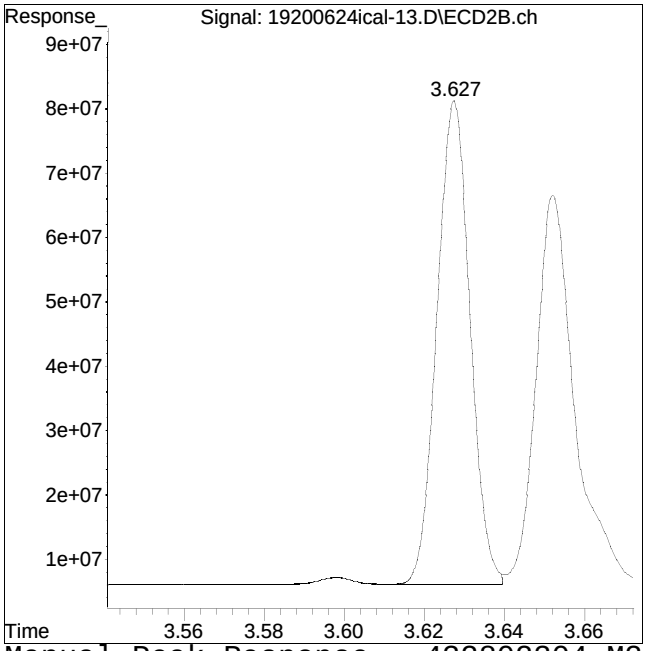

Manual Peak Response = 432802304 M2

M2 = Peak not found by automatic integration algorithm.

Manual Integration Report

Data Path : I:\Pest19\200624ical\
Data File : 19200624ical-13.D
Date Inj'd : 6/24/2020 3:44 pm
Sample : il64268,42e,, 9831

QMethod : P19_pcb_06_24_20_ugL_ICA
Operator : pest19:ht
Instrument : Pest 19
Quant Date : 6/26/2020 10:11 am

Compound #81: 1268-2 #2

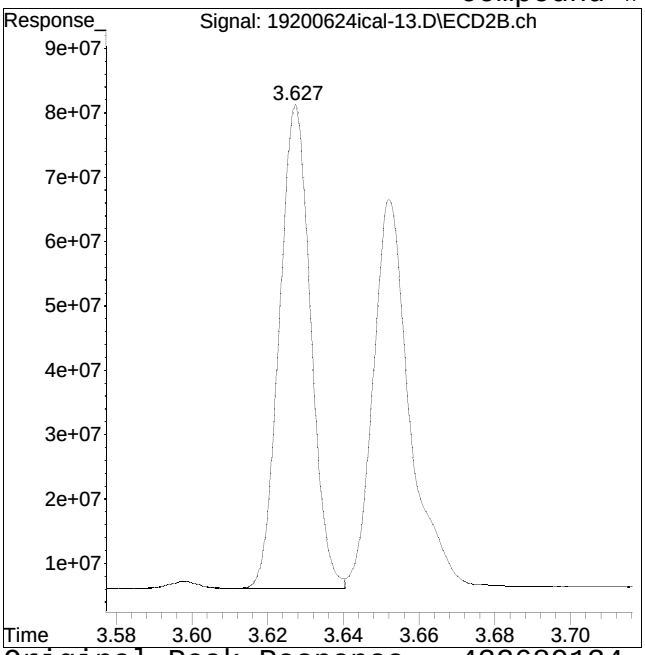

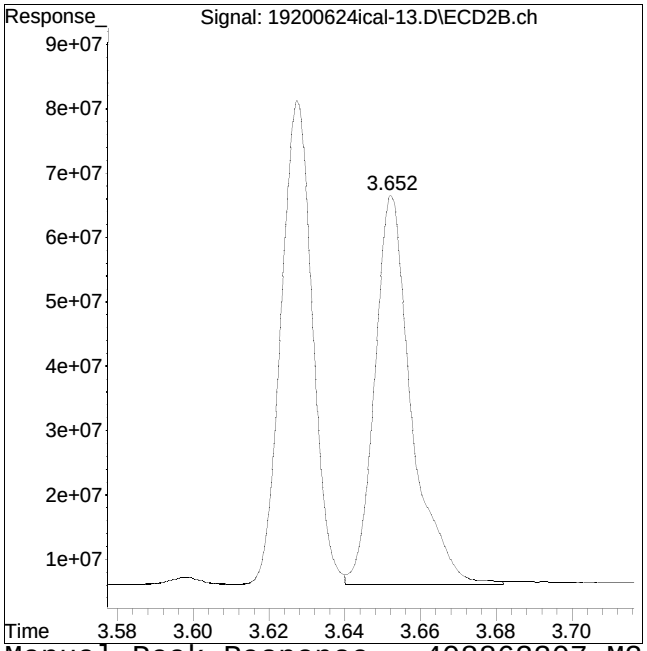

Original Peak Response = 432689134 Manual Peak Response = 408863307 M2
M2 = Peak not found by automatic integration algorithm.

Quantitation Report (QT Reviewed)

Data Path : I:\Pest19\200624ical\
Data File : 19200624ical-14.D
Signal(s) : Signal #1: ECD1A.ch Signal #2: ECD2B.ch
Acq On : 24 Jun 2020 03:51 pm
Operator : pest19:ht
Sample : il13262,42e,, 9812
Misc : WG1386877, (Sig #1); (Sig #2)
ALS Vial : 9 Sample Multiplier: 1

Integration File signal 1: events.e
Integration File signal 2: events2.e
Quant Time: Jun 26 10:01:45 2020
Quant Method : I:\Pest19\200624ical\P19_pcb_06_24_20_ugL_ICAL.m
Quant Title : pcb
QLast Update : Fri Jun 26 09:57:10 2020
Response via : Initial Calibration
Integrator: ChemStation

Volume Inj. :
Signal #1 Phase : Signal #2 Phase:
Signal #1 Info : Signal #2 Info :

Sub List : Default - All compounds listed

	Compound	RT#1	RT#2	Resp#1	Resp#2	ug/l	ug/l
	Internal Standards						
1) i	1660_1br2nb	0.000	0.000	0	0	N.D. d	N.D. d
14) i	2154_1br2nb	0.000	0.000	0	0	N.D. d	N.D. d
23) i	4268_1br2nb	0.000	0.000	0	0	N.D. d	N.D. d
34) i	1248_1br2nb	0.000	0.000	0	0	N.D. d	N.D. d
40) i	3262_1br2nb	0.882	0.983	58531457	118.7E6	250.000	250.000M2
	System Monitoring Compounds						
2) s	2,4,5,6-Tetr	0.000	0.000	0	0	N.D.	N.D.
	Spiked Amount	500.000	Range 30 - 150	Recovery	=	0.00%#	0.00%#
3) s	Decachlorobi	0.000	0.000	0	0	N.D. d	N.D. d
	Spiked Amount	500.000	Range 30 - 150	Recovery	=	0.00%#	0.00%#
	Target Compounds						
4) l1	1016-1	0.000	0.000	0	0	N.D. d	N.D. d
5) l1	1016-2	0.000	0.000	0	0	N.D. d	N.D. d
6) l1	1016-3	0.000	0.000	0	0	N.D. d	N.D. d
7) l1	1016-4	0.000	0.000	0	0	N.D. d	N.D. d
8) l1	1016-5	0.000	0.000	0	0	N.D. d	N.D. d
	Sum 1016-1			0	0	N.D.	N.D.
	Average 1016-1					0.000	0.000
9) l2	1260-1	0.000	0.000	0	0	N.D. d	N.D. d
10) l2	1260-2	0.000	0.000	0	0	N.D. d	N.D. d
11) l2	1260-3	0.000	0.000	0	0	N.D. d	N.D. d
12) l2	1260-4	0.000	0.000	0	0	N.D. d	N.D. d
13) l2	1260-5	0.000	0.000	0	0	N.D. d	N.D. d
	Sum 1260-1			0	0	N.D.	N.D.
	Average 1260-1					0.000	0.000
15) l3	1221-2	0.000	0.000	0	0	N.D. d	N.D. d
16) l3	1221-3	0.000	0.000	0	0	N.D. d	N.D. d
17) l3	1221-4	0.000	0.000	0	0	N.D. d	N.D. d

Data Path : I:\Pest19\200624ical\
Data File : 19200624ical-14.D
Signal(s) : Signal #1: ECD1A.ch Signal #2: ECD2B.ch
Acq On : 24 Jun 2020 03:51 pm
Operator : pest19:ht
Sample : il13262,42e,, 9812
Misc : WG1386877, (Sig #1); (Sig #2)
ALS Vial : 9 Sample Multiplier: 1

Integration File signal 1: events.e
Integration File signal 2: events2.e
Quant Time: Jun 26 10:01:45 2020
Quant Method : I:\Pest19\200624ical\P19_pcb_06_24_20_ugL_ICAL.m
Quant Title : pcb
QLast Update : Fri Jun 26 09:57:10 2020
Response via : Initial Calibration
Integrator: ChemStation

Volume Inj. :
Signal #1 Phase : Signal #2 Phase:
Signal #1 Info : Signal #2 Info :

Sub List : Default - All compounds listed

	Compound	RT#1	RT#2	Resp#1	Resp#2	ug/l	ug/l
	Sum 1221-2			0	0	N.D.	N.D.
Average	1221-2					0.000	0.000
18) l4	1254-1	0.000	0.000	0	0	N.D. d	N.D. d
19) l4	1254-2	0.000	0.000	0	0	N.D. d	N.D. d
20) l4	1254-3	0.000	0.000	0	0	N.D. d	N.D. d
21) l4	1254-4	0.000	0.000	0	0	N.D. d	N.D. d
22) l4	1254-5	0.000	0.000	0	0	N.D. d	N.D. d
	Sum 1254-1			0	0	N.D.	N.D.
Average	1254-1					0.000	0.000
24) l6	1242-1	0.000	0.000	0	0	N.D. d	N.D. d
25) l6	1242-2	0.000	0.000	0	0	N.D. d	N.D. d
26) l6	1242-3	0.000	0.000	0	0	N.D. d	N.D. d
27) l6	1242-4	0.000	0.000	0	0	N.D. d	N.D. d
28) l6	1242-5	0.000	0.000	0	0	N.D. d	N.D. d
	Sum 1242-1			0	0	N.D.	N.D.
Average	1242-1					0.000	0.000
29) l9	1268-1	0.000	0.000	0	0	N.D. d	N.D. d
30) l9	1268-2	0.000	0.000	0	0	N.D. d	N.D. d
31) l9	1268-3	0.000	0.000	0	0	N.D. d	N.D. d
32) l9	1268-4	0.000	0.000	0	0	N.D. d	N.D. d
33) l9	1268-5	0.000	0.000	0	0	N.D. d	N.D. d
	Sum 1268-1			0	0	N.D.	N.D.
Average	1268-1					0.000	0.000
35) l7	1248-1	0.000	0.000	0	0	N.D. d	N.D. d
36) l7	1248-2	0.000	0.000	0	0	N.D. d	N.D. d
37) l7	1248-3	0.000	0.000	0	0	N.D. d	N.D. d
38) l7	1248-4	0.000	0.000	0	0	N.D. d	N.D. d
39) l7	1248-5	0.000	0.000	0	0	N.D. d	N.D. d
	Sum 1248-1			0	0	N.D.	N.D.

Quantitation Report (QT Reviewed)

Data Path : I:\Pest19\200624ical\
Data File : 19200624ical-14.D
Signal(s) : Signal #1: ECD1A.ch Signal #2: ECD2B.ch
Acq On : 24 Jun 2020 03:51 pm
Operator : pest19:ht
Sample : il13262,42e,, 9812
Misc : WG1386877, (Sig #1); (Sig #2)
ALS Vial : 9 Sample Multiplier: 1

Integration File signal 1: events.e
Integration File signal 2: events2.e
Quant Time: Jun 26 10:01:45 2020
Quant Method : I:\Pest19\200624ical\P19_pcb_06_24_20_ugL_ICAL.m
Quant Title : pcb
QLast Update : Fri Jun 26 09:57:10 2020
Response via : Initial Calibration
Integrator: ChemStation

Volume Inj. :
Signal #1 Phase : Signal #2 Phase:
Signal #1 Info : Signal #2 Info :

Sub List : Default - All compounds listed

	Compound	RT#1	RT#2	Resp#1	Resp#2	ug/l	ug/l
Average	1248-1					0.000	0.000
41) l5	1232-1	1.201	1.538	554080	1226555	103.709M4	115.053M2
42) l5	1232-2	1.351	1.741	647022	1266301	131.698	121.133M2
43) l5	1232-3	1.569	1.981	712876	1435694	124.577M2	121.634M4
44) l5	1232-4	1.634	2.050	447915	1045085	114.689	131.681M2
45) l5	1232-5	2.043	2.479	400935	819626	138.193	134.432M2
Sum	1232-1			2762827	5793261	612.867	623.933
Average	1232-1					122.573	124.787
46) l8	1262-1	2.560	2.952	1545893	2810356	127.359	118.381M4
47) l8	1262-2	2.724	3.167	2011019	4081729	127.449M4	123.177M2
48) l8	1262-3	2.833	3.314	1756192	3607013	128.713	111.761M2
49) l8	1262-4	2.974	3.440	3276191	7045569	124.304	114.527M2
50) l8	1262-5	3.418	3.940	1033024	2594714	111.139M4	120.171M2
Sum	1262-1			9622320	20139382	618.964	588.018
Average	1262-1					123.793	117.604

SemiQuant Compounds - Not Calibrated on this Instrument

Sum	1262-1			9622320	20139382	618.964	588.018
Average	1262-1					123.793	117.604

(f)=RT Delta > 1/2 Window (D)=Amounts differ by > 40% (m)=manual int.
(#)=Recovery Exceeds Compound Acceptance Limits.
(I,C,F) I=Interference, C=Coelluting Calibration Peak, F=Fails CC Criteria.

Sub List : Default - All compounds listed Reviewed)

Data Path : I:\Pest19\200624ical\
Data File : 19200624ical-14.D
Signal(s) : Signal #1: ECD1A.ch Signal #2: ECD2B.ch
Acq On : 24 Jun 2020 03:51 pm
Operator : pest19:ht
Sample : il13262,42e,, 9812
Misc : WG1386877, (Sig #1); (Sig #2)
ALS Vial : 9 Sample Multiplier: 1

Integration File signal 1: events.e
Integration File signal 2: events2.e
Quant Time: Jun 26 10:01:45 2020
Quant Method : I:\Pest19\200624ical\P19_pcb_06_24_20_ugL_ICAL.m
Quant Title : pcb
QLast Update : Fri Jun 26 09:57:10 2020
Response via : Initial Calibration
Integrator: ChemStation

Volume Inj. :
Signal #1 Phase : Signal #2 Phase:
Signal #1 Info : Signal #2 Info :

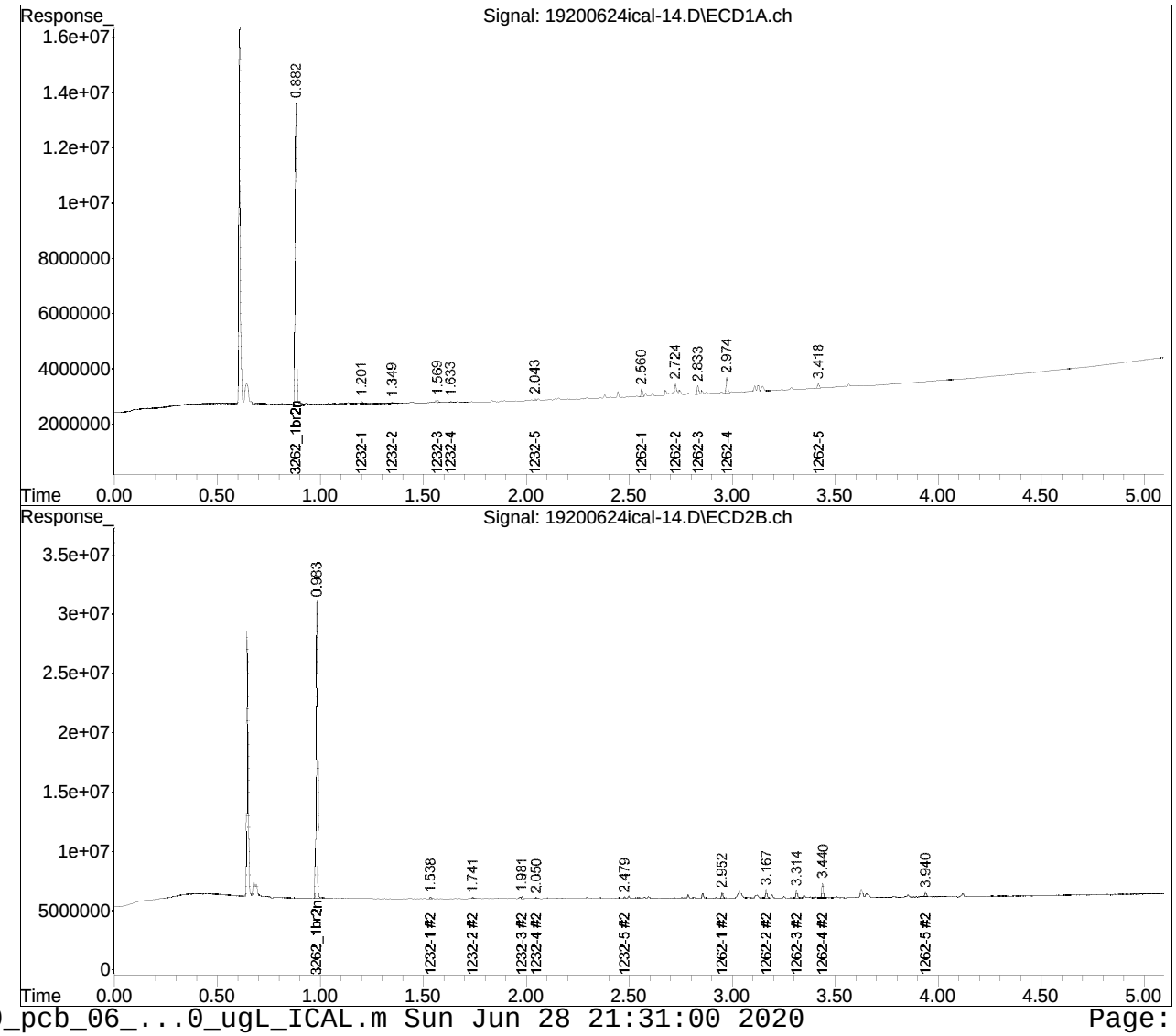

Manual Integration Report

Data Path : I:\Pest19\200624ical\
Data File : 19200624ical-14.D
Date Inj'd : 6/24/2020 3:51 pm
Sample : il13262,42e,, 9812

QMethod : P19_pcb_06_24_20_ugL_ICA
Operator : pest19:ht
Instrument : Pest 19
Quant Date : 6/26/2020 9:57 am

Compound #41: 1232-1

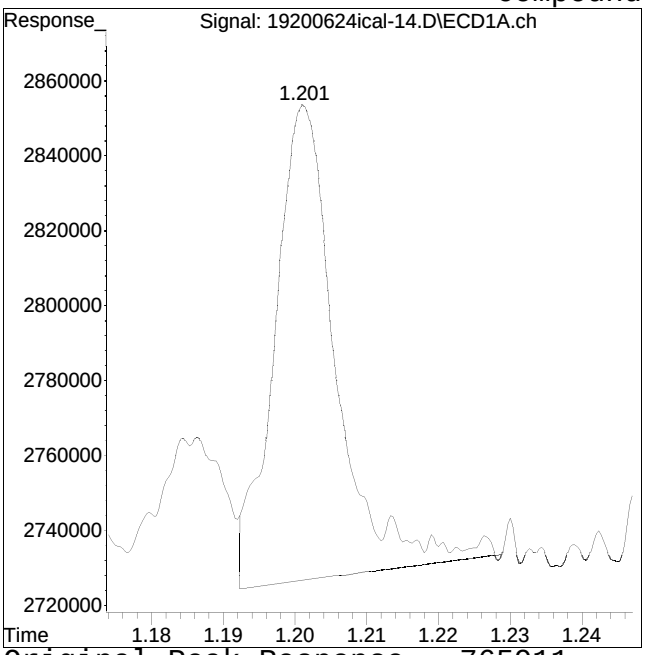

Original Peak Response = 765911

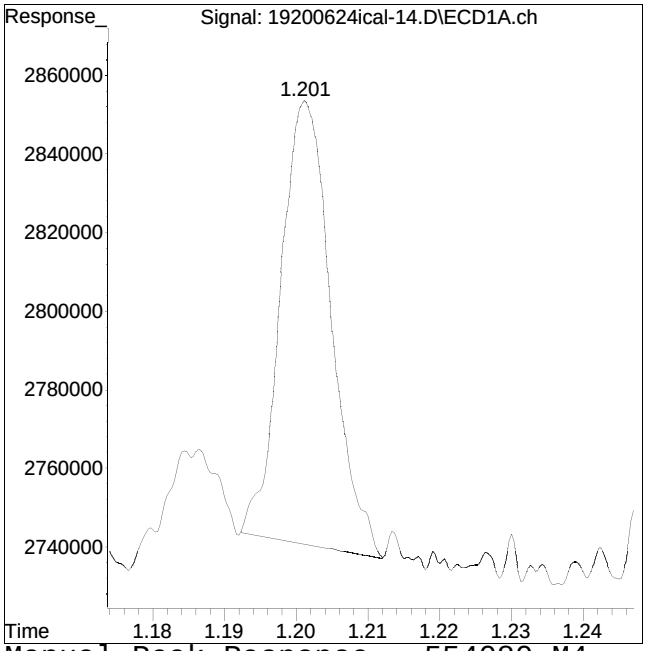

Manual Peak Response = 554080 M4

M4 = Poor automated baseline construction.

Manual Integration Report

Data Path : I:\Pest19\200624ical\
Data File : 19200624ical-14.D
Date Inj'd : 6/24/2020 3:51 pm
Sample : il13262,42e,, 9812

QMethod : P19_pcb_06_24_20_ugL_ICA
Operator : pest19:ht
Instrument : Pest 19
Quant Date : 6/26/2020 9:57 am

Compound #92: 1232-1 #2

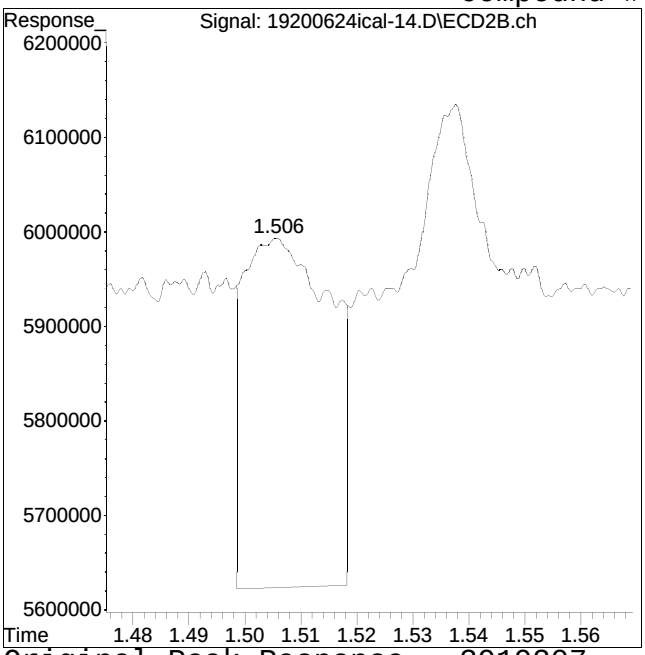

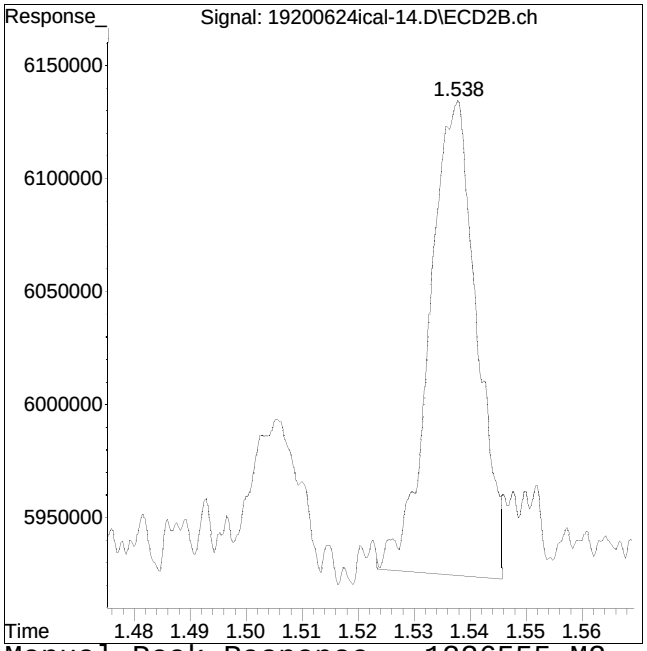

Original Peak Response = 3919207 Manual Peak Response = 1226555 M2
M2 = Peak not found by automatic integration algorithm.

Manual Integration Report

Data Path : I:\Pest19\200624ical\
Data File : 19200624ical-14.D
Date Inj'd : 6/24/2020 3:51 pm
Sample : il13262,42e,, 9812

QMethod : P19_pcb_06_24_20_ugL_ICA
Operator : pest19:ht
Instrument : Pest 19
Quant Date : 6/26/2020 9:57 am

Compound #93: 1232-2 #2

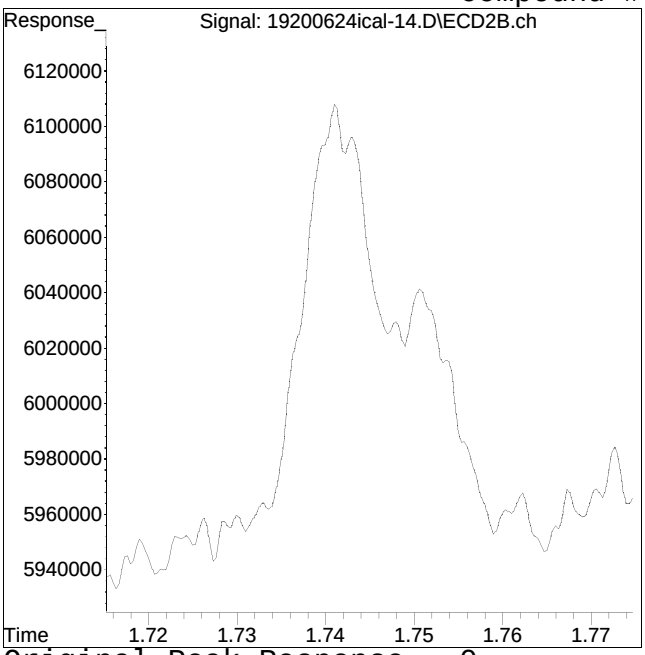

Original Peak Response = 0

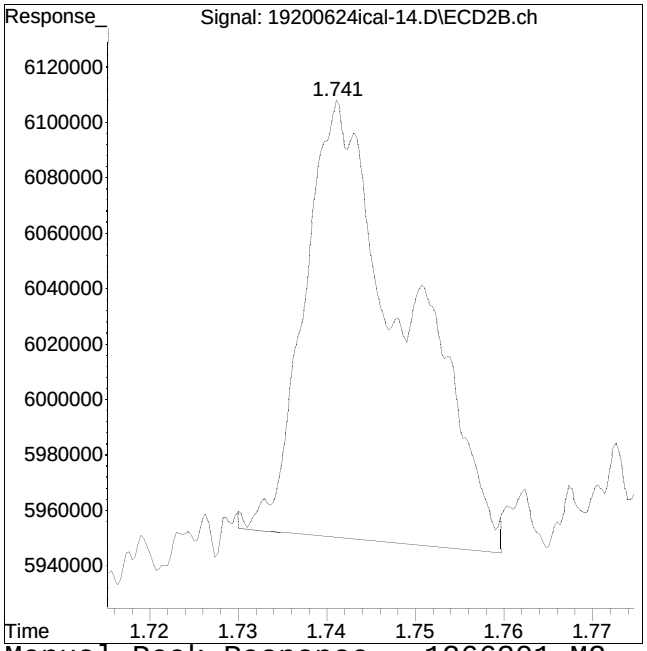

Manual Peak Response = 1266301 M2

M2 = Peak not found by automatic integration algorithm.

Manual Integration Report

Data Path : I:\Pest19\200624ical\
Data File : 19200624ical-14.D
Date Inj'd : 6/24/2020 3:51 pm
Sample : il13262,42e,, 9812

QMethod : P19_pcb_06_24_20_ugL_ICA
Operator : pest19:ht
Instrument : Pest 19
Quant Date : 6/26/2020 9:57 am

Compound #43: 1232-3

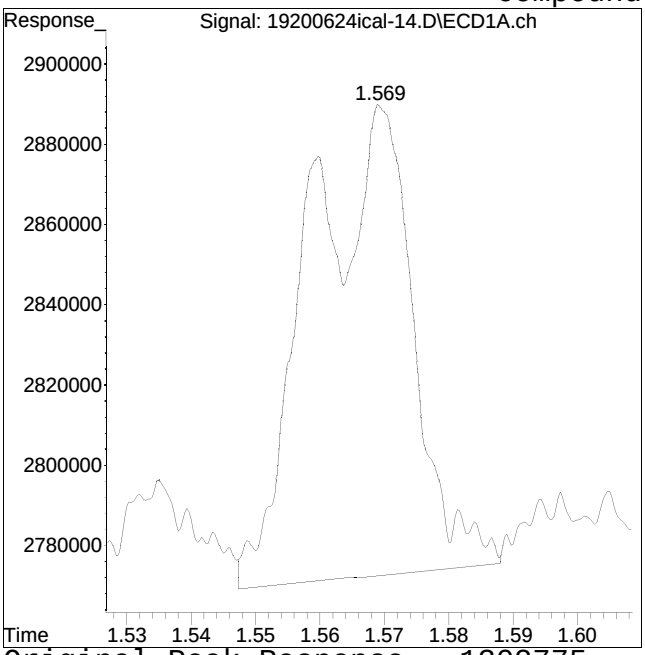

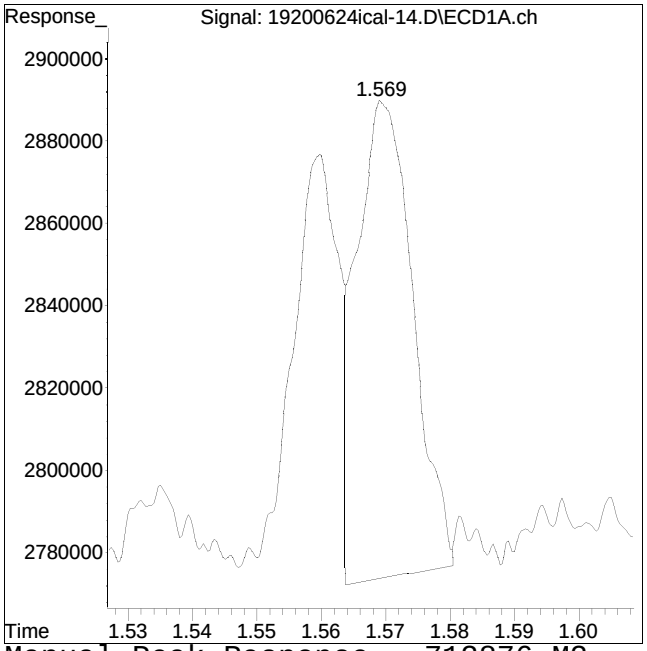

Original Peak Response = 1302775 Manual Peak Response = 712876 M2
M2 = Peak not found by automatic integration algorithm.

Manual Integration Report

Data Path : I:\Pest19\200624ical\
Data File : 19200624ical-14.D
Date Inj'd : 6/24/2020 3:51 pm
Sample : il13262,42e,, 9812

QMethod : P19_pcb_06_24_20_ugL_ICA
Operator : pest19:ht
Instrument : Pest 19
Quant Date : 6/26/2020 9:57 am

Compound #94: 1232-3 #2

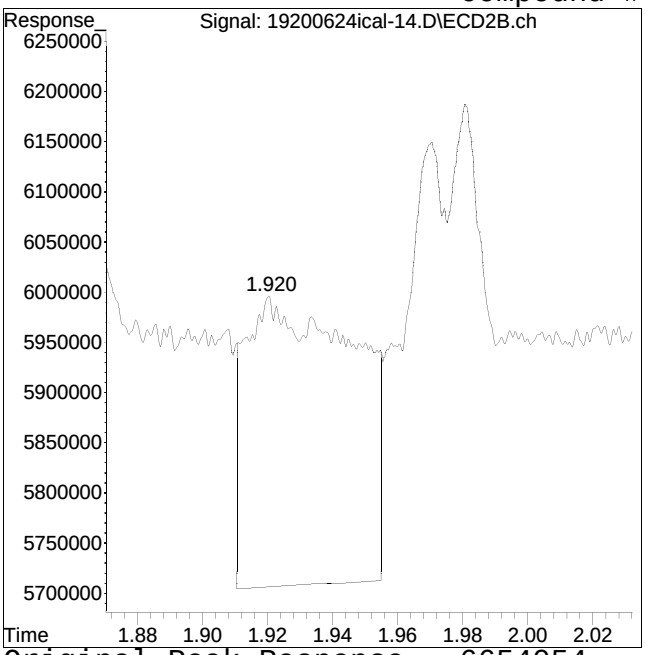

Original Peak Response = 6654054

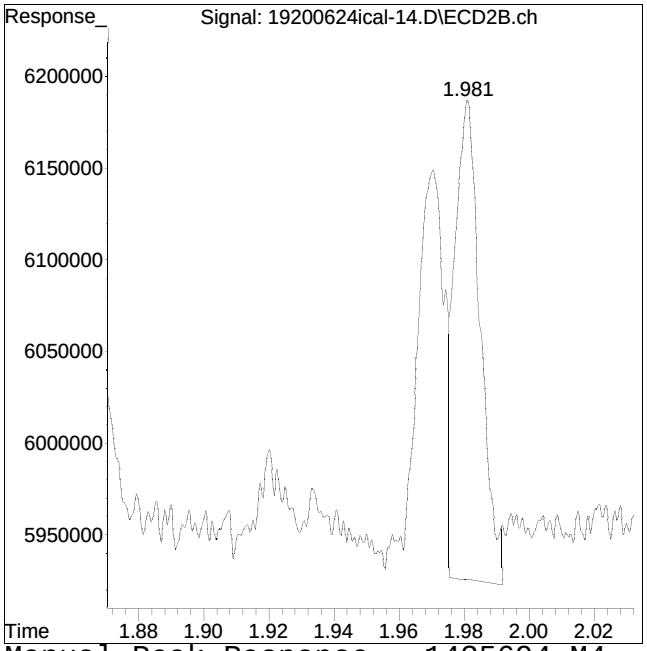

Manual Peak Response = 1435694 M4

M4 = Poor automated baseline construction.

Manual Integration Report

Data Path : I:\Pest19\200624ical\
Data File : 19200624ical-14.D
Date Inj'd : 6/24/2020 3:51 pm
Sample : il13262,42e,, 9812

QMethod : P19_pcb_06_24_20_ugL_ICA
Operator : pest19:ht
Instrument : Pest 19
Quant Date : 6/26/2020 9:57 am

Compound #95: 1232-4 #2

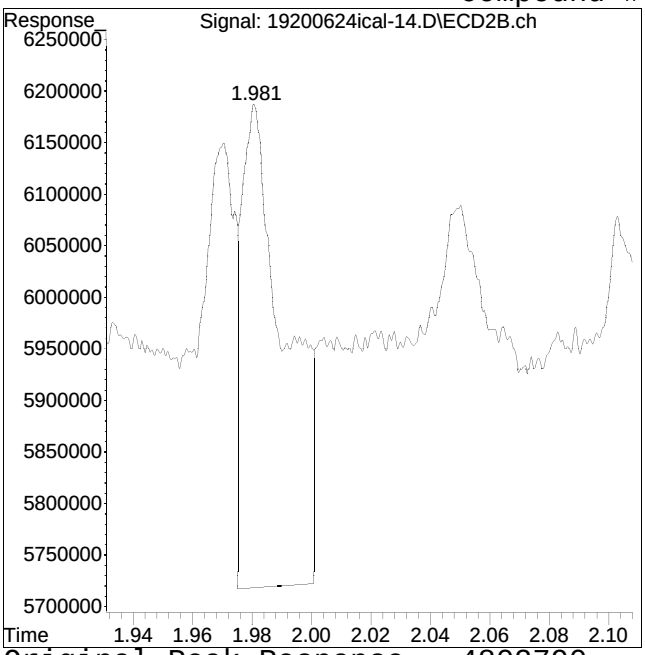

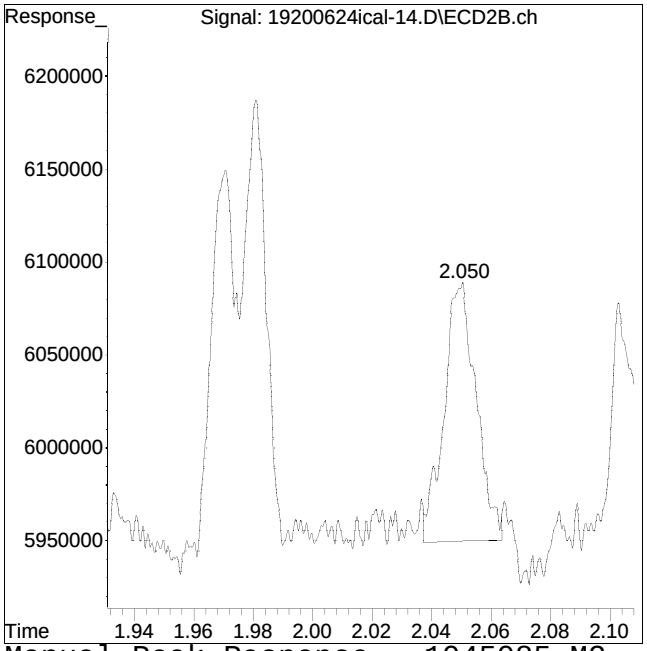

Original Peak Response = 4802790 Manual Peak Response = 1045085 M2
M2 = Peak not found by automatic integration algorithm.

Manual Integration Report

Data Path : I:\Pest19\200624ical\
Data File : 19200624ical-14.D
Date Inj'd : 6/24/2020 3:51 pm
Sample : il13262,42e,, 9812

QMethod : P19_pcb_06_24_20_ugL_ICA
Operator : pest19:ht
Instrument : Pest 19
Quant Date : 6/26/2020 9:57 am

Compound #96: 1232-5 #2

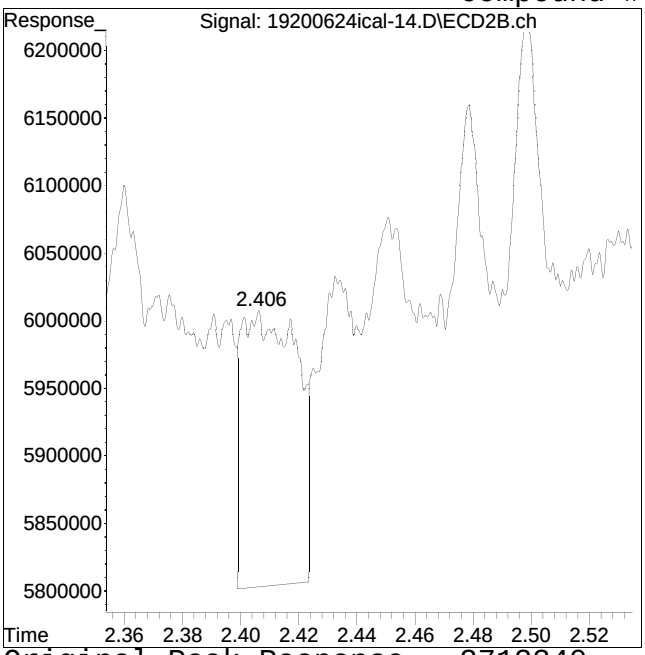

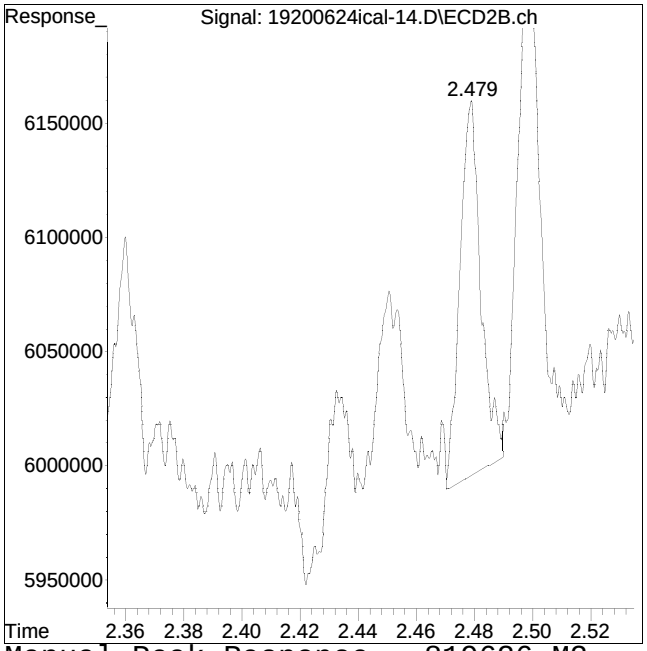

Original Peak Response = 2713340 Manual Peak Response = 819626 M2
M2 = Peak not found by automatic integration algorithm.

Manual Integration Report

Data Path : I:\Pest19\200624ical\
Data File : 19200624ical-14.D
Date Inj'd : 6/24/2020 3:51 pm
Sample : il13262,42e,, 9812

QMethod : P19_pcb_06_24_20_ugL_ICA
Operator : pest19:ht
Instrument : Pest 19
Quant Date : 6/26/2020 9:57 am

Compound #97: 1262-1 #2

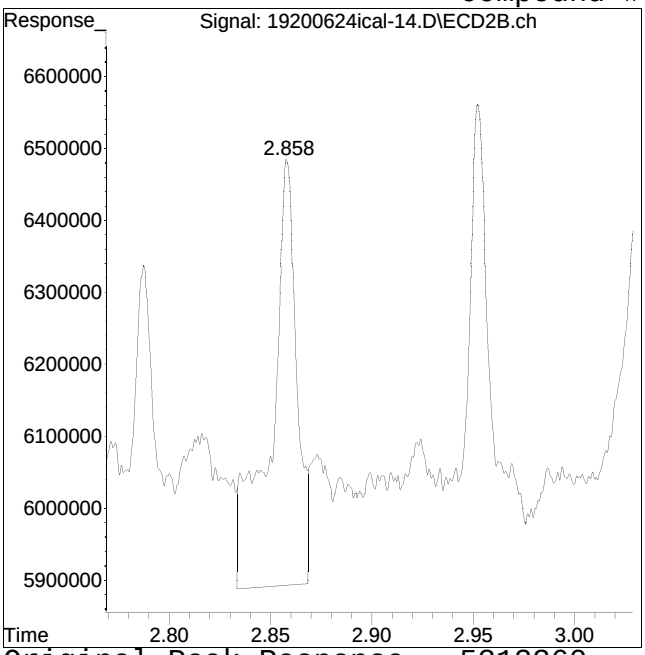

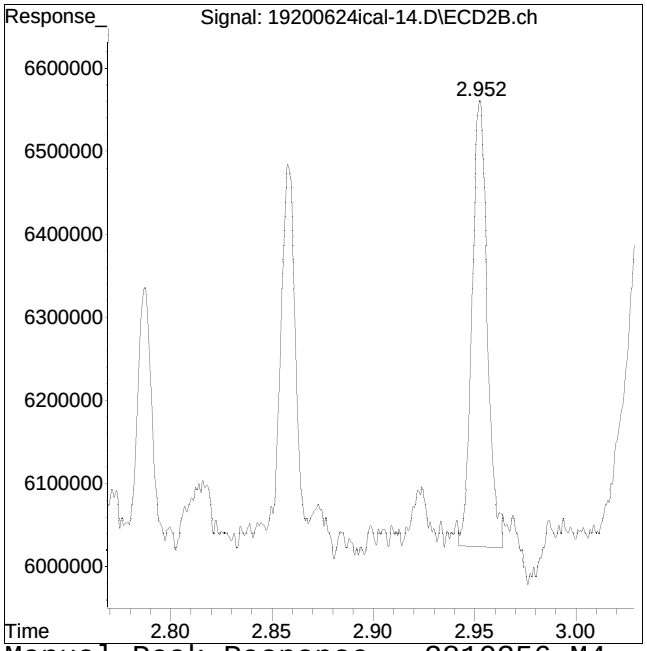

Original Peak Response = 5313360 Manual Peak Response = 2810356 M4
M4 = Poor automated baseline construction.

Manual Integration Report

Data Path : I:\Pest19\200624ical\
Data File : 19200624ical-14.D
Date Inj'd : 6/24/2020 3:51 pm
Sample : il13262,42e,, 9812

QMethod : P19_pcb_06_24_20_ugL_ICA
Operator : pest19:ht
Instrument : Pest 19
Quant Date : 6/26/2020 9:57 am

Compound #47: 1262-2

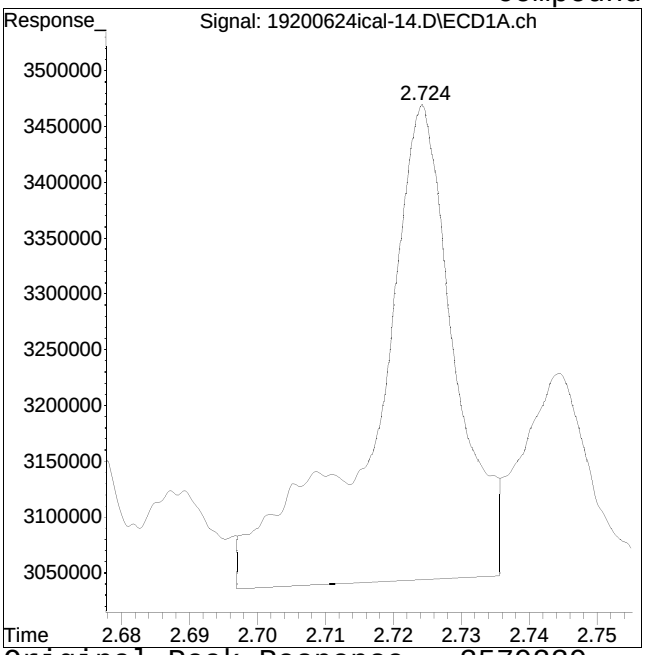

Original Peak Response = 3579239

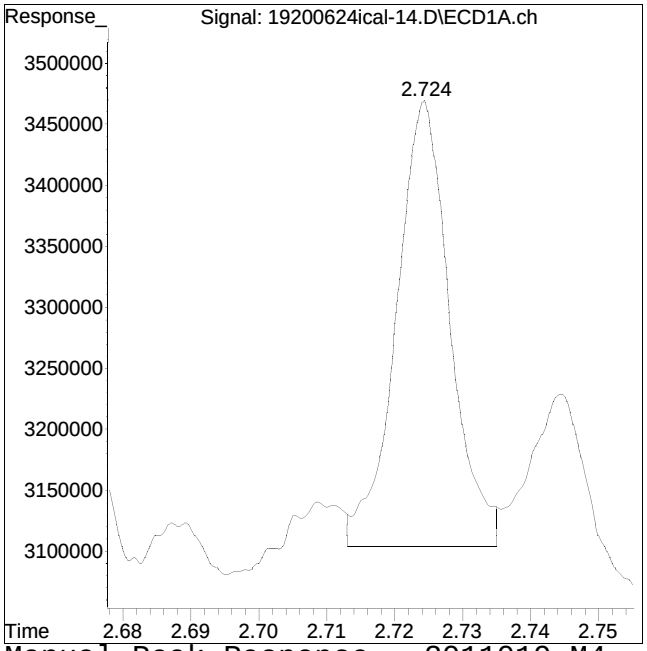

Manual Peak Response = 2011019 M4

M4 = Poor automated baseline construction.

Manual Integration Report

Data Path : I:\Pest19\200624ical\
Data File : 19200624ical-14.D
Date Inj'd : 6/24/2020 3:51 pm
Sample : il13262,42e,, 9812

QMethod : P19_pcb_06_24_20_ugL_ICA
Operator : pest19:ht
Instrument : Pest 19
Quant Date : 6/26/2020 9:57 am

Compound #98: 1262-2 #2

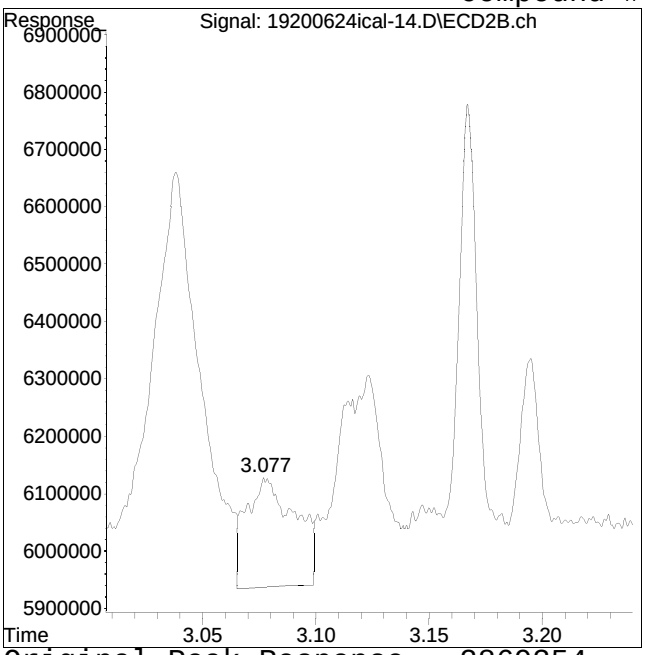

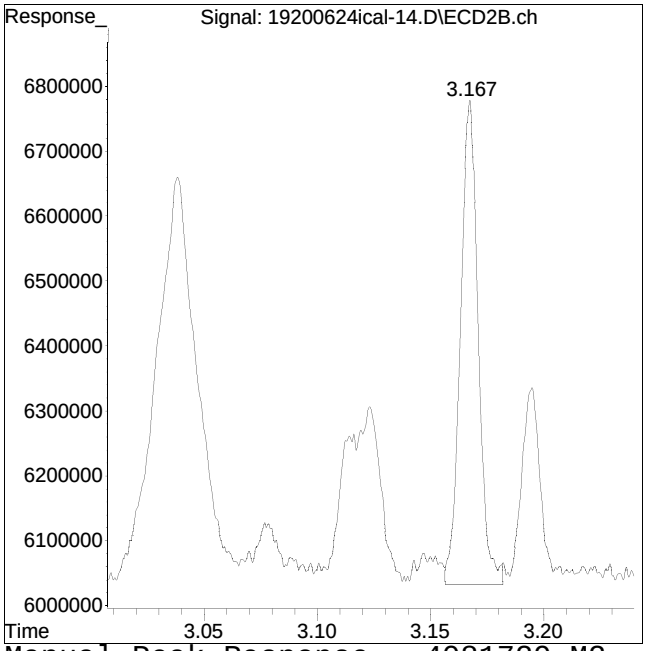

Original Peak Response = 2869354 Manual Peak Response = 4081729 M2
M2 = Peak not found by automatic integration algorithm.

Manual Integration Report

Data Path : I:\Pest19\200624ical\
Data File : 19200624ical-14.D
Date Inj'd : 6/24/2020 3:51 pm
Sample : il13262,42e,, 9812

QMethod : P19_pcb_06_24_20_ugL_ICA
Operator : pest19:ht
Instrument : Pest 19
Quant Date : 6/26/2020 9:57 am

Compound #99: 1262-3 #2

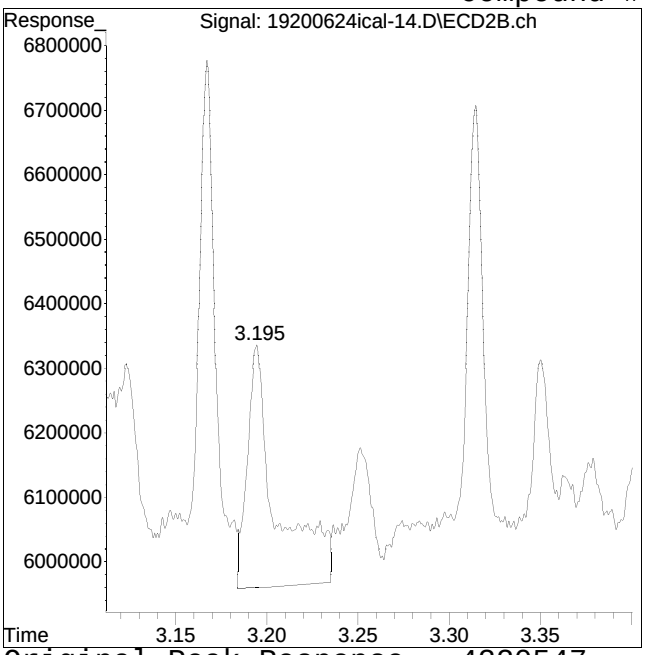

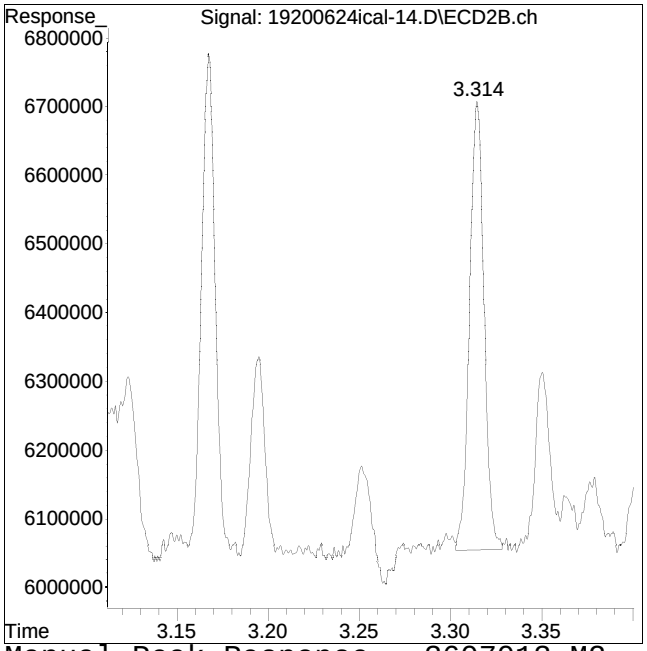

Original Peak Response = 4220547 Manual Peak Response = 3607013 M2
M2 = Peak not found by automatic integration algorithm.

Manual Integration Report

Data Path : I:\Pest19\200624ical\
Data File : 19200624ical-14.D
Date Inj'd : 6/24/2020 3:51 pm
Sample : il13262,42e,, 9812

QMethod : P19_pcb_06_24_20_ugL_ICA
Operator : pest19:ht
Instrument : Pest 19
Quant Date : 6/26/2020 9:57 am

Compound #100: 1262-4 #2

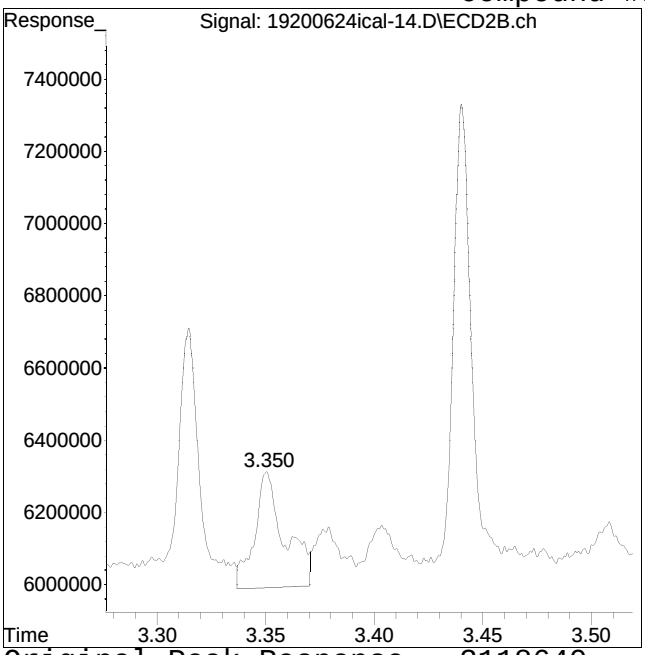

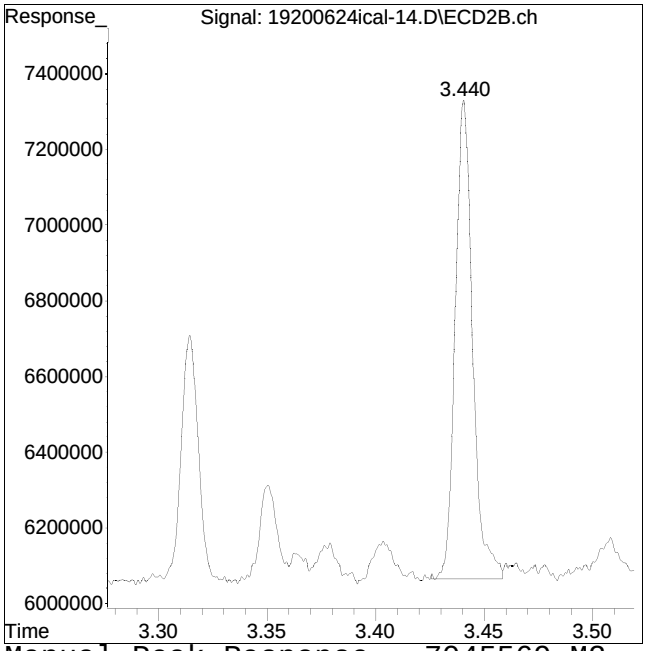

Original Peak Response = 3118640 Manual Peak Response = 7045569 M2
M2 = Peak not found by automatic integration algorithm.

Manual Integration Report

Data Path : I:\Pest19\200624ical\
Data File : 19200624ical-14.D
Date Inj'd : 6/24/2020 3:51 pm
Sample : il13262,42e,, 9812

QMethod : P19_pcb_06_24_20_ugL_ICA
Operator : pest19:ht
Instrument : Pest 19
Quant Date : 6/26/2020 9:57 am

Compound #50: 1262-5

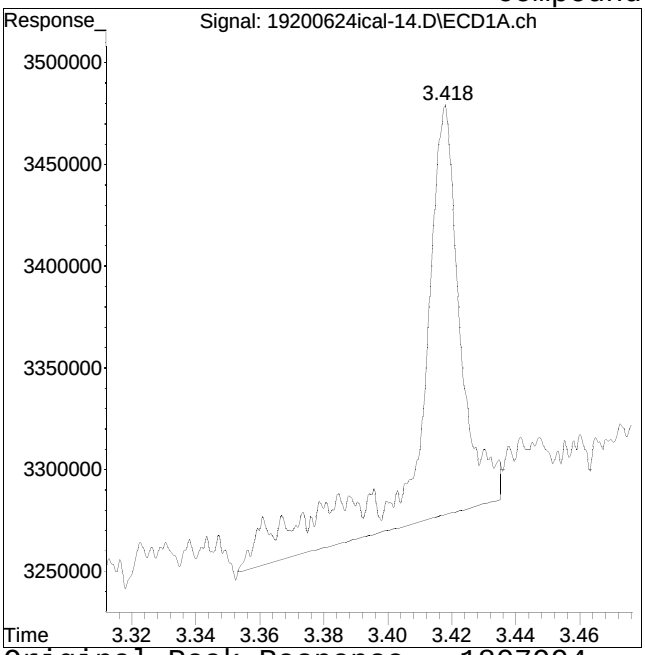

Original Peak Response = 1807994

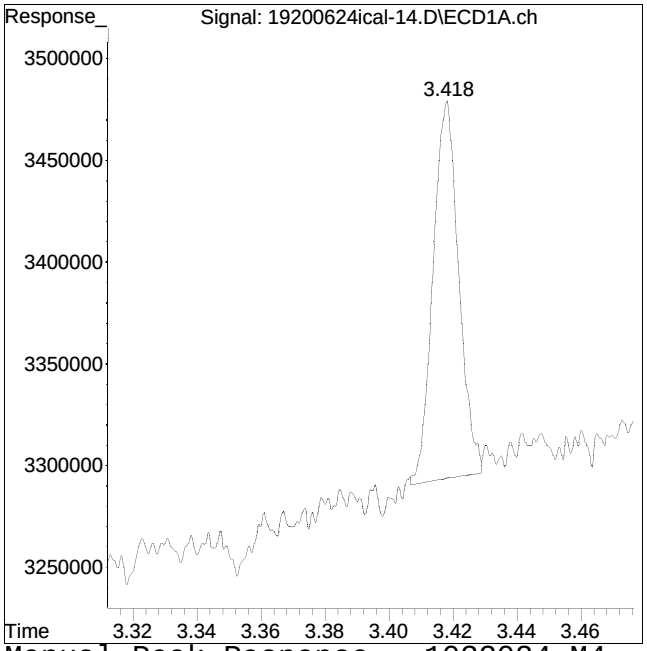

Manual Peak Response = 1033024 M4

M4 = Poor automated baseline construction.

Manual Integration Report

Data Path : I:\Pest19\200624ical\
Data File : 19200624ical-14.D
Date Inj'd : 6/24/2020 3:51 pm
Sample : il13262,42e,, 9812

QMethod : P19_pcb_06_24_20_ugL_ICA
Operator : pest19:ht
Instrument : Pest 19
Quant Date : 6/26/2020 9:57 am

Compound #101: 1262-5 #2

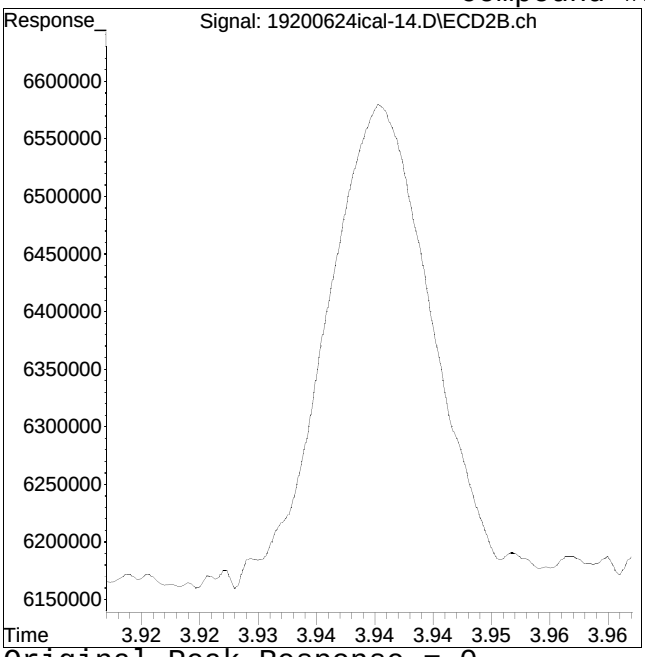

Original Peak Response = 0

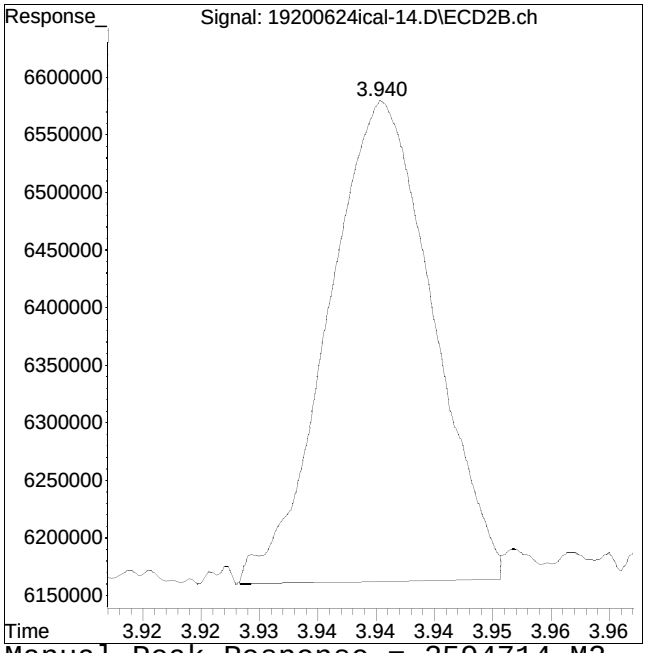

Manual Peak Response = 2594714 M2

M2 = Peak not found by automatic integration algorithm.

Quantitation Report (QT Reviewed)

Data Path : I:\Pest19\200624ical\
Data File : 19200624ical-15.D
Signal(s) : Signal #1: ECD1A.ch Signal #2: ECD2B.ch
Acq On : 24 Jun 2020 03:58 pm
Operator : pest19:ht
Sample : il23262,42e,, 9812
Misc : WG1386877, (Sig #1); (Sig #2)
ALS Vial : 10 Sample Multiplier: 1

Integration File signal 1: events.e
Integration File signal 2: events2.e
Quant Time: Jun 26 09:56:52 2020
Quant Method : I:\Pest19\200624ical\P19_pcb_06_24_20_ugL_ICAL.m
Quant Title : pcb
QLast Update : Fri Jun 26 09:53:15 2020
Response via : Initial Calibration
Integrator: ChemStation

Volume Inj. :
Signal #1 Phase : Signal #2 Phase:
Signal #1 Info : Signal #2 Info :

Sub List : Default - All compounds listed

	Compound	RT#1	RT#2	Resp#1	Resp#2	ug/l	ug/l
	Internal Standards						
1) i	1660_1br2nb	0.000	0.000	0	0	N.D. d	N.D. d
14) i	2154_1br2nb	0.000	0.000	0	0	N.D. d	N.D. d
23) i	4268_1br2nb	0.000	0.000	0	0	N.D. d	N.D. d
34) i	1248_1br2nb	0.000	0.000	0	0	N.D. d	N.D. d
40) i	3262_1br2nb	0.881	0.983	36070432	75582601	250.000M4	250.000M4
	System Monitoring Compounds						
2) s	2,4,5,6-Tetr	0.000	0.000	0	0	N.D. d	N.D. d
	Spiked Amount	500.000	Range 30 - 150	Recovery	=	0.00%#	0.00%#
3) s	Decachlorobi	0.000	0.000	0	0	N.D. d	N.D. d
	Spiked Amount	500.000	Range 30 - 150	Recovery	=	0.00%#	0.00%#
	Target Compounds						
4) l1	1016-1	0.000	0.000	0	0	N.D. d	N.D. d
5) l1	1016-2	0.000	0.000	0	0	N.D. d	N.D. d
6) l1	1016-3	0.000	0.000	0	0	N.D. d	N.D. d
7) l1	1016-4	0.000	0.000	0	0	N.D. d	N.D. d
8) l1	1016-5	0.000	0.000	0	0	N.D. d	N.D. d
	Sum 1016-1			0	0	N.D.	N.D.
	Average 1016-1					0.000	0.000
9) l2	1260-1	0.000	0.000	0	0	N.D. d	N.D. d
10) l2	1260-2	0.000	0.000	0	0	N.D. d	N.D. d
11) l2	1260-3	0.000	0.000	0	0	N.D. d	N.D. d
12) l2	1260-4	0.000	0.000	0	0	N.D. d	N.D. d
13) l2	1260-5	0.000	0.000	0	0	N.D. d	N.D. d
	Sum 1260-1			0	0	N.D.	N.D.
	Average 1260-1					0.000	0.000
15) l3	1221-2	0.000	0.000	0	0	N.D. d	N.D. d
16) l3	1221-3	0.000	0.000	0	0	N.D. d	N.D. d

Data Path : I:\Pest19\200624ical\
Data File : 19200624ical-15.D
Signal(s) : Signal #1: ECD1A.ch Signal #2: ECD2B.ch
Acq On : 24 Jun 2020 03:58 pm
Operator : pest19:ht
Sample : il23262,42e,, 9812
Misc : WG1386877, (Sig #1); (Sig #2)
ALS Vial : 10 Sample Multiplier: 1

Integration File signal 1: events.e
Integration File signal 2: events2.e
Quant Time: Jun 26 09:56:52 2020
Quant Method : I:\Pest19\200624ical\P19_pcb_06_24_20_ugL_ICAL.m
Quant Title : pcb
QLast Update : Fri Jun 26 09:53:15 2020
Response via : Initial Calibration
Integrator: ChemStation

Volume Inj. :
Signal #1 Phase : Signal #2 Phase:
Signal #1 Info : Signal #2 Info :

Sub List : Default - All compounds listed

	Compound	RT#1	RT#2	Resp#1	Resp#2	ug/l	ug/l
17) l3	1221-4	0.000	0.000	0	0	N.D. d	N.D. d
Sum	1221-2			0	0	N.D.	N.D.
Average	1221-2					0.000	0.000
18) l4	1254-1	0.000	0.000	0	0	N.D. d	N.D. d
19) l4	1254-2	0.000	0.000	0	0	N.D. d	N.D. d
20) l4	1254-3	0.000	0.000	0	0	N.D. d	N.D. d
21) l4	1254-4	0.000	0.000	0	0	N.D. d	N.D. d
22) l4	1254-5	0.000	0.000	0	0	N.D. d	N.D. d
Sum	1254-1			0	0	N.D.	N.D.
Average	1254-1					0.000	0.000
24) l6	1242-1	0.000	0.000	0	0	N.D. d	N.D. d
25) l6	1242-2	0.000	0.000	0	0	N.D. d	N.D. d
26) l6	1242-3	0.000	0.000	0	0	N.D. d	N.D. d
27) l6	1242-4	0.000	0.000	0	0	N.D. d	N.D. d
28) l6	1242-5	0.000	0.000	0	0	N.D. d	N.D. d
Sum	1242-1			0	0	N.D.	N.D.
Average	1242-1					0.000	0.000
29) l9	1268-1	0.000	0.000	0	0	N.D. d	N.D. d
30) l9	1268-2	0.000	0.000	0	0	N.D. d	N.D. d
31) l9	1268-3	0.000	0.000	0	0	N.D. d	N.D. d
32) l9	1268-4	0.000	0.000	0	0	N.D. d	N.D. d
33) l9	1268-5	0.000	0.000	0	0	N.D. d	N.D. d
Sum	1268-1			0	0	N.D.	N.D.
Average	1268-1					0.000	0.000
35) l7	1248-1	0.000	0.000	0	0	N.D. d	N.D. d
36) l7	1248-2	0.000	0.000	0	0	N.D. d	N.D. d
37) l7	1248-3	0.000	0.000	0	0	N.D. d	N.D. d
38) l7	1248-4	0.000	0.000	0	0	N.D. d	N.D. d
39) l7	1248-5	0.000	0.000	0	0	N.D. d	N.D. d

Quantitation Report (QT Reviewed)

Data Path : I:\Pest19\200624ical\
Data File : 19200624ical-15.D
Signal(s) : Signal #1: ECD1A.ch Signal #2: ECD2B.ch
Acq On : 24 Jun 2020 03:58 pm
Operator : pest19:ht
Sample : il23262,42e,, 9812
Misc : WG1386877, (Sig #1); (Sig #2)
ALS Vial : 10 Sample Multiplier: 1

Integration File signal 1: events.e
Integration File signal 2: events2.e
Quant Time: Jun 26 09:56:52 2020
Quant Method : I:\Pest19\200624ical\P19_pcb_06_24_20_ugL_ICAL.m
Quant Title : pcb
QLast Update : Fri Jun 26 09:53:15 2020
Response via : Initial Calibration
Integrator: ChemStation

Volume Inj. :
Signal #1 Phase : Signal #2 Phase:
Signal #1 Info : Signal #2 Info :

Sub List : Default - All compounds listed

	Compound	RT#1	RT#2	Resp#1	Resp#2	ug/l	ug/l
Sum	1248-1			0	0	N.D.	N.D.
Average	1248-1					0.000	0.000
41) l5	1232-1	1.201	1.537	1745430	3673680	538.243	552.724M4
42) l5	1232-2	1.350	1.741	1621388	3545533	545.217	541.646M4
43) l5	1232-3	1.570	1.980	1877703	3935428	541.247	530.038M3
44) l5	1232-4	1.633	2.050	1244058	2579278	521.305	513.205M4
45) l5	1232-5	2.043	2.479	939383	2073182	532.164	543.421
Sum	1232-1			7427962	15807100	2678.177	2681.035
Average	1232-1					535.635	536.207
46) l8	1262-1	2.559	2.952	4232327	8337117	585.056	566.287
47) l8	1262-2	2.723	3.167	5291294	11525724	556.436M4	559.342
48) l8	1262-3	2.832	3.314	4757887	11488549	585.119	576.211
49) l8	1262-4	2.974	3.440	8995180	21597551	569.124	566.053
50) l8	1262-5	3.417	3.940	3284201	7435934	595.185	552.294
Sum	1262-1			26560890	60384875	2890.920	2820.186
Average	1262-1					578.184	564.037

SemiQuant Compounds - Not Calibrated on this Instrument

Sum	1262-1			26560890	60384875	2890.920	2820.186
Average	1262-1					578.184	564.037

(f)=RT Delta > 1/2 Window (D)=Amounts differ by > 40% (m)=manual int.
(#)=Recovery Exceeds Compound Acceptance Limits.
(I,C,F) I=Interference, C=Coelluting Calibration Peak, F=Fails CC Criteria.

Sub List : Default - All compounds listed Reviewed)

Data Path : I:\Pest19\200624ical\
Data File : 19200624ical-15.D
Signal(s) : Signal #1: ECD1A.ch Signal #2: ECD2B.ch
Acq On : 24 Jun 2020 03:58 pm
Operator : pest19:ht
Sample : il23262,42e,, 9812
Misc : WG1386877, (Sig #1); (Sig #2)
ALS Vial : 10 Sample Multiplier: 1

Integration File signal 1: events.e
Integration File signal 2: events2.e
Quant Time: Jun 26 09:56:52 2020
Quant Method : I:\Pest19\200624ical\P19_pcb_06_24_20_ugL_ICAL.m
Quant Title : pcb
QLast Update : Fri Jun 26 09:53:15 2020
Response via : Initial Calibration
Integrator: ChemStation

Volume Inj. :
Signal #1 Phase : Signal #2 Phase:
Signal #1 Info : Signal #2 Info :

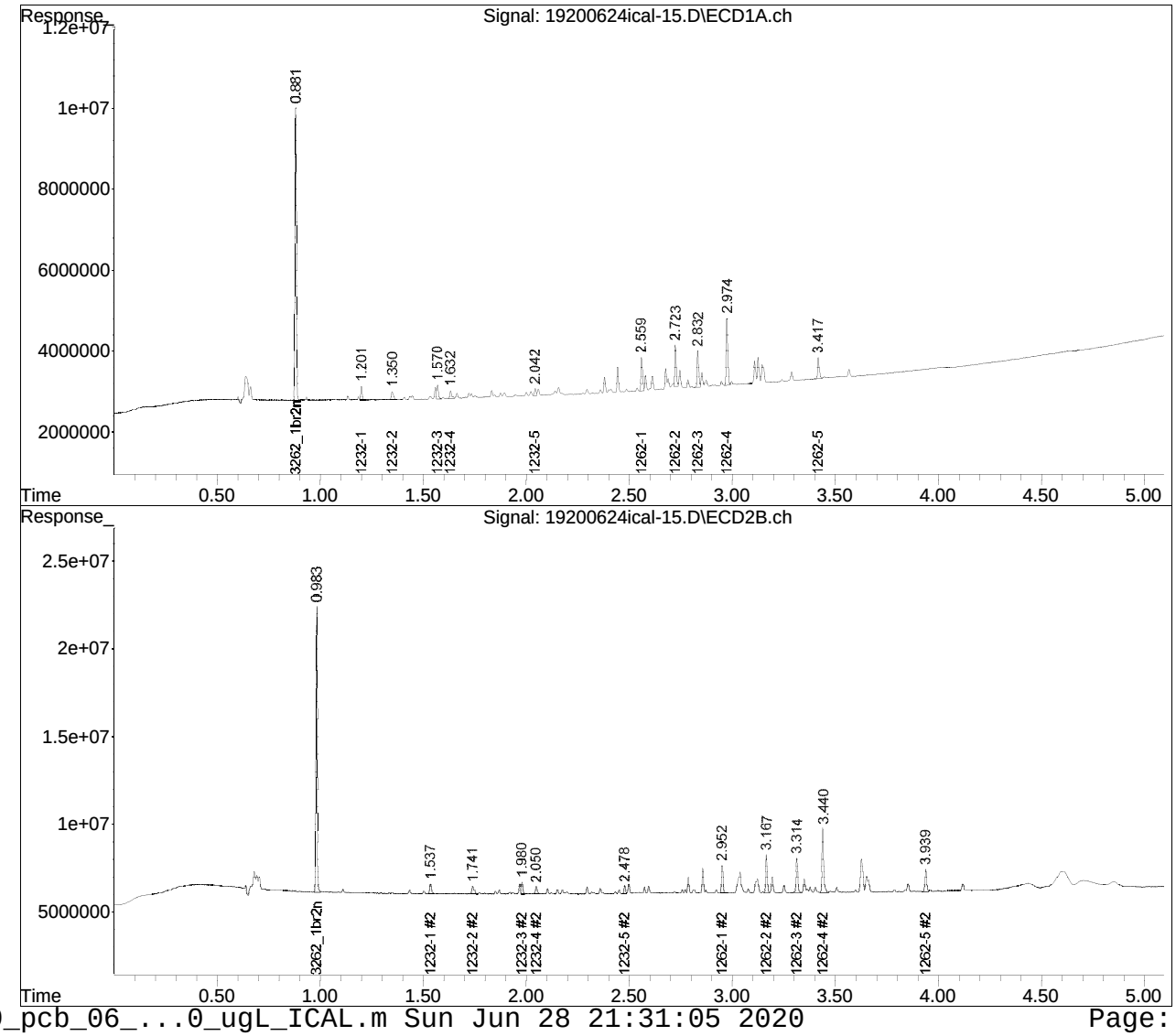

Manual Integration Report

Data Path : I:\Pest19\200624ical\
Data File : 19200624ical-15.D
Date Inj'd : 6/24/2020 3:58 pm
Sample : il23262,42e,, 9812

QMethod : P19_pcb_06_24_20_ugL_ICA
Operator : pest19:ht
Instrument : Pest 19
Quant Date : 6/26/2020 9:53 am

Compound #92: 1232-1 #2

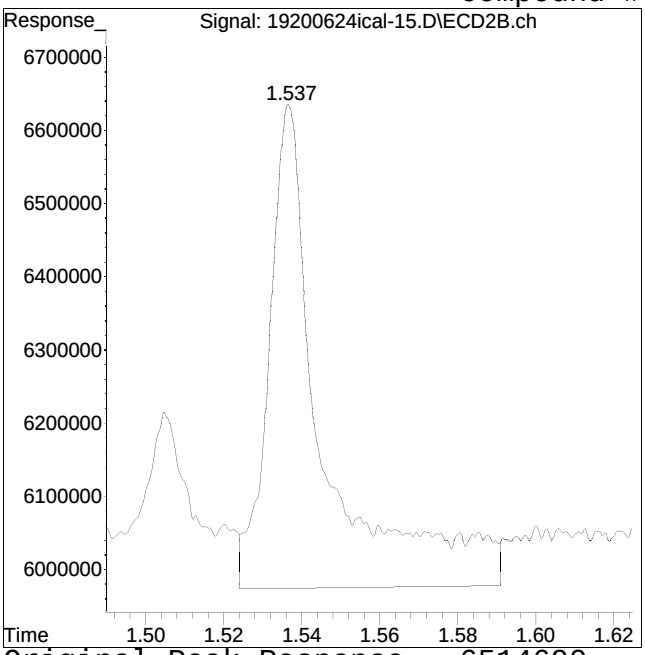

Original Peak Response = 6514690

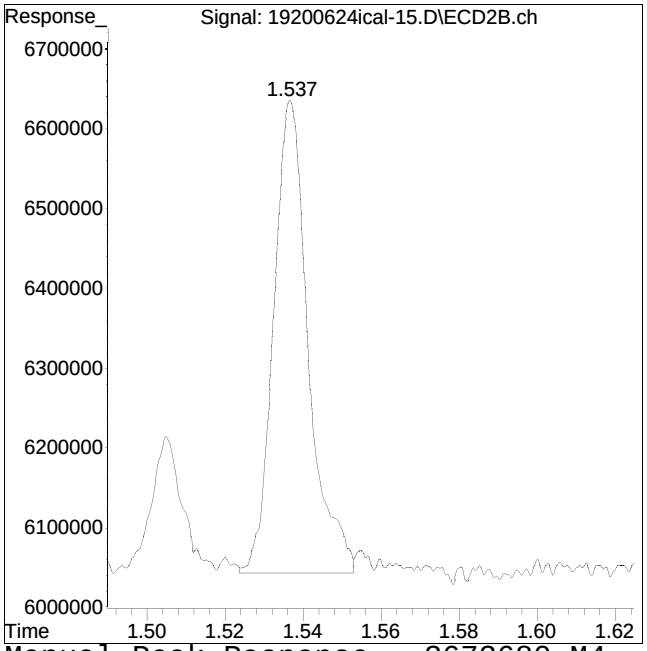

Manual Peak Response = 3673680 M4

M4 = Poor automated baseline construction.

Manual Integration Report

Data Path : I:\Pest19\200624ical\
Data File : 19200624ical-15.D
Date Inj'd : 6/24/2020 3:58 pm
Sample : il23262,42e,, 9812

QMethod : P19_pcb_06_24_20_ugL_ICA
Operator : pest19:ht
Instrument : Pest 19
Quant Date : 6/26/2020 9:53 am

Compound #93: 1232-2 #2

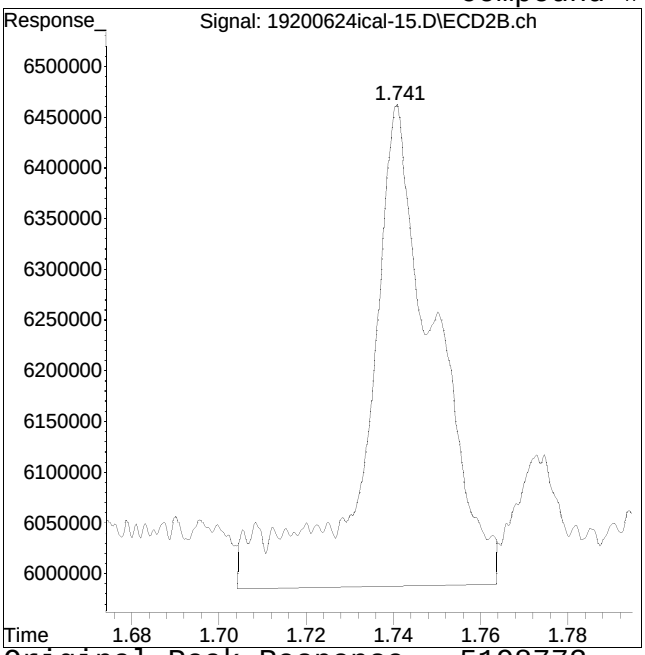

Original Peak Response = 5198773

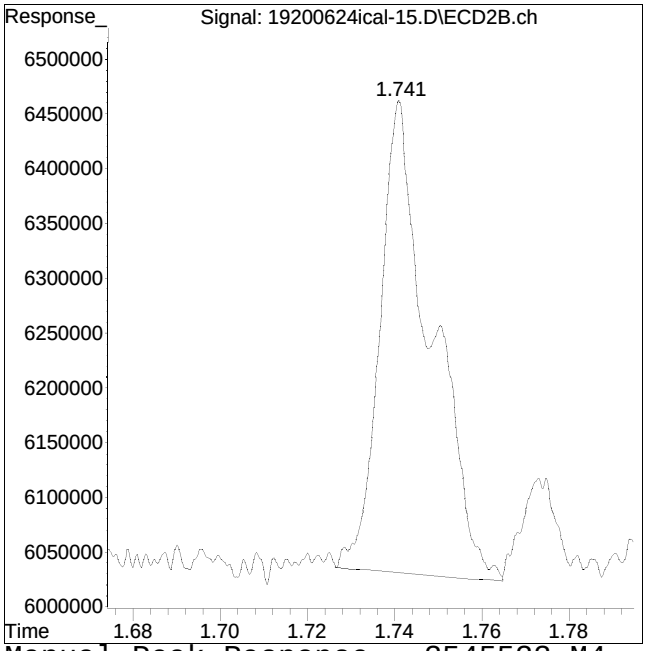

Manual Peak Response = 3545533 M4

M4 = Poor automated baseline construction.

Manual Integration Report

Data Path : I:\Pest19\200624ical\
Data File : 19200624ical-15.D
Date Inj'd : 6/24/2020 3:58 pm
Sample : il23262,42e,, 9812

QMethod : P19_pcb_06_24_20_ugL_ICA
Operator : pest19:ht
Instrument : Pest 19
Quant Date : 6/26/2020 9:53 am

Compound #94: 1232-3 #2

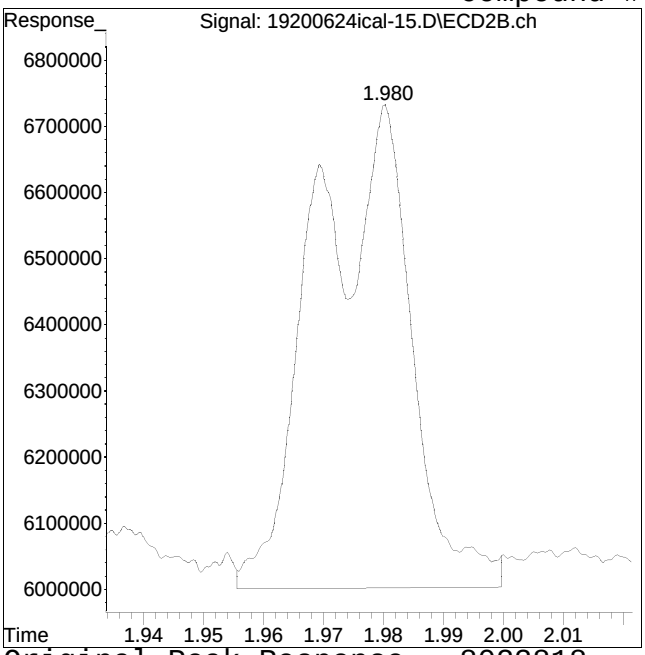

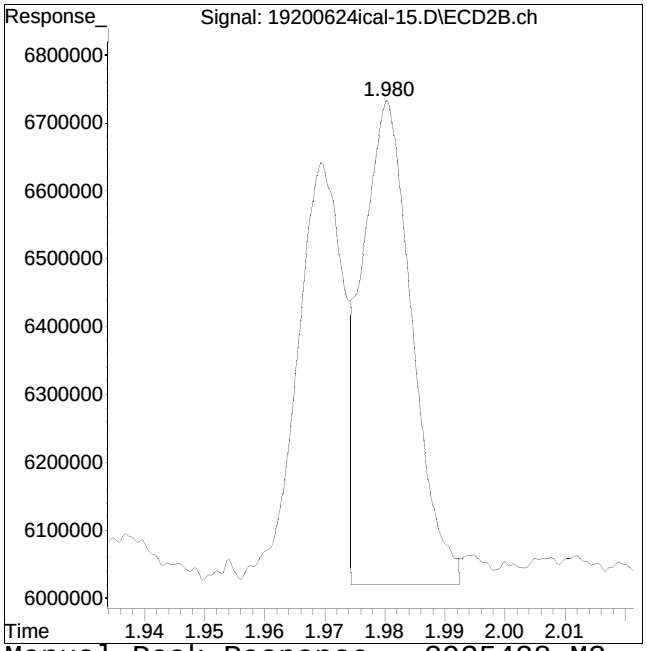

Original Peak Response = 8023818 Manual Peak Response = 3935428 M3

M3 = Misidentification of the peak (i.e. 1,4-dichlorobenzene identified as 1,3-dichlorobenzene), or misidentification from 2 partially resolved peaks not being split.

Manual Integration Report

Data Path : I:\Pest19\200624ical\
Data File : 19200624ical-15.D
Date Inj'd : 6/24/2020 3:58 pm
Sample : il23262,42e,, 9812

QMethod : P19_pcb_06_24_20_ugL_ICA
Operator : pest19:ht
Instrument : Pest 19
Quant Date : 6/26/2020 9:53 am

Compound #95: 1232-4 #2

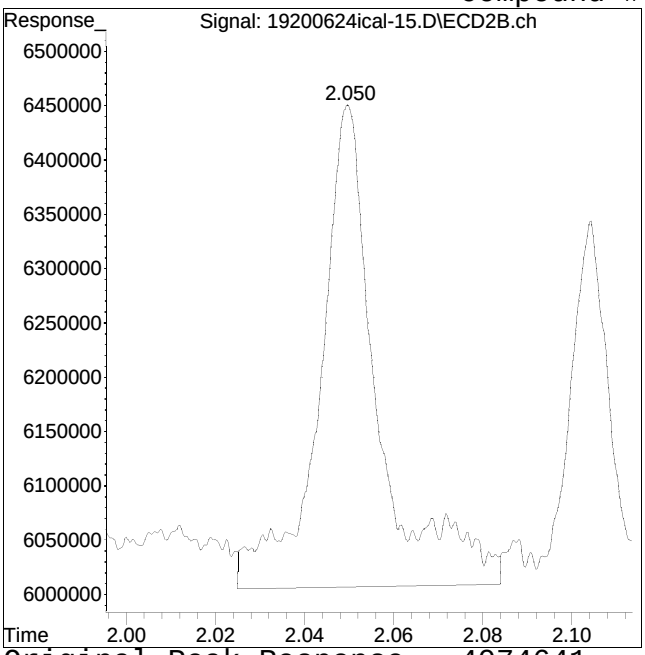

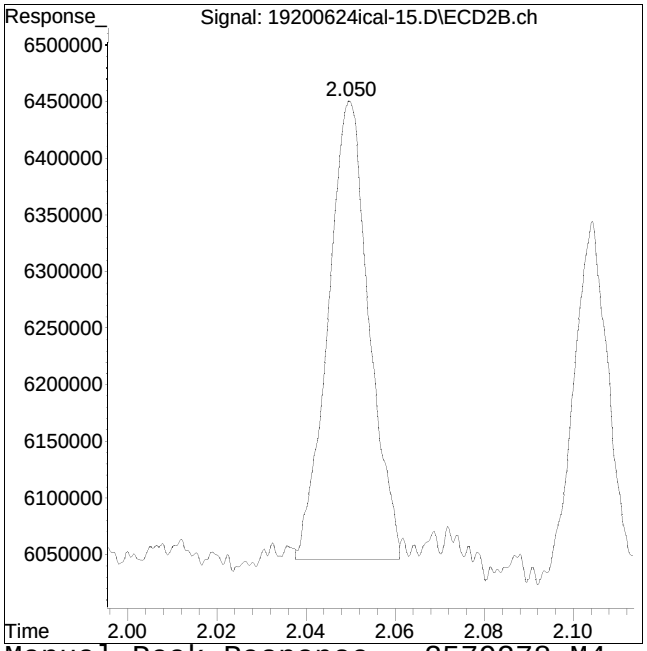

Original Peak Response = 4074641 Manual Peak Response = 2579278 M4
M4 = Poor automated baseline construction.

Manual Integration Report

Data Path : I:\Pest19\200624ical\
Data File : 19200624ical-15.D
Date Inj'd : 6/24/2020 3:58 pm
Sample : il23262,42e,, 9812

QMethod : P19_pcb_06_24_20_ugL_ICA
Operator : pest19:ht
Instrument : Pest 19
Quant Date : 6/26/2020 9:53 am

Compound #47: 1262-2

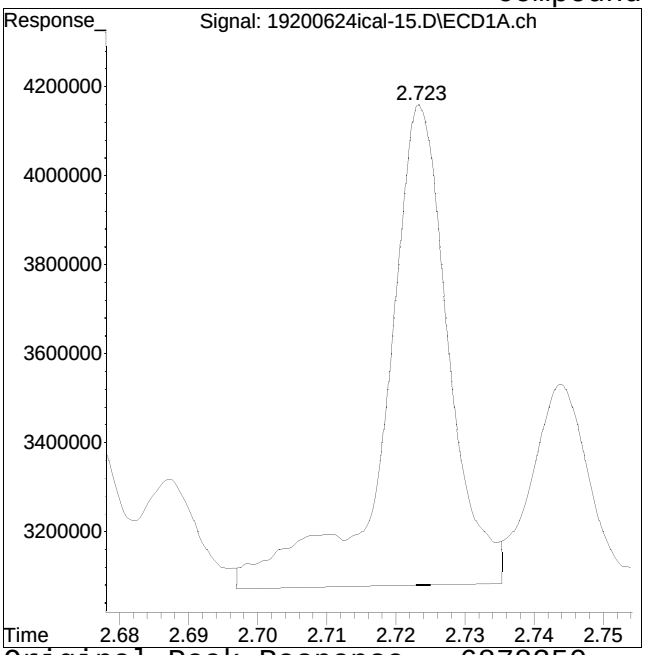

Original Peak Response = 6878350

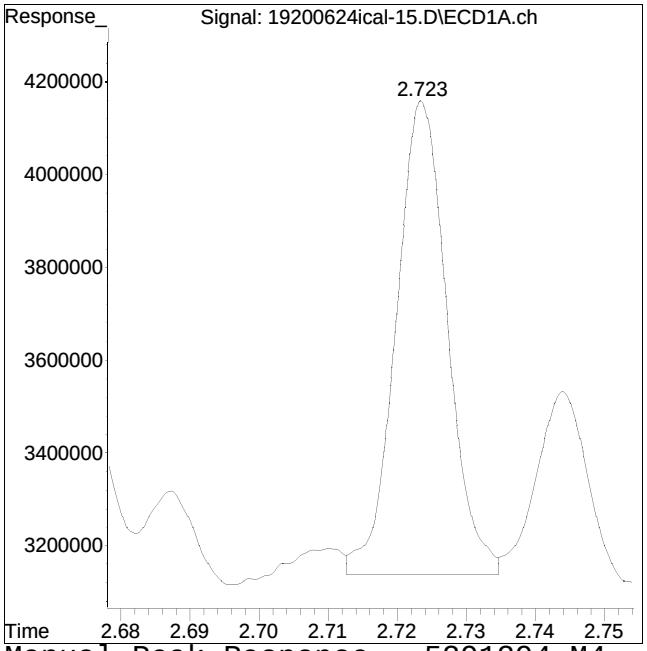

Manual Peak Response = 5291294 M4

M4 = Poor automated baseline construction.

Quantitation Report (QT Reviewed)

Data Path : I:\Pest19\200624ical\
Data File : 19200624ical-16.D
Signal(s) : Signal #1: ECD1A.ch Signal #2: ECD2B.ch
Acq On : 24 Jun 2020 04:05 pm
Operator : pest19:ht
Sample : il33262,42e,, 9812
Misc : WG1386877, (Sig #1); (Sig #2)
ALS Vial : 11 Sample Multiplier: 1

Integration File signal 1: events.e
Integration File signal 2: events2.e
Quant Time: Jun 26 09:53:06 2020
Quant Method : I:\Pest19\200624ical\P19_pcb_06_24_20_ugL_ICAL.m
Quant Title : pcb
QLast Update : Fri Jun 26 09:50:50 2020
Response via : Initial Calibration
Integrator: ChemStation

Volume Inj. :
Signal #1 Phase : Signal #2 Phase:
Signal #1 Info : Signal #2 Info :

Sub List : Default - All compounds listed

	Compound	RT#1	RT#2	Resp#1	Resp#2	ug/l	ug/l
	Internal Standards						
1) i	1660_1br2nb	0.000	0.000	0	0	N.D. d	N.D. d
14) i	2154_1br2nb	0.000	0.000	0	0	N.D. d	N.D. d
23) i	4268_1br2nb	0.000	0.000	0	0	N.D. d	N.D. d
34) i	1248_1br2nb	0.000	0.000	0	0	N.D. d	N.D. d
40) i	3262_1br2nb	0.881	0.982	38095329	83038560	250.000	250.000
	System Monitoring Compounds						
2) s	2,4,5,6-Tetr	0.000	0.000	0	0	N.D. d	N.D. d
	Spiked Amount	500.000	Range 30 - 150	Recovery	=	0.00%#	0.00%#
3) s	Decachlorobi	0.000	0.000	0	0	N.D. d	N.D. d
	Spiked Amount	500.000	Range 30 - 150	Recovery	=	0.00%#	0.00%#
	Target Compounds						
4) l1	1016-1	0.000	0.000	0	0	N.D. d	N.D. d
5) l1	1016-2	0.000	0.000	0	0	N.D. d	N.D. d
6) l1	1016-3	0.000	0.000	0	0	N.D. d	N.D. d
7) l1	1016-4	0.000	0.000	0	0	N.D. d	N.D. d
8) l1	1016-5	0.000	0.000	0	0	N.D. d	N.D. d
	Sum 1016-1			0	0	N.D.	N.D.
	Average 1016-1					0.000	0.000
9) l2	1260-1	0.000	0.000	0	0	N.D. d	N.D. d
10) l2	1260-2	0.000	0.000	0	0	N.D. d	N.D. d
11) l2	1260-3	0.000	0.000	0	0	N.D. d	N.D. d
12) l2	1260-4	0.000	0.000	0	0	N.D. d	N.D. d
13) l2	1260-5	0.000	0.000	0	0	N.D. d	N.D. d
	Sum 1260-1			0	0	N.D.	N.D.
	Average 1260-1					0.000	0.000
15) l3	1221-2	0.000	0.000	0	0	N.D. d	N.D. d
16) l3	1221-3	0.000	0.000	0	0	N.D. d	N.D. d
17) l3	1221-4	0.000	0.000	0	0	N.D. d	N.D. d

Data Path : I:\Pest19\200624ical\
Data File : 19200624ical-16.D
Signal(s) : Signal #1: ECD1A.ch Signal #2: ECD2B.ch
Acq On : 24 Jun 2020 04:05 pm
Operator : pest19:ht
Sample : il33262,42e,, 9812
Misc : WG1386877, (Sig #1); (Sig #2)
ALS Vial : 11 Sample Multiplier: 1

Integration File signal 1: events.e
Integration File signal 2: events2.e
Quant Time: Jun 26 09:53:06 2020
Quant Method : I:\Pest19\200624ical\P19_pcb_06_24_20_ugL_ICAL.m
Quant Title : pcb
QLast Update : Fri Jun 26 09:50:50 2020
Response via : Initial Calibration
Integrator: ChemStation

Volume Inj. :
Signal #1 Phase : Signal #2 Phase:
Signal #1 Info : Signal #2 Info :

Sub List : Default - All compounds listed

	Compound	RT#1	RT#2	Resp#1	Resp#2	ug/l	ug/l
Sum	1221-2			0	0	N.D.	N.D.
Average	1221-2					0.000	0.000
18) l4	1254-1	0.000	0.000	0	0	N.D. d	N.D. d
19) l4	1254-2	0.000	0.000	0	0	N.D. d	N.D. d
20) l4	1254-3	0.000	0.000	0	0	N.D. d	N.D. d
21) l4	1254-4	0.000	0.000	0	0	N.D. d	N.D. d
22) l4	1254-5	0.000	0.000	0	0	N.D. d	N.D. d
Sum	1254-1			0	0	N.D.	N.D.
Average	1254-1					0.000	0.000
24) l6	1242-1	0.000	0.000	0	0	N.D. d	N.D. d
25) l6	1242-2	0.000	0.000	0	0	N.D. d	N.D. d
26) l6	1242-3	0.000	0.000	0	0	N.D. d	N.D. d
27) l6	1242-4	0.000	0.000	0	0	N.D. d	N.D. d
28) l6	1242-5	0.000	0.000	0	0	N.D. d	N.D. d
Sum	1242-1			0	0	N.D.	N.D.
Average	1242-1					0.000	0.000
29) l9	1268-1	0.000	0.000	0	0	N.D. d	N.D. d
30) l9	1268-2	0.000	0.000	0	0	N.D. d	N.D. d
31) l9	1268-3	0.000	0.000	0	0	N.D. d	N.D. d
32) l9	1268-4	0.000	0.000	0	0	N.D. d	N.D. d
33) l9	1268-5	0.000	0.000	0	0	N.D. d	N.D. d
Sum	1268-1			0	0	N.D.	N.D.
Average	1268-1					0.000	0.000
35) l7	1248-1	0.000	0.000	0	0	N.D. d	N.D. d
36) l7	1248-2	0.000	0.000	0	0	N.D. d	N.D. d
37) l7	1248-3	0.000	0.000	0	0	N.D. d	N.D. d
38) l7	1248-4	0.000	0.000	0	0	N.D. d	N.D. d
39) l7	1248-5	0.000	0.000	0	0	N.D. d	N.D. d
Sum	1248-1			0	0	N.D.	N.D.

Quantitation Report (QT Reviewed)

Data Path : I:\Pest19\200624ical\
Data File : 19200624ical-16.D
Signal(s) : Signal #1: ECD1A.ch Signal #2: ECD2B.ch
Acq On : 24 Jun 2020 04:05 pm
Operator : pest19:ht
Sample : il33262,42e,, 9812
Misc : WG1386877, (Sig #1); (Sig #2)
ALS Vial : 11 Sample Multiplier: 1

Integration File signal 1: events.e
Integration File signal 2: events2.e
Quant Time: Jun 26 09:53:06 2020
Quant Method : I:\Pest19\200624ical\P19_pcb_06_24_20_ugL_ICAL.m
Quant Title : pcb
QLast Update : Fri Jun 26 09:50:50 2020
Response via : Initial Calibration
Integrator: ChemStation

Volume Inj. :
Signal #1 Phase : Signal #2 Phase:
Signal #1 Info : Signal #2 Info :

Sub List : Default - All compounds listed

	Compound	RT#1	RT#2	Resp#1	Resp#2	ug/l	ug/l
Average	1248-1					0.000	0.000
41) l5	1232-1	1.200	1.536	3716123	7369084	1116.695M3	1012.259
42) l5	1232-2	1.350	1.741	3321674	7263413	1078.295	1013.363
43) l5	1232-3	1.569	1.980	3817092	8375258	1056.509M3	1035.958
44) l5	1232-4	1.633	2.049	2523019	5576441	1001.387M4	1013.287
45) l5	1232-5	2.043	2.479	1935415	4475763	1051.511M3	1092.553
Sum	1232-1			15313323	33059960	5304.398	5167.420
Average	1232-1					1060.880	1033.484
46) l8	1262-1	2.559	2.952	8105134	16752054	1082.828M3	1048.163
47) l8	1262-2	2.724	3.167	11584576	23028039	1215.685	1023.070
48) l8	1262-3	2.832	3.315	9046479	22167808	1072.476	1016.065
49) l8	1262-4	2.973	3.441	17540602	42337933	1068.905M3	1013.386
50) l8	1262-5	3.417	3.941	6336108	14726079	1119.799	994.078
Sum	1262-1			52612900	119.0E6	5559.693	5094.763
Average	1262-1					1111.939	1018.953

SemiQuant Compounds - Not Calibrated on this Instrument

Sum	1262-1			52612900	119.0E6	5559.693	5094.763
Average	1262-1					1111.939	1018.953

(f)=RT Delta > 1/2 Window (D)=Amounts differ by > 40% (m)=manual int.
(#)=Recovery Exceeds Compound Acceptance Limits.
(I,C,F) I=Interference, C=Coelluting Calibration Peak, F=Fails CC Criteria.

Sub List : Default - All compounds listed Reviewed)

Data Path : I:\Pest19\200624ical\
Data File : 19200624ical-16.D
Signal(s) : Signal #1: ECD1A.ch Signal #2: ECD2B.ch
Acq On : 24 Jun 2020 04:05 pm
Operator : pest19:ht
Sample : il33262,42e,, 9812
Misc : WG1386877, (Sig #1); (Sig #2)
ALS Vial : 11 Sample Multiplier: 1

Integration File signal 1: events.e
Integration File signal 2: events2.e
Quant Time: Jun 26 09:53:06 2020
Quant Method : I:\Pest19\200624ical\P19_pcb_06_24_20_ugL_ICAL.m
Quant Title : pcb
QLast Update : Fri Jun 26 09:50:50 2020
Response via : Initial Calibration
Integrator: ChemStation

Volume Inj. :
Signal #1 Phase : Signal #2 Phase:
Signal #1 Info : Signal #2 Info :

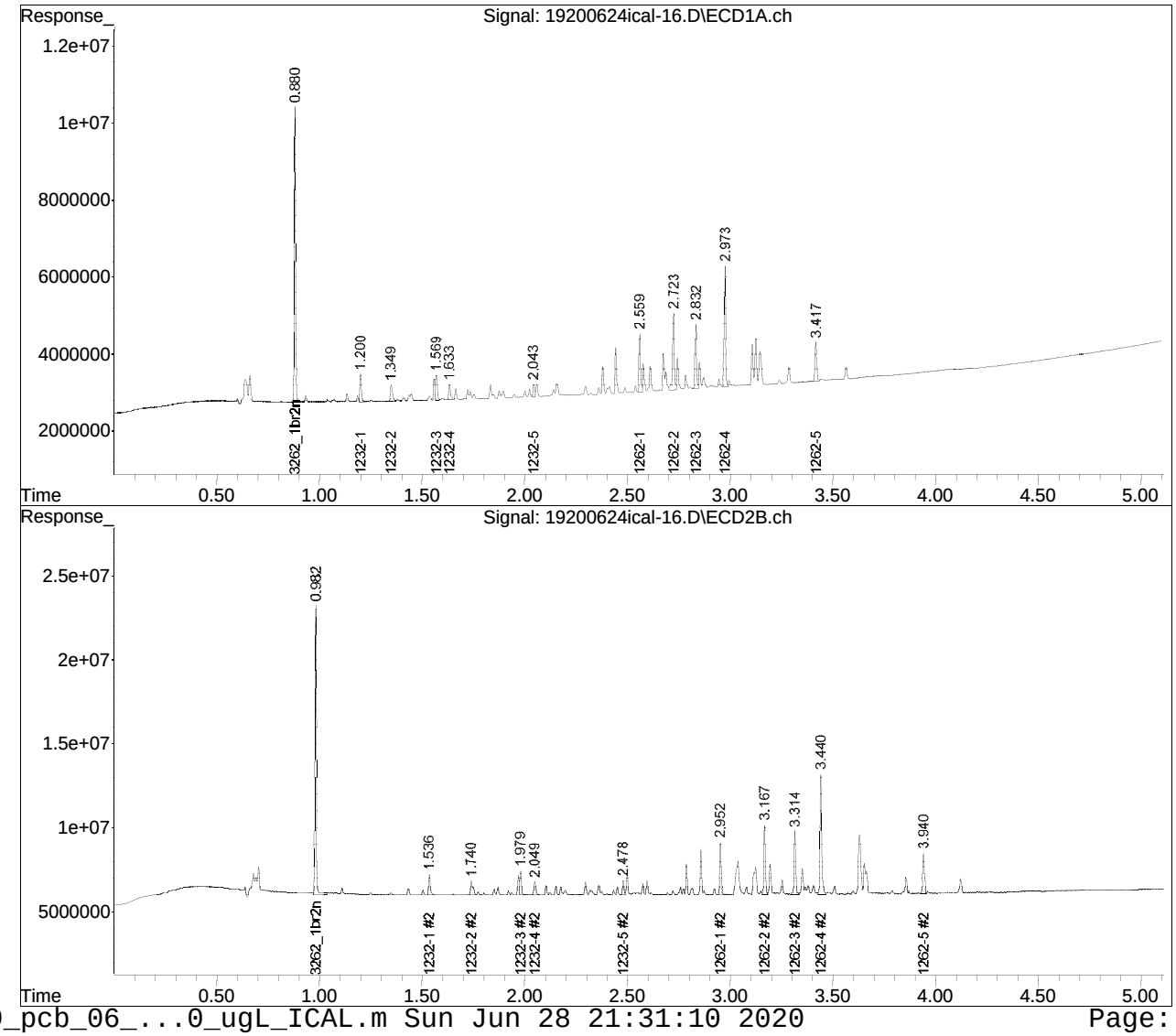

Manual Integration Report

Data Path : I:\Pest19\200624ical\
Data File : 19200624ical-16.D
Date Inj'd : 6/24/2020 4:05 pm
Sample : il33262,42e,, 9812

QMethod : P19_pcb_06_24_20_ugL_ICA
Operator : pest19:ht
Instrument : Pest 19
Quant Date : 6/26/2020 9:51 am

Compound #41: 1232-1

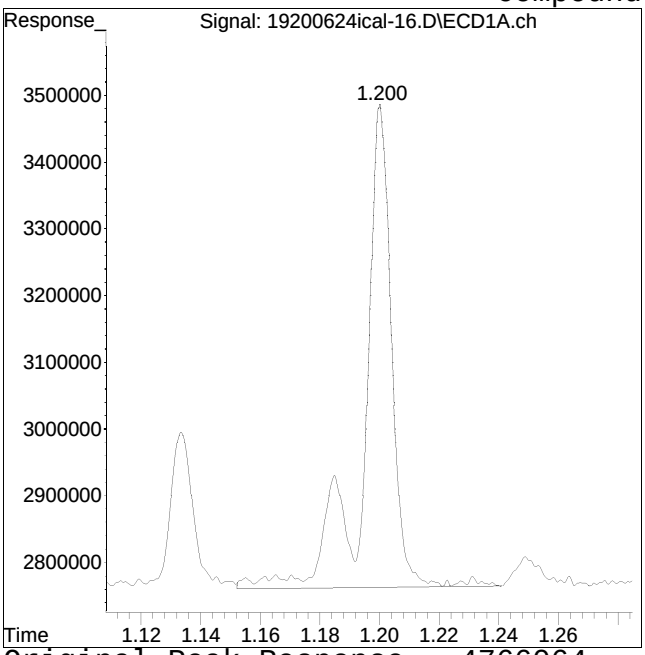

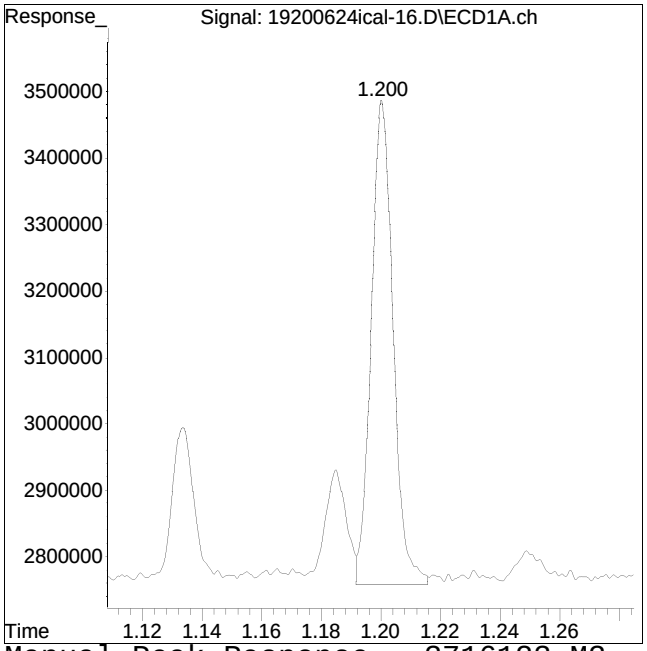

Original Peak Response = 4766064 Manual Peak Response = 3716123 M3

M3 = Misidentification of the peak (i.e. 1,4-dichlorobenzene identified as 1,3-dichlorobenzene), or misidentification from 2 partially resolved peaks not being split.

Manual Integration Report

Data Path : I:\Pest19\200624ical\
Data File : 19200624ical-16.D
Date Inj'd : 6/24/2020 4:05 pm
Sample : il33262,42e,, 9812

QMethod : P19_pcb_06_24_20_ugL_ICA
Operator : pest19:ht
Instrument : Pest 19
Quant Date : 6/26/2020 9:51 am

Compound #43: 1232-3

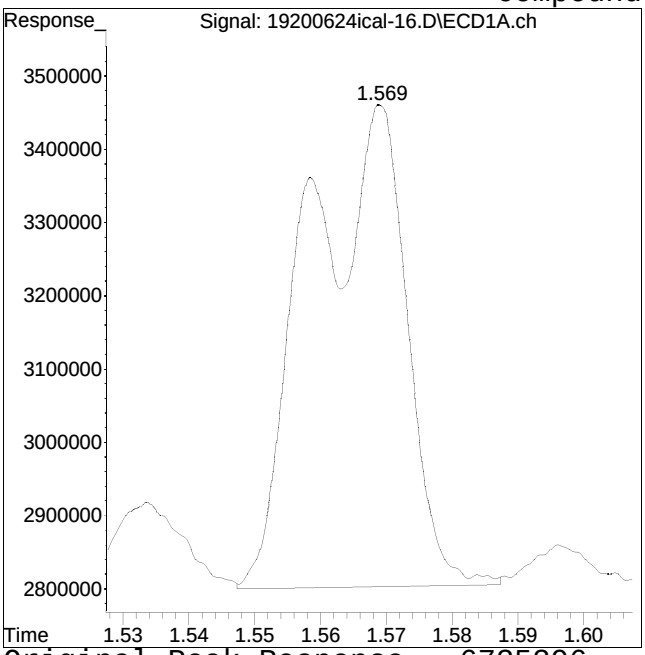

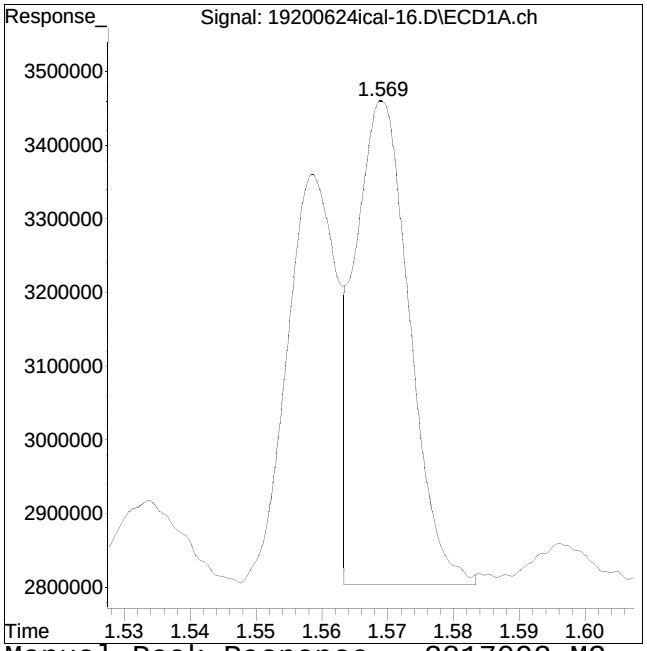

Original Peak Response = 6735396 Manual Peak Response = 3817092 M3
M3 = Misidentification of the peak (i.e. 1,4-dichlorobenzene identified as 1,3-dichlorobenzene), or misidentification from 2 partially resolved peaks not being split.

Manual Integration Report

Data Path : I:\Pest19\200624ical\
Data File : 19200624ical-16.D
Date Inj'd : 6/24/2020 4:05 pm
Sample : il33262,42e,, 9812

QMethod : P19_pcb_06_24_20_ugL_ICA
Operator : pest19:ht
Instrument : Pest 19
Quant Date : 6/26/2020 9:51 am

Compound #44: 1232-4

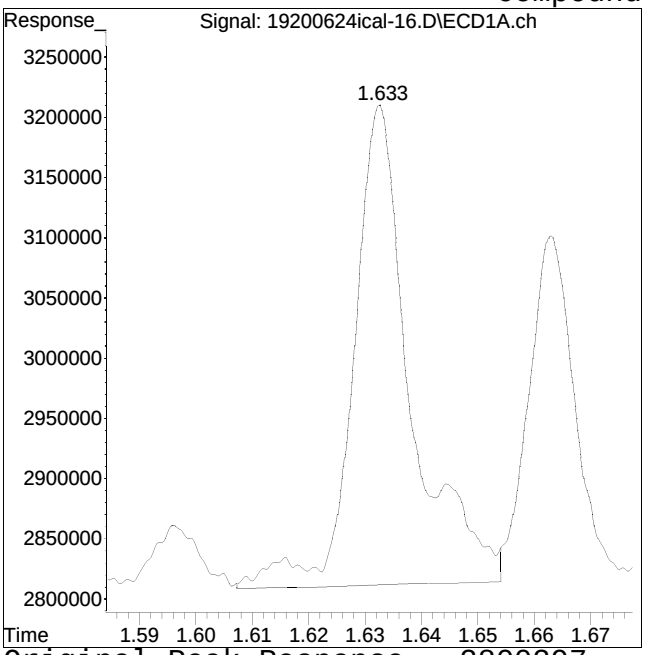

Original Peak Response = 2800297

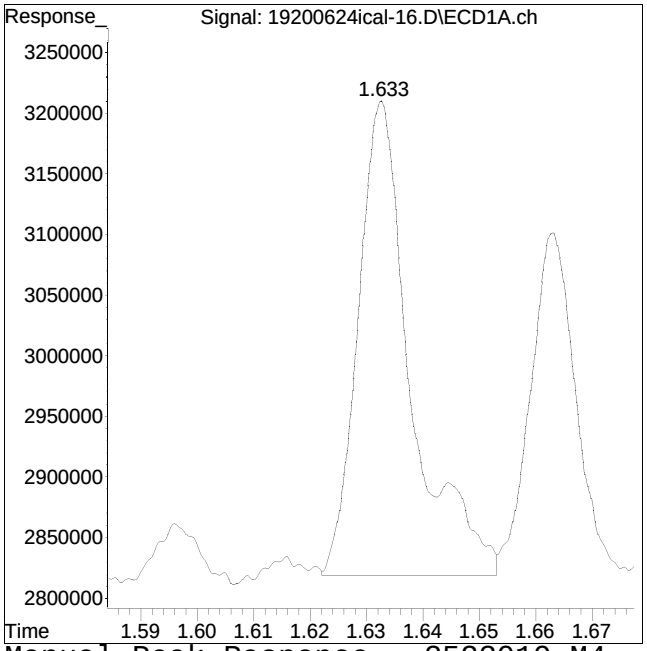

Manual Peak Response = 2523019 M4

M4 = Poor automated baseline construction.

Manual Integration Report

Data Path : I:\Pest19\200624ical\
Data File : 19200624ical-16.D
Date Inj'd : 6/24/2020 4:05 pm
Sample : il33262,42e,, 9812

QMethod : P19_pcb_06_24_20_ugL_ICA
Operator : pest19:ht
Instrument : Pest 19
Quant Date : 6/26/2020 9:51 am

Compound #45: 1232-5

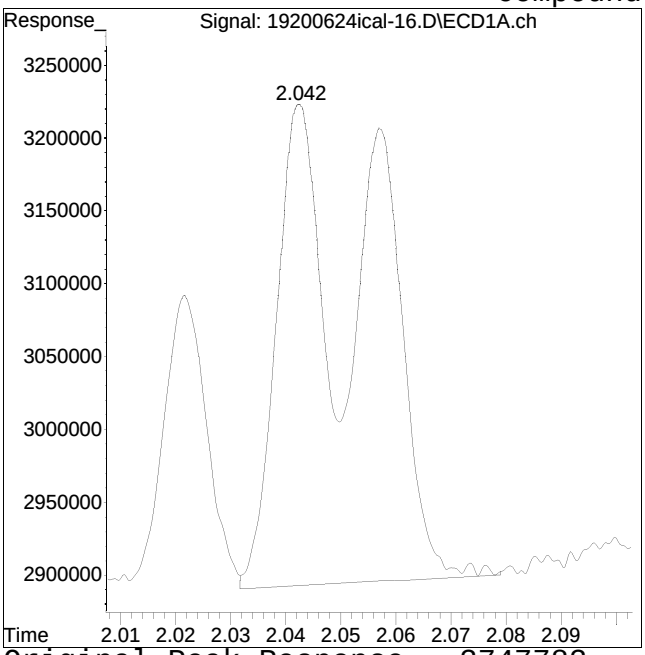

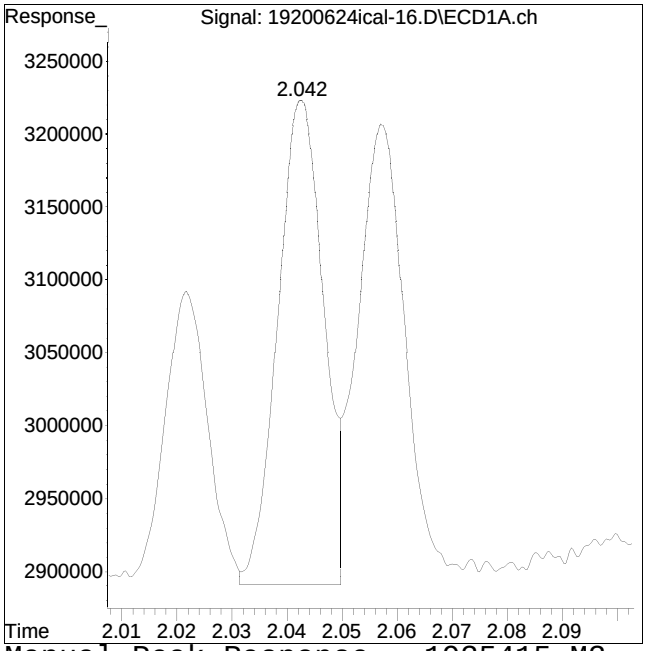

Original Peak Response = 3747783 Manual Peak Response = 1935415 M3

M3 = Misidentification of the peak (i.e. 1,4-dichlorobenzene identified as 1,3-dichlorobenzene), or misidentification from 2 partially resolved peaks not being split.

Manual Integration Report

Data Path : I:\Pest19\200624ical\
Data File : 19200624ical-16.D
Date Inj'd : 6/24/2020 4:05 pm
Sample : il33262,42e,, 9812

QMethod : P19_pcb_06_24_20_ugL_ICA
Operator : pest19:ht
Instrument : Pest 19
Quant Date : 6/26/2020 9:51 am

Compound #46: 1262-1

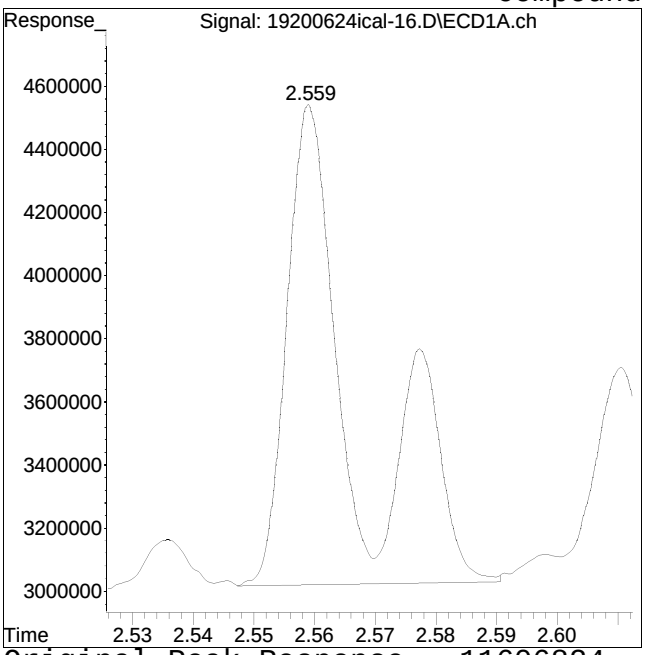

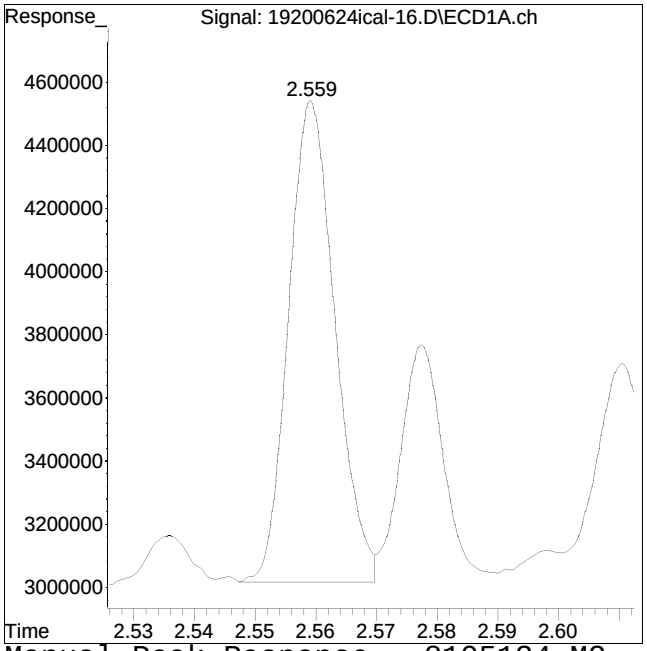

Original Peak Response = 11606824 Manual Peak Response = 8105134 M3
M3 = Misidentification of the peak (i.e. 1,4-dichlorobenzene identified as 1,3-dichlorobenzene), or misidentification from 2 partially resolved peaks not being split.

Manual Integration Report

Data Path : I:\Pest19\200624ical\
Data File : 19200624ical-16.D
Date Inj'd : 6/24/2020 4:05 pm
Sample : il33262,42e,, 9812

QMethod : P19_pcb_06_24_20_ugL_ICA
Operator : pest19:ht
Instrument : Pest 19
Quant Date : 6/26/2020 9:51 am

Compound #49: 1262-4

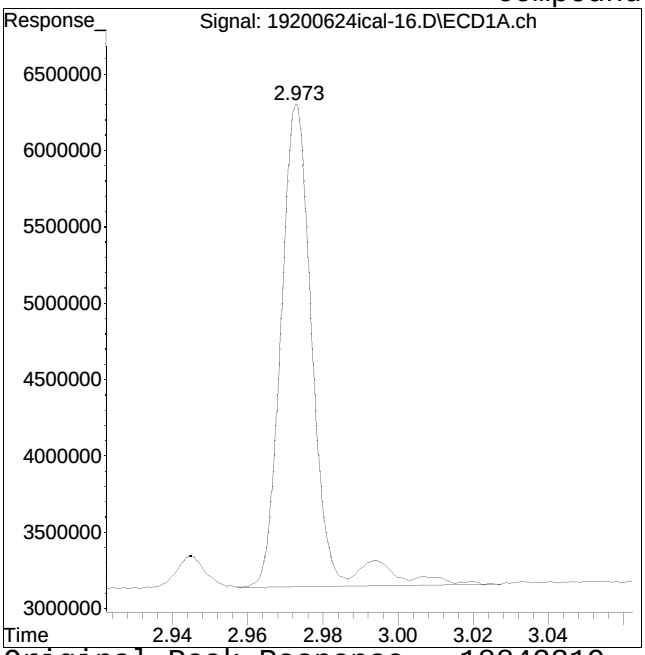

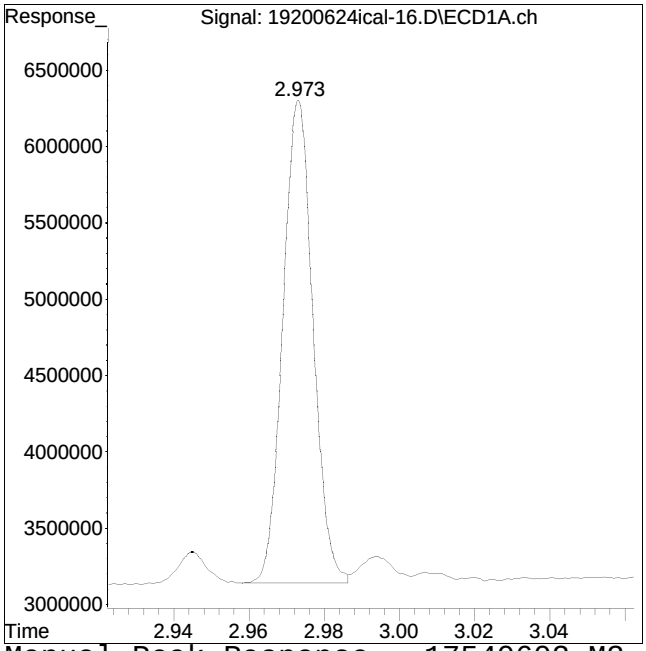

Original Peak Response = 18842319 Manual Peak Response = 17540602 M3

M3 = Misidentification of the peak (i.e. 1,4-dichlorobenzene identified as 1,3-dichlorobenzene), or misidentification from 2 partially resolved peaks not being split.

Quantitation Report (QT Reviewed)

Data Path : I:\Pest19\200624ical\
Data File : 19200624ical-17.D
Signal(s) : Signal #1: ECD1A.ch Signal #2: ECD2B.ch
Acq On : 24 Jun 2020 04:12 pm
Operator : pest19:ht
Sample : il43262,42e,, 9812
Misc : WG1386877, (Sig #1); (Sig #2)
ALS Vial : 12 Sample Multiplier: 1

Integration File signal 1: events.e
Integration File signal 2: events2.e
Quant Time: Jun 26 09:39:32 2020
Quant Method : I:\Pest19\200624ical\P19_pcb_06_24_20_ugL_ICAL.m
Quant Title : pcb
QLast Update : Fri Jun 26 09:38:03 2020
Response via : Initial Calibration
Integrator: ChemStation

Volume Inj. :
Signal #1 Phase : Signal #2 Phase:
Signal #1 Info : Signal #2 Info :

Sub List : Default - All compounds listed

	Compound	RT#1	RT#2	Resp#1	Resp#2	ug/l	ug/l
	Internal Standards						
1) i	1660_1br2nb	0.000	0.000	0	0	N.D. d	N.D. d
14) i	2154_1br2nb	0.000	0.000	0	0	N.D. d	N.D. d
23) i	4268_1br2nb	0.000	0.000	0	0	N.D. d	N.D. d
34) i	1248_1br2nb	0.000	0.000	0	0	N.D. d	N.D. d
40) i	3262_1br2nb	0.882	0.984	35910129	76130484	250.000M4	250.000
	System Monitoring Compounds						
2) s	2,4,5,6-Tetr	0.000	0.000	0	0	N.D. d	N.D. d
	Spiked Amount	500.000	Range 30 - 150	Recovery	=	0.00%#	0.00%#
3) s	Decachlorobi	0.000	0.000	0	0	N.D. d	N.D. d
	Spiked Amount	500.000	Range 30 - 150	Recovery	=	0.00%#	0.00%#
	Target Compounds						
4) l1	1016-1	0.000	0.000	0	0	N.D. d	N.D. d
5) l1	1016-2	0.000	0.000	0	0	N.D. d	N.D. d
6) l1	1016-3	0.000	0.000	0	0	N.D. d	N.D. d
7) l1	1016-4	0.000	0.000	0	0	N.D. d	N.D. d
8) l1	1016-5	0.000	0.000	0	0	N.D. d	N.D. d
	Sum 1016-1			0	0	N.D.	N.D.
	Average 1016-1					0.000	0.000
9) l2	1260-1	0.000	0.000	0	0	N.D. d	N.D. d
10) l2	1260-2	0.000	0.000	0	0	N.D. d	N.D. d
11) l2	1260-3	0.000	0.000	0	0	N.D. d	N.D. d
12) l2	1260-4	0.000	0.000	0	0	N.D. d	N.D. d
13) l2	1260-5	0.000	0.000	0	0	N.D. d	N.D. d
	Sum 1260-1			0	0	N.D.	N.D.
	Average 1260-1					0.000	0.000
15) l3	1221-2	0.000	0.000	0	0	N.D. d	N.D. d
16) l3	1221-3	0.000	0.000	0	0	N.D. d	N.D. d
17) l3	1221-4	0.000	0.000	0	0	N.D. d	N.D. d

Data Path : I:\Pest19\200624ical\
Data File : 19200624ical-17.D
Signal(s) : Signal #1: ECD1A.ch Signal #2: ECD2B.ch
Acq On : 24 Jun 2020 04:12 pm
Operator : pest19:ht
Sample : il43262,42e,, 9812
Misc : WG1386877, (Sig #1); (Sig #2)
ALS Vial : 12 Sample Multiplier: 1

Integration File signal 1: events.e
Integration File signal 2: events2.e
Quant Time: Jun 26 09:39:32 2020
Quant Method : I:\Pest19\200624ical\P19_pcb_06_24_20_ugL_ICAL.m
Quant Title : pcb
QLast Update : Fri Jun 26 09:38:03 2020
Response via : Initial Calibration
Integrator: ChemStation

Volume Inj. :
Signal #1 Phase : Signal #2 Phase:
Signal #1 Info : Signal #2 Info :

Sub List : Default - All compounds listed

	Compound	RT#1	RT#2	Resp#1	Resp#2	ug/l	ug/l
	Sum 1221-2			0	0	N.D.	N.D.
Average	1221-2					0.000	0.000
18) l4	1254-1	0.000	0.000	0	0	N.D. d	N.D. d
19) l4	1254-2	0.000	0.000	0	0	N.D. d	N.D. d
20) l4	1254-3	0.000	0.000	0	0	N.D. d	N.D. d
21) l4	1254-4	0.000	0.000	0	0	N.D. d	N.D. d
22) l4	1254-5	0.000	0.000	0	0	N.D. d	N.D. d
	Sum 1254-1			0	0	N.D.	N.D.
Average	1254-1					0.000	0.000
24) l6	1242-1	0.000	0.000	0	0	N.D. d	N.D. d
25) l6	1242-2	0.000	0.000	0	0	N.D. d	N.D. d
26) l6	1242-3	0.000	0.000	0	0	N.D. d	N.D. d
27) l6	1242-4	0.000	0.000	0	0	N.D. d	N.D. d
28) l6	1242-5	0.000	0.000	0	0	N.D. d	N.D. d
	Sum 1242-1			0	0	N.D.	N.D.
Average	1242-1					0.000	0.000
29) l9	1268-1	0.000	0.000	0	0	N.D. d	N.D. d
30) l9	1268-2	0.000	0.000	0	0	N.D. d	N.D. d
31) l9	1268-3	0.000	0.000	0	0	N.D. d	N.D. d
32) l9	1268-4	0.000	0.000	0	0	N.D. d	N.D. d
33) l9	1268-5	0.000	0.000	0	0	N.D. d	N.D. d
	Sum 1268-1			0	0	N.D.	N.D.
Average	1268-1					0.000	0.000
35) l7	1248-1	0.000	0.000	0	0	N.D. d	N.D. d
36) l7	1248-2	0.000	0.000	0	0	N.D. d	N.D. d
37) l7	1248-3	0.000	0.000	0	0	N.D. d	N.D. d
38) l7	1248-4	0.000	0.000	0	0	N.D. d	N.D. d
39) l7	1248-5	0.000	0.000	0	0	N.D. d	N.D. d
	Sum 1248-1			0	0	N.D.	N.D.

Data Path : I:\Pest19\200624ical\
Data File : 19200624ical-17.D
Signal(s) : Signal #1: ECD1A.ch Signal #2: ECD2B.ch
Acq On : 24 Jun 2020 04:12 pm
Operator : pest19:ht
Sample : il43262,42e,, 9812
Misc : WG1386877, (Sig #1); (Sig #2)
ALS Vial : 12 Sample Multiplier: 1

Integration File signal 1: events.e
Integration File signal 2: events2.e
Quant Time: Jun 26 09:39:32 2020
Quant Method : I:\Pest19\200624ical\P19_pcb_06_24_20_ugL_ICAL.m
Quant Title : pcb
QLast Update : Fri Jun 26 09:38:03 2020
Response via : Initial Calibration
Integrator: ChemStation

Volume Inj. :
Signal #1 Phase : Signal #2 Phase:
Signal #1 Info : Signal #2 Info :

Sub List : Default - All compounds listed

	Compound	RT#1	RT#2	Resp#1	Resp#2	ug/l	ug/l
Average	1248-1					0.000	0.000
41) l5	1232-1	1.201	1.537	8488518	17387063	NoCal	NoCal
42) l5	1232-2	1.349	1.742	7667454	16981804	NoCal	NoCal
43) l5	1232-3	1.569	1.980	8827113	19288848	NoCal	NoCal
44) l5	1232-4	1.633	2.050	6121477	13040300	NoCal	NoCal
45) l5	1232-5	2.042	2.479	4496455	9669949	NoCal	NoCal
Sum	1232-1			0	0	N.D.	N.D.
Average	1232-1					0.000	0.000
46) l8	1262-1	2.559	2.953	18344361	37738075	NoCal	NoCal
47) l8	1262-2	2.724	3.168	24421217	53375483	NoCal	NoCal
48) l8	1262-3	2.832	3.315	20750297	52007734	NoCal	NoCal
49) l8	1262-4	2.974	3.441	40313586	98880974	NoCal	NoCal
50) l8	1262-5	3.417	3.940	14008795	35122034	NoCal	NoCal
Sum	1262-1			0	0	N.D.	N.D.
Average	1262-1					0.000	0.000

SemiQuant Compounds - Not Calibrated on this Instrument

Sum	1262-1			0	0	N.D.	N.D.
Average	1262-1					0.000	0.000

(f)=RT Delta > 1/2 Window (D)=Amounts differ by > 40% (m)=manual int.
(#)=Recovery Exceeds Compound Acceptance Limits.
(I,C,F) I=Interference, C=Coelluting Calibration Peak, F=Fails CC Criteria.

Sub List : Default - All compounds listed Reviewed)

Data Path : I:\Pest19\200624ical\
Data File : 19200624ical-17.D
Signal(s) : Signal #1: ECD1A.ch Signal #2: ECD2B.ch
Acq On : 24 Jun 2020 04:12 pm
Operator : pest19:ht
Sample : il43262,42e,, 9812
Misc : WG1386877, (Sig #1); (Sig #2)
ALS Vial : 12 Sample Multiplier: 1

Integration File signal 1: events.e
Integration File signal 2: events2.e
Quant Time: Jun 26 09:39:32 2020
Quant Method : I:\Pest19\200624ical\P19_pcb_06_24_20_ugL_ICAL.m
Quant Title : pcb
QLast Update : Fri Jun 26 09:38:03 2020
Response via : Initial Calibration
Integrator: ChemStation

Volume Inj. :
Signal #1 Phase : Signal #2 Phase:
Signal #1 Info : Signal #2 Info :

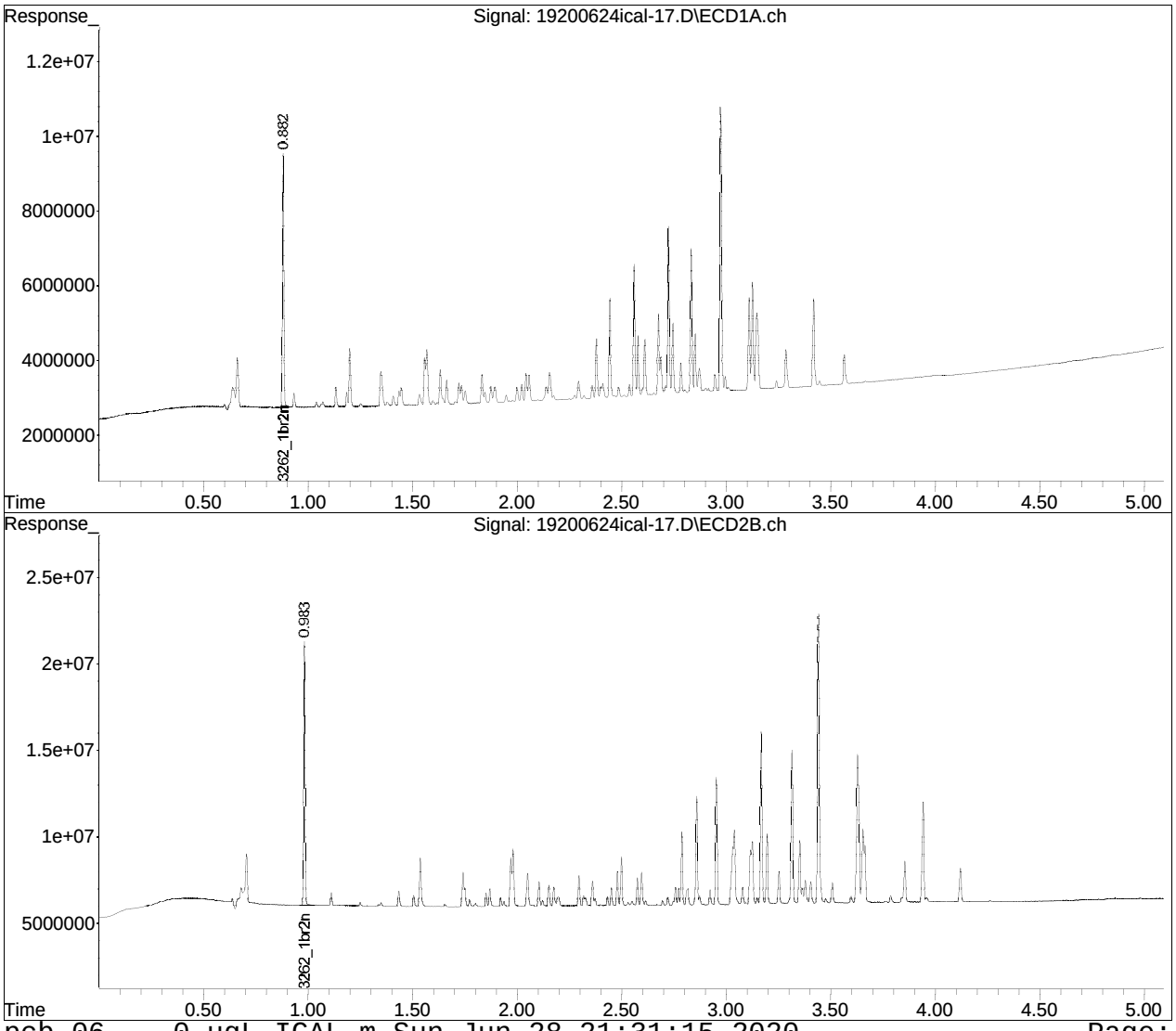

Manual Integration Report

Data Path	: I:\Pest19\200624ical\	QMethod	: P19_pcb_06_24_20_ugL_ICA
Data File	: 19200624ical-17.D	Operator	: pest19:ht
Date Inj'd	: 6/24/2020 4:12 pm	Instrument	: Pest 19
Sample	: il43262,42e,, 9812	Quant Date	: 6/26/2020 9:38 am

There are no manual integrations or false positives in this file.

Quantitation Report (QT Reviewed)

Data Path : I:\Pest19\200624ical\
Data File : 19200624ical-18.D
Signal(s) : Signal #1: ECD1A.ch Signal #2: ECD2B.ch
Acq On : 24 Jun 2020 04:19 pm
Operator : pest19:ht
Sample : il53262,42e,, 9812
Misc : WG1386877, (Sig #1); (Sig #2)
ALS Vial : 13 Sample Multiplier: 1

Integration File signal 1: events.e
Integration File signal 2: events2.e
Quant Time: Jun 26 09:44:05 2020
Quant Method : I:\Pest19\200624ical\P19_pcb_06_24_20_ugL_ICAL.m
Quant Title : pcb
QLast Update : Fri Jun 26 09:40:15 2020
Response via : Initial Calibration
Integrator: ChemStation

Volume Inj. :
Signal #1 Phase : Signal #2 Phase:
Signal #1 Info : Signal #2 Info :

Sub List : Default - All compounds listed

	Compound	RT#1	RT#2	Resp#1	Resp#2	ug/l	ug/l
	Internal Standards						
1) i	1660_1br2nb	0.000	0.000	0	0	N.D. d	N.D. d
14) i	2154_1br2nb	0.000	0.000	0	0	N.D. d	N.D. d
23) i	4268_1br2nb	0.000	0.000	0	0	N.D. d	N.D. d
34) i	1248_1br2nb	0.000	0.000	0	0	N.D. d	N.D. d
40) i	3262_1br2nb	0.882	0.984	38031286	78265285	250.000	250.000M4
	System Monitoring Compounds						
2) s	2,4,5,6-Tetr	0.000	0.000	0	0	N.D. d	N.D. d
	Spiked Amount	500.000	Range 30 - 150	Recovery	=	0.00%#	0.00%#
3) s	Decachlorobi	0.000	0.000	0	0	N.D. d	N.D. d
	Spiked Amount	500.000	Range 30 - 150	Recovery	=	0.00%#	0.00%#
	Target Compounds						
4) l1	1016-1	0.000	0.000	0	0	N.D. d	N.D. d
5) l1	1016-2	0.000	0.000	0	0	N.D. d	N.D. d
6) l1	1016-3	0.000	0.000	0	0	N.D. d	N.D. d
7) l1	1016-4	0.000	0.000	0	0	N.D. d	N.D. d
8) l1	1016-5	0.000	0.000	0	0	N.D. d	N.D. d
	Sum 1016-1			0	0	N.D.	N.D.
	Average 1016-1					0.000	0.000
9) l2	1260-1	0.000	0.000	0	0	N.D. d	N.D. d
10) l2	1260-2	0.000	0.000	0	0	N.D. d	N.D. d
11) l2	1260-3	0.000	0.000	0	0	N.D. d	N.D. d
12) l2	1260-4	0.000	0.000	0	0	N.D. d	N.D. d
13) l2	1260-5	0.000	0.000	0	0	N.D. d	N.D. d
	Sum 1260-1			0	0	N.D.	N.D.
	Average 1260-1					0.000	0.000
15) l3	1221-2	0.000	0.000	0	0	N.D. d	N.D. d
16) l3	1221-3	0.000	0.000	0	0	N.D. d	N.D. d
17) l3	1221-4	0.000	0.000	0	0	N.D. d	N.D. d

Data Path : I:\Pest19\200624ical\
Data File : 19200624ical-18.D
Signal(s) : Signal #1: ECD1A.ch Signal #2: ECD2B.ch
Acq On : 24 Jun 2020 04:19 pm
Operator : pest19:ht
Sample : il53262,42e,, 9812
Misc : WG1386877, (Sig #1); (Sig #2)
ALS Vial : 13 Sample Multiplier: 1

Integration File signal 1: events.e
Integration File signal 2: events2.e
Quant Time: Jun 26 09:44:05 2020
Quant Method : I:\Pest19\200624ical\P19_pcb_06_24_20_ugL_ICAL.m
Quant Title : pcb
QLast Update : Fri Jun 26 09:40:15 2020
Response via : Initial Calibration
Integrator: ChemStation

Volume Inj. :
Signal #1 Phase : Signal #2 Phase:
Signal #1 Info : Signal #2 Info :

Sub List : Default - All compounds listed

	Compound	RT#1	RT#2	Resp#1	Resp#2	ug/l	ug/l
	Sum 1221-2			0	0	N.D.	N.D.
Average	1221-2					0.000	0.000
18) l4	1254-1	0.000	0.000	0	0	N.D. d	N.D. d
19) l4	1254-2	0.000	0.000	0	0	N.D. d	N.D. d
20) l4	1254-3	0.000	0.000	0	0	N.D. d	N.D. d
21) l4	1254-4	0.000	0.000	0	0	N.D. d	N.D. d
22) l4	1254-5	0.000	0.000	0	0	N.D. d	N.D. d
	Sum 1254-1			0	0	N.D.	N.D.
Average	1254-1					0.000	0.000
24) l6	1242-1	0.000	0.000	0	0	N.D. d	N.D. d
25) l6	1242-2	0.000	0.000	0	0	N.D. d	N.D. d
26) l6	1242-3	0.000	0.000	0	0	N.D. d	N.D. d
27) l6	1242-4	0.000	0.000	0	0	N.D. d	N.D. d
28) l6	1242-5	0.000	0.000	0	0	N.D. d	N.D. d
	Sum 1242-1			0	0	N.D.	N.D.
Average	1242-1					0.000	0.000
29) l9	1268-1	0.000	0.000	0	0	N.D. d	N.D. d
30) l9	1268-2	0.000	0.000	0	0	N.D. d	N.D. d
31) l9	1268-3	0.000	0.000	0	0	N.D. d	N.D. d
32) l9	1268-4	0.000	0.000	0	0	N.D. d	N.D. d
33) l9	1268-5	0.000	0.000	0	0	N.D. d	N.D. d
	Sum 1268-1			0	0	N.D.	N.D.
Average	1268-1					0.000	0.000
35) l7	1248-1	0.000	0.000	0	0	N.D. d	N.D. d
36) l7	1248-2	0.000	0.000	0	0	N.D. d	N.D. d
37) l7	1248-3	0.000	0.000	0	0	N.D. d	N.D. d
38) l7	1248-4	0.000	0.000	0	0	N.D. d	N.D. d
39) l7	1248-5	0.000	0.000	0	0	N.D. d	N.D. d
	Sum 1248-1			0	0	N.D.	N.D.

Data Path : I:\Pest19\200624ical\
Data File : 19200624ical-18.D
Signal(s) : Signal #1: ECD1A.ch Signal #2: ECD2B.ch
Acq On : 24 Jun 2020 04:19 pm
Operator : pest19:ht
Sample : il53262,42e,, 9812
Misc : WG1386877, (Sig #1); (Sig #2)
ALS Vial : 13 Sample Multiplier: 1

Integration File signal 1: events.e
Integration File signal 2: events2.e
Quant Time: Jun 26 09:44:05 2020
Quant Method : I:\Pest19\200624ical\P19_pcb_06_24_20_ugL_ICAL.m
Quant Title : pcb
QLast Update : Fri Jun 26 09:40:15 2020
Response via : Initial Calibration
Integrator: ChemStation

Volume Inj. :
Signal #1 Phase : Signal #2 Phase:
Signal #1 Info : Signal #2 Info :

Sub List : Default - All compounds listed

	Compound	RT#1	RT#2	Resp#1	Resp#2	ug/l	ug/l
Average	1248-1					0.000	0.000
41) l5	1232-1	1.201	1.537	16242012	33908328	4516.728M3	4742.524M4
42) l5	1232-2	1.350	1.741	15344606	34118214	4724.116	4885.757M4
43) l5	1232-3	1.569	1.980	17308658	37553010	4628.717M3	4734.432M4
44) l5	1232-4	1.633	2.050	12395419	26435414	4779.923	4929.785M4
45) l5	1232-5	2.042	2.479	9087675	19493785	4770.880M3	4902.317M4
Sum	1232-1			70378371	151.5E6	23420.365	24194.816
Average	1232-1					4684.073	4838.963
46) l8	1262-1	2.559	2.952	36803640	75531161	4735.918M3	4867.163M4
47) l8	1262-2	2.724	3.167	47507974	106.1E6	4592.140	4835.718M4
48) l8	1262-3	2.832	3.314	41841115	102.4E6	4759.868M3	4789.205M4
49) l8	1262-4	2.973	3.440	81632772	198.0E6	4780.013M3	4870.266M4
50) l8	1262-5	3.417	3.940	27835820	69823664	4690.501	4834.509
Sum	1262-1			235.6E6	551.9E6	23558.440	24196.862
Average	1262-1					4711.688	4839.372

SemiQuant Compounds - Not Calibrated on this Instrument

Sum	1262-1			235.6E6	551.9E6	23558.440	24196.862
Average	1262-1					4711.688	4839.372

(f)=RT Delta > 1/2 Window (D)=Amounts differ by > 40% (m)=manual int.
(#)=Recovery Exceeds Compound Acceptance Limits.

Quantitation Report (QT Reviewed)

Data Path : I:\Pest19\200624ical\
Data File : 19200624ical-18.D
Signal(s) : Signal #1: ECD1A.ch Signal #2: ECD2B.ch
Acq On : 24 Jun 2020 04:19 pm
Operator : pest19:ht
Sample : il53262,42e,, 9812
Misc : WG1386877, (Sig #1); (Sig #2)
ALS Vial : 13 Sample Multiplier: 1

Integration File signal 1: events.e
Integration File signal 2: events2.e
Quant Time: Jun 26 09:44:05 2020
Quant Method : I:\Pest19\200624ical\P19_pcb_06_24_20_ugL_ICAL.m
Quant Title : pcb
QLast Update : Fri Jun 26 09:40:15 2020
Response via : Initial Calibration
Integrator: ChemStation

Volume Inj. :
Signal #1 Phase : Signal #2 Phase:
Signal #1 Info : Signal #2 Info :

Sub List : Default - All compounds listed

Compound	RT#1	RT#2	Resp#1	Resp#2	ug/l	ug/l

(I,C,F) I=Interference, C=Coelluting Calibration Peak, F=Fails CC Criteria.

Sub List : Default - All compounds listed Reviewed)

Data Path : I:\Pest19\200624ical\
Data File : 19200624ical-18.D
Signal(s) : Signal #1: ECD1A.ch Signal #2: ECD2B.ch
Acq On : 24 Jun 2020 04:19 pm
Operator : pest19:ht
Sample : il53262,42e,, 9812
Misc : WG1386877, (Sig #1); (Sig #2)
ALS Vial : 13 Sample Multiplier: 1

Integration File signal 1: events.e
Integration File signal 2: events2.e
Quant Time: Jun 26 09:44:05 2020
Quant Method : I:\Pest19\200624ical\P19_pcb_06_24_20_ugL_ICAL.m
Quant Title : pcb
QLast Update : Fri Jun 26 09:40:15 2020
Response via : Initial Calibration
Integrator: ChemStation

Volume Inj. :
Signal #1 Phase : Signal #2 Phase:
Signal #1 Info : Signal #2 Info :

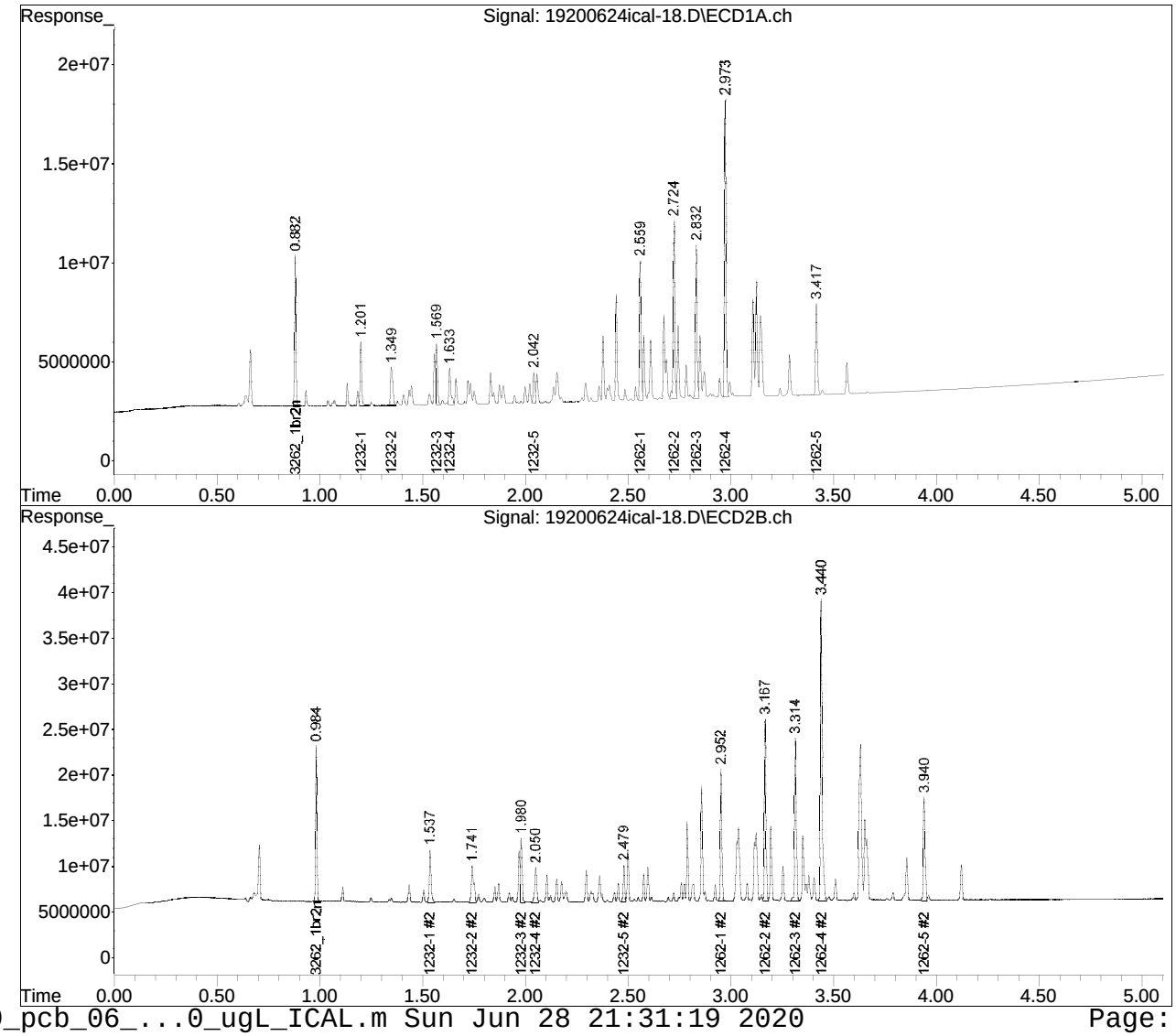

Manual Integration Report

Data Path : I:\Pest19\200624ical\
Data File : 19200624ical-18.D
Date Inj'd : 6/24/2020 4:19 pm
Sample : il53262,42e,, 9812

QMethod : P19_pcb_06_24_20_ugL_ICA
Operator : pest19:ht
Instrument : Pest 19
Quant Date : 6/26/2020 9:40 am

Compound #41: 1232-1

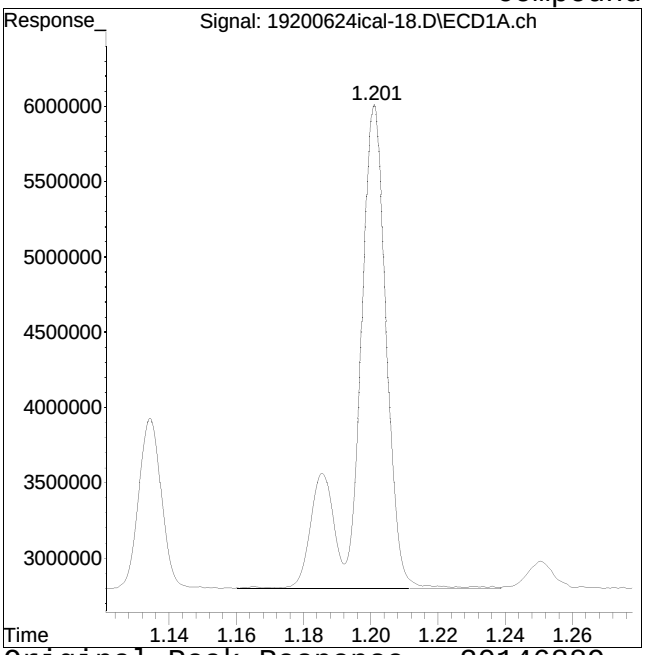

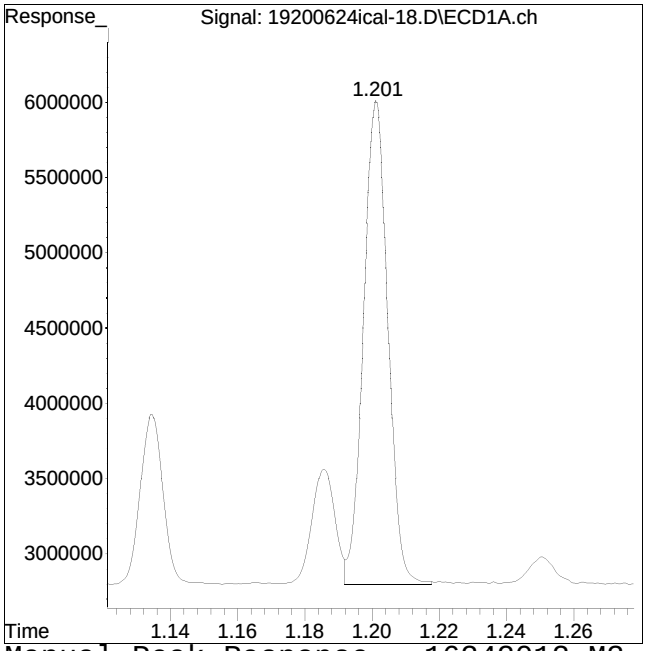

Original Peak Response = 20146889 Manual Peak Response = 16242012 M3
M3 = Misidentification of the peak (i.e. 1,4-dichlorobenzene identified as 1,3-dichlorobenzene), or misidentification from 2 partially resolved peaks not being split.

Manual Integration Report

Data Path : I:\Pest19\200624ical\
Data File : 19200624ical-18.D
Date Inj'd : 6/24/2020 4:19 pm
Sample : il53262,42e,, 9812

QMethod : P19_pcb_06_24_20_ugL_ICA
Operator : pest19:ht
Instrument : Pest 19
Quant Date : 6/26/2020 9:40 am

Compound #92: 1232-1 #2

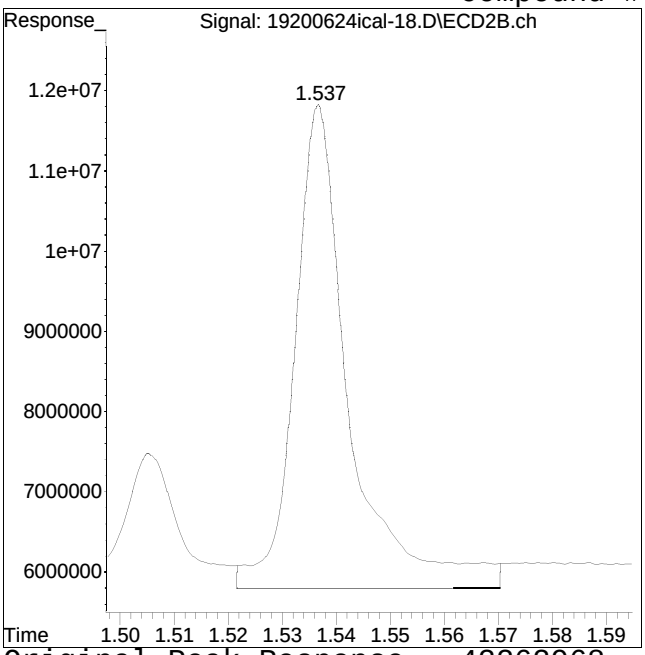

Original Peak Response = 42262968

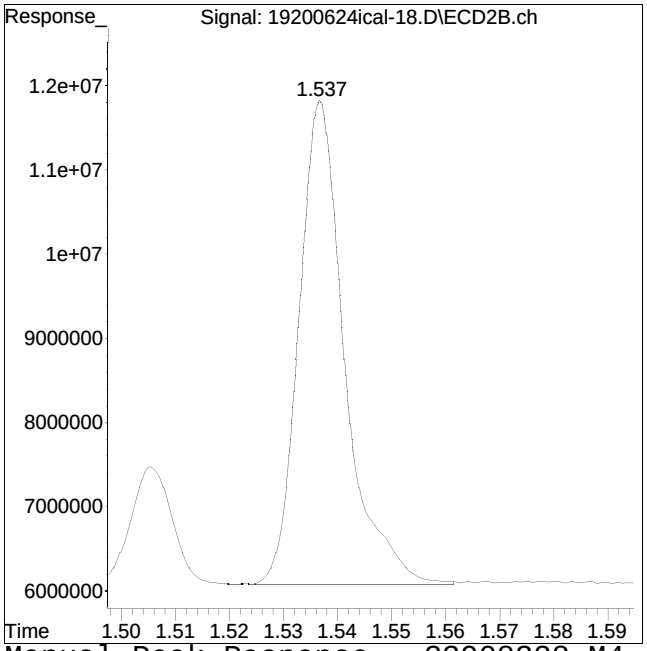

Manual Peak Response = 33908328 M4

M4 = Poor automated baseline construction.

Manual Integration Report

Data Path : I:\Pest19\200624ical\
Data File : 19200624ical-18.D
Date Inj'd : 6/24/2020 4:19 pm
Sample : il53262,42e,, 9812

QMethod : P19_pcb_06_24_20_ugL_ICA
Operator : pest19:ht
Instrument : Pest 19
Quant Date : 6/26/2020 9:40 am

Compound #93: 1232-2 #2

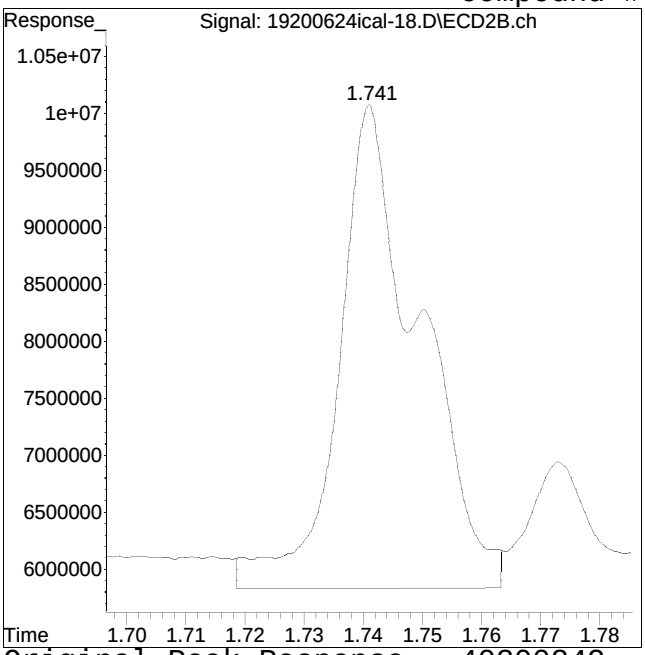

Original Peak Response = 40300242

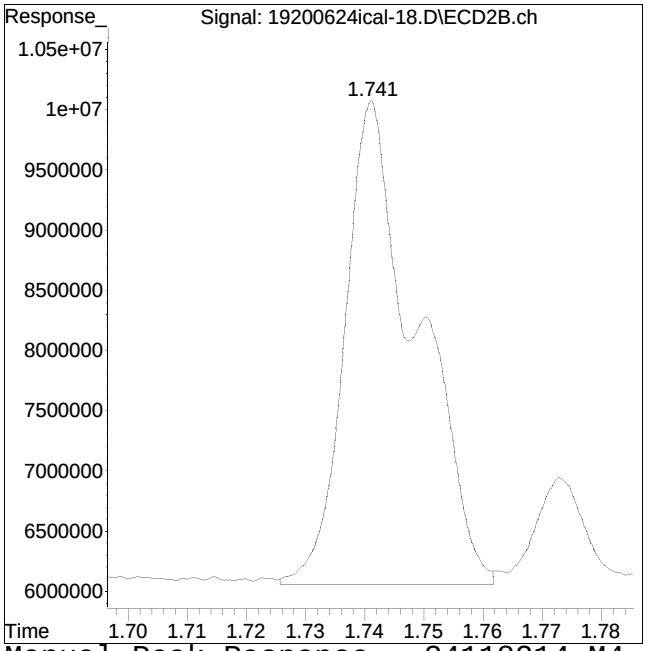

Manual Peak Response = 34118214 M4

M4 = Poor automated baseline construction.

Manual Integration Report

Data Path : I:\Pest19\200624ical\
Data File : 19200624ical-18.D
Date Inj'd : 6/24/2020 4:19 pm
Sample : il53262,42e,, 9812

QMethod : P19_pcb_06_24_20_ugL_ICA
Operator : pest19:ht
Instrument : Pest 19
Quant Date : 6/26/2020 9:40 am

Compound #43: 1232-3

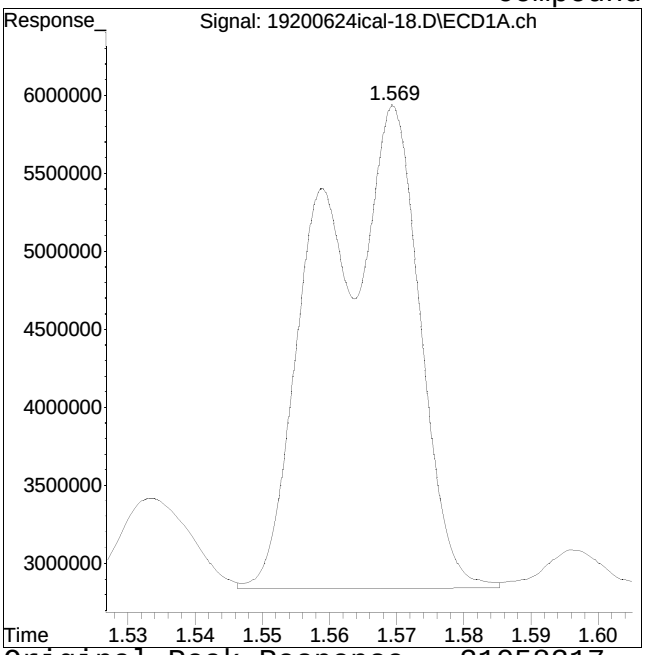

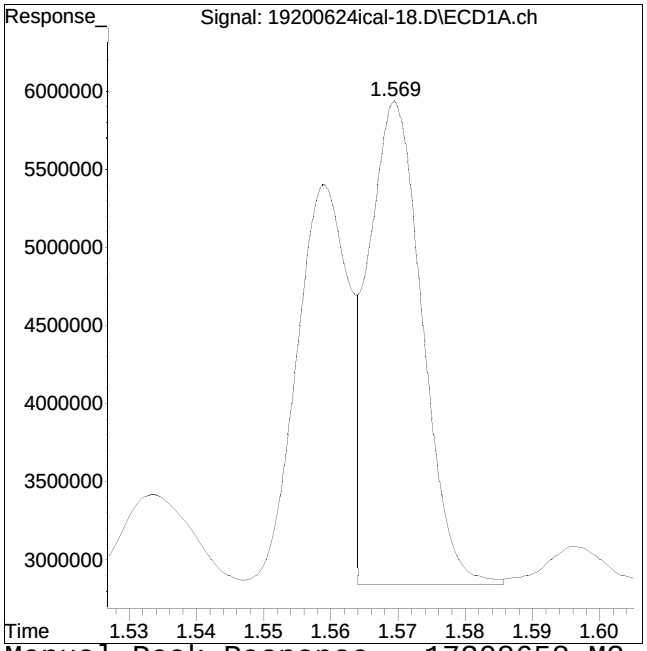

Original Peak Response = 31058317 Manual Peak Response = 17308658 M3

M3 = Misidentification of the peak (i.e. 1,4-dichlorobenzene identified as 1,3-dichlorobenzene), or misidentification from 2 partially resolved peaks not being split.

Manual Integration Report

Data Path : I:\Pest19\200624ical\
Data File : 19200624ical-18.D
Date Inj'd : 6/24/2020 4:19 pm
Sample : il53262,42e,, 9812

QMethod : P19_pcb_06_24_20_ugL_ICA
Operator : pest19:ht
Instrument : Pest 19
Quant Date : 6/26/2020 9:40 am

Compound #94: 1232-3 #2

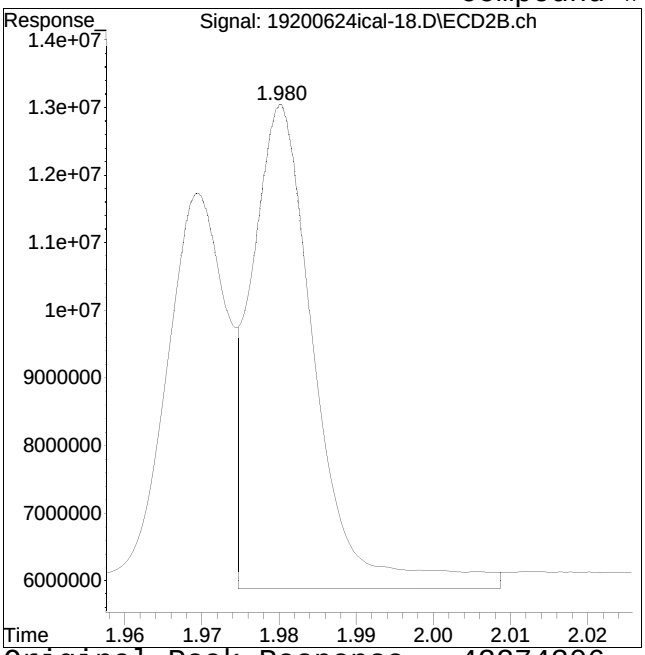

Original Peak Response = 42274306

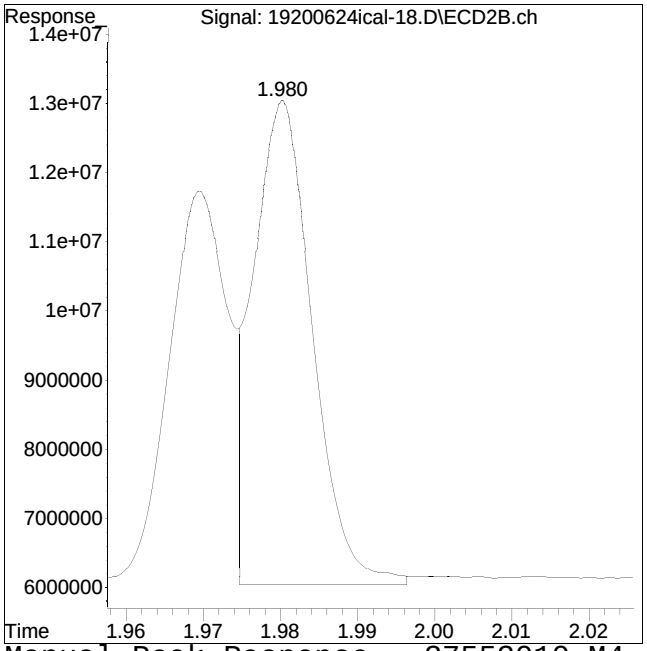

Manual Peak Response = 37553010 M4

M4 = Poor automated baseline construction.

Manual Integration Report

Data Path : I:\Pest19\200624ical\
Data File : 19200624ical-18.D
Date Inj'd : 6/24/2020 4:19 pm
Sample : il53262,42e,, 9812

QMethod : P19_pcb_06_24_20_ugL_ICA
Operator : pest19:ht
Instrument : Pest 19
Quant Date : 6/26/2020 9:40 am

Compound #95: 1232-4 #2

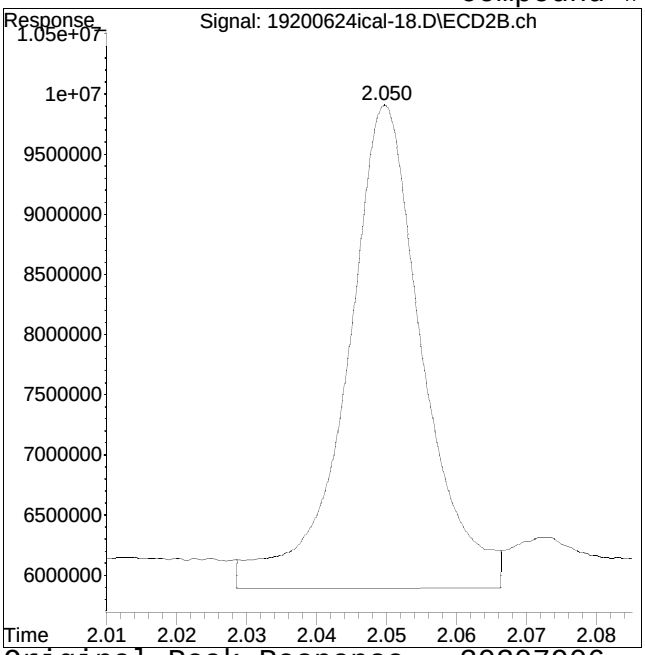

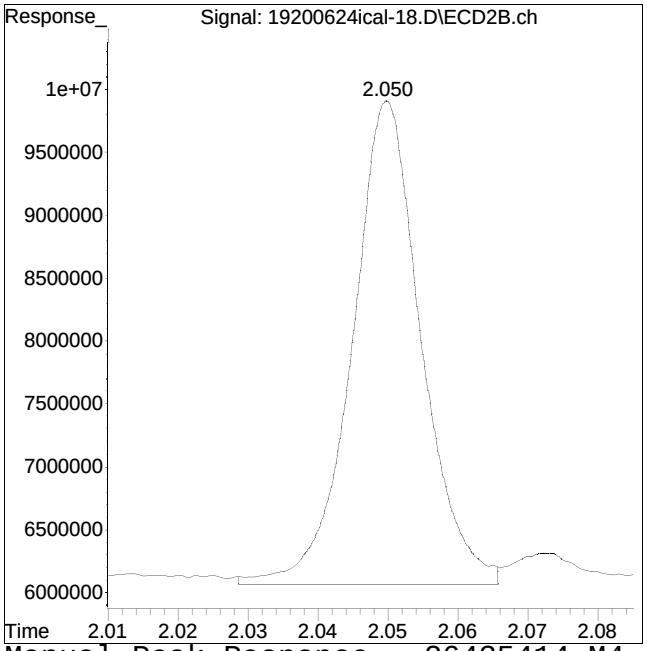

Original Peak Response = 30307906 Manual Peak Response = 26435414 M4
M4 = Poor automated baseline construction.

Manual Integration Report

Data Path : I:\Pest19\200624ical\
Data File : 19200624ical-18.D
Date Inj'd : 6/24/2020 4:19 pm
Sample : il53262,42e,, 9812

QMethod : P19_pcb_06_24_20_ugL_ICA
Operator : pest19:ht
Instrument : Pest 19
Quant Date : 6/26/2020 9:40 am

Compound #45: 1232-5

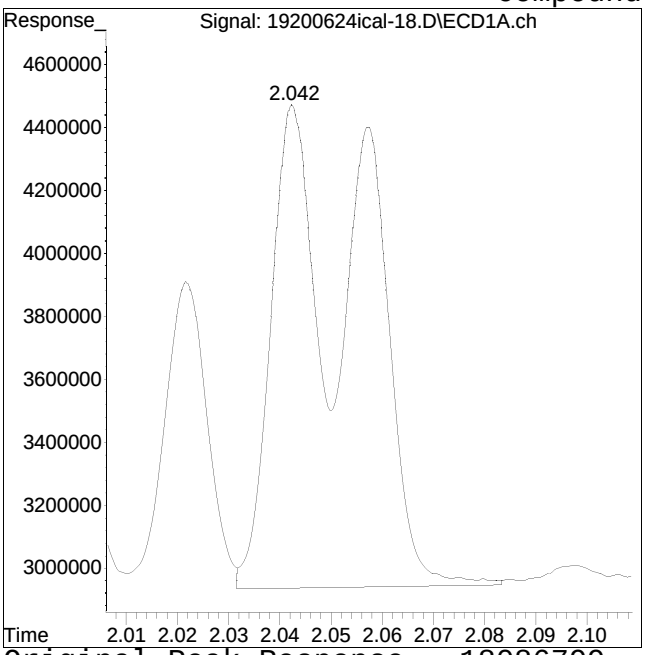

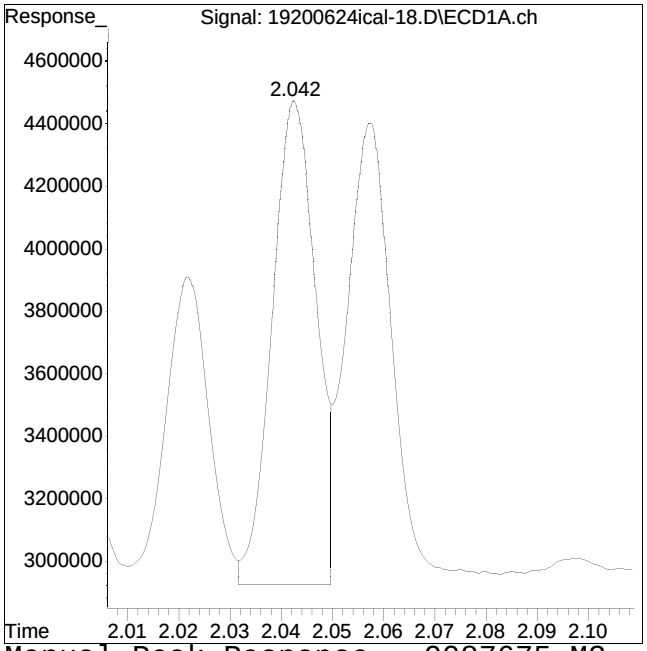

Original Peak Response = 18086799 Manual Peak Response = 9087675 M3

M3 = Misidentification of the peak (i.e. 1,4-dichlorobenzene identified as 1,3-dichlorobenzene), or misidentification from 2 partially resolved peaks not being split.

Manual Integration Report

Data Path : I:\Pest19\200624ical\
Data File : 19200624ical-18.D
Date Inj'd : 6/24/2020 4:19 pm
Sample : il53262,42e,, 9812

QMethod : P19_pcb_06_24_20_ugL_ICA
Operator : pest19:ht
Instrument : Pest 19
Quant Date : 6/26/2020 9:40 am

Compound #96: 1232-5 #2

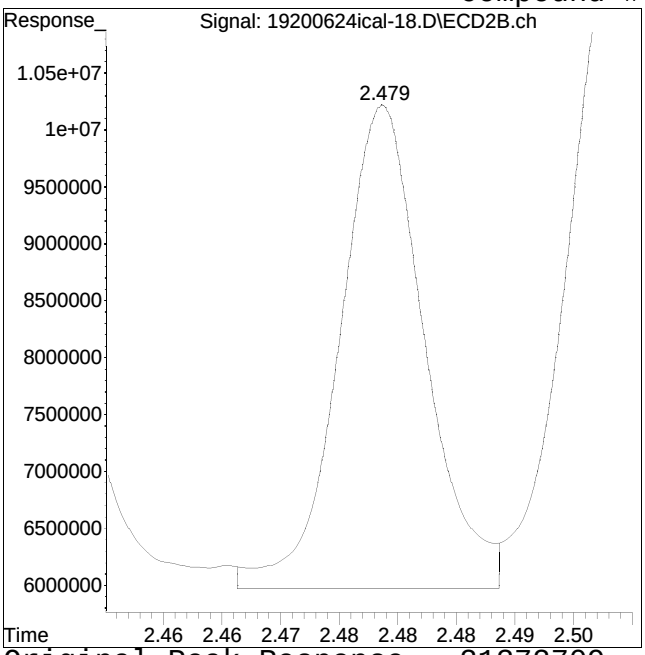

Original Peak Response = 21372709

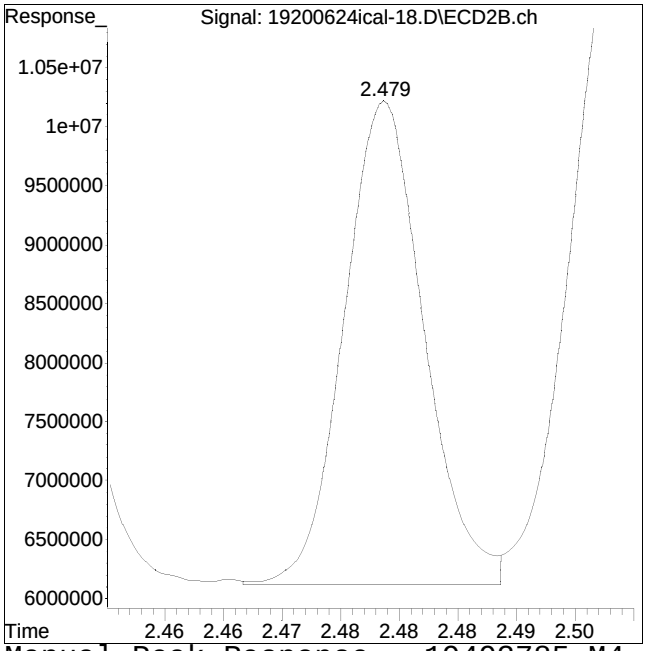

Manual Peak Response = 19493785 M4

M4 = Poor automated baseline construction.

Manual Integration Report

Data Path : I:\Pest19\200624ical\
Data File : 19200624ical-18.D
Date Inj'd : 6/24/2020 4:19 pm
Sample : il53262,42e,, 9812

QMethod : P19_pcb_06_24_20_ugL_ICA
Operator : pest19:ht
Instrument : Pest 19
Quant Date : 6/26/2020 9:40 am

Compound #46: 1262-1

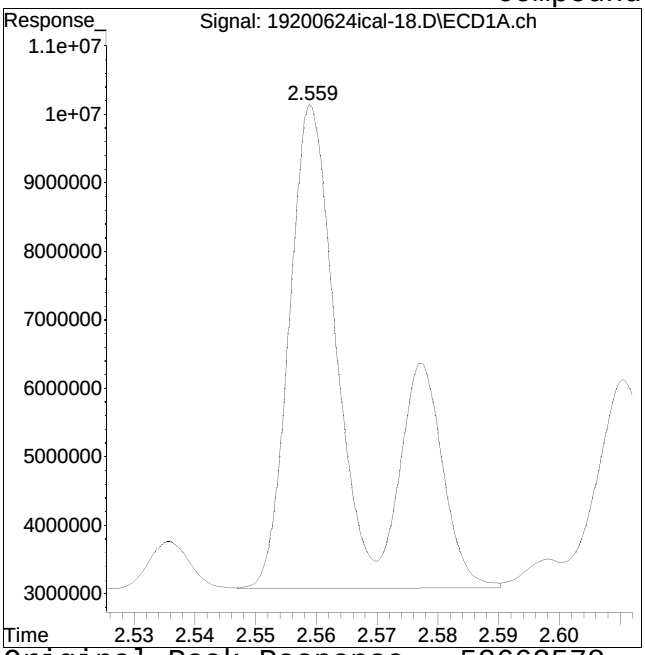

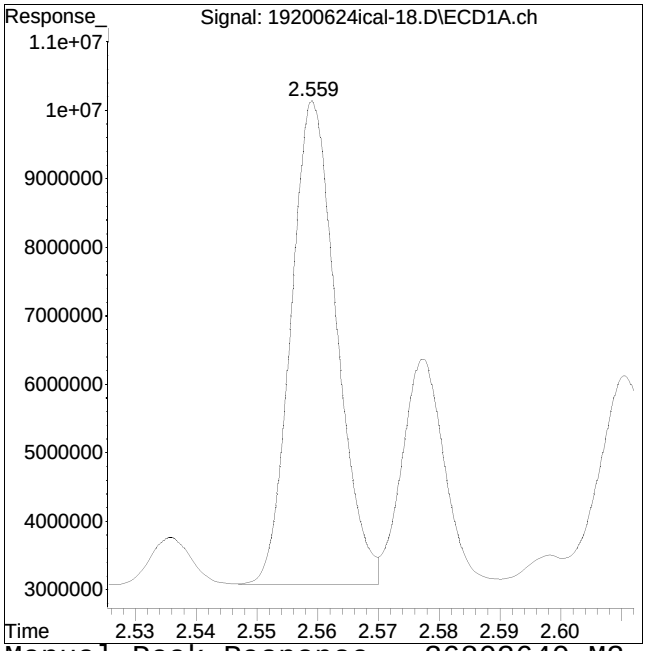

Original Peak Response = 52662578 Manual Peak Response = 36803640 M3

M3 = Misidentification of the peak (i.e. 1,4-dichlorobenzene identified as 1,3-dichlorobenzene), or misidentification from 2 partially resolved peaks not being split.

Manual Integration Report

Data Path : I:\Pest19\200624ical\
Data File : 19200624ical-18.D
Date Inj'd : 6/24/2020 4:19 pm
Sample : il53262,42e,, 9812

QMethod : P19_pcb_06_24_20_ugL_ICA
Operator : pest19:ht
Instrument : Pest 19
Quant Date : 6/26/2020 9:40 am

Compound #97: 1262-1 #2

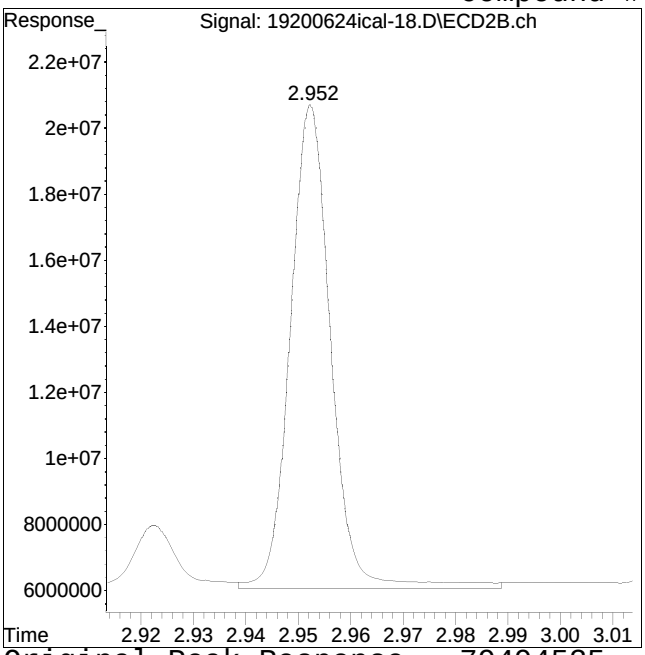

Original Peak Response = 79494535

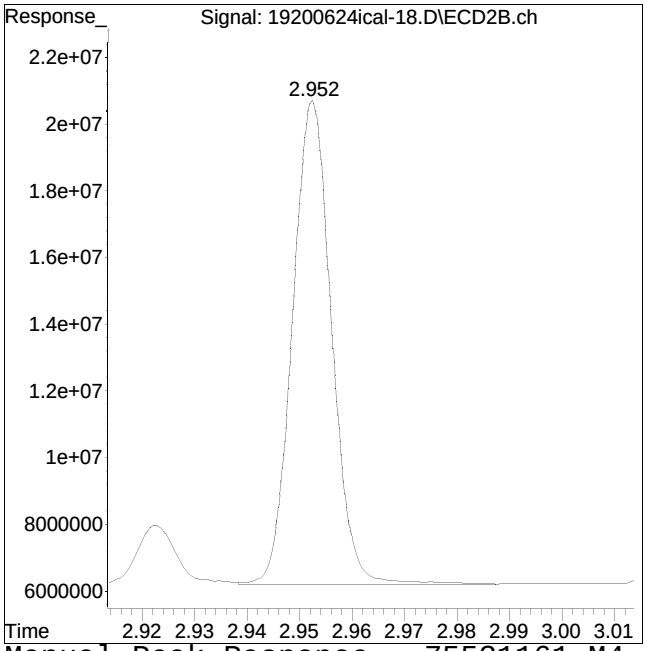

Manual Peak Response = 75531161 M4

M4 = Poor automated baseline construction.

Manual Integration Report

Data Path : I:\Pest19\200624ical\
Data File : 19200624ical-18.D
Date Inj'd : 6/24/2020 4:19 pm
Sample : il53262,42e,, 9812

QMethod : P19_pcb_06_24_20_ugL_ICA
Operator : pest19:ht
Instrument : Pest 19
Quant Date : 6/26/2020 9:40 am

Compound #98: 1262-2 #2

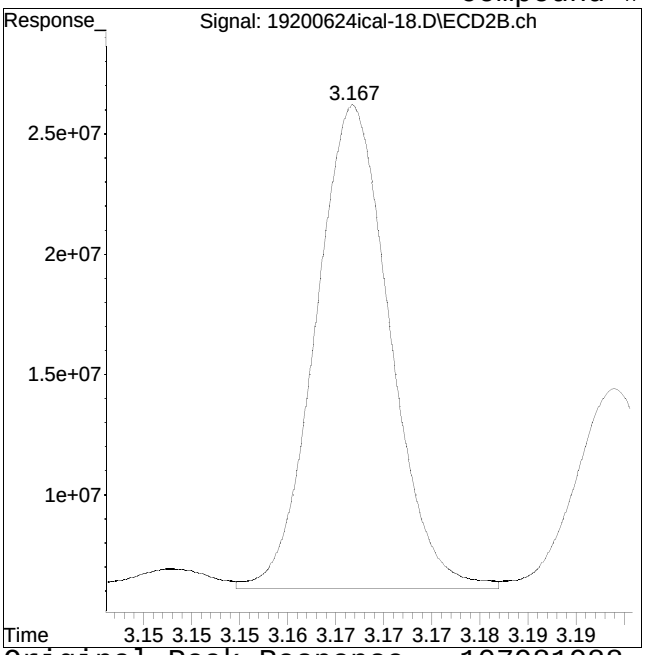

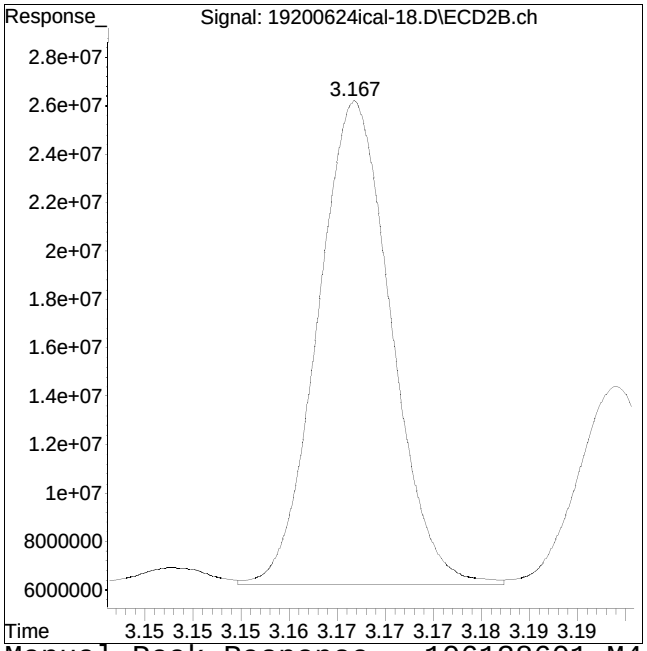

Original Peak Response = 107981988 Manual Peak Response = 106138601 M4
M4 = Poor automated baseline construction.

Manual Integration Report

Data Path : I:\Pest19\200624ical\
Data File : 19200624ical-18.D
Date Inj'd : 6/24/2020 4:19 pm
Sample : il53262,42e,, 9812

QMethod : P19_pcb_06_24_20_ugL_ICA
Operator : pest19:ht
Instrument : Pest 19
Quant Date : 6/26/2020 9:40 am

Compound #48: 1262-3

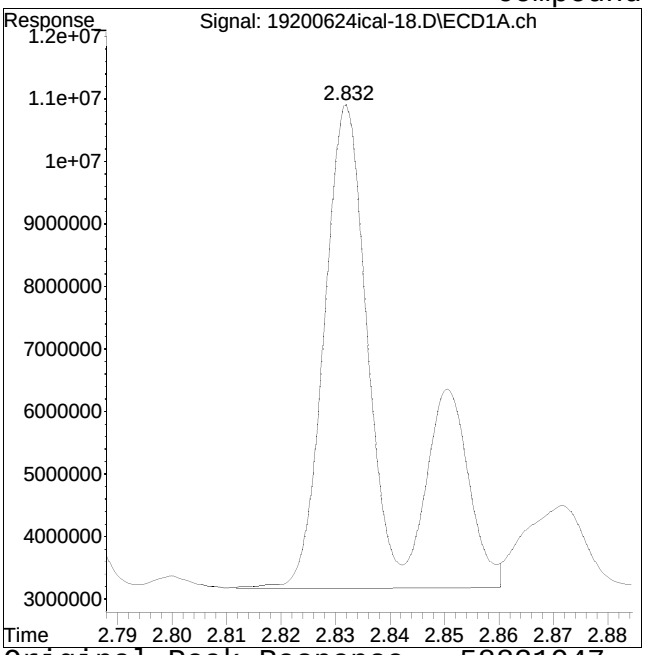

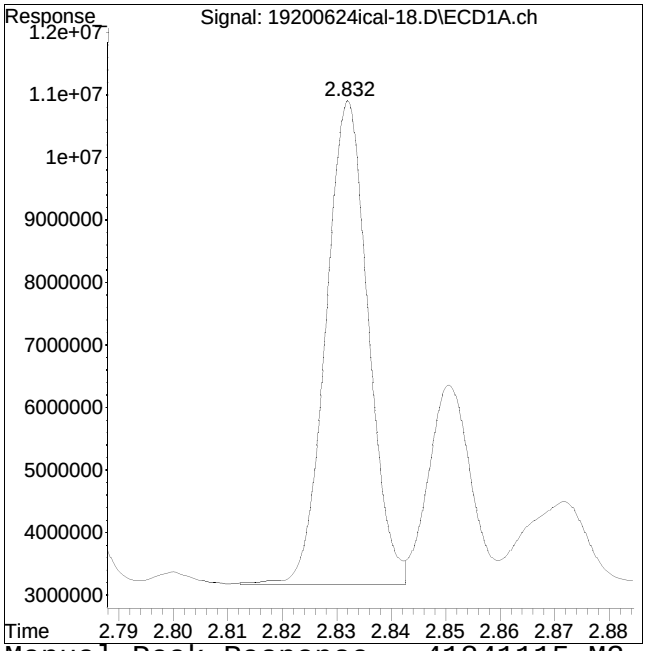

Original Peak Response = 58831947 Manual Peak Response = 41841115 M3
M3 = Misidentification of the peak (i.e. 1,4-dichlorobenzene identified as 1,3-dichlorobenzene), or misidentification from 2 partially resolved peaks not being split.

Manual Integration Report

Data Path : I:\Pest19\200624ical\
Data File : 19200624ical-18.D
Date Inj'd : 6/24/2020 4:19 pm
Sample : il53262,42e,, 9812

QMethod : P19_pcb_06_24_20_ugL_ICA
Operator : pest19:ht
Instrument : Pest 19
Quant Date : 6/26/2020 9:40 am

Compound #99: 1262-3 #2

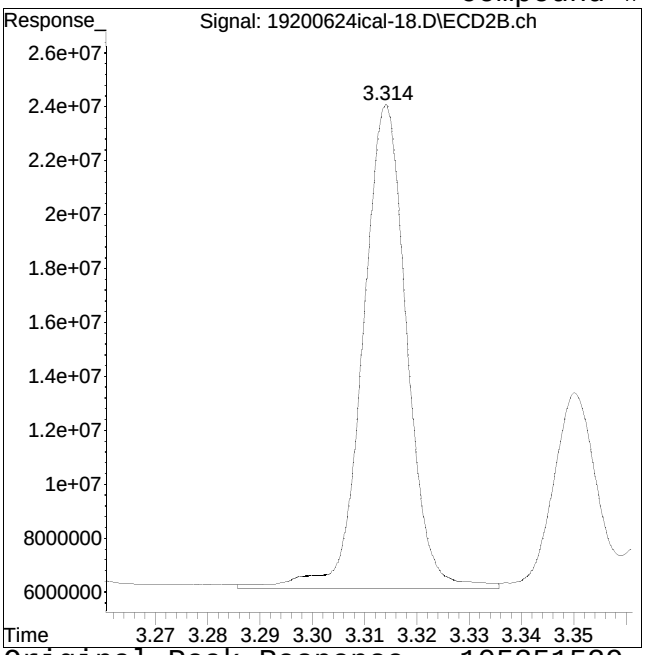

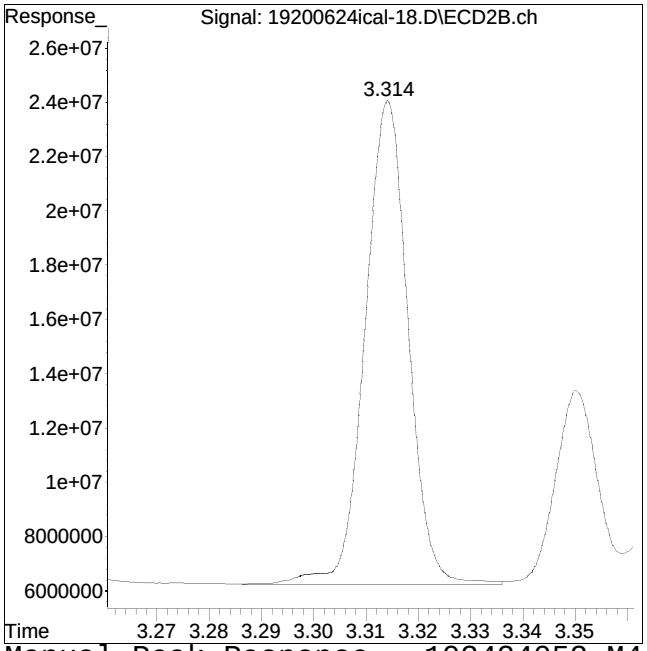

Original Peak Response = 105351529 Manual Peak Response = 102424052 M4
M4 = Poor automated baseline construction.

Manual Integration Report

Data Path : I:\Pest19\200624ical\
Data File : 19200624ical-18.D
Date Inj'd : 6/24/2020 4:19 pm
Sample : il53262,42e,, 9812

QMethod : P19_pcb_06_24_20_ugL_ICA
Operator : pest19:ht
Instrument : Pest 19
Quant Date : 6/26/2020 9:40 am

Compound #49: 1262-4

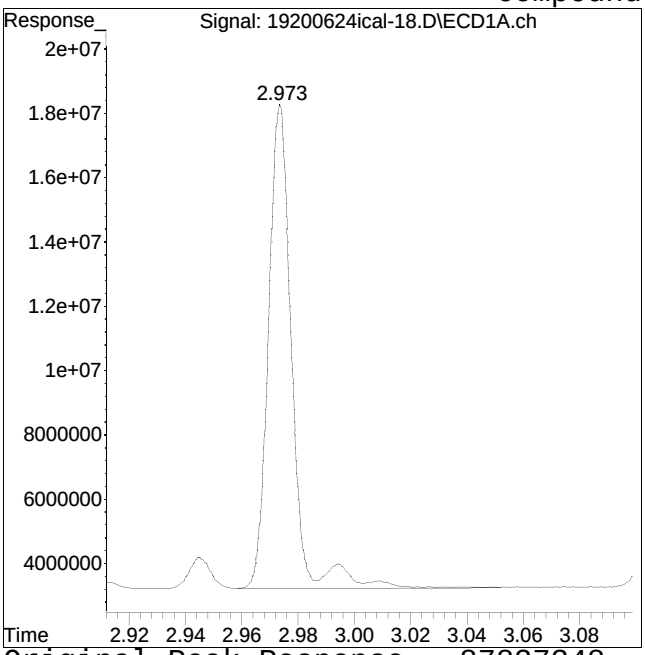

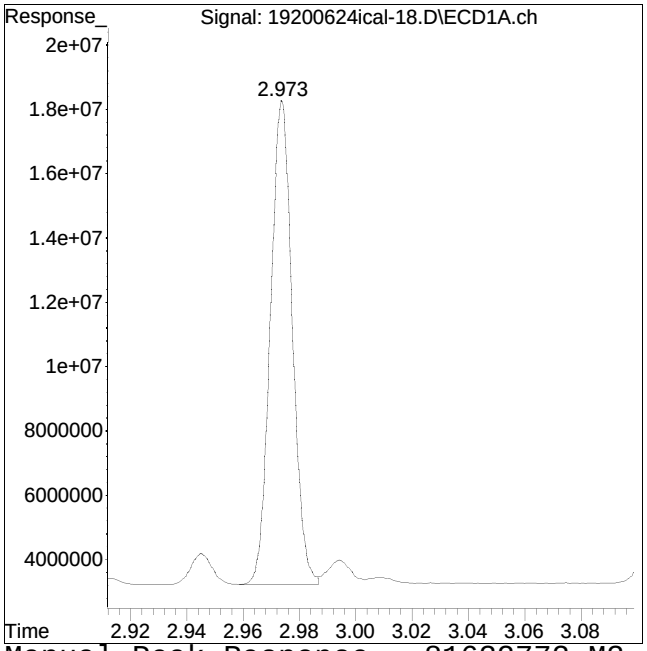

Original Peak Response = 87837348 Manual Peak Response = 81632772 M3

M3 = Misidentification of the peak (i.e. 1,4-dichlorobenzene identified as 1,3-dichlorobenzene), or misidentification from 2 partially resolved peaks not being split.

Manual Integration Report

Data Path : I:\Pest19\200624ical\
Data File : 19200624ical-18.D
Date Inj'd : 6/24/2020 4:19 pm
Sample : il53262,42e,, 9812

QMethod : P19_pcb_06_24_20_ugL_ICA
Operator : pest19:ht
Instrument : Pest 19
Quant Date : 6/26/2020 9:40 am

Compound #100: 1262-4 #2

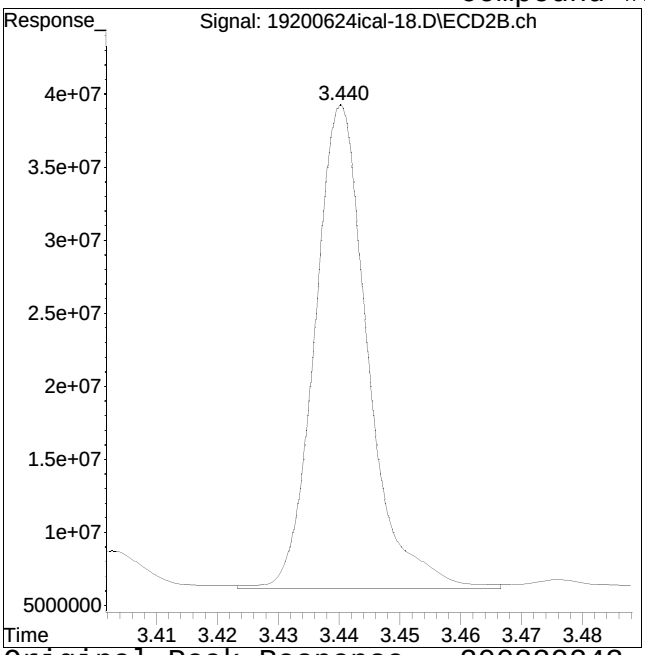

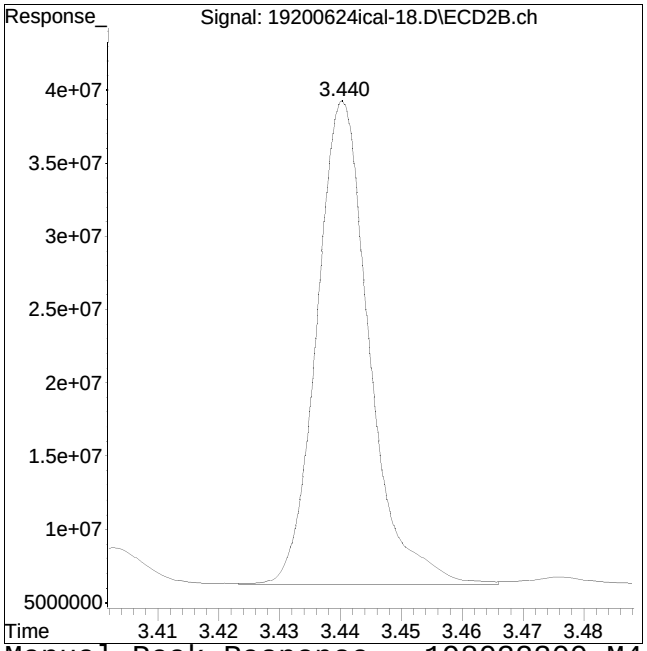

Original Peak Response = 200229243 Manual Peak Response = 198032300 M4
M4 = Poor automated baseline construction.

Quantitation Report (QT Reviewed)

Data Path : I:\Pest19\200624ical\
Data File : 19200624ical-19.D
Signal(s) : Signal #1: ECD1A.ch Signal #2: ECD2B.ch
Acq On : 24 Jun 2020 04:26 pm
Operator : pest19:ht
Sample : il63262,42e,, 9812
Misc : WG1386877, (Sig #1); (Sig #2)
ALS Vial : 14 Sample Multiplier: 1

Integration File signal 1: events.e
Integration File signal 2: events2.e
Quant Time: Jun 26 09:50:37 2020
Quant Method : I:\Pest19\200624ical\P19_pcb_06_24_20_ugL_ICAL.m
Quant Title : pcb
QLast Update : Fri Jun 26 09:44:22 2020
Response via : Initial Calibration
Integrator: ChemStation

Volume Inj. :
Signal #1 Phase : Signal #2 Phase:
Signal #1 Info : Signal #2 Info :

Sub List : Default - All compounds listed

	Compound	RT#1	RT#2	Resp#1	Resp#2	ug/l	ug/l
	Internal Standards						
1) i	1660_1br2nb	0.000	0.000	0	0	N.D. d	N.D. d
14) i	2154_1br2nb	0.000	0.000	0	0	N.D. d	N.D. d
23) i	4268_1br2nb	0.000	0.000	0	0	N.D. d	N.D. d
34) i	1248_1br2nb	0.000	0.000	0	0	N.D. d	N.D. d
40) i	3262_1br2nb	0.880	0.982	35623095	74747527	250.000M2	250.000M4
	System Monitoring Compounds						
2) s	2,4,5,6-Tetr	0.000	0.000	0	0	N.D. d	N.D. d
	Spiked Amount	500.000	Range 30 - 150	Recovery	=	0.00%#	0.00%#
3) s	Decachlorobi	0.000	0.000	0	0	N.D. d	N.D. d
	Spiked Amount	500.000	Range 30 - 150	Recovery	=	0.00%#	0.00%#
	Target Compounds						
4) l1	1016-1	0.000	0.000	0	0	N.D. d	N.D. d
5) l1	1016-2	0.000	0.000	0	0	N.D. d	N.D. d
6) l1	1016-3	0.000	0.000	0	0	N.D. d	N.D. d
7) l1	1016-4	0.000	0.000	0	0	N.D. d	N.D. d
8) l1	1016-5	0.000	0.000	0	0	N.D. d	N.D. d
	Sum 1016-1			0	0	N.D.	N.D.
	Average 1016-1					0.000	0.000
9) l2	1260-1	0.000	0.000	0	0	N.D. d	N.D. d
10) l2	1260-2	0.000	0.000	0	0	N.D. d	N.D. d
11) l2	1260-3	0.000	0.000	0	0	N.D. d	N.D. d
12) l2	1260-4	0.000	0.000	0	0	N.D. d	N.D. d
13) l2	1260-5	0.000	0.000	0	0	N.D. d	N.D. d
	Sum 1260-1			0	0	N.D.	N.D.
	Average 1260-1					0.000	0.000
15) l3	1221-2	0.000	0.000	0	0	N.D. d	N.D. d
16) l3	1221-3	0.000	0.000	0	0	N.D. d	N.D. d

Quantitation Report (QT Reviewed)

Data Path : I:\Pest19\200624ical\
Data File : 19200624ical-19.D
Signal(s) : Signal #1: ECD1A.ch Signal #2: ECD2B.ch
Acq On : 24 Jun 2020 04:26 pm
Operator : pest19:ht
Sample : il63262,42e,, 9812
Misc : WG1386877, (Sig #1); (Sig #2)
ALS Vial : 14 Sample Multiplier: 1

Integration File signal 1: events.e
Integration File signal 2: events2.e
Quant Time: Jun 26 09:50:37 2020
Quant Method : I:\Pest19\200624ical\P19_pcb_06_24_20_ugL_ICAL.m
Quant Title : pcb
QLast Update : Fri Jun 26 09:44:22 2020
Response via : Initial Calibration
Integrator: ChemStation

Volume Inj. :
Signal #1 Phase : Signal #2 Phase:
Signal #1 Info : Signal #2 Info :

Sub List : Default - All compounds listed

	Compound	RT#1	RT#2	Resp#1	Resp#2	ug/l	ug/l
17) l3	1221-4	0.000	0.000	0	0	N.D. d	N.D. d
Sum	1221-2			0	0	N.D.	N.D.
Average	1221-2					0.000	0.000
18) l4	1254-1	0.000	0.000	0	0	N.D. d	N.D. d
19) l4	1254-2	0.000	0.000	0	0	N.D. d	N.D. d
20) l4	1254-3	0.000	0.000	0	0	N.D. d	N.D. d
21) l4	1254-4	0.000	0.000	0	0	N.D. d	N.D. d
22) l4	1254-5	0.000	0.000	0	0	N.D. d	N.D. d
Sum	1254-1			0	0	N.D.	N.D.
Average	1254-1					0.000	0.000
24) l6	1242-1	0.000	0.000	0	0	N.D. d	N.D. d
25) l6	1242-2	0.000	0.000	0	0	N.D. d	N.D. d
26) l6	1242-3	0.000	0.000	0	0	N.D. d	N.D. d
27) l6	1242-4	0.000	0.000	0	0	N.D. d	N.D. d
28) l6	1242-5	0.000	0.000	0	0	N.D. d	N.D. d
Sum	1242-1			0	0	N.D.	N.D.
Average	1242-1					0.000	0.000
29) l9	1268-1	0.000	0.000	0	0	N.D. d	N.D. d
30) l9	1268-2	0.000	0.000	0	0	N.D. d	N.D. d
31) l9	1268-3	0.000	0.000	0	0	N.D. d	N.D. d
32) l9	1268-4	0.000	0.000	0	0	N.D. d	N.D. d
33) l9	1268-5	0.000	0.000	0	0	N.D. d	N.D. d
Sum	1268-1			0	0	N.D.	N.D.
Average	1268-1					0.000	0.000
35) l7	1248-1	0.000	0.000	0	0	N.D. d	N.D. d
36) l7	1248-2	0.000	0.000	0	0	N.D. d	N.D. d
37) l7	1248-3	0.000	0.000	0	0	N.D. d	N.D. d
38) l7	1248-4	0.000	0.000	0	0	N.D. d	N.D. d
39) l7	1248-5	0.000	0.000	0	0	N.D. d	N.D. d

Quantitation Report (QT Reviewed)

Data Path : I:\Pest19\200624ical\
Data File : 19200624ical-19.D
Signal(s) : Signal #1: ECD1A.ch Signal #2: ECD2B.ch
Acq On : 24 Jun 2020 04:26 pm
Operator : pest19:ht
Sample : il63262,42e,, 9812
Misc : WG1386877, (Sig #1); (Sig #2)
ALS Vial : 14 Sample Multiplier: 1

Integration File signal 1: events.e
Integration File signal 2: events2.e
Quant Time: Jun 26 09:50:37 2020
Quant Method : I:\Pest19\200624ical\P19_pcb_06_24_20_ugL_ICAL.m
Quant Title : pcb
QLast Update : Fri Jun 26 09:44:22 2020
Response via : Initial Calibration
Integrator: ChemStation

Volume Inj. :
Signal #1 Phase : Signal #2 Phase:
Signal #1 Info : Signal #2 Info :

Sub List : Default - All compounds listed

	Compound	RT#1	RT#2	Resp#1	Resp#2	ug/l	ug/l
Sum	1248-1			0	0	N.D.	N.D.
Average	1248-1					0.000	0.000
41) l5	1232-1	1.200	1.536	29245013	63535932	9123.419M2	9550.441
42) l5	1232-2	1.348	1.741	27246663	61696605	9209.527M2	9357.703
43) l5	1232-3	1.568	1.980	33902355	70836422	10052.361M2	9605.975
44) l5	1232-4	1.632	2.050	23169314	46906953	9753.193M2	9223.836
45) l5	1232-5	2.042	2.479	16768157	35415025	9618.486M2	9417.341
Sum	1232-1			130.3E6	278.4E6	47756.986	47155.297
Average	1232-1					9551.397	9431.059
46) l8	1262-1	2.559	2.953	68244701	139.1E6	9629.745M2	9512.582
47) l8	1262-2	2.723	3.167	81421907	195.5E6	8759.590M2	9481.094
48) l8	1262-3	2.832	3.315	75910747	189.3E6	9446.270M2	9466.319
49) l8	1262-4	2.973	3.441	147.5E6	361.6E6	9425.318M2	9434.250
50) l8	1262-5	3.417	3.940	50997940	128.7E6	9467.405M2	9489.965
Sum	1262-1			424.0E6	1014.2E6	46728.327	47384.211
Average	1262-1					9345.665	9476.842

SemiQuant Compounds - Not Calibrated on this Instrument

Sum	1262-1			424.0E6	1014.2E6	46728.327	47384.211
Average	1262-1					9345.665	9476.842

(f)=RT Delta > 1/2 Window (D)=Amounts differ by > 40% (m)=manual int.
(#)=Recovery Exceeds Compound Acceptance Limits.
(I,C,F) I=Interference, C=Coelluting Calibration Peak, F=Fails CC Criteria.

Sub List : Default - All compounds listed Reviewed)

Data Path : I:\Pest19\200624ical\
Data File : 19200624ical-19.D
Signal(s) : Signal #1: ECD1A.ch Signal #2: ECD2B.ch
Acq On : 24 Jun 2020 04:26 pm
Operator : pest19:ht
Sample : il63262,42e,, 9812
Misc : WG1386877, (Sig #1); (Sig #2)
ALS Vial : 14 Sample Multiplier: 1

Integration File signal 1: events.e
Integration File signal 2: events2.e
Quant Time: Jun 26 09:50:37 2020
Quant Method : I:\Pest19\200624ical\P19_pcb_06_24_20_ugL_ICAL.m
Quant Title : pcb
QLast Update : Fri Jun 26 09:44:22 2020
Response via : Initial Calibration
Integrator: ChemStation

Volume Inj. :
Signal #1 Phase : Signal #2 Phase:
Signal #1 Info : Signal #2 Info :

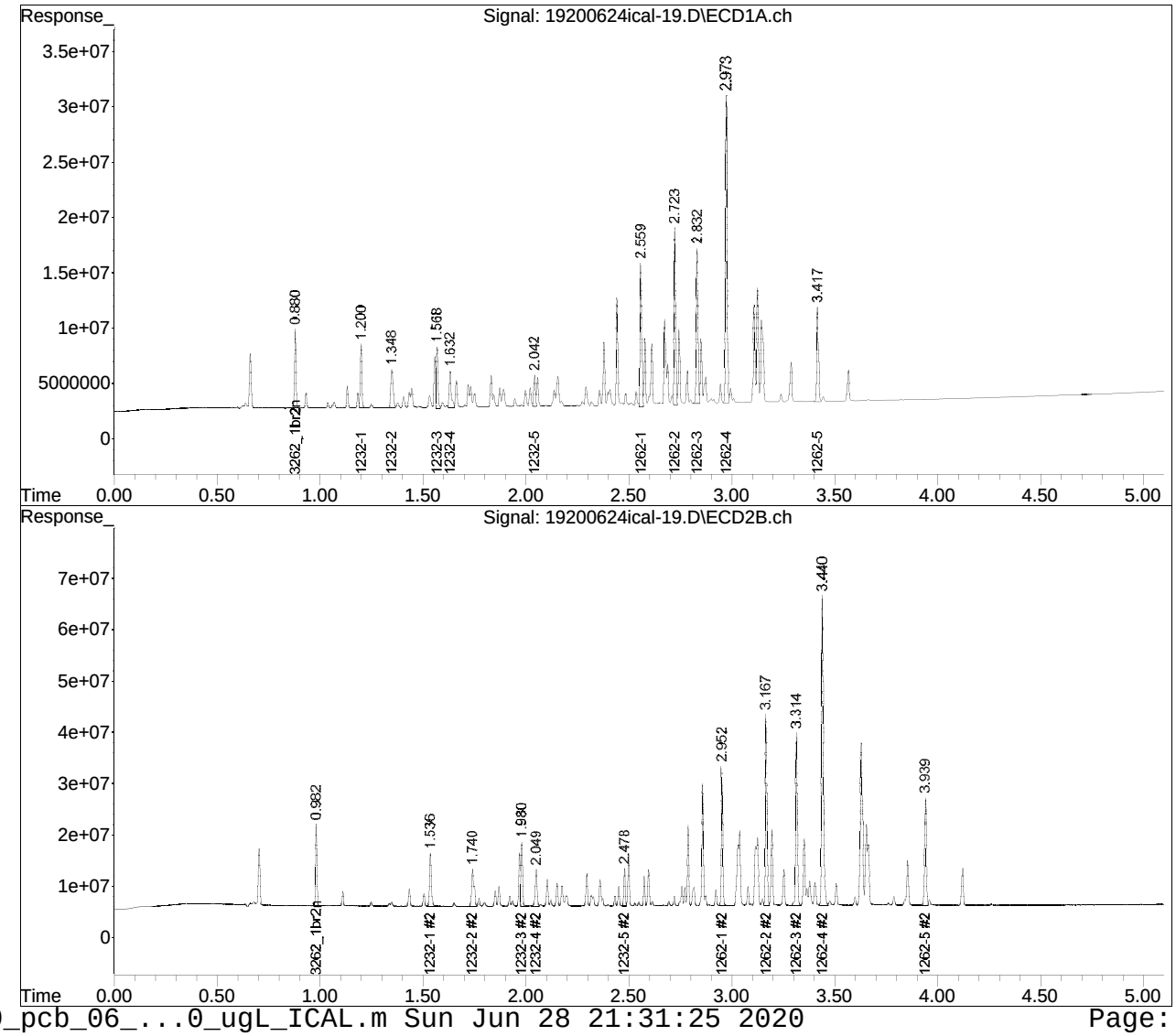

Manual Integration Report

Data Path : I:\Pest19\200624ical\
Data File : 19200624ical-19.D
Date Inj'd : 6/24/2020 4:26 pm
Sample : il63262,42e,, 9812

QMethod : P19_pcb_06_24_20_ugL_ICA
Operator : pest19:ht
Instrument : Pest 19
Quant Date : 6/26/2020 9:44 am

Compound #41: 1232-1

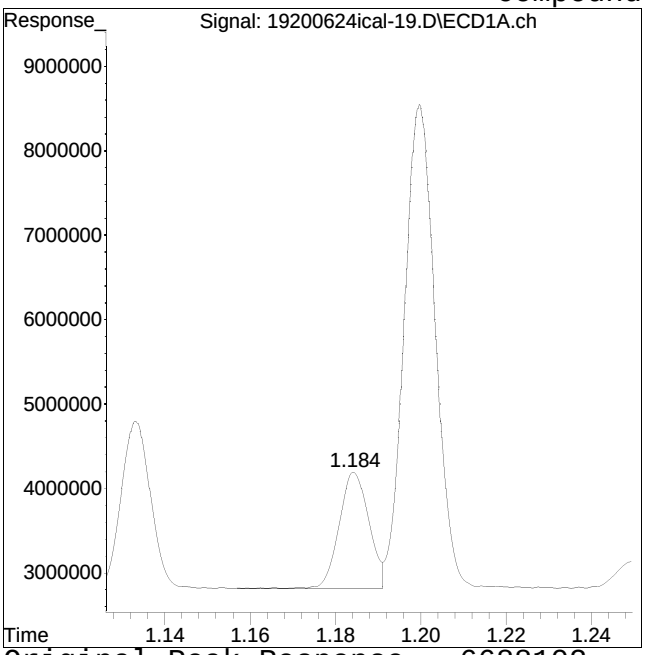

Original Peak Response = 6688102

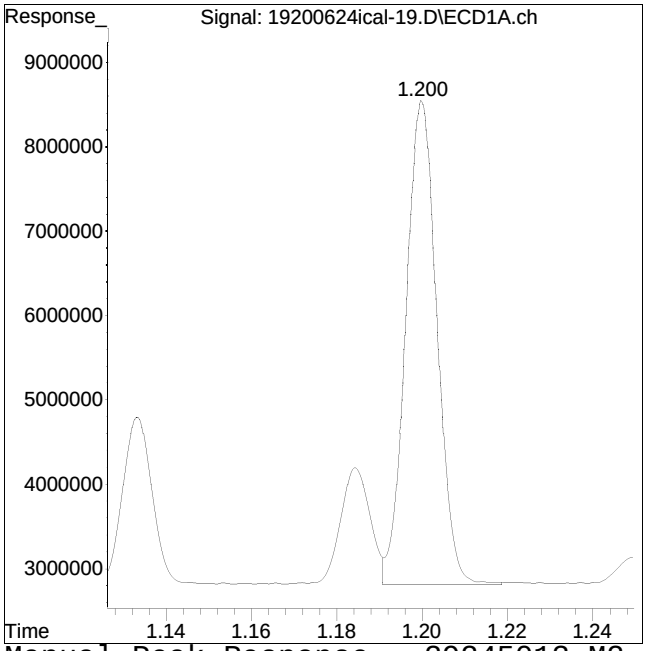

Manual Peak Response = 29245013 M2

M2 = Peak not found by automatic integration algorithm.

Manual Integration Report

Data Path : I:\Pest19\200624ical\
Data File : 19200624ical-19.D
Date Inj'd : 6/24/2020 4:26 pm
Sample : il63262,42e,, 9812

QMethod : P19_pcb_06_24_20_ugL_ICA
Operator : pest19:ht
Instrument : Pest 19
Quant Date : 6/26/2020 9:44 am

Compound #42: 1232-2

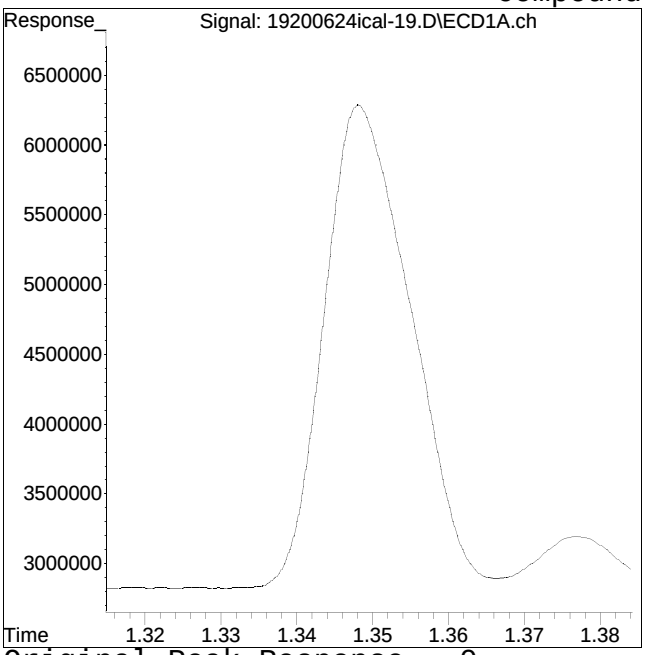

Original Peak Response = 0

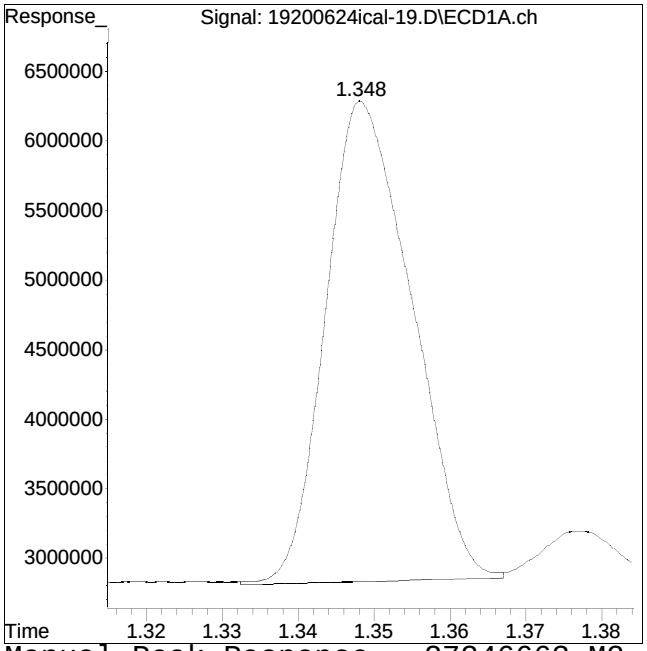

Manual Peak Response = 27246663 M2

M2 = Peak not found by automatic integration algorithm.

Manual Integration Report

Data Path : I:\Pest19\200624ical\
Data File : 19200624ical-19.D
Date Inj'd : 6/24/2020 4:26 pm
Sample : il63262,42e,, 9812

QMethod : P19_pcb_06_24_20_ugL_ICA
Operator : pest19:ht
Instrument : Pest 19
Quant Date : 6/26/2020 9:44 am

Compound #43: 1232-3

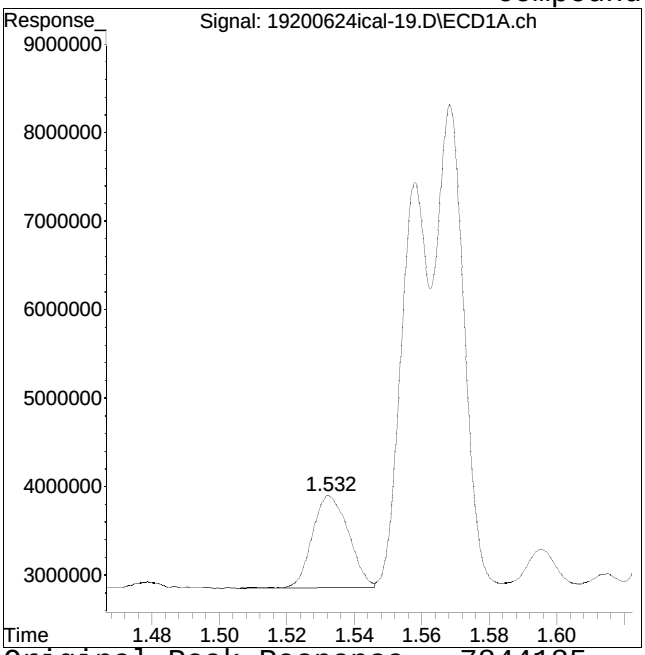

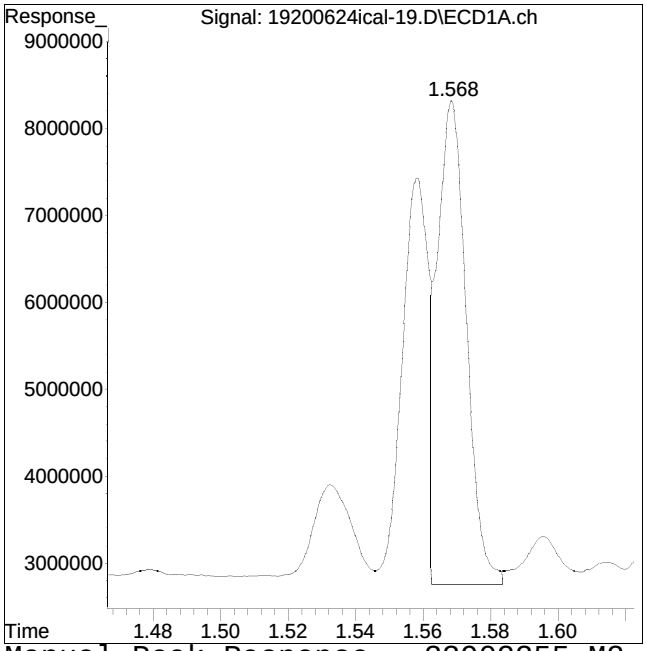

Original Peak Response = 7844185 Manual Peak Response = 33902355 M2
M2 = Peak not found by automatic integration algorithm.

Manual Integration Report

Data Path : I:\Pest19\200624ical\
Data File : 19200624ical-19.D
Date Inj'd : 6/24/2020 4:26 pm
Sample : il63262,42e,, 9812

QMethod : P19_pcb_06_24_20_ugL_ICA
Operator : pest19:ht
Instrument : Pest 19
Quant Date : 6/26/2020 9:44 am

Compound #44: 1232-4

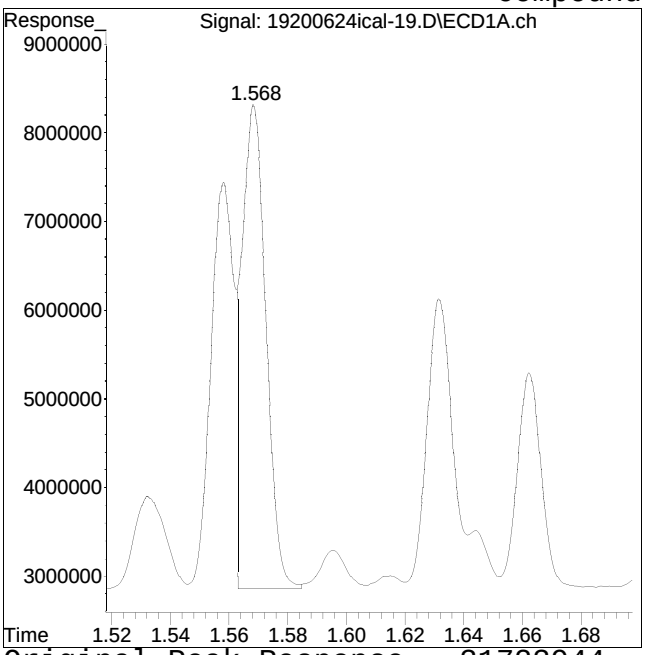

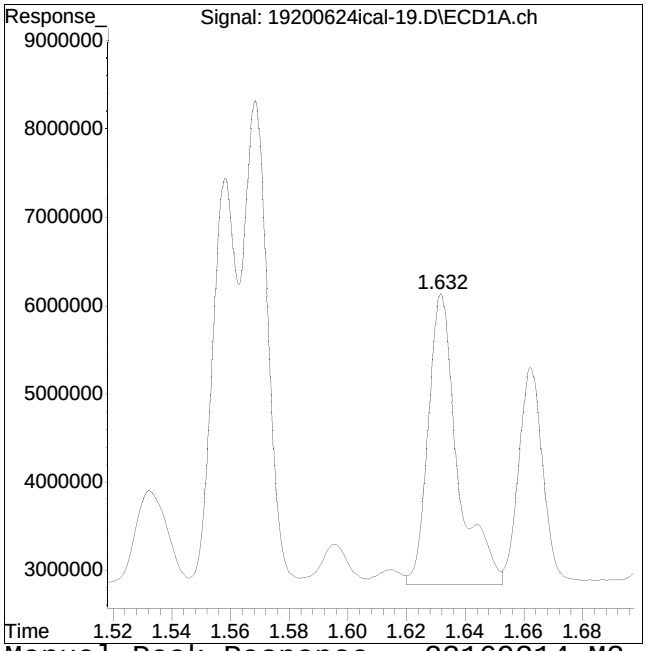

Original Peak Response = 31723944 Manual Peak Response = 23169314 M2
M2 = Peak not found by automatic integration algorithm.

Manual Integration Report

Data Path : I:\Pest19\200624ical\
Data File : 19200624ical-19.D
Date Inj'd : 6/24/2020 4:26 pm
Sample : il63262,42e,, 9812

QMethod : P19_pcb_06_24_20_ugL_ICA
Operator : pest19:ht
Instrument : Pest 19
Quant Date : 6/26/2020 9:44 am

Compound #45: 1232-5

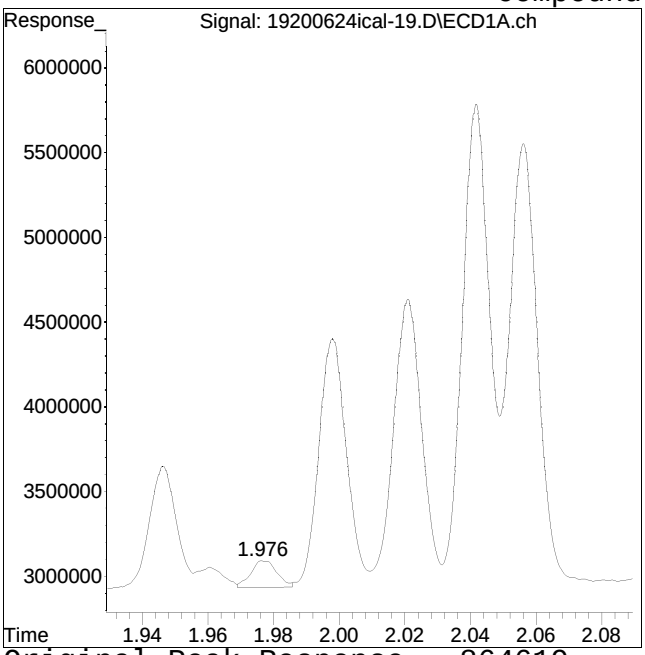

Original Peak Response = 864619

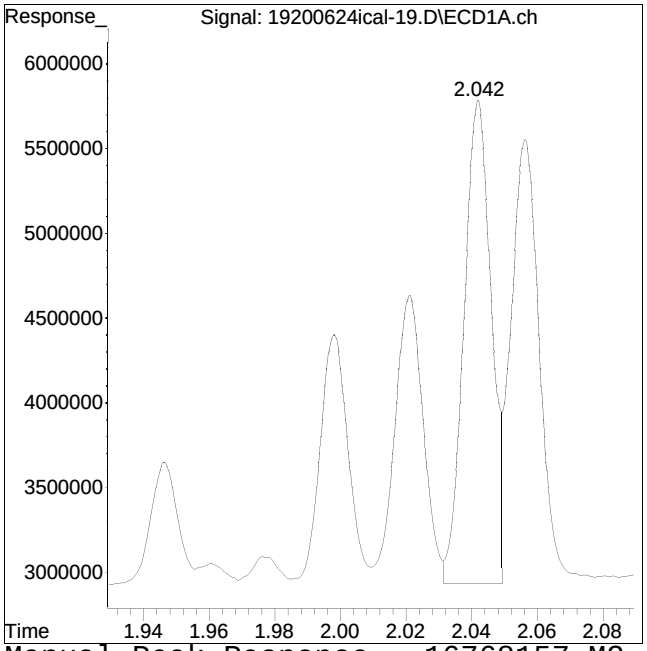

Manual Peak Response = 16768157 M2

M2 = Peak not found by automatic integration algorithm.

Manual Integration Report

Data Path : I:\Pest19\200624ical\
Data File : 19200624ical-19.D
Date Inj'd : 6/24/2020 4:26 pm
Sample : il63262,42e,, 9812

QMethod : P19_pcb_06_24_20_ugL_ICA
Operator : pest19:ht
Instrument : Pest 19
Quant Date : 6/26/2020 9:44 am

Compound #46: 1262-1

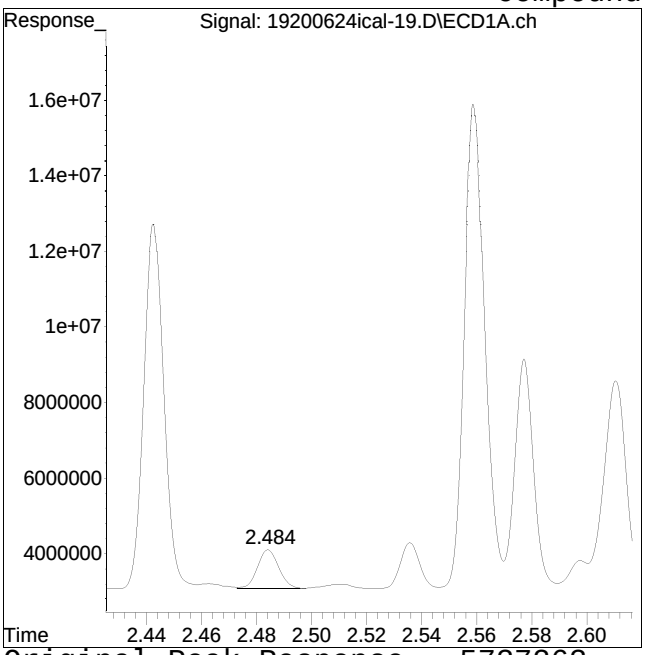

Original Peak Response = 5737263

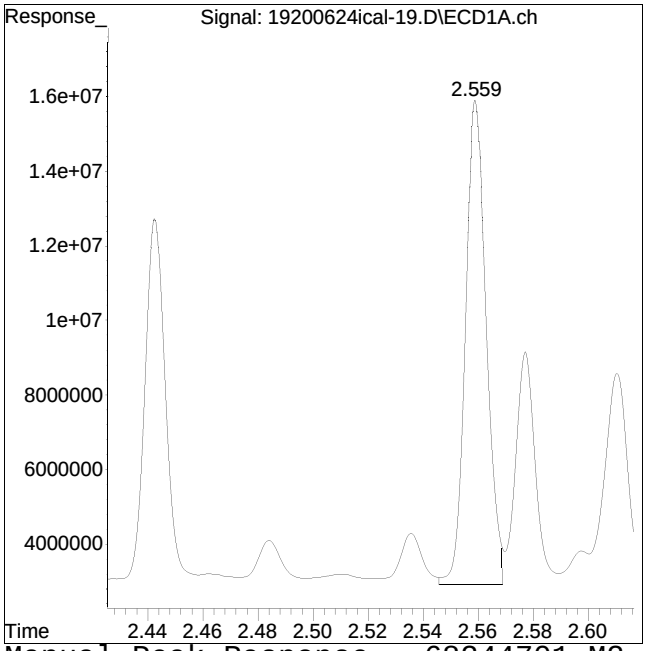

Manual Peak Response = 68244701 M2

M2 = Peak not found by automatic integration algorithm.

Manual Integration Report

Data Path : I:\Pest19\200624ical\
Data File : 19200624ical-19.D
Date Inj'd : 6/24/2020 4:26 pm
Sample : il63262,42e,, 9812

QMethod : P19_pcb_06_24_20_ugL_ICA
Operator : pest19:ht
Instrument : Pest 19
Quant Date : 6/26/2020 9:44 am

Compound #47: 1262-2

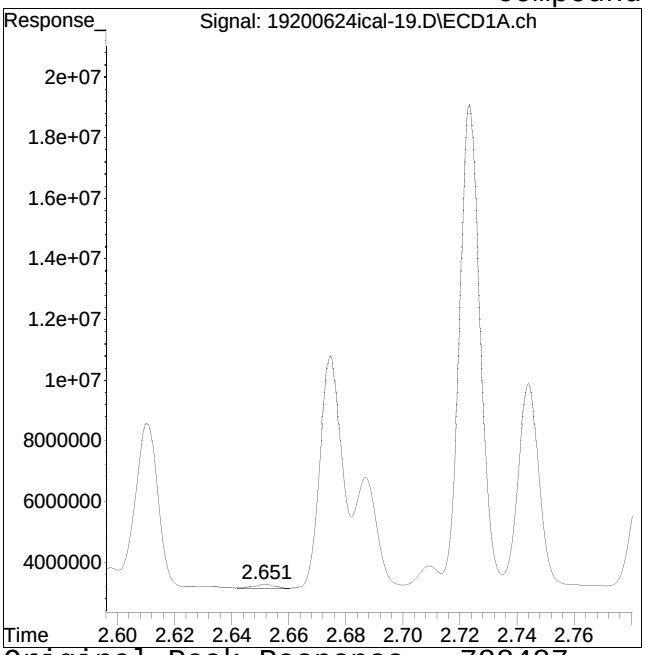

Original Peak Response = 788487

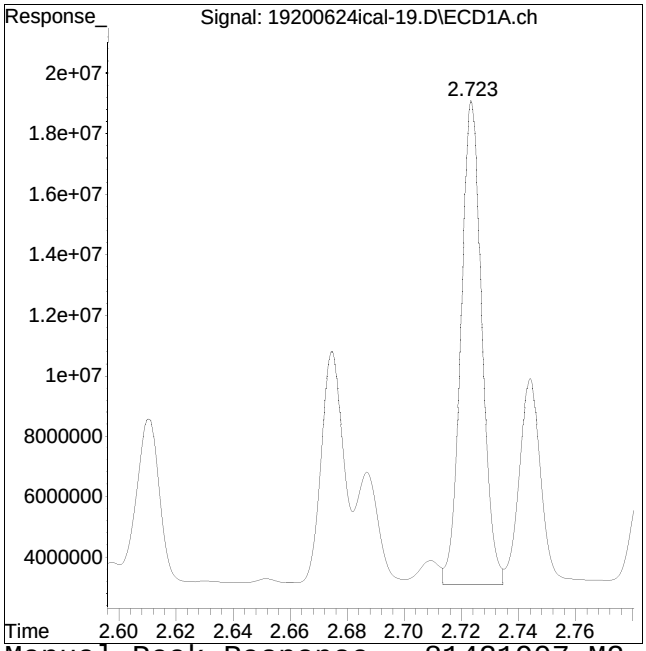

Manual Peak Response = 81421907 M2

M2 = Peak not found by automatic integration algorithm.

Manual Integration Report

Data Path : I:\Pest19\200624ical\
Data File : 19200624ical-19.D
Date Inj'd : 6/24/2020 4:26 pm
Sample : il63262,42e,, 9812

QMethod : P19_pcb_06_24_20_ugL_ICA
Operator : pest19:ht
Instrument : Pest 19
Quant Date : 6/26/2020 9:44 am

Compound #48: 1262-3

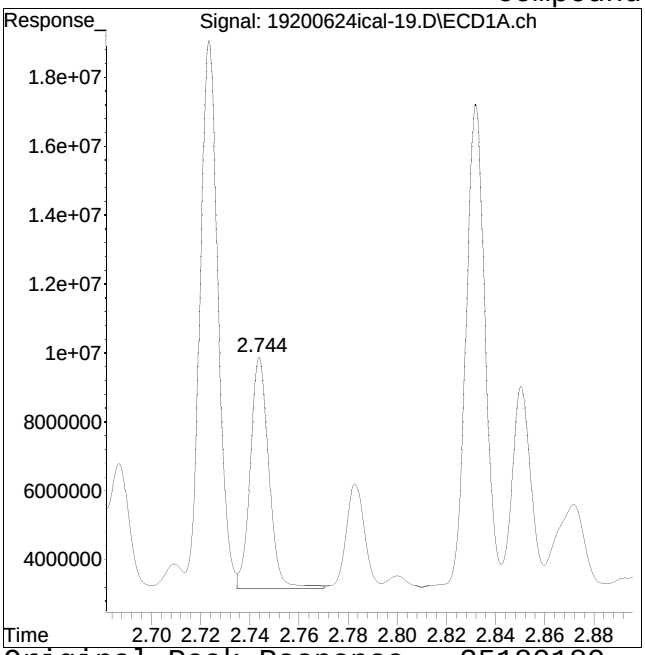

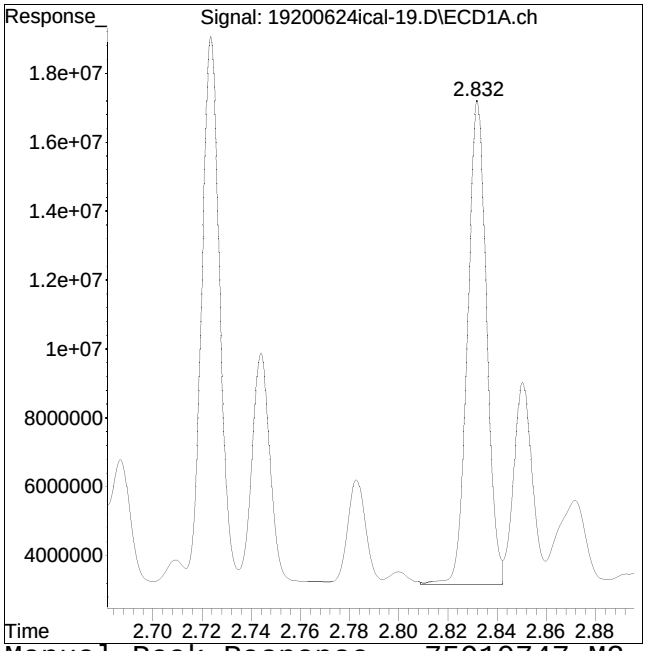

Original Peak Response = 35180180 Manual Peak Response = 75910747 M2
M2 = Peak not found by automatic integration algorithm.

Manual Integration Report

Data Path : I:\Pest19\200624ical\
Data File : 19200624ical-19.D
Date Inj'd : 6/24/2020 4:26 pm
Sample : il63262,42e,, 9812

QMethod : P19_pcb_06_24_20_ugL_ICA
Operator : pest19:ht
Instrument : Pest 19
Quant Date : 6/26/2020 9:44 am

Compound #49: 1262-4

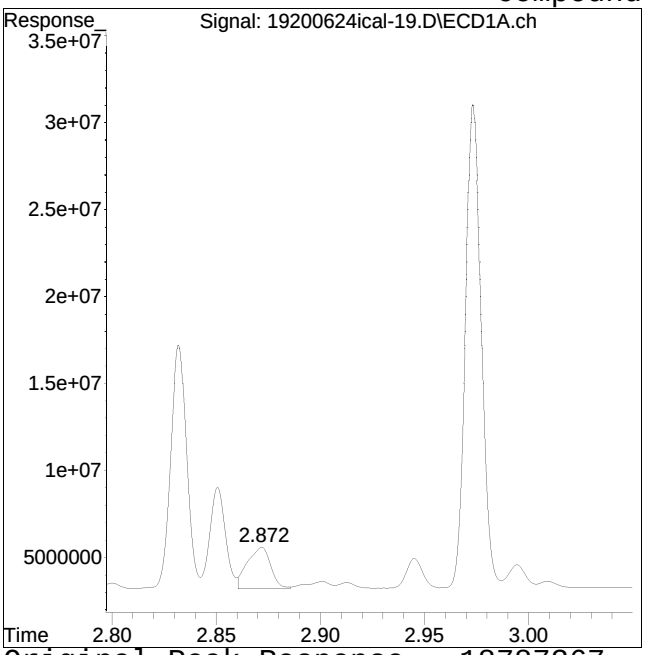

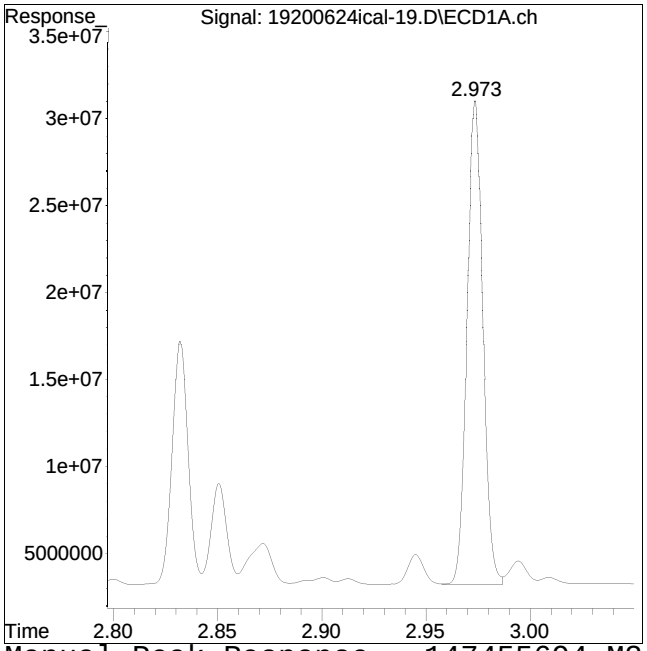

Original Peak Response = 18787367 Manual Peak Response = 147455694 M2
M2 = Peak not found by automatic integration algorithm.

Manual Integration Report

Data Path : I:\Pest19\200624ical\
Data File : 19200624ical-19.D
Date Inj'd : 6/24/2020 4:26 pm
Sample : il63262,42e,, 9812

QMethod : P19_pcb_06_24_20_ugL_ICA
Operator : pest19:ht
Instrument : Pest 19
Quant Date : 6/26/2020 9:44 am

Compound #50: 1262-5

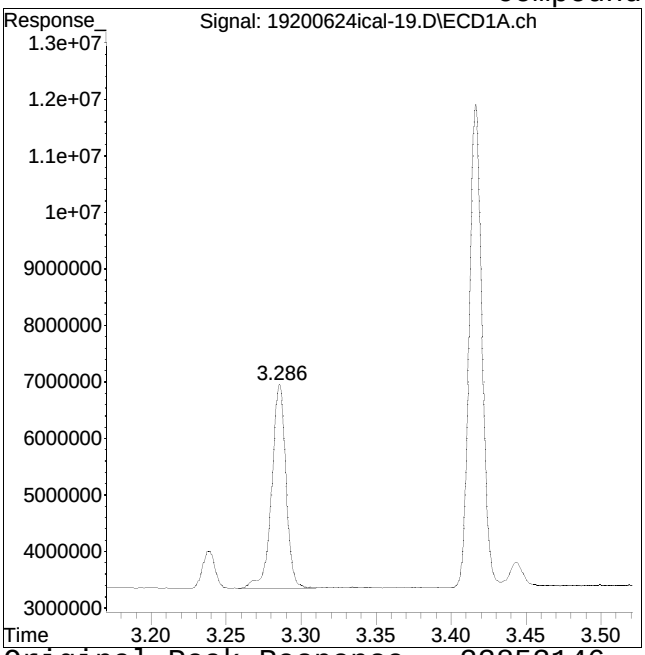

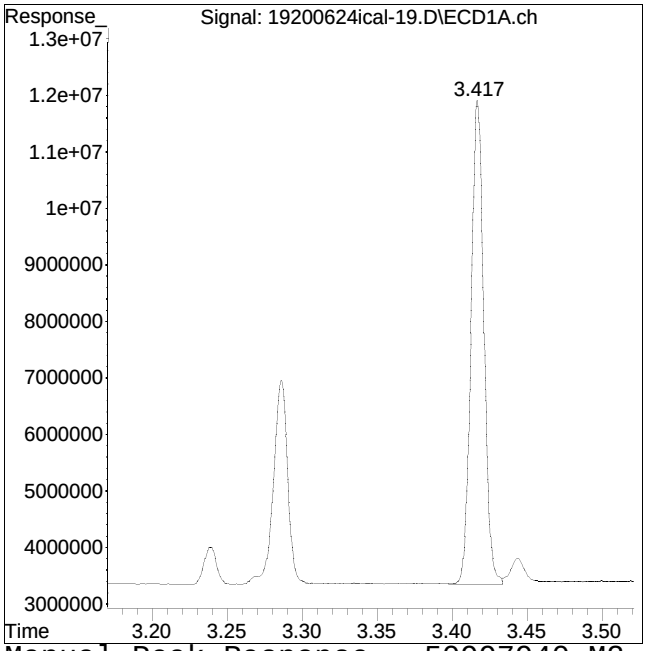

Original Peak Response = 23853146 Manual Peak Response = 50997940 M2
M2 = Peak not found by automatic integration algorithm.

Quantitation Report (QT Reviewed)

Data Path : I:\Pest19\200624ical\
Data File : 19200624ical-20.D
Signal(s) : Signal #1: ECD1A.ch Signal #2: ECD2B.ch
Acq On : 24 Jun 2020 04:32 pm
Operator : pest19:ht
Sample : il12154,42e,, 9811
Misc : WG1386877, (Sig #1); (Sig #2)
ALS Vial : 15 Sample Multiplier: 1

Integration File signal 1: events.e
Integration File signal 2: events2.e
Quant Time: Jun 26 09:34:43 2020
Quant Method : I:\Pest19\200624ical\P19_pcb_06_24_20_ugL_ICAL.m
Quant Title : pcb
QLast Update : Fri Jun 26 09:27:05 2020
Response via : Initial Calibration
Integrator: ChemStation

Volume Inj. :
Signal #1 Phase : Signal #2 Phase:
Signal #1 Info : Signal #2 Info :

Sub List : Default - All compounds listed

	Compound	RT#1	RT#2	Resp#1	Resp#2	ug/l	ug/l
	Internal Standards						
1) i	1660_1br2nb	0.000	0.000	0	0	N.D. d	N.D. d
14) i	2154_1br2nb	0.882	0.983	50586238	106.2E6	250.000M4	250.000M4
23) i	4268_1br2nb	0.000	0.000	0	0	N.D. d	N.D. d
34) i	1248_1br2nb	0.000	0.000	0	0	N.D. d	N.D. d
40) i	3262_1br2nb	0.000	0.000	0	0	N.D. d	N.D. d
	System Monitoring Compounds						
2) s	2,4,5,6-Tetr	0.000	0.000	0	0	N.D.	N.D.
Spiked Amount	500.000	Range 30 - 150		Recovery =		0.00%#	0.00%#
3) s	Decachlorobi	0.000	0.000	0	0	N.D.	N.D.
Spiked Amount	500.000	Range 30 - 150		Recovery =		0.00%#	0.00%#
	Target Compounds						
4) l1	1016-1	0.000	0.000	0	0	N.D. d	N.D. d
5) l1	1016-2	0.000	0.000	0	0	N.D. d	N.D. d
6) l1	1016-3	0.000	0.000	0	0	N.D. d	N.D. d
7) l1	1016-4	0.000	0.000	0	0	N.D. d	N.D. d
8) l1	1016-5	0.000	0.000	0	0	N.D. d	N.D. d
Sum	1016-1			0	0	N.D.	N.D.
Average	1016-1					0.000	0.000
9) l2	1260-1	0.000	0.000	0	0	N.D. d	N.D. d
10) l2	1260-2	0.000	0.000	0	0	N.D. d	N.D. d
11) l2	1260-3	0.000	0.000	0	0	N.D. d	N.D. d
12) l2	1260-4	0.000	0.000	0	0	N.D. d	N.D. d
13) l2	1260-5	0.000	0.000	0	0	N.D. d	N.D. d
Sum	1260-1			0	0	N.D.	N.D.
Average	1260-1					0.000	0.000
15) l3	1221-2	1.136	1.435	299857	482701	119.406M2	91.562M4

Quantitation Report (QT Reviewed)

Data Path : I:\Pest19\200624ical\
Data File : 19200624ical-20.D
Signal(s) : Signal #1: ECD1A.ch Signal #2: ECD2B.ch
Acq On : 24 Jun 2020 04:32 pm
Operator : pest19:ht
Sample : il12154,42e,, 9811
Misc : WG1386877, (Sig #1); (Sig #2)
ALS Vial : 15 Sample Multiplier: 1

Integration File signal 1: events.e
Integration File signal 2: events2.e
Quant Time: Jun 26 09:34:43 2020
Quant Method : I:\Pest19\200624ical\P19_pcb_06_24_20_ugL_ICAL.m
Quant Title : pcb
QLast Update : Fri Jun 26 09:27:05 2020
Response via : Initial Calibration
Integrator: ChemStation

Volume Inj. :
Signal #1 Phase : Signal #2 Phase:
Signal #1 Info : Signal #2 Info :

Sub List : Default - All compounds listed

	Compound	RT#1	RT#2	Resp#1	Resp#2	ug/l	ug/l
16) l3	1221-3	1.186	1.504	164948	430997	110.633M2	130.673M4
17) l3	1221-4	1.201	1.536	625318	1264998	108.424M4	103.020M3
Sum	1221-2			1090123	2178695	338.463	325.256
Average	1221-2					112.821	108.419
18) l4	1254-1	2.021	2.497	710982	1681597	100.018M4	94.397M4
19) l4	1254-2	2.153	2.574	1269060	2089537	101.110M4	103.248M4
20) l4	1254-3	2.359	2.772	1294570	2628298	107.592	96.059M4
21) l4	1254-4	2.485	2.872	918235	1956353	99.698M4	93.771M4
22) l4	1254-5	2.676	3.124	1579871	3026381	123.122	100.353M4
Sum	1254-1			5772719	11382166	NoCal	NoCal D
Average	1254-1					106.308	97.566
24) l6	1242-1	0.000	0.000	0	0	N.D. d	N.D. d
25) l6	1242-2	0.000	0.000	0	0	N.D.	N.D.
26) l6	1242-3	0.000	0.000	0	0	N.D. d	N.D. d
27) l6	1242-4	0.000	0.000	0	0	N.D. d	N.D. d
28) l6	1242-5	0.000	0.000	0	0	N.D. d	N.D. d
Sum	1242-1			0	0	N.D.	N.D.
Average	1242-1					0.000	0.000
29) l9	1268-1	0.000	0.000	0	0	N.D.	N.D.
30) l9	1268-2	0.000	0.000	0	0	N.D. d	N.D. d
31) l9	1268-3	0.000	0.000	0	0	N.D. d	N.D. d
32) l9	1268-4	0.000	0.000	0	0	N.D. d	N.D. d
33) l9	1268-5	0.000	0.000	0	0	N.D. d	N.D. d
Sum	1268-1			0	0	N.D.	N.D.
Average	1268-1					0.000	0.000

Quantitation Report (QT Reviewed)

Data Path : I:\Pest19\200624ical\
Data File : 19200624ical-20.D
Signal(s) : Signal #1: ECD1A.ch Signal #2: ECD2B.ch
Acq On : 24 Jun 2020 04:32 pm
Operator : pest19:ht
Sample : il12154,42e,, 9811
Misc : WG1386877, (Sig #1); (Sig #2)
ALS Vial : 15 Sample Multiplier: 1

Integration File signal 1: events.e
Integration File signal 2: events2.e
Quant Time: Jun 26 09:34:43 2020
Quant Method : I:\Pest19\200624ical\P19_pcb_06_24_20_ugL_ICAL.m
Quant Title : pcb
QLast Update : Fri Jun 26 09:27:05 2020
Response via : Initial Calibration
Integrator: ChemStation

Volume Inj. :
Signal #1 Phase : Signal #2 Phase:
Signal #1 Info : Signal #2 Info :

Sub List : Default - All compounds listed

	Compound	RT#1	RT#2	Resp#1	Resp#2	ug/l	ug/l
35) l7	1248-1	0.000	0.000	0	0	N.D. d	N.D. d
36) l7	1248-2	0.000	0.000	0	0	N.D. d	N.D. d
37) l7	1248-3	0.000	0.000	0	0	N.D. d	N.D. d
38) l7	1248-4	0.000	0.000	0	0	N.D. d	N.D. d
39) l7	1248-5	0.000	0.000	0	0	N.D.	N.D.
Sum	1248-1			0	0	N.D.	N.D.
Average	1248-1					0.000	0.000
41) l5	1232-1	0.000	0.000	0	0	N.D. d	N.D. d
42) l5	1232-2	0.000	0.000	0	0	N.D.	N.D.
43) l5	1232-3	0.000	0.000	0	0	N.D. d	N.D. d
44) l5	1232-4	0.000	0.000	0	0	N.D. d	N.D. d
45) l5	1232-5	0.000	0.000	0	0	N.D. d	N.D. d
Sum	1232-1			0	0	N.D.	N.D.
Average	1232-1					0.000	0.000
46) l8	1262-1	0.000	0.000	0	0	N.D. d	N.D. d
47) l8	1262-2	0.000	0.000	0	0	N.D. d	N.D. d
48) l8	1262-3	0.000	0.000	0	0	N.D. d	N.D. d
49) l8	1262-4	0.000	0.000	0	0	N.D.	N.D.
50) l8	1262-5	0.000	0.000	0	0	N.D. d	N.D. d
Sum	1262-1			0	0	N.D.	N.D.
Average	1262-1					0.000	0.000
SemiQuant Compounds - Not Calibrated on this Instrument							
Sum	1262-1			0	0	N.D.	N.D.
Average	1262-1					0.000	0.000

(f)=RT Delta > 1/2 Window (D)=Amounts differ by > 40% (m)=manual int.

Quantitation Report (QT Reviewed)

Data Path : I:\Pest19\200624ical\
Data File : 19200624ical-20.D
Signal(s) : Signal #1: ECD1A.ch Signal #2: ECD2B.ch
Acq On : 24 Jun 2020 04:32 pm
Operator : pest19:ht
Sample : il12154,42e,, 9811
Misc : WG1386877, (Sig #1); (Sig #2)
ALS Vial : 15 Sample Multiplier: 1

Integration File signal 1: events.e
Integration File signal 2: events2.e
Quant Time: Jun 26 09:34:43 2020
Quant Method : I:\Pest19\200624ical\P19_pcb_06_24_20_ugL_ICAL.m
Quant Title : pcb
QLast Update : Fri Jun 26 09:27:05 2020
Response via : Initial Calibration
Integrator: ChemStation

Volume Inj. :
Signal #1 Phase : Signal #2 Phase:
Signal #1 Info : Signal #2 Info :

Sub List : Default - All compounds listed

Compound	RT#1	RT#2	Resp#1	Resp#2	ug/l	ug/l

(#)=Recovery Exceeds Compound Acceptance Limits.
(I,C,F) I=Interference, C=Coelluting Calibration Peak, F=Fails CC Criteria.

Sub List : Default - All compounds listed Reviewed)

Data Path : I:\Pest19\200624ical\
Data File : 19200624ical-20.D
Signal(s) : Signal #1: ECD1A.ch Signal #2: ECD2B.ch
Acq On : 24 Jun 2020 04:32 pm
Operator : pest19:ht
Sample : il12154,42e,, 9811
Misc : WG1386877, (Sig #1); (Sig #2)
ALS Vial : 15 Sample Multiplier: 1

Integration File signal 1: events.e
Integration File signal 2: events2.e
Quant Time: Jun 26 09:34:43 2020
Quant Method : I:\Pest19\200624ical\P19_pcb_06_24_20_ugL_ICAL.m
Quant Title : pcb
QLast Update : Fri Jun 26 09:27:05 2020
Response via : Initial Calibration
Integrator: ChemStation

Volume Inj. :
Signal #1 Phase : Signal #2 Phase:
Signal #1 Info : Signal #2 Info :

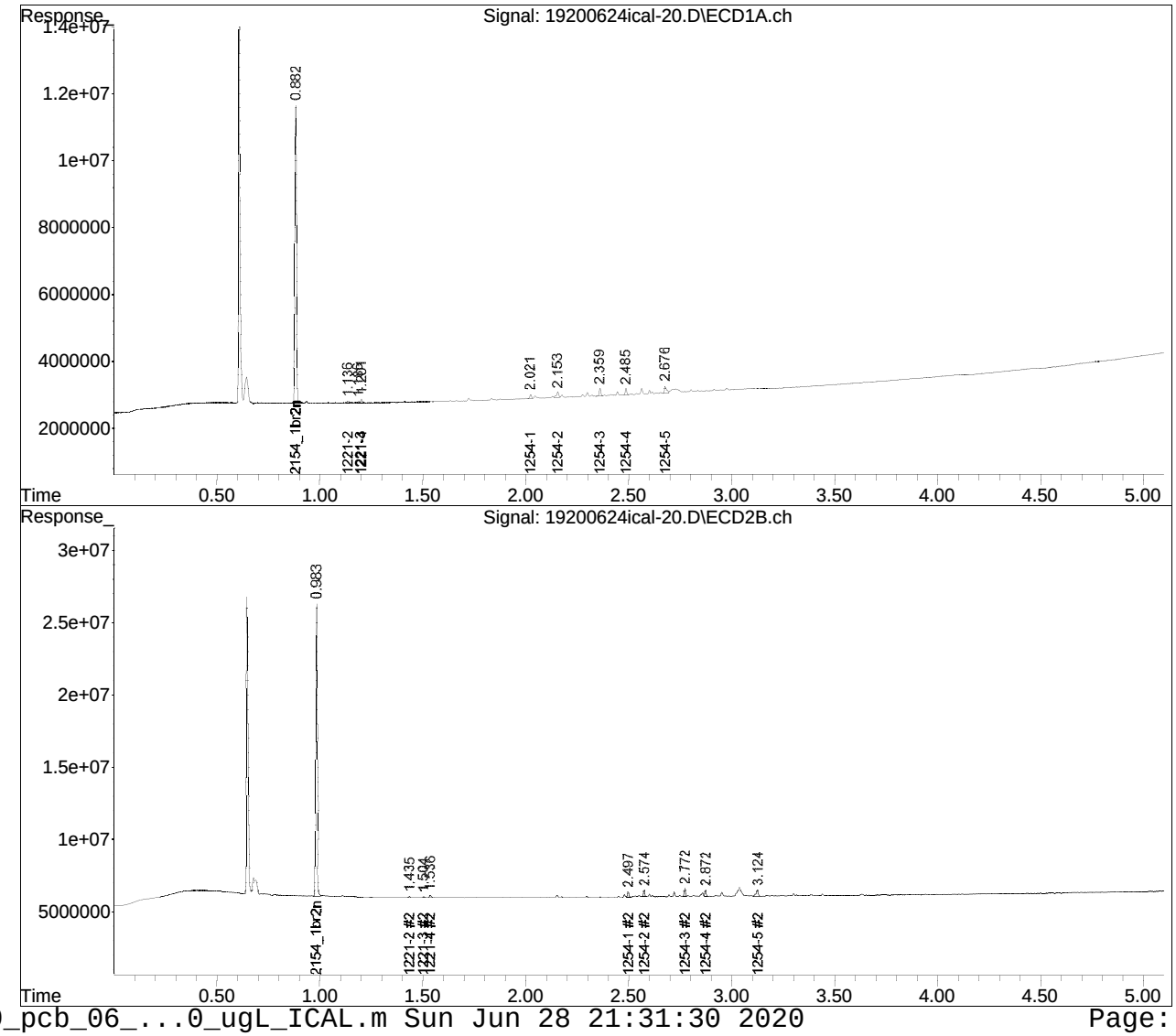

Manual Integration Report

Data Path : I:\Pest19\200624ical\
Data File : 19200624ical-20.D
Date Inj'd : 6/24/2020 4:32 pm
Sample : il12154,42e,, 9811

QMethod : P19_pcb_06_24_20_ugL_ICA
Operator : pest19:ht
Instrument : Pest 19
Quant Date : 6/26/2020 9:27 am

Compound #15: 1221-2

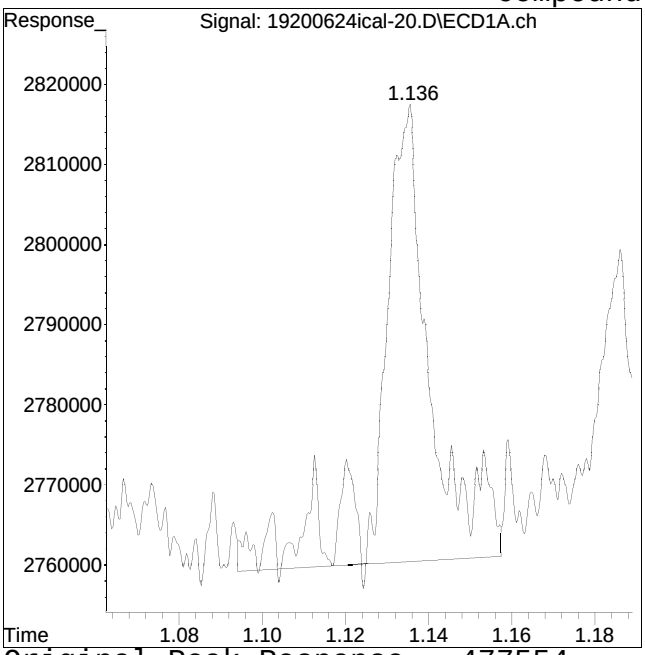

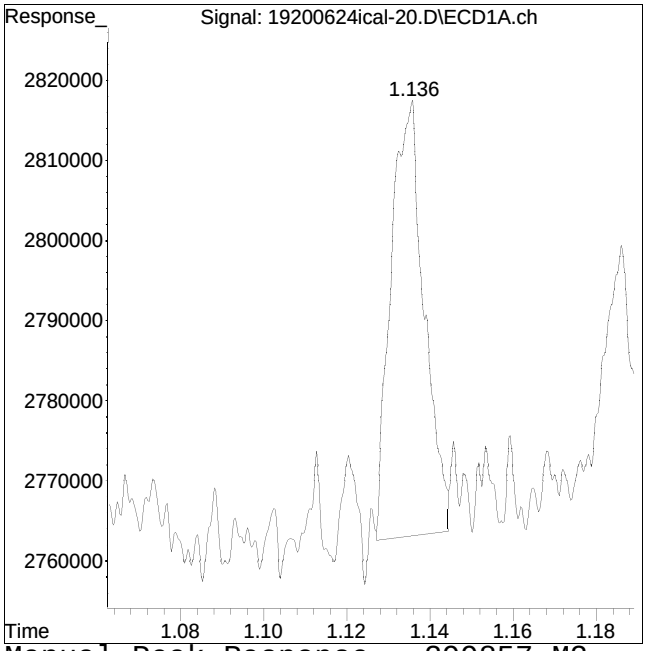

Original Peak Response = 477554 Manual Peak Response = 299857 M2
M2 = Peak not found by automatic integration algorithm.

Manual Integration Report

Data Path : I:\Pest19\200624ical\
Data File : 19200624ical-20.D
Date Inj'd : 6/24/2020 4:32 pm
Sample : il12154,42e,, 9811

QMethod : P19_pcb_06_24_20_ugL_ICA
Operator : pest19:ht
Instrument : Pest 19
Quant Date : 6/26/2020 9:27 am

Compound #66: 1221-2 #2

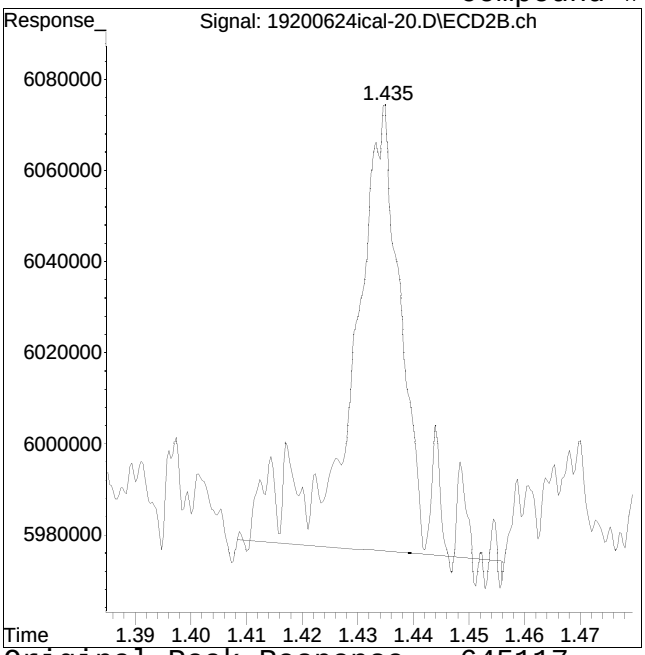

Original Peak Response = 645117

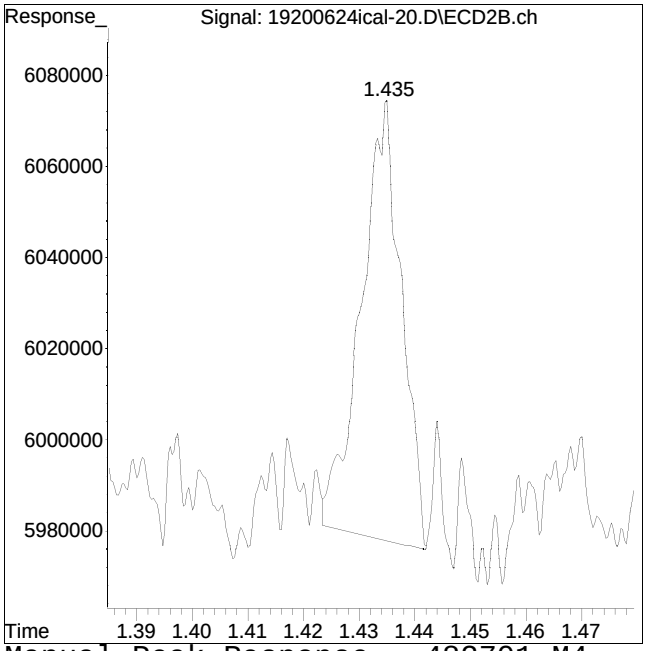

Manual Peak Response = 482701 M4

M4 = Poor automated baseline construction.

Manual Integration Report

Data Path : I:\Pest19\200624ical\
Data File : 19200624ical-20.D
Date Inj'd : 6/24/2020 4:32 pm
Sample : il12154,42e,, 9811

QMethod : P19_pcb_06_24_20_ugL_ICA
Operator : pest19:ht
Instrument : Pest 19
Quant Date : 6/26/2020 9:27 am

Compound #16: 1221-3

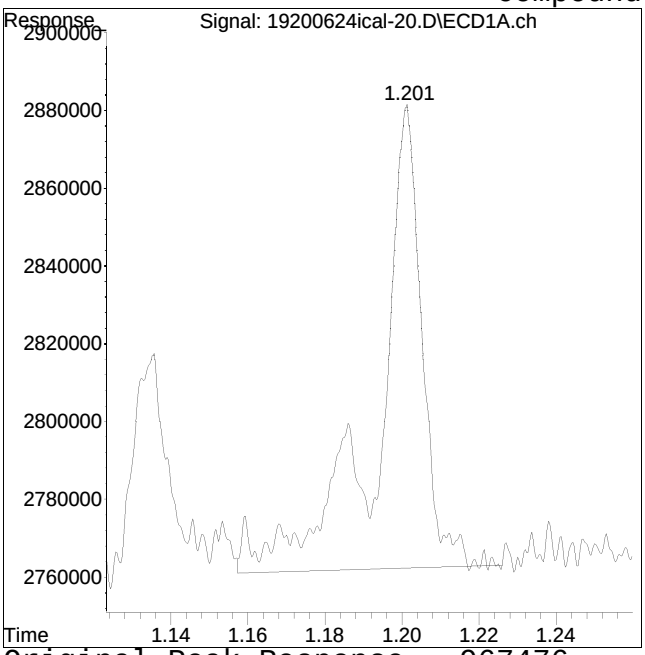

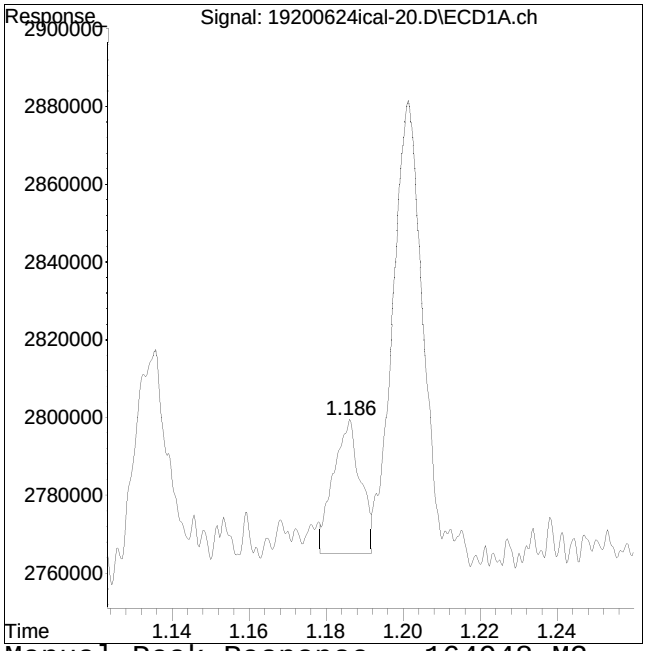

Original Peak Response = 967476 Manual Peak Response = 164948 M2
M2 = Peak not found by automatic integration algorithm.

Manual Integration Report

Data Path : I:\Pest19\200624ical\
Data File : 19200624ical-20.D
Date Inj'd : 6/24/2020 4:32 pm
Sample : il12154,42e,, 9811

QMethod : P19_pcb_06_24_20_ugL_ICA
Operator : pest19:ht
Instrument : Pest 19
Quant Date : 6/26/2020 9:27 am

Compound #67: 1221-3 #2

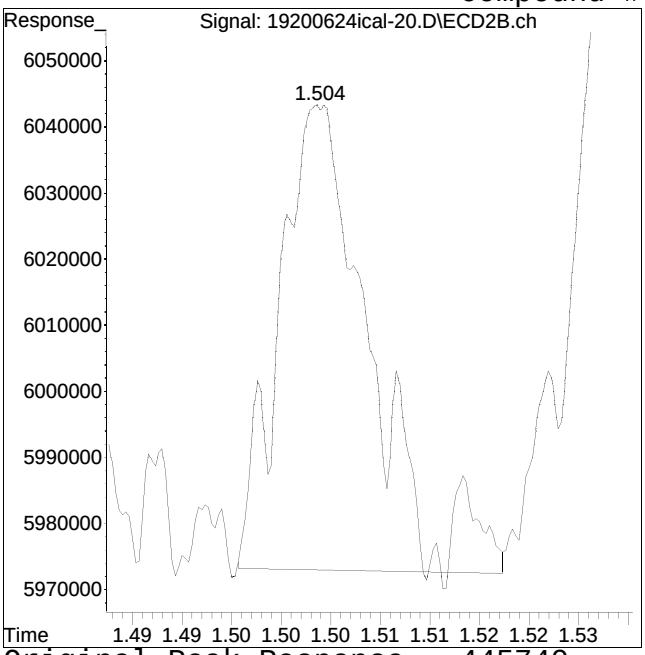

Original Peak Response = 445740

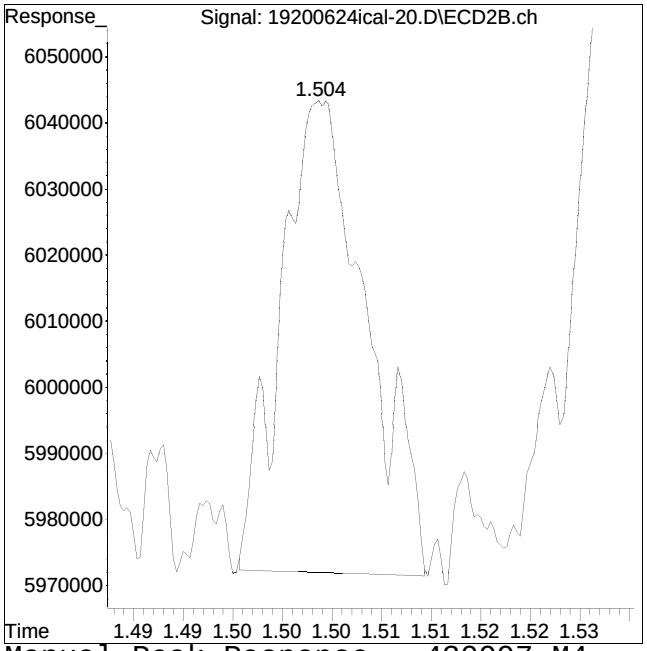

Manual Peak Response = 430997 M4

M4 = Poor automated baseline construction.

Manual Integration Report

Data Path : I:\Pest19\200624ical\
Data File : 19200624ical-20.D
Date Inj'd : 6/24/2020 4:32 pm
Sample : il12154,42e,, 9811

QMethod : P19_pcb_06_24_20_ugL_ICA
Operator : pest19:ht
Instrument : Pest 19
Quant Date : 6/26/2020 9:27 am

Compound #17: 1221-4

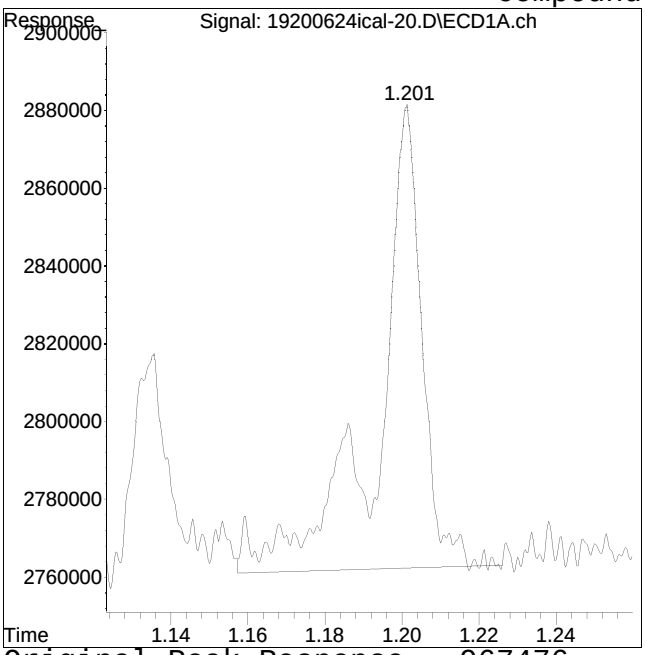

Original Peak Response = 967476

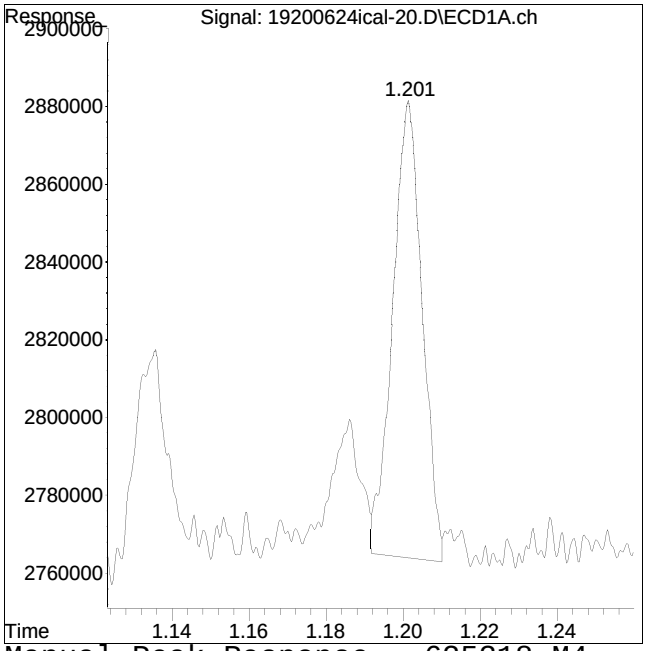

Manual Peak Response = 625318 M4

M4 = Poor automated baseline construction.

Manual Integration Report

Data Path : I:\Pest19\200624ical\
Data File : 19200624ical-20.D
Date Inj'd : 6/24/2020 4:32 pm
Sample : il12154,42e,, 9811

QMethod : P19_pcb_06_24_20_ugL_ICA
Operator : pest19:ht
Instrument : Pest 19
Quant Date : 6/26/2020 9:27 am

Compound #68: 1221-4 #2

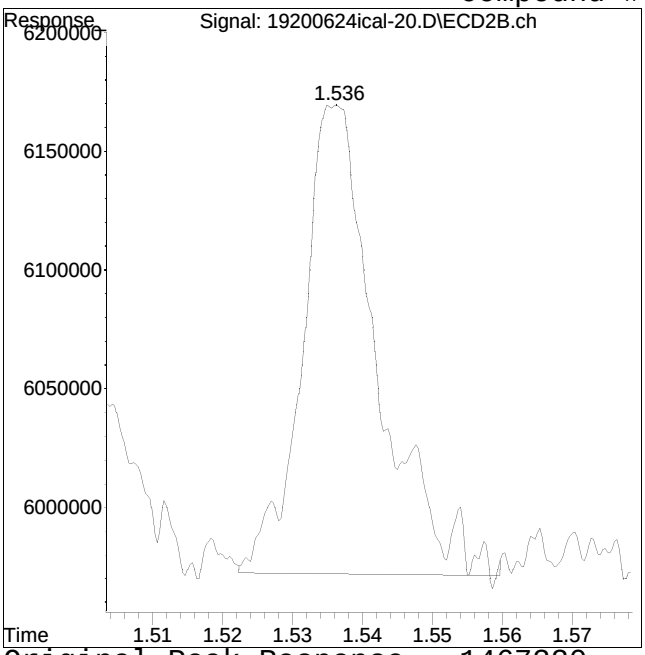

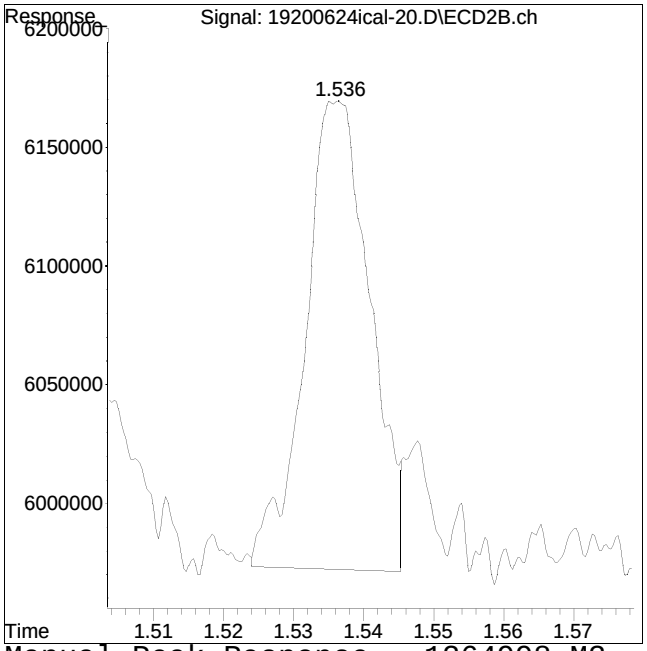

Original Peak Response = 1467320 Manual Peak Response = 1264998 M3
M3 = Misidentification of the peak (i.e. 1,4-dichlorobenzene identified as 1,3-dichlorobenzene), or misidentification from 2 partially resolved peaks not being split.

Manual Integration Report

Data Path : I:\Pest19\200624ical\
Data File : 19200624ical-20.D
Date Inj'd : 6/24/2020 4:32 pm
Sample : il12154,42e,, 9811

QMethod : P19_pcb_06_24_20_ugL_ICA
Operator : pest19:ht
Instrument : Pest 19
Quant Date : 6/26/2020 9:27 am

Compound #18: 1254-1

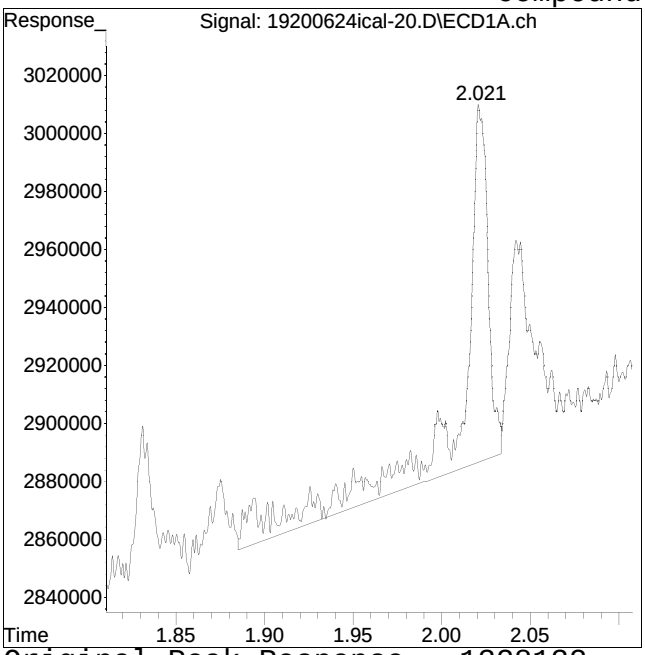

Original Peak Response = 1328132

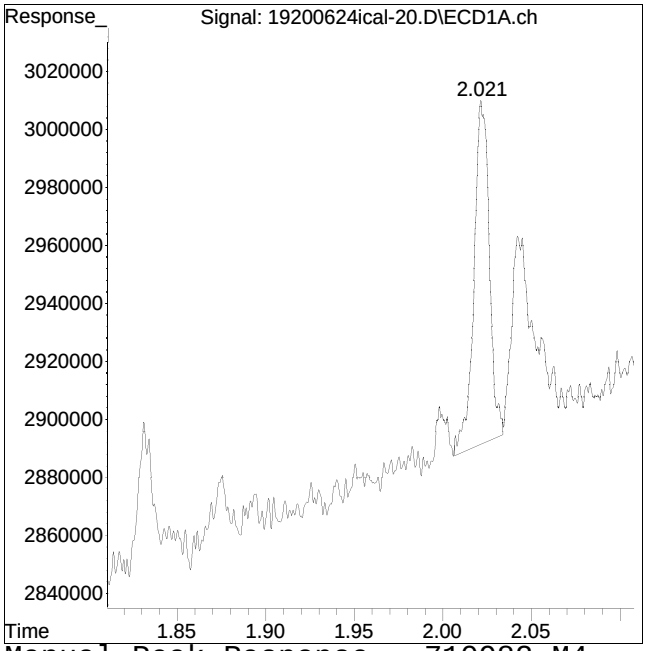

Manual Peak Response = 710982 M4

M4 = Poor automated baseline construction.

Manual Integration Report

Data Path : I:\Pest19\200624ical\
Data File : 19200624ical-20.D
Date Inj'd : 6/24/2020 4:32 pm
Sample : il12154,42e,, 9811

QMethod : P19_pcb_06_24_20_ugL_ICA
Operator : pest19:ht
Instrument : Pest 19
Quant Date : 6/26/2020 9:27 am

Compound #69: 1254-1 #2

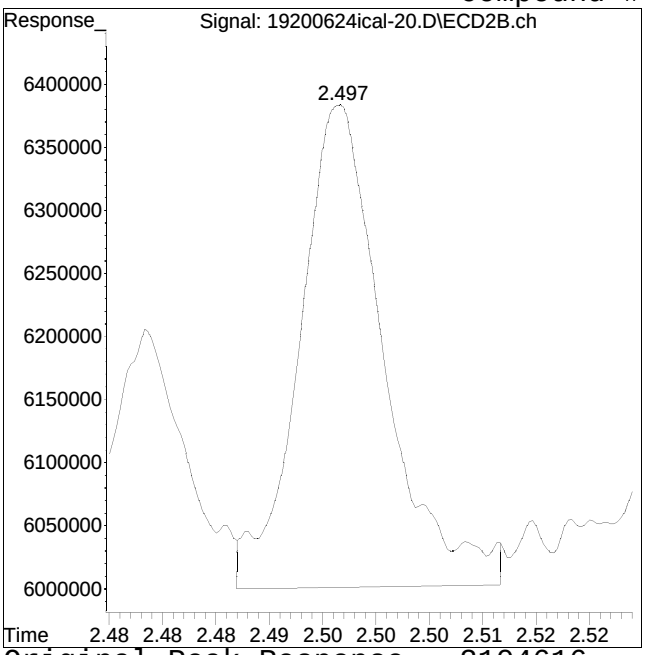

Original Peak Response = 2104616

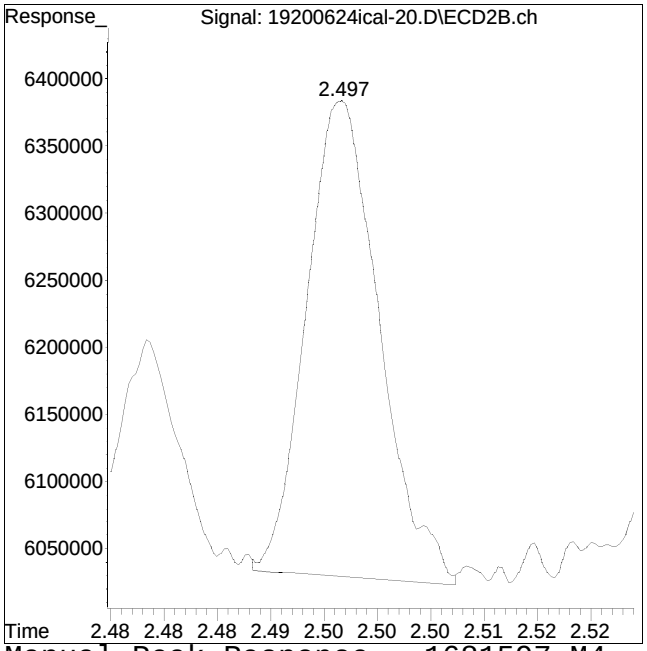

Manual Peak Response = 1681597 M4

M4 = Poor automated baseline construction.

Manual Integration Report

Data Path : I:\Pest19\200624ical\
Data File : 19200624ical-20.D
Date Inj'd : 6/24/2020 4:32 pm
Sample : il12154,42e,, 9811

QMethod : P19_pcb_06_24_20_ugL_ICA
Operator : pest19:ht
Instrument : Pest 19
Quant Date : 6/26/2020 9:27 am

Compound #19: 1254-2

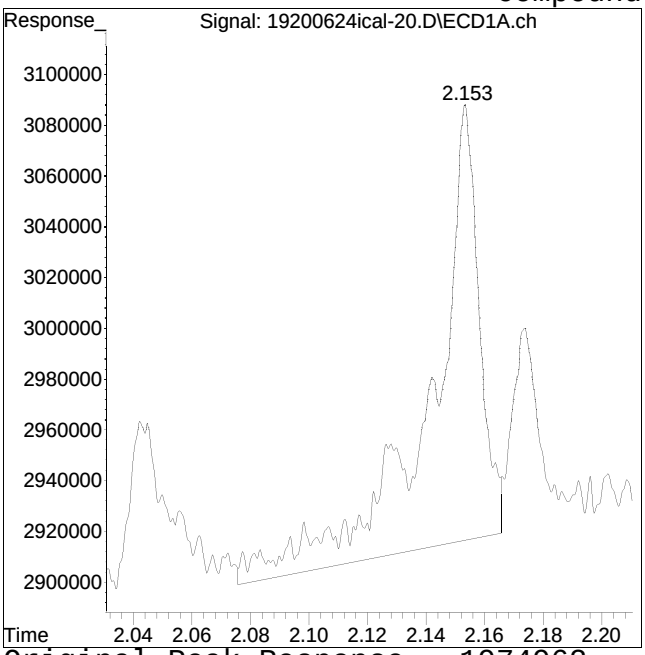

Original Peak Response = 1974962

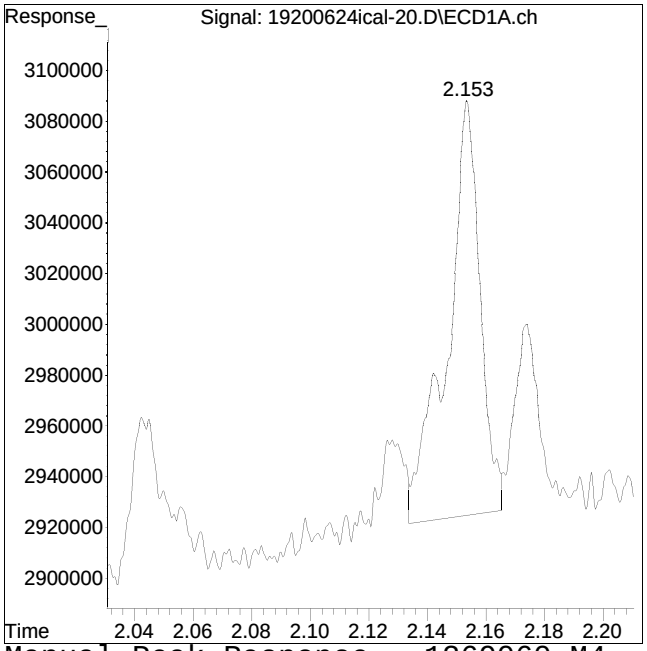

Manual Peak Response = 1269060 M4

M4 = Poor automated baseline construction.

Manual Integration Report

Data Path : I:\Pest19\200624ical\
Data File : 19200624ical-20.D
Date Inj'd : 6/24/2020 4:32 pm
Sample : il12154,42e,, 9811

QMethod : P19_pcb_06_24_20_ugL_ICA
Operator : pest19:ht
Instrument : Pest 19
Quant Date : 6/26/2020 9:27 am

Compound #70: 1254-2 #2

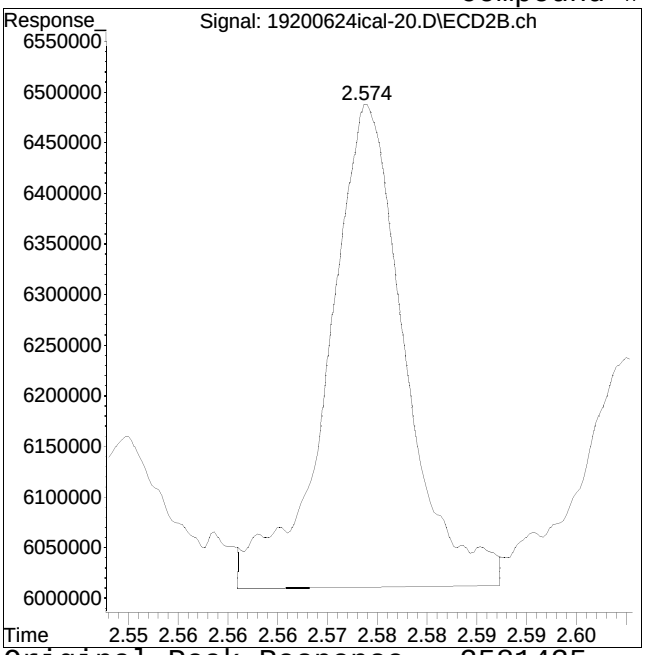

Original Peak Response = 2581435

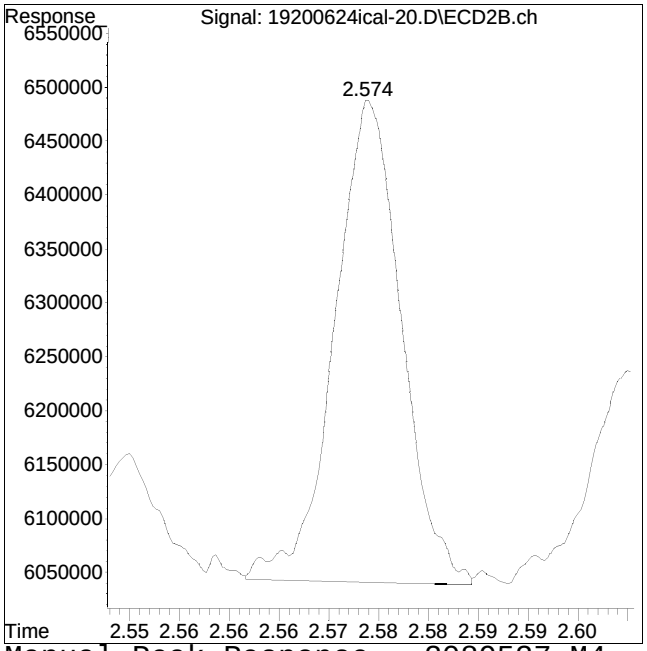

Manual Peak Response = 2089537 M4

M4 = Poor automated baseline construction.

Manual Integration Report

Data Path : I:\Pest19\200624ical\
Data File : 19200624ical-20.D
Date Inj'd : 6/24/2020 4:32 pm
Sample : il12154,42e,, 9811

QMethod : P19_pcb_06_24_20_ugL_ICA
Operator : pest19:ht
Instrument : Pest 19
Quant Date : 6/26/2020 9:27 am

Compound #71: 1254-3 #2

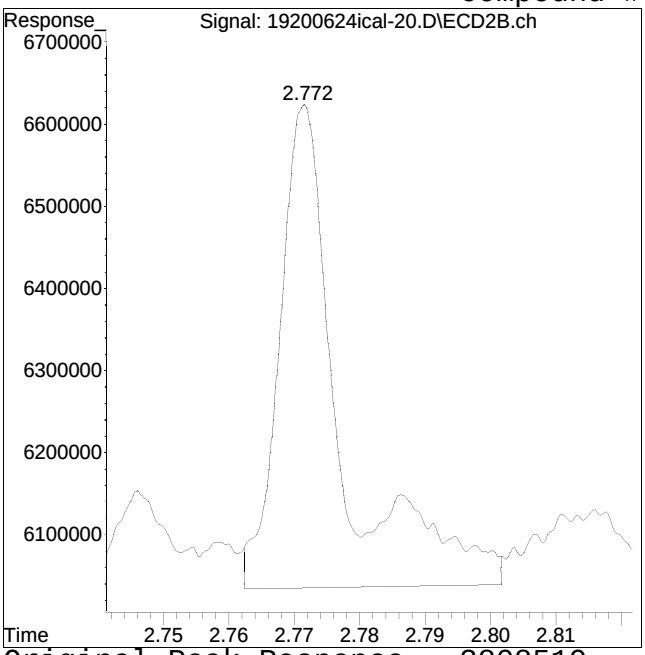

Original Peak Response = 3808519

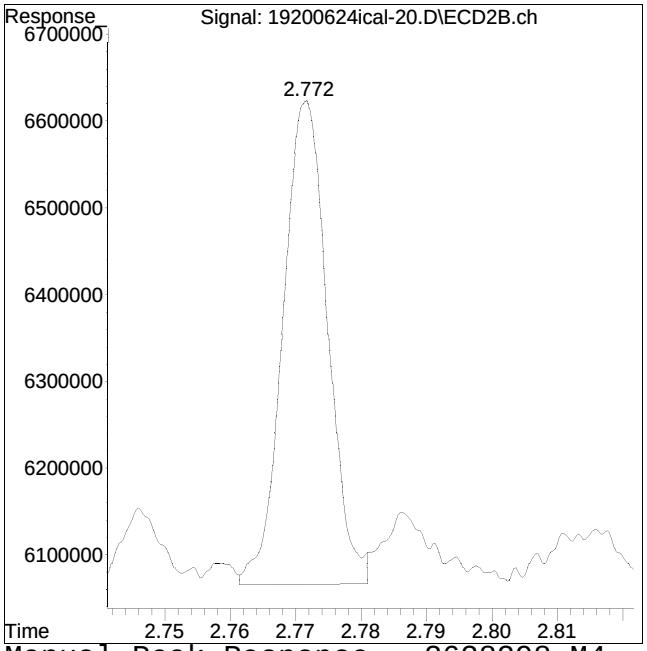

Manual Peak Response = 2628298 M4

M4 = Poor automated baseline construction.

Manual Integration Report

Data Path : I:\Pest19\200624ical\
Data File : 19200624ical-20.D
Date Inj'd : 6/24/2020 4:32 pm
Sample : il12154,42e,, 9811

QMethod : P19_pcb_06_24_20_ugL_ICA
Operator : pest19:ht
Instrument : Pest 19
Quant Date : 6/26/2020 9:27 am

Compound #21: 1254-4

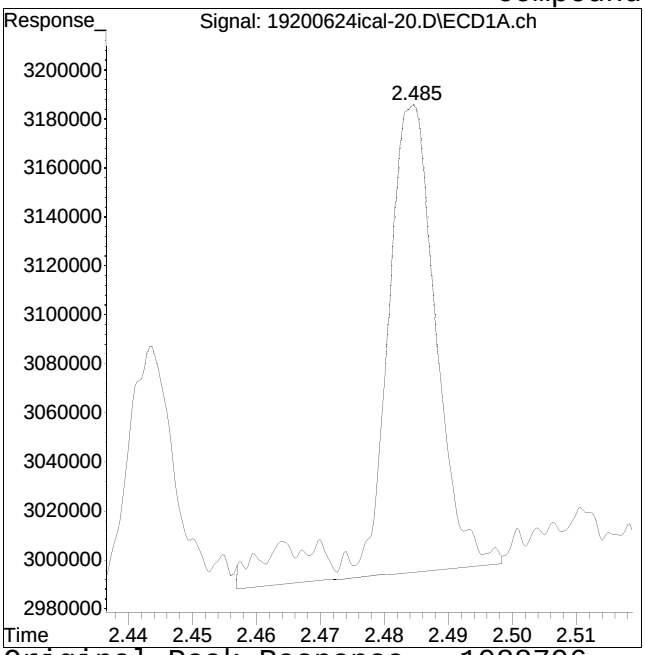

Original Peak Response = 1088796

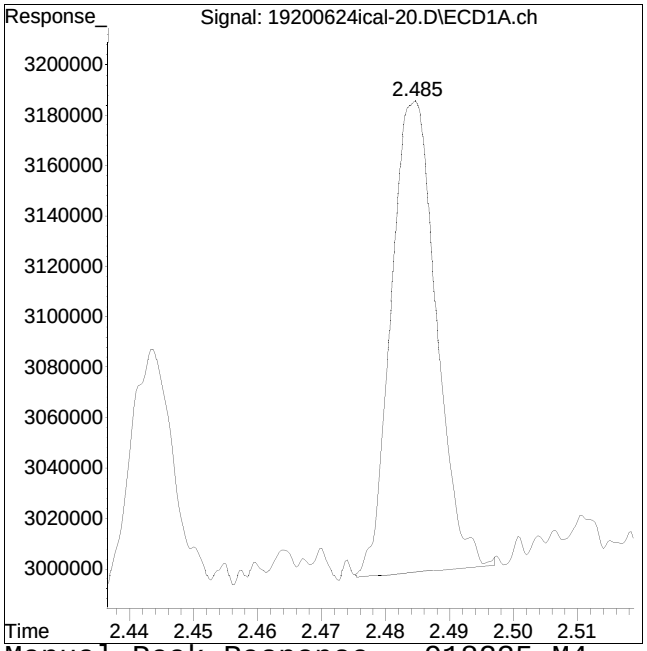

Manual Peak Response = 918235 M4

M4 = Poor automated baseline construction.

Manual Integration Report

Data Path : I:\Pest19\200624ical\
Data File : 19200624ical-20.D
Date Inj'd : 6/24/2020 4:32 pm
Sample : il12154,42e,, 9811

QMethod : P19_pcb_06_24_20_ugL_ICA
Operator : pest19:ht
Instrument : Pest 19
Quant Date : 6/26/2020 9:27 am

Compound #72: 1254-4 #2

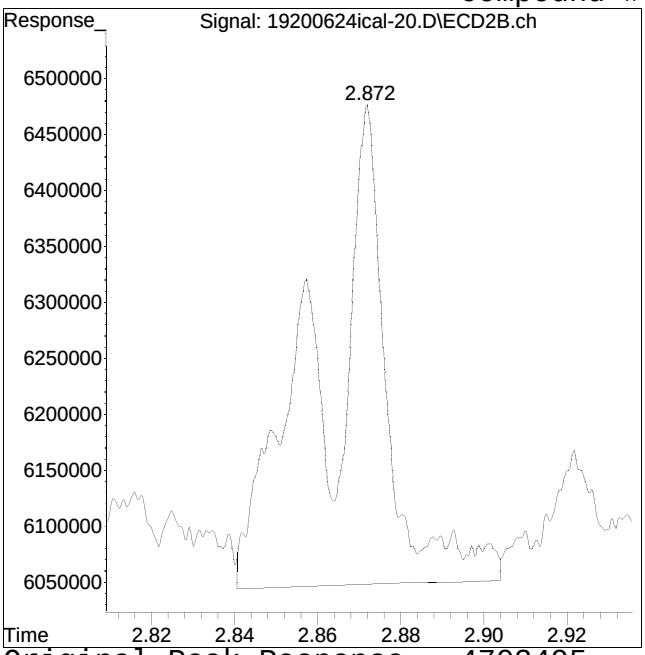

Original Peak Response = 4703495

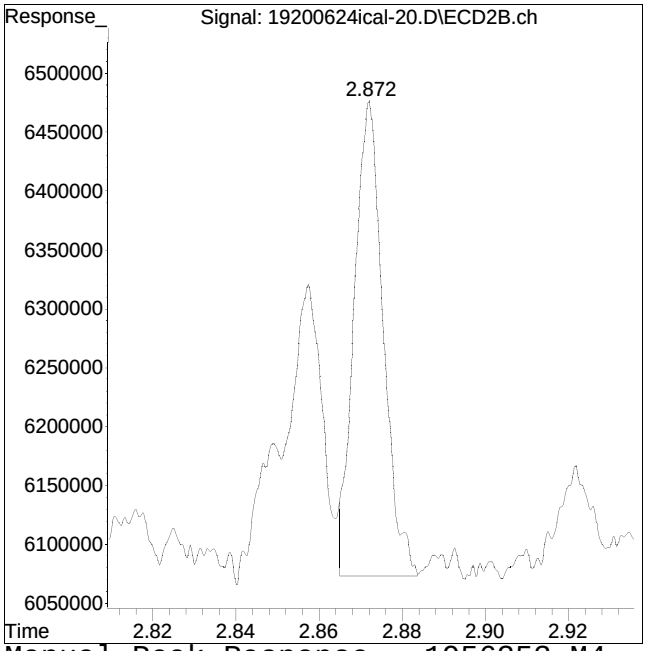

Manual Peak Response = 1956353 M4

M4 = Poor automated baseline construction.

Manual Integration Report

Data Path : I:\Pest19\200624ical\
Data File : 19200624ical-20.D
Date Inj'd : 6/24/2020 4:32 pm
Sample : il12154,42e,, 9811

QMethod : P19_pcb_06_24_20_ugL_ICA
Operator : pest19:ht
Instrument : Pest 19
Quant Date : 6/26/2020 9:27 am

Compound #73: 1254-5 #2

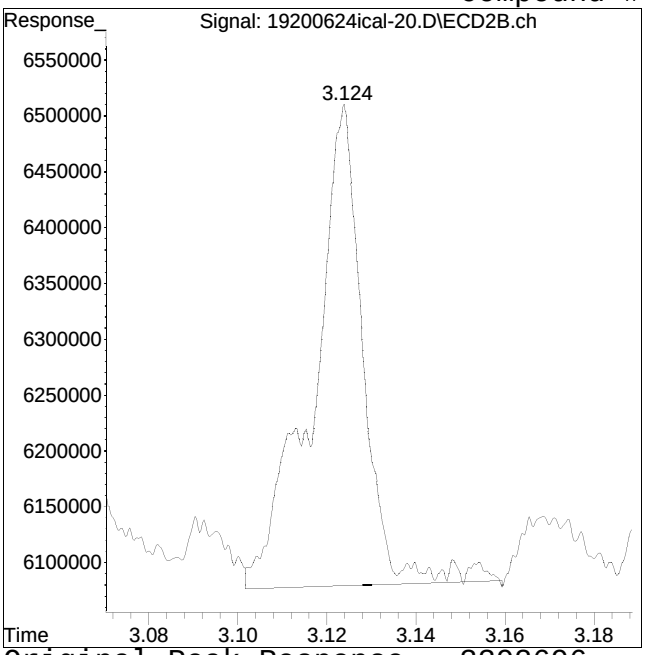

Original Peak Response = 3392696

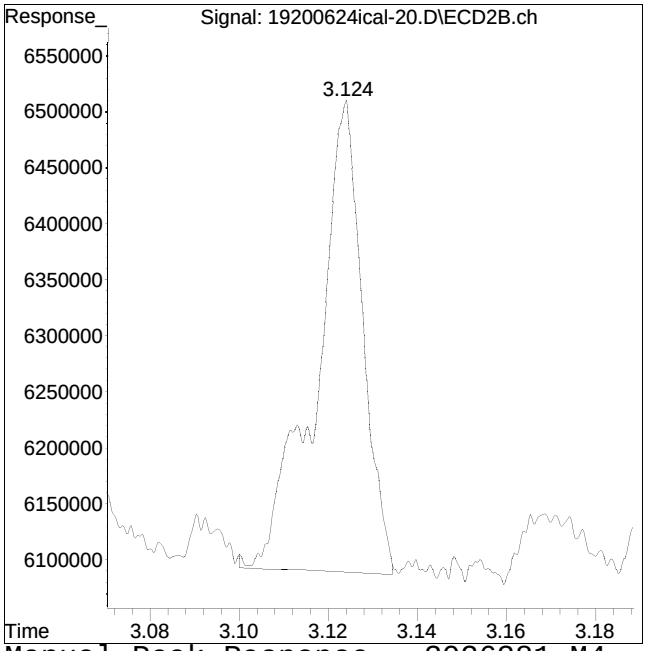

Manual Peak Response = 3026381 M4

M4 = Poor automated baseline construction.

Quantitation Report (QT Reviewed)

Data Path : I:\Pest19\200624ical\
Data File : 19200624ical-21.D
Signal(s) : Signal #1: ECD1A.ch Signal #2: ECD2B.ch
Acq On : 24 Jun 2020 04:39 pm
Operator : pest19:ht
Sample : il22154,42e,, 9811
Misc : WG1386877, (Sig #1); (Sig #2)
ALS Vial : 16 Sample Multiplier: 1

Integration File signal 1: events.e
Integration File signal 2: events2.e
Quant Time: Jun 26 09:26:57 2020
Quant Method : I:\Pest19\200624ical\P19_pcb_06_24_20_ugL_ICAL.m
Quant Title : pcb
QLast Update : Fri Jun 26 09:25:00 2020
Response via : Initial Calibration
Integrator: ChemStation

Volume Inj. :
Signal #1 Phase : Signal #2 Phase:
Signal #1 Info : Signal #2 Info :

Sub List : Default - All compounds listed

	Compound	RT#1	RT#2	Resp#1	Resp#2	ug/l	ug/l
	Internal Standards						
1) i	1660_1br2nb	0.000	0.000	0	0	N.D. d	N.D. d
14) i	2154_1br2nb	0.882	0.983	35728485	74902930	250.000M4	250.000M4
23) i	4268_1br2nb	0.000	0.000	0	0	N.D. d	N.D. d
34) i	1248_1br2nb	0.000	0.000	0	0	N.D. d	N.D. d
40) i	3262_1br2nb	0.000	0.000	0	0	N.D. d	N.D. d
	System Monitoring Compounds						
2) s	2,4,5,6-Tetr	0.000	0.000	0	0	N.D. d	N.D. d
	Spiked Amount 500.000	Range 30 - 150		Recovery =		0.00%#	0.00%#
3) s	Decachlorobi	0.000	0.000	0	0	N.D. d	N.D. d
	Spiked Amount 500.000	Range 30 - 150		Recovery =		0.00%#	0.00%#
	Target Compounds						
4) l1	1016-1	0.000	0.000	0	0	N.D. d	N.D. d
5) l1	1016-2	0.000	0.000	0	0	N.D. d	N.D. d
6) l1	1016-3	0.000	0.000	0	0	N.D. d	N.D. d
7) l1	1016-4	0.000	0.000	0	0	N.D. d	N.D. d
8) l1	1016-5	0.000	0.000	0	0	N.D. d	N.D. d
	Sum 1016-1			0	0	N.D.	N.D.
	Average 1016-1					0.000	0.000
9) l2	1260-1	0.000	0.000	0	0	N.D. d	N.D. d
10) l2	1260-2	0.000	0.000	0	0	N.D. d	N.D. d
11) l2	1260-3	0.000	0.000	0	0	N.D. d	N.D. d
12) l2	1260-4	0.000	0.000	0	0	N.D. d	N.D. d
13) l2	1260-5	0.000	0.000	0	0	N.D. d	N.D. d
	Sum 1260-1			0	0	N.D.	N.D.
	Average 1260-1					0.000	0.000
15) l3	1221-2	1.134	1.434	969215	1918226	559.442M4	520.053M4

Quantitation Report (QT Reviewed)

Data Path : I:\Pest19\200624ical\
Data File : 19200624ical-21.D
Signal(s) : Signal #1: ECD1A.ch Signal #2: ECD2B.ch
Acq On : 24 Jun 2020 04:39 pm
Operator : pest19:ht
Sample : il22154,42e,, 9811
Misc : WG1386877, (Sig #1); (Sig #2)
ALS Vial : 16 Sample Multiplier: 1

Integration File signal 1: events.e
Integration File signal 2: events2.e
Quant Time: Jun 26 09:26:57 2020
Quant Method : I:\Pest19\200624ical\P19_pcb_06_24_20_ugL_ICAL.m
Quant Title : pcb
QLast Update : Fri Jun 26 09:25:00 2020
Response via : Initial Calibration
Integrator: ChemStation

Volume Inj. :
Signal #1 Phase : Signal #2 Phase:
Signal #1 Info : Signal #2 Info :

Sub List : Default - All compounds listed

	Compound	RT#1	RT#2	Resp#1	Resp#2	ug/l	ug/l
16) l3	1221-3	1.186	1.505	554712	1257739	533.921M4	551.907M4
17) l3	1221-4	1.201	1.537	2143704	4549534	533.275M4	532.078
Sum	1221-2			3667630	7725499	1626.638	1604.039
Average	1221-2					542.213	534.680
18) l4	1254-1	2.023	2.497	2722100	6626672	553.856	534.773
19) l4	1254-2	2.154	2.575	4838080	7811529	558.543	560.524
20) l4	1254-3	2.359	2.772	4632881	10192836	557.755	535.753
21) l4	1254-4	2.485	2.873	3527418	7859526	553.964	543.421
22) l4	1254-5	2.676	3.124	5105768	11289457	581.803	539.083
Sum	1254-1			20826247	43780021	NoCal	NoCal D
Average	1254-1					561.184	542.711
24) l6	1242-1	0.000	0.000	0	0	N.D. d	N.D. d
25) l6	1242-2	0.000	0.000	0	0	N.D. d	N.D. d
26) l6	1242-3	0.000	0.000	0	0	N.D. d	N.D. d
27) l6	1242-4	0.000	0.000	0	0	N.D. d	N.D. d
28) l6	1242-5	0.000	0.000	0	0	N.D. d	N.D. d
Sum	1242-1			0	0	N.D.	N.D.
Average	1242-1					0.000	0.000
29) l9	1268-1	0.000	0.000	0	0	N.D. d	N.D. d
30) l9	1268-2	0.000	0.000	0	0	N.D. d	N.D. d
31) l9	1268-3	0.000	0.000	0	0	N.D. d	N.D. d
32) l9	1268-4	0.000	0.000	0	0	N.D. d	N.D. d
33) l9	1268-5	0.000	0.000	0	0	N.D. d	N.D. d
Sum	1268-1			0	0	N.D.	N.D.
Average	1268-1					0.000	0.000
35) l7	1248-1	0.000	0.000	0	0	N.D. d	N.D. d
36) l7	1248-2	0.000	0.000	0	0	N.D. d	N.D. d
37) l7	1248-3	0.000	0.000	0	0	N.D. d	N.D. d

Quantitation Report (QT Reviewed)

Data Path : I:\Pest19\200624ical\
Data File : 19200624ical-21.D
Signal(s) : Signal #1: ECD1A.ch Signal #2: ECD2B.ch
Acq On : 24 Jun 2020 04:39 pm
Operator : pest19:ht
Sample : il22154,42e,, 9811
Misc : WG1386877, (Sig #1); (Sig #2)
ALS Vial : 16 Sample Multiplier: 1

Integration File signal 1: events.e
Integration File signal 2: events2.e
Quant Time: Jun 26 09:26:57 2020
Quant Method : I:\Pest19\200624ical\P19_pcb_06_24_20_ugL_ICAL.m
Quant Title : pcb
QLast Update : Fri Jun 26 09:25:00 2020
Response via : Initial Calibration
Integrator: ChemStation

Volume Inj. :
Signal #1 Phase : Signal #2 Phase:
Signal #1 Info : Signal #2 Info :

Sub List : Default - All compounds listed

	Compound	RT#1	RT#2	Resp#1	Resp#2	ug/l	ug/l
38) l7	1248-4	0.000	0.000	0	0	N.D. d	N.D. d
39) l7	1248-5	0.000	0.000	0	0	N.D. d	N.D. d
Sum	1248-1			0	0	N.D.	N.D.
Average	1248-1					0.000	0.000
41) l5	1232-1	0.000	0.000	0	0	N.D. d	N.D. d
42) l5	1232-2	0.000	0.000	0	0	N.D. d	N.D. d
43) l5	1232-3	0.000	0.000	0	0	N.D. d	N.D. d
44) l5	1232-4	0.000	0.000	0	0	N.D. d	N.D. d
45) l5	1232-5	0.000	0.000	0	0	N.D. d	N.D. d
Sum	1232-1			0	0	N.D.	N.D.
Average	1232-1					0.000	0.000
46) l8	1262-1	0.000	0.000	0	0	N.D. d	N.D. d
47) l8	1262-2	0.000	0.000	0	0	N.D. d	N.D. d
48) l8	1262-3	0.000	0.000	0	0	N.D. d	N.D. d
49) l8	1262-4	0.000	0.000	0	0	N.D. d	N.D. d
50) l8	1262-5	0.000	0.000	0	0	N.D. d	N.D. d
Sum	1262-1			0	0	N.D.	N.D.
Average	1262-1					0.000	0.000

SemiQuant Compounds - Not Calibrated on this Instrument

Sum	1262-1			0	0	N.D.	N.D.
Average	1262-1					0.000	0.000

(f)=RT Delta > 1/2 Window (D)=Amounts differ by > 40% (m)=manual int.
(#)=Recovery Exceeds Compound Acceptance Limits.
(I,C,F) I=Interference, C=Coelluting Calibration Peak, F=Fails CC Criteria.

Sub List : Default - All compounds listed Reviewed)

Data Path : I:\Pest19\200624ical\
Data File : 19200624ical-21.D
Signal(s) : Signal #1: ECD1A.ch Signal #2: ECD2B.ch
Acq On : 24 Jun 2020 04:39 pm
Operator : pest19:ht
Sample : il22154,42e,, 9811
Misc : WG1386877, (Sig #1); (Sig #2)
ALS Vial : 16 Sample Multiplier: 1

Integration File signal 1: events.e
Integration File signal 2: events2.e
Quant Time: Jun 26 09:26:57 2020
Quant Method : I:\Pest19\200624ical\P19_pcb_06_24_20_ugL_ICAL.m
Quant Title : pcb
QLast Update : Fri Jun 26 09:25:00 2020
Response via : Initial Calibration
Integrator: ChemStation

Volume Inj. :
Signal #1 Phase : Signal #2 Phase:
Signal #1 Info : Signal #2 Info :

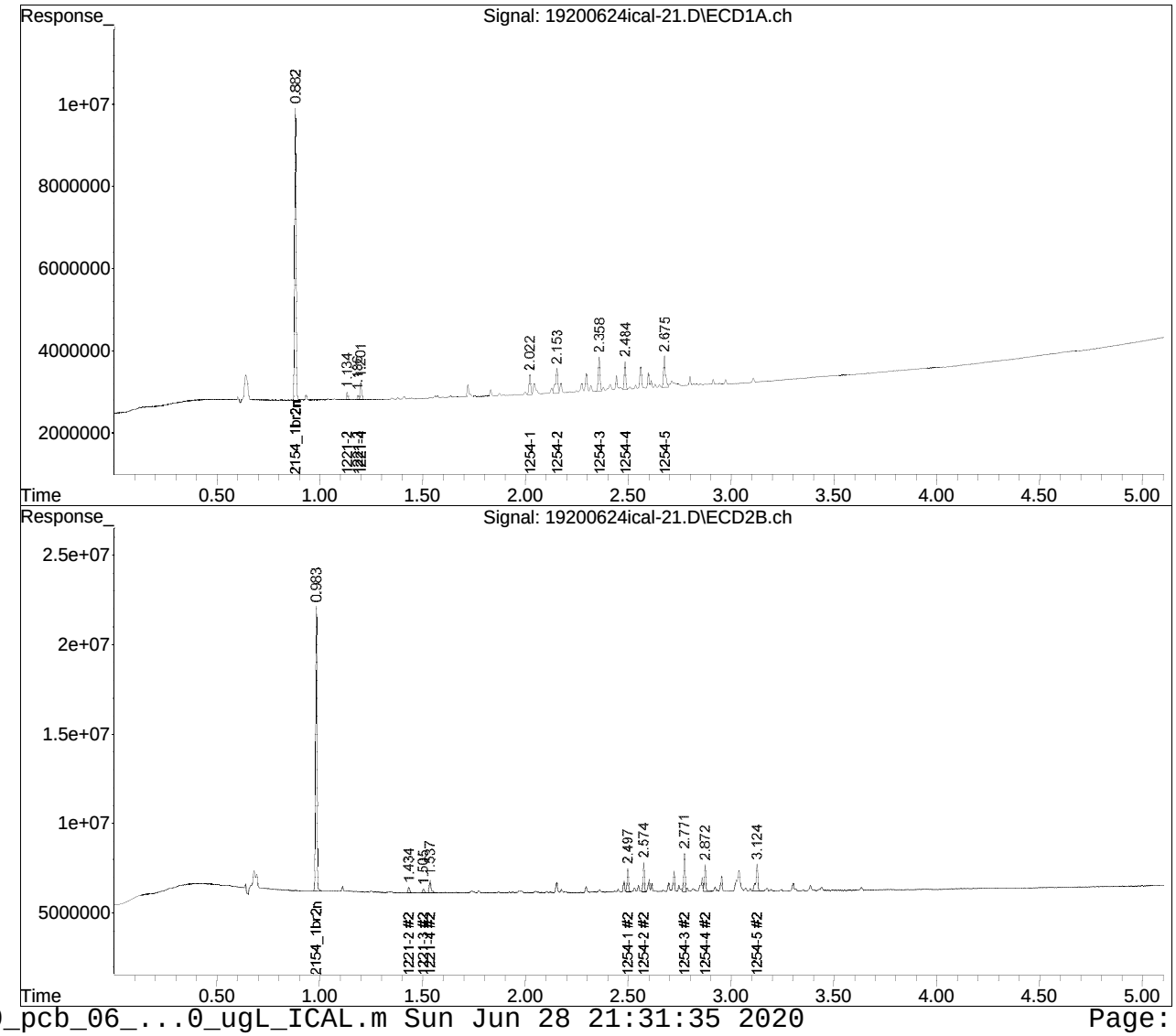

Manual Integration Report

Data Path : I:\Pest19\200624ical\
Data File : 19200624ical-21.D
Date Inj'd : 6/24/2020 4:39 pm
Sample : il22154,42e,, 9811

QMethod : P19_pcb_06_24_20_ugL_ICA
Operator : pest19:ht
Instrument : Pest 19
Quant Date : 6/26/2020 9:25 am

Compound #15: 1221-2

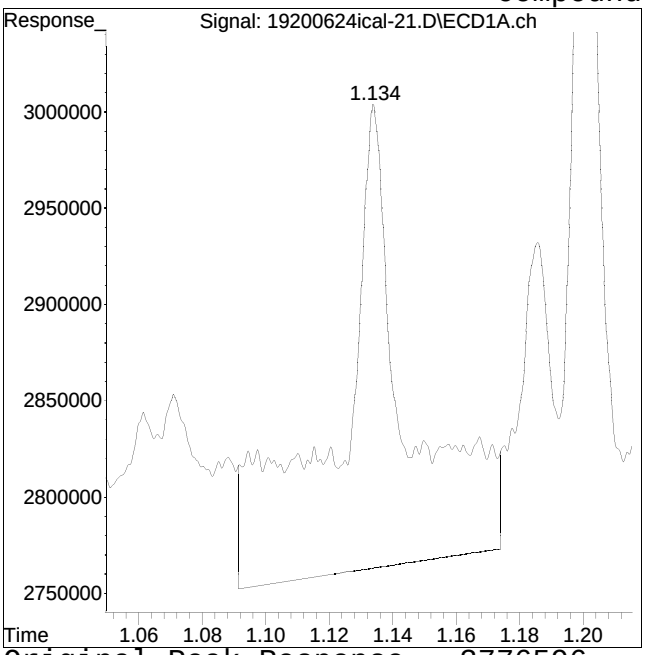

Original Peak Response = 3776596

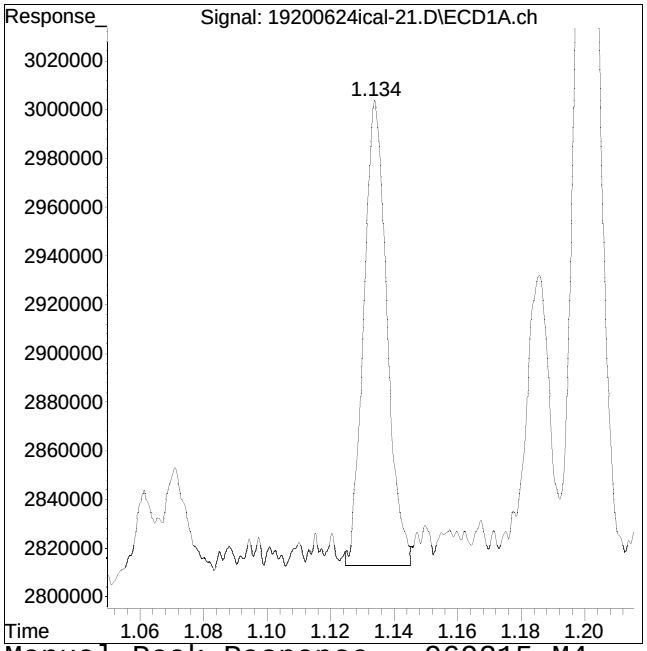

Manual Peak Response = 969215 M4

M4 = Poor automated baseline construction.

Manual Integration Report

Data Path : I:\Pest19\200624ical\
Data File : 19200624ical-21.D
Date Inj'd : 6/24/2020 4:39 pm
Sample : il22154,42e,, 9811

QMethod : P19_pcb_06_24_20_ugL_ICA
Operator : pest19:ht
Instrument : Pest 19
Quant Date : 6/26/2020 9:25 am

Compound #66: 1221-2 #2

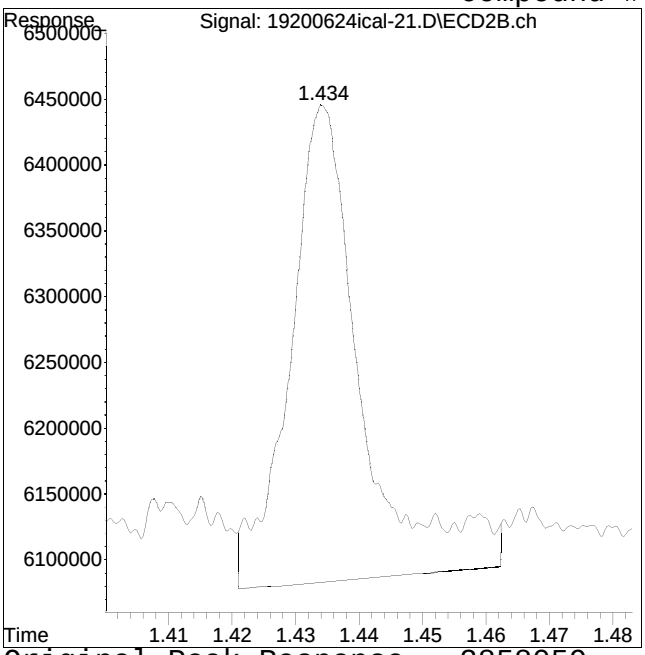

Original Peak Response = 2858059

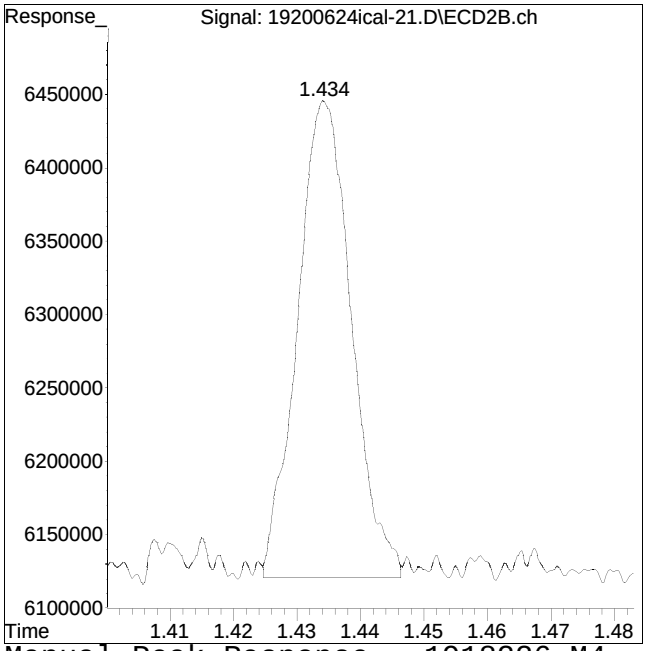

Manual Peak Response = 1918226 M4

M4 = Poor automated baseline construction.

Manual Integration Report

Data Path : I:\Pest19\200624ical\
Data File : 19200624ical-21.D
Date Inj'd : 6/24/2020 4:39 pm
Sample : il22154,42e,, 9811

QMethod : P19_pcb_06_24_20_ugL_ICA
Operator : pest19:ht
Instrument : Pest 19
Quant Date : 6/26/2020 9:25 am

Compound #16: 1221-3

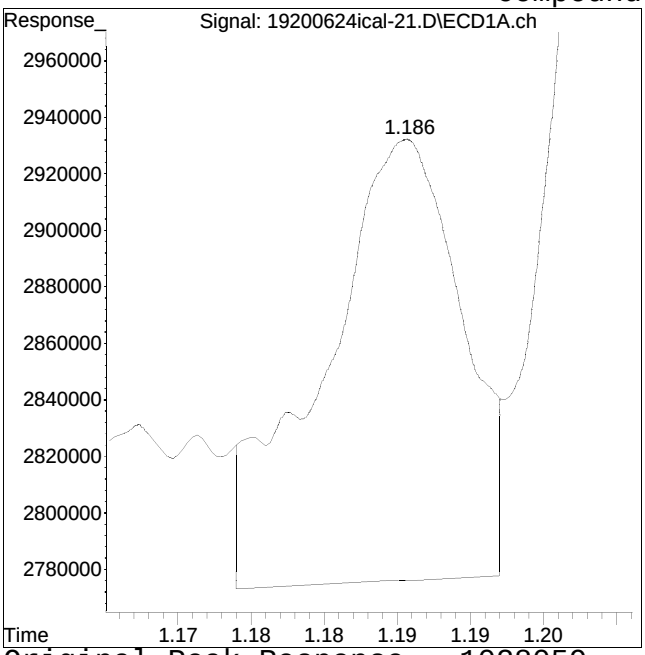

Original Peak Response = 1028059

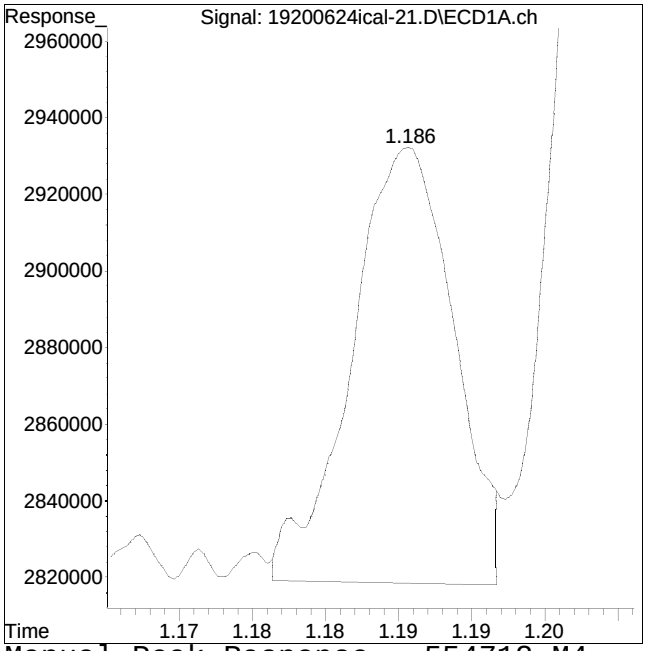

Manual Peak Response = 554712 M4

M4 = Poor automated baseline construction.

Manual Integration Report

Data Path : I:\Pest19\200624ical\
Data File : 19200624ical-21.D
Date Inj'd : 6/24/2020 4:39 pm
Sample : il22154,42e,, 9811

QMethod : P19_pcb_06_24_20_ugL_ICA
Operator : pest19:ht
Instrument : Pest 19
Quant Date : 6/26/2020 9:25 am

Compound #67: 1221-3 #2

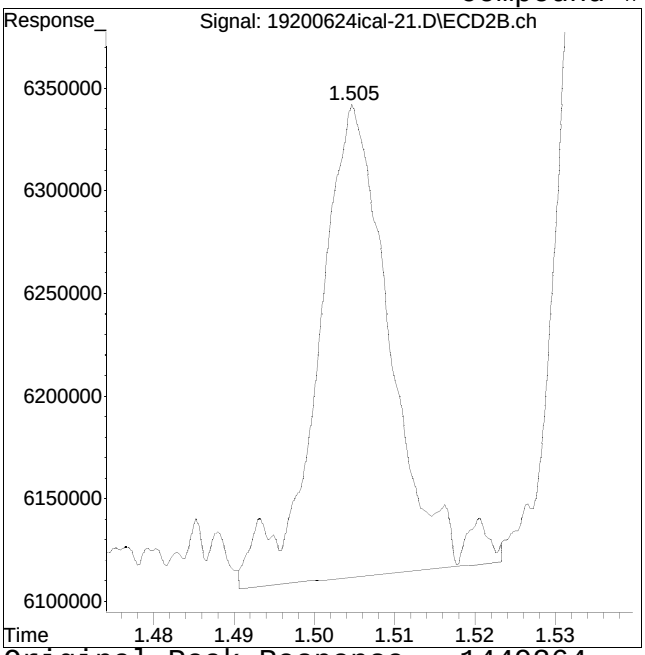

Original Peak Response = 1449264

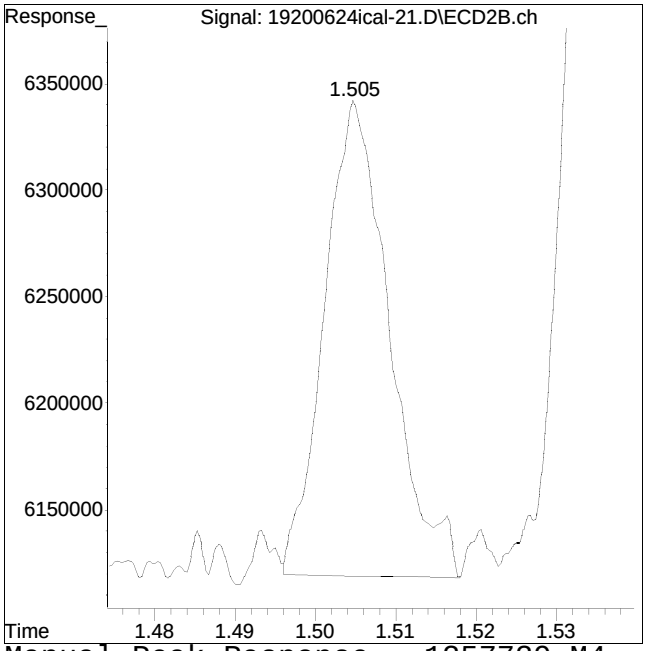

Manual Peak Response = 1257739 M4

M4 = Poor automated baseline construction.

Manual Integration Report

Data Path : I:\Pest19\200624ical\
Data File : 19200624ical-21.D
Date Inj'd : 6/24/2020 4:39 pm
Sample : il22154,42e,, 9811

QMethod : P19_pcb_06_24_20_ugL_ICA
Operator : pest19:ht
Instrument : Pest 19
Quant Date : 6/26/2020 9:25 am

Compound #17: 1221-4

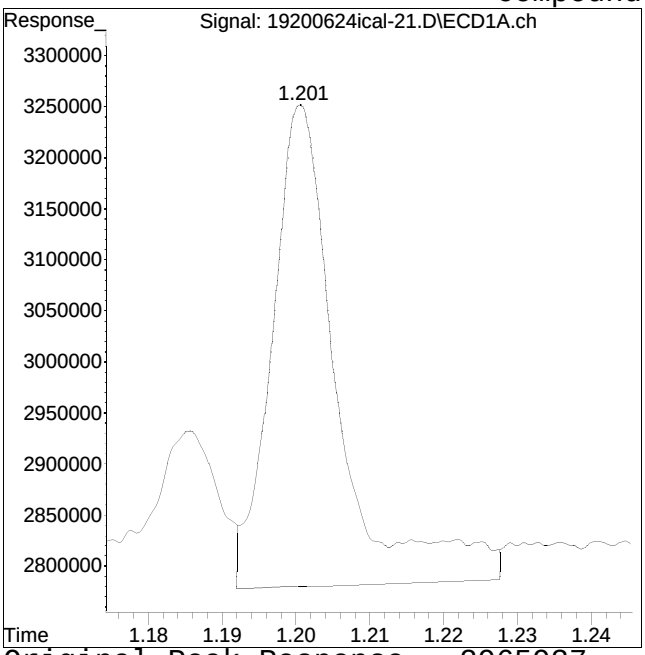

Original Peak Response = 2965937

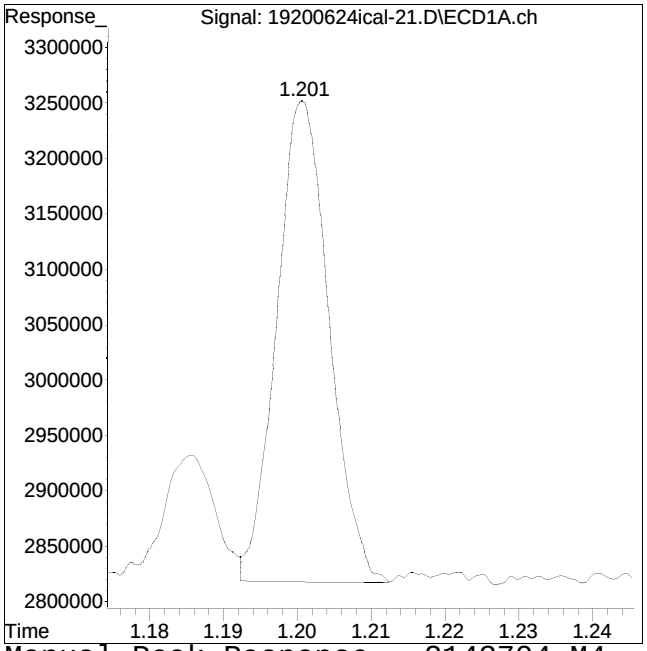

Manual Peak Response = 2143704 M4

M4 = Poor automated baseline construction.

Quantitation Report (QT Reviewed)

Data Path : I:\Pest19\200624ical\
Data File : 19200624ical-22.D
Signal(s) : Signal #1: ECD1A.ch Signal #2: ECD2B.ch
Acq On : 24 Jun 2020 04:46 pm
Operator : pest19:ht
Sample : il32154,42e,, 9811
Misc : WG1386877, (Sig #1); (Sig #2)
ALS Vial : 17 Sample Multiplier: 1

Integration File signal 1: events.e
Integration File signal 2: events2.e
Quant Time: Jun 26 09:24:19 2020
Quant Method : I:\Pest19\200624ical\P19_pcb_06_24_20_ugL_ICAL.m
Quant Title : pcb
QLast Update : Fri Jun 26 09:23:01 2020
Response via : Initial Calibration
Integrator: ChemStation

Volume Inj. :
Signal #1 Phase : Signal #2 Phase:
Signal #1 Info : Signal #2 Info :

Sub List : Default - All compounds listed

	Compound	RT#1	RT#2	Resp#1	Resp#2	ug/l	ug/l
	Internal Standards						
1) i	1660_1br2nb	0.000	0.000	0	0	N.D. d	N.D. d
14) i	2154_1br2nb	0.881	0.983	36563291	76081601	250.000M4	250.000M4
23) i	4268_1br2nb	0.000	0.000	0	0	N.D. d	N.D. d
34) i	1248_1br2nb	0.000	0.000	0	0	N.D. d	N.D. d
40) i	3262_1br2nb	0.000	0.000	0	0	N.D. d	N.D. d
	System Monitoring Compounds						
2) s	2,4,5,6-Tetr	0.000	0.000	0	0	N.D. d	N.D. d
Spiked Amount	500.000	Range 30 - 150		Recovery =		0.00%#	0.00%#
3) s	Decachlorobi	0.000	0.000	0	0	N.D. d	N.D. d
Spiked Amount	500.000	Range 30 - 150		Recovery =		0.00%#	0.00%#
	Target Compounds						
4) l1	1016-1	0.000	0.000	0	0	N.D. d	N.D. d
5) l1	1016-2	0.000	0.000	0	0	N.D. d	N.D. d
6) l1	1016-3	0.000	0.000	0	0	N.D. d	N.D. d
7) l1	1016-4	0.000	0.000	0	0	N.D. d	N.D. d
8) l1	1016-5	0.000	0.000	0	0	N.D. d	N.D. d
Sum	1016-1			0	0	N.D.	N.D.
Average	1016-1					0.000	0.000
9) l2	1260-1	0.000	0.000	0	0	N.D. d	N.D. d
10) l2	1260-2	0.000	0.000	0	0	N.D. d	N.D. d
11) l2	1260-3	0.000	0.000	0	0	N.D. d	N.D. d
12) l2	1260-4	0.000	0.000	0	0	N.D. d	N.D. d
13) l2	1260-5	0.000	0.000	0	0	N.D. d	N.D. d
Sum	1260-1			0	0	N.D.	N.D.
Average	1260-1					0.000	0.000
15) l3	1221-2	1.134	1.435	1853653	3910344	1061.629M4	1059.148
16) l3	1221-3	1.185	1.506	1107419	2535050	1056.213M4	1131.051

Quantitation Report (QT Reviewed)

Data Path : I:\Pest19\200624ical\
Data File : 19200624ical-22.D
Signal(s) : Signal #1: ECD1A.ch Signal #2: ECD2B.ch
Acq On : 24 Jun 2020 04:46 pm
Operator : pest19:ht
Sample : il32154,42e,, 9811
Misc : WG1386877, (Sig #1); (Sig #2)
ALS Vial : 17 Sample Multiplier: 1

Integration File signal 1: events.e
Integration File signal 2: events2.e
Quant Time: Jun 26 09:24:19 2020
Quant Method : I:\Pest19\200624ical\P19_pcb_06_24_20_ugL_ICAL.m
Quant Title : pcb
QLast Update : Fri Jun 26 09:23:01 2020
Response via : Initial Calibration
Integrator: ChemStation

Volume Inj. :
Signal #1 Phase : Signal #2 Phase:
Signal #1 Info : Signal #2 Info :

Sub List : Default - All compounds listed

	Compound	RT#1	RT#2	Resp#1	Resp#2	ug/l	ug/l
17) l3	1221-4	1.200	1.537	4398364	8996169	1094.404M4	1048.341
Sum	1221-2			7359436	15441563	3212.246	3238.540
Average	1221-2					1070.749	1079.513
18) l4	1254-1	2.022	2.497	5445561	13486106	1113.380	1097.619
19) l4	1254-2	2.153	2.575	9634085	15214668	1119.231	1102.325
20) l4	1254-3	2.358	2.772	9087743	20262590	1094.303	1065.781
21) l4	1254-4	2.484	2.873	6993085	15451215	1099.979	1070.242
22) l4	1254-5	2.675	3.125	9710702	22370504	1111.379	1070.093
Sum	1254-1			40871175	86785082	NoCal	NoCal D
Average	1254-1					1107.655	1081.212
24) l6	1242-1	0.000	0.000	0	0	N.D. d	N.D. d
25) l6	1242-2	0.000	0.000	0	0	N.D. d	N.D. d
26) l6	1242-3	0.000	0.000	0	0	N.D. d	N.D. d
27) l6	1242-4	0.000	0.000	0	0	N.D. d	N.D. d
28) l6	1242-5	0.000	0.000	0	0	N.D. d	N.D. d
Sum	1242-1			0	0	N.D.	N.D.
Average	1242-1					0.000	0.000
29) l9	1268-1	0.000	0.000	0	0	N.D. d	N.D. d
30) l9	1268-2	0.000	0.000	0	0	N.D. d	N.D. d
31) l9	1268-3	0.000	0.000	0	0	N.D. d	N.D. d
32) l9	1268-4	0.000	0.000	0	0	N.D. d	N.D. d
33) l9	1268-5	0.000	0.000	0	0	N.D.	N.D.
Sum	1268-1			0	0	N.D.	N.D.
Average	1268-1					0.000	0.000
35) l7	1248-1	0.000	0.000	0	0	N.D. d	N.D. d
36) l7	1248-2	0.000	0.000	0	0	N.D. d	N.D. d
37) l7	1248-3	0.000	0.000	0	0	N.D. d	N.D. d
38) l7	1248-4	0.000	0.000	0	0	N.D. d	N.D. d
39) l7	1248-5	0.000	0.000	0	0	N.D. d	N.D. d

Data Path : I:\Pest19\200624ical\
Data File : 19200624ical-22.D
Signal(s) : Signal #1: ECD1A.ch Signal #2: ECD2B.ch
Acq On : 24 Jun 2020 04:46 pm
Operator : pest19:ht
Sample : il32154,42e,, 9811
Misc : WG1386877, (Sig #1); (Sig #2)
ALS Vial : 17 Sample Multiplier: 1

Integration File signal 1: events.e
Integration File signal 2: events2.e
Quant Time: Jun 26 09:24:19 2020
Quant Method : I:\Pest19\200624ical\P19_pcb_06_24_20_ugL_ICAL.m
Quant Title : pcb
QLast Update : Fri Jun 26 09:23:01 2020
Response via : Initial Calibration
Integrator: ChemStation

Volume Inj. :
Signal #1 Phase : Signal #2 Phase:
Signal #1 Info : Signal #2 Info :

Sub List : Default - All compounds listed

	Compound	RT#1	RT#2	Resp#1	Resp#2	ug/l	ug/l
	Sum 1248-1			0	0	N.D.	N.D.
Average	1248-1					0.000	0.000
41) l5	1232-1	0.000	0.000	0	0	N.D. d	N.D. d
42) l5	1232-2	0.000	0.000	0	0	N.D. d	N.D. d
43) l5	1232-3	0.000	0.000	0	0	N.D. d	N.D. d
44) l5	1232-4	0.000	0.000	0	0	N.D. d	N.D. d
45) l5	1232-5	0.000	0.000	0	0	N.D. d	N.D. d
	Sum 1232-1			0	0	N.D.	N.D.
Average	1232-1					0.000	0.000
46) l8	1262-1	0.000	0.000	0	0	N.D. d	N.D. d
47) l8	1262-2	0.000	0.000	0	0	N.D. d	N.D. d
48) l8	1262-3	0.000	0.000	0	0	N.D. d	N.D. d
49) l8	1262-4	0.000	0.000	0	0	N.D. d	N.D. d
50) l8	1262-5	0.000	0.000	0	0	N.D. d	N.D. d
	Sum 1262-1			0	0	N.D.	N.D.
Average	1262-1					0.000	0.000

SemiQuant Compounds - Not Calibrated on this Instrument

	Sum 1262-1			0	0	N.D.	N.D.
Average	1262-1					0.000	0.000

(f)=RT Delta > 1/2 Window (D)=Amounts differ by > 40% (m)=manual int.
(#)=Recovery Exceeds Compound Acceptance Limits.
(I,C,F) I=Interference, C=Coelluting Calibration Peak, F=Fails CC Criteria.

Sub List : Default - All compounds listed Reviewed)

Data Path : I:\Pest19\200624ical\
Data File : 19200624ical-22.D
Signal(s) : Signal #1: ECD1A.ch Signal #2: ECD2B.ch
Acq On : 24 Jun 2020 04:46 pm
Operator : pest19:ht
Sample : il32154,42e,, 9811
Misc : WG1386877, (Sig #1); (Sig #2)
ALS Vial : 17 Sample Multiplier: 1

Integration File signal 1: events.e
Integration File signal 2: events2.e
Quant Time: Jun 26 09:24:19 2020
Quant Method : I:\Pest19\200624ical\P19_pcb_06_24_20_ugL_ICAL.m
Quant Title : pcb
QLast Update : Fri Jun 26 09:23:01 2020
Response via : Initial Calibration
Integrator: ChemStation

Volume Inj. :
Signal #1 Phase : Signal #2 Phase:
Signal #1 Info : Signal #2 Info :

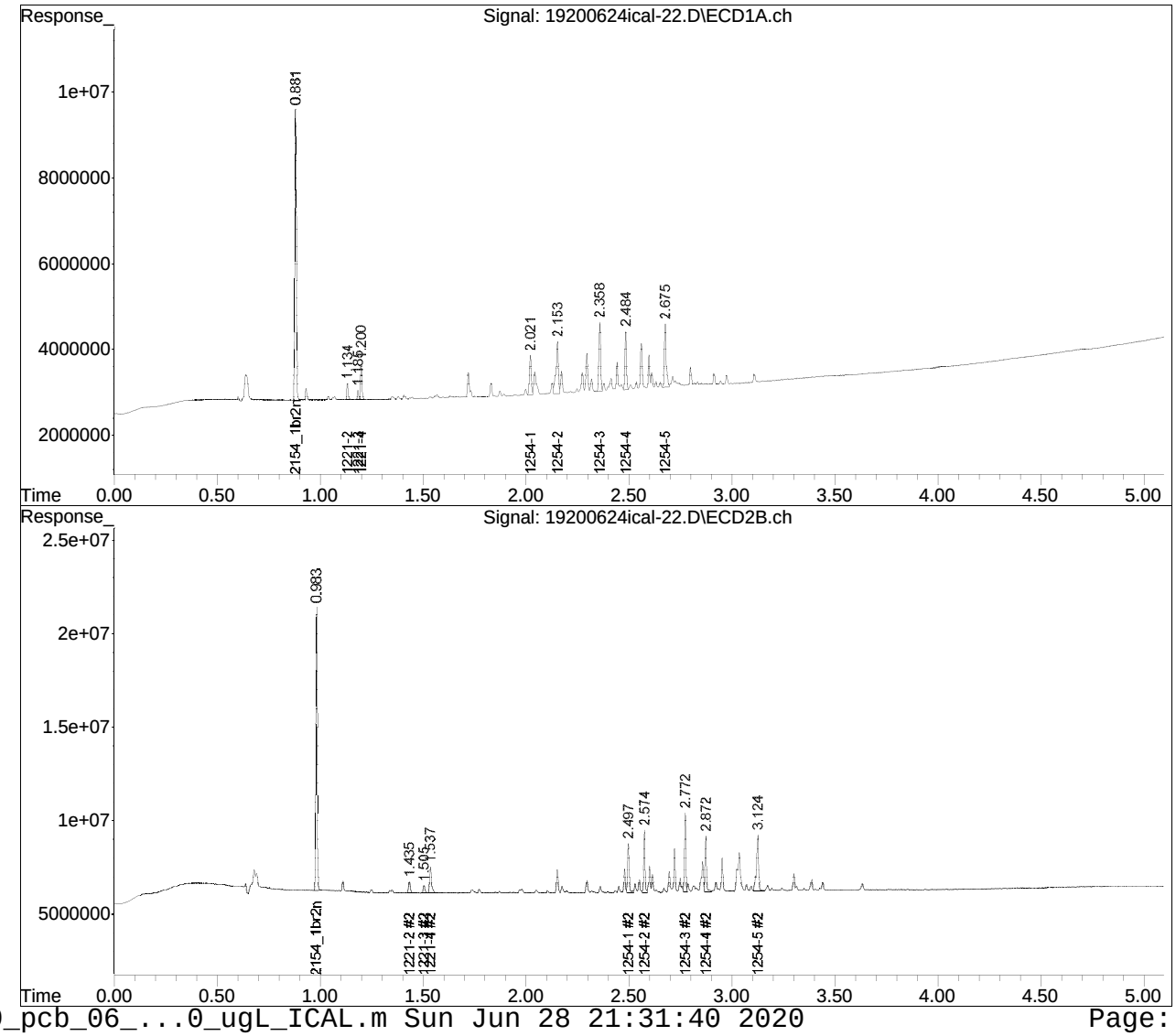

Manual Integration Report

Data Path : I:\Pest19\200624ical\
Data File : 19200624ical-22.D
Date Inj'd : 6/24/2020 4:46 pm
Sample : il32154,42e,, 9811

QMethod : P19_pcb_06_24_20_ugL_ICA
Operator : pest19:ht
Instrument : Pest 19
Quant Date : 6/26/2020 9:23 am

Compound #15: 1221-2

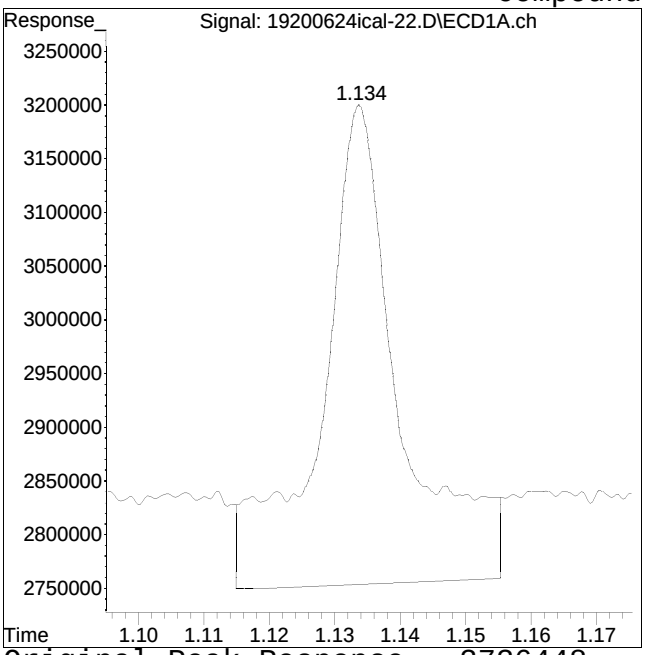

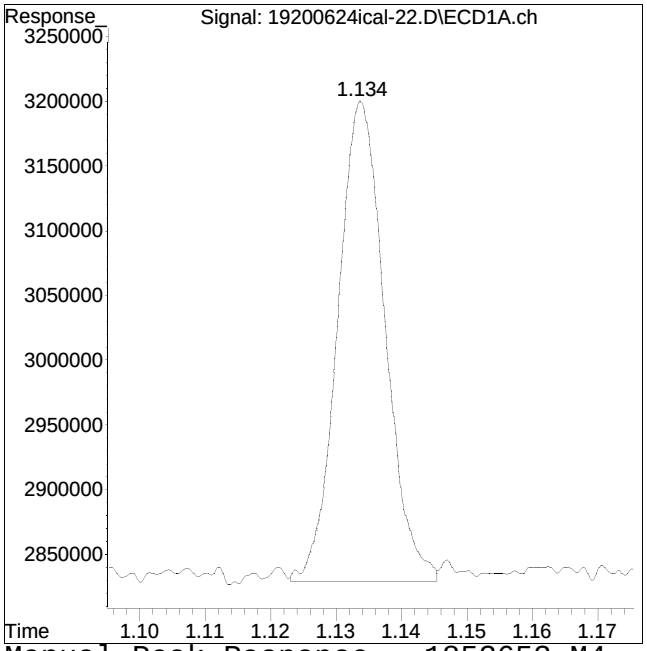

Original Peak Response = 3736448 Manual Peak Response = 1853653 M4
M4 = Poor automated baseline construction.

Manual Integration Report

Data Path : I:\Pest19\200624ical\
Data File : 19200624ical-22.D
Date Inj'd : 6/24/2020 4:46 pm
Sample : il32154,42e,, 9811

QMethod : P19_pcb_06_24_20_ugL_ICA
Operator : pest19:ht
Instrument : Pest 19
Quant Date : 6/26/2020 9:23 am

Compound #16: 1221-3

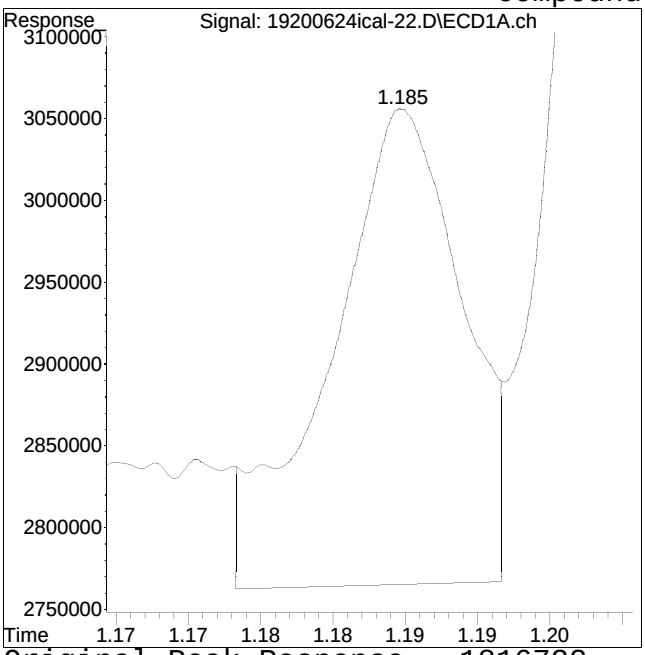

Original Peak Response = 1816722

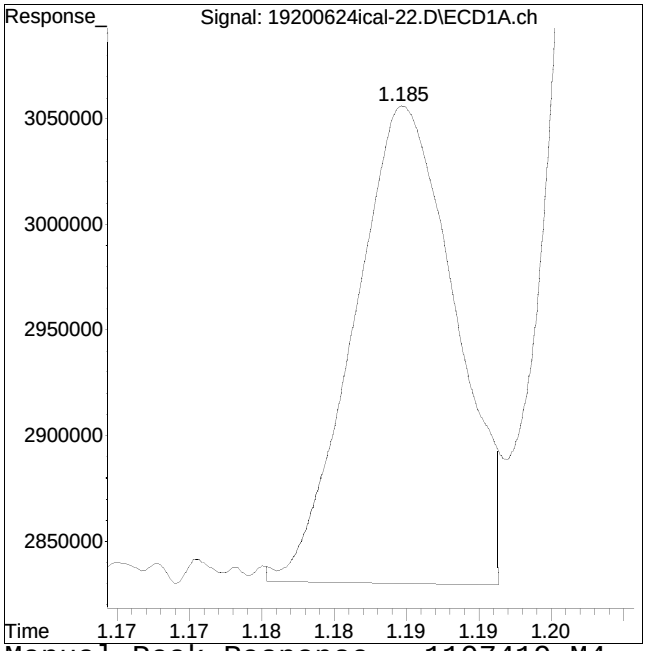

Manual Peak Response = 1107419 M4

M4 = Poor automated baseline construction.

Manual Integration Report

Data Path : I:\Pest19\200624ical\
Data File : 19200624ical-22.D
Date Inj'd : 6/24/2020 4:46 pm
Sample : il32154,42e,, 9811

QMethod : P19_pcb_06_24_20_ugL_ICA
Operator : pest19:ht
Instrument : Pest 19
Quant Date : 6/26/2020 9:23 am

Compound #17: 1221-4

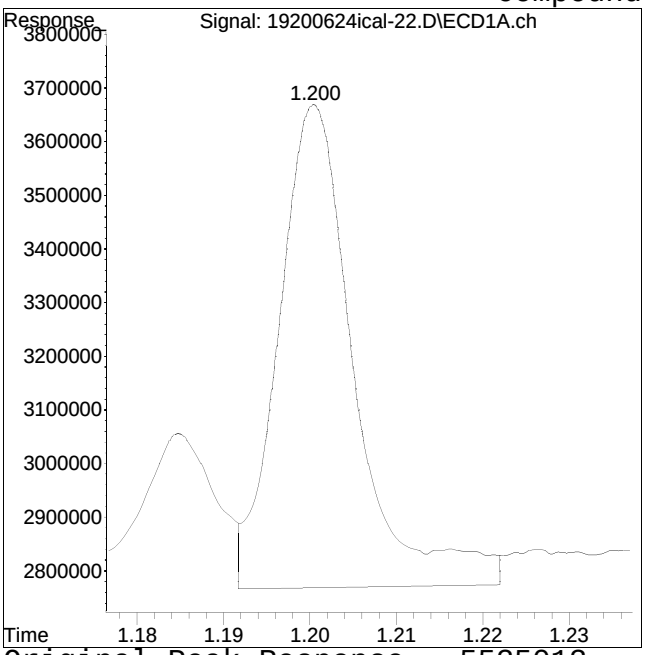

Original Peak Response = 5535013

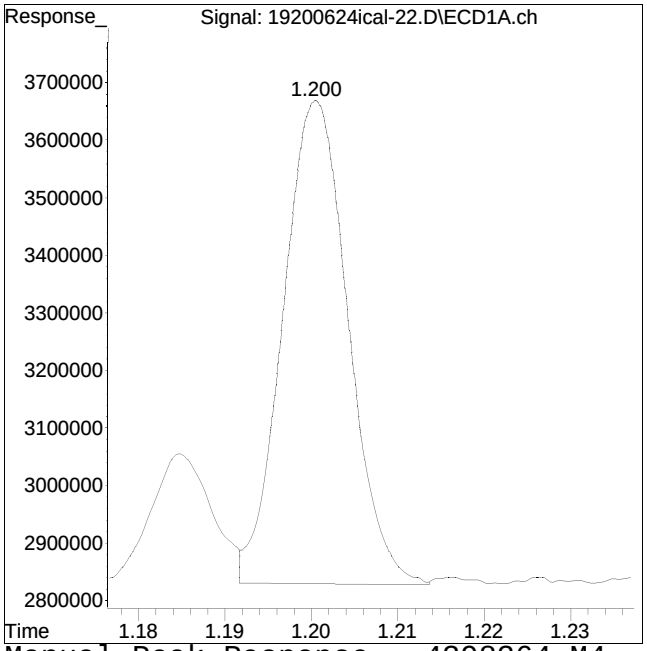

Manual Peak Response = 4398364 M4

M4 = Poor automated baseline construction.

Quantitation Report (QT Reviewed)

Data Path : I:\Pest19\200624ical\
Data File : 19200624ical-23.D
Signal(s) : Signal #1: ECD1A.ch Signal #2: ECD2B.ch
Acq On : 24 Jun 2020 04:53 pm
Operator : pest19:ht
Sample : il42154,42e,, 9811
Misc : WG1386877, (Sig #1); (Sig #2)
ALS Vial : 18 Sample Multiplier: 1

Integration File signal 1: events.e
Integration File signal 2: events2.e
Quant Time: Jun 26 08:56:54 2020
Quant Method : I:\Pest19\200624ical\P19_pcb_06_24_20_ugL_ICAL.m
Quant Title : pcb
QLast Update : Fri Jun 26 08:53:21 2020
Response via : Initial Calibration
Integrator: ChemStation

Volume Inj. :
Signal #1 Phase : Signal #2 Phase:
Signal #1 Info : Signal #2 Info :

Sub List : Default - All compounds listed

	Compound	RT#1	RT#2	Resp#1	Resp#2	ug/l	ug/l
	Internal Standards						
1) i	1660_1br2nb	0.000	0.000	0	0	N.D. d	N.D. d
14) i	2154_1br2nb	0.882	0.983	35937984	74511962	250.000M4	250.000M4
23) i	4268_1br2nb	0.000	0.000	0	0	N.D. d	N.D. d
34) i	1248_1br2nb	0.000	0.000	0	0	N.D. d	N.D. d
40) i	3262_1br2nb	0.000	0.000	0	0	N.D. d	N.D. d
	System Monitoring Compounds						
2) s	2,4,5,6-Tetr	0.000	0.000	0	0	N.D. d	N.D. d
	Spiked Amount 500.000	Range 30 - 150		Recovery =		0.00%#	0.00%#
3) s	Decachlorobi	0.000	0.000	0	0	N.D. d	N.D. d
	Spiked Amount 500.000	Range 30 - 150		Recovery =		0.00%#	0.00%#
	Target Compounds						
4) l1	1016-1	0.000	0.000	0	0	N.D. d	N.D. d
5) l1	1016-2	0.000	0.000	0	0	N.D. d	N.D. d
6) l1	1016-3	0.000	0.000	0	0	N.D. d	N.D. d
7) l1	1016-4	0.000	0.000	0	0	N.D. d	N.D. d
8) l1	1016-5	0.000	0.000	0	0	N.D. d	N.D. d
	Sum 1016-1			0	0	N.D.	N.D.
	Average 1016-1					0.000	0.000
9) l2	1260-1	0.000	0.000	0	0	N.D. d	N.D. d
10) l2	1260-2	0.000	0.000	0	0	N.D. d	N.D. d
11) l2	1260-3	0.000	0.000	0	0	N.D. d	N.D. d
12) l2	1260-4	0.000	0.000	0	0	N.D. d	N.D. d
13) l2	1260-5	0.000	0.000	0	0	N.D. d	N.D. d
	Sum 1260-1			0	0	N.D.	N.D.
	Average 1260-1					0.000	0.000
15) l3	1221-2	1.135	1.434	4656079	9226773	NoCal	NoCal M4
16) l3	1221-3	1.186	1.505	2727389	5651255	NoCal	NoCal M4

Quantitation Report (QT Reviewed)

Data Path : I:\Pest19\200624ical\
Data File : 19200624ical-23.D
Signal(s) : Signal #1: ECD1A.ch Signal #2: ECD2B.ch
Acq On : 24 Jun 2020 04:53 pm
Operator : pest19:ht
Sample : il42154,42e,, 9811
Misc : WG1386877, (Sig #1); (Sig #2)
ALS Vial : 18 Sample Multiplier: 1

Integration File signal 1: events.e
Integration File signal 2: events2.e
Quant Time: Jun 26 08:56:54 2020
Quant Method : I:\Pest19\200624ical\P19_pcb_06_24_20_ugL_ICAL.m
Quant Title : pcb
QLast Update : Fri Jun 26 08:53:21 2020
Response via : Initial Calibration
Integrator: ChemStation

Volume Inj. :
Signal #1 Phase : Signal #2 Phase:
Signal #1 Info : Signal #2 Info :

Sub List : Default - All compounds listed

	Compound	RT#1	RT#2	Resp#1	Resp#2	ug/l	ug/l
17) l3	1221-4	1.201	1.536	10584454	21725080	NoCal	NoCal M4
Sum	1221-2			0	0	N.D.	N.D.
Average	1221-2					0.000	0.000
18) l4	1254-1	2.022	2.497	12724649	31198390	NoCal	NoCal M4
19) l4	1254-2	2.153	2.575	22431762	34991649	NoCal	NoCal M4
20) l4	1254-3	2.359	2.771	21433304	48193202	NoCal	NoCal M4
21) l4	1254-4	2.484	2.872	16462048	36131446	NoCal	NoCal M4
22) l4	1254-5	2.675	3.124	22726533	52432652	NoCal	NoCal M4
Sum	1254-1			0	0	N.D.	N.D.
Average	1254-1					0.000	0.000
24) l6	1242-1	0.000	0.000	0	0	N.D. d	N.D. d
25) l6	1242-2	0.000	0.000	0	0	N.D. d	N.D. d
26) l6	1242-3	0.000	0.000	0	0	N.D. d	N.D. d
27) l6	1242-4	0.000	0.000	0	0	N.D. d	N.D. d
28) l6	1242-5	0.000	0.000	0	0	N.D. d	N.D. d
Sum	1242-1			0	0	N.D.	N.D.
Average	1242-1					0.000	0.000
29) l9	1268-1	0.000	0.000	0	0	N.D. d	N.D. d
30) l9	1268-2	0.000	0.000	0	0	N.D. d	N.D. d
31) l9	1268-3	0.000	0.000	0	0	N.D. d	N.D. d
32) l9	1268-4	0.000	0.000	0	0	N.D. d	N.D. d
33) l9	1268-5	0.000	0.000	0	0	N.D. d	N.D. d
Sum	1268-1			0	0	N.D.	N.D.
Average	1268-1					0.000	0.000
35) l7	1248-1	0.000	0.000	0	0	N.D. d	N.D. d
36) l7	1248-2	0.000	0.000	0	0	N.D. d	N.D. d
37) l7	1248-3	0.000	0.000	0	0	N.D. d	N.D. d
38) l7	1248-4	0.000	0.000	0	0	N.D. d	N.D. d
39) l7	1248-5	0.000	0.000	0	0	N.D. d	N.D. d

Data Path : I:\Pest19\200624ical\
Data File : 19200624ical-23.D
Signal(s) : Signal #1: ECD1A.ch Signal #2: ECD2B.ch
Acq On : 24 Jun 2020 04:53 pm
Operator : pest19:ht
Sample : il42154,42e,, 9811
Misc : WG1386877, (Sig #1); (Sig #2)
ALS Vial : 18 Sample Multiplier: 1

Integration File signal 1: events.e
Integration File signal 2: events2.e
Quant Time: Jun 26 08:56:54 2020
Quant Method : I:\Pest19\200624ical\P19_pcb_06_24_20_ugL_ICAL.m
Quant Title : pcb
QLast Update : Fri Jun 26 08:53:21 2020
Response via : Initial Calibration
Integrator: ChemStation

Volume Inj. :
Signal #1 Phase : Signal #2 Phase:
Signal #1 Info : Signal #2 Info :

Sub List : Default - All compounds listed

	Compound	RT#1	RT#2	Resp#1	Resp#2	ug/l	ug/l
	Sum 1248-1			0	0	N.D.	N.D.
Average	1248-1					0.000	0.000
41) l5	1232-1	0.000	0.000	0	0	N.D. d	N.D. d
42) l5	1232-2	0.000	0.000	0	0	N.D. d	N.D. d
43) l5	1232-3	0.000	0.000	0	0	N.D. d	N.D. d
44) l5	1232-4	0.000	0.000	0	0	N.D. d	N.D. d
45) l5	1232-5	0.000	0.000	0	0	N.D. d	N.D. d
	Sum 1232-1			0	0	N.D.	N.D.
Average	1232-1					0.000	0.000
46) l8	1262-1	0.000	0.000	0	0	N.D. d	N.D. d
47) l8	1262-2	0.000	0.000	0	0	N.D. d	N.D. d
48) l8	1262-3	0.000	0.000	0	0	N.D. d	N.D. d
49) l8	1262-4	0.000	0.000	0	0	N.D. d	N.D. d
50) l8	1262-5	0.000	0.000	0	0	N.D. d	N.D. d
	Sum 1262-1			0	0	N.D.	N.D.
Average	1262-1					0.000	0.000

SemiQuant Compounds - Not Calibrated on this Instrument

	Sum 1262-1			0	0	N.D.	N.D.
Average	1262-1					0.000	0.000

(f)=RT Delta > 1/2 Window (D)=Amounts differ by > 40% (m)=manual int.
(#)=Recovery Exceeds Compound Acceptance Limits.
(I,C,F) I=Interference, C=Coelluting Calibration Peak, F=Fails CC Criteria.

Sub List : Default - All compounds listed Reviewed)

Data Path : I:\Pest19\200624ical\
Data File : 19200624ical-23.D
Signal(s) : Signal #1: ECD1A.ch Signal #2: ECD2B.ch
Acq On : 24 Jun 2020 04:53 pm
Operator : pest19:ht
Sample : il42154,42e,, 9811
Misc : WG1386877, (Sig #1); (Sig #2)
ALS Vial : 18 Sample Multiplier: 1

Integration File signal 1: events.e
Integration File signal 2: events2.e
Quant Time: Jun 26 08:56:54 2020
Quant Method : I:\Pest19\200624ical\P19_pcb_06_24_20_ugL_ICAL.m
Quant Title : pcb
QLast Update : Fri Jun 26 08:53:21 2020
Response via : Initial Calibration
Integrator: ChemStation

Volume Inj. :
Signal #1 Phase : Signal #2 Phase:
Signal #1 Info : Signal #2 Info :

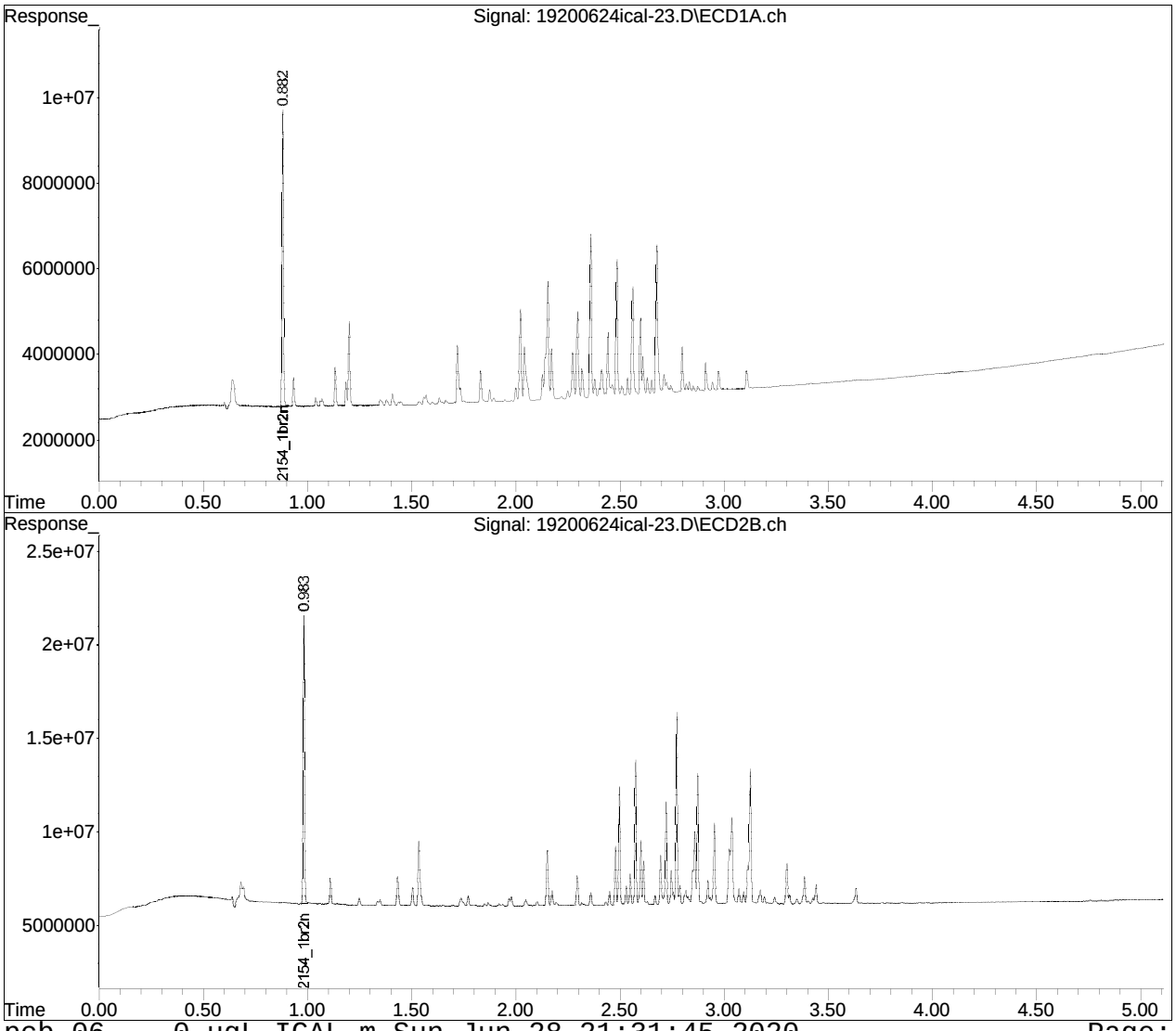

Manual Integration Report

Data Path : I:\Pest19\200624ical\
Data File : 19200624ical-23.D
Date Inj'd : 6/24/2020 4:53 pm
Sample : il42154,42e,, 9811

QMethod : P19_pcb_06_24_20_ugL_ICA
Operator : pest19:ht
Instrument : Pest 19
Quant Date : 6/26/2020 8:54 am

Compound #66: 1221-2 #2

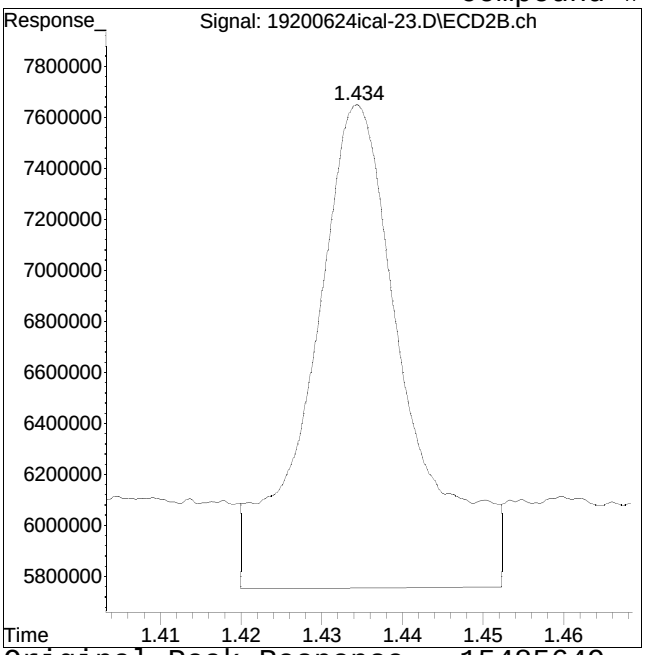

Original Peak Response = 15485649

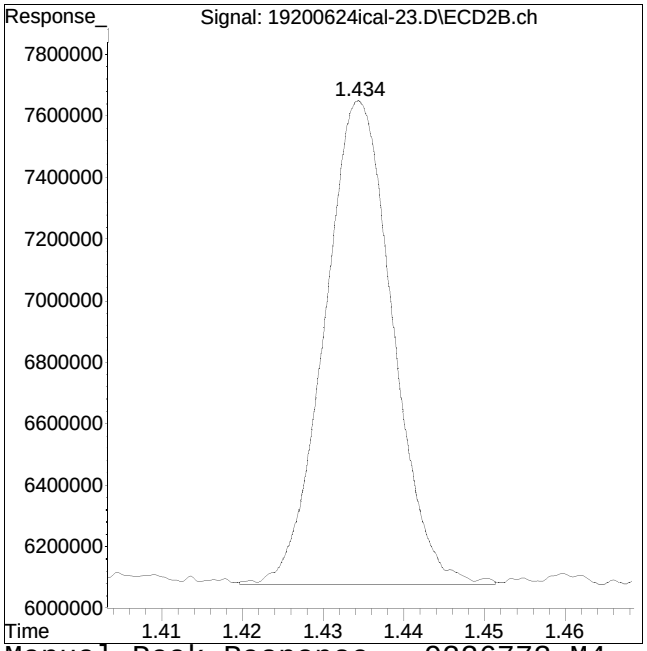

Manual Peak Response = 9226773 M4

M4 = Poor automated baseline construction.

Manual Integration Report

Data Path : I:\Pest19\200624ical\
Data File : 19200624ical-23.D
Date Inj'd : 6/24/2020 4:53 pm
Sample : il42154,42e,, 9811

QMethod : P19_pcb_06_24_20_ugL_ICA
Operator : pest19:ht
Instrument : Pest 19
Quant Date : 6/26/2020 8:54 am

Compound #67: 1221-3 #2

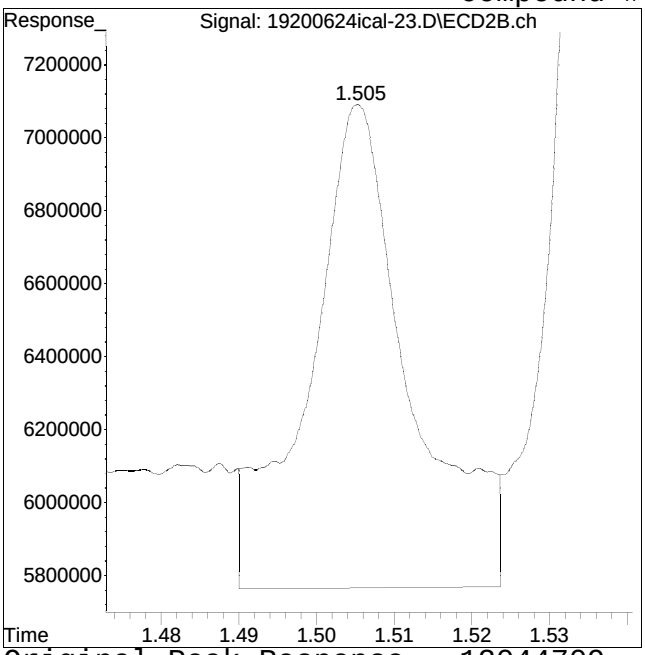

Original Peak Response = 12044709

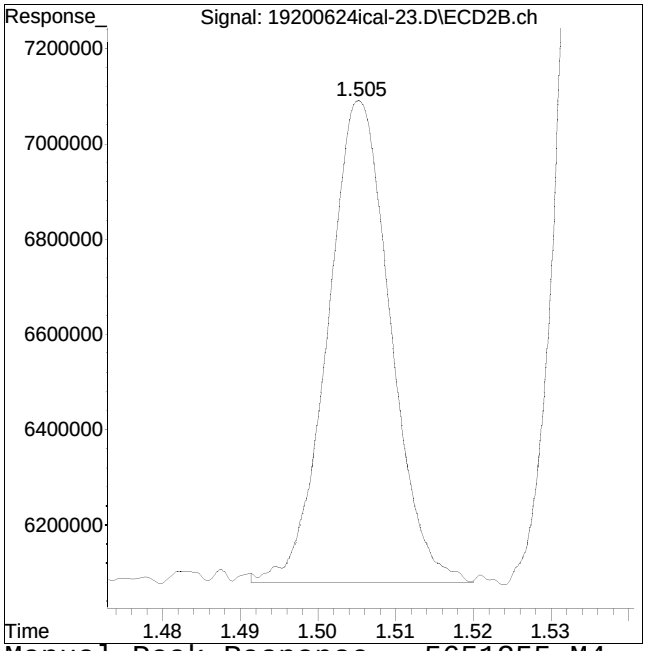

Manual Peak Response = 5651255 M4

M4 = Poor automated baseline construction.

Manual Integration Report

Data Path : I:\Pest19\200624ical\
Data File : 19200624ical-23.D
Date Inj'd : 6/24/2020 4:53 pm
Sample : il42154,42e,, 9811

QMethod : P19_pcb_06_24_20_ugL_ICA
Operator : pest19:ht
Instrument : Pest 19
Quant Date : 6/26/2020 8:54 am

Compound #68: 1221-4 #2

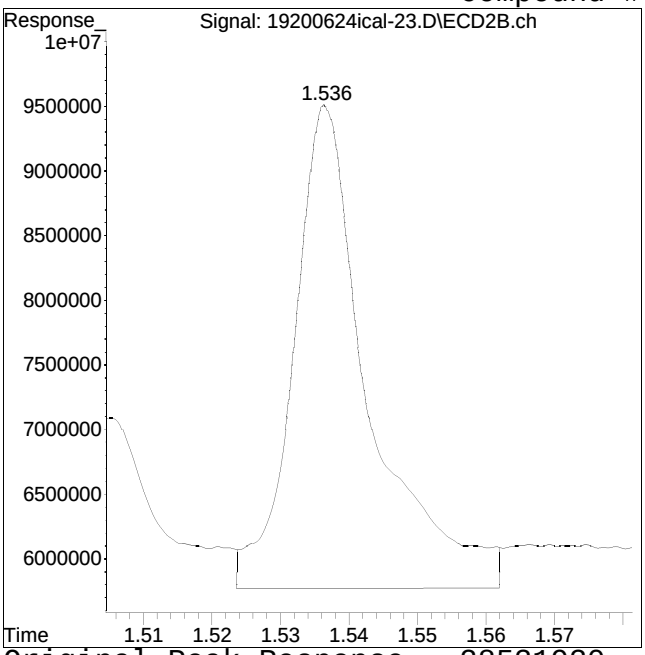

Original Peak Response = 28531930

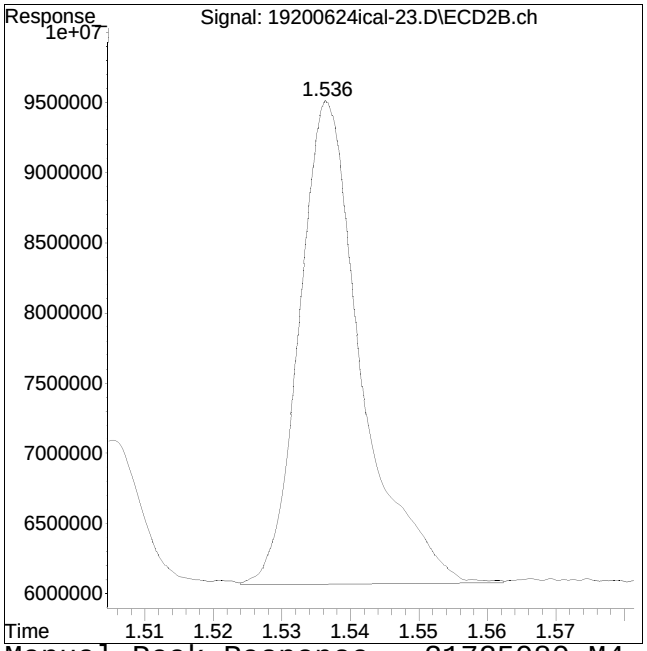

Manual Peak Response = 21725080 M4

M4 = Poor automated baseline construction.

Manual Integration Report

Data Path : I:\Pest19\200624ical\
Data File : 19200624ical-23.D
Date Inj'd : 6/24/2020 4:53 pm
Sample : il42154,42e,, 9811

QMethod : P19_pcb_06_24_20_ugL_ICA
Operator : pest19:ht
Instrument : Pest 19
Quant Date : 6/26/2020 8:54 am

Compound #69: 1254-1 #2

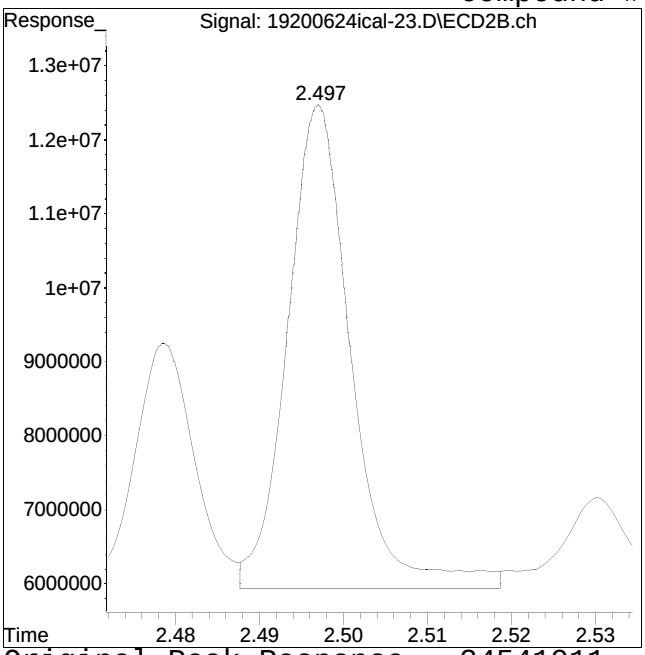

Original Peak Response = 34541911

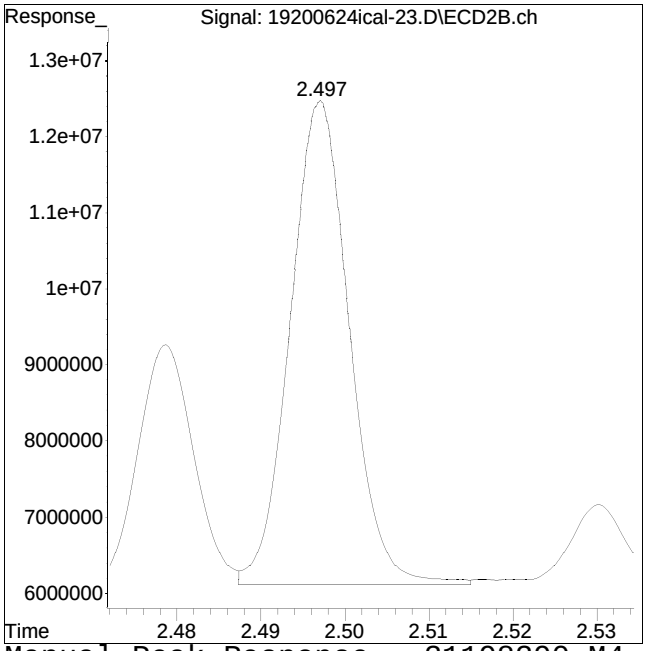

Manual Peak Response = 31198390 M4

M4 = Poor automated baseline construction.

Manual Integration Report

Data Path : I:\Pest19\200624ical\
Data File : 19200624ical-23.D
Date Inj'd : 6/24/2020 4:53 pm
Sample : il42154,42e,, 9811

QMethod : P19_pcb_06_24_20_ugL_ICA
Operator : pest19:ht
Instrument : Pest 19
Quant Date : 6/26/2020 8:54 am

Compound #70: 1254-2 #2

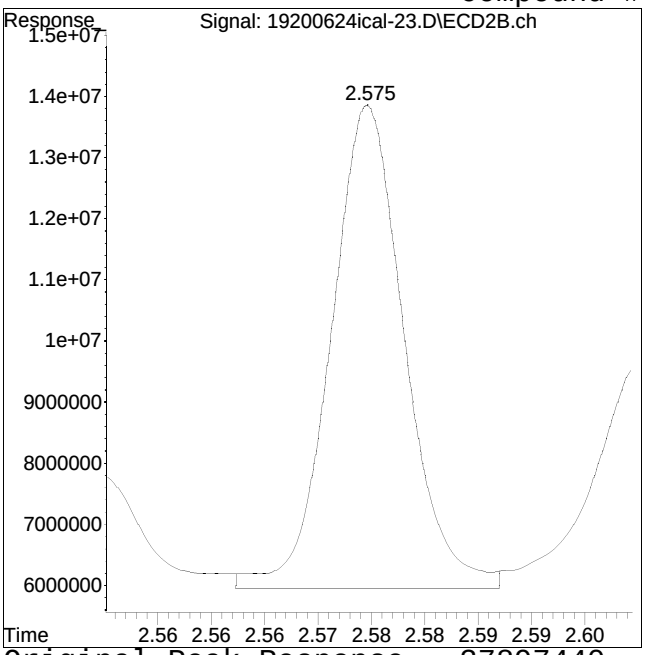

Original Peak Response = 37897440

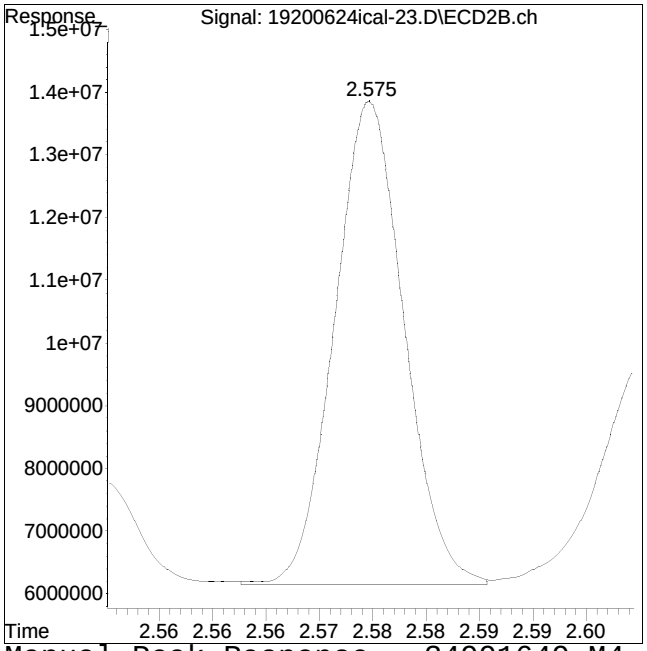

Manual Peak Response = 34991649 M4

M4 = Poor automated baseline construction.

Manual Integration Report

Data Path : I:\Pest19\200624ical\
Data File : 19200624ical-23.D
Date Inj'd : 6/24/2020 4:53 pm
Sample : il42154,42e,, 9811

QMethod : P19_pcb_06_24_20_ugL_ICA
Operator : pest19:ht
Instrument : Pest 19
Quant Date : 6/26/2020 8:54 am

Compound #71: 1254-3 #2

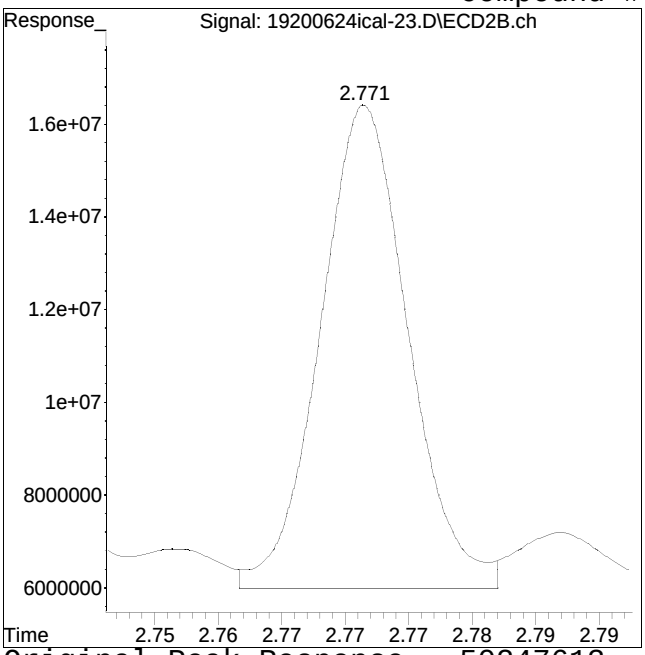

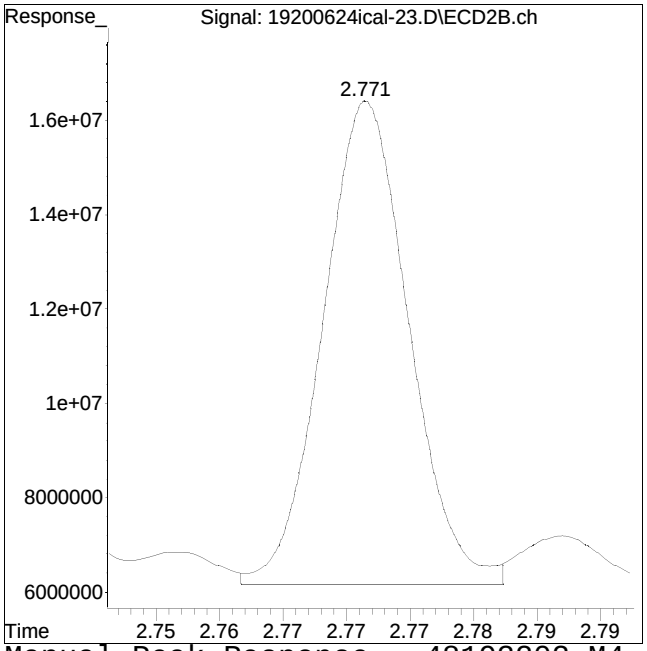

Original Peak Response = 50247613 Manual Peak Response = 48193202 M4
M4 = Poor automated baseline construction.

Manual Integration Report

Data Path : I:\Pest19\200624ical\
Data File : 19200624ical-23.D
Date Inj'd : 6/24/2020 4:53 pm
Sample : il42154,42e,, 9811

QMethod : P19_pcb_06_24_20_ugL_ICA
Operator : pest19:ht
Instrument : Pest 19
Quant Date : 6/26/2020 8:54 am

Compound #72: 1254-4 #2

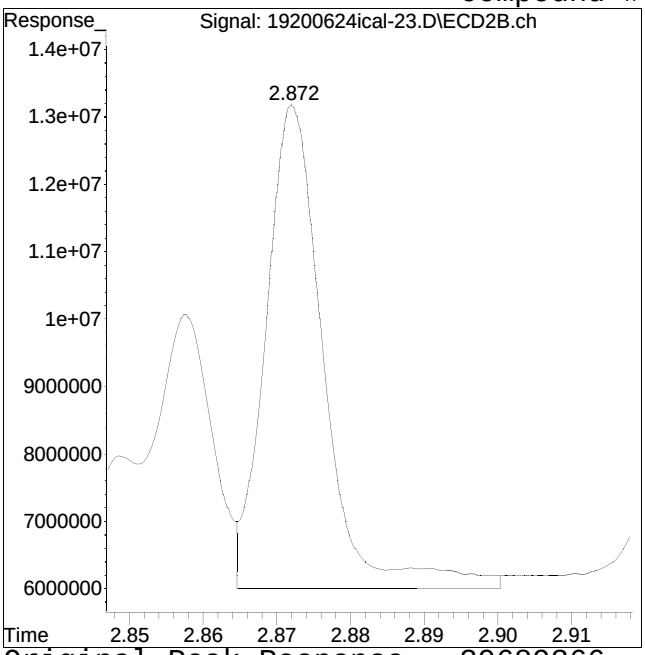

Original Peak Response = 39689366

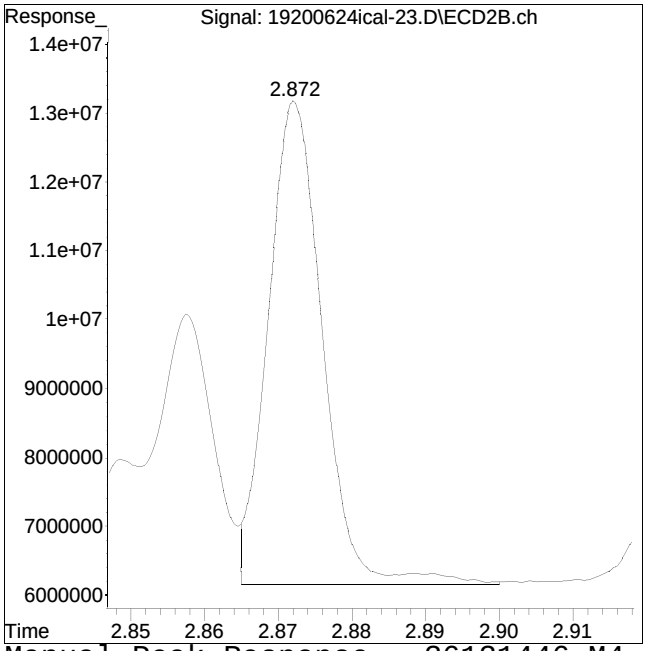

Manual Peak Response = 36131446 M4

M4 = Poor automated baseline construction.

Manual Integration Report

Data Path : I:\Pest19\200624ical\
Data File : 19200624ical-23.D
Date Inj'd : 6/24/2020 4:53 pm
Sample : il42154,42e,, 9811

QMethod : P19_pcb_06_24_20_ugL_ICA
Operator : pest19:ht
Instrument : Pest 19
Quant Date : 6/26/2020 8:54 am

Compound #73: 1254-5 #2

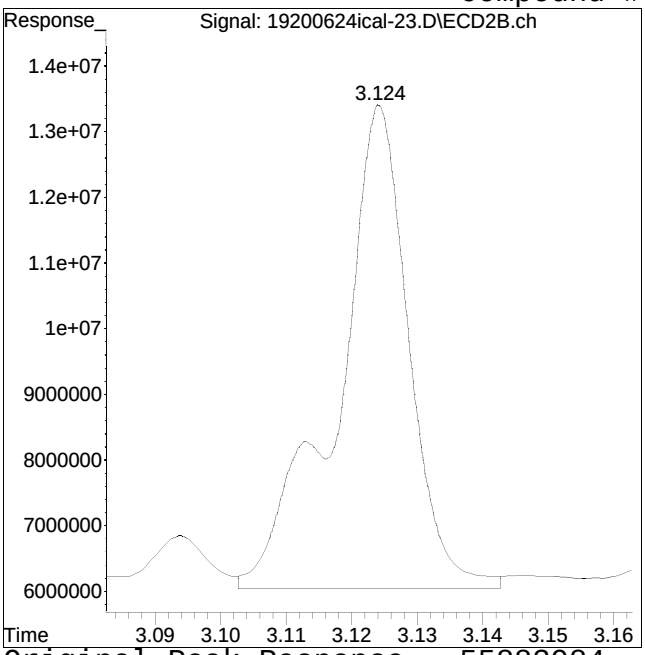

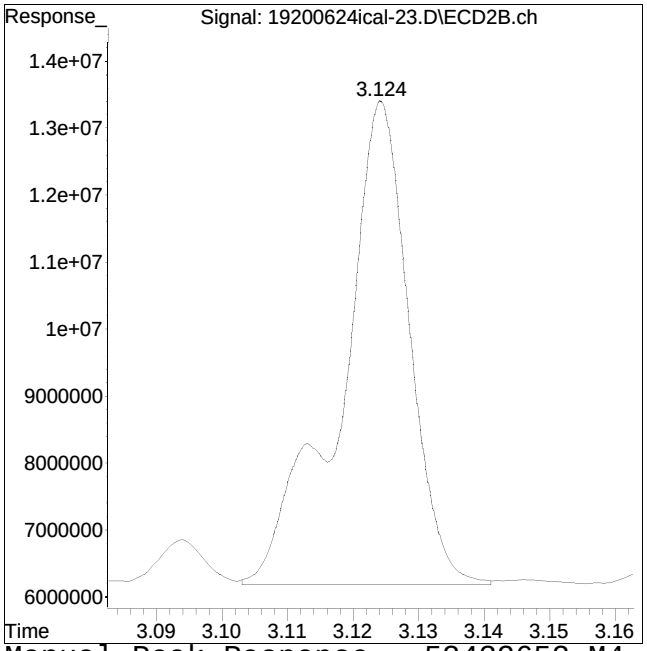

Original Peak Response = 55883984 Manual Peak Response = 52432652 M4
M4 = Poor automated baseline construction.

Quantitation Report (QT Reviewed)

Data Path : I:\Pest19\200624ical\
Data File : 19200624ical-24.D
Signal(s) : Signal #1: ECD1A.ch Signal #2: ECD2B.ch
Acq On : 24 Jun 2020 05:00 pm
Operator : pest19:ht
Sample : il52154,42e,, 9811
Misc : WG1386877, (Sig #1); (Sig #2)
ALS Vial : 19 Sample Multiplier: 1

Integration File signal 1: events.e
Integration File signal 2: events2.e
Quant Time: Jun 26 08:58:56 2020
Quant Method : I:\Pest19\200624ical\P19_pcb_06_24_20_ugL_ICAL.m
Quant Title : pcb
QLast Update : Fri Jun 26 08:57:07 2020
Response via : Initial Calibration
Integrator: ChemStation

Volume Inj. :
Signal #1 Phase : Signal #2 Phase:
Signal #1 Info : Signal #2 Info :

Sub List : Default - All compounds listed

	Compound	RT#1	RT#2	Resp#1	Resp#2	ug/l	ug/l
	Internal Standards						
1) i	1660_1br2nb	0.000	0.000	0	0	N.D. d	N.D. d
14) i	2154_1br2nb	0.882	0.984	38477188	75646005	250.000	250.000
23) i	4268_1br2nb	0.000	0.000	0	0	N.D. d	N.D. d
34) i	1248_1br2nb	0.000	0.000	0	0	N.D. d	N.D. d
40) i	3262_1br2nb	0.000	0.000	0	0	N.D. d	N.D. d
	System Monitoring Compounds						
2) s	2,4,5,6-Tetr	0.000	0.000	0	0	N.D. d	N.D. d
Spiked Amount	500.000	Range 30 - 150		Recovery =		0.00%#	0.00%#
3) s	Decachlorobi	0.000	0.000	0	0	N.D. d	N.D. d
Spiked Amount	500.000	Range 30 - 150		Recovery =		0.00%#	0.00%#
	Target Compounds						
4) l1	1016-1	0.000	0.000	0	0	N.D. d	N.D. d
5) l1	1016-2	0.000	0.000	0	0	N.D. d	N.D. d
6) l1	1016-3	0.000	0.000	0	0	N.D. d	N.D. d
7) l1	1016-4	0.000	0.000	0	0	N.D. d	N.D. d
8) l1	1016-5	0.000	0.000	0	0	N.D. d	N.D. d
Sum	1016-1			0	0	N.D.	N.D.
Average	1016-1					0.000	0.000
9) l2	1260-1	0.000	0.000	0	0	N.D. d	N.D. d
10) l2	1260-2	0.000	0.000	0	0	N.D. d	N.D. d
11) l2	1260-3	0.000	0.000	0	0	N.D. d	N.D. d
12) l2	1260-4	0.000	0.000	0	0	N.D. d	N.D. d
13) l2	1260-5	0.000	0.000	0	0	N.D. d	N.D. d
Sum	1260-1			0	0	N.D.	N.D.
Average	1260-1					0.000	0.000
15) l3	1221-2	1.134	1.435	8819630	17939948	4423.035M4	4787.969
16) l3	1221-3	1.186	1.506	5282685	11007397	4522.703M4	4796.448
17) l3	1221-4	1.201	1.537	20472026	42640900	4516.300M4	4833.314

Data Path : I:\Pest19\200624ical\
Data File : 19200624ical-24.D
Signal(s) : Signal #1: ECD1A.ch Signal #2: ECD2B.ch
Acq On : 24 Jun 2020 05:00 pm
Operator : pest19:ht
Sample : il52154,42e,, 9811
Misc : WG1386877, (Sig #1); (Sig #2)
ALS Vial : 19 Sample Multiplier: 1

Integration File signal 1: events.e
Integration File signal 2: events2.e
Quant Time: Jun 26 08:58:56 2020
Quant Method : I:\Pest19\200624ical\P19_pcb_06_24_20_ugL_ICAL.m
Quant Title : pcb
QLast Update : Fri Jun 26 08:57:07 2020
Response via : Initial Calibration
Integrator: ChemStation

Volume Inj. :
Signal #1 Phase : Signal #2 Phase:
Signal #1 Info : Signal #2 Info :

Sub List : Default - All compounds listed

	Compound	RT#1	RT#2	Resp#1	Resp#2	ug/l	ug/l	
Sum	1221-2			34574341	71588244	13462.038	14417.731	
Average	1221-2					4487.346	4805.910	
18) l4	1254-1	2.022	2.497	25120871	60869565	4609.770	4804.498	
19) l4	1254-2	2.154	2.575	44385781	68573211	4620.307	4825.809	
20) l4	1254-3	2.359	2.772	42878106	94180991	4671.290	4812.353	
21) l4	1254-4	2.484	2.873	32804313	72091611	4653.047	4913.369	
22) l4	1254-5	2.676	3.125	44876011	104.7E6	4610.749	4918.832	
Sum	1254-1			190.1E6	400.4E6	NoCal	NoCal	D
Average	1254-1					4633.033	4854.972	
24) l6	1242-1	0.000	0.000	0	0	N.D. d	N.D. d	
25) l6	1242-2	0.000	0.000	0	0	N.D. d	N.D. d	
26) l6	1242-3	0.000	0.000	0	0	N.D. d	N.D. d	
27) l6	1242-4	0.000	0.000	0	0	N.D. d	N.D. d	
28) l6	1242-5	0.000	0.000	0	0	N.D. d	N.D. d	
Sum	1242-1			0	0	N.D.	N.D.	
Average	1242-1					0.000	0.000	
29) l9	1268-1	0.000	0.000	0	0	N.D. d	N.D. d	
30) l9	1268-2	0.000	0.000	0	0	N.D. d	N.D. d	
31) l9	1268-3	0.000	0.000	0	0	N.D. d	N.D. d	
32) l9	1268-4	0.000	0.000	0	0	N.D. d	N.D. d	
33) l9	1268-5	0.000	0.000	0	0	N.D.	N.D.	
Sum	1268-1			0	0	N.D.	N.D.	
Average	1268-1					0.000	0.000	
35) l7	1248-1	0.000	0.000	0	0	N.D. d	N.D. d	
36) l7	1248-2	0.000	0.000	0	0	N.D. d	N.D. d	
37) l7	1248-3	0.000	0.000	0	0	N.D. d	N.D. d	
38) l7	1248-4	0.000	0.000	0	0	N.D. d	N.D. d	
39) l7	1248-5	0.000	0.000	0	0	N.D. d	N.D. d	
Sum	1248-1			0	0	N.D.	N.D.	

Data Path : I:\Pest19\200624ical\
Data File : 19200624ical-24.D
Signal(s) : Signal #1: ECD1A.ch Signal #2: ECD2B.ch
Acq On : 24 Jun 2020 05:00 pm
Operator : pest19:ht
Sample : il52154,42e,, 9811
Misc : WG1386877, (Sig #1); (Sig #2)
ALS Vial : 19 Sample Multiplier: 1

Integration File signal 1: events.e
Integration File signal 2: events2.e
Quant Time: Jun 26 08:58:56 2020
Quant Method : I:\Pest19\200624ical\P19_pcb_06_24_20_ugL_ICAL.m
Quant Title : pcb
QLast Update : Fri Jun 26 08:57:07 2020
Response via : Initial Calibration
Integrator: ChemStation

Volume Inj. :
Signal #1 Phase : Signal #2 Phase:
Signal #1 Info : Signal #2 Info :

Sub List : Default - All compounds listed

	Compound	RT#1	RT#2	Resp#1	Resp#2	ug/l	ug/l
Average	1248-1					0.000	0.000
41) l5	1232-1	0.000	0.000	0	0	N.D. d	N.D. d
42) l5	1232-2	0.000	0.000	0	0	N.D. d	N.D. d
43) l5	1232-3	0.000	0.000	0	0	N.D. d	N.D. d
44) l5	1232-4	0.000	0.000	0	0	N.D. d	N.D. d
45) l5	1232-5	0.000	0.000	0	0	N.D. d	N.D. d
Sum	1232-1			0	0	N.D.	N.D.
Average	1232-1					0.000	0.000
46) l8	1262-1	0.000	0.000	0	0	N.D. d	N.D. d
47) l8	1262-2	0.000	0.000	0	0	N.D. d	N.D. d
48) l8	1262-3	0.000	0.000	0	0	N.D. d	N.D. d
49) l8	1262-4	0.000	0.000	0	0	N.D. d	N.D. d
50) l8	1262-5	0.000	0.000	0	0	N.D. d	N.D. d
Sum	1262-1			0	0	N.D.	N.D.
Average	1262-1					0.000	0.000

SemiQuant Compounds - Not Calibrated on this Instrument

Sum	1262-1			0	0	N.D.	N.D.
Average	1262-1					0.000	0.000

(f)=RT Delta > 1/2 Window (D)=Amounts differ by > 40% (m)=manual int.
(#)=Recovery Exceeds Compound Acceptance Limits.
(I,C,F) I=Interference, C=Coelluting Calibration Peak, F=Fails CC Criteria.

Sub List : Default - All compounds listed Reviewed)

Data Path : I:\Pest19\200624ical\
Data File : 19200624ical-24.D
Signal(s) : Signal #1: ECD1A.ch Signal #2: ECD2B.ch
Acq On : 24 Jun 2020 05:00 pm
Operator : pest19:ht
Sample : il52154,42e,, 9811
Misc : WG1386877, (Sig #1); (Sig #2)
ALS Vial : 19 Sample Multiplier: 1

Integration File signal 1: events.e
Integration File signal 2: events2.e
Quant Time: Jun 26 08:58:56 2020
Quant Method : I:\Pest19\200624ical\P19_pcb_06_24_20_ugL_ICAL.m
Quant Title : pcb
QLast Update : Fri Jun 26 08:57:07 2020
Response via : Initial Calibration
Integrator: ChemStation

Volume Inj. :
Signal #1 Phase : Signal #2 Phase:
Signal #1 Info : Signal #2 Info :

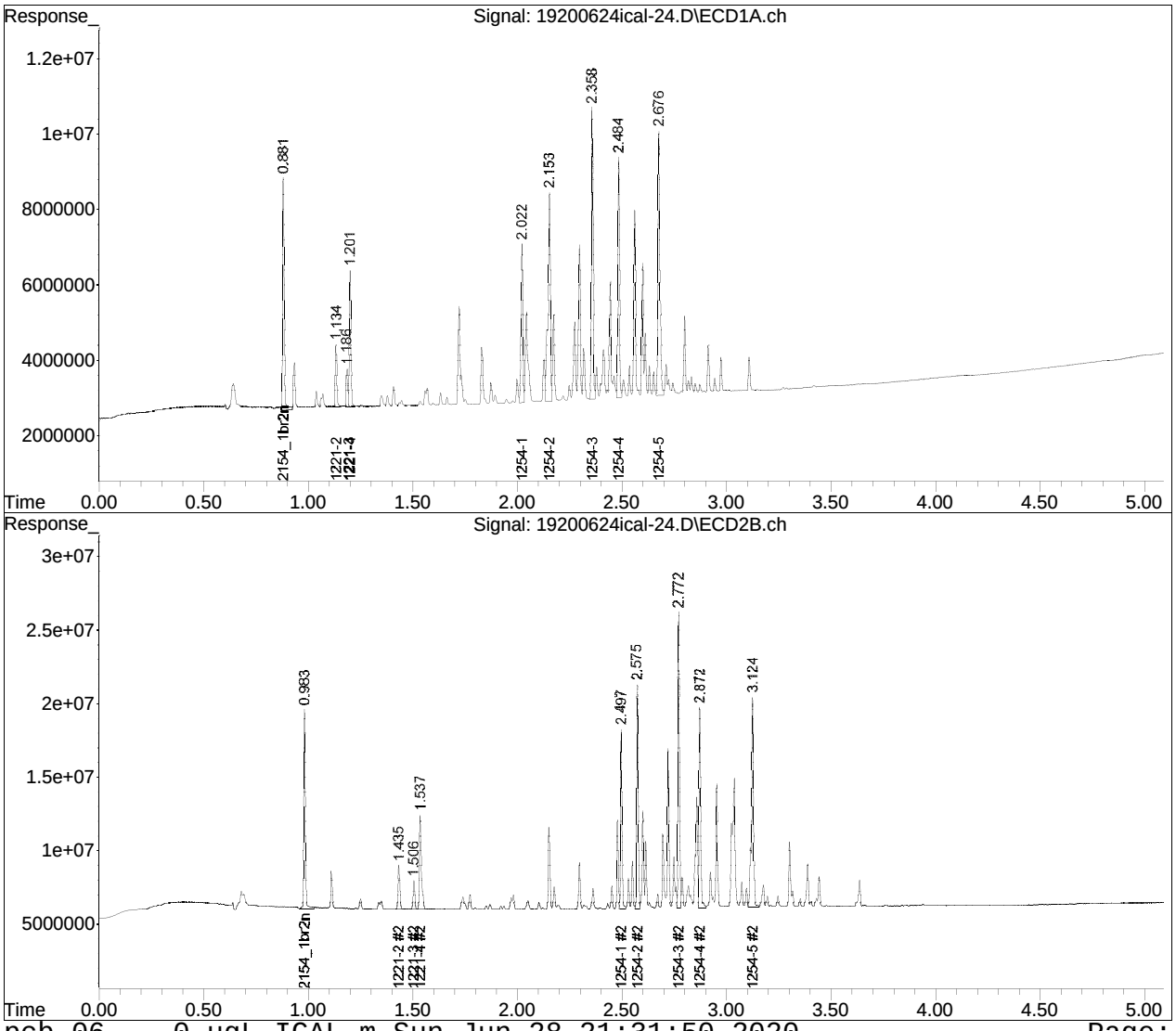

Manual Integration Report

Data Path : I:\Pest19\200624ical\
Data File : 19200624ical-24.D
Date Inj'd : 6/24/2020 5:00 pm
Sample : il52154,42e,, 9811

QMethod : P19_pcb_06_24_20_ugL_ICA
Operator : pest19:ht
Instrument : Pest 19
Quant Date : 6/26/2020 8:57 am

Compound #15: 1221-2

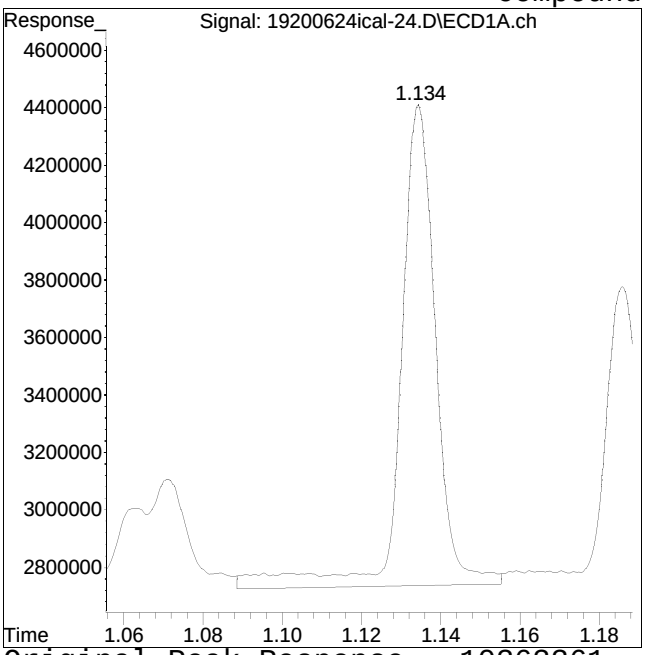

Original Peak Response = 10363361

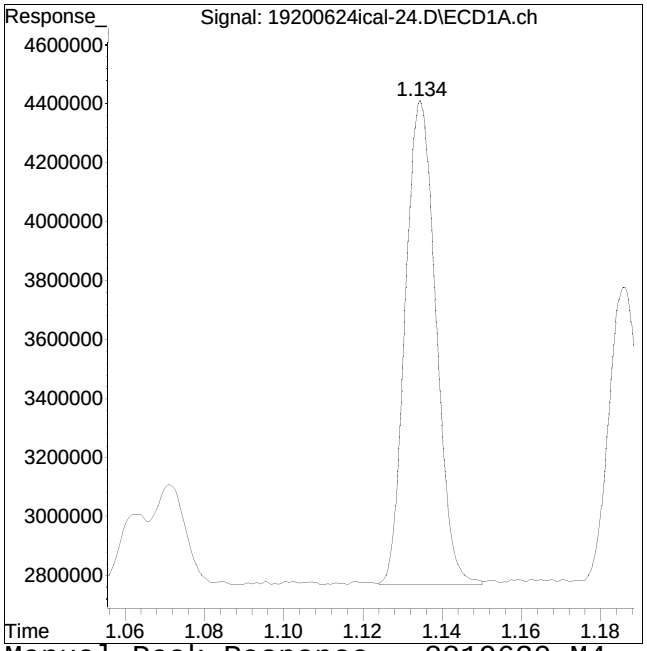

Manual Peak Response = 8819630 M4

M4 = Poor automated baseline construction.

Manual Integration Report

Data Path : I:\Pest19\200624ical\
Data File : 19200624ical-24.D
Date Inj'd : 6/24/2020 5:00 pm
Sample : il52154,42e,, 9811

QMethod : P19_pcb_06_24_20_ugL_ICA
Operator : pest19:ht
Instrument : Pest 19
Quant Date : 6/26/2020 8:57 am

Compound #16: 1221-3

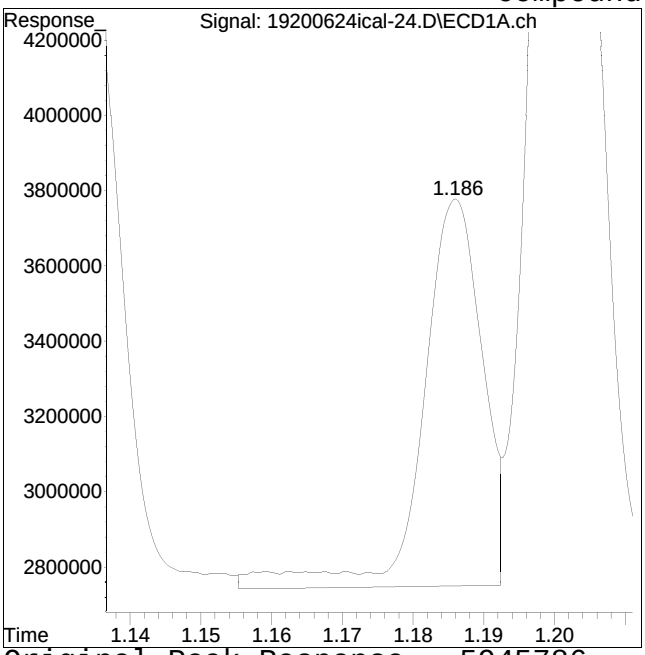

Original Peak Response = 5945786

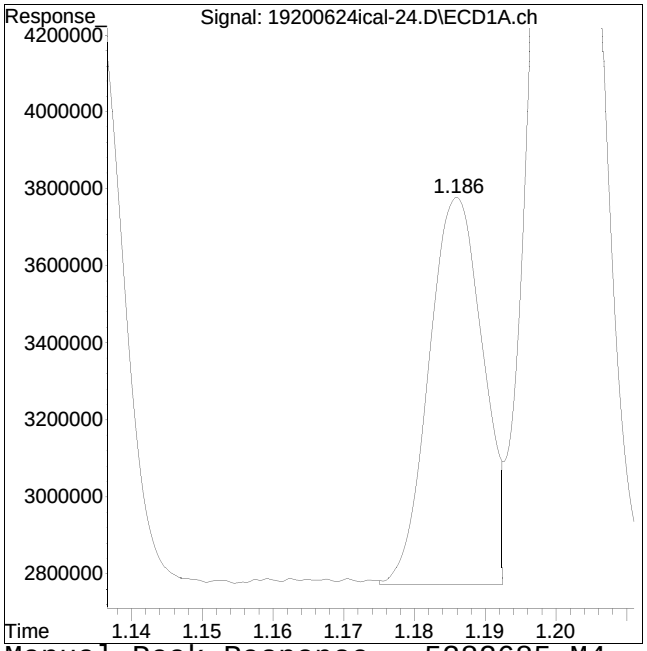

Manual Peak Response = 5282685 M4

M4 = Poor automated baseline construction.

Manual Integration Report

Data Path : I:\Pest19\200624ical\
Data File : 19200624ical-24.D
Date Inj'd : 6/24/2020 5:00 pm
Sample : il52154,42e,, 9811

QMethod : P19_pcb_06_24_20_ugL_ICA
Operator : pest19:ht
Instrument : Pest 19
Quant Date : 6/26/2020 8:57 am

Compound #17: 1221-4

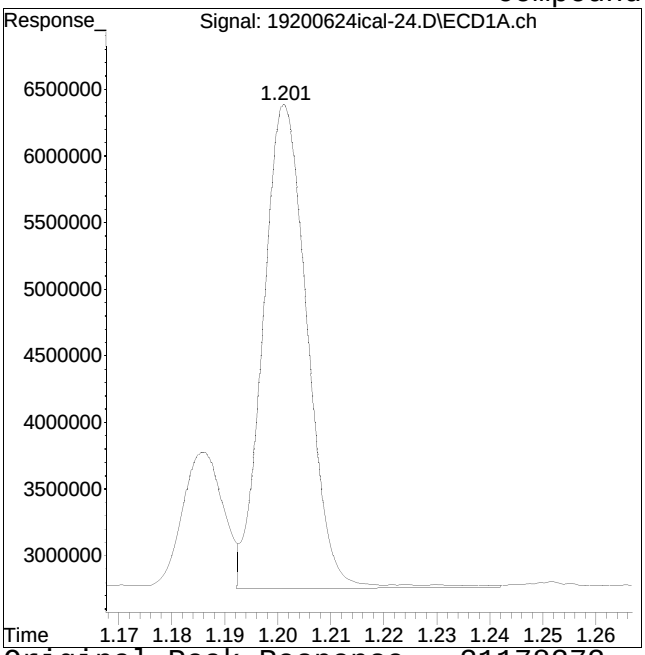

Original Peak Response = 21178272

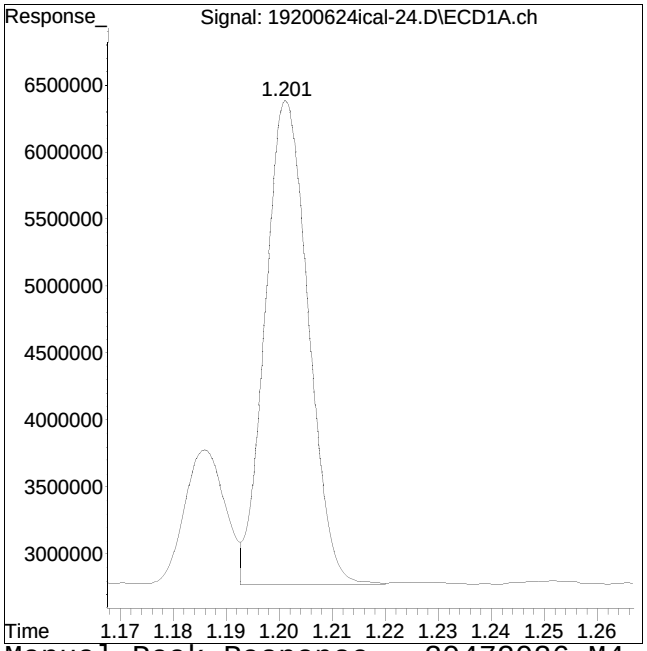

Manual Peak Response = 20472026 M4

M4 = Poor automated baseline construction.

Quantitation Report (QT Reviewed)

Data Path : I:\Pest19\200624ical\
Data File : 19200624ical-25.D
Signal(s) : Signal #1: ECD1A.ch Signal #2: ECD2B.ch
Acq On : 24 Jun 2020 05:07 pm
Operator : pest19:ht
Sample : il62154,42e,, 9811
Misc : WG1386877, (Sig #1); (Sig #2)
ALS Vial : 20 Sample Multiplier: 1

Integration File signal 1: events.e
Integration File signal 2: events2.e
Quant Time: Jun 26 09:17:32 2020
Quant Method : I:\Pest19\200624ical\P19_pcb_06_24_20_ugL_ICAL.m
Quant Title : pcb
QLast Update : Fri Jun 26 08:59:18 2020
Response via : Initial Calibration
Integrator: ChemStation

Volume Inj. :
Signal #1 Phase : Signal #2 Phase:
Signal #1 Info : Signal #2 Info :

Sub List : Default - All compounds listed

	Compound	RT#1	RT#2	Resp#1	Resp#2	ug/l	ug/l
	Internal Standards						
1) i	1660_1br2nb	0.000	0.000	0	0	N.D. d	N.D. d
14) i	2154_1br2nb	0.880	0.982	36149027	74606126	250.000M4	250.000M4
23) i	4268_1br2nb	0.000	0.000	0	0	N.D. d	N.D. d
34) i	1248_1br2nb	0.000	0.000	0	0	N.D. d	N.D. d
40) i	3262_1br2nb	0.000	0.000	0	0	N.D. d	N.D. d
	System Monitoring Compounds						
2) s	2,4,5,6-Tetr	0.000	0.000	0	0	N.D. d	N.D. d
	Spiked Amount 500.000	Range 30 - 150		Recovery =		0.00%#	0.00%#
3) s	Decachlorobi	0.000	0.000	0	0	N.D. d	N.D. d
	Spiked Amount 500.000	Range 30 - 150		Recovery =		0.00%#	0.00%#
	Target Compounds						
4) l1	1016-1	0.000	0.000	0	0	N.D. d	N.D. d
5) l1	1016-2	0.000	0.000	0	0	N.D. d	N.D. d
6) l1	1016-3	0.000	0.000	0	0	N.D. d	N.D. d
7) l1	1016-4	0.000	0.000	0	0	N.D. d	N.D. d
8) l1	1016-5	0.000	0.000	0	0	N.D. d	N.D. d
	Sum 1016-1			0	0	N.D.	N.D.
	Average 1016-1					0.000	0.000
9) l2	1260-1	0.000	0.000	0	0	N.D. d	N.D. d
10) l2	1260-2	0.000	0.000	0	0	N.D. d	N.D. d
11) l2	1260-3	0.000	0.000	0	0	N.D. d	N.D. d
12) l2	1260-4	0.000	0.000	0	0	N.D. d	N.D. d
13) l2	1260-5	0.000	0.000	0	0	N.D. d	N.D. d
	Sum 1260-1			0	0	N.D.	N.D.
	Average 1260-1					0.000	0.000
15) l3	1221-2	1.133	1.434	16482267	36270772	9336.903M4	10027.805

Data Path : I:\Pest19\200624ical\
Data File : 19200624ical-25.D
Signal(s) : Signal #1: ECD1A.ch Signal #2: ECD2B.ch
Acq On : 24 Jun 2020 05:07 pm
Operator : pest19:ht
Sample : il62154,42e,, 9811
Misc : WG1386877, (Sig #1); (Sig #2)
ALS Vial : 20 Sample Multiplier: 1

Integration File signal 1: events.e
Integration File signal 2: events2.e
Quant Time: Jun 26 09:17:32 2020
Quant Method : I:\Pest19\200624ical\P19_pcb_06_24_20_ugL_ICAL.m
Quant Title : pcb
QLast Update : Fri Jun 26 08:59:18 2020
Response via : Initial Calibration
Integrator: ChemStation

Volume Inj. :
Signal #1 Phase : Signal #2 Phase:
Signal #1 Info : Signal #2 Info :

Sub List : Default - All compounds listed

	Compound	RT#1	RT#2	Resp#1	Resp#2	ug/l	ug/l
16) l3	1221-3	1.184	1.505	10198309	21589934	9759.284M4	9737.093
17) l3	1221-4	1.200	1.536	38149694	81327889	9413.510M4	9505.385
Sum	1221-2			64830269	139.2E6	28509.698	29270.283
Average	1221-2					9503.233	9756.761
18) l4	1254-1	2.022	2.497	46668885	116.4E6	9485.620	9504.283
19) l4	1254-2	2.153	2.575	81653208	130.6E6	9404.117	9486.805
20) l4	1254-3	2.359	2.772	79511040	180.5E6	9533.470	9530.839
21) l4	1254-4	2.484	2.873	60689448	137.8E6	9492.093	9606.121
22) l4	1254-5	2.676	3.124	83394426	198.4E6	9489.509	9525.640
Sum	1254-1			351.9E6	763.8E6	NoCal	NoCal D
Average	1254-1					9480.962	9530.738
24) l6	1242-1	0.000	0.000	0	0	N.D. d	N.D. d
25) l6	1242-2	0.000	0.000	0	0	N.D. d	N.D. d
26) l6	1242-3	0.000	0.000	0	0	N.D. d	N.D. d
27) l6	1242-4	0.000	0.000	0	0	N.D. d	N.D. d
28) l6	1242-5	0.000	0.000	0	0	N.D. d	N.D. d
Sum	1242-1			0	0	N.D.	N.D.
Average	1242-1					0.000	0.000
29) l9	1268-1	0.000	0.000	0	0	N.D. d	N.D. d
30) l9	1268-2	0.000	0.000	0	0	N.D. d	N.D. d
31) l9	1268-3	0.000	0.000	0	0	N.D. d	N.D. d
32) l9	1268-4	0.000	0.000	0	0	N.D.	N.D.
33) l9	1268-5	0.000	0.000	0	0	N.D. d	N.D. d
Sum	1268-1			0	0	N.D.	N.D.
Average	1268-1					0.000	0.000
35) l7	1248-1	0.000	0.000	0	0	N.D. d	N.D. d
36) l7	1248-2	0.000	0.000	0	0	N.D. d	N.D. d
37) l7	1248-3	0.000	0.000	0	0	N.D. d	N.D. d
38) l7	1248-4	0.000	0.000	0	0	N.D. d	N.D. d

Data Path : I:\Pest19\200624ical\
Data File : 19200624ical-25.D
Signal(s) : Signal #1: ECD1A.ch Signal #2: ECD2B.ch
Acq On : 24 Jun 2020 05:07 pm
Operator : pest19:ht
Sample : il62154,42e,, 9811
Misc : WG1386877, (Sig #1); (Sig #2)
ALS Vial : 20 Sample Multiplier: 1

Integration File signal 1: events.e
Integration File signal 2: events2.e
Quant Time: Jun 26 09:17:32 2020
Quant Method : I:\Pest19\200624ical\P19_pcb_06_24_20_ugL_ICAL.m
Quant Title : pcb
QLast Update : Fri Jun 26 08:59:18 2020
Response via : Initial Calibration
Integrator: ChemStation

Volume Inj. :
Signal #1 Phase : Signal #2 Phase:
Signal #1 Info : Signal #2 Info :

Sub List : Default - All compounds listed

	Compound	RT#1	RT#2	Resp#1	Resp#2	ug/l	ug/l
39) l7	1248-5	0.000	0.000	0	0	N.D. d	N.D. d
Sum	1248-1			0	0	N.D.	N.D.
Average	1248-1					0.000	0.000
41) l5	1232-1	0.000	0.000	0	0	N.D. d	N.D. d
42) l5	1232-2	0.000	0.000	0	0	N.D. d	N.D. d
43) l5	1232-3	0.000	0.000	0	0	N.D. d	N.D. d
44) l5	1232-4	0.000	0.000	0	0	N.D. d	N.D. d
45) l5	1232-5	0.000	0.000	0	0	N.D. d	N.D. d
Sum	1232-1			0	0	N.D.	N.D.
Average	1232-1					0.000	0.000
46) l8	1262-1	0.000	0.000	0	0	N.D. d	N.D. d
47) l8	1262-2	0.000	0.000	0	0	N.D. d	N.D. d
48) l8	1262-3	0.000	0.000	0	0	N.D. d	N.D. d
49) l8	1262-4	0.000	0.000	0	0	N.D. d	N.D. d
50) l8	1262-5	0.000	0.000	0	0	N.D.	N.D.
Sum	1262-1			0	0	N.D.	N.D.
Average	1262-1					0.000	0.000

SemiQuant Compounds - Not Calibrated on this Instrument

Sum	1262-1			0	0	N.D.	N.D.
Average	1262-1					0.000	0.000

(f)=RT Delta > 1/2 Window (D)=Amounts differ by > 40% (m)=manual int.
(#)=Recovery Exceeds Compound Acceptance Limits.
(I,C,F) I=Interference, C=Coelluting Calibration Peak, F=Fails CC Criteria.

Sub List : Default - All compounds listed Reviewed)

Data Path : I:\Pest19\200624ical\
Data File : 19200624ical-25.D
Signal(s) : Signal #1: ECD1A.ch Signal #2: ECD2B.ch
Acq On : 24 Jun 2020 05:07 pm
Operator : pest19:ht
Sample : il62154,42e,, 9811
Misc : WG1386877, (Sig #1); (Sig #2)
ALS Vial : 20 Sample Multiplier: 1

Integration File signal 1: events.e
Integration File signal 2: events2.e
Quant Time: Jun 26 09:17:32 2020
Quant Method : I:\Pest19\200624ical\P19_pcb_06_24_20_ugL_ICAL.m
Quant Title : pcb
QLast Update : Fri Jun 26 08:59:18 2020
Response via : Initial Calibration
Integrator: ChemStation

Volume Inj. :
Signal #1 Phase : Signal #2 Phase:
Signal #1 Info : Signal #2 Info :

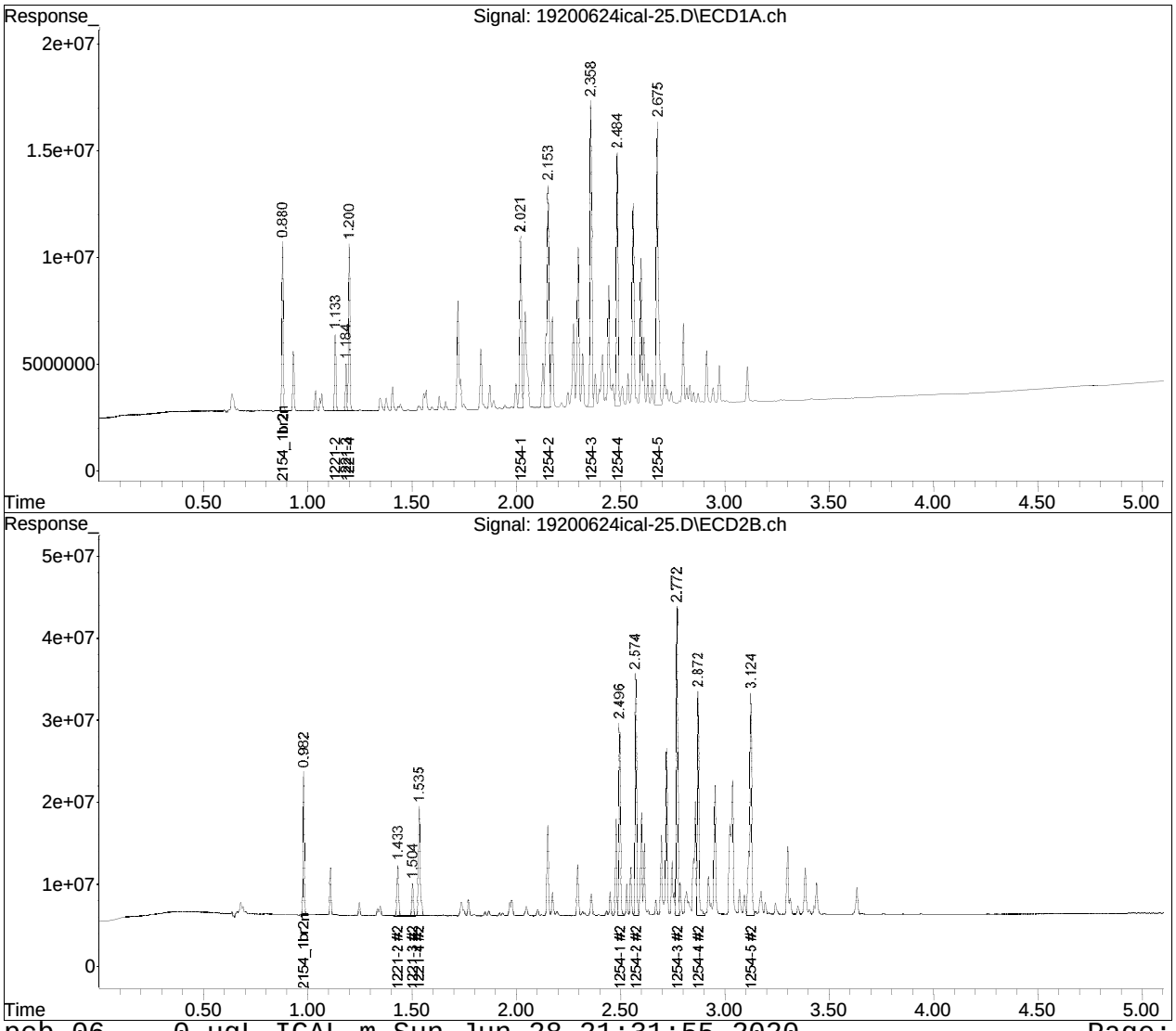

Manual Integration Report

Data Path : I:\Pest19\200624ical\
Data File : 19200624ical-25.D
Date Inj'd : 6/24/2020 5:07 pm
Sample : il62154,42e,, 9811

QMethod : P19_pcb_06_24_20_ugL_ICA
Operator : pest19:ht
Instrument : Pest 19
Quant Date : 6/26/2020 8:59 am

Compound #15: 1221-2

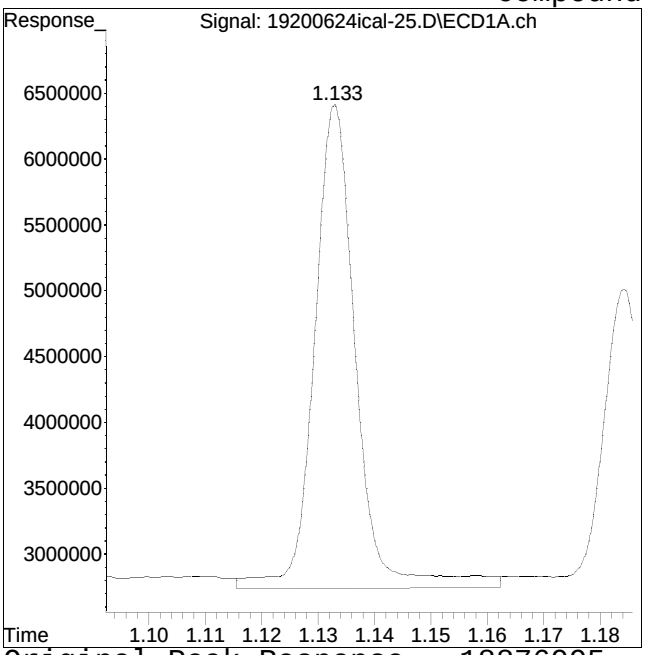

Original Peak Response = 18876995

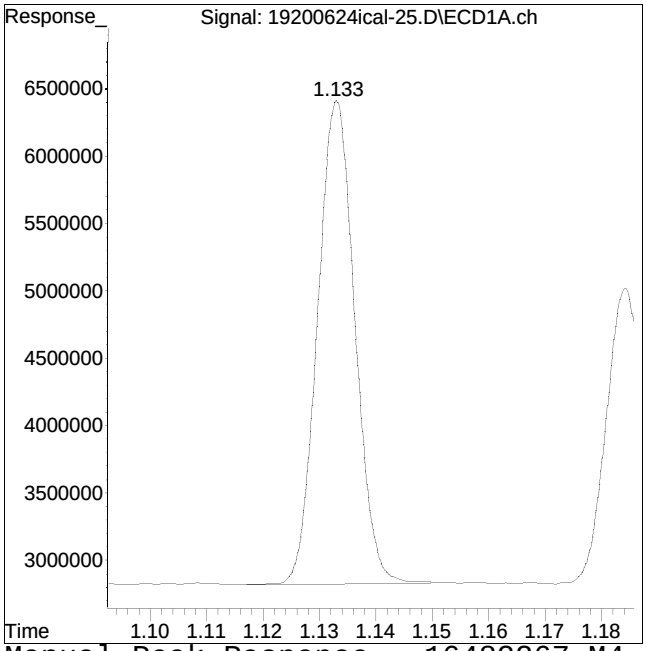

Manual Peak Response = 16482267 M4

M4 = Poor automated baseline construction.

Manual Integration Report

Data Path : I:\Pest19\200624ical\
Data File : 19200624ical-25.D
Date Inj'd : 6/24/2020 5:07 pm
Sample : il62154,42e,, 9811

QMethod : P19_pcb_06_24_20_ugL_ICA
Operator : pest19:ht
Instrument : Pest 19
Quant Date : 6/26/2020 8:59 am

Compound #16: 1221-3

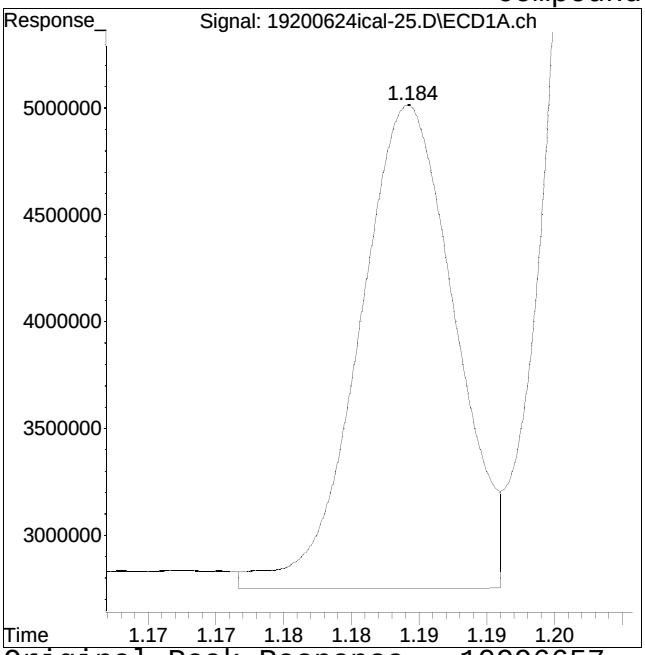

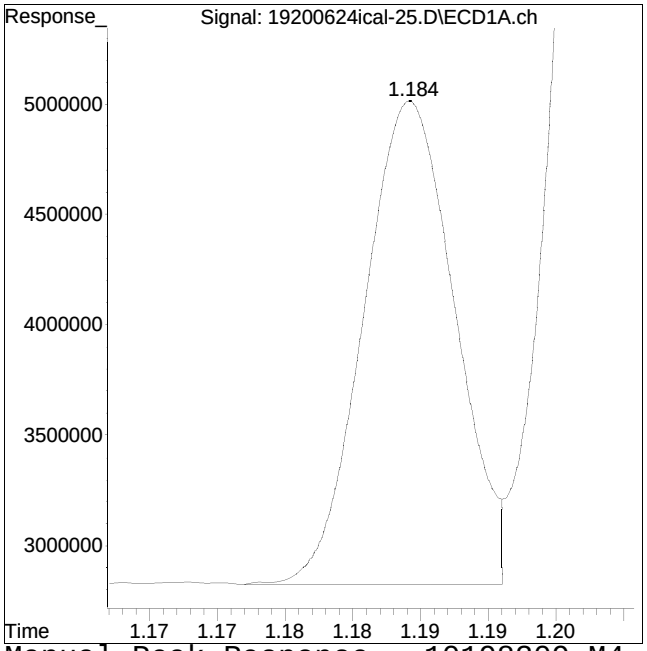

Original Peak Response = 10996657 Manual Peak Response = 10198309 M4
M4 = Poor automated baseline construction.

Manual Integration Report

Data Path : I:\Pest19\200624ical\
Data File : 19200624ical-25.D
Date Inj'd : 6/24/2020 5:07 pm
Sample : il62154,42e,, 9811

QMethod : P19_pcb_06_24_20_ugL_ICA
Operator : pest19:ht
Instrument : Pest 19
Quant Date : 6/26/2020 8:59 am

Compound #17: 1221-4

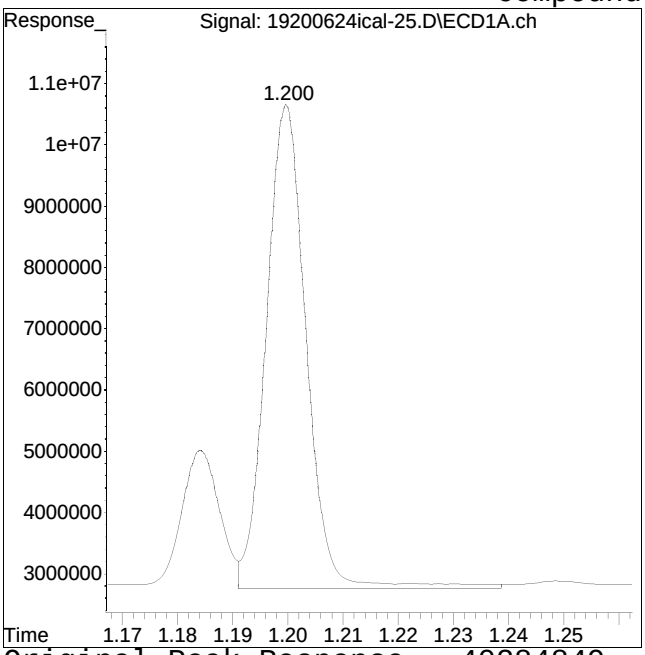

Original Peak Response = 40284849

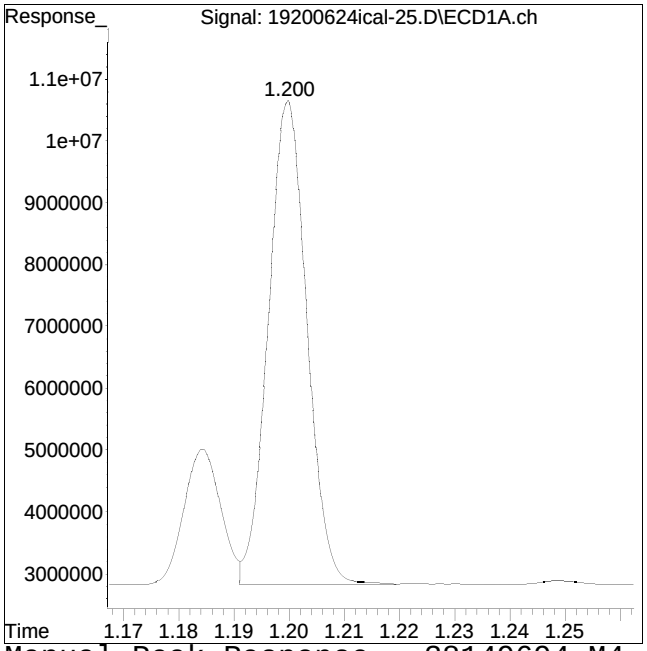

Manual Peak Response = 38149694 M4

M4 = Poor automated baseline construction.

Quantitation Report (QT Reviewed)

Data Path : I:\Pest19\200624ical\
Data File : 19200624ical-26.D
Signal(s) : Signal #1: ECD1A.ch Signal #2: ECD2B.ch
Acq On : 24 Jun 2020 05:14 pm
Operator : pest19:ht
Sample : il11660,42e,, 9810
Misc : WG1386877, (Sig #1); (Sig #2)
ALS Vial : 21 Sample Multiplier: 1

Integration File signal 1: events.e
Integration File signal 2: events2.e
Quant Time: Jun 26 08:49:53 2020
Quant Method : I:\Pest19\200624ical\P19_pcb_06_24_20_ugL_ICAL.m
Quant Title : pcb
QLast Update : Fri Jun 26 08:46:56 2020
Response via : Initial Calibration
Integrator: ChemStation

Volume Inj. :
Signal #1 Phase : Signal #2 Phase:
Signal #1 Info : Signal #2 Info :

Sub List : Default - All compounds listed

	Compound	RT#1	RT#2	Resp#1	Resp#2	ug/l	ug/l
	Internal Standards						
1) i	1660_1br2nb	0.881	0.983	34644409	73657194	250.000	250.000
14) i	2154_1br2nb	0.000	0.000	0	0	N.D. d	N.D. d
23) i	4268_1br2nb	0.000	0.000	0	0	N.D. d	N.D. d
34) i	1248_1br2nb	0.000	0.000	0	0	N.D. d	N.D. d
40) i	3262_1br2nb	0.000	0.000	0	0	N.D. d	N.D. d
	System Monitoring Compounds						
2) s	2,4,5,6-Tetr	1.082	1.299	1390246	2643655	7.810	7.150
	Spiked Amount 500.000	Range 30 - 150		Recovery =		1.56%#	1.43%#
3) s	Decachlorobi	3.664	4.263	1939607	4341737	17.273	15.014
	Spiked Amount 500.000	Range 30 - 150		Recovery =		3.45%#	3.00%#
	Target Compounds						
4) l1	1016-1	1.201	1.535	384705	730219	126.705	113.510M4
5) l1	1016-2	1.349	1.741	777543	1769558	119.129	128.991
6) l1	1016-3	1.569	1.980	837824	1971767	109.741	119.603
7) l1	1016-4	1.632	2.050	666874	1204211	125.194	110.729M4
8) l1	1016-5	1.832	2.296	562942	1015704	134.614	116.007
	Sum 1016-1			3229887	6691459	615.383	588.841
	Average 1016-1					123.077	117.768
9) l2	1260-1	2.443	2.857	948834	1893692	125.772M4	104.844M4
10) l2	1260-2	2.560	2.953	1470038	2436740	133.029	113.942M4
11) l2	1260-3	2.833	3.313	904281	1991829	125.110	108.529M4
12) l2	1260-4	2.974	3.441	1883491	4428977	123.249	116.040
13) l2	1260-5	3.109	3.633	921136	2993552	116.298M4	113.912
	Sum 1260-1			6127780	13744790	NoCal	NoCal D
	Average 1260-1					124.692	111.454
15) l3	1221-2	0.000	0.000	0	0	N.D.	N.D.
16) l3	1221-3	0.000	0.000	0	0	N.D. d	N.D. d

Data Path : I:\Pest19\200624ical\
Data File : 19200624ical-26.D
Signal(s) : Signal #1: ECD1A.ch Signal #2: ECD2B.ch
Acq On : 24 Jun 2020 05:14 pm
Operator : pest19:ht
Sample : il11660,42e,, 9810
Misc : WG1386877, (Sig #1); (Sig #2)
ALS Vial : 21 Sample Multiplier: 1

Integration File signal 1: events.e
Integration File signal 2: events2.e
Quant Time: Jun 26 08:49:53 2020
Quant Method : I:\Pest19\200624ical\P19_pcb_06_24_20_ugL_ICAL.m
Quant Title : pcb
QLast Update : Fri Jun 26 08:46:56 2020
Response via : Initial Calibration
Integrator: ChemStation

Volume Inj. :
Signal #1 Phase : Signal #2 Phase:
Signal #1 Info : Signal #2 Info :

Sub List : Default - All compounds listed

	Compound	RT#1	RT#2	Resp#1	Resp#2	ug/l	ug/l
17) l3	1221-4	0.000	0.000	0	0	N.D. d	N.D. d
Sum	1221-2			0	0	N.D.	N.D.
Average	1221-2					0.000	0.000
18) l4	1254-1	0.000	0.000	0	0	N.D. d	N.D. d
19) l4	1254-2	0.000	0.000	0	0	N.D. d	N.D. d
20) l4	1254-3	0.000	0.000	0	0	N.D. d	N.D. d
21) l4	1254-4	0.000	0.000	0	0	N.D. d	N.D. d
22) l4	1254-5	0.000	0.000	0	0	N.D. d	N.D. d
Sum	1254-1			0	0	N.D.	N.D.
Average	1254-1					0.000	0.000
24) l6	1242-1	0.000	0.000	0	0	N.D. d	N.D. d
25) l6	1242-2	0.000	0.000	0	0	N.D. d	N.D. d
26) l6	1242-3	0.000	0.000	0	0	N.D. d	N.D. d
27) l6	1242-4	0.000	0.000	0	0	N.D. d	N.D. d
28) l6	1242-5	0.000	0.000	0	0	N.D. d	N.D. d
Sum	1242-1			0	0	N.D.	N.D.
Average	1242-1					0.000	0.000
29) l9	1268-1	0.000	0.000	0	0	N.D. d	N.D. d
30) l9	1268-2	0.000	0.000	0	0	N.D.	N.D.
31) l9	1268-3	0.000	0.000	0	0	N.D. d	N.D. d
32) l9	1268-4	0.000	0.000	0	0	N.D. d	N.D. d
33) l9	1268-5	0.000	0.000	0	0	N.D. d	N.D. d
Sum	1268-1			0	0	N.D.	N.D.
Average	1268-1					0.000	0.000
35) l7	1248-1	0.000	0.000	0	0	N.D. d	N.D. d
36) l7	1248-2	0.000	0.000	0	0	N.D. d	N.D. d
37) l7	1248-3	0.000	0.000	0	0	N.D. d	N.D. d
38) l7	1248-4	0.000	0.000	0	0	N.D. d	N.D. d
39) l7	1248-5	0.000	0.000	0	0	N.D. d	N.D. d

Data Path : I:\Pest19\200624ical\
Data File : 19200624ical-26.D
Signal(s) : Signal #1: ECD1A.ch Signal #2: ECD2B.ch
Acq On : 24 Jun 2020 05:14 pm
Operator : pest19:ht
Sample : il11660,42e,, 9810
Misc : WG1386877, (Sig #1); (Sig #2)
ALS Vial : 21 Sample Multiplier: 1

Integration File signal 1: events.e
Integration File signal 2: events2.e
Quant Time: Jun 26 08:49:53 2020
Quant Method : I:\Pest19\200624ical\P19_pcb_06_24_20_ugL_ICAL.m
Quant Title : pcb
QLast Update : Fri Jun 26 08:46:56 2020
Response via : Initial Calibration
Integrator: ChemStation

Volume Inj. :
Signal #1 Phase : Signal #2 Phase:
Signal #1 Info : Signal #2 Info :

Sub List : Default - All compounds listed

	Compound	RT#1	RT#2	Resp#1	Resp#2	ug/l	ug/l
	Sum 1248-1			0	0	N.D.	N.D.
Average	1248-1					0.000	0.000
41) l5	1232-1	0.000	0.000	0	0	N.D. d	N.D. d
42) l5	1232-2	0.000	0.000	0	0	N.D. d	N.D. d
43) l5	1232-3	0.000	0.000	0	0	N.D. d	N.D. d
44) l5	1232-4	0.000	0.000	0	0	N.D. d	N.D. d
45) l5	1232-5	0.000	0.000	0	0	N.D. d	N.D. d
	Sum 1232-1			0	0	N.D.	N.D.
Average	1232-1					0.000	0.000
46) l8	1262-1	0.000	0.000	0	0	N.D. d	N.D. d
47) l8	1262-2	0.000	0.000	0	0	N.D. d	N.D. d
48) l8	1262-3	0.000	0.000	0	0	N.D. d	N.D. d
49) l8	1262-4	0.000	0.000	0	0	N.D. d	N.D. d
50) l8	1262-5	0.000	0.000	0	0	N.D. d	N.D. d
	Sum 1262-1			0	0	N.D.	N.D.
Average	1262-1					0.000	0.000

SemiQuant Compounds - Not Calibrated on this Instrument

	Sum 1262-1			0	0	N.D.	N.D.
Average	1262-1					0.000	0.000

(f)=RT Delta > 1/2 Window (D)=Amounts differ by > 40% (m)=manual int.
(#)=Recovery Exceeds Compound Acceptance Limits.
(I,C,F) I=Interference, C=Coelluting Calibration Peak, F=Fails CC Criteria.

Sub List : Default - All compounds listed Reviewed)

Data Path : I:\Pest19\200624ical\
Data File : 19200624ical-26.D
Signal(s) : Signal #1: ECD1A.ch Signal #2: ECD2B.ch
Acq On : 24 Jun 2020 05:14 pm
Operator : pest19:ht
Sample : il11660,42e,, 9810
Misc : WG1386877, (Sig #1); (Sig #2)
ALS Vial : 21 Sample Multiplier: 1

Integration File signal 1: events.e
Integration File signal 2: events2.e
Quant Time: Jun 26 08:49:53 2020
Quant Method : I:\Pest19\200624ical\P19_pcb_06_24_20_ugL_ICAL.m
Quant Title : pcb
QLast Update : Fri Jun 26 08:46:56 2020
Response via : Initial Calibration
Integrator: ChemStation

Volume Inj. :
Signal #1 Phase : Signal #2 Phase:
Signal #1 Info : Signal #2 Info :

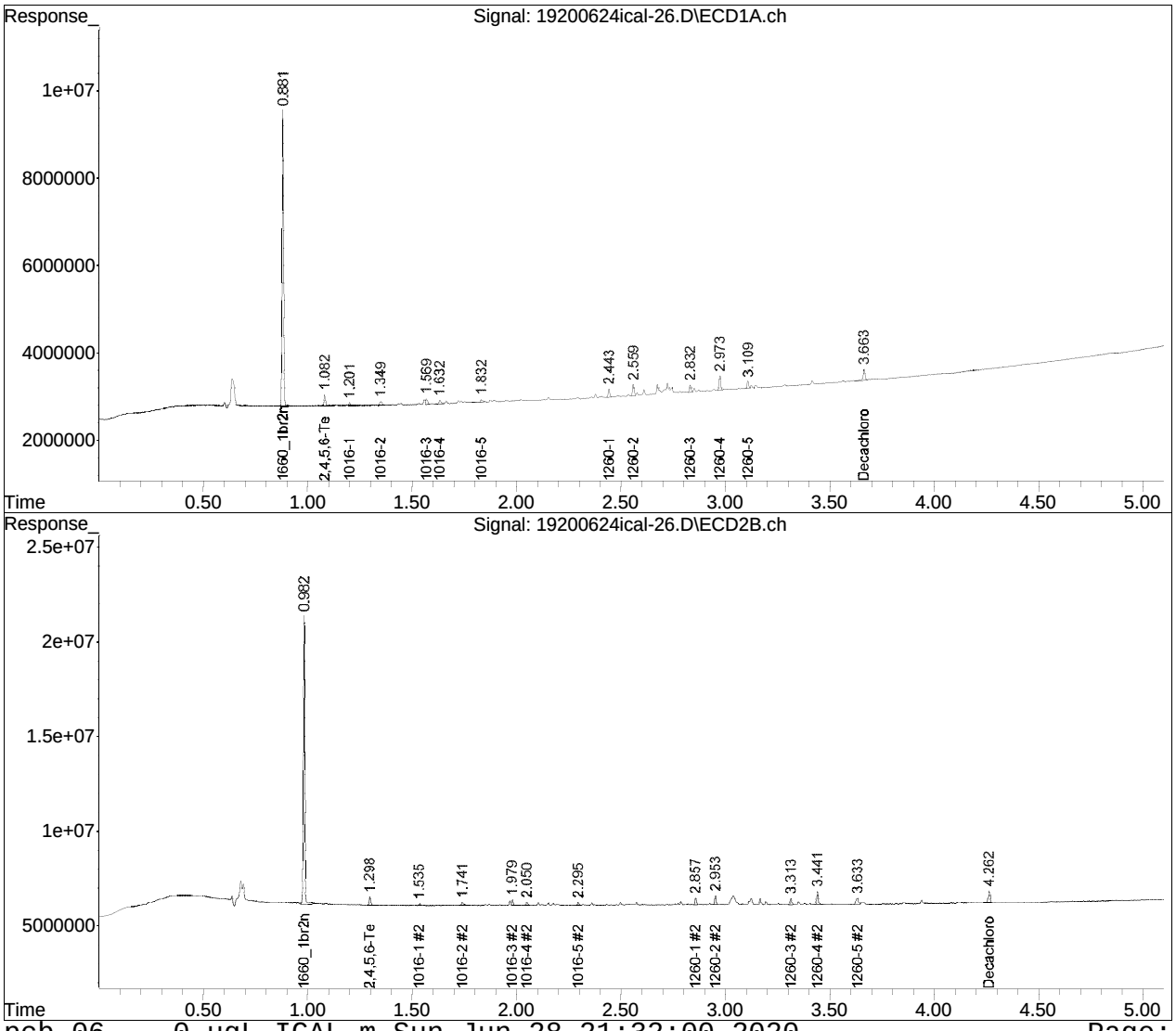

Manual Integration Report

Data Path : I:\Pest19\200624ical\
Data File : 19200624ical-26.D
Date Inj'd : 6/24/2020 5:14 pm
Sample : il11660,42e,, 9810

QMethod : P19_pcb_06_24_20_ugL_ICA
Operator : pest19:ht
Instrument : Pest 19
Quant Date : 6/26/2020 8:47 am

Compound #55: 1016-1 #2

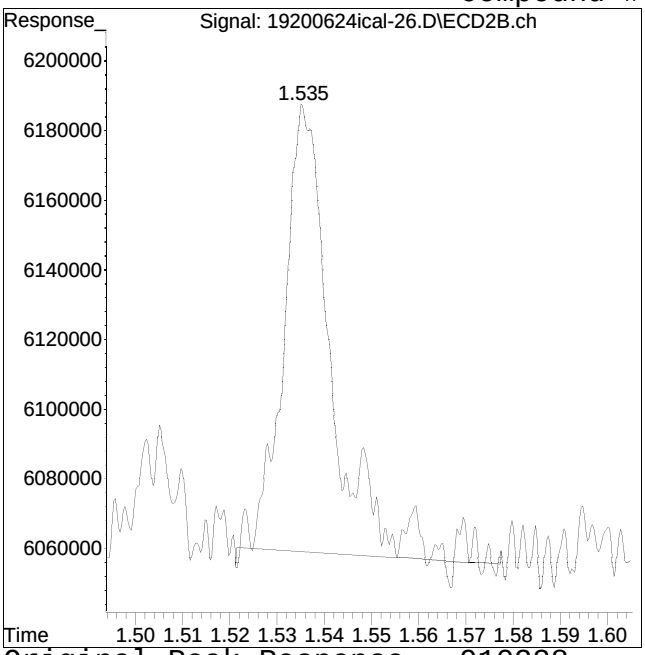

Original Peak Response = 910228

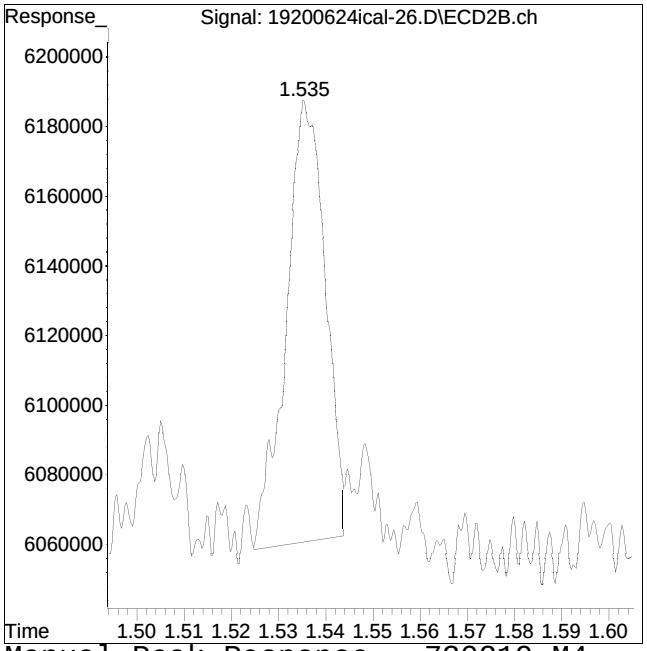

Manual Peak Response = 730219 M4

M4 = Poor automated baseline construction.

Manual Integration Report

Data Path : I:\Pest19\200624ical\
Data File : 19200624ical-26.D
Date Inj'd : 6/24/2020 5:14 pm
Sample : il11660,42e,, 9810

QMethod : P19_pcb_06_24_20_ugL_ICA
Operator : pest19:ht
Instrument : Pest 19
Quant Date : 6/26/2020 8:47 am

Compound #58: 1016-4 #2

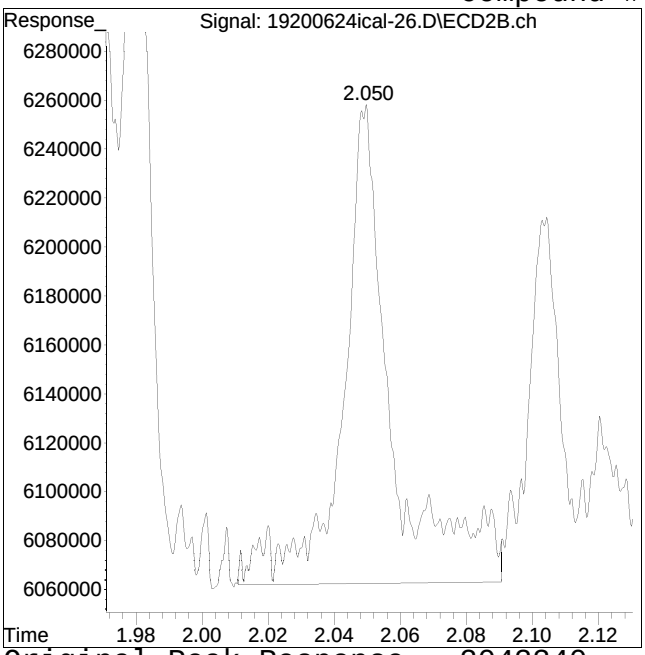

Original Peak Response = 2043340

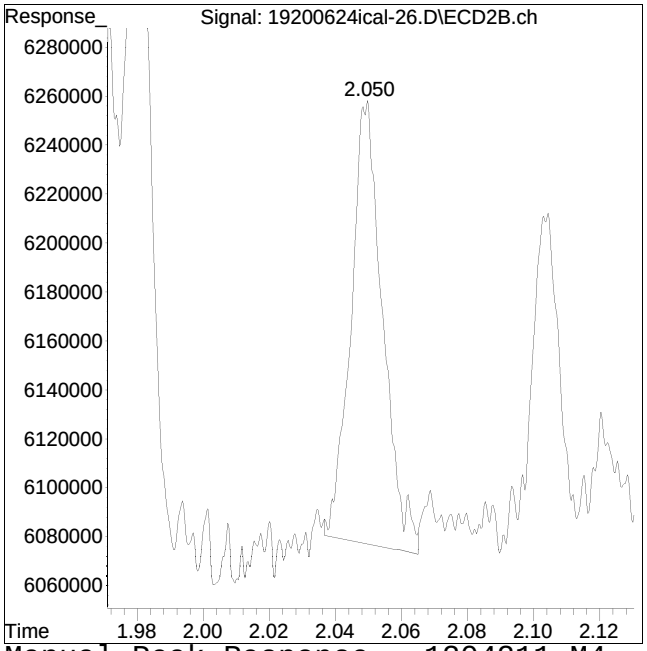

Manual Peak Response = 1204211 M4

M4 = Poor automated baseline construction.

Manual Integration Report

Data Path : I:\Pest19\200624ical\
Data File : 19200624ical-26.D
Date Inj'd : 6/24/2020 5:14 pm
Sample : il11660,42e,, 9810

QMethod : P19_pcb_06_24_20_ugL_ICA
Operator : pest19:ht
Instrument : Pest 19
Quant Date : 6/26/2020 8:47 am

Compound #9: 1260-1

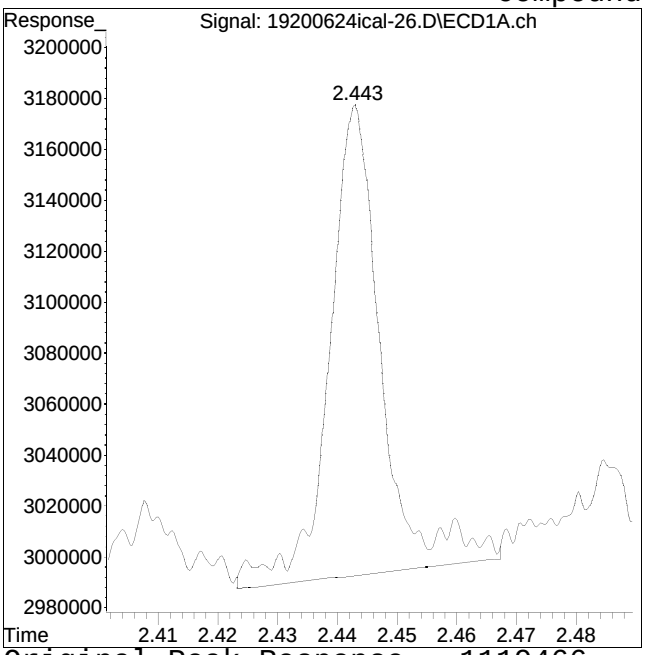

Original Peak Response = 1119466

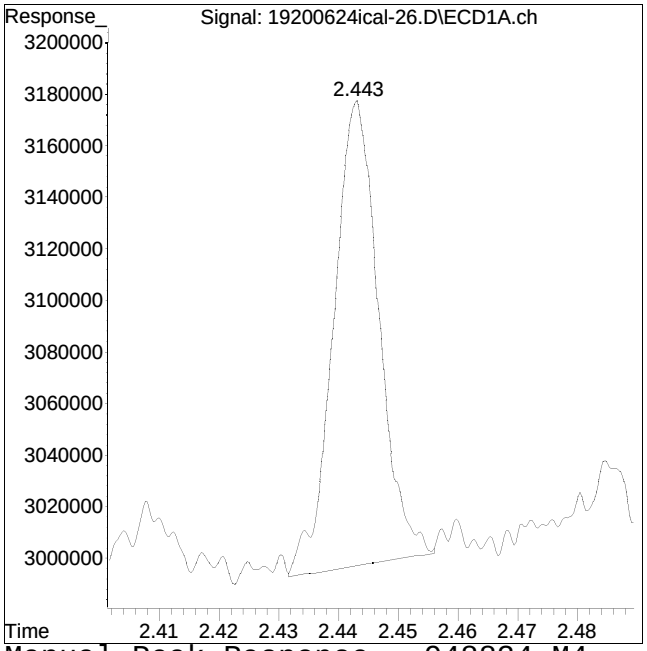

Manual Peak Response = 948834 M4

M4 = Poor automated baseline construction.

Manual Integration Report

Data Path : I:\Pest19\200624ical\
Data File : 19200624ical-26.D
Date Inj'd : 6/24/2020 5:14 pm
Sample : il11660,42e,, 9810

QMethod : P19_pcb_06_24_20_ugL_ICA
Operator : pest19:ht
Instrument : Pest 19
Quant Date : 6/26/2020 8:47 am

Compound #60: 1260-1 #2

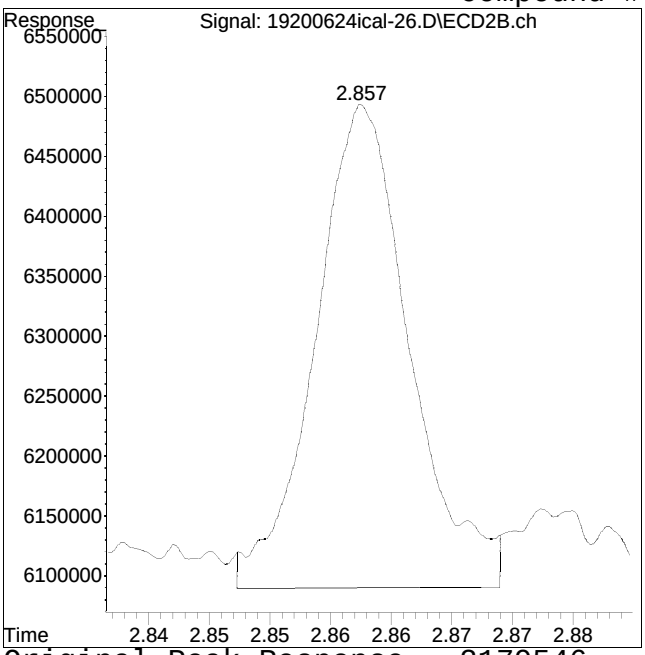

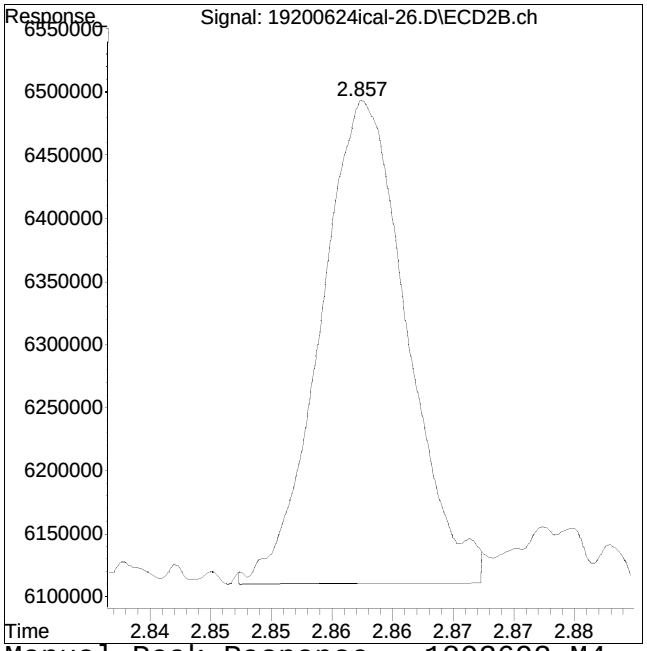

Original Peak Response = 2179546 Manual Peak Response = 1893692 M4
M4 = Poor automated baseline construction.

Manual Integration Report

Data Path : I:\Pest19\200624ical\
Data File : 19200624ical-26.D
Date Inj'd : 6/24/2020 5:14 pm
Sample : il11660,42e,, 9810

QMethod : P19_pcb_06_24_20_ugL_ICA
Operator : pest19:ht
Instrument : Pest 19
Quant Date : 6/26/2020 8:47 am

Compound #61: 1260-2 #2

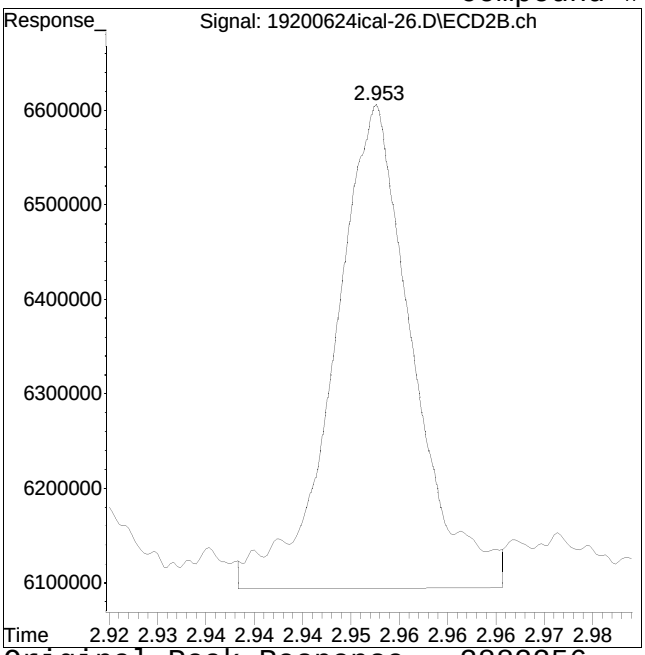

Original Peak Response = 2882256

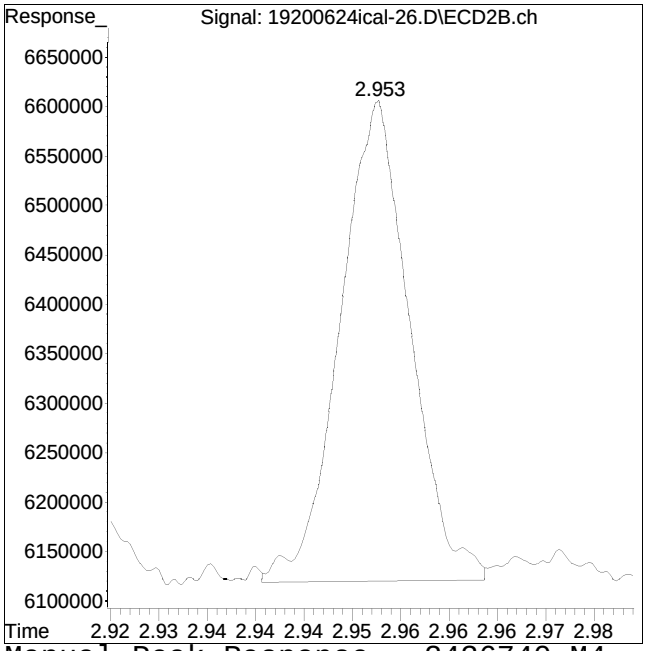

Manual Peak Response = 2436740 M4

M4 = Poor automated baseline construction.

Manual Integration Report

Data Path : I:\Pest19\200624ical\
Data File : 19200624ical-26.D
Date Inj'd : 6/24/2020 5:14 pm
Sample : il11660,42e,, 9810

QMethod : P19_pcb_06_24_20_ugL_ICA
Operator : pest19:ht
Instrument : Pest 19
Quant Date : 6/26/2020 8:47 am

Compound #62: 1260-3 #2

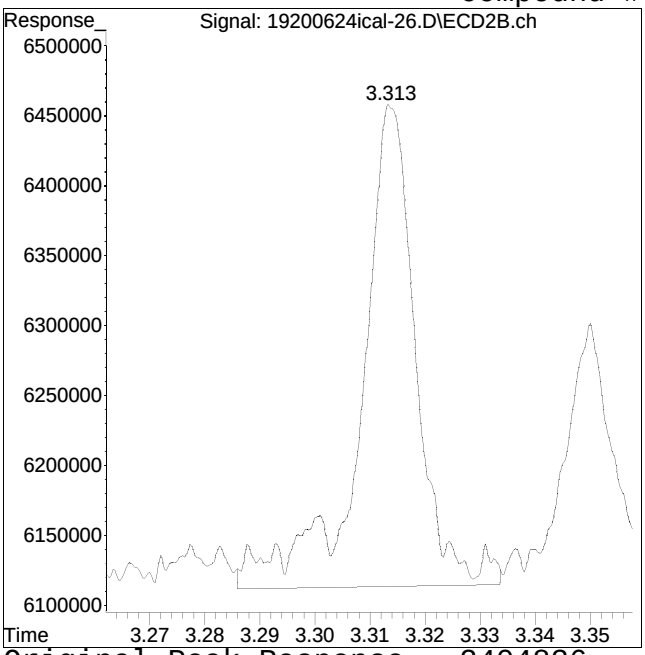

Original Peak Response = 2404836

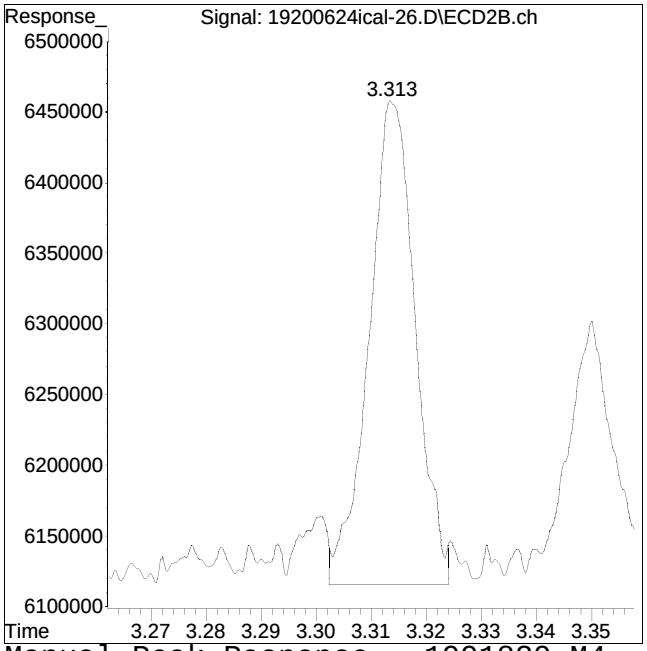

Manual Peak Response = 1991829 M4

M4 = Poor automated baseline construction.

Manual Integration Report

Data Path : I:\Pest19\200624ical\
Data File : 19200624ical-26.D
Date Inj'd : 6/24/2020 5:14 pm
Sample : il11660,42e,, 9810

QMethod : P19_pcb_06_24_20_ugL_ICA
Operator : pest19:ht
Instrument : Pest 19
Quant Date : 6/26/2020 8:47 am

Compound #13: 1260-5

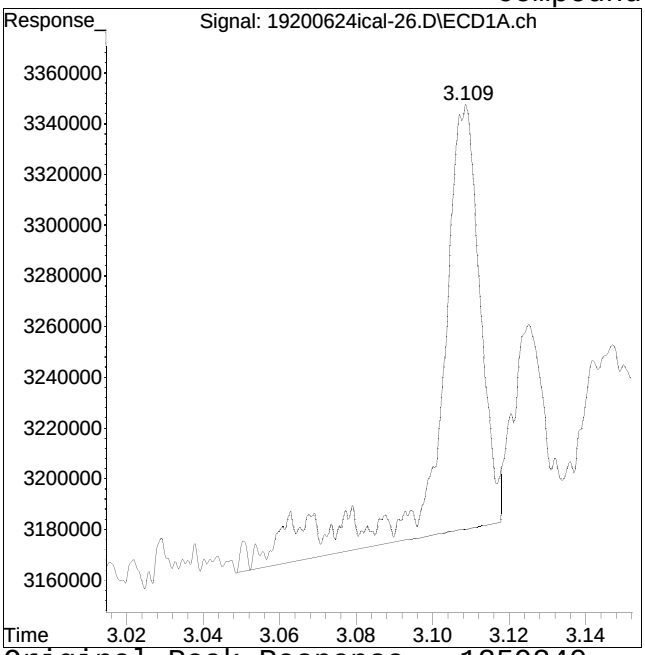

Original Peak Response = 1259240

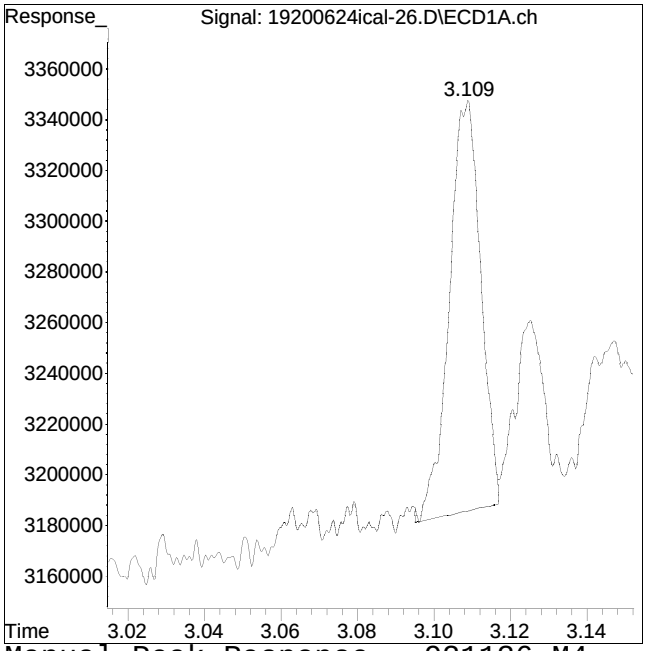

Manual Peak Response = 921136 M4

M4 = Poor automated baseline construction.

Quantitation Report (QT Reviewed)

Data Path : I:\Pest19\200624ical\
Data File : 19200624ical-27.D
Signal(s) : Signal #1: ECD1A.ch Signal #2: ECD2B.ch
Acq On : 24 Jun 2020 05:21 pm
Operator : pest19:ht
Sample : il21660,42e,, 9810
Misc : WG1386877, (Sig #1); (Sig #2)
ALS Vial : 22 Sample Multiplier: 1

Integration File signal 1: events.e
Integration File signal 2: events2.e
Quant Time: Jun 26 08:46:46 2020
Quant Method : I:\Pest19\200624ical\P19_pcb_06_24_20_ugL_ICAL.m
Quant Title : pcb
QLast Update : Fri Jun 26 08:45:42 2020
Response via : Initial Calibration
Integrator: ChemStation

Volume Inj. :
Signal #1 Phase : Signal #2 Phase:
Signal #1 Info : Signal #2 Info :

Sub List : Default - All compounds listed

	Compound	RT#1	RT#2	Resp#1	Resp#2	ug/l	ug/l
	Internal Standards						
1) i	1660_1br2nb	0.880	0.982	36386108	74998192	250.000	250.000
14) i	2154_1br2nb	0.000	0.000	0	0	N.D. d	N.D. d
23) i	4268_1br2nb	0.000	0.000	0	0	N.D. d	N.D. d
34) i	1248_1br2nb	0.000	0.000	0	0	N.D. d	N.D. d
40) i	3262_1br2nb	0.000	0.000	0	0	N.D. d	N.D. d
	System Monitoring Compounds						
2) s	2,4,5,6-Tetr	1.081	1.299	6448905	12402935	35.177	33.191
	Spiked Amount 500.000	Range 30 - 150		Recovery =		7.04%#	6.64%#
3) s	Decachlorobi	3.664	4.264	8017352	19485300	69.053	66.745
	Spiked Amount 500.000	Range 30 - 150		Recovery =		13.81%#	13.35%#
	Target Compounds						
4) l1	1016-1	1.200	1.536	1652612	3605192	523.017	564.621
5) l1	1016-2	1.348	1.741	3518607	7317242	516.720	530.173
6) l1	1016-3	1.568	1.980	4168802	9032417	525.133M3	548.538
7) l1	1016-4	1.632	2.050	2790582	5816808	498.508	532.031
8) l1	1016-5	1.831	2.296	2321670	4616191	536.265	522.456
	Sum 1016-1			14452273	30387850	2599.643	2697.819
	Average 1016-1					519.929	539.564
9) l2	1260-1	2.443	2.858	4134346	9889099	527.540	548.058
10) l2	1260-2	2.560	2.953	6102218	11217627	532.644	519.092
11) l2	1260-3	2.833	3.315	4032796	9928003	539.673	539.718
12) l2	1260-4	2.974	3.441	8347753	20159569	525.380	523.649
13) l2	1260-5	3.109	3.632	4446231	13788349	543.869	519.270
	Sum 1260-1			27063344	64982647	NoCal	NoCal D
	Average 1260-1					533.821	529.957
15) l3	1221-2	0.000	0.000	0	0	N.D. d	N.D. d
16) l3	1221-3	0.000	0.000	0	0	N.D. d	N.D. d
17) l3	1221-4	0.000	0.000	0	0	N.D. d	N.D. d

Data Path : I:\Pest19\200624ical\
Data File : 19200624ical-27.D
Signal(s) : Signal #1: ECD1A.ch Signal #2: ECD2B.ch
Acq On : 24 Jun 2020 05:21 pm
Operator : pest19:ht
Sample : il21660,42e,, 9810
Misc : WG1386877, (Sig #1); (Sig #2)
ALS Vial : 22 Sample Multiplier: 1

Integration File signal 1: events.e
Integration File signal 2: events2.e
Quant Time: Jun 26 08:46:46 2020
Quant Method : I:\Pest19\200624ical\P19_pcb_06_24_20_ugL_ICAL.m
Quant Title : pcb
QLast Update : Fri Jun 26 08:45:42 2020
Response via : Initial Calibration
Integrator: ChemStation

Volume Inj. :
Signal #1 Phase : Signal #2 Phase:
Signal #1 Info : Signal #2 Info :

Sub List : Default - All compounds listed

	Compound	RT#1	RT#2	Resp#1	Resp#2	ug/l	ug/l
Sum	1221-2			0	0	N.D.	N.D.
Average	1221-2					0.000	0.000
18) l4	1254-1	0.000	0.000	0	0	N.D. d	N.D. d
19) l4	1254-2	0.000	0.000	0	0	N.D. d	N.D. d
20) l4	1254-3	0.000	0.000	0	0	N.D. d	N.D. d
21) l4	1254-4	0.000	0.000	0	0	N.D. d	N.D. d
22) l4	1254-5	0.000	0.000	0	0	N.D. d	N.D. d
Sum	1254-1			0	0	N.D.	N.D.
Average	1254-1					0.000	0.000
24) l6	1242-1	0.000	0.000	0	0	N.D. d	N.D. d
25) l6	1242-2	0.000	0.000	0	0	N.D. d	N.D. d
26) l6	1242-3	0.000	0.000	0	0	N.D. d	N.D. d
27) l6	1242-4	0.000	0.000	0	0	N.D. d	N.D. d
28) l6	1242-5	0.000	0.000	0	0	N.D. d	N.D. d
Sum	1242-1			0	0	N.D.	N.D.
Average	1242-1					0.000	0.000
29) l9	1268-1	0.000	0.000	0	0	N.D. d	N.D. d
30) l9	1268-2	0.000	0.000	0	0	N.D. d	N.D. d
31) l9	1268-3	0.000	0.000	0	0	N.D. d	N.D. d
32) l9	1268-4	0.000	0.000	0	0	N.D. d	N.D. d
33) l9	1268-5	0.000	0.000	0	0	N.D. d	N.D. d
Sum	1268-1			0	0	N.D.	N.D.
Average	1268-1					0.000	0.000
35) l7	1248-1	0.000	0.000	0	0	N.D. d	N.D. d
36) l7	1248-2	0.000	0.000	0	0	N.D. d	N.D. d
37) l7	1248-3	0.000	0.000	0	0	N.D. d	N.D. d
38) l7	1248-4	0.000	0.000	0	0	N.D. d	N.D. d
39) l7	1248-5	0.000	0.000	0	0	N.D. d	N.D. d
Sum	1248-1			0	0	N.D.	N.D.

Data Path : I:\Pest19\200624ical\
Data File : 19200624ical-27.D
Signal(s) : Signal #1: ECD1A.ch Signal #2: ECD2B.ch
Acq On : 24 Jun 2020 05:21 pm
Operator : pest19:ht
Sample : il21660,42e,, 9810
Misc : WG1386877, (Sig #1); (Sig #2)
ALS Vial : 22 Sample Multiplier: 1

Integration File signal 1: events.e
Integration File signal 2: events2.e
Quant Time: Jun 26 08:46:46 2020
Quant Method : I:\Pest19\200624ical\P19_pcb_06_24_20_ugL_ICAL.m
Quant Title : pcb
QLast Update : Fri Jun 26 08:45:42 2020
Response via : Initial Calibration
Integrator: ChemStation

Volume Inj. :
Signal #1 Phase : Signal #2 Phase:
Signal #1 Info : Signal #2 Info :

Sub List : Default - All compounds listed

	Compound	RT#1	RT#2	Resp#1	Resp#2	ug/l	ug/l
Average	1248-1					0.000	0.000
41) l5	1232-1	0.000	0.000	0	0	N.D. d	N.D. d
42) l5	1232-2	0.000	0.000	0	0	N.D. d	N.D. d
43) l5	1232-3	0.000	0.000	0	0	N.D. d	N.D. d
44) l5	1232-4	0.000	0.000	0	0	N.D. d	N.D. d
45) l5	1232-5	0.000	0.000	0	0	N.D. d	N.D. d
Sum	1232-1			0	0	N.D.	N.D.
Average	1232-1					0.000	0.000
46) l8	1262-1	0.000	0.000	0	0	N.D. d	N.D. d
47) l8	1262-2	0.000	0.000	0	0	N.D. d	N.D. d
48) l8	1262-3	0.000	0.000	0	0	N.D. d	N.D. d
49) l8	1262-4	0.000	0.000	0	0	N.D. d	N.D. d
50) l8	1262-5	0.000	0.000	0	0	N.D. d	N.D. d
Sum	1262-1			0	0	N.D.	N.D.
Average	1262-1					0.000	0.000

SemiQuant Compounds - Not Calibrated on this Instrument

Sum	1262-1			0	0	N.D.	N.D.
Average	1262-1					0.000	0.000

(f)=RT Delta > 1/2 Window (D)=Amounts differ by > 40% (m)=manual int.
(#)=Recovery Exceeds Compound Acceptance Limits.
(I,C,F) I=Interference, C=Coelluting Calibration Peak, F=Fails CC Criteria.

Sub List : Default - All compounds listed Reviewed)

Data Path : I:\Pest19\200624ical\
Data File : 19200624ical-27.D
Signal(s) : Signal #1: ECD1A.ch Signal #2: ECD2B.ch
Acq On : 24 Jun 2020 05:21 pm
Operator : pest19:ht
Sample : il21660,42e,, 9810
Misc : WG1386877, (Sig #1); (Sig #2)
ALS Vial : 22 Sample Multiplier: 1

Integration File signal 1: events.e
Integration File signal 2: events2.e
Quant Time: Jun 26 08:46:46 2020
Quant Method : I:\Pest19\200624ical\P19_pcb_06_24_20_ugL_ICAL.m
Quant Title : pcb
QLast Update : Fri Jun 26 08:45:42 2020
Response via : Initial Calibration
Integrator: ChemStation

Volume Inj. :
Signal #1 Phase : Signal #2 Phase:
Signal #1 Info : Signal #2 Info :

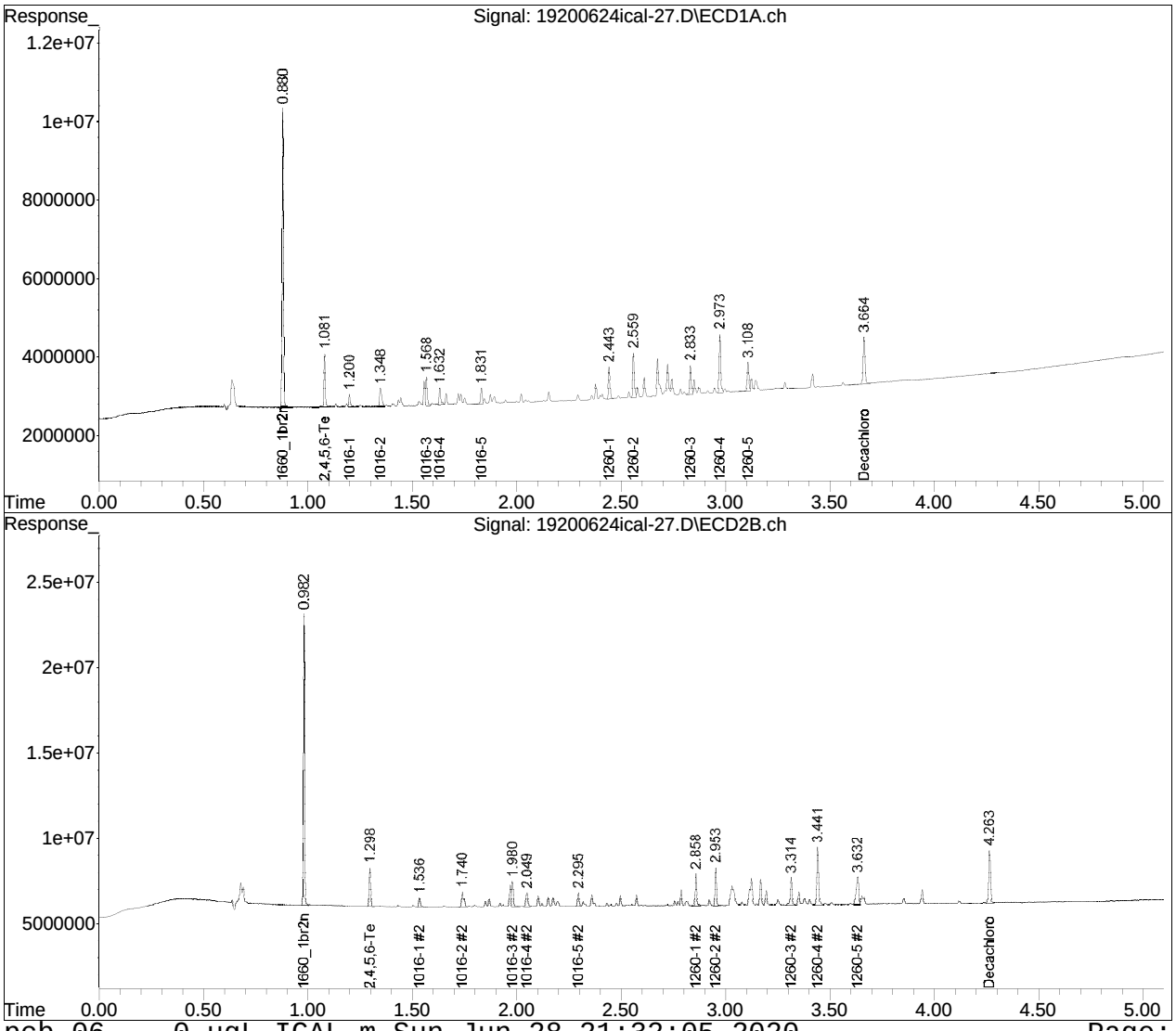

Manual Integration Report

Data Path : I:\Pest19\200624ical\
Data File : 19200624ical-27.D
Date Inj'd : 6/24/2020 5:21 pm
Sample : il21660,42e,, 9810

QMethod : P19_pcb_06_24_20_ugL_ICA
Operator : pest19:ht
Instrument : Pest 19
Quant Date : 6/26/2020 8:45 am

Compound #6: 1016-3

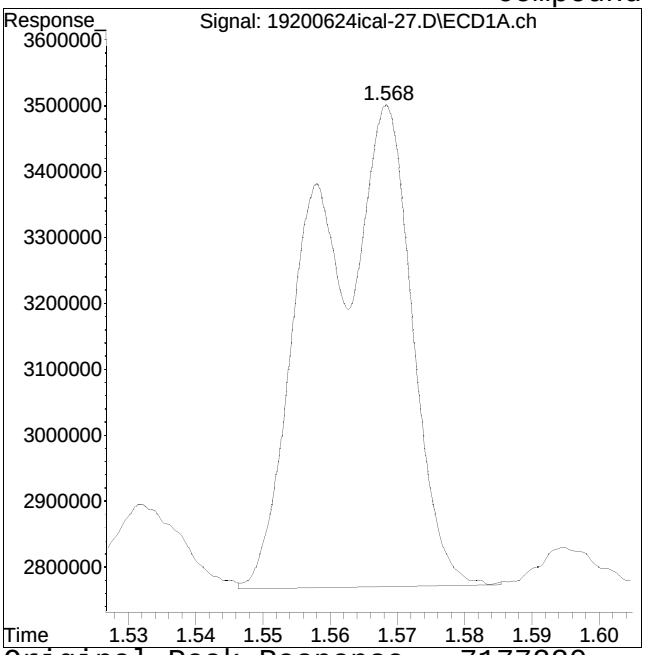

Original Peak Response = 7177220

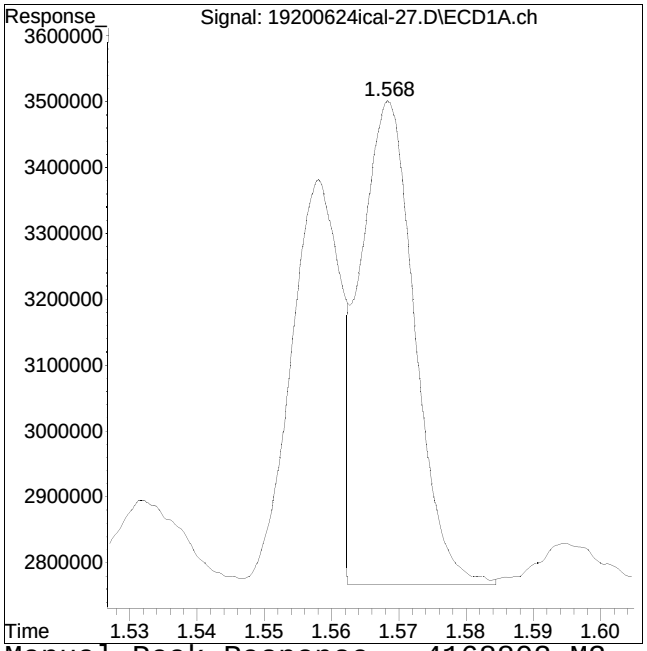

Manual Peak Response = 4168802 M3

M3 = Misidentification of the peak (i.e. 1,4-dichlorobenzene identified as 1,3-dichlorobenzene), or misidentification from 2 partially resolved peaks not being split.

Quantitation Report (QT Reviewed)

Data Path : I:\Pest19\200624ical\
Data File : 19200624ical-28.D
Signal(s) : Signal #1: ECD1A.ch Signal #2: ECD2B.ch
Acq On : 24 Jun 2020 05:28 pm
Operator : pest19:ht
Sample : il31660,42e,, 9810
Misc : WG1386877, (Sig #1); (Sig #2)
ALS Vial : 23 Sample Multiplier: 1

Integration File signal 1: events.e
Integration File signal 2: events2.e
Quant Time: Jun 26 08:45:19 2020
Quant Method : I:\Pest19\200624ical\P19_pcb_06_24_20_ugL_ICAL.m
Quant Title : pcb
QLast Update : Fri Jun 26 08:42:09 2020
Response via : Initial Calibration
Integrator: ChemStation

Volume Inj. :
Signal #1 Phase : Signal #2 Phase:
Signal #1 Info : Signal #2 Info :

Sub List : Default - All compounds listed

	Compound	RT#1	RT#2	Resp#1	Resp#2	ug/l	ug/l
	Internal Standards						
1) i	1660_1br2nb	0.880	0.982	37228407	76547573	250.000	250.000
14) i	2154_1br2nb	0.000	0.000	0	0	N.D. d	N.D. d
23) i	4268_1br2nb	0.000	0.000	0	0	N.D. d	N.D. d
34) i	1248_1br2nb	0.000	0.000	0	0	N.D. d	N.D. d
40) i	3262_1br2nb	0.000	0.000	0	0	N.D. d	N.D. d
	System Monitoring Compounds						
2) s	2,4,5,6-Tetr	1.081	1.298	12461084	24853795	67.287	65.562
Spiked Amount	500.000	Range 30 - 150		Recovery =		13.46%#	13.11%#
3) s	Decachlorobi	3.663	4.263	15815276	38819693	134.938	131.061
Spiked Amount	500.000	Range 30 - 150		Recovery =		26.99%#	26.21%#
	Target Compounds						
4) l1	1016-1	1.200	1.536	3399182	6887423	1069.768	1077.235
5) l1	1016-2	1.348	1.741	7397428	14475848	1084.077	1037.173
6) l1	1016-3	1.568	1.980	8717484	17432271	1100.143M3	1050.266
7) l1	1016-4	1.632	2.049	5913845	11483139	1043.868	1039.099
8) l1	1016-5	1.831	2.296	4569268	9401346	1042.503	1057.478
Sum	1016-1			29997207	59680027	5340.359	5261.252
Average	1016-1					1068.072	1052.250
9) l2	1260-1	2.443	2.858	8380931	19169047	1061.196	1055.223
10) l2	1260-2	2.559	2.953	12323760	23123915	1069.680	1065.583
11) l2	1260-3	2.833	3.314	8056807	19000767	1073.012	1016.112
12) l2	1260-4	2.974	3.441	16827863	40102918	1047.393	1027.652
13) l2	1260-5	3.108	3.632	8701062	27684617	1054.390	1028.874
Sum	1260-1			54290424	129.1E6	NoCal	NoCal D
Average	1260-1					1061.134	1038.689
15) l3	1221-2	0.000	0.000	0	0	N.D. d	N.D. d
16) l3	1221-3	0.000	0.000	0	0	N.D. d	N.D. d
17) l3	1221-4	0.000	0.000	0	0	N.D. d	N.D. d

Data Path : I:\Pest19\200624ical\
Data File : 19200624ical-28.D
Signal(s) : Signal #1: ECD1A.ch Signal #2: ECD2B.ch
Acq On : 24 Jun 2020 05:28 pm
Operator : pest19:ht
Sample : il31660,42e,, 9810
Misc : WG1386877, (Sig #1); (Sig #2)
ALS Vial : 23 Sample Multiplier: 1

Integration File signal 1: events.e
Integration File signal 2: events2.e
Quant Time: Jun 26 08:45:19 2020
Quant Method : I:\Pest19\200624ical\P19_pcb_06_24_20_ugL_ICAL.m
Quant Title : pcb
QLast Update : Fri Jun 26 08:42:09 2020
Response via : Initial Calibration
Integrator: ChemStation

Volume Inj. :
Signal #1 Phase : Signal #2 Phase:
Signal #1 Info : Signal #2 Info :

Sub List : Default - All compounds listed

	Compound	RT#1	RT#2	Resp#1	Resp#2	ug/l	ug/l
Sum	1221-2			0	0	N.D.	N.D.
Average	1221-2					0.000	0.000
18) l4	1254-1	0.000	0.000	0	0	N.D. d	N.D. d
19) l4	1254-2	0.000	0.000	0	0	N.D. d	N.D. d
20) l4	1254-3	0.000	0.000	0	0	N.D. d	N.D. d
21) l4	1254-4	0.000	0.000	0	0	N.D. d	N.D. d
22) l4	1254-5	0.000	0.000	0	0	N.D. d	N.D. d
Sum	1254-1			0	0	N.D.	N.D.
Average	1254-1					0.000	0.000
24) l6	1242-1	0.000	0.000	0	0	N.D. d	N.D. d
25) l6	1242-2	0.000	0.000	0	0	N.D. d	N.D. d
26) l6	1242-3	0.000	0.000	0	0	N.D. d	N.D. d
27) l6	1242-4	0.000	0.000	0	0	N.D. d	N.D. d
28) l6	1242-5	0.000	0.000	0	0	N.D. d	N.D. d
Sum	1242-1			0	0	N.D.	N.D.
Average	1242-1					0.000	0.000
29) l9	1268-1	0.000	0.000	0	0	N.D. d	N.D. d
30) l9	1268-2	0.000	0.000	0	0	N.D. d	N.D. d
31) l9	1268-3	0.000	0.000	0	0	N.D. d	N.D. d
32) l9	1268-4	0.000	0.000	0	0	N.D. d	N.D. d
33) l9	1268-5	0.000	0.000	0	0	N.D. d	N.D. d
Sum	1268-1			0	0	N.D.	N.D.
Average	1268-1					0.000	0.000
35) l7	1248-1	0.000	0.000	0	0	N.D. d	N.D. d
36) l7	1248-2	0.000	0.000	0	0	N.D. d	N.D. d
37) l7	1248-3	0.000	0.000	0	0	N.D. d	N.D. d
38) l7	1248-4	0.000	0.000	0	0	N.D. d	N.D. d
39) l7	1248-5	0.000	0.000	0	0	N.D. d	N.D. d
Sum	1248-1			0	0	N.D.	N.D.

Data Path : I:\Pest19\200624ical\
Data File : 19200624ical-28.D
Signal(s) : Signal #1: ECD1A.ch Signal #2: ECD2B.ch
Acq On : 24 Jun 2020 05:28 pm
Operator : pest19:ht
Sample : il31660,42e,, 9810
Misc : WG1386877, (Sig #1); (Sig #2)
ALS Vial : 23 Sample Multiplier: 1

Integration File signal 1: events.e
Integration File signal 2: events2.e
Quant Time: Jun 26 08:45:19 2020
Quant Method : I:\Pest19\200624ical\P19_pcb_06_24_20_ugL_ICAL.m
Quant Title : pcb
QLast Update : Fri Jun 26 08:42:09 2020
Response via : Initial Calibration
Integrator: ChemStation

Volume Inj. :
Signal #1 Phase : Signal #2 Phase:
Signal #1 Info : Signal #2 Info :

Sub List : Default - All compounds listed

	Compound	RT#1	RT#2	Resp#1	Resp#2	ug/l	ug/l
Average	1248-1					0.000	0.000
41) l5	1232-1	0.000	0.000	0	0	N.D. d	N.D. d
42) l5	1232-2	0.000	0.000	0	0	N.D. d	N.D. d
43) l5	1232-3	0.000	0.000	0	0	N.D. d	N.D. d
44) l5	1232-4	0.000	0.000	0	0	N.D. d	N.D. d
45) l5	1232-5	0.000	0.000	0	0	N.D. d	N.D. d
Sum	1232-1			0	0	N.D.	N.D.
Average	1232-1					0.000	0.000
46) l8	1262-1	0.000	0.000	0	0	N.D. d	N.D. d
47) l8	1262-2	0.000	0.000	0	0	N.D. d	N.D. d
48) l8	1262-3	0.000	0.000	0	0	N.D. d	N.D. d
49) l8	1262-4	0.000	0.000	0	0	N.D. d	N.D. d
50) l8	1262-5	0.000	0.000	0	0	N.D. d	N.D. d
Sum	1262-1			0	0	N.D.	N.D.
Average	1262-1					0.000	0.000

SemiQuant Compounds - Not Calibrated on this Instrument

Sum	1262-1			0	0	N.D.	N.D.
Average	1262-1					0.000	0.000

(f)=RT Delta > 1/2 Window (D)=Amounts differ by > 40% (m)=manual int.
(#)=Recovery Exceeds Compound Acceptance Limits.
(I,C,F) I=Interference, C=Coelluting Calibration Peak, F=Fails CC Criteria.

Sub List : Default - All compounds listed Reviewed)

Data Path : I:\Pest19\200624ical\
Data File : 19200624ical-28.D
Signal(s) : Signal #1: ECD1A.ch Signal #2: ECD2B.ch
Acq On : 24 Jun 2020 05:28 pm
Operator : pest19:ht
Sample : il31660,42e,, 9810
Misc : WG1386877, (Sig #1); (Sig #2)
ALS Vial : 23 Sample Multiplier: 1

Integration File signal 1: events.e
Integration File signal 2: events2.e
Quant Time: Jun 26 08:45:19 2020
Quant Method : I:\Pest19\200624ical\P19_pcb_06_24_20_ugL_ICAL.m
Quant Title : pcb
QLast Update : Fri Jun 26 08:42:09 2020
Response via : Initial Calibration
Integrator: ChemStation

Volume Inj. :
Signal #1 Phase : Signal #2 Phase:
Signal #1 Info : Signal #2 Info :

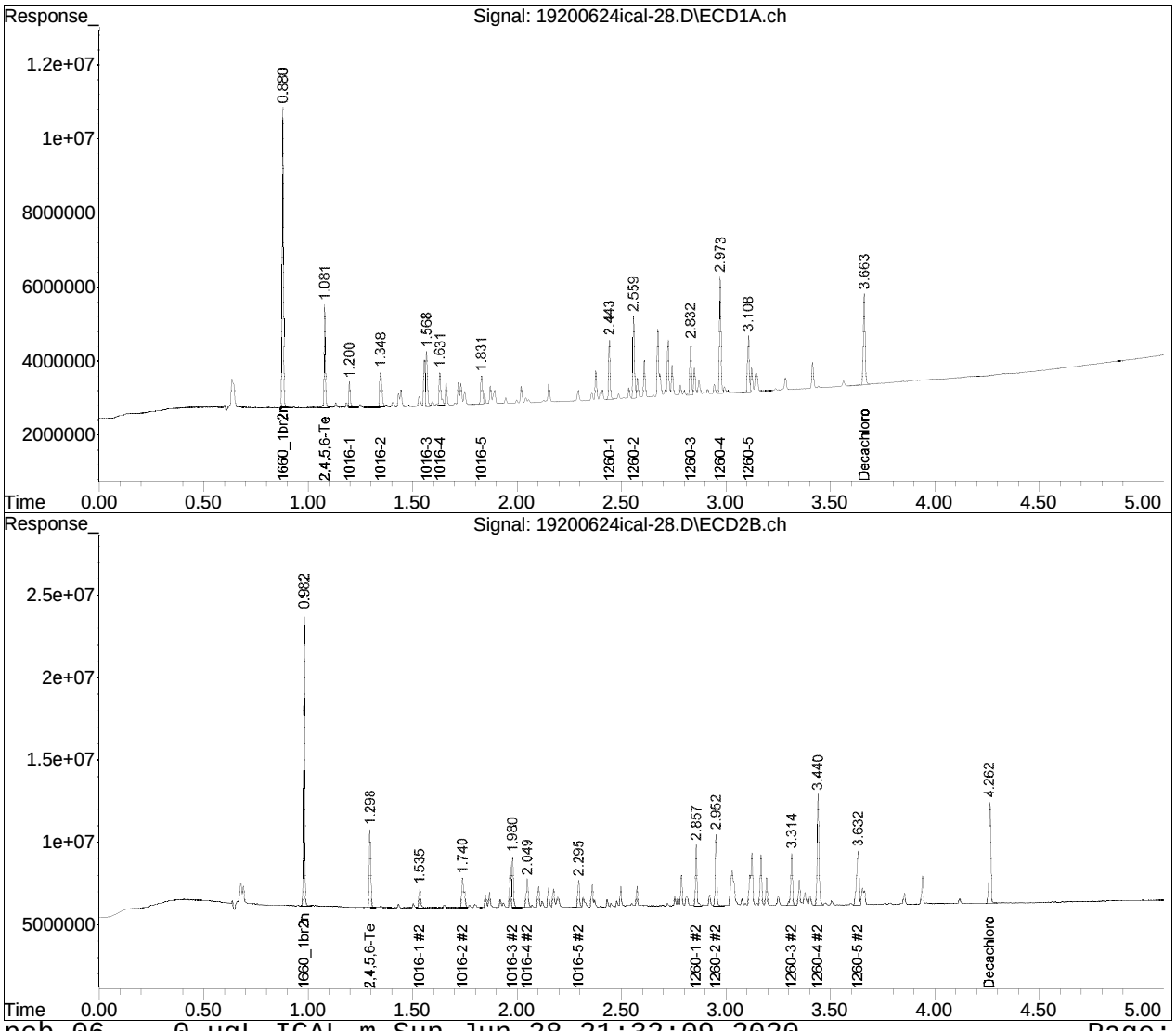

Manual Integration Report

Data Path : I:\Pest19\200624ical\
Data File : 19200624ical-28.D
Date Inj'd : 6/24/2020 5:28 pm
Sample : il31660,42e,, 9810

QMethod : P19_pcb_06_24_20_ugL_ICA
Operator : pest19:ht
Instrument : Pest 19
Quant Date : 6/26/2020 8:44 am

Compound #6: 1016-3

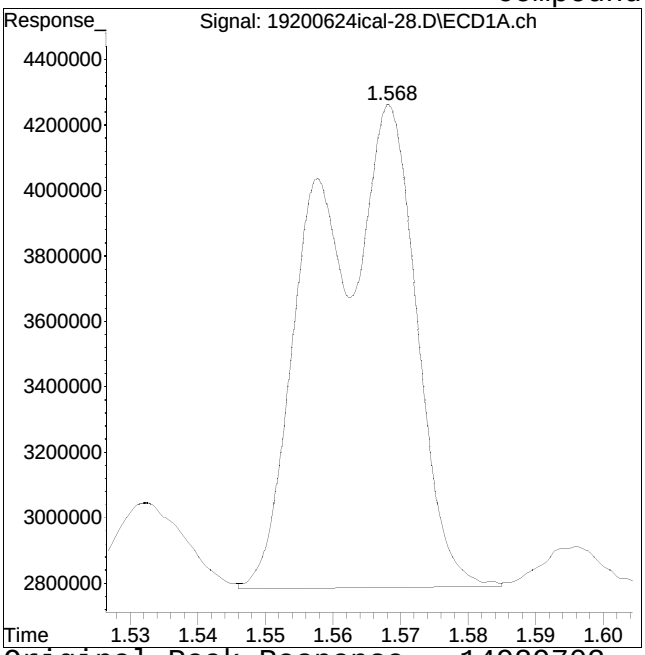

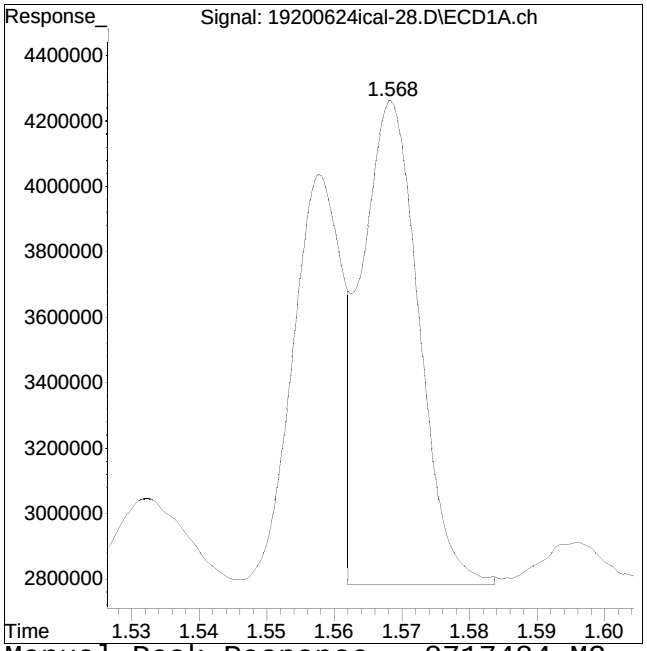

Original Peak Response = 14929702 Manual Peak Response = 8717484 M3
M3 = Misidentification of the peak (i.e. 1,4-dichlorobenzene identified as 1,3-dichlorobenzene), or misidentification from 2 partially resolved peaks not being split.

Quantitation Report (QT Reviewed)

Data Path : I:\Pest19\200624ical\
Data File : 19200624ical-29.D
Signal(s) : Signal #1: ECD1A.ch Signal #2: ECD2B.ch
Acq On : 24 Jun 2020 05:35 pm
Operator : pest19:ht
Sample : il41660,42e,, 9810
Misc : WG1386877, (Sig #1); (Sig #2)
ALS Vial : 24 Sample Multiplier: 1

Integration File signal 1: events.e
Integration File signal 2: events2.e
Quant Time: Jun 26 08:36:48 2020
Quant Method : I:\Pest19\200624ical\P19_pcb_06_24_20_ugL_ICAL.m
Quant Title : pcb
QLast Update : Fri Jun 26 08:35:10 2020
Response via : Initial Calibration
Integrator: ChemStation

Volume Inj. :
Signal #1 Phase : Signal #2 Phase:
Signal #1 Info : Signal #2 Info :

Sub List : Default - All compounds listed

	Compound	RT#1	RT#2	Resp#1	Resp#2	ug/l	ug/l
	Internal Standards						
1) i	1660_1br2nb	0.880	0.982	35255388	74436738	250.000M4	250.000
14) i	2154_1br2nb	0.000	0.000	0	0	N.D. d	N.D. d
23) i	4268_1br2nb	0.000	0.000	0	0	N.D. d	N.D. d
34) i	1248_1br2nb	0.000	0.000	0	0	N.D. d	N.D. d
40) i	3262_1br2nb	0.000	0.000	0	0	N.D. d	N.D. d
	System Monitoring Compounds						
2) s	2,4,5,6-Tetr	1.081	1.298	28818082	59606187	NoCal M4	NoCal
Spiked Amount	500.000	Range 30 - 150		Recovery =		0.00%#	0.00%#
3) s	Decachlorobi	3.664	4.263	37218833	94372727	NoCal	NoCal
Spiked Amount	500.000	Range 30 - 150		Recovery =		0.00%#	0.00%#
	Target Compounds						
4) l1	1016-1	1.200	1.536	7817695	15962131	NoCal M4	NoCal
5) l1	1016-2	1.348	1.741	16972093	34846422	NoCal M4	NoCal
6) l1	1016-3	1.569	1.980	19764063	41479843	NoCal	NoCal
7) l1	1016-4	1.633	2.049	14137833	27430744	NoCal	NoCal
8) l1	1016-5	1.832	2.295	11100669	22120608	NoCal	NoCal
Sum	1016-1			0	0	N.D.	N.D.
Average	1016-1					0.000	0.000
9) l2	1260-1	2.443	2.857	19367187	44486975	NoCal	NoCal
10) l2	1260-2	2.560	2.952	28459988	53209385	NoCal	NoCal
11) l2	1260-3	2.832	3.314	18527437	45927998	NoCal	NoCal
12) l2	1260-4	2.974	3.440	39453979	96469153	NoCal	NoCal
13) l2	1260-5	3.108	3.632	20294995	66448272	NoCal	NoCal
Sum	1260-1			0	0	N.D.	N.D.
Average	1260-1					0.000	0.000
15) l3	1221-2	0.000	0.000	0	0	N.D. d	N.D. d
16) l3	1221-3	0.000	0.000	0	0	N.D. d	N.D. d
17) l3	1221-4	0.000	0.000	0	0	N.D. d	N.D. d

Data Path : I:\Pest19\200624ical\
Data File : 19200624ical-29.D
Signal(s) : Signal #1: ECD1A.ch Signal #2: ECD2B.ch
Acq On : 24 Jun 2020 05:35 pm
Operator : pest19:ht
Sample : il41660,42e,, 9810
Misc : WG1386877, (Sig #1); (Sig #2)
ALS Vial : 24 Sample Multiplier: 1

Integration File signal 1: events.e
Integration File signal 2: events2.e
Quant Time: Jun 26 08:36:48 2020
Quant Method : I:\Pest19\200624ical\P19_pcb_06_24_20_ugL_ICAL.m
Quant Title : pcb
QLast Update : Fri Jun 26 08:35:10 2020
Response via : Initial Calibration
Integrator: ChemStation

Volume Inj. :
Signal #1 Phase : Signal #2 Phase:
Signal #1 Info : Signal #2 Info :

Sub List : Default - All compounds listed

	Compound	RT#1	RT#2	Resp#1	Resp#2	ug/l	ug/l
Sum	1221-2			0	0	N.D.	N.D.
Average	1221-2					0.000	0.000
18) l4	1254-1	0.000	0.000	0	0	N.D. d	N.D. d
19) l4	1254-2	0.000	0.000	0	0	N.D. d	N.D. d
20) l4	1254-3	0.000	0.000	0	0	N.D. d	N.D. d
21) l4	1254-4	0.000	0.000	0	0	N.D. d	N.D. d
22) l4	1254-5	0.000	0.000	0	0	N.D. d	N.D. d
Sum	1254-1			0	0	N.D.	N.D.
Average	1254-1					0.000	0.000
24) l6	1242-1	0.000	0.000	0	0	N.D. d	N.D. d
25) l6	1242-2	0.000	0.000	0	0	N.D. d	N.D. d
26) l6	1242-3	0.000	0.000	0	0	N.D. d	N.D. d
27) l6	1242-4	0.000	0.000	0	0	N.D. d	N.D. d
28) l6	1242-5	0.000	0.000	0	0	N.D. d	N.D. d
Sum	1242-1			0	0	N.D.	N.D.
Average	1242-1					0.000	0.000
29) l9	1268-1	0.000	0.000	0	0	N.D. d	N.D. d
30) l9	1268-2	0.000	0.000	0	0	N.D. d	N.D. d
31) l9	1268-3	0.000	0.000	0	0	N.D. d	N.D. d
32) l9	1268-4	0.000	0.000	0	0	N.D. d	N.D. d
33) l9	1268-5	0.000	0.000	0	0	N.D. d	N.D. d
Sum	1268-1			0	0	N.D.	N.D.
Average	1268-1					0.000	0.000
35) l7	1248-1	0.000	0.000	0	0	N.D. d	N.D. d
36) l7	1248-2	0.000	0.000	0	0	N.D. d	N.D. d
37) l7	1248-3	0.000	0.000	0	0	N.D. d	N.D. d
38) l7	1248-4	0.000	0.000	0	0	N.D. d	N.D. d
39) l7	1248-5	0.000	0.000	0	0	N.D. d	N.D. d
Sum	1248-1			0	0	N.D.	N.D.

Data Path : I:\Pest19\200624ical\
Data File : 19200624ical-29.D
Signal(s) : Signal #1: ECD1A.ch Signal #2: ECD2B.ch
Acq On : 24 Jun 2020 05:35 pm
Operator : pest19:ht
Sample : il41660,42e,, 9810
Misc : WG1386877, (Sig #1); (Sig #2)
ALS Vial : 24 Sample Multiplier: 1

Integration File signal 1: events.e
Integration File signal 2: events2.e
Quant Time: Jun 26 08:36:48 2020
Quant Method : I:\Pest19\200624ical\P19_pcb_06_24_20_ugL_ICAL.m
Quant Title : pcb
QLast Update : Fri Jun 26 08:35:10 2020
Response via : Initial Calibration
Integrator: ChemStation

Volume Inj. :
Signal #1 Phase : Signal #2 Phase:
Signal #1 Info : Signal #2 Info :

Sub List : Default - All compounds listed

	Compound	RT#1	RT#2	Resp#1	Resp#2	ug/l	ug/l
Average	1248-1					0.000	0.000
41) l5	1232-1	0.000	0.000	0	0	N.D. d	N.D. d
42) l5	1232-2	0.000	0.000	0	0	N.D. d	N.D. d
43) l5	1232-3	0.000	0.000	0	0	N.D. d	N.D. d
44) l5	1232-4	0.000	0.000	0	0	N.D. d	N.D. d
45) l5	1232-5	0.000	0.000	0	0	N.D. d	N.D. d
Sum	1232-1			0	0	N.D.	N.D.
Average	1232-1					0.000	0.000
46) l8	1262-1	0.000	0.000	0	0	N.D. d	N.D. d
47) l8	1262-2	0.000	0.000	0	0	N.D. d	N.D. d
48) l8	1262-3	0.000	0.000	0	0	N.D. d	N.D. d
49) l8	1262-4	0.000	0.000	0	0	N.D. d	N.D. d
50) l8	1262-5	0.000	0.000	0	0	N.D. d	N.D. d
Sum	1262-1			0	0	N.D.	N.D.
Average	1262-1					0.000	0.000

SemiQuant Compounds - Not Calibrated on this Instrument

Sum	1262-1			0	0	N.D.	N.D.
Average	1262-1					0.000	0.000

(f)=RT Delta > 1/2 Window (D)=Amounts differ by > 40% (m)=manual int.
(#)=Recovery Exceeds Compound Acceptance Limits.
(I,C,F) I=Interference, C=Coelluting Calibration Peak, F=Fails CC Criteria.

Sub List : Default - All compounds listed Reviewed)

Data Path : I:\Pest19\200624ical\
Data File : 19200624ical-29.D
Signal(s) : Signal #1: ECD1A.ch Signal #2: ECD2B.ch
Acq On : 24 Jun 2020 05:35 pm
Operator : pest19:ht
Sample : il41660,42e,, 9810
Misc : WG1386877, (Sig #1); (Sig #2)
ALS Vial : 24 Sample Multiplier: 1

Integration File signal 1: events.e
Integration File signal 2: events2.e
Quant Time: Jun 26 08:36:48 2020
Quant Method : I:\Pest19\200624ical\P19_pcb_06_24_20_ugL_ICAL.m
Quant Title : pcb
QLast Update : Fri Jun 26 08:35:10 2020
Response via : Initial Calibration
Integrator: ChemStation

Volume Inj. :
Signal #1 Phase : Signal #2 Phase:
Signal #1 Info : Signal #2 Info :

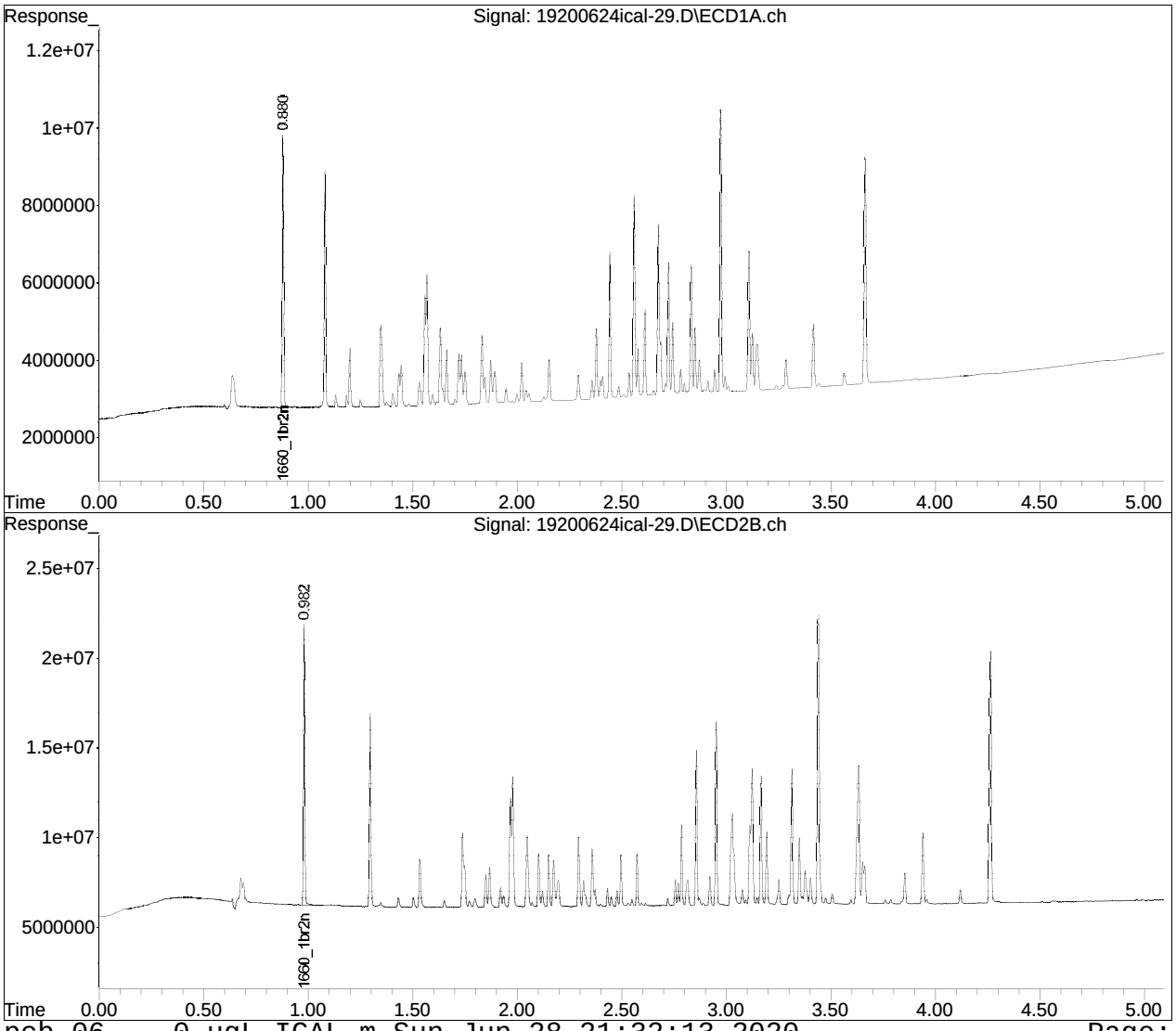

Manual Integration Report

Data Path : I:\Pest19\200624ical\
Data File : 19200624ical-29.D
Date Inj'd : 6/24/2020 5:35 pm
Sample : il41660,42e,, 9810

QMethod : P19_pcb_06_24_20_ugL_ICA
Operator : pest19:ht
Instrument : Pest 19
Quant Date : 6/26/2020 8:35 am

Compound #1: 1660_1br2nb

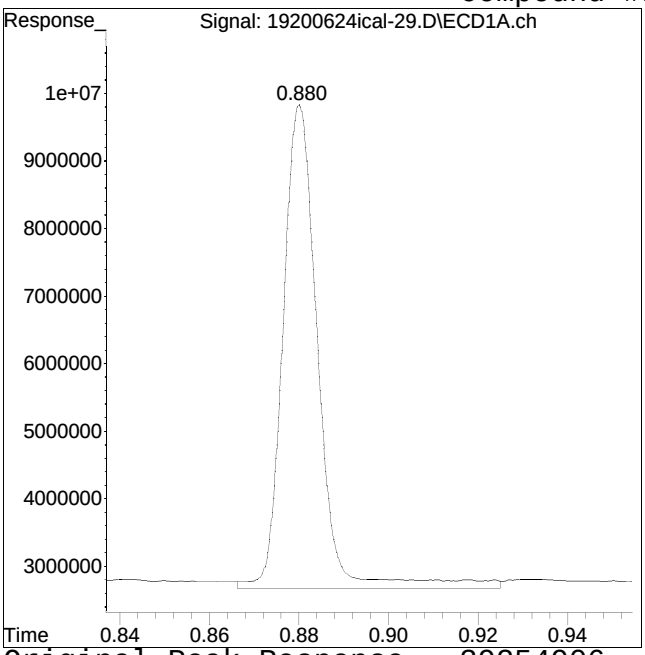

Original Peak Response = 39254906

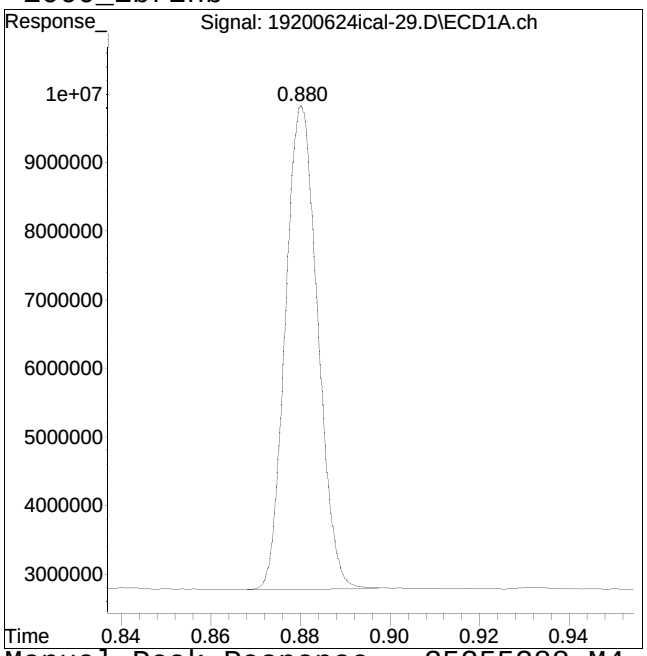

Manual Peak Response = 35255388 M4

M4 = Poor automated baseline construction.

Manual Integration Report

Data Path : I:\Pest19\200624ical\
Data File : 19200624ical-29.D
Date Inj'd : 6/24/2020 5:35 pm
Sample : il41660,42e,, 9810

QMethod : P19_pcb_06_24_20_ugL_ICA
Operator : pest19:ht
Instrument : Pest 19
Quant Date : 6/26/2020 8:35 am

Compound #2: 2,4,5,6-Tetrachloro-m-xylene

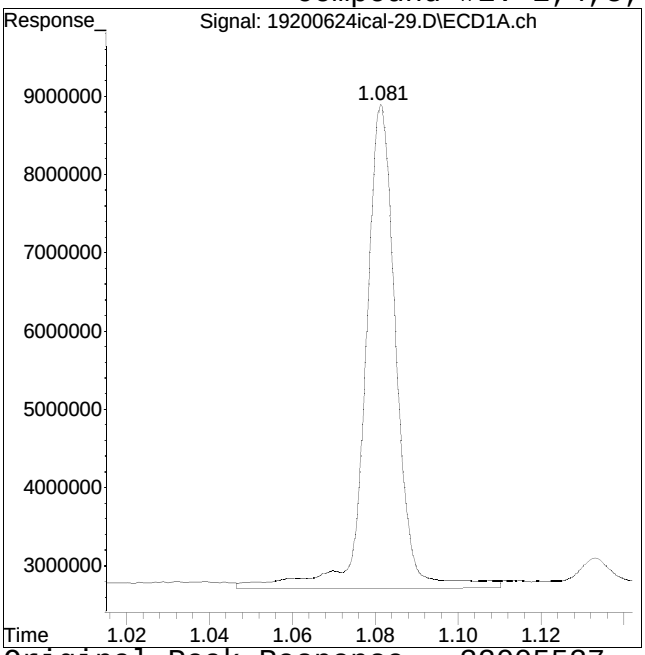

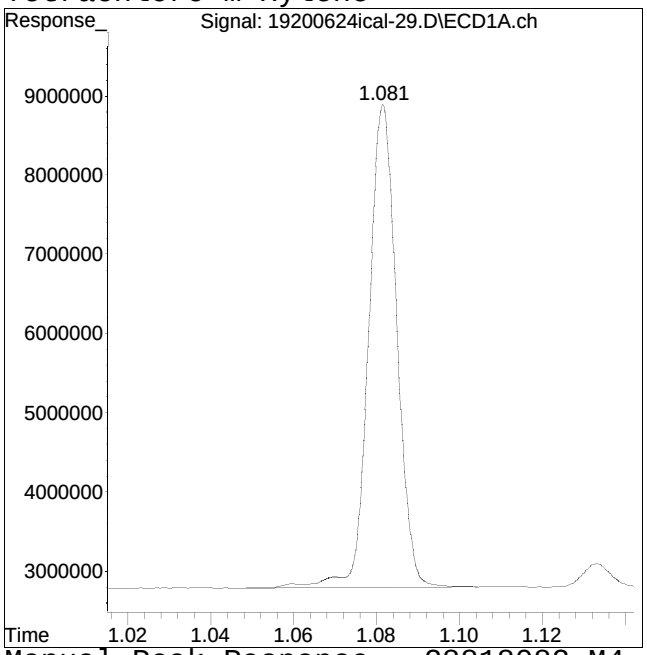

Original Peak Response = 32005537 Manual Peak Response = 28818082 M4
M4 = Poor automated baseline construction.

Manual Integration Report

Data Path : I:\Pest19\200624ical\
Data File : 19200624ical-29.D
Date Inj'd : 6/24/2020 5:35 pm
Sample : il41660,42e,, 9810

QMethod : P19_pcb_06_24_20_ugL_ICA
Operator : pest19:ht
Instrument : Pest 19
Quant Date : 6/26/2020 8:35 am

Compound #4: 1016-1

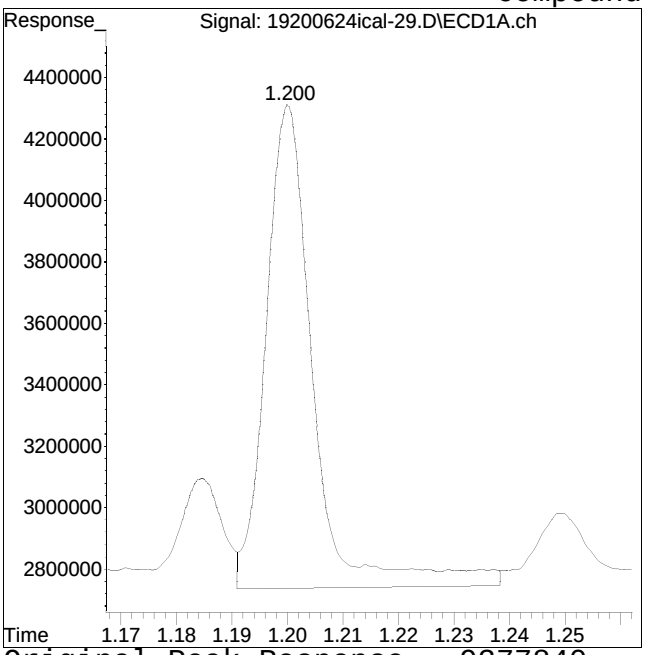

Original Peak Response = 9377840

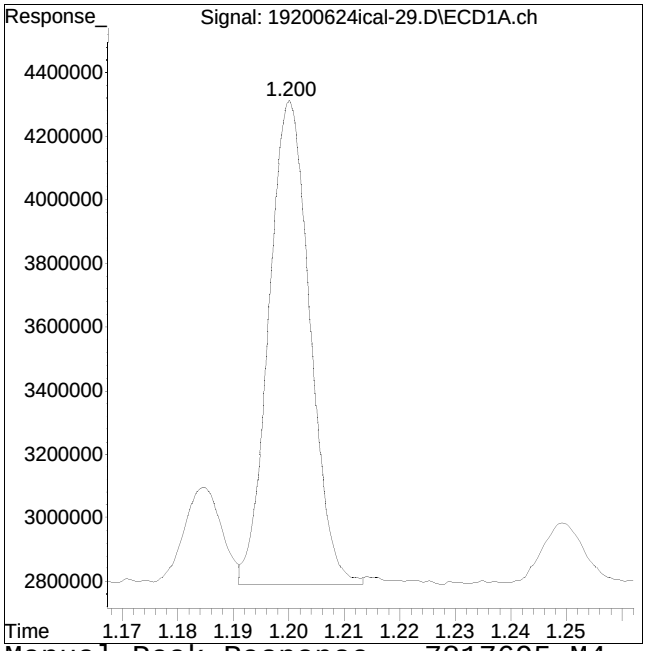

Manual Peak Response = 7817695 M4

M4 = Poor automated baseline construction.

Manual Integration Report

Data Path : I:\Pest19\200624ical\
Data File : 19200624ical-29.D
Date Inj'd : 6/24/2020 5:35 pm
Sample : il41660,42e,, 9810

QMethod : P19_pcb_06_24_20_ugL_ICA
Operator : pest19:ht
Instrument : Pest 19
Quant Date : 6/26/2020 8:35 am

Compound #5: 1016-2

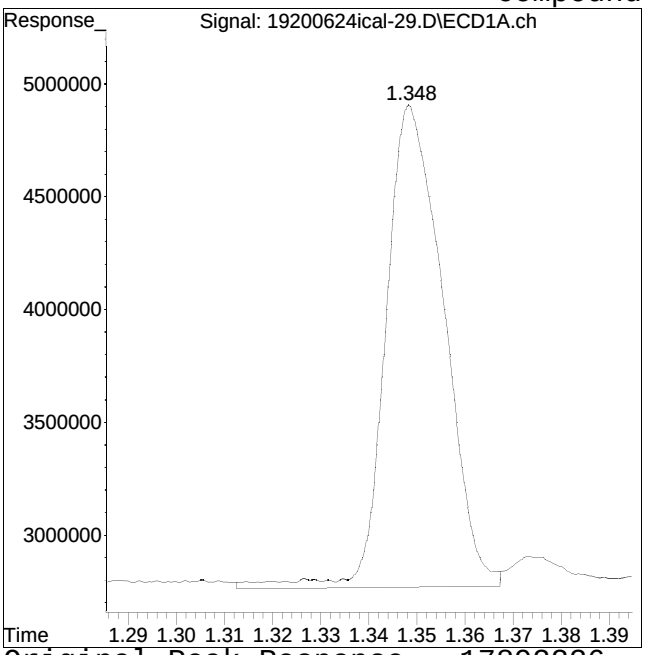

Original Peak Response = 17892236

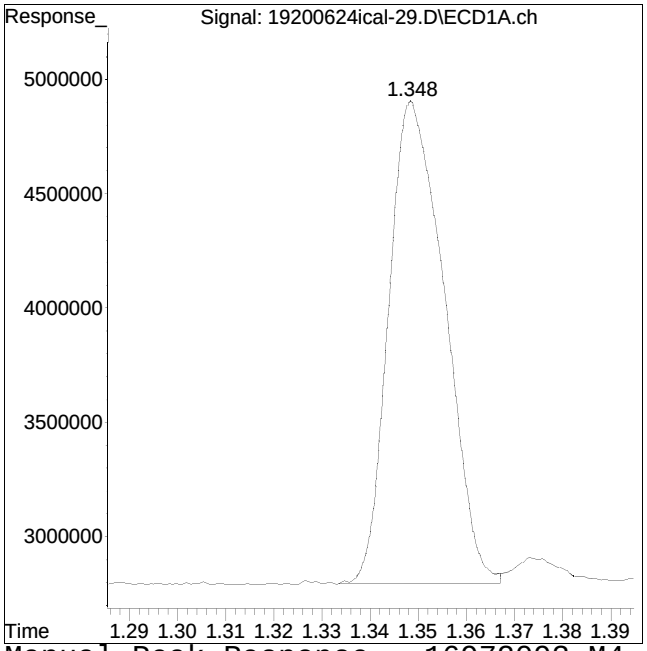

Manual Peak Response = 16972093 M4

M4 = Poor automated baseline construction.

Quantitation Report (QT Reviewed)

Data Path : I:\Pest19\200624ical\
Data File : 19200624ical-30.D
Signal(s) : Signal #1: ECD1A.ch Signal #2: ECD2B.ch
Acq On : 24 Jun 2020 05:42 pm
Operator : pest19:ht
Sample : il51660,42e,, 9810
Misc : WG1386877, (Sig #1); (Sig #2)
ALS Vial : 25 Sample Multiplier: 1

Integration File signal 1: events.e
Integration File signal 2: events2.e
Quant Time: Jun 26 08:39:43 2020
Quant Method : I:\Pest19\200624ical\P19_pcb_06_24_20_ugL_ICAL.m
Quant Title : pcb
QLast Update : Fri Jun 26 08:37:39 2020
Response via : Initial Calibration
Integrator: ChemStation

Volume Inj. :
Signal #1 Phase : Signal #2 Phase:
Signal #1 Info : Signal #2 Info :

Sub List : Default - All compounds listed

	Compound	RT#1	RT#2	Resp#1	Resp#2	ug/l	ug/l
	Internal Standards						
1) i	1660_1br2nb	0.881	0.983	36817984	74804175	250.000	250.000M4
14) i	2154_1br2nb	0.000	0.000	0	0	N.D. d	N.D. d
23) i	4268_1br2nb	0.000	0.000	0	0	N.D. d	N.D. d
34) i	1248_1br2nb	0.000	0.000	0	0	N.D. d	N.D. d
40) i	3262_1br2nb	0.000	0.000	0	0	N.D. d	N.D. d
	System Monitoring Compounds						
2) s	2,4,5,6-Tetr	1.082	1.299	58815497	118.6E6	312.689	316.756M4
	Spiked Amount 500.000	Range 30 - 150		Recovery =		62.54%	63.35%
3) s	Decachlorobi	3.664	4.264	73548497	186.4E6	605.517	628.806
	Spiked Amount 500.000	Range 30 - 150		Recovery =		121.10%	125.76%
	Target Compounds						
4) l1	1016-1	1.201	1.536	15843704	30926061	4851.583	4819.869M4
5) l1	1016-2	1.349	1.740	33789630	68129097	4765.995	4863.803M4
6) l1	1016-3	1.569	1.980	38910819	79866626	4713.024	4789.936M4
7) l1	1016-4	1.633	2.049	27880618	54336903	4720.903	4927.865M4
8) l1	1016-5	1.832	2.296	21361518	43403345	4606.685	4881.212M4
	Sum 1016-1			137.8E6	276.7E6	23658.189	24282.685
	Average 1016-1					4731.638	4856.537
9) l2	1260-1	2.443	2.858	38986687	90710231	4818.982	5072.533
10) l2	1260-2	2.560	2.953	56696253	109.3E6	4768.976	5110.231
11) l2	1260-3	2.833	3.315	36787134	92666756	4753.200	5019.355
12) l2	1260-4	2.974	3.441	78980098	192.6E6	4792.172	4966.124
13) l2	1260-5	3.109	3.633	40275549	131.9E6	4750.705	4938.320
	Sum 1260-1			251.7E6	617.2E6	NoCal	NoCal D
	Average 1260-1					4776.807	5021.313
15) l3	1221-2	0.000	0.000	0	0	N.D. d	N.D. d
16) l3	1221-3	0.000	0.000	0	0	N.D. d	N.D. d
17) l3	1221-4	0.000	0.000	0	0	N.D. d	N.D. d

Data Path : I:\Pest19\200624ical\
Data File : 19200624ical-30.D
Signal(s) : Signal #1: ECD1A.ch Signal #2: ECD2B.ch
Acq On : 24 Jun 2020 05:42 pm
Operator : pest19:ht
Sample : il51660,42e,, 9810
Misc : WG1386877, (Sig #1); (Sig #2)
ALS Vial : 25 Sample Multiplier: 1

Integration File signal 1: events.e
Integration File signal 2: events2.e
Quant Time: Jun 26 08:39:43 2020
Quant Method : I:\Pest19\200624ical\P19_pcb_06_24_20_ugL_ICAL.m
Quant Title : pcb
QLast Update : Fri Jun 26 08:37:39 2020
Response via : Initial Calibration
Integrator: ChemStation

Volume Inj. :
Signal #1 Phase : Signal #2 Phase:
Signal #1 Info : Signal #2 Info :

Sub List : Default - All compounds listed

	Compound	RT#1	RT#2	Resp#1	Resp#2	ug/l	ug/l
Sum	1221-2			0	0	N.D.	N.D.
Average	1221-2					0.000	0.000
18) l4	1254-1	0.000	0.000	0	0	N.D. d	N.D. d
19) l4	1254-2	0.000	0.000	0	0	N.D. d	N.D. d
20) l4	1254-3	0.000	0.000	0	0	N.D. d	N.D. d
21) l4	1254-4	0.000	0.000	0	0	N.D. d	N.D. d
22) l4	1254-5	0.000	0.000	0	0	N.D. d	N.D. d
Sum	1254-1			0	0	N.D.	N.D.
Average	1254-1					0.000	0.000
24) l6	1242-1	0.000	0.000	0	0	N.D. d	N.D. d
25) l6	1242-2	0.000	0.000	0	0	N.D. d	N.D. d
26) l6	1242-3	0.000	0.000	0	0	N.D. d	N.D. d
27) l6	1242-4	0.000	0.000	0	0	N.D. d	N.D. d
28) l6	1242-5	0.000	0.000	0	0	N.D. d	N.D. d
Sum	1242-1			0	0	N.D.	N.D.
Average	1242-1					0.000	0.000
29) l9	1268-1	0.000	0.000	0	0	N.D. d	N.D. d
30) l9	1268-2	0.000	0.000	0	0	N.D. d	N.D. d
31) l9	1268-3	0.000	0.000	0	0	N.D. d	N.D. d
32) l9	1268-4	0.000	0.000	0	0	N.D. d	N.D. d
33) l9	1268-5	0.000	0.000	0	0	N.D. d	N.D. d
Sum	1268-1			0	0	N.D.	N.D.
Average	1268-1					0.000	0.000
35) l7	1248-1	0.000	0.000	0	0	N.D. d	N.D. d
36) l7	1248-2	0.000	0.000	0	0	N.D. d	N.D. d
37) l7	1248-3	0.000	0.000	0	0	N.D. d	N.D. d
38) l7	1248-4	0.000	0.000	0	0	N.D. d	N.D. d
39) l7	1248-5	0.000	0.000	0	0	N.D. d	N.D. d
Sum	1248-1			0	0	N.D.	N.D.

Data Path : I:\Pest19\200624ical\
Data File : 19200624ical-30.D
Signal(s) : Signal #1: ECD1A.ch Signal #2: ECD2B.ch
Acq On : 24 Jun 2020 05:42 pm
Operator : pest19:ht
Sample : il51660,42e,, 9810
Misc : WG1386877, (Sig #1); (Sig #2)
ALS Vial : 25 Sample Multiplier: 1

Integration File signal 1: events.e
Integration File signal 2: events2.e
Quant Time: Jun 26 08:39:43 2020
Quant Method : I:\Pest19\200624ical\P19_pcb_06_24_20_ugL_ICAL.m
Quant Title : pcb
QLast Update : Fri Jun 26 08:37:39 2020
Response via : Initial Calibration
Integrator: ChemStation

Volume Inj. :
Signal #1 Phase : Signal #2 Phase:
Signal #1 Info : Signal #2 Info :

Sub List : Default - All compounds listed

	Compound	RT#1	RT#2	Resp#1	Resp#2	ug/l	ug/l
Average	1248-1					0.000	0.000
41) l5	1232-1	0.000	0.000	0	0	N.D. d	N.D. d
42) l5	1232-2	0.000	0.000	0	0	N.D. d	N.D. d
43) l5	1232-3	0.000	0.000	0	0	N.D. d	N.D. d
44) l5	1232-4	0.000	0.000	0	0	N.D. d	N.D. d
45) l5	1232-5	0.000	0.000	0	0	N.D. d	N.D. d
Sum	1232-1			0	0	N.D.	N.D.
Average	1232-1					0.000	0.000
46) l8	1262-1	0.000	0.000	0	0	N.D. d	N.D. d
47) l8	1262-2	0.000	0.000	0	0	N.D. d	N.D. d
48) l8	1262-3	0.000	0.000	0	0	N.D. d	N.D. d
49) l8	1262-4	0.000	0.000	0	0	N.D. d	N.D. d
50) l8	1262-5	0.000	0.000	0	0	N.D. d	N.D. d
Sum	1262-1			0	0	N.D.	N.D.
Average	1262-1					0.000	0.000

SemiQuant Compounds - Not Calibrated on this Instrument

Sum	1262-1			0	0	N.D.	N.D.
Average	1262-1					0.000	0.000

(f)=RT Delta > 1/2 Window (D)=Amounts differ by > 40% (m)=manual int.
(#)=Recovery Exceeds Compound Acceptance Limits.
(I,C,F) I=Interference, C=Coelluting Calibration Peak, F=Fails CC Criteria.

Sub List : Default - All compounds listed Reviewed)

Data Path : I:\Pest19\200624ical\
Data File : 19200624ical-30.D
Signal(s) : Signal #1: ECD1A.ch Signal #2: ECD2B.ch
Acq On : 24 Jun 2020 05:42 pm
Operator : pest19:ht
Sample : il51660,42e,, 9810
Misc : WG1386877, (Sig #1); (Sig #2)
ALS Vial : 25 Sample Multiplier: 1

Integration File signal 1: events.e
Integration File signal 2: events2.e
Quant Time: Jun 26 08:39:43 2020
Quant Method : I:\Pest19\200624ical\P19_pcb_06_24_20_ugL_ICAL.m
Quant Title : pcb
QLast Update : Fri Jun 26 08:37:39 2020
Response via : Initial Calibration
Integrator: ChemStation

Volume Inj. :
Signal #1 Phase : Signal #2 Phase:
Signal #1 Info : Signal #2 Info :

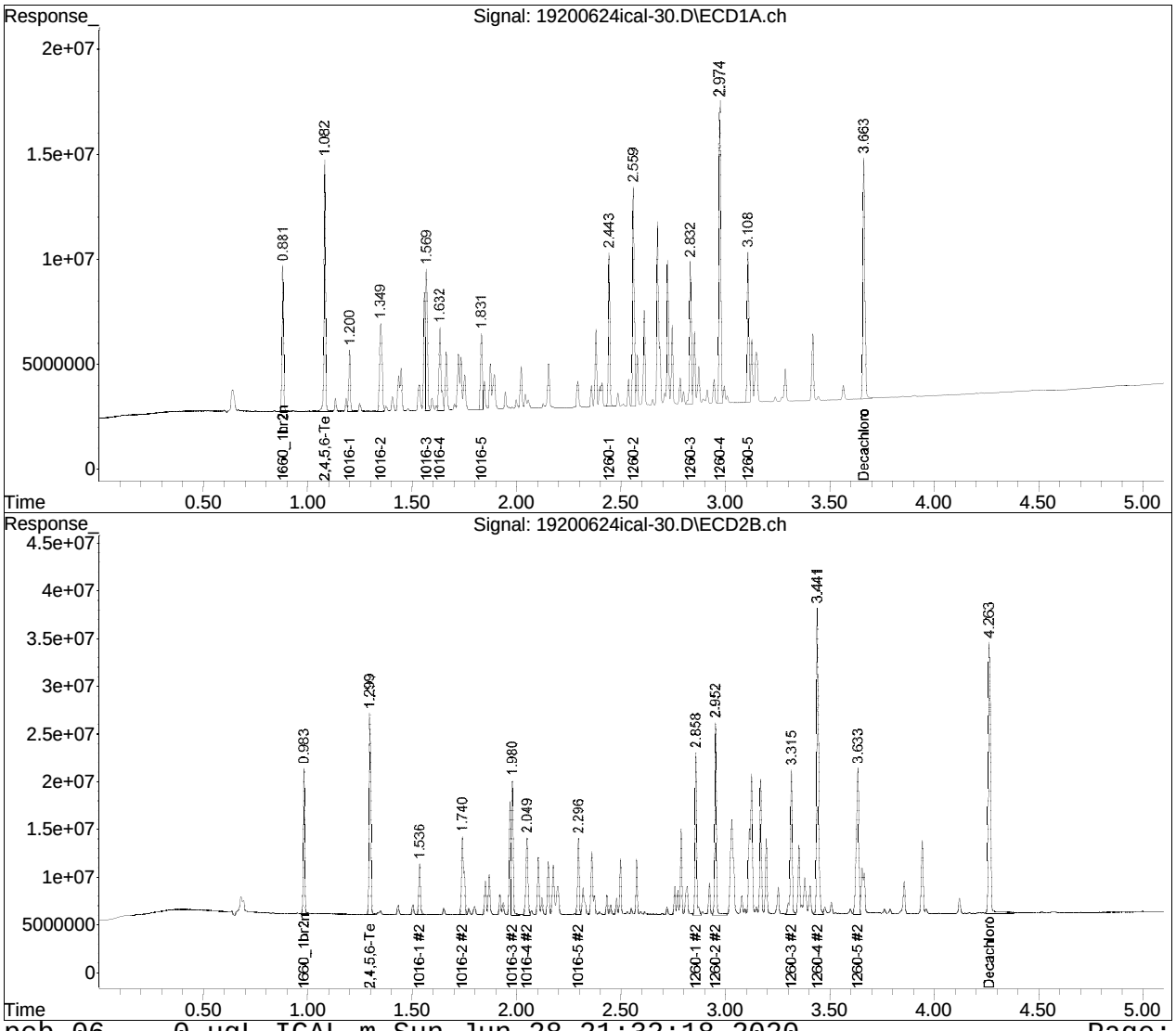

Manual Integration Report

Data Path : I:\Pest19\200624ical\
Data File : 19200624ical-30.D
Date Inj'd : 6/24/2020 5:42 pm
Sample : il51660,42e,, 9810

QMethod : P19_pcb_06_24_20_ugL_ICA
Operator : pest19:ht
Instrument : Pest 19
Quant Date : 6/26/2020 8:37 am

Compound #52: 1660_1br2nb #2

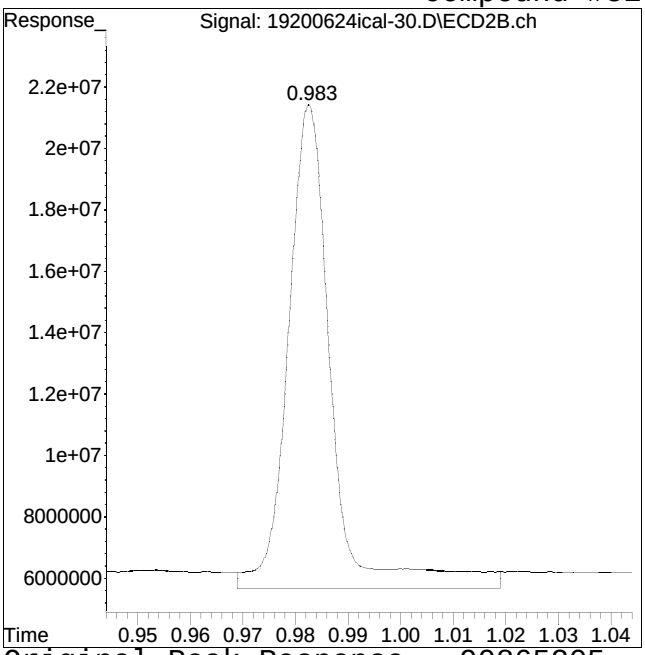

Original Peak Response = 90865205

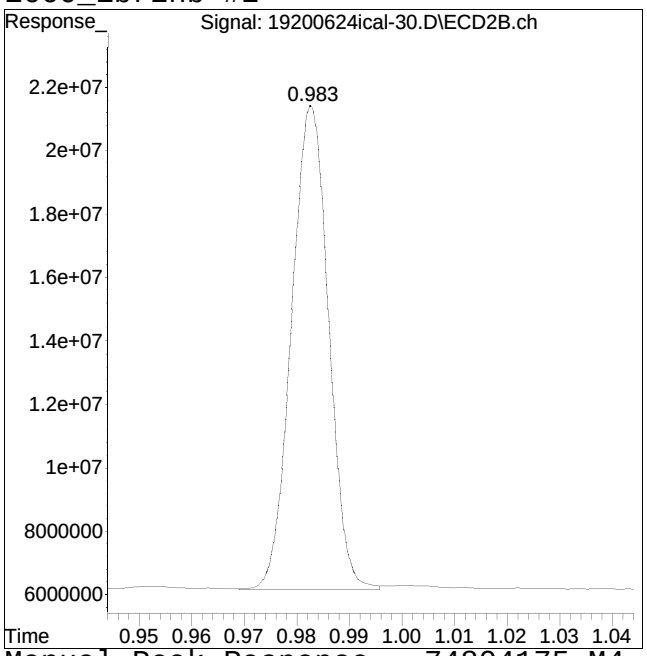

Manual Peak Response = 74804175 M4

M4 = Poor automated baseline construction.

Manual Integration Report

Data Path : I:\Pest19\200624ical\
Data File : 19200624ical-30.D
Date Inj'd : 6/24/2020 5:42 pm
Sample : il51660,42e,, 9810

QMethod : P19_pcb_06_24_20_ugL_ICA
Operator : pest19:ht
Instrument : Pest 19
Quant Date : 6/26/2020 8:37 am

Compound #53: 2,4,5,6-Tetrachloro-m-xylene #2

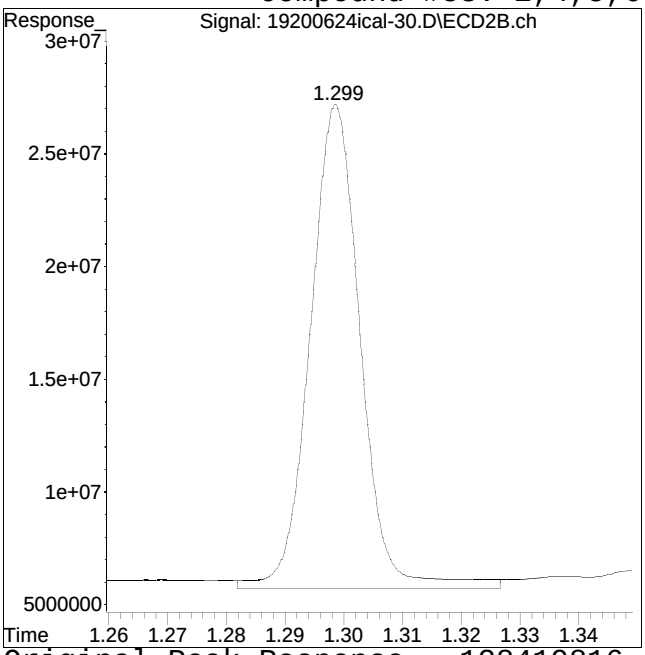

Original Peak Response = 128419816

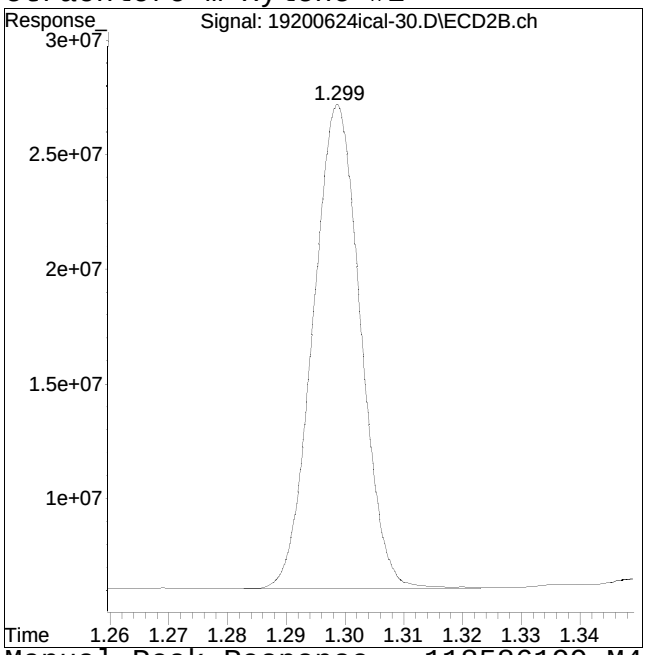

Manual Peak Response = 118586199 M4

M4 = Poor automated baseline construction.

Manual Integration Report

Data Path : I:\Pest19\200624ical\
Data File : 19200624ical-30.D
Date Inj'd : 6/24/2020 5:42 pm
Sample : il51660,42e,, 9810

QMethod : P19_pcb_06_24_20_ugL_ICA
Operator : pest19:ht
Instrument : Pest 19
Quant Date : 6/26/2020 8:37 am

Compound #55: 1016-1 #2

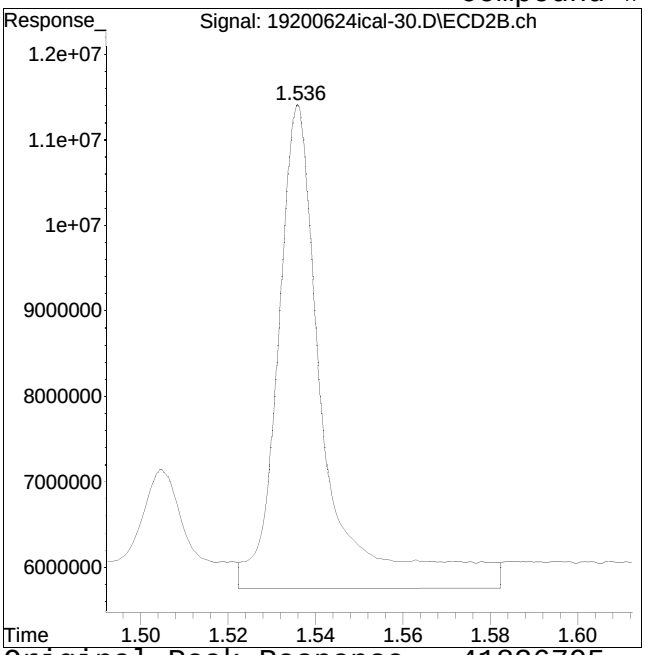

Original Peak Response = 41836795

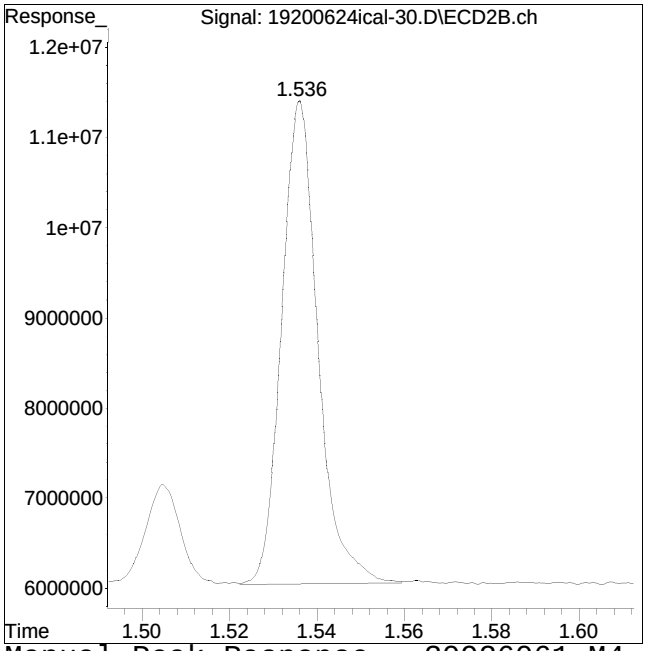

Manual Peak Response = 30926061 M4

M4 = Poor automated baseline construction.

Manual Integration Report

Data Path : I:\Pest19\200624ical\
Data File : 19200624ical-30.D
Date Inj'd : 6/24/2020 5:42 pm
Sample : il51660,42e,, 9810

QMethod : P19_pcb_06_24_20_ugL_ICA
Operator : pest19:ht
Instrument : Pest 19
Quant Date : 6/26/2020 8:37 am

Compound #56: 1016-2 #2

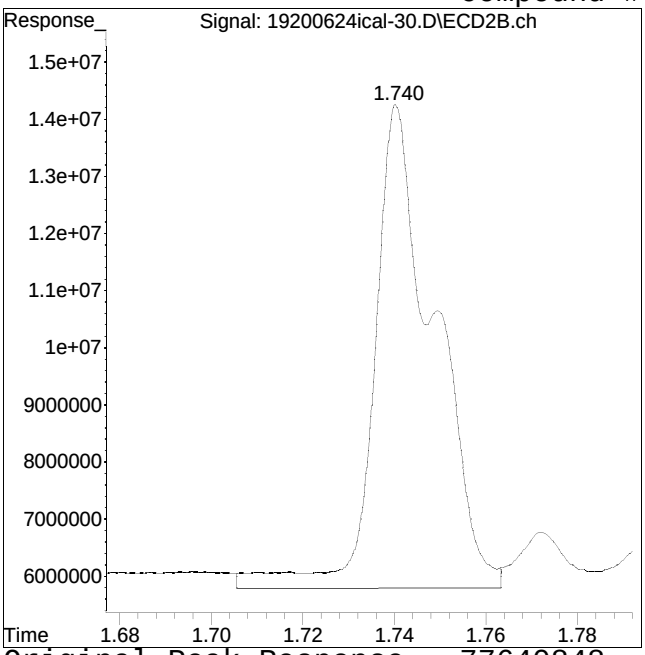

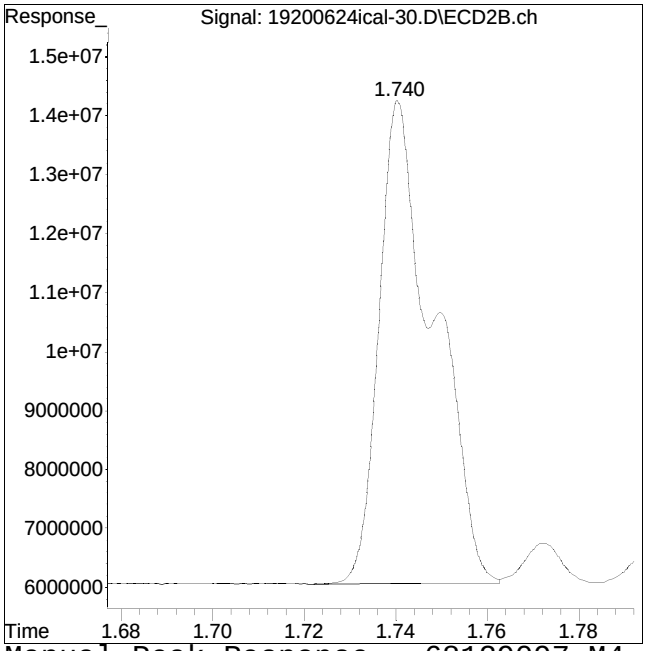

Original Peak Response = 77640848 Manual Peak Response = 68129097 M4
M4 = Poor automated baseline construction.

Manual Integration Report

Data Path : I:\Pest19\200624ical\
Data File : 19200624ical-30.D
Date Inj'd : 6/24/2020 5:42 pm
Sample : il51660,42e,, 9810

QMethod : P19_pcb_06_24_20_ugL_ICA
Operator : pest19:ht
Instrument : Pest 19
Quant Date : 6/26/2020 8:37 am

Compound #57: 1016-3 #2

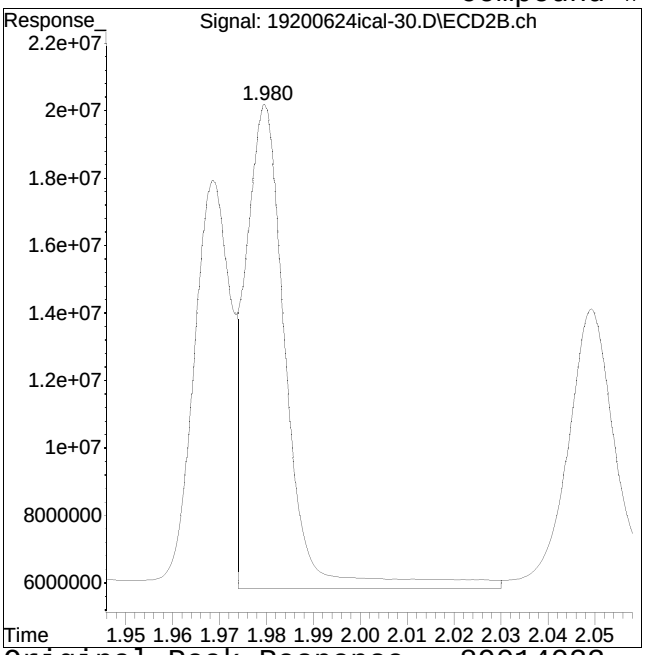

Original Peak Response = 89014033

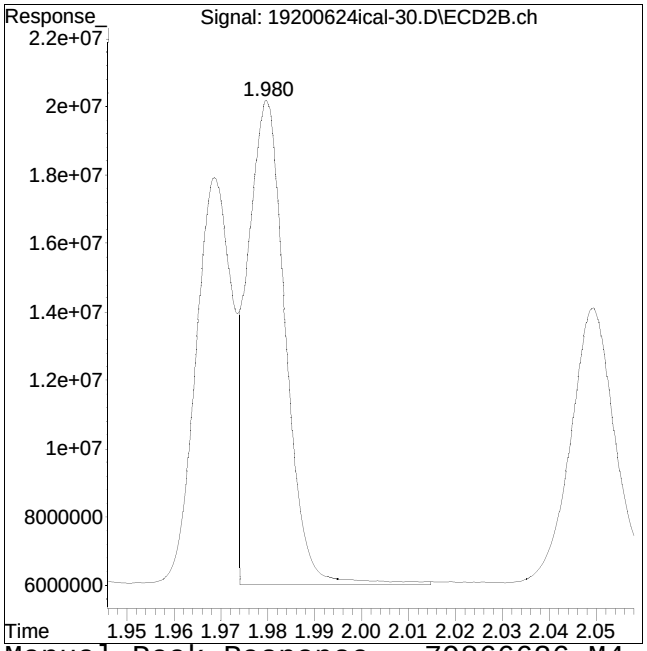

Manual Peak Response = 79866626 M4

M4 = Poor automated baseline construction.

Manual Integration Report

Data Path : I:\Pest19\200624ical\
Data File : 19200624ical-30.D
Date Inj'd : 6/24/2020 5:42 pm
Sample : il51660,42e,, 9810

QMethod : P19_pcb_06_24_20_ugL_ICA
Operator : pest19:ht
Instrument : Pest 19
Quant Date : 6/26/2020 8:37 am

Compound #58: 1016-4 #2

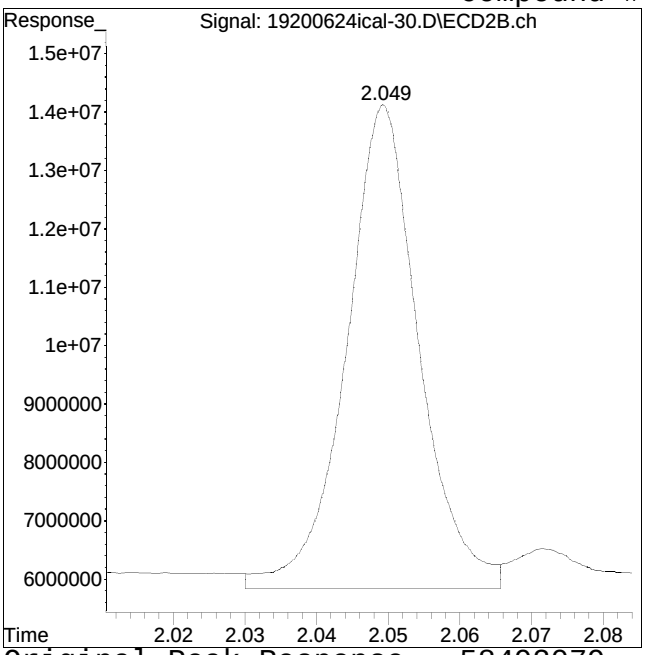

Original Peak Response = 58492079

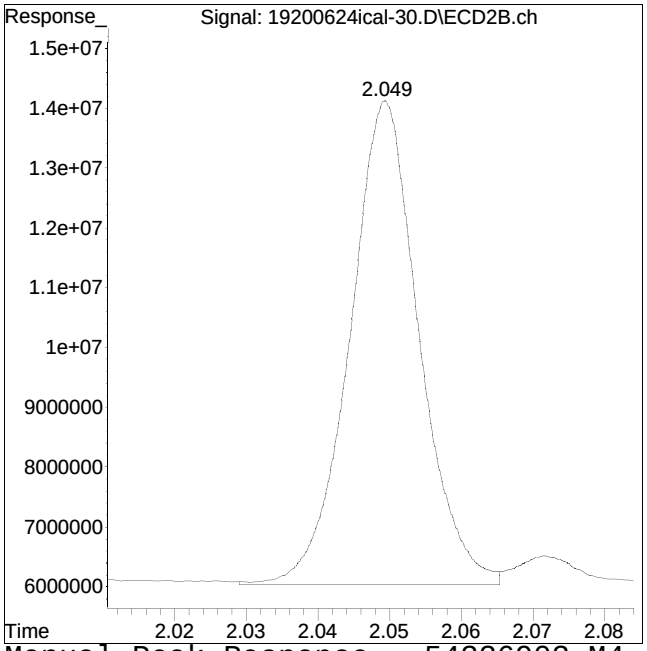

Manual Peak Response = 54336903 M4

M4 = Poor automated baseline construction.

Manual Integration Report

Data Path : I:\Pest19\200624ical\
Data File : 19200624ical-30.D
Date Inj'd : 6/24/2020 5:42 pm
Sample : il51660,42e,, 9810

QMethod : P19_pcb_06_24_20_ugL_ICA
Operator : pest19:ht
Instrument : Pest 19
Quant Date : 6/26/2020 8:37 am

Compound #59: 1016-5 #2

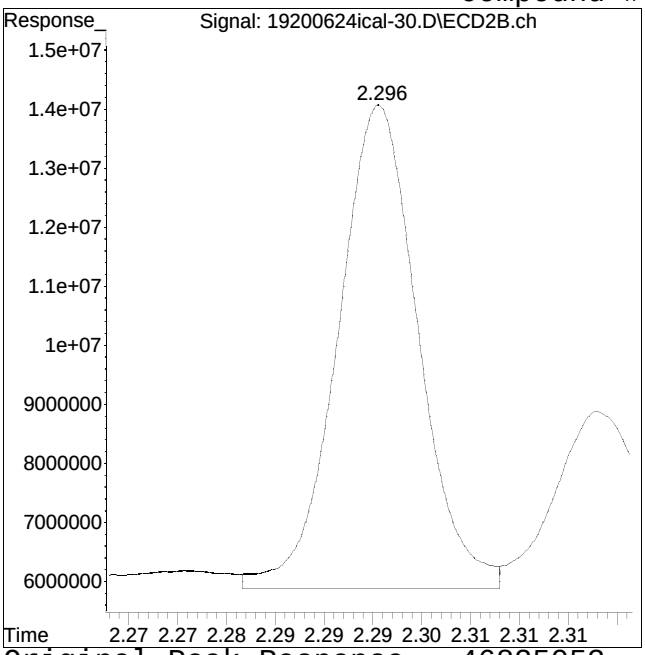

Original Peak Response = 46825053

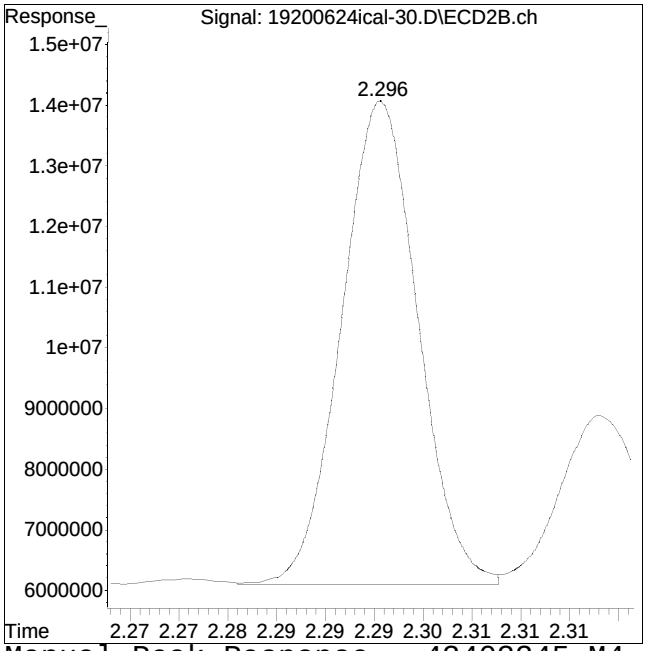

Manual Peak Response = 43403345 M4

M4 = Poor automated baseline construction.

Quantitation Report (QT Reviewed)

Data Path : I:\Pest19\200624ical\
Data File : 19200624ical-31.D
Signal(s) : Signal #1: ECD1A.ch Signal #2: ECD2B.ch
Acq On : 24 Jun 2020 05:48 pm
Operator : pest19:ht
Sample : il61660,42e,, 9810
Misc : WG1386877, (Sig #1); (Sig #2)
ALS Vial : 26 Sample Multiplier: 1

Integration File signal 1: events.e
Integration File signal 2: events2.e
Quant Time: Jun 26 08:40:46 2020
Quant Method : I:\Pest19\200624ical\P19_pcb_06_24_20_ugL_ICAL.m
Quant Title : pcb
QLast Update : Fri Jun 26 08:39:56 2020
Response via : Initial Calibration
Integrator: ChemStation

Volume Inj. :
Signal #1 Phase : Signal #2 Phase:
Signal #1 Info : Signal #2 Info :

Sub List : Default - All compounds listed

	Compound	RT#1	RT#2	Resp#1	Resp#2	ug/l	ug/l
	Internal Standards						
1) i	1660_1br2nb	0.882	0.983	38301311	76445918	250.000	250.000
14) i	2154_1br2nb	0.000	0.000	0	0	N.D. d	N.D. d
23) i	4268_1br2nb	0.000	0.000	0	0	N.D. d	N.D. d
34) i	1248_1br2nb	0.000	0.000	0	0	N.D. d	N.D. d
40) i	3262_1br2nb	0.000	0.000	0	0	N.D. d	N.D. d
	System Monitoring Compounds						
2) s	2,4,5,6-Tetr	1.082	1.299	118.2E6	239.7E6	611.122	629.574
	Spiked Amount	500.000	Range 30 - 150		Recovery =	122.22%	125.91%
3) s	Decachlorobi	3.663	4.263	148.3E6	367.3E6	1205.938	1223.416
	Spiked Amount	500.000	Range 30 - 150		Recovery =	241.19%#	244.68%#
	Target Compounds						
4) l1	1016-1	1.201	1.536	31135538	62772197	9303.010	9748.635
5) l1	1016-2	1.349	1.741	66555499	135.8E6	9240.255	9614.703
6) l1	1016-3	1.569	1.980	77726194	163.6E6	9317.268	9809.499
7) l1	1016-4	1.632	2.050	55412763	107.3E6	9278.382	9595.608
8) l1	1016-5	1.832	2.296	42595699	86773508	9191.681	9663.911
	Sum 1016-1			273.4E6	556.3E6	46330.595	48432.357
	Average 1016-1					9266.119	9686.471
9) l2	1260-1	2.443	2.858	78480462	176.1E6	9496.868	9566.630
10) l2	1260-2	2.559	2.953	114.0E6	208.2E6	9431.885	9419.948
11) l2	1260-3	2.832	3.315	74698576	182.2E6	9512.654	9636.672
12) l2	1260-4	2.974	3.441	160.1E6	379.3E6	9536.692	9602.763
13) l2	1260-5	3.108	3.633	82711614	263.6E6	9618.191	9716.439
	Sum 1260-1			510.0E6	1209.3E6	NoCal	NoCal D
	Average 1260-1					9519.258	9588.490
15) l3	1221-2	0.000	0.000	0	0	N.D. d	N.D. d
16) l3	1221-3	0.000	0.000	0	0	N.D. d	N.D. d
17) l3	1221-4	0.000	0.000	0	0	N.D. d	N.D. d

Data Path : I:\Pest19\200624ical\
Data File : 19200624ical-31.D
Signal(s) : Signal #1: ECD1A.ch Signal #2: ECD2B.ch
Acq On : 24 Jun 2020 05:48 pm
Operator : pest19:ht
Sample : il61660,42e,, 9810
Misc : WG1386877, (Sig #1); (Sig #2)
ALS Vial : 26 Sample Multiplier: 1

Integration File signal 1: events.e
Integration File signal 2: events2.e
Quant Time: Jun 26 08:40:46 2020
Quant Method : I:\Pest19\200624ical\P19_pcb_06_24_20_ugL_ICAL.m
Quant Title : pcb
QLast Update : Fri Jun 26 08:39:56 2020
Response via : Initial Calibration
Integrator: ChemStation

Volume Inj. :
Signal #1 Phase : Signal #2 Phase:
Signal #1 Info : Signal #2 Info :

Sub List : Default - All compounds listed

	Compound	RT#1	RT#2	Resp#1	Resp#2	ug/l	ug/l
Sum	1221-2			0	0	N.D.	N.D.
Average	1221-2					0.000	0.000
18) l4	1254-1	0.000	0.000	0	0	N.D. d	N.D. d
19) l4	1254-2	0.000	0.000	0	0	N.D. d	N.D. d
20) l4	1254-3	0.000	0.000	0	0	N.D. d	N.D. d
21) l4	1254-4	0.000	0.000	0	0	N.D. d	N.D. d
22) l4	1254-5	0.000	0.000	0	0	N.D. d	N.D. d
Sum	1254-1			0	0	N.D.	N.D.
Average	1254-1					0.000	0.000
24) l6	1242-1	0.000	0.000	0	0	N.D. d	N.D. d
25) l6	1242-2	0.000	0.000	0	0	N.D. d	N.D. d
26) l6	1242-3	0.000	0.000	0	0	N.D. d	N.D. d
27) l6	1242-4	0.000	0.000	0	0	N.D. d	N.D. d
28) l6	1242-5	0.000	0.000	0	0	N.D. d	N.D. d
Sum	1242-1			0	0	N.D.	N.D.
Average	1242-1					0.000	0.000
29) l9	1268-1	0.000	0.000	0	0	N.D. d	N.D. d
30) l9	1268-2	0.000	0.000	0	0	N.D. d	N.D. d
31) l9	1268-3	0.000	0.000	0	0	N.D. d	N.D. d
32) l9	1268-4	0.000	0.000	0	0	N.D. d	N.D. d
33) l9	1268-5	0.000	0.000	0	0	N.D. d	N.D. d
Sum	1268-1			0	0	N.D.	N.D.
Average	1268-1					0.000	0.000
35) l7	1248-1	0.000	0.000	0	0	N.D. d	N.D. d
36) l7	1248-2	0.000	0.000	0	0	N.D. d	N.D. d
37) l7	1248-3	0.000	0.000	0	0	N.D. d	N.D. d
38) l7	1248-4	0.000	0.000	0	0	N.D. d	N.D. d
39) l7	1248-5	0.000	0.000	0	0	N.D. d	N.D. d
Sum	1248-1			0	0	N.D.	N.D.

Data Path : I:\Pest19\200624ical\
Data File : 19200624ical-31.D
Signal(s) : Signal #1: ECD1A.ch Signal #2: ECD2B.ch
Acq On : 24 Jun 2020 05:48 pm
Operator : pest19:ht
Sample : il61660,42e,, 9810
Misc : WG1386877, (Sig #1); (Sig #2)
ALS Vial : 26 Sample Multiplier: 1

Integration File signal 1: events.e
Integration File signal 2: events2.e
Quant Time: Jun 26 08:40:46 2020
Quant Method : I:\Pest19\200624ical\P19_pcb_06_24_20_ugL_ICAL.m
Quant Title : pcb
QLast Update : Fri Jun 26 08:39:56 2020
Response via : Initial Calibration
Integrator: ChemStation

Volume Inj. :
Signal #1 Phase : Signal #2 Phase:
Signal #1 Info : Signal #2 Info :

Sub List : Default - All compounds listed

	Compound	RT#1	RT#2	Resp#1	Resp#2	ug/l	ug/l
Average	1248-1					0.000	0.000
41) l5	1232-1	0.000	0.000	0	0	N.D. d	N.D. d
42) l5	1232-2	0.000	0.000	0	0	N.D. d	N.D. d
43) l5	1232-3	0.000	0.000	0	0	N.D. d	N.D. d
44) l5	1232-4	0.000	0.000	0	0	N.D. d	N.D. d
45) l5	1232-5	0.000	0.000	0	0	N.D. d	N.D. d
Sum	1232-1			0	0	N.D.	N.D.
Average	1232-1					0.000	0.000
46) l8	1262-1	0.000	0.000	0	0	N.D. d	N.D. d
47) l8	1262-2	0.000	0.000	0	0	N.D. d	N.D. d
48) l8	1262-3	0.000	0.000	0	0	N.D. d	N.D. d
49) l8	1262-4	0.000	0.000	0	0	N.D.	N.D.
50) l8	1262-5	0.000	0.000	0	0	N.D. d	N.D. d
Sum	1262-1			0	0	N.D.	N.D.
Average	1262-1					0.000	0.000

SemiQuant Compounds - Not Calibrated on this Instrument

Sum	1262-1			0	0	N.D.	N.D.
Average	1262-1					0.000	0.000

(f)=RT Delta > 1/2 Window (D)=Amounts differ by > 40% (m)=manual int.
(#)=Recovery Exceeds Compound Acceptance Limits.
(I,C,F) I=Interference, C=Coelluting Calibration Peak, F=Fails CC Criteria.

Sub List : Default - All compounds listed Reviewed)

Data Path : I:\Pest19\200624ical\
Data File : 19200624ical-31.D
Signal(s) : Signal #1: ECD1A.ch Signal #2: ECD2B.ch
Acq On : 24 Jun 2020 05:48 pm
Operator : pest19:ht
Sample : il61660,42e,, 9810
Misc : WG1386877, (Sig #1); (Sig #2)
ALS Vial : 26 Sample Multiplier: 1

Integration File signal 1: events.e
Integration File signal 2: events2.e
Quant Time: Jun 26 08:40:46 2020
Quant Method : I:\Pest19\200624ical\P19_pcb_06_24_20_ugL_ICAL.m
Quant Title : pcb
QLast Update : Fri Jun 26 08:39:56 2020
Response via : Initial Calibration
Integrator: ChemStation

Volume Inj. :
Signal #1 Phase : Signal #2 Phase:
Signal #1 Info : Signal #2 Info :

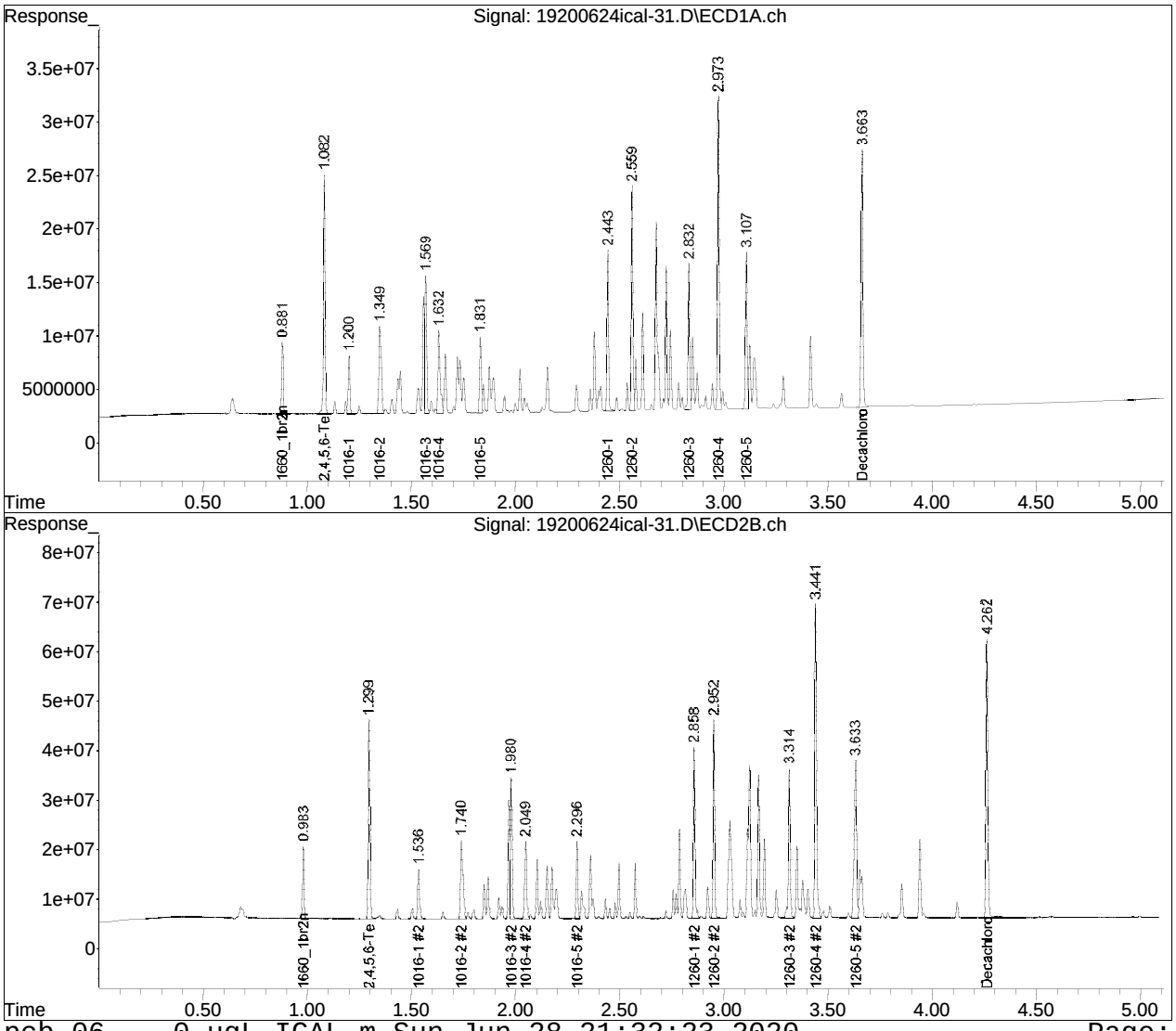

Manual Integration Report

Data Path	: I:\Pest19\200624ical\	QMethod	: P19_pcb_06_24_20_ugL_ICA
Data File	: 19200624ical-31.D	Operator	: pest19:ht
Date Inj'd	: 6/24/2020 5:48 pm	Instrument	: Pest 19
Sample	: il61660,42e,, 9810	Quant Date	: 6/26/2020 8:40 am

There are no manual integrations or false positives in this file.

Quantitation Report (QT Reviewed)

Data Path : I:\Pest19\200624ical\
Data File : 19200624ical-32.D
Signal(s) : Signal #1: ECD1A.ch Signal #2: ECD2B.ch
Acq On : 24 Jun 2020 05:55 pm
Operator : pest19:ht
Sample : il11248,42e,, 9814
Misc : WG1386877, (Sig #1); (Sig #2)
ALS Vial : 27 Sample Multiplier: 1

Integration File signal 1: events.e
Integration File signal 2: events2.e
Quant Time: Jun 26 10:40:27 2020
Quant Method : I:\Pest19\200624ical\P19_pcb_06_24_20_ugL_ICAL.m
Quant Title : pcb
QLast Update : Fri Jun 26 10:38:18 2020
Response via : Initial Calibration
Integrator: ChemStation

Volume Inj. :
Signal #1 Phase : Signal #2 Phase:
Signal #1 Info : Signal #2 Info :

Sub List : Default - All compounds listed

	Compound	RT#1	RT#2	Resp#1	Resp#2	ug/l	ug/l
	Internal Standards						
1) i	1660_1br2nb	0.000	0.000	0	0	N.D. d	N.D. d
14) i	2154_1br2nb	0.000	0.000	0	0	N.D. d	N.D. d
23) i	4268_1br2nb	0.000	0.000	0	0	N.D. d	N.D. d
34) i	1248_1br2nb	0.881	0.983	37681783	77786657	250.000	250.000
40) i	3262_1br2nb	0.000	0.000	0	0	N.D. d	N.D. d
	System Monitoring Compounds						
2) s	2,4,5,6-Tetr	0.000	0.000	0	0	N.D.	N.D.
Spiked Amount	500.000	Range 30 - 150		Recovery =		0.00%#	0.00%#
3) s	Decachlorobi	0.000	0.000	0	0	N.D. d	N.D. d
Spiked Amount	500.000	Range 30 - 150		Recovery =		0.00%#	0.00%#
	Target Compounds						
4) l1	1016-1	0.000	0.000	0	0	N.D. d	N.D. d
5) l1	1016-2	0.000	0.000	0	0	N.D. d	N.D. d
6) l1	1016-3	0.000	0.000	0	0	N.D. d	N.D. d
7) l1	1016-4	0.000	0.000	0	0	N.D. d	N.D. d
8) l1	1016-5	0.000	0.000	0	0	N.D. d	N.D. d
Sum	1016-1			0	0	N.D.	N.D.
Average	1016-1					0.000	0.000
9) l2	1260-1	0.000	0.000	0	0	N.D. d	N.D. d
10) l2	1260-2	0.000	0.000	0	0	N.D. d	N.D. d
11) l2	1260-3	0.000	0.000	0	0	N.D. d	N.D. d
12) l2	1260-4	0.000	0.000	0	0	N.D. d	N.D. d
13) l2	1260-5	0.000	0.000	0	0	N.D.	N.D.
Sum	1260-1			0	0	N.D.	N.D.
Average	1260-1					0.000	0.000
15) l3	1221-2	0.000	0.000	0	0	N.D.	N.D.
16) l3	1221-3	0.000	0.000	0	0	N.D.	N.D.
17) l3	1221-4	0.000	0.000	0	0	N.D. d	N.D. d

Data Path : I:\Pest19\200624ical\
Data File : 19200624ical-32.D
Signal(s) : Signal #1: ECD1A.ch Signal #2: ECD2B.ch
Acq On : 24 Jun 2020 05:55 pm
Operator : pest19:ht
Sample : il11248,42e,, 9814
Misc : WG1386877, (Sig #1); (Sig #2)
ALS Vial : 27 Sample Multiplier: 1

Integration File signal 1: events.e
Integration File signal 2: events2.e
Quant Time: Jun 26 10:40:27 2020
Quant Method : I:\Pest19\200624ical\P19_pcb_06_24_20_ugL_ICAL.m
Quant Title : pcb
QLast Update : Fri Jun 26 10:38:18 2020
Response via : Initial Calibration
Integrator: ChemStation

Volume Inj. :
Signal #1 Phase : Signal #2 Phase:
Signal #1 Info : Signal #2 Info :

Sub List : Default - All compounds listed

	Compound	RT#1	RT#2	Resp#1	Resp#2	ug/l	ug/l
Sum	1221-2			0	0	N.D.	N.D.
Average	1221-2					0.000	0.000
18) l4	1254-1	0.000	0.000	0	0	N.D. d	N.D. d
19) l4	1254-2	0.000	0.000	0	0	N.D. d	N.D. d
20) l4	1254-3	0.000	0.000	0	0	N.D. d	N.D. d
21) l4	1254-4	0.000	0.000	0	0	N.D. d	N.D. d
22) l4	1254-5	0.000	0.000	0	0	N.D. d	N.D. d
Sum	1254-1			0	0	N.D.	N.D.
Average	1254-1					0.000	0.000
24) l6	1242-1	0.000	0.000	0	0	N.D. d	N.D. d
25) l6	1242-2	0.000	0.000	0	0	N.D. d	N.D. d
26) l6	1242-3	0.000	0.000	0	0	N.D. d	N.D. d
27) l6	1242-4	0.000	0.000	0	0	N.D. d	N.D. d
28) l6	1242-5	0.000	0.000	0	0	N.D. d	N.D. d
Sum	1242-1			0	0	N.D.	N.D.
Average	1242-1					0.000	0.000
29) l9	1268-1	0.000	0.000	0	0	N.D. d	N.D. d
30) l9	1268-2	0.000	0.000	0	0	N.D.	N.D.
31) l9	1268-3	0.000	0.000	0	0	N.D.	N.D.
32) l9	1268-4	0.000	0.000	0	0	N.D. d	N.D. d
33) l9	1268-5	0.000	0.000	0	0	N.D. d	N.D. d
Sum	1268-1			0	0	N.D.	N.D.
Average	1268-1					0.000	0.000
35) l7	1248-1	1.559	1.969	432352	842179	113.366M3	107.833M4
36) l7	1248-2	1.721	2.151	520288	974518	112.825M3	104.802M4
37) l7	1248-3	1.831	2.296	707959	1392826	120.820M3	117.548
38) l7	1248-4	2.042	2.478	732723	1370826	112.934M3	103.160M4

Quantitation Report (QT Reviewed)

Data Path : I:\Pest19\200624ical\
Data File : 19200624ical-32.D
Signal(s) : Signal #1: ECD1A.ch Signal #2: ECD2B.ch
Acq On : 24 Jun 2020 05:55 pm
Operator : pest19:ht
Sample : il11248,42e,, 9814
Misc : WG1386877, (Sig #1); (Sig #2)
ALS Vial : 27 Sample Multiplier: 1

Integration File signal 1: events.e
Integration File signal 2: events2.e
Quant Time: Jun 26 10:40:27 2020
Quant Method : I:\Pest19\200624ical\P19_pcb_06_24_20_ugL_ICAL.m
Quant Title : pcb
QLast Update : Fri Jun 26 10:38:18 2020
Response via : Initial Calibration
Integrator: ChemStation

Volume Inj. :
Signal #1 Phase : Signal #2 Phase:
Signal #1 Info : Signal #2 Info :

Sub List : Default - All compounds listed

	Compound	RT#1	RT#2	Resp#1	Resp#2	ug/l	ug/l
39) l7	1248-5	2.057	2.499	657509	1554162	115.580M3	103.203M4
Sum	1248-1			3050831	6134511	N.D.	N.D. D
Average	1248-1					115.105	107.309
41) l5	1232-1	0.000	0.000	0	0	N.D. d	N.D. d
42) l5	1232-2	0.000	0.000	0	0	N.D. d	N.D. d
43) l5	1232-3	0.000	0.000	0	0	N.D. d	N.D. d
44) l5	1232-4	0.000	0.000	0	0	N.D. d	N.D. d
45) l5	1232-5	0.000	0.000	0	0	N.D. d	N.D. d
Sum	1232-1			0	0	N.D.	N.D.
Average	1232-1					0.000	0.000
46) l8	1262-1	0.000	0.000	0	0	N.D. d	N.D. d
47) l8	1262-2	0.000	0.000	0	0	N.D. d	N.D. d
48) l8	1262-3	0.000	0.000	0	0	N.D. d	N.D. d
49) l8	1262-4	0.000	0.000	0	0	N.D. d	N.D. d
50) l8	1262-5	0.000	0.000	0	0	N.D. d	N.D. d
Sum	1262-1			0	0	N.D.	N.D.
Average	1262-1					0.000	0.000

SemiQuant Compounds - Not Calibrated on this Instrument

Sum	1262-1			0	0	N.D.	N.D.
Average	1262-1					0.000	0.000

(f)=RT Delta > 1/2 Window (D)=Amounts differ by > 40% (m)=manual int.
(#)=Recovery Exceeds Compound Acceptance Limits.
(I,C,F) I=Interference, C=Coelluting Calibration Peak, F=Fails CC Criteria.

Sub List : Default - All compounds listed Reviewed)

Data Path : I:\Pest19\200624ical\
Data File : 19200624ical-32.D
Signal(s) : Signal #1: ECD1A.ch Signal #2: ECD2B.ch
Acq On : 24 Jun 2020 05:55 pm
Operator : pest19:ht
Sample : il11248,42e,, 9814
Misc : WG1386877, (Sig #1); (Sig #2)
ALS Vial : 27 Sample Multiplier: 1

Integration File signal 1: events.e
Integration File signal 2: events2.e
Quant Time: Jun 26 10:40:27 2020
Quant Method : I:\Pest19\200624ical\P19_pcb_06_24_20_ugL_ICAL.m
Quant Title : pcb
QLast Update : Fri Jun 26 10:38:18 2020
Response via : Initial Calibration
Integrator: ChemStation

Volume Inj. :
Signal #1 Phase : Signal #2 Phase:
Signal #1 Info : Signal #2 Info :

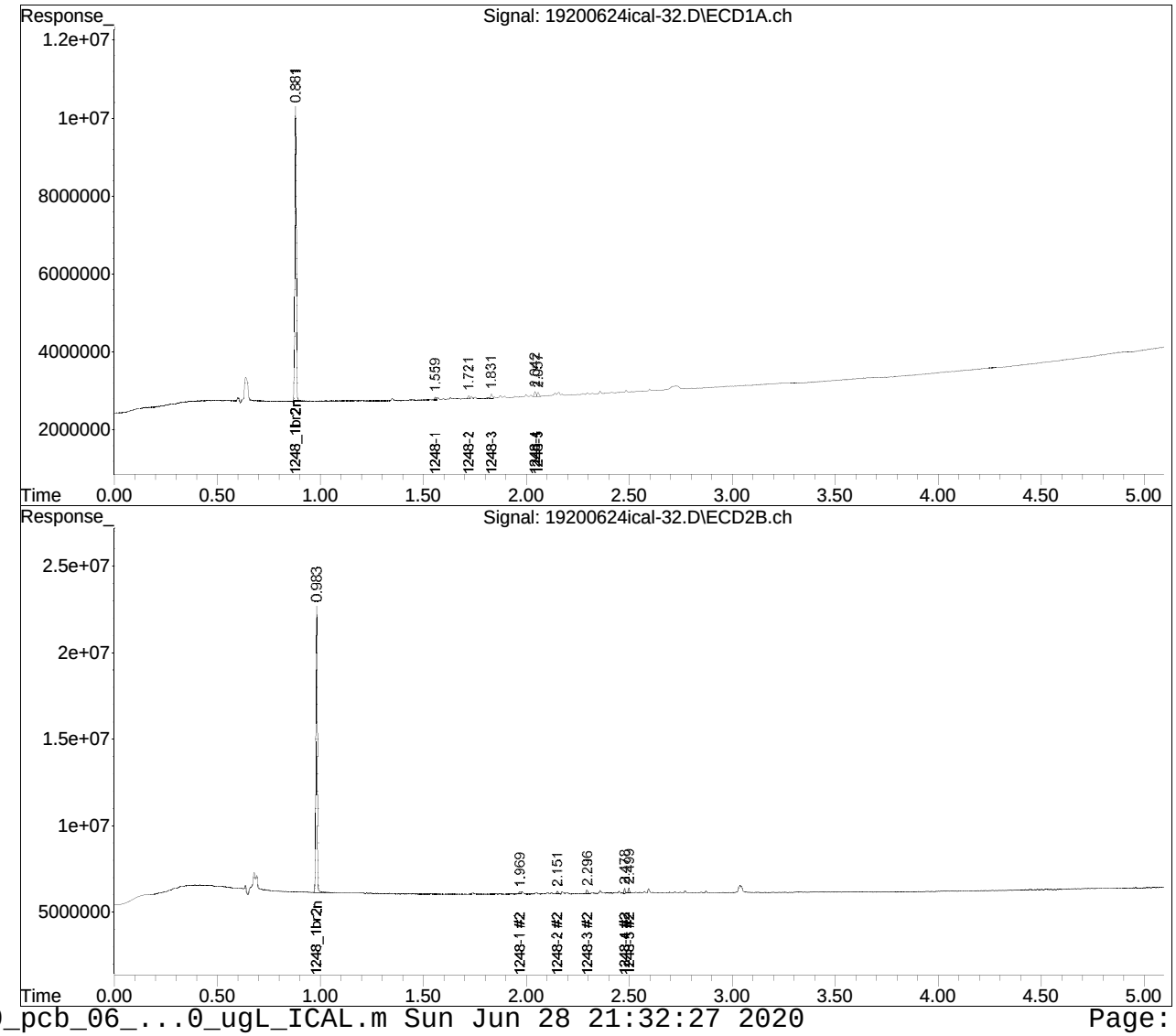

Manual Integration Report

Data Path : I:\Pest19\200624ical\
Data File : 19200624ical-32.D
Date Inj'd : 6/24/2020 5:55 pm
Sample : il11248,42e,, 9814

QMethod : P19_pcb_06_24_20_ugL_ICA
Operator : pest19:ht
Instrument : Pest 19
Quant Date : 6/26/2020 10:38 am

Compound #35: 1248-1

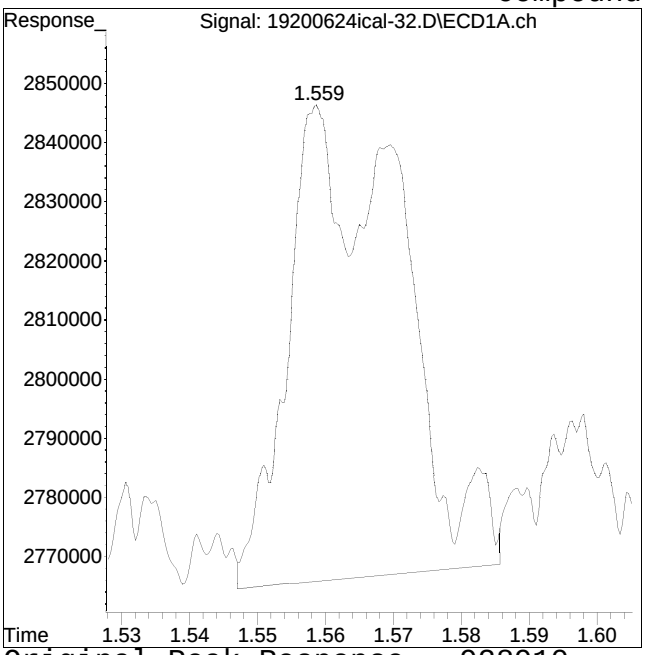

Original Peak Response = 928910

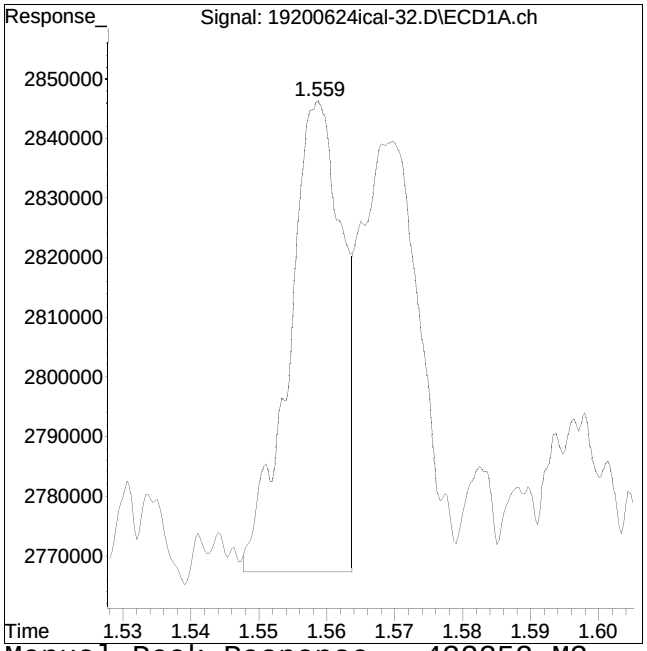

Manual Peak Response = 432352 M3

M3 = Misidentification of the peak (i.e. 1,4-dichlorobenzene identified as 1,3-dichlorobenzene), or misidentification from 2 partially resolved peaks not being split.

Manual Integration Report

Data Path : I:\Pest19\200624ical\
Data File : 19200624ical-32.D
Date Inj'd : 6/24/2020 5:55 pm
Sample : il11248,42e,, 9814

QMethod : P19_pcb_06_24_20_ugL_ICA
Operator : pest19:ht
Instrument : Pest 19
Quant Date : 6/26/2020 10:38 am

Compound #86: 1248-1 #2

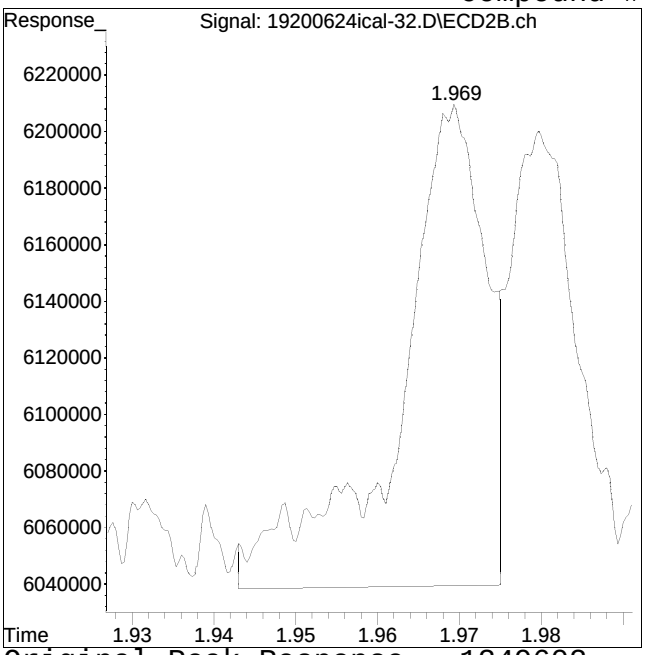

Original Peak Response = 1249602

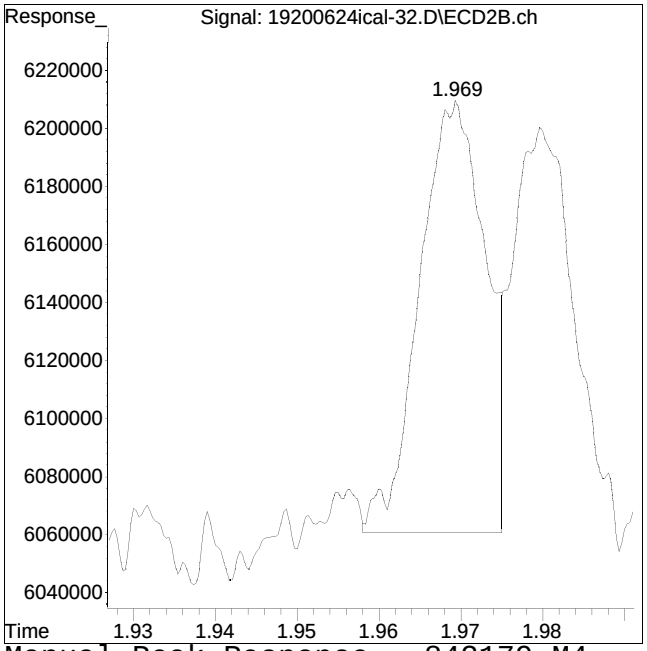

Manual Peak Response = 842179 M4

M4 = Poor automated baseline construction.

Manual Integration Report

Data Path : I:\Pest19\200624ical\
Data File : 19200624ical-32.D
Date Inj'd : 6/24/2020 5:55 pm
Sample : il11248,42e,, 9814

QMethod : P19_pcb_06_24_20_ugL_ICA
Operator : pest19:ht
Instrument : Pest 19
Quant Date : 6/26/2020 10:38 am

Compound #36: 1248-2

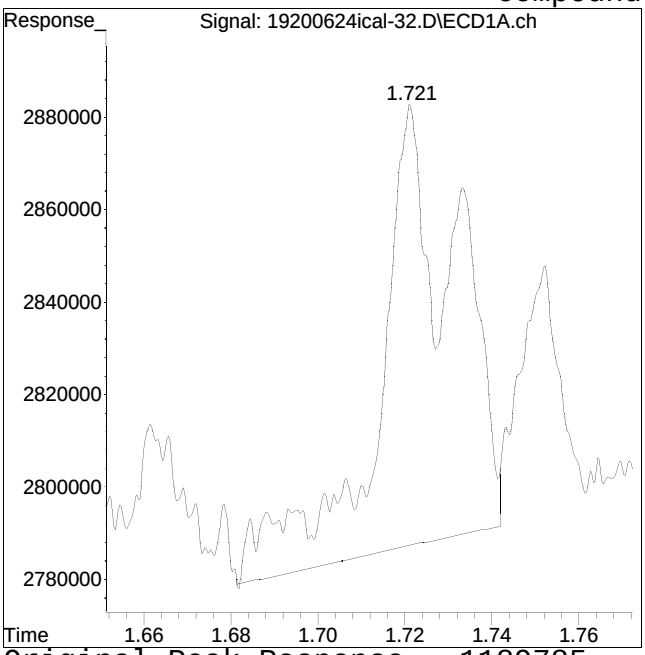

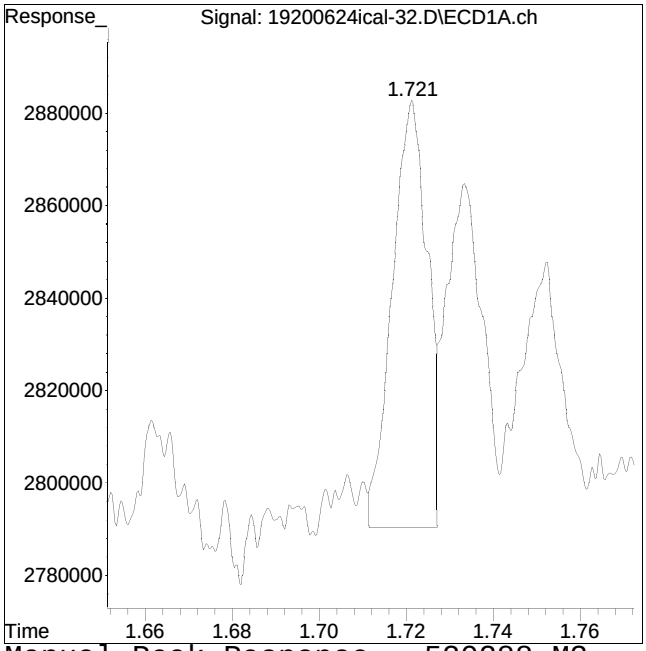

Original Peak Response = 1189785 Manual Peak Response = 520288 M3

M3 = Misidentification of the peak (i.e. 1,4-dichlorobenzene identified as 1,3-dichlorobenzene), or misidentification from 2 partially resolved peaks not being split.

Manual Integration Report

Data Path : I:\Pest19\200624ical\
Data File : 19200624ical-32.D
Date Inj'd : 6/24/2020 5:55 pm
Sample : il11248,42e,, 9814

QMethod : P19_pcb_06_24_20_ugL_ICA
Operator : pest19:ht
Instrument : Pest 19
Quant Date : 6/26/2020 10:38 am

Compound #87: 1248-2 #2

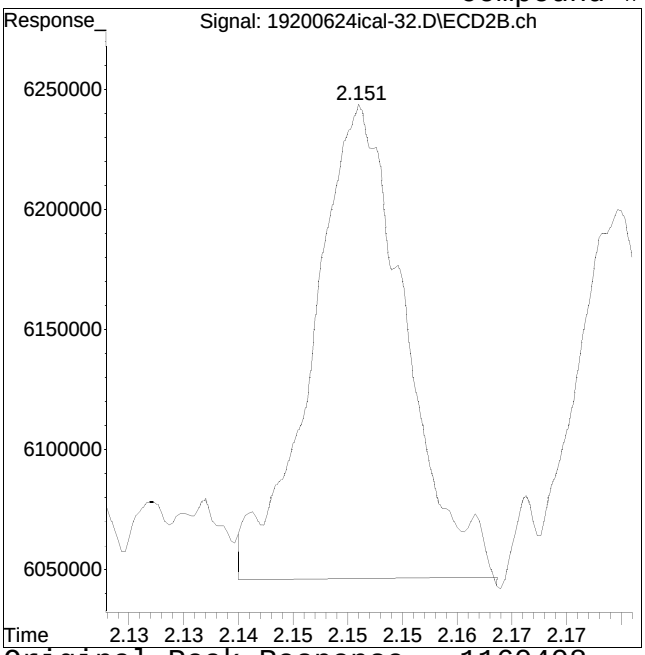

Original Peak Response = 1160408

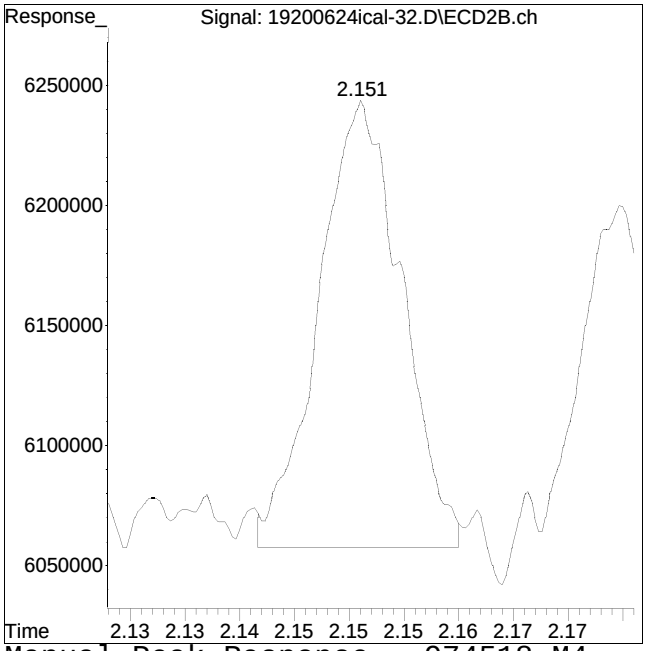

Manual Peak Response = 974518 M4

M4 = Poor automated baseline construction.

Manual Integration Report

Data Path : I:\Pest19\200624ical\
Data File : 19200624ical-32.D
Date Inj'd : 6/24/2020 5:55 pm
Sample : il11248,42e,, 9814

QMethod : P19_pcb_06_24_20_ugL_ICA
Operator : pest19:ht
Instrument : Pest 19
Quant Date : 6/26/2020 10:38 am

Compound #37: 1248-3

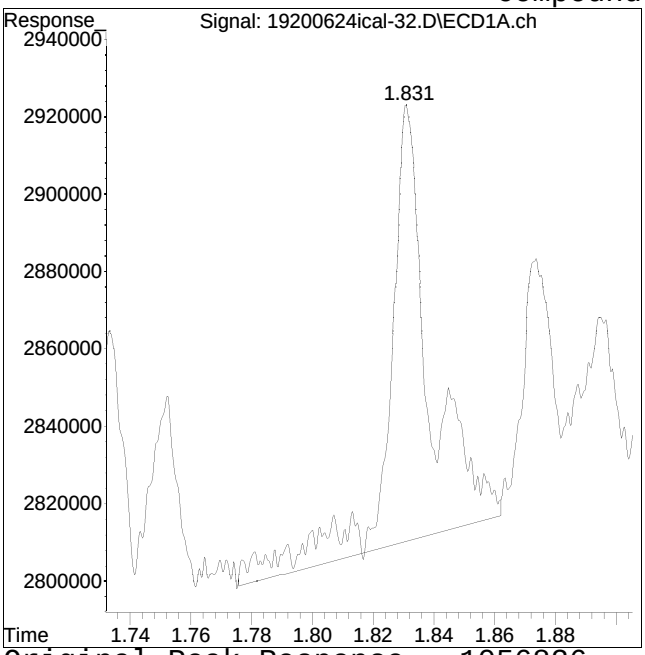

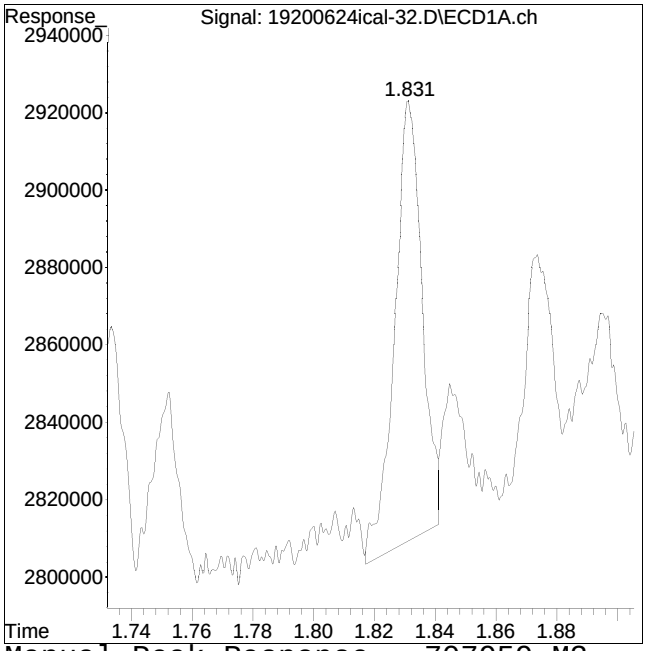

Original Peak Response = 1056826 Manual Peak Response = 707959 M3

M3 = Misidentification of the peak (i.e. 1,4-dichlorobenzene identified as 1,3-dichlorobenzene), or misidentification from 2 partially resolved peaks not being split.

Manual Integration Report

Data Path : I:\Pest19\200624ical\
Data File : 19200624ical-32.D
Date Inj'd : 6/24/2020 5:55 pm
Sample : il11248,42e,, 9814

QMethod : P19_pcb_06_24_20_ugL_ICA
Operator : pest19:ht
Instrument : Pest 19
Quant Date : 6/26/2020 10:38 am

Compound #38: 1248-4

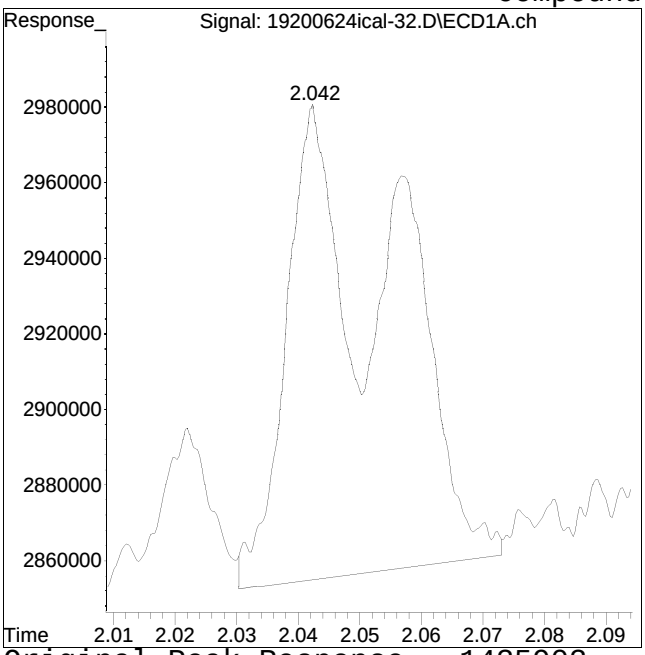

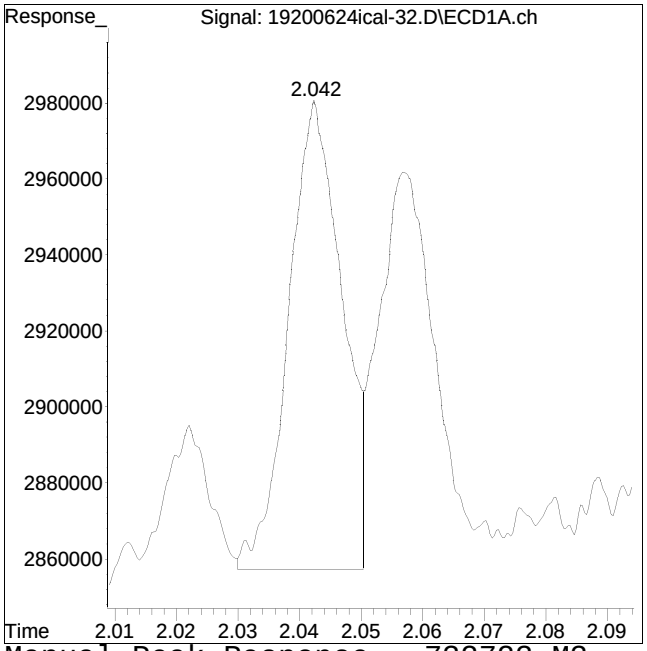

Original Peak Response = 1435903 Manual Peak Response = 732723 M3

M3 = Misidentification of the peak (i.e. 1,4-dichlorobenzene identified as 1,3-dichlorobenzene), or misidentification from 2 partially resolved peaks not being split.

Manual Integration Report

Data Path : I:\Pest19\200624ical\
Data File : 19200624ical-32.D
Date Inj'd : 6/24/2020 5:55 pm
Sample : il11248,42e,, 9814

QMethod : P19_pcb_06_24_20_ugL_ICA
Operator : pest19:ht
Instrument : Pest 19
Quant Date : 6/26/2020 10:38 am

Compound #89: 1248-4 #2

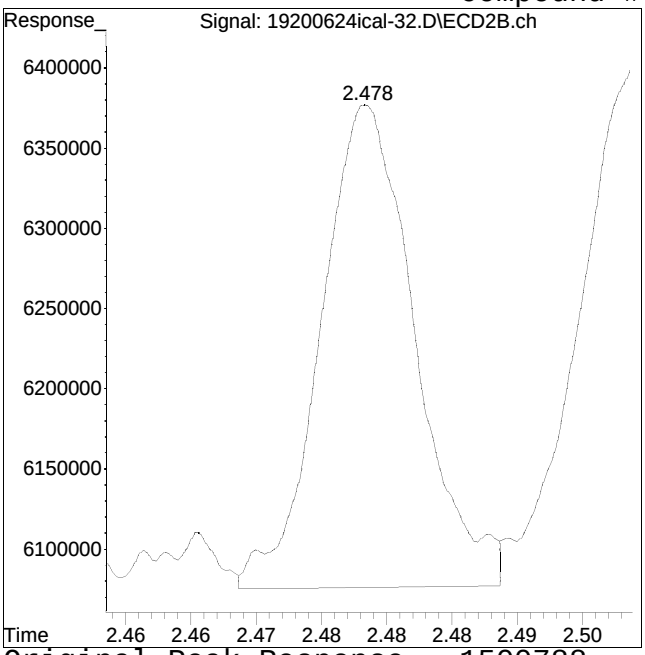

Original Peak Response = 1500788

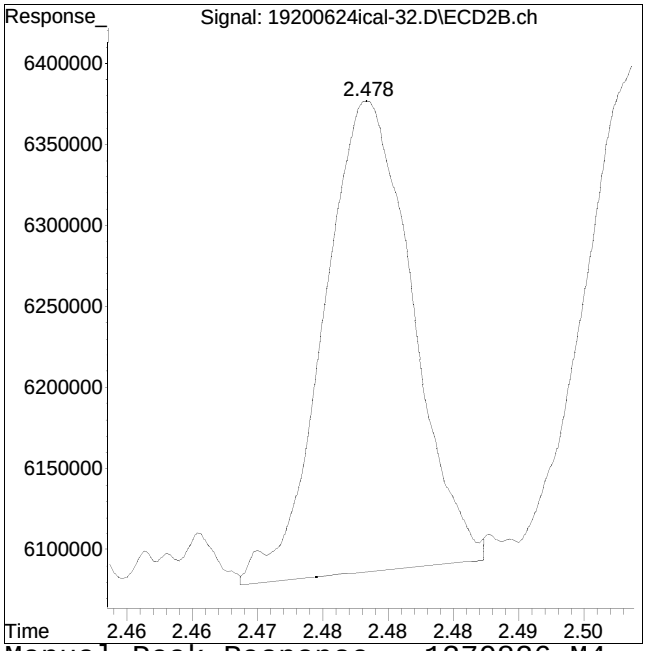

Manual Peak Response = 1370826 M4

M4 = Poor automated baseline construction.

Manual Integration Report

Data Path : I:\Pest19\200624ical\
Data File : 19200624ical-32.D
Date Inj'd : 6/24/2020 5:55 pm
Sample : il11248,42e,, 9814

QMethod : P19_pcb_06_24_20_ugL_ICA
Operator : pest19:ht
Instrument : Pest 19
Quant Date : 6/26/2020 10:38 am

Compound #39: 1248-5

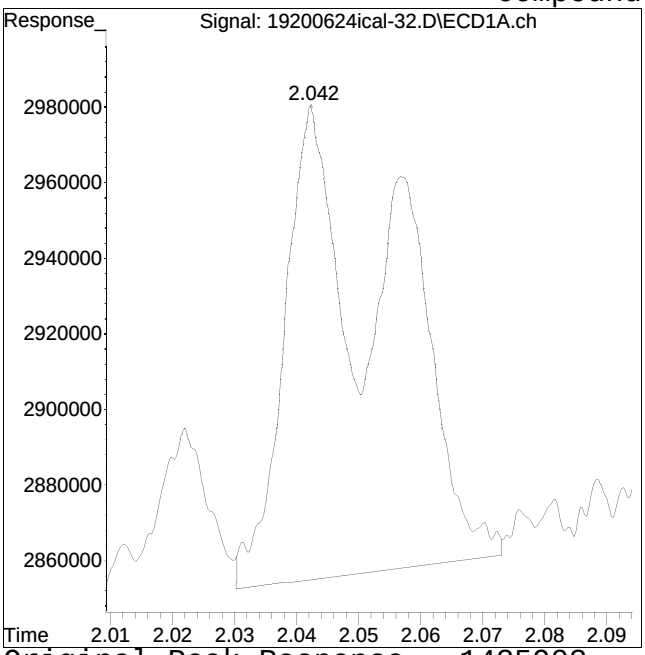

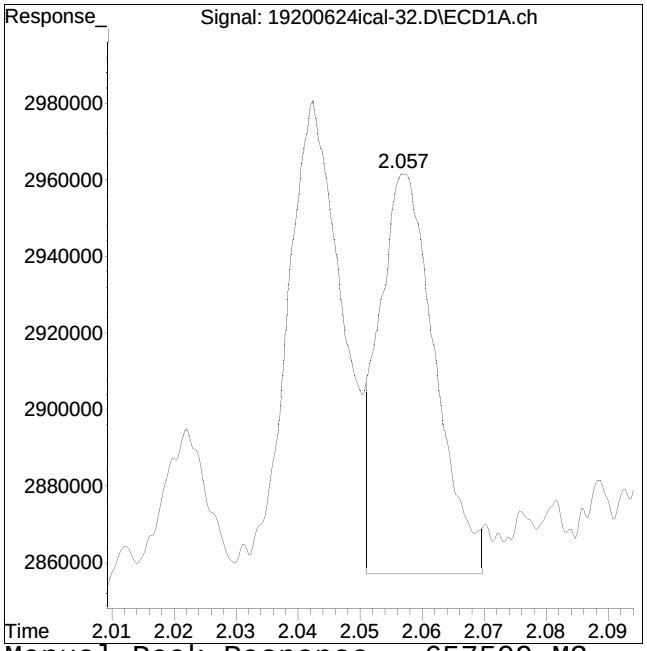

Original Peak Response = 1435903 Manual Peak Response = 657509 M3

M3 = Misidentification of the peak (i.e. 1,4-dichlorobenzene identified as 1,3-dichlorobenzene), or misidentification from 2 partially resolved peaks not being split.

Manual Integration Report

Data Path : I:\Pest19\200624ical\
Data File : 19200624ical-32.D
Date Inj'd : 6/24/2020 5:55 pm
Sample : il11248,42e,, 9814

QMethod : P19_pcb_06_24_20_ugL_ICA
Operator : pest19:ht
Instrument : Pest 19
Quant Date : 6/26/2020 10:38 am

Compound #90: 1248-5 #2

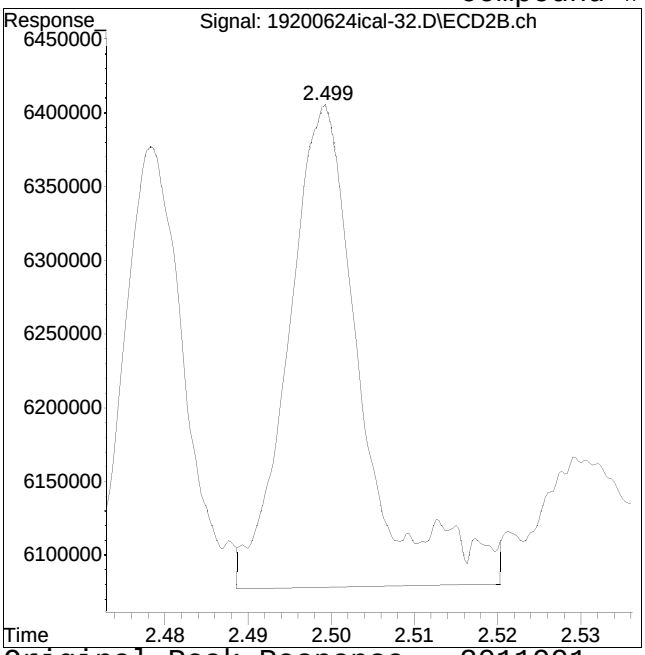

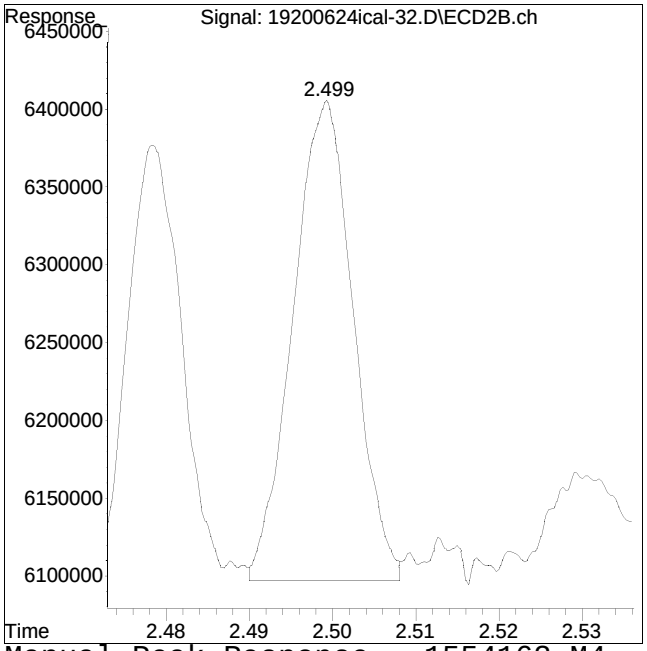

Original Peak Response = 2011991 Manual Peak Response = 1554162 M4
M4 = Poor automated baseline construction.

Quantitation Report (QT Reviewed)

Data Path : I:\Pest19\200624ical\
Data File : 19200624ical-33.D
Signal(s) : Signal #1: ECD1A.ch Signal #2: ECD2B.ch
Acq On : 24 Jun 2020 06:02 pm
Operator : pest19:ht
Sample : il21248,42e,, 9814
Misc : WG1386877, (Sig #1); (Sig #2)
ALS Vial : 28 Sample Multiplier: 1

Integration File signal 1: events.e
Integration File signal 2: events2.e
Quant Time: Jun 26 10:38:08 2020
Quant Method : I:\Pest19\200624ical\P19_pcb_06_24_20_ugL_ICAL.m
Quant Title : pcb
QLast Update : Fri Jun 26 10:36:48 2020
Response via : Initial Calibration
Integrator: ChemStation

Volume Inj. :
Signal #1 Phase : Signal #2 Phase:
Signal #1 Info : Signal #2 Info :

Sub List : Default - All compounds listed

	Compound	RT#1	RT#2	Resp#1	Resp#2	ug/l	ug/l
	Internal Standards						
1) i	1660_1br2nb	0.000	0.000	0	0	N.D. d	N.D. d
14) i	2154_1br2nb	0.000	0.000	0	0	N.D. d	N.D. d
23) i	4268_1br2nb	0.000	0.000	0	0	N.D. d	N.D. d
34) i	1248_1br2nb	0.900	0.985	36649830	74709460	250.000	250.000
40) i	3262_1br2nb	0.000	0.000	0	0	N.D. d	N.D. d
	System Monitoring Compounds						
2) s	2,4,5,6-Tetr	0.000	0.000	0	0	N.D.	N.D.
Spiked Amount	500.000	Range 30 - 150		Recovery =		0.00%#	0.00%#
3) s	Decachlorobi	0.000	0.000	0	0	N.D. d	N.D. d
Spiked Amount	500.000	Range 30 - 150		Recovery =		0.00%#	0.00%#
	Target Compounds						
4) l1	1016-1	0.000	0.000	0	0	N.D. d	N.D. d
5) l1	1016-2	0.000	0.000	0	0	N.D. d	N.D. d
6) l1	1016-3	0.000	0.000	0	0	N.D. d	N.D. d
7) l1	1016-4	0.000	0.000	0	0	N.D. d	N.D. d
8) l1	1016-5	0.000	0.000	0	0	N.D. d	N.D. d
Sum	1016-1			0	0	N.D.	N.D.
Average	1016-1					0.000	0.000
9) l2	1260-1	0.000	0.000	0	0	N.D. d	N.D. d
10) l2	1260-2	0.000	0.000	0	0	N.D. d	N.D. d
11) l2	1260-3	0.000	0.000	0	0	N.D. d	N.D. d
12) l2	1260-4	0.000	0.000	0	0	N.D. d	N.D. d
13) l2	1260-5	0.000	0.000	0	0	N.D. d	N.D. d
Sum	1260-1			0	0	N.D.	N.D.
Average	1260-1					0.000	0.000
15) l3	1221-2	0.000	0.000	0	0	N.D.	N.D.
16) l3	1221-3	0.000	0.000	0	0	N.D. d	N.D. d
17) l3	1221-4	0.000	0.000	0	0	N.D. d	N.D. d

Data Path : I:\Pest19\200624ical\
Data File : 19200624ical-33.D
Signal(s) : Signal #1: ECD1A.ch Signal #2: ECD2B.ch
Acq On : 24 Jun 2020 06:02 pm
Operator : pest19:ht
Sample : il21248,42e,, 9814
Misc : WG1386877, (Sig #1); (Sig #2)
ALS Vial : 28 Sample Multiplier: 1

Integration File signal 1: events.e
Integration File signal 2: events2.e
Quant Time: Jun 26 10:38:08 2020
Quant Method : I:\Pest19\200624ical\P19_pcb_06_24_20_ugL_ICAL.m
Quant Title : pcb
QLast Update : Fri Jun 26 10:36:48 2020
Response via : Initial Calibration
Integrator: ChemStation

Volume Inj. :
Signal #1 Phase : Signal #2 Phase:
Signal #1 Info : Signal #2 Info :

Sub List : Default - All compounds listed

	Compound	RT#1	RT#2	Resp#1	Resp#2	ug/l	ug/l
Sum	1221-2			0	0	N.D.	N.D.
Average	1221-2					0.000	0.000
18) l4	1254-1	0.000	0.000	0	0	N.D. d	N.D. d
19) l4	1254-2	0.000	0.000	0	0	N.D. d	N.D. d
20) l4	1254-3	0.000	0.000	0	0	N.D. d	N.D. d
21) l4	1254-4	0.000	0.000	0	0	N.D. d	N.D. d
22) l4	1254-5	0.000	0.000	0	0	N.D. d	N.D. d
Sum	1254-1			0	0	N.D.	N.D.
Average	1254-1					0.000	0.000
24) l6	1242-1	0.000	0.000	0	0	N.D. d	N.D. d
25) l6	1242-2	0.000	0.000	0	0	N.D. d	N.D. d
26) l6	1242-3	0.000	0.000	0	0	N.D. d	N.D. d
27) l6	1242-4	0.000	0.000	0	0	N.D. d	N.D. d
28) l6	1242-5	0.000	0.000	0	0	N.D. d	N.D. d
Sum	1242-1			0	0	N.D.	N.D.
Average	1242-1					0.000	0.000
29) l9	1268-1	0.000	0.000	0	0	N.D. d	N.D. d
30) l9	1268-2	0.000	0.000	0	0	N.D. d	N.D. d
31) l9	1268-3	0.000	0.000	0	0	N.D.	N.D.
32) l9	1268-4	0.000	0.000	0	0	N.D. d	N.D. d
33) l9	1268-5	0.000	0.000	0	0	N.D. d	N.D. d
Sum	1268-1			0	0	N.D.	N.D.
Average	1268-1					0.000	0.000
35) l7	1248-1	1.576f	1.970	1880147	4068481	508.618M2	554.129
36) l7	1248-2	1.738f	2.152	2329597	4840848	524.490M2	553.674
37) l7	1248-3	1.848f	2.296	3043822	6282400	543.340M2	566.795
38) l7	1248-4	2.059f	2.479	3360450	6896031	541.328M2	551.446
39) l7	1248-5	2.074f	2.499	3012562	7885207	556.859	557.777
Sum	1248-1			13626578	29972967	N.D.	N.D. D

Data Path : I:\Pest19\200624ical\
Data File : 19200624ical-33.D
Signal(s) : Signal #1: ECD1A.ch Signal #2: ECD2B.ch
Acq On : 24 Jun 2020 06:02 pm
Operator : pest19:ht
Sample : il21248,42e,, 9814
Misc : WG1386877, (Sig #1); (Sig #2)
ALS Vial : 28 Sample Multiplier: 1

Integration File signal 1: events.e
Integration File signal 2: events2.e
Quant Time: Jun 26 10:38:08 2020
Quant Method : I:\Pest19\200624ical\P19_pcb_06_24_20_ugL_ICAL.m
Quant Title : pcb
QLast Update : Fri Jun 26 10:36:48 2020
Response via : Initial Calibration
Integrator: ChemStation

Volume Inj. :
Signal #1 Phase : Signal #2 Phase:
Signal #1 Info : Signal #2 Info :

Sub List : Default - All compounds listed

	Compound	RT#1	RT#2	Resp#1	Resp#2	ug/l	ug/l
Average	1248-1					534.927	556.764
41) l5	1232-1	0.000	0.000	0	0	N.D. d	N.D. d
42) l5	1232-2	0.000	0.000	0	0	N.D. d	N.D. d
43) l5	1232-3	0.000	0.000	0	0	N.D. d	N.D. d
44) l5	1232-4	0.000	0.000	0	0	N.D. d	N.D. d
45) l5	1232-5	0.000	0.000	0	0	N.D. d	N.D. d
Sum	1232-1			0	0	N.D.	N.D.
Average	1232-1					0.000	0.000
46) l8	1262-1	0.000	0.000	0	0	N.D. d	N.D. d
47) l8	1262-2	0.000	0.000	0	0	N.D. d	N.D. d
48) l8	1262-3	0.000	0.000	0	0	N.D. d	N.D. d
49) l8	1262-4	0.000	0.000	0	0	N.D. d	N.D. d
50) l8	1262-5	0.000	0.000	0	0	N.D. d	N.D. d
Sum	1262-1			0	0	N.D.	N.D.
Average	1262-1					0.000	0.000

SemiQuant Compounds - Not Calibrated on this Instrument

Sum	1262-1			0	0	N.D.	N.D.
Average	1262-1					0.000	0.000

(f)=RT Delta > 1/2 Window (D)=Amounts differ by > 40% (m)=manual int.
(#)=Recovery Exceeds Compound Acceptance Limits.
(I,C,F) I=Interference, C=Coelluting Calibration Peak, F=Fails CC Criteria.

Sub List : Default - All compounds listed Reviewed)

Data Path : I:\Pest19\200624ical\
Data File : 19200624ical-33.D
Signal(s) : Signal #1: ECD1A.ch Signal #2: ECD2B.ch
Acq On : 24 Jun 2020 06:02 pm
Operator : pest19:ht
Sample : il21248,42e,, 9814
Misc : WG1386877, (Sig #1); (Sig #2)
ALS Vial : 28 Sample Multiplier: 1

Integration File signal 1: events.e
Integration File signal 2: events2.e
Quant Time: Jun 26 10:38:08 2020
Quant Method : I:\Pest19\200624ical\P19_pcb_06_24_20_ugL_ICAL.m
Quant Title : pcb
QLast Update : Fri Jun 26 10:36:48 2020
Response via : Initial Calibration
Integrator: ChemStation

Volume Inj. :
Signal #1 Phase : Signal #2 Phase:
Signal #1 Info : Signal #2 Info :

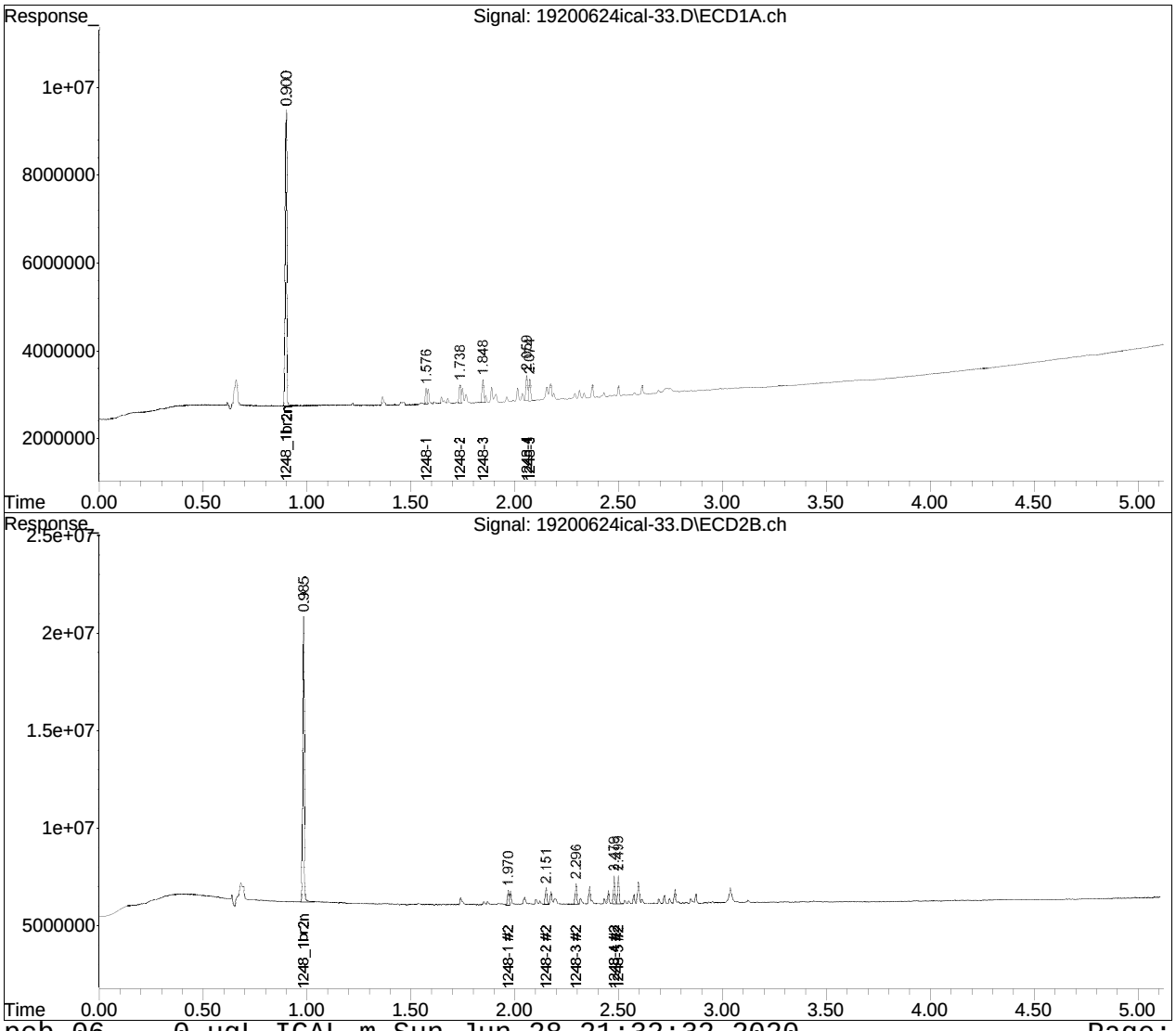

Manual Integration Report

Data Path : I:\Pest19\200624ical\
Data File : 19200624ical-33.D
Date Inj'd : 6/24/2020 6:02 pm
Sample : il21248,42e,, 9814

QMethod : P19_pcb_06_24_20_ugL_ICA
Operator : pest19:ht
Instrument : Pest 19
Quant Date : 6/26/2020 10:36 am

Compound #35: 1248-1

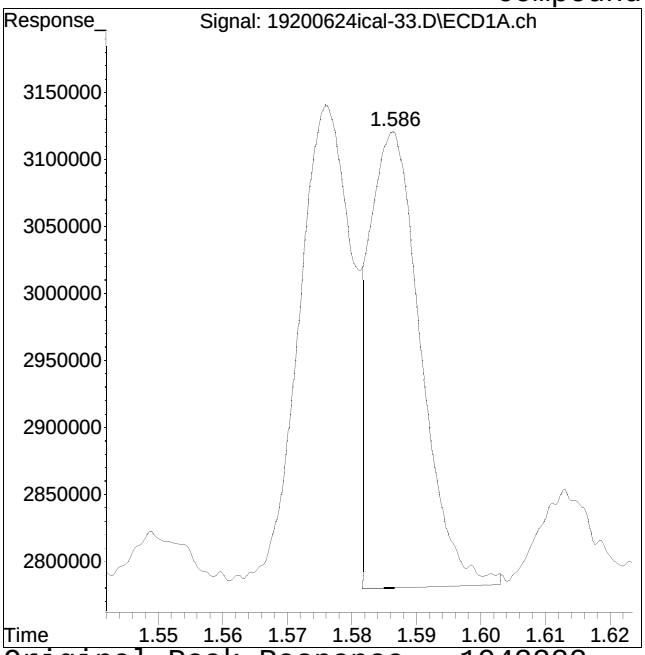

Original Peak Response = 1943222

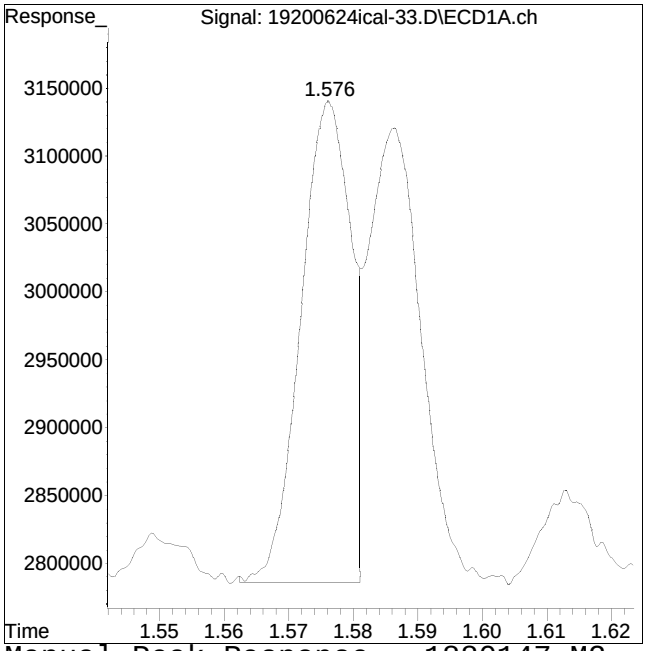

Manual Peak Response = 1880147 M2

M2 = Peak not found by automatic integration algorithm.

Manual Integration Report

Data Path : I:\Pest19\200624ical\
Data File : 19200624ical-33.D
Date Inj'd : 6/24/2020 6:02 pm
Sample : il21248,42e,, 9814

QMethod : P19_pcb_06_24_20_ugL_ICA
Operator : pest19:ht
Instrument : Pest 19
Quant Date : 6/26/2020 10:36 am

Compound #36: 1248-2

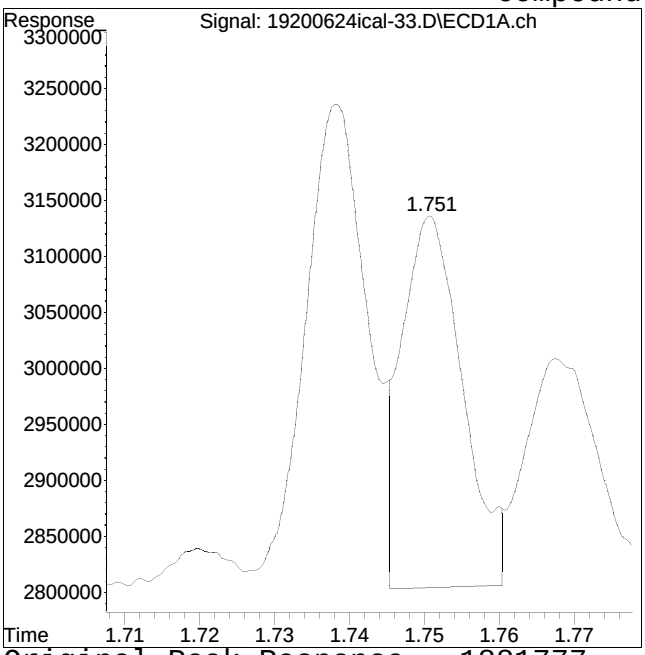

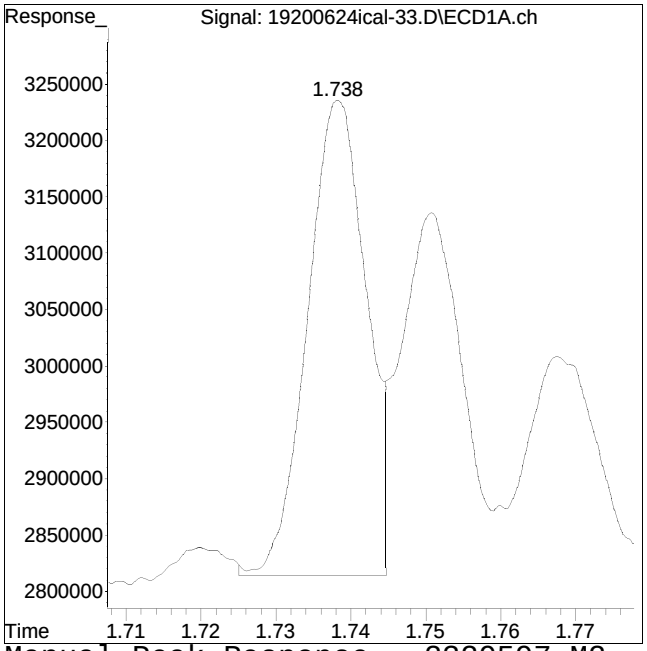

Original Peak Response = 1881777 Manual Peak Response = 2329597 M2
M2 = Peak not found by automatic integration algorithm.

Manual Integration Report

Data Path : I:\Pest19\200624ical\
Data File : 19200624ical-33.D
Date Inj'd : 6/24/2020 6:02 pm
Sample : il21248,42e,, 9814

QMethod : P19_pcb_06_24_20_ugL_ICA
Operator : pest19:ht
Instrument : Pest 19
Quant Date : 6/26/2020 10:36 am

Compound #37: 1248-3

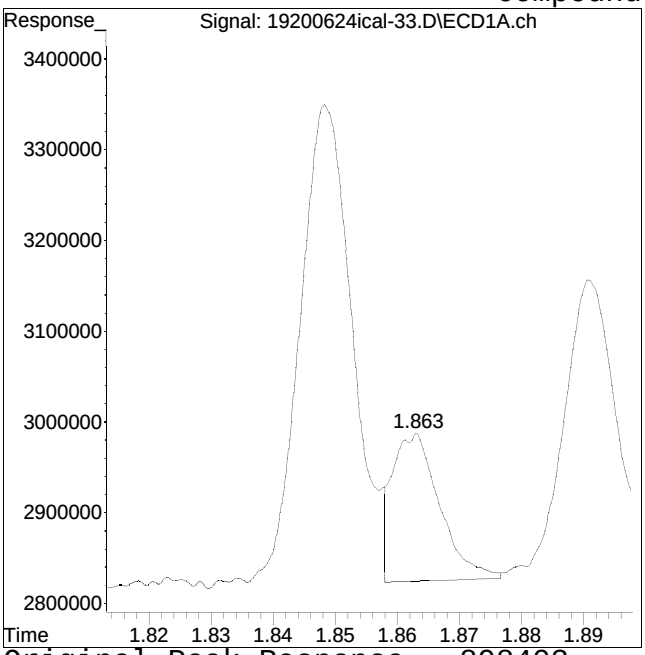

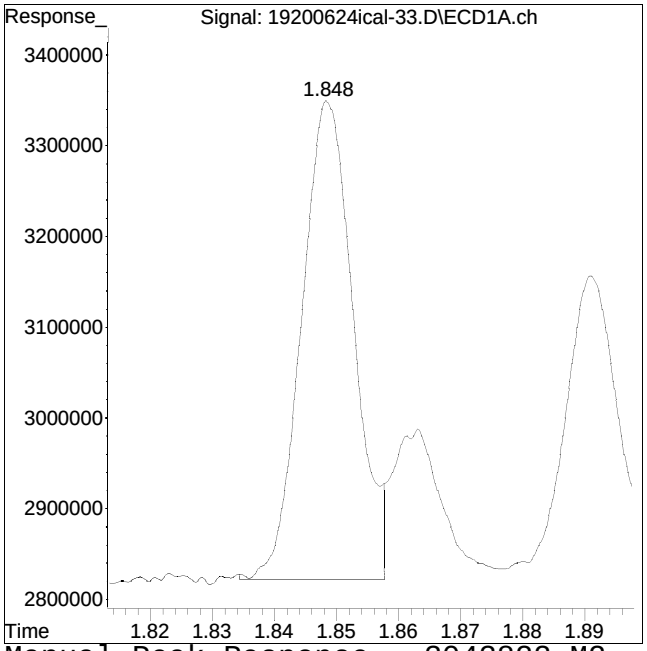

Original Peak Response = 898403 Manual Peak Response = 3043822 M2
M2 = Peak not found by automatic integration algorithm.

Manual Integration Report

Data Path : I:\Pest19\200624ical\
Data File : 19200624ical-33.D
Date Inj'd : 6/24/2020 6:02 pm
Sample : il21248,42e,, 9814

QMethod : P19_pcb_06_24_20_ugL_ICA
Operator : pest19:ht
Instrument : Pest 19
Quant Date : 6/26/2020 10:36 am

Compound #38: 1248-4

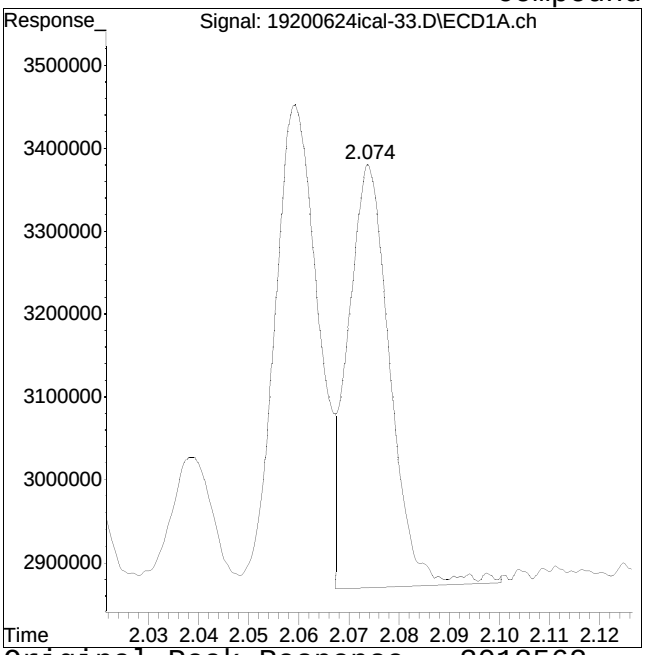

Original Peak Response = 3012562

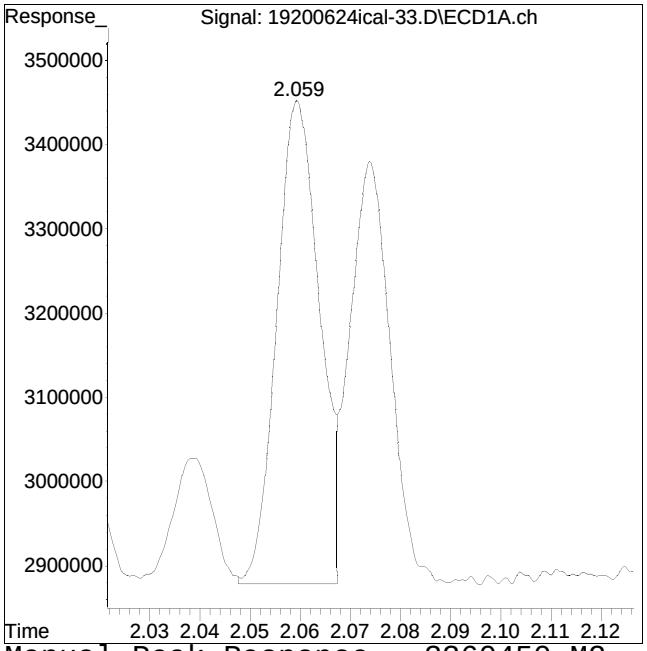

Manual Peak Response = 3360450 M2

M2 = Peak not found by automatic integration algorithm.

Quantitation Report (QT Reviewed)

Data Path : I:\Pest19\200624ical\
Data File : 19200624ical-34.D
Signal(s) : Signal #1: ECD1A.ch Signal #2: ECD2B.ch
Acq On : 24 Jun 2020 06:09 pm
Operator : pest19:ht
Sample : il31248,42e,, 9814
Misc : WG1386877, (Sig #1); (Sig #2)
ALS Vial : 29 Sample Multiplier: 1

Integration File signal 1: events.e
Integration File signal 2: events2.e
Quant Time: Jun 26 10:36:39 2020
Quant Method : I:\Pest19\200624ical\P19_pcb_06_24_20_ugL_ICAL.m
Quant Title : pcb
QLast Update : Fri Jun 26 10:34:16 2020
Response via : Initial Calibration
Integrator: ChemStation

Volume Inj. :
Signal #1 Phase : Signal #2 Phase:
Signal #1 Info : Signal #2 Info :

Sub List : Default - All compounds listed

	Compound	RT#1	RT#2	Resp#1	Resp#2	ug/l	ug/l
	Internal Standards						
1) i	1660_1br2nb	0.000	0.000	0	0	N.D. d	N.D. d
14) i	2154_1br2nb	0.000	0.000	0	0	N.D. d	N.D. d
23) i	4268_1br2nb	0.000	0.000	0	0	N.D. d	N.D. d
34) i	1248_1br2nb	0.881	0.983	38188596	77154111	250.000M4	250.000M4
40) i	3262_1br2nb	0.000	0.000	0	0	N.D. d	N.D. d
	System Monitoring Compounds						
2) s	2,4,5,6-Tetr	0.000	0.000	0	0	N.D.	N.D.
Spiked Amount	500.000	Range 30 - 150		Recovery =		0.00%#	0.00%#
3) s	Decachlorobi	0.000	0.000	0	0	N.D. d	N.D. d
Spiked Amount	500.000	Range 30 - 150		Recovery =		0.00%#	0.00%#
	Target Compounds						
4) l1	1016-1	0.000	0.000	0	0	N.D. d	N.D. d
5) l1	1016-2	0.000	0.000	0	0	N.D. d	N.D. d
6) l1	1016-3	0.000	0.000	0	0	N.D. d	N.D. d
7) l1	1016-4	0.000	0.000	0	0	N.D. d	N.D. d
8) l1	1016-5	0.000	0.000	0	0	N.D. d	N.D. d
Sum	1016-1			0	0	N.D.	N.D.
Average	1016-1					0.000	0.000
9) l2	1260-1	0.000	0.000	0	0	N.D. d	N.D. d
10) l2	1260-2	0.000	0.000	0	0	N.D. d	N.D. d
11) l2	1260-3	0.000	0.000	0	0	N.D. d	N.D. d
12) l2	1260-4	0.000	0.000	0	0	N.D. d	N.D. d
13) l2	1260-5	0.000	0.000	0	0	N.D. d	N.D. d
Sum	1260-1			0	0	N.D.	N.D.
Average	1260-1					0.000	0.000
15) l3	1221-2	0.000	0.000	0	0	N.D. d	N.D. d
16) l3	1221-3	0.000	0.000	0	0	N.D. d	N.D. d

Data Path : I:\Pest19\200624ical\
Data File : 19200624ical-34.D
Signal(s) : Signal #1: ECD1A.ch Signal #2: ECD2B.ch
Acq On : 24 Jun 2020 06:09 pm
Operator : pest19:ht
Sample : il31248,42e,, 9814
Misc : WG1386877, (Sig #1); (Sig #2)
ALS Vial : 29 Sample Multiplier: 1

Integration File signal 1: events.e
Integration File signal 2: events2.e
Quant Time: Jun 26 10:36:39 2020
Quant Method : I:\Pest19\200624ical\P19_pcb_06_24_20_ugL_ICAL.m
Quant Title : pcb
QLast Update : Fri Jun 26 10:34:16 2020
Response via : Initial Calibration
Integrator: ChemStation

Volume Inj. :
Signal #1 Phase : Signal #2 Phase:
Signal #1 Info : Signal #2 Info :

Sub List : Default - All compounds listed

	Compound	RT#1	RT#2	Resp#1	Resp#2	ug/l	ug/l
17) l3	1221-4	0.000	0.000	0	0	N.D. d	N.D. d
Sum	1221-2			0	0	N.D.	N.D.
Average	1221-2					0.000	0.000
18) l4	1254-1	0.000	0.000	0	0	N.D. d	N.D. d
19) l4	1254-2	0.000	0.000	0	0	N.D. d	N.D. d
20) l4	1254-3	0.000	0.000	0	0	N.D. d	N.D. d
21) l4	1254-4	0.000	0.000	0	0	N.D. d	N.D. d
22) l4	1254-5	0.000	0.000	0	0	N.D. d	N.D. d
Sum	1254-1			0	0	N.D.	N.D.
Average	1254-1					0.000	0.000
24) l6	1242-1	0.000	0.000	0	0	N.D. d	N.D. d
25) l6	1242-2	0.000	0.000	0	0	N.D. d	N.D. d
26) l6	1242-3	0.000	0.000	0	0	N.D. d	N.D. d
27) l6	1242-4	0.000	0.000	0	0	N.D. d	N.D. d
28) l6	1242-5	0.000	0.000	0	0	N.D. d	N.D. d
Sum	1242-1			0	0	N.D.	N.D.
Average	1242-1					0.000	0.000
29) l9	1268-1	0.000	0.000	0	0	N.D. d	N.D. d
30) l9	1268-2	0.000	0.000	0	0	N.D. d	N.D. d
31) l9	1268-3	0.000	0.000	0	0	N.D. d	N.D. d
32) l9	1268-4	0.000	0.000	0	0	N.D. d	N.D. d
33) l9	1268-5	0.000	0.000	0	0	N.D. d	N.D. d
Sum	1268-1			0	0	N.D.	N.D.
Average	1268-1					0.000	0.000
35) l7	1248-1	1.559	1.970	4057900	8249759	1072.646M3	1120.906M4
36) l7	1248-2	1.720	2.151	4944948	9528618	1093.404M3	1075.130M4
37) l7	1248-3	1.831	2.296	6233566	12112718	1092.619M3	1079.104M4

Quantitation Report (QT Reviewed)

Data Path : I:\Pest19\200624ical\
Data File : 19200624ical-34.D
Signal(s) : Signal #1: ECD1A.ch Signal #2: ECD2B.ch
Acq On : 24 Jun 2020 06:09 pm
Operator : pest19:ht
Sample : il31248,42e,, 9814
Misc : WG1386877, (Sig #1); (Sig #2)
ALS Vial : 29 Sample Multiplier: 1

Integration File signal 1: events.e
Integration File signal 2: events2.e
Quant Time: Jun 26 10:36:39 2020
Quant Method : I:\Pest19\200624ical\P19_pcb_06_24_20_ugL_ICAL.m
Quant Title : pcb
QLast Update : Fri Jun 26 10:34:16 2020
Response via : Initial Calibration
Integrator: ChemStation

Volume Inj. :
Signal #1 Phase : Signal #2 Phase:
Signal #1 Info : Signal #2 Info :

Sub List : Default - All compounds listed

	Compound	RT#1	RT#2	Resp#1	Resp#2	ug/l	ug/l
38) l7	1248-4	2.042	2.479	6580813	13666697	1023.302M3	1079.189M4
39) l7	1248-5	2.057	2.499	6012065	15550340	1090.712M3	1088.771M4
Sum	1248-1			27829292	59108132	N.D.	N.D. D
Average	1248-1					1074.537	1088.620
41) l5	1232-1	0.000	0.000	0	0	N.D. d	N.D. d
42) l5	1232-2	0.000	0.000	0	0	N.D. d	N.D. d
43) l5	1232-3	0.000	0.000	0	0	N.D. d	N.D. d
44) l5	1232-4	0.000	0.000	0	0	N.D. d	N.D. d
45) l5	1232-5	0.000	0.000	0	0	N.D. d	N.D. d
Sum	1232-1			0	0	N.D.	N.D.
Average	1232-1					0.000	0.000
46) l8	1262-1	0.000	0.000	0	0	N.D. d	N.D. d
47) l8	1262-2	0.000	0.000	0	0	N.D. d	N.D. d
48) l8	1262-3	0.000	0.000	0	0	N.D. d	N.D. d
49) l8	1262-4	0.000	0.000	0	0	N.D. d	N.D. d
50) l8	1262-5	0.000	0.000	0	0	N.D. d	N.D. d
Sum	1262-1			0	0	N.D.	N.D.
Average	1262-1					0.000	0.000

SemiQuant Compounds - Not Calibrated on this Instrument

Sum	1262-1			0	0	N.D.	N.D.
Average	1262-1					0.000	0.000

(f)=RT Delta > 1/2 Window (D)=Amounts differ by > 40% (m)=manual int.
(#)=Recovery Exceeds Compound Acceptance Limits.

Quantitation Report (QT Reviewed)

Data Path : I:\Pest19\200624ical\
Data File : 19200624ical-34.D
Signal(s) : Signal #1: ECD1A.ch Signal #2: ECD2B.ch
Acq On : 24 Jun 2020 06:09 pm
Operator : pest19:ht
Sample : il31248,42e,, 9814
Misc : WG1386877, (Sig #1); (Sig #2)
ALS Vial : 29 Sample Multiplier: 1

Integration File signal 1: events.e
Integration File signal 2: events2.e
Quant Time: Jun 26 10:36:39 2020
Quant Method : I:\Pest19\200624ical\P19_pcb_06_24_20_ugL_ICAL.m
Quant Title : pcb
QLast Update : Fri Jun 26 10:34:16 2020
Response via : Initial Calibration
Integrator: ChemStation

Volume Inj. :
Signal #1 Phase : Signal #2 Phase:
Signal #1 Info : Signal #2 Info :

Sub List : Default - All compounds listed

Compound	RT#1	RT#2	Resp#1	Resp#2	ug/l	ug/l

(I,C,F) I=Interference, C=Coelluting Calibration Peak, F=Fails CC Criteria.

Sub List : Default - All compounds listed Reviewed)

Data Path : I:\Pest19\200624ical\
Data File : 19200624ical-34.D
Signal(s) : Signal #1: ECD1A.ch Signal #2: ECD2B.ch
Acq On : 24 Jun 2020 06:09 pm
Operator : pest19:ht
Sample : il31248,42e,, 9814
Misc : WG1386877, (Sig #1); (Sig #2)
ALS Vial : 29 Sample Multiplier: 1

Integration File signal 1: events.e
Integration File signal 2: events2.e
Quant Time: Jun 26 10:36:39 2020
Quant Method : I:\Pest19\200624ical\P19_pcb_06_24_20_ugL_ICAL.m
Quant Title : pcb
QLast Update : Fri Jun 26 10:34:16 2020
Response via : Initial Calibration
Integrator: ChemStation

Volume Inj. :
Signal #1 Phase : Signal #2 Phase:
Signal #1 Info : Signal #2 Info :

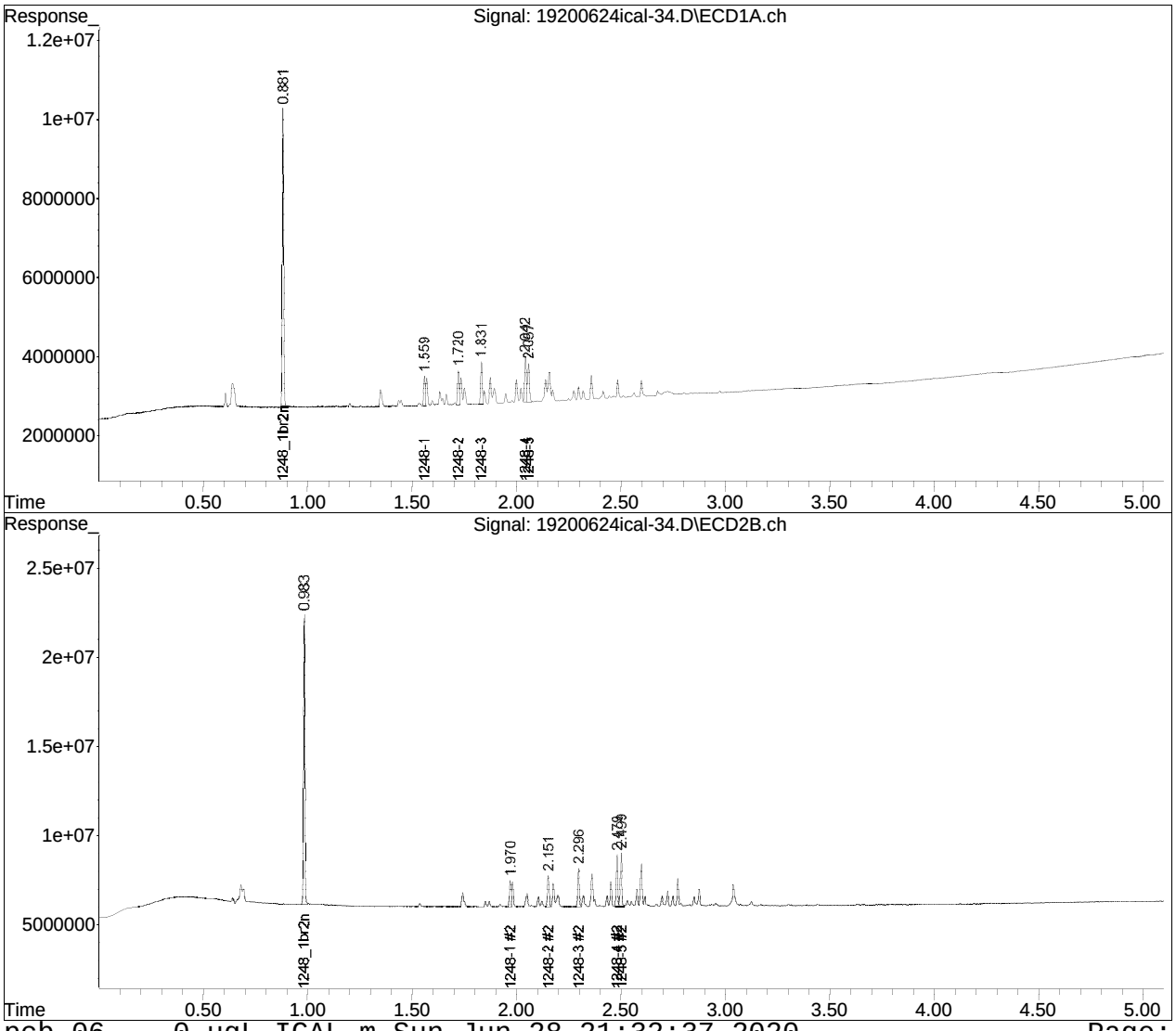

Manual Integration Report

Data Path : I:\Pest19\200624ical\
Data File : 19200624ical-34.D
Date Inj'd : 6/24/2020 6:09 pm
Sample : il31248,42e,, 9814

QMethod : P19_pcb_06_24_20_ugL_ICA
Operator : pest19:ht
Instrument : Pest 19
Quant Date : 6/26/2020 10:34 am

Compound #35: 1248-1

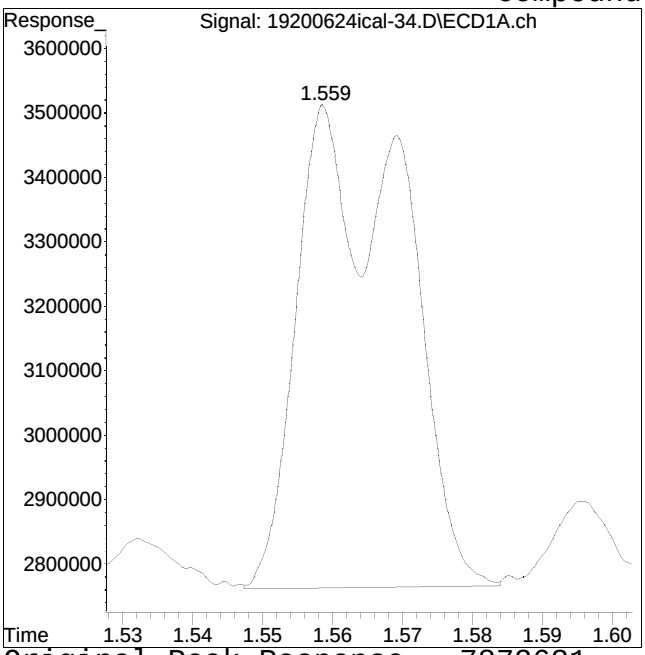

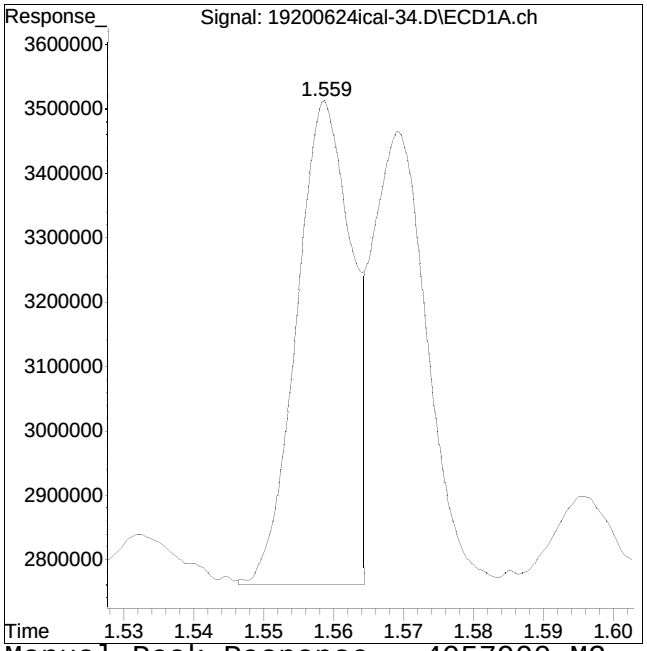

Original Peak Response = 7872631 Manual Peak Response = 4057900 M3

M3 = Misidentification of the peak (i.e. 1,4-dichlorobenzene identified as 1,3-dichlorobenzene), or misidentification from 2 partially resolved peaks not being split.

Manual Integration Report

Data Path : I:\Pest19\200624ical\
Data File : 19200624ical-34.D
Date Inj'd : 6/24/2020 6:09 pm
Sample : il31248,42e,, 9814

QMethod : P19_pcb_06_24_20_ugL_ICA
Operator : pest19:ht
Instrument : Pest 19
Quant Date : 6/26/2020 10:34 am

Compound #86: 1248-1 #2

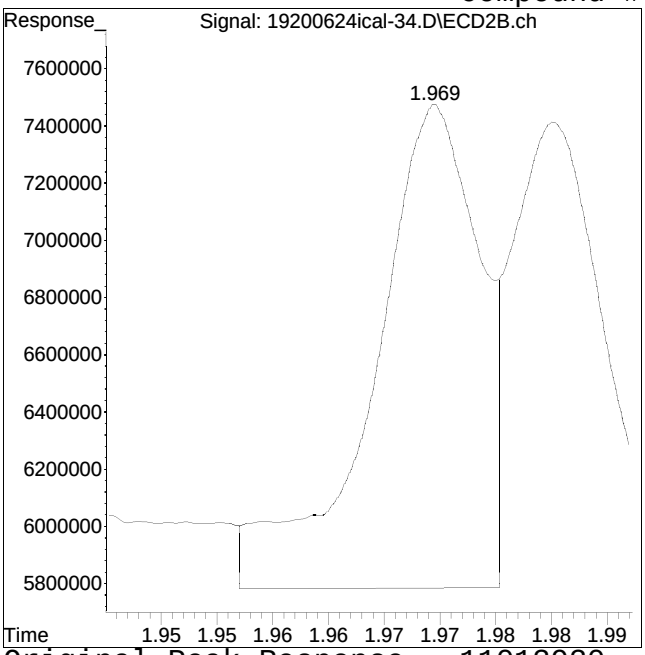

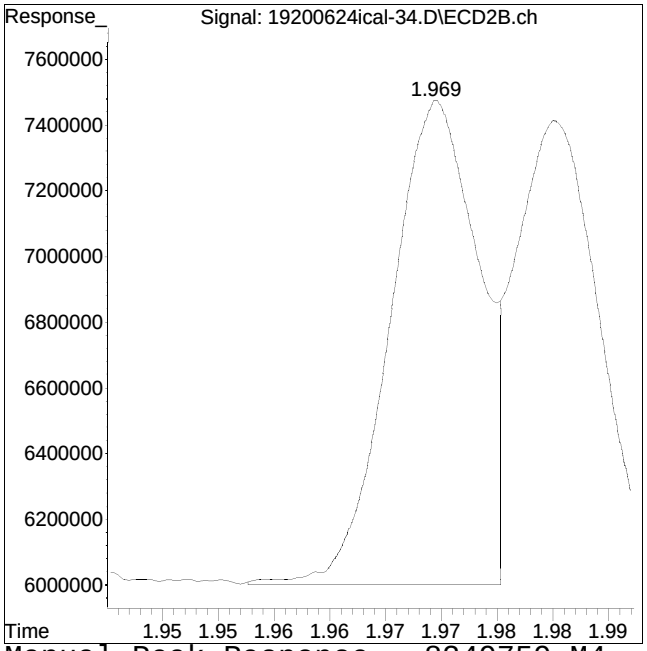

Original Peak Response = 11013930 Manual Peak Response = 8249759 M4
M4 = Poor automated baseline construction.

Manual Integration Report

Data Path : I:\Pest19\200624ical\
Data File : 19200624ical-34.D
Date Inj'd : 6/24/2020 6:09 pm
Sample : il31248,42e,, 9814

QMethod : P19_pcb_06_24_20_ugL_ICA
Operator : pest19:ht
Instrument : Pest 19
Quant Date : 6/26/2020 10:34 am

Compound #36: 1248-2

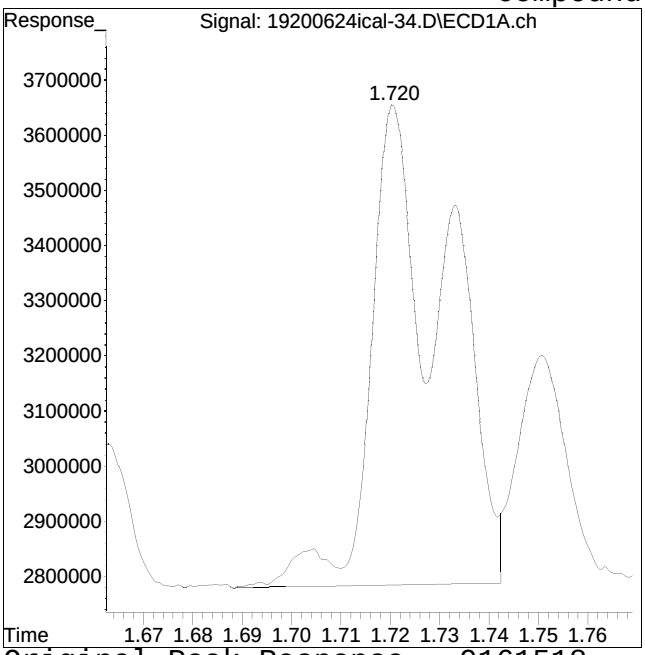

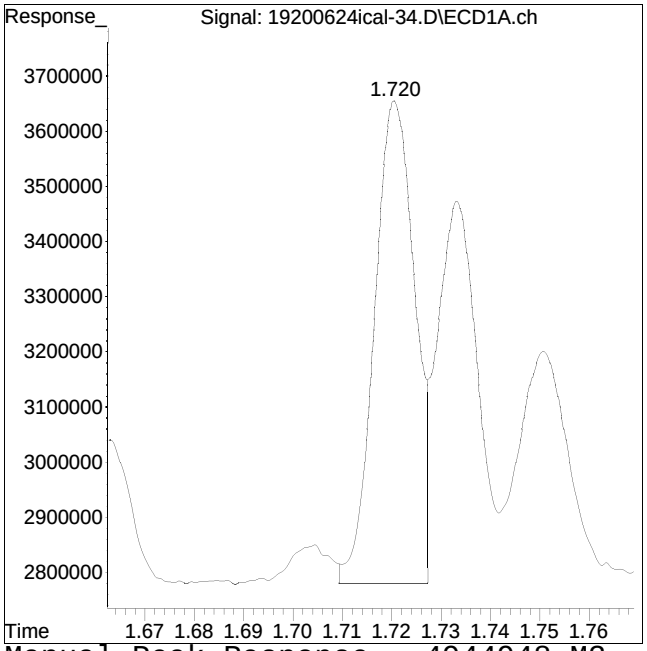

Original Peak Response = 9161518 Manual Peak Response = 4944948 M3

M3 = Misidentification of the peak (i.e. 1,4-dichlorobenzene identified as 1,3-dichlorobenzene), or misidentification from 2 partially resolved peaks not being split.

Manual Integration Report

Data Path : I:\Pest19\200624ical\
Data File : 19200624ical-34.D
Date Inj'd : 6/24/2020 6:09 pm
Sample : il31248,42e,, 9814

QMethod : P19_pcb_06_24_20_ugL_ICA
Operator : pest19:ht
Instrument : Pest 19
Quant Date : 6/26/2020 10:34 am

Compound #87: 1248-2 #2

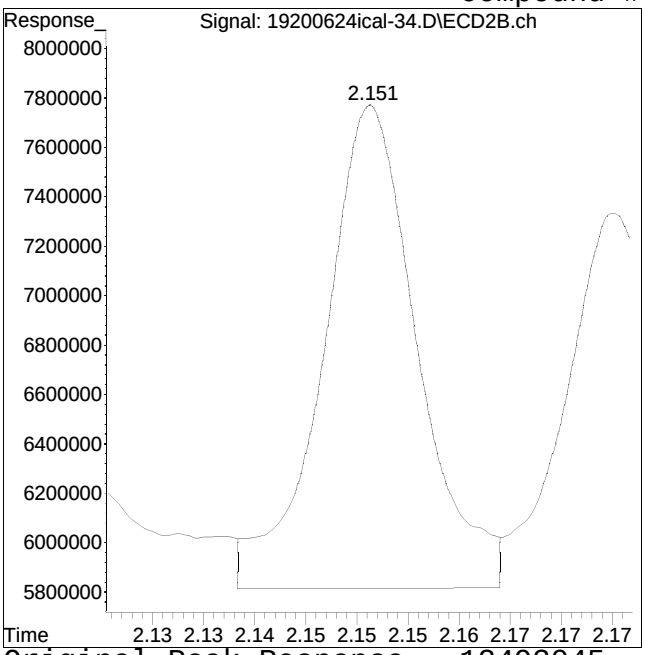

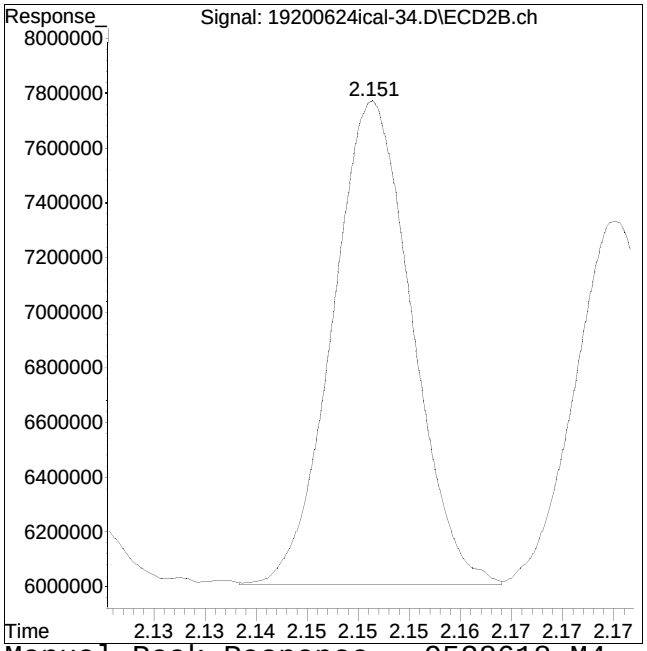

Original Peak Response = 12493045 Manual Peak Response = 9528618 M4
M4 = Poor automated baseline construction.

Manual Integration Report

Data Path : I:\Pest19\200624ical\
Data File : 19200624ical-34.D
Date Inj'd : 6/24/2020 6:09 pm
Sample : il31248,42e,, 9814

QMethod : P19_pcb_06_24_20_ugL_ICA
Operator : pest19:ht
Instrument : Pest 19
Quant Date : 6/26/2020 10:34 am

Compound #37: 1248-3

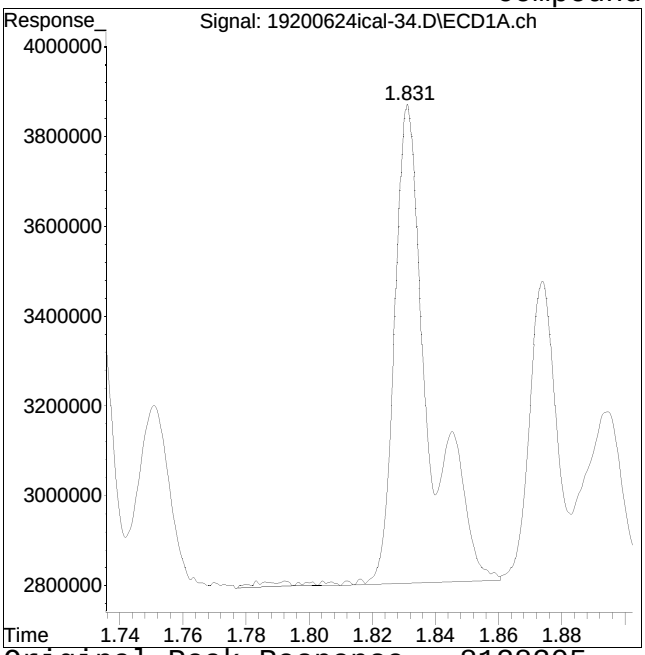

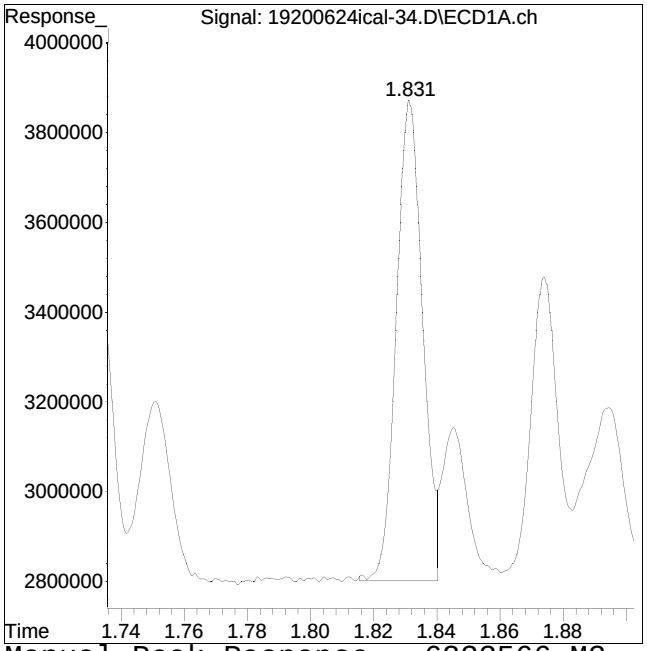

Original Peak Response = 8128305 Manual Peak Response = 6233566 M3

M3 = Misidentification of the peak (i.e. 1,4-dichlorobenzene identified as 1,3-dichlorobenzene), or misidentification from 2 partially resolved peaks not being split.

Manual Integration Report

Data Path : I:\Pest19\200624ical\
Data File : 19200624ical-34.D
Date Inj'd : 6/24/2020 6:09 pm
Sample : il31248,42e,, 9814

QMethod : P19_pcb_06_24_20_ugL_ICA
Operator : pest19:ht
Instrument : Pest 19
Quant Date : 6/26/2020 10:34 am

Compound #88: 1248-3 #2

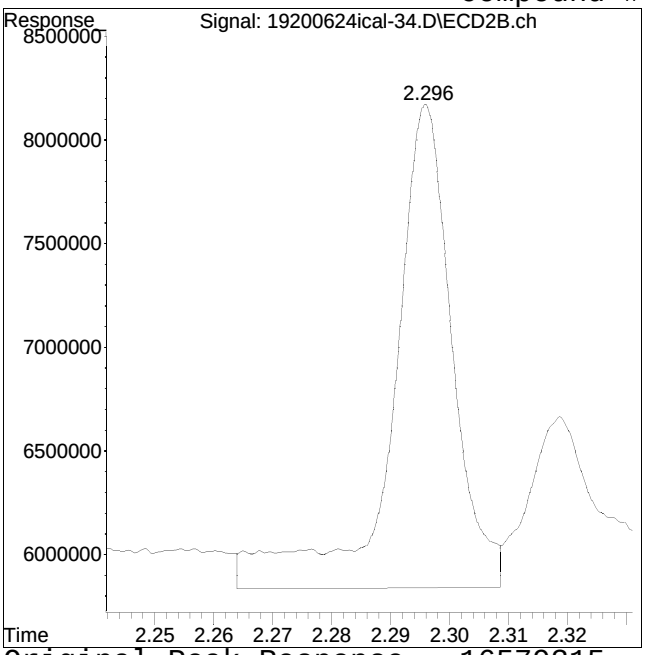

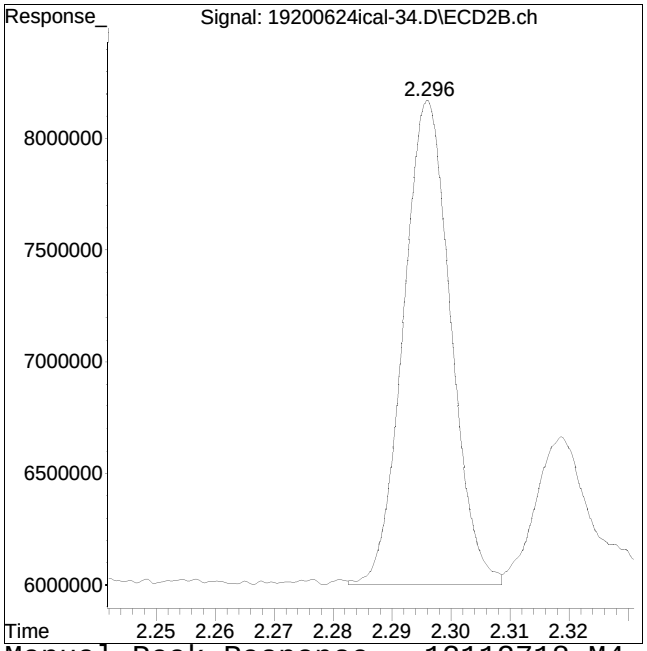

Original Peak Response = 16579315 Manual Peak Response = 12112718 M4
M4 = Poor automated baseline construction.

Manual Integration Report

Data Path : I:\Pest19\200624ical\
Data File : 19200624ical-34.D
Date Inj'd : 6/24/2020 6:09 pm
Sample : il31248,42e,, 9814

QMethod : P19_pcb_06_24_20_ugL_ICA
Operator : pest19:ht
Instrument : Pest 19
Quant Date : 6/26/2020 10:34 am

Compound #38: 1248-4

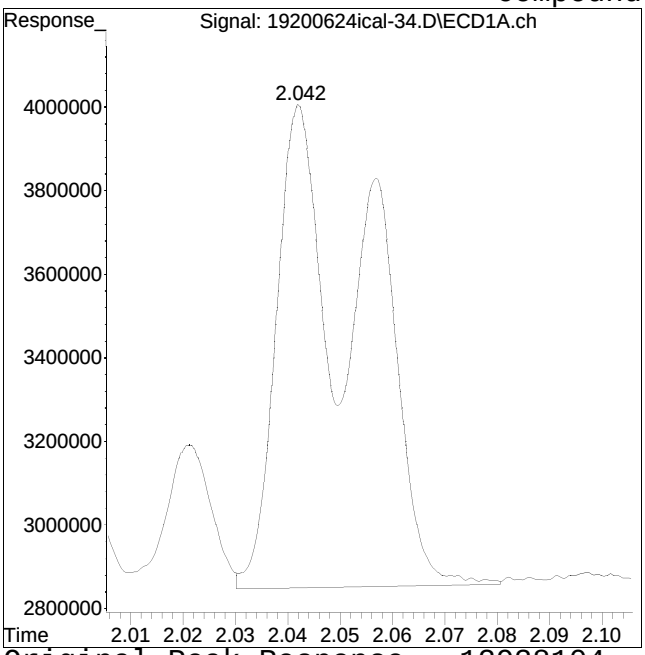

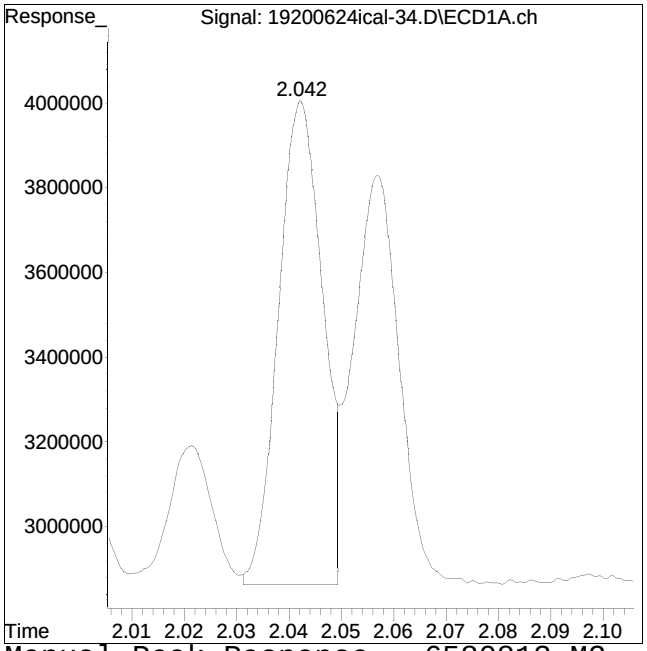

Original Peak Response = 12938104 Manual Peak Response = 6580813 M3

M3 = Misidentification of the peak (i.e. 1,4-dichlorobenzene identified as 1,3-dichlorobenzene), or misidentification from 2 partially resolved peaks not being split.

Manual Integration Report

Data Path : I:\Pest19\200624ical\
Data File : 19200624ical-34.D
Date Inj'd : 6/24/2020 6:09 pm
Sample : il31248,42e,, 9814

QMethod : P19_pcb_06_24_20_ugL_ICA
Operator : pest19:ht
Instrument : Pest 19
Quant Date : 6/26/2020 10:34 am

Compound #89: 1248-4 #2

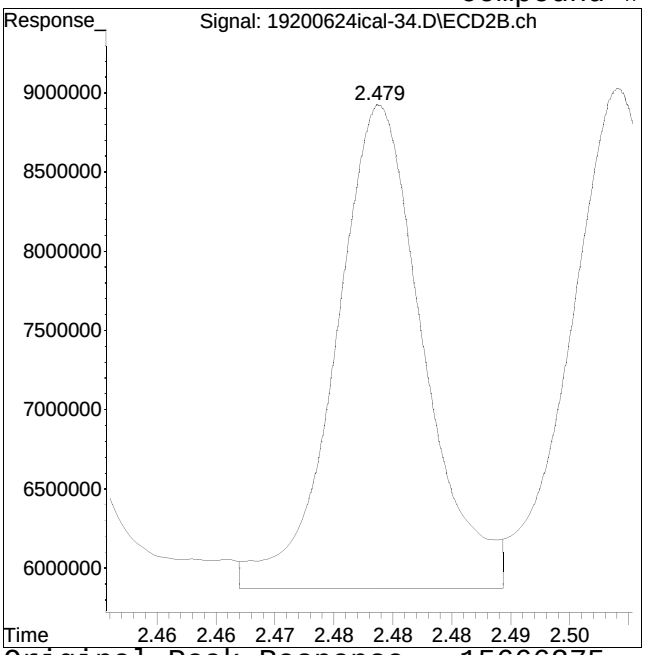

Original Peak Response = 15666275

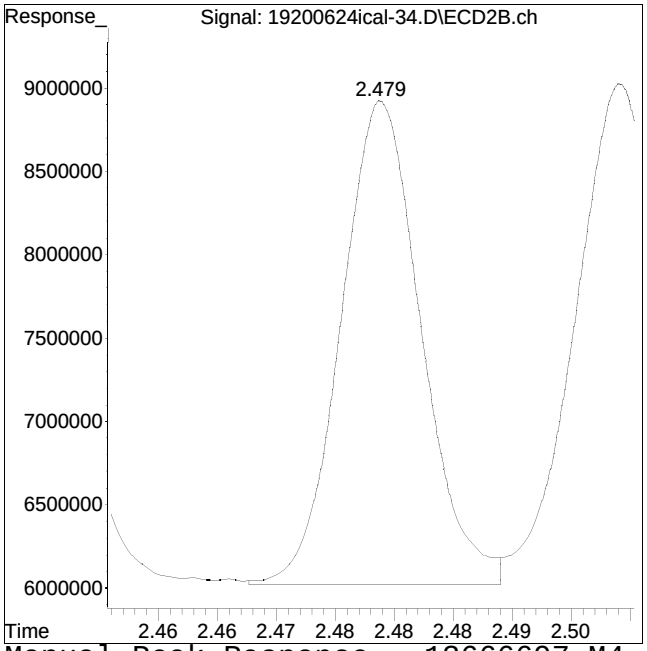

Manual Peak Response = 13666697 M4

M4 = Poor automated baseline construction.

Manual Integration Report

Data Path : I:\Pest19\200624ical\
Data File : 19200624ical-34.D
Date Inj'd : 6/24/2020 6:09 pm
Sample : il31248,42e,, 9814

QMethod : P19_pcb_06_24_20_ugL_ICA
Operator : pest19:ht
Instrument : Pest 19
Quant Date : 6/26/2020 10:34 am

Compound #39: 1248-5

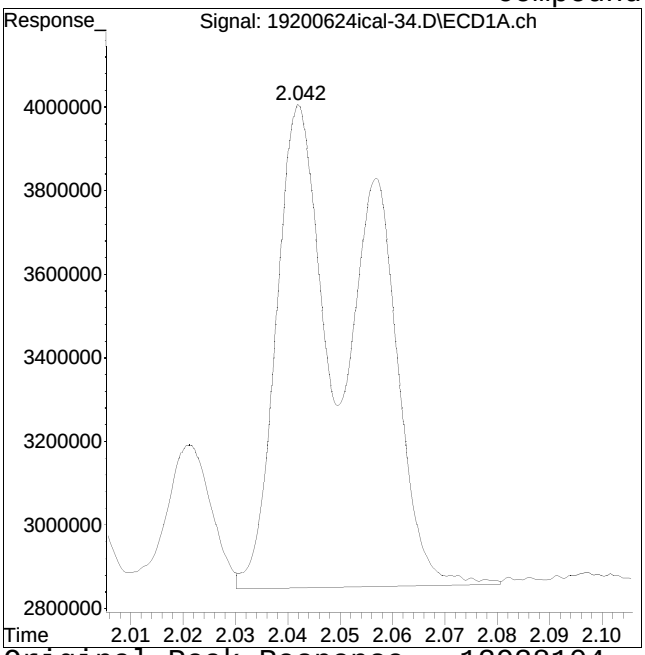

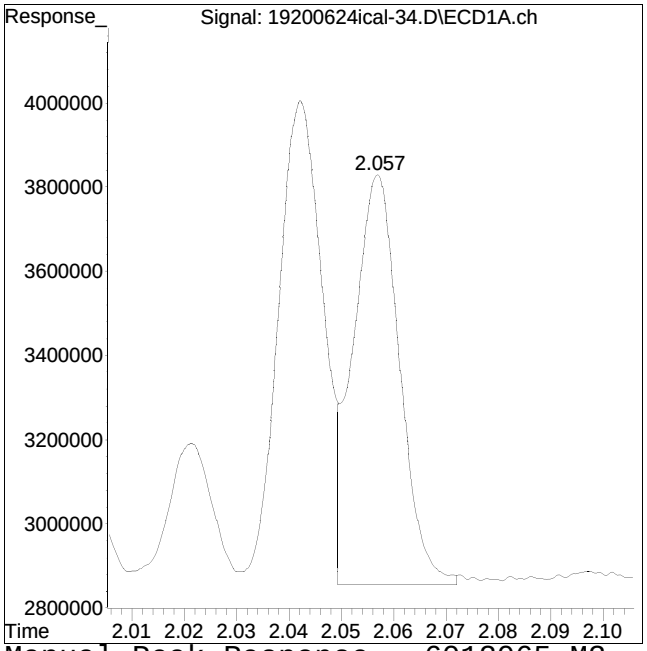

Original Peak Response = 12938104 Manual Peak Response = 6012065 M3

M3 = Misidentification of the peak (i.e. 1,4-dichlorobenzene identified as 1,3-dichlorobenzene), or misidentification from 2 partially resolved peaks not being split.

Manual Integration Report

Data Path : I:\Pest19\200624ical\
Data File : 19200624ical-34.D
Date Inj'd : 6/24/2020 6:09 pm
Sample : il31248,42e,, 9814

QMethod : P19_pcb_06_24_20_ugL_ICA
Operator : pest19:ht
Instrument : Pest 19
Quant Date : 6/26/2020 10:34 am

Compound #90: 1248-5 #2

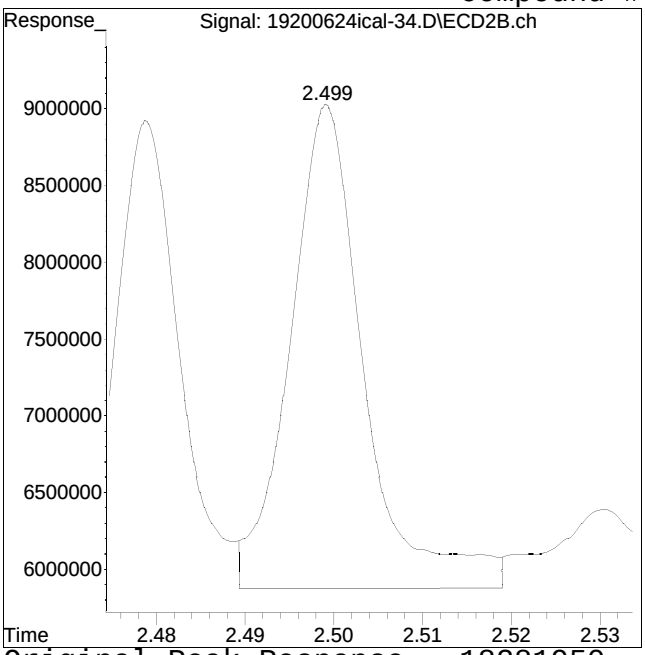

Original Peak Response = 18281950

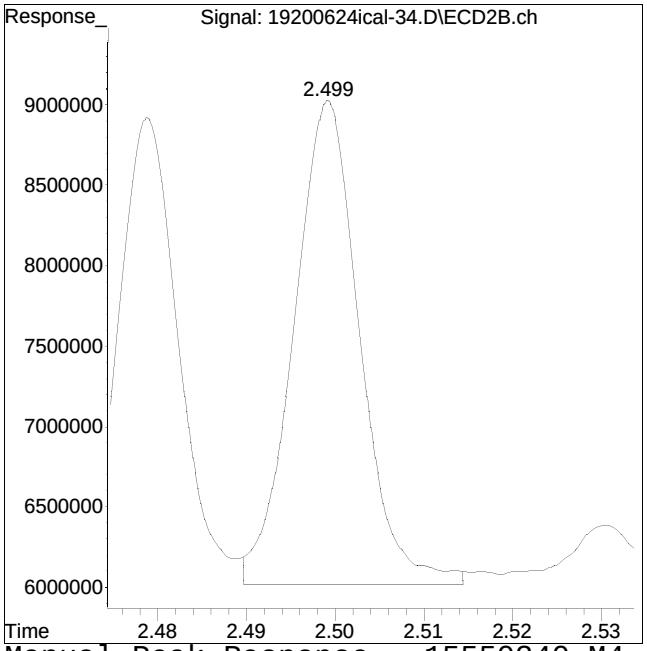

Manual Peak Response = 15550340 M4

M4 = Poor automated baseline construction.

Quantitation Report (QT Reviewed)

Data Path : I:\Pest19\200624ical\
Data File : 19200624ical-35.D
Signal(s) : Signal #1: ECD1A.ch Signal #2: ECD2B.ch
Acq On : 24 Jun 2020 06:16 pm
Operator : pest19:ht
Sample : il41248,42e,, 9814
Misc : WG1386877, (Sig #1); (Sig #2)
ALS Vial : 30 Sample Multiplier: 1

Integration File signal 1: events.e
Integration File signal 2: events2.e
Quant Time: Jun 26 10:31:50 2020
Quant Method : I:\Pest19\200624ical\P19_pcb_06_24_20_ugL_ICAL.m
Quant Title : pcb
QLast Update : Fri Jun 26 10:28:24 2020
Response via : Initial Calibration
Integrator: ChemStation

Volume Inj. :
Signal #1 Phase : Signal #2 Phase:
Signal #1 Info : Signal #2 Info :

Sub List : Default - All compounds listed

	Compound	RT#1	RT#2	Resp#1	Resp#2	ug/l	ug/l
	Internal Standards						
1) i	1660_1br2nb	0.000	0.000	0	0	N.D. d	N.D. d
14) i	2154_1br2nb	0.000	0.000	0	0	N.D. d	N.D. d
23) i	4268_1br2nb	0.000	0.000	0	0	N.D. d	N.D. d
34) i	1248_1br2nb	0.881	0.983	37645903	77180542	250.000	250.000
40) i	3262_1br2nb	0.000	0.000	0	0	N.D. d	N.D. d
	System Monitoring Compounds						
2) s	2,4,5,6-Tetr	0.000	0.000	0	0	N.D.	N.D.
Spiked Amount	500.000	Range 30 - 150		Recovery =		0.00%#	0.00%#
3) s	Decachlorobi	0.000	0.000	0	0	N.D. d	N.D. d
Spiked Amount	500.000	Range 30 - 150		Recovery =		0.00%#	0.00%#
	Target Compounds						
4) l1	1016-1	0.000	0.000	0	0	N.D. d	N.D. d
5) l1	1016-2	0.000	0.000	0	0	N.D. d	N.D. d
6) l1	1016-3	0.000	0.000	0	0	N.D. d	N.D. d
7) l1	1016-4	0.000	0.000	0	0	N.D. d	N.D. d
8) l1	1016-5	0.000	0.000	0	0	N.D. d	N.D. d
Sum	1016-1			0	0	N.D.	N.D.
Average	1016-1					0.000	0.000
9) l2	1260-1	0.000	0.000	0	0	N.D. d	N.D. d
10) l2	1260-2	0.000	0.000	0	0	N.D. d	N.D. d
11) l2	1260-3	0.000	0.000	0	0	N.D. d	N.D. d
12) l2	1260-4	0.000	0.000	0	0	N.D. d	N.D. d
13) l2	1260-5	0.000	0.000	0	0	N.D. d	N.D. d
Sum	1260-1			0	0	N.D.	N.D.
Average	1260-1					0.000	0.000
15) l3	1221-2	0.000	0.000	0	0	N.D. d	N.D. d
16) l3	1221-3	0.000	0.000	0	0	N.D. d	N.D. d
17) l3	1221-4	0.000	0.000	0	0	N.D. d	N.D. d

Quantitation Report (QT Reviewed)

Data Path : I:\Pest19\200624ical\
Data File : 19200624ical-35.D
Signal(s) : Signal #1: ECD1A.ch Signal #2: ECD2B.ch
Acq On : 24 Jun 2020 06:16 pm
Operator : pest19:ht
Sample : il41248,42e,, 9814
Misc : WG1386877, (Sig #1); (Sig #2)
ALS Vial : 30 Sample Multiplier: 1

Integration File signal 1: events.e
Integration File signal 2: events2.e
Quant Time: Jun 26 10:31:50 2020
Quant Method : I:\Pest19\200624ical\P19_pcb_06_24_20_ugL_ICAL.m
Quant Title : pcb
QLast Update : Fri Jun 26 10:28:24 2020
Response via : Initial Calibration
Integrator: ChemStation

Volume Inj. :
Signal #1 Phase : Signal #2 Phase:
Signal #1 Info : Signal #2 Info :

Sub List : Default - All compounds listed

	Compound	RT#1	RT#2	Resp#1	Resp#2	ug/l	ug/l
Sum	1221-2			0	0	N.D.	N.D.
Average	1221-2					0.000	0.000
18) l4	1254-1	0.000	0.000	0	0	N.D. d	N.D. d
19) l4	1254-2	0.000	0.000	0	0	N.D. d	N.D. d
20) l4	1254-3	0.000	0.000	0	0	N.D. d	N.D. d
21) l4	1254-4	0.000	0.000	0	0	N.D. d	N.D. d
22) l4	1254-5	0.000	0.000	0	0	N.D. d	N.D. d
Sum	1254-1			0	0	N.D.	N.D.
Average	1254-1					0.000	0.000
24) l6	1242-1	0.000	0.000	0	0	N.D. d	N.D. d
25) l6	1242-2	0.000	0.000	0	0	N.D. d	N.D. d
26) l6	1242-3	0.000	0.000	0	0	N.D. d	N.D. d
27) l6	1242-4	0.000	0.000	0	0	N.D. d	N.D. d
28) l6	1242-5	0.000	0.000	0	0	N.D. d	N.D. d
Sum	1242-1			0	0	N.D.	N.D.
Average	1242-1					0.000	0.000
29) l9	1268-1	0.000	0.000	0	0	N.D. d	N.D. d
30) l9	1268-2	0.000	0.000	0	0	N.D. d	N.D. d
31) l9	1268-3	0.000	0.000	0	0	N.D. d	N.D. d
32) l9	1268-4	0.000	0.000	0	0	N.D. d	N.D. d
33) l9	1268-5	0.000	0.000	0	0	N.D. d	N.D. d
Sum	1268-1			0	0	N.D.	N.D.
Average	1268-1					0.000	0.000
35) l7	1248-1	1.558	1.970	9755452	19157732	NoCal M3	NoCal
36) l7	1248-2	1.720	2.152	11420872	23094832	NoCal M3	NoCal
37) l7	1248-3	1.831	2.296	14778656	29498392	NoCal M3	NoCal
38) l7	1248-4	2.042	2.479	16387598	33043878	NoCal M2	NoCal
39) l7	1248-5	2.056	2.499	13799005	37324999	NoCal M2	NoCal
Sum	1248-1			0	0	N.D.	N.D.

Data Path : I:\Pest19\200624ical\
Data File : 19200624ical-35.D
Signal(s) : Signal #1: ECD1A.ch Signal #2: ECD2B.ch
Acq On : 24 Jun 2020 06:16 pm
Operator : pest19:ht
Sample : il41248,42e,, 9814
Misc : WG1386877, (Sig #1); (Sig #2)
ALS Vial : 30 Sample Multiplier: 1

Integration File signal 1: events.e
Integration File signal 2: events2.e
Quant Time: Jun 26 10:31:50 2020
Quant Method : I:\Pest19\200624ical\P19_pcb_06_24_20_ugL_ICAL.m
Quant Title : pcb
QLast Update : Fri Jun 26 10:28:24 2020
Response via : Initial Calibration
Integrator: ChemStation

Volume Inj. :
Signal #1 Phase : Signal #2 Phase:
Signal #1 Info : Signal #2 Info :

Sub List : Default - All compounds listed

	Compound	RT#1	RT#2	Resp#1	Resp#2	ug/l	ug/l
Average	1248-1					0.000	0.000
41) l5	1232-1	0.000	0.000	0	0	N.D. d	N.D. d
42) l5	1232-2	0.000	0.000	0	0	N.D. d	N.D. d
43) l5	1232-3	0.000	0.000	0	0	N.D. d	N.D. d
44) l5	1232-4	0.000	0.000	0	0	N.D. d	N.D. d
45) l5	1232-5	0.000	0.000	0	0	N.D. d	N.D. d
Sum	1232-1			0	0	N.D.	N.D.
Average	1232-1					0.000	0.000
46) l8	1262-1	0.000	0.000	0	0	N.D. d	N.D. d
47) l8	1262-2	0.000	0.000	0	0	N.D. d	N.D. d
48) l8	1262-3	0.000	0.000	0	0	N.D. d	N.D. d
49) l8	1262-4	0.000	0.000	0	0	N.D. d	N.D. d
50) l8	1262-5	0.000	0.000	0	0	N.D. d	N.D. d
Sum	1262-1			0	0	N.D.	N.D.
Average	1262-1					0.000	0.000

SemiQuant Compounds - Not Calibrated on this Instrument

Sum	1262-1			0	0	N.D.	N.D.
Average	1262-1					0.000	0.000

(f)=RT Delta > 1/2 Window (D)=Amounts differ by > 40% (m)=manual int.
(#)=Recovery Exceeds Compound Acceptance Limits.
(I,C,F) I=Interference, C=Coelluting Calibration Peak, F=Fails CC Criteria.

Sub List : Default - All compounds listed Reviewed)

Data Path : I:\Pest19\200624ical\
Data File : 19200624ical-35.D
Signal(s) : Signal #1: ECD1A.ch Signal #2: ECD2B.ch
Acq On : 24 Jun 2020 06:16 pm
Operator : pest19:ht
Sample : il41248,42e,, 9814
Misc : WG1386877, (Sig #1); (Sig #2)
ALS Vial : 30 Sample Multiplier: 1

Integration File signal 1: events.e
Integration File signal 2: events2.e
Quant Time: Jun 26 10:31:50 2020
Quant Method : I:\Pest19\200624ical\P19_pcb_06_24_20_ugL_ICAL.m
Quant Title : pcb
QLast Update : Fri Jun 26 10:28:24 2020
Response via : Initial Calibration
Integrator: ChemStation

Volume Inj. :
Signal #1 Phase : Signal #2 Phase:
Signal #1 Info : Signal #2 Info :

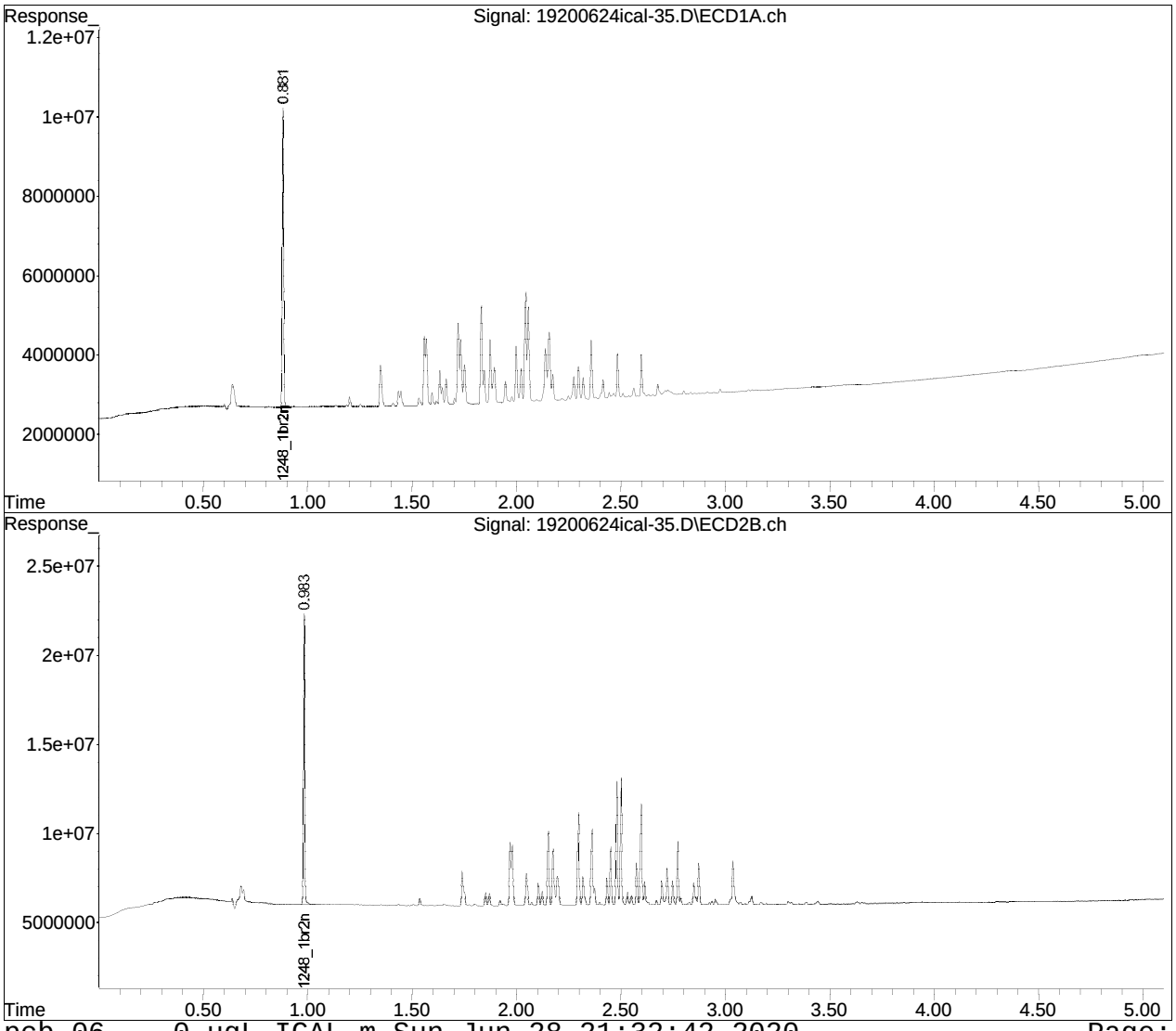

Manual Integration Report

Data Path : I:\Pest19\200624ical\
Data File : 19200624ical-35.D
Date Inj'd : 6/24/2020 6:16 pm
Sample : il41248,42e,, 9814

QMethod : P19_pcb_06_24_20_ugL_ICA
Operator : pest19:ht
Instrument : Pest 19
Quant Date : 6/26/2020 10:28 am

Compound #35: 1248-1

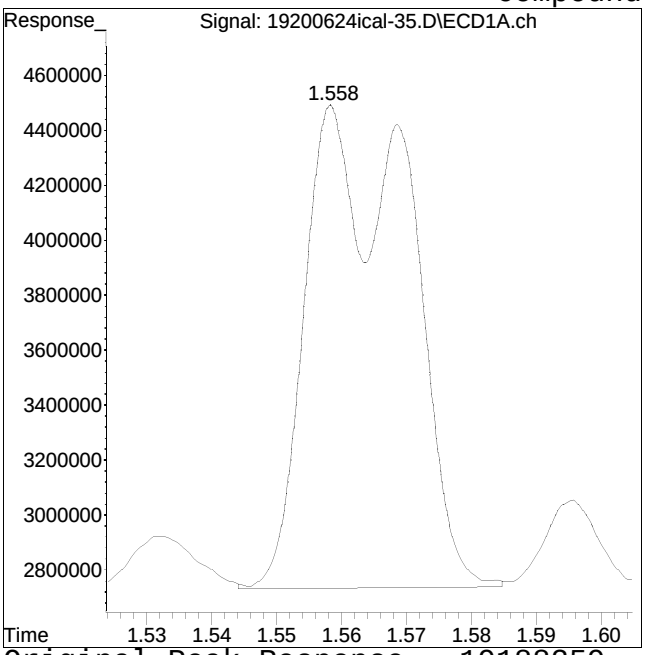

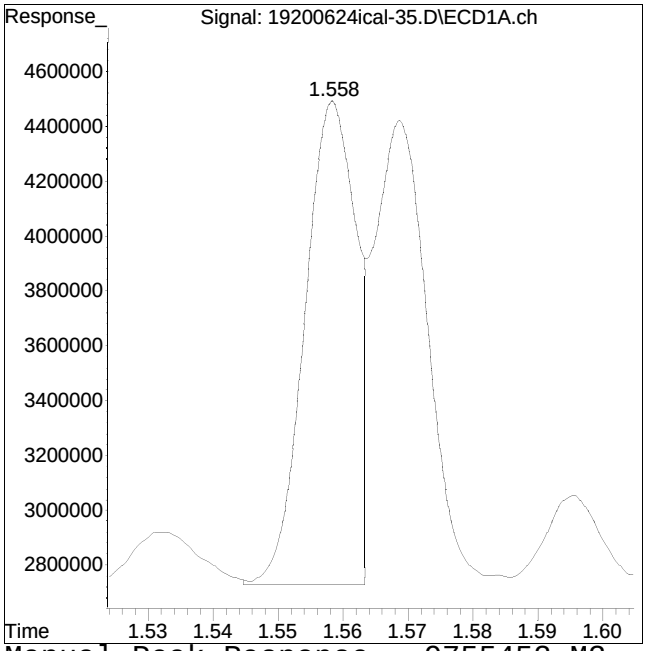

Original Peak Response = 19188259 Manual Peak Response = 9755452 M3

M3 = Misidentification of the peak (i.e. 1,4-dichlorobenzene identified as 1,3-dichlorobenzene), or misidentification from 2 partially resolved peaks not being split.

Manual Integration Report

Data Path : I:\Pest19\200624ical\
Data File : 19200624ical-35.D
Date Inj'd : 6/24/2020 6:16 pm
Sample : il41248,42e,, 9814

QMethod : P19_pcb_06_24_20_ugL_ICA
Operator : pest19:ht
Instrument : Pest 19
Quant Date : 6/26/2020 10:28 am

Compound #36: 1248-2

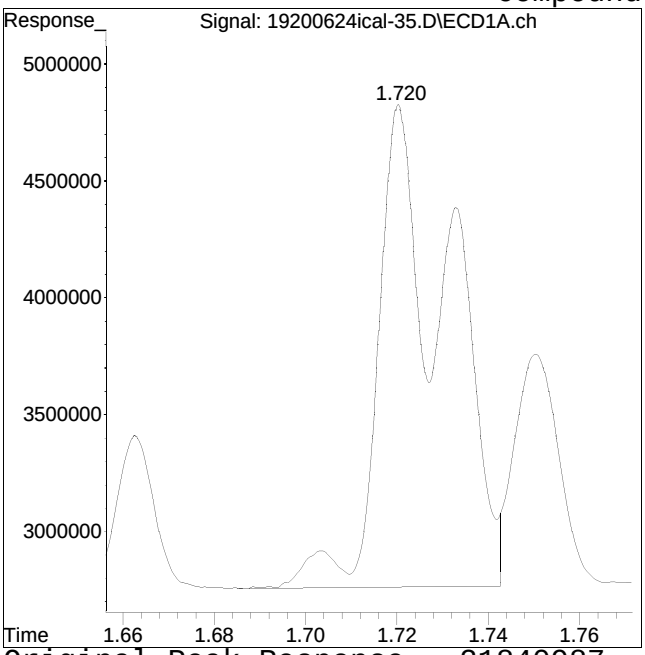

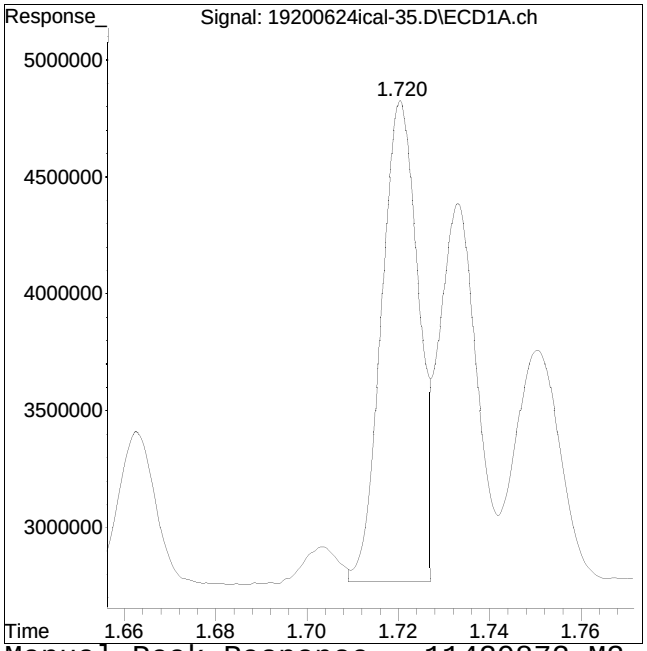

Original Peak Response = 21840987 Manual Peak Response = 11420872 M3
M3 = Misidentification of the peak (i.e. 1,4-dichlorobenzene identified as 1,3-dichlorobenzene), or misidentification from 2 partially resolved peaks not being split.

Manual Integration Report

Data Path : I:\Pest19\200624ical\
Data File : 19200624ical-35.D
Date Inj'd : 6/24/2020 6:16 pm
Sample : il41248,42e,, 9814

QMethod : P19_pcb_06_24_20_ugL_ICA
Operator : pest19:ht
Instrument : Pest 19
Quant Date : 6/26/2020 10:28 am

Compound #37: 1248-3

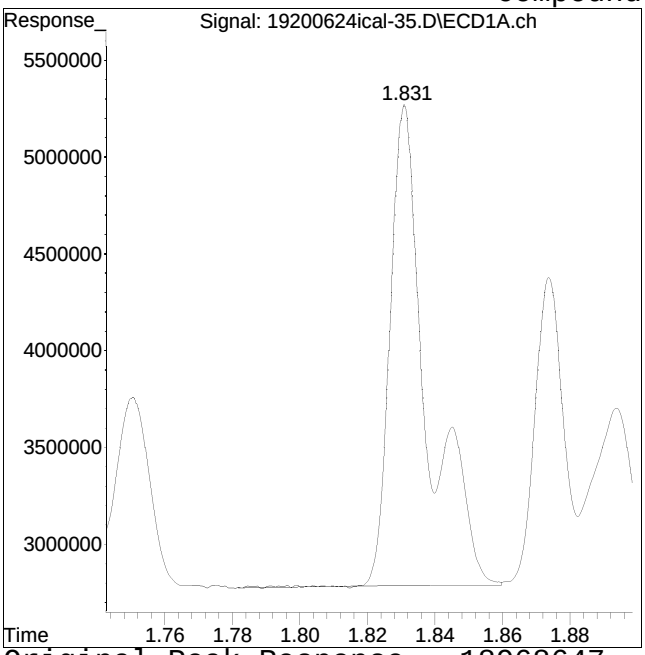

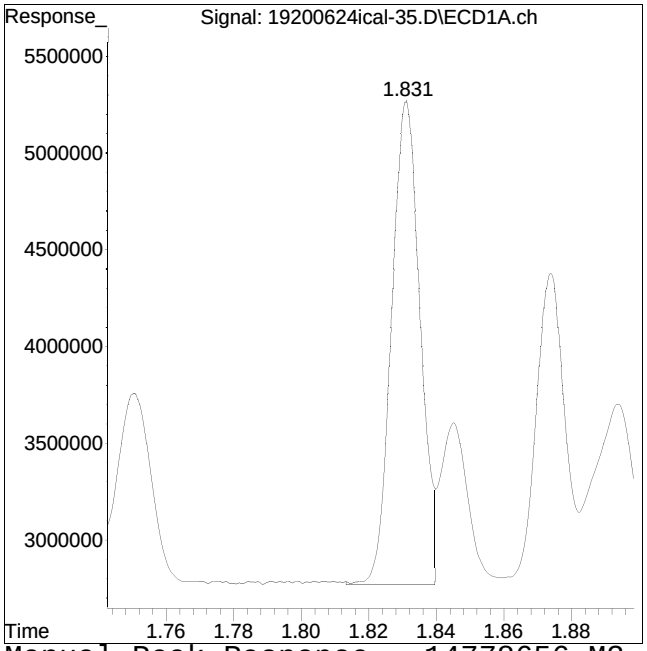

Original Peak Response = 18968647 Manual Peak Response = 14778656 M3

M3 = Misidentification of the peak (i.e. 1,4-dichlorobenzene identified as 1,3-dichlorobenzene), or misidentification from 2 partially resolved peaks not being split.

Manual Integration Report

Data Path : I:\Pest19\200624ical\
Data File : 19200624ical-35.D
Date Inj'd : 6/24/2020 6:16 pm
Sample : il41248,42e,, 9814

QMethod : P19_pcb_06_24_20_ugL_ICA
Operator : pest19:ht
Instrument : Pest 19
Quant Date : 6/26/2020 10:28 am

Compound #38: 1248-4

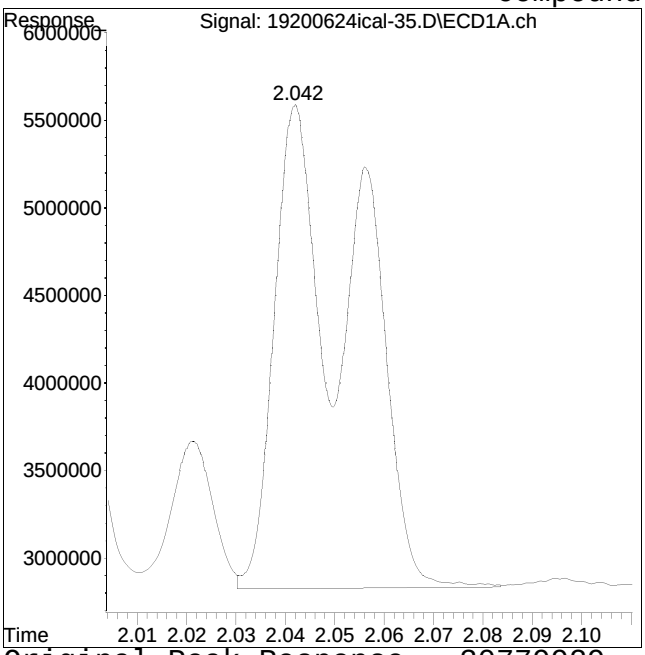

Original Peak Response = 30779929

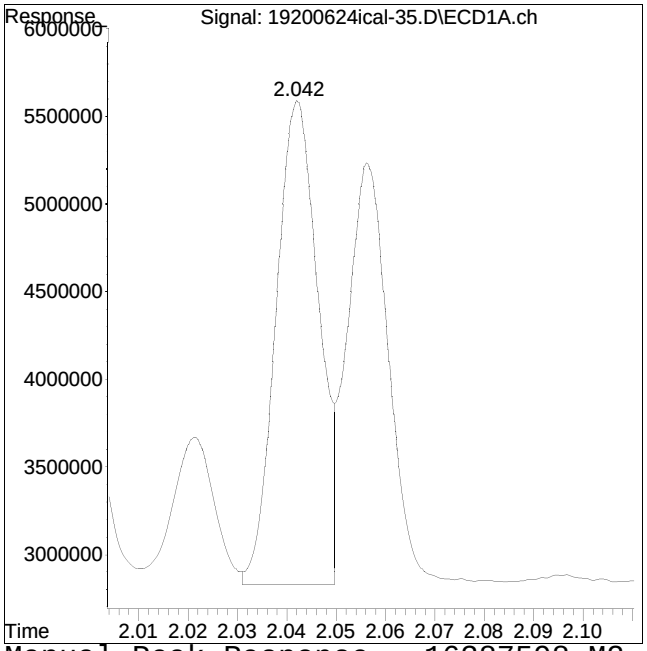

Manual Peak Response = 16387598 M2

M2 = Peak not found by automatic integration algorithm.

Manual Integration Report

Data Path : I:\Pest19\200624ical\
Data File : 19200624ical-35.D
Date Inj'd : 6/24/2020 6:16 pm
Sample : il41248,42e,, 9814

QMethod : P19_pcb_06_24_20_ugL_ICA
Operator : pest19:ht
Instrument : Pest 19
Quant Date : 6/26/2020 10:28 am

Compound #39: 1248-5

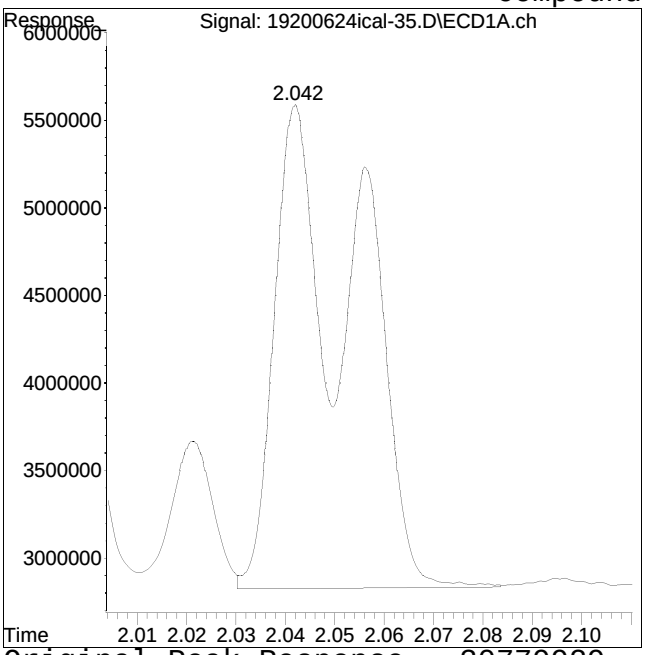

Original Peak Response = 30779929

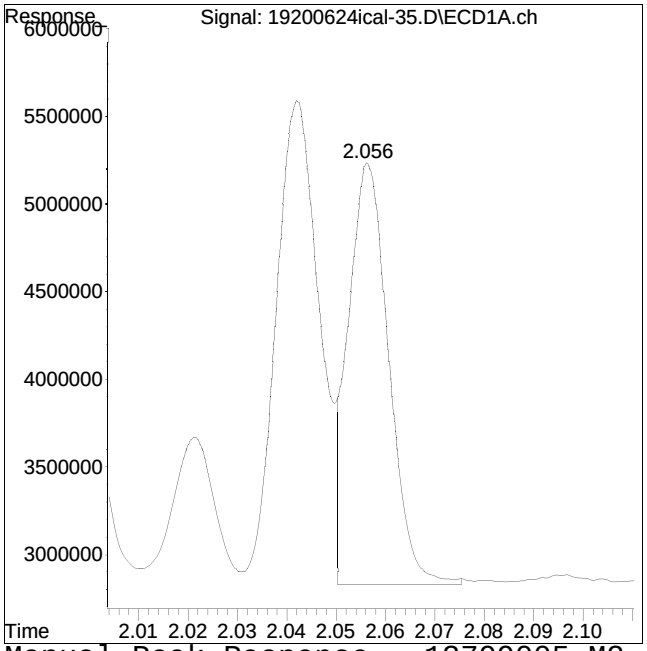

Manual Peak Response = 13799005 M2

M2 = Peak not found by automatic integration algorithm.

Quantitation Report (QT Reviewed)

Data Path : I:\Pest19\200624ical\
Data File : 19200624ical-36.D
Signal(s) : Signal #1: ECD1A.ch Signal #2: ECD2B.ch
Acq On : 24 Jun 2020 06:23 pm
Operator : pest19:ht
Sample : il51248,42e,, 9814
Misc : WG1386877, (Sig #1); (Sig #2)
ALS Vial : 31 Sample Multiplier: 1

Integration File signal 1: events.e
Integration File signal 2: events2.e
Quant Time: Jun 26 10:31:16 2020
Quant Method : I:\Pest19\200624ical\P19_pcb_06_24_20_ugL_ICAL.m
Quant Title : pcb
QLast Update : Fri Jun 26 10:30:24 2020
Response via : Initial Calibration
Integrator: ChemStation

Volume Inj. :
Signal #1 Phase : Signal #2 Phase:
Signal #1 Info : Signal #2 Info :

Sub List : Default - All compounds listed

	Compound	RT#1	RT#2	Resp#1	Resp#2	ug/l	ug/l
	Internal Standards						
1) i	1660_1br2nb	0.000	0.000	0	0	N.D. d	N.D. d
14) i	2154_1br2nb	0.000	0.000	0	0	N.D. d	N.D. d
23) i	4268_1br2nb	0.000	0.000	0	0	N.D. d	N.D. d
34) i	1248_1br2nb	0.882	0.983	37567740	79032552	250.000	250.000
40) i	3262_1br2nb	0.000	0.000	0	0	N.D. d	N.D. d
	System Monitoring Compounds						
2) s	2,4,5,6-Tetr	0.000	0.000	0	0	N.D. d	N.D. d
	Spiked Amount 500.000	Range 30 - 150		Recovery =		0.00%#	0.00%#
3) s	Decachlorobi	0.000	0.000	0	0	N.D. d	N.D. d
	Spiked Amount 500.000	Range 30 - 150		Recovery =		0.00%#	0.00%#
	Target Compounds						
4) l1	1016-1	0.000	0.000	0	0	N.D. d	N.D. d
5) l1	1016-2	0.000	0.000	0	0	N.D. d	N.D. d
6) l1	1016-3	0.000	0.000	0	0	N.D. d	N.D. d
7) l1	1016-4	0.000	0.000	0	0	N.D. d	N.D. d
8) l1	1016-5	0.000	0.000	0	0	N.D. d	N.D. d
	Sum 1016-1			0	0	N.D.	N.D.
	Average 1016-1					0.000	0.000
9) l2	1260-1	0.000	0.000	0	0	N.D. d	N.D. d
10) l2	1260-2	0.000	0.000	0	0	N.D. d	N.D. d
11) l2	1260-3	0.000	0.000	0	0	N.D. d	N.D. d
12) l2	1260-4	0.000	0.000	0	0	N.D. d	N.D. d
13) l2	1260-5	0.000	0.000	0	0	N.D. d	N.D. d
	Sum 1260-1			0	0	N.D.	N.D.
	Average 1260-1					0.000	0.000
15) l3	1221-2	0.000	0.000	0	0	N.D. d	N.D. d
16) l3	1221-3	0.000	0.000	0	0	N.D. d	N.D. d
17) l3	1221-4	0.000	0.000	0	0	N.D. d	N.D. d

Quantitation Report (QT Reviewed)

Data Path : I:\Pest19\200624ical\
Data File : 19200624ical-36.D
Signal(s) : Signal #1: ECD1A.ch Signal #2: ECD2B.ch
Acq On : 24 Jun 2020 06:23 pm
Operator : pest19:ht
Sample : il51248,42e,, 9814
Misc : WG1386877, (Sig #1); (Sig #2)
ALS Vial : 31 Sample Multiplier: 1

Integration File signal 1: events.e
Integration File signal 2: events2.e
Quant Time: Jun 26 10:31:16 2020
Quant Method : I:\Pest19\200624ical\P19_pcb_06_24_20_ugL_ICAL.m
Quant Title : pcb
QLast Update : Fri Jun 26 10:30:24 2020
Response via : Initial Calibration
Integrator: ChemStation

Volume Inj. :
Signal #1 Phase : Signal #2 Phase:
Signal #1 Info : Signal #2 Info :

Sub List : Default - All compounds listed

	Compound	RT#1	RT#2	Resp#1	Resp#2	ug/l	ug/l	
Sum	1221-2			0	0	N.D.	N.D.	
Average	1221-2					0.000	0.000	
18) l4	1254-1	0.000	0.000	0	0	N.D. d	N.D. d	
19) l4	1254-2	0.000	0.000	0	0	N.D. d	N.D. d	
20) l4	1254-3	0.000	0.000	0	0	N.D. d	N.D. d	
21) l4	1254-4	0.000	0.000	0	0	N.D. d	N.D. d	
22) l4	1254-5	0.000	0.000	0	0	N.D. d	N.D. d	
Sum	1254-1			0	0	N.D.	N.D.	
Average	1254-1					0.000	0.000	
24) l6	1242-1	0.000	0.000	0	0	N.D. d	N.D. d	
25) l6	1242-2	0.000	0.000	0	0	N.D. d	N.D. d	
26) l6	1242-3	0.000	0.000	0	0	N.D. d	N.D. d	
27) l6	1242-4	0.000	0.000	0	0	N.D. d	N.D. d	
28) l6	1242-5	0.000	0.000	0	0	N.D. d	N.D. d	
Sum	1242-1			0	0	N.D.	N.D.	
Average	1242-1					0.000	0.000	
29) l9	1268-1	0.000	0.000	0	0	N.D. d	N.D. d	
30) l9	1268-2	0.000	0.000	0	0	N.D. d	N.D. d	
31) l9	1268-3	0.000	0.000	0	0	N.D. d	N.D. d	
32) l9	1268-4	0.000	0.000	0	0	N.D. d	N.D. d	
33) l9	1268-5	0.000	0.000	0	0	N.D. d	N.D. d	
Sum	1268-1			0	0	N.D.	N.D.	
Average	1268-1					0.000	0.000	
35) l7	1248-1	1.559	1.969	18832702	37467599	4836.241	4774.783	
36) l7	1248-2	1.721	2.151	22488827	45179640	4932.989	4776.060	
37) l7	1248-3	1.832	2.296	28269961	56939858	3733.632	4712.592	
38) l7	1248-4	2.042	2.479	32166515	64362008	4917.353	4755.327	
39) l7	1248-5	2.057	2.499	27674534	72691386	5024.296	4754.720	
Sum	1248-1			129.4E6	276.6E6	N.D.	N.D.	D

Data Path : I:\Pest19\200624ical\
Data File : 19200624ical-36.D
Signal(s) : Signal #1: ECD1A.ch Signal #2: ECD2B.ch
Acq On : 24 Jun 2020 06:23 pm
Operator : pest19:ht
Sample : il51248,42e,, 9814
Misc : WG1386877, (Sig #1); (Sig #2)
ALS Vial : 31 Sample Multiplier: 1

Integration File signal 1: events.e
Integration File signal 2: events2.e
Quant Time: Jun 26 10:31:16 2020
Quant Method : I:\Pest19\200624ical\P19_pcb_06_24_20_ugL_ICAL.m
Quant Title : pcb
QLast Update : Fri Jun 26 10:30:24 2020
Response via : Initial Calibration
Integrator: ChemStation

Volume Inj. :
Signal #1 Phase : Signal #2 Phase:
Signal #1 Info : Signal #2 Info :

Sub List : Default - All compounds listed

	Compound	RT#1	RT#2	Resp#1	Resp#2	ug/l	ug/l
Average	1248-1					4688.902	4754.696
41) l5	1232-1	0.000	0.000	0	0	N.D. d	N.D. d
42) l5	1232-2	0.000	0.000	0	0	N.D. d	N.D. d
43) l5	1232-3	0.000	0.000	0	0	N.D. d	N.D. d
44) l5	1232-4	0.000	0.000	0	0	N.D. d	N.D. d
45) l5	1232-5	0.000	0.000	0	0	N.D. d	N.D. d
Sum	1232-1			0	0	N.D.	N.D.
Average	1232-1					0.000	0.000
46) l8	1262-1	0.000	0.000	0	0	N.D. d	N.D. d
47) l8	1262-2	0.000	0.000	0	0	N.D. d	N.D. d
48) l8	1262-3	0.000	0.000	0	0	N.D. d	N.D. d
49) l8	1262-4	0.000	0.000	0	0	N.D. d	N.D. d
50) l8	1262-5	0.000	0.000	0	0	N.D. d	N.D. d
Sum	1262-1			0	0	N.D.	N.D.
Average	1262-1					0.000	0.000

SemiQuant Compounds - Not Calibrated on this Instrument

Sum	1262-1			0	0	N.D.	N.D.
Average	1262-1					0.000	0.000

(f)=RT Delta > 1/2 Window (D)=Amounts differ by > 40% (m)=manual int.
(#)=Recovery Exceeds Compound Acceptance Limits.
(I,C,F) I=Interference, C=Coelluting Calibration Peak, F=Fails CC Criteria.

Sub List : Default - All compounds listed Reviewed)

Data Path : I:\Pest19\200624ical\
Data File : 19200624ical-36.D
Signal(s) : Signal #1: ECD1A.ch Signal #2: ECD2B.ch
Acq On : 24 Jun 2020 06:23 pm
Operator : pest19:ht
Sample : il51248,42e,, 9814
Misc : WG1386877, (Sig #1); (Sig #2)
ALS Vial : 31 Sample Multiplier: 1

Integration File signal 1: events.e
Integration File signal 2: events2.e
Quant Time: Jun 26 10:31:16 2020
Quant Method : I:\Pest19\200624ical\P19_pcb_06_24_20_ugL_ICAL.m
Quant Title : pcb
QLast Update : Fri Jun 26 10:30:24 2020
Response via : Initial Calibration
Integrator: ChemStation

Volume Inj. :
Signal #1 Phase : Signal #2 Phase:
Signal #1 Info : Signal #2 Info :

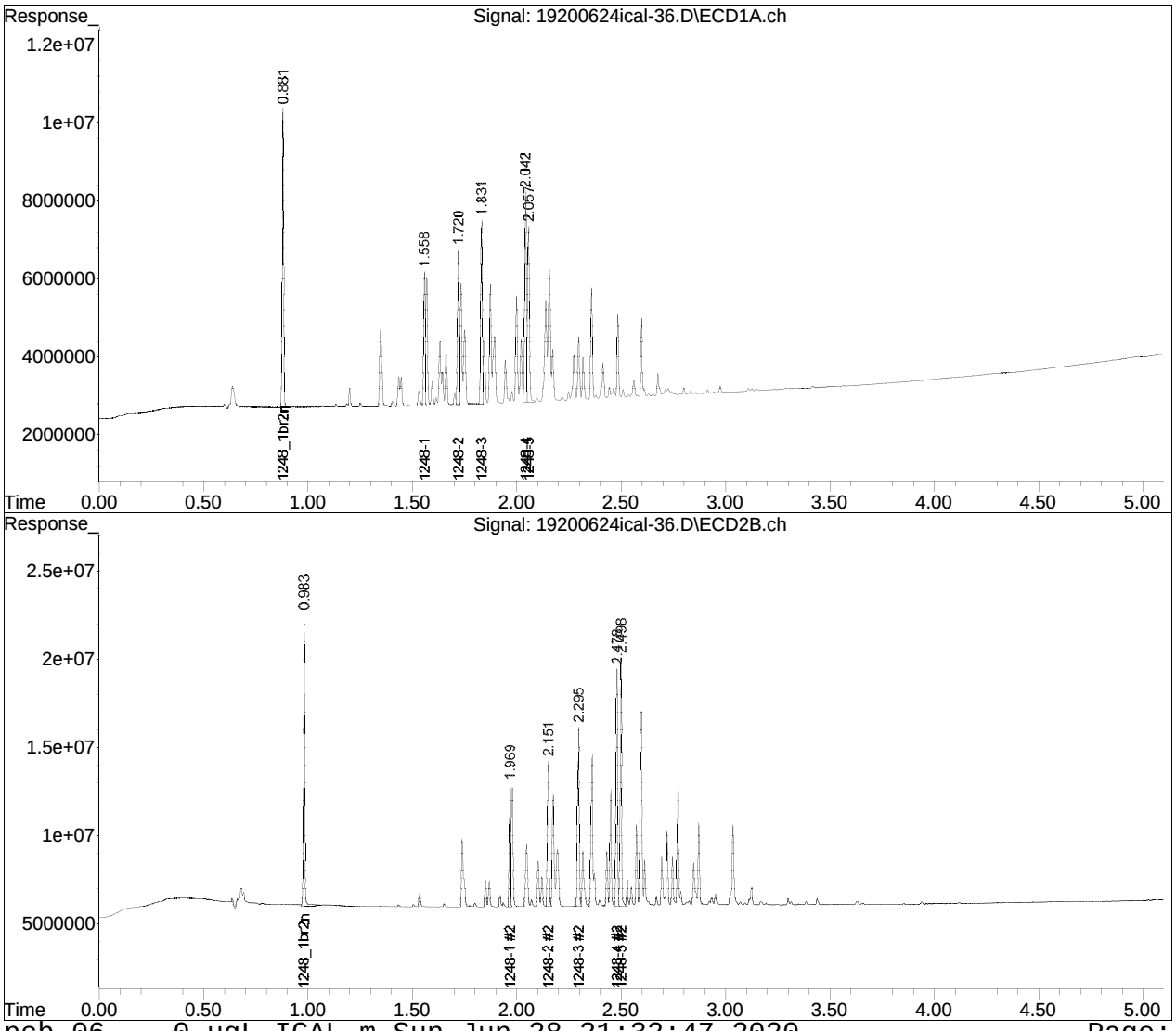

Manual Integration Report

Data Path	: I:\Pest19\200624ical\	QMethod	: P19_pcb_06_24_20_ugL_ICA
Data File	: 19200624ical-36.D	Operator	: pest19:ht
Date Inj'd	: 6/24/2020 6:23 pm	Instrument	: Pest 19
Sample	: il51248,42e,, 9814	Quant Date	: 6/26/2020 10:30 am

There are no manual integrations or false positives in this file.

Quantitation Report (QT Reviewed)

Data Path : I:\Pest19\200624ical\
Data File : 19200624ical-37.D
Signal(s) : Signal #1: ECD1A.ch Signal #2: ECD2B.ch
Acq On : 24 Jun 2020 06:30 pm
Operator : pest19:ht
Sample : il61248,42e,, 9814
Misc : WG1386877, (Sig #1); (Sig #2)
ALS Vial : 32 Sample Multiplier: 1

Integration File signal 1: events.e
Integration File signal 2: events2.e
Quant Time: Jun 26 10:33:39 2020
Quant Method : I:\Pest19\200624ical\P19_pcb_06_24_20_ugL_ICAL.m
Quant Title : pcb
QLast Update : Fri Jun 26 10:32:11 2020
Response via : Initial Calibration
Integrator: ChemStation

Volume Inj. :
Signal #1 Phase : Signal #2 Phase:
Signal #1 Info : Signal #2 Info :

Sub List : Default - All compounds listed

	Compound	RT#1	RT#2	Resp#1	Resp#2	ug/l	ug/l
	Internal Standards						
1) i	1660_1br2nb	0.000	0.000	0	0	N.D. d	N.D. d
14) i	2154_1br2nb	0.000	0.000	0	0	N.D. d	N.D. d
23) i	4268_1br2nb	0.000	0.000	0	0	N.D. d	N.D. d
34) i	1248_1br2nb	0.881	0.982	37878937	78869110	250.000	250.000
40) i	3262_1br2nb	0.000	0.000	0	0	N.D. d	N.D. d
	System Monitoring Compounds						
2) s	2,4,5,6-Tetr	0.000	0.000	0	0	N.D. d	N.D. d
	Spiked Amount	500.000	Range 30 - 150	Recovery	=	0.00%#	0.00%#
3) s	Decachlorobi	0.000	0.000	0	0	N.D. d	N.D. d
	Spiked Amount	500.000	Range 30 - 150	Recovery	=	0.00%#	0.00%#
	Target Compounds						
4) l1	1016-1	0.000	0.000	0	0	N.D. d	N.D. d
5) l1	1016-2	0.000	0.000	0	0	N.D. d	N.D. d
6) l1	1016-3	0.000	0.000	0	0	N.D. d	N.D. d
7) l1	1016-4	0.000	0.000	0	0	N.D. d	N.D. d
8) l1	1016-5	0.000	0.000	0	0	N.D. d	N.D. d
	Sum 1016-1			0	0	N.D.	N.D.
	Average 1016-1					0.000	0.000
9) l2	1260-1	0.000	0.000	0	0	N.D. d	N.D. d
10) l2	1260-2	0.000	0.000	0	0	N.D. d	N.D. d
11) l2	1260-3	0.000	0.000	0	0	N.D. d	N.D. d
12) l2	1260-4	0.000	0.000	0	0	N.D. d	N.D. d
13) l2	1260-5	0.000	0.000	0	0	N.D. d	N.D. d
	Sum 1260-1			0	0	N.D.	N.D.
	Average 1260-1					0.000	0.000
15) l3	1221-2	0.000	0.000	0	0	N.D. d	N.D. d
16) l3	1221-3	0.000	0.000	0	0	N.D. d	N.D. d
17) l3	1221-4	0.000	0.000	0	0	N.D. d	N.D. d

Quantitation Report (QT Reviewed)

Data Path : I:\Pest19\200624ical\
Data File : 19200624ical-37.D
Signal(s) : Signal #1: ECD1A.ch Signal #2: ECD2B.ch
Acq On : 24 Jun 2020 06:30 pm
Operator : pest19:ht
Sample : il61248,42e,, 9814
Misc : WG1386877, (Sig #1); (Sig #2)
ALS Vial : 32 Sample Multiplier: 1

Integration File signal 1: events.e
Integration File signal 2: events2.e
Quant Time: Jun 26 10:33:39 2020
Quant Method : I:\Pest19\200624ical\P19_pcb_06_24_20_ugL_ICAL.m
Quant Title : pcb
QLast Update : Fri Jun 26 10:32:11 2020
Response via : Initial Calibration
Integrator: ChemStation

Volume Inj. :
Signal #1 Phase : Signal #2 Phase:
Signal #1 Info : Signal #2 Info :

Sub List : Default - All compounds listed

	Compound	RT#1	RT#2	Resp#1	Resp#2	ug/l	ug/l
Sum	1221-2			0	0	N.D.	N.D.
Average	1221-2					0.000	0.000
18) l4	1254-1	0.000	0.000	0	0	N.D. d	N.D. d
19) l4	1254-2	0.000	0.000	0	0	N.D. d	N.D. d
20) l4	1254-3	0.000	0.000	0	0	N.D. d	N.D. d
21) l4	1254-4	0.000	0.000	0	0	N.D. d	N.D. d
22) l4	1254-5	0.000	0.000	0	0	N.D. d	N.D. d
Sum	1254-1			0	0	N.D.	N.D.
Average	1254-1					0.000	0.000
24) l6	1242-1	0.000	0.000	0	0	N.D. d	N.D. d
25) l6	1242-2	0.000	0.000	0	0	N.D. d	N.D. d
26) l6	1242-3	0.000	0.000	0	0	N.D. d	N.D. d
27) l6	1242-4	0.000	0.000	0	0	N.D. d	N.D. d
28) l6	1242-5	0.000	0.000	0	0	N.D. d	N.D. d
Sum	1242-1			0	0	N.D.	N.D.
Average	1242-1					0.000	0.000
29) l9	1268-1	0.000	0.000	0	0	N.D. d	N.D. d
30) l9	1268-2	0.000	0.000	0	0	N.D. d	N.D. d
31) l9	1268-3	0.000	0.000	0	0	N.D. d	N.D. d
32) l9	1268-4	0.000	0.000	0	0	N.D. d	N.D. d
33) l9	1268-5	0.000	0.000	0	0	N.D. d	N.D. d
Sum	1268-1			0	0	N.D.	N.D.
Average	1268-1					0.000	0.000
35) l7	1248-1	1.558	1.969	35331226	72617296	9148.336M3	9487.019
36) l7	1248-2	1.720	2.151	43259149	87220123	9474.552M3	9451.025
37) l7	1248-3	1.831	2.296	53278090	110.0E6	9147.330M3	9393.731
38) l7	1248-4	2.042	2.479	60542279	124.8E6	9255.665M2	9474.282
39) l7	1248-5	2.057	2.499	52675496	140.4E6	9461.651M2	9430.586
Sum	1248-1			245.1E6	535.0E6	N.D.	N.D. D

Data Path : I:\Pest19\200624ical\
Data File : 19200624ical-37.D
Signal(s) : Signal #1: ECD1A.ch Signal #2: ECD2B.ch
Acq On : 24 Jun 2020 06:30 pm
Operator : pest19:ht
Sample : il61248,42e,, 9814
Misc : WG1386877, (Sig #1); (Sig #2)
ALS Vial : 32 Sample Multiplier: 1

Integration File signal 1: events.e
Integration File signal 2: events2.e
Quant Time: Jun 26 10:33:39 2020
Quant Method : I:\Pest19\200624ical\P19_pcb_06_24_20_ugL_ICAL.m
Quant Title : pcb
QLast Update : Fri Jun 26 10:32:11 2020
Response via : Initial Calibration
Integrator: ChemStation

Volume Inj. :
Signal #1 Phase : Signal #2 Phase:
Signal #1 Info : Signal #2 Info :

Sub List : Default - All compounds listed

	Compound	RT#1	RT#2	Resp#1	Resp#2	ug/l	ug/l
Average	1248-1					9297.507	9447.329
41) l5	1232-1	0.000	0.000	0	0	N.D. d	N.D. d
42) l5	1232-2	0.000	0.000	0	0	N.D. d	N.D. d
43) l5	1232-3	0.000	0.000	0	0	N.D. d	N.D. d
44) l5	1232-4	0.000	0.000	0	0	N.D. d	N.D. d
45) l5	1232-5	0.000	0.000	0	0	N.D. d	N.D. d
Sum	1232-1			0	0	N.D.	N.D.
Average	1232-1					0.000	0.000
46) l8	1262-1	0.000	0.000	0	0	N.D. d	N.D. d
47) l8	1262-2	0.000	0.000	0	0	N.D. d	N.D. d
48) l8	1262-3	0.000	0.000	0	0	N.D. d	N.D. d
49) l8	1262-4	0.000	0.000	0	0	N.D. d	N.D. d
50) l8	1262-5	0.000	0.000	0	0	N.D. d	N.D. d
Sum	1262-1			0	0	N.D.	N.D.
Average	1262-1					0.000	0.000

SemiQuant Compounds - Not Calibrated on this Instrument

Sum	1262-1			0	0	N.D.	N.D.
Average	1262-1					0.000	0.000

(f)=RT Delta > 1/2 Window (D)=Amounts differ by > 40% (m)=manual int.
(#)=Recovery Exceeds Compound Acceptance Limits.
(I,C,F) I=Interference, C=Coelluting Calibration Peak, F=Fails CC Criteria.

Sub List : Default - All compounds listed Reviewed)

Data Path : I:\Pest19\200624ical\
Data File : 19200624ical-37.D
Signal(s) : Signal #1: ECD1A.ch Signal #2: ECD2B.ch
Acq On : 24 Jun 2020 06:30 pm
Operator : pest19:ht
Sample : il61248,42e,, 9814
Misc : WG1386877, (Sig #1); (Sig #2)
ALS Vial : 32 Sample Multiplier: 1

Integration File signal 1: events.e
Integration File signal 2: events2.e
Quant Time: Jun 26 10:33:39 2020
Quant Method : I:\Pest19\200624ical\P19_pcb_06_24_20_ugL_ICAL.m
Quant Title : pcb
QLast Update : Fri Jun 26 10:32:11 2020
Response via : Initial Calibration
Integrator: ChemStation

Volume Inj. :
Signal #1 Phase : Signal #2 Phase:
Signal #1 Info : Signal #2 Info :

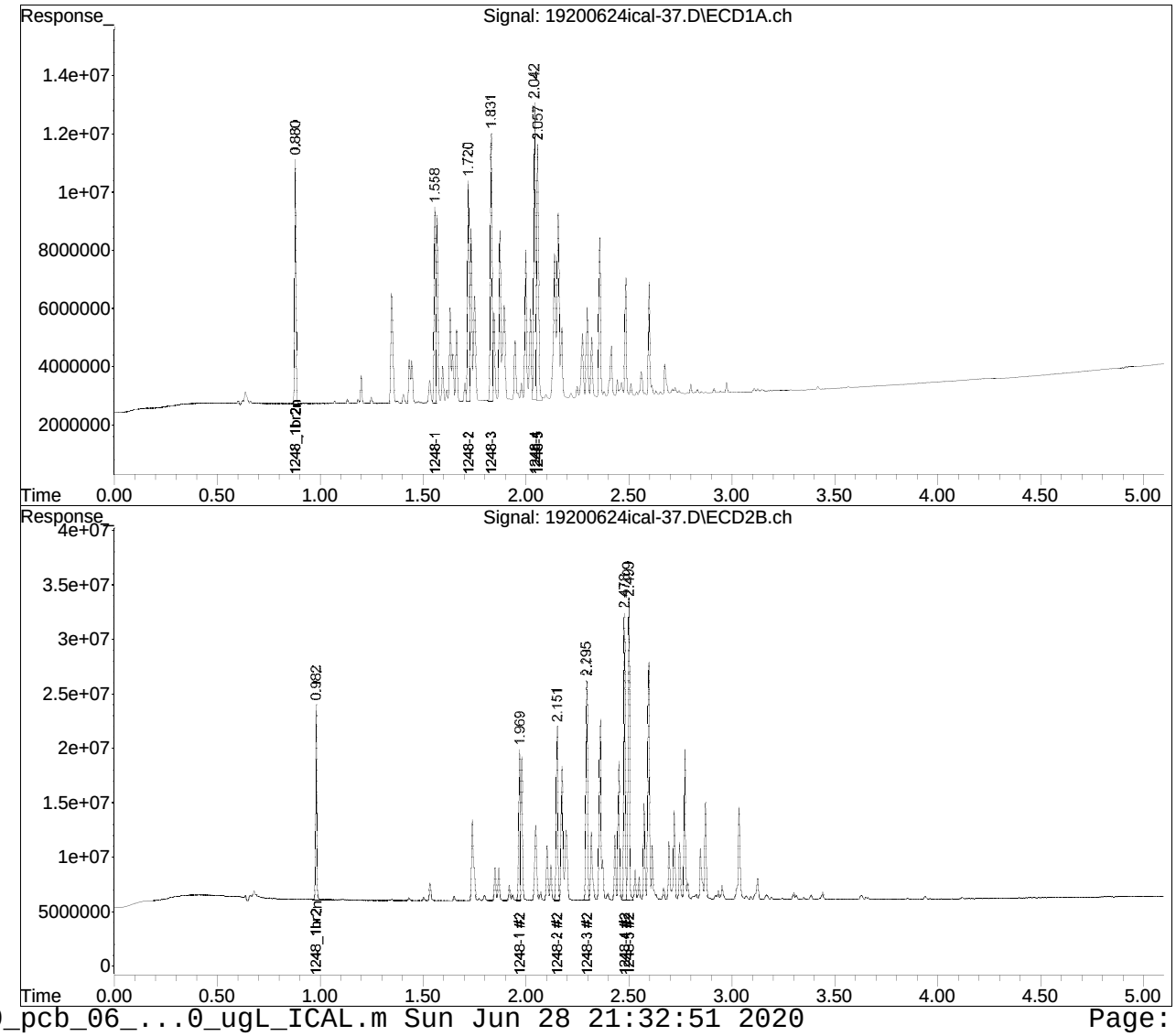

Manual Integration Report

Data Path : I:\Pest19\200624ical\
Data File : 19200624ical-37.D
Date Inj'd : 6/24/2020 6:30 pm
Sample : il61248,42e,, 9814

QMethod : P19_pcb_06_24_20_ugL_ICA
Operator : pest19:ht
Instrument : Pest 19
Quant Date : 6/26/2020 10:32 am

Compound #35: 1248-1

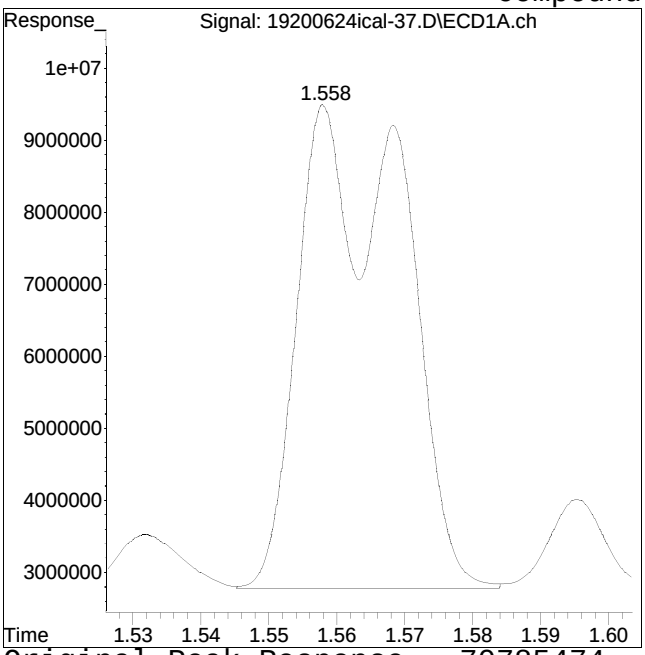

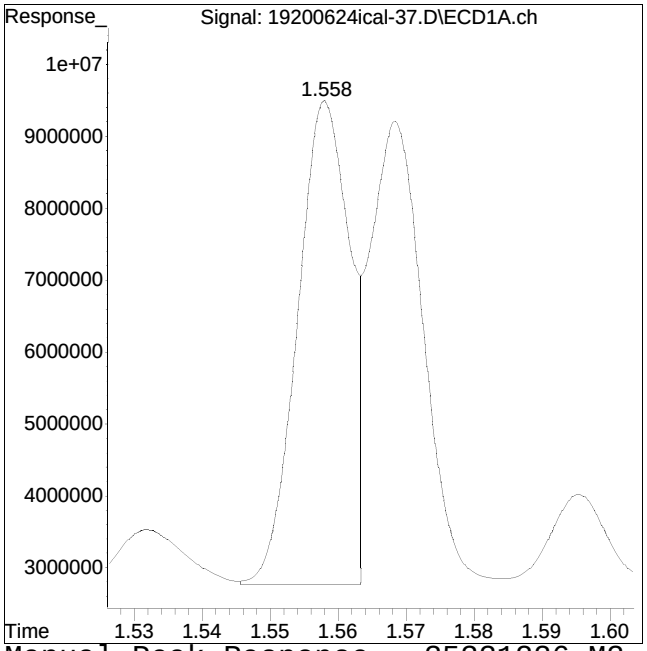

Original Peak Response = 70785474 Manual Peak Response = 35331226 M3
M3 = Misidentification of the peak (i.e. 1,4-dichlorobenzene identified as 1,3-dichlorobenzene), or misidentification from 2 partially resolved peaks not being split.

Manual Integration Report

Data Path : I:\Pest19\200624ical\
Data File : 19200624ical-37.D
Date Inj'd : 6/24/2020 6:30 pm
Sample : il61248,42e,, 9814

QMethod : P19_pcb_06_24_20_ugL_ICA
Operator : pest19:ht
Instrument : Pest 19
Quant Date : 6/26/2020 10:32 am

Compound #36: 1248-2

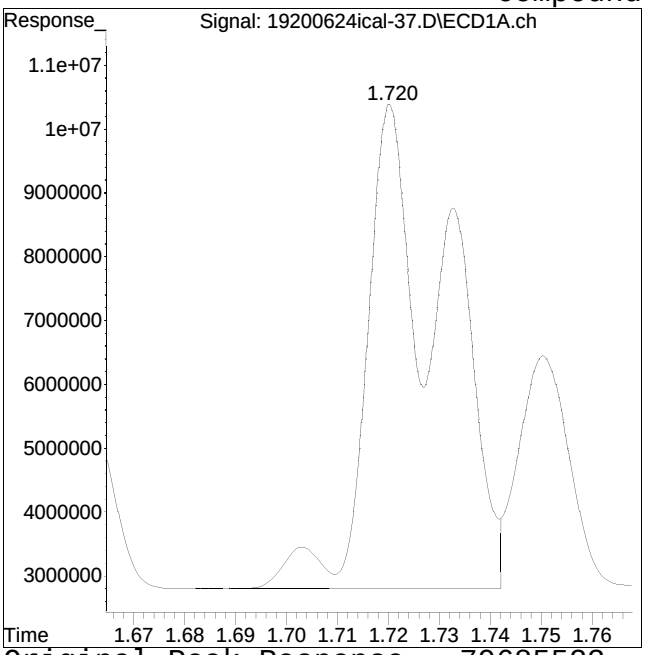

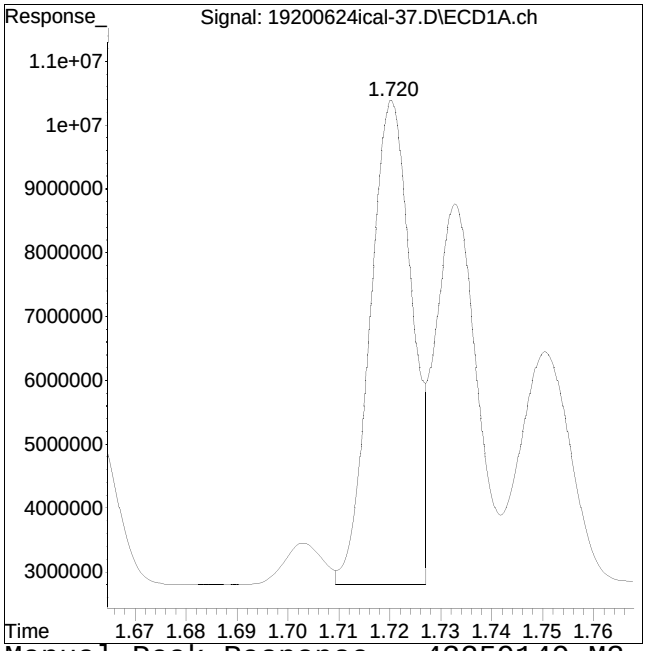

Original Peak Response = 79685523 Manual Peak Response = 43259149 M3
M3 = Misidentification of the peak (i.e. 1,4-dichlorobenzene identified as 1,3-dichlorobenzene), or misidentification from 2 partially resolved peaks not being split.

Manual Integration Report

Data Path : I:\Pest19\200624ical\
Data File : 19200624ical-37.D
Date Inj'd : 6/24/2020 6:30 pm
Sample : il61248,42e,, 9814

QMethod : P19_pcb_06_24_20_ugL_ICA
Operator : pest19:ht
Instrument : Pest 19
Quant Date : 6/26/2020 10:32 am

Compound #37: 1248-3

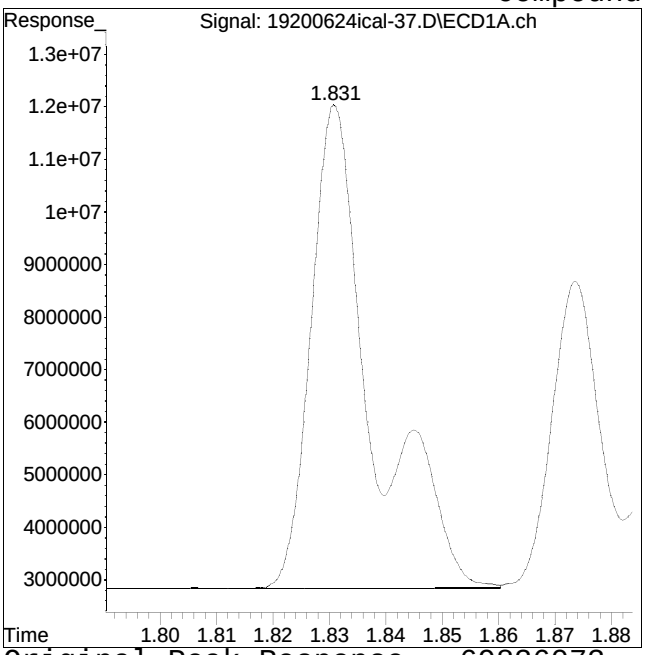

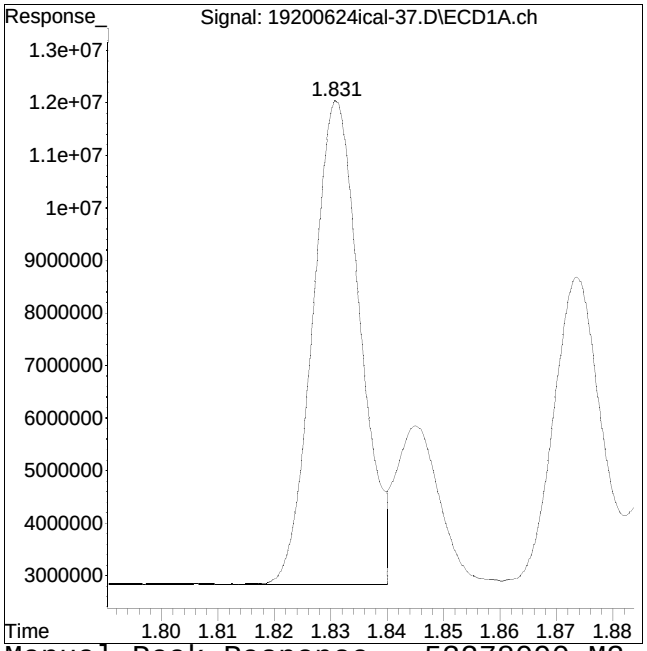

Original Peak Response = 69836073 Manual Peak Response = 53278090 M3

M3 = Misidentification of the peak (i.e. 1,4-dichlorobenzene identified as 1,3-dichlorobenzene), or misidentification from 2 partially resolved peaks not being split.

Manual Integration Report

Data Path : I:\Pest19\200624ical\
Data File : 19200624ical-37.D
Date Inj'd : 6/24/2020 6:30 pm
Sample : il61248,42e,, 9814

QMethod : P19_pcb_06_24_20_ugL_ICA
Operator : pest19:ht
Instrument : Pest 19
Quant Date : 6/26/2020 10:32 am

Compound #38: 1248-4

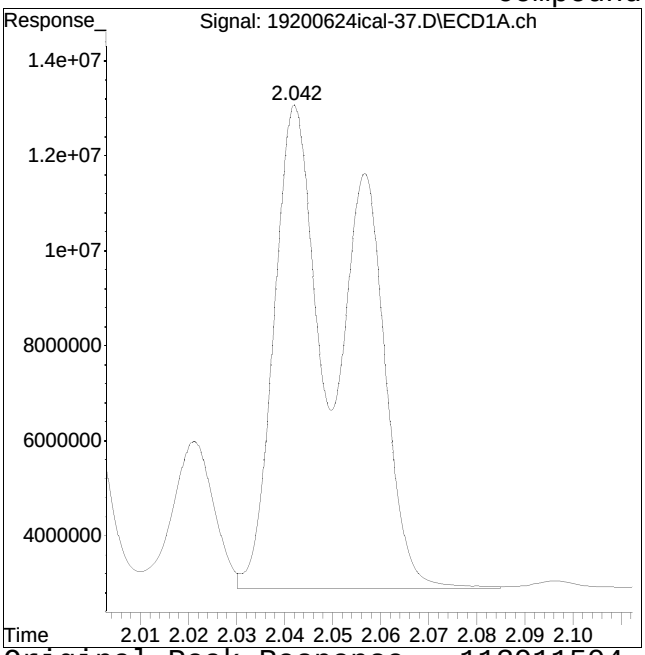

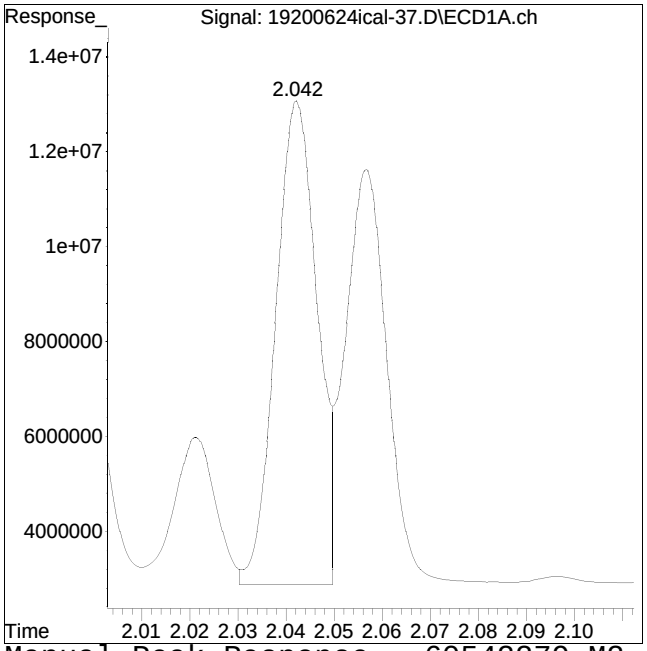

Original Peak Response = 113911504 Manual Peak Response = 60542279 M2
M2 = Peak not found by automatic integration algorithm.

Manual Integration Report

Data Path : I:\Pest19\200624ical\
Data File : 19200624ical-37.D
Date Inj'd : 6/24/2020 6:30 pm
Sample : il61248,42e,, 9814

QMethod : P19_pcb_06_24_20_ugL_ICA
Operator : pest19:ht
Instrument : Pest 19
Quant Date : 6/26/2020 10:32 am

Compound #39: 1248-5

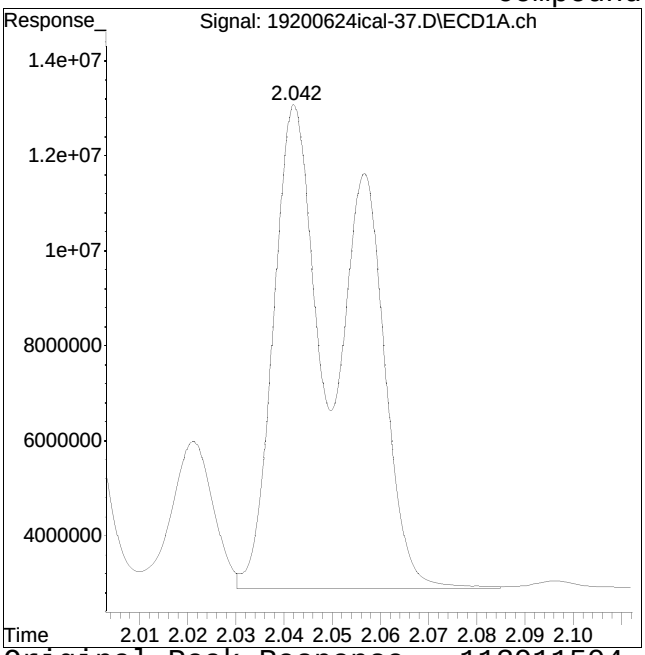

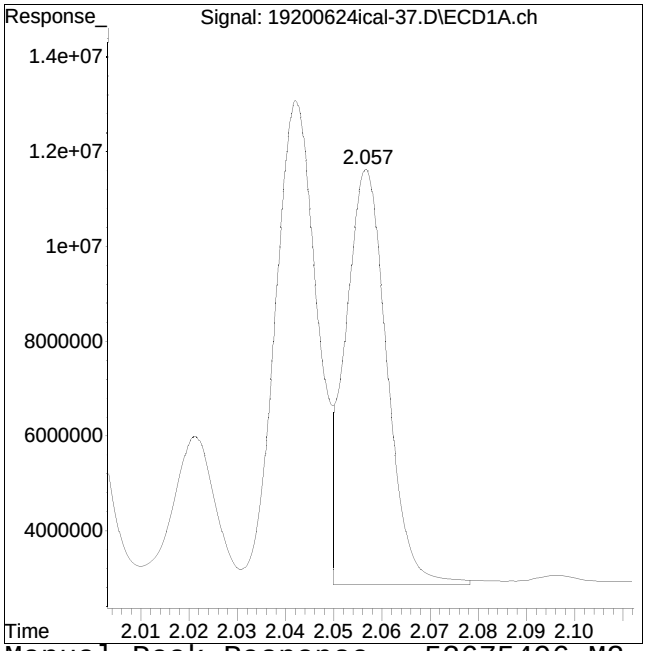

Original Peak Response = 113911504 Manual Peak Response = 52675496 M2
M2 = Peak not found by automatic integration algorithm.

Initial Calibration Verification

Evaluate Continuing Calibration Report

Data Path : I:\Pest19\200624ical\
Data File : 19200624ical-38.D
Signal(s) : Signal #1: ECD1A.ch Signal #2: ECD2B.ch
Acq On   : 24 Jun 2020 06:37 pm
Operator : pest19:ht
Sample   : cicv4268,42e,, 9834
Misc   : WG1386877,
ALS Vial : 33   Sample Multiplier: 1

Integration File signal 1: events.e
Integration File signal 2: events2.e
Quant Time: Jun 29 01:53:01 2020
Quant Method : I:\Pest19\200624ical\P19_pcb_06_24_20_ugL_ICAL.m
Quant Title : pcb
QLast Update : Fri Jun 26 10:40:42 2020
Response via : Initial Calibration
Integrator: ChemStation

Volume Inj.   :
Signal #1 Phase :   Signal #2 Phase:
Signal #1 Info :   Signal #2 Info :

Min. RRF   :   0.000 Min. Rel. Area : 50% Max. R.T. Dev 0.50min
Max. RRF Dev : 20%   Max. Rel. Area : 150%

		Compound	Amount	Calc.	%Dev	Area%	Dev(Min)
1	i	1660_1br2nb	250.000	250.000	0.0	106	0.00
2	s	2,4,5,6-Tetrachloro-m-xylen	160.000	152.069	5.0	105	0.00
3	s	Decachlorobiphenyl	320.000	488.419	-52.6#	168	0.00
14	i	2154_1br2nb	250.000	250.000	0.0	104	0.00
23	i	4268_1br2nb	250.000	250.000	0.0	101	0.00
24	l6	1242-1	2500.000	2710.749	-8.4	117	0.00
25	l6	1242-2	2500.000	2607.556	-4.3	111	0.00
26	l6	1242-3	2500.000	2581.593	-3.3	111	0.00
27	l6	1242-4	2500.000	2582.839	-3.3	111	0.00
28	l6	1242-5	2500.000	2571.685	-2.9	109	0.00
29	l9	1268-1	2500.000	2516.689	-0.7	107	0.00
30	l9	1268-2	2500.000	2539.575	-1.6	108	0.00
31	l9	1268-3	2500.000	2587.902	-3.5	110	0.00
32	l9	1268-4	2500.000	2468.962	1.2	103	0.00
33	l9	1268-5	2500.000	2513.785	-0.6	106	0.00
34	i	1248_1br2nb	250.000	250.000	0.0	99	0.00
40	i	3262_1br2nb	250.000	250.000	0.0	104	0.00

Signal #2

1	i	1660_1br2nb	250.000	250.000	0.0	104	0.00
2	s	2,4,5,6-Tetrachloro-m-xyl	160.000	151.816	5.1	101	0.00
3	s	Decachlorobiphenyl	320.000	479.194	-49.7#	160	0.00
14	i	2154_1br2nb	250.000	250.000	0.0	104	0.00

Evaluate Continuing Calibration Report

Data Path : I:\Pest19\200624ical\
Data File : 19200624ical-38.D
Signal(s) : Signal #1: ECD1A.ch Signal #2: ECD2B.ch
Acq On   : 24 Jun 2020 06:37 pm
Operator : pest19:ht
Sample   : cicv4268,42e,, 9834
Misc   : WG1386877,
ALS Vial : 33   Sample Multiplier: 1

Integration File signal 1: events.e
Integration File signal 2: events2.e
Quant Time: Jun 29 01:53:01 2020
Quant Method : I:\Pest19\200624ical\P19_pcb_06_24_20_ugL_ICAL.m
Quant Title : pcb
QLast Update : Fri Jun 26 10:40:42 2020
Response via : Initial Calibration
Integrator: ChemStation

Volume Inj.   :
Signal #1 Phase :   Signal #2 Phase:
Signal #1 Info :   Signal #2 Info :

Min. RRF   :   0.000 Min. Rel. Area : 50% Max. R.T. Dev 0.50min
Max. RRF Dev : 20%   Max. Rel. Area : 150%

		Compound	Amount	Calc.	%Dev	Area%	Dev(Min)
23	i	4268_1br2nb	250.000	250.000	0.0	104	0.00
24	l6	1242-1	2500.000	2290.923	8.4	104	0.00
25	l6	1242-2	2500.000	2445.118	2.2	103	0.00
26	l6	1242-3	2500.000	2535.684	-1.4	104	0.00
27	l6	1242-4	2500.000	2341.910	6.3	103	0.00
28	l6	1242-5	2500.000	2408.652	3.7	102	0.00
29	l9	1268-1	2500.000	2411.249	3.6	102	0.00
30	l9	1268-2	2500.000	2390.824	4.4	100	0.00
31	l9	1268-3	2500.000	2444.566	2.2	102	0.00
32	l9	1268-4	2500.000	2359.842	5.6	99	0.00
33	l9	1268-5	2500.000	2407.202	3.7	100	0.00
34	i	1248_1br2nb	250.000	250.000	0.0	101	0.00
40	i	3262_1br2nb	250.000	250.000	0.0	102	0.00

Evaluate Continuing Calibration Report - Not Founds

4	l1	1016-1	2500.000	0.000	100.0#	0	-1.20#
5	l1	1016-2	2500.000	0.000	100.0#	0	-1.35#
6	l1	1016-3	2500.000	0.000	100.0#	0	-1.57#
7	l1	1016-4	2500.000	0.000	100.0#	0	-1.63#
8	l1	1016-5	2500.000	0.000	100.0#	0	-1.83#
9	l2	1260-1	2500.000	0.000	100.0#	0	-2.44#
10	l2	1260-2	2500.000	0.000	100.0#	0	-2.56#
11	l2	1260-3	2500.000	0.000	100.0#	0	-2.83#
12	l2	1260-4	2500.000	0.000	100.0#	0	-2.97#
13	l2	1260-5	2500.000	0.000	100.0#	0	-3.11#
15	l3	1221-2	2500.000	0.000	100.0#	0	-1.14#
16	l3	1221-3	2500.000	0.000	100.0#	0	-1.19#
17	l3	1221-4	2500.000	0.000	100.0#	0	-1.20#

Evaluate Continuing Calibration Report

Data Path : I:\Pest19\200624ical\
Data File : 19200624ical-38.D
Signal(s) : Signal #1: ECD1A.ch Signal #2: ECD2B.ch
Acq On   : 24 Jun 2020 06:37 pm
Operator : pest19:ht
Sample   : cicv4268,42e,, 9834
Misc   : WG1386877,
ALS Vial : 33   Sample Multiplier: 1

Integration File signal 1: events.e
Integration File signal 2: events2.e
Quant Time: Jun 29 01:53:01 2020
Quant Method : I:\Pest19\200624ical\P19_pcb_06_24_20_ugL_ICAL.m
Quant Title : pcb
QLast Update : Fri Jun 26 10:40:42 2020
Response via : Initial Calibration
Integrator: ChemStation

Volume Inj.   :
Signal #1 Phase :   Signal #2 Phase:
Signal #1 Info :   Signal #2 Info :

Min. RRF   :   0.000 Min. Rel. Area : 50% Max. R.T. Dev 0.50min
Max. RRF Dev : 20%   Max. Rel. Area : 150%

		Compound	Amount	Calc.	%Dev	Area%	Dev(Min)
18	l4	1254-1	2500.000	0.000	100.0#	0	-2.02#
19	l4	1254-2	2500.000	0.000	100.0#	0	-2.15#
20	l4	1254-3	2500.000	0.000	100.0#	0	-2.36#
21	l4	1254-4	2500.000	0.000	100.0#	0	-2.48#
22	l4	1254-5	2500.000	0.000	100.0#	0	-2.67#
35	l7	1248-1	2500.000	0.000	100.0#	0	-1.56#
36	l7	1248-2	2500.000	0.000	100.0#	0	-1.72#
37	l7	1248-3	2500.000	0.000	100.0#	0	-1.83#
38	l7	1248-4	2500.000	0.000	100.0#	0	-2.04#
39	l7	1248-5	2500.000	0.000	100.0#	0	-2.06#
41	l5	1232-1	2500.000	0.000	100.0#	0	-1.20#
42	l5	1232-2	2500.000	0.000	100.0#	0	-1.35#
43	l5	1232-3	2500.000	0.000	100.0#	0	-1.57#
44	l5	1232-4	2500.000	0.000	100.0#	0	-1.63#
45	l5	1232-5	2500.000	0.000	100.0#	0	-2.04#
46	l8	1262-1	2500.000	0.000	100.0#	0	-2.56#
47	l8	1262-2	2500.000	0.000	100.0#	0	-2.72#
48	l8	1262-3	2500.000	0.000	100.0#	0	-2.83#
49	l8	1262-4	2500.000	0.000	100.0#	0	-2.97#
50	l8	1262-5	2500.000	0.000	100.0#	0	-3.42#

Signal #2

4	l1	1016-1	2500.000	0.000	100.0#	0	-1.54#
5	l1	1016-2	2500.000	0.000	100.0#	0	-1.74#
6	l1	1016-3	2500.000	0.000	100.0#	0	-1.98#
7	l1	1016-4	2500.000	0.000	100.0#	0	-2.05#
8	l1	1016-5	2500.000	0.000	100.0#	0	-2.29#
9	l2	1260-1	2500.000	0.000	100.0#	0	-2.86#
10	l2	1260-2	2500.000	0.000	100.0#	0	-2.95#
11	l2	1260-3	2500.000	0.000	100.0#	0	-3.31#

Evaluate Continuing Calibration Report

Data Path : I:\Pest19\200624ical\
Data File : 19200624ical-38.D
Signal(s) : Signal #1: ECD1A.ch Signal #2: ECD2B.ch
Acq On   : 24 Jun 2020 06:37 pm
Operator : pest19:ht
Sample   : cicv4268,42e,, 9834
Misc   : WG1386877,
ALS Vial : 33   Sample Multiplier: 1

Integration File signal 1: events.e
Integration File signal 2: events2.e
Quant Time: Jun 29 01:53:01 2020
Quant Method : I:\Pest19\200624ical\P19_pcb_06_24_20_ugL_ICAL.m
Quant Title : pcb
QLast Update : Fri Jun 26 10:40:42 2020
Response via : Initial Calibration
Integrator: ChemStation

Volume Inj.   :
Signal #1 Phase :   Signal #2 Phase:
Signal #1 Info :   Signal #2 Info :

Min. RRF   :   0.000 Min. Rel. Area : 50% Max. R.T. Dev 0.50min
Max. RRF Dev : 20%   Max. Rel. Area : 150%

	Compound	Amount	Calc.	%Dev	Area%	Dev(Min)
12 l2	1260-4	2500.000	0.000	100.0#	0	-3.44#
13 l2	1260-5	2500.000	0.000	100.0#	0	-3.63#
15 l3	1221-2	2500.000	0.000	100.0#	0	-1.43#
16 l3	1221-3	2500.000	0.000	100.0#	0	-1.50#
17 l3	1221-4	2500.000	0.000	100.0#	0	-1.54#
18 l4	1254-1	2500.000	0.000	100.0#	0	-2.50#
19 l4	1254-2	2500.000	0.000	100.0#	0	-2.58#
20 l4	1254-3	2500.000	0.000	100.0#	0	-2.77#
21 l4	1254-4	2500.000	0.000	100.0#	0	-2.87#
22 l4	1254-5	2500.000	0.000	100.0#	0	-3.12#
35 l7	1248-1	2500.000	0.000	100.0#	0	-1.97#
36 l7	1248-2	2500.000	0.000	100.0#	0	-2.15#
37 l7	1248-3	2500.000	0.000	100.0#	0	-2.30#
38 l7	1248-4	2500.000	0.000	100.0#	0	-2.48#
39 l7	1248-5	2500.000	0.000	100.0#	0	-2.50#
41 l5	1232-1	2500.000	0.000	100.0#	0	-1.54#
42 l5	1232-2	2500.000	0.000	100.0#	0	-1.74#
43 l5	1232-3	2500.000	0.000	100.0#	0	-1.98#
44 l5	1232-4	2500.000	0.000	100.0#	0	-2.05#
45 l5	1232-5	2500.000	0.000	100.0#	0	-2.48#
46 l8	1262-1	2500.000	0.000	100.0#	0	-2.95#
47 l8	1262-2	2500.000	0.000	100.0#	0	-3.17#
48 l8	1262-3	2500.000	0.000	100.0#	0	-3.31#
49 l8	1262-4	2500.000	0.000	100.0#	0	-3.44#
50 l8	1262-5	2500.000	0.000	100.0#	0	-3.94#

(#) = Out of Range SPCC's out = 0 CCC's out = 0

Quantitation Report (QT Reviewed)

Data Path : I:\Pest19\200624ical\
Data File : 19200624ical-38.D
Signal(s) : Signal #1: ECD1A.ch Signal #2: ECD2B.ch
Acq On : 24 Jun 2020 06:37 pm
Operator : pest19:ht
Sample : cicv4268,42e,, 9834
Misc : WG1386877,
ALS Vial : 33 Sample Multiplier: 1

Integration File signal 1: events.e
Integration File signal 2: events2.e
Quant Time: Jun 29 01:53:01 2020
Quant Method : I:\Pest19\200624ical\P19_pcb_06_24_20_ugL_ICAL.m
Quant Title : pcb
QLast Update : Fri Jun 26 10:40:42 2020
Response via : Initial Calibration
Integrator: ChemStation

Volume Inj. :
Signal #1 Phase : Signal #2 Phase:
Signal #1 Info : Signal #2 Info :

Sub List : Default - All compounds listed

	Compound	RT#1	RT#2	Resp#1	Resp#2	ug/l	ug/l
	Internal Standards						
1) i	1660_1br2nb	0.881	0.982	37298391	77782583	250.000	250.000
14) i	2154_1br2nb	0.881	0.982	37298391	77782583	250.000	250.000
23) i	4268_1br2nb	0.881	0.982	37298391	77782583	250.000	250.000
34) i	1248_1br2nb	0.881	0.982	37298391	77782583	250.000	250.000
40) i	3262_1br2nb	0.881	0.982	37298391	77782583	250.000	250.000
	System Monitoring Compounds						
2) s	2,4,5,6-Tetr	1.082	1.299	30214650	60433200	152.069	151.816
	Spiked Amount 500.000	Range 30 - 150		Recovery =		30.41%	30.36%
3) s	Decachlorobi	3.663	4.262	62697025	151.0E6	488.419	479.194
	Spiked Amount 500.000	Range 30 - 150		Recovery =		97.68%	95.84%
	Target Compounds						
4) l1	1016-1	0.000	0.000	0	0	N.D. d	N.D. d
5) l1	1016-2	0.000	0.000	0	0	N.D. d	N.D. d
6) l1	1016-3	0.000	0.000	0	0	N.D. d	N.D. d
7) l1	1016-4	0.000	0.000	0	0	N.D. d	N.D. d
8) l1	1016-5	0.000	0.000	0	0	N.D. d	N.D. d
	Sum 1016-1			0	0	N.D.	N.D.
	Average 1016-1					0.000	0.000
9) l2	1260-1	0.000	0.000	0	0	N.D. d	N.D. d
10) l2	1260-2	0.000	0.000	0	0	N.D. d	N.D. d
11) l2	1260-3	0.000	0.000	0	0	N.D. d	N.D. d
12) l2	1260-4	0.000	0.000	0	0	N.D. d	N.D. d
13) l2	1260-5	0.000	0.000	0	0	N.D. d	N.D. d
	Sum 1260-1			0	0	N.D.	N.D.
	Average 1260-1					0.000	0.000
15) l3	1221-2	0.000	0.000	0	0	N.D. d	N.D. d
16) l3	1221-3	0.000	0.000	0	0	N.D. d	N.D. d
17) l3	1221-4	0.000	0.000	0	0	N.D. d	N.D. d

Data Path : I:\Pest19\200624ical\
Data File : 19200624ical-38.D
Signal(s) : Signal #1: ECD1A.ch Signal #2: ECD2B.ch
Acq On : 24 Jun 2020 06:37 pm
Operator : pest19:ht
Sample : cicv4268,42e,, 9834
Misc : WG1386877,
ALS Vial : 33 Sample Multiplier: 1

Integration File signal 1: events.e
Integration File signal 2: events2.e
Quant Time: Jun 29 01:53:01 2020
Quant Method : I:\Pest19\200624ical\P19_pcb_06_24_20_ugL_ICAL.m
Quant Title : pcb
QLast Update : Fri Jun 26 10:40:42 2020
Response via : Initial Calibration
Integrator: ChemStation

Volume Inj. :
Signal #1 Phase : Signal #2 Phase:
Signal #1 Info : Signal #2 Info :

Sub List : Default - All compounds listed

	Compound	RT#1	RT#2	Resp#1	Resp#2	ug/l	ug/l
Sum	1221-2			0	0	N.D.	N.D.
Average	1221-2					0.000	0.000
18) l4	1254-1	0.000	0.000	0	0	N.D. d	N.D. d
19) l4	1254-2	0.000	0.000	0	0	N.D. d	N.D. d
20) l4	1254-3	0.000	0.000	0	0	N.D. d	N.D. d
21) l4	1254-4	0.000	0.000	0	0	N.D. d	N.D. d
22) l4	1254-5	0.000	0.000	0	0	N.D. d	N.D. d
Sum	1254-1			0	0	N.D.	N.D.
Average	1254-1					0.000	0.000
24) l6	1242-1	1.201	1.536	6998426	12694717	2710.749	2290.923
25) l6	1242-2	1.350	1.741	14322364	28088949	2607.556	2445.118
26) l6	1242-3	1.570	1.980	16344754	33864933	2581.593	2535.684M2
27) l6	1242-4	1.633	2.049	11658067	21985969	2582.839	2341.910
28) l6	1242-5	2.043	2.479	9282931	18556617	2571.685	2408.652
Sum	1242-1			58606541	115.2E6	13054.422	12022.287
Average	1242-1					2610.884	2404.457
29) l9	1268-1	3.126	3.627	50396529	118.5E6	2516.689	2411.249M2
30) l9	1268-2	3.145	3.652	46537506	108.7E6	2539.575	2390.824M2
31) l9	1268-3	3.240	3.787	40219785	94560913	2587.902	2444.566
32) l9	1268-4	3.417	3.940	17246593	41324754	2468.962	2359.842
33) l9	1268-5	3.564	4.119	115.5E6	281.5E6	2513.785	2407.202
Sum	1268-1			269.9E6	644.6E6	12626.912	12013.682
Average	1268-1					2525.382	2402.736
35) l7	1248-1	0.000	0.000	0	0	N.D. d	N.D. d
36) l7	1248-2	0.000	0.000	0	0	N.D. d	N.D. d
37) l7	1248-3	0.000	0.000	0	0	N.D. d	N.D. d
38) l7	1248-4	0.000	0.000	0	0	N.D. d	N.D. d
39) l7	1248-5	0.000	0.000	0	0	N.D. d	N.D. d
Sum	1248-1			0	0	N.D.	N.D.

Data Path : I:\Pest19\200624ical\
Data File : 19200624ical-38.D
Signal(s) : Signal #1: ECD1A.ch Signal #2: ECD2B.ch
Acq On : 24 Jun 2020 06:37 pm
Operator : pest19:ht
Sample : cicv4268,42e,, 9834
Misc : WG1386877,
ALS Vial : 33 Sample Multiplier: 1

Integration File signal 1: events.e
Integration File signal 2: events2.e
Quant Time: Jun 29 01:53:01 2020
Quant Method : I:\Pest19\200624ical\P19_pcb_06_24_20_ugL_ICAL.m
Quant Title : pcb
QLast Update : Fri Jun 26 10:40:42 2020
Response via : Initial Calibration
Integrator: ChemStation

Volume Inj. :
Signal #1 Phase : Signal #2 Phase:
Signal #1 Info : Signal #2 Info :

Sub List : Default - All compounds listed

Compound	RT#1	RT#2	Resp#1	Resp#2	ug/l	ug/l
Average 1248-1					0.000	0.000
41) l5 1232-1	0.000	0.000	0	0	N.D. d	N.D. d
42) l5 1232-2	0.000	0.000	0	0	N.D. d	N.D. d
43) l5 1232-3	0.000	0.000	0	0	N.D. d	N.D. d
44) l5 1232-4	0.000	0.000	0	0	N.D. d	N.D. d
45) l5 1232-5	0.000	0.000	0	0	N.D. d	N.D. d
Sum 1232-1			0	0	N.D.	N.D.
Average 1232-1					0.000	0.000
46) l8 1262-1	0.000	0.000	0	0	N.D. d	N.D. d
47) l8 1262-2	0.000	0.000	0	0	N.D. d	N.D. d
48) l8 1262-3	0.000	0.000	0	0	N.D. d	N.D. d
49) l8 1262-4	0.000	0.000	0	0	N.D. d	N.D. d
50) l8 1262-5	0.000	0.000	0	0	N.D. d	N.D. d
Sum 1262-1			0	0	N.D.	N.D.
Average 1262-1					0.000	0.000
SemiQuant Compounds - Not Calibrated on this Instrument						
Sum 1262-1			0	0	N.D.	N.D.
Average 1262-1					0.000	0.000

(f)=RT Delta > 1/2 Window (D)=Amounts differ by > 40% (m)=manual int.
(#)=Recovery Exceeds Compound Acceptance Limits.
(I,C,F) I=Interference, C=Coelluting Calibration Peak, F=Fails CC Criteria.

Sub List : Default - All compounds listed Reviewed)

Data Path : I:\Pest19\200624ical\
Data File : 19200624ical-38.D
Signal(s) : Signal #1: ECD1A.ch Signal #2: ECD2B.ch
Acq On : 24 Jun 2020 06:37 pm
Operator : pest19:ht
Sample : cicv4268,42e,, 9834
Misc : WG1386877,
ALS Vial : 33 Sample Multiplier: 1

Integration File signal 1: events.e
Integration File signal 2: events2.e
Quant Time: Jun 29 01:53:01 2020
Quant Method : I:\Pest19\200624ical\P19_pcb_06_24_20_ugL_ICAL.m
Quant Title : pcb
QLast Update : Fri Jun 26 10:40:42 2020
Response via : Initial Calibration
Integrator: ChemStation

Volume Inj. :
Signal #1 Phase : Signal #2 Phase:
Signal #1 Info : Signal #2 Info :

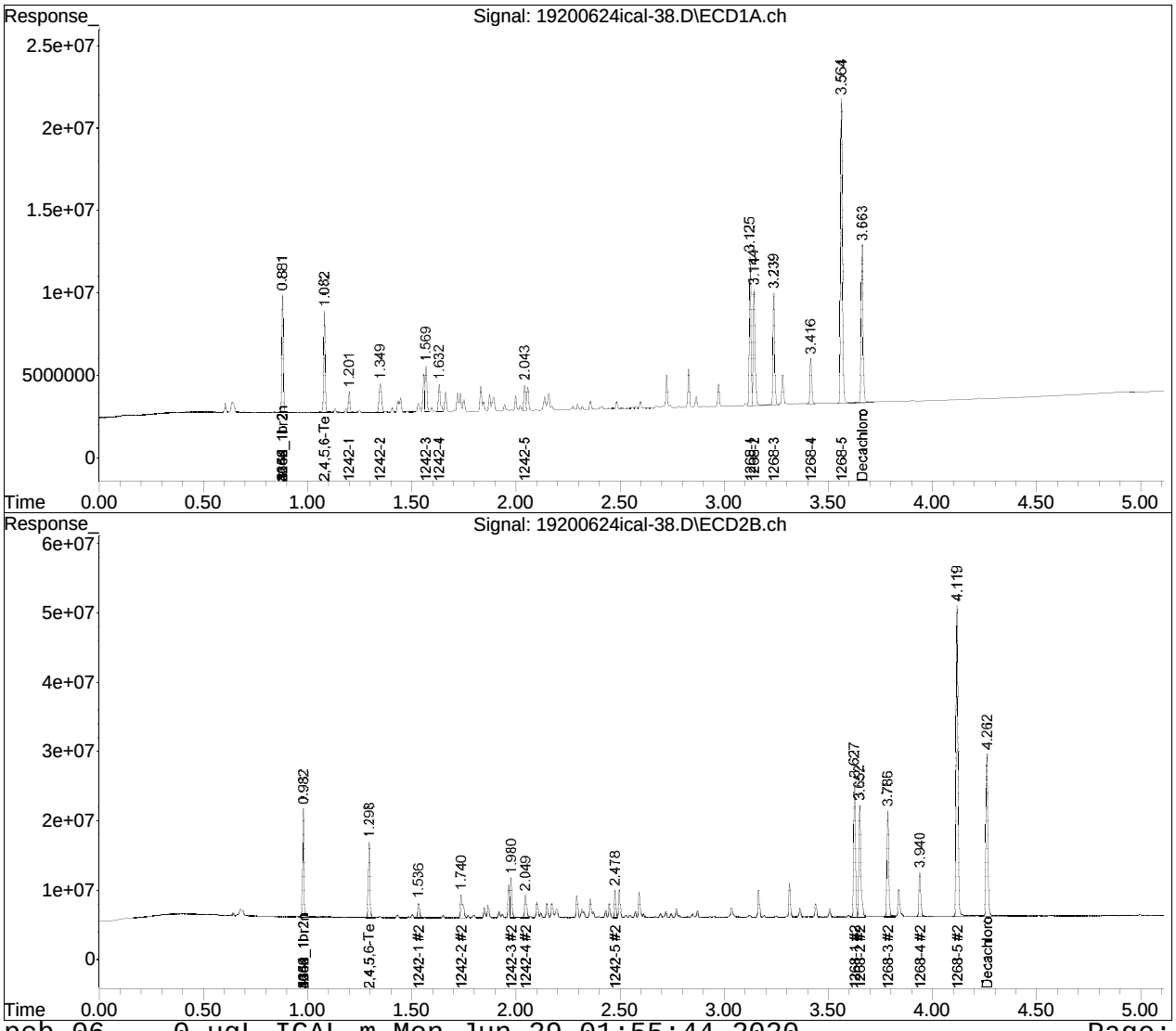

Manual Integration Report

Data Path : I:\Pest19\200624ical\
Data File : 19200624ical-38.D
Date Inj'd : 6/24/2020 6:37 pm
Sample : cicv4268,42e,, 9834

QMethod : P19_pcb_06_24_20_ugL_ICA
Operator : pest19:ht
Instrument : Pest 19
Quant Date : 6/29/2020 1:51 am

Compound #77: 1242-3 #2

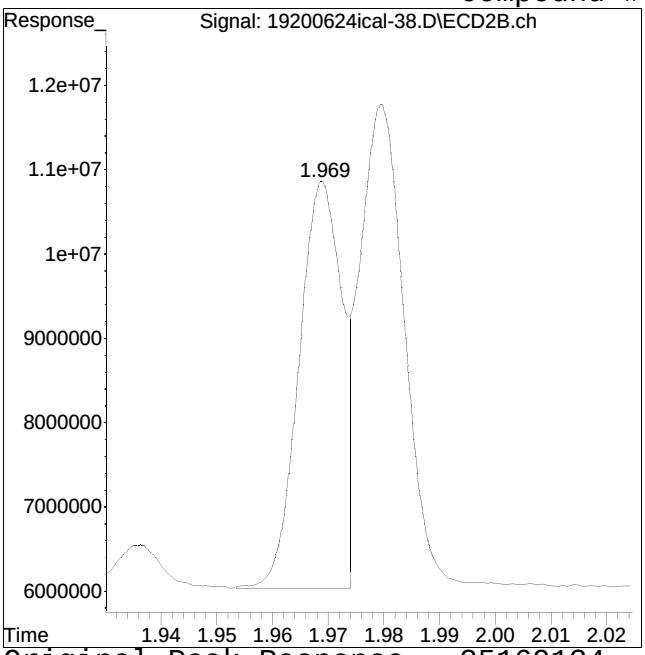

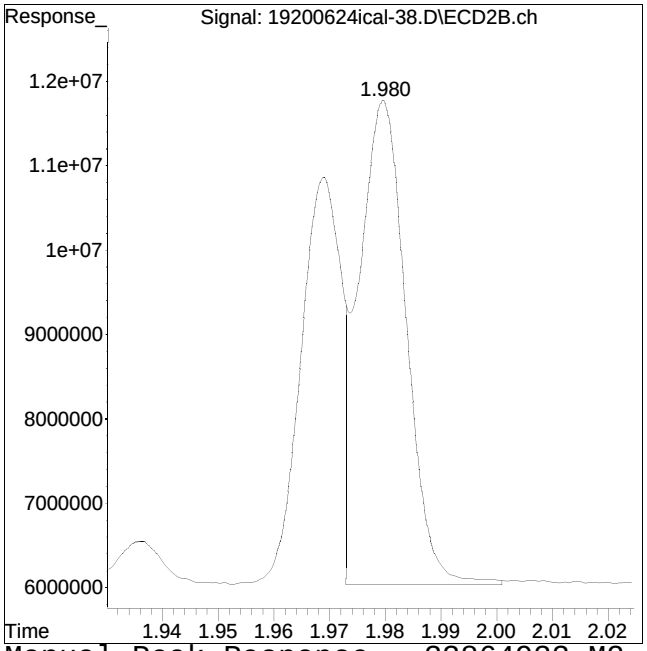

Original Peak Response = 25169134 Manual Peak Response = 33864933 M2
M2 = Peak not found by automatic integration algorithm.

Manual Integration Report

Data Path : I:\Pest19\200624ical\
Data File : 19200624ical-38.D
Date Inj'd : 6/24/2020 6:37 pm
Sample : cicv4268,42e,, 9834

QMethod : P19_pcb_06_24_20_ugL_ICA
Operator : pest19:ht
Instrument : Pest 19
Quant Date : 6/29/2020 1:51 am

Compound #80: 1268-1 #2

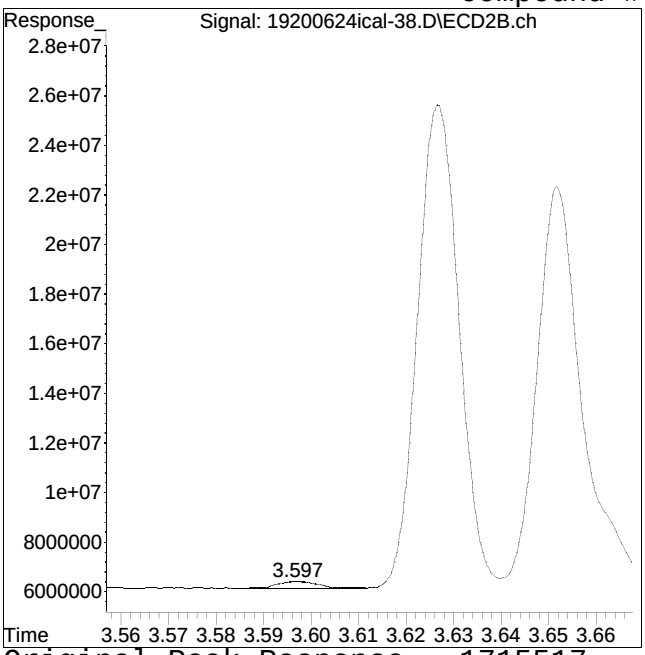

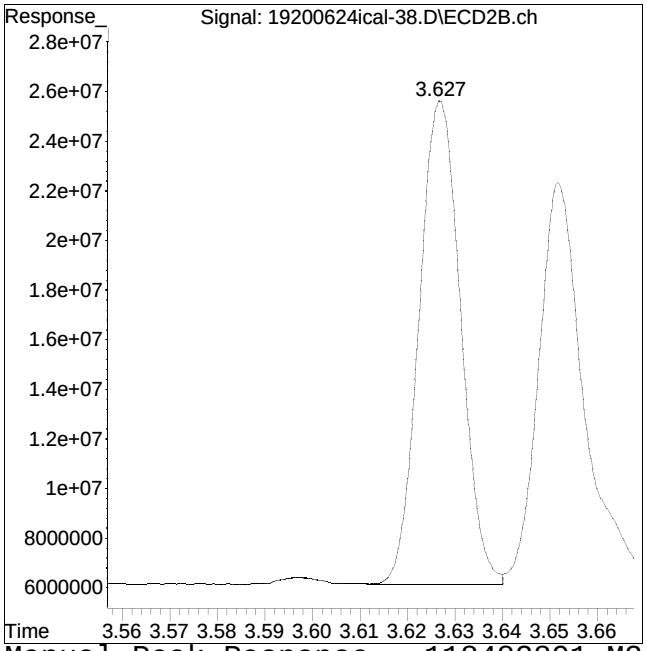

Original Peak Response = 1715517 Manual Peak Response = 118482891 M2
M2 = Peak not found by automatic integration algorithm.

Manual Integration Report

Data Path : I:\Pest19\200624ical\
Data File : 19200624ical-38.D
Date Inj'd : 6/24/2020 6:37 pm
Sample : cicv4268,42e,, 9834

QMethod : P19_pcb_06_24_20_ugL_ICA
Operator : pest19:ht
Instrument : Pest 19
Quant Date : 6/29/2020 1:51 am

Compound #81: 1268-2 #2

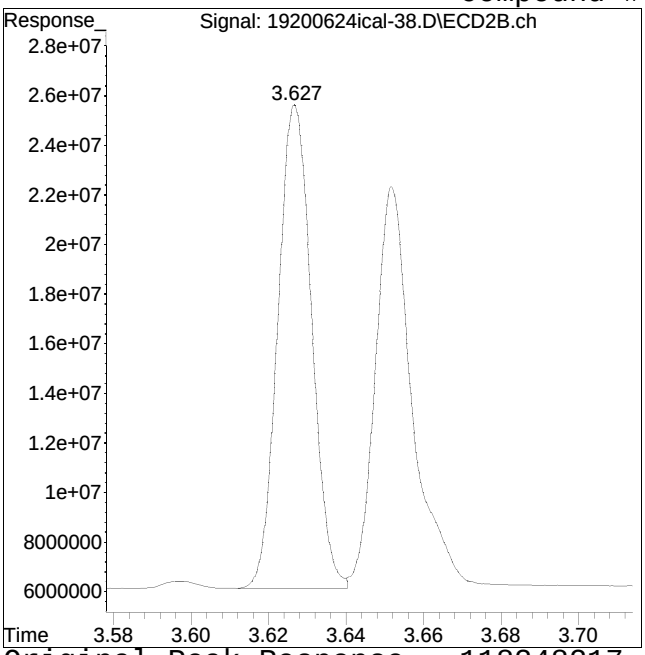

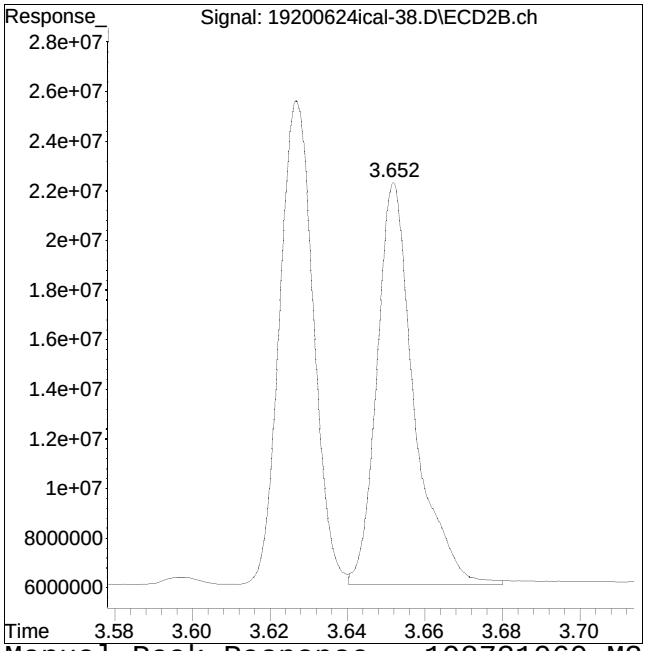

Original Peak Response = 118248217 Manual Peak Response = 108731060 M2
M2 = Peak not found by automatic integration algorithm.

Evaluate Continuing Calibration Report

Data Path : I:\Pest19\200624ical\
Data File : 19200624ical-39.D
Signal(s) : Signal #1: ECD1A.ch Signal #2: ECD2B.ch
Acq On   : 24 Jun 2020 06:44 pm
Operator : pest19:ht
Sample   : cicv3262,42e,, 9817
Misc   : WG1386877, (Sig #1); (Sig #2)
ALS Vial : 34   Sample Multiplier: 1

Integration File signal 1: events.e
Integration File signal 2: events2.e
Quant Time: Jun 26 10:43:22 2020
Quant Method : I:\Pest19\200624ical\P19_pcb_06_24_20_ugL_ICAL.m
Quant Title : pcb
QLast Update : Fri Jun 26 10:40:42 2020
Response via : Initial Calibration
Integrator: ChemStation

Volume Inj.   :
Signal #1 Phase :   Signal #2 Phase:
Signal #1 Info :   Signal #2 Info :

Min. RRF   :   0.000 Min. Rel. Area : 50% Max. R.T. Dev 0.50min
Max. RRF Dev : 20%   Max. Rel. Area : 150%

		Compound	Amount	Calc.	%Dev	Area%	Dev(Min)
1	i	1660_1br2nb	250.000	250.000	0.0	110	0.00
2	s	2,4,5,6-Tetrachloro-m-xylen	160.000	153.683	3.9	110	0.00
3	s	Decachlorobiphenyl	320.000	295.245	7.7	105	0.00
14	i	2154_1br2nb	250.000	250.000	0.0	107	0.00
23	i	4268_1br2nb	250.000	250.000	0.0	105	0.00
34	i	1248_1br2nb	250.000	250.000	0.0	103	0.00
40	i	3262_1br2nb	250.000	250.000	0.0	108	0.00
41	l5	1232-1	2500.000	2962.690	-18.5	124	0.00
42	l5	1232-2	2500.000	2544.811	-1.8	113	0.00
43	l5	1232-3	2500.000	2626.466	-5.1	117	0.00
44	l5	1232-4	2500.000	2652.150	-6.1	114	0.00
45	l5	1232-5	2500.000	2508.930	-0.4	114	0.00
46	l8	1262-1	2500.000	2479.140	0.8	113	0.00
47	l8	1262-2	2500.000	2508.659	-0.3	112	0.00
48	l8	1262-3	2500.000	2433.532	2.7	111	0.00
49	l8	1262-4	2500.000	2514.736	-0.6	113	0.00
50	l8	1262-5	2500.000	2514.954	-0.6	112	0.00

Signal #2

1	i	1660_1br2nb	250.000	250.000	0.0	104	0.00
2	s	2,4,5,6-Tetrachloro-m-xyl	160.000	156.470	2.2	104	0.00
3	s	Decachlorobiphenyl	320.000	313.649	2.0	104	0.00
14	i	2154_1br2nb	250.000	250.000	0.0	103	0.00

Evaluate Continuing Calibration Report

Data Path : I:\Pest19\200624ical\
Data File : 19200624ical-39.D
Signal(s) : Signal #1: ECD1A.ch Signal #2: ECD2B.ch
Acq On   : 24 Jun 2020 06:44 pm
Operator : pest19:ht
Sample   : cicv3262,42e,, 9817
Misc   : WG1386877, (Sig #1); (Sig #2)
ALS Vial : 34   Sample Multiplier: 1

Integration File signal 1: events.e
Integration File signal 2: events2.e
Quant Time: Jun 26 10:43:22 2020
Quant Method : I:\Pest19\200624ical\P19_pcb_06_24_20_ugL_ICAL.m
Quant Title : pcb
QLast Update : Fri Jun 26 10:40:42 2020
Response via : Initial Calibration
Integrator: ChemStation

Volume Inj.   :
Signal #1 Phase :   Signal #2 Phase:
Signal #1 Info :   Signal #2 Info :

Min. RRF   :   0.000 Min. Rel. Area : 50% Max. R.T. Dev 0.50min
Max. RRF Dev : 20%   Max. Rel. Area : 150%

		Compound	Amount	Calc.	%Dev	Area%	Dev(Min)
23	i	4268_1br2nb	250.000	250.000	0.0	103	0.00
34	i	1248_1br2nb	250.000	250.000	0.0	100	0.00
40	i	3262_1br2nb	250.000	250.000	0.0	101	0.00
41	l5	1232-1	2500.000	2747.249	-9.9	112	0.00
42	l5	1232-2	2500.000	2515.448	-0.6	104	0.00
43	l5	1232-3	2500.000	2512.882	-0.5	103	0.00
44	l5	1232-4	2500.000	2431.380	2.7	101	0.00
45	l5	1232-5	2500.000	2387.723	4.5	103	0.00
46	l8	1262-1	2500.000	2535.853	-1.4	107	0.00
47	l8	1262-2	2500.000	2498.410	0.1	105	0.00
48	l8	1262-3	2500.000	2480.792	0.8	102	0.00
49	l8	1262-4	2500.000	2559.613	-2.4	106	0.00
50	l8	1262-5	2500.000	2510.189	-0.4	104	0.00

Evaluate Continuing Calibration Report - Not Founds

4	l1	1016-1	2500.000	0.000	100.0#	0	-1.20#
5	l1	1016-2	2500.000	0.000	100.0#	0	-1.35#
6	l1	1016-3	2500.000	0.000	100.0#	0	-1.57#
7	l1	1016-4	2500.000	0.000	100.0#	0	-1.63#
8	l1	1016-5	2500.000	0.000	100.0#	0	-1.83#
9	l2	1260-1	2500.000	0.000	100.0#	0	-2.44#
10	l2	1260-2	2500.000	0.000	100.0#	0	-2.56#
11	l2	1260-3	2500.000	0.000	100.0#	0	-2.83#
12	l2	1260-4	2500.000	0.000	100.0#	0	-2.97#
13	l2	1260-5	2500.000	0.000	100.0#	0	-3.11#
15	l3	1221-2	2500.000	0.000	100.0#	0	-1.14#
16	l3	1221-3	2500.000	0.000	100.0#	0	-1.19#
17	l3	1221-4	2500.000	0.000	100.0#	0	-1.20#

Evaluate Continuing Calibration Report

Data Path : I:\Pest19\200624ical\
Data File : 19200624ical-39.D
Signal(s) : Signal #1: ECD1A.ch Signal #2: ECD2B.ch
Acq On   : 24 Jun 2020 06:44 pm
Operator : pest19:ht
Sample   : cicv3262,42e,, 9817
Misc   : WG1386877, (Sig #1); (Sig #2)
ALS Vial : 34   Sample Multiplier: 1

Integration File signal 1: events.e
Integration File signal 2: events2.e
Quant Time: Jun 26 10:43:22 2020
Quant Method : I:\Pest19\200624ical\P19_pcb_06_24_20_ugL_ICAL.m
Quant Title : pcb
QLast Update : Fri Jun 26 10:40:42 2020
Response via : Initial Calibration
Integrator: ChemStation

Volume Inj.   :
Signal #1 Phase :   Signal #2 Phase:
Signal #1 Info :   Signal #2 Info :

Min. RRF   :   0.000 Min. Rel. Area : 50% Max. R.T. Dev 0.50min
Max. RRF Dev : 20%   Max. Rel. Area : 150%

		Compound	Amount	Calc.	%Dev	Area%	Dev(Min)
18	l4	1254-1	2500.000	0.000	100.0#	0	-2.02#
19	l4	1254-2	2500.000	0.000	100.0#	0	-2.15#
20	l4	1254-3	2500.000	0.000	100.0#	0	-2.36#
21	l4	1254-4	2500.000	0.000	100.0#	0	-2.48#
22	l4	1254-5	2500.000	0.000	100.0#	0	-2.67#
24	l6	1242-1	2500.000	0.000	100.0#	0	-1.20#
25	l6	1242-2	2500.000	0.000	100.0#	0	-1.35#
26	l6	1242-3	2500.000	0.000	100.0#	0	-1.57#
27	l6	1242-4	2500.000	0.000	100.0#	0	-1.63#
28	l6	1242-5	2500.000	0.000	100.0#	0	-2.04#
29	l9	1268-1	2500.000	0.000	100.0#	0	-3.13#
30	l9	1268-2	2500.000	0.000	100.0#	0	-3.14#
31	l9	1268-3	2500.000	0.000	100.0#	0	-3.24#
32	l9	1268-4	2500.000	0.000	100.0#	0	-3.42#
33	l9	1268-5	2500.000	0.000	100.0#	0	-3.57#
35	l7	1248-1	2500.000	0.000	100.0#	0	-1.56#
36	l7	1248-2	2500.000	0.000	100.0#	0	-1.72#
37	l7	1248-3	2500.000	0.000	100.0#	0	-1.83#
38	l7	1248-4	2500.000	0.000	100.0#	0	-2.04#
39	l7	1248-5	2500.000	0.000	100.0#	0	-2.06#

Signal #2

4	l1	1016-1	2500.000	0.000	100.0#	0	-1.54#
5	l1	1016-2	2500.000	0.000	100.0#	0	-1.74#
6	l1	1016-3	2500.000	0.000	100.0#	0	-1.98#
7	l1	1016-4	2500.000	0.000	100.0#	0	-2.05#
8	l1	1016-5	2500.000	0.000	100.0#	0	-2.29#
9	l2	1260-1	2500.000	0.000	100.0#	0	-2.86#
10	l2	1260-2	2500.000	0.000	100.0#	0	-2.95#
11	l2	1260-3	2500.000	0.000	100.0#	0	-3.31#

Evaluate Continuing Calibration Report

Data Path : I:\Pest19\200624ical\
Data File : 19200624ical-39.D
Signal(s) : Signal #1: ECD1A.ch Signal #2: ECD2B.ch
Acq On   : 24 Jun 2020 06:44 pm
Operator : pest19:ht
Sample   : cicv3262,42e,, 9817
Misc   : WG1386877, (Sig #1); (Sig #2)
ALS Vial : 34   Sample Multiplier: 1

Integration File signal 1: events.e
Integration File signal 2: events2.e
Quant Time: Jun 26 10:43:22 2020
Quant Method : I:\Pest19\200624ical\P19_pcb_06_24_20_ugL_ICAL.m
Quant Title : pcb
QLast Update : Fri Jun 26 10:40:42 2020
Response via : Initial Calibration
Integrator: ChemStation

Volume Inj.   :
Signal #1 Phase :   Signal #2 Phase:
Signal #1 Info :   Signal #2 Info :

Min. RRF   :   0.000 Min. Rel. Area : 50% Max. R.T. Dev 0.50min
Max. RRF Dev : 20%   Max. Rel. Area : 150%

	Compound	Amount	Calc.	%Dev	Area%	Dev(Min)
12 l2	1260-4	2500.000	0.000	100.0#	0	-3.44#
13 l2	1260-5	2500.000	0.000	100.0#	0	-3.63#
15 l3	1221-2	2500.000	0.000	100.0#	0	-1.43#
16 l3	1221-3	2500.000	0.000	100.0#	0	-1.50#
17 l3	1221-4	2500.000	0.000	100.0#	0	-1.54#
18 l4	1254-1	2500.000	0.000	100.0#	0	-2.50#
19 l4	1254-2	2500.000	0.000	100.0#	0	-2.58#
20 l4	1254-3	2500.000	0.000	100.0#	0	-2.77#
21 l4	1254-4	2500.000	0.000	100.0#	0	-2.87#
22 l4	1254-5	2500.000	0.000	100.0#	0	-3.12#
24 l6	1242-1	2500.000	0.000	100.0#	0	-1.54#
25 l6	1242-2	2500.000	0.000	100.0#	0	-1.75#
26 l6	1242-3	2500.000	0.000	100.0#	0	-1.99#
27 l6	1242-4	2500.000	0.000	100.0#	0	-2.06#
28 l6	1242-5	2500.000	0.000	100.0#	0	-2.48#
29 l9	1268-1	2500.000	0.000	100.0#	0	-3.63#
30 l9	1268-2	2500.000	0.000	100.0#	0	-3.66#
31 l9	1268-3	2500.000	0.000	100.0#	0	-3.79#
32 l9	1268-4	2500.000	0.000	100.0#	0	-3.95#
33 l9	1268-5	2500.000	0.000	100.0#	0	-4.13#
35 l7	1248-1	2500.000	0.000	100.0#	0	-1.97#
36 l7	1248-2	2500.000	0.000	100.0#	0	-2.15#
37 l7	1248-3	2500.000	0.000	100.0#	0	-2.30#
38 l7	1248-4	2500.000	0.000	100.0#	0	-2.48#
39 l7	1248-5	2500.000	0.000	100.0#	0	-2.50#

(#) = Out of Range SPCC's out = 0 CCC's out = 0

Quantitation Report (QT Reviewed)

Data Path : I:\Pest19\200624ical\
Data File : 19200624ical-39.D
Signal(s) : Signal #1: ECD1A.ch Signal #2: ECD2B.ch
Acq On : 24 Jun 2020 06:44 pm
Operator : pest19:ht
Sample : cicv3262,42e,, 9817
Misc : WG1386877, (Sig #1); (Sig #2)
ALS Vial : 34 Sample Multiplier: 1

Integration File signal 1: events.e
Integration File signal 2: events2.e
Quant Time: Jun 26 10:43:22 2020
Quant Method : I:\Pest19\200624ical\P19_pcb_06_24_20_ugL_ICAL.m
Quant Title : pcb
QLast Update : Fri Jun 26 10:40:42 2020
Response via : Initial Calibration
Integrator: ChemStation

Volume Inj. :
Signal #1 Phase : Signal #2 Phase:
Signal #1 Info : Signal #2 Info :

Sub List : Default - All compounds listed

	Compound	RT#1	RT#2	Resp#1	Resp#2	ug/l	ug/l
	Internal Standards						
1) i	1660_1br2nb	0.881	0.982	38604929	77113365	250.000	250.000M4
14) i	2154_1br2nb	0.881	0.982	38604929	77113365	250.000	250.000M4
23) i	4268_1br2nb	0.881	0.982	38604929	77113365	250.000	250.000M4
34) i	1248_1br2nb	0.881	0.982	38604929	77113365	250.000	250.000M4
40) i	3262_1br2nb	0.881	0.982	38604929	77113365	250.000	250.000M4
	System Monitoring Compounds						
2) s	2,4,5,6-Tetr	1.082	1.299	31604897	61749848	153.683	156.470
Spiked Amount	500.000	Range 30 - 150		Recovery =		30.74%	31.29%
3) s	Decachlorobi	3.663	4.262	39227377	97987739	295.245	313.649
Spiked Amount	500.000	Range 30 - 150		Recovery =		59.05%	62.73%
	Target Compounds						
4) l1	1016-1	0.000	0.000	0	0	N.D. d	N.D. d
5) l1	1016-2	0.000	0.000	0	0	N.D. d	N.D. d
6) l1	1016-3	0.000	0.000	0	0	N.D. d	N.D. d
7) l1	1016-4	0.000	0.000	0	0	N.D. d	N.D. d
8) l1	1016-5	0.000	0.000	0	0	N.D. d	N.D. d
Sum	1016-1			0	0	N.D.	N.D.
Average	1016-1					0.000	0.000
9) l2	1260-1	0.000	0.000	0	0	N.D. d	N.D. d
10) l2	1260-2	0.000	0.000	0	0	N.D. d	N.D. d
11) l2	1260-3	0.000	0.000	0	0	N.D. d	N.D. d
12) l2	1260-4	0.000	0.000	0	0	N.D. d	N.D. d
13) l2	1260-5	0.000	0.000	0	0	N.D. d	N.D. d
Sum	1260-1			0	0	N.D.	N.D.
Average	1260-1					0.000	0.000
15) l3	1221-2	0.000	0.000	0	0	N.D. d	N.D. d
16) l3	1221-3	0.000	0.000	0	0	N.D. d	N.D. d
17) l3	1221-4	0.000	0.000	0	0	N.D. d	N.D. d

Data Path : I:\Pest19\200624ical\
Data File : 19200624ical-39.D
Signal(s) : Signal #1: ECD1A.ch Signal #2: ECD2B.ch
Acq On : 24 Jun 2020 06:44 pm
Operator : pest19:ht
Sample : cicv3262,42e,, 9817
Misc : WG1386877, (Sig #1); (Sig #2)
ALS Vial : 34 Sample Multiplier: 1

Integration File signal 1: events.e
Integration File signal 2: events2.e
Quant Time: Jun 26 10:43:22 2020
Quant Method : I:\Pest19\200624ical\P19_pcb_06_24_20_ugL_ICAL.m
Quant Title : pcb
QLast Update : Fri Jun 26 10:40:42 2020
Response via : Initial Calibration
Integrator: ChemStation

Volume Inj. :
Signal #1 Phase : Signal #2 Phase:
Signal #1 Info : Signal #2 Info :

Sub List : Default - All compounds listed

	Compound	RT#1	RT#2	Resp#1	Resp#2	ug/l	ug/l
Sum	1221-2			0	0	N.D.	N.D.
Average	1221-2					0.000	0.000
18) l4	1254-1	0.000	0.000	0	0	N.D. d	N.D. d
19) l4	1254-2	0.000	0.000	0	0	N.D. d	N.D. d
20) l4	1254-3	0.000	0.000	0	0	N.D. d	N.D. d
21) l4	1254-4	0.000	0.000	0	0	N.D. d	N.D. d
22) l4	1254-5	0.000	0.000	0	0	N.D. d	N.D. d
Sum	1254-1			0	0	N.D.	N.D.
Average	1254-1					0.000	0.000
24) l6	1242-1	0.000	0.000	0	0	N.D. d	N.D. d
25) l6	1242-2	0.000	0.000	0	0	N.D. d	N.D. d
26) l6	1242-3	0.000	0.000	0	0	N.D. d	N.D. d
27) l6	1242-4	0.000	0.000	0	0	N.D. d	N.D. d
28) l6	1242-5	0.000	0.000	0	0	N.D. d	N.D. d
Sum	1242-1			0	0	N.D.	N.D.
Average	1242-1					0.000	0.000
29) l9	1268-1	0.000	0.000	0	0	N.D. d	N.D. d
30) l9	1268-2	0.000	0.000	0	0	N.D. d	N.D. d
31) l9	1268-3	0.000	0.000	0	0	N.D. d	N.D. d
32) l9	1268-4	0.000	0.000	0	0	N.D. d	N.D. d
33) l9	1268-5	0.000	0.000	0	0	N.D. d	N.D. d
Sum	1268-1			0	0	N.D.	N.D.
Average	1268-1					0.000	0.000
35) l7	1248-1	0.000	0.000	0	0	N.D. d	N.D. d
36) l7	1248-2	0.000	0.000	0	0	N.D. d	N.D. d
37) l7	1248-3	0.000	0.000	0	0	N.D. d	N.D. d
38) l7	1248-4	0.000	0.000	0	0	N.D. d	N.D. d
39) l7	1248-5	0.000	0.000	0	0	N.D. d	N.D. d
Sum	1248-1			0	0	N.D.	N.D.

Data Path : I:\Pest19\200624ical\
Data File : 19200624ical-39.D
Signal(s) : Signal #1: ECD1A.ch Signal #2: ECD2B.ch
Acq On : 24 Jun 2020 06:44 pm
Operator : pest19:ht
Sample : cicv3262,42e,, 9817
Misc : WG1386877, (Sig #1); (Sig #2)
ALS Vial : 34 Sample Multiplier: 1

Integration File signal 1: events.e
Integration File signal 2: events2.e
Quant Time: Jun 26 10:43:22 2020
Quant Method : I:\Pest19\200624ical\P19_pcb_06_24_20_ugL_ICAL.m
Quant Title : pcb
QLast Update : Fri Jun 26 10:40:42 2020
Response via : Initial Calibration
Integrator: ChemStation

Volume Inj. :
Signal #1 Phase : Signal #2 Phase:
Signal #1 Info : Signal #2 Info :

Sub List : Default - All compounds listed

	Compound	RT#1	RT#2	Resp#1	Resp#2	ug/l	ug/l
Average	1248-1					0.000	0.000
41) l5	1232-1	1.200	1.536	10504397	19499503	2962.690	2747.249
42) l5	1232-2	1.349	1.740	8681753	17680626	2544.811	2515.448
43) l5	1232-3	1.568	1.980	10318966	19958852	2626.466M3	2512.882
44) l5	1232-4	1.632	2.049	6998875	13194776	2652.150	2431.380
45) l5	1232-5	2.042	2.479	5106576	9997806	2508.930	2387.723
Sum	1232-1			41610567	80331564	13295.047	12594.681
Average	1232-1					2659.009	2518.936
46) l8	1262-1	2.559	2.952	20752434	40297809	2479.140	2535.853
47) l8	1262-2	2.723	3.167	27302467	55848469	2508.659	2498.410
48) l8	1262-3	2.832	3.314	22947777	53021719	2433.532	2480.792
49) l8	1262-4	2.973	3.440	45485839	104.7E6	2514.736	2559.613
50) l8	1262-5	3.417	3.940	15704225	36385676	2514.954	2510.189
Sum	1262-1			132.2E6	290.3E6	12451.022	12584.857
Average	1262-1					2490.204	2516.971

SemiQuant Compounds - Not Calibrated on this Instrument

Sum	1262-1			132.2E6	290.3E6	12451.022	12584.857
Average	1262-1					2490.204	2516.971

(f)=RT Delta > 1/2 Window (D)=Amounts differ by > 40% (m)=manual int.
(#)=Recovery Exceeds Compound Acceptance Limits.
(I,C,F) I=Interference, C=Coelluting Calibration Peak, F=Fails CC Criteria.

Sub List : Default - All compounds listed Reviewed)

Data Path : I:\Pest19\200624ical\
Data File : 19200624ical-39.D
Signal(s) : Signal #1: ECD1A.ch Signal #2: ECD2B.ch
Acq On : 24 Jun 2020 06:44 pm
Operator : pest19:ht
Sample : cicv3262,42e,, 9817
Misc : WG1386877, (Sig #1); (Sig #2)
ALS Vial : 34 Sample Multiplier: 1

Integration File signal 1: events.e
Integration File signal 2: events2.e
Quant Time: Jun 26 10:43:22 2020
Quant Method : I:\Pest19\200624ical\P19_pcb_06_24_20_ugL_ICAL.m
Quant Title : pcb
QLast Update : Fri Jun 26 10:40:42 2020
Response via : Initial Calibration
Integrator: ChemStation

Volume Inj. :
Signal #1 Phase : Signal #2 Phase:
Signal #1 Info : Signal #2 Info :

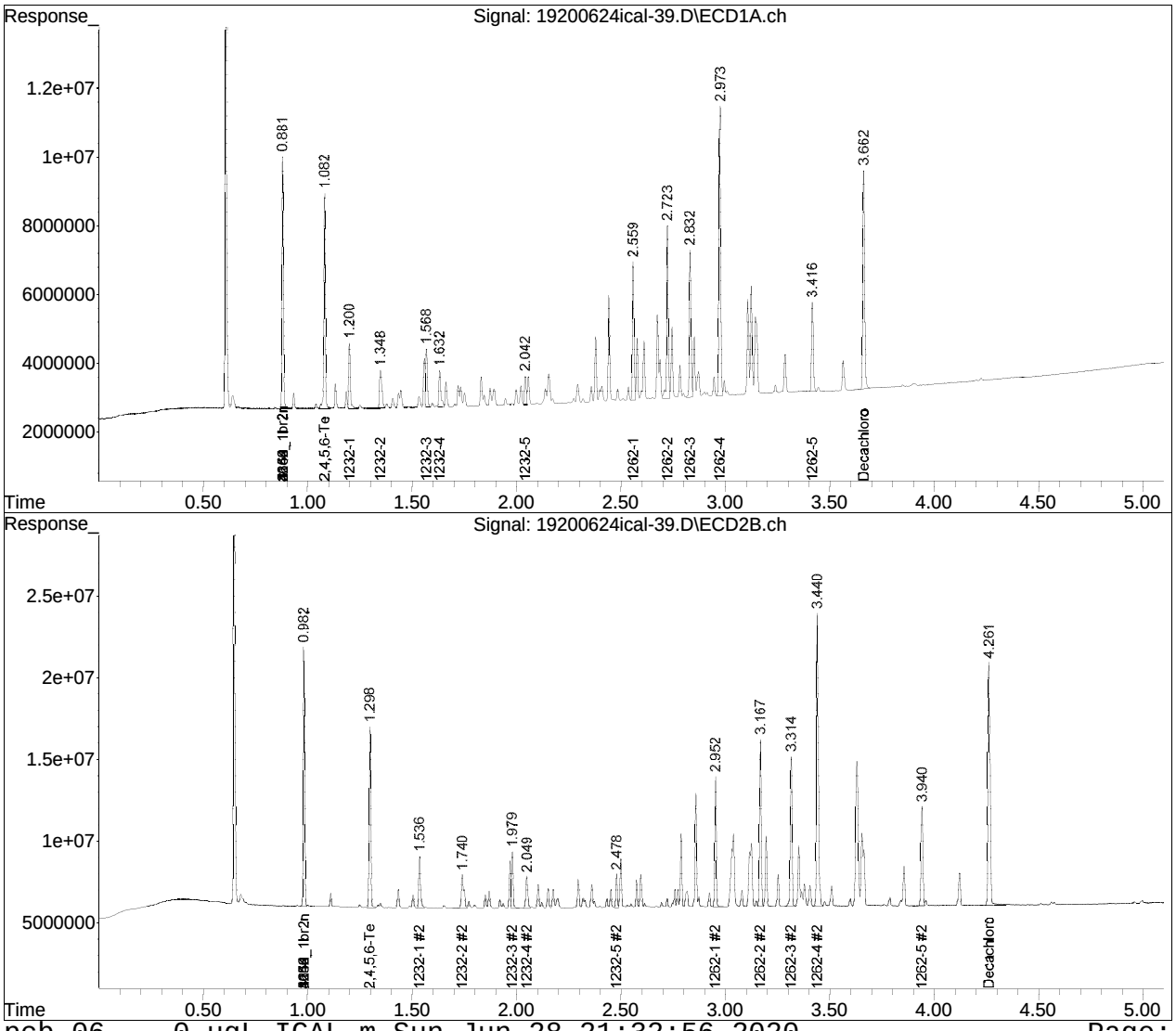

Manual Integration Report

Data Path : I:\Pest19\200624ical\
Data File : 19200624ical-39.D
Date Inj'd : 6/24/2020 6:44 pm
Sample : cicv3262,42e,, 9817

QMethod : P19_pcb_06_24_20_ugL_ICA
Operator : pest19:ht
Instrument : Pest 19
Quant Date : 6/26/2020 10:42 am

Compound #52: 1660_1br2nb #2

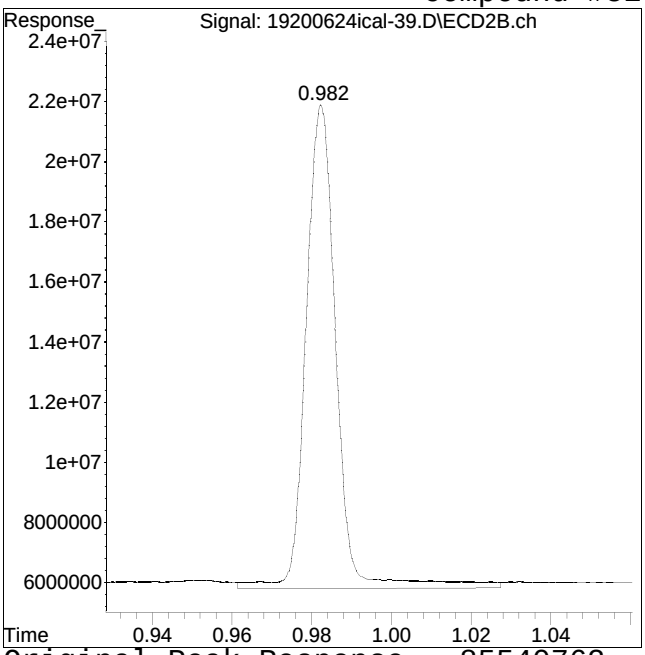

Original Peak Response = 85540762

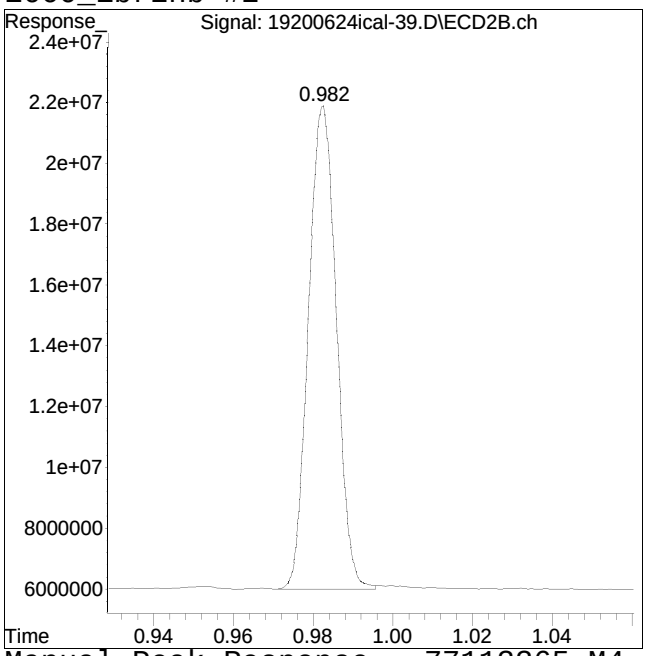

Manual Peak Response = 77113365 M4

M4 = Poor automated baseline construction.

Manual Integration Report

Data Path : I:\Pest19\200624ical\
Data File : 19200624ical-39.D
Date Inj'd : 6/24/2020 6:44 pm
Sample : cicv3262,42e,, 9817

QMethod : P19_pcb_06_24_20_ugL_ICA
Operator : pest19:ht
Instrument : Pest 19
Quant Date : 6/26/2020 10:42 am

Compound #43: 1232-3

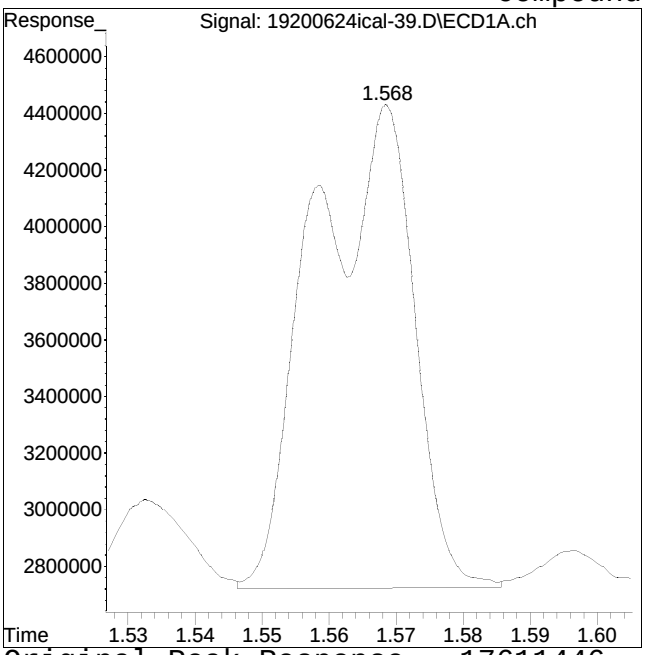

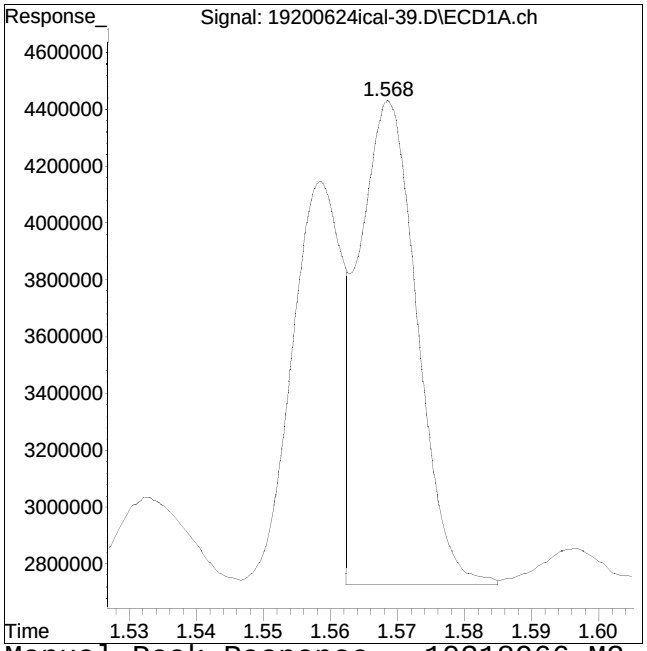

Original Peak Response = 17611446 Manual Peak Response = 10318966 M3
M3 = Misidentification of the peak (i.e. 1,4-dichlorobenzene identified as 1,3-dichlorobenzene), or misidentification from 2 partially resolved peaks not being split.

Evaluate Continuing Calibration Report

Data Path : I:\Pest19\200624ical\
Data File : 19200624ical-40.D
Signal(s) : Signal #1: ECD1A.ch Signal #2: ECD2B.ch
Acq On   : 24 Jun 2020 06:51 pm
Operator : pest19:ht
Sample   : cicv2154,42e,, 9816
Misc   : WG1386877, (Sig #1); (Sig #2)
ALS Vial : 35   Sample Multiplier: 1

Integration File signal 1: events.e
Integration File signal 2: events2.e
Quant Time: Jun 26 10:46:09 2020
Quant Method : I:\Pest19\200624ical\P19_pcb_06_24_20_ugL_ICAL.m
Quant Title : pcb
QLast Update : Fri Jun 26 10:40:42 2020
Response via : Initial Calibration
Integrator: ChemStation

Volume Inj.   :
Signal #1 Phase :   Signal #2 Phase:
Signal #1 Info :   Signal #2 Info :

Min. RRF   :   0.000 Min. Rel. Area : 50% Max. R.T. Dev 0.50min
Max. RRF Dev : 20%   Max. Rel. Area : 150%

		Compound	Amount	Calc.	%Dev	Area%	Dev(Min)
1	i	1660_1br2nb	250.000	250.000	0.0	108	0.00
2	s	2,4,5,6-Tetrachloro-m-xylen	160.000	165.213	-3.3	116	0.00
3	s	Decachlorobiphenyl	320.000	314.260	1.8	111	0.00
14	i	2154_1br2nb	250.000	250.000	0.0	106	0.00
15	l3	1221-2	2500.000	2949.110	-18.0	124	0.00
16	l3	1221-3	2500.000	2659.774	-6.4	111	0.00
17	l3	1221-4	2500.000	2791.584	-11.7	116	0.00
18	l4	1254-1	2500.000	2820.861	-12.8	119	0.00
19	l4	1254-2	2500.000	2339.106	6.4	99	0.00
20	l4	1254-3	2500.000	2845.230	-13.8	122	0.00
21	l4	1254-4	2500.000	2815.869	-12.6	118	0.00
22	l4	1254-5	2500.000	2526.926	-1.1	112	0.00
23	i	4268_1br2nb	250.000	250.000	0.0	103	0.00
34	i	1248_1br2nb	250.000	250.000	0.0	101	0.00
40	i	3262_1br2nb	250.000	250.000	0.0	106	0.00

Signal #2

1	i	1660_1br2nb	250.000	250.000	0.0	102	0.00
2	s	2,4,5,6-Tetrachloro-m-xyl	160.000	189.000	-18.1	123	0.00
3	s	Decachlorobiphenyl	320.000	328.620	-2.7	107	0.00
14	i	2154_1br2nb	250.000	250.000	0.0	102	0.00
15	l3	1221-2	2500.000	2920.923	-16.8	117	0.00
16	l3	1221-3	2500.000	2567.392	-2.7	112	0.00
17	l3	1221-4	2500.000	2760.668	-10.4	112	0.00

Evaluate Continuing Calibration Report

Data Path : I:\Pest19\200624ical\
Data File : 19200624ical-40.D
Signal(s) : Signal #1: ECD1A.ch Signal #2: ECD2B.ch
Acq On   : 24 Jun 2020 06:51 pm
Operator : pest19:ht
Sample   : cicv2154,42e,, 9816
Misc   : WG1386877, (Sig #1); (Sig #2)
ALS Vial : 35   Sample Multiplier: 1

Integration File signal 1: events.e
Integration File signal 2: events2.e
Quant Time: Jun 26 10:46:09 2020
Quant Method : I:\Pest19\200624ical\P19_pcb_06_24_20_ugL_ICAL.m
Quant Title : pcb
QLast Update : Fri Jun 26 10:40:42 2020
Response via : Initial Calibration
Integrator: ChemStation

Volume Inj.   :
Signal #1 Phase :   Signal #2 Phase:
Signal #1 Info :   Signal #2 Info :

Min. RRF   :   0.000 Min. Rel. Area : 50% Max. R.T. Dev 0.50min
Max. RRF Dev : 20%   Max. Rel. Area : 150%

		Compound	Amount	Calc.	%Dev	Area%	Dev(Min)
18	l4	1254-1	2500.000	2891.611	-15.7	117	0.00
19	l4	1254-2	2500.000	2691.032	-7.6	112	0.00
20	l4	1254-3	2500.000	2850.974	-14.0	115	0.00
21	l4	1254-4	2500.000	2811.657	-12.5	115	0.00
22	l4	1254-5	2500.000	2607.738	-4.3	107	0.00
23	i	4268_1br2nb	250.000	250.000	0.0	101	0.00
34	i	1248_1br2nb	250.000	250.000	0.0	98	0.00
40	i	3262_1br2nb	250.000	250.000	0.0	99	0.00

Evaluate Continuing Calibration Report - Not Founds

4	l1	1016-1	2500.000	0.000	100.0#	0	-1.20#
5	l1	1016-2	2500.000	0.000	100.0#	0	-1.35#
6	l1	1016-3	2500.000	0.000	100.0#	0	-1.57#
7	l1	1016-4	2500.000	0.000	100.0#	0	-1.63#
8	l1	1016-5	2500.000	0.000	100.0#	0	-1.83#
9	l2	1260-1	2500.000	0.000	100.0#	0	-2.44#
10	l2	1260-2	2500.000	0.000	100.0#	0	-2.56#
11	l2	1260-3	2500.000	0.000	100.0#	0	-2.83#
12	l2	1260-4	2500.000	0.000	100.0#	0	-2.97#
13	l2	1260-5	2500.000	0.000	100.0#	0	-3.11#
24	l6	1242-1	2500.000	0.000	100.0#	0	-1.20#
25	l6	1242-2	2500.000	0.000	100.0#	0	-1.35#
26	l6	1242-3	2500.000	0.000	100.0#	0	-1.57#
27	l6	1242-4	2500.000	0.000	100.0#	0	-1.63#
28	l6	1242-5	2500.000	0.000	100.0#	0	-2.04#
29	l9	1268-1	2500.000	0.000	100.0#	0	-3.13#
30	l9	1268-2	2500.000	0.000	100.0#	0	-3.14#

Evaluate Continuing Calibration Report

Data Path : I:\Pest19\200624ical\
Data File : 19200624ical-40.D
Signal(s) : Signal #1: ECD1A.ch Signal #2: ECD2B.ch
Acq On   : 24 Jun 2020 06:51 pm
Operator : pest19:ht
Sample   : cicv2154,42e,, 9816
Misc   : WG1386877, (Sig #1); (Sig #2)
ALS Vial : 35   Sample Multiplier: 1

Integration File signal 1: events.e
Integration File signal 2: events2.e
Quant Time: Jun 26 10:46:09 2020
Quant Method : I:\Pest19\200624ical\P19_pcb_06_24_20_ugL_ICAL.m
Quant Title : pcb
QLast Update : Fri Jun 26 10:40:42 2020
Response via : Initial Calibration
Integrator: ChemStation

Volume Inj.   :
Signal #1 Phase :   Signal #2 Phase:
Signal #1 Info :   Signal #2 Info :

Min. RRF   :   0.000 Min. Rel. Area : 50% Max. R.T. Dev 0.50min
Max. RRF Dev : 20%   Max. Rel. Area : 150%

		Compound	Amount	Calc.	%Dev	Area%	Dev(Min)
31	l9	1268-3	2500.000	0.000	100.0#	0	-3.24#
32	l9	1268-4	2500.000	0.000	100.0#	0	-3.42#
33	l9	1268-5	2500.000	0.000	100.0#	0	-3.57#
35	l7	1248-1	2500.000	0.000	100.0#	0	-1.56#
36	l7	1248-2	2500.000	0.000	100.0#	0	-1.72#
37	l7	1248-3	2500.000	0.000	100.0#	0	-1.83#
38	l7	1248-4	2500.000	0.000	100.0#	0	-2.04#
39	l7	1248-5	2500.000	0.000	100.0#	0	-2.06#
41	l5	1232-1	2500.000	0.000	100.0#	0	-1.20#
42	l5	1232-2	2500.000	0.000	100.0#	0	-1.35#
43	l5	1232-3	2500.000	0.000	100.0#	0	-1.57#
44	l5	1232-4	2500.000	0.000	100.0#	0	-1.63#
45	l5	1232-5	2500.000	0.000	100.0#	0	-2.04#
46	l8	1262-1	2500.000	0.000	100.0#	0	-2.56#
47	l8	1262-2	2500.000	0.000	100.0#	0	-2.72#
48	l8	1262-3	2500.000	0.000	100.0#	0	-2.83#
49	l8	1262-4	2500.000	0.000	100.0#	0	-2.97#
50	l8	1262-5	2500.000	0.000	100.0#	0	-3.42#

Signal #2

4	l1	1016-1	2500.000	0.000	100.0#	0	-1.54#
5	l1	1016-2	2500.000	0.000	100.0#	0	-1.74#
6	l1	1016-3	2500.000	0.000	100.0#	0	-1.98#
7	l1	1016-4	2500.000	0.000	100.0#	0	-2.05#
8	l1	1016-5	2500.000	0.000	100.0#	0	-2.29#
9	l2	1260-1	2500.000	0.000	100.0#	0	-2.86#
10	l2	1260-2	2500.000	0.000	100.0#	0	-2.95#
11	l2	1260-3	2500.000	0.000	100.0#	0	-3.31#
12	l2	1260-4	2500.000	0.000	100.0#	0	-3.44#
13	l2	1260-5	2500.000	0.000	100.0#	0	-3.63#

Evaluate Continuing Calibration Report

Data Path : I:\Pest19\200624ical\
Data File : 19200624ical-40.D
Signal(s) : Signal #1: ECD1A.ch Signal #2: ECD2B.ch
Acq On   : 24 Jun 2020 06:51 pm
Operator : pest19:ht
Sample   : cicv2154,42e,, 9816
Misc   : WG1386877, (Sig #1); (Sig #2)
ALS Vial : 35   Sample Multiplier: 1

Integration File signal 1: events.e
Integration File signal 2: events2.e
Quant Time: Jun 26 10:46:09 2020
Quant Method : I:\Pest19\200624ical\P19_pcb_06_24_20_ugL_ICAL.m
Quant Title : pcb
QLast Update : Fri Jun 26 10:40:42 2020
Response via : Initial Calibration
Integrator: ChemStation

Volume Inj.   :
Signal #1 Phase :   Signal #2 Phase:
Signal #1 Info :   Signal #2 Info :

Min. RRF   :   0.000 Min. Rel. Area : 50% Max. R.T. Dev 0.50min
Max. RRF Dev : 20%   Max. Rel. Area : 150%

	Compound	Amount	Calc.	%Dev	Area%	Dev(Min)
24 l6	1242-1	2500.000	0.000	100.0#	0	-1.54#
25 l6	1242-2	2500.000	0.000	100.0#	0	-1.75#
26 l6	1242-3	2500.000	0.000	100.0#	0	-1.99#
27 l6	1242-4	2500.000	0.000	100.0#	0	-2.06#
28 l6	1242-5	2500.000	0.000	100.0#	0	-2.48#
29 l9	1268-1	2500.000	0.000	100.0#	0	-3.63#
30 l9	1268-2	2500.000	0.000	100.0#	0	-3.66#
31 l9	1268-3	2500.000	0.000	100.0#	0	-3.79#
32 l9	1268-4	2500.000	0.000	100.0#	0	-3.95#
33 l9	1268-5	2500.000	0.000	100.0#	0	-4.13#
35 l7	1248-1	2500.000	0.000	100.0#	0	-1.97#
36 l7	1248-2	2500.000	0.000	100.0#	0	-2.15#
37 l7	1248-3	2500.000	0.000	100.0#	0	-2.30#
38 l7	1248-4	2500.000	0.000	100.0#	0	-2.48#
39 l7	1248-5	2500.000	0.000	100.0#	0	-2.50#
41 l5	1232-1	2500.000	0.000	100.0#	0	-1.54#
42 l5	1232-2	2500.000	0.000	100.0#	0	-1.74#
43 l5	1232-3	2500.000	0.000	100.0#	0	-1.98#
44 l5	1232-4	2500.000	0.000	100.0#	0	-2.05#
45 l5	1232-5	2500.000	0.000	100.0#	0	-2.48#
46 l8	1262-1	2500.000	0.000	100.0#	0	-2.95#
47 l8	1262-2	2500.000	0.000	100.0#	0	-3.17#
48 l8	1262-3	2500.000	0.000	100.0#	0	-3.31#
49 l8	1262-4	2500.000	0.000	100.0#	0	-3.44#
50 l8	1262-5	2500.000	0.000	100.0#	0	-3.94#

(#) = Out of Range SPCC's out = 0 CCC's out = 0

Quantitation Report (QT Reviewed)

Data Path : I:\Pest19\200624ical\
Data File : 19200624ical-40.D
Signal(s) : Signal #1: ECD1A.ch Signal #2: ECD2B.ch
Acq On : 24 Jun 2020 06:51 pm
Operator : pest19:ht
Sample : cicv2154,42e,, 9816
Misc : WG1386877, (Sig #1); (Sig #2)
ALS Vial : 35 Sample Multiplier: 1

Integration File signal 1: events.e
Integration File signal 2: events2.e
Quant Time: Jun 26 10:46:09 2020
Quant Method : I:\Pest19\200624ical\P19_pcb_06_24_20_ugL_ICAL.m
Quant Title : pcb
QLast Update : Fri Jun 26 10:40:42 2020
Response via : Initial Calibration
Integrator: ChemStation

Volume Inj. :
Signal #1 Phase : Signal #2 Phase:
Signal #1 Info : Signal #2 Info :

Sub List : Default - All compounds listed

	Compound	RT#1	RT#2	Resp#1	Resp#2	ug/l	ug/l
	Internal Standards						
1) i	1660_1br2nb	0.881	0.983	38067801	75737405	250.000	250.000M4
14) i	2154_1br2nb	0.881	0.983	38067801	75737405	250.000	250.000M4
23) i	4268_1br2nb	0.881	0.983	38067801	75737405	250.000	250.000M4
34) i	1248_1br2nb	0.881	0.983	38067801	75737405	250.000	250.000M4
40) i	3262_1br2nb	0.881	0.983	38067801	75737405	250.000	250.000M4
	System Monitoring Compounds						
2) s	2,4,5,6-Tetr	1.082	1.299	33503257	73256769	165.213	189.000
Spiked Amount	500.000	Range 30 - 150		Recovery =		33.04%	37.80%
3) s	Decachlorobi	3.663	4.262	41172896	100.8E6	314.260	328.620
Spiked Amount	500.000	Range 30 - 150		Recovery =		62.85%	65.72%
	Target Compounds						
4) l1	1016-1	0.000	0.000	0	0	N.D. d	N.D. d
5) l1	1016-2	0.000	0.000	0	0	N.D. d	N.D. d
6) l1	1016-3	0.000	0.000	0	0	N.D. d	N.D. d
7) l1	1016-4	0.000	0.000	0	0	N.D. d	N.D. d
8) l1	1016-5	0.000	0.000	0	0	N.D. d	N.D. d
Sum	1016-1			0	0	N.D.	N.D.
Average	1016-1					0.000	0.000
9) l2	1260-1	0.000	0.000	0	0	N.D. d	N.D. d
10) l2	1260-2	0.000	0.000	0	0	N.D. d	N.D. d
11) l2	1260-3	0.000	0.000	0	0	N.D. d	N.D. d
12) l2	1260-4	0.000	0.000	0	0	N.D. d	N.D. d
13) l2	1260-5	0.000	0.000	0	0	N.D. d	N.D. d
Sum	1260-1			0	0	N.D.	N.D.
Average	1260-1					0.000	0.000
15) l3	1221-2	1.134	1.434	5753456	10826874	2949.110	2920.923M4
16) l3	1221-3	1.185	1.505	3037109	6347549	2659.774M2	2567.392M4

Data Path : I:\Pest19\200624ical\
Data File : 19200624ical-40.D
Signal(s) : Signal #1: ECD1A.ch Signal #2: ECD2B.ch
Acq On : 24 Jun 2020 06:51 pm
Operator : pest19:ht
Sample : cicv2154,42e,, 9816
Misc : WG1386877, (Sig #1); (Sig #2)
ALS Vial : 35 Sample Multiplier: 1

Integration File signal 1: events.e
Integration File signal 2: events2.e
Quant Time: Jun 26 10:46:09 2020
Quant Method : I:\Pest19\200624ical\P19_pcb_06_24_20_ugL_ICAL.m
Quant Title : pcb
QLast Update : Fri Jun 26 10:40:42 2020
Response via : Initial Calibration
Integrator: ChemStation

Volume Inj. :
Signal #1 Phase : Signal #2 Phase:
Signal #1 Info : Signal #2 Info :

Sub List : Default - All compounds listed

	Compound	RT#1	RT#2	Resp#1	Resp#2	ug/l	ug/l
17) l3	1221-4	1.200	1.536	12285852	24296000	2791.584M2	2760.668M4
Sum	1221-2			21076417	41470423	8400.468	8248.984
Average	1221-2					2800.156	2749.661
18) l4	1254-1	2.021	2.497	15090429	36391645	2820.861	2891.611M4
19) l4	1254-2	2.153	2.574	22134262	39048617	2339.106M3	2691.032M4
20) l4	1254-3	2.358	2.771	26088446	55263727	2845.230M3	2850.974M4
21) l4	1254-4	2.484	2.872	19506845	41398074	2815.869	2811.657M4
22) l4	1254-5	2.676	3.124	25341116	56115833	2526.926	2607.738M4
Sum	1254-1			108.2E6	228.2E6	13347.993	13853.012
Average	1254-1					2669.599	2770.602
24) l6	1242-1	0.000	0.000	0	0	N.D. d	N.D. d
25) l6	1242-2	0.000	0.000	0	0	N.D. d	N.D. d
26) l6	1242-3	0.000	0.000	0	0	N.D. d	N.D. d
27) l6	1242-4	0.000	0.000	0	0	N.D. d	N.D. d
28) l6	1242-5	0.000	0.000	0	0	N.D. d	N.D. d
Sum	1242-1			0	0	N.D.	N.D.
Average	1242-1					0.000	0.000
29) l9	1268-1	0.000	0.000	0	0	N.D. d	N.D. d
30) l9	1268-2	0.000	0.000	0	0	N.D. d	N.D. d
31) l9	1268-3	0.000	0.000	0	0	N.D. d	N.D. d
32) l9	1268-4	0.000	0.000	0	0	N.D. d	N.D. d
33) l9	1268-5	0.000	0.000	0	0	N.D. d	N.D. d
Sum	1268-1			0	0	N.D.	N.D.
Average	1268-1					0.000	0.000
35) l7	1248-1	0.000	0.000	0	0	N.D. d	N.D. d
36) l7	1248-2	0.000	0.000	0	0	N.D. d	N.D. d

Data Path : I:\Pest19\200624ical\
Data File : 19200624ical-40.D
Signal(s) : Signal #1: ECD1A.ch Signal #2: ECD2B.ch
Acq On : 24 Jun 2020 06:51 pm
Operator : pest19:ht
Sample : cicv2154,42e,, 9816
Misc : WG1386877, (Sig #1); (Sig #2)
ALS Vial : 35 Sample Multiplier: 1

Integration File signal 1: events.e
Integration File signal 2: events2.e
Quant Time: Jun 26 10:46:09 2020
Quant Method : I:\Pest19\200624ical\P19_pcb_06_24_20_ugL_ICAL.m
Quant Title : pcb
QLast Update : Fri Jun 26 10:40:42 2020
Response via : Initial Calibration
Integrator: ChemStation

Volume Inj. :
Signal #1 Phase : Signal #2 Phase:
Signal #1 Info : Signal #2 Info :

Sub List : Default - All compounds listed

	Compound	RT#1	RT#2	Resp#1	Resp#2	ug/l	ug/l
37) l7	1248-3	0.000	0.000	0	0	N.D. d	N.D. d
38) l7	1248-4	0.000	0.000	0	0	N.D. d	N.D. d
39) l7	1248-5	0.000	0.000	0	0	N.D. d	N.D. d
Sum	1248-1			0	0	N.D.	N.D.
Average	1248-1					0.000	0.000
41) l5	1232-1	0.000	0.000	0	0	N.D. d	N.D. d
42) l5	1232-2	0.000	0.000	0	0	N.D. d	N.D. d
43) l5	1232-3	0.000	0.000	0	0	N.D. d	N.D. d
44) l5	1232-4	0.000	0.000	0	0	N.D. d	N.D. d
45) l5	1232-5	0.000	0.000	0	0	N.D. d	N.D. d
Sum	1232-1			0	0	N.D.	N.D.
Average	1232-1					0.000	0.000
46) l8	1262-1	0.000	0.000	0	0	N.D. d	N.D. d
47) l8	1262-2	0.000	0.000	0	0	N.D. d	N.D. d
48) l8	1262-3	0.000	0.000	0	0	N.D. d	N.D. d
49) l8	1262-4	0.000	0.000	0	0	N.D. d	N.D. d
50) l8	1262-5	0.000	0.000	0	0	N.D. d	N.D. d
Sum	1262-1			0	0	N.D.	N.D.
Average	1262-1					0.000	0.000

SemiQuant Compounds - Not Calibrated on this Instrument

Sum	1262-1			0	0	N.D.	N.D.
Average	1262-1					0.000	0.000

(f)=RT Delta > 1/2 Window (D)=Amounts differ by > 40% (m)=manual int.
(#)=Recovery Exceeds Compound Acceptance Limits.
(I,C,F) I=Interference, C=Coelluting Calibration Peak, F=Fails CC Criteria.

Sub List : Default - All compounds listed Reviewed)

Data Path : I:\Pest19\200624ical\
Data File : 19200624ical-40.D
Signal(s) : Signal #1: ECD1A.ch Signal #2: ECD2B.ch
Acq On : 24 Jun 2020 06:51 pm
Operator : pest19:ht
Sample : cicv2154,42e,, 9816
Misc : WG1386877, (Sig #1); (Sig #2)
ALS Vial : 35 Sample Multiplier: 1

Integration File signal 1: events.e
Integration File signal 2: events2.e
Quant Time: Jun 26 10:46:09 2020
Quant Method : I:\Pest19\200624ical\P19_pcb_06_24_20_ugL_ICAL.m
Quant Title : pcb
QLast Update : Fri Jun 26 10:40:42 2020
Response via : Initial Calibration
Integrator: ChemStation

Volume Inj. :
Signal #1 Phase : Signal #2 Phase:
Signal #1 Info : Signal #2 Info :

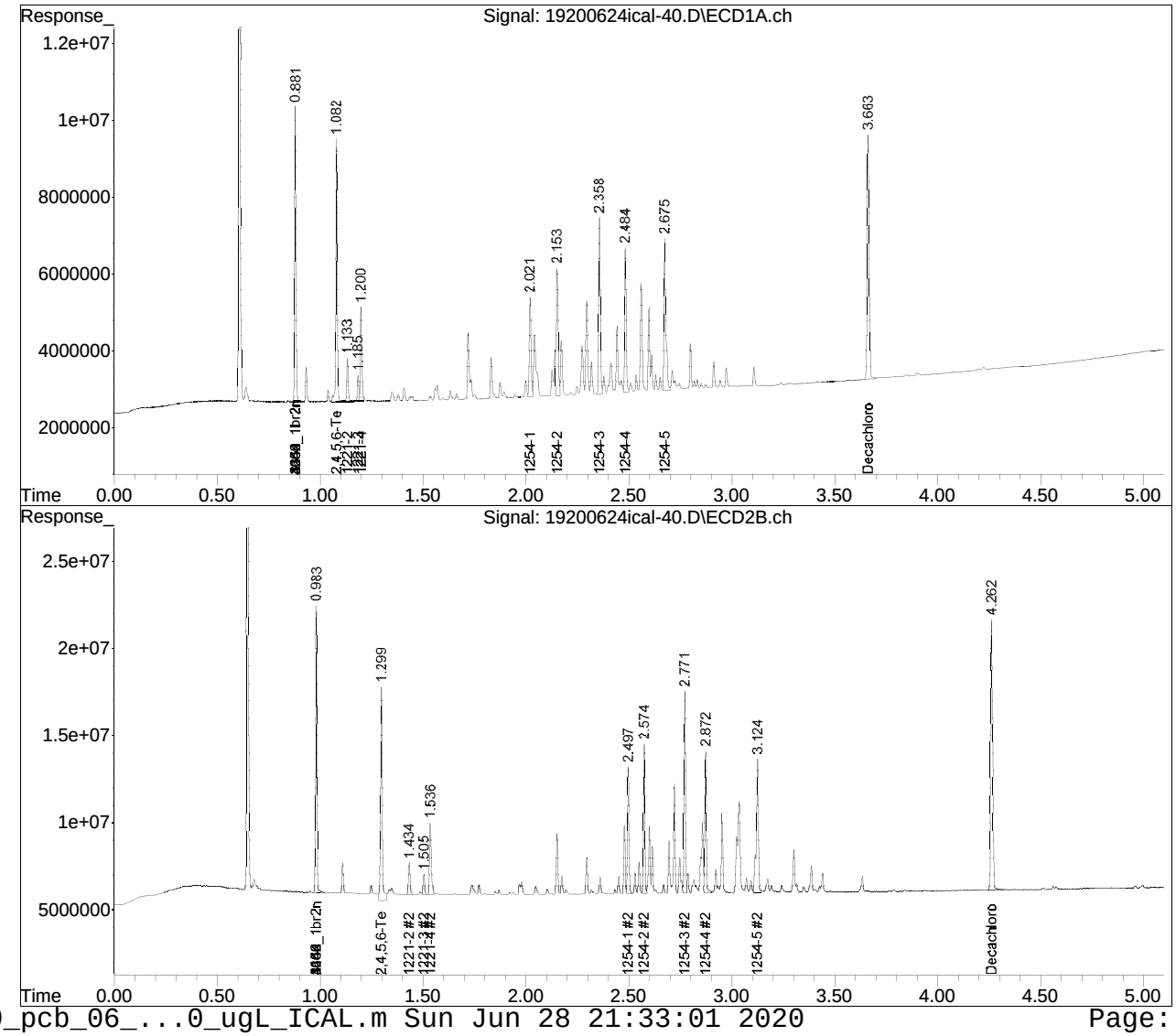

Manual Integration Report

Data Path : I:\Pest19\200624ical\
Data File : 19200624ical-40.D
Date Inj'd : 6/24/2020 6:51 pm
Sample : cicv2154,42e,, 9816

QMethod : P19_pcb_06_24_20_ugL_ICA
Operator : pest19:ht
Instrument : Pest 19
Quant Date : 6/26/2020 10:43 am

Compound #52: 1660_1br2nb #2

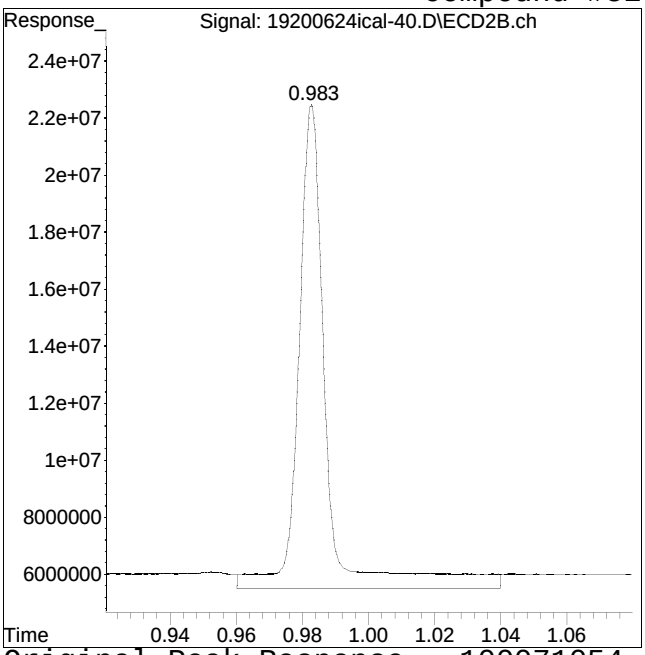

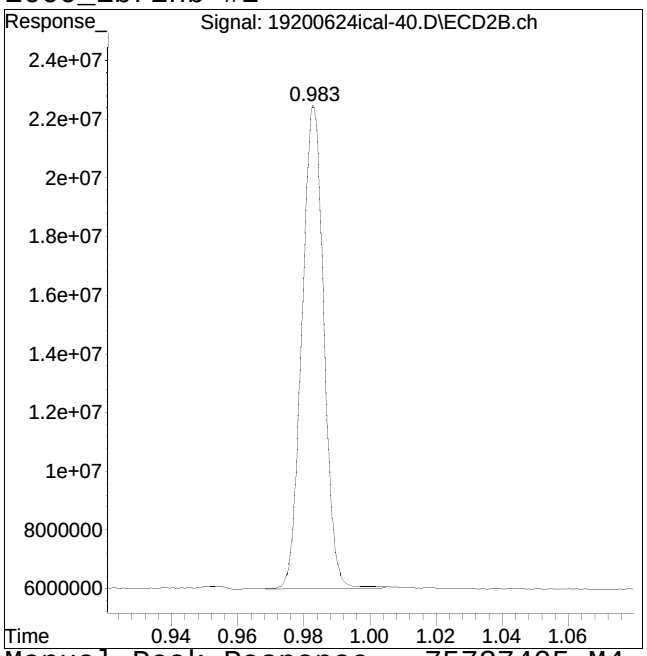

Original Peak Response = 100071054 Manual Peak Response = 75737405 M4
M4 = Poor automated baseline construction.

Manual Integration Report

Data Path : I:\Pest19\200624ical\
Data File : 19200624ical-40.D
Date Inj'd : 6/24/2020 6:51 pm
Sample : cicv2154,42e,, 9816

QMethod : P19_pcb_06_24_20_ugL_ICA
Operator : pest19:ht
Instrument : Pest 19
Quant Date : 6/26/2020 10:43 am

Compound #66: 1221-2 #2

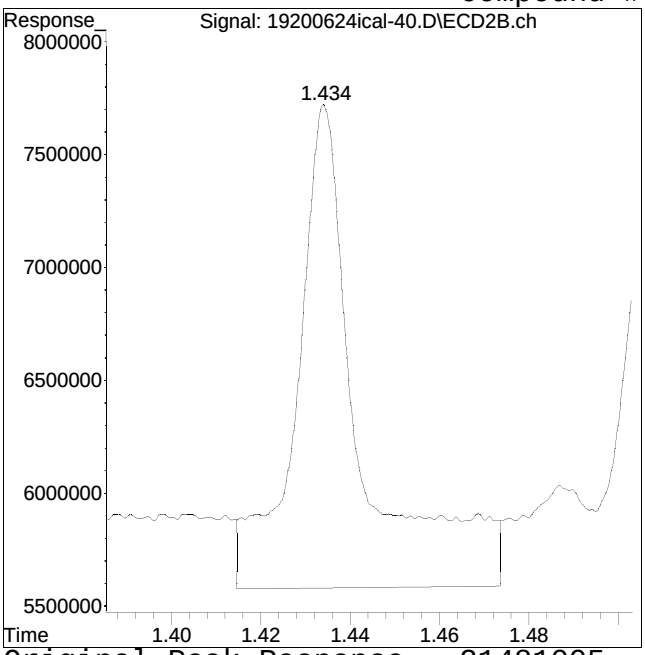

Original Peak Response = 21481095

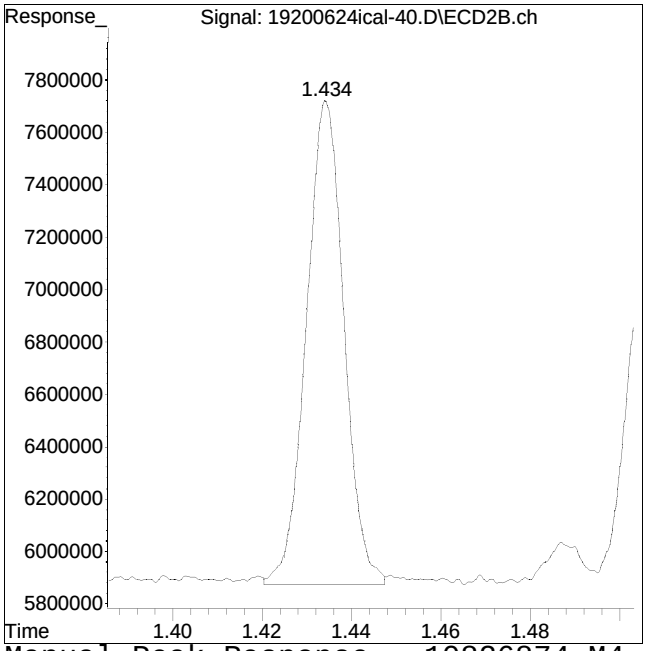

Manual Peak Response = 10826874 M4

M4 = Poor automated baseline construction.

Manual Integration Report

Data Path : I:\Pest19\200624ical\
Data File : 19200624ical-40.D
Date Inj'd : 6/24/2020 6:51 pm
Sample : cicv2154,42e,, 9816

QMethod : P19_pcb_06_24_20_ugL_ICA
Operator : pest19:ht
Instrument : Pest 19
Quant Date : 6/26/2020 10:43 am

Compound #16: 1221-3

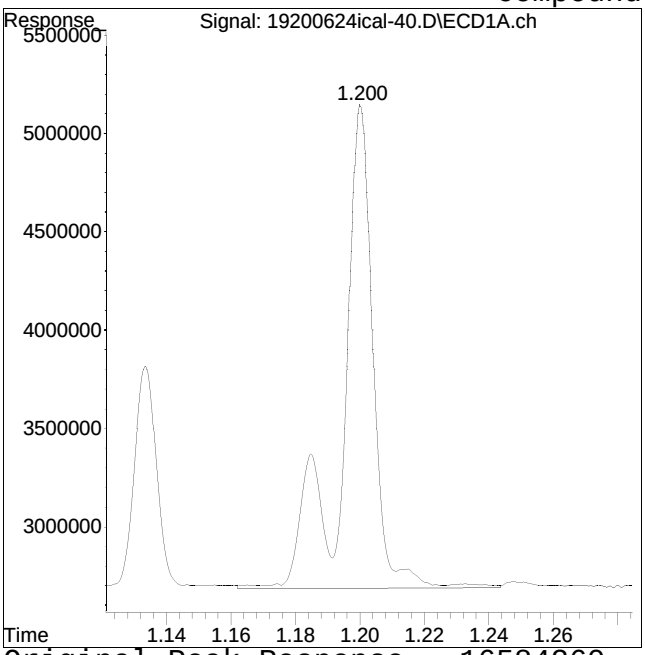

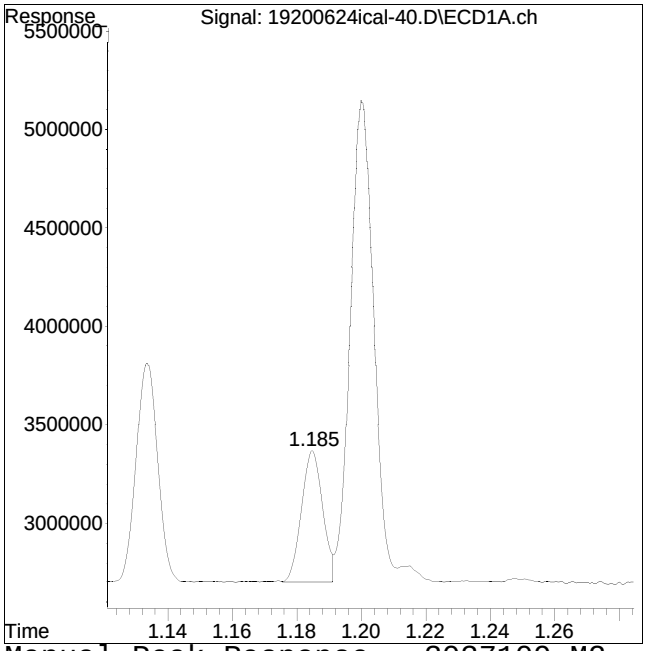

Original Peak Response = 16584260 Manual Peak Response = 3037109 M2
M2 = Peak not found by automatic integration algorithm.

Manual Integration Report

Data Path : I:\Pest19\200624ical\
Data File : 19200624ical-40.D
Date Inj'd : 6/24/2020 6:51 pm
Sample : cicv2154,42e,, 9816

QMethod : P19_pcb_06_24_20_ugL_ICA
Operator : pest19:ht
Instrument : Pest 19
Quant Date : 6/26/2020 10:43 am

Compound #67: 1221-3 #2

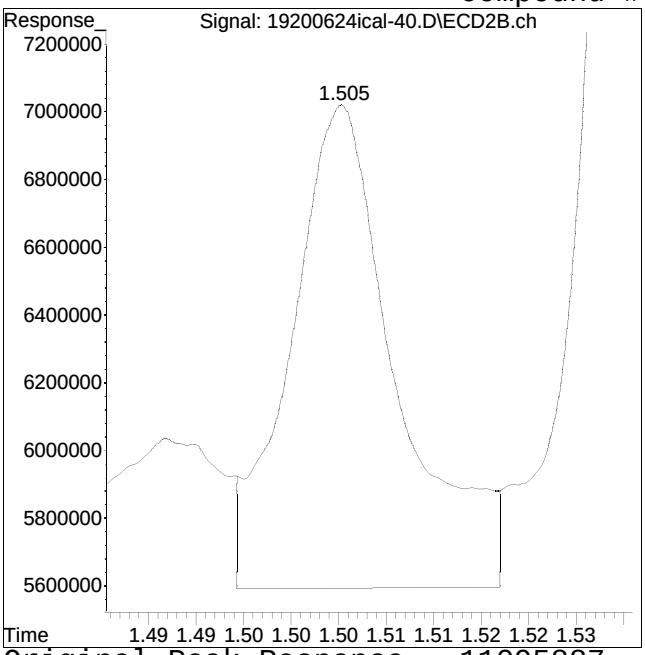

Original Peak Response = 11095887

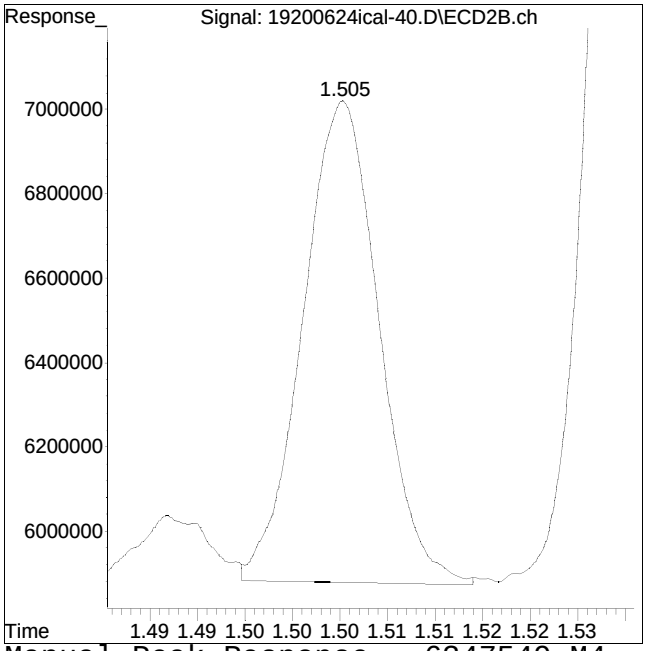

Manual Peak Response = 6347549 M4

M4 = Poor automated baseline construction.

Manual Integration Report

Data Path : I:\Pest19\200624ical\
Data File : 19200624ical-40.D
Date Inj'd : 6/24/2020 6:51 pm
Sample : cicv2154,42e,, 9816

QMethod : P19_pcb_06_24_20_ugL_ICA
Operator : pest19:ht
Instrument : Pest 19
Quant Date : 6/26/2020 10:43 am

Compound #17: 1221-4

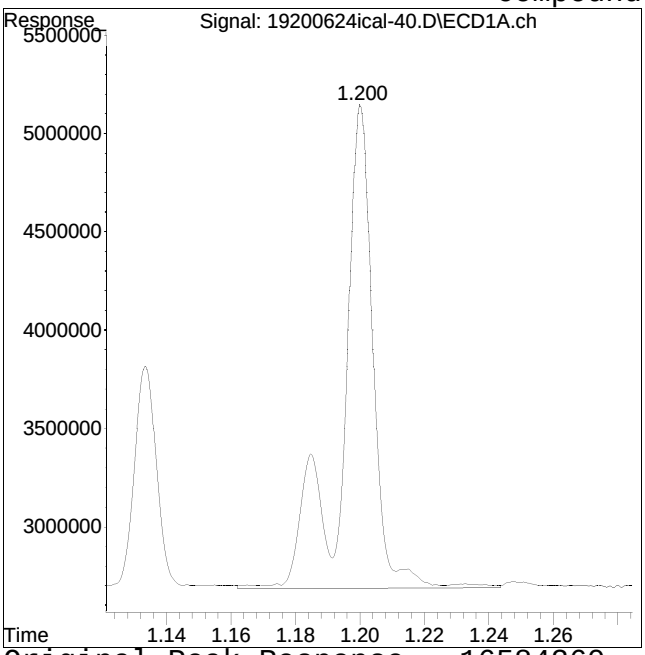

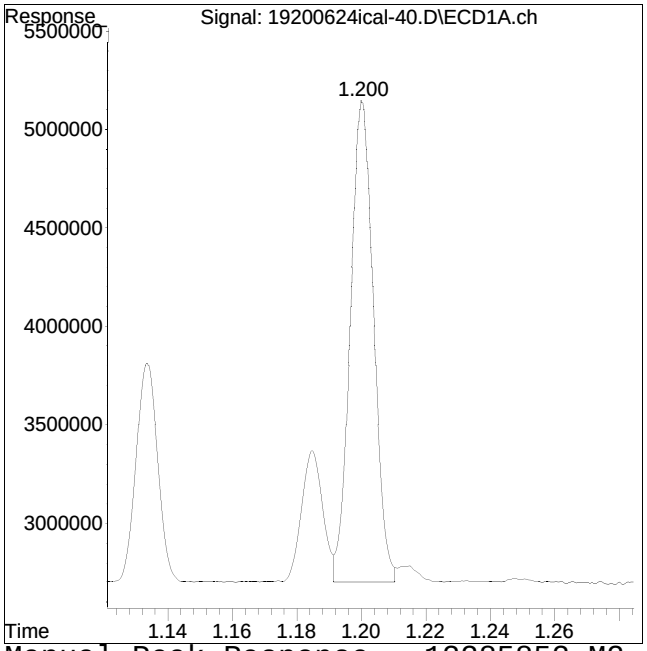

Original Peak Response = 16584260 Manual Peak Response = 12285852 M2
M2 = Peak not found by automatic integration algorithm.

Manual Integration Report

Data Path : I:\Pest19\200624ical\
Data File : 19200624ical-40.D
Date Inj'd : 6/24/2020 6:51 pm
Sample : cicv2154,42e,, 9816

QMethod : P19_pcb_06_24_20_ugL_ICA
Operator : pest19:ht
Instrument : Pest 19
Quant Date : 6/26/2020 10:43 am

Compound #68: 1221-4 #2

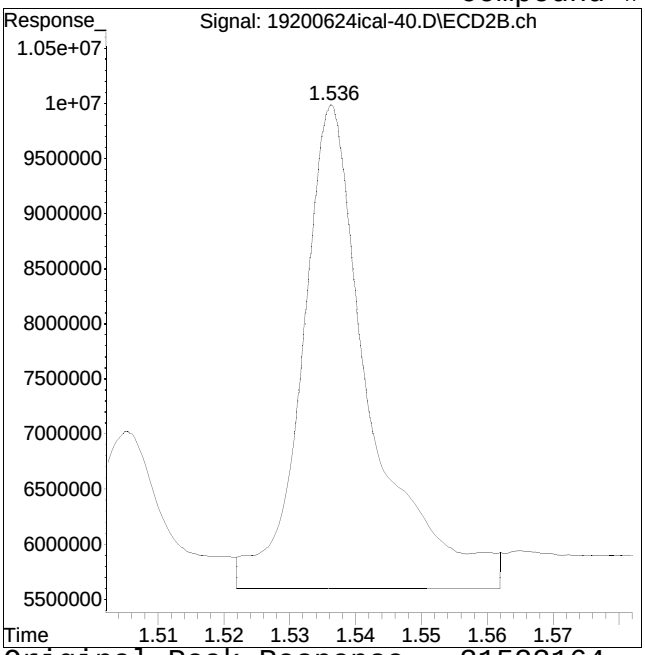

Original Peak Response = 31523164

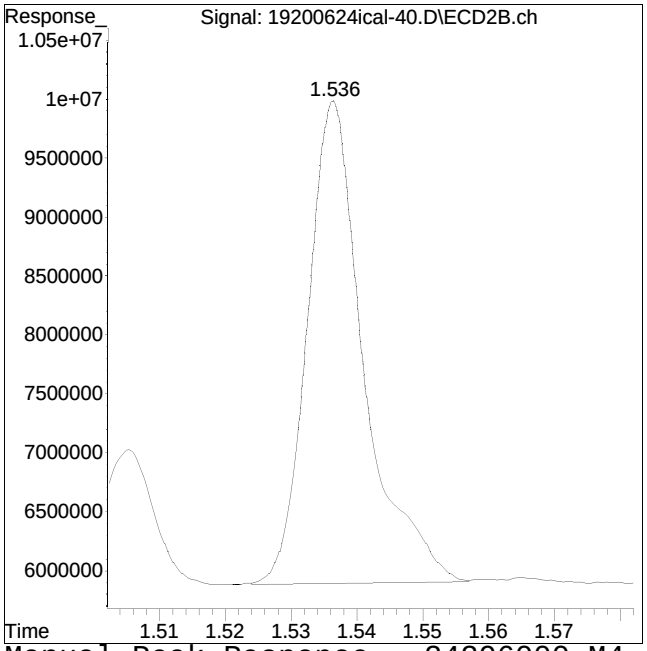

Manual Peak Response = 24296000 M4

M4 = Poor automated baseline construction.

Manual Integration Report

Data Path : I:\Pest19\200624ical\
Data File : 19200624ical-40.D
Date Inj'd : 6/24/2020 6:51 pm
Sample : cicv2154,42e,, 9816

QMethod : P19_pcb_06_24_20_ugL_ICA
Operator : pest19:ht
Instrument : Pest 19
Quant Date : 6/26/2020 10:43 am

Compound #69: 1254-1 #2

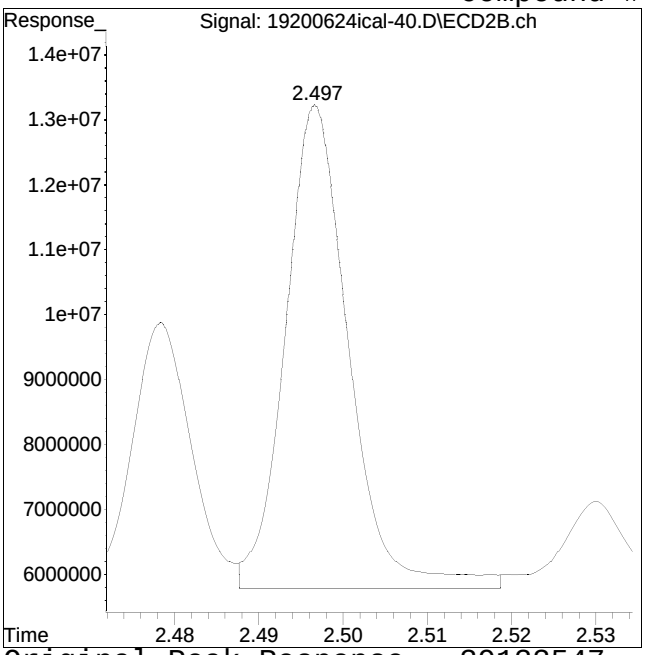

Original Peak Response = 39133547

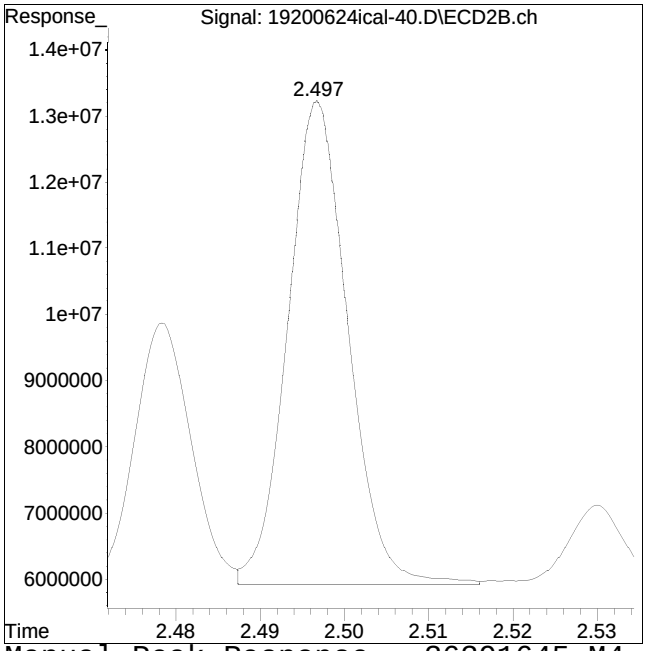

Manual Peak Response = 36391645 M4

M4 = Poor automated baseline construction.

Manual Integration Report

Data Path : I:\Pest19\200624ical\
Data File : 19200624ical-40.D
Date Inj'd : 6/24/2020 6:51 pm
Sample : cicv2154,42e,, 9816

QMethod : P19_pcb_06_24_20_ugL_ICA
Operator : pest19:ht
Instrument : Pest 19
Quant Date : 6/26/2020 10:43 am

Compound #19: 1254-2

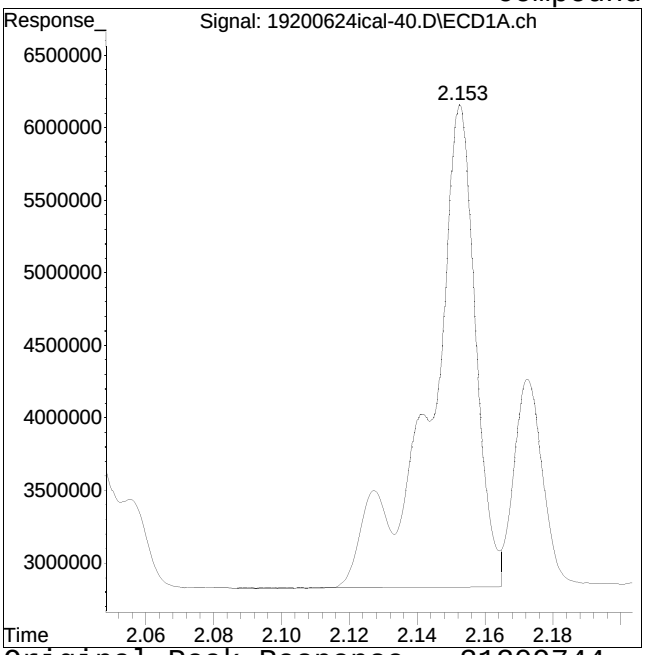

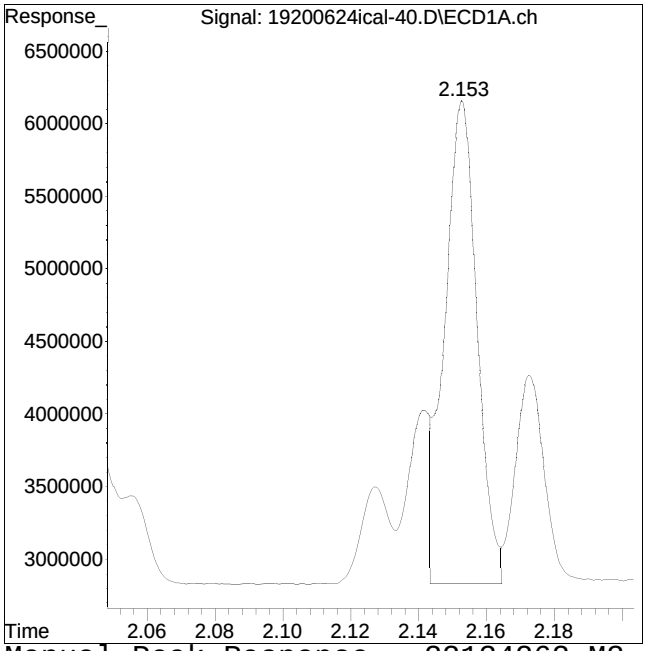

Original Peak Response = 31209744 Manual Peak Response = 22134262 M3
M3 = Misidentification of the peak (i.e. 1,4-dichlorobenzene identified as 1,3-dichlorobenzene), or misidentification from 2 partially resolved peaks not being split.

Manual Integration Report

Data Path : I:\Pest19\200624ical\
Data File : 19200624ical-40.D
Date Inj'd : 6/24/2020 6:51 pm
Sample : cicv2154,42e,, 9816

QMethod : P19_pcb_06_24_20_ugL_ICA
Operator : pest19:ht
Instrument : Pest 19
Quant Date : 6/26/2020 10:43 am

Compound #70: 1254-2 #2

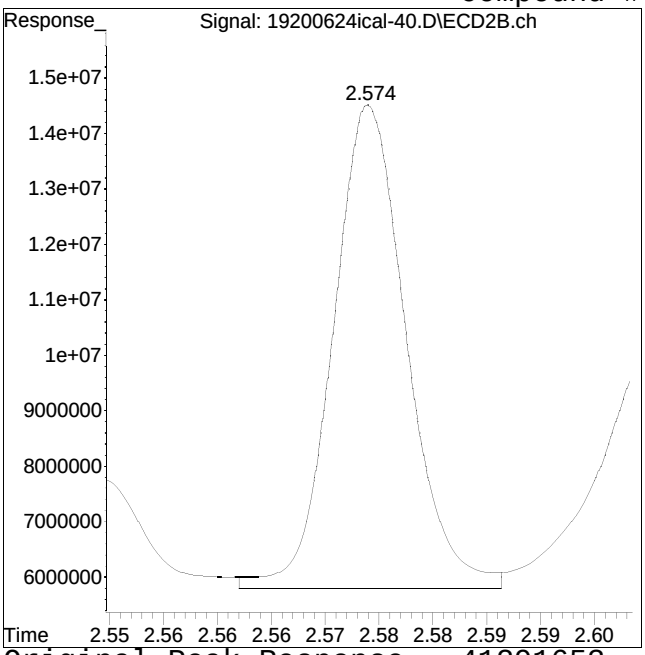

Original Peak Response = 41291653

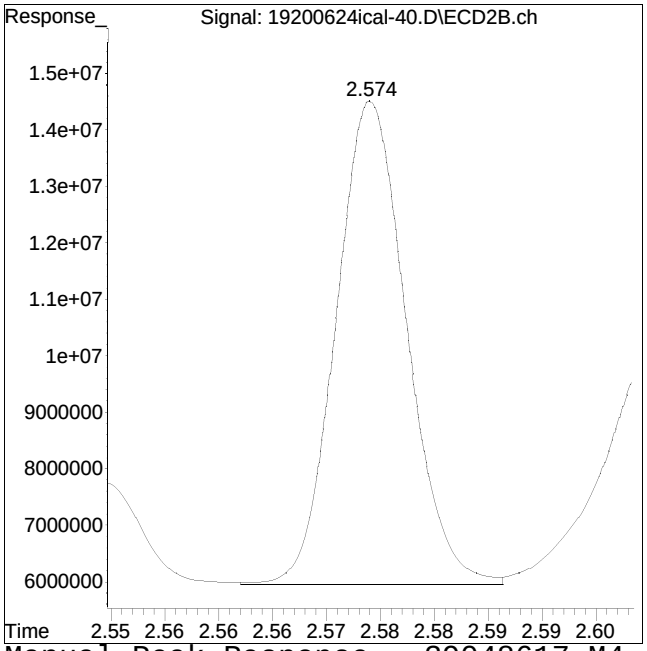

Manual Peak Response = 39048617 M4

M4 = Poor automated baseline construction.

Manual Integration Report

Data Path : I:\Pest19\200624ical\
Data File : 19200624ical-40.D
Date Inj'd : 6/24/2020 6:51 pm
Sample : cicv2154,42e,, 9816

QMethod : P19_pcb_06_24_20_ugL_ICA
Operator : pest19:ht
Instrument : Pest 19
Quant Date : 6/26/2020 10:43 am

Compound #20: 1254-3

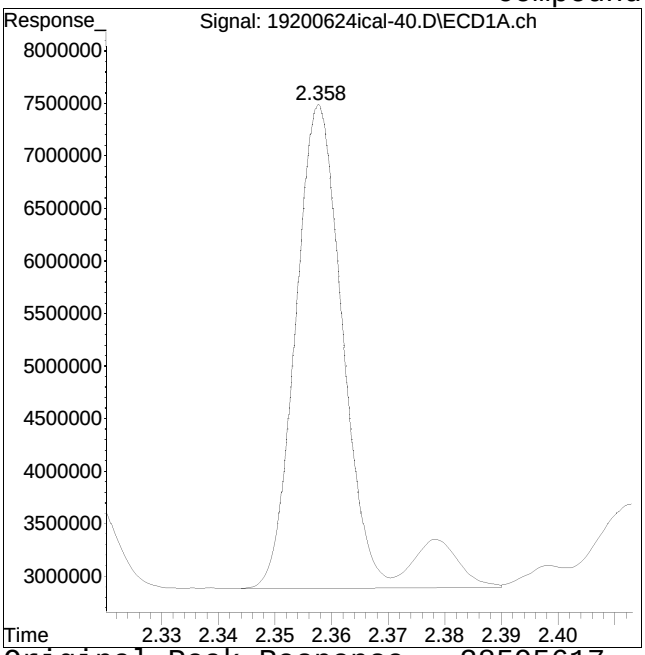

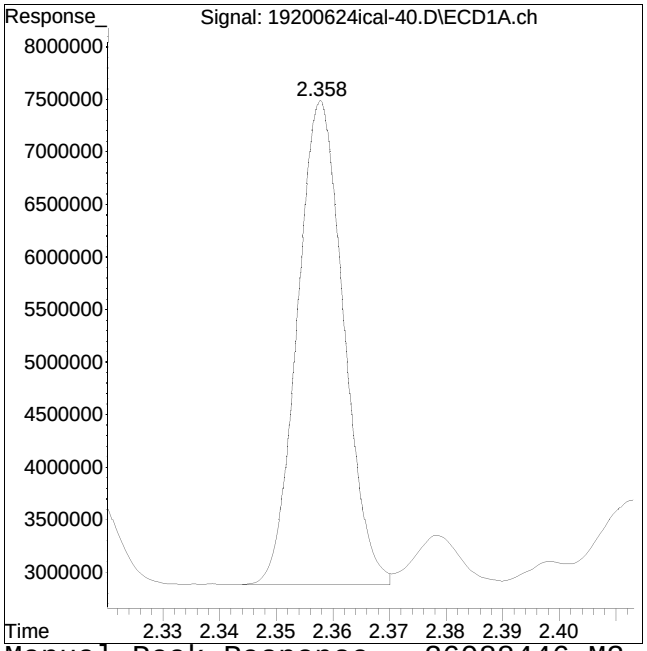

Original Peak Response = 28595617 Manual Peak Response = 26088446 M3

M3 = Misidentification of the peak (i.e. 1,4-dichlorobenzene identified as 1,3-dichlorobenzene), or misidentification from 2 partially resolved peaks not being split.

Manual Integration Report

Data Path : I:\Pest19\200624ical\
Data File : 19200624ical-40.D
Date Inj'd : 6/24/2020 6:51 pm
Sample : cicv2154,42e,, 9816

QMethod : P19_pcb_06_24_20_ugL_ICA
Operator : pest19:ht
Instrument : Pest 19
Quant Date : 6/26/2020 10:43 am

Compound #71: 1254-3 #2

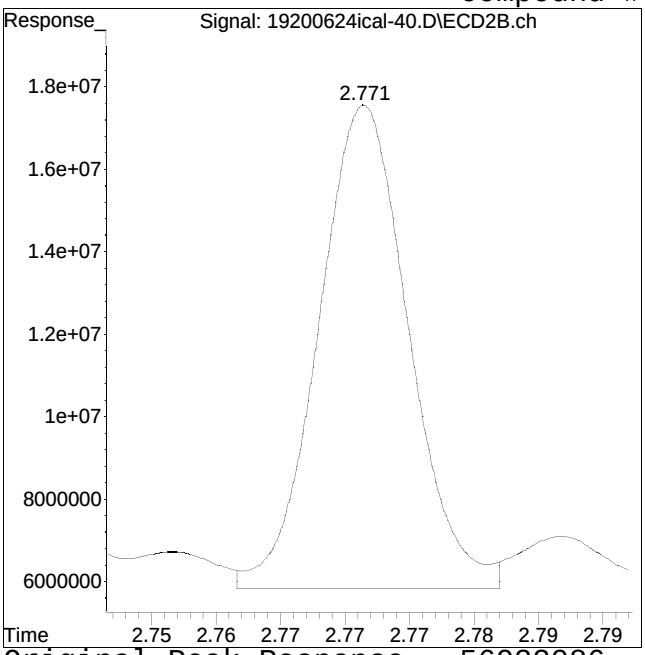

Original Peak Response = 56932086

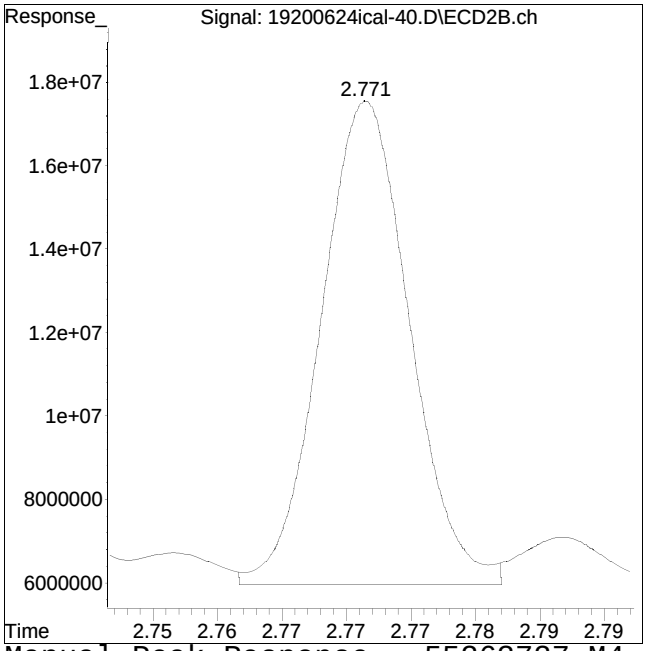

Manual Peak Response = 55263727 M4

M4 = Poor automated baseline construction.

Manual Integration Report

Data Path : I:\Pest19\200624ical\
Data File : 19200624ical-40.D
Date Inj'd : 6/24/2020 6:51 pm
Sample : cicv2154,42e,, 9816

QMethod : P19_pcb_06_24_20_ugL_ICA
Operator : pest19:ht
Instrument : Pest 19
Quant Date : 6/26/2020 10:43 am

Compound #72: 1254-4 #2

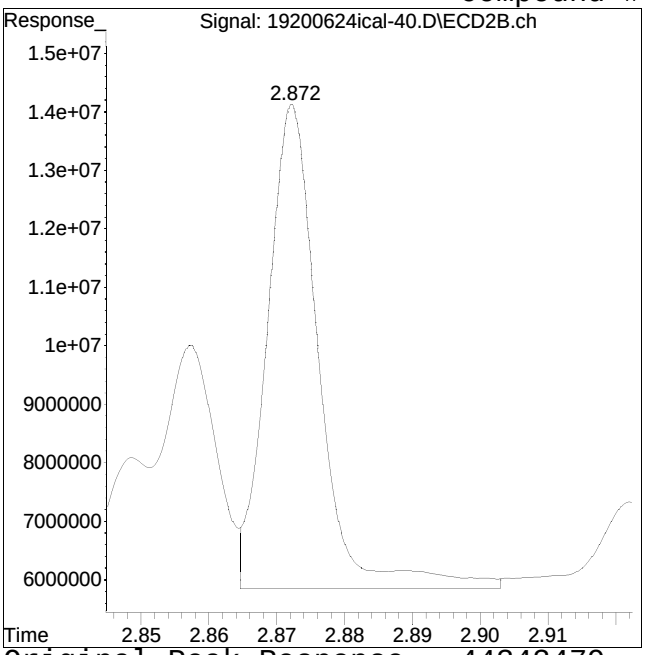

Original Peak Response = 44343479

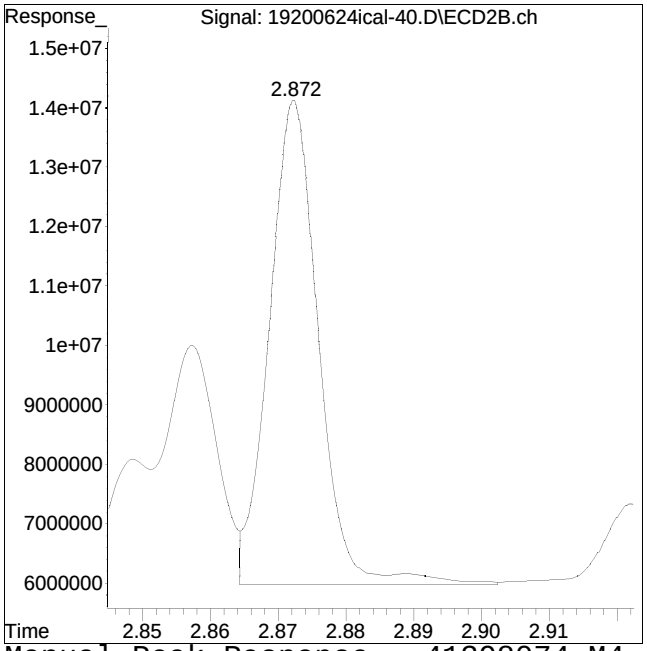

Manual Peak Response = 41398074 M4

M4 = Poor automated baseline construction.

Manual Integration Report

Data Path : I:\Pest19\200624ical\
Data File : 19200624ical-40.D
Date Inj'd : 6/24/2020 6:51 pm
Sample : cicv2154,42e,, 9816

QMethod : P19_pcb_06_24_20_ugL_ICA
Operator : pest19:ht
Instrument : Pest 19
Quant Date : 6/26/2020 10:43 am

Compound #73: 1254-5 #2

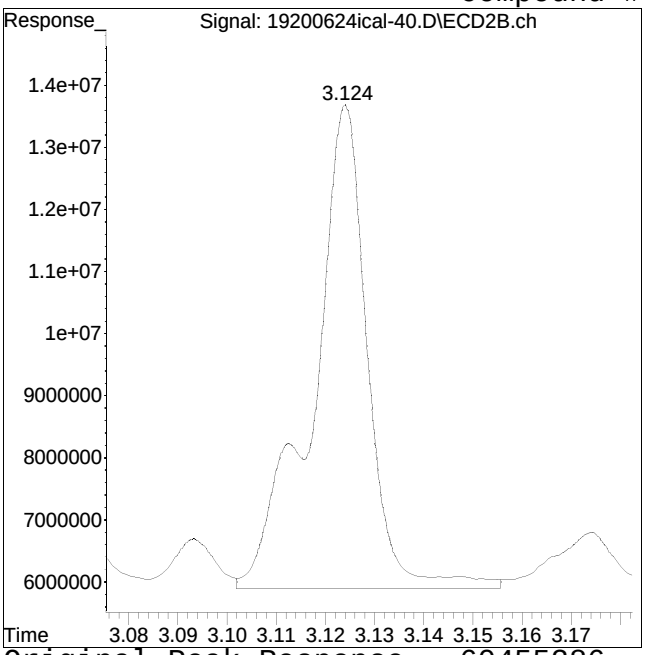

Original Peak Response = 60455286

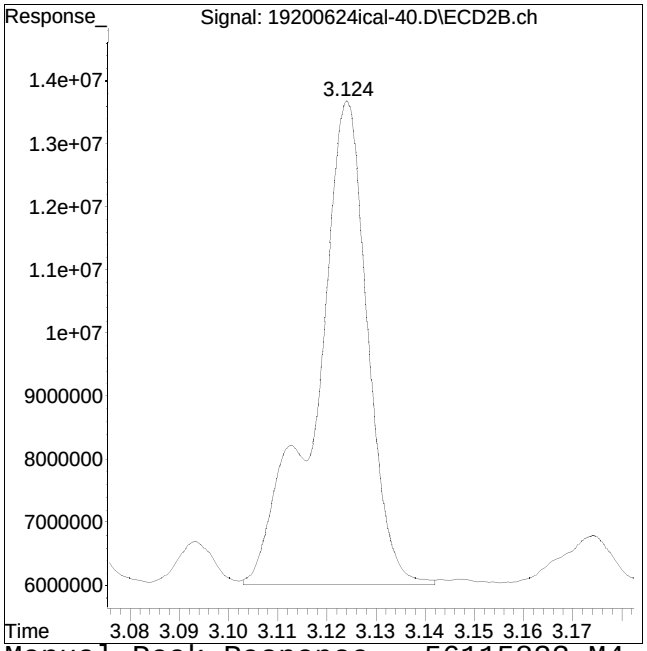

Manual Peak Response = 56115833 M4

M4 = Poor automated baseline construction.

Evaluate Continuing Calibration Report

Data Path : I:\Pest19\200624ical\
Data File : 19200624ical-41.D
Signal(s) : Signal #1: ECD1A.ch Signal #2: ECD2B.ch
Acq On   : 24 Jun 2020 06:57 pm
Operator : pest19:ht
Sample   : cicv1660,42e,, 9815
Misc   : WG1386877, (Sig #1); (Sig #2)
ALS Vial : 36   Sample Multiplier: 1

Integration File signal 1: events.e
Integration File signal 2: events2.e
Quant Time: Jun 26 10:49:07 2020
Quant Method : I:\Pest19\200624ical\P19_pcb_06_24_20_ugL_ICAL.m
Quant Title : pcb
QLast Update : Fri Jun 26 10:40:42 2020
Response via : Initial Calibration
Integrator: ChemStation

Volume Inj.   :
Signal #1 Phase :   Signal #2 Phase:
Signal #1 Info :   Signal #2 Info :

Min. RRF   :   0.000 Min. Rel. Area : 50% Max. R.T. Dev 0.50min
Max. RRF Dev : 20%   Max. Rel. Area : 150%

		Compound	Amount	Calc.	%Dev	Area%	Dev(Min)
1	i	1660_1br2nb	250.000	250.000	0.0	101	0.00
2	s	2,4,5,6-Tetrachloro-m-xylen	160.000	171.562	-7.2	113	0.00
3	s	Decachlorobiphenyl	320.000	319.641	0.1	105	0.00
4	l1	1016-1	2500.000	2364.946	5.4	98	0.00
5	l1	1016-2	2500.000	2609.963	-4.4	106	0.00
6	l1	1016-3	2500.000	2533.867	-1.4	102	0.00
7	l1	1016-4	2500.000	2621.221	-4.8	106	0.00
8	l1	1016-5	2500.000	2460.747	1.6	101	0.00
9	l2	1260-1	2500.000	2474.503	1.0	103	0.00
10	l2	1260-2	2500.000	2530.732	-1.2	106	0.00
11	l2	1260-3	2500.000	2140.479	14.4	89	0.00
12	l2	1260-4	2500.000	2251.613	9.9	93	0.00
13	l2	1260-5	2500.000	2376.484	4.9	98	0.00
14	i	2154_1br2nb	250.000	250.000	0.0	99	0.00
23	i	4268_1br2nb	250.000	250.000	0.0	96	0.00
34	i	1248_1br2nb	250.000	250.000	0.0	94	0.00
40	i	3262_1br2nb	250.000	250.000	0.0	99	0.00

Signal #2

1	i	1660_1br2nb	250.000	250.000	0.0	96	0.00
2	s	2,4,5,6-Tetrachloro-m-xyl	160.000	159.708	0.2	98	0.00
3	s	Decachlorobiphenyl	320.000	323.206	-1.0	99	0.00
4	l1	1016-1	2500.000	2470.253	1.2	99	0.00
5	l1	1016-2	2500.000	2540.342	-1.6	102	0.00
6	l1	1016-3	2500.000	2591.017	-3.6	103	0.00

Evaluate Continuing Calibration Report

Data Path : I:\Pest19\200624ical\
Data File : 19200624ical-41.D
Signal(s) : Signal #1: ECD1A.ch Signal #2: ECD2B.ch
Acq On   : 24 Jun 2020 06:57 pm
Operator : pest19:ht
Sample   : cicv1660,42e,, 9815
Misc   : WG1386877, (Sig #1); (Sig #2)
ALS Vial : 36   Sample Multiplier: 1

Integration File signal 1: events.e
Integration File signal 2: events2.e
Quant Time: Jun 26 10:49:07 2020
Quant Method : I:\Pest19\200624ical\P19_pcb_06_24_20_ugL_ICAL.m
Quant Title : pcb
QLast Update : Fri Jun 26 10:40:42 2020
Response via : Initial Calibration
Integrator: ChemStation

Volume Inj.   :
Signal #1 Phase :   Signal #2 Phase:
Signal #1 Info :   Signal #2 Info :

Min. RRF   :   0.000 Min. Rel. Area : 50% Max. R.T. Dev 0.50min
Max. RRF Dev : 20%   Max. Rel. Area : 150%

		Compound	Amount	Calc.	%Dev	Area%	Dev(Min)
7	l1	1016-4	2500.000	2607.221	-4.3	102	0.00
8	l1	1016-5	2500.000	2542.464	-1.7	100	0.00
9	l2	1260-1	2500.000	2597.653	-3.9	103	0.00
10	l2	1260-2	2500.000	2457.678	1.7	98	0.00
11	l2	1260-3	2500.000	2310.306	7.6	91	0.00
12	l2	1260-4	2500.000	2177.087	12.9	86	0.00
13	l2	1260-5	2500.000	2282.122	8.7	90	0.00
14	i	2154_1br2nb	250.000	250.000	0.0	96	0.00
23	i	4268_1br2nb	250.000	250.000	0.0	95	0.00
34	i	1248_1br2nb	250.000	250.000	0.0	93	0.00
40	i	3262_1br2nb	250.000	250.000	0.0	94	0.00

Evaluate Continuing Calibration Report - Not Founds

15	l3	1221-2	2500.000	0.000	100.0#	0	-1.14#
16	l3	1221-3	2500.000	0.000	100.0#	0	-1.19#
17	l3	1221-4	2500.000	0.000	100.0#	0	-1.20#
18	l4	1254-1	2500.000	0.000	100.0#	0	-2.02#
19	l4	1254-2	2500.000	0.000	100.0#	0	-2.15#
20	l4	1254-3	2500.000	0.000	100.0#	0	-2.36#
21	l4	1254-4	2500.000	0.000	100.0#	0	-2.48#
22	l4	1254-5	2500.000	0.000	100.0#	0	-2.67#
24	l6	1242-1	2500.000	0.000	100.0#	0	-1.20#
25	l6	1242-2	2500.000	0.000	100.0#	0	-1.35#
26	l6	1242-3	2500.000	0.000	100.0#	0	-1.57#
27	l6	1242-4	2500.000	0.000	100.0#	0	-1.63#
28	l6	1242-5	2500.000	0.000	100.0#	0	-2.04#

Evaluate Continuing Calibration Report

Data Path : I:\Pest19\200624ical\
Data File : 19200624ical-41.D
Signal(s) : Signal #1: ECD1A.ch Signal #2: ECD2B.ch
Acq On   : 24 Jun 2020 06:57 pm
Operator : pest19:ht
Sample   : cicv1660,42e,, 9815
Misc   : WG1386877, (Sig #1); (Sig #2)
ALS Vial : 36   Sample Multiplier: 1

Integration File signal 1: events.e
Integration File signal 2: events2.e
Quant Time: Jun 26 10:49:07 2020
Quant Method : I:\Pest19\200624ical\P19_pcb_06_24_20_ugL_ICAL.m
Quant Title : pcb
QLast Update : Fri Jun 26 10:40:42 2020
Response via : Initial Calibration
Integrator: ChemStation

Volume Inj.   :
Signal #1 Phase :   Signal #2 Phase:
Signal #1 Info :   Signal #2 Info :

Min. RRF   :   0.000 Min. Rel. Area : 50% Max. R.T. Dev 0.50min
Max. RRF Dev : 20%   Max. Rel. Area : 150%

		Compound	Amount	Calc.	%Dev	Area%	Dev(Min)
29	l9	1268-1	2500.000	0.000	100.0#	0	-3.13#
30	l9	1268-2	2500.000	0.000	100.0#	0	-3.14#
31	l9	1268-3	2500.000	0.000	100.0#	0	-3.24#
32	l9	1268-4	2500.000	0.000	100.0#	0	-3.42#
33	l9	1268-5	2500.000	0.000	100.0#	0	-3.57#
35	l7	1248-1	2500.000	0.000	100.0#	0	-1.56#
36	l7	1248-2	2500.000	0.000	100.0#	0	-1.72#
37	l7	1248-3	2500.000	0.000	100.0#	0	-1.83#
38	l7	1248-4	2500.000	0.000	100.0#	0	-2.04#
39	l7	1248-5	2500.000	0.000	100.0#	0	-2.06#
41	l5	1232-1	2500.000	0.000	100.0#	0	-1.20#
42	l5	1232-2	2500.000	0.000	100.0#	0	-1.35#
43	l5	1232-3	2500.000	0.000	100.0#	0	-1.57#
44	l5	1232-4	2500.000	0.000	100.0#	0	-1.63#
45	l5	1232-5	2500.000	0.000	100.0#	0	-2.04#
46	l8	1262-1	2500.000	0.000	100.0#	0	-2.56#
47	l8	1262-2	2500.000	0.000	100.0#	0	-2.72#
48	l8	1262-3	2500.000	0.000	100.0#	0	-2.83#
49	l8	1262-4	2500.000	0.000	100.0#	0	-2.97#
50	l8	1262-5	2500.000	0.000	100.0#	0	-3.42#

Signal #2

15	l3	1221-2	2500.000	0.000	100.0#	0	-1.43#
16	l3	1221-3	2500.000	0.000	100.0#	0	-1.50#
17	l3	1221-4	2500.000	0.000	100.0#	0	-1.54#
18	l4	1254-1	2500.000	0.000	100.0#	0	-2.50#
19	l4	1254-2	2500.000	0.000	100.0#	0	-2.58#
20	l4	1254-3	2500.000	0.000	100.0#	0	-2.77#
21	l4	1254-4	2500.000	0.000	100.0#	0	-2.87#
22	l4	1254-5	2500.000	0.000	100.0#	0	-3.12#

Evaluate Continuing Calibration Report

Data Path : I:\Pest19\200624ical\
Data File : 19200624ical-41.D
Signal(s) : Signal #1: ECD1A.ch Signal #2: ECD2B.ch
Acq On   : 24 Jun 2020 06:57 pm
Operator : pest19:ht
Sample   : cicv1660,42e,, 9815
Misc   : WG1386877, (Sig #1); (Sig #2)
ALS Vial : 36   Sample Multiplier: 1

Integration File signal 1: events.e
Integration File signal 2: events2.e
Quant Time: Jun 26 10:49:07 2020
Quant Method : I:\Pest19\200624ical\P19_pcb_06_24_20_ugL_ICAL.m
Quant Title : pcb
QLast Update : Fri Jun 26 10:40:42 2020
Response via : Initial Calibration
Integrator: ChemStation

Volume Inj.   :
Signal #1 Phase :   Signal #2 Phase:
Signal #1 Info :   Signal #2 Info :

Min. RRF   :   0.000 Min. Rel. Area : 50% Max. R.T. Dev 0.50min
Max. RRF Dev : 20%   Max. Rel. Area : 150%

	Compound	Amount	Calc.	%Dev	Area%	Dev(Min)
24 l6	1242-1	2500.000	0.000	100.0#	0	-1.54#
25 l6	1242-2	2500.000	0.000	100.0#	0	-1.75#
26 l6	1242-3	2500.000	0.000	100.0#	0	-1.99#
27 l6	1242-4	2500.000	0.000	100.0#	0	-2.06#
28 l6	1242-5	2500.000	0.000	100.0#	0	-2.48#
29 l9	1268-1	2500.000	0.000	100.0#	0	-3.63#
30 l9	1268-2	2500.000	0.000	100.0#	0	-3.66#
31 l9	1268-3	2500.000	0.000	100.0#	0	-3.79#
32 l9	1268-4	2500.000	0.000	100.0#	0	-3.95#
33 l9	1268-5	2500.000	0.000	100.0#	0	-4.13#
35 l7	1248-1	2500.000	0.000	100.0#	0	-1.97#
36 l7	1248-2	2500.000	0.000	100.0#	0	-2.15#
37 l7	1248-3	2500.000	0.000	100.0#	0	-2.30#
38 l7	1248-4	2500.000	0.000	100.0#	0	-2.48#
39 l7	1248-5	2500.000	0.000	100.0#	0	-2.50#
41 l5	1232-1	2500.000	0.000	100.0#	0	-1.54#
42 l5	1232-2	2500.000	0.000	100.0#	0	-1.74#
43 l5	1232-3	2500.000	0.000	100.0#	0	-1.98#
44 l5	1232-4	2500.000	0.000	100.0#	0	-2.05#
45 l5	1232-5	2500.000	0.000	100.0#	0	-2.48#
46 l8	1262-1	2500.000	0.000	100.0#	0	-2.95#
47 l8	1262-2	2500.000	0.000	100.0#	0	-3.17#
48 l8	1262-3	2500.000	0.000	100.0#	0	-3.31#
49 l8	1262-4	2500.000	0.000	100.0#	0	-3.44#
50 l8	1262-5	2500.000	0.000	100.0#	0	-3.94#

(#) = Out of Range SPCC's out = 0 CCC's out = 0

Quantitation Report (QT Reviewed)

Data Path : I:\Pest19\200624ical\
Data File : 19200624ical-41.D
Signal(s) : Signal #1: ECD1A.ch Signal #2: ECD2B.ch
Acq On : 24 Jun 2020 06:57 pm
Operator : pest19:ht
Sample : cicv1660,42e,, 9815
Misc : WG1386877, (Sig #1); (Sig #2)
ALS Vial : 36 Sample Multiplier: 1

Integration File signal 1: events.e
Integration File signal 2: events2.e
Quant Time: Jun 26 10:49:07 2020
Quant Method : I:\Pest19\200624ical\P19_pcb_06_24_20_ugL_ICAL.m
Quant Title : pcb
QLast Update : Fri Jun 26 10:40:42 2020
Response via : Initial Calibration
Integrator: ChemStation

Volume Inj. :
Signal #1 Phase : Signal #2 Phase:
Signal #1 Info : Signal #2 Info :

Sub List : Default - All compounds listed

	Compound	RT#1	RT#2	Resp#1	Resp#2	ug/l	ug/l
	Internal Standards						
1) i	1660_1br2nb	0.883	0.984	35526720	71601936	250.000M4	250.000M4
14) i	2154_1br2nb	0.883	0.984	35526720	71601936	250.000M4	250.000M4
23) i	4268_1br2nb	0.883	0.984	35526720	71601936	250.000M4	250.000M4
34) i	1248_1br2nb	0.883	0.984	35526720	71601936	250.000M4	250.000M4
40) i	3262_1br2nb	0.883	0.984	35526720	71601936	250.000M4	250.000M4
	System Monitoring Compounds						
2) s	2,4,5,6-Tetr	1.083	1.301	32468419	58523039	171.562	159.708
	Spiked Amount 500.000	Range 30 - 150		Recovery =		34.31%	31.94%
3) s	Decachlorobi	3.662	4.262	39082516	93756610	319.641	323.206
	Spiked Amount 500.000	Range 30 - 150		Recovery =		63.93%	64.64%
	Target Compounds						
4) l1	1016-1	1.202	1.538	7691099	15795760	2364.946M4	2470.253
5) l1	1016-2	1.350	1.742	18025782	35513985	2609.963M4	2540.342
6) l1	1016-3	1.569	1.981	20159690	42880030	2533.867M3	2591.017
7) l1	1016-4	1.633	2.050	14919344	28055994	2621.221	2607.221
8) l1	1016-5	1.832	2.296	11161447	22216780	2460.747	2542.464
	Sum 1016-1			71957363	144.5E6	12590.745	12751.297
Average	1016-1					2518.149	2550.259
9) l2	1260-1	2.443	2.858	19965582	45977694	2474.503	2597.653
10) l2	1260-2	2.559	2.953	30256798	52279993	2530.732M2	2457.678
11) l2	1260-3	2.832	3.314	16529092	41803640	2140.479M2	2310.306
12) l2	1260-4	2.973	3.441	36652722	82934967	2251.613M2	2177.087
13) l2	1260-5	3.107	3.632	19826534	59651518	2376.484M2	2282.122
	Sum 1260-1			123.2E6	282.6E6	11773.812	11824.846

Data Path : I:\Pest19\200624ical\
Data File : 19200624ical-41.D
Signal(s) : Signal #1: ECD1A.ch Signal #2: ECD2B.ch
Acq On : 24 Jun 2020 06:57 pm
Operator : pest19:ht
Sample : cicv1660,42e,, 9815
Misc : WG1386877, (Sig #1); (Sig #2)
ALS Vial : 36 Sample Multiplier: 1

Integration File signal 1: events.e
Integration File signal 2: events2.e
Quant Time: Jun 26 10:49:07 2020
Quant Method : I:\Pest19\200624ical\P19_pcb_06_24_20_ugL_ICAL.m
Quant Title : pcb
QLast Update : Fri Jun 26 10:40:42 2020
Response via : Initial Calibration
Integrator: ChemStation

Volume Inj. :
Signal #1 Phase : Signal #2 Phase:
Signal #1 Info : Signal #2 Info :

Sub List : Default - All compounds listed

	Compound	RT#1	RT#2	Resp#1	Resp#2	ug/l	ug/l
Average	1260-1					2354.762	2364.969
15) l3	1221-2	0.000	0.000	0	0	N.D. d	N.D. d
16) l3	1221-3	0.000	0.000	0	0	N.D. d	N.D. d
17) l3	1221-4	0.000	0.000	0	0	N.D. d	N.D. d
Sum	1221-2			0	0	N.D.	N.D.
Average	1221-2					0.000	0.000
18) l4	1254-1	0.000	0.000	0	0	N.D. d	N.D. d
19) l4	1254-2	0.000	0.000	0	0	N.D. d	N.D. d
20) l4	1254-3	0.000	0.000	0	0	N.D. d	N.D. d
21) l4	1254-4	0.000	0.000	0	0	N.D. d	N.D. d
22) l4	1254-5	0.000	0.000	0	0	N.D. d	N.D. d
Sum	1254-1			0	0	N.D.	N.D.
Average	1254-1					0.000	0.000
24) l6	1242-1	0.000	0.000	0	0	N.D. d	N.D. d
25) l6	1242-2	0.000	0.000	0	0	N.D. d	N.D. d
26) l6	1242-3	0.000	0.000	0	0	N.D. d	N.D. d
27) l6	1242-4	0.000	0.000	0	0	N.D. d	N.D. d
28) l6	1242-5	0.000	0.000	0	0	N.D. d	N.D. d
Sum	1242-1			0	0	N.D.	N.D.
Average	1242-1					0.000	0.000
29) l9	1268-1	0.000	0.000	0	0	N.D. d	N.D. d
30) l9	1268-2	0.000	0.000	0	0	N.D. d	N.D. d
31) l9	1268-3	0.000	0.000	0	0	N.D. d	N.D. d
32) l9	1268-4	0.000	0.000	0	0	N.D. d	N.D. d
33) l9	1268-5	0.000	0.000	0	0	N.D. d	N.D. d
Sum	1268-1			0	0	N.D.	N.D.
Average	1268-1					0.000	0.000
35) l7	1248-1	0.000	0.000	0	0	N.D. d	N.D. d

Quantitation Report (QT Reviewed)

Data Path : I:\Pest19\200624ical\
Data File : 19200624ical-41.D
Signal(s) : Signal #1: ECD1A.ch Signal #2: ECD2B.ch
Acq On : 24 Jun 2020 06:57 pm
Operator : pest19:ht
Sample : cicv1660,42e,, 9815
Misc : WG1386877, (Sig #1); (Sig #2)
ALS Vial : 36 Sample Multiplier: 1

Integration File signal 1: events.e
Integration File signal 2: events2.e
Quant Time: Jun 26 10:49:07 2020
Quant Method : I:\Pest19\200624ical\P19_pcb_06_24_20_ugL_ICAL.m
Quant Title : pcb
QLast Update : Fri Jun 26 10:40:42 2020
Response via : Initial Calibration
Integrator: ChemStation

Volume Inj. :
Signal #1 Phase : Signal #2 Phase:
Signal #1 Info : Signal #2 Info :

Sub List : Default - All compounds listed

	Compound	RT#1	RT#2	Resp#1	Resp#2	ug/l	ug/l
36) l7	1248-2	0.000	0.000	0	0	N.D. d	N.D. d
37) l7	1248-3	0.000	0.000	0	0	N.D. d	N.D. d
38) l7	1248-4	0.000	0.000	0	0	N.D. d	N.D. d
39) l7	1248-5	0.000	0.000	0	0	N.D. d	N.D. d
Sum	1248-1			0	0	N.D.	N.D.
Average	1248-1					0.000	0.000
41) l5	1232-1	0.000	0.000	0	0	N.D. d	N.D. d
42) l5	1232-2	0.000	0.000	0	0	N.D. d	N.D. d
43) l5	1232-3	0.000	0.000	0	0	N.D. d	N.D. d
44) l5	1232-4	0.000	0.000	0	0	N.D. d	N.D. d
45) l5	1232-5	0.000	0.000	0	0	N.D. d	N.D. d
Sum	1232-1			0	0	N.D.	N.D.
Average	1232-1					0.000	0.000
46) l8	1262-1	0.000	0.000	0	0	N.D. d	N.D. d
47) l8	1262-2	0.000	0.000	0	0	N.D. d	N.D. d
48) l8	1262-3	0.000	0.000	0	0	N.D. d	N.D. d
49) l8	1262-4	0.000	0.000	0	0	N.D. d	N.D. d
50) l8	1262-5	0.000	0.000	0	0	N.D. d	N.D. d
Sum	1262-1			0	0	N.D.	N.D.
Average	1262-1					0.000	0.000

SemiQuant Compounds - Not Calibrated on this Instrument

Sum	1262-1			0	0	N.D.	N.D.
Average	1262-1					0.000	0.000

(f)=RT Delta > 1/2 Window (D)=Amounts differ by > 40% (m)=manual int.
(#)=Recovery Exceeds Compound Acceptance Limits.
(I,C,F) I=Interference, C=Coelluting Calibration Peak, F=Fails CC Criteria.

Sub List : Default - All compounds listed Reviewed)

Data Path : I:\Pest19\200624ical\
Data File : 19200624ical-41.D
Signal(s) : Signal #1: ECD1A.ch Signal #2: ECD2B.ch
Acq On : 24 Jun 2020 06:57 pm
Operator : pest19:ht
Sample : cicv1660,42e,, 9815
Misc : WG1386877, (Sig #1); (Sig #2)
ALS Vial : 36 Sample Multiplier: 1

Integration File signal 1: events.e
Integration File signal 2: events2.e
Quant Time: Jun 26 10:49:07 2020
Quant Method : I:\Pest19\200624ical\P19_pcb_06_24_20_ugL_ICAL.m
Quant Title : pcb
QLast Update : Fri Jun 26 10:40:42 2020
Response via : Initial Calibration
Integrator: ChemStation

Volume Inj. :
Signal #1 Phase : Signal #2 Phase:
Signal #1 Info : Signal #2 Info :

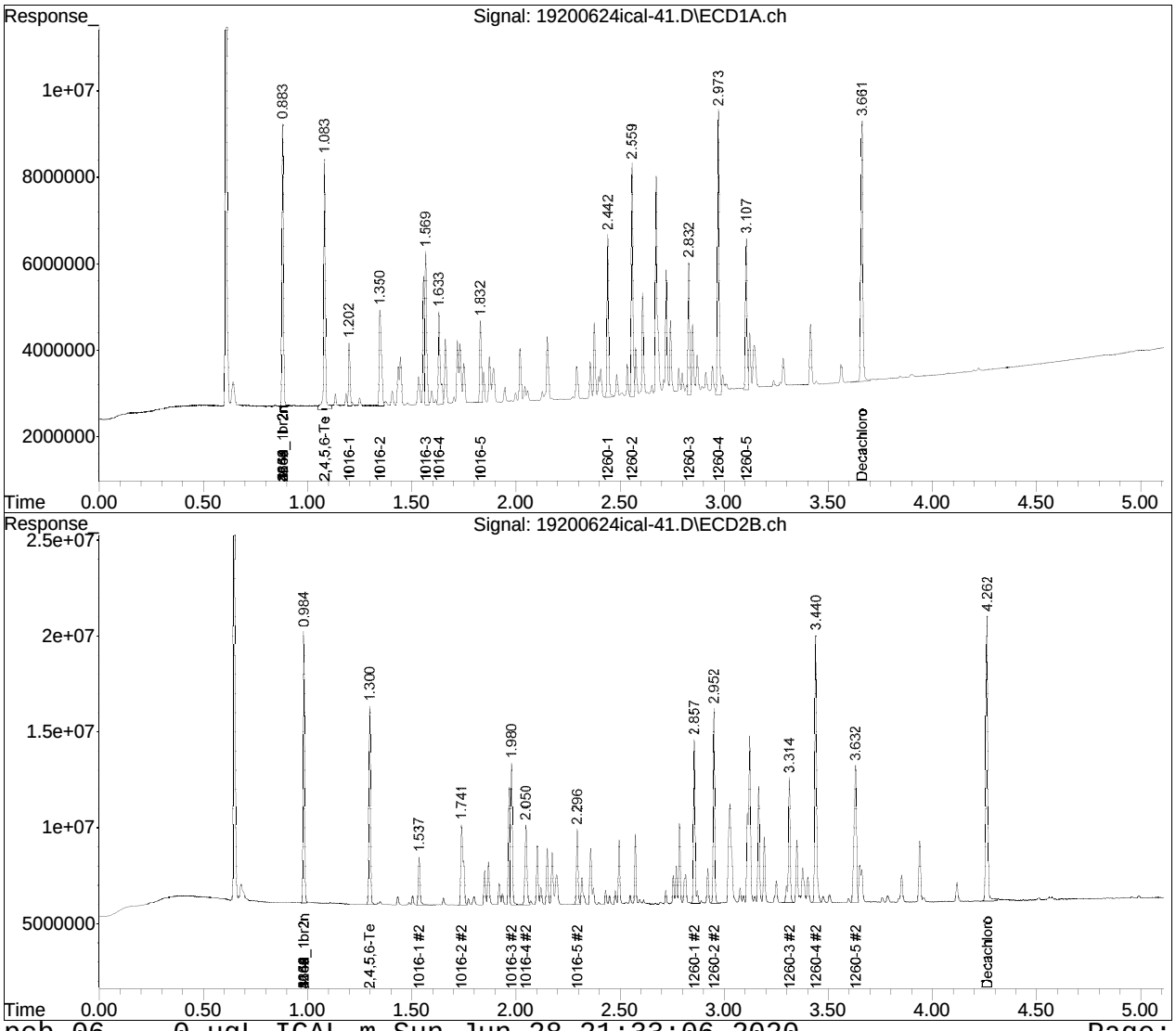

Manual Integration Report

Data Path : I:\Pest19\200624ical\
Data File : 19200624ical-41.D
Date Inj'd : 6/24/2020 6:57 pm
Sample : cicv1660,42e,, 9815

QMethod : P19_pcb_06_24_20_ugL_ICA
Operator : pest19:ht
Instrument : Pest 19
Quant Date : 6/26/2020 10:47 am

Compound #1: 1660_1br2nb

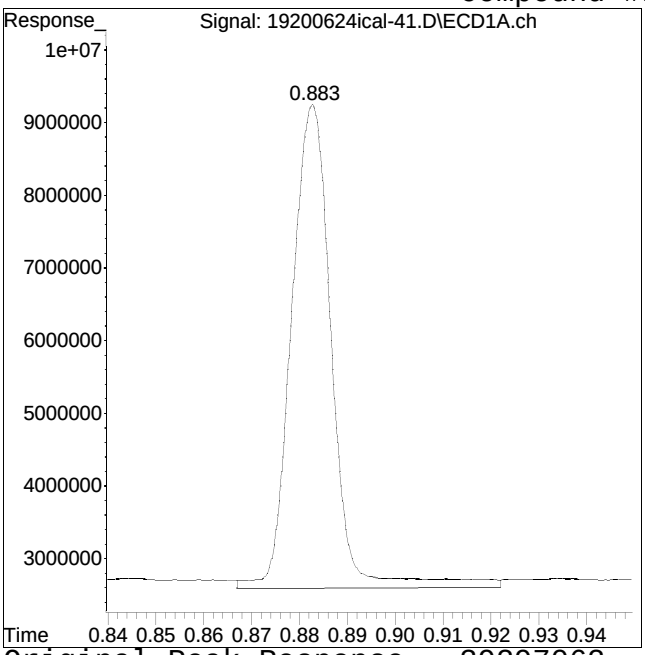

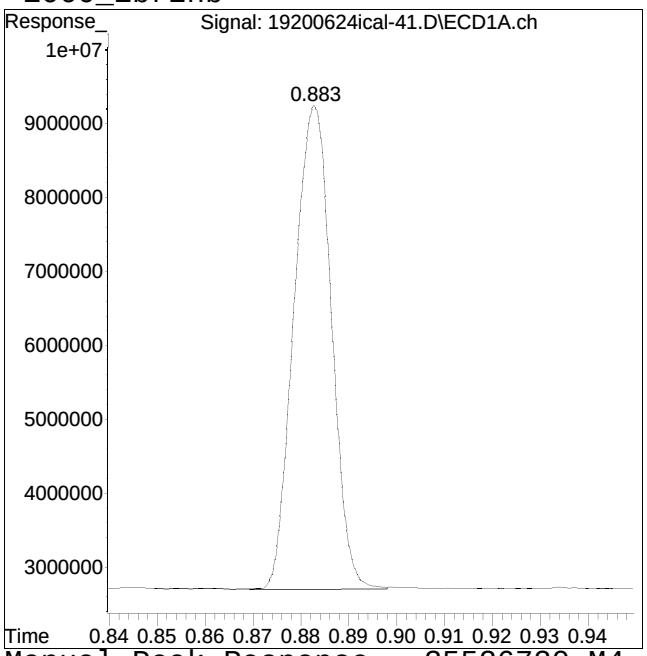

Original Peak Response = 39297062 Manual Peak Response = 35526720 M4
M4 = Poor automated baseline construction.

Manual Integration Report

Data Path : I:\Pest19\200624ical\
Data File : 19200624ical-41.D
Date Inj'd : 6/24/2020 6:57 pm
Sample : cicv1660,42e,, 9815

QMethod : P19_pcb_06_24_20_ugL_ICA
Operator : pest19:ht
Instrument : Pest 19
Quant Date : 6/26/2020 10:47 am

Compound #52: 1660_1br2nb #2

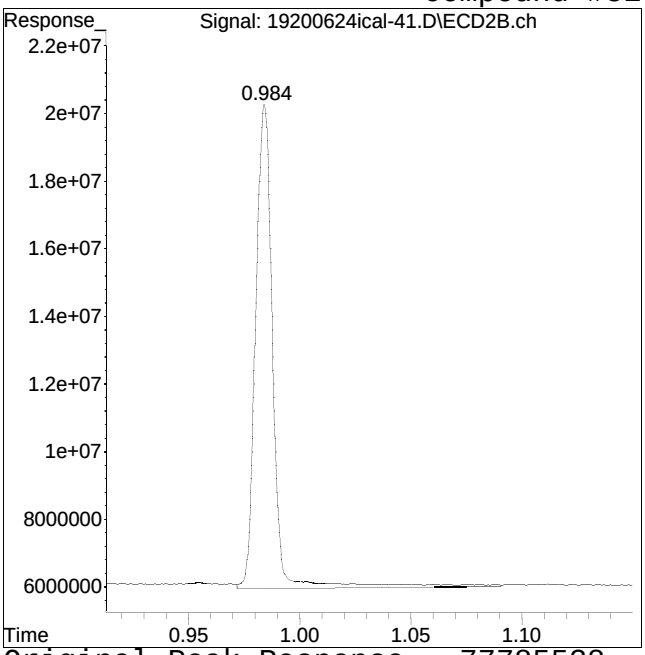

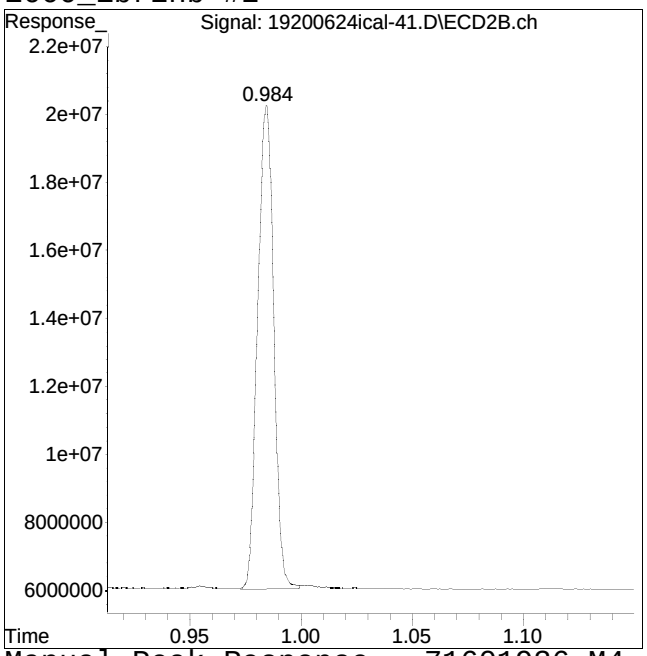

Original Peak Response = 77785538 Manual Peak Response = 71601936 M4
M4 = Poor automated baseline construction.

Manual Integration Report

Data Path : I:\Pest19\200624ical\
Data File : 19200624ical-41.D
Date Inj'd : 6/24/2020 6:57 pm
Sample : cicv1660,42e,, 9815

QMethod : P19_pcb_06_24_20_ugL_ICA
Operator : pest19:ht
Instrument : Pest 19
Quant Date : 6/26/2020 10:47 am

Compound #4: 1016-1

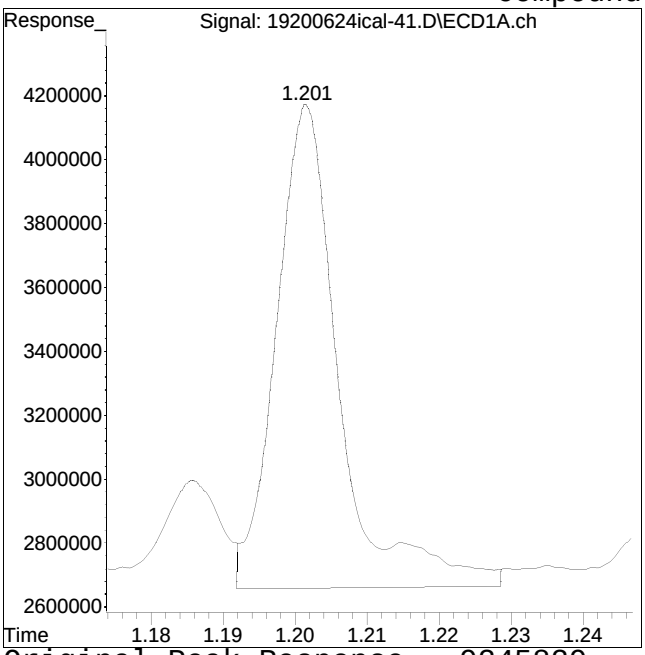

Original Peak Response = 9245829

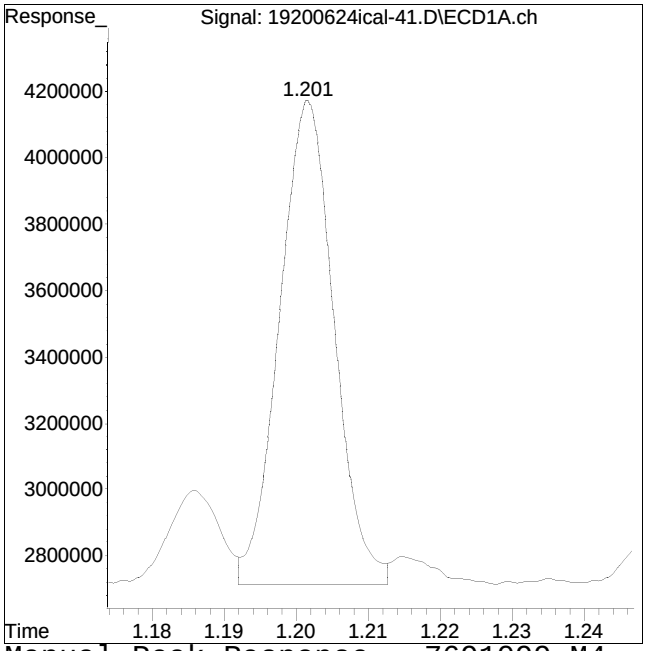

Manual Peak Response = 7691099 M4

M4 = Poor automated baseline construction.

Manual Integration Report

Data Path : I:\Pest19\200624ical\
Data File : 19200624ical-41.D
Date Inj'd : 6/24/2020 6:57 pm
Sample : cicv1660,42e,, 9815

QMethod : P19_pcb_06_24_20_ugL_ICA
Operator : pest19:ht
Instrument : Pest 19
Quant Date : 6/26/2020 10:47 am

Compound #5: 1016-2

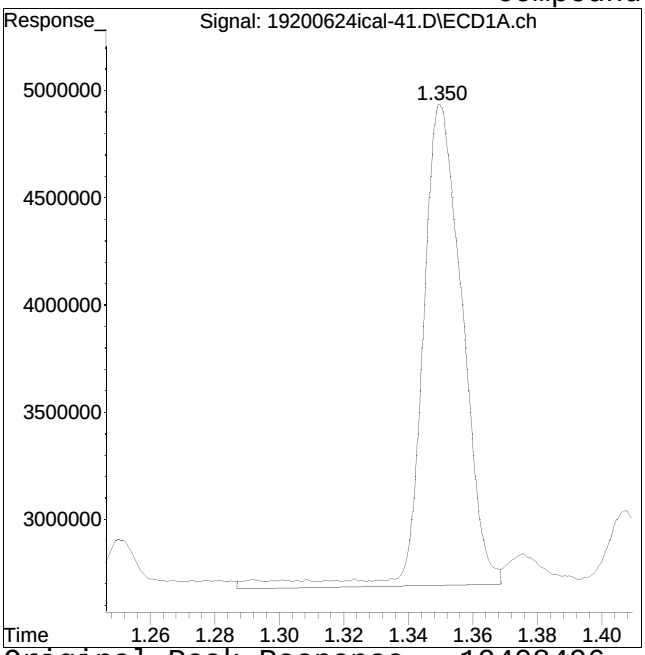

Original Peak Response = 19408496

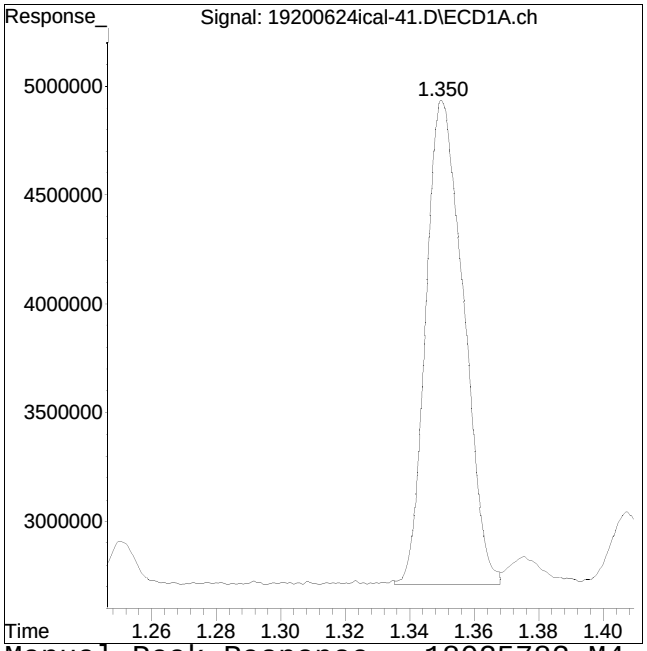

Manual Peak Response = 18025782 M4

M4 = Poor automated baseline construction.

Manual Integration Report

Data Path : I:\Pest19\200624ical\
Data File : 19200624ical-41.D
Date Inj'd : 6/24/2020 6:57 pm
Sample : cicv1660,42e,, 9815

QMethod : P19_pcb_06_24_20_ugL_ICA
Operator : pest19:ht
Instrument : Pest 19
Quant Date : 6/26/2020 10:47 am

Compound #6: 1016-3

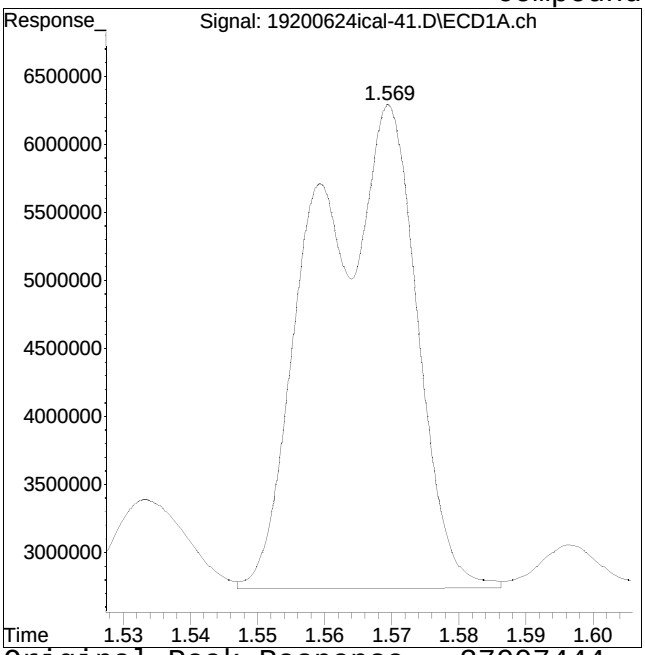

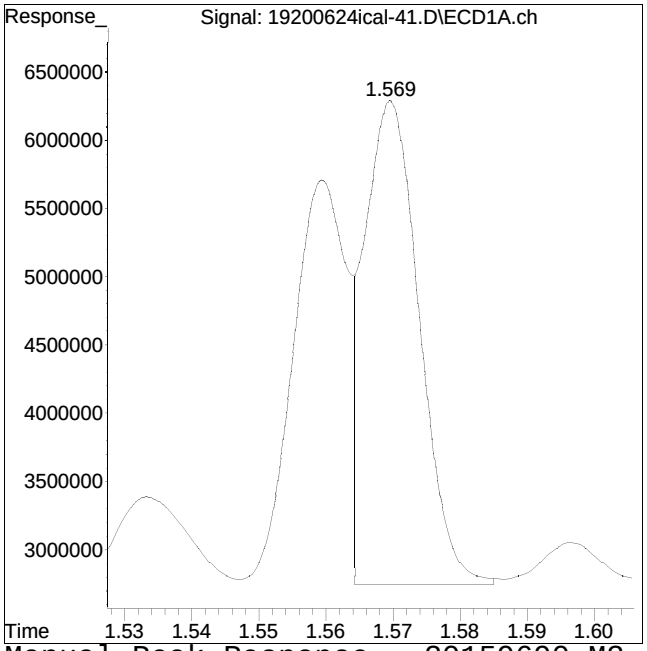

Original Peak Response = 37007444 Manual Peak Response = 20159690 M3

M3 = Misidentification of the peak (i.e. 1,4-dichlorobenzene identified as 1,3-dichlorobenzene), or misidentification from 2 partially resolved peaks not being split.

Manual Integration Report

Data Path : I:\Pest19\200624ical\
Data File : 19200624ical-41.D
Date Inj'd : 6/24/2020 6:57 pm
Sample : cicv1660,42e,, 9815

QMethod : P19_pcb_06_24_20_ugL_ICA
Operator : pest19:ht
Instrument : Pest 19
Quant Date : 6/26/2020 10:47 am

Compound #10: 1260-2

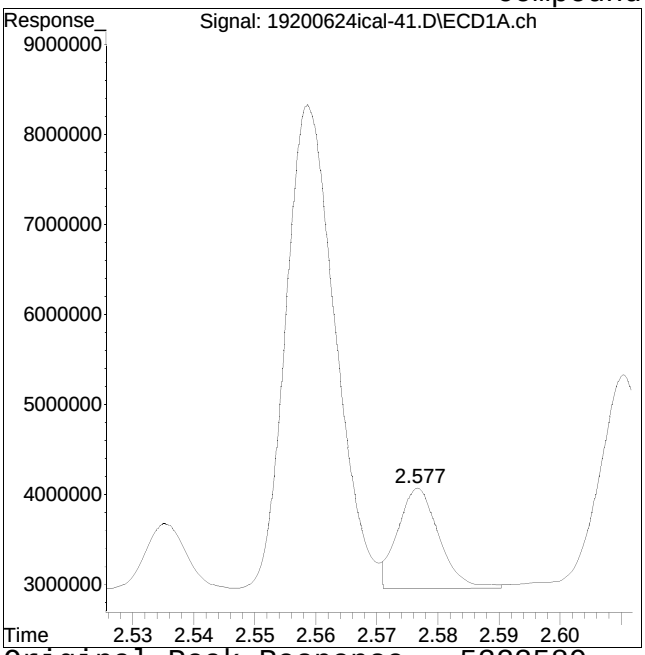

Original Peak Response = 5323589

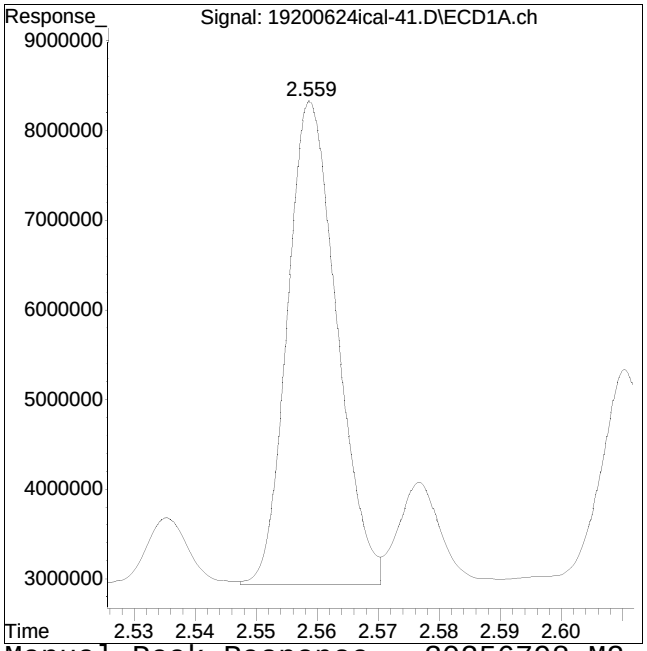

Manual Peak Response = 30256798 M2

M2 = Peak not found by automatic integration algorithm.

Manual Integration Report

Data Path : I:\Pest19\200624ical\
Data File : 19200624ical-41.D
Date Inj'd : 6/24/2020 6:57 pm
Sample : cicv1660,42e,, 9815

QMethod : P19_pcb_06_24_20_ugL_ICA
Operator : pest19:ht
Instrument : Pest 19
Quant Date : 6/26/2020 10:47 am

Compound #11: 1260-3

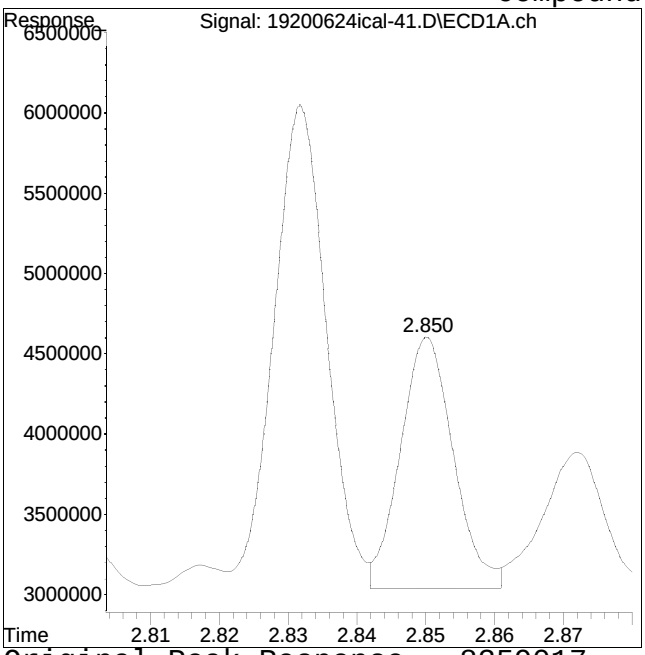

Original Peak Response = 8359017

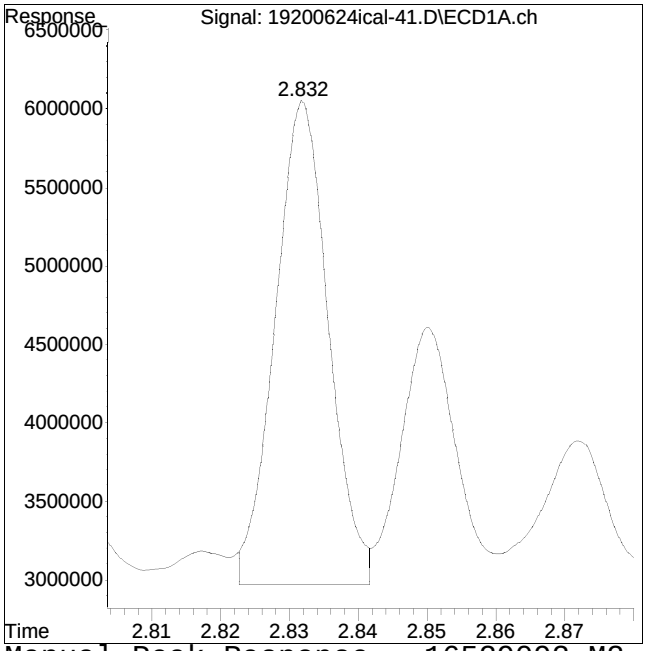

Manual Peak Response = 16529092 M2

M2 = Peak not found by automatic integration algorithm.

Manual Integration Report

Data Path : I:\Pest19\200624ical\
Data File : 19200624ical-41.D
Date Inj'd : 6/24/2020 6:57 pm
Sample : cicv1660,42e,, 9815

QMethod : P19_pcb_06_24_20_ugL_ICA
Operator : pest19:ht
Instrument : Pest 19
Quant Date : 6/26/2020 10:47 am

Compound #12: 1260-4

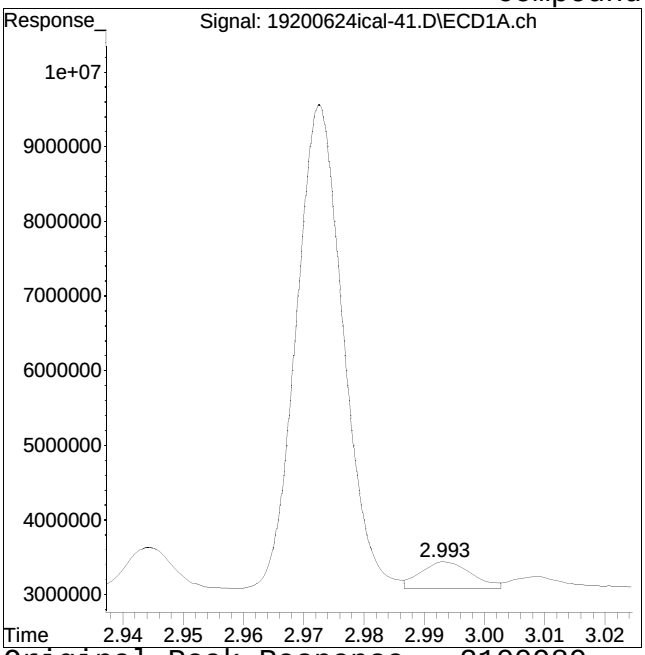

Original Peak Response = 2100989

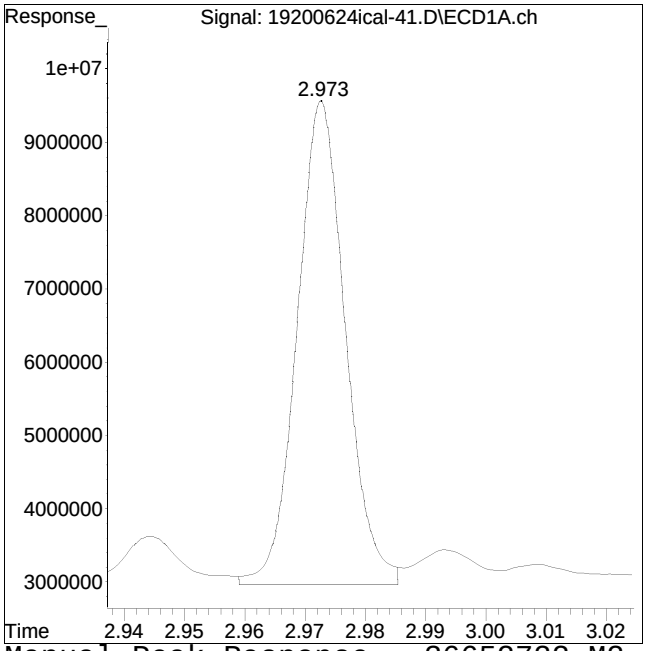

Manual Peak Response = 36652722 M2

M2 = Peak not found by automatic integration algorithm.

Manual Integration Report

Data Path : I:\Pest19\200624ical\
Data File : 19200624ical-41.D
Date Inj'd : 6/24/2020 6:57 pm
Sample : cicv1660,42e,, 9815

QMethod : P19_pcb_06_24_20_ugL_ICA
Operator : pest19:ht
Instrument : Pest 19
Quant Date : 6/26/2020 10:47 am

Compound #13: 1260-5

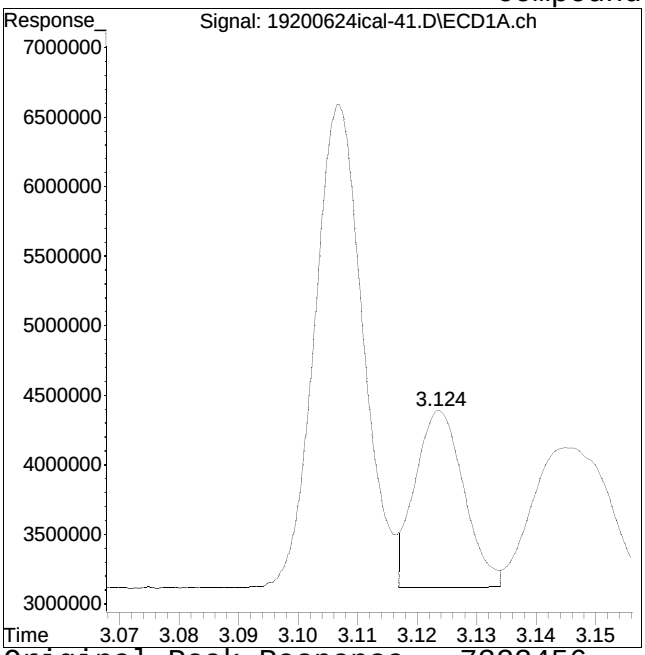

Original Peak Response = 7323456

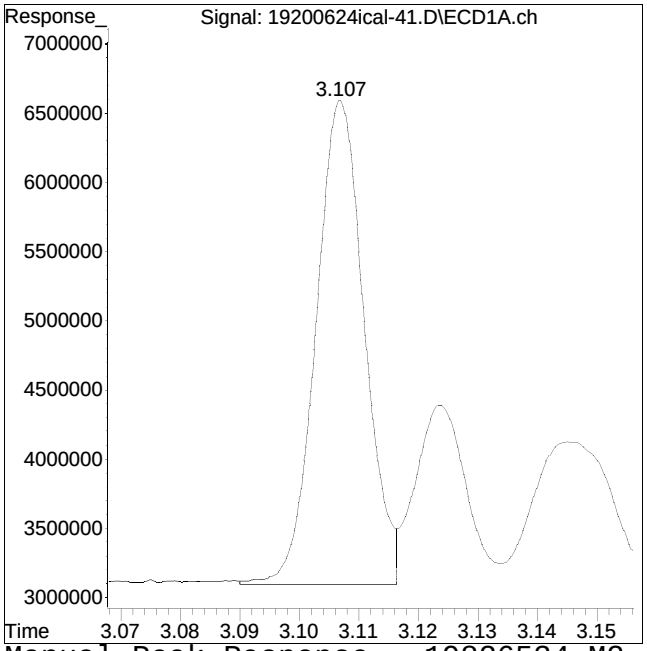

Manual Peak Response = 19826534 M2

M2 = Peak not found by automatic integration algorithm.

Evaluate Continuing Calibration Report

Data Path : I:\Pest19\200624ical\
Data File : 19200624ical-42.D
Signal(s) : Signal #1: ECD1A.ch Signal #2: ECD2B.ch
Acq On   : 24 Jun 2020 07:04 pm
Operator : pest19:ht
Sample   : cicv1248,42e,, 9819
Misc   : WG1386877, (Sig #1); (Sig #2)
ALS Vial : 37   Sample Multiplier: 1

Integration File signal 1: events.e
Integration File signal 2: events2.e
Quant Time: Jun 26 10:50:24 2020
Quant Method : I:\Pest19\200624ical\P19_pcb_06_24_20_ugL_ICAL.m
Quant Title : pcb
QLast Update : Fri Jun 26 10:40:42 2020
Response via : Initial Calibration
Integrator: ChemStation

Volume Inj.   :
Signal #1 Phase :   Signal #2 Phase:
Signal #1 Info :   Signal #2 Info :

Min. RRF   :   0.000 Min. Rel. Area : 50% Max. R.T. Dev 0.50min
Max. RRF Dev : 20%   Max. Rel. Area : 150%

		Compound	Amount	Calc.	%Dev	Area%	Dev(Min)
1	i	1660_1br2nb	250.000	250.000	0.0	106	0.00
2	s	2,4,5,6-Tetrachloro-m-xylen	160.000	152.522	4.7	106	0.00
3	s	Decachlorobiphenyl	320.000	310.336	3.0	107	0.00
14	i	2154_1br2nb	250.000	250.000	0.0	104	0.00
23	i	4268_1br2nb	250.000	250.000	0.0	102	0.00
34	i	1248_1br2nb	250.000	250.000	0.0	99	0.00
35	l7	1248-1	2500.000	2459.605	1.6	98	0.00
36	l7	1248-2	2500.000	2464.748	1.4	101	0.00
37	l7	1248-3	2500.000	2434.324	2.6	99	0.00
38	l7	1248-4	2500.000	2616.175	-4.6	105	0.00
39	l7	1248-5	2500.000	2604.146	-4.2	109	0.00
40	i	3262_1br2nb	250.000	250.000	0.0	104	0.00

Signal #2

1	i	1660_1br2nb	250.000	250.000	0.0	101	0.00
2	s	2,4,5,6-Tetrachloro-m-xyl	160.000	177.831	-11.1	115	0.00
3	s	Decachlorobiphenyl	320.000	326.292	-2.0	106	0.00
14	i	2154_1br2nb	250.000	250.000	0.0	101	0.00
23	i	4268_1br2nb	250.000	250.000	0.0	100	0.00
34	i	1248_1br2nb	250.000	250.000	0.0	98	0.00
35	l7	1248-1	2500.000	2457.965	1.7	98	0.00
36	l7	1248-2	2500.000	2556.923	-2.3	101	0.00

Evaluate Continuing Calibration Report

Data Path : I:\Pest19\200624ical\
Data File : 19200624ical-42.D
Signal(s) : Signal #1: ECD1A.ch Signal #2: ECD2B.ch
Acq On   : 24 Jun 2020 07:04 pm
Operator : pest19:ht
Sample   : cicv1248,42e,, 9819
Misc   : WG1386877, (Sig #1); (Sig #2)
ALS Vial : 37   Sample Multiplier: 1

Integration File signal 1: events.e
Integration File signal 2: events2.e
Quant Time: Jun 26 10:50:24 2020
Quant Method : I:\Pest19\200624ical\P19_pcb_06_24_20_ugL_ICAL.m
Quant Title : pcb
QLast Update : Fri Jun 26 10:40:42 2020
Response via : Initial Calibration
Integrator: ChemStation

Volume Inj.   :
Signal #1 Phase :   Signal #2 Phase:
Signal #1 Info :   Signal #2 Info :

Min. RRF   :   0.000 Min. Rel. Area : 50% Max. R.T. Dev 0.50min
Max. RRF Dev : 20%   Max. Rel. Area : 150%

		Compound	Amount	Calc.	%Dev	Area%	Dev(Min)
37	l7	1248-3	2500.000	2495.494	0.2	100	0.00
38	l7	1248-4	2500.000	2665.822	-6.6	104	0.00
39	l7	1248-5	2500.000	2664.739	-6.6	105	0.00
40	i	3262_1br2nb	250.000	250.000	0.0	99	0.00

Evaluate Continuing Calibration Report - Not Founds

4	l1	1016-1	2500.000	0.000	100.0#	0	-1.20#
5	l1	1016-2	2500.000	0.000	100.0#	0	-1.35#
6	l1	1016-3	2500.000	0.000	100.0#	0	-1.57#
7	l1	1016-4	2500.000	0.000	100.0#	0	-1.63#
8	l1	1016-5	2500.000	0.000	100.0#	0	-1.83#
9	l2	1260-1	2500.000	0.000	100.0#	0	-2.44#
10	l2	1260-2	2500.000	0.000	100.0#	0	-2.56#
11	l2	1260-3	2500.000	0.000	100.0#	0	-2.83#
12	l2	1260-4	2500.000	0.000	100.0#	0	-2.97#
13	l2	1260-5	2500.000	0.000	100.0#	0	-3.11#
15	l3	1221-2	2500.000	0.000	100.0#	0	-1.14#
16	l3	1221-3	2500.000	0.000	100.0#	0	-1.19#
17	l3	1221-4	2500.000	0.000	100.0#	0	-1.20#
18	l4	1254-1	2500.000	0.000	100.0#	0	-2.02#
19	l4	1254-2	2500.000	0.000	100.0#	0	-2.15#
20	l4	1254-3	2500.000	0.000	100.0#	0	-2.36#
21	l4	1254-4	2500.000	0.000	100.0#	0	-2.48#
22	l4	1254-5	2500.000	0.000	100.0#	0	-2.67#
24	l6	1242-1	2500.000	0.000	100.0#	0	-1.20#
25	l6	1242-2	2500.000	0.000	100.0#	0	-1.35#
26	l6	1242-3	2500.000	0.000	100.0#	0	-1.57#
27	l6	1242-4	2500.000	0.000	100.0#	0	-1.63#
28	l6	1242-5	2500.000	0.000	100.0#	0	-2.04#

Evaluate Continuing Calibration Report

Data Path : I:\Pest19\200624ical\
Data File : 19200624ical-42.D
Signal(s) : Signal #1: ECD1A.ch Signal #2: ECD2B.ch
Acq On   : 24 Jun 2020 07:04 pm
Operator : pest19:ht
Sample   : cicv1248,42e,, 9819
Misc   : WG1386877, (Sig #1); (Sig #2)
ALS Vial : 37   Sample Multiplier: 1

Integration File signal 1: events.e
Integration File signal 2: events2.e
Quant Time: Jun 26 10:50:24 2020
Quant Method : I:\Pest19\200624ical\P19_pcb_06_24_20_ugL_ICAL.m
Quant Title : pcb
QLast Update : Fri Jun 26 10:40:42 2020
Response via : Initial Calibration
Integrator: ChemStation

Volume Inj.   :
Signal #1 Phase :   Signal #2 Phase:
Signal #1 Info :   Signal #2 Info :

Min. RRF   :   0.000 Min. Rel. Area : 50% Max. R.T. Dev 0.50min
Max. RRF Dev : 20%   Max. Rel. Area : 150%

		Compound	Amount	Calc.	%Dev	Area%	Dev(Min)
29	l9	1268-1	2500.000	0.000	100.0#	0	-3.13#
30	l9	1268-2	2500.000	0.000	100.0#	0	-3.14#
31	l9	1268-3	2500.000	0.000	100.0#	0	-3.24#
32	l9	1268-4	2500.000	0.000	100.0#	0	-3.42#
33	l9	1268-5	2500.000	0.000	100.0#	0	-3.57#
41	l5	1232-1	2500.000	0.000	100.0#	0	-1.20#
42	l5	1232-2	2500.000	0.000	100.0#	0	-1.35#
43	l5	1232-3	2500.000	0.000	100.0#	0	-1.57#
44	l5	1232-4	2500.000	0.000	100.0#	0	-1.63#
45	l5	1232-5	2500.000	0.000	100.0#	0	-2.04#
46	l8	1262-1	2500.000	0.000	100.0#	0	-2.56#
47	l8	1262-2	2500.000	0.000	100.0#	0	-2.72#
48	l8	1262-3	2500.000	0.000	100.0#	0	-2.83#
49	l8	1262-4	2500.000	0.000	100.0#	0	-2.97#
50	l8	1262-5	2500.000	0.000	100.0#	0	-3.42#

Signal #2

4	l1	1016-1	2500.000	0.000	100.0#	0	-1.54#
5	l1	1016-2	2500.000	0.000	100.0#	0	-1.74#
6	l1	1016-3	2500.000	0.000	100.0#	0	-1.98#
7	l1	1016-4	2500.000	0.000	100.0#	0	-2.05#
8	l1	1016-5	2500.000	0.000	100.0#	0	-2.29#
9	l2	1260-1	2500.000	0.000	100.0#	0	-2.86#
10	l2	1260-2	2500.000	0.000	100.0#	0	-2.95#
11	l2	1260-3	2500.000	0.000	100.0#	0	-3.31#
12	l2	1260-4	2500.000	0.000	100.0#	0	-3.44#
13	l2	1260-5	2500.000	0.000	100.0#	0	-3.63#
15	l3	1221-2	2500.000	0.000	100.0#	0	-1.43#
16	l3	1221-3	2500.000	0.000	100.0#	0	-1.50#
17	l3	1221-4	2500.000	0.000	100.0#	0	-1.54#

Evaluate Continuing Calibration Report

Data Path : I:\Pest19\200624ical\
Data File : 19200624ical-42.D
Signal(s) : Signal #1: ECD1A.ch Signal #2: ECD2B.ch
Acq On   : 24 Jun 2020 07:04 pm
Operator : pest19:ht
Sample   : cicv1248,42e,, 9819
Misc   : WG1386877, (Sig #1); (Sig #2)
ALS Vial : 37   Sample Multiplier: 1

Integration File signal 1: events.e
Integration File signal 2: events2.e
Quant Time: Jun 26 10:50:24 2020
Quant Method : I:\Pest19\200624ical\P19_pcb_06_24_20_ugL_ICAL.m
Quant Title : pcb
QLast Update : Fri Jun 26 10:40:42 2020
Response via : Initial Calibration
Integrator: ChemStation

Volume Inj.   :
Signal #1 Phase :   Signal #2 Phase:
Signal #1 Info :   Signal #2 Info :

Min. RRF   :   0.000 Min. Rel. Area : 50% Max. R.T. Dev 0.50min
Max. RRF Dev : 20%   Max. Rel. Area : 150%

	Compound	Amount	Calc.	%Dev	Area%	Dev(Min)
18	l4 1254-1	2500.000	0.000	100.0#	0	-2.50#
19	l4 1254-2	2500.000	0.000	100.0#	0	-2.58#
20	l4 1254-3	2500.000	0.000	100.0#	0	-2.77#
21	l4 1254-4	2500.000	0.000	100.0#	0	-2.87#
22	l4 1254-5	2500.000	0.000	100.0#	0	-3.12#
24	l6 1242-1	2500.000	0.000	100.0#	0	-1.54#
25	l6 1242-2	2500.000	0.000	100.0#	0	-1.75#
26	l6 1242-3	2500.000	0.000	100.0#	0	-1.99#
27	l6 1242-4	2500.000	0.000	100.0#	0	-2.06#
28	l6 1242-5	2500.000	0.000	100.0#	0	-2.48#
29	l9 1268-1	2500.000	0.000	100.0#	0	-3.63#
30	l9 1268-2	2500.000	0.000	100.0#	0	-3.66#
31	l9 1268-3	2500.000	0.000	100.0#	0	-3.79#
32	l9 1268-4	2500.000	0.000	100.0#	0	-3.95#
33	l9 1268-5	2500.000	0.000	100.0#	0	-4.13#
41	l5 1232-1	2500.000	0.000	100.0#	0	-1.54#
42	l5 1232-2	2500.000	0.000	100.0#	0	-1.74#
43	l5 1232-3	2500.000	0.000	100.0#	0	-1.98#
44	l5 1232-4	2500.000	0.000	100.0#	0	-2.05#
45	l5 1232-5	2500.000	0.000	100.0#	0	-2.48#
46	l8 1262-1	2500.000	0.000	100.0#	0	-2.95#
47	l8 1262-2	2500.000	0.000	100.0#	0	-3.17#
48	l8 1262-3	2500.000	0.000	100.0#	0	-3.31#
49	l8 1262-4	2500.000	0.000	100.0#	0	-3.44#
50	l8 1262-5	2500.000	0.000	100.0#	0	-3.94#

(#) = Out of Range SPCC's out = 0 CCC's out = 0

Quantitation Report (QT Reviewed)

Data Path : I:\Pest19\200624ical\
Data File : 19200624ical-42.D
Signal(s) : Signal #1: ECD1A.ch Signal #2: ECD2B.ch
Acq On : 24 Jun 2020 07:04 pm
Operator : pest19:ht
Sample : cicv1248,42e,, 9819
Misc : WG1386877, (Sig #1); (Sig #2)
ALS Vial : 37 Sample Multiplier: 1

Integration File signal 1: events.e
Integration File signal 2: events2.e
Quant Time: Jun 26 10:50:24 2020
Quant Method : I:\Pest19\200624ical\P19_pcb_06_24_20_ugL_ICAL.m
Quant Title : pcb
QLast Update : Fri Jun 26 10:40:42 2020
Response via : Initial Calibration
Integrator: ChemStation

Volume Inj. :
Signal #1 Phase : Signal #2 Phase:
Signal #1 Info : Signal #2 Info :

Sub List : Default - All compounds listed

	Compound	RT#1	RT#2	Resp#1	Resp#2	ug/l	ug/l
	Internal Standards						
1) i	1660_1br2nb	0.881	0.982	37442914	75348675	250.000	250.000M4
14) i	2154_1br2nb	0.881	0.982	37442914	75348675	250.000	250.000M4
23) i	4268_1br2nb	0.881	0.982	37442914	75348675	250.000	250.000M4
34) i	1248_1br2nb	0.881	0.982	37442914	75348675	250.000	250.000M4
40) i	3262_1br2nb	0.881	0.982	37442914	75348675	250.000	250.000M4
	System Monitoring Compounds						
2) s	2,4,5,6-Tetr	1.082	1.299	30422013	68573987	152.522	177.831
Spiked Amount	500.000	Range 30 - 150		Recovery =		30.50%	35.57%
3) s	Decachlorobi	3.662	4.261	39991326	99604629	310.336	326.292
Spiked Amount	500.000	Range 30 - 150		Recovery =		62.07%	65.26%
	Target Compounds						
4) l1	1016-1	0.000	0.000	0	0	N.D. d	N.D. d
5) l1	1016-2	0.000	0.000	0	0	N.D. d	N.D. d
6) l1	1016-3	0.000	0.000	0	0	N.D. d	N.D. d
7) l1	1016-4	0.000	0.000	0	0	N.D. d	N.D. d
8) l1	1016-5	0.000	0.000	0	0	N.D. d	N.D. d
Sum	1016-1			0	0	N.D.	N.D.
Average	1016-1					0.000	0.000
9) l2	1260-1	0.000	0.000	0	0	N.D. d	N.D. d
10) l2	1260-2	0.000	0.000	0	0	N.D. d	N.D. d
11) l2	1260-3	0.000	0.000	0	0	N.D. d	N.D. d
12) l2	1260-4	0.000	0.000	0	0	N.D. d	N.D. d
13) l2	1260-5	0.000	0.000	0	0	N.D. d	N.D. d
Sum	1260-1			0	0	N.D.	N.D.
Average	1260-1					0.000	0.000
15) l3	1221-2	0.000	0.000	0	0	N.D. d	N.D. d
16) l3	1221-3	0.000	0.000	0	0	N.D. d	N.D. d
17) l3	1221-4	0.000	0.000	0	0	N.D. d	N.D. d

Quantitation Report (QT Reviewed)

Data Path : I:\Pest19\200624ical\
Data File : 19200624ical-42.D
Signal(s) : Signal #1: ECD1A.ch Signal #2: ECD2B.ch
Acq On : 24 Jun 2020 07:04 pm
Operator : pest19:ht
Sample : cicv1248,42e,, 9819
Misc : WG1386877, (Sig #1); (Sig #2)
ALS Vial : 37 Sample Multiplier: 1

Integration File signal 1: events.e
Integration File signal 2: events2.e
Quant Time: Jun 26 10:50:24 2020
Quant Method : I:\Pest19\200624ical\P19_pcb_06_24_20_ugL_ICAL.m
Quant Title : pcb
QLast Update : Fri Jun 26 10:40:42 2020
Response via : Initial Calibration
Integrator: ChemStation

Volume Inj. :
Signal #1 Phase : Signal #2 Phase:
Signal #1 Info : Signal #2 Info :

Sub List : Default - All compounds listed

	Compound	RT#1	RT#2	Resp#1	Resp#2	ug/l	ug/l
Sum	1221-2			0	0	N.D.	N.D.
Average	1221-2					0.000	0.000
18) l4	1254-1	0.000	0.000	0	0	N.D. d	N.D. d
19) l4	1254-2	0.000	0.000	0	0	N.D. d	N.D. d
20) l4	1254-3	0.000	0.000	0	0	N.D. d	N.D. d
21) l4	1254-4	0.000	0.000	0	0	N.D. d	N.D. d
22) l4	1254-5	0.000	0.000	0	0	N.D. d	N.D. d
Sum	1254-1			0	0	N.D.	N.D.
Average	1254-1					0.000	0.000
24) l6	1242-1	0.000	0.000	0	0	N.D. d	N.D. d
25) l6	1242-2	0.000	0.000	0	0	N.D. d	N.D. d
26) l6	1242-3	0.000	0.000	0	0	N.D. d	N.D. d
27) l6	1242-4	0.000	0.000	0	0	N.D. d	N.D. d
28) l6	1242-5	0.000	0.000	0	0	N.D. d	N.D. d
Sum	1242-1			0	0	N.D.	N.D.
Average	1242-1					0.000	0.000
29) l9	1268-1	0.000	0.000	0	0	N.D. d	N.D. d
30) l9	1268-2	0.000	0.000	0	0	N.D. d	N.D. d
31) l9	1268-3	0.000	0.000	0	0	N.D. d	N.D. d
32) l9	1268-4	0.000	0.000	0	0	N.D. d	N.D. d
33) l9	1268-5	0.000	0.000	0	0	N.D. d	N.D. d
Sum	1268-1			0	0	N.D.	N.D.
Average	1268-1					0.000	0.000
35) l7	1248-1	1.559	1.969	9528535	18837911	2459.605	2457.965
36) l7	1248-2	1.721	2.151	11535413	23215167	2464.748	2556.923
37) l7	1248-3	1.831	2.296	14665675	29479970	2434.324	2495.494
38) l7	1248-4	2.042	2.478	17229955	34494916	2616.175	2665.822
39) l7	1248-5	2.056	2.499	15102683	39078880	2604.146	2664.739
Sum	1248-1			68062260	145.1E6	12578.999	12840.943

Data Path : I:\Pest19\200624ical\
Data File : 19200624ical-42.D
Signal(s) : Signal #1: ECD1A.ch Signal #2: ECD2B.ch
Acq On : 24 Jun 2020 07:04 pm
Operator : pest19:ht
Sample : cicv1248,42e,, 9819
Misc : WG1386877, (Sig #1); (Sig #2)
ALS Vial : 37 Sample Multiplier: 1

Integration File signal 1: events.e
Integration File signal 2: events2.e
Quant Time: Jun 26 10:50:24 2020
Quant Method : I:\Pest19\200624ical\P19_pcb_06_24_20_ugL_ICAL.m
Quant Title : pcb
QLast Update : Fri Jun 26 10:40:42 2020
Response via : Initial Calibration
Integrator: ChemStation

Volume Inj. :
Signal #1 Phase : Signal #2 Phase:
Signal #1 Info : Signal #2 Info :

Sub List : Default - All compounds listed

	Compound	RT#1	RT#2	Resp#1	Resp#2	ug/l	ug/l
Average	1248-1					2515.800	2568.189
41) l5	1232-1	0.000	0.000	0	0	N.D. d	N.D. d
42) l5	1232-2	0.000	0.000	0	0	N.D. d	N.D. d
43) l5	1232-3	0.000	0.000	0	0	N.D. d	N.D. d
44) l5	1232-4	0.000	0.000	0	0	N.D. d	N.D. d
45) l5	1232-5	0.000	0.000	0	0	N.D. d	N.D. d
Sum	1232-1			0	0	N.D.	N.D.
Average	1232-1					0.000	0.000
46) l8	1262-1	0.000	0.000	0	0	N.D. d	N.D. d
47) l8	1262-2	0.000	0.000	0	0	N.D. d	N.D. d
48) l8	1262-3	0.000	0.000	0	0	N.D. d	N.D. d
49) l8	1262-4	0.000	0.000	0	0	N.D. d	N.D. d
50) l8	1262-5	0.000	0.000	0	0	N.D. d	N.D. d
Sum	1262-1			0	0	N.D.	N.D.
Average	1262-1					0.000	0.000

SemiQuant Compounds - Not Calibrated on this Instrument

Sum	1262-1			0	0	N.D.	N.D.
Average	1262-1					0.000	0.000

(f)=RT Delta > 1/2 Window (D)=Amounts differ by > 40% (m)=manual int.
(#)=Recovery Exceeds Compound Acceptance Limits.
(I,C,F) I=Interference, C=Coelluting Calibration Peak, F=Fails CC Criteria.

Sub List : Default - All compounds listed Reviewed)

Data Path : I:\Pest19\200624ical\
Data File : 19200624ical-42.D
Signal(s) : Signal #1: ECD1A.ch Signal #2: ECD2B.ch
Acq On : 24 Jun 2020 07:04 pm
Operator : pest19:ht
Sample : cicv1248,42e,, 9819
Misc : WG1386877, (Sig #1); (Sig #2)
ALS Vial : 37 Sample Multiplier: 1

Integration File signal 1: events.e
Integration File signal 2: events2.e
Quant Time: Jun 26 10:50:24 2020
Quant Method : I:\Pest19\200624ical\P19_pcb_06_24_20_ugL_ICAL.m
Quant Title : pcb
QLast Update : Fri Jun 26 10:40:42 2020
Response via : Initial Calibration
Integrator: ChemStation

Volume Inj. :
Signal #1 Phase : Signal #2 Phase:
Signal #1 Info : Signal #2 Info :

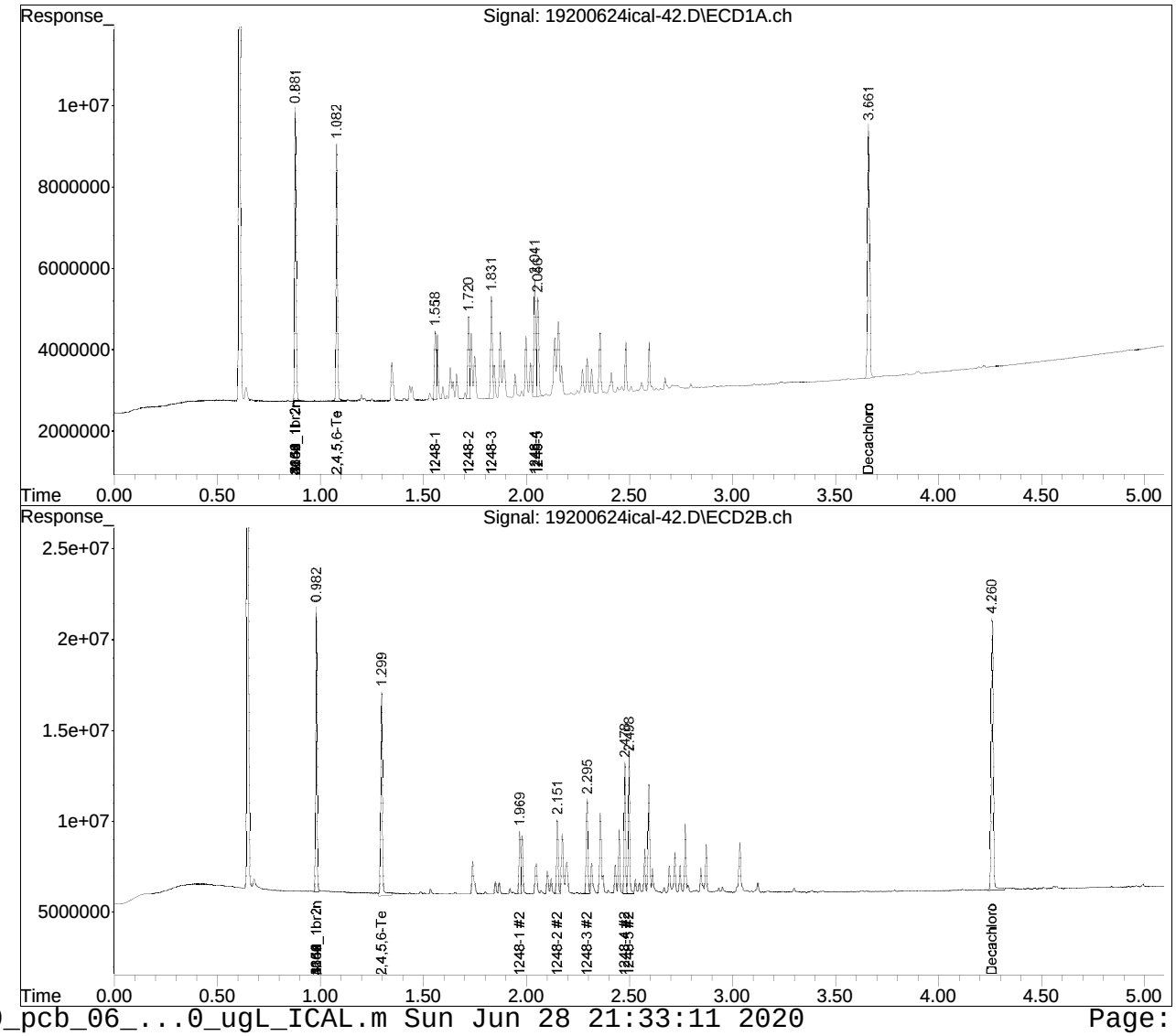

Manual Integration Report

Data Path : I:\Pest19\200624ical\
Data File : 19200624ical-42.D
Date Inj'd : 6/24/2020 7:04 pm
Sample : cicv1248,42e,, 9819

QMethod : P19_pcb_06_24_20_ugL_ICA
Operator : pest19:ht
Instrument : Pest 19
Quant Date : 6/26/2020 10:49 am

Compound #52: 1660_1br2nb #2

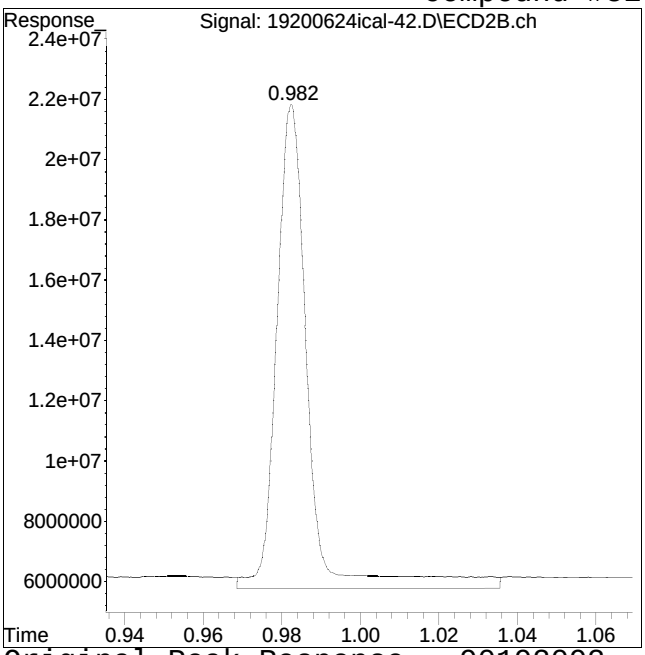

Original Peak Response = 90192092

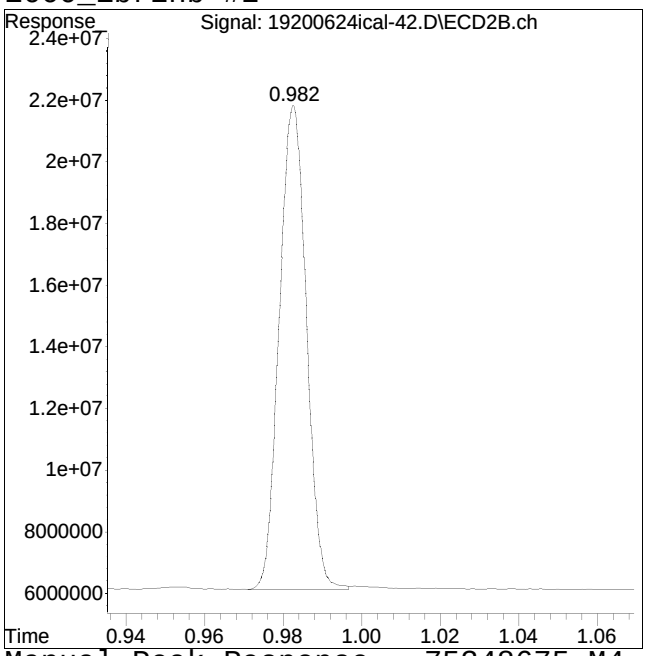

Manual Peak Response = 75348675 M4

M4 = Poor automated baseline construction.

Continuing Calibration

Calibration Verification Summary
Form 7
PCBs

Client	: Impact Environmental		**Lab Number**	: L2046791	
Project Name	: 13-12 BEACH CHANNEL DRIVE		**Project Number**	: 15209	
Instrument ID	: PEST19		**Calibration Date**	: 10/28/20 11:19	
Lab File ID	: 19201028a-23		**Init. Calib. Date(s)**	: 06/24/20	06/24/20
Sample No	: WG1427434-2		**Init. Calib. Times**	: 15:10	18:30
Channel	: A				

Compound	Amount	Calc.	Min RRF	%D	Max %D	Area%	Dev(min)
1660_1br2nb	250	250	-	0	20	133	0
2,4,5,6-Tetrachloro-m-xylen	160	145.941	-	8.8	20	127	0
Decachlorobiphenyl	320	301.775	-	5.7	20	131	0
1016-1	2500	2591.158	-	-3.6	20	143	0
1016-2	2500	2400.975	-	4	20	129	0
1016-3	2500	2647.137	-	-5.9	20	141	0
1016-4	2500	2527.483	-	-1.1	20	135	0
1016-5	2500	2344.005	-	6.2	20	127	0
1260-1	2500	2396.667	-	4.1	20	132	0
1260-2	2500	2368.444	-	5.3	20	132	0
1260-3	2500	2351.825	-	5.9	20	130	0
1260-4	2500	2388.889	-	4.4	20	131	0
1260-5	2500	2369.289	-	5.2	20	129	0

* Value outside of QC limits.

Calibration Verification Summary
Form 7
PCBs

Client	: Impact Environmental		**Lab Number**	: L2046791	
Project Name	: 13-12 BEACH CHANNEL DRIVE		**Project Number**	: 15209	
Instrument ID	: PEST19		**Calibration Date**	: 10/28/20 11:19	
Lab File ID	: 19201028a-23		**Init. Calib. Date(s)**	: 06/24/20	06/24/20
Sample No	: WG1427434-2		**Init. Calib. Times**	: 15:10	18:30
Channel	: B				

Compound	Amount	Calc.	Min RRF	%D	Max %D	Area%	Dev(min)
1660_1br2nb #2	250	250	-	0	20	93	0
2,4,5,6-Tetrachloro-m-xylen	160	150.564	-	5.9	20	89	0
Decachlorobiphenyl #2	320	255.694	-	20.1*	20	76	0
1016-1 #2	2500	2541.565	-	-1.7	20	98	0
1016-2 #2	2500	2442.849	-	2.3	20	95	0
1016-3 #2	2500	2425.773	-	3	20	94	0
1016-4 #2	2500	2475.399	-	1	20	94	0
1016-5 #2	2500	2461.271	-	1.5	20	94	0
1260-1 #2	2500	2150.776	-	14	20	83	0
1260-2 #2	2500	2167.597	-	13.3	20	84	0
1260-3 #2	2500	2151.927	-	13.9	20	82	0
1260-4 #2	2500	2165.518	-	13.4	20	83	0
1260-5 #2	2500	2133.993	-	14.6	20	81	0

* Value outside of QC limits.

Evaluate Continuing Calibration Report

Data Path : I:\Pest19\201028a\
Data File : 19201028a-23.D
Signal(s) : Signal #1: ECD1A.ch Signal #2: ECD2B.ch
Acq On   : 28 Oct 2020 11:19 am
Operator : pest19:jm
Sample   : wg1427434-2,42e,,+1660 pp10062 (Sig #1); +1660 pp10062 (Sig #2)
Misc   : wg1427434,ical16927
ALS Vial : 23   Sample Multiplier: 1

Integration File signal 1: events.e
Integration File signal 2: events2.e
Quant Time: Oct 28 12:47:54 2020
Quant Method : I:\Pest19\201028a\P19_pcb_06_24_20_ugL_ICAL16927.m
Quant Title : pcb
QLast Update : Thu Oct 22 11:33:29 2020
Response via : Initial Calibration
Integrator: ChemStation

Volume Inj.   :
Signal #1 Phase :   Signal #2 Phase:
Signal #1 Info :   Signal #2 Info :

Min. RRF   :   0.000 Min. Rel. Area : 50% Max. R.T. Dev 0.50min
Max. RRF Dev : 20%   Max. Rel. Area : 150%

		Compound	Amount	Calc.	%Dev	Area%	Dev(Min)
1	i	1660_1br2nb	250.000	250.000	0.0	133	0.00
2	s	2,4,5,6-Tetrachloro-m-xylen	160.000	145.941	8.8	127	0.00
3	s	Decachlorobiphenyl	320.000	301.775	5.7	131	0.00
4	l1	1016-1	2500.000	2591.158	-3.6	143	0.00
5	l1	1016-2	2500.000	2400.975	4.0	129	0.00
6	l1	1016-3	2500.000	2647.137	-5.9	141	0.00
7	l1	1016-4	2500.000	2527.483	-1.1	135	0.00
8	l1	1016-5	2500.000	2344.005	6.2	127	0.00
9	l2	1260-1	2500.000	2396.667	4.1	132	0.00
10	l2	1260-2	2500.000	2368.444	5.3	132	0.00
11	l2	1260-3	2500.000	2351.825	5.9	130	0.00
12	l2	1260-4	2500.000	2388.889	4.4	131	0.00
13	l2	1260-5	2500.000	2369.289	5.2	129	0.00
52	i	1660_1br2nb #2	250.000	250.000	0.0	93	0.00
53	s	2,4,5,6-Tetrachloro-m-xylen	160.000	150.564	5.9	89	0.00
54	s	Decachlorobiphenyl #2	320.000	255.694	20.1#	76	0.00
55	l1	1016-1 #2	2500.000	2541.565	-1.7	98	0.00
56	l1	1016-2 #2	2500.000	2442.849	2.3	95	0.00
57	l1	1016-3 #2	2500.000	2425.773	3.0	94	0.00
58	l1	1016-4 #2	2500.000	2475.399	1.0	94	0.00
59	l1	1016-5 #2	2500.000	2461.271	1.5	94	0.00
60	l2	1260-1 #2	2500.000	2150.776	14.0	83	0.00
61	l2	1260-2 #2	2500.000	2167.597	13.3	84	0.00
62	l2	1260-3 #2	2500.000	2151.927	13.9	82	0.00
63	l2	1260-4 #2	2500.000	2165.518	13.4	83	0.00
64	l2	1260-5 #2	2500.000	2133.993	14.6	81	0.00

Evaluate Continuing Calibration Report - Not Founds

Evaluate Continuing Calibration Report

Data Path : I:\Pest19\201028a\
Data File : 19201028a-23.D
Signal(s) : Signal #1: ECD1A.ch Signal #2: ECD2B.ch
Acq On   : 28 Oct 2020 11:19 am
Operator : pest19:jm
Sample   : wg1427434-2,42e,,+1660 pp10062 (Sig #1); +1660 pp10062 (Sig #2)
Misc   : wg1427434,ical16927
ALS Vial : 23   Sample Multiplier: 1

Integration File signal 1: events.e
Integration File signal 2: events2.e
Quant Time: Oct 28 12:47:54 2020
Quant Method : I:\Pest19\201028a\P19_pcb_06_24_20_ugL_ICAL16927.m
Quant Title : pcb
QLast Update : Thu Oct 22 11:33:29 2020
Response via : Initial Calibration
Integrator: ChemStation

Volume Inj.   :
Signal #1 Phase :   Signal #2 Phase:
Signal #1 Info :   Signal #2 Info :

Min. RRF   :   0.000 Min. Rel. Area : 50% Max. R.T. Dev 0.50min
Max. RRF Dev : 20%   Max. Rel. Area : 150%

Compound	Amount	Calc.	%Dev	Area% Dev(Min)

(#) = Out of Range SPCC's out = 0 CCC's out = 0

Quantitation Report (QT Reviewed)

Data Path : I:\Pest19\201028a\
Data File : 19201028a-23.D
Signal(s) : Signal #1: ECD1A.ch Signal #2: ECD2B.ch
Acq On : 28 Oct 2020 11:19 am
Operator : pest19:jm
Sample : wg1427434-2,42e,,+1660 pp10062 (Sig #1); +1660 pp10062 (Sig #2)
Misc : wg1427434,ical16927
ALS Vial : 23 Sample Multiplier: 1

Integration File signal 1: events.e
Integration File signal 2: events2.e
Quant Time: Oct 28 12:47:54 2020
Quant Method : I:\Pest19\201028a\P19_pcb_06_24_20_ugL_ICAL16927.m
Quant Title : pcb
QLast Update : Thu Oct 22 11:33:29 2020
Response via : Initial Calibration
Integrator: ChemStation

Volume Inj. :
Signal #1 Phase : Signal #2 Phase:
Signal #1 Info : Signal #2 Info :

Sub List : 1660 - 1660

	Compound	RT#1	RT#2	Resp#1	Resp#2	ug/l	ug/l
	Internal Standards						
1) i	1660_1br2nb	0.835	0.943	47045019	69222731	250.000	250.000
	System Monitoring Compounds						
2) s	2,4,5,6-Tetr	1.038	1.255	36574245	53338997	145.941	150.564
	Spiked Amount	500.000	Range 30 - 150		Recovery =	29.19%#	30.11%
3) s	Decachlorobi	3.607	4.222	48860915	71708023	301.775	255.694M4
	Spiked Amount	500.000	Range 30 - 150		Recovery =	60.35%	51.14%
	Target Compounds						
4) l1	1016-1	1.151	1.490	11158855	15711737	2591.158	2541.565
5) l1	1016-2	1.290	1.695	21958667	33016252	2400.975	2442.849
6) l1	1016-3	1.508	1.937	27889131	38811369	2647.137M3	2425.773
7) l1	1016-4	1.572	2.005	19049910	25752366	2527.483	2475.399
8) l1	1016-5	1.770	2.252	14078959	20792643	2344.005M3	2461.271
	Sum 1016-1			94135522	134.1E6	12510.759	12346.857
Average	1016-1					2502.152	2469.371
9) l2	1260-1	2.389	2.823	25607080	36803164	2396.667	2150.776
10) l2	1260-2	2.512	2.918	37497169	44577226	2368.444	2167.597
11) l2	1260-3	2.781	3.276	24049251	37644020	2351.825	2151.927
12) l2	1260-4	2.922	3.404	51495223	79753113	2388.889	2165.518
13) l2	1260-5	3.055	3.594	26175099	53926184	2369.289	2133.993M2
	Sum 1260-1			164.8E6	252.7E6	11875.114	10769.810
Average	1260-1					2375.023	2153.962
	Sum 1221-2			0	0	N.D.	N.D.
Average	1221-2					0.000	0.000
	Sum 1254-1			0	0	N.D.	N.D.
Average	1254-1					0.000	0.000
	Sum 1242-1			0	0	N.D.	N.D.

Quantitation Report (QT Reviewed)

Data Path : I:\Pest19\201028a\
Data File : 19201028a-23.D
Signal(s) : Signal #1: ECD1A.ch Signal #2: ECD2B.ch
Acq On : 28 Oct 2020 11:19 am
Operator : pest19:jm
Sample : wg1427434-2,42e,,+1660 pp10062 (Sig #1); +1660 pp10062 (Sig #2)
Misc : wg1427434,ical16927
ALS Vial : 23 Sample Multiplier: 1

Integration File signal 1: events.e
Integration File signal 2: events2.e
Quant Time: Oct 28 12:47:54 2020
Quant Method : I:\Pest19\201028a\P19_pcb_06_24_20_ugL_ICAL16927.m
Quant Title : pcb
QLast Update : Thu Oct 22 11:33:29 2020
Response via : Initial Calibration
Integrator: ChemStation

Volume Inj. :
Signal #1 Phase : Signal #2 Phase:
Signal #1 Info : Signal #2 Info :

Sub List : 1660 - 1660

Compound	RT#1	RT#2	Resp#1	Resp#2	ug/l	ug/l
Average 1242-1					0.000	0.000
Sum 1268-1			0	0	N.D.	N.D.
Average 1268-1					0.000	0.000
Sum 1248-1			0	0	N.D.	N.D.
Average 1248-1					0.000	0.000
Sum 1232-1			0	0	N.D.	N.D.
Average 1232-1					0.000	0.000
Sum 1262-1			0	0	N.D.	N.D.
Average 1262-1					0.000	0.000
SemiQuant Compounds - Not Calibrated on this Instrument						
Sum 1262-1			0	0	N.D.	N.D.
Average 1262-1					0.000	0.000

(f)=RT Delta > 1/2 Window (D)=Amounts differ by > 40% (m)=manual int.
(#)=Recovery Exceeds Compound Acceptance Limits.
(I,C,F) I=Interference, C=Coelluting Calibration Peak, F=Fails CC Criteria.

Sub List : 1660 - 1660ation Report (QT Reviewed)

Data Path : I:\Pest19\201028a\
Data File : 19201028a-23.D
Signal(s) : Signal #1: ECD1A.ch Signal #2: ECD2B.ch
Acq On : 28 Oct 2020 11:19 am
Operator : pest19:jm
Sample : wg1427434-2,42e,,+1660 pp10062 (Sig #1); +1660 pp10062 (Sig #2)
Misc : wg1427434,ical16927
ALS Vial : 23 Sample Multiplier: 1

Integration File signal 1: events.e
Integration File signal 2: events2.e
Quant Time: Oct 28 12:47:54 2020
Quant Method : I:\Pest19\201028a\P19_pcb_06_24_20_ugL_ICAL16927.m
Quant Title : pcb
QLast Update : Thu Oct 22 11:33:29 2020
Response via : Initial Calibration
Integrator: ChemStation

Volume Inj. :
Signal #1 Phase : Signal #2 Phase:
Signal #1 Info : Signal #2 Info :

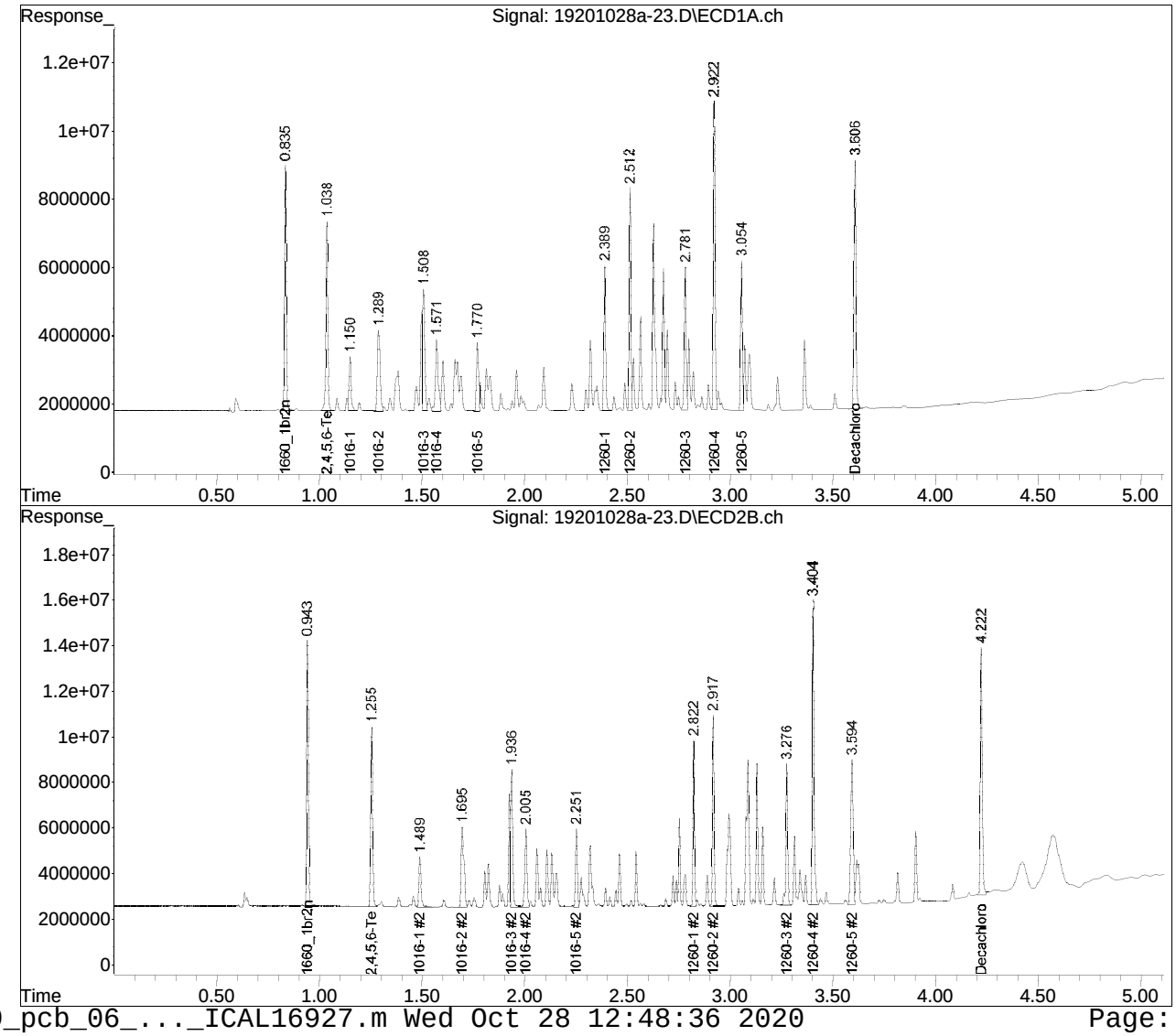

Manual Integration Report

Data Path : I:\Pest19\201028a\ QMethod : P19_pcb_06_24_20_ugL_ICA
Data File : 19201028a-23.D Operator : pest19:jm
Date Inj'd : 10/28/2020 11:19 am Instrument : Pest 19
Sample : wg1427434-2,42e,,+1660 pp1 Quant Date : 10/28/2020 11:25 am

Compound #54: Decachlorobiphenyl #2

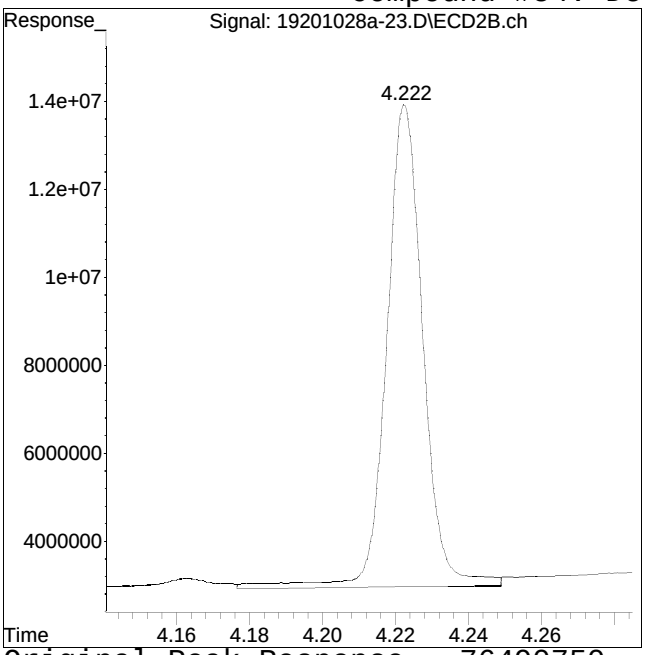

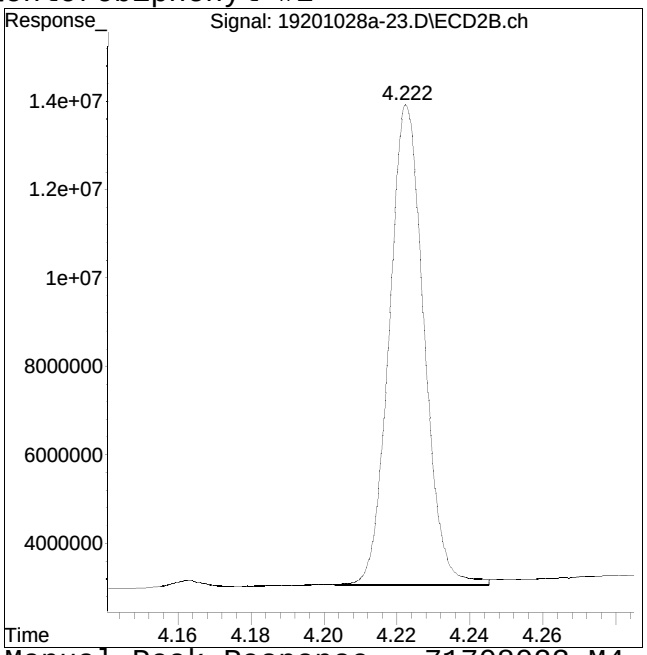

Original Peak Response = 76490750 Manual Peak Response = 71708023 M4
M4 = Poor automated baseline construction.

Manual Integration Report

Data Path : I:\Pest19\201028a\ QMethod : P19_pcb_06_24_20_ugL_ICA
Data File : 19201028a-23.D Operator : pest19:jm
Date Inj'd : 10/28/2020 11:19 am Instrument : Pest 19
Sample : wg1427434-2,42e,,+1660 pp1 Quant Date : 10/28/2020 11:25 am

Compound #6: 1016-3

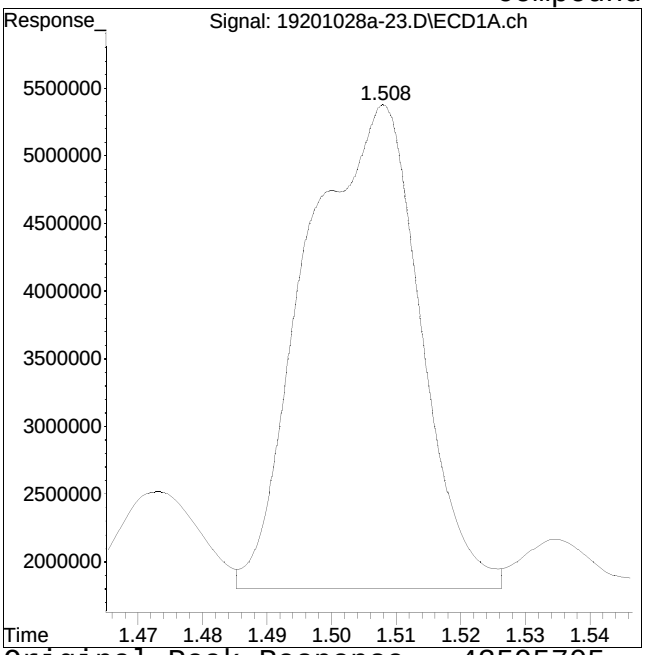

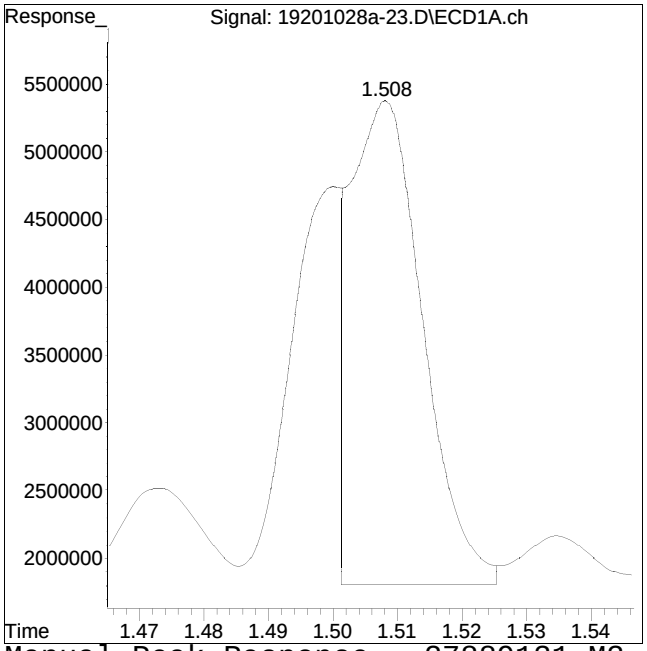

Original Peak Response = 43595705 Manual Peak Response = 27889131 M3
M3 = Misidentification of the peak (i.e. 1,4-dichlorobenzene identified as 1,3-dichlorobenzene), or misidentification from 2 partially resolved peaks not being split.

Manual Integration Report

Data Path : I:\Pest19\201028a\ QMethod : P19_pcb_06_24_20_ugL_ICA
Data File : 19201028a-23.D Operator : pest19:jm
Date Inj'd : 10/28/2020 11:19 am Instrument : Pest 19
Sample : wg1427434-2,42e,,+1660 pp1 Quant Date : 10/28/2020 11:25 am

Compound #8: 1016-5

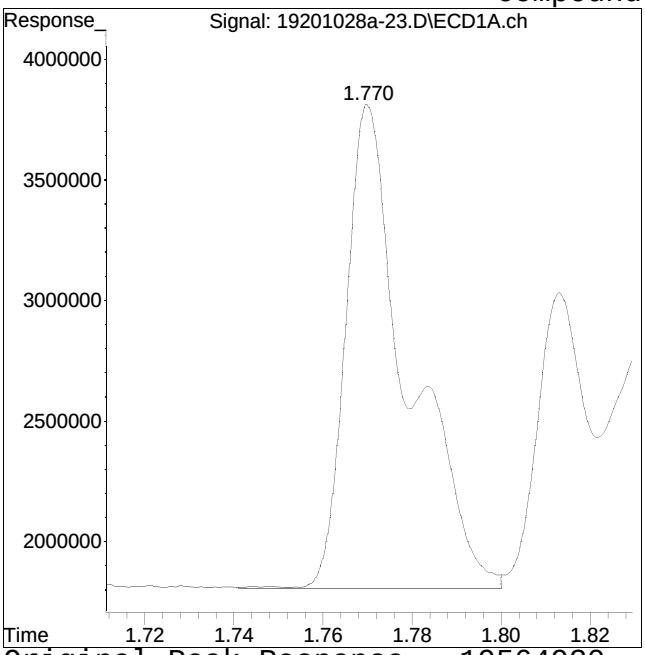

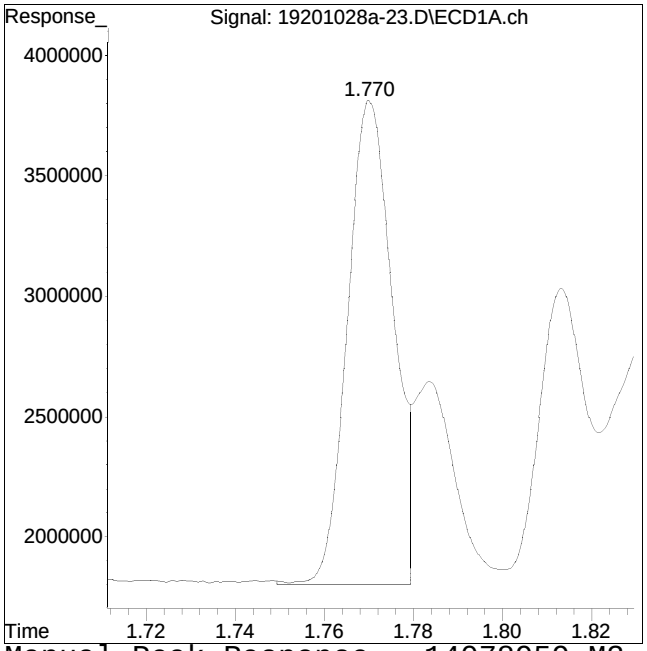

Original Peak Response = 19564930 Manual Peak Response = 14078959 M3
M3 = Misidentification of the peak (i.e. 1,4-dichlorobenzene identified as 1,3-dichlorobenzene), or misidentification from 2 partially resolved peaks not being split.

Manual Integration Report

Data Path : I:\Pest19\201028a\ QMethod : P19_pcb_06_24_20_ugL_ICA
Data File : 19201028a-23.D Operator : pest19:jm
Date Inj'd : 10/28/2020 11:19 am Instrument : Pest 19
Sample : wg1427434-2,42e,,+1660 pp1 Quant Date : 10/28/2020 11:25 am

Compound #64: 1260-5 #2

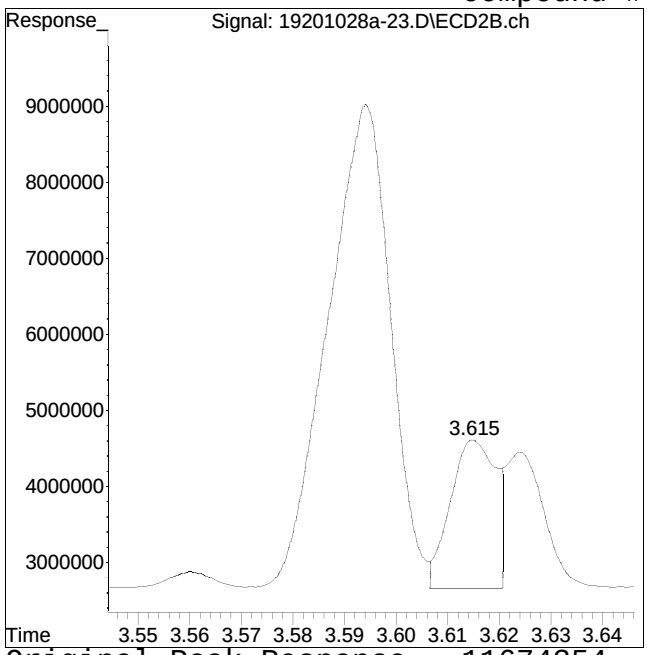

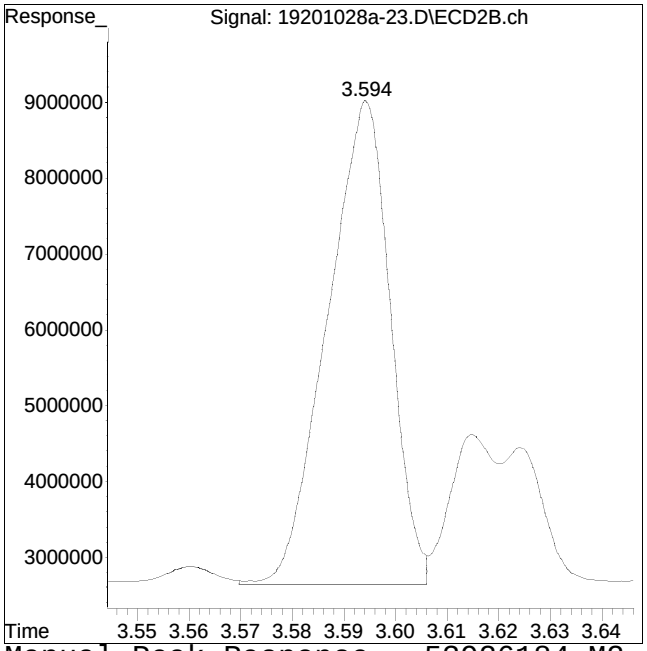

Original Peak Response = 11674354 Manual Peak Response = 53926184 M2
M2 = Peak not found by automatic integration algorithm.

RT Shift Summary

Identification Summary
Form 10
PCBs

Client	: Impact Environmental	**Lab Number**	: L2046791
Project Name	: 13-12 BEACH CHANNEL DRIVE	**Project Number**	: 15209
Lab Sample ID	: L2046791-01		
Client ID	: SB-1 (0-2)		
Date Analyzed (1)	: 10/28/20 18:43	**Date Analyzed (2)**	: 10/28/20 18:43
Instrument ID (1)	: PEST19	**Instrument ID (2)**	: PEST19
GC Column (1)	: CLP-Pesticide	**GC Column (2)**	: CLP-PesticideII

Analyte	Peak	RT	RT Window From	RT Window To	Concentration	Mean Concentration	%RPD
AROCLOR 1260	1	2.40	2.34	2.44	6.86		
	2	2.52	2.46	2.56	6.31		
COLUMN 1	3	2.79	2.73	2.83	11.2		
	4	2.93	2.87	2.97	9.78		
	5	3.06	3.00	3.10	8.93	8.62J	
	1	2.83	2.77	2.87	5.13		
	2	2.92	2.87	2.97	7.64		
COLUMN 2	3	3.28	3.23	3.33	6.89		
	4	3.41	3.35	3.45	9.28		
	5	3.60	3.54	3.64	8.5	7.49J	NC

Identification Summary
Form 10
PCBs

Client	:	Impact Environmental	**Lab Number**	:	L2046791
Project Name	:	13-12 BEACH CHANNEL DRIVE	**Project Number**	:	15209
Lab Sample ID	:	L2046791-07			
Client ID	:	SB-4 (0-2)			
Date Analyzed (1)	:	10/28/20 19:25	**Date Analyzed (2)**	:	10/28/20 19:25
Instrument ID (1)	:	PEST19	**Instrument ID (2)**	:	PEST19
GC Column (1)	:	CLP-Pesticide	**GC Column (2)**	:	CLP-PesticideII

			RT Window			Mean	
Analyte	**Peak**	**RT**	**From**	**To**	**Concentration**	**Concentration**	**%RPD**
AROCLOR 1260	1	2.39	2.34	2.44	87.3		
	2	2.52	2.46	2.56	83.6		
COLUMN 1	3	2.78	2.73	2.83	68.2		
	4	2.93	2.87	2.97	80.4		
	5	3.06	3.00	3.10	89.7	81.9	
	1	2.83	2.77	2.87	70.4		
	2	2.92	2.87	2.97	76.6		
COLUMN 2	3	3.28	3.23	3.33	64.3		
	4	3.41	3.35	3.45	80.1		
	5	3.60	3.54	3.64	79.9	74.3	10

Identification Summary
Form 10
PCBs

Client	:	Impact Environmental	**Lab Number**	:	L2046791
Project Name	:	13-12 BEACH CHANNEL DRIVE	**Project Number**	:	15209
Lab Sample ID	:	L2046791-09			
Client ID	:	SB-5 (0-2)			
Date Analyzed (1)	:	10/28/20 19:39	**Date Analyzed (2)**	:	10/28/20 19:39
Instrument ID (1)	:	PEST19	**Instrument ID (2)**	:	PEST19
GC Column (1)	:	CLP-Pesticide	**GC Column (2)**	:	CLP-PesticideII

			RT Window			Mean	
Analyte	**Peak**	**RT**	**From**	**To**	**Concentration**	**Concentration**	**%RPD**
AROCLOR 1260	1	2.39	2.34	2.44	18.		
	2	0.00	2.46	2.56	0.		
COLUMN 1	3	2.78	2.73	2.83	12.5		
	4	2.92	2.87	2.97	9.63		
	5	3.06	3.00	3.10	10	12.5J	
	1	2.83	2.77	2.87	9.36		
	2	0.00	2.87	2.97	0.		
COLUMN 2	3	3.28	3.23	3.33	8.46		
	4	3.41	3.35	3.45	9.35		
	5	3.60	3.54	3.64	9.6	9.19J	NC

Aroclor Raw QC Data

Quantitation Report (QT Reviewed)

Data Path : I:\Pest19\201028a\
Data File : 19201028a-28.D
Signal(s) : Signal #1: ECD1A.ch Signal #2: ECD2B.ch
Acq On : 28 Oct 2020 06:23 pm
Operator : pest19:cw
Sample : WG1427443-1,42,,
Misc : wg1427434,WG1427443,ical16927
ALS Vial : 28 Sample Multiplier: 1

Integration File signal 1: events.e
Integration File signal 2: events2.e
Quant Time: Oct 28 18:47:14 2020
Quant Method : I:\Pest19\201028a\P19_pcb_06_24_20_ugL_ICAL16927.m
Quant Title : pcb
QLast Update : Thu Oct 22 11:33:29 2020
Response via : Initial Calibration
Integrator: ChemStation

Volume Inj. :
Signal #1 Phase : Signal #2 Phase:
Signal #1 Info : Signal #2 Info :

CCAL FILE(s) : 1 - I:\Pest19\201028a\19201028a-23.D
Sub List : Default - All compounds listed

	Compound	RT#1	RT#2	Resp#1	Resp#2	ug/l	ug/l
	Internal Standards						
1) i	1660_1br2nb	0.841	0.943	48613888	65496219	250.000M4	250.000M1
	Standard Area 1 : #1 = 47045019				Recovery = 103.33%		
	Standard Area 1 : #2 = 69222731				Recovery = 94.62%		
14) i	2154_1br2nb	0.841	0.943	48613888	65496219	250.000M4	250.000M1
23) i	4268_1br2nb	0.841	0.943	48613888	65496219	250.000M4	250.000M1
34) i	1248_1br2nb	0.841	0.943	48613888	65496219	250.000M4	250.000M1
40) i	3262_1br2nb	0.841	0.943	48613888	65496219	250.000M4	250.000M1
	System Monitoring Compounds						
2) s	2,4,5,6-Tetr	1.050	1.258	88799089	125.0E6	342.896M4	372.891
	Spiked Amount 500.000	Range 30 - 150		Recovery = 68.58%		74.58%	
3) s	Decachlorobi	3.647f	4.244	59320490	87617526	354.552M4	330.200M1
	Spiked Amount 500.000	Range 30 - 150		Recovery = 70.91%		66.04%	
	Target Compounds						
4) l1	1016-1	0.000	0.000	0	0	N.D. d	N.D. d
5) l1	1016-2	0.000	0.000	0	0	N.D.	N.D.
6) l1	1016-3	0.000	0.000	0	0	N.D.	N.D.
7) l1	1016-4	0.000	0.000	0	0	N.D.	N.D.
8) l1	1016-5	0.000	0.000	0	0	N.D. d	N.D. d
	Sum 1016-1			0	0	N.D.	N.D.
	Average 1016-1					0.000	0.000
9) l2	1260-1	0.000	0.000	0	0	N.D. d	N.D. d
10) l2	1260-2	0.000	0.000	0	0	N.D. d	N.D. d

Data Path : I:\Pest19\201028a\
Data File : 19201028a-28.D
Signal(s) : Signal #1: ECD1A.ch Signal #2: ECD2B.ch
Acq On : 28 Oct 2020 06:23 pm
Operator : pest19:cw
Sample : WG1427443-1,42,,
Misc : wg1427434,WG1427443,ical16927
ALS Vial : 28 Sample Multiplier: 1

Integration File signal 1: events.e
Integration File signal 2: events2.e
Quant Time: Oct 28 18:47:14 2020
Quant Method : I:\Pest19\201028a\P19_pcb_06_24_20_ugL_ICAL16927.m
Quant Title : pcb
QLast Update : Thu Oct 22 11:33:29 2020
Response via : Initial Calibration
Integrator: ChemStation

Volume Inj. :
Signal #1 Phase : Signal #2 Phase:
Signal #1 Info : Signal #2 Info :

CCAL FILE(s) : 1 - I:\Pest19\201028a\19201028a-23.D
Sub List : Default - All compounds listed

	Compound	RT#1	RT#2	Resp#1	Resp#2	ug/l	ug/l
11) l2	1260-3	0.000	0.000	0	0	N.D. d	N.D. d
12) l2	1260-4	0.000	0.000	0	0	N.D. d	N.D. d
13) l2	1260-5	0.000	0.000	0	0	N.D. d	N.D. d
Sum	1260-1			0	0	N.D.	N.D.
Average	1260-1					0.000	0.000
15) l3	1221-2	0.000	0.000	0	0	N.D. d	N.D. d
16) l3	1221-3	0.000	0.000	0	0	N.D. d	N.D. d
17) l3	1221-4	0.000	0.000	0	0	N.D. d	N.D. d
Sum	1221-2			0	0	N.D.	N.D.
Average	1221-2					0.000	0.000
18) l4	1254-1	0.000	0.000	0	0	N.D. d	N.D. d
19) l4	1254-2	0.000	0.000	0	0	N.D. d	N.D. d
20) l4	1254-3	0.000	0.000	0	0	N.D. d	N.D. d
21) l4	1254-4	0.000	0.000	0	0	N.D. d	N.D. d
22) l4	1254-5	0.000	0.000	0	0	N.D. d	N.D. d
Sum	1254-1			0	0	N.D.	N.D.
Average	1254-1					0.000	0.000
24) l6	1242-1	0.000	0.000	0	0	N.D. d	N.D. d
25) l6	1242-2	0.000	0.000	0	0	N.D.	N.D.
26) l6	1242-3	0.000	0.000	0	0	N.D.	N.D.
27) l6	1242-4	0.000	0.000	0	0	N.D.	N.D.
28) l6	1242-5	0.000	0.000	0	0	N.D.	N.D.
Sum	1242-1			0	0	N.D.	N.D.
Average	1242-1					0.000	0.000
29) l9	1268-1	0.000	0.000	0	0	N.D. d	N.D. d
30) l9	1268-2	0.000	0.000	0	0	N.D. d	N.D. d
31) l9	1268-3	0.000	0.000	0	0	N.D. d	N.D. d
32) l9	1268-4	0.000	0.000	0	0	N.D. d	N.D. d

Data Path : I:\Pest19\201028a\
Data File : 19201028a-28.D
Signal(s) : Signal #1: ECD1A.ch Signal #2: ECD2B.ch
Acq On : 28 Oct 2020 06:23 pm
Operator : pest19:cw
Sample : WG1427443-1,42,,
Misc : wg1427434,WG1427443,ical16927
ALS Vial : 28 Sample Multiplier: 1

Integration File signal 1: events.e
Integration File signal 2: events2.e
Quant Time: Oct 28 18:47:14 2020
Quant Method : I:\Pest19\201028a\P19_pcb_06_24_20_ugL_ICAL16927.m
Quant Title : pcb
QLast Update : Thu Oct 22 11:33:29 2020
Response via : Initial Calibration
Integrator: ChemStation

Volume Inj. :
Signal #1 Phase : Signal #2 Phase:
Signal #1 Info : Signal #2 Info :

CCAL FILE(s) : 1 - I:\Pest19\201028a\19201028a-23.D
Sub List : Default - All compounds listed

Compound		RT#1	RT#2	Resp#1	Resp#2	ug/l	ug/l
33) l9	1268-5	0.000	0.000	0	0	N.D. d	N.D. d
Sum	1268-1			0	0	N.D.	N.D.
Average	1268-1					0.000	0.000
35) l7	1248-1	0.000	0.000	0	0	N.D.	N.D.
36) l7	1248-2	0.000	0.000	0	0	N.D.	N.D.
37) l7	1248-3	0.000	0.000	0	0	N.D. d	N.D. d
38) l7	1248-4	0.000	0.000	0	0	N.D.	N.D.
39) l7	1248-5	0.000	0.000	0	0	N.D.	N.D.
Sum	1248-1			0	0	N.D.	N.D.
Average	1248-1					0.000	0.000
41) l5	1232-1	0.000	0.000	0	0	N.D. d	N.D. d
42) l5	1232-2	0.000	0.000	0	0	N.D.	N.D.
43) l5	1232-3	0.000	0.000	0	0	N.D.	N.D.
44) l5	1232-4	0.000	0.000	0	0	N.D.	N.D.
45) l5	1232-5	0.000	0.000	0	0	N.D.	N.D.
Sum	1232-1			0	0	N.D.	N.D.
Average	1232-1					0.000	0.000
46) l8	1262-1	0.000	0.000	0	0	N.D. d	N.D. d
47) l8	1262-2	0.000	0.000	0	0	N.D. d	N.D. d
48) l8	1262-3	0.000	0.000	0	0	N.D. d	N.D. d
49) l8	1262-4	0.000	0.000	0	0	N.D.	N.D.
50) l8	1262-5	0.000	0.000	0	0	N.D. d	N.D. d
Sum	1262-1			0	0	N.D.	N.D.
Average	1262-1					0.000	0.000

SemiQuant Compounds - Not Calibrated on this Instrument

Sum	1262-1			0	0	N.D.	N.D.
Average	1262-1					0.000	0.000

Quantitation Report (QT Reviewed)

Data Path : I:\Pest19\201028a\
Data File : 19201028a-28.D
Signal(s) : Signal #1: ECD1A.ch Signal #2: ECD2B.ch
Acq On : 28 Oct 2020 06:23 pm
Operator : pest19:cw
Sample : WG1427443-1,42,,
Misc : wg1427434,WG1427443,ical16927
ALS Vial : 28 Sample Multiplier: 1

Integration File signal 1: events.e
Integration File signal 2: events2.e
Quant Time: Oct 28 18:47:14 2020
Quant Method : I:\Pest19\201028a\P19_pcb_06_24_20_ugL_ICAL16927.m
Quant Title : pcb
QLast Update : Thu Oct 22 11:33:29 2020
Response via : Initial Calibration
Integrator: ChemStation

Volume Inj. :
Signal #1 Phase : Signal #2 Phase:
Signal #1 Info : Signal #2 Info :

CCAL FILE(s) : 1 - I:\Pest19\201028a\19201028a-23.D
Sub List : Default - All compounds listed

Compound	RT#1	RT#2	Resp#1	Resp#2	ug/l	ug/l

(f)=RT Delta > 1/2 Window (D)=Amounts differ by > 40% (m)=manual int.
(#)=Recovery Exceeds Compound Acceptance Limits.
(I,C,F) I=Interference, C=Coelluting Calibration Peak, F=Fails CC Criteria.

Sub List : Default - All compounds listeda-23.D••d)

Data Path : I:\Pest19\201028a\
Data File : 19201028a-28.D
Signal(s) : Signal #1: ECD1A.ch Signal #2: ECD2B.ch
Acq On : 28 Oct 2020 06:23 pm
Operator : pest19:cw
Sample : WG1427443-1,42,,
Misc : wg1427434,WG1427443,ical16927
ALS Vial : 28 Sample Multiplier: 1

Integration File signal 1: events.e
Integration File signal 2: events2.e
Quant Time: Oct 28 18:47:14 2020
Quant Method : I:\Pest19\201028a\P19_pcb_06_24_20_ugL_ICAL16927.m
Quant Title : pcb
QLast Update : Thu Oct 22 11:33:29 2020
Response via : Initial Calibration
Integrator: ChemStation

Volume Inj. :
Signal #1 Phase : Signal #2 Phase:
Signal #1 Info : Signal #2 Info :

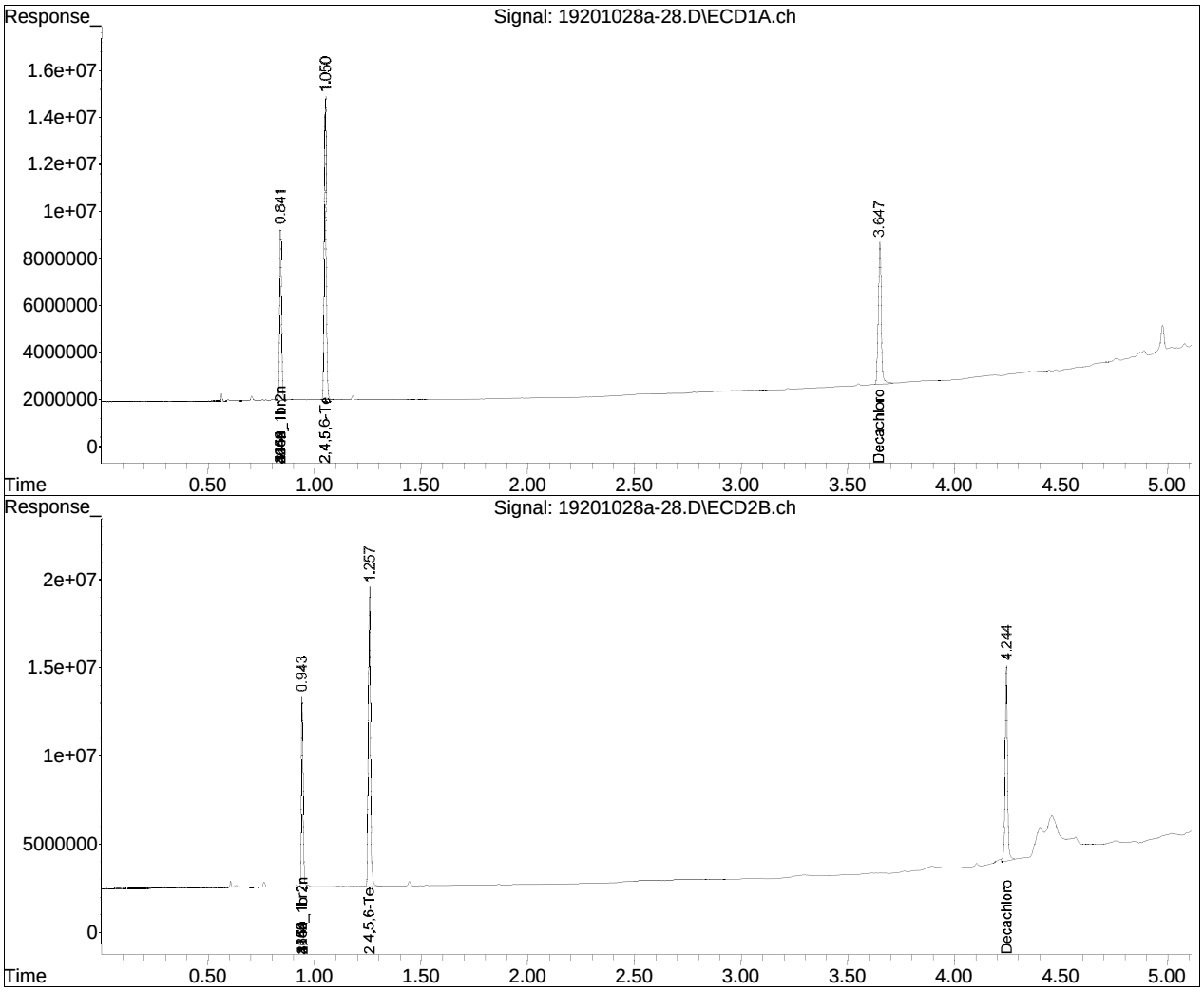

Manual Integration Report

Data Path : I:\Pest19\201028a\
Data File : 19201028a-28.D
Date Inj'd : 10/28/2020 6:23 pm
Sample : WG1427443-1,42,,

QMethod : P19_pcb_06_24_20_ugL_ICA
Operator : pest19:cw
Instrument : Pest 19
Quant Date : 10/28/2020 6:44 pm

Compound #1: 1660_1br2nb

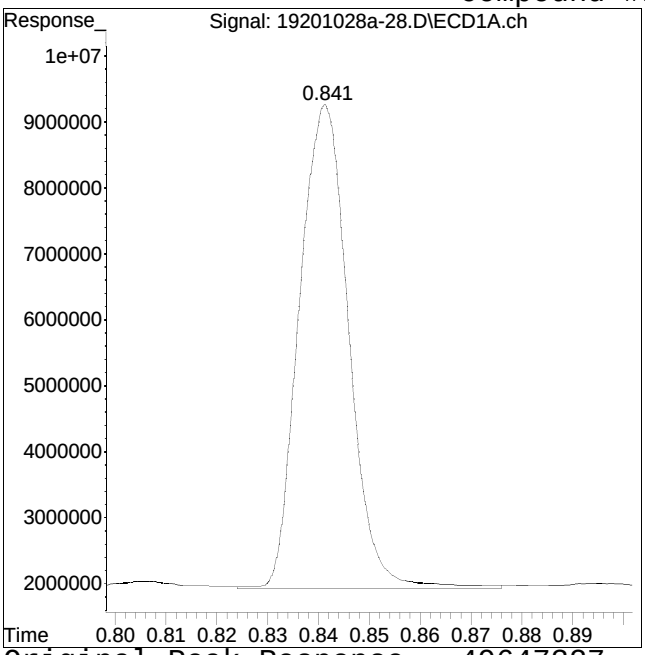

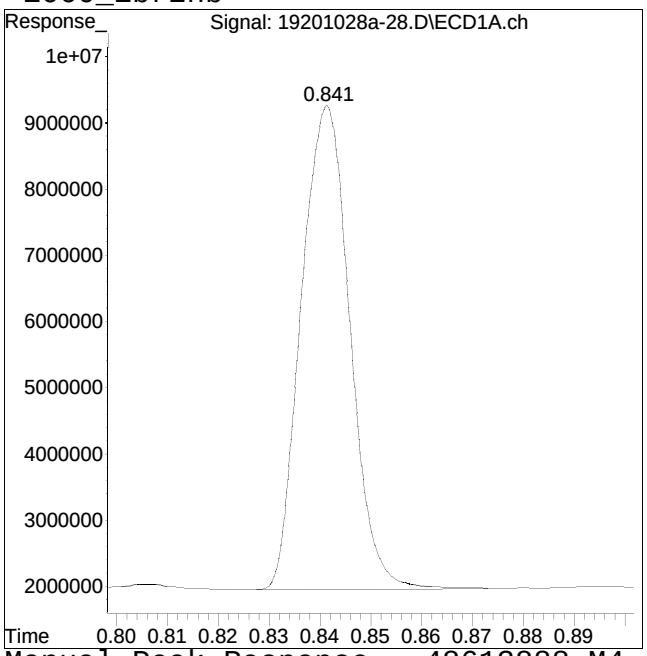

Original Peak Response = 49647327 Manual Peak Response = 48613888 M4
M4 = Poor automated baseline construction.

Manual Integration Report

Data Path : I:\Pest19\201028a\
Data File : 19201028a-28.D
Date Inj'd : 10/28/2020 6:23 pm
Sample : WG1427443-1,42,,

QMethod : P19_pcb_06_24_20_ugL_ICA
Operator : pest19:cw
Instrument : Pest 19
Quant Date : 10/28/2020 6:44 pm

Compound #52: 1660_1br2nb #2

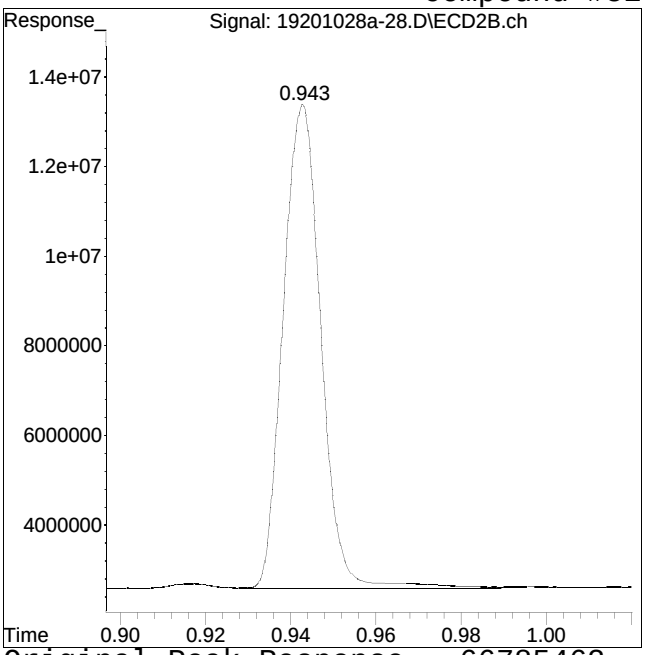

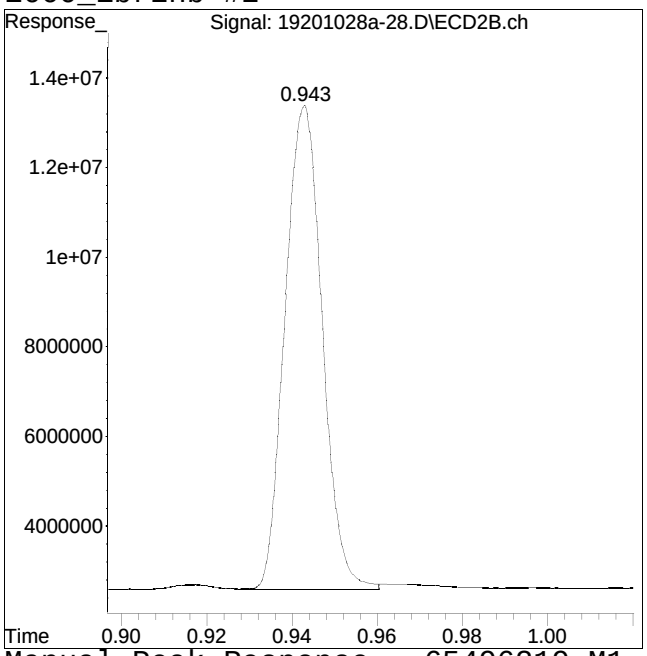

Original Peak Response = 66785462 Manual Peak Response = 65496219 M1
M1 = Split or tailing peak, auto integration stopped early resulting in false low area count.

Manual Integration Report

Data Path : I:\Pest19\201028a\
Data File : 19201028a-28.D
Date Inj'd : 10/28/2020 6:23 pm
Sample : WG1427443-1,42,,

QMethod : P19_pcb_06_24_20_ugL_ICA
Operator : pest19:cw
Instrument : Pest 19
Quant Date : 10/28/2020 6:44 pm

Compound #2: 2,4,5,6-Tetrachloro-m-xylene

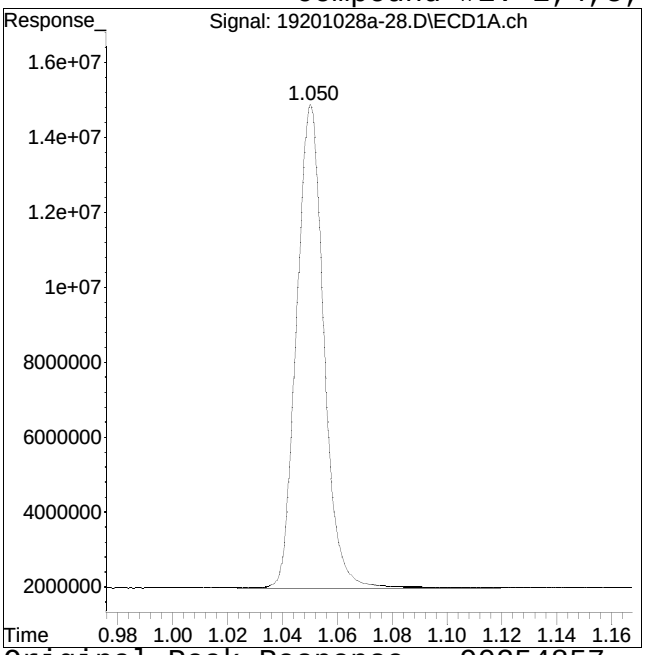

Original Peak Response = 90254857

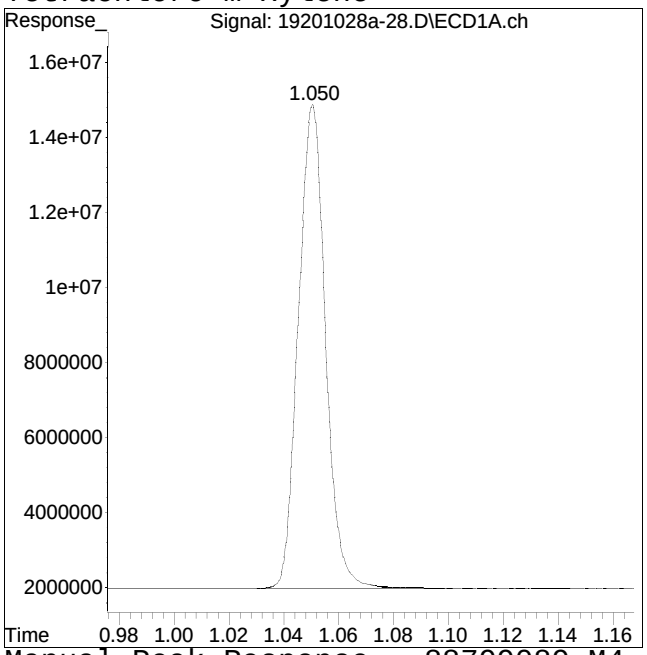

Manual Peak Response = 88799089 M4

M4 = Poor automated baseline construction.

Manual Integration Report

Data Path : I:\Pest19\201028a\
Data File : 19201028a-28.D
Date Inj'd : 10/28/2020 6:23 pm
Sample : WG1427443-1,42,,

QMethod : P19_pcb_06_24_20_ugL_ICA
Operator : pest19:cw
Instrument : Pest 19
Quant Date : 10/28/2020 6:44 pm

Compound #3: Decachlorobiphenyl

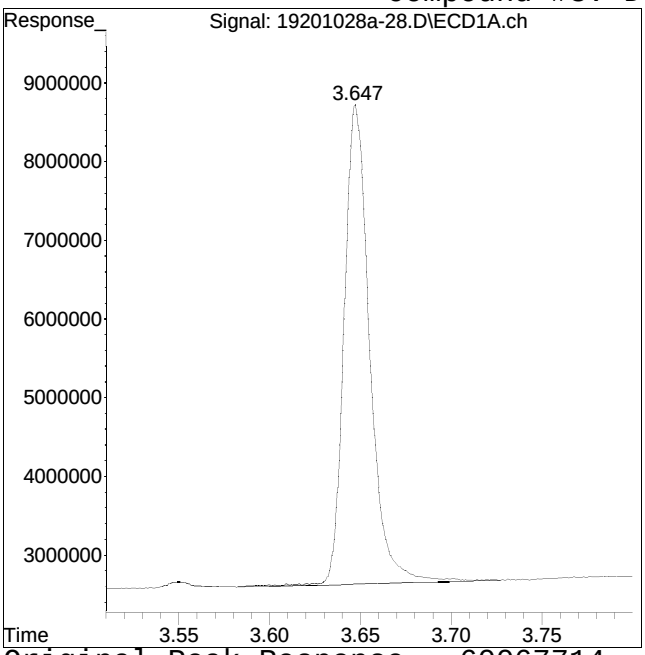

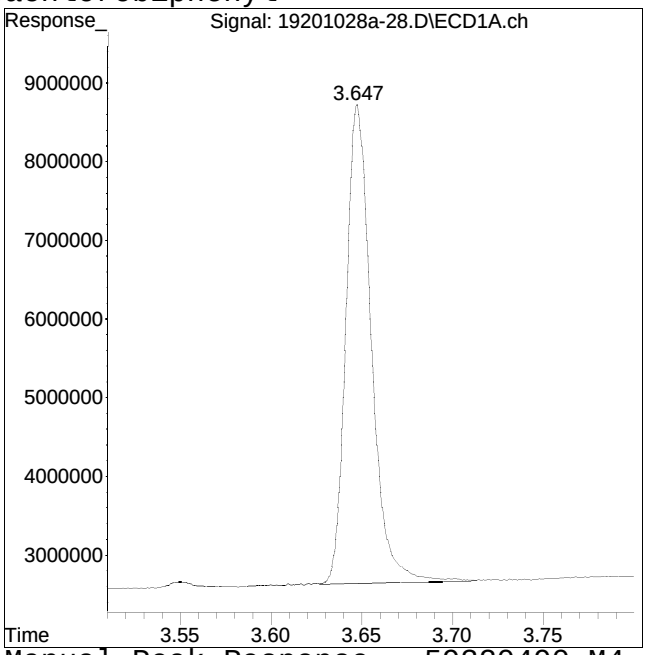

Original Peak Response = 60067714 Manual Peak Response = 59320490 M4
M4 = Poor automated baseline construction.

Manual Integration Report

Data Path : I:\Pest19\201028a\
Data File : 19201028a-28.D
Date Inj'd : 10/28/2020 6:23 pm
Sample : WG1427443-1,42,,

QMethod : P19_pcb_06_24_20_ugL_ICA
Operator : pest19:cw
Instrument : Pest 19
Quant Date : 10/28/2020 6:44 pm

Compound #54: Decachlorobiphenyl #2

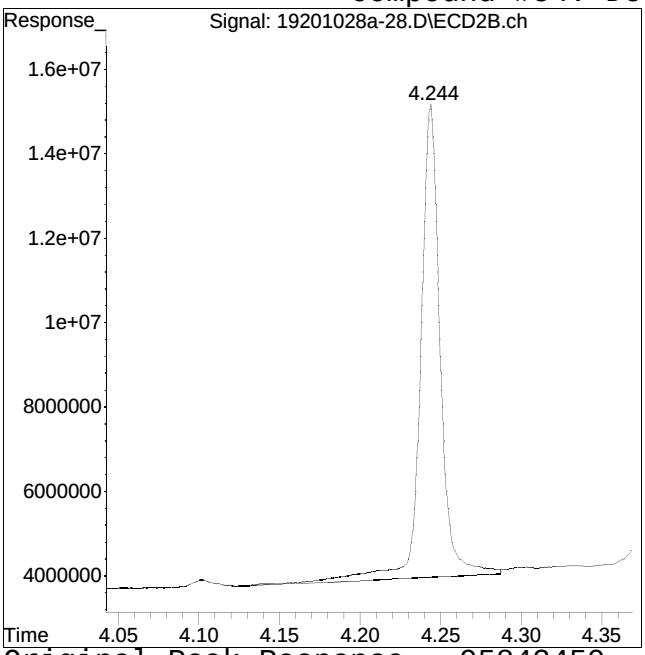

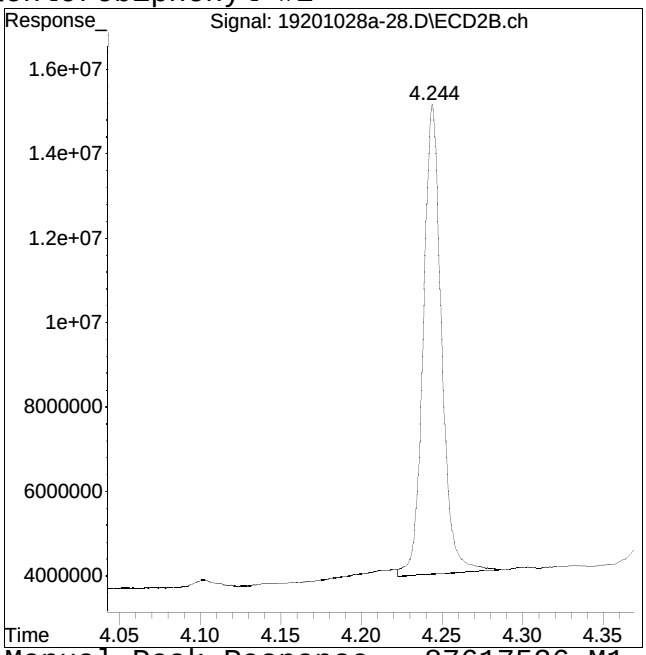

Original Peak Response = 95843450 Manual Peak Response = 87617526 M1
M1 = Split or tailing peak, auto integration stopped early resulting in false low area count.

Quantitation Report (QT Reviewed)

Data Path : I:\Pest19\201028a\
Data File : 19201028a-29.D
Signal(s) : Signal #1: ECD1A.ch Signal #2: ECD2B.ch
Acq On : 28 Oct 2020 06:30 pm
Operator : pest19:cw
Sample : WG1427443-2,42,,
Misc : wg1427434,WG1427443,ical16927
ALS Vial : 29 Sample Multiplier: 1

Integration File signal 1: events.e
Integration File signal 2: events2.e
Quant Time: Oct 28 18:49:49 2020
Quant Method : I:\Pest19\201028a\P19_pcb_06_24_20_ugL_ICAL16927.m
Quant Title : pcb
QLast Update : Thu Oct 22 11:33:29 2020
Response via : Initial Calibration
Integrator: ChemStation

Volume Inj. :
Signal #1 Phase : Signal #2 Phase:
Signal #1 Info : Signal #2 Info :

CCAL FILE(s) : 1 - I:\Pest19\201028a\19201028a-23.D
Sub List : 1660 - 1660

	Compound	RT#1	RT#2	Resp#1	Resp#2	ug/l	ug/l
	Internal Standards						
1) i	1660_1br2nb	0.839	0.945	47980652	67706851	250.000	250.000M1
	Standard Area 1 : #1 = 47045019				Recovery =	101.99%	
	Standard Area 1 : #2 = 69222731				Recovery =	97.81%	
	System Monitoring Compounds						
2) s	2,4,5,6-Tetr	1.044	1.260	86560727	125.4E6	338.664	361.952
	Spiked Amount 500.000	Range 30 - 150		Recovery =		67.73%	72.39%
3) s	Decachlorobi	3.622	4.232	57360474	81782123	347.362M4	298.145M4
	Spiked Amount 500.000	Range 30 - 150		Recovery =		69.47%	59.63%
	Target Compounds						
4) l1	1016-1	1.157	1.495	9914164	13965557	2257.241M1	2309.678
5) l1	1016-2	1.297	1.700	21629351	31712422	2318.850M1	2398.912
6) l1	1016-3	1.519	1.942	26393813	36337783	2456.355M1	2322.019M1
7) l1	1016-4	1.582	2.011	17923282	24743353	2331.634M1	2431.660
8) l1	1016-5	1.781	2.257	13720199	19864979	2239.731M1	2404.108
	Sum 1016-1			89580810	126.6E6	11603.812	11866.377
Average	1016-1					2320.762	2373.275
9) l2	1260-1	2.401	2.828	21796146	30683490	2000.206	1833.289M4
10) l2	1260-2	2.524	2.924	33306701	37481149	2062.737	1863.350M1
11) l2	1260-3	2.793	3.282	20186001	32602525	1935.536	1905.456M4
12) l2	1260-4	2.936	3.412	44518061	65646470	2024.943	1822.391
13) l2	1260-5	3.069	3.602	21816570	46462049	1936.260	1879.784M3
	Sum 1260-1			141.6E6	212.9E6	9959.682	9304.269
Average	1260-1					1991.936	1860.854
	Sum 1221-2			0	0	N.D.	N.D.
Average	1221-2					0.000	0.000

Data Path : I:\Pest19\201028a\
Data File : 19201028a-29.D
Signal(s) : Signal #1: ECD1A.ch Signal #2: ECD2B.ch
Acq On : 28 Oct 2020 06:30 pm
Operator : pest19:cw
Sample : WG1427443-2,42,,
Misc : wg1427434,WG1427443,ical16927
ALS Vial : 29 Sample Multiplier: 1

Integration File signal 1: events.e
Integration File signal 2: events2.e
Quant Time: Oct 28 18:49:49 2020
Quant Method : I:\Pest19\201028a\P19_pcb_06_24_20_ugL_ICAL16927.m
Quant Title : pcb
QLast Update : Thu Oct 22 11:33:29 2020
Response via : Initial Calibration
Integrator: ChemStation

Volume Inj. :
Signal #1 Phase : Signal #2 Phase:
Signal #1 Info : Signal #2 Info :

CCAL FILE(s) : 1 - I:\Pest19\201028a\19201028a-23.D
Sub List : 1660 - 1660

Compound	RT#1	RT#2	Resp#1	Resp#2	ug/l	ug/l
Sum 1254-1			0	0	N.D.	N.D.
Average 1254-1					0.000	0.000
Sum 1242-1			0	0	N.D.	N.D.
Average 1242-1					0.000	0.000
Sum 1268-1			0	0	N.D.	N.D.
Average 1268-1					0.000	0.000
Sum 1248-1			0	0	N.D.	N.D.
Average 1248-1					0.000	0.000
Sum 1232-1			0	0	N.D.	N.D.
Average 1232-1					0.000	0.000
Sum 1262-1			0	0	N.D.	N.D.
Average 1262-1					0.000	0.000
SemiQuant Compounds - Not Calibrated on this Instrument						
Sum 1262-1			0	0	N.D.	N.D.
Average 1262-1					0.000	0.000

(f)=RT Delta > 1/2 Window (D)=Amounts differ by > 40% (m)=manual int.
(#)=Recovery Exceeds Compound Acceptance Limits.
(I,C,F) I=Interference, C=Coelluting Calibration Peak, F=Fails CC Criteria.

Sub List : 1660 - 166019\201028a\19201028a-23.D••d)

Data Path : I:\Pest19\201028a\
Data File : 19201028a-29.D
Signal(s) : Signal #1: ECD1A.ch Signal #2: ECD2B.ch
Acq On : 28 Oct 2020 06:30 pm
Operator : pest19:cw
Sample : WG1427443-2,42,,
Misc : wg1427434,WG1427443,ical16927
ALS Vial : 29 Sample Multiplier: 1

Integration File signal 1: events.e
Integration File signal 2: events2.e
Quant Time: Oct 28 18:49:49 2020
Quant Method : I:\Pest19\201028a\P19_pcb_06_24_20_ugL_ICAL16927.m
Quant Title : pcb
QLast Update : Thu Oct 22 11:33:29 2020
Response via : Initial Calibration
Integrator: ChemStation

Volume Inj. :
Signal #1 Phase : Signal #2 Phase:
Signal #1 Info : Signal #2 Info :

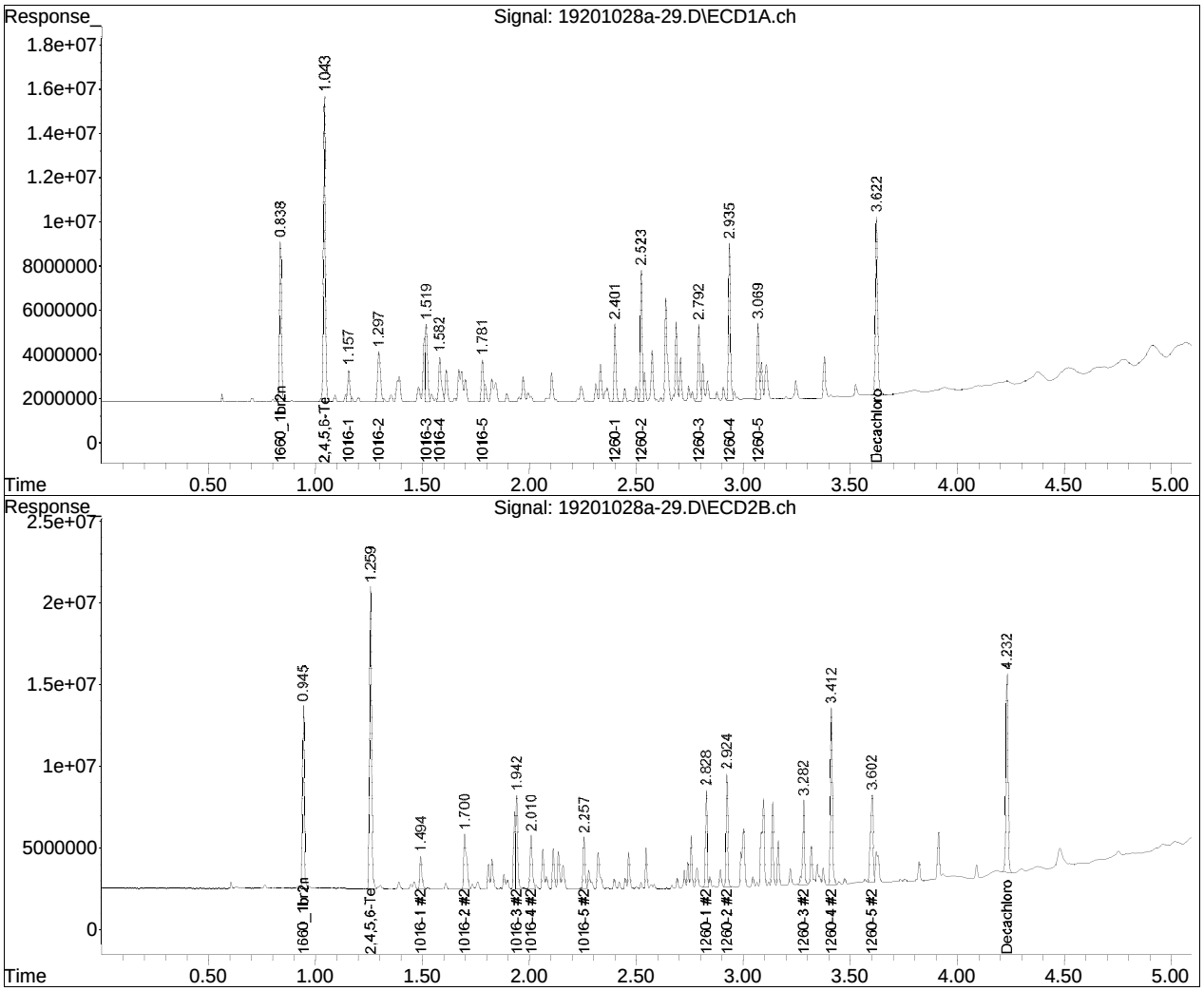

Manual Integration Report

Data Path : I:\Pest19\201028a\
Data File : 19201028a-29.D
Date Inj'd : 10/28/2020 6:30 pm
Sample : WG1427443-2,42,,

QMethod : P19_pcb_06_24_20_ugL_ICA
Operator : pest19:cw
Instrument : Pest 19
Quant Date : 10/28/2020 6:44 pm

Compound #52: 1660_1br2nb #2

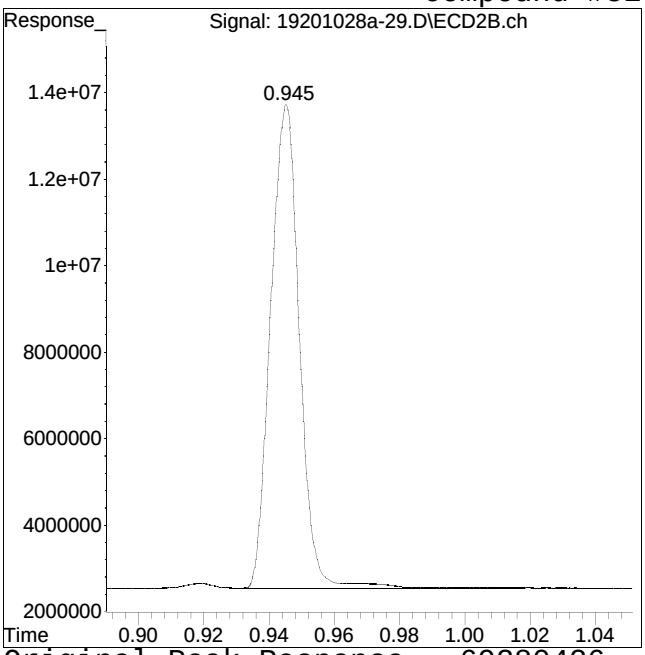

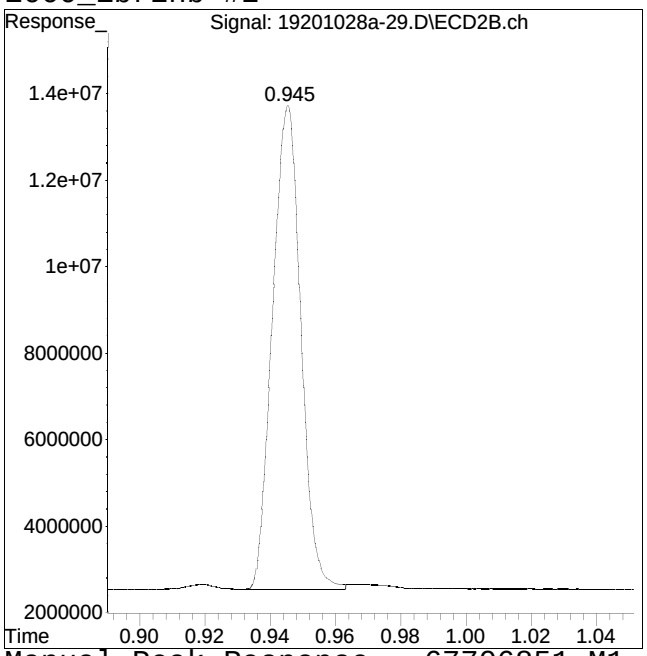

Original Peak Response = 69280426 Manual Peak Response = 67706851 M1
M1 = Split or tailing peak, auto integration stopped early resulting in false low area count.

Manual Integration Report

Data Path : I:\Pest19\201028a\
Data File : 19201028a-29.D
Date Inj'd : 10/28/2020 6:30 pm
Sample : WG1427443-2,42,,

QMethod : P19_pcb_06_24_20_ugL_ICA
Operator : pest19:cw
Instrument : Pest 19
Quant Date : 10/28/2020 6:44 pm

Compound #3: Decachlorobiphenyl

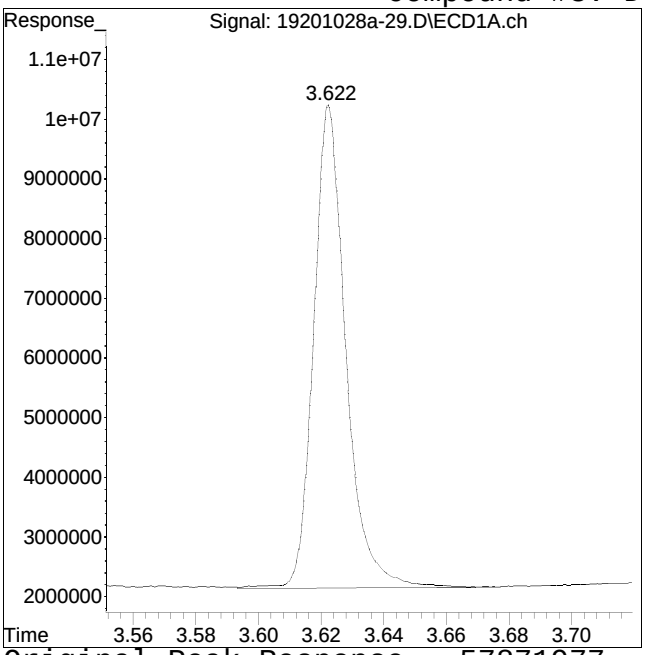

Original Peak Response = 57871977

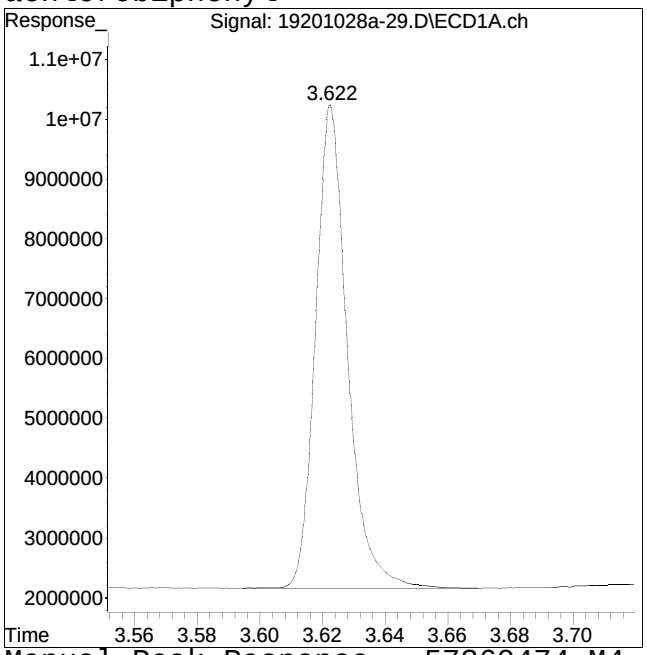

Manual Peak Response = 57360474 M4

M4 = Poor automated baseline construction.

Manual Integration Report

Data Path : I:\Pest19\201028a\
Data File : 19201028a-29.D
Date Inj'd : 10/28/2020 6:30 pm
Sample : WG1427443-2,42,,

QMethod : P19_pcb_06_24_20_ugL_ICA
Operator : pest19:cw
Instrument : Pest 19
Quant Date : 10/28/2020 6:44 pm

Compound #54: Decachlorobiphenyl #2

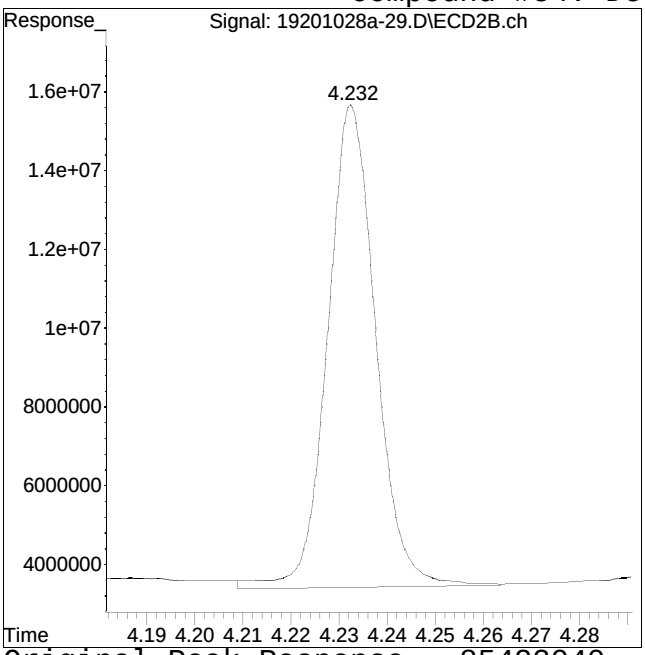

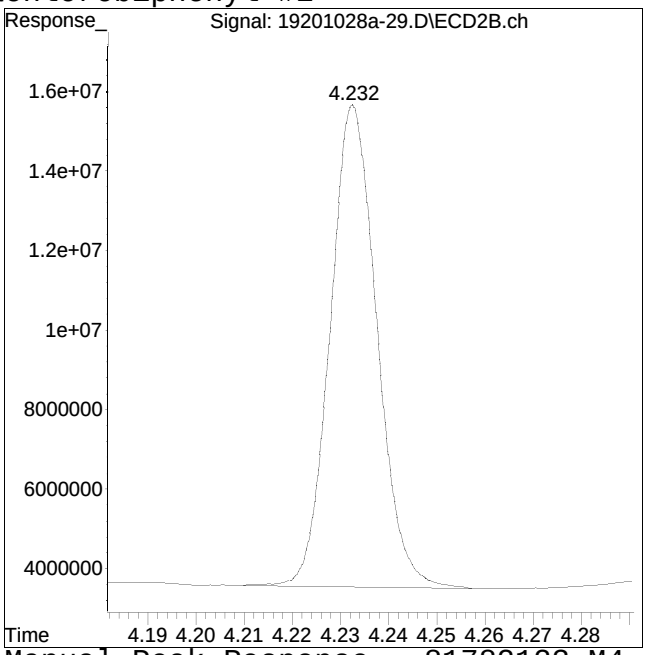

Original Peak Response = 85422040 Manual Peak Response = 81782123 M4
M4 = Poor automated baseline construction.

Manual Integration Report

Data Path : I:\Pest19\201028a\
Data File : 19201028a-29.D
Date Inj'd : 10/28/2020 6:30 pm
Sample : WG1427443-2,42,,

QMethod : P19_pcb_06_24_20_ugL_ICA
Operator : pest19:cw
Instrument : Pest 19
Quant Date : 10/28/2020 6:44 pm

Compound #4: 1016-1

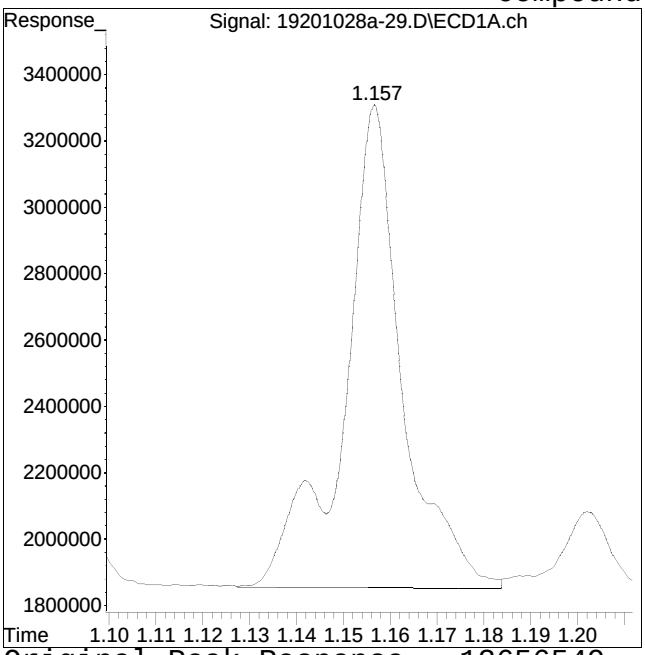

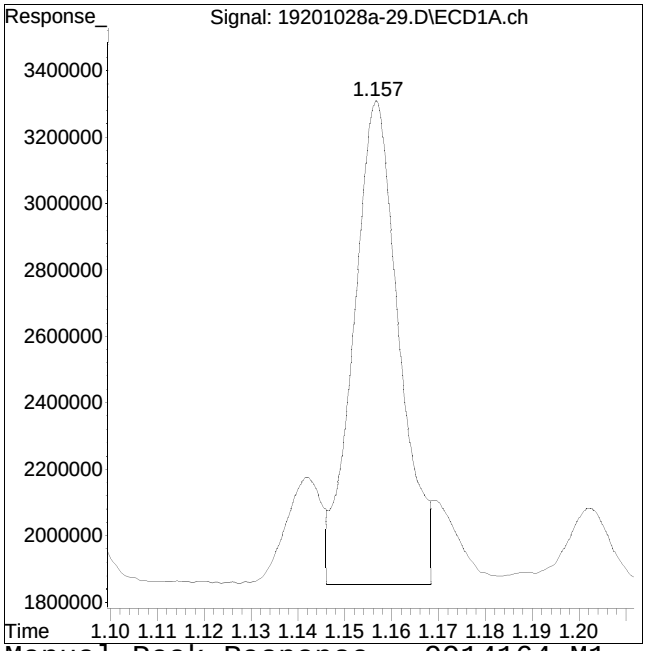

Original Peak Response = 12656549 Manual Peak Response = 9914164 M1

M1 = Split or tailing peak, auto integration stopped early resulting in false low area count.

Manual Integration Report

Data Path : I:\Pest19\201028a\
Data File : 19201028a-29.D
Date Inj'd : 10/28/2020 6:30 pm
Sample : WG1427443-2,42,,

QMethod : P19_pcb_06_24_20_ugL_ICA
Operator : pest19:cw
Instrument : Pest 19
Quant Date : 10/28/2020 6:44 pm

Compound #5: 1016-2

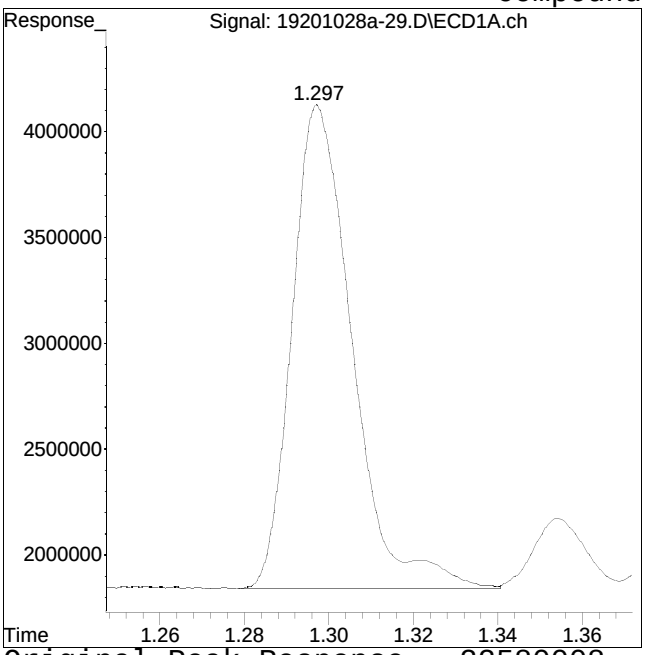

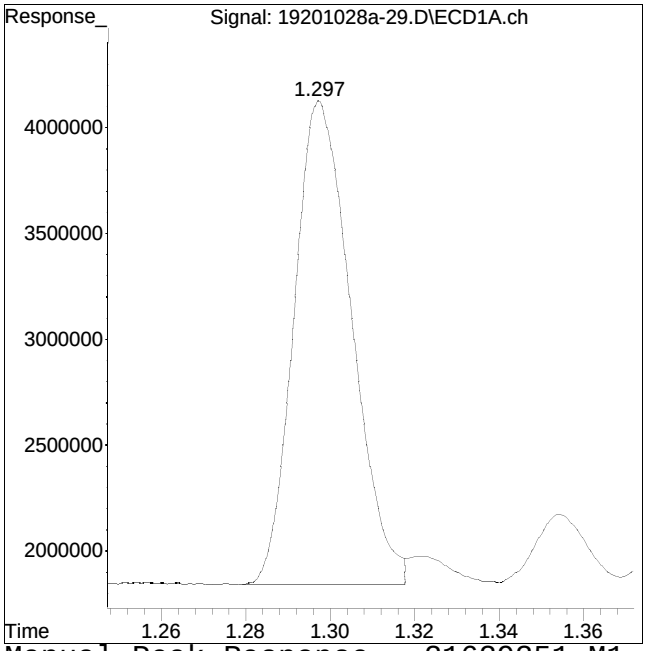

Original Peak Response = 22580008 Manual Peak Response = 21629351 M1
M1 = Split or tailing peak, auto integration stopped early resulting in false low area count.

Manual Integration Report

Data Path : I:\Pest19\201028a\
Data File : 19201028a-29.D
Date Inj'd : 10/28/2020 6:30 pm
Sample : WG1427443-2,42,,

QMethod : P19_pcb_06_24_20_ugL_ICA
Operator : pest19:cw
Instrument : Pest 19
Quant Date : 10/28/2020 6:44 pm

Compound #6: 1016-3

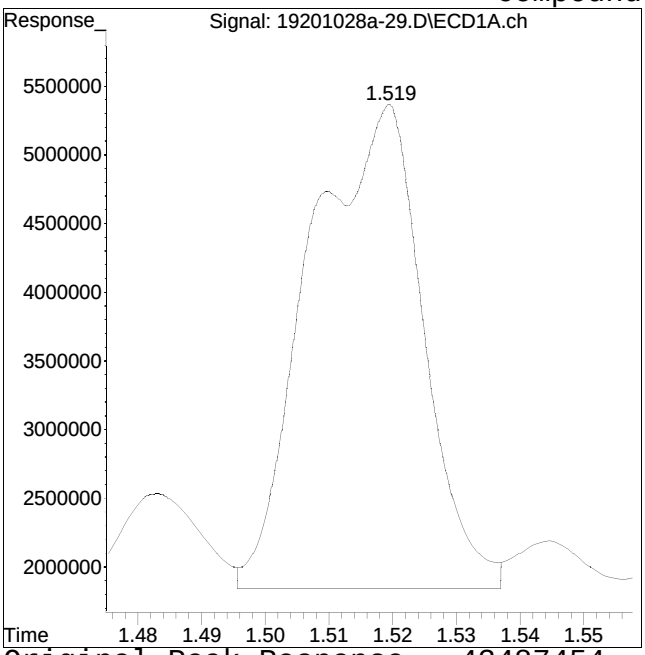

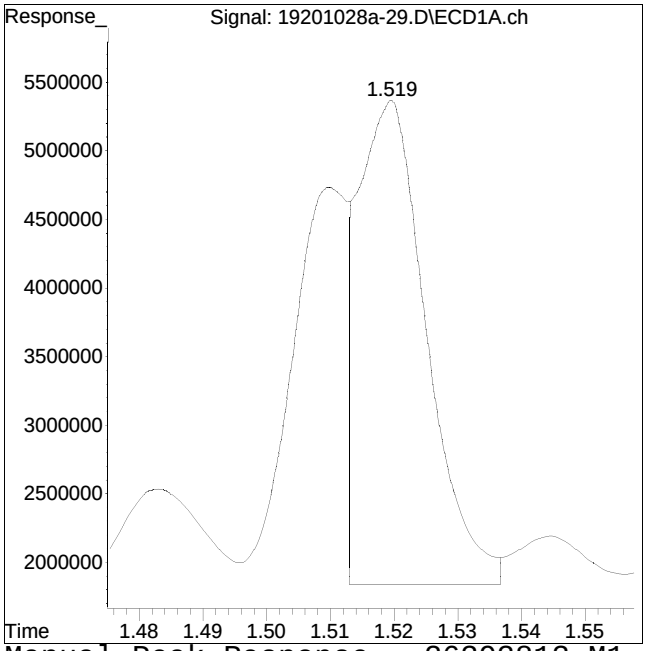

Original Peak Response = 43487454 Manual Peak Response = 26393813 M1
M1 = Split or tailing peak, auto integration stopped early resulting in false low area count.

Manual Integration Report

Data Path : I:\Pest19\201028a\
Data File : 19201028a-29.D
Date Inj'd : 10/28/2020 6:30 pm
Sample : WG1427443-2,42,,

QMethod : P19_pcb_06_24_20_ugL_ICA
Operator : pest19:cw
Instrument : Pest 19
Quant Date : 10/28/2020 6:44 pm

Compound #57: 1016-3 #2

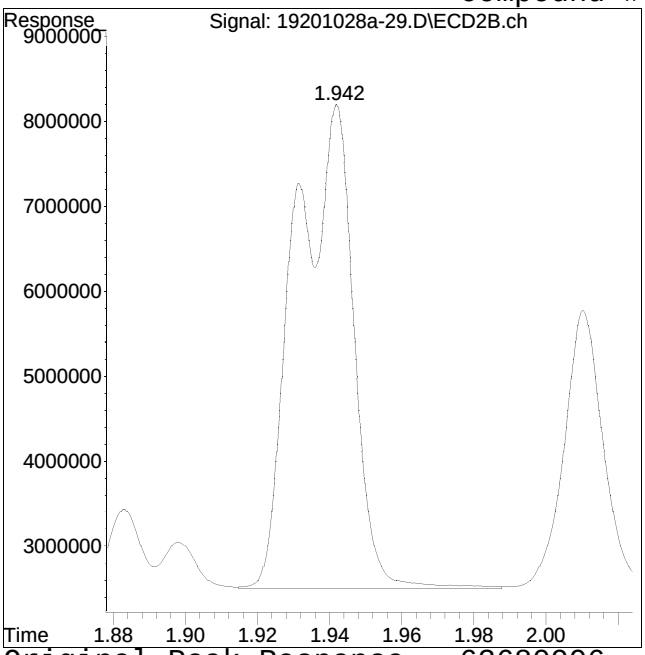

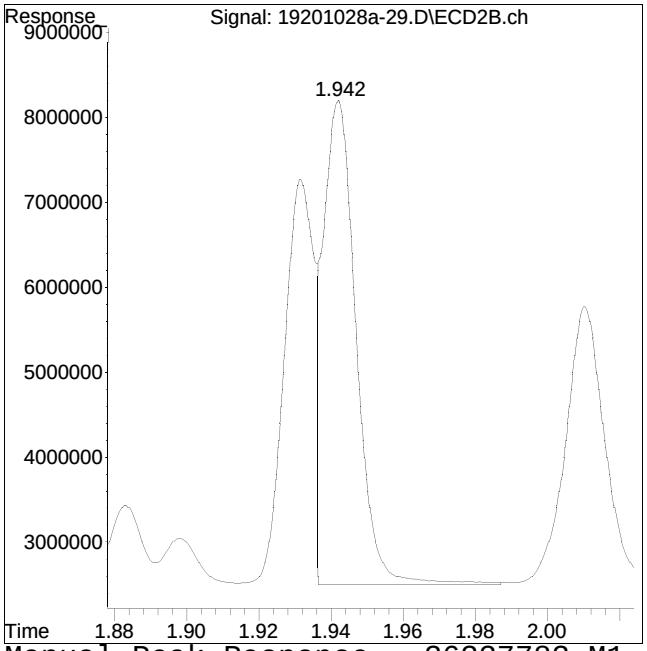

Original Peak Response = 63680996 Manual Peak Response = 36337783 M1

M1 = Split or tailing peak, auto integration stopped early resulting in false low area count.

Manual Integration Report

Data Path : I:\Pest19\201028a\
Data File : 19201028a-29.D
Date Inj'd : 10/28/2020 6:30 pm
Sample : WG1427443-2,42,,

QMethod : P19_pcb_06_24_20_ugL_ICA
Operator : pest19:cw
Instrument : Pest 19
Quant Date : 10/28/2020 6:44 pm

Compound #7: 1016-4

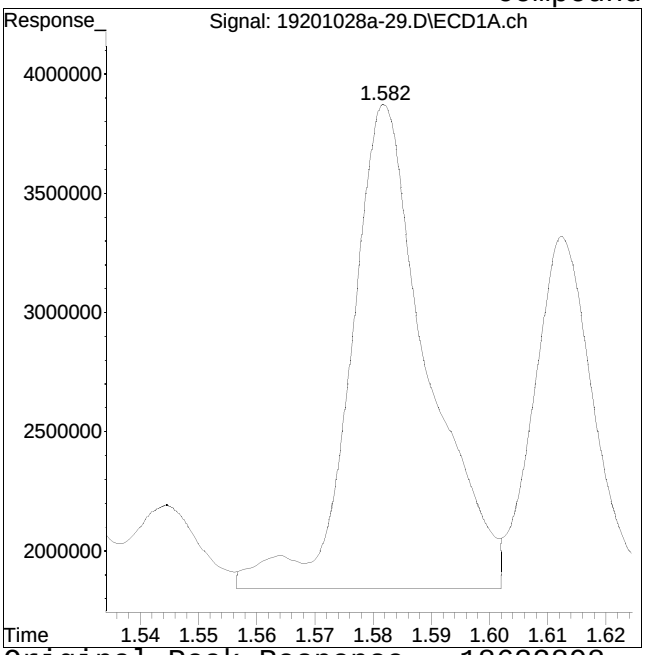

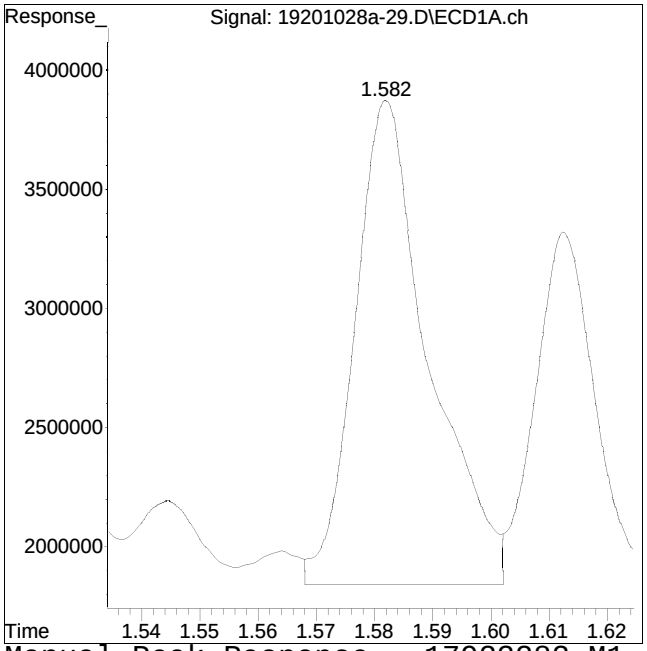

Original Peak Response = 18632898 Manual Peak Response = 17923282 M1
M1 = Split or tailing peak, auto integration stopped early resulting in false low area count.

Manual Integration Report

Data Path : I:\Pest19\201028a\
Data File : 19201028a-29.D
Date Inj'd : 10/28/2020 6:30 pm
Sample : WG1427443-2,42,,

QMethod : P19_pcb_06_24_20_ugL_ICA
Operator : pest19:cw
Instrument : Pest 19
Quant Date : 10/28/2020 6:44 pm

Compound #8: 1016-5

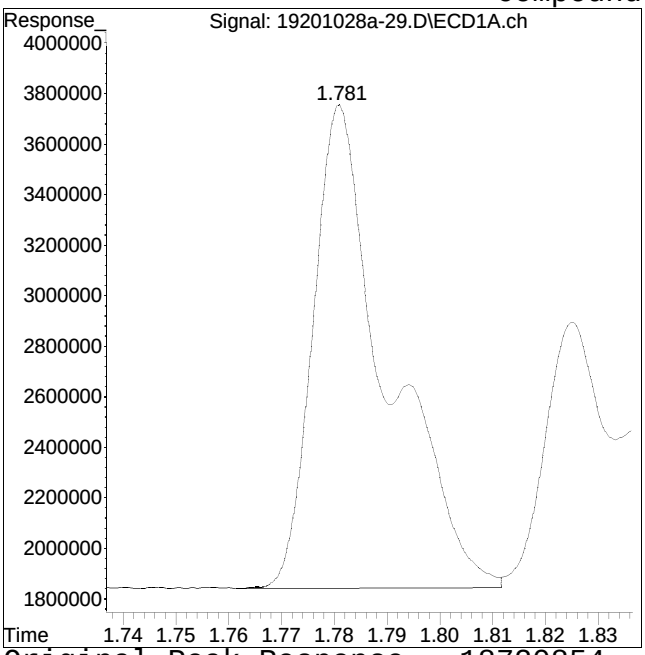

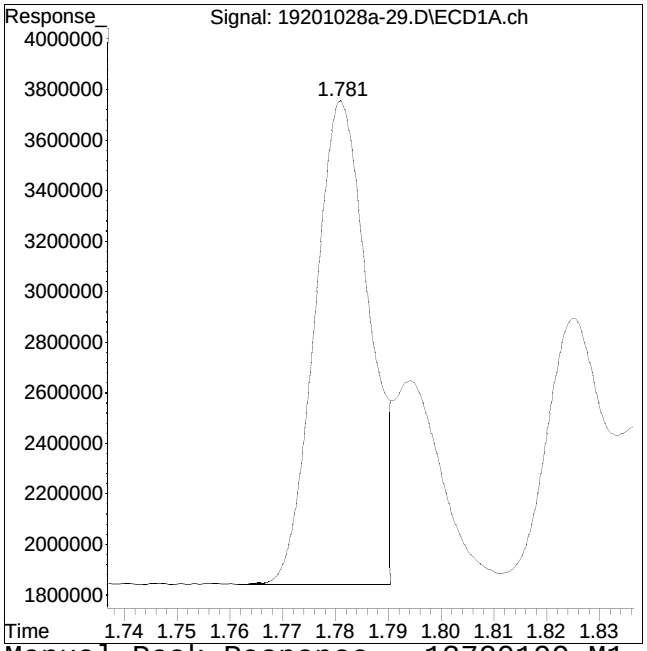

Original Peak Response = 18720854 Manual Peak Response = 13720199 M1
M1 = Split or tailing peak, auto integration stopped early resulting in false low area count.

Manual Integration Report

Data Path : I:\Pest19\201028a\
Data File : 19201028a-29.D
Date Inj'd : 10/28/2020 6:30 pm
Sample : WG1427443-2,42,,

QMethod : P19_pcb_06_24_20_ugL_ICA
Operator : pest19:cw
Instrument : Pest 19
Quant Date : 10/28/2020 6:44 pm

Compound #60: 1260-1 #2

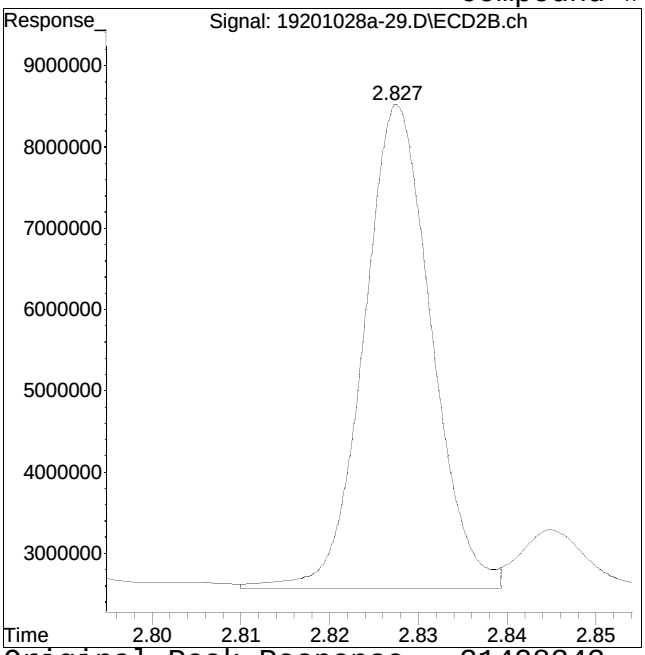

Original Peak Response = 31428343

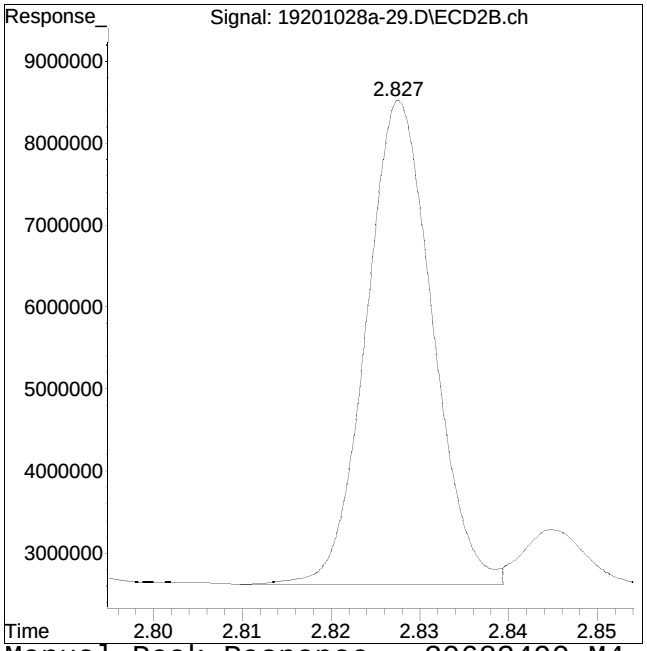

Manual Peak Response = 30683490 M4

M4 = Poor automated baseline construction.

Manual Integration Report

Data Path : I:\Pest19\201028a\
Data File : 19201028a-29.D
Date Inj'd : 10/28/2020 6:30 pm
Sample : WG1427443-2,42,,

QMethod : P19_pcb_06_24_20_ugL_ICA
Operator : pest19:cw
Instrument : Pest 19
Quant Date : 10/28/2020 6:44 pm

Compound #61: 1260-2 #2

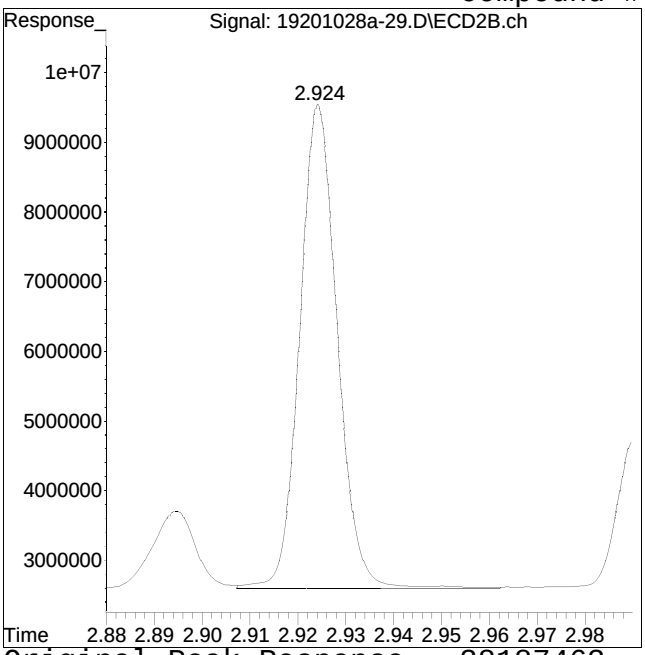

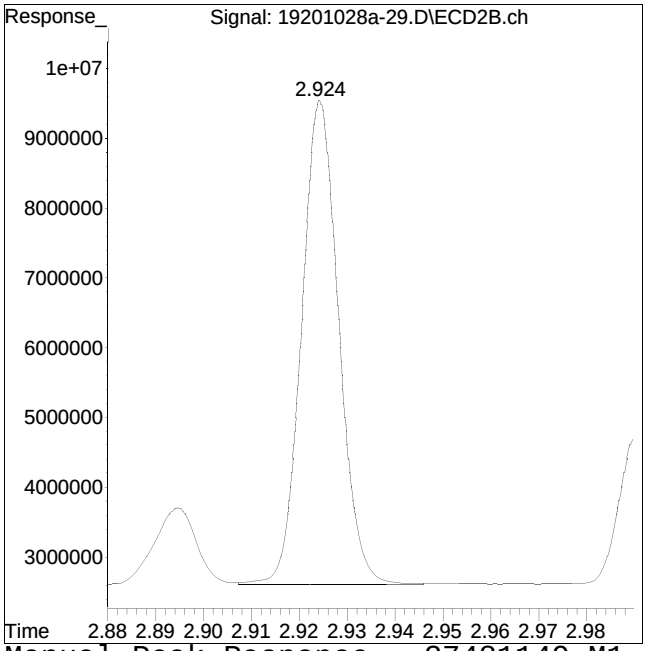

Original Peak Response = 38187463 Manual Peak Response = 37481149 M1

M1 = Split or tailing peak, auto integration stopped early resulting in false low area count.

Manual Integration Report

Data Path : I:\Pest19\201028a\
Data File : 19201028a-29.D
Date Inj'd : 10/28/2020 6:30 pm
Sample : WG1427443-2,42,,

QMethod : P19_pcb_06_24_20_ugL_ICA
Operator : pest19:cw
Instrument : Pest 19
Quant Date : 10/28/2020 6:44 pm

Compound #62: 1260-3 #2

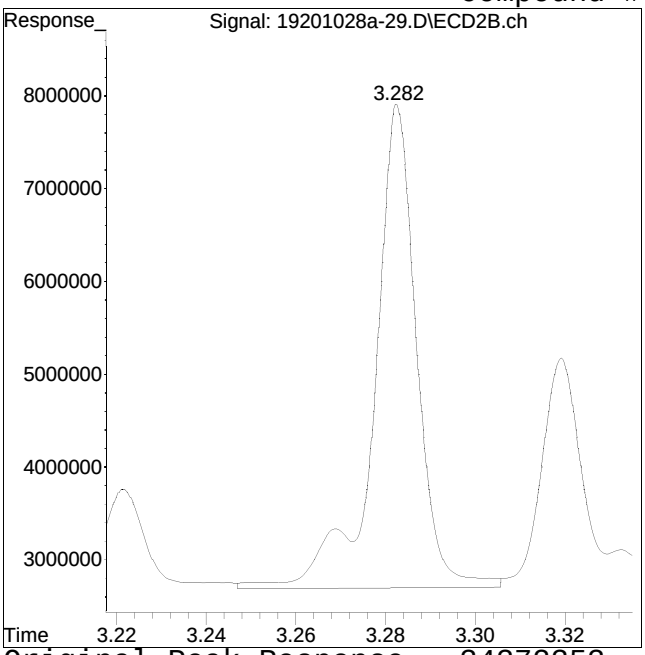

Original Peak Response = 34372353

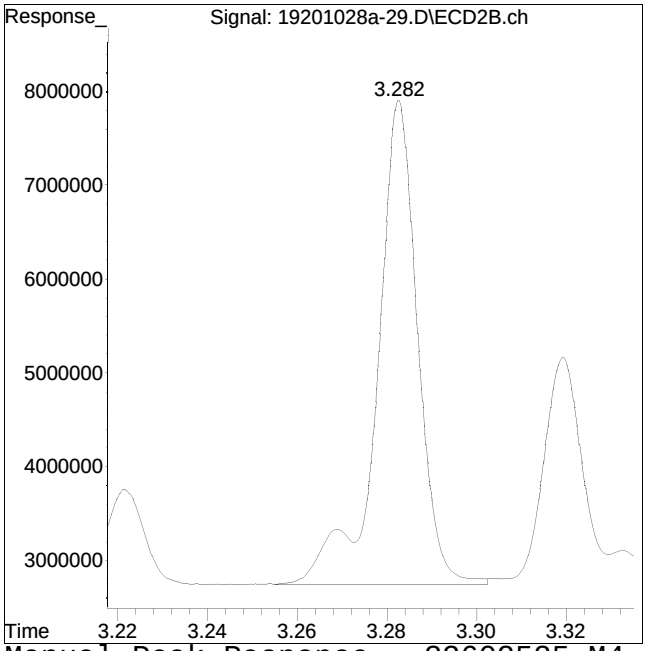

Manual Peak Response = 32602525 M4

M4 = Poor automated baseline construction.

Manual Integration Report

Data Path : I:\Pest19\201028a\
Data File : 19201028a-29.D
Date Inj'd : 10/28/2020 6:30 pm
Sample : WG1427443-2,42,,

QMethod : P19_pcb_06_24_20_ugL_ICA
Operator : pest19:cw
Instrument : Pest 19
Quant Date : 10/28/2020 6:44 pm

Compound #64: 1260-5 #2

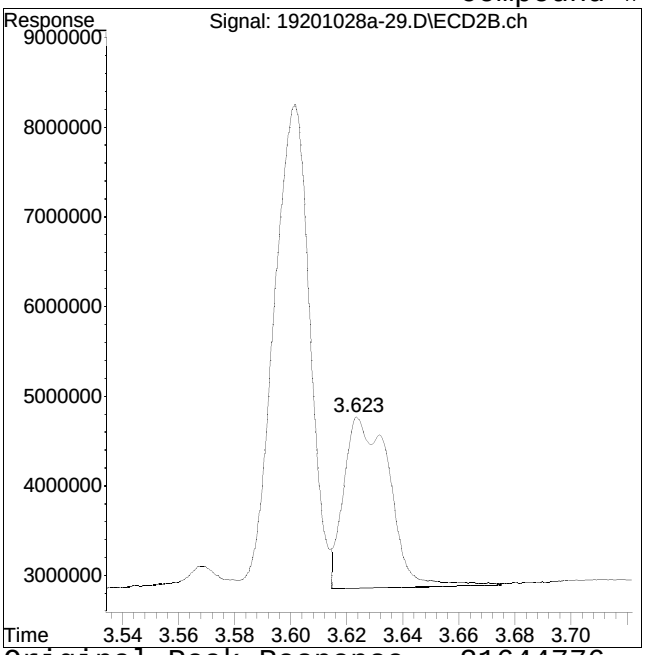

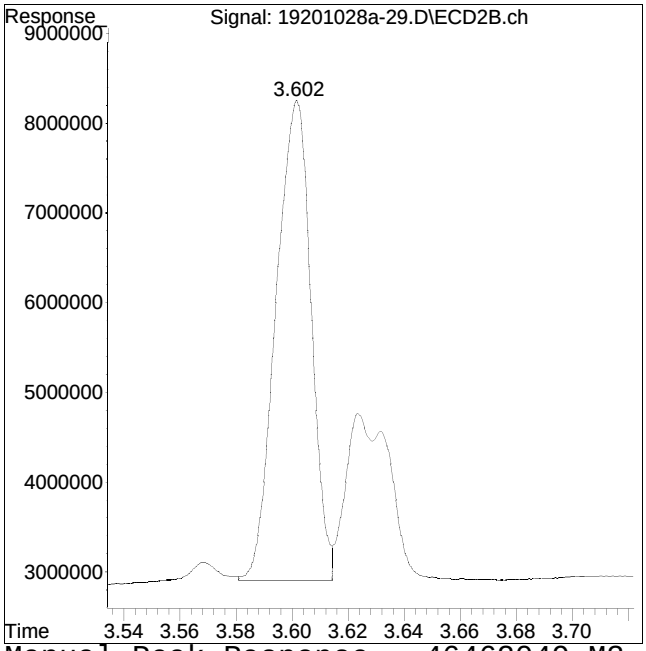

Original Peak Response = 21644776 Manual Peak Response = 46462049 M3

M3 = Misidentification of the peak (i.e. 1,4-dichlorobenzene identified as 1,3-dichlorobenzene), or misidentification from 2 partially resolved peaks not being split.

Quantitation Report (QT Reviewed)

Data Path : I:\Pest19\201028a\
Data File : 19201028a-30.D
Signal(s) : Signal #1: ECD1A.ch Signal #2: ECD2B.ch
Acq On : 28 Oct 2020 06:37 pm
Operator : pest19:cw
Sample : WG1427443-3,42,,
Misc : wg1427434,WG1427443,ical16927
ALS Vial : 30 Sample Multiplier: 1

Integration File signal 1: events.e
Integration File signal 2: events2.e
Quant Time: Oct 28 18:52:39 2020
Quant Method : I:\Pest19\201028a\P19_pcb_06_24_20_ugL_ICAL16927.m
Quant Title : pcb
QLast Update : Thu Oct 22 11:33:29 2020
Response via : Initial Calibration
Integrator: ChemStation

Volume Inj. :
Signal #1 Phase : Signal #2 Phase:
Signal #1 Info : Signal #2 Info :

CCAL FILE(s) : 1 - I:\Pest19\201028a\19201028a-23.D
Sub List : 1660 - 1660

	Compound	RT#1	RT#2	Resp#1	Resp#2	ug/l	ug/l
	Internal Standards						
1) i	1660_1br2nb	0.837	0.945	47164667	66639095	250.000M4	250.000M1
	Standard Area 1 : #1 = 47045019				Recovery =	100.25%	
	Standard Area 1 : #2 = 69222731				Recovery =	96.27%	
	System Monitoring Compounds						
2) s	2,4,5,6-Tetr	1.042	1.259	85276593	122.4E6	339.412M4	358.902
	Spiked Amount 500.000	Range 30 - 150		Recovery =		67.88%	71.78%
3) s	Decachlorobi	3.616	4.229	54228579	78530722	334.077M4	290.879M4
	Spiked Amount 500.000	Range 30 - 150		Recovery =		66.82%	58.18%
	Target Compounds						
4) l1	1016-1	1.154	1.494	9634323	13823619	2231.477M1	2322.835
5) l1	1016-2	1.294	1.700	21137616	31285831	2305.338M1	2404.563
6) l1	1016-3	1.515	1.942	25061390	36735984	2372.704M1	2385.077M1
7) l1	1016-4	1.578	2.011	16919453	24535326	2239.126M1	2449.851
8) l1	1016-5	1.777	2.257	12947789	19716372	2150.208M1	2424.356
	Sum 1016-1			85700571	126.1E6	11298.853	11986.683
	Average 1016-1					2259.771	2397.337
9) l2	1260-1	2.397	2.827	22454299	29991576	2096.254	1820.660M4
10) l2	1260-2	2.520	2.923	33159811	36599142	2089.169	1848.656M4
11) l2	1260-3	2.789	3.281	21111567	30731752	2059.306	1824.897M4
12) l2	1260-4	2.931	3.411	44192909	64839982	2044.930	1828.844
13) l2	1260-5	3.064	3.599	22128042	44914515	1997.881	1846.289M3
	Sum 1260-1			143.0E6	207.1E6	10287.540	9169.346
	Average 1260-1					2057.508	1833.869
	Sum 1221-2			0	0	N.D.	N.D.

Data Path : I:\Pest19\201028a\
Data File : 19201028a-30.D
Signal(s) : Signal #1: ECD1A.ch Signal #2: ECD2B.ch
Acq On : 28 Oct 2020 06:37 pm
Operator : pest19:cw
Sample : WG1427443-3,42,,
Misc : wg1427434,WG1427443,ical16927
ALS Vial : 30 Sample Multiplier: 1

Integration File signal 1: events.e
Integration File signal 2: events2.e
Quant Time: Oct 28 18:52:39 2020
Quant Method : I:\Pest19\201028a\P19_pcb_06_24_20_ugL_ICAL16927.m
Quant Title : pcb
QLast Update : Thu Oct 22 11:33:29 2020
Response via : Initial Calibration
Integrator: ChemStation

Volume Inj. :
Signal #1 Phase : Signal #2 Phase:
Signal #1 Info : Signal #2 Info :

CCAL FILE(s) : 1 - I:\Pest19\201028a\19201028a-23.D
Sub List : 1660 - 1660

Compound	RT#1	RT#2	Resp#1	Resp#2	ug/l	ug/l
Average 1221-2					0.000	0.000
Sum 1254-1			0	0	N.D.	N.D.
Average 1254-1					0.000	0.000
Sum 1242-1			0	0	N.D.	N.D.
Average 1242-1					0.000	0.000
Sum 1268-1			0	0	N.D.	N.D.
Average 1268-1					0.000	0.000
Sum 1248-1			0	0	N.D.	N.D.
Average 1248-1					0.000	0.000
Sum 1232-1			0	0	N.D.	N.D.
Average 1232-1					0.000	0.000
Sum 1262-1			0	0	N.D.	N.D.
Average 1262-1					0.000	0.000
SemiQuant Compounds - Not Calibrated on this Instrument						
Sum 1262-1			0	0	N.D.	N.D.
Average 1262-1					0.000	0.000

(f)=RT Delta > 1/2 Window (D)=Amounts differ by > 40% (m)=manual int.
(#)=Recovery Exceeds Compound Acceptance Limits.
(I,C,F) I=Interference, C=Coelluting Calibration Peak, F=Fails CC Criteria.

Sub List : 1660 - 166019\201028a\19201028a-23.D••d)

Data Path : I:\Pest19\201028a\
Data File : 19201028a-30.D
Signal(s) : Signal #1: ECD1A.ch Signal #2: ECD2B.ch
Acq On : 28 Oct 2020 06:37 pm
Operator : pest19:cw
Sample : WG1427443-3,42,,
Misc : wg1427434,WG1427443,ical16927
ALS Vial : 30 Sample Multiplier: 1

Integration File signal 1: events.e
Integration File signal 2: events2.e
Quant Time: Oct 28 18:52:39 2020
Quant Method : I:\Pest19\201028a\P19_pcb_06_24_20_ugL_ICAL16927.m
Quant Title : pcb
QLast Update : Thu Oct 22 11:33:29 2020
Response via : Initial Calibration
Integrator: ChemStation

Volume Inj. :
Signal #1 Phase : Signal #2 Phase:
Signal #1 Info : Signal #2 Info :

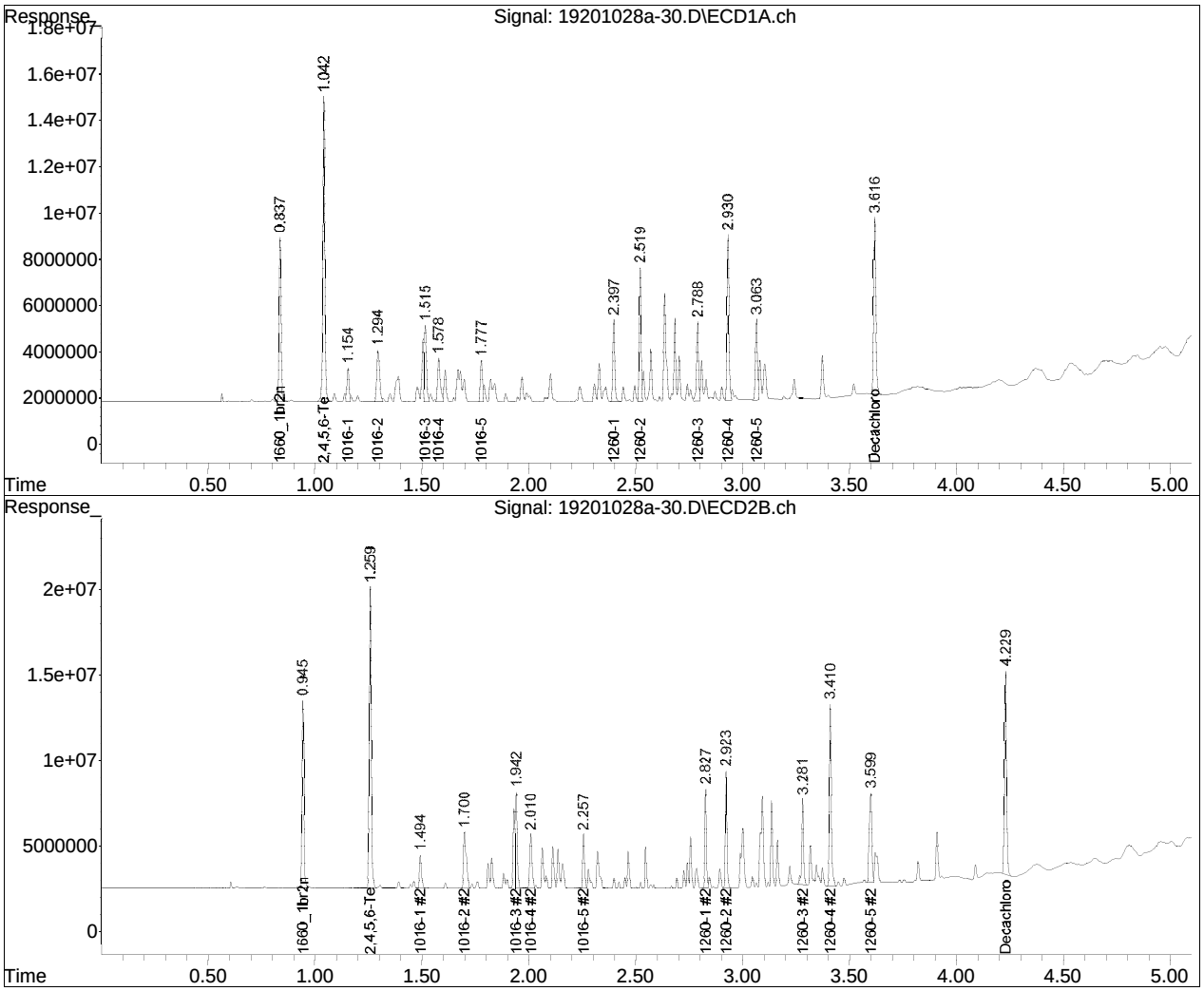

Manual Integration Report

Data Path : I:\Pest19\201028a\
Data File : 19201028a-30.D
Date Inj'd : 10/28/2020 6:37 pm
Sample : WG1427443-3,42,,

QMethod : P19_pcb_06_24_20_ugL_ICA
Operator : pest19:cw
Instrument : Pest 19
Quant Date : 10/28/2020 6:44 pm

Compound #1: 1660_1br2nb

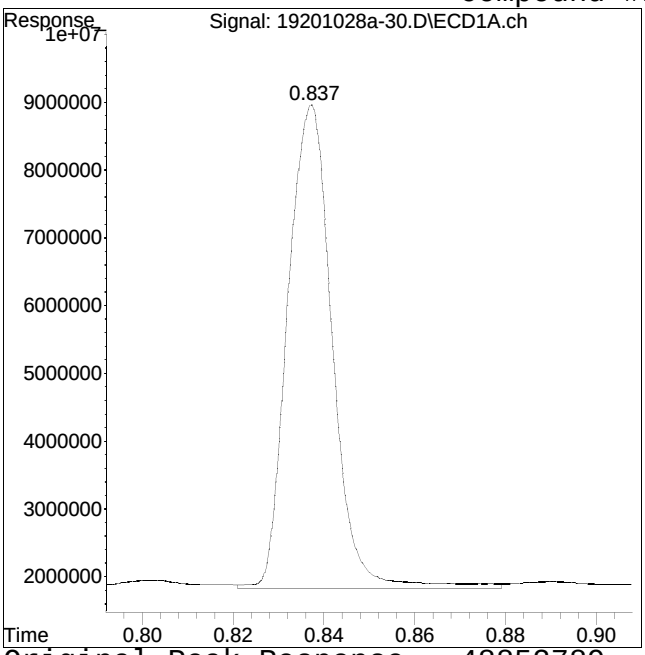

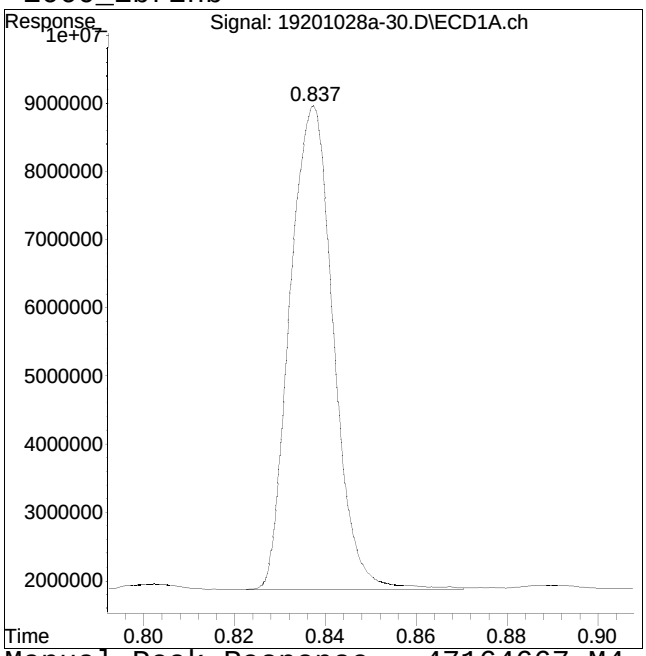

Original Peak Response = 48852789 Manual Peak Response = 47164667 M4
M4 = Poor automated baseline construction.

Manual Integration Report

Data Path : I:\Pest19\201028a\
Data File : 19201028a-30.D
Date Inj'd : 10/28/2020 6:37 pm
Sample : WG1427443-3,42,,

QMethod : P19_pcb_06_24_20_ugL_ICA
Operator : pest19:cw
Instrument : Pest 19
Quant Date : 10/28/2020 6:44 pm

Compound #52: 1660_1br2nb #2

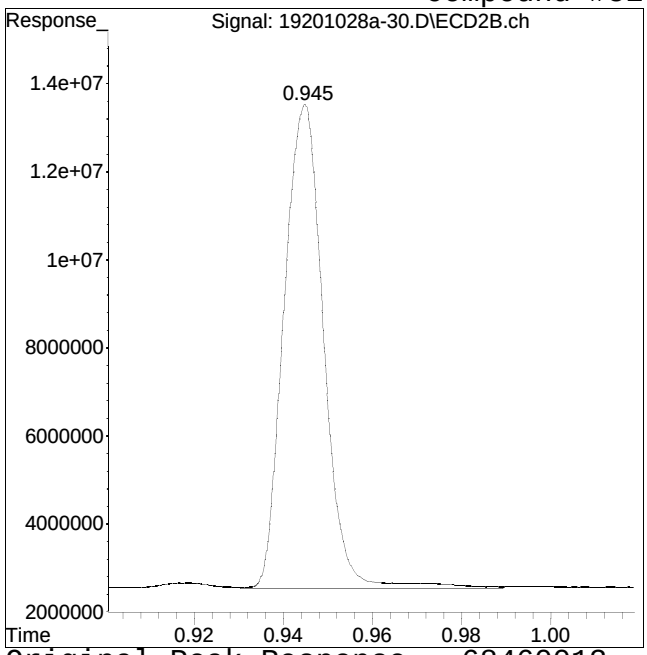

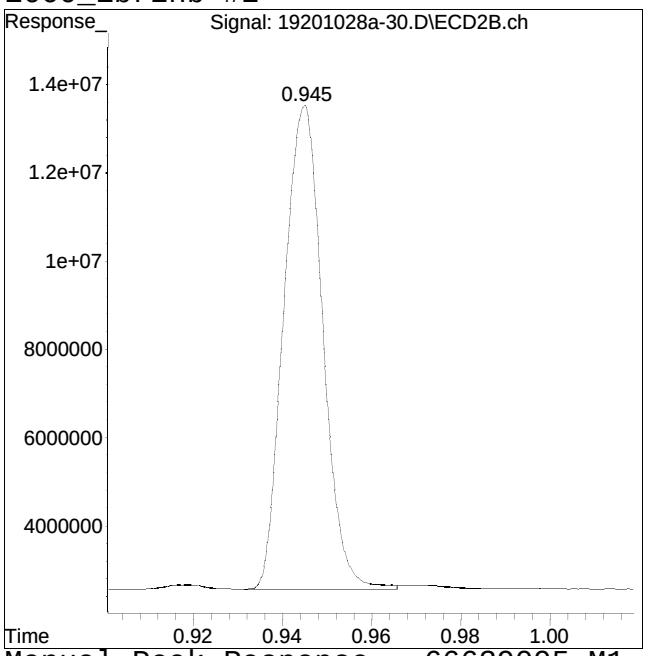

Original Peak Response = 68460013 Manual Peak Response = 66639095 M1
M1 = Split or tailing peak, auto integration stopped early resulting in false low area count.

Manual Integration Report

Data Path : I:\Pest19\201028a\
Data File : 19201028a-30.D
Date Inj'd : 10/28/2020 6:37 pm
Sample : WG1427443-3,42,,

QMethod : P19_pcb_06_24_20_ugL_ICA
Operator : pest19:cw
Instrument : Pest 19
Quant Date : 10/28/2020 6:44 pm

Compound #2: 2,4,5,6-Tetrachloro-m-xylene

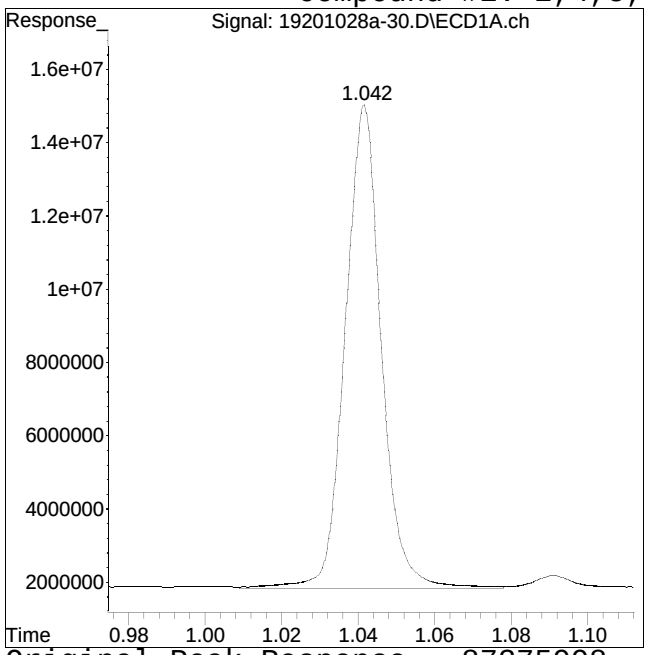

Original Peak Response = 87375998

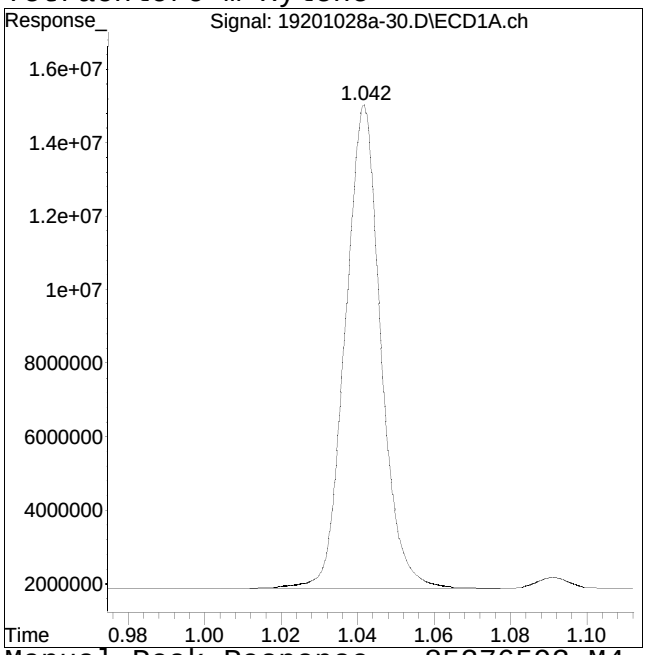

Manual Peak Response = 85276593 M4

M4 = Poor automated baseline construction.

Manual Integration Report

Data Path : I:\Pest19\201028a\
Data File : 19201028a-30.D
Date Inj'd : 10/28/2020 6:37 pm
Sample : WG1427443-3,42,,

QMethod : P19_pcb_06_24_20_ugL_ICA
Operator : pest19:cw
Instrument : Pest 19
Quant Date : 10/28/2020 6:44 pm

Compound #3: Decachlorobiphenyl

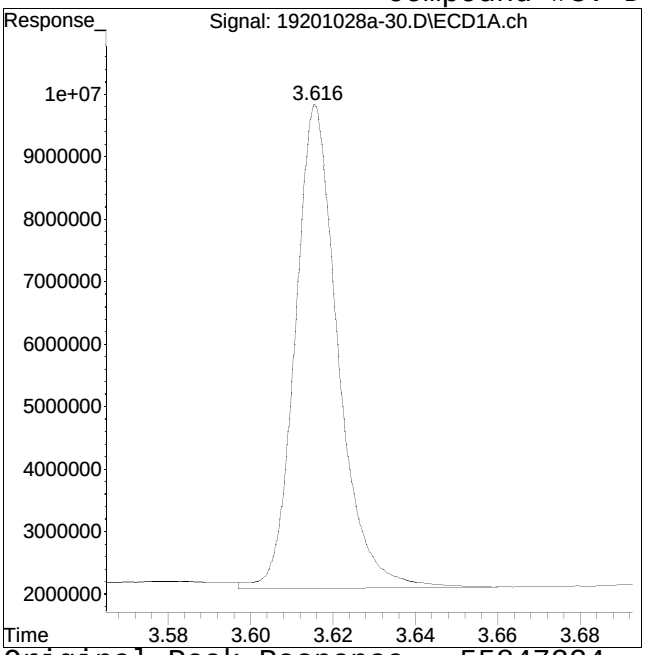

Original Peak Response = 55847234

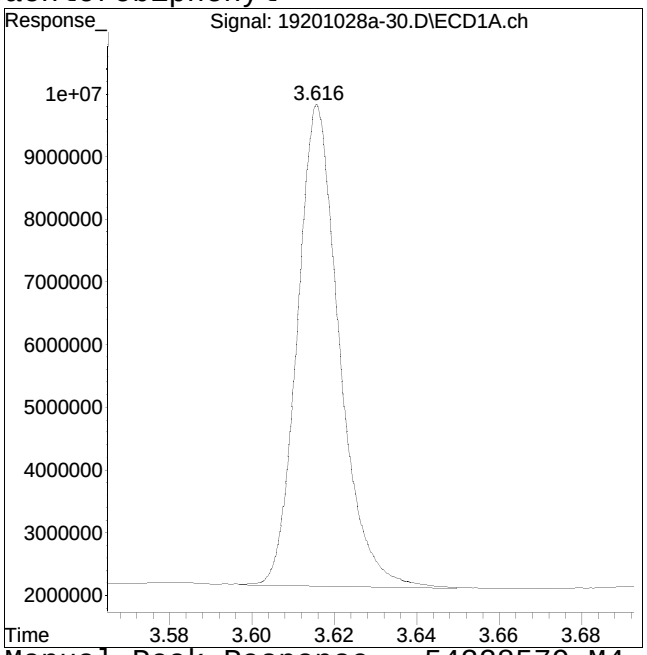

Manual Peak Response = 54228579 M4

M4 = Poor automated baseline construction.

Manual Integration Report

Data Path : I:\Pest19\201028a\
Data File : 19201028a-30.D
Date Inj'd : 10/28/2020 6:37 pm
Sample : WG1427443-3,42,,

QMethod : P19_pcb_06_24_20_ugL_ICA
Operator : pest19:cw
Instrument : Pest 19
Quant Date : 10/28/2020 6:44 pm

Compound #54: Decachlorobiphenyl #2

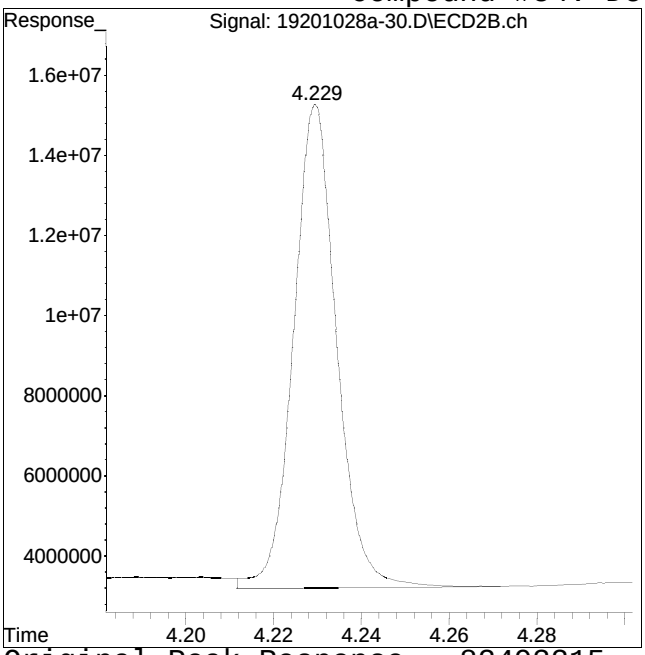

Original Peak Response = 82493215

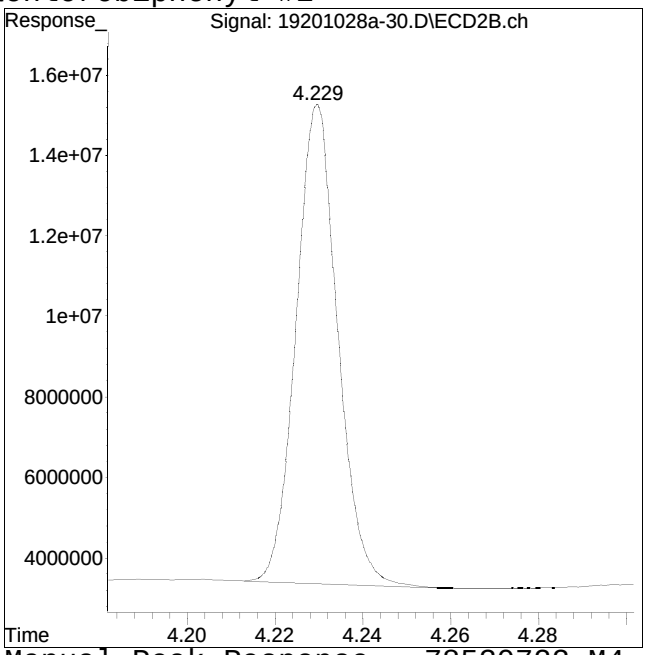

Manual Peak Response = 78530722 M4

M4 = Poor automated baseline construction.

Manual Integration Report

Data Path : I:\Pest19\201028a\
Data File : 19201028a-30.D
Date Inj'd : 10/28/2020 6:37 pm
Sample : WG1427443-3,42,,

QMethod : P19_pcb_06_24_20_ugL_ICA
Operator : pest19:cw
Instrument : Pest 19
Quant Date : 10/28/2020 6:44 pm

Compound #4: 1016-1

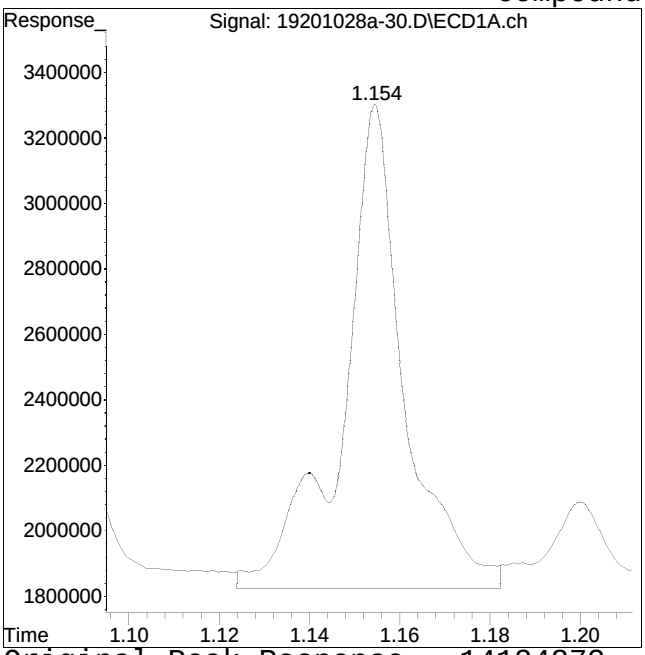

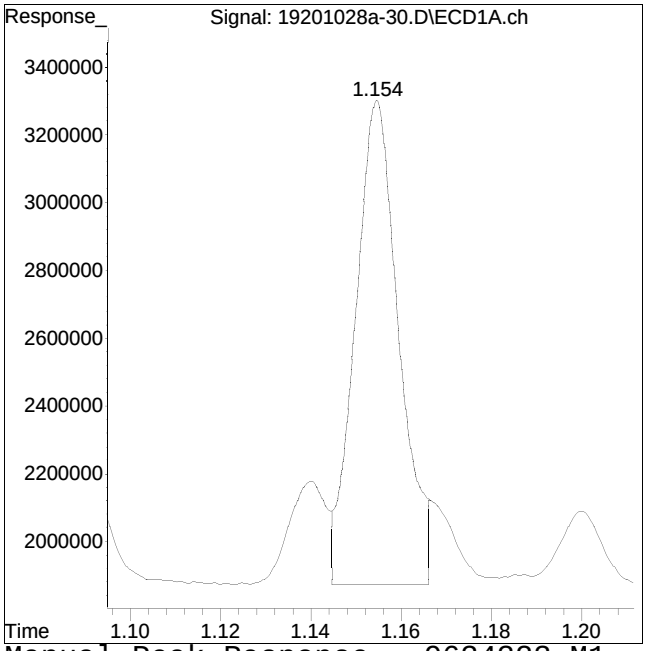

Original Peak Response = 14124272 Manual Peak Response = 9634323 M1

M1 = Split or tailing peak, auto integration stopped early resulting in false low area count.

Manual Integration Report

Data Path : I:\Pest19\201028a\
Data File : 19201028a-30.D
Date Inj'd : 10/28/2020 6:37 pm
Sample : WG1427443-3,42,,

QMethod : P19_pcb_06_24_20_ugL_ICA
Operator : pest19:cw
Instrument : Pest 19
Quant Date : 10/28/2020 6:44 pm

Compound #5: 1016-2

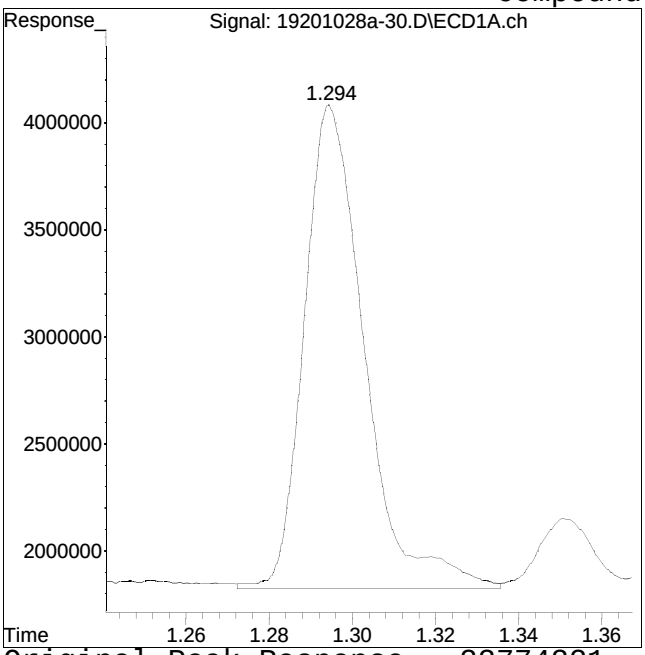

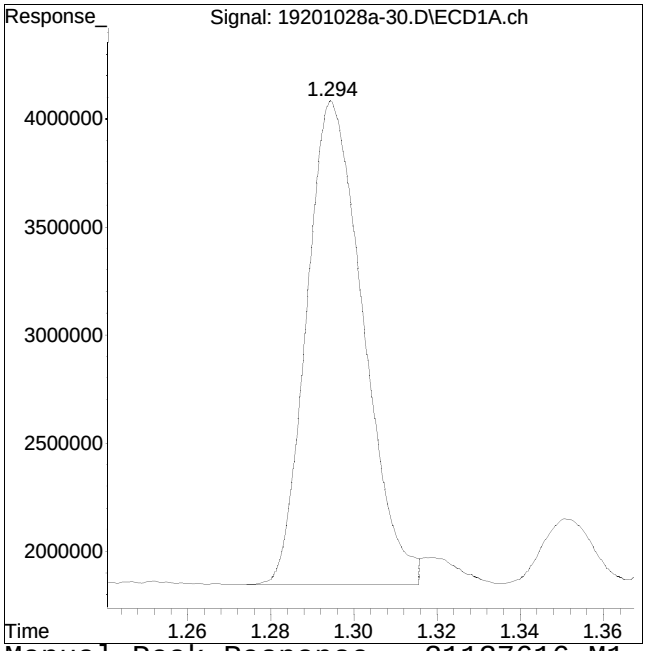

Original Peak Response = 22774221 Manual Peak Response = 21137616 M1
M1 = Split or tailing peak, auto integration stopped early resulting in false low area count.

Manual Integration Report

Data Path : I:\Pest19\201028a\
Data File : 19201028a-30.D
Date Inj'd : 10/28/2020 6:37 pm
Sample : WG1427443-3,42,,

QMethod : P19_pcb_06_24_20_ugL_ICA
Operator : pest19:cw
Instrument : Pest 19
Quant Date : 10/28/2020 6:44 pm

Compound #6: 1016-3

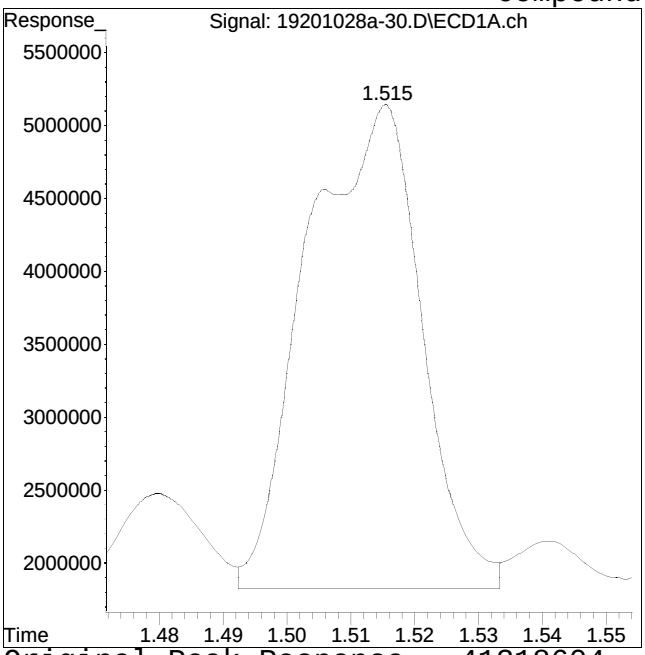

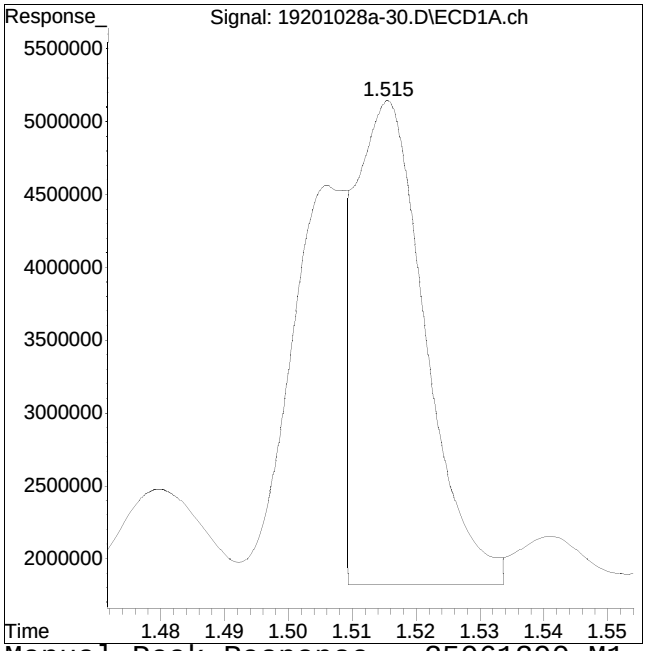

Original Peak Response = 41318604 Manual Peak Response = 25061390 M1
M1 = Split or tailing peak, auto integration stopped early resulting in false low area count.

Manual Integration Report

Data Path : I:\Pest19\201028a\
Data File : 19201028a-30.D
Date Inj'd : 10/28/2020 6:37 pm
Sample : WG1427443-3,42,,

QMethod : P19_pcb_06_24_20_ugL_ICA
Operator : pest19:cw
Instrument : Pest 19
Quant Date : 10/28/2020 6:44 pm

Compound #57: 1016-3 #2

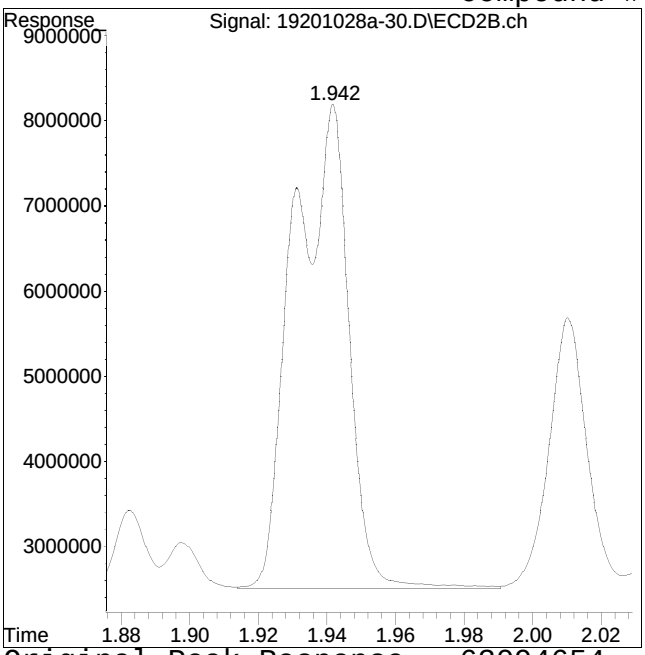

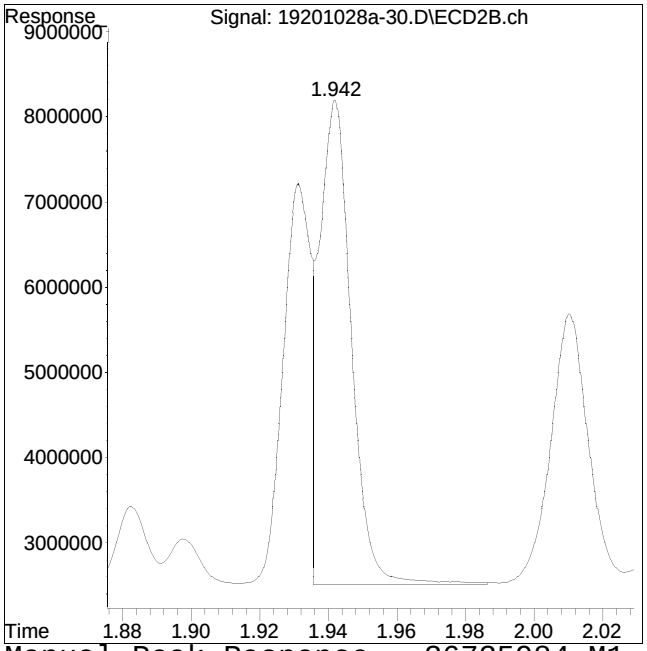

Original Peak Response = 63094654 Manual Peak Response = 36735984 M1
M1 = Split or tailing peak, auto integration stopped early resulting in false low area count.

Manual Integration Report

Data Path : I:\Pest19\201028a\
Data File : 19201028a-30.D
Date Inj'd : 10/28/2020 6:37 pm
Sample : WG1427443-3,42,,

QMethod : P19_pcb_06_24_20_ugL_ICA
Operator : pest19:cw
Instrument : Pest 19
Quant Date : 10/28/2020 6:44 pm

Compound #7: 1016-4

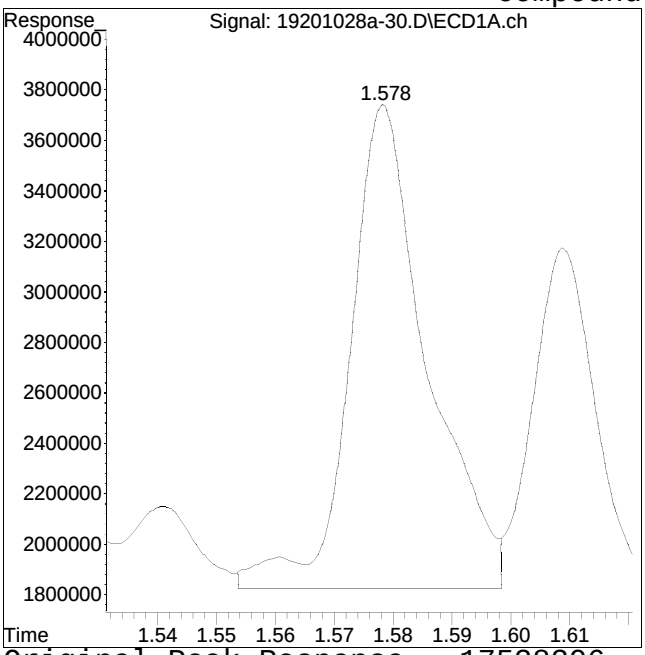

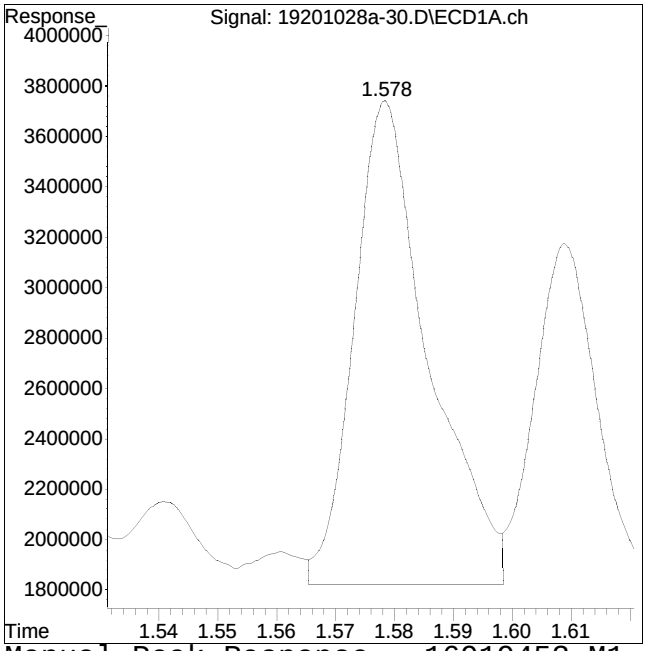

Original Peak Response = 17538296 Manual Peak Response = 16919453 M1

M1 = Split or tailing peak, auto integration stopped early resulting in false low area count.

Manual Integration Report

Data Path : I:\Pest19\201028a\
Data File : 19201028a-30.D
Date Inj'd : 10/28/2020 6:37 pm
Sample : WG1427443-3,42,,

QMethod : P19_pcb_06_24_20_ugL_ICA
Operator : pest19:cw
Instrument : Pest 19
Quant Date : 10/28/2020 6:44 pm

Compound #8: 1016-5

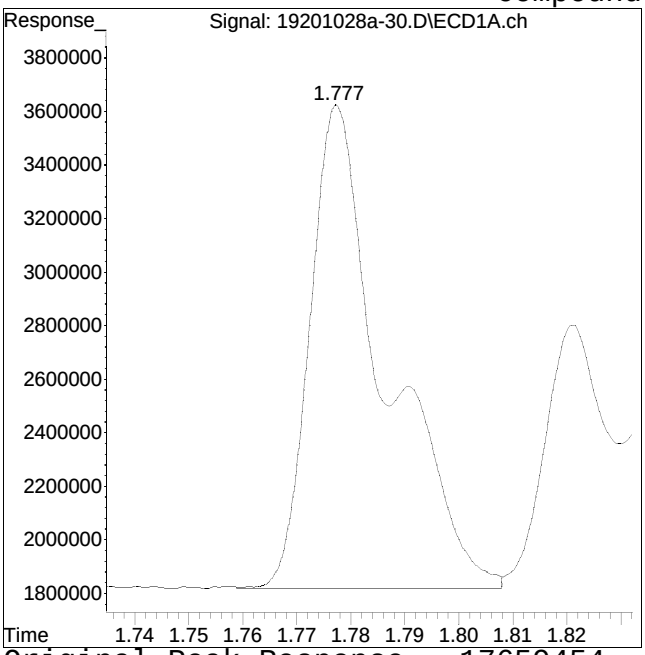

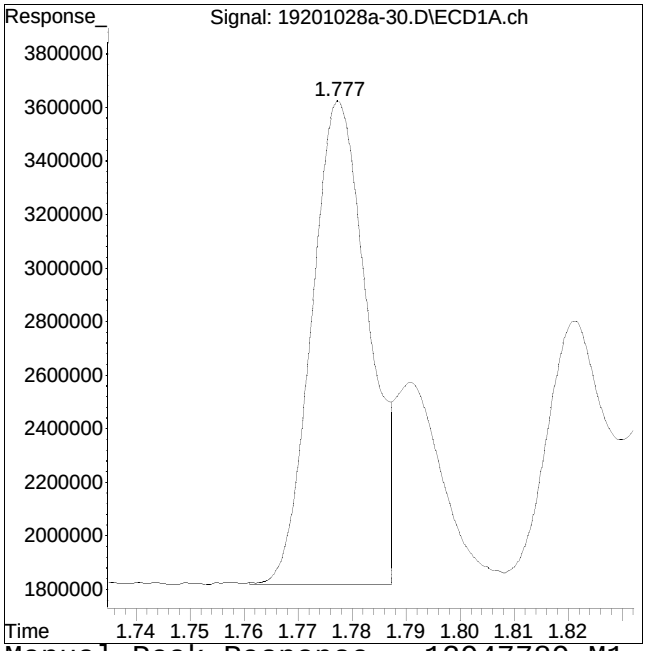

Original Peak Response = 17659454 Manual Peak Response = 12947789 M1

M1 = Split or tailing peak, auto integration stopped early resulting in false low area count.

Manual Integration Report

Data Path : I:\Pest19\201028a\
Data File : 19201028a-30.D
Date Inj'd : 10/28/2020 6:37 pm
Sample : WG1427443-3,42,,

QMethod : P19_pcb_06_24_20_ugL_ICA
Operator : pest19:cw
Instrument : Pest 19
Quant Date : 10/28/2020 6:44 pm

Compound #60: 1260-1 #2

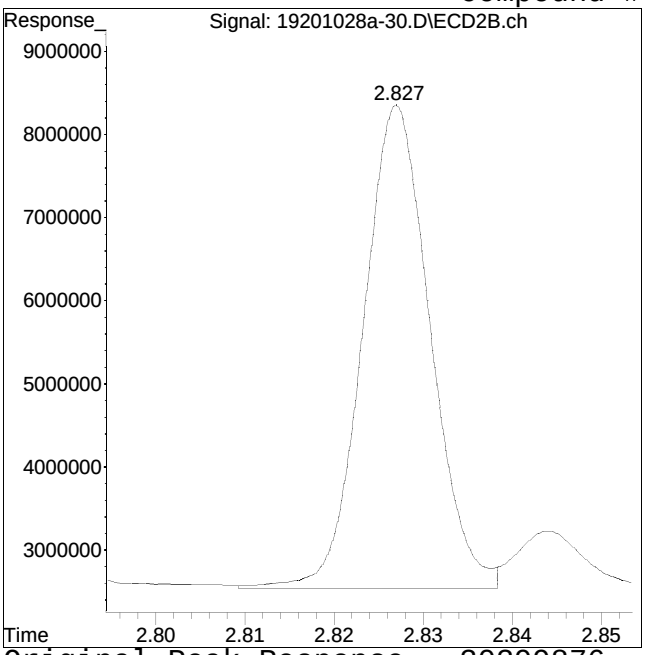

Original Peak Response = 30399876

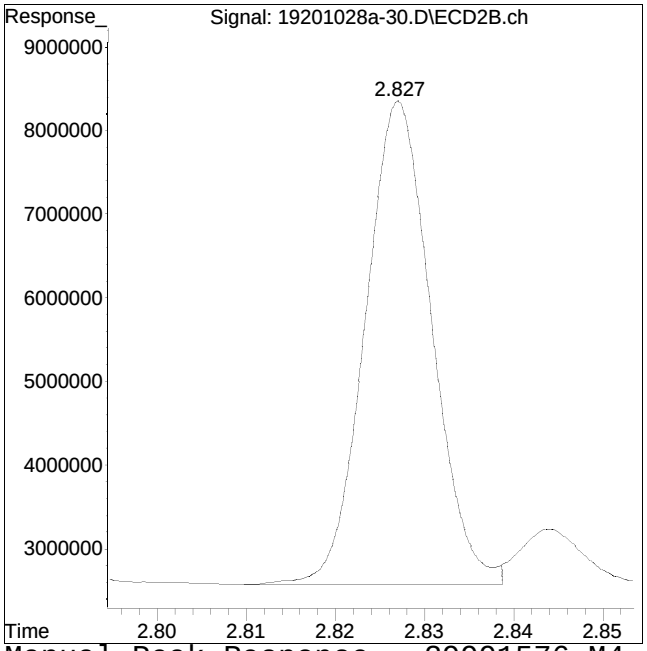

Manual Peak Response = 29991576 M4

M4 = Poor automated baseline construction.

Manual Integration Report

Data Path : I:\Pest19\201028a\
Data File : 19201028a-30.D
Date Inj'd : 10/28/2020 6:37 pm
Sample : WG1427443-3,42,,

QMethod : P19_pcb_06_24_20_ugL_ICA
Operator : pest19:cw
Instrument : Pest 19
Quant Date : 10/28/2020 6:44 pm

Compound #61: 1260-2 #2

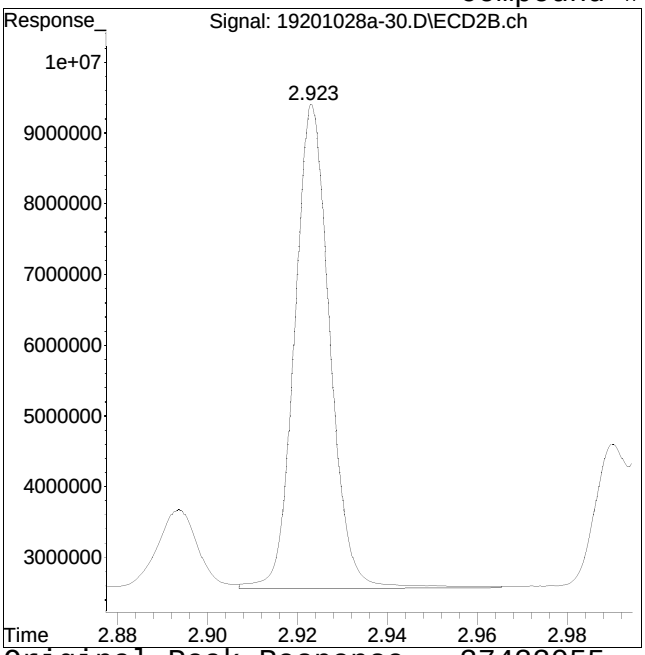

Original Peak Response = 37433055

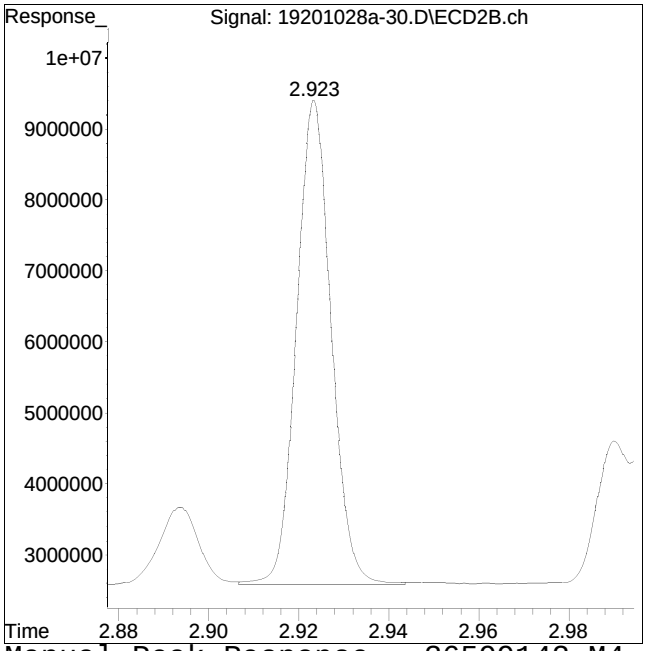

Manual Peak Response = 36599142 M4

M4 = Poor automated baseline construction.

Manual Integration Report

Data Path : I:\Pest19\201028a\
Data File : 19201028a-30.D
Date Inj'd : 10/28/2020 6:37 pm
Sample : WG1427443-3,42,,

QMethod : P19_pcb_06_24_20_ugL_ICA
Operator : pest19:cw
Instrument : Pest 19
Quant Date : 10/28/2020 6:44 pm

Compound #62: 1260-3 #2

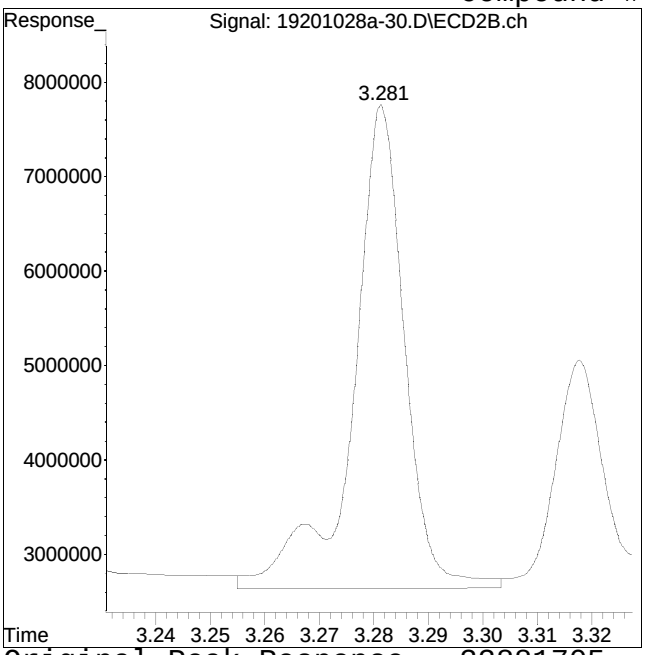

Original Peak Response = 33881705

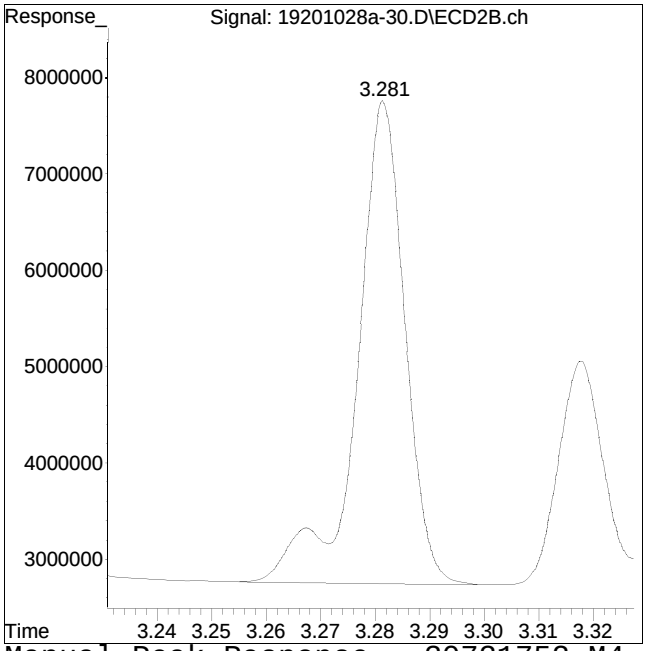

Manual Peak Response = 30731752 M4

M4 = Poor automated baseline construction.

Manual Integration Report

Data Path : I:\Pest19\201028a\
Data File : 19201028a-30.D
Date Inj'd : 10/28/2020 6:37 pm
Sample : WG1427443-3,42,,

QMethod : P19_pcb_06_24_20_ugL_ICA
Operator : pest19:cw
Instrument : Pest 19
Quant Date : 10/28/2020 6:44 pm

Compound #64: 1260-5 #2

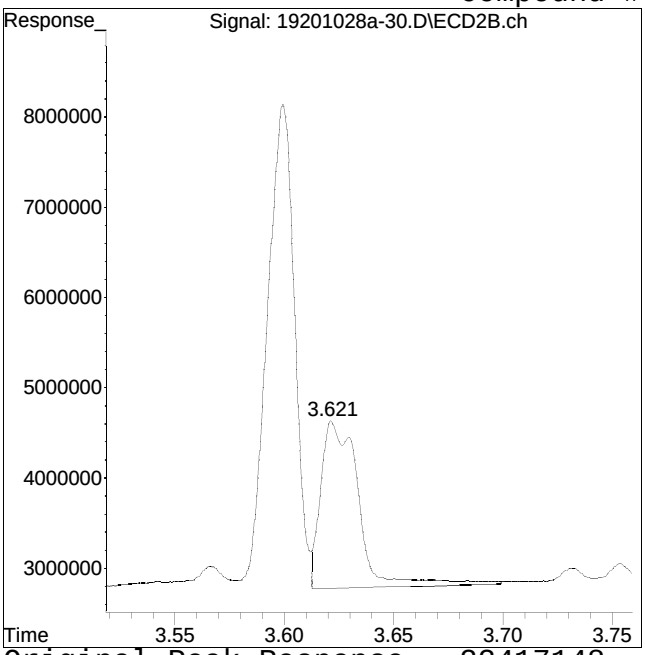

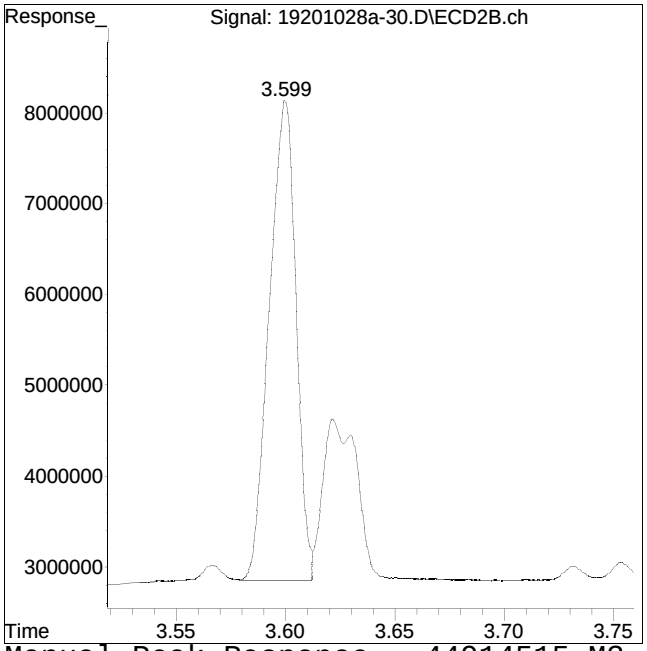

Original Peak Response = 22417148 Manual Peak Response = 44914515 M3
M3 = Misidentification of the peak (i.e. 1,4-dichlorobenzene identified as 1,3-dichlorobenzene), or misidentification from 2 partially resolved peaks not being split.

Calculation of PCB Aroclors & Pesticides

Aqueous Concentration Formula:
Amt * DF*(Vt/Vp)*(1000/Vo)*(Ve/1000)

Where:
DF = Dilution Factor
Vt = Extract Final Volume (mL)
Vp = Aliquot Cleaned (mL)
Vo = Volume of Sample (mL)
Ve = Extraction Lab Final Volume (mL)

Soil Concentration Formula:
Amt * DF * (Vt/Vp)*(1000/Wt)*(Ve/1000)* (100/TS)

Where:
DF = Dilution Factor
Vt = Extract Final Volume (mL)
Vp = Aliquot Cleaned (mL)
Wt = Weight of Sample (g)
Ve = Extraction Lab Final Volume (mL)
TS = Total Solids

Dep.: PCB
Inst: Pest_19
Date: **06/24/20**
Run: **ical**

Method
GC: PCB

Seq: _____

Vial	Data File	Sample	CCAL	notes	initials
1	19200624ical-01	blk			
1	19200624ical-02	blk			
1	19200624ical-03	blk			
1	19200624ical-04	blk			
1	19200624ical-05	blk			
2	19200624ical-06	1660			
1	19200624ical-07	blk			
3	19200624ical-08	il14268,42e,, 9831			
4	19200624ical-09	il24268,42e,, 9831			
5	19200624ical-10	il34268,42e,, 9831			
6	19200624ical-11	il44268,42e,, 9831			
7	19200624ical-12	il54268,42e,, 9831			
8	19200624ical-13	il64268,42e,, 9831			
9	19200624ical-14	il13262,42e,, 9812			
10	19200624ical-15	il23262,42e,, 9812			
11	19200624ical-16	il33262,42e,, 9812			
12	19200624ical-17	il43262,42e,, 9812			
13	19200624ical-18	il53262,42e,, 9812			
14	19200624ical-19	il63262,42e,, 9812			
15	19200624ical-20	il12154,42e,, 9811			
16	19200624ical-21	il22154,42e,, 9811			
17	19200624ical-22	il32154,42e,, 9811			
18	19200624ical-23	il42154,42e,, 9811			
19	19200624ical-24	il52154,42e,, 9811			
20	19200624ical-25	il62154,42e,, 9811			
21	19200624ical-26	il11660,42e,, 9810			
22	19200624ical-27	il21660,42e,, 9810			
23	19200624ical-28	il31660,42e,, 9810			
24	19200624ical-29	il41660,42e,, 9810			
25	19200624ical-30	il51660,42e,, 9810			
26	19200624ical-31	il61660,42e,, 9810			
27	19200624ical-32	il11248,42e,, 9814			
28	19200624ical-33	il21248,42e,, 9814			
29	19200624ical-34	il31248,42e,, 9814			
30	19200624ical-35	il41248,42e,, 9814			
31	19200624ical-36	il51248,42e,, 9814			
32	19200624ical-37	il61248,42e,, 9814			
33	19200624ical-38	cicv4268,42e,, 9834			
34	19200624ical-39	cicv3262,42e,, 9817			
35	19200624ical-40	cicv2154,42e,, 9816			
36	19200624ical-41	cicv1660,42e,, 9815			
37	19200624ical-42	cicv1248,42e,, 9819			

Dep.: PCB
Inst: Pest_19
Date: **10/28/20**
Run: **a**

Method
GC: PCB

Seq: wg1427434

Vial	Data File	Sample	CCAL	notes	initials
1	19201028a-01	Inst Blank			
2	19201028a-02	+1660 pp10062	15% 7:54 am 434-1 SH		Jaw 10/28
3	19201028a-03	WG1426791-2,42,,rrconf	Re-x batch		Jaw 10/28
4	19201028a-04	WG1427235-1,42,,			Jaw 10/28
5	19201028a-05	WG1427235-2,42,,			Jaw 10/28
6	19201028a-06	WG1427235-3,42,,			Jaw 10/28
7	19201028a-07	L2046691-01,42,,			Jaw 10/28
8	19201028a-08	L2046691-02,42,,			JM 10/28
9	19201028a-09	L2046691-03,42,,			JM 10/28
10	19201028a-10	L2046692-04,42,,	NOTS		JM 10/28
11	19201028a-11	L2046692-05,42,,	NOTS		JM 10/28
12	19201028a-12	L2046692-06,42,,	NOTS		JM 10/28
13	19201028a-13	L2046692-07,42,,cc	NOTS		JM 10/28
14	19201028a-14	L2046692-08,42,,	NOTS		Jaw 10/28
15	19201028a-15	L2046692-09,42,,	NOTS		JM 10/28
16	19201028a-16	WG1427201-1,42,,			JM 10/28
17	19201028a-17	WG1427201-2,42,,			JM 10/28
18	19201028a-18	WG1427201-3,42,,			JM 10/28
19	19201028a-19	L2046530-01,42,,			JM 10/28
20	19201028a-20	L2046530-02,42,,			JM 10/28
21	19201028a-21	L2046530-03,42,,			JM 10/28
22	19201028a-22	L2046530-04,42,,			JM 10/28
23	19201028a-23	+1660 pp10062	15% 11:19am 434-2 JAW		JM 10/28
24	19201028a-24	L2046530-05,42,,			JM 10/28
25	19201028a-25	L2046530-06,42,,			JM 10/28
26	19201028a-26	L2046530-07,42,,			JM 10/28
27	19201028a-27	L2046530-08,42,,		V to F27 SH	JM 10/28
28	19201028a-28	WG1427443-1,42,,			
29	19201028a-29	WG1427443-2,42,,			
30	19201028a-30	WG1427443-3,42,,			
31	19201028a-31	L2046791-01,42,,	NOTS		
32	19201028a-32	L2046791-02,42,,	NOTS		
33	19201028a-33	L2046791-03,42,,	NOTS		
34	19201028a-34	L2046791-04,42,,	NOTS		
35	19201028a-35	L2046791-05,42,,	NOTS		
36	19201028a-36	L2046791-06,42,,	NOTS		
37	19201028a-37	L2046791-07,42,,	NOTS		
38	19201028a-38	L2046791-08,42,,	NOTS		
39	19201028a-39	L2046791-09,42,,	NOTS		
40	19201028a-40	L2046791-10,42,,	NOTS		
41	19201028a-41	+1660 pp10062	20% 7:32 pm 434-3 cw	S+v to F41 cw	
42	19201028a-42	WG1427597-1,42,,			
43	19201028a-43	WG1427597-2,42,,			

Dep.: PCB
Inst: Pest_19
Date: **10/28/20**
Run: **a**

Method
GC: PCB

Seq: wg1427434

Vial	Data File	Sample	CCAL	notes	initials
44	19201028a-44	WG1427597-3,42,,			
45	19201028a-45	L2045887-01,42,,			
46	19201028a-46	L2045887-03,42,,			
47	19201028a-47	L2046501-05,42,,			
48	19201028a-48	L2046761-01,42,,			
49	19201028a-49	WG1427673-1,42,,			
50	19201028a-50	WG1427673-2,42,,			
51	19201028a-51	WG1427673-3,42,,			
52	19201028a-52	L2046390-03,42,,p			
53	19201028a-53	WG1427673-4,42,,ms			
54	19201028a-54	WG1427673-5,42,,dup		V to F54 Ad	

ALPHA ANALYTICAL LABORATORIES, INC.

Alpha WORK GROUP REPORT (wk02)

Jan 06 2021, 01:17 pm

Work Group: WG1427443 for Department: 2 Organic Preparation

Created: 28-OCT-20 Due: Operator: MKL

Sample	Client ID	C	Product	Matrix	Stat	UA	HOLD	DUE	PR	Location
L2046791-01	SB-1 (0-2)	S	NYTCL-8082	SOIL	DONE	U	1103	1030	1C	Glass-A.25
L2046791-02	SB-1 (2-4)	S	NYTCL-8082	SOIL	DONE	U	1103	1030	1C	Glass-A.25
L2046791-03	SB-2 (0-2)	S	NYTCL-8082	SOIL	DONE	U	1103	1030	1C	Glass-A.25
L2046791-04	SB-2 (2-4)	S	NYTCL-8082	SOIL	DONE	U	1103	1030	1C	Glass-A.25
L2046791-05	SB-3 (0-2)	S	NYTCL-8082	SOIL	DONE	U	1104	1030	1C	Glass-A.25
L2046791-06	SB-3 (4-6)	S	NYTCL-8082	SOIL	DONE	U	1104	1030	1C	Glass-A.25
L2046791-07	SB-4 (0-2)	S	NYTCL-8082	SOIL	DONE	U	1103	1030	1C	Glass-A.25
L2046791-08	SB-4 (2-4)	S	NYTCL-8082	SOIL	DONE	U	1103	1030	1C	Glass-A.25
L2046791-09	SB-5 (0-2)	S	NYTCL-8082	SOIL	DONE	U	1104	1030	1C	Glass-A.25
L2046791-10	SB-5 (4-6)	S	NYTCL-8082	SOIL	DONE	U	1104	1030	1C	Glass-A.25
L2047164-01	SB-4 (0-2')	S	NYTCL-8082	SOIL	DONE	U	1110	1102	1C	Glass-A.25
L2047164-02	SB-4 (8'-10')	S	NYTCL-8082	SOIL	DONE	U	1110	1102	1C	Glass-A.25
L2047164-03	SB-5 (0-2')	S	NYTCL-8082	SOIL	DONE	U	1110	1102	1C	Glass-A.25
L2047164-04	SB-5 (6'-8')	S	NYTCL-8082	SOIL	DONE	U	1110	1102	1C	Glass-A.25
L2047164-05	SB-3 (0-2')	S	NYTCL-8082	SOIL	DONE	U	1110	1102	1C	Glass-A.25
L2047164-06	SB-3 (6'-8')	S	NYTCL-8082	SOIL	DONE	U	1110	1102	1C	Glass-A.25
L2047164-07	SB-2 (0-2')	S	NYTCL-8082	SOIL	DONE	U	1110	1102	1C	Glass-A.25
L2047164-08	SB-2 (6'-8')	S	NYTCL-8082	SOIL	DONE	U	1110	1102	1C	Glass-A.25
L2047164-09	SB-1 (0-2')	S	NYTCL-8082	SOIL	DONE	U	1110	1102	1C	Glass-A.25
L2047164-10	SB-1 (6'-8')	S	NYTCL-8082	SOIL	DONE	U	1110	1102	1C	Glass-A.25
WG1427443-1	Laboratory Method Bl	S	NYTCL-8082	SOIL	DONE	U				
WG1427443-2	Laboratory Control S	S	NYTCL-8082	SOIL	DONE	U				
WG1427443-3	LCS Duplicate	S	NYTCL-8082	SOIL	DONE	U				

Comments:

WG1427443-3 WG1427443-2

ORGANIC ELN REPORT

Workgroup: WG1427443

Prep Method: EPA 3546
Solvent Type: 1:1 Hexane/Aceton **Lot #:** HA102720
Surrogate Type: Pesticide/PCB **Lot #:** PP10120 [04/06/21]
Spike Type: PCB **Lot #:** PP10017 [03/02/21]
Spike Verify by: MKL
Lims Spikelot: PEST_5452

Additional Reagents/Stds

Na2SO4	0000244889

Conc.Method: S-EVAP/N-EVAP
Solvent Type: Hexane
Lot #: DZ590

Additional Reagents/Stds

Cleanup 1

Cleanup Method 1: EPA 3665A
Cleanup Method 2:
Solvent Type: Hexane **Lot #:** dz590

Additional Reagents/Stds

H2SO4	2020081109

Cleanup 2

Cleanup Method 1: EPA 3660B
Cleanup Method 2:
Solvent Type: Hexane **Lot #:** DZ590

Additional Reagents/Stds

Copper	027040-BL

Cleanup 3

Cleanup Method 1:
Solvent Type: **Lot #:**

Additional Reagents/Stds

Cleanup 4

Cleanup Method 1:
Solvent Type: **Lot #:**

Additional Reagents/Stds

Sample/ Type	Extraction								Concentration			
	Extract Date	Analyst	Sample Weight g	Balance Id	Surr Amt ml	Spike Amt ml	Extract Unit Id	Stop Date/Time	Conc Date	Analyst	Final Vol ml	Conc Unit
L2046791-01 SOIL	10/28/20 08:29	Michael Lamb	15.43	#51	.25		MW#6	NA	10/28/20 13:17	Sophia Osei	5	SEVAP C/H,#1
L2046791-02 SOIL	10/28/20 08:29	Michael Lamb	15.12	#51	.25		MW#6	NA	10/28/20 13:17	Sophia Osei	5	SEVAP C/H,#1
L2046791-03 SOIL	10/28/20 08:29	Michael Lamb	15.64	#51	.25		MW#6	NA	10/28/20 13:17	Sophia Osei	5	SEVAP C/H,#1
L2046791-04 SOIL	10/28/20 08:29	Michael Lamb	15.19	#51	.25		MW#6	NA	10/28/20 13:17	Sophia Osei	5	SEVAP C/H,#1
L2046791-05 SOIL	10/28/20 08:29	Michael Lamb	15.57	#51	.25		MW#6	NA	10/28/20 13:17	Sophia Osei	5	SEVAP C/H,#1

Reported: 06-JAN-21 01:17 PM

ORGANIC ELN REPORT

Workgroup: WG1427443

Sample/ Type	Extraction								Concentration			
	Extract Date	Analyst	Sample Weight g	Balance Id	Surr Amt ml	Spike Amt ml	Extract Unit Id	Stop Date/Time	Conc Date	Analyst	Final Vol ml	Conc Unit
L2046791-06 SOIL	10/28/20 08:29	Michael Lamb	15.22	#51	.25		MW#6	NA	10/28/20 13:17	Sophia Osei	5	SEVAP C/H,#1
L2046791-07 SOIL	10/28/20 08:29	Michael Lamb	15.10	#51	.25		MW#6	NA	10/28/20 13:17	Sophia Osei	5	SEVAP C/H,#1
L2046791-08 SOIL	10/28/20 08:29	Michael Lamb	15.08	#51	.25		MW#6	NA	10/28/20 13:17	Sophia Osei	5	SEVAP C/H,#1
L2046791-09 SOIL	10/28/20 08:29	Michael Lamb	15.45	#51	.25		MW#6	NA	10/28/20 13:17	Sophia Osei	5	SEVAP C/H,#1
L2046791-10 SOIL	10/28/20 08:29	Michael Lamb	15.29	#51	.25		MW#6	NA	10/28/20 13:17	Sophia Osei	5	SEVAP C/H,#1
L2047164-01 SOIL	10/29/20 05:10	Jean-Carlos Fernande	15.35	#41	.25		MW9	NA	10/29/20 10:48	Martha Ansah	5	SEVAP C/H,#1
L2047164-02 SOIL	10/29/20 05:10	Jean-Carlos Fernande	15.71	#41	.25		MW9	NA	10/29/20 10:48	Martha Ansah	5	SEVAP C/H,#1
L2047164-03 SOIL	10/29/20 05:10	Jean-Carlos Fernande	15.82	#41	.25		MW9	NA	10/29/20 10:48	Martha Ansah	5	SEVAP C/H,#1
L2047164-04 SOIL	10/29/20 05:10	Jean-Carlos Fernande	15.62	#41	.25		MW9	NA	10/29/20 10:48	Martha Ansah	5	SEVAP C/H,#1

ORGANIC ELN REPORT

Workgroup: WG1427443

Sample/ Type	Extraction								Concentration			
	Extract Date	Analyst	Sample Weight g	Balance Id	Surr Amt ml	Spike Amt ml	Extract Unit Id	Stop Date/Time	Conc Date	Analyst	Final Vol ml	Conc Unit
L2047164-05 SOIL	10/29/20 05:10	Jean-Carlos Fernande	15.52	#41	.25		MW9	NA	10/29/20 10:48	Martha Ansah	5	SEVAP C/H,#1
L2047164-06 SOIL	10/29/20 05:10	Jean-Carlos Fernande	15.48	#41	.25		MW9	NA	10/29/20 10:48	Martha Ansah	5	SEVAP C/H,#1
L2047164-07 SOIL	10/29/20 05:10	Jean-Carlos Fernande	15.96	#41	.25		MW9	NA	10/29/20 10:48	Martha Ansah	5	SEVAP C/H,#1
L2047164-08 SOIL	10/29/20 05:10	Jean-Carlos Fernande	15.22	#41	.25		MW9	NA	10/29/20 10:48	Martha Ansah	5	SEVAP C/H,#1
L2047164-09 SOIL	10/29/20 05:10	Jean-Carlos Fernande	15.75	#41	.25		MW9	NA	10/29/20 10:48	Martha Ansah	5	SEVAP C/H,#1
L2047164-10 SOIL	10/29/20 05:10	Jean-Carlos Fernande	15.20	#41	.25		MW9	NA	10/29/20 10:48	Martha Ansah	5	SEVAP C/H,#1
WG1427443-1 BLANK	10/28/20 08:29	Michael Lamb	15.27	#51	.25		MW#7	NA	10/28/20 13:17	Sophia Osei	5	SEVAP C/H,#1
WG1427443-2 LCS	10/28/20 08:29	Michael Lamb	15.35	#51	.25	.25	MW#7	NA	10/28/20 13:17	Sophia Osei	5	SEVAP C/H,#1

Reported: 06-JAN-21 01:17 PM

ORGANIC ELN REPORT

Workgroup: WG1427443

Sample/ Type	Extraction								Concentration			
	Extract Date	Analyst	Sample Weight **g**	Balance Id	Surr Amt **ml**	Spike Amt **ml**	Extract Unit Id	Stop Date/Time	Conc Date	Analyst	Final Vol **ml**	Conc Unit
WG1427443-3 LCSD	10/28/20 08:29	Michael Lamb	15.16	#51	.25	.25	MW#7	NA	10/28/20 13:17	Sophia Osei	5	SEVAP C/H,#1

ORGANIC ELN REPORT

Workgroup: WG1427443

Sample/ Type	Cleanup 1				Cleanup 2	
	Cleanup Date	Analyst	Pest Aliquot **ml**	Pest Final **ml**	Cleanup Date	Analyst
L2046791-01 SOIL	10/28/20 14:48	Sophia Osei	5	1	10/28/20 18:07	Sophia Osei
L2046791-02 SOIL	10/28/20 14:48	Sophia Osei	5	1	10/28/20 18:07	Sophia Osei
L2046791-03 SOIL	10/28/20 14:48	Sophia Osei	5	1	10/28/20 18:07	Sophia Osei
L2046791-04 SOIL	10/28/20 14:48	Sophia Osei	5	1	10/28/20 18:07	Sophia Osei
L2046791-05 SOIL	10/28/20 14:48	Sophia Osei	5	1	10/28/20 18:07	Sophia Osei
L2046791-06 SOIL	10/28/20 14:48	Sophia Osei	5	1	10/28/20 18:07	Sophia Osei
L2046791-07 SOIL	10/28/20 14:48	Sophia Osei	5	1	10/28/20 18:07	Sophia Osei
L2046791-08 SOIL	10/28/20 14:48	Sophia Osei	5	1	10/28/20 18:07	Sophia Osei
L2046791-09 SOIL	10/28/20 14:48	Sophia Osei	5	1	10/28/20 18:07	Sophia Osei
L2046791-10 SOIL	10/28/20 14:48	Sophia Osei	5	1	10/28/20 18:07	Sophia Osei
L2047164-01 SOIL	10/29/20 10:49	Martha Ansah	5	1	10/29/20 14:44	Martha Ansah

Reported: 06-JAN-21 01:17 PM

ORGANIC ELN REPORT

Workgroup: WG1427443

Sample/ Type	Cleanup 1				Cleanup 2	
	Cleanup Date	Analyst	Pest Aliquot **ml**	Pest Final **ml**	Cleanup Date	Analyst
L2047164-02 SOIL	10/29/20 10:49	Martha Ansah	5	1	10/29/20 14:44	Martha Ansah
L2047164-03 SOIL	10/29/20 10:49	Martha Ansah	5	1	10/29/20 14:44	Martha Ansah
L2047164-04 SOIL	10/29/20 10:49	Martha Ansah	5	1	10/29/20 14:44	Martha Ansah
L2047164-05 SOIL	10/29/20 10:49	Martha Ansah	5	1	10/29/20 14:44	Martha Ansah
L2047164-06 SOIL	10/29/20 10:49	Martha Ansah	5	1	10/29/20 14:44	Martha Ansah
L2047164-07 SOIL	10/29/20 10:49	Martha Ansah	5	1	10/29/20 14:44	Martha Ansah
L2047164-08 SOIL	10/29/20 10:49	Martha Ansah	5	1	10/29/20 14:44	Martha Ansah
L2047164-09 SOIL	10/29/20 10:49	Martha Ansah	5	1	10/29/20 14:44	Martha Ansah
L2047164-10 SOIL	10/29/20 10:49	Martha Ansah	5	1	10/29/20 14:44	Martha Ansah
WG1427443-1 BLANK	10/28/20 14:48	Sophia Osei	5	1	10/28/20 18:07	Sophia Osei
WG1427443-2 LCS	10/28/20 14:48	Sophia Osei	5	1	10/28/20 18:07	Sophia Osei

Reported: 06-JAN-21 01:17 PM

ORGANIC ELN REPORT

Workgroup: WG1427443

Sample/ Type	Cleanup 1				Cleanup 2	
	Cleanup Date	Analyst	Pest Aliquot **ml**	Pest Final **ml**	Cleanup Date	Analyst
WG1427443-3 LCSD	10/28/20 14:48	Sophia Osei	5	1	10/28/20 18:07	Sophia Osei

Reported: 06-JAN-21 01:17 PM

GC Extractable Analysis
Pesticides

Pesticide QC Summary

Surrogate Recovery Summary
Form 2
Pesticides

Client: Impact Environmental
Project Name: 13-12 BEACH CHANNEL DRIVE

Lab Number: L2046791
Project Number: 15209
Matrix: Soil

GC Column 1: CLPPesticides
GC Column 2: CLPPesticidesII

CLIENT ID (LAB SAMPLE NO.)	TCX 1 %REC	TCX 2 %REC	DCB 1 %REC	DCB 2 %REC	OTHER (1)	OTHER (2)	TOT OUT
SB-1 (0-2) (L2046791-01)	98	73	69	100			0
SB-1 (2-4) (L2046791-02)	101	79	100	88			0
SB-2 (0-2) (L2046791-03)	97	81	103	90			0
SB-2 (2-4) (L2046791-04)	100	83	114	100			0
SB-3 (0-2) (L2046791-05)	96	92	116	118			0
SB-3 (4-6) (L2046791-06)	85	72	109	94			0
SB-4 (0-2) (L2046791-07)	105	77	82	298*			1
SB-4 (2-4) (L2046791-08)	96	78	93	87			0
SB-5 (0-2) (L2046791-09)	102	70	88	111			0
SB-5 (4-6) (L2046791-10)	102	67	95	80			0
WG1427069-1BLANK	109	105	100	104			0
WG1427069-2LCS	113	109	104	105			0
WG1427069-3LCSD	116	113	104	99			0

QC LIMITS
(30-150) TCX = 2,4,5,6-TETRACHLORO-M-XYLENE
(30-150) DCBP = DECACHLOROBIPHENYL

*** Values outside of QC limits**

Laboratory Control Sample Summary
Form 3
Pesticides

Client	: Impact Environmental	**Lab Number**	: L2046791
Project Name	: 13-12 BEACH CHANNEL DRIVE	**Project Number**	: 15209
Matrix	: SOIL		
LCS Sample ID	: WG1427069-2 **Analysis Date** : 10/28/20 11:06	**File ID**	: 15201028a-22
LCSD Sample ID	: WG1427069-3 **Analysis Date** : 10/28/20 11:19	**File ID**	: 15201028a-23

	Laboratory Control Sample			Laboratory Control Duplicate					
Parameter	True (ug/kg)	Found (ug/kg)	%R	True (ug/kg)	Found (ug/kg)	%R	RPD	Recovery Limits	RPD Limit
Delta-BHC	33	43.7	132	31.8	42.3	133	1	30-150	30
Lindane	33	42.6	129	31.8	41.7	131	2	30-150	30
Alpha-BHC	33	46.2	140	31.8	45.2	142	1	30-150	30
Beta-BHC	33	38.9	118	31.8	37.7	118	0	30-150	30
Heptachlor	33	42.5	129	31.8	41.9	132	2	30-150	30
Aldrin	33	42.3	128	31.8	41.5	130	2	30-150	30
Endrin	33	46.3	140	31.8	45.0	141	1	30-150	30
Dieldrin	33	48.8	148	31.8	47.5	149	1	30-150	30
4,4'-DDE	33	43.2	131	31.8	42.3	133	2	30-150	30
4,4'-DDD	33	48.3	146	31.8	47.5	149	2	30-150	30
4,4'-DDT	33	43.8	133	31.8	42.6	134	1	30-150	30
Endosulfan I	33	41.9	127	31.8	41.4	130	2	30-150	30
Endosulfan II	33	44.9	136	31.8	42.4	133	2	30-150	30
Endosulfan sulfate	33	36.0	109	31.8	37.1	117	7	30-150	30
cis-Chlordane	33	36.5	110	31.8	35.8	112	2	30-150	30

Method Blank Summary
Form 4
Pesticides

Client	: Impact Environmental	**Lab Number**	: L2046791
Project Name	: 13-12 BEACH CHANNEL DRIVE	**Project Number**	: 15209
Lab Sample ID	: WG1427069-1	**Lab File ID**	: 15201028a-12
Matrix	: SOIL	**Extraction Date**	: 10/27/20
Analysis Date (1)	: 10/28/20 08:57	**Analysis Date (2)**	: 10/28/20 08:57
Instrument ID (1)	: PEST15	**Instrument ID (2)**	: PEST15

Client Sample No.	Lab Sample ID	Analysis Date 1	Analysis Date 2
WG1427069-2LCS	WG1427069-2	10/28/20 11:06	10/28/20 11:06
WG1427069-3LCSD	WG1427069-3	10/28/20 11:19	10/28/20 11:19
SB-1 (0-2)	L2046791-01	10/28/20 21:28	10/28/20 21:28
SB-1 (2-4)	L2046791-02	10/28/20 21:40	10/28/20 21:40
SB-2 (0-2)	L2046791-03	10/28/20 21:51	10/28/20 21:51
SB-2 (2-4)	L2046791-04	10/28/20 22:03	10/28/20 22:03
SB-3 (0-2)	L2046791-05	10/28/20 22:14	10/28/20 22:14
SB-3 (4-6)	L2046791-06	10/28/20 22:26	10/28/20 22:26
SB-4 (0-2)	L2046791-07	10/28/20 22:37	10/28/20 22:37
SB-4 (2-4)	L2046791-08	10/28/20 22:49	10/28/20 22:49
SB-5 (0-2)	L2046791-09	10/28/20 23:00	10/28/20 23:00
SB-5 (4-6)	L2046791-10	10/28/20 23:11	10/28/20 23:11

Analytical Sequence
Form 8b
Pesticides

Client	: Impact Environmental	**Lab Number**	: L2046791
Project Name	: 13-12 BEACH CHANNEL DRIVE	**Project Number**	: 15209
Instrument ID	: PEST10	**Initial Calib. Date(s)**	: 10/14/20 10/14/20

Client ID	Lab ID	Date/Time Analyzed
R1361457-1 PEM	R1361457-1	10/14/20 12:14
Pesticides L1 (0.5ug/L)	R1361457-9	10/14/20 12:25
Pesticides L2 (1.0ug/L)	R1361457-2	10/14/20 12:37
Pesticides L3 (2.0ug/L)	R1361457-10	10/14/20 12:48
Pesticides L4 (3.0ug/L)	R1361457-5	10/14/20 13:00
Pesticides L5 (4.0ug/L)	R1361457-6	10/14/20 13:11
Pesticides L6 (5.0ug/L)	R1361457-3	10/14/20 13:23
Pesticides L7 (10.0ug/L)	R1361457-4	10/14/20 13:34
Pesticides L8 (50.0ug/L)	R1361457-7	10/14/20 13:46
Pesticides L9 (100ug/L)	R1361457-15	10/14/20 13:57
Pesticides L10 (200ug/L)	R1361457-16	10/14/20 14:09
R1361457-12 ICV	R1361457-12	10/14/20 14:20
Chlordane L7 (1000ug/L)	R1361457-14	10/14/20 15:06
R1361457-11 ICV	R1361457-11	10/14/20 15:29
Toxaphene L2 (20.0ug/l)	R1361457-13	10/14/20 15:41
Toxaphene L7 (2000ug/L)	R1361457-8	10/14/20 15:52
Toxaphene L8 (5000ug/L)	R1361457-19	10/14/20 16:04
R1361457-18 ICV	R1361457-18	10/14/20 16:15
R1361457-17 ICV	R1361457-17	10/14/20 18:01
R1366435-1 PEM	R1366435-1	10/28/20 17:56
WG1427765-2 CCAL	WG1427765-2	10/28/20 18:19
WG1427765-3 CCAL	WG1427765-3	10/28/20 18:31
WG1427765-1 CCAL	WG1427765-1	10/28/20 19:06
SB-1 (0-2)	L2046791-01	10/28/20 21:28
SB-1 (2-4)	L2046791-02	10/28/20 21:40
SB-2 (0-2)	L2046791-03	10/28/20 21:51
SB-2 (2-4)	L2046791-04	10/28/20 22:03
SB-3 (0-2)	L2046791-05	10/28/20 22:14
SB-3 (4-6)	L2046791-06	10/28/20 22:26
SB-4 (0-2)	L2046791-07	10/28/20 22:37
SB-4 (2-4)	L2046791-08	10/28/20 22:49
SB-5 (0-2)	L2046791-09	10/28/20 23:00
SB-5 (4-6)	L2046791-10	10/28/20 23:11

Analytical Sequence
Form 8b
Pesticides

Client	: Impact Environmental	**Lab Number**	: L2046791
Project Name	: 13-12 BEACH CHANNEL DRIVE	**Project Number**	: 15209
Instrument ID	: PEST15	**Initial Calib. Date(s)**	: 09/09/20 09/10/20

Client ID	Lab ID	Date/Time Analyzed
R1352682-1 PEM	R1352682-1	09/09/20 22:03
Pesticides L1	R1352682-6	09/09/20 22:16
Pesticides L2	R1352682-8	09/09/20 22:29
Pesticides L3	R1352682-7	09/09/20 22:41
Pesticides L4	R1352682-9	09/09/20 22:55
Pesticides L5	R1352682-10	09/09/20 23:07
Pesticides L6	R1352682-12	09/09/20 23:20
Pesticides L7	R1352682-11	09/09/20 23:33
Pesticides L8	R1352682-14	09/09/20 23:46
Pesticides L9	R1352682-15	09/09/20 23:59
Pesticides L10	R1352682-13	09/10/20 00:12
Toxaphene L2	R1352682-16	09/10/20 01:42
Toxaphene L7	R1352682-18	09/10/20 01:55
Toxaphene L8	R1352682-19	09/10/20 02:08
R1352682-2 PEM	R1352682-2	09/10/20 09:54
R1352682-3 ICV	R1352682-3	09/10/20 10:07
Chlordane RL Check (L3)	R1352682-20	09/10/20 10:33
Chlordane L7	R1352682-17	09/10/20 10:46
R1352682-4 ICV	R1352682-4	09/10/20 10:59
R1352682-5 ICV	R1352682-5	09/10/20 11:25
Chlordane RL Check (L2)	R1352682-21	09/10/20 16:21
R1366368-1 PEM	R1366368-1	10/28/20 05:44
WG1427385-1 CCAL	WG1427385-1	10/28/20 05:57
WG1427385-2 CCAL	WG1427385-2	10/28/20 06:10
WG1427385-3 CCAL	WG1427385-3	10/28/20 06:23
WG1427069-1 BLANK	WG1427069-1	10/28/20 08:57
WG1427069-2 LCS	WG1427069-2	10/28/20 11:06
WG1427069-3 LCSD	WG1427069-3	10/28/20 11:19

Date Created: 11/04/16
Created By: Jason Hebert
File: PM2964-1
Page: 1

Pesticides - EPA 8081B (WATER)

Holding Time: 7 days
Container/Sample Preservation: 2 - Amber 500ml unpreserved

Analyte	CAS #	RL	MDL	Units	LCS Criteria	LCS RPD	MS Criteria	MS RPD	Duplicate RPD	Surrogate Criteria		
Delta-BHC	319-86-8	0.02	0.00467	ug/l	30-150	20	30-150	30	30			
Lindane	58-89-9	0.02	0.00434	ug/l	30-150	20	30-150	30	30			
Alpha-BHC	319-84-6	0.02	0.00439	ug/l	30-150	20	30-150	30	30			
Beta-BHC	319-85-7	0.02	0.0056	ug/l	30-150	20	30-150	30	30			
Heptachlor	76-44-8	0.02	0.0031	ug/l	30-150	20	30-150	30	30			
Aldrin	309-00-2	0.02	0.00216	ug/l	30-150	20	30-150	30	30			
Heptachlor epoxide	1024-57-3	0.02	0.00415	ug/l	30-150	20	30-150	30	30			
Endrin	72-20-8	0.04	0.00429	ug/l	30-150	20	30-150	30	30			
Endrin aldehyde	7421-93-4	0.04	0.0081	ug/l	30-150	20	30-150	30	30			
Endrin ketone	53494-70-5	0.04	0.00477	ug/l	30-150	20	30-150	30	30			
Dieldrin	60-57-1	0.04	0.00429	ug/l	30-150	20	30-150	30	30			
4,4'-DDE	72-55-9	0.04	0.00381	ug/l	30-150	20	30-150	30	30			
4,4'-DDD	72-54-8	0.04	0.00464	ug/l	30-150	20	30-150	30	30			
4,4'-DDT	50-29-3	0.04	0.00432	ug/l	30-150	20	30-150	30	30			
Endosulfan I	959-98-8	0.02	0.00345	ug/l	30-150	20	30-150	30	30			
Endosulfan II	33213-65-9	0.04	0.00519	ug/l	30-150	20	30-150	30	30			
Endosulfan sulfate	1031-07-8	0.04	0.00481	ug/l	30-150	20	30-150	30	30			
Methoxychlor	72-43-5	0.2	0.00684	ug/l	30-150	20	30-150	30	30			
Toxaphene	8001-35-2	0.2	0.0627	ug/l	30-150	20	30-150	30	30			
Chlordane	57-74-9	0.2	0.0463	ug/l	40-140	20	30-150	30	30			
cis-Chlordane	5103-71-9	0.02	0.00666	ug/l	30-150	20	30-150	30	30			
trans-Chlordane	5103-74-2	0.02	0.00627	ug/l	30-150	20	30-150	30	30			
2,4,5,6-Tetrachloro-m-xylene	*877-09-8*									*30-150*		
Decachlorobiphenyl	*2051-24-3*									*30-150*		

Please Note that the RL information provided in this table is calculated using a 100% Solids factor. (Soil/Solids only)
Please Note that the information provided in this table is subject to change at anytime at the discretion of Alpha Analytical, Inc.

Date Created: 11/04/16
Created By: Jason Hebert
File: PM2965-1
Page: 1

Pesticides - EPA 8081B (SOIL)

Holding Time: 14 days
Container/Sample Preservation: 1 - Glass 250ml/8oz unpreserved

Analyte	CAS #	RL	MDL	Units	LCS Criteria	LCS RPD	MS Criteria	MS RPD	Duplicate RPD	Surrogate Criteria		
Delta-BHC	319-86-8	8.00	1.58	ug/kg	30-150	30	30-150	50	50			
Lindane	58-89-9	3.33	1.49	ug/kg	30-150	30	30-150	50	50			
Alpha-BHC	319-84-6	3.33	0.95	ug/kg	30-150	30	30-150	50	50			
Beta-BHC	319-85-7	8.00	3.03	ug/kg	30-150	30	30-150	50	50			
Heptachlor	76-44-8	4.00	1.79	ug/kg	30-150	30	30-150	50	50			
Aldrin	309-00-2	8.00	2.82	ug/kg	30-150	30	30-150	50	50			
Heptachlor epoxide	1024-57-3	15.0	4.50	ug/kg	30-150	30	30-150	50	50			
Endrin	72-20-8	3.33	1.37	ug/kg	30-150	30	30-150	50	50			
Endrin aldehyde	7421-93-4	10.0	3.50	ug/kg	30-150	30	30-150	50	50			
Endrin ketone	53494-70-5	8.00	2.06	ug/kg	30-150	30	30-150	50	50			
Dieldrin	60-57-1	5.00	2.50	ug/kg	30-150	30	30-150	50	50			
4,4'-DDE	72-55-9	8.00	1.85	ug/kg	30-150	30	30-150	50	50			
4,4'-DDD	72-54-8	8.00	2.85	ug/kg	30-150	30	30-150	50	50			
4,4'-DDT	50-29-3	15.0	6.43	ug/kg	30-150	30	30-150	50	50			
Endosulfan I	959-98-8	8.00	1.89	ug/kg	30-150	30	30-150	50	50			
Endosulfan II	33213-65-9	8.00	2.67	ug/kg	30-150	30	30-150	50	50			
Endosulfan sulfate	1031-07-8	3.33	1.52	ug/kg	30-150	30	30-150	50	50			
Methoxychlor	72-43-5	15.0	4.67	ug/kg	30-150	30	30-150	50	50			
Toxaphene	8001-35-2	150	42.0	ug/kg	30-150	30	30-150	50	50			
Chlordane	57-74-9	65.0	26.5	ug/kg	30-150	30	30-150	50	50			
cis-Chlordane	5103-71-9	10.0	2.79	ug/kg	30-150	30	30-150	50	50			
trans-Chlordane	5103-74-2	10.0	2.64	ug/kg	30-150	30	30-150	50	50			
2,4,5,6-Tetrachloro-m-xylene	*877-09-8*									*30-150*		
Decachlorobiphenyl	*2051-24-3*									*30-150*		

Please Note that the RL information provided in this table is calculated using a 100% Solids factor. (Soil/Solids only)
Please Note that the information provided in this table is subject to change at anytime at the discretion of Alpha Analytical, Inc.

Pesticide Sample Data

Results Summary
Form 1
Organochlorine Pesticides by GC

Client	: Impact Environmental	Lab Number	: L2046791
Project Name	: 13-12 BEACH CHANNEL DRIVE	Project Number	: 15209
Lab ID	: L2046791-01	Date Collected	: 10/20/20 09:45
Client ID	: SB-1 (0-2)	Date Received	: 10/27/20
Sample Location	: 13-16 TO 13-20 BEACH CHANNEL DRIVE	Date Analyzed	: 10/28/20 21:28
Sample Matrix	: SOIL	Date Extracted	: 10/28/20
Analytical Method	: 1,8081B	Dilution Factor	: 1
Lab File ID	: 10201028b-08	Analyst	: BM
Sample Amount	: 15.59 g	Instrument ID	: PEST10
Extraction Method	: EPA 3546	GC Column	: CLPPesticides
Extract Volume	: 1000 uL	%Solids	: 94
GPC Cleanup	: N	Injection Volume	: 1 uL
Sulfur Cleanup	: N		

		ug/Kg			
CAS NO.	Parameter	Results	RL	MDL	Qualifier
319-86-8	Delta-BHC	ND	1.64	0.321	U
58-89-9	Lindane	ND	0.683	0.305	U
319-84-6	Alpha-BHC	ND	0.683	0.194	U
319-85-7	Beta-BHC	ND	1.64	0.622	U
76-44-8	Heptachlor	ND	0.820	0.368	U
309-00-2	Aldrin	ND	1.64	0.577	U
72-20-8	Endrin	ND	0.683	0.280	U
60-57-1	Dieldrin	ND	1.02	0.512	U
72-55-9	4,4'-DDE	ND	1.64	0.379	U
72-54-8	4,4'-DDD	ND	1.64	0.585	U
50-29-3	4,4'-DDT	ND	3.07	1.32	U
959-98-8	Endosulfan I	ND	1.64	0.387	U
33213-65-9	Endosulfan II	ND	1.64	0.548	U
1031-07-8	Endosulfan sulfate	ND	0.683	0.325	U
5103-71-9	cis-Chlordane	ND	2.05	0.571	U

Results Summary
Form 1
Organochlorine Pesticides by GC

Client	: Impact Environmental	Lab Number	: L2046791
Project Name	: 13-12 BEACH CHANNEL DRIVE	Project Number	: 15209
Lab ID	: L2046791-02	Date Collected	: 10/20/20 10:00
Client ID	: SB-1 (2-4)	Date Received	: 10/27/20
Sample Location	: 13-16 TO 13-20 BEACH CHANNEL DRIVE	Date Analyzed	: 10/28/20 21:40
Sample Matrix	: SOIL	Date Extracted	: 10/28/20
Analytical Method	: 1,8081B	Dilution Factor	: 1
Lab File ID	: 10201028b-09	Analyst	: BM
Sample Amount	: 15.38 g	Instrument ID	: PEST10
Extraction Method	: EPA 3546	GC Column	: CLPPesticides
Extract Volume	: 1000 uL	%Solids	: 92
GPC Cleanup	: N	Injection Volume	: 1 uL
Sulfur Cleanup	: N		

		ug/Kg			
CAS NO.	Parameter	Results	RL	MDL	Qualifier
319-86-8	Delta-BHC	ND	1.69	0.331	U
58-89-9	Lindane	ND	0.705	0.315	U
319-84-6	Alpha-BHC	ND	0.705	0.200	U
319-85-7	Beta-BHC	ND	1.69	0.642	U
76-44-8	Heptachlor	ND	0.846	0.379	U
309-00-2	Aldrin	ND	1.69	0.596	U
72-20-8	Endrin	ND	0.705	0.289	U
60-57-1	Dieldrin	ND	1.06	0.529	U
72-55-9	4,4'-DDE	ND	1.69	0.391	U
72-54-8	4,4'-DDD	ND	1.69	0.604	U
50-29-3	4,4'-DDT	ND	3.17	1.36	U
959-98-8	Endosulfan I	ND	1.69	0.400	U
33213-65-9	Endosulfan II	ND	1.69	0.566	U
1031-07-8	Endosulfan sulfate	ND	0.705	0.336	U
5103-71-9	cis-Chlordane	ND	2.12	0.590	U

Results Summary
Form 1
Organochlorine Pesticides by GC

Client	: Impact Environmental	Lab Number	: L2046791
Project Name	: 13-12 BEACH CHANNEL DRIVE	Project Number	: 15209
Lab ID	: L2046791-03	Date Collected	: 10/20/20 11:00
Client ID	: SB-2 (0-2)	Date Received	: 10/27/20
Sample Location	: 13-16 TO 13-20 BEACH CHANNEL DRIVE	Date Analyzed	: 10/28/20 21:51
Sample Matrix	: SOIL	Date Extracted	: 10/28/20
Analytical Method	: 1,8081B	Dilution Factor	: 1
Lab File ID	: 10201028b-10	Analyst	: BM
Sample Amount	: 15.67 g	Instrument ID	: PEST10
Extraction Method	: EPA 3546	GC Column	: CLPPesticides
Extract Volume	: 1000 uL	%Solids	: 96
GPC Cleanup	: N	Injection Volume	: 1 uL
Sulfur Cleanup	: N		

		ug/Kg			
CAS NO.	Parameter	Results	RL	MDL	Qualifier
319-86-8	Delta-BHC	ND	1.60	0.314	U
58-89-9	Lindane	ND	0.668	0.299	U
319-84-6	Alpha-BHC	ND	0.668	0.190	U
319-85-7	Beta-BHC	ND	1.60	0.608	U
76-44-8	Heptachlor	ND	0.802	0.360	U
309-00-2	Aldrin	ND	1.60	0.565	U
72-20-8	Endrin	ND	0.668	0.274	U
60-57-1	Dieldrin	ND	1.00	0.501	U
72-55-9	4,4'-DDE	ND	1.60	0.371	U
72-54-8	4,4'-DDD	ND	1.60	0.572	U
50-29-3	4,4'-DDT	ND	3.01	1.29	U
959-98-8	Endosulfan I	ND	1.60	0.379	U
33213-65-9	Endosulfan II	ND	1.60	0.536	U
1031-07-8	Endosulfan sulfate	ND	0.668	0.318	U
5103-71-9	cis-Chlordane	ND	2.00	0.559	U

Results Summary
Form 1
Organochlorine Pesticides by GC

Client	: Impact Environmental	Lab Number	: L2046791
Project Name	: 13-12 BEACH CHANNEL DRIVE	Project Number	: 15209
Lab ID	: L2046791-04	Date Collected	: 10/20/20 11:15
Client ID	: SB-2 (2-4)	Date Received	: 10/27/20
Sample Location	: 13-16 TO 13-20 BEACH CHANNEL DRIVE	Date Analyzed	: 10/28/20 22:03
Sample Matrix	: SOIL	Date Extracted	: 10/28/20
Analytical Method	: 1,8081B	Dilution Factor	: 1
Lab File ID	: 10201028b-11	Analyst	: BM
Sample Amount	: 15.8 g	Instrument ID	: PEST10
Extraction Method	: EPA 3546	GC Column	: CLPPesticides
Extract Volume	: 1000 uL	%Solids	: 96
GPC Cleanup	: N	Injection Volume	: 1 uL
Sulfur Cleanup	: N		

		ug/Kg			
CAS NO.	Parameter	Results	RL	MDL	Qualifier
319-86-8	Delta-BHC	ND	1.59	0.311	U
58-89-9	Lindane	ND	0.662	0.296	U
319-84-6	Alpha-BHC	ND	0.662	0.188	U
319-85-7	Beta-BHC	ND	1.59	0.602	U
76-44-8	Heptachlor	ND	0.794	0.356	U
309-00-2	Aldrin	ND	1.59	0.559	U
72-20-8	Endrin	ND	0.662	0.271	U
60-57-1	Dieldrin	ND	0.993	0.496	U
72-55-9	4,4'-DDE	ND	1.59	0.367	U
72-54-8	4,4'-DDD	ND	1.59	0.567	U
50-29-3	4,4'-DDT	ND	2.98	1.28	U
959-98-8	Endosulfan I	ND	1.59	0.375	U
33213-65-9	Endosulfan II	ND	1.59	0.531	U
1031-07-8	Endosulfan sulfate	ND	0.662	0.315	U
5103-71-9	cis-Chlordane	ND	1.99	0.553	U

Results Summary
Form 1
Organochlorine Pesticides by GC

Client	: Impact Environmental	Lab Number	: L2046791
Project Name	: 13-12 BEACH CHANNEL DRIVE	Project Number	: 15209
Lab ID	: L2046791-05	Date Collected	: 10/21/20 08:00
Client ID	: SB-3 (0-2)	Date Received	: 10/27/20
Sample Location	: 13-16 TO 13-20 BEACH CHANNEL DRIVE	Date Analyzed	: 10/28/20 22:14
Sample Matrix	: SOIL	Date Extracted	: 10/28/20
Analytical Method	: 1,8081B	Dilution Factor	: 1
Lab File ID	: 10201028b-12	Analyst	: BM
Sample Amount	: 15.96 g	Instrument ID	: PEST10
Extraction Method	: EPA 3546	GC Column	: CLPPesticides
Extract Volume	: 1000 uL	%Solids	: 98
GPC Cleanup	: N	Injection Volume	: 1 uL
Sulfur Cleanup	: N		

		ug/Kg			
CAS NO.	Parameter	Results	RL	MDL	Qualifier
319-86-8	Delta-BHC	ND	1.54	0.302	U
58-89-9	Lindane	ND	0.642	0.287	U
319-84-6	Alpha-BHC	ND	0.642	0.182	U
319-85-7	Beta-BHC	ND	1.54	0.584	U
76-44-8	Heptachlor	ND	0.770	0.345	U
309-00-2	Aldrin	ND	1.54	0.542	U
72-20-8	Endrin	ND	0.642	0.263	U
60-57-1	Dieldrin	ND	0.963	0.481	U
72-55-9	4,4'-DDE	ND	1.54	0.356	U
72-54-8	4,4'-DDD	ND	1.54	0.550	U
50-29-3	4,4'-DDT	ND	2.89	1.24	U
959-98-8	Endosulfan I	ND	1.54	0.364	U
33213-65-9	Endosulfan II	ND	1.54	0.515	U
1031-07-8	Endosulfan sulfate	ND	0.642	0.306	U
5103-71-9	cis-Chlordane	ND	1.92	0.537	U

Results Summary
Form 1
Organochlorine Pesticides by GC

Client	: Impact Environmental	Lab Number	: L2046791
Project Name	: 13-12 BEACH CHANNEL DRIVE	Project Number	: 15209
Lab ID	: L2046791-06	Date Collected	: 10/21/20 08:27
Client ID	: SB-3 (4-6)	Date Received	: 10/27/20
Sample Location	: 13-16 TO 13-20 BEACH CHANNEL DRIVE	Date Analyzed	: 10/28/20 22:26
Sample Matrix	: SOIL	Date Extracted	: 10/28/20
Analytical Method	: 1,8081B	Dilution Factor	: 1
Lab File ID	: 10201028b-13	Analyst	: BM
Sample Amount	: 15.81 g	Instrument ID	: PEST10
Extraction Method	: EPA 3546	GC Column	: CLPPesticides
Extract Volume	: 1000 uL	%Solids	: 93
GPC Cleanup	: N	Injection Volume	: 1 uL
Sulfur Cleanup	: N		

		ug/Kg			
CAS NO.	Parameter	Results	RL	MDL	Qualifier
319-86-8	Delta-BHC	ND	1.63	0.319	U
58-89-9	Lindane	ND	0.679	0.303	U
319-84-6	Alpha-BHC	ND	0.679	0.193	U
319-85-7	Beta-BHC	ND	1.63	0.618	U
76-44-8	Heptachlor	ND	0.814	0.365	U
309-00-2	Aldrin	ND	1.63	0.573	U
72-20-8	Endrin	ND	0.679	0.278	U
60-57-1	Dieldrin	ND	1.02	0.509	U
72-55-9	4,4'-DDE	ND	1.63	0.377	U
72-54-8	4,4'-DDD	ND	1.63	0.581	U
50-29-3	4,4'-DDT	ND	3.05	1.31	U
959-98-8	Endosulfan I	ND	1.63	0.385	U
33213-65-9	Endosulfan II	ND	1.63	0.544	U
1031-07-8	Endosulfan sulfate	ND	0.679	0.323	U
5103-71-9	cis-Chlordane	ND	2.04	0.567	U

Results Summary
Form 1
Organochlorine Pesticides by GC

Client	: Impact Environmental	Lab Number	: L2046791
Project Name	: 13-12 BEACH CHANNEL DRIVE	Project Number	: 15209
Lab ID	: L2046791-07	Date Collected	: 10/20/20 13:00
Client ID	: SB-4 (0-2)	Date Received	: 10/27/20
Sample Location	: 13-16 TO 13-20 BEACH CHANNEL DRIVE	Date Analyzed	: 10/28/20 22:37
Sample Matrix	: SOIL	Date Extracted	: 10/28/20
Analytical Method	: 1,8081B	Dilution Factor	: 1
Lab File ID	: 10201028b-14	Analyst	: BM
Sample Amount	: 15.15 g	Instrument ID	: PEST10
Extraction Method	: EPA 3546	GC Column	: CLPPesticides
Extract Volume	: 1000 uL	%Solids	: 93
GPC Cleanup	: N	Injection Volume	: 1 uL
Sulfur Cleanup	: N		

		ug/Kg			
CAS NO.	Parameter	Results	RL	MDL	Qualifier
319-86-8	Delta-BHC	ND	1.71	0.335	U
58-89-9	Lindane	ND	0.713	0.319	U
319-84-6	Alpha-BHC	ND	0.713	0.202	U
319-85-7	Beta-BHC	ND	1.71	0.649	U
76-44-8	Heptachlor	ND	0.855	0.383	U
309-00-2	Aldrin	ND	1.71	0.602	U
72-20-8	Endrin	ND	0.713	0.292	U
60-57-1	Dieldrin	ND	1.07	0.535	U
72-55-9	4,4'-DDE	ND	1.71	0.396	U
72-54-8	4,4'-DDD	ND	1.71	0.610	U
50-29-3	4,4'-DDT	ND	3.21	1.38	U
959-98-8	Endosulfan I	ND	1.71	0.404	U
33213-65-9	Endosulfan II	ND	1.71	0.572	U
1031-07-8	Endosulfan sulfate	ND	0.713	0.339	U
5103-71-9	cis-Chlordane	ND	2.14	0.596	U

Results Summary
Form 1
Organochlorine Pesticides by GC

Client	: Impact Environmental	Lab Number	: L2046791
Project Name	: 13-12 BEACH CHANNEL DRIVE	Project Number	: 15209
Lab ID	: L2046791-08	Date Collected	: 10/20/20 13:15
Client ID	: SB-4 (2-4)	Date Received	: 10/27/20
Sample Location	: 13-16 TO 13-20 BEACH CHANNEL DRIVE	Date Analyzed	: 10/28/20 22:49
Sample Matrix	: SOIL	Date Extracted	: 10/28/20
Analytical Method	: 1,8081B	Dilution Factor	: 1
Lab File ID	: 10201028b-15	Analyst	: BM
Sample Amount	: 15.12 g	Instrument ID	: PEST10
Extraction Method	: EPA 3546	GC Column	: CLPPesticides
Extract Volume	: 1000 uL	%Solids	: 94
GPC Cleanup	: N	Injection Volume	: 1 uL
Sulfur Cleanup	: N		

		ug/Kg			
CAS NO.	Parameter	Results	RL	MDL	Qualifier
319-86-8	Delta-BHC	ND	1.70	0.332	U
58-89-9	Lindane	ND	0.706	0.316	U
319-84-6	Alpha-BHC	ND	0.706	0.201	U
319-85-7	Beta-BHC	ND	1.70	0.643	U
76-44-8	Heptachlor	ND	0.848	0.380	U
309-00-2	Aldrin	ND	1.70	0.597	U
72-20-8	Endrin	ND	0.706	0.290	U
60-57-1	Dieldrin	ND	1.06	0.530	U
72-55-9	4,4'-DDE	ND	1.70	0.392	U
72-54-8	4,4'-DDD	ND	1.70	0.605	U
50-29-3	4,4'-DDT	ND	3.18	1.36	U
959-98-8	Endosulfan I	ND	1.70	0.401	U
33213-65-9	Endosulfan II	ND	1.70	0.567	U
1031-07-8	Endosulfan sulfate	ND	0.706	0.336	U
5103-71-9	cis-Chlordane	ND	2.12	0.591	U

Results Summary
Form 1
Organochlorine Pesticides by GC

Client	: Impact Environmental	Lab Number	: L2046791
Project Name	: 13-12 BEACH CHANNEL DRIVE	Project Number	: 15209
Lab ID	: L2046791-09	Date Collected	: 10/21/20 09:10
Client ID	: SB-5 (0-2)	Date Received	: 10/27/20
Sample Location	: 13-16 TO 13-20 BEACH CHANNEL DRIVE	Date Analyzed	: 10/28/20 23:00
Sample Matrix	: SOIL	Date Extracted	: 10/28/20
Analytical Method	: 1,8081B	Dilution Factor	: 1
Lab File ID	: 10201028b-16	Analyst	: BM
Sample Amount	: 15.5 g	Instrument ID	: PEST10
Extraction Method	: EPA 3546	GC Column	: CLPPesticides
Extract Volume	: 1000 uL	%Solids	: 92
GPC Cleanup	: N	Injection Volume	: 1 uL
Sulfur Cleanup	: N		

		ug/Kg			
CAS NO.	Parameter	Results	RL	MDL	Qualifier
319-86-8	Delta-BHC	ND	1.69	0.331	U
58-89-9	Lindane	ND	0.704	0.314	U
319-84-6	Alpha-BHC	ND	0.704	0.200	U
319-85-7	Beta-BHC	ND	1.69	0.640	U
76-44-8	Heptachlor	ND	0.844	0.378	U
309-00-2	Aldrin	ND	1.69	0.594	U
72-20-8	Endrin	ND	0.704	0.288	U
60-57-1	Dieldrin	ND	1.06	0.528	U
72-55-9	4,4'-DDE	ND	1.69	0.390	U
72-54-8	4,4'-DDD	ND	1.69	0.602	U
50-29-3	4,4'-DDT	ND	3.17	1.36	U
959-98-8	Endosulfan I	ND	1.69	0.399	U
33213-65-9	Endosulfan II	ND	1.69	0.564	U
1031-07-8	Endosulfan sulfate	ND	0.704	0.335	U
5103-71-9	cis-Chlordane	ND	2.11	0.588	U

Results Summary
Form 1
Organochlorine Pesticides by GC

Client	: Impact Environmental	Lab Number	: L2046791
Project Name	: 13-12 BEACH CHANNEL DRIVE	Project Number	: 15209
Lab ID	: L2046791-10	Date Collected	: 10/21/20 09:14
Client ID	: SB-5 (4-6)	Date Received	: 10/27/20
Sample Location	: 13-16 TO 13-20 BEACH CHANNEL DRIVE	Date Analyzed	: 10/28/20 23:11
Sample Matrix	: SOIL	Date Extracted	: 10/28/20
Analytical Method	: 1,8081B	Dilution Factor	: 1
Lab File ID	: 10201028b-17	Analyst	: BM
Sample Amount	: 15.43 g	Instrument ID	: PEST10
Extraction Method	: EPA 3546	GC Column	: CLPPesticides
Extract Volume	: 1000 uL	%Solids	: 91
GPC Cleanup	: N	Injection Volume	: 1 uL
Sulfur Cleanup	: N		

		ug/Kg			
CAS NO.	Parameter	Results	RL	MDL	Qualifier
319-86-8	Delta-BHC	ND	1.70	0.334	U
58-89-9	Lindane	ND	0.711	0.318	U
319-84-6	Alpha-BHC	ND	0.711	0.202	U
319-85-7	Beta-BHC	ND	1.70	0.647	U
76-44-8	Heptachlor	ND	0.853	0.382	U
309-00-2	Aldrin	ND	1.70	0.600	U
72-20-8	Endrin	ND	0.711	0.291	U
60-57-1	Dieldrin	ND	1.06	0.533	U
72-55-9	4,4'-DDE	ND	1.70	0.394	U
72-54-8	4,4'-DDD	ND	1.70	0.608	U
50-29-3	4,4'-DDT	ND	3.20	1.37	U
959-98-8	Endosulfan I	ND	1.70	0.403	U
33213-65-9	Endosulfan II	ND	1.70	0.570	U
1031-07-8	Endosulfan sulfate	ND	0.711	0.338	U
5103-71-9	cis-Chlordane	ND	2.13	0.594	U

Results Summary
Form 1
Organochlorine Pesticides by GC

Client	: Impact Environmental	Lab Number	: L2046791
Project Name	: 13-12 BEACH CHANNEL DRIVE	Project Number	: 15209
Lab ID	: WG1427069-1	Date Collected	: NA
Client ID	: WG1427069-1BLANK	Date Received	: NA
Sample Location	:	Date Analyzed	: 10/28/20 08:57
Sample Matrix	: SOIL	Date Extracted	: 10/27/20
Analytical Method	: 1,8081B	Dilution Factor	: 1
Lab File ID	: 15201028a-12	Analyst	: SM
Sample Amount	: 15.68 g	Instrument ID	: PEST15
Extraction Method	: EPA 3546	GC Column	: CLPPesticides
Extract Volume	: 1000 uL	%Solids	: NA
GPC Cleanup	: N	Injection Volume	: 1 uL
Sulfur Cleanup	: N		

		ug/Kg			
CAS NO.	Parameter	Results	RL	MDL	Qualifier
319-86-8	Delta-BHC	ND	1.53	0.300	U
58-89-9	Lindane	ND	0.638	0.285	U
319-84-6	Alpha-BHC	ND	0.638	0.181	U
319-85-7	Beta-BHC	ND	1.53	0.580	U
76-44-8	Heptachlor	ND	0.765	0.343	U
309-00-2	Aldrin	ND	1.53	0.539	U
72-20-8	Endrin	ND	0.638	0.261	U
60-57-1	Dieldrin	ND	0.957	0.478	U
72-55-9	4,4'-DDE	ND	1.53	0.354	U
72-54-8	4,4'-DDD	ND	1.53	0.546	U
50-29-3	4,4'-DDT	ND	2.87	1.23	U
959-98-8	Endosulfan I	ND	1.53	0.362	U
33213-65-9	Endosulfan II	ND	1.53	0.511	U
1031-07-8	Endosulfan sulfate	ND	0.638	0.304	U
5103-71-9	cis-Chlordane	ND	1.91	0.533	U

Quantitation Report (QT Reviewed)

Data Path : I:\Pest10\201028b\
Data File : 10201028b-08.d
Signal(s) : Signal #1: ECD1A.CH Signal #2: ECD2B.CH
Acq On : 28 Oct 2020 9:28 pm
Operator : PEST10:bm
Sample : L2046791-01,42,,
Misc : WG1427765,WG1427069,ical17245
ALS Vial : 8 (Sig #1); 0 (Sig #2) Sample Multiplier: 1

Integration File signal 1: autoint1.e
Integration File signal 2: autoint2.e
Quant Time: Oct 29 10:55:53 2020
Quant Method : I:\Pest10\201028b\pest10_10_14_20_ugL_ical17245.m
Quant Title : pest
QLast Update : Wed Oct 28 19:41:49 2020
Response via : Initial Calibration
Integrator: ChemStation 6890 Scale Mode: Large solvent peaks clipped

Volume Inj. :
Signal #1 Phase : Signal #2 Phase:
Signal #1 Info : Signal #2 Info :

CCAL FILE(s) : 1 - I:\Pest10\201028b\10201028b-06.d
Sub List : Default - All compounds listed

	Compound	RT#1	RT#2	Resp#1	Resp#2	ug/l	ug/l
Internal Standards							
1) i	1-br-2-nb_Pe	1.223	1.271	243.1E6	170.8E6	25.000	25.000
	Standard Area 1 : #1 = 250590950				Recovery =	97.02%	
	Standard Area 1 : #2 = 166384510				Recovery =	102.63%	
28) i	1-br-2-nb_Ch	1.223	1.271	243.1E6	170.8E6	25.000	25.000
33) i	1-br-2-nb_To	1.223	1.271	243.1E6	170.8E6	25.000	25.000
System Monitoring Compounds							
2) s	2,4,5,6-Tetr	1.557	1.721	481.8E6	278.3E6	49.157	36.705
	Spiked Amount 50.000	Range 30 - 150			Recovery =	98.31%	73.41%
27) s	Decachlorobi	6.190	6.766	259.6E6	214.7E6	34.434M4	50.173
	Spiked Amount 50.000	Range 30 - 150			Recovery =	68.87%	100.35%
Target Compounds							
4) t	alpha-BHC	0.000	0.000	0	0	N.D. d	N.D. d
5) t	gamma-BHC (l	0.000	0.000	0	0	N.D. d	N.D. d
6) t	beta-BHC	0.000	0.000	0	0	N.D. d	N.D. d
7) t	delta-BHC	0.000	0.000	0	0	N.D. d	N.D. d
8) t	Heptachlor	0.000	0.000	0	0	N.D. d	N.D. d
9) t	Aldrin	0.000	0.000	0	0	N.D. d	N.D. d
14) t	alpha-Chlord	0.000	0.000	0	0	N.D. d	N.D. d
15) t	4,4'-DDE	0.000	0.000	0	0	N.D. d	N.D. d
16) t	Endosulfan I	0.000	0.000	0	0	N.D. d	N.D. d
17) t	Dieldrin	0.000	0.000	0	0	N.D. d	N.D. d
18) t	Endrin	0.000	0.000	0	0	N.D. d	N.D. d
19) t	4,4'-DDD	0.000	0.000	0	0	N.D. d	N.D. d
20) t	Endosulfan I	0.000	0.000	0	0	N.D. d	N.D. d
21) t	4,4'-DDT	0.000	0.000	0	0	N.D. d	N.D. d
25) t	Endosulfan S	0.000	0.000	0	0	N.D. d	N.D. d
SemiQuant Compounds - Not Calibrated on this Instrument							

Quantitation Report (QT Reviewed)

Data Path : I:\Pest10\201028b\
Data File : 10201028b-08.d
Signal(s) : Signal #1: ECD1A.CH Signal #2: ECD2B.CH
Acq On : 28 Oct 2020 9:28 pm
Operator : PEST10:bm
Sample : L2046791-01,42,,
Misc : WG1427765,WG1427069,ical17245
ALS Vial : 8 (Sig #1); 0 (Sig #2) Sample Multiplier: 1

Integration File signal 1: autoint1.e
Integration File signal 2: autoint2.e
Quant Time: Oct 29 10:55:53 2020
Quant Method : I:\Pest10\201028b\pest10_10_14_20_ugL_ical17245.m
Quant Title : pest
QLast Update : Wed Oct 28 19:41:49 2020
Response via : Initial Calibration
Integrator: ChemStation 6890 Scale Mode: Large solvent peaks clipped

Volume Inj. :
Signal #1 Phase : Signal #2 Phase:
Signal #1 Info : Signal #2 Info :

CCAL FILE(s) : 1 - I:\Pest10\201028b\10201028b-06.d
Sub List : Default - All compounds listed

Compound	RT#1	RT#2	Resp#1	Resp#2	ug/l	ug/l

(f)=RT Delta > 1/2 Window (D)=Amounts differ by > 40% (m)=manual int.
(#)=Recovery Exceeds Compound Acceptance Limits.
(I,C,F) I=Interference, C=Coelluting Calibration Peak, F=Fails CC Criteria.

Sub List : Default - All compounds listedb-06.d••d)

Data Path : I:\Pest10\201028b\
Data File : 10201028b-08.d
Signal(s) : Signal #1: ECD1A.CH Signal #2: ECD2B.CH
Acq On : 28 Oct 2020 9:28 pm
Operator : PEST10:bm
Sample : L2046791-01,42,,
Misc : WG1427765,WG1427069,ical17245
ALS Vial : 8 (Sig #1); 0 (Sig #2) Sample Multiplier: 1

Integration File signal 1: autoint1.e
Integration File signal 2: autoint2.e
Quant Time: Oct 29 10:55:53 2020
Quant Method : I:\Pest10\201028b\pest10_10_14_20_ugL_ical17245.m
Quant Title : pest
QLast Update : Wed Oct 28 19:41:49 2020
Response via : Initial Calibration
Integrator: ChemStation 6890 Scale Mode: Large solvent peaks clipped

Volume Inj. :
Signal #1 Phase : Signal #2 Phase:
Signal #1 Info : Signal #2 Info :

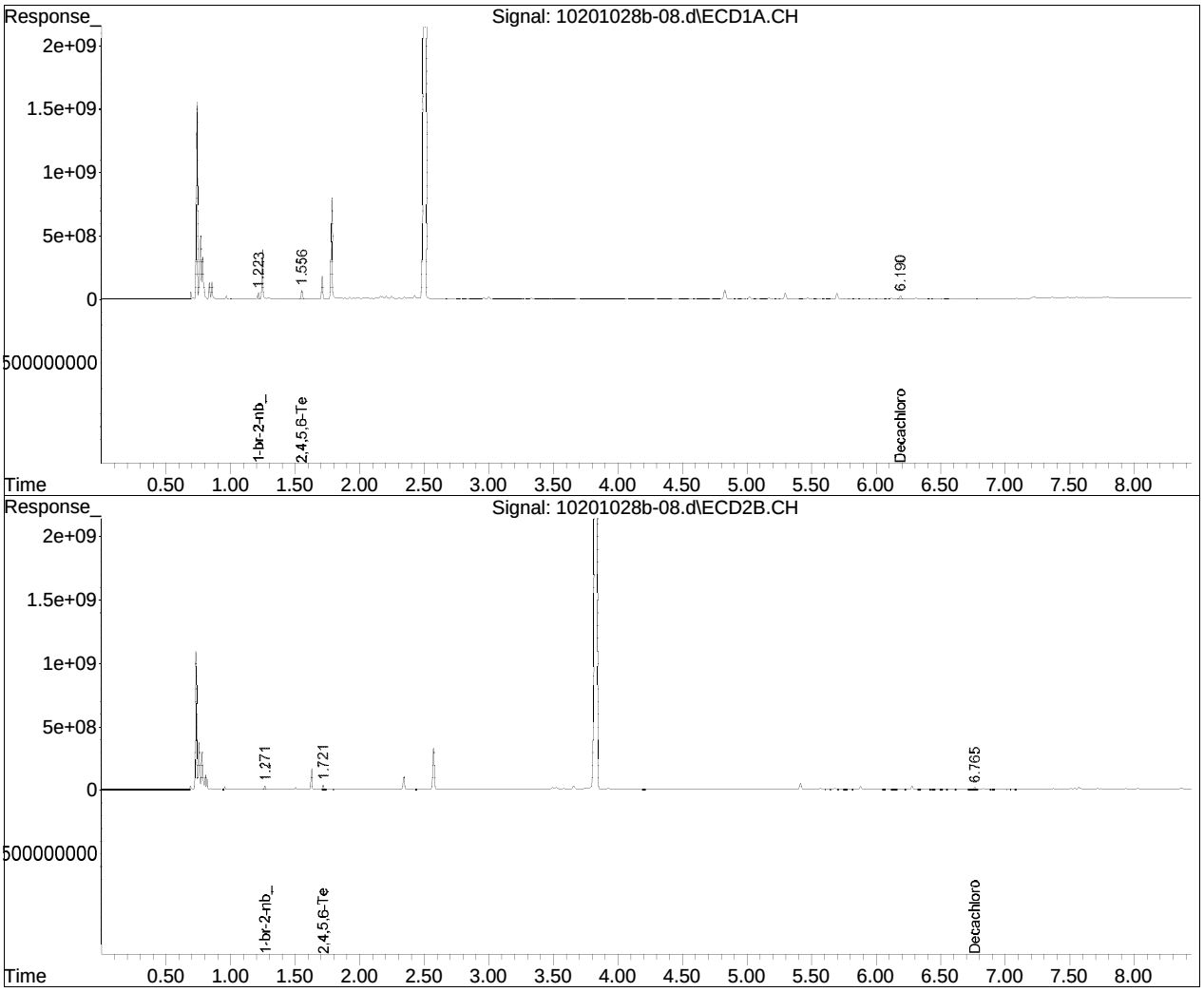

Manual Integration Report

Data Path : I:\Pest10\201028b\
Data File : 10201028b-08.d
Date Inj'd : 10/28/2020 9:28 pm
Sample : L2046791-01,42,,

QMethod : pest10_10_14_20_ugL_ical
Operator : PEST10:bm
Instrument : Pest 10
Quant Date : 10/29/2020 5:39 am

Compound #27: Decachlorobiphenyl

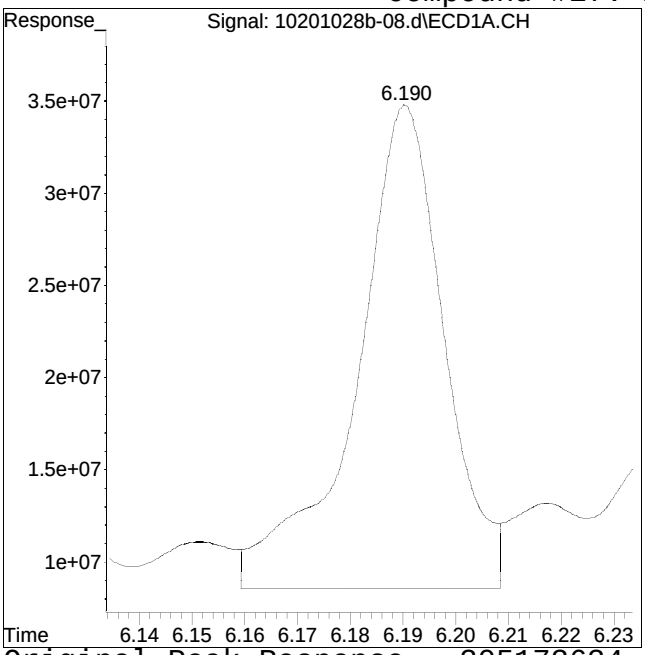

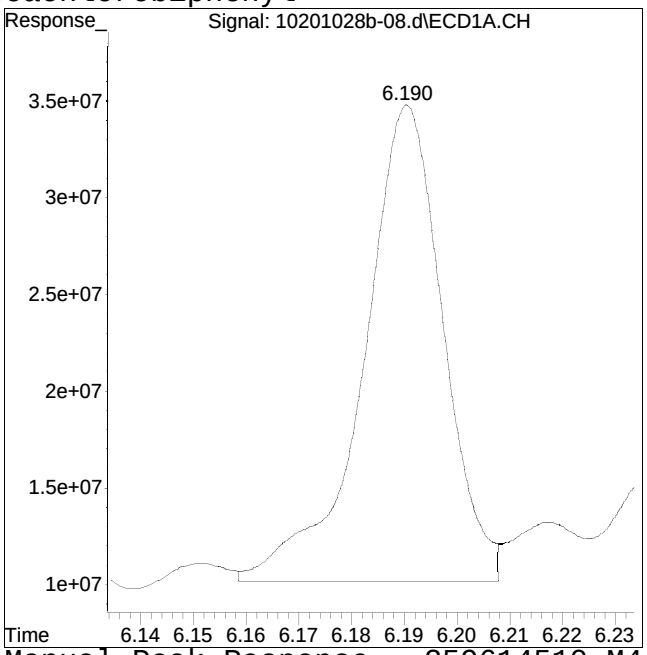

Original Peak Response = 305173634 Manual Peak Response = 259614510 M4
M4 = Poor automated baseline construction.

Quantitation Report (QT Reviewed)

Data Path : I:\Pest10\201028b\
Data File : 10201028b-09.d
Signal(s) : Signal #1: ECD1A.CH Signal #2: ECD2B.CH
Acq On : 28 Oct 2020 9:40 pm
Operator : PEST10:bm
Sample : L2046791-02,42,,
Misc : WG1427765,WG1427069,ical17245
ALS Vial : 9 (Sig #1); 0 (Sig #2) Sample Multiplier: 1

Integration File signal 1: autoint1.e
Integration File signal 2: autoint2.e
Quant Time: Oct 29 10:57:57 2020
Quant Method : I:\Pest10\201028b\pest10_10_14_20_ugL_ical17245.m
Quant Title : pest
QLast Update : Wed Oct 28 19:41:49 2020
Response via : Initial Calibration
Integrator: ChemStation 6890 Scale Mode: Large solvent peaks clipped

Volume Inj. :
Signal #1 Phase : Signal #2 Phase:
Signal #1 Info : Signal #2 Info :

CCAL FILE(s) : 1 - I:\Pest10\201028b\10201028b-06.d
Sub List : Default - All compounds listed

Compound	RT#1	RT#2	Resp#1	Resp#2	ug/l	ug/l
Internal Standards						
1) i 1-br-2-nb_Pe	1.223	1.272	242.3E6	185.6E6	25.000	25.000
Standard Area 1 : #1 = 250590950				Recovery =	96.69%	
Standard Area 1 : #2 = 166384510				Recovery =	111.56%	
28) i 1-br-2-nb_Ch	1.223	1.272	242.3E6	185.6E6	25.000	25.000
33) i 1-br-2-nb_To	1.223	1.272	242.3E6	185.6E6	25.000	25.000
System Monitoring Compounds						
2) s 2,4,5,6-Tetr	1.556	1.722	493.2E6	324.2E6	50.535	39.337
Spiked Amount	50.000	Range 30 - 150		Recovery =	101.07%	78.67%
27) s Decachlorobi	6.188	6.767	374.2E6	204.1E6	50.243M4	43.773
Spiked Amount	50.000	Range 30 - 150		Recovery =	100.49%	87.55%
Target Compounds						
4) t alpha-BHC	0.000	0.000	0	0	N.D. d	N.D. d
5) t gamma-BHC (l	0.000	0.000	0	0	N.D. d	N.D. d
6) t beta-BHC	0.000	0.000	0	0	N.D. d	N.D. d
7) t delta-BHC	0.000	0.000	0	0	N.D. d	N.D. d
8) t Heptachlor	0.000	0.000	0	0	N.D. d	N.D. d
9) t Aldrin	0.000	0.000	0	0	N.D. d	N.D.
14) t alpha-Chlord	0.000	0.000	0	0	N.D. d	N.D. d
15) t 4,4'-DDE	0.000	0.000	0	0	N.D. d	N.D. d
16) t Endosulfan I	0.000	0.000	0	0	N.D. d	N.D. d
17) t Dieldrin	0.000	0.000	0	0	N.D. d	N.D. d
18) t Endrin	0.000	0.000	0	0	N.D. d	N.D. d
19) t 4,4'-DDD	0.000	0.000	0	0	N.D. d	N.D. d
20) t Endosulfan I	0.000	0.000	0	0	N.D. d	N.D. d
21) t 4,4'-DDT	0.000	0.000	0	0	N.D. d	N.D. d
25) t Endosulfan S	0.000	0.000	0	0	N.D. d	N.D. d
SemiQuant Compounds - Not Calibrated on this Instrument						

Quantitation Report (QT Reviewed)

Data Path : I:\Pest10\201028b\
Data File : 10201028b-09.d
Signal(s) : Signal #1: ECD1A.CH Signal #2: ECD2B.CH
Acq On : 28 Oct 2020 9:40 pm
Operator : PEST10:bm
Sample : L2046791-02,42,,
Misc : WG1427765,WG1427069,ical17245
ALS Vial : 9 (Sig #1); 0 (Sig #2) Sample Multiplier: 1

Integration File signal 1: autoint1.e
Integration File signal 2: autoint2.e
Quant Time: Oct 29 10:57:57 2020
Quant Method : I:\Pest10\201028b\pest10_10_14_20_ugL_ical17245.m
Quant Title : pest
QLast Update : Wed Oct 28 19:41:49 2020
Response via : Initial Calibration
Integrator: ChemStation 6890 Scale Mode: Large solvent peaks clipped

Volume Inj. :
Signal #1 Phase : Signal #2 Phase:
Signal #1 Info : Signal #2 Info :

CCAL FILE(s) : 1 - I:\Pest10\201028b\10201028b-06.d
Sub List : Default - All compounds listed

Compound	RT#1	RT#2	Resp#1	Resp#2	ug/l	ug/l

(f)=RT Delta > 1/2 Window (D)=Amounts differ by > 40% (m)=manual int.
(#)=Recovery Exceeds Compound Acceptance Limits.
(I,C,F) I=Interference, C=Coelluting Calibration Peak, F=Fails CC Criteria.

Sub List : Default - All compounds listedb-06.d••d)

Data Path : I:\Pest10\201028b\
Data File : 10201028b-09.d
Signal(s) : Signal #1: ECD1A.CH Signal #2: ECD2B.CH
Acq On : 28 Oct 2020 9:40 pm
Operator : PEST10:bm
Sample : L2046791-02,42,,
Misc : WG1427765,WG1427069,ical17245
ALS Vial : 9 (Sig #1); 0 (Sig #2) Sample Multiplier: 1

Integration File signal 1: autoint1.e
Integration File signal 2: autoint2.e
Quant Time: Oct 29 10:57:57 2020
Quant Method : I:\Pest10\201028b\pest10_10_14_20_ugL_ical17245.m
Quant Title : pest
QLast Update : Wed Oct 28 19:41:49 2020
Response via : Initial Calibration
Integrator: ChemStation 6890 Scale Mode: Large solvent peaks clipped

Volume Inj. :
Signal #1 Phase : Signal #2 Phase:
Signal #1 Info : Signal #2 Info :

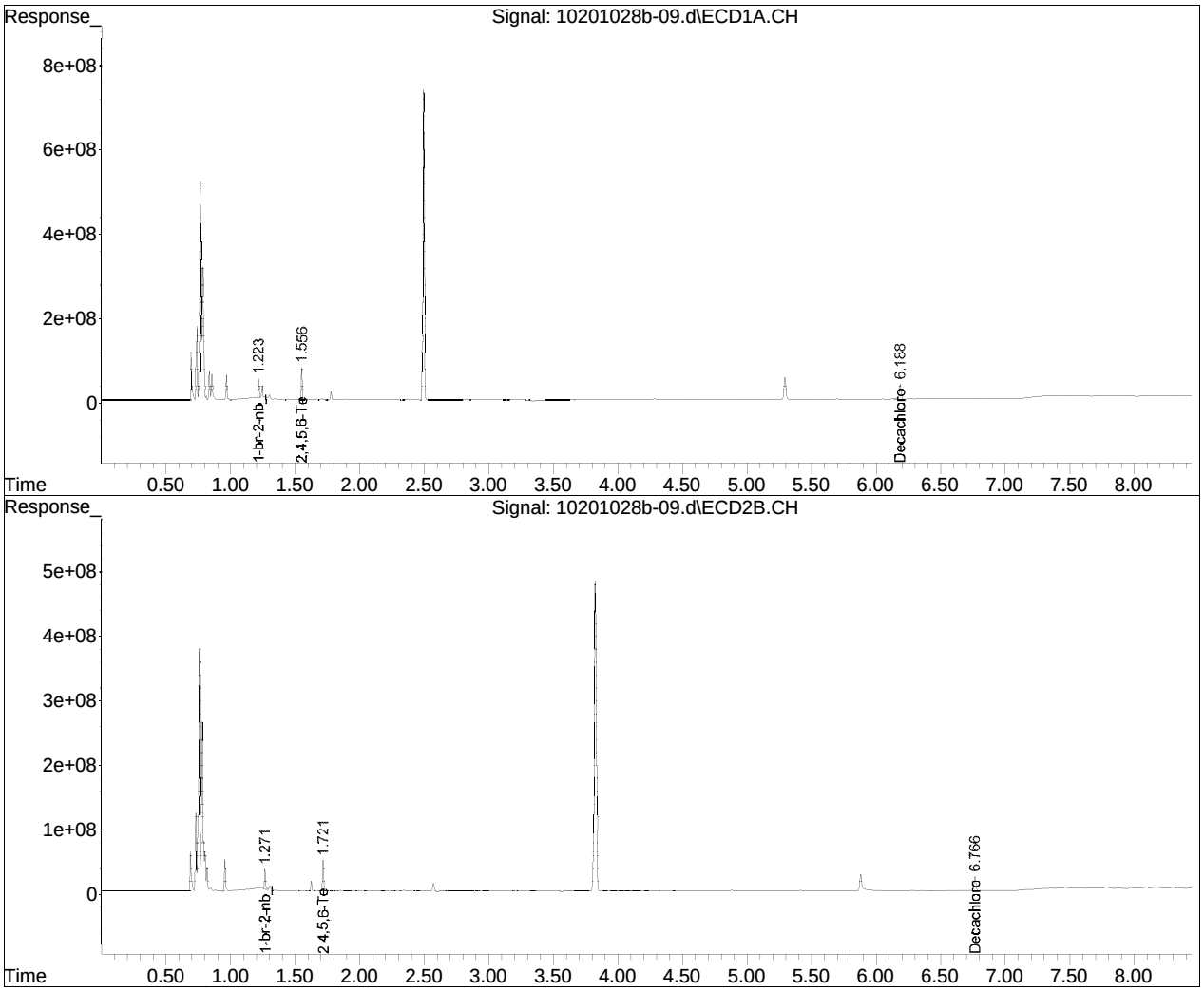

Manual Integration Report

Data Path : I:\Pest10\201028b\
Data File : 10201028b-09.d
Date Inj'd : 10/28/2020 9:40 pm
Sample : L2046791-02,42,,

QMethod : pest10_10_14_20_ugL_ical
Operator : PEST10:bm
Instrument : Pest 10
Quant Date : 10/29/2020 5:39 am

Compound #27: Decachlorobiphenyl

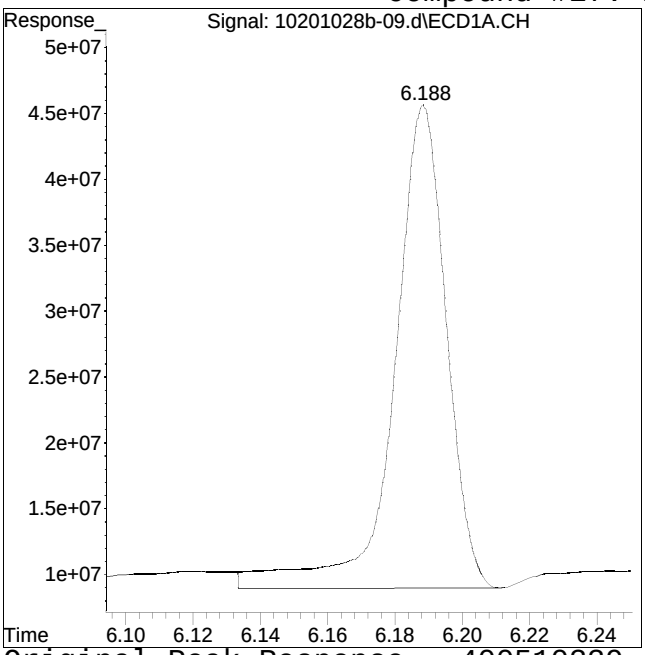

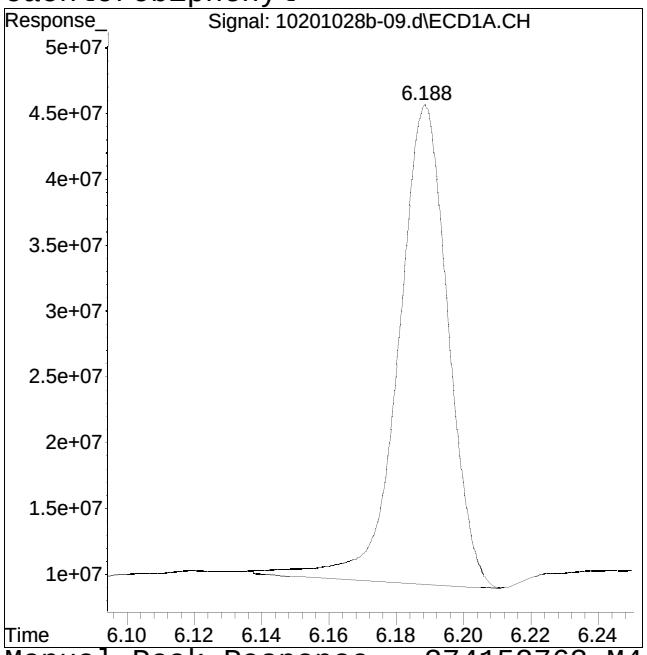

Original Peak Response = 400510339 Manual Peak Response = 374152763 M4
M4 = Poor automated baseline construction.

Quantitation Report (QT Reviewed)

Data Path : I:\Pest10\201028b\
Data File : 10201028b-10.d
Signal(s) : Signal #1: ECD1A.CH Signal #2: ECD2B.CH
Acq On : 28 Oct 2020 9:51 pm
Operator : PEST10:bm
Sample : L2046791-03,42,,
Misc : WG1427765,WG1427069,ical17245 (Sig #1); WG1427765,WG1426947,ical17245 (Sig #2)
ALS Vial : 10 (Sig #1); 0 (Sig #2) Sample Multiplier: 1

Integration File signal 1: autoint1.e
Integration File signal 2: autoint2.e
Quant Time: Oct 29 11:05:01 2020
Quant Method : I:\Pest10\201028b\pest10_10_14_20_ugL_ical17245.m
Quant Title : pest
QLast Update : Wed Oct 28 19:41:49 2020
Response via : Initial Calibration
Integrator: ChemStation 6890 Scale Mode: Large solvent peaks clipped

Volume Inj. :
Signal #1 Phase : Signal #2 Phase:
Signal #1 Info : Signal #2 Info :

CCAL FILE(s) : 1 - I:\Pest10\201028b\10201028b-06.d
Sub List : Default - All compounds listed

	Compound	RT#1	RT#2	Resp#1	Resp#2	ug/l	ug/l
Internal Standards							
1) i	1-br-2-nb_Pe	1.224	1.273	253.3E6	176.5E6	25.000	25.000
	Standard Area 1 : #1 = 250590950				Recovery =	101.07%	
	Standard Area 1 : #2 = 166384510				Recovery =	106.08%	
28) i	1-br-2-nb_Ch	1.224	1.273	253.3E6	176.5E6	25.000	25.000
33) i	1-br-2-nb_To	1.224	1.273	253.3E6	176.5E6	25.000	25.000
System Monitoring Compounds							
2) s	2,4,5,6-Tetr	1.557	1.723	494.0E6	315.6E6	48.359	40.272
	Spiked Amount 50.000	Range 30 - 150			Recovery =	96.72%	80.54%
27) s	Decachlorobi	6.189	6.767	399.3E6	199.6E6	51.316	45.040M4
	Spiked Amount 50.000	Range 30 - 150			Recovery =	102.63%	90.08%
Target Compounds							
4) t	alpha-BHC	0.000	0.000	0	0	N.D. d	N.D. d
5) t	gamma-BHC (l	0.000	0.000	0	0	N.D. d	N.D. d
6) t	beta-BHC	0.000	0.000	0	0	N.D. d	N.D. d
7) t	delta-BHC	0.000	0.000	0	0	N.D. d	N.D. d
8) t	Heptachlor	0.000	0.000	0	0	N.D. d	N.D. d
9) t	Aldrin	0.000	0.000	0	0	N.D. d	N.D. d
14) t	alpha-Chlord	0.000	0.000	0	0	N.D. d	N.D. d
15) t	4,4'-DDE	0.000	0.000	0	0	N.D. d	N.D. d
16) t	Endosulfan I	0.000	0.000	0	0	N.D. d	N.D. d
17) t	Dieldrin	0.000	0.000	0	0	N.D. d	N.D. d
18) t	Endrin	0.000	0.000	0	0	N.D. d	N.D. d
19) t	4,4'-DDD	0.000	0.000	0	0	N.D. d	N.D. d
20) t	Endosulfan I	0.000	0.000	0	0	N.D. d	N.D. d
21) t	4,4'-DDT	0.000	0.000	0	0	N.D. d	N.D. d
25) t	Endosulfan S	0.000	0.000	0	0	N.D. d	N.D. d

SemiQuant Compounds - Not Calibrated on this Instrument

Quantitation Report (QT Reviewed)

Data Path : I:\Pest10\201028b\
Data File : 10201028b-10.d
Signal(s) : Signal #1: ECD1A.CH Signal #2: ECD2B.CH
Acq On : 28 Oct 2020 9:51 pm
Operator : PEST10:bm
Sample : L2046791-03,42,,
Misc : WG1427765,WG1427069,ical17245 (Sig #1); WG1427765,WG1426947,ical17245 (Sig #2)
ALS Vial : 10 (Sig #1); 0 (Sig #2) Sample Multiplier: 1

Integration File signal 1: autoint1.e
Integration File signal 2: autoint2.e
Quant Time: Oct 29 11:05:01 2020
Quant Method : I:\Pest10\201028b\pest10_10_14_20_ugL_ical17245.m
Quant Title : pest
QLast Update : Wed Oct 28 19:41:49 2020
Response via : Initial Calibration
Integrator: ChemStation 6890 Scale Mode: Large solvent peaks clipped

Volume Inj. :
Signal #1 Phase : Signal #2 Phase:
Signal #1 Info : Signal #2 Info :

CCAL FILE(s) : 1 - I:\Pest10\201028b\10201028b-06.d
Sub List : Default - All compounds listed

Compound	RT#1	RT#2	Resp#1	Resp#2	ug/l	ug/l

(f)=RT Delta > 1/2 Window (D)=Amounts differ by > 40% (m)=manual int.
(#)=Recovery Exceeds Compound Acceptance Limits.
(I,C,F) I=Interference, C=Coelluting Calibration Peak, F=Fails CC Criteria.

Sub List : Default - All compounds listedb-06.d••d)

Data Path : I:\Pest10\201028b\
Data File : 10201028b-10.d
Signal(s) : Signal #1: ECD1A.CH Signal #2: ECD2B.CH
Acq On : 28 Oct 2020 9:51 pm
Operator : PEST10:bm
Sample : L2046791-03,42,,
Misc : WG1427765,WG1427069,ical17245 (Sig #1); WG1427765,WG1426947,ical17
ALS Vial : 10 (Sig #1); 0 (Sig #2) Sample Multiplier: 1

Integration File signal 1: autoint1.e
Integration File signal 2: autoint2.e
Quant Time: Oct 29 11:05:01 2020
Quant Method : I:\Pest10\201028b\pest10_10_14_20_ugL_ical17245.m
Quant Title : pest
QLast Update : Wed Oct 28 19:41:49 2020
Response via : Initial Calibration
Integrator: ChemStation 6890 Scale Mode: Large solvent peaks clipped

Volume Inj. :
Signal #1 Phase : Signal #2 Phase:
Signal #1 Info : Signal #2 Info :

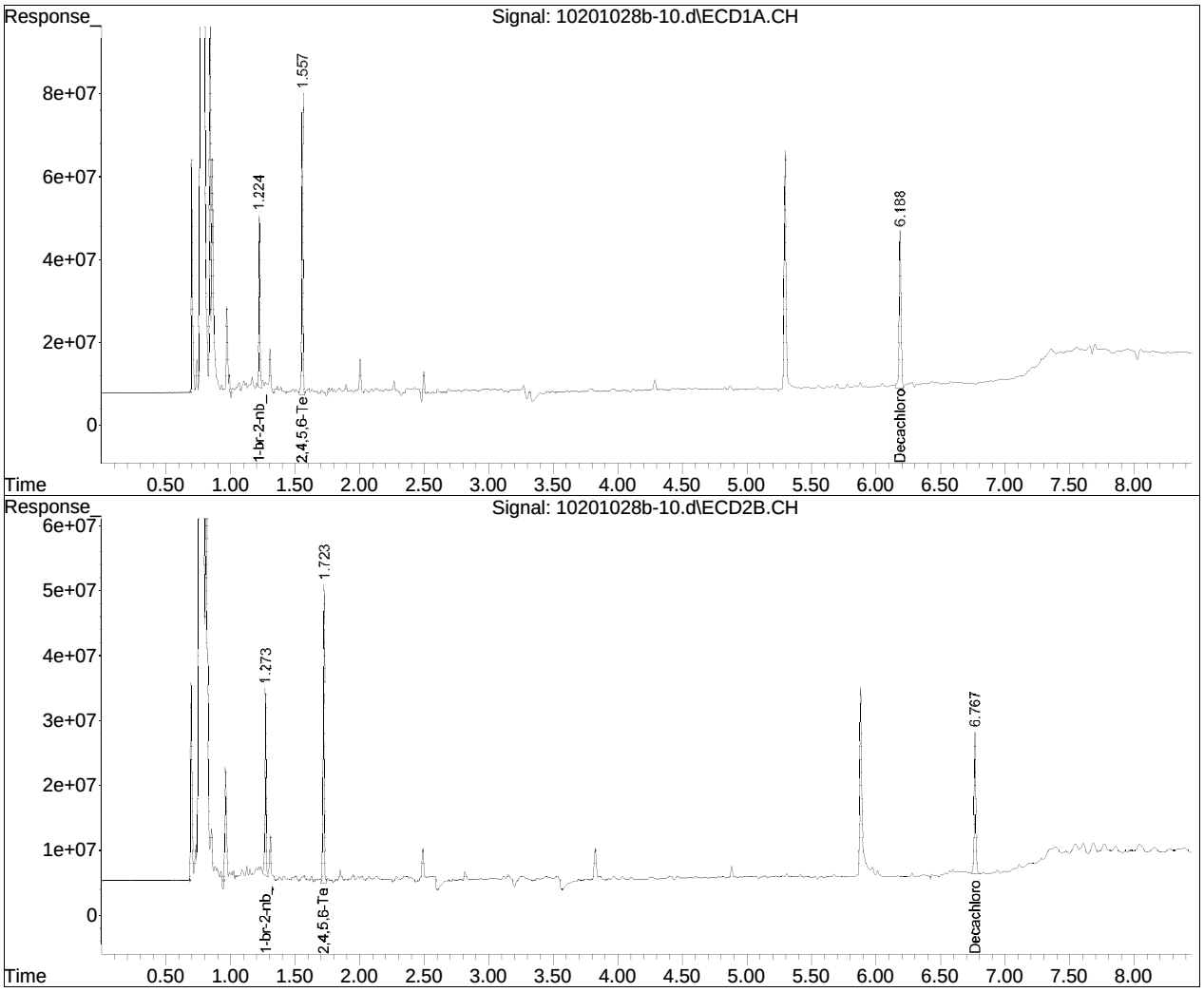

Manual Integration Report

Data Path : I:\Pest10\201028b\
Data File : 10201028b-10.d
Date Inj'd : 10/28/2020 9:51 pm
Sample : L2046791-03,42,,

QMethod : pest10_10_14_20_ugL_ical
Operator : PEST10:bm
Instrument : Pest 10
Quant Date : 10/29/2020 5:39 am

Compound #65: Decachlorobiphenyl #2

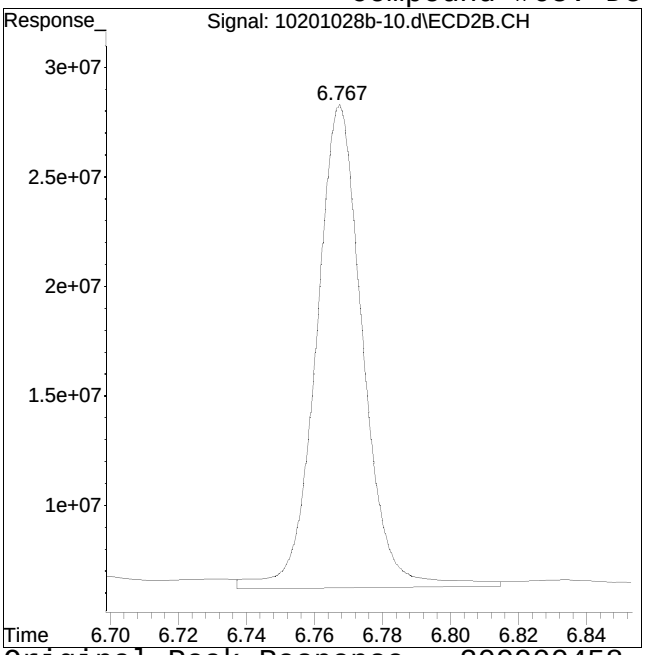

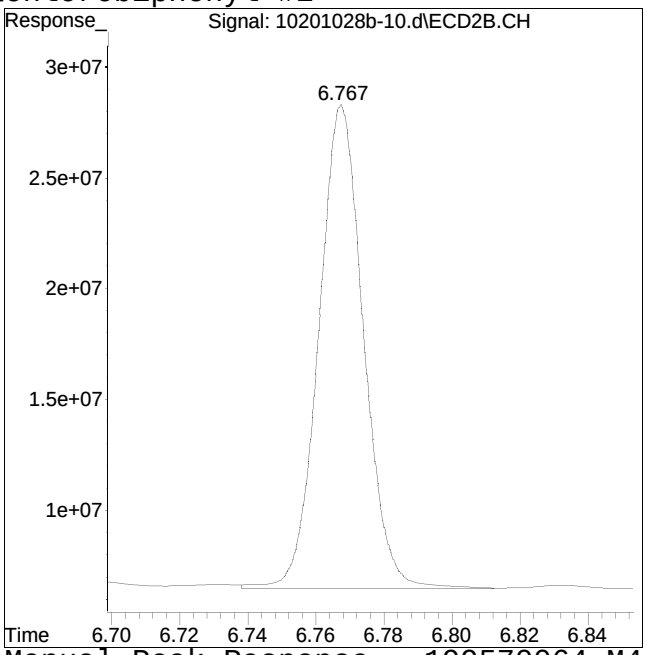

Original Peak Response = 209900458 Manual Peak Response = 199570064 M4
M4 = Poor automated baseline construction.

Quantitation Report (QT Reviewed)

Data Path : I:\Pest10\201028b\
Data File : 10201028b-11.d
Signal(s) : Signal #1: ECD1A.CH Signal #2: ECD2B.CH
Acq On : 28 Oct 2020 10:03 pm
Operator : PEST10:bm
Sample : L2046791-04,42,,
Misc : WG1427765,WG1427069,ical17245
ALS Vial : 11 (Sig #1); 0 (Sig #2) Sample Multiplier: 1

Integration File signal 1: autoint1.e
Integration File signal 2: autoint2.e
Quant Time: Oct 29 11:07:42 2020
Quant Method : I:\Pest10\201028b\pest10_10_14_20_ugL_ical17245.m
Quant Title : pest
QLast Update : Wed Oct 28 19:41:49 2020
Response via : Initial Calibration
Integrator: ChemStation 6890 Scale Mode: Large solvent peaks clipped

Volume Inj. :
Signal #1 Phase : Signal #2 Phase:
Signal #1 Info : Signal #2 Info :

CCAL FILE(s) : 1 - I:\Pest10\201028b\10201028b-06.d
Sub List : Default - All compounds listed

Compound	RT#1	RT#2	Resp#1	Resp#2	ug/l	ug/l
Internal Standards						
1) i 1-br-2-nb_Pe	1.223	1.272	246.9E6	172.3E6	25.000	25.000
Standard Area 1 : #1 = 250590950				Recovery =	98.53%	
Standard Area 1 : #2 = 166384510				Recovery =	103.54%	
28) i 1-br-2-nb_Ch	1.223	1.272	246.9E6	172.3E6	25.000	25.000
33) i 1-br-2-nb_To	1.223	1.272	246.9E6	172.3E6	25.000	25.000
System Monitoring Compounds						
2) s 2,4,5,6-Tetr	1.556	1.723	497.6E6	317.7E6	50.009	41.533
Spiked Amount	50.000	Range 30 - 150		Recovery =	100.02%	83.07%
27) s Decachlorobi	6.188	6.767	431.3E6	215.4E6	56.960	49.899
Spiked Amount	50.000	Range 30 - 150		Recovery =	113.92%	99.80%
Target Compounds						
4) t alpha-BHC	0.000	0.000	0	0	N.D. d	N.D. d
5) t gamma-BHC (l	0.000	0.000	0	0	N.D. d	N.D. d
6) t beta-BHC	0.000	0.000	0	0	N.D. d	N.D. d
7) t delta-BHC	0.000	0.000	0	0	N.D. d	N.D. d
8) t Heptachlor	0.000	0.000	0	0	N.D. d	N.D. d
9) t Aldrin	0.000	0.000	0	0	N.D. d	N.D. d
14) t alpha-Chlord	0.000	0.000	0	0	N.D. d	N.D. d
15) t 4,4'-DDE	0.000	0.000	0	0	N.D. d	N.D. d
16) t Endosulfan I	0.000	0.000	0	0	N.D. d	N.D. d
17) t Dieldrin	0.000	0.000	0	0	N.D. d	N.D. d
18) t Endrin	0.000	0.000	0	0	N.D. d	N.D. d
19) t 4,4'-DDD	0.000	0.000	0	0	N.D. d	N.D. d
20) t Endosulfan I	0.000	0.000	0	0	N.D. d	N.D. d
21) t 4,4'-DDT	0.000	0.000	0	0	N.D. d	N.D. d
25) t Endosulfan S	0.000	0.000	0	0	N.D. d	N.D. d
SemiQuant Compounds - Not Calibrated on this Instrument						

Quantitation Report (QT Reviewed)

Data Path : I:\Pest10\201028b\
Data File : 10201028b-11.d
Signal(s) : Signal #1: ECD1A.CH Signal #2: ECD2B.CH
Acq On : 28 Oct 2020 10:03 pm
Operator : PEST10:bm
Sample : L2046791-04,42,,
Misc : WG1427765,WG1427069,ical17245
ALS Vial : 11 (Sig #1); 0 (Sig #2) Sample Multiplier: 1

Integration File signal 1: autoint1.e
Integration File signal 2: autoint2.e
Quant Time: Oct 29 11:07:42 2020
Quant Method : I:\Pest10\201028b\pest10_10_14_20_ugL_ical17245.m
Quant Title : pest
QLast Update : Wed Oct 28 19:41:49 2020
Response via : Initial Calibration
Integrator: ChemStation 6890 Scale Mode: Large solvent peaks clipped

Volume Inj. :
Signal #1 Phase : Signal #2 Phase:
Signal #1 Info : Signal #2 Info :

CCAL FILE(s) : 1 - I:\Pest10\201028b\10201028b-06.d
Sub List : Default - All compounds listed

Compound	RT#1	RT#2	Resp#1	Resp#2	ug/l	ug/l

(f)=RT Delta > 1/2 Window (D)=Amounts differ by > 40% (m)=manual int.
(#)=Recovery Exceeds Compound Acceptance Limits.
(I,C,F) I=Interference, C=Coelluting Calibration Peak, F=Fails CC Criteria.

Sub List : Default - All compounds listedb-06.d••d)

Data Path : I:\Pest10\201028b\
Data File : 10201028b-11.d
Signal(s) : Signal #1: ECD1A.CH Signal #2: ECD2B.CH
Acq On : 28 Oct 2020 10:03 pm
Operator : PEST10:bm
Sample : L2046791-04,42,,
Misc : WG1427765,WG1427069,ical17245
ALS Vial : 11 (Sig #1); 0 (Sig #2) Sample Multiplier: 1

Integration File signal 1: autoint1.e
Integration File signal 2: autoint2.e
Quant Time: Oct 29 11:07:42 2020
Quant Method : I:\Pest10\201028b\pest10_10_14_20_ugL_ical17245.m
Quant Title : pest
QLast Update : Wed Oct 28 19:41:49 2020
Response via : Initial Calibration
Integrator: ChemStation 6890 Scale Mode: Large solvent peaks clipped

Volume Inj. :
Signal #1 Phase : Signal #2 Phase:
Signal #1 Info : Signal #2 Info :

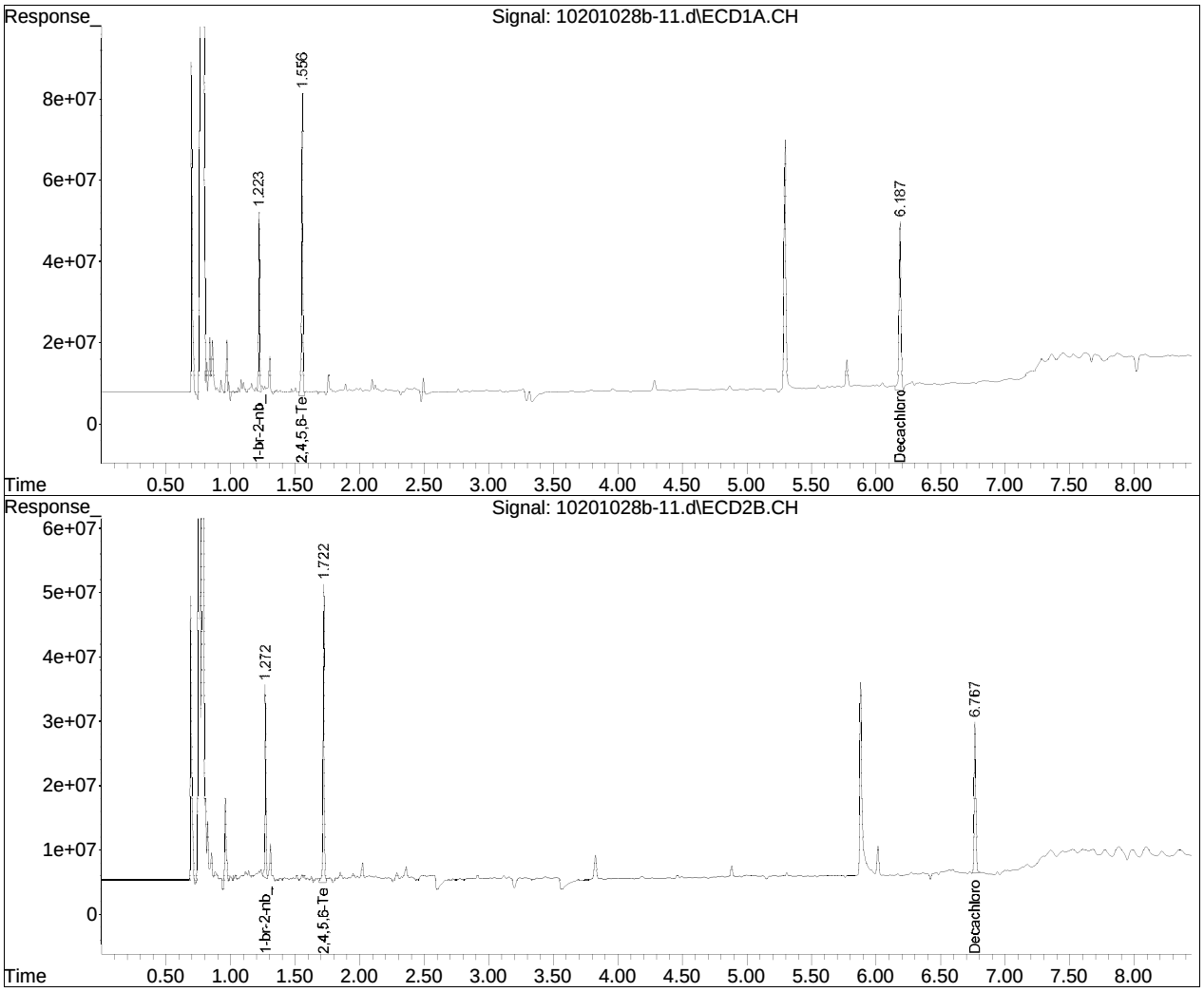

Manual Integration Report

Data Path	: I:\Pest10\201028b\	QMethod	: pest10_10_14_20_ugL_ical
Data File	: 10201028b-11.d	Operator	: PEST10:bm
Date Inj'd	: 10/28/2020 10:03 pm	Instrument	: Pest 10
Sample	: L2046791-04,42,,	Quant Date	: 10/29/2020 5:39 am

There are no manual integrations or false positives in this file.

Quantitation Report (QT Reviewed)

Data Path : I:\Pest10\201028b\
Data File : 10201028b-12.d
Signal(s) : Signal #1: ECD1A.CH Signal #2: ECD2B.CH
Acq On : 28 Oct 2020 10:14 pm
Operator : PEST10:bm
Sample : L2046791-05,42,,
Misc : WG1427765,WG1427069,ical17245
ALS Vial : 12 (Sig #1); 0 (Sig #2) Sample Multiplier: 1

Integration File signal 1: autoint1.e
Integration File signal 2: autoint2.e
Quant Time: Oct 29 11:11:06 2020
Quant Method : I:\Pest10\201028b\pest10_10_14_20_ugL_ical17245.m
Quant Title : pest
QLast Update : Wed Oct 28 19:41:49 2020
Response via : Initial Calibration
Integrator: ChemStation 6890 Scale Mode: Large solvent peaks clipped

Volume Inj. :
Signal #1 Phase : Signal #2 Phase:
Signal #1 Info : Signal #2 Info :

CCAL FILE(s) : 1 - I:\Pest10\201028b\10201028b-06.d
Sub List : Default - All compounds listed

	Compound	RT#1	RT#2	Resp#1	Resp#2	ug/l	ug/l
Internal Standards							
1) i	1-br-2-nb_Pe	1.223	1.272	225.5E6	138.2E6	25.000	25.000M4
	Standard Area 1 : #1 = 250590950				Recovery =	89.98%	
	Standard Area 1 : #2 = 166384510				Recovery =	83.03%	
28) i	1-br-2-nb_Ch	1.223	1.272	225.5E6	138.2E6	25.000	25.000M4
33) i	1-br-2-nb_To	1.223	1.272	225.5E6	138.2E6	25.000	25.000M4
System Monitoring Compounds							
2) s	2,4,5,6-Tetr	1.556	1.723	436.2E6	282.9E6	47.952	46.124
	Spiked Amount	50.000	Range 30 - 150		Recovery =	95.90%	92.25%
27) s	Decachlorobi	6.188	6.768	402.2E6	203.8E6	58.186	59.025
	Spiked Amount	50.000	Range 30 - 150		Recovery =	116.37%	118.05%
Target Compounds							
4) t	alpha-BHC	0.000	0.000	0	0	N.D. d	N.D. d
5) t	gamma-BHC (l	0.000	0.000	0	0	N.D. d	N.D. d
6) t	beta-BHC	0.000	0.000	0	0	N.D. d	N.D. d
7) t	delta-BHC	0.000	0.000	0	0	N.D. d	N.D. d
8) t	Heptachlor	0.000	0.000	0	0	N.D. d	N.D. d
9) t	Aldrin	0.000	0.000	0	0	N.D. d	N.D. d
14) t	alpha-Chlord	0.000	0.000	0	0	N.D. d	N.D. d
15) t	4,4'-DDE	0.000	0.000	0	0	N.D. d	N.D. d
16) t	Endosulfan I	0.000	0.000	0	0	N.D. d	N.D.
17) t	Dieldrin	0.000	0.000	0	0	N.D. d	N.D. d
18) t	Endrin	0.000	0.000	0	0	N.D. d	N.D.
19) t	4,4'-DDD	0.000	0.000	0	0	N.D. d	N.D. d
20) t	Endosulfan I	0.000	0.000	0	0	N.D. d	N.D.
21) t	4,4'-DDT	0.000	0.000	0	0	N.D. d	N.D. d
25) t	Endosulfan S	0.000	0.000	0	0	N.D. d	N.D. d

SemiQuant Compounds - Not Calibrated on this Instrument

Quantitation Report (QT Reviewed)

Data Path : I:\Pest10\201028b\
Data File : 10201028b-12.d
Signal(s) : Signal #1: ECD1A.CH Signal #2: ECD2B.CH
Acq On : 28 Oct 2020 10:14 pm
Operator : PEST10:bm
Sample : L2046791-05,42,,
Misc : WG1427765,WG1427069,ical17245
ALS Vial : 12 (Sig #1); 0 (Sig #2) Sample Multiplier: 1

Integration File signal 1: autoint1.e
Integration File signal 2: autoint2.e
Quant Time: Oct 29 11:11:06 2020
Quant Method : I:\Pest10\201028b\pest10_10_14_20_ugL_ical17245.m
Quant Title : pest
QLast Update : Wed Oct 28 19:41:49 2020
Response via : Initial Calibration
Integrator: ChemStation 6890 Scale Mode: Large solvent peaks clipped

Volume Inj. :
Signal #1 Phase : Signal #2 Phase:
Signal #1 Info : Signal #2 Info :

CCAL FILE(s) : 1 - I:\Pest10\201028b\10201028b-06.d
Sub List : Default - All compounds listed

Compound	RT#1	RT#2	Resp#1	Resp#2	ug/l	ug/l

(f)=RT Delta > 1/2 Window (D)=Amounts differ by > 40% (m)=manual int.
(#)=Recovery Exceeds Compound Acceptance Limits.
(I,C,F) I=Interference, C=Coelluting Calibration Peak, F=Fails CC Criteria.

Sub List : Default - All compounds listedb-06.d••d)

Data Path : I:\Pest10\201028b\
Data File : 10201028b-12.d
Signal(s) : Signal #1: ECD1A.CH Signal #2: ECD2B.CH
Acq On : 28 Oct 2020 10:14 pm
Operator : PEST10:bm
Sample : L2046791-05,42,,
Misc : WG1427765,WG1427069,ical17245
ALS Vial : 12 (Sig #1); 0 (Sig #2) Sample Multiplier: 1

Integration File signal 1: autoint1.e
Integration File signal 2: autoint2.e
Quant Time: Oct 29 11:11:06 2020
Quant Method : I:\Pest10\201028b\pest10_10_14_20_ugL_ical17245.m
Quant Title : pest
QLast Update : Wed Oct 28 19:41:49 2020
Response via : Initial Calibration
Integrator: ChemStation 6890 Scale Mode: Large solvent peaks clipped

Volume Inj. :
Signal #1 Phase : Signal #2 Phase:
Signal #1 Info : Signal #2 Info :

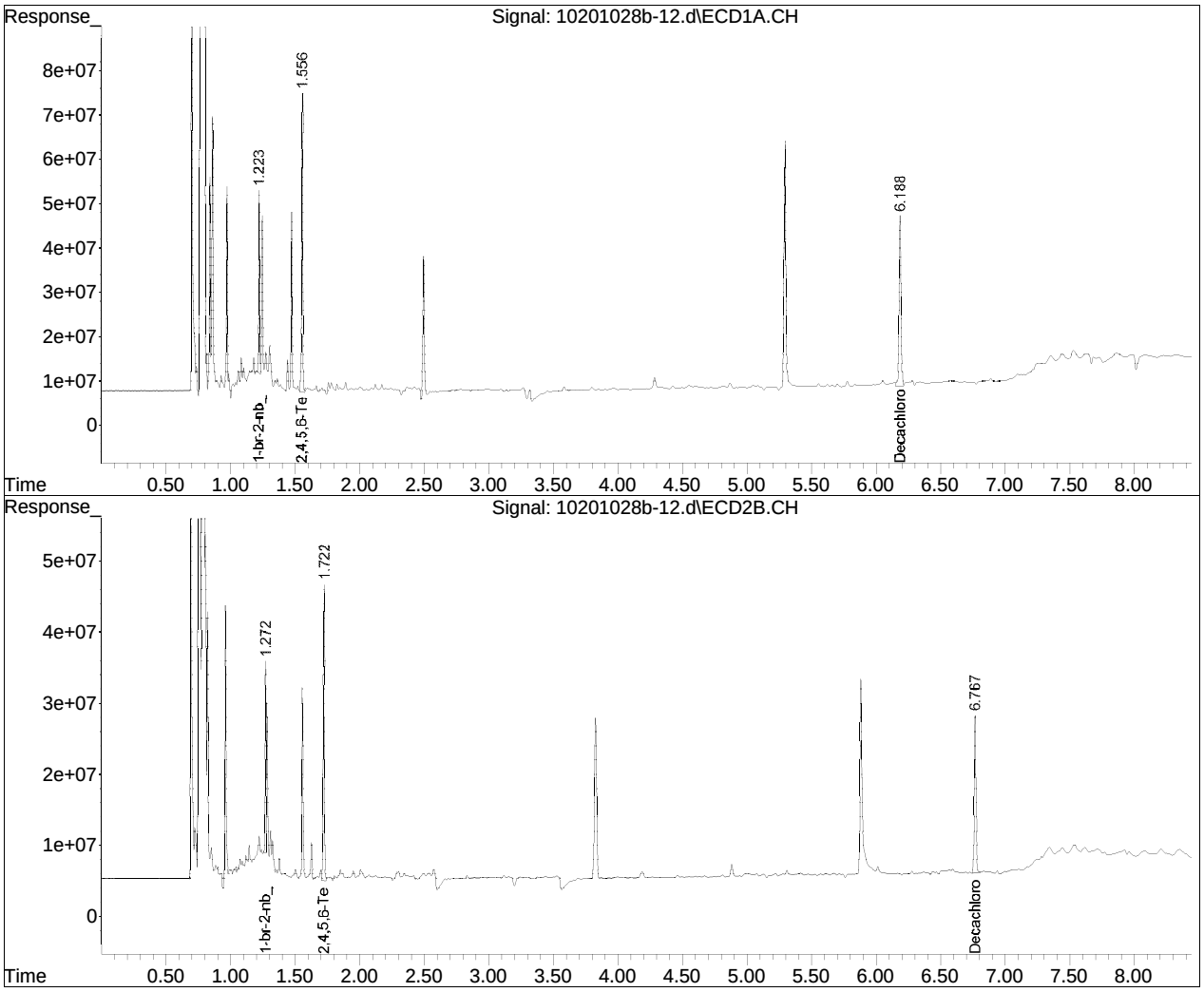

Manual Integration Report

Data Path : I:\Pest10\201028b\
Data File : 10201028b-12.d
Date Inj'd : 10/28/2020 10:14 pm
Sample : L2046791-05,42,,

QMethod : pest10_10_14_20_ugL_ical
Operator : PEST10:bm
Instrument : Pest 10
Quant Date : 10/29/2020 5:39 am

Compound #39: 1-br-2-nb_Pesticides #2

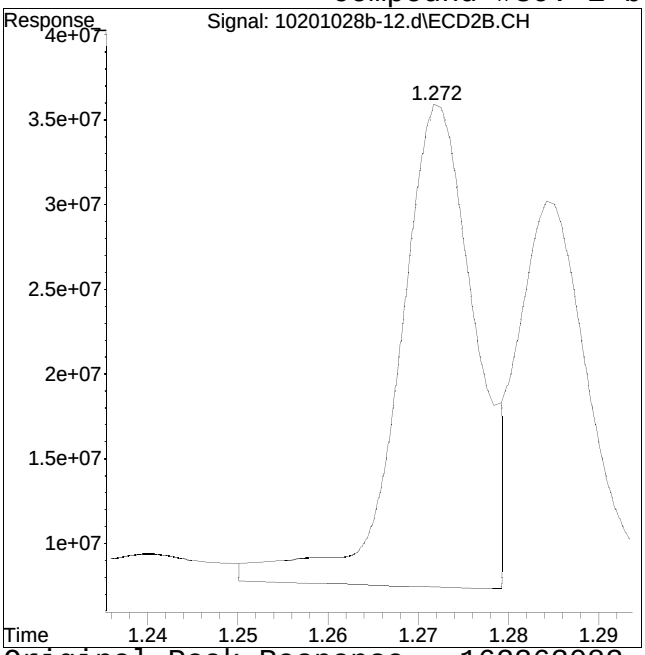

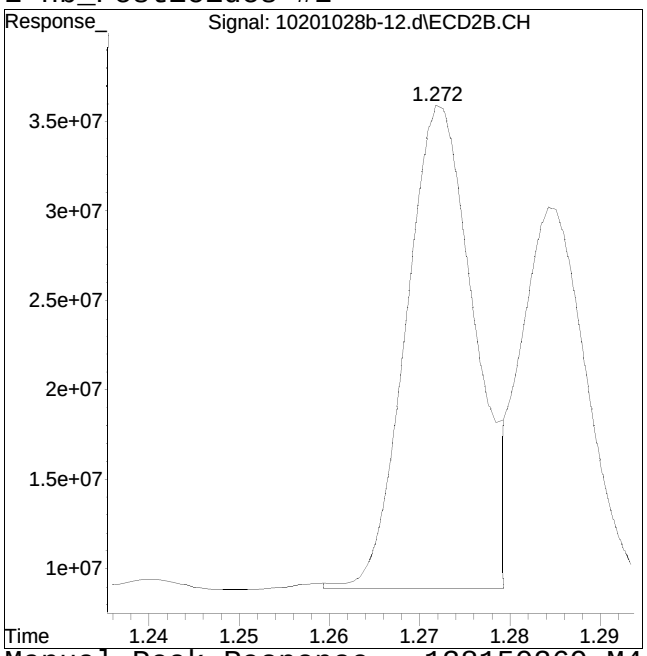

Original Peak Response = 162363083 Manual Peak Response = 138150269 M4
M4 = Poor automated baseline construction.

Manual Integration Report

Data Path : I:\Pest10\201028b\
Data File : 10201028b-12.d
Date Inj'd : 10/28/2020 10:14 pm
Sample : L2046791-05,42,,

QMethod : pest10_10_14_20_ugL_ical
Operator : PEST10:bm
Instrument : Pest 10
Quant Date : 10/29/2020 5:39 am

Compound #66: 1-br-2-nb_Chlordane #2

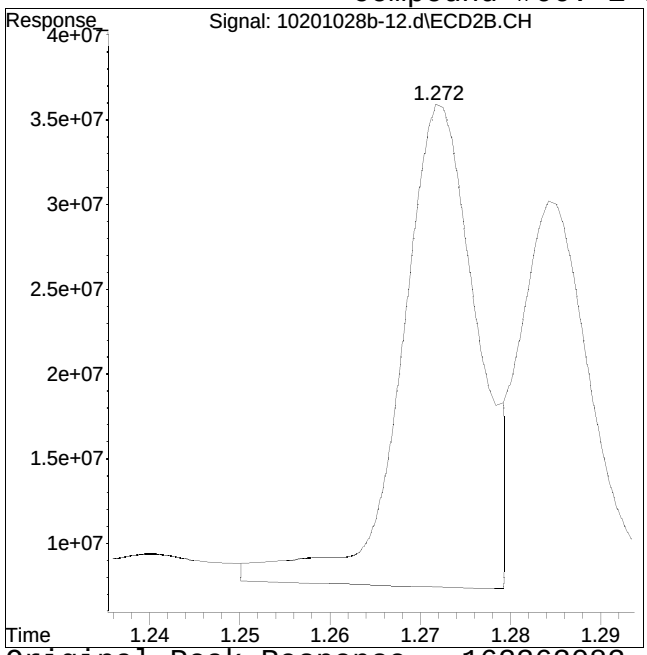

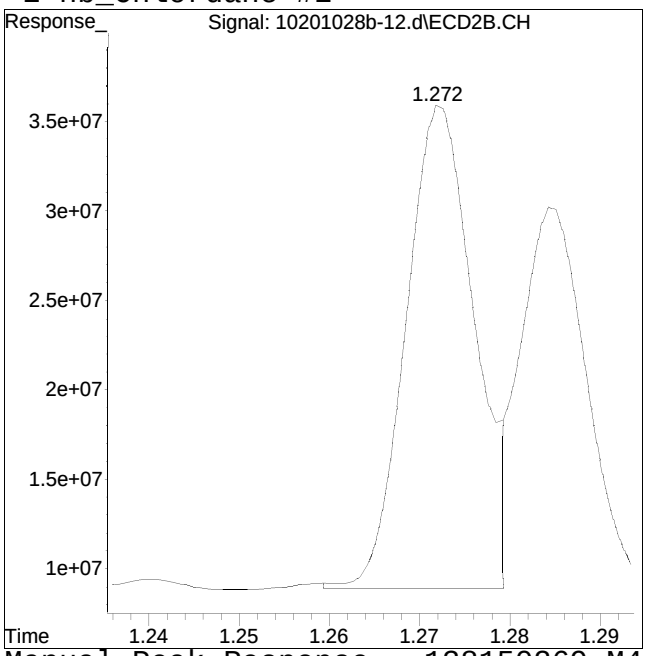

Original Peak Response = 162363083 Manual Peak Response = 138150269 M4
M4 = Poor automated baseline construction.

Manual Integration Report

Data Path : I:\Pest10\201028b\
Data File : 10201028b-12.d
Date Inj'd : 10/28/2020 10:14 pm
Sample : L2046791-05,42,,

QMethod : pest10_10_14_20_ugL_ical
Operator : PEST10:bm
Instrument : Pest 10
Quant Date : 10/29/2020 5:39 am

Compound #71: 1-br-2-nb_Toxaphene #2

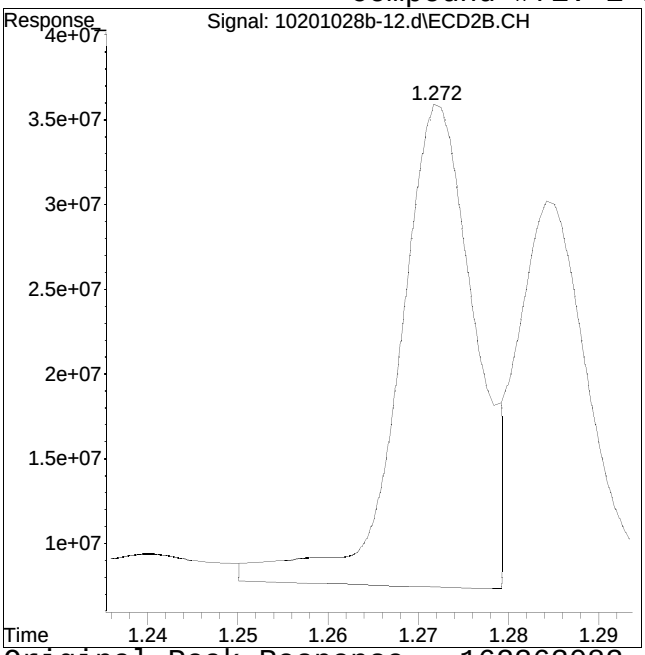

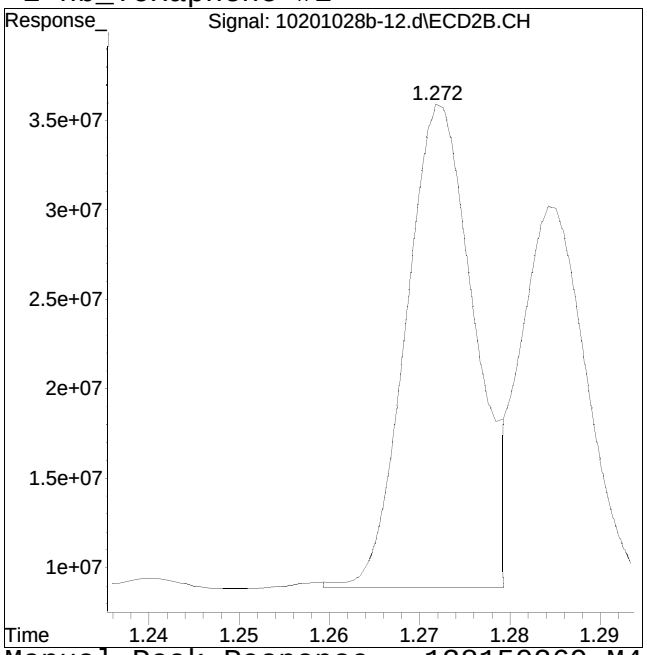

Original Peak Response = 162363083 Manual Peak Response = 138150269 M4
M4 = Poor automated baseline construction.

Quantitation Report (QT Reviewed)

Data Path : I:\Pest10\201028b\
Data File : 10201028b-13.d
Signal(s) : Signal #1: ECD1A.CH Signal #2: ECD2B.CH
Acq On : 28 Oct 2020 10:26 pm
Operator : PEST10:bm
Sample : L2046791-06,42,,
Misc : WG1427765,WG1427069,ical17245
ALS Vial : 13 (Sig #1); 0 (Sig #2) Sample Multiplier: 1

Integration File signal 1: autoint1.e
Integration File signal 2: autoint2.e
Quant Time: Oct 29 11:12:01 2020
Quant Method : I:\Pest10\201028b\pest10_10_14_20_ugL_ical17245.m
Quant Title : pest
QLast Update : Wed Oct 28 19:41:49 2020
Response via : Initial Calibration
Integrator: ChemStation 6890 Scale Mode: Large solvent peaks clipped

Volume Inj. :
Signal #1 Phase : Signal #2 Phase:
Signal #1 Info : Signal #2 Info :

CCAL FILE(s) : 1 - I:\Pest10\201028b\10201028b-06.d
Sub List : Default - All compounds listed

	Compound	RT#1	RT#2	Resp#1	Resp#2	ug/l	ug/l
Internal Standards							
1) i	1-br-2-nb_Pe	1.223	1.272	235.3E6	163.5E6	25.000	25.000
	Standard Area 1 : #1 = 250590950				Recovery =	93.88%	
	Standard Area 1 : #2 = 166384510				Recovery =	98.24%	
28) i	1-br-2-nb_Ch	1.223	1.272	235.3E6	163.5E6	25.000	25.000
33) i	1-br-2-nb_To	1.223	1.272	235.3E6	163.5E6	25.000	25.000
System Monitoring Compounds							
2) s	2,4,5,6-Tetr	1.556	1.723	402.9E6	259.5E6	42.304	35.759
	Spiked Amount 50.000	Range 30 - 150			Recovery =	84.61%	71.52%
27) s	Decachlorobi	6.188	6.768	393.1E6	193.0E6	54.441	47.084
	Spiked Amount 50.000	Range 30 - 150			Recovery =	108.88%	94.17%
Target Compounds							
4) t	alpha-BHC	0.000	0.000	0	0	N.D. d	N.D. d
5) t	gamma-BHC (l	0.000	0.000	0	0	N.D. d	N.D. d
6) t	beta-BHC	0.000	0.000	0	0	N.D. d	N.D. d
7) t	delta-BHC	0.000	0.000	0	0	N.D. d	N.D. d
8) t	Heptachlor	0.000	0.000	0	0	N.D. d	N.D. d
9) t	Aldrin	0.000	0.000	0	0	N.D. d	N.D. d
14) t	alpha-Chlord	0.000	0.000	0	0	N.D. d	N.D. d
15) t	4,4'-DDE	0.000	0.000	0	0	N.D. d	N.D. d
16) t	Endosulfan I	0.000	0.000	0	0	N.D. d	N.D. d
17) t	Dieldrin	0.000	0.000	0	0	N.D. d	N.D. d
18) t	Endrin	0.000	0.000	0	0	N.D. d	N.D. d
19) t	4,4'-DDD	0.000	0.000	0	0	N.D. d	N.D. d
20) t	Endosulfan I	0.000	0.000	0	0	N.D. d	N.D. d
21) t	4,4'-DDT	0.000	0.000	0	0	N.D. d	N.D. d
25) t	Endosulfan S	0.000	0.000	0	0	N.D. d	N.D. d
SemiQuant Compounds - Not Calibrated on this Instrument							

Quantitation Report (QT Reviewed)

Data Path : I:\Pest10\201028b\
Data File : 10201028b-13.d
Signal(s) : Signal #1: ECD1A.CH Signal #2: ECD2B.CH
Acq On : 28 Oct 2020 10:26 pm
Operator : PEST10:bm
Sample : L2046791-06,42,,
Misc : WG1427765,WG1427069,ical17245
ALS Vial : 13 (Sig #1); 0 (Sig #2) Sample Multiplier: 1

Integration File signal 1: autoint1.e
Integration File signal 2: autoint2.e
Quant Time: Oct 29 11:12:01 2020
Quant Method : I:\Pest10\201028b\pest10_10_14_20_ugL_ical17245.m
Quant Title : pest
QLast Update : Wed Oct 28 19:41:49 2020
Response via : Initial Calibration
Integrator: ChemStation 6890 Scale Mode: Large solvent peaks clipped

Volume Inj. :
Signal #1 Phase : Signal #2 Phase:
Signal #1 Info : Signal #2 Info :

CCAL FILE(s) : 1 - I:\Pest10\201028b\10201028b-06.d
Sub List : Default - All compounds listed

Compound	RT#1	RT#2	Resp#1	Resp#2	ug/l	ug/l

(f)=RT Delta > 1/2 Window (D)=Amounts differ by > 40% (m)=manual int.
(#)=Recovery Exceeds Compound Acceptance Limits.
(I,C,F) I=Interference, C=Coelluting Calibration Peak, F=Fails CC Criteria.

Sub List : Default - All compounds listedb-06.d••d)

Data Path : I:\Pest10\201028b\
Data File : 10201028b-13.d
Signal(s) : Signal #1: ECD1A.CH Signal #2: ECD2B.CH
Acq On : 28 Oct 2020 10:26 pm
Operator : PEST10:bm
Sample : L2046791-06,42,,
Misc : WG1427765,WG1427069,ical17245
ALS Vial : 13 (Sig #1); 0 (Sig #2) Sample Multiplier: 1

Integration File signal 1: autoint1.e
Integration File signal 2: autoint2.e
Quant Time: Oct 29 11:12:01 2020
Quant Method : I:\Pest10\201028b\pest10_10_14_20_ugL_ical17245.m
Quant Title : pest
QLast Update : Wed Oct 28 19:41:49 2020
Response via : Initial Calibration
Integrator: ChemStation 6890 Scale Mode: Large solvent peaks clipped

Volume Inj. :
Signal #1 Phase : Signal #2 Phase:
Signal #1 Info : Signal #2 Info :

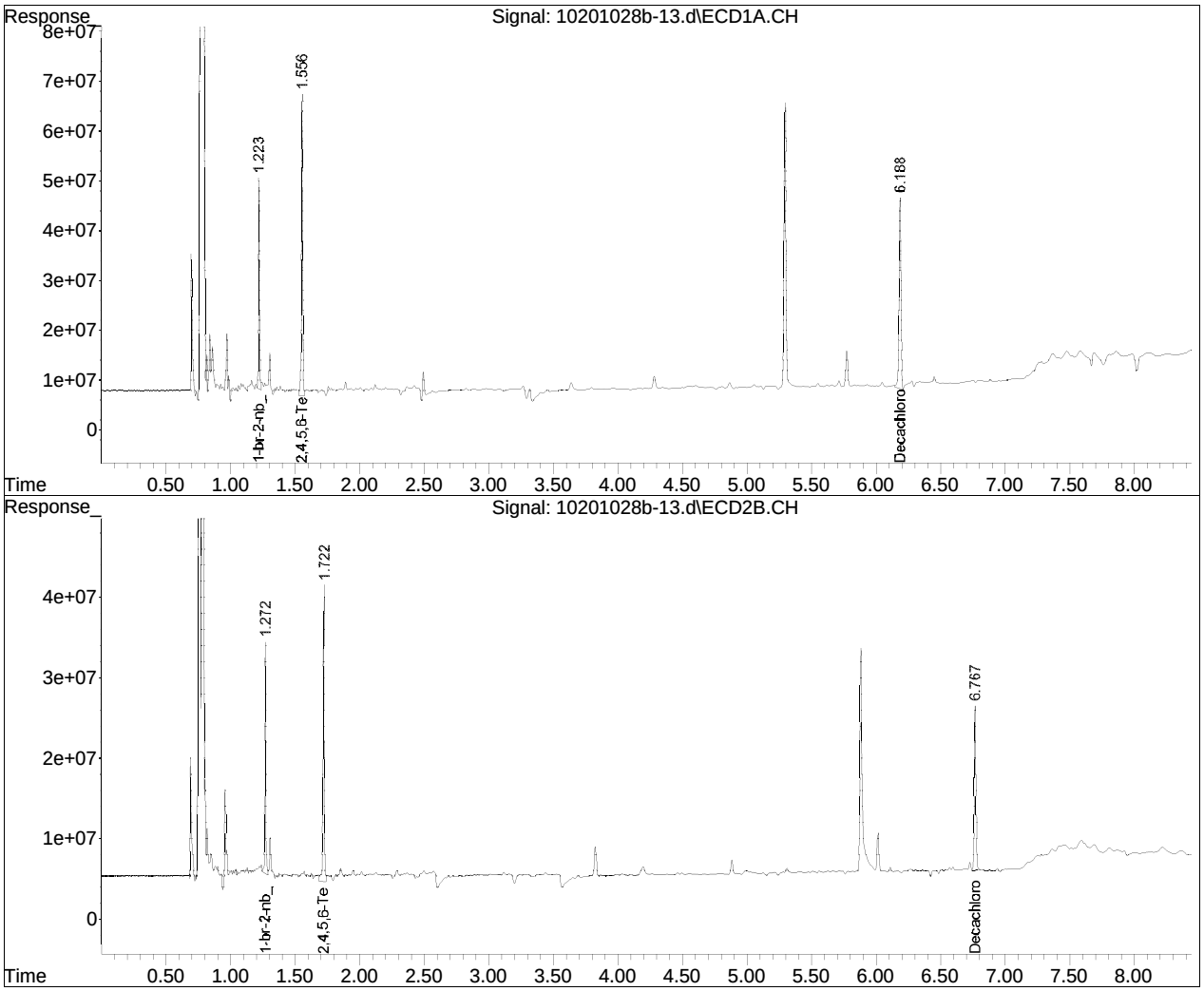

Manual Integration Report

Data Path	: I:\Pest10\201028b\	QMethod	: pest10_10_14_20_ugL_ical
Data File	: 10201028b-13.d	Operator	: PEST10:bm
Date Inj'd	: 10/28/2020 10:26 pm	Instrument	: Pest 10
Sample	: L2046791-06,42,,	Quant Date	: 10/29/2020 5:40 am

There are no manual integrations or false positives in this file.

Quantitation Report (QT Reviewed)

Data Path : I:\Pest10\201028b\
Data File : 10201028b-14.d
Signal(s) : Signal #1: ECD1A.CH Signal #2: ECD2B.CH
Acq On : 28 Oct 2020 10:37 pm
Operator : PEST10:bm
Sample : L2046791-07,42,,
Misc : WG1427765,WG1427069,ical17245
ALS Vial : 14 (Sig #1); 0 (Sig #2) Sample Multiplier: 1

Integration File signal 1: autoint1.e
Integration File signal 2: autoint2.e
Quant Time: Oct 29 11:13:34 2020
Quant Method : I:\Pest10\201028b\pest10_10_14_20_ugL_ical17245.m
Quant Title : pest
QLast Update : Wed Oct 28 19:41:49 2020
Response via : Initial Calibration
Integrator: ChemStation 6890 Scale Mode: Large solvent peaks clipped

Volume Inj. :
Signal #1 Phase : Signal #2 Phase:
Signal #1 Info : Signal #2 Info :

CCAL FILE(s) : 1 - I:\Pest10\201028b\10201028b-06.d
Sub List : Default - All compounds listed

	Compound	RT#1	RT#2	Resp#1	Resp#2	ug/l	ug/l
Internal Standards							
1) i	1-br-2-nb_Pe	1.223	1.272	197.7E6	151.0E6	25.000	25.000
	Standard Area 1 : #1 = 250590950				Recovery =	78.89%	
	Standard Area 1 : #2 = 166384510				Recovery =	90.74%	
28) i	1-br-2-nb_Ch	1.223	1.272	197.7E6	151.0E6	25.000	25.000
33) i	1-br-2-nb_To	1.223	1.272	197.7E6	151.0E6	25.000	25.000
System Monitoring Compounds							
2) s	2,4,5,6-Tetr	1.556	1.723	418.5E6	259.3E6	52.598	38.678
	Spiked Amount 50.000	Range 30 - 150			Recovery =	105.20%	77.36%
27) s	Decachlorobi	6.188	6.762	250.8E6	556.9E6	41.094M4	148.979
	Spiked Amount 50.000	Range 30 - 150			Recovery =	82.19%	297.96%#
Target Compounds							
4) t	alpha-BHC	0.000	0.000	0	0	N.D. d	N.D. d
5) t	gamma-BHC (l	0.000	0.000	0	0	N.D. d	N.D. d
6) t	beta-BHC	0.000	0.000	0	0	N.D. d	N.D. d
7) t	delta-BHC	0.000	0.000	0	0	N.D. d	N.D. d
8) t	Heptachlor	0.000	0.000	0	0	N.D. d	N.D. d
9) t	Aldrin	0.000	0.000	0	0	N.D. d	N.D. d
14) t	alpha-Chlord	0.000	0.000	0	0	N.D. d	N.D. d
15) t	4,4'-DDE	0.000	0.000	0	0	N.D. d	N.D. d
16) t	Endosulfan I	0.000	0.000	0	0	N.D. d	N.D. d
17) t	Dieldrin	0.000	0.000	0	0	N.D. d	N.D. d
18) t	Endrin	0.000	0.000	0	0	N.D. d	N.D. d
19) t	4,4'-DDD	0.000	0.000	0	0	N.D. d	N.D. d
20) t	Endosulfan I	0.000	0.000	0	0	N.D. d	N.D. d
21) t	4,4'-DDT	0.000	0.000	0	0	N.D. d	N.D. d
25) t	Endosulfan S	0.000	0.000	0	0	N.D. d	N.D. d
SemiQuant Compounds - Not Calibrated on this Instrument							

Quantitation Report (QT Reviewed)

Data Path : I:\Pest10\201028b\
Data File : 10201028b-14.d
Signal(s) : Signal #1: ECD1A.CH Signal #2: ECD2B.CH
Acq On : 28 Oct 2020 10:37 pm
Operator : PEST10:bm
Sample : L2046791-07,42,,
Misc : WG1427765,WG1427069,ical17245
ALS Vial : 14 (Sig #1); 0 (Sig #2) Sample Multiplier: 1

Integration File signal 1: autoint1.e
Integration File signal 2: autoint2.e
Quant Time: Oct 29 11:13:34 2020
Quant Method : I:\Pest10\201028b\pest10_10_14_20_ugL_ical17245.m
Quant Title : pest
QLast Update : Wed Oct 28 19:41:49 2020
Response via : Initial Calibration
Integrator: ChemStation 6890 Scale Mode: Large solvent peaks clipped

Volume Inj. :
Signal #1 Phase : Signal #2 Phase:
Signal #1 Info : Signal #2 Info :

CCAL FILE(s) : 1 - I:\Pest10\201028b\10201028b-06.d
Sub List : Default - All compounds listed

Compound	RT#1	RT#2	Resp#1	Resp#2	ug/l	ug/l

(f)=RT Delta > 1/2 Window (D)=Amounts differ by > 40% (m)=manual int.
(#)=Recovery Exceeds Compound Acceptance Limits.
(I,C,F) I=Interference, C=Coelluting Calibration Peak, F=Fails CC Criteria.

Sub List : Default - All compounds listedb-06.d••d)

Data Path : I:\Pest10\201028b\
Data File : 10201028b-14.d
Signal(s) : Signal #1: ECD1A.CH Signal #2: ECD2B.CH
Acq On : 28 Oct 2020 10:37 pm
Operator : PEST10:bm
Sample : L2046791-07,42,,
Misc : WG1427765,WG1427069,ical17245
ALS Vial : 14 (Sig #1); 0 (Sig #2) Sample Multiplier: 1

Integration File signal 1: autoint1.e
Integration File signal 2: autoint2.e
Quant Time: Oct 29 11:13:34 2020
Quant Method : I:\Pest10\201028b\pest10_10_14_20_ugL_ical17245.m
Quant Title : pest
QLast Update : Wed Oct 28 19:41:49 2020
Response via : Initial Calibration
Integrator: ChemStation 6890 Scale Mode: Large solvent peaks clipped

Volume Inj. :
Signal #1 Phase : Signal #2 Phase:
Signal #1 Info : Signal #2 Info :

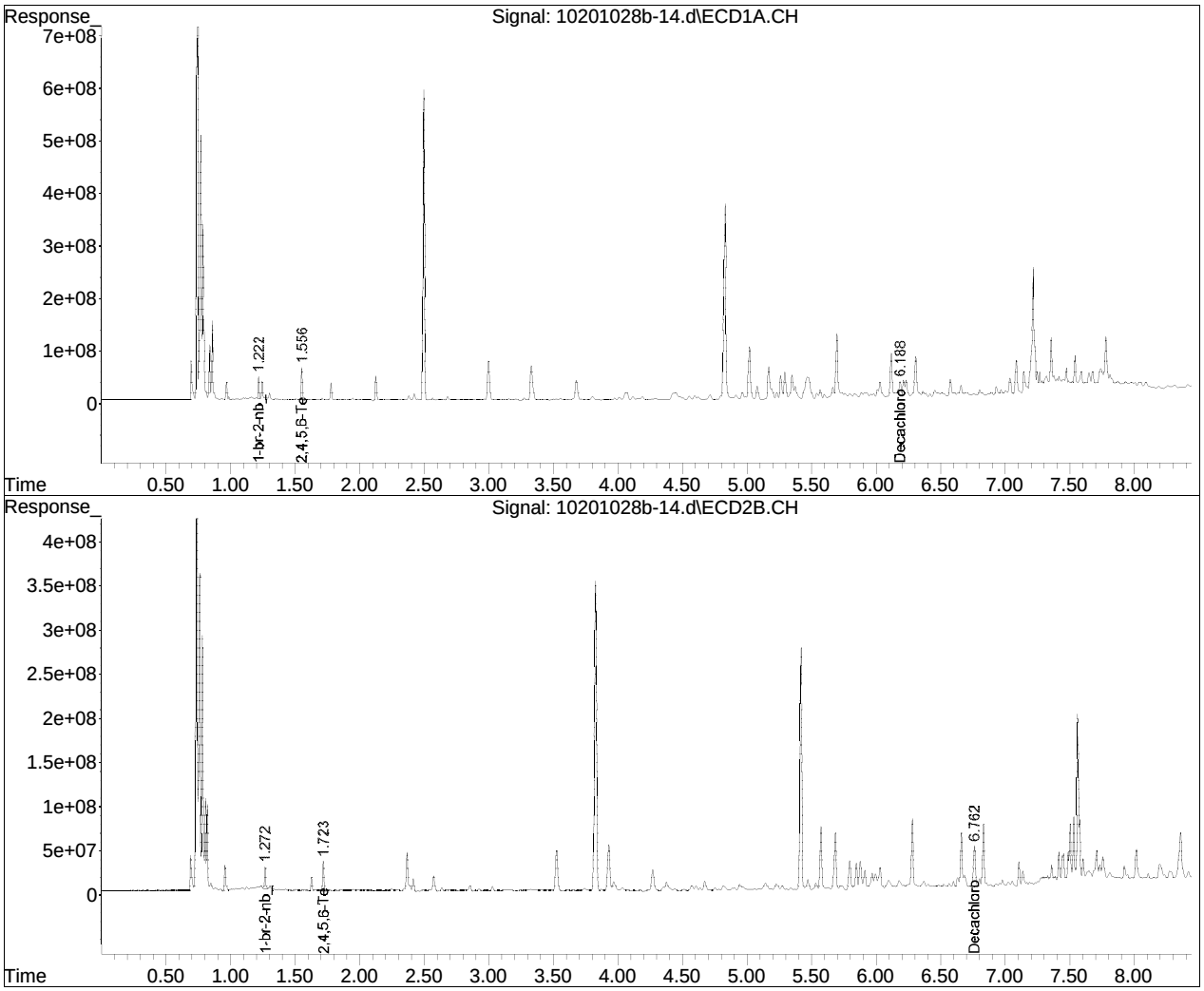

Manual Integration Report

Data Path : I:\Pest10\201028b\
Data File : 10201028b-14.d
Date Inj'd : 10/28/2020 10:37 pm
Sample : L2046791-07,42,,

QMethod : pest10_10_14_20_ugL_ical
Operator : PEST10:bm
Instrument : Pest 10
Quant Date : 10/29/2020 5:40 am

Compound #27: Decachlorobiphenyl

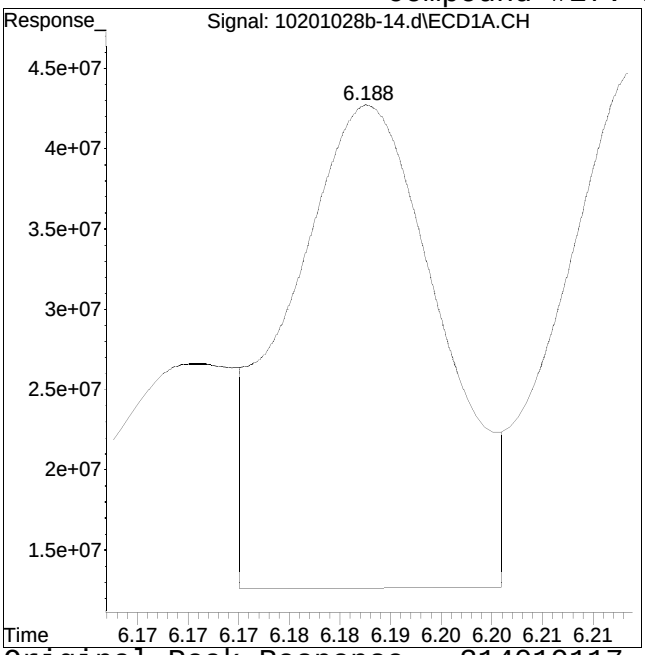

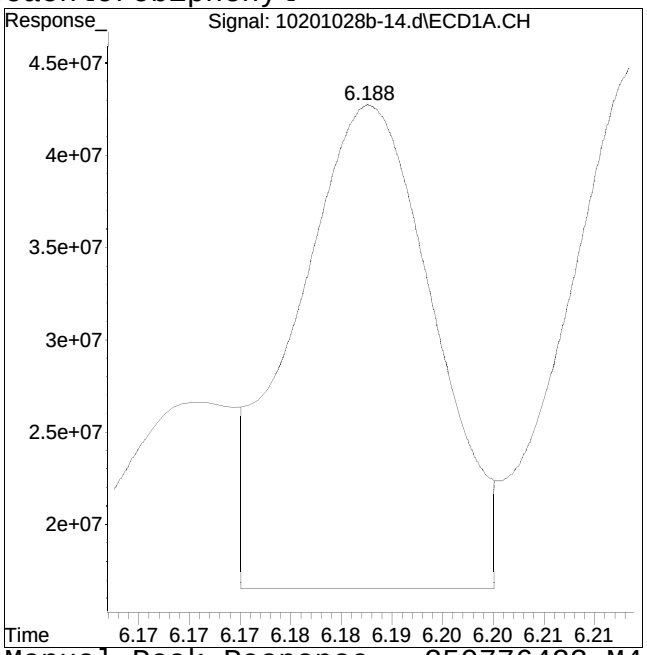

Original Peak Response = 314019117 Manual Peak Response = 250776423 M4
M4 = Poor automated baseline construction.

Quantitation Report (QT Reviewed)

Data Path : I:\Pest10\201028b\
Data File : 10201028b-15.d
Signal(s) : Signal #1: ECD1A.CH Signal #2: ECD2B.CH
Acq On : 28 Oct 2020 10:49 pm
Operator : PEST10:bm
Sample : L2046791-08,42,,
Misc : WG1427765,WG1427069,ical17245
ALS Vial : 15 (Sig #1); 0 (Sig #2) Sample Multiplier: 1

Integration File signal 1: autoint1.e
Integration File signal 2: autoint2.e
Quant Time: Oct 29 11:14:42 2020
Quant Method : I:\Pest10\201028b\pest10_10_14_20_ugL_ical17245.m
Quant Title : pest
QLast Update : Wed Oct 28 19:41:49 2020
Response via : Initial Calibration
Integrator: ChemStation 6890 Scale Mode: Large solvent peaks clipped

Volume Inj. :
Signal #1 Phase : Signal #2 Phase:
Signal #1 Info : Signal #2 Info :

CCAL FILE(s) : 1 - I:\Pest10\201028b\10201028b-06.d
Sub List : Default - All compounds listed

	Compound	RT#1	RT#2	Resp#1	Resp#2	ug/l	ug/l
Internal Standards							
1) i	1-br-2-nb_Pe	1.223	1.272	222.2E6	166.0E6	25.000	25.000
	Standard Area 1 : #1 = 250590950				Recovery =	88.67%	
	Standard Area 1 : #2 = 166384510				Recovery =	99.78%	
28) i	1-br-2-nb_Ch	1.223	1.272	222.2E6	166.0E6	25.000	25.000
33) i	1-br-2-nb_To	1.223	1.272	222.2E6	166.0E6	25.000	25.000
System Monitoring Compounds							
2) s	2,4,5,6-Tetr	1.556	1.723	430.4E6	285.8E6	48.018	38.775
	Spiked Amount 50.000	Range 30 - 150			Recovery =	96.04%	77.55%
27) s	Decachlorobi	6.187	6.766	317.9E6	181.0E6	46.480M3	43.402M4
	Spiked Amount 50.000	Range 30 - 150			Recovery =	92.96%	86.80%
Target Compounds							
4) t	alpha-BHC	0.000	0.000	0	0	N.D. d	N.D. d
5) t	gamma-BHC (l	0.000	0.000	0	0	N.D. d	N.D. d
6) t	beta-BHC	0.000	0.000	0	0	N.D. d	N.D. d
7) t	delta-BHC	0.000	0.000	0	0	N.D. d	N.D. d
8) t	Heptachlor	0.000	0.000	0	0	N.D. d	N.D. d
9) t	Aldrin	0.000	0.000	0	0	N.D. d	N.D. d
14) t	alpha-Chlord	0.000	0.000	0	0	N.D. d	N.D. d
15) t	4,4'-DDE	0.000	0.000	0	0	N.D. d	N.D. d
16) t	Endosulfan I	0.000	0.000	0	0	N.D. d	N.D. d
17) t	Dieldrin	0.000	0.000	0	0	N.D. d	N.D. d
18) t	Endrin	0.000	0.000	0	0	N.D. d	N.D. d
19) t	4,4'-DDD	0.000	0.000	0	0	N.D. d	N.D. d
20) t	Endosulfan I	0.000	0.000	0	0	N.D. d	N.D. d
21) t	4,4'-DDT	0.000	0.000	0	0	N.D. d	N.D. d
25) t	Endosulfan S	0.000	0.000	0	0	N.D. d	N.D. d

SemiQuant Compounds - Not Calibrated on this Instrument

Quantitation Report (QT Reviewed)

Data Path : I:\Pest10\201028b\
Data File : 10201028b-15.d
Signal(s) : Signal #1: ECD1A.CH Signal #2: ECD2B.CH
Acq On : 28 Oct 2020 10:49 pm
Operator : PEST10:bm
Sample : L2046791-08,42,,
Misc : WG1427765,WG1427069,ical17245
ALS Vial : 15 (Sig #1); 0 (Sig #2) Sample Multiplier: 1

Integration File signal 1: autoint1.e
Integration File signal 2: autoint2.e
Quant Time: Oct 29 11:14:42 2020
Quant Method : I:\Pest10\201028b\pest10_10_14_20_ugL_ical17245.m
Quant Title : pest
QLast Update : Wed Oct 28 19:41:49 2020
Response via : Initial Calibration
Integrator: ChemStation 6890 Scale Mode: Large solvent peaks clipped

Volume Inj. :
Signal #1 Phase : Signal #2 Phase:
Signal #1 Info : Signal #2 Info :

CCAL FILE(s) : 1 - I:\Pest10\201028b\10201028b-06.d
Sub List : Default - All compounds listed

Compound	RT#1	RT#2	Resp#1	Resp#2	ug/l	ug/l

(f)=RT Delta > 1/2 Window (D)=Amounts differ by > 40% (m)=manual int.
(#)=Recovery Exceeds Compound Acceptance Limits.
(I,C,F) I=Interference, C=Coelluting Calibration Peak, F=Fails CC Criteria.

Sub List : Default - All compounds listedb-06.d••d)

Data Path : I:\Pest10\201028b\
Data File : 10201028b-15.d
Signal(s) : Signal #1: ECD1A.CH Signal #2: ECD2B.CH
Acq On : 28 Oct 2020 10:49 pm
Operator : PEST10:bm
Sample : L2046791-08,42,,
Misc : WG1427765,WG1427069,ical17245
ALS Vial : 15 (Sig #1); 0 (Sig #2) Sample Multiplier: 1

Integration File signal 1: autoint1.e
Integration File signal 2: autoint2.e
Quant Time: Oct 29 11:14:42 2020
Quant Method : I:\Pest10\201028b\pest10_10_14_20_ugL_ical17245.m
Quant Title : pest
QLast Update : Wed Oct 28 19:41:49 2020
Response via : Initial Calibration
Integrator: ChemStation 6890 Scale Mode: Large solvent peaks clipped

Volume Inj. :
Signal #1 Phase : Signal #2 Phase:
Signal #1 Info : Signal #2 Info :

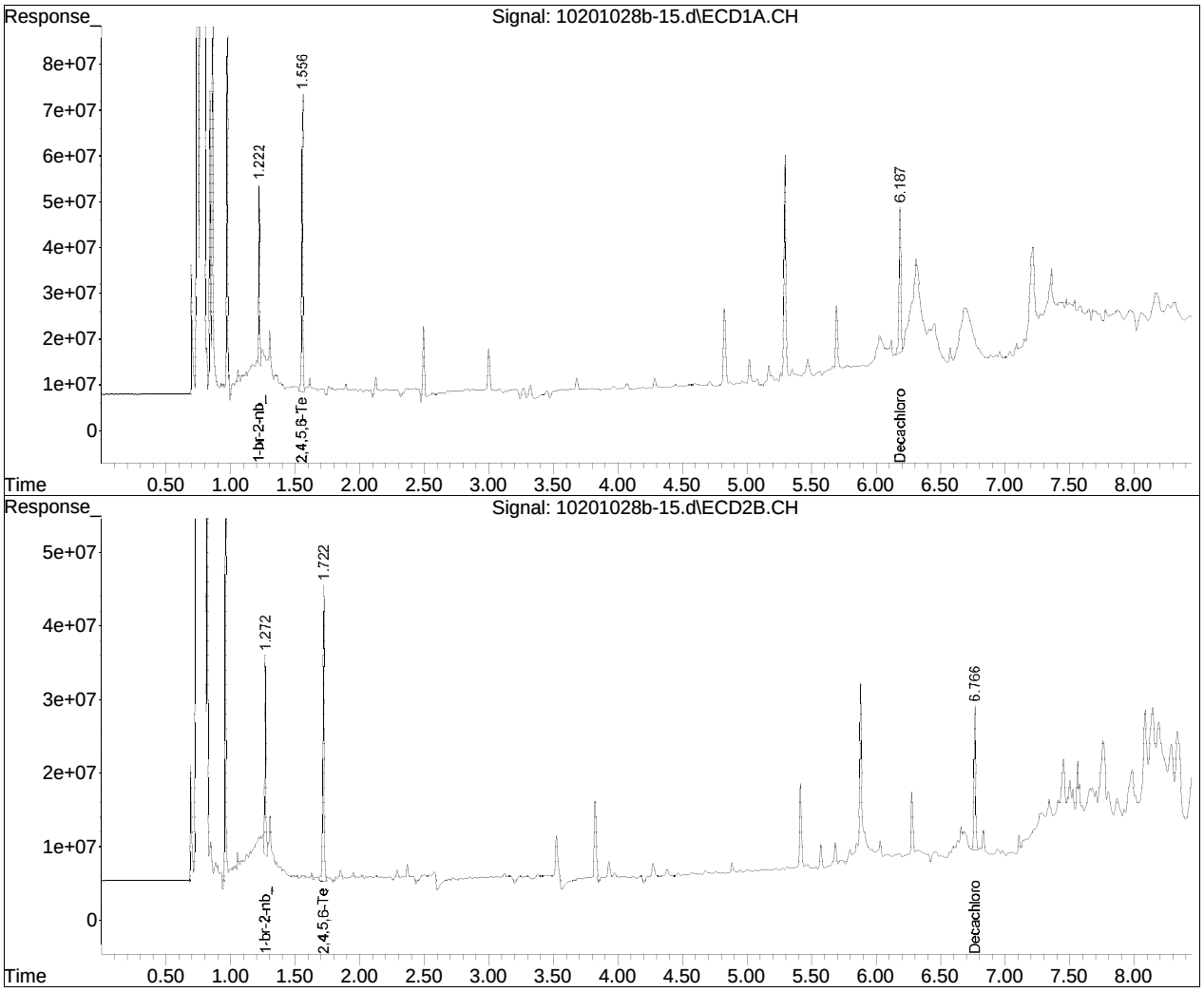

Manual Integration Report

Data Path : I:\Pest10\201028b\
Data File : 10201028b-15.d
Date Inj'd : 10/28/2020 10:49 pm
Sample : L2046791-08,42,,

QMethod : pest10_10_14_20_ugL_ical
Operator : PEST10:bm
Instrument : Pest 10
Quant Date : 10/29/2020 5:40 am

Compound #27: Decachlorobiphenyl

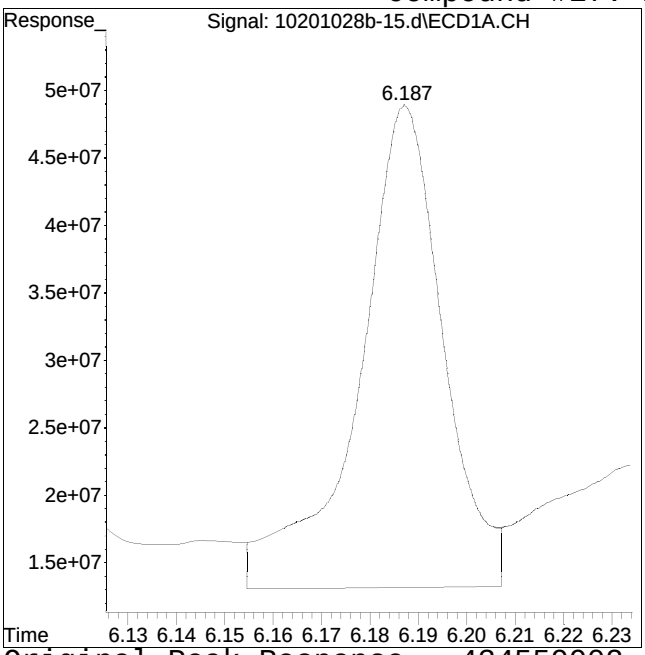

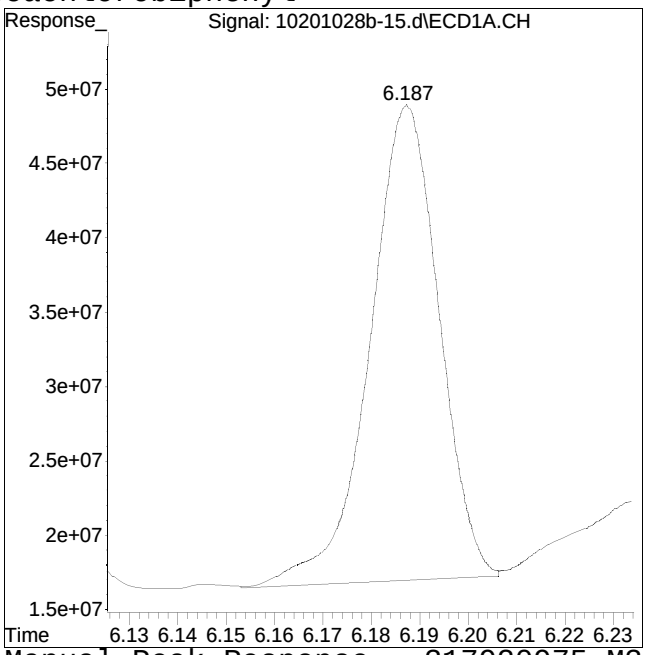

Original Peak Response = 434559902 Manual Peak Response = 317920975 M3

M3 = Misidentification of the peak (i.e. 1,4-dichlorobenzene identified as 1,3-dichlorobenzene), or misidentification from 2 partially resolved peaks not being split.

Manual Integration Report

Data Path : I:\Pest10\201028b\
Data File : 10201028b-15.d
Date Inj'd : 10/28/2020 10:49 pm
Sample : L2046791-08,42,,

QMethod : pest10_10_14_20_ugL_ical
Operator : PEST10:bm
Instrument : Pest 10
Quant Date : 10/29/2020 5:40 am

Compound #65: Decachlorobiphenyl #2

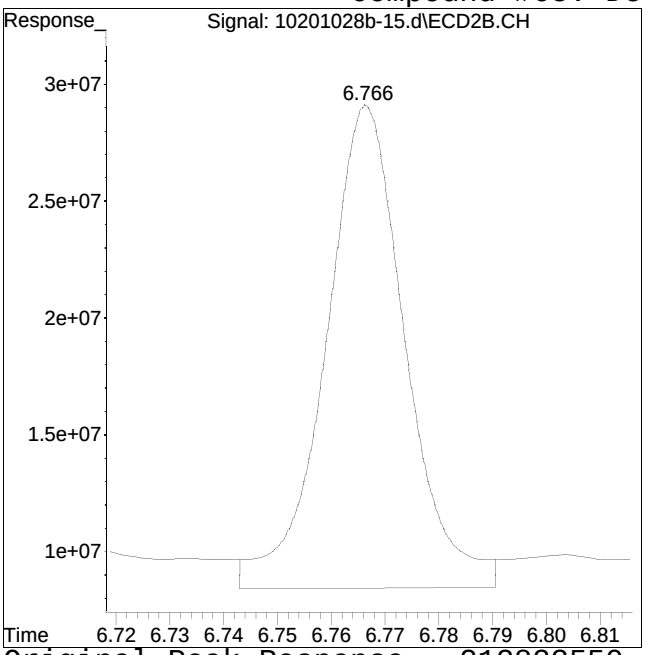

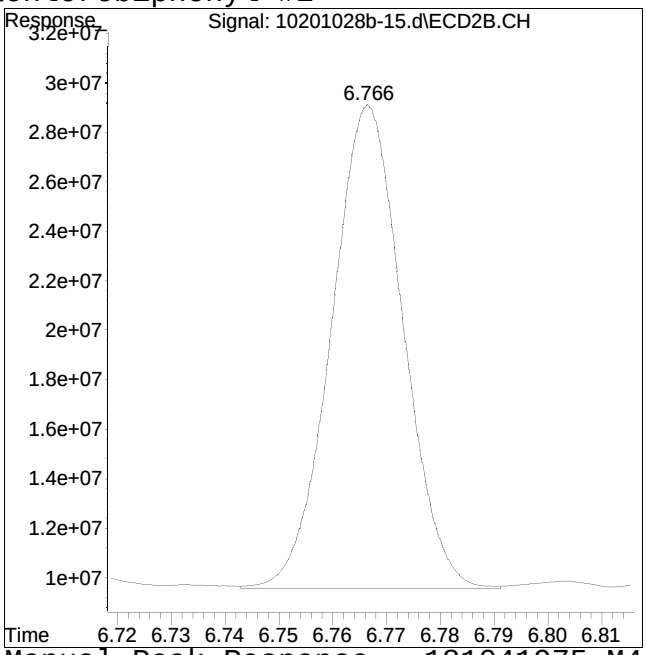

Original Peak Response = 212823550 Manual Peak Response = 181041975 M4
M4 = Poor automated baseline construction.

Quantitation Report (QT Reviewed)

Data Path : I:\Pest10\201028b\
Data File : 10201028b-16.d
Signal(s) : Signal #1: ECD1A.CH Signal #2: ECD2B.CH
Acq On : 28 Oct 2020 11:00 pm
Operator : PEST10:bm
Sample : L2046791-09,42,,
Misc : wg1427765,wg1427069,ical17245
ALS Vial : 16 (Sig #1); 0 (Sig #2) Sample Multiplier: 1

Integration File signal 1: autoint1.e
Integration File signal 2: autoint2.e
Quant Time: Oct 29 11:16:12 2020
Quant Method : I:\Pest10\201028b\pest10_10_14_20_ugL_ical17245.m
Quant Title : pest
QLast Update : Wed Oct 28 19:41:49 2020
Response via : Initial Calibration
Integrator: ChemStation 6890 Scale Mode: Large solvent peaks clipped

Volume Inj. :
Signal #1 Phase : Signal #2 Phase:
Signal #1 Info : Signal #2 Info :

CCAL FILE(s) : 1 - I:\Pest10\201028b\10201028b-06.d
Sub List : Default - All compounds listed

	Compound	RT#1	RT#2	Resp#1	Resp#2	ug/l	ug/l
Internal Standards							
1) i	1-br-2-nb_Pe	1.223	1.272	218.2E6	192.7E6	25.000	25.000M4
	Standard Area 1 : #1 = 250590950				Recovery =	87.07%	
	Standard Area 1 : #2 = 166384510				Recovery =	115.80%	
28) i	1-br-2-nb_Ch	1.223	1.272	218.2E6	192.7E6	25.000	25.000M4
33) i	1-br-2-nb_To	1.223	1.272	218.2E6	192.7E6	25.000	25.000M4
System Monitoring Compounds							
2) s	2,4,5,6-Tetr	1.556	1.723	449.5E6	298.0E6	51.153	34.835
	Spiked Amount	50.000	Range 30 - 150		Recovery =	102.31%	69.67%
27) s	Decachlorobi	6.187	6.767	297.4E6	267.3E6	44.231M4	55.473
	Spiked Amount	50.000	Range 30 - 150		Recovery =	88.46%	110.95%
Target Compounds							
4) t	alpha-BHC	0.000	0.000	0	0	N.D. d	N.D. d
5) t	gamma-BHC (l	0.000	0.000	0	0	N.D. d	N.D. d
6) t	beta-BHC	0.000	0.000	0	0	N.D. d	N.D. d
7) t	delta-BHC	0.000	0.000	0	0	N.D. d	N.D. d
8) t	Heptachlor	0.000	0.000	0	0	N.D. d	N.D. d
9) t	Aldrin	0.000	0.000	0	0	N.D. d	N.D. d
14) t	alpha-Chlord	0.000	0.000	0	0	N.D. d	N.D. d
15) t	4,4'-DDE	0.000	0.000	0	0	N.D. d	N.D. d
16) t	Endosulfan I	0.000	0.000	0	0	N.D. d	N.D. d
17) t	Dieldrin	0.000	0.000	0	0	N.D. d	N.D. d
18) t	Endrin	0.000	0.000	0	0	N.D. d	N.D. d
19) t	4,4'-DDD	0.000	0.000	0	0	N.D. d	N.D. d
20) t	Endosulfan I	0.000	0.000	0	0	N.D. d	N.D. d
21) t	4,4'-DDT	0.000	0.000	0	0	N.D. d	N.D. d
25) t	Endosulfan S	0.000	0.000	0	0	N.D. d	N.D. d
SemiQuant Compounds - Not Calibrated on this Instrument							

Quantitation Report (QT Reviewed)

Data Path : I:\Pest10\201028b\
Data File : 10201028b-16.d
Signal(s) : Signal #1: ECD1A.CH Signal #2: ECD2B.CH
Acq On : 28 Oct 2020 11:00 pm
Operator : PEST10:bm
Sample : L2046791-09,42,,
Misc : wg1427765,wg1427069,ical17245
ALS Vial : 16 (Sig #1); 0 (Sig #2) Sample Multiplier: 1

Integration File signal 1: autoint1.e
Integration File signal 2: autoint2.e
Quant Time: Oct 29 11:16:12 2020
Quant Method : I:\Pest10\201028b\pest10_10_14_20_ugL_ical17245.m
Quant Title : pest
QLast Update : Wed Oct 28 19:41:49 2020
Response via : Initial Calibration
Integrator: ChemStation 6890 Scale Mode: Large solvent peaks clipped

Volume Inj. :
Signal #1 Phase : Signal #2 Phase:
Signal #1 Info : Signal #2 Info :

CCAL FILE(s) : 1 - I:\Pest10\201028b\10201028b-06.d
Sub List : Default - All compounds listed

Compound	RT#1	RT#2	Resp#1	Resp#2	ug/l	ug/l

(f)=RT Delta > 1/2 Window (D)=Amounts differ by > 40% (m)=manual int.
(#)=Recovery Exceeds Compound Acceptance Limits.
(I,C,F) I=Interference, C=Coelluting Calibration Peak, F=Fails CC Criteria.

Sub List : Default - All compounds listedb-06.d••d)

Data Path : I:\Pest10\201028b\
Data File : 10201028b-16.d
Signal(s) : Signal #1: ECD1A.CH Signal #2: ECD2B.CH
Acq On : 28 Oct 2020 11:00 pm
Operator : PEST10:bm
Sample : L2046791-09,42,,
Misc : wg1427765,wg1427069,ical17245
ALS Vial : 16 (Sig #1); 0 (Sig #2) Sample Multiplier: 1

Integration File signal 1: autoint1.e
Integration File signal 2: autoint2.e
Quant Time: Oct 29 11:16:12 2020
Quant Method : I:\Pest10\201028b\pest10_10_14_20_ugL_ical17245.m
Quant Title : pest
QLast Update : Wed Oct 28 19:41:49 2020
Response via : Initial Calibration
Integrator: ChemStation 6890 Scale Mode: Large solvent peaks clipped

Volume Inj. :
Signal #1 Phase : Signal #2 Phase:
Signal #1 Info : Signal #2 Info :

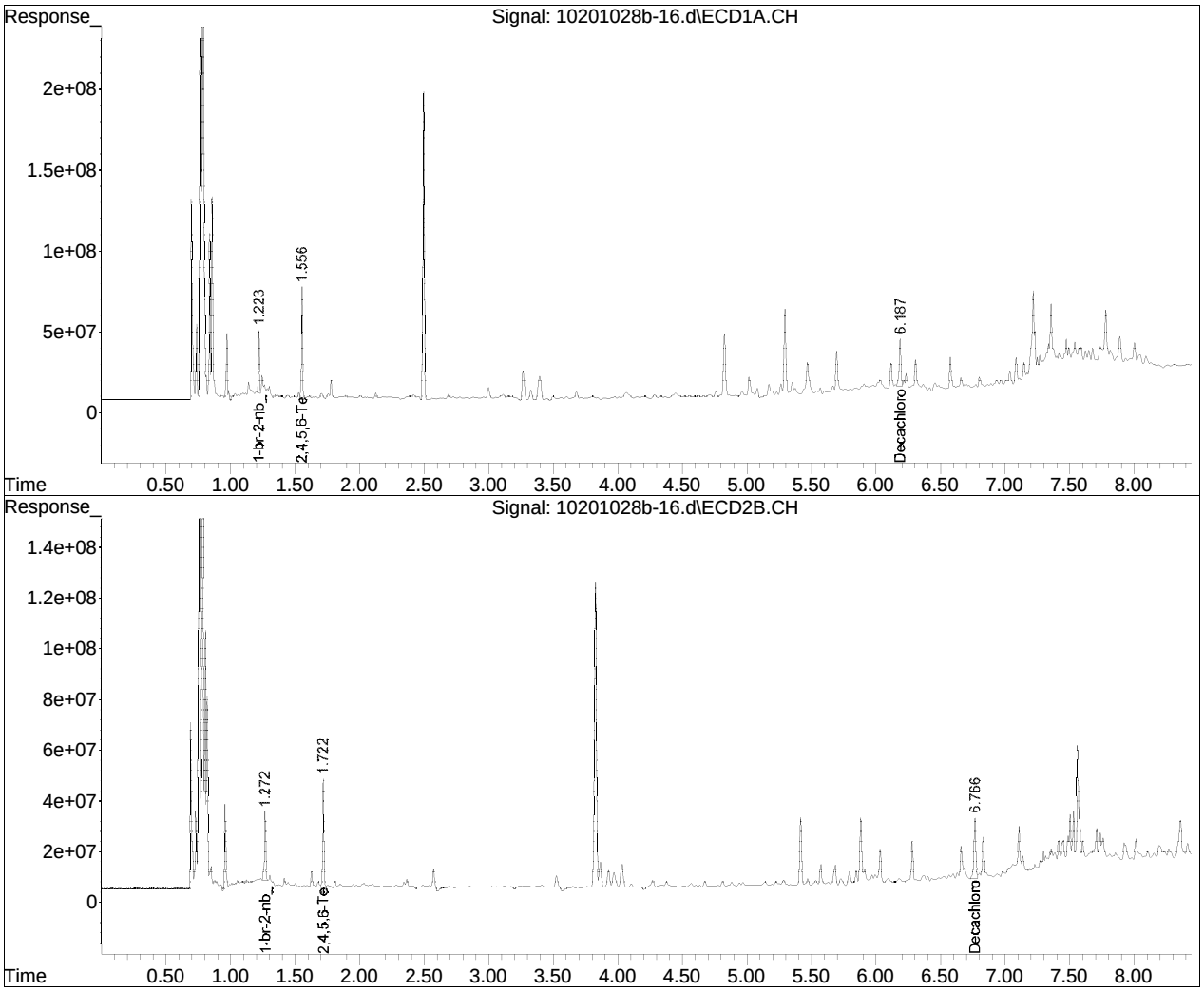

Manual Integration Report

Data Path : I:\Pest10\201028b\
Data File : 10201028b-16.d
Date Inj'd : 10/28/2020 11:00 pm
Sample : L2046791-09,42,,

QMethod : pest10_10_14_20_ugL_ical
Operator : PEST10:bm
Instrument : Pest 10
Quant Date : 10/29/2020 5:40 am

Compound #39: 1-br-2-nb_Pesticides #2

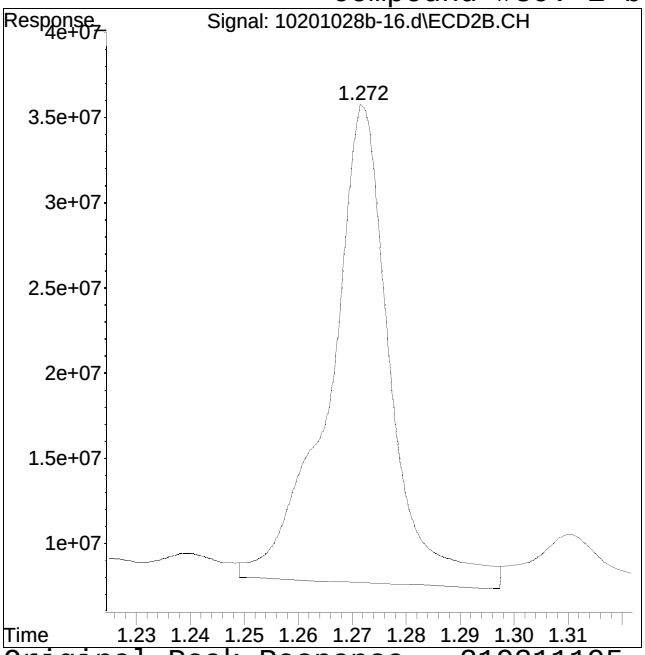

Original Peak Response = 219311195

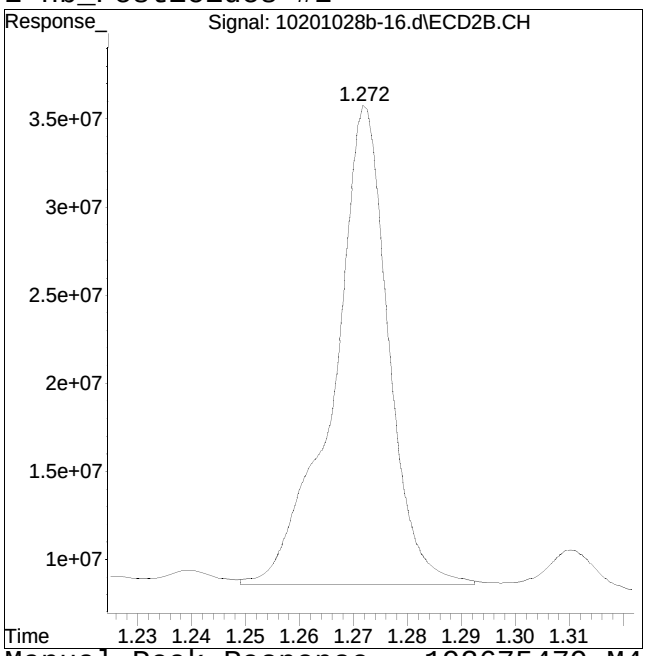

Manual Peak Response = 192675479 M4

M4 = Poor automated baseline construction.

Manual Integration Report

Data Path : I:\Pest10\201028b\
Data File : 10201028b-16.d
Date Inj'd : 10/28/2020 11:00 pm
Sample : L2046791-09,42,,

QMethod : pest10_10_14_20_ugL_ical
Operator : PEST10:bm
Instrument : Pest 10
Quant Date : 10/29/2020 5:40 am

Compound #27: Decachlorobiphenyl

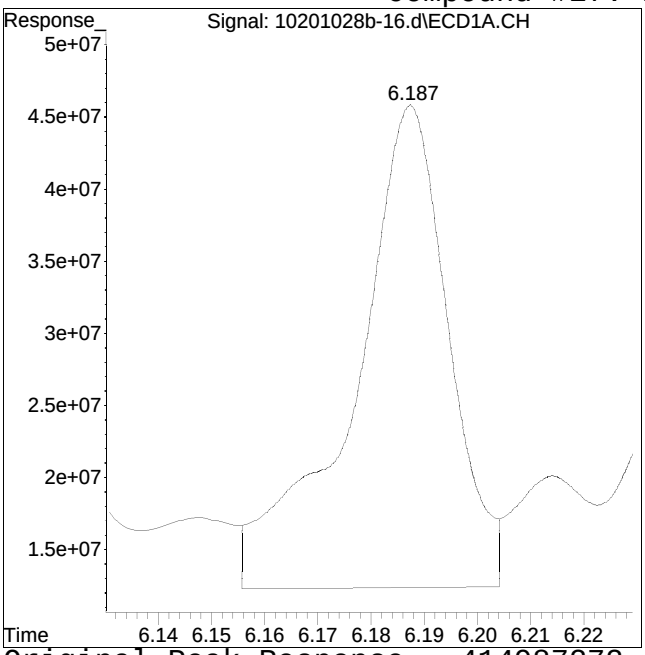

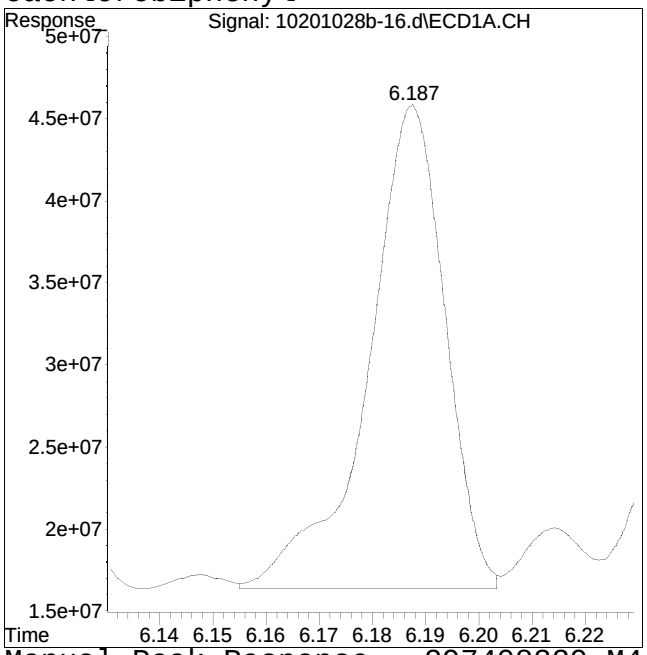

Original Peak Response = 414987272 Manual Peak Response = 297408329 M4
M4 = Poor automated baseline construction.

Manual Integration Report

Data Path : I:\Pest10\201028b\
Data File : 10201028b-16.d
Date Inj'd : 10/28/2020 11:00 pm
Sample : L2046791-09,42,,

QMethod : pest10_10_14_20_ugL_ical
Operator : PEST10:bm
Instrument : Pest 10
Quant Date : 10/29/2020 5:40 am

Compound #66: 1-br-2-nb_Chlordane #2

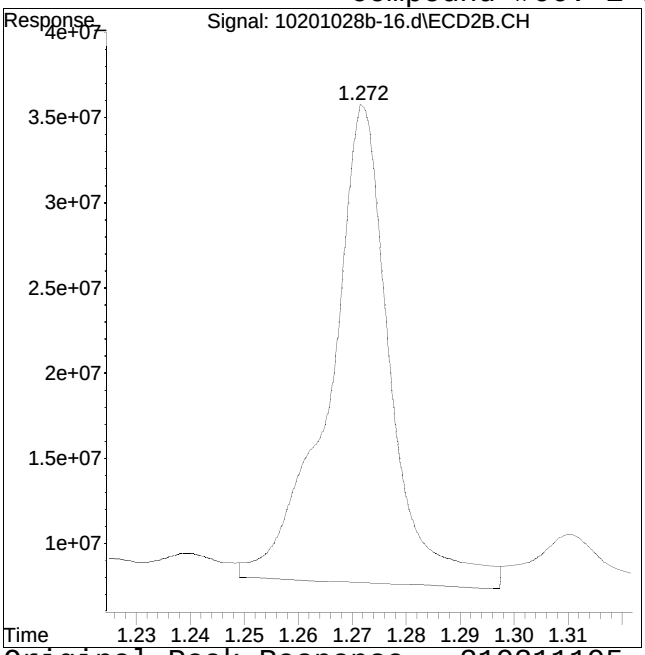

Original Peak Response = 219311195

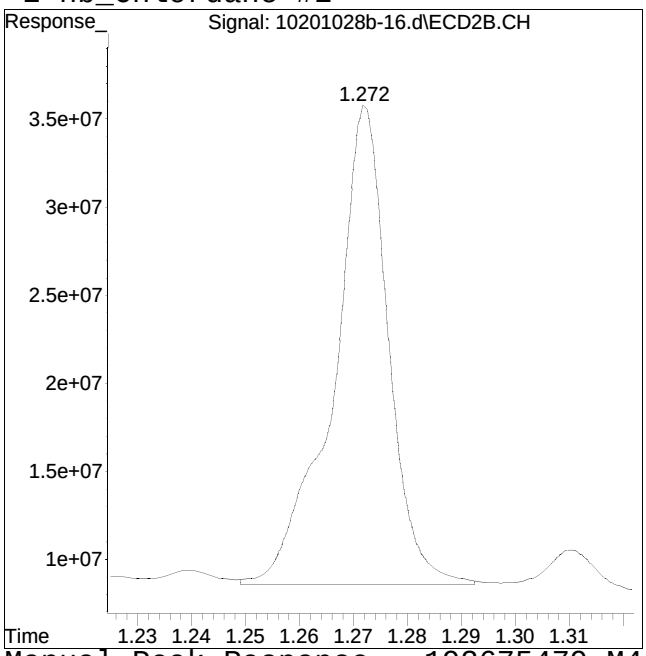

Manual Peak Response = 192675479 M4

M4 = Poor automated baseline construction.

Manual Integration Report

Data Path : I:\Pest10\201028b\
Data File : 10201028b-16.d
Date Inj'd : 10/28/2020 11:00 pm
Sample : L2046791-09,42,,

QMethod : pest10_10_14_20_ugL_ical
Operator : PEST10:bm
Instrument : Pest 10
Quant Date : 10/29/2020 5:40 am

Compound #71: 1-br-2-nb_Toxaphene #2

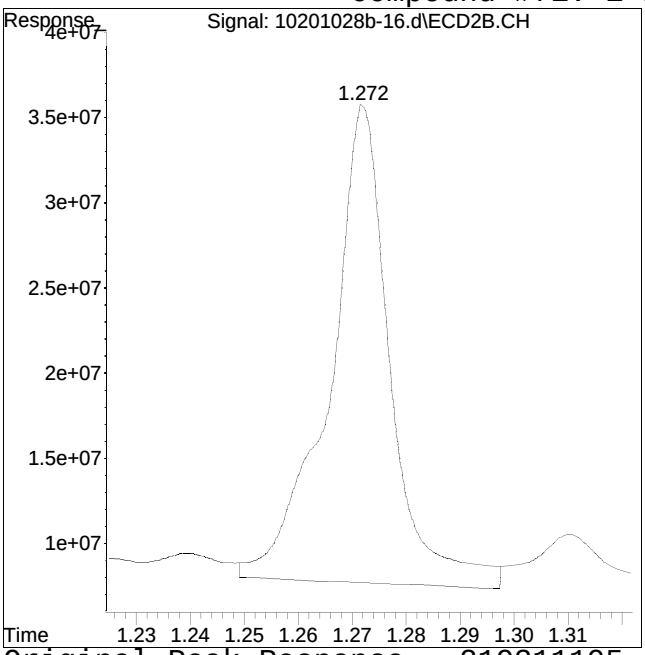

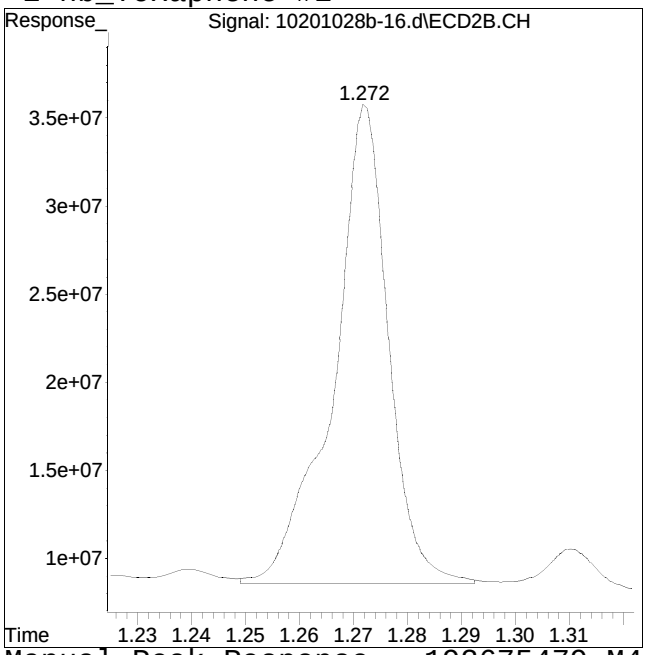

Original Peak Response = 219311195 Manual Peak Response = 192675479 M4
M4 = Poor automated baseline construction.

Quantitation Report (QT Reviewed)

Data Path : I:\Pest10\201028b\
Data File : 10201028b-17.d
Signal(s) : Signal #1: ECD1A.CH Signal #2: ECD2B.CH
Acq On : 28 Oct 2020 11:11 pm
Operator : PEST10:bm
Sample : L2046791-10,42,,
Misc : WG1427765,WG1427069,ical17245
ALS Vial : 17 (Sig #1); 0 (Sig #2) Sample Multiplier: 1

Integration File signal 1: autoint1.e
Integration File signal 2: autoint2.e
Quant Time: Oct 29 11:17:52 2020
Quant Method : I:\Pest10\201028b\pest10_10_14_20_ugL_ical17245.m
Quant Title : pest
QLast Update : Wed Oct 28 19:41:49 2020
Response via : Initial Calibration
Integrator: ChemStation 6890 Scale Mode: Large solvent peaks clipped

Volume Inj. :
Signal #1 Phase : Signal #2 Phase:
Signal #1 Info : Signal #2 Info :

CCAL FILE(s) : 1 - I:\Pest10\201028b\10201028b-06.d
Sub List : Default - All compounds listed

	Compound	RT#1	RT#2	Resp#1	Resp#2	ug/l	ug/l
Internal Standards							
1) i	1-br-2-nb_Pe	1.223	1.272	232.3E6	208.3E6	25.000M4	25.000M4
	Standard Area 1 : #1 = 250590950				Recovery = 92.68%		
	Standard Area 1 : #2 = 166384510				Recovery = 125.20%		
28) i	1-br-2-nb_Ch	1.223	1.272	232.3E6	208.3E6	25.000M4	25.000M4
33) i	1-br-2-nb_To	1.223	1.272	232.3E6	208.3E6	25.000M4	25.000M4
System Monitoring Compounds							
2) s	2,4,5,6-Tetr	1.557	1.723	475.9E6	307.6E6	50.871	33.263
	Spiked Amount	50.000	Range 30 - 150		Recovery = 101.74%		66.53%
27) s	Decachlorobi	6.188	6.767	340.3E6	208.5E6	47.622M4	39.754M4
	Spiked Amount	50.000	Range 30 - 150		Recovery = 95.24%		79.51%
Target Compounds							
4) t	alpha-BHC	0.000	0.000	0	0	N.D. d	N.D. d
5) t	gamma-BHC (l	0.000	0.000	0	0	N.D. d	N.D. d
6) t	beta-BHC	0.000	0.000	0	0	N.D. d	N.D. d
7) t	delta-BHC	0.000	0.000	0	0	N.D. d	N.D. d
8) t	Heptachlor	0.000	0.000	0	0	N.D. d	N.D. d
9) t	Aldrin	0.000	0.000	0	0	N.D. d	N.D. d
14) t	alpha-Chlord	0.000	0.000	0	0	N.D. d	N.D. d
15) t	4,4'-DDE	0.000	0.000	0	0	N.D. d	N.D. d
16) t	Endosulfan I	0.000	0.000	0	0	N.D. d	N.D. d
17) t	Dieldrin	0.000	0.000	0	0	N.D. d	N.D. d
18) t	Endrin	0.000	0.000	0	0	N.D. d	N.D. d
19) t	4,4'-DDD	0.000	0.000	0	0	N.D. d	N.D. d
20) t	Endosulfan I	0.000	0.000	0	0	N.D. d	N.D. d

Quantitation Report (QT Reviewed)

Data Path : I:\Pest10\201028b\
Data File : 10201028b-17.d
Signal(s) : Signal #1: ECD1A.CH Signal #2: ECD2B.CH
Acq On : 28 Oct 2020 11:11 pm
Operator : PEST10:bm
Sample : L2046791-10,42,,
Misc : WG1427765,WG1427069,ical17245
ALS Vial : 17 (Sig #1); 0 (Sig #2) Sample Multiplier: 1

Integration File signal 1: autoint1.e
Integration File signal 2: autoint2.e
Quant Time: Oct 29 11:17:52 2020
Quant Method : I:\Pest10\201028b\pest10_10_14_20_ugL_ical17245.m
Quant Title : pest
QLast Update : Wed Oct 28 19:41:49 2020
Response via : Initial Calibration
Integrator: ChemStation 6890 Scale Mode: Large solvent peaks clipped

Volume Inj. :
Signal #1 Phase : Signal #2 Phase:
Signal #1 Info : Signal #2 Info :

CCAL FILE(s) : 1 - I:\Pest10\201028b\10201028b-06.d
Sub List : Default - All compounds listed

Compound	RT#1	RT#2	Resp#1	Resp#2	ug/l	ug/l
21) t 4,4'-DDT	0.000	0.000	0	0	N.D. d	N.D. d
25) t Endosulfan S	0.000	0.000	0	0	N.D. d	N.D. d

SemiQuant Compounds - Not Calibrated on this Instrument

(f)=RT Delta > 1/2 Window (D)=Amounts differ by > 40% (m)=manual int.

Sub List : Default - All compounds listedb-06.d••d)

Data Path : I:\Pest10\201028b\
Data File : 10201028b-17.d
Signal(s) : Signal #1: ECD1A.CH Signal #2: ECD2B.CH
Acq On : 28 Oct 2020 11:11 pm
Operator : PEST10:bm
Sample : L2046791-10,42,,
Misc : WG1427765,WG1427069,ical17245
ALS Vial : 17 (Sig #1); 0 (Sig #2) Sample Multiplier: 1

Integration File signal 1: autoint1.e
Integration File signal 2: autoint2.e
Quant Time: Oct 29 11:17:52 2020
Quant Method : I:\Pest10\201028b\pest10_10_14_20_ugL_ical17245.m
Quant Title : pest
QLast Update : Wed Oct 28 19:41:49 2020
Response via : Initial Calibration
Integrator: ChemStation 6890 Scale Mode: Large solvent peaks clipped

Volume Inj. :
Signal #1 Phase : Signal #2 Phase:
Signal #1 Info : Signal #2 Info :

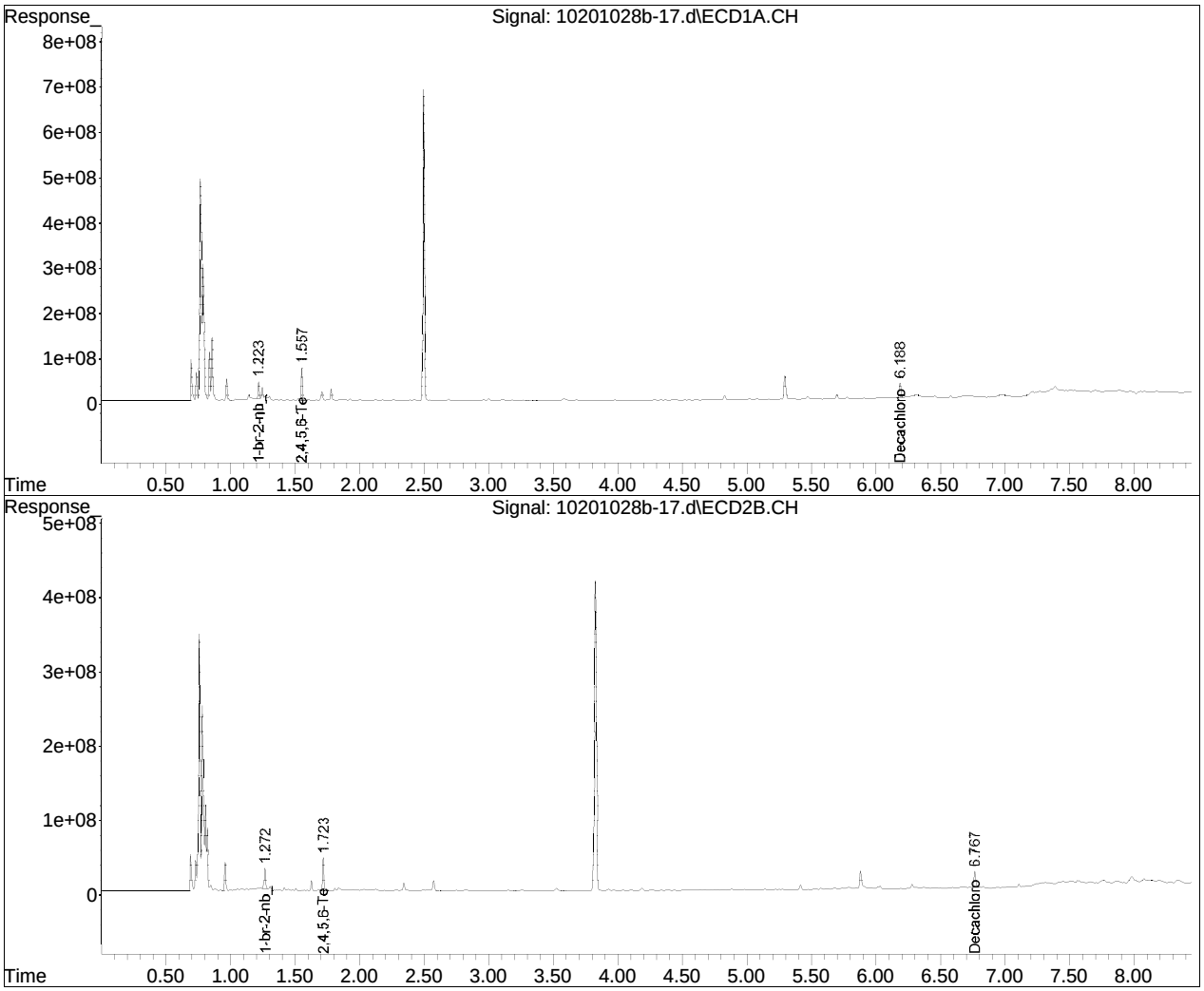

Manual Integration Report

Data Path : I:\Pest10\201028b\
Data File : 10201028b-17.d
Date Inj'd : 10/28/2020 11:11 pm
Sample : L2046791-10,42,,

QMethod : pest10_10_14_20_ugL_ical
Operator : PEST10:bm
Instrument : Pest 10
Quant Date : 10/29/2020 5:40 am

Compound #1: 1-br-2-nb_Pesticides

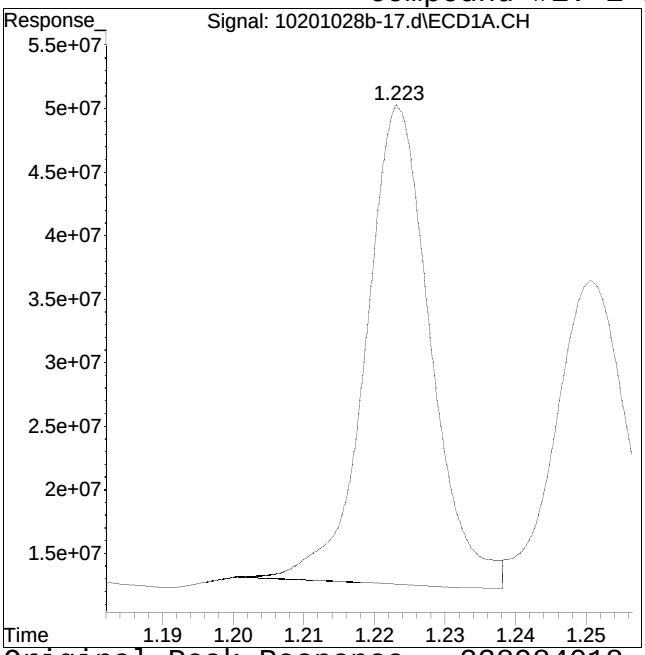

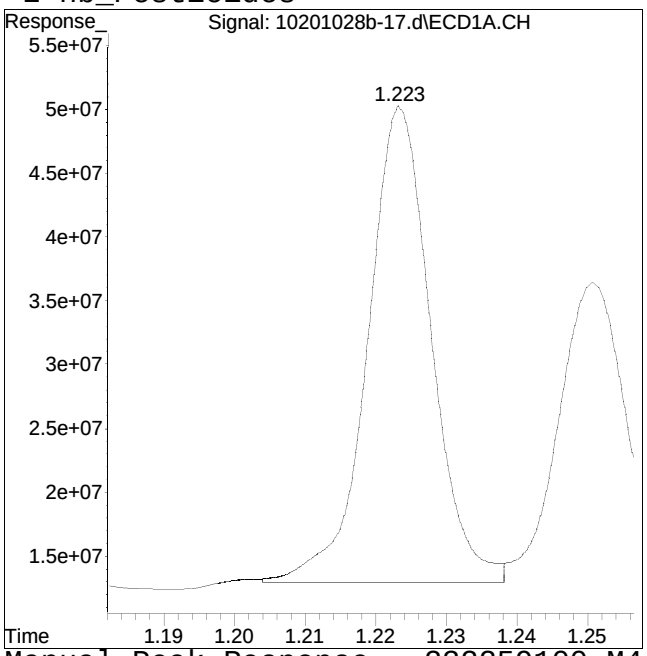

Original Peak Response = 238984018 Manual Peak Response = 232259100 M4
M4 = Poor automated baseline construction.

Manual Integration Report

Data Path : I:\Pest10\201028b\
Data File : 10201028b-17.d
Date Inj'd : 10/28/2020 11:11 pm
Sample : L2046791-10,42,,

QMethod : pest10_10_14_20_ugL_ical
Operator : PEST10:bm
Instrument : Pest 10
Quant Date : 10/29/2020 5:40 am

Compound #39: 1-br-2-nb_Pesticides #2

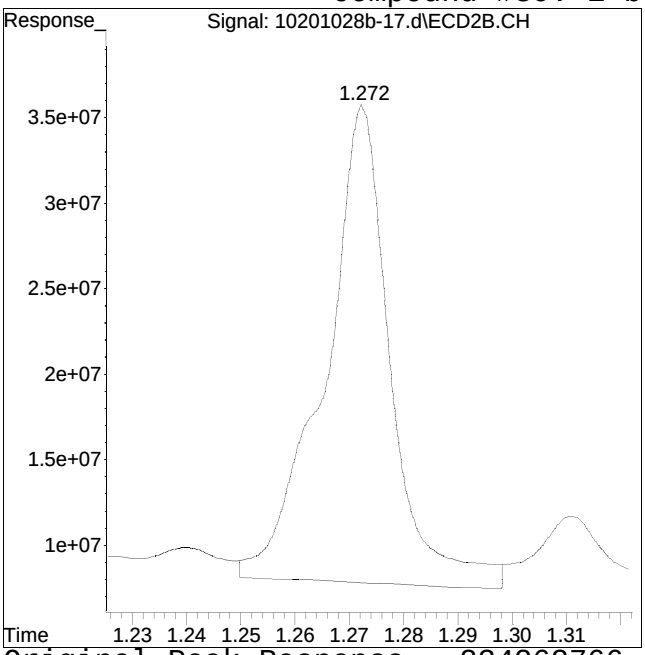

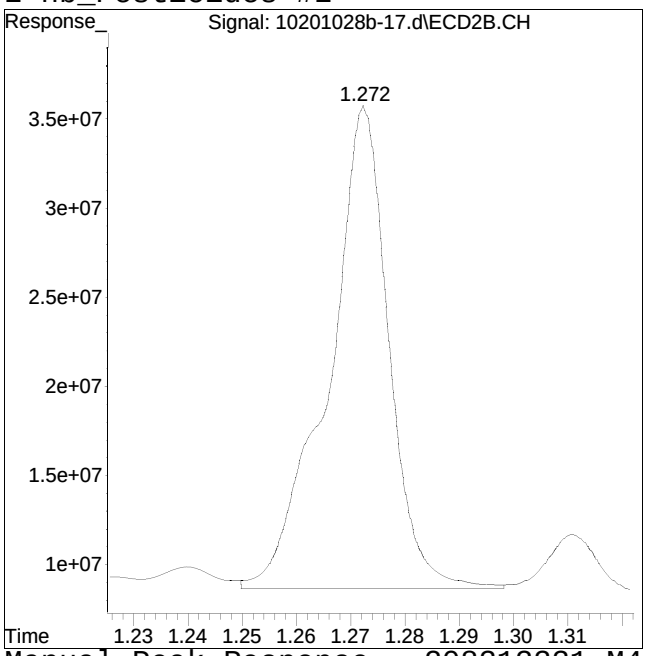

Original Peak Response = 234262766 Manual Peak Response = 208313331 M4
M4 = Poor automated baseline construction.

Manual Integration Report

Data Path : I:\Pest10\201028b\
Data File : 10201028b-17.d
Date Inj'd : 10/28/2020 11:11 pm
Sample : L2046791-10,42,,

QMethod : pest10_10_14_20_ugL_ical
Operator : PEST10:bm
Instrument : Pest 10
Quant Date : 10/29/2020 5:40 am

Compound #27: Decachlorobiphenyl

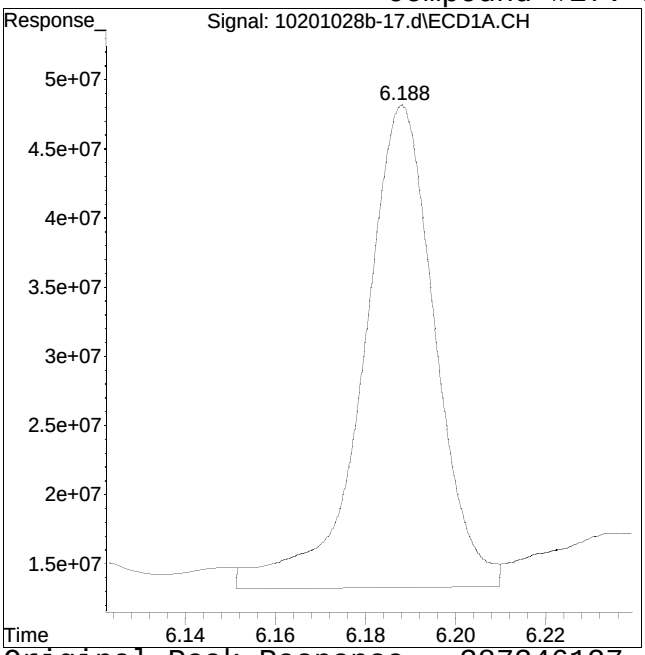

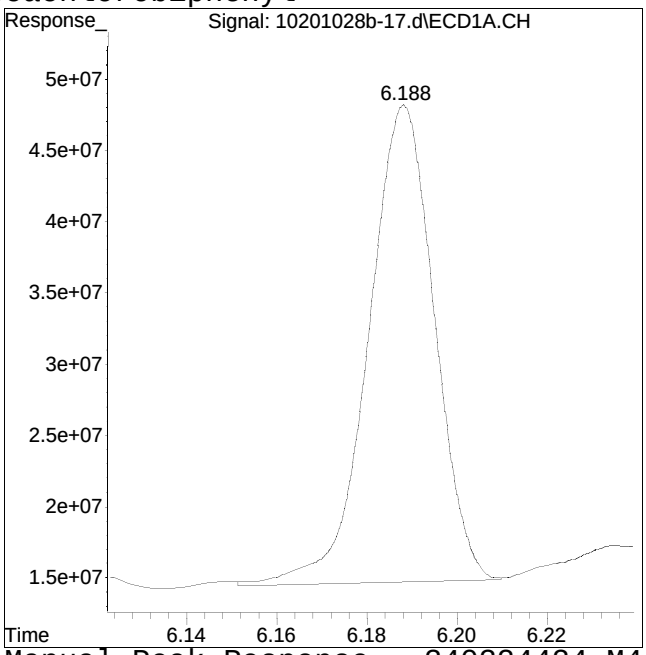

Original Peak Response = 387346127 Manual Peak Response = 340324424 M4
M4 = Poor automated baseline construction.

Manual Integration Report

Data Path : I:\Pest10\201028b\
Data File : 10201028b-17.d
Date Inj'd : 10/28/2020 11:11 pm
Sample : L2046791-10,42,,

QMethod : pest10_10_14_20_ugL_ical
Operator : PEST10:bm
Instrument : Pest 10
Quant Date : 10/29/2020 5:40 am

Compound #65: Decachlorobiphenyl #2

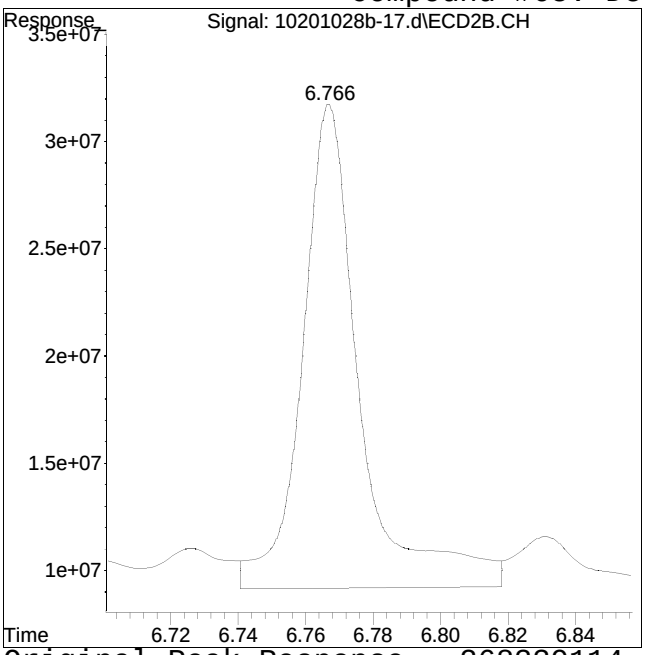

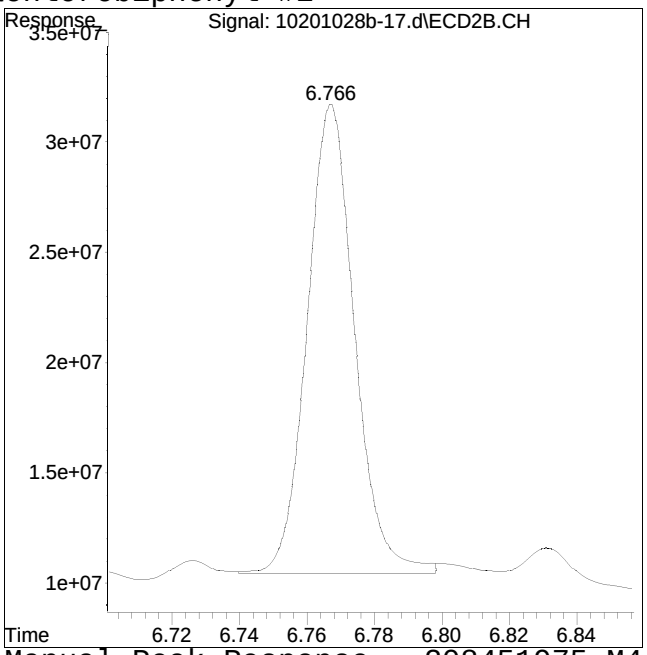

Original Peak Response = 268339114 Manual Peak Response = 208451975 M4
M4 = Poor automated baseline construction.

Manual Integration Report

Data Path : I:\Pest10\201028b\
Data File : 10201028b-17.d
Date Inj'd : 10/28/2020 11:11 pm
Sample : L2046791-10,42,,

QMethod : pest10_10_14_20_ugL_ical
Operator : PEST10:bm
Instrument : Pest 10
Quant Date : 10/29/2020 5:40 am

Compound #28: 1-br-2-nb_Chlordane

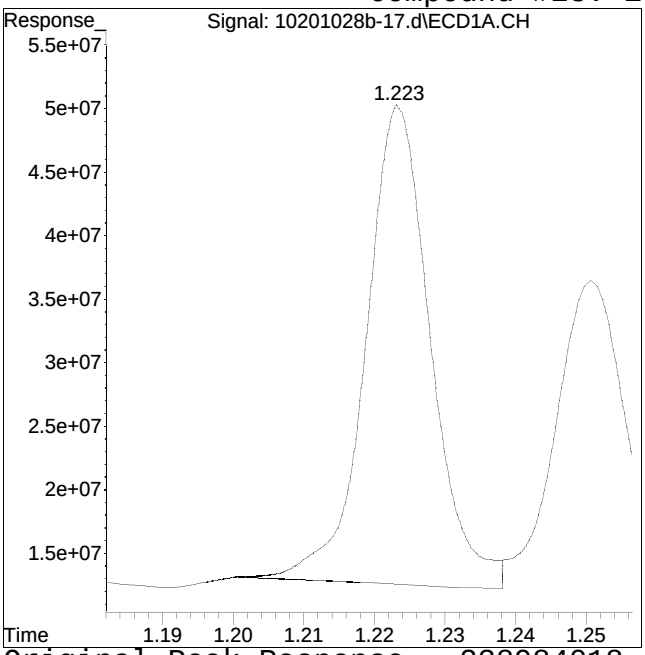

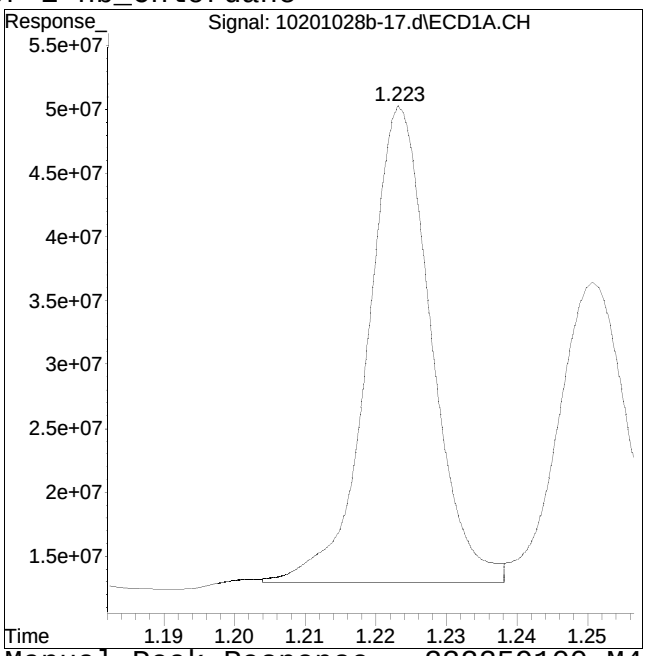

Original Peak Response = 238984018 Manual Peak Response = 232259100 M4
M4 = Poor automated baseline construction.

Manual Integration Report

Data Path : I:\Pest10\201028b\
Data File : 10201028b-17.d
Date Inj'd : 10/28/2020 11:11 pm
Sample : L2046791-10,42,,

QMethod : pest10_10_14_20_ugL_ical
Operator : PEST10:bm
Instrument : Pest 10
Quant Date : 10/29/2020 5:40 am

Compound #66: 1-br-2-nb_Chlordane #2

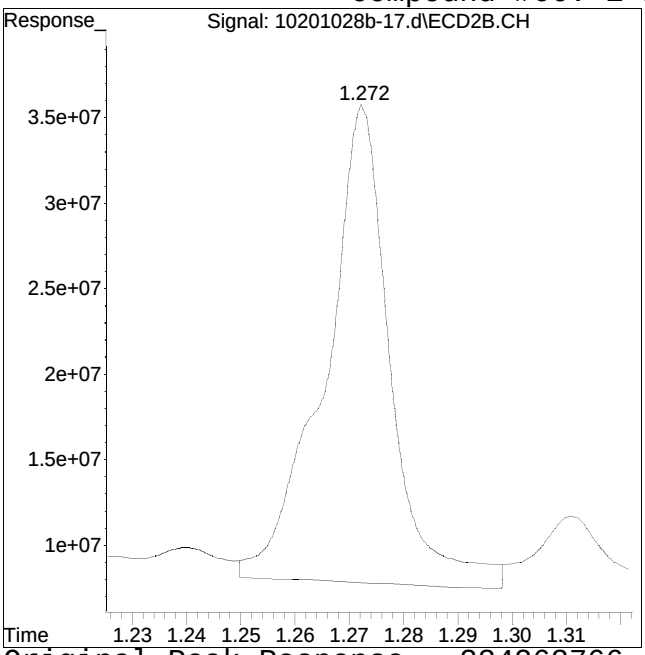

Original Peak Response = 234262766

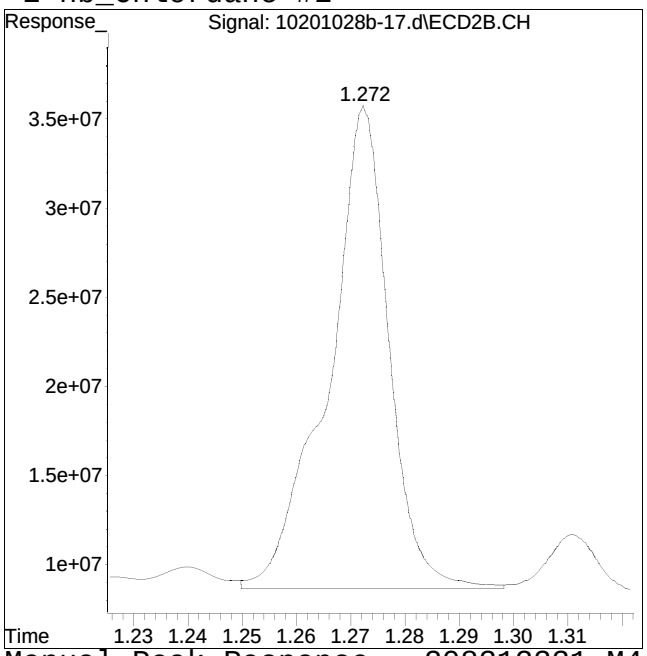

Manual Peak Response = 208313331 M4

M4 = Poor automated baseline construction.

Manual Integration Report

Data Path : I:\Pest10\201028b\
Data File : 10201028b-17.d
Date Inj'd : 10/28/2020 11:11 pm
Sample : L2046791-10,42,,

QMethod : pest10_10_14_20_ugL_ical
Operator : PEST10:bm
Instrument : Pest 10
Quant Date : 10/29/2020 5:40 am

Compound #33: 1-br-2-nb_Toxaphene

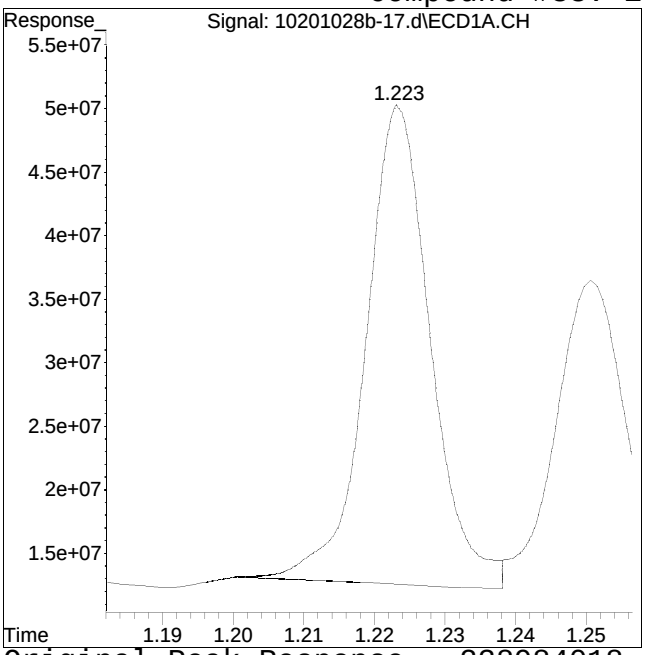

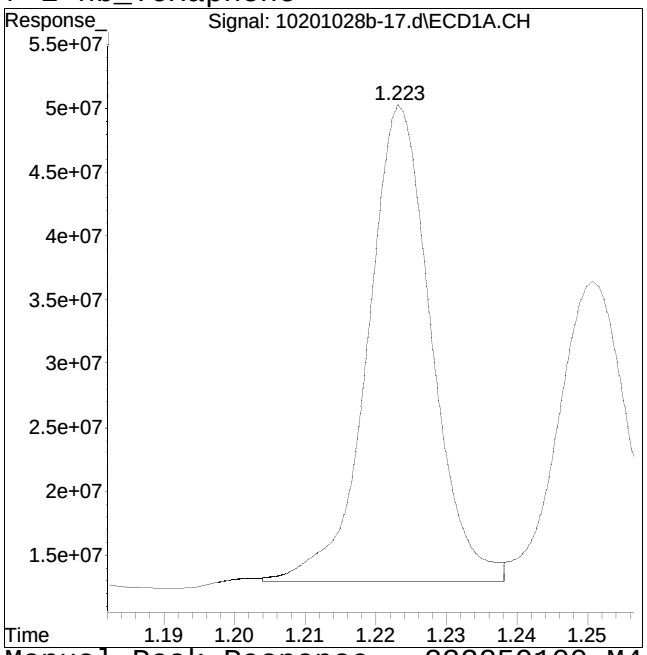

Original Peak Response = 238984018 Manual Peak Response = 232259100 M4
M4 = Poor automated baseline construction.

Manual Integration Report

Data Path : I:\Pest10\201028b\
Data File : 10201028b-17.d
Date Inj'd : 10/28/2020 11:11 pm
Sample : L2046791-10,42,,

QMethod : pest10_10_14_20_ugL_ical
Operator : PEST10:bm
Instrument : Pest 10
Quant Date : 10/29/2020 5:40 am

Compound #71: 1-br-2-nb_Toxaphene #2

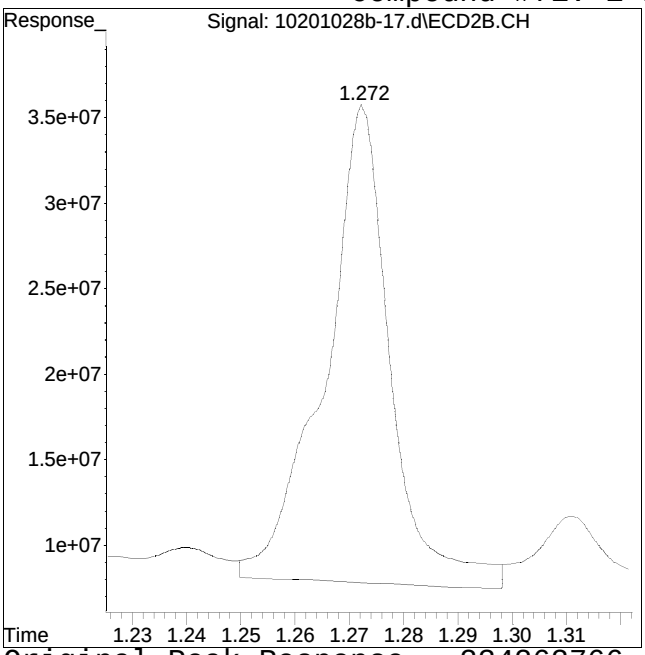

Original Peak Response = 234262766

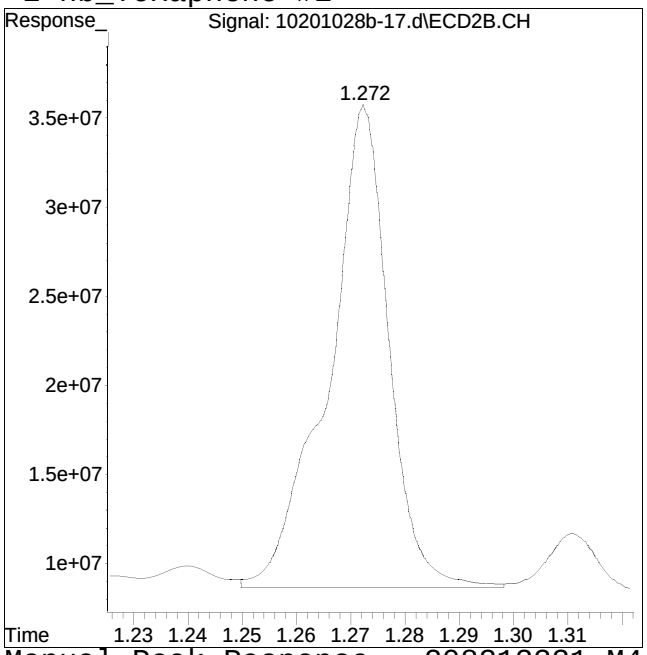

Manual Peak Response = 208313331 M4

M4 = Poor automated baseline construction.

Pesticides Standards Data

Initial Calibration

Initial Calibration Summary
Form 6
Pesticides

Client	**: Impact Environmental**	**Lab Number**	**: L2046791**
Project Name	**: 13-12 BEACH CHANNEL DRIVE**	**Project Number**	**: 15209**
Instrument ID	**: PEST15**	**Ical Ref**	**: ICAL17155**
Calibration dates	**: 09/09/20 22:16 09/10/20 16:21**		

Calibration Files

1 =15200909i-05.d 2 =15200909i-21.d 3 =15200909i-07.d 4 =15200909i-08.d 5 =15200909i-09.d

6 =15200909i-10.d 7 =15200909i-30.d 8 =15200909i-23.d 9 =15200909i-13.d 10 =15200909i-14.d

		Compound	1	2	3	4	5	6	7	8	9	10	Avg	%RSD
1)	i	1-br-2-nb_Pesticides	----------ISTD----------											
2)	s	2,4,5,6-Tetrachloro-m-xylene		1.195	1.070	1.082	1.066	1.060	1.034	1.022	0.995	0.968	1.055	6.13
3)		Hexachlorobenzene		1.268	1.328	1.326	1.279	1.256	1.239	1.136	1.085	1.046	1.218	8.51
4)		alpha-BHC		1.266	1.338	1.297	1.260	1.273	1.290	1.375	1.380	1.376	1.317	3.81
5)		gamma-BHC (li	1.374	1.187	1.208	1.265	1.207	1.215	1.229	1.275	1.263	1.251	1.247	4.28
6)		beta-BHC		0.782	0.668	0.668	0.668	0.670	0.629	0.619	0.595	0.560	0.651	9.64
7)		delta-BHC		1.259	1.172	1.243	1.161	1.178	1.208	1.283	1.283	1.275	1.229	4.06
8)		Heptachlor		1.302	1.334	1.320	1.243	1.276	1.259	1.248	1.222	1.168	1.264	4.07
9)		Aldrin		1.004	1.113	1.087	1.041	1.066	1.057	1.118	1.120	1.084	1.077	3.61
10)		Alachlor		0.187	0.198	0.183	0.180	0.192	0.193	0.166	0.158	0.138	0.177	11.04
11)		Chlorpyrifos		0.802	0.704	0.731	0.676	0.696	0.647	0.575	0.530		0.670	12.86
12)		Heptachlor Epoxide		1.173	1.194	1.172	1.103	1.119	1.085	1.073	1.047	0.985	1.106	6.11
13)		gamma-Chlordane (trans)			1.166	1.194	1.087	1.079	1.090	1.091	1.088	1.044	1.105	4.45
14)		alpha-Chlordane (cis)		1.160	1.248	1.286	1.132	1.141	1.115	1.069	1.063	1.004	1.135	7.83
15)		4,4'-DDE		0.972	1.049	1.032	0.965	0.971	1.009	1.063	1.081	1.029	1.019	4.17
16)		Endosulfan I		1.062	1.007	1.016	0.967	0.978	0.964	0.978	0.962	0.901	0.982	4.51
17)		Dieldrin		1.050	0.987	1.025	0.959	0.981	0.967	1.018	1.019	0.967	0.997	3.19
18)		Endrin		1.101	1.088	1.058	0.990	1.011	0.993	1.036	1.025	0.965	1.030	4.44
19)		4,4'-DDD		0.847	0.721	0.794	0.750	0.776	0.756	0.821	0.828	0.774	0.785	5.25
20)		Endosulfan II		1.058	0.971	1.061	0.962	0.968	0.933	0.943	0.923	0.858	0.964	6.64
21)		4,4'-DDT		1.007	0.949	0.980	0.937	0.900	0.905	0.960	0.966	0.904	0.945	3.94
22)		Endrin Aldehyde		0.915	0.825	0.804	0.768	0.746	0.787	0.752	0.760	0.694	0.784	7.89
23)		Methoxychlor		0.587	0.595	0.626	0.561	0.549	0.557	0.500	0.495	0.430	0.545	11.04
24)		Mirex		1.067	1.009	0.992	0.907	0.875	0.845	0.749	0.723		0.896	13.75
25)		Endosulfan Sulfate		1.062	0.923	0.854	0.822	0.824	0.787	0.792	0.788	0.731	0.843	11.59
26)		Endrin Ketone		1.145	1.051	1.034	0.976	0.965	0.941	0.938	0.924	0.849	0.980	8.74
27)	s	Decachlorobiphenyl		0.821	0.839	0.877	0.814	0.795	0.754	0.664	0.650	0.583	0.755	13.26
28)	i	1-br-2-nb_Chlordane	----------ISTD----------											
29)	l1	chlordane-1							0.038				0.038	0.00
30)	l1	chlordane-3							0.041				0.041	0.00
31)	l1	chlordane-4							0.127				0.127	0.00
32)	l1	chlordane-5							0.193				0.193	0.00
33)	i	1-br-2-nb_Toxaphene	----------ISTD----------											
34)	l2	toxaphene-1		0.046					0.050	0.048			*L	0.999
7)														
35)	l2	toxaphene-2		0.052					0.069	0.066			*L	0.999

Initial Calibration Summary
Form 6
Pesticides

Client	**: Impact Environmental**	**Lab Number**	**: L2046791**
Project Name	**: 13-12 BEACH CHANNEL DRIVE**	**Project Number**	**: 15209**
Instrument ID	**: PEST15**	**Ical Ref**	**: ICAL17155**
Calibration dates	**: 09/09/20 22:16 09/10/20 16:21**		

Calibration Files

1 =15200909i-05.d 2 =15200909i-21.d 3 =15200909i-07.d 4 =15200909i-08.d 5 =15200909i-09.d

6 =15200909i-10.d 7 =15200909i-30.d 8 =15200909i-23.d 9 =15200909i-13.d 10 =15200909i-14.d

		Compound	1	2	3	4	5	6	7	8	9	10	Avg	%RSD
6)														
36)	l2	toxaphene-4		0.027					0.035	0.040			*L	0.997
5)														
37)	l2	toxaphene-5		0.032					0.033	0.037			*L	0.997
6)														

Initial Calibration Summary
Form 6
Pesticides

Client	**: Impact Environmental**	**Lab Number**	**: L2046791**
Project Name	**: 13-12 BEACH CHANNEL DRIVE**	**Project Number**	**: 15209**
Instrument ID	**: PEST15**	**Ical Ref**	**: ICAL17155**
Calibration dates	**: 09/09/20 22:16 09/10/20 16:21**		

Signal #2 Calibration Files

1 =15200909i-05.d 2 =15200909i-35.d 3 =15200909i-07.d 4 =15200909i-08.d 5 =15200909i-09.d
6 =15200909i-10.d 7 =15200909i-30.d 8 =15200909i-23.d 9 =15200909i-13.d 10 =15200909i-14.d

		Compound	1	2	3	4	5	6	7	8	9	10	Avg	%RSD
1)	i	1-br-2-nb_Pesticides	----------ISTD----------											
2)	s	2,4,5,6-Tetra			1.142	1.194	1.214	1.137	1.121	1.097	1.123	1.127	1.117	1.141	3.34
3)		Hexachloroben			1.437	1.447	1.409	1.365	1.337	1.285	1.233	1.224	1.205	1.327	7.09
4)		alpha-BHC			1.279	1.322	1.324	1.311	1.316	1.352	1.539	1.607	1.626	1.409	9.93
5)		gamma-BHC (li		1.365	1.294	1.292	1.284	1.259	1.243	1.262	1.390	1.435	1.443	1.327	5.65
6)		beta-BHC			0.852	0.762	0.739	0.730	0.713	0.676	0.659	0.655	0.643	0.714	9.29
7)		delta-BHC			1.333	1.263	1.258	1.227	1.214	1.245	1.398	1.456	1.474	1.319	7.64
8)		Heptachlor			1.380	1.436	1.435	1.335	1.298	1.300	1.368	1.397	1.364	1.368	3.71
9)		Aldrin			1.064	1.114	1.123	1.096	1.066	1.098	1.213	1.260	1.237	1.141	6.59
10)		Alachlor		0.217	0.219	0.227	0.222	0.212	0.209	0.185	0.175	0.154	0.202	12.35	
11)		Chlorpyrifos		0.790	0.776	0.789	0.751	0.725	0.696	0.612	0.590		0.716	10.90	
12)		Heptachlor Ep		1.239	1.167	1.175	1.135	1.125	1.097	1.107	1.131	1.095	1.141	4.04	
13)		gamma-Chlorda			2.040	1.769	1.587	1.429	1.250	1.140	1.157	1.123	*L	0.999	
7)															
14)		alpha-Chlorda		1.183	1.143	1.153	1.096	1.058	1.060	1.060	1.093	1.061	1.101	4.33	
15)		4,4'-DDE		0.938	0.927	0.974	0.946	0.919	0.947	1.014	1.073	1.039	0.975	5.57	
16)		Endosulfan I		1.000	0.992	1.009	0.970	0.937	0.944	0.961	0.992	0.959	0.974	2.61	
17)		Dieldrin		0.983	0.992	0.996	0.961	0.927	0.949	0.999	1.043	1.022	0.986	3.66	
18)		Endrin		1.015	0.971	1.014	0.976	0.920	0.946	0.989	1.032	1.004	0.985	3.65	
19)		4,4'-DDD		0.748	0.722	0.770	0.735	0.698	0.738	0.771	0.811	0.782	0.753	4.55	
20)		Endosulfan II		1.107	1.003	1.007	0.958	0.904	0.909	0.890	0.915	0.880	0.953	7.80	
21)		4,4'-DDT		0.972	0.928	0.966	0.954	0.909	0.906	0.897	0.941	0.909	0.931	3.02	
22)		Endrin Aldehyde		0.930	0.812	0.820	0.785	0.744	0.750	0.732	0.750	0.712	0.782	8.48	
23)		Methoxychlor		0.577	0.544	0.575	0.548	0.512	0.514	0.467	0.467	0.430	0.515	9.99	
24)		Mirex		0.930	0.898	0.911	0.845	0.792	0.759	0.636	0.630		0.800	14.83	
25)		Endosulfan Su		0.961	0.885	0.882	0.849	0.814	0.807	0.777	0.796	0.759	0.836	7.65	
26)		Endrin Ketone		1.128	1.007	1.008	0.953	0.914	0.942	0.926	0.931	0.894	0.967	7.40	
27)	s	Decachlorobip		0.863	0.869	0.898	0.839	0.781	0.762	0.656	0.652	0.598	0.769	14.29	
28)	i	1-br-2-nb_Chlordane	----------ISTD----------											
29)	l1	chlordane-1							0.043				0.043	0.00	
30)	l1	chlordane-3							0.041				0.041	0.00	
31)	l1	chlordane-4							0.111				0.111	0.00	
32)	l1	chlordane-5							0.109				0.109	0.00	
33)	i	1-br-2-nb_Toxaphene	----------ISTD----------											
34)	l2	toxaphene-1		0.019					0.019	0.021			0.020	4.45	
35)	l2	toxaphene-2		0.030					0.030	0.031			0.031	2.62	

Initial Calibration Summary
Form 6
Pesticides

Client	**: Impact Environmental**	**Lab Number**	**: L2046791**
Project Name	**: 13-12 BEACH CHANNEL DRIVE**	**Project Number**	**: 15209**
Instrument ID	**: PEST15**	**Ical Ref**	**: ICAL17155**
Calibration dates	**: 09/09/20 22:16 09/10/20 16:21**		

Signal #2 Calibration Files

1 =15200909i-05.d 2 =15200909i-35.d 3 =15200909i-07.d 4 =15200909i-08.d 5 =15200909i-09.d
6 =15200909i-10.d 7 =15200909i-30.d 8 =15200909i-23.d 9 =15200909i-13.d 10 =15200909i-14.d

	Compound	1	2	3	4	5	6	7	8	9	10	Avg	%RSD
36) l2	toxaphene-4		0.037					0.034	0.037			0.036	3.90
37) l2	toxaphene-5		0.030					0.031	0.033			0.031	4.48

Initial Calibration Summary
Form 6
Pesticides

Client	**: Impact Environmental**	**Lab Number**	**: L2046791**
Project Name	**: 13-12 BEACH CHANNEL DRIVE**	**Project Number**	**: 15209**
Instrument ID	**: PEST10**	**Ical Ref**	**: ICAL17245**
Calibration dates	**: 10/14/20 12:25 10/14/20 16:04**		

Calibration Files

1 =10201014i-03.d 2 =10201014i-20.d 3 =10201014i-05.d 4 =10201014i-06.d 5 =10201014i-07.d
6 =10201014i-08.d 7 =10201014i-17.d 8 =10201014i-22.d 9 =10201014i-11.d 10 =10201014i-12.d

		Compound	1	2	3	4	5	6	7	8	9	10	Avg	%RSD
1)	i	1-br-2-nb_Pesticides	ISTD											
2)	s	2,4,5,6-Tetrachloro-m-xylene	1.526	1.430	1.405	1.268	1.394	1.091	1.029	0.996	0.986		*L	0.999
9)														
3)	t	Hexachlorobenzene	1.691	1.602	1.601	1.415	1.571	1.230	1.141	1.101	1.111		1.385	17.37
4)	t	alpha-BHC	2.056	1.880	1.937	1.713	1.918	1.547	1.537	1.505	1.573		*L	0.999
0)														
5)	t	gamma-BHC (li	2.070	1.962	1.776	1.890	1.626	1.816	1.479	1.442	1.386	1.448	*L	0.998
6)														
6)	t	beta-BHC		0.871	0.923	0.806	0.889	0.710	0.649	0.598	0.606		*L	0.998
5)														
7)	t	delta-BHC	2.169	1.881	1.901	1.645	1.839	1.494	1.483	1.436	1.507		*L	0.999
1)														
8)	t	Heptachlor	2.108	1.908	1.918	1.672	1.841	1.477	1.381	1.301	1.320		*L	0.998
5)														
9)	t	Aldrin	1.860	1.769	1.780	1.561	1.743	1.399	1.338	1.269	1.297		*L	0.998
7)														
10)	t	Alachlor	0.281	0.270	0.270	0.223	0.261	0.222	0.204	0.178	0.167		0.231	18.30
11)	t	Chlorpyrifos	1.140	1.075	1.099	0.945	1.039	0.833	0.717	0.635			*L	0.996
9)														
12)	t	Heptachlor Ep		1.711	1.766	1.564	1.737	1.392	1.289	1.203	1.217		*L	0.998
8)														
13)	t	gamma-Chlorda		1.850	1.980	1.705	1.826	1.449	1.319	1.247	1.289		*L	0.998
8)														
14)	t	alpha-Chlorda		1.720	1.858	1.614	1.843	1.426	1.308	1.229	1.265		*L	0.998
5)														
15)	t	4,4'-DDE	1.828	1.699	1.737	1.544	1.703	1.445	1.338	1.266	1.304		*L	0.998
8)														
16)	t	Endosulfan I		1.660	1.690	1.481	1.662	1.324	1.214	1.129	1.141		*L	0.998
7)														
17)	t	Dieldrin	1.845	1.664	1.766	1.518	1.689	1.392	1.309	1.235	1.261		1.520	15.17
18)	t	Endrin	1.733	1.645	1.716	1.497	1.694	1.380	1.306	1.233	1.251		*L	0.998
6)														
19)	t	4,4'-DDD	1.426	1.311	1.352	1.173	1.311	1.105	1.041	0.981	1.003		1.189	13.93
20)	t	Endosulfan II		1.522	1.591	1.380	1.551	1.271	1.181	1.099	1.101		*L	0.998
8)														
21)	t	4,4'-DDT	1.517	1.480	1.404	1.227	1.503	1.178	1.106	1.051	1.076		*L	0.998

Initial Calibration Summary
Form 6
Pesticides

Client	**: Impact Environmental**	**Lab Number**	**: L2046791**
Project Name	**: 13-12 BEACH CHANNEL DRIVE**	**Project Number**	**: 15209**
Instrument ID	**: PEST10**	**Ical Ref**	**: ICAL17245**
Calibration dates	**: 10/14/20 12:25 10/14/20 16:04**		

Calibration Files

1 =10201014i-03.d 2 =10201014i-20.d 3 =10201014i-05.d 4 =10201014i-06.d 5 =10201014i-07.d

6 =10201014i-08.d 7 =10201014i-17.d 8 =10201014i-22.d 9 =10201014i-11.d 10 =10201014i-12.d

		Compound	1	2	3	4	5	6	7	8	9	10	Avg	%RSD
4)														
22)	t	Endrin Aldehyde	1.302	1.185	1.161	1.057	1.176	0.974	0.943	0.882	0.894	*L		0.999
0)														
23)	t	Methoxychlor		0.738	0.799	0.690	0.779	0.651	0.581	0.532	0.523	*L		0.997
6)														
24)	t	Mirex	1.368	1.256	1.294	1.106	1.251	1.016	0.883	0.812		*L		0.993
1)														
25)	t	Endosulfan Su	1.526	1.438	1.373	1.236	1.381	1.127	1.043	0.977	0.997	*L		0.998
5)														
26)	t	Endrin Ketone		1.412	1.478	1.278	1.447	1.193	1.107	1.042	1.050		1.251	14.33
27)	s	Decachlorobip	1.146	1.087	1.121	0.966	1.093	0.893	0.792	0.741	0.753	*L		0.997
6)														
28)	i	1-br-2-nb_Chlordane	----------ISTD----------											
29)	l1	chlordane-1						0.046					0.046	0.00
30)	l1	chlordane-3						0.048					0.048	0.00
31)	l1	chlordane-4						0.157					0.157	0.00
32)	l1	chlordane-5						0.242					0.242	0.00
33)	i	1-br-2-nb_Toxaphene	----------ISTD----------											
34)	l2	toxaphene-1	0.052					0.041	0.040				0.044	14.21
35)	l2	toxaphene-2	0.051					0.040	0.039				0.043	15.10
36)	l2	toxaphene-4	0.026					0.034	0.033				0.031	13.31
37)	l2	toxaphene-5	0.038					0.038	0.037				0.038	2.33

Initial Calibration Summary
Form 6
Pesticides

Client	**: Impact Environmental**	**Lab Number**	**: L2046791**
Project Name	**: 13-12 BEACH CHANNEL DRIVE**	**Project Number**	**: 15209**
Instrument ID	**: PEST10**	**Ical Ref**	**: ICAL17245**
Calibration dates	**: 10/14/20 12:25 10/14/20 16:04**		

Signal #2 Calibration Files

1 =10201014i-03.d 2 =10201014i-15.d 3 =10201014i-16.d 4 =10201014i-06.d 5 =10201014i-07.d
6 =10201014i-08.d 7 =10201014i-17.d 8 =10201014i-18.d 9 =10201014i-11.d 10 =10201014i-12.d

		Compound	1	2	3	4	5	6	7	8	9	10	Avg	%RSD
1)	i	1-br-2-nb_Pesticides	----------ISTD----------											
2)	s	2,4,5,6-Tetra		1.337	1.248	1.295	1.104	1.223	1.002	0.959	0.897	0.926	1.110	15.31
3)	t	Hexachloroben		1.632	1.552	1.511	1.350	1.490	1.183	1.107	1.031	1.077	1.326	17.36
4)	t	alpha-BHC		1.857	1.809	1.816	1.619	1.754	1.463	1.505	1.456	1.555	1.648	9.83
5)	t	gamma-BHC (li	2.190	1.914	1.785	1.787	1.523	1.706	1.403	1.397	1.338	1.417	*L	0.998
7)														
6)	t	beta-BHC			0.870	0.897	0.769	0.860	0.695	0.637	0.583	0.597	*L	0.998
6)														
7)	t	delta-BHC		1.932	1.734	1.756	1.538	1.716	1.425	1.442	1.387	1.479	*L	0.998
8)														
8)	t	Heptachlor		1.964	1.780	1.819	1.596	1.764	1.436	1.376	1.300	1.348	*L	0.998
8)														
9)	t	Aldrin		1.771	1.678	1.682	1.444	1.638	1.330	1.303	1.230	1.286	*L	0.998
8)														
10)	t	Alachlor	0.265	0.244	0.267	0.229	0.253	0.212	0.203	0.175	0.168		0.224	16.53
11)	t	Chlorpyrifos	1.194	1.040	1.069	0.904	1.014	0.826	0.709	0.620			*L	0.996
2)														
12)	t	Heptachlor Ep			1.680	1.738	1.528	1.641	1.360	1.263	1.166	1.203	*L	0.998
9)														
13)	t	gamma-Chlorda			1.791	1.850	1.532	1.662	1.384	1.293	1.210	1.274	*L	0.998
9)														
14)	t	alpha-Chlorda			1.587	1.643	1.443	1.599	1.323	1.251	1.165	1.223	*L	0.998
9)														
15)	t	4,4'-DDE	1.541	1.457	1.529	1.327	1.438	1.251	1.235	1.171	1.235		1.354	10.32
16)	t	Endosulfan I			1.541	1.556	1.351	1.507	1.241	1.166	1.082	1.115	*L	0.999
0)														
17)	t	Dieldrin	1.606	1.447	1.521	1.323	1.466	1.235	1.206	1.143	1.190		1.349	12.33
18)	t	Endrin	1.699	1.520	1.467	1.271	1.462	1.248	1.180	1.112	1.159		*L	0.999
1)														
19)	t	4,4'-DDD	1.077	1.045	1.104	1.010	1.116	0.953	0.931	0.879	0.923		1.004	8.62
20)	t	Endosulfan II	1.494	1.409	1.450	1.259	1.369	1.143	1.076	1.004	1.021		*L	0.998
5)														
21)	t	4,4'-DDT	1.267	1.188	1.257	1.111	1.223	1.035	1.012	0.968	1.015		1.120	10.41
22)	t	Endrin Aldehyde	0.950	0.944	0.983	0.900	1.011	0.845	0.852	0.790	0.815		0.899	8.63
23)	t	Methoxychlor			0.668	0.698	0.595	0.677	0.568	0.511	0.466	0.473	*L	0.998
3)														

Initial Calibration Summary
Form 6
Pesticides

Client	**: Impact Environmental**	**Lab Number**	**: L2046791**
Project Name	**: 13-12 BEACH CHANNEL DRIVE**	**Project Number**	**: 15209**
Instrument ID	**: PEST10**	**Ical Ref**	**: ICAL17245**
Calibration dates	**: 10/14/20 12:25 10/14/20 16:04**		

Signal #2 Calibration Files

1 =10201014i-03.d 2 =10201014i-15.d 3 =10201014i-16.d 4 =10201014i-06.d 5 =10201014i-07.d
6 =10201014i-08.d 7 =10201014i-17.d 8 =10201014i-18.d 9 =10201014i-11.d 10 =10201014i-12.d

		Compound	1	2	3	4	5	6	7	8	9	10	Avg	%RSD
24)	t	Mirex				1.031	1.053	0.907	1.005	0.843	0.738	0.671	0.685	*L		0.998
25)	t	Endosulfan Su	1.363	1.225	1.259	1.057	1.175	0.977	0.923	0.859	0.894		*L			0.998
26)	t	Endrin Ketone	1.344	1.205	1.254	1.076	1.196	1.024	0.975	0.914	0.948		1.104			13.68
27)	s	Decachlorobip	0.946	0.892	0.843	0.766	0.861	0.722	0.642	0.596	0.621		*L			0.998
28)	i	1-br-2-nb_Chlordane	----------ISTD----------											
29)	l1	chlordane-1						0.042					0.042			0.00
30)	l1	chlordane-3						0.041					0.041			0.00
31)	l1	chlordane-4						0.134					0.134			0.00
32)	l1	chlordane-5						0.110					0.110			0.00
33)	i	1-br-2-nb_Toxaphene	----------ISTD----------											
34)	l2	toxaphene-1	0.021					0.023	0.022				0.022			4.94
35)	l2	toxaphene-2	0.035					0.033	0.032				0.034			5.04
36)	l2	toxaphene-4	0.035					0.038	0.038				0.037			4.66
37)	l2	toxaphene-5	0.036					0.033	0.032				0.034			6.02

Response Factor Report Pest 15

Method Path : I:\Pest15\200909ICAL\
Method File : P15_pest_09_09_20_ugL_ICAL.m
Title : pest
Last Update : Tue Sep 22 16:31:09 2020
Response Via : Initial Calibration

Calibration Files
1 =15200909i-05.d 2 =15200909i-21.d 3 =15200909i-07.d 4 =15200909i-08.d 5 =15200909i-09.d
6 =15200909i-10.d 7 =15200909i-30.d 8 =15200909i-23.d 9 =15200909i-13.d 10 =15200909i-14.d

		Compound	1	2	3	4	5	6	7	8	9	10	Avg	%RSD
1)	i	1-br-2-nb_Pesticides	----------ISTD----------											
2)	s	2,4,5,6-Tetra...		1.195	1.070	1.082	1.066	1.060	1.034	1.022	0.995	0.968	1.055	6.13
3)		Hexachloroben...		1.268	1.328	1.326	1.279	1.256	1.239	1.136	1.085	1.046	1.218	8.51
4)		alpha-BHC		1.266	1.338	1.297	1.260	1.273	1.290	1.375	1.380	1.376	1.317	3.81
5)		gamma-BHC (li...	1.374	1.187	1.208	1.265	1.207	1.215	1.229	1.275	1.263	1.251	1.247	4.28
6)		beta-BHC		0.782	0.668	0.668	0.668	0.670	0.629	0.619	0.595	0.560	0.651	9.64
7)		delta-BHC		1.259	1.172	1.243	1.161	1.178	1.208	1.283	1.283	1.275	1.229	4.06
8)		Heptachlor		1.302	1.334	1.320	1.243	1.276	1.259	1.248	1.222	1.168	1.264	4.07
9)		Aldrin		1.004	1.113	1.087	1.041	1.066	1.057	1.118	1.120	1.084	1.077	3.61
10)		Alachlor		0.187	0.198	0.183	0.180	0.192	0.193	0.166	0.158	0.138	0.177	11.04
11)		Chlorpyrifos		0.802	0.704	0.731	0.676	0.696	0.647	0.575	0.530		0.670	12.86
12)		Heptachlor Ep...		1.173	1.194	1.172	1.103	1.119	1.085	1.073	1.047	0.985	1.106	6.11
13)		gamma-Chlorda...			1.166	1.194	1.087	1.079	1.090	1.091	1.088	1.044	1.105	4.45
14)		alpha-Chlorda...		1.160	1.248	1.286	1.132	1.141	1.115	1.069	1.063	1.004	1.135	7.83
15)		4,4'-DDE		0.972	1.049	1.032	0.965	0.971	1.009	1.063	1.081	1.029	1.019	4.17
16)		Endosulfan I		1.062	1.007	1.016	0.967	0.978	0.964	0.978	0.962	0.901	0.982	4.51

Response Factor Report Pest 15

Method Path : I:\Pest15\200909ICAL\
Method File : P15_pest_09_09_20_ugL_ICAL.m
Title : pest
Last Update : Tue Sep 22 16:31:09 2020
Response Via : Initial Calibration

Calibration Files
1 =15200909i-05.d 2 =15200909i-21.d 3 =15200909i-07.d 4 =15200909i-08.d 5 =15200909i-09.d
6 =15200909i-10.d 7 =15200909i-30.d 8 =15200909i-23.d 9 =15200909i-13.d 10 =15200909i-14.d

		Compound	1	2	3	4	5	6	7	8	9	10	Avg	%RSD
17)		Dieldrin		1.050	0.987	1.025	0.959	0.981	0.967	1.018	1.019	0.967	0.997	3.19
18)		Endrin		1.101	1.088	1.058	0.990	1.011	0.993	1.036	1.025	0.965	1.030	4.44
19)		4,4'-DDD		0.847	0.721	0.794	0.750	0.776	0.756	0.821	0.828	0.774	0.785	5.25
20)		Endosulfan II		1.058	0.971	1.061	0.962	0.968	0.933	0.943	0.923	0.858	0.964	6.64
21)		4,4'-DDT		1.007	0.949	0.980	0.937	0.900	0.905	0.960	0.966	0.904	0.945	3.94
22)		Endrin Aldehyde		0.915	0.825	0.804	0.768	0.746	0.787	0.752	0.760	0.694	0.784	7.89
23)		Methoxychlor		0.587	0.595	0.626	0.561	0.549	0.557	0.500	0.495	0.430	0.545	11.04
24)		Mirex		1.067	1.009	0.992	0.907	0.875	0.845	0.749	0.723		0.896	13.75
25)		Endosulfan Su...		1.062	0.923	0.854	0.822	0.824	0.787	0.792	0.788	0.731	0.843	11.59
26)		Endrin Ketone		1.145	1.051	1.034	0.976	0.965	0.941	0.938	0.924	0.849	0.980	8.74
27)	s	Decachlorobip...		0.821	0.839	0.877	0.814	0.795	0.754	0.664	0.650	0.583	0.755	13.26
28)	i	1-br-2-nb_Chlordane	----------ISTD----------											
29)	l1	chlordane-1							0.038				0.038	0.00
30)	l1	chlordane-3							0.041				0.041	0.00
31)	l1	chlordane-4							0.127				0.127	0.00
32)	l1	chlordane-5							0.193				0.193	0.00

Method Path : I:\Pest15\200909ICAL\
Method File : P15_pest_09_09_20_ugL_ICAL.m
Title : pest
Last Update : Tue Sep 22 16:31:09 2020
Response Via : Initial Calibration

Calibration Files
1 =15200909i-05.d 2 =15200909i-21.d 3 =15200909i-07.d 4 =15200909i-08.d 5 =15200909i-09.d
6 =15200909i-10.d 7 =15200909i-30.d 8 =15200909i-23.d 9 =15200909i-13.d 10 =15200909i-14.d

		Compound	1	2	3	4	5	6	7	8	9	10	Avg	%RSD
33)	i	1-br-2-nb_Toxaphene	----------ISTD----------											
34)	l2	toxaphene-1	0.046						0.050	0.048			*L	0.9997
35)	l2	toxaphene-2	0.052						0.069	0.066			*L	0.9996
36)	l2	toxaphene-4	0.027						0.035	0.040			*L	0.9975
37)	l2	toxaphene-5	0.032						0.033	0.037			*L	0.9976

Signal #2 Calibration Files
1 =15200909i-05.d 2 =15200909i-35.d 3 =15200909i-07.d 4 =15200909i-08.d 5 =15200909i-09.d
6 =15200909i-10.d 7 =15200909i-30.d 8 =15200909i-23.d 9 =15200909i-13.d 10 =15200909i-14.d

		Compound	1	2	3	4	5	6	7	8	9	10	Avg	%RSD
1)	i	1-br-2-nb_Pesticides	----------ISTD----------											
2)	s	2,4,5,6-Tetra...	1.142	1.194	1.214	1.137	1.121	1.097	1.123	1.127	1.117		1.141	3.34
3)		Hexachloroben...	1.437	1.447	1.409	1.365	1.337	1.285	1.233	1.224	1.205		1.327	7.09
4)		alpha-BHC	1.279	1.322	1.324	1.311	1.316	1.352	1.539	1.607	1.626		1.409	9.93
5)		gamma-BHC (li...	1.365	1.294	1.292	1.284	1.259	1.243	1.262	1.390	1.435	1.443	1.327	5.65
6)		beta-BHC	0.852	0.762	0.739	0.730	0.713	0.676	0.659	0.655	0.643		0.714	9.29
7)		delta-BHC	1.333	1.263	1.258	1.227	1.214	1.245	1.398	1.456	1.474		1.319	7.64
8)		Heptachlor	1.380	1.436	1.435	1.335	1.298	1.300	1.368	1.397	1.364		1.368	3.71
9)		Aldrin	1.064	1.114	1.123	1.096	1.066	1.098	1.213	1.260	1.237		1.141	6.59

Response Factor Report Pest 15

Method Path : I:\Pest15\200909ICAL\
Method File : P15_pest_09_09_20_ugL_ICAL.m
Title : pest
Last Update : Tue Sep 22 16:31:09 2020
Response Via : Initial Calibration

Calibration Files
1 =15200909i-05.d 2 =15200909i-21.d 3 =15200909i-07.d 4 =15200909i-08.d 5 =15200909i-09.d
6 =15200909i-10.d 7 =15200909i-30.d 8 =15200909i-23.d 9 =15200909i-13.d 10 =15200909i-14.d

	Compound	1	2	3	4	5	6	7	8	9	10	Avg	%RSD
10)	Alachlor		0.217	0.219	0.227	0.222	0.212	0.209	0.185	0.175	0.154	0.202	12.35
11)	Chlorpyrifos		0.790	0.776	0.789	0.751	0.725	0.696	0.612	0.590		0.716	10.90
12)	Heptachlor Ep...		1.239	1.167	1.175	1.135	1.125	1.097	1.107	1.131	1.095	1.141	4.04
13)	gamma-Chlorda...			2.040	1.769	1.587	1.429	1.250	1.140	1.157	1.123	*L	0.999
7													
14)	alpha-Chlorda...		1.183	1.143	1.153	1.096	1.058	1.060	1.060	1.093	1.061	1.101	4.33
15)	4,4'-DDE		0.938	0.927	0.974	0.946	0.919	0.947	1.014	1.073	1.039	0.975	5.57
16)	Endosulfan I		1.000	0.992	1.009	0.970	0.937	0.944	0.961	0.992	0.959	0.974	2.61
17)	Dieldrin		0.983	0.992	0.996	0.961	0.927	0.949	0.999	1.043	1.022	0.986	3.66
18)	Endrin		1.015	0.971	1.014	0.976	0.920	0.946	0.989	1.032	1.004	0.985	3.65
19)	4,4'-DDD		0.748	0.722	0.770	0.735	0.698	0.738	0.771	0.811	0.782	0.753	4.55
20)	Endosulfan II		1.107	1.003	1.007	0.958	0.904	0.909	0.890	0.915	0.880	0.953	7.80
21)	4,4'-DDT		0.972	0.928	0.966	0.954	0.909	0.906	0.897	0.941	0.909	0.931	3.02
22)	Endrin Aldehyde		0.930	0.812	0.820	0.785	0.744	0.750	0.732	0.750	0.712	0.782	8.48
23)	Methoxychlor		0.577	0.544	0.575	0.548	0.512	0.514	0.467	0.467	0.430	0.515	9.99
24)	Mirex		0.930	0.898	0.911	0.845	0.792	0.759	0.636	0.630		0.800	14.83
25)	Endosulfan Su...		0.961	0.885	0.882	0.849	0.814	0.807	0.777	0.796	0.759	0.836	7.65

Method Path : I:\Pest15\200909ICAL\
Method File : P15_pest_09_09_20_ugL_ICAL.m
Title : pest
Last Update : Tue Sep 22 16:31:09 2020
Response Via : Initial Calibration

Calibration Files
1 =15200909i-05.d 2 =15200909i-21.d 3 =15200909i-07.d 4 =15200909i-08.d 5 =15200909i-09.d
6 =15200909i-10.d 7 =15200909i-30.d 8 =15200909i-23.d 9 =15200909i-13.d 10 =15200909i-14.d

		Compound	1	2	3	4	5	6	7	8	9	10	Avg	%RSD
26)		Endrin Ketone		1.128	1.007	1.008	0.953	0.914	0.942	0.926	0.931	0.894	0.967	7.40
27)	s	Decachlorobip...		0.863	0.869	0.898	0.839	0.781	0.762	0.656	0.652	0.598	0.769	14.29
28)	i	1-br-2-nb_Chlordane	----------ISTD----------											
29)	l1	chlordane-1							0.043				0.043	0.00
30)	l1	chlordane-3							0.041				0.041	0.00
31)	l1	chlordane-4							0.111				0.111	0.00
32)	l1	chlordane-5							0.109				0.109	0.00
33)	i	1-br-2-nb_Toxaphene	----------ISTD----------											
34)	l2	toxaphene-1		0.019					0.019	0.021			0.020	4.45
35)	l2	toxaphene-2		0.030					0.030	0.031			0.031	2.62
36)	l2	toxaphene-4		0.037					0.034	0.037			0.036	3.90
37)	l2	toxaphene-5		0.030					0.031	0.033			0.031	4.48

(#) = Out of Range ### Number of calibration levels exceeded format ###

Quantitation Report (QT Reviewed)

Data Path : I:\Pest15\200909ICAL\
Data File : 15200909i-04.d
Signal(s) : Signal #1: ECD1A.ch Signal #2: ECD2B.ch
Acq On : 9 Sep 2020 10:03 pm
Operator : PEST15:el
Sample : pem15200909i04,42ee,,deg std 9973 (Sig #1); deg std 9973 (Sig #2)
Misc : wg1413084,ical
ALS Vial : 4 Sample Multiplier: 1

Integration File signal 1: events.e
Integration File signal 2: autoint2.e
Quant Time: Sep 17 10:30:16 2020
Quant Method : I:\Pest15\200909ICAL\P15_pest_09_09_20_ugL_ICAL.m
Quant Title : pest
QLast Update : Tue Sep 15 09:31:46 2020
Response via : Initial Calibration
Integrator: ChemStation

Volume Inj. :
Signal #1 Phase : Signal #2 Phase:
Signal #1 Info : Signal #2 Info :

Sub List : DEG - DDT/Endrin degradation check

	Compound	RT#1	RT#2	Resp#1	Resp#2	ug/l	ug/l
	Internal Standards						
1) i	1-br-2-nb_Pe	1.922	2.008	107.7E6	62363155	25.000	25.000
	System Monitoring Compounds						
	Target Compounds						
15)	4,4'-DDE	0.000	4.896	0	272182	N.D.	0.112M2
18)	Endrin	4.792	5.255	226.1E6	126.5E6	50.964	51.458
19)	4,4'-DDD	4.843	5.317	759314	563109	0.224M3	0.300M2
21)	4,4'-DDT	5.047	5.539	415.9E6	232.5E6	102.095	100.068
22)	Endrin Aldeh	5.260	5.638	483143	297241	0.143M2	0.152M2
26)	Endrin Keton	5.752	6.186	1647366	838996	0.390	0.348M2
	Sum chlordane-1			0	0	N.D.	N.D.
Average	chlordane-1					0.000	0.000
	Sum toxaphene-1			0	0	N.D.	N.D.
Average	toxaphene-1					0.000	0.000
	SemiQuant Compounds - Not Calibrated on this Instrument						
	Sum toxaphene-1			0	0	N.D.	N.D.
Average	toxaphene-1					0.000	0.000

(f)=RT Delta > 1/2 Window (D)=Amounts differ by > 40% (m)=manual int.
(#)=Recovery Exceeds Compound Acceptance Limits.
(I,C,F) I=Interference, C=Coelluting Calibration Peak, F=Fails CC Criteria.

Sub List : DEG - DDT/Endrin degradation checkiewed)

Data Path : I:\Pest15\200909ICAL\
Data File : 15200909i-04.d
Signal(s) : Signal #1: ECD1A.ch Signal #2: ECD2B.ch
Acq On : 9 Sep 2020 10:03 pm
Operator : PEST15:el
Sample : pem15200909i04,42ee,,deg std 9973 (Sig #1); deg std 9973 (Sig #2)
Misc : wg1413084,ical
ALS Vial : 4 Sample Multiplier: 1

Integration File signal 1: events.e
Integration File signal 2: autoint2.e
Quant Time: Sep 17 10:30:16 2020
Quant Method : I:\Pest15\200909ICAL\P15_pest_09_09_20_ugL_ICAL.m
Quant Title : pest
QLast Update : Tue Sep 15 09:31:46 2020
Response via : Initial Calibration
Integrator: ChemStation

Volume Inj. :
Signal #1 Phase : Signal #2 Phase:
Signal #1 Info : Signal #2 Info :

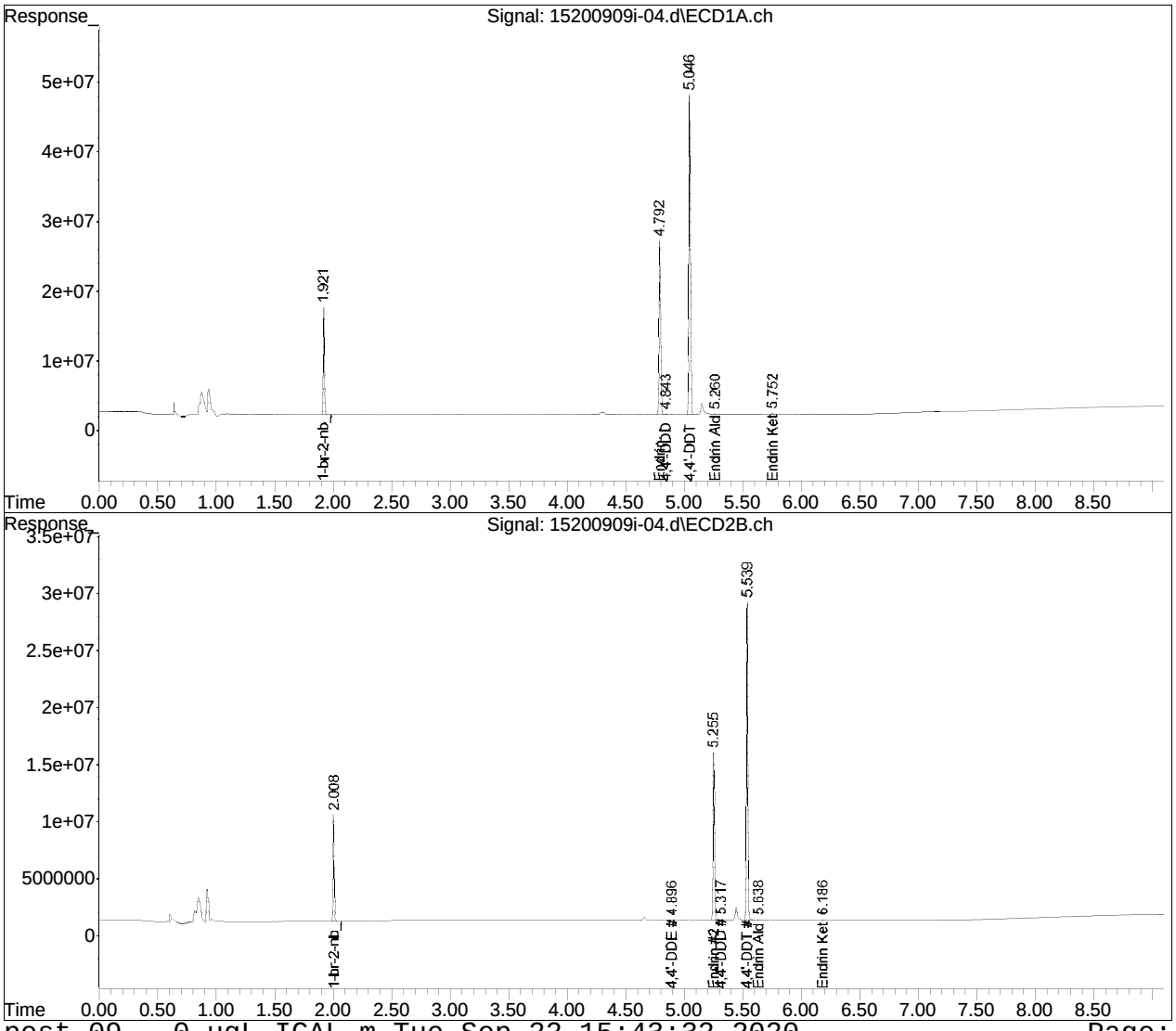

Manual Integration Report

Data Path : I:\Pest15\200909ICAL\ QMethod : P15_pest_09_09_20_ugL_IC
Data File : 15200909i-04.d Operator : PEST15:el
Date Inj'd : 9/9/2020 10:03 pm Instrument : Pest 15
Sample : pem15200909i04,42ee,,deg sQuant Date : 9/17/2020 10:28 am

Compound #53: 4,4'-DDE #2

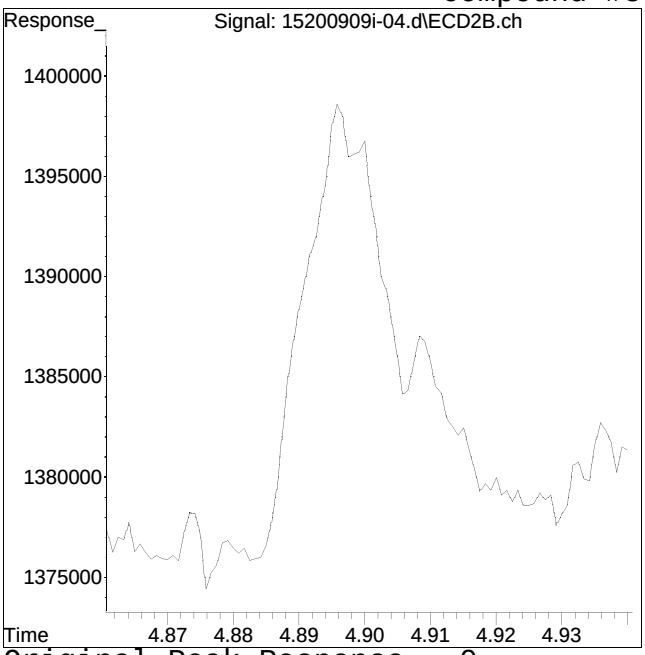

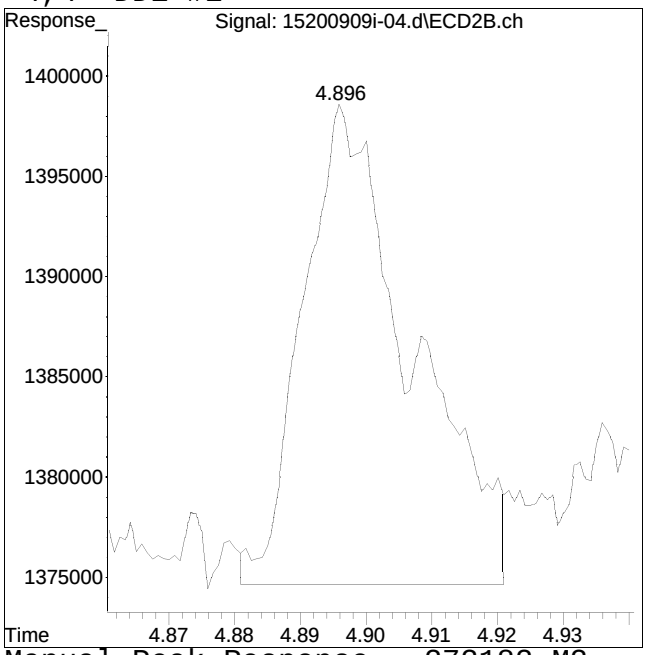

Original Peak Response = 0 Manual Peak Response = 272182 M2
M2 = Peak not found by automatic integration algorithm.

Manual Integration Report

Data Path : I:\Pest15\200909ICAL\ QMethod : P15_pest_09_09_20_ugL_IC
Data File : 15200909i-04.d Operator : PEST15:el
Date Inj'd : 9/9/2020 10:03 pm Instrument : Pest 15
Sample : pem15200909i04,42ee,,deg sQuant Date : 9/17/2020 10:28 am

Compound #19: 4,4'-DDD

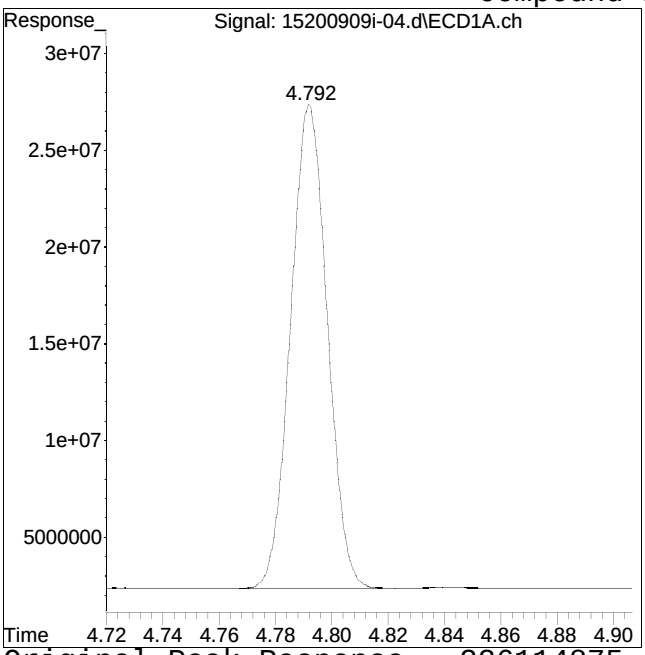

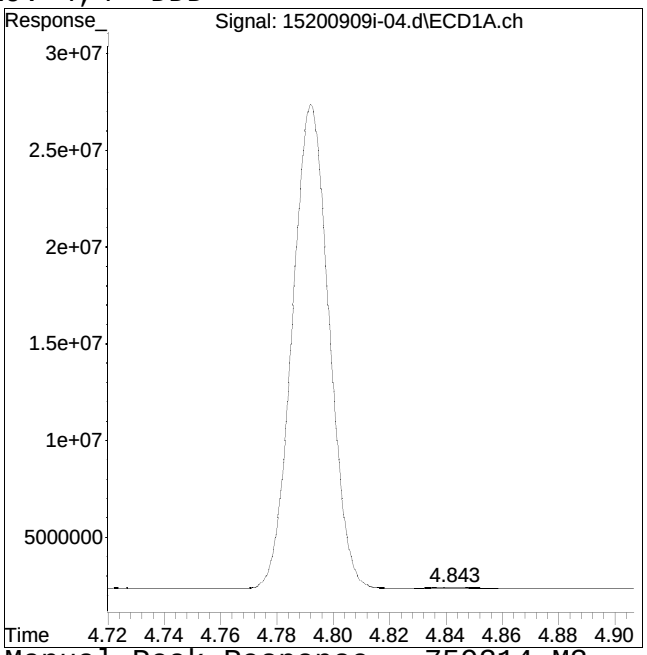

Original Peak Response = 226114875 Manual Peak Response = 759314 M3
M3 = Misidentification of the peak (i.e. 1,4-dichlorobenzene identified as 1,3-dichlorobenzene), or misidentification from 2 partially resolved peaks not being split.

Manual Integration Report

Data Path : I:\Pest15\200909ICAL\ QMethod : P15_pest_09_09_20_ugL_IC
Data File : 15200909i-04.d Operator : PEST15:el
Date Inj'd : 9/9/2020 10:03 pm Instrument : Pest 15
Sample : pem15200909i04,42ee,,deg sQuant Date : 9/17/2020 10:28 am

Compound #57: 4,4'-DDD #2

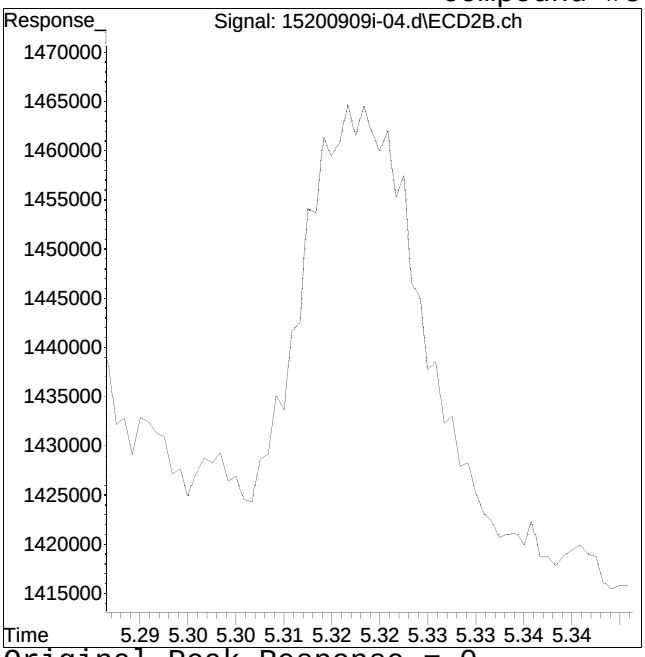

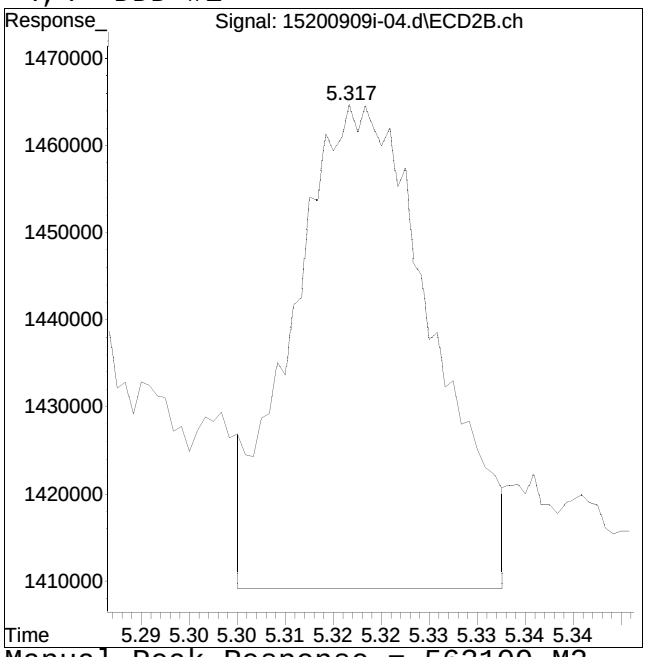

Original Peak Response = 0 Manual Peak Response = 563109 M2
M2 = Peak not found by automatic integration algorithm.

Manual Integration Report

Data Path : I:\Pest15\200909ICAL\ QMethod : P15_pest_09_09_20_ugL_IC
Data File : 15200909i-04.d Operator : PEST15:el
Date Inj'd : 9/9/2020 10:03 pm Instrument : Pest 15
Sample : pem15200909i04,42ee,,deg sQuant Date : 9/17/2020 10:28 am

Compound #22: Endrin Aldehyde

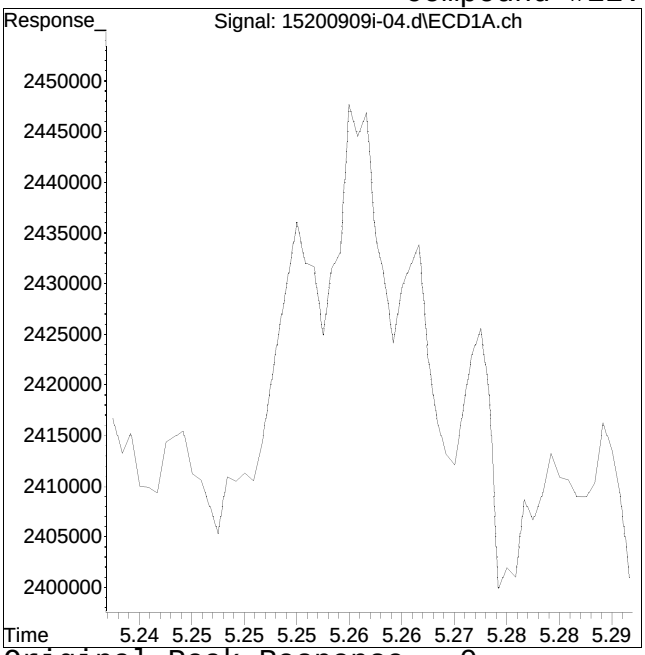

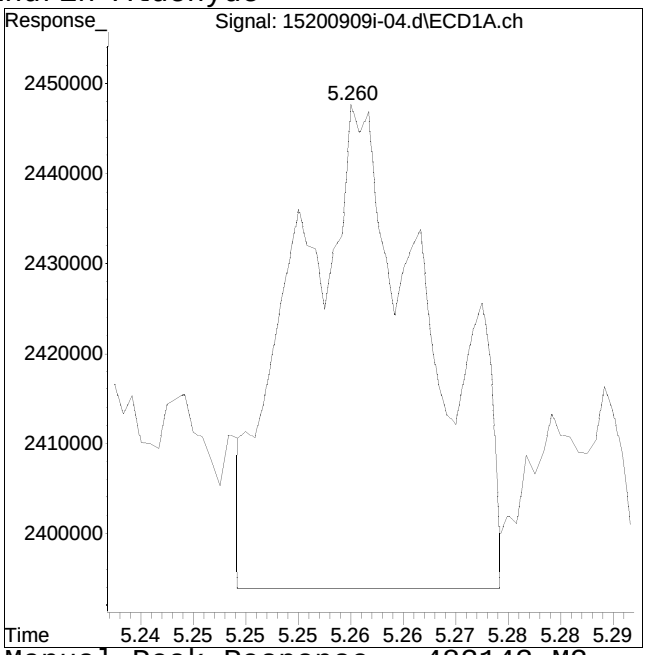

Original Peak Response = 0 Manual Peak Response = 483143 M2
M2 = Peak not found by automatic integration algorithm.

Manual Integration Report

Data Path : I:\Pest15\200909ICAL\ QMethod : P15_pest_09_09_20_ugL_IC
Data File : 15200909i-04.d Operator : PEST15:el
Date Inj'd : 9/9/2020 10:03 pm Instrument : Pest 15
Sample : pem15200909i04,42ee,,deg sQuant Date : 9/17/2020 10:28 am

Compound #60: Endrin Aldehyde #2

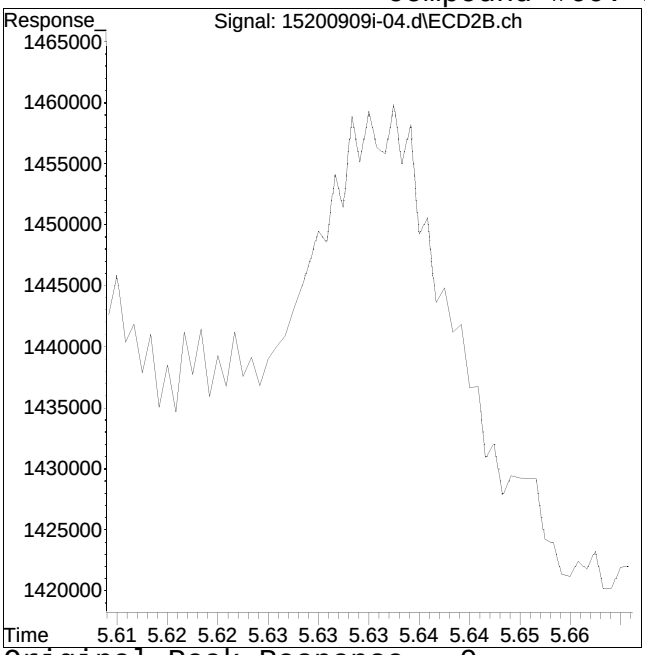

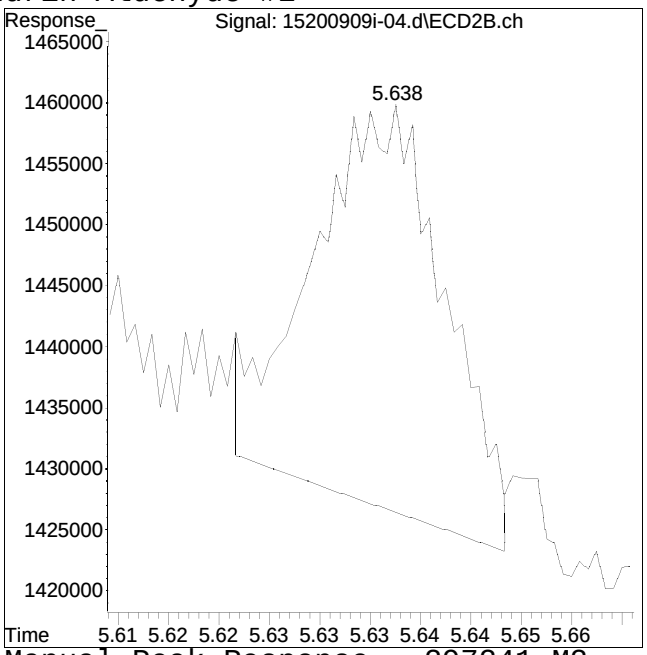

Original Peak Response = 0 Manual Peak Response = 297241 M2
M2 = Peak not found by automatic integration algorithm.

Manual Integration Report

Data Path : I:\Pest15\200909ICAL\ QMethod : P15_pest_09_09_20_ugL_IC
Data File : 15200909i-04.d Operator : PEST15:el
Date Inj'd : 9/9/2020 10:03 pm Instrument : Pest 15
Sample : pem15200909i04,42ee,,deg sQuant Date : 9/17/2020 10:28 am

Compound #64: Endrin Ketone #2

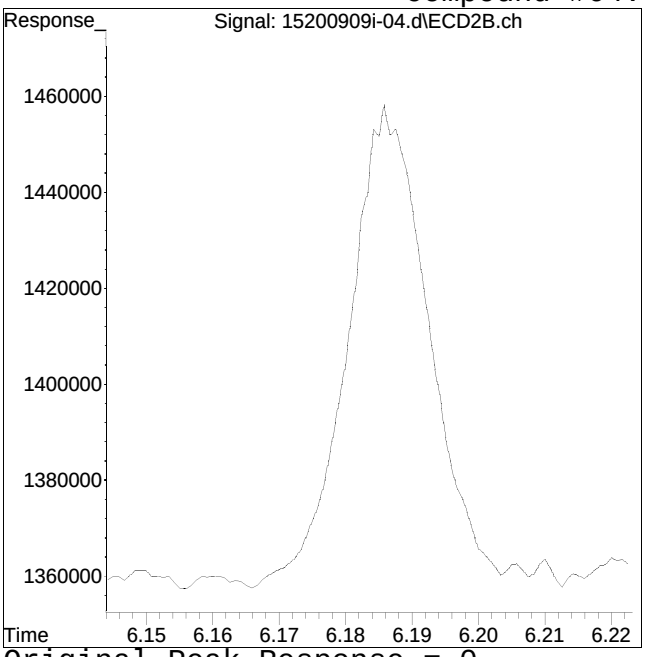

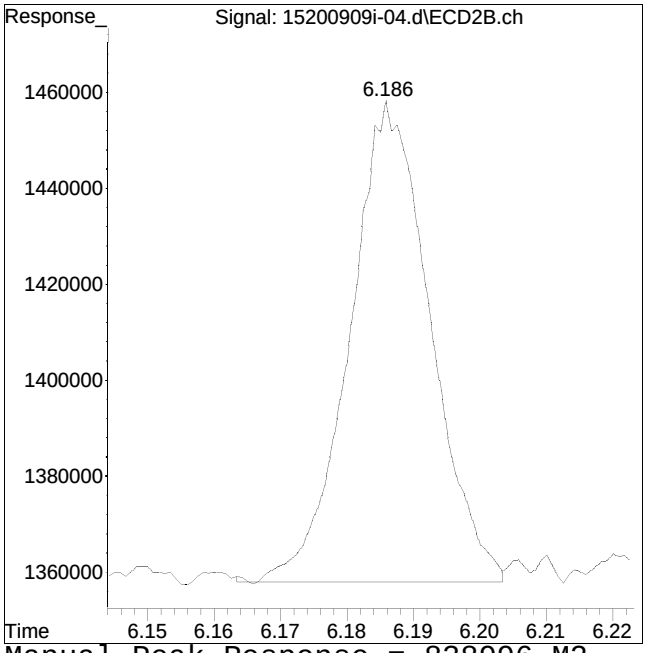

Original Peak Response = 0 Manual Peak Response = 838996 M2
M2 = Peak not found by automatic integration algorithm.

Quantitation Report (QT Reviewed)

Data Path : I:\Pest15\200909ICAL\
Data File : 15200909i-05.d
Signal(s) : Signal #1: ECD1A.ch Signal #2: ECD2B.ch
Acq On : 9 Sep 2020 10:16 pm
Operator : PEST15:el
Sample : il1pest,42e,,10032
Misc : wg1413084,ical (Sig #1); ical (Sig #2)
ALS Vial : 5 Sample Multiplier: 1

Integration File signal 1: events.e
Integration File signal 2: autoint2.e
Quant Time: Sep 10 08:10:57 2020
Quant Method : I:\Pest15\200909ICAL\P15_pest_09_09_20_ugL_ICAL.m
Quant Title : pest
QLast Update : Thu Sep 10 08:10:26 2020
Response via : Initial Calibration
Integrator: ChemStation

Volume Inj. :
Signal #1 Phase : Signal #2 Phase:
Signal #1 Info : Signal #2 Info :

Sub List : Default - All compounds listed

	Compound	RT#1	RT#2	Resp#1	Resp#2	ug/l	ug/l
	Internal Standards						
1) i	1-br-2-nb_Pe	1.921	2.008	103.4E6	61430303	25.000	25.000
28) i	1-br-2-nb_Ch	0.000	0.000	0	0	N.D. d	N.D. d
33) i	1-br-2-nb_To	0.000	0.000	0	0	N.D. d	N.D. d
	System Monitoring Compounds						
2) s	2,4,5,6-Tetr	0.000	0.000	0	0	N.D. d	N.D. d
	Spiked Amount	50.000	Range 30 - 150	Recovery	=	0.00%#	0.00%#
27) s	Decachlorobi	0.000	0.000	0	0	N.D. d	N.D. d
	Spiked Amount	50.000	Range 30 - 150	Recovery	=	0.00%#	0.00%#
	Target Compounds						
3)	Hexachlorobe	0.000	0.000	0	0	N.D. d	N.D. d
4)	alpha-BHC	0.000	0.000	0	0	N.D. d	N.D. d
5)	gamma-BHC (l	3.024	3.383	2842352	1676828	0.557	0.516
6)	beta-BHC	0.000	0.000	0	0	N.D. d	N.D. d
7)	delta-BHC	0.000	0.000	0	0	N.D. d	N.D. d
8)	Heptachlor	0.000	0.000	0	0	N.D. d	N.D. d
9)	Aldrin	0.000	0.000	0	0	N.D. d	N.D. d
10)	Alachlor	0.000	0.000	0	0	N.D. d	N.D. d
11)	Chlorpyrifos	0.000	0.000	0	0	N.D. d	N.D. d
12)	Heptachlor E	0.000	0.000	0	0	N.D. d	N.D. d
13)	gamma-Chlord	0.000	0.000	0	0	N.D. d	N.D. d
14)	alpha-Chlord	0.000	0.000	0	0	N.D. d	N.D. d
15)	4,4'-DDE	0.000	0.000	0	0	N.D. d	N.D. d
16)	Endosulfan I	0.000	0.000	0	0	N.D. d	N.D. d
17)	Dieldrin	0.000	0.000	0	0	N.D. d	N.D. d
18)	Endrin	0.000	0.000	0	0	N.D. d	N.D. d
19)	4,4'-DDD	0.000	0.000	0	0	N.D. d	N.D. d
20)	Endosulfan I	0.000	0.000	0	0	N.D. d	N.D. d
21)	4,4'-DDT	0.000	0.000	0	0	N.D. d	N.D. d
22)	Endrin Aldeh	0.000	0.000	0	0	N.D. d	N.D. d
23)	Methoxychlor	0.000	0.000	0	0	N.D. d	N.D. d

Data Path : I:\Pest15\200909ICAL\
Data File : 15200909i-05.d
Signal(s) : Signal #1: ECD1A.ch Signal #2: ECD2B.ch
Acq On : 9 Sep 2020 10:16 pm
Operator : PEST15:el
Sample : il1pest,42e,,10032
Misc : wg1413084,ical (Sig #1); ical (Sig #2)
ALS Vial : 5 Sample Multiplier: 1

Integration File signal 1: events.e
Integration File signal 2: autoint2.e
Quant Time: Sep 10 08:10:57 2020
Quant Method : I:\Pest15\200909ICAL\P15_pest_09_09_20_ugL_ICAL.m
Quant Title : pest
QLast Update : Thu Sep 10 08:10:26 2020
Response via : Initial Calibration
Integrator: ChemStation

Volume Inj. :
Signal #1 Phase : Signal #2 Phase:
Signal #1 Info : Signal #2 Info :

Sub List : Default - All compounds listed

	Compound	RT#1	RT#2	Resp#1	Resp#2	ug/l	ug/l
24)	Mirex	0.000	0.000	0	0	N.D. d	N.D. d
25)	Endosulfan S	0.000	0.000	0	0	N.D. d	N.D. d
26)	Endrin Keton	0.000	0.000	0	0	N.D. d	N.D. d
29) l1	chlordane-1	0.000	0.000	0	0	N.D. d	N.D. d
30) l1	chlordane-3	0.000	0.000	0	0	N.D. d	N.D. d
31) l1	chlordane-4	0.000	0.000	0	0	N.D. d	N.D. d
32) l1	chlordane-5	0.000	0.000	0	0	N.D. d	N.D. d
Sum	chlordane-1			0	0	N.D.	N.D.
Average	chlordane-1					0.000	0.000
34) l2	toxaphene-1	0.000	0.000	0	0	N.D. d	N.D. d
35) l2	toxaphene-2	0.000	0.000	0	0	N.D. d	N.D. d
36) l2	toxaphene-4	0.000	0.000	0	0	N.D. d	N.D. d
37) l2	toxaphene-5	0.000	0.000	0	0	N.D. d	N.D. d
Sum	toxaphene-1			0	0	N.D.	N.D.
Average	toxaphene-1					0.000	0.000

SemiQuant Compounds - Not Calibrated on this Instrument

Sum	toxaphene-1			0	0	N.D.	N.D.
Average	toxaphene-1					0.000	0.000

(f)=RT Delta > 1/2 Window (D)=Amounts differ by > 40% (m)=manual int.
(#)=Recovery Exceeds Compound Acceptance Limits.
(I,C,F) I=Interference, C=Coelluting Calibration Peak, F=Fails CC Criteria.

Sub List : Default - All compounds listed Reviewed)

Data Path : I:\Pest15\200909ICAL\
Data File : 15200909i-05.d
Signal(s) : Signal #1: ECD1A.ch Signal #2: ECD2B.ch
Acq On : 9 Sep 2020 10:16 pm
Operator : PEST15:el
Sample : il1pest,42e,,10032
Misc : wg1413084,ical (Sig #1); ical (Sig #2)
ALS Vial : 5 Sample Multiplier: 1

Integration File signal 1: events.e
Integration File signal 2: autoint2.e
Quant Time: Sep 10 08:10:57 2020
Quant Method : I:\Pest15\200909ICAL\P15_pest_09_09_20_ugL_ICAL.m
Quant Title : pest
QLast Update : Thu Sep 10 08:10:26 2020
Response via : Initial Calibration
Integrator: ChemStation

Volume Inj. :
Signal #1 Phase : Signal #2 Phase:
Signal #1 Info : Signal #2 Info :

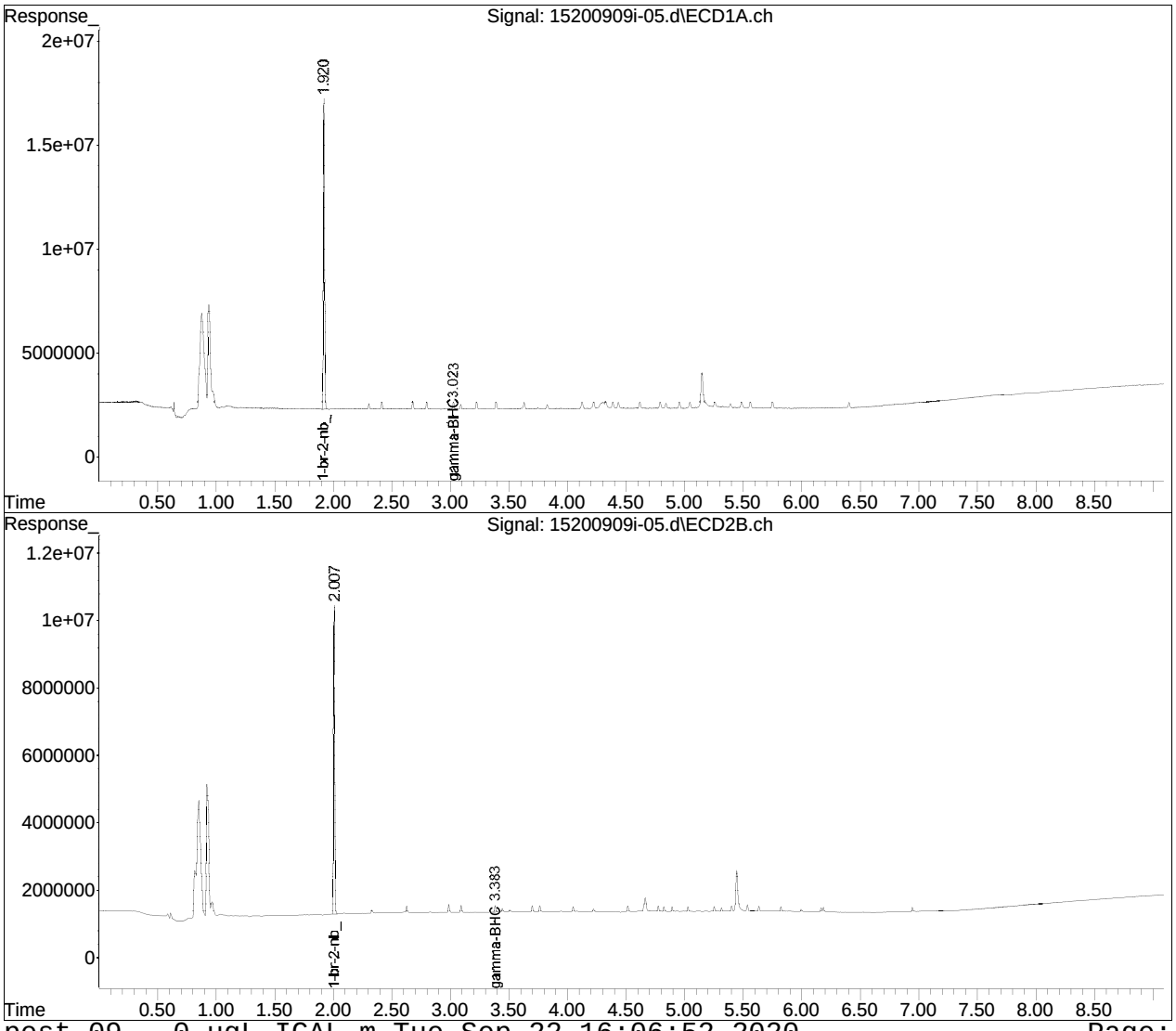

Manual Integration Report

Data Path	: I:\Pest15\200909ICAL\	QMethod	: P15_pest_09_09_20_ugL_IC
Data File	: 15200909i-05.d	Operator	: PEST15:el
Date Inj'd	: 9/9/2020 10:16 pm	Instrument	: Pest 15
Sample	: il1pest,42e,,10032	Quant Date	: 9/10/2020 8:10 am

There are no manual integrations or false positives in this file.

Quantitation Report (QT Reviewed)

Data Path : I:\Pest15\200909ICAL\
Data File : 15200909i-06.d
Signal(s) : Signal #1: ECD1A.ch Signal #2: ECD2B.ch
Acq On : 9 Sep 2020 10:29 pm
Operator : PEST15:el
Sample : il2pest,42e,,10031
Misc : wg1413084,ical (Sig #1); ical (Sig #2)
ALS Vial : 6 Sample Multiplier: 1

Integration File signal 1: events.e
Integration File signal 2: autoint2.e
Quant Time: Sep 10 08:10:17 2020
Quant Method : I:\Pest15\200909ICAL\P15_pest_09_09_20_ugL_ICAL.m
Quant Title : pest
QLast Update : Thu Sep 10 08:08:23 2020
Response via : Initial Calibration
Integrator: ChemStation

Volume Inj. :
Signal #1 Phase : Signal #2 Phase:
Signal #1 Info : Signal #2 Info :

Sub List : Default - All compounds listed

	Compound	RT#1	RT#2	Resp#1	Resp#2	ug/l	ug/l
	Internal Standards						
1) i	1-br-2-nb_Pe	1.920	2.007	102.0E6	62145739	25.000	25.000
28) i	1-br-2-nb_Ch	0.000	0.000	0	0	N.D. d	N.D. d
33) i	1-br-2-nb_To	0.000	0.000	0	0	N.D. d	N.D. d
	System Monitoring Compounds						
2) s	2,4,5,6-Tetr	2.413	2.627	4875734	2838754	1.152	1.001
	Spiked Amount 50.000	Range 30 - 150		Recovery =		2.30%#	2.00%#
27) s	Decachlorobi	6.400	6.945	3350530	2144237	1.099	1.140
	Spiked Amount 50.000	Range 30 - 150		Recovery =		2.20%#	2.28%#
	Target Compounds						
3)	Hexachlorobe	2.677	2.987	5174309	3571871	1.046	1.094
4)	alpha-BHC	2.796	3.092	5167804	3178144	0.957	0.897
5)	gamma-BHC (l	3.023	3.383	4844339	3216693	0.958	0.976
6)	beta-BHC	3.086	3.445	3191772	2118487	1.233	1.222
7)	delta-BHC	3.221	3.700	5136580	3314588	1.027	1.012
8)	Heptachlor	3.386	3.764	5311251	3431241	1.034	1.010
9)	Aldrin	3.627	4.049	4098304	2643953	0.925	0.924
10)	Alachlor	3.745	3.941	761358	539505	1.060M2	1.082M2
11)	Chlorpyrifos	3.824	4.222	3270930	1963782	1.279	1.155
12)	Heptachlor E	4.121	4.516	4786428	3078824	1.069	1.097
13)	gamma-Chlord	4.220	4.664	5092772	7644516	1.130	2.140 D
14)	alpha-Chlord	4.324	4.776	4731829	2941774	1.024M4	1.085
15)	4,4'-DDE	4.384	4.894	3967267	2331844	0.949M4	0.957
16)	Endosulfan I	4.431	4.824	4332989	2484627	1.093	1.030
17)	Dieldrin	4.614	5.029	4284003	2444552	1.060	0.997
18)	Endrin	4.788	5.254	4491577	2522215	1.078	1.034
19)	4,4'-DDD	4.837	5.316	3457948	1860241	1.090	0.993
20)	Endosulfan I	4.953	5.402	4317046	2751621	1.111	1.186
21)	4,4'-DDT	5.041	5.537	4108240	2416322	1.074	1.050M4
22)	Endrin Aldeh	5.254	5.636	3733759	2312352	1.193	1.219

Data Path : I:\Pest15\200909ICAL\
Data File : 15200909i-06.d
Signal(s) : Signal #1: ECD1A.ch Signal #2: ECD2B.ch
Acq On : 9 Sep 2020 10:29 pm
Operator : PEST15:el
Sample : il2pest,42e,,10031
Misc : wg1413084,ical (Sig #1); ical (Sig #2)
ALS Vial : 6 Sample Multiplier: 1

Integration File signal 1: events.e
Integration File signal 2: autoint2.e
Quant Time: Sep 10 08:10:17 2020
Quant Method : I:\Pest15\200909ICAL\P15_pest_09_09_20_ugL_ICAL.m
Quant Title : pest
QLast Update : Thu Sep 10 08:08:23 2020
Response via : Initial Calibration
Integrator: ChemStation

Volume Inj. :
Signal #1 Phase : Signal #2 Phase:
Signal #1 Info : Signal #2 Info :

Sub List : Default - All compounds listed

	Compound	RT#1	RT#2	Resp#1	Resp#2	ug/l	ug/l
23)	Methoxychlor	5.388	5.995	2394891	1434151	1.088	1.137
24)	Mirex	5.483	6.166	4355095	2312384	1.265	1.230
25)	Endosulfan S	5.558	5.823	4331528	2389860	1.302	1.171
26)	Endrin Keton	5.748	6.186	4671333	2802780	1.193	1.191
29) l1	chlordane-1	0.000	0.000	0	0	N.D. d	N.D. d
30) l1	chlordane-3	0.000	0.000	0	0	N.D. d	N.D. d
31) l1	chlordane-4	0.000	0.000	0	0	N.D. d	N.D. d
32) l1	chlordane-5	0.000	0.000	0	0	N.D. d	N.D. d
Sum	chlordane-1			0	0	N.D.	N.D.
Average	chlordane-1					0.000	0.000
34) l2	toxaphene-1	0.000	0.000	0	0	N.D. d	N.D. d
35) l2	toxaphene-2	0.000	0.000	0	0	N.D. d	N.D. d
36) l2	toxaphene-4	0.000	0.000	0	0	N.D. d	N.D. d
37) l2	toxaphene-5	0.000	0.000	0	0	N.D. d	N.D. d
Sum	toxaphene-1			0	0	N.D.	N.D.
Average	toxaphene-1					0.000	0.000

SemiQuant Compounds - Not Calibrated on this Instrument

Sum	toxaphene-1			0	0	N.D.	N.D.
Average	toxaphene-1					0.000	0.000

(f)=RT Delta > 1/2 Window (D)=Amounts differ by > 40% (m)=manual int.
(#)=Recovery Exceeds Compound Acceptance Limits.
(I,C,F) I=Interference, C=Coelluting Calibration Peak, F=Fails CC Criteria.

Sub List : Default - All compounds listed Reviewed)

Data Path : I:\Pest15\200909ICAL\
Data File : 15200909i-06.d
Signal(s) : Signal #1: ECD1A.ch Signal #2: ECD2B.ch
Acq On : 9 Sep 2020 10:29 pm
Operator : PEST15:el
Sample : il2pest,42e,,10031
Misc : wg1413084,ical (Sig #1); ical (Sig #2)
ALS Vial : 6 Sample Multiplier: 1

Integration File signal 1: events.e
Integration File signal 2: autoint2.e
Quant Time: Sep 10 08:10:17 2020
Quant Method : I:\Pest15\200909ICAL\P15_pest_09_09_20_ugL_ICAL.m
Quant Title : pest
QLast Update : Thu Sep 10 08:08:23 2020
Response via : Initial Calibration
Integrator: ChemStation

Volume Inj. :
Signal #1 Phase : Signal #2 Phase:
Signal #1 Info : Signal #2 Info :

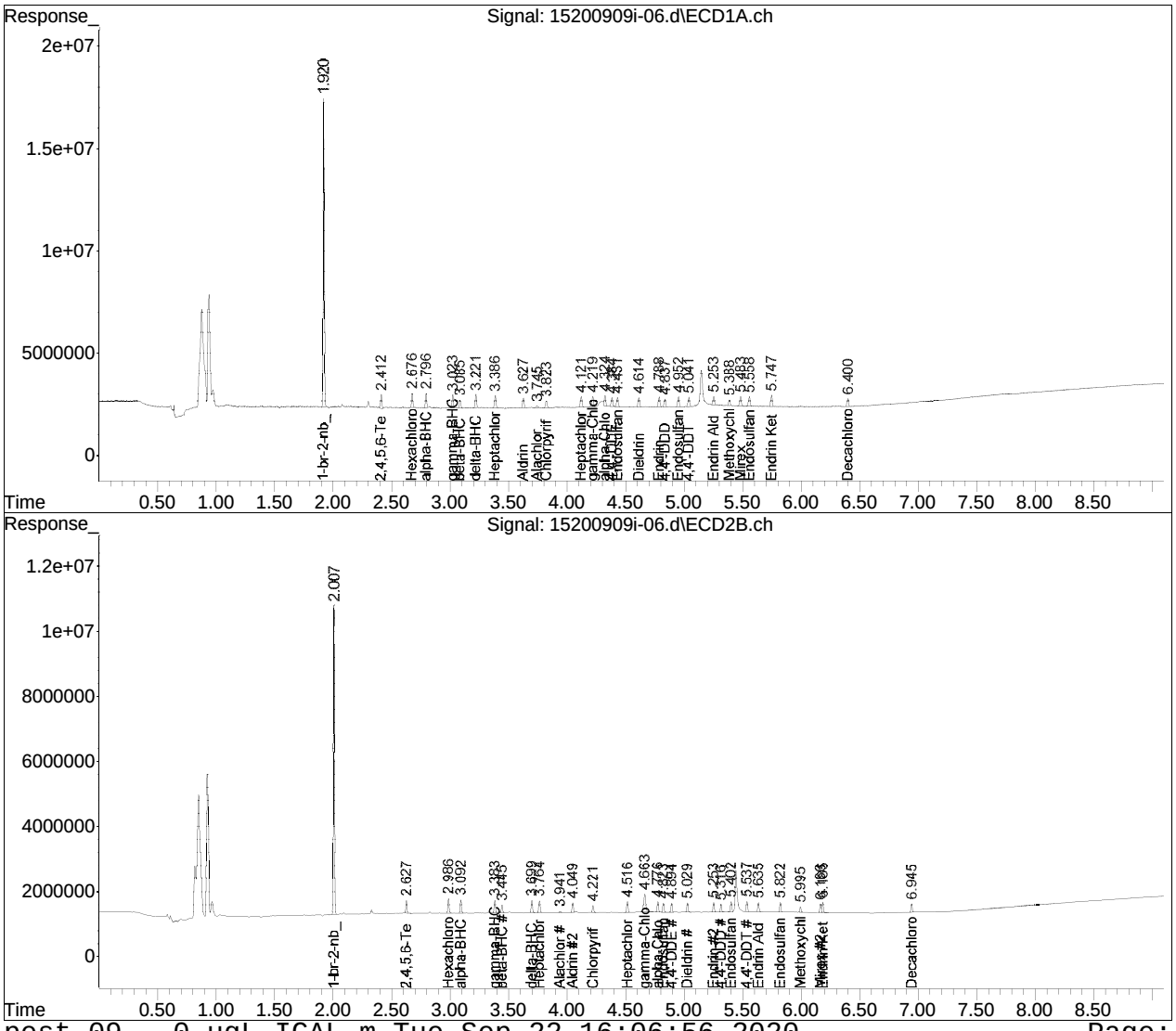

Manual Integration Report

Data Path : I:\Pest15\200909ICAL\
Data File : 15200909i-06.d
Date Inj'd : 9/9/2020 10:29 pm
Sample : il2pest,42e,,10031

QMethod : P15_pest_09_09_20_ugL_IC
Operator : PEST15:el
Instrument : Pest 15
Quant Date : 9/10/2020 8:08 am

Compound #10: Alachlor

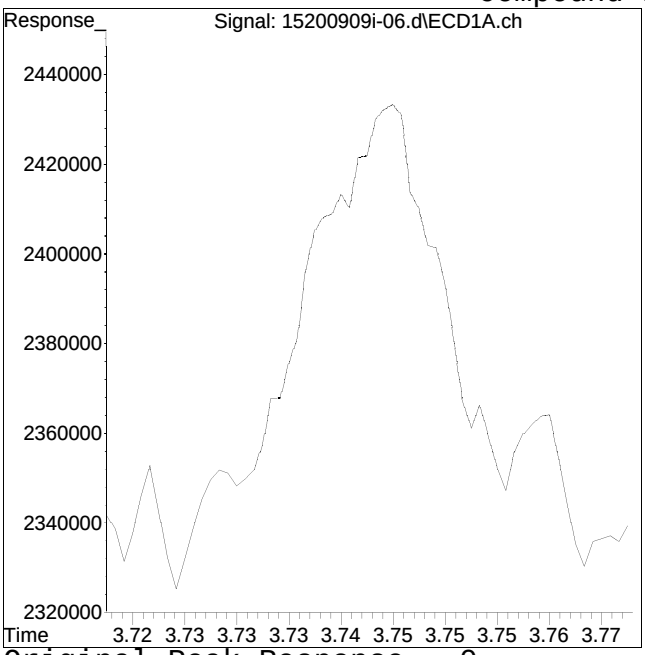

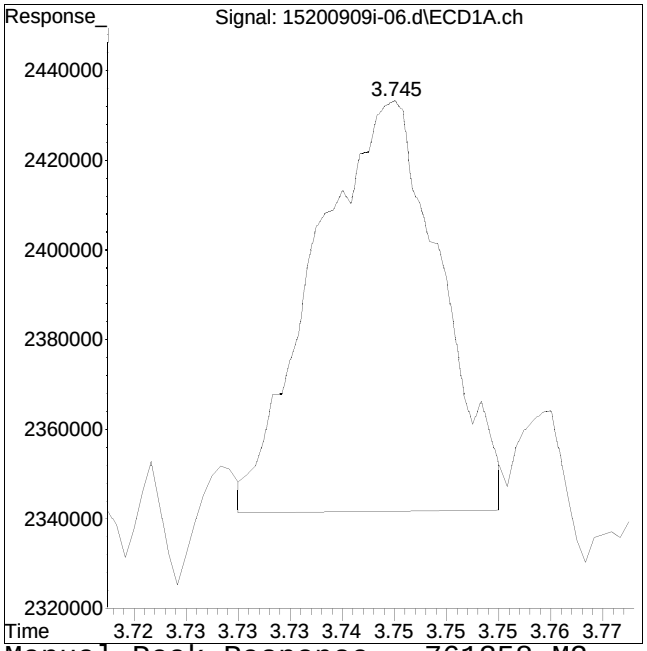

Original Peak Response = 0
Manual Peak Response = 761358 M2
M2 = Peak not found by automatic integration algorithm.

Manual Integration Report

Data Path : I:\Pest15\200909ICAL\
Data File : 15200909i-06.d
Date Inj'd : 9/9/2020 10:29 pm
Sample : il2pest,42e,,10031

QMethod : P15_pest_09_09_20_ugL_IC
Operator : PEST15:el
Instrument : Pest 15
Quant Date : 9/10/2020 8:08 am

Compound #48: Alachlor #2

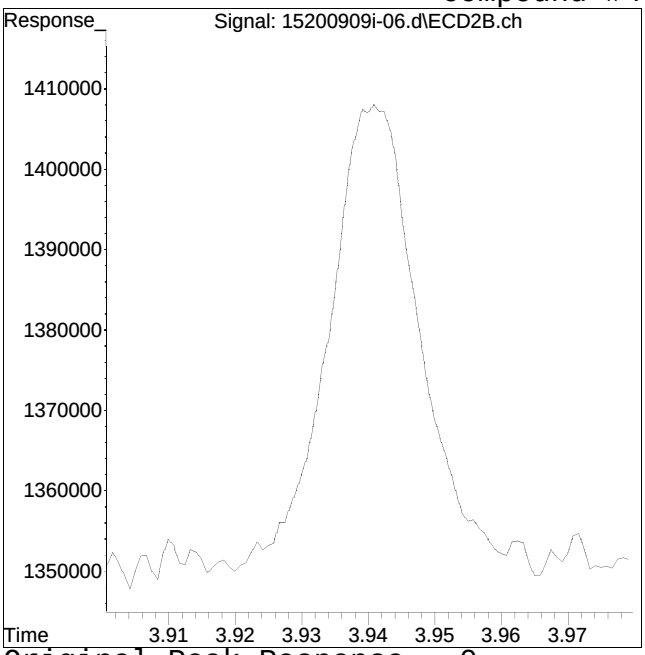

Original Peak Response = 0

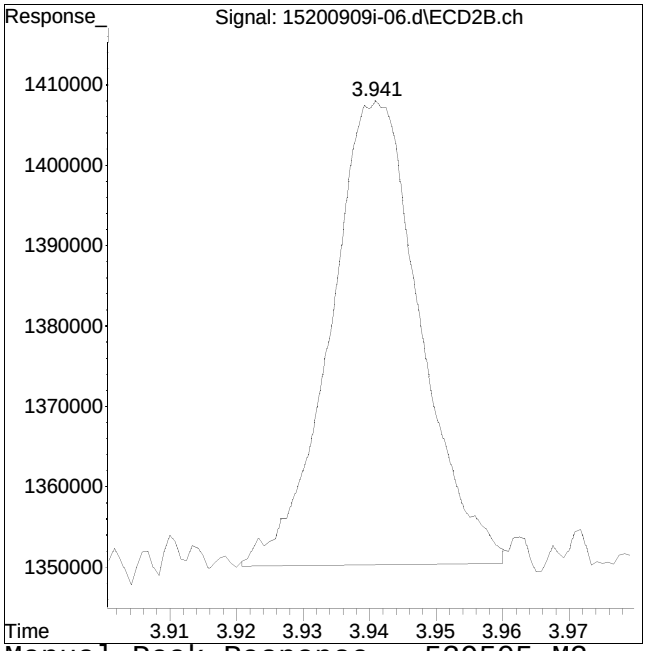

Manual Peak Response = 539505 M2

M2 = Peak not found by automatic integration algorithm.

Manual Integration Report

Data Path : I:\Pest15\200909ICAL\
Data File : 15200909i-06.d
Date Inj'd : 9/9/2020 10:29 pm
Sample : il2pest,42e,,10031

QMethod : P15_pest_09_09_20_ugL_IC
Operator : PEST15:el
Instrument : Pest 15
Quant Date : 9/10/2020 8:08 am

Compound #14: alpha-Chlordane (cis)

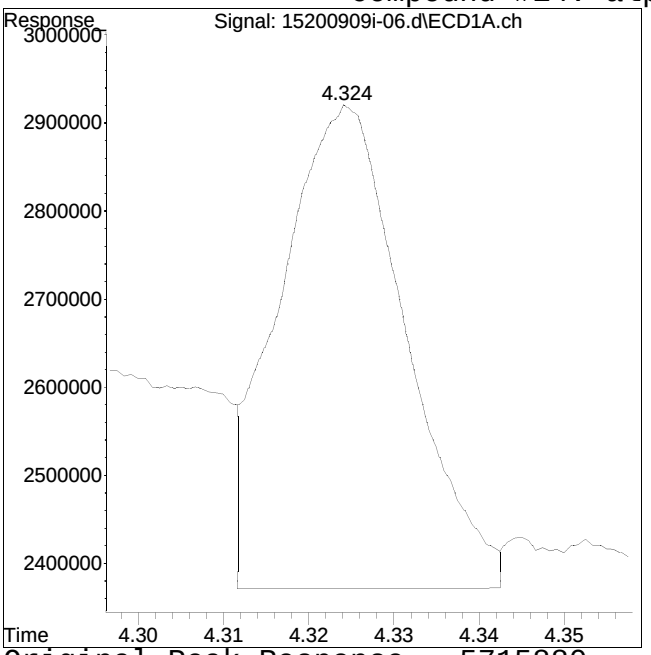

Original Peak Response = 5715880

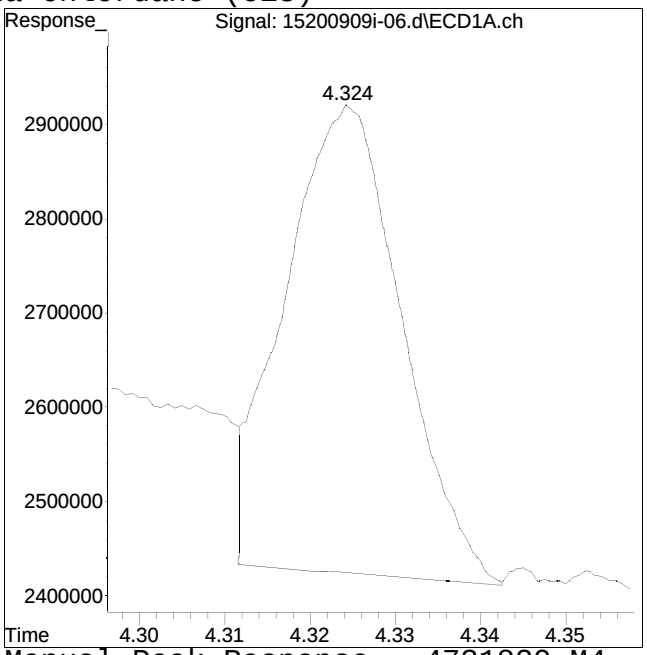

Manual Peak Response = 4731829 M4

M4 = Poor automated baseline construction.

Manual Integration Report

Data Path : I:\Pest15\200909ICAL\
Data File : 15200909i-06.d
Date Inj'd : 9/9/2020 10:29 pm
Sample : il2pest,42e,,10031

QMethod : P15_pest_09_09_20_ugL_IC
Operator : PEST15:el
Instrument : Pest 15
Quant Date : 9/10/2020 8:08 am

Compound #15: 4,4'-DDE

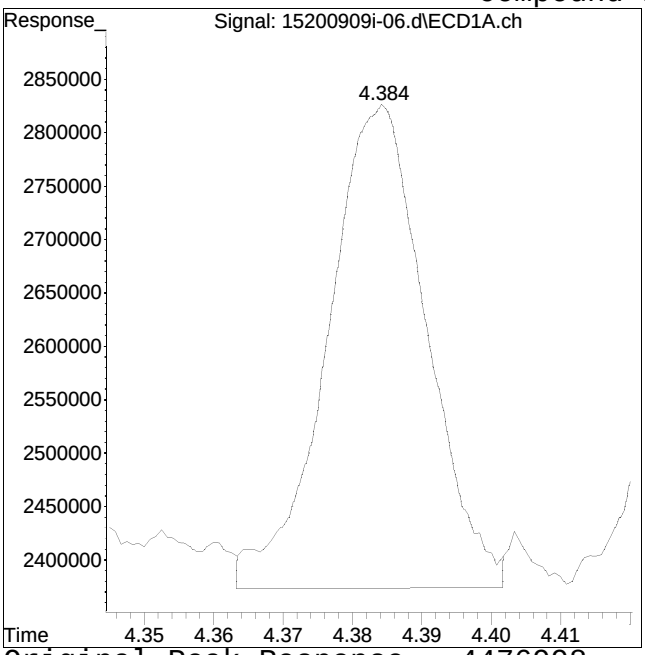

Original Peak Response = 4476998

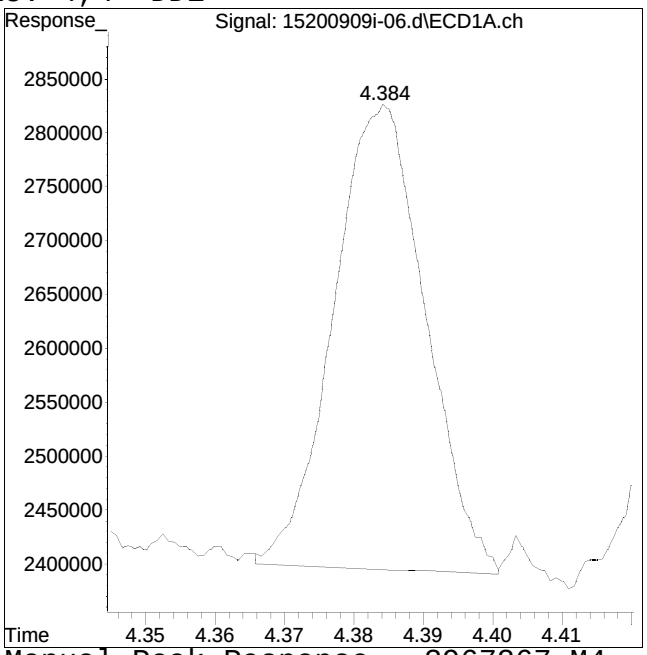

Manual Peak Response = 3967267 M4

M4 = Poor automated baseline construction.

Manual Integration Report

Data Path : I:\Pest15\200909ICAL\
Data File : 15200909i-06.d
Date Inj'd : 9/9/2020 10:29 pm
Sample : il2pest,42e,,10031

QMethod : P15_pest_09_09_20_ugL_IC
Operator : PEST15:el
Instrument : Pest 15
Quant Date : 9/10/2020 8:08 am

Compound #59: 4,4'-DDT #2

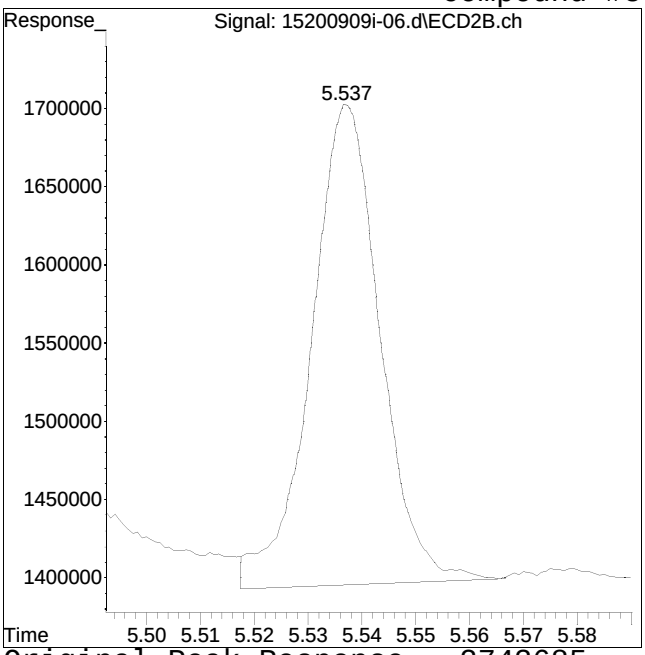

Original Peak Response = 2743685

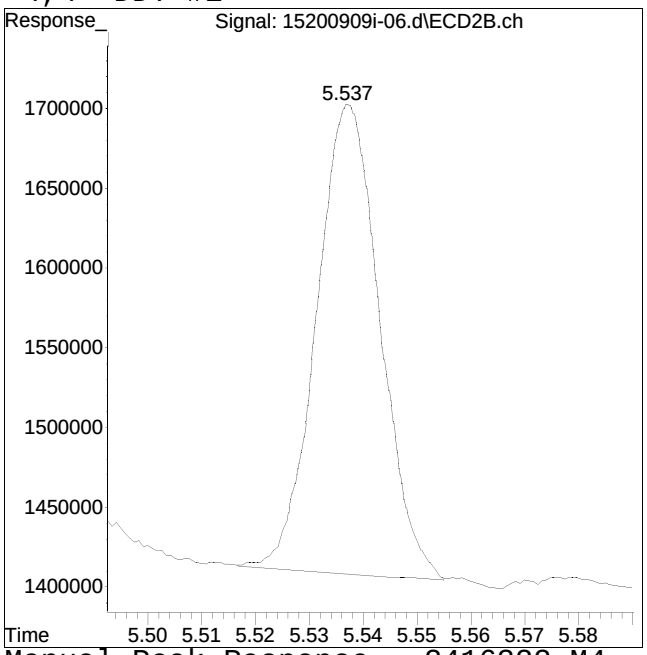

Manual Peak Response = 2416322 M4

M4 = Poor automated baseline construction.

Quantitation Report (QT Reviewed)

Data Path : I:\Pest15\200909ICAL\
Data File : 15200909i-07.d
Signal(s) : Signal #1: ECD1A.ch Signal #2: ECD2B.ch
Acq On : 9 Sep 2020 10:41 pm
Operator : PEST15:el
Sample : il3pest,42e,,10030
Misc : wg1413084,ical (Sig #1); ical (Sig #2)
ALS Vial : 7 Sample Multiplier: 1

Integration File signal 1: events.e
Integration File signal 2: autoint2.e
Quant Time: Sep 10 08:21:16 2020
Quant Method : I:\Pest15\200909ICAL\P15_pest_09_09_20_ugL_ICAL.m
Quant Title : pest
QLast Update : Thu Sep 10 08:21:13 2020
Response via : Initial Calibration
Integrator: ChemStation

Volume Inj. :
Signal #1 Phase : Signal #2 Phase:
Signal #1 Info : Signal #2 Info :

Sub List : Default - All compounds listed

	Compound	RT#1	RT#2	Resp#1	Resp#2	ug/l	ug/l
	Internal Standards						
1) i	1-br-2-nb_Pe	1.919	2.007	102.9E6	61161103	25.000	25.000
28) i	1-br-2-nb_Ch	0.000	0.000	0	0	N.D. d	N.D. d
33) i	1-br-2-nb_To	0.000	0.000	0	0	N.D. d	N.D. d
	System Monitoring Compounds						
2) s	2,4,5,6-Tetr	2.412	2.627	8811924	5841001	2.029	2.092
	Spiked Amount 50.000	Range 30 - 150		Recovery =		4.06%#	4.18%#
27) s	Decachlorobi	6.399	6.943	6906684	4253236	2.221	2.262
	Spiked Amount 50.000	Range 30 - 150		Recovery =		4.44%#	4.52%#
	Target Compounds						
3)	Hexachlorobe	2.676	2.987	10939369	7079844	2.181	2.181
4)	alpha-BHC	2.794	3.092	11019924	6470606	2.031	1.878
5)	gamma-BHC (l	3.023	3.383	9945673	6321045	1.936	1.947
6)	beta-BHC	3.085	3.445	5504946	3728648	2.054	2.133
7)	delta-BHC	3.220	3.699	9654571	6181194	1.908	1.916
8)	Heptachlor	3.386	3.764	10983570	7025483	2.111	2.099
9)	Aldrin	3.625	4.049	9167514	5453032	2.068	1.953
10)	Alachlor	3.740	3.940	1628480	1072540	2.233M1	2.166
11)	Chlorpyrifos	3.823	4.222	5798333	3794983	2.102	2.167
12)	Heptachlor E	4.121	4.515	9832083	5708329	2.159	2.045
13)	gamma-Chlord	4.219	4.663	9599722	9979889	2.110	2.042
14)	alpha-Chlord	4.322	4.775	10274105	5594489	2.198M4	2.077
15)	4,4'-DDE	4.384	4.893	8635009	4536752	2.058	1.901
16)	Endosulfan I	4.429	4.823	8288903	4854173	2.051	2.038
17)	Dieldrin	4.613	5.028	8127843	4852159	1.980	2.012
18)	Endrin	4.787	5.252	8961413	4753018	2.114	1.972
19)	4,4'-DDD	4.836	5.315	5934963	3531411	1.835	1.918
20)	Endosulfan I	4.952	5.401	7994137	4907992	2.014	2.106
21)	4,4'-DDT	5.041	5.536	7815896	4540073	2.008	1.993M4
22)	Endrin Aldeh	5.254	5.634	6794727	3973141	2.106	2.078
23)	Methoxychlor	5.388	5.994	4902446	2662024	2.186	2.113

Quantitation Report (QT Reviewed)

Data Path : I:\Pest15\200909ICAL\
Data File : 15200909i-07.d
Signal(s) : Signal #1: ECD1A.ch Signal #2: ECD2B.ch
Acq On : 9 Sep 2020 10:41 pm
Operator : PEST15:el
Sample : il3pest,42e,,10030
Misc : wg1413084,ical (Sig #1); ical (Sig #2)
ALS Vial : 7 Sample Multiplier: 1

Integration File signal 1: events.e
Integration File signal 2: autoint2.e
Quant Time: Sep 10 08:21:16 2020
Quant Method : I:\Pest15\200909ICAL\P15_pest_09_09_20_ugL_ICAL.m
Quant Title : pest
QLast Update : Thu Sep 10 08:21:13 2020
Response via : Initial Calibration
Integrator: ChemStation

Volume Inj. :
Signal #1 Phase : Signal #2 Phase:
Signal #1 Info : Signal #2 Info :

Sub List : Default - All compounds listed

	Compound	RT#1	RT#2	Resp#1	Resp#2	ug/l	ug/l
24)	Mirex	5.482	6.165	8310620	4394764	2.252	2.245
25)	Endosulfan S	5.557	5.822	7602365	4327929	2.191	2.115
26)	Endrin Keton	5.746	6.184	8652690	4926750	2.143	2.083
29) l1	chlordane-1	0.000	0.000	0	0	N.D. d	N.D. d
30) l1	chlordane-3	0.000	0.000	0	0	N.D. d	N.D. d
31) l1	chlordane-4	0.000	0.000	0	0	N.D. d	N.D. d
32) l1	chlordane-5	0.000	0.000	0	0	N.D. d	N.D. d
Sum	chlordane-1			0	0	N.D.	N.D.
Average	chlordane-1					0.000	0.000
34) l2	toxaphene-1	0.000	0.000	0	0	N.D. d	N.D. d
35) l2	toxaphene-2	0.000	0.000	0	0	N.D. d	N.D. d
36) l2	toxaphene-4	0.000	0.000	0	0	N.D. d	N.D. d
37) l2	toxaphene-5	0.000	0.000	0	0	N.D. d	N.D. d
Sum	toxaphene-1			0	0	N.D.	N.D.
Average	toxaphene-1					0.000	0.000

SemiQuant Compounds - Not Calibrated on this Instrument

Sum	toxaphene-1			0	0	N.D.	N.D.
Average	toxaphene-1					0.000	0.000

(f)=RT Delta > 1/2 Window (D)=Amounts differ by > 40% (m)=manual int.
(#)=Recovery Exceeds Compound Acceptance Limits.
(I,C,F) I=Interference, C=Coelluting Calibration Peak, F=Fails CC Criteria.

Sub List : Default - All compounds listed Reviewed)

Data Path : I:\Pest15\200909ICAL\
Data File : 15200909i-07.d
Signal(s) : Signal #1: ECD1A.ch Signal #2: ECD2B.ch
Acq On : 9 Sep 2020 10:41 pm
Operator : PEST15:el
Sample : il3pest,42e,,10030
Misc : wg1413084,ical (Sig #1); ical (Sig #2)
ALS Vial : 7 Sample Multiplier: 1

Integration File signal 1: events.e
Integration File signal 2: autoint2.e
Quant Time: Sep 10 08:21:16 2020
Quant Method : I:\Pest15\200909ICAL\P15_pest_09_09_20_ugL_ICAL.m
Quant Title : pest
QLast Update : Thu Sep 10 08:21:13 2020
Response via : Initial Calibration
Integrator: ChemStation

Volume Inj. :
Signal #1 Phase : Signal #2 Phase:
Signal #1 Info : Signal #2 Info :

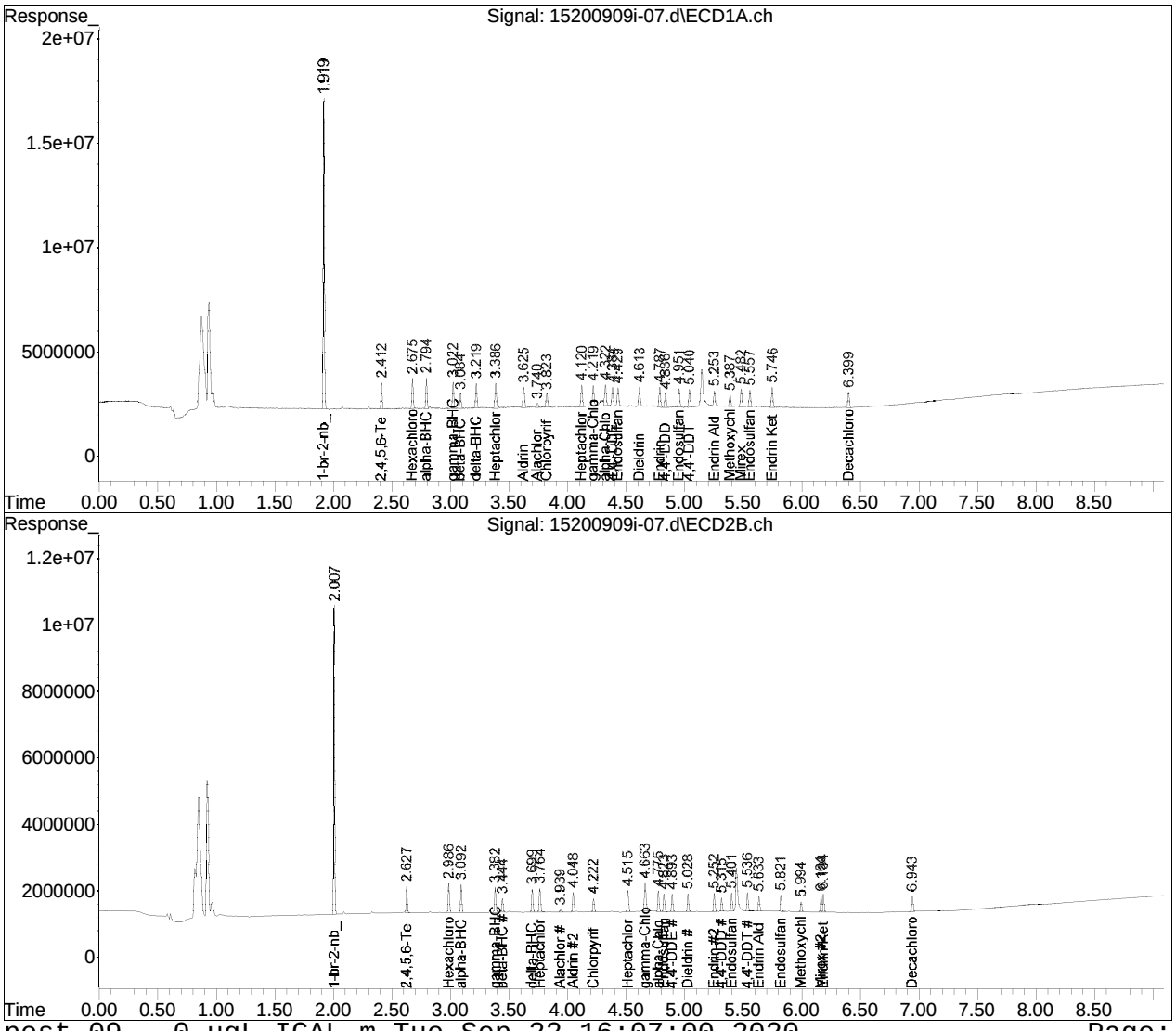

Manual Integration Report

Data Path : I:\Pest15\200909ICAL\
Data File : 15200909i-07.d
Date Inj'd : 9/9/2020 10:41 pm
Sample : il3pest,42e,,10030

QMethod : P15_pest_09_09_20_ugL_IC
Operator : PEST15:el
Instrument : Pest 15
Quant Date : 9/10/2020 8:21 am

Compound #10: Alachlor

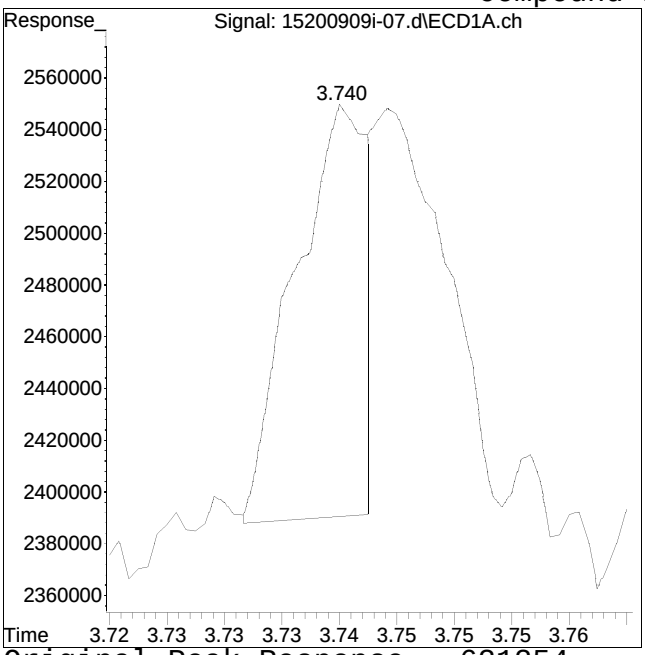

Original Peak Response = 621254

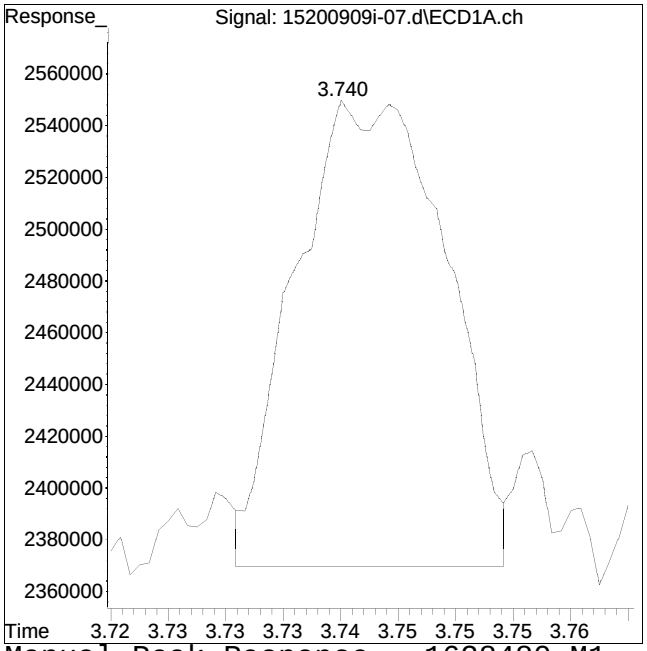

Manual Peak Response = 1628480 M1

M1 = Split or tailing peak, auto integration stopped early resulting in false low area count.

Manual Integration Report

Data Path : I:\Pest15\200909ICAL\
Data File : 15200909i-07.d
Date Inj'd : 9/9/2020 10:41 pm
Sample : il3pest,42e,,10030

QMethod : P15_pest_09_09_20_ugL_IC
Operator : PEST15:el
Instrument : Pest 15
Quant Date : 9/10/2020 8:21 am

Compound #14: alpha-Chlordane (cis)

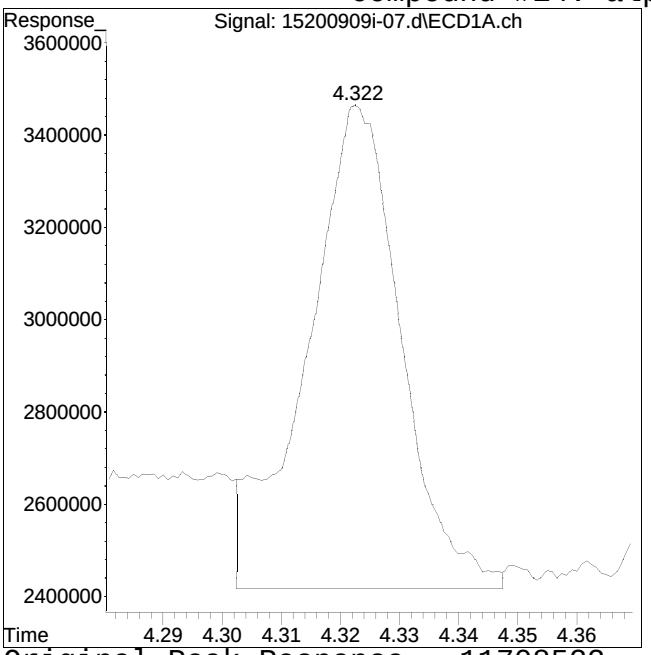

Original Peak Response = 11708522

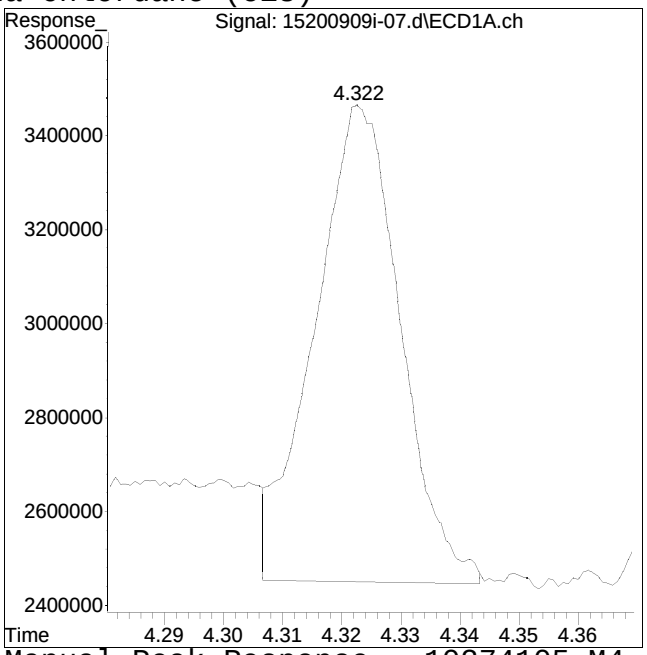

Manual Peak Response = 10274105 M4

M4 = Poor automated baseline construction.

Manual Integration Report

Data Path : I:\Pest15\200909ICAL\
Data File : 15200909i-07.d
Date Inj'd : 9/9/2020 10:41 pm
Sample : il3pest,42e,,10030

QMethod : P15_pest_09_09_20_ugL_IC
Operator : PEST15:el
Instrument : Pest 15
Quant Date : 9/10/2020 8:21 am

Compound #59: 4,4'-DDT #2

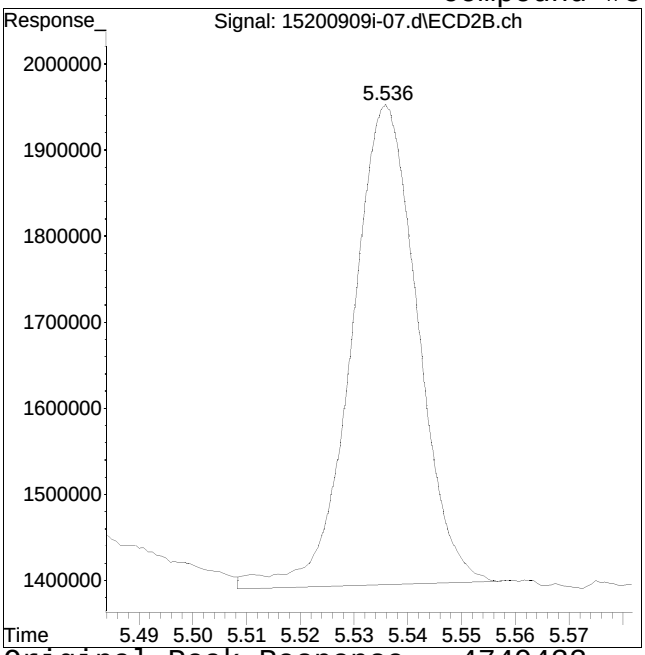

Original Peak Response = 4749433

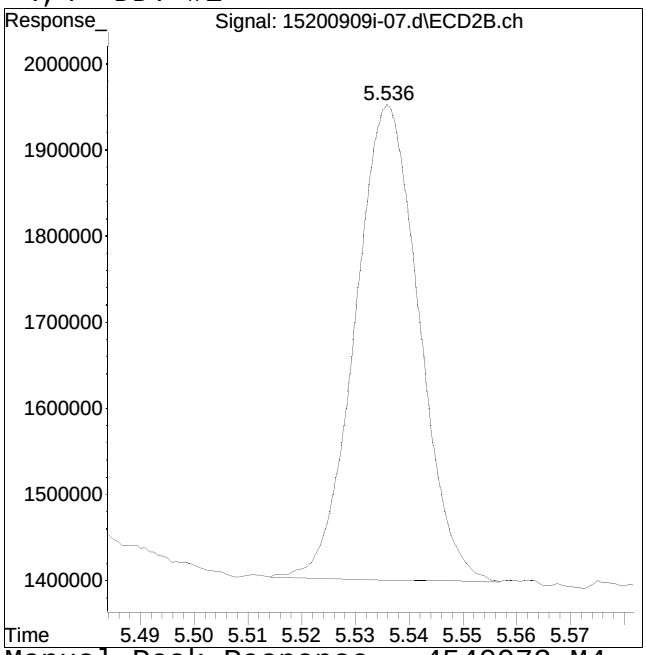

Manual Peak Response = 4540073 M4

M4 = Poor automated baseline construction.

Quantitation Report (QT Reviewed)

Data Path : I:\Pest15\200909ICAL\
Data File : 15200909i-08.d
Signal(s) : Signal #1: ECD1A.ch Signal #2: ECD2B.ch
Acq On : 9 Sep 2020 10:55 pm
Operator : PEST15:el
Sample : il4pest,42e,,10029
Misc : wg1413084,ical (Sig #1); ical (Sig #2)
ALS Vial : 8 Sample Multiplier: 1

Integration File signal 1: events.e
Integration File signal 2: autoint2.e
Quant Time: Sep 10 08:06:21 2020
Quant Method : I:\Pest15\200909ICAL\P15_pest_09_09_20_ugL_ICAL.m
Quant Title : pest
QLast Update : Thu Sep 10 08:05:22 2020
Response via : Initial Calibration
Integrator: ChemStation

Volume Inj. :
Signal #1 Phase : Signal #2 Phase:
Signal #1 Info : Signal #2 Info :

Sub List : Default - All compounds listed

	Compound	RT#1	RT#2	Resp#1	Resp#2	ug/l	ug/l
	Internal Standards						
1) i	1-br-2-nb_Pe	1.920	2.007	104.7E6	63920715	25.000	25.000
28) i	1-br-2-nb_Ch	0.000	0.000	0	0	N.D. d	N.D. d
33) i	1-br-2-nb_To	0.000	0.000	0	0	N.D. d	N.D. d
	System Monitoring Compounds						
2) s	2,4,5,6-Tetr	2.412	2.627	13596737	9314568	3.169	3.252
	Spiked Amount 50.000	Range 30 - 150		Recovery =		6.34%#	6.50%#
27) s	Decachlorobi	6.400	6.944	11015379	6887454	3.704	3.770
	Spiked Amount 50.000	Range 30 - 150		Recovery =		7.41%#	7.54%#
	Target Compounds						
3)	Hexachlorobe	2.676	2.986	16667775	10805034	3.390	3.315
4)	alpha-BHC	2.795	3.092	16302930	10158906	2.935	2.724
5)	gamma-BHC (l	3.023	3.382	15896271	9848222	3.060	2.877
6)	beta-BHC	3.085	3.444	8393043	5667588	3.214	3.263
7)	delta-BHC	3.220	3.699	15624595	9651904	3.029	2.826
8)	Heptachlor	3.386	3.763	16590579	11005670	3.204	3.203
9)	Aldrin	3.626	4.049	13663117	8610243	3.017	2.899
10)	Alachlor	3.743	3.940	2301834	1741667	3.211	3.529
11)	Chlorpyrifos	3.823	4.222	9182553	6048456	3.673	3.633
12)	Heptachlor E	4.121	4.516	14734504	9014683	3.291	3.163
13)	gamma-Chlord	4.219	4.663	14999849	13566675	3.316	4.142
14)	alpha-Chlord	4.324	4.776	16160802	8841339	3.548	3.228
15)	4,4'-DDE	4.384	4.893	12969096	7473035	3.036	2.953
16)	Endosulfan I	4.430	4.823	12766972	7738421	3.180	3.151
17)	Dieldrin	4.614	5.029	12880568	7642573	3.121	3.039
18)	Endrin	4.787	5.253	13293413	7776688	3.163	3.110
19)	4,4'-DDD	4.836	5.316	9983167	5904162	3.039	3.055
20)	Endosulfan I	4.952	5.402	13340192	7727832	3.420	3.323
21)	4,4'-DDT	5.041	5.536	12319208	7409927	3.167	3.153M4
22)	Endrin Aldeh	5.253	5.635	10106985	6290470	3.211	3.300
23)	Methoxychlor	5.388	5.994	7866877	4411837	3.643	3.523

Data Path : I:\Pest15\200909ICAL\
Data File : 15200909i-08.d
Signal(s) : Signal #1: ECD1A.ch Signal #2: ECD2B.ch
Acq On : 9 Sep 2020 10:55 pm
Operator : PEST15:el
Sample : il4pest,42e,,10029
Misc : wg1413084,ical (Sig #1); ical (Sig #2)
ALS Vial : 8 Sample Multiplier: 1

Integration File signal 1: events.e
Integration File signal 2: autoint2.e
Quant Time: Sep 10 08:06:21 2020
Quant Method : I:\Pest15\200909ICAL\P15_pest_09_09_20_ugL_ICAL.m
Quant Title : pest
QLast Update : Thu Sep 10 08:05:22 2020
Response via : Initial Calibration
Integrator: ChemStation

Volume Inj. :
Signal #1 Phase : Signal #2 Phase:
Signal #1 Info : Signal #2 Info :

Sub List : Default - All compounds listed

	Compound	RT#1	RT#2	Resp#1	Resp#2	ug/l	ug/l
24)	Mirex	5.483	6.165	12472785	6985172	3.764	3.866
25)	Endosulfan S	5.557	5.822	10736712	6765817	3.241	3.308
26)	Endrin Keton	5.747	6.184	12990108	7729850	3.326	3.263
29) l1	chlordane-1	0.000	0.000	0	0	N.D. d	N.D. d
30) l1	chlordane-3	0.000	0.000	0	0	N.D. d	N.D. d
31) l1	chlordane-4	0.000	0.000	0	0	N.D. d	N.D. d
32) l1	chlordane-5	0.000	0.000	0	0	N.D. d	N.D. d
Sum	chlordane-1			0	0	N.D.	N.D.
Average	chlordane-1					0.000	0.000
34) l2	toxaphene-1	0.000	0.000	0	0	N.D. d	N.D. d
35) l2	toxaphene-2	0.000	0.000	0	0	N.D. d	N.D. d
36) l2	toxaphene-4	0.000	0.000	0	0	N.D. d	N.D. d
37) l2	toxaphene-5	0.000	0.000	0	0	N.D. d	N.D. d
Sum	toxaphene-1			0	0	N.D.	N.D.
Average	toxaphene-1					0.000	0.000

SemiQuant Compounds - Not Calibrated on this Instrument

Sum	toxaphene-1			0	0	N.D.	N.D.
Average	toxaphene-1					0.000	0.000

(f)=RT Delta > 1/2 Window (D)=Amounts differ by > 40% (m)=manual int.
(#)=Recovery Exceeds Compound Acceptance Limits.
(I,C,F) I=Interference, C=Coelluting Calibration Peak, F=Fails CC Criteria.

Sub List : Default - All compounds listed Reviewed)

Data Path : I:\Pest15\200909ICAL\
Data File : 15200909i-08.d
Signal(s) : Signal #1: ECD1A.ch Signal #2: ECD2B.ch
Acq On : 9 Sep 2020 10:55 pm
Operator : PEST15:el
Sample : il4pest,42e,,10029
Misc : wg1413084,ical (Sig #1); ical (Sig #2)
ALS Vial : 8 Sample Multiplier: 1

Integration File signal 1: events.e
Integration File signal 2: autoint2.e
Quant Time: Sep 10 08:06:21 2020
Quant Method : I:\Pest15\200909ICAL\P15_pest_09_09_20_ugL_ICAL.m
Quant Title : pest
QLast Update : Thu Sep 10 08:05:22 2020
Response via : Initial Calibration
Integrator: ChemStation

Volume Inj. :
Signal #1 Phase : Signal #2 Phase:
Signal #1 Info : Signal #2 Info :

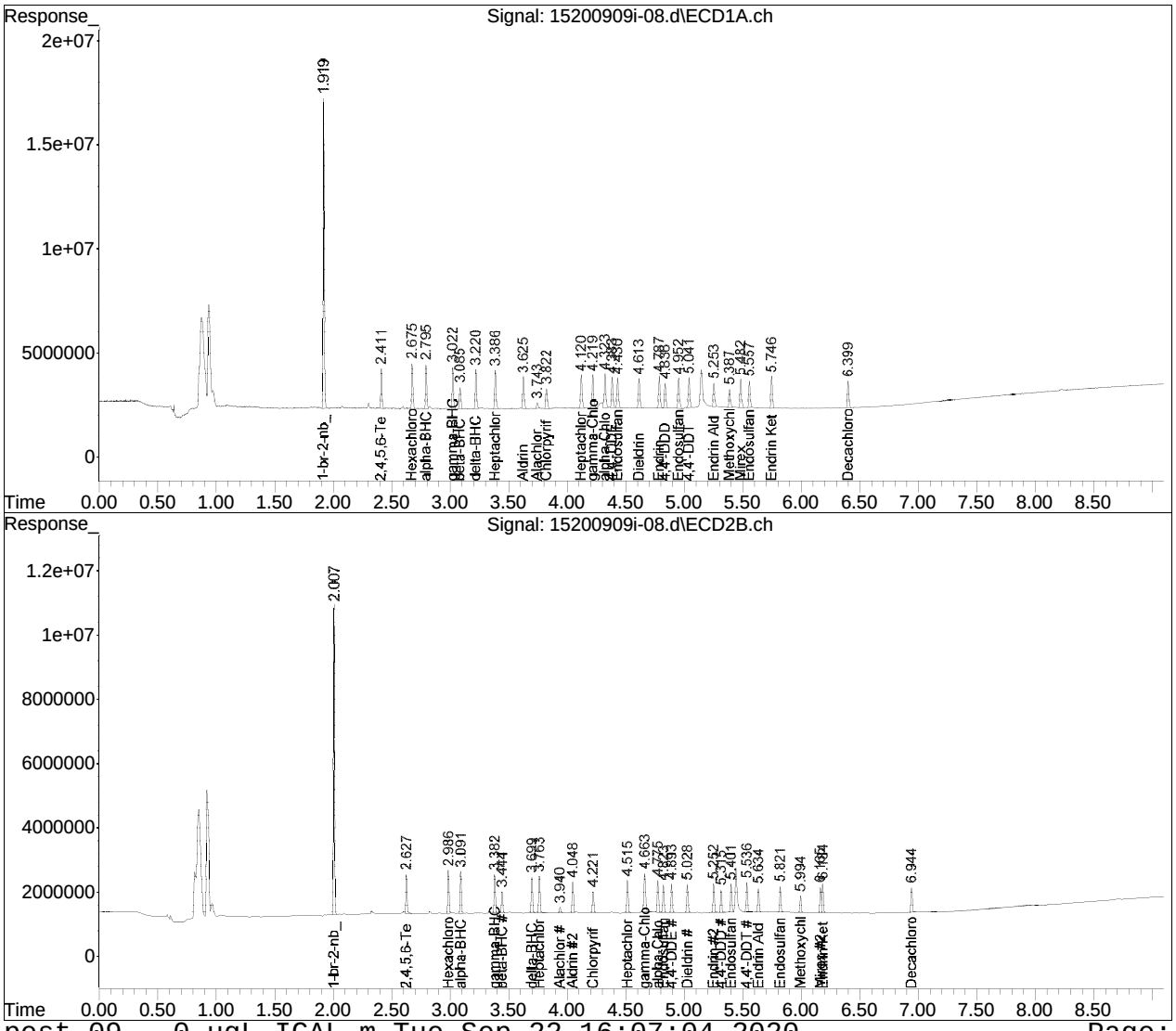

Manual Integration Report

Data Path : I:\Pest15\200909ICAL\
Data File : 15200909i-08.d
Date Inj'd : 9/9/2020 10:55 pm
Sample : il4pest,42e,,10029

QMethod : P15_pest_09_09_20_ugL_IC
Operator : PEST15:el
Instrument : Pest 15
Quant Date : 9/10/2020 8:05 am

Compound #59: 4,4'-DDT #2

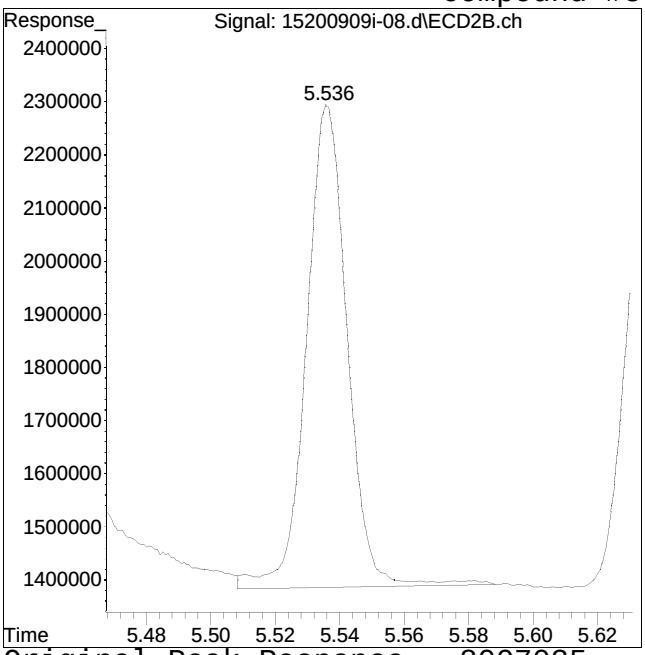

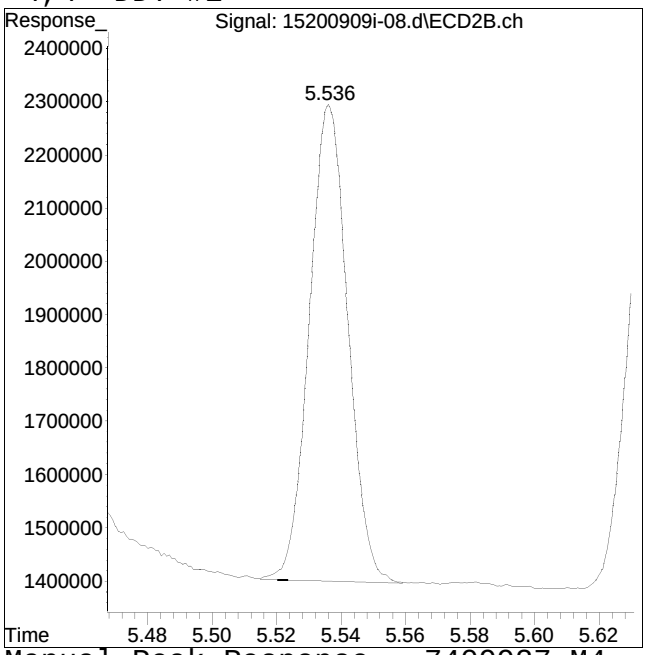

Original Peak Response = 8007035 Manual Peak Response = 7409927 M4
M4 = Poor automated baseline construction.

Quantitation Report (QT Reviewed)

Data Path : I:\Pest15\200909ICAL\
Data File : 15200909i-09.d
Signal(s) : Signal #1: ECD1A.ch Signal #2: ECD2B.ch
Acq On : 9 Sep 2020 11:07 pm
Operator : PEST15:el
Sample : il5pest,42e,,10028
Misc : wg1413084,ical (Sig #1); ical (Sig #2)
ALS Vial : 9 Sample Multiplier: 1

Integration File signal 1: events.e
Integration File signal 2: autoint2.e
Quant Time: Sep 10 08:05:10 2020
Quant Method : I:\Pest15\200909ICAL\P15_pest_09_09_20_ugL_ICAL.m
Quant Title : pest
QLast Update : Thu Sep 10 08:04:16 2020
Response via : Initial Calibration
Integrator: ChemStation

Volume Inj. :
Signal #1 Phase : Signal #2 Phase:
Signal #1 Info : Signal #2 Info :

Sub List : Default - All compounds listed

	Compound	RT#1	RT#2	Resp#1	Resp#2	ug/l	ug/l
	Internal Standards						
1) i	1-br-2-nb_Pe	1.920	2.007	103.1E6	61928999	25.000	25.000
28) i	1-br-2-nb_Ch	0.000	0.000	0	0	N.D. d	N.D. d
33) i	1-br-2-nb_To	0.000	0.000	0	0	N.D. d	N.D. d
	System Monitoring Compounds						
2) s	2,4,5,6-Tetr	2.412	2.627	17580744	11264229	4.196	4.071
	Spiked Amount 50.000	Range 30 - 150		Recovery =		8.39%#	8.14%#
27) s	Decachlorobi	6.398	6.944	13429632	8315412	4.725	4.867
	Spiked Amount 50.000	Range 30 - 150		Recovery =		9.45%#	9.73%#
	Target Compounds						
3)	Hexachlorobe	2.676	2.987	21104975	13527614	4.440	4.345
4)	alpha-BHC	2.794	3.092	20789427	12987721	3.764	3.523
5)	gamma-BHC (l	3.022	3.382	19912948	12476499	3.872	3.718
6)	beta-BHC	3.084	3.444	11022281	7236127	4.349	4.365
7)	delta-BHC	3.220	3.699	19153982	12160505	3.729	3.616
8)	Heptachlor	3.386	3.764	20507472	13232122	4.027	3.970
9)	Aldrin	3.626	4.049	17170957	10859451	3.823	3.731
10)	Alachlor	3.742	3.941	2971835	2201886	4.255	4.749
11)	Chlorpyrifos	3.822	4.222	11158547	7438566	4.657	4.757
12)	Heptachlor E	4.120	4.515	18200143	11242845	4.155	4.086M4
13)	gamma-Chlord	4.219	4.663	17931489	15729139	4.031	5.205
14)	alpha-Chlord	4.323	4.775	18685341	10859019	4.201	4.111
15)	4,4'-DDE	4.383	4.893	15916202	9370112	3.743	3.789
16)	Endosulfan I	4.430	4.823	15959902	9610777	4.045	4.047
17)	Dieldrin	4.613	5.028	15817197	9524209	3.872	3.891
18)	Endrin	4.787	5.253	16327994	9669442	3.934	3.990
19)	4,4'-DDD	4.836	5.316	12368044	7280056	3.790	3.867
20)	Endosulfan I	4.952	5.401	15875460	9495233	4.161	4.260
21)	4,4'-DDT	5.040	5.537	15456688	9451211	4.043	4.182
22)	Endrin Aldeh	5.253	5.634	12673386	7774346	4.108	4.255
23)	Methoxychlor	5.386	5.994	9260228	5430954	4.433	4.586

Data Path : I:\Pest15\200909ICAL\
Data File : 15200909i-09.d
Signal(s) : Signal #1: ECD1A.ch Signal #2: ECD2B.ch
Acq On : 9 Sep 2020 11:07 pm
Operator : PEST15:el
Sample : il5pest,42e,,10028
Misc : wg1413084,ical (Sig #1); ical (Sig #2)
ALS Vial : 9 Sample Multiplier: 1

Integration File signal 1: events.e
Integration File signal 2: autoint2.e
Quant Time: Sep 10 08:05:10 2020
Quant Method : I:\Pest15\200909ICAL\P15_pest_09_09_20_ugL_ICAL.m
Quant Title : pest
QLast Update : Thu Sep 10 08:04:16 2020
Response via : Initial Calibration
Integrator: ChemStation

Volume Inj. :
Signal #1 Phase : Signal #2 Phase:
Signal #1 Info : Signal #2 Info :

Sub List : Default - All compounds listed

	Compound	RT#1	RT#2	Resp#1	Resp#2	ug/l	ug/l
24)	Mirex	5.482	6.165	14966415	8370839	4.726	4.977
25)	Endosulfan S	5.556	5.822	13555730	8407573	4.189	4.294
26)	Endrin Keton	5.746	6.184	16109161	9440652	4.228	4.137
29) l1	chlordane-1	0.000	0.000	0	0	N.D. d	N.D. d
30) l1	chlordane-3	0.000	0.000	0	0	N.D. d	N.D. d
31) l1	chlordane-4	0.000	0.000	0	0	N.D. d	N.D. d
32) l1	chlordane-5	0.000	0.000	0	0	N.D. d	N.D. d
Sum	chlordane-1			0	0	N.D.	N.D.
Average	chlordane-1					0.000	0.000
34) l2	toxaphene-1	0.000	0.000	0	0	N.D. d	N.D. d
35) l2	toxaphene-2	0.000	0.000	0	0	N.D. d	N.D. d
36) l2	toxaphene-4	0.000	0.000	0	0	N.D. d	N.D. d
37) l2	toxaphene-5	0.000	0.000	0	0	N.D. d	N.D. d
Sum	toxaphene-1			0	0	N.D.	N.D.
Average	toxaphene-1					0.000	0.000

SemiQuant Compounds - Not Calibrated on this Instrument

Sum	toxaphene-1			0	0	N.D.	N.D.
Average	toxaphene-1					0.000	0.000

(f)=RT Delta > 1/2 Window (D)=Amounts differ by > 40% (m)=manual int.
(#)=Recovery Exceeds Compound Acceptance Limits.
(I,C,F) I=Interference, C=Coelluting Calibration Peak, F=Fails CC Criteria.

Sub List : Default - All compounds listed Reviewed)

Data Path : I:\Pest15\200909ICAL\
Data File : 15200909i-09.d
Signal(s) : Signal #1: ECD1A.ch Signal #2: ECD2B.ch
Acq On : 9 Sep 2020 11:07 pm
Operator : PEST15:el
Sample : il5pest,42e,,10028
Misc : wg1413084,ical (Sig #1); ical (Sig #2)
ALS Vial : 9 Sample Multiplier: 1

Integration File signal 1: events.e
Integration File signal 2: autoint2.e
Quant Time: Sep 10 08:05:10 2020
Quant Method : I:\Pest15\200909ICAL\P15_pest_09_09_20_ugL_ICAL.m
Quant Title : pest
QLast Update : Thu Sep 10 08:04:16 2020
Response via : Initial Calibration
Integrator: ChemStation

Volume Inj. :
Signal #1 Phase : Signal #2 Phase:
Signal #1 Info : Signal #2 Info :

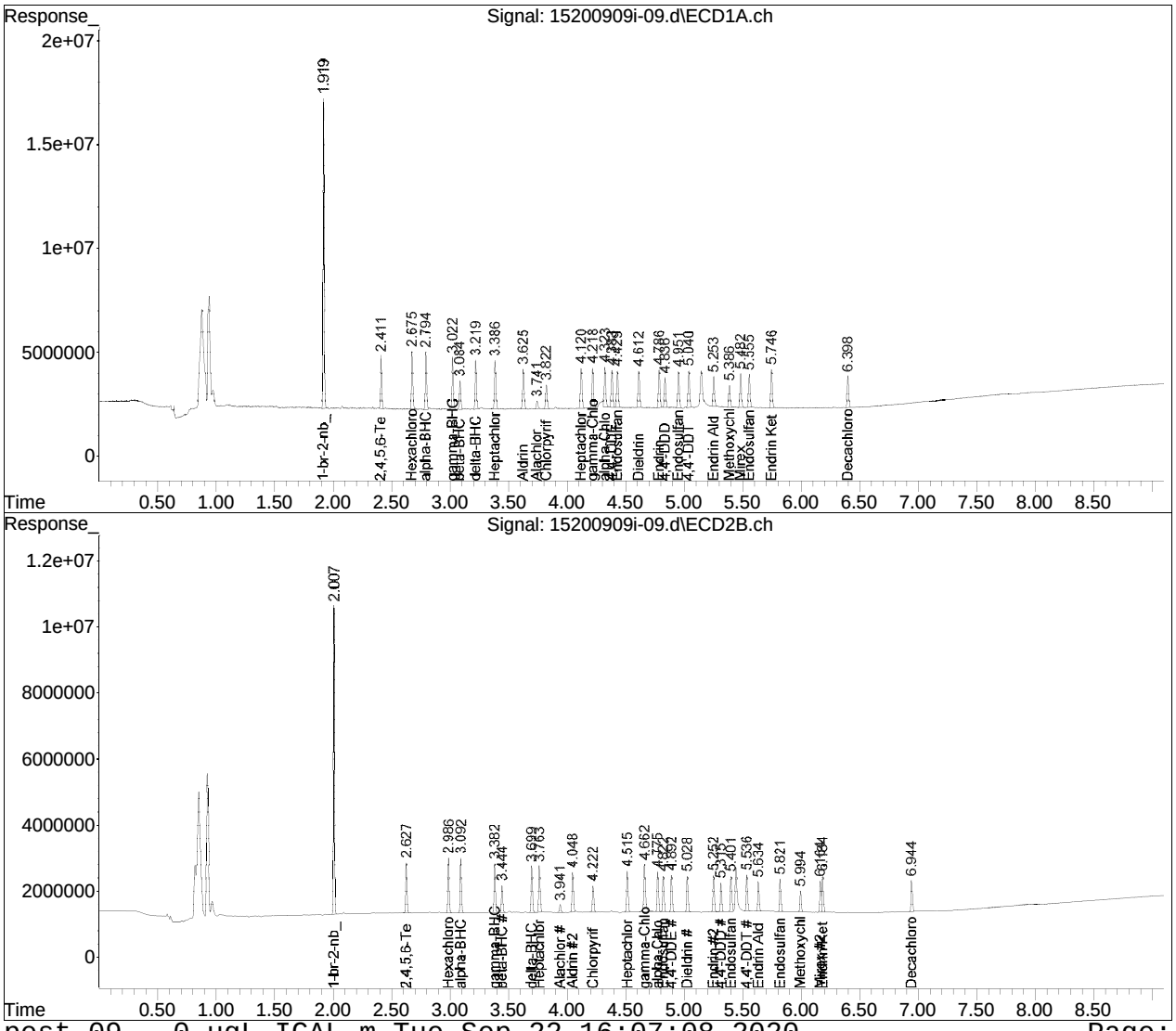

Manual Integration Report

Data Path : I:\Pest15\200909ICAL\
Data File : 15200909i-09.d
Date Inj'd : 9/9/2020 11:07 pm
Sample : il5pest,42e,,10028

QMethod : P15_pest_09_09_20_ugL_IC
Operator : PEST15:el
Instrument : Pest 15
Quant Date : 9/10/2020 8:04 am

Compound #50: Heptachlor Epoxide #2

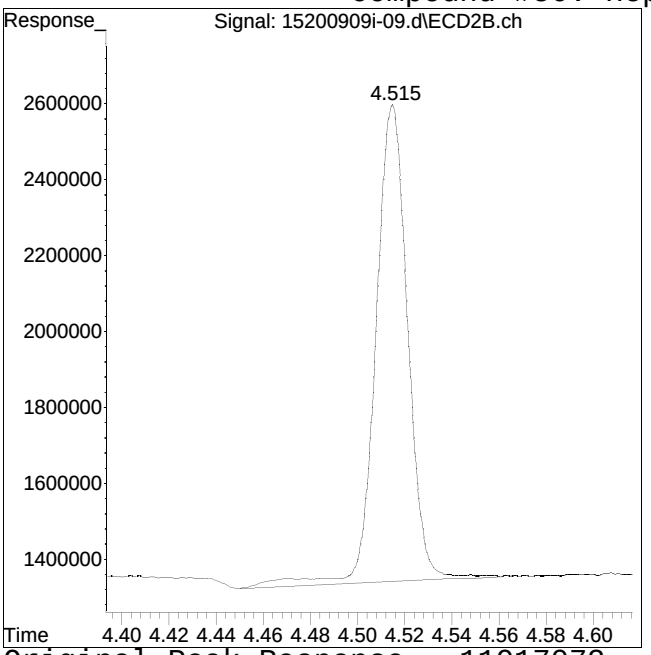

Original Peak Response = 11917072

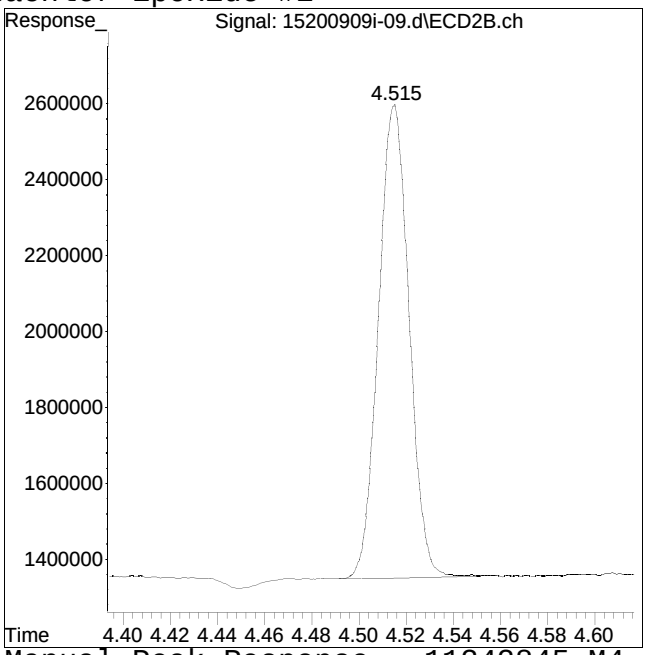

Manual Peak Response = 11242845 M4

M4 = Poor automated baseline construction.

Quantitation Report (QT Reviewed)

Data Path : I:\Pest15\200909ICAL\
Data File : 15200909i-10.d
Signal(s) : Signal #1: ECD1A.ch Signal #2: ECD2B.ch
Acq On : 9 Sep 2020 11:20 pm
Operator : PEST15:el
Sample : il6pest,42e,,10027
Misc : wg1413084,ical (Sig #1); ical (Sig #2)
ALS Vial : 10 Sample Multiplier: 1

Integration File signal 1: events.e
Integration File signal 2: autoint2.e
Quant Time: Sep 10 08:04:07 2020
Quant Method : I:\Pest15\200909ICAL\P15_pest_09_09_20_ugL_ICAL.m
Quant Title : pest
QLast Update : Thu Sep 10 08:02:40 2020
Response via : Initial Calibration
Integrator: ChemStation

Volume Inj. :
Signal #1 Phase : Signal #2 Phase:
Signal #1 Info : Signal #2 Info :

Sub List : Default - All compounds listed

	Compound	RT#1	RT#2	Resp#1	Resp#2	ug/l	ug/l
	Internal Standards						
1) i	1-br-2-nb_Pe	1.920	2.008	98974344	61436492	25.000	25.000
28) i	1-br-2-nb_Ch	0.000	0.000	0	0	N.D. d	N.D. d
33) i	1-br-2-nb_To	0.000	0.000	0	0	N.D. d	N.D. d
	System Monitoring Compounds						
2) s	2,4,5,6-Tetr	2.412	2.628	20986934	13774878	5.276	5.022
	Spiked Amount 50.000	Range 30 - 150		Recovery =		10.55%#	10.04%#
27) s	Decachlorobi	6.398	6.944	15735625	9591335	5.998	5.852
	Spiked Amount 50.000	Range 30 - 150		Recovery =		12.00%#	11.70%#
	Target Compounds						
3)	Hexachlorobe	2.676	2.987	24862609	16426375	5.575	5.405
4)	alpha-BHC	2.795	3.092	25196609	16172601	4.695	4.298
5)	gamma-BHC (l	3.022	3.383	24047471	15274473	4.841	4.496
6)	beta-BHC	3.084	3.445	13260720	8754716	5.578	5.411
7)	delta-BHC	3.220	3.700	23325754	14912671	4.668	4.355
8)	Heptachlor	3.385	3.764	25249767	15950139	5.209	4.782
9)	Aldrin	3.626	4.049	21093672	13101856	4.867	4.435
10)	Alachlor	3.742	3.940	3801932	2606736	5.868	5.863
11)	Chlorpyrifos	3.822	4.223	13772129	8909742	6.299	5.965
12)	Heptachlor E	4.120	4.516	22159737	13821701	5.343	5.080
13)	gamma-Chlord	4.219	4.663	21361157	17556050	5.003	6.119
14)	alpha-Chlord	4.324	4.776	22581191	12997925	5.367	4.950
15)	4,4'-DDE	4.383	4.893	19225526	11289346	4.644	4.511
16)	Endosulfan I	4.430	4.823	19359133	11515375	5.141	4.861
17)	Dieldrin	4.613	5.029	19420928	11392440	4.942	4.620
18)	Endrin	4.787	5.253	20016967	11301706	5.032	4.632
19)	4,4'-DDD	4.836	5.316	15368480	8576320	4.884	4.500
20)	Endosulfan I	4.952	5.402	19164027	11110847	5.295	5.031
21)	4,4'-DDT	5.040	5.537	17816135	11163296	4.820	4.974
22)	Endrin Aldeh	5.253	5.635	14760060	9136627	4.981	5.050
23)	Methoxychlor	5.387	5.995	10875036	6292674	5.542	5.453

Data Path : I:\Pest15\200909ICAL\
Data File : 15200909i-10.d
Signal(s) : Signal #1: ECD1A.ch Signal #2: ECD2B.ch
Acq On : 9 Sep 2020 11:20 pm
Operator : PEST15:el
Sample : il6pest,42e,,10027
Misc : wg1413084,ical (Sig #1); ical (Sig #2)
ALS Vial : 10 Sample Multiplier: 1

Integration File signal 1: events.e
Integration File signal 2: autoint2.e
Quant Time: Sep 10 08:04:07 2020
Quant Method : I:\Pest15\200909ICAL\P15_pest_09_09_20_ugL_ICAL.m
Quant Title : pest
QLast Update : Thu Sep 10 08:02:40 2020
Response via : Initial Calibration
Integrator: ChemStation

Volume Inj. :
Signal #1 Phase : Signal #2 Phase:
Signal #1 Info : Signal #2 Info :

Sub List : Default - All compounds listed

	Compound	RT#1	RT#2	Resp#1	Resp#2	ug/l	ug/l
24)	Mirex	5.482	6.165	17328547	9735496	5.908	6.089
25)	Endosulfan S	5.556	5.822	16314654	9996957	5.320	5.185
26)	Endrin Keton	5.746	6.185	19104679	11236412	5.284	4.954
29) l1	chlordane-1	0.000	0.000	0	0	N.D. d	N.D. d
30) l1	chlordane-3	0.000	0.000	0	0	N.D. d	N.D. d
31) l1	chlordane-4	0.000	0.000	0	0	N.D. d	N.D. d
32) l1	chlordane-5	0.000	0.000	0	0	N.D. d	N.D. d
Sum	chlordane-1			0	0	N.D.	N.D.
Average	chlordane-1					0.000	0.000
34) l2	toxaphene-1	0.000	0.000	0	0	N.D. d	N.D. d
35) l2	toxaphene-2	0.000	0.000	0	0	N.D. d	N.D. d
36) l2	toxaphene-4	0.000	0.000	0	0	N.D. d	N.D. d
37) l2	toxaphene-5	0.000	0.000	0	0	N.D. d	N.D. d
Sum	toxaphene-1			0	0	N.D.	N.D.
Average	toxaphene-1					0.000	0.000

SemiQuant Compounds - Not Calibrated on this Instrument

Sum	toxaphene-1			0	0	N.D.	N.D.
Average	toxaphene-1					0.000	0.000

(f)=RT Delta > 1/2 Window (D)=Amounts differ by > 40% (m)=manual int.
(#)=Recovery Exceeds Compound Acceptance Limits.
(I,C,F) I=Interference, C=Coelluting Calibration Peak, F=Fails CC Criteria.

Sub List : Default - All compounds listed Reviewed)

Data Path : I:\Pest15\200909ICAL\
Data File : 15200909i-10.d
Signal(s) : Signal #1: ECD1A.ch Signal #2: ECD2B.ch
Acq On : 9 Sep 2020 11:20 pm
Operator : PEST15:el
Sample : il6pest,42e,,10027
Misc : wg1413084,ical (Sig #1); ical (Sig #2)
ALS Vial : 10 Sample Multiplier: 1

Integration File signal 1: events.e
Integration File signal 2: autoint2.e
Quant Time: Sep 10 08:04:07 2020
Quant Method : I:\Pest15\200909ICAL\P15_pest_09_09_20_ugL_ICAL.m
Quant Title : pest
QLast Update : Thu Sep 10 08:02:40 2020
Response via : Initial Calibration
Integrator: ChemStation

Volume Inj. :
Signal #1 Phase : Signal #2 Phase:
Signal #1 Info : Signal #2 Info :

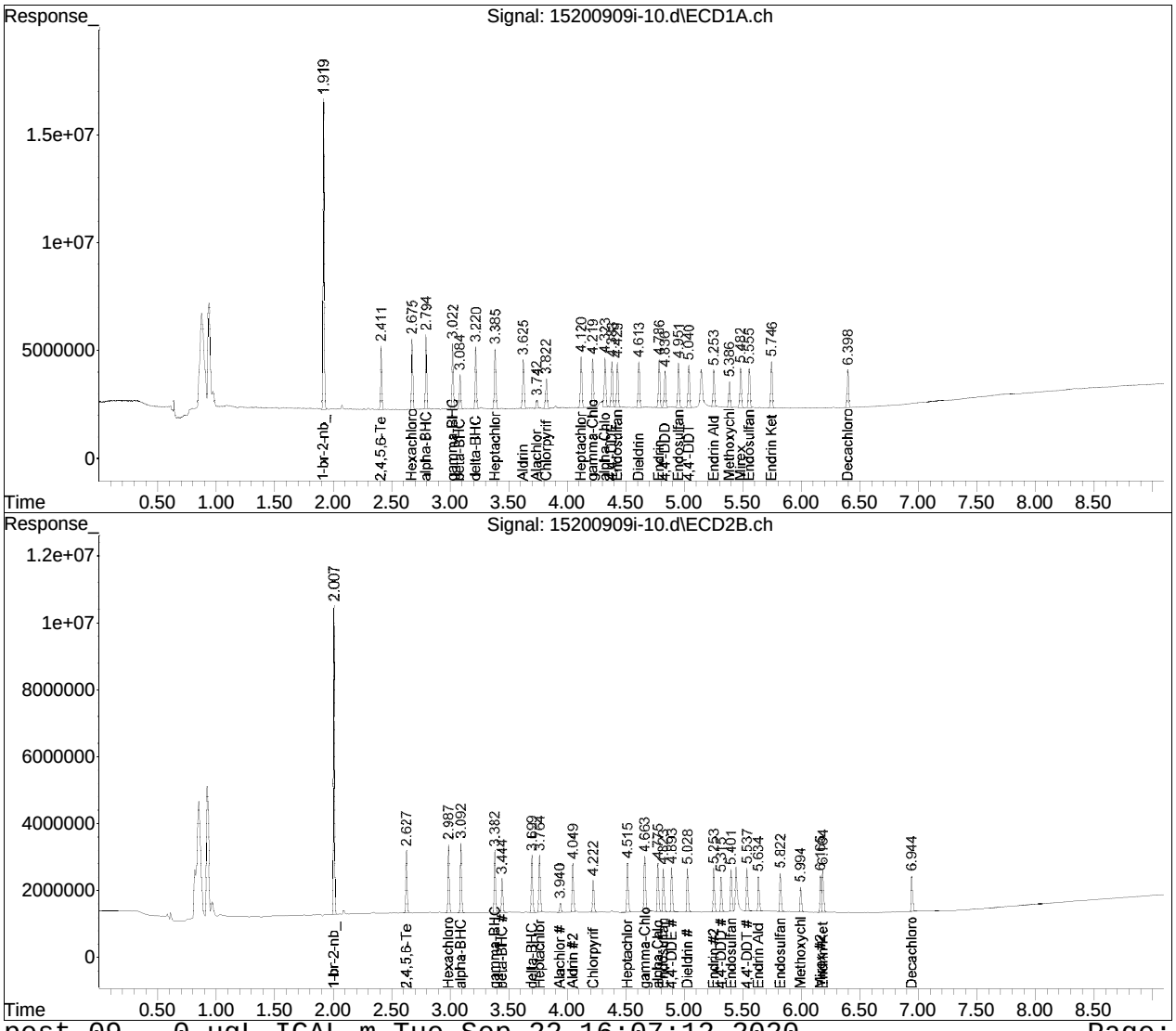

Manual Integration Report

Data Path	: I:\Pest15\200909ICAL\	QMethod	: P15_pest_09_09_20_ugL_IC
Data File	: 15200909i-10.d	Operator	: PEST15:el
Date Inj'd	: 9/9/2020 11:20 pm	Instrument	: Pest 15
Sample	: il6pest,42e,,10027	Quant Date	: 9/10/2020 8:02 am

There are no manual integrations or false positives in this file.

Quantitation Report (QT Reviewed)

Data Path : I:\Pest15\200909ICAL\
Data File : 15200909i-11.d
Signal(s) : Signal #1: ECD1A.ch Signal #2: ECD2B.ch
Acq On : 9 Sep 2020 11:33 pm
Operator : PEST15:el
Sample : il7pest,42e,,10026
Misc : wg1413084,ical (Sig #1); ical (Sig #2)
ALS Vial : 11 Sample Multiplier: 1

Integration File signal 1: events.e
Integration File signal 2: autoint2.e
Quant Time: Sep 10 08:02:24 2020
Quant Method : I:\Pest15\200909ICAL\P15_pest_09_09_20_ugL_ICAL.m
Quant Title : pest
QLast Update : Thu Sep 10 08:01:24 2020
Response via : Initial Calibration
Integrator: ChemStation

Volume Inj. :
Signal #1 Phase : Signal #2 Phase:
Signal #1 Info : Signal #2 Info :

Sub List : Default - All compounds listed

	Compound	RT#1	RT#2	Resp#1	Resp#2	ug/l	ug/l
	Internal Standards						
1) i	1-br-2-nb_Pe	1.920	2.008	105.9E6	62849476	25.000	25.000
28) i	1-br-2-nb_Ch	0.000	0.000	0	0	N.D. d	N.D. d
33) i	1-br-2-nb_To	0.000	0.000	0	0	N.D. d	N.D. d
	System Monitoring Compounds						
2) s	2,4,5,6-Tetr	2.412	2.627	43827583	27578196	10.398	9.773
	Spiked Amount 50.000	Range 30 - 150		Recovery =		20.80%#	19.55%#
27) s	Decachlorobi	6.398	6.944	31938977	19168806	11.922	12.006
	Spiked Amount 50.000	Range 30 - 150		Recovery =		23.84%#	24.01%#
	Target Compounds						
3)	Hexachlorobe	2.676	2.987	52512765	32314752	11.381	10.531
4)	alpha-BHC	2.794	3.092	54672460	33987722	9.369	8.498
5)	gamma-BHC (l	3.022	3.382	52082592	31730963	9.731	8.872
6)	beta-BHC	3.084	3.444	26642438	16998719	10.637	10.363
7)	delta-BHC	3.220	3.699	51172995	31293592	9.433	8.627
8)	Heptachlor	3.385	3.764	53364115	32678365	10.385	9.445
9)	Aldrin	3.626	4.049	44793724	27592937	9.547	8.873
10)	Alachlor	3.743	3.940	8168908	5260086	12.524	12.201
11)	Chlorpyrifos	3.822	4.222	27404868	17485045	12.421	12.020
12)	Heptachlor E	4.120	4.515	45980412	27572647	10.484	9.874
13)	gamma-Chlord	4.219	4.663	46187163	31436934	10.144	10.970
14)	alpha-Chlord	4.323	4.775	47254359	26647249	10.668	9.893
15)	4,4'-DDE	4.383	4.893	42770402	23816424	9.543	9.092
16)	Endosulfan I	4.430	4.823	40853217	23738323	10.183	9.729
17)	Dieldrin	4.613	5.028	40979424	23845190	9.659	9.283
18)	Endrin	4.786	5.253	42092557	23787777	9.848	9.382
19)	4,4'-DDD	4.836	5.316	32027177	18553680	9.358	9.365
20)	Endosulfan I	4.952	5.401	39550112	22856395	10.282	10.157
21)	4,4'-DDT	5.040	5.537	38343436	22779264	9.594	9.896
22)	Endrin Aldeh	5.253	5.635	33350621	18850516	10.699	10.249
23)	Methoxychlor	5.386	5.994	23610795	12910213	11.727	11.289

Data Path : I:\Pest15\200909ICAL\
Data File : 15200909i-11.d
Signal(s) : Signal #1: ECD1A.ch Signal #2: ECD2B.ch
Acq On : 9 Sep 2020 11:33 pm
Operator : PEST15:el
Sample : il7pest,42e,,10026
Misc : wg1413084,ical (Sig #1); ical (Sig #2)
ALS Vial : 11 Sample Multiplier: 1

Integration File signal 1: events.e
Integration File signal 2: autoint2.e
Quant Time: Sep 10 08:02:24 2020
Quant Method : I:\Pest15\200909ICAL\P15_pest_09_09_20_ugL_ICAL.m
Quant Title : pest
QLast Update : Thu Sep 10 08:01:24 2020
Response via : Initial Calibration
Integrator: ChemStation

Volume Inj. :
Signal #1 Phase : Signal #2 Phase:
Signal #1 Info : Signal #2 Info :

Sub List : Default - All compounds listed

	Compound	RT#1	RT#2	Resp#1	Resp#2	ug/l	ug/l
24)	Mirex	5.482	6.165	35814149	19073671	11.972	12.344
25)	Endosulfan S	5.556	5.822	33331873	20279440	10.208	10.380
26)	Endrin Keton	5.746	6.184	39879377	23669182	10.412	10.269
29) l1	chlordane-1	0.000	0.000	0	0	N.D. d	N.D. d
30) l1	chlordane-3	0.000	0.000	0	0	N.D. d	N.D. d
31) l1	chlordane-4	0.000	0.000	0	0	N.D. d	N.D. d
32) l1	chlordane-5	0.000	0.000	0	0	N.D. d	N.D. d
Sum	chlordane-1			0	0	N.D.	N.D.
Average	chlordane-1					0.000	0.000
34) l2	toxaphene-1	0.000	0.000	0	0	N.D. d	N.D. d
35) l2	toxaphene-2	0.000	0.000	0	0	N.D. d	N.D. d
36) l2	toxaphene-4	0.000	0.000	0	0	N.D. d	N.D. d
37) l2	toxaphene-5	0.000	0.000	0	0	N.D. d	N.D. d
Sum	toxaphene-1			0	0	N.D.	N.D.
Average	toxaphene-1					0.000	0.000

SemiQuant Compounds - Not Calibrated on this Instrument

Sum	toxaphene-1			0	0	N.D.	N.D.
Average	toxaphene-1					0.000	0.000

(f)=RT Delta > 1/2 Window (D)=Amounts differ by > 40% (m)=manual int.
(#)=Recovery Exceeds Compound Acceptance Limits.
(I,C,F) I=Interference, C=Coelluting Calibration Peak, F=Fails CC Criteria.

Sub List : Default - All compounds listed Reviewed)

Data Path : I:\Pest15\200909ICAL\
Data File : 15200909i-11.d
Signal(s) : Signal #1: ECD1A.ch Signal #2: ECD2B.ch
Acq On : 9 Sep 2020 11:33 pm
Operator : PEST15:el
Sample : il7pest,42e,,10026
Misc : wg1413084,ical (Sig #1); ical (Sig #2)
ALS Vial : 11 Sample Multiplier: 1

Integration File signal 1: events.e
Integration File signal 2: autoint2.e
Quant Time: Sep 10 08:02:24 2020
Quant Method : I:\Pest15\200909ICAL\P15_pest_09_09_20_ugL_ICAL.m
Quant Title : pest
QLast Update : Thu Sep 10 08:01:24 2020
Response via : Initial Calibration
Integrator: ChemStation

Volume Inj. :
Signal #1 Phase : Signal #2 Phase:
Signal #1 Info : Signal #2 Info :

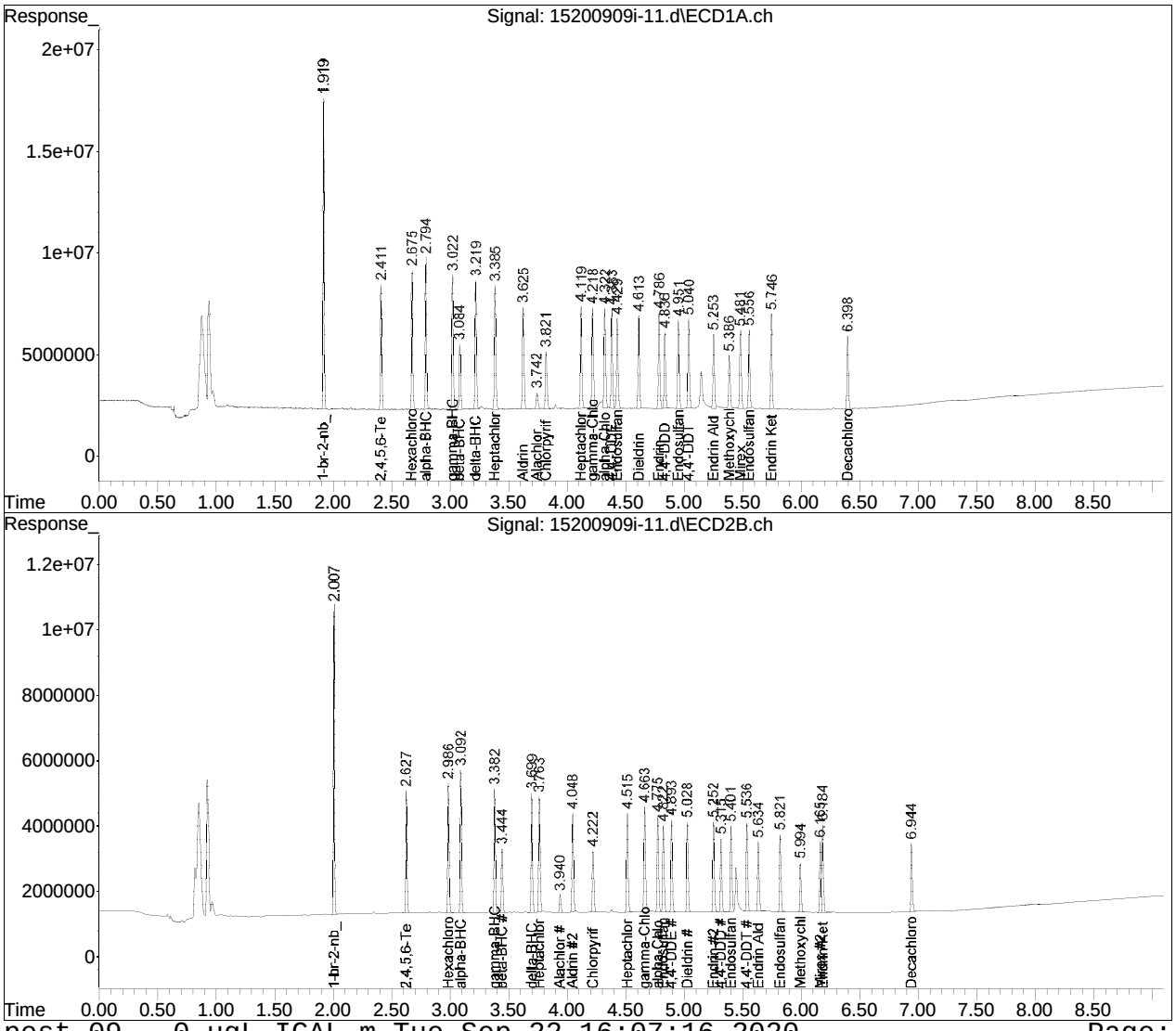

Manual Integration Report

Data Path	: I:\Pest15\200909ICAL\	QMethod	: P15_pest_09_09_20_ugL_IC
Data File	: 15200909i-11.d	Operator	: PEST15:el
Date Inj'd	: 9/9/2020 11:33 pm	Instrument	: Pest 15
Sample	: il7pest,42e,,10026	Quant Date	: 9/10/2020 8:01 am

There are no manual integrations or false positives in this file.

Quantitation Report (QT Reviewed)

Data Path : I:\Pest15\200909ICAL\
Data File : 15200909i-12.d
Signal(s) : Signal #1: ECD1A.ch Signal #2: ECD2B.ch
Acq On : 9 Sep 2020 11:46 pm
Operator : PEST15:el
Sample : il8pest,42e,,10025
Misc : wg1413084,ical (Sig #1); ical (Sig #2)
ALS Vial : 12 Sample Multiplier: 1

Integration File signal 1: events.e
Integration File signal 2: autoint2.e
Quant Time: Sep 10 07:58:08 2020
Quant Method : I:\Pest15\200909ICAL\P15_pest_09_09_20_ugL_ICAL.m
Quant Title : pest
QLast Update : Thu Sep 10 07:55:35 2020
Response via : Initial Calibration
Integrator: ChemStation

Volume Inj. :
Signal #1 Phase : Signal #2 Phase:
Signal #1 Info : Signal #2 Info :

Sub List : Default - All compounds listed

	Compound	RT#1	RT#2	Resp#1	Resp#2	ug/l	ug/l
	Internal Standards						
1) i	1-br-2-nb_Pe	1.919	2.007	100.9E6	60886573	25.000	25.000
28) i	1-br-2-nb_Ch	0.000	0.000	0	0	N.D. d	N.D. d
33) i	1-br-2-nb_To	0.000	0.000	0	0	N.D. d	N.D. d
	System Monitoring Compounds						
2) s	2,4,5,6-Tetr	2.412	2.627	206.3E6	136.8E6	NoCal	NoCal
	Spiked Amount 50.000	Range 30 - 150		Recovery =		0.00%#	0.00%#
27) s	Decachlorobi	6.398	6.944	134.0E6	79873134	NoCal	NoCal
	Spiked Amount 50.000	Range 30 - 150		Recovery =		0.00%#	0.00%#
	Target Compounds						
3)	Hexachlorobe	2.676	2.987	229.3E6	150.2E6	NoCal	NoCal
4)	alpha-BHC	2.795	3.093	277.6E6	187.4E6	NoCal	NoCal
5)	gamma-BHC (l	3.022	3.383	257.4E6	169.2E6	NoCal	NoCal
6)	beta-BHC	3.084	3.445	125.0E6	80302170	NoCal	NoCal
7)	delta-BHC	3.220	3.700	259.0E6	170.3E6	NoCal	NoCal
8)	Heptachlor	3.386	3.764	252.0E6	166.6E6	NoCal	NoCal
9)	Aldrin	3.626	4.049	225.7E6	147.8E6	NoCal	NoCal
10)	Alachlor	3.741	3.940	33572510	22556186	NoCal	NoCal
11)	Chlorpyrifos	3.822	4.223	116.0E6	74540418	NoCal	NoCal
12)	Heptachlor E	4.120	4.516	216.7E6	134.8E6	NoCal	NoCal
13)	gamma-Chlord	4.219	4.664	220.4E6	138.8E6	NoCal	NoCal
14)	alpha-Chlord	4.323	4.776	215.9E6	129.1E6	NoCal	NoCal
15)	4,4'-DDE	4.383	4.894	214.7E6	123.5E6	NoCal	NoCal
16)	Endosulfan I	4.430	4.824	197.4E6	117.0E6	NoCal	NoCal
17)	Dieldrin	4.613	5.029	205.5E6	121.7E6	NoCal	NoCal
18)	Endrin	4.787	5.253	209.1E6	120.5E6	NoCal	NoCal
19)	4,4'-DDD	4.836	5.316	165.8E6	93883263	NoCal	NoCal
20)	Endosulfan I	4.952	5.402	190.4E6	108.4E6	NoCal	NoCal
21)	4,4'-DDT	5.041	5.537	193.8E6	109.2E6	NoCal	NoCal
22)	Endrin Aldeh	5.253	5.635	151.9E6	89149848	NoCal	NoCal
23)	Methoxychlor	5.387	5.995	100.9E6	56876647	NoCal	NoCal

Data Path : I:\Pest15\200909ICAL\
Data File : 15200909i-12.d
Signal(s) : Signal #1: ECD1A.ch Signal #2: ECD2B.ch
Acq On : 9 Sep 2020 11:46 pm
Operator : PEST15:el
Sample : il8pest,42e,,10025
Misc : wg1413084,ical (Sig #1); ical (Sig #2)
ALS Vial : 12 Sample Multiplier: 1

Integration File signal 1: events.e
Integration File signal 2: autoint2.e
Quant Time: Sep 10 07:58:08 2020
Quant Method : I:\Pest15\200909ICAL\P15_pest_09_09_20_ugL_ICAL.m
Quant Title : pest
QLast Update : Thu Sep 10 07:55:35 2020
Response via : Initial Calibration
Integrator: ChemStation

Volume Inj. :
Signal #1 Phase : Signal #2 Phase:
Signal #1 Info : Signal #2 Info :

Sub List : Default - All compounds listed

	Compound	RT#1	RT#2	Resp#1	Resp#2	ug/l	ug/l
24)	Mirex	5.482	6.165	151.2E6	77442051	NoCal	NoCal
25)	Endosulfan S	5.557	5.822	160.0E6	94639563	NoCal	NoCal
26)	Endrin Keton	5.746	6.185	189.4E6	112.7E6	NoCal	NoCal
29) l1	chlordane-1	0.000	0.000	0	0	N.D. d	N.D. d
30) l1	chlordane-3	0.000	0.000	0	0	N.D. d	N.D. d
31) l1	chlordane-4	0.000	0.000	0	0	N.D. d	N.D. d
32) l1	chlordane-5	0.000	0.000	0	0	N.D. d	N.D. d
Sum	chlordane-1			0	0	N.D.	N.D.
Average	chlordane-1					0.000	0.000
34) l2	toxaphene-1	0.000	0.000	0	0	N.D. d	N.D. d
35) l2	toxaphene-2	0.000	0.000	0	0	N.D. d	N.D. d
36) l2	toxaphene-4	0.000	0.000	0	0	N.D. d	N.D. d
37) l2	toxaphene-5	0.000	0.000	0	0	N.D. d	N.D. d
Sum	toxaphene-1			0	0	N.D.	N.D.
Average	toxaphene-1					0.000	0.000

SemiQuant Compounds - Not Calibrated on this Instrument

Sum	toxaphene-1			0	0	N.D.	N.D.
Average	toxaphene-1					0.000	0.000

(f)=RT Delta > 1/2 Window (D)=Amounts differ by > 40% (m)=manual int.
(#)=Recovery Exceeds Compound Acceptance Limits.
(I,C,F) I=Interference, C=Coelluting Calibration Peak, F=Fails CC Criteria.

Sub List : Default - All compounds listed Reviewed)

Data Path : I:\Pest15\200909ICAL\
Data File : 15200909i-12.d
Signal(s) : Signal #1: ECD1A.ch Signal #2: ECD2B.ch
Acq On : 9 Sep 2020 11:46 pm
Operator : PEST15:el
Sample : il8pest,42e,,10025
Misc : wg1413084,ical (Sig #1); ical (Sig #2)
ALS Vial : 12 Sample Multiplier: 1

Integration File signal 1: events.e
Integration File signal 2: autoint2.e
Quant Time: Sep 10 07:58:08 2020
Quant Method : I:\Pest15\200909ICAL\P15_pest_09_09_20_ugL_ICAL.m
Quant Title : pest
QLast Update : Thu Sep 10 07:55:35 2020
Response via : Initial Calibration
Integrator: ChemStation

Volume Inj. :
Signal #1 Phase : Signal #2 Phase:
Signal #1 Info : Signal #2 Info :

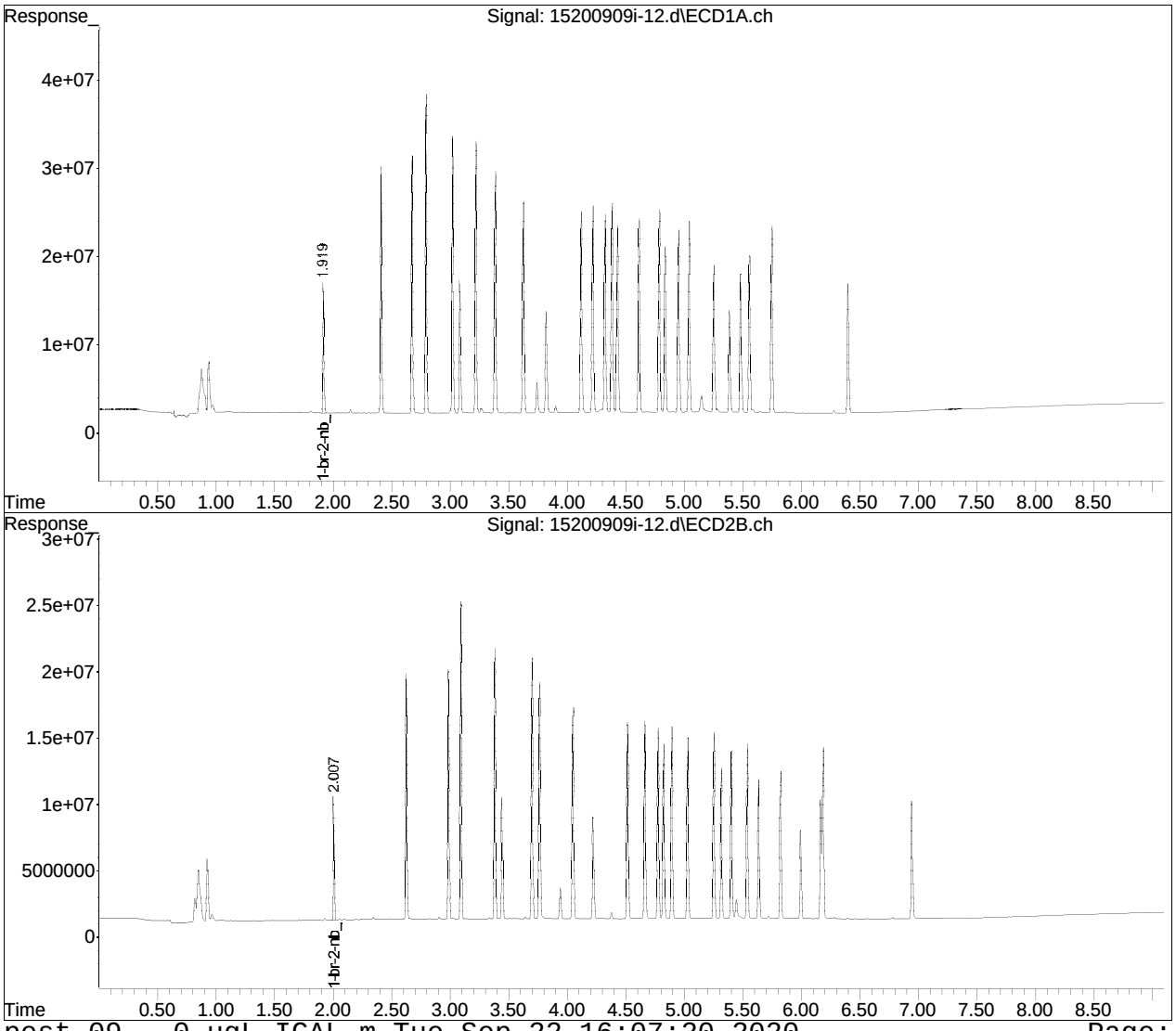

Manual Integration Report

Data Path	: I:\Pest15\200909ICAL\	QMethod	: P15_pest_09_09_20_ugL_IC
Data File	: 15200909i-12.d	Operator	: PEST15:el
Date Inj'd	: 9/9/2020 11:46 pm	Instrument	: Pest 15
Sample	: il8pest,42e,,10025	Quant Date	: 9/10/2020 7:57 am

There are no manual integrations or false positives in this file.

Quantitation Report (QT Reviewed)

Data Path : I:\Pest15\200909ICAL\
Data File : 15200909i-13.d
Signal(s) : Signal #1: ECD1A.ch Signal #2: ECD2B.ch
Acq On : 9 Sep 2020 11:59 pm
Operator : PEST15:el
Sample : il9pest,42e,,10024
Misc : wg1413084,ical (Sig #1); ical (Sig #2)
ALS Vial : 13 Sample Multiplier: 1

Integration File signal 1: events.e
Integration File signal 2: autoint2.e
Quant Time: Sep 10 07:58:59 2020
Quant Method : I:\Pest15\200909ICAL\P15_pest_09_09_20_ugL_ICAL.m
Quant Title : pest
QLast Update : Thu Sep 10 07:58:20 2020
Response via : Initial Calibration
Integrator: ChemStation

Volume Inj. :
Signal #1 Phase : Signal #2 Phase:
Signal #1 Info : Signal #2 Info :

Sub List : Default - All compounds listed

	Compound	RT#1	RT#2	Resp#1	Resp#2	ug/l	ug/l
	Internal Standards						
1) i	1-br-2-nb_Pe	1.920	2.007	102.0E6	61386661	25.000	25.000
28) i	1-br-2-nb_Ch	0.000	0.000	0	0	N.D. d	N.D. d
33) i	1-br-2-nb_To	0.000	0.000	0	0	N.D. d	N.D. d
	System Monitoring Compounds						
2) s	2,4,5,6-Tetr	2.412	2.627	406.1E6	276.8E6	97.375	100.349
	Spiked Amount 50.000	Range 30 - 150		Recovery =		194.75%#	200.70%#
27) s	Decachlorobi	6.398	6.943	265.5E6	160.0E6	98.004	99.343
	Spiked Amount 50.000	Range 30 - 150		Recovery =		196.01%#	198.69%#
	Target Compounds						
3)	Hexachlorobe	2.676	2.987	442.8E6	300.5E6	95.519	99.238
4)	alpha-BHC	2.795	3.092	563.4E6	394.6E6	100.368	104.420
5)	gamma-BHC (l	3.023	3.383	515.7E6	352.3E6	99.092	103.241
6)	beta-BHC	3.084	3.444	242.7E6	160.7E6	96.041	99.258
7)	delta-BHC	3.220	3.700	523.7E6	357.5E6	100.000	104.123
8)	Heptachlor	3.386	3.764	498.7E6	342.9E6	97.881	102.094
9)	Aldrin	3.626	4.049	457.1E6	309.5E6	100.163	103.874
10)	Alachlor	3.742	3.940	64315824	42902323	94.752	94.326
11)	Chlorpyrifos	3.822	4.222	216.5E6	144.9E6	92.283	96.418
12)	Heptachlor E	4.120	4.516	427.4E6	277.6E6	97.560	102.129
13)	gamma-Chlord	4.219	4.663	444.2E6	284.2E6	99.700	101.553
14)	alpha-Chlord	4.324	4.776	433.8E6	268.5E6	99.393	103.154
15)	4,4'-DDE	4.384	4.894	441.1E6	263.5E6	101.643	105.811
16)	Endosulfan I	4.430	4.823	392.6E6	243.6E6	98.383	103.289
17)	Dieldrin	4.613	5.029	415.9E6	256.2E6	100.122	104.390
18)	Endrin	4.787	5.253	418.4E6	253.4E6	98.952	104.315
19)	4,4'-DDD	4.837	5.316	338.0E6	199.1E6	100.860	105.156
20)	Endosulfan I	4.952	5.402	376.7E6	224.8E6	97.873	102.814
21)	4,4'-DDT	5.041	5.537	394.3E6	231.2E6	100.623	104.976
22)	Endrin Aldeh	5.253	5.634	310.3E6	184.3E6	101.035	102.500
23)	Methoxychlor	5.387	5.994	202.2E6	114.8E6	99.135	100.081

Data Path : I:\Pest15\200909ICAL\
Data File : 15200909i-13.d
Signal(s) : Signal #1: ECD1A.ch Signal #2: ECD2B.ch
Acq On : 9 Sep 2020 11:59 pm
Operator : PEST15:el
Sample : il9pest,42e,,10024
Misc : wg1413084,ical (Sig #1); ical (Sig #2)
ALS Vial : 13 Sample Multiplier: 1

Integration File signal 1: events.e
Integration File signal 2: autoint2.e
Quant Time: Sep 10 07:58:59 2020
Quant Method : I:\Pest15\200909ICAL\P15_pest_09_09_20_ugL_ICAL.m
Quant Title : pest
QLast Update : Thu Sep 10 07:58:20 2020
Response via : Initial Calibration
Integrator: ChemStation

Volume Inj. :
Signal #1 Phase : Signal #2 Phase:
Signal #1 Info : Signal #2 Info :

Sub List : Default - All compounds listed

	Compound	RT#1	RT#2	Resp#1	Resp#2	ug/l	ug/l
24)	Mirex	5.482	6.165	295.1E6	154.6E6	96.528	99.015
25)	Endosulfan S	5.556	5.822	321.8E6	195.4E6	99.513	102.387
26)	Endrin Keton	5.746	6.185	377.3E6	228.5E6	98.519	100.544
29) l1	chlordane-1	0.000	0.000	0	0	N.D. d	N.D. d
30) l1	chlordane-3	0.000	0.000	0	0	N.D. d	N.D. d
31) l1	chlordane-4	0.000	0.000	0	0	N.D. d	N.D. d
32) l1	chlordane-5	0.000	0.000	0	0	N.D. d	N.D. d
Sum	chlordane-1			0	0	N.D.	N.D.
Average	chlordane-1					0.000	0.000
34) l2	toxaphene-1	0.000	0.000	0	0	N.D. d	N.D. d
35) l2	toxaphene-2	0.000	0.000	0	0	N.D. d	N.D. d
36) l2	toxaphene-4	0.000	0.000	0	0	N.D. d	N.D. d
37) l2	toxaphene-5	0.000	0.000	0	0	N.D. d	N.D. d
Sum	toxaphene-1			0	0	N.D.	N.D.
Average	toxaphene-1					0.000	0.000

SemiQuant Compounds - Not Calibrated on this Instrument

Sum	toxaphene-1			0	0	N.D.	N.D.
Average	toxaphene-1					0.000	0.000

(f)=RT Delta > 1/2 Window (D)=Amounts differ by > 40% (m)=manual int.
(#)=Recovery Exceeds Compound Acceptance Limits.
(I,C,F) I=Interference, C=Coelluting Calibration Peak, F=Fails CC Criteria.

Sub List : Default - All compounds listed Reviewed)

Data Path : I:\Pest15\200909ICAL\
Data File : 15200909i-13.d
Signal(s) : Signal #1: ECD1A.ch Signal #2: ECD2B.ch
Acq On : 9 Sep 2020 11:59 pm
Operator : PEST15:el
Sample : il9pest,42e,,10024
Misc : wg1413084,ical (Sig #1); ical (Sig #2)
ALS Vial : 13 Sample Multiplier: 1

Integration File signal 1: events.e
Integration File signal 2: autoint2.e
Quant Time: Sep 10 07:58:59 2020
Quant Method : I:\Pest15\200909ICAL\P15_pest_09_09_20_ugL_ICAL.m
Quant Title : pest
QLast Update : Thu Sep 10 07:58:20 2020
Response via : Initial Calibration
Integrator: ChemStation

Volume Inj. :
Signal #1 Phase : Signal #2 Phase:
Signal #1 Info : Signal #2 Info :

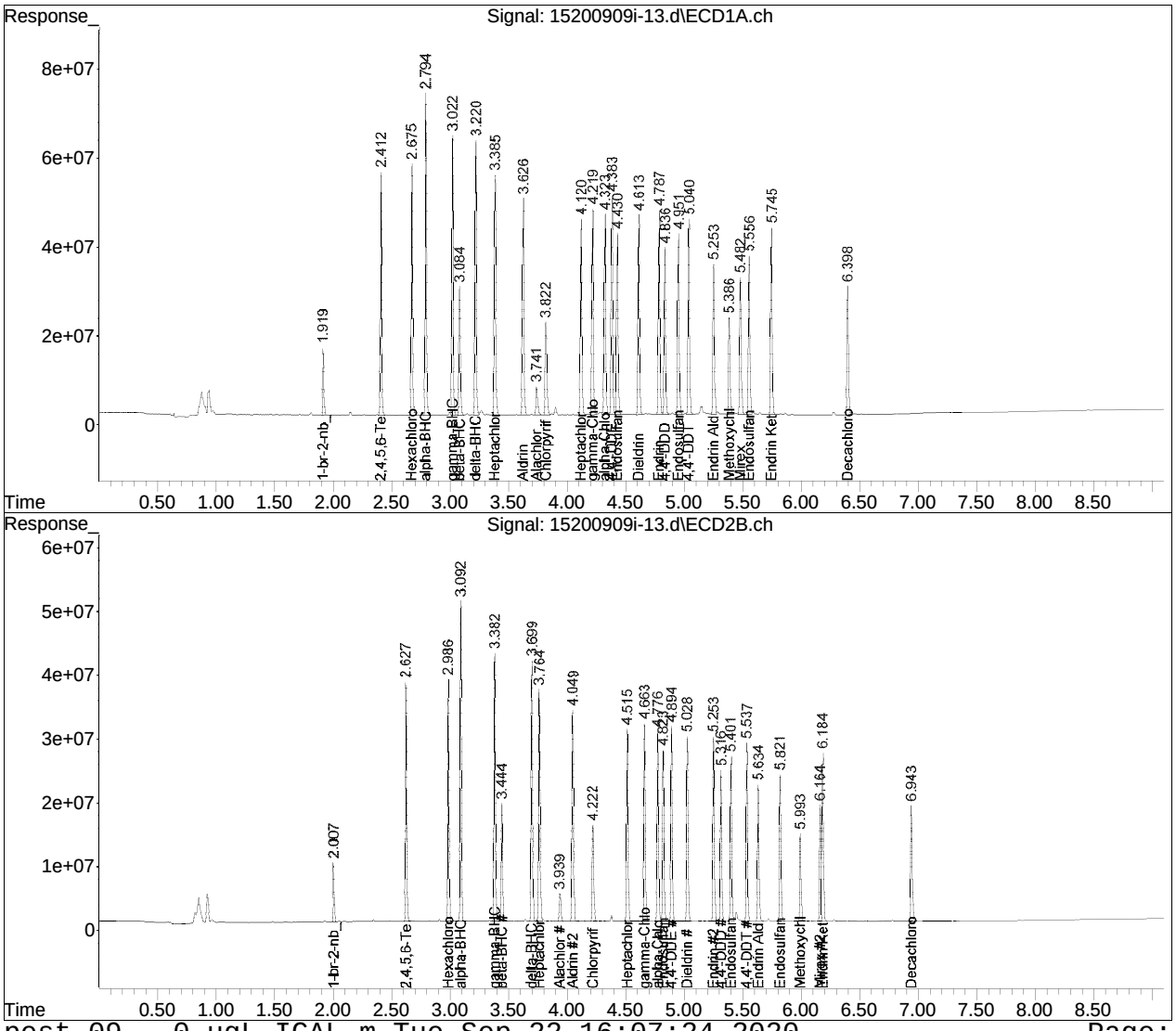

Manual Integration Report

Data Path	: I:\Pest15\200909ICAL\	QMethod	: P15_pest_09_09_20_ugL_IC
Data File	: 15200909i-13.d	Operator	: PEST15:el
Date Inj'd	: 9/9/2020 11:59 pm	Instrument	: Pest 15
Sample	: il9pest,42e,,10024	Quant Date	: 9/10/2020 7:58 am

There are no manual integrations or false positives in this file.

Quantitation Report (QT Reviewed)

Data Path : I:\Pest15\200909ICAL\
Data File : 15200909i-14.d
Signal(s) : Signal #1: ECD1A.ch Signal #2: ECD2B.ch
Acq On : 10 Sep 2020 12:12 am
Operator : PEST15:el
Sample : il10pest,42e,,10023
Misc : wg1413084,ical (Sig #1); ical (Sig #2)
ALS Vial : 14 Sample Multiplier: 1

Integration File signal 1: events.e
Integration File signal 2: autoint2.e
Quant Time: Sep 10 08:01:16 2020
Quant Method : I:\Pest15\200909ICAL\P15_pest_09_09_20_ugL_ICAL.m
Quant Title : pest
QLast Update : Thu Sep 10 07:59:13 2020
Response via : Initial Calibration
Integrator: ChemStation

Volume Inj. :
Signal #1 Phase : Signal #2 Phase:
Signal #1 Info : Signal #2 Info :

Sub List : Default - All compounds listed

	Compound	RT#1	RT#2	Resp#1	Resp#2	ug/l	ug/l
	Internal Standards						
1) i	1-br-2-nb_Pe	1.920	2.007	105.4E6	63863478	25.000	25.000
28) i	1-br-2-nb_Ch	0.000	0.000	0	0	N.D. d	N.D. d
33) i	1-br-2-nb_To	0.000	0.000	0	0	N.D. d	N.D. d
	System Monitoring Compounds						
2) s	2,4,5,6-Tetr	2.412	2.628	815.9E6	570.6E6	191.949	198.515
	Spiked Amount 50.000	Range 30 - 150		Recovery =		383.90%#	397.03%#
27) s	Decachlorobi	6.398	6.944	491.4E6	305.4E6	177.434	182.851
	Spiked Amount 50.000	Range 30 - 150		Recovery =		354.87%#	365.70%#
	Target Compounds						
3)	Hexachlorobe	2.676	2.987	882.3E6	615.5E6	188.518	196.125
4)	alpha-BHC	2.795	3.093	1160.6E6	831.0E6	199.842	206.787
5)	gamma-BHC (l	3.023	3.383	1054.9E6	737.4E6	197.155	204.384
6)	beta-BHC	3.085	3.445	471.9E6	328.7E6	184.481	195.861
7)	delta-BHC	3.220	3.700	1075.2E6	753.3E6	198.796	206.639
8)	Heptachlor	3.386	3.764	985.2E6	697.0E6	189.249	197.368
9)	Aldrin	3.626	4.049	914.2E6	631.9E6	193.808	199.980
10)	Alachlor	3.741	3.940	116.3E6	78934518	170.413	171.688
11)	Chlorpyrifos	3.822	4.222	385.3E6	272.6E6	165.372	177.489
12)	Heptachlor E	4.120	4.516	830.4E6	559.2E6	185.778	195.648
13)	gamma-Chlord	4.219	4.663	880.3E6	573.7E6	191.596	195.567
14)	alpha-Chlord	4.323	4.775	846.6E6	542.0E6	188.397	197.054
15)	4,4'-DDE	4.383	4.894	867.9E6	530.7E6	192.044	199.041
16)	Endosulfan I	4.430	4.823	759.8E6	490.0E6	185.856	196.462
17)	Dieldrin	4.613	5.029	815.5E6	522.3E6	189.961	200.194
18)	Endrin	4.787	5.253	813.9E6	513.1E6	187.376	198.727
19)	4,4'-DDD	4.836	5.316	652.6E6	399.7E6	187.732	197.872
20)	Endosulfan I	4.952	5.401	723.0E6	449.4E6	183.828	194.879
21)	4,4'-DDT	5.041	5.537	762.2E6	464.3E6	187.765	197.725
22)	Endrin Aldeh	5.252	5.634	585.5E6	363.9E6	183.623	192.185
23)	Methoxychlor	5.387	5.994	362.8E6	219.8E6	172.917	184.130

Data Path : I:\Pest15\200909ICAL\
Data File : 15200909i-14.d
Signal(s) : Signal #1: ECD1A.ch Signal #2: ECD2B.ch
Acq On : 10 Sep 2020 12:12 am
Operator : PEST15:el
Sample : il10pest,42e,,10023
Misc : wg1413084,ical (Sig #1); ical (Sig #2)
ALS Vial : 14 Sample Multiplier: 1

Integration File signal 1: events.e
Integration File signal 2: autoint2.e
Quant Time: Sep 10 08:01:16 2020
Quant Method : I:\Pest15\200909ICAL\P15_pest_09_09_20_ugL_ICAL.m
Quant Title : pest
QLast Update : Thu Sep 10 07:59:13 2020
Response via : Initial Calibration
Integrator: ChemStation

Volume Inj. :
Signal #1 Phase : Signal #2 Phase:
Signal #1 Info : Signal #2 Info :

Sub List : Default - All compounds listed

	Compound	RT#1	RT#2	Resp#1	Resp#2	ug/l	ug/l
24)	Mirex	5.482	6.165	544.9E6	295.4E6	175.630	182.733
25)	Endosulfan S	5.556	5.821	616.5E6	387.5E6	185.042	192.901
26)	Endrin Keton	5.746	6.184	716.2E6	456.9E6	182.435	192.731
29) l1	chlordane-1	0.000	0.000	0	0	N.D. d	N.D. d
30) l1	chlordane-3	0.000	0.000	0	0	N.D. d	N.D. d
31) l1	chlordane-4	0.000	0.000	0	0	N.D. d	N.D. d
32) l1	chlordane-5	0.000	0.000	0	0	N.D. d	N.D. d
Sum	chlordane-1			0	0	N.D.	N.D.
Average	chlordane-1					0.000	0.000
34) l2	toxaphene-1	0.000	0.000	0	0	N.D. d	N.D. d
35) l2	toxaphene-2	0.000	0.000	0	0	N.D. d	N.D. d
36) l2	toxaphene-4	0.000	0.000	0	0	N.D. d	N.D. d
37) l2	toxaphene-5	0.000	0.000	0	0	N.D. d	N.D. d
Sum	toxaphene-1			0	0	N.D.	N.D.
Average	toxaphene-1					0.000	0.000

SemiQuant Compounds - Not Calibrated on this Instrument

Sum	toxaphene-1			0	0	N.D.	N.D.
Average	toxaphene-1					0.000	0.000

(f)=RT Delta > 1/2 Window (D)=Amounts differ by > 40% (m)=manual int.
(#)=Recovery Exceeds Compound Acceptance Limits.
(I,C,F) I=Interference, C=Coelluting Calibration Peak, F=Fails CC Criteria.

Sub List : Default - All compounds listed Reviewed)

Data Path : I:\Pest15\200909ICAL\
Data File : 15200909i-14.d
Signal(s) : Signal #1: ECD1A.ch Signal #2: ECD2B.ch
Acq On : 10 Sep 2020 12:12 am
Operator : PEST15:el
Sample : il10pest,42e,,10023
Misc : wg1413084,ical (Sig #1); ical (Sig #2)
ALS Vial : 14 Sample Multiplier: 1

Integration File signal 1: events.e
Integration File signal 2: autoint2.e
Quant Time: Sep 10 08:01:16 2020
Quant Method : I:\Pest15\200909ICAL\P15_pest_09_09_20_ugL_ICAL.m
Quant Title : pest
QLast Update : Thu Sep 10 07:59:13 2020
Response via : Initial Calibration
Integrator: ChemStation

Volume Inj. :
Signal #1 Phase : Signal #2 Phase:
Signal #1 Info : Signal #2 Info :

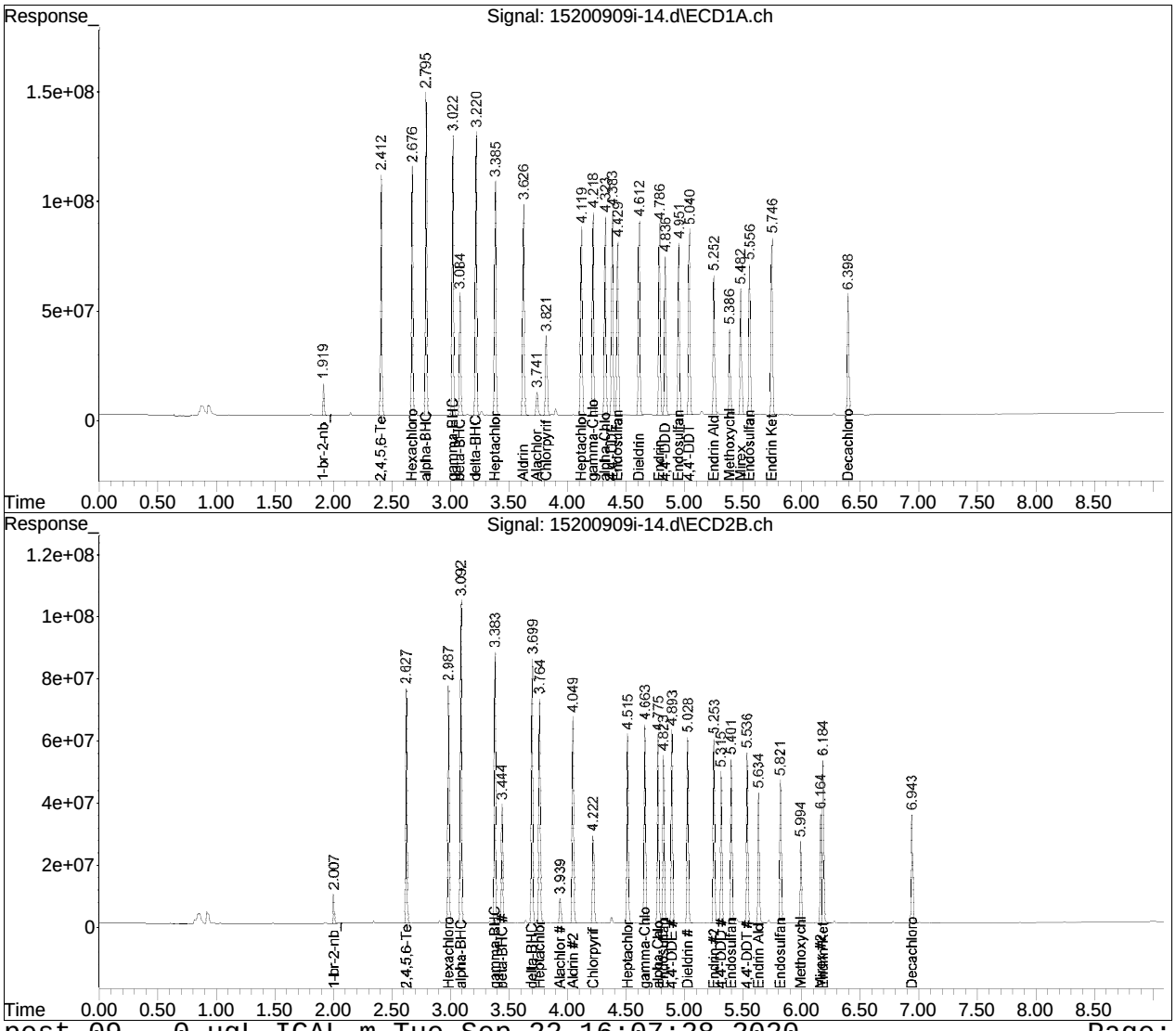

Manual Integration Report

Data Path	: I:\Pest15\200909ICAL\	QMethod	: P15_pest_09_09_20_ugL_IC
Data File	: 15200909i-14.d	Operator	: PEST15:el
Date Inj'd	: 9/10/2020 12:12 am	Instrument	: Pest 15
Sample	: il10pest,42e,,10023	Quant Date	: 9/10/2020 8:00 am

There are no manual integrations or false positives in this file.

Initial Calibration Verification

Quantitation Report (QT Reviewed)

Data Path : I:\Pest15\200909ICAL\
Data File : 15200909i-26.d
Signal(s) : Signal #1: ECD1A.ch Signal #2: ECD2B.ch
Acq On : 10 Sep 2020 9:54 am
Operator : PEST15:el
Sample : pem15200909i26,42ee,,deg std 9973 (Sig #1); Deg std 9973 (Sig #2)
Misc : wg1413084,ical
ALS Vial : 26 Sample Multiplier: 1

Integration File signal 1: events.e
Integration File signal 2: autoint2.e
Quant Time: Sep 15 09:10:46 2020
Quant Method : I:\Pest15\200909ICAL\P15_pest_09_09_20_ugL_ICAL.m
Quant Title : pest
QLast Update : Thu Sep 10 08:58:49 2020
Response via : Initial Calibration
Integrator: ChemStation

Volume Inj. :
Signal #1 Phase : Signal #2 Phase:
Signal #1 Info : Signal #2 Info :

Sub List : DEG - DDT/Endrin degradation check

	Compound	RT#1	RT#2	Resp#1	Resp#2	ug/l	ug/l	
	Internal Standards							
1) i	1-br-2-nb_Pe	1.922	2.009	112.2E6	70936345	25.000	25.000	
	System Monitoring Compounds							
	Target Compounds							
15)	4,4'-DDE	0.000	0.000	0	0	N.D.	N.D.	
18)	Endrin	4.789	5.254	237.3E6	146.8E6	51.356	52.516	
19)	4,4'-DDD	4.838	5.317	1257517	1234584	0.357M4	0.578	D
21)	4,4'-DDT	5.044	5.538	428.4E6	269.1E6	100.997	101.836	
22)	Endrin Aldeh	0.000	0.000	0	0	N.D.	N.D.	
26)	Endrin Keton	5.749	6.186	1103599	624719	0.251	0.228M2	
	Sum chlordane-1			0	0	N.D.	N.D.	
Average	chlordane-1					0.000	0.000	
	Sum toxaphene-1			0	0	N.D.	N.D.	
Average	toxaphene-1					0.000	0.000	
	SemiQuant Compounds - Not Calibrated on this Instrument							
	Sum toxaphene-1			0	0	N.D.	N.D.	
Average	toxaphene-1					0.000	0.000	

(f)=RT Delta > 1/2 Window (D)=Amounts differ by > 40% (m)=manual int.
(#)=Recovery Exceeds Compound Acceptance Limits.
(I,C,F) I=Interference, C=Coelluting Calibration Peak, F=Fails CC Criteria.

Sub List : DEG - DDT/Endrin degradation checkiewed)

Data Path : I:\Pest15\200909ICAL\
Data File : 15200909i-26.d
Signal(s) : Signal #1: ECD1A.ch Signal #2: ECD2B.ch
Acq On : 10 Sep 2020 9:54 am
Operator : PEST15:el
Sample : pem15200909i26,42ee,,deg std 9973 (Sig #1); Deg std 9973 (Sig #2)
Misc : wg1413084,ical
ALS Vial : 26 Sample Multiplier: 1

Integration File signal 1: events.e
Integration File signal 2: autoint2.e
Quant Time: Sep 15 09:10:46 2020
Quant Method : I:\Pest15\200909ICAL\P15_pest_09_09_20_ugL_ICAL.m
Quant Title : pest
QLast Update : Thu Sep 10 08:58:49 2020
Response via : Initial Calibration
Integrator: ChemStation

Volume Inj. :
Signal #1 Phase : Signal #2 Phase:
Signal #1 Info : Signal #2 Info :

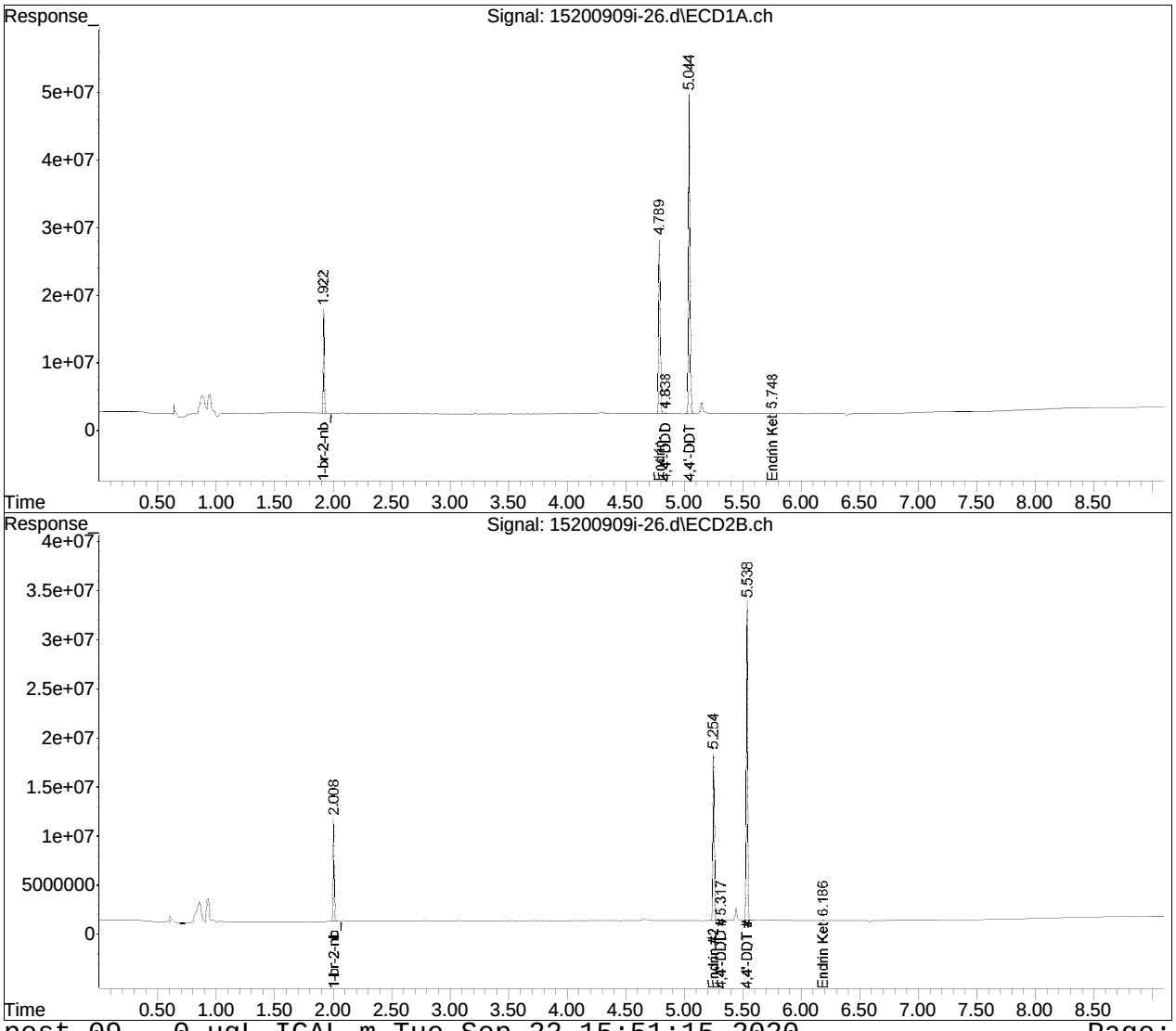

Manual Integration Report

Data Path : I:\Pest15\200909ICAL\ QMethod : P15_pest_09_09_20_ugL_IC
Data File : 15200909i-26.d Operator : PEST15:el
Date Inj'd : 9/10/2020 9:54 am Instrument : Pest 15
Sample : pem15200909i26,42ee,,deg sQuant Date : 9/15/2020 9:09 am

Compound #19: 4,4'-DDD

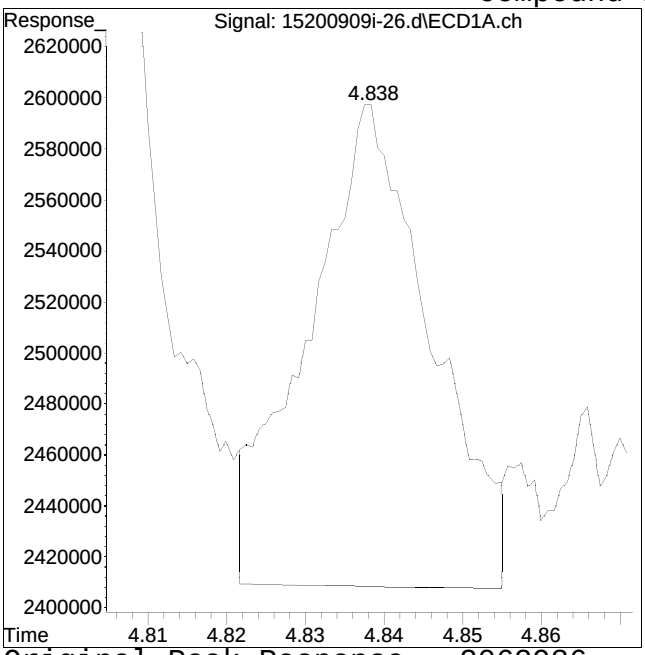

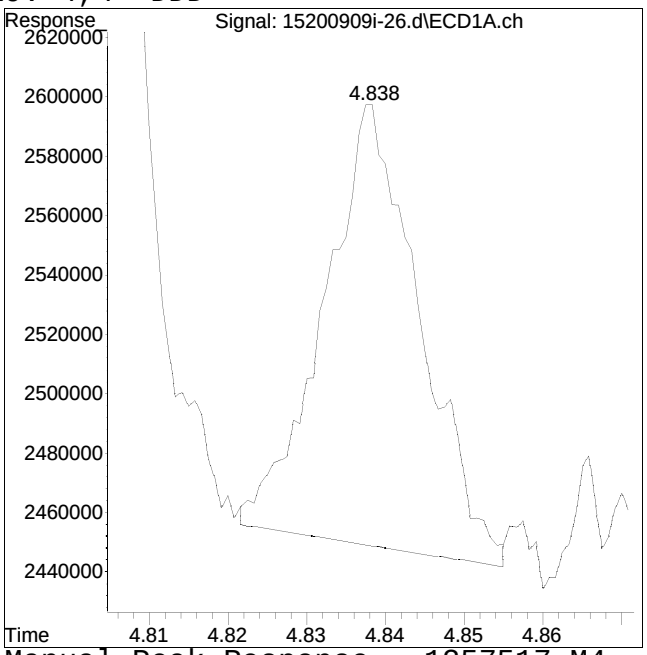

Original Peak Response = 2062936 Manual Peak Response = 1257517 M4
M4 = Poor automated baseline construction.

Manual Integration Report

Data Path : I:\Pest15\200909ICAL\ QMethod : P15_pest_09_09_20_ugL_IC
Data File : 15200909i-26.d Operator : PEST15:el
Date Inj'd : 9/10/2020 9:54 am Instrument : Pest 15
Sample : pem15200909i26,42ee,,deg sQuant Date : 9/15/2020 9:09 am

Compound #64: Endrin Ketone #2

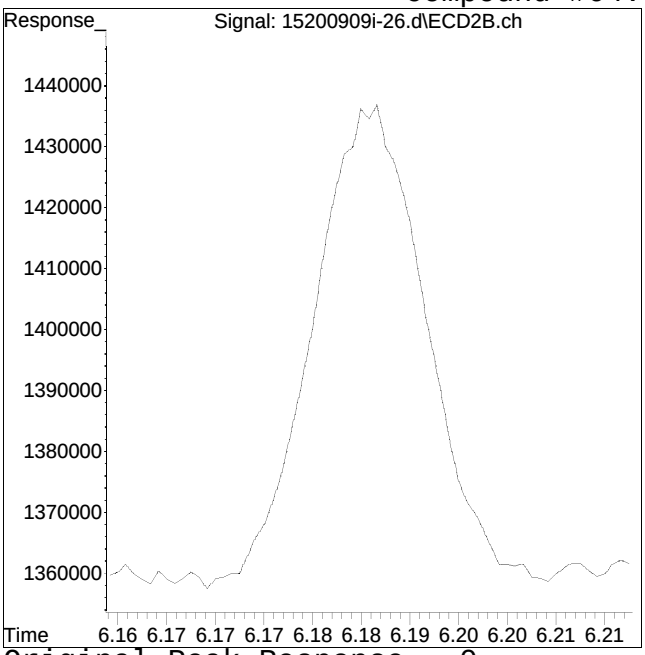

Original Peak Response = 0

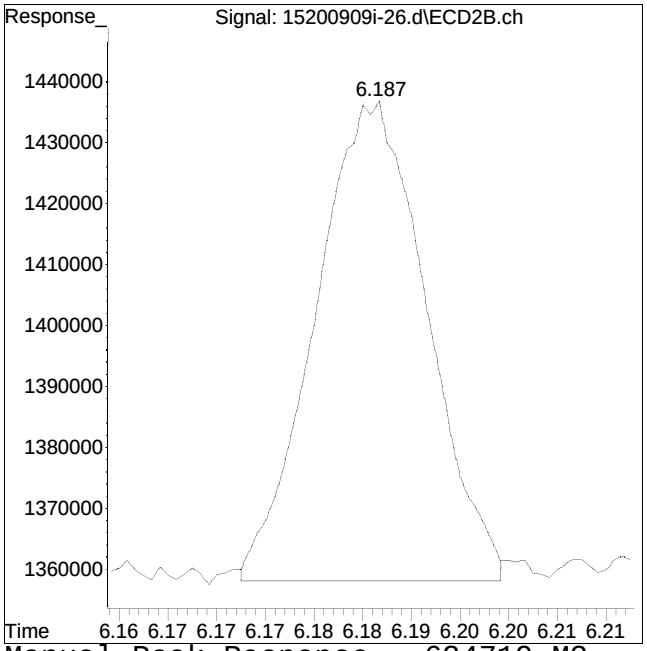

Manual Peak Response = 624719 M2

M2 = Peak not found by automatic integration algorithm.

Evaluate Continuing Calibration Report

Data Path : I:\Pest15\200909ICAL\
Data File : 15200909i-27.d
Signal(s) : Signal #1: ECD1A.ch Signal #2: ECD2B.ch
Acq On   : 10 Sep 2020 10:07 am
Operator : PEST15:el
Sample   : cicvpest,42e,,10015
Misc   : wg1413084,ical (Sig #1); ical (Sig #2)
ALS Vial : 27   Sample Multiplier: 1

Integration File signal 1: events.e
Integration File signal 2: autoint2.e
Quant Time: Sep 15 09:08:11 2020
Quant Method : I:\Pest15\200909ICAL\P15_pest_09_09_20_ugL_ICAL.m
Quant Title : pest
QLast Update : Thu Sep 10 08:58:49 2020
Response via : Initial Calibration
Integrator: ChemStation

Volume Inj.   :
Signal #1 Phase :   Signal #2 Phase:
Signal #1 Info :   Signal #2 Info :

Min. RRF   :   0.000 Min. Rel. Area : 50% Max. R.T. Dev 0.50min
Max. RRF Dev : 20%   Max. Rel. Area : 150%

		Compound	Amount	Calc.	%Dev	Area%	Dev(Min)
1	i	1-br-2-nb_Pesticides	25.000	25.000	0.0	108	0.00
2	s	2,4,5,6-Tetrachloro-m-xylen	50.000	48.352	3.3	107	0.00
3		Hexachlorobenzene	50.000	47.979	4.0	111	0.00
4		alpha-BHC	50.000	53.507	-7.0	110	0.00
5		gamma-BHC (lindane)	50.000	51.630	-3.3	109	0.00
6		beta-BHC	50.000	47.500	5.0	107	0.00
7		delta-BHC	50.000	54.173	-8.3	112	0.00
8		Heptachlor	50.000	49.229	1.5	107	0.00
9		Aldrin	50.000	53.327	-6.7	110	0.00
10		Alachlor	50.000	47.723	4.6	109	0.00
11		Chlorpyrifos	50.000	44.928	10.1	113	0.00
12		Heptachlor Epoxide	50.000	49.314	1.4	109	0.00
13		gamma-Chlordane (trans)	50.000	49.968	0.1	109	0.00
14		alpha-Chlordane (cis)	50.000	46.547	6.9	106	0.00
15		4,4'-DDE	50.000	52.549	-5.1	108	0.00
16		Endosulfan I	50.000	50.811	-1.6	110	0.00
17		Dieldrin	50.000	54.161	-8.3	114	0.00
18		Endrin	50.000	51.575	-3.2	110	0.00
19		4,4'-DDD	50.000	57.321	-14.6	118	0.00
20		Endosulfan II	50.000	49.264	1.5	108	0.00
21		4,4'-DDT	50.000	52.327	-4.7	111	0.00
22		Endrin Aldehyde	50.000	47.092	5.8	106	0.00
23		Methoxychlor	50.000	47.515	5.0	111	0.00
24		Mirex	50.000	41.375	17.3	107	0.00
25		Endosulfan Sulfate	50.000	50.036	-0.1	114	0.00
26		Endrin Ketone	50.000	49.685	0.6	112	0.00
27	s	Decachlorobiphenyl	50.000	44.591	10.8	109	0.00

Signal #2

Evaluate Continuing Calibration Report

Data Path : I:\Pest15\200909ICAL\
Data File : 15200909i-27.d
Signal(s) : Signal #1: ECD1A.ch Signal #2: ECD2B.ch
Acq On   : 10 Sep 2020 10:07 am
Operator : PEST15:el
Sample   : cicvpest,42e,,10015
Misc   : wg1413084,ical (Sig #1); ical (Sig #2)
ALS Vial : 27   Sample Multiplier: 1

Integration File signal 1: events.e
Integration File signal 2: autoint2.e
Quant Time: Sep 15 09:08:11 2020
Quant Method : I:\Pest15\200909ICAL\P15_pest_09_09_20_ugL_ICAL.m
Quant Title : pest
QLast Update : Thu Sep 10 08:58:49 2020
Response via : Initial Calibration
Integrator: ChemStation

Volume Inj.   :
Signal #1 Phase :   Signal #2 Phase:
Signal #1 Info :   Signal #2 Info :

Min. RRF   :   0.000 Min. Rel. Area : 50% Max. R.T. Dev 0.50min
Max. RRF Dev : 20%   Max. Rel. Area : 150%

		Compound	Amount	Calc.	%Dev	Area%	Dev(Min)
1	i	1-br-2-nb_Pesticides	25.000	25.000	0.0	112	0.00
2	s	2,4,5,6-Tetrachloro-m-xyl	50.000	50.270	-0.5	114	0.00
3		Hexachlorobenzene	50.000	49.105	1.8	118	0.00
4		alpha-BHC	50.000	57.820	-15.6	118	0.00
5		gamma-BHC (lindane)	50.000	54.320	-8.6	116	0.00
6		beta-BHC	50.000	46.475	7.0	112	0.00
7		delta-BHC	50.000	56.582	-13.2	119	0.00
8		Heptachlor	50.000	52.247	-4.5	117	0.00
9		Aldrin	50.000	56.446	-12.9	119	0.00
10		Alachlor	50.000	47.656	4.7	116	0.00
11		Chlorpyrifos	50.000	45.217	9.6	118	0.00
12		Heptachlor Epoxide	50.000	51.643	-3.3	119	0.00
13		gamma-Chlordane (trans)	50.000	51.655	-3.3	117	0.00
14		alpha-Chlordane (cis)	50.000	49.584	0.8	115	0.00
15		4,4'-DDE	50.000	54.336	-8.7	117	0.00
16		Endosulfan I	50.000	51.957	-3.9	118	0.00
17		Dieldrin	50.000	56.978	-14.0	126	0.00
18		Endrin	50.000	53.269	-6.5	118	0.00
19		4,4'-DDD	50.000	57.141	-14.3	125	0.00
20		Endosulfan II	50.000	48.339	3.3	116	0.00
21		4,4'-DDT	50.000	50.495	-1.0	117	0.00
22		Endrin Aldehyde	50.000	46.682	6.6	111	0.00
23		Methoxychlor	50.000	47.624	4.8	117	0.00
24		Mirex	50.000	40.009	20.0	112	0.00
25		Endosulfan Sulfate	50.000	51.000	-2.0	123	0.00
26		Endrin Ketone	50.000	51.037	-2.1	119	0.00
27	s	Decachlorobiphenyl	50.000	42.801	14.4	112	0.00

Evaluate Continuing Calibration Report - Not Founds

Evaluate Continuing Calibration Report

Data Path : I:\Pest15\200909ICAL\
Data File : 15200909i-27.d
Signal(s) : Signal #1: ECD1A.ch Signal #2: ECD2B.ch
Acq On   : 10 Sep 2020 10:07 am
Operator : PEST15:el
Sample   : cicvpest,42e,,10015
Misc   : wg1413084,ical (Sig #1); ical (Sig #2)
ALS Vial : 27   Sample Multiplier: 1

Integration File signal 1: events.e
Integration File signal 2: autoint2.e
Quant Time: Sep 15 09:08:11 2020
Quant Method : I:\Pest15\200909ICAL\P15_pest_09_09_20_ugL_ICAL.m
Quant Title : pest
QLast Update : Thu Sep 10 08:58:49 2020
Response via : Initial Calibration
Integrator: ChemStation

Volume Inj.   :
Signal #1 Phase :   Signal #2 Phase:
Signal #1 Info :   Signal #2 Info :

Min. RRF   :   0.000 Min. Rel. Area : 50% Max. R.T. Dev 0.50min
Max. RRF Dev : 20%   Max. Rel. Area : 150%

		Compound	Amount	Calc.	%Dev	Area%	Dev(Min)
28	i	1-br-2-nb_Chlordane	25.000	25.000	0.0	0	-1.92#
29	l1	chlordane-1	2500.000	0.000	100.0#	0	-3.32#
30	l1	chlordane-3	2500.000	0.000	100.0#	0	-3.73#
31	l1	chlordane-4	2500.000	0.000	100.0#	0	-4.22#
32	l1	chlordane-5	2500.000	0.000	100.0#	0	-4.32#
33	i	1-br-2-nb_Toxaphene	25.000	25.000	0.0	0	-1.92#
34	l2	toxaphene-1	5000.000	0.000	100.0#	0	-4.94#
35	l2	toxaphene-2	5000.000	0.000	100.0#	0	-5.03#
36	l2	toxaphene-4	5000.000	0.000	100.0#	0	-5.42#
37	l2	toxaphene-5	5000.000	0.000	100.0#	0	-5.49#

Signal #2

28	i	1-br-2-nb_Chlordane	25.000	25.000	0.0	0	-2.01#
29	l1	chlordane-1	2500.000	0.000	100.0#	0	-3.64#
30	l1	chlordane-3	2500.000	0.000	100.0#	0	-4.17#
31	l1	chlordane-4	2500.000	0.000	100.0#	0	-4.74#
32	l1	chlordane-5	2500.000	0.000	100.0#	0	-4.78#
33	i	1-br-2-nb_Toxaphene	25.000	25.000	0.0	0	-2.01#
34	l2	toxaphene-1	5000.000	0.000	100.0#	0	-5.36#
35	l2	toxaphene-2	5000.000	0.000	100.0#	0	-5.39#
36	l2	toxaphene-4	5000.000	0.000	100.0#	0	-5.64#
37	l2	toxaphene-5	5000.000	0.000	100.0#	0	-5.99#

(#) = Out of Range SPCC's out = 0 CCC's out = 0

Quantitation Report (QT Reviewed)

Data Path : I:\Pest15\200909ICAL\
Data File : 15200909i-27.d
Signal(s) : Signal #1: ECD1A.ch Signal #2: ECD2B.ch
Acq On : 10 Sep 2020 10:07 am
Operator : PEST15:el
Sample : cicvpest,42e,,10015
Misc : wg1413084,ical (Sig #1); ical (Sig #2)
ALS Vial : 27 Sample Multiplier: 1

Integration File signal 1: events.e
Integration File signal 2: autoint2.e
Quant Time: Sep 15 09:08:11 2020
Quant Method : I:\Pest15\200909ICAL\P15_pest_09_09_20_ugL_ICAL.m
Quant Title : pest
QLast Update : Thu Sep 10 08:58:49 2020
Response via : Initial Calibration
Integrator: ChemStation

Volume Inj. :
Signal #1 Phase : Signal #2 Phase:
Signal #1 Info : Signal #2 Info :

Sub List : Default - All compounds listed

	Compound	RT#1	RT#2	Resp#1	Resp#2	ug/l	ug/l
	Internal Standards						
1) i	1-br-2-nb_Pe	1.920	2.008	108.6E6	67986654	25.000	25.000
28) i	1-br-2-nb_Ch	0.000	0.000	0	0	N.D. d	N.D. d
33) i	1-br-2-nb_To	0.000	0.000	0	0	N.D. d	N.D. d
	System Monitoring Compounds						
2) s	2,4,5,6-Tetr	2.413	2.628	221.5E6	156.0E6	48.352	50.270
	Spiked Amount 50.000	Range 30 - 150		Recovery =		96.70%	100.54%
27) s	Decachlorobi	6.402	6.946	146.2E6	89459994	44.591	42.801
	Spiked Amount 50.000	Range 30 - 150		Recovery =		89.18%	85.60%
	Target Compounds						
3)	Hexachlorobe	2.677	2.987	253.9E6	177.2E6	47.979	49.105
4)	alpha-BHC	2.796	3.092	306.2E6	221.5E6	53.507	57.820
5)	gamma-BHC (l	3.024	3.383	279.7E6	196.0E6	51.630	54.320
6)	beta-BHC	3.086	3.444	134.3E6	90289208	47.500	46.475
7)	delta-BHC	3.222	3.700	289.2E6	202.9E6	54.173	56.582
8)	Heptachlor	3.387	3.764	270.2E6	194.4E6	49.229	52.247
9)	Aldrin	3.628	4.049	249.4E6	175.2E6	53.327	56.446
10)	Alachlor	3.742	3.940	36718057	26227050	47.723	47.656
11)	Chlorpyrifos	3.823	4.222	130.8E6	88040786	44.928	45.217
12)	Heptachlor E	4.122	4.516	236.9E6	160.2E6	49.314	51.643
13)	gamma-Chlord	4.221	4.664	239.8E6	162.0E6	49.968	51.655
14)	alpha-Chlord	4.325	4.776	229.5E6	148.4E6	46.547	49.584
15)	4,4'-DDE	4.385	4.894	232.6E6	144.1E6	52.549	54.336
16)	Endosulfan I	4.432	4.824	216.6E6	137.6E6	50.811	51.957
17)	Dieldrin	4.615	5.029	234.5E6	152.8E6	54.161	56.978
18)	Endrin	4.788	5.253	230.7E6	142.7E6	51.575	53.269
19)	4,4'-DDD	4.838	5.317	195.5E6	117.0E6	57.321	57.141
20)	Endosulfan I	4.953	5.402	206.3E6	125.2E6	49.264	48.339
21)	4,4'-DDT	5.043	5.538	214.8E6	127.9E6	52.327	50.495
22)	Endrin Aldeh	5.255	5.636	160.3E6	99233985	47.092	46.682
23)	Methoxychlor	5.389	5.995	112.4E6	66693825	47.515	47.624

Data Path : I:\Pest15\200909ICAL\
Data File : 15200909i-27.d
Signal(s) : Signal #1: ECD1A.ch Signal #2: ECD2B.ch
Acq On : 10 Sep 2020 10:07 am
Operator : PEST15:el
Sample : cicvpest,42e,,10015
Misc : wg1413084,ical (Sig #1); ical (Sig #2)
ALS Vial : 27 Sample Multiplier: 1

Integration File signal 1: events.e
Integration File signal 2: autoint2.e
Quant Time: Sep 15 09:08:11 2020
Quant Method : I:\Pest15\200909ICAL\P15_pest_09_09_20_ugL_ICAL.m
Quant Title : pest
QLast Update : Thu Sep 10 08:58:49 2020
Response via : Initial Calibration
Integrator: ChemStation

Volume Inj. :
Signal #1 Phase : Signal #2 Phase:
Signal #1 Info : Signal #2 Info :

Sub List : Default - All compounds listed

	Compound	RT#1	RT#2	Resp#1	Resp#2	ug/l	ug/l
24)	Mirex	5.484	6.166	161.0E6	87050392	41.375	40.009
25)	Endosulfan S	5.559	5.823	183.1E6	116.0E6	50.036	51.000
26)	Endrin Keton	5.748	6.186	211.6E6	134.2E6	49.685	51.037
29) l1	chlordane-1	0.000	0.000	0	0	N.D. d	N.D. d
30) l1	chlordane-3	0.000	0.000	0	0	N.D. d	N.D. d
31) l1	chlordane-4	0.000	0.000	0	0	N.D. d	N.D. d
32) l1	chlordane-5	0.000	0.000	0	0	N.D. d	N.D. d
Sum	chlordane-1			0	0	N.D.	N.D.
Average	chlordane-1					0.000	0.000
34) l2	toxaphene-1	0.000	0.000	0	0	N.D. d	N.D. d
35) l2	toxaphene-2	0.000	0.000	0	0	N.D. d	N.D. d
36) l2	toxaphene-4	0.000	0.000	0	0	N.D. d	N.D. d
37) l2	toxaphene-5	0.000	0.000	0	0	N.D. d	N.D. d
Sum	toxaphene-1			0	0	N.D.	N.D.
Average	toxaphene-1					0.000	0.000

SemiQuant Compounds - Not Calibrated on this Instrument

Sum	toxaphene-1			0	0	N.D.	N.D.
Average	toxaphene-1					0.000	0.000

(f)=RT Delta > 1/2 Window (D)=Amounts differ by > 40% (m)=manual int.
(#)=Recovery Exceeds Compound Acceptance Limits.
(I,C,F) I=Interference, C=Coelluting Calibration Peak, F=Fails CC Criteria.

Sub List : Default - All compounds listed Reviewed)

Data Path : I:\Pest15\200909ICAL\
Data File : 15200909i-27.d
Signal(s) : Signal #1: ECD1A.ch Signal #2: ECD2B.ch
Acq On : 10 Sep 2020 10:07 am
Operator : PEST15:el
Sample : cicvpest,42e,,10015
Misc : wg1413084,ical (Sig #1); ical (Sig #2)
ALS Vial : 27 Sample Multiplier: 1

Integration File signal 1: events.e
Integration File signal 2: autoint2.e
Quant Time: Sep 15 09:08:11 2020
Quant Method : I:\Pest15\200909ICAL\P15_pest_09_09_20_ugL_ICAL.m
Quant Title : pest
QLast Update : Thu Sep 10 08:58:49 2020
Response via : Initial Calibration
Integrator: ChemStation

Volume Inj. :
Signal #1 Phase : Signal #2 Phase:
Signal #1 Info : Signal #2 Info :

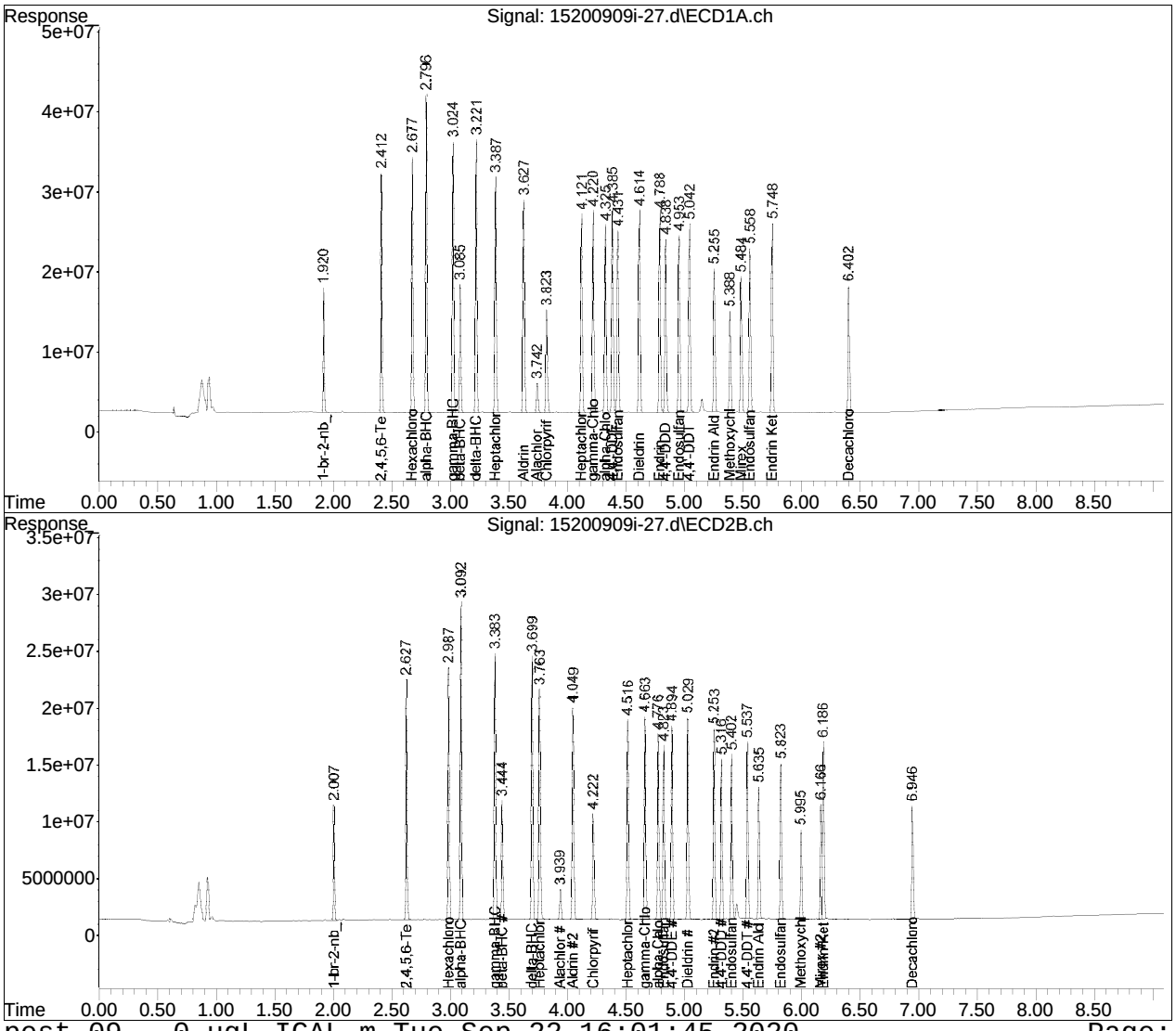

Manual Integration Report

Data Path	: I:\Pest15\200909ICAL\	QMethod	: P15_pest_09_09_20_ugL_IC
Data File	: 15200909i-27.d	Operator	: PEST15:el
Date Inj'd	: 9/10/2020 10:07 am	Instrument	: Pest 15
Sample	: cicvpest,42e,,10015	Quant Date	: 9/15/2020 9:07 am

There are no manual integrations or false positives in this file.

Quantitation Report (QT Reviewed)

Data Path : I:\Pest15\200909ICAL\
Data File : 15200909i-35.d
Signal(s) : Signal #1: ECD1A.ch Signal #2: ECD2B.ch
Acq On : 10 Sep 2020 4:21 pm
Operator : PEST15:el
Sample : il2chlor,42e,,10036
Misc : wg1413084,ical (Sig #1); ical (Sig #2)
ALS Vial : 35 Sample Multiplier: 1

Integration File signal 1: events.e
Integration File signal 2: autoint2.e
Quant Time: Sep 15 09:18:17 2020
Quant Method : I:\Pest15\200909ICAL\P15_pest_09_09_20_ugL_ICAL.m
Quant Title : pest
QLast Update : Tue Sep 15 09:12:31 2020
Response via : Initial Calibration
Integrator: ChemStation

Volume Inj. :
Signal #1 Phase : Signal #2 Phase:
Signal #1 Info : Signal #2 Info :

Sub List : Default - All compounds listed

	Compound	RT#1	RT#2	Resp#1	Resp#2	ug/l	ug/l
	Internal Standards						
1) i	1-br-2-nb_Pe	0.000	0.000	0	0	N.D. d	N.D. d
28) i	1-br-2-nb_Ch	1.921	2.007	105.2E6	66055412	25.000	25.000
33) i	1-br-2-nb_To	0.000	0.000	0	0	N.D. d	N.D. d
	System Monitoring Compounds						
2) s	2,4,5,6-Tetr	0.000	0.000	0	0	N.D. d	N.D. d
	Spiked Amount	50.000	Range 30 - 150		Recovery =	0.00%#	0.00%#
27) s	Decachlorobi	0.000	0.000	0	0	N.D. d	N.D. d
	Spiked Amount	50.000	Range 30 - 150		Recovery =	0.00%#	0.00%#
	Target Compounds						
3)	Hexachlorobe	0.000	0.000	0	0	N.D. d	N.D. d
4)	alpha-BHC	0.000	0.000	0	0	N.D. d	N.D. d
5)	gamma-BHC (l	0.000	0.000	0	0	N.D. d	N.D. d
6)	beta-BHC	0.000	0.000	0	0	N.D. d	N.D. d
7)	delta-BHC	0.000	0.000	0	0	N.D. d	N.D. d
8)	Heptachlor	0.000	0.000	0	0	N.D. d	N.D. d
9)	Aldrin	0.000	0.000	0	0	N.D. d	N.D. d
10)	Alachlor	0.000	0.000	0	0	N.D. d	N.D. d
11)	Chlorpyrifos	0.000	0.000	0	0	N.D. d	N.D. d
12)	Heptachlor E	0.000	0.000	0	0	N.D. d	N.D. d
13)	gamma-Chlord	0.000	0.000	0	0	N.D. d	N.D. d
14)	alpha-Chlord	0.000	0.000	0	0	N.D. d	N.D. d
15)	4,4'-DDE	0.000	0.000	0	0	N.D. d	N.D. d
16)	Endosulfan I	0.000	0.000	0	0	N.D. d	N.D. d
17)	Dieldrin	0.000	0.000	0	0	N.D. d	N.D. d
18)	Endrin	0.000	0.000	0	0	N.D. d	N.D. d
19)	4,4'-DDD	0.000	0.000	0	0	N.D. d	N.D. d
20)	Endosulfan I	0.000	0.000	0	0	N.D. d	N.D. d
21)	4,4'-DDT	0.000	0.000	0	0	N.D. d	N.D. d
22)	Endrin Aldeh	0.000	0.000	0	0	N.D. d	N.D. d
23)	Methoxychlor	0.000	0.000	0	0	N.D. d	N.D. d

Quantitation Report (QT Reviewed)

Data Path : I:\Pest15\200909ICAL\
Data File : 15200909i-35.d
Signal(s) : Signal #1: ECD1A.ch Signal #2: ECD2B.ch
Acq On : 10 Sep 2020 4:21 pm
Operator : PEST15:el
Sample : il2chlor,42e,,10036
Misc : wg1413084,ical (Sig #1); ical (Sig #2)
ALS Vial : 35 Sample Multiplier: 1

Integration File signal 1: events.e
Integration File signal 2: autoint2.e
Quant Time: Sep 15 09:18:17 2020
Quant Method : I:\Pest15\200909ICAL\P15_pest_09_09_20_ugL_ICAL.m
Quant Title : pest
QLast Update : Tue Sep 15 09:12:31 2020
Response via : Initial Calibration
Integrator: ChemStation

Volume Inj. :
Signal #1 Phase : Signal #2 Phase:
Signal #1 Info : Signal #2 Info :

Sub List : Default - All compounds listed

		Compound	RT#1	RT#2	Resp#1	Resp#2	ug/l	ug/l	
24)		Mirex	0.000	0.000	0	0	N.D. d	N.D. d	
25)		Endosulfan S	0.000	0.000	0	0	N.D. d	N.D. d	
26)		Endrin Keton	0.000	0.000	0	0	N.D. d	N.D. d	
29)	l1	chlordane-1	3.328	3.638	1932186	1129770	11.983	10.046	
30)	l1	chlordane-3	3.740	4.170	2341646	1291920	13.409	11.786	
31)	l1	chlordane-4	4.225	4.736	5658024	3345296	10.576	11.454	
32)	l1	chlordane-5	4.317	4.777	6285248	3192636	7.730	11.090	
	Sum	chlordane-1			16217104	8959622	N.D.	N.D.	D
Average		chlordane-1					10.924	11.094	
34)	l2	toxaphene-1	0.000	0.000	0	0	N.D. d	N.D. d	
35)	l2	toxaphene-2	0.000	0.000	0	0	N.D. d	N.D. d	
36)	l2	toxaphene-4	0.000	0.000	0	0	N.D. d	N.D. d	
37)	l2	toxaphene-5	0.000	0.000	0	0	N.D. d	N.D. d	
	Sum	toxaphene-1			0	0	N.D.	N.D.	
Average		toxaphene-1					0.000	0.000	

SemiQuant Compounds - Not Calibrated on this Instrument

	Sum	toxaphene-1			0	0	N.D.	N.D.	
Average		toxaphene-1					0.000	0.000	

(f)=RT Delta > 1/2 Window (D)=Amounts differ by > 40% (m)=manual int.
(#)=Recovery Exceeds Compound Acceptance Limits.
(I,C,F) I=Interference, C=Coelluting Calibration Peak, F=Fails CC Criteria.

Sub List : Default - All compounds listed Reviewed)

Data Path : I:\Pest15\200909ICAL\
Data File : 15200909i-35.d
Signal(s) : Signal #1: ECD1A.ch Signal #2: ECD2B.ch
Acq On : 10 Sep 2020 4:21 pm
Operator : PEST15:el
Sample : il2chlor,42e,,10036
Misc : wg1413084,ical (Sig #1); ical (Sig #2)
ALS Vial : 35 Sample Multiplier: 1

Integration File signal 1: events.e
Integration File signal 2: autoint2.e
Quant Time: Sep 15 09:18:17 2020
Quant Method : I:\Pest15\200909ICAL\P15_pest_09_09_20_ugL_ICAL.m
Quant Title : pest
QLast Update : Tue Sep 15 09:12:31 2020
Response via : Initial Calibration
Integrator: ChemStation

Volume Inj. :
Signal #1 Phase : Signal #2 Phase:
Signal #1 Info : Signal #2 Info :

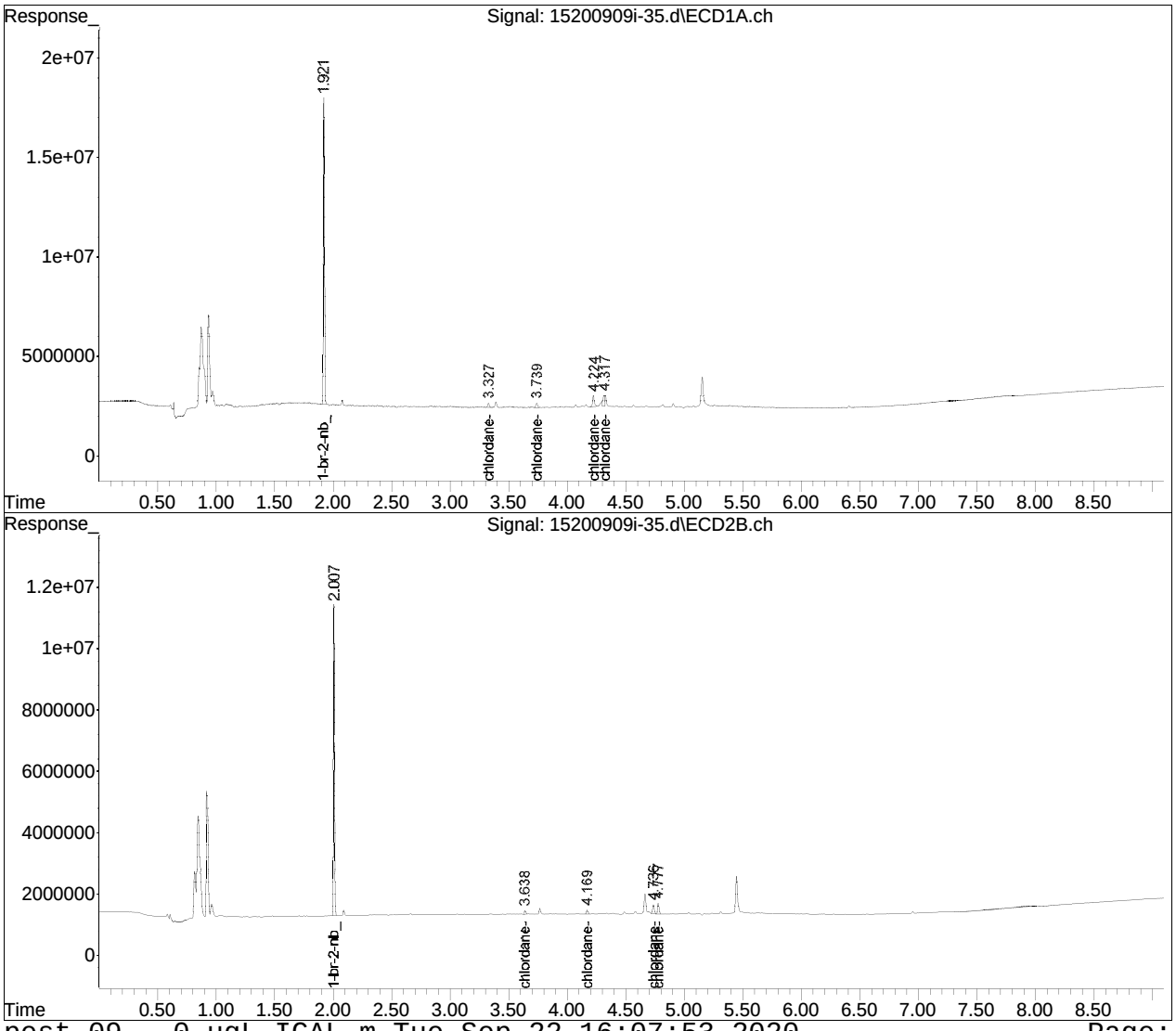

Manual Integration Report

Data Path	: I:\Pest15\200909ICAL\	QMethod	: P15_pest_09_09_20_ugL_IC
Data File	: 15200909i-35.d	Operator	: PEST15:el
Date Inj'd	: 9/10/2020 4:21 pm	Instrument	: Pest 15
Sample	: il2chlor,42e,,10036	Quant Date	: 9/15/2020 9:17 am

There are no manual integrations or false positives in this file.

Quantitation Report (QT Reviewed)

Data Path : I:\Pest15\200909ICAL\
Data File : 15200909i-29.d
Signal(s) : Signal #1: ECD1A.ch Signal #2: ECD2B.ch
Acq On : 10 Sep 2020 10:33 am
Operator : PEST15:el
Sample : il3chlor,42e,,10036
Misc : wg1413084,ical (Sig #1); ical (Sig #2)
ALS Vial : 29 Sample Multiplier: 1

Integration File signal 1: events.e
Integration File signal 2: autoint2.e
Quant Time: Sep 15 09:14:39 2020
Quant Method : I:\Pest15\200909ICAL\P15_pest_09_09_20_ugL_ICAL.m
Quant Title : pest
QLast Update : Tue Sep 15 09:12:31 2020
Response via : Initial Calibration
Integrator: ChemStation

Volume Inj. :
Signal #1 Phase : Signal #2 Phase:
Signal #1 Info : Signal #2 Info :

Sub List : Default - All compounds listed

	Compound	RT#1	RT#2	Resp#1	Resp#2	ug/l	ug/l
	Internal Standards						
1) i	1-br-2-nb_Pe	0.000	0.000	0	0	N.D. d	N.D. d
28) i	1-br-2-nb_Ch	1.919	2.007	108.7E6	68716179	25.000	25.000
33) i	1-br-2-nb_To	0.000	0.000	0	0	N.D. d	N.D. d
	System Monitoring Compounds						
2) s	2,4,5,6-Tetr	0.000	0.000	0	0	N.D. d	N.D. d
	Spiked Amount	50.000	Range 30 - 150	Recovery	=	0.00%#	0.00%#
27) s	Decachlorobi	0.000	0.000	0	0	N.D. d	N.D. d
	Spiked Amount	50.000	Range 30 - 150	Recovery	=	0.00%#	0.00%#
	Target Compounds						
3)	Hexachlorobe	0.000	0.000	0	0	N.D. d	N.D. d
4)	alpha-BHC	0.000	0.000	0	0	N.D. d	N.D. d
5)	gamma-BHC (l	0.000	0.000	0	0	N.D. d	N.D. d
6)	beta-BHC	0.000	0.000	0	0	N.D. d	N.D. d
7)	delta-BHC	0.000	0.000	0	0	N.D. d	N.D. d
8)	Heptachlor	0.000	0.000	0	0	N.D. d	N.D. d
9)	Aldrin	0.000	0.000	0	0	N.D. d	N.D. d
10)	Alachlor	0.000	0.000	0	0	N.D. d	N.D. d
11)	Chlorpyrifos	0.000	0.000	0	0	N.D. d	N.D. d
12)	Heptachlor E	0.000	0.000	0	0	N.D. d	N.D. d
13)	gamma-Chlord	0.000	0.000	0	0	N.D. d	N.D. d
14)	alpha-Chlord	0.000	0.000	0	0	N.D. d	N.D. d
15)	4,4'-DDE	0.000	0.000	0	0	N.D. d	N.D. d
16)	Endosulfan I	0.000	0.000	0	0	N.D. d	N.D. d
17)	Dieldrin	0.000	0.000	0	0	N.D. d	N.D. d
18)	Endrin	0.000	0.000	0	0	N.D. d	N.D. d
19)	4,4'-DDD	0.000	0.000	0	0	N.D. d	N.D. d
20)	Endosulfan I	0.000	0.000	0	0	N.D. d	N.D. d
21)	4,4'-DDT	0.000	0.000	0	0	N.D. d	N.D. d
22)	Endrin Aldeh	0.000	0.000	0	0	N.D. d	N.D. d
23)	Methoxychlor	0.000	0.000	0	0	N.D. d	N.D. d

Data Path : I:\Pest15\200909ICAL\
Data File : 15200909i-29.d
Signal(s) : Signal #1: ECD1A.ch Signal #2: ECD2B.ch
Acq On : 10 Sep 2020 10:33 am
Operator : PEST15:el
Sample : il3chlor,42e,,10036
Misc : wg1413084,ical (Sig #1); ical (Sig #2)
ALS Vial : 29 Sample Multiplier: 1

Integration File signal 1: events.e
Integration File signal 2: autoint2.e
Quant Time: Sep 15 09:14:39 2020
Quant Method : I:\Pest15\200909ICAL\P15_pest_09_09_20_ugL_ICAL.m
Quant Title : pest
QLast Update : Tue Sep 15 09:12:31 2020
Response via : Initial Calibration
Integrator: ChemStation

Volume Inj. :
Signal #1 Phase : Signal #2 Phase:
Signal #1 Info : Signal #2 Info :

Sub List : Default - All compounds listed

		Compound	RT#1	RT#2	Resp#1	Resp#2	ug/l	ug/l
24)		Mirex	0.000	0.000	0	0	N.D. d	N.D. d
25)		Endosulfan S	0.000	0.000	0	0	N.D. d	N.D. d
26)		Endrin Keton	0.000	0.000	0	0	N.D. d	N.D. d
29)	l1	chlordane-1	3.322	3.637	3953082	2383297	23.740	20.371
30)	l1	chlordane-3	3.733	4.168	4376112	2816754	24.265	24.701
31)	l1	chlordane-4	4.219	4.734	12711173	5901580	23.008M4	19.424
32)	l1	chlordane-5	4.323	4.776	23511386	6096133	28.000M1	20.355
	Sum	chlordane-1			44551753	17197764	N.D.	N.D. D
Average		chlordane-1					24.753	21.213
34)	l2	toxaphene-1	0.000	0.000	0	0	N.D. d	N.D. d
35)	l2	toxaphene-2	0.000	0.000	0	0	N.D. d	N.D. d
36)	l2	toxaphene-4	0.000	0.000	0	0	N.D. d	N.D. d
37)	l2	toxaphene-5	0.000	0.000	0	0	N.D. d	N.D. d
	Sum	toxaphene-1			0	0	N.D.	N.D.
Average		toxaphene-1					0.000	0.000

SemiQuant Compounds - Not Calibrated on this Instrument

	Sum	toxaphene-1			0	0	N.D.	N.D.
Average		toxaphene-1					0.000	0.000

(f)=RT Delta > 1/2 Window (D)=Amounts differ by > 40% (m)=manual int.
(#)=Recovery Exceeds Compound Acceptance Limits.
(I,C,F) I=Interference, C=Coelluting Calibration Peak, F=Fails CC Criteria.

Sub List : Default - All compounds listed Reviewed)

Data Path : I:\Pest15\200909ICAL\
Data File : 15200909i-29.d
Signal(s) : Signal #1: ECD1A.ch Signal #2: ECD2B.ch
Acq On : 10 Sep 2020 10:33 am
Operator : PEST15:el
Sample : il3chlor,42e,,10036
Misc : wg1413084,ical (Sig #1); ical (Sig #2)
ALS Vial : 29 Sample Multiplier: 1

Integration File signal 1: events.e
Integration File signal 2: autoint2.e
Quant Time: Sep 15 09:14:39 2020
Quant Method : I:\Pest15\200909ICAL\P15_pest_09_09_20_ugL_ICAL.m
Quant Title : pest
QLast Update : Tue Sep 15 09:12:31 2020
Response via : Initial Calibration
Integrator: ChemStation

Volume Inj. :
Signal #1 Phase : Signal #2 Phase:
Signal #1 Info : Signal #2 Info :

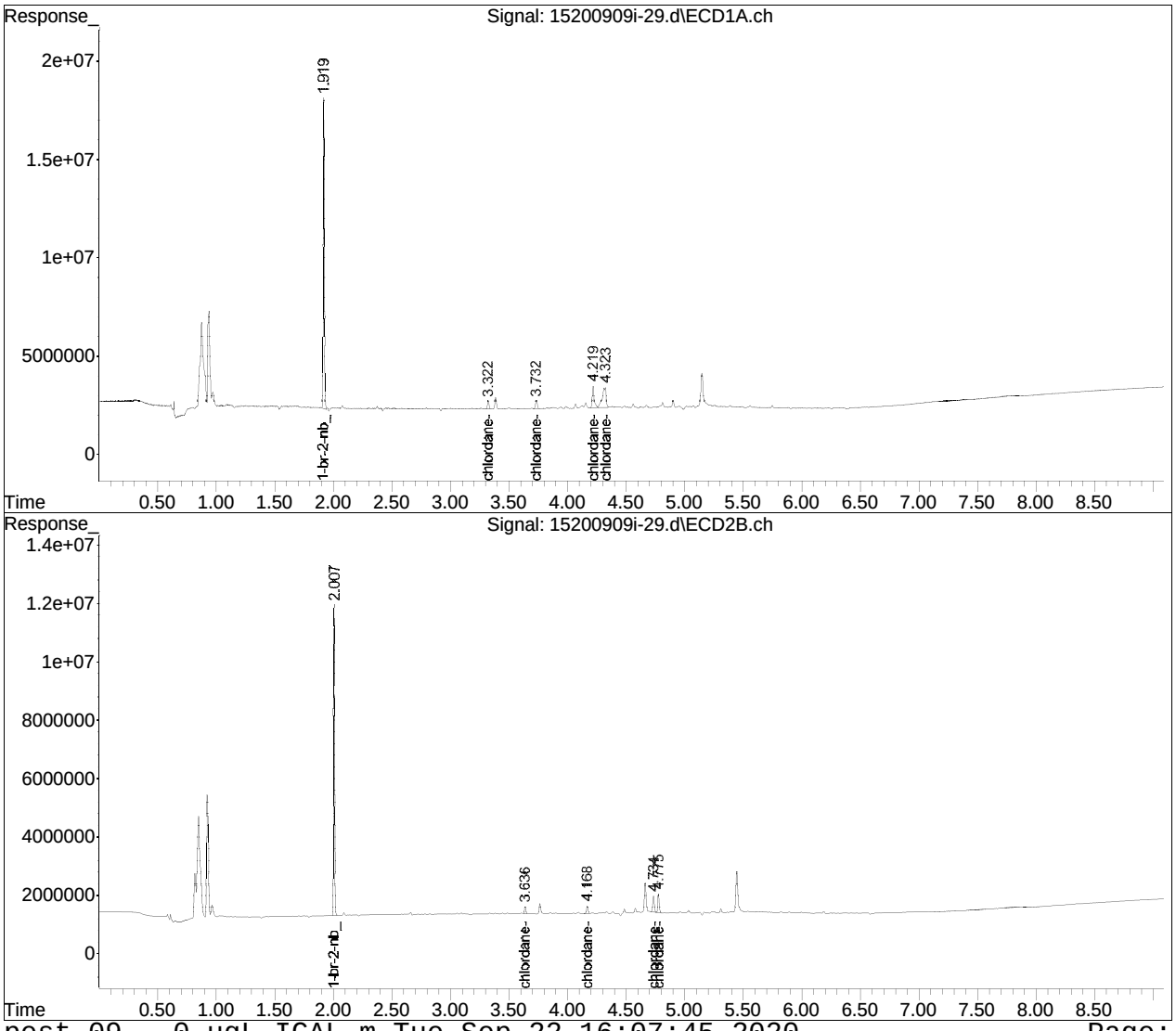

Manual Integration Report

Data Path : I:\Pest15\200909ICAL\
Data File : 15200909i-29.d
Date Inj'd : 9/10/2020 10:33 am
Sample : il3chlor,42e,,10036

QMethod : P15_pest_09_09_20_ugL_IC
Operator : PEST15:el
Instrument : Pest 15
Quant Date : 9/15/2020 9:12 am

Compound #31: chlordane-4

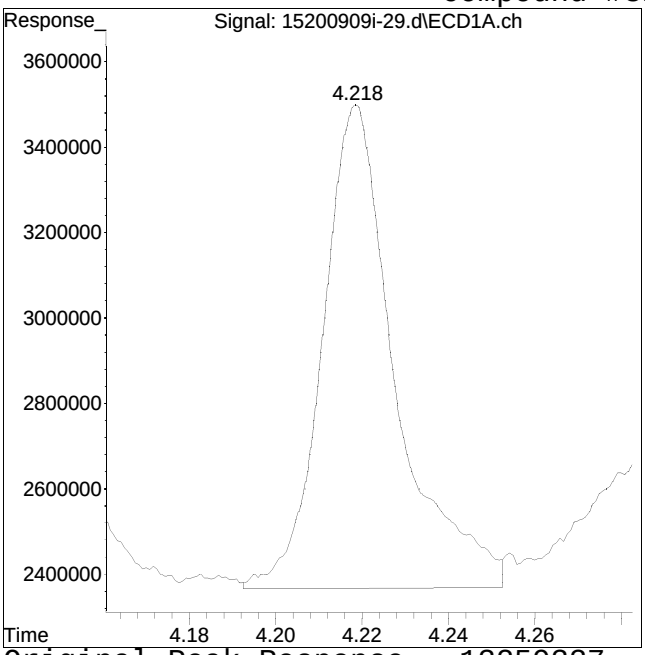

Original Peak Response = 13259337

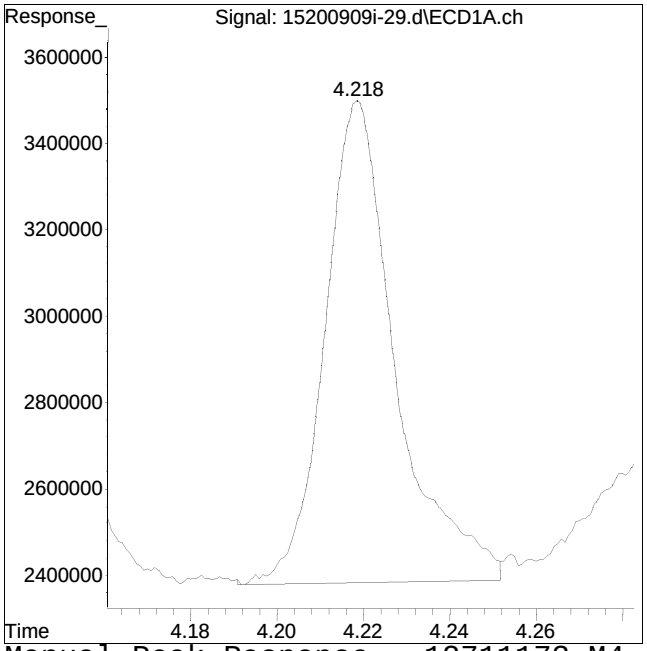

Manual Peak Response = 12711173 M4

M4 = Poor automated baseline construction.

Manual Integration Report

Data Path : I:\Pest15\200909ICAL\
Data File : 15200909i-29.d
Date Inj'd : 9/10/2020 10:33 am
Sample : il3chlor,42e,,10036

QMethod : P15_pest_09_09_20_ugL_IC
Operator : PEST15:el
Instrument : Pest 15
Quant Date : 9/15/2020 9:12 am

Compound #32: chlordane-5

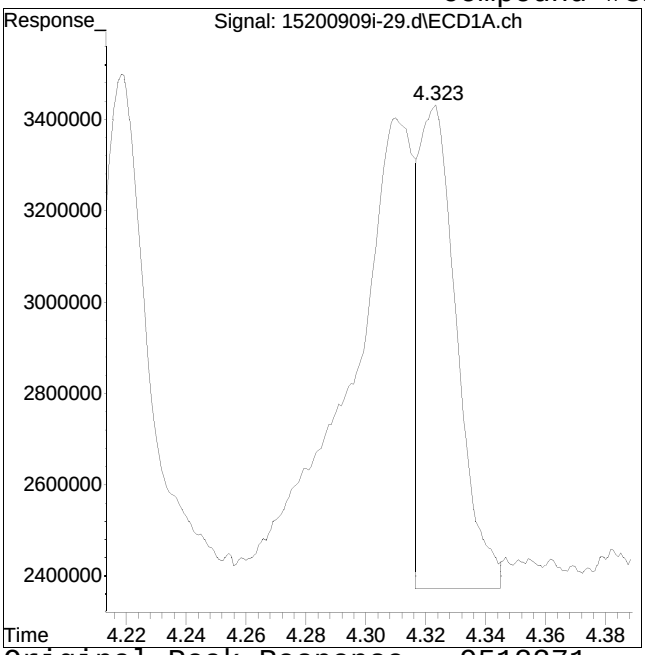

Original Peak Response = 9512271

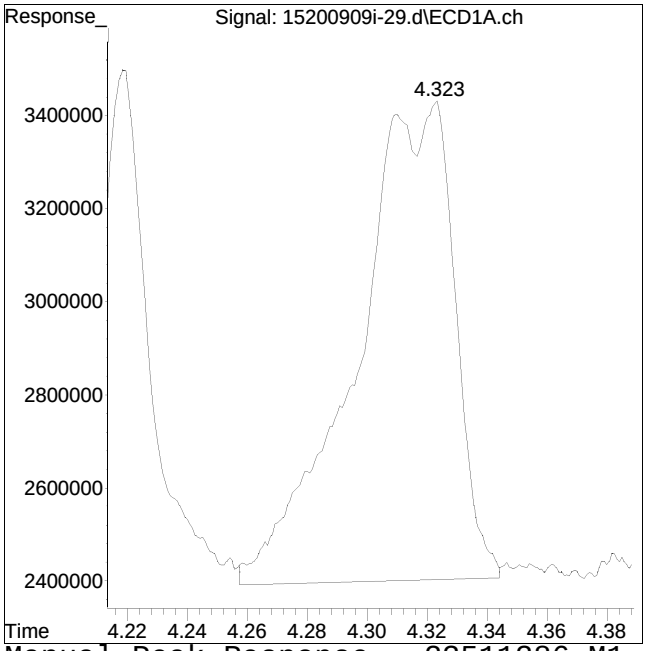

Manual Peak Response = 23511386 M1

M1 = Split or tailing peak, auto integration stopped early resulting in false low area count.

Quantitation Report (QT Reviewed)

Data Path : I:\Pest15\200909ICAL\
Data File : 15200909i-30.d
Signal(s) : Signal #1: ECD1A.ch Signal #2: ECD2B.ch
Acq On : 10 Sep 2020 10:46 am
Operator : PEST15:el
Sample : il7chlor,42e,,10035
Misc : wg1413084,ical (Sig #1); ical (Sig #2)
ALS Vial : 30 Sample Multiplier: 1

Integration File signal 1: events.e
Integration File signal 2: autoint2.e
Quant Time: Sep 15 09:12:01 2020
Quant Method : I:\Pest15\200909ICAL\P15_pest_09_09_20_ugL_ICAL.m
Quant Title : pest
QLast Update : Thu Sep 10 08:58:49 2020
Response via : Initial Calibration
Integrator: ChemStation

Volume Inj. :
Signal #1 Phase : Signal #2 Phase:
Signal #1 Info : Signal #2 Info :

Sub List : Default - All compounds listed

	Compound	RT#1	RT#2	Resp#1	Resp#2	ug/l	ug/l
	Internal Standards						
1) i	1-br-2-nb_Pe	0.000	0.000	0	0	N.D. d	N.D. d
28) i	1-br-2-nb_Ch	1.920	2.007	109.4E6	67459959	25.000	25.000
33) i	1-br-2-nb_To	0.000	0.000	0	0	N.D. d	N.D. d
	System Monitoring Compounds						
2) s	2,4,5,6-Tetr	0.000	0.000	0	0	N.D. d	N.D. d
	Spiked Amount	50.000	Range 30 - 150		Recovery =	0.00%#	0.00%#
27) s	Decachlorobi	0.000	0.000	0	0	N.D. d	N.D. d
	Spiked Amount	50.000	Range 30 - 150		Recovery =	0.00%#	0.00%#
	Target Compounds						
3)	Hexachlorobe	0.000	0.000	0	0	N.D. d	N.D. d
4)	alpha-BHC	0.000	0.000	0	0	N.D. d	N.D. d
5)	gamma-BHC (l	0.000	0.000	0	0	N.D. d	N.D. d
6)	beta-BHC	0.000	0.000	0	0	N.D. d	N.D. d
7)	delta-BHC	0.000	0.000	0	0	N.D. d	N.D. d
8)	Heptachlor	0.000	0.000	0	0	N.D. d	N.D. d
9)	Aldrin	0.000	0.000	0	0	N.D. d	N.D. d
10)	Alachlor	0.000	0.000	0	0	N.D. d	N.D. d
11)	Chlorpyrifos	0.000	0.000	0	0	N.D. d	N.D. d
12)	Heptachlor E	0.000	0.000	0	0	N.D. d	N.D. d
13)	gamma-Chlord	0.000	0.000	0	0	N.D. d	N.D. d
14)	alpha-Chlord	0.000	0.000	0	0	N.D. d	N.D. d
15)	4,4'-DDE	0.000	0.000	0	0	N.D. d	N.D. d
16)	Endosulfan I	0.000	0.000	0	0	N.D. d	N.D. d
17)	Dieldrin	0.000	0.000	0	0	N.D. d	N.D. d
18)	Endrin	0.000	0.000	0	0	N.D. d	N.D. d
19)	4,4'-DDD	0.000	0.000	0	0	N.D. d	N.D. d
20)	Endosulfan I	0.000	0.000	0	0	N.D. d	N.D. d
21)	4,4'-DDT	0.000	0.000	0	0	N.D. d	N.D. d
22)	Endrin Aldeh	0.000	0.000	0	0	N.D. d	N.D. d
23)	Methoxychlor	0.000	0.000	0	0	N.D. d	N.D. d

Quantitation Report (QT Reviewed)

Data Path : I:\Pest15\200909ICAL\
Data File : 15200909i-30.d
Signal(s) : Signal #1: ECD1A.ch Signal #2: ECD2B.ch
Acq On : 10 Sep 2020 10:46 am
Operator : PEST15:el
Sample : il7chlor,42e,,10035
Misc : wg1413084,ical (Sig #1); ical (Sig #2)
ALS Vial : 30 Sample Multiplier: 1

Integration File signal 1: events.e
Integration File signal 2: autoint2.e
Quant Time: Sep 15 09:12:01 2020
Quant Method : I:\Pest15\200909ICAL\P15_pest_09_09_20_ugL_ICAL.m
Quant Title : pest
QLast Update : Thu Sep 10 08:58:49 2020
Response via : Initial Calibration
Integrator: ChemStation

Volume Inj. :
Signal #1 Phase : Signal #2 Phase:
Signal #1 Info : Signal #2 Info :

Sub List : Default - All compounds listed

		Compound	RT#1	RT#2	Resp#1	Resp#2	ug/l	ug/l	
24)		Mirex	0.000	0.000	0	0	N.D. d	N.D. d	
25)		Endosulfan S	0.000	0.000	0	0	N.D. d	N.D. d	
26)		Endrin Keton	0.000	0.000	0	0	N.D. d	N.D. d	
29)	l1	chlordane-1	3.323	3.637	167.6E6	114.9E6	954.716	947.364	
30)	l1	chlordane-3	3.735	4.168	181.5E6	111.9E6	948.718	915.701	
31)	l1	chlordane-4	4.220	4.735	556.1E6	298.3E6	910.516	931.032	
32)	l1	chlordane-5	4.322	4.776	845.2E6	294.0E6	891.601	934.747	
	Sum	chlordane-1			1750.5E6	819.1E6	N.D.	N.D.	D
Average		chlordane-1					926.388	932.211	
34)	l2	toxaphene-1	0.000	0.000	0	0	N.D. d	N.D. d	
35)	l2	toxaphene-2	0.000	0.000	0	0	N.D. d	N.D. d	
36)	l2	toxaphene-4	0.000	0.000	0	0	N.D. d	N.D. d	
37)	l2	toxaphene-5	0.000	0.000	0	0	N.D. d	N.D. d	
	Sum	toxaphene-1			0	0	N.D.	N.D.	
Average		toxaphene-1					0.000	0.000	

SemiQuant Compounds - Not Calibrated on this Instrument

	Sum	toxaphene-1			0	0	N.D.	N.D.	
Average		toxaphene-1					0.000	0.000	

(f)=RT Delta > 1/2 Window (D)=Amounts differ by > 40% (m)=manual int.
(#)=Recovery Exceeds Compound Acceptance Limits.
(I,C,F) I=Interference, C=Coelluting Calibration Peak, F=Fails CC Criteria.

Sub List : Default - All compounds listed Reviewed)

Data Path : I:\Pest15\200909ICAL\
Data File : 15200909i-30.d
Signal(s) : Signal #1: ECD1A.ch Signal #2: ECD2B.ch
Acq On : 10 Sep 2020 10:46 am
Operator : PEST15:el
Sample : il7chlor,42e,,10035
Misc : wg1413084,ical (Sig #1); ical (Sig #2)
ALS Vial : 30 Sample Multiplier: 1

Integration File signal 1: events.e
Integration File signal 2: autoint2.e
Quant Time: Sep 15 09:12:01 2020
Quant Method : I:\Pest15\200909ICAL\P15_pest_09_09_20_ugL_ICAL.m
Quant Title : pest
QLast Update : Thu Sep 10 08:58:49 2020
Response via : Initial Calibration
Integrator: ChemStation

Volume Inj. :
Signal #1 Phase : Signal #2 Phase:
Signal #1 Info : Signal #2 Info :

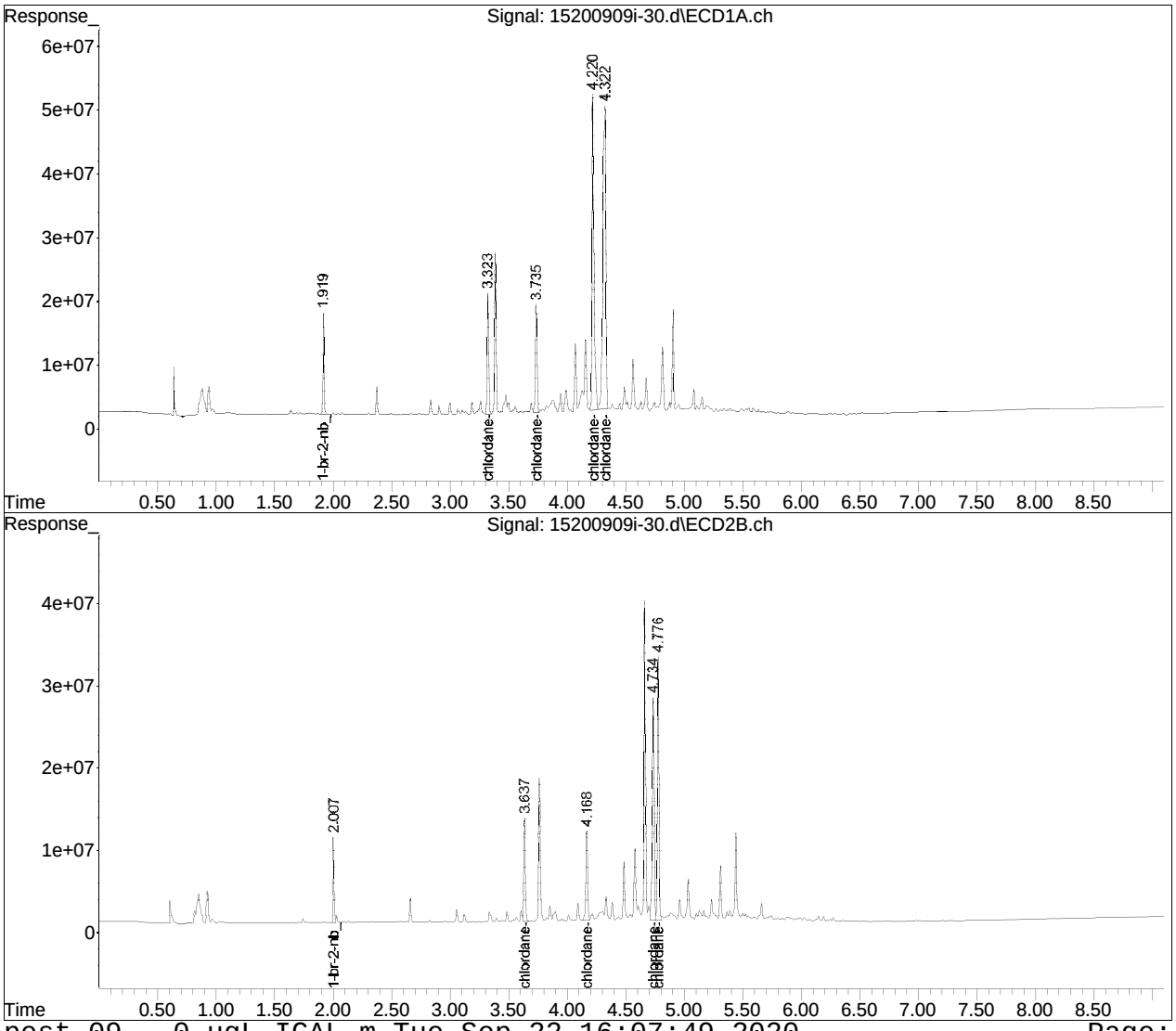

Manual Integration Report

Data Path	: I:\Pest15\200909ICAL\	QMethod	: P15_pest_09_09_20_ugL_IC
Data File	: 15200909i-30.d	Operator	: PEST15:el
Date Inj'd	: 9/10/2020 10:46 am	Instrument	: Pest 15
Sample	: il7chlor,42e,,10035	Quant Date	: 9/15/2020 9:11 am

There are no manual integrations or false positives in this file.

Initial Calibration Verification

Evaluate Continuing Calibration Report

Data Path : I:\Pest15\200909ICAL\
Data File : 15200909i-31.d
Signal(s) : Signal #1: ECD1A.ch Signal #2: ECD2B.ch
Acq On   : 10 Sep 2020 10:59 am
Operator : PEST15:el
Sample   : cicvchlor,42e,,10043
Misc   : wg1413084,ical
ALS Vial : 31   Sample Multiplier: 1

Integration File signal 1: events.e
Integration File signal 2: autoint2.e
Quant Time: Sep 22 16:31:35 2020
Quant Method : I:\Pest15\200909ICAL\P15_pest_09_09_20_ugL_ICAL.m
Quant Title : pest
QLast Update : Tue Sep 22 16:31:10 2020
Response via : Initial Calibration
Integrator: ChemStation

Volume Inj.   :
Signal #1 Phase :   Signal #2 Phase:
Signal #1 Info :   Signal #2 Info :

Min. RRF   :   0.000 Min. Rel. Area : 50% Max. R.T. Dev 0.50min
Max. RRF Dev : 20%   Max. Rel. Area : 150%

		Compound	Amount	Calc.	%Dev	Area%	Dev(Min)
28	i	1-br-2-nb_Chlordane	25.000	25.000	0.0	99	0.00
29	l1	chlordane-1	1000.000	764.218	23.6#	76	0.00
30	l1	chlordane-3	1000.000	878.002	12.2	87	0.00
31	l1	chlordane-4	1000.000	941.523	5.8	93	0.00
32	l1	chlordane-5	1000.000	1040.443	-4.0	103	0.00

Signal #2

28	i	1-br-2-nb_Chlordane	25.000	25.000	0.0	100	0.00
29	l1	chlordane-1	1000.000	750.173	25.0#	75	0.00
30	l1	chlordane-3	1000.000	897.269	10.3	89	0.00
31	l1	chlordane-4	1000.000	1185.742	-18.6	118	0.00
32	l1	chlordane-5	1000.000	831.924	16.8	83	0.00

Evaluate Continuing Calibration Report - Not Founds

1	i	1-br-2-nb_Pesticides	25.000	25.000	0.0	0	-1.92#
2	s	2,4,5,6-Tetrachloro-m-xylen	10.000	0.000	100.0#	0	-2.41#
3		Hexachlorobenzene	10.000	0.000	100.0#	0	-2.68#
4		alpha-BHC	10.000	0.000	100.0#	0	-2.79#
5		gamma-BHC (lindane)	10.000	0.000	100.0#	0	-3.02#
6		beta-BHC	10.000	0.000	100.0#	0	-3.08#
7		delta-BHC	10.000	0.000	100.0#	0	-3.22#
8		Heptachlor	10.000	0.000	100.0#	0	-3.39#
9		Aldrin	10.000	0.000	100.0#	0	-3.63#
10		Alachlor	10.000	0.000	100.0#	0	-3.74#
11		Chlorpyrifos	10.000	0.000	100.0#	0	-3.82#
12		Heptachlor Epoxide	10.000	0.000	100.0#	0	-4.12#
13		gamma-Chlordane (trans)	10.000	0.000	100.0#	0	-4.22#

Data Path : I:\Pest15\200909ICAL\
Data File : 15200909i-31.d
Signal(s) : Signal #1: ECD1A.ch Signal #2: ECD2B.ch
Acq On   : 10 Sep 2020 10:59 am
Operator : PEST15:el
Sample   : cicvchlor,42e,,10043
Misc   : wg1413084,ical
ALS Vial : 31   Sample Multiplier: 1

Integration File signal 1: events.e
Integration File signal 2: autoint2.e
Quant Time: Sep 22 16:31:35 2020
Quant Method : I:\Pest15\200909ICAL\P15_pest_09_09_20_ugL_ICAL.m
Quant Title : pest
QLast Update : Tue Sep 22 16:31:10 2020
Response via : Initial Calibration
Integrator: ChemStation

Volume Inj.   :
Signal #1 Phase :   Signal #2 Phase:
Signal #1 Info :   Signal #2 Info :

Min. RRF   :   0.000 Min. Rel. Area : 50% Max. R.T. Dev 0.50min
Max. RRF Dev : 20%   Max. Rel. Area : 150%

		Compound	Amount	Calc.	%Dev	Area%	Dev(Min)
14		alpha-Chlordane (cis)	10.000	0.000	100.0#	0	-4.32#
15		4,4'-DDE	10.000	0.000	100.0#	0	-4.38#
16		Endosulfan I	10.000	0.000	100.0#	0	-4.43#
17		Dieldrin	10.000	0.000	100.0#	0	-4.61#
18		Endrin	10.000	0.000	100.0#	0	-4.79#
19		4,4'-DDD	10.000	0.000	100.0#	0	-4.84#
20		Endosulfan II	10.000	0.000	100.0#	0	-4.95#
21		4,4'-DDT	10.000	0.000	100.0#	0	-5.04#
22		Endrin Aldehyde	10.000	0.000	100.0#	0	-5.25#
23		Methoxychlor	10.000	0.000	100.0#	0	-5.39#
24		Mirex	10.000	0.000	100.0#	0	-5.48#
25		Endosulfan Sulfate	10.000	0.000	100.0#	0	-5.56#
26		Endrin Ketone	10.000	0.000	100.0#	0	-5.75#
27	s	Decachlorobiphenyl	10.000	0.000	100.0#	0	-6.40#
33	i	1-br-2-nb_Toxaphene	25.000	25.000	0.0	0	-1.92#
34	l2	toxaphene-1	2000.000	0.000	100.0#	0	-4.94#
35	l2	toxaphene-2	2000.000	0.000	100.0#	0	-5.03#
36	l2	toxaphene-4	2000.000	0.000	100.0#	0	-5.42#
37	l2	toxaphene-5	2000.000	0.000	100.0#	0	-5.49#

Signal #2

1	i	1-br-2-nb_Pesticides	25.000	25.000	0.0	0	-2.01#
2	s	2,4,5,6-Tetrachloro-m-xyl	10.000	0.000	100.0#	0	-2.63#
3		Hexachlorobenzene	10.000	0.000	100.0#	0	-2.99#
4		alpha-BHC	10.000	0.000	100.0#	0	-3.09#
5		gamma-BHC (lindane)	10.000	0.000	100.0#	0	-3.38#
6		beta-BHC	10.000	0.000	100.0#	0	-3.44#
7		delta-BHC	10.000	0.000	100.0#	0	-3.70#

Evaluate Continuing Calibration Report

Data Path : I:\Pest15\200909ICAL\
Data File : 15200909i-31.d
Signal(s) : Signal #1: ECD1A.ch Signal #2: ECD2B.ch
Acq On   : 10 Sep 2020 10:59 am
Operator : PEST15:el
Sample   : cicvchlor,42e,,10043
Misc   : wg1413084,ical
ALS Vial : 31   Sample Multiplier: 1

Integration File signal 1: events.e
Integration File signal 2: autoint2.e
Quant Time: Sep 22 16:31:35 2020
Quant Method : I:\Pest15\200909ICAL\P15_pest_09_09_20_ugL_ICAL.m
Quant Title : pest
QLast Update : Tue Sep 22 16:31:10 2020
Response via : Initial Calibration
Integrator: ChemStation

Volume Inj.   :
Signal #1 Phase :   Signal #2 Phase:
Signal #1 Info :   Signal #2 Info :

Min. RRF   :   0.000 Min. Rel. Area : 50% Max. R.T. Dev 0.50min
Max. RRF Dev : 20%   Max. Rel. Area : 150%

		Compound	Amount	Calc.	%Dev	Area%	Dev(Min)
8		Heptachlor	10.000	0.000	100.0#	0	-3.76#
9		Aldrin	10.000	0.000	100.0#	0	-4.05#
10		Alachlor	10.000	0.000	100.0#	0	-3.94#
11		Chlorpyrifos	10.000	0.000	100.0#	0	-4.22#
12		Heptachlor Epoxide	10.000	0.000	100.0#	0	-4.52#
13		gamma-Chlordane (trans)	10.000	0.000	100.0#	0	-4.66#
14		alpha-Chlordane (cis)	10.000	0.000	100.0#	0	-4.78#
15		4,4'-DDE	10.000	0.000	100.0#	0	-4.89#
16		Endosulfan I	10.000	0.000	100.0#	0	-4.82#
17		Dieldrin	10.000	0.000	100.0#	0	-5.03#
18		Endrin	10.000	0.000	100.0#	0	-5.25#
19		4,4'-DDD	10.000	0.000	100.0#	0	-5.32#
20		Endosulfan II	10.000	0.000	100.0#	0	-5.40#
21		4,4'-DDT	10.000	0.000	100.0#	0	-5.54#
22		Endrin Aldehyde	10.000	0.000	100.0#	0	-5.63#
23		Methoxychlor	10.000	0.000	100.0#	0	-6.00#
24		Mirex	10.000	0.000	100.0#	0	-6.17#
25		Endosulfan Sulfate	10.000	0.000	100.0#	0	-5.82#
26		Endrin Ketone	10.000	0.000	100.0#	0	-6.18#
27	s	Decachlorobiphenyl	10.000	0.000	100.0#	0	-6.94#
33	i	1-br-2-nb_Toxaphene	25.000	25.000	0.0	0	-2.01#
34	l2	toxaphene-1	2000.000	0.000	100.0#	0	-5.36#
35	l2	toxaphene-2	2000.000	0.000	100.0#	0	-5.39#
36	l2	toxaphene-4	2000.000	0.000	100.0#	0	-5.64#
37	l2	toxaphene-5	2000.000	0.000	100.0#	0	-5.99#

(#) = Out of Range SPCC's out = 0 CCC's out = 0

Quantitation Report (QT Reviewed)

Data Path : I:\Pest15\200909ICAL\
Data File : 15200909i-31.d
Signal(s) : Signal #1: ECD1A.ch Signal #2: ECD2B.ch
Acq On : 10 Sep 2020 10:59 am
Operator : PEST15:el
Sample : cicvchlor,42e,,10043
Misc : wg1413084,ical
ALS Vial : 31 Sample Multiplier: 1

Integration File signal 1: events.e
Integration File signal 2: autoint2.e
Quant Time: Sep 22 16:31:35 2020
Quant Method : I:\Pest15\200909ICAL\P15_pest_09_09_20_ugL_ICAL.m
Quant Title : pest
QLast Update : Tue Sep 22 16:31:10 2020
Response via : Initial Calibration
Integrator: ChemStation

Volume Inj. :
Signal #1 Phase : Signal #2 Phase:
Signal #1 Info : Signal #2 Info :

Sub List : Default - All compounds listed

	Compound	RT#1	RT#2	Resp#1	Resp#2	ug/l	ug/l
	Internal Standards						
1) i	1-br-2-nb_Pe	0.000	0.000	0	0	N.D. d	N.D. d
28) i	1-br-2-nb_Ch	1.919	2.007	108.2E6	67274559	25.000	25.000
33) i	1-br-2-nb_To	0.000	0.000	0	0	N.D. d	N.D. d
	System Monitoring Compounds						
2) s	2,4,5,6-Tetr	0.000	0.000	0	0	N.D. d	N.D. d
	Spiked Amount	50.000	Range 30 - 150		Recovery =	0.00%#	0.00%#
27) s	Decachlorobi	0.000	0.000	0	0	N.D. d	N.D. d
	Spiked Amount	50.000	Range 30 - 150		Recovery =	0.00%#	0.00%#
	Target Compounds						
3)	Hexachlorobe	0.000	0.000	0	0	N.D. d	N.D. d
4)	alpha-BHC	0.000	0.000	0	0	N.D. d	N.D. d
5)	gamma-BHC (l	0.000	0.000	0	0	N.D. d	N.D. d
6)	beta-BHC	0.000	0.000	0	0	N.D. d	N.D. d
7)	delta-BHC	0.000	0.000	0	0	N.D. d	N.D. d
8)	Heptachlor	0.000	0.000	0	0	N.D. d	N.D. d
9)	Aldrin	0.000	0.000	0	0	N.D. d	N.D. d
10)	Alachlor	0.000	0.000	0	0	N.D. d	N.D. d
11)	Chlorpyrifos	0.000	0.000	0	0	N.D. d	N.D. d
12)	Heptachlor E	0.000	0.000	0	0	N.D. d	N.D. d
13)	gamma-Chlord	0.000	0.000	0	0	N.D. d	N.D. d
14)	alpha-Chlord	0.000	0.000	0	0	N.D. d	N.D. d
15)	4,4'-DDE	0.000	0.000	0	0	N.D. d	N.D. d
16)	Endosulfan I	0.000	0.000	0	0	N.D. d	N.D. d
17)	Dieldrin	0.000	0.000	0	0	N.D. d	N.D. d
18)	Endrin	0.000	0.000	0	0	N.D. d	N.D. d
19)	4,4'-DDD	0.000	0.000	0	0	N.D. d	N.D. d
20)	Endosulfan I	0.000	0.000	0	0	N.D. d	N.D. d
21)	4,4'-DDT	0.000	0.000	0	0	N.D. d	N.D. d
22)	Endrin Aldeh	0.000	0.000	0	0	N.D. d	N.D. d
23)	Methoxychlor	0.000	0.000	0	0	N.D. d	N.D. d

Quantitation Report (QT Reviewed)

Data Path : I:\Pest15\200909ICAL\
Data File : 15200909i-31.d
Signal(s) : Signal #1: ECD1A.ch Signal #2: ECD2B.ch
Acq On : 10 Sep 2020 10:59 am
Operator : PEST15:el
Sample : cicvchlor,42e,,10043
Misc : wg1413084,ical
ALS Vial : 31 Sample Multiplier: 1

Integration File signal 1: events.e
Integration File signal 2: autoint2.e
Quant Time: Sep 22 16:31:35 2020
Quant Method : I:\Pest15\200909ICAL\P15_pest_09_09_20_ugL_ICAL.m
Quant Title : pest
QLast Update : Tue Sep 22 16:31:10 2020
Response via : Initial Calibration
Integrator: ChemStation

Volume Inj. :
Signal #1 Phase : Signal #2 Phase:
Signal #1 Info : Signal #2 Info :

Sub List : Default - All compounds listed

	Compound	RT#1	RT#2	Resp#1	Resp#2	ug/l	ug/l
24)	Mirex	0.000	0.000	0	0	N.D. d	N.D. d
25)	Endosulfan S	0.000	0.000	0	0	N.D. d	N.D. d
26)	Endrin Keton	0.000	0.000	0	0	N.D. d	N.D. d
29) l1	chlordane-1	3.323	3.636	126.7E6	85922948	764.218	750.173
30) l1	chlordane-3	3.735	4.168	157.7E6	100.2E6	878.002	897.269
31) l1	chlordane-4	4.220	4.735	518.0E6	352.7E6	941.523	1185.742
32) l1	chlordane-5	4.313	4.776	870.0E6	243.9E6	1040.443	831.924
Sum	chlordane-1			1672.3E6	782.7E6	N.D.	N.D. D
Average	chlordane-1					906.046	916.277
34) l2	toxaphene-1	0.000	0.000	0	0	N.D. d	N.D. d
35) l2	toxaphene-2	0.000	0.000	0	0	N.D. d	N.D. d
36) l2	toxaphene-4	0.000	0.000	0	0	N.D. d	N.D. d
37) l2	toxaphene-5	0.000	0.000	0	0	N.D. d	N.D. d
Sum	toxaphene-1			0	0	N.D.	N.D.
Average	toxaphene-1					0.000	0.000

SemiQuant Compounds - Not Calibrated on this Instrument

Sum	toxaphene-1			0	0	N.D.	N.D.
Average	toxaphene-1					0.000	0.000

(f)=RT Delta > 1/2 Window (D)=Amounts differ by > 40% (m)=manual int.
(#)=Recovery Exceeds Compound Acceptance Limits.
(I,C,F) I=Interference, C=Coelluting Calibration Peak, F=Fails CC Criteria.

Sub List : Default - All compounds listed Reviewed)

Data Path : I:\Pest15\200909ICAL\
Data File : 15200909i-31.d
Signal(s) : Signal #1: ECD1A.ch Signal #2: ECD2B.ch
Acq On : 10 Sep 2020 10:59 am
Operator : PEST15:el
Sample : cicvchlor,42e,,10043
Misc : wg1413084,ical
ALS Vial : 31 Sample Multiplier: 1

Integration File signal 1: events.e
Integration File signal 2: autoint2.e
Quant Time: Sep 22 16:31:35 2020
Quant Method : I:\Pest15\200909ICAL\P15_pest_09_09_20_ugL_ICAL.m
Quant Title : pest
QLast Update : Tue Sep 22 16:31:10 2020
Response via : Initial Calibration
Integrator: ChemStation

Volume Inj. :
Signal #1 Phase : Signal #2 Phase:
Signal #1 Info : Signal #2 Info :

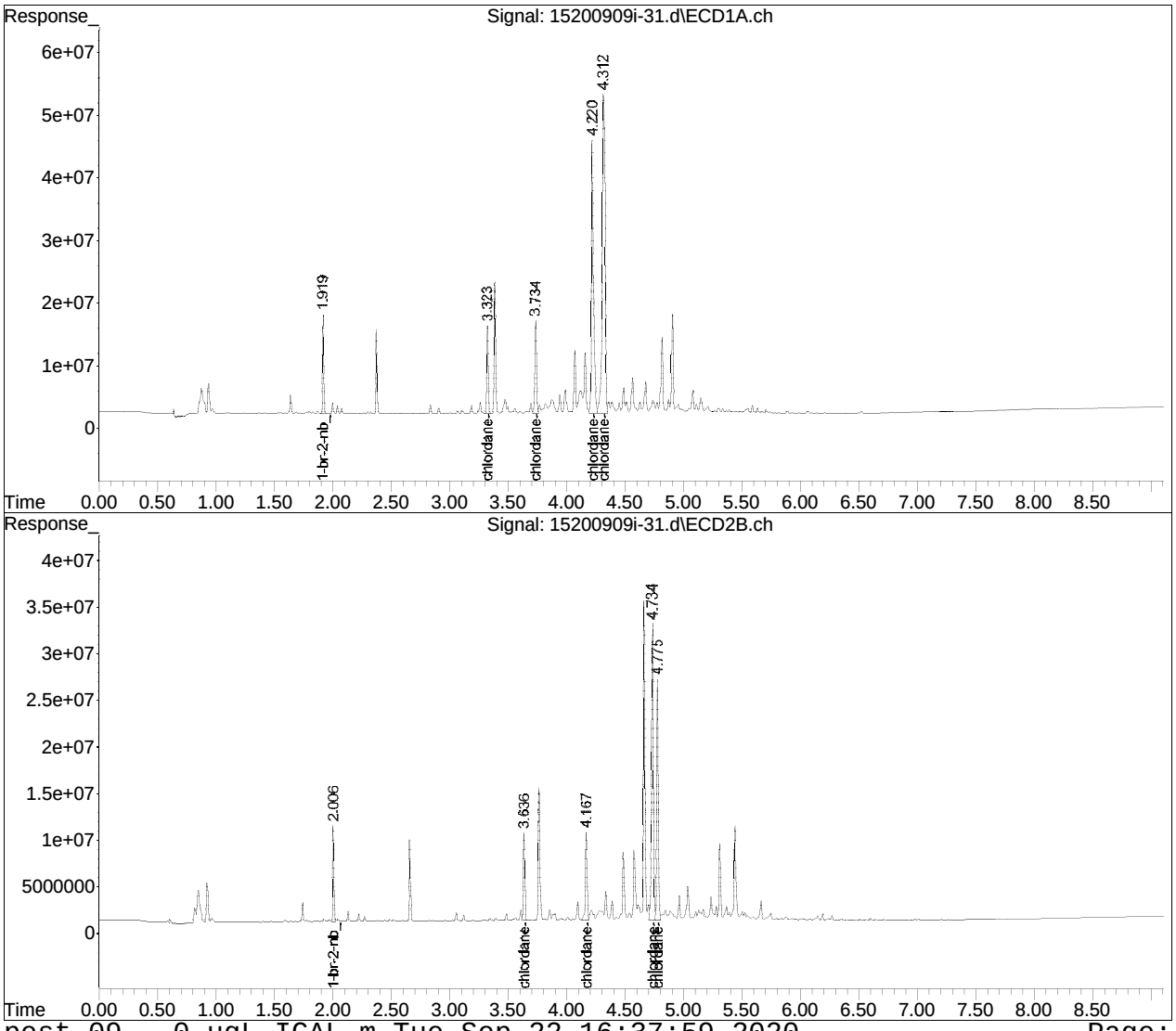

Manual Integration Report

Data Path	: I:\Pest15\200909ICAL\	QMethod	: P15_pest_09_09_20_ugL_IC
Data File	: 15200909i-31.d	Operator	: PEST15:el
Date Inj'd	: 9/10/2020 10:59 am	Instrument	: Pest 15
Sample	: cicvchlor,42e,,10043	Quant Date	: 9/22/2020 4:31 pm

There are no manual integrations or false positives in this file.

Quantitation Report (QT Reviewed)

Data Path : I:\Pest15\200909ICAL\
Data File : 15200909i-21.d
Signal(s) : Signal #1: ECD1A.ch Signal #2: ECD2B.ch
Acq On : 10 Sep 2020 1:42 am
Operator : PEST15:el
Sample : il2tox,42e,,10041
Misc : wg1413084,ical (Sig #1); ical (Sig #2)
ALS Vial : 21 Sample Multiplier: 1

Integration File signal 1: events.e
Integration File signal 2: autoint2.e
Quant Time: Sep 10 08:59:06 2020
Quant Method : I:\Pest15\200909ICAL\P15_pest_09_09_20_ugL_ICAL.m
Quant Title : pest
QLast Update : Thu Sep 10 08:58:58 2020
Response via : Initial Calibration
Integrator: ChemStation

Volume Inj. :
Signal #1 Phase : Signal #2 Phase:
Signal #1 Info : Signal #2 Info :

Sub List : Default - All compounds listed

	Compound	RT#1	RT#2	Resp#1	Resp#2	ug/l	ug/l
	Internal Standards						
1) i	1-br-2-nb_Pe	0.000	0.000	0	0	N.D. d	N.D. d
28) i	1-br-2-nb_Ch	0.000	0.000	0	0	N.D. d	N.D. d
33) i	1-br-2-nb_To	1.921	2.008	110.1E6	67594391	25.000	25.000
	System Monitoring Compounds						
2) s	2,4,5,6-Tetr	0.000	0.000	0	0	N.D. d	N.D. d
	Spiked Amount	50.000	Range 30 - 150	Recovery	=	0.00%#	0.00%#
27) s	Decachlorobi	0.000	0.000	0	0	N.D. d	N.D. d
	Spiked Amount	50.000	Range 30 - 150	Recovery	=	0.00%#	0.00%#
	Target Compounds						
3)	Hexachlorobe	0.000	0.000	0	0	N.D. d	N.D. d
4)	alpha-BHC	0.000	0.000	0	0	N.D. d	N.D. d
5)	gamma-BHC (l	0.000	0.000	0	0	N.D. d	N.D. d
6)	beta-BHC	0.000	0.000	0	0	N.D. d	N.D. d
7)	delta-BHC	0.000	0.000	0	0	N.D. d	N.D. d
8)	Heptachlor	0.000	0.000	0	0	N.D. d	N.D. d
9)	Aldrin	0.000	0.000	0	0	N.D. d	N.D. d
10)	Alachlor	0.000	0.000	0	0	N.D. d	N.D. d
11)	Chlorpyrifos	0.000	0.000	0	0	N.D. d	N.D. d
12)	Heptachlor E	0.000	0.000	0	0	N.D. d	N.D. d
13)	gamma-Chlord	0.000	0.000	0	0	N.D. d	N.D. d
14)	alpha-Chlord	0.000	0.000	0	0	N.D. d	N.D. d
15)	4,4'-DDE	0.000	0.000	0	0	N.D. d	N.D. d
16)	Endosulfan I	0.000	0.000	0	0	N.D. d	N.D. d
17)	Dieldrin	0.000	0.000	0	0	N.D. d	N.D. d
18)	Endrin	0.000	0.000	0	0	N.D. d	N.D. d
19)	4,4'-DDD	0.000	0.000	0	0	N.D. d	N.D. d
20)	Endosulfan I	0.000	0.000	0	0	N.D. d	N.D. d
21)	4,4'-DDT	0.000	0.000	0	0	N.D. d	N.D. d
22)	Endrin Aldeh	0.000	0.000	0	0	N.D. d	N.D. d
23)	Methoxychlor	0.000	0.000	0	0	N.D. d	N.D. d

Data Path : I:\Pest15\200909ICAL\
Data File : 15200909i-21.d
Signal(s) : Signal #1: ECD1A.ch Signal #2: ECD2B.ch
Acq On : 10 Sep 2020 1:42 am
Operator : PEST15:el
Sample : il2tox,42e,,10041
Misc : wg1413084,ical (Sig #1); ical (Sig #2)
ALS Vial : 21 Sample Multiplier: 1

Integration File signal 1: events.e
Integration File signal 2: autoint2.e
Quant Time: Sep 10 08:59:06 2020
Quant Method : I:\Pest15\200909ICAL\P15_pest_09_09_20_ugL_ICAL.m
Quant Title : pest
QLast Update : Thu Sep 10 08:58:58 2020
Response via : Initial Calibration
Integrator: ChemStation

Volume Inj. :
Signal #1 Phase : Signal #2 Phase:
Signal #1 Info : Signal #2 Info :

Sub List : Default - All compounds listed

		Compound	RT#1	RT#2	Resp#1	Resp#2	ug/l	ug/l
24)		Mirex	0.000	0.000	0	0	N.D. d	N.D. d
25)		Endosulfan S	0.000	0.000	0	0	N.D. d	N.D. d
26)		Endrin Keton	0.000	0.000	0	0	N.D. d	N.D. d
29)	l1	chlordane-1	0.000	0.000	0	0	N.D. d	N.D. d
30)	l1	chlordane-3	0.000	0.000	0	0	N.D. d	N.D. d
31)	l1	chlordane-4	0.000	0.000	0	0	N.D. d	N.D. d
32)	l1	chlordane-5	0.000	0.000	0	0	N.D. d	N.D. d
		Sum chlordane-1			0	0	N.D.	N.D.
		Average chlordane-1					0.000	0.000
34)	l2	toxaphene-1	4.946	5.363	4051649	1053600	19.678M1	19.713M2
35)	l2	toxaphene-2	5.031	5.392	4536361	1642589	19.673M1	19.907M4
36)	l2	toxaphene-4	5.418	5.636	2344069	1999959	20.935M4	20.557M4
37)	l2	toxaphene-5	5.487	5.988	2798920	1617000	20.931M4	19.124
		Sum toxaphene-1			13730999	6313149	81.218	79.301
		Average toxaphene-1					20.304	19.825

SemiQuant Compounds - Not Calibrated on this Instrument

		Sum toxaphene-1			13730999	6313149	81.218	79.301
		Average toxaphene-1					20.304	19.825

(f)=RT Delta > 1/2 Window (D)=Amounts differ by > 40% (m)=manual int.
(#)=Recovery Exceeds Compound Acceptance Limits.
(I,C,F) I=Interference, C=Coelluting Calibration Peak, F=Fails CC Criteria.

Sub List : Default - All compounds listed Reviewed)

Data Path : I:\Pest15\200909ICAL\
Data File : 15200909i-21.d
Signal(s) : Signal #1: ECD1A.ch Signal #2: ECD2B.ch
Acq On : 10 Sep 2020 1:42 am
Operator : PEST15:el
Sample : il2tox,42e,,10041
Misc : wg1413084,ical (Sig #1); ical (Sig #2)
ALS Vial : 21 Sample Multiplier: 1

Integration File signal 1: events.e
Integration File signal 2: autoint2.e
Quant Time: Sep 10 08:59:06 2020
Quant Method : I:\Pest15\200909ICAL\P15_pest_09_09_20_ugL_ICAL.m
Quant Title : pest
QLast Update : Thu Sep 10 08:58:58 2020
Response via : Initial Calibration
Integrator: ChemStation

Volume Inj. :
Signal #1 Phase : Signal #2 Phase:
Signal #1 Info : Signal #2 Info :

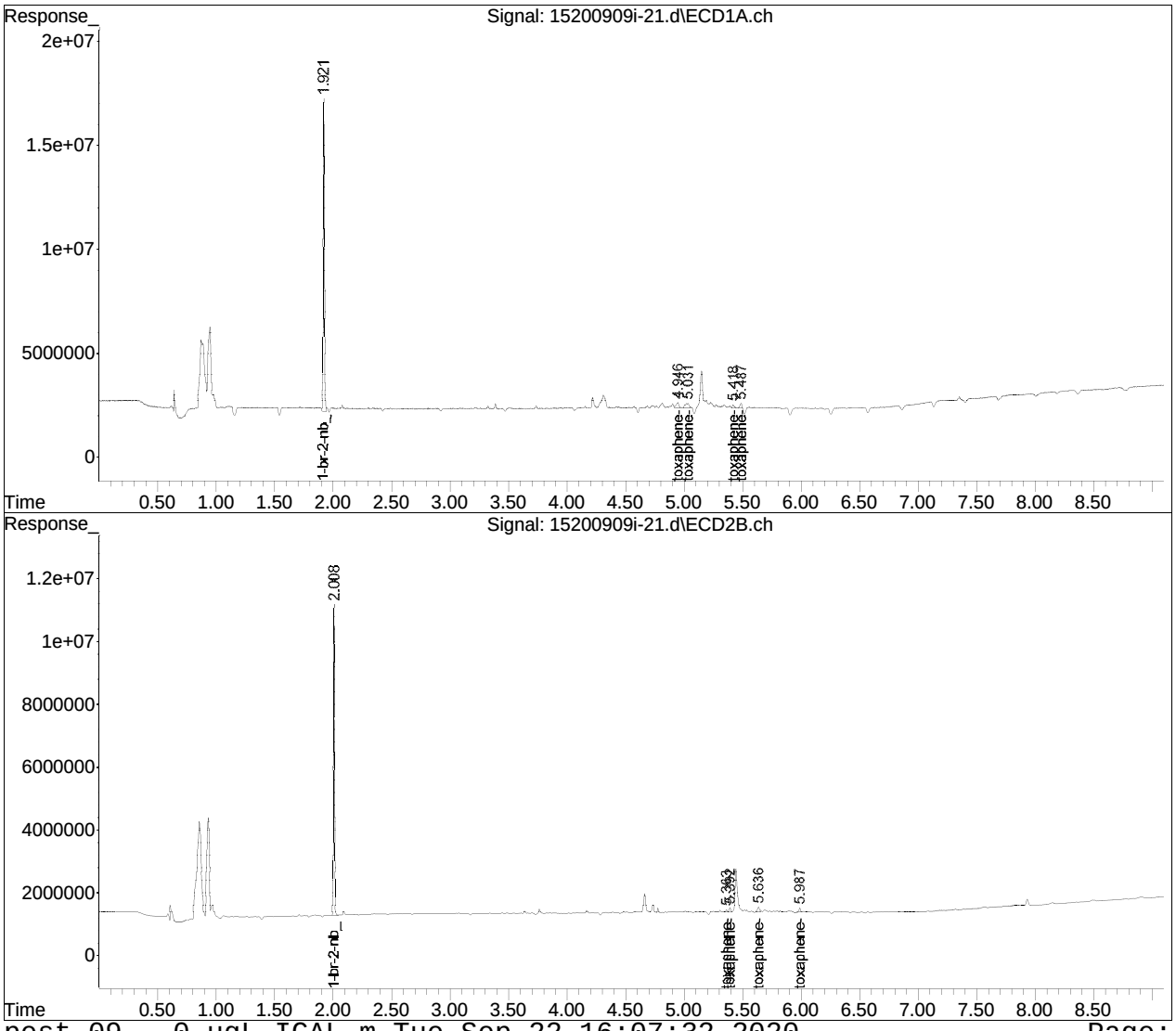

Manual Integration Report

Data Path : I:\Pest15\200909ICAL\
Data File : 15200909i-21.d
Date Inj'd : 9/10/2020 1:42 am
Sample : il2tox,42e,,10041

QMethod : P15_pest_09_09_20_ugL_IC
Operator : PEST15:el
Instrument : Pest 15
Quant Date : 9/10/2020 8:58 am

Compound #34: toxaphene-1

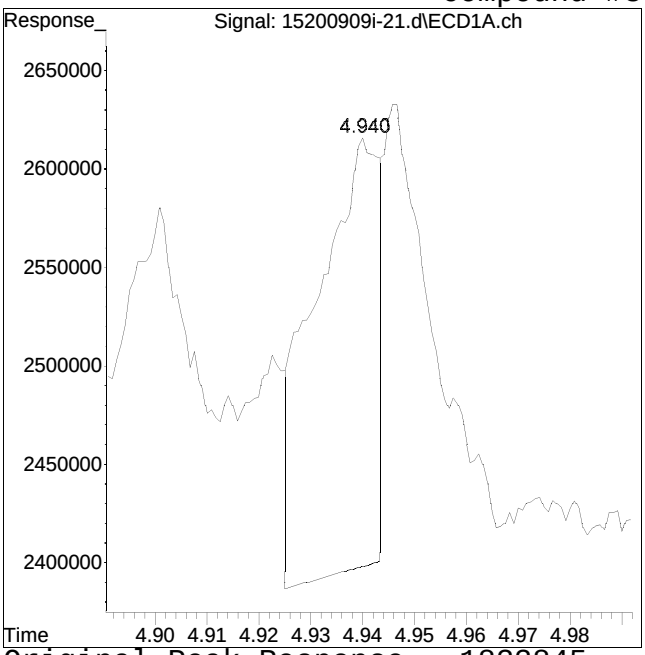

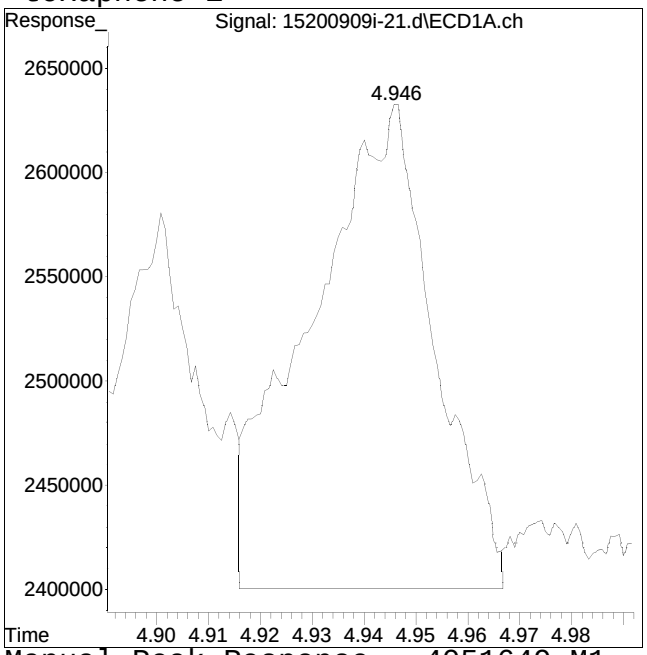

Original Peak Response = 1833845 Manual Peak Response = 4051649 M1

M1 = Split or tailing peak, auto integration stopped early resulting in false low area count.

Manual Integration Report

Data Path : I:\Pest15\200909ICAL\
Data File : 15200909i-21.d
Date Inj'd : 9/10/2020 1:42 am
Sample : il2tox,42e,,10041

QMethod : P15_pest_09_09_20_ugL_IC
Operator : PEST15:el
Instrument : Pest 15
Quant Date : 9/10/2020 8:58 am

Compound #72: toxaphene-1 #2

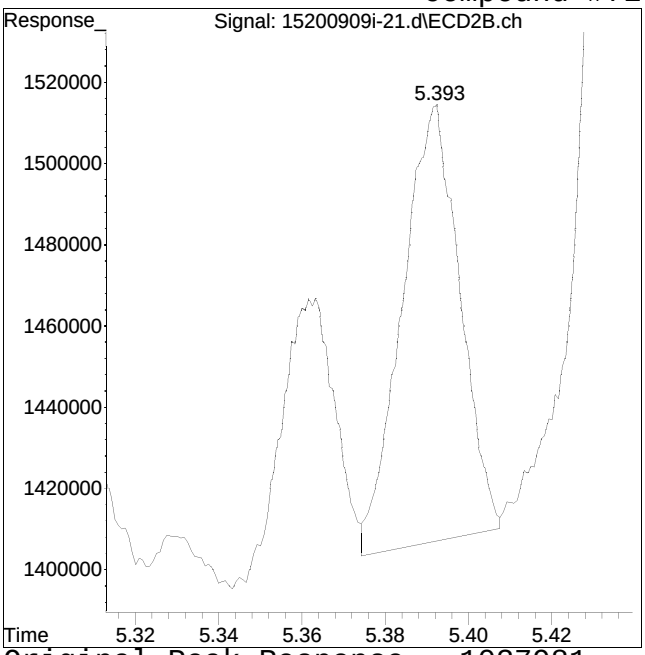

Original Peak Response = 1037981

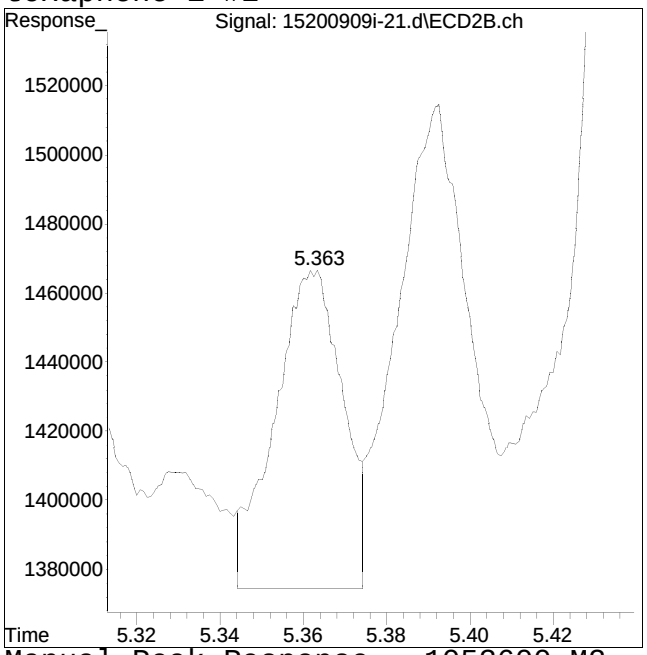

Manual Peak Response = 1053600 M2

M2 = Peak not found by automatic integration algorithm.

Manual Integration Report

Data Path : I:\Pest15\200909ICAL\
Data File : 15200909i-21.d
Date Inj'd : 9/10/2020 1:42 am
Sample : il2tox,42e,,10041

QMethod : P15_pest_09_09_20_ugL_IC
Operator : PEST15:el
Instrument : Pest 15
Quant Date : 9/10/2020 8:58 am

Compound #35: toxaphene-2

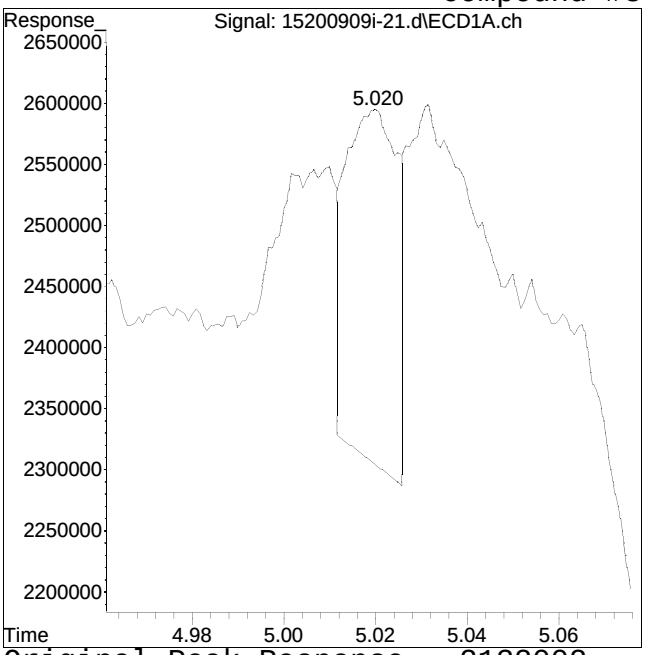

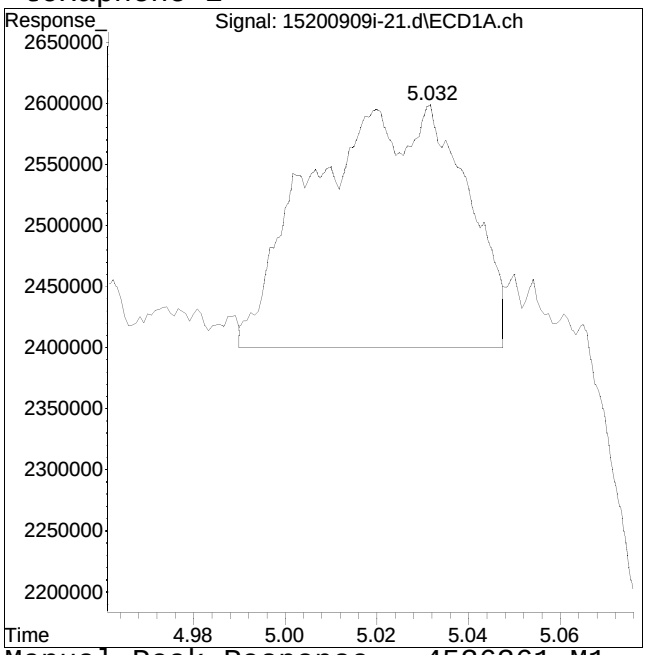

Original Peak Response = 2132002 Manual Peak Response = 4536361 M1
M1 = Split or tailing peak, auto integration stopped early resulting in false low area count.

Manual Integration Report

Data Path : I:\Pest15\200909ICAL\
Data File : 15200909i-21.d
Date Inj'd : 9/10/2020 1:42 am
Sample : il2tox,42e,,10041

QMethod : P15_pest_09_09_20_ugL_IC
Operator : PEST15:el
Instrument : Pest 15
Quant Date : 9/10/2020 8:58 am

Compound #73: toxaphene-2 #2

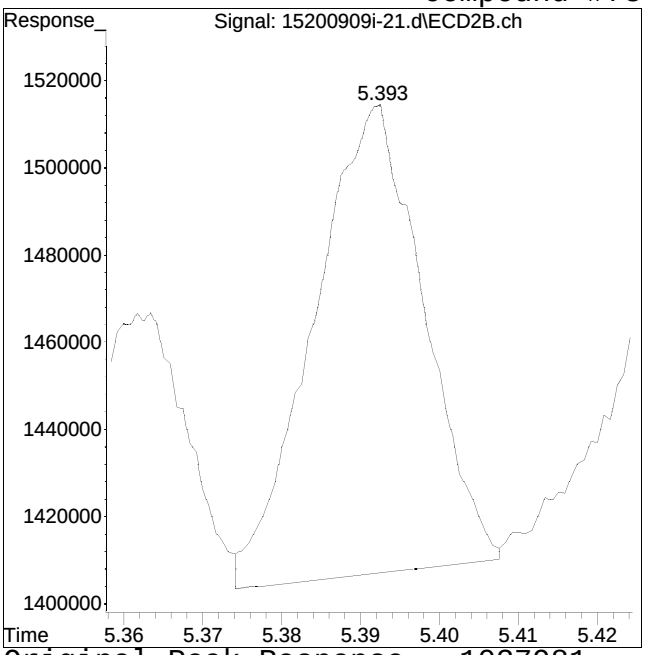

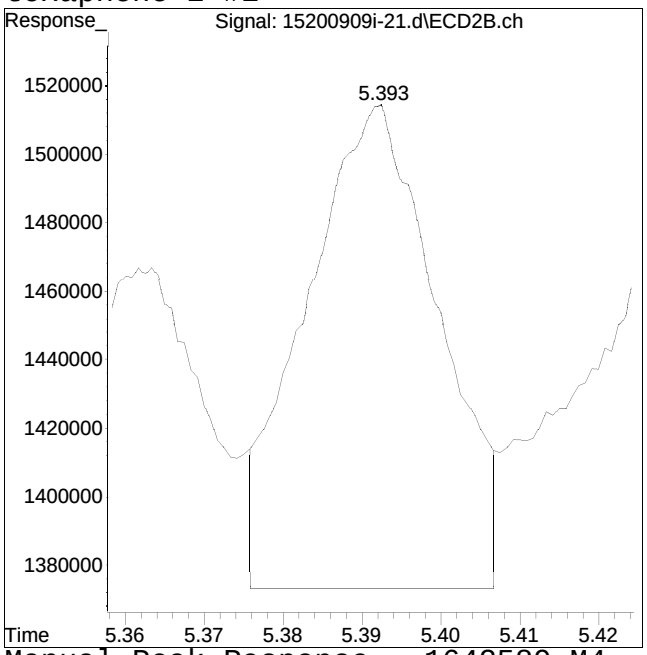

Original Peak Response = 1037981 Manual Peak Response = 1642589 M4
M4 = Poor automated baseline construction.

Manual Integration Report

Data Path : I:\Pest15\200909ICAL\
Data File : 15200909i-21.d
Date Inj'd : 9/10/2020 1:42 am
Sample : il2tox,42e,,10041

QMethod : P15_pest_09_09_20_ugL_IC
Operator : PEST15:el
Instrument : Pest 15
Quant Date : 9/10/2020 8:58 am

Compound #36: toxaphene-4

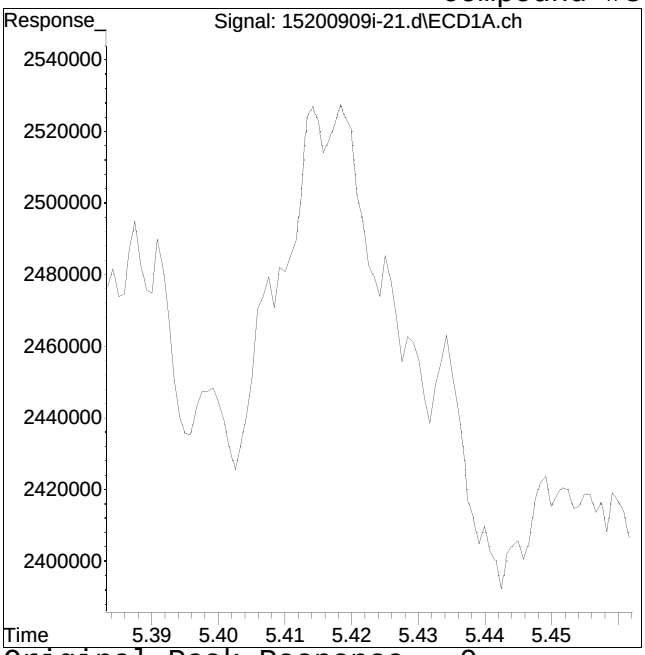

Original Peak Response = 0

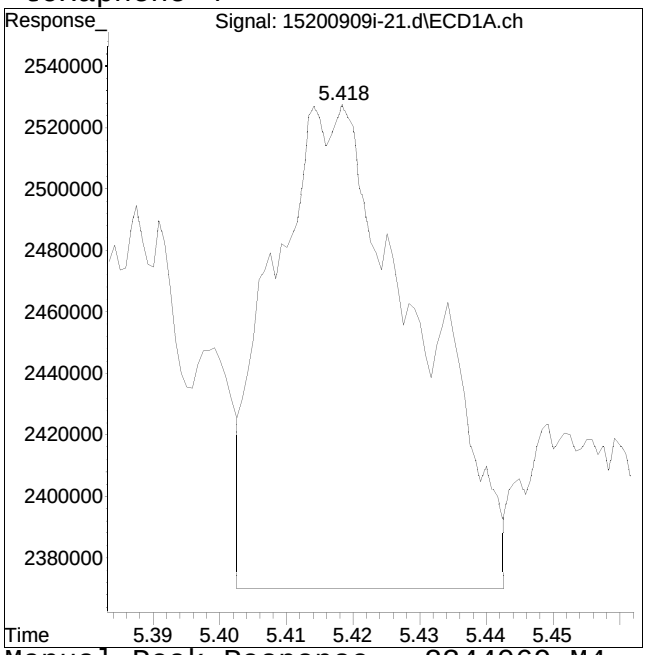

Manual Peak Response = 2344069 M4

M4 = Poor automated baseline construction.

Manual Integration Report

Data Path : I:\Pest15\200909ICAL\
Data File : 15200909i-21.d
Date Inj'd : 9/10/2020 1:42 am
Sample : il2tox,42e,,10041

QMethod : P15_pest_09_09_20_ugL_IC
Operator : PEST15:el
Instrument : Pest 15
Quant Date : 9/10/2020 8:58 am

Compound #74: toxaphene-4 #2

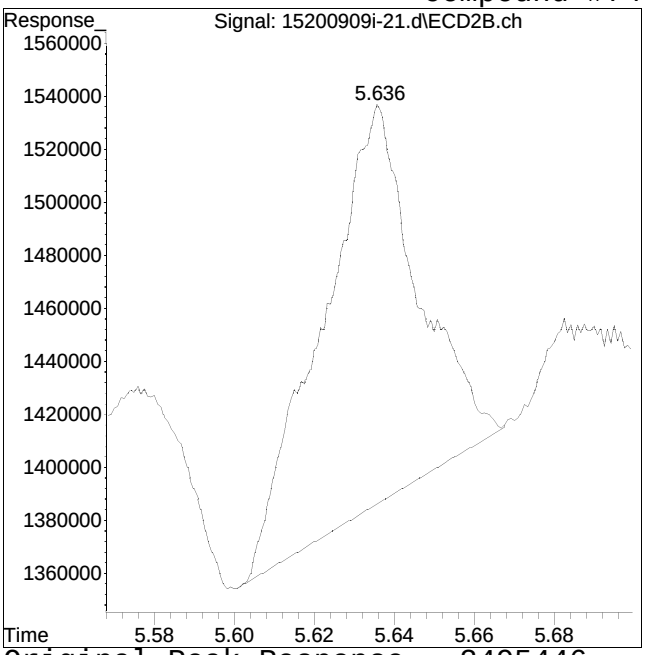

Original Peak Response = 2495446

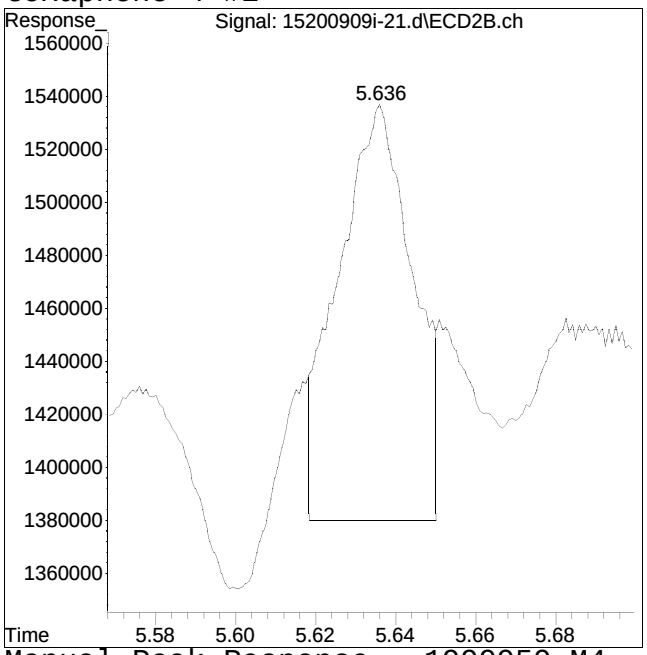

Manual Peak Response = 1999959 M4

M4 = Poor automated baseline construction.

Manual Integration Report

Data Path : I:\Pest15\200909ICAL\
Data File : 15200909i-21.d
Date Inj'd : 9/10/2020 1:42 am
Sample : il2tox,42e,,10041

QMethod : P15_pest_09_09_20_ugL_IC
Operator : PEST15:el
Instrument : Pest 15
Quant Date : 9/10/2020 8:58 am

Compound #37: toxaphene-5

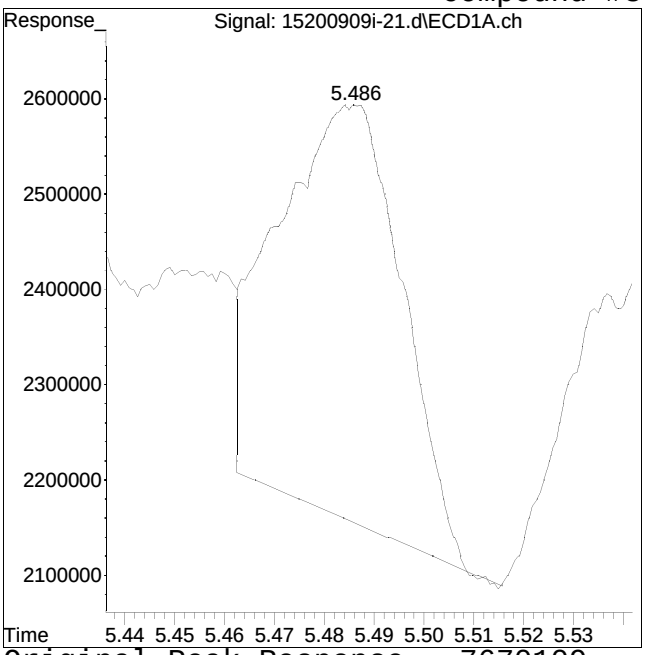

Original Peak Response = 7670109

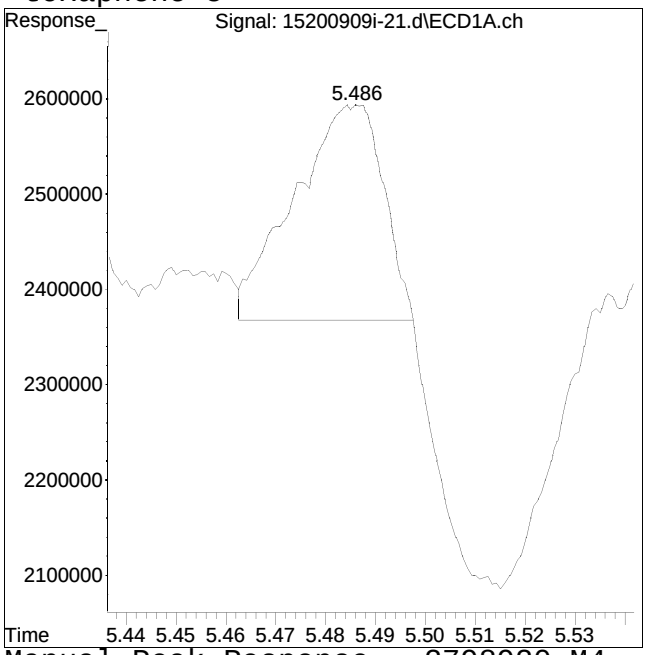

Manual Peak Response = 2798920 M4

M4 = Poor automated baseline construction.

Quantitation Report (QT Reviewed)

Data Path : I:\Pest15\200909ICAL\
Data File : 15200909i-22.d
Signal(s) : Signal #1: ECD1A.ch Signal #2: ECD2B.ch
Acq On : 10 Sep 2020 1:55 am
Operator : PEST15:el
Sample : il7tox,42e,,10038
Misc : wg1413084,ical (Sig #1); ical (Sig #2)
ALS Vial : 22 Sample Multiplier: 1

Integration File signal 1: events.e
Integration File signal 2: autoint2.e
Quant Time: Sep 17 10:58:20 2020
Quant Method : I:\Pest15\200909ICAL\P15_pest_09_09_20_ugL_ICAL.m
Quant Title : pest
QLast Update : Thu Sep 10 08:47:49 2020
Response via : Initial Calibration
Integrator: ChemStation

Volume Inj. :
Signal #1 Phase : Signal #2 Phase:
Signal #1 Info : Signal #2 Info :

Sub List : Default - All compounds listed

	Compound	RT#1	RT#2	Resp#1	Resp#2	ug/l	ug/l
	Internal Standards						
1) i	1-br-2-nb_Pe	0.000	0.000	0	0	N.D. d	N.D. d
28) i	1-br-2-nb_Ch	0.000	0.000	0	0	N.D. d	N.D. d
33) i	1-br-2-nb_To	1.920	2.008	110.8E6	67073647	25.000	25.000
	System Monitoring Compounds						
2) s	2,4,5,6-Tetr	0.000	0.000	0	0	N.D. d	N.D. d
	Spiked Amount	50.000	Range 30 - 150		Recovery =	0.00%#	0.00%#
27) s	Decachlorobi	0.000	0.000	0	0	N.D. d	N.D. d
	Spiked Amount	50.000	Range 30 - 150		Recovery =	0.00%#	0.00%#
	Target Compounds						
3)	Hexachlorobe	0.000	0.000	0	0	N.D. d	N.D. d
4)	alpha-BHC	0.000	0.000	0	0	N.D. d	N.D. d
5)	gamma-BHC (l	0.000	0.000	0	0	N.D. d	N.D. d
6)	beta-BHC	0.000	0.000	0	0	N.D. d	N.D. d
7)	delta-BHC	0.000	0.000	0	0	N.D. d	N.D. d
8)	Heptachlor	0.000	0.000	0	0	N.D. d	N.D. d
9)	Aldrin	0.000	0.000	0	0	N.D. d	N.D. d
10)	Alachlor	0.000	0.000	0	0	N.D. d	N.D. d
11)	Chlorpyrifos	0.000	0.000	0	0	N.D. d	N.D. d
12)	Heptachlor E	0.000	0.000	0	0	N.D. d	N.D. d
13)	gamma-Chlord	0.000	0.000	0	0	N.D. d	N.D. d
14)	alpha-Chlord	0.000	0.000	0	0	N.D. d	N.D. d
15)	4,4'-DDE	0.000	0.000	0	0	N.D. d	N.D. d
16)	Endosulfan I	0.000	0.000	0	0	N.D. d	N.D. d
17)	Dieldrin	0.000	0.000	0	0	N.D. d	N.D. d
18)	Endrin	0.000	0.000	0	0	N.D. d	N.D. d
19)	4,4'-DDD	0.000	0.000	0	0	N.D. d	N.D. d
20)	Endosulfan I	0.000	0.000	0	0	N.D. d	N.D. d
21)	4,4'-DDT	0.000	0.000	0	0	N.D. d	N.D. d
22)	Endrin Aldeh	0.000	0.000	0	0	N.D. d	N.D. d
23)	Methoxychlor	0.000	0.000	0	0	N.D. d	N.D. d

Quantitation Report (QT Reviewed)

Data Path : I:\Pest15\200909ICAL\
Data File : 15200909i-22.d
Signal(s) : Signal #1: ECD1A.ch Signal #2: ECD2B.ch
Acq On : 10 Sep 2020 1:55 am
Operator : PEST15:el
Sample : il7tox,42e,,10038
Misc : wg1413084,ical (Sig #1); ical (Sig #2)
ALS Vial : 22 Sample Multiplier: 1

Integration File signal 1: events.e
Integration File signal 2: autoint2.e
Quant Time: Sep 17 10:58:20 2020
Quant Method : I:\Pest15\200909ICAL\P15_pest_09_09_20_ugL_ICAL.m
Quant Title : pest
QLast Update : Thu Sep 10 08:47:49 2020
Response via : Initial Calibration
Integrator: ChemStation

Volume Inj. :
Signal #1 Phase : Signal #2 Phase:
Signal #1 Info : Signal #2 Info :

Sub List : Default - All compounds listed

		Compound	RT#1	RT#2	Resp#1	Resp#2	ug/l	ug/l
24)		Mirex	0.000	0.000	0	0	N.D. d	N.D. d
25)		Endosulfan S	0.000	0.000	0	0	N.D. d	N.D. d
26)		Endrin Keton	0.000	0.000	0	0	N.D. d	N.D. d
29)	l1	chlordane-1	0.000	0.000	0	0	N.D. d	N.D. d
30)	l1	chlordane-3	0.000	0.000	0	0	N.D. d	N.D. d
31)	l1	chlordane-4	0.000	0.000	0	0	N.D. d	N.D. d
32)	l1	chlordane-5	0.000	0.000	0	0	N.D. d	N.D. d
		Sum chlordane-1			0	0	N.D.	N.D.
		Average chlordane-1					0.000	0.000
34)	l2	toxaphene-1	4.942	5.363	442.2E6	102.3E6	2144.821	1986.279
35)	l2	toxaphene-2	5.031	5.392	607.4E6	159.9E6	2667.921M1	1987.412
36)	l2	toxaphene-4	5.418	5.637	313.2E6	184.5E6	2297.295	1926.643
37)	l2	toxaphene-5	5.486	5.987	289.4E6	167.5E6	1909.091	1995.911
		Sum toxaphene-1			1652.2E6	614.1E6	9019.128	7896.245
		Average toxaphene-1					2254.782	1974.061

SemiQuant Compounds - Not Calibrated on this Instrument

		Sum toxaphene-1			1652.2E6	614.1E6	9019.128	7896.245
		Average toxaphene-1					2254.782	1974.061

(f)=RT Delta > 1/2 Window (D)=Amounts differ by > 40% (m)=manual int.
(#)=Recovery Exceeds Compound Acceptance Limits.
(I,C,F) I=Interference, C=Coelluting Calibration Peak, F=Fails CC Criteria.

Sub List : Default - All compounds listed Reviewed)

Data Path : I:\Pest15\200909ICAL\
Data File : 15200909i-22.d
Signal(s) : Signal #1: ECD1A.ch Signal #2: ECD2B.ch
Acq On : 10 Sep 2020 1:55 am
Operator : PEST15:el
Sample : il7tox,42e,,10038
Misc : wg1413084,ical (Sig #1); ical (Sig #2)
ALS Vial : 22 Sample Multiplier: 1

Integration File signal 1: events.e
Integration File signal 2: autoint2.e
Quant Time: Sep 17 10:58:20 2020
Quant Method : I:\Pest15\200909ICAL\P15_pest_09_09_20_ugL_ICAL.m
Quant Title : pest
QLast Update : Thu Sep 10 08:47:49 2020
Response via : Initial Calibration
Integrator: ChemStation

Volume Inj. :
Signal #1 Phase : Signal #2 Phase:
Signal #1 Info : Signal #2 Info :

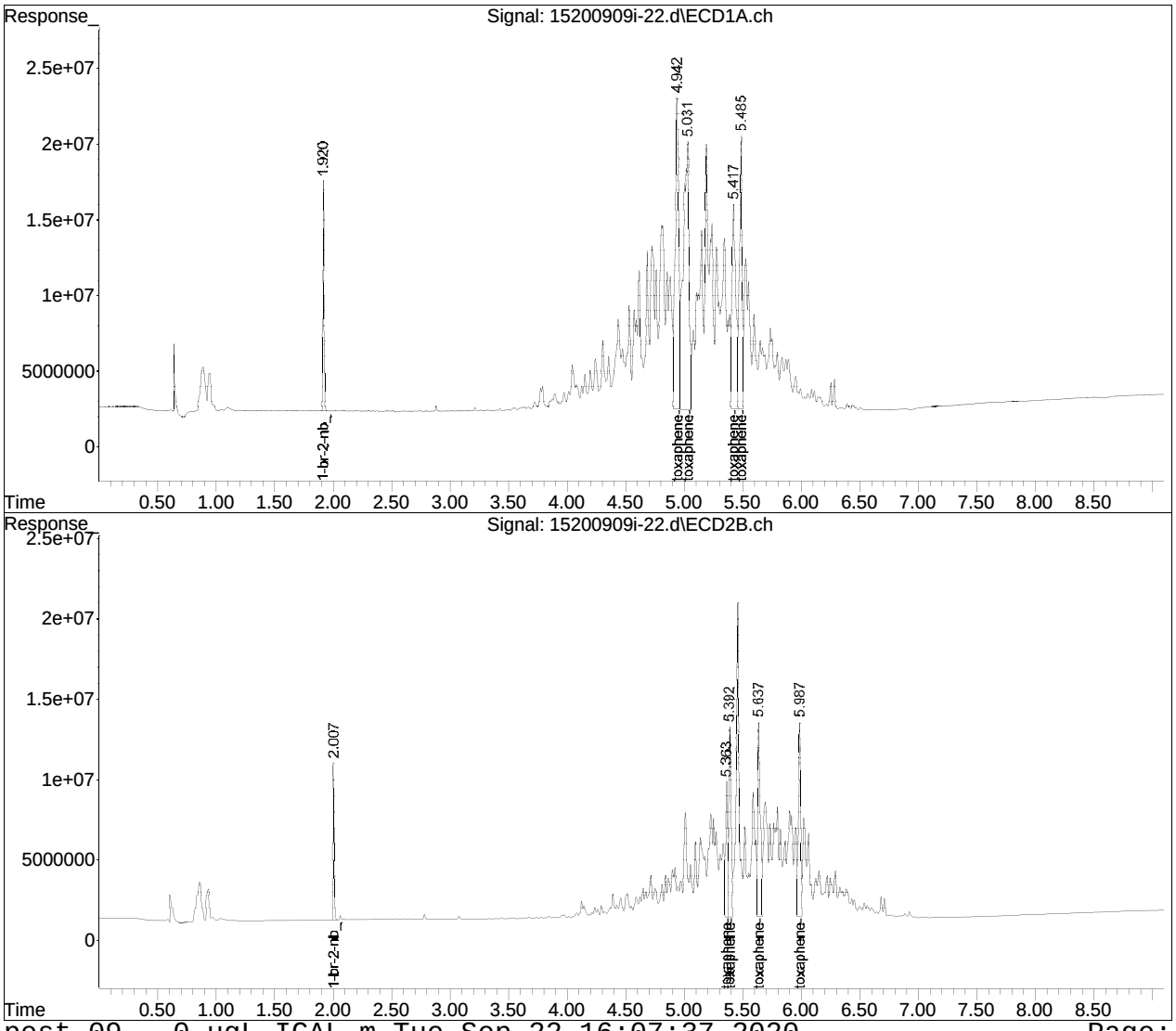

Manual Integration Report

Data Path : I:\Pest15\200909ICAL\
Data File : 15200909i-22.d
Date Inj'd : 9/10/2020 1:55 am
Sample : il7tox,42e,,10038

QMethod : P15_pest_09_09_20_ugL_IC
Operator : PEST15:el
Instrument : Pest 15
Quant Date : 9/10/2020 8:47 am

Compound #35: toxaphene-2

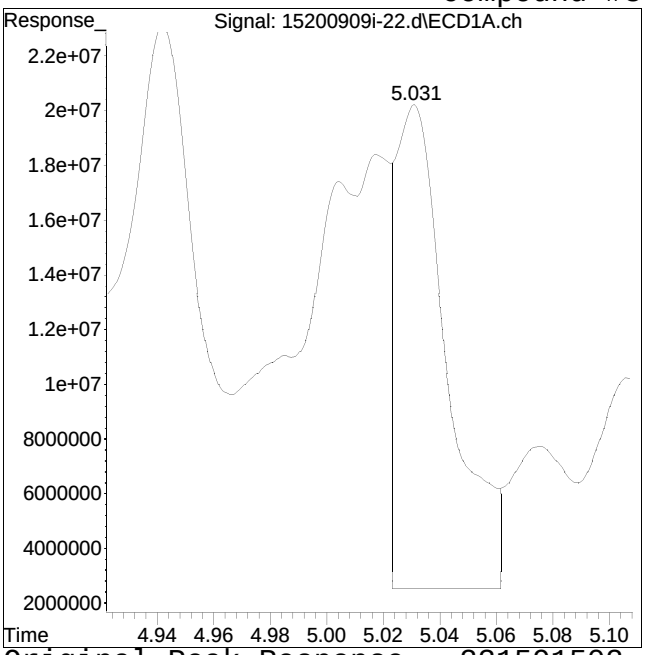

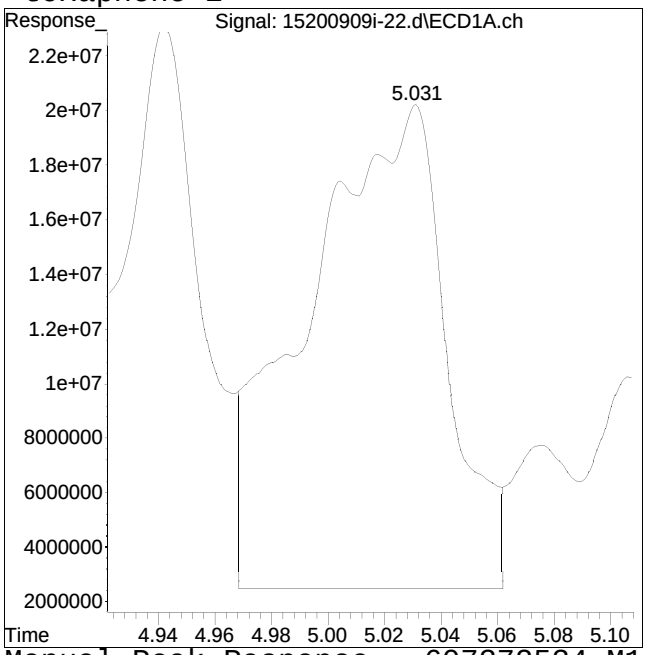

Original Peak Response = 231591502 Manual Peak Response = 607372534 M1
M1 = Split or tailing peak, auto integration stopped early resulting in false low area count.

Quantitation Report (QT Reviewed)

Data Path : I:\Pest15\200909ICAL\
Data File : 15200909i-23.d
Signal(s) : Signal #1: ECD1A.ch Signal #2: ECD2B.ch
Acq On : 10 Sep 2020 2:08 am
Operator : PEST15:el
Sample : il8tox,42e,, 10040
Misc : wg1413084,ical (Sig #1); ical (Sig #2)
ALS Vial : 23 Sample Multiplier: 1

Integration File signal 1: events.e
Integration File signal 2: autoint2.e
Quant Time: Sep 17 10:58:51 2020
Quant Method : I:\Pest15\200909ICAL\P15_pest_09_09_20_ugL_ICAL.m
Quant Title : pest
QLast Update : Thu Sep 10 08:57:11 2020
Response via : Initial Calibration
Integrator: ChemStation

Volume Inj. :
Signal #1 Phase : Signal #2 Phase:
Signal #1 Info : Signal #2 Info :

Sub List : Default - All compounds listed

	Compound	RT#1	RT#2	Resp#1	Resp#2	ug/l	ug/l
	Internal Standards						
1) i	1-br-2-nb_Pe	0.000	0.000	0	0	N.D. d	N.D. d
28) i	1-br-2-nb_Ch	0.000	0.000	0	0	N.D. d	N.D. d
33) i	1-br-2-nb_To	1.921	2.008	123.7E6	72380496	25.000	25.000
	System Monitoring Compounds						
2) s	2,4,5,6-Tetr	0.000	0.000	0	0	N.D. d	N.D. d
	Spiked Amount	50.000	Range 30 - 150	Recovery	=	0.00%#	0.00%#
27) s	Decachlorobi	0.000	0.000	0	0	N.D. d	N.D. d
	Spiked Amount	50.000	Range 30 - 150	Recovery	=	0.00%#	0.00%#
	Target Compounds						
3)	Hexachlorobe	0.000	0.000	0	0	N.D. d	N.D. d
4)	alpha-BHC	0.000	0.000	0	0	N.D. d	N.D. d
5)	gamma-BHC (l	0.000	0.000	0	0	N.D. d	N.D. d
6)	beta-BHC	0.000	0.000	0	0	N.D. d	N.D. d
7)	delta-BHC	0.000	0.000	0	0	N.D. d	N.D. d
8)	Heptachlor	0.000	0.000	0	0	N.D. d	N.D. d
9)	Aldrin	0.000	0.000	0	0	N.D. d	N.D. d
10)	Alachlor	0.000	0.000	0	0	N.D. d	N.D. d
11)	Chlorpyrifos	0.000	0.000	0	0	N.D. d	N.D. d
12)	Heptachlor E	0.000	0.000	0	0	N.D. d	N.D. d
13)	gamma-Chlord	0.000	0.000	0	0	N.D. d	N.D. d
14)	alpha-Chlord	0.000	0.000	0	0	N.D. d	N.D. d
15)	4,4'-DDE	0.000	0.000	0	0	N.D. d	N.D. d
16)	Endosulfan I	0.000	0.000	0	0	N.D. d	N.D. d
17)	Dieldrin	0.000	0.000	0	0	N.D. d	N.D. d
18)	Endrin	0.000	0.000	0	0	N.D. d	N.D. d
19)	4,4'-DDD	0.000	0.000	0	0	N.D. d	N.D. d
20)	Endosulfan I	0.000	0.000	0	0	N.D. d	N.D. d
21)	4,4'-DDT	0.000	0.000	0	0	N.D. d	N.D. d
22)	Endrin Aldeh	0.000	0.000	0	0	N.D. d	N.D. d
23)	Methoxychlor	0.000	0.000	0	0	N.D. d	N.D. d

Quantitation Report (QT Reviewed)

Data Path : I:\Pest15\200909ICAL\
Data File : 15200909i-23.d
Signal(s) : Signal #1: ECD1A.ch Signal #2: ECD2B.ch
Acq On : 10 Sep 2020 2:08 am
Operator : PEST15:el
Sample : il8tox,42e,, 10040
Misc : wg1413084,ical (Sig #1); ical (Sig #2)
ALS Vial : 23 Sample Multiplier: 1

Integration File signal 1: events.e
Integration File signal 2: autoint2.e
Quant Time: Sep 17 10:58:51 2020
Quant Method : I:\Pest15\200909ICAL\P15_pest_09_09_20_ugL_ICAL.m
Quant Title : pest
QLast Update : Thu Sep 10 08:57:11 2020
Response via : Initial Calibration
Integrator: ChemStation

Volume Inj. :
Signal #1 Phase : Signal #2 Phase:
Signal #1 Info : Signal #2 Info :

Sub List : Default - All compounds listed

		Compound	RT#1	RT#2	Resp#1	Resp#2	ug/l	ug/l
24)		Mirex	0.000	0.000	0	0	N.D. d	N.D. d
25)		Endosulfan S	0.000	0.000	0	0	N.D. d	N.D. d
26)		Endrin Keton	0.000	0.000	0	0	N.D. d	N.D. d
29)	l1	chlordane-1	0.000	0.000	0	0	N.D. d	N.D. d
30)	l1	chlordane-3	0.000	0.000	0	0	N.D. d	N.D. d
31)	l1	chlordane-4	0.000	0.000	0	0	N.D. d	N.D. d
32)	l1	chlordane-5	0.000	0.000	0	0	N.D. d	N.D. d
		Sum chlordane-1			0	0	N.D.	N.D.
		Average chlordane-1					0.000	0.000
34)	l2	toxaphene-1	4.943	5.364	1189.5E6	300.4E6	5009.114	5249.280
35)	l2	toxaphene-2	5.032	5.392	1629.4E6	454.2E6	6035.087M1	5140.832
36)	l2	toxaphene-4	5.419	5.637	979.5E6	529.6E6	5848.165	5083.761
37)	l2	toxaphene-5	5.486	5.987	903.2E6	473.4E6	5425.102	5229.131
		Sum toxaphene-1			4701.6E6	1757.7E6	22317.468	20703.004
		Average toxaphene-1					5579.367	5175.751

SemiQuant Compounds - Not Calibrated on this Instrument

		Sum toxaphene-1			4701.6E6	1757.7E6	22317.468	20703.004
		Average toxaphene-1					5579.367	5175.751

(f)=RT Delta > 1/2 Window (D)=Amounts differ by > 40% (m)=manual int.
(#)=Recovery Exceeds Compound Acceptance Limits.
(I,C,F) I=Interference, C=Coelluting Calibration Peak, F=Fails CC Criteria.

Sub List : Default - All compounds listed Reviewed)

Data Path : I:\Pest15\200909ICAL\
Data File : 15200909i-23.d
Signal(s) : Signal #1: ECD1A.ch Signal #2: ECD2B.ch
Acq On : 10 Sep 2020 2:08 am
Operator : PEST15:el
Sample : il8tox,42e,, 10040
Misc : wg1413084,ical (Sig #1); ical (Sig #2)
ALS Vial : 23 Sample Multiplier: 1

Integration File signal 1: events.e
Integration File signal 2: autoint2.e
Quant Time: Sep 17 10:58:51 2020
Quant Method : I:\Pest15\200909ICAL\P15_pest_09_09_20_ugL_ICAL.m
Quant Title : pest
QLast Update : Thu Sep 10 08:57:11 2020
Response via : Initial Calibration
Integrator: ChemStation

Volume Inj. :
Signal #1 Phase : Signal #2 Phase:
Signal #1 Info : Signal #2 Info :

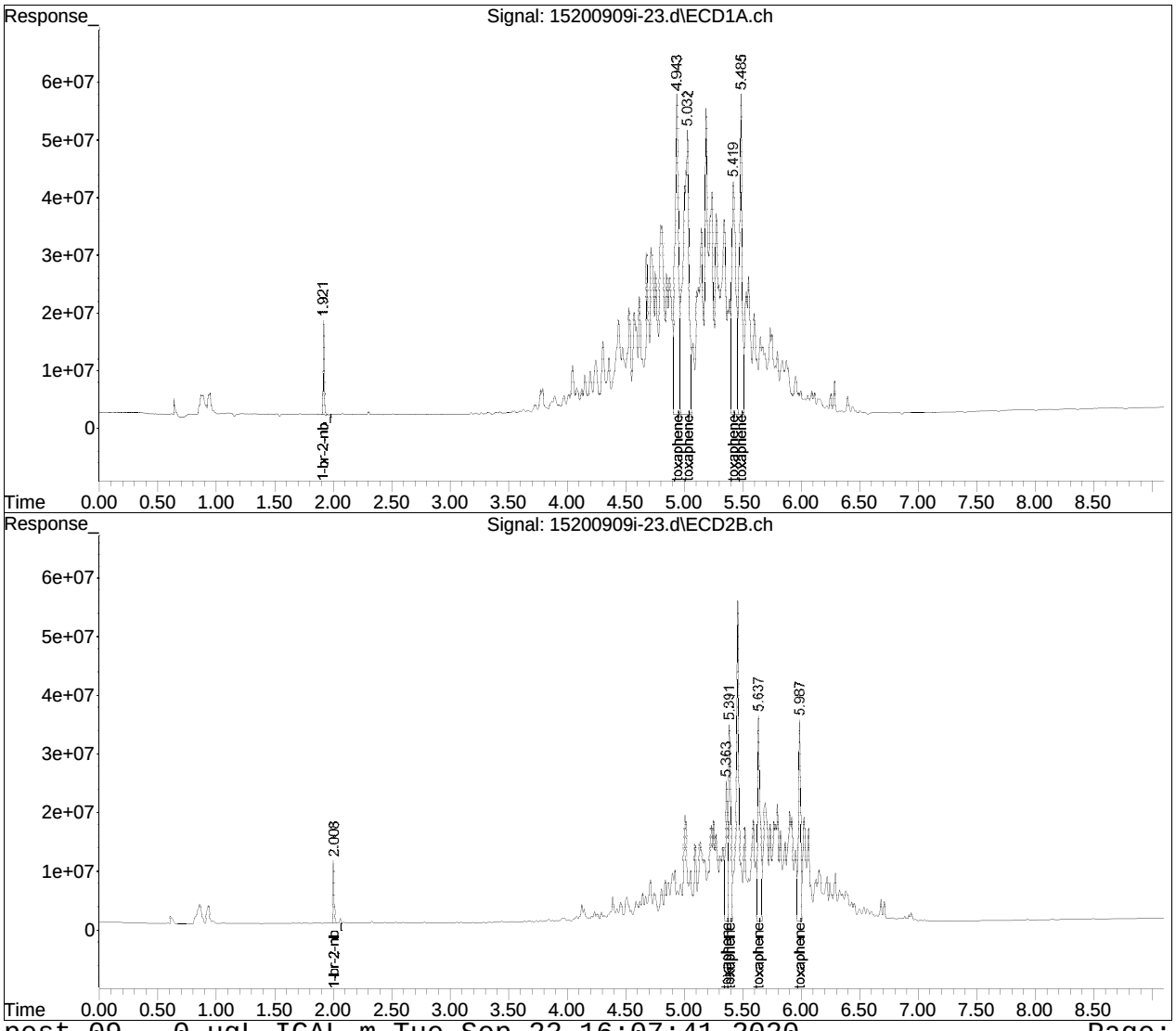

Manual Integration Report

Data Path : I:\Pest15\200909ICAL\
Data File : 15200909i-23.d
Date Inj'd : 9/10/2020 2:08 am
Sample : il8tox,42e,, 10040

QMethod : P15_pest_09_09_20_ugL_IC
Operator : PEST15:el
Instrument : Pest 15
Quant Date : 9/10/2020 8:57 am

Compound #35: toxaphene-2

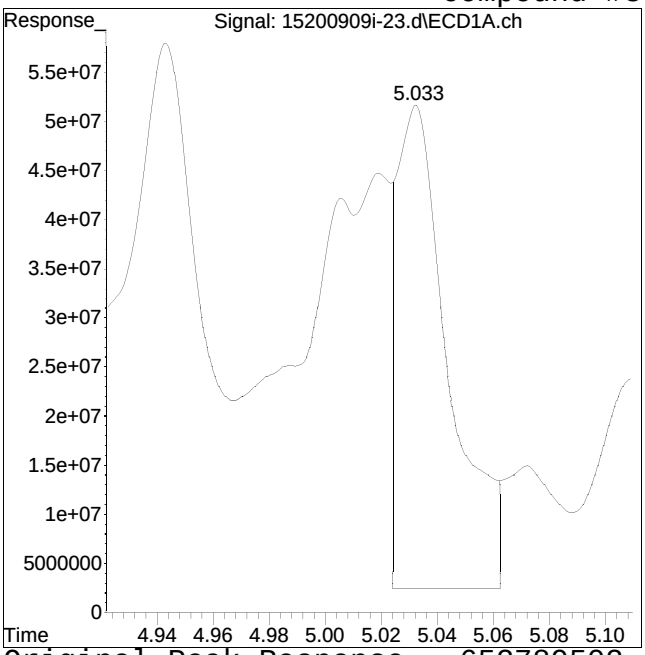

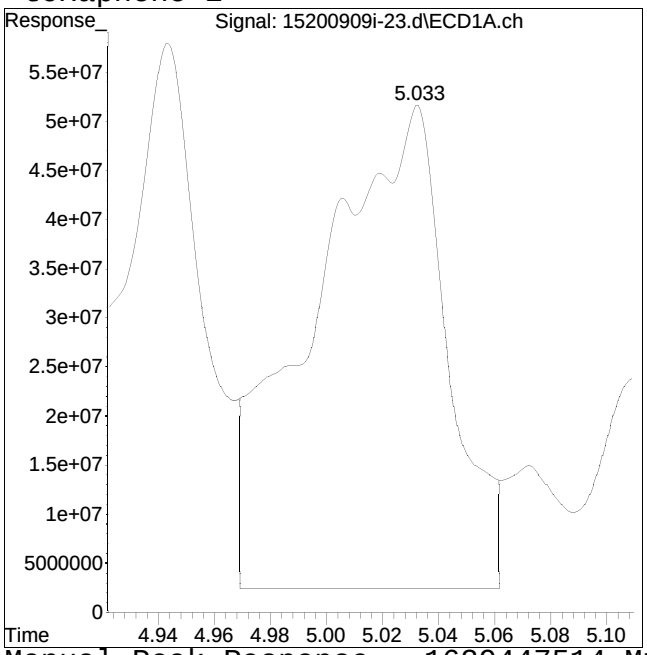

Original Peak Response = 652789502 Manual Peak Response = 1629447514 M1
M1 = Split or tailing peak, auto integration stopped early resulting in false low area count.

Initial Calibration Verification

Evaluate Continuing Calibration Report

Data Path : I:\Pest15\200909ICAL\
Data File : 15200909i-33.d
Signal(s) : Signal #1: ECD1A.ch Signal #2: ECD2B.ch
Acq On   : 10 Sep 2020 11:25 am
Operator : PEST15:el
Sample   : cicvtox,42e,,10042
Misc   : wg1413084,ical
ALS Vial : 33   Sample Multiplier: 1

Integration File signal 1: events.e
Integration File signal 2: autoint2.e
Quant Time: Sep 17 11:01:41 2020
Quant Method : I:\Pest15\200909ICAL\P15_pest_09_09_20_ugL_ICAL.m
Quant Title : pest
QLast Update : Thu Sep 17 11:01:05 2020
Response via : Initial Calibration
Integrator: ChemStation

Volume Inj.   :
Signal #1 Phase :   Signal #2 Phase:
Signal #1 Info :   Signal #2 Info :

Min. RRF   :   0.000 Min. Rel. Area : 50% Max. R.T. Dev 0.50min
Max. RRF Dev : 20%   Max. Rel. Area : 150%

		Compound	Amount	Calc.	%Dev	Area%	Dev(Min)
33	i	1-br-2-nb_Toxaphene	25.000	25.000	0.0	98	0.00
34	l2	toxaphene-1	2000.000	1968.417	1.6	94	0.00
35	l2	toxaphene-2	2000.000	1961.308	1.9	94	0.00
36	l2	toxaphene-4	2000.000	2086.958	-4.3	111	0.00
37	l2	toxaphene-5	2000.000	1954.175	2.3	104	0.00

Signal #2

33	i	1-br-2-nb_Toxaphene	25.000	25.000	0.0	101	0.00
34	l2	toxaphene-1	2000.000	1792.399	10.4	93	0.00
35	l2	toxaphene-2	2000.000	1879.130	6.0	97	0.00
36	l2	toxaphene-4	2000.000	1820.614	9.0	96	0.00
37	l2	toxaphene-5	2000.000	1909.073	4.5	96	0.00

Evaluate Continuing Calibration Report - Not Founds

1	i	1-br-2-nb_Pesticides	25.000	25.000	0.0	0	-1.92#
2	s	2,4,5,6-Tetrachloro-m-xylen	10.000	0.000	100.0#	0	-2.41#
3		Hexachlorobenzene	10.000	0.000	100.0#	0	-2.68#
4		alpha-BHC	10.000	0.000	100.0#	0	-2.79#
5		gamma-BHC (lindane)	10.000	0.000	100.0#	0	-3.02#
6		beta-BHC	10.000	0.000	100.0#	0	-3.08#
7		delta-BHC	10.000	0.000	100.0#	0	-3.22#
8		Heptachlor	10.000	0.000	100.0#	0	-3.39#
9		Aldrin	10.000	0.000	100.0#	0	-3.63#
10		Alachlor	10.000	0.000	100.0#	0	-3.74#
11		Chlorpyrifos	10.000	0.000	100.0#	0	-3.82#
12		Heptachlor Epoxide	10.000	0.000	100.0#	0	-4.12#
13		gamma-Chlordane (trans)	10.000	0.000	100.0#	0	-4.22#

Data Path : I:\Pest15\200909ICAL\
Data File : 15200909i-33.d
Signal(s) : Signal #1: ECD1A.ch Signal #2: ECD2B.ch
Acq On   : 10 Sep 2020 11:25 am
Operator : PEST15:el
Sample   : cicvtox,42e,,10042
Misc   : wg1413084,ical
ALS Vial : 33   Sample Multiplier: 1

Integration File signal 1: events.e
Integration File signal 2: autoint2.e
Quant Time: Sep 17 11:01:41 2020
Quant Method : I:\Pest15\200909ICAL\P15_pest_09_09_20_ugL_ICAL.m
Quant Title : pest
QLast Update : Thu Sep 17 11:01:05 2020
Response via : Initial Calibration
Integrator: ChemStation

Volume Inj.   :
Signal #1 Phase :   Signal #2 Phase:
Signal #1 Info :   Signal #2 Info :

Min. RRF   :   0.000 Min. Rel. Area : 50% Max. R.T. Dev 0.50min
Max. RRF Dev : 20%   Max. Rel. Area : 150%

		Compound	Amount	Calc.	%Dev	Area%	Dev(Min)
14		alpha-Chlordane (cis)	10.000	0.000	100.0#	0	-4.32#
15		4,4'-DDE	10.000	0.000	100.0#	0	-4.38#
16		Endosulfan I	10.000	0.000	100.0#	0	-4.43#
17		Dieldrin	10.000	0.000	100.0#	0	-4.61#
18		Endrin	10.000	0.000	100.0#	0	-4.79#
19		4,4'-DDD	10.000	0.000	100.0#	0	-4.84#
20		Endosulfan II	10.000	0.000	100.0#	0	-4.95#
21		4,4'-DDT	10.000	0.000	100.0#	0	-5.04#
22		Endrin Aldehyde	10.000	0.000	100.0#	0	-5.25#
23		Methoxychlor	10.000	0.000	100.0#	0	-5.39#
24		Mirex	10.000	0.000	100.0#	0	-5.48#
25		Endosulfan Sulfate	10.000	0.000	100.0#	0	-5.56#
26		Endrin Ketone	10.000	0.000	100.0#	0	-5.75#
27	s	Decachlorobiphenyl	10.000	0.000	100.0#	0	-6.40#
28	i	1-br-2-nb_Chlordane	25.000	25.000	0.0	0	-1.92#
29	l1	chlordane-1	1000.000	0.000	100.0#	0	-3.32#
30	l1	chlordane-3	1000.000	0.000	100.0#	0	-3.73#
31	l1	chlordane-4	1000.000	0.000	100.0#	0	-4.22#
32	l1	chlordane-5	1000.000	0.000	100.0#	0	-4.32#

Signal #2

1	i	1-br-2-nb_Pesticides	25.000	25.000	0.0	0	-2.01#
2	s	2,4,5,6-Tetrachloro-m-xyl	10.000	0.000	100.0#	0	-2.63#
3		Hexachlorobenzene	10.000	0.000	100.0#	0	-2.99#
4		alpha-BHC	10.000	0.000	100.0#	0	-3.09#
5		gamma-BHC (lindane)	10.000	0.000	100.0#	0	-3.38#
6		beta-BHC	10.000	0.000	100.0#	0	-3.44#
7		delta-BHC	10.000	0.000	100.0#	0	-3.70#

Evaluate Continuing Calibration Report

Data Path : I:\Pest15\200909ICAL\
Data File : 15200909i-33.d
Signal(s) : Signal #1: ECD1A.ch Signal #2: ECD2B.ch
Acq On   : 10 Sep 2020 11:25 am
Operator : PEST15:el
Sample   : cicvtox,42e,,10042
Misc   : wg1413084,ical
ALS Vial : 33   Sample Multiplier: 1

Integration File signal 1: events.e
Integration File signal 2: autoint2.e
Quant Time: Sep 17 11:01:41 2020
Quant Method : I:\Pest15\200909ICAL\P15_pest_09_09_20_ugL_ICAL.m
Quant Title : pest
QLast Update : Thu Sep 17 11:01:05 2020
Response via : Initial Calibration
Integrator: ChemStation

Volume Inj.   :
Signal #1 Phase :   Signal #2 Phase:
Signal #1 Info :   Signal #2 Info :

Min. RRF   :   0.000 Min. Rel. Area : 50% Max. R.T. Dev 0.50min
Max. RRF Dev : 20%   Max. Rel. Area : 150%

		Compound	Amount	Calc.	%Dev	Area%	Dev(Min)
8		Heptachlor	10.000	0.000	100.0#	0	-3.76#
9		Aldrin	10.000	0.000	100.0#	0	-4.05#
10		Alachlor	10.000	0.000	100.0#	0	-3.94#
11		Chlorpyrifos	10.000	0.000	100.0#	0	-4.22#
12		Heptachlor Epoxide	10.000	0.000	100.0#	0	-4.52#
13		gamma-Chlordane (trans)	10.000	0.000	100.0#	0	-4.66#
14		alpha-Chlordane (cis)	10.000	0.000	100.0#	0	-4.78#
15		4,4'-DDE	10.000	0.000	100.0#	0	-4.89#
16		Endosulfan I	10.000	0.000	100.0#	0	-4.82#
17		Dieldrin	10.000	0.000	100.0#	0	-5.03#
18		Endrin	10.000	0.000	100.0#	0	-5.25#
19		4,4'-DDD	10.000	0.000	100.0#	0	-5.32#
20		Endosulfan II	10.000	0.000	100.0#	0	-5.40#
21		4,4'-DDT	10.000	0.000	100.0#	0	-5.54#
22		Endrin Aldehyde	10.000	0.000	100.0#	0	-5.63#
23		Methoxychlor	10.000	0.000	100.0#	0	-6.00#
24		Mirex	10.000	0.000	100.0#	0	-6.17#
25		Endosulfan Sulfate	10.000	0.000	100.0#	0	-5.82#
26		Endrin Ketone	10.000	0.000	100.0#	0	-6.18#
27	s	Decachlorobiphenyl	10.000	0.000	100.0#	0	-6.94#
28	i	1-br-2-nb_Chlordane	25.000	25.000	0.0	0	-2.01#
29	l1	chlordane-1	1000.000	0.000	100.0#	0	-3.64#
30	l1	chlordane-3	1000.000	0.000	100.0#	0	-4.17#
31	l1	chlordane-4	1000.000	0.000	100.0#	0	-4.74#
32	l1	chlordane-5	1000.000	0.000	100.0#	0	-4.78#

(#) = Out of Range SPCC's out = 0 CCC's out = 0

Quantitation Report (QT Reviewed)

Data Path : I:\Pest15\200909ICAL\
Data File : 15200909i-33.d
Signal(s) : Signal #1: ECD1A.ch Signal #2: ECD2B.ch
Acq On : 10 Sep 2020 11:25 am
Operator : PEST15:el
Sample : cicvtox,42e,,10042
Misc : wg1413084,ical
ALS Vial : 33 Sample Multiplier: 1

Integration File signal 1: events.e
Integration File signal 2: autoint2.e
Quant Time: Sep 17 11:01:41 2020
Quant Method : I:\Pest15\200909ICAL\P15_pest_09_09_20_ugL_ICAL.m
Quant Title : pest
QLast Update : Thu Sep 17 11:01:05 2020
Response via : Initial Calibration
Integrator: ChemStation

Volume Inj. :
Signal #1 Phase : Signal #2 Phase:
Signal #1 Info : Signal #2 Info :

Sub List : Default - All compounds listed

	Compound	RT#1	RT#2	Resp#1	Resp#2	ug/l	ug/l
	Internal Standards						
1) i	1-br-2-nb_Pe	0.000	0.000	0	0	N.D. d	N.D. d
28) i	1-br-2-nb_Ch	0.000	0.000	0	0	N.D. d	N.D. d
33) i	1-br-2-nb_To	1.920	2.008	109.1E6	67441986	25.000	25.000
	System Monitoring Compounds						
2) s	2,4,5,6-Tetr	0.000	0.000	0	0	N.D. d	N.D. d
	Spiked Amount	50.000	Range 30 - 150	Recovery	=	0.00%#	0.00%#
27) s	Decachlorobi	0.000	0.000	0	0	N.D. d	N.D. d
	Spiked Amount	50.000	Range 30 - 150	Recovery	=	0.00%#	0.00%#
	Target Compounds						
3)	Hexachlorobe	0.000	0.000	0	0	N.D. d	N.D. d
4)	alpha-BHC	0.000	0.000	0	0	N.D. d	N.D. d
5)	gamma-BHC (l	0.000	0.000	0	0	N.D. d	N.D. d
6)	beta-BHC	0.000	0.000	0	0	N.D. d	N.D. d
7)	delta-BHC	0.000	0.000	0	0	N.D. d	N.D. d
8)	Heptachlor	0.000	0.000	0	0	N.D. d	N.D. d
9)	Aldrin	0.000	0.000	0	0	N.D. d	N.D. d
10)	Alachlor	0.000	0.000	0	0	N.D. d	N.D. d
11)	Chlorpyrifos	0.000	0.000	0	0	N.D. d	N.D. d
12)	Heptachlor E	0.000	0.000	0	0	N.D. d	N.D. d
13)	gamma-Chlord	0.000	0.000	0	0	N.D. d	N.D. d
14)	alpha-Chlord	0.000	0.000	0	0	N.D. d	N.D. d
15)	4,4'-DDE	0.000	0.000	0	0	N.D. d	N.D. d
16)	Endosulfan I	0.000	0.000	0	0	N.D. d	N.D. d
17)	Dieldrin	0.000	0.000	0	0	N.D. d	N.D. d
18)	Endrin	0.000	0.000	0	0	N.D. d	N.D. d
19)	4,4'-DDD	0.000	0.000	0	0	N.D. d	N.D. d
20)	Endosulfan I	0.000	0.000	0	0	N.D. d	N.D. d
21)	4,4'-DDT	0.000	0.000	0	0	N.D. d	N.D. d
22)	Endrin Aldeh	0.000	0.000	0	0	N.D. d	N.D. d
23)	Methoxychlor	0.000	0.000	0	0	N.D. d	N.D. d

Data Path : I:\Pest15\200909ICAL\
Data File : 15200909i-33.d
Signal(s) : Signal #1: ECD1A.ch Signal #2: ECD2B.ch
Acq On : 10 Sep 2020 11:25 am
Operator : PEST15:el
Sample : cicvtox,42e,,10042
Misc : wg1413084,ical
ALS Vial : 33 Sample Multiplier: 1

Integration File signal 1: events.e
Integration File signal 2: autoint2.e
Quant Time: Sep 17 11:01:41 2020
Quant Method : I:\Pest15\200909ICAL\P15_pest_09_09_20_ugL_ICAL.m
Quant Title : pest
QLast Update : Thu Sep 17 11:01:05 2020
Response via : Initial Calibration
Integrator: ChemStation

Volume Inj. :
Signal #1 Phase : Signal #2 Phase:
Signal #1 Info : Signal #2 Info :

Sub List : Default - All compounds listed

		Compound	RT#1	RT#2	Resp#1	Resp#2	ug/l	ug/l
24)		Mirex	0.000	0.000	0	0	N.D. d	N.D. d
25)		Endosulfan S	0.000	0.000	0	0	N.D. d	N.D. d
26)		Endrin Keton	0.000	0.000	0	0	N.D. d	N.D. d
29)	l1	chlordane-1	0.000	0.000	0	0	N.D. d	N.D. d
30)	l1	chlordane-3	0.000	0.000	0	0	N.D. d	N.D. d
31)	l1	chlordane-4	0.000	0.000	0	0	N.D. d	N.D. d
32)	l1	chlordane-5	0.000	0.000	0	0	N.D. d	N.D. d
		Sum chlordane-1			0	0	N.D.	N.D.
		Average chlordane-1					0.000	0.000
34)	l2	toxaphene-1	4.944	5.364	417.4E6	95582012	1968.417	1792.399
35)	l2	toxaphene-2	5.032	5.392	569.7E6	154.7E6	1961.308M1	1879.130
36)	l2	toxaphene-4	5.420	5.638	349.1E6	176.7E6	2086.958	1820.614
37)	l2	toxaphene-5	5.488	5.988	301.8E6	161.1E6	1954.175	1909.073
		Sum toxaphene-1			1638.1E6	588.1E6	7970.859	7401.217
		Average toxaphene-1					1992.715	1850.304

SemiQuant Compounds - Not Calibrated on this Instrument

		Sum toxaphene-1			1638.1E6	588.1E6	7970.859	7401.217
		Average toxaphene-1					1992.715	1850.304

(f)=RT Delta > 1/2 Window (D)=Amounts differ by > 40% (m)=manual int.
(#)=Recovery Exceeds Compound Acceptance Limits.
(I,C,F) I=Interference, C=Coelluting Calibration Peak, F=Fails CC Criteria.

Sub List : Default - All compounds listed Reviewed)

Data Path : I:\Pest15\200909ICAL\
Data File : 15200909i-33.d
Signal(s) : Signal #1: ECD1A.ch Signal #2: ECD2B.ch
Acq On : 10 Sep 2020 11:25 am
Operator : PEST15:el
Sample : cicvtox,42e,,10042
Misc : wg1413084,ical
ALS Vial : 33 Sample Multiplier: 1

Integration File signal 1: events.e
Integration File signal 2: autoint2.e
Quant Time: Sep 17 11:01:41 2020
Quant Method : I:\Pest15\200909ICAL\P15_pest_09_09_20_ugL_ICAL.m
Quant Title : pest
QLast Update : Thu Sep 17 11:01:05 2020
Response via : Initial Calibration
Integrator: ChemStation

Volume Inj. :
Signal #1 Phase : Signal #2 Phase:
Signal #1 Info : Signal #2 Info :

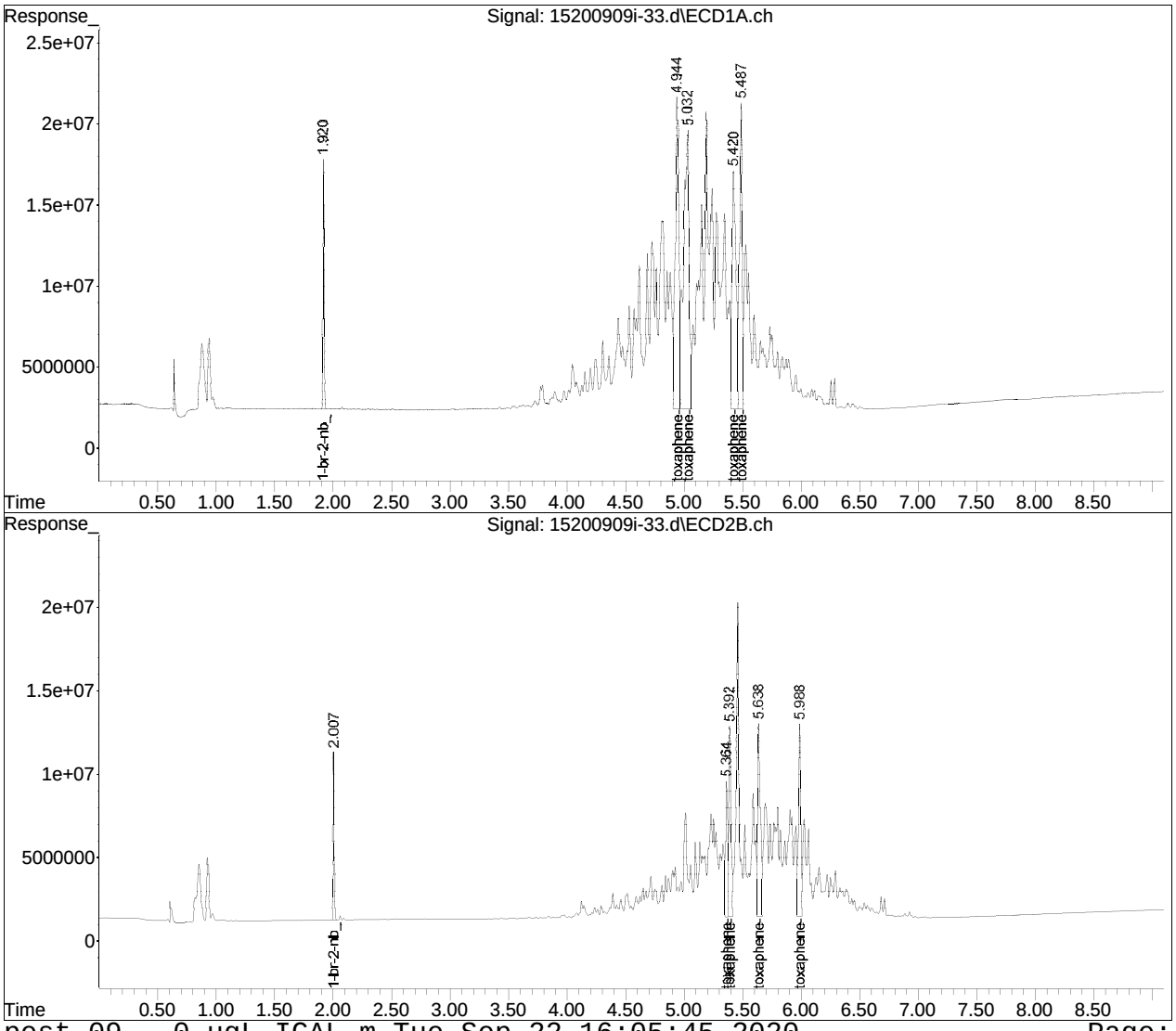

Manual Integration Report

Data Path : I:\Pest15\200909ICAL\
Data File : 15200909i-33.d
Date Inj'd : 9/10/2020 11:25 am
Sample : cicvtox,42e,,10042

QMethod : P15_pest_09_09_20_ugL_IC
Operator : PEST15:el
Instrument : Pest 15
Quant Date : 9/17/2020 11:01 am

Compound #35: toxaphene-2

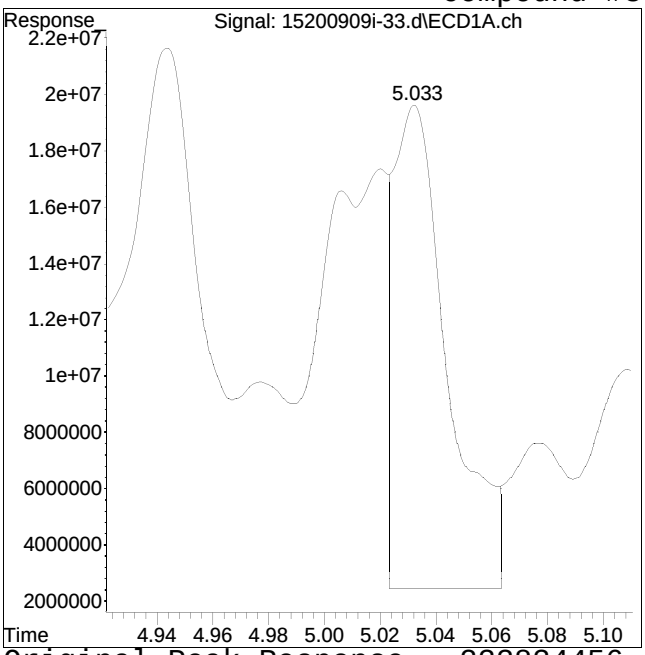

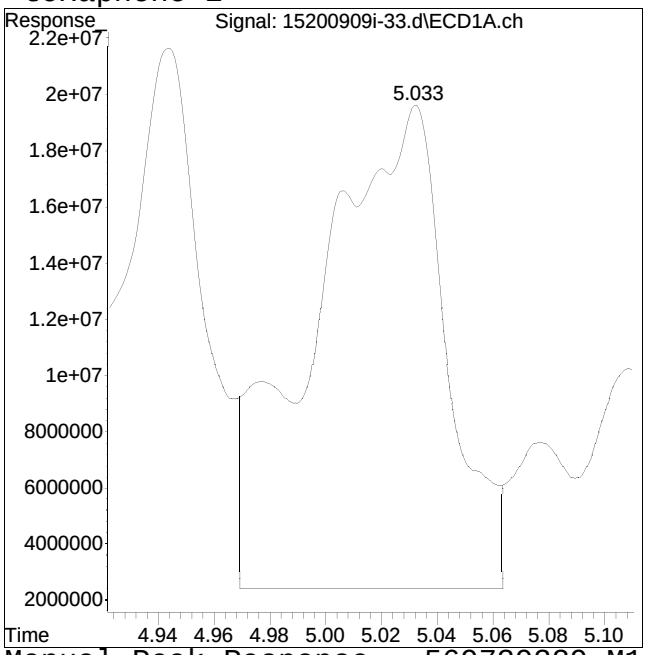

Original Peak Response = 233834456 Manual Peak Response = 569739329 M1
M1 = Split or tailing peak, auto integration stopped early resulting in false low area count.

Response Factor Report Pest 10

Method Path : I:\Pest10\201014ICAL\
Method File : pest10_10_14_20_ugL_ical.m
Title : pest
Last Update : Thu Oct 15 11:40:20 2020
Response Via : Initial Calibration

Calibration Files
1 =10201014i-03.d 2 =10201014i-20.d 3 =10201014i-05.d 4 =10201014i-06.d 5 =10201014i-07.d
6 =10201014i-08.d 7 =10201014i-17.d 8 =10201014i-22.d 9 =10201014i-11.d 10 =10201014i-12.d

		Compound	1	2	3	4	5	6	7	8	9	10	Avg	%RSD
1)	i	1-br-2-nb_Pesticides	----------ISTD----------											
2)	s	2,4,5,6-Tetra...		1.526	1.430	1.405	1.268	1.394	1.091	1.029	0.996	0.986	*L	0.999
3)	t	Hexachloroben...		1.691	1.602	1.601	1.415	1.571	1.230	1.141	1.101	1.111	1.385	17.37
4)	t	alpha-BHC		2.056	1.880	1.937	1.713	1.918	1.547	1.537	1.505	1.573	*L	0.999
5)	t	gamma-BHC (li...	2.070	1.962	1.776	1.890	1.626	1.816	1.479	1.442	1.386	1.448	*L	0.998
6)	t	beta-BHC			0.871	0.923	0.806	0.889	0.710	0.649	0.598	0.606	*L	0.998
7)	t	delta-BHC		2.169	1.881	1.901	1.645	1.839	1.494	1.483	1.436	1.507	*L	0.999
8)	t	Heptachlor		2.108	1.908	1.918	1.672	1.841	1.477	1.381	1.301	1.320	*L	0.998
9)	t	Aldrin		1.860	1.769	1.780	1.561	1.743	1.399	1.338	1.269	1.297	*L	0.998
10)	t	Alachlor		0.281	0.270	0.270	0.223	0.261	0.222	0.204	0.178	0.167	0.231	18.30
11)	t	Chlorpyrifos		1.140	1.075	1.099	0.945	1.039	0.833	0.717	0.635		*L	0.996
12)	t	Heptachlor Ep...			1.711	1.766	1.564	1.737	1.392	1.289	1.203	1.217	*L	0.998
13)	t	gamma-Chlorda...			1.850	1.980	1.705	1.826	1.449	1.319	1.247	1.289	*L	0.998
14)	t	alpha-Chlorda...			1.720	1.858	1.614	1.843	1.426	1.308	1.229	1.265	*L	0.998
15)	t	4,4'-DDE		1.828	1.699	1.737	1.544	1.703	1.445	1.338	1.266	1.304	*L	0.998
16)	t	Endosulfan I			1.660	1.690	1.481	1.662	1.324	1.214	1.129	1.141	*L	0.998

Method Path : I:\Pest10\201014ICAL\
Method File : pest10_10_14_20_ugL_ical.m
Title : pest
Last Update : Thu Oct 15 11:40:20 2020
Response Via : Initial Calibration

Calibration Files
1 =10201014i-03.d 2 =10201014i-20.d 3 =10201014i-05.d 4 =10201014i-06.d 5 =10201014i-07.d
6 =10201014i-08.d 7 =10201014i-17.d 8 =10201014i-22.d 9 =10201014i-11.d 10 =10201014i-12.d

		Compound	1	2	3	4	5	6	7	8	9	10	Avg	%RSD
17)	t	Dieldrin		1.845	1.664	1.766	1.518	1.689	1.392	1.309	1.235	1.261	1.520	15.17
18)	t	Endrin		1.733	1.645	1.716	1.497	1.694	1.380	1.306	1.233	1.251	*L	0.998 6
19)	t	4,4'-DDD		1.426	1.311	1.352	1.173	1.311	1.105	1.041	0.981	1.003	1.189	13.93
20)	t	Endosulfan II			1.522	1.591	1.380	1.551	1.271	1.181	1.099	1.101	*L	0.998 8
21)	t	4,4'-DDT		1.517	1.480	1.404	1.227	1.503	1.178	1.106	1.051	1.076	*L	0.998 4
22)	t	Endrin Aldehyde		1.302	1.185	1.161	1.057	1.176	0.974	0.943	0.882	0.894	*L	0.999 0
23)	t	Methoxychlor			0.738	0.799	0.690	0.779	0.651	0.581	0.532	0.523	*L	0.997 6
24)	t	Mirex		1.368	1.256	1.294	1.106	1.251	1.016	0.883	0.812		*L	0.993 1
25)	t	Endosulfan Su...		1.526	1.438	1.373	1.236	1.381	1.127	1.043	0.977	0.997	*L	0.998 5
26)	t	Endrin Ketone			1.412	1.478	1.278	1.447	1.193	1.107	1.042	1.050	1.251	14.33
27)	s	Decachlorobip...		1.146	1.087	1.121	0.966	1.093	0.893	0.792	0.741	0.753	*L	0.997 6
28)	i	1-br-2-nb_Chlordane	----------ISTD----------											
29)	l1	chlordane-1							0.046				0.046	0.00
30)	l1	chlordane-3							0.048				0.048	0.00
31)	l1	chlordane-4							0.157				0.157	0.00
32)	l1	chlordane-5							0.242				0.242	0.00

Method Path : I:\Pest10\201014ICAL\
Method File : pest10_10_14_20_ugL_ical.m
Title : pest
Last Update : Thu Oct 15 11:40:20 2020
Response Via : Initial Calibration

Calibration Files
1 =10201014i-03.d 2 =10201014i-20.d 3 =10201014i-05.d 4 =10201014i-06.d 5 =10201014i-07.d
6 =10201014i-08.d 7 =10201014i-17.d 8 =10201014i-22.d 9 =10201014i-11.d 10 =10201014i-12.d

		Compound	1	2	3	4	5	6	7	8	9	10	Avg	%RSD
33)	i	1-br-2-nb_Toxaphene	----------ISTD----------											
34)	l2	toxaphene-1	0.052						0.041	0.040			0.044	14.21
35)	l2	toxaphene-2	0.051						0.040	0.039			0.043	15.10
36)	l2	toxaphene-4	0.026						0.034	0.033			0.031	13.31
37)	l2	toxaphene-5	0.038						0.038	0.037			0.038	2.33

Signal #2 Calibration Files
1 =10201014i-03.d 2 =10201014i-15.d 3 =10201014i-16.d 4 =10201014i-06.d 5 =10201014i-07.d
6 =10201014i-08.d 7 =10201014i-17.d 8 =10201014i-18.d 9 =10201014i-11.d 10 =10201014i-12.d

		Compound	1	2	3	4	5	6	7	8	9	10	Avg	%RSD
1)	i	1-br-2-nb_Pesticides	----------ISTD----------											
2)	s	2,4,5,6-Tetra...	1.337	1.248	1.295	1.104	1.223	1.002	0.959	0.897	0.926		1.110	15.31
3)	t	Hexachloroben...	1.632	1.552	1.511	1.350	1.490	1.183	1.107	1.031	1.077		1.326	17.36
4)	t	alpha-BHC	1.857	1.809	1.816	1.619	1.754	1.463	1.505	1.456	1.555		1.648	9.83
5)	t	gamma-BHC (li...	2.190	1.914	1.785	1.787	1.523	1.706	1.403	1.397	1.338	1.417	*L	0.998
7														
6)	t	beta-BHC			0.870	0.897	0.769	0.860	0.695	0.637	0.583	0.597	*L	0.998
6														
7)	t	delta-BHC	1.932	1.734	1.756	1.538	1.716	1.425	1.442	1.387	1.479		*L	0.998
8														
8)	t	Heptachlor	1.964	1.780	1.819	1.596	1.764	1.436	1.376	1.300	1.348		*L	0.998
8														
9)	t	Aldrin	1.771	1.678	1.682	1.444	1.638	1.330	1.303	1.230	1.286		*L	0.998

8

Response Factor Report Pest 10

Method Path : I:\Pest10\201014ICAL\
Method File : pest10_10_14_20_ugL_ical.m
Title : pest
Last Update : Thu Oct 15 11:40:20 2020
Response Via : Initial Calibration

Calibration Files
1 =10201014i-03.d 2 =10201014i-20.d 3 =10201014i-05.d 4 =10201014i-06.d 5 =10201014i-07.d
6 =10201014i-08.d 7 =10201014i-17.d 8 =10201014i-22.d 9 =10201014i-11.d 10 =10201014i-12.d

		Compound	1	2	3	4	5	6	7	8	9	10	Avg	%RSD
10)	t	Alachlor		0.265	0.244	0.267	0.229	0.253	0.212	0.203	0.175	0.168	0.224	16.53
11)	t	Chlorpyrifos		1.194	1.040	1.069	0.904	1.014	0.826	0.709	0.620		*L	0.996
12)	t	Heptachlor Ep...			1.680	1.738	1.528	1.641	1.360	1.263	1.166	1.203	*L	0.998
13)	t	gamma-Chlorda...			1.791	1.850	1.532	1.662	1.384	1.293	1.210	1.274	*L	0.998
14)	t	alpha-Chlorda...			1.587	1.643	1.443	1.599	1.323	1.251	1.165	1.223	*L	0.998
15)	t	4,4'-DDE		1.541	1.457	1.529	1.327	1.438	1.251	1.235	1.171	1.235	1.354	10.32
16)	t	Endosulfan I			1.541	1.556	1.351	1.507	1.241	1.166	1.082	1.115	*L	0.999
17)	t	Dieldrin		1.606	1.447	1.521	1.323	1.466	1.235	1.206	1.143	1.190	1.349	12.33
18)	t	Endrin		1.699	1.520	1.467	1.271	1.462	1.248	1.180	1.112	1.159	*L	0.999
19)	t	4,4'-DDD		1.077	1.045	1.104	1.010	1.116	0.953	0.931	0.879	0.923	1.004	8.62
20)	t	Endosulfan II		1.494	1.409	1.450	1.259	1.369	1.143	1.076	1.004	1.021	*L	0.998
21)	t	4,4'-DDT		1.267	1.188	1.257	1.111	1.223	1.035	1.012	0.968	1.015	1.120	10.41
22)	t	Endrin Aldehyde		0.950	0.944	0.983	0.900	1.011	0.845	0.852	0.790	0.815	0.899	8.63
23)	t	Methoxychlor			0.668	0.698	0.595	0.677	0.568	0.511	0.466	0.473	*L	0.998
24)	t	Mirex			1.031	1.053	0.907	1.005	0.843	0.738	0.671	0.685	*L	0.998
25)	t	Endosulfan Su...		1.363	1.225	1.259	1.057	1.175	0.977	0.923	0.859	0.894	*L	0.998

Method Path : I:\Pest10\201014ICAL\
Method File : pest10_10_14_20_ugL_ical.m
Title : pest
Last Update : Thu Oct 15 11:40:20 2020
Response Via : Initial Calibration

Calibration Files
1 =10201014i-03.d 2 =10201014i-20.d 3 =10201014i-05.d 4 =10201014i-06.d 5 =10201014i-07.d
6 =10201014i-08.d 7 =10201014i-17.d 8 =10201014i-22.d 9 =10201014i-11.d 10 =10201014i-12.d

		Compound	1	2	3	4	5	6	7	8	9	10	Avg	%RSD
26)	t	Endrin Ketone		1.344	1.205	1.254	1.076	1.196	1.024	0.975	0.914	0.948	1.104	13.68
27)	s	Decachlorobip...		0.946	0.892	0.843	0.766	0.861	0.722	0.642	0.596	0.621	*L	0.998
1														
28)	i	1-br-2-nb_Chlordane	----------ISTD----------											
29)	l1	chlordane-1							0.042				0.042	0.00
30)	l1	chlordane-3							0.041				0.041	0.00
31)	l1	chlordane-4							0.134				0.134	0.00
32)	l1	chlordane-5							0.110				0.110	0.00
33)	i	1-br-2-nb_Toxaphene	----------ISTD----------											
34)	l2	toxaphene-1		0.021					0.023	0.022			0.022	4.94
35)	l2	toxaphene-2		0.035					0.033	0.032			0.034	5.04
36)	l2	toxaphene-4		0.035					0.038	0.038			0.037	4.66
37)	l2	toxaphene-5		0.036					0.033	0.032			0.034	6.02

(#) = Out of Range ### Number of calibration levels exceeded format ###

Quantitation Report (QT Reviewed)

Data Path : I:\Pest10\201014ICAL\
Data File : 10201014i-02.d
Signal(s) : Signal #1: ECD1A.CH Signal #2: ECD2B.CH
Acq On : 14 Oct 2020 12:14 pm
Operator : PEST10:kb
Sample : pem10201014i01,42ee,,deg pp 10100 (Sig #1); deg pp 10100 (Sig #2)
Misc : WG1422465,
ALS Vial : 2 (Sig #1); 0 (Sig #2) Sample Multiplier: 1

Integration File signal 1: autoint1.e
Integration File signal 2: autoint2.e
Quant Time: Oct 15 11:36:51 2020
Quant Method : I:\Pest10\201014ICAL\pest10_10_14_20_ugL_ical.m
Quant Title : pest
QLast Update : Thu Oct 15 09:45:00 2020
Response via : Initial Calibration
Integrator: ChemStation 6890 Scale Mode: Large solvent peaks clipped

Volume Inj. :
Signal #1 Phase : Signal #2 Phase:
Signal #1 Info : Signal #2 Info :

Sub List : DEG - DDT/Endrin degradation check

	Compound	RT#1	RT#2	Resp#1	Resp#2	ug/l	ug/l
	Internal Standards						
1) i	1-br-2-nb_Pe	1.360	1.410	232.6E6	163.2E6	25.000	25.000
	System Monitoring Compounds						
	Target Compounds						
15) t	4,4'-DDE	3.740	4.499	3186281	2030448	N.D. M2	0.230M2
18) t	Endrin	4.305	4.947	598.3E6	374.9E6	50.689	49.494
19) t	4,4'-DDD	4.408	5.068	8116961	5032992	0.734	0.767
21) t	4,4'-DDT	4.694	5.342	958.8E6	615.4E6	95.560	84.171
22) t	Endrin Aldeh	4.955	5.441	1545104	1315931	N.D. M2	0.224M2
26) t	Endrin Keton	5.567	6.077	5668072	3814136	0.487	0.529M2
	Sum chlordane-1			0	0	N.D.	N.D.
Average	chlordane-1					0.000	0.000
	Sum toxaphene-1			0	0	N.D.	N.D.
Average	toxaphene-1					0.000	0.000
	SemiQuant Compounds - Not Calibrated on this Instrument						
	Sum toxaphene-1			0	0	N.D.	N.D.
Average	toxaphene-1					0.000	0.000

(f)=RT Delta > 1/2 Window (D)=Amounts differ by > 40% (m)=manual int.
(#)=Recovery Exceeds Compound Acceptance Limits.
(I,C,F) I=Interference, C=Coelluting Calibration Peak, F=Fails CC Criteria.

Sub List : DEG - DDT/Endrin degradation checkiewed)

Data Path : I:\Pest10\201014ICAL\
Data File : 10201014i-02.d
Signal(s) : Signal #1: ECD1A.CH Signal #2: ECD2B.CH
Acq On : 14 Oct 2020 12:14 pm
Operator : PEST10:kb
Sample : pem10201014i01,42ee,,deg pp 10100 (Sig #1); deg pp 10100 (Sig #2)
Misc : WG1422465,
ALS Vial : 2 (Sig #1); 0 (Sig #2) Sample Multiplier: 1

Integration File signal 1: autoint1.e
Integration File signal 2: autoint2.e
Quant Time: Oct 15 11:36:51 2020
Quant Method : I:\Pest10\201014ICAL\pest10_10_14_20_ugL_ical.m
Quant Title : pest
QLast Update : Thu Oct 15 09:45:00 2020
Response via : Initial Calibration
Integrator: ChemStation 6890 Scale Mode: Large solvent peaks clipped

Volume Inj. :
Signal #1 Phase : Signal #2 Phase:
Signal #1 Info : Signal #2 Info :

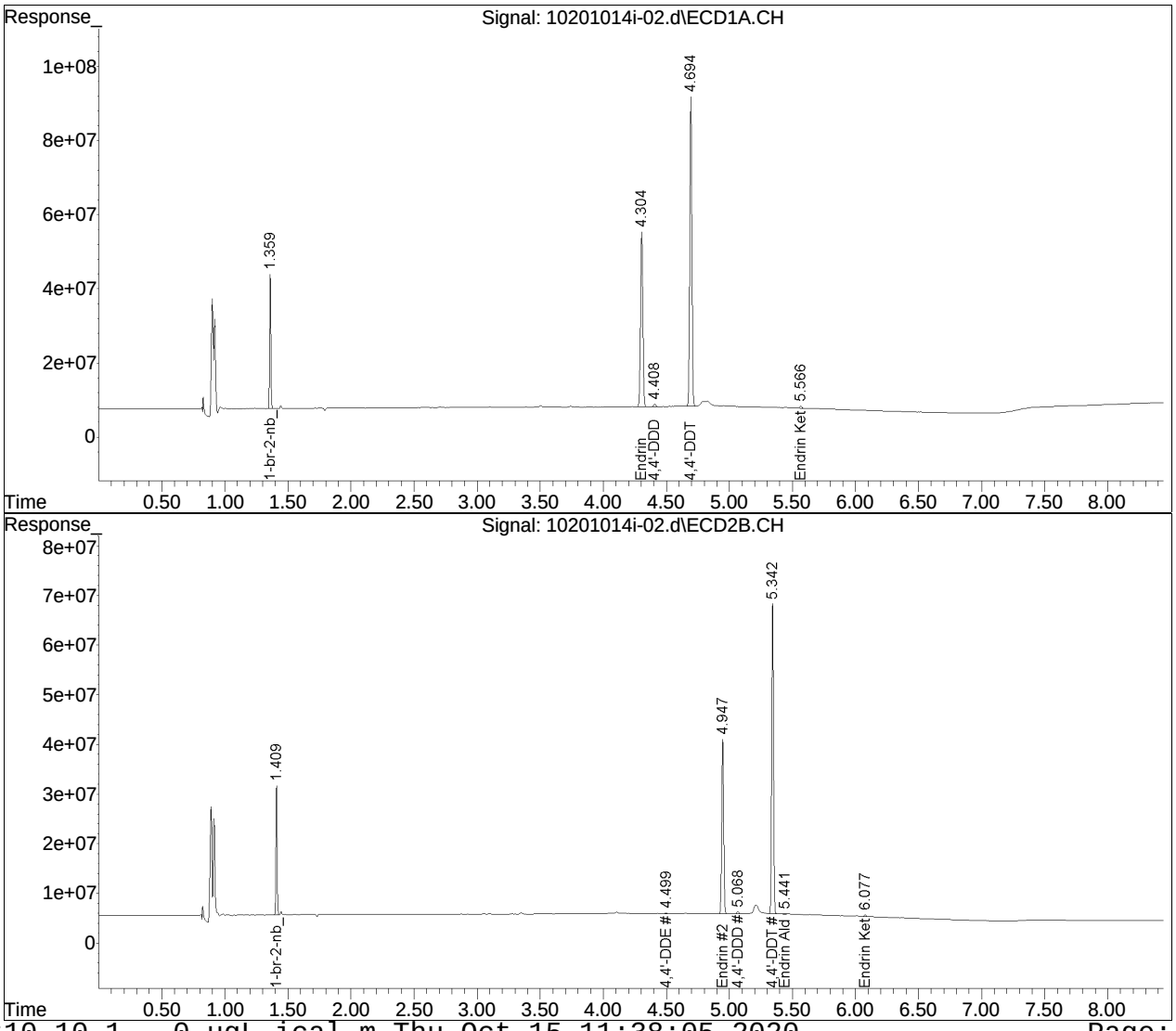

Manual Integration Report

Data Path : I:\Pest10\201014ICAL\ QMethod : pest10_10_14_20_ugL_ical
Data File : 10201014i-02.d Operator : PEST10:kb
Date Inj'd : 10/14/2020 12:14 pm Instrument : Pest 10
Sample : pem10201014i01,42ee,,deg pQuant Date : 10/15/2020 11:35 am

Compound #15: 4,4'-DDE

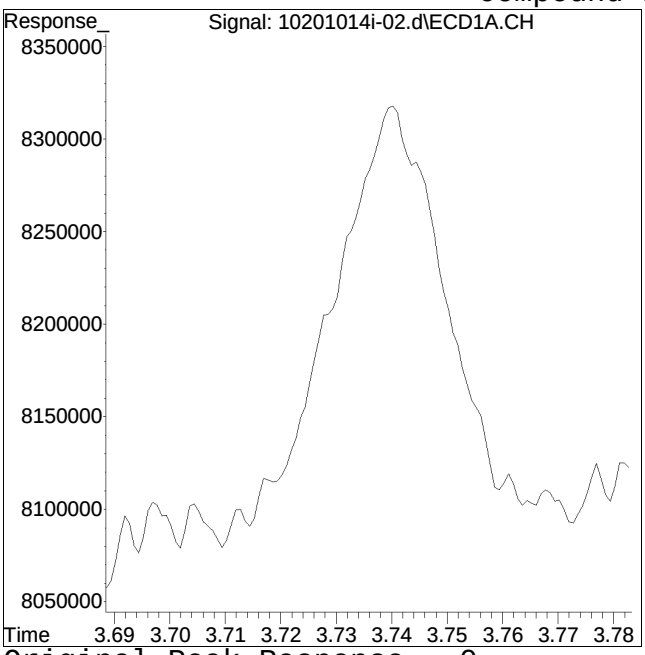

Original Peak Response = 0

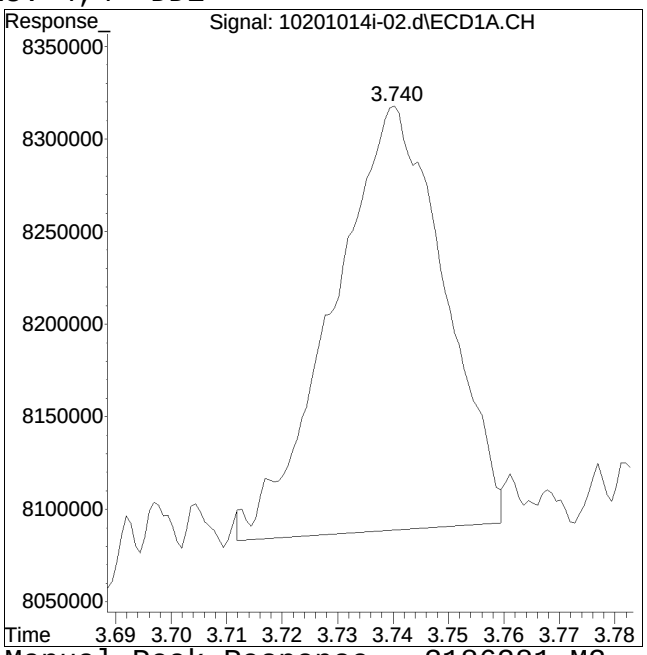

Manual Peak Response = 3186281 M2

M2 = Peak not found by automatic integration algorithm.

Manual Integration Report

Data Path : I:\Pest10\201014ICAL\ QMethod : pest10_10_14_20_ugL_ical
Data File : 10201014i-02.d Operator : PEST10:kb
Date Inj'd : 10/14/2020 12:14 pm Instrument : Pest 10
Sample : pem10201014i01,42ee,,deg pQuant Date : 10/15/2020 11:35 am

Compound #53: 4,4'-DDE #2

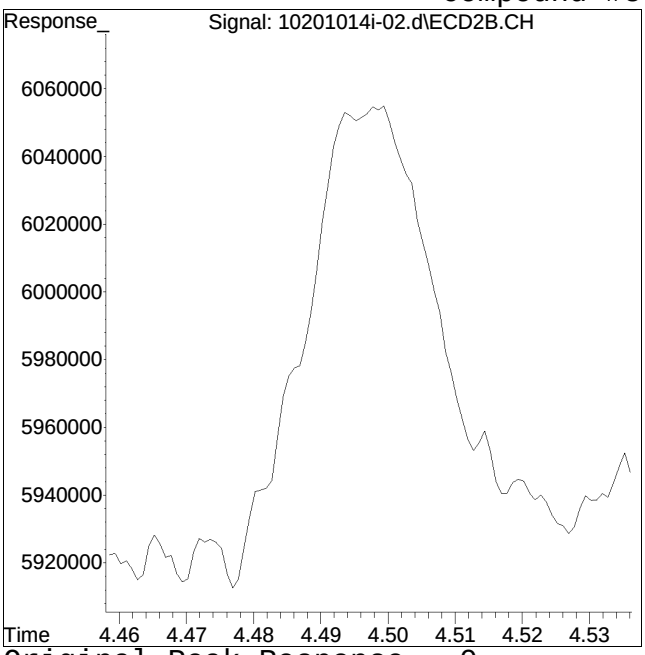

Original Peak Response = 0

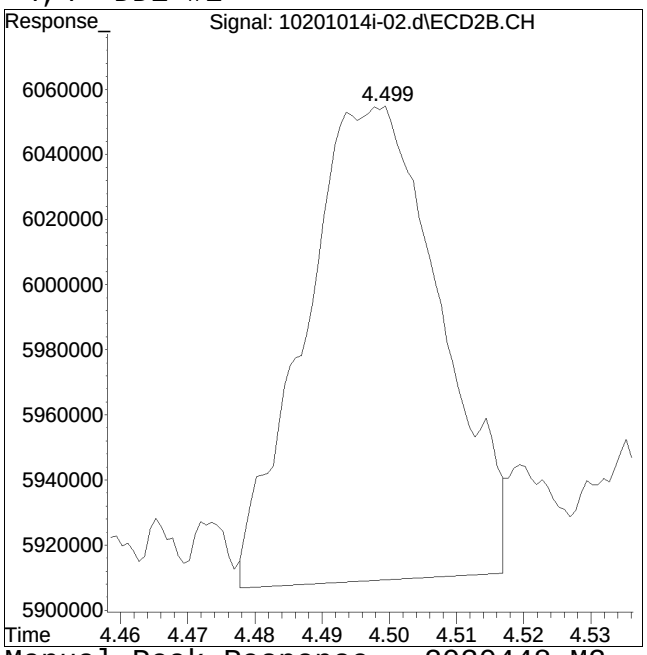

Manual Peak Response = 2030448 M2

M2 = Peak not found by automatic integration algorithm.

Manual Integration Report

Data Path : I:\Pest10\201014ICAL\ QMethod : pest10_10_14_20_ugL_ical
Data File : 10201014i-02.d Operator : PEST10:kb
Date Inj'd : 10/14/2020 12:14 pm Instrument : Pest 10
Sample : pem10201014i01,42ee,,deg pQuant Date : 10/15/2020 11:35 am

Compound #22: Endrin Aldehyde

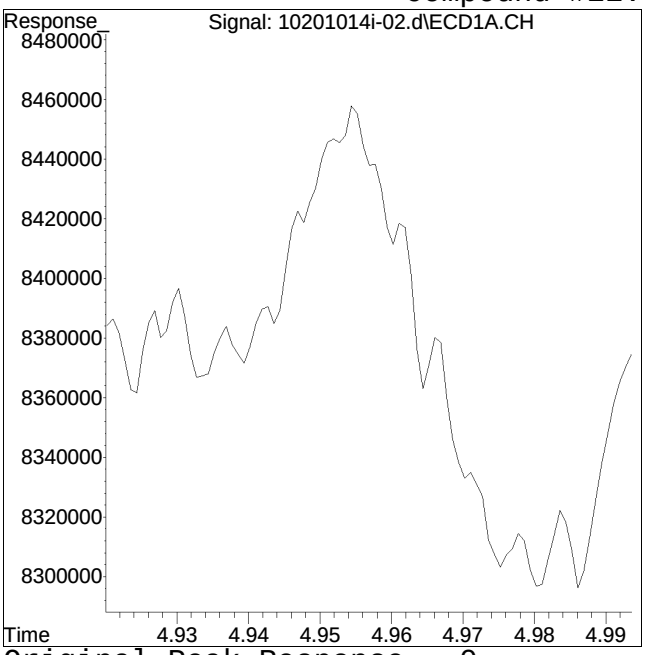

Original Peak Response = 0

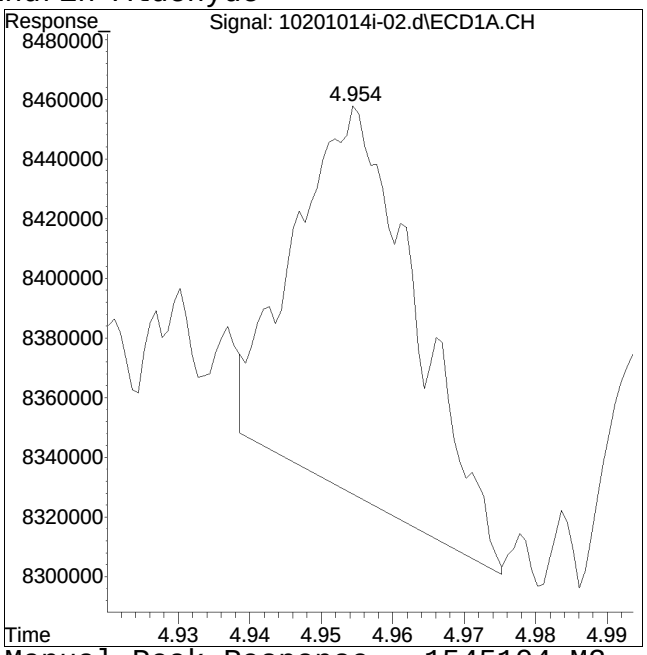

Manual Peak Response = 1545104 M2

M2 = Peak not found by automatic integration algorithm.

Manual Integration Report

Data Path : I:\Pest10\201014ICAL\ QMethod : pest10_10_14_20_ugL_ical
Data File : 10201014i-02.d Operator : PEST10:kb
Date Inj'd : 10/14/2020 12:14 pm Instrument : Pest 10
Sample : pem10201014i01,42ee,,deg pQuant Date : 10/15/2020 11:35 am

Compound #60: Endrin Aldehyde #2

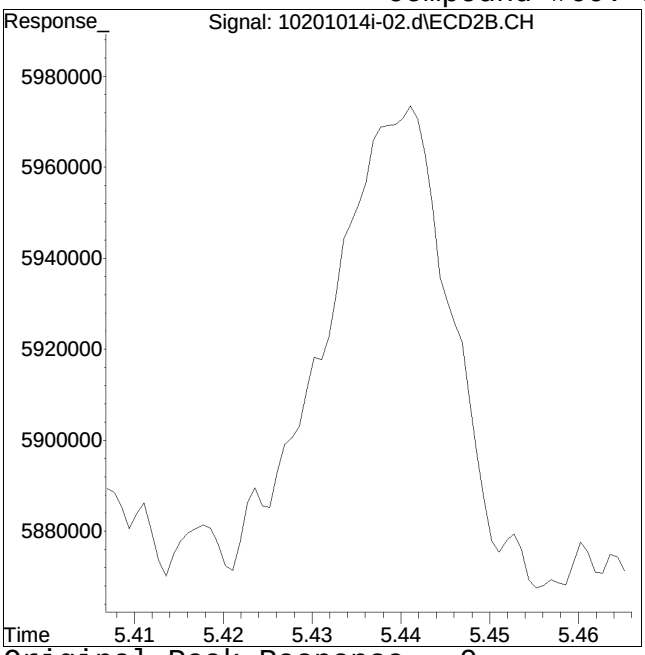

Original Peak Response = 0

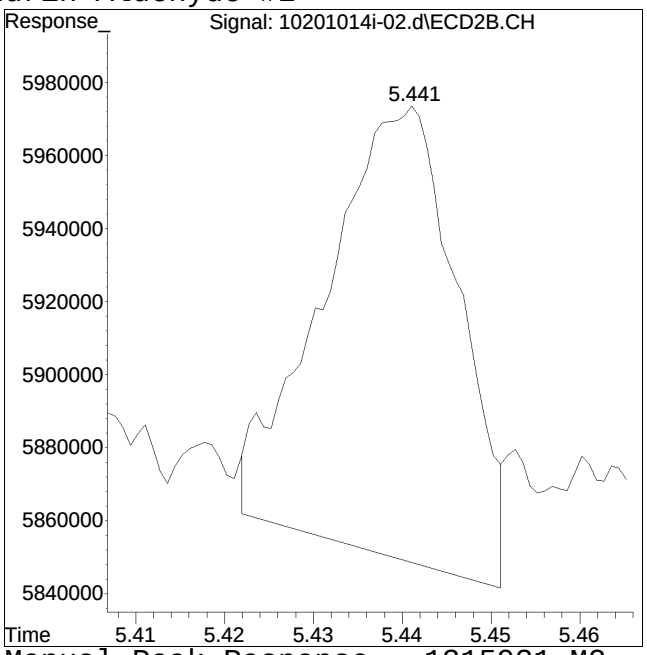

Manual Peak Response = 1315931 M2

M2 = Peak not found by automatic integration algorithm.

Manual Integration Report

Data Path : I:\Pest10\201014ICAL\ QMethod : pest10_10_14_20_ugL_ical
Data File : 10201014i-02.d Operator : PEST10:kb
Date Inj'd : 10/14/2020 12:14 pm Instrument : Pest 10
Sample : pem10201014i01,42ee,,deg pQuant Date : 10/15/2020 11:35 am

Compound #64: Endrin Ketone #2

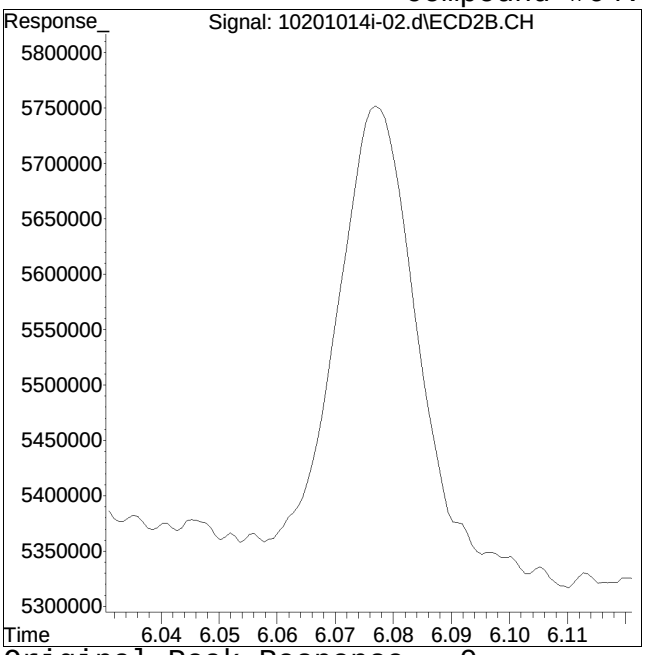

Original Peak Response = 0

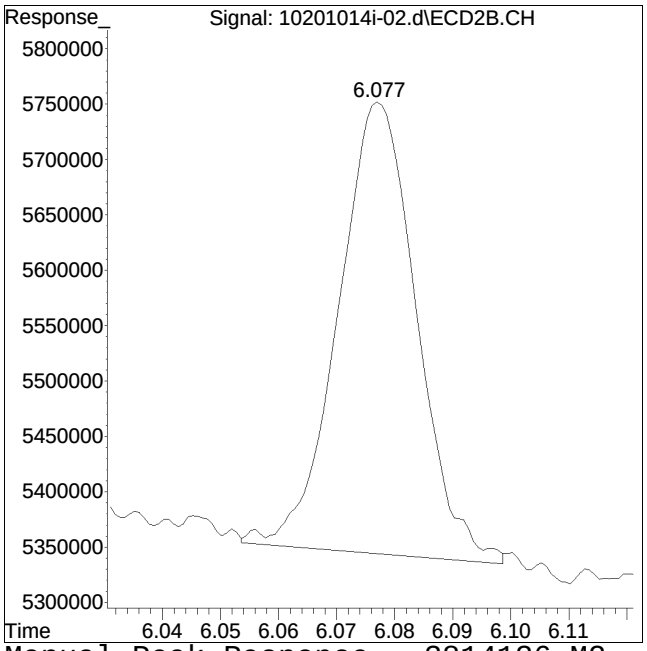

Manual Peak Response = 3814136 M2

M2 = Peak not found by automatic integration algorithm.

Quantitation Report (QT Reviewed)

Data Path : I:\Pest10\201014ICAL\
Data File : 10201014i-03.d
Signal(s) : Signal #1: ECD1A.CH Signal #2: ECD2B.CH
Acq On : 14 Oct 2020 12:25 pm
Operator : PEST10:kb
Sample : il1pest,42e,,pp10032
Misc : WG1422465, (Sig #1); ical (Sig #2)
ALS Vial : 3 (Sig #1); 0 (Sig #2) Sample Multiplier: 1

Integration File signal 1: autoint1.e
Integration File signal 2: autoint2.e
Quant Time: Oct 14 15:33:22 2020
Quant Method : I:\Pest10\201014ICAL\pest10_10_14_20_ugL_ical.m
Quant Title : pest
QLast Update : Wed Oct 14 15:32:43 2020
Response via : Initial Calibration
Integrator: ChemStation 6890 Scale Mode: Large solvent peaks clipped

Volume Inj. :
Signal #1 Phase : Signal #2 Phase:
Signal #1 Info : Signal #2 Info :

Sub List : Default - All compounds listed

	Compound	RT#1	RT#2	Resp#1	Resp#2	ug/l	ug/l
	Internal Standards						
1) i	1-br-2-nb_Pe	1.360	1.410	230.3E6	161.1E6	25.000	25.000
28) i	1-br-2-nb_Ch	0.000	0.000	0	0	N.D. d	N.D. d
33) i	1-br-2-nb_To	0.000	0.000	0	0	N.D. d	N.D. d
	System Monitoring Compounds						
2) s	2,4,5,6-Tetr	0.000	0.000	0	0	N.D. d	N.D. d
	Spiked Amount	50.000	Range 30 - 150	Recovery	=	0.00%#	0.00%#
27) s	Decachlorobi	0.000	0.000	0	0	N.D. d	N.D. d
	Spiked Amount	50.000	Range 30 - 150	Recovery	=	0.00%#	0.00%#
	Target Compounds						
3) t	Hexachlorobe	0.000	0.000	0	0	N.D. d	N.D. d
4) t	alpha-BHC	0.000	0.000	0	0	N.D. d	N.D. d
5) t	gamma-BHC (l	2.234	2.583	9533608	7056004	0.628	0.691
6) t	beta-BHC	0.000	0.000	0	0	N.D. d	N.D. d
7) t	delta-BHC	0.000	0.000	0	0	N.D. d	N.D. d
8) t	Heptachlor	0.000	0.000	0	0	N.D. d	N.D. d
9) t	Aldrin	0.000	0.000	0	0	N.D. d	N.D. d
10) t	Alachlor	0.000	0.000	0	0	N.D. d	N.D. d
11) t	Chlorpyrifos	0.000	0.000	0	0	N.D. d	N.D. d
12) t	Heptachlor E	0.000	0.000	0	0	N.D. d	N.D. d
13) t	gamma-Chlord	0.000	0.000	0	0	N.D. d	N.D. d
14) t	alpha-Chlord	0.000	0.000	0	0	N.D. d	N.D. d
15) t	4,4'-DDE	0.000	0.000	0	0	N.D. d	N.D. d
16) t	Endosulfan I	0.000	0.000	0	0	N.D. d	N.D. d
17) t	Dieldrin	0.000	0.000	0	0	N.D. d	N.D. d
18) t	Endrin	0.000	0.000	0	0	N.D. d	N.D. d
19) t	4,4'-DDD	0.000	0.000	0	0	N.D. d	N.D. d
20) t	Endosulfan I	0.000	0.000	0	0	N.D. d	N.D. d
21) t	4,4'-DDT	0.000	0.000	0	0	N.D. d	N.D. d
22) t	Endrin Aldeh	0.000	0.000	0	0	N.D. d	N.D. d
23) t	Methoxychlor	0.000	0.000	0	0	N.D. d	N.D. d

Quantitation Report (QT Reviewed)

Data Path : I:\Pest10\201014ICAL\
Data File : 10201014i-03.d
Signal(s) : Signal #1: ECD1A.CH Signal #2: ECD2B.CH
Acq On : 14 Oct 2020 12:25 pm
Operator : PEST10:kb
Sample : il1pest,42e,,pp10032
Misc : WG1422465, (Sig #1); ical (Sig #2)
ALS Vial : 3 (Sig #1); 0 (Sig #2) Sample Multiplier: 1

Integration File signal 1: autoint1.e
Integration File signal 2: autoint2.e
Quant Time: Oct 14 15:33:22 2020
Quant Method : I:\Pest10\201014ICAL\pest10_10_14_20_ugL_ical.m
Quant Title : pest
QLast Update : Wed Oct 14 15:32:43 2020
Response via : Initial Calibration
Integrator: ChemStation 6890 Scale Mode: Large solvent peaks clipped

Volume Inj. :
Signal #1 Phase : Signal #2 Phase:
Signal #1 Info : Signal #2 Info :

Sub List : Default - All compounds listed

	Compound	RT#1	RT#2	Resp#1	Resp#2	ug/l	ug/l
24) t	Mirex	0.000	0.000	0	0	N.D. d	N.D. d
25) t	Endosulfan S	0.000	0.000	0	0	N.D. d	N.D. d
26) t	Endrin Keton	0.000	0.000	0	0	N.D. d	N.D. d
29) l1	chlordane-1	0.000	0.000	0	0	N.D. d	N.D. d
30) l1	chlordane-3	0.000	0.000	0	0	N.D. d	N.D. d
31) l1	chlordane-4	0.000	0.000	0	0	N.D. d	N.D. d
32) l1	chlordane-5	0.000	0.000	0	0	N.D. d	N.D. d
Sum	chlordane-1			0	0	N.D.	N.D.
Average	chlordane-1					0.000	0.000
34) l2	toxaphene-1	0.000	0.000	0	0	N.D. d	N.D. d
35) l2	toxaphene-2	0.000	0.000	0	0	N.D. d	N.D. d
36) l2	toxaphene-4	0.000	0.000	0	0	N.D. d	N.D. d
37) l2	toxaphene-5	0.000	0.000	0	0	N.D. d	N.D. d
Sum	toxaphene-1			0	0	N.D.	N.D.
Average	toxaphene-1					0.000	0.000

SemiQuant Compounds - Not Calibrated on this Instrument

Sum	toxaphene-1			0	0	N.D.	N.D.
Average	toxaphene-1					0.000	0.000

(f)=RT Delta > 1/2 Window (D)=Amounts differ by > 40% (m)=manual int.
(#)=Recovery Exceeds Compound Acceptance Limits.
(I,C,F) I=Interference, C=Coelluting Calibration Peak, F=Fails CC Criteria.

Sub List : Default - All compounds listed Reviewed)

Data Path : I:\Pest10\201014ICAL\
Data File : 10201014i-03.d
Signal(s) : Signal #1: ECD1A.CH Signal #2: ECD2B.CH
Acq On : 14 Oct 2020 12:25 pm
Operator : PEST10:kb
Sample : il1pest,42e,,pp10032
Misc : WG1422465, (Sig #1); ical (Sig #2)
ALS Vial : 3 (Sig #1); 0 (Sig #2) Sample Multiplier: 1

Integration File signal 1: autoint1.e
Integration File signal 2: autoint2.e
Quant Time: Oct 14 15:33:22 2020
Quant Method : I:\Pest10\201014ICAL\pest10_10_14_20_ugL_ical.m
Quant Title : pest
QLast Update : Wed Oct 14 15:32:43 2020
Response via : Initial Calibration
Integrator: ChemStation 6890 Scale Mode: Large solvent peaks clipped

Volume Inj. :
Signal #1 Phase : Signal #2 Phase:
Signal #1 Info : Signal #2 Info :

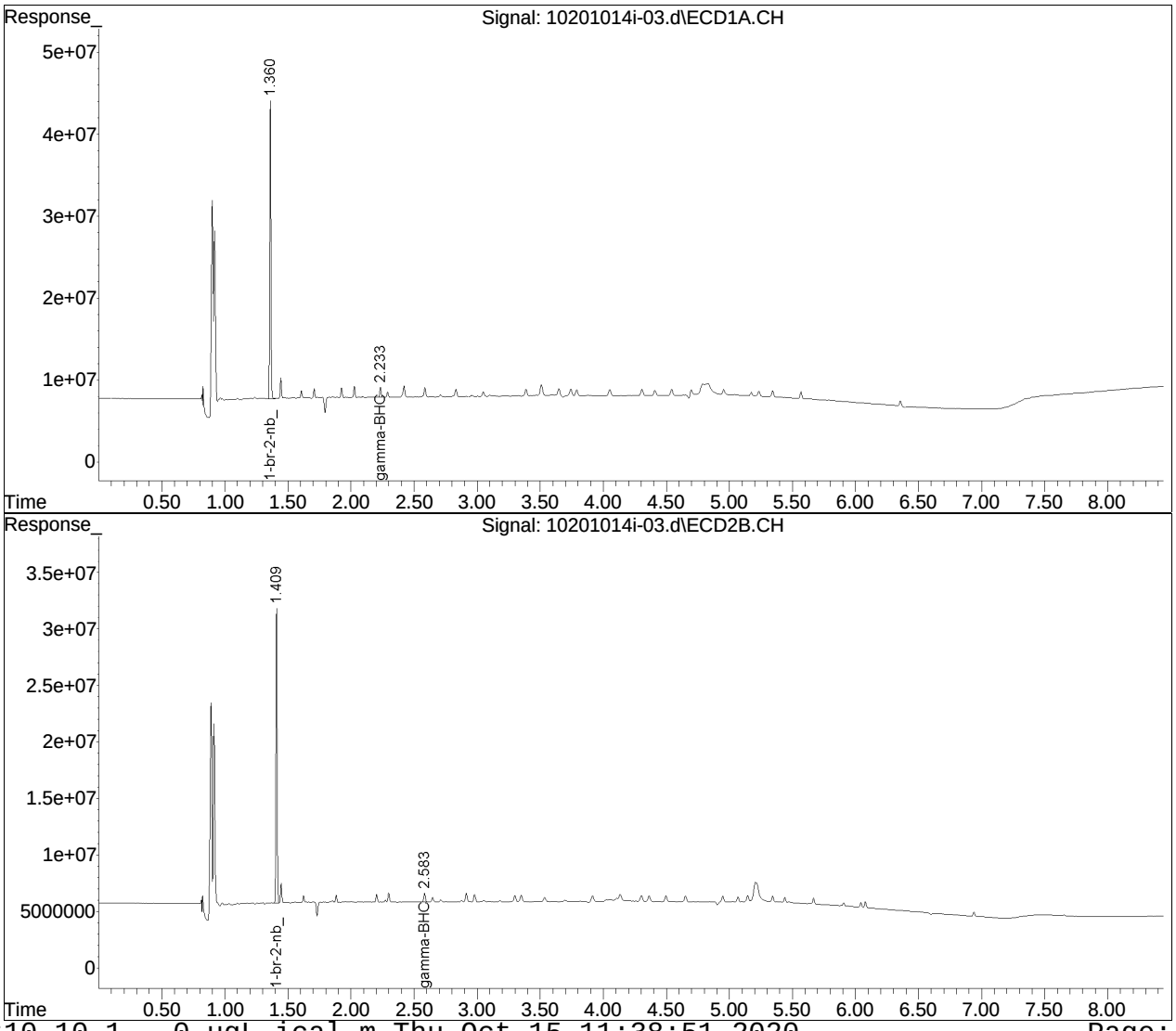

Manual Integration Report

Data Path	: I:\Pest10\201014ICAL\	QMethod	: pest10_10_14_20_ugL_ical
Data File	: 10201014i-03.d	Operator	: PEST10:kb
Date Inj'd	: 10/14/2020 12:25 pm	Instrument	: Pest 10
Sample	: il1pest,42e,,pp10032	Quant Date	: 10/14/2020 3:32 pm

There are no manual integrations or false positives in this file.

Quantitation Report (QT Reviewed)

Data Path : I:\Pest10\201014ICAL\
Data File : 10201014i-04.d
Signal(s) : Signal #1: ECD1A.CH Signal #2: ECD2B.CH
Acq On : 14 Oct 2020 12:37 pm
Operator : PEST10:kb
Sample : il2pest,42e,,pp10031
Misc : WG1422465, (Sig #1); ical (Sig #2)
ALS Vial : 4 (Sig #1); 0 (Sig #2) Sample Multiplier: 1

Integration File signal 1: autoint1.e
Integration File signal 2: autoint2.e
Quant Time: Oct 14 15:57:48 2020
Quant Method : I:\Pest10\201014ICAL\pest10_10_14_20_ugL_ical.m
Quant Title : pest
QLast Update : Wed Oct 14 15:57:43 2020
Response via : Initial Calibration
Integrator: ChemStation 6890 Scale Mode: Large solvent peaks clipped

Volume Inj. :
Signal #1 Phase : Signal #2 Phase:
Signal #1 Info : Signal #2 Info :

Sub List : Default - All compounds listed

	Compound	RT#1	RT#2	Resp#1	Resp#2	ug/l	ug/l	
	Internal Standards							
1) i	1-br-2-nb_Pe	1.360	1.409	235.5E6	163.0E6	25.000	25.000	
28) i	1-br-2-nb_Ch	0.000	0.000	0	0	N.D. d	N.D. d	
33) i	1-br-2-nb_To	0.000	0.000	0	0	N.D. d	N.D. d	
	System Monitoring Compounds							
2) s	2,4,5,6-Tetr	1.708	1.883	14380798	8715940	0.214	1.204	
	Spiked Amount 50.000	Range 30 - 150		Recovery =		0.43%#	2.41%#	
27) s	Decachlorobi	6.355	6.938	10798162	6171572	0.527	0.630	
	Spiked Amount 50.000	Range 30 - 150		Recovery =		1.05%#	1.26%#	
	Target Compounds							
3) t	Hexachlorobe	1.925	2.203	15934427	10644480	1.222	1.231	
4) t	alpha-BHC	2.026	2.298	19365895	12110352	1.181	1.127	
5) t	gamma-BHC (l	2.233	2.583	18486923	12479936	0.962	0.960	
6) t	beta-BHC	2.290	2.647	9339848	6413552	0.218	0.273	
7) t	delta-BHC	2.421	2.914	20432241	12598746	1.271	1.207	
8) t	Heptachlor	2.585	2.980	19861592	12807370	0.637	0.734	
9) t	Aldrin	2.832	3.299	17525672	11550917	1.194	1.193	
10) t	Alachlor	2.958	3.182	2645274	1729156	1.218M2	1.184M2	
11) t	Chlorpyrifos	3.049	3.535	10737069	7782892	N.D. M4	N.D.	
12) t	Heptachlor E	3.388	3.914	17437462	12276144	0.259	0.365	
13) t	gamma-Chlord	3.511	4.134	24923981	12580826	0.686	0.406	D
14) t	alpha-Chlord	3.648	4.302	19940662	11389376	0.416	1.244	D
15) t	4,4'-DDE	3.744	4.497	17218217	10046514	1.187	1.138	
16) t	Endosulfan I	3.790	4.363	17746843	10634120	0.291	1.236	D
17) t	Dieldrin	4.052	4.652	17384907	10471270	1.214	1.191	
18) t	Endrin	4.307	4.947	16326055	11077454	1.159	1.262	
19) t	4,4'-DDD	4.411	5.068	13437913	7025568	1.199	1.073	
20) t	Endosulfan I	4.543	5.145	16361948	9742051	1.299	1.198	
21) t	4,4'-DDT	4.696	5.343	14296014	8260861	1.183	1.131M4	
22) t	Endrin Aldeh	4.955	5.439	12269242	6196683	1.224	1.057	

Quantitation Report (QT Reviewed)

Data Path : I:\Pest10\201014ICAL\
Data File : 10201014i-04.d
Signal(s) : Signal #1: ECD1A.CH Signal #2: ECD2B.CH
Acq On : 14 Oct 2020 12:37 pm
Operator : PEST10:kb
Sample : il2pest,42e,,pp10031
Misc : WG1422465, (Sig #1); ical (Sig #2)
ALS Vial : 4 (Sig #1); 0 (Sig #2) Sample Multiplier: 1

Integration File signal 1: autoint1.e
Integration File signal 2: autoint2.e
Quant Time: Oct 14 15:57:48 2020
Quant Method : I:\Pest10\201014ICAL\pest10_10_14_20_ugL_ical.m
Quant Title : pest
QLast Update : Wed Oct 14 15:57:43 2020
Response via : Initial Calibration
Integrator: ChemStation 6890 Scale Mode: Large solvent peaks clipped

Volume Inj. :
Signal #1 Phase : Signal #2 Phase:
Signal #1 Info : Signal #2 Info :

Sub List : Default - All compounds listed

	Compound	RT#1	RT#2	Resp#1	Resp#2	ug/l	ug/l	
23) t	Methoxychlor	5.174	5.906	8861624	4537221	0.367	0.164	D
24) t	Mirex	5.233	6.042	12886214	7046811	0.498	0.055	D
25) t	Endosulfan S	5.343	5.667	14379449	8890090	0.642	0.714	
26) t	Endrin Keton	5.568	6.078	15204204	8764523	1.290	1.217	
29) l1	chlordane-1	0.000	0.000	0	0	N.D. d	N.D. d	
30) l1	chlordane-3	0.000	0.000	0	0	N.D. d	N.D. d	
31) l1	chlordane-4	0.000	0.000	0	0	N.D. d	N.D. d	
32) l1	chlordane-5	0.000	0.000	0	0	N.D. d	N.D. d	
Sum	chlordane-1			0	0	N.D.	N.D.	
Average	chlordane-1					0.000	0.000	
34) l2	toxaphene-1	0.000	0.000	0	0	N.D. d	N.D. d	
35) l2	toxaphene-2	0.000	0.000	0	0	N.D. d	N.D. d	
36) l2	toxaphene-4	0.000	0.000	0	0	N.D. d	N.D. d	
37) l2	toxaphene-5	0.000	0.000	0	0	N.D. d	N.D. d	
Sum	toxaphene-1			0	0	N.D.	N.D.	
Average	toxaphene-1					0.000	0.000	

SemiQuant Compounds - Not Calibrated on this Instrument

Sum	toxaphene-1			0	0	N.D.	N.D.	
Average	toxaphene-1					0.000	0.000	

(f)=RT Delta > 1/2 Window (D)=Amounts differ by > 40% (m)=manual int.
(#)=Recovery Exceeds Compound Acceptance Limits.
(I,C,F) I=Interference, C=Coelluting Calibration Peak, F=Fails CC Criteria.

Sub List : Default - All compounds listed Reviewed)

Data Path : I:\Pest10\201014ICAL\
Data File : 10201014i-04.d
Signal(s) : Signal #1: ECD1A.CH Signal #2: ECD2B.CH
Acq On : 14 Oct 2020 12:37 pm
Operator : PEST10:kb
Sample : il2pest,42e,,pp10031
Misc : WG1422465, (Sig #1); ical (Sig #2)
ALS Vial : 4 (Sig #1); 0 (Sig #2) Sample Multiplier: 1

Integration File signal 1: autoint1.e
Integration File signal 2: autoint2.e
Quant Time: Oct 14 15:57:48 2020
Quant Method : I:\Pest10\201014ICAL\pest10_10_14_20_ugL_ical.m
Quant Title : pest
QLast Update : Wed Oct 14 15:57:43 2020
Response via : Initial Calibration
Integrator: ChemStation 6890 Scale Mode: Large solvent peaks clipped

Volume Inj. :
Signal #1 Phase : Signal #2 Phase:
Signal #1 Info : Signal #2 Info :

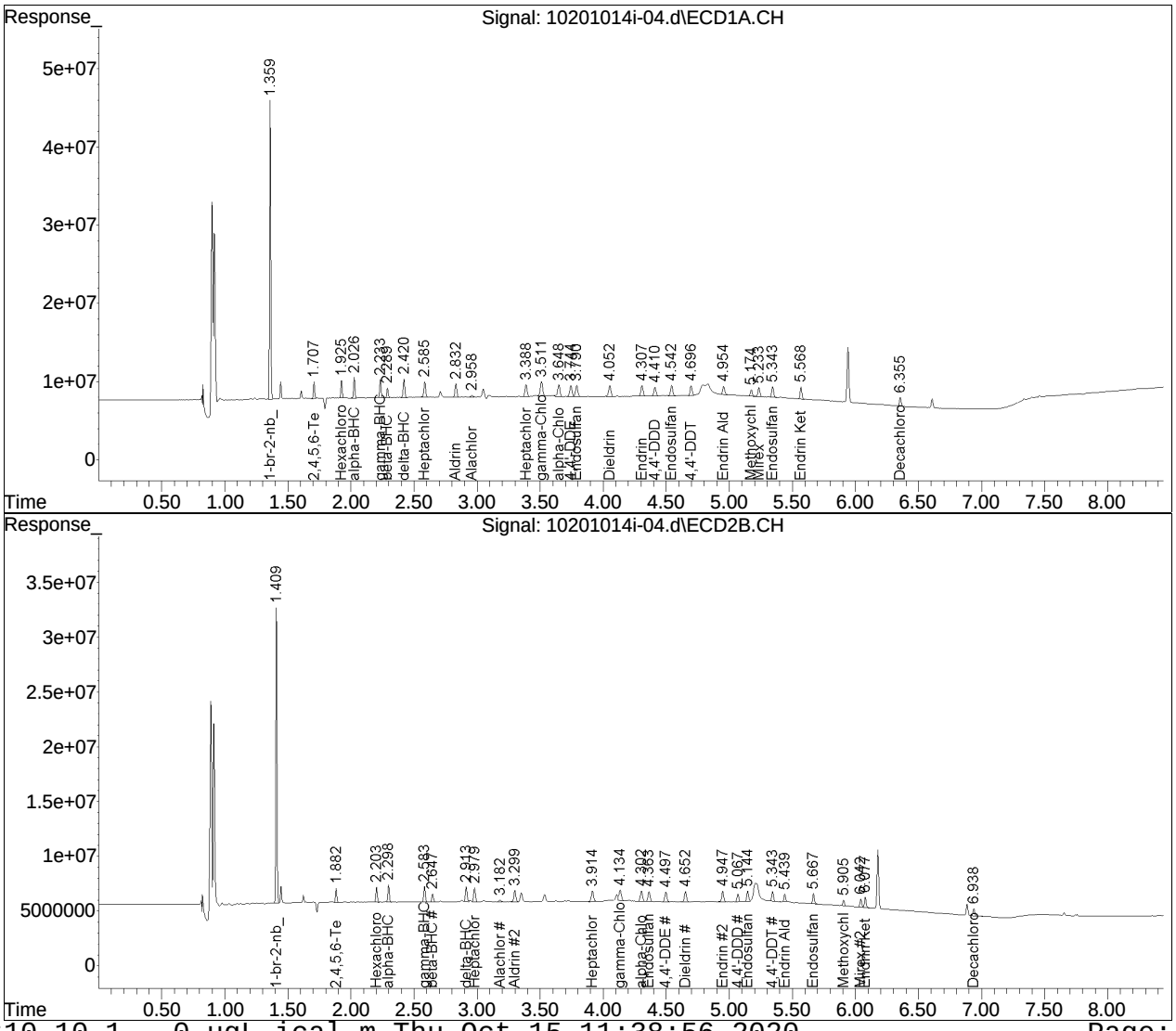

Manual Integration Report

Data Path : I:\Pest10\201014ICAL\
Data File : 10201014i-04.d
Date Inj'd : 10/14/2020 12:37 pm
Sample : il2pest,42e,,pp10031

QMethod : pest10_10_14_20_ugL_ical
Operator : PEST10:kb
Instrument : Pest 10
Quant Date : 10/14/2020 3:57 pm

Compound #10: Alachlor

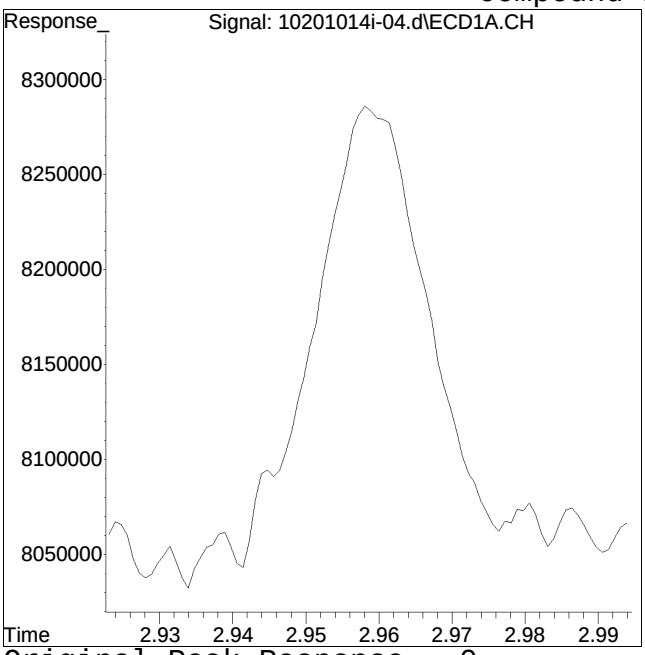

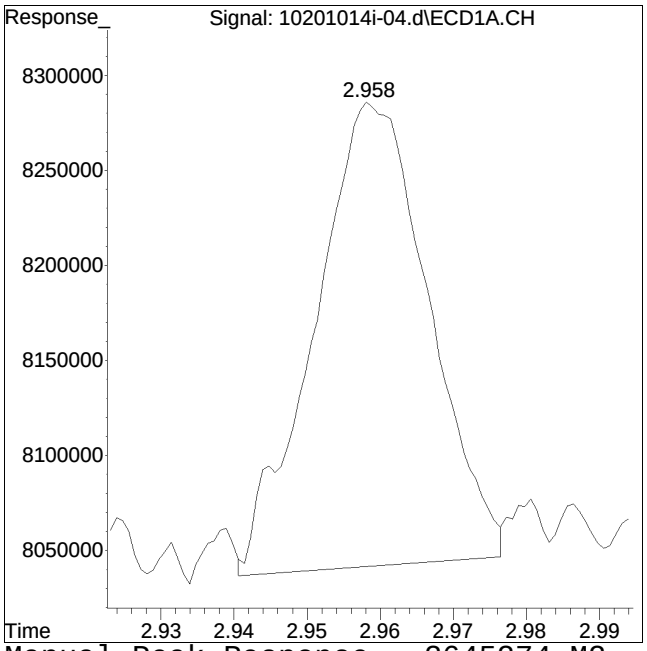

Original Peak Response = 0
Manual Peak Response = 2645274 M2
M2 = Peak not found by automatic integration algorithm.

Manual Integration Report

Data Path : I:\Pest10\201014ICAL\
Data File : 10201014i-04.d
Date Inj'd : 10/14/2020 12:37 pm
Sample : il2pest,42e,,pp10031

QMethod : pest10_10_14_20_ugL_ical
Operator : PEST10:kb
Instrument : Pest 10
Quant Date : 10/14/2020 3:57 pm

Compound #48: Alachlor #2

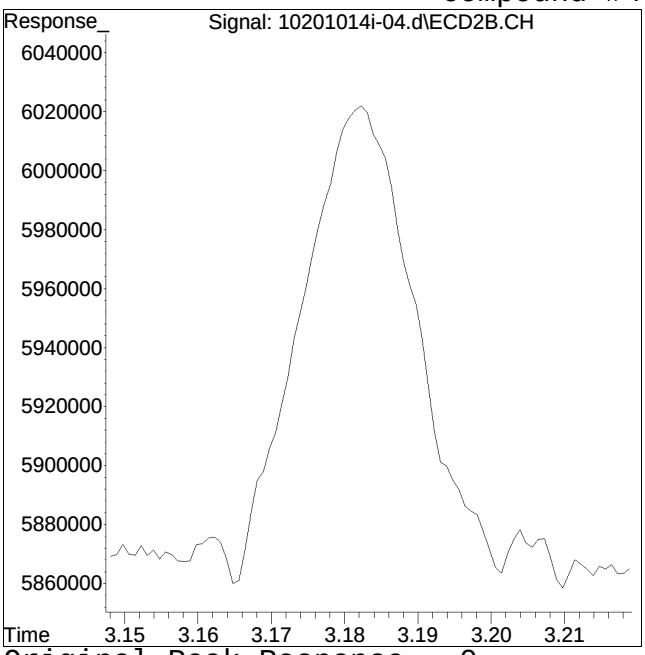

Original Peak Response = 0

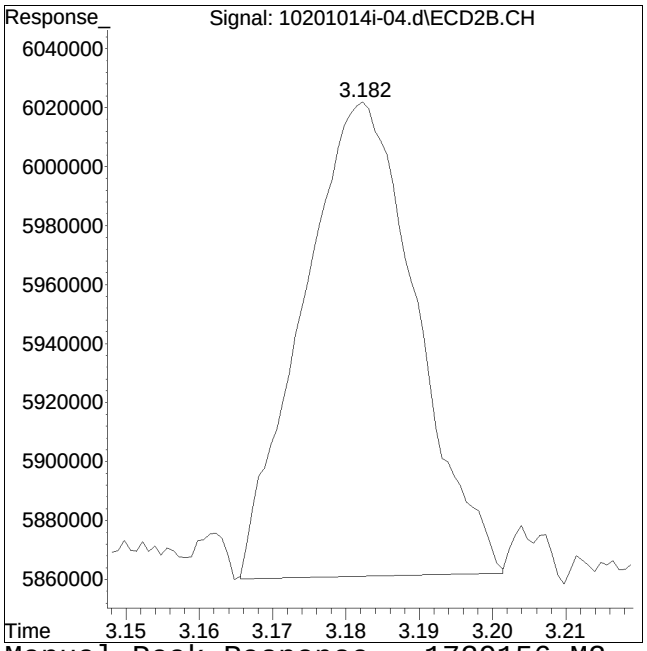

Manual Peak Response = 1729156 M2

M2 = Peak not found by automatic integration algorithm.

Manual Integration Report

Data Path : I:\Pest10\201014ICAL\
Data File : 10201014i-04.d
Date Inj'd : 10/14/2020 12:37 pm
Sample : il2pest,42e,,pp10031

QMethod : pest10_10_14_20_ugL_ical
Operator : PEST10:kb
Instrument : Pest 10
Quant Date : 10/14/2020 3:57 pm

Compound #11: Chlorpyrifos

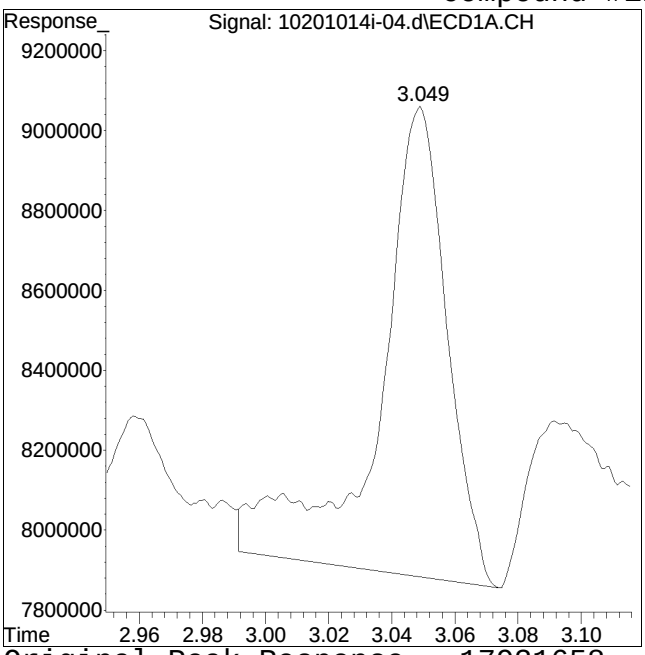

Original Peak Response = 17931658

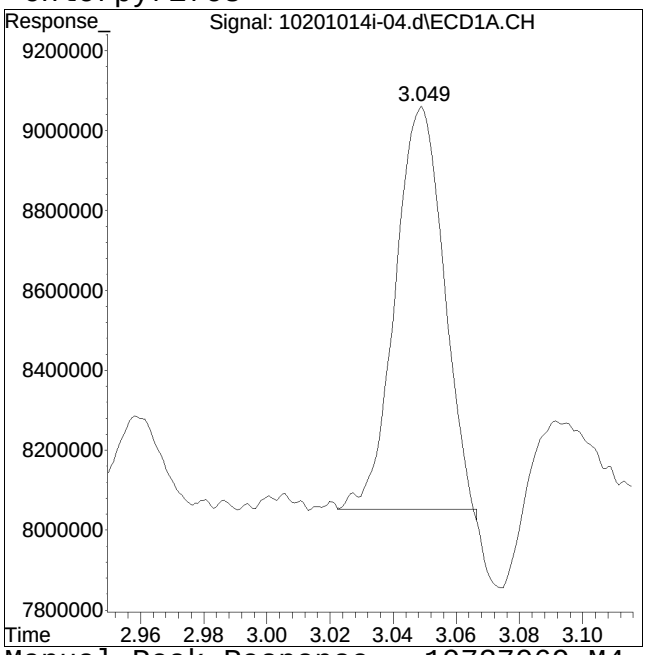

Manual Peak Response = 10737069 M4

M4 = Poor automated baseline construction.

Manual Integration Report

Data Path : I:\Pest10\201014ICAL\
Data File : 10201014i-04.d
Date Inj'd : 10/14/2020 12:37 pm
Sample : il2pest,42e,,pp10031

QMethod : pest10_10_14_20_ugL_ical
Operator : PEST10:kb
Instrument : Pest 10
Quant Date : 10/14/2020 3:57 pm

Compound #59: 4,4'-DDT #2

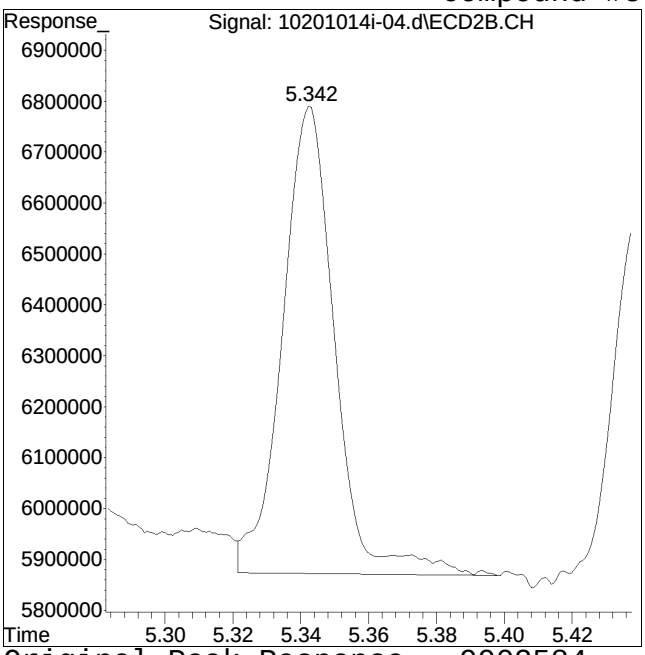

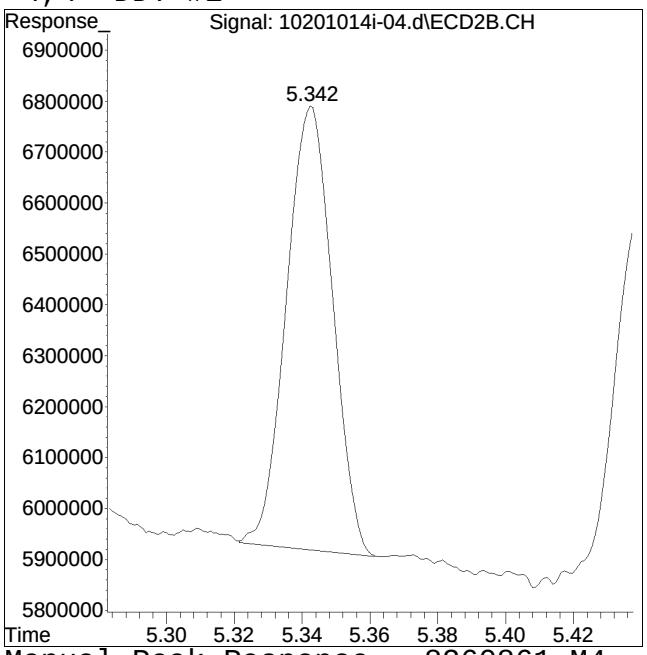

Original Peak Response = 9902584 Manual Peak Response = 8260861 M4
M4 = Poor automated baseline construction.

Quantitation Report (QT Reviewed)

Data Path : I:\Pest10\201014ICAL\
Data File : 10201014i-05.d
Signal(s) : Signal #1: ECD1A.CH Signal #2: ECD2B.CH
Acq On : 14 Oct 2020 12:48 pm
Operator : PEST10:kb
Sample : il3pest,42e,,pp10030
Misc : WG1422465,
ALS Vial : 5 (Sig #1); 0 (Sig #2) Sample Multiplier: 1

Integration File signal 1: autoint1.e
Integration File signal 2: autoint2.e
Quant Time: Oct 14 15:59:26 2020
Quant Method : I:\Pest10\201014ICAL\pest10_10_14_20_ugL_ical.m
Quant Title : pest
QLast Update : Wed Oct 14 15:59:21 2020
Response via : Initial Calibration
Integrator: ChemStation 6890 Scale Mode: Large solvent peaks clipped

Volume Inj. :
Signal #1 Phase : Signal #2 Phase:
Signal #1 Info : Signal #2 Info :

Sub List : Default - All compounds listed

	Compound	RT#1	RT#2	Resp#1	Resp#2	ug/l	ug/l	
	Internal Standards							
1) i	1-br-2-nb_Pe	1.360	1.409	238.4E6	167.1E6	25.000	25.000	
28) i	1-br-2-nb_Ch	0.000	0.000	0	0	N.D. d	N.D. d	
33) i	1-br-2-nb_To	0.000	0.000	0	0	N.D. d	N.D. d	
	System Monitoring Compounds							
2) s	2,4,5,6-Tetr	1.707	1.883	27277248	16682930	1.574	2.248	
	Spiked Amount 50.000	Range 30 - 150		Recovery =		3.15%#	4.50%#	
27) s	Decachlorobi	6.355	6.940	20730928	11923016	1.891	1.990	
	Spiked Amount 50.000	Range 30 - 150		Recovery =		3.78%#	3.98%#	
	Target Compounds							
3) t	Hexachlorobe	1.925	2.204	30545700	20758474	2.314M4	2.342	
4) t	alpha-BHC	2.026	2.299	35847626	24190562	2.160	2.195	
5) t	gamma-BHC (l	2.233	2.584	33863598	23867361	2.073	2.151	
6) t	beta-BHC	2.289	2.648	16600878	11635943	1.459	1.550	
7) t	delta-BHC	2.420	2.914	35869600	23185852	2.205	2.166	
8) t	Heptachlor	2.585	2.981	36390624	23796236	1.934	1.931	
9) t	Aldrin	2.832	3.300	33728751	22434128	2.271	2.260	
10) t	Alachlor	2.959	3.183	5140094	3265284	2.338	2.180M2	
11) t	Chlorpyrifos	3.048	3.536	20503738	13906718	0.934	0.835	
12) t	Heptachlor E	3.388	3.915	32630150	22461812	1.555	1.605	
13) t	gamma-Chlord	3.511	4.134	35283808	23954496	1.518	1.732	
14) t	alpha-Chlord	3.647	4.303	32799897	21216724	1.474M4	2.260	D
15) t	4,4'-DDE	3.743	4.497	32391300	19478564	2.205M4	2.152	
16) t	Endosulfan I	3.788	4.363	31650510	20603328	1.553	2.335	D
17) t	Dieldrin	4.052	4.652	31740684	19349504	2.190	2.146	
18) t	Endrin	4.307	4.947	31367512	20322932	2.200	2.258	
19) t	4,4'-DDD	4.409	5.067	25000858	13979746	2.205	2.082	
20) t	Endosulfan I	4.542	5.145	29034312	18838811	2.277	2.259	
21) t	4,4'-DDT	4.696	5.343	28229460	15880387	2.308	2.122	
22) t	Endrin Aldeh	4.954	5.440	22595650	12621808	2.227	2.100	
23) t	Methoxychlor	5.174	5.906	14068202	8933792	1.377	1.520	

Data Path : I:\Pest10\201014ICAL\
Data File : 10201014i-05.d
Signal(s) : Signal #1: ECD1A.CH Signal #2: ECD2B.CH
Acq On : 14 Oct 2020 12:48 pm
Operator : PEST10:kb
Sample : il3pest,42e,,pp10030
Misc : WG1422465,
ALS Vial : 5 (Sig #1); 0 (Sig #2) Sample Multiplier: 1

Integration File signal 1: autoint1.e
Integration File signal 2: autoint2.e
Quant Time: Oct 14 15:59:26 2020
Quant Method : I:\Pest10\201014ICAL\pest10_10_14_20_ugL_ical.m
Quant Title : pest
QLast Update : Wed Oct 14 15:59:21 2020
Response via : Initial Calibration
Integrator: ChemStation 6890 Scale Mode: Large solvent peaks clipped

Volume Inj. :
Signal #1 Phase : Signal #2 Phase:
Signal #1 Info : Signal #2 Info :

Sub List : Default - All compounds listed

	Compound	RT#1	RT#2	Resp#1	Resp#2	ug/l	ug/l
24) t	Mirex	5.234	6.043	23949000	13783511	1.866	1.494
25) t	Endosulfan S	5.343	5.667	27414448	16380792	1.998	1.942
26) t	Endrin Keton	5.568	6.078	26934250	16110425	2.258	2.183
29) l1	chlordane-1	0.000	0.000	0	0	N.D. d	N.D. d
30) l1	chlordane-3	0.000	0.000	0	0	N.D. d	N.D. d
31) l1	chlordane-4	0.000	0.000	0	0	N.D. d	N.D. d
32) l1	chlordane-5	0.000	0.000	0	0	N.D. d	N.D. d
Sum	chlordane-1			0	0	N.D.	N.D.
Average	chlordane-1					0.000	0.000
34) l2	toxaphene-1	0.000	0.000	0	0	N.D. d	N.D. d
35) l2	toxaphene-2	0.000	0.000	0	0	N.D. d	N.D. d
36) l2	toxaphene-4	0.000	0.000	0	0	N.D. d	N.D. d
37) l2	toxaphene-5	0.000	0.000	0	0	N.D. d	N.D. d
Sum	toxaphene-1			0	0	N.D.	N.D.
Average	toxaphene-1					0.000	0.000

SemiQuant Compounds - Not Calibrated on this Instrument

Sum	toxaphene-1			0	0	N.D.	N.D.
Average	toxaphene-1					0.000	0.000

(f)=RT Delta > 1/2 Window (D)=Amounts differ by > 40% (m)=manual int.
(#)=Recovery Exceeds Compound Acceptance Limits.
(I,C,F) I=Interference, C=Coelluting Calibration Peak, F=Fails CC Criteria.

Sub List : Default - All compounds listed Reviewed)

Data Path : I:\Pest10\201014ICAL\
Data File : 10201014i-05.d
Signal(s) : Signal #1: ECD1A.CH Signal #2: ECD2B.CH
Acq On : 14 Oct 2020 12:48 pm
Operator : PEST10:kb
Sample : il3pest,42e,,pp10030
Misc : WG1422465,
ALS Vial : 5 (Sig #1); 0 (Sig #2) Sample Multiplier: 1

Integration File signal 1: autoint1.e
Integration File signal 2: autoint2.e
Quant Time: Oct 14 15:59:26 2020
Quant Method : I:\Pest10\201014ICAL\pest10_10_14_20_ugL_ical.m
Quant Title : pest
QLast Update : Wed Oct 14 15:59:21 2020
Response via : Initial Calibration
Integrator: ChemStation 6890 Scale Mode: Large solvent peaks clipped

Volume Inj. :
Signal #1 Phase : Signal #2 Phase:
Signal #1 Info : Signal #2 Info :

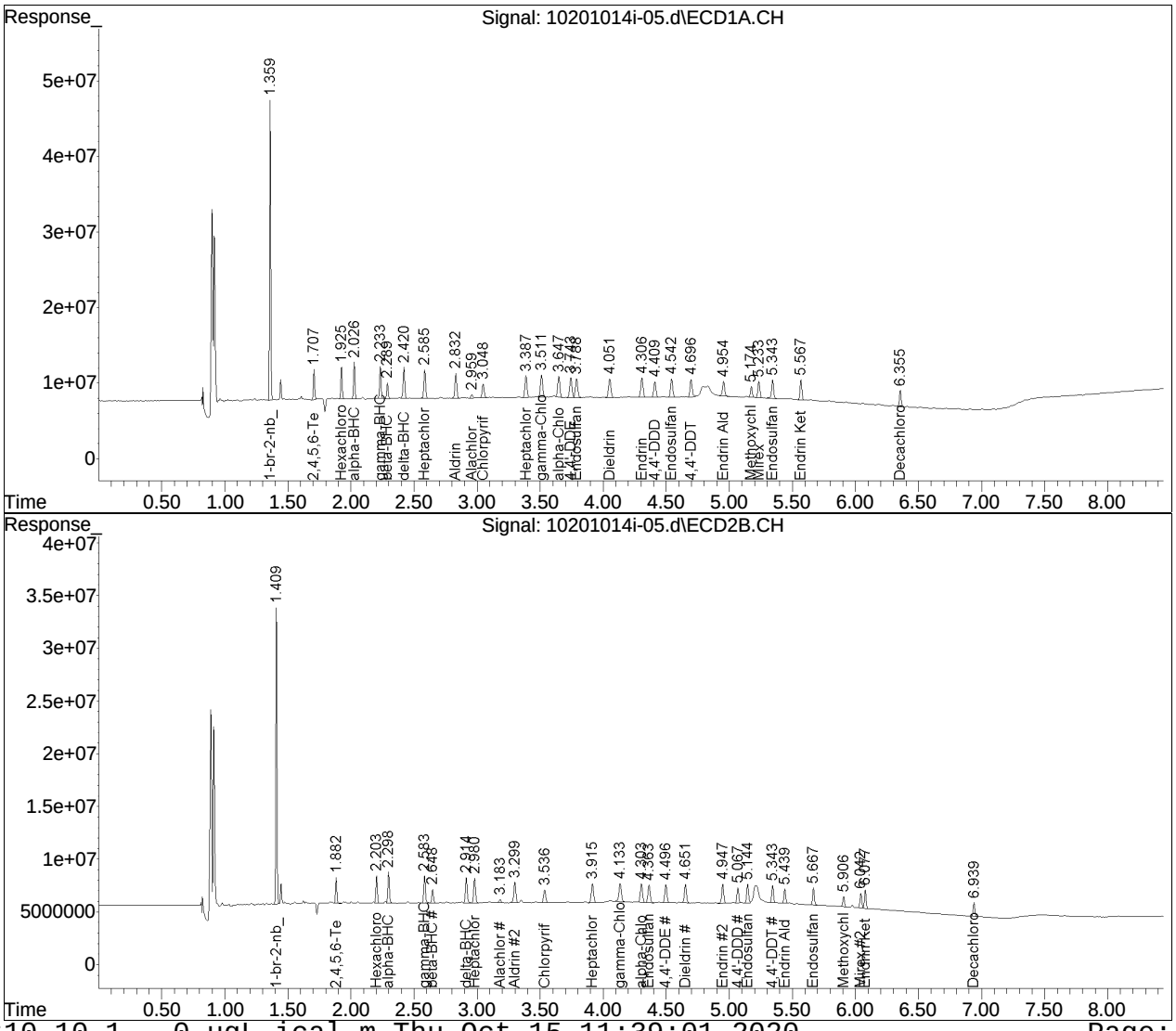

Manual Integration Report

Data Path : I:\Pest10\201014ICAL\
Data File : 10201014i-05.d
Date Inj'd : 10/14/2020 12:48 pm
Sample : il3pest,42e,,pp10030

QMethod : pest10_10_14_20_ugL_ical
Operator : PEST10:kb
Instrument : Pest 10
Quant Date : 10/14/2020 3:59 pm

Compound #3: Hexachlorobenzene

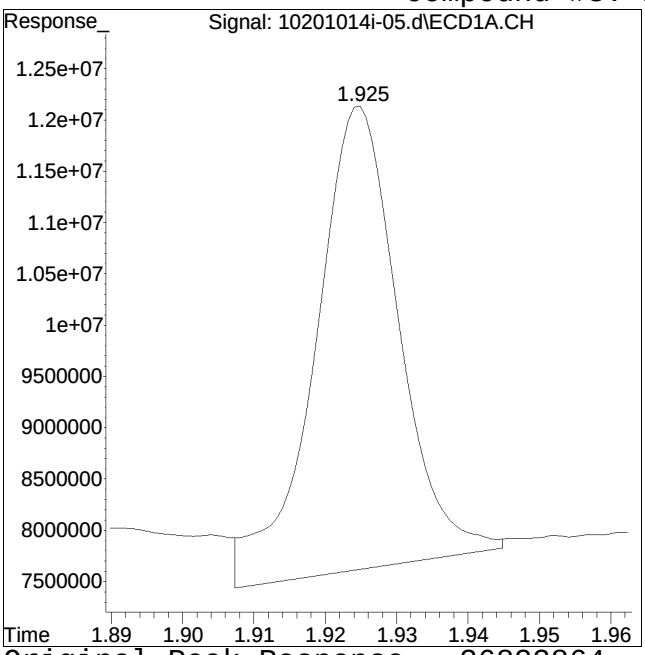

Original Peak Response = 36822864

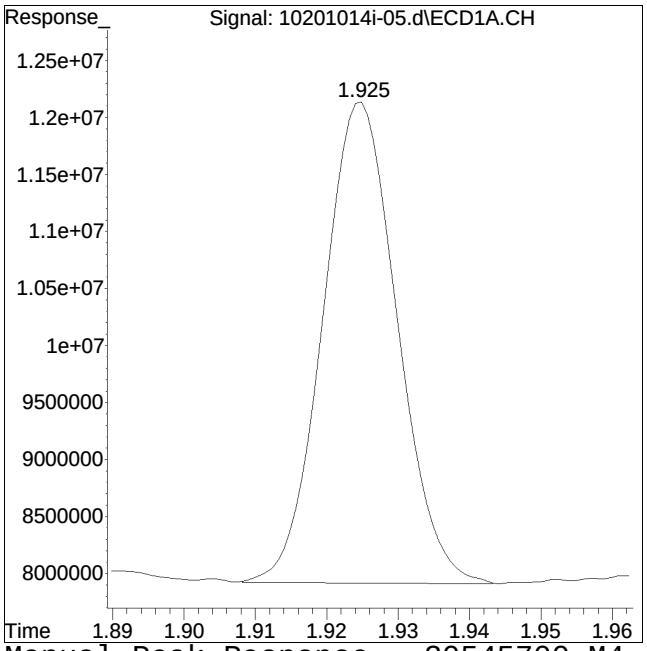

Manual Peak Response = 30545700 M4

M4 = Poor automated baseline construction.

Manual Integration Report

Data Path : I:\Pest10\201014ICAL\
Data File : 10201014i-05.d
Date Inj'd : 10/14/2020 12:48 pm
Sample : il3pest,42e,,pp10030

QMethod : pest10_10_14_20_ugL_ical
Operator : PEST10:kb
Instrument : Pest 10
Quant Date : 10/14/2020 3:59 pm

Compound #48: Alachlor #2

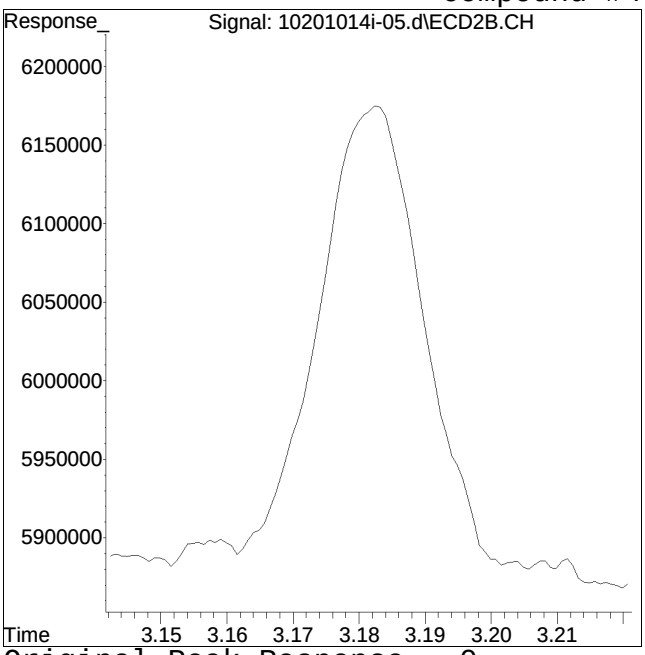

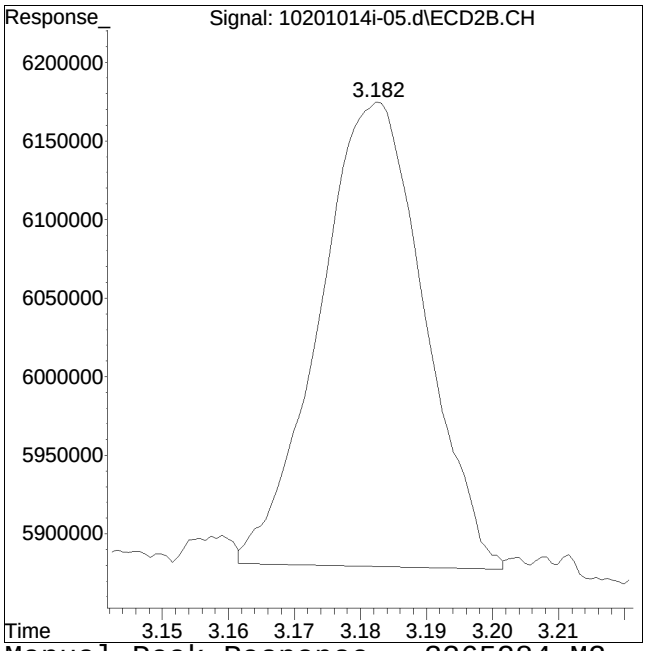

Original Peak Response = 0
Manual Peak Response = 3265284 M2
M2 = Peak not found by automatic integration algorithm.

Manual Integration Report

Data Path : I:\Pest10\201014ICAL\
Data File : 10201014i-05.d
Date Inj'd : 10/14/2020 12:48 pm
Sample : il3pest,42e,,pp10030

QMethod : pest10_10_14_20_ugL_ical
Operator : PEST10:kb
Instrument : Pest 10
Quant Date : 10/14/2020 3:59 pm

Compound #14: alpha-Chlordane (cis)

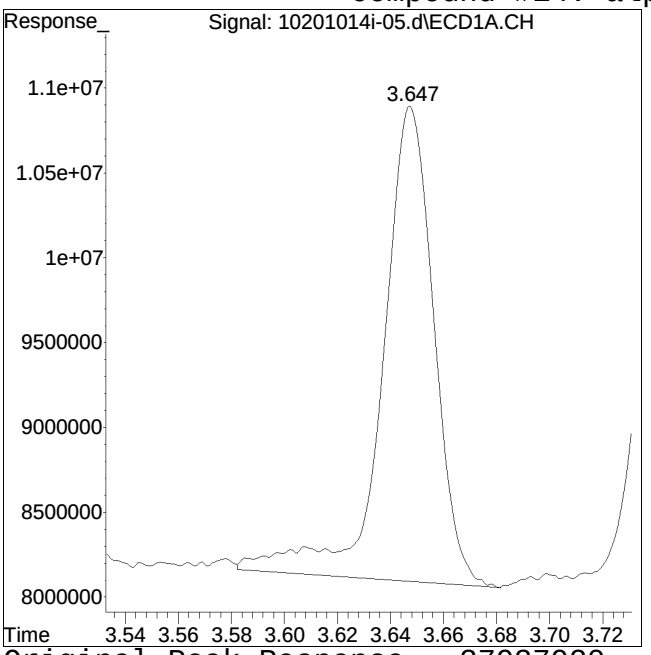

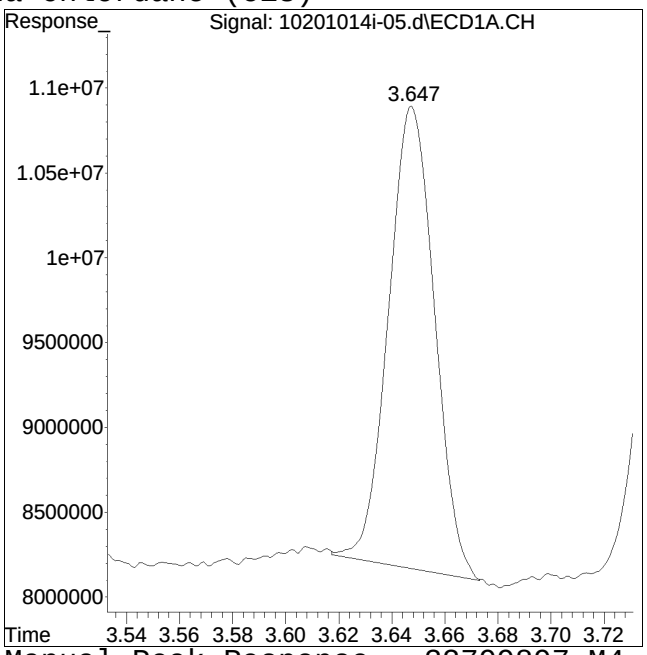

Original Peak Response = 37937920 Manual Peak Response = 32799897 M4
M4 = Poor automated baseline construction.

Manual Integration Report

Data Path : I:\Pest10\201014ICAL\
Data File : 10201014i-05.d
Date Inj'd : 10/14/2020 12:48 pm
Sample : il3pest,42e,,pp10030

QMethod : pest10_10_14_20_ugL_ical
Operator : PEST10:kb
Instrument : Pest 10
Quant Date : 10/14/2020 3:59 pm

Compound #15: 4,4'-DDE

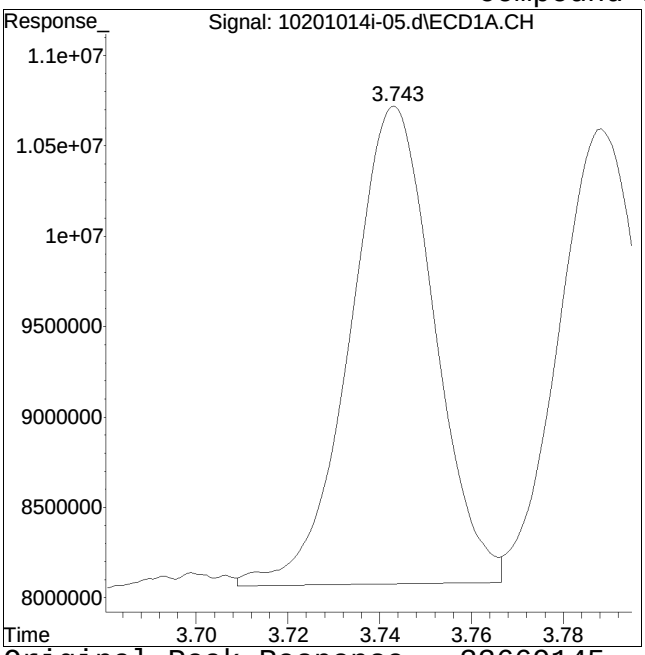

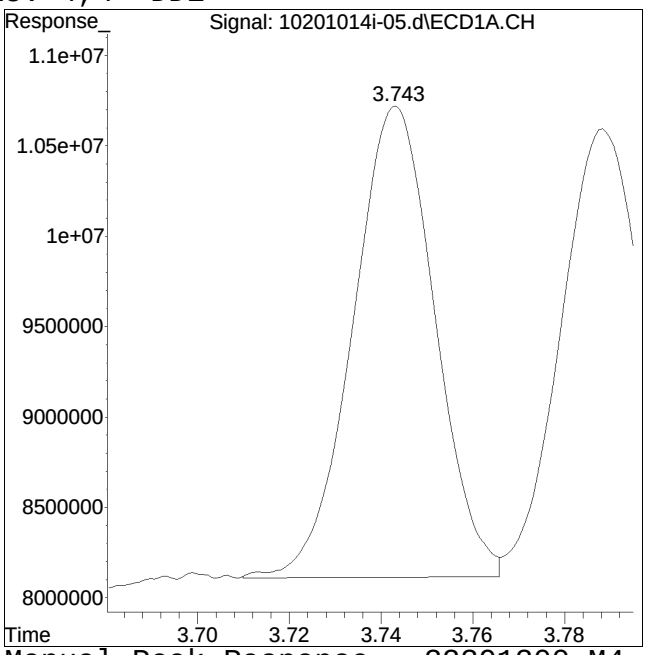

Original Peak Response = 33669145 Manual Peak Response = 32391300 M4
M4 = Poor automated baseline construction.

Quantitation Report (QT Reviewed)

Data Path : I:\Pest10\201014ICAL\
Data File : 10201014i-06.d
Signal(s) : Signal #1: ECD1A.CH Signal #2: ECD2B.CH
Acq On : 14 Oct 2020 1:00 pm
Operator : PEST10:kb
Sample : il4pest,42e,,pp10029
Misc : WG1422465, (Sig #1); ical (Sig #2)
ALS Vial : 6 (Sig #1); 0 (Sig #2) Sample Multiplier: 1

Integration File signal 1: autoint1.e
Integration File signal 2: autoint2.e
Quant Time: Oct 14 15:23:19 2020
Quant Method : I:\Pest10\201014ICAL\pest10_10_14_20_ugL_ical.m
Quant Title : pest
QLast Update : Wed Oct 14 15:02:51 2020
Response via : Initial Calibration
Integrator: ChemStation 6890 Scale Mode: Large solvent peaks clipped

Volume Inj. :
Signal #1 Phase : Signal #2 Phase:
Signal #1 Info : Signal #2 Info :

Sub List : Default - All compounds listed

	Compound	RT#1	RT#2	Resp#1	Resp#2	ug/l	ug/l
	Internal Standards						
1) i	1-br-2-nb_Pe	1.359	1.409	245.1E6	171.6E6	25.000	25.000
28) i	1-br-2-nb_Ch	0.000	0.000	0	0	N.D. d	N.D. d
33) i	1-br-2-nb_To	0.000	0.000	0	0	N.D. d	N.D. d
	System Monitoring Compounds						
2) s	2,4,5,6-Tetr	1.707	1.883	41320876	26659113	3.740	3.815
	Spiked Amount 50.000	Range 30 - 150		Recovery =		7.48%#	7.63%#
27) s	Decachlorobi	6.355	6.937	32978724	17352576	3.853	3.606
	Spiked Amount 50.000	Range 30 - 150		Recovery =		7.71%#	7.21%#
	Target Compounds						
3) t	Hexachlorobe	1.924	2.203	47068593	31099234	3.807M4	3.757M4
4) t	alpha-BHC	2.026	2.298	56957646	37390439	3.561	3.496
5) t	gamma-BHC (l	2.233	2.584	55586355	36791404	3.699	3.662
6) t	beta-BHC	2.289	2.648	27153960	18461040	3.904	3.900
7) t	delta-BHC	2.420	2.914	55914745	36154772	3.640	3.518
8) t	Heptachlor	2.585	2.980	56410471	37455940	3.840	3.714
9) t	Aldrin	2.832	3.300	52357286	34618464	3.723	3.677
10) t	Alachlor	2.959	3.183	7935906	5487648	3.871	3.869
11) t	Chlorpyrifos	3.048	3.536	32311740	22000408	4.140	4.107
12) t	Heptachlor E	3.388	3.915	51918746	35781372	3.782	3.833
13) t	gamma-Chlord	3.511	4.135	58212131	38089456	4.033	3.986
14) t	alpha-Chlord	3.648	4.303	54651360	33818986	3.852	3.694
15) t	4,4'-DDE	3.743	4.497	51087756	31483872	3.636M4	3.595
16) t	Endosulfan I	3.788	4.363	49697743	32022108	3.826	3.752
17) t	Dieldrin	4.051	4.653	51937634	31318764	3.783	3.621
18) t	Endrin	4.306	4.947	50464930	30207172	3.694	3.554M4
19) t	4,4'-DDD	4.409	5.068	39758043	22734268	3.679	3.420
20) t	Endosulfan I	4.543	5.145	46775180	29852509	3.776	3.799
21) t	4,4'-DDT	4.696	5.343	41293064	25877986	3.539	3.555
22) t	Endrin Aldeh	4.955	5.440	34151002	20233952	3.527	3.394

Data Path : I:\Pest10\201014ICAL\
Data File : 10201014i-06.d
Signal(s) : Signal #1: ECD1A.CH Signal #2: ECD2B.CH
Acq On : 14 Oct 2020 1:00 pm
Operator : PEST10:kb
Sample : il4pest,42e,,pp10029
Misc : WG1422465, (Sig #1); ical (Sig #2)
ALS Vial : 6 (Sig #1); 0 (Sig #2) Sample Multiplier: 1

Integration File signal 1: autoint1.e
Integration File signal 2: autoint2.e
Quant Time: Oct 14 15:23:19 2020
Quant Method : I:\Pest10\201014ICAL\pest10_10_14_20_ugL_ical.m
Quant Title : pest
QLast Update : Wed Oct 14 15:02:51 2020
Response via : Initial Calibration
Integrator: ChemStation 6890 Scale Mode: Large solvent peaks clipped

Volume Inj. :
Signal #1 Phase : Signal #2 Phase:
Signal #1 Info : Signal #2 Info :

Sub List : Default - All compounds listed

	Compound	RT#1	RT#2	Resp#1	Resp#2	ug/l	ug/l
23) t	Methoxychlor	5.174	5.906	23491528	14378984	3.829	3.822
24) t	Mirex	5.234	6.043	38051108	21677173	3.952	3.909
25) t	Endosulfan S	5.343	5.667	40386962	25909684	3.656	3.849
26) t	Endrin Keton	5.568	6.078	43467208	25806399	3.739	3.679
29) l1	chlordane-1	0.000	0.000	0	0	N.D. d	N.D. d
30) l1	chlordane-3	0.000	0.000	0	0	N.D. d	N.D. d
31) l1	chlordane-4	0.000	0.000	0	0	N.D. d	N.D. d
32) l1	chlordane-5	0.000	0.000	0	0	N.D. d	N.D. d
Sum	chlordane-1			0	0	N.D.	N.D.
Average	chlordane-1					0.000	0.000
34) l2	toxaphene-1	0.000	0.000	0	0	N.D. d	N.D. d
35) l2	toxaphene-2	0.000	0.000	0	0	N.D. d	N.D. d
36) l2	toxaphene-4	0.000	0.000	0	0	N.D. d	N.D. d
37) l2	toxaphene-5	0.000	0.000	0	0	N.D. d	N.D. d
Sum	toxaphene-1			0	0	N.D.	N.D.
Average	toxaphene-1					0.000	0.000

SemiQuant Compounds - Not Calibrated on this Instrument

Sum	toxaphene-1			0	0	N.D.	N.D.
Average	toxaphene-1					0.000	0.000

(f)=RT Delta > 1/2 Window (D)=Amounts differ by > 40% (m)=manual int.
(#)=Recovery Exceeds Compound Acceptance Limits.
(I,C,F) I=Interference, C=Coelluting Calibration Peak, F=Fails CC Criteria.

Sub List : Default - All compounds listed Reviewed)

Data Path : I:\Pest10\201014ICAL\
Data File : 10201014i-06.d
Signal(s) : Signal #1: ECD1A.CH Signal #2: ECD2B.CH
Acq On : 14 Oct 2020 1:00 pm
Operator : PEST10:kb
Sample : il4pest,42e,,pp10029
Misc : WG1422465, (Sig #1); ical (Sig #2)
ALS Vial : 6 (Sig #1); 0 (Sig #2) Sample Multiplier: 1

Integration File signal 1: autoint1.e
Integration File signal 2: autoint2.e
Quant Time: Oct 14 15:23:19 2020
Quant Method : I:\Pest10\201014ICAL\pest10_10_14_20_ugL_ical.m
Quant Title : pest
QLast Update : Wed Oct 14 15:02:51 2020
Response via : Initial Calibration
Integrator: ChemStation 6890 Scale Mode: Large solvent peaks clipped

Volume Inj. :
Signal #1 Phase : Signal #2 Phase:
Signal #1 Info : Signal #2 Info :

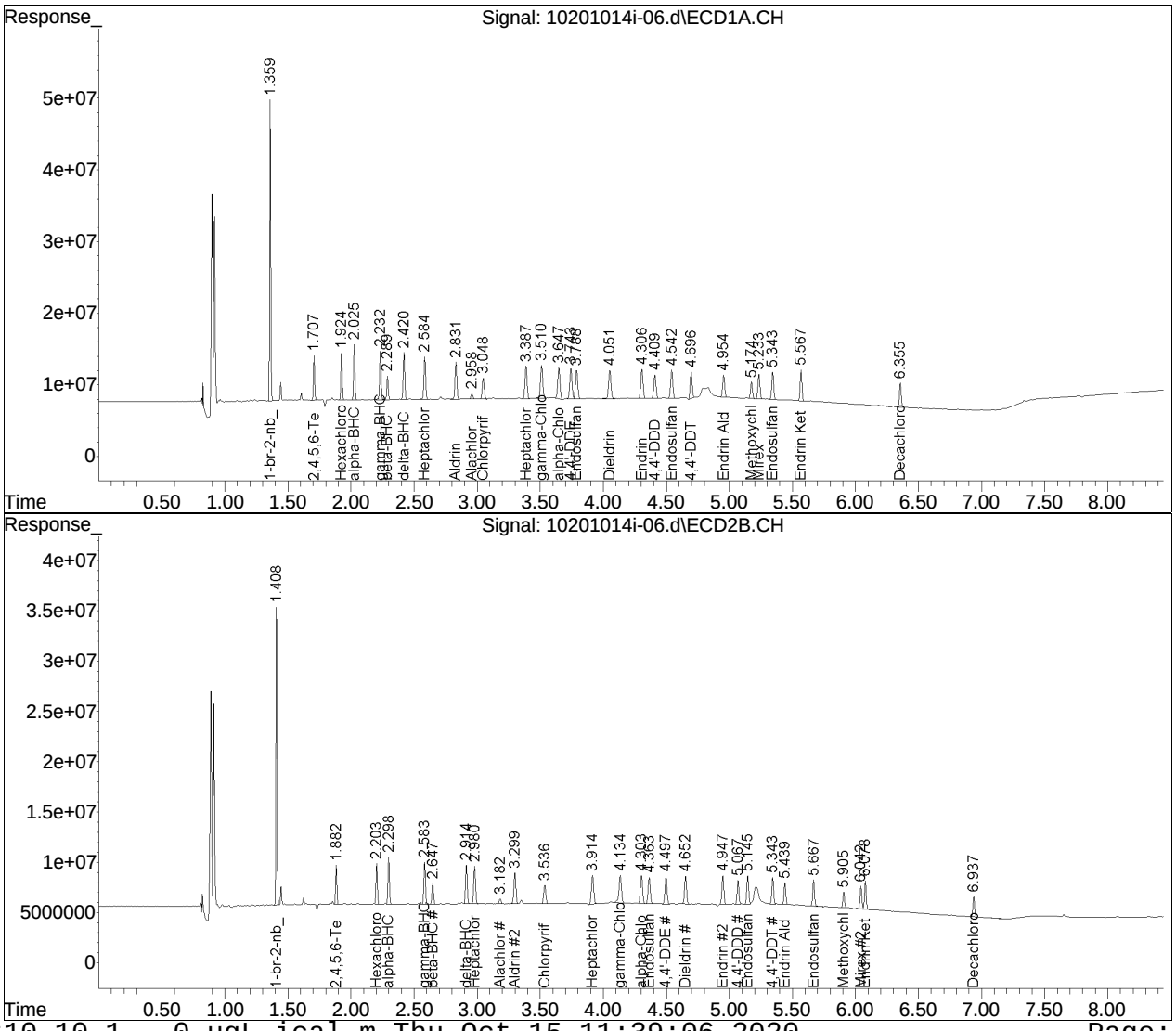

Manual Integration Report

Data Path : I:\Pest10\201014ICAL\
Data File : 10201014i-06.d
Date Inj'd : 10/14/2020 1:00 pm
Sample : il4pest,42e,,pp10029

QMethod : pest10_10_14_20_ugL_ical
Operator : PEST10:kb
Instrument : Pest 10
Quant Date : 10/14/2020 3:02 pm

Compound #3: Hexachlorobenzene

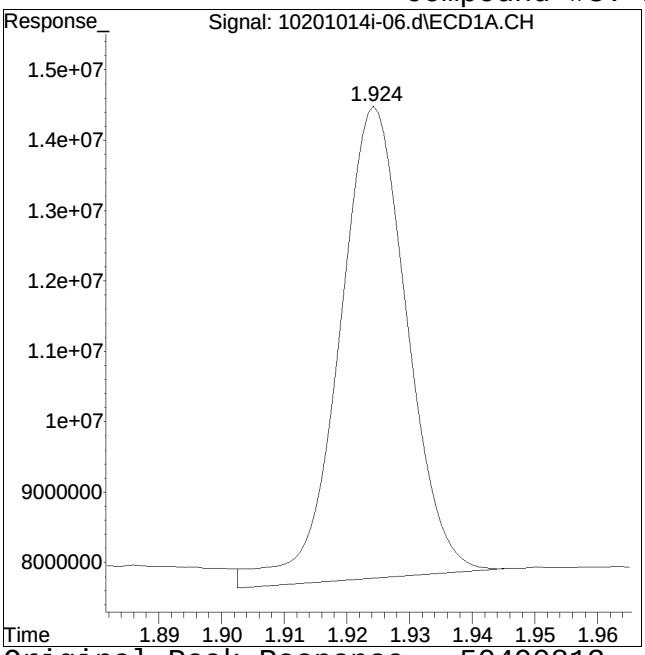

Original Peak Response = 50490813

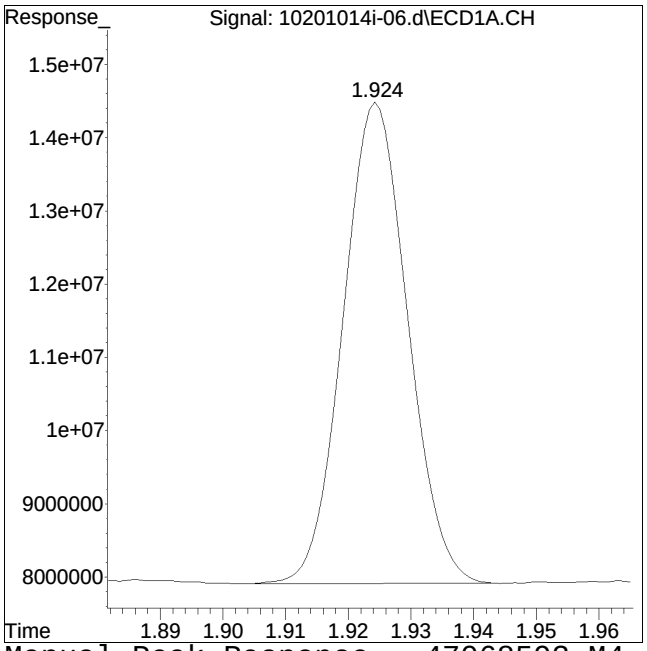

Manual Peak Response = 47068593 M4

M4 = Poor automated baseline construction.

Manual Integration Report

Data Path : I:\Pest10\201014ICAL\
Data File : 10201014i-06.d
Date Inj'd : 10/14/2020 1:00 pm
Sample : il4pest,42e,,pp10029

QMethod : pest10_10_14_20_ugL_ical
Operator : PEST10:kb
Instrument : Pest 10
Quant Date : 10/14/2020 3:02 pm

Compound #41: Hexachlorobenzene #2

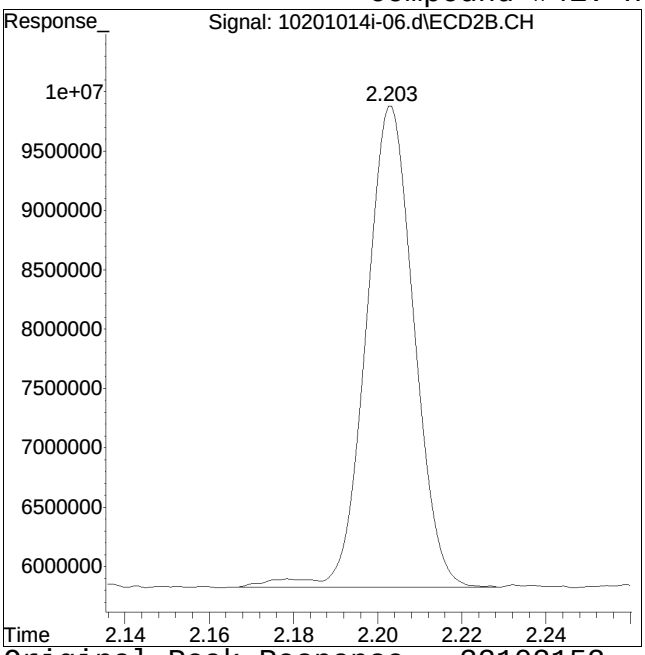

Original Peak Response = 32102152

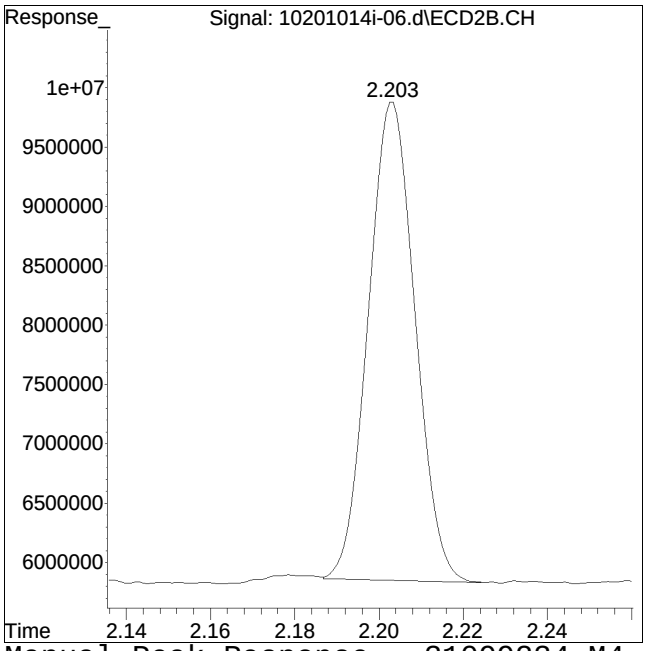

Manual Peak Response = 31099234 M4

M4 = Poor automated baseline construction.

Manual Integration Report

Data Path : I:\Pest10\201014ICAL\
Data File : 10201014i-06.d
Date Inj'd : 10/14/2020 1:00 pm
Sample : il4pest,42e,,pp10029

QMethod : pest10_10_14_20_ugL_ical
Operator : PEST10:kb
Instrument : Pest 10
Quant Date : 10/14/2020 3:02 pm

Compound #15: 4,4'-DDE

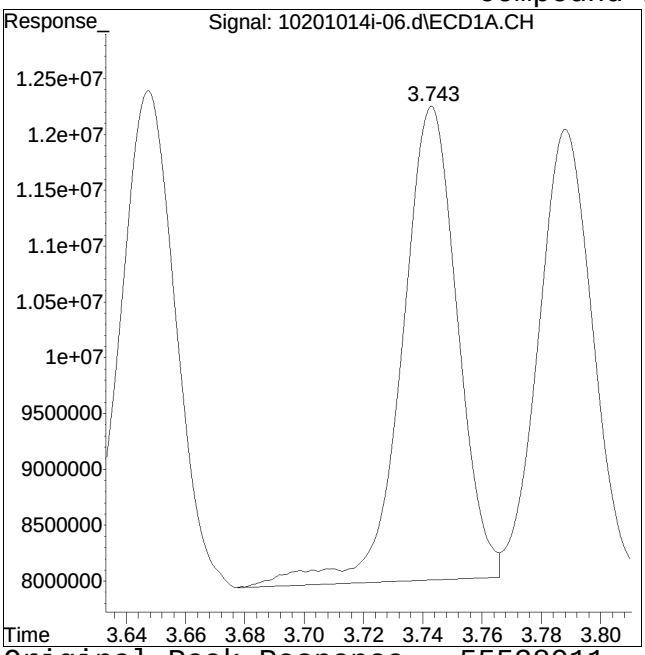

Original Peak Response = 55538911

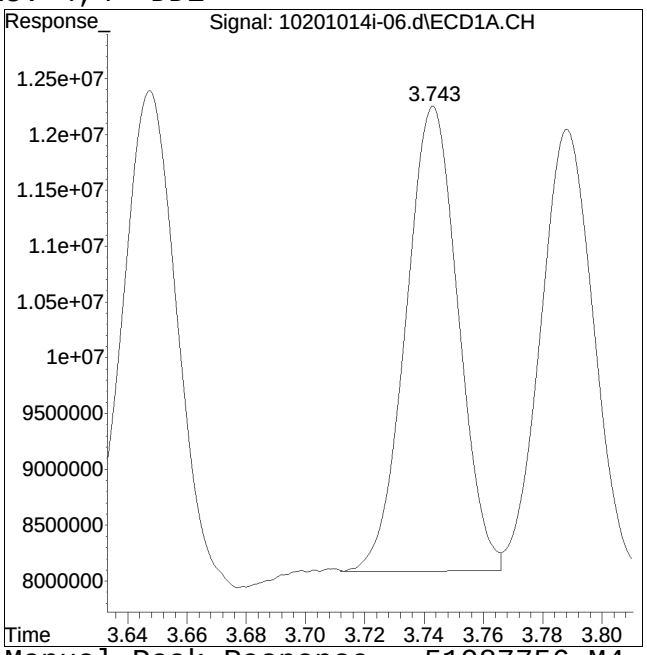

Manual Peak Response = 51087756 M4

M4 = Poor automated baseline construction.

Manual Integration Report

Data Path : I:\Pest10\201014ICAL\
Data File : 10201014i-06.d
Date Inj'd : 10/14/2020 1:00 pm
Sample : il4pest,42e,,pp10029

QMethod : pest10_10_14_20_ugL_ical
Operator : PEST10:kb
Instrument : Pest 10
Quant Date : 10/14/2020 3:02 pm

Compound #56: Endrin #2

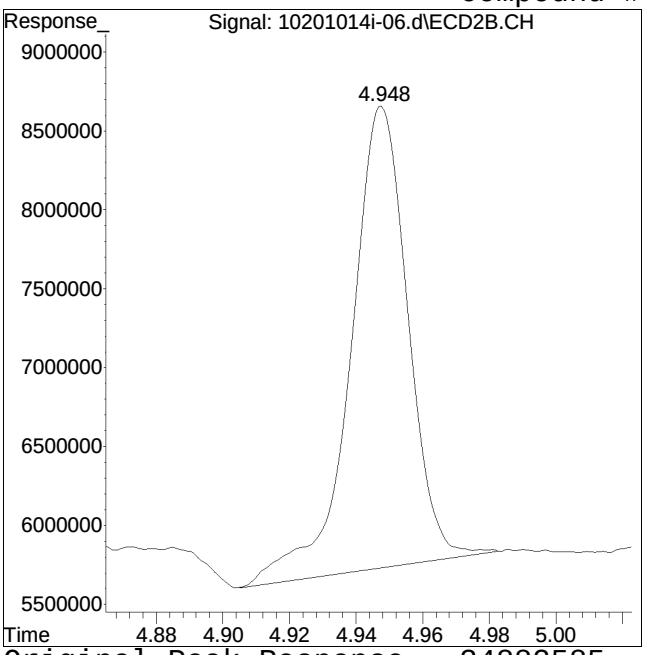

Original Peak Response = 34882585

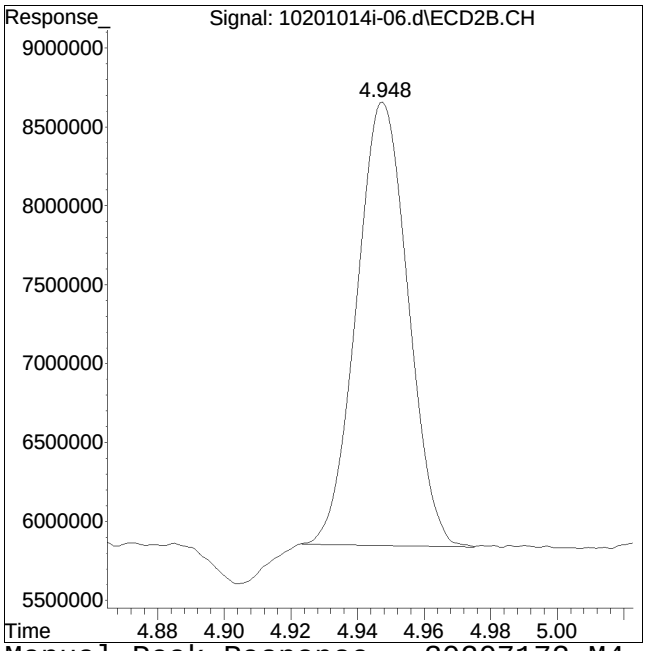

Manual Peak Response = 30207172 M4

M4 = Poor automated baseline construction.

Quantitation Report (QT Reviewed)

Data Path : I:\Pest10\201014ICAL\
Data File : 10201014i-07.d
Signal(s) : Signal #1: ECD1A.CH Signal #2: ECD2B.CH
Acq On : 14 Oct 2020 1:11 pm
Operator : PEST10:kb
Sample : il5pest,42e,,pp10028
Misc : WG1422465, (Sig #1); ical (Sig #2)
ALS Vial : 7 (Sig #1); 0 (Sig #2) Sample Multiplier: 1

Integration File signal 1: autoint1.e
Integration File signal 2: autoint2.e
Quant Time: Oct 14 15:02:41 2020
Quant Method : I:\Pest10\201014ICAL\pest10_10_14_20_ugL_ical.m
Quant Title : pest
QLast Update : Wed Oct 14 15:00:38 2020
Response via : Initial Calibration
Integrator: ChemStation 6890 Scale Mode: Large solvent peaks clipped

Volume Inj. :
Signal #1 Phase : Signal #2 Phase:
Signal #1 Info : Signal #2 Info :

Sub List : Default - All compounds listed

	Compound	RT#1	RT#2	Resp#1	Resp#2	ug/l	ug/l
	Internal Standards						
1) i	1-br-2-nb_Pe	1.359	1.409	237.1E6	167.2E6	25.000	25.000
28) i	1-br-2-nb_Ch	0.000	0.000	0	0	N.D. d	N.D. d
33) i	1-br-2-nb_To	0.000	0.000	0	0	N.D. d	N.D. d
	System Monitoring Compounds						
2) s	2,4,5,6-Tetr	1.707	1.883	48101992	29529650	4.615	4.409
	Spiked Amount 50.000	Range 30 - 150		Recovery =		9.23%#	8.82%#
27) s	Decachlorobi	6.355	6.938	36659388	20484328	4.523	4.448
	Spiked Amount 50.000	Range 30 - 150		Recovery =		9.05%#	8.90%#
	Target Compounds						
3) t	Hexachlorobe	1.925	2.203	53692993	36130140	4.600	4.586
4) t	alpha-BHC	2.026	2.298	65000372	43330518	4.241	4.188
5) t	gamma-BHC (l	2.233	2.584	61711786	40763921	4.297	4.196
6) t	beta-BHC	2.289	2.647	30566296	20568432	4.667	4.561
7) t	delta-BHC	2.420	2.914	62416544	41142500	4.241	4.129
8) t	Heptachlor	2.585	2.980	63433030	42698767	4.568	4.419
9) t	Aldrin	2.832	3.299	59246878	38648896	4.432	4.256
10) t	Alachlor	2.959	3.182	8466594	6140614	4.326	4.541
11) t	Chlorpyrifos	3.048	3.536	35848548	24188872	4.930	4.783
12) t	Heptachlor E	3.388	3.915	59343461	40888364	4.575	4.607
13) t	gamma-Chlord	3.511	4.134	64689825	40978994	4.782	4.489
14) t	alpha-Chlord	3.648	4.303	61257066	38620505	4.566	4.399
15) t	4,4'-DDE	3.743	4.497	58585603	35514360	4.377M4	4.194
16) t	Endosulfan I	3.789	4.363	56192925	36161367	4.578	4.423
17) t	Dieldrin	4.052	4.652	57606666	35407800	4.410	4.242
18) t	Endrin	4.307	4.947	56801062	34000618	4.362	4.124M4
19) t	4,4'-DDD	4.409	5.068	44500528	27028052	4.311	4.207
20) t	Endosulfan I	4.542	5.145	52378616	33695090	4.451	4.488
21) t	4,4'-DDT	4.696	5.343	46565018	29727248	4.150	4.229
22) t	Endrin Aldeh	4.954	5.439	40113387	24084371	4.342	4.174M4
23) t	Methoxychlor	5.174	5.906	26199112	15926268	4.505	4.418

Data Path : I:\Pest10\201014ICAL\
Data File : 10201014i-07.d
Signal(s) : Signal #1: ECD1A.CH Signal #2: ECD2B.CH
Acq On : 14 Oct 2020 1:11 pm
Operator : PEST10:kb
Sample : il5pest,42e,,pp10028
Misc : WG1422465, (Sig #1); ical (Sig #2)
ALS Vial : 7 (Sig #1); 0 (Sig #2) Sample Multiplier: 1

Integration File signal 1: autoint1.e
Integration File signal 2: autoint2.e
Quant Time: Oct 14 15:02:41 2020
Quant Method : I:\Pest10\201014ICAL\pest10_10_14_20_ugL_ical.m
Quant Title : pest
QLast Update : Wed Oct 14 15:00:38 2020
Response via : Initial Calibration
Integrator: ChemStation 6890 Scale Mode: Large solvent peaks clipped

Volume Inj. :
Signal #1 Phase : Signal #2 Phase:
Signal #1 Info : Signal #2 Info :

Sub List : Default - All compounds listed

	Compound	RT#1	RT#2	Resp#1	Resp#2	ug/l	ug/l
24) t	Mirex	5.234	6.042	41969584	24279225	4.621	4.605
25) t	Endosulfan S	5.343	5.667	46912325	28285304	4.476	4.378
26) t	Endrin Keton	5.568	6.078	48479354	28780823	4.377	4.253
29) l1	chlordane-1	0.000	0.000	0	0	N.D. d	N.D. d
30) l1	chlordane-3	0.000	0.000	0	0	N.D. d	N.D. d
31) l1	chlordane-4	0.000	0.000	0	0	N.D. d	N.D. d
32) l1	chlordane-5	0.000	0.000	0	0	N.D. d	N.D. d
Sum	chlordane-1			0	0	N.D.	N.D.
Average	chlordane-1					0.000	0.000
34) l2	toxaphene-1	0.000	0.000	0	0	N.D. d	N.D. d
35) l2	toxaphene-2	0.000	0.000	0	0	N.D. d	N.D. d
36) l2	toxaphene-4	0.000	0.000	0	0	N.D. d	N.D. d
37) l2	toxaphene-5	0.000	0.000	0	0	N.D. d	N.D. d
Sum	toxaphene-1			0	0	N.D.	N.D.
Average	toxaphene-1					0.000	0.000

SemiQuant Compounds - Not Calibrated on this Instrument

Sum	toxaphene-1			0	0	N.D.	N.D.
Average	toxaphene-1					0.000	0.000

(f)=RT Delta > 1/2 Window (D)=Amounts differ by > 40% (m)=manual int.
(#)=Recovery Exceeds Compound Acceptance Limits.
(I,C,F) I=Interference, C=Coelluting Calibration Peak, F=Fails CC Criteria.

Sub List : Default - All compounds listed Reviewed)

Data Path : I:\Pest10\201014ICAL\
Data File : 10201014i-07.d
Signal(s) : Signal #1: ECD1A.CH Signal #2: ECD2B.CH
Acq On : 14 Oct 2020 1:11 pm
Operator : PEST10:kb
Sample : il5pest,42e,,pp10028
Misc : WG1422465, (Sig #1); ical (Sig #2)
ALS Vial : 7 (Sig #1); 0 (Sig #2) Sample Multiplier: 1

Integration File signal 1: autoint1.e
Integration File signal 2: autoint2.e
Quant Time: Oct 14 15:02:41 2020
Quant Method : I:\Pest10\201014ICAL\pest10_10_14_20_ugL_ical.m
Quant Title : pest
QLast Update : Wed Oct 14 15:00:38 2020
Response via : Initial Calibration
Integrator: ChemStation 6890 Scale Mode: Large solvent peaks clipped

Volume Inj. :
Signal #1 Phase : Signal #2 Phase:
Signal #1 Info : Signal #2 Info :

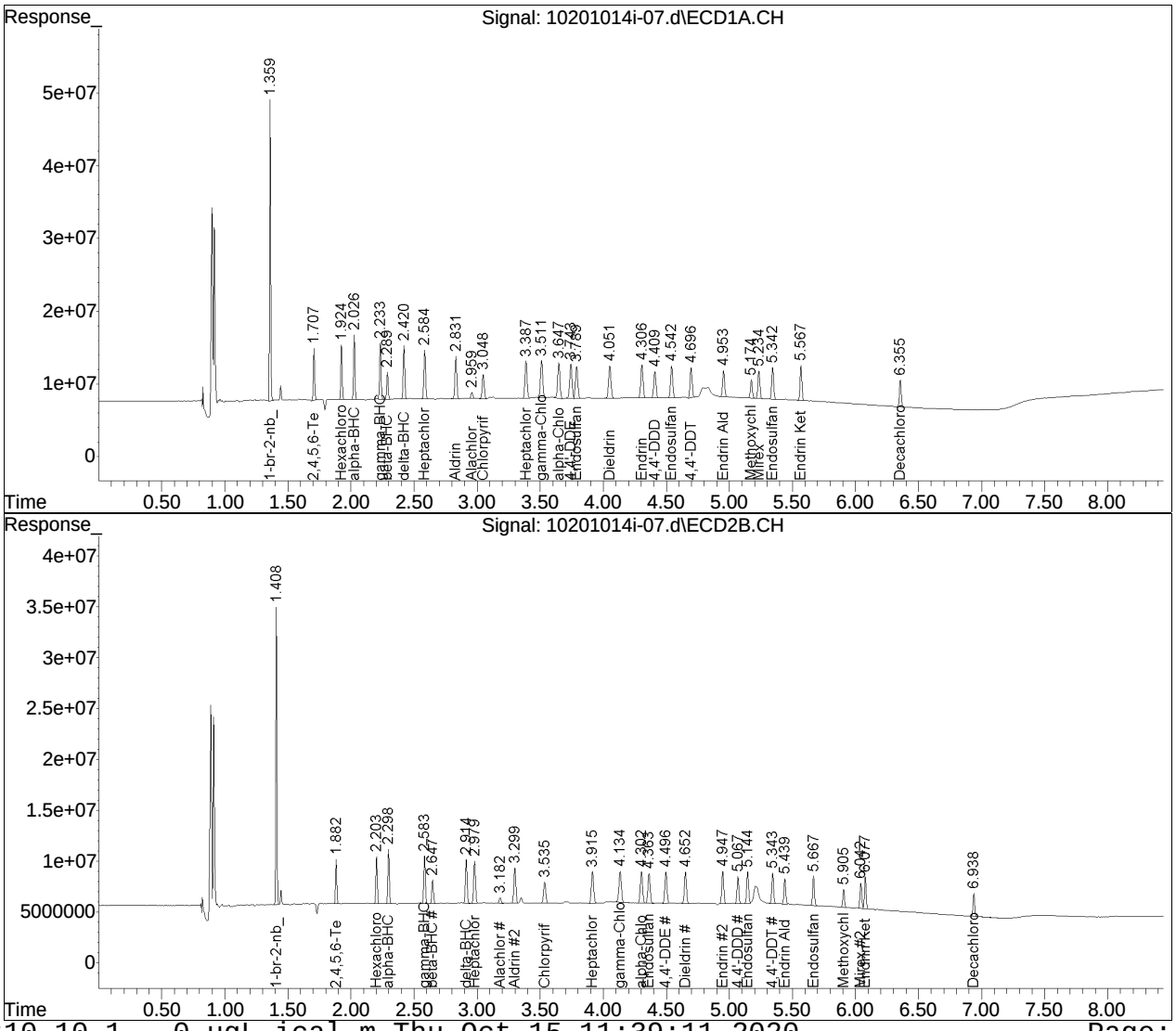

Manual Integration Report

Data Path	: I:\Pest10\201014ICAL\	QMethod	: pest10_10_14_20_ugL_ical
Data File	: 10201014i-07.d	Operator	: PEST10:kb
Date Inj'd	: 10/14/2020 1:11 pm	Instrument	: Pest 10
Sample	: il5pest,42e,,pp10028	Quant Date	: 10/14/2020 3:00 pm

Compound #15: 4,4'-DDE

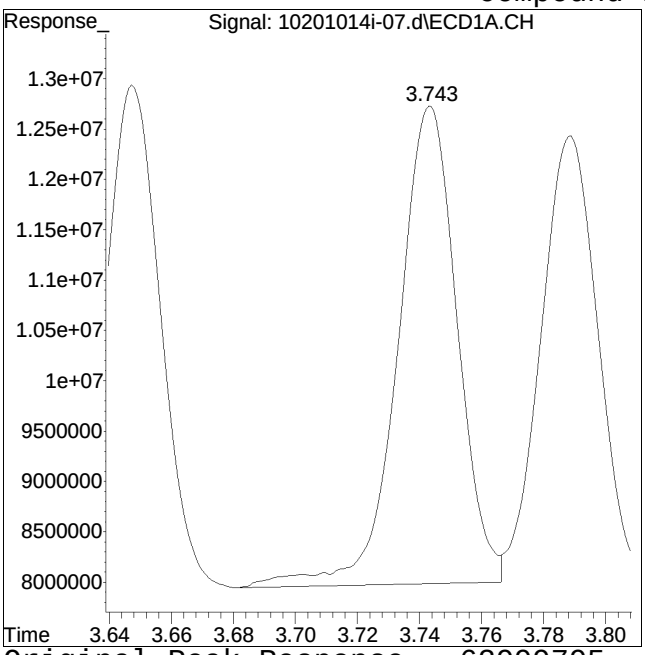

Original Peak Response = 62999795

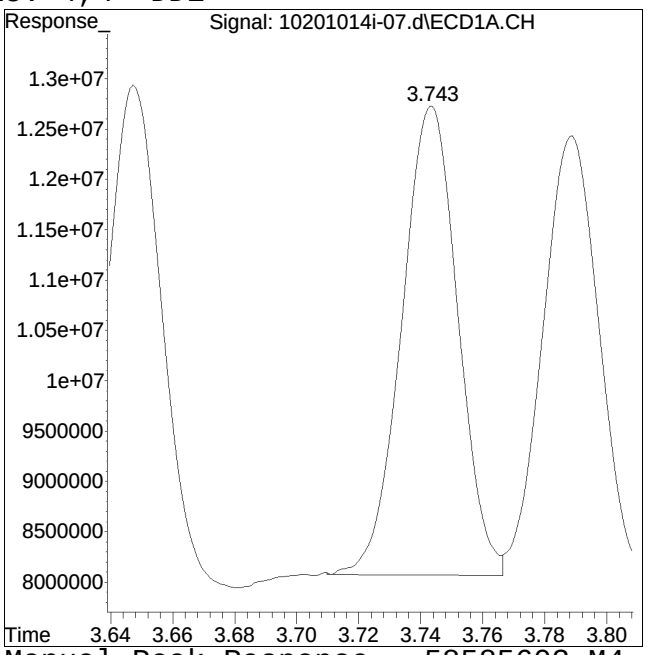

Manual Peak Response = 58585603 M4

M4 = Poor automated baseline construction.

Manual Integration Report

Data Path : I:\Pest10\201014ICAL\
Data File : 10201014i-07.d
Date Inj'd : 10/14/2020 1:11 pm
Sample : il5pest,42e,,pp10028

QMethod : pest10_10_14_20_ugL_ical
Operator : PEST10:kb
Instrument : Pest 10
Quant Date : 10/14/2020 3:00 pm

Compound #56: Endrin #2

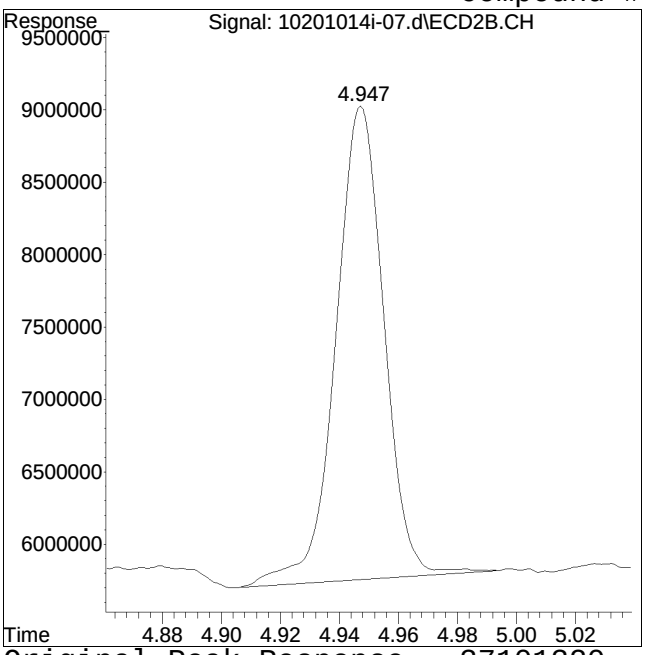

Original Peak Response = 37101320

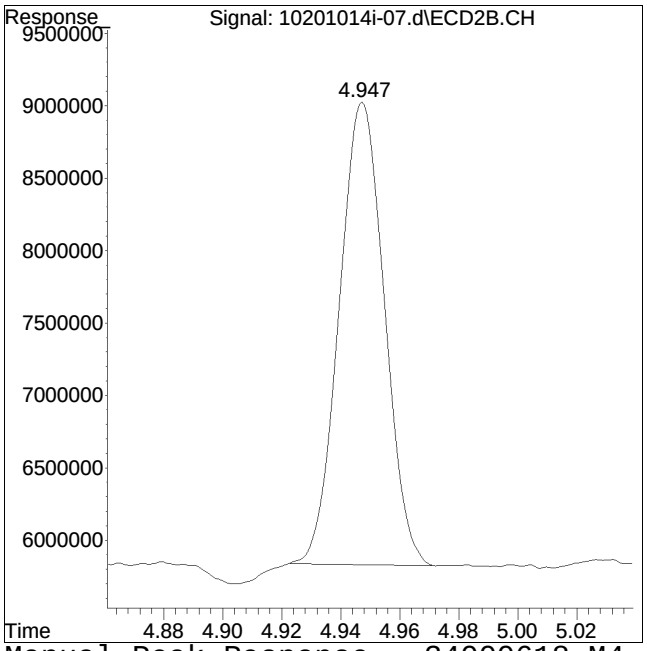

Manual Peak Response = 34000618 M4

M4 = Poor automated baseline construction.

Manual Integration Report

Data Path : I:\Pest10\201014ICAL\
Data File : 10201014i-07.d
Date Inj'd : 10/14/2020 1:11 pm
Sample : il5pest,42e,,pp10028

QMethod : pest10_10_14_20_ugL_ical
Operator : PEST10:kb
Instrument : Pest 10
Quant Date : 10/14/2020 3:00 pm

Compound #60: Endrin Aldehyde #2

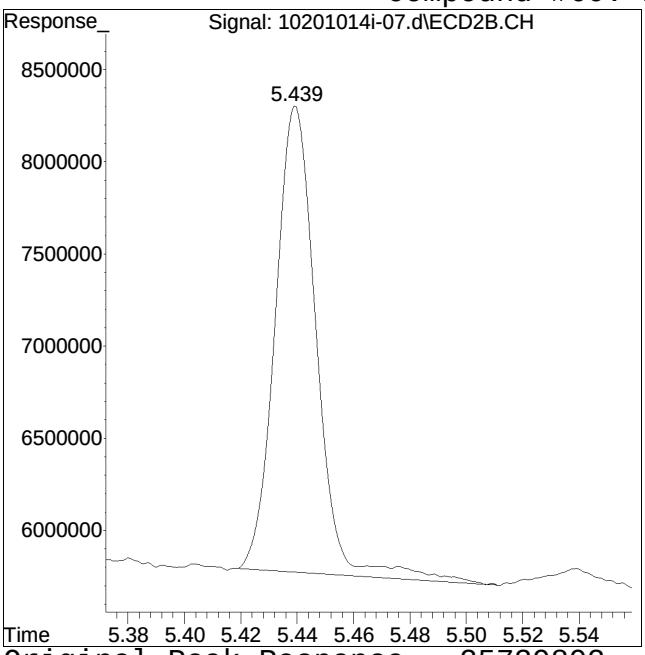

Original Peak Response = 25739892

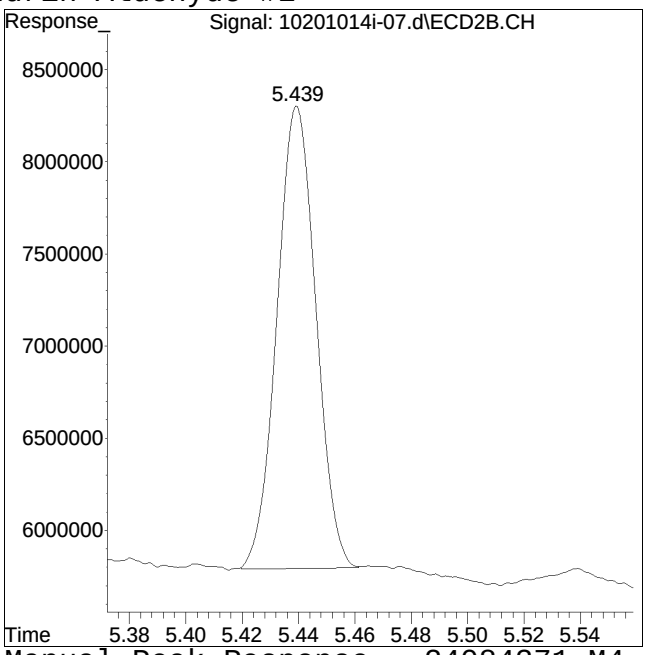

Manual Peak Response = 24084371 M4

M4 = Poor automated baseline construction.

Quantitation Report (QT Reviewed)

Data Path : I:\Pest10\201014ICAL\
Data File : 10201014i-08.d
Signal(s) : Signal #1: ECD1A.CH Signal #2: ECD2B.CH
Acq On : 14 Oct 2020 1:23 pm
Operator : PEST10:kb
Sample : il6pest,42e,,pp10027
Misc : WG1422465, (Sig #1); ical (Sig #2)
ALS Vial : 8 (Sig #1); 0 (Sig #2) Sample Multiplier: 1

Integration File signal 1: autoint1.e
Integration File signal 2: autoint2.e
Quant Time: Oct 14 15:00:22 2020
Quant Method : I:\Pest10\201014ICAL\pest10_10_14_20_ugL_ical.m
Quant Title : pest
QLast Update : Wed Oct 14 14:58:57 2020
Response via : Initial Calibration
Integrator: ChemStation 6890 Scale Mode: Large solvent peaks clipped

Volume Inj. :
Signal #1 Phase : Signal #2 Phase:
Signal #1 Info : Signal #2 Info :

Sub List : Default - All compounds listed

	Compound	RT#1	RT#2	Resp#1	Resp#2	ug/l	ug/l
	Internal Standards						
1) i	1-br-2-nb_Pe	1.359	1.409	207.7E6	148.1E6	25.000	25.000
28) i	1-br-2-nb_Ch	0.000	0.000	0	0	N.D. d	N.D. d
33) i	1-br-2-nb_To	0.000	0.000	0	0	N.D. d	N.D. d
	System Monitoring Compounds						
2) s	2,4,5,6-Tetr	1.707	1.882	57884549	36222857	6.796	6.463
	Spiked Amount 50.000	Range 30 - 150		Recovery =		13.59%#	12.93%#
27) s	Decachlorobi	6.356	6.939	45390320	25515584	6.873	6.674
	Spiked Amount 50.000	Range 30 - 150		Recovery =		13.75%#	13.35%#
	Target Compounds						
3) t	Hexachlorobe	1.924	2.203	65259873	44128480	6.859M4	6.773
4) t	alpha-BHC	2.026	2.298	79665049	51949718	6.226	5.865
5) t	gamma-BHC (l	2.233	2.583	75414532	50548761	6.310	6.143
6) t	beta-BHC	2.289	2.647	36945000	25465237	6.942	6.846
7) t	delta-BHC	2.420	2.914	76389803	50830684	6.214	5.986
8) t	Heptachlor	2.585	2.980	76489761	52245064	6.722	6.461
9) t	Aldrin	2.832	3.300	72382455	48517181	6.571	6.361
10) t	Alachlor	2.959	3.182	10857329	7499784	6.787	6.684
11) t	Chlorpyrifos	3.048	3.535	43149296	30040588	7.436	7.332
12) t	Heptachlor E	3.388	3.915	72144812	48624978	6.810	6.576
13) t	gamma-Chlord	3.511	4.134	75853522	49248770	6.885	6.442
14) t	alpha-Chlord	3.648	4.303	76566212	47383811	7.052	6.446
15) t	4,4'-DDE	3.743	4.497	70740980	42591112	6.364M4	5.878
16) t	Endosulfan I	3.789	4.363	69022630	44657959	6.912	6.550
17) t	Dieldrin	4.052	4.652	70157832	43439084	6.501	6.144
18) t	Endrin	4.307	4.947	70377890	43306798	6.554	6.221M4
19) t	4,4'-DDD	4.409	5.068	54465628	33070292	6.350	6.058
20) t	Endosulfan I	4.542	5.145	64428044	40542677	6.669	6.451
21) t	4,4'-DDT	4.697	5.343	62420148	36244376	6.813	6.071
22) t	Endrin Aldeh	4.954	5.440	48865430	29939304	6.371	6.120
23) t	Methoxychlor	5.174	5.906	32340100	20054000	6.810	6.710

Data Path : I:\Pest10\201014ICAL\
Data File : 10201014i-08.d
Signal(s) : Signal #1: ECD1A.CH Signal #2: ECD2B.CH
Acq On : 14 Oct 2020 1:23 pm
Operator : PEST10:kb
Sample : il6pest,42e,,pp10027
Misc : WG1422465, (Sig #1); ical (Sig #2)
ALS Vial : 8 (Sig #1); 0 (Sig #2) Sample Multiplier: 1

Integration File signal 1: autoint1.e
Integration File signal 2: autoint2.e
Quant Time: Oct 14 15:00:22 2020
Quant Method : I:\Pest10\201014ICAL\pest10_10_14_20_ugL_ical.m
Quant Title : pest
QLast Update : Wed Oct 14 14:58:57 2020
Response via : Initial Calibration
Integrator: ChemStation 6890 Scale Mode: Large solvent peaks clipped

Volume Inj. :
Signal #1 Phase : Signal #2 Phase:
Signal #1 Info : Signal #2 Info :

Sub List : Default - All compounds listed

	Compound	RT#1	RT#2	Resp#1	Resp#2	ug/l	ug/l
24) t	Mirex	5.234	6.043	51948459	29770862	7.072	6.845
25) t	Endosulfan S	5.343	5.667	57360766	34808956	6.665	6.431
26) t	Endrin Keton	5.568	6.078	60084252	35426306	6.588	6.193
29) l1	chlordane-1	0.000	0.000	0	0	N.D. d	N.D. d
30) l1	chlordane-3	0.000	0.000	0	0	N.D. d	N.D. d
31) l1	chlordane-4	0.000	0.000	0	0	N.D. d	N.D. d
32) l1	chlordane-5	0.000	0.000	0	0	N.D. d	N.D. d
Sum	chlordane-1			0	0	N.D.	N.D.
Average	chlordane-1					0.000	0.000
34) l2	toxaphene-1	0.000	0.000	0	0	N.D. d	N.D. d
35) l2	toxaphene-2	0.000	0.000	0	0	N.D. d	N.D. d
36) l2	toxaphene-4	0.000	0.000	0	0	N.D. d	N.D. d
37) l2	toxaphene-5	0.000	0.000	0	0	N.D. d	N.D. d
Sum	toxaphene-1			0	0	N.D.	N.D.
Average	toxaphene-1					0.000	0.000

SemiQuant Compounds - Not Calibrated on this Instrument

Sum	toxaphene-1			0	0	N.D.	N.D.
Average	toxaphene-1					0.000	0.000

(f)=RT Delta > 1/2 Window (D)=Amounts differ by > 40% (m)=manual int.
(#)=Recovery Exceeds Compound Acceptance Limits.
(I,C,F) I=Interference, C=Coelluting Calibration Peak, F=Fails CC Criteria.

Sub List : Default - All compounds listed Reviewed)

Data Path : I:\Pest10\201014ICAL\
Data File : 10201014i-08.d
Signal(s) : Signal #1: ECD1A.CH Signal #2: ECD2B.CH
Acq On : 14 Oct 2020 1:23 pm
Operator : PEST10:kb
Sample : il6pest,42e,,pp10027
Misc : WG1422465, (Sig #1); ical (Sig #2)
ALS Vial : 8 (Sig #1); 0 (Sig #2) Sample Multiplier: 1

Integration File signal 1: autoint1.e
Integration File signal 2: autoint2.e
Quant Time: Oct 14 15:00:22 2020
Quant Method : I:\Pest10\201014ICAL\pest10_10_14_20_ugL_ical.m
Quant Title : pest
QLast Update : Wed Oct 14 14:58:57 2020
Response via : Initial Calibration
Integrator: ChemStation 6890 Scale Mode: Large solvent peaks clipped

Volume Inj. :
Signal #1 Phase : Signal #2 Phase:
Signal #1 Info : Signal #2 Info :

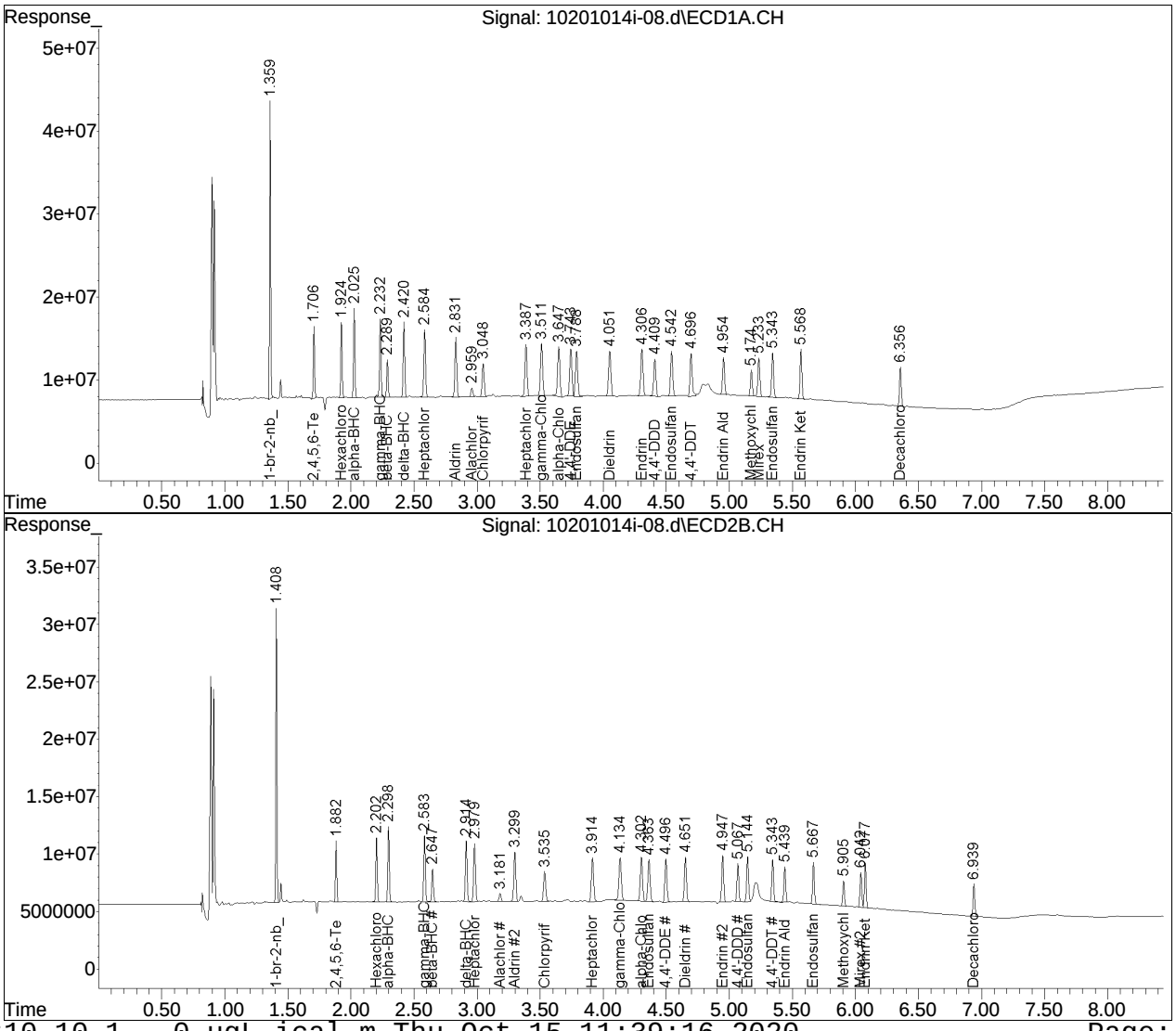

Manual Integration Report

Data Path : I:\Pest10\201014ICAL\
Data File : 10201014i-08.d
Date Inj'd : 10/14/2020 1:23 pm
Sample : il6pest,42e,,pp10027

QMethod : pest10_10_14_20_ugL_ical
Operator : PEST10:kb
Instrument : Pest 10
Quant Date : 10/14/2020 2:59 pm

Compound #3: Hexachlorobenzene

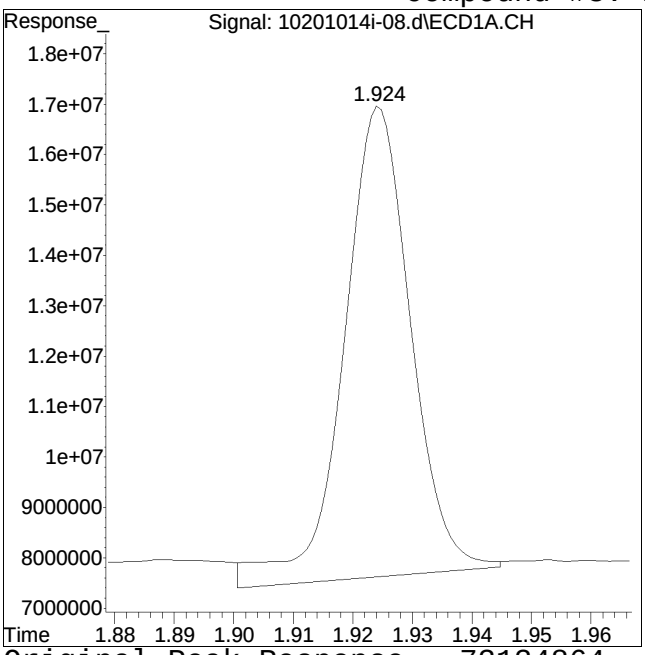

Original Peak Response = 73134864

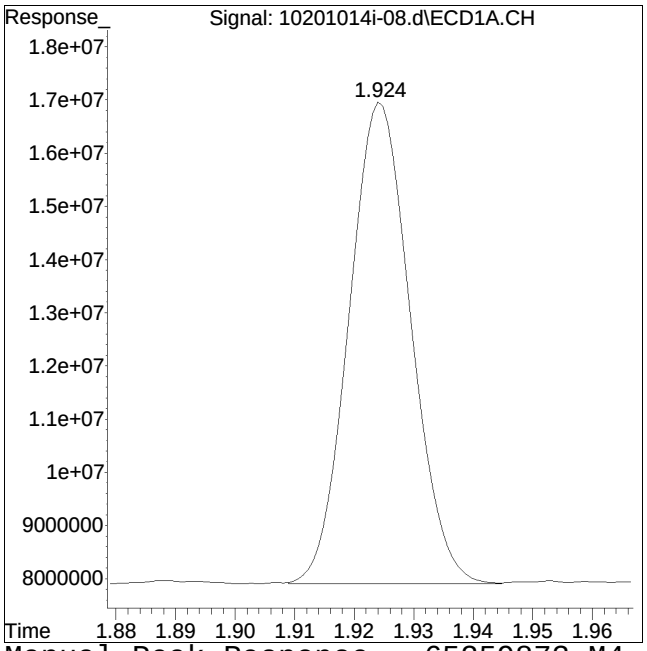

Manual Peak Response = 65259873 M4

M4 = Poor automated baseline construction.

Manual Integration Report

Data Path : I:\Pest10\201014ICAL\
Data File : 10201014i-08.d
Date Inj'd : 10/14/2020 1:23 pm
Sample : il6pest,42e,,pp10027

QMethod : pest10_10_14_20_ugL_ical
Operator : PEST10:kb
Instrument : Pest 10
Quant Date : 10/14/2020 2:59 pm

Compound #15: 4,4'-DDE

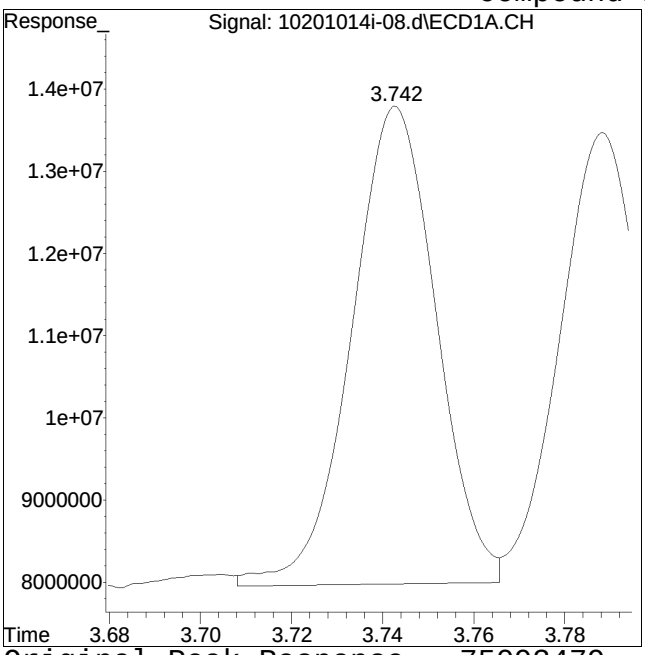

Original Peak Response = 75093479

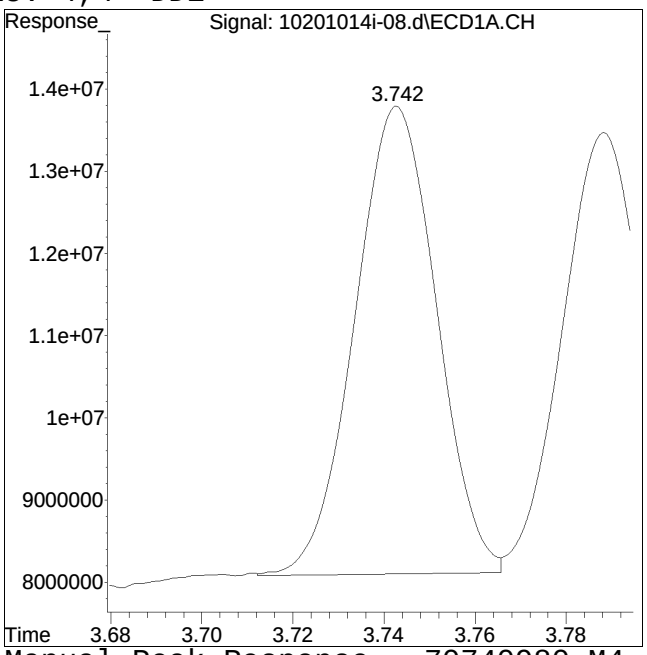

Manual Peak Response = 70740980 M4

M4 = Poor automated baseline construction.

Manual Integration Report

Data Path : I:\Pest10\201014ICAL\
Data File : 10201014i-08.d
Date Inj'd : 10/14/2020 1:23 pm
Sample : il6pest,42e,,pp10027

QMethod : pest10_10_14_20_ugL_ical
Operator : PEST10:kb
Instrument : Pest 10
Quant Date : 10/14/2020 2:59 pm

Compound #56: Endrin #2

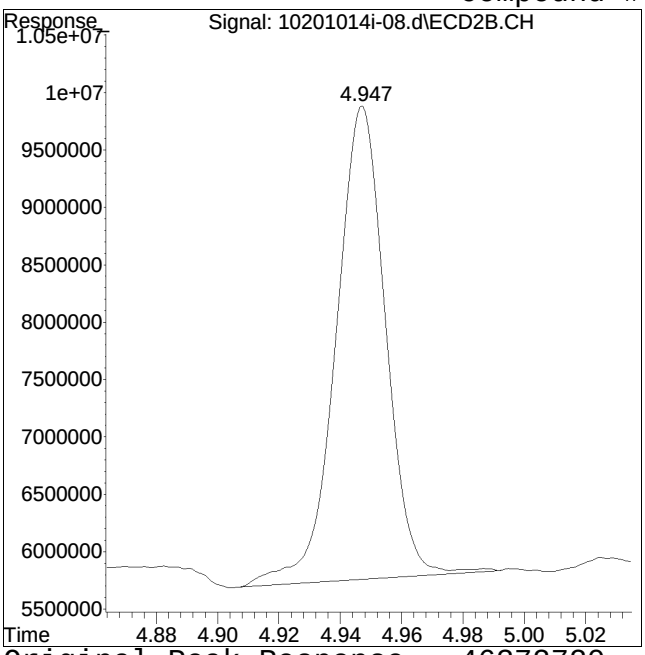

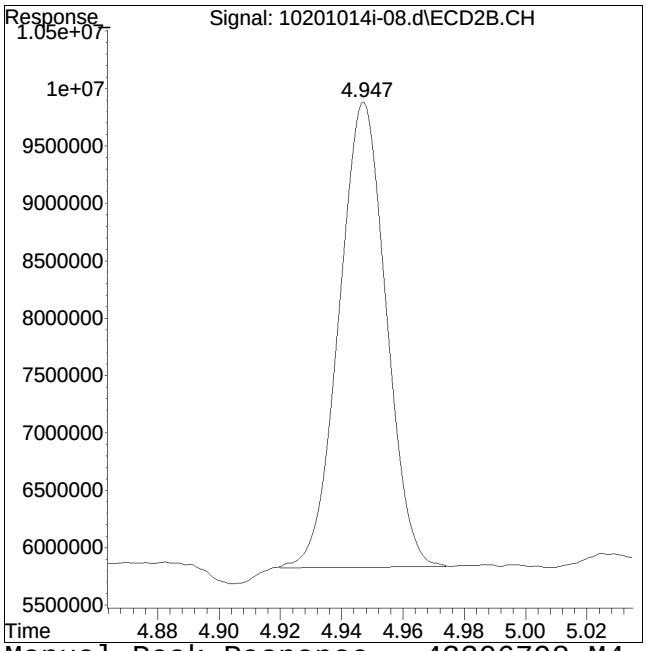

Original Peak Response = 46372720 Manual Peak Response = 43306798 M4
M4 = Poor automated baseline construction.

Quantitation Report (QT Reviewed)

Data Path : I:\Pest10\201014ICAL\
Data File : 10201014i-09.d
Signal(s) : Signal #1: ECD1A.CH Signal #2: ECD2B.CH
Acq On : 14 Oct 2020 1:34 pm
Operator : PEST10:kb
Sample : il7pest,42e,,pp10026
Misc : WG1422465, (Sig #1); ical (Sig #2)
ALS Vial : 9 (Sig #1); 0 (Sig #2) Sample Multiplier: 1

Integration File signal 1: autoint1.e
Integration File signal 2: autoint2.e
Quant Time: Oct 14 14:58:38 2020
Quant Method : I:\Pest10\201014ICAL\pest10_10_14_20_ugL_ical.m
Quant Title : pest
QLast Update : Wed Oct 14 14:57:14 2020
Response via : Initial Calibration
Integrator: ChemStation 6890 Scale Mode: Large solvent peaks clipped

Volume Inj. :
Signal #1 Phase : Signal #2 Phase:
Signal #1 Info : Signal #2 Info :

Sub List : Default - All compounds listed

	Compound	RT#1	RT#2	Resp#1	Resp#2	ug/l	ug/l
	Internal Standards						
1) i	1-br-2-nb_Pe	1.359	1.408	240.0E6	168.0E6	25.000	25.000
28) i	1-br-2-nb_Ch	0.000	0.000	0	0	N.D. d	N.D. d
33) i	1-br-2-nb_To	0.000	0.000	0	0	N.D. d	N.D. d
	System Monitoring Compounds						
2) s	2,4,5,6-Tetr	1.707	1.882	104.7E6	67331984	10.868	10.805
	Spiked Amount 50.000	Range 30 - 150		Recovery =		21.74%#	21.61%#
27) s	Decachlorobi	6.356	6.937	85743411	48533900	11.720	11.655
	Spiked Amount 50.000	Range 30 - 150		Recovery =		23.44%#	23.31%#
	Target Compounds						
3) t	Hexachlorobe	1.924	2.203	118.0E6	79519464	11.007	11.040
4) t	alpha-BHC	2.026	2.298	148.5E6	98323304	10.056	9.719
5) t	gamma-BHC (l	2.233	2.583	142.0E6	94257608	10.379	10.133
6) t	beta-BHC	2.289	2.647	68103363	46699168	11.486	11.479
7) t	delta-BHC	2.420	2.914	143.4E6	95767100	10.124	9.924
8) t	Heptachlor	2.584	2.980	141.7E6	96499788	11.068	10.707
9) t	Aldrin	2.832	3.299	134.3E6	89388217	10.748	10.448
10) t	Alachlor	2.959	3.182	21327298	14228530	12.162	11.637
11) t	Chlorpyrifos	3.048	3.535	79944223	55489576	12.740	12.767
12) t	Heptachlor E	3.388	3.914	133.6E6	91364288	11.259	11.229
13) t	gamma-Chlord	3.511	4.134	139.1E6	93009732	11.273	10.993
14) t	alpha-Chlord	3.648	4.303	136.8E6	88914150	11.248	10.906
15) t	4,4'-DDE	3.743	4.497	138.7E6	84102064	11.098	10.313
16) t	Endosulfan I	3.789	4.363	127.1E6	83368636	11.397	11.068
17) t	Dieldrin	4.052	4.652	133.6E6	83001088	10.976	10.472
18) t	Endrin	4.306	4.948	132.5E6	83881052	10.924	10.848
19) t	4,4'-DDD	4.409	5.068	106.0E6	64018599	10.953	10.459
20) t	Endosulfan I	4.543	5.145	122.0E6	76794545	11.274	11.057
21) t	4,4'-DDT	4.696	5.343	113.1E6	69524168	10.933	10.360
22) t	Endrin Aldeh	4.954	5.440	93483598	56805110	10.746	10.319
23) t	Methoxychlor	5.175	5.906	62473992	38141470	11.936	11.741

Data Path : I:\Pest10\201014ICAL\
Data File : 10201014i-09.d
Signal(s) : Signal #1: ECD1A.CH Signal #2: ECD2B.CH
Acq On : 14 Oct 2020 1:34 pm
Operator : PEST10:kb
Sample : il7pest,42e,,pp10026
Misc : WG1422465, (Sig #1); ical (Sig #2)
ALS Vial : 9 (Sig #1); 0 (Sig #2) Sample Multiplier: 1

Integration File signal 1: autoint1.e
Integration File signal 2: autoint2.e
Quant Time: Oct 14 14:58:38 2020
Quant Method : I:\Pest10\201014ICAL\pest10_10_14_20_ugL_ical.m
Quant Title : pest
QLast Update : Wed Oct 14 14:57:14 2020
Response via : Initial Calibration
Integrator: ChemStation 6890 Scale Mode: Large solvent peaks clipped

Volume Inj. :
Signal #1 Phase : Signal #2 Phase:
Signal #1 Info : Signal #2 Info :

Sub List : Default - All compounds listed

	Compound	RT#1	RT#2	Resp#1	Resp#2	ug/l	ug/l
24) t	Mirex	5.234	6.042	97492824	56627897	12.086	12.076
25) t	Endosulfan S	5.343	5.667	108.2E6	65664952	11.210	10.950
26) t	Endrin Keton	5.568	6.078	114.5E6	68831684	11.191	10.828
29) l1	chlordane-1	0.000	0.000	0	0	N.D. d	N.D. d
30) l1	chlordane-3	0.000	0.000	0	0	N.D. d	N.D. d
31) l1	chlordane-4	0.000	0.000	0	0	N.D. d	N.D. d
32) l1	chlordane-5	0.000	0.000	0	0	N.D. d	N.D. d
Sum	chlordane-1			0	0	N.D.	N.D.
Average	chlordane-1					0.000	0.000
34) l2	toxaphene-1	0.000	0.000	0	0	N.D. d	N.D. d
35) l2	toxaphene-2	0.000	0.000	0	0	N.D. d	N.D. d
36) l2	toxaphene-4	0.000	0.000	0	0	N.D. d	N.D. d
37) l2	toxaphene-5	0.000	0.000	0	0	N.D. d	N.D. d
Sum	toxaphene-1			0	0	N.D.	N.D.
Average	toxaphene-1					0.000	0.000

SemiQuant Compounds - Not Calibrated on this Instrument

Sum	toxaphene-1			0	0	N.D.	N.D.
Average	toxaphene-1					0.000	0.000

(f)=RT Delta > 1/2 Window (D)=Amounts differ by > 40% (m)=manual int.
(#)=Recovery Exceeds Compound Acceptance Limits.
(I,C,F) I=Interference, C=Coelluting Calibration Peak, F=Fails CC Criteria.

Sub List : Default - All compounds listed Reviewed)

Data Path : I:\Pest10\201014ICAL\
Data File : 10201014i-09.d
Signal(s) : Signal #1: ECD1A.CH Signal #2: ECD2B.CH
Acq On : 14 Oct 2020 1:34 pm
Operator : PEST10:kb
Sample : il7pest,42e,,pp10026
Misc : WG1422465, (Sig #1); ical (Sig #2)
ALS Vial : 9 (Sig #1); 0 (Sig #2) Sample Multiplier: 1

Integration File signal 1: autoint1.e
Integration File signal 2: autoint2.e
Quant Time: Oct 14 14:58:38 2020
Quant Method : I:\Pest10\201014ICAL\pest10_10_14_20_ugL_ical.m
Quant Title : pest
QLast Update : Wed Oct 14 14:57:14 2020
Response via : Initial Calibration
Integrator: ChemStation 6890 Scale Mode: Large solvent peaks clipped

Volume Inj. :
Signal #1 Phase : Signal #2 Phase:
Signal #1 Info : Signal #2 Info :

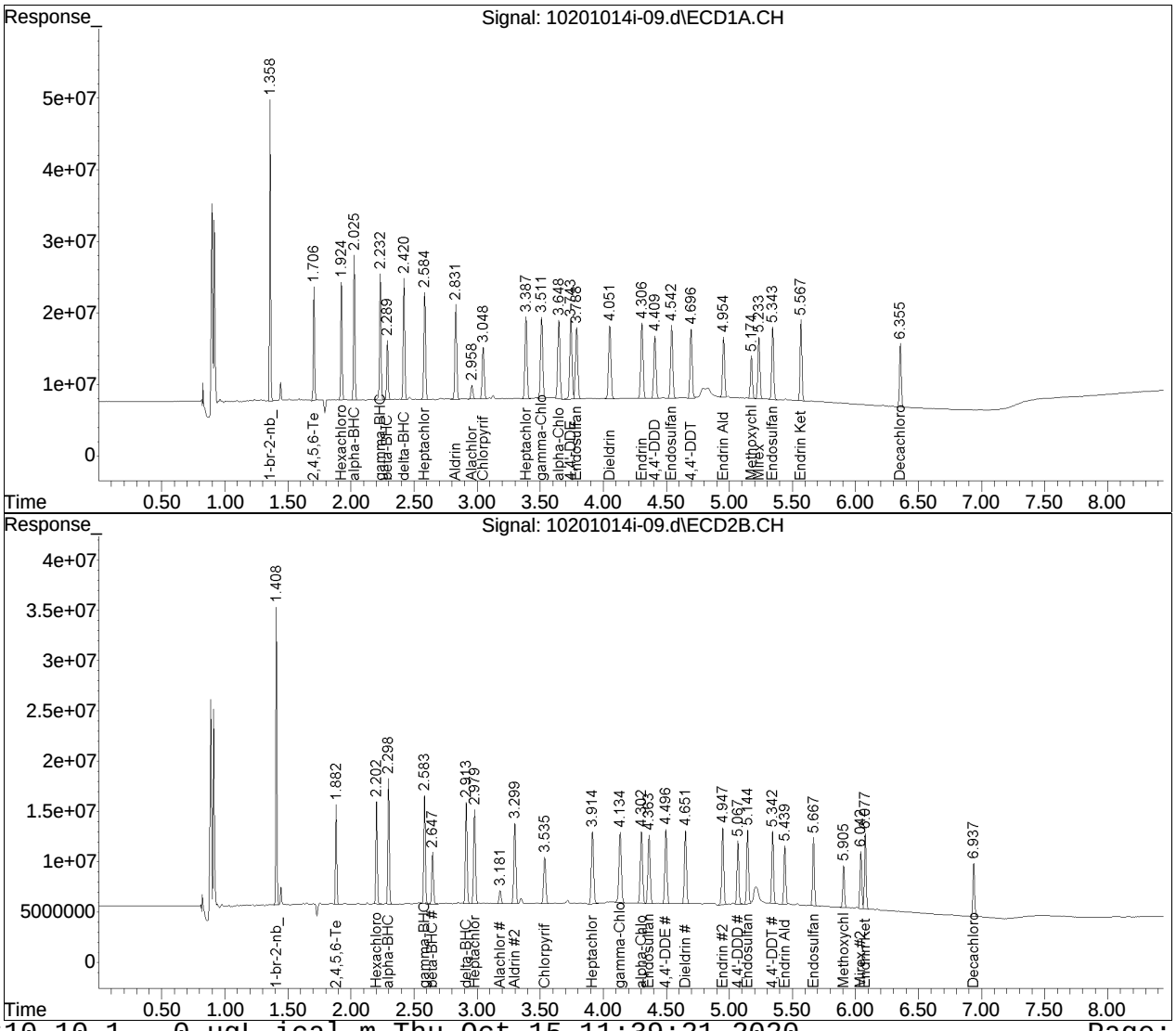

Manual Integration Report

Data Path	: I:\Pest10\201014ICAL\	QMethod	: pest10_10_14_20_ugL_ical
Data File	: 10201014i-09.d	Operator	: PEST10:kb
Date Inj'd	: 10/14/2020 1:34 pm	Instrument	: Pest 10
Sample	: il7pest,42e,,pp10026	Quant Date	: 10/14/2020 2:58 pm

There are no manual integrations or false positives in this file.

Quantitation Report (QT Reviewed)

Data Path : I:\Pest10\201014ICAL\
Data File : 10201014i-10.d
Signal(s) : Signal #1: ECD1A.CH Signal #2: ECD2B.CH
Acq On : 14 Oct 2020 1:46 pm
Operator : PEST10:kb
Sample : il8pest,42e,,pp10025
Misc : WG1422465, (Sig #1); ical (Sig #2)
ALS Vial : 10 (Sig #1); 0 (Sig #2) Sample Multiplier: 1

Integration File signal 1: autoint1.e
Integration File signal 2: autoint2.e
Quant Time: Oct 14 14:55:36 2020
Quant Method : I:\Pest10\201014ICAL\pest10_10_14_20_ugL_ical.m
Quant Title : pest
QLast Update : Wed Oct 14 14:54:17 2020
Response via : Initial Calibration
Integrator: ChemStation 6890 Scale Mode: Large solvent peaks clipped

Volume Inj. :
Signal #1 Phase : Signal #2 Phase:
Signal #1 Info : Signal #2 Info :

Sub List : Default - All compounds listed

	Compound	RT#1	RT#2	Resp#1	Resp#2	ug/l	ug/l
	Internal Standards						
1) i	1-br-2-nb_Pe	1.358	1.408	218.8E6	152.8E6	25.000	25.000
28) i	1-br-2-nb_Ch	0.000	0.000	0	0	N.D. d	N.D.
33) i	1-br-2-nb_To	0.000	0.000	0	0	N.D. d	N.D. d
	System Monitoring Compounds						
2) s	2,4,5,6-Tetr	1.706	1.882	450.0E6	293.0E6	50.809	51.669
	Spiked Amount 50.000	Range 30 - 150		Recovery =		101.62%	103.34%
27) s	Decachlorobi	6.355	6.937	346.5E6	196.1E6	51.653	51.835
	Spiked Amount 50.000	Range 30 - 150		Recovery =		103.31%	103.67%
	Target Compounds						
3) t	Hexachlorobe	1.924	2.203	499.0E6	338.4E6	50.894	51.775
4) t	alpha-BHC	2.025	2.298	672.4E6	459.8E6	50.533	50.817
5) t	gamma-BHC (l	2.232	2.583	630.8E6	426.9E6	50.993	51.073
6) t	beta-BHC	2.289	2.647	283.7E6	194.5E6	52.022	52.187
7) t	delta-BHC	2.420	2.914	648.7E6	440.7E6	50.798	50.976
8) t	Heptachlor	2.584	2.980	604.3E6	420.5E6	51.502	51.423
9) t	Aldrin	2.831	3.300	585.6E6	398.2E6	51.336	51.440
10) t	Alachlor	2.958	3.182	89036774	62132453	53.408	53.767
11) t	Chlorpyrifos	3.048	3.535	313.7E6	216.5E6	53.026	36.848
12) t	Heptachlor E	3.387	3.915	563.9E6	385.9E6	51.712	51.986
13) t	gamma-Chlord	3.511	4.134	577.2E6	395.0E6	51.404	51.647
14) t	alpha-Chlord	3.648	4.302	572.4E6	382.2E6	51.564	51.768
15) t	4,4'-DDE	3.743	4.497	585.3E6	377.3E6	51.387	51.320
16) t	Endosulfan I	3.788	4.363	531.3E6	356.4E6	51.820	51.881
17) t	Dieldrin	4.051	4.652	572.8E6	368.4E6	51.468	51.336
18) t	Endrin	4.306	4.948	571.4E6	360.6E6	51.438	51.476
19) t	4,4'-DDD	4.409	5.068	455.4E6	284.4E6	51.474	51.414
20) t	Endosulfan I	4.542	5.145	516.7E6	328.7E6	51.797	51.716
21) t	4,4'-DDT	4.696	5.343	483.9E6	309.4E6	51.273	51.113
22) t	Endrin Aldeh	4.954	5.439	412.5E6	260.4E6	51.668	51.887
23) t	Methoxychlor	5.174	5.905	254.1E6	156.1E6	52.183	52.277

Data Path : I:\Pest10\201014ICAL\
Data File : 10201014i-10.d
Signal(s) : Signal #1: ECD1A.CH Signal #2: ECD2B.CH
Acq On : 14 Oct 2020 1:46 pm
Operator : PEST10:kb
Sample : il8pest,42e,,pp10025
Misc : WG1422465, (Sig #1); ical (Sig #2)
ALS Vial : 10 (Sig #1); 0 (Sig #2) Sample Multiplier: 1

Integration File signal 1: autoint1.e
Integration File signal 2: autoint2.e
Quant Time: Oct 14 14:55:36 2020
Quant Method : I:\Pest10\201014ICAL\pest10_10_14_20_ugL_ical.m
Quant Title : pest
QLast Update : Wed Oct 14 14:54:17 2020
Response via : Initial Calibration
Integrator: ChemStation 6890 Scale Mode: Large solvent peaks clipped

Volume Inj. :
Signal #1 Phase : Signal #2 Phase:
Signal #1 Info : Signal #2 Info :

Sub List : Default - All compounds listed

	Compound	RT#1	RT#2	Resp#1	Resp#2	ug/l	ug/l
24) t	Mirex	5.233	6.042	386.5E6	225.4E6	52.115	52.379
25) t	Endosulfan S	5.343	5.667	456.2E6	282.2E6	51.636	51.801
26) t	Endrin Keton	5.567	6.077	484.2E6	298.1E6	51.517	51.617
29) l1	chlordane-1	0.000	0.000	0	0	N.D. d	N.D. d
30) l1	chlordane-3	0.000	0.000	0	0	N.D. d	N.D. d
31) l1	chlordane-4	0.000	0.000	0	0	N.D. d	N.D. d
32) l1	chlordane-5	0.000	0.000	0	0	N.D. d	N.D. d
Sum	chlordane-1			0	0	N.D.	N.D.
Average	chlordane-1					0.000	0.000
34) l2	toxaphene-1	0.000	0.000	0	0	N.D. d	N.D. d
35) l2	toxaphene-2	0.000	0.000	0	0	N.D. d	N.D. d
36) l2	toxaphene-4	0.000	0.000	0	0	N.D. d	N.D. d
37) l2	toxaphene-5	0.000	0.000	0	0	N.D. d	N.D. d
Sum	toxaphene-1			0	0	N.D.	N.D.
Average	toxaphene-1					0.000	0.000

SemiQuant Compounds - Not Calibrated on this Instrument

Sum	toxaphene-1			0	0	N.D.	N.D.
Average	toxaphene-1					0.000	0.000

(f)=RT Delta > 1/2 Window (D)=Amounts differ by > 40% (m)=manual int.
(#)=Recovery Exceeds Compound Acceptance Limits.
(I,C,F) I=Interference, C=Coelluting Calibration Peak, F=Fails CC Criteria.

Sub List : Default - All compounds listed Reviewed)

Data Path : I:\Pest10\201014ICAL\
Data File : 10201014i-10.d
Signal(s) : Signal #1: ECD1A.CH Signal #2: ECD2B.CH
Acq On : 14 Oct 2020 1:46 pm
Operator : PEST10:kb
Sample : il8pest,42e,,pp10025
Misc : WG1422465, (Sig #1); ical (Sig #2)
ALS Vial : 10 (Sig #1); 0 (Sig #2) Sample Multiplier: 1

Integration File signal 1: autoint1.e
Integration File signal 2: autoint2.e
Quant Time: Oct 14 14:55:36 2020
Quant Method : I:\Pest10\201014ICAL\pest10_10_14_20_ugL_ical.m
Quant Title : pest
QLast Update : Wed Oct 14 14:54:17 2020
Response via : Initial Calibration
Integrator: ChemStation 6890 Scale Mode: Large solvent peaks clipped

Volume Inj. :
Signal #1 Phase : Signal #2 Phase:
Signal #1 Info : Signal #2 Info :

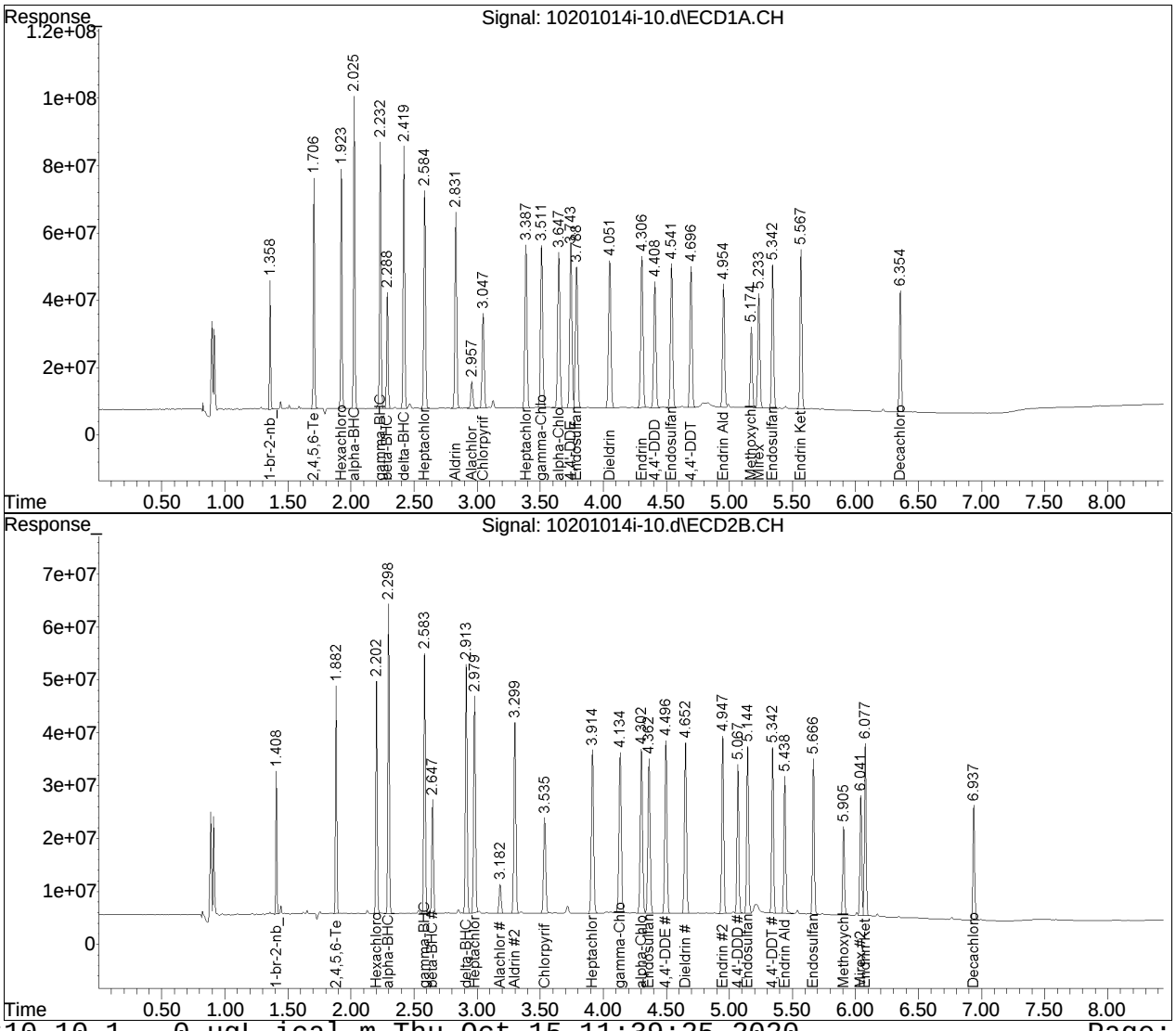

Manual Integration Report

Data Path	: I:\Pest10\201014ICAL\	QMethod	: pest10_10_14_20_ugL_ical
Data File	: 10201014i-10.d	Operator	: PEST10:kb
Date Inj'd	: 10/14/2020 1:46 pm	Instrument	: Pest 10
Sample	: il8pest,42e,,pp10025	Quant Date	: 10/14/2020 2:54 pm

There are no manual integrations or false positives in this file.

Quantitation Report (QT Reviewed)

Data Path : I:\Pest10\201014ICAL\
Data File : 10201014i-11.d
Signal(s) : Signal #1: ECD1A.CH Signal #2: ECD2B.CH
Acq On : 14 Oct 2020 1:57 pm
Operator : PEST10:kb
Sample : il9pest,42e,,pp10024
Misc : WG1422465, (Sig #1); ical (Sig #2)
ALS Vial : 11 (Sig #1); 0 (Sig #2) Sample Multiplier: 1

Integration File signal 1: autoint1.e
Integration File signal 2: autoint2.e
Quant Time: Oct 14 14:54:09 2020
Quant Method : I:\Pest10\201014ICAL\pest10_10_14_20_ugL_ical.m
Quant Title : pest
QLast Update : Wed Oct 14 14:53:28 2020
Response via : Initial Calibration
Integrator: ChemStation 6890 Scale Mode: Large solvent peaks clipped

Volume Inj. :
Signal #1 Phase : Signal #2 Phase:
Signal #1 Info : Signal #2 Info :

Sub List : Default - All compounds listed

	Compound	RT#1	RT#2	Resp#1	Resp#2	ug/l	ug/l	
	Internal Standards							
1) i	1-br-2-nb_Pe	1.359	1.409	237.5E6	168.5E6	25.000	25.000	
28) i	1-br-2-nb_Ch	0.000	0.000	0	0	N.D. d	N.D. d	
33) i	1-br-2-nb_To	0.000	0.000	0	0	N.D. d	N.D. d	
	System Monitoring Compounds							
2) s	2,4,5,6-Tetr	1.707	1.882	946.1E6	604.5E6	96.814	93.539	
	Spiked Amount 50.000	Range 30 - 150		Recovery =		193.63%#	187.08%#	
27) s	Decachlorobi	6.356	6.940	704.4E6	402.0E6	93.599	92.920	
	Spiked Amount 50.000	Range 30 - 150		Recovery =		187.20%#	185.84%#	
	Target Compounds							
3) t	Hexachlorobe	1.924	2.203	1045.6E6	695.2E6	96.487	93.144	
4) t	alpha-BHC	2.026	2.298	1429.4E6	981.6E6	97.891	96.783	
5) t	gamma-BHC (l	2.233	2.583	1316.5E6	902.1E6	96.106	95.796	
6) t	beta-BHC	2.289	2.647	568.3E6	393.1E6	92.225	91.619	
7) t	delta-BHC	2.420	2.914	1364.6E6	934.7E6	96.860	96.170	
8) t	Heptachlor	2.585	2.980	1235.7E6	876.1E6	94.165	94.465	
9) t	Aldrin	2.832	3.299	1205.5E6	829.1E6	94.793	94.400	
10) t	Alachlor	2.958	3.182	168.7E6	117.8E6	87.237	85.989	
11) t	Chlorpyrifos	3.048	3.535	603.5E6	417.9E6	88.585	47.578	D
12) t	Heptachlor E	3.387	3.914	1143.4E6	786.2E6	93.377	92.361	
13) t	gamma-Chlord	3.511	4.134	1184.9E6	815.7E6	94.536	93.622	
14) t	alpha-Chlord	3.648	4.303	1167.6E6	785.4E6	93.934	93.168	
15) t	4,4'-DDE	3.743	4.497	1202.5E6	789.4E6	94.602	94.855	
16) t	Endosulfan I	3.788	4.363	1072.7E6	729.2E6	92.977	92.748	
17) t	Dieldrin	4.051	4.652	1173.0E6	770.4E6	94.297	94.795	
18) t	Endrin	4.306	4.947	1171.4E6	749.8E6	94.408	94.267	
19) t	4,4'-DDD	4.410	5.068	932.3E6	592.8E6	94.272	94.499	
20) t	Endosulfan I	4.542	5.145	1044.2E6	676.9E6	93.062	93.362	
21) t	4,4'-DDT	4.696	5.343	998.6E6	652.7E6	95.033	95.644	
22) t	Endrin Aldeh	4.954	5.439	837.9E6	532.6E6	93.543	92.727	
23) t	Methoxychlor	5.174	5.905	505.5E6	314.3E6	91.632	91.287	

Data Path : I:\Pest10\201014ICAL\
Data File : 10201014i-11.d
Signal(s) : Signal #1: ECD1A.CH Signal #2: ECD2B.CH
Acq On : 14 Oct 2020 1:57 pm
Operator : PEST10:kb
Sample : il9pest,42e,,pp10024
Misc : WG1422465, (Sig #1); ical (Sig #2)
ALS Vial : 11 (Sig #1); 0 (Sig #2) Sample Multiplier: 1

Integration File signal 1: autoint1.e
Integration File signal 2: autoint2.e
Quant Time: Oct 14 14:54:09 2020
Quant Method : I:\Pest10\201014ICAL\pest10_10_14_20_ugL_ical.m
Quant Title : pest
QLast Update : Wed Oct 14 14:53:28 2020
Response via : Initial Calibration
Integrator: ChemStation 6890 Scale Mode: Large solvent peaks clipped

Volume Inj. :
Signal #1 Phase : Signal #2 Phase:
Signal #1 Info : Signal #2 Info :

Sub List : Default - All compounds listed

	Compound	RT#1	RT#2	Resp#1	Resp#2	ug/l	ug/l
24) t	Mirex	5.233	6.042	771.2E6	452.1E6	91.882	90.916
25) t	Endosulfan S	5.343	5.667	927.9E6	579.2E6	93.665	93.048
26) t	Endrin Keton	5.568	6.078	989.6E6	616.3E6	94.111	93.735
29) l1	chlordane-1	0.000	0.000	0	0	N.D. d	N.D. d
30) l1	chlordane-3	0.000	0.000	0	0	N.D. d	N.D. d
31) l1	chlordane-4	0.000	0.000	0	0	N.D. d	N.D. d
32) l1	chlordane-5	0.000	0.000	0	0	N.D. d	N.D. d
Sum	chlordane-1			0	0	N.D.	N.D.
Average	chlordane-1					0.000	0.000
34) l2	toxaphene-1	0.000	0.000	0	0	N.D. d	N.D. d
35) l2	toxaphene-2	0.000	0.000	0	0	N.D. d	N.D. d
36) l2	toxaphene-4	0.000	0.000	0	0	N.D. d	N.D. d
37) l2	toxaphene-5	0.000	0.000	0	0	N.D. d	N.D. d
Sum	toxaphene-1			0	0	N.D.	N.D.
Average	toxaphene-1					0.000	0.000

SemiQuant Compounds - Not Calibrated on this Instrument

Sum	toxaphene-1			0	0	N.D.	N.D.
Average	toxaphene-1					0.000	0.000

(f)=RT Delta > 1/2 Window (D)=Amounts differ by > 40% (m)=manual int.
(#)=Recovery Exceeds Compound Acceptance Limits.
(I,C,F) I=Interference, C=Coelluting Calibration Peak, F=Fails CC Criteria.

Sub List : Default - All compounds listed Reviewed)

Data Path : I:\Pest10\201014ICAL\
Data File : 10201014i-11.d
Signal(s) : Signal #1: ECD1A.CH Signal #2: ECD2B.CH
Acq On : 14 Oct 2020 1:57 pm
Operator : PEST10:kb
Sample : il9pest,42e,,pp10024
Misc : WG1422465, (Sig #1); ical (Sig #2)
ALS Vial : 11 (Sig #1); 0 (Sig #2) Sample Multiplier: 1

Integration File signal 1: autoint1.e
Integration File signal 2: autoint2.e
Quant Time: Oct 14 14:54:09 2020
Quant Method : I:\Pest10\201014ICAL\pest10_10_14_20_ugL_ical.m
Quant Title : pest
QLast Update : Wed Oct 14 14:53:28 2020
Response via : Initial Calibration
Integrator: ChemStation 6890 Scale Mode: Large solvent peaks clipped

Volume Inj. :
Signal #1 Phase : Signal #2 Phase:
Signal #1 Info : Signal #2 Info :

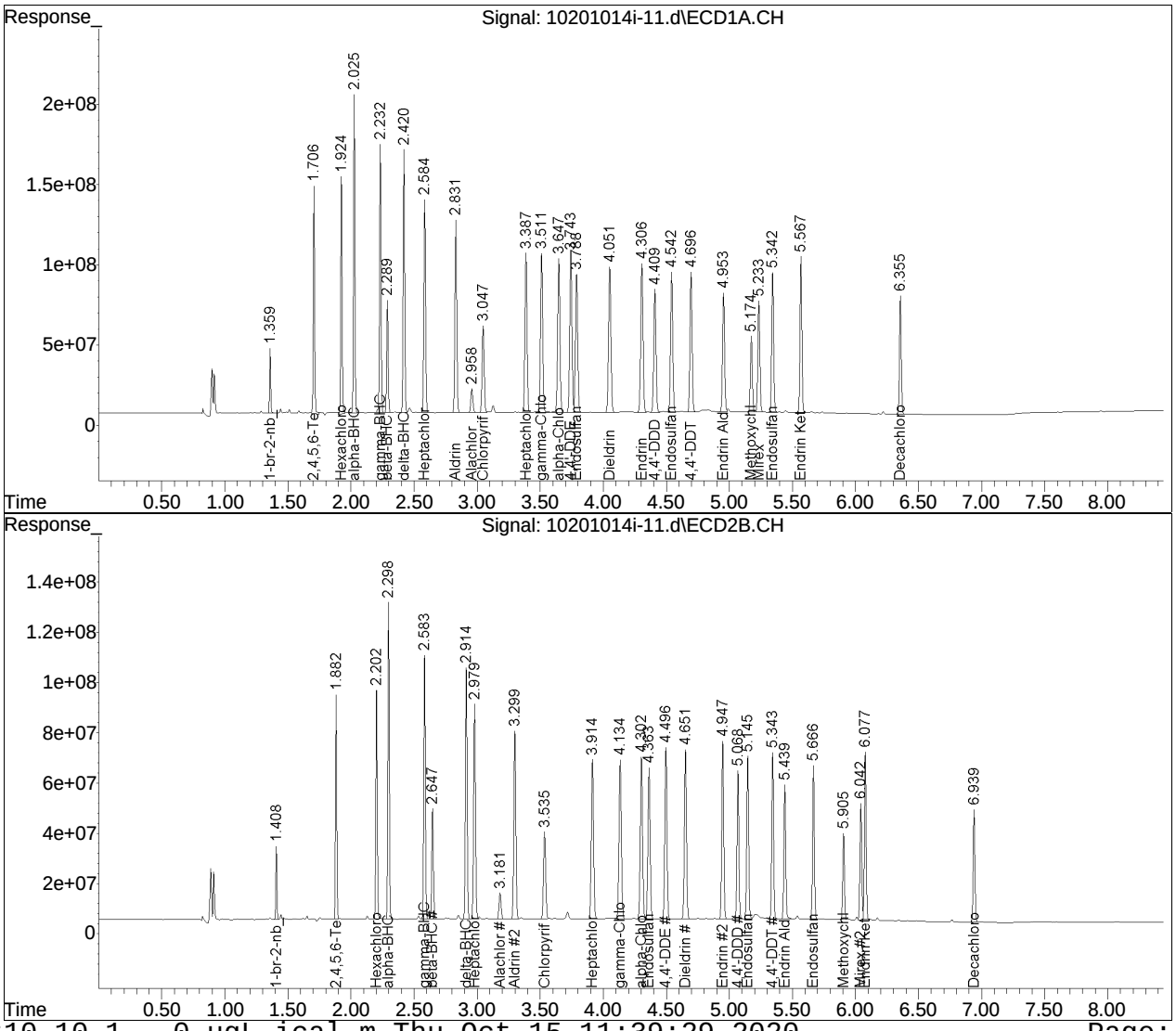

Manual Integration Report

Data Path	: I:\Pest10\201014ICAL\	QMethod	: pest10_10_14_20_ugL_ical
Data File	: 10201014i-11.d	Operator	: PEST10:kb
Date Inj'd	: 10/14/2020 1:57 pm	Instrument	: Pest 10
Sample	: il9pest,42e,,pp10024	Quant Date	: 10/14/2020 2:53 pm

There are no manual integrations or false positives in this file.

Quantitation Report (QT Reviewed)

Data Path : I:\Pest10\201014ICAL\
Data File : 10201014i-12.d
Signal(s) : Signal #1: ECD1A.CH Signal #2: ECD2B.CH
Acq On : 14 Oct 2020 2:09 pm
Operator : PEST10:kb
Sample : il10pest,42e,,pp10023
Misc : WG1422465, (Sig #1); ical (Sig #2)
ALS Vial : 12 (Sig #1); 0 (Sig #2) Sample Multiplier: 1

Integration File signal 1: autoint1.e
Integration File signal 2: autoint2.e
Quant Time: Oct 14 14:57:01 2020
Quant Method : I:\Pest10\201014ICAL\pest10_10_14_20_ugL_ical.m
Quant Title : pest
QLast Update : Wed Oct 14 14:56:02 2020
Response via : Initial Calibration
Integrator: ChemStation 6890 Scale Mode: Large solvent peaks clipped

Volume Inj. :
Signal #1 Phase : Signal #2 Phase:
Signal #1 Info : Signal #2 Info :

Sub List : Default - All compounds listed

	Compound	RT#1	RT#2	Resp#1	Resp#2	ug/l	ug/l
	Internal Standards						
1) i	1-br-2-nb_Pe	1.359	1.408	218.5E6	153.6E6	25.000	25.000
28) i	1-br-2-nb_Ch	0.000	0.000	0	0	N.D. d	N.D. d
33) i	1-br-2-nb_To	0.000	0.000	0	0	N.D. d	N.D. d
	System Monitoring Compounds						
2) s	2,4,5,6-Tetr	1.707	1.882	1723.1E6	1138.0E6	194.810	199.676
	Spiked Amount 50.000	Range 30 - 150		Recovery =		389.62%#	399.35%#
27) s	Decachlorobi	6.356	6.935	1316.1E6	762.7E6	196.440	200.534
	Spiked Amount 50.000	Range 30 - 150		Recovery =		392.88%#	401.07%#
	Target Compounds						
3) t	Hexachlorobe	1.925	2.203	1940.9E6	1322.6E6	198.208	201.330
4) t	alpha-BHC	2.026	2.298	2748.2E6	1910.9E6	206.808	210.127
5) t	gamma-BHC (l	2.233	2.584	2531.2E6	1740.9E6	204.892	207.210
6) t	beta-BHC	2.289	2.647	1059.7E6	732.9E6	194.556	195.638
7) t	delta-BHC	2.421	2.914	2633.1E6	1817.2E6	206.454	209.164
8) t	Heptachlor	2.585	2.980	2307.7E6	1655.8E6	196.947	201.483
9) t	Aldrin	2.832	3.300	2267.4E6	1580.0E6	199.044	203.076
10) t	Alachlor	2.959	3.182	291.9E6	206.0E6	175.349	177.376
11) t	Chlorpyrifos	3.048	3.535	1064.2E6	751.4E6	180.120	184.149
12) t	Heptachlor E	3.388	3.915	2126.4E6	1478.1E6	195.283	198.109
13) t	gamma-Chlord	3.512	4.134	2253.0E6	1565.4E6	200.923	203.634
14) t	alpha-Chlord	3.648	4.303	2210.4E6	1503.1E6	199.386	202.563
15) t	4,4'-DDE	3.744	4.497	2278.2E6	1517.1E6	200.273	205.312
16) t	Endosulfan I	3.789	4.363	1994.6E6	1369.3E6	194.821	198.309
17) t	Dieldrin	4.052	4.652	2203.4E6	1461.5E6	198.246	202.616
18) t	Endrin	4.307	4.948	2186.5E6	1424.2E6	197.108	202.273
19) t	4,4'-DDD	4.410	5.068	1753.5E6	1133.4E6	198.466	203.859
20) t	Endosulfan I	4.542	5.145	1924.0E6	1253.9E6	193.125	196.296
21) t	4,4'-DDT	4.696	5.343	1880.5E6	1246.9E6	199.534	204.961
22) t	Endrin Aldeh	4.954	5.439	1562.7E6	1001.6E6	196.000	198.577
23) t	Methoxychlor	5.175	5.906	914.0E6	581.1E6	187.994	193.638

Data Path : I:\Pest10\201014ICAL\
Data File : 10201014i-12.d
Signal(s) : Signal #1: ECD1A.CH Signal #2: ECD2B.CH
Acq On : 14 Oct 2020 2:09 pm
Operator : PEST10:kb
Sample : il10pest,42e,,pp10023
Misc : WG1422465, (Sig #1); ical (Sig #2)
ALS Vial : 12 (Sig #1); 0 (Sig #2) Sample Multiplier: 1

Integration File signal 1: autoint1.e
Integration File signal 2: autoint2.e
Quant Time: Oct 14 14:57:01 2020
Quant Method : I:\Pest10\201014ICAL\pest10_10_14_20_ugL_ical.m
Quant Title : pest
QLast Update : Wed Oct 14 14:56:02 2020
Response via : Initial Calibration
Integrator: ChemStation 6890 Scale Mode: Large solvent peaks clipped

Volume Inj. :
Signal #1 Phase : Signal #2 Phase:
Signal #1 Info : Signal #2 Info :

Sub List : Default - All compounds listed

	Compound	RT#1	RT#2	Resp#1	Resp#2	ug/l	ug/l
24) t	Mirex	5.234	6.042	1443.6E6	841.6E6	194.912	194.560
25) t	Endosulfan S	5.343	5.666	1743.1E6	1098.9E6	197.557	200.709
26) t	Endrin Keton	5.568	6.077	1835.3E6	1164.7E6	195.534	200.680
29) l1	chlordane-1	0.000	0.000	0	0	N.D. d	N.D. d
30) l1	chlordane-3	0.000	0.000	0	0	N.D. d	N.D. d
31) l1	chlordane-4	0.000	0.000	0	0	N.D. d	N.D. d
32) l1	chlordane-5	0.000	0.000	0	0	N.D. d	N.D. d
Sum	chlordane-1			0	0	N.D.	N.D.
Average	chlordane-1					0.000	0.000
34) l2	toxaphene-1	0.000	0.000	0	0	N.D. d	N.D. d
35) l2	toxaphene-2	0.000	0.000	0	0	N.D. d	N.D. d
36) l2	toxaphene-4	0.000	0.000	0	0	N.D. d	N.D. d
37) l2	toxaphene-5	0.000	0.000	0	0	N.D. d	N.D. d
Sum	toxaphene-1			0	0	N.D.	N.D.
Average	toxaphene-1					0.000	0.000

SemiQuant Compounds - Not Calibrated on this Instrument

Sum	toxaphene-1			0	0	N.D.	N.D.
Average	toxaphene-1					0.000	0.000

(f)=RT Delta > 1/2 Window (D)=Amounts differ by > 40% (m)=manual int.
(#)=Recovery Exceeds Compound Acceptance Limits.
(I,C,F) I=Interference, C=Coelluting Calibration Peak, F=Fails CC Criteria.

Sub List : Default - All compounds listed Reviewed)

Data Path : I:\Pest10\201014ICAL\
Data File : 10201014i-12.d
Signal(s) : Signal #1: ECD1A.CH Signal #2: ECD2B.CH
Acq On : 14 Oct 2020 2:09 pm
Operator : PEST10:kb
Sample : il10pest,42e,,pp10023
Misc : WG1422465, (Sig #1); ical (Sig #2)
ALS Vial : 12 (Sig #1); 0 (Sig #2) Sample Multiplier: 1

Integration File signal 1: autoint1.e
Integration File signal 2: autoint2.e
Quant Time: Oct 14 14:57:01 2020
Quant Method : I:\Pest10\201014ICAL\pest10_10_14_20_ugL_ical.m
Quant Title : pest
QLast Update : Wed Oct 14 14:56:02 2020
Response via : Initial Calibration
Integrator: ChemStation 6890 Scale Mode: Large solvent peaks clipped

Volume Inj. :
Signal #1 Phase : Signal #2 Phase:
Signal #1 Info : Signal #2 Info :

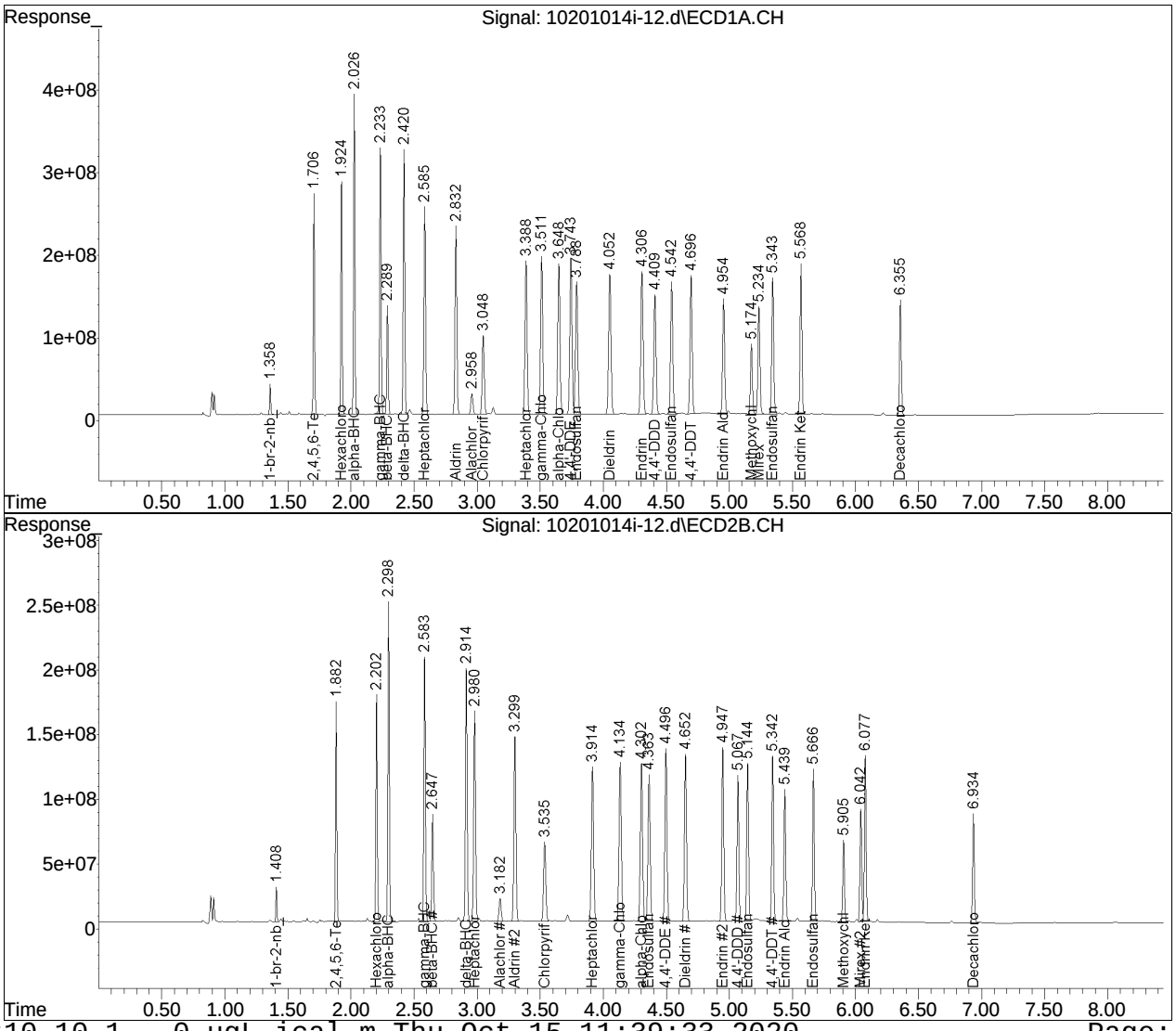

Manual Integration Report

Data Path	: I:\Pest10\201014ICAL\	QMethod	: pest10_10_14_20_ugL_ical
Data File	: 10201014i-12.d	Operator	: PEST10:kb
Date Inj'd	: 10/14/2020 2:09 pm	Instrument	: Pest 10
Sample	: il10pest,42e,,pp10023	Quant Date	: 10/14/2020 2:56 pm

There are no manual integrations or false positives in this file.

Initial Calibration Verification

Evaluate Continuing Calibration Report

Data Path : I:\Pest10\201014ICAL\
Data File : 10201014i-13.d
Signal(s) : Signal #1: ECD1A.CH Signal #2: ECD2B.CH
Acq On   : 14 Oct 2020   2:20 pm
Operator : PEST10:kb
Sample   : cicvpest,42e,,pp10099
Misc   : WG1422465, (Sig #1); ical (Sig #2)
ALS Vial : 13 (Sig #1); 0 (Sig #2)   Sample Multiplier: 1

Integration File signal 1: autoint1.e
Integration File signal 2: autoint2.e
Quant Time: Oct 14 16:06:37 2020
Quant Method : I:\Pest10\201014ICAL\pest10_10_14_20_ugL_ical.m
Quant Title : pest
QLast Update : Wed Oct 14 16:06:31 2020
Response via : Initial Calibration
Integrator: ChemStation   6890 Scale Mode: Large solvent peaks clipped

Volume Inj.   :
Signal #1 Phase :   Signal #2 Phase:
Signal #1 Info :   Signal #2 Info :

Min. RRF   :   0.000 Min. Rel. Area : 50% Max. R.T. Dev 0.50min
Max. RRF Dev : 20%   Max. Rel. Area : 150%

		Compound	Amount	Calc.	%Dev	Area%	Dev(Min)
1	i	1-br-2-nb_Pesticides	25.000	25.000	0.0	101	0.00
2	s	2,4,5,6-Tetrachloro-m-xylen	50.000	52.410	-4.8	104	0.00
3	t	Hexachlorobenzene	50.000	43.493	13.0	107	0.00
4	t	alpha-BHC	50.000	46.703	6.6	96	0.00
5	t	gamma-BHC (lindane)	50.000	46.355	7.3	94	0.00
6	t	beta-BHC	50.000	48.313	3.4	94	0.00
7	t	delta-BHC	50.000	47.017	6.0	96	0.00
8	t	Heptachlor	50.000	48.294	3.4	95	0.00
9	t	Aldrin	50.000	48.700	2.6	96	0.00
10	t	Alachlor	50.000	48.095	3.8	110	0.00
11	t	Chlorpyrifos	50.000	55.621	-11.2	104	0.00
12	t	Heptachlor Epoxide	50.000	49.718	0.6	97	0.00
13	t	gamma-Chlordane (trans)	50.000	47.916	4.2	96	0.00
14	t	alpha-Chlordane (cis)	50.000	47.938	4.1	95	0.00
15	t	4,4'-DDE	50.000	48.046	3.9	95	0.00
16	t	Endosulfan I	50.000	49.823	0.4	97	0.00
17	t	Dieldrin	50.000	43.421	13.2	102	0.00
18	t	Endrin	50.000	49.187	1.6	97	0.00
19	t	4,4'-DDD	50.000	44.529	10.9	103	0.00
20	t	Endosulfan II	50.000	49.739	0.5	96	0.00
21	t	4,4'-DDT	50.000	49.512	1.0	98	0.00
22	t	Endrin Aldehyde	50.000	49.744	0.5	97	0.00
23	t	Methoxychlor	50.000	52.261	-4.5	99	0.00
24	t	Mirex	50.000	54.454	-8.9	106	0.00
25	t	Endosulfan Sulfate	50.000	50.816	-1.6	100	0.00
26	t	Endrin Ketone	50.000	44.193	11.6	101	0.00
27	s	Decachlorobiphenyl	50.000	53.853	-7.7	105	0.00

Signal #2

Evaluate Continuing Calibration Report

Data Path : I:\Pest10\201014ICAL\
Data File : 10201014i-13.d
Signal(s) : Signal #1: ECD1A.CH Signal #2: ECD2B.CH
Acq On   : 14 Oct 2020   2:20 pm
Operator : PEST10:kb
Sample   : cicvpest,42e,,pp10099
Misc   : WG1422465, (Sig #1); ical (Sig #2)
ALS Vial : 13 (Sig #1); 0 (Sig #2)   Sample Multiplier: 1

Integration File signal 1: autoint1.e
Integration File signal 2: autoint2.e
Quant Time: Oct 14 16:06:37 2020
Quant Method : I:\Pest10\201014ICAL\pest10_10_14_20_ugL_ical.m
Quant Title : pest
QLast Update : Wed Oct 14 16:06:31 2020
Response via : Initial Calibration
Integrator: ChemStation   6890 Scale Mode: Large solvent peaks clipped

Volume Inj.   :
Signal #1 Phase :   Signal #2 Phase:
Signal #1 Info :   Signal #2 Info :

Min. RRF   :   0.000 Min. Rel. Area : 50% Max. R.T. Dev 0.50min
Max. RRF Dev : 20%   Max. Rel. Area : 150%

		Compound	Amount	Calc.	%Dev	Area%	Dev(Min)
1	i	1-br-2-nb_Pesticides	25.000	25.000	0.0	102	0.00
2	s	2,4,5,6-Tetrachloro-m-xyl	50.000	43.888	12.2	103	0.00
3	t	Hexachlorobenzene	50.000	43.803	12.4	107	0.00
4	t	alpha-BHC	50.000	43.271	13.5	96	0.00
5	t	gamma-BHC (lindane)	50.000	46.263	7.5	94	0.00
6	t	beta-BHC	50.000	48.037	3.9	94	0.00
7	t	delta-BHC	50.000	46.715	6.6	96	0.00
8	t	Heptachlor	50.000	47.471	5.1	95	0.00
9	t	Aldrin	50.000	48.035	3.9	96	0.00
10	t	Alachlor	50.000	49.757	0.5	111	0.00
11	t	Chlorpyrifos	50.000	56.145	-12.3	104	0.00
12	t	Heptachlor Epoxide	50.000	49.069	1.9	96	0.00
13	t	gamma-Chlordane (trans)	50.000	47.903	4.2	96	0.00
14	t	alpha-Chlordane (cis)	50.000	47.976	4.0	96	0.00
15	t	4,4'-DDE	50.000	42.647	14.7	95	0.00
16	t	Endosulfan I	50.000	49.404	1.2	97	0.00
17	t	Dieldrin	50.000	44.660	10.7	102	0.00
18	t	Endrin	50.000	48.309	3.4	97	0.00
19	t	4,4'-DDD	50.000	47.249	5.5	104	0.00
20	t	Endosulfan II	50.000	49.588	0.8	97	0.00
21	t	4,4'-DDT	50.000	44.629	10.7	100	0.00
22	t	Endrin Aldehyde	50.000	45.712	8.6	98	0.00
23	t	Methoxychlor	50.000	51.158	-2.3	99	0.00
24	t	Mirex	50.000	55.259	-10.5	107	0.00
25	t	Endosulfan Sulfate	50.000	51.299	-2.6	102	0.00
26	t	Endrin Ketone	50.000	43.896	12.2	101	0.00
27	s	Decachlorobiphenyl	50.000	55.019	-10.0	109	0.00

Evaluate Continuing Calibration Report - Not Founds

Evaluate Continuing Calibration Report

Data Path : I:\Pest10\201014ICAL\
Data File : 10201014i-13.d
Signal(s) : Signal #1: ECD1A.CH Signal #2: ECD2B.CH
Acq On   : 14 Oct 2020   2:20 pm
Operator : PEST10:kb
Sample   : cicvpest,42e,,pp10099
Misc   : WG1422465, (Sig #1); ical (Sig #2)
ALS Vial : 13 (Sig #1); 0 (Sig #2)   Sample Multiplier: 1

Integration File signal 1: autoint1.e
Integration File signal 2: autoint2.e
Quant Time: Oct 14 16:06:37 2020
Quant Method : I:\Pest10\201014ICAL\pest10_10_14_20_ugL_ical.m
Quant Title : pest
QLast Update : Wed Oct 14 16:06:31 2020
Response via : Initial Calibration
Integrator: ChemStation   6890 Scale Mode: Large solvent peaks clipped

Volume Inj.   :
Signal #1 Phase :   Signal #2 Phase:
Signal #1 Info :   Signal #2 Info :

Min. RRF   :   0.000 Min. Rel. Area : 50% Max. R.T. Dev 0.50min
Max. RRF Dev : 20%   Max. Rel. Area : 150%

		Compound	Amount	Calc.	%Dev	Area%	Dev(Min)
28	i	1-br-2-nb_Chlordane	25.000	25.000	0.0	0	-1.36#
29	l1	chlordane-1	2500.000	0.000	100.0#	0	-2.52#
30	l1	chlordane-3	2500.000	0.000	100.0#	0	-2.95#
31	l1	chlordane-4	2500.000	0.000	100.0#	0	-3.51#
32	l1	chlordane-5	2500.000	0.000	100.0#	0	-3.64#
33	i	1-br-2-nb_Toxaphene	25.000	25.000	0.0	0	-1.36#
34	l2	toxaphene-1	5000.000	0.000	100.0#	0	-4.53#
35	l2	toxaphene-2	5000.000	0.000	100.0#	0	-4.66#
36	l2	toxaphene-4	5000.000	0.000	100.0#	0	-5.07#
37	l2	toxaphene-5	5000.000	0.000	100.0#	0	-5.25#

Signal #2

28	i	1-br-2-nb_Chlordane	25.000	25.000	0.0	0	-1.41#
29	l1	chlordane-1	2500.000	0.000	100.0#	0	-2.85#
30	l1	chlordane-3	2500.000	0.000	100.0#	0	-3.45#
31	l1	chlordane-4	2500.000	0.000	100.0#	0	-4.13#
32	l1	chlordane-5	2500.000	0.000	100.0#	0	-4.30#
33	i	1-br-2-nb_Toxaphene	25.000	25.000	0.0	0	-1.41#
34	l2	toxaphene-1	5000.000	0.000	100.0#	0	-5.10#
35	l2	toxaphene-2	5000.000	0.000	100.0#	0	-5.13#
36	l2	toxaphene-4	5000.000	0.000	100.0#	0	-5.45#
37	l2	toxaphene-5	5000.000	0.000	100.0#	0	-5.85#

(#) = Out of Range SPCC's out = 0 CCC's out = 0

Quantitation Report (QT Reviewed)

Data Path : I:\Pest10\201014ICAL\
Data File : 10201014i-13.d
Signal(s) : Signal #1: ECD1A.CH Signal #2: ECD2B.CH
Acq On : 14 Oct 2020 2:20 pm
Operator : PEST10:kb
Sample : cicvpest,42e,,pp10099
Misc : WG1422465, (Sig #1); ical (Sig #2)
ALS Vial : 13 (Sig #1); 0 (Sig #2) Sample Multiplier: 1

Integration File signal 1: autoint1.e
Integration File signal 2: autoint2.e
Quant Time: Oct 14 16:06:37 2020
Quant Method : I:\Pest10\201014ICAL\pest10_10_14_20_ugL_ical.m
Quant Title : pest
QLast Update : Wed Oct 14 16:06:31 2020
Response via : Initial Calibration
Integrator: ChemStation 6890 Scale Mode: Large solvent peaks clipped

Volume Inj. :
Signal #1 Phase : Signal #2 Phase:
Signal #1 Info : Signal #2 Info :

Sub List : Default - All compounds listed

	Compound	RT#1	RT#2	Resp#1	Resp#2	ug/l	ug/l
	Internal Standards						
1) i	1-br-2-nb_Pe	1.359	1.409	220.9E6	155.3E6	25.000	25.000
28) i	1-br-2-nb_Ch	0.000	0.000	0	0	N.D. d	N.D. d
33) i	1-br-2-nb_To	0.000	0.000	0	0	N.D. d	N.D. d
	System Monitoring Compounds						
2) s	2,4,5,6-Tetr	1.707	1.883	466.0E6	302.5E6	52.410	43.888
	Spiked Amount 50.000	Range 30 - 150		Recovery =		104.82%	87.78%
27) s	Decachlorobi	6.355	6.937	365.2E6	213.7E6	53.853	55.019
	Spiked Amount 50.000	Range 30 - 150		Recovery =		107.71%	110.04%
	Target Compounds						
3) t	Hexachlorobe	1.924	2.203	532.1E6	360.7E6	43.493	43.803
4) t	alpha-BHC	2.026	2.298	643.4E6	443.0E6	46.703	43.271
5) t	gamma-BHC (l	2.233	2.583	591.0E6	402.9E6	46.355	46.263
6) t	beta-BHC	2.289	2.647	265.5E6	181.9E6	48.313	48.037
7) t	delta-BHC	2.420	2.914	621.0E6	422.2E6	47.017	46.715
8) t	Heptachlor	2.585	2.980	573.5E6	399.2E6	48.294	47.471
9) t	Aldrin	2.832	3.300	564.2E6	383.3E6	48.700	48.035
10) t	Alachlor	2.958	3.182	97978712	69224458	48.095	49.757
11) t	Chlorpyrifos	3.048	3.535	324.9E6	225.6E6	55.621	56.145
12) t	Heptachlor E	3.387	3.915	546.2E6	371.8E6	49.718	49.069
13) t	gamma-Chlord	3.511	4.135	552.7E6	379.9E6	47.916	47.903
14) t	alpha-Chlord	3.648	4.302	543.5E6	365.4E6	47.938	47.976
15) t	4,4'-DDE	3.743	4.497	557.8E6	358.6E6	48.046	42.647
16) t	Endosulfan I	3.789	4.363	514.4E6	346.2E6	49.823	49.404
17) t	Dieldrin	4.052	4.652	583.2E6	374.0E6	43.421	44.660
18) t	Endrin	4.307	4.947	551.7E6	348.2E6	49.187	48.309
19) t	4,4'-DDD	4.409	5.068	467.9E6	294.7E6	44.529	47.249
20) t	Endosulfan I	4.542	5.145	496.3E6	319.5E6	49.739	49.588
21) t	4,4'-DDT	4.696	5.343	475.3E6	310.3E6	49.512	44.629
22) t	Endrin Aldeh	4.954	5.440	398.8E6	255.2E6	49.744	45.712
23) t	Methoxychlor	5.174	5.906	251.0E6	154.0E6	52.261	51.158

Data Path : I:\Pest10\201014ICAL\
Data File : 10201014i-13.d
Signal(s) : Signal #1: ECD1A.CH Signal #2: ECD2B.CH
Acq On : 14 Oct 2020 2:20 pm
Operator : PEST10:kb
Sample : cicvpest,42e,,pp10099
Misc : WG1422465, (Sig #1); ical (Sig #2)
ALS Vial : 13 (Sig #1); 0 (Sig #2) Sample Multiplier: 1

Integration File signal 1: autoint1.e
Integration File signal 2: autoint2.e
Quant Time: Oct 14 16:06:37 2020
Quant Method : I:\Pest10\201014ICAL\pest10_10_14_20_ugL_ical.m
Quant Title : pest
QLast Update : Wed Oct 14 16:06:31 2020
Response via : Initial Calibration
Integrator: ChemStation 6890 Scale Mode: Large solvent peaks clipped

Volume Inj. :
Signal #1 Phase : Signal #2 Phase:
Signal #1 Info : Signal #2 Info :

Sub List : Default - All compounds listed

	Compound	RT#1	RT#2	Resp#1	Resp#2	ug/l	ug/l
24) t	Mirex	5.234	6.042	410.7E6	240.4E6	54.454	55.259
25) t	Endosulfan S	5.343	5.667	454.4E6	286.5E6	50.816	51.299
26) t	Endrin Keton	5.568	6.078	488.4E6	301.0E6	44.193	43.896
29) l1	chlordane-1	0.000	0.000	0	0	N.D. d	N.D. d
30) l1	chlordane-3	0.000	0.000	0	0	N.D. d	N.D. d
31) l1	chlordane-4	0.000	0.000	0	0	N.D. d	N.D. d
32) l1	chlordane-5	0.000	0.000	0	0	N.D. d	N.D. d
Sum	chlordane-1			0	0	N.D.	N.D.
Average	chlordane-1					0.000	0.000
34) l2	toxaphene-1	0.000	0.000	0	0	N.D. d	N.D. d
35) l2	toxaphene-2	0.000	0.000	0	0	N.D. d	N.D. d
36) l2	toxaphene-4	0.000	0.000	0	0	N.D. d	N.D. d
37) l2	toxaphene-5	0.000	0.000	0	0	N.D. d	N.D. d
Sum	toxaphene-1			0	0	N.D.	N.D.
Average	toxaphene-1					0.000	0.000

SemiQuant Compounds - Not Calibrated on this Instrument

Sum	toxaphene-1			0	0	N.D.	N.D.
Average	toxaphene-1					0.000	0.000

(f)=RT Delta > 1/2 Window (D)=Amounts differ by > 40% (m)=manual int.
(#)=Recovery Exceeds Compound Acceptance Limits.
(I,C,F) I=Interference, C=Coelluting Calibration Peak, F=Fails CC Criteria.

Sub List : Default - All compounds listed Reviewed)

Data Path : I:\Pest10\201014ICAL\
Data File : 10201014i-13.d
Signal(s) : Signal #1: ECD1A.CH Signal #2: ECD2B.CH
Acq On : 14 Oct 2020 2:20 pm
Operator : PEST10:kb
Sample : cicvpest,42e,,pp10099
Misc : WG1422465, (Sig #1); ical (Sig #2)
ALS Vial : 13 (Sig #1); 0 (Sig #2) Sample Multiplier: 1

Integration File signal 1: autoint1.e
Integration File signal 2: autoint2.e
Quant Time: Oct 14 16:06:37 2020
Quant Method : I:\Pest10\201014ICAL\pest10_10_14_20_ugL_ical.m
Quant Title : pest
QLast Update : Wed Oct 14 16:06:31 2020
Response via : Initial Calibration
Integrator: ChemStation 6890 Scale Mode: Large solvent peaks clipped

Volume Inj. :
Signal #1 Phase : Signal #2 Phase:
Signal #1 Info : Signal #2 Info :

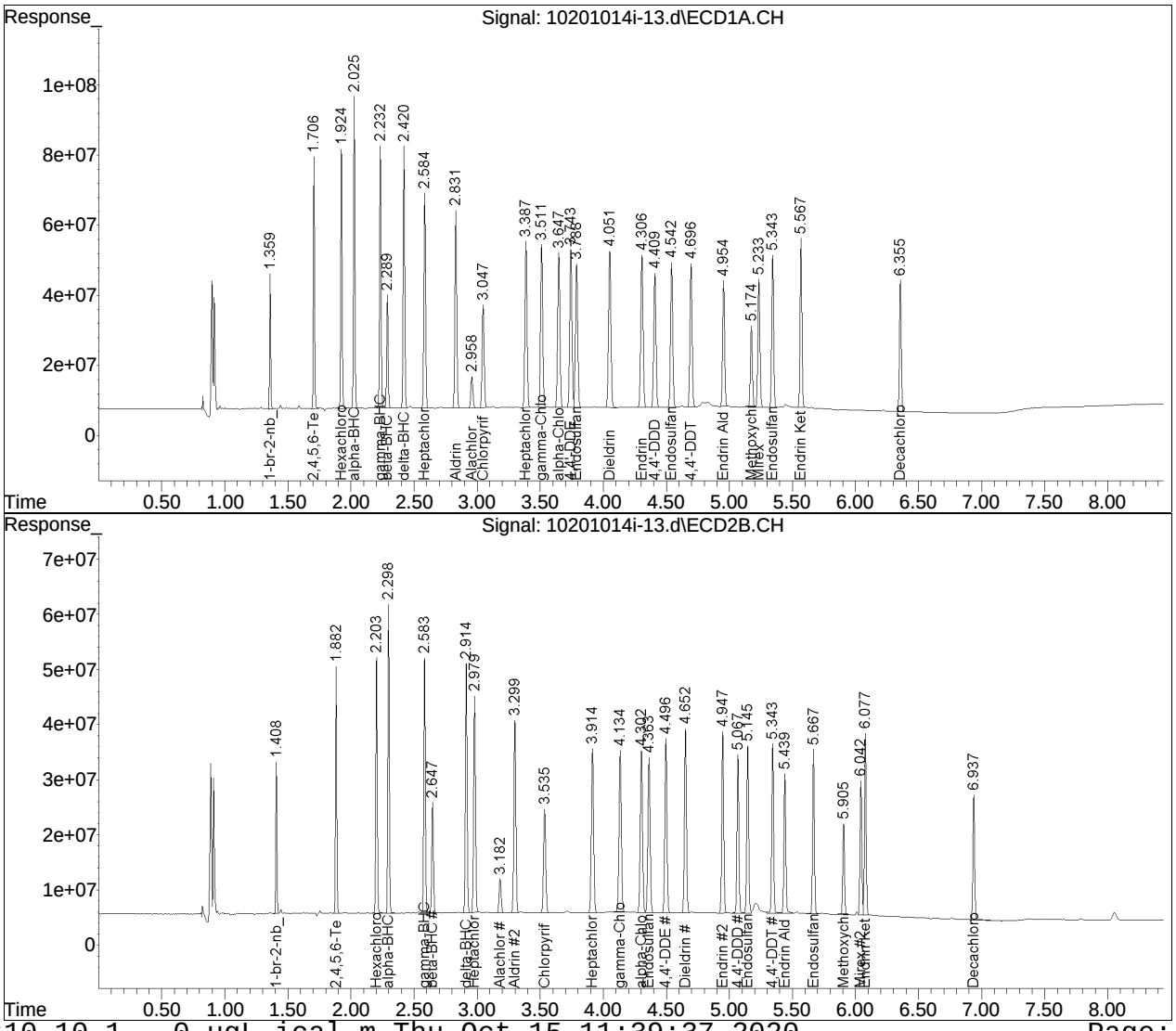

Manual Integration Report

Data Path	: I:\Pest10\201014ICAL\	QMethod	: pest10_10_14_20_ugL_ical
Data File	: 10201014i-13.d	Operator	: PEST10:kb
Date Inj'd	: 10/14/2020 2:20 pm	Instrument	: Pest 10
Sample	: cicvpest,42e,,pp10099	Quant Date	: 10/14/2020 4:06 pm

There are no manual integrations or false positives in this file.

Quantitation Report (QT Reviewed)

Data Path : I:\Pest10\201014ICAL\
Data File : 10201014i-17.d
Signal(s) : Signal #1: ECD1A.CH Signal #2: ECD2B.CH
Acq On : 14 Oct 2020 3:06 pm
Operator : PEST10:kb
Sample : il7chlor,42e,,pp10110
Misc : WG1422465, (Sig #1); ical (Sig #2)
ALS Vial : 17 (Sig #1); 0 (Sig #2) Sample Multiplier: 1

Integration File signal 1: autoint1.e
Integration File signal 2: autoint2.e
Quant Time: Oct 14 15:41:55 2020
Quant Method : I:\Pest10\201014ICAL\pest10_10_14_20_ugL_ical.m
Quant Title : pest
QLast Update : Wed Oct 14 15:41:18 2020
Response via : Initial Calibration
Integrator: ChemStation 6890 Scale Mode: Large solvent peaks clipped

Volume Inj. :
Signal #1 Phase : Signal #2 Phase:
Signal #1 Info : Signal #2 Info :

Sub List : Default - All compounds listed

	Compound	RT#1	RT#2	Resp#1	Resp#2	ug/l	ug/l
	Internal Standards						
1) i	1-br-2-nb_Pe	0.000	0.000	0	0	N.D. d	N.D. d
28) i	1-br-2-nb_Ch	1.359	1.409	216.2E6	162.6E6	25.000	25.000
33) i	1-br-2-nb_To	0.000	0.000	0	0	N.D. d	N.D. d
	System Monitoring Compounds						
2) s	2,4,5,6-Tetr	0.000	0.000	0	0	N.D. d	N.D. d
	Spiked Amount	50.000	Range 30 - 150	Recovery	=	0.00%#	0.00%#
27) s	Decachlorobi	0.000	0.000	0	0	N.D. d	N.D. d
	Spiked Amount	50.000	Range 30 - 150	Recovery	=	0.00%#	0.00%#
	Target Compounds						
3) t	Hexachlorobe	0.000	0.000	0	0	N.D. d	N.D. d
4) t	alpha-BHC	0.000	0.000	0	0	N.D. d	N.D. d
5) t	gamma-BHC (l	0.000	0.000	0	0	N.D. d	N.D. d
6) t	beta-BHC	0.000	0.000	0	0	N.D. d	N.D. d
7) t	delta-BHC	0.000	0.000	0	0	N.D. d	N.D. d
8) t	Heptachlor	0.000	0.000	0	0	N.D. d	N.D. d
9) t	Aldrin	0.000	0.000	0	0	N.D. d	N.D. d
10) t	Alachlor	0.000	0.000	0	0	N.D. d	N.D. d
11) t	Chlorpyrifos	0.000	0.000	0	0	N.D. d	N.D. d
12) t	Heptachlor E	0.000	0.000	0	0	N.D. d	N.D. d
13) t	gamma-Chlord	0.000	0.000	0	0	N.D. d	N.D. d
14) t	alpha-Chlord	0.000	0.000	0	0	N.D. d	N.D. d
15) t	4,4'-DDE	0.000	0.000	0	0	N.D. d	N.D. d
16) t	Endosulfan I	0.000	0.000	0	0	N.D. d	N.D. d
17) t	Dieldrin	0.000	0.000	0	0	N.D. d	N.D. d
18) t	Endrin	0.000	0.000	0	0	N.D. d	N.D. d
19) t	4,4'-DDD	0.000	0.000	0	0	N.D. d	N.D. d
20) t	Endosulfan I	0.000	0.000	0	0	N.D. d	N.D. d
21) t	4,4'-DDT	0.000	0.000	0	0	N.D. d	N.D. d
22) t	Endrin Aldeh	0.000	0.000	0	0	N.D. d	N.D. d
23) t	Methoxychlor	0.000	0.000	0	0	N.D. d	N.D. d

Quantitation Report (QT Reviewed)

Data Path : I:\Pest10\201014ICAL\
Data File : 10201014i-17.d
Signal(s) : Signal #1: ECD1A.CH Signal #2: ECD2B.CH
Acq On : 14 Oct 2020 3:06 pm
Operator : PEST10:kb
Sample : il7chlor,42e,,pp10110
Misc : WG1422465, (Sig #1); ical (Sig #2)
ALS Vial : 17 (Sig #1); 0 (Sig #2) Sample Multiplier: 1

Integration File signal 1: autoint1.e
Integration File signal 2: autoint2.e
Quant Time: Oct 14 15:41:55 2020
Quant Method : I:\Pest10\201014ICAL\pest10_10_14_20_ugL_ical.m
Quant Title : pest
QLast Update : Wed Oct 14 15:41:18 2020
Response via : Initial Calibration
Integrator: ChemStation 6890 Scale Mode: Large solvent peaks clipped

Volume Inj. :
Signal #1 Phase : Signal #2 Phase:
Signal #1 Info : Signal #2 Info :

Sub List : Default - All compounds listed

	Compound	RT#1	RT#2	Resp#1	Resp#2	ug/l	ug/l
24) t	Mirex	0.000	0.000	0	0	N.D. d	N.D. d
25) t	Endosulfan S	0.000	0.000	0	0	N.D. d	N.D. d
26) t	Endrin Keton	0.000	0.000	0	0	N.D. d	N.D. d
29) l1	chlordane-1	2.522	2.845	401.3E6	275.8E6	NoCal	NoCal
30) l1	chlordane-3	2.948	3.451	413.3E6	269.8E6	NoCal	NoCal
31) l1	chlordane-4	3.511	4.134	1360.1E6	873.4E6	NoCal	NoCal
32) l1	chlordane-5	3.643	4.303	2093.9E6	712.7E6	NoCal	NoCal
Sum	chlordane-1			0	0	N.D.	N.D.
Average	chlordane-1					0.000	0.000
34) l2	toxaphene-1	0.000	0.000	0	0	N.D. d	N.D. d
35) l2	toxaphene-2	0.000	0.000	0	0	N.D. d	N.D. d
36) l2	toxaphene-4	0.000	0.000	0	0	N.D. d	N.D. d
37) l2	toxaphene-5	0.000	0.000	0	0	N.D. d	N.D. d
Sum	toxaphene-1			0	0	N.D.	N.D.
Average	toxaphene-1					0.000	0.000

SemiQuant Compounds - Not Calibrated on this Instrument

Sum	toxaphene-1			0	0	N.D.	N.D.
Average	toxaphene-1					0.000	0.000

(f)=RT Delta > 1/2 Window (D)=Amounts differ by > 40% (m)=manual int.
(#)=Recovery Exceeds Compound Acceptance Limits.
(I,C,F) I=Interference, C=Coelluting Calibration Peak, F=Fails CC Criteria.

Sub List : Default - All compounds listed Reviewed)

Data Path : I:\Pest10\201014ICAL\
Data File : 10201014i-17.d
Signal(s) : Signal #1: ECD1A.CH Signal #2: ECD2B.CH
Acq On : 14 Oct 2020 3:06 pm
Operator : PEST10:kb
Sample : il7chlor,42e,,pp10110
Misc : WG1422465, (Sig #1); ical (Sig #2)
ALS Vial : 17 (Sig #1); 0 (Sig #2) Sample Multiplier: 1

Integration File signal 1: autoint1.e
Integration File signal 2: autoint2.e
Quant Time: Oct 14 15:41:55 2020
Quant Method : I:\Pest10\201014ICAL\pest10_10_14_20_ugL_ical.m
Quant Title : pest
QLast Update : Wed Oct 14 15:41:18 2020
Response via : Initial Calibration
Integrator: ChemStation 6890 Scale Mode: Large solvent peaks clipped

Volume Inj. :
Signal #1 Phase : Signal #2 Phase:
Signal #1 Info : Signal #2 Info :

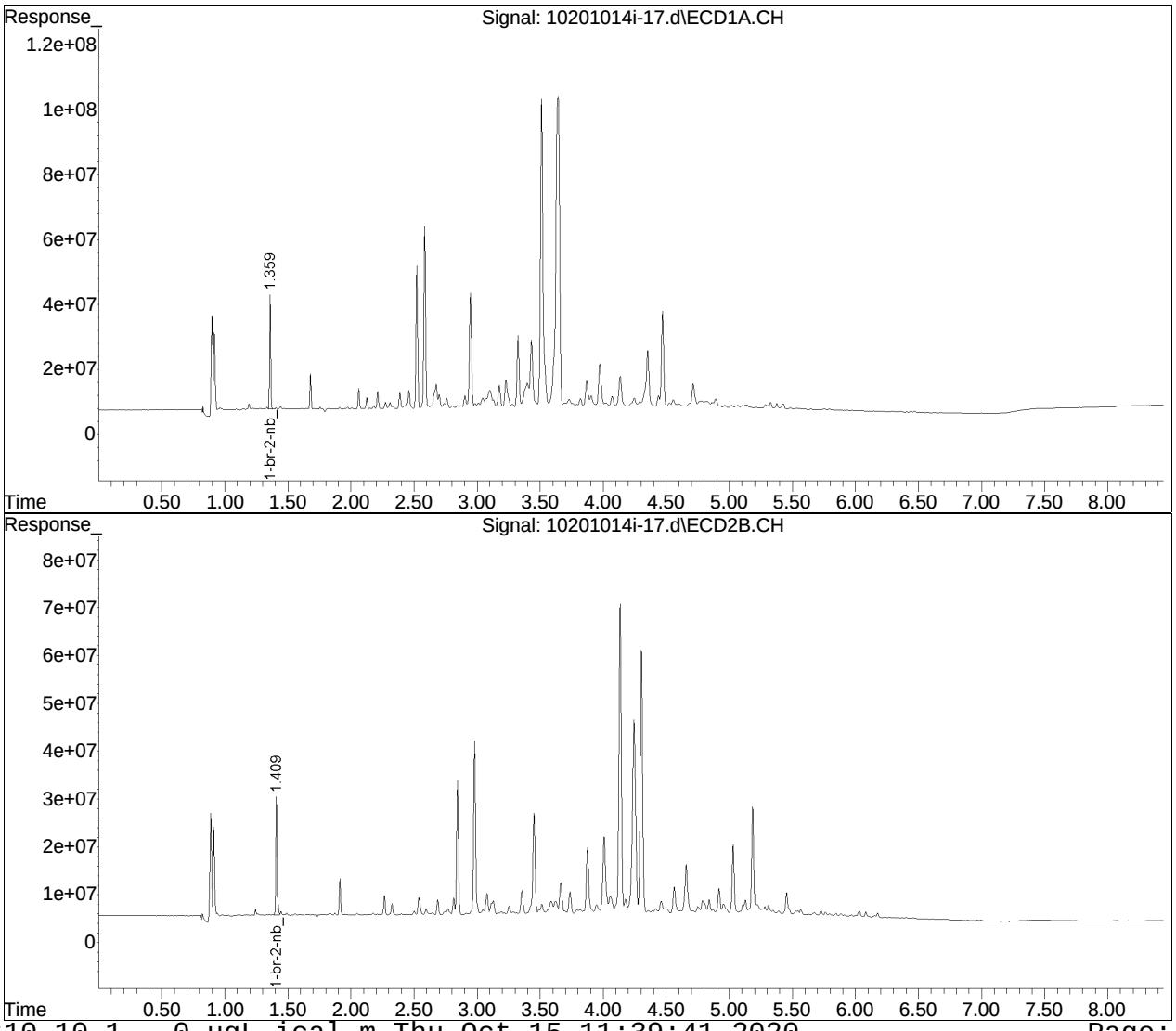

Manual Integration Report

Data Path	: I:\Pest10\201014ICAL\	QMethod	: pest10_10_14_20_ugL_ical
Data File	: 10201014i-17.d	Operator	: PEST10:kb
Date Inj'd	: 10/14/2020 3:06 pm	Instrument	: Pest 10
Sample	: il7chlor,42e,,pp10110	Quant Date	: 10/14/2020 3:41 pm

There are no manual integrations or false positives in this file.

Initial Calibration Verification

Evaluate Continuing Calibration Report

Data Path : I:\Pest10\201014ICAL\
Data File : 10201014i-19.d
Signal(s) : Signal #1: ECD1A.CH Signal #2: ECD2B.CH
Acq On   : 14 Oct 2020   3:29 pm
Operator : PEST10:kb
Sample   : cicvchlor,42e,,pp10129
Misc   : WG1422465, (Sig #1); ical (Sig #2)
ALS Vial : 19 (Sig #1); 0 (Sig #2)   Sample Multiplier: 1

Integration File signal 1: autoint1.e
Integration File signal 2: autoint2.e
Quant Time: Oct 14 15:43:23 2020
Quant Method : I:\Pest10\201014ICAL\pest10_10_14_20_ugL_ical.m
Quant Title : pest
QLast Update : Wed Oct 14 15:42:02 2020
Response via : Initial Calibration
Integrator: ChemStation   6890 Scale Mode: Large solvent peaks clipped

Volume Inj.   :
Signal #1 Phase :   Signal #2 Phase:
Signal #1 Info :   Signal #2 Info :

Min. RRF   :   0.000 Min. Rel. Area : 50% Max. R.T. Dev 0.50min
Max. RRF Dev : 20%   Max. Rel. Area : 150%

		Compound	Amount	Calc.	%Dev	Area%	Dev(Min)
28	i	1-br-2-nb_Chlordane	25.000	25.000	0.0	102	0.00
29	l1	chlordane-1	1000.000	794.814	20.5#	81	0.00
30	l1	chlordane-3	1000.000	903.256	9.7	92	0.00
31	l1	chlordane-4	1000.000	945.630	5.4	97	0.00
32	l1	chlordane-5	1000.000	1037.818	-3.8	106	0.00

Signal #2

28	i	1-br-2-nb_Chlordane	25.000	25.000	0.0	101	0.00
29	l1	chlordane-1	1000.000	806.254	19.4	81	0.00
30	l1	chlordane-3	1000.000	891.922	10.8	90	0.00
31	l1	chlordane-4	1000.000	952.303	4.8	96	0.00
32	l1	chlordane-5	1000.000	900.731	9.9	91	0.00

Evaluate Continuing Calibration Report - Not Founds

1	i	1-br-2-nb_Pesticides	25.000	25.000	0.0	0	-1.36#
2	s	2,4,5,6-Tetrachloro-m-xylen	10.000	0.000	100.0#	0	-1.71#
3	t	Hexachlorobenzene	10.000	0.000	100.0#	0	-1.93#
4	t	alpha-BHC	10.000	0.000	100.0#	0	-2.03#
5	t	gamma-BHC (lindane)	10.000	0.000	100.0#	0	-2.23#
6	t	beta-BHC	10.000	0.000	100.0#	0	-2.29#
7	t	delta-BHC	10.000	0.000	100.0#	0	-2.42#
8	t	Heptachlor	10.000	0.000	100.0#	0	-2.59#
9	t	Aldrin	10.000	0.000	100.0#	0	-2.83#
10	t	Alachlor	10.000	0.000	100.0#	0	-2.96#
11	t	Chlorpyrifos	10.000	0.000	100.0#	0	-3.05#
12	t	Heptachlor Epoxide	10.000	0.000	100.0#	0	-3.39#
13	t	gamma-Chlordane (trans)	10.000	0.000	100.0#	0	-3.51#

Evaluate Continuing Calibration Report

Data Path : I:\Pest10\201014ICAL\
Data File : 10201014i-19.d
Signal(s) : Signal #1: ECD1A.CH Signal #2: ECD2B.CH
Acq On   : 14 Oct 2020   3:29 pm
Operator : PEST10:kb
Sample   : cicvchlor,42e,,pp10129
Misc   : WG1422465, (Sig #1); ical (Sig #2)
ALS Vial : 19 (Sig #1); 0 (Sig #2)   Sample Multiplier: 1

Integration File signal 1: autoint1.e
Integration File signal 2: autoint2.e
Quant Time: Oct 14 15:43:23 2020
Quant Method : I:\Pest10\201014ICAL\pest10_10_14_20_ugL_ical.m
Quant Title : pest
QLast Update : Wed Oct 14 15:42:02 2020
Response via : Initial Calibration
Integrator: ChemStation   6890 Scale Mode: Large solvent peaks clipped

Volume Inj.   :
Signal #1 Phase :   Signal #2 Phase:
Signal #1 Info :   Signal #2 Info :

Min. RRF   :   0.000 Min. Rel. Area : 50% Max. R.T. Dev 0.50min
Max. RRF Dev : 20%   Max. Rel. Area : 150%

		Compound	Amount	Calc.	%Dev	Area%	Dev(Min)
14	t	alpha-Chlordane (cis)	10.000	0.000	100.0#	0	-3.65#
15	t	4,4'-DDE	10.000	0.000	100.0#	0	-3.74#
16	t	Endosulfan I	10.000	0.000	100.0#	0	-3.79#
17	t	Dieldrin	10.000	0.000	100.0#	0	-4.05#
18	t	Endrin	10.000	0.000	100.0#	0	-4.31#
19	t	4,4'-DDD	10.000	0.000	100.0#	0	-4.41#
20	t	Endosulfan II	10.000	0.000	100.0#	0	-4.54#
21	t	4,4'-DDT	10.000	0.000	100.0#	0	-4.70#
22	t	Endrin Aldehyde	10.000	0.000	100.0#	0	-4.95#
23	t	Methoxychlor	10.000	0.000	100.0#	0	-5.17#
24	t	Mirex	10.000	0.000	100.0#	0	-5.23#
25	t	Endosulfan Sulfate	10.000	0.000	100.0#	0	-5.34#
26	t	Endrin Ketone	10.000	0.000	100.0#	0	-5.57#
27	s	Decachlorobiphenyl	10.000	0.000	100.0#	0	-6.36#
33	i	1-br-2-nb_Toxaphene	25.000	25.000	0.0	0	-1.36#
34	l2	toxaphene-1	2000.000	0.000	100.0#	0	-4.53#
35	l2	toxaphene-2	2000.000	0.000	100.0#	0	-4.66#
36	l2	toxaphene-4	2000.000	0.000	100.0#	0	-5.07#
37	l2	toxaphene-5	2000.000	0.000	100.0#	0	-5.25#

Signal #2

1	i	1-br-2-nb_Pesticides	25.000	25.000	0.0	0	-1.41#
2	s	2,4,5,6-Tetrachloro-m-xyl	10.000	0.000	100.0#	0	-1.88#
3	t	Hexachlorobenzene	10.000	0.000	100.0#	0	-2.20#
4	t	alpha-BHC	10.000	0.000	100.0#	0	-2.30#
5	t	gamma-BHC (lindane)	10.000	0.000	100.0#	0	-2.58#
6	t	beta-BHC	10.000	0.000	100.0#	0	-2.65#
7	t	delta-BHC	10.000	0.000	100.0#	0	-2.91#

Evaluate Continuing Calibration Report

Data Path : I:\Pest10\201014ICAL\
Data File : 10201014i-19.d
Signal(s) : Signal #1: ECD1A.CH Signal #2: ECD2B.CH
Acq On   : 14 Oct 2020   3:29 pm
Operator : PEST10:kb
Sample   : cicvchlor,42e,,pp10129
Misc   : WG1422465, (Sig #1); ical (Sig #2)
ALS Vial : 19 (Sig #1); 0 (Sig #2)   Sample Multiplier: 1

Integration File signal 1: autoint1.e
Integration File signal 2: autoint2.e
Quant Time: Oct 14 15:43:23 2020
Quant Method : I:\Pest10\201014ICAL\pest10_10_14_20_ugL_ical.m
Quant Title : pest
QLast Update : Wed Oct 14 15:42:02 2020
Response via : Initial Calibration
Integrator: ChemStation   6890 Scale Mode: Large solvent peaks clipped

Volume Inj.   :
Signal #1 Phase :   Signal #2 Phase:
Signal #1 Info :   Signal #2 Info :

Min. RRF   :   0.000 Min. Rel. Area : 50% Max. R.T. Dev 0.50min
Max. RRF Dev : 20%   Max. Rel. Area : 150%

		Compound	Amount	Calc.	%Dev	Area%	Dev(Min)
8	t	Heptachlor	10.000	0.000	100.0#	0	-2.98#
9	t	Aldrin	10.000	0.000	100.0#	0	-3.30#
10	t	Alachlor	10.000	0.000	100.0#	0	-3.18#
11	t	Chlorpyrifos	10.000	0.000	100.0#	0	-3.54#
12	t	Heptachlor Epoxide	10.000	0.000	100.0#	0	-3.92#
13	t	gamma-Chlordane (trans)	10.000	0.000	100.0#	0	-4.13#
14	t	alpha-Chlordane (cis)	10.000	0.000	100.0#	0	-4.30#
15	t	4,4'-DDE	10.000	0.000	100.0#	0	-4.50#
16	t	Endosulfan I	10.000	0.000	100.0#	0	-4.36#
17	t	Dieldrin	10.000	0.000	100.0#	0	-4.65#
18	t	Endrin	10.000	0.000	100.0#	0	-4.95#
19	t	4,4'-DDD	10.000	0.000	100.0#	0	-5.07#
20	t	Endosulfan II	10.000	0.000	100.0#	0	-5.14#
21	t	4,4'-DDT	10.000	0.000	100.0#	0	-5.34#
22	t	Endrin Aldehyde	10.000	0.000	100.0#	0	-5.44#
23	t	Methoxychlor	10.000	0.000	100.0#	0	-5.91#
24	t	Mirex	10.000	0.000	100.0#	0	-6.04#
25	t	Endosulfan Sulfate	10.000	0.000	100.0#	0	-5.67#
26	t	Endrin Ketone	10.000	0.000	100.0#	0	-6.08#
27	s	Decachlorobiphenyl	10.000	0.000	100.0#	0	-6.93#
33	i	1-br-2-nb_Toxaphene	25.000	25.000	0.0	0	-1.41#
34	l2	toxaphene-1	2000.000	0.000	100.0#	0	-5.10#
35	l2	toxaphene-2	2000.000	0.000	100.0#	0	-5.13#
36	l2	toxaphene-4	2000.000	0.000	100.0#	0	-5.45#
37	l2	toxaphene-5	2000.000	0.000	100.0#	0	-5.85#

(#) = Out of Range SPCC's out = 0 CCC's out = 0

Quantitation Report (QT Reviewed)

Data Path : I:\Pest10\201014ICAL\
Data File : 10201014i-19.d
Signal(s) : Signal #1: ECD1A.CH Signal #2: ECD2B.CH
Acq On : 14 Oct 2020 3:29 pm
Operator : PEST10:kb
Sample : cicvchlor,42e,,pp10129
Misc : WG1422465, (Sig #1); ical (Sig #2)
ALS Vial : 19 (Sig #1); 0 (Sig #2) Sample Multiplier: 1

Integration File signal 1: autoint1.e
Integration File signal 2: autoint2.e
Quant Time: Oct 14 15:43:23 2020
Quant Method : I:\Pest10\201014ICAL\pest10_10_14_20_ugL_ical.m
Quant Title : pest
QLast Update : Wed Oct 14 15:42:02 2020
Response via : Initial Calibration
Integrator: ChemStation 6890 Scale Mode: Large solvent peaks clipped

Volume Inj. :
Signal #1 Phase : Signal #2 Phase:
Signal #1 Info : Signal #2 Info :

Sub List : Default - All compounds listed

	Compound	RT#1	RT#2	Resp#1	Resp#2	ug/l	ug/l
	Internal Standards						
1) i	1-br-2-nb_Pe	0.000	0.000	0	0	N.D. d	N.D. d
28) i	1-br-2-nb_Ch	1.359	1.409	221.1E6	164.1E6	25.000	25.000
33) i	1-br-2-nb_To	0.000	0.000	0	0	N.D. d	N.D. d
	System Monitoring Compounds						
2) s	2,4,5,6-Tetr	0.000	0.000	0	0	N.D. d	N.D. d
	Spiked Amount	50.000	Range 30 - 150	Recovery	=	0.00%#	0.00%#
27) s	Decachlorobi	0.000	0.000	0	0	N.D. d	N.D. d
	Spiked Amount	50.000	Range 30 - 150	Recovery	=	0.00%#	0.00%#
	Target Compounds						
3) t	Hexachlorobe	0.000	0.000	0	0	N.D. d	N.D. d
4) t	alpha-BHC	0.000	0.000	0	0	N.D. d	N.D. d
5) t	gamma-BHC (l	0.000	0.000	0	0	N.D. d	N.D. d
6) t	beta-BHC	0.000	0.000	0	0	N.D. d	N.D. d
7) t	delta-BHC	0.000	0.000	0	0	N.D. d	N.D. d
8) t	Heptachlor	0.000	0.000	0	0	N.D. d	N.D. d
9) t	Aldrin	0.000	0.000	0	0	N.D. d	N.D. d
10) t	Alachlor	0.000	0.000	0	0	N.D. d	N.D. d
11) t	Chlorpyrifos	0.000	0.000	0	0	N.D. d	N.D. d
12) t	Heptachlor E	0.000	0.000	0	0	N.D. d	N.D. d
13) t	gamma-Chlord	0.000	0.000	0	0	N.D. d	N.D. d
14) t	alpha-Chlord	0.000	0.000	0	0	N.D. d	N.D. d
15) t	4,4'-DDE	0.000	0.000	0	0	N.D. d	N.D. d
16) t	Endosulfan I	0.000	0.000	0	0	N.D. d	N.D. d
17) t	Dieldrin	0.000	0.000	0	0	N.D. d	N.D. d
18) t	Endrin	0.000	0.000	0	0	N.D. d	N.D. d
19) t	4,4'-DDD	0.000	0.000	0	0	N.D. d	N.D. d
20) t	Endosulfan I	0.000	0.000	0	0	N.D. d	N.D. d
21) t	4,4'-DDT	0.000	0.000	0	0	N.D. d	N.D. d
22) t	Endrin Aldeh	0.000	0.000	0	0	N.D. d	N.D. d
23) t	Methoxychlor	0.000	0.000	0	0	N.D. d	N.D. d

Data Path : I:\Pest10\201014ICAL\
Data File : 10201014i-19.d
Signal(s) : Signal #1: ECD1A.CH Signal #2: ECD2B.CH
Acq On : 14 Oct 2020 3:29 pm
Operator : PEST10:kb
Sample : cicvchlor,42e,,pp10129
Misc : WG1422465, (Sig #1); ical (Sig #2)
ALS Vial : 19 (Sig #1); 0 (Sig #2) Sample Multiplier: 1

Integration File signal 1: autoint1.e
Integration File signal 2: autoint2.e
Quant Time: Oct 14 15:43:23 2020
Quant Method : I:\Pest10\201014ICAL\pest10_10_14_20_ugL_ical.m
Quant Title : pest
QLast Update : Wed Oct 14 15:42:02 2020
Response via : Initial Calibration
Integrator: ChemStation 6890 Scale Mode: Large solvent peaks clipped

Volume Inj. :
Signal #1 Phase : Signal #2 Phase:
Signal #1 Info : Signal #2 Info :

Sub List : Default - All compounds listed

	Compound	RT#1	RT#2	Resp#1	Resp#2	ug/l	ug/l
24) t	Mirex	0.000	0.000	0	0	N.D. d	N.D. d
25) t	Endosulfan S	0.000	0.000	0	0	N.D. d	N.D. d
26) t	Endrin Keton	0.000	0.000	0	0	N.D. d	N.D. d
29) l1	chlordane-1	2.522	2.845	326.3E6	224.5E6	794.814	806.254
30) l1	chlordane-3	2.947	3.451	381.8E6	242.9E6	903.256	891.922
31) l1	chlordane-4	3.511	4.134	1315.5E6	839.6E6	945.630	952.303
32) l1	chlordane-5	3.635	4.303	2222.7E6	648.0E6	1037.818	900.731
Sum	chlordane-1			4246.3E6	1955.0E6	NoCal	NoCal D
Average	chlordane-1					920.380	887.803
34) l2	toxaphene-1	0.000	0.000	0	0	N.D. d	N.D. d
35) l2	toxaphene-2	0.000	0.000	0	0	N.D. d	N.D. d
36) l2	toxaphene-4	0.000	0.000	0	0	N.D. d	N.D. d
37) l2	toxaphene-5	0.000	0.000	0	0	N.D. d	N.D. d
Sum	toxaphene-1			0	0	N.D.	N.D.
Average	toxaphene-1					0.000	0.000

SemiQuant Compounds - Not Calibrated on this Instrument

Sum	toxaphene-1			0	0	N.D.	N.D.
Average	toxaphene-1					0.000	0.000

(f)=RT Delta > 1/2 Window (D)=Amounts differ by > 40% (m)=manual int.
(#)=Recovery Exceeds Compound Acceptance Limits.
(I,C,F) I=Interference, C=Coelluting Calibration Peak, F=Fails CC Criteria.

Sub List : Default - All compounds listed Reviewed)

Data Path : I:\Pest10\201014ICAL\
Data File : 10201014i-19.d
Signal(s) : Signal #1: ECD1A.CH Signal #2: ECD2B.CH
Acq On : 14 Oct 2020 3:29 pm
Operator : PEST10:kb
Sample : cicvchlor,42e,,pp10129
Misc : WG1422465, (Sig #1); ical (Sig #2)
ALS Vial : 19 (Sig #1); 0 (Sig #2) Sample Multiplier: 1

Integration File signal 1: autoint1.e
Integration File signal 2: autoint2.e
Quant Time: Oct 14 15:43:23 2020
Quant Method : I:\Pest10\201014ICAL\pest10_10_14_20_ugL_ical.m
Quant Title : pest
QLast Update : Wed Oct 14 15:42:02 2020
Response via : Initial Calibration
Integrator: ChemStation 6890 Scale Mode: Large solvent peaks clipped

Volume Inj. :
Signal #1 Phase : Signal #2 Phase:
Signal #1 Info : Signal #2 Info :

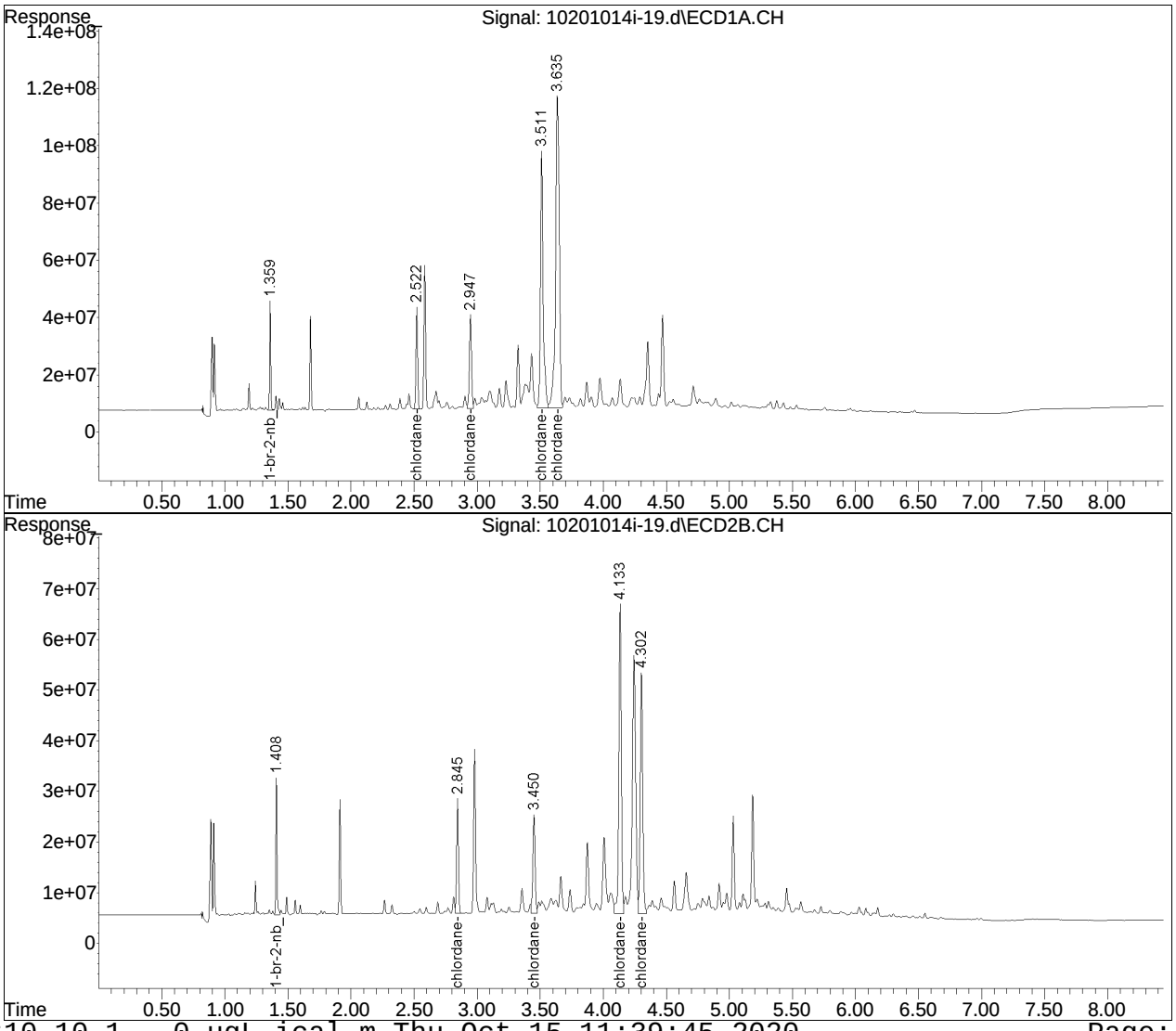

Manual Integration Report

Data Path	: I:\Pest10\201014ICAL\	QMethod	: pest10_10_14_20_ugL_ical
Data File	: 10201014i-19.d	Operator	: PEST10:kb
Date Inj'd	: 10/14/2020 3:29 pm	Instrument	: Pest 10
Sample	: cicvchlor,42e,,pp10129	Quant Date	: 10/14/2020 3:42 pm

There are no manual integrations or false positives in this file.

Quantitation Report (QT Reviewed)

Data Path : I:\Pest10\201014ICAL\
Data File : 10201014i-20.d
Signal(s) : Signal #1: ECD1A.CH Signal #2: ECD2B.CH
Acq On : 14 Oct 2020 3:41 pm
Operator : PEST10:kb
Sample : il2tox,42e,,100x from pp10038
Misc : WG1422465, (Sig #1); ical (Sig #2)
ALS Vial : 20 (Sig #1); 0 (Sig #2) Sample Multiplier: 1

Integration File signal 1: autoint1.e
Integration File signal 2: autoint2.e
Quant Time: Oct 14 16:28:09 2020
Quant Method : I:\Pest10\201014ICAL\pest10_10_14_20_ugL_ical.m
Quant Title : pest
QLast Update : Wed Oct 14 16:15:03 2020
Response via : Initial Calibration
Integrator: ChemStation 6890 Scale Mode: Large solvent peaks clipped

Volume Inj. :
Signal #1 Phase : Signal #2 Phase:
Signal #1 Info : Signal #2 Info :

Sub List : Default - All compounds listed

	Compound	RT#1	RT#2	Resp#1	Resp#2	ug/l	ug/l
	Internal Standards						
1) i	1-br-2-nb_Pe	0.000	0.000	0	0	N.D. d	N.D. d
28) i	1-br-2-nb_Ch	0.000	0.000	0	0	N.D. d	N.D. d
33) i	1-br-2-nb_To	1.359	1.408	212.3E6	148.7E6	25.000	25.000
	System Monitoring Compounds						
2) s	2,4,5,6-Tetr	0.000	0.000	0	0	N.D. d	N.D. d
	Spiked Amount	50.000	Range 30 - 150	Recovery	=	0.00%#	0.00%#
27) s	Decachlorobi	0.000	0.000	0	0	N.D. d	N.D. d
	Spiked Amount	50.000	Range 30 - 150	Recovery	=	0.00%#	0.00%#
	Target Compounds						
3) t	Hexachlorobe	0.000	0.000	0	0	N.D. d	N.D. d
4) t	alpha-BHC	0.000	0.000	0	0	N.D. d	N.D. d
5) t	gamma-BHC (l	0.000	0.000	0	0	N.D. d	N.D. d
6) t	beta-BHC	0.000	0.000	0	0	N.D. d	N.D. d
7) t	delta-BHC	0.000	0.000	0	0	N.D. d	N.D. d
8) t	Heptachlor	0.000	0.000	0	0	N.D. d	N.D. d
9) t	Aldrin	0.000	0.000	0	0	N.D. d	N.D. d
10) t	Alachlor	0.000	0.000	0	0	N.D. d	N.D. d
11) t	Chlorpyrifos	0.000	0.000	0	0	N.D. d	N.D. d
12) t	Heptachlor E	0.000	0.000	0	0	N.D. d	N.D. d
13) t	gamma-Chlord	0.000	0.000	0	0	N.D. d	N.D. d
14) t	alpha-Chlord	0.000	0.000	0	0	N.D. d	N.D. d
15) t	4,4'-DDE	0.000	0.000	0	0	N.D. d	N.D. d
16) t	Endosulfan I	0.000	0.000	0	0	N.D. d	N.D. d
17) t	Dieldrin	0.000	0.000	0	0	N.D. d	N.D. d
18) t	Endrin	0.000	0.000	0	0	N.D. d	N.D. d
19) t	4,4'-DDD	0.000	0.000	0	0	N.D. d	N.D. d
20) t	Endosulfan I	0.000	0.000	0	0	N.D. d	N.D. d
21) t	4,4'-DDT	0.000	0.000	0	0	N.D. d	N.D. d
22) t	Endrin Aldeh	0.000	0.000	0	0	N.D. d	N.D. d
23) t	Methoxychlor	0.000	0.000	0	0	N.D. d	N.D. d

Quantitation Report (QT Reviewed)

Data Path : I:\Pest10\201014ICAL\
Data File : 10201014i-20.d
Signal(s) : Signal #1: ECD1A.CH Signal #2: ECD2B.CH
Acq On : 14 Oct 2020 3:41 pm
Operator : PEST10:kb
Sample : il2tox,42e,,100x from pp10038
Misc : WG1422465, (Sig #1); ical (Sig #2)
ALS Vial : 20 (Sig #1); 0 (Sig #2) Sample Multiplier: 1

Integration File signal 1: autoint1.e
Integration File signal 2: autoint2.e
Quant Time: Oct 14 16:28:09 2020
Quant Method : I:\Pest10\201014ICAL\pest10_10_14_20_ugL_ical.m
Quant Title : pest
QLast Update : Wed Oct 14 16:15:03 2020
Response via : Initial Calibration
Integrator: ChemStation 6890 Scale Mode: Large solvent peaks clipped

Volume Inj. :
Signal #1 Phase : Signal #2 Phase:
Signal #1 Info : Signal #2 Info :

Sub List : Default - All compounds listed

	Compound	RT#1	RT#2	Resp#1	Resp#2	ug/l	ug/l
24) t	Mirex	0.000	0.000	0	0	N.D. d	N.D. d
25) t	Endosulfan S	0.000	0.000	0	0	N.D. d	N.D. d
26) t	Endrin Keton	0.000	0.000	0	0	N.D. d	N.D. d
29) l1	chlordane-1	0.000	0.000	0	0	N.D. d	N.D. d
30) l1	chlordane-3	0.000	0.000	0	0	N.D. d	N.D. d
31) l1	chlordane-4	0.000	0.000	0	0	N.D. d	N.D. d
32) l1	chlordane-5	0.000	0.000	0	0	N.D. d	N.D. d
Sum	chlordane-1			0	0	N.D.	N.D.
Average	chlordane-1					0.000	0.000
34) l2	toxaphene-1	4.532	5.099	8748961	2486058	NoCal M2	NoCal M2
35) l2	toxaphene-2	4.655	5.131	8604825	4221928	NoCal M2	NoCal M2
36) l2	toxaphene-4	5.066	5.446	4442521	4176690	NoCal M2	NoCal M2
37) l2	toxaphene-5	5.248	5.853	6473061	4293565	NoCal	NoCal M2
Sum	toxaphene-1			0	0	N.D.	N.D.
Average	toxaphene-1					0.000	0.000

SemiQuant Compounds - Not Calibrated on this Instrument

Sum	toxaphene-1			0	0	N.D.	N.D.
Average	toxaphene-1					0.000	0.000

(f)=RT Delta > 1/2 Window (D)=Amounts differ by > 40% (m)=manual int.
(#)=Recovery Exceeds Compound Acceptance Limits.
(I,C,F) I=Interference, C=Coelluting Calibration Peak, F=Fails CC Criteria.

Sub List : Default - All compounds listed Reviewed)

Data Path : I:\Pest10\201014ICAL\
Data File : 10201014i-20.d
Signal(s) : Signal #1: ECD1A.CH Signal #2: ECD2B.CH
Acq On : 14 Oct 2020 3:41 pm
Operator : PEST10:kb
Sample : il2tox,42e,,100x from pp10038
Misc : WG1422465, (Sig #1); ical (Sig #2)
ALS Vial : 20 (Sig #1); 0 (Sig #2) Sample Multiplier: 1

Integration File signal 1: autoint1.e
Integration File signal 2: autoint2.e
Quant Time: Oct 14 16:28:09 2020
Quant Method : I:\Pest10\201014ICAL\pest10_10_14_20_ugL_ical.m
Quant Title : pest
QLast Update : Wed Oct 14 16:15:03 2020
Response via : Initial Calibration
Integrator: ChemStation 6890 Scale Mode: Large solvent peaks clipped

Volume Inj. :
Signal #1 Phase : Signal #2 Phase:
Signal #1 Info : Signal #2 Info :

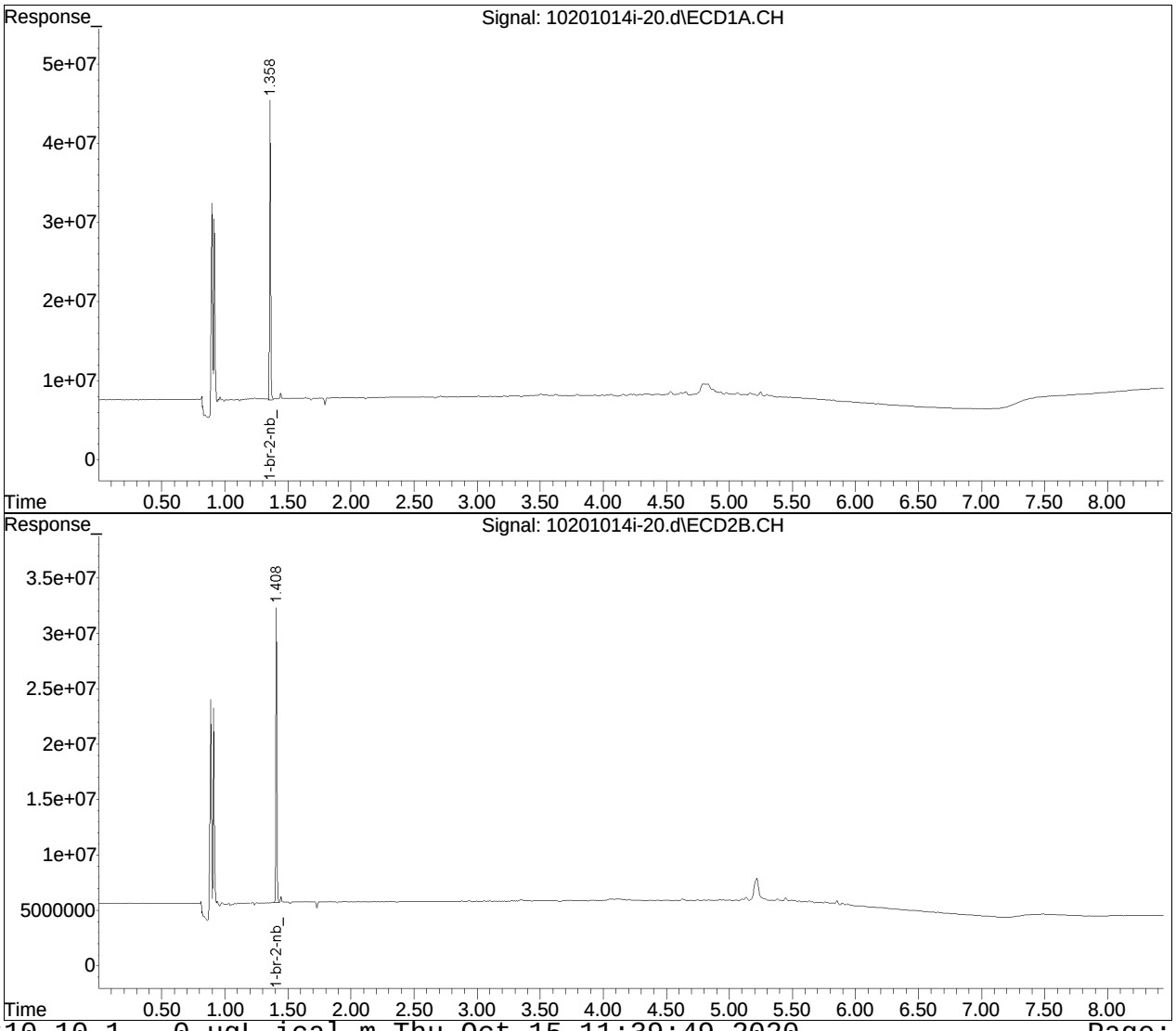

Manual Integration Report

Data Path : I:\Pest10\201014ICAL\ QMethod : pest10_10_14_20_ugL_ical
Data File : 10201014i-20.d Operator : PEST10:kb
Date Inj'd : 10/14/2020 3:41 pm Instrument : Pest 10
Sample : il2tox,42e,,100x from pp10 Quant Date : 10/14/2020 4:15 pm

Compound #34: toxaphene-1

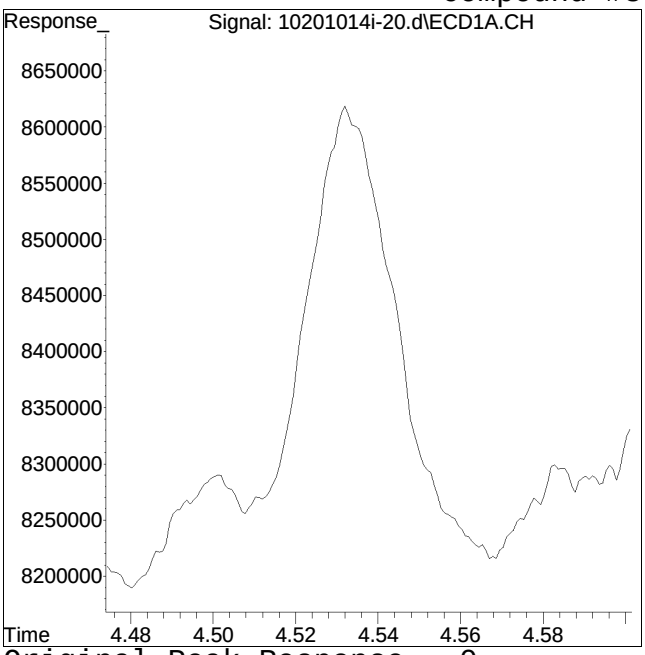

Original Peak Response = 0

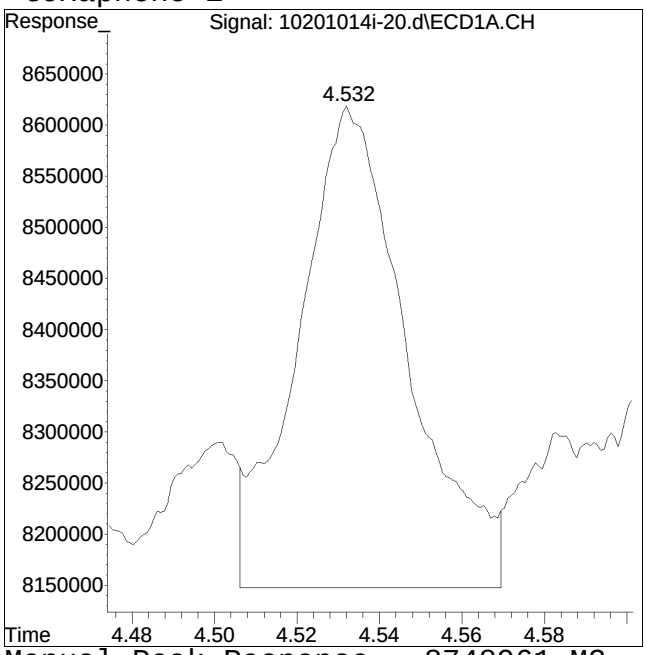

Manual Peak Response = 8748961 M2

M2 = Peak not found by automatic integration algorithm.

Manual Integration Report

Data Path : I:\Pest10\201014ICAL\ QMethod : pest10_10_14_20_ugL_ical
Data File : 10201014i-20.d Operator : PEST10:kb
Date Inj'd : 10/14/2020 3:41 pm Instrument : Pest 10
Sample : il2tox,42e,,100x from pp10 Quant Date : 10/14/2020 4:15 pm

Compound #72: toxaphene-1 #2

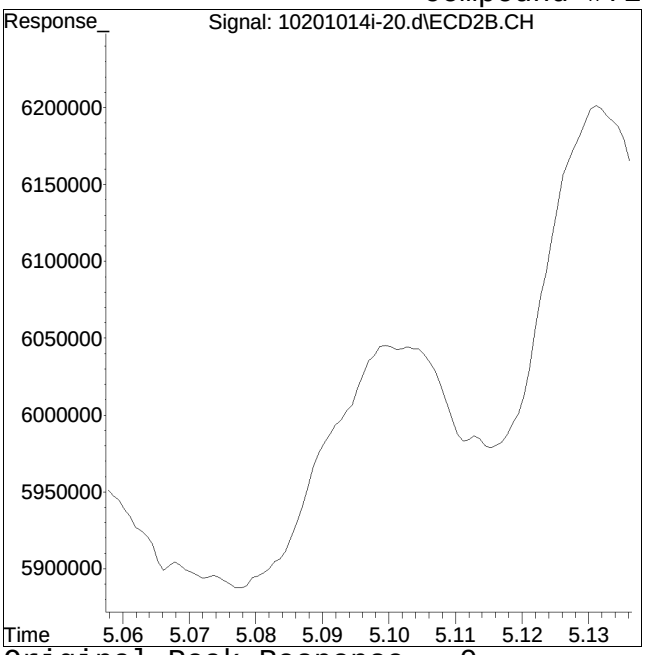

Original Peak Response = 0

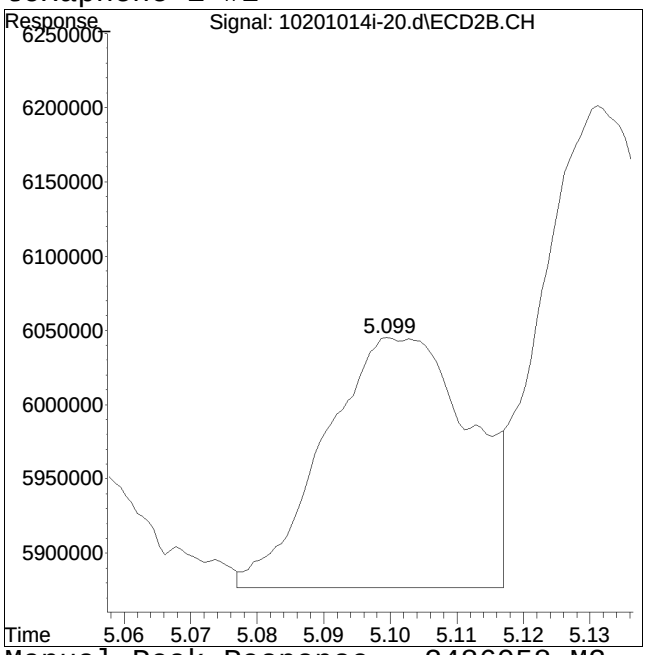

Manual Peak Response = 2486058 M2

M2 = Peak not found by automatic integration algorithm.

Manual Integration Report

Data Path : I:\Pest10\201014ICAL\ QMethod : pest10_10_14_20_ugL_ical
Data File : 10201014i-20.d Operator : PEST10:kb
Date Inj'd : 10/14/2020 3:41 pm Instrument : Pest 10
Sample : il2tox,42e,,100x from pp10 Quant Date : 10/14/2020 4:15 pm

Compound #35: toxaphene-2

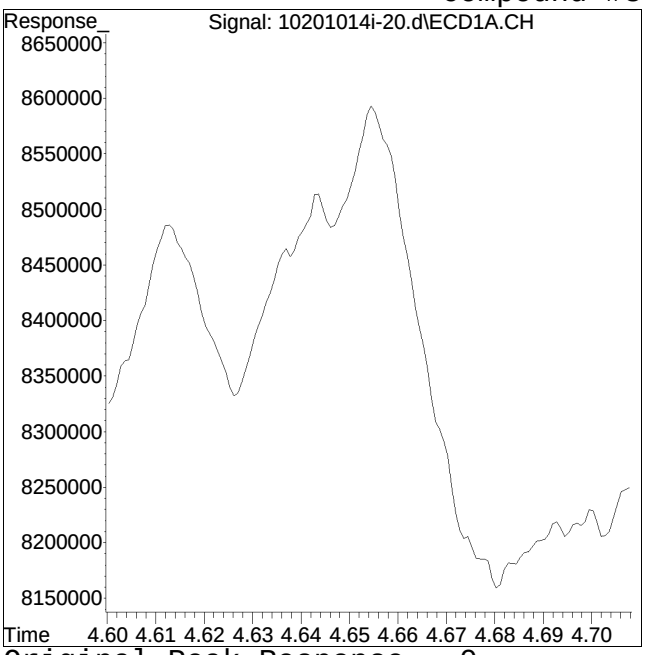

Original Peak Response = 0

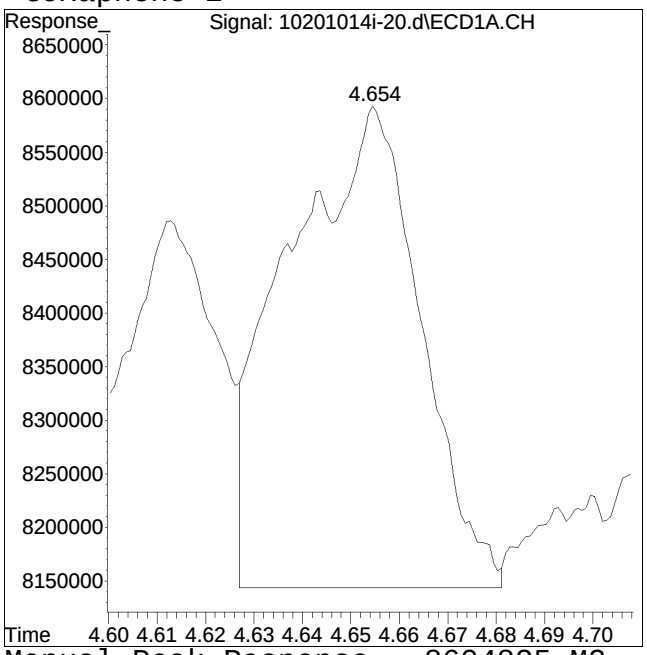

Manual Peak Response = 8604825 M2

M2 = Peak not found by automatic integration algorithm.

Manual Integration Report

Data Path : I:\Pest10\201014ICAL\ QMethod : pest10_10_14_20_ugL_ical
Data File : 10201014i-20.d Operator : PEST10:kb
Date Inj'd : 10/14/2020 3:41 pm Instrument : Pest 10
Sample : il2tox,42e,,100x from pp10 Quant Date : 10/14/2020 4:15 pm

Compound #73: toxaphene-2 #2

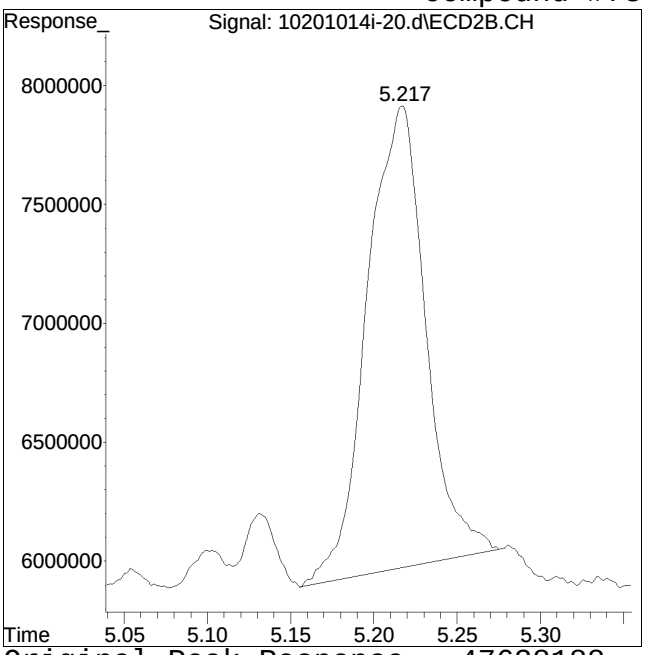

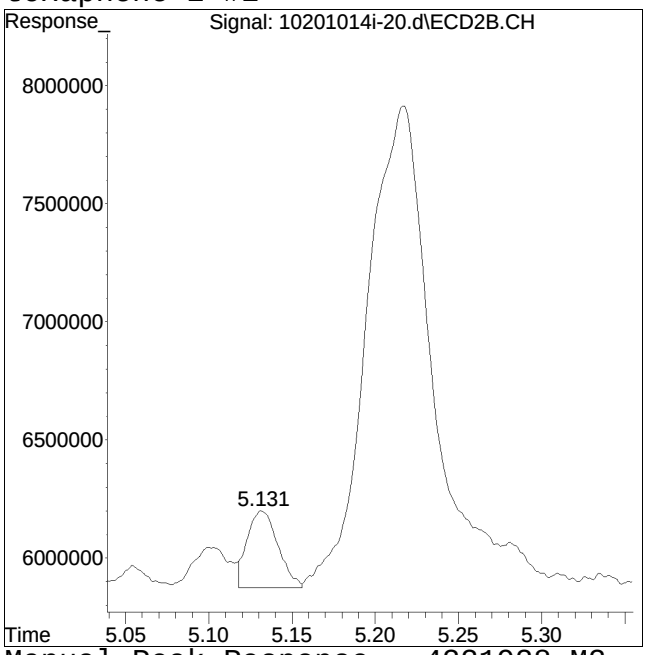

Original Peak Response = 47638188 Manual Peak Response = 4221928 M2
M2 = Peak not found by automatic integration algorithm.

Manual Integration Report

Data Path : I:\Pest10\201014ICAL\ QMethod : pest10_10_14_20_ugL_ical
Data File : 10201014i-20.d Operator : PEST10:kb
Date Inj'd : 10/14/2020 3:41 pm Instrument : Pest 10
Sample : il2tox,42e,,100x from pp10 Quant Date : 10/14/2020 4:15 pm

Compound #36: toxaphene-4

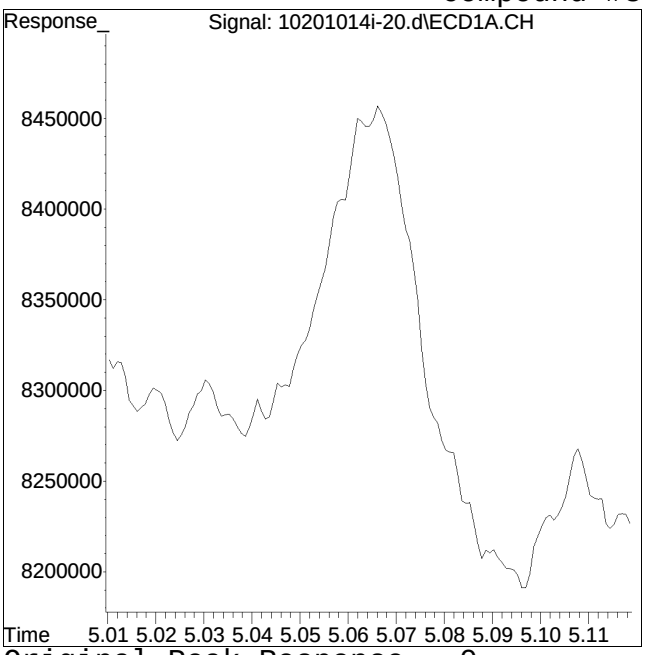

Original Peak Response = 0

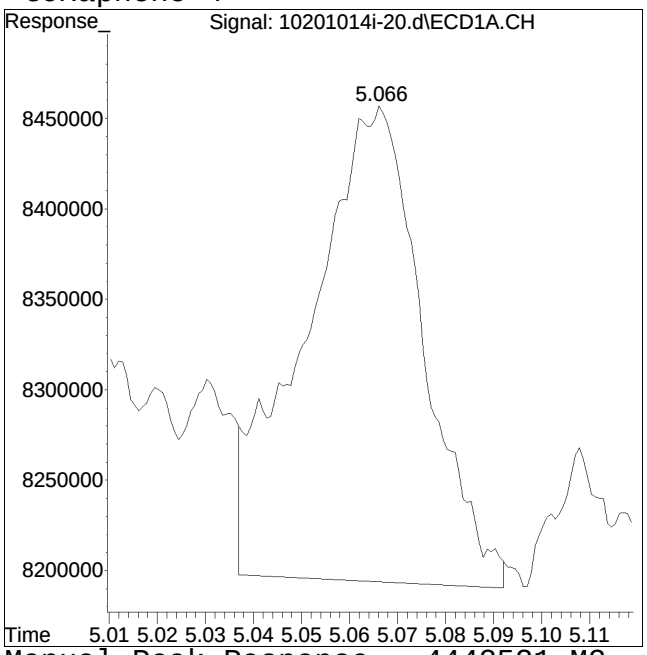

Manual Peak Response = 4442521 M2

M2 = Peak not found by automatic integration algorithm.

Manual Integration Report

Data Path : I:\Pest10\201014ICAL\ QMethod : pest10_10_14_20_ugL_ical
Data File : 10201014i-20.d Operator : PEST10:kb
Date Inj'd : 10/14/2020 3:41 pm Instrument : Pest 10
Sample : il2tox,42e,,100x from pp10 Quant Date : 10/14/2020 4:15 pm

Compound #74: toxaphene-4 #2

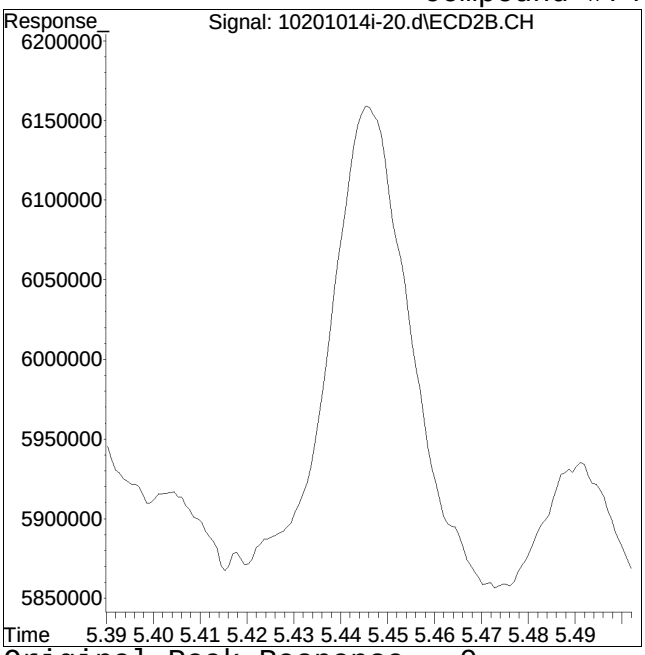

Original Peak Response = 0

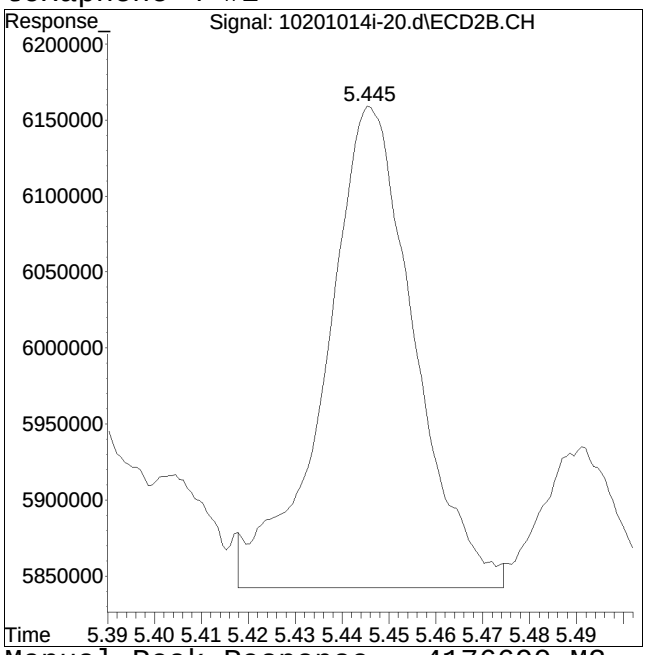

Manual Peak Response = 4176690 M2

M2 = Peak not found by automatic integration algorithm.

Manual Integration Report

Data Path : I:\Pest10\201014ICAL\ QMethod : pest10_10_14_20_ugL_ical
Data File : 10201014i-20.d Operator : PEST10:kb
Date Inj'd : 10/14/2020 3:41 pm Instrument : Pest 10
Sample : il2tox,42e,,100x from pp10 Quant Date : 10/14/2020 4:15 pm

Compound #75: toxaphene-5 #2

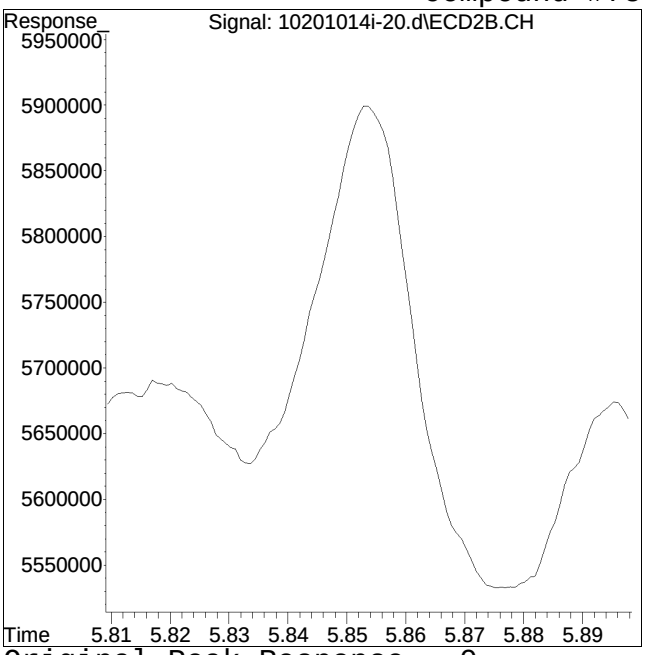

Original Peak Response = 0

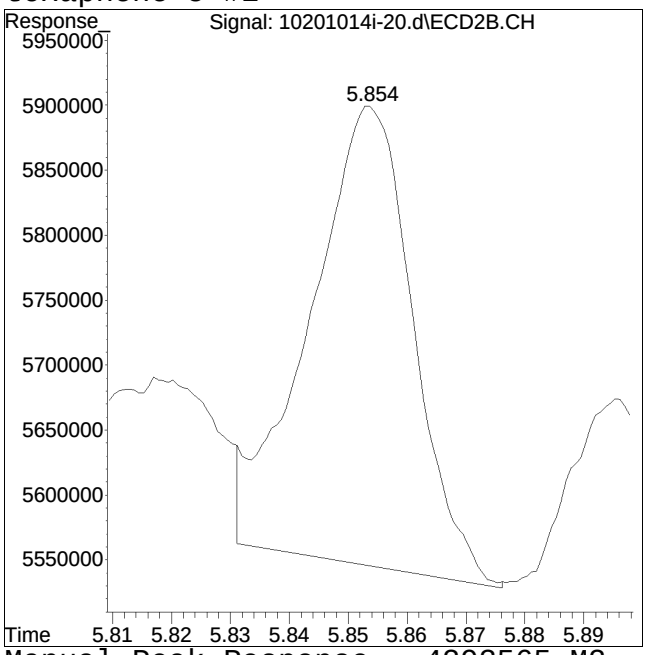

Manual Peak Response = 4293565 M2

M2 = Peak not found by automatic integration algorithm.

Quantitation Report (QT Reviewed)

Data Path : I:\Pest10\201014ICAL\
Data File : 10201014i-21.d
Signal(s) : Signal #1: ECD1A.CH Signal #2: ECD2B.CH
Acq On : 14 Oct 2020 3:52 pm
Operator : PEST10:kb
Sample : il7tox,42e,,pp10038
Misc : WG1422465, (Sig #1); ical (Sig #2)
ALS Vial : 21 (Sig #1); 0 (Sig #2) Sample Multiplier: 1

Integration File signal 1: autoint1.e
Integration File signal 2: autoint2.e
Quant Time: Oct 14 16:27:46 2020
Quant Method : I:\Pest10\201014ICAL\pest10_10_14_20_ugL_ical.m
Quant Title : pest
QLast Update : Wed Oct 14 16:26:05 2020
Response via : Initial Calibration
Integrator: ChemStation 6890 Scale Mode: Large solvent peaks clipped

Volume Inj. :
Signal #1 Phase : Signal #2 Phase:
Signal #1 Info : Signal #2 Info :

Sub List : Default - All compounds listed

	Compound	RT#1	RT#2	Resp#1	Resp#2	ug/l	ug/l
	Internal Standards						
1) i	1-br-2-nb_Pe	0.000	0.000	0	0	N.D. d	N.D. d
28) i	1-br-2-nb_Ch	0.000	0.000	0	0	N.D. d	N.D. d
33) i	1-br-2-nb_To	1.359	1.408	218.3E6	152.5E6	25.000	25.000
	System Monitoring Compounds						
2) s	2,4,5,6-Tetr	0.000	0.000	0	0	N.D. d	N.D. d
	Spiked Amount	50.000	Range 30 - 150	Recovery	=	0.00%#	0.00%#
27) s	Decachlorobi	0.000	0.000	0	0	N.D. d	N.D. d
	Spiked Amount	50.000	Range 30 - 150	Recovery	=	0.00%#	0.00%#
	Target Compounds						
3) t	Hexachlorobe	0.000	0.000	0	0	N.D. d	N.D. d
4) t	alpha-BHC	0.000	0.000	0	0	N.D. d	N.D. d
5) t	gamma-BHC (l	0.000	0.000	0	0	N.D. d	N.D. d
6) t	beta-BHC	0.000	0.000	0	0	N.D. d	N.D. d
7) t	delta-BHC	0.000	0.000	0	0	N.D. d	N.D. d
8) t	Heptachlor	0.000	0.000	0	0	N.D. d	N.D. d
9) t	Aldrin	0.000	0.000	0	0	N.D. d	N.D. d
10) t	Alachlor	0.000	0.000	0	0	N.D. d	N.D. d
11) t	Chlorpyrifos	0.000	0.000	0	0	N.D. d	N.D. d
12) t	Heptachlor E	0.000	0.000	0	0	N.D. d	N.D. d
13) t	gamma-Chlord	0.000	0.000	0	0	N.D. d	N.D. d
14) t	alpha-Chlord	0.000	0.000	0	0	N.D. d	N.D. d
15) t	4,4'-DDE	0.000	0.000	0	0	N.D. d	N.D. d
16) t	Endosulfan I	0.000	0.000	0	0	N.D. d	N.D. d
17) t	Dieldrin	0.000	0.000	0	0	N.D. d	N.D. d
18) t	Endrin	0.000	0.000	0	0	N.D. d	N.D. d
19) t	4,4'-DDD	0.000	0.000	0	0	N.D. d	N.D. d
20) t	Endosulfan I	0.000	0.000	0	0	N.D. d	N.D. d
21) t	4,4'-DDT	0.000	0.000	0	0	N.D. d	N.D. d
22) t	Endrin Aldeh	0.000	0.000	0	0	N.D. d	N.D. d
23) t	Methoxychlor	0.000	0.000	0	0	N.D. d	N.D. d

Quantitation Report (QT Reviewed)

Data Path : I:\Pest10\201014ICAL\
Data File : 10201014i-21.d
Signal(s) : Signal #1: ECD1A.CH Signal #2: ECD2B.CH
Acq On : 14 Oct 2020 3:52 pm
Operator : PEST10:kb
Sample : il7tox,42e,,pp10038
Misc : WG1422465, (Sig #1); ical (Sig #2)
ALS Vial : 21 (Sig #1); 0 (Sig #2) Sample Multiplier: 1

Integration File signal 1: autoint1.e
Integration File signal 2: autoint2.e
Quant Time: Oct 14 16:27:46 2020
Quant Method : I:\Pest10\201014ICAL\pest10_10_14_20_ugL_ical.m
Quant Title : pest
QLast Update : Wed Oct 14 16:26:05 2020
Response via : Initial Calibration
Integrator: ChemStation 6890 Scale Mode: Large solvent peaks clipped

Volume Inj. :
Signal #1 Phase : Signal #2 Phase:
Signal #1 Info : Signal #2 Info :

Sub List : Default - All compounds listed

	Compound	RT#1	RT#2	Resp#1	Resp#2	ug/l	ug/l
24) t	Mirex	0.000	0.000	0	0	N.D. d	N.D. d
25) t	Endosulfan S	0.000	0.000	0	0	N.D. d	N.D. d
26) t	Endrin Keton	0.000	0.000	0	0	N.D. d	N.D. d
29) l1	chlordane-1	0.000	0.000	0	0	N.D. d	N.D. d
30) l1	chlordane-3	0.000	0.000	0	0	N.D. d	N.D. d
31) l1	chlordane-4	0.000	0.000	0	0	N.D. d	N.D. d
32) l1	chlordane-5	0.000	0.000	0	0	N.D. d	N.D. d
Sum	chlordane-1			0	0	N.D.	N.D.
Average	chlordane-1					0.000	0.000
34) l2	toxaphene-1	4.533	5.103	719.6E6	281.5E6	1861.392	2099.650
35) l2	toxaphene-2	4.654	5.132	700.1E6	405.7E6	1176.529	1977.139
36) l2	toxaphene-4	5.065	5.446	588.5E6	469.2E6	2183.562	2076.534
37) l2	toxaphene-5	5.247	5.854	668.1E6	401.6E6	2030.685	1949.370
Sum	toxaphene-1			2676.3E6	1558.0E6	7252.168	8102.693
Average	toxaphene-1					1813.042	2025.673

SemiQuant Compounds - Not Calibrated on this Instrument

Sum	toxaphene-1			2676.3E6	1558.0E6	7252.168	8102.693
Average	toxaphene-1					1813.042	2025.673

(f)=RT Delta > 1/2 Window (D)=Amounts differ by > 40% (m)=manual int.
(#)=Recovery Exceeds Compound Acceptance Limits.
(I,C,F) I=Interference, C=Coelluting Calibration Peak, F=Fails CC Criteria.

Sub List : Default - All compounds listed Reviewed)

Data Path : I:\Pest10\201014ICAL\
Data File : 10201014i-21.d
Signal(s) : Signal #1: ECD1A.CH Signal #2: ECD2B.CH
Acq On : 14 Oct 2020 3:52 pm
Operator : PEST10:kb
Sample : il7tox,42e,,pp10038
Misc : WG1422465, (Sig #1); ical (Sig #2)
ALS Vial : 21 (Sig #1); 0 (Sig #2) Sample Multiplier: 1

Integration File signal 1: autoint1.e
Integration File signal 2: autoint2.e
Quant Time: Oct 14 16:27:46 2020
Quant Method : I:\Pest10\201014ICAL\pest10_10_14_20_ugL_ical.m
Quant Title : pest
QLast Update : Wed Oct 14 16:26:05 2020
Response via : Initial Calibration
Integrator: ChemStation 6890 Scale Mode: Large solvent peaks clipped

Volume Inj. :
Signal #1 Phase : Signal #2 Phase:
Signal #1 Info : Signal #2 Info :

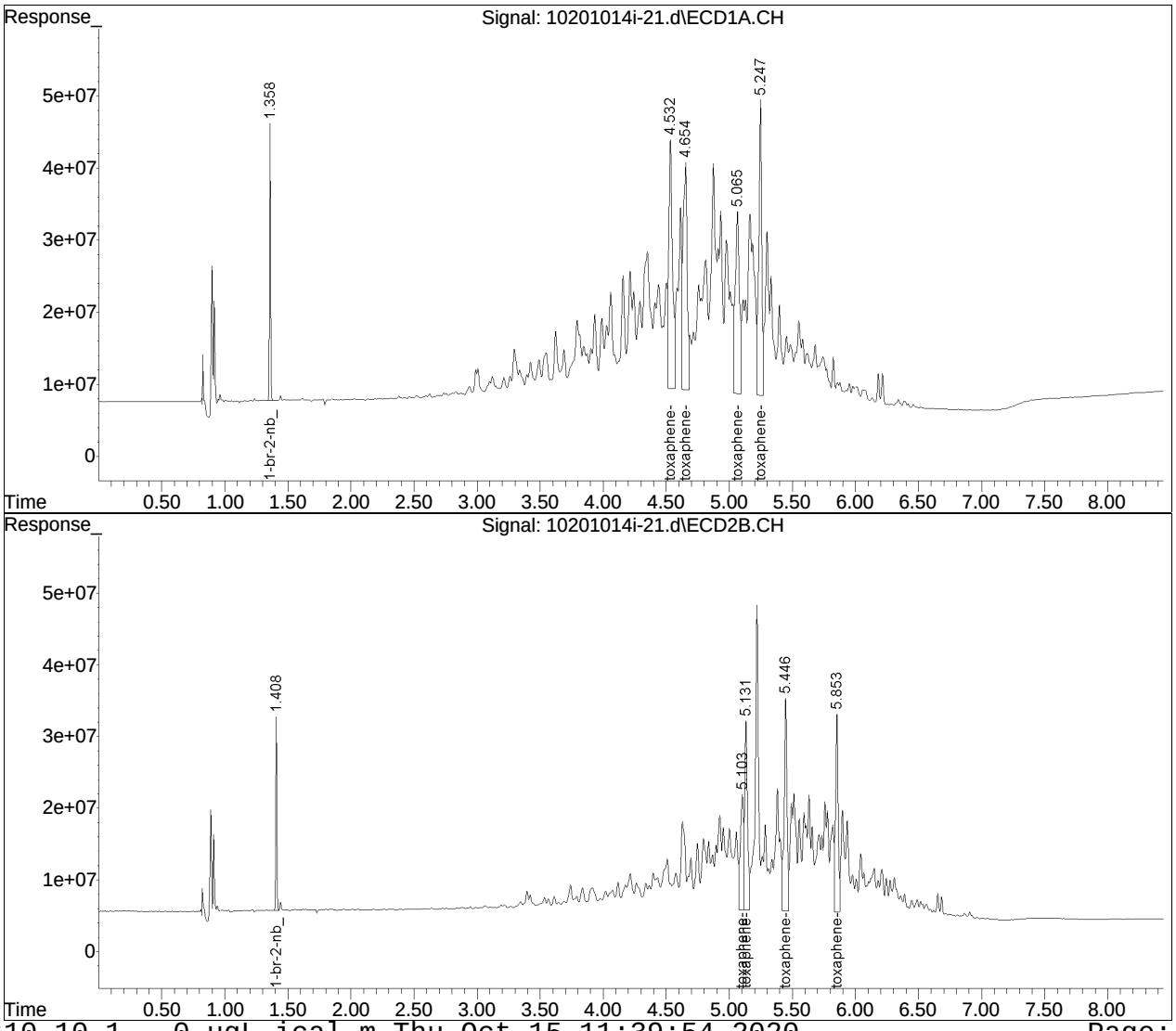

Manual Integration Report

Data Path	: I:\Pest10\201014ICAL\	QMethod	: pest10_10_14_20_ugL_ical
Data File	: 10201014i-21.d	Operator	: PEST10:kb
Date Inj'd	: 10/14/2020 3:52 pm	Instrument	: Pest 10
Sample	: il7tox,42e,,pp10038	Quant Date	: 10/14/2020 4:26 pm

There are no manual integrations or false positives in this file.

Quantitation Report (QT Reviewed)

Data Path : I:\Pest10\201014ICAL\
Data File : 10201014i-22.d
Signal(s) : Signal #1: ECD1A.CH Signal #2: ECD2B.CH
Acq On : 14 Oct 2020 4:04 pm
Operator : PEST10:kb
Sample : il8tox,42e,,2xfrom pp10039
Misc : WG1422465, (Sig #1); ical (Sig #2)
ALS Vial : 22 (Sig #1); 0 (Sig #2) Sample Multiplier: 1

Integration File signal 1: autoint1.e
Integration File signal 2: autoint2.e
Quant Time: Oct 14 16:25:54 2020
Quant Method : I:\Pest10\201014ICAL\pest10_10_14_20_ugL_ical.m
Quant Title : pest
QLast Update : Wed Oct 14 16:23:32 2020
Response via : Initial Calibration
Integrator: ChemStation 6890 Scale Mode: Large solvent peaks clipped

Volume Inj. :
Signal #1 Phase : Signal #2 Phase:
Signal #1 Info : Signal #2 Info :

Sub List : Default - All compounds listed

	Compound	RT#1	RT#2	Resp#1	Resp#2	ug/l	ug/l
	Internal Standards						
1) i	1-br-2-nb_Pe	0.000	0.000	0	0	N.D. d	N.D. d
28) i	1-br-2-nb_Ch	0.000	0.000	0	0	N.D. d	N.D. d
33) i	1-br-2-nb_To	1.359	1.408	224.7E6	151.7E6	25.000	25.000
	System Monitoring Compounds						
2) s	2,4,5,6-Tetr	0.000	0.000	0	0	N.D. d	N.D. d
	Spiked Amount	50.000	Range 30 - 150	Recovery	=	0.00%#	0.00%#
27) s	Decachlorobi	0.000	0.000	0	0	N.D. d	N.D. d
	Spiked Amount	50.000	Range 30 - 150	Recovery	=	0.00%#	0.00%#
	Target Compounds						
3) t	Hexachlorobe	0.000	0.000	0	0	N.D. d	N.D. d
4) t	alpha-BHC	0.000	0.000	0	0	N.D. d	N.D. d
5) t	gamma-BHC (l	0.000	0.000	0	0	N.D. d	N.D. d
6) t	beta-BHC	0.000	0.000	0	0	N.D. d	N.D. d
7) t	delta-BHC	0.000	0.000	0	0	N.D. d	N.D. d
8) t	Heptachlor	0.000	0.000	0	0	N.D. d	N.D. d
9) t	Aldrin	0.000	0.000	0	0	N.D. d	N.D. d
10) t	Alachlor	0.000	0.000	0	0	N.D. d	N.D. d
11) t	Chlorpyrifos	0.000	0.000	0	0	N.D. d	N.D. d
12) t	Heptachlor E	0.000	0.000	0	0	N.D. d	N.D. d
13) t	gamma-Chlord	0.000	0.000	0	0	N.D. d	N.D. d
14) t	alpha-Chlord	0.000	0.000	0	0	N.D. d	N.D. d
15) t	4,4'-DDE	0.000	0.000	0	0	N.D. d	N.D. d
16) t	Endosulfan I	0.000	0.000	0	0	N.D. d	N.D. d
17) t	Dieldrin	0.000	0.000	0	0	N.D. d	N.D. d
18) t	Endrin	0.000	0.000	0	0	N.D. d	N.D. d
19) t	4,4'-DDD	0.000	0.000	0	0	N.D. d	N.D. d
20) t	Endosulfan I	0.000	0.000	0	0	N.D. d	N.D. d
21) t	4,4'-DDT	0.000	0.000	0	0	N.D. d	N.D. d
22) t	Endrin Aldeh	0.000	0.000	0	0	N.D. d	N.D. d
23) t	Methoxychlor	0.000	0.000	0	0	N.D. d	N.D. d

Quantitation Report (QT Reviewed)

Data Path : I:\Pest10\201014ICAL\
Data File : 10201014i-22.d
Signal(s) : Signal #1: ECD1A.CH Signal #2: ECD2B.CH
Acq On : 14 Oct 2020 4:04 pm
Operator : PEST10:kb
Sample : il8tox,42e,,2xfrom pp10039
Misc : WG1422465, (Sig #1); ical (Sig #2)
ALS Vial : 22 (Sig #1); 0 (Sig #2) Sample Multiplier: 1

Integration File signal 1: autoint1.e
Integration File signal 2: autoint2.e
Quant Time: Oct 14 16:25:54 2020
Quant Method : I:\Pest10\201014ICAL\pest10_10_14_20_ugL_ical.m
Quant Title : pest
QLast Update : Wed Oct 14 16:23:32 2020
Response via : Initial Calibration
Integrator: ChemStation 6890 Scale Mode: Large solvent peaks clipped

Volume Inj. :
Signal #1 Phase : Signal #2 Phase:
Signal #1 Info : Signal #2 Info :

Sub List : Default - All compounds listed

	Compound	RT#1	RT#2	Resp#1	Resp#2	ug/l	ug/l
24) t	Mirex	0.000	0.000	0	0	N.D. d	N.D. d
25) t	Endosulfan S	0.000	0.000	0	0	N.D. d	N.D. d
26) t	Endrin Keton	0.000	0.000	0	0	N.D. d	N.D. d
29) l1	chlordane-1	0.000	0.000	0	0	N.D. d	N.D. d
30) l1	chlordane-3	0.000	0.000	0	0	N.D. d	N.D. d
31) l1	chlordane-4	0.000	0.000	0	0	N.D. d	N.D. d
32) l1	chlordane-5	0.000	0.000	0	0	N.D. d	N.D. d
Sum	chlordane-1			0	0	N.D.	N.D.
Average	chlordane-1					0.000	0.000
34) l2	toxaphene-1	4.534	5.103	1802.3E6	665.9E6	4325.580	4993.366
35) l2	toxaphene-2	4.655	5.132	1742.1E6	975.6E6	2339.687	4678.973
36) l2	toxaphene-4	5.065	5.446	1471.5E6	1138.6E6	5470.534	5103.261
37) l2	toxaphene-5	5.247	5.854	1647.9E6	980.0E6	4801.612	4681.638
Sum	toxaphene-1			6663.9E6	3760.1E6	16937.413	19457.238
Average	toxaphene-1					4234.353	4864.309

SemiQuant Compounds - Not Calibrated on this Instrument

Sum	toxaphene-1			6663.9E6	3760.1E6	16937.413	19457.238
Average	toxaphene-1					4234.353	4864.309

(f)=RT Delta > 1/2 Window (D)=Amounts differ by > 40% (m)=manual int.
(#)=Recovery Exceeds Compound Acceptance Limits.
(I,C,F) I=Interference, C=Coelluting Calibration Peak, F=Fails CC Criteria.

Sub List : Default - All compounds listed Reviewed)

Data Path : I:\Pest10\201014ICAL\
Data File : 10201014i-22.d
Signal(s) : Signal #1: ECD1A.CH Signal #2: ECD2B.CH
Acq On : 14 Oct 2020 4:04 pm
Operator : PEST10:kb
Sample : il8tox,42e,,2xfrom pp10039
Misc : WG1422465, (Sig #1); ical (Sig #2)
ALS Vial : 22 (Sig #1); 0 (Sig #2) Sample Multiplier: 1

Integration File signal 1: autoint1.e
Integration File signal 2: autoint2.e
Quant Time: Oct 14 16:25:54 2020
Quant Method : I:\Pest10\201014ICAL\pest10_10_14_20_ugL_ical.m
Quant Title : pest
QLast Update : Wed Oct 14 16:23:32 2020
Response via : Initial Calibration
Integrator: ChemStation 6890 Scale Mode: Large solvent peaks clipped

Volume Inj. :
Signal #1 Phase : Signal #2 Phase:
Signal #1 Info : Signal #2 Info :

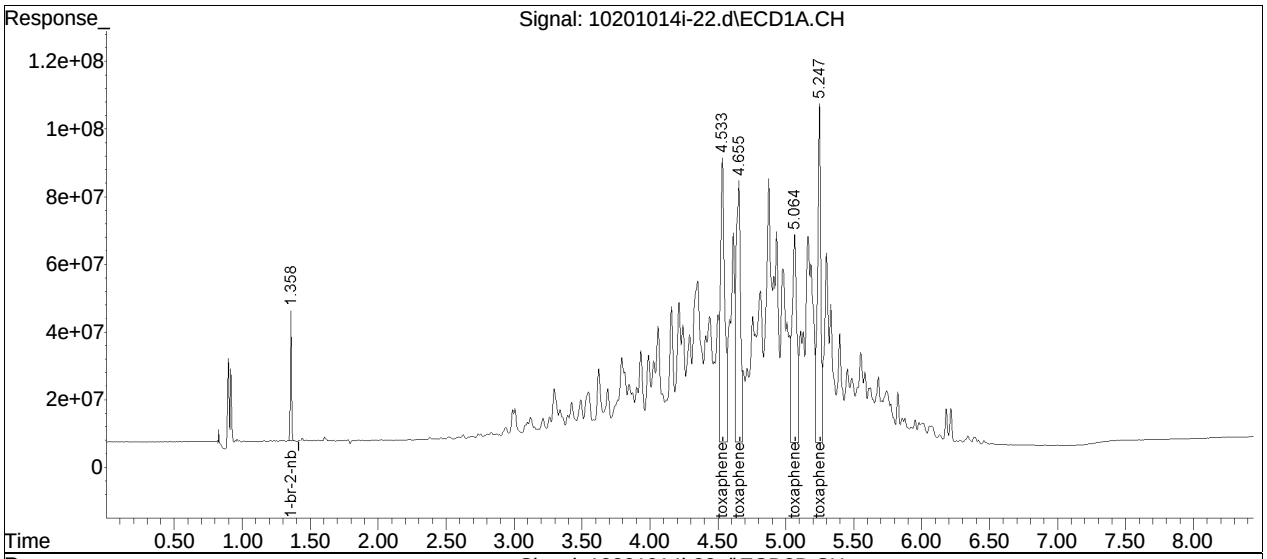

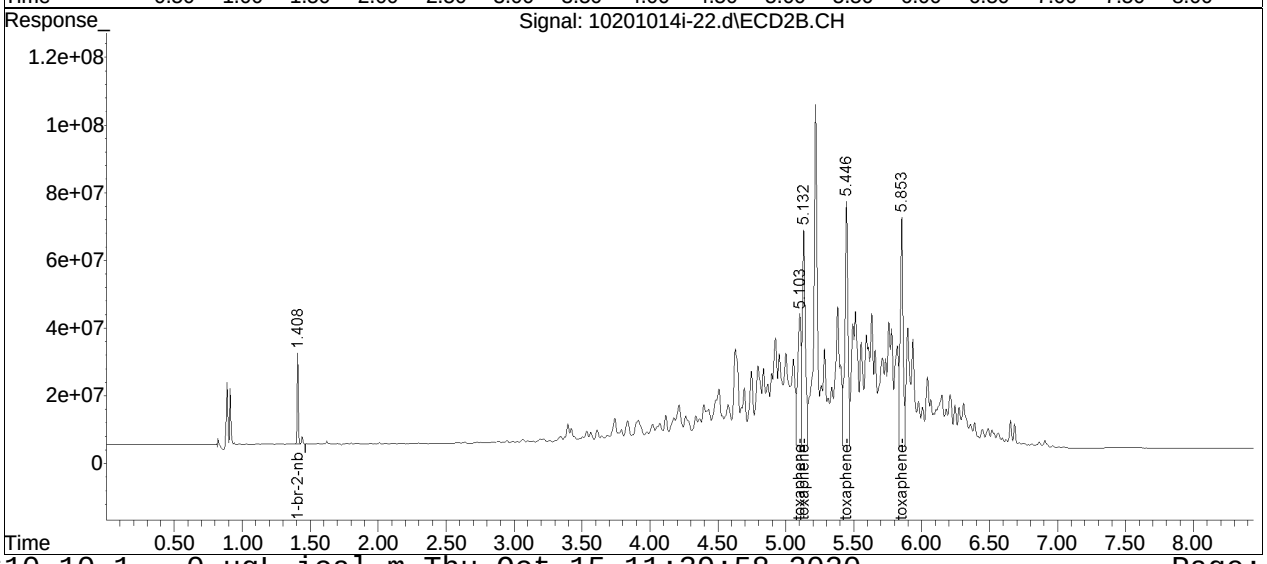

Manual Integration Report

Data Path	: I:\Pest10\201014ICAL\	QMethod	: pest10_10_14_20_ugL_ical
Data File	: 10201014i-22.d	Operator	: PEST10:kb
Date Inj'd	: 10/14/2020 4:04 pm	Instrument	: Pest 10
Sample	: il8tox,42e,,2xfrom pp10039	Quant Date	: 10/14/2020 4:23 pm

There are no manual integrations or false positives in this file.

Initial Calibration Verification

Evaluate Continuing Calibration Report

Data Path : I:\Pest10\201014ICAL\
Data File : 10201014i-23.d
Signal(s) : Signal #1: ECD1A.CH Signal #2: ECD2B.CH
Acq On   : 14 Oct 2020   4:15 pm
Operator : PEST10:kb
Sample   : cicvtox,42e,,pp10098
Misc   : WG1422465, (Sig #1); ical (Sig #2)
ALS Vial : 23 (Sig #1); 0 (Sig #2)   Sample Multiplier: 1

Integration File signal 1: autoint1.e
Integration File signal 2: autoint2.e
Quant Time: Oct 14 16:29:45 2020
Quant Method : I:\Pest10\201014ICAL\pest10_10_14_20_ugL_ical.m
Quant Title : pest
QLast Update : Wed Oct 14 16:28:19 2020
Response via : Initial Calibration
Integrator: ChemStation   6890 Scale Mode: Large solvent peaks clipped

Volume Inj.   :
Signal #1 Phase :   Signal #2 Phase:
Signal #1 Info :   Signal #2 Info :

Min. RRF   :   0.000 Min. Rel. Area : 50% Max. R.T. Dev 0.50min
Max. RRF Dev : 20%   Max. Rel. Area : 150%

		Compound	Amount	Calc.	%Dev	Area%	Dev(Min)
33	i	1-br-2-nb_Toxaphene	25.000	25.000	0.0	98	0.00
34	l2	toxaphene-1	2000.000	1953.812	2.3	103	0.00
35	l2	toxaphene-2	2000.000	1941.926	2.9	103	0.00
36	l2	toxaphene-4	2000.000	2258.656	-12.9	102	0.00
37	l2	toxaphene-5	2000.000	2065.324	-3.3	100	0.00

Signal #2

33	i	1-br-2-nb_Toxaphene	25.000	25.000	0.0	99	0.00
34	l2	toxaphene-1	2000.000	2056.167	-2.8	97	0.00
35	l2	toxaphene-2	2000.000	1961.760	1.9	98	0.00
36	l2	toxaphene-4	2000.000	2051.305	-2.6	98	0.00
37	l2	toxaphene-5	2000.000	1915.885	4.2	97	0.00

Evaluate Continuing Calibration Report - Not Founds

1	i	1-br-2-nb_Pesticides	25.000	25.000	0.0	0	-1.36#
2	s	2,4,5,6-Tetrachloro-m-xylen	10.000	0.000	100.0#	0	-1.71#
3	t	Hexachlorobenzene	10.000	0.000	100.0#	0	-1.93#
4	t	alpha-BHC	10.000	0.000	100.0#	0	-2.03#
5	t	gamma-BHC (lindane)	10.000	0.000	100.0#	0	-2.23#
6	t	beta-BHC	10.000	0.000	100.0#	0	-2.29#
7	t	delta-BHC	10.000	0.000	100.0#	0	-2.42#
8	t	Heptachlor	10.000	0.000	100.0#	0	-2.59#
9	t	Aldrin	10.000	0.000	100.0#	0	-2.83#
10	t	Alachlor	10.000	0.000	100.0#	0	-2.96#
11	t	Chlorpyrifos	10.000	0.000	100.0#	0	-3.05#
12	t	Heptachlor Epoxide	10.000	0.000	100.0#	0	-3.39#
13	t	gamma-Chlordane (trans)	10.000	0.000	100.0#	0	-3.51#

Data Path : I:\Pest10\201014ICAL\
Data File : 10201014i-23.d
Signal(s) : Signal #1: ECD1A.CH Signal #2: ECD2B.CH
Acq On   : 14 Oct 2020   4:15 pm
Operator : PEST10:kb
Sample   : cicvtox,42e,,pp10098
Misc   : WG1422465, (Sig #1); ical (Sig #2)
ALS Vial : 23 (Sig #1); 0 (Sig #2)   Sample Multiplier: 1

Integration File signal 1: autoint1.e
Integration File signal 2: autoint2.e
Quant Time: Oct 14 16:29:45 2020
Quant Method : I:\Pest10\201014ICAL\pest10_10_14_20_ugL_ical.m
Quant Title : pest
QLast Update : Wed Oct 14 16:28:19 2020
Response via : Initial Calibration
Integrator: ChemStation   6890 Scale Mode: Large solvent peaks clipped

Volume Inj.   :
Signal #1 Phase :   Signal #2 Phase:
Signal #1 Info :   Signal #2 Info :

Min. RRF   :   0.000 Min. Rel. Area : 50% Max. R.T. Dev 0.50min
Max. RRF Dev : 20%   Max. Rel. Area : 150%

		Compound	Amount	Calc.	%Dev	Area%	Dev(Min)
14	t	alpha-Chlordane (cis)	10.000	0.000	100.0#	0	-3.65#
15	t	4,4'-DDE	10.000	0.000	100.0#	0	-3.74#
16	t	Endosulfan I	10.000	0.000	100.0#	0	-3.79#
17	t	Dieldrin	10.000	0.000	100.0#	0	-4.05#
18	t	Endrin	10.000	0.000	100.0#	0	-4.31#
19	t	4,4'-DDD	10.000	0.000	100.0#	0	-4.41#
20	t	Endosulfan II	10.000	0.000	100.0#	0	-4.54#
21	t	4,4'-DDT	10.000	0.000	100.0#	0	-4.70#
22	t	Endrin Aldehyde	10.000	0.000	100.0#	0	-4.95#
23	t	Methoxychlor	10.000	0.000	100.0#	0	-5.17#
24	t	Mirex	10.000	0.000	100.0#	0	-5.23#
25	t	Endosulfan Sulfate	10.000	0.000	100.0#	0	-5.34#
26	t	Endrin Ketone	10.000	0.000	100.0#	0	-5.57#
27	s	Decachlorobiphenyl	10.000	0.000	100.0#	0	-6.36#
28	i	1-br-2-nb_Chlordane	25.000	25.000	0.0	0	-1.36#
29	l1	chlordane-1	1000.000	0.000	100.0#	0	-2.52#
30	l1	chlordane-3	1000.000	0.000	100.0#	0	-2.95#
31	l1	chlordane-4	1000.000	0.000	100.0#	0	-3.51#
32	l1	chlordane-5	1000.000	0.000	100.0#	0	-3.64#

Signal #2

1	i	1-br-2-nb_Pesticides	25.000	25.000	0.0	0	-1.41#
2	s	2,4,5,6-Tetrachloro-m-xyl	10.000	0.000	100.0#	0	-1.88#
3	t	Hexachlorobenzene	10.000	0.000	100.0#	0	-2.20#
4	t	alpha-BHC	10.000	0.000	100.0#	0	-2.30#
5	t	gamma-BHC (lindane)	10.000	0.000	100.0#	0	-2.58#
6	t	beta-BHC	10.000	0.000	100.0#	0	-2.65#
7	t	delta-BHC	10.000	0.000	100.0#	0	-2.91#

Evaluate Continuing Calibration Report

Data Path : I:\Pest10\201014ICAL\
Data File : 10201014i-23.d
Signal(s) : Signal #1: ECD1A.CH Signal #2: ECD2B.CH
Acq On   : 14 Oct 2020   4:15 pm
Operator : PEST10:kb
Sample   : cicvtox,42e,,pp10098
Misc   : WG1422465, (Sig #1); ical (Sig #2)
ALS Vial : 23 (Sig #1); 0 (Sig #2)   Sample Multiplier: 1

Integration File signal 1: autoint1.e
Integration File signal 2: autoint2.e
Quant Time: Oct 14 16:29:45 2020
Quant Method : I:\Pest10\201014ICAL\pest10_10_14_20_ugL_ical.m
Quant Title : pest
QLast Update : Wed Oct 14 16:28:19 2020
Response via : Initial Calibration
Integrator: ChemStation   6890 Scale Mode: Large solvent peaks clipped

Volume Inj.   :
Signal #1 Phase :   Signal #2 Phase:
Signal #1 Info :   Signal #2 Info :

Min. RRF   :   0.000 Min. Rel. Area : 50% Max. R.T. Dev 0.50min
Max. RRF Dev : 20%   Max. Rel. Area : 150%

		Compound	Amount	Calc.	%Dev	Area%	Dev(Min)
8	t	Heptachlor	10.000	0.000	100.0#	0	-2.98#
9	t	Aldrin	10.000	0.000	100.0#	0	-3.30#
10	t	Alachlor	10.000	0.000	100.0#	0	-3.18#
11	t	Chlorpyrifos	10.000	0.000	100.0#	0	-3.54#
12	t	Heptachlor Epoxide	10.000	0.000	100.0#	0	-3.92#
13	t	gamma-Chlordane (trans)	10.000	0.000	100.0#	0	-4.13#
14	t	alpha-Chlordane (cis)	10.000	0.000	100.0#	0	-4.30#
15	t	4,4'-DDE	10.000	0.000	100.0#	0	-4.50#
16	t	Endosulfan I	10.000	0.000	100.0#	0	-4.36#
17	t	Dieldrin	10.000	0.000	100.0#	0	-4.65#
18	t	Endrin	10.000	0.000	100.0#	0	-4.95#
19	t	4,4'-DDD	10.000	0.000	100.0#	0	-5.07#
20	t	Endosulfan II	10.000	0.000	100.0#	0	-5.14#
21	t	4,4'-DDT	10.000	0.000	100.0#	0	-5.34#
22	t	Endrin Aldehyde	10.000	0.000	100.0#	0	-5.44#
23	t	Methoxychlor	10.000	0.000	100.0#	0	-5.91#
24	t	Mirex	10.000	0.000	100.0#	0	-6.04#
25	t	Endosulfan Sulfate	10.000	0.000	100.0#	0	-5.67#
26	t	Endrin Ketone	10.000	0.000	100.0#	0	-6.08#
27	s	Decachlorobiphenyl	10.000	0.000	100.0#	0	-6.93#
28	i	1-br-2-nb_Chlordane	25.000	25.000	0.0	0	-1.41#
29	l1	chlordane-1	1000.000	0.000	100.0#	0	-2.85#
30	l1	chlordane-3	1000.000	0.000	100.0#	0	-3.45#
31	l1	chlordane-4	1000.000	0.000	100.0#	0	-4.13#
32	l1	chlordane-5	1000.000	0.000	100.0#	0	-4.30#

(#) = Out of Range SPCC's out = 0 CCC's out = 0

Quantitation Report (QT Reviewed)

Data Path : I:\Pest10\201014ICAL\
Data File : 10201014i-23.d
Signal(s) : Signal #1: ECD1A.CH Signal #2: ECD2B.CH
Acq On : 14 Oct 2020 4:15 pm
Operator : PEST10:kb
Sample : cicvtox,42e,,pp10098
Misc : WG1422465, (Sig #1); ical (Sig #2)
ALS Vial : 23 (Sig #1); 0 (Sig #2) Sample Multiplier: 1

Integration File signal 1: autoint1.e
Integration File signal 2: autoint2.e
Quant Time: Oct 14 16:29:45 2020
Quant Method : I:\Pest10\201014ICAL\pest10_10_14_20_ugL_ical.m
Quant Title : pest
QLast Update : Wed Oct 14 16:28:19 2020
Response via : Initial Calibration
Integrator: ChemStation 6890 Scale Mode: Large solvent peaks clipped

Volume Inj. :
Signal #1 Phase : Signal #2 Phase:
Signal #1 Info : Signal #2 Info :

Sub List : Default - All compounds listed

	Compound	RT#1	RT#2	Resp#1	Resp#2	ug/l	ug/l
	Internal Standards						
1) i	1-br-2-nb_Pe	0.000	0.000	0	0	N.D. d	N.D. d
28) i	1-br-2-nb_Ch	0.000	0.000	0	0	N.D. d	N.D. d
33) i	1-br-2-nb_To	1.359	1.408	215.0E6	150.8E6	25.000	25.000
	System Monitoring Compounds						
2) s	2,4,5,6-Tetr	0.000	0.000	0	0	N.D. d	N.D. d
	Spiked Amount	50.000	Range 30 - 150	Recovery	=	0.00%#	0.00%#
27) s	Decachlorobi	0.000	0.000	0	0	N.D. d	N.D. d
	Spiked Amount	50.000	Range 30 - 150	Recovery	=	0.00%#	0.00%#
	Target Compounds						
3) t	Hexachlorobe	0.000	0.000	0	0	N.D. d	N.D. d
4) t	alpha-BHC	0.000	0.000	0	0	N.D. d	N.D. d
5) t	gamma-BHC (l	0.000	0.000	0	0	N.D. d	N.D. d
6) t	beta-BHC	0.000	0.000	0	0	N.D. d	N.D. d
7) t	delta-BHC	0.000	0.000	0	0	N.D. d	N.D. d
8) t	Heptachlor	0.000	0.000	0	0	N.D. d	N.D. d
9) t	Aldrin	0.000	0.000	0	0	N.D. d	N.D. d
10) t	Alachlor	0.000	0.000	0	0	N.D. d	N.D. d
11) t	Chlorpyrifos	0.000	0.000	0	0	N.D. d	N.D. d
12) t	Heptachlor E	0.000	0.000	0	0	N.D. d	N.D. d
13) t	gamma-Chlord	0.000	0.000	0	0	N.D. d	N.D. d
14) t	alpha-Chlord	0.000	0.000	0	0	N.D. d	N.D. d
15) t	4,4'-DDE	0.000	0.000	0	0	N.D. d	N.D. d
16) t	Endosulfan I	0.000	0.000	0	0	N.D. d	N.D. d
17) t	Dieldrin	0.000	0.000	0	0	N.D. d	N.D. d
18) t	Endrin	0.000	0.000	0	0	N.D. d	N.D. d
19) t	4,4'-DDD	0.000	0.000	0	0	N.D. d	N.D. d
20) t	Endosulfan I	0.000	0.000	0	0	N.D. d	N.D. d
21) t	4,4'-DDT	0.000	0.000	0	0	N.D. d	N.D. d
22) t	Endrin Aldeh	0.000	0.000	0	0	N.D. d	N.D. d
23) t	Methoxychlor	0.000	0.000	0	0	N.D. d	N.D. d

Data Path : I:\Pest10\201014ICAL\
Data File : 10201014i-23.d
Signal(s) : Signal #1: ECD1A.CH Signal #2: ECD2B.CH
Acq On : 14 Oct 2020 4:15 pm
Operator : PEST10:kb
Sample : cicvtox,42e,,pp10098
Misc : WG1422465, (Sig #1); ical (Sig #2)
ALS Vial : 23 (Sig #1); 0 (Sig #2) Sample Multiplier: 1

Integration File signal 1: autoint1.e
Integration File signal 2: autoint2.e
Quant Time: Oct 14 16:29:45 2020
Quant Method : I:\Pest10\201014ICAL\pest10_10_14_20_ugL_ical.m
Quant Title : pest
QLast Update : Wed Oct 14 16:28:19 2020
Response via : Initial Calibration
Integrator: ChemStation 6890 Scale Mode: Large solvent peaks clipped

Volume Inj. :
Signal #1 Phase : Signal #2 Phase:
Signal #1 Info : Signal #2 Info :

Sub List : Default - All compounds listed

	Compound	RT#1	RT#2	Resp#1	Resp#2	ug/l	ug/l
24) t	Mirex	0.000	0.000	0	0	N.D. d	N.D. d
25) t	Endosulfan S	0.000	0.000	0	0	N.D. d	N.D. d
26) t	Endrin Keton	0.000	0.000	0	0	N.D. d	N.D. d
29) l1	chlordane-1	0.000	0.000	0	0	N.D. d	N.D. d
30) l1	chlordane-3	0.000	0.000	0	0	N.D. d	N.D. d
31) l1	chlordane-4	0.000	0.000	0	0	N.D. d	N.D. d
32) l1	chlordane-5	0.000	0.000	0	0	N.D. d	N.D. d
Sum	chlordane-1			0	0	N.D.	N.D.
Average	chlordane-1					0.000	0.000
34) l2	toxaphene-1	4.533	5.102	743.9E6	272.4E6	1953.812	2056.167
35) l2	toxaphene-2	4.654	5.132	721.0E6	397.9E6	1941.926	1961.760
36) l2	toxaphene-4	5.064	5.446	599.5E6	458.1E6	2258.656	2051.305
37) l2	toxaphene-5	5.247	5.854	669.2E6	390.2E6	2065.324	1915.885
Sum	toxaphene-1			2733.6E6	1518.5E6	8219.718	7985.117
Average	toxaphene-1					2054.930	1996.279

SemiQuant Compounds - Not Calibrated on this Instrument

Sum	toxaphene-1			2733.6E6	1518.5E6	8219.718	7985.117
Average	toxaphene-1					2054.930	1996.279

(f)=RT Delta > 1/2 Window (D)=Amounts differ by > 40% (m)=manual int.
(#)=Recovery Exceeds Compound Acceptance Limits.
(I,C,F) I=Interference, C=Coelluting Calibration Peak, F=Fails CC Criteria.

Sub List : Default - All compounds listed Reviewed)

Data Path : I:\Pest10\201014ICAL\
Data File : 10201014i-23.d
Signal(s) : Signal #1: ECD1A.CH Signal #2: ECD2B.CH
Acq On : 14 Oct 2020 4:15 pm
Operator : PEST10:kb
Sample : cicvtox,42e,,pp10098
Misc : WG1422465, (Sig #1); ical (Sig #2)
ALS Vial : 23 (Sig #1); 0 (Sig #2) Sample Multiplier: 1

Integration File signal 1: autoint1.e
Integration File signal 2: autoint2.e
Quant Time: Oct 14 16:29:45 2020
Quant Method : I:\Pest10\201014ICAL\pest10_10_14_20_ugL_ical.m
Quant Title : pest
QLast Update : Wed Oct 14 16:28:19 2020
Response via : Initial Calibration
Integrator: ChemStation 6890 Scale Mode: Large solvent peaks clipped

Volume Inj. :
Signal #1 Phase : Signal #2 Phase:
Signal #1 Info : Signal #2 Info :

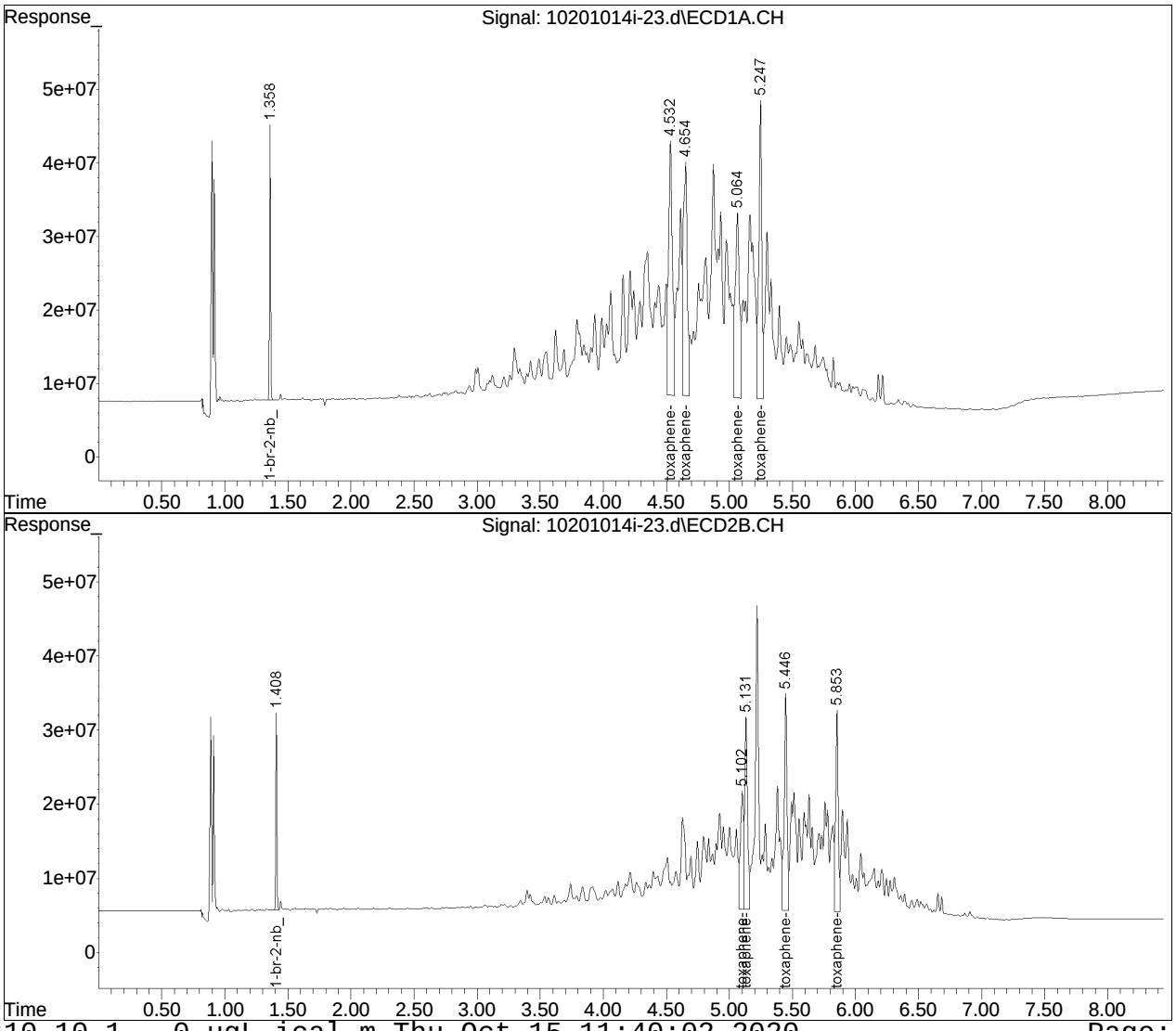

Manual Integration Report

Data Path	: I:\Pest10\201014ICAL\	QMethod	: pest10_10_14_20_ugL_ical
Data File	: 10201014i-23.d	Operator	: PEST10:kb
Date Inj'd	: 10/14/2020 4:15 pm	Instrument	: Pest 10
Sample	: cicvtox,42e,,pp10098	Quant Date	: 10/14/2020 4:28 pm

There are no manual integrations or false positives in this file.

Quantitation Report (QT Reviewed)

Data Path : I:\Pest10\201014ICAL\
Data File : 10201014i-26.d
Signal(s) : Signal #1: ECD1A.CH Signal #2: ECD2B.CH
Acq On : 14 Oct 2020 6:01 pm
Operator : PEST10:kb
Sample : chlor-rl (0.02) pp10153
Misc : WG1422465, (Sig #1); ical (Sig #2)
ALS Vial : 26 (Sig #1); 0 (Sig #2) Sample Multiplier: 1

Integration File signal 1: autoint1.e
Integration File signal 2: autoint2.e
Quant Time: Oct 15 09:46:31 2020
Quant Method : I:\Pest10\201014ICAL\pest10_10_14_20_ugL_ical.m
Quant Title : pest
QLast Update : Thu Oct 15 09:45:00 2020
Response via : Initial Calibration
Integrator: ChemStation 6890 Scale Mode: Large solvent peaks clipped

Volume Inj. :
Signal #1 Phase : Signal #2 Phase:
Signal #1 Info : Signal #2 Info :

Sub List : Default - All compounds listed

	Compound	RT#1	RT#2	Resp#1	Resp#2	ug/l	ug/l
	Internal Standards						
1) i	1-br-2-nb_Pe	0.000	0.000	0	0	N.D. d	N.D. d
28) i	1-br-2-nb_Ch	1.359	1.408	226.1E6	160.6E6	25.000	25.000
33) i	1-br-2-nb_To	0.000	0.000	0	0	N.D. d	N.D. d
	System Monitoring Compounds						
2) s	2,4,5,6-Tetr	0.000	0.000	0	0	N.D. d	N.D. d
	Spiked Amount	50.000	Range 30 - 150	Recovery	=	0.00%#	0.00%#
27) s	Decachlorobi	0.000	0.000	0	0	N.D. d	N.D. d
	Spiked Amount	50.000	Range 30 - 150	Recovery	=	0.00%#	0.00%#
	Target Compounds						
3) t	Hexachlorobe	0.000	0.000	0	0	N.D. d	N.D. d
4) t	alpha-BHC	0.000	0.000	0	0	N.D. d	N.D. d
5) t	gamma-BHC (l	0.000	0.000	0	0	N.D. d	N.D. d
6) t	beta-BHC	0.000	0.000	0	0	N.D. d	N.D. d
7) t	delta-BHC	0.000	0.000	0	0	N.D. d	N.D. d
8) t	Heptachlor	0.000	0.000	0	0	N.D. d	N.D. d
9) t	Aldrin	0.000	0.000	0	0	N.D. d	N.D. d
10) t	Alachlor	0.000	0.000	0	0	N.D. d	N.D. d
11) t	Chlorpyrifos	0.000	0.000	0	0	N.D. d	N.D. d
12) t	Heptachlor E	0.000	0.000	0	0	N.D. d	N.D. d
13) t	gamma-Chlord	0.000	0.000	0	0	N.D. d	N.D. d
14) t	alpha-Chlord	0.000	0.000	0	0	N.D. d	N.D. d
15) t	4,4'-DDE	0.000	0.000	0	0	N.D. d	N.D. d
16) t	Endosulfan I	0.000	0.000	0	0	N.D. d	N.D. d
17) t	Dieldrin	0.000	0.000	0	0	N.D. d	N.D. d
18) t	Endrin	0.000	0.000	0	0	N.D. d	N.D. d
19) t	4,4'-DDD	0.000	0.000	0	0	N.D. d	N.D. d
20) t	Endosulfan I	0.000	0.000	0	0	N.D. d	N.D. d
21) t	4,4'-DDT	0.000	0.000	0	0	N.D. d	N.D. d
22) t	Endrin Aldeh	0.000	0.000	0	0	N.D. d	N.D. d
23) t	Methoxychlor	0.000	0.000	0	0	N.D. d	N.D. d

Quantitation Report (QT Reviewed)

Data Path : I:\Pest10\201014ICAL\
Data File : 10201014i-26.d
Signal(s) : Signal #1: ECD1A.CH Signal #2: ECD2B.CH
Acq On : 14 Oct 2020 6:01 pm
Operator : PEST10:kb
Sample : chlor-rl (0.02) pp10153
Misc : WG1422465, (Sig #1); ical (Sig #2)
ALS Vial : 26 (Sig #1); 0 (Sig #2) Sample Multiplier: 1

Integration File signal 1: autoint1.e
Integration File signal 2: autoint2.e
Quant Time: Oct 15 09:46:31 2020
Quant Method : I:\Pest10\201014ICAL\pest10_10_14_20_ugL_ical.m
Quant Title : pest
QLast Update : Thu Oct 15 09:45:00 2020
Response via : Initial Calibration
Integrator: ChemStation 6890 Scale Mode: Large solvent peaks clipped

Volume Inj. :
Signal #1 Phase : Signal #2 Phase:
Signal #1 Info : Signal #2 Info :

Sub List : Default - All compounds listed

	Compound	RT#1	RT#2	Resp#1	Resp#2	ug/l	ug/l
24) t	Mirex	0.000	0.000	0	0	N.D. d	N.D. d
25) t	Endosulfan S	0.000	0.000	0	0	N.D. d	N.D. d
26) t	Endrin Keton	0.000	0.000	0	0	N.D. d	N.D. d
29) l1	chlordane-1	2.522	2.843	9382688	6138248	22.354	22.531
30) l1	chlordane-3	2.947	3.449	9636390	6308983	22.294	23.677
31) l1	chlordane-4	3.511	4.132	30567468	21103704	21.488	24.462
32) l1	chlordane-5	3.638	4.300	48887756	16368524	22.323M1	23.251
Sum	chlordane-1			98474301	49919460	N.D.	N.D. D
Average	chlordane-1					22.115	23.480
34) l2	toxaphene-1	0.000	0.000	0	0	N.D. d	N.D. d
35) l2	toxaphene-2	0.000	0.000	0	0	N.D. d	N.D. d
36) l2	toxaphene-4	0.000	0.000	0	0	N.D. d	N.D. d
37) l2	toxaphene-5	0.000	0.000	0	0	N.D. d	N.D. d
Sum	toxaphene-1			0	0	N.D.	N.D.
Average	toxaphene-1					0.000	0.000

SemiQuant Compounds - Not Calibrated on this Instrument

Sum	toxaphene-1			0	0	N.D.	N.D.
Average	toxaphene-1					0.000	0.000

(f)=RT Delta > 1/2 Window (D)=Amounts differ by > 40% (m)=manual int.
(#)=Recovery Exceeds Compound Acceptance Limits.
(I,C,F) I=Interference, C=Coelluting Calibration Peak, F=Fails CC Criteria.

Sub List : Default - All compounds listed Reviewed)

Data Path : I:\Pest10\201014ICAL\
Data File : 10201014i-26.d
Signal(s) : Signal #1: ECD1A.CH Signal #2: ECD2B.CH
Acq On : 14 Oct 2020 6:01 pm
Operator : PEST10:kb
Sample : chlor-rl (0.02) pp10153
Misc : WG1422465, (Sig #1); ical (Sig #2)
ALS Vial : 26 (Sig #1); 0 (Sig #2) Sample Multiplier: 1

Integration File signal 1: autoint1.e
Integration File signal 2: autoint2.e
Quant Time: Oct 15 09:46:31 2020
Quant Method : I:\Pest10\201014ICAL\pest10_10_14_20_ugL_ical.m
Quant Title : pest
QLast Update : Thu Oct 15 09:45:00 2020
Response via : Initial Calibration
Integrator: ChemStation 6890 Scale Mode: Large solvent peaks clipped

Volume Inj. :
Signal #1 Phase : Signal #2 Phase:
Signal #1 Info : Signal #2 Info :

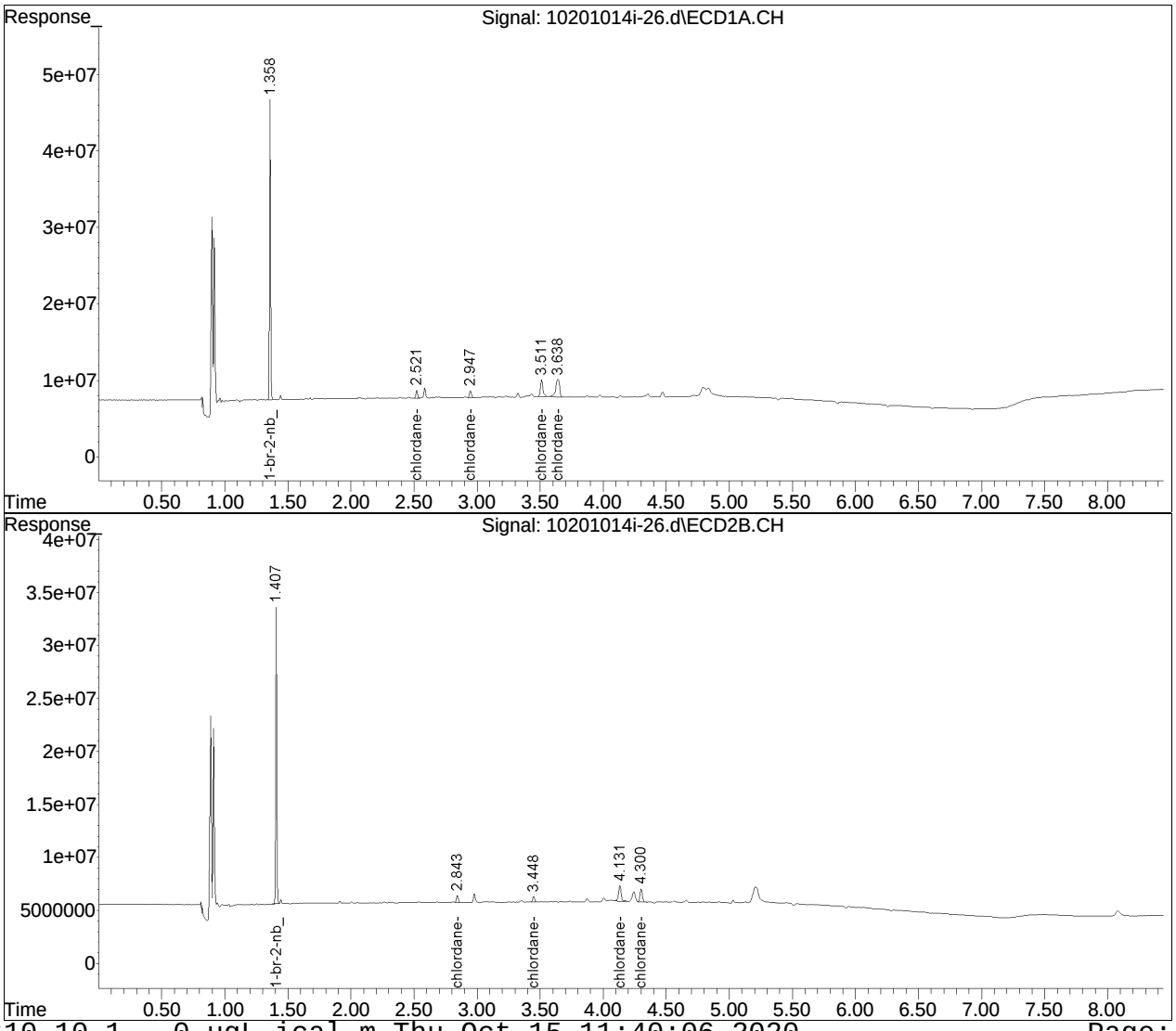

Manual Integration Report

Data Path : I:\Pest10\201014ICAL\
Data File : 10201014i-26.d
Date Inj'd : 10/14/2020 6:01 pm
Sample : chlor-rl (0.02) pp10153

QMethod : pest10_10_14_20_ugL_ical
Operator : PEST10:kb
Instrument : Pest 10
Quant Date : 10/15/2020 9:45 am

Compound #32: chlordane-5

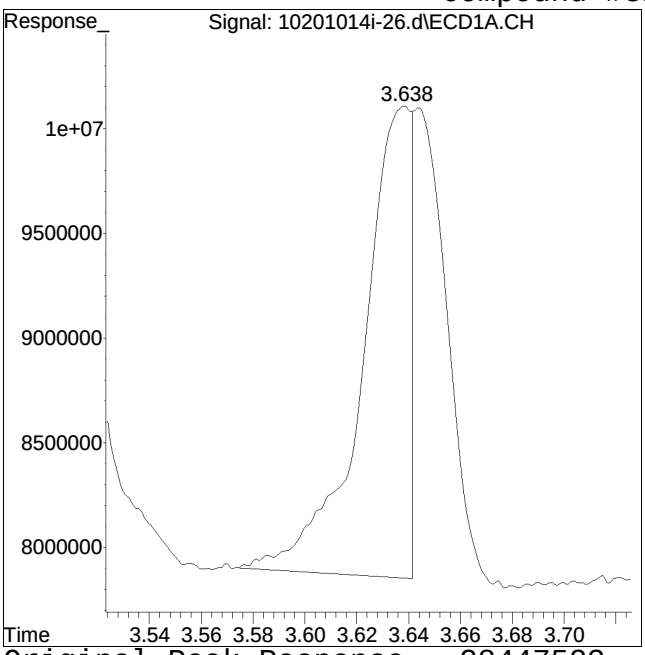

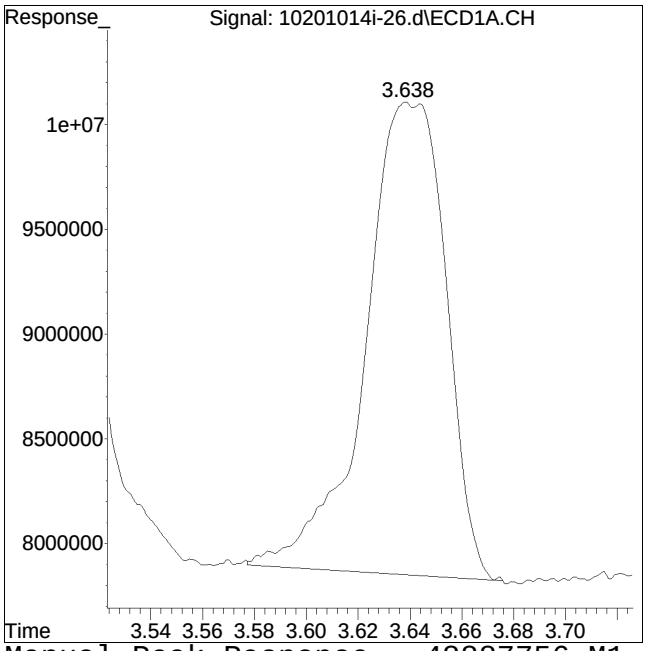

Original Peak Response = 28447523 Manual Peak Response = 48887756 M1

M1 = Split or tailing peak, auto integration stopped early resulting in false low area count.

Continuing Calibration

Calibration Verification Summary
Form 7
Pesticides

Client	: Impact Environmental	**Lab Number**	: L2046791		
Project Name	: 13-12 BEACH CHANNEL DRIVE	**Project Number**	: 15209		
Instrument ID	: PEST15	**Calibration Date**	: 10/28/20 05:57		
Lab File ID	: 15201028a-02	**Init. Calib. Date(s)**	: 09/09/20	09/10/20	
Sample No	: WG1427385-1	**Init. Calib. Times**	: 22:16	16:21	
Channel	: A				

Compound	Amount	Calc.	Min RRF	%D	Max %D	Area%	Dev(min)
1-br-2-nb_Pesticides	25	25	-	0	20	129	0
2,4,5,6-Tetrachloro-m-xylen	50	55.349	-	-10.7	20	148	0
Hexachlorobenzene	50	52.91	-	-5.8	20	147	0
alpha-BHC	50	57.192	-	-14.4	20	142	0
gamma-BHC (lindane)	50	53.426	-	-6.9	20	135	0
beta-BHC	50	46.648	-	6.7	20	127	0
delta-BHC	50	56.544	-	-13.1	20	140	0
Heptachlor	50	51.478	-	-3	20	135	0
Aldrin	50	58.277	-	-16.6	20	145	0
Alachlor	50	55.611	-	-11.2	20	153	0
Chlorpyrifos	50	47.639	-	4.7	20	144	0
Heptachlor Epoxide	50	52.724	-	-5.4	20	141	0
gamma-Chlordane (trans)	50	55.153	-	-10.3	20	144	0
alpha-Chlordane (cis)	50	50.329	-	-0.7	20	138	0
4,4'-DDE	50	58.246	-	-16.5	20	144	0
Endosulfan I	50	54.514	-	-9	20	142	0
Dieldrin	50	59.894	-	-19.8	20	152	0
Endrin	50	55.692	-	-11.4	20	143	0
4,4'-DDD	50	59.426	-	-18.9	20	147	0
Endosulfan II	50	51.893	-	-3.8	20	137	0
4,4'-DDT	50	53.284	-	-6.6	20	136	0
Endrin Aldehyde	50	50.993	-	-2	20	137	0
Methoxychlor	50	46.645	-	6.7	20	131	0
Mirex	50	45.124	-	9.8	20	140	0
Endosulfan Sulfate	50	51.487	-	-3	20	142	0
Endrin Ketone	50	49.946	-	0.1	20	135	0
Decachlorobiphenyl	50	48.657	-	2.7	20	143	0

* Value outside of QC limits.

Calibration Verification Summary
Form 7
Pesticides

Client	: Impact Environmental	**Lab Number**	: L2046791		
Project Name	: 13-12 BEACH CHANNEL DRIVE	**Project Number**	: 15209		
Instrument ID	: PEST15	**Calibration Date**	: 10/28/20 05:57		
Lab File ID	: 15201028a-02	**Init. Calib. Date(s)**	: 09/09/20	09/10/20	
Sample No	: WG1427385-1	**Init. Calib. Times**	: 22:16	16:21	
Channel	: B				

Compound	Amount	Calc.	Min RRF	%D	Max %D	Area%	Dev(min)
1-br-2-nb_Pesticides	25	25	-	0	20	100	0
2,4,5,6-Tetrachloro-m-xyl	50	57.755	-	-15.5	20	118	0
Hexachlorobenzene	50	53.389	-	-6.8	20	115	0
alpha-BHC	50	57.611	-	-15.2	20	106	0
gamma-BHC (lindane)	50	54.834	-	-9.7	20	105	0
beta-BHC	50	46.929	-	6.1	20	102	0
delta-BHC	50	55.027	-	-10.1	20	104	0
Heptachlor	50	51.23	-	-2.5	20	103	0
Aldrin	50	59.116	-	-18.2	20	112	0
Alachlor	50	56.57	-	-13.1	20	124	0
Chlorpyrifos	50	47.872	-	4.3	20	112	0
Heptachlor Epoxide	50	52.809	-	-5.6	20	109	0
gamma-Chlordane (trans)	50	53.471	-	-6.9	20	109	0
alpha-Chlordane (cis)	50	52.876	-	-5.8	20	110	0
4,4'-DDE	50	58.505	-	-17	20	113	0
Endosulfan I	50	55.003	-	-10	20	112	0
Dieldrin	50	59.477	-	-19	20	118	0
Endrin	50	54.25	-	-8.5	20	108	0
4,4'-DDD	50	57.517	-	-15	20	113	0
Endosulfan II	50	50.238	-	-0.5	20	108	0
4,4'-DDT	50	49.708	-	0.6	20	104	0
Endrin Aldehyde	50	49.344	-	1.3	20	106	0
Methoxychlor	50	49.196	-	1.6	20	109	0
Mirex	50	48.977	-	2	20	124	0
Endosulfan Sulfate	50	53.205	-	-6.4	20	115	0
Endrin Ketone	50	53.589	-	-7.2	20	112	0
Decachlorobiphenyl	50	56.999	-	-14	20	134	0

* Value outside of QC limits.

Calibration Verification Summary
Form 7
Pesticides

Client	: Impact Environmental	**Lab Number**	: L2046791		
Project Name	: 13-12 BEACH CHANNEL DRIVE	**Project Number**	: 15209		
Instrument ID	: PEST15	**Calibration Date**	: 10/28/20 06:10		
Lab File ID	: 15201028a-03	**Init. Calib. Date(s)**	: 09/09/20	09/10/20	
Sample No	: WG1427385-2	**Init. Calib. Times**	: 22:16	16:21	
Channel	: A				

Compound	Amount	Calc.	Min RRF	%D	Max %D	Area%	Dev(min)
1-br-2-nb_Chlordane	25	25	-	0	20	130	0
chlordane-1	1000	1168.417	-	-16.8	20	152	0
chlordane-3	1000	1071.644	-	-7.2	20	139	0
chlordane-4	1000	1208.947	-	-20.9*	20	157	0
chlordane-5	1000	1109.735	-	-11	20	144	0

* Value outside of QC limits.

Calibration Verification Summary
Form 7
Pesticides

Client	: Impact Environmental		**Lab Number**	: L2046791	
Project Name	: 13-12 BEACH CHANNEL DRIVE		**Project Number**	: 15209	
Instrument ID	: PEST15		**Calibration Date**	: 10/28/20 06:10	
Lab File ID	: 15201028a-03		**Init. Calib. Date(s)**	: 09/09/20	09/10/20
Sample No	: WG1427385-2		**Init. Calib. Times**	: 22:16	16:21
Channel	: B				

Compound	Amount	Calc.	Min RRF	%D	Max %D	Area%	Dev(min)
1-br-2-nb_Chlordane	25	25	-	0	20	100	0
chlordane-1	1000	1139.106	-	-13.9	20	113	0
chlordane-3	1000	1144.671	-	-14.5	20	114	0
chlordane-4	1000	1119.453	-	-11.9	20	111	0
chlordane-5	1000	1120.273	-	-12	20	111	0

* Value outside of QC limits.

Calibration Verification Summary
Form 7
Pesticides

Client	: Impact Environmental	**Lab Number**	: L2046791		
Project Name	: 13-12 BEACH CHANNEL DRIVE	**Project Number**	: 15209		
Instrument ID	: PEST15	**Calibration Date**	: 10/28/20 06:23		
Lab File ID	: 15201028a-04	**Init. Calib. Date(s)**	: 09/09/20	09/10/20	
Sample No	: WG1427385-3	**Init. Calib. Times**	: 22:16	16:21	
Channel	: A				

Compound	Amount	Calc.	Min RRF	%D	Max %D	Area%	Dev(min)
1-br-2-nb_Toxaphene	25	25	-	0	20	119	0
toxaphene-1	2000	2194.613	-	-9.7	20	127	0
toxaphene-2	2000	1904.302	-	4.8	20	110	0
toxaphene-4	2000	2376.973	-	-18.8	20	153	0
toxaphene-5	2000	2112.046	-	-5.6	20	136	0

* Value outside of QC limits.

Calibration Verification Summary
Form 7
Pesticides

Client	: Impact Environmental		**Lab Number**	: L2046791	
Project Name	: 13-12 BEACH CHANNEL DRIVE		**Project Number**	: 15209	
Instrument ID	: PEST15		**Calibration Date**	: 10/28/20 06:23	
Lab File ID	: 15201028a-04		**Init. Calib. Date(s)**	: 09/09/20	09/10/20
Sample No	: WG1427385-3		**Init. Calib. Times**	: 22:16	16:21
Channel	: B				

Compound	Amount	Calc.	Min RRF	%D	Max %D	Area%	Dev(min)
1-br-2-nb_Toxaphene	25	25	-	0	20	90	0
toxaphene-1	2000	2138.312	-	-6.9	20	100	0
toxaphene-2	2000	2152.018	-	-7.6	20	100	0
toxaphene-4	2000	1945.515	-	2.7	20	92	0
toxaphene-5	2000	2114.252	-	-5.7	20	96	0

* Value outside of QC limits.

Calibration Verification Summary
Form 7
Pesticides

Client	: Impact Environmental	**Lab Number**	: L2046791	
Project Name	: 13-12 BEACH CHANNEL DRIVE	**Project Number**	: 15209	
Instrument ID	: PEST10	**Calibration Date**	: 10/28/20 18:19	
Lab File ID	: 10201028b-03	**Init. Calib. Date(s)**	: 10/14/20	10/14/20
Sample No	: WG1427765-2	**Init. Calib. Times**	: 12:25	16:04
Channel	: A			

Compound	Amount	Calc.	Min RRF	%D	Max %D	Area%	Dev(min)
1-br-2-nb_Chlordane	25	25	-	0	20	130	0
chlordane-1	1000	827.227	-	17.3	20	107	0
chlordane-3	1000	938.585	-	6.1	20	122	0
chlordane-4	1000	984.358	-	1.6	20	128	0
chlordane-5	1000	1084.411	-	-8.4	20	141	0

* Value outside of QC limits.

Calibration Verification Summary
Form 7
Pesticides

Client	: Impact Environmental		**Lab Number**	: L2046791	
Project Name	: 13-12 BEACH CHANNEL DRIVE		**Project Number**	: 15209	
Instrument ID	: PEST10		**Calibration Date**	: 10/28/20 18:19	
Lab File ID	: 10201028b-03		**Init. Calib. Date(s)**	: 10/14/20	10/14/20
Sample No	: WG1427765-2		**Init. Calib. Times**	: 12:25	16:04
Channel	: B				

Compound	Amount	Calc.	Min RRF	%D	Max %D	Area%	Dev(min)
1-br-2-nb_Chlordane	25	25	-	0	20	112	0
chlordane-1	1000	874.079	-	12.6	20	98	0
chlordane-3	1000	943.667	-	5.6	20	105	0
chlordane-4	1000	1024.18	-	-2.4	20	114	0
chlordane-5	1000	965.156	-	3.5	20	108	0

* Value outside of QC limits.

Calibration Verification Summary
Form 7
Pesticides

Client	: Impact Environmental	**Lab Number**	: L2046791		
Project Name	: 13-12 BEACH CHANNEL DRIVE	**Project Number**	: 15209		
Instrument ID	: PEST10	**Calibration Date**	: 10/28/20 18:31		
Lab File ID	: 10201028b-04	**Init. Calib. Date(s)**	: 10/14/20	10/14/20	
Sample No	: WG1427765-3	**Init. Calib. Times**	: 12:25	16:04	
Channel	: A				

Compound	Amount	Calc.	Min RRF	%D	Max %D	Area%	Dev(min)
1-br-2-nb_Toxaphene	25	25	-	0	20	135	0
toxaphene-1	2000	2033.664	-	-1.7	20	148	0
toxaphene-2	2000	1957.123	-	2.1	20	142	0
toxaphene-4	2000	2380.142	-	-19	20	147	0
toxaphene-5	2000	2205.541	-	-10.3	20	147	0

* Value outside of QC limits.

Calibration Verification Summary
Form 7
Pesticides

Client	: Impact Environmental		**Lab Number**	: L2046791	
Project Name	: 13-12 BEACH CHANNEL DRIVE		**Project Number**	: 15209	
Instrument ID	: PEST10		**Calibration Date**	: 10/28/20 18:31	
Lab File ID	: 10201028b-04		**Init. Calib. Date(s)**	: 10/14/20	10/14/20
Sample No	: WG1427765-3		**Init. Calib. Times**	: 12:25	16:04
Channel	: B				

Compound	Amount	Calc.	Min RRF	%D	Max %D	Area%	Dev(min)
1-br-2-nb_Toxaphene	25	25	-	0	20	125	0
toxaphene-1	2000	2119.533	-	-6	20	126	0
toxaphene-2	2000	2050.813	-	-2.5	20	129	0
toxaphene-4	2000	2189.658	-	-9.5	20	131	0
toxaphene-5	2000	2125.374	-	-6.3	20	136	0

* Value outside of QC limits.

Calibration Verification Summary
Form 7
Pesticides

Client	: Impact Environmental	**Lab Number**	: L2046791		
Project Name	: 13-12 BEACH CHANNEL DRIVE	**Project Number**	: 15209		
Instrument ID	: PEST10	**Calibration Date**	: 10/28/20 19:06		
Lab File ID	: 10201028b-06	**Init. Calib. Date(s)**	: 10/14/20	10/14/20	
Sample No	: WG1427765-1	**Init. Calib. Times**	: 12:25	16:04	
Channel	: A				

Compound	Amount	Calc.	Min RRF	%D	Max %D	Area%	Dev(min)
1-br-2-nb_Pesticides	25	25	-	0	20	115	0
2,4,5,6-Tetrachloro-m-xylen	50	54.674	-	-9.3	20	122	0
Hexachlorobenzene	50	45.084	-	9.8	20	125	0
alpha-BHC	50	53.589	-	-7.2	20	124	0
gamma-BHC (lindane)	50	52.943	-	-5.9	20	121	0
beta-BHC	50	54.95	-	-9.9	20	120	0
delta-BHC	50	53.924	-	-7.8	20	124	0
Heptachlor	50	56.087	-	-12.2	20	125	0
Aldrin	50	54.613	-	-9.2	20	122	0
Alachlor	50	51.255	-	-2.5	20	133	0
Chlorpyrifos	50	62.451	-	-24.9*	20	131	0
Heptachlor Epoxide	50	55.979	-	-12	20	123	0
gamma-Chlordane (trans)	50	54.466	-	-8.9	20	123	-.01
alpha-Chlordane (cis)	50	54.404	-	-8.8	20	122	-.01
4,4'-DDE	50	53.385	-	-6.8	20	120	-.01
Endosulfan I	50	56.06	-	-12.1	20	123	-.01
Dieldrin	50	48.707	-	2.6	20	130	-.01
Endrin	50	58.158	-	-16.3	20	129	-.01
4,4'-DDD	50	50.753	-	-1.5	20	133	-.01
Endosulfan II	50	57.894	-	-15.8	20	126	-.01
4,4'-DDT	50	59.416	-	-18.8	20	133	-.01
Endrin Aldehyde	50	60.672	-	-21.3*	20	133	-.01
Methoxychlor	50	64.032	-	-28.1*	20	137	0
Mirex	50	60.116	-	-20.2*	20	133	0
Endosulfan Sulfate	50	63.887	-	-27.8*	20	142	0
Endrin Ketone	50	55.926	-	-11.9	20	145	0
Decachlorobiphenyl	50	69.903	-	-39.8*	20	155	0

* Value outside of QC limits.

Calibration Verification Summary
Form 7
Pesticides

Client	: Impact Environmental	**Lab Number**	: L2046791		
Project Name	: 13-12 BEACH CHANNEL DRIVE	**Project Number**	: 15209		
Instrument ID	: PEST10	**Calibration Date**	: 10/28/20 19:06		
Lab File ID	: 10201028b-06	**Init. Calib. Date(s)**	: 10/14/20	10/14/20	
Sample No	: WG1427765-1	**Init. Calib. Times**	: 12:25	16:04	
Channel	: B				

Compound	Amount	Calc.	Min RRF	%D	Max %D	Area%	Dev(min)
1-br-2-nb_Pesticides	25	25	-	0	20	109	0
2,4,5,6-Tetrachloro-m-xyl	50	46.46	-	7.1	20	117	0
Hexachlorobenzene	50	44.895	-	10.2	20	117	0
alpha-BHC	50	48.773	-	2.5	20	116	0
gamma-BHC (lindane)	50	52.533	-	-5.1	20	115	0
beta-BHC	50	53.406	-	-6.8	20	111	0
delta-BHC	50	53.7	-	-7.4	20	118	0
Heptachlor	50	54.157	-	-8.3	20	116	0
Aldrin	50	53.194	-	-6.4	20	114	0
Alachlor	50	52.94	-	-5.9	20	127	0
Chlorpyrifos	50	61.991	-	-24*	20	123	0
Heptachlor Epoxide	50	54.541	-	-9.1	20	114	0
gamma-Chlordane (trans)	50	53.483	-	-7	20	115	0
alpha-Chlordane (cis)	50	53.82	-	-7.6	20	115	0
4,4'-DDE	50	48.018	-	4	20	115	0
Endosulfan I	50	55.081	-	-10.2	20	116	0
Dieldrin	50	50.777	-	-1.6	20	124	0
Endrin	50	57.474	-	-14.9	20	123	0
4,4'-DDD	50	54.299	-	-8.6	20	128	0
Endosulfan II	50	57.126	-	-14.3	20	120	0
4,4'-DDT	50	53.2	-	-6.4	20	128	0
Endrin Aldehyde	50	54.646	-	-9.3	20	126	0
Methoxychlor	50	66.092	-	-32.2*	20	136	0
Mirex	50	64.552	-	-29.1*	20	133	0
Endosulfan Sulfate	50	63.598	-	-27.2*	20	134	0
Endrin Ketone	50	55.996	-	-12	20	138	0
Decachlorobiphenyl	50	67.114	-	-34.2*	20	142	-.01

* Value outside of QC limits.

Evaluate Continuing Calibration Report

Data Path : I:\Pest15\201028a\
Data File : 15201028a-02.d
Signal(s) : Signal #1: ECD1A.ch Signal #2: ECD2B.ch
Acq On   : 28 Oct 2020   5:57 am
Operator : PEST15:sm
Sample   : wg1427385-1,42,, pest pp 10168 (Sig #1); pest pp 10168 (Sig #2)
Misc   : wg1427385,,ical17155
ALS Vial : 2   Sample Multiplier: 1

Integration File signal 1: events.e
Integration File signal 2: autoint2.e
Quant Time: Oct 28 06:39:49 2020
Quant Method : I:\Pest15\201028a\P15_pest_09_09_20_ugL_ICAL17155.m
Quant Title : pest
QLast Update : Tue Oct 27 19:16:14 2020
Response via : Initial Calibration
Integrator: ChemStation

Volume Inj.   :
Signal #1 Phase :   Signal #2 Phase:
Signal #1 Info :   Signal #2 Info :

Min. RRF   :   0.000 Min. Rel. Area : 50% Max. R.T. Dev 0.50min
Max. RRF Dev : 20%   Max. Rel. Area : 150%

		Compound	Amount	Calc.	%Dev	Area%	Dev(Min)
1	i	1-br-2-nb_Pesticides	25.000	25.000	0.0	129	0.00
2	s	2,4,5,6-Tetrachloro-m-xylen	50.000	55.349	-10.7	148	0.00
3		Hexachlorobenzene	50.000	52.910	-5.8	147	0.00
4		alpha-BHC	50.000	57.192	-14.4	142	0.00
5		gamma-BHC (lindane)	50.000	53.426	-6.9	135	0.00
6		beta-BHC	50.000	46.648	6.7	127	0.00
7		delta-BHC	50.000	56.544	-13.1	140	0.00
8		Heptachlor	50.000	51.478	-3.0	135	0.00
9		Aldrin	50.000	58.277	-16.6	145	0.00
10		Alachlor	50.000	55.611	-11.2	153	0.00
11		Chlorpyrifos	50.000	47.639	4.7	144	0.00
12		Heptachlor Epoxide	50.000	52.724	-5.4	141	0.00
13		gamma-Chlordane (trans)	50.000	55.153	-10.3	144	0.00
14		alpha-Chlordane (cis)	50.000	50.329	-0.7	138	0.00
15		4,4'-DDE	50.000	58.246	-16.5	144	0.00
16		Endosulfan I	50.000	54.514	-9.0	142	0.00
17		Dieldrin	50.000	59.894	-19.8	152	0.00
18		Endrin	50.000	55.692	-11.4	143	0.00
19		4,4'-DDD	50.000	59.426	-18.9	147	0.00
20		Endosulfan II	50.000	51.893	-3.8	137	0.00
21		4,4'-DDT	50.000	53.284	-6.6	136	0.00
22		Endrin Aldehyde	50.000	50.993	-2.0	137	0.00
23		Methoxychlor	50.000	46.645	6.7	131	0.00
24		Mirex	50.000	45.124	9.8	140	0.00
25		Endosulfan Sulfate	50.000	51.487	-3.0	142	0.00
26		Endrin Ketone	50.000	49.946	0.1	135	0.00
27	s	Decachlorobiphenyl	50.000	48.657	2.7	143	0.00

Signal #2

Evaluate Continuing Calibration Report

Data Path : I:\Pest15\201028a\
Data File : 15201028a-02.d
Signal(s) : Signal #1: ECD1A.ch Signal #2: ECD2B.ch
Acq On   : 28 Oct 2020   5:57 am
Operator : PEST15:sm
Sample   : wg1427385-1,42,, pest pp 10168 (Sig #1); pest pp 10168 (Sig #2)
Misc   : wg1427385,,ical17155
ALS Vial : 2   Sample Multiplier: 1

Integration File signal 1: events.e
Integration File signal 2: autoint2.e
Quant Time: Oct 28 06:39:49 2020
Quant Method : I:\Pest15\201028a\P15_pest_09_09_20_ugL_ICAL17155.m
Quant Title : pest
QLast Update : Tue Oct 27 19:16:14 2020
Response via : Initial Calibration
Integrator: ChemStation

Volume Inj.   :
Signal #1 Phase :   Signal #2 Phase:
Signal #1 Info :   Signal #2 Info :

Min. RRF   :   0.000 Min. Rel. Area : 50% Max. R.T. Dev 0.50min
Max. RRF Dev : 20%   Max. Rel. Area : 150%

		Compound	Amount	Calc.	%Dev	Area%	Dev(Min)
1	i	1-br-2-nb_Pesticides	25.000	25.000	0.0	100	0.00
2	s	2,4,5,6-Tetrachloro-m-xyl	50.000	57.755	-15.5	118	0.00
3		Hexachlorobenzene	50.000	53.389	-6.8	115	0.00
4		alpha-BHC	50.000	57.611	-15.2	106	0.00
5		gamma-BHC (lindane)	50.000	54.834	-9.7	105	0.00
6		beta-BHC	50.000	46.929	6.1	102	0.00
7		delta-BHC	50.000	55.027	-10.1	104	0.00
8		Heptachlor	50.000	51.230	-2.5	103	0.00
9		Aldrin	50.000	59.116	-18.2	112	0.00
10		Alachlor	50.000	56.570	-13.1	124	0.00
11		Chlorpyrifos	50.000	47.872	4.3	112	0.00
12		Heptachlor Epoxide	50.000	52.809	-5.6	109	0.00
13		gamma-Chlordane (trans)	50.000	53.471	-6.9	109	0.00
14		alpha-Chlordane (cis)	50.000	52.876	-5.8	110	0.00
15		4,4'-DDE	50.000	58.505	-17.0	113	0.00
16		Endosulfan I	50.000	55.003	-10.0	112	0.00
17		Dieldrin	50.000	59.477	-19.0	118	0.00
18		Endrin	50.000	54.250	-8.5	108	0.00
19		4,4'-DDD	50.000	57.517	-15.0	113	0.00
20		Endosulfan II	50.000	50.238	-0.5	108	0.00
21		4,4'-DDT	50.000	49.708	0.6	104	0.00
22		Endrin Aldehyde	50.000	49.344	1.3	106	0.00
23		Methoxychlor	50.000	49.196	1.6	109	0.00
24		Mirex	50.000	48.977	2.0	124	0.00
25		Endosulfan Sulfate	50.000	53.205	-6.4	115	0.00
26		Endrin Ketone	50.000	53.589	-7.2	112	0.00
27	s	Decachlorobiphenyl	50.000	56.999	-14.0	134	0.00

Evaluate Continuing Calibration Report - Not Founds

Evaluate Continuing Calibration Report

Data Path : I:\Pest15\201028a\
Data File : 15201028a-02.d
Signal(s) : Signal #1: ECD1A.ch Signal #2: ECD2B.ch
Acq On   : 28 Oct 2020   5:57 am
Operator : PEST15:sm
Sample   : wg1427385-1,42,, pest pp 10168 (Sig #1); pest pp 10168 (Sig #2)
Misc   : wg1427385,,ical17155
ALS Vial : 2   Sample Multiplier: 1

Integration File signal 1: events.e
Integration File signal 2: autoint2.e
Quant Time: Oct 28 06:39:49 2020
Quant Method : I:\Pest15\201028a\P15_pest_09_09_20_ugL_ICAL17155.m
Quant Title : pest
QLast Update : Tue Oct 27 19:16:14 2020
Response via : Initial Calibration
Integrator: ChemStation

Volume Inj.   :
Signal #1 Phase :   Signal #2 Phase:
Signal #1 Info :   Signal #2 Info :

Min. RRF   :   0.000 Min. Rel. Area : 50% Max. R.T. Dev 0.50min
Max. RRF Dev : 20%   Max. Rel. Area : 150%

		Compound	Amount	Calc.	%Dev	Area%	Dev(Min)
28	i	1-br-2-nb_Chlordane	25.000	25.000	0.0	0	-1.72#
29	l1	chlordane-1	2500.000	0.000	100.0#	0	-3.05#
30	l1	chlordane-3	2500.000	0.000	100.0#	0	-3.44#
31	l1	chlordane-4	2500.000	0.000	100.0#	0	-3.93#
32	l1	chlordane-5	2500.000	0.000	100.0#	0	-4.03#
33	i	1-br-2-nb_Toxaphene	25.000	25.000	0.0	0	-1.72#
34	l2	toxaphene-1	5000.000	0.000	100.0#	0	-4.66#
35	l2	toxaphene-2	5000.000	0.000	100.0#	0	-4.75#
36	l2	toxaphene-4	5000.000	0.000	100.0#	0	-5.14#
37	l2	toxaphene-5	5000.000	0.000	100.0#	0	-5.21#

Signal #2

28	i	1-br-2-nb_Chlordane	25.000	25.000	0.0	0	-1.80#
29	l1	chlordane-1	2500.000	0.000	100.0#	0	-3.32#
30	l1	chlordane-3	2500.000	0.000	100.0#	0	-3.84#
31	l1	chlordane-4	2500.000	0.000	100.0#	0	-4.42#
32	l1	chlordane-5	2500.000	0.000	100.0#	0	-4.46#
33	i	1-br-2-nb_Toxaphene	25.000	25.000	0.0	0	-1.80#
34	l2	toxaphene-1	5000.000	0.000	100.0#	0	-5.06#
35	l2	toxaphene-2	5000.000	0.000	100.0#	0	-5.09#
36	l2	toxaphene-4	5000.000	0.000	100.0#	0	-5.34#
37	l2	toxaphene-5	5000.000	0.000	100.0#	0	-5.69#

(#) = Out of Range SPCC's out = 0 CCC's out = 0

Quantitation Report (QT Reviewed)

Data Path : I:\Pest15\201028a\
Data File : 15201028a-02.d
Signal(s) : Signal #1: ECD1A.ch Signal #2: ECD2B.ch
Acq On : 28 Oct 2020 5:57 am
Operator : PEST15:sm
Sample : wg1427385-1,42,, pest pp 10168 (Sig #1); pest pp 10168 (Sig #2)
Misc : wg1427385,,ical17155
ALS Vial : 2 Sample Multiplier: 1

Integration File signal 1: events.e
Integration File signal 2: autoint2.e
Quant Time: Oct 28 06:39:49 2020
Quant Method : I:\Pest15\201028a\P15_pest_09_09_20_ugL_ICAL17155.m
Quant Title : pest
QLast Update : Tue Oct 27 19:16:14 2020
Response via : Initial Calibration
Integrator: ChemStation

Volume Inj. :
Signal #1 Phase : Signal #2 Phase:
Signal #1 Info : Signal #2 Info :

Sub List : Default - All compounds listed

	Compound	RT#1	RT#2	Resp#1	Resp#2	ug/l	ug/l
	Internal Standards						
1) i	1-br-2-nb_Pe	1.723	1.801	130.6E6	61132251	25.000	25.000
28) i	1-br-2-nb_Ch	0.000	0.000	0	0	N.D. d	N.D. d
33) i	1-br-2-nb_To	0.000	0.000	0	0	N.D. d	N.D. d
	System Monitoring Compounds						
2) s	2,4,5,6-Tetr	2.193	2.379	304.9E6	161.2E6	55.349	57.755
	Spiked Amount 50.000	Range 30 - 150		Recovery =		110.70%	115.51%
27) s	Decachlorobi	6.149	6.667	191.9E6	107.1E6	48.657	56.999
	Spiked Amount 50.000	Range 30 - 150		Recovery =		97.31%	114.00%
	Target Compounds						
3)	Hexachlorobe	2.441	2.713	336.7E6	173.2E6	52.910	53.389
4)	alpha-BHC	2.552	2.813	393.5E6	198.4E6	57.192	57.611
5)	gamma-BHC (l	2.766	3.085	348.1E6	177.9E6	53.426	54.834
6)	beta-BHC	2.826	3.150	158.6E6	81979849	46.648	46.929
7)	delta-BHC	2.954	3.390	363.0E6	177.5E6	56.544	55.027
8)	Heptachlor	3.114	3.441	339.7E6	171.4E6	51.478	51.230
9)	Aldrin	3.342	3.716	327.7E6	165.0E6	58.277	59.116
10)	Alachlor	3.451	3.618	51453428	27994229	55.611	56.570
11)	Chlorpyrifos	3.534	3.909	166.7E6	83813322	47.639	47.872
12)	Heptachlor E	3.823	4.197	304.5E6	147.3E6	52.724	52.809
13)	gamma-Chlord	3.927	4.350	318.3E6	150.6E6	55.153	53.471
14)	alpha-Chlord	4.033	4.464	298.4E6	142.3E6	50.329	52.876
15)	4,4'-DDE	4.103	4.595	310.0E6	139.5E6	58.246	58.505
16)	Endosulfan I	4.138	4.510	279.5E6	131.0E6	54.514	55.003
17)	Dieldrin	4.326	4.720	311.9E6	143.4E6	59.894	59.477
18)	Endrin	4.501	4.947	299.5E6	130.7E6	55.692	54.250
19)	4,4'-DDD	4.563	5.028	243.7E6	105.9E6	59.426M4	57.517
20)	Endosulfan I	4.670	5.103	261.3E6	117.0E6	51.893	50.238
21)	4,4'-DDT	4.773	5.251	263.1E6	113.2E6	53.284	49.708
22)	Endrin Aldeh	4.973	5.340	208.7E6	94316925	50.993	49.344
23)	Methoxychlor	5.135	5.724	132.7E6	61949438	46.645	49.196

Data Path : I:\Pest15\201028a\
Data File : 15201028a-02.d
Signal(s) : Signal #1: ECD1A.ch Signal #2: ECD2B.ch
Acq On : 28 Oct 2020 5:57 am
Operator : PEST15:sm
Sample : wg1427385-1,42,, pest pp 10168 (Sig #1); pest pp 10168 (Sig #2)
Misc : wg1427385,,ical17155
ALS Vial : 2 Sample Multiplier: 1

Integration File signal 1: events.e
Integration File signal 2: autoint2.e
Quant Time: Oct 28 06:39:49 2020
Quant Method : I:\Pest15\201028a\P15_pest_09_09_20_ugL_ICAL17155.m
Quant Title : pest
QLast Update : Tue Oct 27 19:16:14 2020
Response via : Initial Calibration
Integrator: ChemStation

Volume Inj. :
Signal #1 Phase : Signal #2 Phase:
Signal #1 Info : Signal #2 Info :

Sub List : Default - All compounds listed

	Compound	RT#1	RT#2	Resp#1	Resp#2	ug/l	ug/l
24)	Mirex	5.216	5.868	211.2E6	95818061	45.124	48.977
25)	Endosulfan S	5.279	5.530	226.6E6	108.8E6	51.487	53.205
26)	Endrin Keton	5.470	5.893	255.8E6	126.7E6	49.946	53.589
29) l1	chlordane-1	0.000	0.000	0	0	N.D. d	N.D. d
30) l1	chlordane-3	0.000	0.000	0	0	N.D. d	N.D. d
31) l1	chlordane-4	0.000	0.000	0	0	N.D. d	N.D. d
32) l1	chlordane-5	0.000	0.000	0	0	N.D. d	N.D. d
Sum	chlordane-1			0	0	N.D.	N.D.
Average	chlordane-1					0.000	0.000
34) l2	toxaphene-1	0.000	0.000	0	0	N.D. d	N.D. d
35) l2	toxaphene-2	0.000	0.000	0	0	N.D. d	N.D. d
36) l2	toxaphene-4	0.000	0.000	0	0	N.D. d	N.D. d
37) l2	toxaphene-5	0.000	0.000	0	0	N.D. d	N.D. d
Sum	toxaphene-1			0	0	N.D.	N.D.
Average	toxaphene-1					0.000	0.000

SemiQuant Compounds - Not Calibrated on this Instrument

Sum	toxaphene-1			0	0	N.D.	N.D.
Average	toxaphene-1					0.000	0.000

(f)=RT Delta > 1/2 Window (D)=Amounts differ by > 40% (m)=manual int.
(#)=Recovery Exceeds Compound Acceptance Limits.
(I,C,F) I=Interference, C=Coelluting Calibration Peak, F=Fails CC Criteria.

Sub List : Default - All compounds listed Reviewed)

Data Path : I:\Pest15\201028a\
Data File : 15201028a-02.d
Signal(s) : Signal #1: ECD1A.ch Signal #2: ECD2B.ch
Acq On : 28 Oct 2020 5:57 am
Operator : PEST15:sm
Sample : wg1427385-1,42,, pest pp 10168 (Sig #1); pest pp 10168 (Sig #2)
Misc : wg1427385,,ical17155
ALS Vial : 2 Sample Multiplier: 1

Integration File signal 1: events.e
Integration File signal 2: autoint2.e
Quant Time: Oct 28 06:39:49 2020
Quant Method : I:\Pest15\201028a\P15_pest_09_09_20_ugL_ICAL17155.m
Quant Title : pest
QLast Update : Tue Oct 27 19:16:14 2020
Response via : Initial Calibration
Integrator: ChemStation

Volume Inj. :
Signal #1 Phase : Signal #2 Phase:
Signal #1 Info : Signal #2 Info :

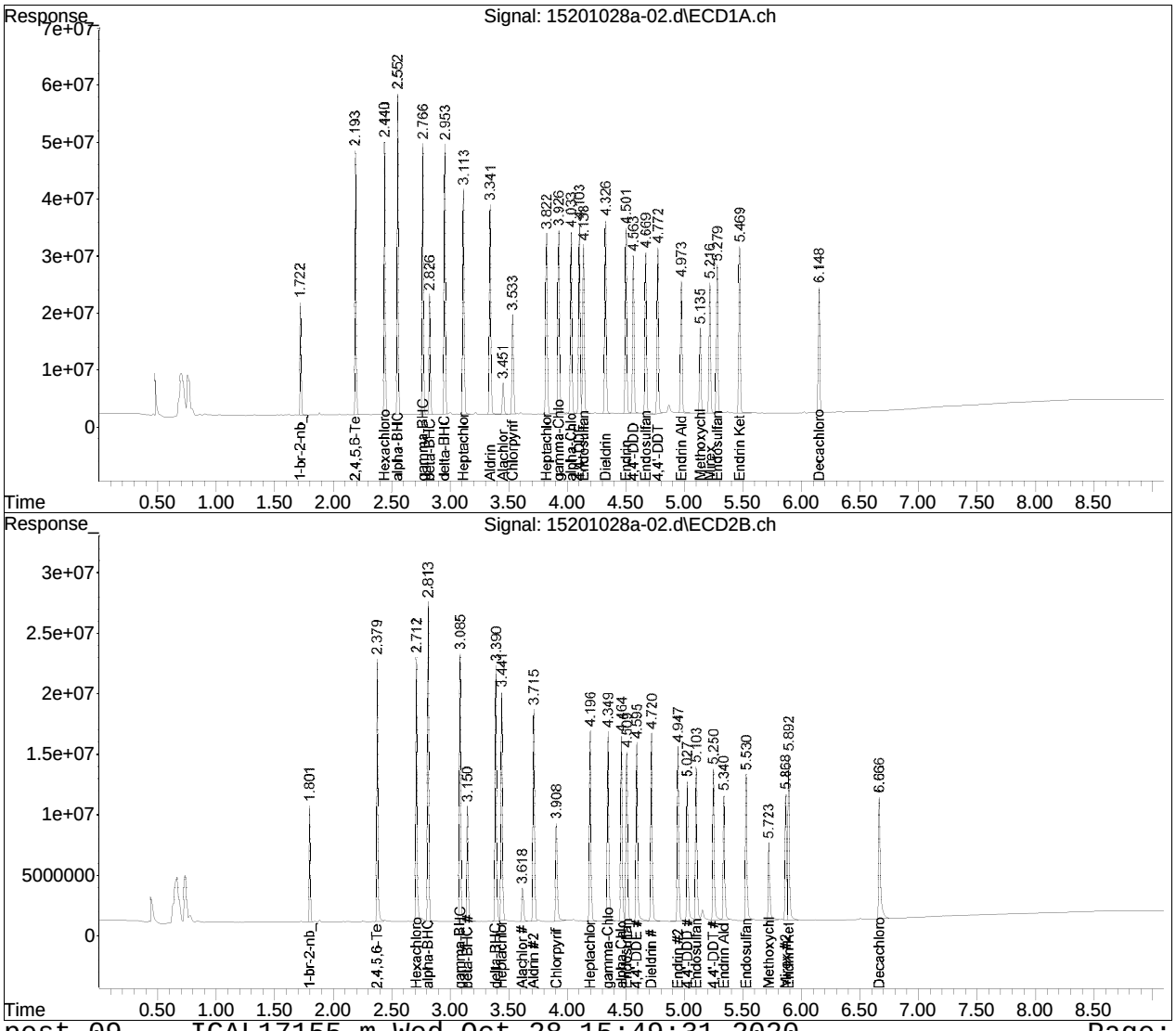

Manual Integration Report

Data Path : I:\Pest15\201028a\ QMethod : P15_pest_09_09_20_ugL_IC
Data File : 15201028a-02.d Operator : PEST15:sm
Date Inj'd : 10/28/2020 5:57 am Instrument : Pest 15
Sample : wg1427385-1,42,, pest pp 1Quant Date : 10/28/2020 6:38 am

Compound #19: 4,4'-DDD

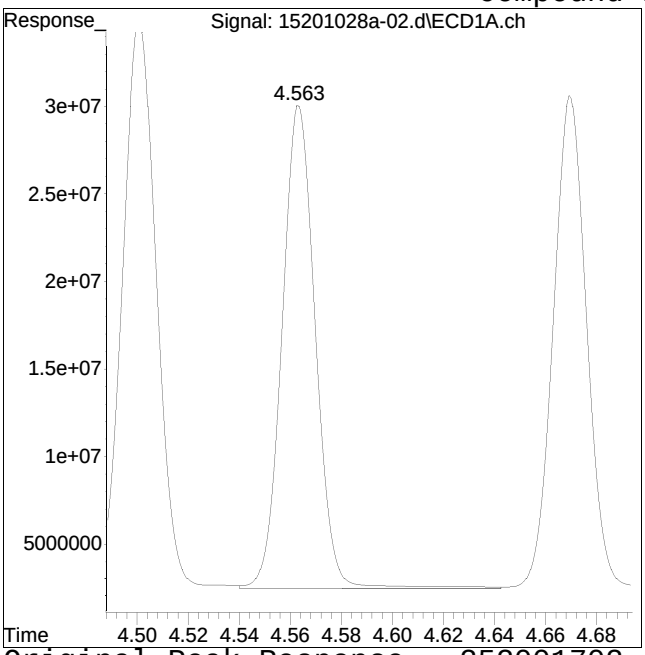

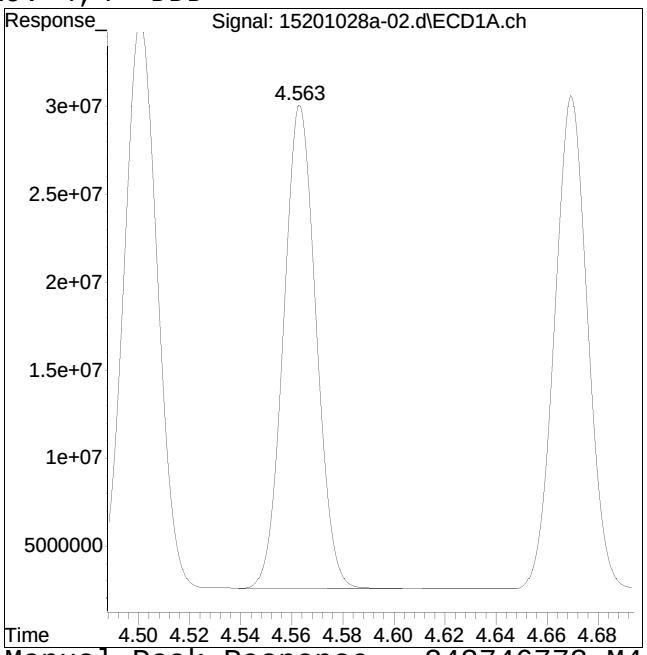

Original Peak Response = 252001702 Manual Peak Response = 243746773 M4
M4 = Poor automated baseline construction.

Evaluate Continuing Calibration Report

Data Path : I:\Pest15\201028a\
Data File : 15201028a-03.d
Signal(s) : Signal #1: ECD1A.ch Signal #2: ECD2B.ch
Acq On   : 28 Oct 2020   6:10 am
Operator : PEST15:sm
Sample   : wg1427385-2,42,, chlor pp 10129 (Sig #1); chlor pp 10129 (Sig #2)
Misc   : wg1427385,,ical17155
ALS Vial : 3   Sample Multiplier: 1

Integration File signal 1: events.e
Integration File signal 2: autoint2.e
Quant Time: Oct 28 15:23:19 2020
Quant Method : I:\Pest15\201028a\P15_pest_09_09_20_ugL_ICAL17155.m
Quant Title : pest
QLast Update : Wed Oct 28 06:41:16 2020
Response via : Initial Calibration
Integrator: ChemStation

Volume Inj.   :
Signal #1 Phase :   Signal #2 Phase:
Signal #1 Info :   Signal #2 Info :

Min. RRF   :   0.000 Min. Rel. Area : 50% Max. R.T. Dev 0.50min
Max. RRF Dev : 20%   Max. Rel. Area : 150%

		Compound	Amount	Calc.	%Dev	Area%	Dev(Min)
28	i	1-br-2-nb_Chlordane	25.000	25.000	0.0	130	0.00
29	l1	chlordane-1	1000.000	1168.417	-16.8	152	0.00
30	l1	chlordane-3	1000.000	1071.644	-7.2	139	0.00
31	l1	chlordane-4	1000.000	1208.947	-20.9#	157	0.00
32	l1	chlordane-5	1000.000	1109.735	-11.0	144	0.00

Signal #2

28	i	1-br-2-nb_Chlordane	25.000	25.000	0.0	100	0.00
29	l1	chlordane-1	1000.000	1139.106	-13.9	113	0.00
30	l1	chlordane-3	1000.000	1144.671	-14.5	114	0.00
31	l1	chlordane-4	1000.000	1119.453	-11.9	111	0.00
32	l1	chlordane-5	1000.000	1120.273	-12.0	111	0.00

Evaluate Continuing Calibration Report - Not Founds

1	i	1-br-2-nb_Pesticides	25.000	25.000	0.0	0	-1.72#
2	s	2,4,5,6-Tetrachloro-m-xylen	10.000	0.000	100.0#	0	-2.19#
3		Hexachlorobenzene	10.000	0.000	100.0#	0	-2.44#
4		alpha-BHC	10.000	0.000	100.0#	0	-2.55#
5		gamma-BHC (lindane)	10.000	0.000	100.0#	0	-2.77#
6		beta-BHC	10.000	0.000	100.0#	0	-2.83#
7		delta-BHC	10.000	0.000	100.0#	0	-2.95#
8		Heptachlor	10.000	0.000	100.0#	0	-3.11#
9		Aldrin	10.000	0.000	100.0#	0	-3.34#
10		Alachlor	10.000	0.000	100.0#	0	-3.45#
11		Chlorpyrifos	10.000	0.000	100.0#	0	-3.53#
12		Heptachlor Epoxide	10.000	0.000	100.0#	0	-3.82#
13		gamma-Chlordane (trans)	10.000	0.000	100.0#	0	-3.93#

Data Path : I:\Pest15\201028a\
Data File : 15201028a-03.d
Signal(s) : Signal #1: ECD1A.ch Signal #2: ECD2B.ch
Acq On   : 28 Oct 2020   6:10 am
Operator : PEST15:sm
Sample   : wg1427385-2,42,, chlor pp 10129 (Sig #1); chlor pp 10129 (Sig #2)
Misc   : wg1427385,,ical17155
ALS Vial : 3   Sample Multiplier: 1

Integration File signal 1: events.e
Integration File signal 2: autoint2.e
Quant Time: Oct 28 15:23:19 2020
Quant Method : I:\Pest15\201028a\P15_pest_09_09_20_ugL_ICAL17155.m
Quant Title : pest
QLast Update : Wed Oct 28 06:41:16 2020
Response via : Initial Calibration
Integrator: ChemStation

Volume Inj.   :
Signal #1 Phase :   Signal #2 Phase:
Signal #1 Info :   Signal #2 Info :

Min. RRF   :   0.000 Min. Rel. Area : 50% Max. R.T. Dev 0.50min
Max. RRF Dev : 20%   Max. Rel. Area : 150%

		Compound	Amount	Calc.	%Dev	Area%	Dev(Min)
14		alpha-Chlordane (cis)	10.000	0.000	100.0#	0	-4.03#
15		4,4'-DDE	10.000	0.000	100.0#	0	-4.10#
16		Endosulfan I	10.000	0.000	100.0#	0	-4.14#
17		Dieldrin	10.000	0.000	100.0#	0	-4.33#
18		Endrin	10.000	0.000	100.0#	0	-4.50#
19		4,4'-DDD	10.000	0.000	100.0#	0	-4.56#
20		Endosulfan II	10.000	0.000	100.0#	0	-4.67#
21		4,4'-DDT	10.000	0.000	100.0#	0	-4.77#
22		Endrin Aldehyde	10.000	0.000	100.0#	0	-4.97#
23		Methoxychlor	10.000	0.000	100.0#	0	-5.13#
24		Mirex	10.000	0.000	100.0#	0	-5.22#
25		Endosulfan Sulfate	10.000	0.000	100.0#	0	-5.28#
26		Endrin Ketone	10.000	0.000	100.0#	0	-5.47#
27	s	Decachlorobiphenyl	10.000	0.000	100.0#	0	-6.15#
33	i	1-br-2-nb_Toxaphene	25.000	25.000	0.0	0	-1.72#
34	l2	toxaphene-1	2000.000	0.000	100.0#	0	-4.66#
35	l2	toxaphene-2	2000.000	0.000	100.0#	0	-4.75#
36	l2	toxaphene-4	2000.000	0.000	100.0#	0	-5.14#
37	l2	toxaphene-5	2000.000	0.000	100.0#	0	-5.21#

Signal #2

1	i	1-br-2-nb_Pesticides	25.000	25.000	0.0	0	-1.80#
2	s	2,4,5,6-Tetrachloro-m-xyl	10.000	0.000	100.0#	0	-2.38#
3		Hexachlorobenzene	10.000	0.000	100.0#	0	-2.71#
4		alpha-BHC	10.000	0.000	100.0#	0	-2.81#
5		gamma-BHC (lindane)	10.000	0.000	100.0#	0	-3.09#
6		beta-BHC	10.000	0.000	100.0#	0	-3.15#
7		delta-BHC	10.000	0.000	100.0#	0	-3.39#

Evaluate Continuing Calibration Report

Data Path : I:\Pest15\201028a\
Data File : 15201028a-03.d
Signal(s) : Signal #1: ECD1A.ch Signal #2: ECD2B.ch
Acq On   : 28 Oct 2020   6:10 am
Operator : PEST15:sm
Sample   : wg1427385-2,42,, chlor pp 10129 (Sig #1); chlor pp 10129 (Sig #2)
Misc   : wg1427385,,ical17155
ALS Vial : 3   Sample Multiplier: 1

Integration File signal 1: events.e
Integration File signal 2: autoint2.e
Quant Time: Oct 28 15:23:19 2020
Quant Method : I:\Pest15\201028a\P15_pest_09_09_20_ugL_ICAL17155.m
Quant Title : pest
QLast Update : Wed Oct 28 06:41:16 2020
Response via : Initial Calibration
Integrator: ChemStation

Volume Inj.   :
Signal #1 Phase :   Signal #2 Phase:
Signal #1 Info :   Signal #2 Info :

Min. RRF   :   0.000 Min. Rel. Area : 50% Max. R.T. Dev 0.50min
Max. RRF Dev : 20%   Max. Rel. Area : 150%

		Compound	Amount	Calc.	%Dev	Area%	Dev(Min)
8		Heptachlor	10.000	0.000	100.0#	0	-3.44#
9		Aldrin	10.000	0.000	100.0#	0	-3.72#
10		Alachlor	10.000	0.000	100.0#	0	-3.62#
11		Chlorpyrifos	10.000	0.000	100.0#	0	-3.91#
12		Heptachlor Epoxide	10.000	0.000	100.0#	0	-4.20#
13		gamma-Chlordane (trans)	10.000	0.000	100.0#	0	-4.35#
14		alpha-Chlordane (cis)	10.000	0.000	100.0#	0	-4.46#
15		4,4'-DDE	10.000	0.000	100.0#	0	-4.60#
16		Endosulfan I	10.000	0.000	100.0#	0	-4.51#
17		Dieldrin	10.000	0.000	100.0#	0	-4.72#
18		Endrin	10.000	0.000	100.0#	0	-4.95#
19		4,4'-DDD	10.000	0.000	100.0#	0	-5.03#
20		Endosulfan II	10.000	0.000	100.0#	0	-5.10#
21		4,4'-DDT	10.000	0.000	100.0#	0	-5.25#
22		Endrin Aldehyde	10.000	0.000	100.0#	0	-5.34#
23		Methoxychlor	10.000	0.000	100.0#	0	-5.72#
24		Mirex	10.000	0.000	100.0#	0	-5.87#
25		Endosulfan Sulfate	10.000	0.000	100.0#	0	-5.53#
26		Endrin Ketone	10.000	0.000	100.0#	0	-5.89#
27	s	Decachlorobiphenyl	10.000	0.000	100.0#	0	-6.67#
33	i	1-br-2-nb_Toxaphene	25.000	25.000	0.0	0	-1.80#
34	l2	toxaphene-1	2000.000	0.000	100.0#	0	-5.06#
35	l2	toxaphene-2	2000.000	0.000	100.0#	0	-5.09#
36	l2	toxaphene-4	2000.000	0.000	100.0#	0	-5.34#
37	l2	toxaphene-5	2000.000	0.000	100.0#	0	-5.69#

(#) = Out of Range SPCC's out = 0 CCC's out = 0

Quantitation Report (QT Reviewed)

Data Path : I:\Pest15\201028a\
Data File : 15201028a-03.d
Signal(s) : Signal #1: ECD1A.ch Signal #2: ECD2B.ch
Acq On : 28 Oct 2020 6:10 am
Operator : PEST15:sm
Sample : wg1427385-2,42,, chlor pp 10129 (Sig #1); chlor pp 10129 (Sig #2)
Misc : wg1427385,,ical17155
ALS Vial : 3 Sample Multiplier: 1

Integration File signal 1: events.e
Integration File signal 2: autoint2.e
Quant Time: Oct 28 15:23:19 2020
Quant Method : I:\Pest15\201028a\P15_pest_09_09_20_ugL_ICAL17155.m
Quant Title : pest
QLast Update : Wed Oct 28 06:41:16 2020
Response via : Initial Calibration
Integrator: ChemStation

Volume Inj. :
Signal #1 Phase : Signal #2 Phase:
Signal #1 Info : Signal #2 Info :

Sub List : Default - All compounds listed

	Compound	RT#1	RT#2	Resp#1	Resp#2	ug/l	ug/l
	Internal Standards						
1) i	1-br-2-nb_Pe	0.000	0.000	0	0	N.D. d	N.D. d
28) i	1-br-2-nb_Ch	1.723	1.801	141.8E6	67141491	25.000	25.000
33) i	1-br-2-nb_To	0.000	0.000	0	0	N.D. d	N.D. d
	System Monitoring Compounds						
2) s	2,4,5,6-Tetr	0.000	0.000	0	0	N.D. d	N.D. d
	Spiked Amount	50.000	Range 30 - 150		Recovery =	0.00%#	0.00%#
27) s	Decachlorobi	0.000	0.000	0	0	N.D. d	N.D. d
	Spiked Amount	50.000	Range 30 - 150		Recovery =	0.00%#	0.00%#
	Target Compounds						
3)	Hexachlorobe	0.000	0.000	0	0	N.D. d	N.D. d
4)	alpha-BHC	0.000	0.000	0	0	N.D. d	N.D. d
5)	gamma-BHC (l	0.000	0.000	0	0	N.D. d	N.D. d
6)	beta-BHC	0.000	0.000	0	0	N.D. d	N.D. d
7)	delta-BHC	0.000	0.000	0	0	N.D. d	N.D. d
8)	Heptachlor	0.000	0.000	0	0	N.D. d	N.D. d
9)	Aldrin	0.000	0.000	0	0	N.D. d	N.D. d
10)	Alachlor	0.000	0.000	0	0	N.D. d	N.D. d
11)	Chlorpyrifos	0.000	0.000	0	0	N.D. d	N.D. d
12)	Heptachlor E	0.000	0.000	0	0	N.D. d	N.D. d
13)	gamma-Chlord	0.000	0.000	0	0	N.D. d	N.D. d
14)	alpha-Chlord	0.000	0.000	0	0	N.D. d	N.D. d
15)	4,4'-DDE	0.000	0.000	0	0	N.D. d	N.D. d
16)	Endosulfan I	0.000	0.000	0	0	N.D. d	N.D. d
17)	Dieldrin	0.000	0.000	0	0	N.D. d	N.D. d
18)	Endrin	0.000	0.000	0	0	N.D. d	N.D. d
19)	4,4'-DDD	0.000	0.000	0	0	N.D. d	N.D. d
20)	Endosulfan I	0.000	0.000	0	0	N.D. d	N.D. d
21)	4,4'-DDT	0.000	0.000	0	0	N.D. d	N.D. d
22)	Endrin Aldeh	0.000	0.000	0	0	N.D. d	N.D. d
23)	Methoxychlor	0.000	0.000	0	0	N.D. d	N.D. d

Quantitation Report (QT Reviewed)

Data Path : I:\Pest15\201028a\
Data File : 15201028a-03.d
Signal(s) : Signal #1: ECD1A.ch Signal #2: ECD2B.ch
Acq On : 28 Oct 2020 6:10 am
Operator : PEST15:sm
Sample : wg1427385-2,42,, chlor pp 10129 (Sig #1); chlor pp 10129 (Sig #2)
Misc : wg1427385,,ical17155
ALS Vial : 3 Sample Multiplier: 1

Integration File signal 1: events.e
Integration File signal 2: autoint2.e
Quant Time: Oct 28 15:23:19 2020
Quant Method : I:\Pest15\201028a\P15_pest_09_09_20_ugL_ICAL17155.m
Quant Title : pest
QLast Update : Wed Oct 28 06:41:16 2020
Response via : Initial Calibration
Integrator: ChemStation

Volume Inj. :
Signal #1 Phase : Signal #2 Phase:
Signal #1 Info : Signal #2 Info :

Sub List : Default - All compounds listed

		Compound	RT#1	RT#2	Resp#1	Resp#2	ug/l	ug/l
24)		Mirex	0.000	0.000	0	0	N.D. d	N.D. d
25)		Endosulfan S	0.000	0.000	0	0	N.D. d	N.D. d
26)		Endrin Keton	0.000	0.000	0	0	N.D. d	N.D. d
29)	l1	chlordane-1	3.051	3.320	253.9E6	130.2E6	1168.417	1139.106
30)	l1	chlordane-3	3.442	3.841	252.3E6	127.5E6	1071.644	1144.671
31)	l1	chlordane-4	3.928	4.422f	871.8E6	332.3E6	1208.947	1119.453M3
32)	l1	chlordane-5	4.030	4.464	1216.2E6	327.8E6	1109.735	1120.273
	Sum	chlordane-1			2594.2E6	917.9E6	N.D.	N.D. D
Average		chlordane-1					1139.686	1130.876
34)	l2	toxaphene-1	0.000	0.000	0	0	N.D. d	N.D. d
35)	l2	toxaphene-2	0.000	0.000	0	0	N.D. d	N.D. d
36)	l2	toxaphene-4	0.000	0.000	0	0	N.D. d	N.D. d
37)	l2	toxaphene-5	0.000	0.000	0	0	N.D. d	N.D. d
	Sum	toxaphene-1			0	0	N.D.	N.D.
Average		toxaphene-1					0.000	0.000

SemiQuant Compounds - Not Calibrated on this Instrument

	Sum	toxaphene-1			0	0	N.D.	N.D.
Average		toxaphene-1					0.000	0.000

(f)=RT Delta > 1/2 Window (D)=Amounts differ by > 40% (m)=manual int.
(#)=Recovery Exceeds Compound Acceptance Limits.
(I,C,F) I=Interference, C=Coelluting Calibration Peak, F=Fails CC Criteria.

Sub List : Default - All compounds listed Reviewed)

Data Path : I:\Pest15\201028a\
Data File : 15201028a-03.d
Signal(s) : Signal #1: ECD1A.ch Signal #2: ECD2B.ch
Acq On : 28 Oct 2020 6:10 am
Operator : PEST15:sm
Sample : wg1427385-2,42,, chlor pp 10129 (Sig #1); chlor pp 10129 (Sig #2)
Misc : wg1427385,,ical17155
ALS Vial : 3 Sample Multiplier: 1

Integration File signal 1: events.e
Integration File signal 2: autoint2.e
Quant Time: Oct 28 15:23:19 2020
Quant Method : I:\Pest15\201028a\P15_pest_09_09_20_ugL_ICAL17155.m
Quant Title : pest
QLast Update : Wed Oct 28 06:41:16 2020
Response via : Initial Calibration
Integrator: ChemStation

Volume Inj. :
Signal #1 Phase : Signal #2 Phase:
Signal #1 Info : Signal #2 Info :

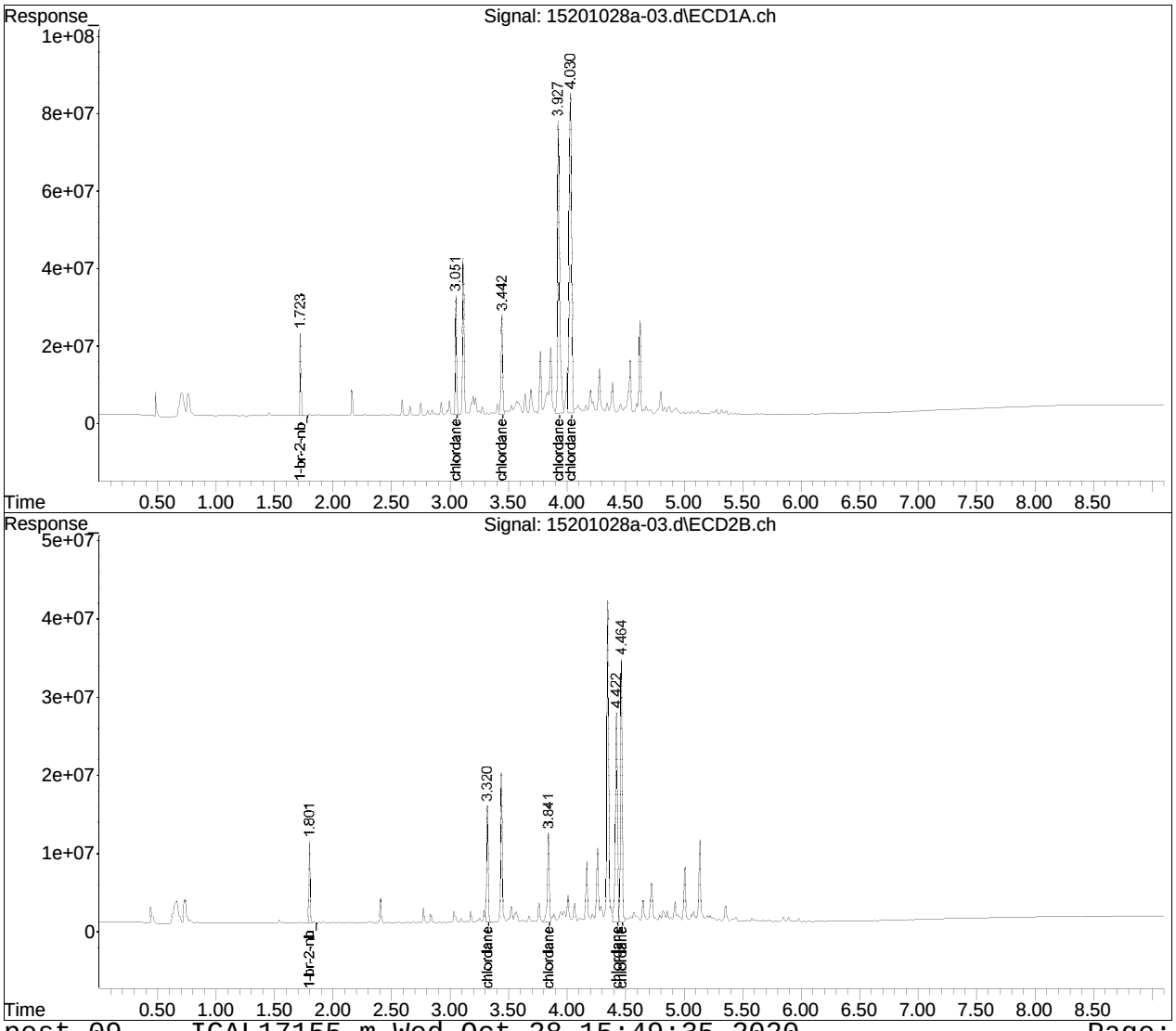

Manual Integration Report

Data Path : I:\Pest15\201028a\ QMethod : P15_pest_09_09_20_ugL_IC
Data File : 15201028a-03.d Operator : PEST15:sm
Date Inj'd : 10/28/2020 6:10 am Instrument : Pest 15
Sample : wg1427385-2,42,, chlor pp Quant Date : 10/28/2020 6:41 am

Compound #69: chlordane-4 #2

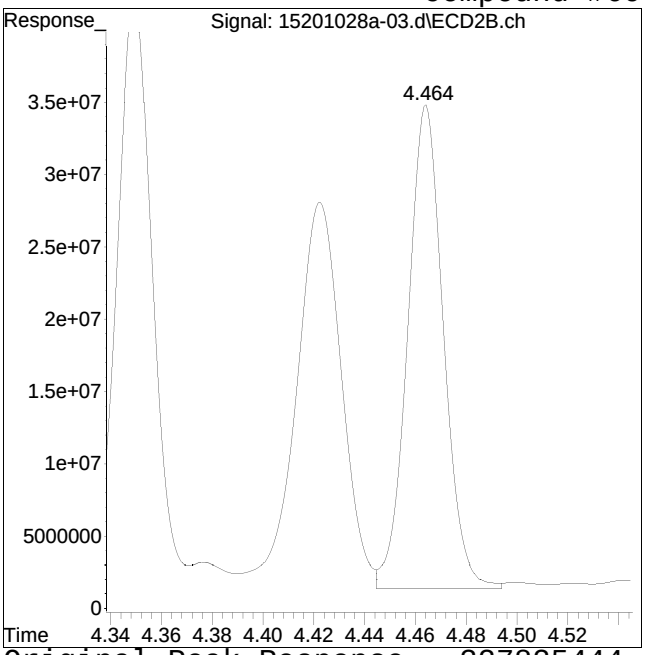

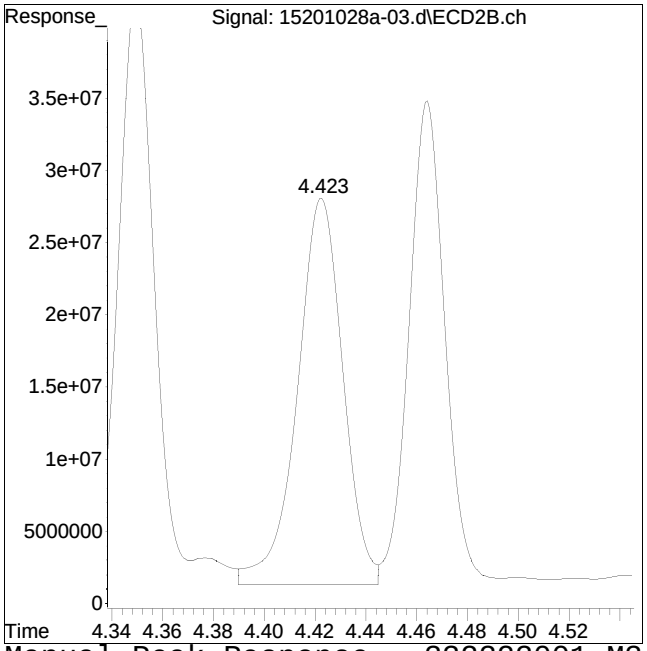

Original Peak Response = 327825444 Manual Peak Response = 332323001 M3
M3 = Misidentification of the peak (i.e. 1,4-dichlorobenzene identified as 1,3-dichlorobenzene), or misidentification from 2 partially resolved peaks not being split.

Evaluate Continuing Calibration Report

Data Path : I:\Pest15\201028a\
Data File : 15201028a-04.d
Signal(s) : Signal #1: ECD1A.ch Signal #2: ECD2B.ch
Acq On   : 28 Oct 2020   6:23 am
Operator : PEST15:sm
Sample   : wg1427385-3,42,, tox pp 10098 (Sig #1); tox pp 10098 (Sig #2)
Misc   : wg1427385,,ical17155
ALS Vial : 4   Sample Multiplier: 1

Integration File signal 1: events.e
Integration File signal 2: autoint2.e
Quant Time: Oct 28 06:44:59 2020
Quant Method : I:\Pest15\201028a\P15_pest_09_09_20_ugL_ICAL17155.m
Quant Title : pest
QLast Update : Wed Oct 28 06:43:37 2020
Response via : Initial Calibration
Integrator: ChemStation

Volume Inj.   :
Signal #1 Phase :   Signal #2 Phase:
Signal #1 Info :   Signal #2 Info :

Min. RRF   :   0.000 Min. Rel. Area : 50% Max. R.T. Dev 0.50min
Max. RRF Dev : 20%   Max. Rel. Area : 150%

		Compound	Amount	Calc.	%Dev	Area%	Dev(Min)
33	i	1-br-2-nb_Toxaphene	25.000	25.000	0.0	119	0.00
34	l2	toxaphene-1	2000.000	2194.613	-9.7	127	0.00
35	l2	toxaphene-2	2000.000	1904.302	4.8	110	0.00
36	l2	toxaphene-4	2000.000	2376.973	-18.8	153	0.00
37	l2	toxaphene-5	2000.000	2112.046	-5.6	136	0.00

Signal #2

33	i	1-br-2-nb_Toxaphene	25.000	25.000	0.0	90	0.00
34	l2	toxaphene-1	2000.000	2138.312	-6.9	100	0.00
35	l2	toxaphene-2	2000.000	2152.018	-7.6	100	0.00
36	l2	toxaphene-4	2000.000	1945.515	2.7	92	0.00
37	l2	toxaphene-5	2000.000	2114.252	-5.7	96	0.00

Evaluate Continuing Calibration Report - Not Founds

1	i	1-br-2-nb_Pesticides	25.000	25.000	0.0	0	-1.72#
2	s	2,4,5,6-Tetrachloro-m-xylen	10.000	0.000	100.0#	0	-2.19#
3		Hexachlorobenzene	10.000	0.000	100.0#	0	-2.44#
4		alpha-BHC	10.000	0.000	100.0#	0	-2.55#
5		gamma-BHC (lindane)	10.000	0.000	100.0#	0	-2.77#
6		beta-BHC	10.000	0.000	100.0#	0	-2.83#
7		delta-BHC	10.000	0.000	100.0#	0	-2.95#
8		Heptachlor	10.000	0.000	100.0#	0	-3.11#
9		Aldrin	10.000	0.000	100.0#	0	-3.34#
10		Alachlor	10.000	0.000	100.0#	0	-3.45#
11		Chlorpyrifos	10.000	0.000	100.0#	0	-3.53#
12		Heptachlor Epoxide	10.000	0.000	100.0#	0	-3.82#
13		gamma-Chlordane (trans)	10.000	0.000	100.0#	0	-3.93#

Data Path : I:\Pest15\201028a\
Data File : 15201028a-04.d
Signal(s) : Signal #1: ECD1A.ch Signal #2: ECD2B.ch
Acq On   : 28 Oct 2020   6:23 am
Operator : PEST15:sm
Sample   : wg1427385-3,42,, tox pp 10098 (Sig #1); tox pp 10098 (Sig #2)
Misc   : wg1427385,,ical17155
ALS Vial : 4   Sample Multiplier: 1

Integration File signal 1: events.e
Integration File signal 2: autoint2.e
Quant Time: Oct 28 06:44:59 2020
Quant Method : I:\Pest15\201028a\P15_pest_09_09_20_ugL_ICAL17155.m
Quant Title : pest
QLast Update : Wed Oct 28 06:43:37 2020
Response via : Initial Calibration
Integrator: ChemStation

Volume Inj.   :
Signal #1 Phase :   Signal #2 Phase:
Signal #1 Info :   Signal #2 Info :

Min. RRF   :   0.000 Min. Rel. Area : 50% Max. R.T. Dev 0.50min
Max. RRF Dev : 20%   Max. Rel. Area : 150%

		Compound	Amount	Calc.	%Dev	Area%	Dev(Min)
14		alpha-Chlordane (cis)	10.000	0.000	100.0#	0	-4.03#
15		4,4'-DDE	10.000	0.000	100.0#	0	-4.10#
16		Endosulfan I	10.000	0.000	100.0#	0	-4.14#
17		Dieldrin	10.000	0.000	100.0#	0	-4.33#
18		Endrin	10.000	0.000	100.0#	0	-4.50#
19		4,4'-DDD	10.000	0.000	100.0#	0	-4.56#
20		Endosulfan II	10.000	0.000	100.0#	0	-4.67#
21		4,4'-DDT	10.000	0.000	100.0#	0	-4.77#
22		Endrin Aldehyde	10.000	0.000	100.0#	0	-4.97#
23		Methoxychlor	10.000	0.000	100.0#	0	-5.13#
24		Mirex	10.000	0.000	100.0#	0	-5.22#
25		Endosulfan Sulfate	10.000	0.000	100.0#	0	-5.28#
26		Endrin Ketone	10.000	0.000	100.0#	0	-5.47#
27	s	Decachlorobiphenyl	10.000	0.000	100.0#	0	-6.15#
28	i	1-br-2-nb_Chlordane	25.000	25.000	0.0	0	-1.72#
29	l1	chlordane-1	1000.000	0.000	100.0#	0	-3.05#
30	l1	chlordane-3	1000.000	0.000	100.0#	0	-3.44#
31	l1	chlordane-4	1000.000	0.000	100.0#	0	-3.93#
32	l1	chlordane-5	1000.000	0.000	100.0#	0	-4.03#

Signal #2

1	i	1-br-2-nb_Pesticides	25.000	25.000	0.0	0	-1.80#
2	s	2,4,5,6-Tetrachloro-m-xyl	10.000	0.000	100.0#	0	-2.38#
3		Hexachlorobenzene	10.000	0.000	100.0#	0	-2.71#
4		alpha-BHC	10.000	0.000	100.0#	0	-2.81#
5		gamma-BHC (lindane)	10.000	0.000	100.0#	0	-3.09#
6		beta-BHC	10.000	0.000	100.0#	0	-3.15#
7		delta-BHC	10.000	0.000	100.0#	0	-3.39#

Evaluate Continuing Calibration Report

Data Path : I:\Pest15\201028a\
Data File : 15201028a-04.d
Signal(s) : Signal #1: ECD1A.ch Signal #2: ECD2B.ch
Acq On   : 28 Oct 2020   6:23 am
Operator : PEST15:sm
Sample   : wg1427385-3,42,, tox pp 10098 (Sig #1); tox pp 10098 (Sig #2)
Misc   : wg1427385,,ical17155
ALS Vial : 4   Sample Multiplier: 1

Integration File signal 1: events.e
Integration File signal 2: autoint2.e
Quant Time: Oct 28 06:44:59 2020
Quant Method : I:\Pest15\201028a\P15_pest_09_09_20_ugL_ICAL17155.m
Quant Title : pest
QLast Update : Wed Oct 28 06:43:37 2020
Response via : Initial Calibration
Integrator: ChemStation

Volume Inj.   :
Signal #1 Phase :   Signal #2 Phase:
Signal #1 Info :   Signal #2 Info :

Min. RRF   :   0.000 Min. Rel. Area : 50% Max. R.T. Dev 0.50min
Max. RRF Dev : 20%   Max. Rel. Area : 150%

		Compound	Amount	Calc.	%Dev	Area%	Dev(Min)
8		Heptachlor	10.000	0.000	100.0#	0	-3.44#
9		Aldrin	10.000	0.000	100.0#	0	-3.72#
10		Alachlor	10.000	0.000	100.0#	0	-3.62#
11		Chlorpyrifos	10.000	0.000	100.0#	0	-3.91#
12		Heptachlor Epoxide	10.000	0.000	100.0#	0	-4.20#
13		gamma-Chlordane (trans)	10.000	0.000	100.0#	0	-4.35#
14		alpha-Chlordane (cis)	10.000	0.000	100.0#	0	-4.46#
15		4,4'-DDE	10.000	0.000	100.0#	0	-4.60#
16		Endosulfan I	10.000	0.000	100.0#	0	-4.51#
17		Dieldrin	10.000	0.000	100.0#	0	-4.72#
18		Endrin	10.000	0.000	100.0#	0	-4.95#
19		4,4'-DDD	10.000	0.000	100.0#	0	-5.03#
20		Endosulfan II	10.000	0.000	100.0#	0	-5.10#
21		4,4'-DDT	10.000	0.000	100.0#	0	-5.25#
22		Endrin Aldehyde	10.000	0.000	100.0#	0	-5.34#
23		Methoxychlor	10.000	0.000	100.0#	0	-5.72#
24		Mirex	10.000	0.000	100.0#	0	-5.87#
25		Endosulfan Sulfate	10.000	0.000	100.0#	0	-5.53#
26		Endrin Ketone	10.000	0.000	100.0#	0	-5.89#
27	s	Decachlorobiphenyl	10.000	0.000	100.0#	0	-6.67#
28	i	1-br-2-nb_Chlordane	25.000	25.000	0.0	0	-1.80#
29	l1	chlordane-1	1000.000	0.000	100.0#	0	-3.32#
30	l1	chlordane-3	1000.000	0.000	100.0#	0	-3.84#
31	l1	chlordane-4	1000.000	0.000	100.0#	0	-4.42#
32	l1	chlordane-5	1000.000	0.000	100.0#	0	-4.46#

(#) = Out of Range SPCC's out = 0 CCC's out = 0

Quantitation Report (QT Reviewed)

Data Path : I:\Pest15\201028a\
Data File : 15201028a-04.d
Signal(s) : Signal #1: ECD1A.ch Signal #2: ECD2B.ch
Acq On : 28 Oct 2020 6:23 am
Operator : PEST15:sm
Sample : wg1427385-3,42,, tox pp 10098 (Sig #1); tox pp 10098 (Sig #2)
Misc : wg1427385,,ical17155
ALS Vial : 4 Sample Multiplier: 1

Integration File signal 1: events.e
Integration File signal 2: autoint2.e
Quant Time: Oct 28 06:44:59 2020
Quant Method : I:\Pest15\201028a\P15_pest_09_09_20_ugL_ICAL17155.m
Quant Title : pest
QLast Update : Wed Oct 28 06:43:37 2020
Response via : Initial Calibration
Integrator: ChemStation

Volume Inj. :
Signal #1 Phase : Signal #2 Phase:
Signal #1 Info : Signal #2 Info :

Sub List : Default - All compounds listed

	Compound	RT#1	RT#2	Resp#1	Resp#2	ug/l	ug/l
	Internal Standards						
1) i	1-br-2-nb_Pe	0.000	0.000	0	0	N.D. d	N.D. d
28) i	1-br-2-nb_Ch	0.000	0.000	0	0	N.D. d	N.D. d
33) i	1-br-2-nb_To	1.723	1.800	131.8E6	60582653	25.000	25.000
	System Monitoring Compounds						
2) s	2,4,5,6-Tetr	0.000	0.000	0	0	N.D. d	N.D. d
	Spiked Amount	50.000	Range 30 - 150		Recovery =	0.00%#	0.00%#
27) s	Decachlorobi	0.000	0.000	0	0	N.D. d	N.D. d
	Spiked Amount	50.000	Range 30 - 150		Recovery =	0.00%#	0.00%#
	Target Compounds						
3)	Hexachlorobe	0.000	0.000	0	0	N.D. d	N.D. d
4)	alpha-BHC	0.000	0.000	0	0	N.D. d	N.D. d
5)	gamma-BHC (l	0.000	0.000	0	0	N.D. d	N.D. d
6)	beta-BHC	0.000	0.000	0	0	N.D. d	N.D. d
7)	delta-BHC	0.000	0.000	0	0	N.D. d	N.D. d
8)	Heptachlor	0.000	0.000	0	0	N.D. d	N.D. d
9)	Aldrin	0.000	0.000	0	0	N.D. d	N.D. d
10)	Alachlor	0.000	0.000	0	0	N.D. d	N.D. d
11)	Chlorpyrifos	0.000	0.000	0	0	N.D. d	N.D. d
12)	Heptachlor E	0.000	0.000	0	0	N.D. d	N.D. d
13)	gamma-Chlord	0.000	0.000	0	0	N.D. d	N.D. d
14)	alpha-Chlord	0.000	0.000	0	0	N.D. d	N.D. d
15)	4,4'-DDE	0.000	0.000	0	0	N.D. d	N.D. d
16)	Endosulfan I	0.000	0.000	0	0	N.D. d	N.D. d
17)	Dieldrin	0.000	0.000	0	0	N.D. d	N.D. d
18)	Endrin	0.000	0.000	0	0	N.D. d	N.D. d
19)	4,4'-DDD	0.000	0.000	0	0	N.D. d	N.D. d
20)	Endosulfan I	0.000	0.000	0	0	N.D. d	N.D. d
21)	4,4'-DDT	0.000	0.000	0	0	N.D. d	N.D. d
22)	Endrin Aldeh	0.000	0.000	0	0	N.D. d	N.D. d
23)	Methoxychlor	0.000	0.000	0	0	N.D. d	N.D. d

Data Path : I:\Pest15\201028a\
Data File : 15201028a-04.d
Signal(s) : Signal #1: ECD1A.ch Signal #2: ECD2B.ch
Acq On : 28 Oct 2020 6:23 am
Operator : PEST15:sm
Sample : wg1427385-3,42,, tox pp 10098 (Sig #1); tox pp 10098 (Sig #2)
Misc : wg1427385,,ical17155
ALS Vial : 4 Sample Multiplier: 1

Integration File signal 1: events.e
Integration File signal 2: autoint2.e
Quant Time: Oct 28 06:44:59 2020
Quant Method : I:\Pest15\201028a\P15_pest_09_09_20_ugL_ICAL17155.m
Quant Title : pest
QLast Update : Wed Oct 28 06:43:37 2020
Response via : Initial Calibration
Integrator: ChemStation

Volume Inj. :
Signal #1 Phase : Signal #2 Phase:
Signal #1 Info : Signal #2 Info :

Sub List : Default - All compounds listed

		Compound	RT#1	RT#2	Resp#1	Resp#2	ug/l	ug/l
24)		Mirex	0.000	0.000	0	0	N.D. d	N.D. d
25)		Endosulfan S	0.000	0.000	0	0	N.D. d	N.D. d
26)		Endrin Keton	0.000	0.000	0	0	N.D. d	N.D. d
29)	l1	chlordane-1	0.000	0.000	0	0	N.D. d	N.D. d
30)	l1	chlordane-3	0.000	0.000	0	0	N.D. d	N.D. d
31)	l1	chlordane-4	0.000	0.000	0	0	N.D. d	N.D. d
32)	l1	chlordane-5	0.000	0.000	0	0	N.D. d	N.D. d
		Sum chlordane-1			0	0	N.D.	N.D.
		Average chlordane-1					0.000	0.000
34)	l2	toxaphene-1	4.660	5.063	562.0E6	102.4E6	2194.613	2138.312
35)	l2	toxaphene-2	4.750	5.089	668.0E6	159.1E6	1904.302M3	2152.018
36)	l2	toxaphene-4	5.143	5.342	480.4E6	169.6E6	2376.973M3	1945.515
37)	l2	toxaphene-5	5.210	5.693	393.9E6	160.2E6	2112.046	2114.252
		Sum toxaphene-1			2104.3E6	591.4E6	8587.934	8350.097
		Average toxaphene-1					2146.984	2087.524

SemiQuant Compounds - Not Calibrated on this Instrument

		Sum toxaphene-1			2104.3E6	591.4E6	8587.934	8350.097
		Average toxaphene-1					2146.984	2087.524

(f)=RT Delta > 1/2 Window (D)=Amounts differ by > 40% (m)=manual int.
(#)=Recovery Exceeds Compound Acceptance Limits.
(I,C,F) I=Interference, C=Coelluting Calibration Peak, F=Fails CC Criteria.

Sub List : Default - All compounds listed Reviewed)

Data Path : I:\Pest15\201028a\
Data File : 15201028a-04.d
Signal(s) : Signal #1: ECD1A.ch Signal #2: ECD2B.ch
Acq On : 28 Oct 2020 6:23 am
Operator : PEST15:sm
Sample : wg1427385-3,42,, tox pp 10098 (Sig #1); tox pp 10098 (Sig #2)
Misc : wg1427385,,ical17155
ALS Vial : 4 Sample Multiplier: 1

Integration File signal 1: events.e
Integration File signal 2: autoint2.e
Quant Time: Oct 28 06:44:59 2020
Quant Method : I:\Pest15\201028a\P15_pest_09_09_20_ugL_ICAL17155.m
Quant Title : pest
QLast Update : Wed Oct 28 06:43:37 2020
Response via : Initial Calibration
Integrator: ChemStation

Volume Inj. :
Signal #1 Phase : Signal #2 Phase:
Signal #1 Info : Signal #2 Info :

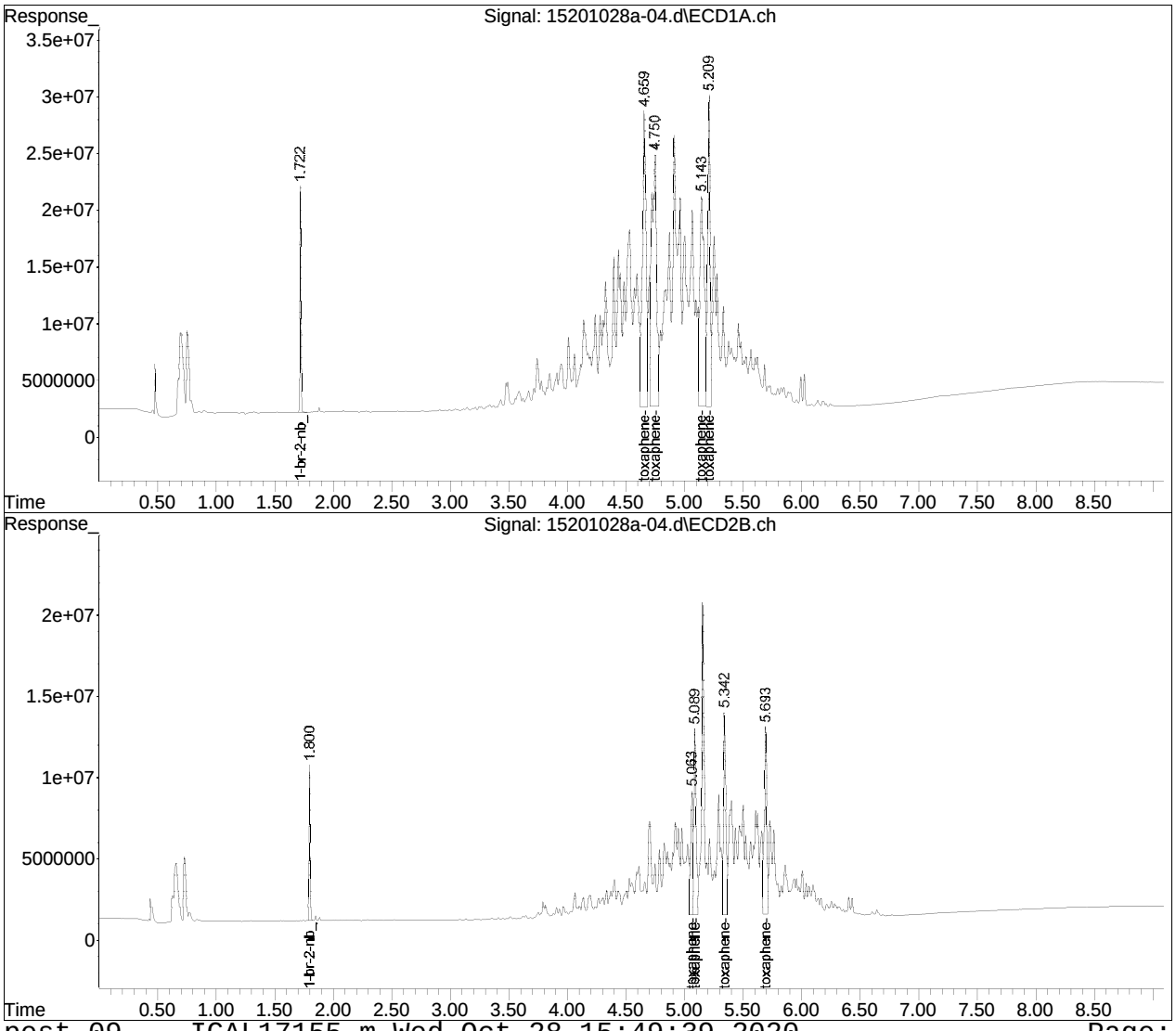

Manual Integration Report

Data Path : I:\Pest15\201028a\ QMethod : P15_pest_09_09_20_ugL_IC
Data File : 15201028a-04.d Operator : PEST15:sm
Date Inj'd : 10/28/2020 6:23 am Instrument : Pest 15
Sample : wg1427385-3,42,, tox pp 10 Quant Date : 10/28/2020 6:43 am

Compound #35: toxaphene-2

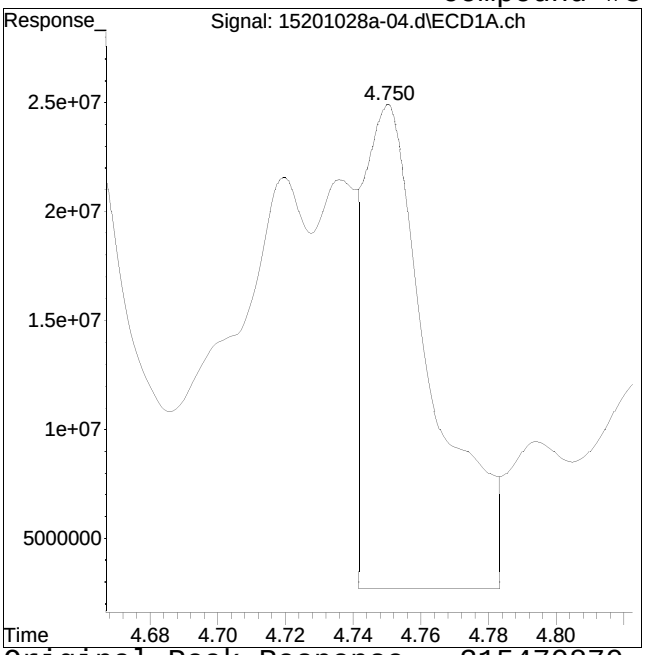

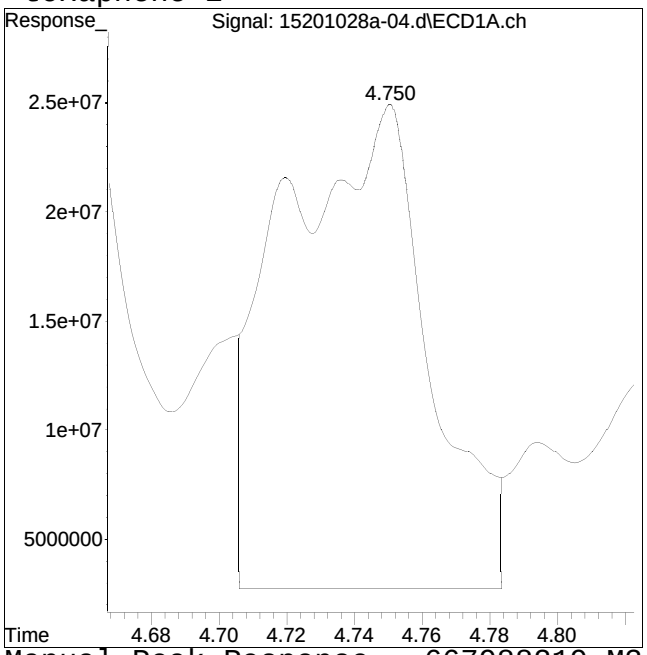

Original Peak Response = 315470870 Manual Peak Response = 667988219 M3
M3 = Misidentification of the peak (i.e. 1,4-dichlorobenzene identified as 1,3-dichlorobenzene), or misidentification from 2 partially resolved peaks not being split.

Manual Integration Report

Data Path : I:\Pest15\201028a\ QMethod : P15_pest_09_09_20_ugL_IC
Data File : 15201028a-04.d Operator : PEST15:sm
Date Inj'd : 10/28/2020 6:23 am Instrument : Pest 15
Sample : wg1427385-3,42,, tox pp 10 Quant Date : 10/28/2020 6:43 am

Compound #36: toxaphene-4

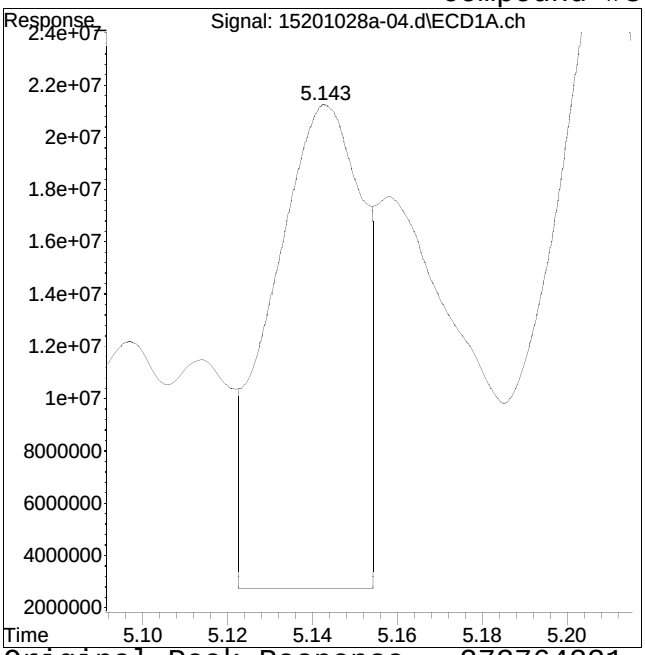

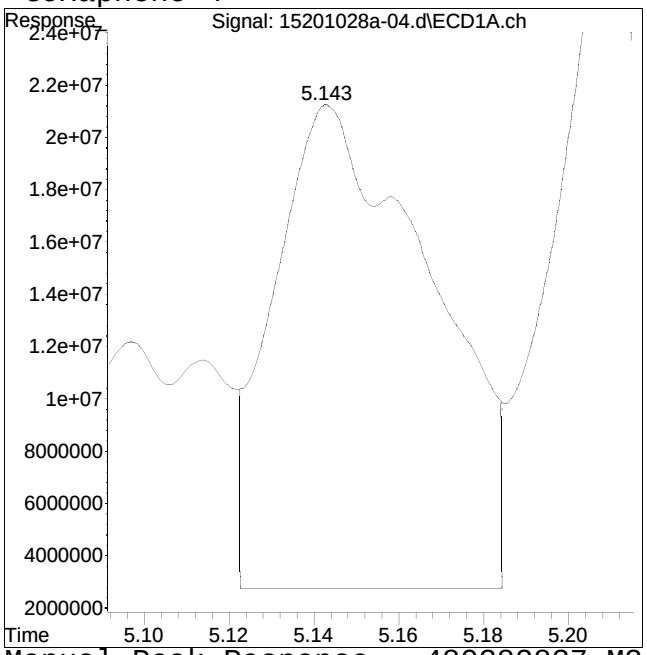

Original Peak Response = 273764231 Manual Peak Response = 480382837 M3
M3 = Misidentification of the peak (i.e. 1,4-dichlorobenzene identified as 1,3-dichlorobenzene), or misidentification from 2 partially resolved peaks not being split.

Evaluate Continuing Calibration Report

Data Path : I:\Pest10\201028b\
Data File : 10201028b-03.d
Signal(s) : Signal #1: ECD1A.CH Signal #2: ECD2B.CH
Acq On   : 28 Oct 2020   6:19 pm
Operator : PEST10:ejl
Sample   : wg1427765-2,42,, chlor pp10129 (Sig #1); chlor pp10129 (Sig #2)
Misc   : wg1427765,,ical17245
ALS Vial : 3 (Sig #1); 0 (Sig #2)   Sample Multiplier: 1

Integration File signal 1: autoint1.e
Integration File signal 2: autoint2.e
Quant Time: Oct 28 19:39:57 2020
Quant Method : I:\Pest10\201028b\pest10_10_14_20_ugL_ical17245.m
Quant Title : pest
QLast Update : Wed Oct 28 19:39:22 2020
Response via : Initial Calibration
Integrator: ChemStation   6890 Scale Mode: Large solvent peaks clipped

Volume Inj.   :
Signal #1 Phase :   Signal #2 Phase:
Signal #1 Info :   Signal #2 Info :

Min. RRF   :   0.000 Min. Rel. Area : 50% Max. R.T. Dev 0.50min
Max. RRF Dev : 20%   Max. Rel. Area : 150%

		Compound	Amount	Calc.	%Dev	Area%	Dev(Min)
28	i	1-br-2-nb_Chlordane	25.000	25.000	0.0	130	0.00
29	l1	chlordane-1	1000.000	827.227	17.3	107	0.00
30	l1	chlordane-3	1000.000	938.585	6.1	122	0.00
31	l1	chlordane-4	1000.000	984.358	1.6	128	0.00
32	l1	chlordane-5	1000.000	1084.411	-8.4	141	0.00

Signal #2

28	i	1-br-2-nb_Chlordane	25.000	25.000	0.0	112	0.00
29	l1	chlordane-1	1000.000	874.079	12.6	98	0.00
30	l1	chlordane-3	1000.000	943.667	5.6	105	0.00
31	l1	chlordane-4	1000.000	1024.180	-2.4	114	0.00
32	l1	chlordane-5	1000.000	965.156	3.5	108	0.00

Evaluate Continuing Calibration Report - Not Founds

1	i	1-br-2-nb_Pesticides	25.000	25.000	0.0	0	-1.23#
2	s	2,4,5,6-Tetrachloro-m-xylen	10.000	0.000	100.0#	0	-1.56#
3	t	Hexachlorobenzene	10.000	0.000	100.0#	0	-1.77#
4	t	alpha-BHC	10.000	0.000	100.0#	0	-1.86#
5	t	gamma-BHC (lindane)	10.000	0.000	100.0#	0	-2.06#
6	t	beta-BHC	10.000	0.000	100.0#	0	-2.12#
7	t	delta-BHC	10.000	0.000	100.0#	0	-2.24#
8	t	Heptachlor	10.000	0.000	100.0#	0	-2.40#
9	t	Aldrin	10.000	0.000	100.0#	0	-2.63#
10	t	Alachlor	10.000	0.000	100.0#	0	-2.76#
11	t	Chlorpyrifos	10.000	0.000	100.0#	0	-2.84#
12	t	Heptachlor Epoxide	10.000	0.000	100.0#	0	-3.16#
13	t	gamma-Chlordane (trans)	10.000	0.000	100.0#	0	-3.28#

Data Path : I:\Pest10\201028b\
Data File : 10201028b-03.d
Signal(s) : Signal #1: ECD1A.CH Signal #2: ECD2B.CH
Acq On   : 28 Oct 2020   6:19 pm
Operator : PEST10:ejl
Sample   : wg1427765-2,42,, chlor pp10129 (Sig #1); chlor pp10129 (Sig #2)
Misc   : wg1427765,,ical17245
ALS Vial : 3 (Sig #1); 0 (Sig #2)   Sample Multiplier: 1

Integration File signal 1: autoint1.e
Integration File signal 2: autoint2.e
Quant Time: Oct 28 19:39:57 2020
Quant Method : I:\Pest10\201028b\pest10_10_14_20_ugL_ical17245.m
Quant Title : pest
QLast Update : Wed Oct 28 19:39:22 2020
Response via : Initial Calibration
Integrator: ChemStation   6890 Scale Mode: Large solvent peaks clipped

Volume Inj.   :
Signal #1 Phase :   Signal #2 Phase:
Signal #1 Info :   Signal #2 Info :

Min. RRF   :   0.000 Min. Rel. Area : 50% Max. R.T. Dev 0.50min
Max. RRF Dev : 20%   Max. Rel. Area : 150%

		Compound	Amount	Calc.	%Dev	Area%	Dev(Min)
14	t	alpha-Chlordane (cis)	10.000	0.000	100.0#	0	-3.41#
15	t	4,4'-DDE	10.000	0.000	100.0#	0	-3.51#
16	t	Endosulfan I	10.000	0.000	100.0#	0	-3.55#
17	t	Dieldrin	10.000	0.000	100.0#	0	-3.80#
18	t	Endrin	10.000	0.000	100.0#	0	-4.05#
19	t	4,4'-DDD	10.000	0.000	100.0#	0	-4.17#
20	t	Endosulfan II	10.000	0.000	100.0#	0	-4.31#
21	t	4,4'-DDT	10.000	0.000	100.0#	0	-4.48#
22	t	Endrin Aldehyde	10.000	0.000	100.0#	0	-4.74#
23	t	Methoxychlor	10.000	0.000	100.0#	0	-4.99#
24	t	Mirex	10.000	0.000	100.0#	0	-5.03#
25	t	Endosulfan Sulfate	10.000	0.000	100.0#	0	-5.15#
26	t	Endrin Ketone	10.000	0.000	100.0#	0	-5.38#
27	s	Decachlorobiphenyl	10.000	0.000	100.0#	0	-6.20#
33	i	1-br-2-nb_Toxaphene	25.000	25.000	0.0	0	-1.22#
34	l2	toxaphene-1	2000.000	0.000	100.0#	0	-4.28#
35	l2	toxaphene-2	2000.000	0.000	100.0#	0	-4.41#
36	l2	toxaphene-4	2000.000	0.000	100.0#	0	-4.85#
37	l2	toxaphene-5	2000.000	0.000	100.0#	0	-5.04#

Signal #2

1	i	1-br-2-nb_Pesticides	25.000	25.000	0.0	0	-1.28#
2	s	2,4,5,6-Tetrachloro-m-xyl	10.000	0.000	100.0#	0	-1.73#
3	t	Hexachlorobenzene	10.000	0.000	100.0#	0	-2.03#
4	t	alpha-BHC	10.000	0.000	100.0#	0	-2.12#
5	t	gamma-BHC (lindane)	10.000	0.000	100.0#	0	-2.39#
6	t	beta-BHC	10.000	0.000	100.0#	0	-2.45#
7	t	delta-BHC	10.000	0.000	100.0#	0	-2.71#

Evaluate Continuing Calibration Report

Data Path : I:\Pest10\201028b\
Data File : 10201028b-03.d
Signal(s) : Signal #1: ECD1A.CH Signal #2: ECD2B.CH
Acq On   : 28 Oct 2020   6:19 pm
Operator : PEST10:ejl
Sample   : wg1427765-2,42,, chlor pp10129 (Sig #1); chlor pp10129 (Sig #2)
Misc   : wg1427765,,ical17245
ALS Vial : 3 (Sig #1); 0 (Sig #2)   Sample Multiplier: 1

Integration File signal 1: autoint1.e
Integration File signal 2: autoint2.e
Quant Time: Oct 28 19:39:57 2020
Quant Method : I:\Pest10\201028b\pest10_10_14_20_ugL_ical17245.m
Quant Title : pest
QLast Update : Wed Oct 28 19:39:22 2020
Response via : Initial Calibration
Integrator: ChemStation   6890 Scale Mode: Large solvent peaks clipped

Volume Inj.   :
Signal #1 Phase :   Signal #2 Phase:
Signal #1 Info :   Signal #2 Info :

Min. RRF   :   0.000 Min. Rel. Area : 50% Max. R.T. Dev 0.50min
Max. RRF Dev : 20%   Max. Rel. Area : 150%

		Compound	Amount	Calc.	%Dev	Area%	Dev(Min)
8	t	Heptachlor	10.000	0.000	100.0#	0	-2.77#
9	t	Aldrin	10.000	0.000	100.0#	0	-3.07#
10	t	Alachlor	10.000	0.000	100.0#	0	-2.96#
11	t	Chlorpyrifos	10.000	0.000	100.0#	0	-3.30#
12	t	Heptachlor Epoxide	10.000	0.000	100.0#	0	-3.66#
13	t	gamma-Chlordane (trans)	10.000	0.000	100.0#	0	-3.87#
14	t	alpha-Chlordane (cis)	10.000	0.000	100.0#	0	-4.04#
15	t	4,4'-DDE	10.000	0.000	100.0#	0	-4.26#
16	t	Endosulfan I	10.000	0.000	100.0#	0	-4.11#
17	t	Dieldrin	10.000	0.000	100.0#	0	-4.42#
18	t	Endrin	10.000	0.000	100.0#	0	-4.73#
19	t	4,4'-DDD	10.000	0.000	100.0#	0	-4.87#
20	t	Endosulfan II	10.000	0.000	100.0#	0	-4.94#
21	t	4,4'-DDT	10.000	0.000	100.0#	0	-5.15#
22	t	Endrin Aldehyde	10.000	0.000	100.0#	0	-5.25#
23	t	Methoxychlor	10.000	0.000	100.0#	0	-5.74#
24	t	Mirex	10.000	0.000	100.0#	0	-5.86#
25	t	Endosulfan Sulfate	10.000	0.000	100.0#	0	-5.48#
26	t	Endrin Ketone	10.000	0.000	100.0#	0	-5.90#
27	s	Decachlorobiphenyl	10.000	0.000	100.0#	0	-6.78#
33	i	1-br-2-nb_Toxaphene	25.000	25.000	0.0	0	-1.27#
34	l2	toxaphene-1	2000.000	0.000	100.0#	0	-4.89#
35	l2	toxaphene-2	2000.000	0.000	100.0#	0	-4.92#
36	l2	toxaphene-4	2000.000	0.000	100.0#	0	-5.25#
37	l2	toxaphene-5	2000.000	0.000	100.0#	0	-5.66#

(#) = Out of Range SPCC's out = 0 CCC's out = 0

Quantitation Report (QT Reviewed)

Data Path : I:\Pest10\201028b\
Data File : 10201028b-03.d
Signal(s) : Signal #1: ECD1A.CH Signal #2: ECD2B.CH
Acq On : 28 Oct 2020 6:19 pm
Operator : PEST10:ejl
Sample : wg1427765-2,42,, chlor pp10129 (Sig #1); chlor pp10129 (Sig #2)
Misc : wg1427765,,ical17245
ALS Vial : 3 (Sig #1); 0 (Sig #2) Sample Multiplier: 1

Integration File signal 1: autoint1.e
Integration File signal 2: autoint2.e
Quant Time: Oct 28 19:39:57 2020
Quant Method : I:\Pest10\201028b\pest10_10_14_20_ugL_ical17245.m
Quant Title : pest
QLast Update : Wed Oct 28 19:39:22 2020
Response via : Initial Calibration
Integrator: ChemStation 6890 Scale Mode: Large solvent peaks clipped

Volume Inj. :
Signal #1 Phase : Signal #2 Phase:
Signal #1 Info : Signal #2 Info :

Sub List : Default - All compounds listed

	Compound	RT#1	RT#2	Resp#1	Resp#2	ug/l	ug/l
	Internal Standards						
1) i	1-br-2-nb_Pe	0.000	0.000	0	0	N.D. d	N.D. d
28) i	1-br-2-nb_Ch	1.223	1.272	280.7E6	181.8E6	25.000	25.000
33) i	1-br-2-nb_To	0.000	0.000	0	0	N.D. d	N.D. d
	System Monitoring Compounds						
2) s	2,4,5,6-Tetr	0.000	0.000	0	0	N.D. d	N.D. d
	Spiked Amount	50.000	Range 30 - 150	Recovery	=	0.00%#	0.00%#
27) s	Decachlorobi	0.000	0.000	0	0	N.D. d	N.D. d
	Spiked Amount	50.000	Range 30 - 150	Recovery	=	0.00%#	0.00%#
	Target Compounds						
3) t	Hexachlorobe	0.000	0.000	0	0	N.D. d	N.D. d
4) t	alpha-BHC	0.000	0.000	0	0	N.D. d	N.D. d
5) t	gamma-BHC (l	0.000	0.000	0	0	N.D. d	N.D. d
6) t	beta-BHC	0.000	0.000	0	0	N.D. d	N.D. d
7) t	delta-BHC	0.000	0.000	0	0	N.D. d	N.D. d
8) t	Heptachlor	0.000	0.000	0	0	N.D. d	N.D. d
9) t	Aldrin	0.000	0.000	0	0	N.D. d	N.D. d
10) t	Alachlor	0.000	0.000	0	0	N.D. d	N.D. d
11) t	Chlorpyrifos	0.000	0.000	0	0	N.D. d	N.D. d
12) t	Heptachlor E	0.000	0.000	0	0	N.D. d	N.D. d
13) t	gamma-Chlord	0.000	0.000	0	0	N.D. d	N.D. d
14) t	alpha-Chlord	0.000	0.000	0	0	N.D. d	N.D. d
15) t	4,4'-DDE	0.000	0.000	0	0	N.D. d	N.D. d
16) t	Endosulfan I	0.000	0.000	0	0	N.D. d	N.D. d
17) t	Dieldrin	0.000	0.000	0	0	N.D. d	N.D. d
18) t	Endrin	0.000	0.000	0	0	N.D. d	N.D. d
19) t	4,4'-DDD	0.000	0.000	0	0	N.D. d	N.D. d
20) t	Endosulfan I	0.000	0.000	0	0	N.D. d	N.D. d
21) t	4,4'-DDT	0.000	0.000	0	0	N.D. d	N.D. d
22) t	Endrin Aldeh	0.000	0.000	0	0	N.D. d	N.D. d
23) t	Methoxychlor	0.000	0.000	0	0	N.D. d	N.D. d

Quantitation Report (QT Reviewed)

Data Path : I:\Pest10\201028b\
Data File : 10201028b-03.d
Signal(s) : Signal #1: ECD1A.CH Signal #2: ECD2B.CH
Acq On : 28 Oct 2020 6:19 pm
Operator : PEST10:ejl
Sample : wg1427765-2,42,, chlor pp10129 (Sig #1); chlor pp10129 (Sig #2)
Misc : wg1427765,,ical17245
ALS Vial : 3 (Sig #1); 0 (Sig #2) Sample Multiplier: 1

Integration File signal 1: autoint1.e
Integration File signal 2: autoint2.e
Quant Time: Oct 28 19:39:57 2020
Quant Method : I:\Pest10\201028b\pest10_10_14_20_ugL_ical17245.m
Quant Title : pest
QLast Update : Wed Oct 28 19:39:22 2020
Response via : Initial Calibration
Integrator: ChemStation 6890 Scale Mode: Large solvent peaks clipped

Volume Inj. :
Signal #1 Phase : Signal #2 Phase:
Signal #1 Info : Signal #2 Info :

Sub List : Default - All compounds listed

	Compound	RT#1	RT#2	Resp#1	Resp#2	ug/l	ug/l
24) t	Mirex	0.000	0.000	0	0	N.D. d	N.D. d
25) t	Endosulfan S	0.000	0.000	0	0	N.D. d	N.D. d
26) t	Endrin Keton	0.000	0.000	0	0	N.D. d	N.D. d
29) l1	chlordane-1	2.326	2.631	431.2E6	269.5E6	827.227	874.079
30) l1	chlordane-3	2.731	3.210	503.8E6	284.5E6	938.585	943.667
31) l1	chlordane-4	3.269	3.865	1738.9E6	999.8E6	984.358	1024.180
32) l1	chlordane-5	3.389	4.034	2949.1E6	768.9E6	1084.411	965.156
Sum	chlordane-1			5622.9E6	2322.7E6	N.D.	N.D. D
Average	chlordane-1					958.645	951.770
34) l2	toxaphene-1	0.000	0.000	0	0	N.D. d	N.D. d
35) l2	toxaphene-2	0.000	0.000	0	0	N.D. d	N.D. d
36) l2	toxaphene-4	0.000	0.000	0	0	N.D. d	N.D. d
37) l2	toxaphene-5	0.000	0.000	0	0	N.D. d	N.D. d
Sum	toxaphene-1			0	0	N.D.	N.D.
Average	toxaphene-1					0.000	0.000

SemiQuant Compounds - Not Calibrated on this Instrument

Sum	toxaphene-1			0	0	N.D.	N.D.
Average	toxaphene-1					0.000	0.000

(f)=RT Delta > 1/2 Window (D)=Amounts differ by > 40% (m)=manual int.
(#)=Recovery Exceeds Compound Acceptance Limits.
(I,C,F) I=Interference, C=Coelluting Calibration Peak, F=Fails CC Criteria.

Sub List : Default - All compounds listed Reviewed)

Data Path : I:\Pest10\201028b\
Data File : 10201028b-03.d
Signal(s) : Signal #1: ECD1A.CH Signal #2: ECD2B.CH
Acq On : 28 Oct 2020 6:19 pm
Operator : PEST10:ejl
Sample : wg1427765-2,42,, chlor pp10129 (Sig #1); chlor pp10129 (Sig #2)
Misc : wg1427765,,ical17245
ALS Vial : 3 (Sig #1); 0 (Sig #2) Sample Multiplier: 1

Integration File signal 1: autoint1.e
Integration File signal 2: autoint2.e
Quant Time: Oct 28 19:39:57 2020
Quant Method : I:\Pest10\201028b\pest10_10_14_20_ugL_ical17245.m
Quant Title : pest
QLast Update : Wed Oct 28 19:39:22 2020
Response via : Initial Calibration
Integrator: ChemStation 6890 Scale Mode: Large solvent peaks clipped

Volume Inj. :
Signal #1 Phase : Signal #2 Phase:
Signal #1 Info : Signal #2 Info :

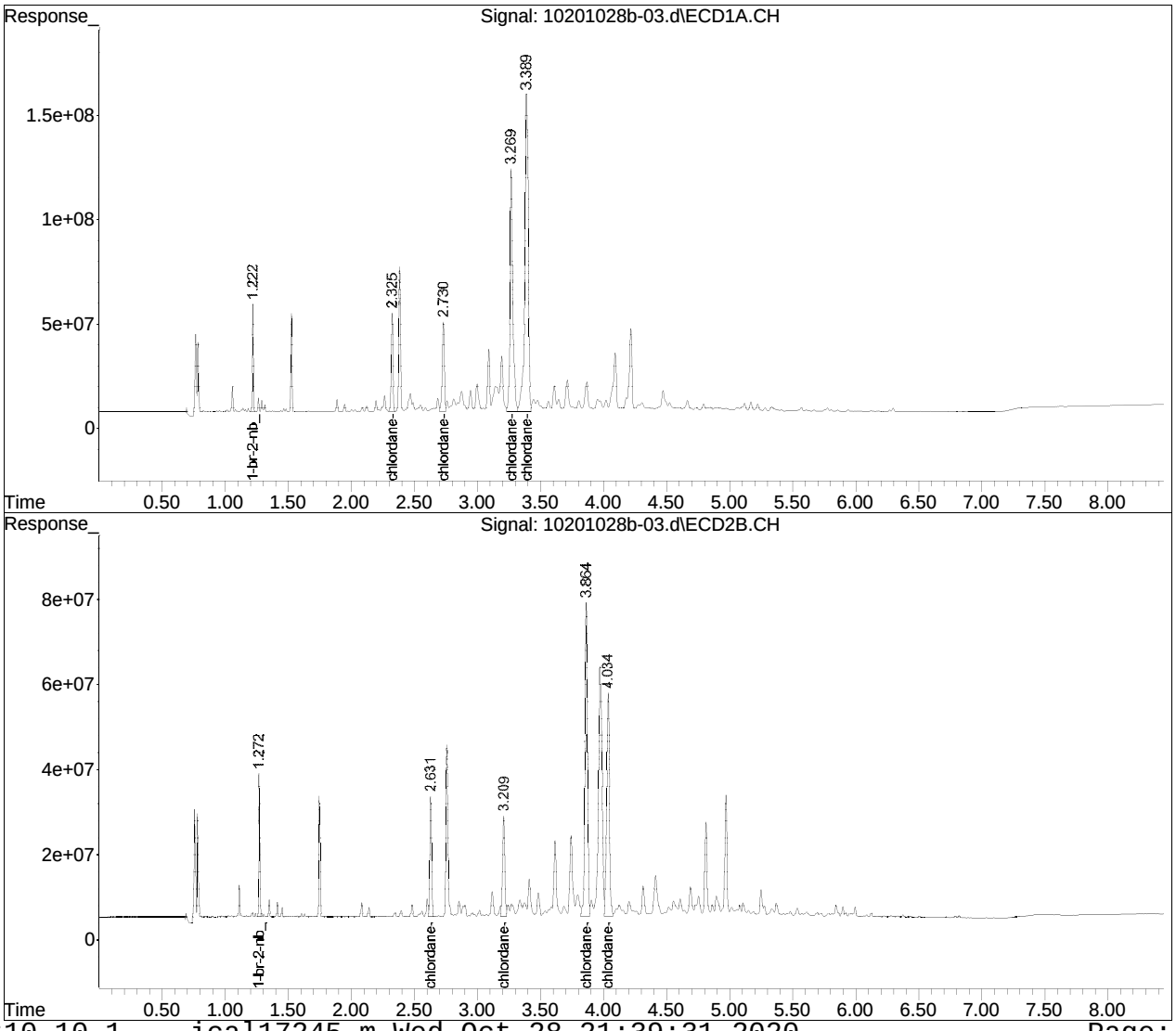

Manual Integration Report

Data Path	: I:\Pest10\201028b\	QMethod	: pest10_10_14_20_ugL_ical
Data File	: 10201028b-03.d	Operator	: PEST10:ejl
Date Inj'd	: 10/28/2020 6:19 pm	Instrument	: Pest 10
Sample	: wg1427765-2,42,, chlor pp1	Quant Date	: 10/28/2020 7:39 pm

There are no manual integrations or false positives in this file.

Evaluate Continuing Calibration Report

Data Path : I:\Pest10\201028b\
Data File : 10201028b-04.d
Signal(s) : Signal #1: ECD1A.CH Signal #2: ECD2B.CH
Acq On   : 28 Oct 2020   6:31 pm
Operator : PEST10:ejl
Sample   : wg1427765-3,42,, Tox pp 10098 (Sig #1); Tox pp 10098 (Sig #2)
Misc   : wg1427765,,ical17245
ALS Vial : 4 (Sig #1); 0 (Sig #2)   Sample Multiplier: 1

Integration File signal 1: autoint1.e
Integration File signal 2: autoint2.e
Quant Time: Oct 28 19:42:17 2020
Quant Method : I:\Pest10\201028b\pest10_10_14_20_ugL_ical17245.m
Quant Title : pest
QLast Update : Wed Oct 28 19:41:49 2020
Response via : Initial Calibration
Integrator: ChemStation   6890 Scale Mode: Large solvent peaks clipped

Volume Inj.   :
Signal #1 Phase :   Signal #2 Phase:
Signal #1 Info :   Signal #2 Info :

Min. RRF   :   0.000 Min. Rel. Area : 50% Max. R.T. Dev 0.50min
Max. RRF Dev : 20%   Max. Rel. Area : 150%

		Compound	Amount	Calc.	%Dev	Area%	Dev(Min)
33	i	1-br-2-nb_Toxaphene	25.000	25.000	0.0	135	0.00
34	l2	toxaphene-1	2000.000	2033.664	-1.7	148	0.00
35	l2	toxaphene-2	2000.000	1957.123	2.1	142	0.00
36	l2	toxaphene-4	2000.000	2380.142	-19.0	147	0.00
37	l2	toxaphene-5	2000.000	2205.541	-10.3	147	0.00

Signal #2

33	i	1-br-2-nb_Toxaphene	25.000	25.000	0.0	125	0.00
34	l2	toxaphene-1	2000.000	2119.533	-6.0	126	0.00
35	l2	toxaphene-2	2000.000	2050.813	-2.5	129	0.00
36	l2	toxaphene-4	2000.000	2189.658	-9.5	131	0.00
37	l2	toxaphene-5	2000.000	2125.374	-6.3	136	0.00

Evaluate Continuing Calibration Report - Not Founds

1	i	1-br-2-nb_Pesticides	25.000	25.000	0.0	0	-1.23#
2	s	2,4,5,6-Tetrachloro-m-xylen	10.000	0.000	100.0#	0	-1.56#
3	t	Hexachlorobenzene	10.000	0.000	100.0#	0	-1.77#
4	t	alpha-BHC	10.000	0.000	100.0#	0	-1.86#
5	t	gamma-BHC (lindane)	10.000	0.000	100.0#	0	-2.06#
6	t	beta-BHC	10.000	0.000	100.0#	0	-2.12#
7	t	delta-BHC	10.000	0.000	100.0#	0	-2.24#
8	t	Heptachlor	10.000	0.000	100.0#	0	-2.40#
9	t	Aldrin	10.000	0.000	100.0#	0	-2.63#
10	t	Alachlor	10.000	0.000	100.0#	0	-2.76#
11	t	Chlorpyrifos	10.000	0.000	100.0#	0	-2.84#
12	t	Heptachlor Epoxide	10.000	0.000	100.0#	0	-3.16#
13	t	gamma-Chlordane (trans)	10.000	0.000	100.0#	0	-3.28#

Evaluate Continuing Calibration Report

Data Path : I:\Pest10\201028b\
Data File : 10201028b-04.d
Signal(s) : Signal #1: ECD1A.CH Signal #2: ECD2B.CH
Acq On   : 28 Oct 2020   6:31 pm
Operator : PEST10:ejl
Sample   : wg1427765-3,42,, Tox pp 10098 (Sig #1); Tox pp 10098 (Sig #2)
Misc   : wg1427765,,ical17245
ALS Vial : 4 (Sig #1); 0 (Sig #2)   Sample Multiplier: 1

Integration File signal 1: autoint1.e
Integration File signal 2: autoint2.e
Quant Time: Oct 28 19:42:17 2020
Quant Method : I:\Pest10\201028b\pest10_10_14_20_ugL_ical17245.m
Quant Title : pest
QLast Update : Wed Oct 28 19:41:49 2020
Response via : Initial Calibration
Integrator: ChemStation   6890 Scale Mode: Large solvent peaks clipped

Volume Inj.   :
Signal #1 Phase :   Signal #2 Phase:
Signal #1 Info :   Signal #2 Info :

Min. RRF   :   0.000 Min. Rel. Area : 50% Max. R.T. Dev 0.50min
Max. RRF Dev : 20%   Max. Rel. Area : 150%

		Compound	Amount	Calc.	%Dev	Area%	Dev(Min)
14	t	alpha-Chlordane (cis)	10.000	0.000	100.0#	0	-3.41#
15	t	4,4'-DDE	10.000	0.000	100.0#	0	-3.51#
16	t	Endosulfan I	10.000	0.000	100.0#	0	-3.55#
17	t	Dieldrin	10.000	0.000	100.0#	0	-3.80#
18	t	Endrin	10.000	0.000	100.0#	0	-4.05#
19	t	4,4'-DDD	10.000	0.000	100.0#	0	-4.17#
20	t	Endosulfan II	10.000	0.000	100.0#	0	-4.31#
21	t	4,4'-DDT	10.000	0.000	100.0#	0	-4.48#
22	t	Endrin Aldehyde	10.000	0.000	100.0#	0	-4.74#
23	t	Methoxychlor	10.000	0.000	100.0#	0	-4.99#
24	t	Mirex	10.000	0.000	100.0#	0	-5.03#
25	t	Endosulfan Sulfate	10.000	0.000	100.0#	0	-5.15#
26	t	Endrin Ketone	10.000	0.000	100.0#	0	-5.38#
27	s	Decachlorobiphenyl	10.000	0.000	100.0#	0	-6.20#
28	i	1-br-2-nb_Chlordane	25.000	25.000	0.0	0	-1.22#
29	l1	chlordane-1	1000.000	0.000	100.0#	0	-2.33#
30	l1	chlordane-3	1000.000	0.000	100.0#	0	-2.73#
31	l1	chlordane-4	1000.000	0.000	100.0#	0	-3.27#
32	l1	chlordane-5	1000.000	0.000	100.0#	0	-3.39#

Signal #2

1	i	1-br-2-nb_Pesticides	25.000	25.000	0.0	0	-1.28#
2	s	2,4,5,6-Tetrachloro-m-xyl	10.000	0.000	100.0#	0	-1.73#
3	t	Hexachlorobenzene	10.000	0.000	100.0#	0	-2.03#
4	t	alpha-BHC	10.000	0.000	100.0#	0	-2.12#
5	t	gamma-BHC (lindane)	10.000	0.000	100.0#	0	-2.39#
6	t	beta-BHC	10.000	0.000	100.0#	0	-2.45#
7	t	delta-BHC	10.000	0.000	100.0#	0	-2.71#

Evaluate Continuing Calibration Report

Data Path : I:\Pest10\201028b\
Data File : 10201028b-04.d
Signal(s) : Signal #1: ECD1A.CH Signal #2: ECD2B.CH
Acq On   : 28 Oct 2020   6:31 pm
Operator : PEST10:ejl
Sample   : wg1427765-3,42,, Tox pp 10098 (Sig #1); Tox pp 10098 (Sig #2)
Misc   : wg1427765,,ical17245
ALS Vial : 4 (Sig #1); 0 (Sig #2)   Sample Multiplier: 1

Integration File signal 1: autoint1.e
Integration File signal 2: autoint2.e
Quant Time: Oct 28 19:42:17 2020
Quant Method : I:\Pest10\201028b\pest10_10_14_20_ugL_ical17245.m
Quant Title : pest
QLast Update : Wed Oct 28 19:41:49 2020
Response via : Initial Calibration
Integrator: ChemStation   6890 Scale Mode: Large solvent peaks clipped

Volume Inj.   :
Signal #1 Phase :   Signal #2 Phase:
Signal #1 Info :   Signal #2 Info :

Min. RRF   :   0.000 Min. Rel. Area : 50% Max. R.T. Dev 0.50min
Max. RRF Dev : 20%   Max. Rel. Area : 150%

		Compound	Amount	Calc.	%Dev	Area%	Dev(Min)
8	t	Heptachlor	10.000	0.000	100.0#	0	-2.77#
9	t	Aldrin	10.000	0.000	100.0#	0	-3.07#
10	t	Alachlor	10.000	0.000	100.0#	0	-2.96#
11	t	Chlorpyrifos	10.000	0.000	100.0#	0	-3.30#
12	t	Heptachlor Epoxide	10.000	0.000	100.0#	0	-3.66#
13	t	gamma-Chlordane (trans)	10.000	0.000	100.0#	0	-3.87#
14	t	alpha-Chlordane (cis)	10.000	0.000	100.0#	0	-4.04#
15	t	4,4'-DDE	10.000	0.000	100.0#	0	-4.26#
16	t	Endosulfan I	10.000	0.000	100.0#	0	-4.11#
17	t	Dieldrin	10.000	0.000	100.0#	0	-4.42#
18	t	Endrin	10.000	0.000	100.0#	0	-4.73#
19	t	4,4'-DDD	10.000	0.000	100.0#	0	-4.87#
20	t	Endosulfan II	10.000	0.000	100.0#	0	-4.94#
21	t	4,4'-DDT	10.000	0.000	100.0#	0	-5.15#
22	t	Endrin Aldehyde	10.000	0.000	100.0#	0	-5.25#
23	t	Methoxychlor	10.000	0.000	100.0#	0	-5.74#
24	t	Mirex	10.000	0.000	100.0#	0	-5.86#
25	t	Endosulfan Sulfate	10.000	0.000	100.0#	0	-5.48#
26	t	Endrin Ketone	10.000	0.000	100.0#	0	-5.90#
27	s	Decachlorobiphenyl	10.000	0.000	100.0#	0	-6.78#
28	i	1-br-2-nb_Chlordane	25.000	25.000	0.0	0	-1.27#
29	l1	chlordane-1	1000.000	0.000	100.0#	0	-2.63#
30	l1	chlordane-3	1000.000	0.000	100.0#	0	-3.21#
31	l1	chlordane-4	1000.000	0.000	100.0#	0	-3.86#
32	l1	chlordane-5	1000.000	0.000	100.0#	0	-4.03#

(#) = Out of Range SPCC's out = 0 CCC's out = 0

Quantitation Report (QT Reviewed)

Data Path : I:\Pest10\201028b\
Data File : 10201028b-04.d
Signal(s) : Signal #1: ECD1A.CH Signal #2: ECD2B.CH
Acq On : 28 Oct 2020 6:31 pm
Operator : PEST10:ejl
Sample : wg1427765-3,42,, Tox pp 10098 (Sig #1); Tox pp 10098 (Sig #2)
Misc : wg1427765,,ical17245
ALS Vial : 4 (Sig #1); 0 (Sig #2) Sample Multiplier: 1

Integration File signal 1: autoint1.e
Integration File signal 2: autoint2.e
Quant Time: Oct 28 19:42:17 2020
Quant Method : I:\Pest10\201028b\pest10_10_14_20_ugL_ical17245.m
Quant Title : pest
QLast Update : Wed Oct 28 19:41:49 2020
Response via : Initial Calibration
Integrator: ChemStation 6890 Scale Mode: Large solvent peaks clipped

Volume Inj. :
Signal #1 Phase : Signal #2 Phase:
Signal #1 Info : Signal #2 Info :

Sub List : Default - All compounds listed

	Compound	RT#1	RT#2	Resp#1	Resp#2	ug/l	ug/l
	Internal Standards						
1) i	1-br-2-nb_Pe	0.000	0.000	0	0	N.D. d	N.D. d
28) i	1-br-2-nb_Ch	0.000	0.000	0	0	N.D. d	N.D. d
33) i	1-br-2-nb_To	1.224	1.274	295.1E6	189.9E6	25.000	25.000
	System Monitoring Compounds						
2) s	2,4,5,6-Tetr	0.000	0.000	0	0	N.D. d	N.D. d
	Spiked Amount	50.000	Range 30 - 150	Recovery	=	0.00%#	0.00%#
27) s	Decachlorobi	0.000	0.000	0	0	N.D. d	N.D. d
	Spiked Amount	50.000	Range 30 - 150	Recovery	=	0.00%#	0.00%#
	Target Compounds						
3) t	Hexachlorobe	0.000	0.000	0	0	N.D. d	N.D. d
4) t	alpha-BHC	0.000	0.000	0	0	N.D. d	N.D. d
5) t	gamma-BHC (l	0.000	0.000	0	0	N.D. d	N.D. d
6) t	beta-BHC	0.000	0.000	0	0	N.D. d	N.D. d
7) t	delta-BHC	0.000	0.000	0	0	N.D. d	N.D. d
8) t	Heptachlor	0.000	0.000	0	0	N.D. d	N.D. d
9) t	Aldrin	0.000	0.000	0	0	N.D. d	N.D. d
10) t	Alachlor	0.000	0.000	0	0	N.D. d	N.D. d
11) t	Chlorpyrifos	0.000	0.000	0	0	N.D. d	N.D. d
12) t	Heptachlor E	0.000	0.000	0	0	N.D. d	N.D. d
13) t	gamma-Chlord	0.000	0.000	0	0	N.D. d	N.D. d
14) t	alpha-Chlord	0.000	0.000	0	0	N.D. d	N.D. d
15) t	4,4'-DDE	0.000	0.000	0	0	N.D. d	N.D. d
16) t	Endosulfan I	0.000	0.000	0	0	N.D. d	N.D. d
17) t	Dieldrin	0.000	0.000	0	0	N.D. d	N.D. d
18) t	Endrin	0.000	0.000	0	0	N.D. d	N.D. d
19) t	4,4'-DDD	0.000	0.000	0	0	N.D. d	N.D. d
20) t	Endosulfan I	0.000	0.000	0	0	N.D. d	N.D. d
21) t	4,4'-DDT	0.000	0.000	0	0	N.D. d	N.D. d
22) t	Endrin Aldeh	0.000	0.000	0	0	N.D. d	N.D. d
23) t	Methoxychlor	0.000	0.000	0	0	N.D. d	N.D. d

Data Path : I:\Pest10\201028b\
Data File : 10201028b-04.d
Signal(s) : Signal #1: ECD1A.CH Signal #2: ECD2B.CH
Acq On : 28 Oct 2020 6:31 pm
Operator : PEST10:ejl
Sample : wg1427765-3,42,, Tox pp 10098 (Sig #1); Tox pp 10098 (Sig #2)
Misc : wg1427765,,ical17245
ALS Vial : 4 (Sig #1); 0 (Sig #2) Sample Multiplier: 1

Integration File signal 1: autoint1.e
Integration File signal 2: autoint2.e
Quant Time: Oct 28 19:42:17 2020
Quant Method : I:\Pest10\201028b\pest10_10_14_20_ugL_ical17245.m
Quant Title : pest
QLast Update : Wed Oct 28 19:41:49 2020
Response via : Initial Calibration
Integrator: ChemStation 6890 Scale Mode: Large solvent peaks clipped

Volume Inj. :
Signal #1 Phase : Signal #2 Phase:
Signal #1 Info : Signal #2 Info :

Sub List : Default - All compounds listed

	Compound	RT#1	RT#2	Resp#1	Resp#2	ug/l	ug/l
24) t	Mirex	0.000	0.000	0	0	N.D. d	N.D. d
25) t	Endosulfan S	0.000	0.000	0	0	N.D. d	N.D. d
26) t	Endrin Keton	0.000	0.000	0	0	N.D. d	N.D. d
29) l1	chlordane-1	0.000	0.000	0	0	N.D. d	N.D. d
30) l1	chlordane-3	0.000	0.000	0	0	N.D. d	N.D. d
31) l1	chlordane-4	0.000	0.000	0	0	N.D. d	N.D. d
32) l1	chlordane-5	0.000	0.000	0	0	N.D. d	N.D. d
Sum	chlordane-1			0	0	N.D.	N.D.
Average	chlordane-1					0.000	0.000
34) l2	toxaphene-1	4.285	4.889	1062.8E6	353.8E6	2033.664	2119.533
35) l2	toxaphene-2	4.414	4.917	997.4E6	524.0E6	1957.123	2050.813
36) l2	toxaphene-4	4.847	5.246	867.2E6	616.0E6	2380.142	2189.658
37) l2	toxaphene-5	5.038	5.663	981.0E6	545.3E6	2205.541	2125.374
Sum	toxaphene-1			3908.4E6	2039.1E6	8576.469	8485.378
Average	toxaphene-1					2144.117	2121.345

SemiQuant Compounds - Not Calibrated on this Instrument

Sum	toxaphene-1			3908.4E6	2039.1E6	8576.469	8485.378
Average	toxaphene-1					2144.117	2121.345

(f)=RT Delta > 1/2 Window (D)=Amounts differ by > 40% (m)=manual int.
(#)=Recovery Exceeds Compound Acceptance Limits.
(I,C,F) I=Interference, C=Coelluting Calibration Peak, F=Fails CC Criteria.

Sub List : Default - All compounds listed Reviewed)

Data Path : I:\Pest10\201028b\
Data File : 10201028b-04.d
Signal(s) : Signal #1: ECD1A.CH Signal #2: ECD2B.CH
Acq On : 28 Oct 2020 6:31 pm
Operator : PEST10:ejl
Sample : wg1427765-3,42,, Tox pp 10098 (Sig #1); Tox pp 10098 (Sig #2)
Misc : wg1427765,,ical17245
ALS Vial : 4 (Sig #1); 0 (Sig #2) Sample Multiplier: 1

Integration File signal 1: autoint1.e
Integration File signal 2: autoint2.e
Quant Time: Oct 28 19:42:17 2020
Quant Method : I:\Pest10\201028b\pest10_10_14_20_ugL_ical17245.m
Quant Title : pest
QLast Update : Wed Oct 28 19:41:49 2020
Response via : Initial Calibration
Integrator: ChemStation 6890 Scale Mode: Large solvent peaks clipped

Volume Inj. :
Signal #1 Phase : Signal #2 Phase:
Signal #1 Info : Signal #2 Info :

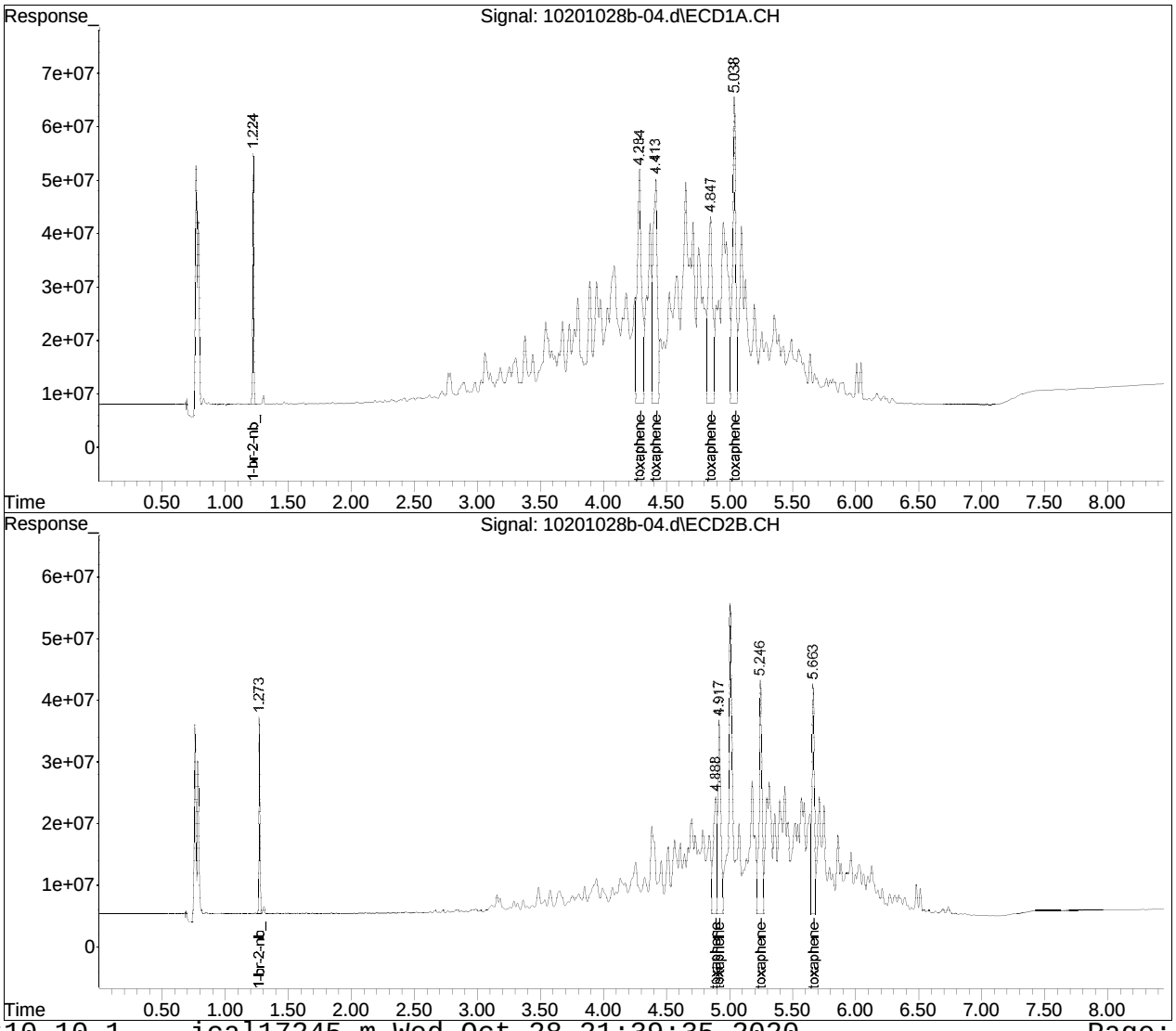

Manual Integration Report

Data Path	: I:\Pest10\201028b\	QMethod	: pest10_10_14_20_ugL_ical
Data File	: 10201028b-04.d	Operator	: PEST10:ejl
Date Inj'd	: 10/28/2020 6:31 pm	Instrument	: Pest 10
Sample	: wg1427765-3,42,, Tox pp 10	Quant Date	: 10/28/2020 7:41 pm

There are no manual integrations or false positives in this file.

Evaluate Continuing Calibration Report

Data Path : I:\Pest10\201028b\
Data File : 10201028b-06.d
Signal(s) : Signal #1: ECD1A.CH Signal #2: ECD2B.CH
Acq On   : 28 Oct 2020   7:06 pm
Operator : PEST10:ejl
Sample   : wg1427765-1,42,, pest pp10168 (Sig #1); pest pp10168 (Sig #2)
Misc   : wg1427765,,ical17245
ALS Vial : 6 (Sig #1); 0 (Sig #2)   Sample Multiplier: 1

Integration File signal 1: autoint1.e
Integration File signal 2: autoint2.e
Quant Time: Oct 28 19:35:36 2020
Quant Method : I:\Pest10\201028b\pest10_10_14_20_ugL_ical17245.m
Quant Title : pest
QLast Update : Wed Oct 28 11:40:46 2020
Response via : Initial Calibration
Integrator: ChemStation   6890 Scale Mode: Large solvent peaks clipped

Volume Inj.   :
Signal #1 Phase :   Signal #2 Phase:
Signal #1 Info :   Signal #2 Info :

Min. RRF   :   0.000 Min. Rel. Area : 50% Max. R.T. Dev 0.50min
Max. RRF Dev : 20%   Max. Rel. Area : 150%

		Compound	Amount	Calc.	%Dev	Area%	Dev(Min)
1	i	1-br-2-nb_Pesticides	25.000	25.000	0.0	115	0.00
2	s	2,4,5,6-Tetrachloro-m-xylen	50.000	54.674	-9.3	122	0.00
3	t	Hexachlorobenzene	50.000	45.084	9.8	125	0.00
4	t	alpha-BHC	50.000	53.589	-7.2	124	0.00
5	t	gamma-BHC (lindane)	50.000	52.943	-5.9	121	0.00
6	t	beta-BHC	50.000	54.950	-9.9	120	0.00
7	t	delta-BHC	50.000	53.924	-7.8	124	0.00
8	t	Heptachlor	50.000	56.087	-12.2	125	0.00
9	t	Aldrin	50.000	54.613	-9.2	122	0.00
10	t	Alachlor	50.000	51.255	-2.5	133	0.00
11	t	Chlorpyrifos	50.000	62.451	-24.9#	131	0.00
12	t	Heptachlor Epoxide	50.000	55.979	-12.0	123	0.00
13	t	gamma-Chlordane (trans)	50.000	54.466	-8.9	123	-0.01
14	t	alpha-Chlordane (cis)	50.000	54.404	-8.8	122	-0.01
15	t	4,4'-DDE	50.000	53.385	-6.8	120	-0.01
16	t	Endosulfan I	50.000	56.060	-12.1	123	-0.01
17	t	Dieldrin	50.000	48.707	2.6	130	-0.01
18	t	Endrin	50.000	58.158	-16.3	129	-0.01
19	t	4,4'-DDD	50.000	50.753	-1.5	133	-0.01
20	t	Endosulfan II	50.000	57.894	-15.8	126	-0.01
21	t	4,4'-DDT	50.000	59.416	-18.8	133	-0.01
22	t	Endrin Aldehyde	50.000	60.672	-21.3#	133	-0.01
23	t	Methoxychlor	50.000	64.032	-28.1#	137	0.00
24	t	Mirex	50.000	60.116	-20.2#	133	0.00
25	t	Endosulfan Sulfate	50.000	63.887	-27.8#	142	0.00
26	t	Endrin Ketone	50.000	55.926	-11.9	145	0.00
27	s	Decachlorobiphenyl	50.000	69.903	-39.8#	155	0.00

Signal #2

Evaluate Continuing Calibration Report

Data Path : I:\Pest10\201028b\
Data File : 10201028b-06.d
Signal(s) : Signal #1: ECD1A.CH Signal #2: ECD2B.CH
Acq On   : 28 Oct 2020   7:06 pm
Operator : PEST10:ejl
Sample   : wg1427765-1,42,, pest pp10168 (Sig #1); pest pp10168 (Sig #2)
Misc   : wg1427765,,ical17245
ALS Vial : 6 (Sig #1); 0 (Sig #2)   Sample Multiplier: 1

Integration File signal 1: autoint1.e
Integration File signal 2: autoint2.e
Quant Time: Oct 28 19:35:36 2020
Quant Method : I:\Pest10\201028b\pest10_10_14_20_ugL_ical17245.m
Quant Title : pest
QLast Update : Wed Oct 28 11:40:46 2020
Response via : Initial Calibration
Integrator: ChemStation   6890 Scale Mode: Large solvent peaks clipped

Volume Inj.   :
Signal #1 Phase :   Signal #2 Phase:
Signal #1 Info :   Signal #2 Info :

Min. RRF   :   0.000 Min. Rel. Area : 50% Max. R.T. Dev 0.50min
Max. RRF Dev : 20%   Max. Rel. Area : 150%

		Compound	Amount	Calc.	%Dev	Area%	Dev(Min)
1	i	1-br-2-nb_Pesticides	25.000	25.000	0.0	109	0.00
2	s	2,4,5,6-Tetrachloro-m-xyl	50.000	46.460	7.1	117	0.00
3	t	Hexachlorobenzene	50.000	44.895	10.2	117	0.00
4	t	alpha-BHC	50.000	48.773	2.5	116	0.00
5	t	gamma-BHC (lindane)	50.000	52.533	-5.1	115	0.00
6	t	beta-BHC	50.000	53.406	-6.8	111	0.00
7	t	delta-BHC	50.000	53.700	-7.4	118	0.00
8	t	Heptachlor	50.000	54.157	-8.3	116	0.00
9	t	Aldrin	50.000	53.194	-6.4	114	0.00
10	t	Alachlor	50.000	52.940	-5.9	127	0.00
11	t	Chlorpyrifos	50.000	61.991	-24.0#	123	0.00
12	t	Heptachlor Epoxide	50.000	54.541	-9.1	114	0.00
13	t	gamma-Chlordane (trans)	50.000	53.483	-7.0	115	0.00
14	t	alpha-Chlordane (cis)	50.000	53.820	-7.6	115	0.00
15	t	4,4'-DDE	50.000	48.018	4.0	115	0.00
16	t	Endosulfan I	50.000	55.081	-10.2	116	0.00
17	t	Dieldrin	50.000	50.777	-1.6	124	0.00
18	t	Endrin	50.000	57.474	-14.9	123	0.00
19	t	4,4'-DDD	50.000	54.299	-8.6	128	0.00
20	t	Endosulfan II	50.000	57.126	-14.3	120	0.00
21	t	4,4'-DDT	50.000	53.200	-6.4	128	0.00
22	t	Endrin Aldehyde	50.000	54.646	-9.3	126	0.00
23	t	Methoxychlor	50.000	66.092	-32.2#	136	0.00
24	t	Mirex	50.000	64.552	-29.1#	133	0.00
25	t	Endosulfan Sulfate	50.000	63.598	-27.2#	134	0.00
26	t	Endrin Ketone	50.000	55.996	-12.0	138	0.00
27	s	Decachlorobiphenyl	50.000	67.114	-34.2#	142	-0.01

Evaluate Continuing Calibration Report - Not Founds

Evaluate Continuing Calibration Report

Data Path : I:\Pest10\201028b\
Data File : 10201028b-06.d
Signal(s) : Signal #1: ECD1A.CH Signal #2: ECD2B.CH
Acq On   : 28 Oct 2020   7:06 pm
Operator : PEST10:ejl
Sample   : wg1427765-1,42,, pest pp10168 (Sig #1); pest pp10168 (Sig #2)
Misc   : wg1427765,,ical17245
ALS Vial : 6 (Sig #1); 0 (Sig #2)   Sample Multiplier: 1

Integration File signal 1: autoint1.e
Integration File signal 2: autoint2.e
Quant Time: Oct 28 19:35:36 2020
Quant Method : I:\Pest10\201028b\pest10_10_14_20_ugL_ical17245.m
Quant Title : pest
QLast Update : Wed Oct 28 11:40:46 2020
Response via : Initial Calibration
Integrator: ChemStation   6890 Scale Mode: Large solvent peaks clipped

Volume Inj.   :
Signal #1 Phase :   Signal #2 Phase:
Signal #1 Info :   Signal #2 Info :

Min. RRF   :   0.000 Min. Rel. Area : 50% Max. R.T. Dev 0.50min
Max. RRF Dev : 20%   Max. Rel. Area : 150%

		Compound	Amount	Calc.	%Dev	Area%	Dev(Min)
28	i	1-br-2-nb_Chlordane	25.000	25.000	0.0	0	-1.22#
29	l1	chlordane-1	2500.000	0.000	100.0#	0	-2.33#
30	l1	chlordane-3	2500.000	0.000	100.0#	0	-2.73#
31	l1	chlordane-4	2500.000	0.000	100.0#	0	-3.27#
32	l1	chlordane-5	2500.000	0.000	100.0#	0	-3.39#
33	i	1-br-2-nb_Toxaphene	25.000	25.000	0.0	0	-1.22#
34	l2	toxaphene-1	5000.000	0.000	100.0#	0	-4.28#
35	l2	toxaphene-2	5000.000	0.000	100.0#	0	-4.41#
36	l2	toxaphene-4	5000.000	0.000	100.0#	0	-4.85#
37	l2	toxaphene-5	5000.000	0.000	100.0#	0	-5.04#

Signal #2

28	i	1-br-2-nb_Chlordane	25.000	25.000	0.0	0	-1.27#
29	l1	chlordane-1	2500.000	0.000	100.0#	0	-2.63#
30	l1	chlordane-3	2500.000	0.000	100.0#	0	-3.21#
31	l1	chlordane-4	2500.000	0.000	100.0#	0	-3.86#
32	l1	chlordane-5	2500.000	0.000	100.0#	0	-4.03#
33	i	1-br-2-nb_Toxaphene	25.000	25.000	0.0	0	-1.27#
34	l2	toxaphene-1	5000.000	0.000	100.0#	0	-4.89#
35	l2	toxaphene-2	5000.000	0.000	100.0#	0	-4.92#
36	l2	toxaphene-4	5000.000	0.000	100.0#	0	-5.25#
37	l2	toxaphene-5	5000.000	0.000	100.0#	0	-5.66#

(#) = Out of Range SPCC's out = 0 CCC's out = 0

Quantitation Report (QT Reviewed)

Data Path : I:\Pest10\201028b\
Data File : 10201028b-06.d
Signal(s) : Signal #1: ECD1A.CH Signal #2: ECD2B.CH
Acq On : 28 Oct 2020 7:06 pm
Operator : PEST10:ejl
Sample : wg1427765-1,42,, pest pp10168 (Sig #1); pest pp10168 (Sig #2)
Misc : wg1427765,,ical17245
ALS Vial : 6 (Sig #1); 0 (Sig #2) Sample Multiplier: 1

Integration File signal 1: autoint1.e
Integration File signal 2: autoint2.e
Quant Time: Oct 28 19:35:36 2020
Quant Method : I:\Pest10\201028b\pest10_10_14_20_ugL_ical17245.m
Quant Title : pest
QLast Update : Wed Oct 28 11:40:46 2020
Response via : Initial Calibration
Integrator: ChemStation 6890 Scale Mode: Large solvent peaks clipped

Volume Inj. :
Signal #1 Phase : Signal #2 Phase:
Signal #1 Info : Signal #2 Info :

Sub List : Default - All compounds listed

	Compound	RT#1	RT#2	Resp#1	Resp#2	ug/l	ug/l
	Internal Standards						
1) i	1-br-2-nb_Pe	1.223	1.272	250.6E6	166.4E6	25.000	25.000
28) i	1-br-2-nb_Ch	0.000	0.000	0	0	N.D. d	N.D. d
33) i	1-br-2-nb_To	0.000	0.000	0	0	N.D. d	N.D. d
	System Monitoring Compounds						
2) s	2,4,5,6-Tetr	1.556	1.722	550.9E6	343.2E6	54.674	46.460
	Spiked Amount 50.000	Range 30 - 150		Recovery =		109.35%	92.92%
27) s	Decachlorobi	6.190	6.768	535.5E6	278.5E6	69.903	67.114
	Spiked Amount 50.000	Range 30 - 150		Recovery =		139.81%	134.23%
	Target Compounds						
3) t	Hexachlorobe	1.762	2.024	625.7E6	396.2E6	45.084	44.895
4) t	alpha-BHC	1.859	2.115	836.4E6	535.1E6	53.589	48.773
5) t	gamma-BHC (l	2.055	2.384	764.9E6	489.8E6	52.943	52.533
6) t	beta-BHC	2.109	2.447	341.3E6	216.1E6	54.950	53.406
7) t	delta-BHC	2.233	2.699	806.7E6	519.5E6	53.924	53.700
8) t	Heptachlor	2.388	2.759	753.5E6	487.1E6	56.087	54.157
9) t	Aldrin	2.622	3.062	716.5E6	454.3E6	54.613	53.194
10) t	Alachlor	2.747	2.956	118.5E6	78928054	51.255	52.940
11) t	Chlorpyrifos	2.834	3.296	411.9E6	265.8E6	62.451	61.991
12) t	Heptachlor E	3.154	3.653	695.7E6	441.8E6	55.979	54.541
13) t	gamma-Chlord	3.273	3.865	710.3E6	453.5E6	54.466	53.483
14) t	alpha-Chlord	3.404	4.034	697.6E6	438.3E6	54.404	53.820
15) t	4,4'-DDE	3.501	4.251	702.0E6	432.6E6	53.385	48.018
16) t	Endosulfan I	3.537	4.096	654.6E6	412.7E6	56.060	55.081
17) t	Dieldrin	3.791	4.409	742.1E6	455.7E6	48.707	50.777
18) t	Endrin	4.042	4.722	738.3E6	443.0E6	58.158	57.474
19) t	4,4'-DDD	4.161	4.859	605.0E6	362.9E6	50.753	54.299
20) t	Endosulfan I	4.296	4.930	653.1E6	393.6E6	57.894	57.126
21) t	4,4'-DDT	4.470	5.146	645.4E6	396.4E6	59.416	53.200
22) t	Endrin Aldeh	4.734	5.239	550.4E6	326.9E6	60.672M4	54.646
23) t	Methoxychlor	4.980	5.731	347.1E6	211.9E6	64.032	66.092

Data Path : I:\Pest10\201028b\
Data File : 10201028b-06.d
Signal(s) : Signal #1: ECD1A.CH Signal #2: ECD2B.CH
Acq On : 28 Oct 2020 7:06 pm
Operator : PEST10:ejl
Sample : wg1427765-1,42,, pest pp10168 (Sig #1); pest pp10168 (Sig #2)
Misc : wg1427765,,ical17245
ALS Vial : 6 (Sig #1); 0 (Sig #2) Sample Multiplier: 1

Integration File signal 1: autoint1.e
Integration File signal 2: autoint2.e
Quant Time: Oct 28 19:35:36 2020
Quant Method : I:\Pest10\201028b\pest10_10_14_20_ugL_ical17245.m
Quant Title : pest
QLast Update : Wed Oct 28 11:40:46 2020
Response via : Initial Calibration
Integrator: ChemStation 6890 Scale Mode: Large solvent peaks clipped

Volume Inj. :
Signal #1 Phase : Signal #2 Phase:
Signal #1 Info : Signal #2 Info :

Sub List : Default - All compounds listed

	Compound	RT#1	RT#2	Resp#1	Resp#2	ug/l	ug/l
24) t	Mirex	5.024	5.851	513.4E6	299.8E6	60.116M4	64.552
25) t	Endosulfan S	5.140	5.474	645.7E6	379.5E6	63.887	63.598
26) t	Endrin Keton	5.371	5.892	701.2E6	411.4E6	55.926	55.996
29) l1	chlordane-1	0.000	0.000	0	0	N.D. d	N.D. d
30) l1	chlordane-3	0.000	0.000	0	0	N.D. d	N.D. d
31) l1	chlordane-4	0.000	0.000	0	0	N.D. d	N.D. d
32) l1	chlordane-5	0.000	0.000	0	0	N.D. d	N.D. d
Sum	chlordane-1			0	0	N.D.	N.D.
Average	chlordane-1					0.000	0.000
34) l2	toxaphene-1	0.000	0.000	0	0	N.D. d	N.D. d
35) l2	toxaphene-2	0.000	0.000	0	0	N.D. d	N.D. d
36) l2	toxaphene-4	0.000	0.000	0	0	N.D. d	N.D. d
37) l2	toxaphene-5	0.000	0.000	0	0	N.D. d	N.D. d
Sum	toxaphene-1			0	0	N.D.	N.D.
Average	toxaphene-1					0.000	0.000

SemiQuant Compounds - Not Calibrated on this Instrument

Sum	toxaphene-1			0	0	N.D.	N.D.
Average	toxaphene-1					0.000	0.000

(f)=RT Delta > 1/2 Window (D)=Amounts differ by > 40% (m)=manual int.
(#)=Recovery Exceeds Compound Acceptance Limits.
(I,C,F) I=Interference, C=Coelluting Calibration Peak, F=Fails CC Criteria.

Sub List : Default - All compounds listed Reviewed)

Data Path : I:\Pest10\201028b\
Data File : 10201028b-06.d
Signal(s) : Signal #1: ECD1A.CH Signal #2: ECD2B.CH
Acq On : 28 Oct 2020 7:06 pm
Operator : PEST10:ejl
Sample : wg1427765-1,42,, pest pp10168 (Sig #1); pest pp10168 (Sig #2)
Misc : wg1427765,,ical17245
ALS Vial : 6 (Sig #1); 0 (Sig #2) Sample Multiplier: 1

Integration File signal 1: autoint1.e
Integration File signal 2: autoint2.e
Quant Time: Oct 28 19:35:36 2020
Quant Method : I:\Pest10\201028b\pest10_10_14_20_ugL_ical17245.m
Quant Title : pest
QLast Update : Wed Oct 28 11:40:46 2020
Response via : Initial Calibration
Integrator: ChemStation 6890 Scale Mode: Large solvent peaks clipped

Volume Inj. :
Signal #1 Phase : Signal #2 Phase:
Signal #1 Info : Signal #2 Info :

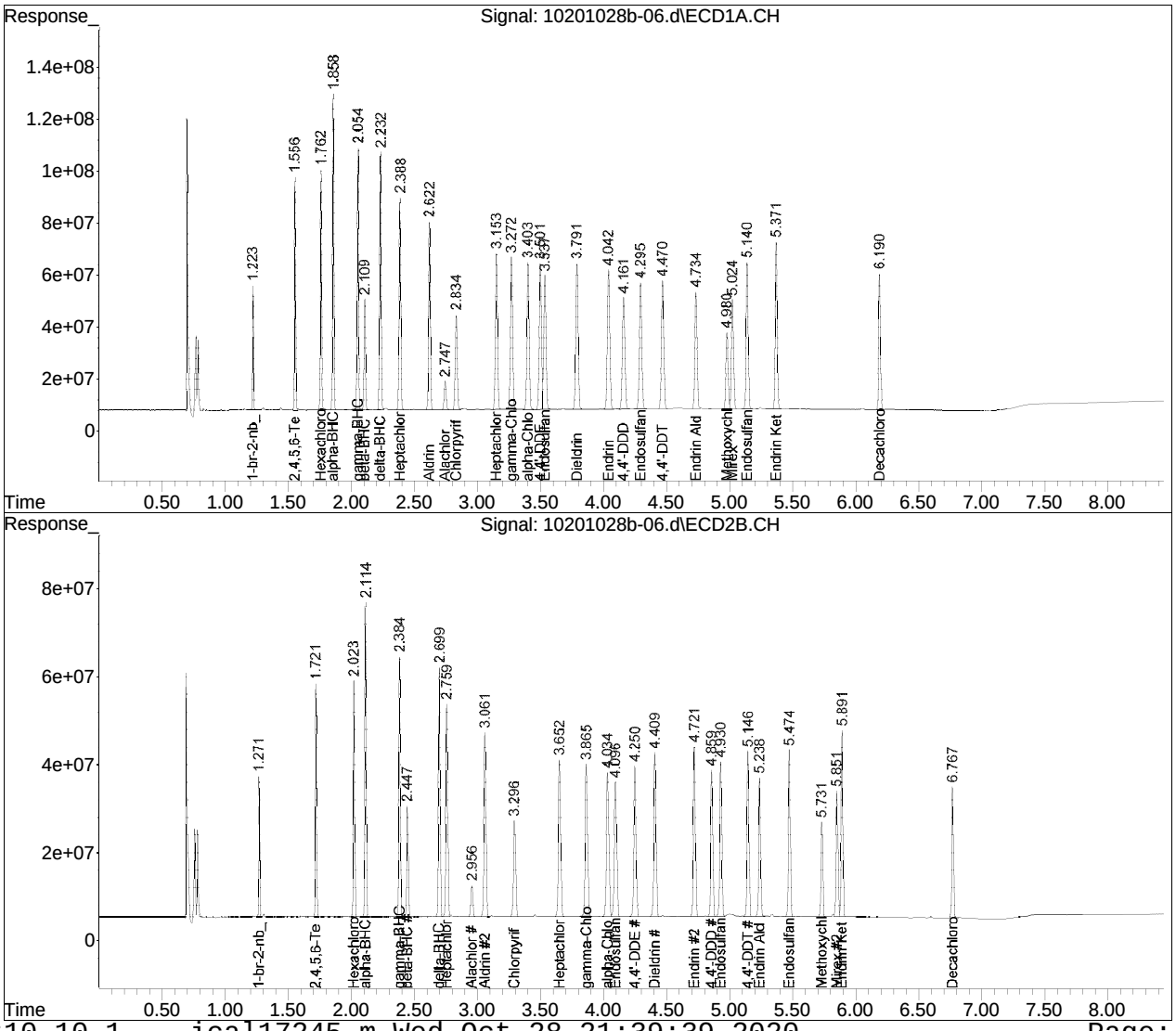

Manual Integration Report

Data Path : I:\Pest10\201028b\ QMethod : pest10_10_14_20_ugL_ical
Data File : 10201028b-06.d Operator : PEST10:ejl
Date Inj'd : 10/28/2020 7:06 pm Instrument : Pest 10
Sample : wg1427765-1,42,, pest pp10 Quant Date : 10/28/2020 7:33 pm

Compound #22: Endrin Aldehyde

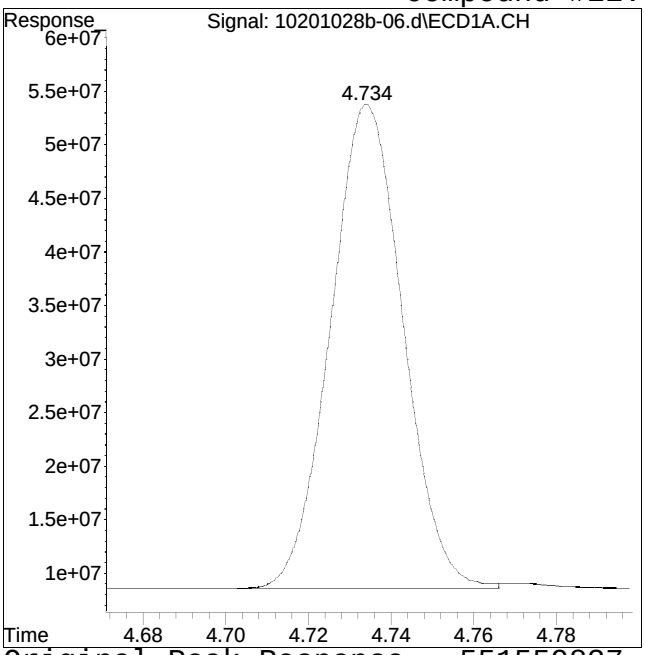

Original Peak Response = 551559837

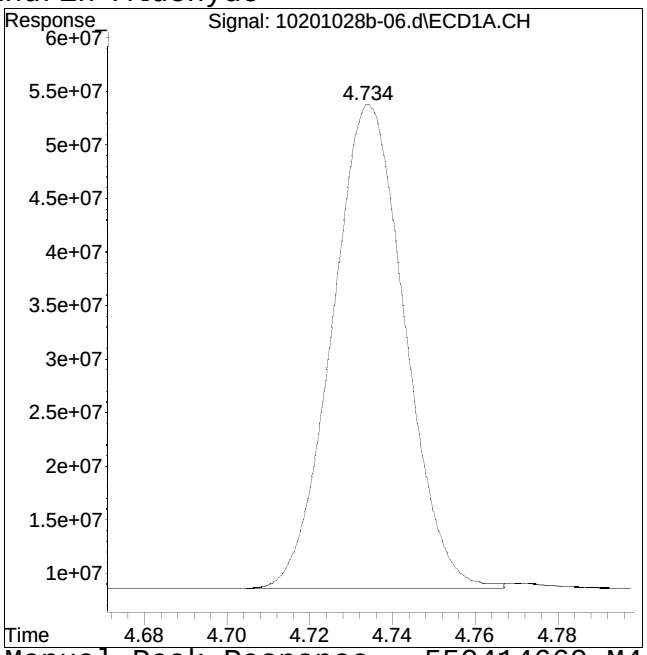

Manual Peak Response = 550414660 M4

M4 = Poor automated baseline construction.

Manual Integration Report

Data Path : I:\Pest10\201028b\ QMethod : pest10_10_14_20_ugL_ical
Data File : 10201028b-06.d Operator : PEST10:ejl
Date Inj'd : 10/28/2020 7:06 pm Instrument : Pest 10
Sample : wg1427765-1,42,, pest pp10 Quant Date : 10/28/2020 7:33 pm

Compound #24: Mirex

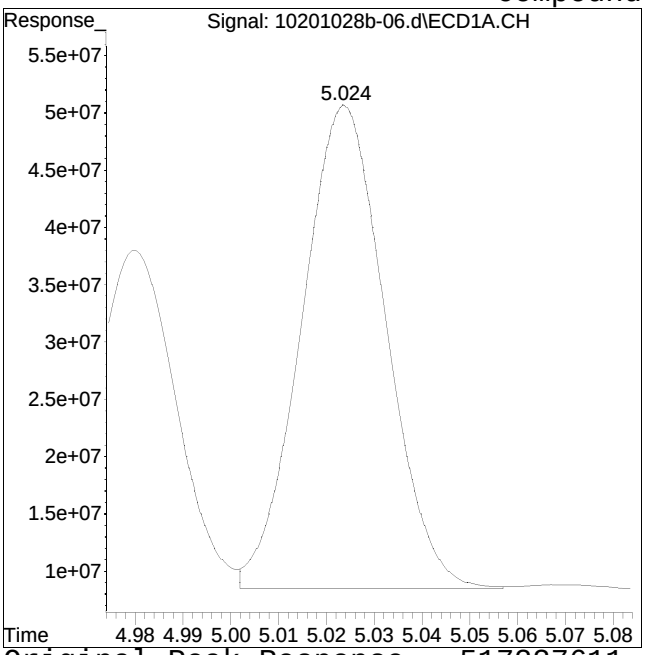

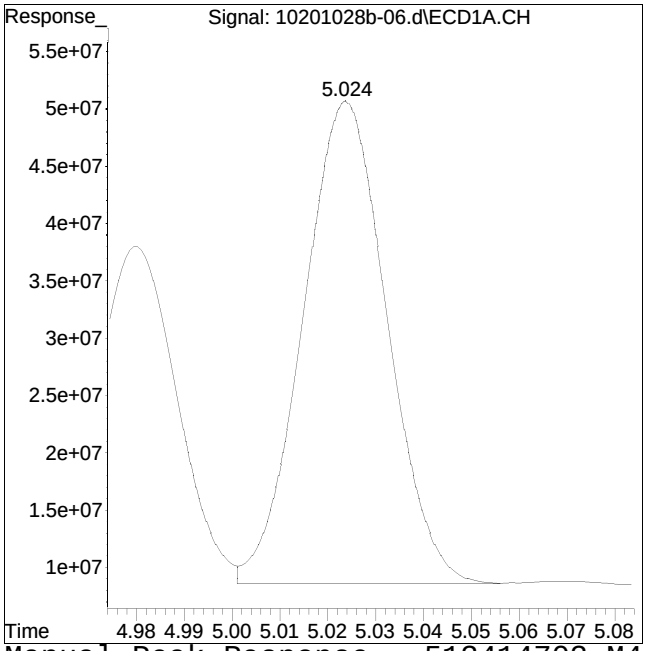

Original Peak Response = 517227611 Manual Peak Response = 513414703 M4
M4 = Poor automated baseline construction.

Degradation Check Standard

Performance Evaluation Mixture Summary
Form 15
Pesticides

Client	: Impact Environmental	**Lab Number**	: L2046791
Project Name	: 13-12 BEACH CHANNEL DRIVE	**Project Number**	: 15209
Instrument ID	: PEST15	**Analysis Date**	: 10/28/20 05:44
PEM Standard	: R1366368-1		
Column 1	: RTX-5	**Column 2**	: RTX-CLPPesticides2

Parameter	Signal 1	Signal 2
4,4'-DDE	1013448.832	435075.0876
Endrin	305548604.3125	140252565.6875
4,4'-DDD	1433126.39	617389.688
4,4'-DDT	509177076.51937	254652409.84531
Endrin Aldehyde	590672.4676	799325.49977
Endrin Ketone	1765152.2465	732321.7908

Parameter	%Breakdown 1	%Breakdown 2
Endrin	0.765	1.08
DDT	0.478	0.412

Performance Evaluation Mixture Summary
Form 15
Pesticides

Client	: Impact Environmental	**Lab Number**	: L2046791
Project Name	: 13-12 BEACH CHANNEL DRIVE	**Project Number**	: 15209
Instrument ID	: PEST10	**Analysis Date**	: 10/28/20 17:56
PEM Standard	: R1366435-1		
Column 1	: RTX-5	**Column 2**	: RTX-CLPPesticides2

Parameter	Signal 1	Signal 2
4,4'-DDE	2697764.62711	1690698.90595
Endrin	605878317.87743	363745246.33315
4,4'-DDD	4941480.50568	2187082.21607
4,4'-DDT	993481524.12416	614993417.60239
Endrin Aldehyde	1349513.79717	931737.12128
Endrin Ketone	3386592.21277	2153028.9878

Parameter	%Breakdown 1	%Breakdown 2
Endrin	0.776	0.841
DDT	0.763	0.626

Quantitation Report (QT Reviewed)

Data Path : I:\Pest15\201028a\
Data File : 15201028a-01.d
Signal(s) : Signal #1: ECD1A.ch Signal #2: ECD2B.ch
Acq On : 28 Oct 2020 5:44 am
Operator : PEST15:sm
Sample : pem15201028a-01,42,, deg pp 10100 (Sig #1); deg pp 10100 (Sig #2)
Misc : wg1427385,,ical17155
ALS Vial : 1 Sample Multiplier: 1

Integration File signal 1: events.e
Integration File signal 2: autoint2.e
Quant Time: Oct 28 06:47:17 2020
Quant Method : I:\Pest15\201028a\P15_pest_09_09_20_ugL_ICAL17155.m
Quant Title : pest
QLast Update : Wed Oct 28 06:43:37 2020
Response via : Initial Calibration
Integrator: ChemStation

Volume Inj. :
Signal #1 Phase : Signal #2 Phase:
Signal #1 Info : Signal #2 Info :

Sub List : DEG - DDT/Endrin degradation check

	Compound	RT#1	RT#2	Resp#1	Resp#2	ug/l	ug/l
	Internal Standards						
1) i	1-br-2-nb_Pe	1.725	1.802	123.5E6	57939060	25.000	25.000
	System Monitoring Compounds						
	Target Compounds						
15)	4,4'-DDE	4.104	4.594	1013449	435075	0.201M2	0.192M2
18)	Endrin	4.503	4.948	305.5E6	140.3E6	60.092	61.422
19)	4,4'-DDD	4.564	5.027	1433126	617390	0.370M2	0.354M2
21)	4,4'-DDT	4.775	5.251	509.2E6	254.7E6	109.078	117.989
22)	Endrin Aldeh	4.966	5.336	590672	799325	0.153M2	0.441M2
D							
26)	Endrin Keton	5.470	5.893	1765152	732322	0.365M2	0.327M2
	Sum chlordane-1			0	0	N.D.	N.D.
Average	chlordane-1					0.000	0.000
	Sum toxaphene-1			0	0	N.D.	N.D.
Average	toxaphene-1					0.000	0.000
	SemiQuant Compounds - Not Calibrated on this Instrument						
	Sum toxaphene-1			0	0	N.D.	N.D.
Average	toxaphene-1					0.000	0.000

(f)=RT Delta > 1/2 Window (D)=Amounts differ by > 40% (m)=manual int.
(#)=Recovery Exceeds Compound Acceptance Limits.
(I,C,F) I=Interference, C=Coelluting Calibration Peak, F=Fails CC Criteria.

Sub List : DEG - DDT/Endrin degradation checkiewed)

Data Path : I:\Pest15\201028a\
Data File : 15201028a-01.d
Signal(s) : Signal #1: ECD1A.ch Signal #2: ECD2B.ch
Acq On : 28 Oct 2020 5:44 am
Operator : PEST15:sm
Sample : pem15201028a-01,42,, deg pp 10100 (Sig #1); deg pp 10100 (Sig #2)
Misc : wg1427385,,ical17155
ALS Vial : 1 Sample Multiplier: 1

Integration File signal 1: events.e
Integration File signal 2: autoint2.e
Quant Time: Oct 28 06:47:17 2020
Quant Method : I:\Pest15\201028a\P15_pest_09_09_20_ugL_ICAL17155.m
Quant Title : pest
QLast Update : Wed Oct 28 06:43:37 2020
Response via : Initial Calibration
Integrator: ChemStation

Volume Inj. :
Signal #1 Phase : Signal #2 Phase:
Signal #1 Info : Signal #2 Info :

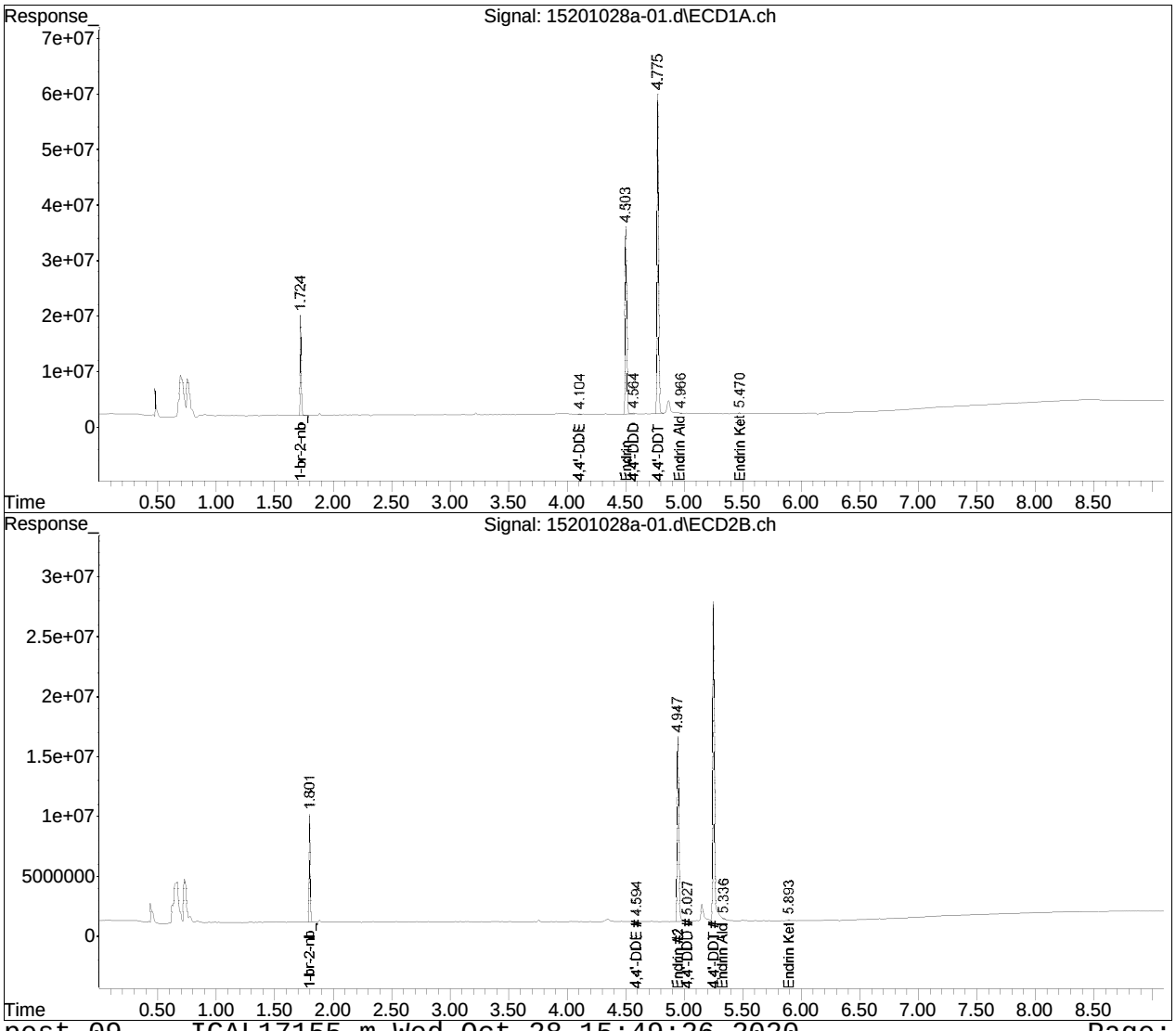

Manual Integration Report

Data Path : I:\Pest15\201028a\ QMethod : P15_pest_09_09_20_ugL_IC
Data File : 15201028a-01.d Operator : PEST15:sm
Date Inj'd : 10/28/2020 5:44 am Instrument : Pest 15
Sample : pem15201028a-01,42,, deg pQuant Date : 10/28/2020 6:45 am

Compound #15: 4,4'-DDE

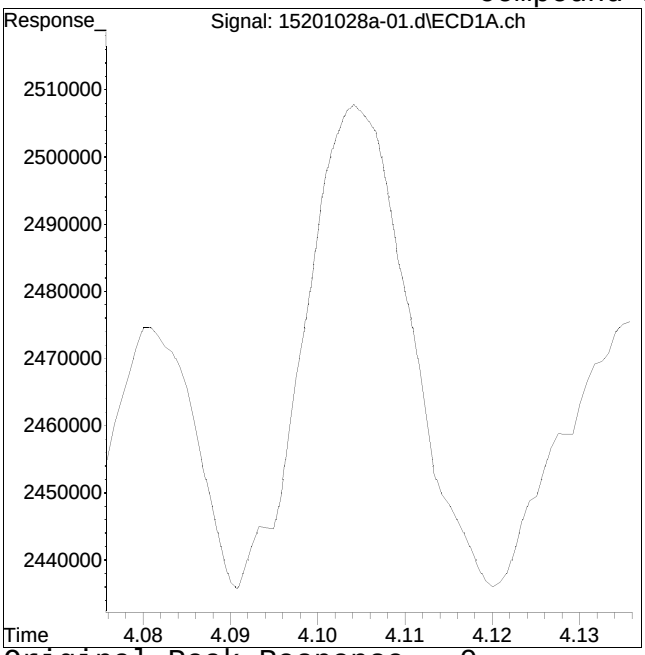

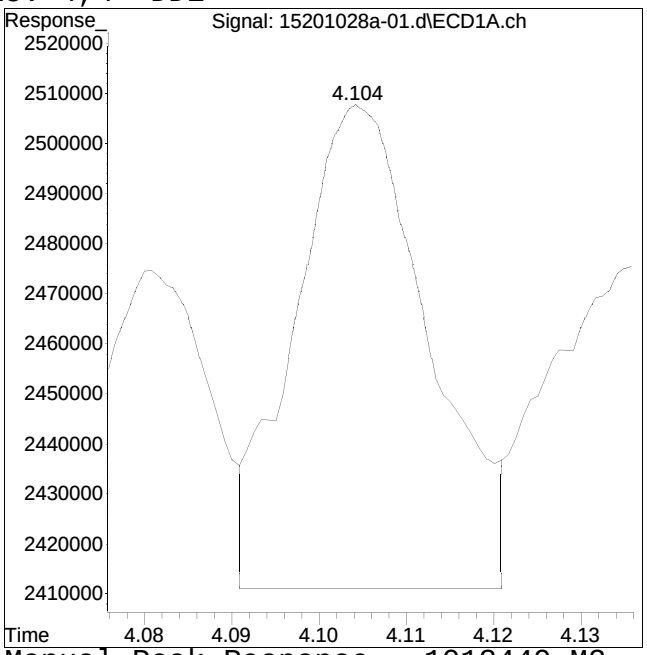

Original Peak Response = 0 Manual Peak Response = 1013449 M2
M2 = Peak not found by automatic integration algorithm.

Manual Integration Report

Data Path : I:\Pest15\201028a\ QMethod : P15_pest_09_09_20_ugL_IC
Data File : 15201028a-01.d Operator : PEST15:sm
Date Inj'd : 10/28/2020 5:44 am Instrument : Pest 15
Sample : pem15201028a-01,42,, deg pQuant Date : 10/28/2020 6:45 am

Compound #53: 4,4'-DDE #2

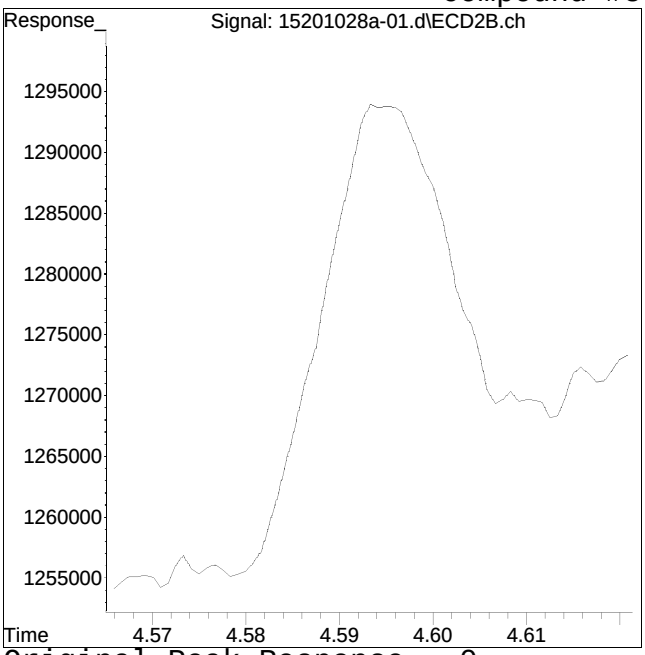

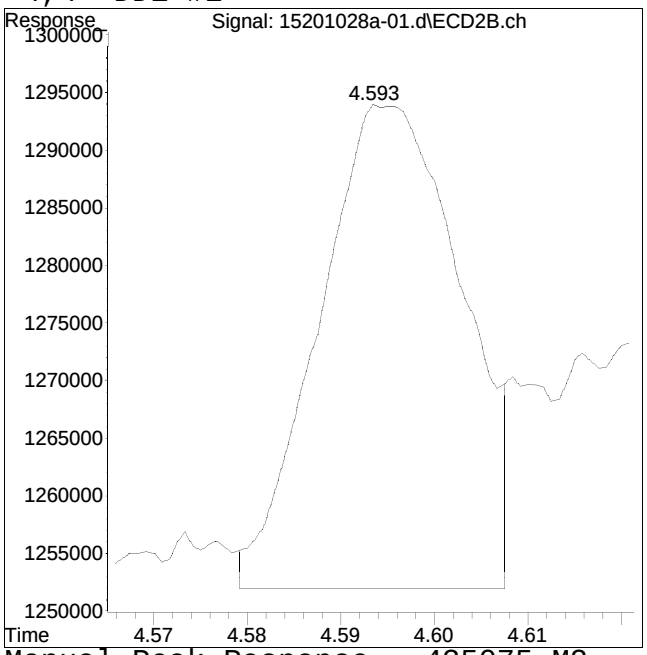

Original Peak Response = 0 Manual Peak Response = 435075 M2
M2 = Peak not found by automatic integration algorithm.

Manual Integration Report

Data Path : I:\Pest15\201028a\ QMethod : P15_pest_09_09_20_ugL_IC
Data File : 15201028a-01.d Operator : PEST15:sm
Date Inj'd : 10/28/2020 5:44 am Instrument : Pest 15
Sample : pem15201028a-01,42,, deg pQuant Date : 10/28/2020 6:45 am

Compound #19: 4,4'-DDD

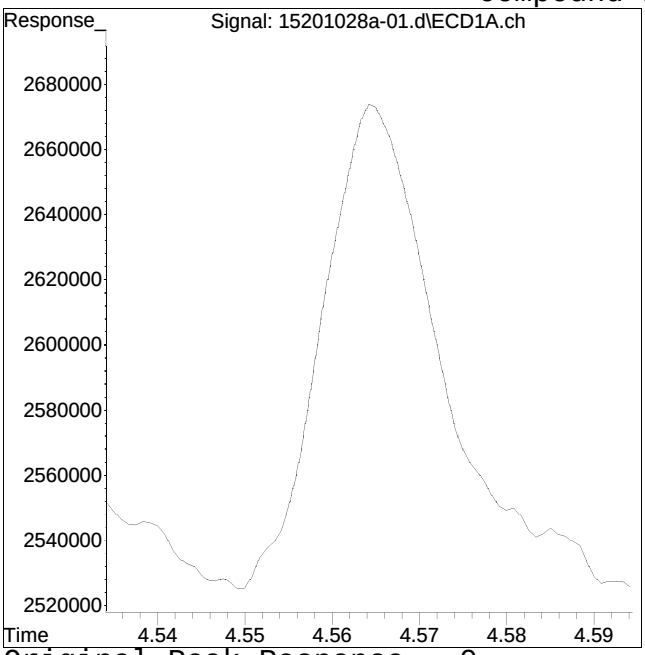

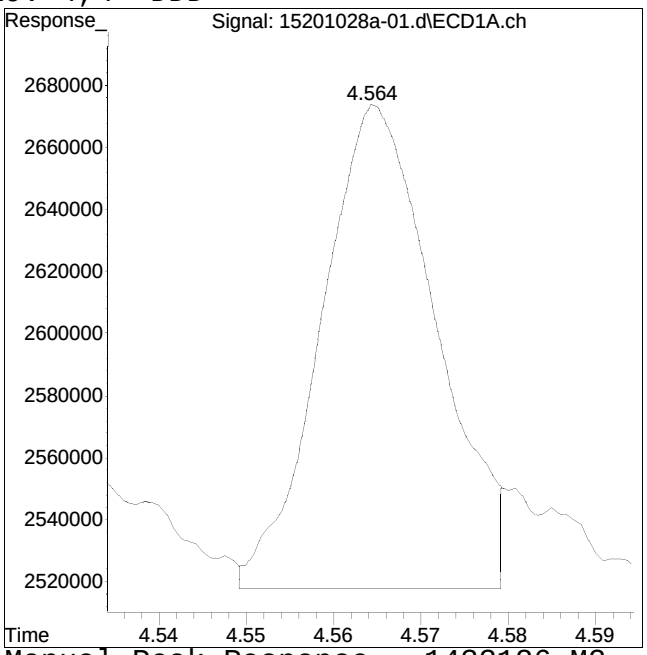

Original Peak Response = 0 Manual Peak Response = 1433126 M2
M2 = Peak not found by automatic integration algorithm.

Manual Integration Report

Data Path : I:\Pest15\201028a\ QMethod : P15_pest_09_09_20_ugL_IC
Data File : 15201028a-01.d Operator : PEST15:sm
Date Inj'd : 10/28/2020 5:44 am Instrument : Pest 15
Sample : pem15201028a-01,42,, deg pQuant Date : 10/28/2020 6:45 am

Compound #57: 4,4'-DDD #2

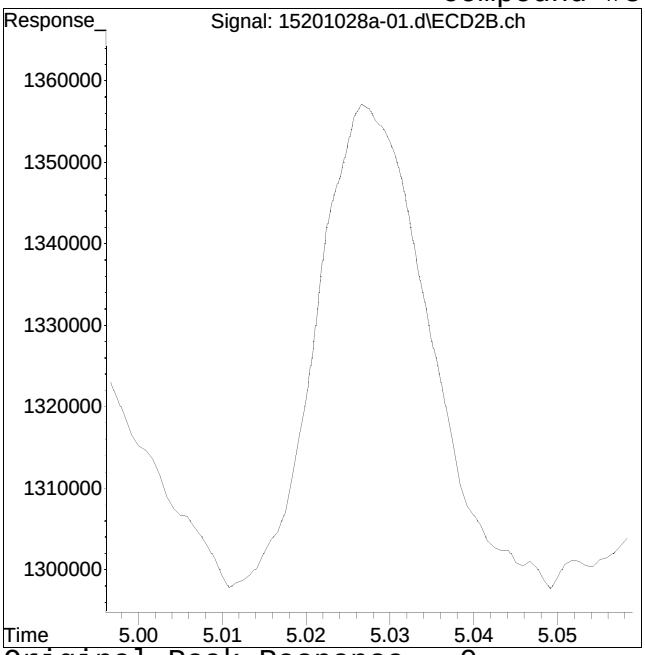

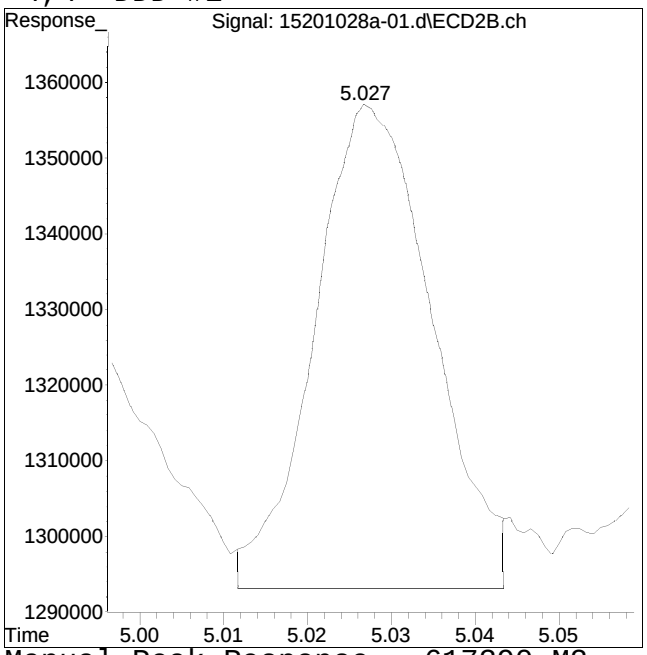

Original Peak Response = 0 Manual Peak Response = 617390 M2
M2 = Peak not found by automatic integration algorithm.

Manual Integration Report

Data Path : I:\Pest15\201028a\ QMethod : P15_pest_09_09_20_ugL_IC
Data File : 15201028a-01.d Operator : PEST15:sm
Date Inj'd : 10/28/2020 5:44 am Instrument : Pest 15
Sample : pem15201028a-01,42,, deg pQuant Date : 10/28/2020 6:45 am

Compound #22: Endrin Aldehyde

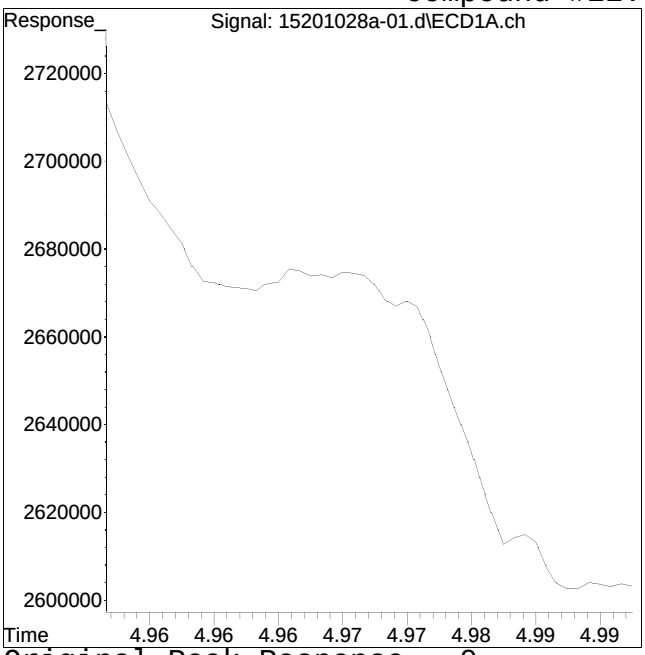

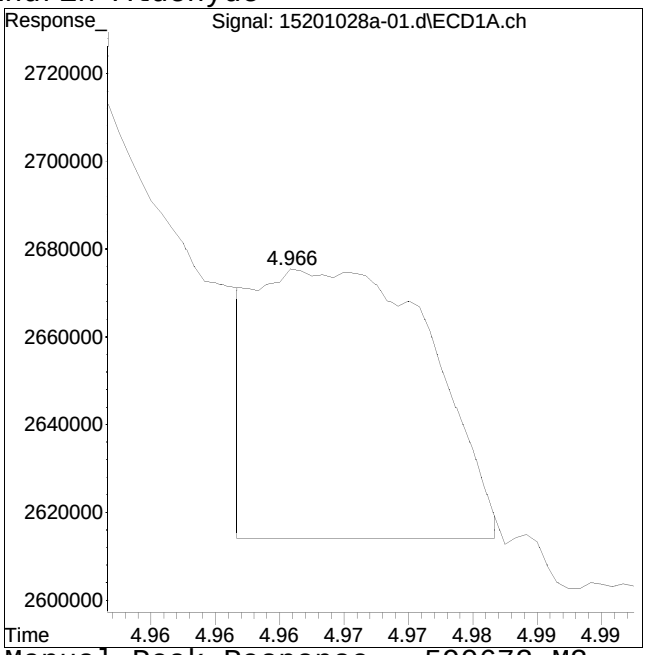

Original Peak Response = 0 Manual Peak Response = 590672 M2
M2 = Peak not found by automatic integration algorithm.

Manual Integration Report

Data Path : I:\Pest15\201028a\ QMethod : P15_pest_09_09_20_ugL_IC
Data File : 15201028a-01.d Operator : PEST15:sm
Date Inj'd : 10/28/2020 5:44 am Instrument : Pest 15
Sample : pem15201028a-01,42,, deg pQuant Date : 10/28/2020 6:45 am

Compound #60: Endrin Aldehyde #2

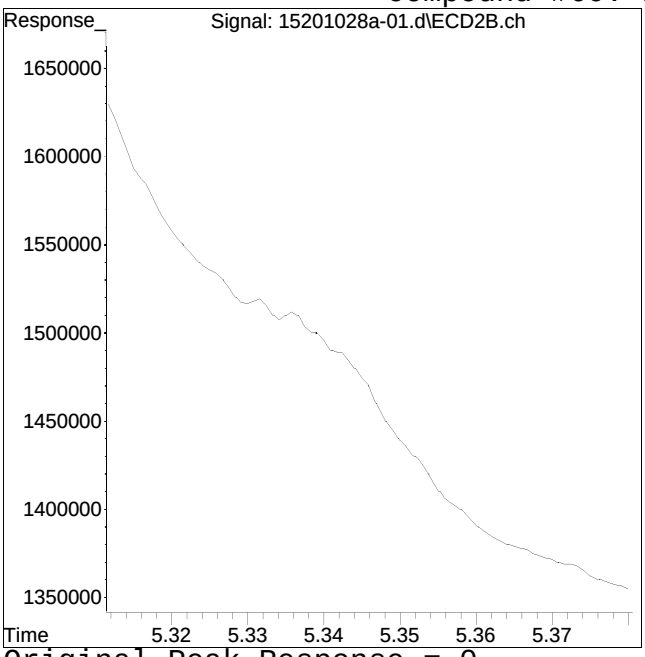

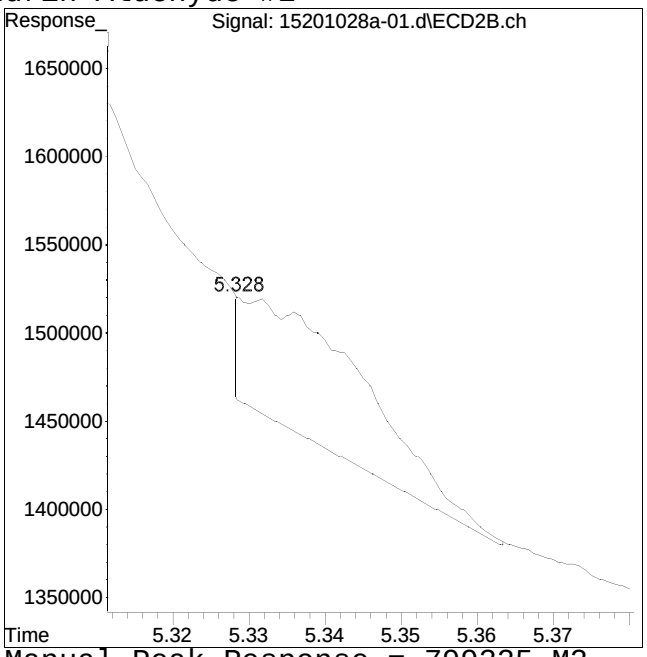

Original Peak Response = 0 Manual Peak Response = 799325 M2
M2 = Peak not found by automatic integration algorithm.

Manual Integration Report

Data Path : I:\Pest15\201028a\ QMethod : P15_pest_09_09_20_ugL_IC
Data File : 15201028a-01.d Operator : PEST15:sm
Date Inj'd : 10/28/2020 5:44 am Instrument : Pest 15
Sample : pem15201028a-01,42,, deg pQuant Date : 10/28/2020 6:45 am

Compound #26: Endrin Ketone

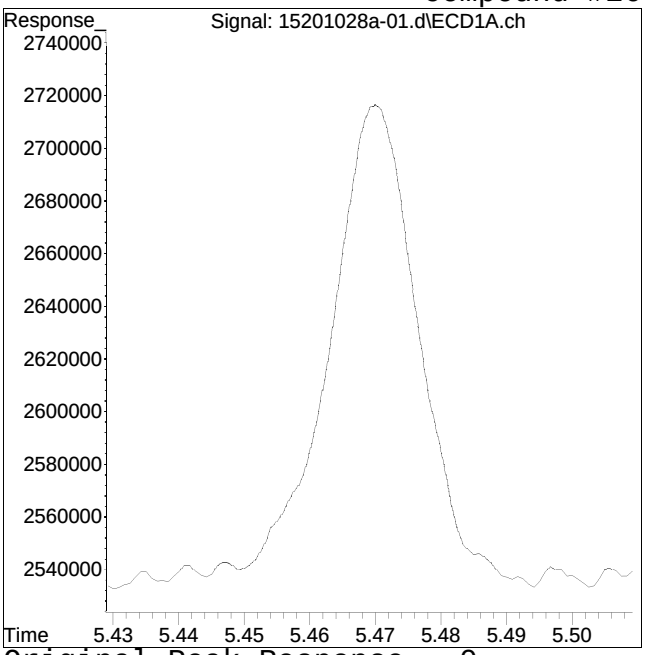

Original Peak Response = 0

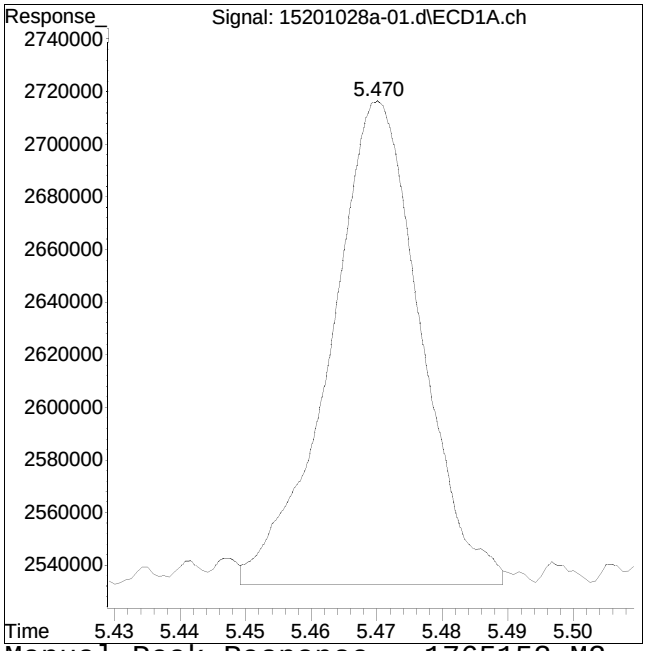

Manual Peak Response = 1765152 M2

M2 = Peak not found by automatic integration algorithm.

Manual Integration Report

Data Path : I:\Pest15\201028a\ QMethod : P15_pest_09_09_20_ugL_IC
Data File : 15201028a-01.d Operator : PEST15:sm
Date Inj'd : 10/28/2020 5:44 am Instrument : Pest 15
Sample : pem15201028a-01,42,, deg pQuant Date : 10/28/2020 6:45 am

Compound #64: Endrin Ketone #2

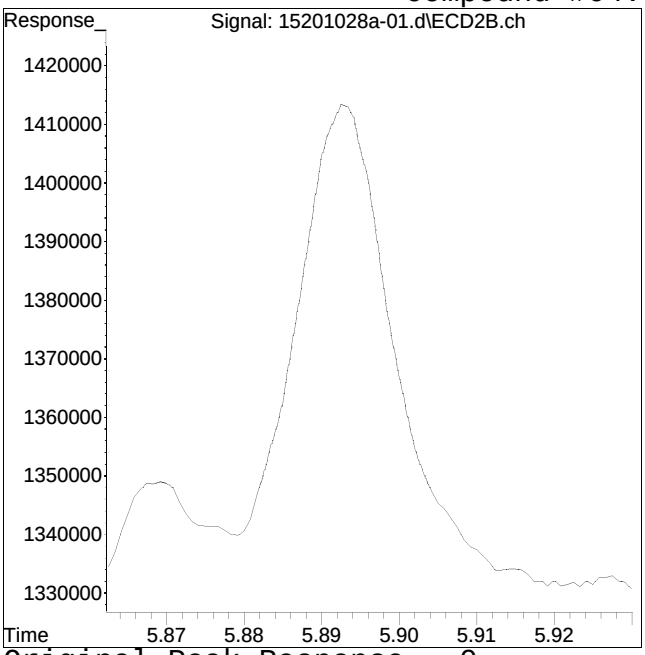

Original Peak Response = 0

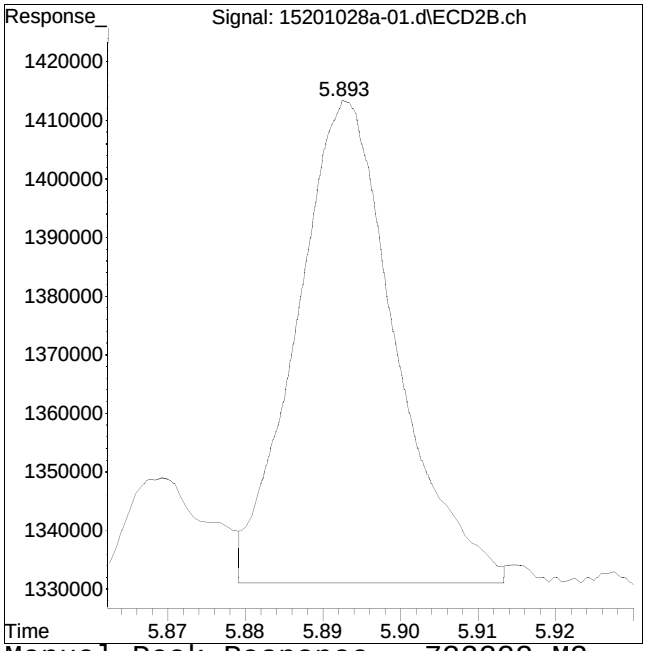

Manual Peak Response = 732322 M2

M2 = Peak not found by automatic integration algorithm.

Quantitation Report (QT Reviewed)

Data Path : I:\Pest10\201028b\
Data File : 10201028b-01.d
Signal(s) : Signal #1: ECD1A.CH Signal #2: ECD2B.CH
Acq On : 28 Oct 2020 5:56 pm
Operator : PEST10:ejl
Sample : pem10201028b-01,42,, deg pp 10100 (Sig #1); deg pp 10100 (Sig #2)
Misc : wg1427765,,ical17245
ALS Vial : 1 (Sig #1); 0 (Sig #2) Sample Multiplier: 1

Integration File signal 1: autoint1.e
Integration File signal 2: autoint2.e
Quant Time: Oct 28 18:55:33 2020
Quant Method : I:\Pest10\201028b\pest10_10_14_20_ugL_ical17245.m
Quant Title : pest
QLast Update : Wed Oct 28 11:40:46 2020
Response via : Initial Calibration
Integrator: ChemStation 6890 Scale Mode: Large solvent peaks clipped

Volume Inj. :
Signal #1 Phase : Signal #2 Phase:
Signal #1 Info : Signal #2 Info :

Sub List : DEG - DDT/Endrin degradation check

	Compound	RT#1	RT#2	Resp#1	Resp#2	ug/l	ug/l
	Internal Standards						
1) i	1-br-2-nb_Pe	1.222	1.271	225.9E6	152.6E6	25.000	25.000
	System Monitoring Compounds						
	Target Compounds						
15) t	4,4'-DDE	3.497	4.248	2697765	1690699	N.D.	0.205M2
18) t	Endrin	4.036	4.719	605.9E6	363.7E6	52.882	51.390
19) t	4,4'-DDD	4.156	4.858	4941481	2187082	0.460	0.357
21) t	4,4'-DDT	4.464	5.144	993.5E6	615.0E6	101.987	89.988
22) t	Endrin Aldeh	4.729	5.237	1349514	931737	N.D. M3	0.170M2
26) t	Endrin Keton	5.366	5.890	3386592	2153029	0.300	0.319
	Sum chlordane-1			0	0	N.D.	N.D.
Average	chlordane-1					0.000	0.000
	Sum toxaphene-1			0	0	N.D.	N.D.
Average	toxaphene-1					0.000	0.000
	SemiQuant Compounds - Not Calibrated on this Instrument						
	Sum toxaphene-1			0	0	N.D.	N.D.
Average	toxaphene-1					0.000	0.000

(f)=RT Delta > 1/2 Window (D)=Amounts differ by > 40% (m)=manual int.
(#)=Recovery Exceeds Compound Acceptance Limits.
(I,C,F) I=Interference, C=Coelluting Calibration Peak, F=Fails CC Criteria.

Sub List : DEG - DDT/Endrin degradation checkiewed)

Data Path : I:\Pest10\201028b\
Data File : 10201028b-01.d
Signal(s) : Signal #1: ECD1A.CH Signal #2: ECD2B.CH
Acq On : 28 Oct 2020 5:56 pm
Operator : PEST10:ejl
Sample : pem10201028b-01,42,, deg pp 10100 (Sig #1); deg pp 10100 (Sig #2)
Misc : wg1427765,,ical17245
ALS Vial : 1 (Sig #1); 0 (Sig #2) Sample Multiplier: 1

Integration File signal 1: autoint1.e
Integration File signal 2: autoint2.e
Quant Time: Oct 28 18:55:33 2020
Quant Method : I:\Pest10\201028b\pest10_10_14_20_ugL_ical17245.m
Quant Title : pest
QLast Update : Wed Oct 28 11:40:46 2020
Response via : Initial Calibration
Integrator: ChemStation 6890 Scale Mode: Large solvent peaks clipped

Volume Inj. :
Signal #1 Phase : Signal #2 Phase:
Signal #1 Info : Signal #2 Info :

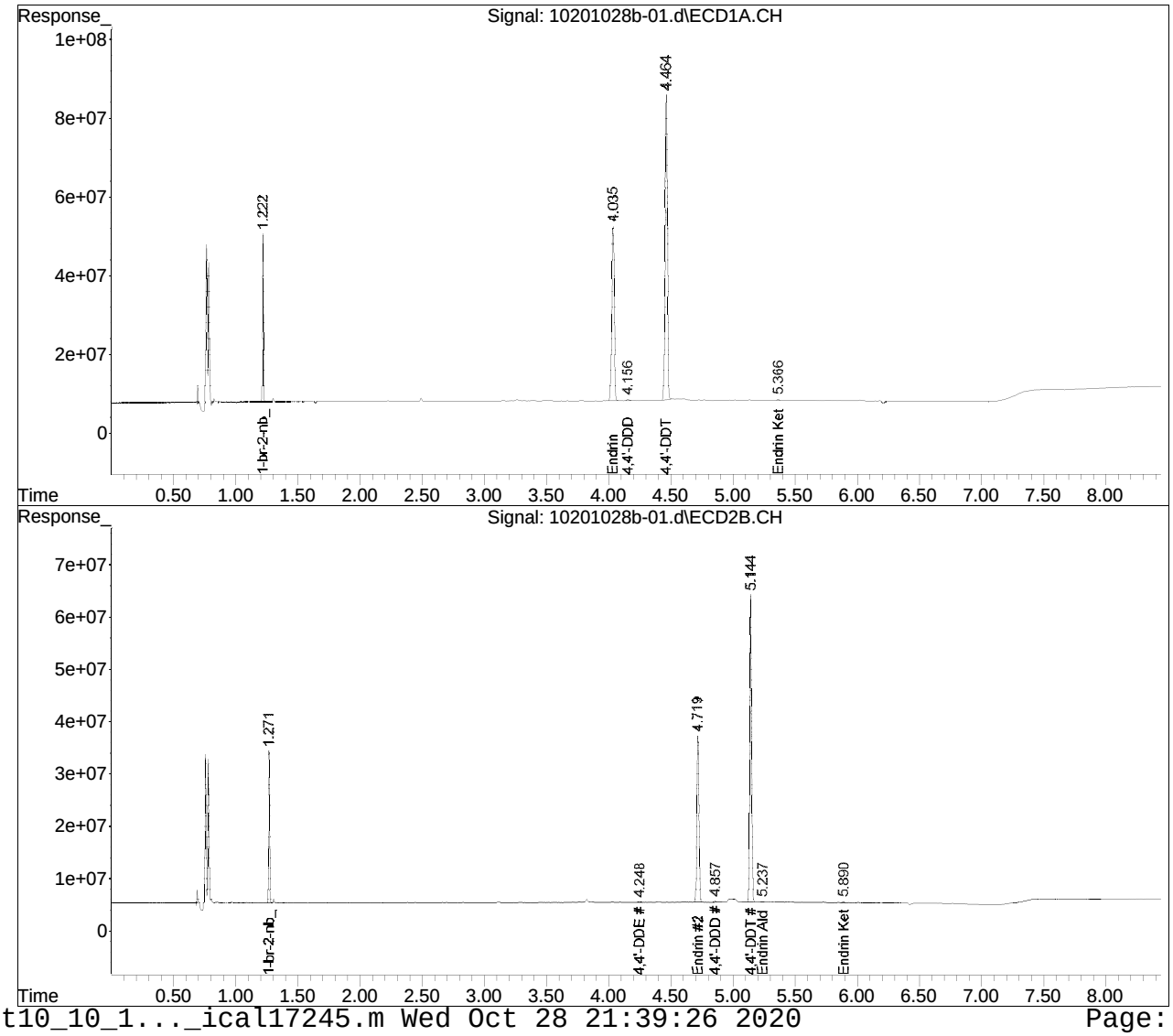

Manual Integration Report

Data Path : I:\Pest10\201028b\ QMethod : pest10_10_14_20_ugL_ical
Data File : 10201028b-01.d Operator : PEST10:ejl
Date Inj'd : 10/28/2020 5:56 pm Instrument : Pest 10
Sample : pem10201028b-01,42,, deg pQuant Date : 10/28/2020 6:54 pm

Compound #53: 4,4'-DDE #2

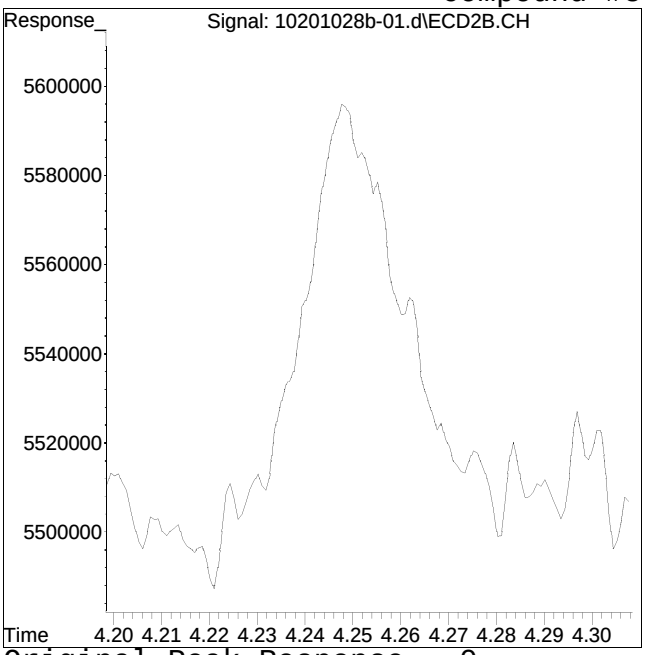

Original Peak Response = 0

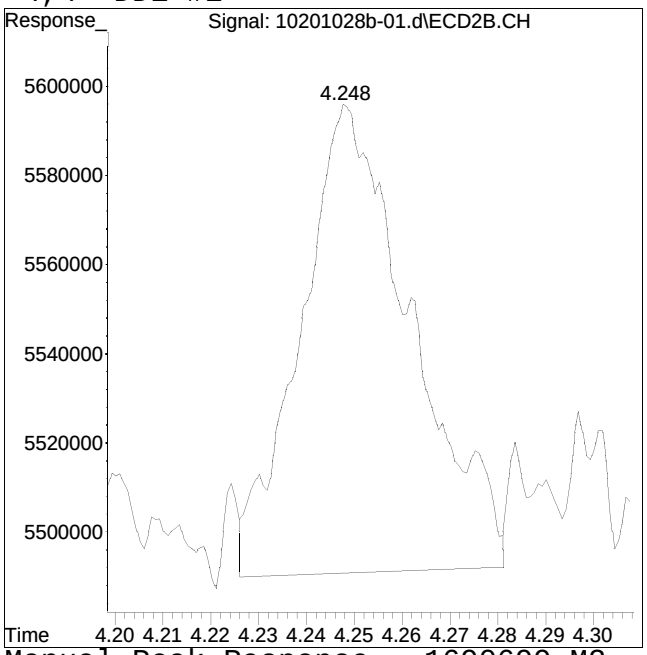

Manual Peak Response = 1690699 M2

M2 = Peak not found by automatic integration algorithm.

Manual Integration Report

Data Path : I:\Pest10\201028b\ QMethod : pest10_10_14_20_ugL_ical
Data File : 10201028b-01.d Operator : PEST10:ejl
Date Inj'd : 10/28/2020 5:56 pm Instrument : Pest 10
Sample : pem10201028b-01,42,, deg pQuant Date : 10/28/2020 6:54 pm

Compound #22: Endrin Aldehyde

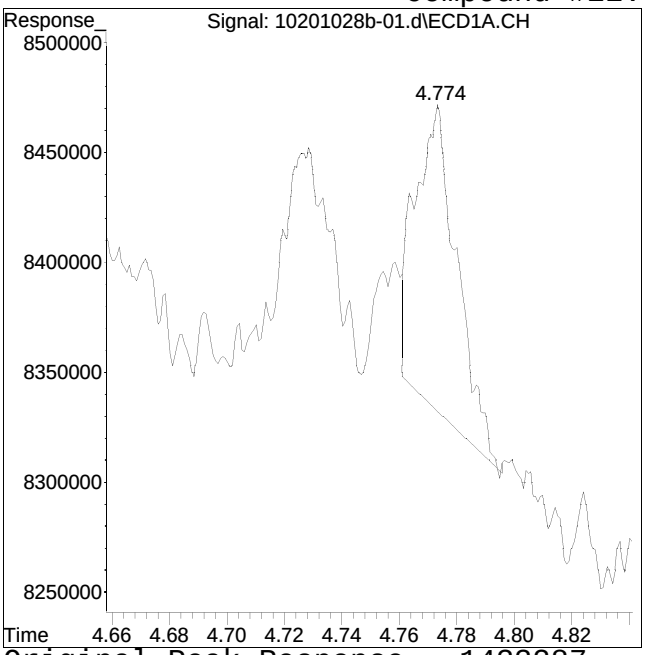

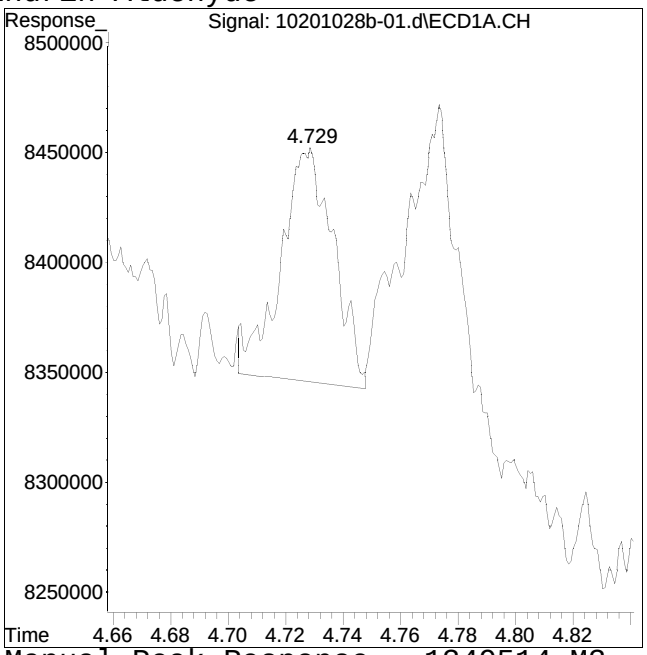

Original Peak Response = 1433287 Manual Peak Response = 1349514 M3
M3 = Misidentification of the peak (i.e. 1,4-dichlorobenzene identified as 1,3-dichlorobenzene), or misidentification from 2 partially resolved peaks not being split.

Manual Integration Report

Data Path : I:\Pest10\201028b\ QMethod : pest10_10_14_20_ugL_ical
Data File : 10201028b-01.d Operator : PEST10:ejl
Date Inj'd : 10/28/2020 5:56 pm Instrument : Pest 10
Sample : pem10201028b-01,42,, deg pQuant Date : 10/28/2020 6:54 pm

Compound #60: Endrin Aldehyde #2

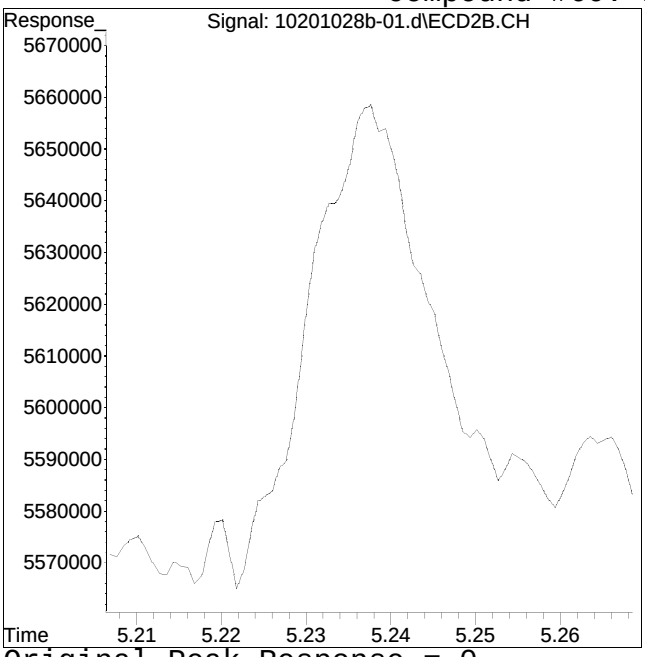

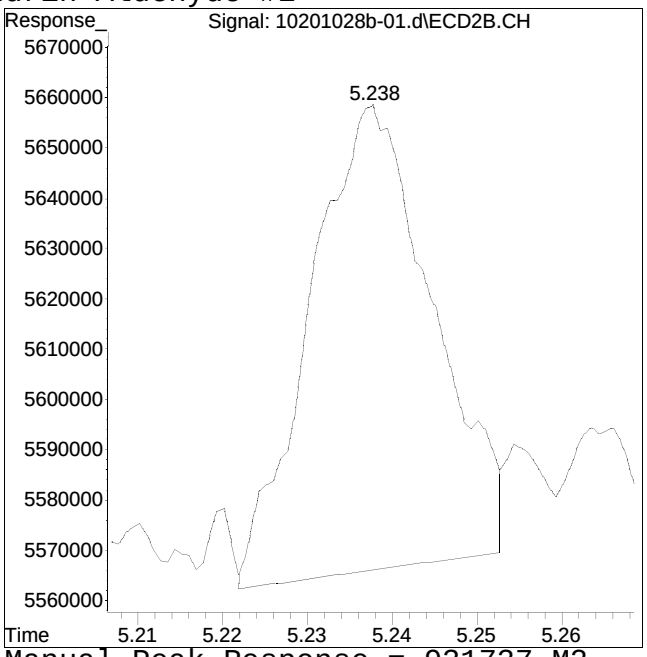

Original Peak Response = 0 Manual Peak Response = 931737 M2
M2 = Peak not found by automatic integration algorithm.

RT Shift Summary

Identification Summary
Form 10
Pesticides

Client	**: Impact Environmental**	**Lab Number**	**: L2046791**
Project Name	**: 13-12 BEACH CHANNEL DRIVE**	**Project Number**	**: 15209**

No Detections Found

Pesticides Raw QC Data

Quantitation Report (QT Reviewed)

Data Path : I:\Pest15\201028a\
Data File : 15201028a-12.d
Signal(s) : Signal #1: ECD1A.ch Signal #2: ECD2B.ch
Acq On : 28 Oct 2020 8:57 am
Operator : PEST15:sm
Sample : WG1427069-1,42,,
Misc : wg1427385,wg1427069,ical17155
ALS Vial : 12 Sample Multiplier: 1

Integration File signal 1: events.e
Integration File signal 2: autoint2.e
Quant Time: Oct 28 16:08:47 2020
Quant Method : I:\Pest15\201028a\P15_pest_09_09_20_ugL_ICAL17155.m
Quant Title : pest
QLast Update : Wed Oct 28 15:23:48 2020
Response via : Initial Calibration
Integrator: ChemStation

Volume Inj. :
Signal #1 Phase : Signal #2 Phase:
Signal #1 Info : Signal #2 Info :

CCAL FILE(s) : 1 - I:\Pest15\201028a\15201028a-02.d
Sub List : Default - All compounds listed

	Compound	RT#1	RT#2	Resp#1	Resp#2	ug/l	ug/l
Internal Standards							
1) i	1-br-2-nb_Pe	1.727	1.803	97758747	51745264	25.000	25.000M3
	Standard Area 1 : #1 = 130578955				Recovery =	74.87%	
	Standard Area 1 : #2 = 61132251				Recovery =	84.64%	
28) i	1-br-2-nb_Ch	1.727	1.803	97758747	51745264	25.000	25.000M3
33) i	1-br-2-nb_To	1.727	1.803	97758747	51745264	25.000	25.000M3
System Monitoring Compounds							
2) s	2,4,5,6-Tetr	2.196	2.380	225.4E6	124.0E6	54.659	52.476
	Spiked Amount	50.000	Range 30 - 150		Recovery =	109.32%	104.95%
27) s	Decachlorobi	6.150	6.667	147.8E6	82658415	50.047M4	51.959M4
	Spiked Amount	50.000	Range 30 - 150		Recovery =	100.09%	103.92%
Target Compounds							
4)	alpha-BHC	0.000	0.000	0	0	N.D.	N.D.
5)	gamma-BHC (l	0.000	0.000	0	0	N.D.	N.D.
6)	beta-BHC	0.000	0.000	0	0	N.D.	N.D. d
7)	delta-BHC	0.000	0.000	0	0	N.D.	N.D.
8)	Heptachlor	0.000	0.000	0	0	N.D.	N.D.
9)	Aldrin	0.000	0.000	0	0	N.D.	N.D. d
14)	alpha-Chlord	0.000	0.000	0	0	N.D. d	N.D.
15)	4,4'-DDE	0.000	0.000	0	0	N.D. d	N.D.
16)	Endosulfan I	0.000	0.000	0	0	N.D.	N.D.
17)	Dieldrin	0.000	0.000	0	0	N.D.	N.D. d
18)	Endrin	0.000	0.000	0	0	N.D.	N.D.
19)	4,4'-DDD	0.000	0.000	0	0	N.D.	N.D. d
20)	Endosulfan I	0.000	0.000	0	0	N.D. d	N.D. d
21)	4,4'-DDT	0.000	0.000	0	0	N.D.	N.D.
25)	Endosulfan S	0.000	0.000	0	0	N.D.	N.D.

SemiQuant Compounds - Not Calibrated on this Instrument

Quantitation Report (QT Reviewed)

Data Path : I:\Pest15\201028a\
Data File : 15201028a-12.d
Signal(s) : Signal #1: ECD1A.ch Signal #2: ECD2B.ch
Acq On : 28 Oct 2020 8:57 am
Operator : PEST15:sm
Sample : WG1427069-1,42,,
Misc : wg1427385,wg1427069,ical17155
ALS Vial : 12 Sample Multiplier: 1

Integration File signal 1: events.e
Integration File signal 2: autoint2.e
Quant Time: Oct 28 16:08:47 2020
Quant Method : I:\Pest15\201028a\P15_pest_09_09_20_ugL_ICAL17155.m
Quant Title : pest
QLast Update : Wed Oct 28 15:23:48 2020
Response via : Initial Calibration
Integrator: ChemStation

Volume Inj. :
Signal #1 Phase : Signal #2 Phase:
Signal #1 Info : Signal #2 Info :

CCAL FILE(s) : 1 - I:\Pest15\201028a\15201028a-02.d
Sub List : Default - All compounds listed

Compound	RT#1	RT#2	Resp#1	Resp#2	ug/l	ug/l

(f)=RT Delta > 1/2 Window (D)=Amounts differ by > 40% (m)=manual int.
(#)=Recovery Exceeds Compound Acceptance Limits.
(I,C,F) I=Interference, C=Coelluting Calibration Peak, F=Fails CC Criteria.

Sub List : Default - All compounds listeda-02.d••d)

Data Path : I:\Pest15\201028a\
Data File : 15201028a-12.d
Signal(s) : Signal #1: ECD1A.ch Signal #2: ECD2B.ch
Acq On : 28 Oct 2020 8:57 am
Operator : PEST15:sm
Sample : WG1427069-1,42,,
Misc : wg1427385,wg1427069,ical17155
ALS Vial : 12 Sample Multiplier: 1

Integration File signal 1: events.e
Integration File signal 2: autoint2.e
Quant Time: Oct 28 16:08:47 2020
Quant Method : I:\Pest15\201028a\P15_pest_09_09_20_ugL_ICAL17155.m
Quant Title : pest
QLast Update : Wed Oct 28 15:23:48 2020
Response via : Initial Calibration
Integrator: ChemStation

Volume Inj. :
Signal #1 Phase : Signal #2 Phase:
Signal #1 Info : Signal #2 Info :

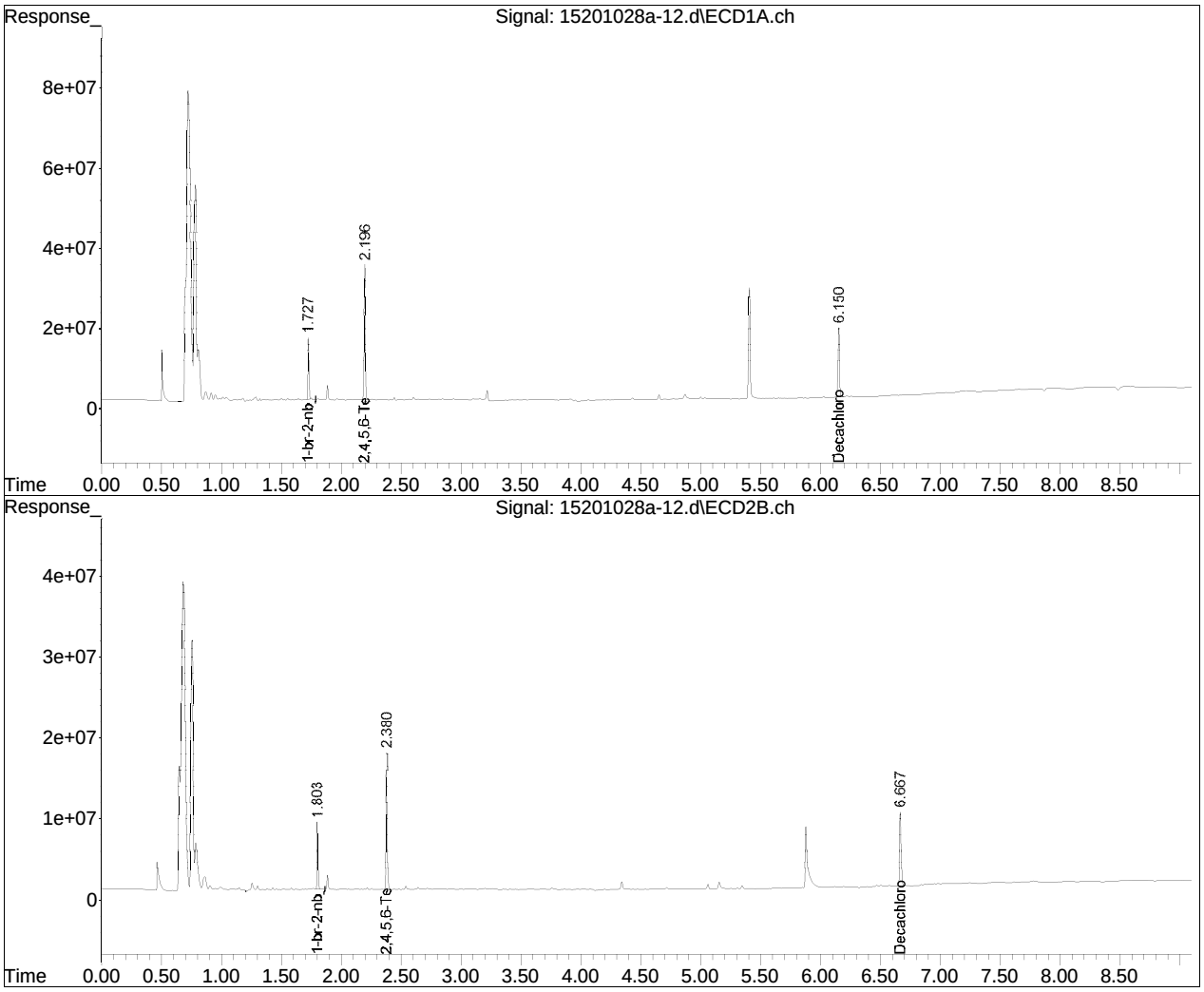

Manual Integration Report

Data Path : I:\Pest15\201028a\
Data File : 15201028a-12.d
Date Inj'd : 10/28/2020 8:57 am
Sample : WG1427069-1,42,,

QMethod : P15_pest_09_09_20_ugL_IC
Operator : PEST15:sm
Instrument : Pest 15
Quant Date : 10/28/2020 4:07 pm

Compound #39: 1-br-2-nb_Pesticides #2

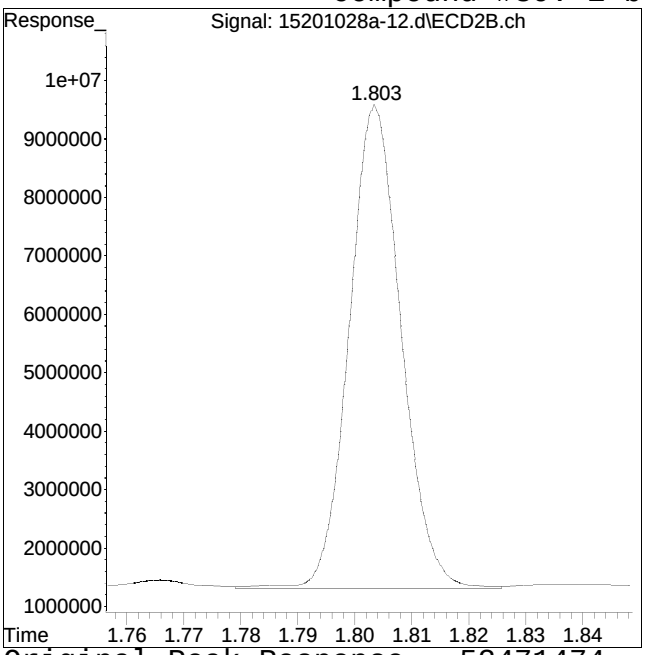

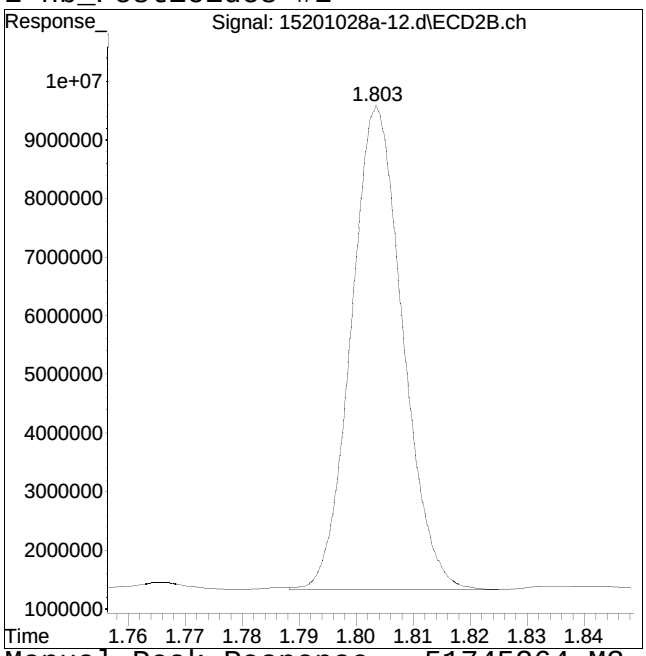

Original Peak Response = 52471474 Manual Peak Response = 51745264 M3
M3 = Misidentification of the peak (i.e. 1,4-dichlorobenzene identified as 1,3-dichlorobenzene), or misidentification from 2 partially resolved peaks not being split.

Manual Integration Report

Data Path : I:\Pest15\201028a\
Data File : 15201028a-12.d
Date Inj'd : 10/28/2020 8:57 am
Sample : WG1427069-1,42,,

QMethod : P15_pest_09_09_20_ugL_IC
Operator : PEST15:sm
Instrument : Pest 15
Quant Date : 10/28/2020 4:07 pm

Compound #27: Decachlorobiphenyl

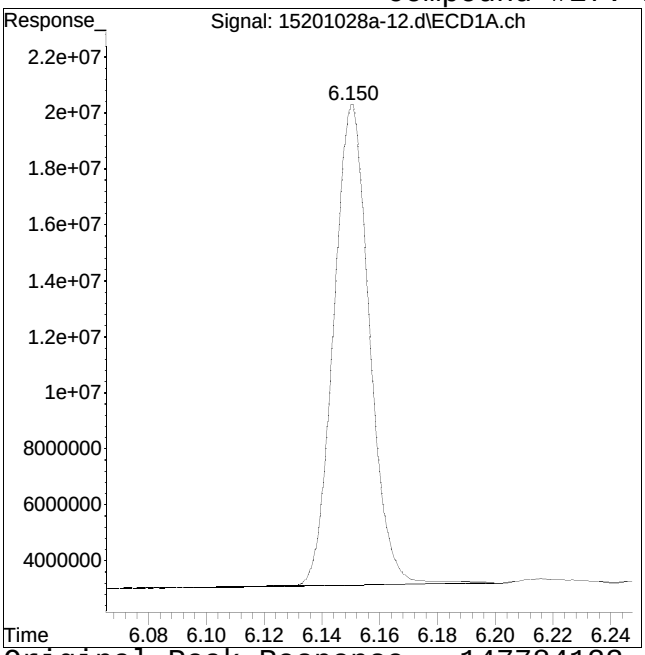

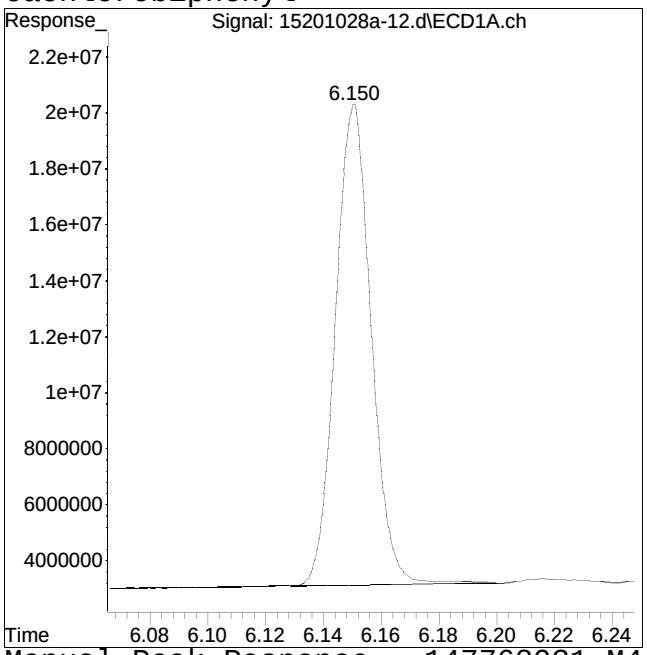

Original Peak Response = 147784123 Manual Peak Response = 147768931 M4
M4 = Poor automated baseline construction.

Manual Integration Report

Data Path : I:\Pest15\201028a\
Data File : 15201028a-12.d
Date Inj'd : 10/28/2020 8:57 am
Sample : WG1427069-1,42,,

QMethod : P15_pest_09_09_20_ugL_IC
Operator : PEST15:sm
Instrument : Pest 15
Quant Date : 10/28/2020 4:07 pm

Compound #65: Decachlorobiphenyl #2

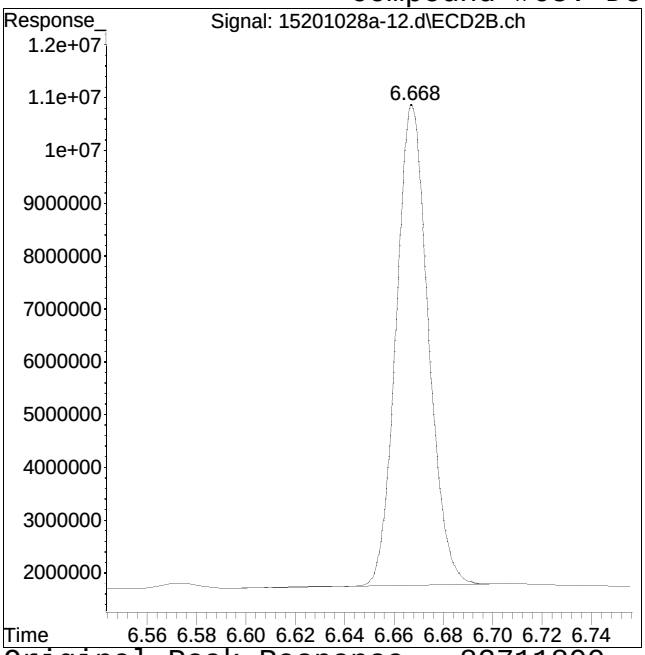

Original Peak Response = 82711890

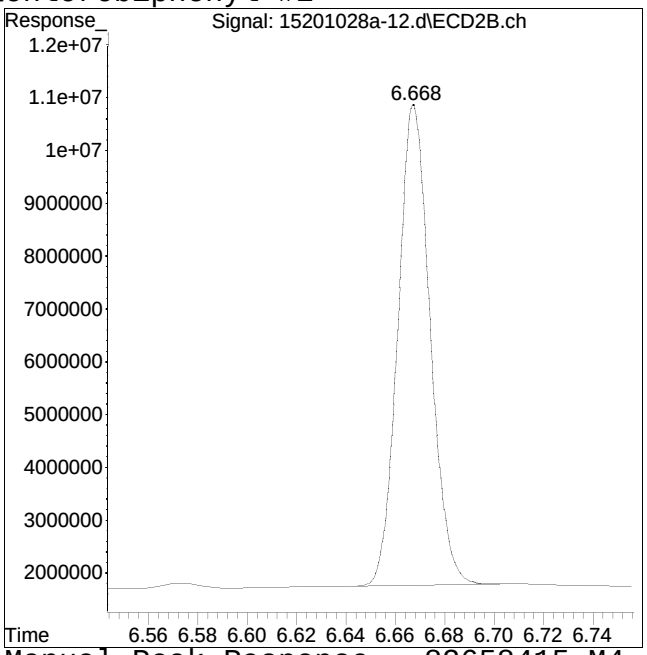

Manual Peak Response = 82658415 M4

M4 = Poor automated baseline construction.

Manual Integration Report

Data Path : I:\Pest15\201028a\
Data File : 15201028a-12.d
Date Inj'd : 10/28/2020 8:57 am
Sample : WG1427069-1,42,,

QMethod : P15_pest_09_09_20_ugL_IC
Operator : PEST15:sm
Instrument : Pest 15
Quant Date : 10/28/2020 4:07 pm

Compound #66: 1-br-2-nb_Chlordane #2

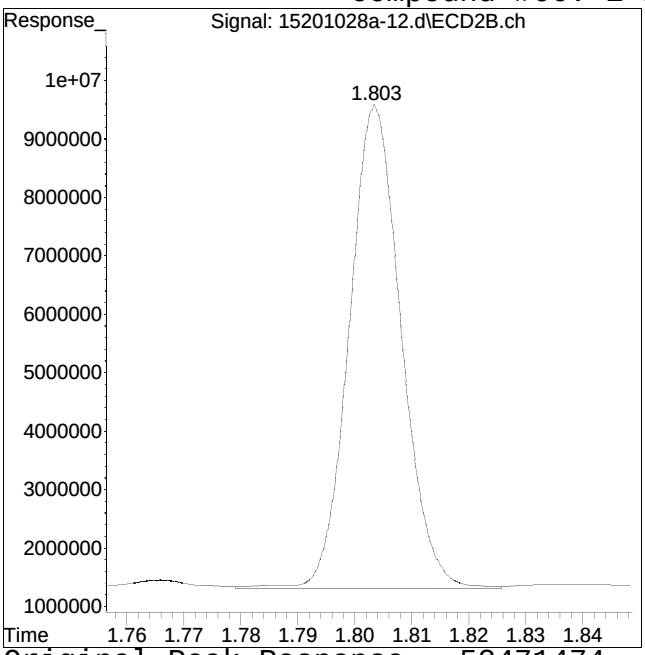

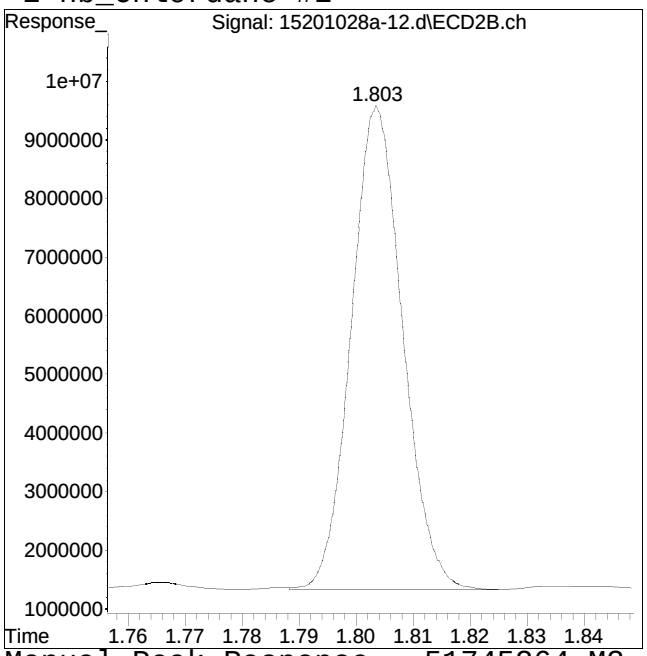

Original Peak Response = 52471474 Manual Peak Response = 51745264 M3
M3 = Misidentification of the peak (i.e. 1,4-dichlorobenzene identified as 1,3-dichlorobenzene), or misidentification from 2 partially resolved peaks not being split.

Manual Integration Report

Data Path : I:\Pest15\201028a\
Data File : 15201028a-12.d
Date Inj'd : 10/28/2020 8:57 am
Sample : WG1427069-1,42,,

QMethod : P15_pest_09_09_20_ugL_IC
Operator : PEST15:sm
Instrument : Pest 15
Quant Date : 10/28/2020 4:07 pm

Compound #71: 1-br-2-nb_Toxaphene #2

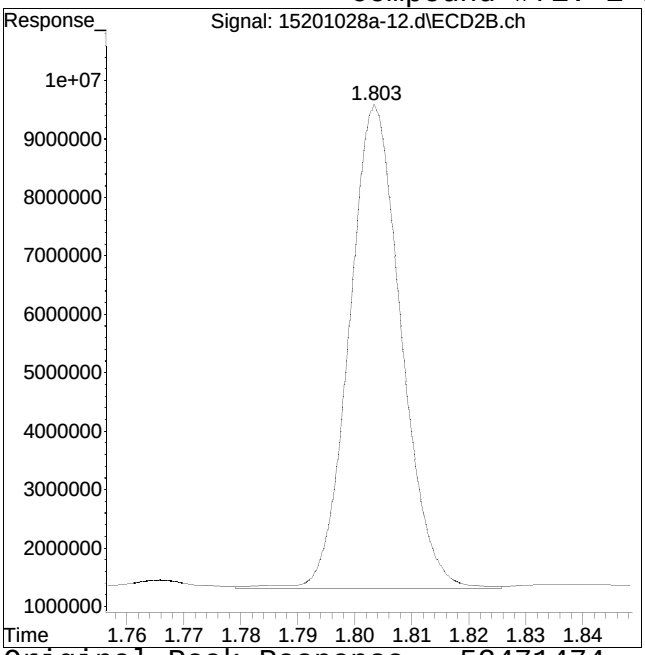

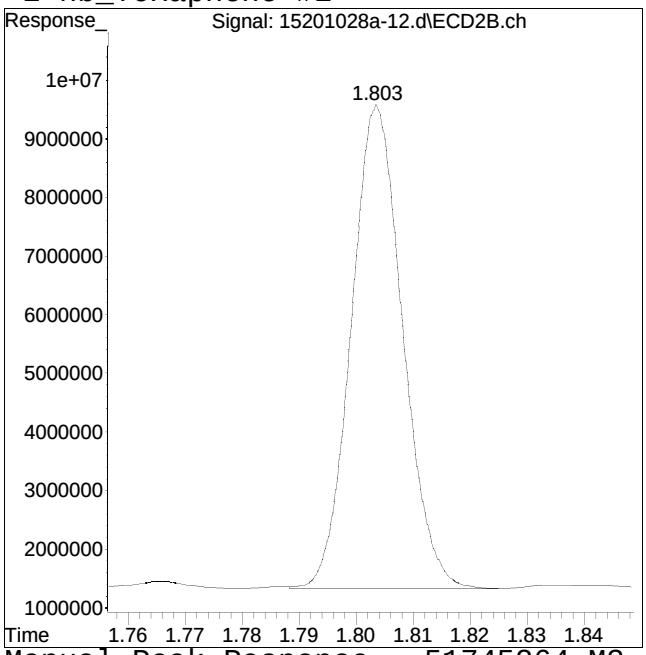

Original Peak Response = 52471474 Manual Peak Response = 51745264 M3
M3 = Misidentification of the peak (i.e. 1,4-dichlorobenzene identified as 1,3-dichlorobenzene), or misidentification from 2 partially resolved peaks not being split.

Quantitation Report (QT Reviewed)

Data Path : I:\Pest15\201028a\
Data File : 15201028a-22.d
Signal(s) : Signal #1: ECD1A.ch Signal #2: ECD2B.ch
Acq On : 28 Oct 2020 11:06 am
Operator : PEST15:sm
Sample : WG1427069-2,42,,
Misc : wg1427385,wg1427069,ical17155
ALS Vial : 22 Sample Multiplier: 1

Integration File signal 1: events.e
Integration File signal 2: autoint2.e
Quant Time: Oct 28 17:49:24 2020
Quant Method : I:\Pest15\201028a\P15_pest_09_09_20_ugL_ICAL17155.m
Quant Title : pest
QLast Update : Wed Oct 28 15:23:48 2020
Response via : Initial Calibration
Integrator: ChemStation

Volume Inj. :
Signal #1 Phase : Signal #2 Phase:
Signal #1 Info : Signal #2 Info :

CCAL FILE(s) : 1 - I:\Pest15\201028a\15201028a-02.d
Sub List : LCS_MS - spk only

	Compound	RT#1	RT#2	Resp#1	Resp#2	ug/l	ug/l
Internal Standards							
1) i	1-br-2-nb_Pe	1.728	1.805	97311565	51350044	25.000	25.000
	Standard Area 1 : #1 = 130578955				Recovery =	74.52%	
	Standard Area 1 : #2 = 61132251				Recovery =	84.00%	
System Monitoring Compounds							
2) s	2,4,5,6-Tetr	2.197	2.381	231.4E6	127.7E6	56.373	54.477
	Spiked Amount 50.000	Range 30 - 150		Recovery =	112.75%	108.95%	
27) s	Decachlorobi	6.149	6.666	152.4E6	83247515	51.862	52.732
	Spiked Amount 50.000	Range 30 - 150		Recovery =	103.72%	105.46%	
Target Compounds							
4)	alpha-BHC	2.554	2.814	358.7E6	183.5E6	69.941	63.432
5)	gamma-BHC (l	2.768	3.086	312.8E6	167.4E6	64.423	61.443
6)	beta-BHC	2.828	3.150	149.1E6	73735551	58.831	50.251
7)	delta-BHC	2.955	3.390	316.1E6	149.6E6	66.069	55.242
8)	Heptachlor	3.115	3.441	316.0E6	151.4E6	64.247	53.879
9)	Aldrin	3.343	3.716	268.1E6	148.9E6	63.963	63.526
14)	alpha-Chlord	4.034	4.464	244.3E6	132.7E6	55.293	58.695
15)	4,4'-DDE	4.104	4.595	259.2E6	133.0E6	65.351	66.387
16)	Endosulfan I	4.139	4.509	242.0E6	123.5E6	63.349	61.745
17)	Dieldrin	4.327	4.719	286.3E6	137.9E6	73.777	68.097
18)	Endrin	4.502	4.947	280.9E6	128.5E6	70.097	63.490
19)	4,4'-DDD	4.564	5.027	223.4E6	106.0E6	73.097M4	68.535
20)	Endosulfan I	4.670	5.103	254.7E6	111.8E6	67.877	57.116
21)	4,4'-DDT	4.774	5.250	243.7E6	109.9E6	66.218	57.435
25)	Endosulfan S	5.280	5.529	178.8E6	90438442	54.510	52.638

SemiQuant Compounds - Not Calibrated on this Instrument

(f)=RT Delta > 1/2 Window (D)=Amounts differ by > 40% (m)=manual int.
(#)=Recovery Exceeds Compound Acceptance Limits.

Quantitation Report (QT Reviewed)

Data Path : I:\Pest15\201028a\
Data File : 15201028a-22.d
Signal(s) : Signal #1: ECD1A.ch Signal #2: ECD2B.ch
Acq On : 28 Oct 2020 11:06 am
Operator : PEST15:sm
Sample : WG1427069-2,42,,
Misc : wg1427385,wg1427069,ical17155
ALS Vial : 22 Sample Multiplier: 1

Integration File signal 1: events.e
Integration File signal 2: autoint2.e
Quant Time: Oct 28 17:49:24 2020
Quant Method : I:\Pest15\201028a\P15_pest_09_09_20_ugL_ICAL17155.m
Quant Title : pest
QLast Update : Wed Oct 28 15:23:48 2020
Response via : Initial Calibration
Integrator: ChemStation

Volume Inj. :
Signal #1 Phase : Signal #2 Phase:
Signal #1 Info : Signal #2 Info :

CCAL FILE(s) : 1 - I:\Pest15\201028a\15201028a-02.d
Sub List : LCS_MS - spk only

Compound	RT#1	RT#2	Resp#1	Resp#2	ug/l	ug/l

(I,C,F) I=Interference, C=Coelluting Calibration Peak, F=Fails CC Criteria.

Sub List : LCS_MS - spk only028a\15201028a-02.d••d)

Data Path : I:\Pest15\201028a\
Data File : 15201028a-22.d
Signal(s) : Signal #1: ECD1A.ch Signal #2: ECD2B.ch
Acq On : 28 Oct 2020 11:06 am
Operator : PEST15:sm
Sample : WG1427069-2,42,,
Misc : wg1427385,wg1427069,ical17155
ALS Vial : 22 Sample Multiplier: 1

Integration File signal 1: events.e
Integration File signal 2: autoint2.e
Quant Time: Oct 28 17:49:24 2020
Quant Method : I:\Pest15\201028a\P15_pest_09_09_20_ugL_ICAL17155.m
Quant Title : pest
QLast Update : Wed Oct 28 15:23:48 2020
Response via : Initial Calibration
Integrator: ChemStation

Volume Inj. :
Signal #1 Phase : Signal #2 Phase:
Signal #1 Info : Signal #2 Info :

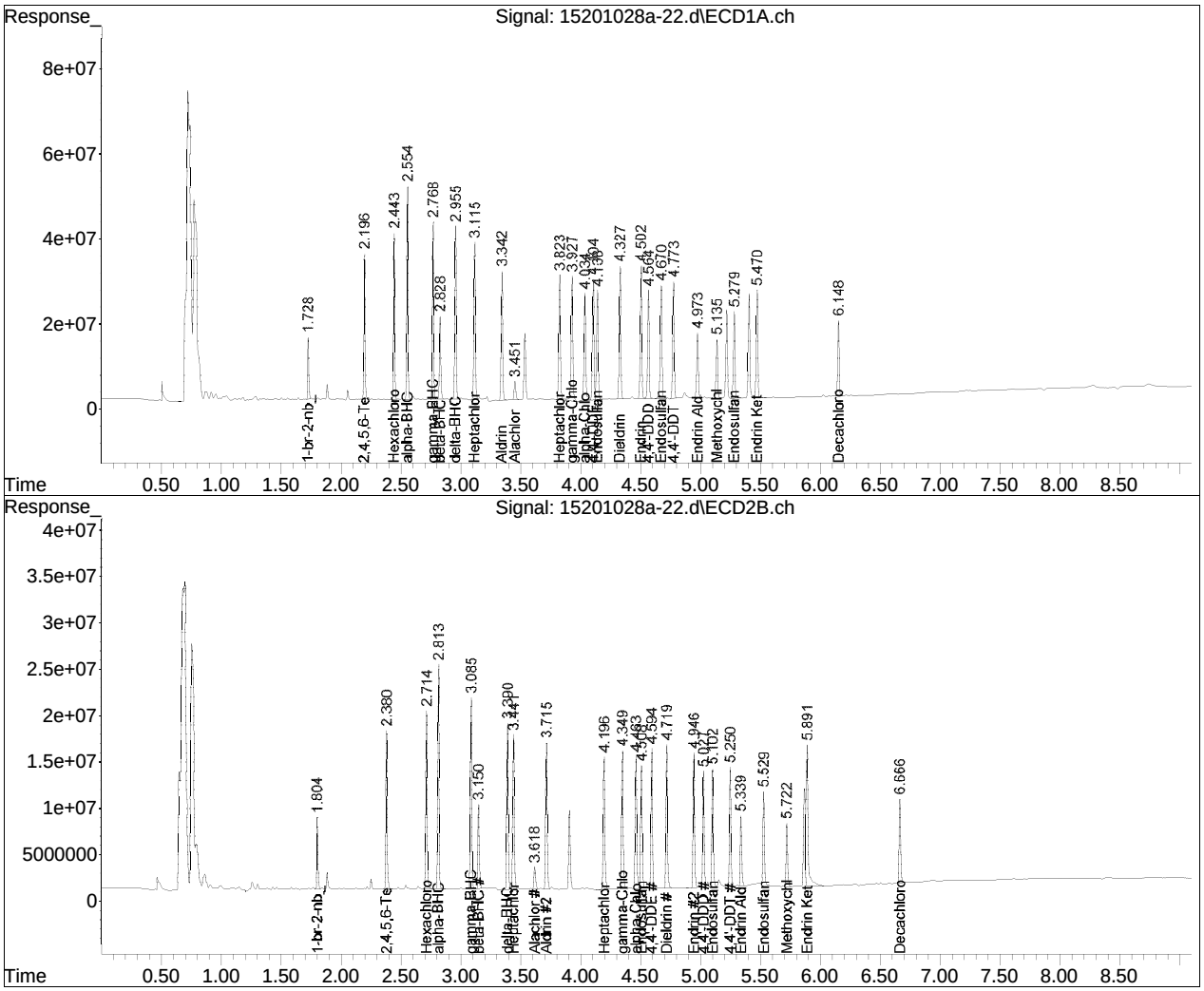

Manual Integration Report

Data Path : I:\Pest15\201028a\
Data File : 15201028a-22.d
Date Inj'd : 10/28/2020 11:06 am
Sample : WG1427069-2,42,,

QMethod : P15_pest_09_09_20_ugL_IC
Operator : PEST15:sm
Instrument : Pest 15
Quant Date : 10/28/2020 5:46 pm

Compound #19: 4,4'-DDD

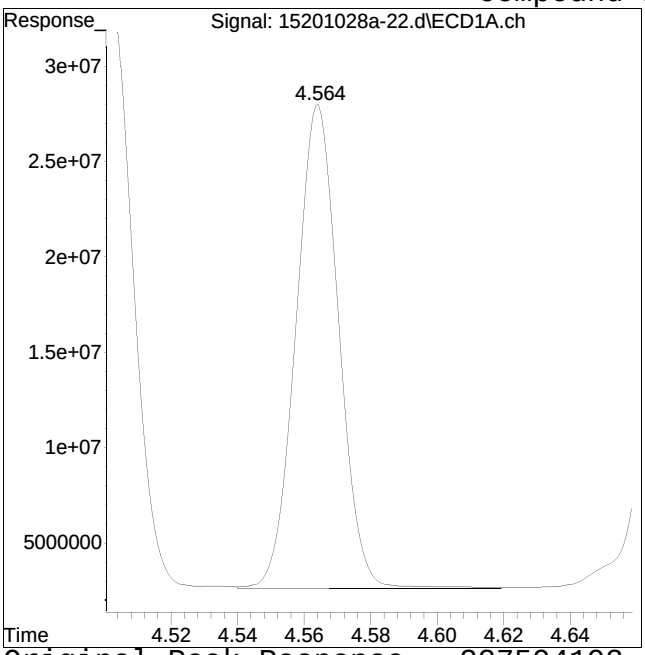

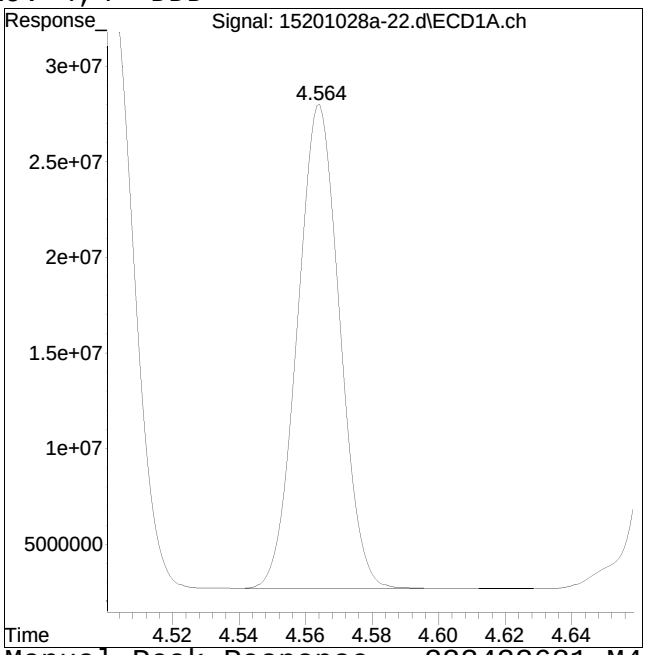

Original Peak Response = 227594192 Manual Peak Response = 223433621 M4
M4 = Poor automated baseline construction.

Quantitation Report (QT Reviewed)

Data Path : I:\Pest15\201028a\
Data File : 15201028a-23.d
Signal(s) : Signal #1: ECD1A.ch Signal #2: ECD2B.ch
Acq On : 28 Oct 2020 11:19 am
Operator : PEST15:sm
Sample : WG1427069-3,42,,
Misc : wg1427385,wg1427069,ical17155
ALS Vial : 23 Sample Multiplier: 1

Integration File signal 1: events.e
Integration File signal 2: autoint2.e
Quant Time: Oct 28 18:25:56 2020
Quant Method : I:\Pest15\201028a\P15_pest_09_09_20_ugL_ICAL17155.m
Quant Title : pest
QLast Update : Wed Oct 28 15:23:48 2020
Response via : Initial Calibration
Integrator: ChemStation

Volume Inj. :
Signal #1 Phase : Signal #2 Phase:
Signal #1 Info : Signal #2 Info :

CCAL FILE(s) : 1 - I:\Pest15\201028a\15201028a-02.d
Sub List : LCS_MS - spk only

	Compound	RT#1	RT#2	Resp#1	Resp#2	ug/l	ug/l
Internal Standards							
1) i	1-br-2-nb_Pe	1.727	1.803	100.2E6	52280135	25.000	25.000M3
	Standard Area 1 : #1 = 130578955				Recovery =	76.73%	
	Standard Area 1 : #2 = 61132251				Recovery =	85.52%	
System Monitoring Compounds							
2) s	2,4,5,6-Tetr	2.196	2.380	245.3E6	135.1E6	58.051	56.591
	Spiked Amount 50.000	Range 30 - 150		Recovery =	116.10%	113.18%	
27) s	Decachlorobi	6.149	6.667	157.3E6	79328184	51.982	49.356
	Spiked Amount 50.000	Range 30 - 150		Recovery =	103.96%	98.71%	
Target Compounds							
4)	alpha-BHC	2.554	2.814	375.2E6	192.7E6	71.062	65.406
5)	gamma-BHC (l	2.768	3.085	327.2E6	175.3E6	65.452	63.169
6)	beta-BHC	2.828	3.150	154.4E6	76201503	59.199	51.007
7)	delta-BHC	2.955	3.390	327.4E6	155.4E6	66.465	56.355
8)	Heptachlor	3.115	3.441	333.4E6	160.6E6	65.851	56.131
9)	Aldrin	3.343	3.715	281.4E6	157.3E6	65.209	65.918
14)	alpha-Chlord	4.035	4.463	256.1E6	139.6E6	56.288	60.635
15)	4,4'-DDE	4.104	4.594	271.6E6	140.1E6	66.512	68.701
16)	Endosulfan I	4.139	4.508	256.1E6	129.7E6	65.102	63.698
17)	Dieldrin	4.328	4.720	298.4E6	145.6E6	74.699	70.623
18)	Endrin	4.502	4.947	291.7E6	134.9E6	70.682	65.478
19)	4,4'-DDD	4.564	5.027	235.0E6	111.3E6	74.681	70.706
20)	Endosulfan I	4.670	5.103	257.5E6	116.3E6	66.644	58.380
21)	4,4'-DDT	4.774	5.250	253.3E6	111.3E6	66.857	57.131
25)	Endosulfan S	5.280	5.529	196.9E6	94600097	58.315	54.081
SemiQuant Compounds - Not Calibrated on this Instrument							

(f)=RT Delta > 1/2 Window (D)=Amounts differ by > 40% (m)=manual int.
(#)=Recovery Exceeds Compound Acceptance Limits.

Quantitation Report (QT Reviewed)

Data Path : I:\Pest15\201028a\
Data File : 15201028a-23.d
Signal(s) : Signal #1: ECD1A.ch Signal #2: ECD2B.ch
Acq On : 28 Oct 2020 11:19 am
Operator : PEST15:sm
Sample : WG1427069-3,42,,
Misc : wg1427385,wg1427069,ical17155
ALS Vial : 23 Sample Multiplier: 1

Integration File signal 1: events.e
Integration File signal 2: autoint2.e
Quant Time: Oct 28 18:25:56 2020
Quant Method : I:\Pest15\201028a\P15_pest_09_09_20_ugL_ICAL17155.m
Quant Title : pest
QLast Update : Wed Oct 28 15:23:48 2020
Response via : Initial Calibration
Integrator: ChemStation

Volume Inj. :
Signal #1 Phase : Signal #2 Phase:
Signal #1 Info : Signal #2 Info :

CCAL FILE(s) : 1 - I:\Pest15\201028a\15201028a-02.d
Sub List : LCS_MS - spk only

Compound	RT#1	RT#2	Resp#1	Resp#2	ug/l	ug/l

(I,C,F) I=Interference, C=Coelluting Calibration Peak, F=Fails CC Criteria.

Sub List : LCS_MS - spk only028a\15201028a-02.d••d)

Data Path : I:\Pest15\201028a\
Data File : 15201028a-23.d
Signal(s) : Signal #1: ECD1A.ch Signal #2: ECD2B.ch
Acq On : 28 Oct 2020 11:19 am
Operator : PEST15:sm
Sample : WG1427069-3,42,,
Misc : wg1427385,wg1427069,ical17155
ALS Vial : 23 Sample Multiplier: 1

Integration File signal 1: events.e
Integration File signal 2: autoint2.e
Quant Time: Oct 28 18:25:56 2020
Quant Method : I:\Pest15\201028a\P15_pest_09_09_20_ugL_ICAL17155.m
Quant Title : pest
QLast Update : Wed Oct 28 15:23:48 2020
Response via : Initial Calibration
Integrator: ChemStation

Volume Inj. :
Signal #1 Phase : Signal #2 Phase:
Signal #1 Info : Signal #2 Info :

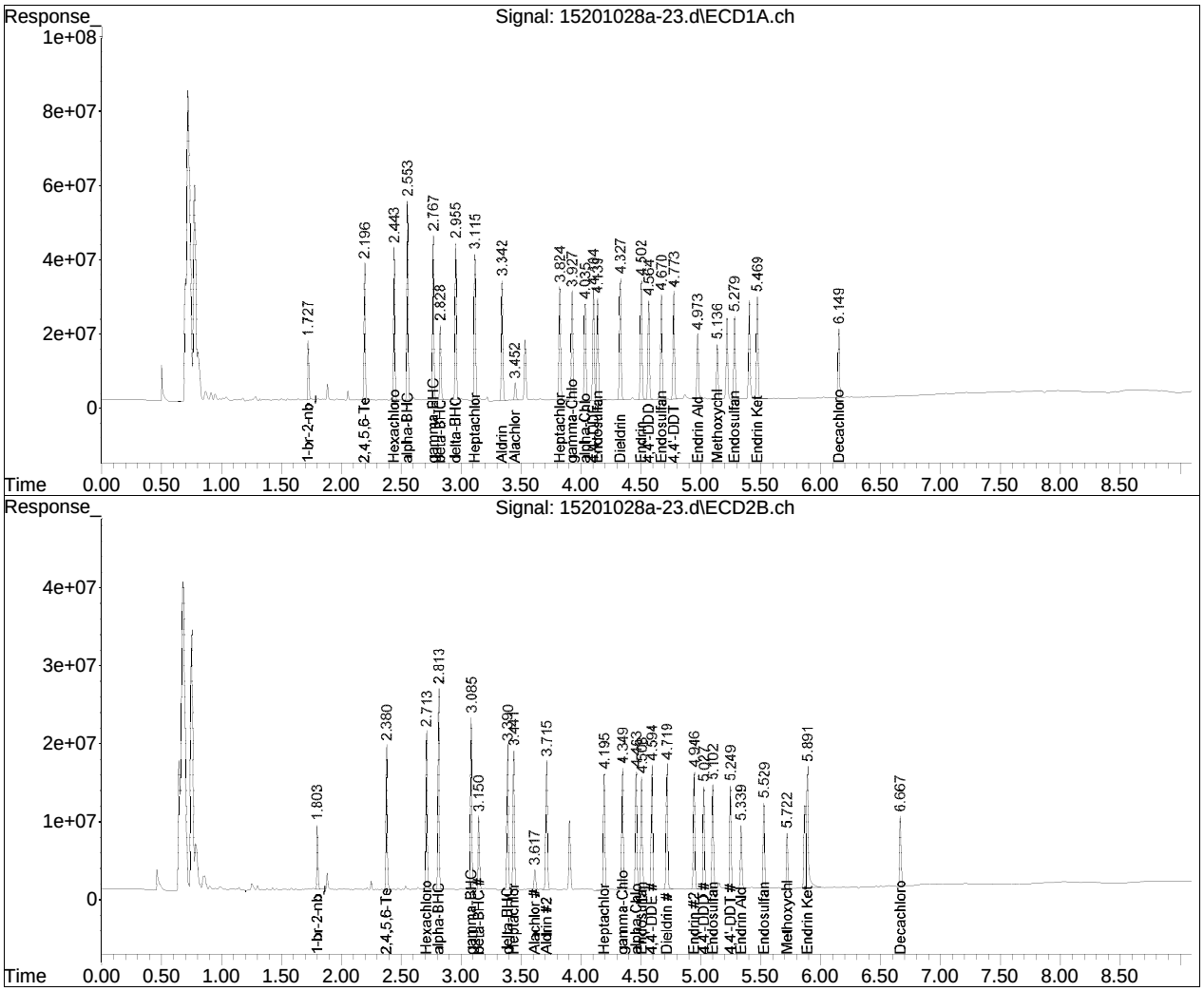

Manual Integration Report

Data Path : I:\Pest15\201028a\
Data File : 15201028a-23.d
Date Inj'd : 10/28/2020 11:19 am
Sample : WG1427069-3,42,,

QMethod : P15_pest_09_09_20_ugL_IC
Operator : PEST15:sm
Instrument : Pest 15
Quant Date : 10/28/2020 6:24 pm

Compound #39: 1-br-2-nb_Pesticides #2

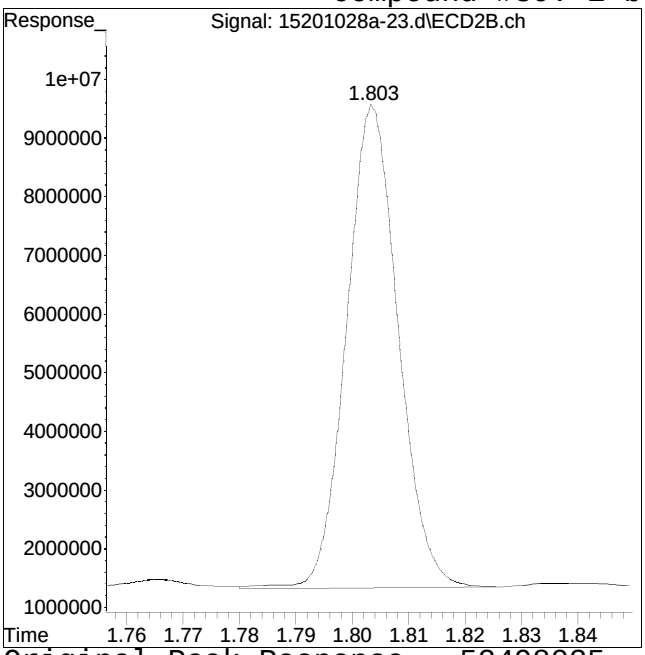

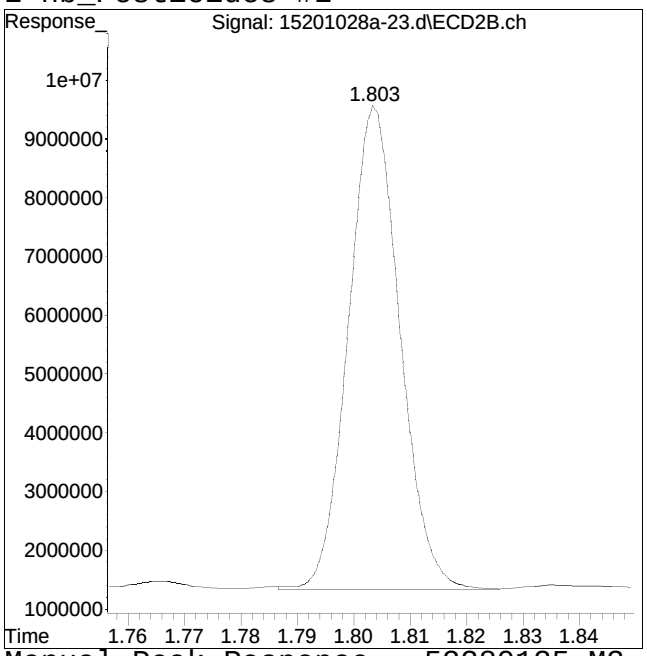

Original Peak Response = 52498035 Manual Peak Response = 52280135 M3
M3 = Misidentification of the peak (i.e. 1,4-dichlorobenzene identified as 1,3-dichlorobenzene), or misidentification from 2 partially resolved peaks not being split.

Calculation of PCB Aroclors & Pesticides

Aqueous Concentration Formula:
Amt * DF*(Vt/Vp)*(1000/Vo)*(Ve/1000)

Where:
DF = Dilution Factor
Vt = Extract Final Volume (mL)
Vp = Aliquot Cleaned (mL)
Vo = Volume of Sample (mL)
Ve = Extraction Lab Final Volume (mL)

Soil Concentration Formula:
Amt * DF * (Vt/Vp)*(1000/Wt)*(Ve/1000)* (100/TS)

Where:
DF = Dilution Factor
Vt = Extract Final Volume (mL)
Vp = Aliquot Cleaned (mL)
Wt = Weight of Sample (g)
Ve = Extraction Lab Final Volume (mL)
TS = Total Solids

Dep.: Pest
Inst: Pest_15
Date: **09/09/20**
Run: ical

Method
GC: 8081/608.3

Seq: ical

Vial	Data File	Sample	CCAL	notes	initials
1	15200909i-01	blank			
2	15200909i-02	primer			
3	15200909i-03	blank			
4	15200909i-04	deg std 9973			
5	15200909i-05	il1pest,42e,,10032			
6	15200909i-06	il2pest,42e,,10031			
7	15200909i-07	il3pest,42e,,10030			
8	15200909i-08	il4pest,42e,,10029			
9	15200909i-09	il5pest,42e,,10028			
10	15200909i-10	il6pest,42e,,10027			
11	15200909i-11	il7pest,42e,,10026			
12	15200909i-12	il8pest,42e,,10025			
13	15200909i-13	il9pest,42e,,10024			
14	15200909i-14	il10pest,42e,,10023			
15	15200909i-15	cicvpest,42e,,10015			
16	15200909i-16	blank			
17	15200909i-17	il3chlor,42e,,10036			
18	15200909i-18	il7chlor,42e,,10035			
19	15200909i-19	cicvchlor,42e,,10043			
20	15200909i-20	blank			
21	15200909i-21	il2tox,42e,,10041			
22	15200909i-22	il7tox,42e,,10038			
23	15200909i-23	il8tox,42e,, 10040			
24	15200909i-24	cicvtox,42e,,10042			
25	15200909i-25	Blank			
26	15200909i-26	Deg std 9973			
27	15200909i-27	cicvpest,42e,,10015			
28	15200909i-28	Blank			
29	15200909i-29	il3chlor,42e,,10036			
30	15200909i-30	il7chlor,42e,,10035			
31	15200909i-31	cicvchlor,42e,,10043			
32	15200909i-32	Blank			
33	15200909i-33	cicvtox,42e,,10042			
34	15200909i-34	Blank			
35	15200909i-35	il2chlor,42e,,10036			

Dep.: Pest
Inst: Pest_10
Date: **10/14/20**
Run: **ical**

Method
GC: PEST

Seq: _____

Vial	Data File	Sample	CCAL	notes	initials
1	10201014i-01	inst blk			
2	10201014i-02	deg pp 10100			
3	10201014i-03	il1pest,42e,,pp10032			
4	10201014i-04	il2pest,42e,,pp10031			
5	10201014i-05	il3pest,42e,,pp10030			
6	10201014i-06	il4pest,42e,,pp10029			
7	10201014i-07	il5pest,42e,,pp10028			
8	10201014i-08	il6pest,42e,,pp10027			
9	10201014i-09	il7pest,42e,,pp10026			
10	10201014i-10	il8pest,42e,,pp10025			
11	10201014i-11	il9pest,42e,,pp10024			
12	10201014i-12	il10pest,42e,,pp10023			
13	10201014i-13	cicvpest,42e,,pp10099			
14	10201014i-14	chlor-RL50xpp10110	NOT NEEDED		
15	10201014i-15	il2chlor,42e,,100x pp10110	NOT NEEDED		
16	10201014i-16	il3chlor,42e,,20x pp10110	NOT NEEDED		
17	10201014i-17	il7chlor,42e,,pp10110			
18	10201014i-18	il8chlor,42e,,pp10109	NOT NEEDED		
19	10201014i-19	cicvchlor,42e,,pp10129			
20	10201014i-20	il2tox,42e,,100x from pp10038			
21	10201014i-21	il7tox,42e,,pp10038			
22	10201014i-22	il8tox,42e,,2xfrom pp10039			
23	10201014i-23	cicvtox,42e,,pp10098			
24	10201014i-24	inst blk			
25	10201014i-25	il2chlor,42e,, (0.01) pp10152	NOT NEEDED		
26	10201014i-26	chlor-rl (0.02) pp10153			

Dep.: Pest
Inst: Pest_15
Date: **10/28/20**
Run: **a**

Method
GC: 8081/608.3

Seq:wg1427385 _____

Vial	Data File	Sample	CCAL	notes	initials
1	15201028a-01	deg pp 10100			
2	15201028a-02	pest pp 10168			
3	15201028a-03	chlor pp 10129			
4	15201028a-04	tox pp 10098			
5	15201028a-05	blank			
6	15201028a-06	L2046475-02,42,,			
7	15201028a-07	L2046473-01,42,,			
8	15201028a-08	L2046512-01,42,,			
9	15201028a-09	L2046512-02,42,,			
10	15201028a-10	L2046512-03,42,,			
11	15201028a-11	L2046512-04,42,,			
12	15201028a-12	WG1427069-1,42,,			
13	15201028a-13	L2046475-21,42,,			
14	15201028a-14	L2046475-22,42,,			
15	15201028a-15	L2046475-23,42,,			
16	15201028a-16	L2046475-24,42,,			
17	15201028a-17	L2046475-25,42,,			
18	15201028a-18	L2046475-26,42,,			
19	15201028a-19	L2046475-27,42,,			
20	15201028a-20	L2046475-28,42,,			
21	15201028a-21	L2046475-29,42,,			
22	15201028a-22	WG1427069-2,42,,			
23	15201028a-23	WG1427069-3,42,,			
24	15201028a-24	pest pp 10168			
25	15201028a-25	blank			
26	15201028a-26	L2046692-01,42,,mcp			
27	15201028a-27	L2046692-02,42,,mcp			
28	15201028a-28	L2046692-03,42,,mcp			
29	15201028a-29	L2046692-04,42,,mcp			
30	15201028a-30	L2046692-05,42,,mcp			
31	15201028a-31	L2046692-06,42,,mcp			
32	15201028a-32	L2046692-07,42,,mcp			
33	15201028a-33	L2046692-08,42,,mcp			
34	15201028a-34	L2046692-09,42,,mcp			
35	15201028a-35	L2046790-01,42,,			
36	15201028a-36	L2046790-02,42,,			

Dep.: Pest
Inst: Pest_15
Date: **10/28/20**
Run: **a**

Method
GC: 8081/608.3

Seq:wg1427385 _____

Vial	Data File	Sample	CCAL	notes	initials
37	15201028a-37	L2046790-03,42,,			
38	15201028a-38	L2046790-04,42,,			

Dep.: Pest
Inst: Pest_10
Date: **10/28/20**
Run: **b**

Method
GC: PEST

Seq: WG1427765

Vial	Data File	Sample	CCAL	notes	initials
1	10201028b-01	deg pp 10100			
2	10201028b-02	pest pp10168			
3	10201028b-03	chlor pp10129			
4	10201028b-04	Tox pp 10098			
5	10201028b-05	blank			
6	10201028b-06	pest pp10168			
7	10201028b-07	blank			
8	10201028b-08	L2046791-01,42,,			
9	10201028b-09	L2046791-02,42,,			
10	10201028b-10	L2046791-03,42,,			
11	10201028b-11	L2046791-04,42,,			
12	10201028b-12	L2046791-05,42,,			
13	10201028b-13	L2046791-06,42,,			
14	10201028b-14	L2046791-07,42,,			
15	10201028b-15	L2046791-08,42,,			
16	10201028b-16	L2046791-09,42,,			
17	10201028b-17	L2046791-10,42,,			
18	10201028b-18	L2046625-01,42,,			
19	10201028b-19	L2046625-02,42,,			
20	10201028b-20	L2046625-03,42,,			

ALPHA ANALYTICAL LABORATORIES, INC.

Alpha WORK GROUP REPORT (wk02)

Jan 06 2021, 01:26 pm

Work Group: WG1427069 for Department: 2 Organic Preparation

Created: 27-OCT-20 Due: Operator: MKL

Sample	Client ID	C	Product	Matrix	Stat	UA	HOLD	DUE	PR	Location
L2046475-21	R-01-1FT	S	NYTCL-8081	SOIL	DONE	U	1109	1030	S0	Glass-A.25
L2046475-22	F-02-S	S	NYTCL-8081	SOIL	DONE	U	1109	1030	S0	Glass-A.25
L2046475-23	F-02-1FT	S	NYTCL-8081	SOIL	DONE	U	1109	1030	S0	Glass-A.25
L2046475-24	G-04-S	S	NYTCL-8081	SOIL	DONE	U	1109	1030	S0	Glass-A.25
L2046475-25	G-04-1FT	S	NYTCL-8081	SOIL	DONE	U	1109	1030	S0	Glass-A.25
L2046475-26	F-01-S	S	NYTCL-8081	SOIL	DONE	U	1109	1030	S0	Glass-A.25
L2046475-27	F-01-1FT	S	NYTCL-8081	SOIL	DONE	U	1109	1030	S0	Glass-A.25
L2046475-28	R-03-S	S	NYTCL-8081	SOIL	DONE	U	1109	1030	S0	Glass-A.25
L2046475-29	R-03-1FT	S	NYTCL-8081	SOIL	DONE	U	1109	1030	S0	Glass-A.25
L2046655-01	WC-E60-3S	S	NYTCL-8081	SOIL	DONE	U	1110	1029	1B	Glass-A.25
L2046791-01	SB-1 (0-2)	S	NYTCL-8081	SOIL	DONE	U	1103	1030	1C	Glass-A.25
L2046791-02	SB-1 (2-4)	S	NYTCL-8081	SOIL	DONE	U	1103	1030	1C	Glass-A.25
L2046791-03	SB-2 (0-2)	S	NYTCL-8081	SOIL	DONE	U	1103	1030	1C	Glass-A.25
L2046791-04	SB-2 (2-4)	S	NYTCL-8081	SOIL	DONE	U	1103	1030	1C	Glass-A.25
L2046791-05	SB-3 (0-2)	S	NYTCL-8081	SOIL	DONE	U	1104	1030	1C	Glass-A.25
L2046791-06	SB-3 (4-6)	S	NYTCL-8081	SOIL	DONE	U	1104	1030	1C	Glass-A.25
L2046791-07	SB-4 (0-2)	S	NYTCL-8081	SOIL	DONE	U	1103	1030	1C	Glass-A.25
L2046791-08	SB-4 (2-4)	S	NYTCL-8081	SOIL	DONE	U	1103	1030	1C	Glass-A.25
L2046791-09	SB-5 (0-2)	S	NYTCL-8081	SOIL	DONE	U	1104	1030	1C	Glass-A.25
L2046791-10	SB-5 (4-6)	S	NYTCL-8081	SOIL	DONE	U	1104	1030	1C	Glass-A.25
WG1427069-1	Laboratory Method Bl	S	NYTCL-8081	SOIL	DONE	U				
WG1427069-2	Laboratory Control S	S	NYTCL-8081	SOIL	DONE	U				
WG1427069-3	LCS Duplicate	S	NYTCL-8081	SOIL	DONE	U				

Comments:

WG1427069-3 WG1427069-2

ORGANIC ELN REPORT

Workgroup: WG1427069

Prep Method: EPA 3546
Solvent Type: DCM/Acetone **Lot #:** AD102220
Surrogate Type: Pesticide/PCB **Lot #:** PP10120 [04/06/21]
Spike Type: Pesticide **Lot #:** PP10069 [03/21/21]
Spike Verify by: MKL / EB
Lims Spikelot: PEST_1107

Additional Reagents/Stds

Na2SO4	0000244889

Conc.Method: S-EVAP/N-EVAP
Solvent Type: Hexane
Lot #: DZ 590

Additional Reagents/Stds

Cleanup 1

Cleanup Method 1: EPA 3620B
Cleanup Method 2:
Solvent Type: 9:1 Hexane/Acetone **Lot #:** 9HA100320

Additional Reagents/Stds

Florisil	P2782

Sample/ Type	Extraction								Concentration			
	Extract Date	Analyst	Sample Weight g	Balance Id	Surr Amt ml	Spike Amt ml	Extract Unit Id	Stop Date/Time	Conc Date	Analyst	Final Vol ml	Conc Unit
L2046475-21 SOIL	10/27/20 12:40	Michael Lamb	15.16	#51	.25		MW#9	NA	10/27/20 18:52	Kwasi Siriboe	10	E&G,N #2
L2046475-22 SOIL	10/27/20 12:40	Michael Lamb	15.19	#51	.25		MW#9	NA	10/27/20 18:52	Kwasi Siriboe	10	E&G,N #2
L2046475-23 SOIL	10/27/20 12:40	Michael Lamb	15.21	#51	.25		MW#9	NA	10/27/20 18:52	Kwasi Siriboe	10	E&G,N #2
L2046475-24 SOIL	10/27/20 12:40	Michael Lamb	15.46	#51	.25		MW#9	NA	10/27/20 18:52	Kwasi Siriboe	10	E&G,N #2
L2046475-25 SOIL	10/27/20 12:40	Michael Lamb	15.07	#51	.25		MW#9	NA	10/27/20 18:52	Kwasi Siriboe	10	E&G,N #2
L2046475-26 SOIL	10/27/20 12:40	Michael Lamb	15.76	#51	.25		MW#9	NA	10/27/20 18:52	Kwasi Siriboe	10	E&G,N #2
L2046475-27 SOIL	10/27/20 12:40	Michael Lamb	15.39	#51	.25		MW#9	NA	10/27/20 18:52	Kwasi Siriboe	10	E&G,N #2

Reported: 06-JAN-21 01:26 PM

ORGANIC ELN REPORT

Workgroup: WG1427069

Sample/ Type	Extraction								Concentration			
	Extract Date	Analyst	Sample Weight g	Balance Id	Surr Amt ml	Spike Amt ml	Extract Unit Id	Stop Date/Time	Conc Date	Analyst	Final Vol ml	Conc Unit
L2046475-28 SOIL	10/27/20 12:40	Michael Lamb	15.38	#51	.25		MW#9	NA	10/27/20 18:52	Kwasi Siriboe	10	E&G,N #2
L2046475-29 SOIL	10/27/20 12:40	Michael Lamb	15.57	#51	.25		MW#9	NA	10/27/20 18:52	Kwasi Siriboe	10	E&G,N #2
L2046655-01 SOIL	10/28/20 03:43	Eric Baawuah	15.82	#51	.25		MW#9	N/A	10/28/20 07:36	Sam Boateng	10	N-EVAPS C/H,N-EVAP#
L2046791-01 SOIL	10/28/20 06:32	Eric Baawuah	15.59	#51	.25		MW#6	N/A	10/28/20 16:11	Paolo Roffo	10	N-EVAPS C/H,N-EVAP#
L2046791-02 SOIL	10/28/20 06:32	Eric Baawuah	15.38	#51	.25		MW#6	N/A	10/28/20 16:11	Paolo Roffo	10	N-EVAPS C/H,N-EVAP#
L2046791-03 SOIL	10/28/20 06:32	Eric Baawuah	15.67	#51	.25		MW#6	N/A	10/28/20 16:11	Paolo Roffo	10	N-EVAPS C/H,N-EVAP#
L2046791-04 SOIL	10/28/20 06:32	Eric Baawuah	15.80	#51	.25		MW#6	N/A	10/28/20 16:11	Paolo Roffo	10	N-EVAPS C/H,N-EVAP#
L2046791-05 SOIL	10/28/20 06:32	Eric Baawuah	15.96	#51	.25		MW#6	N/A	10/28/20 16:11	Paolo Roffo	10	N-EVAPS C/H,N-EVAP#
L2046791-06 SOIL	10/28/20 06:32	Eric Baawuah	15.81	#51	.25		MW#6	N/A	10/28/20 16:11	Paolo Roffo	10	N-EVAPS C/H,N-EVAP#
L2046791-07 SOIL	10/28/20 06:32	Eric Baawuah	15.15	#51	.25		MW#6	N/A	10/28/20 16:11	Paolo Roffo	10	N-EVAPS C/H,N-EVAP#

Reported: 06-JAN-21 01:26 PM

ORGANIC ELN REPORT

Workgroup: WG1427069

Sample/ Type	Extraction								Concentration			
	Extract Date	Analyst	Sample Weight g	Balance Id	Surr Amt ml	Spike Amt ml	Extract Unit Id	Stop Date/Time	Conc Date	Analyst	Final Vol ml	Conc Unit
L2046791-08 SOIL	10/28/20 06:32	Eric Baawuah	15.12	#51	.25		MW#6	N/A	10/28/20 16:11	Paolo Roffo	10	N-EVAPSC/H,N-EVAP#
L2046791-09 SOIL	10/28/20 06:32	Eric Baawuah	15.50	#51	.25		MW#6	N/A	10/28/20 16:11	Paolo Roffo	10	N-EVAPSC/H,N-EVAP#
L2046791-10 SOIL	10/28/20 06:32	Eric Baawuah	15.43	#51	.25		MW#6	N/A	10/28/20 16:11	Paolo Roffo	10	N-EVAPSC/H,N-EVAP#
WG1427069-1 BLANK	10/27/20 12:40	Michael Lamb	15.68	#51	.25		MW#7	NA	10/27/20 18:52	Kwasi Siriboe	10	E&G,N #2
WG1427069-2 LCS	10/27/20 12:40	Michael Lamb	15.13	#51	.25	.25	MW#7	NA	10/27/20 18:52	Kwasi Siriboe	10	E&G,N #2
WG1427069-3 LCSD	10/27/20 12:40	Michael Lamb	15.71	#51	.25	.25	MW#7	NA	10/27/20 18:52	Kwasi Siriboe	10	E&G,N #2

Reported: 06-JAN-21 01:26 PM

ORGANIC ELN REPORT

Workgroup: WG1427069

Sample/ Type	Cleanup 1				Cleanup 2	
	Cleanup Date	Analyst	Pest Aliquot **ml**	Pest Final **ml**	Cleanup Date	Analyst
L2046475-21 SOIL	10/28/20 00:02	Gloria Frimpong Mans	1	1		
L2046475-22 SOIL	10/28/20 00:02	Gloria Frimpong Mans	1	1		
L2046475-23 SOIL	10/28/20 00:02	Gloria Frimpong Mans	1	1		
L2046475-24 SOIL	10/28/20 00:02	Gloria Frimpong Mans	1	1		
L2046475-25 SOIL	10/28/20 00:02	Gloria Frimpong Mans	1	1		
L2046475-26 SOIL	10/28/20 00:02	Gloria Frimpong Mans	1	1		
L2046475-27 SOIL	10/28/20 00:02	Gloria Frimpong Mans	1	1		
L2046475-28 SOIL	10/28/20 00:02	Gloria Frimpong Mans	1	1		
L2046475-29 SOIL	10/28/20 00:02	Gloria Frimpong Mans	1	1		
L2046655-01 SOIL	10/28/20 11:10	Maranda Cardiel	1	1		
L2046791-01 SOIL	10/28/20 18:29	Gloria Frimpong Mans	1	1		
L2046791-02 SOIL	10/28/20 18:29	Gloria Frimpong Mans	1	1		

ORGANIC ELN REPORT

Workgroup: WG1427069

Sample/ Type	Cleanup 1				Cleanup 2	
	Cleanup Date	Analyst	Pest Aliquot **ml**	Pest Final **ml**	Cleanup Date	Analyst
L2046791-03 SOIL	10/28/20 18:29	Gloria Frimpong Mans	1	1		
L2046791-04 SOIL	10/28/20 18:29	Gloria Frimpong Mans	1	1		
L2046791-05 SOIL	10/28/20 18:29	Gloria Frimpong Mans	1	1		
L2046791-06 SOIL	10/28/20 18:29	Gloria Frimpong Mans	1	1		
L2046791-07 SOIL	10/28/20 18:29	Gloria Frimpong Mans	1	1		
L2046791-08 SOIL	10/28/20 18:29	Gloria Frimpong Mans	1	1		
L2046791-09 SOIL	10/28/20 18:29	Gloria Frimpong Mans	1	1		
L2046791-10 SOIL	10/28/20 18:29	Gloria Frimpong Mans	1	1		
WG1427069-1 BLANK	10/28/20 00:02	Gloria Frimpong Mans	1	1		
WG1427069-2 LCS	10/28/20 00:02	Gloria Frimpong Mans	1	1		
WG1427069-3 LCSD	10/28/20 00:02	Gloria Frimpong Mans	1	1		

Reported: 06-JAN-21 01:26 PM

Metals

Inorganic Data
(ICP Analysis)

Form 1
METALS

Client	: Impact Environmental	**Lab Number**	: L2046791
Project Name	: 13-12 BEACH CHANNEL DRIVE	**Project Number**	: 15209
Lab ID	: L2046791-01	**Date Collected**	: 10/20/20 09:45
Client ID	: SB-1 (0-2)	**Date Received**	: 10/27/20
Sample Location	: 13-16 TO 13-20 BEACH CHANNEL DRIVE	**Date Analyzed**	: 10/29/20 17:29
Sample Matrix	: SOIL	**Dilution Factor**	: 1
Analytical Method	: 1,6010D	**Analyst**	: BV
Lab File ID	: WG1427982.pdf	**Instrument ID**	: TRACE4
Sample Amount	: 1.258g	**%Solids**	: 94
Digestion Method	: EPA 3050B	**Date Digested**	: 10/28/20

		mg/kg			
CAS NO.	**Parameter**	**Results**	**RL**	**MDL**	**Qualifier**
7440-38-2	Arsenic, Total	4.14	0.423	0.088	
7440-39-3	Barium, Total	70.9	0.423	0.074	
7440-41-7	Beryllium, Total	0.212	0.212	0.014	
7440-43-9	Cadmium, Total	ND	0.423	0.042	U
7440-47-3	Chromium, Total	6.82	0.423	0.041	
7440-50-8	Copper, Total	20.3	0.423	0.109	
7439-92-1	Lead, Total	168	2.12	0.113	
7439-96-5	Manganese, Total	64.6	0.423	0.067	
7440-02-0	Nickel, Total	5.44	1.06	0.102	
7782-49-2	Selenium, Total	0.203	0.846	0.109	J
7440-22-4	Silver, Total	ND	0.423	0.120	U
7440-66-6	Zinc, Total	103	2.12	0.124	

Form 1
METALS

Client	: Impact Environmental	**Lab Number**	: L2046791
Project Name	: 13-12 BEACH CHANNEL DRIVE	**Project Number**	: 15209
Lab ID	: L2046791-02	**Date Collected**	: 10/20/20 10:00
Client ID	: SB-1 (2-4)	**Date Received**	: 10/27/20
Sample Location	: 13-16 TO 13-20 BEACH CHANNEL DRIVE	**Date Analyzed**	: 10/29/20 17:47
Sample Matrix	: SOIL	**Dilution Factor**	: 1
Analytical Method	: 1,6010D	**Analyst**	: BV
Lab File ID	: WG1427982.pdf	**Instrument ID**	: TRACE4
Sample Amount	: 1.263g	**%Solids**	: 92
Digestion Method	: EPA 3050B	**Date Digested**	: 10/28/20

		mg/kg			
CAS NO.	**Parameter**	**Results**	**RL**	**MDL**	**Qualifier**
7440-38-2	Arsenic, Total	1.03	0.429	0.089	
7440-39-3	Barium, Total	22.3	0.429	0.075	
7440-41-7	Beryllium, Total	0.077	0.215	0.014	J
7440-43-9	Cadmium, Total	ND	0.429	0.042	U
7440-47-3	Chromium, Total	4.49	0.429	0.041	
7440-50-8	Copper, Total	4.62	0.429	0.111	
7439-92-1	Lead, Total	30.4	2.15	0.115	
7439-96-5	Manganese, Total	23.0	0.429	0.068	
7440-02-0	Nickel, Total	1.70	1.07	0.104	
7782-49-2	Selenium, Total	ND	0.859	0.111	U
7440-22-4	Silver, Total	ND	0.429	0.122	U
7440-66-6	Zinc, Total	10.9	2.15	0.126	

Form 1
METALS

Client	: Impact Environmental	**Lab Number**	: L2046791
Project Name	: 13-12 BEACH CHANNEL DRIVE	**Project Number**	: 15209
Lab ID	: L2046791-03	**Date Collected**	: 10/20/20 11:00
Client ID	: SB-2 (0-2)	**Date Received**	: 10/27/20
Sample Location	: 13-16 TO 13-20 BEACH CHANNEL DRIVE	**Date Analyzed**	: 10/29/20 17:51
Sample Matrix	: SOIL	**Dilution Factor**	: 1
Analytical Method	: 1,6010D	**Analyst**	: BV
Lab File ID	: WG1427982.pdf	**Instrument ID**	: TRACE4
Sample Amount	: 1.272g	**%Solids**	: 96
Digestion Method	: EPA 3050B	**Date Digested**	: 10/28/20

		mg/kg			
CAS NO.	**Parameter**	**Results**	**RL**	**MDL**	**Qualifier**
7440-38-2	Arsenic, Total	0.547	0.412	0.086	
7440-39-3	Barium, Total	2.46	0.412	0.072	
7440-41-7	Beryllium, Total	0.041	0.206	0.014	J
7440-43-9	Cadmium, Total	ND	0.412	0.040	U
7440-47-3	Chromium, Total	2.07	0.412	0.040	
7440-50-8	Copper, Total	2.15	0.412	0.106	
7439-92-1	Lead, Total	4.04	2.06	0.110	
7439-96-5	Manganese, Total	13.6	0.412	0.065	
7440-02-0	Nickel, Total	1.07	1.03	0.100	
7782-49-2	Selenium, Total	ND	0.823	0.106	U
7440-22-4	Silver, Total	ND	0.412	0.116	U
7440-66-6	Zinc, Total	7.70	2.06	0.120	

Form 1
METALS

Client	: Impact Environmental	**Lab Number**	: L2046791
Project Name	: 13-12 BEACH CHANNEL DRIVE	**Project Number**	: 15209
Lab ID	: L2046791-04	**Date Collected**	: 10/20/20 11:15
Client ID	: SB-2 (2-4)	**Date Received**	: 10/27/20
Sample Location	: 13-16 TO 13-20 BEACH CHANNEL DRIVE	**Date Analyzed**	: 10/29/20 21:53
Sample Matrix	: SOIL	**Dilution Factor**	: 1
Analytical Method	: 1,6010D	**Analyst**	: BV
Lab File ID	: WG1427982.pdf	**Instrument ID**	: TRACE4
Sample Amount	: 1.285g	**%Solids**	: 96
Digestion Method	: EPA 3050B	**Date Digested**	: 10/28/20

		mg/kg			
CAS NO.	**Parameter**	**Results**	**RL**	**MDL**	**Qualifier**
7440-38-2	Arsenic, Total	0.920	0.407	0.085	
7440-39-3	Barium, Total	1.75	0.407	0.071	
7440-41-7	Beryllium, Total	0.033	0.204	0.013	J
7440-43-9	Cadmium, Total	ND	0.407	0.040	U
7440-47-3	Chromium, Total	1.89	0.407	0.039	
7440-50-8	Copper, Total	0.887	0.407	0.105	
7439-92-1	Lead, Total	1.54	2.04	0.109	J
7439-96-5	Manganese, Total	9.00	0.407	0.065	
7440-02-0	Nickel, Total	0.509	1.02	0.099	J
7782-49-2	Selenium, Total	ND	0.814	0.105	U
7440-22-4	Silver, Total	ND	0.407	0.115	U
7440-66-6	Zinc, Total	4.36	2.04	0.119	

Form 1
METALS

Client	: Impact Environmental	**Lab Number**	: L2046791
Project Name	: 13-12 BEACH CHANNEL DRIVE	**Project Number**	: 15209
Lab ID	: L2046791-05	**Date Collected**	: 10/21/20 08:00
Client ID	: SB-3 (0-2)	**Date Received**	: 10/27/20
Sample Location	: 13-16 TO 13-20 BEACH CHANNEL DRIVE	**Date Analyzed**	: 10/29/20 21:57
Sample Matrix	: SOIL	**Dilution Factor**	: 1
Analytical Method	: 1,6010D	**Analyst**	: BV
Lab File ID	: WG1427982.pdf	**Instrument ID**	: TRACE4
Sample Amount	: 1.27g	**%Solids**	: 98
Digestion Method	: EPA 3050B	**Date Digested**	: 10/28/20

		mg/kg			
CAS NO.	**Parameter**	**Results**	**RL**	**MDL**	**Qualifier**
7440-38-2	Arsenic, Total	1.55	0.403	0.084	
7440-39-3	Barium, Total	7.98	0.403	0.070	
7440-41-7	Beryllium, Total	0.065	0.202	0.013	J
7440-43-9	Cadmium, Total	ND	0.403	0.040	U
7440-47-3	Chromium, Total	3.90	0.403	0.039	
7440-50-8	Copper, Total	2.17	0.403	0.104	
7439-92-1	Lead, Total	4.67	2.02	0.108	
7439-96-5	Manganese, Total	24.6	0.403	0.064	
7440-02-0	Nickel, Total	2.15	1.01	0.098	
7782-49-2	Selenium, Total	ND	0.807	0.104	U
7440-22-4	Silver, Total	ND	0.403	0.114	U
7440-66-6	Zinc, Total	8.10	2.02	0.118	

Form 1
METALS

Client	: Impact Environmental	**Lab Number**	: L2046791
Project Name	: 13-12 BEACH CHANNEL DRIVE	**Project Number**	: 15209
Lab ID	: L2046791-06	**Date Collected**	: 10/21/20 08:27
Client ID	: SB-3 (4-6)	**Date Received**	: 10/27/20
Sample Location	: 13-16 TO 13-20 BEACH CHANNEL DRIVE	**Date Analyzed**	: 10/29/20 22:02
Sample Matrix	: SOIL	**Dilution Factor**	: 1
Analytical Method	: 1,6010D	**Analyst**	: BV
Lab File ID	: WG1427982.pdf	**Instrument ID**	: TRACE4
Sample Amount	: 1.288g	**%Solids**	: 93
Digestion Method	: EPA 3050B	**Date Digested**	: 10/28/20

		mg/kg			
CAS NO.	**Parameter**	**Results**	**RL**	**MDL**	**Qualifier**
7440-38-2	Arsenic, Total	1.38	0.416	0.087	
7440-39-3	Barium, Total	3.00	0.416	0.073	
7440-41-7	Beryllium, Total	0.058	0.208	0.014	J
7440-43-9	Cadmium, Total	ND	0.416	0.041	U
7440-47-3	Chromium, Total	4.94	0.416	0.040	
7440-50-8	Copper, Total	1.30	0.416	0.107	
7439-92-1	Lead, Total	1.15	2.08	0.112	J
7439-96-5	Manganese, Total	19.6	0.416	0.066	
7440-02-0	Nickel, Total	1.62	1.04	0.101	
7782-49-2	Selenium, Total	ND	0.833	0.107	U
7440-22-4	Silver, Total	ND	0.416	0.118	U
7440-66-6	Zinc, Total	3.72	2.08	0.122	

Form 1
METALS

Client	: Impact Environmental	**Lab Number**	: L2046791
Project Name	: 13-12 BEACH CHANNEL DRIVE	**Project Number**	: 15209
Lab ID	: L2046791-07	**Date Collected**	: 10/20/20 13:00
Client ID	: SB-4 (0-2)	**Date Received**	: 10/27/20
Sample Location	: 13-16 TO 13-20 BEACH CHANNEL DRIVE	**Date Analyzed**	: 10/29/20 22:06
Sample Matrix	: SOIL	**Dilution Factor**	: 1
Analytical Method	: 1,6010D	**Analyst**	: BV
Lab File ID	: WG1427982.pdf	**Instrument ID**	: TRACE4
Sample Amount	: 1.295g	**%Solids**	: 93
Digestion Method	: EPA 3050B	**Date Digested**	: 10/28/20

		mg/kg			
CAS NO.	**Parameter**	**Results**	**RL**	**MDL**	**Qualifier**
7440-38-2	Arsenic, Total	5.68	0.417	0.087	
7440-39-3	Barium, Total	140	0.417	0.073	
7440-41-7	Beryllium, Total	0.167	0.208	0.014	J
7440-43-9	Cadmium, Total	0.129	0.417	0.041	J
7440-47-3	Chromium, Total	7.93	0.417	0.040	
7440-50-8	Copper, Total	14.5	0.417	0.108	
7439-92-1	Lead, Total	190	2.08	0.112	
7439-96-5	Manganese, Total	56.4	0.417	0.066	
7440-02-0	Nickel, Total	4.35	1.04	0.101	
7782-49-2	Selenium, Total	0.338	0.834	0.108	J
7440-22-4	Silver, Total	ND	0.417	0.118	U
7440-66-6	Zinc, Total	200	2.08	0.122	

Form 1
METALS

Client	: Impact Environmental	**Lab Number**	: L2046791
Project Name	: 13-12 BEACH CHANNEL DRIVE	**Project Number**	: 15209
Lab ID	: L2046791-08	**Date Collected**	: 10/20/20 13:15
Client ID	: SB-4 (2-4)	**Date Received**	: 10/27/20
Sample Location	: 13-16 TO 13-20 BEACH CHANNEL DRIVE	**Date Analyzed**	: 10/29/20 22:10
Sample Matrix	: SOIL	**Dilution Factor**	: 1
Analytical Method	: 1,6010D	**Analyst**	: BV
Lab File ID	: WG1427982.pdf	**Instrument ID**	: TRACE4
Sample Amount	: 1.276g	**%Solids**	: 94
Digestion Method	: EPA 3050B	**Date Digested**	: 10/28/20

		mg/kg			
CAS NO.	**Parameter**	**Results**	**RL**	**MDL**	**Qualifier**
7440-38-2	Arsenic, Total	2.70	0.419	0.087	
7440-39-3	Barium, Total	88.4	0.419	0.073	
7440-41-7	Beryllium, Total	0.146	0.209	0.014	J
7440-43-9	Cadmium, Total	ND	0.419	0.041	U
7440-47-3	Chromium, Total	7.83	0.419	0.040	
7440-50-8	Copper, Total	8.54	0.419	0.108	
7439-92-1	Lead, Total	76.6	2.09	0.112	
7439-96-5	Manganese, Total	45.3	0.419	0.067	
7440-02-0	Nickel, Total	3.24	1.05	0.101	
7782-49-2	Selenium, Total	0.481	0.837	0.108	J
7440-22-4	Silver, Total	ND	0.419	0.118	U
7440-66-6	Zinc, Total	90.2	2.09	0.123	

Form 1
METALS

Client	: Impact Environmental	**Lab Number**	: L2046791
Project Name	: 13-12 BEACH CHANNEL DRIVE	**Project Number**	: 15209
Lab ID	: L2046791-09	**Date Collected**	: 10/21/20 09:10
Client ID	: SB-5 (0-2)	**Date Received**	: 10/27/20
Sample Location	: 13-16 TO 13-20 BEACH CHANNEL DRIVE	**Date Analyzed**	: 10/29/20 22:15
Sample Matrix	: SOIL	**Dilution Factor**	: 1
Analytical Method	: 1,6010D	**Analyst**	: BV
Lab File ID	: WG1427982.pdf	**Instrument ID**	: TRACE4
Sample Amount	: 1.294g	**%Solids**	: 92
Digestion Method	: EPA 3050B	**Date Digested**	: 10/28/20

		mg/kg			
CAS NO.	**Parameter**	**Results**	**RL**	**MDL**	**Qualifier**
7440-38-2	Arsenic, Total	2.67	0.421	0.088	
7440-39-3	Barium, Total	36.6	0.421	0.073	
7440-41-7	Beryllium, Total	0.156	0.211	0.014	J
7440-43-9	Cadmium, Total	ND	0.421	0.041	U
7440-47-3	Chromium, Total	7.89	0.421	0.040	
7440-50-8	Copper, Total	37.4	0.421	0.109	
7439-92-1	Lead, Total	77.1	2.11	0.113	
7439-96-5	Manganese, Total	98.2	0.421	0.067	
7440-02-0	Nickel, Total	6.80	1.05	0.102	
7782-49-2	Selenium, Total	ND	0.843	0.109	U
7440-22-4	Silver, Total	ND	0.421	0.119	U
7440-66-6	Zinc, Total	55.9	2.11	0.123	

Form 1
METALS

Client	: Impact Environmental	**Lab Number**	: L2046791
Project Name	: 13-12 BEACH CHANNEL DRIVE	**Project Number**	: 15209
Lab ID	: L2046791-10	**Date Collected**	: 10/21/20 09:14
Client ID	: SB-5 (4-6)	**Date Received**	: 10/27/20
Sample Location	: 13-16 TO 13-20 BEACH CHANNEL DRIVE	**Date Analyzed**	: 10/29/20 22:19
Sample Matrix	: SOIL	**Dilution Factor**	: 1
Analytical Method	: 1,6010D	**Analyst**	: BV
Lab File ID	: WG1427982.pdf	**Instrument ID**	: TRACE4
Sample Amount	: 1.282g	**%Solids**	: 91
Digestion Method	: EPA 3050B	**Date Digested**	: 10/28/20

		mg/kg			
CAS NO.	**Parameter**	**Results**	**RL**	**MDL**	**Qualifier**
7440-38-2	Arsenic, Total	2.62	0.428	0.089	
7440-39-3	Barium, Total	29.0	0.428	0.074	
7440-41-7	Beryllium, Total	0.124	0.214	0.014	J
7440-43-9	Cadmium, Total	ND	0.428	0.042	U
7440-47-3	Chromium, Total	5.70	0.428	0.041	
7440-50-8	Copper, Total	10.0	0.428	0.110	
7439-92-1	Lead, Total	33.8	2.14	0.115	
7439-96-5	Manganese, Total	39.6	0.428	0.068	
7440-02-0	Nickel, Total	3.29	1.07	0.103	
7782-49-2	Selenium, Total	0.483	0.855	0.110	J
7440-22-4	Silver, Total	ND	0.428	0.121	U
7440-66-6	Zinc, Total	31.0	2.14	0.125	

Form 1
METALS

Client	: Impact Environmental	**Lab Number**	: L2046791
Project Name	: 13-12 BEACH CHANNEL DRIVE	**Project Number**	: 15209
Lab ID	: WG1427675-1	**Date Collected**	: NA
Client ID	: WG1427675-1BLANK	**Date Received**	: NA
Sample Location	:	**Date Analyzed**	: 10/29/20 17:20
Sample Matrix	: SOIL	**Dilution Factor**	: 1
Analytical Method	: 1,6010D	**Analyst**	: BV
Lab File ID	: WG1427982.pdf	**Instrument ID**	: TRACE4
Sample Amount	: 1.25g	**%Solids**	: NA
Digestion Method	: EPA 3050B	**Date Digested**	: 10/28/20

		mg/kg			
CAS NO.	**Parameter**	**Results**	**RL**	**MDL**	**Qualifier**
7440-38-2	Arsenic, Total	ND	0.400	0.083	U
7440-39-3	Barium, Total	ND	0.400	0.070	U
7440-41-7	Beryllium, Total	ND	0.200	0.013	U
7440-43-9	Cadmium, Total	ND	0.400	0.039	U
7440-47-3	Chromium, Total	ND	0.400	0.038	U
7440-50-8	Copper, Total	ND	0.400	0.103	U
7439-92-1	Lead, Total	ND	2.00	0.107	U
7439-96-5	Manganese, Total	ND	0.400	0.064	U
7440-02-0	Nickel, Total	ND	1.00	0.097	U
7782-49-2	Selenium, Total	ND	0.800	0.103	U
7440-22-4	Silver, Total	ND	0.400	0.113	U
7440-66-6	Zinc, Total	ND	2.00	0.117	U

Form 1
METALS

Client	: Impact Environmental	**Lab Number**	: L2046791
Project Name	: 13-12 BEACH CHANNEL DRIVE	**Project Number**	: 15209
Lab ID	: WG1427675-4	**Date Collected**	: 10/20/20 09:45
Client ID	: SB-1 (0-2)DUP	**Date Received**	: 10/27/20
Sample Location	:	**Date Analyzed**	: 10/29/20 17:38
Sample Matrix	: SOIL	**Dilution Factor**	: 1
Analytical Method	: 1,6010D	**Analyst**	: BV
Lab File ID	: WG1427982.pdf	**Instrument ID**	: TRACE4
Sample Amount	: 1.287g	**%Solids**	: 94
Digestion Method	: EPA 3050B	**Date Digested**	: 10/28/20

		mg/kg			
CAS NO.	**Parameter**	**Results**	**RL**	**MDL**	**Qualifier**
7440-38-2	Arsenic, Total	5.08	0.414	0.086	
7440-39-3	Barium, Total	92.6	0.414	0.072	
7440-41-7	Beryllium, Total	0.186	0.207	0.014	J
7440-43-9	Cadmium, Total	ND	0.414	0.041	U
7440-47-3	Chromium, Total	7.80	0.414	0.040	
7440-50-8	Copper, Total	42.1	0.414	0.107	
7439-92-1	Lead, Total	313	2.07	0.111	
7439-96-5	Manganese, Total	88.4	0.414	0.066	
7440-02-0	Nickel, Total	5.99	1.03	0.100	
7782-49-2	Selenium, Total	0.943	0.827	0.107	
7440-22-4	Silver, Total	ND	0.414	0.117	U
7440-66-6	Zinc, Total	114	2.07	0.121	

Form 2A
Initial and Continuing Calibration Verification

Client	: Impact Environmental	**Lab Number**	: L2046791
Project Name	: 13-12 BEACH CHANNEL DRIVE	**Project Number**	: 15209
Instrument ID	: TRACE4	**Units**	: mg/l

	Initial Calibration			Continuing Calibration(s)						
Lab ID :	R1366789-1			R1366789-4			R1366789-6		R1366789-9	
Date Analyzed :	10/29/20 09:40			10/29/20 10:11			10/29/20 10:26		10/29/20 11:30	
Parameter	**True**	**Found**	**%R**	**True**	**Found**	**%R**	**Found**	**%R**	**Found**	**%R**
Arsenic	0.500	0.5072	101	0.5000	0.499	100	0.505	101	0.494	99
Barium	0.500	0.5027	101	0.5000	0.508	102	0.512	102	0.534	107
Beryllium	0.500	0.5031	101	0.5000	0.491	98	0.501	100	0.510	102
Cadmium	0.500	0.4853	97	0.5000	0.479	96	0.482	96	0.479	96
Chromium	0.500	0.4891	98	0.5000	0.485	97	0.481	96	0.484	97
Copper	0.500	0.5046	101	0.5000	0.509	102	0.504	101	0.520	104
Lead	0.500	0.4844	97	0.5000	0.480	96	0.483	97	0.485	97
Manganese	0.500	0.4774	95	0.5000	0.468	94	0.471	94	0.478	96
Nickel	0.500	0.4895	98	0.5000	0.492	98	0.495	99	0.503	101
Selenium	0.500	0.4991	100	0.5000	0.483	97	0.487	97	0.484	97
Silver	0.500	0.4981	100	0.5000	0.488	98	0.488	98	0.490	98
Zinc	0.500	0.5022	100	0.5000	0.495	99	0.498	100	0.495	99

Acceptance Criteria:

ICV:	95-105%	(Methods 200.7, 245.1)
	90-110%	(Methods 200.8, 6010, 6020, 7470, 7471, 7474)
	85-115%	(Method 1631)
CCV:	90-110%	(Methods 200.7, 245.1, 6010, 6020, 7474)
	85-115%	(Methods 200.8, 1631)
	80-120%	(Methods 7470, 7471)

Form 2A
Initial and Continuing Calibration Verification

Client	: Impact Environmental	**Lab Number**	: L2046791
Project Name	: 13-12 BEACH CHANNEL DRIVE	**Project Number**	: 15209
Instrument ID	: TRACE4	**Units**	: mg/l

	Initial Calibration			Continuing Calibration(s)						
Lab ID :				R1366789-11			R1366789-13		R1366789-15	
Date Analyzed :				10/29/20 11:41			10/29/20 12:45		10/29/20 13:38	
Parameter	**True**	**Found**	**%R**	**True**	**Found**	**%R**	**Found**	**%R**	**Found**	**%R**
Arsenic				0.5000	0.489	98	0.486	97	0.469	94
Barium				0.5000	0.531	106	0.524	105	0.529	106
Beryllium				0.5000	0.500	100	0.497	99	0.496	99
Cadmium				0.5000	0.476	95	0.474	95	0.467	93
Chromium				0.5000	0.476	95	0.475	95	0.472	94
Copper				0.5000	0.522	104	0.521	104	0.527	105
Lead				0.5000	0.480	96	0.484	97	0.477	95
Manganese				0.5000	0.463	93	0.457	91	0.455	91
Nickel				0.5000	0.504	101	0.504	101	0.504	101
Selenium				0.5000	0.476	95	0.483	97	0.472	95
Silver				0.5000	0.482	96	0.482	96	0.480	96
Zinc				0.5000	0.491	98	0.490	98	0.482	96

Acceptance Criteria:

ICV:	95-105%	(Methods 200.7, 245.1)
	90-110%	(Methods 200.8, 6010, 6020, 7470, 7471, 7474)
	85-115%	(Method 1631)
CCV:	90-110%	(Methods 200.7, 245.1, 6010, 6020, 7474)
	85-115%	(Methods 200.8, 1631)
	80-120%	(Methods 7470, 7471)

Form 2A
Initial and Continuing Calibration Verification

Client	: Impact Environmental	**Lab Number**	: L2046791
Project Name	: 13-12 BEACH CHANNEL DRIVE	**Project Number**	: 15209
Instrument ID	: TRACE4	**Units**	: mg/l

	Initial Calibration			Continuing Calibration(s)						
Lab ID :				R1366789-17			R1366789-19		R1366789-21	
Date Analyzed :				10/29/20 14:26			10/29/20 15:18		10/29/20 15:56	
Parameter	**True**	**Found**	**%R**	**True**	**Found**	**%R**	**Found**	**%R**	**Found**	**%R**
Arsenic				0.5000	0.483	97	0.479	96	0.485	97
Barium				0.5000	0.536	107	0.544	109	0.546	109
Beryllium				0.5000	0.497	99	0.506	101	0.502	100
Cadmium				0.5000	0.472	94	0.469	94	0.472	94
Chromium				0.5000	0.475	95	0.477	95	0.473	95
Copper				0.5000	0.534	107	0.542	108	0.536	107
Lead				0.5000	0.486	97	0.485	97	0.485	97
Manganese				0.5000	0.453	91	0.451	90	0.448	90
Nickel				0.5000	0.510	102	0.514	103	0.513	103
Selenium				0.5000	0.478	96	0.470	94	0.476	95
Silver				0.5000	0.481	96	0.483	97	0.480	96
Zinc				0.5000	0.487	97	0.482	96	0.486	97

Acceptance Criteria:

ICV:	95-105%	(Methods 200.7, 245.1)
	90-110%	(Methods 200.8, 6010, 6020, 7470, 7471, 7474)
	85-115%	(Method 1631)
CCV:	90-110%	(Methods 200.7, 245.1, 6010, 6020, 7474)
	85-115%	(Methods 200.8, 1631)
	80-120%	(Methods 7470, 7471)

Form 2A
Initial and Continuing Calibration Verification

Client	: Impact Environmental	**Lab Number**	: L2046791
Project Name	: 13-12 BEACH CHANNEL DRIVE	**Project Number**	: 15209
Instrument ID	: TRACE4	**Units**	: mg/l

	Initial Calibration			Continuing Calibration(s)						
Lab ID :	R1366789-23			R1366789-25			R1366789-27		R1366789-29	
Date Analyzed :	10/29/20 16:34			10/29/20 17:02			10/29/20 18:00		10/29/20 18:16	
Parameter	**True**	**Found**	**%R**	**True**	**Found**	**%R**	**Found**	**%R**	**Found**	**%R**
Arsenic	0.500	0.4969	99	0.5000	0.502	100	0.477	95	0.479	96
Barium	0.500	0.4950	99	0.5000	0.493	99	0.505	101	0.493	99
Beryllium	0.500	0.5100	102	0.5000	0.502	101	0.506	101	0.502	100
Cadmium	0.500	0.4824	96	0.5000	0.484	97	0.475	95	0.479	96
Chromium	0.500	0.4839	97	0.5000	0.482	97	0.482	97	0.480	96
Copper	0.500	0.4953	99	0.5000	0.491	98	0.508	102	0.493	99
Lead	0.500	0.4868	97	0.5000	0.487	97	0.481	96	0.479	96
Manganese	0.500	0.4770	95	0.5000	0.474	95	0.467	93	0.465	93
Nickel	0.500	0.4834	97	0.5000	0.484	97	0.492	98	0.484	97
Selenium	0.500	0.4926	99	0.5000	0.494	99	0.478	96	0.491	98
Silver	0.500	0.4922	98	0.5000	0.494	99	0.497	99	0.492	98
Zinc	0.500	0.4991	100	0.5000	0.501	100	0.490	98	0.495	99

Acceptance Criteria:

ICV:	95-105%	(Methods 200.7, 245.1)
	90-110%	(Methods 200.8, 6010, 6020, 7470, 7471, 7474)
	85-115%	(Method 1631)
CCV:	90-110%	(Methods 200.7, 245.1, 6010, 6020, 7474)
	85-115%	(Methods 200.8, 1631)
	80-120%	(Methods 7470, 7471)

Form 2A
Initial and Continuing Calibration Verification

Client	: Impact Environmental	**Lab Number**	: L2046791
Project Name	: 13-12 BEACH CHANNEL DRIVE	**Project Number**	: 15209
Instrument ID	: TRACE4	**Units**	: mg/l

	Initial Calibration			Continuing Calibration(s)						
Lab ID :				R1366789-31			R1366789-33		R1366789-35	
Date Analyzed :				10/29/20 19:14			10/29/20 20:12		10/29/20 20:33	
Parameter	**True**	**Found**	**%R**	**True**	**Found**	**%R**	**Found**	**%R**	**Found**	**%R**
Arsenic				0.5000	0.491	98	0.476	95	0.482	96
Barium				0.5000	0.496	99	0.506	101	0.489	98
Beryllium				0.5000	0.501	100	0.497	99	0.490	98
Cadmium				0.5000	0.479	96	0.474	95	0.470	94
Chromium				0.5000	0.482	97	0.479	96	0.470	94
Copper				0.5000	0.499	100	0.507	101	0.494	99
Lead				0.5000	0.482	96	0.483	97	0.480	96
Manganese				0.5000	0.466	93	0.463	93	0.452	90
Nickel				0.5000	0.485	97	0.493	99	0.486	97
Selenium				0.5000	0.490	98	0.489	98	0.470	94
Silver				0.5000	0.491	98	0.492	98	0.481	96
Zinc				0.5000	0.494	99	0.489	98	0.484	97

Acceptance Criteria:

ICV:	95-105%	(Methods 200.7, 245.1)
	90-110%	(Methods 200.8, 6010, 6020, 7470, 7471, 7474)
	85-115%	(Method 1631)
CCV:	90-110%	(Methods 200.7, 245.1, 6010, 6020, 7474)
	85-115%	(Methods 200.8, 1631)
	80-120%	(Methods 7470, 7471)

Form 2A
Initial and Continuing Calibration Verification

Client	: Impact Environmental	**Lab Number**	: L2046791
Project Name	: 13-12 BEACH CHANNEL DRIVE	**Project Number**	: 15209
Instrument ID	: TRACE4	**Units**	: mg/l

	Initial Calibration			Continuing Calibration(s)						
Lab ID :	R1366789-37			R1366789-39						
Date Analyzed :	10/29/20 21:38			10/29/20 22:32						
Parameter	**True**	**Found**	**%R**	**True**	**Found**	**%R**	**Found**	**%R**	**Found**	**%R**
Arsenic	0.500	0.4954	99	0.5000	0.500	100				
Barium	0.500	0.4742	95	0.5000	0.474	95				
Beryllium	0.500	0.4689	94	0.5000	0.474	95				
Cadmium	0.500	0.4750	95	0.5000	0.477	95				
Chromium	0.500	0.4730	95	0.5000	0.475	95				
Copper	0.500	0.4813	96	0.5000	0.486	97				
Lead	0.500	0.4756	95	0.5000	0.481	96				
Manganese	0.500	0.4553	91	0.5000	0.454	91				
Nickel	0.500	0.4774	95	0.5000	0.481	96				
Selenium	0.500	0.4826	97	0.5000	0.485	97				
Silver	0.500	0.4773	95	0.5000	0.485	97				
Zinc	0.500	0.4903	98	0.5000	0.494	99				

Acceptance Criteria:

ICV:	95-105%	(Methods 200.7, 245.1)
	90-110%	(Methods 200.8, 6010, 6020, 7470, 7471, 7474)
	85-115%	(Method 1631)
CCV:	90-110%	(Methods 200.7, 245.1, 6010, 6020, 7474)
	85-115%	(Methods 200.8, 1631)
	80-120%	(Methods 7470, 7471)

Form 3
Blanks

Client	: Impact Environmental	**Lab Number**	: L2046791
Project Name	: 13-12 BEACH CHANNEL DRIVE	**Project Number**	: 15209
Instrument ID	: TRACE4		

	Initial Calibration Blank		Continuing Calibration Blank(s)						Preparation Blank	
Lab ID :	R1366789-2		R1366789-5		R1366789-7		R1366789-10		WG1427675-1	
Date Analyzed :	10/29/20 09:45		10/29/20 10:15		10/29/20 10:31		10/29/20 11:34		10/29/20 17:20	
Parameter	mg/l	Q	mg/l	Q	mg/l	Q	mg/l	Q	mg/kg	Q
Arsenic	0.00208	U	0.00208	U	0.00208	U	0.00208	U	0.083	U
Barium	0.00174	U	0.00240	J	0.00174	U	0.00180	J	0.070	U
Beryllium	0.000330	U	0.000330	U	0.000330	U	0.000330	U	0.013	U
Cadmium	0.000980	U	0.000980	U	0.000980	U	0.000980	U	0.039	U
Chromium	0.000960	U	0.000960	U	0.000960	U	0.000960	U	0.038	U
Copper	0.00258	U	0.00258	U	0.00258	U	0.00258	U	0.103	U
Lead	0.00268	U	0.00268	U	0.00268	U	0.00268	U	0.107	U
Manganese	0.00159	U	0.00159	U	0.00159	U	0.00159	U	0.064	U
Nickel	0.00242	U	0.00242	U	0.00242	U	0.00242	U	0.097	U
Selenium	0.00258	U	0.00620	J	0.00258	U	0.00258	U	0.103	U
Silver	0.00283	U	0.00283	U	0.00283	U	0.00283	U	0.113	U
Zinc	0.00293	U	0.00293	U	0.00293	U	0.00293	U	0.117	U

Form 3
Blanks

Client	: Impact Environmental	**Lab Number**	: L2046791
Project Name	: 13-12 BEACH CHANNEL DRIVE	**Project Number**	: 15209
Instrument ID	: TRACE4		

	Initial Calibration Blank		Continuing Calibration Blank(s)						Preparation Blank	
Lab ID :	R1366789-24		R1366789-12		R1366789-14		R1366789-16			
Date Analyzed :	10/29/20 16:38		10/29/20 11:46		10/29/20 12:50		10/29/20 13:42			
Parameter	mg/l	Q	mg/l	Q	mg/l	Q	mg/l	Q		Q
Arsenic	0.00290	J	0.00208	U	0.00208	U	0.00208	U		
Barium	0.00174	U	0.00174	U	0.00250	J	0.00290	J		
Beryllium	0.000600	J	0.000330	U	0.000330	U	0.000330	U		
Cadmium	0.000980	U	0.000980	U	0.000980	U	0.000980	U		
Chromium	0.000960	U	0.000960	U	0.000960	U	0.000960	U		
Copper	0.00258	U	0.00258	U	0.00258	U	0.00258	U		
Lead	0.00268	U	0.00268	U	0.00268	U	0.00268	U		
Manganese	0.00159	U	0.00159	U	0.00159	U	0.00159	U		
Nickel	0.00242	U	0.00242	U	0.00242	U	0.00242	U		
Selenium	0.00690	J	0.00258	U	0.00258	U	0.00258	U		
Silver	0.00283	U	0.00283	U	0.00283	U	0.00283	U		
Zinc	0.00293	U	0.00293	U	0.00293	U	0.00293	U		

Form 3
Blanks

Client	: Impact Environmental	**Lab Number**	: L2046791
Project Name	: 13-12 BEACH CHANNEL DRIVE	**Project Number**	: 15209
Instrument ID	: TRACE4		

	Initial Calibration Blank		Continuing Calibration Blank(s)						Preparation Blank	
Lab ID :	R1366789-38		R1366789-18		R1366789-20		R1366789-22			
Date Analyzed :	10/29/20 21:42		10/29/20 14:30		10/29/20 15:22		10/29/20 16:00			
Parameter	mg/l	Q	mg/l	Q	mg/l	Q	mg/l	Q		Q
Arsenic	0.00790	J	0.00208	U	0.00208	U	0.00208	U		
Barium	0.00174	U	0.00174	U	0.00200	J	0.00210	J		
Beryllium	0.000330	U	0.000330	U	0.000330	U	0.000500	J		
Cadmium	0.000980	U	0.000980	U	0.000980	U	0.000980	U		
Chromium	0.000960	U	0.000960	U	0.000960	U	0.000960	U		
Copper	0.00258	U	0.00258	U	0.00258	U	0.00258	U		
Lead	0.00268	U	0.00268	U	0.00268	U	0.00268	U		
Manganese	0.00159	U	0.00159	U	0.00159	U	0.00159	U		
Nickel	0.00242	U	0.00242	U	0.00242	U	0.00242	U		
Selenium	0.00258	U	0.00258	U	0.00258	U	0.00258	U		
Silver	0.00283	U	0.00283	U	0.00283	U	0.00283	U		
Zinc	0.00293	U	0.00293	U	0.00293	U	0.00293	U		

Form 3
Blanks

Client	: Impact Environmental	**Lab Number**	: L2046791
Project Name	: 13-12 BEACH CHANNEL DRIVE	**Project Number**	: 15209
Instrument ID	: TRACE4		

	Initial Calibration Blank		Continuing Calibration Blank(s)						Preparation Blank	
Lab ID :			R1366789-26		R1366789-28		R1366789-30			
Date Analyzed :			10/29/20 17:06		10/29/20 18:04		10/29/20 18:20			
Parameter	mg/l	Q	mg/l	Q	mg/l	Q	mg/l	Q		Q
Arsenic			0.00208	U	0.00208	U	0.00208	U		
Barium			0.00174	U	0.00174	U	0.00174	U		
Beryllium			0.000500	J	0.000400	J	0.000330	U		
Cadmium			0.000980	U	0.000980	U	0.000980	U		
Chromium			0.000960	U	0.000960	U	0.000960	U		
Copper			0.00258	U	0.00258	U	0.00258	U		
Lead			0.00268	U	0.00330	J	0.00268	U		
Manganese			0.00159	U	0.00159	U	0.00159	U		
Nickel			0.00242	U	0.00242	U	0.00242	U		
Selenium			0.00258	U	0.00258	U	0.00258	U		
Silver			0.00283	U	0.00283	U	0.00283	U		
Zinc			0.00293	U	0.00293	U	0.00293	U		

Form 3
Blanks

Client	: Impact Environmental	**Lab Number**	: L2046791
Project Name	: 13-12 BEACH CHANNEL DRIVE	**Project Number**	: 15209
Instrument ID	: TRACE4		

	Initial Calibration Blank		Continuing Calibration Blank(s)						Preparation Blank	
Lab ID :			R1366789-32		R1366789-34		R1366789-36			
Date Analyzed :			10/29/20 19:18		10/29/20 20:16		10/29/20 20:37			
Parameter	mg/l	Q	mg/l	Q	mg/l	Q	mg/l	Q		Q
Arsenic			0.00340	J	0.00290	J	0.00210	J		
Barium			0.00174	U	0.00174	U	0.00174	U		
Beryllium			0.000400	J	0.000500	J	0.000400	J		
Cadmium			0.000980	U	0.000980	U	0.000980	U		
Chromium			0.000960	U	0.000960	U	0.000960	U		
Copper			0.00258	U	0.00258	U	0.00258	U		
Lead			0.00268	U	0.00268	U	0.00268	U		
Manganese			0.00159	U	0.00159	U	0.00159	U		
Nickel			0.00242	U	0.00242	U	0.00242	U		
Selenium			0.00258	U	0.00258	U	0.00258	U		
Silver			0.00283	U	0.00283	U	0.00283	U		
Zinc			0.00293	U	0.00293	U	0.00293	U		

Form 3
Blanks

Client	: Impact Environmental	**Lab Number**	: L2046791
Project Name	: 13-12 BEACH CHANNEL DRIVE	**Project Number**	: 15209
Instrument ID	: TRACE4		

	Initial Calibration Blank		Continuing Calibration Blank(s)						Preparation Blank	
Lab ID :			R1366789-40							
Date Analyzed :			10/29/20 22:36							
Parameter	mg/l	Q	mg/l	Q	mg/l	Q	mg/l	Q		Q
Arsenic			0.00770	J						
Barium			0.00174	U						
Beryllium			0.000330	U						
Cadmium			0.000980	U						
Chromium			0.000960	U						
Copper			0.00258	U						
Lead			0.00268	U						
Manganese			0.00159	U						
Nickel			0.00242	U						
Selenium			0.00258	U						
Silver			0.00283	U						
Zinc			0.00293	U						

Form 4a
Interference Check Sample

Client	: Impact Environmental	**Lab Number**	: L2046791
Project Name	: 13-12 BEACH CHANNEL DRIVE	**Project Number**	: 15209
Instrument ID	: TRACE4	**Concentration Units**	: mg/L

	True		Initial Found				Final Found			
Lab ID :			R1366789-3				R1366789-8			
Analysis Date :			10/29/20 10:02				10/29/20 10:53			
Analyte	**Sol. A**	**Sol. AB**	**Sol. A**	**%R**	**Sol. AB**	**%R**	**Sol. A**	**%R**	**Sol. AB**	**%R**
Arsenic			0.00240				-0.00970			
Barium			0.00220				0.000700			
Beryllium			-0.000100				-0.000100			
Cadmium			-0.00250				-0.00260			
Chromium			0.00190				0.00430			
Copper			0.00340				0.00250			
Lead			0.0428				0.00260			
Manganese			-0.00270				0.000200			
Nickel			0.00130				0.00170			
Selenium			-0.00220				0.00130			
Silver			0.000500				0.000800			
Zinc			0.00280				0.00160			

Acceptance Criteria: Methods 200.7, 200.8, 6010, 6020

ICSA: 80-120%

ICSAB: 80-120%

Form 5a
Matrix Spike

Client	: Impact Environmental	**Lab Number**	: L2046791
Project Name	: 13-12 BEACH CHANNEL DRIVE	**Project Number**	: 15209
Client Sample ID	: SB-1 (0-2)	**Matrix**	: SOIL
Lab Sample ID	: L2046791-01		
Matrix Spike	: WG1427675-3	**MS Analysis Date**	: 10/29/20 17:34
Matrix Spike Dup	:	**MSD Analysis Date**	:

		Matrix Spike Sample				Matrix Spike Duplicate					
Parameter	Sample Conc. (mg/kg)	Spike Added (mg/kg)	Spike Conc. (mg/kg)	%R		Spike Added (mg/kg)	Spike Conc. (mg/kg)	%R	RPD	Recovery Limits	RPD Limit
Arsenic, Total	4.14	9.76	13.0	91						75-125	20
Barium, Total	70.9	162	225	95						75-125	20
Beryllium, Total	0.212	4.06	4.05	100						75-125	20
Cadmium, Total	ND	4.15	3.80	92						75-125	20
Chromium, Total	6.82	16.2	22.7	98						75-125	20
Copper, Total	20.3	20.3	45.3	123						75-125	20
Lead, Total	168	41.5	240	174	Q					75-125	20
Manganese, Total	64.6	40.6	108	107						75-125	20
Nickel, Total	5.44	40.6	39.9	85						75-125	20
Selenium, Total	0.203J	9.76	9.52	98						75-125	20
Silver, Total	ND	24.4	24.3	100						75-125	20
Zinc, Total	103	40.6	110	17	Q					75-125	20

Form 5b
Post Digest Spike Recovery

Client	: Impact Environmental	**Lab Number**	: L2046791
Project Name	: 13-12 BEACH CHANNEL DRIVE	**Project Number**	: 15209
Client Sample ID	: SB-1 (0-2)	**Matrix**	: SOIL
Lab Sample ID	: L2046791-01		
Post Spike	: WG1427675-5	**PS Analysis Date**	: 10/29/20 17:42

		Post Spike Sample			
Parameter	**Sample Conc. (mg/kg)**	**Spike Added (mg/kg)**	**Spike Conc. (mg/kg)**	**%R**	**Recovery Limits**
Aluminum, Total	ND	169	3080	12	75-125
Calcium, Total	ND	846	10100	0	75-125
Iron, Total	ND	84.6	10200	0	75-125
Lead, Total	168	43.2	194	60	75-125
Magnesium, Total	ND	846	2790	68	75-125
Zinc, Total	103	42.3	131	66	75-125

Form 6
Lab Duplicates

Client	: Impact Environmental	**Lab Number**	: L2046791
Project Name	: 13-12 BEACH CHANNEL DRIVE	**Project Number**	: 15209
Client Sample ID	: SB-1 (0-2)	**Matrix**	: SOIL
Lab Sample ID	: L2046791-01	**Analysis Date**	: 10/29/20 17:29
Dup Sample ID	: WG1427675-4	**DUP Analysis Date**	: 10/29/20 17:38

Parameter	Sample Concentration (mg/kg)	Duplicate Concentration (mg/kg)	RPD	RPD Limit
Arsenic, Total	4.14	5.08	20	20
Barium, Total	70.9	92.6	27 Q	20
Beryllium, Total	0.212	0.186J	NC	20
Cadmium, Total	ND	ND	NC	20
Chromium, Total	6.82	7.80	13	20
Copper, Total	20.3	42.1	70 Q	20
Lead, Total	168	313	60 Q	20
Manganese, Total	64.6	88.4	31 Q	20
Nickel, Total	5.44	5.99	10	20
Selenium, Total	0.203J	0.943	NC	20
Silver, Total	ND	ND	NC	20
Zinc, Total	103	114	10	20

Form 7
Laboratory Control Sample

Client	: Impact Environmental	**Lab Number**	: L2046791
Project Name	: 13-12 BEACH CHANNEL DRIVE	**Project Number**	: 15209
Client Sample ID	: NA	**Matrix**	: SOIL
Lab Sample ID	: WG1427675-2	**LCS Analysis Date**	: 10/29/20 17:25
Dup Sample ID	:	**LCSD Analysis Date**	:

	Laboratory Control Sample			Laboratory Control Duplicate					
Parameter	True (mg/kg)	Found (mg/kg)	%R	True (mg/kg)	Found (mg/kg)	%R	RPD	Recovery Limits	RPD Limit
Arsenic, Total	156.	148.	95.					70-130	20
Barium, Total	239.	212.	89.					75-125	20
Beryllium, Total	169.	160.	95.					75-125	20
Cadmium, Total	137.	128.	93.					75-125	20
Chromium, Total	154.	140.	91.					70-130	20
Copper, Total	54.9	52.0	95.					75-125	20
Lead, Total	130.	121.	93.					72-128	20
Manganese, Total	269.	235.	87.					74-126	20
Nickel, Total	53.9	49.5	92.					70-130	20
Selenium, Total	167.	165.	99.					68-132	20
Silver, Total	33.6	31.7	94.					68-131	20
Zinc, Total	158.	142.	90.					70-130	20

Form 8
Serial Dilutions

Client	: Impact Environmental	**Lab Number**	: L2046791
Project Name	: 13-12 BEACH CHANNEL DRIVE	**Project Number**	: 15209
Client Sample ID	: SB-1 (0-2)	**Matrix**	: SOIL
Lab Sample ID	: L2046791-01	**Analysis Date**	: 10/29/20 17:29
Serial Dilution ID	: WG1427675-6	**Analysis Date**	: 10/29/20 17:55

Parameter	Initial Sample Result (mg/kg)	Serial Dilution Result (mg/kg)	% Difference	%D Limit
Barium, Total	70.9	80.9	14	20
Cobalt, Total				20
Lead, Total	168	191	14	20
Manganese, Total	64.6	73.3	13	20
Zinc, Total	103	116	13	20

U.S. EPA - CLP
10A-IN
ICP-AES INTERELEMENT CORRECTION FACTORS (ANNUALLY)

Lab Name: Alpha Analytical Contract: _____

Lab Code: AAL Case No.: _____ NRAS No.: _____ SDG No.: _____

ICP-AES Instrument: TRACE4 Date: 12/01/16

Analyte	Wave-length (nm)	Interelement Correction Factors for: Al	Ca	Fe	Mg	__
Aluminum	396.15	0.0000000	0.0000020	-0.0000310	-0.0000090	
Antimony	206.83	-0.0000020	0.0000040	-0.0000110	-0.0000050	
Arsenic	189.04	0.0000090	-0.0000010	-0.0000700	0.0000000	
Barium	455.40	-0.0000040	-0.0000020	-0.0000110	-0.0000010	
Beryllium	313.40	-0.0000020	-0.0000020	-0.0000050	0.0000000	
Cadmium	214.44	0.0000000	-0.0000030	0.0000000	-0.0000010	
Calcium	315.89	0.0000780	0.0000000	-0.0000170	0.0000710	
Chromium	267.72	0.0000050	-0.0000020	0.0000120	0.0000000	
Cobalt	228.62	-0.0000120	-0.0000060	-0.0000250	-0.0000020	
Copper	324.75	-0.0000030	-0.0000020	-0.0000040	0.0000110	
Iron	259.94	0.0000180	-0.0000120	0.0000000	-0.0000030	
Lead	220.35	0.0001100	-0.0000010	0.0000180	-0.0000010	
Magnesium	279.08	-0.0000540	-0.0000280	0.0000190	0.0000000	
Manganese	257.61	-0.0000030	-0.0000020	-0.0000080	0.0000020	
Mercury						
Nickel	231.60	-0.0000130	-0.0000050	-0.0000240	-0.0000020	
Potassium	766.49	-0.0012590	-0.0007040	-0.0028490	-0.0002350	
Selenium	196.09	-0.0000200	0.0000000	-0.0000290	-0.0000010	
Silver	328.07	-0.0000040	-0.0000020	-0.0000090	-0.0000010	
Sodium	589.59	-0.0006160	-0.0005220	-0.0020960	-0.0001600	
Thallium	190.86	-0.0000060	-0.0000040	-0.0000050	-0.0000010	
Vanadium	292.40	-0.0000050	-0.0000030	0.0000100	-0.0000020	
Zinc	206.20	0.0002750	0.0000030	-0.0007990	-0.0000040	

Comments:

U.S. EPA - CLP
10B-IN
ICP-AES INTERELEMENT CORRECTION FACTORS (ANNUALLY)

Lab Name: Alpha Analytical Contract:

Lab Code: AAL Case No.: NRAS No.: SDG No.:

ICP-AES Instrument ID: TRACE4 Date: 12/01/16

Analyte	Wave-length (nm)	Interelement Correction Factors for: Sb	As	Ba	Be	Cd
Aluminum	396.15	0.0000000	0.0000000	0.0000000	-0.0022950	-0.0018570
Antimony	206.83	0.0000000	0.0000000	0.0000000	-0.0003900	-0.0000120
Arsenic	189.04	0.0000000	0.0000000	0.0000210	-0.0001780	-0.0001730
Barium	455.40	0.0000000	0.0000000	0.0000000	-0.0002050	-0.0002030
Beryllium	313.40	0.0000000	0.0000000	0.0000000	0.0000000	-0.0000860
Cadmium	214.44	0.0000000	0.0000000	0.0000000	-0.0002090	0.0000000
Calcium	315.89	0.0000000	0.0000000	0.0000000	-0.0020880	-0.0018790
Chromium	267.72	0.0000000	0.0000000	0.0000000	-0.0002010	-0.0003100
Cobalt	228.62	0.0000000	0.0000000	0.0000000	-0.0004810	-0.0004970
Copper	324.75	0.0000000	0.0000000	0.0000000	-0.0002330	-0.0002260
Iron	259.94	0.0000000	0.0000000	0.0000000	-0.0012310	-0.0009570
Lead	220.35	0.0000000	0.0000000	0.0000000	-0.0001700	-0.0001850
Magnesium	279.08	0.0000000	0.0000000	0.0000000	-0.0022440	-0.0017830
Manganese	257.61	0.0000000	0.0000000	0.0000000	-0.0001950	-0.0002020
Mercury						
Nickel	231.60	0.0000000	0.0000000	0.0000000	-0.0005490	-0.0005200
Potassium	766.49	0.0000000	0.0000000	0.0000000	-0.0522980	-0.0517110
Selenium	196.09	0.0000000	0.0000000	0.0000000	0.0000060	0.0000030
Silver	328.07	0.0000000	0.0000000	0.0000000	-0.0001740	-0.0001560
Sodium	589.59	0.0000000	0.0000000	0.0000000	-0.0417330	-0.0407400
Thallium	190.86	0.0000000	0.0000000	0.0000000	-0.0002650	-0.0002240
Vanadium	292.40	0.0000000	0.0000000	0.0000000	-0.0002090	-0.0002040
Zinc	206.20	0.0000000	0.0000000	0.0000000	-0.0000320	-0.0009250

Comments:

U.S. EPA - CLP
10B-IN
ICP-AES INTERELEMENT CORRECTION FACTORS (ANNUALLY)

Lab Name: Alpha Analytical Contract:

Lab Code: AAL Case No.: NRAS No.: SDG No.:

ICP-AES Instrument ID: TRACE4 Date: 12/01/16

Analyte	Wave-length (nm)	Interelement Correction Factors for: Cr	Co	Cu	Pb	Mn
Aluminum	396.15	-0.0020320	-0.0005350	-0.0005960	0.0000000	-0.0003930
Antimony	206.83	0.0049920	-0.0001600	-0.0001410	0.0000000	-0.0001780
Arsenic	189.04	0.0002670	-0.0001290	-0.0000570	0.0000000	-0.0000030
Barium	455.40	-0.0002000	-0.0000500	-0.0000660	0.0000000	-0.0000350
Beryllium	313.40	-0.0000900	-0.0000220	-0.0000300	0.0000000	-0.0000110
Cadmium	214.44	-0.0000290	-0.0000520	-0.0000680	0.0000000	-0.0000270
Calcium	315.89	-0.0020720	0.0009940	-0.0005720	0.0000000	-0.0000920
Chromium	267.72	0.0000000	-0.0000480	-0.0000690	0.0000000	0.0001140
Cobalt	228.62	-0.0005870	0.0000000	-0.0001660	0.0000000	-0.0000740
Copper	324.75	-0.0002130	-0.0000490	0.0000000	0.0000000	0.0000300
Iron	259.94	-0.0010370	-0.0002940	-0.0003760	0.0000000	-0.0001890
Lead	220.35	-0.0001960	-0.0003260	0.0002710	0.0000000	0.0000640
Magnesium	279.08	-0.0024620	-0.0005640	-0.0008730	0.0000000	-0.0069760
Manganese	257.61	-0.0002060	-0.0000480	-0.0000750	0.0000000	0.0000000
Mercury						
Nickel	231.60	-0.0005230	-0.0002210	-0.0001810	0.0000000	-0.0000730
Potassium	766.49	-0.0512430	-0.0126240	-0.0178480	0.0000000	-0.0089880
Selenium	196.09	-0.0000520	0.0000530	-0.0000240	0.0000000	0.0003780
Silver	328.07	-0.0001430	-0.0000370	-0.0000450	0.0000000	0.0001940
Sodium	589.59	-0.0407180	-0.0097580	-0.0137660	0.0000000	-0.0070470
Thallium	190.86	-0.0000390	0.0020440	-0.0000840	-0.0000200	0.0003990
Vanadium	292.40	-0.0002210	-0.0000500	-0.0000650	0.0000000	0.0001060
Zinc	206.20	-0.0012900	0.0000070	0.0003430	0.0001200	-0.0001520

Comments:

U.S. EPA - CLP
10B-IN
ICP-AES INTERELEMENT CORRECTION FACTORS (ANNUALLY)

Lab Name: Alpha Analytical Contract:

Lab Code: AAL Case No.: NRAS No.: SDG No.:

ICP-AES Instrument ID: TRACE4 Date: 12/01/16

Analyte	Wave-length (nm)	Interelement Correction Factors for: Ni	K	Se	Ag	Na
Aluminum	396.15	0.0000000	0.0000000	0.0000000	0.0000000	0.0000000
Antimony	206.83	0.0000000	0.0000000	0.0000000	0.0000000	0.0000000
Arsenic	189.04	0.0000000	0.0000000	0.0000000	0.0000000	0.0000000
Barium	455.40	0.0000000	0.0000000	0.0000000	0.0000000	0.0000000
Beryllium	313.40	0.0000000	0.0000000	0.0000000	0.0000000	0.0000000
Cadmium	214.44	0.0000000	0.0000000	0.0000000	0.0000000	0.0000000
Calcium	315.89	0.0000000	0.0000000	0.0000000	0.0000000	0.0000000
Chromium	267.72	0.0000000	0.0000000	0.0000000	0.0000000	0.0000000
Cobalt	228.62	0.0000000	0.0000000	0.0000000	0.0000000	0.0000000
Copper	324.75	0.0000000	0.0000000	0.0000000	0.0000000	0.0000000
Iron	259.94	0.0000000	0.0000000	0.0000000	0.0000000	0.0000000
Lead	220.35	0.0000000	0.0000000	0.0000000	0.0000000	0.0000000
Magnesium	279.08	0.0000000	0.0000000	0.0000000	0.0000000	0.0000000
Manganese	257.61	0.0000000	0.0000000	0.0000000	0.0000000	0.0000000
Mercury						
Nickel	231.60	0.0000000	0.0000000	0.0000000	0.0000000	0.0000000
Potassium	766.49	0.0000000	0.0000000	0.0000000	0.0000000	0.0000000
Selenium	196.09	0.0000000	0.0000000	0.0000000	0.0000000	0.0000000
Silver	328.07	0.0000000	0.0000000	0.0000000	0.0000000	0.0000000
Sodium	589.59	0.0000000	0.0000000	0.0000000	0.0000000	0.0000000
Thallium	190.86	0.0000000	0.0000000	0.0000000	0.0000000	0.0000000
Vanadium	292.40	0.0000000	0.0000000	0.0000000	0.0000000	0.0000000
Zinc	206.20	0.0000000	0.0000000	0.0000000	0.0000000	0.0000000

Comments:

U.S. EPA - CLP
10A-IN
ICP-AES INTERELEMENT CORRECTION FACTORS (ANNUALLY)

Lab Name: Alpha Analytical Contract: _____

Lab Code: AAL Case No.: _____ NRAS No.: _____ SDG No.: _____

ICP-AES Instrument: TRACE5 Date: 12/01/16

Analyte	Wave-length (nm)	Interelement Correction Factors for: Al	Ca	Fe	Mg	Mo
Aluminum	396.15	0.0000000	0.0000960	0.0000000	0.0000000	0.0573510
Antimony	206.83	0.0000000	0.0000000	0.0000000	0.0000000	0.0016160
Arsenic	189.04	-0.0000310	0.0000000	0.0000000	0.0000000	0.0009550
Barium	455.40	0.0000000	0.0000000	0.0000000	0.0000000	0.0000000
Beryllium	313.40	0.0000000	0.0000000	0.0000000	0.0000000	0.0000000
Cadmium	214.44	0.0000000	0.0000000	0.0000010	0.0000000	0.0000000
Calcium	315.89	0.0000000	0.0000000	0.0000000	0.0000000	0.0009910
Chromium	267.72	0.0000000	0.0000000	0.0000000	0.0000000	0.0000120
Cobalt	228.62	0.0000000	0.0000000	0.0000000	0.0000000	0.0000000
Copper	324.75	0.0000000	0.0000000	0.0000000	0.0000000	0.0004030
Iron	259.94	0.0000000	0.0000000	0.0000000	0.0000000	0.0000000
Lead	220.35	0.0003010	0.0000000	0.0000210	0.0000000	-0.0026290
Magnesium	279.08	0.0000000	0.0000000	0.0001760	0.0000000	0.0000000
Manganese	257.61	0.0000000	0.0000000	0.0000000	0.0000000	0.0000000
Mercury						
Nickel	231.60	0.0000000	0.0000000	0.0000340	0.0000000	0.0000000
Potassium	766.49	0.0000000	0.0000000	0.0000000	0.0000000	0.0000000
Selenium	196.09	0.0000000	0.0000000	0.0000000	0.0000000	0.0000180
Silver	328.07	0.0000000	0.0000000	0.0000000	0.0000000	0.0000000
Sodium	589.59	0.0000000	0.0000000	0.0000000	0.0000000	0.0000000
Thallium	190.86	0.0000000	0.0000000	0.0000000	0.0000000	0.0000000
Vanadium	292.40	0.0000000	0.0000000	0.0000310	0.0000000	0.0000000
Zinc	206.20	0.0000000	0.0000000	0.0000000	0.0000000	0.0000000

Comments:

U.S. EPA - CLP
10B-IN
ICP-AES INTERELEMENT CORRECTION FACTORS (ANNUALLY)

Lab Name: Alpha Analytical Contract: _____

Lab Code: AAL Case No.: _____ NRAS No.: _____ SDG No.: _____

ICP-AES Instrument ID: TRACE5 Date: 12/01/16

Analyte	Wave-length (nm)	Interelement Correction Factors for: Sb	As	Ba	Be	Cd
Aluminum	396.15	0.0000000	0.0000000	0.0000000	0.0000000	0.0000000
Antimony	206.83	0.0000000	0.0000000	0.0000000	0.0000000	0.0000000
Arsenic	189.04	0.0000000	0.0000000	0.0000000	0.0000000	0.0000000
Barium	455.40	0.0000000	0.0000000	0.0000000	0.0000000	0.0000000
Beryllium	313.40	0.0000000	0.0000000	0.0000000	0.0000000	0.0000000
Cadmium	214.44	0.0000000	0.0000000	0.0000000	0.0000000	0.0000000
Calcium	315.89	0.0000000	0.0000000	0.0000000	0.0000000	0.0000000
Chromium	267.72	0.0000000	0.0000000	0.0000000	0.0000000	0.0000000
Cobalt	228.62	0.0000000	0.0000000	0.0000000	0.0000000	0.0000000
Copper	324.75	0.0000000	0.0000000	0.0000000	0.0000000	0.0000000
Iron	259.94	0.0000000	0.0000000	0.0000000	0.0000000	0.0000000
Lead	220.35	0.0000000	0.0000000	0.0000000	0.0000000	0.0000000
Magnesium	279.08	0.0000000	0.0000000	0.0000000	0.0000000	0.0000000
Manganese	257.61	0.0000000	0.0000000	0.0000000	0.0000000	0.0000000
Mercury						
Nickel	231.60	0.0000000	0.0000000	0.0000000	0.0000000	0.0000000
Potassium	766.49	0.0000000	0.0000000	0.0000000	0.0000000	0.0000000
Selenium	196.09	0.0000000	0.0000000	0.0000000	0.0000000	0.0000000
Silver	328.07	0.0000000	0.0000000	0.0000000	0.0000000	0.0000000
Sodium	589.59	0.0000000	0.0000000	0.0000000	0.0000000	0.0000000
Thallium	190.86	0.0000000	0.0000000	0.0000000	0.0000000	0.0000000
Vanadium	292.40	0.0000000	0.0000000	0.0000000	0.0000000	0.0000000
Zinc	206.20	0.0000000	0.0000000	0.0000000	0.0000000	0.0000000

Comments:

U.S. EPA - CLP
10B-IN
ICP-AES INTERELEMENT CORRECTION FACTORS (ANNUALLY)

Lab Name: Alpha Analytical Contract:

Lab Code: AAL Case No.: NRAS No.: SDG No.:

ICP-AES Instrument ID: TRACE5 Date: 12/01/16

Analyte	Wave-length (nm)	Interelement Correction Factors for: Cr	Co	Cu	Pb	Mn
Aluminum	396.15	0.0000000	0.0000000	0.0000000	0.0000000	0.0000000
Antimony	206.83	0.0114090	0.0000000	0.0000000	0.0000000	0.0000000
Arsenic	189.04	0.0003850	-0.0000480	0.0000000	0.0000000	0.0000000
Barium	455.40	0.0000000	0.0000000	0.0000000	0.0000000	0.0000000
Beryllium	313.40	0.0000000	0.0000000	0.0000000	0.0000000	0.0000000
Cadmium	214.44	0.0000000	0.0000000	0.0000000	0.0000000	0.0000000
Calcium	315.89	0.0000000	0.0000000	0.0000000	0.0000000	0.0000000
Chromium	267.72	0.0000000	0.0000000	0.0000000	0.0000000	0.0000000
Cobalt	228.62	0.0000000	0.0000000	0.0000000	0.0000000	0.0000000
Copper	324.75	0.0000000	0.0000000	0.0000000	0.0000000	0.0000000
Iron	259.94	0.0000000	0.0000000	0.0000000	0.0000000	0.0000000
Lead	220.35	0.0000000	0.0000000	0.0007800	0.0000000	0.0000000
Magnesium	279.08	0.0000000	0.0000000	0.0000000	0.0000000	-0.0092850
Manganese	257.61	0.0000000	0.0000000	0.0000000	0.0000000	0.0000000
Mercury						
Nickel	231.60	0.0000000	-0.0001620	0.0000000	0.0000000	0.0000000
Potassium	766.49	0.0000000	0.0000000	0.0000000	0.0000000	0.0000000
Selenium	196.09	0.0000000	0.0000620	0.0000000	0.0000000	0.0006770
Silver	328.07	0.0000000	0.0000000	0.0000000	0.0000000	0.0000000
Sodium	589.59	0.0000000	0.0000000	0.0000000	0.0000000	0.0000000
Thallium	190.86	0.0000000	0.0000000	0.0000000	0.0000000	0.0000000
Vanadium	292.40	-0.0019910	0.0000000	0.0000000	0.0000000	-0.0004360
Zinc	206.20					

Comments:

U.S. EPA - CLP
10B-IN
ICP-AES INTERELEMENT CORRECTION FACTORS (ANNUALLY)

Lab Name: Alpha Analytical Contract:

Lab Code: AAL Case No.: NRAS No.: SDG No.:

ICP-AES Instrument ID: TRACE5 Date: 12/01/16

Analyte	Wave-length (nm)	Interelement Correction Factors for: Ni	K	Se	Ag	Na
Aluminum	396.15	0.0000000	0.0000000	0.0000000	0.0000000	0.0000000
Antimony	206.83	0.0000000	0.0000000	0.0000000	0.0000000	0.0000000
Arsenic	189.04	0.0000000	0.0000000	0.0000000	0.0000000	0.0000000
Barium	455.40	0.0000000	0.0000000	0.0000000	0.0000000	0.0000000
Beryllium	313.40	0.0000000	0.0000000	0.0000000	0.0000000	0.0000000
Cadmium	214.44	0.0000000	0.0000000	0.0000000	0.0000000	0.0000000
Calcium	315.89	0.0000000	0.0000000	0.0000000	0.0000000	0.0000000
Chromium	267.72	0.0000000	0.0000000	0.0000000	0.0000000	0.0000000
Cobalt	228.62	0.0000930	0.0000000	0.0000000	0.0000000	0.0000000
Copper	324.75	0.0000000	0.0000000	0.0000000	0.0000000	0.0000000
Iron	259.94	0.0000000	0.0000000	0.0000000	0.0000000	0.0000000
Lead	220.35	0.0002270	0.0000000	0.0000000	0.0000000	0.0000000
Magnesium	279.08	-0.0003390	0.0000000	0.0000000	0.0000000	0.0000000
Manganese	257.61	0.0000000	0.0000000	0.0000000	0.0000000	0.0000000
Mercury						
Nickel	231.60	0.0000000	0.0000000	0.0000000	0.0000000	0.0000000
Potassium	766.49	0.0000000	0.0000000	0.0000000	0.0000000	0.0000000
Selenium	196.09	0.0000000	0.0000000	0.0000000	0.0000000	0.0000000
Silver	328.07	0.0000000	0.0000000	0.0000000	0.0000000	0.0000000
Sodium	589.59	0.0000000	0.0000000	0.0000000	0.0000000	0.0000000
Thallium	190.86	0.0000000	0.0000000	0.0000000	0.0000000	0.0000000
Vanadium	292.40	0.0000000	0.0000000	0.0000000	0.0000000	0.0000000
Zinc	206.20	0.0000000	0.0000000	0.0000000	0.0000000	0.0000000

Comments:

U.S. EPA - CLP
10B-IN
ICP-AES INTERELEMENT CORRECTION FACTORS (ANNUALLY)

Lab Name: Alpha Analytical Contract: _____

Lab Code: AAL Case No.: _____ NRAS No.: _____ SDG No.: _____

ICP-AES Instrument ID: TRACE5 Date: 12/01/16

Analyte	Wave-length (nm)	Interelement Correction Factors for: Tl	V	Zn		
Aluminum	396.15	0.0000000	0.0000000	0.0000000		
Antimony	206.83	0.0000000	0.0000000	0.0000000		
Arsenic	189.04	0.0000000	0.0000000	0.0000000		
Barium	455.40	0.0000000	0.0000000	0.0000000		
Beryllium	313.40	0.0000000	0.0018940	0.0000000		
Cadmium	214.44	0.0000000	0.0000000	0.0000000		
Calcium	315.89	0.0000000	0.0000000	0.0000000		
Chromium	267.72	0.0000000	0.0000000	0.0000000		
Cobalt	228.62	0.0017990	0.0000000	0.0000000		
Copper	324.75	0.0000000	-0.0003720	0.0000000		
Iron	259.94	0.0000000	0.0000000	0.0000000		
Lead	220.35	0.0000000	-0.0001170	0.0000000		
Magnesium	279.08	0.0000000	0.0000000	0.0000000		
Manganese	257.61	0.0000000	0.0000000	0.0000000		
Mercury						
Nickel	231.60	0.0005790	0.0000000	0.0000000		
Potassium	766.49	0.0000000	0.0000000	0.0000000		
Selenium	196.09	0.0000000	0.0000000	0.0000000		
Silver	328.07	0.0000000	-0.0017200	0.0000000		
Sodium	589.59	0.0000000	0.0000000	0.0000000		
Thallium	190.86	0.0000000	0.0002820	0.0000000		
Vanadium	292.40	0.0000000	0.0000000	0.0000000		
Zinc	206.20	0.0000000	0.0000000	0.0000000		

Comments:

U.S. EPA - CLP
10A-IN
ICP-AES INTERELEMENT CORRECTION FACTORS (ANNUALLY)

Lab Name: Alpha Analytical Contract: _____

Lab Code: AAL Case No.: _____ NRAS No.: _____ SDG No.: _____

ICP-AES Instrument: TRACE6 Date: 11/10/16

Analyte	Wave-length (nm)	Interelement Correction Factors for: Al	Ca	Fe	Mg	Mo
Aluminum	396.15	0.0000000	0.0000960	0.0000000	0.0000000	0.0573510
Antimony	206.83	0.0000000	0.0000000	0.0000000	0.0000000	0.0016160
Arsenic	189.04	-0.0000310	0.0000000	0.0000000	0.0000000	0.0009550
Barium	455.40	0.0000000	0.0000000	0.0000000	0.0000000	0.0000000
Beryllium	313.40	0.0000000	0.0000000	0.0000000	0.0000000	0.0000000
Cadmium	214.44	0.0000000	0.0000000	0.0000010	0.0000000	0.0000000
Calcium	315.89	0.0000000	0.0000000	0.0000000	0.0000000	0.0009910
Chromium	267.72	0.0000000	0.0000000	0.0000000	0.0000000	0.0000120
Cobalt	228.62	0.0000000	0.0000000	0.0000000	0.0000000	0.0000000
Copper	324.75	0.0000000	0.0000000	0.0000000	0.0000000	0.0004030
Iron	259.94	0.0000000	0.0000000	0.0000000	0.0000000	0.0000000
Lead	220.35	0.0003010	0.0000000	0.0000210	0.0000000	-0.0026290
Magnesium	279.08	0.0000000	0.0000000	0.0001760	0.0000000	0.0000000
Manganese	257.61	0.0000000	0.0000000	0.0000000	0.0000000	0.0000000
Mercury						
Nickel	231.60	0.0000000	0.0000000	0.0000340	0.0000000	0.0000000
Potassium	766.49	0.0000000	0.0000000	0.0000000	0.0000000	0.0000000
Selenium	196.09	0.0000000	0.0000000	0.0000000	0.0000000	0.0000180
Silver	328.07	0.0000000	0.0000000	0.0000000	0.0000000	0.0000000
Sodium	589.59	0.0000000	0.0000000	0.0000000	0.0000000	0.0000000
Thallium	190.86	0.0000000	0.0000000	0.0000000	0.0000000	0.0000000
Vanadium	292.40	0.0000000	0.0000000	0.0000310	0.0000000	0.0000000
Zinc	206.20	0.0000000	0.0000000	0.0000000	0.0000000	0.0000000

Comments:

U.S. EPA - CLP
10B-IN
ICP-AES INTERELEMENT CORRECTION FACTORS (ANNUALLY)

Lab Name: Alpha Analytical Contract: _____

Lab Code: AAL Case No.: _____ NRAS No.: _____ SDG No.: _____

ICP-AES Instrument ID: TRACE6 Date: 11/10/16

Analyte	Wave-length (nm)	Interelement Correction Factors for: Sb	As	Ba	Be	Cd
Aluminum	396.15	0.0000000	0.0000000	0.0000000	0.0000000	0.0000000
Antimony	206.83	0.0000000	0.0000000	0.0000000	0.0000000	0.0000000
Arsenic	189.04	0.0000000	0.0000000	0.0000000	0.0000000	0.0000000
Barium	455.40	0.0000000	0.0000000	0.0000000	0.0000000	0.0000000
Beryllium	313.40	0.0000000	0.0000000	0.0000000	0.0000000	0.0000000
Cadmium	214.44	0.0000000	0.0000000	0.0000000	0.0000000	0.0000000
Calcium	315.89	0.0000000	0.0000000	0.0000000	0.0000000	0.0000000
Chromium	267.72	0.0000000	0.0000000	0.0000000	0.0000000	0.0000000
Cobalt	228.62	0.0000000	0.0000000	0.0000000	0.0000000	0.0000000
Copper	324.75	0.0000000	0.0000000	0.0000000	0.0000000	0.0000000
Iron	259.94	0.0000000	0.0000000	0.0000000	0.0000000	0.0000000
Lead	220.35	0.0000000	0.0000000	0.0000000	0.0000000	0.0000000
Magnesium	279.08	0.0000000	0.0000000	0.0000000	0.0000000	0.0000000
Manganese	257.61	0.0000000	0.0000000	0.0000000	0.0000000	0.0000000
Mercury						
Nickel	231.60	0.0000000	0.0000000	0.0000000	0.0000000	0.0000000
Potassium	766.49	0.0000000	0.0000000	0.0000000	0.0000000	0.0000000
Selenium	196.09	0.0000000	0.0000000	0.0000000	0.0000000	0.0000000
Silver	328.07	0.0000000	0.0000000	0.0000000	0.0000000	0.0000000
Sodium	589.59	0.0000000	0.0000000	0.0000000	0.0000000	0.0000000
Thallium	190.86	0.0000000	0.0000000	0.0000000	0.0000000	0.0000000
Vanadium	292.40	0.0000000	0.0000000	0.0000000	0.0000000	0.0000000
Zinc	206.20	0.0000000	0.0000000	0.0000000	0.0000000	0.0000000

Comments:

U.S. EPA - CLP
10B-IN
ICP-AES INTERELEMENT CORRECTION FACTORS (ANNUALLY)

Lab Name: Alpha Analytical Contract:

Lab Code: AAL Case No.: NRAS No.: SDG No.:

ICP-AES Instrument ID: TRACE6 Date: 11/10/16

Analyte	Wave-length (nm)	Interelement Correction Factors for: Cr	Co	Cu	Pb	Mn
Aluminum	396.15	0.0000000	0.0000000	0.0000000	0.0000000	0.0000000
Antimony	206.83	0.0114090	0.0000000	0.0000000	0.0000000	0.0000000
Arsenic	189.04	0.0003850	-0.0000480	0.0000000	0.0000000	0.0000000
Barium	455.40	0.0000000	0.0000000	0.0000000	0.0000000	0.0000000
Beryllium	313.40	0.0000000	0.0000000	0.0000000	0.0000000	0.0000000
Cadmium	214.44	0.0000000	0.0000000	0.0000000	0.0000000	0.0000000
Calcium	315.89	0.0000000	0.0000000	0.0000000	0.0000000	0.0000000
Chromium	267.72	0.0000000	0.0000000	0.0000000	0.0000000	0.0000000
Cobalt	228.62	0.0000000	0.0000000	0.0000000	0.0000000	0.0000000
Copper	324.75	0.0000000	0.0000000	0.0000000	0.0000000	0.0000000
Iron	259.94	0.0000000	0.0000000	0.0000000	0.0000000	0.0000000
Lead	220.35	0.0000000	0.0000000	0.0007800	0.0000000	0.0000000
Magnesium	279.08	0.0000000	0.0000000	0.0000000	0.0000000	-0.0092850
Manganese	257.61	0.0000000	0.0000000	0.0000000	0.0000000	0.0000000
Mercury						
Nickel	231.60	0.0000000	-0.0001620	0.0000000	0.0000000	0.0000000
Potassium	766.49	0.0000000	0.0000000	0.0000000	0.0000000	0.0000000
Selenium	196.09	0.0000000	0.0000620	0.0000000	0.0000000	0.0006770
Silver	328.07	0.0000000	0.0000000	0.0000000	0.0000000	0.0000000
Sodium	589.59	0.0000000	0.0000000	0.0000000	0.0000000	0.0000000
Thallium	190.86	0.0000000	0.0000000	0.0000000	0.0000000	0.0000000
Vanadium	292.40	-0.0019910	0.0000000	0.0000000	0.0000000	-0.0004360
Zinc	206.20					

Comments:

U.S. EPA - CLP
10B-IN
ICP-AES INTERELEMENT CORRECTION FACTORS (ANNUALLY)

Lab Name: Alpha Analytical Contract:

Lab Code: AAL Case No.: NRAS No.: SDG No.:

ICP-AES Instrument ID: TRACE6 Date: 11/10/16

Analyte	Wave-length (nm)	Interelement Correction Factors for: Ni	K	Se	Ag	Na
Aluminum	396.15	0.0000000	0.0000000	0.0000000	0.0000000	0.0000000
Antimony	206.83	0.0000000	0.0000000	0.0000000	0.0000000	0.0000000
Arsenic	189.04	0.0000000	0.0000000	0.0000000	0.0000000	0.0000000
Barium	455.40	0.0000000	0.0000000	0.0000000	0.0000000	0.0000000
Beryllium	313.40	0.0000000	0.0000000	0.0000000	0.0000000	0.0000000
Cadmium	214.44	0.0000000	0.0000000	0.0000000	0.0000000	0.0000000
Calcium	315.89	0.0000000	0.0000000	0.0000000	0.0000000	0.0000000
Chromium	267.72	0.0000000	0.0000000	0.0000000	0.0000000	0.0000000
Cobalt	228.62	0.0000930	0.0000000	0.0000000	0.0000000	0.0000000
Copper	324.75	0.0000000	0.0000000	0.0000000	0.0000000	0.0000000
Iron	259.94	0.0000000	0.0000000	0.0000000	0.0000000	0.0000000
Lead	220.35	0.0002270	0.0000000	0.0000000	0.0000000	0.0000000
Magnesium	279.08	-0.0003390	0.0000000	0.0000000	0.0000000	0.0000000
Manganese	257.61	0.0000000	0.0000000	0.0000000	0.0000000	0.0000000
Mercury						
Nickel	231.60	0.0000000	0.0000000	0.0000000	0.0000000	0.0000000
Potassium	766.49	0.0000000	0.0000000	0.0000000	0.0000000	0.0000000
Selenium	196.09	0.0000000	0.0000000	0.0000000	0.0000000	0.0000000
Silver	328.07	0.0000000	0.0000000	0.0000000	0.0000000	0.0000000
Sodium	589.59	0.0000000	0.0000000	0.0000000	0.0000000	0.0000000
Thallium	190.86	0.0000000	0.0000000	0.0000000	0.0000000	0.0000000
Vanadium	292.40	0.0000000	0.0000000	0.0000000	0.0000000	0.0000000
Zinc	206.20	0.0000000	0.0000000	0.0000000	0.0000000	0.0000000

Comments:

U.S. EPA - CLP
10B-IN
ICP-AES INTERELEMENT CORRECTION FACTORS (ANNUALLY)

Lab Name: Alpha Analytical Contract:

Lab Code: AAL Case No.: NRAS No.: SDG No.:

ICP-AES Instrument ID: TRACE6 Date: 11/10/16

Analyte	Wave-length (nm)	Interelement Correction Factors for: Tl	V	Zn		
Aluminum	396.15	0.0000000	0.0000000	0.0000000		
Antimony	206.83	0.0000000	0.0000000	0.0000000		
Arsenic	189.04	0.0000000	0.0000000	0.0000000		
Barium	455.40	0.0000000	0.0000000	0.0000000		
Beryllium	313.40	0.0000000	0.0018940	0.0000000		
Cadmium	214.44	0.0000000	0.0000000	0.0000000		
Calcium	315.89	0.0000000	0.0000000	0.0000000		
Chromium	267.72	0.0000000	0.0000000	0.0000000		
Cobalt	228.62	0.0017990	0.0000000	0.0000000		
Copper	324.75	0.0000000	-0.0003720	0.0000000		
Iron	259.94	0.0000000	0.0000000	0.0000000		
Lead	220.35	0.0000000	-0.0001170	0.0000000		
Magnesium	279.08	0.0000000	0.0000000	0.0000000		
Manganese	257.61	0.0000000	0.0000000	0.0000000		
Mercury						
Nickel	231.60	0.0005790	0.0000000	0.0000000		
Potassium	766.49	0.0000000	0.0000000	0.0000000		
Selenium	196.09	0.0000000	0.0000000	0.0000000		
Silver	328.07	0.0000000	-0.0017200	0.0000000		
Sodium	589.59	0.0000000	0.0000000	0.0000000		
Thallium	190.86	0.0000000	0.0002820	0.0000000		
Vanadium	292.40	0.0000000	0.0000000	0.0000000		
Zinc	206.20	0.0000000	0.0000000	0.0000000		

Comments:

U.S. EPA - CLP
10A-IN
ICP-AES INTERELEMENT CORRECTION FACTORS (ANNUALLY)

Lab Name: Alpha Analytical Contract:

Lab Code: AAL Case No.: NRAS No.: SDG No.:

ICP-AES Instrument: TRACE7 Date: 05/17/16

Analyte	Wave-length (nm)	Interelement Correction Factors for: Al	Ca	Fe	Mg	Mo
Aluminum	396.15	0.0000000	0.0000960	0.0000000	0.0000000	0.0573510
Antimony	206.83	0.0000000	0.0000000	0.0000000	0.0000000	0.0016160
Arsenic	189.04	0.0001500	0.0000000	-0.0004550	0.0000000	0.0038670
Barium	455.40	0.0000000	0.0000000	0.0000000	0.0000000	0.0000000
Beryllium	313.40	0.0000000	0.0000000	0.0000000	0.0000000	0.0000000
Cadmium	214.44	0.0000000	0.0000000	0.0000380	0.0000000	0.0000000
Calcium	315.89	0.0000000	0.0000000	0.0000000	0.0000000	0.0009910
Chromium	267.72	0.0000000	0.0000000	0.0000000	0.0000000	0.0000120
Cobalt	228.62	0.0000000	0.0000000	0.0000000	0.0000000	0.0000000
Copper	324.75	0.0000000	0.0000000	0.0000000	0.0000000	0.0004030
Iron	259.94	0.0000000	0.0000000	0.0000340	0.0000000	0.0000000
Lead	220.35	0.0001750	0.0000000	0.0002100	0.0000000	-0.0026290
Magnesium	279.08	0.0000000	0.0000000	0.0001760	0.0000000	0.0000000
Manganese	257.61	0.0000000	0.0000000	0.0000000	0.0000000	0.0000000
Mercury						
Nickel	231.60	0.0000000	0.0000000	0.0000000	0.0000000	0.0000000
Potassium	766.49	0.0000000	0.0000000	0.0000000	0.0000000	0.0000000
Selenium	196.09	-0.0000350	0.0000000	0.0000000	0.0000000	0.0000180
Silver	328.07	0.0000000	0.0000000	0.0000000	0.0000000	0.0000000
Sodium	589.59	0.0000000	0.0000000	0.0000000	0.0000000	0.0000000
Thallium	190.86	0.0000000	0.0000000	0.0000000	0.0000000	0.0000000
Vanadium	292.40	0.0000000	0.0000000	0.0000100	0.0000000	0.0000000
Zinc	206.20	0.0000000	0.0000000	0.0000000	0.0000000	0.0000000

Comments:

U.S. EPA - CLP
10B-IN
ICP-AES INTERELEMENT CORRECTION FACTORS (ANNUALLY)

Lab Name: Alpha Analytical Contract:

Lab Code: AAL Case No.: NRAS No.: SDG No.:

ICP-AES Instrument: TRACE7 Date: 05/17/16

Analyte	Wave-length (nm)	Interelement Correction Factors for: Sb	As	Ba	Be	Cd
Aluminum	396.15	0.0000000	0.0000000	0.0000000	0.0000000	0.0000000
Antimony	206.83	0.0000000	0.0000000	0.0000000	0.0000000	0.0000000
Arsenic	189.04	0.0000000	0.0000000	0.0000000	0.0000000	0.0000000
Barium	455.40	0.0000000	0.0000000	0.0000000	0.0000000	0.0000000
Beryllium	313.40	0.0000000	0.0000000	0.0000000	0.0000000	0.0000000
Cadmium	214.44	0.0000000	0.0000000	0.0000000	0.0000000	0.0000000
Calcium	315.89	0.0000000	0.0000000	0.0000000	0.0000000	0.0000000
Chromium	267.72	0.0000000	0.0000000	0.0000000	0.0000000	0.0000000
Cobalt	228.62	0.0000000	0.0000000	0.0000000	0.0000000	0.0000000
Copper	324.75	0.0000000	0.0000000	0.0000000	0.0000000	0.0000000
Iron	259.94	0.0000000	0.0000000	0.0000000	0.0000000	0.0000000
Lead	220.35	0.0000000	0.0000000	0.0000000	0.0000000	0.0000000
Magnesium	279.08	0.0000000	0.0000000	0.0000000	0.0000000	0.0000000
Manganese	257.61	0.0000000	0.0000000	0.0000000	0.0000000	0.0000000
Mercury						
Nickel	231.60	0.0000000	0.0000000	0.0000000	0.0000000	0.0000000
Potassium	766.49	0.0000000	0.0000000	0.0000000	0.0000000	0.0000000
Selenium	196.09	0.0000000	0.0000000	0.0000000	0.0000000	0.0000000
Silver	328.07	0.0000000	0.0000000	0.0000000	0.0000000	0.0000000
Sodium	589.59	0.0000000	0.0000000	0.0000000	0.0000000	0.0000000
Thallium	190.86	0.0000000	0.0000000	0.0000000	0.0000000	0.0000000
Vanadium	292.40	0.0000000	0.0000000	0.0000000	0.0000000	0.0000000
Zinc	206.20	0.0000000	0.0000000	0.0000000	0.0000000	0.0000000

Comments:

U.S. EPA - CLP
10B-IN
ICP-AES INTERELEMENT CORRECTION FACTORS (ANNUALLY)

Lab Name: Alpha Analytical Contract:

Lab Code: AAL Case No.: NRAS No.: SDG No.:

ICP-AES Instrument: TRACE7 Date: 05/17/16

Analyte	Wave-length (nm)	Interelement Correction Factors for: Cr	Co	Cu	Pb	Mn
Aluminum	396.15	0.0000000	0.0000000	0.0000000	0.0000000	0.0000000
Antimony	206.83	0.0114090	0.0000000	0.0000000	0.0000000	0.0000000
Arsenic	189.04	0.0017890	0.0000000	0.0000000	0.0000000	0.0000000
Barium	455.40	0.0000000	0.0000000	0.0000000	0.0000000	0.0000000
Beryllium	313.40	0.0000000	0.0000000	0.0000000	0.0000000	0.0000000
Cadmium	214.44	0.0000000	0.0000000	0.0000000	0.0000000	0.0000000
Calcium	315.89	0.0000000	0.0000000	0.0000000	0.0000000	0.0000000
Chromium	267.72	0.0000000	0.0000000	0.0000000	0.0000000	0.0000000
Cobalt	228.62	0.0000000	0.0000000	0.0000000	0.0000000	0.0000000
Copper	324.75	0.0000000	0.0000000	0.0000000	0.0000000	0.0000000
Iron	259.94	0.0000000	0.0000000	0.0000000	0.0000000	0.0000000
Lead	220.35	0.0000000	0.0000000	0.0007800	0.0000000	0.0000000
Magnesium	279.08	0.0000000	0.0000000	0.0000000	0.0000000	-0.0092850
Manganese	257.61	0.0000000	0.0000000	0.0000000	0.0000000	0.0000000
Mercury						
Nickel	231.60	0.0000000	-0.0001620	0.0000000	0.0000000	0.0000000
Potassium	766.49	0.0000000	0.0000000	0.0000000	0.0000000	0.0000000
Selenium	196.09	0.0000000	0.0000620	0.0000000	0.0000000	0.0006770
Silver	328.07	0.0000000	0.0000000	0.0000000	0.0000000	0.0000000
Sodium	589.59	0.0000000	0.0000000	0.0000000	0.0000000	0.0000000
Thallium	190.86	0.0000000	0.0000000	0.0000000	0.0000000	0.0000000
Vanadium	292.40	-0.0019910	0.0000000	0.0000000	0.0000000	-0.0004360
Zinc	206.20	0.0000000	0.0000000	0.0000000	0.0000000	0.0000000

Comments:

U.S. EPA - CLP
10B-IN
ICP-AES INTERELEMENT CORRECTION FACTORS (ANNUALLY)

Lab Name: Alpha Analytical Contract:

Lab Code: AAL Case No.: NRAS No.: SDG No.:

ICP-AES Instrument: TRACE7 Date: 05/17/16

Analyte	Wave-length (nm)	Interelement Correction Factors for: Ni	K	Se	Ag	Na
Aluminum	396.15	0.0000000	0.0000000	0.0000000	0.0000000	0.0000000
Antimony	206.83	0.0000000	0.0000000	0.0000000	0.0000000	0.0000000
Arsenic	189.04	0.0000000	0.0000000	0.0000000	0.0000000	0.0000000
Barium	455.40	0.0000000	0.0000000	0.0000000	0.0000000	0.0000000
Beryllium	313.40	0.0000000	0.0000000	0.0000000	0.0000000	0.0000000
Cadmium	214.44	0.0000000	0.0000000	0.0000000	0.0000000	0.0000000
Calcium	315.89	0.0000000	0.0000000	0.0000000	0.0000000	0.0000000
Chromium	267.72	0.0000000	0.0000000	0.0000000	0.0000000	0.0000000
Cobalt	228.62	0.0000930	0.0000000	0.0000000	0.0000000	0.0000000
Copper	324.75	0.0000000	0.0000000	0.0000000	0.0000000	0.0000000
Iron	259.94	0.0000000	0.0000000	0.0000000	0.0000000	0.0000000
Lead	220.35	0.0002270	0.0000000	0.0000000	0.0000000	0.0000000
Magnesium	279.08	-0.0003390	0.0000000	0.0000000	0.0000000	0.0000000
Manganese	257.61	0.0000000	0.0000000	0.0000000	0.0000000	0.0000000
Mercury						
Nickel	231.60	0.0000000	0.0000000	0.0000000	0.0000000	0.0000000
Potassium	766.49	0.0000000	0.0000000	0.0000000	0.0000000	0.0000000
Selenium	196.09	0.0000000	0.0000000	0.0000000	0.0000000	0.0000000
Silver	328.07	0.0000000	0.0000000	0.0000000	0.0000000	0.0000000
Sodium	589.59	0.0000000	0.0000000	0.0000000	0.0000000	0.0000000
Thallium	190.86	0.0000000	0.0000000	0.0000000	0.0000000	0.0000000
Vanadium	292.40	0.0000000	0.0000000	0.0000000	0.0000000	0.0000000
Zinc	206.20	0.0000000	0.0000000	0.0000000	0.0000000	0.0000000

Comments:

Forms by ChemSW(707)864-0845;p/n11016;v5.3;5/1/00;s/n 110163355

U.S. EPA - CLP
10B-IN
ICP-AES INTERELEMENT CORRECTION FACTORS (ANNUALLY)

Lab Name: Alpha Analytical Contract:

Lab Code: AAL Case No.: NRAS No.: SDG No.:

ICP-AES Instrument: TRACE7 Date: 05/17/16

Analyte	Wave-length (nm)	Interelement Correction Factors for: Tl	V	Zn		
Aluminum	396.15	0.0000000	0.0000000	0.0000000		
Antimony	206.83	0.0000000	0.0000000	0.0000000		
Arsenic	189.04	0.0000000	0.0000000	0.0000000		
Barium	455.40	0.0000000	0.0000000	0.0000000		
Beryllium	313.40	0.0000000	0.0018940	0.0000000		
Cadmium	214.44	0.0000000	0.0000000	0.0000000		
Calcium	315.89	0.0000000	0.0000000	0.0000000		
Chromium	267.72	0.0000000	0.0000000	0.0000000		
Cobalt	228.62	0.0017990	0.0000000	0.0000000		
Copper	324.75	0.0000000	0.0000000	0.0000000		
Iron	259.94	0.0000000	0.0000000	0.0000000		
Lead	220.35	0.0000000	-0.0001170	0.0000000		
Magnesium	279.08	0.0000000	0.0000000	0.0000000		
Manganese	257.61	0.0000000	0.0000000	0.0000000		
Mercury						
Nickel	231.60	0.0005790	0.0000000	0.0000000		
Potassium	766.49	0.0000000	0.0000000	0.0000000		
Selenium	196.09	0.0000000	0.0000000	0.0000000		
Silver	328.07	0.0000000	0.0000000	0.0000000		
Sodium	589.59	0.0000000	0.0000000	0.0000000		
Thallium	190.86	0.0000000	0.0000000	0.0000000		
Vanadium	292.40	0.0011610	0.0000000	0.0000000		
Zinc	206.20	0.0000000	0.0000000	0.0000000		

Comments:

Linear Dynamic Range Summary (ICP)

Last Updated
5/14/2019

	High Cal Standard	Lowest LDR	90% Limit *	Trace 4	Trace 5	Trace 6	Trace 7
				5/12/2016	3/20/2018	12/28/2016	4/12/2016
Aluminum	25	700	630	5000	1000	750	700
Antimony	1	5	4.5	25	100	100	5
Arsenic	1	50	45	100	50	100	100
Barium	1	15	13.5	100	100	20	15
Beryllium	1	10	9	50	10	10	10
Boron	1	10	9	500	100	10	50
Cadmium	1	10	9	25	50	10	100
Calcium	10	100	90	500	100	750	1000
Chromium	1	10	9	50	100	10	50
Cobalt	1	25	22.5	100	50	100	25
Copper	1	50	45	100	100	50	100
Iron	25	100	90	750	100	500	500
Lead	1	100	90	500	100	100	100
Magnesium	10	500	450	500	1000	750	1000
Manganese	1	100	90	100	100	100	100
Molybdenum	1	10	9	100	50	10	25
Nickel	1	25	22.5	100	100	50	25
Potassium	25	750	675	1000	1000	750	1000
Selenium	1	25	22.5	100	100	100	25
Silica	10	25	22.5	50	100	25	
Silver	1	10	9	100	100	10	15
Sodium	25	450	405	1000	1000	500	450
Strontium	1	2	1.8	50	100	2	10
Thallium	1	25	22.5	200	100	100	25
Tin	1	15	13.5	100	200	15	25
Titanium	1	10	9	100	100	10	100
Vanadium	1	100	90	100	100	100	100
Zinc	1	25	22.5	50	100	50	25

All values are in mg/l (ppm)
* Results above this value must be diluted

Form 12
Preparation Log

Client	: Impact Environmental	**Lab Number**	: L2046791
Project Name	: 13-12 BEACH CHANNEL DRIVE	**Project Number**	: 15209
Matrix	: SOIL	**Prep Method**	: EPA 3050B

Sample Number	Preparation Date	Weight (gram)	Volume (mL)
L2046791-01	10/28/20 23:38	1.26	-
L2046791-02	10/28/20 23:38	1.26	-
L2046791-03	10/28/20 23:38	1.27	-
L2046791-04	10/28/20 23:38	1.28	-
L2046791-05	10/28/20 23:38	1.27	-
L2046791-06	10/28/20 23:38	1.29	-
L2046791-07	10/28/20 23:38	1.30	-
L2046791-08	10/28/20 23:38	1.28	-
L2046791-09	10/28/20 23:38	1.29	-
L2046791-10	10/28/20 23:38	1.28	-
WG1427675-1	10/28/20 23:38	1.25	-
WG1427675-2	10/28/20 23:38	0.39	-
WG1427675-3	10/28/20 23:38	1.31	-
WG1427675-4	10/28/20 23:38	1.29	-
WG1427675-5	10/28/20 23:38	1.26	-
WG1427675-6	10/28/20 23:38	1.26	-

Form 13
Analysis Run Log

Client	: Impact Environmental	**Lab Number**	: L2046791
Project Name	: 13-12 BEACH CHANNEL DRIVE	**Project Number**	: 15209
Instrument ID	: TRACE4	**Analysis Method**	: 1,6010D
Start Date	: 10/29/20 09:40	**End Date**	: 10/29/20 22:36

Sample Number	Dilution Factor	Analysis Time	Arsenic, Total	Barium, Total	Beryllium, Total	Cadmium, Total	Chromium, Total	Copper, Total	Lead, Total	Manganese, Total	Nickel, Total	Selenium, Total	Silver, Total	Zinc, Total
R1366789-1 ICV	1	09:40:00	X	X	X	X	X	X	X	X	X	X	X	X
R1366789-2 ICB	1	09:45:00	X	X	X	X	X	X	X	X	X	X	X	X
R1366789-3 ICSA	1	10:02:00	X	X	X	X	X	X	X	X	X	X	X	X
R1366789-4 CCV	1	10:11:00	X	X	X	X	X	X	X	X	X	X	X	X
R1366789-5 CCB	1	10:15:00	X	X	X	X	X	X	X	X	X	X	X	X
R1366789-6 CCV	1	10:26:00	X	X	X	X	X	X	X	X	X	X	X	X
R1366789-7 CCB	1	10:31:00	X	X	X	X	X	X	X	X	X	X	X	X
R1366789-8 ICSA	1	10:53:00	X	X	X	X	X	X	X	X	X	X	X	X
R1366789-9 CCV	1	11:30:00	X	X	X	X	X	X	X	X	X	X	X	X
R1366789-10 CCB	1	11:34:00	X	X	X	X	X	X	X	X	X	X	X	X
R1366789-11 CCV	1	11:41:00	X	X	X	X	X	X	X	X	X	X	X	X
R1366789-12 CCB	1	11:46:00	X	X	X	X	X	X	X	X	X	X	X	X
R1366789-13 CCV	1	12:45:00	X	X	X	X	X	X	X	X	X	X	X	X
R1366789-14 CCB	1	12:50:00	X	X	X	X	X	X	X	X	X	X	X	X
R1366789-15 CCV	1	13:38:00	X	X	X	X	X	X	X	X	X	X	X	X
R1366789-16 CCB	1	13:42:00	X	X	X	X	X	X	X	X	X	X	X	X
R1366789-17 CCV	1	14:26:00	X	X	X	X	X	X	X	X	X	X	X	X
R1366789-18 CCB	1	14:30:00	X	X	X	X	X	X	X	X	X	X	X	X
R1366789-19 CCV	1	15:18:00	X	X	X	X	X	X	X	X	X	X	X	X
R1366789-20 CCB	1	15:22:00	X	X	X	X	X	X	X	X	X	X	X	X
R1366789-21 CCV	1	15:56:00	X	X	X	X	X	X	X	X	X	X	X	X
R1366789-22 CCB	1	16:00:00	X	X	X	X	X	X	X	X	X	X	X	X
R1366789-23 ICV	1	16:34:00	X	X	X	X	X	X	X	X	X	X	X	X
R1366789-24 ICB	1	16:38:00	X	X	X	X	X	X	X	X	X	X	X	X
R1366789-25 CCV	1	17:02:00	X	X	X	X	X	X	X	X	X	X	X	X
R1366789-26 CCB	1	17:06:00	X	X	X	X	X	X	X	X	X	X	X	X
WG1427675-1 BLANK	1	17:20:00	X	X	X	X	X	X	X	X	X	X	X	X

Form 13
Analysis Run Log

Client	: Impact Environmental	**Lab Number**	: L2046791
Project Name	: 13-12 BEACH CHANNEL DRIVE	**Project Number**	: 15209
Instrument ID	: TRACE4	**Analysis Method**	: 1,6010D
Start Date	: 10/29/20 09:40	**End Date**	: 10/29/20 22:36

Sample Number	Dilution Factor	Analysis Time	Arsenic, Total	Barium, Total	Beryllium, Total	Cadmium, Total	Chromium, Total	Copper, Total	Lead, Total	Manganese, Total	Nickel, Total	Selenium, Total	Silver, Total	Zinc, Total
WG1427675-2 LCS	1	17:25:00	X	X	X	X	X	X	X	X	X	X	X	X
L2046791-01	1	17:29:00	X	X	X	X	X	X	X	X	X	X	X	X
WG1427675-3 MS	1	17:34:00	X	X	X	X	X	X	X	X	X	X	X	X
WG1427675-4 DUP	1	17:38:00	X	X	X	X	X	X	X	X	X	X	X	X
WG1427675-5 PS	1	17:42:00							X					X
L2046791-02	1	17:47:00	X	X	X	X	X	X	X	X	X	X	X	X
L2046791-03	1	17:51:00	X	X	X	X	X	X	X	X	X	X	X	X
WG1427675-6 SERDIL	5	17:55:00		X					X	X				X
R1366789-27 CCV	1	18:00:00	X	X	X	X	X	X	X	X	X	X	X	X
R1366789-28 CCB	1	18:04:00	X	X	X	X	X	X	X	X	X	X	X	X
R1366789-29 CCV	1	18:16:00	X	X	X	X	X	X	X	X	X	X	X	X
R1366789-30 CCB	1	18:20:00	X	X	X	X	X	X	X	X	X	X	X	X
R1366789-31 CCV	1	19:14:00	X	X	X	X	X	X	X	X	X	X	X	X
R1366789-32 CCB	1	19:18:00	X	X	X	X	X	X	X	X	X	X	X	X
R1366789-33 CCV	1	20:12:00	X	X	X	X	X	X	X	X	X	X	X	X
R1366789-34 CCB	1	20:16:00	X	X	X	X	X	X	X	X	X	X	X	X
R1366789-35 CCV	1	20:33:00	X	X	X	X	X	X	X	X	X	X	X	X
R1366789-36 CCB	1	20:37:00	X	X	X	X	X	X	X	X	X	X	X	X
R1366789-37 ICV	1	21:38:00	X	X	X	X	X	X	X	X	X	X	X	X
R1366789-38 ICB	1	21:42:00	X	X	X	X	X	X	X	X	X	X	X	X
L2046791-04	1	21:53:00	X	X	X	X	X	X	X	X	X	X	X	X
L2046791-05	1	21:57:00	X	X	X	X	X	X	X	X	X	X	X	X
L2046791-06	1	22:02:00	X	X	X	X	X	X	X	X	X	X	X	X
L2046791-07	1	22:06:00	X	X	X	X	X	X	X	X	X	X	X	X
L2046791-08	1	22:10:00	X	X	X	X	X	X	X	X	X	X	X	X
L2046791-09	1	22:15:00	X	X	X	X	X	X	X	X	X	X	X	X
L2046791-10	1	22:19:00	X	X	X	X	X	X	X	X	X	X	X	X

Form 13
Analysis Run Log

Client	: Impact Environmental	**Lab Number**	: L2046791
Project Name	: 13-12 BEACH CHANNEL DRIVE	**Project Number**	: 15209
Instrument ID	: TRACE4	**Analysis Method**	: 1,6010D
Start Date	: 10/29/20 09:40	**End Date**	: 10/29/20 22:36

Sample Number	Dilution Factor	Analysis Time	Arsenic, Total	Barium, Total	Beryllium, Total	Cadmium, Total	Chromium, Total	Copper, Total	Lead, Total	Manganese, Total	Nickel, Total	Selenium, Total	Silver, Total	Zinc, Total
R1366789-39 CCV	1	22:32:00	X	X	X	X	X	X	X	X	X	X	X	X
R1366789-40 CCB	1	22:36:00	X	X	X	X	X	X	X	X	X	X	X	X

Date Created: 11/04/16
Created By: Jason Hebert
File: PM2960-2
Page: 1

METALS by 200.7, 6010C (WATER)

Analyte	CAS #	RL	MDL	Units	LCS Criteria	LCS RPD	MS Criteria	MS RPD	Duplicate RPD	Surrogate Criteria	Holding Time	Container/Sample Preservation
Aluminum	7429-90-5	0.1	0.0318	mg/l	85-115		75-125	20	20		180 days	1 - Plastic 500ml HNO3 preserved
Antimony	7440-36-0	0.05	0.0071	mg/l	85-115		75-125	20	20		180 days	1 - Plastic 500ml HNO3 preserved
Arsenic	7440-38-2	0.005	0.0019	mg/l	85-115		75-125	20	20		180 days	1 - Plastic 500ml HNO3 preserved
Barium	7440-39-3	0.01	0.0021	mg/l	85-115		75-125	20	20		180 days	1 - Plastic 500ml HNO3 preserved
Beryllium	7440-41-7	0.005	0.0009	mg/l	85-115		75-125	20	20		180 days	1 - Plastic 500ml HNO3 preserved
Cadmium	7440-43-9	0.005	0.001	mg/l	85-115		75-125	20	20		180 days	1 - Plastic 500ml HNO3 preserved
Calcium	7440-70-2	0.1	0.035	mg/l	85-115		75-125	20	20		180 days	1 - Plastic 500ml HNO3 preserved
Chromium	7440-47-3	0.01	0.0021	mg/l	85-115		75-125	20	20		180 days	1 - Plastic 500ml HNO3 preserved
Cobalt	7440-48-4	0.02	0.0017	mg/l	85-115		75-125	20	20		180 days	1 - Plastic 500ml HNO3 preserved
Copper	7440-50-8	0.01	0.0022	mg/l	85-115		75-125	20	20		180 days	1 - Plastic 500ml HNO3 preserved
Iron	7439-89-6	0.05	0.009	mg/l	85-115		75-125	20	20		180 days	1 - Plastic 500ml HNO3 preserved
Lead	7439-92-1	0.01	0.0027	mg/l	85-115		75-125	20	20		180 days	1 - Plastic 500ml HNO3 preserved
Magnesium	7439-95-4	0.1	0.0153	mg/l	85-115		75-125	20	20		180 days	1 - Plastic 500ml HNO3 preserved
Manganese	7439-96-5	0.01	0.0016	mg/l	85-115		75-125	20	20		180 days	1 - Plastic 500ml HNO3 preserved
Nickel	7440-02-0	0.025	0.0024	mg/l	85-115		75-125	20	20		180 days	1 - Plastic 500ml HNO3 preserved
Potassium	7440-09-7	2.5	0.237	mg/l	85-115		75-125	20	20		180 days	1 - Plastic 500ml HNO3 preserved
Selenium	7782-49-2	0.01	0.0035	mg/l	85-115		75-125	20	20		180 days	1 - Plastic 500ml HNO3 preserved
Silver	7440-22-4	0.007	0.0028	mg/l	85-115		75-125	20	20		180 days	1 - Plastic 500ml HNO3 preserved
Sodium	7440-23-5	2	0.12	mg/l	85-115		75-125	20	20		180 days	1 - Plastic 500ml HNO3 preserved
Thallium	7440-28-0	0.02	0.0025	mg/l	85-115		75-125	20	20		180 days	1 - Plastic 500ml HNO3 preserved
Vanadium	7440-62-2	0.01	0.002	mg/l	85-115		75-125	20	20		180 days	1 - Plastic 500ml HNO3 preserved
Zinc	7440-66-6	0.05	0.0021	mg/l	85-115		75-125	20	20		180 days	1 - Plastic 500ml HNO3 preserved

Please Note that the RL information provided in this table is calculated using a 100% Solids factor. (Soil/Solids only)
Please Note that the information provided in this table is subject to change at anytime at the discretion of Alpha Analytical, Inc.

Date Created: 11/04/16
Created By: Jason Hebert
File: PM2962-1
Page: 1

METALS by 6010C (SOIL)

Analyte	CAS #	RL	MDL	Units	LCS Criteria	LCS RPD	MS Criteria	MS RPD	Duplicate RPD	Surrogate Criteria	Holding Time	Container/Sample Preservation
Aluminum, Total	7429-90-5	4	1.08	mg/kg	48-151		75-125	20	20		180 days	1 - Metals Only - Glass 60mL/2oz unpreserved
Antimony, Total	7440-36-0	2	0.152	mg/kg	1-208		75-125	20	20		180 days	1 - Metals Only - Glass 60mL/2oz unpreserved
Arsenic, Total	7440-38-2	0.4	0.0832	mg/kg	79-121		75-125	20	20		180 days	1 - Metals Only - Glass 60mL/2oz unpreserved
Barium, Total	7440-39-3	0.4	0.0696	mg/kg	83-117		75-125	20	20		180 days	1 - Metals Only - Glass 60mL/2oz unpreserved
Beryllium, Total	7440-41-7	0.2	0.0132	mg/kg	83-117		75-125	20	20		180 days	1 - Metals Only - Glass 60mL/2oz unpreserved
Cadmium, Total	7440-43-9	0.4	0.0392	mg/kg	83-117		75-125	20	20		180 days	1 - Metals Only - Glass 60mL/2oz unpreserved
Calcium, Total	7440-70-2	4	1.4	mg/kg	81-119		75-125	20	20		180 days	1 - Metals Only - Glass 60mL/2oz unpreserved
Chromium, Total	7440-47-3	0.4	0.0384	mg/kg	80-120		75-125	20	20		180 days	1 - Metals Only - Glass 60mL/2oz unpreserved
Cobalt, Total	7440-48-4	0.8	0.0664	mg/kg	84-115		75-125	20	20		180 days	1 - Metals Only - Glass 60mL/2oz unpreserved
Copper, Total	7440-50-8	0.4	0.1032	mg/kg	81-118		75-125	20	20		180 days	1 - Metals Only - Glass 60mL/2oz unpreserved
Iron, Total	7439-89-6	2	0.3612	mg/kg	45-155		75-125	20	20		180 days	1 - Metals Only - Glass 60mL/2oz unpreserved
Lead, Total	7439-92-1	2	0.1072	mg/kg	81-117		75-125	20	20		180 days	1 - Metals Only - Glass 60mL/2oz unpreserved
Magnesium, Total	7439-95-4	4	0.616	mg/kg	76-124		75-125	20	20		180 days	1 - Metals Only - Glass 60mL/2oz unpreserved
Manganese, Total	7439-96-5	0.4	0.0636	mg/kg	81-117		75-125	20	20		180 days	1 - Metals Only - Glass 60mL/2oz unpreserved
Nickel, Total	7440-02-0	1	0.0968	mg/kg	83-117		75-125	20	20		180 days	1 - Metals Only - Glass 60mL/2oz unpreserved
Potassium, Total	7440-09-7	100	5.76	mg/kg	71-129		75-125	20	20		180 days	1 - Metals Only - Glass 60mL/2oz unpreserved
Selenium, Total	7782-49-2	0.8	0.1032	mg/kg	78-122		75-125	20	20		180 days	1 - Metals Only - Glass 60mL/2oz unpreserved
Silver, Total	7440-22-4	0.4	0.1132	mg/kg	75-124		75-125	20	20		180 days	1 - Metals Only - Glass 60mL/2oz unpreserved
Sodium, Total	7440-23-5	80	1.26	mg/kg	72-127		75-125	20	20		180 days	1 - Metals Only - Glass 60mL/2oz unpreserved
Thallium, Total	7440-28-0	0.8	0.126	mg/kg	80-120		75-125	20	20		180 days	1 - Metals Only - Glass 60mL/2oz unpreserved
Vanadium, Total	7440-62-2	0.4	0.0812	mg/kg	78-122		75-125	20	20		180 days	1 - Metals Only - Glass 60mL/2oz unpreserved
Zinc, Total	7440-66-6	2	0.1172	mg/kg	82-118		75-125	20	20		180 days	1 - Metals Only - Glass 60mL/2oz unpreserved

Please Note that the RL information provided in this table is calculated using a 100% Solids factor. ***(Soil/Solids only)***
Please Note that the information provided in this table is subject to change at anytime at the discretion of Alpha Analytical, Inc.

REVIEWED
By J.Hoaglund at 4:04 pm, Jan 06, 2021

Sample Name: Std 0 Acquired: 10/29/2020 9:22:44 Type: Cal
Method: Trace_4_E200.7_SW6010(v91) Mode: IR Corr. Factor: 1.000000
User: PS Custom ID1: WG1427982 Custom ID2: Trace4 Custom ID3:
Comment:

Elem	Ag3280	Al3961	As1890	B_2089	Ba4554	Be3130	Bi2230	Ca3158	Cd2144	Co2286
Units	Cts/S	Cts/S	Cts/S	Cts/S	Cts/S	Cts/S	Cts/S	Cts/S	Cts/S	Cts/S
Avg	**.0005**	**.0069**	**.0006**	**.0062**	**.0029**	**-.0068**	**.0004**	**-.0007**	**-.0021**	**.0053**
Stddev	.0002	.0022	.0002	.0004	.0016	.0012	.0005	.0010	.0005	.0007
%RSD	43.20	31.46	27.22	6.134	53.24	17.69	122.2	140.8	23.20	13.28
#1	.0005	.0068	.0004	.0063	.0021	-.0057	.0006	.0004	-.0026	.0045
#2	.0008	.0048	.0007	.0065	.0047	-.0081	-.0002	-.0010	-.0016	.0058
#3	.0003	.0092	.0006	.0058	.0020	-.0066	.0009	-.0015	-.0022	.0057

Elem	Cr2677	Cu3247	Fe2599	K_7664	Mg2790	Mn2576R	Mo2020	Na5895	Ni2316	Pb2203
Units	Cts/S	Cts/S	Cts/S	Cts/S	Cts/S	Cts/S	Cts/S	Cts/S	Cts/S	Cts/S
Avg	**.0002**	**.0048**	**.0008**	**.0040**	**-.0019**	**.0010**	**.0004**	**.1617**	**.0029**	**.0010**
Stddev	.0001	.0002	.0008	.0021	.0011	.0006	.0004	.0066	.0008	.0009
%RSD	25.74	3.272	89.61	52.20	58.33	62.90	106.9	4.097	26.58	92.08
#1	.0002	.0048	-.0000	.0027	-.0032	.0013	.0004	.1688	.0029	.0019
#2	.0001	.0050	.0012	.0028	-.0014	.0015	.0008	.1557	.0021	.0001
#3	.0002	.0047	.0013	.0064	-.0012	.0003	-.0000	.1606	.0037	.0010

Elem	Sb2068	Se1960	Si2124	Sn1899	Sr4215	Ti3349A	Tl1908	V_2924	Zn2062
Units	Cts/S	Cts/S	Cts/S	Cts/S	Cts/S	Cts/S	Cts/S	Cts/S	Cts/S
Avg	**-.0010**	**.0019**	**.0031**	**.0002**	**.0027**	**.0003**	**-.0013**	**.0012**	**-.0005**
Stddev	.0006	.0002	.0007	.0004	.0003	.0001	.0004	.0001	.0001
%RSD	60.14	8.460	21.69	222.6	11.26	28.11	28.83	5.008	24.08
#1	-.0015	.0019	.0029	.0002	.0031	.0002	-.0014	.0011	-.0004
#2	-.0003	.0021	.0025	-.0002	.0025	.0004	-.0008	.0013	-.0004
#3	-.0012	.0017	.0038	.0006	.0026	.0002	-.0015	.0012	-.0006

Int. Std.	Y_2243	Y_3600	Y_3710
Units	Cts/S	Cts/S	Cts/S
Avg	**1588.7**	**64590.**	**2576.0**
Stddev	7.3	408.	21.2
%RSD	.46035	.63205	.82176
#1	1585.2	64323.	2553.0
#2	1583.7	65060.	2580.4
#3	1597.1	64388.	2594.7

Sample Name: ICAL Acquired: 10/29/2020 9:27:12 Type: Cal
Method: Trace_4_E200.7_SW6010(v91) Mode: IR Corr. Factor: 1.000000
User: PS Custom ID1: WG1427982 Custom ID2: Trace4 Custom ID3:
Comment:

Elem	Ag3280	Al3961	As1890	B_2089	Ba4554	Be3130	Bi2230	Ca3158	Cd2144	Co2286
Units	Cts/S	Cts/S	Cts/S	Cts/S	Cts/S	Cts/S	Cts/S	Cts/S	Cts/S	Cts/S
Avg	**.1681**	**.0675**	**.0842**	**.3909**	**2.721**	**194.9**	**-.0014**	**.0760**	**6.929**	**1.930**
Stddev	.0006	.0014	.0003	.0019	.005	2.6	.0003	.0008	.022	.005
%RSD	.3735	2.062	.3068	.4739	.1688	1.326	24.33	1.011	.3194	.2398
#1	.1684	.0685	.0840	.3896	2.727	192.3	-.0018	.0751	6.924	1.930
#2	.1674	.0659	.0841	.3901	2.720	194.7	-.0012	.0764	6.910	1.925
#3	.1685	.0681	.0845	.3930	2.718	197.5	-.0012	.0765	6.954	1.935

Elem	Cr2677	Cu3247	Fe2599	Mg2790	Mn2576R	Mo2020	Ni2316	Pb2203	Sb2068	Se1960
Units	Cts/S	Cts/S	Cts/S	Cts/S	Cts/S	Cts/S	Cts/S	Cts/S	Cts/S	Cts/S
Avg	**.1534**	**.2271**	**.0420**	**.3519**	**.5754**	**.8641**	**.9330**	**.3095**	**.1486**	**.0570**
Stddev	.0007	.0015	.0007	.0019	.0032	.0026	.0016	.0009	.0023	.0004
%RSD	.4242	.6718	1.617	.5400	.5614	.2988	.1667	.2862	1.544	.7079
#1	.1540	.2271	.0427	.3539	.5765	.8630	.9327	.3088	.1469	.0566
#2	.1527	.2256	.0414	.3502	.5717	.8624	.9317	.3093	.1477	.0574
#3	.1535	.2287	.0418	.3515	.5779	.8671	.9347	.3105	.1512	.0569

Elem	Si2124	Sn1899	Sr4215	Ti3349A	Tl1908	V_2924	Zn2062
Units	Cts/S	Cts/S	Cts/S	Cts/S	Cts/S	Cts/S	Cts/S
Avg	**.1177**	**.1472**	**4.365**	**.2084**	**.0908**	**.1144**	**1.877**
Stddev	.0006	.0001	.019	.0011	.0003	.0003	.006
%RSD	.4975	.0758	.4419	.5048	.3108	.2486	.3298
#1	.1184	.1471	4.384	.2084	.0910	.1144	1.874
#2	.1174	.1472	4.345	.2074	.0905	.1141	1.872
#3	.1173	.1474	4.365	.2095	.0909	.1147	1.884

Int. Std.	Y_2243	Y_3600	Y_3710
Units	Cts/S	Cts/S	Cts/S
Avg	**1586.9**	**64401.**	**2563.4**
Stddev	7.9	154.	10.8
%RSD	.49648	.23951	.42107
#1	1586.2	64235.	2557.6
#2	1595.1	64430.	2575.9
#3	1579.3	64539.	2556.8

Sample Name: 25: Fe K Na Si Acquired: 10/29/2020 9:31:56 Type: Cal
Method: Trace_4_E200.7_SW6010(v91) Mode: IR Corr. Factor: 1.000000
User: PS Custom ID1: WG1427982 Custom ID2: Trace4 Custom ID3:
Comment:

Elem	Fe2599	K_7664	Na5895	Si2124
Units	Cts/S	Cts/S	Cts/S	Cts/S
Avg	**1.025**	**1.207**	**6.761**	**1.812**
Stddev	.007	.008	.015	.003
%RSD	.7141	.6613	.2152	.1753
#1	1.021	1.208	6.763	1.810
#2	1.020	1.198	6.745	1.810
#3	1.033	1.214	6.774	1.815

Int. Std.	Y_2243	Y_3710
Units	Cts/S	Cts/S
Avg	**1560.4**	**2530.1**
Stddev	6.0	5.3
%RSD	.38370	.20827
#1	1557.8	2533.0
#2	1567.3	2533.2
#3	1556.2	2524.0

Sample Name: 10: Ca Mg Si Acquired: 10/29/2020 9:36:19 Type: Cal
Method: Trace_4_E200.7_SW6010(v91) Mode: IR Corr. Factor: 1.000000
User: PS Custom ID1: WG1427982 Custom ID2: Trace4 Custom ID3:
Comment:

Elem	Ca3158	Mg2790	Si2124
Units	Cts/S	Cts/S	Cts/S
Avg	**.7541**	**3.465**	**.9048**
Stddev	.0015	.027	.0020
%RSD	.2003	.7803	.2215
#1	.7553	3.475	.9059
#2	.7546	3.486	.9061
#3	.7524	3.435	.9025

Int. Std.	Y_2243	Y_3710
Units	Cts/S	Cts/S
Avg	**1580.3**	**2569.4**
Stddev	2.6	19.6
%RSD	.16454	.76154
#1	1583.2	2579.7
#2	1579.6	2546.9
#3	1578.1	2581.8

Sample Name: ICV Acquired: 10/29/2020 9:40:44 Type: QC
Method: Trace_4_E200.7_SW6010(v91) Mode: CONC Corr. Factor: 1.000000
User: PS Custom ID1: WG1427982 Custom ID2: Trace4 Custom ID3:
Comment:

Elem	Ag3280	Al3961	As1890	B_2089	Ba4554	Be3130	Bi2230	Ca3158	Cd2144	Co2286
Units	ppm	ppm	ppm	ppm	ppm	ppm	ppm	ppm	ppm	ppm
Avg	.4981	.4923	.5072	.5048	.5027	.5031	.6442	.5129	.4853	.4835
Stddev	.0022	.0266	.0031	.0017	.0029	.0024	.4011	.0081	.0013	.0019
%RSD	.4494	5.396	.6209	.3356	.5862	.4691	62.26	1.582	.2686	.4001
#1	.4963	.5134	.5100	.5044	.5020	.5039	.9531	.5058	.4838	.4813
#2	.4973	.4625	.5038	.5034	.5060	.5004	.1909	.5110	.4859	.4844
#3	.5006	.5011	.5077	.5067	.5002	.5050	.7887	.5217	.4861	.4848
Check ?	Chk Pass	Chk Pass	Chk Pass	Chk Pass	Chk Pass	Chk Pass	None	Chk Pass	Chk Pass	Chk Pass
High Limit										
Low Limit										

Elem	Cr2677	Cu3247	Fe2599	K_7664	Mg2790	Mn2576R	Mo2020	Na5895	Ni2316	Pb2203
Units	ppm	ppm	ppm	ppm	ppm	ppm	ppm	ppm	ppm	ppm
Avg	.4891	.5046	.5053	4.940	.5108	.4774	.4875	9.950	.4895	.4844
Stddev	.0026	.0021	.0090	.043	.0070	.0016	.0019	.060	.0015	.0018
%RSD	.5282	.4165	1.774	.8720	1.369	.3289	.3882	.6070	.2998	.3621
#1	.4867	.5066	.5153	4.982	.5133	.4777	.4856	10.02	.4879	.4824
#2	.4888	.5047	.4979	4.942	.5028	.4758	.4874	9.923	.4897	.4851
#3	.4919	.5024	.5026	4.896	.5161	.4789	.4894	9.908	.4908	.4857
Check ?	Chk Pass	Chk Pass	Chk Pass	Chk Pass	Chk Pass	Chk Pass	Chk Pass	Chk Pass	Chk Pass	Chk Pass
High Limit										
Low Limit										

Elem	Sb2068	Se1960	Si2124	Sn1899	Sr4215	Ti3349A	Tl1908	V_2924	Zn2062
Units	ppm	ppm	ppm	ppm	ppm	ppm	ppm	ppm	ppm
Avg	.5008	.4991	5.142	.5031	.4846	.4983	.4978	.4888	.5022
Stddev	.0057	.0069	.017	.0068	.0025	.0012	.0018	.0023	.0012
%RSD	1.128	1.374	.3240	1.361	.5058	.2477	.3557	.4753	.2304
#1	.4945	.4979	5.125	.4952	.4874	.4974	.4999	.4913	.5009
#2	.5024	.4929	5.159	.5069	.4829	.4977	.4970	.4883	.5031
#3	.5054	.5064	5.143	.5071	.4835	.4997	.4966	.4868	.5026
Check ?	Chk Pass	Chk Pass	Chk Pass	Chk Pass	Chk Pass	Chk Pass	Chk Pass	Chk Pass	Chk Pass
High Limit									
Low Limit									

Int. Std.	Y_2243	Y_3600	Y_3710
Units	Cts/S	Cts/S	Cts/S
Avg	1587.2	64087.	2575.9
Stddev	1.6	238.	11.5
%RSD	.09967	.37160	.44585
#1	1587.7	64016.	2571.8
#2	1588.4	64353.	2588.9
#3	1585.4	63893.	2567.1

Sample Name: ICB Acquired: 10/29/2020 9:45:02 Type: QC
Method: Trace_4_E200.7_SW6010(v91) Mode: CONC Corr. Factor: 1.000000
User: PS Custom ID1: WG1427982 Custom ID2: Trace4 Custom ID3:
Comment:

Elem	Ag3280	Al3961	As1890	B_2089	Ba4554	Be3130	Bi2230	Ca3158	Cd2144	Co2286
Units	ppm	ppm	ppm	ppm	ppm	ppm	ppm	ppm	ppm	ppm
Avg	**-.0007**	**.0186**	**-.0025**	**.0025**	**.0012**	**.0001**	**.1936**	**.0277**	**.0001**	**.0001**
Stddev	.0013	.0430	.0028	.0003	.0007	.0000	.1728	.0113	.0001	.0001
%RSD	199.0	231.2	112.2	10.99	59.26	19.69	89.27	40.74	75.80	100.5
#1	-.0017	.0091	-.0029	.0025	.0016	.0001	.2554	.0153	.0000	.0001
#2	-.0010	-.0188	.0005	.0028	.0016	.0001	-.0017	.0373	.0001	.0000
#3	.0008	.0656	-.0051	.0022	.0004	.0001	.3269	.0307	.0001	.0003
Check ?	Chk Pass	Chk Pass	Chk Pass	Chk Pass	Chk Pass	Chk Pass	None	Chk Pass	Chk Pass	Chk Pass
High Limit										
Low Limit										

Elem	Cr2677	Cu3247	Fe2599	K_7664	Mg2790	Mn2576R	Mo2020	Na5895	Ni2316	Pb2203
Units	ppm	ppm	ppm	ppm	ppm	ppm	ppm	ppm	ppm	ppm
Avg	**-.0005**	**.0000**	**.0075**	**-.0301**	**.0030**	**-.0009**	**.0018**	**-.0649**	**.0009**	**-.0009**
Stddev	.0004	.0007	.0143	.0574	.0038	.0004	.0007	.0085	.0003	.0026
%RSD	72.04	4458.	190.2	190.7	126.7	45.92	38.74	13.14	29.97	284.0
#1	-.0009	-.0006	.0053	-.0334	.0072	-.0009	.0027	-.0553	.0009	-.0019
#2	-.0005	-.0002	.0229	.0289	-.0003	-.0013	.0015	-.0716	.0012	-.0028
#3	-.0002	.0008	-.0055	-.0859	.0021	-.0005	.0014	-.0679	.0006	.0020
Check ?	Chk Pass	Chk Pass	Chk Pass	Chk Pass	Chk Pass	Chk Pass	Chk Pass	Chk Pass	Chk Pass	Chk Pass
High Limit										
Low Limit										

Elem	Sb2068	Se1960	Si2124	Sn1899	Sr4215	Ti3349A	Tl1908	V_2924	Zn2062
Units	ppm	ppm	ppm	ppm	ppm	ppm	ppm	ppm	ppm
Avg	**.0061**	**-.0071**	**.0030**	**.0030**	**.0001**	**.0007**	**.0035**	**-.0007**	**-.0001**
Stddev	.0005	.0032	.0019	.0012	.0002	.0001	.0040	.0013	.0000
%RSD	8.849	45.12	64.98	38.23	210.6	19.49	115.3	178.8	61.13
#1	.0067	-.0054	.0042	.0020	-.0001	.0006	.0080	-.0003	-.0001
#2	.0056	-.0052	.0040	.0028	.0003	.0008	.0007	.0003	-.0001
#3	.0062	-.0109	.0007	.0043	.0001	.0006	.0017	-.0022	-.0000
Check ?	Chk Pass	Chk Pass	Chk Pass	Chk Pass	Chk Pass	Chk Pass	Chk Pass	Chk Pass	Chk Pass
High Limit									
Low Limit									

Int. Std.	Y_2243	Y_3600	Y_3710
Units	Cts/S	Cts/S	Cts/S
Avg	**1586.2**	**65130.**	**2575.0**
Stddev	7.8	495.	.8
%RSD	.49304	.76070	.03162
#1	1594.1	65427.	2575.9
#2	1586.2	65404.	2574.8
#3	1578.5	64558.	2574.3

Sample Name: 0.005 Acquired: 10/29/2020 9:49:28 Type: QC
Method: Trace_4_E200.7_SW6010(v91) Mode: CONC Corr. Factor: 1.000000
User: PS Custom ID1: Custom ID2: Trace4 Custom ID3:
Comment:

Elem	Ag3280	Al3961	As1890	B_2089	Ba4554	Be3130	Bi2230	Ca3158	Cd2144	Co2286
Units	ppm	ppm	ppm	ppm	ppm	ppm	ppm	ppm	ppm	ppm
Avg	W .0036	.0578	.0056	.0054	.0057	.0049	-.0707	.0153	.0049	.0048
Stddev	.0006	.0284	.0030	.0009	.0004	.0000	.0918	.0045	.0001	.0003
%RSD	15.85	49.10	54.31	16.08	7.068	.8160	129.8	29.58	1.980	6.212
#1	.0039	.0903	.0032	.0052	.0053	.0048	-.0827	.0103	.0050	.0048
#2	.0030	.0451	.0045	.0047	.0058	.0049	.0265	.0191	.0048	.0051
#3	.0040	.0380	.0090	.0064	.0061	.0049	-.1559	.0165	.0049	.0045
Check ?	Chk Warn	None	Chk Pass	None	None	Chk Pass	None	None	Chk Pass	None
High Limit	.0060									
Low Limit	.0040									

Elem	Cr2677	Cu3247	Fe2599	K_7664	Mg2790	Mn2576R	Mo2020	Na5895	Ni2316	Pb2203
Units	ppm	ppm	ppm	ppm	ppm	ppm	ppm	ppm	ppm	ppm
Avg	.0048	.0058	.0258	-.0461	.0074	.0040	.0055	-.0718	.0055	.0036
Stddev	.0006	.0003	.0107	.0337	.0018	.0002	.0003	.0139	.0002	.0005
%RSD	12.86	5.740	41.58	73.15	24.45	6.064	5.190	19.34	4.294	13.21
#1	.0054	.0054	.0305	-.0851	.0072	.0038	.0051	-.0805	.0052	.0032
#2	.0048	.0061	.0334	-.0282	.0093	.0039	.0055	-.0791	.0057	.0041
#3	.0041	.0058	.0135	-.0251	.0057	.0043	.0057	-.0558	.0055	.0036
Check ?	None	None	None	None	None	None	None	None	None	None
High Limit										
Low Limit										

Elem	Sb2068	Se1960	Si2124	Sn1899	Sr4215	Ti3349A	Tl1908	V_2924	Zn2062
Units	ppm	ppm	ppm	ppm	ppm	ppm	ppm	ppm	ppm
Avg	.0073	-.0027	.0067	.0069	.0047	.0045	.0040	.0065	.0051
Stddev	.0008	.0057	.0031	.0029	.0007	.0007	.0026	.0006	.0002
%RSD	11.55	206.5	46.60	42.16	14.72	14.87	64.83	8.883	3.937
#1	.0065	-.0007	.0100	.0097	.0054	.0053	.0030	.0061	.0053
#2	.0072	.0016	.0064	.0039	.0041	.0043	.0021	.0062	.0049
#3	.0082	-.0092	.0038	.0071	.0044	.0040	.0070	.0071	.0050
Check ?	None	None	None	None	None	None	None	None	None
High Limit									
Low Limit									

Int. Std.	Y_2243	Y_3600	Y_3710
Units	Cts/S	Cts/S	Cts/S
Avg	1591.5	64558.	2589.8
Stddev	9.7	418.	12.8
%RSD	.60872	.64754	.49296
#1	1598.0	64892.	2601.0
#2	1596.0	64693.	2575.9
#3	1580.3	64089.	2592.5

Sample Name: 0.01 Acquired: 10/29/2020 9:53:52 Type: QC
Method: Trace_4_E200.7_SW6010(v91) Mode: CONC Corr. Factor: 1.000000
User: PS Custom ID1: Custom ID2: Trace4 Custom ID3:
Comment:

Elem	Ag3280	Al3961	As1890	B_2089	Ba4554	Be3130	Bi2230	Ca3158	Cd2144	Co2286
Units	ppm	ppm	ppm	ppm	ppm	ppm	ppm	ppm	ppm	ppm
Avg	**.0100**	**.0381**	**.0077**	**.0109**	**.0111**	**.0099**	F **.1536**	**.0364**	**.0100**	**.0099**
Stddev	.0003	.0428	.0052	.0019	.0008	.0000	.2176	.0090	.0001	.0006
%RSD	2.667	112.5	67.91	17.62	7.459	.2758	141.6	24.69	.9586	6.460
#1	.0103	.0410	.0116	.0092	.0118	.0099	-.0653	.0403	.0099	.0104
#2	.0098	.0794	.0098	.0130	.0102	.0099	.1563	.0261	.0099	.0101
#3	.0099	-.0062	.0017	.0105	.0113	.0100	.3698	.0427	.0101	.0092
Check ?	None	None	None	Chk Pass	Chk Pass	None	Chk Fail	None	None	Chk Pass
Value							.0131			
Range							.0070			

Elem	Cr2677	Cu3247	Fe2599	K_7664	Mg2790	Mn2576R	Mo2020	Na5895	Ni2316	Pb2203
Units	ppm	ppm	ppm	ppm	ppm	ppm	ppm	ppm	ppm	ppm
Avg	**.0092**	**.0100**	**.0121**	**.1164**	**.0123**	**.0094**	**.0102**	**-.0548**	**.0098**	**.0093**
Stddev	.0002	.0008	.0035	.0046	.0031	.0006	.0005	.0292	.0006	.0019
%RSD	2.579	8.382	29.39	3.989	24.86	5.992	4.775	53.28	5.809	20.06
#1	.0093	.0108	.0160	.1113	.0094	.0090	.0100	-.0884	.0096	.0107
#2	.0090	.0091	.0091	.1178	.0155	.0091	.0099	-.0375	.0094	.0100
#3	.0094	.0102	.0112	.1203	.0121	.0100	.0108	-.0384	.0105	.0072
Check ?	Chk Pass	Chk Pass	None	None	None	Chk Pass	Chk Pass	None	Chk Pass	Chk Pass
Value										
Range										

Elem	Sb2068	Se1960	Si2124	Sn1899	Sr4215	Ti3349A	Tl1908	V_2924	Zn2062
Units	ppm	ppm	ppm	ppm	ppm	ppm	ppm	ppm	ppm
Avg	**.0100**	F **.0036**	**.0048**	**.0117**	**.0100**	**.0094**	W **.0122**	**.0101**	**.0097**
Stddev	.0020	.0041	.0004	.0018	.0002	.0006	.0009	.0013	.0000
%RSD	19.94	114.1	8.829	15.04	2.105	6.639	7.402	13.35	.4198
#1	.0104	.0033	.0044	.0119	.0098	.0090	.0120	.0085	.0097
#2	.0117	.0079	.0049	.0098	.0100	.0092	.0114	.0111	.0098
#3	.0078	-.0003	.0052	.0133	.0102	.0101	.0132	.0106	.0097
Check ?	None	Chk Fail	None	Chk Pass	Chk Pass	Chk Pass	Chk Warn	Chk Pass	None
Value		.0131					.0121		
Range		.0070					.0080		

Int. Std.	Y_2243	Y_3600	Y_3710
Units	Cts/S	Cts/S	Cts/S
Avg	**1597.4**	**65019.**	**2583.2**
Stddev	9.3	402.	18.5
%RSD	.58495	.61866	.71690
#1	1607.1	65117.	2584.8
#2	1588.5	65363.	2600.8
#3	1596.5	64577.	2563.9

Sample Name: 0.05 Acquired: 10/29/2020 9:58:17 Type: QC
Method: Trace_4_E200.7_SW6010(v91) Mode: CONC Corr. Factor: 1.000000
User: PS Custom ID1: Custom ID2: Trace4 Custom ID3:
Comment:

Elem	Ag3280	Al3961	As1890	B_2089	Ba4554	Be3130	Bi2230	Ca3158	Cd2144	Co2286
Units	ppm	ppm	ppm	ppm	ppm	ppm	ppm	ppm	ppm	ppm
Avg	**.0492**	F **.0859**	**.0389**	**.0489**	**.0543**	**.0512**	**-.1671**	F **.0658**	**.0494**	**.0496**
Stddev	.0009	.0173	.0024	.0015	.0020	.0018	.0215	.0090	.0005	.0004
%RSD	1.898	20.15	6.262	2.972	3.613	3.467	12.90	13.73	1.015	.7642
#1	.0484	.0780	.0403	.0482	.0522	.0499	-.1861	.0580	.0498	.0499
#2	.0502	.0739	.0361	.0479	.0561	.0532	-.1437	.0757	.0497	.0498
#3	.0489	.1057	.0403	.0505	.0545	.0504	-.1715	.0637	.0489	.0492
Check ?	None	Chk Fail	None	None	None	None	None	Chk Fail	None	None
Value		.0652						.0652		
Range		.0348						.0348		

Elem	Cr2677	Cu3247	Fe2599	K_7664	Mg2790	Mn2576R	Mo2020	Na5895	Ni2316	Pb2203
Units	ppm	ppm	ppm	ppm	ppm	ppm	ppm	ppm	ppm	ppm
Avg	**.0522**	**.0520**	W **.0605**	**2.486**	**.0526**	**.0512**	**.0495**	**2.137**	**.0523**	**.0488**
Stddev	.0009	.0004	.0075	.067	.0043	.0015	.0004	.064	.0007	.0038
%RSD	1.818	.7378	12.42	2.682	8.233	2.884	.8466	2.990	1.289	7.748
#1	.0532	.0522	.0583	2.409	.0523	.0500	.0498	2.080	.0524	.0446
#2	.0522	.0515	.0689	2.525	.0484	.0528	.0497	2.206	.0529	.0498
#3	.0513	.0522	.0543	2.524	.0571	.0506	.0490	2.126	.0516	.0519
Check ?	None	None	Chk Warn	Chk Pass	Chk Pass	None	None	Chk Pass	None	None
Value			.0602							
Range			.0398							

Elem	Sb2068	Se1960	Si2124	Sn1899	Sr4215	Ti3349A	Tl1908	V_2924	Zn2062
Units	ppm	ppm	ppm	ppm	ppm	ppm	ppm	ppm	ppm
Avg	**.0486**	**.0463**	**.5105**	**.0516**	**.0513**	**.0493**	**.0567**	**.0509**	**.0503**
Stddev	.0030	.0095	.0049	.0031	.0021	.0003	.0042	.0009	.0007
%RSD	6.093	20.46	.9655	6.084	4.034	.6561	7.447	1.781	1.468
#1	.0519	.0505	.5127	.0519	.0492	.0496	.0608	.0511	.0511
#2	.0474	.0354	.5139	.0484	.0533	.0491	.0571	.0499	.0502
#3	.0463	.0528	.5048	.0546	.0514	.0490	.0523	.0517	.0497
Check ?	Chk Pass	None	Chk Pass	None	None	None	None	Chk Pass	Chk Pass
Value									
Range									

Int. Std.	Y_2243	Y_3600	Y_3710
Units	Cts/S	Cts/S	Cts/S
Avg	**1594.1**	**64281.**	**2483.6**
Stddev	15.3	301.	74.8
%RSD	.96199	.46765	3.0099
#1	1585.5	63970.	2544.7
#2	1585.1	64570.	2400.3
#3	1611.8	64303.	2505.9

Sample Name: ICSA Acquired: 10/29/2020 10:02:40 Type: QC
Method: Trace_4_E200.7_SW6010(v91) Mode: CONC Corr. Factor: 1.000000
User: PS Custom ID1: WG1427982 Custom ID2: Trace4 Custom ID3:
Comment:

Elem	Ag3280	Al3961	As1890	B_2089	Ba4554	Be3130	Bi2230	Ca3158	Cd2144	Co2286
Units	ppm	ppm	ppm	ppm	ppm	ppm	ppm	ppm	ppm	ppm
Avg	**.0005**	**235.4**	**.0024**	**.0110**	**.0022**	**-.0001**	**-2.541**	**245.5**	**-.0025**	**.0005**
Stddev	.0011	1.7	.0034	.0018	.0007	.0000	.684	1.6	.0001	.0002
%RSD	218.8	.7322	142.8	16.34	30.04	24.44	26.93	.6583	5.779	41.86
#1	-.0004	237.0	.0050	.0127	.0027	-.0001	-1.810	246.8	-.0026	.0002
#2	.0002	233.6	-.0014	.0110	.0025	-.0000	-3.166	243.7	-.0024	.0005
#3	.0017	235.7	.0035	.0091	.0014	-.0001	-2.648	245.9	-.0026	.0006
Check ?	Chk Pass	Chk Pass	Chk Pass	Chk Pass	Chk Pass	Chk Pass	None	Chk Pass	Chk Pass	Chk Pass
High Limit										
Low Limit										

Elem	Cr2677	Cu3247	Fe2599	K_7664	Mg2790	Mn2576R	Mo2020	Na5895	Ni2316	Pb2203
Units	ppm	ppm	ppm	ppm	ppm	ppm	ppm	ppm	ppm	ppm
Avg	**.0019**	**.0034**	**95.35**	**-.0218**	**244.6**	**-.0027**	**.0017**	**.0356**	**.0013**	F **.0428**
Stddev	.0001	.0013	1.12	.0507	1.9	.0009	.0002	.0341	.0008	.0047
%RSD	4.642	37.92	1.177	232.9	.7958	33.25	10.55	95.86	60.68	11.06
#1	.0019	.0034	96.35	-.0741	242.9	-.0017	.0018	.0644	.0011	.0404
#2	.0019	.0021	94.14	-.0181	244.1	-.0029	.0015	.0445	.0022	.0482
#3	.0018	.0047	95.56	.0270	246.7	-.0034	.0018	-.0021	.0006	.0397
Check ?	Chk Pass	Chk Pass	Chk Pass	Chk Pass	Chk Pass	Chk Pass	Chk Pass	Chk Pass	Chk Pass	Chk Fail
High Limit										.0100
Low Limit										-.0200

Elem	Sb2068	Se1960	Si2124	Sn1899	Sr4215	Ti3349A	Tl1908	V_2924	Zn2062
Units	ppm	ppm	ppm	ppm	ppm	ppm	ppm	ppm	ppm
Avg	**-.0091**	**-.0022**	**.0066**	**.0066**	F **.0118**	**.0045**	**-.0025**	**.0047**	**.0028**
Stddev	.0017	.0052	.0012	.0043	.0007	.0006	.0040	.0007	.0003
%RSD	18.99	231.6	18.44	64.35	5.548	13.18	158.7	14.87	12.26
#1	-.0109	-.0022	.0055	.0046	.0124	.0049	-.0022	.0045	.0031
#2	-.0075	.0029	.0079	.0037	.0111	.0038	-.0066	.0054	.0024
#3	-.0087	-.0074	.0064	.0115	.0118	.0047	.0013	.0041	.0028
Check ?	Chk Pass	Chk Pass	Chk Pass	Chk Pass	Chk Fail	Chk Pass	Chk Pass	Chk Pass	Chk Pass
High Limit					.0100				
Low Limit					-.0200				

Int. Std.	Y_2243	Y_3600	Y_3710
Units	Cts/S	Cts/S	Cts/S
Avg	**1455.1**	**58259.**	**2458.1**
Stddev	4.7	323.	18.5
%RSD	.32136	.55393	.75087
#1	1460.2	58208.	2458.6
#2	1451.0	57965.	2476.3
#3	1454.0	58604.	2439.4

Sample Name: IPC Acquired: 10/29/2020 10:07:14 Type: QC
Method: Trace_4_E200.7_SW6010(v91) Mode: CONC Corr. Factor: 1.000000
User: PS Custom ID1: WG1427982 Custom ID2: Trace4 Custom ID3:
Comment:

Elem	Ag3280	Al3961	As1890	B_2089	Ba4554	Be3130	Bi2230	Ca3158	Cd2144	Co2286
Units	ppm	ppm	ppm	ppm	ppm	ppm	ppm	ppm	ppm	ppm
Avg	**.0015**	F **.1906**	**.0011**	**-.0001**	**.0006**	**-.0021**	**1.106**	F **.1804**	**-.0003**	**.0008**
Stddev	.0007	.0073	.0041	.0006	.0006	.0000	.264	.0366	.0000	.0002
%RSD	46.94	3.845	383.6	1131.	101.5	.3803	23.86	20.28	12.90	23.65
#1	.0014	.1950	-.0036	-.0000	.0010	-.0021	.8522	.1438	-.0003	.0008
#2	.0023	.1822	.0041	-.0007	.0009	-.0021	1.088	.2170	-.0002	.0006
#3	.0009	.1947	.0027	.0005	-.0001	-.0021	1.379	.1804	-.0003	.0010
Check ?	Chk Pass	Chk Fail	Chk Pass	Chk Pass	Chk Pass	Chk Pass	None	Chk Fail	Chk Pass	Chk Pass
High Limit		.1000						.1000		
Low Limit		-.2000						-.2000		

Elem	Cr2677	Cu3247	Fe2599	K_7664	Mg2790	Mn2576R	Mo2020	Na5895	Ni2316	Pb2203
Units	ppm	ppm	ppm	ppm	ppm	ppm	ppm	ppm	ppm	ppm
Avg	**10.33**	**-.0029**	F **.1064**	**.0090**	F **.1396**	**9.737**	**.0012**	**-.1781**	**.0028**	**-.0024**
Stddev	.02	.0007	.0171	.0936	.0133	.037	.0002	.0138	.0013	.0013
%RSD	.1470	22.59	16.06	1036.	9.520	.3856	18.56	7.769	48.13	53.26
#1	10.33	-.0022	.0958	-.0907	.1314	9.761	.0010	-.1859	.0016	-.0039
#2	10.31	-.0032	.0972	.0950	.1325	9.694	.0013	-.1621	.0025	-.0014
#3	10.34	-.0034	.1261	.0228	.1550	9.755	.0014	-.1863	.0043	-.0020
Check ?	Chk Pass	Chk Pass	Chk Fail	Chk Pass	Chk Fail	Chk Pass	Chk Pass	Chk Pass	Chk Pass	Chk Pass
High Limit			.0500		.1000					
Low Limit			-.1000		-.2000					

Elem	Sb2068	Se1960	Si2124	Sn1899	Sr4215	Ti3349A	Tl1908	V_2924	Zn2062
Units	ppm	ppm	ppm	ppm	ppm	ppm	ppm	ppm	ppm
Avg	**-.0226**	**-.0108**	**.0024**	**.0021**	**.0002**	**.0025**	F **-.0610**	**10.29**	**-.0007**
Stddev	.0020	.0111	.0009	.0022	.0003	.0008	.0064	.01	.0004
%RSD	8.920	102.7	37.24	103.5	175.0	31.59	10.46	.1454	54.63
#1	-.0219	.0020	.0022	.0040	.0003	.0029	-.0573	10.31	-.0006
#2	-.0210	-.0181	.0016	-.0003	.0004	.0016	-.0573	10.28	-.0004
#3	-.0249	-.0163	.0034	.0025	-.0002	.0029	-.0683	10.29	-.0012
Check ?	Chk Pass	Chk Pass	Chk Pass	Chk Pass	Chk Pass	Chk Pass	Chk Fail	Chk Pass	Chk Pass
High Limit							.0200		
Low Limit							-.0400		

Int. Std.	Y_2243	Y_3600	Y_3710
Units	Cts/S	Cts/S	Cts/S
Avg	**1590.2**	**64528.**	**2596.1**
Stddev	5.1	177.	17.2
%RSD	.32204	.27401	.66237
#1	1589.2	64691.	2585.7
#2	1595.7	64340.	2615.9
#3	1585.6	64553.	2586.6

Sample Name: CCV Acquired: 10/29/2020 10:11:39 Type: QC
Method: Trace_4_E200.7_SW6010(v91) Mode: CONC Corr. Factor: 1.000000
User: PS Custom ID1: WG1427982 Custom ID2: Trace4 Custom ID3:
Comment:

Elem	Ag3280	Al3961	As1890	B_2089	Ba4554	Be3130	Bi2230	Ca3158	Cd2144	Co2286
Units	ppm	ppm	ppm	ppm	ppm	ppm	ppm	ppm	ppm	ppm
Avg	**.4878**	F **.5625**	**.4988**	**.5001**	**.5079**	**.4906**	**.5969**	**.4892**	**.4791**	**.4785**
Stddev	.0022	.0153	.0062	.0018	.0056	.0026	.3609	.0189	.0009	.0015
%RSD	.4414	2.717	1.248	.3581	1.111	.5304	60.46	3.854	.1845	.3178
#1	.4877	.5487	.5000	.5012	.5014	.4877	.2145	.4779	.4801	.4801
#2	.4900	.5598	.4921	.5010	.5120	.4913	.6447	.5110	.4783	.4783
#3	.4857	.5789	.5044	.4980	.5102	.4928	.9315	.4789	.4790	.4771
Check ?	Chk Pass	Chk Fail	Chk Pass	Chk Pass	Chk Pass	Chk Pass	None	Chk Pass	Chk Pass	Chk Pass
High Limit		.5524								
Low Limit		.4476								

Elem	Cr2677	Cu3247	Fe2599	K_7664	Mg2790	Mn2576R	Mo2020	Na5895	Ni2316	Pb2203
Units	ppm	ppm	ppm	ppm	ppm	ppm	ppm	ppm	ppm	ppm
Avg	**.4846**	**.5086**	**.5137**	**4.836**	**.5179**	**.4684**	**.4812**	**9.658**	**.4919**	**.4805**
Stddev	.0017	.0015	.0153	.123	.0095	.0043	.0004	.088	.0015	.0010
%RSD	.3547	.3016	2.974	2.540	1.836	.9158	.0771	.9119	.3135	.2112
#1	.4850	.5104	.5312	4.936	.5072	.4640	.4809	9.612	.4936	.4798
#2	.4861	.5077	.5031	4.872	.5255	.4687	.4812	9.604	.4907	.4801
#3	.4827	.5077	.5067	4.699	.5209	.4725	.4816	9.760	.4913	.4817
Check ?	Chk Pass	Chk Pass	Chk Pass	Chk Pass	Chk Pass	Chk Pass	Chk Pass	Chk Pass	Chk Pass	Chk Pass
High Limit										
Low Limit										

Elem	Sb2068	Se1960	Si2124	Sn1899	Sr4215	Ti3349A	Tl1908	V_2924	Zn2062
Units	ppm	ppm	ppm	ppm	ppm	ppm	ppm	ppm	ppm
Avg	**.4935**	**.4834**	**5.128**	**.4994**	**.4716**	**.4964**	**.4954**	**.4951**	**.4953**
Stddev	.0027	.0086	.013	.0006	.0041	.0009	.0087	.0026	.0008
%RSD	.5560	1.781	.2486	.1251	.8755	.1734	1.751	.5338	.1515
#1	.4904	.4735	5.138	.4997	.4684	.4973	.5024	.4937	.4959
#2	.4943	.4891	5.114	.4998	.4701	.4962	.4981	.4981	.4945
#3	.4958	.4876	5.131	.4987	.4763	.4956	.4857	.4934	.4956
Check ?	Chk Pass	Chk Pass	Chk Pass	Chk Pass	Chk Pass	Chk Pass	Chk Pass	Chk Pass	Chk Pass
High Limit									
Low Limit									

Int. Std.	Y_2243	Y_3600	Y_3710
Units	Cts/S	Cts/S	Cts/S
Avg	**1586.7**	**64063.**	**2596.9**
Stddev	2.8	254.	17.1
%RSD	.17533	.39627	.65851
#1	1589.2	63801.	2604.7
#2	1587.1	64307.	2608.6
#3	1583.7	64081.	2577.2

Sample Name: CCB Acquired: 10/29/2020 10:15:56 Type: QC
Method: Trace_4_E200.7_SW6010(v91) Mode: CONC Corr. Factor: 1.000000
User: PS Custom ID1: WG1427982 Custom ID2: Trace4 Custom ID3:
Comment:

Elem	Ag3280	Al3961	As1890	B_2089	Ba4554	Be3130	Bi2230	Ca3158	Cd2144	Co2286
Units	ppm	ppm	ppm	ppm	ppm	ppm	ppm	ppm	ppm	ppm
Avg	**.0007**	**.0447**	**-.0083**	**.0016**	**.0024**	**.0001**	**-.1159**	**.0132**	**.0001**	**.0000**
Stddev	.0008	.0391	.0025	.0012	.0007	.0000	.1559	.0144	.0000	.0002
%RSD	116.0	87.42	29.92	74.57	30.85	19.77	134.6	109.7	49.59	315.8
#1	.0017	.0748	-.0057	.0009	.0021	.0001	-.0040	.0105	.0000	.0002
#2	.0001	.0005	-.0106	.0030	.0018	.0001	-.2939	.0288	.0001	-.0001
#3	.0004	.0587	-.0086	.0010	.0032	.0001	-.0497	.0003	.0001	.0001
Check ?	Chk Pass	Chk Pass	Chk Pass	Chk Pass	Chk Pass	Chk Pass	None	Chk Pass	Chk Pass	Chk Pass
High Limit										
Low Limit										

Elem	Cr2677	Cu3247	Fe2599	K_7664	Mg2790	Mn2576R	Mo2020	Na5895	Ni2316	Pb2203
Units	ppm	ppm	ppm	ppm	ppm	ppm	ppm	ppm	ppm	ppm
Avg	**.0001**	**.0006**	**-.0019**	**.0085**	**.0077**	**-.0010**	**.0017**	**-.1712**	**.0001**	**-.0040**
Stddev	.0006	.0002	.0038	.1609	.0022	.0002	.0005	.0308	.0006	.0017
%RSD	611.6	33.44	195.2	1898.	28.82	24.16	31.68	18.01	436.9	43.47
#1	-.0005	.0007	-.0027	.1835	.0088	-.0011	.0022	-.2061	-.0004	-.0036
#2	.0001	.0003	.0021	-.0249	.0092	-.0012	.0016	-.1598	-.0000	-.0025
#3	.0007	.0007	-.0053	-.1331	.0051	-.0008	.0012	-.1477	.0008	-.0058
Check ?	Chk Pass	Chk Pass	Chk Pass	Chk Pass	Chk Pass	Chk Pass	Chk Pass	Chk Pass	Chk Pass	Chk Pass
High Limit										
Low Limit										

Elem	Sb2068	Se1960	Si2124	Sn1899	Sr4215	Ti3349A	Tl1908	V_2924	Zn2062
Units	ppm	ppm	ppm	ppm	ppm	ppm	ppm	ppm	ppm
Avg	**.0085**	**.0062**	**.0028**	**.0025**	**.0001**	**.0002**	**-.0037**	**.0020**	**-.0002**
Stddev	.0017	.0042	.0008	.0026	.0002	.0002	.0008	.0010	.0001
%RSD	20.21	67.60	27.42	104.1	209.6	70.45	22.73	47.18	79.97
#1	.0103	.0019	.0021	.0055	.0003	.0001	-.0031	.0028	-.0003
#2	.0069	.0064	.0036	.0016	.0002	.0004	-.0047	.0009	-.0000
#3	.0083	.0103	.0028	.0005	-.0002	.0001	-.0034	.0024	-.0002
Check ?	Chk Pass	Chk Pass	Chk Pass	Chk Pass	Chk Pass	Chk Pass	Chk Pass	Chk Pass	Chk Pass
High Limit									
Low Limit									

Int. Std.	Y_2243	Y_3600	Y_3710
Units	Cts/S	Cts/S	Cts/S
Avg	**1607.5**	**65346.**	**2590.4**
Stddev	6.2	492.	6.5
%RSD	.38728	.75304	.25142
#1	1600.8	65664.	2597.9
#2	1613.1	64779.	2586.2
#3	1608.5	65595.	2587.0

Sample Name: CCV Acquired: 10/29/2020 10:26:53 Type: QC
Method: Trace_4_E200.7_SW6010(v91) Mode: CONC Corr. Factor: 1.000000
User: PS Custom ID1: WG1427982 Custom ID2: Trace4 Custom ID3:
Comment:

Elem	Ag3280	Al3961	As1890	B_2089	Ba4554	Be3130	Bi2230	Ca3158	Cd2144	Co2286
Units	ppm	ppm	ppm	ppm	ppm	ppm	ppm	ppm	ppm	ppm
Avg	**.4879**	**.5070**	**.5046**	**.5040**	**.5122**	**.5011**	**.3919**	**.5051**	**.4818**	**.4805**
Stddev	.0029	.0217	.0033	.0037	.0046	.0035	.2415	.0161	.0015	.0013
%RSD	.6028	4.284	.6455	.7305	.8983	.7071	61.64	3.185	.3152	.2640
#1	.4880	.5313	.5017	.4998	.5105	.4995	.1321	.5032	.4802	.4795
#2	.4850	.4896	.5081	.5065	.5174	.5051	.6097	.4901	.4833	.4819
#3	.4908	.5001	.5041	.5058	.5086	.4986	.4338	.5221	.4820	.4802
Check ?	Chk Pass	Chk Pass	Chk Pass	Chk Pass	Chk Pass	Chk Pass	None	Chk Pass	Chk Pass	Chk Pass
High Limit										
Low Limit										

Elem	Cr2677	Cu3247	Fe2599	K_7664	Mg2790	Mn2576R	Mo2020	Na5895	Ni2316	Pb2203
Units	ppm	ppm	ppm	ppm	ppm	ppm	ppm	ppm	ppm	ppm
Avg	**.4813**	**.5043**	**.5109**	**4.919**	**.5065**	**.4709**	**.4828**	**9.820**	**.4947**	**.4829**
Stddev	.0014	.0017	.0207	.037	.0065	.0022	.0011	.019	.0006	.0032
%RSD	.2881	.3445	4.051	.7482	1.292	.4665	.2337	.1901	.1175	.6625
#1	.4816	.5026	.5300	4.961	.4994	.4730	.4817	9.833	.4949	.4804
#2	.4797	.5060	.4889	4.904	.5124	.4687	.4839	9.828	.4951	.4818
#3	.4824	.5042	.5138	4.892	.5078	.4711	.4828	9.799	.4940	.4865
Check ?	Chk Pass	Chk Pass	Chk Pass	Chk Pass	Chk Pass	Chk Pass	Chk Pass	Chk Pass	Chk Pass	Chk Pass
High Limit										
Low Limit										

Elem	Sb2068	Se1960	Si2124	Sn1899	Sr4215	Ti3349A	Tl1908	V_2924	Zn2062
Units	ppm	ppm	ppm	ppm	ppm	ppm	ppm	ppm	ppm
Avg	**.4947**	**.4872**	**5.150**	**.5016**	**.4794**	**.4965**	**.4944**	**.4884**	**.4985**
Stddev	.0039	.0055	.013	.0043	.0011	.0022	.0075	.0023	.0021
%RSD	.7897	1.120	.2570	.8534	.2233	.4356	1.507	.4765	.4118
#1	.4903	.4928	5.135	.4974	.4804	.4940	.4941	.4907	.4966
#2	.4961	.4819	5.160	.5060	.4782	.4974	.5019	.4860	.5007
#3	.4977	.4870	5.154	.5013	.4796	.4980	.4871	.4885	.4984
Check ?	Chk Pass	Chk Pass	Chk Pass	Chk Pass	Chk Pass	Chk Pass	Chk Pass	Chk Pass	Chk Pass
High Limit									
Low Limit									

Int. Std.	Y_2243	Y_3600	Y_3710
Units	Cts/S	Cts/S	Cts/S
Avg	**1596.8**	**64781.**	**2579.1**
Stddev	7.6	311.	10.2
%RSD	.47846	.48057	.39637
#1	1603.7	64569.	2577.0
#2	1588.6	65138.	2570.0
#3	1597.9	64635.	2590.2

Sample Name: CCB Acquired: 10/29/2020 10:31:12 Type: QC
Method: Trace_4_E200.7_SW6010(v91) Mode: CONC Corr. Factor: 1.000000
User: PS Custom ID1: WG1427982 Custom ID2: Trace4 Custom ID3:
Comment:

Elem	Ag3280	Al3961	As1890	B_2089	Ba4554	Be3130	Bi2230	Ca3158	Cd2144	Co2286
Units	ppm	ppm	ppm	ppm	ppm	ppm	ppm	ppm	ppm	ppm
Avg	**-.0006**	**.0361**	F **-.0104**	**.0007**	**.0017**	**.0001**	**.1112**	**.0091**	**.0002**	**-.0000**
Stddev	.0004	.0231	.0033	.0007	.0007	.0000	.2446	.0294	.0001	.0002
%RSD	63.16	63.92	31.48	100.2	40.26	15.17	220.0	322.7	82.11	946.0
#1	-.0010	.0476	-.0091	.0001	.0023	.0001	.0726	.0429	.0000	-.0003
#2	-.0003	.0513	-.0141	.0006	.0019	.0001	.3727	-.0101	.0002	.0002
#3	-.0005	.0096	-.0079	.0014	.0010	.0001	-.1119	-.0055	.0003	-.0000
Check ?	Chk Pass	Chk Pass	Chk Fail	Chk Pass	Chk Pass	Chk Pass	None	Chk Pass	Chk Pass	Chk Pass
High Limit			.0050							
Low Limit			-.0100							

Elem	Cr2677	Cu3247	Fe2599	K_7664	Mg2790	Mn2576R	Mo2020	Na5895	Ni2316	Pb2203
Units	ppm	ppm	ppm	ppm	ppm	ppm	ppm	ppm	ppm	ppm
Avg	**.0007**	**-.0001**	**.0116**	**-.0382**	**.0034**	**-.0006**	**.0021**	**-.1453**	**.0007**	**-.0019**
Stddev	.0004	.0004	.0102	.0355	.0064	.0004	.0005	.0161	.0009	.0012
%RSD	52.20	441.0	88.25	93.06	187.7	77.16	23.82	11.07	132.6	61.42
#1	.0012	-.0002	.0001	-.0063	-.0031	-.0003	.0027	-.1275	-.0001	-.0031
#2	.0006	.0003	.0196	-.0764	.0035	-.0011	.0018	-.1588	.0004	-.0017
#3	.0005	-.0004	.0150	-.0318	.0098	-.0003	.0019	-.1496	.0017	-.0008
Check ?	Chk Pass	Chk Pass	Chk Pass	Chk Pass	Chk Pass	Chk Pass	Chk Pass	Chk Pass	Chk Pass	Chk Pass
High Limit										
Low Limit										

Elem	Sb2068	Se1960	Si2124	Sn1899	Sr4215	Ti3349A	Tl1908	V_2924	Zn2062
Units	ppm	ppm	ppm	ppm	ppm	ppm	ppm	ppm	ppm
Avg	**.0065**	**.0019**	**.0002**	**.0031**	**.0000**	**-.0008**	**.0039**	**-.0007**	**.0000**
Stddev	.0046	.0008	.0012	.0031	.0007	.0005	.0051	.0003	.0000
%RSD	70.67	43.03	753.9	97.73	3170.	58.50	128.3	46.51	114.4
#1	.0019	.0010	-.0012	.0009	-.0001	-.0006	.0097	-.0004	-.0000
#2	.0111	.0022	.0007	.0019	-.0006	-.0004	.0019	-.0007	.0001
#3	.0065	.0025	.0010	.0066	.0008	-.0013	.0002	-.0010	.0000
Check ?	Chk Pass	Chk Pass	Chk Pass	Chk Pass	Chk Pass	Chk Pass	Chk Pass	Chk Pass	Chk Pass
High Limit									
Low Limit									

Int. Std.	Y_2243	Y_3600	Y_3710
Units	Cts/S	Cts/S	Cts/S
Avg	**1609.5**	**65089.**	**2595.3**
Stddev	13.3	149.	9.3
%RSD	.82758	.22890	.35965
#1	1616.8	65059.	2591.1
#2	1617.6	64958.	2588.7
#3	1594.1	65251.	2605.9

Sample Name: 10-V Acquired: 10/29/2020 10:35:38 Type: QC
Method: Trace_4_E200.7_SW6010(v91) Mode: CONC Corr. Factor: 1.000000
User: PS Custom ID1: WG1427982 Custom ID2: Trace4 Custom ID3:
Comment:

Elem	Ag3280	Al3961	As1890	B_2089	Ba4554	Be3130	Bi2230	Ca3158	Cd2144	Co2286
Units	ppm	ppm	ppm	ppm	ppm	ppm	ppm	ppm	ppm	ppm
Avg	**.0002**	**.0116**	**.0003**	**.0021**	**.0016**	**-.0020**	**1.543**	**.0231**	**-.0000**	**.0001**
Stddev	.0005	.0182	.0020	.0017	.0007	.0000	.078	.0178	.0001	.0003
%RSD	245.6	156.5	744.5	81.06	41.58	.9613	5.075	77.16	257.2	237.5
#1	.0008	.0071	.0007	.0037	.0022	-.0019	1.624	.0376	-.0001	.0003
#2	.0001	-.0039	-.0019	.0022	.0016	-.0020	1.468	.0032	-.0000	.0003
#3	-.0002	.0317	.0020	.0003	.0009	-.0020	1.536	.0283	.0001	-.0002
Check ?	Chk Pass	Chk Pass	Chk Pass	Chk Pass	Chk Pass	Chk Pass	None	Chk Pass	Chk Pass	Chk Pass
High Limit										
Low Limit										

Elem	Cr2677	Cu3247	Fe2599	K_7664	Mg2790	Mn2576R	Mo2020	Na5895	Ni2316	Pb2203
Units	ppm	ppm	ppm	ppm	ppm	ppm	ppm	ppm	ppm	ppm
Avg	**-.0001**	**-.0044**	**-.0071**	**-.0926**	**-.0236**	**-.0008**	**.0003**	**-.1603**	**.0004**	**-.0015**
Stddev	.0006	.0006	.0122	.0652	.0009	.0002	.0003	.0052	.0003	.0034
%RSD	843.4	12.69	171.8	70.48	3.625	25.93	101.7	3.249	81.53	233.0
#1	-.0002	-.0042	-.0135	-.1481	-.0228	-.0010	.0003	-.1644	.0002	.0025
#2	-.0006	-.0050	.0070	-.0207	-.0237	-.0006	.0000	-.1621	.0008	-.0032
#3	.0006	-.0039	-.0148	-.1090	-.0245	-.0007	.0007	-.1544	.0002	-.0037
Check ?	Chk Pass	Chk Pass	Chk Pass	Chk Pass	Chk Pass	Chk Pass	Chk Pass	Chk Pass	Chk Pass	Chk Pass
High Limit										
Low Limit										

Elem	Sb2068	Se1960	Si2124	Sn1899	Sr4215	Ti3349A	Tl1908	V_2924	Zn2062
Units	ppm	ppm	ppm	ppm	ppm	ppm	ppm	ppm	ppm
Avg	**-.0078**	F **-.0098**	**.0136**	**.0039**	**.0001**	**-.0007**	F **-.0459**	F **10.22**	**.0002**
Stddev	.0022	.0076	.0025	.0024	.0002	.0001	.0023	.03	.0002
%RSD	27.55	77.63	18.52	62.11	126.5	13.33	4.930	.2798	84.73
#1	-.0055	-.0124	.0148	.0025	.0003	-.0008	-.0433	10.19	.0002
#2	-.0083	-.0157	.0107	.0025	.0001	-.0008	-.0472	10.23	.0000
#3	-.0098	-.0012	.0152	.0067	-.0000	-.0006	-.0472	10.24	.0004
Check ?	Chk Pass	Chk Fail	Chk Pass	Chk Pass	Chk Pass	Chk Pass	Chk Fail	Chk Fail	Chk Pass
High Limit		.0025					.0050	.0100	
Low Limit		-.0025					-.0050	-.0100	

Int. Std.	Y_2243	Y_3600	Y_3710
Units	Cts/S	Cts/S	Cts/S
Avg	**1616.1**	**65277.**	**2624.6**
Stddev	3.2	169.	18.4
%RSD	.19717	.25868	.70019
#1	1614.9	65155.	2644.2
#2	1619.7	65470.	2607.7
#3	1613.6	65207.	2621.7

Sample Name: 250-AI Acquired: 10/29/2020 10:42:58 Type: QC
Method: Trace_4_E200.7_SW6010(v91) Mode: CONC Corr. Factor: 1.000000
User: PS Custom ID1: WG1427982 Custom ID2: Trace4 Custom ID3:
Comment:

Elem	Ag3280	Al3961	As1890	B_2089	Ba4554	Be3130	Bi2230	Ca3158	Cd2144	Co2286
Units	ppm	ppm	ppm	ppm	ppm	ppm	ppm	ppm	ppm	ppm
Avg	**-.0005**	F **227.8**	F **-.0034**	**.0092**	**.0012**	**-.0000**	**.0651**	**.0125**	**-.0002**	**.0003**
Stddev	.0010	.6	.0020	.0006	.0008	.0000	.3258	.0186	.0001	.0001
%RSD	226.2	.2746	58.32	6.953	65.45	22.94	500.7	148.3	49.67	28.98
#1	-.0016	227.6	-.0055	.0086	.0012	-.0000	-.2665	.0023	-.0002	.0004
#2	-.0003	228.6	-.0030	.0092	.0004	-.0000	.0770	.0013	-.0003	.0002
#3	.0005	227.4	-.0016	.0099	.0019	-.0000	.3847	.0340	-.0001	.0004
Check ?	Chk Pass	Chk Fail	Chk Fail	Chk Pass	Chk Pass	Chk Pass	None	Chk Pass	Chk Pass	Chk Pass
High Limit		.1000	.0025							
Low Limit		-.1000	-.0025							

Elem	Cr2677	Cu3247	Fe2599	K_7664	Mg2790	Mn2576R	Mo2020	Na5895	Ni2316	Pb2203
Units	ppm	ppm	ppm	ppm	ppm	ppm	ppm	ppm	ppm	ppm
Avg	**.0037**	**.0026**	**.0217**	**.0053**	**.0025**	**-.0002**	**.0009**	**-.0676**	**.0019**	F **.0335**
Stddev	.0005	.0011	.0038	.0769	.0066	.0005	.0001	.0037	.0007	.0028
%RSD	13.31	40.55	17.39	1455.	259.7	291.5	9.714	5.489	36.40	8.496
#1	.0042	.0025	.0217	-.0492	.0071	-.0006	.0010	-.0711	.0013	.0345
#2	.0033	.0016	.0254	.0933	.0055	-.0004	.0008	-.0637	.0018	.0303
#3	.0036	.0037	.0179	-.0283	-.0050	.0004	.0010	-.0679	.0027	.0357
Check ?	Chk Pass	Chk Pass	Chk Pass	Chk Pass	Chk Pass	Chk Pass	Chk Pass	Chk Pass	Chk Pass	Chk Fail
High Limit										.0050
Low Limit										-.0050

Elem	Sb2068	Se1960	Si2124	Sn1899	Sr4215	Ti3349A	Tl1908	V_2924	Zn2062
Units	ppm	ppm	ppm	ppm	ppm	ppm	ppm	ppm	ppm
Avg	**-.0018**	F **-.0026**	**.0228**	**.0028**	**.0059**	**-.0009**	**-.0012**	**.0013**	**.0012**
Stddev	.0027	.0032	.0022	.0003	.0005	.0006	.0048	.0014	.0002
%RSD	149.8	124.7	9.800	12.05	8.883	63.61	394.9	107.7	19.07
#1	-.0045	.0011	.0203	.0026	.0064	-.0004	-.0063	-.0001	.0013
#2	-.0017	-.0040	.0245	.0032	.0059	-.0007	.0032	.0012	.0010
#3	.0009	-.0049	.0237	.0027	.0054	-.0015	-.0005	.0028	.0014
Check ?	Chk Pass	Chk Fail	Chk Pass	Chk Pass	Chk Pass	Chk Pass	Chk Pass	Chk Pass	Chk Pass
High Limit		.0025							
Low Limit		-.0025							

Int. Std.	Y_2243	Y_3600	Y_3710
Units	Cts/S	Cts/S	Cts/S
Avg	**1578.7**	**62100.**	**2576.1**
Stddev	7.3	229.	10.5
%RSD	.46295	.36922	.40723
#1	1581.6	62267.	2584.7
#2	1584.1	62194.	2579.1
#3	1570.4	61838.	2564.4

Sample Name: IPC Acquired: 10/29/2020 10:49:05 Type: QC
Method: Trace_4_E200.7_SW6010(v92) Mode: CONC Corr. Factor: 1.000000
User: PS Custom ID1: WG1427982 Custom ID2: Trace4 Custom ID3:
Comment:

Elem	Ag3280	Al3961	As1890	B_2089	Ba4554	Be3130	Bi2230	Ca3158	Cd2144	Co2286
Units	ppm	ppm	ppm	ppm	ppm	ppm	ppm	ppm	ppm	ppm
Avg	**.0011**	**.0983**	F **.0050**	**.0010**	**.0006**	**-.0018**	**1.001**	**-.0175**	**-.0003**	**.0001**
Stddev	.0006	.0289	.0035	.0002	.0007	.0001	.472	.0137	.0001	.0005
%RSD	54.48	29.42	70.45	20.75	118.2	2.869	47.18	78.53	21.59	724.3
#1	.0011	.1297	.0029	.0008	.0001	-.0018	.4566	-.0273	-.0003	.0001
#2	.0017	.0925	.0091	.0012	.0003	-.0018	1.247	-.0234	-.0002	.0005
#3	.0005	.0727	.0030	.0009	.0013	-.0019	1.300	-.0018	-.0003	-.0004
Check ?	Chk Pass	Chk Pass	Chk Fail	Chk Pass	Chk Pass	Chk Pass	None	Chk Pass	Chk Pass	Chk Pass
High Limit			.0050							
Low Limit			-.0100							

Elem	Cr2677	Cu3247	Fe2599	K_7664	Mg2790	Mn2576R	Mo2020	Na5895	Ni2316	Pb2203
Units	ppm	ppm	ppm	ppm	ppm	ppm	ppm	ppm	ppm	ppm
Avg	**9.851**	**-.0041**	**.0183**	**-.0010**	**-.0396**	**9.319**	**.0007**	**-.1378**	**.0013**	**-.0028**
Stddev	.021	.0008	.0150	.1126	.0035	.009	.0007	.0115	.0004	.0041
%RSD	.2133	20.17	81.95	11560.	8.918	.0951	99.42	8.363	31.26	144.9
#1	9.833	-.0043	.0098	.0490	-.0366	9.310	.0011	-.1496	.0011	-.0047
#2	9.845	-.0049	.0356	.0779	-.0435	9.328	-.0001	-.1373	.0010	.0019
#3	9.874	-.0032	.0095	-.1299	-.0387	9.318	.0010	-.1266	.0017	-.0055
Check ?	Chk Pass	Chk Pass	Chk Pass	Chk Pass	Chk Pass	Chk Pass	Chk Pass	Chk Pass	Chk Pass	Chk Pass
High Limit										
Low Limit										

Elem	Sb2068	Se1960	Si2124	Sn1899	Sr4215	Ti3349A	Tl1908	V_2924	Zn2062
Units	ppm	ppm	ppm	ppm	ppm	ppm	ppm	ppm	ppm
Avg	**-.0228**	**-.0011**	**.0002**	**.0031**	**-.0003**	**.0023**	**-.0187**	**10.01**	**-.0013**
Stddev	.0014	.0066	.0003	.0025	.0003	.0004	.0047	.04	.0004
%RSD	6.000	609.4	123.8	81.40	78.58	17.80	24.96	.4152	27.04
#1	-.0217	-.0046	.0000	.0034	-.0001	.0024	-.0230	10.06	-.0014
#2	-.0223	.0065	.0001	.0004	-.0006	.0027	-.0192	10.01	-.0009
#3	-.0243	-.0052	.0005	.0055	-.0003	.0019	-.0138	9.976	-.0016
Check ?	Chk Pass	Chk Pass	Chk Pass	Chk Pass	Chk Pass	Chk Pass	Chk Pass	Chk Pass	Chk Pass
High Limit									
Low Limit									

Int. Std.	Y_2243	Y_3600	Y_3710
Units	Cts/S	Cts/S	Cts/S
Avg	**1610.3**	**65579.**	**2601.4**
Stddev	3.6	439.	10.2
%RSD	.22162	.66869	.39208
#1	1614.3	65955.	2596.7
#2	1607.3	65683.	2594.4
#3	1609.4	65097.	2613.1

Sample Name: ICSA Acquired: 10/29/2020 10:53:29 Type: QC
Method: Trace_4_E200.7_SW6010(v92) Mode: CONC Corr. Factor: 1.000000
User: PS Custom ID1: WG1427982 Custom ID2: Trace4 Custom ID3:
Comment:

Elem	Ag3280	Al3961	As1890	B_2089	Ba4554	Be3130	Bi2230	Ca3158	Cd2144	Co2286
Units	ppm	ppm	ppm	ppm	ppm	ppm	ppm	ppm	ppm	ppm
Avg	**.0008**	**229.8**	**-.0097**	**.0118**	**.0007**	**-.0001**	**-2.531**	**232.4**	**-.0026**	**.0004**
Stddev	.0005	2.1	.0023	.0018	.0006	.0000	.153	2.5	.0002	.0001
%RSD	56.51	.8925	23.50	15.58	89.37	2.368	6.042	1.075	8.578	21.38
#1	.0008	232.2	-.0072	.0102	.0010	-.0001	-2.364	235.2	-.0028	.0005
#2	.0013	228.5	-.0117	.0138	.0011	-.0001	-2.664	230.3	-.0023	.0003
#3	.0004	228.7	-.0101	.0113	-.0000	-.0001	-2.564	231.9	-.0026	.0004
Check ?	Chk Pass	Chk Pass	Chk Pass	Chk Pass	Chk Pass	Chk Pass	None	Chk Pass	Chk Pass	Chk Pass
High Limit										
Low Limit										

Elem	Cr2677	Cu3247	Fe2599	K_7664	Mg2790	Mn2576R	Mo2020	Na5895	Ni2316	Pb2203
Units	ppm	ppm	ppm	ppm	ppm	ppm	ppm	ppm	ppm	ppm
Avg	**.0043**	**.0025**	**93.41**	**-.0660**	**231.4**	**.0002**	**.0009**	**-.0670**	**.0017**	**.0026**
Stddev	.0004	.0003	.93	.0590	3.5	.0006	.0008	.0185	.0009	.0027
%RSD	8.642	10.91	.9930	89.43	1.524	320.9	92.51	27.62	53.07	102.1
#1	.0046	.0028	94.45	-.0176	235.5	.0000	.0017	-.0593	.0027	.0012
#2	.0039	.0023	92.66	-.1318	229.8	.0008	.0000	-.0536	.0017	.0009
#3	.0044	.0023	93.12	-.0487	229.0	-.0003	.0009	-.0881	.0008	.0057
Check ?	Chk Pass	Chk Pass	Chk Pass	Chk Pass	Chk Pass	Chk Pass	Chk Pass	Chk Pass	Chk Pass	Chk Pass
High Limit										
Low Limit										

Elem	Sb2068	Se1960	Si2124	Sn1899	Sr4215	Ti3349A	Tl1908	V_2924	Zn2062
Units	ppm	ppm	ppm	ppm	ppm	ppm	ppm	ppm	ppm
Avg	**-.0074**	**.0013**	**.0079**	**.0049**	F **.0113**	**.0050**	**-.0044**	**.0049**	**.0016**
Stddev	.0022	.0056	.0045	.0037	.0008	.0012	.0036	.0017	.0002
%RSD	30.50	430.6	57.43	74.76	7.299	23.27	82.19	35.84	12.36
#1	-.0048	-.0051	.0119	.0052	.0122	.0063	-.0006	.0067	.0014
#2	-.0086	.0033	.0030	.0011	.0105	.0042	-.0047	.0047	.0017
#3	-.0087	.0057	.0086	.0085	.0113	.0044	-.0079	.0032	.0018
Check ?	Chk Pass	Chk Pass	Chk Pass	Chk Pass	Chk Fail	Chk Pass	Chk Pass	Chk Pass	Chk Pass
High Limit					.0100				
Low Limit					-.0200				

Int. Std.	Y_2243	Y_3600	Y_3710
Units	Cts/S	Cts/S	Cts/S
Avg	**1474.2**	**59487.**	**2511.4**
Stddev	11.4	1265.	19.6
%RSD	.77021	2.1266	.77862
#1	1481.9	58363.	2488.8
#2	1479.4	59242.	2521.0
#3	1461.1	60857.	2524.2

Sample Name: IPC Acquired: 10/29/2020 10:59:08 Type: QC
Method: Trace_4_E200.7_SW6010(v92) Mode: CONC Corr. Factor: 1.000000
User: PS Custom ID1: WG1427982 Custom ID2: Trace4 Custom ID3:
Comment:

Elem	Ag3280	Al3961	As1890	B_2089	Ba4554	Be3130	Bi2230	Ca3158	Cd2144	Co2286
Units	ppm	ppm	ppm	ppm	ppm	ppm	ppm	ppm	ppm	ppm
Avg	**.0008**	F **.1610**	F **-.0100**	**-.0014**	**.0005**	**-.0014**	**.8073**	**.0873**	**-.0002**	**.0003**
Stddev	.0008	.0132	.0014	.0009	.0005	.0000	.2160	.0199	.0000	.0002
%RSD	92.73	8.202	13.99	66.89	108.0	2.885	26.76	22.78	18.35	54.59
#1	.0017	.1533	-.0085	-.0016	-.0001	-.0014	.9196	.0820	-.0002	.0005
#2	.0002	.1535	-.0112	-.0004	.0010	-.0014	.5583	.1094	-.0003	.0003
#3	.0006	.1763	-.0103	-.0022	.0005	-.0014	.9441	.0707	-.0002	.0002
Check ?	Chk Pass	Chk Fail	Chk Fail	Chk Pass	Chk Pass	Chk Pass	None	Chk Pass	Chk Pass	Chk Pass
High Limit		.1000	.0050							
Low Limit		-.2000	-.0100							

Elem	Cr2677	Cu3247	Fe2599	K_7664	Mg2790	Mn2576R	Mo2020	Na5895	Ni2316	Pb2203
Units	ppm	ppm	ppm	ppm	ppm	ppm	ppm	ppm	ppm	ppm
Avg	**8.284**	**-.0029**	F **.0577**	**-.0505**	**.0451**	F **7.824**	**.0003**	**-.2230**	**.0016**	**-.0010**
Stddev	.038	.0007	.0064	.0804	.0058	.088	.0003	.0217	.0002	.0034
%RSD	.4577	24.00	11.06	159.3	12.77	1.125	107.8	9.712	13.01	340.6
#1	8.318	-.0030	.0551	.0308	.0430	7.926	.0006	-.2343	.0015	-.0035
#2	8.291	-.0021	.0650	-.0522	.0517	7.765	.0004	-.2366	.0019	-.0024
#3	8.243	-.0035	.0531	-.1301	.0408	7.783	-.0001	-.1980	.0016	.0029
Check ?	Chk Pass	Chk Pass	Chk Fail	Chk Pass	Chk Pass	Chk Fail	Chk Pass	Chk Pass	Chk Pass	Chk Pass
High Limit			.0500			12.00				
Low Limit			-.1000			8.000				

Elem	Sb2068	Se1960	Si2124	Sn1899	Sr4215	Ti3349A	Tl1908	V_2924	Zn2062
Units	ppm	ppm	ppm	ppm	ppm	ppm	ppm	ppm	ppm
Avg	**-.0202**	**-.0078**	**-.0003**	**.0010**	**-.0003**	**.0018**	**-.0100**	**8.467**	**-.0000**
Stddev	.0004	.0028	.0028	.0021	.0005	.0013	.0011	.042	.0002
%RSD	2.152	36.35	834.8	203.0	187.3	69.33	11.02	.4918	1744.
#1	-.0198	-.0049	.0012	-.0012	-.0009	.0014	-.0108	8.489	-.0001
#2	-.0206	-.0106	.0013	.0013	.0001	.0009	-.0103	8.493	.0002
#3	-.0203	-.0078	-.0035	.0030	-.0000	.0033	-.0087	8.419	-.0002
Check ?	Chk Pass	Chk Pass	Chk Pass	Chk Pass	Chk Pass	Chk Pass	Chk Pass	Chk Pass	Chk Pass
High Limit									
Low Limit									

Int. Std.	Y_2243	Y_3600	Y_3710
Units	Cts/S	Cts/S	Cts/S
Avg	**1616.1**	**65497.**	**2621.0**
Stddev	6.1	284.	22.7
%RSD	.37729	.43347	.86467
#1	1619.4	65283.	2595.9
#2	1609.1	65820.	2627.4
#3	1619.9	65390.	2639.9

Sample Name: 0.005 Acquired: 10/29/2020 11:03:33 Type: QC
Method: Trace_4_E200.7_SW6010(v92) Mode: CONC Corr. Factor: 1.000000
User: PS Custom ID1: WG1427982 Custom ID2: Trace4 Custom ID3:
Comment:

Elem	Ag3280	Al3961	As1890	B_2089	Ba4554	Be3130	Bi2230	Ca3158	Cd2144	Co2286
Units	ppm	ppm	ppm	ppm	ppm	ppm	ppm	ppm	ppm	ppm
Avg	**.0048**	**.0899**	F **-.0062**	**.0031**	**.0065**	**.0049**	**-.1587**	**.0277**	**.0049**	**.0047**
Stddev	.0001	.0234	.0022	.0019	.0006	.0001	.4754	.0150	.0000	.0003
%RSD	1.810	26.03	36.23	61.11	9.306	1.256	299.5	53.95	.1300	6.434
#1	.0047	.0679	-.0039	.0032	.0071	.0048	-.3029	.0114	.0049	.0047
#2	.0049	.1145	-.0062	.0011	.0065	.0049	.3720	.0407	.0049	.0051
#3	.0048	.0873	-.0084	.0049	.0059	.0049	-.5454	.0312	.0049	.0045
Check ?	Chk Pass	None	Chk Fail	None	None	Chk Pass	None	None	Chk Pass	None
High Limit			.0066							
Low Limit			.0034							

Elem	Cr2677	Cu3247	Fe2599	K_7664	Mg2790	Mn2576R	Mo2020	Na5895	Ni2316	Pb2203
Units	ppm	ppm	ppm	ppm	ppm	ppm	ppm	ppm	ppm	ppm
Avg	**.0087**	**.0058**	**.0203**	**.0539**	**.0212**	**.0091**	**.0051**	**-.1993**	**.0053**	**.0024**
Stddev	.0005	.0009	.0132	.0358	.0059	.0005	.0006	.0333	.0005	.0010
%RSD	6.005	14.61	64.77	66.42	27.91	5.298	11.41	16.70	8.889	41.94
#1	.0086	.0052	.0056	.0952	.0236	.0097	.0045	-.2310	.0057	.0031
#2	.0082	.0055	.0310	.0347	.0145	.0090	.0052	-.2021	.0048	.0028
#3	.0092	.0068	.0244	.0318	.0256	.0087	.0056	-.1646	.0055	.0012
Check ?	None	None	None	None	None	None	None	None	None	None
High Limit										
Low Limit										

Elem	Sb2068	Se1960	Si2124	Sn1899	Sr4215	Ti3349A	Tl1908	V_2924	Zn2062
Units	ppm	ppm	ppm	ppm	ppm	ppm	ppm	ppm	ppm
Avg	**.0045**	**-.0004**	**.0022**	**.0062**	**.0042**	**.0047**	**.0069**	**.0095**	**.0049**
Stddev	.0027	.0025	.0010	.0019	.0002	.0004	.0023	.0004	.0001
%RSD	59.74	557.4	46.56	29.88	5.375	7.924	33.14	4.307	2.847
#1	.0056	.0002	.0014	.0043	.0042	.0050	.0093	.0097	.0050
#2	.0015	.0017	.0034	.0081	.0041	.0048	.0047	.0090	.0047
#3	.0066	-.0032	.0018	.0063	.0045	.0043	.0068	.0097	.0050
Check ?	None	None	None	None	None	None	None	None	None
High Limit									
Low Limit									

Int. Std.	Y_2243	Y_3600	Y_3710
Units	Cts/S	Cts/S	Cts/S
Avg	**1625.8**	**65637.**	**2632.0**
Stddev	1.2	374.	10.1
%RSD	.07129	.57042	.38410
#1	1627.0	65630.	2643.7
#2	1625.8	65266.	2627.2
#3	1624.7	66015.	2625.3

Sample Name: 0.01 Acquired: 10/29/2020 11:07:59 Type: QC
Method: Trace_4_E200.7_SW6010(v92) Mode: CONC Corr. Factor: 1.000000
User: PS Custom ID1: WG1427982 Custom ID2: Trace4 Custom ID3:
Comment:

Elem	Ag3280	Al3961	As1890	B_2089	Ba4554	Be3130	Bi2230	Ca3158	Cd2144	Co2286
Units	ppm	ppm	ppm	ppm	ppm	ppm	ppm	ppm	ppm	ppm
Avg	**.0092**	**.0453**	**.0078**	**.0105**	W **.0128**	**.0099**	F **.0290**	**.0245**	**.0098**	**.0098**
Stddev	.0008	.0295	.0042	.0004	.0011	.0001	.1250	.0360	.0001	.0001
%RSD	8.311	65.15	53.61	3.547	8.639	.6865	431.2	147.0	1.350	.7732
#1	.0087	.0238	.0082	.0106	.0115	.0100	.0914	.0212	.0097	.0098
#2	.0101	.0332	.0117	.0108	.0134	.0099	-.1149	-.0097	.0098	.0098
#3	.0089	.0790	.0034	.0101	.0135	.0099	.1104	.0620	.0100	.0097
Check ?	None	None	None	Chk Pass	Chk Warn	None	Chk Fail	None	None	Chk Pass
Value					.0121		.0131			
Range					.0080		.0070			

Elem	Cr2677	Cu3247	Fe2599	K_7664	Mg2790	Mn2576R	Mo2020	Na5895	Ni2316	Pb2203
Units	ppm	ppm	ppm	ppm	ppm	ppm	ppm	ppm	ppm	ppm
Avg	**.0105**	**.0106**	**.0155**	**.0601**	**.0168**	**.0098**	**.0101**	**-.2250**	**.0103**	**.0092**
Stddev	.0004	.0014	.0081	.0755	.0050	.0003	.0002	.0155	.0006	.0030
%RSD	3.397	12.85	52.05	125.6	30.01	2.928	1.745	6.878	5.891	32.81
#1	.0107	.0116	.0150	.0081	.0124	.0101	.0102	-.2378	.0110	.0105
#2	.0107	.0111	.0238	.1467	.0223	.0096	.0099	-.2294	.0100	.0114
#3	.0101	.0090	.0077	.0256	.0157	.0096	.0101	-.2078	.0099	.0058
Check ?	Chk Pass	Chk Pass	None	None	None	Chk Pass	Chk Pass	None	Chk Pass	Chk Pass
Value										
Range										

Elem	Sb2068	Se1960	Si2124	Sn1899	Sr4215	Ti3349A	Tl1908	V_2924	Zn2062
Units	ppm	ppm	ppm	ppm	ppm	ppm	ppm	ppm	ppm
Avg	**.0102**	**.0087**	**.0041**	**.0112**	**.0096**	**.0102**	F **.0144**	W **.0123**	**.0098**
Stddev	.0020	.0057	.0010	.0028	.0007	.0004	.0033	.0007	.0003
%RSD	19.52	65.59	25.04	24.60	7.111	3.936	23.07	5.737	2.638
#1	.0088	.0095	.0035	.0106	.0100	.0099	.0181	.0130	.0096
#2	.0093	.0026	.0053	.0089	.0100	.0100	.0117	.0124	.0098
#3	.0125	.0139	.0035	.0143	.0088	.0106	.0133	.0116	.0101
Check ?	None	Chk Pass	None	Chk Pass	Chk Pass	Chk Pass	Chk Fail	Chk Warn	None
Value							.0131	.0121	
Range							.0070	.0080	

Int. Std.	Y_2243	Y_3600	Y_3710
Units	Cts/S	Cts/S	Cts/S
Avg	**1624.2**	**65631.**	**2611.2**
Stddev	16.1	650.	9.4
%RSD	.99278	.99025	.36106
#1	1636.4	66379.	2610.5
#2	1630.2	65305.	2621.0
#3	1605.9	65209.	2602.2

Sample Name: 0.05 Acquired: 10/29/2020 11:12:26 Type: QC
Method: Trace_4_E200.7_SW6010(v92) Mode: CONC Corr. Factor: 1.000000
User: PS Custom ID1: WG1427982 Custom ID2: Trace4 Custom ID3:
Comment:

Elem	Ag3280	Al3961	As1890	B_2089	Ba4554	Be3130	Bi2230	Ca3158	Cd2144	Co2286
Units	ppm	ppm	ppm	ppm	ppm	ppm	ppm	ppm	ppm	ppm
Avg	**.0452**	F **.0938**	**.0481**	**.0474**	**.0503**	**.0468**	**-.1134**	F **.0699**	**.0469**	**.0479**
Stddev	.0007	.0142	.0026	.0013	.0014	.0011	.2485	.0032	.0007	.0007
%RSD	1.645	15.12	5.314	2.695	2.753	2.308	219.2	4.578	1.432	1.531
#1	.0444	.0915	.0471	.0459	.0489	.0460	-.2665	.0706	.0462	.0473
#2	.0459	.0810	.0510	.0477	.0506	.0464	-.2469	.0664	.0468	.0478
#3	.0453	.1090	.0461	.0484	.0516	.0480	.1734	.0727	.0476	.0487
Check ?	None	Chk Fail	None	None	None	None	None	Chk Fail	None	None
Value		.0652						.0652		
Range		.0348						.0348		

Elem	Cr2677	Cu3247	Fe2599	K_7664	Mg2790	Mn2576R	Mo2020	Na5895	Ni2316	Pb2203
Units	ppm	ppm	ppm	ppm	ppm	ppm	ppm	ppm	ppm	ppm
Avg	**.0463**	**.0499**	W **.0610**	F **.4214**	**.0483**	**.0438**	**.0473**	F **.6946**	**.0498**	**.0418**
Stddev	.0008	.0008	.0096	.1276	.0057	.0008	.0013	.0242	.0015	.0010
%RSD	1.628	1.640	15.80	30.27	11.88	1.825	2.718	3.489	3.024	2.350
#1	.0468	.0492	.0512	.3511	.0458	.0431	.0465	.7112	.0481	.0426
#2	.0454	.0498	.0614	.3445	.0442	.0437	.0467	.6668	.0502	.0407
#3	.0467	.0508	.0704	.5687	.0548	.0447	.0488	.7057	.0510	.0422
Check ?	None	None	Chk Warn	Chk Fail	Chk Pass	None	None	Chk Fail	None	None
Value			.0602	3.262				2.610		
Range			.0398	1.738				1.390		

Elem	Sb2068	Se1960	Si2124	Sn1899	Sr4215	Ti3349A	Tl1908	V_2924	Zn2062
Units	ppm	ppm	ppm	ppm	ppm	ppm	ppm	ppm	ppm
Avg	**.0480**	**.0412**	**.4812**	**.0516**	**.0441**	**.0468**	**.0530**	**.0467**	**.0485**
Stddev	.0019	.0100	.0073	.0014	.0011	.0011	.0051	.0005	.0006
%RSD	3.883	24.20	1.515	2.724	2.550	2.253	9.564	1.008	1.240
#1	.0486	.0440	.4739	.0525	.0433	.0474	.0549	.0463	.0480
#2	.0459	.0494	.4814	.0499	.0436	.0474	.0568	.0466	.0483
#3	.0494	.0301	.4884	.0522	.0454	.0455	.0472	.0473	.0491
Check ?	Chk Pass	None	Chk Pass	None	None	None	None	Chk Pass	Chk Pass
Value									
Range									

Int. Std.	Y_2243	Y_3600	Y_3710
Units	Cts/S	Cts/S	Cts/S
Avg	**1620.7**	**65777.**	**2596.2**
Stddev	5.2	486.	30.7
%RSD	.31876	.73954	1.1808
#1	1615.0	65512.	2616.8
#2	1625.0	65480.	2610.9
#3	1622.2	66338.	2561.0

Sample Name: 0.1 Acquired: 10/29/2020 11:16:52 Type: QC
Method: Trace_4_E200.7_SW6010(v92) Mode: CONC Corr. Factor: 1.000000
User: PS Custom ID1: WG1427982 Custom ID2: Trace4 Custom ID3:
Comment:

Elem	Ag3280	Al3961	As1890	B_2089	Ba4554	Be3130	Bi2230	Ca3158	Cd2144	Co2286
Units	ppm	ppm	ppm	ppm	ppm	ppm	ppm	ppm	ppm	ppm
Avg	**-.0009**	F **.1338**	**-.0107**	**-.0000**	**.0008**	**-.0000**	**.3766**	**.1119**	**-.0000**	**-.0002**
Stddev	.0008	.0679	.0018	.0001	.0011	.0000	.2673	.0145	.0001	.0003
%RSD	93.37	50.79	16.68	279.9	129.6	72.28	70.98	12.98	204.4	147.7
#1	-.0009	.2051	-.0127	.0001	.0015	-.0000	.4786	.1286	-.0000	.0001
#2	-.0000	.0699	-.0093	-.0000	-.0004	-.0000	.5778	.1033	-.0001	-.0006
#3	-.0017	.1263	-.0101	-.0001	.0014	-.0000	.0733	.1037	.0000	-.0002
Check ?	None	Chk Fail	None	None	None	None	None	Chk Pass	None	None
Value		.1305								
Range		.0695								

Elem	Cr2677	Cu3247	Fe2599	K_7664	Mg2790	Mn2576R	Mo2020	Na5895	Ni2316	Pb2203
Units	ppm	ppm	ppm	ppm	ppm	ppm	ppm	ppm	ppm	ppm
Avg	**.0001**	**.0007**	**.0146**	**.0478**	**.1002**	**-.0010**	**.0001**	**-.2036**	**-.0004**	**.0015**
Stddev	.0004	.0005	.0118	.1519	.0051	.0004	.0006	.0177	.0006	.0054
%RSD	280.6	76.55	80.92	317.9	5.082	42.67	1079.	8.714	155.6	349.0
#1	.0005	.0005	.0123	.1609	.1019	-.0014	.0007	-.1835	-.0004	.0039
#2	-.0003	.0013	.0274	-.1249	.1043	-.0005	-.0003	-.2168	.0002	-.0046
#3	.0002	.0003	.0041	.1074	.0945	-.0010	-.0003	-.2106	-.0010	.0053
Check ?	None	None	None	None	None	None	None	None	None	None
Value										
Range										

Elem	Sb2068	Se1960	Si2124	Sn1899	Sr4215	Ti3349A	Tl1908	V_2924	Zn2062
Units	ppm	ppm	ppm	ppm	ppm	ppm	ppm	ppm	ppm
Avg	**.0016**	**-.0083**	**-.0020**	**.0004**	**.0002**	**-.0005**	**-.0023**	**.0010**	**.0061**
Stddev	.0035	.0077	.0024	.0022	.0004	.0008	.0033	.0005	.0003
%RSD	223.6	92.29	118.5	491.9	147.5	176.7	140.8	49.68	4.415
#1	-.0021	-.0167	.0007	.0007	.0005	.0001	.0001	.0006	.0061
#2	.0048	-.0016	-.0030	.0025	.0004	-.0001	-.0011	.0007	.0058
#3	.0020	-.0066	-.0038	-.0018	-.0002	-.0014	-.0060	.0015	.0064
Check ?	None	None	None	None	None	None	None	None	None
Value									
Range									

Int. Std.	Y_2243	Y_3600	Y_3710
Units	Cts/S	Cts/S	Cts/S
Avg	**1619.9**	**65585.**	**2590.4**
Stddev	10.6	452.	33.0
%RSD	.65411	.68876	1.2754
#1	1623.7	66098.	2559.4
#2	1628.1	65247.	2586.6
#3	1607.9	65410.	2625.2

Sample Name: CCV Acquired: 10/29/2020 11:30:39 Type: QC
Method: Trace_4_E200.7_SW6010(v92) Mode: CONC Corr. Factor: 1.000000
User: PS Custom ID1: WG1427982 Custom ID2: Trace4 Custom ID3:
Comment:

Elem	Ag3280	Al3961	As1890	B_2089	Ba4554	Be3130	Bi2230	Ca3158	Cd2144	Co2286
Units	ppm	ppm	ppm	ppm	ppm	ppm	ppm	ppm	ppm	ppm
Avg	**.4899**	F **.5942**	**.4944**	**.5101**	**.5337**	**.5097**	**.4732**	F **.5771**	**.4788**	**.4796**
Stddev	.0016	.0210	.0017	.0022	.0115	.0074	.1439	.0183	.0005	.0003
%RSD	.3212	3.528	.3516	.4306	2.149	1.444	30.42	3.163	.0979	.0656
#1	.4917	.5892	.4929	.5077	.5467	.5182	.3713	.5951	.4790	.4799
#2	.4893	.5761	.4964	.5105	.5297	.5048	.4104	.5586	.4783	.4793
#3	.4887	.6171	.4940	.5120	.5248	.5061	.6378	.5774	.4792	.4796
Check ?	Chk Pass	Chk Fail	Chk Pass	Chk Pass	Chk Pass	Chk Pass	None	Chk Fail	Chk Pass	Chk Pass
High Limit		.5524						.5524		
Low Limit		.4476						.4476		

Elem	Cr2677	Cu3247	Fe2599	K_7664	Mg2790	Mn2576R	Mo2020	Na5895	Ni2316	Pb2203
Units	ppm	ppm	ppm	ppm	ppm	ppm	ppm	ppm	ppm	ppm
Avg	**.4842**	**.5204**	**.5382**	**4.993**	F **.6031**	**.4781**	**.4809**	**9.878**	**.5026**	**.4851**
Stddev	.0023	.0003	.0363	.109	.0065	.0119	.0013	.219	.0011	.0049
%RSD	.4836	.0606	6.744	2.175	1.086	2.482	.2693	2.215	.2173	1.017
#1	.4864	.5206	.5631	5.118	.6064	.4915	.4805	10.12	.5016	.4804
#2	.4843	.5205	.5549	4.939	.5956	.4742	.4799	9.824	.5023	.4845
#3	.4817	.5200	.4965	4.921	.6074	.4688	.4824	9.691	.5037	.4902
Check ?	Chk Pass	Chk Pass	Chk Pass	Chk Pass	Chk Fail	Chk Pass	Chk Pass	Chk Pass	Chk Pass	Chk Pass
High Limit					.5524					
Low Limit					.4476					

Elem	Sb2068	Se1960	Si2124	Sn1899	Sr4215	Ti3349A	Tl1908	V_2924	Zn2062
Units	ppm	ppm	ppm	ppm	ppm	ppm	ppm	ppm	ppm
Avg	**.4850**	**.4839**	**5.172**	**.5022**	**.4829**	**.5045**	**.5125**	**.5013**	**.4947**
Stddev	.0062	.0040	.010	.0004	.0107	.0027	.0055	.0006	.0015
%RSD	1.271	.8228	.1863	.0877	2.212	.5361	1.067	.1178	.3067
#1	.4784	.4793	5.171	.5017	.4949	.5056	.5063	.5011	.4965
#2	.4859	.4863	5.162	.5022	.4793	.5065	.5167	.5020	.4939
#3	.4907	.4861	5.182	.5026	.4745	.5014	.5146	.5009	.4938
Check ?	Chk Pass	Chk Pass	Chk Pass	Chk Pass	Chk Pass	Chk Pass	Chk Pass	Chk Pass	Chk Pass
High Limit									
Low Limit									

Int. Std.	Y_2243	Y_3600	Y_3710
Units	Cts/S	Cts/S	Cts/S
Avg	**1598.7**	**63998.**	**2525.5**
Stddev	3.0	140.	36.5
%RSD	.18500	.21813	1.4458
#1	1596.3	63838.	2484.6
#2	1597.9	64064.	2554.8
#3	1602.0	64093.	2537.0

Sample Name: CCB Acquired: 10/29/2020 11:34:54 Type: QC
Method: Trace_4_E200.7_SW6010(v92) Mode: CONC Corr. Factor: 1.000000
User: PS Custom ID1: WG1427982 Custom ID2: Trace4 Custom ID3:
Comment:

Elem	Ag3280	Al3961	As1890	B_2089	Ba4554	Be3130	Bi2230	Ca3158	Cd2144	Co2286
Units	ppm	ppm	ppm	ppm	ppm	ppm	ppm	ppm	ppm	ppm
Avg	**.0004**	**.0730**	**-.0029**	**.0016**	**.0018**	**.0001**	**-.1838**	**.0275**	**.0002**	**.0002**
Stddev	.0011	.0354	.0051	.0011	.0014	.0000	.2368	.0307	.0001	.0002
%RSD	262.9	48.49	173.1	69.24	79.50	13.01	128.8	111.5	49.42	109.2
#1	.0017	.0894	.0002	.0025	.0009	.0001	-.0877	-.0049	.0001	-.0000
#2	-.0004	.0972	-.0002	.0020	.0010	.0001	-.4536	.0561	.0003	.0004
#3	.0000	.0324	-.0088	.0004	.0034	.0001	-.0101	.0314	.0002	.0003
Check ?	Chk Pass	Chk Pass	Chk Pass	Chk Pass	Chk Pass	Chk Pass	None	Chk Pass	Chk Pass	Chk Pass
High Limit										
Low Limit										

Elem	Cr2677	Cu3247	Fe2599	K_7664	Mg2790	Mn2576R	Mo2020	Na5895	Ni2316	Pb2203
Units	ppm	ppm	ppm	ppm	ppm	ppm	ppm	ppm	ppm	ppm
Avg	**.0002**	**.0001**	**.0009**	**.0113**	**.0031**	**-.0007**	**.0018**	**-.2031**	**-.0000**	**.0011**
Stddev	.0002	.0008	.0147	.0429	.0014	.0011	.0000	.0156	.0005	.0050
%RSD	128.8	672.2	1575.	380.5	46.11	159.8	2.692	7.702	1118.	459.2
#1	.0001	.0006	-.0095	.0260	.0037	-.0018	.0019	-.2056	.0003	-.0011
#2	.0005	.0006	.0178	.0448	.0040	.0002	.0018	-.2173	-.0006	-.0024
#3	-.0000	-.0008	-.0055	-.0371	.0014	-.0003	.0018	-.1864	.0002	.0068
Check ?	Chk Pass	Chk Pass	Chk Pass	Chk Pass	Chk Pass	Chk Pass	Chk Pass	Chk Pass	Chk Pass	Chk Pass
High Limit										
Low Limit										

Elem	Sb2068	Se1960	Si2124	Sn1899	Sr4215	Ti3349A	Tl1908	V_2924	Zn2062
Units	ppm	ppm	ppm	ppm	ppm	ppm	ppm	ppm	ppm
Avg	**.0078**	**-.0081**	**.0030**	**.0049**	**-.0001**	**.0004**	**.0036**	**.0022**	**.0001**
Stddev	.0065	.0042	.0016	.0019	.0002	.0007	.0039	.0003	.0004
%RSD	83.32	51.83	52.18	39.32	310.0	161.3	109.4	11.80	303.8
#1	.0139	-.0035	.0015	.0057	-.0003	.0012	.0060	.0022	.0004
#2	.0085	-.0092	.0028	.0062	.0001	.0001	-.0009	.0019	-.0003
#3	.0010	-.0116	.0047	.0027	-.0000	-.0001	.0056	.0024	.0003
Check ?	Chk Pass	Chk Pass	Chk Pass	Chk Pass	Chk Pass	Chk Pass	Chk Pass	Chk Pass	Chk Pass
High Limit									
Low Limit									

Int. Std.	Y_2243	Y_3600	Y_3710
Units	Cts/S	Cts/S	Cts/S
Avg	**1613.9**	**65931.**	**2626.5**
Stddev	9.7	714.	11.9
%RSD	.60404	1.0830	.45183
#1	1619.1	65140.	2640.1
#2	1619.9	66124.	2621.4
#3	1602.6	66528.	2618.1

Sample Name: CCV Acquired: 10/29/2020 11:41:53 Type: QC
Method: Trace_4_E200.7_SW6010(v92) Mode: CONC Corr. Factor: 1.000000
User: PS Custom ID1: WG1427982 Custom ID2: Trace4 Custom ID3:
Comment:

Elem	Ag3280	Al3961	As1890	B_2089	Ba4554	Be3130	Bi2230	Ca3158	Cd2144	Co2286
Units	ppm	ppm	ppm	ppm	ppm	ppm	ppm	ppm	ppm	ppm
Avg	**.4818**	**.5472**	**.4890**	**.5104**	**.5306**	**.5000**	**.6342**	**.5094**	**.4756**	**.4768**
Stddev	.0074	.0250	.0024	.0001	.0020	.0052	.1684	.0118	.0009	.0010
%RSD	1.529	4.566	.4936	.0211	.3710	1.032	26.56	2.307	.1933	.2022
#1	.4865	.5203	.4877	.5103	.5298	.5017	.7088	.5200	.4747	.4762
#2	.4855	.5697	.4918	.5104	.5329	.5041	.4414	.4968	.4765	.4779
#3	.4733	.5516	.4876	.5105	.5292	.4942	.7525	.5116	.4756	.4762
Check ?	Chk Pass	Chk Pass	Chk Pass	Chk Pass	Chk Pass	Chk Pass	None	Chk Pass	Chk Pass	Chk Pass
High Limit										
Low Limit										

Elem	Cr2677	Cu3247	Fe2599	K_7664	Mg2790	Mn2576R	Mo2020	Na5895	Ni2316	Pb2203
Units	ppm	ppm	ppm	ppm	ppm	ppm	ppm	ppm	ppm	ppm
Avg	**.4757**	**.5217**	**.5217**	**4.801**	**.5150**	**.4629**	**.4791**	**9.539**	**.5035**	**.4805**
Stddev	.0078	.0093	.0106	.173	.0028	.0030	.0006	.101	.0011	.0050
%RSD	1.642	1.781	2.037	3.614	.5502	.6488	.1260	1.063	.2104	1.040
#1	.4793	.5298	.5233	4.935	.5143	.4664	.4786	9.614	.5044	.4777
#2	.4811	.5236	.5104	4.863	.5181	.4616	.4789	9.579	.5037	.4774
#3	.4668	.5115	.5314	4.605	.5125	.4608	.4797	9.423	.5023	.4862
Check ?	Chk Pass	Chk Pass	Chk Pass	Chk Pass	Chk Pass	Chk Pass	Chk Pass	Chk Pass	Chk Pass	Chk Pass
High Limit										
Low Limit										

Elem	Sb2068	Se1960	Si2124	Sn1899	Sr4215	Ti3349A	Tl1908	V_2924	Zn2062
Units	ppm	ppm	ppm	ppm	ppm	ppm	ppm	ppm	ppm
Avg	**.4829**	**.4758**	**5.149**	**.5027**	**.4682**	**.5023**	**.5181**	**.5028**	**.4907**
Stddev	.0016	.0131	.010	.0009	.0046	.0071	.0019	.0097	.0010
%RSD	.3260	2.745	.1865	.1729	.9735	1.416	.3610	1.931	.2069
#1	.4824	.4640	5.138	.5017	.4707	.5082	.5163	.5091	.4899
#2	.4817	.4735	5.157	.5031	.4710	.5044	.5200	.5077	.4918
#3	.4847	.4898	5.151	.5034	.4630	.4944	.5180	.4916	.4903
Check ?	Chk Pass	Chk Pass	Chk Pass	Chk Pass	Chk Pass	Chk Pass	Chk Pass	Chk Pass	Chk Pass
High Limit									
Low Limit									

Int. Std.	Y_2243	Y_3600	Y_3710
Units	Cts/S	Cts/S	Cts/S
Avg	**1626.3**	**65863.**	**2607.8**
Stddev	7.1	776.	13.0
%RSD	.43683	1.1784	.49729
#1	1620.3	65355.	2603.8
#2	1624.5	65478.	2597.3
#3	1634.1	66757.	2622.3

Sample Name: CCB Acquired: 10/29/2020 11:46:11 Type: QC
Method: Trace_4_E200.7_SW6010(v92) Mode: CONC Corr. Factor: 1.000000
User: PS Custom ID1: WG1427982 Custom ID2: Trace4 Custom ID3:
Comment:

Elem	Ag3280	Al3961	As1890	B_2089	Ba4554	Be3130	Bi2230	Ca3158	Cd2144	Co2286
Units	ppm	ppm	ppm	ppm	ppm	ppm	ppm	ppm	ppm	ppm
Avg	**-.0004**	**.0209**	**-.0095**	**-.0003**	**.0011**	**.0002**	**-.3247**	**.0151**	**.0004**	**.0004**
Stddev	.0003	.0198	.0076	.0008	.0003	.0000	.1501	.0077	.0002	.0001
%RSD	84.69	94.76	80.75	253.6	29.17	12.43	46.22	50.93	43.20	23.80
#1	-.0007	-.0018	-.0165	.0004	.0015	.0003	-.4456	.0080	.0002	.0005
#2	-.0005	.0296	-.0105	-.0011	.0009	.0002	-.3716	.0140	.0005	.0003
#3	-.0000	.0347	-.0013	-.0002	.0009	.0002	-.1567	.0232	.0004	.0004
Check ?	Chk Pass	Chk Pass	Chk Pass	Chk Pass	Chk Pass	Chk Pass	None	Chk Pass	Chk Pass	Chk Pass
High Limit										
Low Limit										

Elem	Cr2677	Cu3247	Fe2599	K_7664	Mg2790	Mn2576R	Mo2020	Na5895	Ni2316	Pb2203
Units	ppm	ppm	ppm	ppm	ppm	ppm	ppm	ppm	ppm	ppm
Avg	**.0007**	**.0009**	**-.0005**	**.0584**	**.0066**	**-.0000**	**.0021**	**-.2097**	**.0009**	**-.0016**
Stddev	.0004	.0010	.0110	.0068	.0029	.0002	.0000	.0139	.0007	.0018
%RSD	56.69	117.9	2427.	11.72	44.40	565.4	2.121	6.627	79.79	108.6
#1	.0012	.0004	.0118	.0601	.0050	.0002	.0021	-.2066	.0006	.0004
#2	.0004	.0021	-.0040	.0643	.0099	-.0001	.0021	-.2249	.0017	-.0023
#3	.0006	.0002	-.0092	.0509	.0048	-.0002	.0020	-.1976	.0004	-.0030
Check ?	Chk Pass	Chk Pass	Chk Pass	Chk Pass	Chk Pass	Chk Pass	Chk Pass	Chk Pass	Chk Pass	Chk Pass
High Limit										
Low Limit										

Elem	Sb2068	Se1960	Si2124	Sn1899	Sr4215	Ti3349A	Tl1908	V_2924	Zn2062
Units	ppm	ppm	ppm	ppm	ppm	ppm	ppm	ppm	ppm
Avg	**.0072**	**-.0045**	**.0043**	**.0061**	**.0002**	**.0003**	**-.0003**	**.0004**	**.0002**
Stddev	.0027	.0042	.0029	.0019	.0004	.0003	.0030	.0015	.0004
%RSD	37.71	93.19	66.53	30.68	161.1	94.59	868.2	390.1	269.8
#1	.0104	-.0042	.0011	.0060	.0004	.0001	.0031	.0022	-.0002
#2	.0053	-.0089	.0066	.0043	.0005	.0001	-.0023	-.0005	.0006
#3	.0060	-.0005	.0052	.0081	-.0002	.0006	-.0018	-.0005	.0001
Check ?	Chk Pass	Chk Pass	Chk Pass	Chk Pass	Chk Pass	Chk Pass	Chk Pass	Chk Pass	Chk Pass
High Limit									
Low Limit									

Int. Std.	Y_2243	Y_3600	Y_3710
Units	Cts/S	Cts/S	Cts/S
Avg	**1636.7**	**66701.**	**2644.6**
Stddev	5.7	210.	7.8
%RSD	.34639	.31532	.29680
#1	1643.1	66620.	2647.2
#2	1632.2	66543.	2650.9
#3	1634.9	66940.	2635.8

Sample Name: IPC Acquired: 10/29/2020 11:50:38 Type: QC
Method: Trace_4_E200.7_SW6010(v92) Mode: CONC Corr. Factor: 1.000000
User: PS Custom ID1: WG1427982 Custom ID2: Trace4 Custom ID3:
Comment:

Elem	Ag3280	Al3961	As1890	B_2089	Ba4554	Be3130	Bi2230	Ca3158	Cd2144	Co2286
Units	ppm	ppm	ppm	ppm	ppm	ppm	ppm	ppm	ppm	ppm
Avg	**.0016**	**.0207**	**.0026**	**-.0013**	**.0008**	**-.0016**	**.8857**	**.0017**	**-.0002**	**-.0002**
Stddev	.0004	.0060	.0076	.0016	.0012	.0000	.2607	.0118	.0001	.0003
%RSD	22.87	29.24	286.7	130.2	136.1	2.722	29.43	704.1	43.14	129.7
#1	.0015	.0276	.0098	-.0005	-.0004	-.0016	.8197	-.0115	-.0002	.0001
#2	.0020	.0167	-.0053	-.0001	.0011	-.0015	.6644	.0050	-.0001	-.0005
#3	.0013	.0176	.0034	-.0031	.0019	-.0016	1.173	.0115	-.0002	-.0003
Check ?	Chk Pass	Chk Pass	Chk Pass	Chk Pass	Chk Pass	Chk Pass	None	Chk Pass	Chk Pass	Chk Pass
High Limit										
Low Limit										

Elem	Cr2677	Cu3247	Fe2599	K_7664	Mg2790	Mn2576R	Mo2020	Na5895	Ni2316	Pb2203
Units	ppm	ppm	ppm	ppm	ppm	ppm	ppm	ppm	ppm	ppm
Avg	**9.787**	**-.0042**	**.0187**	**-.0419**	**-.0393**	**9.144**	**.0013**	**-.2014**	**.0018**	**-.0021**
Stddev	.014	.0003	.0138	.1447	.0041	.086	.0003	.0215	.0004	.0047
%RSD	.1463	7.096	73.52	345.0	10.49	.9367	18.99	10.65	19.89	226.1
#1	9.777	-.0043	.0082	-.0776	-.0354	9.239	.0016	-.1770	.0021	-.0062
#2	9.803	-.0044	.0138	.1173	-.0390	9.121	.0011	-.2099	.0014	.0030
#3	9.781	-.0038	.0343	-.1655	-.0436	9.072	.0013	-.2173	.0018	-.0029
Check ?	Chk Pass	Chk Pass	Chk Pass	Chk Pass	Chk Pass	Chk Pass	Chk Pass	Chk Pass	Chk Pass	Chk Pass
High Limit										
Low Limit										

Elem	Sb2068	Se1960	Si2124	Sn1899	Sr4215	Ti3349A	Tl1908	V_2924	Zn2062
Units	ppm	ppm	ppm	ppm	ppm	ppm	ppm	ppm	ppm
Avg	**-.0242**	**-.0045**	**.0015**	**.0033**	**.0002**	**.0030**	**-.0112**	**10.21**	**-.0012**
Stddev	.0020	.0015	.0011	.0011	.0002	.0011	.0019	.04	.0001
%RSD	8.127	33.66	74.94	34.34	94.18	36.88	17.13	.4366	4.858
#1	-.0220	-.0055	.0020	.0038	.0001	.0021	-.0099	10.16	-.0012
#2	-.0252	-.0051	.0002	.0020	.0001	.0026	-.0102	10.23	-.0012
#3	-.0255	-.0027	.0022	.0040	.0005	.0042	-.0134	10.24	-.0013
Check ?	Chk Pass	Chk Pass	Chk Pass	Chk Pass	Chk Pass	Chk Pass	Chk Pass	Chk Pass	Chk Pass
High Limit									
Low Limit									

Int. Std.	Y_2243	Y_3600	Y_3710
Units	Cts/S	Cts/S	Cts/S
Avg	**1654.6**	**66768.**	**2683.3**
Stddev	5.7	459.	26.7
%RSD	.34660	.68723	.99412
#1	1651.3	66611.	2652.6
#2	1661.2	66408.	2696.8
#3	1651.3	67284.	2700.5

Sample Name: 0.1 Acquired: 10/29/2020 11:55:02 Type: QC
Method: Trace_4_E200.7_SW6010(v92) Mode: CONC Corr. Factor: 1.000000
User: PS Custom ID1: WG1427982 Custom ID2: Trace4 Custom ID3:
Comment:

Elem	Ag3280	Al3961	As1890	B_2089	Ba4554	Be3130	Bi2230	Ca3158	Cd2144	Co2286
Units	ppm	ppm	ppm	ppm	ppm	ppm	ppm	ppm	ppm	ppm
Avg	**-.0009**	W **.1238**	**-.0124**	**-.0002**	**.0008**	**-.0000**	**.0487**	F **.1310**	**.0000**	**-.0003**
Stddev	.0002	.0149	.0063	.0004	.0011	.0000	.1684	.0180	.0001	.0006
%RSD	19.80	12.05	50.77	178.1	130.5	38.49	345.9	13.72	1232.	212.9
#1	-.0011	.1068	-.0124	-.0005	.0021	-.0001	.0738	.1262	-.0000	-.0008
#2	-.0007	.1349	-.0188	.0003	.0002	-.0000	.2031	.1509	.0001	-.0005
#3	-.0009	.1296	-.0061	-.0005	.0002	-.0000	-.1309	.1160	-.0000	.0004
Check ?	None	Chk Warn	None	None	None	None	None	Chk Fail	None	None
Value		.1205						.1305		
Range		.0795						.0695		

Elem	Cr2677	Cu3247	Fe2599	K_7664	Mg2790	Mn2576R	Mo2020	Na5895	Ni2316	Pb2203
Units	ppm	ppm	ppm	ppm	ppm	ppm	ppm	ppm	ppm	ppm
Avg	**.0034**	**.0003**	**.0095**	**-.0082**	**.1106**	**.0024**	**.0004**	**-.2185**	**.0004**	**.0002**
Stddev	.0003	.0010	.0160	.0469	.0063	.0009	.0003	.0025	.0004	.0010
%RSD	9.661	366.4	167.6	573.2	5.686	39.49	81.35	1.135	112.4	479.4
#1	.0037	.0013	.0080	.0019	.1099	.0030	.0002	-.2214	.0008	.0014
#2	.0031	.0002	-.0056	.0328	.1171	.0013	.0002	-.2172	.0001	-.0000
#3	.0033	-.0007	.0262	-.0593	.1046	.0029	.0007	-.2170	.0001	-.0007
Check ?	None	None	None	None	None	None	None	None	None	None
Value										
Range										

Elem	Sb2068	Se1960	Si2124	Sn1899	Sr4215	Ti3349A	Tl1908	V_2924	Zn2062
Units	ppm	ppm	ppm	ppm	ppm	ppm	ppm	ppm	ppm
Avg	**.0009**	**-.0049**	**-.0001**	**.0044**	**.0004**	**-.0006**	**.0002**	**.0041**	**.0064**
Stddev	.0038	.0092	.0008	.0004	.0008	.0006	.0008	.0011	.0002
%RSD	425.6	189.1	932.9	9.697	201.3	112.4	523.4	26.42	2.591
#1	.0016	.0033	-.0010	.0045	.0009	-.0013	.0008	.0054	.0065
#2	.0043	-.0031	.0004	.0040	.0007	-.0001	.0004	.0037	.0062
#3	-.0032	-.0149	.0004	.0048	-.0005	-.0003	-.0008	.0033	.0064
Check ?	None	None	None	None	None	None	None	None	None
Value									
Range									

Int. Std.	Y_2243	Y_3600	Y_3710
Units	Cts/S	Cts/S	Cts/S
Avg	**1652.5**	**66956.**	**2656.9**
Stddev	7.2	344.	7.5
%RSD	.43671	.51448	.28072
#1	1658.4	66728.	2665.0
#2	1644.4	66788.	2650.3
#3	1654.6	67353.	2655.3

Sample Name: WG1425674-1,T Acquired: 10/29/2020 12:02:08 Type: Unk
Method: Trace_4_E200.7_SW6010(v92) Mode: CONC Corr. Factor: 1.000000
User: PS Custom ID1: WG1427982 Custom ID2: Trace4 Custom ID3:
Comment:

Elem	Ag3280	Al3961	As1890	B_2089	Ba4554	Be3130	Bi2230	Ca3158	Cd2144	Co2286
Units	ppm	ppm	ppm	ppm	ppm	ppm	ppm	ppm	ppm	ppm
Avg	**.0011**	**.0272**	**-.0009**	**-.0004**	**.0006**	**.0000**	**.1216**	**.0262**	**-.0000**	**-.0002**
Stddev	.0007	.0364	.0011	.0008	.0004	.0000	.0525	.0054	.0001	.0003
%RSD	65.09	133.7	116.7	194.0	71.67	51.62	43.13	20.51	299.5	195.1
#1	.0019	-.0148	.0003	-.0005	.0001	.0000	.1626	.0267	-.0000	-.0003
#2	.0004	.0471	-.0017	.0004	.0009	.0000	.0625	.0206	.0000	-.0004
#3	.0011	.0493	-.0014	-.0011	.0006	.0000	.1398	.0313	-.0001	.0002

Elem	Cr2677	Cu3247	Fe2599	K_7664	Mg2790	Mn2576R	Mo2020	Na5895	Ni2316	Pb2203
Units	ppm	ppm	ppm	ppm	ppm	ppm	ppm	ppm	ppm	ppm
Avg	**-.0000**	**-.0003**	**.0079**	**-.0448**	**.0054**	**-.0002**	**.0000**	**-.1923**	**.0002**	**-.0040**
Stddev	.0003	.0002	.0053	.0851	.0040	.0008	.0001	.0092	.0004	.0032
%RSD	5304.	86.67	67.29	190.0	75.19	328.3	644.7	4.809	175.5	79.63
#1	.0002	-.0002	.0097	.0506	.0046	-.0011	-.0000	-.1824	-.0001	-.0073
#2	-.0003	-.0001	.0019	-.1129	.0018	.0006	-.0001	-.2008	.0007	-.0009
#3	.0001	-.0005	.0120	-.0721	.0097	-.0002	.0002	-.1937	.0001	-.0039

Elem	Sb2068	Se1960	Si2124	Sn1899	Sr4215	Ti3349A	Tl1908	V_2924	Zn2062
Units	ppm	ppm	ppm	ppm	ppm	ppm	ppm	ppm	ppm
Avg	**.0007**	**-.0101**	**.0074**	**.0008**	**-.0004**	**-.0002**	**.0010**	**-.0007**	**.0005**
Stddev	.0002	.0009	.0013	.0015	.0004	.0005	.0014	.0014	.0004
%RSD	25.67	8.959	17.42	203.4	113.4	190.9	135.8	189.5	72.36
#1	.0008	-.0098	.0068	-.0004	-.0001	-.0007	.0003	.0006	.0008
#2	.0008	-.0111	.0065	.0001	-.0009	-.0002	.0001	-.0021	.0006
#3	.0005	-.0094	.0089	.0025	-.0002	.0002	.0027	-.0007	.0001

Int. Std.	Y_2243	Y_3600	Y_3710
Units	Cts/S	Cts/S	Cts/S
Avg	**1658.1**	**67316.**	**2717.6**
Stddev	7.4	67.	30.4
%RSD	.44889	.09908	1.1172
#1	1654.2	67371.	2750.9
#2	1666.7	67335.	2691.3
#3	1653.5	67242.	2710.7

Sample Name: WG1425674-2,T Acquired: 10/29/2020 12:06:34 Type: Unk
Method: Trace_4_E200.7_SW6010(v92) Mode: CONC Corr. Factor: 1.000000
User: PS Custom ID1: WG1427982 Custom ID2: Trace4 Custom ID3:
Comment:

Elem	Ag3280	Al3961	As1890	B_2089	Ba4554	Be3130	Bi2230	Ca3158	Cd2144	Co2286
Units	ppm	ppm	ppm	ppm	ppm	ppm	ppm	ppm	ppm	ppm
Avg	**.0505**	**1.994**	**.1213**	**1.058**	**2.093**	**.0507**	**.3277**	**9.867**	**.0541**	**.4900**
Stddev	.0009	.012	.0033	.003	.063	.0012	.2874	.291	.0001	.0013
%RSD	1.761	.6038	2.690	.2934	2.990	2.397	87.70	2.945	.2574	.2654
#1	.0503	1.997	.1248	1.062	2.077	.0507	.3162	9.786	.0542	.4912
#2	.0497	1.981	.1183	1.057	2.040	.0495	.0462	9.624	.0540	.4886
#3	.0515	2.005	.1209	1.056	2.162	.0519	.6207	10.19	.0542	.4902

Elem	Cr2677	Cu3247	Fe2599	K_7664	Mg2790	Mn2576R	Mo2020	Na5895	Ni2316	Pb2203
Units	ppm	ppm	ppm	ppm	ppm	ppm	ppm	ppm	ppm	ppm
Avg	**.1977**	**.2677**	**1.031**	**9.601**	**9.911**	**.4627**	**1.001**	**9.734**	**.5022**	**.5416**
Stddev	.0003	.0006	.041	.273	.216	.0136	.005	.285	.0025	.0034
%RSD	.1695	.2112	3.943	2.845	2.175	2.929	.4774	2.928	.4947	.6327
#1	.1973	.2671	1.022	9.351	9.887	.4577	.9971	9.659	.5044	.5424
#2	.1977	.2678	.9959	9.560	9.708	.4524	.9996	9.495	.4995	.5379
#3	.1980	.2682	1.076	9.893	10.14	.4781	1.006	10.05	.5027	.5446

Elem	Sb2068	Se1960	Si2124	Sn1899	Sr4215	Ti3349A	Tl1908	V_2924	Zn2062
Units	ppm	ppm	ppm	ppm	ppm	ppm	ppm	ppm	ppm
Avg	**.4780**	**.1191**	**.6911**	**1.025**	**.9335**	**1.051**	**.1265**	**.5292**	**.5227**
Stddev	.0012	.0085	.0039	.002	.0256	.001	.0056	.0019	.0017
%RSD	.2427	7.112	.5594	.2081	2.742	.0892	4.457	.3516	.3326
#1	.4767	.1142	.6953	1.023	.9247	1.052	.1318	.5276	.5240
#2	.4784	.1289	.6905	1.024	.9135	1.051	.1271	.5287	.5207
#3	.4790	.1142	.6876	1.027	.9624	1.050	.1205	.5312	.5232

Int. Std.	Y_2243	Y_3600	Y_3710
Units	Cts/S	Cts/S	Cts/S
Avg	**1606.6**	**64673.**	**2631.5**
Stddev	8.6	370.	70.5
%RSD	.53684	.57277	2.6784
#1	1600.7	65097.	2641.1
#2	1616.5	64509.	2696.7
#3	1602.7	64413.	2556.7

Sample Name: L2045633-02,T Acquired: 10/29/2020 12:10:46 Type: Unk
Method: Trace_4_E200.7_SW6010(v92) Mode: CONC Corr. Factor: 1.000000
User: PS Custom ID1: WG1427982 Custom ID2: Trace4 Custom ID3:
Comment:

Elem	Ag3280	Al3961	As1890	B_2089	Ba4554	Be3130	Bi2230	Ca3158	Cd2144	Co2286
Units	ppm	ppm	ppm	ppm	ppm	ppm	ppm	ppm	ppm	ppm
Avg	**-.0008**	**.0203**	**-.0116**	**.0282**	**.0490**	**-.0000**	**.6397**	**64.32**	**-.0000**	**.0004**
Stddev	.0008	.0404	.0043	.0007	.0007	.0000	.3364	.58	.0001	.0000
%RSD	98.92	198.5	37.26	2.605	1.436	78.96	52.58	.9015	131.0	8.954
#1	-.0003	-.0091	-.0066	.0273	.0498	-.0000	.4024	64.98	.0000	.0003
#2	-.0018	.0664	-.0142	.0285	.0486	-.0000	.4921	64.07	-.0000	.0004
#3	-.0004	.0037	-.0140	.0286	.0486	-.0000	1.025	63.90	-.0001	.0004

Elem	Cr2677	Cu3247	Fe2599	K_7664	Mg2790	Mn2576R	Mo2020	Na5895	Ni2316	Pb2203
Units	ppm	ppm	ppm	ppm	ppm	ppm	ppm	ppm	ppm	ppm
Avg	**.0005**	**.3841**	**.0088**	**.8093**	**4.594**	**-.0005**	**.0050**	**67.30**	**.0015**	**.0018**
Stddev	.0004	.0013	.0093	.0733	.044	.0006	.0010	.36	.0004	.0018
%RSD	84.91	.3361	106.6	9.056	.9621	126.2	20.71	.5356	26.03	99.72
#1	.0004	.3833	.0097	.7413	4.606	-.0004	.0062	67.71	.0011	-.0002
#2	.0001	.3856	.0176	.7996	4.544	-.0012	.0046	67.14	.0018	.0034
#3	.0009	.3835	-.0010	.8869	4.630	.0001	.0042	67.05	.0016	.0023

Elem	Sb2068	Se1960	Si2124	Sn1899	Sr4215	Ti3349A	Tl1908	V_2924	Zn2062
Units	ppm	ppm	ppm	ppm	ppm	ppm	ppm	ppm	ppm
Avg	**.0056**	**-.0110**	**5.836**	**.0080**	**.0441**	**.0015**	**.0007**	**-.0002**	**.0160**
Stddev	.0022	.0038	.056	.0019	.0011	.0003	.0018	.0005	.0001
%RSD	39.05	34.21	.9640	23.35	2.420	23.78	263.2	346.1	.8986
#1	.0064	-.0070	5.795	.0086	.0453	.0018	.0020	.0001	.0159
#2	.0072	-.0145	5.814	.0095	.0432	.0014	-.0013	.0002	.0159
#3	.0031	-.0116	5.900	.0059	.0438	.0011	.0013	-.0008	.0161

Int. Std.	Y_2243	Y_3600	Y_3710
Units	Cts/S	Cts/S	Cts/S
Avg	**1587.0**	**63629.**	**2611.7**
Stddev	16.6	141.	16.9
%RSD	1.0470	.22101	.64673
#1	1598.3	63522.	2605.9
#2	1594.7	63577.	2630.8
#3	1567.9	63789.	2598.5

Sample Name: 0.05 Acquired: 10/29/2020 12:15:36 Type: QC
Method: Trace_4_E200.7_SW6010(v92) Mode: CONC Corr. Factor: 1.000000
User: PS Custom ID1: WG1427982 Custom ID2: Trace4 Custom ID3:
Comment:

Elem	Ag3280	Al3961	As1890	B_2089	Ba4554	Be3130	Bi2230	Ca3158	Cd2144	Co2286
Units	ppm	ppm	ppm	ppm	ppm	ppm	ppm	ppm	ppm	ppm
Avg	**.0506**	W **.0646**	**.0468**	**.0511**	**.0552**	**.0491**	**-.0444**	F **.0806**	**.0479**	**.0487**
Stddev	.0007	.0191	.0036	.0009	.0019	.0002	.0715	.0085	.0002	.0005
%RSD	1.474	29.65	7.616	1.734	3.473	.4713	160.9	10.57	.5005	.9521
#1	.0497	.0445	.0502	.0513	.0574	.0492	-.0133	.0741	.0479	.0489
#2	.0509	.0666	.0472	.0501	.0543	.0492	.0062	.0902	.0476	.0482
#3	.0511	.0826	.0431	.0519	.0539	.0488	-.1262	.0775	.0481	.0490
Check ?	None	Chk Warn	None	None	None	None	None	Chk Fail	None	None
Value		.0602						.0652		
Range		.0398						.0348		

Elem	Cr2677	Cu3247	Fe2599	K_7664	Mg2790	Mn2576R	Mo2020	Na5895	Ni2316	Pb2203
Units	ppm	ppm	ppm	ppm	ppm	ppm	ppm	ppm	ppm	ppm
Avg	**.0482**	**.0550**	**.0512**	F **.5481**	**.0539**	**.0474**	**.0495**	F **.7972**	**.0520**	**.0519**
Stddev	.0004	.0006	.0052	.0860	.0017	.0010	.0001	.0173	.0010	.0019
%RSD	.7422	1.126	10.14	15.68	3.093	2.192	.2652	2.167	1.831	3.593
#1	.0485	.0546	.0458	.5340	.0557	.0478	.0497	.7789	.0512	.0497
#2	.0478	.0557	.0561	.6403	.0537	.0462	.0494	.8133	.0518	.0531
#3	.0484	.0546	.0516	.4701	.0524	.0481	.0494	.7994	.0531	.0528
Check ?	None	None	Chk Pass	Chk Fail	Chk Pass	None	None	Chk Fail	None	None
Value				3.262				2.610		
Range				1.738				1.390		

Elem	Sb2068	Se1960	Si2124	Sn1899	Sr4215	Ti3349A	Tl1908	V_2924	Zn2062
Units	ppm	ppm	ppm	ppm	ppm	ppm	ppm	ppm	ppm
Avg	**.0521**	**.0429**	**.4974**	**.0520**	**.0476**	**.0507**	**.0514**	**.0518**	**.0495**
Stddev	.0021	.0048	.0019	.0024	.0003	.0018	.0037	.0007	.0001
%RSD	3.940	11.21	.3734	4.646	.7069	3.482	7.160	1.430	.2618
#1	.0502	.0379	.4995	.0494	.0475	.0505	.0482	.0515	.0495
#2	.0519	.0474	.4966	.0522	.0480	.0525	.0505	.0513	.0496
#3	.0543	.0435	.4960	.0542	.0473	.0490	.0554	.0526	.0493
Check ?	Chk Pass	None	Chk Pass	None	None	None	None	Chk Pass	Chk Pass
Value									
Range									

Int. Std.	Y_2243	Y_3600	Y_3710
Units	Cts/S	Cts/S	Cts/S
Avg	**1630.1**	**65651.**	**2612.6**
Stddev	8.8	183.	22.3
%RSD	.54071	.27917	.85228
#1	1631.0	65688.	2593.5
#2	1638.5	65453.	2607.1
#3	1620.9	65814.	2637.1

Sample Name: WG1425674-3,T Acquired: 10/29/2020 12:19:59 Type: Unk
Method: Trace_4_E200.7_SW6010(v92) Mode: CONC Corr. Factor: 1.000000
User: PS Custom ID1: WG1427982 Custom ID2: Trace4 Custom ID3:
Comment:

Elem	Ag3280	Al3961	As1890	B_2089	Ba4554	Be3130	Bi2230	Ca3158	Cd2144	Co2286
Units	ppm	ppm	ppm	ppm	ppm	ppm	ppm	ppm	ppm	ppm
Avg	**.0493**	**2.001**	**.1313**	**1.086**	**2.109**	**.0508**	**.6083**	**73.48**	**.0532**	**.4775**
Stddev	.0021	.032	.0022	.006	.004	.0004	.4493	.29	.0004	.0018
%RSD	4.239	1.614	1.693	.5934	.1925	.7339	73.87	.3901	.6844	.3872
#1	.0510	1.965	.1316	1.089	2.106	.0505	.4008	73.16	.0536	.4794
#2	.0470	2.027	.1289	1.090	2.108	.0512	.3002	73.56	.0531	.4774
#3	.0498	2.010	.1333	1.078	2.114	.0507	1.124	73.72	.0529	.4757

Elem	Cr2677	Cu3247	Fe2599	K_7664	Mg2790	Mn2576R	Mo2020	Na5895	Ni2316	Pb2203
Units	ppm	ppm	ppm	ppm	ppm	ppm	ppm	ppm	ppm	ppm
Avg	**.1971**	**.6436**	**1.019**	**10.64**	**14.01**	**.4583**	**.9974**	**76.90**	**.4842**	**.5261**
Stddev	.0010	.0040	.016	.04	.08	.0032	.0014	.06	.0032	.0034
%RSD	.5310	.6204	1.567	.4166	.5969	.6874	.1429	.0780	.6650	.6432
#1	.1967	.6395	1.031	10.61	13.96	.4560	.9987	76.83	.4863	.5254
#2	.1964	.6439	1.001	10.61	14.11	.4571	.9975	76.92	.4859	.5298
#3	.1983	.6475	1.025	10.69	13.97	.4619	.9959	76.95	.4805	.5232

Elem	Sb2068	Se1960	Si2124	Sn1899	Sr4215	Ti3349A	Tl1908	V_2924	Zn2062
Units	ppm	ppm	ppm	ppm	ppm	ppm	ppm	ppm	ppm
Avg	**.4714**	**.1334**	**6.591**	**1.004**	**.9712**	**1.060**	**.1125**	**.5349**	**.5357**
Stddev	.0029	.0035	.040	.000	.0016	.007	.0053	.0016	.0015
%RSD	.6226	2.628	.6046	.0378	.1610	.6258	4.713	.3033	.2889
#1	.4693	.1315	6.632	1.004	.9718	1.053	.1112	.5331	.5375
#2	.4748	.1314	6.590	1.004	.9694	1.060	.1183	.5352	.5352
#3	.4701	.1375	6.552	1.004	.9724	1.066	.1080	.5363	.5345

Int. Std.	Y_2243	Y_3600	Y_3710
Units	Cts/S	Cts/S	Cts/S
Avg	**1571.7**	**62830.**	**2603.0**
Stddev	2.4	454.	16.0
%RSD	.14953	.72233	.61317
#1	1569.0	63006.	2619.2
#2	1573.1	63170.	2587.3
#3	1573.0	62314.	2602.5

Sample Name: WG1425674-4,T Acquired: 10/29/2020 12:24:11 Type: Unk
Method: Trace_4_E200.7_SW6010(v92) Mode: CONC Corr. Factor: 1.000000
User: PS Custom ID1: WG1427982 Custom ID2: Trace4 Custom ID3:
Comment:

Elem	Ag3280	Al3961	As1890	B_2089	Ba4554	Be3130	Bi2230	Ca3158	Cd2144	Co2286
Units	ppm	ppm	ppm	ppm	ppm	ppm	ppm	ppm	ppm	ppm
Avg	**-.0018**	**.0615**	**-.0031**	**.0287**	**.0496**	**-.0000**	**.2217**	**62.73**	**-.0000**	**.0008**
Stddev	.0007	.0227	.0047	.0020	.0009	.0000	.0527	.48	.0001	.0002
%RSD	40.31	36.92	152.1	7.056	1.846	26.39	23.79	.7718	807.6	24.08
#1	-.0024	.0697	.0016	.0269	.0487	-.0000	.1910	62.17	.0001	.0006
#2	-.0019	.0791	-.0031	.0309	.0505	-.0001	.1915	62.96	-.0001	.0007
#3	-.0010	.0359	-.0078	.0282	.0494	-.0000	.2826	63.05	-.0000	.0010

Elem	Cr2677	Cu3247	Fe2599	K_7664	Mg2790	Mn2576R	Mo2020	Na5895	Ni2316	Pb2203
Units	ppm	ppm	ppm	ppm	ppm	ppm	ppm	ppm	ppm	ppm
Avg	**-.0001**	**.3802**	**.0071**	**.8011**	**4.499**	**.0004**	**.0065**	**65.90**	**.0016**	**.0017**
Stddev	.0005	.0032	.0182	.0731	.040	.0004	.0014	.51	.0006	.0034
%RSD	935.1	.8473	254.7	9.120	.8816	99.95	21.37	.7714	36.59	197.2
#1	.0005	.3791	.0169	.7248	4.471	.0004	.0078	65.34	.0013	-.0017
#2	-.0005	.3778	-.0138	.8081	4.482	.0009	.0067	66.00	.0013	.0051
#3	-.0002	.3839	.0183	.8704	4.544	.0000	.0050	66.34	.0023	.0018

Elem	Sb2068	Se1960	Si2124	Sn1899	Sr4215	Ti3349A	Tl1908	V_2924	Zn2062
Units	ppm	ppm	ppm	ppm	ppm	ppm	ppm	ppm	ppm
Avg	**.0113**	**-.0053**	**5.761**	**.0106**	**.0420**	**.0015**	**-.0018**	**-.0007**	**.0157**
Stddev	.0015	.0034	.033	.0015	.0007	.0010	.0019	.0006	.0004
%RSD	12.96	64.01	.5772	14.09	1.570	72.02	107.6	92.34	2.368
#1	.0120	-.0091	5.744	.0123	.0413	.0026	-.0006	-.0004	.0160
#2	.0122	-.0044	5.740	.0099	.0420	.0006	-.0007	-.0003	.0153
#3	.0096	-.0025	5.799	.0096	.0426	.0012	-.0040	-.0014	.0159

Int. Std.	Y_2243	Y_3600	Y_3710
Units	Cts/S	Cts/S	Cts/S
Avg	**1591.4**	**63407.**	**2641.0**
Stddev	16.2	434.	16.8
%RSD	1.0172	.68490	.63699
#1	1591.1	63821.	2659.5
#2	1607.7	63445.	2636.8
#3	1575.3	62955.	2626.6

Sample Name: WG1425674-5,T Acquired: 10/29/2020 12:28:34 Type: Unk
Method: Trace_4_E200.7_SW6010(v92) Mode: CONC Corr. Factor: 1.000000
User: PS Custom ID1: WG1427982 Custom ID2: Trace4 Custom ID3:
Comment:

Elem	Ag3280	Al3961	As1890	B_2089	Ba4554	Be3130	Bi2230	Ca3158	Cd2144	Co2286
Units	ppm	ppm	ppm	ppm	ppm	ppm	ppm	ppm	ppm	ppm
Avg	**.0479**	**1.956**	**.1139**	**1.057**	**2.074**	**.0494**	**.8946**	**70.72**	**.0514**	**.4660**
Stddev	.0016	.033	.0017	.004	.018	.0003	.1496	.71	.0004	.0022
%RSD	3.244	1.688	1.513	.3447	.8675	.5158	16.72	1.007	.7347	.4822
#1	.0496	1.950	.1159	1.060	2.089	.0493	.8602	71.27	.0518	.4686
#2	.0467	1.991	.1128	1.053	2.079	.0497	1.058	70.97	.0511	.4650
#3	.0473	1.926	.1130	1.056	2.054	.0491	.7652	69.92	.0512	.4645

Elem	Cr2677	Cu3247	Fe2599	K_7664	Mg2790	Mn2576R	Mo2020	Na5895	Ni2316	Pb2203
Units	ppm	ppm	ppm	ppm	ppm	ppm	ppm	ppm	ppm	ppm
Avg	**.1893**	**.6202**	**.9984**	**10.35**	**13.36**	**.4473**	**.9550**	**74.31**	**.4731**	**.5024**
Stddev	.0003	.0015	.0322	.28	.05	.0058	.0021	.72	.0033	.0043
%RSD	.1363	.2393	3.222	2.658	.3720	1.302	.2170	.9632	.6909	.8648
#1	.1891	.6188	1.004	10.51	13.37	.4531	.9574	74.64	.4768	.4999
#2	.1896	.6218	1.027	10.50	13.40	.4472	.9536	74.80	.4718	.4999
#3	.1893	.6199	.9637	10.03	13.31	.4415	.9540	73.48	.4706	.5074

Elem	Sb2068	Se1960	Si2124	Sn1899	Sr4215	Ti3349A	Tl1908	V_2924	Zn2062
Units	ppm	ppm	ppm	ppm	ppm	ppm	ppm	ppm	ppm
Avg	**.4269**	**.1231**	**6.503**	**.9612**	**.9368**	**1.006**	**.1145**	**.5142**	**.5185**
Stddev	.0090	.0040	.034	.0050	.0101	.003	.0040	.0028	.0041
%RSD	2.103	3.233	.5208	.5195	1.082	.2693	3.458	.5350	.7871
#1	.4183	.1236	6.542	.9584	.9446	1.004	.1133	.5168	.5233
#2	.4261	.1268	6.480	.9582	.9406	1.009	.1189	.5113	.5162
#3	.4362	.1189	6.488	.9669	.9254	1.005	.1112	.5146	.5162

Int. Std.	Y_2243	Y_3600	Y_3710
Units	Cts/S	Cts/S	Cts/S
Avg	**1577.7**	**63582.**	**2600.4**
Stddev	11.3	289.	21.1
%RSD	.71774	.45487	.81261
#1	1564.7	63903.	2611.3
#2	1583.0	63341.	2576.0
#3	1585.4	63503.	2613.7

Sample Name: WG1425674-6,T,5 Acquired: 10/29/2020 12:32:47 Type: Unk
Method: Trace_4_E200.7_SW6010(v92) Mode: CONC Corr. Factor: 1.000000
User: PS Custom ID1: WG1427982 Custom ID2: Trace4 Custom ID3:
Comment:

Elem	Ag3280	Al3961	As1890	B_2089	Ba4554	Be3130	Bi2230	Ca3158	Cd2144	Co2286
Units	ppm	ppm	ppm	ppm	ppm	ppm	ppm	ppm	ppm	ppm
Avg	**-.0001**	**.0445**	**-.0001**	**.0080**	**.0116**	**-.0000**	**-.2681**	**12.34**	**-.0001**	**.0002**
Stddev	.0006	.0299	.0053	.0005	.0015	.0000	.4859	.06	.0000	.0005
%RSD	421.1	67.10	9821.	5.613	12.86	40.00	181.2	.4787	37.96	229.7
#1	.0002	.0746	.0013	.0085	.0125	-.0000	.1099	12.27	-.0001	.0003
#2	-.0008	.0443	-.0059	.0077	.0099	-.0000	-.8161	12.39	-.0001	.0006
#3	.0002	.0148	.0045	.0078	.0124	-.0000	-.0980	12.35	-.0000	-.0003

Elem	Cr2677	Cu3247	Fe2599	K_7664	Mg2790	Mn2576R	Mo2020	Na5895	Ni2316	Pb2203
Units	ppm	ppm	ppm	ppm	ppm	ppm	ppm	ppm	ppm	ppm
Avg	**-.0003**	**.0739**	**.0003**	**.1928**	**.9194**	**-.0002**	**.0071**	**12.77**	**.0005**	**-.0004**
Stddev	.0001	.0005	.0017	.1352	.0038	.0001	.0015	.04	.0005	.0008
%RSD	49.73	.6980	504.2	70.14	.4120	48.38	21.36	.3528	103.2	216.5
#1	-.0002	.0734	-.0001	.1132	.9207	-.0004	.0086	12.79	.0010	-.0009
#2	-.0002	.0738	-.0011	.3490	.9223	-.0002	.0070	12.72	.0000	-.0009
#3	-.0005	.0744	.0022	.1163	.9151	-.0002	.0056	12.80	.0004	.0006

Elem	Sb2068	Se1960	Si2124	Sn1899	Sr4215	Ti3349A	Tl1908	V_2924	Zn2062
Units	ppm	ppm	ppm	ppm	ppm	ppm	ppm	ppm	ppm
Avg	**.0217**	**-.0050**	**1.108**	**.0084**	**.0089**	**.0002**	**.0009**	**-.0007**	**.0031**
Stddev	.0048	.0100	.017	.0032	.0000	.0002	.0015	.0005	.0001
%RSD	22.12	199.9	1.524	37.39	.1965	96.91	170.4	66.33	3.772
#1	.0270	-.0037	1.090	.0121	.0089	.0004	.0020	-.0011	.0031
#2	.0177	-.0155	1.112	.0062	.0089	.0000	.0015	-.0009	.0031
#3	.0203	.0043	1.123	.0070	.0089	.0002	-.0008	-.0002	.0033

Int. Std.	Y_2243	Y_3600	Y_3710
Units	Cts/S	Cts/S	Cts/S
Avg	**1609.3**	**66038.**	**2611.4**
Stddev	8.7	534.	3.8
%RSD	.54000	.80805	.14379
#1	1619.0	66534.	2607.4
#2	1602.2	66108.	2611.7
#3	1606.8	65473.	2614.9

Sample Name: L2045634-03,T Acquired: 10/29/2020 12:37:10 Type: Unk
Method: Trace_4_E200.7_SW6010(v92) Mode: CONC Corr. Factor: 1.000000
User: PS Custom ID1: WG1427982 Custom ID2: Trace4 Custom ID3:
Comment:

Elem	Ag3280	Al3961	As1890	B_2089	Ba4554	Be3130	Bi2230	Ca3158	Cd2144	Co2286
Units	ppm	ppm	ppm	ppm	ppm	ppm	ppm	ppm	ppm	ppm
Avg	**.0017**	**.0575**	**-.0102**	**.3556**	**.0044**	**-.0001**	**.6321**	**37.64**	**-.0000**	**.0003**
Stddev	.0007	.0172	.0043	.0009	.0014	.0000	.5148	.20	.0001	.0002
%RSD	40.74	29.85	42.14	.2583	32.08	5.966	81.45	.5375	154.7	56.76
#1	.0009	.0463	-.0117	.3560	.0051	-.0001	1.227	37.55	-.0000	.0005
#2	.0022	.0773	-.0054	.3562	.0028	-.0001	.3317	37.87	.0000	.0001
#3	.0020	.0490	-.0136	.3545	.0053	-.0001	.3380	37.49	-.0001	.0003

Elem	Cr2677	Cu3247	Fe2599	K_7664	Mg2790	Mn2576R	Mo2020	Na5895	Ni2316	Pb2203
Units	ppm	ppm	ppm	ppm	ppm	ppm	ppm	ppm	ppm	ppm
Avg	**.0001**	**.0762**	**.0191**	**1.028**	**14.80**	**.0007**	**.0014**	**62.04**	**.0012**	**.0040**
Stddev	.0003	.0004	.0062	.034	.13	.0004	.0003	.50	.0004	.0043
%RSD	245.5	.5554	32.64	3.325	.8876	58.51	17.83	.8075	29.65	106.5
#1	.0002	.0757	.0182	1.044	14.65	.0006	.0017	61.58	.0008	.0078
#2	-.0002	.0764	.0257	.9893	14.91	.0012	.0013	62.57	.0015	-.0006
#3	.0004	.0764	.0133	1.053	14.83	.0003	.0012	61.95	.0012	.0049

Elem	Sb2068	Se1960	Si2124	Sn1899	Sr4215	Ti3349A	Tl1908	V_2924	Zn2062
Units	ppm	ppm	ppm	ppm	ppm	ppm	ppm	ppm	ppm
Avg	**.0025**	**-.0031**	**13.32**	**.0030**	**.0754**	**.0005**	**-.0001**	**.0039**	**.0756**
Stddev	.0023	.0097	.05	.0018	.0007	.0007	.0020	.0012	.0003
%RSD	91.01	309.5	.3485	60.71	.9053	139.5	2945.	30.83	.3402
#1	.0005	-.0143	13.31	.0010	.0748	.0000	.0020	.0040	.0754
#2	.0051	.0022	13.28	.0045	.0761	.0002	-.0020	.0026	.0759
#3	.0020	.0028	13.37	.0035	.0751	.0012	-.0001	.0050	.0757

Int. Std.	Y_2243	Y_3600	Y_3710
Units	Cts/S	Cts/S	Cts/S
Avg	**1602.2**	**64381.**	**2634.8**
Stddev	2.7	164.	21.3
%RSD	.17086	.25443	.80740
#1	1599.1	64464.	2659.1
#2	1604.4	64192.	2619.5
#3	1603.1	64487.	2625.9

Sample Name: WG1425674-7,T Acquired: 10/29/2020 12:41:32 Type: Unk
Method: Trace_4_E200.7_SW6010(v92) Mode: CONC Corr. Factor: 1.000000
User: PS Custom ID1: WG1427982 Custom ID2: Trace4 Custom ID3:
Comment:

Elem	Ag3280	Al3961	As1890	B_2089	Ba4554	Be3130	Bi2230	Ca3158	Cd2144	Co2286
Units	ppm	ppm	ppm	ppm	ppm	ppm	ppm	ppm	ppm	ppm
Avg	**.0498**	**1.964**	**.1154**	**1.418**	**2.051**	**.0505**	**.6245**	**47.06**	**.0529**	**.4728**
Stddev	.0013	.013	.0061	.004	.007	.0006	.2403	.09	.0002	.0007
%RSD	2.661	.6592	5.293	.3172	.3420	1.131	38.48	.1927	.4676	.1405
#1	.0508	1.973	.1224	1.417	2.043	.0499	.5431	47.00	.0528	.4723
#2	.0483	1.950	.1112	1.415	2.056	.0509	.4356	47.16	.0527	.4726
#3	.0504	1.971	.1127	1.423	2.055	.0508	.8950	47.01	.0532	.4736

Elem	Cr2677	Cu3247	Fe2599	K_7664	Mg2790	Mn2576R	Mo2020	Na5895	Ni2316	Pb2203
Units	ppm	ppm	ppm	ppm	ppm	ppm	ppm	ppm	ppm	ppm
Avg	**.1943**	**.3329**	**1.031**	**10.70**	**24.22**	**.4525**	**.9871**	**71.84**	**.4817**	**.5209**
Stddev	.0041	.0055	.017	.06	.25	.0013	.0071	.38	.0014	.0017
%RSD	2.131	1.662	1.670	.5748	1.034	.2800	.7199	.5358	.2974	.3321
#1	.1945	.3339	1.042	10.63	23.93	.4527	.9803	71.50	.4833	.5229
#2	.1900	.3270	1.040	10.73	24.38	.4537	.9866	72.26	.4809	.5201
#3	.1983	.3379	1.011	10.75	24.34	.4512	.9944	71.75	.4808	.5198

Elem	Sb2068	Se1960	Si2124	Sn1899	Sr4215	Ti3349A	Tl1908	V_2924	Zn2062
Units	ppm	ppm	ppm	ppm	ppm	ppm	ppm	ppm	ppm
Avg	**.4602**	**.1233**	**13.96**	**1.003**	**.9961**	**1.044**	**.1217**	**.5289**	**.5874**
Stddev	.0126	.0123	.03	.003	.0052	.020	.0047	.0064	.0007
%RSD	2.733	9.967	.1888	.2768	.5187	1.897	3.887	1.219	.1272
#1	.4473	.1173	13.96	1.001	.9930	1.043	.1207	.5298	.5868
#2	.4609	.1374	13.94	1.001	1.002	1.025	.1268	.5220	.5873
#3	.4725	.1151	13.99	1.006	.9932	1.064	.1175	.5348	.5883

Int. Std.	Y_2243	Y_3600	Y_3710
Units	Cts/S	Cts/S	Cts/S
Avg	**1597.4**	**63815.**	**2613.2**
Stddev	2.7	1071.	18.2
%RSD	.16678	1.6775	.69619
#1	1600.3	63461.	2629.8
#2	1596.8	65017.	2593.7
#3	1595.0	62966.	2616.0

Sample Name: CCV Acquired: 10/29/2020 12:45:47 Type: QC
Method: Trace_4_E200.7_SW6010(v92) Mode: CONC Corr. Factor: 1.000000
User: PS Custom ID1: WG1427982 Custom ID2: Trace4 Custom ID3:
Comment:

Elem	Ag3280	Al3961	As1890	B_2089	Ba4554	Be3130	Bi2230	Ca3158	Cd2144	Co2286
Units	ppm	ppm	ppm	ppm	ppm	ppm	ppm	ppm	ppm	ppm
Avg	**.4817**	**.5364**	**.4859**	**.5128**	**.5235**	**.4970**	**.2708**	**.5226**	**.4738**	**.4752**
Stddev	.0018	.0495	.0042	.0012	.0042	.0081	.2716	.0133	.0016	.0017
%RSD	.3741	9.229	.8688	.2259	.7950	1.623	100.3	2.540	.3334	.3577
#1	.4816	.5510	.4871	.5122	.5214	.4929	.2214	.5090	.4720	.4732
#2	.4835	.5769	.4812	.5141	.5208	.4918	.0274	.5232	.4743	.4763
#3	.4799	.4812	.4894	.5121	.5283	.5063	.5638	.5356	.4750	.4761
Check ?	Chk Pass	Chk Pass	Chk Pass	Chk Pass	Chk Pass	Chk Pass	None	Chk Pass	Chk Pass	Chk Pass
High Limit										
Low Limit										

Elem	Cr2677	Cu3247	Fe2599	K_7664	Mg2790	Mn2576R	Mo2020	Na5895	Ni2316	Pb2203
Units	ppm	ppm	ppm	ppm	ppm	ppm	ppm	ppm	ppm	ppm
Avg	**.4746**	**.5212**	**.5207**	**4.867**	**.5176**	**.4568**	**.4853**	**9.526**	**.5035**	**.4836**
Stddev	.0050	.0056	.0098	.214	.0105	.0076	.0005	.163	.0024	.0030
%RSD	1.049	1.072	1.886	4.403	2.021	1.669	.1111	1.708	.4755	.6296
#1	.4755	.5207	.5250	4.772	.5100	.4534	.4856	9.415	.5031	.4803
#2	.4790	.5270	.5094	4.716	.5132	.4514	.4856	9.450	.5060	.4863
#3	.4692	.5159	.5276	5.112	.5295	.4655	.4847	9.713	.5013	.4841
Check ?	Chk Pass	Chk Pass	Chk Pass	Chk Pass	Chk Pass	Chk Pass	Chk Pass	Chk Pass	Chk Pass	Chk Pass
High Limit										
Low Limit										

Elem	Sb2068	Se1960	Si2124	Sn1899	Sr4215	Ti3349A	Tl1908	V_2924	Zn2062
Units	ppm	ppm	ppm	ppm	ppm	ppm	ppm	ppm	ppm
Avg	**.4977**	**.4826**	**5.151**	**.5113**	**.4638**	**.5044**	**.5133**	**.5039**	**.4897**
Stddev	.0014	.0080	.022	.0014	.0070	.0055	.0026	.0033	.0019
%RSD	.2817	1.667	.4307	.2701	1.512	1.098	.4979	.6646	.3869
#1	.4986	.4771	5.125	.5121	.4584	.5042	.5131	.5035	.4875
#2	.4960	.4788	5.164	.5120	.4613	.5100	.5159	.5075	.4905
#3	.4983	.4918	5.163	.5097	.4718	.4989	.5108	.5008	.4910
Check ?	Chk Pass	Chk Pass	Chk Pass	Chk Pass	Chk Pass	Chk Pass	Chk Pass	Chk Pass	Chk Pass
High Limit									
Low Limit									

Int. Std.	Y_2243	Y_3600	Y_3710
Units	Cts/S	Cts/S	Cts/S
Avg	**1638.0**	**66101.**	**2630.7**
Stddev	3.3	621.	44.7
%RSD	.20185	.93911	1.7001
#1	1641.7	66192.	2657.1
#2	1636.9	65440.	2655.9
#3	1635.4	66672.	2579.0

Sample Name: CCB Acquired: 10/29/2020 12:50:05 Type: QC
Method: Trace_4_E200.7_SW6010(v92) Mode: CONC Corr. Factor: 1.000000
User: PS Custom ID1: WG1427982 Custom ID2: Trace4 Custom ID3:
Comment:

Elem	Ag3280	Al3961	As1890	B_2089	Ba4554	Be3130	Bi2230	Ca3158	Cd2144	Co2286
Units	ppm	ppm	ppm	ppm	ppm	ppm	ppm	ppm	ppm	ppm
Avg	**-.0001**	**.0390**	**.0012**	**.0031**	**.0025**	**.0001**	**.0761**	**.0289**	**.0001**	**-.0001**
Stddev	.0011	.0268	.0011	.0009	.0009	.0000	.0936	.0086	.0000	.0002
%RSD	1091.	68.74	98.07	29.16	34.83	11.62	123.0	29.65	26.10	327.4
#1	.0007	.0116	.0000	.0042	.0022	.0001	.0360	.0246	.0001	-.0001
#2	-.0013	.0651	.0023	.0028	.0035	.0001	.1832	.0388	.0001	.0001
#3	.0003	.0401	.0012	.0024	.0019	.0001	.0092	.0234	.0002	-.0002
Check ?	Chk Pass	Chk Pass	Chk Pass	Chk Pass	Chk Pass	Chk Pass	None	Chk Pass	Chk Pass	Chk Pass
High Limit										
Low Limit										

Elem	Cr2677	Cu3247	Fe2599	K_7664	Mg2790	Mn2576R	Mo2020	Na5895	Ni2316	Pb2203
Units	ppm	ppm	ppm	ppm	ppm	ppm	ppm	ppm	ppm	ppm
Avg	**-.0007**	**.0003**	**.0131**	**-.0327**	**.0060**	**-.0005**	**.0041**	**-.2065**	**.0002**	**.0023**
Stddev	.0003	.0009	.0072	.0848	.0034	.0009	.0004	.0087	.0007	.0015
%RSD	38.69	343.7	55.06	259.1	57.26	183.2	9.068	4.236	268.5	65.29
#1	-.0007	.0013	.0152	.0491	.0077	.0005	.0044	-.2092	.0001	.0010
#2	-.0005	-.0005	.0051	-.0271	.0082	-.0007	.0041	-.1967	.0010	.0020
#3	-.0010	.0000	.0190	-.1202	.0020	-.0013	.0037	-.2136	-.0003	.0040
Check ?	Chk Pass	Chk Pass	Chk Pass	Chk Pass	Chk Pass	Chk Pass	Chk Pass	Chk Pass	Chk Pass	Chk Pass
High Limit										
Low Limit										

Elem	Sb2068	Se1960	Si2124	Sn1899	Sr4215	Ti3349A	Tl1908	V_2924	Zn2062
Units	ppm	ppm	ppm	ppm	ppm	ppm	ppm	ppm	ppm
Avg	**.0097**	**-.0012**	**.0029**	**.0057**	**.0001**	**.0005**	**-.0007**	**.0015**	**.0001**
Stddev	.0039	.0057	.0017	.0004	.0003	.0004	.0023	.0005	.0001
%RSD	39.77	492.5	59.41	6.811	320.5	79.23	359.4	33.72	70.97
#1	.0136	.0037	.0038	.0052	-.0002	.0008	-.0019	.0018	.0002
#2	.0099	.0002	.0009	.0059	.0004	.0000	-.0021	.0016	.0000
#3	.0058	-.0074	.0040	.0059	.0001	.0007	.0021	.0009	.0001
Check ?	Chk Pass	Chk Pass	Chk Pass	Chk Pass	Chk Pass	Chk Pass	Chk Pass	Chk Pass	Chk Pass
High Limit									
Low Limit									

Int. Std.	Y_2243	Y_3600	Y_3710
Units	Cts/S	Cts/S	Cts/S
Avg	**1640.7**	**66422.**	**2637.5**
Stddev	4.0	408.	26.0
%RSD	.24180	.61358	.98637
#1	1645.1	65956.	2616.1
#2	1637.3	66597.	2666.5
#3	1639.8	66713.	2630.0

Sample Name: WG1425674-8,T Acquired: 10/29/2020 12:54:32 Type: Unk
Method: Trace_4_E200.7_SW6010(v92) Mode: CONC Corr. Factor: 1.000000
User: PS Custom ID1: WG1427982 Custom ID2: Trace4 Custom ID3:
Comment:

Elem	Ag3280	Al3961	As1890	B_2089	Ba4554	Be3130	Bi2230	Ca3158	Cd2144	Co2286
Units	ppm	ppm	ppm	ppm	ppm	ppm	ppm	ppm	ppm	ppm
Avg	**-.0008**	**.0528**	**-.0101**	**.3625**	**.0043**	**-.0000**	**.2481**	**37.81**	**.0000**	**.0002**
Stddev	.0005	.0117	.0034	.0035	.0007	.0000	.5142	.42	.0001	.0003
%RSD	64.38	22.09	33.82	.9564	15.21	73.57	207.2	1.103	839.7	136.9
#1	-.0009	.0433	-.0062	.3587	.0050	-.0000	-.2749	37.38	-.0001	-.0001
#2	-.0003	.0658	-.0126	.3631	.0042	-.0000	.7530	38.21	.0001	.0005
#3	-.0013	.0491	-.0114	.3656	.0037	-.0000	.2662	37.83	.0001	.0002

Elem	Cr2677	Cu3247	Fe2599	K_7664	Mg2790	Mn2576R	Mo2020	Na5895	Ni2316	Pb2203
Units	ppm	ppm	ppm	ppm	ppm	ppm	ppm	ppm	ppm	ppm
Avg	**.0006**	**.0775**	**.0140**	**1.076**	**15.06**	**.0017**	**.0015**	**62.53**	**.0009**	**.0024**
Stddev	.0008	.0020	.0111	.005	.30	.0003	.0009	.81	.0003	.0045
%RSD	143.5	2.525	79.24	.4734	2.008	14.72	60.03	1.291	38.22	189.5
#1	.0002	.0759	.0238	1.081	14.75	.0014	.0009	61.73	.0012	.0071
#2	.0000	.0768	.0020	1.075	15.36	.0019	.0011	63.35	.0009	-.0019
#3	.0015	.0797	.0161	1.071	15.08	.0018	.0025	62.50	.0005	.0020

Elem	Sb2068	Se1960	Si2124	Sn1899	Sr4215	Ti3349A	Tl1908	V_2924	Zn2062
Units	ppm	ppm	ppm	ppm	ppm	ppm	ppm	ppm	ppm
Avg	**.0030**	**-.0079**	**13.50**	**.0040**	**.0764**	**.0012**	**-.0000**	**.0051**	**.0764**
Stddev	.0030	.0069	.08	.0003	.0013	.0010	.0017	.0011	.0009
%RSD	101.6	87.77	.5803	7.960	1.699	84.67	11340.	22.35	1.165
#1	-.0003	-.0118	13.44	.0036	.0752	.0022	-.0017	.0046	.0758
#2	.0057	-.0119	13.47	.0040	.0777	.0002	.0016	.0043	.0761
#3	.0035	.0001	13.59	.0043	.0763	.0012	.0001	.0064	.0774

Int. Std.	Y_2243	Y_3600	Y_3710
Units	Cts/S	Cts/S	Cts/S
Avg	**1618.2**	**64775.**	**2676.4**
Stddev	14.9	1472.	35.3
%RSD	.91906	2.2722	1.3200
#1	1633.0	65302.	2714.3
#2	1618.3	65911.	2644.5
#3	1603.3	63113.	2670.2

Sample Name: WG1425674-9,T Acquired: 10/29/2020 12:58:54 Type: Unk
Method: Trace_4_E200.7_SW6010(v92) Mode: CONC Corr. Factor: 1.000000
User: PS Custom ID1: WG1427982 Custom ID2: Trace4 Custom ID3:
Comment:

Elem	Ag3280	Al3961	As1890	B_2089	Ba4554	Be3130	Bi2230	Ca3158	Cd2144	Co2286
Units	ppm	ppm	ppm	ppm	ppm	ppm	ppm	ppm	ppm	ppm
Avg	**.0471**	**1.932**	**.1228**	**1.380**	**2.044**	**.0495**	**.8390**	**45.70**	**.0517**	**.4664**
Stddev	.0002	.044	.0022	.004	.050	.0008	.3440	1.12	.0004	.0031
%RSD	.4914	2.266	1.761	.2837	2.448	1.635	41.00	2.453	.7677	.6737
#1	.0471	1.901	.1226	1.379	1.989	.0487	.9661	44.44	.0513	.4632
#2	.0473	1.982	.1250	1.384	2.087	.0503	.4495	46.58	.0521	.4695
#3	.0468	1.914	.1207	1.377	2.056	.0497	1.101	46.07	.0517	.4666

Elem	Cr2677	Cu3247	Fe2599	K_7664	Mg2790	Mn2576R	Mo2020	Na5895	Ni2316	Pb2203
Units	ppm	ppm	ppm	ppm	ppm	ppm	ppm	ppm	ppm	ppm
Avg	**.1912**	**.3325**	**1.028**	**10.68**	**23.51**	**.4439**	**.9533**	**69.64**	**.4748**	**.5042**
Stddev	.0003	.0005	.026	.18	.46	.0086	.0081	1.53	.0017	.0044
%RSD	.1537	.1461	2.557	1.701	1.974	1.947	.8492	2.200	.3550	.8712
#1	.1910	.3328	1.000	10.47	23.03	.4343	.9445	67.96	.4751	.5044
#2	.1915	.3320	1.053	10.76	23.95	.4510	.9604	70.96	.4763	.4998
#3	.1910	.3328	1.032	10.81	23.54	.4464	.9550	70.00	.4730	.5085

Elem	Sb2068	Se1960	Si2124	Sn1899	Sr4215	Ti3349A	Tl1908	V_2924	Zn2062
Units	ppm	ppm	ppm	ppm	ppm	ppm	ppm	ppm	ppm
Avg	**.4276**	**.1231**	**13.90**	**.9653**	**.9682**	**1.017**	**.1183**	**.5250**	**.5798**
Stddev	.0156	.0114	.08	.0037	.0212	.003	.0039	.0014	.0029
%RSD	3.658	9.244	.5680	.3881	2.190	.2971	3.291	.2761	.4993
#1	.4100	.1133	13.83	.9647	.9465	1.021	.1138	.5265	.5771
#2	.4330	.1356	13.98	.9693	.9888	1.015	.1209	.5251	.5828
#3	.4399	.1204	13.89	.9619	.9692	1.017	.1202	.5236	.5795

Int. Std.	Y_2243	Y_3600	Y_3710
Units	Cts/S	Cts/S	Cts/S
Avg	**1605.0**	**64401.**	**2661.4**
Stddev	11.5	310.	47.2
%RSD	.71919	.48151	1.7731
#1	1618.2	64475.	2715.4
#2	1597.0	64668.	2628.3
#3	1599.7	64061.	2640.4

Sample Name: WG1425674-10,T,5 Acquired: 10/29/2020 13:03:09 Type: Unk
Method: Trace_4_E200.7_SW6010(v92) Mode: CONC Corr. Factor: 1.000000
User: PS Custom ID1: WG1427982 Custom ID2: Trace4 Custom ID3:
Comment:

Elem	Ag3280	Al3961	As1890	B_2089	Ba4554	Be3130	Bi2230	Ca3158	Cd2144	Co2286
Units	ppm	ppm	ppm	ppm	ppm	ppm	ppm	ppm	ppm	ppm
Avg	**.0000**	**.0340**	**-.0128**	**.0708**	**.0013**	**-.0000**	**.0784**	**7.432**	**-.0001**	**.0000**
Stddev	.0003	.0316	.0010	.0005	.0007	.0000	.3613	.040	.0000	.0001
%RSD	817.3	93.04	7.511	.7206	54.40	35.67	460.5	.5310	62.56	161.1
#1	.0001	.0460	-.0139	.0712	.0020	-.0001	.1482	7.477	-.0000	-.0000
#2	-.0003	-.0019	-.0120	.0710	.0012	-.0000	.3997	7.407	-.0000	.0001
#3	.0003	.0578	-.0125	.0702	.0006	-.0000	-.3126	7.411	-.0001	.0001

Elem	Cr2677	Cu3247	Fe2599	K_7664	Mg2790	Mn2576R	Mo2020	Na5895	Ni2316	Pb2203
Units	ppm	ppm	ppm	ppm	ppm	ppm	ppm	ppm	ppm	ppm
Avg	**-.0006**	**.0154**	**.0109**	**.1994**	**3.016**	**-.0006**	**.0065**	**12.04**	**.0002**	**.0005**
Stddev	.0004	.0011	.0057	.0315	.024	.0007	.0018	.06	.0007	.0004
%RSD	63.30	7.049	52.55	15.80	.7913	130.2	27.25	.5089	264.3	92.68
#1	-.0002	.0144	.0082	.1715	3.042	-.0004	.0085	12.11	.0009	.0010
#2	-.0007	.0153	.0070	.2335	2.995	.0001	.0057	12.01	-.0004	.0003
#3	-.0010	.0166	.0175	.1931	3.012	-.0014	.0052	11.99	.0002	.0001

Elem	Sb2068	Se1960	Si2124	Sn1899	Sr4215	Ti3349A	Tl1908	V_2924	Zn2062
Units	ppm	ppm	ppm	ppm	ppm	ppm	ppm	ppm	ppm
Avg	**.0218**	**-.0103**	**2.576**	**.0096**	**.0148**	**.0007**	**.0027**	**.0019**	**.0150**
Stddev	.0075	.0075	.042	.0030	.0001	.0005	.0024	.0007	.0003
%RSD	34.38	72.42	1.611	31.57	.6790	72.19	89.61	38.14	1.793
#1	.0305	-.0061	2.545	.0098	.0147	.0005	.0052	.0012	.0147
#2	.0177	-.0189	2.559	.0064	.0149	.0003	.0005	.0021	.0153
#3	.0173	-.0059	2.623	.0125	.0149	.0012	.0023	.0026	.0150

Int. Std.	Y_2243	Y_3600	Y_3710
Units	Cts/S	Cts/S	Cts/S
Avg	**1644.6**	**65665.**	**2624.2**
Stddev	11.0	391.	13.6
%RSD	.67136	.59619	.51804
#1	1641.2	66116.	2610.1
#2	1657.0	65405.	2625.3
#3	1635.7	65476.	2637.2

Sample Name: L2045111-01,T Acquired: 10/29/2020 13:07:32 Type: Unk
Method: Trace_4_E200.7_SW6010(v92) Mode: CONC Corr. Factor: 1.000000
User: PS Custom ID1: WG1427982 Custom ID2: Trace4 Custom ID3:
Comment:

Elem	Ag3280	Al3961	As1890	B_2089	Ba4554	Be3130	Bi2230	Ca3158	Cd2144	Co2286
Units	ppm	ppm	ppm	ppm	ppm	ppm	ppm	ppm	ppm	ppm
Avg	**-.0009**	**.0489**	**-.0031**	**.4369**	**.0654**	**-.0001**	**.3488**	**54.38**	**-.0001**	**-.0000**
Stddev	.0009	.0393	.0025	.0044	.0017	.0000	.1198	1.41	.0001	.0002
%RSD	100.9	80.32	82.12	1.002	2.544	13.58	34.34	2.591	53.38	817.4
#1	-.0008	.0839	-.0003	.4419	.0649	-.0001	.2289	54.42	-.0002	.0001
#2	-.0001	.0064	-.0036	.4338	.0641	-.0000	.4684	52.95	-.0000	-.0003
#3	-.0019	.0565	-.0052	.4349	.0673	-.0001	.3491	55.77	-.0001	.0001

Elem	Cr2677	Cu3247	Fe2599	K_7664	Mg2790	Mn2576R	Mo2020	Na5895	Ni2316	Pb2203
Units	ppm	ppm	ppm	ppm	ppm	ppm	ppm	ppm	ppm	ppm
Avg	**.0001**	**.0036**	**.4501**	**6.590**	**13.49**	**.0306**	**.0033**	**43.02**	**.0012**	**.0033**
Stddev	.0007	.0004	.0220	.104	.38	.0009	.0002	1.07	.0006	.0013
%RSD	718.3	12.27	4.886	1.581	2.835	2.808	6.804	2.490	46.21	40.12
#1	-.0001	.0033	.4703	6.590	13.50	.0314	.0035	43.02	.0010	.0019
#2	.0008	.0036	.4267	6.486	13.10	.0306	.0031	41.94	.0008	.0036
#3	-.0005	.0041	.4534	6.694	13.86	.0297	.0032	44.09	.0019	.0044

Elem	Sb2068	Se1960	Si2124	Sn1899	Sr4215	Ti3349A	Tl1908	V_2924	Zn2062
Units	ppm	ppm	ppm	ppm	ppm	ppm	ppm	ppm	ppm
Avg	**.0009**	**-.0006**	**6.451**	**.0046**	**3.326**	**.0005**	**-.0020**	**.0010**	**.0081**
Stddev	.0010	.0056	.015	.0036	.080	.0007	.0035	.0011	.0001
%RSD	114.5	942.5	.2333	78.18	2.406	145.0	170.7	112.2	1.785
#1	.0021	-.0067	6.468	.0015	3.327	.0009	.0016	.0004	.0081
#2	.0004	.0042	6.441	.0038	3.245	-.0003	-.0024	.0023	.0080
#3	.0002	.0007	6.443	.0085	3.405	.0008	-.0054	.0003	.0083

Int. Std.	Y_2243	Y_3600	Y_3710
Units	Cts/S	Cts/S	Cts/S
Avg	**1625.0**	**65055.**	**2673.4**
Stddev	4.0	277.	61.0
%RSD	.24396	.42648	2.2823
#1	1622.6	64930.	2665.4
#2	1629.6	64863.	2738.1
#3	1622.9	65373.	2616.8

Sample Name: L2045111-02,T Acquired: 10/29/2020 13:11:54 Type: Unk
Method: Trace_4_E200.7_SW6010(v92) Mode: CONC Corr. Factor: 1.000000
User: PS Custom ID1: WG1427982 Custom ID2: Trace4 Custom ID3:
Comment:

Elem	Ag3280	Al3961	As1890	B_2089	Ba4554	Be3130	Bi2230	Ca3158	Cd2144	Co2286
Units	ppm	ppm	ppm	ppm	ppm	ppm	ppm	ppm	ppm	ppm
Avg	**.0003**	**.0341**	**-.0057**	**.0709**	**.2127**	**-.0001**	**.5267**	**51.54**	**-.0000**	**.0002**
Stddev	.0004	.0198	.0038	.0018	.0022	.0000	.2077	.50	.0001	.0002
%RSD	151.0	58.08	66.44	2.471	1.013	24.49	39.42	.9617	133.0	126.4
#1	.0006	.0155	-.0098	.0690	.2115	-.0000	.6404	50.97	-.0000	.0002
#2	-.0002	.0319	-.0024	.0724	.2115	-.0000	.2871	51.87	-.0001	-.0001
#3	.0004	.0549	-.0049	.0712	.2152	-.0001	.6527	51.78	.0000	.0004

Elem	Cr2677	Cu3247	Fe2599	K_7664	Mg2790	Mn2576R	Mo2020	Na5895	Ni2316	Pb2203
Units	ppm	ppm	ppm	ppm	ppm	ppm	ppm	ppm	ppm	ppm
Avg	**.0005**	**.0094**	**.7328**	**1.521**	**14.31**	**.0724**	**.0025**	**14.01**	**.0008**	**.0018**
Stddev	.0004	.0006	.0189	.079	.05	.0009	.0006	.12	.0003	.0053
%RSD	75.87	6.625	2.577	5.207	.3216	1.199	23.37	.8539	40.26	290.9
#1	.0001	.0087	.7233	1.431	14.25	.0733	.0029	13.88	.0004	-.0037
#2	.0007	.0099	.7545	1.581	14.34	.0725	.0018	14.12	.0011	.0070
#3	.0007	.0097	.7206	1.551	14.33	.0715	.0028	14.02	.0010	.0021

Elem	Sb2068	Se1960	Si2124	Sn1899	Sr4215	Ti3349A	Tl1908	V_2924	Zn2062
Units	ppm	ppm	ppm	ppm	ppm	ppm	ppm	ppm	ppm
Avg	**-.0035**	**-.0047**	**7.864**	**.0038**	**.7041**	**.0018**	**-.0024**	**-.0002**	**.0242**
Stddev	.0031	.0057	.070	.0012	.0069	.0004	.0039	.0004	.0002
%RSD	87.56	122.1	.8859	31.26	.9843	23.09	163.6	260.4	.6496
#1	-.0029	.0002	7.804	.0043	.6962	.0016	.0019	-.0002	.0243
#2	-.0008	-.0109	7.847	.0047	.7094	.0022	-.0055	.0002	.0240
#3	-.0068	-.0033	7.940	.0024	.7066	.0015	-.0035	-.0005	.0243

Int. Std.	Y_2243	Y_3600	Y_3710
Units	Cts/S	Cts/S	Cts/S
Avg	**1631.1**	**65293.**	**2675.1**
Stddev	13.2	398.	21.7
%RSD	.80714	.60921	.80973
#1	1641.5	65702.	2696.6
#2	1635.4	65267.	2653.3
#3	1616.3	64908.	2675.6

Sample Name: L2045111-03,T Acquired: 10/29/2020 13:16:15 Type: Unk
Method: Trace_4_E200.7_SW6010(v92) Mode: CONC Corr. Factor: 1.000000
User: PS Custom ID1: WG1427982 Custom ID2: Trace4 Custom ID3:
Comment:

Elem	Ag3280	Al3961	As1890	B_2089	Ba4554	Be3130	Bi2230	Ca3158	Cd2144	Co2286
Units	ppm	ppm	ppm	ppm	ppm	ppm	ppm	ppm	ppm	ppm
Avg	**-.0005**	**.0503**	**-.0127**	**.2922**	**.1304**	**-.0001**	**.4744**	**54.35**	**-.0001**	**-.0001**
Stddev	.0006	.0318	.0045	.0033	.0004	.0000	.2248	.54	.0001	.0005
%RSD	116.6	63.28	35.42	1.122	.3019	34.59	47.39	.9985	125.7	468.8
#1	-.0012	.0453	-.0110	.2910	.1308	-.0001	.6386	54.07	.0000	-.0004
#2	-.0001	.0213	-.0092	.2897	.1304	-.0001	.2182	54.98	-.0001	-.0004
#3	-.0003	.0843	-.0177	.2959	.1300	-.0001	.5664	54.02	-.0002	.0004

Elem	Cr2677	Cu3247	Fe2599	K_7664	Mg2790	Mn2576R	Mo2020	Na5895	Ni2316	Pb2203
Units	ppm	ppm	ppm	ppm	ppm	ppm	ppm	ppm	ppm	ppm
Avg	**.0002**	**.0021**	**.5525**	**4.537**	**14.06**	**.0455**	**.0025**	**36.50**	**.0007**	**-.0004**
Stddev	.0004	.0005	.0137	.048	.06	.0022	.0007	.39	.0002	.0022
%RSD	199.2	24.01	2.482	1.051	.4035	4.918	30.34	1.070	29.21	517.2
#1	-.0002	.0016	.5608	4.496	14.06	.0460	.0033	36.28	.0006	-.0020
#2	.0007	.0026	.5367	4.589	14.00	.0474	.0021	36.95	.0010	.0020
#3	.0002	.0021	.5601	4.525	14.11	.0430	.0020	36.27	.0006	-.0013

Elem	Sb2068	Se1960	Si2124	Sn1899	Sr4215	Ti3349A	Tl1908	V_2924	Zn2062
Units	ppm	ppm	ppm	ppm	ppm	ppm	ppm	ppm	ppm
Avg	**-.0013**	**-.0059**	**7.136**	**.0031**	**2.277**	**.0004**	**-.0057**	**-.0011**	**.0026**
Stddev	.0011	.0072	.111	.0006	.025	.0002	.0020	.0008	.0001
%RSD	86.62	121.5	1.554	19.06	1.111	47.60	34.11	74.06	2.595
#1	-.0019	-.0039	7.083	.0030	2.257	.0002	-.0075	-.0009	.0026
#2	-.0021	-.0139	7.061	.0026	2.305	.0004	-.0060	-.0004	.0026
#3	-.0000	.0001	7.263	.0038	2.268	.0006	-.0036	-.0020	.0025

Int. Std.	Y_2243	Y_3600	Y_3710
Units	Cts/S	Cts/S	Cts/S
Avg	**1611.7**	**64976.**	**2641.9**
Stddev	17.8	1079.	14.5
%RSD	1.1019	1.6609	.55042
#1	1616.9	65522.	2642.1
#2	1626.4	63733.	2627.3
#3	1592.0	65673.	2656.4

Sample Name: L2045632-02,T Acquired: 10/29/2020 13:20:37 Type: Unk
Method: Trace_4_E200.7_SW6010(v92) Mode: CONC Corr. Factor: 1.000000
User: PS Custom ID1: WG1427982 Custom ID2: Trace4 Custom ID3:
Comment:

Elem	Ag3280	Al3961	As1890	B_2089	Ba4554	Be3130	Bi2230	Ca3158	Cd2144	Co2286
Units	ppm	ppm	ppm	ppm	ppm	ppm	ppm	ppm	ppm	ppm
Avg	**.0012**	**.0140**	**-.0085**	**.0082**	**.0013**	**-.0000**	**.1986**	**.2110**	**-.0001**	**.0001**
Stddev	.0013	.0012	.0036	.0013	.0005	.0000	.5620	.0114	.0001	.0003
%RSD	106.4	8.897	42.03	15.23	42.43	32.39	283.0	5.418	101.8	235.7
#1	.0019	.0128	-.0052	.0095	.0014	-.0000	.6558	.2239	-.0000	.0005
#2	.0019	.0153	-.0080	.0082	.0017	-.0001	-.4288	.2022	-.0000	-.0001
#3	-.0003	.0140	-.0123	.0070	.0007	-.0000	.3689	.2069	-.0001	-.0000

Elem	Cr2677	Cu3247	Fe2599	K_7664	Mg2790	Mn2576R	Mo2020	Na5895	Ni2316	Pb2203
Units	ppm	ppm	ppm	ppm	ppm	ppm	ppm	ppm	ppm	ppm
Avg	**-.0006**	**.0054**	**.0297**	**.0920**	**.0833**	**-.0009**	**.0008**	**136.6**	**.0017**	**.0024**
Stddev	.0002	.0007	.0208	.0760	.0023	.0005	.0004	.6	.0011	.0046
%RSD	30.93	12.51	70.30	82.63	2.723	54.35	47.39	.4471	64.51	191.7
#1	-.0008	.0060	.0525	.0325	.0836	-.0010	.0005	136.0	.0004	.0076
#2	-.0005	.0046	.0116	.0658	.0854	-.0004	.0007	136.5	.0024	-.0004
#3	-.0006	.0055	.0249	.1776	.0809	-.0013	.0013	137.2	.0023	-.0001

Elem	Sb2068	Se1960	Si2124	Sn1899	Sr4215	Ti3349A	Tl1908	V_2924	Zn2062
Units	ppm	ppm	ppm	ppm	ppm	ppm	ppm	ppm	ppm
Avg	**-.0001**	**-.0024**	**5.958**	**.0047**	**.0014**	**-.0003**	**-.0027**	**-.0002**	**.0031**
Stddev	.0014	.0088	.028	.0012	.0004	.0007	.0052	.0002	.0001
%RSD	2011.	361.7	.4729	25.36	28.42	216.3	192.3	137.6	3.557
#1	.0014	.0065	5.954	.0037	.0017	-.0008	-.0039	.0001	.0032
#2	-.0015	-.0111	5.932	.0060	.0017	-.0007	.0030	-.0003	.0030
#3	-.0001	-.0027	5.988	.0042	.0010	.0005	-.0072	-.0002	.0030

Int. Std.	Y_2243	Y_3600	Y_3710
Units	Cts/S	Cts/S	Cts/S
Avg	**1618.3**	**64726.**	**2638.4**
Stddev	12.2	543.	10.1
%RSD	.75359	.83828	.38320
#1	1616.3	64266.	2648.8
#2	1631.4	64587.	2637.6
#3	1607.2	65324.	2628.7

Sample Name: L2045633-01,HARDAcquired: 10/29/2020 13:25:00 Type: Unk
Method: Trace_4_E200.7_SW6010(v92) Mode: CONC Corr. Factor: 1.000000
User: PS Custom ID1: WG1427982 Custom ID2: Trace4 Custom ID3:
Comment:

Elem	Ag3280	Al3961	As1890	B_2089	Ba4554	Be3130	Bi2230	Ca3158	Cd2144	Co2286
Units	ppm	ppm	ppm	ppm	ppm	ppm	ppm	ppm	ppm	ppm
Avg	**-.0008**	**.0096**	**-.0139**	**.0199**	**.0024**	**-.0000**	**.2171**	**.0631**	**-.0000**	**-.0003**
Stddev	.0005	.0407	.0021	.0018	.0007	.0000	.1540	.0056	.0000	.0002
%RSD	60.86	422.5	15.28	9.006	29.75	34.36	70.95	8.946	4689.	56.80
#1	-.0010	.0516	-.0159	.0218	.0032	-.0000	.3671	.0653	.0000	-.0005
#2	-.0003	-.0298	-.0117	.0183	.0021	-.0000	.2247	.0567	-.0000	-.0002
#3	-.0012	.0071	-.0142	.0195	.0019	-.0000	.0594	.0673	.0000	-.0003

Elem	Cr2677	Cu3247	Fe2599	K_7664	Mg2790	Mn2576R	Mo2020	Na5895	Ni2316	Pb2203
Units	ppm	ppm	ppm	ppm	ppm	ppm	ppm	ppm	ppm	ppm
Avg	**-.0008**	**.0015**	**.0128**	**.1003**	**.0113**	**-.0012**	**.0006**	**11.74**	**.0000**	**-.0019**
Stddev	.0012	.0003	.0045	.0435	.0005	.0004	.0001	.41	.0006	.0042
%RSD	145.0	17.39	34.79	43.40	4.270	29.34	15.89	3.509	2426.	216.5
#1	-.0002	.0013	.0079	.0526	.0111	-.0013	.0007	11.31	.0001	.0007
#2	-.0001	.0014	.0165	.1104	.0119	-.0008	.0005	12.14	-.0006	-.0068
#3	-.0023	.0017	.0141	.1378	.0110	-.0015	.0006	11.77	.0006	.0003

Elem	Sb2068	Se1960	Si2124	Sn1899	Sr4215	Ti3349A	Tl1908	V_2924	Zn2062
Units	ppm	ppm	ppm	ppm	ppm	ppm	ppm	ppm	ppm
Avg	**-.0028**	**-.0086**	**.7071**	**.0029**	**.0005**	**-.0000**	**.0021**	**-.0013**	**.0056**
Stddev	.0033	.0043	.0038	.0009	.0001	.0007	.0047	.0010	.0002
%RSD	117.7	50.10	.5340	30.81	21.72	1680.	225.7	75.03	3.235
#1	-.0061	-.0136	.7082	.0019	.0004	.0007	.0063	-.0005	.0054
#2	.0004	-.0059	.7029	.0034	.0005	-.0006	-.0030	-.0010	.0058
#3	-.0027	-.0064	.7102	.0035	.0006	-.0002	.0030	-.0023	.0055

Int. Std.	Y_2243	Y_3600	Y_3710
Units	Cts/S	Cts/S	Cts/S
Avg	**1662.4**	**67281.**	**2695.2**
Stddev	10.0	1117.	76.4
%RSD	.59980	1.6602	2.8352
#1	1667.3	67134.	2770.7
#2	1669.0	68464.	2617.9
#3	1650.9	66244.	2696.8

Sample Name: L2045635-01,T Acquired: 10/29/2020 13:29:24 Type: Unk
Method: Trace_4_E200.7_SW6010(v92) Mode: CONC Corr. Factor: 1.000000
User: PS Custom ID1: WG1427982 Custom ID2: Trace4 Custom ID3:
Comment:

Elem	Ag3280	Al3961	As1890	B_2089	Ba4554	Be3130	Bi2230	Ca3158	Cd2144	Co2286
Units	ppm	ppm	ppm	ppm	ppm	ppm	ppm	ppm	ppm	ppm
Avg	**.0004**	**.0776**	**-.0004**	**1.107**	**.0683**	**-.0001**	**.0816**	**48.69**	**.0000**	**.0002**
Stddev	.0006	.0334	.0047	.008	.0008	.0000	.1403	.63	.0001	.0000
%RSD	151.3	43.02	1250.	.7309	1.146	36.75	171.9	1.289	629.0	21.86
#1	.0007	.0883	.0043	1.104	.0679	-.0001	.1902	48.64	-.0001	.0003
#2	-.0003	.1042	-.0050	1.100	.0678	-.0000	.1315	49.33	.0001	.0002
#3	.0007	.0401	-.0004	1.116	.0692	-.0001	-.0769	48.08	.0000	.0003

Elem	Cr2677	Cu3247	Fe2599	K_7664	Mg2790	Mn2576R	Mo2020	Na5895	Ni2316	Pb2203
Units	ppm	ppm	ppm	ppm	ppm	ppm	ppm	ppm	ppm	ppm
Avg	**.0016**	**.0214**	**.0365**	**1.245**	**5.924**	**-.0006**	**.0008**	**64.34**	**.0010**	**.0047**
Stddev	.0005	.0011	.0119	.059	.071	.0011	.0004	.93	.0003	.0026
%RSD	29.96	5.360	32.63	4.743	1.207	170.0	46.96	1.448	24.92	55.12
#1	.0013	.0201	.0254	1.259	5.934	.0003	.0004	64.12	.0013	.0076
#2	.0013	.0218	.0491	1.181	5.989	-.0004	.0010	65.37	.0010	.0024
#3	.0021	.0223	.0350	1.297	5.847	-.0018	.0011	63.54	.0008	.0042

Elem	Sb2068	Se1960	Si2124	Sn1899	Sr4215	Ti3349A	Tl1908	V_2924	Zn2062
Units	ppm	ppm	ppm	ppm	ppm	ppm	ppm	ppm	ppm
Avg	**-.0008**	**-.0064**	**9.793**	**.0053**	**.2432**	**-.0004**	**-.0046**	**.0038**	**.0182**
Stddev	.0022	.0049	.045	.0014	.0033	.0007	.0002	.0007	.0001
%RSD	264.0	77.05	.4647	26.72	1.354	165.9	3.510	18.96	.5618
#1	-.0025	-.0118	9.760	.0036	.2425	-.0010	-.0045	.0044	.0182
#2	-.0016	-.0054	9.775	.0059	.2468	-.0005	-.0048	.0030	.0181
#3	.0016	-.0021	9.845	.0062	.2404	.0003	-.0045	.0038	.0183

Int. Std.	Y_2243	Y_3600	Y_3710
Units	Cts/S	Cts/S	Cts/S
Avg	**1615.9**	**65193.**	**2657.6**
Stddev	3.6	713.	28.8
%RSD	.22387	1.0934	1.0839
#1	1616.7	65915.	2656.4
#2	1619.0	65174.	2629.4
#3	1611.9	64489.	2687.0

Sample Name: L2045636-01,T Acquired: 10/29/2020 13:33:45 Type: Unk
Method: Trace_4_E200.7_SW6010(v92) Mode: CONC Corr. Factor: 1.000000
User: PS Custom ID1: WG1427982 Custom ID2: Trace4 Custom ID3:
Comment:

Elem	Ag3280	Al3961	As1890	B_2089	Ba4554	Be3130	Bi2230	Ca3158	Cd2144	Co2286
Units	ppm	ppm	ppm	ppm	ppm	ppm	ppm	ppm	ppm	ppm
Avg	**-.0010**	**.0261**	**-.0101**	**.0081**	**1.095**	**-.0001**	**.2811**	**21.28**	**-.0001**	**-.0006**
Stddev	.0005	.0284	.0057	.0016	.007	.0000	.1528	.13	.0000	.0004
%RSD	48.52	108.7	55.91	19.21	.6290	19.00	54.37	.6212	39.04	60.74
#1	-.0014	-.0062	-.0086	.0086	1.087	-.0001	.2457	21.13	-.0001	-.0010
#2	-.0005	.0372	-.0164	.0093	1.098	-.0001	.1491	21.35	-.0001	-.0003
#3	-.0009	.0472	-.0054	.0063	1.100	-.0001	.4485	21.37	-.0000	-.0005

Elem	Cr2677	Cu3247	Fe2599	K_7664	Mg2790	Mn2576R	Mo2020	Na5895	Ni2316	Pb2203
Units	ppm	ppm	ppm	ppm	ppm	ppm	ppm	ppm	ppm	ppm
Avg	**.0000**	**.0094**	**-.0082**	**.9924**	**11.60**	**-.0005**	**.0001**	**2.119**	**-.0000**	**-.0006**
Stddev	.0001	.0003	.0158	.0150	.09	.0007	.0001	.043	.0000	.0022
%RSD	226.9	3.515	193.3	1.511	.7872	148.4	69.55	2.028	96.13	386.4
#1	-.0000	.0098	.0059	.9764	11.60	-.0005	.0001	2.070	-.0001	.0017
#2	.0002	.0091	-.0253	1.006	11.51	-.0012	.0002	2.151	-.0000	-.0008
#3	.0000	.0093	-.0052	.9945	11.69	.0003	.0000	2.135	-.0000	-.0026

Elem	Sb2068	Se1960	Si2124	Sn1899	Sr4215	Ti3349A	Tl1908	V_2924	Zn2062
Units	ppm	ppm	ppm	ppm	ppm	ppm	ppm	ppm	ppm
Avg	**-.0040**	**-.0137**	**4.305**	**.0025**	**.0441**	**.0003**	**-.0018**	**.0032**	**.0040**
Stddev	.0021	.0018	.020	.0008	.0004	.0005	.0022	.0011	.0002
%RSD	51.58	13.20	.4685	31.56	.8999	169.9	122.6	35.98	6.216
#1	-.0062	-.0120	4.322	.0023	.0445	.0002	-.0043	.0035	.0043
#2	-.0020	-.0156	4.283	.0019	.0437	.0008	-.0006	.0041	.0040
#3	-.0039	-.0136	4.310	.0034	.0443	-.0001	-.0005	.0019	.0038

Int. Std.	Y_2243	Y_3600	Y_3710
Units	Cts/S	Cts/S	Cts/S
Avg	**1652.8**	**66866.**	**2696.1**
Stddev	4.1	245.	19.3
%RSD	.24824	.36602	.71426
#1	1649.2	67027.	2712.7
#2	1657.3	66585.	2700.7
#3	1652.1	66987.	2675.0

Sample Name: CCV Acquired: 10/29/2020 13:38:08 Type: QC
Method: Trace_4_E200.7_SW6010(v92) Mode: CONC Corr. Factor: 1.000000
User: PS Custom ID1: WG1427982 Custom ID2: Trace4 Custom ID3:
Comment:

Elem	Ag3280	Al3961	As1890	B_2089	Ba4554	Be3130	Bi2230	Ca3158	Cd2144	Co2286
Units	ppm	ppm	ppm	ppm	ppm	ppm	ppm	ppm	ppm	ppm
Avg	**.4801**	F **.5593**	**.4687**	**.5091**	**.5291**	**.4955**	**.4729**	**.5108**	**.4674**	**.4700**
Stddev	.0033	.0268	.0021	.0008	.0005	.0031	.0440	.0229	.0002	.0009
%RSD	.6893	4.788	.4499	.1663	.1013	.6203	9.299	4.478	.0386	.2006
#1	.4767	.5604	.4687	.5084	.5285	.4990	.4499	.5356	.4674	.4692
#2	.4802	.5320	.4707	.5100	.5294	.4934	.5236	.5063	.4672	.4698
#3	.4833	.5856	.4665	.5088	.5295	.4940	.4451	.4905	.4675	.4710
Check ?	Chk Pass	Chk Fail	Chk Pass	Chk Pass	Chk Pass	Chk Pass	None	Chk Pass	Chk Pass	Chk Pass
High Limit		.5524								
Low Limit		.4476								

Elem	Cr2677	Cu3247	Fe2599	K_7664	Mg2790	Mn2576R	Mo2020	Na5895	Ni2316	Pb2203
Units	ppm	ppm	ppm	ppm	ppm	ppm	ppm	ppm	ppm	ppm
Avg	**.4723**	**.5273**	**.5141**	**4.733**	**.5080**	**.4549**	**.4735**	**9.405**	**.5035**	**.4768**
Stddev	.0029	.0019	.0194	.007	.0040	.0031	.0008	.021	.0014	.0001
%RSD	.6205	.3653	3.771	.1593	.7853	.6744	.1702	.2197	.2769	.0254
#1	.4704	.5255	.4950	4.739	.5115	.4581	.4726	9.410	.5027	.4767
#2	.4708	.5270	.5338	4.724	.5037	.4519	.4739	9.423	.5027	.4768
#3	.4757	.5293	.5136	4.735	.5088	.4547	.4740	9.382	.5051	.4769
Check ?	Chk Pass	Chk Pass	Chk Pass	Chk Pass	Chk Pass	Chk Pass	Chk Pass	Chk Pass	Chk Pass	Chk Pass
High Limit										
Low Limit										

Elem	Sb2068	Se1960	Si2124	Sn1899	Sr4215	Ti3349A	Tl1908	V_2924	Zn2062
Units	ppm	ppm	ppm	ppm	ppm	ppm	ppm	ppm	ppm
Avg	**.4734**	**.4725**	**5.115**	**.4984**	**.4610**	**.5034**	**.5132**	**.5070**	**.4816**
Stddev	.0058	.0061	.005	.0027	.0014	.0014	.0043	.0013	.0002
%RSD	1.223	1.283	.0923	.5490	.2981	.2818	.8466	.2477	.0468
#1	.4685	.4781	5.120	.4968	.4621	.5023	.5098	.5059	.4819
#2	.4719	.4661	5.111	.4968	.4595	.5029	.5118	.5067	.4816
#3	.4798	.4734	5.113	.5015	.4616	.5050	.5181	.5083	.4814
Check ?	Chk Pass	Chk Pass	Chk Pass	Chk Pass	Chk Pass	Chk Pass	Chk Pass	Chk Pass	Chk Pass
High Limit									
Low Limit									

Int. Std.	Y_2243	Y_3600	Y_3710
Units	Cts/S	Cts/S	Cts/S
Avg	**1651.7**	**66639.**	**2647.6**
Stddev	4.3	326.	13.4
%RSD	.25902	.48937	.50432
#1	1653.1	66956.	2632.3
#2	1646.9	66655.	2654.1
#3	1655.1	66305.	2656.5

Sample Name: CCB Acquired: 10/29/2020 13:42:27 Type: QC
Method: Trace_4_E200.7_SW6010(v92) Mode: CONC Corr. Factor: 1.000000
User: PS Custom ID1: WG1427982 Custom ID2: Trace4 Custom ID3:
Comment:

Elem	Ag3280	Al3961	As1890	B_2089	Ba4554	Be3130	Bi2230	Ca3158	Cd2144	Co2286
Units	ppm	ppm	ppm	ppm	ppm	ppm	ppm	ppm	ppm	ppm
Avg	**-.0003**	**.0632**	**-.0071**	**.0008**	**.0029**	**.0003**	**.0673**	**.0279**	**.0002**	**-.0000**
Stddev	.0010	.0146	.0032	.0009	.0017	.0000	.1748	.0196	.0000	.0001
%RSD	372.3	23.16	45.92	102.8	59.71	3.646	259.7	70.31	8.154	242.4
#1	.0001	.0779	-.0035	-.0001	.0012	.0003	.0345	.0471	.0002	-.0001
#2	.0005	.0486	-.0098	.0015	.0047	.0003	.2561	.0285	.0002	-.0000
#3	-.0015	.0632	-.0079	.0011	.0029	.0003	-.0888	.0080	.0003	.0000
Check ?	Chk Pass	Chk Pass	Chk Pass	Chk Pass	Chk Pass	Chk Pass	None	Chk Pass	Chk Pass	Chk Pass
High Limit										
Low Limit										

Elem	Cr2677	Cu3247	Fe2599	K_7664	Mg2790	Mn2576R	Mo2020	Na5895	Ni2316	Pb2203
Units	ppm	ppm	ppm	ppm	ppm	ppm	ppm	ppm	ppm	ppm
Avg	**.0003**	**.0008**	**.0056**	**.1496**	**.0065**	**-.0000**	**.0019**	**-.2007**	**.0010**	**-.0028**
Stddev	.0007	.0007	.0083	.0956	.0046	.0012	.0008	.0295	.0006	.0014
%RSD	218.2	93.29	147.5	63.90	70.99	23350.	42.81	14.70	57.30	50.12
#1	-.0004	.0016	.0074	.1716	.0092	.0014	.0026	-.1730	.0012	-.0012
#2	.0004	.0003	.0129	.2322	.0012	-.0005	.0020	-.2317	.0003	-.0034
#3	.0009	.0005	-.0034	.0449	.0090	-.0009	.0010	-.1975	.0014	-.0037
Check ?	Chk Pass	Chk Pass	Chk Pass	Chk Pass	Chk Pass	Chk Pass	Chk Pass	Chk Pass	Chk Pass	Chk Pass
High Limit										
Low Limit										

Elem	Sb2068	Se1960	Si2124	Sn1899	Sr4215	Ti3349A	Tl1908	V_2924	Zn2062
Units	ppm	ppm	ppm	ppm	ppm	ppm	ppm	ppm	ppm
Avg	**.0096**	**-.0032**	**.0038**	**.0037**	**.0006**	**.0004**	**-.0019**	**-.0005**	**.0003**
Stddev	.0024	.0079	.0017	.0010	.0003	.0006	.0015	.0008	.0001
%RSD	25.35	250.6	44.32	26.81	55.25	147.0	81.85	164.5	47.46
#1	.0075	-.0118	.0058	.0049	.0007	.0001	-.0033	.0003	.0004
#2	.0123	-.0014	.0025	.0029	.0003	.0000	-.0002	-.0013	.0001
#3	.0092	.0038	.0032	.0034	.0009	.0010	-.0021	-.0005	.0004
Check ?	Chk Pass	Chk Pass	Chk Pass	Chk Pass	Chk Pass	Chk Pass	Chk Pass	Chk Pass	Chk Pass
High Limit									
Low Limit									

Int. Std.	Y_2243	Y_3600	Y_3710
Units	Cts/S	Cts/S	Cts/S
Avg	**1657.7**	**66811.**	**2653.4**
Stddev	12.0	1096.	22.9
%RSD	.72262	1.6407	.86309
#1	1658.1	65547.	2627.1
#2	1669.5	67502.	2668.4
#3	1645.6	67384.	2664.8

Sample Name: L2045637-02,T Acquired: 10/29/2020 13:47:01 Type: Unk
Method: Trace_4_E200.7_SW6010(v92) Mode: CONC Corr. Factor: 1.000000
User: PS Custom ID1: WG1427982 Custom ID2: Trace4 Custom ID3:
Comment:

Elem	Ag3280	Al3961	As1890	B_2089	Ba4554	Be3130	Bi2230	Ca3158	Cd2144	Co2286
Units	ppm	ppm	ppm	ppm	ppm	ppm	ppm	ppm	ppm	ppm
Avg	**-.0001**	**.0269**	**-.0037**	**.0223**	**.0037**	**.0000**	**.1302**	**13.65**	**.0000**	**.0000**
Stddev	.0009	.0119	.0020	.0017	.0005	.0000	.2312	.06	.0001	.0001
%RSD	948.7	44.17	53.91	7.769	13.58	39.25	177.5	.4666	272.1	201.1
#1	.0009	.0194	-.0057	.0241	.0040	.0000	.3719	13.61	-.0001	-.0000
#2	-.0009	.0206	-.0037	.0206	.0031	.0000	.1076	13.61	.0001	.0001
#3	-.0003	.0406	-.0017	.0222	.0040	.0000	-.0888	13.72	.0001	.0000

Elem	Cr2677	Cu3247	Fe2599	K_7664	Mg2790	Mn2576R	Mo2020	Na5895	Ni2316	Pb2203
Units	ppm	ppm	ppm	ppm	ppm	ppm	ppm	ppm	ppm	ppm
Avg	**.0000**	**.4231**	**.0168**	**.7949**	**5.723**	**.0034**	**.0004**	**18.51**	**.0000**	**.0014**
Stddev	.0004	.0140	.0065	.0681	.031	.0008	.0006	.15	.0007	.0017
%RSD	785.3	3.305	38.76	8.561	.5380	23.97	142.1	.8150	3506.	120.5
#1	.0002	.4155	.0237	.8703	5.714	.0032	.0011	18.37	.0008	.0007
#2	.0003	.4147	.0109	.7762	5.698	.0028	.0002	18.48	-.0001	.0002
#3	-.0004	.4393	.0157	.7381	5.757	.0044	-.0000	18.67	-.0007	.0033

Elem	Sb2068	Se1960	Si2124	Sn1899	Sr4215	Ti3349A	Tl1908	V_2924	Zn2062
Units	ppm	ppm	ppm	ppm	ppm	ppm	ppm	ppm	ppm
Avg	**.0011**	**-.0069**	**2.884**	**.0028**	**.0243**	**-.0006**	**-.0012**	**-.0001**	**.0884**
Stddev	.0022	.0057	.024	.0017	.0002	.0012	.0048	.0004	.0005
%RSD	210.5	82.94	.8462	61.62	.9966	200.1	406.7	737.9	.5496
#1	.0036	-.0100	2.877	.0032	.0245	.0000	.0033	-.0005	.0880
#2	.0002	-.0003	2.863	.0042	.0244	.0002	-.0063	.0000	.0881
#3	-.0006	-.0104	2.911	.0009	.0241	-.0020	-.0005	.0003	.0889

Int. Std.	Y_2243	Y_3600	Y_3710
Units	Cts/S	Cts/S	Cts/S
Avg	**1643.6**	**65945.**	**2668.8**
Stddev	5.2	1593.	4.5
%RSD	.31684	2.4157	.16839
#1	1645.0	66633.	2664.5
#2	1648.0	67079.	2668.4
#3	1637.8	64124.	2673.5

Sample Name: L2045638-01,T Acquired: 10/29/2020 13:51:28 Type: Unk
Method: Trace_4_E200.7_SW6010(v92) Mode: CONC Corr. Factor: 1.000000
User: PS Custom ID1: WG1427982 Custom ID2: Trace4 Custom ID3:
Comment:

Elem	Ag3280	Al3961	As1890	B_2089	Ba4554	Be3130	Bi2230	Ca3158	Cd2144	Co2286
Units	ppm	ppm	ppm	ppm	ppm	ppm	ppm	ppm	ppm	ppm
Avg	**-.0017**	**.0464**	**-.0065**	**.0199**	**.0038**	**-.0001**	**.6382**	**72.78**	**-.0001**	**.0001**
Stddev	.0005	.0365	.0045	.0011	.0013	.0000	.3927	.59	.0001	.0004
%RSD	28.87	78.65	69.44	5.734	33.90	37.23	61.52	.8059	47.17	312.6
#1	-.0023	.0575	-.0024	.0212	.0043	-.0000	.8952	73.03	-.0001	.0006
#2	-.0014	.0057	-.0058	.0193	.0024	-.0000	.1862	73.20	-.0001	-.0002
#3	-.0014	.0761	-.0113	.0192	.0048	-.0001	.8332	72.11	-.0002	-.0000

Elem	Cr2677	Cu3247	Fe2599	K_7664	Mg2790	Mn2576R	Mo2020	Na5895	Ni2316	Pb2203
Units	ppm	ppm	ppm	ppm	ppm	ppm	ppm	ppm	ppm	ppm
Avg	**.0005**	**.0293**	**.0592**	**.7623**	**19.06**	**.0202**	**.0051**	**11.04**	**.0014**	**.0002**
Stddev	.0005	.0002	.0104	.0722	.07	.0006	.0003	.08	.0008	.0022
%RSD	98.20	.7680	17.62	9.466	.3626	2.860	6.225	.7291	58.21	1002.
#1	.0004	.0296	.0512	.6821	19.07	.0199	.0050	11.04	.0022	.0013
#2	.0011	.0294	.0710	.7826	19.12	.0198	.0055	11.11	.0006	.0017
#3	.0001	.0291	.0555	.8221	18.98	.0208	.0049	10.95	.0013	-.0023

Elem	Sb2068	Se1960	Si2124	Sn1899	Sr4215	Ti3349A	Tl1908	V_2924	Zn2062
Units	ppm	ppm	ppm	ppm	ppm	ppm	ppm	ppm	ppm
Avg	**-.0014**	**-.0030**	**7.912**	**.0018**	**.1155**	**.0013**	**-.0020**	**.0002**	**.0039**
Stddev	.0035	.0090	.013	.0010	.0008	.0003	.0071	.0011	.0002
%RSD	252.4	298.4	.1586	52.00	.7190	22.35	360.8	710.0	5.800
#1	.0016	-.0033	7.905	.0008	.1154	.0016	.0019	-.0004	.0041
#2	-.0052	-.0119	7.905	.0026	.1164	.0011	.0023	.0014	.0037
#3	-.0005	.0061	7.927	.0022	.1147	.0012	-.0102	-.0006	.0039

Int. Std.	Y_2243	Y_3600	Y_3710
Units	Cts/S	Cts/S	Cts/S
Avg	**1633.6**	**65382.**	**2665.0**
Stddev	3.2	408.	15.7
%RSD	.19836	.62356	.58804
#1	1632.5	64987.	2650.6
#2	1637.2	65357.	2662.9
#3	1631.0	65801.	2681.7

Sample Name: L2045872-01,T Acquired: 10/29/2020 13:55:51 Type: Unk
Method: Trace_4_E200.7_SW6010(v92) Mode: CONC Corr. Factor: 1.000000
User: PS Custom ID1: WG1427982 Custom ID2: Trace4 Custom ID3:
Comment:

Elem	Ag3280	Al3961	As1890	B_2089	Ba4554	Be3130	Bi2230	Ca3158	Cd2144	Co2286
Units	ppm	ppm	ppm	ppm	ppm	ppm	ppm	ppm	ppm	ppm
Avg	**.0000**	**.0749**	**-.0022**	**.0747**	**.1759**	**-.0001**	**.2425**	**76.77**	**-.0000**	**-.0002**
Stddev	.0017	.0204	.0017	.0004	.0033	.0000	.1822	1.12	.0001	.0001
%RSD	8431.	27.22	78.42	.5647	1.891	17.84	75.12	1.463	216.4	46.20
#1	.0018	.0523	-.0013	.0742	.1797	-.0001	.4181	78.06	.0001	-.0003
#2	-.0002	.0919	-.0042	.0751	.1746	-.0001	.2551	76.06	-.0001	-.0003
#3	-.0016	.0804	-.0011	.0747	.1735	-.0001	.0544	76.18	-.0001	-.0001

Elem	Cr2677	Cu3247	Fe2599	K_7664	Mg2790	Mn2576R	Mo2020	Na5895	Ni2316	Pb2203
Units	ppm	ppm	ppm	ppm	ppm	ppm	ppm	ppm	ppm	ppm
Avg	**.0010**	**.0690**	**-.0003**	**.8561**	**20.10**	**-.0009**	**.0004**	**23.08**	**.0018**	**.0017**
Stddev	.0005	.0028	.0090	.1053	.41	.0008	.0005	.30	.0003	.0038
%RSD	52.61	3.996	3423.	12.30	2.044	91.40	132.8	1.304	17.59	227.6
#1	.0014	.0688	.0026	.9479	20.57	.0000	.0008	23.43	.0015	.0042
#2	.0004	.0718	.0069	.8792	19.95	-.0014	.0006	22.88	.0018	.0036
#3	.0011	.0663	-.0103	.7411	19.79	-.0013	-.0002	22.93	.0021	-.0027

Elem	Sb2068	Se1960	Si2124	Sn1899	Sr4215	Ti3349A	Tl1908	V_2924	Zn2062
Units	ppm	ppm	ppm	ppm	ppm	ppm	ppm	ppm	ppm
Avg	**-.0021**	**-.0060**	**15.04**	**.0026**	**.1106**	**.0013**	**-.0047**	**.0020**	**.0142**
Stddev	.0017	.0045	.04	.0023	.0021	.0006	.0056	.0004	.0002
%RSD	80.70	74.11	.2643	86.00	1.942	44.83	118.9	21.35	1.330
#1	-.0037	-.0111	15.05	.0019	.1131	.0010	-.0097	.0015	.0143
#2	-.0022	-.0027	15.00	.0009	.1098	.0020	-.0059	.0022	.0140
#3	-.0004	-.0043	15.08	.0052	.1090	.0010	.0014	.0023	.0143

Int. Std.	Y_2243	Y_3600	Y_3710
Units	Cts/S	Cts/S	Cts/S
Avg	**1624.1**	**66041.**	**2649.4**
Stddev	3.7	796.	34.4
%RSD	.22612	1.2046	1.2991
#1	1625.7	66077.	2609.8
#2	1626.6	65228.	2672.2
#3	1619.9	66818.	2666.3

Sample Name: L2045873-01,T Acquired: 10/29/2020 14:00:14 Type: Unk
Method: Trace_4_E200.7_SW6010(v92) Mode: CONC Corr. Factor: 1.000000
User: PS Custom ID1: WG1427982 Custom ID2: Trace4 Custom ID3:
Comment:

Elem	Ag3280	Al3961	As1890	B_2089	Ba4554	Be3130	Bi2230	Ca3158	Cd2144	Co2286
Units	ppm	ppm	ppm	ppm	ppm	ppm	ppm	ppm	ppm	ppm
Avg	**-.0010**	**.0449**	**-.0067**	**.0291**	**.0012**	**-.0001**	**.0729**	**40.68**	**-.0001**	**.0000**
Stddev	.0008	.0180	.0011	.0023	.0010	.0000	.1852	.15	.0001	.0001
%RSD	77.93	40.13	16.32	7.933	81.84	27.64	254.0	.3636	89.79	174.2
#1	-.0003	.0244	-.0059	.0313	.0002	-.0001	.2671	40.51	-.0001	.0001
#2	-.0018	.0580	-.0062	.0293	.0021	-.0001	-.1018	40.73	-.0000	.0001
#3	-.0009	.0522	-.0079	.0267	.0013	-.0000	.0535	40.79	-.0000	-.0000

Elem	Cr2677	Cu3247	Fe2599	K_7664	Mg2790	Mn2576R	Mo2020	Na5895	Ni2316	Pb2203
Units	ppm	ppm	ppm	ppm	ppm	ppm	ppm	ppm	ppm	ppm
Avg	**-.0002**	**.0073**	**-.0016**	**1.296**	**11.18**	**-.0004**	**.0011**	**20.44**	**.0008**	**.0022**
Stddev	.0004	.0014	.0076	.123	.11	.0007	.0002	.07	.0006	.0010
%RSD	240.1	19.73	471.3	9.510	.9730	181.9	21.46	.3555	84.95	47.93
#1	-.0005	.0088	-.0020	1.365	11.08	.0003	.0011	20.44	.0003	.0018
#2	.0003	.0059	-.0090	1.369	11.15	-.0003	.0009	20.36	.0004	.0034
#3	-.0002	.0073	.0062	1.153	11.30	-.0012	.0014	20.51	.0015	.0013

Elem	Sb2068	Se1960	Si2124	Sn1899	Sr4215	Ti3349A	Tl1908	V_2924	Zn2062
Units	ppm	ppm	ppm	ppm	ppm	ppm	ppm	ppm	ppm
Avg	**-.0003**	**-.0083**	**8.401**	**.0019**	**.0992**	**.0002**	**-.0024**	**.0024**	**.0129**
Stddev	.0016	.0032	.017	.0008	.0006	.0004	.0039	.0011	.0001
%RSD	521.0	38.91	.2072	40.18	.6482	166.1	160.8	45.54	.9231
#1	-.0008	-.0057	8.386	.0019	.0997	.0007	-.0029	.0036	.0129
#2	-.0016	-.0119	8.397	.0027	.0985	-.0002	-.0060	.0019	.0128
#3	.0015	-.0072	8.420	.0012	.0995	.0002	.0017	.0016	.0131

Int. Std.	Y_2243	Y_3600	Y_3710
Units	Cts/S	Cts/S	Cts/S
Avg	**1635.4**	**64917.**	**2651.7**
Stddev	8.4	527.	4.7
%RSD	.51636	.81200	.17846
#1	1640.5	64686.	2654.7
#2	1640.0	65520.	2654.2
#3	1625.6	64544.	2646.2

Sample Name: L2045874-02,T Acquired: 10/29/2020 14:04:37 Type: Unk
Method: Trace_4_E200.7_SW6010(v92) Mode: CONC Corr. Factor: 1.000000
User: PS Custom ID1: WG1427982 Custom ID2: Trace4 Custom ID3:
Comment:

Elem	Ag3280	Al3961	As1890	B_2089	Ba4554	Be3130	Bi2230	Ca3158	Cd2144	Co2286
Units	ppm	ppm	ppm	ppm	ppm	ppm	ppm	ppm	ppm	ppm
Avg	**-.0017**	**.0281**	**-.0100**	**.0359**	**.2979**	**-.0001**	**.4400**	**80.26**	**-.0001**	**-.0000**
Stddev	.0011	.0210	.0012	.0012	.0013	.0000	.2400	1.01	.0001	.0006
%RSD	62.10	74.62	12.14	3.391	.4221	31.22	54.55	1.258	156.4	285700.
#1	-.0026	.0268	-.0090	.0347	.2965	-.0001	.6095	79.18	-.0001	-.0006
#2	-.0005	.0078	-.0114	.0359	.2990	-.0001	.1654	80.42	.0000	.0006
#3	-.0020	.0497	-.0097	.0371	.2983	-.0001	.5451	81.17	-.0002	.0001

Elem	Cr2677	Cu3247	Fe2599	K_7664	Mg2790	Mn2576R	Mo2020	Na5895	Ni2316	Pb2203
Units	ppm	ppm	ppm	ppm	ppm	ppm	ppm	ppm	ppm	ppm
Avg	**.0009**	**.0256**	**.0115**	**1.522**	**25.28**	**-.0013**	**.0005**	**38.64**	**.0006**	**.0005**
Stddev	.0004	.0004	.0143	.120	.29	.0007	.0004	.57	.0006	.0026
%RSD	50.83	1.586	124.1	7.915	1.130	51.49	75.11	1.474	98.82	502.8
#1	.0005	.0260	-.0043	1.503	25.07	-.0017	.0005	38.14	-.0001	.0033
#2	.0007	.0257	.0153	1.650	25.16	-.0016	.0001	38.52	.0008	.0000
#3	.0014	.0252	.0235	1.412	25.60	-.0005	.0009	39.26	.0011	-.0018

Elem	Sb2068	Se1960	Si2124	Sn1899	Sr4215	Ti3349A	Tl1908	V_2924	Zn2062
Units	ppm	ppm	ppm	ppm	ppm	ppm	ppm	ppm	ppm
Avg	**-.0035**	**-.0054**	**8.225**	**.0030**	**.1285**	**.0016**	**-.0012**	**.0000**	**.0187**
Stddev	.0034	.0019	.043	.0025	.0015	.0003	.0036	.0011	.0001
%RSD	97.83	35.28	.5259	84.09	1.154	19.24	293.1	3714.	.5479
#1	-.0025	-.0041	8.213	.0006	.1271	.0012	-.0028	.0013	.0188
#2	-.0073	-.0075	8.188	.0056	.1284	.0017	-.0038	-.0005	.0186
#3	-.0007	-.0044	8.272	.0028	.1301	.0018	.0029	-.0007	.0186

Int. Std.	Y_2243	Y_3600	Y_3710
Units	Cts/S	Cts/S	Cts/S
Avg	**1604.8**	**64319.**	**2623.2**
Stddev	8.8	71.	23.6
%RSD	.54853	.11045	.89784
#1	1602.9	64399.	2644.6
#2	1614.4	64266.	2627.0
#3	1597.1	64291.	2598.0

Sample Name: L2045875-02,T Acquired: 10/29/2020 14:09:01 Type: Unk
Method: Trace_4_E200.7_SW6010(v92) Mode: CONC Corr. Factor: 1.000000
User: PS Custom ID1: WG1427982 Custom ID2: Trace4 Custom ID3:
Comment:

Elem	Ag3280	Al3961	As1890	B_2089	Ba4554	Be3130	Bi2230	Ca3158	Cd2144	Co2286
Units	ppm	ppm	ppm	ppm	ppm	ppm	ppm	ppm	ppm	ppm
Avg	**-.0015**	**.0420**	**-.0101**	**.0978**	**.0916**	**-.0001**	**.3406**	**106.4**	**-.0000**	**-.0001**
Stddev	.0003	.0288	.0011	.0016	.0013	.0000	.2257	.8	.0000	.0002
%RSD	21.55	68.66	10.49	1.630	1.427	10.12	66.26	.7864	55.46	202.5
#1	-.0017	.0681	-.0090	.0991	.0905	-.0001	.4443	105.4	-.0001	.0001
#2	-.0011	.0111	-.0111	.0983	.0912	-.0001	.0817	106.9	-.0000	-.0003
#3	-.0016	.0467	-.0102	.0960	.0930	-.0001	.4958	106.9	-.0000	-.0001

Elem	Cr2677	Cu3247	Fe2599	K_7664	Mg2790	Mn2576R	Mo2020	Na5895	Ni2316	Pb2203
Units	ppm	ppm	ppm	ppm	ppm	ppm	ppm	ppm	ppm	ppm
Avg	**.0003**	**.0519**	**.0135**	**1.337**	**13.68**	**-.0009**	**.0003**	**60.46**	**.0013**	**.0060**
Stddev	.0005	.0014	.0065	.038	.10	.0001	.0003	.69	.0007	.0025
%RSD	182.4	2.669	48.13	2.814	.7388	11.02	96.90	1.142	53.75	41.45
#1	.0004	.0535	.0063	1.380	13.57	-.0008	.0003	59.66	.0005	.0078
#2	-.0003	.0512	.0191	1.307	13.77	-.0009	-.0000	60.84	.0018	.0070
#3	.0007	.0510	.0152	1.326	13.69	-.0009	.0005	60.88	.0015	.0032

Elem	Sb2068	Se1960	Si2124	Sn1899	Sr4215	Ti3349A	Tl1908	V_2924	Zn2062
Units	ppm	ppm	ppm	ppm	ppm	ppm	ppm	ppm	ppm
Avg	**-.0048**	**-.0045**	**5.861**	**.0005**	**.0916**	**.0007**	**-.0054**	**.0003**	**.0125**
Stddev	.0015	.0050	.021	.0031	.0007	.0002	.0066	.0012	.0002
%RSD	31.98	109.1	.3635	681.2	.7996	35.97	121.8	356.0	1.250
#1	-.0051	-.0090	5.838	.0024	.0908	.0009	-.0111	.0016	.0124
#2	-.0062	-.0055	5.880	-.0031	.0920	.0004	-.0072	-.0007	.0127
#3	-.0031	.0008	5.866	.0020	.0921	.0007	.0019	.0000	.0126

Int. Std.	Y_2243	Y_3600	Y_3710
Units	Cts/S	Cts/S	Cts/S
Avg	**1600.9**	**63279.**	**2642.4**
Stddev	1.7	1388.	23.9
%RSD	.10453	2.1928	.90424
#1	1601.6	61690.	2668.1
#2	1598.9	63892.	2620.8
#3	1602.0	64254.	2638.3

Sample Name: L2045897-01,T Acquired: 10/29/2020 14:13:25 Type: Unk
Method: Trace_4_E200.7_SW6010(v92) Mode: CONC Corr. Factor: 1.000000
User: PS Custom ID1: WG1427982 Custom ID2: Trace4 Custom ID3:
Comment:

Elem	Ag3280	Al3961	As1890	B_2089	Ba4554	Be3130	Bi2230	Ca3158	Cd2144	Co2286
Units	ppm	ppm	ppm	ppm	ppm	ppm	ppm	ppm	ppm	ppm
Avg	**.0010**	**.0414**	**-.0026**	**.0468**	**.0230**	**-.0001**	**.1447**	**161.0**	**-.0001**	**.0009**
Stddev	.0015	.0445	.0016	.0013	.0008	.0000	.2977	.5	.0000	.0004
%RSD	151.2	107.5	62.59	2.700	3.483	9.491	205.7	.2976	10.33	44.07
#1	.0018	.0351	-.0028	.0455	.0236	-.0001	-.1935	160.4	-.0001	.0013
#2	-.0007	.0004	-.0008	.0480	.0234	-.0001	.3671	161.2	-.0001	.0007
#3	.0018	.0888	-.0040	.0468	.0221	-.0002	.2606	161.2	-.0001	.0007

Elem	Cr2677	Cu3247	Fe2599	K_7664	Mg2790	Mn2576R	Mo2020	Na5895	Ni2316	Pb2203
Units	ppm	ppm	ppm	ppm	ppm	ppm	ppm	ppm	ppm	ppm
Avg	**.0006**	**.0028**	**.1098**	**3.890**	**39.70**	**.3156**	**.0023**	**178.8**	**.0080**	**.0061**
Stddev	.0003	.0005	.0082	.098	.21	.0014	.0004	.6	.0007	.0019
%RSD	43.00	17.06	7.499	2.521	.5397	.4516	18.59	.3106	8.267	30.36
#1	.0009	.0033	.1040	3.937	39.91	.3143	.0019	178.8	.0088	.0043
#2	.0004	.0025	.1192	3.777	39.48	.3154	.0027	179.3	.0075	.0060
#3	.0007	.0025	.1062	3.955	39.72	.3171	.0024	178.2	.0079	.0080

Elem	Sb2068	Se1960	Si2124	Sn1899	Sr4215	Ti3349A	Tl1908	V_2924	Zn2062
Units	ppm	ppm	ppm	ppm	ppm	ppm	ppm	ppm	ppm
Avg	**-.0017**	**-.0064**	**10.32**	**.0016**	**.4354**	**.0020**	**-.0023**	**-.0001**	**2.357**
Stddev	.0013	.0036	.07	.0006	.0021	.0011	.0034	.0008	.017
%RSD	75.97	56.74	.6616	38.08	.4861	51.72	148.6	650.0	.7005
#1	-.0002	-.0038	10.25	.0018	.4345	.0027	-.0008	.0002	2.339
#2	-.0025	-.0106	10.38	.0010	.4378	.0008	.0001	.0005	2.372
#3	-.0023	-.0049	10.35	.0022	.4338	.0025	-.0063	-.0010	2.360

Int. Std.	Y_2243	Y_3600	Y_3710
Units	Cts/S	Cts/S	Cts/S
Avg	**1560.6**	**62329.**	**2605.6**
Stddev	8.7	371.	15.0
%RSD	.55674	.59567	.57512
#1	1569.7	62580.	2599.2
#2	1552.4	62503.	2622.7
#3	1559.7	61902.	2594.9

Sample Name: L2045897-02,T Acquired: 10/29/2020 14:17:45 Type: Unk
Method: Trace_4_E200.7_SW6010(v92) Mode: CONC Corr. Factor: 1.000000
User: PS Custom ID1: WG1427982 Custom ID2: Trace4 Custom ID3:
Comment:

Elem	Ag3280	Al3961	As1890	B_2089	Ba4554	Be3130	Bi2230	Ca3158	Cd2144	Co2286
Units	ppm	ppm	ppm	ppm	ppm	ppm	ppm	ppm	ppm	ppm
Avg	**-.0016**	**.0336**	**-.0056**	**.0305**	**.0280**	**-.0001**	**-.4293**	**97.90**	**-.0009**	**.0009**
Stddev	.0004	.0464	.0023	.0018	.0010	.0000	.1878	.54	.0000	.0004
%RSD	26.51	138.1	40.84	5.843	3.557	10.89	43.75	.5523	1.575	41.61
#1	-.0019	.0237	-.0033	.0325	.0285	-.0001	-.6458	98.52	-.0009	.0006
#2	-.0011	-.0070	-.0079	.0298	.0286	-.0001	-.3333	97.57	-.0009	.0014
#3	-.0018	.0843	-.0057	.0291	.0268	-.0001	-.3089	97.60	-.0009	.0009

Elem	Cr2677	Cu3247	Fe2599	K_7664	Mg2790	Mn2576R	Mo2020	Na5895	Ni2316	Pb2203
Units	ppm	ppm	ppm	ppm	ppm	ppm	ppm	ppm	ppm	ppm
Avg	**-.0003**	**.0031**	**23.16**	**3.793**	**27.28**	**.4292**	**.0009**	**112.2**	**.0166**	**-.0003**
Stddev	.0004	.0001	.14	.068	.18	.0014	.0006	.8	.0005	.0028
%RSD	114.2	3.595	.6097	1.801	.6614	.3355	70.47	.7201	3.142	891.6
#1	-.0003	.0031	23.33	3.859	27.48	.4306	.0010	113.1	.0172	-.0020
#2	.0001	.0030	23.10	3.798	27.18	.4277	.0002	111.5	.0162	.0029
#3	-.0007	.0032	23.07	3.722	27.17	.4293	.0014	112.0	.0164	-.0019

Elem	Sb2068	Se1960	Si2124	Sn1899	Sr4215	Ti3349A	Tl1908	V_2924	Zn2062
Units	ppm	ppm	ppm	ppm	ppm	ppm	ppm	ppm	ppm
Avg	**-.0002**	**.0009**	**11.48**	**.0041**	**.2890**	**.0018**	**-.0077**	**-.0013**	**9.159**
Stddev	.0025	.0050	.02	.0011	.0021	.0007	.0087	.0006	.022
%RSD	1484.	528.7	.1515	26.29	.7260	39.20	113.3	44.03	.2361
#1	-.0030	-.0007	11.46	.0039	.2914	.0014	-.0081	-.0008	9.134
#2	.0018	.0065	11.48	.0052	.2880	.0014	-.0162	-.0011	9.169
#3	.0007	-.0030	11.50	.0031	.2877	.0027	.0012	-.0019	9.174

Int. Std.	Y_2243	Y_3600	Y_3710
Units	Cts/S	Cts/S	Cts/S
Avg	**1589.4**	**62355.**	**2585.4**
Stddev	4.2	1084.	19.9
%RSD	.26730	1.7382	.76950
#1	1592.6	62946.	2566.9
#2	1584.5	63014.	2606.4
#3	1591.0	61104.	2582.7

Sample Name: CCV Acquired: 10/29/2020 14:26:04 Type: QC
Method: Trace_4_E200.7_SW6010(v92) Mode: CONC Corr. Factor: 1.000000
User: PS Custom ID1: WG1427982 Custom ID2: Trace4 Custom ID3:
Comment:

Elem	Ag3280	Al3961	As1890	B_2089	Ba4554	Be3130	Bi2230	Ca3158	Cd2144	Co2286
Units	ppm	ppm	ppm	ppm	ppm	ppm	ppm	ppm	ppm	ppm
Avg	**.4814**	F **.5768**	**.4833**	**.5145**	**.5362**	**.4967**	**.4182**	**.5466**	**.4717**	**.4743**
Stddev	.0020	.0272	.0032	.0016	.0086	.0088	.4519	.0191	.0016	.0014
%RSD	.4181	4.719	.6616	.3203	1.596	1.765	108.1	3.488	.3460	.2982
#1	.4832	.5534	.4849	.5128	.5359	.4976	.8854	.5552	.4707	.4729
#2	.4792	.5704	.4853	.5161	.5278	.4875	-.0168	.5598	.4735	.4757
#3	.4816	.6067	.4796	.5146	.5449	.5050	.3859	.5247	.4708	.4742
Check ?	Chk Pass	Chk Fail	Chk Pass	Chk Pass	Chk Pass	Chk Pass	None	Chk Pass	Chk Pass	Chk Pass
High Limit		.5524								
Low Limit		.4476								

Elem	Cr2677	Cu3247	Fe2599	K_7664	Mg2790	Mn2576R	Mo2020	Na5895	Ni2316	Pb2203
Units	ppm	ppm	ppm	ppm	ppm	ppm	ppm	ppm	ppm	ppm
Avg	**.4749**	**.5340**	**.5334**	**4.688**	F **.5833**	**.4527**	**.4768**	**9.416**	**.5101**	**.4859**
Stddev	.0010	.0030	.0215	.198	.0269	.0072	.0025	.121	.0024	.0073
%RSD	.2092	.5658	4.024	4.230	4.616	1.581	.5292	1.282	.4780	1.499
#1	.4755	.5371	.5306	4.888	.5629	.4543	.4744	9.467	.5077	.4784
#2	.4753	.5339	.5134	4.491	.5732	.4449	.4794	9.278	.5126	.4930
#3	.4737	.5310	.5561	4.686	.6138	.4590	.4767	9.502	.5100	.4864
Check ?	Chk Pass	Chk Pass	Chk Pass	Chk Pass	Chk Fail	Chk Pass	Chk Pass	Chk Pass	Chk Pass	Chk Pass
High Limit					.5524					
Low Limit					.4476					

Elem	Sb2068	Se1960	Si2124	Sn1899	Sr4215	Ti3349A	Tl1908	V_2924	Zn2062
Units	ppm	ppm	ppm	ppm	ppm	ppm	ppm	ppm	ppm
Avg	**.4724**	**.4776**	**5.177**	**.5056**	**.4600**	**.5071**	**.5181**	**.5100**	**.4873**
Stddev	.0044	.0084	.016	.0006	.0066	.0015	.0064	.0037	.0018
%RSD	.9301	1.754	.3062	.1141	1.430	.2990	1.238	.7166	.3795
#1	.4674	.4680	5.170	.5051	.4616	.5076	.5170	.5132	.4865
#2	.4756	.4828	5.196	.5055	.4528	.5083	.5250	.5107	.4894
#3	.4742	.4821	5.167	.5062	.4657	.5054	.5123	.5060	.4859
Check ?	Chk Pass	Chk Pass	Chk Pass	Chk Pass	Chk Pass	Chk Pass	Chk Pass	Chk Pass	Chk Pass
High Limit									
Low Limit									

Int. Std.	Y_2243	Y_3600	Y_3710
Units	Cts/S	Cts/S	Cts/S
Avg	**1638.9**	**65645.**	**2621.6**
Stddev	8.9	286.	40.8
%RSD	.54451	.43511	1.5580
#1	1646.4	65371.	2607.4
#2	1629.0	65623.	2667.6
#3	1641.2	65941.	2589.7

Sample Name: CCB Acquired: 10/29/2020 14:30:21 Type: QC
Method: Trace_4_E200.7_SW6010(v92) Mode: CONC Corr. Factor: 1.000000
User: PS Custom ID1: WG1427982 Custom ID2: Trace4 Custom ID3:
Comment:

Elem	Ag3280	Al3961	As1890	B_2089	Ba4554	Be3130	Bi2230	Ca3158	Cd2144	Co2286
Units	ppm	ppm	ppm	ppm	ppm	ppm	ppm	ppm	ppm	ppm
Avg	**-.0010**	**.0252**	**-.0008**	**-.0000**	**.0015**	**.0001**	**-.0258**	**.0254**	**.0001**	**-.0003**
Stddev	.0005	.0356	.0026	.0007	.0008	.0000	.3099	.0088	.0000	.0001
%RSD	54.67	141.4	330.9	1357.	49.47	10.19	1203.	34.85	13.69	34.27
#1	-.0005	.0546	-.0015	.0006	.0020	.0002	.3321	.0181	.0001	-.0004
#2	-.0009	-.0144	-.0029	-.0000	.0007	.0001	-.2113	.0352	.0001	-.0003
#3	-.0016	.0352	.0021	-.0007	.0019	.0001	-.1980	.0227	.0001	-.0002
Check ?	Chk Pass	Chk Pass	Chk Pass	Chk Pass	Chk Pass	Chk Pass	None	Chk Pass	Chk Pass	Chk Pass
High Limit										
Low Limit										

Elem	Cr2677	Cu3247	Fe2599	K_7664	Mg2790	Mn2576R	Mo2020	Na5895	Ni2316	Pb2203
Units	ppm	ppm	ppm	ppm	ppm	ppm	ppm	ppm	ppm	ppm
Avg	**.0004**	**.0003**	**.0077**	**.0145**	**.0051**	**-.0001**	**.0016**	**-.2138**	**.0001**	**.0005**
Stddev	.0007	.0008	.0029	.0432	.0030	.0012	.0004	.0133	.0009	.0010
%RSD	188.4	310.6	37.32	298.1	58.00	1677.	24.12	6.235	934.1	180.5
#1	-.0004	-.0004	.0073	.0611	.0079	.0013	.0021	-.2001	-.0009	-.0004
#2	.0009	.0000	.0051	-.0242	.0020	-.0011	.0014	-.2267	.0010	.0004
#3	.0006	.0011	.0108	.0066	.0055	-.0004	.0015	-.2148	.0001	.0016
Check ?	Chk Pass	Chk Pass	Chk Pass	Chk Pass	Chk Pass	Chk Pass	Chk Pass	Chk Pass	Chk Pass	Chk Pass
High Limit										
Low Limit										

Elem	Sb2068	Se1960	Si2124	Sn1899	Sr4215	Ti3349A	Tl1908	V_2924	Zn2062
Units	ppm	ppm	ppm	ppm	ppm	ppm	ppm	ppm	ppm
Avg	**.0078**	**-.0053**	**-.0037**	**.0019**	**-.0001**	**-.0006**	**.0005**	**.0001**	**.0001**
Stddev	.0010	.0008	.0019	.0009	.0005	.0004	.0016	.0005	.0000
%RSD	13.09	14.65	51.64	45.55	305.9	59.53	297.5	314.4	48.17
#1	.0089	-.0062	-.0015	.0024	.0002	-.0008	.0024	.0002	.0001
#2	.0077	-.0047	-.0048	.0023	.0000	-.0002	-.0001	.0006	.0001
#3	.0068	-.0051	-.0048	.0009	-.0007	-.0009	-.0007	-.0003	.0001
Check ?	Chk Pass	Chk Pass	Chk Pass	Chk Pass	Chk Pass	Chk Pass	Chk Pass	Chk Pass	Chk Pass
High Limit									
Low Limit									

Int. Std.	Y_2243	Y_3600	Y_3710
Units	Cts/S	Cts/S	Cts/S
Avg	**1670.6**	**67074.**	**2660.9**
Stddev	6.5	853.	33.4
%RSD	.38945	1.2714	1.2545
#1	1677.6	67412.	2697.9
#2	1664.8	66104.	2632.9
#3	1669.4	67707.	2652.0

Sample Name: L2044519-02,T,10 Acquired: 10/29/2020 14:34:46 Type: Unk
Method: Trace_4_E200.7_SW6010(v92) Mode: CONC Corr. Factor: 1.000000
User: PS Custom ID1: WG1427982 Custom ID2: Trace4 Custom ID3:
Comment:

Elem	Ag3280	Al3961	As1890	B_2089	Ba4554	Be3130	Bi2230	Ca3158	Cd2144	Co2286
Units	ppm	ppm	ppm	ppm	ppm	ppm	ppm	ppm	ppm	ppm
Avg	**-.0003**	**.0618**	**.0001**	**.0111**	**.0070**	**-.0000**	**.3320**	**32.24**	**-.0000**	**.0001**
Stddev	.0011	.0062	.0014	.0024	.0007	.0000	.1167	.46	.0002	.0002
%RSD	410.4	9.963	1229.	21.37	10.32	47.63	35.16	1.419	1906.	201.3
#1	-.0011	.0549	.0008	.0108	.0078	-.0001	.2931	32.71	-.0001	-.0001
#2	-.0007	.0667	-.0015	.0136	.0064	-.0000	.4632	32.22	-.0001	.0001
#3	.0010	.0637	.0010	.0089	.0068	-.0000	.2397	31.79	.0002	.0003

Elem	Cr2677	Cu3247	Fe2599	K_7664	Mg2790	Mn2576R	Mo2020	Na5895	Ni2316	Pb2203
Units	ppm	ppm	ppm	ppm	ppm	ppm	ppm	ppm	ppm	ppm
Avg	**.0000**	**.0015**	**.0448**	**.5188**	**4.423**	**.0093**	**.0010**	**48.02**	**.0006**	**-.0022**
Stddev	.0006	.0009	.0095	.0161	.029	.0003	.0006	.67	.0008	.0015
%RSD	1822.	61.41	21.21	3.098	.6658	3.418	55.49	1.395	136.7	70.00
#1	.0006	.0010	.0541	.5374	4.454	.0095	.0011	48.64	.0001	-.0028
#2	-.0000	.0025	.0452	.5095	4.420	.0089	.0004	48.12	.0014	-.0032
#3	-.0005	.0008	.0351	.5096	4.396	.0095	.0016	47.31	.0001	-.0004

Elem	Sb2068	Se1960	Si2124	Sn1899	Sr4215	Ti3349A	Tl1908	V_2924	Zn2062
Units	ppm	ppm	ppm	ppm	ppm	ppm	ppm	ppm	ppm
Avg	**-.0029**	**-.0081**	**.5010**	**.0034**	**.3703**	**-.0000**	**-.0016**	**-.0002**	**.0119**
Stddev	.0029	.0032	.0139	.0010	.0053	.0005	.0041	.0005	.0002
%RSD	99.71	39.55	2.781	29.71	1.442	971.5	259.0	238.7	1.603
#1	-.0040	-.0077	.5149	.0045	.3756	.0002	.0023	-.0004	.0122
#2	-.0051	-.0052	.5009	.0030	.3703	.0002	-.0012	-.0005	.0118
#3	.0004	-.0115	.4870	.0026	.3650	-.0006	-.0059	.0003	.0119

Int. Std.	Y_2243	Y_3600	Y_3710
Units	Cts/S	Cts/S	Cts/S
Avg	**1640.7**	**65095.**	**2634.0**
Stddev	5.1	417.	13.8
%RSD	.31196	.64058	.52301
#1	1640.7	65504.	2626.5
#2	1645.9	64671.	2625.5
#3	1635.6	65111.	2649.9

Sample Name: L2044519-03,T,10 Acquired: 10/29/2020 14:39:09 Type: Unk
Method: Trace_4_E200.7_SW6010(v92) Mode: CONC Corr. Factor: 1.000000
User: PS Custom ID1: WG1427982 Custom ID2: Trace4 Custom ID3:
Comment:

Elem	Ag3280	Al3961	As1890	B_2089	Ba4554	Be3130	Bi2230	Ca3158	Cd2144	Co2286
Units	ppm	ppm	ppm	ppm	ppm	ppm	ppm	ppm	ppm	ppm
Avg	**-.0016**	**.0409**	**-.0000**	**.0092**	**.0117**	**-.0000**	**-.0066**	**22.12**	**-.0001**	**.0002**
Stddev	.0008	.0125	.0001	.0009	.0006	.0000	.3464	.20	.0001	.0004
%RSD	50.14	30.56	1203.	9.220	4.756	43.17	5263.	.9113	145.7	224.8
#1	-.0024	.0553	.0000	.0099	.0123	-.0001	.3867	22.35	-.0001	.0002
#2	-.0014	.0345	-.0001	.0083	.0117	-.0000	-.1400	22.05	-.0000	-.0002
#3	-.0009	.0330	.0001	.0096	.0112	-.0000	-.2664	21.96	.0000	.0006

Elem	Cr2677	Cu3247	Fe2599	K_7664	Mg2790	Mn2576R	Mo2020	Na5895	Ni2316	Pb2203
Units	ppm	ppm	ppm	ppm	ppm	ppm	ppm	ppm	ppm	ppm
Avg	**-.0004**	**.0010**	**.0006**	**.2958**	**4.318**	**-.0005**	**.0006**	**51.50**	**-.0001**	**-.0026**
Stddev	.0004	.0007	.0163	.0222	.019	.0005	.0001	.39	.0010	.0022
%RSD	105.1	74.13	2734.	7.521	.4403	109.5	18.35	.7518	911.0	85.12
#1	.0000	.0002	-.0142	.2810	4.315	.0001	.0006	51.94	-.0011	-.0042
#2	-.0004	.0017	-.0021	.3214	4.338	-.0008	.0005	51.35	.0010	-.0001
#3	-.0008	.0010	.0181	.2850	4.301	-.0007	.0007	51.22	-.0002	-.0034

Elem	Sb2068	Se1960	Si2124	Sn1899	Sr4215	Ti3349A	Tl1908	V_2924	Zn2062
Units	ppm	ppm	ppm	ppm	ppm	ppm	ppm	ppm	ppm
Avg	**.0003**	**-.0040**	**.3506**	**.0022**	**.2409**	**.0003**	**-.0003**	**-.0008**	**.0006**
Stddev	.0009	.0046	.0077	.0018	.0024	.0012	.0026	.0006	.0001
%RSD	324.1	114.3	2.202	83.49	1.007	446.2	842.4	83.55	22.71
#1	.0000	-.0076	.3594	.0002	.2436	.0013	.0023	-.0005	.0005
#2	-.0004	.0012	.3475	.0025	.2401	.0005	-.0028	-.0015	.0008
#3	.0012	-.0056	.3449	.0039	.2389	-.0010	-.0004	-.0003	.0006

Int. Std.	Y_2243	Y_3600	Y_3710
Units	Cts/S	Cts/S	Cts/S
Avg	**1650.4**	**65873.**	**2659.6**
Stddev	3.4	38.	1.2
%RSD	.20639	.05773	.04377
#1	1651.3	65904.	2658.4
#2	1653.2	65831.	2659.7
#3	1646.6	65885.	2660.7

Sample Name: L2044519-04,T,10 Acquired: 10/29/2020 14:43:32 Type: Unk
Method: Trace_4_E200.7_SW6010(v92) Mode: CONC Corr. Factor: 1.000000
User: PS Custom ID1: WG1427982 Custom ID2: Trace4 Custom ID3:
Comment:

Elem	Ag3280	Al3961	As1890	B_2089	Ba4554	Be3130	Bi2230	Ca3158	Cd2144	Co2286
Units	ppm	ppm	ppm	ppm	ppm	ppm	ppm	ppm	ppm	ppm
Avg	**-.0002**	**.0182**	**-.0045**	**.0044**	**.0146**	**-.0001**	**.0703**	**19.97**	**-.0001**	**.0000**
Stddev	.0007	.0438	.0029	.0005	.0011	.0000	.0649	.16	.0000	.0003
%RSD	360.4	241.2	63.99	10.96	7.582	14.57	92.34	.7875	20.01	1499.
#1	.0005	.0535	-.0014	.0047	.0158	-.0001	-.0046	20.14	-.0001	-.0003
#2	-.0009	.0318	-.0071	.0047	.0136	-.0001	.1105	19.96	-.0001	.0002
#3	-.0002	-.0309	-.0050	.0039	.0145	-.0000	.1048	19.82	-.0001	.0001

Elem	Cr2677	Cu3247	Fe2599	K_7664	Mg2790	Mn2576R	Mo2020	Na5895	Ni2316	Pb2203
Units	ppm	ppm	ppm	ppm	ppm	ppm	ppm	ppm	ppm	ppm
Avg	**-.0000**	**.0010**	**.0153**	**.3169**	**4.111**	**-.0008**	**.0003**	**57.78**	**-.0001**	**.0009**
Stddev	.0000	.0006	.0078	.0373	.022	.0002	.0002	.39	.0007	.0017
%RSD	198.5	58.06	51.07	11.79	.5450	29.63	68.19	.6726	756.9	188.9
#1	-.0001	.0017	.0186	.3240	4.132	-.0010	.0001	58.21	.0005	.0029
#2	.0000	.0005	.0064	.3501	4.114	-.0007	.0003	57.68	-.0000	-.0000
#3	-.0000	.0009	.0210	.2764	4.088	-.0006	.0005	57.45	-.0008	-.0001

Elem	Sb2068	Se1960	Si2124	Sn1899	Sr4215	Ti3349A	Tl1908	V_2924	Zn2062
Units	ppm	ppm	ppm	ppm	ppm	ppm	ppm	ppm	ppm
Avg	**-.0021**	**.0004**	**.3431**	**.0019**	**.2125**	**-.0005**	**.0004**	**.0002**	**.0016**
Stddev	.0022	.0117	.0095	.0007	.0022	.0004	.0062	.0001	.0002
%RSD	103.5	3004.	2.774	34.90	1.022	84.00	1606.	55.13	9.652
#1	-.0036	-.0102	.3521	.0012	.2150	-.0010	.0069	.0001	.0016
#2	-.0032	-.0015	.3441	.0019	.2116	-.0003	-.0054	.0002	.0014
#3	.0004	.0129	.3331	.0025	.2109	-.0002	-.0003	.0003	.0017

Int. Std.	Y_2243	Y_3600	Y_3710
Units	Cts/S	Cts/S	Cts/S
Avg	**1649.1**	**65830.**	**2662.1**
Stddev	3.0	456.	15.8
%RSD	.18280	.69230	.59458
#1	1649.5	66240.	2677.9
#2	1645.9	65912.	2662.1
#3	1651.9	65339.	2646.2

Sample Name: L2044272-01,T Acquired: 10/29/2020 14:47:55 Type: Unk
Method: Trace_4_E200.7_SW6010(v92) Mode: CONC Corr. Factor: 1.000000
User: PS Custom ID1: WG1427982 Custom ID2: Trace4 Custom ID3:
Comment:

Elem	Ag3280	Al3961	As1890	B_2089	Ba4554	Be3130	Bi2230	Ca3158	Cd2144	Co2286
Units	ppm	ppm	ppm	ppm	ppm	ppm	ppm	ppm	ppm	ppm
Avg	**.0001**	**.1514**	**-.0069**	**.0083**	**.0255**	**-.0000**	**.1070**	**4.697**	**.0001**	**.0003**
Stddev	.0006	.0356	.0025	.0011	.0005	.0000	.3089	.072	.0001	.0000
%RSD	489.3	23.54	36.78	13.30	2.100	52.19	288.6	1.531	103.3	12.07
#1	-.0005	.1769	-.0068	.0074	.0261	-.0000	-.1119	4.721	-.0000	.0003
#2	.0001	.1667	-.0043	.0080	.0250	-.0000	-.0273	4.754	.0001	.0004
#3	.0006	.1107	-.0094	.0095	.0255	-.0001	.4604	4.616	.0001	.0003

Elem	Cr2677	Cu3247	Fe2599	K_7664	Mg2790	Mn2576R	Mo2020	Na5895	Ni2316	Pb2203
Units	ppm	ppm	ppm	ppm	ppm	ppm	ppm	ppm	ppm	ppm
Avg	**.0009**	**.0533**	**.1339**	**1.070**	**.4289**	**.0041**	**.0003**	**4.403**	**.0027**	**.0002**
Stddev	.0006	.0010	.0195	.076	.0094	.0010	.0003	.095	.0004	.0035
%RSD	63.66	1.783	14.55	7.136	2.190	24.27	97.82	2.146	13.96	1828.
#1	.0002	.0544	.1372	1.158	.4353	.0034	.0003	4.493	.0022	.0042
#2	.0013	.0528	.1515	1.034	.4333	.0037	.0000	4.412	.0028	-.0025
#3	.0011	.0527	.1129	1.018	.4181	.0053	.0007	4.304	.0029	-.0011

Elem	Sb2068	Se1960	Si2124	Sn1899	Sr4215	Ti3349A	Tl1908	V_2924	Zn2062
Units	ppm	ppm	ppm	ppm	ppm	ppm	ppm	ppm	ppm
Avg	**.0012**	**-.0127**	**.5670**	**.0038**	**.0191**	**.0031**	**.0001**	**.0006**	**1.592**
Stddev	.0029	.0012	.0025	.0004	.0006	.0007	.0042	.0006	.002
%RSD	242.5	9.285	.4358	9.744	3.344	21.36	2881.	106.9	.0917
#1	.0002	-.0140	.5674	.0040	.0198	.0024	-.0025	.0012	1.590
#2	-.0010	-.0119	.5692	.0034	.0187	.0037	.0050	-.0000	1.593
#3	.0044	-.0121	.5643	.0040	.0187	.0033	-.0020	.0005	1.592

Int. Std.	Y_2243	Y_3600	Y_3710
Units	Cts/S	Cts/S	Cts/S
Avg	**1669.5**	**66608.**	**2691.9**
Stddev	6.5	490.	40.2
%RSD	.38879	.73597	1.4931
#1	1664.5	66102.	2670.5
#2	1667.2	67080.	2667.0
#3	1676.9	66642.	2738.3

Sample Name: L2045230-01,T Acquired: 10/29/2020 14:52:17 Type: Unk
Method: Trace_4_E200.7_SW6010(v92) Mode: CONC Corr. Factor: 1.000000
User: PS Custom ID1: WG1427982 Custom ID2: Trace4 Custom ID3:
Comment:

Elem	Ag3280	Al3961	As1890	B_2089	Ba4554	Be3130	Bi2230	Ca3158	Cd2144	Co2286
Units	ppm	ppm	ppm	ppm	ppm	ppm	ppm	ppm	ppm	ppm
Avg	**.0007**	**.0660**	**-.0041**	**.0323**	**.0460**	**-.0000**	**.1165**	**7.054**	**.0004**	**-.0001**
Stddev	.0011	.0116	.0055	.0013	.0007	.0000	.1553	.074	.0000	.0001
%RSD	162.5	17.56	135.5	3.913	1.628	53.84	133.3	1.049	7.013	209.2
#1	-.0005	.0789	.0020	.0334	.0451	-.0001	-.0086	6.976	.0004	-.0001
#2	.0017	.0563	-.0055	.0309	.0464	-.0001	.2902	7.124	.0003	-.0002
#3	.0009	.0629	-.0088	.0325	.0464	-.0000	.0677	7.061	.0004	.0001

Elem	Cr2677	Cu3247	Fe2599	K_7664	Mg2790	Mn2576R	Mo2020	Na5895	Ni2316	Pb2203
Units	ppm	ppm	ppm	ppm	ppm	ppm	ppm	ppm	ppm	ppm
Avg	**.0356**	**.1694**	**.1095**	**1.071**	**1.363**	**.0026**	**.0229**	**2.431**	**.0110**	**.0088**
Stddev	.0006	.0013	.0104	.043	.018	.0008	.0007	.021	.0002	.0013
%RSD	1.640	.7904	9.527	4.017	1.345	29.89	3.092	.8614	2.033	14.22
#1	.0360	.1709	.0999	1.057	1.345	.0028	.0221	2.424	.0107	.0077
#2	.0349	.1683	.1206	1.037	1.382	.0033	.0231	2.414	.0112	.0102
#3	.0358	.1690	.1081	1.119	1.363	.0018	.0235	2.454	.0111	.0086

Elem	Sb2068	Se1960	Si2124	Sn1899	Sr4215	Ti3349A	Tl1908	V_2924	Zn2062
Units	ppm	ppm	ppm	ppm	ppm	ppm	ppm	ppm	ppm
Avg	**.0021**	**-.0028**	**.2640**	**.0033**	**.0345**	**.0011**	**-.0006**	**-.0005**	**.0537**
Stddev	.0007	.0065	.0003	.0020	.0003	.0007	.0007	.0012	.0005
%RSD	31.33	232.8	.1136	62.37	.9392	62.25	115.1	237.9	1.023
#1	.0028	-.0015	.2643	.0055	.0342	.0014	-.0013	.0008	.0542
#2	.0020	-.0097	.2638	.0017	.0344	.0003	-.0004	-.0009	.0531
#3	.0015	.0030	.2639	.0026	.0348	.0016	-.0000	-.0014	.0536

Int. Std.	Y_2243	Y_3600	Y_3710
Units	Cts/S	Cts/S	Cts/S
Avg	**1676.2**	**67178.**	**2687.4**
Stddev	4.3	968.	13.2
%RSD	.25428	1.4402	.48959
#1	1673.5	66134.	2701.5
#2	1681.1	68044.	2675.4
#3	1674.1	67355.	2685.4

Sample Name: L2044258-01,T Acquired: 10/29/2020 14:56:40 Type: Unk
Method: Trace_4_E200.7_SW6010(v92) Mode: CONC Corr. Factor: 1.000000
User: PS Custom ID1: WG1427982 Custom ID2: Trace4 Custom ID3:
Comment:

Elem	Ag3280	Al3961	As1890	B_2089	Ba4554	Be3130	Bi2230	Ca3158	Cd2144	Co2286
Units	ppm	ppm	ppm	ppm	ppm	ppm	ppm	ppm	ppm	ppm
Avg	**-.0011**	**.0771**	**-.0001**	**.0353**	**.0344**	**-.0001**	**.1871**	**87.47**	**-.0000**	**.0005**
Stddev	.0001	.0164	.0015	.0023	.0019	.0000	.0372	2.53	.0001	.0004
%RSD	12.96	21.24	1563.	6.560	5.527	10.94	19.88	2.889	183.2	74.47
#1	-.0013	.0792	.0005	.0365	.0327	-.0001	.1492	86.93	-.0000	.0009
#2	-.0010	.0598	-.0018	.0367	.0340	-.0001	.2236	85.25	-.0001	.0004
#3	-.0010	.0923	.0010	.0326	.0364	-.0001	.1884	90.22	.0000	.0002

Elem	Cr2677	Cu3247	Fe2599	K_7664	Mg2790	Mn2576R	Mo2020	Na5895	Ni2316	Pb2203
Units	ppm	ppm	ppm	ppm	ppm	ppm	ppm	ppm	ppm	ppm
Avg	**.0013**	**.0044**	**.0990**	**731.5**	**6.894**	**.0354**	**.0153**	**102.2**	**.0036**	**.0047**
Stddev	.0003	.0003	.0064	16.9	.130	.0011	.0003	2.7	.0008	.0020
%RSD	24.54	7.189	6.457	2.310	1.890	3.029	1.832	2.689	21.56	42.23
#1	.0012	.0047	.1063	723.9	6.835	.0342	.0151	101.2	.0040	.0070
#2	.0017	.0043	.0959	719.8	6.805	.0359	.0156	100.1	.0040	.0034
#3	.0011	.0041	.0947	750.9	7.044	.0361	.0151	105.3	.0027	.0038

Elem	Sb2068	Se1960	Si2124	Sn1899	Sr4215	Ti3349A	Tl1908	V_2924	Zn2062
Units	ppm	ppm	ppm	ppm	ppm	ppm	ppm	ppm	ppm
Avg	**-.0002**	**-.0028**	**5.589**	**.0024**	**.6644**	**.0013**	**-.0038**	**.0041**	**.0010**
Stddev	.0007	.0098	.012	.0007	.0187	.0001	.0005	.0005	.0002
%RSD	276.4	349.6	.2110	30.20	2.814	10.87	11.98	12.65	18.18
#1	.0001	.0024	5.584	.0021	.6588	.0013	-.0043	.0044	.0008
#2	.0002	-.0141	5.581	.0032	.6491	.0012	-.0037	.0035	.0012
#3	-.0010	.0033	5.603	.0018	.6852	.0015	-.0034	.0043	.0011

Int. Std.	Y_2243	Y_3600	Y_3710
Units	Cts/S	Cts/S	Cts/S
Avg	**1549.6**	**60814.**	**2599.0**
Stddev	7.8	52.	55.7
%RSD	.50564	.08573	2.1433
#1	1546.7	60847.	2630.8
#2	1543.6	60841.	2631.5
#3	1558.5	60754.	2534.7

Sample Name: WG1427644-3,T Acquired: 10/29/2020 15:01:02 Type: Unk
Method: Trace_4_E200.7_SW6010(v92) Mode: CONC Corr. Factor: 1.000000
User: PS Custom ID1: WG1427982 Custom ID2: Trace4 Custom ID3:
Comment:

Elem	Ag3280	Al3961	As1890	B_2089	Ba4554	Be3130	Bi2230	Ca3158	Cd2144	Co2286
Units	ppm	ppm	ppm	ppm	ppm	ppm	ppm	ppm	ppm	ppm
Avg	**.0494**	**2.085**	**.1232**	**1.086**	**2.202**	**.0511**	**.2188**	**98.07**	**.0534**	**.4807**
Stddev	.0009	.023	.0017	.000	.013	.0004	.2419	.73	.0001	.0002
%RSD	1.848	1.100	1.408	.0047	.5913	.8363	110.5	.7457	.1268	.0469
#1	.0492	2.073	.1251	1.086	2.188	.0506	.3618	97.47	.0534	.4805
#2	.0487	2.112	.1218	1.086	2.213	.0513	-.0604	97.87	.0534	.4809
#3	.0505	2.072	.1226	1.086	2.206	.0514	.3552	98.89	.0535	.4806

Elem	Cr2677	Cu3247	Fe2599	K_7664	Mg2790	Mn2576R	Mo2020	Na5895	Ni2316	Pb2203
Units	ppm	ppm	ppm	ppm	ppm	ppm	ppm	ppm	ppm	ppm
Avg	**.1994**	**.2754**	**1.149**	**753.9**	**15.77**	**.4883**	**.9972**	**113.8**	**.5037**	**.5120**
Stddev	.0020	.0009	.000	5.8	.18	.0038	.0063	.6	.0012	.0051
%RSD	1.024	.3236	.0237	.7745	1.158	.7700	.6353	.5671	.2354	.9945
#1	.1972	.2744	1.149	751.1	15.56	.4845	.9922	113.4	.5037	.5178
#2	.2012	.2762	1.149	749.9	15.85	.4886	.9950	113.6	.5025	.5102
#3	.1997	.2756	1.149	760.6	15.90	.4920	1.004	114.6	.5049	.5080

Elem	Sb2068	Se1960	Si2124	Sn1899	Sr4215	Ti3349A	Tl1908	V_2924	Zn2062
Units	ppm	ppm	ppm	ppm	ppm	ppm	ppm	ppm	ppm
Avg	**.5081**	**.1293**	**6.258**	**.9935**	**1.574**	**1.078**	**.1168**	**.5696**	**.5301**
Stddev	.0016	.0029	.029	.0048	.011	.006	.0020	.0041	.0003
%RSD	.3162	2.259	.4644	.4797	.6728	.5819	1.703	.7138	.0590
#1	.5068	.1326	6.261	.9906	1.568	1.072	.1155	.5653	.5303
#2	.5076	.1285	6.228	.9909	1.568	1.084	.1191	.5734	.5302
#3	.5099	.1269	6.285	.9990	1.586	1.077	.1158	.5700	.5297

Int. Std.	Y_2243	Y_3600	Y_3710
Units	Cts/S	Cts/S	Cts/S
Avg	**1536.5**	**60133.**	**2567.7**
Stddev	3.3	464.	18.7
%RSD	.21373	.77208	.72814
#1	1537.2	60517.	2589.1
#2	1533.0	59617.	2559.5
#3	1539.4	60266.	2554.5

Sample Name: WG1427644-4,T Acquired: 10/29/2020 15:05:18 Type: Unk
Method: Trace_4_E200.7_SW6010(v92) Mode: CONC Corr. Factor: 1.000000
User: PS Custom ID1: WG1427982 Custom ID2: Trace4 Custom ID3:
Comment:

Elem	Ag3280	Al3961	As1890	B_2089	Ba4554	Be3130	Bi2230	Ca3158	Cd2144	Co2286
Units	ppm	ppm	ppm	ppm	ppm	ppm	ppm	ppm	ppm	ppm
Avg	**-.0007**	**.0502**	**-.0025**	**.0361**	**.0356**	**-.0001**	**-.0765**	**86.50**	**-.0000**	**.0004**
Stddev	.0009	.0297	.0037	.0010	.0004	.0000	.1626	.31	.0001	.0002
%RSD	128.4	59.11	145.7	2.824	1.039	17.55	212.5	.3535	276.6	51.80
#1	-.0001	.0671	-.0026	.0352	.0353	-.0001	-.2062	86.65	-.0000	.0005
#2	-.0017	.0159	.0012	.0360	.0356	-.0001	.1059	86.15	-.0002	.0002
#3	-.0003	.0676	-.0062	.0372	.0360	-.0001	-.1292	86.71	.0001	.0005

Elem	Cr2677	Cu3247	Fe2599	K_7664	Mg2790	Mn2576R	Mo2020	Na5895	Ni2316	Pb2203
Units	ppm	ppm	ppm	ppm	ppm	ppm	ppm	ppm	ppm	ppm
Avg	**.0013**	**.0049**	**.1156**	**729.2**	**6.871**	**.0371**	**.0208**	**101.9**	**.0039**	**.0037**
Stddev	.0003	.0003	.0099	7.2	.062	.0015	.0014	.8	.0003	.0048
%RSD	25.47	7.048	8.604	.9932	.9023	3.905	6.740	.8197	6.961	127.4
#1	.0013	.0049	.1261	733.4	6.932	.0355	.0224	102.4	.0041	-.0018
#2	.0016	.0046	.1145	720.8	6.808	.0377	.0205	101.0	.0036	.0062
#3	.0009	.0052	.1063	733.4	6.875	.0383	.0196	102.4	.0039	.0068

Elem	Sb2068	Se1960	Si2124	Sn1899	Sr4215	Ti3349A	Tl1908	V_2924	Zn2062
Units	ppm	ppm	ppm	ppm	ppm	ppm	ppm	ppm	ppm
Avg	**-.0022**	**.0037**	**5.494**	**.0080**	**.6613**	**.0024**	**.0016**	**.0061**	**.0008**
Stddev	.0042	.0088	.047	.0031	.0065	.0005	.0009	.0004	.0004
%RSD	192.6	239.6	.8618	38.19	.9773	19.03	56.57	6.744	54.37
#1	-.0043	-.0013	5.462	.0101	.6639	.0019	.0013	.0063	.0013
#2	-.0049	.0139	5.472	.0094	.6540	.0028	.0009	.0064	.0004
#3	.0027	-.0015	5.548	.0045	.6662	.0025	.0025	.0057	.0009

Int. Std.	Y_2243	Y_3600	Y_3710
Units	Cts/S	Cts/S	Cts/S
Avg	**1545.3**	**60319.**	**2556.7**
Stddev	6.1	415.	27.5
%RSD	.39729	.68725	1.0771
#1	1547.5	60466.	2527.6
#2	1550.0	59851.	2582.4
#3	1538.4	60641.	2560.0

Sample Name: WG1427644-5,T Acquired: 10/29/2020 15:09:42 Type: Unk
Method: Trace_4_E200.7_SW6010(v92) Mode: CONC Corr. Factor: 1.000000
User: PS Custom ID1: WG1427982 Custom ID2: Trace4 Custom ID3:
Comment:

Elem	Ag3280	Al3961	As1890	B_2089	Ba4554	Be3130	Bi2230	Ca3158	Cd2144	Co2286
Units	ppm	ppm	ppm	ppm	ppm	ppm	ppm	ppm	ppm	ppm
Avg	**.0511**	**2.258**	**.1195**	**1.074**	**2.410**	**.0528**	**.4798**	**94.23**	**.0511**	**.4634**
Stddev	.0013	.045	.0025	.019	.011	.0012	.1648	.42	.0009	.0078
%RSD	2.583	1.973	2.116	1.749	.4748	2.191	34.36	.4486	1.766	1.688
#1	.0523	2.303	.1224	1.094	2.417	.0539	.3912	93.79	.0522	.4720
#2	.0512	2.256	.1178	1.057	2.417	.0529	.3782	94.26	.0504	.4568
#3	.0497	2.214	.1182	1.071	2.397	.0516	.6700	94.64	.0508	.4613

Elem	Cr2677	Cu3247	Fe2599	K_7664	Mg2790	Mn2576R	Mo2020	Na5895	Ni2316	Pb2203
Units	ppm	ppm	ppm	ppm	ppm	ppm	ppm	ppm	ppm	ppm
Avg	**.2064**	**.2863**	**1.236**	**719.7**	**15.81**	**.5244**	**.9791**	**109.9**	**.4897**	**.4941**
Stddev	.0078	.0111	.025	3.2	.18	.0067	.0166	.4	.0097	.0063
%RSD	3.764	3.875	1.990	.4490	1.117	1.278	1.695	.3830	1.991	1.285
#1	.2123	.2962	1.257	718.4	15.99	.5312	.9976	109.5	.5005	.5013
#2	.2092	.2884	1.242	717.2	15.80	.5240	.9656	109.8	.4816	.4891
#3	.1976	.2743	1.209	723.3	15.64	.5178	.9741	110.4	.4870	.4919

Elem	Sb2068	Se1960	Si2124	Sn1899	Sr4215	Ti3349A	Tl1908	V_2924	Zn2062
Units	ppm	ppm	ppm	ppm	ppm	ppm	ppm	ppm	ppm
Avg	**.4307**	**.1275**	**6.291**	**.9647**	**1.630**	**1.130**	**.1139**	**.5932**	**.5096**
Stddev	.0061	.0040	.066	.0177	.005	.043	.0056	.0222	.0091
%RSD	1.409	3.129	1.053	1.839	.3356	3.766	4.921	3.748	1.781
#1	.4316	.1307	6.273	.9846	1.636	1.165	.1086	.6117	.5199
#2	.4243	.1230	6.236	.9507	1.626	1.142	.1198	.5993	.5027
#3	.4363	.1288	6.365	.9588	1.627	1.082	.1132	.5685	.5063

Int. Std.	Y_2243	Y_3600	Y_3710
Units	Cts/S	Cts/S	Cts/S
Avg	**1542.7**	**61020.**	**2598.0**
Stddev	17.0	789.	3.0
%RSD	1.1037	1.2936	.11595
#1	1552.3	60622.	2599.5
#2	1552.8	60509.	2600.0
#3	1523.1	61929.	2594.5

Sample Name: WG1427644-6,T,5 Acquired: 10/29/2020 15:13:57 Type: Unk
Method: Trace_4_E200.7_SW6010(v92) Mode: CONC Corr. Factor: 1.000000
User: PS Custom ID1: WG1427982 Custom ID2: Trace4 Custom ID3:
Comment: 10

Elem	Ag3280	Al3961	As1890	B_2089	Ba4554	Be3130	Bi2230	Ca3158	Cd2144	Co2286
Units	ppm	ppm	ppm	ppm	ppm	ppm	ppm	ppm	ppm	ppm
Avg	**-.0010**	**.0229**	**.0003**	**.0090**	**.0105**	**-.0000**	**.1329**	**19.48**	**.0000**	**.0000**
Stddev	.0010	.0273	.0056	.0009	.0007	.0000	.2497	.14	.0000	.0003
%RSD	97.52	119.3	1897.	10.03	6.513	42.72	187.9	.7173	235.0	1963.
#1	-.0002	.0019	.0062	.0091	.0104	-.0000	.4209	19.52	.0001	-.0000
#2	-.0021	.0538	-.0049	.0099	.0098	-.0001	.0000	19.60	-.0000	.0003
#3	-.0008	.0130	-.0004	.0081	.0112	-.0000	-.0223	19.33	-.0000	-.0002

Elem	Cr2677	Cu3247	Fe2599	K_7664	Mg2790	Mn2576R	Mo2020	Na5895	Ni2316	Pb2203
Units	ppm	ppm	ppm	ppm	ppm	ppm	ppm	ppm	ppm	ppm
Avg	**-.0002**	**.0018**	**.0241**	**162.3**	**1.611**	**.0078**	**.0083**	**22.53**	**.0002**	**-.0020**
Stddev	.0002	.0006	.0107	1.5	.009	.0006	.0013	.16	.0007	.0014
%RSD	101.1	32.12	44.23	.9064	.5735	7.221	16.17	.6940	327.5	68.09
#1	-.0004	.0024	.0133	163.1	1.610	.0081	.0098	22.57	-.0005	-.0005
#2	.0000	.0012	.0244	163.2	1.621	.0072	.0081	22.66	.0005	-.0031
#3	-.0003	.0017	.0347	160.6	1.602	.0082	.0071	22.36	.0007	-.0025

Elem	Sb2068	Se1960	Si2124	Sn1899	Sr4215	Ti3349A	Tl1908	V_2924	Zn2062
Units	ppm	ppm	ppm	ppm	ppm	ppm	ppm	ppm	ppm
Avg	**.0116**	**-.0019**	**1.144**	**.0088**	**.1492**	**.0007**	**-.0023**	**.0005**	**.0005**
Stddev	.0029	.0021	.021	.0019	.0015	.0004	.0039	.0002	.0001
%RSD	24.68	111.5	1.828	21.72	1.027	56.38	172.7	39.30	14.22
#1	.0147	-.0023	1.161	.0074	.1499	.0008	.0005	.0006	.0005
#2	.0111	.0004	1.151	.0110	.1502	.0010	-.0005	.0006	.0004
#3	.0090	-.0038	1.121	.0080	.1474	.0003	-.0067	.0003	.0006

Int. Std.	Y_2243	Y_3600	Y_3710
Units	Cts/S	Cts/S	Cts/S
Avg	**1635.3**	**64473.**	**2651.0**
Stddev	7.4	1128.	8.4
%RSD	.45044	1.7497	.31648
#1	1643.4	63207.	2658.1
#2	1629.0	64841.	2641.8
#3	1633.5	65372.	2653.1

Sample Name: CCV Acquired: 10/29/2020 15:18:19 Type: QC
Method: Trace_4_E200.7_SW6010(v92) Mode: CONC Corr. Factor: 1.000000
User: PS Custom ID1: WG1427982 Custom ID2: Trace4 Custom ID3:
Comment:

Elem	Ag3280	Al3961	As1890	B_2089	Ba4554	Be3130	Bi2230	Ca3158	Cd2144	Co2286
Units	ppm	ppm	ppm	ppm	ppm	ppm	ppm	ppm	ppm	ppm
Avg	**.4834**	**.5237**	**.4794**	**.5193**	**.5438**	**.5060**	**.6891**	**.5086**	**.4690**	**.4731**
Stddev	.0040	.0097	.0048	.0010	.0001	.0024	.1714	.0138	.0007	.0009
%RSD	.8366	1.860	1.005	.1904	.0107	.4704	24.87	2.721	.1389	.1836
#1	.4880	.5282	.4849	.5182	.5439	.5059	.5784	.5030	.4691	.4736
#2	.4812	.5305	.4759	.5200	.5438	.5084	.8865	.4984	.4697	.4736
#3	.4809	.5126	.4774	.5198	.5439	.5036	.6022	.5243	.4684	.4721
Check ?	Chk Pass	Chk Pass	Chk Pass	Chk Pass	Chk Pass	Chk Pass	None	Chk Pass	Chk Pass	Chk Pass
High Limit										
Low Limit										

Elem	Cr2677	Cu3247	Fe2599	K_7664	Mg2790	Mn2576R	Mo2020	Na5895	Ni2316	Pb2203
Units	ppm	ppm	ppm	ppm	ppm	ppm	ppm	ppm	ppm	ppm
Avg	**.4769**	**.5420**	**.5289**	**4.944**	**.5176**	**.4512**	**.4785**	**9.568**	**.5142**	**.4846**
Stddev	.0038	.0064	.0129	.037	.0050	.0035	.0010	.034	.0013	.0025
%RSD	.7956	1.181	2.438	.7576	.9667	.7747	.2129	.3581	.2554	.5221
#1	.4812	.5489	.5331	4.901	.5156	.4553	.4793	9.608	.5139	.4827
#2	.4756	.5411	.5392	4.961	.5233	.4495	.4788	9.552	.5156	.4874
#3	.4739	.5362	.5145	4.969	.5139	.4490	.4774	9.545	.5131	.4836
Check ?	Chk Pass	Chk Pass	Chk Pass	Chk Pass	Chk Pass	Chk Pass	Chk Pass	Chk Pass	Chk Pass	Chk Pass
High Limit										
Low Limit										

Elem	Sb2068	Se1960	Si2124	Sn1899	Sr4215	Ti3349A	Tl1908	V_2924	Zn2062
Units	ppm	ppm	ppm	ppm	ppm	ppm	ppm	ppm	ppm
Avg	**.4799**	**.4697**	**5.178**	**.5082**	**.4601**	**.5160**	**.5296**	**.5203**	**.4821**
Stddev	.0043	.0072	.006	.0008	.0035	.0059	.0034	.0030	.0012
%RSD	.8982	1.538	.1088	.1567	.7703	1.146	.6436	.5804	.2408
#1	.4755	.4652	5.179	.5074	.4631	.5226	.5260	.5231	.4820
#2	.4841	.4781	5.183	.5083	.4562	.5142	.5300	.5171	.4834
#3	.4801	.4659	5.172	.5089	.4609	.5112	.5328	.5208	.4810
Check ?	Chk Pass	Chk Pass	Chk Pass	Chk Pass	Chk Pass	Chk Pass	Chk Pass	Chk Pass	Chk Pass
High Limit									
Low Limit									

Int. Std.	Y_2243	Y_3600	Y_3710
Units	Cts/S	Cts/S	Cts/S
Avg	**1666.8**	**66502.**	**2620.9**
Stddev	4.5	394.	16.4
%RSD	.26979	.59202	.62615
#1	1667.9	66056.	2630.6
#2	1670.6	66648.	2601.9
#3	1661.8	66802.	2630.2

Sample Name: CCB Acquired: 10/29/2020 15:22:37 Type: QC
Method: Trace_4_E200.7_SW6010(v92) Mode: CONC Corr. Factor: 1.000000
User: PS Custom ID1: WG1427982 Custom ID2: Trace4 Custom ID3:
Comment:

Elem	Ag3280	Al3961	As1890	B_2089	Ba4554	Be3130	Bi2230	Ca3158	Cd2144	Co2286
Units	ppm	ppm	ppm	ppm	ppm	ppm	ppm	ppm	ppm	ppm
Avg	**-.0004**	**.0367**	**-.0023**	**.0007**	**.0020**	**.0002**	**.1594**	**.0356**	**.0002**	**.0001**
Stddev	.0004	.0362	.0024	.0002	.0014	.0000	.3536	.0182	.0000	.0003
%RSD	103.1	98.56	102.6	27.11	68.98	3.726	221.8	51.08	21.88	180.2
#1	-.0003	.0110	-.0023	.0008	.0010	.0002	-.2451	.0151	.0002	.0004
#2	-.0008	.0211	.0001	.0005	.0015	.0002	.4098	.0420	.0002	-.0001
#3	-.0000	.0781	-.0047	.0008	.0037	.0002	.3136	.0498	.0001	.0001
Check ?	Chk Pass	Chk Pass	Chk Pass	Chk Pass	Chk Pass	Chk Pass	None	Chk Pass	Chk Pass	Chk Pass
High Limit										
Low Limit										

Elem	Cr2677	Cu3247	Fe2599	K_7664	Mg2790	Mn2576R	Mo2020	Na5895	Ni2316	Pb2203
Units	ppm	ppm	ppm	ppm	ppm	ppm	ppm	ppm	ppm	ppm
Avg	**-.0000**	**.0007**	**.0005**	**.0849**	**.0109**	**-.0006**	**.0024**	**-.1039**	**.0007**	**-.0013**
Stddev	.0002	.0007	.0027	.0222	.0043	.0003	.0007	.0153	.0010	.0034
%RSD	611.8	100.8	513.9	26.19	39.67	52.33	26.73	14.70	143.9	263.5
#1	.0002	.0001	-.0016	.0624	.0158	-.0004	.0032	-.1199	.0005	.0001
#2	-.0002	.0016	-.0005	.1069	.0092	-.0004	.0021	-.0895	-.0002	.0012
#3	-.0001	.0005	.0036	.0853	.0077	-.0009	.0020	-.1024	.0019	-.0051
Check ?	Chk Pass	Chk Pass	Chk Pass	Chk Pass	Chk Pass	Chk Pass	Chk Pass	Chk Pass	Chk Pass	Chk Pass
High Limit										
Low Limit										

Elem	Sb2068	Se1960	Si2124	Sn1899	Sr4215	Ti3349A	Tl1908	V_2924	Zn2062
Units	ppm	ppm	ppm	ppm	ppm	ppm	ppm	ppm	ppm
Avg	**.0076**	**-.0037**	**.0002**	**.0027**	**.0006**	**.0001**	**.0003**	**.0005**	**.0000**
Stddev	.0025	.0024	.0011	.0017	.0003	.0006	.0015	.0004	.0002
%RSD	32.76	64.56	617.2	61.58	42.51	889.8	569.5	94.75	636.0
#1	.0104	-.0056	-.0006	.0046	.0006	.0007	.0019	.0010	.0001
#2	.0069	-.0010	-.0003	.0015	.0008	-.0000	-.0009	.0003	.0001
#3	.0055	-.0044	.0015	.0020	.0003	-.0005	-.0002	.0001	-.0002
Check ?	Chk Pass	Chk Pass	Chk Pass	Chk Pass	Chk Pass	Chk Pass	Chk Pass	Chk Pass	Chk Pass
High Limit									
Low Limit									

Int. Std.	Y_2243	Y_3600	Y_3710
Units	Cts/S	Cts/S	Cts/S
Avg	**1695.1**	**67873.**	**2648.1**
Stddev	7.5	173.	74.0
%RSD	.44383	.25511	2.7930
#1	1703.7	67961.	2724.6
#2	1690.0	67674.	2576.9
#3	1691.6	67986.	2642.7

Sample Name: WG1427644-1,T Acquired: 10/29/2020 15:27:04 Type: Unk
Method: Trace_4_E200.7_SW6010(v92) Mode: CONC Corr. Factor: 1.000000
User: PS Custom ID1: WG1427982 Custom ID2: Trace4 Custom ID3:
Comment:

Elem	Ag3280	Al3961	As1890	B_2089	Ba4554	Be3130	Bi2230	Ca3158	Cd2144	Co2286
Units	ppm	ppm	ppm	ppm	ppm	ppm	ppm	ppm	ppm	ppm
Avg	**.0000**	**-.0011**	**-.0033**	**-.0002**	**.0019**	**.0000**	**.3027**	**.0164**	**.0000**	**-.0002**
Stddev	.0009	.0190	.0044	.0018	.0013	.0000	.1414	.0156	.0000	.0000
%RSD	2270.	1795.	132.6	839.7	68.79	24.86	46.70	94.65	62.36	25.61
#1	-.0010	-.0009	-.0023	.0010	.0007	.0000	.2514	.0011	.0000	-.0002
#2	.0008	.0178	.0005	.0007	.0034	.0000	.4626	.0161	.0000	-.0001
#3	.0003	-.0201	-.0081	-.0023	.0018	.0000	.1942	.0322	.0000	-.0002

Elem	Cr2677	Cu3247	Fe2599	K_7664	Mg2790	Mn2576R	Mo2020	Na5895	Ni2316	Pb2203
Units	ppm	ppm	ppm	ppm	ppm	ppm	ppm	ppm	ppm	ppm
Avg	**.0004**	**-.0001**	**.0057**	**.1746**	**.0029**	**.0095**	**.0010**	**-.0695**	**.0006**	**-.0010**
Stddev	.0002	.0004	.0043	.0995	.0009	.0004	.0005	.0139	.0004	.0035
%RSD	55.42	501.2	75.27	56.98	31.90	4.636	49.05	20.01	62.65	365.7
#1	.0006	-.0004	.0010	.0633	.0040	.0091	.0008	-.0841	.0004	.0030
#2	.0002	-.0002	.0094	.2548	.0025	.0100	.0016	-.0565	.0011	-.0024
#3	.0003	.0004	.0069	.2057	.0023	.0094	.0006	-.0678	.0005	-.0035

Elem	Sb2068	Se1960	Si2124	Sn1899	Sr4215	Ti3349A	Tl1908	V_2924	Zn2062
Units	ppm	ppm	ppm	ppm	ppm	ppm	ppm	ppm	ppm
Avg	**.0026**	**-.0119**	**.0067**	**.0052**	**-.0002**	**.0006**	**.0008**	**-.0014**	**.0002**
Stddev	.0043	.0057	.0014	.0009	.0003	.0010	.0035	.0010	.0001
%RSD	163.3	47.98	20.64	18.25	148.3	156.0	430.6	74.64	36.98
#1	.0010	-.0176	.0063	.0061	-.0003	.0004	.0045	-.0002	.0002
#2	.0075	-.0119	.0083	.0052	.0001	-.0002	.0002	-.0017	.0002
#3	-.0006	-.0062	.0056	.0042	-.0005	.0017	-.0023	-.0022	.0003

Int. Std.	Y_2243	Y_3600	Y_3710
Units	Cts/S	Cts/S	Cts/S
Avg	**1704.1**	**68033.**	**2710.5**
Stddev	5.0	497.	20.3
%RSD	.29484	.73002	.74747
#1	1698.4	67463.	2728.0
#2	1705.9	68374.	2688.3
#3	1708.0	68263.	2715.1

Sample Name: WG1427644-2,T Acquired: 10/29/2020 15:31:30 Type: Unk
Method: Trace_4_E200.7_SW6010(v92) Mode: CONC Corr. Factor: 1.000000
User: PS Custom ID1: WG1427982 Custom ID2: Trace4 Custom ID3:
Comment:

Elem	Ag3280	Al3961	As1890	B_2089	Ba4554	Be3130	Bi2230	Ca3158	Cd2144	Co2286
Units	ppm	ppm	ppm	ppm	ppm	ppm	ppm	ppm	ppm	ppm
Avg	**.0473**	**2.116**	**.1103**	**1.057**	**2.186**	**.0514**	**.3354**	**9.668**	**.0534**	**.4867**
Stddev	.0010	.032	.0028	.003	.011	.0005	.2204	.073	.0002	.0009
%RSD	2.114	1.516	2.573	.2427	.4802	.9603	65.70	.7585	.3722	.1907
#1	.0462	2.093	.1136	1.054	2.174	.0514	.5874	9.597	.0532	.4858
#2	.0476	2.102	.1086	1.059	2.192	.0509	.1791	9.661	.0534	.4866
#3	.0482	2.153	.1088	1.057	2.192	.0519	.2397	9.744	.0536	.4877

Elem	Cr2677	Cu3247	Fe2599	K_7664	Mg2790	Mn2576R	Mo2020	Na5895	Ni2316	Pb2203
Units	ppm	ppm	ppm	ppm	ppm	ppm	ppm	ppm	ppm	ppm
Avg	**.1964**	**.2740**	**1.068**	**9.659**	**9.769**	**.4603**	**.9782**	**9.768**	**.5103**	**.5330**
Stddev	.0009	.0019	.013	.046	.092	.0023	.0032	.066	.0008	.0011
%RSD	.4829	.7000	1.179	.4727	.9456	.5021	.3231	.6739	.1617	.2109
#1	.1975	.2739	1.056	9.691	9.800	.4581	.9747	9.796	.5108	.5329
#2	.1958	.2721	1.081	9.607	9.665	.4602	.9791	9.693	.5107	.5319
#3	.1959	.2759	1.068	9.679	9.842	.4627	.9808	9.816	.5093	.5341

Elem	Sb2068	Se1960	Si2124	Sn1899	Sr4215	Ti3349A	Tl1908	V_2924	Zn2062
Units	ppm	ppm	ppm	ppm	ppm	ppm	ppm	ppm	ppm
Avg	**.4670**	**.1165**	**.6482**	**1.011**	**.9190**	**1.046**	**.1318**	**.5436**	**.5152**
Stddev	.0089	.0040	.0026	.002	.0059	.004	.0009	.0039	.0013
%RSD	1.916	3.471	.3960	.1803	.6406	.3786	.7192	.7226	.2459
#1	.4569	.1181	.6507	1.011	.9164	1.050	.1311	.5481	.5145
#2	.4701	.1119	.6483	1.009	.9150	1.042	.1314	.5408	.5166
#3	.4739	.1195	.6456	1.012	.9258	1.046	.1328	.5420	.5144

Int. Std.	Y_2243	Y_3600	Y_3710
Units	Cts/S	Cts/S	Cts/S
Avg	**1655.8**	**66036.**	**2639.6**
Stddev	4.2	226.	22.1
%RSD	.25568	.34174	.83574
#1	1660.6	65813.	2639.8
#2	1652.5	66030.	2661.5
#3	1654.2	66264.	2617.4

Sample Name: L2045240-01,T Acquired: 10/29/2020 15:35:43 Type: Unk
Method: Trace_4_E200.7_SW6010(v92) Mode: CONC Corr. Factor: 1.000000
User: PS Custom ID1: WG1427982 Custom ID2: Trace4 Custom ID3:
Comment:

Elem	Ag3280	Al3961	As1890	B_2089	Ba4554	Be3130	Bi2230	Ca3158	Cd2144	Co2286
Units	ppm	ppm	ppm	ppm	ppm	ppm	ppm	ppm	ppm	ppm
Avg	**.0009**	**.2586**	**.0019**	**.0389**	**13.38**	**-.0000**	**.1050**	**13.80**	**.0000**	**-.0039**
Stddev	.0013	.0387	.0031	.0024	.05	.0000	.2987	.04	.0001	.0002
%RSD	149.6	14.98	166.1	6.297	.3496	103.7	284.6	.3148	390.2	5.002
#1	.0023	.2178	.0017	.0391	13.33	-.0000	.3960	13.83	.0000	-.0037
#2	-.0004	.2949	.0052	.0364	13.43	.0000	-.2009	13.81	.0002	-.0039
#3	.0008	.2629	-.0011	.0413	13.38	-.0000	.1197	13.75	-.0001	-.0041

Elem	Cr2677	Cu3247	Fe2599	K_7664	Mg2790	Mn2576R	Mo2020	Na5895	Ni2316	Pb2203
Units	ppm	ppm	ppm	ppm	ppm	ppm	ppm	ppm	ppm	ppm
Avg	**.0028**	**.0470**	**.5088**	**50.51**	**6.730**	**.0300**	**.0077**	**76.64**	**.0033**	**-.0013**
Stddev	.0003	.0009	.0199	.55	.035	.0005	.0008	.67	.0002	.0036
%RSD	10.02	1.884	3.907	1.086	.5151	1.732	10.86	.8776	6.993	288.0
#1	.0031	.0461	.5278	50.89	6.719	.0303	.0086	77.22	.0034	.0011
#2	.0026	.0472	.4881	50.75	6.702	.0294	.0077	76.80	.0030	.0005
#3	.0027	.0478	.5105	49.88	6.769	.0303	.0069	75.91	.0035	-.0055

Elem	Sb2068	Se1960	Si2124	Sn1899	Sr4215	Ti3349A	Tl1908	V_2924	Zn2062
Units	ppm	ppm	ppm	ppm	ppm	ppm	ppm	ppm	ppm
Avg	**.0111**	**-.0054**	**1.072**	**.0113**	**.1565**	**.0107**	**-.0012**	**.0007**	**.0122**
Stddev	.0044	.0013	.011	.0024	.0012	.0015	.0047	.0008	.0002
%RSD	39.31	25.19	.9858	21.59	.7536	13.87	391.8	115.8	1.728
#1	.0158	-.0069	1.066	.0110	.1574	.0123	-.0047	.0013	.0122
#2	.0103	-.0049	1.067	.0139	.1570	.0103	.0042	-.0002	.0124
#3	.0072	-.0043	1.085	.0091	.1552	.0094	-.0031	.0010	.0120

Int. Std.	Y_2243	Y_3600	Y_3710
Units	Cts/S	Cts/S	Cts/S
Avg	**1632.1**	**64535.**	**2631.6**
Stddev	4.3	501.	9.7
%RSD	.26467	.77664	.37024
#1	1633.0	64701.	2624.3
#2	1635.9	63972.	2642.7
#3	1627.4	64933.	2627.9

Sample Name: L2045314-01,T Acquired: 10/29/2020 15:40:06 Type: Unk
Method: Trace_4_E200.7_SW6010(v92) Mode: CONC Corr. Factor: 1.000000
User: PS Custom ID1: WG1427982 Custom ID2: Trace4 Custom ID3:
Comment:

Elem	Ag3280	Al3961	As1890	B_2089	Ba4554	Be3130	Bi2230	Ca3158	Cd2144	Co2286
Units	ppm	ppm	ppm	ppm	ppm	ppm	ppm	ppm	ppm	ppm
Avg	**-.0002**	**.0725**	**-.0089**	**.1817**	**.0401**	**-.0001**	**.1554**	**45.05**	**.0001**	**.0003**
Stddev	.0009	.0173	.0008	.0012	.0007	.0000	.2076	.28	.0000	.0003
%RSD	523.4	23.88	9.531	.6852	1.651	34.44	133.6	.6187	46.09	129.2
#1	.0000	.0531	-.0081	.1807	.0395	-.0001	.0675	44.74	.0000	.0002
#2	-.0012	.0780	-.0088	.1813	.0400	-.0000	.0062	45.17	.0001	.0006
#3	.0007	.0863	-.0098	.1831	.0408	-.0001	.3926	45.25	.0001	-.0000

Elem	Cr2677	Cu3247	Fe2599	K_7664	Mg2790	Mn2576R	Mo2020	Na5895	Ni2316	Pb2203
Units	ppm	ppm	ppm	ppm	ppm	ppm	ppm	ppm	ppm	ppm
Avg	**.0016**	**.0085**	**.2347**	**7.991**	**11.33**	**.0321**	**.0046**	**80.83**	**.0040**	**.0013**
Stddev	.0007	.0010	.0214	.131	.06	.0001	.0006	.56	.0015	.0019
%RSD	45.71	12.05	9.131	1.645	.5313	.4635	13.39	.6961	37.32	151.1
#1	.0010	.0080	.2108	7.844	11.26	.0319	.0049	80.18	.0053	-.0009
#2	.0024	.0097	.2413	8.035	11.38	.0322	.0049	81.09	.0024	.0025
#3	.0013	.0078	.2521	8.096	11.34	.0321	.0039	81.22	.0042	.0023

Elem	Sb2068	Se1960	Si2124	Sn1899	Sr4215	Ti3349A	Tl1908	V_2924	Zn2062
Units	ppm	ppm	ppm	ppm	ppm	ppm	ppm	ppm	ppm
Avg	**.0015**	**-.0015**	**1.928**	**.0051**	**.3294**	**.0009**	**.0014**	**.0017**	**.0331**
Stddev	.0028	.0079	.013	.0008	.0027	.0011	.0043	.0007	.0001
%RSD	186.3	520.1	.6813	15.63	.8160	119.8	315.5	42.79	.3926
#1	-.0002	.0018	1.943	.0056	.3263	-.0002	.0016	.0013	.0331
#2	-.0000	-.0105	1.918	.0042	.3307	.0019	.0055	.0013	.0333
#3	.0047	.0042	1.923	.0055	.3311	.0010	-.0031	.0025	.0330

Int. Std.	Y_2243	Y_3600	Y_3710
Units	Cts/S	Cts/S	Cts/S
Avg	**1625.8**	**64979.**	**2625.2**
Stddev	4.9	389.	14.9
%RSD	.30090	.59893	.56927
#1	1628.0	65020.	2640.4
#2	1629.3	65346.	2610.5
#3	1620.2	64571.	2624.7

Sample Name: L2045314-02,T Acquired: 10/29/2020 15:44:28 Type: Unk
Method: Trace_4_E200.7_SW6010(v92) Mode: CONC Corr. Factor: 1.000000
User: PS Custom ID1: WG1427982 Custom ID2: Trace4 Custom ID3:
Comment:

Elem	Ag3280	Al3961	As1890	B_2089	Ba4554	Be3130	Bi2230	Ca3158	Cd2144	Co2286
Units	ppm	ppm	ppm	ppm	ppm	ppm	ppm	ppm	ppm	ppm
Avg	**.0015**	**.4581**	**-.0015**	**.1663**	**.0487**	**-.0001**	**.1677**	**45.40**	**-.0000**	**.0003**
Stddev	.0004	.0257	.0044	.0010	.0010	.0000	.1062	.32	.0001	.0002
%RSD	24.11	5.605	290.0	.5908	2.110	26.06	63.33	.7037	1065.	62.11
#1	.0012	.4349	.0026	.1675	.0476	-.0001	.0730	45.05	.0001	.0004
#2	.0019	.4857	-.0061	.1658	.0488	-.0001	.1475	45.49	-.0001	.0001
#3	.0014	.4539	-.0010	.1658	.0497	-.0001	.2825	45.67	-.0000	.0005

Elem	Cr2677	Cu3247	Fe2599	K_7664	Mg2790	Mn2576R	Mo2020	Na5895	Ni2316	Pb2203
Units	ppm	ppm	ppm	ppm	ppm	ppm	ppm	ppm	ppm	ppm
Avg	**.0036**	**.0333**	**.9970**	**6.612**	**11.42**	**.0492**	**.0038**	**75.62**	**.0032**	**.0049**
Stddev	.0004	.0009	.0036	.127	.13	.0006	.0005	.28	.0007	.0023
%RSD	12.04	2.674	.3579	1.915	1.132	1.231	13.39	.3769	22.67	46.31
#1	.0041	.0343	1.001	6.553	11.43	.0495	.0043	75.29	.0035	.0023
#2	.0036	.0327	.9940	6.757	11.29	.0496	.0033	75.75	.0038	.0064
#3	.0032	.0329	.9961	6.526	11.54	.0485	.0037	75.82	.0024	.0060

Elem	Sb2068	Se1960	Si2124	Sn1899	Sr4215	Ti3349A	Tl1908	V_2924	Zn2062
Units	ppm	ppm	ppm	ppm	ppm	ppm	ppm	ppm	ppm
Avg	**.0001**	**-.0029**	**1.950**	**.0050**	**.3287**	**.0116**	**-.0005**	**.0007**	**.0801**
Stddev	.0027	.0038	.005	.0009	.0016	.0014	.0022	.0011	.0001
%RSD	2664.	133.4	.2534	18.18	.4749	12.08	490.7	172.2	.1128
#1	.0017	-.0040	1.945	.0040	.3269	.0102	.0007	.0018	.0801
#2	-.0030	-.0060	1.955	.0053	.3296	.0130	-.0030	.0008	.0802
#3	.0016	.0014	1.951	.0057	.3297	.0115	.0010	-.0005	.0800

Int. Std.	Y_2243	Y_3600	Y_3710
Units	Cts/S	Cts/S	Cts/S
Avg	**1633.4**	**65186.**	**2626.8**
Stddev	5.4	655.	6.0
%RSD	.33122	1.0047	.22742
#1	1636.5	64677.	2630.2
#2	1627.2	64957.	2630.4
#3	1636.6	65925.	2619.9

Sample Name: CCV Acquired: 10/29/2020 15:56:11 Type: QC
Method: Trace_4_E200.7_SW6010(v92) Mode: CONC Corr. Factor: 1.000000
User: BV Custom ID1: WG1427982 Custom ID2: Trace4 Custom ID3:
Comment:

Elem	Ag3280	Al3961	As1890	B_2089	Ba4554	Be3130	Bi2230	Ca3158	Cd2144	Co2286
Units	ppm	ppm	ppm	ppm	ppm	ppm	ppm	ppm	ppm	ppm
Avg	**.4796**	F **.5529**	**.4847**	**.5161**	**.5462**	**.5024**	**.6533**	**.5179**	**.4716**	**.4755**
Stddev	.0014	.0226	.0017	.0030	.0020	.0016	.2988	.0032	.0024	.0022
%RSD	.3016	4.087	.3470	.5795	.3684	.3096	45.73	.6184	.5184	.4566
#1	.4786	.5321	.4829	.5194	.5439	.5041	.9254	.5194	.4741	.4778
#2	.4789	.5769	.4863	.5137	.5473	.5022	.3336	.5200	.4692	.4736
#3	.4812	.5497	.4847	.5152	.5475	.5010	.7010	.5142	.4716	.4750
Check ?	Chk Pass	Chk Fail	Chk Pass	Chk Pass	Chk Pass	Chk Pass	None	Chk Pass	Chk Pass	Chk Pass
High Limit		.5524								
Low Limit		.4476								

Elem	Cr2677	Cu3247	Fe2599	K_7664	Mg2790	Mn2576R	Mo2020	Na5895	Ni2316	Pb2203
Units	ppm	ppm	ppm	ppm	ppm	ppm	ppm	ppm	ppm	ppm
Avg	**.4732**	**.5357**	**.5308**	**4.815**	**.5116**	**.4479**	**.4784**	**9.498**	**.5129**	**.4848**
Stddev	.0016	.0025	.0081	.062	.0061	.0034	.0028	.076	.0025	.0035
%RSD	.3482	.4637	1.520	1.281	1.195	.7503	.5880	.8014	.4817	.7209
#1	.4714	.5378	.5339	4.763	.5186	.4444	.4814	9.512	.5155	.4888
#2	.4744	.5329	.5369	4.883	.5076	.4511	.4758	9.565	.5125	.4838
#3	.4739	.5362	.5216	4.798	.5086	.4481	.4778	9.415	.5107	.4820
Check ?	Chk Pass	Chk Pass	Chk Pass	Chk Pass	Chk Pass	Chk Pass	Chk Pass	Chk Pass	Chk Pass	Chk Pass
High Limit										
Low Limit										

Elem	Sb2068	Se1960	Si2124	Sn1899	Sr4215	Ti3349A	Tl1908	V_2924	Zn2062
Units	ppm	ppm	ppm	ppm	ppm	ppm	ppm	ppm	ppm
Avg	**.4772**	**.4763**	**5.187**	**.5058**	**.4573**	**.5101**	**.5259**	**.5136**	**.4861**
Stddev	.0066	.0054	.015	.0055	.0022	.0022	.0079	.0011	.0019
%RSD	1.387	1.143	.2824	1.087	.4778	.4280	1.506	.2135	.3875
#1	.4715	.4802	5.203	.5075	.4568	.5110	.5343	.5143	.4878
#2	.4755	.4786	5.174	.4996	.4598	.5076	.5249	.5124	.4841
#3	.4844	.4701	5.184	.5102	.4555	.5117	.5186	.5143	.4865
Check ?	Chk Pass	Chk Pass	Chk Pass	Chk Pass	Chk Pass	Chk Pass	Chk Pass	Chk Pass	Chk Pass
High Limit									
Low Limit									

Int. Std.	Y_2243	Y_3600	Y_3710
Units	Cts/S	Cts/S	Cts/S
Avg	**1643.7**	**66459.**	**2619.2**
Stddev	7.0	296.	3.6
%RSD	.42795	.44543	.13907
#1	1637.1	66642.	2616.0
#2	1651.1	66617.	2618.5
#3	1642.9	66117.	2623.2

Sample Name: CCB Acquired: 10/29/2020 16:00:30 Type: QC
Method: Trace_4_E200.7_SW6010(v92) Mode: CONC Corr. Factor: 1.000000
User: BV Custom ID1: WG1427982 Custom ID2: Trace4 Custom ID3:
Comment:

Elem	Ag3280	Al3961	As1890	B_2089	Ba4554	Be3130	Bi2230	Ca3158	Cd2144	Co2286
Units	ppm	ppm	ppm	ppm	ppm	ppm	ppm	ppm	ppm	ppm
Avg	**.0010**	**.0378**	**-.0052**	**.0002**	**.0021**	**.0005**	**.3287**	**.0198**	**.0004**	**.0001**
Stddev	.0010	.0115	.0005	.0010	.0002	.0000	.1686	.0079	.0001	.0001
%RSD	99.54	30.30	10.10	442.6	7.094	6.808	51.29	39.87	21.20	127.8
#1	.0021	.0279	-.0056	.0004	.0022	.0004	.1342	.0108	.0005	.0002
#2	.0009	.0503	-.0055	-.0009	.0022	.0005	.4196	.0257	.0003	.0001
#3	.0001	.0352	-.0046	.0012	.0020	.0005	.4324	.0228	.0004	-.0000
Check ?	Chk Pass	Chk Pass	Chk Pass	Chk Pass	Chk Pass	Chk Pass	None	Chk Pass	Chk Pass	Chk Pass
High Limit										
Low Limit										

Elem	Cr2677	Cu3247	Fe2599	K_7664	Mg2790	Mn2576R	Mo2020	Na5895	Ni2316	Pb2203
Units	ppm	ppm	ppm	ppm	ppm	ppm	ppm	ppm	ppm	ppm
Avg	**-.0001**	**.0002**	**.0040**	**.0869**	**.0066**	**-.0011**	**.0020**	**-.1663**	**.0004**	**.0004**
Stddev	.0006	.0011	.0053	.0633	.0011	.0014	.0001	.0037	.0003	.0008
%RSD	721.6	481.6	132.9	72.80	16.22	129.4	7.519	2.196	67.63	208.4
#1	.0005	-.0010	-.0000	.1576	.0056	-.0027	.0019	-.1622	.0008	.0004
#2	-.0000	.0006	.0020	.0674	.0064	-.0003	.0019	-.1675	.0002	.0012
#3	-.0007	.0012	.0099	.0357	.0077	-.0002	.0021	-.1692	.0003	-.0004
Check ?	Chk Pass	Chk Pass	Chk Pass	Chk Pass	Chk Pass	Chk Pass	Chk Pass	Chk Pass	Chk Pass	Chk Pass
High Limit										
Low Limit										

Elem	Sb2068	Se1960	Si2124	Sn1899	Sr4215	Ti3349A	Tl1908	V_2924	Zn2062
Units	ppm	ppm	ppm	ppm	ppm	ppm	ppm	ppm	ppm
Avg	**.0092**	**-.0021**	**-.0012**	**.0053**	**.0006**	**-.0005**	**.0026**	**-.0009**	**.0003**
Stddev	.0020	.0071	.0017	.0005	.0002	.0010	.0022	.0007	.0001
%RSD	21.50	332.1	138.3	9.138	40.93	216.5	86.27	71.04	39.58
#1	.0110	-.0090	-.0026	.0058	.0007	.0007	.0009	-.0016	.0005
#2	.0096	.0051	.0007	.0051	.0008	-.0010	.0052	-.0007	.0002
#3	.0071	-.0025	-.0018	.0049	.0003	-.0011	.0017	-.0004	.0003
Check ?	Chk Pass	Chk Pass	Chk Pass	Chk Pass	Chk Pass	Chk Pass	Chk Pass	Chk Pass	Chk Pass
High Limit									
Low Limit									

Int. Std.	Y_2243	Y_3600	Y_3710
Units	Cts/S	Cts/S	Cts/S
Avg	**1680.2**	**67533.**	**2644.9**
Stddev	4.8	1261.	4.3
%RSD	.28602	1.8669	.16349
#1	1684.5	68440.	2649.9
#2	1681.2	68066.	2642.0
#3	1675.0	66093.	2642.9

Sample Name: Std 0 Acquired: 10/29/2020 16:16:42 Type: Cal
Method: Trace_4_E200.7_SW6010(v92) Mode: IR Corr. Factor: 1.000000
User: BV Custom ID1: WG1427982 Custom ID2: Trace4 Custom ID3:
Comment:

Elem	Ag3280	Al3961	As1890	B_2089	Ba4554	Be3130	Bi2230	Ca3158	Cd2144	Co2286
Units	Cts/S	Cts/S	Cts/S	Cts/S	Cts/S	Cts/S	Cts/S	Cts/S	Cts/S	Cts/S
Avg	**.0004**	**.0078**	**.0003**	**.0059**	**.0065**	**-.0119**	**-.0003**	**-.0003**	**-.0022**	**.0049**
Stddev	.0002	.0022	.0002	.0003	.0039	.0036	.0006	.0006	.0006	.0004
%RSD	50.28	27.86	70.83	4.807	60.41	30.01	233.2	214.3	28.56	8.104
#1	.0005	.0102	.0004	.0062	.0106	-.0116	.0004	.0004	-.0023	.0050
#2	.0002	.0059	.0005	.0057	.0028	-.0155	-.0005	-.0008	-.0015	.0045
#3	.0005	.0073	.0001	.0057	.0062	-.0084	-.0007	-.0004	-.0027	.0052

Elem	Cr2677	Cu3247	Fe2599	K_7664	Mg2790	Mn2576R	Mo2020	Na5895	Ni2316	Pb2203
Units	Cts/S	Cts/S	Cts/S	Cts/S	Cts/S	Cts/S	Cts/S	Cts/S	Cts/S	Cts/S
Avg	**.0002**	**.0047**	**.0010**	**.0074**	**-.0021**	**.0004**	**.0007**	**.1115**	**.0025**	**.0003**
Stddev	.0000	.0001	.0005	.0028	.0028	.0005	.0005	.0032	.0006	.0007
%RSD	9.083	1.168	49.41	38.54	135.1	126.6	70.85	2.853	24.22	272.2
#1	.0002	.0048	.0012	.0053	-.0052	-.0001	.0011	.1108	.0018	.0003
#2	.0002	.0047	.0005	.0062	.0000	.0004	.0002	.1087	.0030	-.0005
#3	.0002	.0047	.0014	.0106	-.0010	.0009	.0007	.1150	.0028	.0009

Elem	Sb2068	Se1960	Si2124	Sn1899	Sr4215	Ti3349A	Tl1908	V_2924	Zn2062
Units	Cts/S	Cts/S	Cts/S	Cts/S	Cts/S	Cts/S	Cts/S	Cts/S	Cts/S
Avg	**-.0007**	**.0016**	**.0020**	**.0003**	**.0018**	**.0001**	**-.0011**	**.0012**	**-.0009**
Stddev	.0002	.0002	.0005	.0004	.0033	.0002	.0004	.0001	.0003
%RSD	28.40	10.64	26.69	115.8	177.9	103.9	36.72	4.102	26.97
#1	-.0009	.0015	.0024	.0006	.0038	.0002	-.0012	.0013	-.0007
#2	-.0007	.0015	.0014	-.0001	-.0019	.0003	-.0006	.0013	-.0011
#3	-.0005	.0018	.0023	.0005	.0037	-.0000	-.0014	.0012	-.0011

Int. Std.	Y_2243	Y_3600	Y_3710
Units	Cts/S	Cts/S	Cts/S
Avg	**1693.2**	**68117.**	**2646.1**
Stddev	5.6	51.	4.2
%RSD	.33173	.07437	.15982
#1	1687.6	68072.	2647.0
#2	1693.0	68107.	2649.8
#3	1698.9	68172.	2641.5

Sample Name: ICAL Acquired: 10/29/2020 16:21:06 Type: Cal
Method: Trace_4_E200.7_SW6010(v92) Mode: IR Corr. Factor: 1.000000
User: BV Custom ID1: WG1427982 Custom ID2: Trace4 Custom ID3:
Comment:

Elem	Ag3280	Al3961	As1890	B_2089	Ba4554	Be3130	Bi2230	Ca3158	Cd2144	Co2286
Units	Cts/S	Cts/S	Cts/S	Cts/S	Cts/S	Cts/S	Cts/S	Cts/S	Cts/S	Cts/S
Avg	**.1619**	**.0710**	**.0796**	**.4050**	**3.041**	**194.3**	**-.0014**	**.0711**	**6.674**	**1.889**
Stddev	.0004	.0009	.0003	.0003	.022	.4	.0003	.0005	.018	.003
%RSD	.2268	1.213	.3736	.0858	.7230	.1841	19.25	.7061	.2636	.1800
#1	.1624	.0714	.0794	.4046	3.032	194.2	-.0015	.0709	6.654	1.885
#2	.1618	.0700	.0799	.4053	3.066	194.8	-.0016	.0717	6.688	1.891
#3	.1617	.0716	.0793	.4051	3.026	194.1	-.0011	.0707	6.679	1.891

Elem	Cr2677	Cu3247	Fe2599	Mg2790	Mn2576R	Mo2020	Ni2316	Pb2203	Sb2068	Se1960
Units	Cts/S	Cts/S	Cts/S	Cts/S	Cts/S	Cts/S	Cts/S	Cts/S	Cts/S	Cts/S
Avg	**.1488**	**.2494**	**.0457**	**.3427**	**.5426**	**.8449**	**.9930**	**.3092**	**.1380**	**.0545**
Stddev	.0003	.0003	.0000	.0027	.0068	.0039	.0021	.0015	.0012	.0005
%RSD	.2026	.1091	.0670	.7954	1.259	.4633	.2107	.4921	.8811	.8975
#1	.1490	.2496	.0457	.3457	.5368	.8405	.9917	.3075	.1367	.0541
#2	.1490	.2491	.0458	.3421	.5501	.8478	.9954	.3105	.1382	.0550
#3	.1485	.2496	.0457	.3403	.5408	.8465	.9918	.3095	.1392	.0543

Elem	Si2124	Sn1899	Sr4215	Ti3349A	Tl1908	V_2924	Zn2062
Units	Cts/S	Cts/S	Cts/S	Cts/S	Cts/S	Cts/S	Cts/S
Avg	**.1162**	**.1492**	**4.115**	**.2176**	**.0998**	**.1244**	**1.798**
Stddev	.0002	.0003	.041	.0005	.0005	.0004	.005
%RSD	.2139	.1772	.9945	.2295	.5070	.2973	.2631
#1	.1160	.1490	4.079	.2180	.0998	.1248	1.792
#2	.1165	.1490	4.160	.2178	.1003	.1241	1.800
#3	.1161	.1495	4.107	.2170	.0993	.1243	1.801

Int. Std.	Y_2243	Y_3600	Y_3710
Units	Cts/S	Cts/S	Cts/S
Avg	**1670.3**	**67164.**	**2608.2**
Stddev	7.0	299.	10.4
%RSD	.42111	.44511	.40048
#1	1675.0	67509.	2597.3
#2	1662.2	67013.	2609.4
#3	1673.8	66971.	2618.1

Sample Name: 25: Fe K Na Si Acquired: 10/29/2020 16:25:29 Type: Cal
Method: Trace_4_E200.7_SW6010(v92) Mode: IR Corr. Factor: 1.000000
User: BV Custom ID1: WG1427982 Custom ID2: Trace4 Custom ID3:
Comment:

Elem	Fe2599	K_7664	Na5895	Si2124
Units	Cts/S	Cts/S	Cts/S	Cts/S
Avg	**1.088**	**1.147**	**6.436**	**1.827**
Stddev	.003	.010	.030	.005
%RSD	.2909	.8433	.4711	.2824
#1	1.091	1.155	6.466	1.821
#2	1.085	1.149	6.436	1.829
#3	1.087	1.136	6.406	1.831

Int. Std.	Y_2243	Y_3710
Units	Cts/S	Cts/S
Avg	**1640.9**	**2587.5**
Stddev	7.0	10.7
%RSD	.42636	.41227
#1	1647.8	2575.3
#2	1640.9	2595.0
#3	1633.9	2592.3

Sample Name: 10: Ca Mg Si Acquired: 10/29/2020 16:29:52 Type: Cal
Method: Trace_4_E200.7_SW6010(v92) Mode: IR Corr. Factor: 1.000000
User: BV Custom ID1: WG1427982 Custom ID2: Trace4 Custom ID3:
Comment:

Elem	Ca3158	Mg2790	Si2124
Units	Cts/S	Cts/S	Cts/S
Avg	**.7055**	**3.402**	**.9152**
Stddev	.0031	.051	.0009
%RSD	.4364	1.499	.0969
#1	.7090	3.457	.9156
#2	.7041	3.390	.9142
#3	.7034	3.357	.9158

Int. Std.	Y_2243	Y_3710
Units	Cts/S	Cts/S
Avg	**1666.3**	**2613.0**
Stddev	7.5	18.8
%RSD	.45108	.71924
#1	1673.2	2595.7
#2	1667.4	2610.4
#3	1658.3	2633.0

Sample Name: ICV Acquired: 10/29/2020 16:34:16 Type: QC
Method: Trace_4_E200.7_SW6010(v92) Mode: CONC Corr. Factor: 1.000000
User: BV Custom ID1: WG1427982 Custom ID2: Trace4 Custom ID3:
Comment:

Elem	Ag3280	Al3961	As1890	B_2089	Ba4554	Be3130	Bi2230	Ca3158	Cd2144	Co2286
Units	ppm	ppm	ppm	ppm	ppm	ppm	ppm	ppm	ppm	ppm
Avg	.4922	.5060	.4969	.4971	.4950	.5100	.2319	W .5305	.4824	.4795
Stddev	.0033	.0116	.0035	.0027	.0034	.0065	.2380	.0156	.0012	.0012
%RSD	.6741	2.297	.7092	.5522	.6799	1.267	102.6	2.946	.2514	.2523
#1	.4922	.5075	.4929	.4947	.4964	.5132	-.0188	.5457	.4810	.4782
#2	.4955	.5169	.4981	.4966	.4975	.5143	.2600	.5313	.4832	.4805
#3	.4888	.4938	.4996	.5001	.4912	.5026	.4547	.5145	.4830	.4798
Check ?	Chk Pass	Chk Pass	Chk Pass	Chk Pass	Chk Pass	Chk Pass	None	Chk Warn	Chk Pass	Chk Pass
High Limit								.5274		
Low Limit								.4726		

Elem	Cr2677	Cu3247	Fe2599	K_7664	Mg2790	Mn2576R	Mo2020	Na5895	Ni2316	Pb2203
Units	ppm	ppm	ppm	ppm	ppm	ppm	ppm	ppm	ppm	ppm
Avg	.4839	.4953	.5053	5.015	W .5274	.4770	.4826	10.08	.4834	.4868
Stddev	.0020	.0006	.0037	.095	.0125	.0043	.0017	.03	.0014	.0009
%RSD	.4055	.1228	.7254	1.886	2.369	.8950	.3431	.2813	.2963	.1925
#1	.4848	.4949	.5015	5.080	.5312	.4797	.4807	10.11	.4820	.4876
#2	.4852	.4951	.5088	5.058	.5376	.4792	.4835	10.07	.4849	.4869
#3	.4816	.4960	.5057	4.906	.5135	.4721	.4836	10.06	.4832	.4858
Check ?	Chk Pass	Chk Pass	Chk Pass	Chk Pass	Chk Warn	Chk Pass	Chk Pass	Chk Pass	Chk Pass	Chk Pass
High Limit					.5274					
Low Limit					.4726					

Elem	Sb2068	Se1960	Si2124	Sn1899	Sr4215	Ti3349A	Tl1908	V_2924	Zn2062
Units	ppm	ppm	ppm	ppm	ppm	ppm	ppm	ppm	ppm
Avg	.5005	.4926	5.113	.4952	.4869	.4911	.4820	.4775	.4991
Stddev	.0045	.0065	.019	.0031	.0015	.0020	.0047	.0036	.0016
%RSD	.9053	1.312	.3774	.6161	.3034	.4143	.9658	.7451	.3128
#1	.4959	.4991	5.091	.4918	.4877	.4887	.4798	.4738	.4973
#2	.5007	.4926	5.125	.4976	.4852	.4922	.4788	.4810	.4999
#3	.5049	.4862	5.124	.4964	.4879	.4923	.4873	.4777	.5000
Check ?	Chk Pass	Chk Pass	Chk Pass	Chk Pass	Chk Pass	Chk Pass	Chk Pass	Chk Pass	Chk Pass
High Limit									
Low Limit									

Int. Std.	Y_2243	Y_3600	Y_3710
Units	Cts/S	Cts/S	Cts/S
Avg	1664.6	66898.	2583.5
Stddev	5.5	90.	27.0
%RSD	.33279	.13434	1.0458
#1	1670.2	66962.	2572.6
#2	1659.1	66795.	2563.7
#3	1664.5	66937.	2614.3

Sample Name: ICB Acquired: 10/29/2020 16:38:35 Type: QC
Method: Trace_4_E200.7_SW6010(v92) Mode: CONC Corr. Factor: 1.000000
User: BV Custom ID1: WG1427982 Custom ID2: Trace4 Custom ID3:
Comment:

Elem	Ag3280	Al3961	As1890	B_2089	Ba4554	Be3130	Bi2230	Ca3158	Cd2144	Co2286
Units	ppm	ppm	ppm	ppm	ppm	ppm	ppm	ppm	ppm	ppm
Avg	**.0008**	**-.0124**	**.0029**	**.0000**	**-.0000**	**.0006**	**-.8690**	**.0178**	**.0005**	**.0001**
Stddev	.0002	.0162	.0042	.0011	.0000	.0000	.7095	.0039	.0001	.0005
%RSD	21.47	130.9	144.0	3417.	3691.	4.780	81.65	22.01	15.77	461.8
#1	.0007	-.0039	.0075	.0004	.0000	.0005	-.6128	.0136	.0006	.0005
#2	.0010	-.0311	.0018	-.0012	-.0000	.0006	-.3232	.0214	.0004	.0003
#3	.0007	-.0022	-.0006	.0009	.0000	.0006	-1.671	.0183	.0004	-.0005
Check ?	Chk Pass	Chk Pass	Chk Pass	Chk Pass	Chk Pass	Chk Pass	None	Chk Pass	Chk Pass	Chk Pass
High Limit										
Low Limit										

Elem	Cr2677	Cu3247	Fe2599	K_7664	Mg2790	Mn2576R	Mo2020	Na5895	Ni2316	Pb2203
Units	ppm	ppm	ppm	ppm	ppm	ppm	ppm	ppm	ppm	ppm
Avg	**.0009**	**.0005**	**.0159**	**-.0785**	**.0103**	**.0011**	**.0018**	**-.0160**	**.0005**	**.0023**
Stddev	.0004	.0002	.0090	.0303	.0011	.0013	.0006	.0054	.0008	.0028
%RSD	49.80	31.64	57.00	38.59	10.60	117.3	35.33	33.58	155.4	125.1
#1	.0007	.0004	.0242	-.1088	.0091	.0012	.0019	-.0145	.0014	.0049
#2	.0006	.0007	.0063	-.0482	.0112	.0024	.0023	-.0219	.0002	.0026
#3	.0014	.0004	.0171	-.0784	.0106	-.0002	.0011	-.0115	-.0001	-.0007
Check ?	Chk Pass	Chk Pass	Chk Pass	Chk Pass	Chk Pass	Chk Pass	Chk Pass	Chk Pass	Chk Pass	Chk Pass
High Limit										
Low Limit										

Elem	Sb2068	Se1960	Si2124	Sn1899	Sr4215	Ti3349A	Tl1908	V_2924	Zn2062
Units	ppm	ppm	ppm	ppm	ppm	ppm	ppm	ppm	ppm
Avg	**.0027**	**.0069**	**.0066**	**.0020**	**.0008**	**.0003**	**-.0007**	**-.0004**	**.0007**
Stddev	.0025	.0104	.0027	.0015	.0001	.0011	.0044	.0004	.0001
%RSD	92.57	149.3	40.69	73.92	13.44	421.6	593.0	98.07	17.93
#1	.0037	-.0039	.0096	.0027	.0009	.0000	.0004	-.0002	.0006
#2	-.0001	.0079	.0054	.0031	.0009	-.0007	-.0056	-.0001	.0008
#3	.0045	.0168	.0046	.0003	.0007	.0015	.0030	-.0008	.0006
Check ?	Chk Pass	Chk Pass	Chk Pass	Chk Pass	Chk Pass	Chk Pass	Chk Pass	Chk Pass	Chk Pass
High Limit									
Low Limit									

Int. Std.	Y_2243	Y_3600	Y_3710
Units	Cts/S	Cts/S	Cts/S
Avg	**1698.0**	**67561.**	**2632.6**
Stddev	3.2	513.	14.0
%RSD	.18940	.75894	.53018
#1	1698.7	67688.	2631.2
#2	1700.8	67998.	2619.3
#3	1694.5	66996.	2647.1

Sample Name: XWG1426660-1,T Acquired: 10/29/2020 16:43:28 Type: Unk
Method: Trace_4_E200.7_SW6010(v92) Mode: CONC Corr. Factor: 1.000000
User: BV Custom ID1: WG1427982 Custom ID2: Trace4 Custom ID3:
Comment:

Elem	Ag3280	Al3961	As1890	B_2089	Ba4554	Be3130	Bi2230	Ca3158	Cd2144	Co2286
Units	ppm	ppm	ppm	ppm	ppm	ppm	ppm	ppm	ppm	ppm
Avg	**-.0001**	**.0130**	**-.0010**	**.0010**	**.0006**	**.0000**	**-1.105**	**.0123**	**.0000**	**.0005**
Stddev	.0010	.0291	.0040	.0018	.0009	.0000	.101	.0136	.0000	.0003
%RSD	1069.	223.1	422.2	170.6	141.6	31.36	9.147	110.8	106.6	61.15
#1	.0010	.0466	.0032	-.0000	.0006	.0000	-1.202	-.0034	.0001	.0009
#2	-.0005	-.0028	-.0049	.0001	.0014	.0000	-1.001	.0193	-.0000	.0003
#3	-.0008	-.0047	-.0012	.0031	-.0003	.0000	-1.111	.0210	.0001	.0004

Elem	Cr2677	Cu3247	Fe2599	K_7664	Mg2790	Mn2576R	Mo2020	Na5895	Ni2316	Pb2203
Units	ppm	ppm	ppm	ppm	ppm	ppm	ppm	ppm	ppm	ppm
Avg	**.0007**	**.0022**	**1.467**	**.1319**	**.0100**	**.0084**	**.0006**	**.1048**	**.0269**	**.0024**
Stddev	.0005	.0002	.013	.0317	.0024	.0005	.0003	.0313	.0007	.0042
%RSD	68.84	10.32	.8923	24.05	23.51	5.423	55.23	29.87	2.481	174.3
#1	.0004	.0024	1.452	.0953	.0119	.0081	.0009	.1407	.0277	-.0004
#2	.0004	.0020	1.474	.1516	.0074	.0082	.0004	.0901	.0265	.0004
#3	.0012	.0023	1.475	.1488	.0108	.0089	.0004	.0834	.0265	.0072

Elem	Sb2068	Se1960	Si2124	Sn1899	Sr4215	Ti3349A	Tl1908	V_2924	Zn2062
Units	ppm	ppm	ppm	ppm	ppm	ppm	ppm	ppm	ppm
Avg	**.0027**	**-.0026**	**.0114**	**.0059**	**.0001**	**-.0001**	**-.0002**	**-.0011**	**.0030**
Stddev	.0009	.0068	.0005	.0011	.0005	.0003	.0039	.0002	.0001
%RSD	32.36	264.5	4.215	18.70	742.0	335.7	2055.	19.16	3.782
#1	.0031	.0003	.0108	.0064	-.0003	-.0000	-.0019	-.0010	.0030
#2	.0032	.0023	.0117	.0066	-.0001	.0002	.0042	-.0009	.0031
#3	.0017	-.0103	.0116	.0046	.0006	-.0004	-.0028	-.0013	.0029

Int. Std.	Y_2243	Y_3600	Y_3710
Units	Cts/S	Cts/S	Cts/S
Avg	**1690.2**	**67773.**	**2648.2**
Stddev	2.1	114.	12.3
%RSD	.12506	.16863	.46337
#1	1689.5	67647.	2658.8
#2	1692.5	67805.	2634.8
#3	1688.4	67869.	2651.2

Sample Name: CCV Acquired: 10/29/2020 17:02:18 Type: QC
Method: Trace_4_E200.7_SW6010(v92) Mode: CONC Corr. Factor: 1.000000
User: BV Custom ID1: WG1427982 Custom ID2: Trace4 Custom ID3:
Comment:

Elem	Ag3280	Al3961	As1890	B_2089	Ba4554	Be3130	Bi2230	Ca3158	Cd2144	Co2286
Units	ppm	ppm	ppm	ppm	ppm	ppm	ppm	ppm	ppm	ppm
Avg	**.4938**	**.4885**	**.5023**	**.4989**	**.4927**	**.5025**	**.0145**	**.5082**	**.4845**	**.4809**
Stddev	.0017	.0552	.0030	.0013	.0012	.0039	.5025	.0235	.0009	.0013
%RSD	.3380	11.29	.5935	.2551	.2423	.7677	3470.	4.634	.1844	.2686
#1	.4946	.5488	.5057	.4995	.4939	.5069	-.5254	.4835	.4853	.4821
#2	.4949	.4760	.5002	.4974	.4915	.5008	.1004	.5106	.4835	.4796
#3	.4919	.4407	.5009	.4997	.4926	.4998	.4685	.5304	.4847	.4812
Check ?	Chk Pass	Chk Pass	Chk Pass	Chk Pass	Chk Pass	Chk Pass	None	Chk Pass	Chk Pass	Chk Pass
High Limit										
Low Limit										

Elem	Cr2677	Cu3247	Fe2599	K_7664	Mg2790	Mn2576R	Mo2020	Na5895	Ni2316	Pb2203
Units	ppm	ppm	ppm	ppm	ppm	ppm	ppm	ppm	ppm	ppm
Avg	**.4825**	**.4912**	**.4869**	**4.918**	**.5133**	**.4735**	**.4834**	**9.942**	**.4842**	**.4868**
Stddev	.0007	.0005	.0165	.119	.0089	.0037	.0008	.059	.0006	.0043
%RSD	.1380	.0957	3.385	2.425	1.735	.7882	.1707	.5916	.1279	.8876
#1	.4832	.4916	.5007	5.028	.5192	.4758	.4832	9.979	.4840	.4824
#2	.4821	.4907	.4686	4.791	.5031	.4692	.4827	9.875	.4849	.4910
#3	.4821	.4912	.4913	4.934	.5177	.4755	.4843	9.974	.4837	.4869
Check ?	Chk Pass	Chk Pass	Chk Pass	Chk Pass	Chk Pass	Chk Pass	Chk Pass	Chk Pass	Chk Pass	Chk Pass
High Limit										
Low Limit										

Elem	Sb2068	Se1960	Si2124	Sn1899	Sr4215	Ti3349A	Tl1908	V_2924	Zn2062
Units	ppm	ppm	ppm	ppm	ppm	ppm	ppm	ppm	ppm
Avg	**.4978**	**.4939**	**5.126**	**.4938**	**.4812**	**.4900**	**.4843**	**.4756**	**.5013**
Stddev	.0018	.0021	.006	.0036	.0054	.0011	.0015	.0006	.0006
%RSD	.3666	.4162	.1221	.7298	1.127	.2285	.3123	.1260	.1287
#1	.4965	.4962	5.132	.4933	.4821	.4905	.4856	.4754	.5021
#2	.4998	.4928	5.125	.4905	.4754	.4908	.4826	.4750	.5010
#3	.4969	.4925	5.120	.4976	.4862	.4887	.4847	.4762	.5009
Check ?	Chk Pass	Chk Pass	Chk Pass	Chk Pass	Chk Pass	Chk Pass	Chk Pass	Chk Pass	Chk Pass
High Limit									
Low Limit									

Int. Std.	Y_2243	Y_3600	Y_3710
Units	Cts/S	Cts/S	Cts/S
Avg	**1673.9**	**67296.**	**2641.6**
Stddev	3.1	242.	14.7
%RSD	.18360	.35921	.55709
#1	1670.4	67481.	2628.8
#2	1675.2	67385.	2657.6
#3	1676.1	67023.	2638.3

Sample Name: CCB Acquired: 10/29/2020 17:06:36 Type: QC
Method: Trace_4_E200.7_SW6010(v92) Mode: CONC Corr. Factor: 1.000000
User: BV Custom ID1: WG1427982 Custom ID2: Trace4 Custom ID3:
Comment:

Elem	Ag3280	Al3961	As1890	B_2089	Ba4554	Be3130	Bi2230	Ca3158	Cd2144	Co2286
Units	ppm	ppm	ppm	ppm	ppm	ppm	ppm	ppm	ppm	ppm
Avg	**.0009**	**.0403**	**-.0017**	**.0010**	**.0013**	**.0005**	**-.7186**	**.0129**	**.0004**	**.0003**
Stddev	.0012	.0367	.0031	.0003	.0006	.0000	.1406	.0067	.0001	.0002
%RSD	139.5	91.00	188.4	32.44	43.24	2.852	19.57	51.98	20.63	76.70
#1	.0011	.0057	.0016	.0010	.0007	.0005	-.8663	.0053	.0005	.0005
#2	.0020	.0787	-.0020	.0007	.0018	.0005	-.7031	.0179	.0003	.0001
#3	-.0004	.0365	-.0046	.0014	.0013	.0005	-.5864	.0155	.0004	.0003
Check ?	Chk Pass	Chk Pass	Chk Pass	Chk Pass	Chk Pass	Chk Pass	None	Chk Pass	Chk Pass	Chk Pass
High Limit										
Low Limit										

Elem	Cr2677	Cu3247	Fe2599	K_7664	Mg2790	Mn2576R	Mo2020	Na5895	Ni2316	Pb2203
Units	ppm	ppm	ppm	ppm	ppm	ppm	ppm	ppm	ppm	ppm
Avg	**.0003**	**.0011**	**-.0011**	**.0346**	**.0068**	**.0012**	**.0013**	**-.0219**	**.0009**	**.0020**
Stddev	.0007	.0000	.0085	.0097	.0017	.0017	.0005	.0136	.0002	.0014
%RSD	216.9	4.427	804.1	28.15	25.61	139.4	37.07	62.11	26.73	68.80
#1	.0003	.0011	-.0040	.0256	.0050	-.0001	.0017	-.0370	.0006	.0009
#2	.0010	.0012	.0085	.0449	.0069	.0031	.0016	-.0181	.0009	.0016
#3	-.0003	.0011	-.0077	.0332	.0084	.0006	.0008	-.0106	.0011	.0036
Check ?	Chk Pass	Chk Pass	Chk Pass	Chk Pass	Chk Pass	Chk Pass	Chk Pass	Chk Pass	Chk Pass	Chk Pass
High Limit										
Low Limit										

Elem	Sb2068	Se1960	Si2124	Sn1899	Sr4215	Ti3349A	Tl1908	V_2924	Zn2062
Units	ppm	ppm	ppm	ppm	ppm	ppm	ppm	ppm	ppm
Avg	**.0035**	**-.0049**	**.0077**	**.0043**	**.0008**	**.0006**	**-.0021**	**.0006**	**.0007**
Stddev	.0025	.0035	.0049	.0013	.0006	.0009	.0033	.0009	.0003
%RSD	70.16	71.90	64.06	31.69	81.54	157.9	160.9	155.4	42.26
#1	.0021	-.0082	.0132	.0043	.0006	.0017	-.0026	.0015	.0009
#2	.0021	-.0054	.0037	.0056	.0015	.0001	.0015	-.0001	.0004
#3	.0064	-.0012	.0062	.0029	.0002	.0000	-.0052	.0003	.0008
Check ?	Chk Pass	Chk Pass	Chk Pass	Chk Pass	Chk Pass	Chk Pass	Chk Pass	Chk Pass	Chk Pass
High Limit									
Low Limit									

Int. Std.	Y_2243	Y_3600	Y_3710
Units	Cts/S	Cts/S	Cts/S
Avg	**1696.4**	**68491.**	**2665.5**
Stddev	2.6	143.	63.4
%RSD	.15212	.20872	2.3802
#1	1696.9	68544.	2735.9
#2	1698.6	68600.	2612.6
#3	1693.5	68329.	2648.2

Sample Name: 0.01 Acquired: 10/29/2020 17:11:27 Type: QC
Method: Trace_4_E200.7_SW6010(v92) Mode: CONC Corr. Factor: 1.000000
User: BV Custom ID1: WG1427982 Custom ID2: Trace4 Custom ID3:
Comment:

Elem	Ag3280	Al3961	As1890	B_2089	Ba4554	Be3130	Bi2230	Ca3158	Cd2144	Co2286
Units	ppm	ppm	ppm	ppm	ppm	ppm	ppm	ppm	ppm	ppm
Avg	**.0091**	**.0284**	**.0127**	**.0097**	**.0092**	**.0100**	F **-.8743**	**.0209**	**.0099**	**.0097**
Stddev	.0008	.0411	.0041	.0011	.0011	.0001	.3172	.0121	.0001	.0001
%RSD	8.440	144.9	32.47	11.04	12.36	.5248	36.27	57.71	.6569	1.278
#1	.0098	.0494	.0132	.0089	.0098	.0100	-.7355	.0342	.0098	.0095
#2	.0083	-.0190	.0084	.0092	.0098	.0100	-.6502	.0106	.0099	.0098
#3	.0091	.0548	.0166	.0109	.0079	.0099	-1.237	.0179	.0099	.0097
Check ?	None	None	None	Chk Pass	Chk Pass	None	Chk Fail	None	None	Chk Pass
Value							.0131			
Range							.0070			

Elem	Cr2677	Cu3247	Fe2599	K_7664	Mg2790	Mn2576R	Mo2020	Na5895	Ni2316	Pb2203
Units	ppm	ppm	ppm	ppm	ppm	ppm	ppm	ppm	ppm	ppm
Avg	**.0092**	**.0106**	**.0060**	**.0768**	**.0102**	**.0102**	**.0105**	**-.0366**	**.0113**	**.0107**
Stddev	.0004	.0002	.0098	.0384	.0069	.0007	.0001	.0352	.0005	.0018
%RSD	4.088	2.198	163.5	50.04	67.57	6.559	.8139	96.20	4.444	17.09
#1	.0097	.0107	.0169	.0800	.0047	.0109	.0104	-.0384	.0108	.0088
#2	.0091	.0103	.0033	.1135	.0080	.0095	.0105	-.0005	.0115	.0108
#3	.0090	.0107	-.0022	.0369	.0179	.0103	.0106	-.0708	.0117	.0125
Check ?	Chk Pass	Chk Pass	None	None	None	Chk Pass	Chk Pass	None	Chk Pass	Chk Pass
Value										
Range										

Elem	Sb2068	Se1960	Si2124	Sn1899	Sr4215	Ti3349A	Tl1908	V_2924	Zn2062
Units	ppm	ppm	ppm	ppm	ppm	ppm	ppm	ppm	ppm
Avg	**.0114**	**.0097**	**.0078**	**.0112**	**.0103**	**.0099**	W **.0074**	**.0089**	**.0099**
Stddev	.0017	.0066	.0020	.0012	.0006	.0002	.0041	.0010	.0002
%RSD	14.70	68.08	25.74	10.69	5.885	2.406	56.31	11.10	2.302
#1	.0120	.0167	.0091	.0109	.0099	.0100	.0122	.0097	.0098
#2	.0095	.0087	.0055	.0102	.0100	.0096	.0050	.0078	.0098
#3	.0127	.0036	.0088	.0125	.0110	.0100	.0049	.0092	.0102
Check ?	None	Chk Pass	None	Chk Pass	Chk Pass	Chk Pass	Chk Warn	Chk Pass	None
Value							.0121		
Range							.0080		

Int. Std.	Y_2243	Y_3600	Y_3710
Units	Cts/S	Cts/S	Cts/S
Avg	**1698.0**	**67916.**	**2654.2**
Stddev	.8	412.	9.4
%RSD	.04450	.60630	.35548
#1	1698.8	67556.	2643.8
#2	1697.6	68365.	2662.3
#3	1697.5	67826.	2656.3

Sample Name: WG1427675-1,T Acquired: 10/29/2020 17:20:57 Type: Unk
Method: Trace_4_E200.7_SW6010(v92) Mode: CONC Corr. Factor: 1.000000
User: BV Custom ID1: WG1427982 Custom ID2: Trace4 Custom ID3:
Comment:

Elem	Ag3280	Al3961	As1890	B_2089	Ba4554	Be3130	Bi2230	Ca3158	Cd2144	Co2286
Units	ppm	ppm	ppm	ppm	ppm	ppm	ppm	ppm	ppm	ppm
Avg	**.0000**	**.0020**	**-.0096**	**-.0014**	**-.0001**	**.0000**	**-.7010**	**.0160**	**-.0000**	**.0002**
Stddev	.0001	.0177	.0031	.0010	.0014	.0000	.0950	.0074	.0000	.0002
%RSD	654.7	871.0	32.31	69.85	2178.	1206.	13.55	46.41	50.96	82.74
#1	.0001	.0024	-.0065	-.0008	.0012	-.0000	-.6943	.0087	-.0000	.0002
#2	-.0001	.0196	-.0127	-.0025	-.0015	.0000	-.6096	.0156	-.0000	.0004
#3	.0001	-.0159	-.0095	-.0009	.0000	-.0000	-.7992	.0235	-.0001	.0000

Elem	Cr2677	Cu3247	Fe2599	K_7664	Mg2790	Mn2576R	Mo2020	Na5895	Ni2316	Pb2203
Units	ppm	ppm	ppm	ppm	ppm	ppm	ppm	ppm	ppm	ppm
Avg	**.0003**	**-.0007**	**.0079**	**.0660**	**.0054**	**.0006**	**-.0003**	**.0011**	**.0006**	**-.0008**
Stddev	.0007	.0001	.0048	.0909	.0035	.0006	.0005	.0131	.0009	.0030
%RSD	209.2	15.17	60.22	137.8	66.00	110.3	134.1	1189.	151.3	370.8
#1	.0011	-.0008	.0025	.0628	.0055	-.0002	-.0008	.0155	.0011	-.0026
#2	-.0002	-.0008	.0115	-.0233	.0018	.0009	.0001	-.0101	-.0005	-.0024
#3	.0000	-.0006	.0097	.1584	.0088	.0010	-.0003	-.0021	.0012	.0026

Elem	Sb2068	Se1960	Si2124	Sn1899	Sr4215	Ti3349A	Tl1908	V_2924	Zn2062
Units	ppm	ppm	ppm	ppm	ppm	ppm	ppm	ppm	ppm
Avg	**-.0006**	**-.0036**	**.0050**	**.0030**	**.0003**	**.0008**	**-.0029**	**-.0011**	**.0002**
Stddev	.0037	.0092	.0028	.0008	.0001	.0008	.0014	.0008	.0001
%RSD	600.5	257.1	56.09	27.25	47.50	106.1	48.40	79.94	80.37
#1	-.0002	-.0033	.0063	.0033	.0003	.0005	-.0024	-.0020	.0000
#2	.0029	.0055	.0070	.0021	.0005	.0002	-.0018	-.0007	.0003
#3	-.0045	-.0129	.0018	.0037	.0002	.0017	-.0044	-.0004	.0002

Int. Std.	Y_2243	Y_3600	Y_3710
Units	Cts/S	Cts/S	Cts/S
Avg	**1698.4**	**68173.**	**2675.4**
Stddev	7.1	184.	22.9
%RSD	.41900	.27033	.85481
#1	1706.3	68256.	2681.6
#2	1692.5	68300.	2650.1
#3	1696.5	67961.	2694.6

Sample Name: WG1427675-2,T Acquired: 10/29/2020 17:25:23 Type: Unk
Method: Trace_4_E200.7_SW6010(v92) Mode: CONC Corr. Factor: 1.000000
User: BV Custom ID1: WG1427982 Custom ID2: Trace4 Custom ID3:
Comment:

Elem	Ag3280	Al3961	As1890	B_2089	Ba4554	Be3130	Bi2230	Ca3158	Cd2144	Co2286
Units	ppm	ppm	ppm	ppm	ppm	ppm	ppm	ppm	ppm	ppm
Avg	**.2449**	**34.82**	**1.146**	**.6522**	**1.633**	**1.232**	**-1.329**	**33.08**	**.9882**	**.8663**
Stddev	.0053	.67	.012	.0071	.026	.023	.656	.55	.0075	.0068
%RSD	2.164	1.910	1.064	1.095	1.578	1.833	49.39	1.667	.7556	.7866
#1	.2510	35.58	1.132	.6440	1.663	1.254	-2.086	33.71	.9796	.8585
#2	.2421	34.32	1.156	.6558	1.615	1.233	-.9709	32.66	.9921	.8695
#3	.2415	34.57	1.150	.6568	1.622	1.209	-.9289	32.88	.9929	.8709

Elem	Cr2677	Cu3247	Fe2599	K_7664	Mg2790	Mn2576R	Mo2020	Na5895	Ni2316	Pb2203
Units	ppm	ppm	ppm	ppm	ppm	ppm	ppm	ppm	ppm	ppm
Avg	**1.084**	**.4016**	**81.55**	**11.13**	**13.12**	**1.812**	**.6814**	**10.30**	**.3819**	**.9320**
Stddev	.020	.0047	1.88	.16	.34	.033	.0063	.20	.0045	.0090
%RSD	1.834	1.179	2.304	1.472	2.554	1.793	.9309	1.973	1.171	.9686
#1	1.107	.4066	83.70	11.31	13.51	1.849	.6743	10.53	.3768	.9216
#2	1.076	.4010	80.19	11.07	12.94	1.787	.6836	10.15	.3837	.9375
#3	1.070	.3972	80.77	11.00	12.92	1.800	.6864	10.22	.3852	.9368

Elem	Sb2068	Se1960	Si2124	Sn1899	Sr4215	Ti3349A	Tl1908	V_2924	Zn2062
Units	ppm	ppm	ppm	ppm	ppm	ppm	ppm	ppm	ppm
Avg	**1.253**	**1.274**	**12.37**	**.5042**	**.5594**	**1.864**	**.7965**	**.4220**	**1.099**
Stddev	.005	.006	.09	.0034	.0099	.025	.0096	.0082	.008
%RSD	.4331	.4621	.7383	.6823	1.762	1.315	1.205	1.931	.7335
#1	1.248	1.274	12.26	.5002	.5704	1.891	.7861	.4307	1.089
#2	1.253	1.269	12.43	.5065	.5513	1.858	.7982	.4208	1.103
#3	1.258	1.280	12.41	.5058	.5564	1.843	.8050	.4145	1.104

Int. Std.	Y_2243	Y_3600	Y_3710
Units	Cts/S	Cts/S	Cts/S
Avg	**1746.3**	**68702.**	**2807.0**
Stddev	9.2	831.	44.3
%RSD	.52735	1.2101	1.5799
#1	1755.7	67919.	2757.3
#2	1737.3	68614.	2821.5
#3	1746.0	69574.	2842.4

Sample Name: L2046791-01,T Acquired: 10/29/2020 17:29:45 Type: Unk
Method: Trace_4_E200.7_SW6010(v92) Mode: CONC Corr. Factor: 1.000000
User: BV Custom ID1: WG1427982 Custom ID2: Trace4 Custom ID3:
Comment:

Elem	Ag3280	Al3961	As1890	B_2089	Ba4554	Be3130	Bi2230	Ca3158	Cd2144	Co2286
Units	ppm	ppm	ppm	ppm	ppm	ppm	ppm	ppm	ppm	ppm
Avg	**.0012**	**72.39**	**.0977**	**.0305**	**1.676**	**.0050**	**-11.41**	**238.7**	**-.0041**	**.0459**
Stddev	.0015	.54	.0096	.0020	.016	.0000	.42	2.5	.0002	.0008
%RSD	121.6	.7478	9.794	6.613	.9648	.4280	3.662	1.065	4.458	1.679
#1	.0009	72.77	.0990	.0299	1.692	.0050	-11.22	240.8	-.0042	.0453
#2	-.0001	72.64	.0876	.0288	1.678	.0050	-11.89	239.4	-.0042	.0456
#3	.0028	71.77	.1066	.0327	1.659	.0050	-11.12	235.9	-.0039	.0468

Elem	Cr2677	Cu3247	Fe2599	K_7664	Mg2790	Mn2576R	Mo2020	Na5895	Ni2316	Pb2203
Units	ppm	ppm	ppm	ppm	ppm	ppm	ppm	ppm	ppm	ppm
Avg	**.1612**	**.4806**	**258.0**	**3.343**	**52.19**	**1.526**	**.0149**	**1.017**	**.1285**	**3.971**
Stddev	.0005	.0025	1.6	.169	.42	.014	.0006	.006	.0013	.065
%RSD	.3262	.5208	.6319	5.050	.7966	.8995	4.168	.6133	1.025	1.640
#1	.1615	.4833	258.6	3.277	52.61	1.539	.0156	1.010	.1282	3.946
#2	.1606	.4801	259.3	3.535	52.18	1.527	.0146	1.021	.1274	3.923
#3	.1614	.4784	256.2	3.217	51.78	1.512	.0145	1.021	.1300	4.045

Elem	Sb2068	Se1960	Si2124	Sn1899	Sr4215	Ti3349A	Tl1908	V_2924	Zn2062
Units	ppm	ppm	ppm	ppm	ppm	ppm	ppm	ppm	ppm
Avg	**.0136**	**.0048**	**8.880**	**.1159**	**.3961**	**2.193**	**-.0046**	**.2963**	**2.429**
Stddev	.0009	.0033	.126	.0039	.0033	.011	.0031	.0025	.035
%RSD	6.656	69.60	1.423	3.336	.8376	.4912	66.96	.8301	1.454
#1	.0143	.0041	8.807	.1160	.3983	2.204	-.0077	.2991	2.411
#2	.0139	.0018	8.807	.1120	.3977	2.191	-.0016	.2954	2.406
#3	.0126	.0083	9.026	.1198	.3923	2.183	-.0045	.2945	2.470

Int. Std.	Y_2243	Y_3600	Y_3710
Units	Cts/S	Cts/S	Cts/S
Avg	**1683.5**	**66114.**	**2709.5**
Stddev	22.3	262.	18.4
%RSD	1.3252	.39630	.67854
#1	1693.2	66273.	2714.0
#2	1699.2	65811.	2689.2
#3	1657.9	66256.	2725.2

Sample Name: WG1427675-3,T Acquired: 10/29/2020 17:34:03 Type: Unk
Method: Trace_4_E200.7_SW6010(v92) Mode: CONC Corr. Factor: 1.000000
User: BV Custom ID1: WG1427982 Custom ID2: Trace4 Custom ID3:
Comment:

Elem	Ag3280	Al3961	As1890	B_2089	Ba4554	Be3130	Bi2230	Ca3158	Cd2144	Co2286
Units	ppm	ppm	ppm	ppm	ppm	ppm	ppm	ppm	ppm	ppm
Avg	**.5983**	**114.2**	**.3188**	**1.838**	**5.542**	**.0997**	**-8.579**	**601.5**	**.0934**	**.9290**
Stddev	.0033	2.4	.0006	.014	.115	.0020	.561	11.4	.0003	.0062
%RSD	.5552	2.086	.1966	.7852	2.071	1.985	6.534	1.898	.3471	.6685
#1	.6015	113.1	.3191	1.833	5.490	.0988	-9.008	597.2	.0935	.9269
#2	.5948	112.6	.3180	1.826	5.462	.0983	-7.945	592.9	.0930	.9241
#3	.5987	116.9	.3191	1.854	5.673	.1020	-8.785	614.5	.0936	.9360

Elem	Cr2677	Cu3247	Fe2599	K_7664	Mg2790	Mn2576R	Mo2020	Na5895	Ni2316	Pb2203
Units	ppm	ppm	ppm	ppm	ppm	ppm	ppm	ppm	ppm	ppm
Avg	**.5575**	**1.115**	**226.0**	**25.49**	**274.0**	**2.648**	**1.844**	**22.20**	**.9811**	**5.893**
Stddev	.0029	.003	5.7	.59	7.1	.054	.014	.42	.0075	.039
%RSD	.5264	.2759	2.528	2.328	2.594	2.039	.7430	1.903	.7678	.6692
#1	.5599	1.117	222.8	25.12	273.5	2.629	1.839	21.98	.9782	5.887
#2	.5543	1.117	222.6	25.19	267.1	2.606	1.834	21.92	.9755	5.857
#3	.5584	1.112	232.6	26.18	281.3	2.709	1.860	22.68	.9897	5.935

Elem	Sb2068	Se1960	Si2124	Sn1899	Sr4215	Ti3349A	Tl1908	V_2924	Zn2062
Units	ppm	ppm	ppm	ppm	ppm	ppm	ppm	ppm	ppm
Avg	**.9000**	**.2343**	**9.749**	**1.938**	**2.349**	**4.489**	**.1899**	**1.379**	**2.695**
Stddev	.0110	.0062	.067	.016	.049	.013	.0047	.004	.017
%RSD	1.217	2.662	.6844	.7987	2.087	.2782	2.494	.2881	.6334
#1	.8961	.2319	9.711	1.927	2.326	4.503	.1858	1.383	2.688
#2	.8915	.2414	9.710	1.932	2.317	4.486	.1887	1.375	2.683
#3	.9124	.2296	9.826	1.956	2.406	4.478	.1950	1.379	2.715

Int. Std.	Y_2243	Y_3600	Y_3710
Units	Cts/S	Cts/S	Cts/S
Avg	**1589.9**	**63659.**	**2656.5**
Stddev	12.8	215.	48.9
%RSD	.80773	.33748	1.8403
#1	1593.5	63412.	2678.6
#2	1600.6	63802.	2690.5
#3	1575.7	63763.	2600.5

Sample Name: WG1427675-4,T Acquired: 10/29/2020 17:38:24 Type: Unk
Method: Trace_4_E200.7_SW6010(v92) Mode: CONC Corr. Factor: 1.000000
User: BV Custom ID1: WG1427982 Custom ID2: Trace4 Custom ID3:
Comment:

Elem	Ag3280	Al3961	As1890	B_2089	Ba4554	Be3130	Bi2230	Ca3158	Cd2144	Co2286
Units	ppm	ppm	ppm	ppm	ppm	ppm	ppm	ppm	ppm	ppm
Avg	**.0009**	**86.24**	**.1228**	**.0551**	**2.239**	**.0045**	**-14.66**	**423.7**	**-.0066**	**.0618**
Stddev	.0015	.64	.0043	.0008	.014	.0000	.58	1.4	.0001	.0009
%RSD	178.7	.7456	3.487	1.386	.6191	.2220	3.985	.3286	.8986	1.529
#1	.0023	85.98	.1276	.0543	2.238	.0045	-13.99	422.3	-.0067	.0614
#2	.0010	85.77	.1210	.0559	2.225	.0045	-15.08	425.1	-.0066	.0611
#3	-.0007	86.97	.1197	.0551	2.253	.0045	-14.91	423.5	-.0066	.0628

Elem	Cr2677	Cu3247	Fe2599	K_7664	Mg2790	Mn2576R	Mo2020	Na5895	Ni2316	Pb2203
Units	ppm	ppm	ppm	ppm	ppm	ppm	ppm	ppm	ppm	ppm
Avg	**.1886**	**1.017**	**324.1**	**4.544**	**176.5**	**2.136**	**.0206**	**1.702**	**.1447**	**7.576**
Stddev	.0043	.018	1.7	.102	2.2	.014	.0009	.030	.0018	.081
%RSD	2.294	1.795	.5289	2.233	1.268	.6364	4.144	1.794	1.272	1.063
#1	.1872	1.002	322.7	4.476	178.9	2.132	.0215	1.723	.1445	7.525
#2	.1851	1.013	323.6	4.661	174.5	2.151	.0204	1.715	.1429	7.534
#3	.1934	1.037	326.0	4.497	176.0	2.124	.0199	1.667	.1466	7.668

Elem	Sb2068	Se1960	Si2124	Sn1899	Sr4215	Ti3349A	Tl1908	V_2924	Zn2062
Units	ppm	ppm	ppm	ppm	ppm	ppm	ppm	ppm	ppm
Avg	**.0134**	**.0228**	**7.076**	**.4422**	**.4388**	**2.486**	**-.0018**	**.3970**	**2.756**
Stddev	.0050	.0013	.068	.0051	.0026	.046	.0029	.0084	.031
%RSD	37.47	5.903	.9538	1.160	.5968	1.854	161.9	2.111	1.119
#1	.0193	.0236	7.026	.4395	.4358	2.457	-.0024	.3924	2.735
#2	.0102	.0213	7.049	.4390	.4401	2.461	.0013	.3920	2.742
#3	.0109	.0236	7.152	.4482	.4406	2.539	-.0043	.4067	2.792

Int. Std.	Y_2243	Y_3600	Y_3710
Units	Cts/S	Cts/S	Cts/S
Avg	**1649.8**	**65201.**	**2759.2**
Stddev	17.1	1203.	7.4
%RSD	1.0378	1.8449	.26968
#1	1660.9	65553.	2759.4
#2	1658.5	66188.	2766.5
#3	1630.1	63861.	2751.6

Sample Name: WG1427675-5,T Acquired: 10/29/2020 17:42:48 Type: Unk
Method: Trace_4_E200.7_SW6010(v92) Mode: CONC Corr. Factor: 1.000000
User: BV Custom ID1: WG1427982 Custom ID2: Trace4 Custom ID3:
Comment:

Elem	Ag3280	Al3961	As1890	B_2089	Ba4554	Be3130	Bi2230	Ca3158	Cd2144	Co2286
Units	ppm	ppm	ppm	ppm	ppm	ppm	ppm	ppm	ppm	ppm
Avg	**.0912**	**72.66**	**.2824**	**1.669**	**5.298**	**.0937**	**-9.502**	**239.2**	**.0789**	**.7918**
Stddev	.0001	.72	.0119	.073	.043	.0010	.274	1.3	.0044	.0361
%RSD	.0912	.9960	4.229	4.367	.8043	1.030	2.888	.5530	5.552	4.554
#1	.0912	71.89	.2931	1.745	5.333	.0948	-9.776	237.7	.0835	.8299
#2	.0912	72.78	.2846	1.660	5.312	.0936	-9.227	239.5	.0784	.7872
#3	.0911	73.32	.2695	1.600	5.251	.0928	-9.504	240.3	.0748	.7582

Elem	Cr2677	Cu3247	Fe2599	K_7664	Mg2790	Mn2576R	Mo2020	Na5895	Ni2316	Pb2203
Units	ppm	ppm	ppm	ppm	ppm	ppm	ppm	ppm	ppm	ppm
Avg	**.4958**	**.9000**	**242.0**	**23.18**	**65.88**	**2.276**	**1.586**	**20.72**	**.8543**	**4.574**
Stddev	.0032	.0050	3.0	.19	.16	.008	.074	.40	.0344	.017
%RSD	.6479	.5516	1.257	.8365	.2495	.3613	4.641	1.941	4.029	.3698
#1	.4979	.8988	238.6	23.37	66.07	2.285	1.663	21.10	.8897	4.594
#2	.4973	.9054	242.8	23.20	65.77	2.270	1.578	20.75	.8524	4.568
#3	.4921	.8957	244.5	22.98	65.81	2.272	1.517	20.30	.8209	4.562

Elem	Sb2068	Se1960	Si2124	Sn1899	Sr4215	Ti3349A	Tl1908	V_2924	Zn2062
Units	ppm	ppm	ppm	ppm	ppm	ppm	ppm	ppm	ppm
Avg	**.7699**	**.2173**	**15.14**	**1.641**	**2.152**	**3.991**	**.1766**	**1.170**	**3.104**
Stddev	.0292	.0090	.48	.072	.033	.016	.0106	.012	.026
%RSD	3.792	4.151	3.184	4.389	1.546	.3890	5.977	1.036	.8280
#1	.8007	.2272	15.67	1.716	2.182	3.990	.1868	1.176	3.133
#2	.7663	.2152	15.02	1.634	2.158	4.007	.1771	1.178	3.097
#3	.7427	.2095	14.73	1.572	2.116	3.976	.1657	1.156	3.084

Int. Std.	Y_2243	Y_3600	Y_3710
Units	Cts/S	Cts/S	Cts/S
Avg	**1660.1**	**66501.**	**2704.2**
Stddev	.9	481.	16.9
%RSD	.05690	.72347	.62607
#1	1660.1	67051.	2718.9
#2	1661.0	66290.	2707.9
#3	1659.2	66161.	2685.7

Sample Name: L2046791-02,T Acquired: 10/29/2020 17:47:00 Type: Unk
Method: Trace_4_E200.7_SW6010(v92) Mode: CONC Corr. Factor: 1.000000
User: BV Custom ID1: WG1427982 Custom ID2: Trace4 Custom ID3:
Comment:

Elem	Ag3280	Al3961	As1890	B_2089	Ba4554	Be3130	Bi2230	Ca3158	Cd2144	Co2286
Units	ppm	ppm	ppm	ppm	ppm	ppm	ppm	ppm	ppm	ppm
Avg	**.0011**	**53.30**	**.0240**	**.0128**	**.5185**	**.0018**	**-5.091**	**2.556**	**-.0032**	**.0247**
Stddev	.0006	1.84	.0054	.0013	.0191	.0001	.197	.089	.0002	.0002
%RSD	56.88	3.455	22.53	10.10	3.686	3.093	3.863	3.501	4.896	.8268
#1	.0017	53.07	.0268	.0115	.5177	.0018	-4.968	2.618	-.0031	.0245
#2	.0006	51.59	.0275	.0129	.4998	.0018	-4.987	2.453	-.0031	.0249
#3	.0008	55.25	.0178	.0140	.5380	.0019	-5.318	2.596	-.0034	.0247

Elem	Cr2677	Cu3247	Fe2599	K_7664	Mg2790	Mn2576R	Mo2020	Na5895	Ni2316	Pb2203
Units	ppm	ppm	ppm	ppm	ppm	ppm	ppm	ppm	ppm	ppm
Avg	**.1045**	**.1075**	**108.0**	**.9815**	**3.868**	**.5346**	**.0103**	**.4145**	**.0396**	**.7077**
Stddev	.0003	.0004	3.4	.0546	.126	.0191	.0014	.0638	.0009	.0063
%RSD	.2980	.3734	3.142	5.565	3.257	3.571	13.13	15.39	2.388	.8932
#1	.1042	.1078	107.5	.9433	3.858	.5354	.0116	.4442	.0388	.7059
#2	.1044	.1070	104.9	.9571	3.748	.5152	.0105	.3413	.0392	.7148
#3	.1048	.1077	111.6	1.044	3.999	.5533	.0089	.4581	.0406	.7025

Elem	Sb2068	Se1960	Si2124	Sn1899	Sr4215	Ti3349A	Tl1908	V_2924	Zn2062
Units	ppm	ppm	ppm	ppm	ppm	ppm	ppm	ppm	ppm
Avg	**.0145**	**.0001**	**6.570**	**.0296**	**.0234**	**1.265**	**-.0019**	**.1271**	**.2545**
Stddev	.0048	.0080	.075	.0005	.0007	.003	.0020	.0001	.0023
%RSD	33.00	7275.	1.143	1.613	2.920	.2713	102.2	.1173	.9110
#1	.0200	-.0081	6.514	.0296	.0239	1.269	-.0027	.1270	.2523
#2	.0113	.0078	6.655	.0291	.0226	1.262	.0003	.1272	.2569
#3	.0122	.0006	6.541	.0300	.0236	1.264	-.0034	.1269	.2543

Int. Std.	Y_2243	Y_3600	Y_3710
Units	Cts/S	Cts/S	Cts/S
Avg	**1703.0**	**67925.**	**2702.4**
Stddev	17.3	191.	86.6
%RSD	1.0157	.28116	3.2038
#1	1721.0	67958.	2703.9
#2	1686.5	67719.	2788.1
#3	1701.4	68097.	2615.0

Sample Name: L2046791-03,T Acquired: 10/29/2020 17:51:20 Type: Unk
Method: Trace_4_E200.7_SW6010(v92) Mode: CONC Corr. Factor: 1.000000
User: BV Custom ID1: WG1427982 Custom ID2: Trace4 Custom ID3:
Comment:

Elem	Ag3280	Al3961	As1890	B_2089	Ba4554	Be3130	Bi2230	Ca3158	Cd2144	Co2286
Units	ppm	ppm	ppm	ppm	ppm	ppm	ppm	ppm	ppm	ppm
Avg	**.0012**	**17.82**	**.0133**	**.0125**	**.0599**	**.0010**	**-1.921**	**29.95**	**-.0008**	**.0101**
Stddev	.0004	.29	.0019	.0006	.0004	.0000	.095	.56	.0000	.0001
%RSD	34.73	1.601	14.46	4.919	.6362	3.673	4.925	1.867	4.281	.6748
#1	.0009	18.05	.0143	.0122	.0598	.0010	-1.856	30.34	-.0008	.0101
#2	.0010	17.92	.0145	.0121	.0596	.0010	-1.877	30.20	-.0009	.0100
#3	.0017	17.50	.0111	.0132	.0603	.0009	-2.029	29.31	-.0008	.0101

Elem	Cr2677	Cu3247	Fe2599	K_7664	Mg2790	Mn2576R	Mo2020	Na5895	Ni2316	Pb2203
Units	ppm	ppm	ppm	ppm	ppm	ppm	ppm	ppm	ppm	ppm
Avg	**.0502**	**.0523**	**40.09**	**1.162**	**2.115**	**.3305**	**.0030**	**.5079**	**.0261**	**.0981**
Stddev	.0014	.0023	.65	.071	.048	.0072	.0004	.0440	.0003	.0028
%RSD	2.692	4.471	1.627	6.103	2.267	2.173	12.25	8.660	1.226	2.813
#1	.0516	.0549	40.38	1.185	2.164	.3346	.0034	.5474	.0260	.0952
#2	.0489	.0518	40.56	1.219	2.113	.3347	.0027	.5157	.0264	.0984
#3	.0500	.0503	39.35	1.083	2.068	.3222	.0030	.4605	.0258	.1007

Elem	Sb2068	Se1960	Si2124	Sn1899	Sr4215	Ti3349A	Tl1908	V_2924	Zn2062
Units	ppm	ppm	ppm	ppm	ppm	ppm	ppm	ppm	ppm
Avg	**.0015**	**-.0003**	**5.660**	**.0053**	**.1012**	**.5853**	**-.0034**	**.0619**	**.1871**
Stddev	.0018	.0103	.054	.0025	.0017	.0162	.0037	.0022	.0017
%RSD	117.1	3278.	.9491	47.99	1.677	2.764	106.9	3.506	.8952
#1	.0029	-.0108	5.605	.0071	.1015	.6040	-.0043	.0643	.1852
#2	.0022	.0098	5.713	.0024	.1028	.5762	.0006	.0600	.1884
#3	-.0005	-.0000	5.661	.0063	.0994	.5757	-.0066	.0615	.1876

Int. Std.	Y_2243	Y_3600	Y_3710
Units	Cts/S	Cts/S	Cts/S
Avg	**1713.3**	**67113.**	**2661.7**
Stddev	14.2	1280.	55.3
%RSD	.82856	1.9073	2.0778
#1	1729.1	65658.	2606.8
#2	1701.8	68066.	2661.0
#3	1708.9	67616.	2717.4

Sample Name: WG1427675-6,T,5 Acquired: 10/29/2020 17:55:40 Type: Unk
Method: Trace_4_E200.7_SW6010(v92) Mode: CONC Corr. Factor: 1.000000
User: BV Custom ID1: WG1427982 Custom ID2: Trace4 Custom ID3:
Comment: 10

Elem	Ag3280	Al3961	As1890	B_2089	Ba4554	Be3130	Bi2230	Ca3158	Cd2144	Co2286
Units	ppm	ppm	ppm	ppm	ppm	ppm	ppm	ppm	ppm	ppm
Avg	**.0005**	**16.89**	**.0158**	**.0068**	**.3822**	**.0010**	**-2.770**	**54.04**	**-.0011**	**.0103**
Stddev	.0022	.55	.0032	.0003	.0116	.0000	.350	1.94	.0001	.0001
%RSD	439.8	3.275	20.03	4.228	3.033	2.270	12.65	3.583	9.997	1.381
#1	.0027	17.52	.0184	.0064	.3955	.0010	-3.058	56.27	-.0013	.0104
#2	.0003	16.65	.0123	.0069	.3774	.0010	-2.871	53.00	-.0011	.0103
#3	-.0016	16.49	.0167	.0069	.3738	.0010	-2.380	52.84	-.0011	.0102

Elem	Cr2677	Cu3247	Fe2599	K_7664	Mg2790	Mn2576R	Mo2020	Na5895	Ni2316	Pb2203
Units	ppm	ppm	ppm	ppm	ppm	ppm	ppm	ppm	ppm	ppm
Avg	**.0359**	**.1067**	**59.13**	**.7434**	**12.21**	**.3463**	**.0035**	**.1674**	**.0297**	**.9043**
Stddev	.0005	.0003	2.21	.0228	.22	.0102	.0002	.0221	.0006	.0092
%RSD	1.492	.2815	3.736	3.071	1.809	2.940	7.173	13.20	2.093	1.014
#1	.0353	.1064	61.68	.7229	12.46	.3581	.0036	.1832	.0299	.9134
#2	.0364	.1068	58.01	.7393	12.09	.3411	.0032	.1769	.0301	.9046
#3	.0360	.1069	57.71	.7680	12.08	.3399	.0036	.1422	.0290	.8950

Elem	Sb2068	Se1960	Si2124	Sn1899	Sr4215	Ti3349A	Tl1908	V_2924	Zn2062
Units	ppm	ppm	ppm	ppm	ppm	ppm	ppm	ppm	ppm
Avg	**-.0024**	**.0014**	**2.662**	**.0274**	**.0888**	**.4986**	**-.0006**	**.0641**	**.5508**
Stddev	.0043	.0016	.115	.0026	.0034	.0049	.0007	.0007	.0056
%RSD	177.6	116.4	4.333	9.548	3.857	.9832	110.1	1.023	1.010
#1	.0005	-.0004	2.763	.0297	.0927	.4931	.0002	.0636	.5569
#2	-.0073	.0018	2.688	.0246	.0871	.5002	-.0009	.0648	.5493
#3	-.0005	.0026	2.536	.0279	.0865	.5025	-.0012	.0638	.5461

Int. Std.	Y_2243	Y_3600	Y_3710
Units	Cts/S	Cts/S	Cts/S
Avg	**1711.4**	**67588.**	**2647.0**
Stddev	3.7	274.	48.9
%RSD	.21693	.40581	1.8456
#1	1713.7	67829.	2590.8
#2	1713.4	67645.	2671.5
#3	1707.1	67289.	2678.8

Sample Name: CCV Acquired: 10/29/2020 18:00:00 Type: QC
Method: Trace_4_E200.7_SW6010(v92) Mode: CONC Corr. Factor: 1.000000
User: BV Custom ID1: WG1427982 Custom ID2: Trace4 Custom ID3:
Comment:

Elem	Ag3280	Al3961	As1890	B_2089	Ba4554	Be3130	Bi2230	Ca3158	Cd2144	Co2286
Units	ppm	ppm	ppm	ppm	ppm	ppm	ppm	ppm	ppm	ppm
Avg	**.4971**	**.5251**	**.4769**	**.5039**	**.5050**	**.5063**	**-.1472**	**.5305**	**.4754**	**.4752**
Stddev	.0019	.0543	.0062	.0019	.0008	.0010	.8695	.0064	.0014	.0016
%RSD	.3800	10.34	1.308	.3774	.1652	.1905	590.7	1.208	.2960	.3344
#1	.4981	.5154	.4729	.5021	.5055	.5058	-.9862	.5312	.4739	.4735
#2	.4949	.5836	.4841	.5059	.5054	.5056	-.2053	.5237	.4767	.4765
#3	.4983	.4764	.4738	.5037	.5040	.5074	.7499	.5365	.4757	.4757
Check ?	Chk Pass	Chk Pass	Chk Pass	Chk Pass	Chk Pass	Chk Pass	None	Chk Pass	Chk Pass	Chk Pass
High Limit										
Low Limit										

Elem	Cr2677	Cu3247	Fe2599	K_7664	Mg2790	Mn2576R	Mo2020	Na5895	Ni2316	Pb2203
Units	ppm	ppm	ppm	ppm	ppm	ppm	ppm	ppm	ppm	ppm
Avg	**.4825**	**.5084**	F **.5524**	**4.899**	**.5209**	**.4667**	**.4779**	**9.823**	**.4916**	**.4811**
Stddev	.0012	.0035	.0096	.031	.0030	.0006	.0025	.067	.0011	.0003
%RSD	.2468	.6824	1.742	.6369	.5825	.1289	.5151	.6812	.2180	.0540
#1	.4836	.5121	.5425	4.865	.5240	.4662	.4750	9.823	.4907	.4813
#2	.4813	.5052	.5529	4.926	.5210	.4674	.4792	9.890	.4928	.4811
#3	.4826	.5079	.5618	4.908	.5179	.4665	.4794	9.756	.4913	.4808
Check ?	Chk Pass	Chk Pass	Chk Fail	Chk Pass	Chk Pass	Chk Pass	Chk Pass	Chk Pass	Chk Pass	Chk Pass
High Limit			.5524							
Low Limit			.4476							

Elem	Sb2068	Se1960	Si2124	Sn1899	Sr4215	Ti3349A	Tl1908	V_2924	Zn2062
Units	ppm	ppm	ppm	ppm	ppm	ppm	ppm	ppm	ppm
Avg	**.4901**	**.4782**	**5.118**	**.4954**	**.4771**	**.4983**	**.4922**	**.4926**	**.4905**
Stddev	.0033	.0072	.012	.0007	.0018	.0030	.0029	.0031	.0007
%RSD	.6686	1.499	.2345	.1444	.3824	.5978	.5992	.6244	.1446
#1	.4864	.4861	5.114	.4951	.4787	.4998	.4888	.4950	.4896
#2	.4912	.4762	5.132	.4948	.4776	.4948	.4937	.4891	.4910
#3	.4926	.4722	5.110	.4962	.4751	.5002	.4940	.4937	.4907
Check ?	Chk Pass	Chk Pass	Chk Pass	Chk Pass	Chk Pass	Chk Pass	Chk Pass	Chk Pass	Chk Pass
High Limit									
Low Limit									

Int. Std.	Y_2243	Y_3600	Y_3710
Units	Cts/S	Cts/S	Cts/S
Avg	**1715.4**	**68140.**	**2657.7**
Stddev	2.1	329.	7.5
%RSD	.12187	.48346	.28266
#1	1717.7	67760.	2651.1
#2	1714.6	68337.	2656.1
#3	1713.8	68323.	2665.9

Sample Name: CCB Acquired: 10/29/2020 18:04:18 Type: QC
Method: Trace_4_E200.7_SW6010(v92) Mode: CONC Corr. Factor: 1.000000
User: BV Custom ID1: WG1427982 Custom ID2: Trace4 Custom ID3:
Comment:

Elem	Ag3280	Al3961	As1890	B_2089	Ba4554	Be3130	Bi2230	Ca3158	Cd2144	Co2286
Units	ppm	ppm	ppm	ppm	ppm	ppm	ppm	ppm	ppm	ppm
Avg	**.0016**	**.0250**	**-.0047**	**.0002**	**.0004**	**.0004**	**-.2421**	**.0332**	**.0004**	**.0000**
Stddev	.0010	.0280	.0010	.0012	.0005	.0000	.0773	.0083	.0000	.0005
%RSD	61.48	112.0	21.89	490.7	112.1	3.451	31.93	24.95	5.787	39650.
#1	.0025	.0262	-.0041	.0012	.0003	.0005	-.1555	.0283	.0004	.0005
#2	.0016	.0523	-.0059	-.0011	.0000	.0004	-.3042	.0285	.0004	-.0002
#3	.0006	-.0036	-.0041	.0007	.0010	.0004	-.2666	.0427	.0004	-.0003
Check ?	Chk Pass	Chk Pass	Chk Pass	Chk Pass	Chk Pass	Chk Pass	None	Chk Pass	Chk Pass	Chk Pass
High Limit										
Low Limit										

Elem	Cr2677	Cu3247	Fe2599	K_7664	Mg2790	Mn2576R	Mo2020	Na5895	Ni2316	Pb2203
Units	ppm	ppm	ppm	ppm	ppm	ppm	ppm	ppm	ppm	ppm
Avg	**.0004**	**.0003**	**.0079**	**-.0577**	**.0091**	**-.0002**	**.0018**	**-.0450**	**.0009**	**.0033**
Stddev	.0003	.0001	.0015	.0387	.0054	.0009	.0010	.0057	.0005	.0024
%RSD	58.91	42.90	19.08	67.05	59.29	508.0	54.98	12.77	57.31	71.48
#1	.0002	.0002	.0077	-.0781	.0056	-.0007	.0026	-.0395	.0012	.0008
#2	.0007	.0004	.0096	-.0131	.0064	.0009	.0020	-.0510	.0013	.0055
#3	.0004	.0004	.0066	-.0819	.0153	-.0007	.0007	-.0445	.0003	.0037
Check ?	Chk Pass	Chk Pass	Chk Pass	Chk Pass	Chk Pass	Chk Pass	Chk Pass	Chk Pass	Chk Pass	Chk Pass
High Limit										
Low Limit										

Elem	Sb2068	Se1960	Si2124	Sn1899	Sr4215	Ti3349A	Tl1908	V_2924	Zn2062
Units	ppm	ppm	ppm	ppm	ppm	ppm	ppm	ppm	ppm
Avg	**.0054**	**-.0075**	**.0092**	**.0038**	**.0006**	**.0001**	**.0001**	**.0014**	**.0006**
Stddev	.0028	.0016	.0013	.0014	.0003	.0002	.0015	.0008	.0003
%RSD	51.47	21.01	13.94	38.25	45.78	120.9	2481.	57.41	44.55
#1	.0081	-.0092	.0106	.0044	.0005	.0003	.0018	.0023	.0008
#2	.0055	-.0071	.0080	.0048	.0009	.0001	-.0012	.0015	.0003
#3	.0025	-.0061	.0091	.0021	.0004	-.0000	-.0004	.0006	.0007
Check ?	Chk Pass	Chk Pass	Chk Pass	Chk Pass	Chk Pass	Chk Pass	Chk Pass	Chk Pass	Chk Pass
High Limit									
Low Limit									

Int. Std.	Y_2243	Y_3600	Y_3710
Units	Cts/S	Cts/S	Cts/S
Avg	**1727.8**	**68464.**	**2695.6**
Stddev	14.9	1333.	11.8
%RSD	.86337	1.9474	.43654
#1	1734.3	69456.	2682.1
#2	1710.8	66948.	2703.7
#3	1738.5	68987.	2700.9

Sample Name: CCV Acquired: 10/29/2020 18:16:35 Type: QC
Method: Trace_4_E200.7_SW6010(v92) Mode: CONC Corr. Factor: 1.000000
User: BV Custom ID1: WG1427982 Custom ID2: Trace4 Custom ID3:
Comment:

Elem	Ag3280	Al3961	As1890	B_2089	Ba4554	Be3130	Bi2230	Ca3158	Cd2144	Co2286
Units	ppm	ppm	ppm	ppm	ppm	ppm	ppm	ppm	ppm	ppm
Avg	**.4919**	**.4892**	**.4791**	**.4974**	**.4929**	**.5019**	**.1136**	**.5024**	**.4793**	**.4776**
Stddev	.0016	.0490	.0048	.0014	.0016	.0031	.1527	.0133	.0006	.0003
%RSD	.3263	10.02	1.004	.2904	.3317	.6235	134.4	2.637	.1345	.0699
#1	.4926	.5086	.4846	.4961	.4944	.5038	.2889	.4937	.4794	.4773
#2	.4901	.5256	.4756	.4990	.4912	.4983	.0101	.4959	.4786	.4775
#3	.4931	.4335	.4772	.4971	.4932	.5036	.0417	.5177	.4798	.4780
Check ?	Chk Pass	Chk Pass	Chk Pass	Chk Pass	Chk Pass	Chk Pass	None	Chk Pass	Chk Pass	Chk Pass
High Limit										
Low Limit										

Elem	Cr2677	Cu3247	Fe2599	K_7664	Mg2790	Mn2576R	Mo2020	Na5895	Ni2316	Pb2203
Units	ppm	ppm	ppm	ppm	ppm	ppm	ppm	ppm	ppm	ppm
Avg	**.4797**	**.4933**	**.4850**	**4.916**	**.5055**	**.4649**	**.4797**	**9.817**	**.4843**	**.4786**
Stddev	.0019	.0021	.0123	.075	.0058	.0056	.0009	.073	.0013	.0064
%RSD	.3955	.4304	2.536	1.536	1.155	1.206	.1954	.7451	.2632	1.346
#1	.4816	.4909	.4989	4.923	.5107	.4620	.4801	9.826	.4850	.4856
#2	.4778	.4945	.4757	4.988	.5067	.4613	.4786	9.740	.4828	.4730
#3	.4796	.4946	.4803	4.837	.4992	.4713	.4803	9.885	.4850	.4772
Check ?	Chk Pass	Chk Pass	Chk Pass	Chk Pass	Chk Pass	Chk Pass	Chk Pass	Chk Pass	Chk Pass	Chk Pass
High Limit										
Low Limit										

Elem	Sb2068	Se1960	Si2124	Sn1899	Sr4215	Ti3349A	Tl1908	V_2924	Zn2062
Units	ppm	ppm	ppm	ppm	ppm	ppm	ppm	ppm	ppm
Avg	**.4922**	**.4910**	**5.092**	**.4962**	**.4743**	**.4883**	**.4833**	**.4766**	**.4949**
Stddev	.0019	.0045	.009	.0026	.0038	.0016	.0056	.0008	.0006
%RSD	.3936	.9128	.1796	.5321	.8000	.3337	1.162	.1662	.1261
#1	.4910	.4932	5.092	.4980	.4758	.4889	.4895	.4759	.4956
#2	.4945	.4858	5.083	.4931	.4699	.4865	.4820	.4774	.4944
#3	.4912	.4939	5.102	.4973	.4770	.4896	.4785	.4763	.4947
Check ?	Chk Pass	Chk Pass	Chk Pass	Chk Pass	Chk Pass	Chk Pass	Chk Pass	Chk Pass	Chk Pass
High Limit									
Low Limit									

Int. Std.	Y_2243	Y_3600	Y_3710
Units	Cts/S	Cts/S	Cts/S
Avg	**1694.9**	**68178.**	**2663.7**
Stddev	4.4	200.	18.7
%RSD	.26247	.29270	.70328
#1	1695.7	67992.	2647.3
#2	1699.0	68389.	2684.1
#3	1690.2	68153.	2659.8

Sample Name: CCB Acquired: 10/29/2020 18:20:53 Type: QC
Method: Trace_4_E200.7_SW6010(v92) Mode: CONC Corr. Factor: 1.000000
User: BV Custom ID1: WG1427982 Custom ID2: Trace4 Custom ID3:
Comment:

Elem	Ag3280	Al3961	As1890	B_2089	Ba4554	Be3130	Bi2230	Ca3158	Cd2144	Co2286
Units	ppm	ppm	ppm	ppm	ppm	ppm	ppm	ppm	ppm	ppm
Avg	**.0011**	**.0164**	**-.0025**	**.0006**	**.0001**	**.0002**	**-.3097**	**.0181**	**.0002**	**.0001**
Stddev	.0007	.0270	.0016	.0009	.0009	.0000	.8732	.0057	.0001	.0001
%RSD	63.98	164.4	63.56	137.2	654.3	6.465	282.0	31.43	31.60	160.1
#1	.0006	.0128	-.0043	.0007	-.0008	.0001	-.5042	.0227	.0002	.0002
#2	.0019	-.0086	-.0013	.0015	.0010	.0002	-1.069	.0198	.0001	.0000
#3	.0007	.0450	-.0019	-.0003	.0002	.0002	.6443	.0117	.0001	-.0000
Check ?	Chk Pass	Chk Pass	Chk Pass	Chk Pass	Chk Pass	Chk Pass	None	Chk Pass	Chk Pass	Chk Pass
High Limit										
Low Limit										

Elem	Cr2677	Cu3247	Fe2599	K_7664	Mg2790	Mn2576R	Mo2020	Na5895	Ni2316	Pb2203
Units	ppm	ppm	ppm	ppm	ppm	ppm	ppm	ppm	ppm	ppm
Avg	**-.0002**	**-.0002**	**-.0026**	**-.0631**	**.0031**	**.0004**	**.0012**	**-.0709**	**.0006**	**.0002**
Stddev	.0005	.0001	.0046	.0367	.0051	.0002	.0005	.0283	.0001	.0034
%RSD	229.2	64.58	176.4	58.26	166.3	42.97	40.77	39.89	13.99	2022.
#1	.0003	-.0001	-.0073	-.0526	.0014	.0004	.0018	-.0750	.0007	.0026
#2	-.0005	-.0002	.0018	-.1039	-.0010	.0007	.0009	-.0408	.0005	.0016
#3	-.0004	-.0003	-.0023	-.0327	.0088	.0003	.0009	-.0969	.0006	-.0037
Check ?	Chk Pass	Chk Pass	Chk Pass	Chk Pass	Chk Pass	Chk Pass	Chk Pass	Chk Pass	Chk Pass	Chk Pass
High Limit										
Low Limit										

Elem	Sb2068	Se1960	Si2124	Sn1899	Sr4215	Ti3349A	Tl1908	V_2924	Zn2062
Units	ppm	ppm	ppm	ppm	ppm	ppm	ppm	ppm	ppm
Avg	**.0042**	**-.0047**	**.0027**	**.0024**	**.0003**	**.0003**	**-.0004**	**-.0016**	**.0001**
Stddev	.0008	.0052	.0007	.0007	.0005	.0008	.0025	.0005	.0002
%RSD	20.14	109.9	23.87	29.02	165.0	273.8	618.4	34.26	147.0
#1	.0044	-.0012	.0029	.0031	-.0003	.0007	.0010	-.0021	-.0001
#2	.0049	-.0107	.0033	.0017	.0006	-.0006	-.0032	-.0016	.0003
#3	.0033	-.0023	.0020	.0025	.0006	.0008	.0011	-.0010	.0001
Check ?	Chk Pass	Chk Pass	Chk Pass	Chk Pass	Chk Pass	Chk Pass	Chk Pass	Chk Pass	Chk Pass
High Limit									
Low Limit									

Int. Std.	Y_2243	Y_3600	Y_3710
Units	Cts/S	Cts/S	Cts/S
Avg	**1728.2**	**69845.**	**2722.5**
Stddev	6.1	268.	30.5
%RSD	.35304	.38373	1.1206
#1	1725.9	70146.	2732.5
#2	1735.1	69757.	2688.2
#3	1723.6	69632.	2746.7

Sample Name: WG1428223-1,T Acquired: 10/29/2020 18:50:14 Type: Unk
Method: Trace_4_E200.7_SW6010(v92) Mode: CONC Corr. Factor: 1.000000
User: BV Custom ID1: WG1427982 Custom ID2: Trace4 Custom ID3:
Comment:

Elem	Ag3280	Al3961	As1890	B_2089	Ba4554	Be3130	Bi2230	Ca3158	Cd2144	Co2286
Units	ppm	ppm	ppm	ppm	ppm	ppm	ppm	ppm	ppm	ppm
Avg	**.0001**	**.0139**	**-.0071**	**-.0001**	**-.0006**	**-.0000**	**-.7701**	**-.0086**	**.0000**	**.0001**
Stddev	.0007	.0311	.0077	.0008	.0009	.0000	.5872	.0163	.0001	.0001
%RSD	930.7	224.4	108.9	607.8	136.3	77.96	76.25	190.7	581.2	57.72
#1	.0002	.0486	-.0028	.0008	.0004	-.0001	-1.113	-.0008	-.0000	.0001
#2	-.0006	-.0117	-.0160	-.0003	-.0011	-.0000	-1.105	.0025	.0001	.0001
#3	.0007	.0048	-.0024	-.0009	-.0012	-.0000	-.0921	-.0273	-.0000	.0002

Elem	Cr2677	Cu3247	Fe2599	K_7664	Mg2790	Mn2576R	Mo2020	Na5895	Ni2316	Pb2203
Units	ppm	ppm	ppm	ppm	ppm	ppm	ppm	ppm	ppm	ppm
Avg	**-.0001**	**-.0002**	**-.0103**	**-.0638**	**.0029**	**-.0001**	**-.0003**	**-.0153**	**.0001**	**.0039**
Stddev	.0007	.0006	.0090	.1329	.0084	.0015	.0003	.0141	.0009	.0008
%RSD	861.1	280.4	87.25	208.3	289.3	1473.	77.18	92.18	624.5	21.74
#1	-.0008	.0001	-.0009	-.0319	.0125	.0011	-.0002	-.0155	-.0002	.0047
#2	.0001	.0002	-.0188	-.2097	-.0030	.0004	-.0006	-.0011	.0012	.0031
#3	.0005	-.0009	-.0112	.0502	-.0008	-.0018	-.0002	-.0293	-.0005	.0038

Elem	Sb2068	Se1960	Si2124	Sn1899	Sr4215	Ti3349A	Tl1908	V_2924	Zn2062
Units	ppm	ppm	ppm	ppm	ppm	ppm	ppm	ppm	ppm
Avg	**.0022**	**-.0034**	**.0093**	**.0013**	**.0007**	**-.0001**	**.0025**	**-.0003**	**.0000**
Stddev	.0023	.0044	.0012	.0010	.0005	.0002	.0007	.0007	.0001
%RSD	105.4	127.9	12.89	77.44	63.84	129.5	27.55	265.7	332.3
#1	.0048	-.0079	.0080	.0018	.0003	-.0001	.0027	.0004	.0001
#2	.0004	.0009	.0103	.0001	.0012	-.0003	.0017	-.0010	-.0000
#3	.0014	-.0033	.0095	.0020	.0008	.0000	.0030	-.0002	-.0000

Int. Std.	Y_2243	Y_3600	Y_3710
Units	Cts/S	Cts/S	Cts/S
Avg	**1707.4**	**68531.**	**2633.2**
Stddev	3.5	585.	24.8
%RSD	.20386	.85428	.94191
#1	1706.7	69200.	2615.2
#2	1711.2	68282.	2623.0
#3	1704.3	68111.	2661.5

Sample Name: WG1428223-2,T,2 Acquired: 10/29/2020 18:55:05 Type: Unk
Method: Trace_4_E200.7_SW6010(v92) Mode: CONC Corr. Factor: 1.000000
User: BV Custom ID1: WG1427982 Custom ID2: Trace4 Custom ID3:
Comment:

Elem	Ag3280	Al3961	As1890	B_2089	Ba4554	Be3130	Bi2230	Ca3158	Cd2144	Co2286
Units	ppm	ppm	ppm	ppm	ppm	ppm	ppm	ppm	ppm	ppm
Avg	**.1359**	**23.71**	**.6080**	**.3329**	**.9055**	**.6589**	**-.7769**	**17.55**	**.5070**	**.4506**
Stddev	.0025	.62	.0065	.0021	.0247	.0097	.3105	.57	.0013	.0014
%RSD	1.869	2.628	1.072	.6371	2.730	1.474	39.97	3.234	.2486	.3166
#1	.1343	23.80	.6090	.3343	.9088	.6647	-1.014	17.61	.5065	.4504
#2	.1346	23.05	.6010	.3305	.8792	.6477	-.4253	16.95	.5061	.4493
#3	.1389	24.29	.6139	.3340	.9283	.6643	-.8917	18.08	.5084	.4521

Elem	Cr2677	Cu3247	Fe2599	K_7664	Mg2790	Mn2576R	Mo2020	Na5895	Ni2316	Pb2203
Units	ppm	ppm	ppm	ppm	ppm	ppm	ppm	ppm	ppm	ppm
Avg	**.5841**	**.2206**	**54.41**	**7.025**	**8.030**	**.9775**	**.3776**	**5.518**	**.2027**	**.4995**
Stddev	.0117	.0045	1.74	.257	.210	.0321	.0014	.189	.0008	.0016
%RSD	2.000	2.049	3.204	3.652	2.614	3.281	.3659	3.423	.3714	.3208
#1	.5771	.2186	54.38	7.165	8.037	.9801	.3768	5.538	.2033	.4985
#2	.5777	.2174	52.68	6.728	7.817	.9442	.3768	5.321	.2019	.5013
#3	.5976	.2258	56.16	7.180	8.237	1.008	.3792	5.697	.2030	.4986

Elem	Sb2068	Se1960	Si2124	Sn1899	Sr4215	Ti3349A	Tl1908	V_2924	Zn2062
Units	ppm	ppm	ppm	ppm	ppm	ppm	ppm	ppm	ppm
Avg	**.8973**	**.6556**	**7.483**	**.3056**	**.3139**	**1.277**	**.4188**	**.2376**	**.6161**
Stddev	.0035	.0069	.080	.0011	.0106	.030	.0033	.0060	.0015
%RSD	.3891	1.058	1.068	.3674	3.380	2.379	.7769	2.545	.2428
#1	.8949	.6604	7.473	.3056	.3143	1.274	.4223	.2323	.6162
#2	.8956	.6477	7.409	.3046	.3031	1.248	.4180	.2364	.6146
#3	.9013	.6588	7.568	.3068	.3243	1.308	.4160	.2442	.6175

Int. Std.	Y_2243	Y_3600	Y_3710
Units	Cts/S	Cts/S	Cts/S
Avg	**1738.7**	**68413.**	**2690.5**
Stddev	4.2	1294.	73.1
%RSD	.24170	1.8912	2.7159
#1	1743.5	69123.	2683.1
#2	1735.8	69196.	2766.9
#3	1736.9	66919.	2621.3

Sample Name: CCV Acquired: 10/29/2020 19:14:38 Type: QC
Method: Trace_4_E200.7_SW6010(v92) Mode: CONC Corr. Factor: 1.000000
User: BV Custom ID1: WG1427982 Custom ID2: Trace4 Custom ID3:
Comment:

Elem	Ag3280	Al3961	As1890	B_2089	Ba4554	Be3130	Bi2230	Ca3158	Cd2144	Co2286
Units	ppm	ppm	ppm	ppm	ppm	ppm	ppm	ppm	ppm	ppm
Avg	**.4911**	**.5052**	**.4912**	**.4979**	**.4963**	**.5014**	**.3948**	**.5095**	**.4788**	**.4778**
Stddev	.0030	.0304	.0034	.0015	.0041	.0031	.1659	.0224	.0018	.0017
%RSD	.6112	6.027	.6911	.2943	.8285	.6140	42.02	4.406	.3802	.3534
#1	.4945	.5127	.4875	.4995	.4983	.5023	.3172	.5015	.4809	.4798
#2	.4900	.5312	.4919	.4972	.4991	.5039	.5852	.4921	.4777	.4770
#3	.4888	.4717	.4942	.4969	.4916	.4979	.2819	.5349	.4777	.4767
Check ?	Chk Pass	Chk Pass	Chk Pass	Chk Pass	Chk Pass	Chk Pass	None	Chk Pass	Chk Pass	Chk Pass
High Limit										
Low Limit										

Elem	Cr2677	Cu3247	Fe2599	K_7664	Mg2790	Mn2576R	Mo2020	Na5895	Ni2316	Pb2203
Units	ppm	ppm	ppm	ppm	ppm	ppm	ppm	ppm	ppm	ppm
Avg	**.4825**	**.4990**	**.4786**	**4.955**	**.4964**	**.4664**	**.4782**	**9.864**	**.4853**	**.4824**
Stddev	.0031	.0039	.0195	.053	.0047	.0037	.0006	.040	.0012	.0037
%RSD	.6517	.7801	4.078	1.076	.9448	.7833	.1337	.4027	.2573	.7625
#1	.4859	.5019	.4972	4.953	.4911	.4692	.4789	9.850	.4861	.4853
#2	.4820	.5004	.4802	5.009	.4983	.4677	.4778	9.909	.4860	.4836
#3	.4796	.4946	.4583	4.902	.4999	.4623	.4778	9.833	.4839	.4783
Check ?	Chk Pass	Chk Pass	Chk Pass	Chk Pass	Chk Pass	Chk Pass	Chk Pass	Chk Pass	Chk Pass	Chk Pass
High Limit										
Low Limit										

Elem	Sb2068	Se1960	Si2124	Sn1899	Sr4215	Ti3349A	Tl1908	V_2924	Zn2062
Units	ppm	ppm	ppm	ppm	ppm	ppm	ppm	ppm	ppm
Avg	**.4900**	**.4901**	**5.110**	**.4945**	**.4786**	**.4909**	**.4845**	**.4804**	**.4944**
Stddev	.0048	.0069	.014	.0027	.0037	.0020	.0032	.0030	.0017
%RSD	.9848	1.400	.2803	.5397	.7666	.4005	.6558	.6319	.3340
#1	.4856	.4843	5.126	.4965	.4786	.4929	.4857	.4839	.4963
#2	.4893	.4883	5.107	.4915	.4822	.4890	.4809	.4785	.4933
#3	.4952	.4977	5.098	.4956	.4749	.4908	.4869	.4788	.4936
Check ?	Chk Pass	Chk Pass	Chk Pass	Chk Pass	Chk Pass	Chk Pass	Chk Pass	Chk Pass	Chk Pass
High Limit									
Low Limit									

Int. Std.	Y_2243	Y_3600	Y_3710
Units	Cts/S	Cts/S	Cts/S
Avg	**1692.2**	**67196.**	**2640.7**
Stddev	4.7	116.	16.7
%RSD	.27733	.17323	.63240
#1	1687.2	67315.	2653.4
#2	1692.8	67082.	2621.8
#3	1696.5	67192.	2647.0

Sample Name: CCB Acquired: 10/29/2020 19:18:56 Type: QC
Method: Trace_4_E200.7_SW6010(v92) Mode: CONC Corr. Factor: 1.000000
User: BV Custom ID1: WG1427982 Custom ID2: Trace4 Custom ID3:
Comment:

Elem	Ag3280	Al3961	As1890	B_2089	Ba4554	Be3130	Bi2230	Ca3158	Cd2144	Co2286
Units	ppm	ppm	ppm	ppm	ppm	ppm	ppm	ppm	ppm	ppm
Avg	**-.0006**	**-.0112**	**.0034**	**-.0003**	**-.0001**	**.0004**	**-.4777**	**.0103**	**.0003**	**.0000**
Stddev	.0006	.0153	.0009	.0003	.0010	.0000	.4931	.0135	.0002	.0001
%RSD	107.4	136.6	26.47	106.1	719.3	6.120	103.2	130.1	44.83	395.1
#1	-.0006	-.0289	.0044	-.0001	-.0007	.0004	-.1874	.0084	.0005	.0002
#2	.0000	-.0040	.0027	-.0006	-.0007	.0004	-1.047	-.0020	.0002	.0000
#3	-.0012	-.0008	.0030	-.0001	.0010	.0004	-.1985	.0247	.0003	-.0001
Check ?	Chk Pass	Chk Pass	Chk Pass	Chk Pass	Chk Pass	Chk Pass	None	Chk Pass	Chk Pass	Chk Pass
High Limit										
Low Limit										

Elem	Cr2677	Cu3247	Fe2599	K_7664	Mg2790	Mn2576R	Mo2020	Na5895	Ni2316	Pb2203
Units	ppm	ppm	ppm	ppm	ppm	ppm	ppm	ppm	ppm	ppm
Avg	**-.0003**	**.0004**	**-.0003**	**-.0709**	**.0106**	**.0005**	**.0011**	**-.0643**	**.0009**	**-.0004**
Stddev	.0003	.0003	.0041	.0111	.0058	.0008	.0008	.0664	.0005	.0016
%RSD	112.5	77.69	1184.	15.71	54.88	156.8	66.60	103.3	56.84	385.5
#1	-.0006	.0006	-.0035	-.0816	.0172	.0011	.0020	.0118	.0015	.0014
#2	-.0001	.0007	-.0018	-.0594	.0067	-.0003	.0009	-.1110	.0005	-.0016
#3	-.0001	.0000	.0042	-.0718	.0078	.0007	.0005	-.0937	.0007	-.0010
Check ?	Chk Pass	Chk Pass	Chk Pass	Chk Pass	Chk Pass	Chk Pass	Chk Pass	Chk Pass	Chk Pass	Chk Pass
High Limit										
Low Limit										

Elem	Sb2068	Se1960	Si2124	Sn1899	Sr4215	Ti3349A	Tl1908	V_2924	Zn2062
Units	ppm	ppm	ppm	ppm	ppm	ppm	ppm	ppm	ppm
Avg	**.0053**	**-.0086**	**.0043**	**.0026**	**.0007**	**.0005**	**.0004**	**-.0014**	**.0005**
Stddev	.0023	.0072	.0029	.0017	.0007	.0002	.0023	.0011	.0000
%RSD	43.42	84.12	67.74	68.01	96.66	37.23	551.7	82.28	9.457
#1	.0074	-.0034	.0077	.0012	.0014	.0003	.0008	-.0022	.0005
#2	.0057	-.0169	.0026	.0045	.0005	.0005	.0025	-.0001	.0005
#3	.0029	-.0055	.0026	.0019	.0001	.0006	-.0021	-.0018	.0006
Check ?	Chk Pass	Chk Pass	Chk Pass	Chk Pass	Chk Pass	Chk Pass	Chk Pass	Chk Pass	Chk Pass
High Limit									
Low Limit									

Int. Std.	Y_2243	Y_3600	Y_3710
Units	Cts/S	Cts/S	Cts/S
Avg	**1732.2**	**68906.**	**2706.4**
Stddev	10.9	86.	37.5
%RSD	.62868	.12530	1.3846
#1	1744.8	68809.	2749.2
#2	1725.9	68935.	2679.3
#3	1726.0	68974.	2690.8

Sample Name: L2045775-03,T,2 Acquired: 10/29/2020 19:29:17 Type: Unk
Method: Trace_4_E200.7_SW6010(v92) Mode: CONC Corr. Factor: 1.000000
User: BV Custom ID1: WG1427982 Custom ID2: Trace4 Custom ID3:
Comment:

Elem	Ag3280	Al3961	As1890	B_2089	Ba4554	Be3130	Bi2230	Ca3158	Cd2144	Co2286
Units	ppm	ppm	ppm	ppm	ppm	ppm	ppm	ppm	ppm	ppm
Avg	**-.0003**	**48.41**	**.0472**	**.0934**	**.4747**	**.0016**	**-3.688**	**1269.**	**-.0025**	**.0356**
Stddev	.0012	.37	.0052	.0031	.0026	.0000	.570	10.	.0001	.0004
%RSD	445.6	.7629	10.93	3.346	.5511	1.531	15.45	.7699	2.553	1.234
#1	.0010	48.83	.0477	.0969	.4772	.0016	-4.181	1280.	-.0024	.0360
#2	-.0005	48.28	.0418	.0924	.4748	.0016	-3.818	1266.	-.0025	.0351
#3	-.0014	48.13	.0521	.0909	.4720	.0016	-3.064	1262.	-.0026	.0357

Elem	Cr2677	Cu3247	Fe2599	K_7664	Mg2790	Mn2576R	Mo2020	Na5895	Ni2316	Pb2203
Units	ppm	ppm	ppm	ppm	ppm	ppm	ppm	ppm	ppm	ppm
Avg	**.1066**	**.1038**	**93.61**	**4.142**	**54.97**	**3.089**	**.0125**	**6.835**	**.1091**	**.3634**
Stddev	.0012	.0013	.84	.066	.59	.018	.0004	.052	.0018	.0076
%RSD	1.132	1.236	.8971	1.589	1.067	.5654	3.140	.7634	1.671	2.092
#1	.1079	.1047	94.48	4.070	55.65	3.109	.0130	6.892	.1112	.3719
#2	.1062	.1044	92.80	4.159	54.60	3.079	.0124	6.789	.1078	.3572
#3	.1056	.1023	93.54	4.198	54.66	3.079	.0122	6.824	.1083	.3611

Elem	Sb2068	Se1960	Si2124	Sn1899	Sr4215	Ti3349A	Tl1908	V_2924	Zn2062
Units	ppm	ppm	ppm	ppm	ppm	ppm	ppm	ppm	ppm
Avg	**-.0169**	**.0004**	**24.63**	**.0203**	**3.867**	**2.039**	**-.0162**	**.0960**	**.3451**
Stddev	.0005	.0100	.29	.0002	.033	.006	.0032	.0006	.0040
%RSD	2.867	2816.	1.194	1.111	.8477	.3172	19.90	.6412	1.147
#1	-.0170	-.0109	24.96	.0201	3.905	2.046	-.0161	.0965	.3497
#2	-.0164	.0035	24.39	.0202	3.847	2.037	-.0195	.0962	.3427
#3	-.0174	.0084	24.53	.0205	3.849	2.034	-.0131	.0953	.3430

Int. Std.	Y_2243	Y_3600	Y_3710
Units	Cts/S	Cts/S	Cts/S
Avg	**1630.3**	**64183.**	**2712.9**
Stddev	11.6	387.	33.3
%RSD	.71284	.60325	1.2271
#1	1623.4	63744.	2674.8
#2	1643.7	64329.	2736.2
#3	1623.7	64476.	2727.7

Sample Name: WG1428223-3,T,2 Acquired: 10/29/2020 19:33:34 Type: Unk
Method: Trace_4_E200.7_SW6010(v92) Mode: CONC Corr. Factor: 1.000000
User: BV Custom ID1: WG1427982 Custom ID2: Trace4 Custom ID3:
Comment:

Elem	Ag3280	Al3961	As1890	B_2089	Ba4554	Be3130	Bi2230	Ca3158	Cd2144	Co2286
Units	ppm	ppm	ppm	ppm	ppm	ppm	ppm	ppm	ppm	ppm
Avg	**.2968**	**54.08**	**.1571**	**1.006**	**2.345**	**.0502**	**-3.938**	**472.0**	**.0455**	**.4819**
Stddev	.0039	.30	.0012	.004	.014	.0005	.332	1.4	.0003	.0028
%RSD	1.308	.5576	.7889	.4239	.5943	1.006	8.417	.3054	.6592	.5856
#1	.2940	53.77	.1557	1.002	2.331	.0498	-3.991	470.9	.0456	.4808
#2	.2952	54.09	.1573	1.010	2.344	.0501	-4.240	471.5	.0458	.4851
#3	.3012	54.37	.1581	1.007	2.359	.0508	-3.583	473.6	.0452	.4797

Elem	Cr2677	Cu3247	Fe2599	K_7664	Mg2790	Mn2576R	Mo2020	Na5895	Ni2316	Pb2203
Units	ppm	ppm	ppm	ppm	ppm	ppm	ppm	ppm	ppm	ppm
Avg	**.3098**	**.3635**	**117.1**	**15.27**	**94.52**	**3.629**	**.9369**	**16.66**	**.5782**	**.8989**
Stddev	.0031	.0023	.8	.11	1.08	.009	.0076	.07	.0044	.0052
%RSD	1.015	.6223	.6634	.6940	1.145	.2419	.8161	.4175	.7643	.5743
#1	.3066	.3619	116.4	15.21	93.60	3.623	.9310	16.60	.5755	.8945
#2	.3099	.3626	116.8	15.20	94.25	3.625	.9455	16.63	.5833	.9046
#3	.3129	.3661	117.9	15.39	95.71	3.639	.9340	16.73	.5757	.8977

Elem	Sb2068	Se1960	Si2124	Sn1899	Sr4215	Ti3349A	Tl1908	V_2924	Zn2062
Units	ppm	ppm	ppm	ppm	ppm	ppm	ppm	ppm	ppm
Avg	**.4634**	**.1261**	**24.20**	**.9348**	**2.354**	**2.698**	**.0927**	**.6052**	**.8651**
Stddev	.0043	.0055	.27	.0046	.008	.013	.0023	.0077	.0057
%RSD	.9386	4.400	1.101	.4914	.3336	.4763	2.526	1.280	.6634
#1	.4662	.1232	23.90	.9298	2.349	2.690	.0953	.6020	.8635
#2	.4656	.1325	24.42	.9388	2.351	2.691	.0909	.5997	.8714
#3	.4584	.1226	24.28	.9360	2.363	2.713	.0918	.6141	.8603

Int. Std.	Y_2243	Y_3600	Y_3710
Units	Cts/S	Cts/S	Cts/S
Avg	**1663.5**	**66350.**	**2758.8**
Stddev	7.6	247.	17.5
%RSD	.45608	.37159	.63583
#1	1671.5	66616.	2779.0
#2	1656.4	66129.	2750.8
#3	1662.6	66305.	2746.8

Sample Name: WG1428223-4,T,2 Acquired: 10/29/2020 19:37:48 Type: Unk
Method: Trace_4_E200.7_SW6010(v92) Mode: CONC Corr. Factor: 1.000000
User: BV Custom ID1: WG1427982 Custom ID2: Trace4 Custom ID3:
Comment:

Elem	Ag3280	Al3961	As1890	B_2089	Ba4554	Be3130	Bi2230	Ca3158	Cd2144	Co2286
Units	ppm	ppm	ppm	ppm	ppm	ppm	ppm	ppm	ppm	ppm
Avg	**.0007**	**53.65**	**.0379**	**.0743**	**.5464**	**.0021**	**-5.577**	**569.3**	**-.0035**	**.0463**
Stddev	.0006	1.15	.0050	.0014	.0125	.0000	.284	12.5	.0001	.0009
%RSD	89.81	2.151	13.32	1.931	2.285	2.354	5.093	2.200	3.629	2.007
#1	.0004	54.39	.0364	.0758	.5549	.0021	-5.618	579.0	-.0035	.0473
#2	.0002	54.23	.0435	.0729	.5523	.0022	-5.838	573.8	-.0037	.0459
#3	.0014	52.32	.0337	.0741	.5321	.0021	-5.274	555.2	-.0034	.0455

Elem	Cr2677	Cu3247	Fe2599	K_7664	Mg2790	Mn2576R	Mo2020	Na5895	Ni2316	Pb2203
Units	ppm	ppm	ppm	ppm	ppm	ppm	ppm	ppm	ppm	ppm
Avg	**.1684**	**.1706**	**135.2**	**5.550**	**74.86**	**3.542**	**.0198**	**8.562**	**.1413**	**.5622**
Stddev	.0045	.0053	3.1	.202	1.22	.083	.0007	.243	.0020	.0072
%RSD	2.656	3.118	2.303	3.643	1.632	2.336	3.442	2.838	1.441	1.279
#1	.1633	.1645	137.2	5.698	75.07	3.610	.0203	8.712	.1436	.5690
#2	.1703	.1732	136.8	5.631	75.96	3.566	.0201	8.692	.1404	.5629
#3	.1716	.1741	131.6	5.320	73.54	3.450	.0190	8.281	.1398	.5546

Elem	Sb2068	Se1960	Si2124	Sn1899	Sr4215	Ti3349A	Tl1908	V_2924	Zn2062
Units	ppm	ppm	ppm	ppm	ppm	ppm	ppm	ppm	ppm
Avg	**-.0038**	**.0053**	**27.97**	**.0476**	**2.190**	**2.186**	**-.0098**	**.1315**	**.5233**
Stddev	.0029	.0004	.51	.0020	.047	.057	.0051	.0033	.0090
%RSD	75.34	7.875	1.824	4.117	2.143	2.584	51.91	2.494	1.713
#1	-.0066	.0055	28.47	.0469	2.223	2.123	-.0073	.1278	.5313
#2	-.0040	.0056	27.99	.0498	2.210	2.205	-.0065	.1328	.5248
#3	-.0008	.0048	27.45	.0461	2.136	2.231	-.0157	.1339	.5136

Int. Std.	Y_2243	Y_3600	Y_3710
Units	Cts/S	Cts/S	Cts/S
Avg	**1672.0**	**65019.**	**2792.7**
Stddev	8.7	1436.	52.4
%RSD	.51901	2.2088	1.8749
#1	1668.2	66634.	2769.7
#2	1665.9	64540.	2755.8
#3	1682.0	63884.	2852.7

Sample Name: WG1428223-5,T,2 Acquired: 10/29/2020 19:42:05 Type: Unk
Method: Trace_4_E200.7_SW6010(v92) Mode: CONC Corr. Factor: 1.000000
User: BV Custom ID1: WG1427982 Custom ID2: Trace4 Custom ID3:
Comment:

Elem	Ag3280	Al3961	As1890	B_2089	Ba4554	Be3130	Bi2230	Ca3158	Cd2144	Co2286
Units	ppm	ppm	ppm	ppm	ppm	ppm	ppm	ppm	ppm	ppm
Avg	**.0487**	**48.26**	**.1502**	**1.044**	**2.284**	**.0471**	**-2.352**	**1202.**	**.0446**	**.4585**
Stddev	.0011	.15	.0047	.015	.006	.0004	.731	8.	.0009	.0070
%RSD	2.157	.3196	3.127	1.401	.2611	.8842	31.07	.6722	1.956	1.524
#1	.0499	48.37	.1533	1.027	2.281	.0475	-2.526	1211.	.0436	.4507
#2	.0482	48.08	.1448	1.049	2.281	.0467	-2.979	1197.	.0448	.4607
#3	.0481	48.33	.1526	1.055	2.291	.0469	-1.549	1197.	.0453	.4641

Elem	Cr2677	Cu3247	Fe2599	K_7664	Mg2790	Mn2576R	Mo2020	Na5895	Ni2316	Pb2203
Units	ppm	ppm	ppm	ppm	ppm	ppm	ppm	ppm	ppm	ppm
Avg	**.2772**	**.3332**	**90.99**	**13.97**	**60.27**	**3.319**	**.9281**	**16.57**	**.5241**	**.7960**
Stddev	.0024	.0013	.27	.07	.75	.022	.0172	.05	.0070	.0084
%RSD	.8522	.3946	.2953	.4940	1.248	.6666	1.848	.3305	1.339	1.061
#1	.2769	.3318	91.30	14.02	61.13	3.344	.9097	16.63	.5160	.7863
#2	.2797	.3332	90.89	13.99	59.95	3.306	.9310	16.53	.5280	.8003
#3	.2751	.3345	90.79	13.89	59.73	3.306	.9436	16.54	.5283	.8015

Elem	Sb2068	Se1960	Si2124	Sn1899	Sr4215	Ti3349A	Tl1908	V_2924	Zn2062
Units	ppm	ppm	ppm	ppm	ppm	ppm	ppm	ppm	ppm
Avg	**.4284**	**.1237**	**24.88**	**.8921**	**4.525**	**2.882**	**.0848**	**.5617**	**.7824**
Stddev	.0135	.0029	.04	.0171	.024	.013	.0044	.0046	.0070
%RSD	3.162	2.374	.1762	1.921	.5381	.4405	5.138	.8244	.9008
#1	.4145	.1258	24.88	.8730	4.553	2.867	.0811	.5592	.7744
#2	.4290	.1248	24.92	.8970	4.510	2.888	.0896	.5670	.7854
#3	.4415	.1203	24.83	.9063	4.513	2.890	.0836	.5588	.7875

Int. Std.	Y_2243	Y_3600	Y_3710
Units	Cts/S	Cts/S	Cts/S
Avg	**1633.8**	**64765.**	**2730.9**
Stddev	15.2	244.	25.3
%RSD	.92737	.37746	.92699
#1	1651.2	65024.	2705.6
#2	1623.4	64538.	2756.2
#3	1626.8	64734.	2730.9

Sample Name: L2045775-06,T,2 Acquired: 10/29/2020 19:46:18 Type: Unk
Method: Trace_4_E200.7_SW6010(v92) Mode: CONC Corr. Factor: 1.000000
User: BV Custom ID1: WG1427982 Custom ID2: Trace4 Custom ID3:
Comment:

Elem	Ag3280	Al3961	As1890	B_2089	Ba4554	Be3130	Bi2230	Ca3158	Cd2144	Co2286
Units	ppm	ppm	ppm	ppm	ppm	ppm	ppm	ppm	ppm	ppm
Avg	**.0015**	**54.21**	**.0503**	**.0391**	**.3407**	**.0029**	**-5.322**	**7.394**	**-.0032**	**.0135**
Stddev	.0006	.27	.0018	.0010	.0017	.0001	.343	.216	.0001	.0003
%RSD	43.12	.5047	3.523	2.583	.4855	3.797	6.445	2.920	2.536	2.130
#1	.0022	54.53	.0519	.0382	.3425	.0028	-5.151	7.638	-.0031	.0138
#2	.0011	54.06	.0506	.0402	.3401	.0028	-5.098	7.317	-.0032	.0135
#3	.0011	54.05	.0484	.0388	.3393	.0030	-5.717	7.227	-.0033	.0133

Elem	Cr2677	Cu3247	Fe2599	K_7664	Mg2790	Mn2576R	Mo2020	Na5895	Ni2316	Pb2203
Units	ppm	ppm	ppm	ppm	ppm	ppm	ppm	ppm	ppm	ppm
Avg	**.2395**	**.2021**	**113.1**	**7.088**	**6.887**	**.3961**	**.0089**	**.6620**	**.0438**	**3.406**
Stddev	.0004	.0008	.8	.038	.057	.0038	.0007	.0274	.0001	.028
%RSD	.1836	.4044	.7225	.5372	.8244	.9652	7.536	4.142	.2348	.8308
#1	.2395	.2030	113.8	7.129	6.945	.3991	.0096	.6876	.0438	3.430
#2	.2391	.2015	112.2	7.054	6.832	.3918	.0085	.6653	.0438	3.412
#3	.2400	.2017	113.3	7.080	6.885	.3973	.0084	.6331	.0440	3.375

Elem	Sb2068	Se1960	Si2124	Sn1899	Sr4215	Ti3349A	Tl1908	V_2924	Zn2062
Units	ppm	ppm	ppm	ppm	ppm	ppm	ppm	ppm	ppm
Avg	**.0344**	**-.0053**	**13.39**	**.0581**	**.0433**	**.9271**	**-.0017**	**.2672**	**.5890**
Stddev	.0043	.0019	.19	.0021	.0006	.0285	.0012	.0019	.0054
%RSD	12.48	35.69	1.385	3.606	1.280	3.078	74.05	.7039	.9105
#1	.0392	-.0069	13.51	.0602	.0440	.9068	-.0022	.2690	.5947
#2	.0334	-.0032	13.49	.0579	.0430	.9148	-.0003	.2652	.5883
#3	.0308	-.0059	13.18	.0560	.0430	.9598	-.0026	.2675	.5841

Int. Std.	Y_2243	Y_3600	Y_3710
Units	Cts/S	Cts/S	Cts/S
Avg	**1801.5**	**71309.**	**2824.5**
Stddev	5.2	297.	15.8
%RSD	.28730	.41627	.56038
#1	1801.1	71515.	2806.6
#2	1806.8	70969.	2836.5
#3	1796.5	71444.	2830.5

Sample Name: XL2045715-07,T,2 Acquired: 10/29/2020 19:50:36 Type: Unk
Method: Trace_4_E200.7_SW6010(v92) Mode: CONC Corr. Factor: 1.000000
User: BV Custom ID1: WG1427982 Custom ID2: Trace4 Custom ID3:
Comment:

Elem	Ag3280	Al3961	As1890	B_2089	Ba4554	Be3130	Bi2230	Ca3158	Cd2144	Co2286
Units	ppm	ppm	ppm	ppm	ppm	ppm	ppm	ppm	ppm	ppm
Avg	**-.0001**	**84.12**	**.1014**	**.0331**	**.5149**	**.0042**	**-9.750**	**34.74**	**-.0061**	**.0816**
Stddev	.0004	.52	.0048	.0005	.0020	.0000	.189	.11	.0001	.0010
%RSD	268.4	.6129	4.772	1.508	.3917	.4276	1.940	.3281	1.030	1.279
#1	-.0003	84.60	.0985	.0337	.5154	.0042	-9.722	34.77	-.0061	.0813
#2	.0003	84.20	.1070	.0330	.5167	.0042	-9.951	34.83	-.0061	.0827
#3	-.0004	83.58	.0988	.0327	.5127	.0041	-9.576	34.61	-.0062	.0807

Elem	Cr2677	Cu3247	Fe2599	K_7664	Mg2790	Mn2576R	Mo2020	Na5895	Ni2316	Pb2203
Units	ppm	ppm	ppm	ppm	ppm	ppm	ppm	ppm	ppm	ppm
Avg	**.1141**	**.1666**	**228.0**	**8.141**	**32.02**	**2.713**	**.0085**	**1.202**	**.1845**	**.1070**
Stddev	.0018	.0010	1.8	.201	.13	.013	.0007	.006	.0030	.0029
%RSD	1.562	.6218	.7823	2.470	.3944	.4866	8.413	.5261	1.646	2.736
#1	.1153	.1659	229.0	8.369	32.09	2.727	.0093	1.208	.1840	.1060
#2	.1120	.1662	229.0	7.991	32.09	2.710	.0082	1.195	.1877	.1103
#3	.1149	.1678	225.9	8.061	31.87	2.701	.0080	1.204	.1817	.1047

Elem	Sb2068	Se1960	Si2124	Sn1899	Sr4215	Ti3349A	Tl1908	V_2924	Zn2062
Units	ppm	ppm	ppm	ppm	ppm	ppm	ppm	ppm	ppm
Avg	**.0135**	**.0005**	**30.66**	**.0068**	**.1613**	**1.110**	**-.0022**	**.1540**	**.8085**
Stddev	.0013	.0111	.57	.0007	.0018	.018	.0046	.0008	.0161
%RSD	9.683	2148.	1.851	10.56	1.128	1.577	205.9	.4944	1.994
#1	.0146	-.0106	30.66	.0077	.1620	1.123	.0025	.1548	.8078
#2	.0138	.0116	31.23	.0063	.1626	1.090	-.0026	.1538	.8250
#3	.0120	.0006	30.10	.0066	.1592	1.117	-.0066	.1533	.7928

Int. Std.	Y_2243	Y_3600	Y_3710
Units	Cts/S	Cts/S	Cts/S
Avg	**1862.8**	**73723.**	**2956.7**
Stddev	26.3	134.	9.8
%RSD	1.4101	.18136	.33032
#1	1881.7	73581.	2954.8
#2	1832.8	73847.	2948.0
#3	1873.9	73740.	2967.3

Sample Name: L2045780-04,T,2 Acquired: 10/29/2020 19:54:53 Type: Unk
Method: Trace_4_E200.7_SW6010(v92) Mode: CONC Corr. Factor: 1.000000
User: BV Custom ID1: WG1427982 Custom ID2: Trace4 Custom ID3:
Comment:

Elem	Ag3280	Al3961	As1890	B_2089	Ba4554	Be3130	Bi2230	Ca3158	Cd2144	Co2286
Units	ppm	ppm	ppm	ppm	ppm	ppm	ppm	ppm	ppm	ppm
Avg	**-.0006**	**73.94**	**.0202**	**.0423**	**1.112**	**.0117**	**-12.31**	**48.93**	**.0091**	**.0636**
Stddev	.0006	.19	.0041	.0016	.005	.0001	.28	.26	.0002	.0006
%RSD	90.64	.2610	20.33	3.766	.4788	1.061	2.247	.5315	2.141	.9123
#1	-.0012	74.03	.0241	.0438	1.114	.0118	-12.17	49.12	.0093	.0641
#2	-.0000	74.07	.0206	.0406	1.115	.0118	-12.63	49.04	.0091	.0629
#3	-.0008	73.72	.0159	.0425	1.105	.0116	-12.14	48.63	.0089	.0637

Elem	Cr2677	Cu3247	Fe2599	K_7664	Mg2790	Mn2576R	Mo2020	Na5895	Ni2316	Pb2203
Units	ppm	ppm	ppm	ppm	ppm	ppm	ppm	ppm	ppm	ppm
Avg	**.2185**	**.3758**	**324.1**	**16.01**	**32.12**	**3.208**	**.0152**	**.9418**	**.1587**	**.7555**
Stddev	.0010	.0026	.7	.11	.37	.012	.0004	.0207	.0014	.0066
%RSD	.4754	.6855	.2051	.6917	1.138	.3801	2.615	2.199	.8719	.8684
#1	.2197	.3765	323.9	16.11	32.53	3.216	.0156	.9604	.1601	.7616
#2	.2179	.3779	324.9	16.04	32.01	3.214	.0153	.9454	.1587	.7564
#3	.2179	.3729	323.6	15.89	31.82	3.194	.0148	.9195	.1573	.7486

Elem	Sb2068	Se1960	Si2124	Sn1899	Sr4215	Ti3349A	Tl1908	V_2924	Zn2062
Units	ppm	ppm	ppm	ppm	ppm	ppm	ppm	ppm	ppm
Avg	**.0273**	**.0024**	**9.347**	**.0261**	**.1412**	**3.461**	**-.0021**	**.2774**	**1.765**
Stddev	.0064	.0043	.167	.0022	.0015	.016	.0027	.0027	.008
%RSD	23.37	175.7	1.788	8.608	1.063	.4582	128.4	.9628	.4457
#1	.0302	.0038	9.540	.0261	.1395	3.456	-.0033	.2797	1.774
#2	.0200	-.0024	9.254	.0239	.1419	3.478	.0010	.2780	1.763
#3	.0317	.0058	9.246	.0284	.1422	3.448	-.0039	.2745	1.759

Int. Std.	Y_2243	Y_3600	Y_3710
Units	Cts/S	Cts/S	Cts/S
Avg	**1904.7**	**75189.**	**3008.4**
Stddev	8.7	116.	18.4
%RSD	.45894	.15367	.61007
#1	1914.8	75216.	2990.6
#2	1900.4	75062.	3007.5
#3	1899.0	75288.	3027.3

Sample Name: L2045780-06,T,2 Acquired: 10/29/2020 19:59:08 Type: Unk
Method: Trace_4_E200.7_SW6010(v92) Mode: CONC Corr. Factor: 1.000000
User: BV Custom ID1: WG1427982 Custom ID2: Trace4 Custom ID3:
Comment:

Elem	Ag3280	Al3961	As1890	B_2089	Ba4554	Be3130	Bi2230	Ca3158	Cd2144	Co2286
Units	ppm	ppm	ppm	ppm	ppm	ppm	ppm	ppm	ppm	ppm
Avg	**.0007**	**83.71**	**.0249**	**.0080**	**2.045**	**.0108**	**-7.049**	**4.498**	**-.0061**	**.0906**
Stddev	.0006	1.60	.0054	.0014	.035	.0002	.381	.079	.0002	.0009
%RSD	79.30	1.905	21.75	17.64	1.709	1.796	5.401	1.750	2.604	1.015
#1	.0013	83.24	.0262	.0082	2.032	.0107	-6.970	4.455	-.0061	.0916
#2	.0006	85.49	.0296	.0065	2.085	.0110	-6.714	4.589	-.0063	.0903
#3	.0002	82.40	.0190	.0093	2.018	.0107	-7.463	4.450	-.0060	.0899

Elem	Cr2677	Cu3247	Fe2599	K_7664	Mg2790	Mn2576R	Mo2020	Na5895	Ni2316	Pb2203
Units	ppm	ppm	ppm	ppm	ppm	ppm	ppm	ppm	ppm	ppm
Avg	**.0627**	**.0570**	**199.7**	**2.370**	**4.799**	**8.731**	**.0049**	**1.124**	**.1062**	**.0336**
Stddev	.0007	.0001	3.2	.185	.088	.142	.0003	.013	.0018	.0017
%RSD	1.091	.1720	1.596	7.801	1.837	1.623	5.499	1.186	1.719	5.102
#1	.0630	.0571	198.5	2.344	4.754	8.658	.0047	1.131	.1083	.0344
#2	.0632	.0570	203.3	2.566	4.900	8.895	.0052	1.109	.1055	.0347
#3	.0620	.0569	197.3	2.199	4.742	8.641	.0049	1.133	.1048	.0316

Elem	Sb2068	Se1960	Si2124	Sn1899	Sr4215	Ti3349A	Tl1908	V_2924	Zn2062
Units	ppm	ppm	ppm	ppm	ppm	ppm	ppm	ppm	ppm
Avg	**.0086**	**-.0045**	**10.60**	**.0080**	**.0780**	**.4214**	**-.0050**	**.1429**	**.2076**
Stddev	.0012	.0034	.53	.0030	.0060	.0176	.0021	.0008	.0017
%RSD	14.29	75.19	4.997	37.44	7.733	4.185	41.66	.5639	.8192
#1	.0093	-.0009	11.17	.0112	.0724	.4042	-.0070	.1421	.2096
#2	.0092	-.0076	10.49	.0053	.0772	.4204	-.0051	.1429	.2069
#3	.0071	-.0051	10.13	.0075	.0844	.4395	-.0028	.1437	.2064

Int. Std.	Y_2243	Y_3600	Y_3710
Units	Cts/S	Cts/S	Cts/S
Avg	**1907.5**	**74828.**	**2986.1**
Stddev	11.0	185.	53.6
%RSD	.57823	.24757	1.7946
#1	1900.1	74851.	3016.3
#2	1920.2	75000.	2924.2
#3	1902.3	74632.	3017.8

Sample Name: L2045780-07,T,2 Acquired: 10/29/2020 20:03:26 Type: Unk
Method: Trace_4_E200.7_SW6010(v92) Mode: CONC Corr. Factor: 1.000000
User: BV Custom ID1: WG1427982 Custom ID2: Trace4 Custom ID3:
Comment:

Elem	Ag3280	Al3961	As1890	B_2089	Ba4554	Be3130	Bi2230	Ca3158	Cd2144	Co2286
Units	ppm	ppm	ppm	ppm	ppm	ppm	ppm	ppm	ppm	ppm
Avg	**.0014**	**103.1**	**.2057**	**.0108**	**1.799**	**.0084**	**-8.565**	**3.771**	**-.0041**	**.0863**
Stddev	.0004	.7	.0069	.0005	.012	.0001	.518	.029	.0002	.0012
%RSD	32.28	.7075	3.377	4.202	.6731	1.120	6.048	.7792	4.564	1.369
#1	.0018	103.9	.2058	.0109	1.812	.0085	-8.064	3.804	-.0041	.0869
#2	.0009	102.4	.2126	.0112	1.788	.0084	-8.534	3.762	-.0040	.0870
#3	.0014	103.0	.1987	.0103	1.797	.0084	-9.098	3.748	-.0043	.0849

Elem	Cr2677	Cu3247	Fe2599	K_7664	Mg2790	Mn2576R	Mo2020	Na5895	Ni2316	Pb2203
Units	ppm	ppm	ppm	ppm	ppm	ppm	ppm	ppm	ppm	ppm
Avg	**.0927**	**.4139**	**188.3**	**4.023**	**7.559**	**6.795**	**.0199**	**.7450**	**.0831**	**17.35**
Stddev	.0001	.0010	1.1	.146	.077	.039	.0004	.0272	.0010	.25
%RSD	.1152	.2437	.5941	3.624	1.019	.5758	2.233	3.647	1.195	1.465
#1	.0926	.4145	189.6	4.117	7.638	6.833	.0203	.7715	.0835	17.49
#2	.0927	.4145	187.4	3.855	7.484	6.755	.0194	.7172	.0838	17.50
#3	.0928	.4128	188.1	4.096	7.556	6.798	.0201	.7464	.0820	17.05

Elem	Sb2068	Se1960	Si2124	Sn1899	Sr4215	Ti3349A	Tl1908	V_2924	Zn2062
Units	ppm	ppm	ppm	ppm	ppm	ppm	ppm	ppm	ppm
Avg	**.1341**	**.0008**	**16.02**	**.0263**	**.0758**	**.9028**	**-.0041**	**.1664**	**.8240**
Stddev	.0015	.0020	.55	.0009	.0070	.0274	.0046	.0003	.0128
%RSD	1.114	255.5	3.429	3.522	9.252	3.039	112.8	.1527	1.555
#1	.1342	-.0015	16.56	.0254	.0837	.9151	-.0024	.1666	.8313
#2	.1356	.0017	16.03	.0273	.0705	.8713	-.0093	.1665	.8315
#3	.1326	.0022	15.46	.0264	.0732	.9219	-.0005	.1661	.8092

Int. Std.	Y_2243	Y_3600	Y_3710
Units	Cts/S	Cts/S	Cts/S
Avg	**1919.3**	**75616.**	**3057.6**
Stddev	7.7	563.	29.6
%RSD	.40364	.74402	.96760
#1	1927.5	76152.	3054.2
#2	1912.1	75666.	3088.7
#3	1918.3	75031.	3029.8

Sample Name: WG1428223-6,T,10 Acquired: 10/29/2020 20:07:44 Type: Unk
Method: Trace_4_E200.7_SW6010(v92) Mode: CONC Corr. Factor: 1.000000
User: BV Custom ID1: WG1427982 Custom ID2: Trace4 Custom ID3:
Comment:

Elem	Ag3280	Al3961	As1890	B_2089	Ba4554	Be3130	Bi2230	Ca3158	Cd2144	Co2286
Units	ppm	ppm	ppm	ppm	ppm	ppm	ppm	ppm	ppm	ppm
Avg	**.0012**	**10.29**	**.0019**	**.0192**	**.1001**	**.0003**	**-.6042**	**269.3**	**-.0006**	**.0077**
Stddev	.0011	.03	.0011	.0027	.0010	.0000	.5996	2.3	.0000	.0002
%RSD	89.42	.2782	58.25	14.21	1.043	7.129	99.23	.8714	7.140	2.246
#1	.0025	10.27	.0011	.0223	.1008	.0003	-.2307	267.0	-.0007	.0075
#2	.0007	10.32	.0032	.0173	.0989	.0003	-.2862	271.7	-.0006	.0078
#3	.0005	10.29	.0015	.0179	.1006	.0003	-1.296	269.1	-.0006	.0078

Elem	Cr2677	Cu3247	Fe2599	K_7664	Mg2790	Mn2576R	Mo2020	Na5895	Ni2316	Pb2203
Units	ppm	ppm	ppm	ppm	ppm	ppm	ppm	ppm	ppm	ppm
Avg	**.0226**	**.0224**	**20.60**	**.7550**	**12.30**	**.6624**	**.0031**	**1.375**	**.0259**	**.0915**
Stddev	.0002	.0002	.13	.0989	.06	.0047	.0005	.039	.0004	.0034
%RSD	.7933	.7854	.6089	13.10	.5064	.7044	17.41	2.835	1.540	3.674
#1	.0227	.0222	20.47	.6840	12.28	.6574	.0027	1.344	.0255	.0953
#2	.0227	.0225	20.72	.8680	12.37	.6666	.0029	1.419	.0261	.0888
#3	.0224	.0226	20.60	.7130	12.25	.6633	.0038	1.363	.0262	.0904

Elem	Sb2068	Se1960	Si2124	Sn1899	Sr4215	Ti3349A	Tl1908	V_2924	Zn2062
Units	ppm	ppm	ppm	ppm	ppm	ppm	ppm	ppm	ppm
Avg	**-.0075**	**.0014**	**5.151**	**.0049**	**.8054**	**.4208**	**-.0023**	**.0194**	**.0772**
Stddev	.0027	.0101	.053	.0004	.0089	.0061	.0062	.0005	.0008
%RSD	36.29	708.0	1.022	8.319	1.103	1.447	264.1	2.332	1.068
#1	-.0094	-.0080	5.135	.0054	.7982	.4278	-.0090	.0199	.0769
#2	-.0086	.0122	5.109	.0046	.8153	.4163	-.0014	.0193	.0766
#3	-.0044	.0001	5.210	.0049	.8027	.4185	.0034	.0190	.0781

Int. Std.	Y_2243	Y_3600	Y_3710
Units	Cts/S	Cts/S	Cts/S
Avg	**1691.3**	**67373.**	**2710.7**
Stddev	12.4	491.	14.6
%RSD	.73281	.72873	.53758
#1	1696.2	67558.	2719.6
#2	1700.5	67744.	2693.8
#3	1677.2	66816.	2718.6

Sample Name: CCV Acquired: 10/29/2020 20:12:05 Type: QC
Method: Trace_4_E200.7_SW6010(v92) Mode: CONC Corr. Factor: 1.000000
User: BV Custom ID1: WG1427982 Custom ID2: Trace4 Custom ID3:
Comment:

Elem	Ag3280	Al3961	As1890	B_2089	Ba4554	Be3130	Bi2230	Ca3158	Cd2144	Co2286
Units	ppm	ppm	ppm	ppm	ppm	ppm	ppm	ppm	ppm	ppm
Avg	**.4924**	**.5284**	**.4757**	**.5047**	**.5059**	**.4973**	**.1046**	F **.6813**	**.4742**	**.4749**
Stddev	.0027	.0323	.0049	.0023	.0025	.0033	.2995	.0259	.0009	.0003
%RSD	.5426	6.106	1.037	.4463	.4910	.6574	286.3	3.798	.1919	.0705
#1	.4937	.5593	.4730	.5024	.5082	.5001	.2483	.7066	.4733	.4752
#2	.4893	.4949	.4728	.5069	.5033	.4937	-.2396	.6824	.4751	.4750
#3	.4941	.5309	.4814	.5047	.5062	.4979	.3052	.6549	.4742	.4745
Check ?	Chk Pass	Chk Pass	Chk Pass	Chk Pass	Chk Pass	Chk Pass	None	Chk Fail	Chk Pass	Chk Pass
High Limit								.5524		
Low Limit								.4476		

Elem	Cr2677	Cu3247	Fe2599	K_7664	Mg2790	Mn2576R	Mo2020	Na5895	Ni2316	Pb2203
Units	ppm	ppm	ppm	ppm	ppm	ppm	ppm	ppm	ppm	ppm
Avg	**.4792**	**.5074**	**.5355**	**4.747**	**.5049**	**.4632**	**.4774**	**9.814**	**.4932**	**.4831**
Stddev	.0011	.0012	.0086	.101	.0080	.0049	.0006	.034	.0005	.0022
%RSD	.2305	.2337	1.612	2.120	1.578	1.050	.1339	.3435	.0939	.4512
#1	.4805	.5088	.5322	4.642	.5071	.4649	.4766	9.842	.4937	.4823
#2	.4784	.5069	.5291	4.843	.4961	.4577	.4778	9.777	.4928	.4856
#3	.4787	.5066	.5453	4.757	.5115	.4670	.4777	9.824	.4932	.4815
Check ?	Chk Pass	Chk Pass	Chk Pass	Chk Pass	Chk Pass	Chk Pass	Chk Pass	Chk Pass	Chk Pass	Chk Pass
High Limit										
Low Limit										

Elem	Sb2068	Se1960	Si2124	Sn1899	Sr4215	Ti3349A	Tl1908	V_2924	Zn2062
Units	ppm	ppm	ppm	ppm	ppm	ppm	ppm	ppm	ppm
Avg	**.4835**	**.4886**	**5.189**	**.4983**	**.4736**	**.4973**	**.4959**	**.4904**	**.4893**
Stddev	.0084	.0071	.003	.0023	.0015	.0018	.0013	.0034	.0008
%RSD	1.735	1.454	.0571	.4673	.3113	.3596	.2645	.6864	.1638
#1	.4738	.4932	5.185	.4985	.4752	.4990	.4944	.4941	.4884
#2	.4877	.4921	5.190	.4959	.4723	.4955	.4963	.4893	.4900
#3	.4889	.4804	5.191	.5006	.4734	.4975	.4970	.4877	.4896
Check ?	Chk Pass	Chk Pass	Chk Pass	Chk Pass	Chk Pass	Chk Pass	Chk Pass	Chk Pass	Chk Pass
High Limit									
Low Limit									

Int. Std.	Y_2243	Y_3600	Y_3710
Units	Cts/S	Cts/S	Cts/S
Avg	**1728.1**	**68864.**	**2718.7**
Stddev	6.2	289.	23.1
%RSD	.35889	.42020	.85142
#1	1734.6	68656.	2699.9
#2	1722.3	69195.	2744.6
#3	1727.3	68741.	2711.7

Sample Name: CCB Acquired: 10/29/2020 20:16:23 Type: QC
Method: Trace_4_E200.7_SW6010(v92) Mode: CONC Corr. Factor: 1.000000
User: BV Custom ID1: WG1427982 Custom ID2: Trace4 Custom ID3:
Comment:

Elem	Ag3280	Al3961	As1890	B_2089	Ba4554	Be3130	Bi2230	Ca3158	Cd2144	Co2286
Units	ppm	ppm	ppm	ppm	ppm	ppm	ppm	ppm	ppm	ppm
Avg	**.0004**	**.0100**	**.0029**	**-.0001**	**.0010**	**.0005**	**-.3762**	**.0413**	**.0002**	**.0001**
Stddev	.0008	.0274	.0021	.0008	.0006	.0001	.7488	.0127	.0001	.0001
%RSD	213.1	273.1	71.33	1063.	56.35	15.01	199.0	30.76	20.51	64.17
#1	.0013	.0023	.0028	.0005	.0004	.0005	.0430	.0523	.0003	.0002
#2	-.0001	.0405	.0009	-.0010	.0015	.0005	.0691	.0274	.0003	.0002
#3	-.0001	-.0127	.0050	.0002	.0011	.0004	-1.241	.0443	.0002	.0000
Check ?	Chk Pass	Chk Pass	Chk Pass	Chk Pass	Chk Pass	Chk Pass	None	Chk Pass	Chk Pass	Chk Pass
High Limit										
Low Limit										

Elem	Cr2677	Cu3247	Fe2599	K_7664	Mg2790	Mn2576R	Mo2020	Na5895	Ni2316	Pb2203
Units	ppm	ppm	ppm	ppm	ppm	ppm	ppm	ppm	ppm	ppm
Avg	**.0007**	**.0007**	**.0095**	**-.0520**	**.0024**	**.0008**	**.0011**	**.0883**	**.0008**	**.0017**
Stddev	.0005	.0015	.0068	.0640	.0043	.0009	.0003	.0223	.0003	.0024
%RSD	69.42	232.5	72.38	122.9	177.1	105.5	30.01	25.24	39.14	138.8
#1	.0012	.0013	.0071	-.1001	-.0016	.0008	.0014	.1138	.0009	.0044
#2	.0005	.0017	.0041	-.0767	.0020	.0017	.0009	.0789	.0005	.0007
#3	.0003	-.0011	.0172	.0206	.0069	-.0000	.0009	.0723	.0011	-.0000
Check ?	Chk Pass	Chk Pass	Chk Pass	Chk Pass	Chk Pass	Chk Pass	Chk Pass	Chk Pass	Chk Pass	Chk Pass
High Limit										
Low Limit										

Elem	Sb2068	Se1960	Si2124	Sn1899	Sr4215	Ti3349A	Tl1908	V_2924	Zn2062
Units	ppm	ppm	ppm	ppm	ppm	ppm	ppm	ppm	ppm
Avg	**.0043**	**-.0055**	**.0175**	**.0029**	**.0012**	**.0015**	**-.0000**	**-.0010**	**.0006**
Stddev	.0027	.0071	.0026	.0025	.0010	.0006	.0032	.0003	.0001
%RSD	62.86	129.7	14.76	88.48	87.83	42.52	9736.	28.90	17.87
#1	.0073	-.0000	.0168	.0033	.0008	.0009	-.0030	-.0014	.0008
#2	.0029	-.0135	.0204	.0051	.0023	.0021	-.0005	-.0008	.0006
#3	.0025	-.0029	.0154	.0001	.0004	.0013	.0033	-.0009	.0005
Check ?	Chk Pass	Chk Pass	Chk Pass	Chk Pass	Chk Pass	Chk Pass	Chk Pass	Chk Pass	Chk Pass
High Limit									
Low Limit									

Int. Std.	Y_2243	Y_3600	Y_3710
Units	Cts/S	Cts/S	Cts/S
Avg	**1756.9**	**69376.**	**2746.6**
Stddev	8.0	1792.	16.9
%RSD	.45291	2.5832	.61425
#1	1756.9	70546.	2731.8
#2	1748.9	67313.	2765.0
#3	1764.8	70269.	2743.2

Sample Name: CCV Acquired: 10/29/2020 20:33:24 Type: QC
Method: Trace_4_E200.7_SW6010(v92) Mode: CONC Corr. Factor: 1.000000
User: BV Custom ID1: WG1427982 Custom ID2: Trace4 Custom ID3:
Comment:

Elem	Ag3280	Al3961	As1890	B_2089	Ba4554	Be3130	Bi2230	Ca3158	Cd2144	Co2286
Units	ppm	ppm	ppm	ppm	ppm	ppm	ppm	ppm	ppm	ppm
Avg	**.4813**	**.4761**	**.4820**	**.4899**	**.4889**	**.4899**	**.1262**	**.4961**	**.4702**	**.4721**
Stddev	.0022	.0170	.0083	.0033	.0096	.0099	.7360	.0189	.0019	.0016
%RSD	.4470	3.565	1.721	.6641	1.954	2.025	583.2	3.809	.3984	.3325
#1	.4823	.4741	.4840	.4925	.4784	.4806	.9735	.5130	.4720	.4737
#2	.4788	.4940	.4892	.4909	.4913	.5004	-.3551	.4757	.4704	.4722
#3	.4828	.4602	.4730	.4862	.4971	.4888	-.2398	.4996	.4683	.4705
Check ?	Chk Pass	Chk Pass	Chk Pass	Chk Pass	Chk Pass	Chk Pass	None	Chk Pass	Chk Pass	Chk Pass
High Limit										
Low Limit										

Elem	Cr2677	Cu3247	Fe2599	K_7664	Mg2790	Mn2576R	Mo2020	Na5895	Ni2316	Pb2203
Units	ppm	ppm	ppm	ppm	ppm	ppm	ppm	ppm	ppm	ppm
Avg	**.4702**	**.4941**	**.4619**	**4.819**	**.4857**	**.4517**	**.4774**	**9.817**	**.4855**	**.4799**
Stddev	.0014	.0005	.0080	.037	.0120	.0083	.0011	.149	.0033	.0021
%RSD	.2904	.1081	1.734	.7753	2.479	1.839	.2220	1.514	.6850	.4469
#1	.4717	.4945	.4606	4.806	.4749	.4422	.4776	9.647	.4884	.4809
#2	.4699	.4943	.4546	4.861	.4987	.4562	.4783	9.881	.4863	.4814
#3	.4691	.4935	.4704	4.790	.4834	.4569	.4762	9.922	.4819	.4774
Check ?	Chk Pass	Chk Pass	Chk Pass	Chk Pass	Chk Pass	Chk Pass	Chk Pass	Chk Pass	Chk Pass	Chk Pass
High Limit										
Low Limit										

Elem	Sb2068	Se1960	Si2124	Sn1899	Sr4215	Ti3349A	Tl1908	V_2924	Zn2062
Units	ppm	ppm	ppm	ppm	ppm	ppm	ppm	ppm	ppm
Avg	**.4862**	**.4699**	**5.146**	**.4931**	**.4683**	**.4858**	**.4841**	**.4761**	**.4842**
Stddev	.0034	.0088	.023	.0023	.0089	.0014	.0012	.0027	.0021
%RSD	.7015	1.880	.4419	.4619	1.906	.2829	.2402	.5755	.4431
#1	.4832	.4690	5.167	.4915	.4582	.4869	.4849	.4791	.4859
#2	.4856	.4791	5.148	.4957	.4719	.4862	.4847	.4738	.4851
#3	.4899	.4615	5.122	.4920	.4750	.4842	.4828	.4755	.4818
Check ?	Chk Pass	Chk Pass	Chk Pass	Chk Pass	Chk Pass	Chk Pass	Chk Pass	Chk Pass	Chk Pass
High Limit									
Low Limit									

Int. Std.	Y_2243	Y_3600	Y_3710
Units	Cts/S	Cts/S	Cts/S
Avg	**1704.7**	**68869.**	**2703.2**
Stddev	8.2	503.	46.4
%RSD	.47901	.73079	1.7180
#1	1695.5	68468.	2753.5
#2	1707.5	69434.	2661.9
#3	1711.1	68706.	2694.2

Sample Name: CCB Acquired: 10/29/2020 20:37:42 Type: QC
Method: Trace_4_E200.7_SW6010(v92) Mode: CONC Corr. Factor: 1.000000
User: BV Custom ID1: WG1427982 Custom ID2: Trace4 Custom ID3:
Comment:

Elem	Ag3280	Al3961	As1890	B_2089	Ba4554	Be3130	Bi2230	Ca3158	Cd2144	Co2286
Units	ppm	ppm	ppm	ppm	ppm	ppm	ppm	ppm	ppm	ppm
Avg	**.0012**	**-.0086**	**.0021**	**-.0015**	**.0007**	**.0004**	**-.2402**	**.0154**	**.0004**	**.0002**
Stddev	.0004	.0230	.0004	.0011	.0001	.0000	.5145	.0113	.0001	.0002
%RSD	32.60	266.6	17.29	72.50	12.07	4.238	214.2	73.64	18.80	110.4
#1	.0007	-.0167	.0026	-.0022	.0007	.0004	-.6724	.0077	.0004	.0003
#2	.0015	.0173	.0019	-.0003	.0006	.0003	.3288	.0101	.0004	.0005
#3	.0013	-.0264	.0020	-.0019	.0007	.0004	-.3771	.0284	.0003	-.0000
Check ?	Chk Pass	Chk Pass	Chk Pass	Chk Pass	Chk Pass	Chk Pass	None	Chk Pass	Chk Pass	Chk Pass
High Limit										
Low Limit										

Elem	Cr2677	Cu3247	Fe2599	K_7664	Mg2790	Mn2576R	Mo2020	Na5895	Ni2316	Pb2203
Units	ppm	ppm	ppm	ppm	ppm	ppm	ppm	ppm	ppm	ppm
Avg	**.0005**	**.0003**	**-.0054**	**.0357**	**.0048**	**.0010**	**.0010**	**.1257**	**.0010**	**-.0002**
Stddev	.0004	.0008	.0108	.1128	.0053	.0007	.0001	.0235	.0004	.0023
%RSD	80.00	282.5	198.8	315.9	110.2	71.08	12.35	18.70	37.75	1451.
#1	.0009	-.0002	-.0000	.0638	.0108	.0016	.0011	.1103	.0014	.0018
#2	.0007	.0012	-.0178	.1318	.0031	.0010	.0008	.1141	.0010	.0004
#3	.0000	-.0001	.0016	-.0885	.0006	.0003	.0010	.1528	.0007	-.0027
Check ?	Chk Pass	Chk Pass	Chk Pass	Chk Pass	Chk Pass	Chk Pass	Chk Pass	Chk Pass	Chk Pass	Chk Pass
High Limit										
Low Limit										

Elem	Sb2068	Se1960	Si2124	Sn1899	Sr4215	Ti3349A	Tl1908	V_2924	Zn2062
Units	ppm	ppm	ppm	ppm	ppm	ppm	ppm	ppm	ppm
Avg	**.0057**	**-.0019**	**.0113**	**.0027**	**.0000**	**.0004**	**-.0032**	**-.0016**	**.0007**
Stddev	.0015	.0033	.0014	.0009	.0004	.0005	.0017	.0006	.0002
%RSD	27.10	176.5	12.30	34.00	5202.	140.0	52.13	37.71	21.83
#1	.0074	.0009	.0122	.0035	.0004	.0000	-.0051	-.0017	.0007
#2	.0044	-.0055	.0119	.0017	-.0000	.0010	-.0021	-.0022	.0009
#3	.0053	-.0009	.0097	.0028	-.0004	.0001	-.0023	-.0010	.0006
Check ?	Chk Pass	Chk Pass	Chk Pass	Chk Pass	Chk Pass	Chk Pass	Chk Pass	Chk Pass	Chk Pass
High Limit									
Low Limit									

Int. Std.	Y_2243	Y_3600	Y_3710
Units	Cts/S	Cts/S	Cts/S
Avg	**1749.5**	**70570.**	**2707.8**
Stddev	5.6	143.	51.5
%RSD	.32267	.20280	1.9004
#1	1752.9	70577.	2723.4
#2	1752.6	70423.	2749.6
#3	1743.0	70709.	2650.3

Sample Name: Std 0 Acquired: 10/29/2020 20:44:41 Type: Cal
Method: Trace_4_E200.7_SW6010(v92) Mode: IR Corr. Factor: 1.000000
User: BV Custom ID1: WG1427982 Custom ID2: Trace4 Custom ID3:
Comment:

Elem	Ag3280	Al3961	As1890	B_2089	Ba4554	Be3130	Bi2230	Ca3158	Cd2144	Co2286
Units	Cts/S	Cts/S	Cts/S	Cts/S	Cts/S	Cts/S	Cts/S	Cts/S	Cts/S	Cts/S
Avg	**.0006**	**.0087**	**-.0003**	**.0053**	**.0076**	**-.0108**	**-.0005**	**.0002**	**-.0018**	**.0045**
Stddev	.0002	.0018	.0004	.0002	.0015	.0041	.0002	.0008	.0002	.0005
%RSD	31.64	21.09	129.3	3.376	19.76	37.51	37.67	369.2	9.984	10.29
#1	.0008	.0108	-.0007	.0052	.0076	-.0138	-.0003	.0008	-.0016	.0039
#2	.0004	.0078	-.0002	.0051	.0091	-.0125	-.0007	.0005	-.0020	.0047
#3	.0005	.0074	.0000	.0054	.0061	-.0062	-.0004	-.0007	-.0019	.0048

Elem	Cr2677	Cu3247	Fe2599	K_7664	Mg2790	Mn2576R	Mo2020	Na5895	Ni2316	Pb2203
Units	Cts/S	Cts/S	Cts/S	Cts/S	Cts/S	Cts/S	Cts/S	Cts/S	Cts/S	Cts/S
Avg	**.0001**	**.0047**	**.0007**	**.0022**	**-.0008**	**.0008**	**.0002**	**.1371**	**.0031**	**.0007**
Stddev	.0001	.0002	.0006	.0038	.0013	.0005	.0004	.0065	.0008	.0001
%RSD	111.0	4.640	90.51	174.9	153.6	70.00	167.2	4.742	26.26	8.855
#1	.0002	.0050	.0012	.0065	-.0005	.0011	.0003	.1436	.0033	.0007
#2	.0002	.0046	.0008	-.0006	.0003	.0002	.0006	.1306	.0022	.0008
#3	-.0000	.0046	.0000	.0006	-.0023	.0010	-.0002	.1372	.0039	.0008

Elem	Sb2068	Se1960	Si2124	Sn1899	Sr4215	Ti3349A	Tl1908	V_2924	Zn2062
Units	Cts/S	Cts/S	Cts/S	Cts/S	Cts/S	Cts/S	Cts/S	Cts/S	Cts/S
Avg	**-.0005**	**.0014**	**.0032**	**.0005**	**.0025**	**.0003**	**-.0014**	**.0010**	**-.0008**
Stddev	.0002	.0002	.0007	.0002	.0008	.0002	.0002	.0001	.0002
%RSD	35.87	13.17	20.70	38.78	31.93	52.75	12.42	7.616	27.42
#1	-.0006	.0014	.0025	.0006	.0020	.0004	-.0012	.0011	-.0005
#2	-.0003	.0013	.0033	.0005	.0021	.0001	-.0013	.0010	-.0009
#3	-.0005	.0016	.0038	.0003	.0035	.0003	-.0016	.0010	-.0010

Int. Std.	Y_2243	Y_3600	Y_3710
Units	Cts/S	Cts/S	Cts/S
Avg	**1747.0**	**70374.**	**2722.4**
Stddev	16.0	407.	15.4
%RSD	.91345	.57767	.56706
#1	1752.1	70148.	2704.7
#2	1759.8	70131.	2729.0
#3	1729.1	70843.	2733.4

Sample Name: ICAL Acquired: 10/29/2020 20:49:05 Type: Cal
Method: Trace_4_E200.7_SW6010(v92) Mode: IR Corr. Factor: 1.000000
User: BV Custom ID1: WG1427982 Custom ID2: Trace4 Custom ID3:
Comment:

Elem	Ag3280	Al3961	As1890	B_2089	Ba4554	Be3130	Bi2230	Ca3158	Cd2144	Co2286
Units	Cts/S	Cts/S	Cts/S	Cts/S	Cts/S	Cts/S	Cts/S	Cts/S	Cts/S	Cts/S
Avg	**.1613**	**.0698**	**.0786**	**.4138**	**3.076**	**195.7**	**-.0009**	**.0682**	**6.673**	**1.898**
Stddev	.0008	.0019	.0007	.0061	.017	1.0	.0003	.0011	.102	.029
%RSD	.5088	2.677	.9111	1.472	.5573	.4969	29.87	1.685	1.534	1.549
#1	.1622	.0683	.0784	.4114	3.057	194.7	-.0008	.0669	6.618	1.885
#2	.1612	.0719	.0794	.4207	3.089	195.6	-.0013	.0690	6.791	1.931
#3	.1605	.0693	.0781	.4092	3.083	196.7	-.0007	.0686	6.610	1.876

Elem	Cr2677	Cu3247	Fe2599	Mg2790	Mn2576R	Mo2020	Ni2316	Pb2203	Sb2068	Se1960
Units	Cts/S	Cts/S	Cts/S	Cts/S	Cts/S	Cts/S	Cts/S	Cts/S	Cts/S	Cts/S
Avg	**.1470**	**.2553**	**.0447**	**.3396**	**.5196**	**.8519**	**1.023**	**.3144**	**.1366**	**.0542**
Stddev	.0007	.0001	.0009	.0028	.0027	.0132	.018	.0047	.0024	.0011
%RSD	.5049	.0212	1.955	.8179	.5194	1.551	1.751	1.486	1.731	2.098
#1	.1474	.2553	.0437	.3365	.5194	.8432	1.015	.3117	.1342	.0536
#2	.1475	.2553	.0454	.3420	.5223	.8671	1.043	.3198	.1389	.0555
#3	.1461	.2552	.0451	.3402	.5170	.8454	1.010	.3116	.1366	.0535

Elem	Si2124	Sn1899	Sr4215	Ti3349A	Tl1908	V_2924	Zn2062
Units	Cts/S	Cts/S	Cts/S	Cts/S	Cts/S	Cts/S	Cts/S
Avg	**.1222**	**.1513**	**4.006**	**.2191**	**.1033**	**.1263**	**1.790**
Stddev	.0020	.0026	.033	.0005	.0014	.0007	.029
%RSD	1.646	1.735	.8330	.2392	1.350	.5784	1.642
#1	.1216	.1505	3.984	.2196	.1027	.1271	1.775
#2	.1244	.1542	4.044	.2191	.1049	.1261	1.824
#3	.1205	.1491	3.989	.2186	.1023	.1256	1.771

Int. Std.	Y_2243	Y_3600	Y_3710
Units	Cts/S	Cts/S	Cts/S
Avg	**1716.6**	**70225.**	**2722.5**
Stddev	24.4	170.	12.8
%RSD	1.4190	.24225	.47085
#1	1724.3	70124.	2733.6
#2	1689.3	70130.	2708.5
#3	1736.2	70422.	2725.3

Sample Name: 25: Fe K Na Si Acquired: 10/29/2020 20:53:28 Type: Cal
Method: Trace_4_E200.7_SW6010(v92) Mode: IR Corr. Factor: 1.000000
User: BV Custom ID1: WG1427982 Custom ID2: Trace4 Custom ID3:
Comment:

Elem	Fe2599	K_7664	Na5895	Si2124
Units	Cts/S	Cts/S	Cts/S	Cts/S
Avg	**1.112**	**1.131**	**6.392**	**1.842**
Stddev	.003	.009	.056	.007
%RSD	.3027	.7563	.8722	.3670
#1	1.110	1.137	6.449	1.835
#2	1.115	1.136	6.391	1.849
#3	1.109	1.122	6.337	1.842

Int. Std.	Y_2243	Y_3710
Units	Cts/S	Cts/S
Avg	**1712.3**	**2680.6**
Stddev	11.7	6.8
%RSD	.68242	.25361
#1	1724.6	2675.2
#2	1701.3	2688.2
#3	1710.9	2678.3

Sample Name: 10: Ca Mg Si Acquired: 10/29/2020 20:57:51 Type: Cal
Method: Trace_4_E200.7_SW6010(v92) Mode: IR Corr. Factor: 1.000000
User: BV Custom ID1: WG1427982 Custom ID2: Trace4 Custom ID3:
Comment:

Elem	Ca3158	Mg2790	Si2124
Units	Cts/S	Cts/S	Cts/S
Avg	.6869	3.357	.9216
Stddev	.0152	.027	.0048
%RSD	2.210	.7953	.5186
#1	.7003	3.386	.9168
#2	.6704	3.333	.9215
#3	.6900	3.353	.9264

Int. Std.	Y_2243	Y_3710
Units	Cts/S	Cts/S
Avg	1741.5	2719.9
Stddev	11.6	34.0
%RSD	.66444	1.2498
#1	1754.9	2685.5
#2	1734.8	2753.5
#3	1734.9	2720.7

Sample Name: ICV Acquired: 10/29/2020 21:02:14 Type: QC
Method: Trace_4_E200.7_SW6010(v92) Mode: CONC Corr. Factor: 1.000000
User: BV Custom ID1: WG1427982 Custom ID2: Trace4 Custom ID3:
Comment:

Elem	Ag3280	Al3961	As1890	B_2089	Ba4554	Be3130	Bi2230	Ca3158	Cd2144	Co2286
Units	ppm	ppm	ppm	ppm	ppm	ppm	ppm	ppm	ppm	ppm
Avg	**.4855**	W **.4660**	**.4857**	**.4833**	**.4930**	**.4934**	**.1699**	**.5001**	W **.4690**	W **.4687**
Stddev	.0058	.0338	.0030	.0013	.0017	.0060	.5972	.0106	.0009	.0009
%RSD	1.186	7.246	.6094	.2729	.3490	1.218	351.4	2.124	.1980	.1932
#1	.4838	.5011	.4836	.4825	.4914	.4961	-.2732	.5071	.4682	.4679
#2	.4808	.4337	.4844	.4848	.4929	.4865	.8491	.5054	.4687	.4686
#3	.4919	.4632	.4891	.4826	.4948	.4975	-.0660	.4879	.4700	.4697
Check ?	Chk Pass	Chk Warn	Chk Pass	Chk Pass	Chk Pass	Chk Pass	None	Chk Pass	Chk Warn	Chk Warn
High Limit		.5274							.5274	.5274
Low Limit		.4726							.4726	.4726

Elem	Cr2677	Cu3247	Fe2599	K_7664	Mg2790	Mn2576R	Mo2020	Na5895	Ni2316	Pb2203
Units	ppm	ppm	ppm	ppm	ppm	ppm	ppm	ppm	ppm	ppm
Avg	**.4807**	**.4915**	**.5016**	**4.911**	**.4983**	**.4742**	W **.4710**	**9.837**	W **.4716**	W **.4679**
Stddev	.0079	.0071	.0047	.087	.0057	.0008	.0016	.105	.0011	.0010
%RSD	1.649	1.454	.9367	1.764	1.151	.1782	.3474	1.072	.2400	.2243
#1	.4769	.4913	.5049	4.992	.5043	.4747	.4701	9.955	.4715	.4682
#2	.4753	.4845	.5037	4.820	.4929	.4732	.4701	9.805	.4728	.4667
#3	.4898	.4988	.4962	4.923	.4976	.4746	.4729	9.751	.4706	.4687
Check ?	Chk Pass	Chk Pass	Chk Pass	Chk Pass	Chk Pass	Chk Pass	Chk Warn	Chk Pass	Chk Warn	Chk Warn
High Limit							.5274		.5274	.5274
Low Limit							.4726		.4726	.4726

Elem	Sb2068	Se1960	Si2124	Sn1899	Sr4215	Ti3349A	Tl1908	V_2924	Zn2062
Units	ppm	ppm	ppm	ppm	ppm	ppm	ppm	ppm	ppm
Avg	**.4901**	**.4818**	**5.093**	**.4881**	**.4868**	**.4896**	**.4781**	**.4805**	**.4849**
Stddev	.0023	.0056	.012	.0029	.0037	.0089	.0032	.0065	.0013
%RSD	.4631	1.160	.2391	.5936	.7525	1.817	.6736	1.342	.2646
#1	.4886	.4770	5.080	.4891	.4908	.4872	.4745	.4773	.4844
#2	.4890	.4879	5.096	.4849	.4860	.4821	.4807	.4764	.4839
#3	.4927	.4805	5.103	.4904	.4836	.4994	.4791	.4880	.4863
Check ?	Chk Pass	Chk Pass	Chk Pass	Chk Pass	Chk Pass	Chk Pass	Chk Pass	Chk Pass	Chk Pass
High Limit									
Low Limit									

Int. Std.	Y_2243	Y_3600	Y_3710
Units	Cts/S	Cts/S	Cts/S
Avg	**1735.6**	**69384.**	**2713.1**
Stddev	1.4	647.	15.3
%RSD	.07982	.93276	.56217
#1	1736.9	69870.	2702.2
#2	1734.1	69633.	2730.6
#3	1735.7	68649.	2706.7

Sample Name: ICB Acquired: 10/29/2020 21:06:32 Type: QC
Method: Trace_4_E200.7_SW6010(v92) Mode: CONC Corr. Factor: 1.000000
User: BV Custom ID1: WG1427982 Custom ID2: Trace4 Custom ID3:
Comment:

Elem	Ag3280	Al3961	As1890	B_2089	Ba4554	Be3130	Bi2230	Ca3158	Cd2144	Co2286
Units	ppm	ppm	ppm	ppm	ppm	ppm	ppm	ppm	ppm	ppm
Avg	**.0012**	**-.0116**	F **.0129**	**.0015**	**.0012**	**.0005**	**-.9046**	**.0227**	**.0003**	**.0003**
Stddev	.0005	.0445	.0011	.0001	.0003	.0000	.9536	.0092	.0001	.0001
%RSD	37.45	384.2	8.745	7.646	28.82	1.992	105.4	40.47	43.09	31.00
#1	.0018	.0185	.0126	.0015	.0013	.0005	-2.006	.0311	.0004	.0002
#2	.0009	.0094	.0120	.0017	.0015	.0005	-.3644	.0129	.0003	.0002
#3	.0010	-.0627	.0142	.0015	.0008	.0005	-.3438	.0241	.0001	.0004
Check ?	Chk Pass	Chk Pass	Chk Fail	Chk Pass	Chk Pass	Chk Pass	None	Chk Pass	Chk Pass	Chk Pass
High Limit			.0050							
Low Limit			-.0100							

Elem	Cr2677	Cu3247	Fe2599	K_7664	Mg2790	Mn2576R	Mo2020	Na5895	Ni2316	Pb2203
Units	ppm	ppm	ppm	ppm	ppm	ppm	ppm	ppm	ppm	ppm
Avg	**.0012**	**-.0001**	**.0117**	**.0368**	**.0043**	**.0001**	**.0017**	**-.0532**	**.0001**	**-.0014**
Stddev	.0004	.0005	.0119	.0471	.0070	.0009	.0003	.0036	.0006	.0027
%RSD	30.24	664.2	102.1	128.2	162.3	672.5	17.82	6.837	477.5	185.1
#1	.0010	-.0004	.0099	-.0161	.0012	.0007	.0019	-.0574	.0009	-.0032
#2	.0010	.0005	.0007	.0743	.0123	-.0009	.0019	-.0510	-.0002	-.0028
#3	.0016	-.0003	.0243	.0521	-.0006	.0007	.0014	-.0512	-.0003	.0016
Check ?	Chk Pass	Chk Pass	Chk Pass	Chk Pass	Chk Pass	Chk Pass	Chk Pass	Chk Pass	Chk Pass	Chk Pass
High Limit										
Low Limit										

Elem	Sb2068	Se1960	Si2124	Sn1899	Sr4215	Ti3349A	Tl1908	V_2924	Zn2062
Units	ppm	ppm	ppm	ppm	ppm	ppm	ppm	ppm	ppm
Avg	**.0064**	**.0016**	**.0020**	**.0035**	**.0002**	**.0006**	**-.0003**	**.0008**	**.0007**
Stddev	.0061	.0139	.0014	.0011	.0004	.0003	.0022	.0004	.0002
%RSD	94.89	868.1	67.70	29.94	214.1	47.73	688.7	42.47	23.59
#1	.0135	-.0022	.0030	.0023	-.0001	.0008	-.0028	.0005	.0008
#2	.0027	-.0100	.0026	.0042	.0007	.0003	.0009	.0009	.0005
#3	.0031	.0169	.0004	.0041	.0000	.0006	.0010	.0012	.0006
Check ?	Chk Pass	Chk Pass	Chk Pass	Chk Pass	Chk Pass	Chk Pass	Chk Pass	Chk Pass	Chk Pass
High Limit									
Low Limit									

Int. Std.	Y_2243	Y_3600	Y_3710
Units	Cts/S	Cts/S	Cts/S
Avg	**1761.5**	**71470.**	**2799.1**
Stddev	13.0	143.	17.8
%RSD	.73615	.20050	.63732
#1	1761.3	71635.	2805.8
#2	1774.6	71387.	2812.7
#3	1748.7	71387.	2778.9

Sample Name: ICB Acquired: 10/29/2020 21:13:09 Type: QC
Method: Trace_4_E200.7_SW6010(v92) Mode: CONC Corr. Factor: 1.000000
User: BV Custom ID1: WG1427982 Custom ID2: Trace4 Custom ID3:
Comment:

Elem	Ag3280	Al3961	As1890	B_2089	Ba4554	Be3130	Bi2230	Ca3158	Cd2144	Co2286
Units	ppm	ppm	ppm	ppm	ppm	ppm	ppm	ppm	ppm	ppm
Avg	**-.0013**	**-.0102**	F **.0131**	**.0011**	**-.0002**	**.0000**	**-1.661**	**-.0167**	**-.0000**	**.0003**
Stddev	.0007	.0138	.0050	.0021	.0009	.0000	.769	.0057	.0000	.0004
%RSD	58.87	134.7	38.44	192.1	398.1	1186.	46.32	33.83	154.8	121.1
#1	-.0021	.0013	.0156	-.0004	.0000	-.0000	-.8036	-.0218	-.0000	.0004
#2	-.0011	-.0065	.0073	.0035	-.0012	-.0000	-1.887	-.0106	-.0001	.0007
#3	-.0007	-.0255	.0165	.0002	.0005	.0000	-2.291	-.0177	.0000	-.0001
Check ?	Chk Pass	Chk Pass	Chk Fail	Chk Pass	Chk Pass	Chk Pass	None	Chk Pass	Chk Pass	Chk Pass
High Limit			.0050							
Low Limit			-.0100							

Elem	Cr2677	Cu3247	Fe2599	K_7664	Mg2790	Mn2576R	Mo2020	Na5895	Ni2316	Pb2203
Units	ppm	ppm	ppm	ppm	ppm	ppm	ppm	ppm	ppm	ppm
Avg	**-.0001**	**.0001**	**.0030**	**.0865**	**-.0021**	**-.0012**	**.0005**	**-.0595**	**.0002**	**.0005**
Stddev	.0003	.0004	.0134	.0993	.0021	.0001	.0004	.0191	.0004	.0009
%RSD	452.8	320.5	439.7	114.8	98.84	11.31	75.27	32.03	212.2	173.9
#1	-.0004	-.0003	.0036	.1662	-.0034	-.0011	.0007	-.0385	.0006	.0003
#2	.0002	.0002	-.0106	.1181	.0003	-.0013	.0007	-.0645	-.0002	-.0002
#3	-.0000	.0005	.0162	-.0248	-.0032	-.0013	.0001	-.0756	.0001	.0015
Check ?	Chk Pass	Chk Pass	Chk Pass	Chk Pass	Chk Pass	Chk Pass	Chk Pass	Chk Pass	Chk Pass	Chk Pass
High Limit										
Low Limit										

Elem	Sb2068	Se1960	Si2124	Sn1899	Sr4215	Ti3349A	Tl1908	V_2924	Zn2062
Units	ppm	ppm	ppm	ppm	ppm	ppm	ppm	ppm	ppm
Avg	**.0008**	**-.0009**	**.0007**	**.0021**	**-.0004**	**-.0005**	**.0021**	**-.0002**	**.0021**
Stddev	.0008	.0041	.0029	.0012	.0004	.0006	.0023	.0011	.0003
%RSD	104.4	454.9	395.5	56.23	108.6	113.0	105.9	619.1	13.36
#1	-.0001	.0037	-.0018	.0028	-.0009	-.0000	.0013	-.0010	.0022
#2	.0015	-.0022	.0001	.0007	-.0004	-.0011	.0004	-.0006	.0018
#3	.0009	-.0041	.0039	.0028	.0000	-.0003	.0047	.0011	.0024
Check ?	Chk Pass	Chk Pass	Chk Pass	Chk Pass	Chk Pass	Chk Pass	Chk Pass	Chk Pass	Chk Pass
High Limit									
Low Limit									

Int. Std.	Y_2243	Y_3600	Y_3710
Units	Cts/S	Cts/S	Cts/S
Avg	**1753.4**	**70264.**	**2719.1**
Stddev	5.3	255.	27.5
%RSD	.30056	.36358	1.0130
#1	1756.5	69985.	2687.3
#2	1756.3	70324.	2735.7
#3	1747.3	70485.	2734.2

Sample Name: Std 0 Acquired: 10/29/2020 21:20:58 Type: Cal
Method: Trace_4_E200.7_SW6010(v92) Mode: IR Corr. Factor: 1.000000
User: BV Custom ID1: WG1427982 Custom ID2: Trace4 Custom ID3:
Comment:

Elem	Ag3280	Al3961	As1890	B_2089	Ba4554	Be3130	Bi2230	Ca3158	Cd2144	Co2286
Units	Cts/S	Cts/S	Cts/S	Cts/S	Cts/S	Cts/S	Cts/S	Cts/S	Cts/S	Cts/S
Avg	**.0004**	**.0090**	**-.0003**	**.0054**	**.0067**	**-.0157**	**.0000**	**-.0008**	**-.0022**	**.0047**
Stddev	.0001	.0027	.0000	.0004	.0022	.0035	.0005	.0019	.0005	.0000
%RSD	39.48	29.97	11.41	7.338	32.75	22.58	1273.	254.8	22.76	.8176
#1	.0004	.0108	-.0003	.0058	.0074	-.0166	-.0001	.0006	-.0020	.0047
#2	.0002	.0059	-.0002	.0050	.0084	-.0186	.0006	.0001	-.0019	.0047
#3	.0005	.0104	-.0002	.0054	.0042	-.0118	-.0004	-.0030	-.0028	.0046

Elem	Cr2677	Cu3247	Fe2599	K_7664	Mg2790	Mn2576R	Mo2020	Na5895	Ni2316	Pb2203
Units	Cts/S	Cts/S	Cts/S	Cts/S	Cts/S	Cts/S	Cts/S	Cts/S	Cts/S	Cts/S
Avg	**.0001**	**.0046**	**.0010**	**.0082**	**-.0020**	**.0006**	**.0005**	**.1160**	**.0035**	**.0006**
Stddev	.0001	.0001	.0005	.0010	.0003	.0006	.0004	.0054	.0006	.0004
%RSD	148.5	2.651	45.92	11.76	14.22	103.7	77.24	4.660	16.22	54.57
#1	.0001	.0048	.0005	.0091	-.0023	.0004	.0001	.1213	.0029	.0009
#2	-.0000	.0045	.0013	.0072	-.0019	.0012	.0007	.1105	.0034	.0002
#3	.0001	.0046	.0013	.0083	-.0018	.0001	.0008	.1163	.0041	.0008

Elem	Sb2068	Se1960	Si2124	Sn1899	Sr4215	Ti3349A	Tl1908	V_2924	Zn2062
Units	Cts/S	Cts/S	Cts/S	Cts/S	Cts/S	Cts/S	Cts/S	Cts/S	Cts/S
Avg	**-.0007**	**.0015**	**.0033**	**.0007**	**.0019**	**.0001**	**-.0012**	**.0010**	**.0004**
Stddev	.0005	.0001	.0004	.0002	.0007	.0001	.0001	.0001	.0002
%RSD	70.91	4.442	12.52	31.59	37.82	57.99	6.729	9.449	58.79
#1	-.0009	.0016	.0035	.0009	.0013	.0001	-.0012	.0011	.0007
#2	-.0001	.0014	.0036	.0006	.0017	.0001	-.0011	.0010	.0003
#3	-.0011	.0015	.0029	.0005	.0027	.0000	-.0013	.0010	.0003

Int. Std.	Y_2243	Y_3600	Y_3710
Units	Cts/S	Cts/S	Cts/S
Avg	**1737.4**	**70191.**	**2699.9**
Stddev	5.9	542.	19.5
%RSD	.33707	.77183	.72065
#1	1742.6	69566.	2689.7
#2	1731.0	70523.	2687.7
#3	1738.4	70485.	2722.4

Sample Name: ICAL Acquired: 10/29/2020 21:25:23 Type: Cal
Method: Trace_4_E200.7_SW6010(v92) Mode: IR Corr. Factor: 1.000000
User: BV Custom ID1: WG1427982 Custom ID2: Trace4 Custom ID3:
Comment:

Elem	Ag3280	Al3961	As1890	B_2089	Ba4554	Be3130	Bi2230	Ca3158	Cd2144	Co2286
Units	Cts/S	Cts/S	Cts/S	Cts/S	Cts/S	Cts/S	Cts/S	Cts/S	Cts/S	Cts/S
Avg	**.1612**	**.0751**	**.0768**	**.4089**	**3.232**	**203.9**	**-.0018**	**.0722**	**6.543**	**1.867**
Stddev	.0005	.0015	.0008	.0015	.152	6.4	.0009	.0036	.033	.010
%RSD	.3035	2.043	1.037	.3641	4.694	3.125	49.49	4.966	.5091	.5220
#1	.1617	.0739	.0765	.4097	3.132	200.4	-.0024	.0686	6.544	1.866
#2	.1610	.0768	.0762	.4071	3.407	211.2	-.0023	.0758	6.509	1.858
#3	.1607	.0745	.0777	.4097	3.158	200.0	-.0008	.0723	6.575	1.877

Elem	Cr2677	Cu3247	Fe2599	Mg2790	Mn2576R	Mo2020	Ni2316	Pb2203	Sb2068	Se1960
Units	Cts/S	Cts/S	Cts/S	Cts/S	Cts/S	Cts/S	Cts/S	Cts/S	Cts/S	Cts/S
Avg	**.1474**	**.2578**	**.0474**	**.3469**	**.5420**	**.8351**	**1.013**	**.3100**	**.1331**	**.0532**
Stddev	.0006	.0003	.0018	.0099	.0269	.0058	.006	.0014	.0014	.0002
%RSD	.4373	.1126	3.816	2.867	4.969	.6957	.5642	.4495	1.024	.4593
#1	.1479	.2576	.0464	.3440	.5238	.8342	1.015	.3105	.1323	.0535
#2	.1477	.2576	.0495	.3580	.5729	.8298	1.006	.3085	.1323	.0530
#3	.1467	.2581	.0463	.3387	.5291	.8414	1.017	.3112	.1346	.0532

Elem	Si2124	Sn1899	Sr4215	Ti3349A	Tl1908	V_2924	Zn2062
Units	Cts/S	Cts/S	Cts/S	Cts/S	Cts/S	Cts/S	Cts/S
Avg	**.1195**	**.1492**	**4.153**	**.2214**	**.1029**	**.1275**	**1.754**
Stddev	.0004	.0011	.207	.0002	.0006	.0005	.011
%RSD	.3492	.7254	4.985	.1084	.5903	.3685	.6500
#1	.1196	.1488	4.018	.2217	.1033	.1280	1.755
#2	.1190	.1483	4.391	.2214	.1022	.1271	1.742
#3	.1199	.1504	4.049	.2212	.1032	.1272	1.765

Int. Std.	Y_2243	Y_3600	Y_3710
Units	Cts/S	Cts/S	Cts/S
Avg	**1755.3**	**69674.**	**2649.6**
Stddev	6.7	294.	87.8
%RSD	.38090	.42163	3.3130
#1	1755.8	69735.	2698.0
#2	1761.7	69355.	2548.3
#3	1748.3	69933.	2702.6

Sample Name: 25: Fe K Na Si Acquired: 10/29/2020 21:29:46 Type: Cal
Method: Trace_4_E200.7_SW6010(v92) Mode: IR Corr. Factor: 1.000000
User: BV Custom ID1: WG1427982 Custom ID2: Trace4 Custom ID3:
Comment:

Elem	Fe2599	K_7664	Na5895	Si2124
Units	Cts/S	Cts/S	Cts/S	Cts/S
Avg	**1.111**	**1.120**	**6.323**	**1.844**
Stddev	.009	.010	.045	.010
%RSD	.8231	.8599	.7159	.5427
#1	1.107	1.112	6.303	1.840
#2	1.122	1.131	6.375	1.837
#3	1.105	1.119	6.292	1.856

Int. Std.	Y_2243	Y_3710
Units	Cts/S	Cts/S
Avg	**1714.7**	**2684.9**
Stddev	9.8	44.8
%RSD	.57170	1.6692
#1	1716.5	2729.8
#2	1723.5	2640.1
#3	1704.1	2684.8

Sample Name: 10: Ca Mg Si Acquired: 10/29/2020 21:34:09 Type: Cal
Method: Trace_4_E200.7_SW6010(v92) Mode: IR Corr. Factor: 1.000000
User: BV Custom ID1: WG1427982 Custom ID2: Trace4 Custom ID3:
Comment:

Elem	Ca3158	Mg2790	Si2124
Units	Cts/S	Cts/S	Cts/S
Avg	**.6942**	**3.327**	**.9276**
Stddev	.0029	.019	.0046
%RSD	.4109	.5662	.4975
#1	.6938	3.309	.9329
#2	.6973	3.347	.9250
#3	.6917	3.326	.9248

Int. Std.	Y_2243	Y_3710
Units	Cts/S	Cts/S
Avg	**1733.0**	**2718.4**
Stddev	11.3	21.0
%RSD	.65339	.77188
#1	1720.1	2737.4
#2	1741.1	2695.9
#3	1737.9	2721.9

Sample Name: ICV Acquired: 10/29/2020 21:38:33 Type: QC
Method: Trace_4_E200.7_SW6010(v92) Mode: CONC Corr. Factor: 1.000000
User: BV Custom ID1: WG1427982 Custom ID2: Trace4 Custom ID3:
Comment:

Elem	Ag3280	Al3961	As1890	B_2089	Ba4554	Be3130	Bi2230	Ca3158	Cd2144	Co2286
Units	ppm	ppm	ppm	ppm	ppm	ppm	ppm	ppm	ppm	ppm
Avg	**.4773**	W **.4688**	**.4954**	**.4873**	**.4742**	W **.4689**	**.5864**	**.4891**	**.4750**	**.4739**
Stddev	.0091	.0224	.0029	.0023	.0022	.0028	.2971	.0185	.0016	.0017
%RSD	1.912	4.775	.5825	.4783	.4692	.5987	50.66	3.774	.3308	.3667
#1	.4717	.4943	.4987	.4864	.4764	.4703	.9242	.5103	.4757	.4744
#2	.4878	.4526	.4941	.4856	.4743	.4708	.3656	.4795	.4732	.4720
#3	.4724	.4595	.4934	.4900	.4720	.4657	.4695	.4774	.4761	.4754
Check ?	Chk Pass	Chk Warn	Chk Pass	Chk Pass	Chk Pass	Chk Warn	None	Chk Pass	Chk Pass	Chk Pass
High Limit		.5274				.5274				
Low Limit		.4726				.4726				

Elem	Cr2677	Cu3247	Fe2599	K_7664	Mg2790	Mn2576R	Mo2020	Na5895	Ni2316	Pb2203
Units	ppm	ppm	ppm	ppm	ppm	ppm	ppm	ppm	ppm	ppm
Avg	**.4730**	**.4813**	**.4737**	**4.831**	**.5023**	W **.4553**	**.4786**	**9.876**	**.4774**	**.4756**
Stddev	.0091	.0087	.0167	.076	.0136	.0005	.0013	.033	.0010	.0052
%RSD	1.922	1.801	3.520	1.576	2.702	.1010	.2811	.3356	.2172	1.094
#1	.4690	.4767	.4895	4.755	.5043	.4548	.4781	9.914	.4765	.4731
#2	.4834	.4913	.4754	4.908	.5147	.4553	.4775	9.860	.4771	.4721
#3	.4665	.4758	.4563	4.831	.4878	.4557	.4801	9.854	.4785	.4816
Check ?	Chk Pass	Chk Pass	Chk Pass	Chk Pass	Chk Pass	Chk Warn	Chk Pass	Chk Pass	Chk Pass	Chk Pass
High Limit						.5274				
Low Limit						.4726				

Elem	Sb2068	Se1960	Si2124	Sn1899	Sr4215	Ti3349A	Tl1908	V_2924	Zn2062
Units	ppm	ppm	ppm	ppm	ppm	ppm	ppm	ppm	ppm
Avg	**.4978**	**.4826**	**5.072**	**.4930**	W **.4671**	**.4766**	**.4776**	W **.4699**	**.4903**
Stddev	.0061	.0028	.016	.0002	.0007	.0100	.0019	.0084	.0024
%RSD	1.231	.5762	.3199	.0507	.1502	2.099	.4020	1.792	.4985
#1	.4935	.4838	5.077	.4929	.4665	.4712	.4794	.4662	.4904
#2	.4951	.4846	5.054	.4933	.4679	.4881	.4756	.4795	.4878
#3	.5048	.4795	5.086	.4928	.4668	.4704	.4779	.4638	.4927
Check ?	Chk Pass	Chk Pass	Chk Pass	Chk Pass	Chk Warn	Chk Pass	Chk Pass	Chk Warn	Chk Pass
High Limit					.5274			.5274	
Low Limit					.4726			.4726	

Int. Std.	Y_2243	Y_3600	Y_3710
Units	Cts/S	Cts/S	Cts/S
Avg	**1746.5**	**69977.**	**2714.5**
Stddev	5.5	997.	11.2
%RSD	.31540	1.4242	.41213
#1	1741.7	70470.	2703.5
#2	1752.5	68830.	2714.2
#3	1745.3	70630.	2725.8

Sample Name: ICB Acquired: 10/29/2020 21:42:52 Type: QC
Method: Trace_4_E200.7_SW6010(v92) Mode: CONC Corr. Factor: 1.000000
User: BV Custom ID1: WG1427982 Custom ID2: Trace4 Custom ID3:
Comment:

Elem	Ag3280	Al3961	As1890	B_2089	Ba4554	Be3130	Bi2230	Ca3158	Cd2144	Co2286
Units	ppm	ppm	ppm	ppm	ppm	ppm	ppm	ppm	ppm	ppm
Avg	**.0013**	**-.0181**	F **.0079**	**.0009**	**.0009**	**.0002**	**.0451**	**.0118**	**.0003**	**-.0000**
Stddev	.0006	.0327	.0033	.0021	.0007	.0000	.1012	.0124	.0001	.0001
%RSD	47.47	180.3	41.71	237.2	82.02	8.092	224.5	104.4	45.18	458.5
#1	.0009	-.0516	.0114	.0032	.0001	.0003	-.0003	.0181	.0004	.0001
#2	.0019	-.0166	.0049	.0002	.0012	.0002	-.0255	.0198	.0002	-.0002
#3	.0009	.0138	.0074	-.0008	.0014	.0002	.1610	-.0024	.0002	.0000
Check ?	Chk Pass	Chk Pass	Chk Fail	Chk Pass	Chk Pass	Chk Pass	None	Chk Pass	Chk Pass	Chk Pass
High Limit			.0050							
Low Limit			-.0100							

Elem	Cr2677	Cu3247	Fe2599	K_7664	Mg2790	Mn2576R	Mo2020	Na5895	Ni2316	Pb2203
Units	ppm	ppm	ppm	ppm	ppm	ppm	ppm	ppm	ppm	ppm
Avg	**.0002**	**.0002**	**.0098**	**-.0203**	**.0038**	**-.0002**	**.0016**	**-.0047**	**-.0002**	**.0011**
Stddev	.0003	.0007	.0122	.0280	.0023	.0015	.0004	.0149	.0007	.0044
%RSD	118.3	378.1	124.5	138.1	61.46	640.7	25.38	316.4	287.7	405.8
#1	.0005	.0009	.0237	-.0014	.0063	.0014	.0019	.0092	-.0001	-.0036
#2	.0001	-.0005	.0010	-.0525	.0016	-.0016	.0018	-.0204	.0004	.0015
#3	.0000	.0001	.0047	-.0070	.0035	-.0005	.0011	-.0029	-.0010	.0053
Check ?	Chk Pass	Chk Pass	Chk Pass	Chk Pass	Chk Pass	Chk Pass	Chk Pass	Chk Pass	Chk Pass	Chk Pass
High Limit										
Low Limit										

Elem	Sb2068	Se1960	Si2124	Sn1899	Sr4215	Ti3349A	Tl1908	V_2924	Zn2062
Units	ppm	ppm	ppm	ppm	ppm	ppm	ppm	ppm	ppm
Avg	**.0045**	**-.0081**	**.0026**	**.0003**	**.0003**	**.0013**	**.0001**	**.0016**	**-.0001**
Stddev	.0024	.0096	.0006	.0021	.0005	.0011	.0036	.0008	.0002
%RSD	53.79	119.2	20.94	591.9	147.7	78.25	2693.	51.92	171.9
#1	.0028	.0009	.0033	-.0001	-.0002	.0002	.0035	.0008	.0001
#2	.0073	-.0182	.0024	.0026	.0005	.0023	.0006	.0024	-.0001
#3	.0034	-.0070	.0023	-.0015	.0007	.0015	-.0036	.0016	-.0004
Check ?	Chk Pass	Chk Pass	Chk Pass	Chk Pass	Chk Pass	Chk Pass	Chk Pass	Chk Pass	Chk Pass
High Limit									
Low Limit									

Int. Std.	Y_2243	Y_3600	Y_3710
Units	Cts/S	Cts/S	Cts/S
Avg	**1754.9**	**70653.**	**2725.0**
Stddev	5.4	809.	34.6
%RSD	.30559	1.1454	1.2685
#1	1755.3	69743.	2686.5
#2	1749.4	70927.	2753.5
#3	1760.1	71290.	2734.9

Sample Name: L2045780-09,T,2 Acquired: 10/29/2020 21:49:08 Type: Unk
Method: Trace_4_E200.7_SW6010(v92) Mode: CONC Corr. Factor: 1.000000
User: BV Custom ID1: WG1427982 Custom ID2: Trace4 Custom ID3:
Comment:

Elem	Ag3280	Al3961	As1890	B_2089	Ba4554	Be3130	Bi2230	Ca3158	Cd2144	Co2286
Units	ppm	ppm	ppm	ppm	ppm	ppm	ppm	ppm	ppm	ppm
Avg	**-.0021**	**141.4**	**.0477**	**.0291**	**.8351**	**.0077**	**-8.483**	**14.67**	**-.0102**	**.0667**
Stddev	.0012	.7	.0012	.0012	.0046	.0001	.424	.08	.0002	.0007
%RSD	57.10	.4829	2.540	4.079	.5526	1.231	4.993	.5517	1.772	1.042
#1	-.0020	142.2	.0479	.0283	.8395	.0078	-8.338	14.76	-.0101	.0675
#2	-.0009	141.1	.0463	.0305	.8353	.0077	-8.960	14.62	-.0101	.0665
#3	-.0034	141.0	.0487	.0286	.8303	.0076	-8.151	14.62	-.0105	.0662

Elem	Cr2677	Cu3247	Fe2599	K_7664	Mg2790	Mn2576R	Mo2020	Na5895	Ni2316	Pb2203
Units	ppm	ppm	ppm	ppm	ppm	ppm	ppm	ppm	ppm	ppm
Avg	**.2386**	**.1094**	**380.3**	**13.89**	**18.78**	**2.773**	**.0084**	**.4608**	**.0948**	**.2013**
Stddev	.0028	.0021	1.0	.12	.17	.016	.0003	.0093	.0014	.0065
%RSD	1.188	1.918	.2504	.8597	.8874	.5607	3.365	2.028	1.424	3.220
#1	.2397	.1101	380.7	13.91	18.94	2.791	.0087	.4515	.0963	.2057
#2	.2408	.1111	379.2	13.76	18.79	2.768	.0083	.4606	.0945	.2042
#3	.2354	.1071	380.9	13.99	18.60	2.761	.0082	.4702	.0937	.1938

Elem	Sb2068	Se1960	Si2124	Sn1899	Sr4215	Ti3349A	Tl1908	V_2924	Zn2062
Units	ppm	ppm	ppm	ppm	ppm	ppm	ppm	ppm	ppm
Avg	**.0220**	**.0042**	**9.359**	**.0127**	**.1004**	**2.572**	**.0021**	**.3685**	**.5677**
Stddev	.0007	.0027	.629	.0027	.0009	.037	.0006	.0056	.0053
%RSD	3.186	63.62	6.721	21.13	.8935	1.423	27.93	1.524	.9362
#1	.0221	.0026	9.989	.0158	.1013	2.587	.0020	.3710	.5731
#2	.0226	.0027	9.358	.0113	.1003	2.598	.0027	.3724	.5673
#3	.0212	.0073	8.731	.0110	.0995	2.530	.0015	.3621	.5625

Int. Std.	Y_2243	Y_3600	Y_3710
Units	Cts/S	Cts/S	Cts/S
Avg	**1825.2**	**71658.**	**2885.6**
Stddev	4.2	452.	8.0
%RSD	.23055	.63085	.27842
#1	1823.8	71809.	2876.6
#2	1829.9	71150.	2888.2
#3	1821.9	72015.	2892.0

Sample Name: L2046791-04,T Acquired: 10/29/2020 21:53:25 Type: Unk
Method: Trace_4_E200.7_SW6010(v92) Mode: CONC Corr. Factor: 1.000000
User: BV Custom ID1: WG1427982 Custom ID2: Trace4 Custom ID3:
Comment:

Elem	Ag3280	Al3961	As1890	B_2089	Ba4554	Be3130	Bi2230	Ca3158	Cd2144	Co2286
Units	ppm	ppm	ppm	ppm	ppm	ppm	ppm	ppm	ppm	ppm
Avg	**.0008**	**10.07**	**.0226**	**.0048**	**.0430**	**.0008**	**-.8723**	**1.416**	**-.0006**	**.0065**
Stddev	.0011	.22	.0058	.0013	.0003	.0000	.1005	.040	.0001	.0002
%RSD	143.5	2.179	25.58	27.23	.7712	3.842	11.52	2.826	17.23	2.479
#1	.0020	9.824	.0253	.0050	.0427	.0008	-.8159	1.375	-.0006	.0066
#2	.0002	10.25	.0160	.0060	.0429	.0008	-.9884	1.455	-.0006	.0063
#3	.0000	10.13	.0265	.0034	.0433	.0007	-.8127	1.417	-.0005	.0066

Elem	Cr2677	Cu3247	Fe2599	K_7664	Mg2790	Mn2576R	Mo2020	Na5895	Ni2316	Pb2203
Units	ppm	ppm	ppm	ppm	ppm	ppm	ppm	ppm	ppm	ppm
Avg	**.0464**	**.0218**	**31.69**	**.9834**	**1.066**	**.2210**	**.0016**	**.2346**	**.0125**	**.0378**
Stddev	.0003	.0011	.77	.0494	.022	.0064	.0003	.0055	.0002	.0042
%RSD	.6219	4.988	2.429	5.026	2.040	2.882	18.04	2.330	1.984	11.21
#1	.0463	.0221	30.86	.9479	1.055	.2145	.0017	.2288	.0127	.0333
#2	.0467	.0227	32.38	1.040	1.091	.2272	.0018	.2353	.0122	.0385
#3	.0461	.0205	31.82	.9623	1.053	.2214	.0013	.2397	.0124	.0417

Elem	Sb2068	Se1960	Si2124	Sn1899	Sr4215	Ti3349A	Tl1908	V_2924	Zn2062
Units	ppm	ppm	ppm	ppm	ppm	ppm	ppm	ppm	ppm
Avg	**.0013**	**-.0051**	**2.689**	**.0006**	**.0200**	**.3642**	**-.0007**	**.0479**	**.1071**
Stddev	.0002	.0050	.020	.0025	.0004	.0036	.0020	.0018	.0007
%RSD	14.73	97.79	.7502	410.5	1.922	.9814	269.6	3.743	.6788
#1	.0013	-.0053	2.679	.0000	.0196	.3669	-.0008	.0488	.1064
#2	.0014	-.0099	2.676	-.0016	.0204	.3656	-.0027	.0491	.1070
#3	.0010	-.0000	2.713	.0034	.0200	.3601	.0013	.0459	.1079

Int. Std.	Y_2243	Y_3600	Y_3710
Units	Cts/S	Cts/S	Cts/S
Avg	**1773.6**	**70956.**	**2779.7**
Stddev	8.1	365.	47.6
%RSD	.45610	.51433	1.7141
#1	1779.4	70707.	2827.3
#2	1777.0	70786.	2732.0
#3	1764.4	71375.	2779.8

Sample Name: L2046791-05,T Acquired: 10/29/2020 21:57:46 Type: Unk
Method: Trace_4_E200.7_SW6010(v92) Mode: CONC Corr. Factor: 1.000000
User: BV Custom ID1: WG1427982 Custom ID2: Trace4 Custom ID3:
Comment:

Elem	Ag3280	Al3961	As1890	B_2089	Ba4554	Be3130	Bi2230	Ca3158	Cd2144	Co2286
Units	ppm	ppm	ppm	ppm	ppm	ppm	ppm	ppm	ppm	ppm
Avg	**.0003**	**35.49**	**.0384**	**.0127**	**.1979**	**.0016**	**-1.578**	**21.44**	**-.0020**	**.0230**
Stddev	.0003	.06	.0041	.0015	.0017	.0000	.397	.00	.0000	.0006
%RSD	95.32	.1825	10.63	11.69	.8715	1.732	25.14	.0137	2.256	2.627
#1	.0003	35.44	.0428	.0125	.1968	.0016	-1.146	21.44	-.0020	.0226
#2	.0001	35.45	.0377	.0114	.1972	.0016	-1.925	21.44	-.0021	.0226
#3	.0007	35.56	.0348	.0143	.1999	.0017	-1.663	21.44	-.0021	.0237

Elem	Cr2677	Cu3247	Fe2599	K_7664	Mg2790	Mn2576R	Mo2020	Na5895	Ni2316	Pb2203
Units	ppm	ppm	ppm	ppm	ppm	ppm	ppm	ppm	ppm	ppm
Avg	**.0968**	**.0537**	**75.60**	**2.035**	**11.18**	**.6093**	**.0088**	**2.102**	**.0533**	**.1158**
Stddev	.0009	.0005	.21	.022	.08	.0024	.0001	.010	.0006	.0032
%RSD	.9210	.9298	.2717	1.064	.7369	.3894	1.593	.4953	1.074	2.741
#1	.0971	.0532	75.37	2.043	11.14	.6085	.0086	2.104	.0539	.1157
#2	.0957	.0542	75.77	2.052	11.13	.6075	.0088	2.091	.0528	.1126
#3	.0974	.0536	75.67	2.010	11.28	.6120	.0089	2.112	.0531	.1190

Elem	Sb2068	Se1960	Si2124	Sn1899	Sr4215	Ti3349A	Tl1908	V_2924	Zn2062
Units	ppm	ppm	ppm	ppm	ppm	ppm	ppm	ppm	ppm
Avg	**.0014**	**-.0047**	**6.087**	**.0053**	**.0429**	**1.006**	**-.0010**	**.1092**	**.2007**
Stddev	.0049	.0045	.025	.0014	.0009	.002	.0007	.0012	.0010
%RSD	345.1	95.97	.4035	25.90	2.028	.2354	70.59	1.112	.4877
#1	.0040	-.0091	6.114	.0037	.0420	1.005	-.0009	.1081	.2004
#2	-.0042	-.0048	6.080	.0061	.0429	1.009	-.0017	.1105	.2000
#3	.0045	-.0001	6.066	.0060	.0437	1.005	-.0003	.1089	.2018

Int. Std.	Y_2243	Y_3600	Y_3710
Units	Cts/S	Cts/S	Cts/S
Avg	**1766.6**	**69322.**	**2772.2**
Stddev	1.8	119.	20.7
%RSD	.10374	.17174	.74706
#1	1766.3	69214.	2768.6
#2	1768.6	69449.	2794.5
#3	1764.9	69304.	2753.5

Sample Name: L2046791-06,T Acquired: 10/29/2020 22:02:04 Type: Unk
Method: Trace_4_E200.7_SW6010(v92) Mode: CONC Corr. Factor: 1.000000
User: BV Custom ID1: WG1427982 Custom ID2: Trace4 Custom ID3:
Comment:

Elem	Ag3280	Al3961	As1890	B_2089	Ba4554	Be3130	Bi2230	Ca3158	Cd2144	Co2286
Units	ppm	ppm	ppm	ppm	ppm	ppm	ppm	ppm	ppm	ppm
Avg	**.0005**	**22.74**	**.0331**	**.0106**	**.0720**	**.0014**	**-1.467**	**1.984**	**-.0018**	**.0187**
Stddev	.0001	.13	.0025	.0010	.0008	.0000	.168	.012	.0001	.0001
%RSD	23.65	.5589	7.424	9.634	1.104	.8772	11.41	.5879	3.662	.3950
#1	.0005	22.59	.0354	.0096	.0711	.0014	-1.374	1.983	-.0018	.0187
#2	.0003	22.84	.0305	.0116	.0724	.0014	-1.661	1.996	-.0019	.0186
#3	.0005	22.78	.0334	.0107	.0726	.0014	-1.367	1.973	-.0018	.0187

Elem	Cr2677	Cu3247	Fe2599	K_7664	Mg2790	Mn2576R	Mo2020	Na5895	Ni2316	Pb2203
Units	ppm	ppm	ppm	ppm	ppm	ppm	ppm	ppm	ppm	ppm
Avg	**.1186**	**.0312**	**62.45**	**1.767**	**2.681**	**.4706**	**.0162**	**1.072**	**.0390**	**.0276**
Stddev	.0007	.0007	.38	.022	.034	.0028	.0002	.039	.0003	.0006
%RSD	.5602	2.385	.6026	1.233	1.265	.6005	1.163	3.663	.7130	2.275
#1	.1188	.0317	62.16	1.758	2.646	.4678	.0160	1.046	.0387	.0277
#2	.1178	.0304	62.87	1.791	2.714	.4734	.0164	1.117	.0392	.0282
#3	.1191	.0316	62.31	1.751	2.682	.4707	.0162	1.052	.0392	.0269

Elem	Sb2068	Se1960	Si2124	Sn1899	Sr4215	Ti3349A	Tl1908	V_2924	Zn2062
Units	ppm	ppm	ppm	ppm	ppm	ppm	ppm	ppm	ppm
Avg	**.0010**	**.0002**	**4.679**	**.0030**	**.0166**	**.9455**	**-.0025**	**.1070**	**.0893**
Stddev	.0019	.0055	.069	.0034	.0002	.0006	.0022	.0008	.0006
%RSD	187.2	2209.	1.477	116.3	1.347	.0638	88.76	.7929	.6791
#1	.0019	-.0044	4.735	.0067	.0166	.9457	-.0031	.1065	.0895
#2	.0024	-.0012	4.602	.0022	.0168	.9448	-.0044	.1080	.0886
#3	-.0012	.0063	4.701	-.0000	.0164	.9459	-.0001	.1065	.0898

Int. Std.	Y_2243	Y_3600	Y_3710
Units	Cts/S	Cts/S	Cts/S
Avg	**1786.7**	**70847.**	**2794.5**
Stddev	17.9	138.	28.6
%RSD	1.0021	.19447	1.0233
#1	1786.9	70964.	2818.8
#2	1804.5	70882.	2763.0
#3	1768.7	70695.	2801.8

Sample Name: L2046791-07,T Acquired: 10/29/2020 22:06:25 Type: Unk
Method: Trace_4_E200.7_SW6010(v92) Mode: CONC Corr. Factor: 1.000000
User: BV Custom ID1: WG1427982 Custom ID2: Trace4 Custom ID3:
Comment:

Elem	Ag3280	Al3961	As1890	B_2089	Ba4554	Be3130	Bi2230	Ca3158	Cd2144	Co2286
Units	ppm	ppm	ppm	ppm	ppm	ppm	ppm	ppm	ppm	ppm
Avg	**.0021**	**99.15**	**.1362**	**.0230**	**3.369**	**.0040**	**-4.509**	**94.25**	**.0031**	**.0340**
Stddev	.0011	.37	.0049	.0012	.019	.0000	.308	.54	.0001	.0006
%RSD	51.44	.3758	3.631	5.311	.5736	.8676	6.836	.5680	1.913	1.798
#1	.0025	99.08	.1306	.0242	3.359	.0041	-4.429	93.66	.0031	.0334
#2	.0009	98.81	.1399	.0218	3.357	.0041	-4.248	94.72	.0032	.0340
#3	.0028	99.55	.1382	.0231	3.391	.0040	-4.849	94.36	.0032	.0347

Elem	Cr2677	Cu3247	Fe2599	K_7664	Mg2790	Mn2576R	Mo2020	Na5895	Ni2316	Pb2203
Units	ppm	ppm	ppm	ppm	ppm	ppm	ppm	ppm	ppm	ppm
Avg	**.1902**	**.3468**	**161.7**	**3.425**	**28.97**	**1.354**	**.0136**	**.7286**	**.1043**	**4.552**
Stddev	.0006	.0013	.3	.181	.05	.006	.0001	.0153	.0009	.020
%RSD	.3171	.3834	.2065	5.294	.1712	.4636	.4673	2.101	.8199	.4308
#1	.1906	.3468	161.4	3.224	28.99	1.347	.0136	.7455	.1033	4.543
#2	.1906	.3481	161.5	3.576	29.02	1.358	.0137	.7244	.1046	4.539
#3	.1895	.3455	162.0	3.475	28.92	1.358	.0135	.7158	.1050	4.574

Elem	Sb2068	Se1960	Si2124	Sn1899	Sr4215	Ti3349A	Tl1908	V_2924	Zn2062
Units	ppm	ppm	ppm	ppm	ppm	ppm	ppm	ppm	ppm
Avg	**.0056**	**.0081**	**10.38**	**.1362**	**.2963**	**2.141**	**.0018**	**.2781**	**4.797**
Stddev	.0010	.0027	.03	.0028	.0011	.005	.0019	.0007	.021
%RSD	18.06	34.00	.2950	2.067	.3750	.2305	105.3	.2502	.4438
#1	.0064	.0112	10.36	.1392	.2950	2.141	.0015	.2773	4.783
#2	.0058	.0068	10.37	.1337	.2970	2.146	.0039	.2783	4.786
#3	.0045	.0062	10.42	.1356	.2967	2.136	.0001	.2787	4.821

Int. Std.	Y_2243	Y_3600	Y_3710
Units	Cts/S	Cts/S	Cts/S
Avg	**1793.5**	**70164.**	**2846.7**
Stddev	4.4	483.	10.3
%RSD	.24788	.68839	.36221
#1	1792.1	70251.	2851.5
#2	1798.5	69643.	2834.9
#3	1789.9	70598.	2853.7

Sample Name: L2046791-08,T Acquired: 10/29/2020 22:10:43 Type: Unk
Method: Trace_4_E200.7_SW6010(v92) Mode: CONC Corr. Factor: 1.000000
User: BV Custom ID1: WG1427982 Custom ID2: Trace4 Custom ID3:
Comment:

Elem	Ag3280	Al3961	As1890	B_2089	Ba4554	Be3130	Bi2230	Ca3158	Cd2144	Co2286
Units	ppm	ppm	ppm	ppm	ppm	ppm	ppm	ppm	ppm	ppm
Avg	**.0012**	**119.8**	**.0644**	**.0198**	**2.112**	**.0035**	**-5.437**	**18.86**	**-.0039**	**.0301**
Stddev	.0003	1.6	.0074	.0009	.033	.0000	.322	.22	.0001	.0001
%RSD	23.44	1.307	11.52	4.558	1.541	1.392	5.925	1.152	2.924	.2743
#1	.0016	119.1	.0602	.0209	2.104	.0034	-5.087	18.85	-.0040	.0302
#2	.0010	118.7	.0729	.0194	2.085	.0035	-5.505	18.65	-.0038	.0300
#3	.0011	121.6	.0599	.0192	2.148	.0035	-5.721	19.08	-.0041	.0302

Elem	Cr2677	Cu3247	Fe2599	K_7664	Mg2790	Mn2576R	Mo2020	Na5895	Ni2316	Pb2203
Units	ppm	ppm	ppm	ppm	ppm	ppm	ppm	ppm	ppm	ppm
Avg	**.1870**	**.2040**	**190.9**	**3.092**	**8.966**	**1.082**	**.0146**	**.6078**	**.0775**	**1.829**
Stddev	.0002	.0007	2.0	.107	.158	.009	.0002	.0448	.0004	.004
%RSD	.1277	.3233	1.069	3.444	1.756	.8716	1.414	7.372	.5752	.2208
#1	.1871	.2046	189.7	3.052	8.877	1.082	.0148	.5975	.0774	1.829
#2	.1872	.2041	189.9	3.212	8.873	1.073	.0147	.5690	.0779	1.825
#3	.1868	.2033	193.3	3.010	9.148	1.091	.0144	.6569	.0770	1.833

Elem	Sb2068	Se1960	Si2124	Sn1899	Sr4215	Ti3349A	Tl1908	V_2924	Zn2062
Units	ppm	ppm	ppm	ppm	ppm	ppm	ppm	ppm	ppm
Avg	**.0086**	**.0115**	**9.693**	**.1070**	**.1750**	**2.174**	**-.0005**	**.2805**	**2.156**
Stddev	.0029	.0107	.006	.0023	.0022	.003	.0010	.0008	.003
%RSD	33.54	93.38	.0658	2.110	1.258	.1438	210.5	.2681	.1449
#1	.0074	.0035	9.698	.1094	.1748	2.173	.0007	.2802	2.153
#2	.0119	.0236	9.695	.1049	.1729	2.178	-.0012	.2799	2.156
#3	.0065	.0073	9.686	.1067	.1773	2.172	-.0009	.2814	2.159

Int. Std.	Y_2243	Y_3600	Y_3710
Units	Cts/S	Cts/S	Cts/S
Avg	**1769.7**	**69474.**	**2795.1**
Stddev	5.0	459.	35.5
%RSD	.28103	.66095	1.2694
#1	1773.8	68944.	2806.3
#2	1764.2	69737.	2823.7
#3	1771.2	69740.	2755.4

Sample Name: L2046791-09,T Acquired: 10/29/2020 22:15:00 Type: Unk
Method: Trace_4_E200.7_SW6010(v92) Mode: CONC Corr. Factor: 1.000000
User: BV Custom ID1: WG1427982 Custom ID2: Trace4 Custom ID3:
Comment:

Elem	Ag3280	Al3961	As1890	B_2089	Ba4554	Be3130	Bi2230	Ca3158	Cd2144	Co2286
Units	ppm	ppm	ppm	ppm	ppm	ppm	ppm	ppm	ppm	ppm
Avg	**.0007**	**96.40**	**.0634**	**.0198**	**.8684**	**.0037**	**-5.759**	**68.14**	**-.0033**	**.0671**
Stddev	.0009	1.37	.0045	.0023	.0141	.0000	.464	1.11	.0002	.0002
%RSD	122.9	1.423	7.023	11.70	1.620	.4258	8.058	1.629	6.507	.2851
#1	-.0001	97.23	.0583	.0211	.8756	.0038	-6.240	69.01	-.0034	.0670
#2	.0017	94.82	.0665	.0172	.8521	.0037	-5.314	66.89	-.0031	.0670
#3	.0007	97.15	.0654	.0213	.8773	.0038	-5.723	68.52	-.0035	.0673

Elem	Cr2677	Cu3247	Fe2599	K_7664	Mg2790	Mn2576R	Mo2020	Na5895	Ni2316	Pb2203
Units	ppm	ppm	ppm	ppm	ppm	ppm	ppm	ppm	ppm	ppm
Avg	**.1872**	**.8881**	**216.0**	**6.124**	**20.75**	**2.330**	**.0102**	**.5240**	**.1614**	**1.830**
Stddev	.0010	.0034	2.7	.132	.05	.036	.0001	.0255	.0001	.007
%RSD	.5603	.3874	1.232	2.158	.2647	1.540	.8857	4.867	.0761	.3851
#1	.1880	.8920	218.3	6.238	20.72	2.355	.0101	.5033	.1615	1.822
#2	.1875	.8868	213.0	5.979	20.71	2.289	.0103	.5161	.1614	1.830
#3	.1860	.8856	216.6	6.154	20.81	2.346	.0102	.5525	.1613	1.836

Elem	Sb2068	Se1960	Si2124	Sn1899	Sr4215	Ti3349A	Tl1908	V_2924	Zn2062
Units	ppm	ppm	ppm	ppm	ppm	ppm	ppm	ppm	ppm
Avg	**.0162**	**.0012**	**10.10**	**.1462**	**.3124**	**3.332**	**-.0023**	**.2856**	**1.326**
Stddev	.0017	.0008	.02	.0006	.0048	.005	.0031	.0016	.002
%RSD	10.21	66.60	.1608	.4419	1.536	.1414	132.5	.5609	.1160
#1	.0159	.0005	10.08	.1459	.3166	3.337	-.0002	.2841	1.328
#2	.0180	.0021	10.11	.1459	.3072	3.332	-.0058	.2873	1.326
#3	.0147	.0011	10.10	.1470	.3133	3.327	-.0010	.2853	1.325

Int. Std.	Y_2243	Y_3600	Y_3710
Units	Cts/S	Cts/S	Cts/S
Avg	**1809.3**	**71458.**	**2870.0**
Stddev	4.5	312.	24.6
%RSD	.24729	.43647	.85692
#1	1813.5	71198.	2854.1
#2	1809.7	71804.	2898.3
#3	1804.6	71373.	2857.5

Sample Name: L2046791-10,T Acquired: 10/29/2020 22:19:17 Type: Unk
Method: Trace_4_E200.7_SW6010(v92) Mode: CONC Corr. Factor: 1.000000
User: BV Custom ID1: WG1427982 Custom ID2: Trace4 Custom ID3:
Comment:

Elem	Ag3280	Al3961	As1890	B_2089	Ba4554	Be3130	Bi2230	Ca3158	Cd2144	Co2286
Units	ppm	ppm	ppm	ppm	ppm	ppm	ppm	ppm	ppm	ppm
Avg	**.0013**	**59.03**	**.0614**	**.0220**	**.6779**	**.0029**	**-2.985**	**104.7**	**-.0020**	**.0332**
Stddev	.0000	.48	.0023	.0006	.0049	.0000	.242	1.3	.0001	.0004
%RSD	2.070	.8092	3.665	2.910	.7200	1.201	8.099	1.197	4.577	1.056
#1	.0013	59.49	.0639	.0226	.6832	.0029	-3.228	106.1	-.0020	.0329
#2	.0013	58.54	.0609	.0220	.6737	.0029	-2.983	103.8	-.0019	.0336
#3	.0013	59.06	.0595	.0213	.6766	.0029	-2.745	104.3	-.0020	.0332

Elem	Cr2677	Cu3247	Fe2599	K_7664	Mg2790	Mn2576R	Mo2020	Na5895	Ni2316	Pb2203
Units	ppm	ppm	ppm	ppm	ppm	ppm	ppm	ppm	ppm	ppm
Avg	**.1333**	**.2338**	**114.0**	**2.809**	**10.76**	**.9255**	**.0141**	**.5676**	**.0770**	**.7916**
Stddev	.0012	.0033	.9	.042	.20	.0088	.0005	.0054	.0006	.0077
%RSD	.8915	1.399	.7617	1.483	1.818	.9502	3.315	.9459	.7944	.9722
#1	.1336	.2359	114.9	2.797	10.99	.9347	.0145	.5738	.0767	.7839
#2	.1343	.2354	113.3	2.774	10.65	.9172	.0142	.5648	.0777	.7993
#3	.1320	.2300	113.7	2.855	10.65	.9245	.0136	.5642	.0765	.7916

Elem	Sb2068	Se1960	Si2124	Sn1899	Sr4215	Ti3349A	Tl1908	V_2924	Zn2062
Units	ppm	ppm	ppm	ppm	ppm	ppm	ppm	ppm	ppm
Avg	**.0038**	**.0113**	**7.626**	**.0590**	**.4895**	**1.766**	**-.0014**	**.1841**	**.7257**
Stddev	.0008	.0051	.053	.0022	.0042	.023	.0056	.0017	.0038
%RSD	20.22	45.28	.6995	3.718	.8487	1.280	389.9	.9128	.5193
#1	.0029	.0112	7.583	.0565	.4942	1.781	-.0062	.1853	.7221
#2	.0041	.0165	7.686	.0607	.4865	1.778	.0047	.1849	.7296
#3	.0043	.0062	7.608	.0598	.4879	1.740	-.0028	.1822	.7255

Int. Std.	Y_2243	Y_3600	Y_3710
Units	Cts/S	Cts/S	Cts/S
Avg	**1743.6**	**69139.**	**2767.5**
Stddev	2.8	596.	48.9
%RSD	.16207	.86133	1.7670
#1	1744.5	68944.	2712.9
#2	1740.5	68665.	2807.2
#3	1745.9	69807.	2782.5

Sample Name: L2046475-21,T,2 Acquired: 10/29/2020 22:23:34 Type: Unk
Method: Trace_4_E200.7_SW6010(v92) Mode: CONC Corr. Factor: 1.000000
User: BV Custom ID1: WG1427982 Custom ID2: Trace4 Custom ID3:
Comment:

Elem	Ag3280	Al3961	As1890	B_2089	Ba4554	Be3130	Bi2230	Ca3158	Cd2144	Co2286
Units	ppm	ppm	ppm	ppm	ppm	ppm	ppm	ppm	ppm	ppm
Avg	**.0004**	**171.7**	**.0464**	**.0198**	**.9610**	**.0092**	**-7.762**	**30.20**	**-.0069**	**.0782**
Stddev	.0008	2.5	.0061	.0006	.0106	.0002	.282	.33	.0001	.0017
%RSD	201.0	1.431	13.22	2.872	1.103	1.730	3.630	1.093	2.011	2.139
#1	.0013	174.3	.0394	.0200	.9716	.0093	-8.077	30.51	-.0070	.0797
#2	.0002	171.6	.0511	.0192	.9608	.0091	-7.671	30.22	-.0069	.0786
#3	-.0003	169.4	.0485	.0202	.9504	.0091	-7.536	29.85	-.0067	.0764

Elem	Cr2677	Cu3247	Fe2599	K_7664	Mg2790	Mn2576R	Mo2020	Na5895	Ni2316	Pb2203
Units	ppm	ppm	ppm	ppm	ppm	ppm	ppm	ppm	ppm	ppm
Avg	**.2210**	**.1391**	**273.1**	**9.696**	**41.86**	**2.429**	**.0060**	**.8976**	**.1947**	**.0995**
Stddev	.0040	.0023	5.0	.082	.81	.028	.0002	.0061	.0034	.0058
%RSD	1.793	1.666	1.847	.8457	1.939	1.159	3.101	.6797	1.727	5.837
#1	.2253	.1417	278.4	9.712	42.80	2.460	.0059	.9011	.1977	.1017
#2	.2201	.1372	272.6	9.769	41.42	2.421	.0062	.9011	.1952	.1039
#3	.2175	.1384	268.4	9.608	41.37	2.405	.0059	.8905	.1911	.0929

Elem	Sb2068	Se1960	Si2124	Sn1899	Sr4215	Ti3349A	Tl1908	V_2924	Zn2062
Units	ppm	ppm	ppm	ppm	ppm	ppm	ppm	ppm	ppm
Avg	**.0060**	**-.0013**	**5.263**	**.0075**	**.4164**	**.2648**	**.0049**	**.2675**	**.7891**
Stddev	.0020	.0105	.109	.0010	.0057	.0058	.0023	.0040	.0119
%RSD	32.89	826.8	2.072	12.90	1.380	2.207	46.59	1.506	1.509
#1	.0042	-.0132	5.367	.0067	.4225	.2715	.0051	.2719	.7995
#2	.0081	.0064	5.271	.0073	.4158	.2625	.0025	.2666	.7915
#3	.0058	.0030	5.149	.0086	.4110	.2606	.0070	.2640	.7761

Int. Std.	Y_2243	Y_3600	Y_3710
Units	Cts/S	Cts/S	Cts/S
Avg	**1874.0**	**73129.**	**3015.4**
Stddev	4.2	321.	20.9
%RSD	.22648	.43905	.69412
#1	1878.8	72775.	2991.3
#2	1871.8	73209.	3029.3
#3	1871.3	73402.	3025.6

Sample Name: L2046475-22,T,2 Acquired: 10/29/2020 22:27:50 Type: Unk
Method: Trace_4_E200.7_SW6010(v92) Mode: CONC Corr. Factor: 1.000000
User: BV Custom ID1: WG1427982 Custom ID2: Trace4 Custom ID3:
Comment:

Elem	Ag3280	Al3961	As1890	B_2089	Ba4554	Be3130	Bi2230	Ca3158	Cd2144	Co2286
Units	ppm	ppm	ppm	ppm	ppm	ppm	ppm	ppm	ppm	ppm
Avg	**.0049**	**78.68**	**.0617**	**.0268**	**.5095**	**.0047**	**-4.579**	**30.87**	**.0074**	**.0483**
Stddev	.0009	1.15	.0029	.0020	.0062	.0000	.167	.40	.0000	.0006
%RSD	18.95	1.458	4.634	7.612	1.222	.6953	3.646	1.283	.5802	1.233
#1	.0039	79.90	.0591	.0277	.5163	.0048	-4.387	31.32	.0074	.0490
#2	.0050	78.51	.0648	.0282	.5083	.0047	-4.662	30.72	.0075	.0481
#3	.0058	77.63	.0614	.0244	.5040	.0047	-4.689	30.57	.0074	.0478

Elem	Cr2677	Cu3247	Fe2599	K_7664	Mg2790	Mn2576R	Mo2020	Na5895	Ni2316	Pb2203
Units	ppm	ppm	ppm	ppm	ppm	ppm	ppm	ppm	ppm	ppm
Avg	**.3281**	**.1921**	**150.6**	**4.699**	**21.07**	**1.938**	**.0081**	**.8112**	**.1220**	**.4041**
Stddev	.0100	.0086	2.5	.040	.20	.024	.0006	.0339	.0012	.0016
%RSD	3.033	4.451	1.692	.8423	.9457	1.245	7.720	4.180	.9995	.4081
#1	.3253	.1904	152.7	4.713	21.29	1.963	.0088	.8500	.1219	.4033
#2	.3198	.1845	151.2	4.730	20.89	1.935	.0075	.7966	.1233	.4059
#3	.3391	.2013	147.8	4.654	21.03	1.915	.0079	.7871	.1208	.4029

Elem	Sb2068	Se1960	Si2124	Sn1899	Sr4215	Ti3349A	Tl1908	V_2924	Zn2062
Units	ppm	ppm	ppm	ppm	ppm	ppm	ppm	ppm	ppm
Avg	**.0026**	**.0097**	**6.970**	**.0159**	**.4728**	**.4096**	**.0006**	**.1979**	**.7318**
Stddev	.0010	.0025	.118	.0016	.0066	.0177	.0011	.0078	.0089
%RSD	38.38	25.99	1.692	10.05	1.403	4.325	195.6	3.916	1.222
#1	.0037	.0114	7.016	.0174	.4793	.4060	.0011	.1968	.7340
#2	.0024	.0068	7.058	.0159	.4732	.3940	.0012	.1908	.7394
#3	.0017	.0109	6.836	.0142	.4660	.4289	-.0007	.2062	.7219

Int. Std.	Y_2243	Y_3600	Y_3710
Units	Cts/S	Cts/S	Cts/S
Avg	**1780.6**	**70373.**	**2805.4**
Stddev	13.0	1807.	31.0
%RSD	.72999	2.5679	1.1035
#1	1788.0	70699.	2772.1
#2	1765.6	71995.	2811.0
#3	1788.2	68425.	2833.3

Sample Name: CCV Acquired: 10/29/2020 22:32:07 Type: QC
Method: Trace_4_E200.7_SW6010(v92) Mode: CONC Corr. Factor: 1.000000
User: BV Custom ID1: WG1427982 Custom ID2: Trace4 Custom ID3:
Comment:

Elem	Ag3280	Al3961	As1890	B_2089	Ba4554	Be3130	Bi2230	Ca3158	Cd2144	Co2286
Units	ppm	ppm	ppm	ppm	ppm	ppm	ppm	ppm	ppm	ppm
Avg	**.4849**	**.5089**	**.4996**	**.4932**	**.4743**	**.4745**	**.1231**	**.5100**	**.4773**	**.4798**
Stddev	.0018	.0108	.0137	.0101	.0067	.0031	.1973	.0147	.0115	.0118
%RSD	.3746	2.120	2.736	2.056	1.403	.6561	160.3	2.885	2.419	2.467
#1	.4870	.5037	.4900	.4854	.4671	.4710	.0008	.4946	.4696	.4721
#2	.4839	.5213	.5152	.5046	.4803	.4767	.0177	.5117	.4905	.4935
#3	.4838	.5017	.4935	.4894	.4756	.4759	.3507	.5239	.4717	.4740
Check ?	Chk Pass	Chk Pass	Chk Pass	Chk Pass	Chk Pass	Chk Pass	None	Chk Pass	Chk Pass	Chk Pass
High Limit										
Low Limit										

Elem	Cr2677	Cu3247	Fe2599	K_7664	Mg2790	Mn2576R	Mo2020	Na5895	Ni2316	Pb2203
Units	ppm	ppm	ppm	ppm	ppm	ppm	ppm	ppm	ppm	ppm
Avg	**.4752**	**.4863**	F **.6046**	**4.816**	**.5121**	**.4544**	**.4844**	**9.780**	**.4812**	**.4810**
Stddev	.0016	.0026	.0190	.086	.0039	.0036	.0111	.110	.0107	.0122
%RSD	.3349	.5439	3.146	1.777	.7624	.7921	2.297	1.128	2.234	2.537
#1	.4770	.4893	.6265	4.719	.5120	.4503	.4760	9.652	.4746	.4746
#2	.4740	.4852	.5945	4.880	.5161	.4566	.4970	9.849	.4936	.4951
#3	.4746	.4844	.5927	4.850	.5083	.4564	.4802	9.838	.4755	.4734
Check ?	Chk Pass	Chk Pass	Chk Fail	Chk Pass	Chk Pass	Chk Pass	Chk Pass	Chk Pass	Chk Pass	Chk Pass
High Limit			.5524							
Low Limit			.4476							

Elem	Sb2068	Se1960	Si2124	Sn1899	Sr4215	Ti3349A	Tl1908	V_2924	Zn2062
Units	ppm	ppm	ppm	ppm	ppm	ppm	ppm	ppm	ppm
Avg	**.5002**	**.4850**	**5.118**	**.4975**	**.4664**	**.4834**	**.4822**	**.4769**	**.4939**
Stddev	.0132	.0070	.117	.0102	.0037	.0023	.0078	.0032	.0116
%RSD	2.631	1.449	2.294	2.042	.7904	.4847	1.610	.6646	2.354
#1	.4901	.4830	5.050	.4897	.4623	.4858	.4777	.4806	.4861
#2	.5151	.4929	5.254	.5090	.4695	.4812	.4911	.4749	.5073
#3	.4954	.4793	5.051	.4938	.4675	.4833	.4777	.4753	.4884
Check ?	Chk Pass	Chk Pass	Chk Pass	Chk Pass	Chk Pass	Chk Pass	Chk Pass	Chk Pass	Chk Pass
High Limit									
Low Limit									

Int. Std.	Y_2243	Y_3600	Y_3710
Units	Cts/S	Cts/S	Cts/S
Avg	**1703.9**	**69406.**	**2675.7**
Stddev	30.6	58.	26.0
%RSD	1.7940	.08400	.97054
#1	1723.1	69467.	2705.2
#2	1668.6	69400.	2656.5
#3	1719.8	69351.	2665.3

Sample Name: CCB Acquired: 10/29/2020 22:36:25 Type: QC
Method: Trace_4_E200.7_SW6010(v92) Mode: CONC Corr. Factor: 1.000000
User: BV Custom ID1: WG1427982 Custom ID2: Trace4 Custom ID3:
Comment:

Elem	Ag3280	Al3961	As1890	B_2089	Ba4554	Be3130	Bi2230	Ca3158	Cd2144	Co2286
Units	ppm	ppm	ppm	ppm	ppm	ppm	ppm	ppm	ppm	ppm
Avg	**.0019**	**-.0011**	F **.0077**	**.0004**	**.0003**	**.0001**	**-.2657**	**.0239**	**.0000**	**-.0003**
Stddev	.0015	.0576	.0033	.0008	.0010	.0000	.4017	.0044	.0000	.0002
%RSD	79.90	5128.	43.16	215.8	350.3	4.998	151.2	18.24	199.9	61.02
#1	.0036	.0566	.0083	.0003	-.0004	.0001	-.4719	.0189	-.0000	-.0005
#2	.0012	-.0015	.0106	.0013	.0015	.0001	-.5224	.0265	.0001	-.0002
#3	.0009	-.0585	.0041	-.0004	-.0002	.0001	.1973	.0264	.0000	-.0002
Check ?	Chk Pass	Chk Pass	Chk Fail	Chk Pass	Chk Pass	Chk Pass	None	Chk Pass	Chk Pass	Chk Pass
High Limit			.0050							
Low Limit			-.0100							

Elem	Cr2677	Cu3247	Fe2599	K_7664	Mg2790	Mn2576R	Mo2020	Na5895	Ni2316	Pb2203
Units	ppm	ppm	ppm	ppm	ppm	ppm	ppm	ppm	ppm	ppm
Avg	**.0004**	**-.0002**	**.0109**	**-.1234**	**.0019**	**.0005**	**.0012**	**-.1512**	**-.0004**	**-.0002**
Stddev	.0006	.0009	.0041	.0967	.0059	.0005	.0007	.0167	.0003	.0010
%RSD	161.2	606.1	37.44	78.36	305.3	101.8	61.23	11.06	84.63	482.9
#1	.0010	.0009	.0111	-.0293	.0059	.0001	.0020	-.1686	-.0001	.0009
#2	-.0001	-.0010	.0149	-.1185	.0046	.0010	.0008	-.1352	-.0007	-.0007
#3	.0002	-.0004	.0067	-.2225	-.0048	.0003	.0007	-.1498	-.0003	-.0008
Check ?	Chk Pass	Chk Pass	Chk Pass	Chk Pass	Chk Pass	Chk Pass	Chk Pass	Chk Pass	Chk Pass	Chk Pass
High Limit										
Low Limit										

Elem	Sb2068	Se1960	Si2124	Sn1899	Sr4215	Ti3349A	Tl1908	V_2924	Zn2062
Units	ppm	ppm	ppm	ppm	ppm	ppm	ppm	ppm	ppm
Avg	**.0067**	**-.0058**	**.0014**	**-.0015**	**.0006**	**.0008**	**.0001**	**.0016**	**-.0003**
Stddev	.0010	.0011	.0021	.0008	.0009	.0006	.0055	.0007	.0002
%RSD	15.46	18.34	145.1	51.18	139.1	83.60	4373.	40.74	47.61
#1	.0064	-.0058	.0036	-.0021	.0000	.0013	.0064	.0019	-.0002
#2	.0058	-.0069	.0011	-.0017	.0016	.0009	-.0037	.0008	-.0003
#3	.0078	-.0048	-.0005	-.0006	.0002	.0001	-.0023	.0020	-.0005
Check ?	Chk Pass	Chk Pass	Chk Pass	Chk Pass	Chk Pass	Chk Pass	Chk Pass	Chk Pass	Chk Pass
High Limit									
Low Limit									

Int. Std.	Y_2243	Y_3600	Y_3710
Units	Cts/S	Cts/S	Cts/S
Avg	**1751.1**	**70206.**	**2704.9**
Stddev	3.8	553.	16.2
%RSD	.21551	.78725	.59745
#1	1753.6	70022.	2687.1
#2	1752.9	69769.	2718.6
#3	1746.7	70828.	2709.1

Sample Name: CCV Acquired: 10/29/2020 22:43:32 Type: QC
Method: Trace_4_E200.7_SW6010(v92) Mode: CONC Corr. Factor: 1.000000
User: BV Custom ID1: WG1427982 Custom ID2: Trace4 Custom ID3:
Comment:

Elem	Ag3280	Al3961	As1890	B_2089	Ba4554	Be3130	Bi2230	Ca3158	Cd2144	Co2286
Units	ppm	ppm	ppm	ppm	ppm	ppm	ppm	ppm	ppm	ppm
Avg	**.4860**	**.4712**	**.4899**	**.4889**	**.4750**	**.4754**	**.3177**	**.4885**	**.4767**	**.4754**
Stddev	.0005	.0247	.0047	.0012	.0043	.0030	.3819	.0171	.0016	.0013
%RSD	.1036	5.242	.9535	.2520	.9043	.6393	120.2	3.501	.3405	.2655
#1	.4862	.4995	.4878	.4878	.4799	.4778	.2651	.5061	.4774	.4756
#2	.4864	.4545	.4867	.4887	.4731	.4720	-.0352	.4719	.4748	.4741
#3	.4855	.4595	.4953	.4902	.4720	.4765	.7231	.4876	.4778	.4766
Check ?	Chk Pass	Chk Pass	Chk Pass	Chk Pass	Chk Pass	Chk Pass	None	Chk Pass	Chk Pass	Chk Pass
High Limit										
Low Limit										

Elem	Cr2677	Cu3247	Fe2599	K_7664	Mg2790	Mn2576R	Mo2020	Na5895	Ni2316	Pb2203
Units	ppm	ppm	ppm	ppm	ppm	ppm	ppm	ppm	ppm	ppm
Avg	**.4778**	**.4851**	**.4938**	**4.883**	**.5059**	**.4555**	**.4799**	**9.825**	**.4761**	**.4771**
Stddev	.0024	.0004	.0085	.105	.0061	.0006	.0019	.065	.0013	.0031
%RSD	.5067	.0794	1.724	2.154	1.212	.1377	.3860	.6628	.2654	.6433
#1	.4774	.4853	.4847	5.004	.5089	.4560	.4785	9.884	.4762	.4743
#2	.4805	.4852	.5015	4.814	.4989	.4558	.4791	9.755	.4747	.4767
#3	.4757	.4846	.4952	4.831	.5100	.4548	.4820	9.834	.4773	.4804
Check ?	Chk Pass	Chk Pass	Chk Pass	Chk Pass	Chk Pass	Chk Pass	Chk Pass	Chk Pass	Chk Pass	Chk Pass
High Limit										
Low Limit										

Elem	Sb2068	Se1960	Si2124	Sn1899	Sr4215	Ti3349A	Tl1908	V_2924	Zn2062
Units	ppm	ppm	ppm	ppm	ppm	ppm	ppm	ppm	ppm
Avg	**.5002**	**.4774**	**5.066**	**.4918**	**.4699**	**.4827**	**.4741**	**.4740**	**.4929**
Stddev	.0064	.0045	.022	.0033	.0007	.0018	.0041	.0035	.0020
%RSD	1.275	.9400	.4415	.6671	.1538	.3669	.8543	.7396	.4090
#1	.4954	.4733	5.083	.4927	.4706	.4832	.4783	.4750	.4929
#2	.4978	.4768	5.040	.4881	.4692	.4842	.4703	.4768	.4908
#3	.5075	.4822	5.073	.4945	.4698	.4807	.4737	.4701	.4948
Check ?	Chk Pass	Chk Pass	Chk Pass	Chk Pass	Chk Pass	Chk Pass	Chk Pass	Chk Pass	Chk Pass
High Limit									
Low Limit									

Int. Std.	Y_2243	Y_3600	Y_3710
Units	Cts/S	Cts/S	Cts/S
Avg	**1744.4**	**69522.**	**2690.4**
Stddev	7.5	178.	16.8
%RSD	.43054	.25590	.62262
#1	1741.3	69716.	2682.7
#2	1753.0	69365.	2709.6
#3	1739.0	69486.	2678.9

Sample Name: CCB Acquired: 10/29/2020 22:47:49 Type: QC
Method: Trace_4_E200.7_SW6010(v92) Mode: CONC Corr. Factor: 1.000000
User: BV Custom ID1: WG1427982 Custom ID2: Trace4 Custom ID3:
Comment:

Elem	Ag3280	Al3961	As1890	B_2089	Ba4554	Be3130	Bi2230	Ca3158	Cd2144	Co2286
Units	ppm	ppm	ppm	ppm	ppm	ppm	ppm	ppm	ppm	ppm
Avg	**.0027**	**-.0177**	F **.0060**	**.0011**	**.0002**	**.0002**	**-.2144**	**.0201**	**.0002**	**.0002**
Stddev	.0007	.0225	.0041	.0009	.0008	.0000	.5687	.0114	.0001	.0004
%RSD	24.11	127.6	67.91	77.99	507.4	18.42	265.3	56.77	25.07	207.1
#1	.0035	-.0043	.0103	.0020	.0003	.0001	-.6091	.0228	.0002	.0005
#2	.0026	-.0050	.0054	.0003	.0009	.0002	-.4716	.0076	.0003	.0003
#3	.0022	-.0437	.0023	.0010	-.0008	.0002	.4375	.0300	.0002	-.0002
Check ?	Chk Pass	Chk Pass	Chk Fail	Chk Pass	Chk Pass	Chk Pass	None	Chk Pass	Chk Pass	Chk Pass
High Limit			.0050							
Low Limit			-.0100							

Elem	Cr2677	Cu3247	Fe2599	K_7664	Mg2790	Mn2576R	Mo2020	Na5895	Ni2316	Pb2203
Units	ppm	ppm	ppm	ppm	ppm	ppm	ppm	ppm	ppm	ppm
Avg	**.0003**	**.0009**	**.0096**	**-.0518**	**.0033**	**-.0002**	**.0014**	**-.1263**	**.0001**	**-.0011**
Stddev	.0003	.0002	.0047	.0476	.0041	.0006	.0002	.0046	.0001	.0051
%RSD	102.5	27.23	49.23	91.90	123.1	311.9	18.10	3.639	75.51	458.0
#1	.0000	.0008	.0150	-.0288	.0012	-.0008	.0016	-.1293	.0001	-.0070
#2	.0006	.0007	.0075	-.1066	.0007	.0001	.0011	-.1286	.0000	.0020
#3	.0002	.0011	.0062	-.0201	.0080	.0002	.0014	-.1210	.0002	.0016
Check ?	Chk Pass	Chk Pass	Chk Pass	Chk Pass	Chk Pass	Chk Pass	Chk Pass	Chk Pass	Chk Pass	Chk Pass
High Limit										
Low Limit										

Elem	Sb2068	Se1960	Si2124	Sn1899	Sr4215	Ti3349A	Tl1908	V_2924	Zn2062
Units	ppm	ppm	ppm	ppm	ppm	ppm	ppm	ppm	ppm
Avg	**.0069**	**-.0061**	**.0012**	**.0011**	**-.0002**	**.0003**	**.0020**	**-.0004**	**-.0004**
Stddev	.0024	.0030	.0007	.0009	.0002	.0001	.0017	.0015	.0004
%RSD	34.31	49.30	59.88	79.55	69.95	27.42	83.03	368.9	101.6
#1	.0075	-.0059	.0016	.0014	-.0002	.0002	.0002	-.0020	-.0000
#2	.0089	-.0032	.0017	.0001	-.0001	.0004	.0023	.0010	-.0004
#3	.0043	-.0093	.0004	.0018	-.0004	.0003	.0035	-.0003	-.0008
Check ?	Chk Pass	Chk Pass	Chk Pass	Chk Pass	Chk Pass	Chk Pass	Chk Pass	Chk Pass	Chk Pass
High Limit									
Low Limit									

Int. Std.	Y_2243	Y_3600	Y_3710
Units	Cts/S	Cts/S	Cts/S
Avg	**1757.2**	**70626.**	**2701.2**
Stddev	3.4	569.	33.6
%RSD	.19232	.80495	1.2440
#1	1761.0	70045.	2712.9
#2	1754.5	70652.	2663.3
#3	1756.1	71181.	2727.4

Sample Name: L2046475-23,T,2 Acquired: 10/29/2020 22:52:14 Type: Unk
Method: Trace_4_E200.7_SW6010(v92) Mode: CONC Corr. Factor: 1.000000
User: BV Custom ID1: WG1427982 Custom ID2: Trace4 Custom ID3:
Comment:

Elem	Ag3280	Al3961	As1890	B_2089	Ba4554	Be3130	Bi2230	Ca3158	Cd2144	Co2286
Units	ppm	ppm	ppm	ppm	ppm	ppm	ppm	ppm	ppm	ppm
Avg	**.0020**	**129.3**	**.0899**	**.0197**	**.7535**	**.0077**	**-9.476**	**25.18**	**-.0063**	**.1043**
Stddev	.0008	1.0	.0009	.0005	.0060	.0001	.396	.12	.0004	.0005
%RSD	37.96	.7764	1.001	2.727	.7939	.9288	4.183	.4815	5.863	.4879
#1	.0025	128.4	.0894	.0195	.7476	.0077	-9.034	25.06	-.0059	.1040
#2	.0025	130.4	.0893	.0193	.7595	.0077	-9.595	25.30	-.0067	.1049
#3	.0011	129.1	.0909	.0203	.7533	.0078	-9.800	25.17	-.0062	.1040

Elem	Cr2677	Cu3247	Fe2599	K_7664	Mg2790	Mn2576R	Mo2020	Na5895	Ni2316	Pb2203
Units	ppm	ppm	ppm	ppm	ppm	ppm	ppm	ppm	ppm	ppm
Avg	**.2134**	**.1266**	**324.6**	**6.968**	**30.57**	**11.97**	**.0143**	**.7133**	**.1380**	**.3113**
Stddev	.0028	.0008	4.2	.158	.38	.10	.0007	.0029	.0006	.0018
%RSD	1.292	.5956	1.295	2.262	1.233	.8345	4.762	.4031	.4122	.5844
#1	.2119	.1258	320.9	6.835	30.32	11.86	.0150	.7160	.1381	.3121
#2	.2116	.1273	329.2	7.142	30.40	12.05	.0137	.7135	.1386	.3092
#3	.2165	.1267	323.8	6.926	31.01	11.99	.0143	.7103	.1374	.3126

Elem	Sb2068	Se1960	Si2124	Sn1899	Sr4215	Ti3349A	Tl1908	V_2924	Zn2062
Units	ppm	ppm	ppm	ppm	ppm	ppm	ppm	ppm	ppm
Avg	**.0155**	**.0081**	**7.274**	**.0126**	**.3945**	**.3662**	**-.0049**	**.3346**	**.6902**
Stddev	.0013	.0101	.046	.0016	.0049	.0067	.0036	.0036	.0014
%RSD	8.661	124.9	.6360	12.39	1.246	1.817	72.51	1.083	.1980
#1	.0155	-.0033	7.305	.0125	.3895	.3641	-.0077	.3326	.6892
#2	.0168	.0115	7.296	.0110	.3994	.3608	-.0009	.3324	.6918
#3	.0141	.0161	7.221	.0141	.3946	.3736	-.0063	.3388	.6896

Int. Std.	Y_2243	Y_3600	Y_3710
Units	Cts/S	Cts/S	Cts/S
Avg	**1788.3**	**70708.**	**2873.3**
Stddev	11.3	256.	24.6
%RSD	.63428	.36270	.85442
#1	1798.4	70941.	2899.0
#2	1790.5	70750.	2871.0
#3	1776.0	70433.	2850.1

Sample Name: L2046475-24,T,2 Acquired: 10/29/2020 22:56:30 Type: Unk
Method: Trace_4_E200.7_SW6010(v92) Mode: CONC Corr. Factor: 1.000000
User: BV Custom ID1: WG1427982 Custom ID2: Trace4 Custom ID3:
Comment:

Elem	Ag3280	Al3961	As1890	B_2089	Ba4554	Be3130	Bi2230	Ca3158	Cd2144	Co2286
Units	ppm	ppm	ppm	ppm	ppm	ppm	ppm	ppm	ppm	ppm
Avg	**.0011**	**9.203**	**.0316**	**.0261**	**.1578**	**.0006**	**-.9152**	**41.66**	**.0054**	**.0116**
Stddev	.0004	.081	.0032	.0006	.0011	.0000	.3113	.42	.0001	.0003
%RSD	34.00	.8757	10.23	2.206	.7022	1.857	34.01	1.003	1.808	2.402
#1	.0008	9.110	.0352	.0255	.1566	.0006	-1.059	41.22	.0055	.0113
#2	.0009	9.257	.0303	.0260	.1586	.0006	-1.128	41.71	.0053	.0117
#3	.0015	9.241	.0292	.0267	.1584	.0006	-.5580	42.05	.0053	.0118

Elem	Cr2677	Cu3247	Fe2599	K_7664	Mg2790	Mn2576R	Mo2020	Na5895	Ni2316	Pb2203
Units	ppm	ppm	ppm	ppm	ppm	ppm	ppm	ppm	ppm	ppm
Avg	**.0763**	**.1166**	**31.43**	**1.345**	**9.304**	**3.897**	**.0037**	**.4555**	**.0260**	**.0834**
Stddev	.0014	.0023	.13	.115	.069	.028	.0005	.0259	.0009	.0008
%RSD	1.792	1.965	.4237	8.508	.7459	.7256	12.43	5.692	3.296	.9316
#1	.0755	.1160	31.28	1.292	9.244	3.869	.0033	.4301	.0252	.0843
#2	.0755	.1146	31.47	1.267	9.287	3.897	.0042	.4546	.0269	.0828
#3	.0779	.1191	31.53	1.477	9.380	3.925	.0035	.4819	.0258	.0832

Elem	Sb2068	Se1960	Si2124	Sn1899	Sr4215	Ti3349A	Tl1908	V_2924	Zn2062
Units	ppm	ppm	ppm	ppm	ppm	ppm	ppm	ppm	ppm
Avg	**.0001**	**.0021**	**2.100**	**.0021**	**.4076**	**.1926**	**-.0032**	**.0224**	**.4215**
Stddev	.0019	.0057	.022	.0010	.0026	.0035	.0020	.0003	.0015
%RSD	2500.	279.2	1.038	46.40	.6379	1.839	61.31	1.368	.3454
#1	.0020	.0025	2.125	.0012	.4060	.1921	-.0039	.0224	.4230
#2	-.0019	-.0039	2.093	.0031	.4063	.1893	-.0047	.0221	.4214
#3	.0001	.0075	2.083	.0020	.4106	.1963	-.0010	.0228	.4201

Int. Std.	Y_2243	Y_3600	Y_3710
Units	Cts/S	Cts/S	Cts/S
Avg	**1792.6**	**71293.**	**2815.9**
Stddev	1.2	1054.	15.8
%RSD	.06707	1.4778	.56131
#1	1791.8	71101.	2825.7
#2	1791.9	72430.	2824.4
#3	1793.9	70349.	2797.7

Sample Name: L2046475-25,T,2 Acquired: 10/29/2020 23:00:50 Type: Unk
Method: Trace_4_E200.7_SW6010(v92) Mode: CONC Corr. Factor: 1.000000
User: BV Custom ID1: WG1427982 Custom ID2: Trace4 Custom ID3:
Comment:

Elem	Ag3280	Al3961	As1890	B_2089	Ba4554	Be3130	Bi2230	Ca3158	Cd2144	Co2286
Units	ppm	ppm	ppm	ppm	ppm	ppm	ppm	ppm	ppm	ppm
Avg	**.0032**	**117.9**	**.0844**	**.0260**	**.8655**	**.0073**	**-7.737**	**52.35**	**.0055**	**.0981**
Stddev	.0008	.3	.0047	.0025	.0027	.0001	.515	.32	.0006	.0033
%RSD	24.35	.2596	5.604	9.588	.3146	1.085	6.653	.6174	11.13	3.322
#1	.0023	117.9	.0851	.0289	.8644	.0074	-8.330	52.09	.0062	.1018
#2	.0034	117.5	.0887	.0247	.8635	.0072	-7.414	52.26	.0053	.0970
#3	.0038	118.2	.0793	.0245	.8686	.0073	-7.466	52.71	.0050	.0955

Elem	Cr2677	Cu3247	Fe2599	K_7664	Mg2790	Mn2576R	Mo2020	Na5895	Ni2316	Pb2203
Units	ppm	ppm	ppm	ppm	ppm	ppm	ppm	ppm	ppm	ppm
Avg	**.2299**	**.1443**	**266.7**	**9.316**	**34.40**	**11.85**	**.0095**	**1.147**	**.1362**	**.3271**
Stddev	.0065	.0053	.6	.128	.35	.08	.0007	.035	.0053	.0131
%RSD	2.813	3.704	.2292	1.378	1.010	.6865	7.270	3.020	3.927	3.998
#1	.2334	.1464	267.0	9.271	34.76	11.79	.0100	1.114	.1422	.3419
#2	.2339	.1482	266.0	9.216	34.06	11.81	.0087	1.143	.1346	.3225
#3	.2224	.1382	267.0	9.461	34.39	11.94	.0098	1.183	.1318	.3170

Elem	Sb2068	Se1960	Si2124	Sn1899	Sr4215	Ti3349A	Tl1908	V_2924	Zn2062
Units	ppm	ppm	ppm	ppm	ppm	ppm	ppm	ppm	ppm
Avg	**.0091**	**.0119**	**5.455**	**.0132**	**.8419**	**.3610**	**-.0070**	**.2656**	**.7369**
Stddev	.0039	.0067	.215	.0010	.0027	.0106	.0027	.0094	.0263
%RSD	42.36	56.46	3.949	7.699	.3234	2.943	39.00	3.538	3.571
#1	.0130	.0080	5.695	.0144	.8400	.3670	-.0059	.2706	.7666
#2	.0091	.0081	5.389	.0126	.8407	.3672	-.0050	.2716	.7272
#3	.0053	.0197	5.280	.0128	.8450	.3487	-.0101	.2548	.7167

Int. Std.	Y_2243	Y_3600	Y_3710
Units	Cts/S	Cts/S	Cts/S
Avg	**1788.5**	**72024.**	**2888.7**
Stddev	44.7	1518.	33.9
%RSD	2.5000	2.1074	1.1736
#1	1737.0	71464.	2876.8
#2	1810.7	70867.	2927.0
#3	1817.8	73743.	2862.3

Sample Name: L2046475-26,T,2 Acquired: 10/29/2020 23:05:07 Type: Unk
Method: Trace_4_E200.7_SW6010(v92) Mode: CONC Corr. Factor: 1.000000
User: BV Custom ID1: WG1427982 Custom ID2: Trace4 Custom ID3:
Comment:

Elem	Ag3280	Al3961	As1890	B_2089	Ba4554	Be3130	Bi2230	Ca3158	Cd2144	Co2286
Units	ppm	ppm	ppm	ppm	ppm	ppm	ppm	ppm	ppm	ppm
Avg	**.0040**	**77.51**	**.0469**	**.0302**	**.5433**	**.0042**	**-5.294**	**39.40**	**.0004**	**.0670**
Stddev	.0005	1.16	.0016	.0014	.0088	.0001	.065	.55	.0002	.0011
%RSD	13.48	1.500	3.426	4.580	1.627	1.240	1.233	1.395	44.97	1.588
#1	.0042	78.73	.0466	.0317	.5532	.0042	-5.358	39.98	.0003	.0682
#2	.0034	77.39	.0486	.0290	.5402	.0042	-5.228	39.35	.0003	.0666
#3	.0044	76.41	.0455	.0299	.5363	.0042	-5.297	38.88	.0007	.0663

Elem	Cr2677	Cu3247	Fe2599	K_7664	Mg2790	Mn2576R	Mo2020	Na5895	Ni2316	Pb2203
Units	ppm	ppm	ppm	ppm	ppm	ppm	ppm	ppm	ppm	ppm
Avg	**.1996**	**.1640**	**168.3**	**5.417**	**26.32**	**2.894**	**.0068**	**.8398**	**.1205**	**.2921**
Stddev	.0047	.0048	3.2	.146	.42	.037	.0004	.0103	.0024	.0053
%RSD	2.347	2.921	1.899	2.700	1.606	1.266	5.764	1.221	2.029	1.803
#1	.1984	.1611	171.0	5.409	26.51	2.933	.0067	.8385	.1232	.2961
#2	.2048	.1695	169.3	5.567	26.61	2.891	.0065	.8506	.1201	.2861
#3	.1957	.1613	164.8	5.275	25.84	2.860	.0073	.8302	.1184	.2940

Elem	Sb2068	Se1960	Si2124	Sn1899	Sr4215	Ti3349A	Tl1908	V_2924	Zn2062
Units	ppm	ppm	ppm	ppm	ppm	ppm	ppm	ppm	ppm
Avg	**.0035**	**.0038**	**5.600**	**.0263**	**.7446**	**.4333**	**.0020**	**.2040**	**.7086**
Stddev	.0010	.0033	.101	.0023	.0128	.0103	.0024	.0058	.0104
%RSD	28.71	87.67	1.805	8.766	1.723	2.388	120.8	2.857	1.468
#1	.0037	.0077	5.716	.0285	.7535	.4293	.0012	.2025	.7206
#2	.0024	.0020	5.554	.0265	.7503	.4451	.0047	.2104	.7024
#3	.0044	.0018	5.530	.0239	.7299	.4256	.0001	.1990	.7028

Int. Std.	Y_2243	Y_3600	Y_3710
Units	Cts/S	Cts/S	Cts/S
Avg	**1803.9**	**70146.**	**2833.4**
Stddev	12.2	1002.	37.2
%RSD	.67656	1.4277	1.3121
#1	1794.0	70312.	2799.5
#2	1817.5	69072.	2827.7
#3	1800.1	71054.	2873.2

Sample Name: L2046475-27,T,2 Acquired: 10/29/2020 23:09:23 Type: Unk
Method: Trace_4_E200.7_SW6010(v92) Mode: CONC Corr. Factor: 1.000000
User: BV Custom ID1: WG1427982 Custom ID2: Trace4 Custom ID3:
Comment:

Elem	Ag3280	Al3961	As1890	B_2089	Ba4554	Be3130	Bi2230	Ca3158	Cd2144	Co2286
Units	ppm	ppm	ppm	ppm	ppm	ppm	ppm	ppm	ppm	ppm
Avg	**.0042**	**92.32**	**.0517**	**.0253**	**.6367**	**.0050**	**-6.379**	**37.18**	**-.0002**	**.0880**
Stddev	.0012	.32	.0003	.0005	.0029	.0000	.458	.21	.0000	.0009
%RSD	28.89	.3424	.6395	1.823	.4560	.0611	7.172	.5680	18.89	1.079
#1	.0029	92.51	.0520	.0258	.6375	.0050	-5.974	37.42	-.0001	.0889
#2	.0053	92.49	.0515	.0253	.6391	.0050	-6.875	37.11	-.0002	.0879
#3	.0045	91.95	.0515	.0249	.6335	.0050	-6.287	37.02	-.0002	.0870

Elem	Cr2677	Cu3247	Fe2599	K_7664	Mg2790	Mn2576R	Mo2020	Na5895	Ni2316	Pb2203
Units	ppm	ppm	ppm	ppm	ppm	ppm	ppm	ppm	ppm	ppm
Avg	**.2196**	**.1731**	**202.8**	**5.482**	**30.23**	**3.519**	**.0067**	**.8496**	**.1429**	**.3319**
Stddev	.0015	.0013	.1	.113	.06	.011	.0000	.0204	.0025	.0033
%RSD	.7020	.7230	.0538	2.056	.1995	.3190	.4412	2.399	1.761	.9934
#1	.2210	.1722	202.8	5.447	30.17	3.531	.0067	.8307	.1457	.3348
#2	.2200	.1746	203.0	5.608	30.23	3.510	.0067	.8470	.1421	.3326
#3	.2180	.1727	202.7	5.390	30.29	3.514	.0066	.8712	.1409	.3283

Elem	Sb2068	Se1960	Si2124	Sn1899	Sr4215	Ti3349A	Tl1908	V_2924	Zn2062
Units	ppm	ppm	ppm	ppm	ppm	ppm	ppm	ppm	ppm
Avg	**.0050**	**.0058**	**5.168**	**.0217**	**.7221**	**.3412**	**.0022**	**.2309**	**.7911**
Stddev	.0016	.0066	.080	.0023	.0029	.0003	.0032	.0014	.0071
%RSD	32.50	113.9	1.541	10.66	.4029	.0814	147.7	.5944	.8997
#1	.0035	.0090	5.243	.0235	.7254	.3414	.0047	.2308	.7985
#2	.0047	.0103	5.177	.0226	.7203	.3414	-.0014	.2323	.7907
#3	.0067	-.0018	5.085	.0191	.7205	.3409	.0032	.2296	.7843

Int. Std.	Y_2243	Y_3600	Y_3710
Units	Cts/S	Cts/S	Cts/S
Avg	**1823.9**	**71724.**	**2883.9**
Stddev	8.4	566.	12.0
%RSD	.46030	.78980	.41512
#1	1822.3	71540.	2897.2
#2	1832.9	71273.	2873.9
#3	1816.4	72360.	2880.6

Sample Name: L2046475-28,T,2 Acquired: 10/29/2020 23:13:41 Type: Unk
Method: Trace_4_E200.7_SW6010(v92) Mode: CONC Corr. Factor: 1.000000
User: BV Custom ID1: WG1427982 Custom ID2: Trace4 Custom ID3:
Comment:

Elem	Ag3280	Al3961	As1890	B_2089	Ba4554	Be3130	Bi2230	Ca3158	Cd2144	Co2286
Units	ppm	ppm	ppm	ppm	ppm	ppm	ppm	ppm	ppm	ppm
Avg	**-.0006**	**162.4**	**.0543**	**.0163**	**.8659**	**.0092**	**-8.318**	**25.83**	**-.0100**	**.1336**
Stddev	.0014	1.5	.0047	.0008	.0059	.0001	.150	.27	.0001	.0016
%RSD	230.8	.9096	8.682	4.768	.6862	1.305	1.808	1.063	1.018	1.182
#1	.0009	163.2	.0589	.0154	.8680	.0093	-8.423	26.07	-.0100	.1350
#2	-.0018	163.3	.0495	.0168	.8706	.0092	-8.385	25.89	-.0100	.1339
#3	-.0009	160.7	.0547	.0167	.8592	.0090	-8.146	25.53	-.0098	.1319

Elem	Cr2677	Cu3247	Fe2599	K_7664	Mg2790	Mn2576R	Mo2020	Na5895	Ni2316	Pb2203
Units	ppm	ppm	ppm	ppm	ppm	ppm	ppm	ppm	ppm	ppm
Avg	**.2329**	**.0907**	**322.2**	**9.945**	**46.83**	**2.827**	**.0075**	**.3871**	**.1737**	**.1403**
Stddev	.0022	.0011	3.5	.146	.51	.031	.0004	.0298	.0018	.0020
%RSD	.9340	1.258	1.086	1.464	1.087	1.110	5.209	7.699	1.052	1.395
#1	.2354	.0914	324.8	10.11	47.33	2.856	.0078	.4082	.1749	.1426
#2	.2321	.0913	323.6	9.854	46.84	2.832	.0071	.4001	.1747	.1393
#3	.2313	.0894	318.2	9.869	46.31	2.794	.0076	.3530	.1716	.1392

Elem	Sb2068	Se1960	Si2124	Sn1899	Sr4215	Ti3349A	Tl1908	V_2924	Zn2062
Units	ppm	ppm	ppm	ppm	ppm	ppm	ppm	ppm	ppm
Avg	**.0121**	**.0062**	**4.240**	**.0067**	**.5045**	**.6638**	**.0047**	**.3543**	**.5800**
Stddev	.0014	.0023	.073	.0016	.0051	.0063	.0023	.0052	.0070
%RSD	11.18	36.26	1.726	23.37	1.008	.9433	50.02	1.482	1.199
#1	.0110	.0071	4.306	.0061	.5100	.6708	.0072	.3601	.5857
#2	.0137	.0037	4.253	.0084	.5038	.6618	.0041	.3529	.5820
#3	.0117	.0079	4.161	.0054	.4999	.6588	.0027	.3499	.5722

Int. Std.	Y_2243	Y_3600	Y_3710
Units	Cts/S	Cts/S	Cts/S
Avg	**1830.1**	**70998.**	**2880.2**
Stddev	5.1	473.	14.4
%RSD	.27915	.66602	.49924
#1	1835.3	70652.	2867.2
#2	1825.1	71536.	2877.8
#3	1830.0	70804.	2895.7

Sample Name: L2046475-29,T,2 Acquired: 10/29/2020 23:17:59 Type: Unk
Method: Trace_4_E200.7_SW6010(v92) Mode: CONC Corr. Factor: 1.000000
User: BV Custom ID1: WG1427982 Custom ID2: Trace4 Custom ID3:
Comment:

Elem	Ag3280	Al3961	As1890	B_2089	Ba4554	Be3130	Bi2230	Ca3158	Cd2144	Co2286
Units	ppm	ppm	ppm	ppm	ppm	ppm	ppm	ppm	ppm	ppm
Avg	**-.0021**	**173.0**	**.0690**	**.0174**	**1.483**	**.0102**	**-10.53**	**20.38**	**-.0097**	**.2450**
Stddev	.0006	.3	.0076	.0016	.003	.0001	.27	.11	.0001	.0013
%RSD	28.96	.1943	10.99	9.423	.1774	.6214	2.531	.5552	1.110	.5499
#1	-.0018	172.6	.0769	.0191	1.480	.0102	-10.25	20.27	-.0096	.2463
#2	-.0018	173.3	.0618	.0171	1.483	.0103	-10.56	20.38	-.0098	.2452
#3	-.0029	173.0	.0682	.0159	1.485	.0102	-10.78	20.50	-.0098	.2436

Elem	Cr2677	Cu3247	Fe2599	K_7664	Mg2790	Mn2576R	Mo2020	Na5895	Ni2316	Pb2203
Units	ppm	ppm	ppm	ppm	ppm	ppm	ppm	ppm	ppm	ppm
Avg	**.2538**	**.1614**	**404.6**	**11.61**	**54.81**	**9.028**	**.0094**	**.5616**	**.2880**	**.2074**
Stddev	.0024	.0022	.8	.07	.35	.028	.0003	.0121	.0015	.0032
%RSD	.9470	1.381	.1970	.5813	.6341	.3122	2.699	2.154	.5196	1.528
#1	.2529	.1617	403.9	11.54	54.54	8.997	.0097	.5670	.2890	.2104
#2	.2565	.1635	405.4	11.68	55.20	9.033	.0092	.5478	.2886	.2076
#3	.2519	.1591	404.3	11.60	54.69	9.053	.0093	.5701	.2863	.2041

Elem	Sb2068	Se1960	Si2124	Sn1899	Sr4215	Ti3349A	Tl1908	V_2924	Zn2062
Units	ppm	ppm	ppm	ppm	ppm	ppm	ppm	ppm	ppm
Avg	**.0201**	**.0024**	**4.020**	**.0082**	**.7014**	**.7727**	**-.0034**	**.3988**	**.6697**
Stddev	.0024	.0084	.037	.0003	.0018	.0080	.0027	.0055	.0033
%RSD	11.86	349.1	.9225	4.108	.2634	1.039	78.55	1.384	.4869
#1	.0184	.0062	4.061	.0078	.6993	.7733	-.0012	.3983	.6728
#2	.0190	-.0072	4.012	.0084	.7021	.7805	-.0027	.4045	.6700
#3	.0228	.0082	3.988	.0084	.7028	.7645	-.0064	.3935	.6663

Int. Std.	Y_2243	Y_3600	Y_3710
Units	Cts/S	Cts/S	Cts/S
Avg	**2030.9**	**79225.**	**3217.2**
Stddev	8.9	717.	8.3
%RSD	.43635	.90440	.25848
#1	2037.7	78903.	3210.1
#2	2034.1	78725.	3215.1
#3	2020.9	80046.	3226.4

Sample Name: CCV Acquired: 10/29/2020 23:35:06 Type: QC
Method: Trace_4_E200.7_SW6010(v92) Mode: CONC Corr. Factor: 1.000000
User: BV Custom ID1: WG1427982 Custom ID2: Trace4 Custom ID3:
Comment:

Elem	Ag3280	Al3961	As1890	B_2089	Ba4554	Be3130	Bi2230	Ca3158	Cd2144	Co2286
Units	ppm	ppm	ppm	ppm	ppm	ppm	ppm	ppm	ppm	ppm
Avg	**.4865**	**.4584**	**.5036**	**.4865**	**.4675**	**.4832**	**.1364**	**.5037**	**.4816**	**.4792**
Stddev	.0012	.0237	.0030	.0007	.0014	.0052	.3558	.0120	.0016	.0018
%RSD	.2568	5.173	.5947	.1535	.3100	1.071	260.9	2.377	.3392	.3716
#1	.4857	.4391	.5062	.4861	.4691	.4890	-.0177	.5007	.4827	.4804
#2	.4880	.4513	.5003	.4860	.4669	.4792	-.1164	.5169	.4797	.4772
#3	.4860	.4849	.5041	.4873	.4664	.4813	.5432	.4935	.4824	.4801
Check ?	Chk Pass	Chk Pass	Chk Pass	Chk Pass	Chk Pass	Chk Pass	None	Chk Pass	Chk Pass	Chk Pass
High Limit										
Low Limit										

Elem	Cr2677	Cu3247	Fe2599	K_7664	Mg2790	Mn2576R	Mo2020	Na5895	Ni2316	Pb2203
Units	ppm	ppm	ppm	ppm	ppm	ppm	ppm	ppm	ppm	ppm
Avg	**.4791**	**.4806**	**.5094**	**4.986**	**.5148**	**.4605**	**.4847**	**10.01**	**.4759**	**.4762**
Stddev	.0011	.0012	.0117	.059	.0047	.0044	.0017	.12	.0029	.0030
%RSD	.2243	.2487	2.300	1.176	.9136	.9619	.3419	1.151	.6016	.6284
#1	.4779	.4792	.5198	5.015	.5175	.4656	.4844	10.12	.4754	.4729
#2	.4798	.4810	.4967	4.919	.5094	.4574	.4832	9.892	.4733	.4771
#3	.4797	.4815	.5116	5.025	.5175	.4585	.4865	10.02	.4790	.4787
Check ?	Chk Pass	Chk Pass	Chk Pass	Chk Pass	Chk Pass	Chk Pass	Chk Pass	Chk Pass	Chk Pass	Chk Pass
High Limit										
Low Limit										

Elem	Sb2068	Se1960	Si2124	Sn1899	Sr4215	Ti3349A	Tl1908	V_2924	Zn2062
Units	ppm	ppm	ppm	ppm	ppm	ppm	ppm	ppm	ppm
Avg	**.5022**	**.4884**	**5.094**	**.4927**	**.4782**	**.4815**	**.4728**	**.4689**	**.4983**
Stddev	.0032	.0024	.012	.0053	.0043	.0007	.0042	.0020	.0014
%RSD	.6339	.4966	.2280	1.083	.8975	.1434	.8821	.4209	.2821
#1	.5015	.4864	5.094	.4941	.4830	.4807	.4770	.4667	.4994
#2	.4993	.4911	5.082	.4868	.4749	.4818	.4727	.4693	.4968
#3	.5056	.4876	5.105	.4972	.4767	.4820	.4687	.4706	.4988
Check ?	Chk Pass	Chk Pass	Chk Pass	Chk Pass	Chk Pass	Chk Pass	Chk Pass	Chk Pass	Chk Pass
High Limit									
Low Limit									

Int. Std.	Y_2243	Y_3600	Y_3710
Units	Cts/S	Cts/S	Cts/S
Avg	**1727.5**	**69480.**	**2653.4**
Stddev	4.4	131.	26.2
%RSD	.25210	.18846	.98745
#1	1722.9	69619.	2624.3
#2	1731.6	69461.	2675.0
#3	1727.9	69359.	2660.9

Sample Name: CCB Acquired: 10/29/2020 23:39:23 Type: QC
Method: Trace_4_E200.7_SW6010(v92) Mode: CONC Corr. Factor: 1.000000
User: BV Custom ID1: WG1427982 Custom ID2: Trace4 Custom ID3:
Comment:

Elem	Ag3280	Al3961	As1890	B_2089	Ba4554	Be3130	Bi2230	Ca3158	Cd2144	Co2286
Units	ppm	ppm	ppm	ppm	ppm	ppm	ppm	ppm	ppm	ppm
Avg	**.0007**	**-.0223**	F **.0097**	**.0005**	**.0001**	**.0003**	**.0568**	**.0278**	**.0003**	**-.0001**
Stddev	.0004	.0224	.0042	.0012	.0011	.0000	.3171	.0098	.0001	.0002
%RSD	51.78	100.7	42.99	236.7	1361.	5.123	558.0	35.41	39.17	415.4
#1	.0011	-.0480	.0144	.0020	.0003	.0003	.3922	.0230	.0004	.0002
#2	.0005	-.0123	.0064	-.0002	.0010	.0003	.0165	.0391	.0004	-.0002
#3	.0005	-.0066	.0084	-.0002	-.0011	.0003	-.2382	.0213	.0002	-.0002
Check ?	Chk Pass	Chk Pass	Chk Fail	Chk Pass	Chk Pass	Chk Pass	None	Chk Pass	Chk Pass	Chk Pass
High Limit			.0050							
Low Limit			-.0100							

Elem	Cr2677	Cu3247	Fe2599	K_7664	Mg2790	Mn2576R	Mo2020	Na5895	Ni2316	Pb2203
Units	ppm	ppm	ppm	ppm	ppm	ppm	ppm	ppm	ppm	ppm
Avg	**.0009**	**.0001**	**.0147**	**-.1299**	**.0097**	**.0000**	**.0011**	**-.1522**	**.0001**	**-.0001**
Stddev	.0005	.0008	.0117	.0760	.0054	.0003	.0006	.0406	.0003	.0038
%RSD	50.65	547.8	79.42	58.51	56.08	1325.	52.84	26.65	244.1	2610.
#1	.0004	.0006	.0169	-.0474	.0129	-.0004	.0018	-.1056	.0004	.0041
#2	.0011	.0006	.0021	-.1450	.0127	.0002	.0008	-.1797	.0003	-.0014
#3	.0013	-.0008	.0251	-.1971	.0034	.0002	.0008	-.1713	-.0002	-.0031
Check ?	Chk Pass	Chk Pass	Chk Pass	Chk Pass	Chk Pass	Chk Pass	Chk Pass	Chk Pass	Chk Pass	Chk Pass
High Limit										
Low Limit										

Elem	Sb2068	Se1960	Si2124	Sn1899	Sr4215	Ti3349A	Tl1908	V_2924	Zn2062
Units	ppm	ppm	ppm	ppm	ppm	ppm	ppm	ppm	ppm
Avg	**.0058**	**-.0051**	**.0018**	**-.0005**	**.0011**	**.0014**	**.0003**	**.0002**	**-.0006**
Stddev	.0043	.0028	.0011	.0027	.0002	.0004	.0033	.0002	.0002
%RSD	74.04	55.29	61.13	550.5	17.04	26.66	1114.	122.8	26.49
#1	.0102	-.0083	.0023	-.0032	.0011	.0012	-.0027	-.0000	-.0004
#2	.0016	-.0041	.0025	-.0005	.0013	.0012	-.0003	.0004	-.0006
#3	.0055	-.0029	.0005	.0022	.0009	.0019	.0039	.0002	-.0007
Check ?	Chk Pass	Chk Pass	Chk Pass	Chk Pass	Chk Pass	Chk Pass	Chk Pass	Chk Pass	Chk Pass
High Limit									
Low Limit									

Int. Std.	Y_2243	Y_3600	Y_3710
Units	Cts/S	Cts/S	Cts/S
Avg	**1743.0**	**70485.**	**2701.1**
Stddev	13.1	270.	4.1
%RSD	.74983	.38283	.15265
#1	1732.0	70242.	2699.5
#2	1757.4	70776.	2697.9
#3	1739.5	70438.	2705.7

Sample Name: 0.005 Acquired: 10/29/2020 23:49:48 Type: QC
Method: Trace_4_E200.7_SW6010(v92) Mode: CONC Corr. Factor: 1.000000
User: BV Custom ID1: WG1427982 Custom ID2: Trace4 Custom ID3:
Comment:

Elem	Ag3280	Al3961	As1890	B_2089	Ba4554	Be3130	Bi2230	Ca3158	Cd2144	Co2286
Units	ppm	ppm	ppm	ppm	ppm	ppm	ppm	ppm	ppm	ppm
Avg	**.0047**	**-.0349**	F **.0138**	**.0046**	**.0044**	**.0048**	**-.2260**	**.0383**	**.0049**	**.0051**
Stddev	.0001	.0274	.0010	.0012	.0009	.0000	.1561	.0105	.0001	.0003
%RSD	1.607	78.47	7.491	26.71	19.36	1.017	69.06	27.55	1.370	6.020
#1	.0048	-.0080	.0126	.0032	.0034	.0048	-.2167	.0448	.0049	.0050
#2	.0047	-.0628	.0140	.0054	.0048	.0047	-.3866	.0439	.0050	.0054
#3	.0047	-.0340	.0147	.0051	.0049	.0048	-.0748	.0261	.0049	.0048
Check ?	Chk Pass	None	Chk Fail	None	None	Chk Pass	None	None	Chk Pass	None
High Limit			.0066							
Low Limit			.0034							

Elem	Cr2677	Cu3247	Fe2599	K_7664	Mg2790	Mn2576R	Mo2020	Na5895	Ni2316	Pb2203
Units	ppm	ppm	ppm	ppm	ppm	ppm	ppm	ppm	ppm	ppm
Avg	**.0054**	**.0052**	**.0248**	**-.0489**	**.0103**	**.0054**	**.0048**	**-.1617**	**.0044**	**.0048**
Stddev	.0002	.0003	.0066	.0221	.0030	.0006	.0004	.0199	.0003	.0013
%RSD	3.580	5.401	26.75	45.22	29.46	11.53	8.080	12.28	6.676	27.29
#1	.0052	.0056	.0309	-.0681	.0135	.0059	.0049	-.1438	.0046	.0037
#2	.0056	.0050	.0257	-.0247	.0099	.0056	.0052	-.1583	.0046	.0044
#3	.0053	.0051	.0178	-.0540	.0074	.0047	.0044	-.1831	.0041	.0062
Check ?	None	None	None	None	None	None	None	None	None	None
High Limit										
Low Limit										

Elem	Sb2068	Se1960	Si2124	Sn1899	Sr4215	Ti3349A	Tl1908	V_2924	Zn2062
Units	ppm	ppm	ppm	ppm	ppm	ppm	ppm	ppm	ppm
Avg	**.0043**	**-.0023**	**.0040**	**.0032**	**.0050**	**.0048**	**.0046**	**.0053**	**.0052**
Stddev	.0023	.0073	.0027	.0019	.0009	.0011	.0032	.0015	.0002
%RSD	53.86	316.1	66.99	58.47	16.99	22.40	68.81	27.28	3.819
#1	.0017	-.0054	.0034	.0039	.0048	.0035	.0042	.0038	.0052
#2	.0060	.0060	.0017	.0047	.0043	.0054	.0079	.0067	.0050
#3	.0053	-.0076	.0069	.0011	.0060	.0054	.0016	.0056	.0054
Check ?	None	None	None	None	None	None	None	None	None
High Limit									
Low Limit									

Int. Std.	Y_2243	Y_3600	Y_3710
Units	Cts/S	Cts/S	Cts/S
Avg	**1741.0**	**69750.**	**2681.7**
Stddev	3.2	638.	26.5
%RSD	.18437	.91522	.98795
#1	1742.3	70172.	2653.8
#2	1737.3	69016.	2706.6
#3	1743.3	70062.	2684.6

Sample Name: 0.01 Acquired: 10/29/2020 23:54:14 Type: QC
Method: Trace_4_E200.7_SW6010(v92) Mode: CONC Corr. Factor: 1.000000
User: BV Custom ID1: WG1427982 Custom ID2: Trace4 Custom ID3:
Comment:

Elem	Ag3280	Al3961	As1890	B_2089	Ba4554	Be3130	Bi2230	Ca3158	Cd2144	Co2286
Units	ppm	ppm	ppm	ppm	ppm	ppm	ppm	ppm	ppm	ppm
Avg	**.0090**	**-.0081**	**.0154**	**.0106**	**.0092**	**.0096**	F **-.2180**	**.0313**	**.0100**	**.0100**
Stddev	.0009	.0236	.0048	.0006	.0008	.0001	.1343	.0213	.0000	.0002
%RSD	10.42	291.7	31.32	5.232	8.199	1.277	61.60	68.04	.2310	2.257
#1	.0089	-.0136	.0208	.0112	.0094	.0095	-.2066	.0195	.0100	.0097
#2	.0100	.0178	.0138	.0104	.0084	.0097	-.3577	.0558	.0100	.0099
#3	.0082	-.0284	.0116	.0102	.0098	.0096	-.0898	.0185	.0100	.0102
Check ?	None	None	None	Chk Pass	Chk Pass	None	Chk Fail	None	None	Chk Pass
Value							.0131			
Range							.0070			

Elem	Cr2677	Cu3247	Fe2599	K_7664	Mg2790	Mn2576R	Mo2020	Na5895	Ni2316	Pb2203
Units	ppm	ppm	ppm	ppm	ppm	ppm	ppm	ppm	ppm	ppm
Avg	**.0103**	**.0100**	**.0123**	**-.1048**	**.0162**	**.0096**	**.0098**	**-.1664**	**.0098**	**.0109**
Stddev	.0008	.0006	.0097	.0332	.0002	.0004	.0005	.0189	.0004	.0012
%RSD	7.322	6.353	78.83	31.71	1.056	3.816	5.318	11.35	3.978	11.11
#1	.0096	.0097	.0190	-.1046	.0163	.0093	.0095	-.1787	.0102	.0102
#2	.0103	.0107	.0169	-.0716	.0162	.0100	.0095	-.1447	.0095	.0123
#3	.0111	.0096	.0012	-.1381	.0160	.0095	.0104	-.1759	.0096	.0101
Check ?	Chk Pass	Chk Pass	None	None	None	Chk Pass	Chk Pass	None	Chk Pass	Chk Pass
Value										
Range										

Elem	Sb2068	Se1960	Si2124	Sn1899	Sr4215	Ti3349A	Tl1908	V_2924	Zn2062
Units	ppm	ppm	ppm	ppm	ppm	ppm	ppm	ppm	ppm
Avg	**.0069**	W **.0078**	**.0038**	W **.0071**	**.0102**	**.0103**	**.0080**	**.0093**	**.0098**
Stddev	.0023	.0014	.0015	.0014	.0004	.0007	.0018	.0011	.0001
%RSD	32.76	18.45	40.02	19.87	4.294	6.979	22.20	11.49	.8545
#1	.0067	.0064	.0021	.0056	.0107	.0103	.0072	.0091	.0098
#2	.0093	.0077	.0051	.0074	.0102	.0096	.0069	.0105	.0097
#3	.0048	.0093	.0043	.0084	.0098	.0111	.0101	.0084	.0098
Check ?	None	Chk Warn	None	Chk Warn	Chk Pass	Chk Pass	Chk Pass	Chk Pass	None
Value		.0121		.0121					
Range		.0080		.0080					

Int. Std.	Y_2243	Y_3600	Y_3710
Units	Cts/S	Cts/S	Cts/S
Avg	**1752.9**	**70539.**	**2701.2**
Stddev	3.1	388.	17.4
%RSD	.17866	.54985	.64246
#1	1756.3	70736.	2719.4
#2	1752.2	70092.	2684.9
#3	1750.2	70789.	2699.3

Sample Name: 0.05 Acquired: 10/29/2020 23:58:40 Type: QC
Method: Trace_4_E200.7_SW6010(v92) Mode: CONC Corr. Factor: 1.000000
User: BV Custom ID1: WG1427982 Custom ID2: Trace4 Custom ID3:
Comment:

Elem	Ag3280	Al3961	As1890	B_2089	Ba4554	Be3130	Bi2230	Ca3158	Cd2144	Co2286
Units	ppm	ppm	ppm	ppm	ppm	ppm	ppm	ppm	ppm	ppm
Avg	**.0498**	F **.0283**	**.0488**	**.0490**	**.0474**	**.0481**	**-.0163**	F **.0664**	**.0497**	**.0500**
Stddev	.0018	.0586	.0050	.0014	.0012	.0003	.2108	.0143	.0002	.0005
%RSD	3.592	207.0	10.22	2.920	2.621	.7136	1295.	21.49	.4118	1.041
#1	.0504	.0073	.0522	.0507	.0488	.0484	-.0789	.0500	.0495	.0500
#2	.0512	-.0169	.0431	.0483	.0463	.0479	-.1887	.0732	.0499	.0505
#3	.0478	.0945	.0510	.0481	.0472	.0478	.2188	.0761	.0497	.0495
Check ?	None	Chk Fail	None	None	None	None	None	Chk Fail	None	None
Value		.0652						.0652		
Range		.0348						.0348		

Elem	Cr2677	Cu3247	Fe2599	K_7664	Mg2790	Mn2576R	Mo2020	Na5895	Ni2316	Pb2203
Units	ppm	ppm	ppm	ppm	ppm	ppm	ppm	ppm	ppm	ppm
Avg	**.0528**	**.0502**	**.0572**	**2.393**	**.0522**	**.0479**	**.0490**	**1.929**	**.0513**	**.0525**
Stddev	.0001	.0006	.0048	.030	.0079	.0004	.0003	.043	.0004	.0027
%RSD	.2457	1.227	8.338	1.251	15.13	.8684	.6062	2.232	.7773	5.079
#1	.0529	.0508	.0610	2.424	.0439	.0476	.0491	1.974	.0510	.0509
#2	.0527	.0501	.0587	2.365	.0597	.0476	.0487	1.888	.0518	.0556
#3	.0528	.0496	.0518	2.390	.0529	.0484	.0493	1.924	.0512	.0510
Check ?	None	None	Chk Pass	Chk Pass	Chk Pass	None	None	Chk Pass	None	None
Value										
Range										

Elem	Sb2068	Se1960	Si2124	Sn1899	Sr4215	Ti3349A	Tl1908	V_2924	Zn2062
Units	ppm	ppm	ppm	ppm	ppm	ppm	ppm	ppm	ppm
Avg	**.0495**	**.0469**	**.5052**	**.0469**	**.0487**	**.0492**	**.0509**	**.0496**	**.0503**
Stddev	.0031	.0027	.0032	.0017	.0004	.0004	.0052	.0004	.0006
%RSD	6.360	5.841	.6378	3.566	.8805	.7503	10.28	.8180	1.134
#1	.0473	.0494	.5020	.0489	.0483	.0496	.0489	.0501	.0501
#2	.0481	.0473	.5084	.0460	.0491	.0491	.0568	.0494	.0510
#3	.0531	.0440	.5054	.0460	.0487	.0489	.0469	.0494	.0499
Check ?	Chk Pass	None	Chk Pass	None	None	None	None	Chk Pass	Chk Pass
Value									
Range									

Int. Std.	Y_2243	Y_3600	Y_3710
Units	Cts/S	Cts/S	Cts/S
Avg	**1742.3**	**69997.**	**2669.5**
Stddev	1.5	137.	16.9
%RSD	.08340	.19559	.63136
#1	1744.0	69891.	2650.8
#2	1741.3	70151.	2683.5
#3	1741.6	69947.	2674.3

Sample Name: ICSA Acquired: 10/30/2020 0:03:05 Type: QC
Method: Trace_4_E200.7_SW6010(v92) Mode: CONC Corr. Factor: 1.000000
User: BV Custom ID1: WG1427982 Custom ID2: Trace4 Custom ID3:
Comment:

Elem	Ag3280	Al3961	As1890	B_2089	Ba4554	Be3130	Bi2230	Ca3158	Cd2144	Co2286
Units	ppm	ppm	ppm	ppm	ppm	ppm	ppm	ppm	ppm	ppm
Avg	**.0012**	**238.8**	**.0040**	**.0108**	**-.0002**	**-.0001**	**-2.703**	**250.1**	**-.0028**	**.0006**
Stddev	.0008	.6	.0089	.0014	.0002	.0000	.354	.4	.0001	.0003
%RSD	68.60	.2577	221.3	13.01	108.4	30.50	13.11	.1672	2.355	51.04
#1	.0012	239.4	.0135	.0101	.0000	-.0001	-2.766	249.7	-.0027	.0006
#2	.0020	238.6	.0029	.0100	-.0004	-.0001	-2.321	250.2	-.0027	.0003
#3	.0004	238.2	-.0043	.0125	-.0003	-.0000	-3.021	250.5	-.0028	.0009
Check ?	Chk Pass	Chk Pass	Chk Pass	Chk Pass	Chk Pass	Chk Pass	None	Chk Pass	Chk Pass	Chk Pass
High Limit										
Low Limit										

Elem	Cr2677	Cu3247	Fe2599	K_7664	Mg2790	Mn2576R	Mo2020	Na5895	Ni2316	Pb2203
Units	ppm	ppm	ppm	ppm	ppm	ppm	ppm	ppm	ppm	ppm
Avg	**.0034**	**.0022**	**95.70**	**-.1393**	**255.4**	**-.0020**	**-.0001**	**-.0422**	**-.0002**	**-.0022**
Stddev	.0005	.0007	.28	.1487	2.3	.0016	.0007	.0251	.0004	.0064
%RSD	15.45	29.97	.2925	106.8	.8844	81.44	739.7	59.56	143.9	290.0
#1	.0040	.0018	95.64	-.1558	253.4	-.0023	.0005	-.0663	.0001	-.0028
#2	.0032	.0018	96.01	-.2790	254.9	-.0002	.0000	-.0161	-.0006	-.0083
#3	.0030	.0029	95.46	.0170	257.8	-.0034	-.0008	-.0442	-.0002	.0045
Check ?	Chk Pass	Chk Pass	Chk Pass	Chk Pass	Chk Pass	Chk Pass	Chk Pass	Chk Pass	Chk Pass	Chk Pass
High Limit										
Low Limit										

Elem	Sb2068	Se1960	Si2124	Sn1899	Sr4215	Ti3349A	Tl1908	V_2924	Zn2062
Units	ppm	ppm	ppm	ppm	ppm	ppm	ppm	ppm	ppm
Avg	**-.0061**	**.0078**	**.0096**	**.0009**	F **.0129**	**.0052**	**.0014**	**.0044**	**.0029**
Stddev	.0023	.0117	.0020	.0006	.0004	.0004	.0016	.0002	.0000
%RSD	37.86	149.1	20.29	68.16	3.491	8.331	119.3	5.134	.8047
#1	-.0072	.0212	.0093	.0016	.0125	.0050	.0001	.0047	.0028
#2	-.0076	.0023	.0079	.0003	.0134	.0050	.0032	.0044	.0029
#3	-.0034	-.0001	.0117	.0009	.0127	.0058	.0008	.0042	.0029
Check ?	Chk Pass	Chk Pass	Chk Pass	Chk Pass	Chk Fail	Chk Pass	Chk Pass	Chk Pass	Chk Pass
High Limit					.0100				
Low Limit					-.0200				

Int. Std.	Y_2243	Y_3600	Y_3710
Units	Cts/S	Cts/S	Cts/S
Avg	**1595.8**	**62723.**	**2527.1**
Stddev	4.0	613.	7.7
%RSD	.24943	.97678	.30520
#1	1599.1	62156.	2535.4
#2	1591.4	63373.	2520.2
#3	1596.9	62641.	2525.8

Sample Name: IPC Acquired: 10/30/2020 0:07:39 Type: QC
Method: Trace_4_E200.7_SW6010(v92) Mode: CONC Corr. Factor: 1.000000
User: BV Custom ID1: WG1427982 Custom ID2: Trace4 Custom ID3:
Comment:

Elem	Ag3280	Al3961	As1890	B_2089	Ba4554	Be3130	Bi2230	Ca3158	Cd2144	Co2286
Units	ppm	ppm	ppm	ppm	ppm	ppm	ppm	ppm	ppm	ppm
Avg	**.0020**	F **.1191**	**-.0010**	**-.0002**	**.0005**	**-.0009**	**.9108**	F **.1486**	**-.0002**	**-.0002**
Stddev	.0006	.0228	.0048	.0014	.0010	.0000	.1807	.0083	.0001	.0003
%RSD	29.71	19.12	485.3	760.2	196.4	1.933	19.84	5.579	38.19	124.3
#1	.0022	.1252	.0041	.0008	.0016	-.0009	1.007	.1401	-.0002	-.0001
#2	.0013	.0939	-.0016	-.0019	-.0004	-.0009	1.023	.1567	-.0003	-.0005
#3	.0024	.1382	-.0054	.0005	.0003	-.0009	.7023	.1491	-.0002	-.0000
Check ?	Chk Pass	Chk Fail	Chk Pass	Chk Pass	Chk Pass	Chk Pass	None	Chk Fail	Chk Pass	Chk Pass
High Limit		.1000						.1000		
Low Limit		-.2000						-.2000		

Elem	Cr2677	Cu3247	Fe2599	K_7664	Mg2790	Mn2576R	Mo2020	Na5895	Ni2316	Pb2203
Units	ppm	ppm	ppm	ppm	ppm	ppm	ppm	ppm	ppm	ppm
Avg	**10.56**	**-.0021**	F **.0907**	**-.0447**	F **.1099**	**9.819**	**.0006**	**-.1513**	**.0012**	**-.0011**
Stddev	.03	.0007	.0059	.1113	.0039	.094	.0003	.0039	.0005	.0023
%RSD	.2703	32.82	6.469	248.8	3.593	.9560	42.83	2.599	39.09	208.2
#1	10.56	-.0020	.0974	-.0095	.1144	9.741	.0008	-.1486	.0017	-.0019
#2	10.59	-.0029	.0874	-.1693	.1071	9.923	.0006	-.1558	.0010	-.0030
#3	10.53	-.0015	.0872	.0447	.1081	9.794	.0003	-.1494	.0008	.0015
Check ?	Chk Pass	Chk Pass	Chk Fail	Chk Pass	Chk Fail	Chk Pass	Chk Pass	Chk Pass	Chk Pass	Chk Pass
High Limit			.0500		.1000					
Low Limit			-.1000		-.2000					

Elem	Sb2068	Se1960	Si2124	Sn1899	Sr4215	Ti3349A	Tl1908	V_2924	Zn2062
Units	ppm	ppm	ppm	ppm	ppm	ppm	ppm	ppm	ppm
Avg	**-.0400**	**.0021**	**.0044**	**-.0001**	**.0001**	**.0033**	**.0007**	**10.35**	**.0001**
Stddev	.0026	.0113	.0006	.0018	.0002	.0005	.0019	.03	.0002
%RSD	6.528	539.6	13.25	1596.	299.2	14.87	288.4	.3315	130.4
#1	-.0401	.0104	.0045	-.0012	.0003	.0033	-.0013	10.31	.0001
#2	-.0373	-.0108	.0050	-.0011	-.0002	.0038	.0007	10.38	-.0000
#3	-.0426	.0066	.0038	.0019	.0002	.0028	.0026	10.36	.0003
Check ?	Chk Pass	Chk Pass	Chk Pass	Chk Pass	Chk Pass	Chk Pass	Chk Pass	Chk Pass	Chk Pass
High Limit									
Low Limit									

Int. Std.	Y_2243	Y_3600	Y_3710
Units	Cts/S	Cts/S	Cts/S
Avg	**1739.9**	**70227.**	**2672.1**
Stddev	5.2	184.	24.5
%RSD	.30149	.26210	.91529
#1	1745.1	70220.	2687.4
#2	1739.8	70046.	2643.9
#3	1734.6	70414.	2684.9

Sample Name: CCV Acquired: 10/30/2020 0:12:03 Type: QC
Method: Trace_4_E200.7_SW6010(v92) Mode: CONC Corr. Factor: 1.000000
User: BV Custom ID1: WG1427982 Custom ID2: Trace4 Custom ID3:
Comment:

Elem	Ag3280	Al3961	As1890	B_2089	Ba4554	Be3130	Bi2230	Ca3158	Cd2144	Co2286
Units	ppm	ppm	ppm	ppm	ppm	ppm	ppm	ppm	ppm	ppm
Avg	**.4847**	**.4829**	**.4947**	**.4866**	**.4880**	**.4953**	**.5941**	**.5477**	**.4757**	**.4740**
Stddev	.0029	.0319	.0032	.0047	.0166	.0159	.3544	.0047	.0028	.0033
%RSD	.6074	6.610	.6501	.9751	3.393	3.219	59.65	.8653	.5822	.6963
#1	.4834	.5173	.4949	.4812	.5066	.5116	.4445	.5523	.4730	.4703
#2	.4881	.4772	.4978	.4883	.4825	.4944	.3391	.5428	.4755	.4754
#3	.4827	.4542	.4914	.4902	.4749	.4798	.9988	.5479	.4785	.4764
Check ?	Chk Pass	Chk Pass	Chk Pass	Chk Pass	Chk Pass	Chk Pass	None	Chk Pass	Chk Pass	Chk Pass
High Limit										
Low Limit										

Elem	Cr2677	Cu3247	Fe2599	K_7664	Mg2790	Mn2576R	Mo2020	Na5895	Ni2316	Pb2203
Units	ppm	ppm	ppm	ppm	ppm	ppm	ppm	ppm	ppm	ppm
Avg	**.4817**	**.4857**	**.5157**	**5.169**	F **.5587**	**.4736**	**.4785**	**10.28**	**.4750**	**.4734**
Stddev	.0035	.0027	.0131	.328	.0110	.0182	.0032	.43	.0036	.0045
%RSD	.7235	.5622	2.538	6.352	1.964	3.843	.6630	4.157	.7609	.9463
#1	.4799	.4888	.5309	5.548	.5680	.4943	.4751	10.77	.4712	.4683
#2	.4858	.4836	.5082	5.000	.5616	.4665	.4792	10.06	.4756	.4751
#3	.4796	.4848	.5081	4.961	.5466	.4601	.4813	10.01	.4783	.4768
Check ?	Chk Pass	Chk Pass	Chk Pass	Chk Pass	Chk Fail	Chk Pass	Chk Pass	Chk Pass	Chk Pass	Chk Pass
High Limit					.5524					
Low Limit					.4476					

Elem	Sb2068	Se1960	Si2124	Sn1899	Sr4215	Ti3349A	Tl1908	V_2924	Zn2062
Units	ppm	ppm	ppm	ppm	ppm	ppm	ppm	ppm	ppm
Avg	**.4977**	**.4876**	**5.043**	**.4922**	**.4893**	**.4830**	**.4756**	**.4769**	**.4912**
Stddev	.0051	.0059	.028	.0033	.0181	.0010	.0028	.0025	.0019
%RSD	1.022	1.201	.5591	.6723	3.703	.2161	.5964	.5252	.3890
#1	.4925	.4823	5.014	.4900	.5101	.4840	.4724	.4792	.4894
#2	.4978	.4865	5.046	.4905	.4800	.4830	.4779	.4774	.4910
#3	.5027	.4939	5.070	.4960	.4777	.4819	.4765	.4742	.4932
Check ?	Chk Pass	Chk Pass	Chk Pass	Chk Pass	Chk Pass	Chk Pass	Chk Pass	Chk Pass	Chk Pass
High Limit									
Low Limit									

Int. Std.	Y_2243	Y_3600	Y_3710
Units	Cts/S	Cts/S	Cts/S
Avg	**1740.0**	**69258.**	**2586.3**
Stddev	7.6	381.	77.9
%RSD	.43397	.55071	3.0108
#1	1748.6	69245.	2498.7
#2	1736.8	69646.	2612.7
#3	1734.5	68884.	2647.6

Sample Name: CCB Acquired: 10/30/2020 0:16:21 Type: QC
Method: Trace_4_E200.7_SW6010(v92) Mode: CONC Corr. Factor: 1.000000
User: BV Custom ID1: WG1427982 Custom ID2: Trace4 Custom ID3:
Comment:

Elem	Ag3280	Al3961	As1890	B_2089	Ba4554	Be3130	Bi2230	Ca3158	Cd2144	Co2286
Units	ppm	ppm	ppm	ppm	ppm	ppm	ppm	ppm	ppm	ppm
Avg	**.0019**	**.0057**	**.0021**	**.0007**	**.0004**	**.0004**	**-.0697**	**.0177**	**.0002**	**.0001**
Stddev	.0008	.0276	.0059	.0006	.0010	.0001	.3766	.0172	.0001	.0002
%RSD	41.22	484.6	275.9	91.43	271.7	19.98	540.4	97.55	42.55	158.8
#1	.0017	-.0259	.0036	.0009	-.0006	.0003	-.2349	.0341	.0003	.0004
#2	.0027	.0181	.0071	.0011	.0003	.0004	.3613	.0192	.0002	-.0000
#3	.0012	.0249	-.0043	-.0000	.0015	.0004	-.3355	-.0003	.0001	.0001
Check ?	Chk Pass	Chk Pass	Chk Pass	Chk Pass	Chk Pass	Chk Pass	None	Chk Pass	Chk Pass	Chk Pass
High Limit										
Low Limit										

Elem	Cr2677	Cu3247	Fe2599	K_7664	Mg2790	Mn2576R	Mo2020	Na5895	Ni2316	Pb2203
Units	ppm	ppm	ppm	ppm	ppm	ppm	ppm	ppm	ppm	ppm
Avg	**.0009**	**.0005**	**.0072**	**.0058**	**.0168**	**.0012**	**.0016**	**-.1567**	**.0003**	**-.0025**
Stddev	.0002	.0009	.0130	.0911	.0024	.0009	.0005	.0248	.0003	.0022
%RSD	20.62	191.8	179.6	1581.	14.54	77.16	33.58	15.85	97.00	87.62
#1	.0008	-.0004	.0165	-.0855	.0164	.0005	.0020	-.1605	.0002	-.0000
#2	.0008	.0014	.0128	.0967	.0195	.0022	.0017	-.1795	.0000	-.0042
#3	.0011	.0004	-.0076	.0061	.0146	.0009	.0010	-.1302	.0005	-.0035
Check ?	Chk Pass	Chk Pass	Chk Pass	Chk Pass	Chk Pass	Chk Pass	Chk Pass	Chk Pass	Chk Pass	Chk Pass
High Limit										
Low Limit										

Elem	Sb2068	Se1960	Si2124	Sn1899	Sr4215	Ti3349A	Tl1908	V_2924	Zn2062
Units	ppm	ppm	ppm	ppm	ppm	ppm	ppm	ppm	ppm
Avg	**.0086**	**-.0015**	**.0014**	**.0001**	**.0005**	**.0009**	**.0033**	**.0000**	**-.0003**
Stddev	.0012	.0053	.0044	.0006	.0000	.0005	.0020	.0008	.0002
%RSD	13.98	366.2	302.8	495.6	9.001	52.77	58.85	1637.	76.49
#1	.0095	-.0045	.0024	.0007	.0004	.0014	.0051	.0008	-.0001
#2	.0072	.0047	-.0033	.0001	.0005	.0005	.0036	-.0008	-.0005
#3	.0090	-.0046	.0053	-.0005	.0005	.0009	.0012	.0002	-.0003
Check ?	Chk Pass	Chk Pass	Chk Pass	Chk Pass	Chk Pass	Chk Pass	Chk Pass	Chk Pass	Chk Pass
High Limit									
Low Limit									

Int. Std.	Y_2243	Y_3600	Y_3710
Units	Cts/S	Cts/S	Cts/S
Avg	**1750.9**	**69883.**	**2637.3**
Stddev	4.2	1015.	61.8
%RSD	.24181	1.4518	2.3447
#1	1753.1	68880.	2689.3
#2	1753.6	69861.	2653.8
#3	1746.0	70909.	2568.9

QC True Values: Trace 4,5,6,7

	Element	True Value (mg/L)
ICV/CCV	All	0.50
	K	5.00
	Na	10.00
	Si	5.25
ICSA	Al	250
	Ca	250
	Fe	100
	Mg	250
ICSB	Al	9.00
	Sb	1.00
	As	1.00
	Ba	0.30
	Be	0.10
	Bi	1.00
	B	0.50
	Cd	0.30
	Ca	45.00
	Cr	0.30
	Co	0.30
	Cu	0.30
	Fe	37.50
	Pb	1.00
	Mg	22.50
	Mn	0.20
	Mo	0.30
	Ni	0.30
	K	20.00
	Se	0.50
	Si	1.23
	Ag	0.30
	Na	7.50
	Sr	1.00
	Tl	1.00
	Sn	1.00
	Ti	1.00
	V	0.30
	Zn	0.30

	Element	True Value (mg/L)
CRI	Al	0.40
	Sb	0.10
	As	0.02
	Ba	0.04
	Be	0.01
	Bi	0.02
	B	0.10
	Cd	0.01
	Ca	0.40
	Cr	0.02
	Co	0.10
	Cu	0.05
	Fe	0.20
	Pb	0.05
	Mg	0.40
	Mn	0.03
	Mo	0.10
	Ni	0.08
	K	5.00
	Se	0.02
	Si	1.00
	Ag	0.02
	Na	5.00
	Sr	0.02
	Tl	0.02
	Sn	0.02
	Ti	0.02
	V	0.10
	Zn	0.04

LCS & MS Spike Concentrations

Element	Liquid concentrations (mg/L)	Soil concentrations (mg/kg)
Al	2.00	100
Sb	0.50	25.0
As	0.12	6.0
Ba	2.00	100
Be	0.05	2.5
Bi	1.00	50.0
B	1.00	50.0
Cd	0.05	2.55
Ca	10.00	500
Cr	0.20	10.0
Co	0.50	25.0
Cu	0.25	12.5
Fe	1.00	50.0
Pb	0.51	25.5
Mg	10.00	500
Mn	0.50	25.0
Mo	1.00	50.0
Ni	0.50	25.0
K	10.00	500
Se	0.12	6.0
Si	1.00	50.0
Ag	0.05	2.5
Na	10.00	500
Sr	1.00	50.0
Tl	0.12	6.0
Sn	1.00	50.0
Ti	1.00	50.0
V	0.50	25.0
Zn	0.50	25.0

LCS and MS Spike Concentrations—As of 08/09/2011

Element	Liquid Concentration(mg/L)	Soil Concentration (mg/kg)
Al	2.00	160
Sb	0.50	40
As	0.12	9.6
Ba	2.00	160
Be	0.05	4.0
Bi	1.00	80
B	1.00	80
Cd	0.051	4.08
Ca	10.0	800
Cr	0.20	16
Co	0.50	40
Cu	0.25	20
Fe	1.00	80
Pb	0.51	40.8
Mg	10.0	800
Mn	0.50	40
Mo	1.00	80
Ni	0.50	40
K	10.0	800
Se	0.12	9.6
Si	1.00	80
Ag	0.05	24
Na	10.0	800
Sr	1.00	80
Tl	0.12	9.6
Sn	1.00	80
Ti	1.00	80
V	0.50	40
Zn	0.50	40

Revised 8/9/11 Soil spike is based on (2x water spike)x(50/1.25), where 50 is the final volume of soil digestate and 1.25 is the nominal digestion weight of 1.25g, except in the case of Ag, where additional Ag is added to the spike.

▪ Certificate of Analysis ▪

Product: Metals in Soil
Catalog Number: 540
Lot No. D102-540
Certificate Issue Date: June 22, 2018
Expiration Date: January 31, 2022
Revision Number: Original

Product use instructions are included as part of the certification packet and are paginated separately from this Certificate of Analysis. Please reference the product use instructions for catalog #540 revision 030512.

CERTIFICATION

Parameter	Certified Value[1]	Reference Value	Uncertainty[2]	QC Performance Acceptance Limits[3]	PT Performance Acceptance Limits[4]
	mg/kg	mg/kg	%	mg/kg	mg/kg
Aluminum	10100	8160	6.36	3960 - 12400	4080 - 12200
Antimony	120	60.9	9.42	0.822 - 121	12.0 - 166
Arsenic	144	135	5.08	112 - 158	94.6 - 176
Barium	469	443	6.77	366 - 521	332 - 554
Beryllium	207	197	5.86	164 - 229	148 - 246
Boron	213	174	12.6	127 - 221	105 - 244
Cadmium	224	204	6.65	169 - 240	153 - 256
Calcium	5190	4830	9.12	3950 - 5700	3510 - 6150
Chromium	138	132	8.56	109 - 155	92.2 - 171
Cobalt	182	179	7.93	151 - 207	134 - 224
Copper	191	184	6.72	155 - 213	138 - 230
Iron	15000	14400	10.7	8770 - 20000	5120 - 23600
Lead	225	216	7.72	178 - 254	159 - 274
Magnesium	2570	2340	6.13	1780 - 2900	1460 - 3230
Manganese	331	323	6.71	266 - 380	242 - 404
Mercury	16.8	13.2	16.0	8.64 - 17.7	7.89 - 18.5
Molybdenum	193	175	2.39	141 - 209	125 - 226
Nickel	163	152	5.95	126 - 178	106 - 197
Potassium	2420	2050	6.31	1440 - 2660	1210 - 2890
Selenium	81.9	74.9	4.13	59.3 - 90.5	47.0 - 103
Silver	57.6	53.9	9.00	43.0 - 64.8	37.8 - 70.0
Sodium	161	149	12.1	111 - 188	57.7 - 241
Strontium	100	96.2	4.04	78.1 - 114	69.0 - 123
Thallium	253	232	3.54	188 - 276	168 - 296

16341 Table Mountain Pkwy ▪ Golden, CO 80403 ▪ T: 800.372.0122 ▪ 303.431.8454 ▪ www.eraqc.com

Parameter	Certified Value[1]	Reference Value	Uncertainty[2]	QC Performance Acceptance Limits[3]	PT Performance Acceptance Limits[4]
	mg/kg	mg/kg	%	mg/kg	mg/kg
Tin	146	134	10.8	106 - 163	79.5 - 189
Titanium	449	340	7.20	70.2 - 609	44.9 - 711
Uranium	114	113	7.10	85.5 - 140	71.9 - 153
Vanadium	180	172	8.85	137 - 207	126 - 218
Zinc	217	211	6.58	171 - 250	147 - 274

ANALYTICAL VERIFICATION

Parameter	Certified Value[1]	Proficiency Testing Study			NIST Traceability	
		Mean	Recovery[5]	n	SRM Number	Recovery
	mg/kg	mg/kg	%			%
Aluminum	10100	8160	80.8	138	-	-
Antimony	120	60.9	50.8	135	-	-
Arsenic	144	135	93.8	184	-	-
Barium	469	443	94.5	158	-	-
Beryllium	207	197	95.0	148	-	-
Boron	213	174	81.8	107	-	-
Cadmium	224	204	91.3	199	-	-
Calcium	5190	4830	93.0	122	-	-
Chromium	138	132	95.5	172	-	-
Cobalt	182	179	98.4	140	-	-
Copper	191	184	96.3	183	-	-
Iron	15000	14400	95.6	133	-	-
Lead	225	216	96.2	204	-	-
Magnesium	2570	2340	91.2	122	-	-
Manganese	331	323	97.6	147	-	-
Mercury	16.8	13.2	78.3	128	-	-
Molybdenum	193	175	90.8	143	-	-
Nickel	163	152	93.1	185	-	-
Potassium	2420	2050	84.7	121	-	-
Selenium	81.9	74.9	91.5	163	-	-

16341 Table Mountain Pkwy ▪ Golden, CO 80403 ▪ T: 800.372.0122 ▪ 303.431.8454 ▪ www.eraqc.com

▪ Certificate of Analysis ▪

Parameter	Certified Value[1]	Proficiency Testing Study			NIST Traceability	
		Mean	Recovery[5]	n	SRM Number	Recovery
	mg/kg	mg/kg	%			%
Silver	57.6	53.9	93.6	150	-	-
Sodium	161	149	92.8	105	-	-
Strontium	100	96.2	96.2	90	-	-
Thallium	253	232	91.6	147	-	-
Tin	146	134	92.0	100	-	-
Titanium	449	340	75.6	93	-	-
Uranium	114	113	98.8	35	-	-
Vanadium	180	172	95.4	139	-	-
Zinc	217	211	97.0	180	-	-

1. The **Certified Values** are the actual "made-to" concentrations confirmed by ERA analytical verification. The certified values are monitored and purchasers will be notified of any significant changes resulting in recertification or withdrawal of this certified reference material during the period of validity of this certificate.

2. The **Uncertainty** is the total propagated uncertainty at the 95% confidence interval. The uncertainty is based on the preparation and internal analytical verification of the product by ERA, multiplied by a coverage factor. The uncertainty applies to the product as supplied and does not take into account any required or optional dilution and/or preparations the laboratory may perform while using this product.

3. The **QC Performance Acceptance Limits (QC PALs™)**are based on actual historical data collected in ERA's Proficiency Testing program. The QC PALs™ reflect any inherent biases in the methods used to establish the limits and closely approximate a 95% confidence interval of the performance that experienced laboratories should achieve using accepted environmental methods. Use the QC PALs™ to realistically evaluate your performance against your peers.

4. The **PT Performance Acceptance Limits (PT PALs™)** are calculated using the regression equations and fixed acceptance criteria specified in the NELAC proficiency testing requirements. Use the PT PALs™ when analyzing this QC standard alongside USEPA and NELAC compliant PT standards. Please note that many PT study acceptance limits are concentration dependent (some non-linearly) and, therefore, the acceptance limits of this QC standard and any PT standard may differ relative to their difference in concentrations.

5. The **PT Data/Traceability** data include the mean value, percent recovery and number of data points reported by the laboratories in our Proficiency Testing study compared to the Certified Values. In addition, where NIST Standard Reference Materials (SRMs) are available, each analyte has been analytically traced to the NIST SRM listed. This product is traceable to the lot numbers of its starting materials. All gravimetric and volumetric measurements related to its manufacture are traceable to NIST through an unbroken chain of comparisons.
Traceability Recovery (%) = [(% recovery certified standard)/(% recovery NIST SRM)]*100
The traceability data shown were compiled by analyzing the ERA standards or their associated stock solutions against the applicable NIST SRMs.

6. For additional information on this product such as intended use, instructions for use, level of homogeneity, and safety information, please refer to the provided Instruction Sheet

If you have any questions or need technical assistance, please call ERA technical assistance at 1-800-372-0122 or send an email to info@eraqc.com.

Certifying Officer

Brian Miller



Quality Officer

Matthew Seebeck



ISO/IEC GUIDE 34:2009 ACCREDITED REFERENCE MATERIAL PRODUCER CERTIFICATE NO. 1539.03

ISO/IEC 17025:2005 ACCREDITED CHEMICAL TESTING LABORATORY CERTIFICATE NO. 1539.02

16341 Table Mountain Pkwy ▪ Golden, CO 80403 ▪ T: 800.372.0122 ▪ 303.431.8454 ▪ www.eraqc.com

ERA
A Waters Company

Reference Material

▪ Certificate of Analysis ▪

Product: Metals in Soil
Catalog Number: 540
Lot No. D105-540
Certificate Issue Date: March 19, 2019
Expiration Date: October 12, 2022
Revision Number: Original

Product use instructions are included as part of the certification packet and are paginated separately from this Certificate of Analysis. Please reference the product use instructions for catalog #540 revision 030512.

CERTIFICATION

Parameter	Certified Value[1]	Reference Value	Uncertainty[2]	QC Performance Acceptance Limits[3]	PT Performance Acceptance Limits[4]
	mg/kg	mg/kg	%	mg/kg	mg/kg
Aluminum	10100	8800	8.32	4600 - 13000	4470 - 13100
Antimony	282	147	7.70	6.17 - 289	28.2 - 366
Arsenic	155	143	6.34	119 - 168	100 - 186
Barium	439	415	5.37	343 - 488	311 - 519
Beryllium	192	179	2.78	149 - 210	134 - 224
Boron	216	160	7.08	113 - 208	96.1 - 238
Cadmium	61.5	56.2	0.528	46.6 - 65.9	42.2 - 70.3
Calcium	5190	4960	6.64	4090 - 5840	3610 - 6310
Chromium	104	101	4.75	83.2 - 118	70.5 - 131
Cobalt	196	189	0.500	158 - 219	141 - 236
Copper	65.0	63.1	2.65	53.1 - 73.1	47.3 - 78.9
Iron	15000	15700	8.94	10100 - 21300	6000 - 25400
Lead	126	125	4.77	103 - 146	89.3 - 160
Magnesium	2570	2410	6.26	1860 - 2970	1520 - 3310
Manganese	387	382	5.37	315 - 449	290 - 474
Mercury	7.76	7.61	13.7	5.53 - 9.69	4.57 - 10.7
Molybdenum	120	107	0.500	86.0 - 128	75.5 - 139
Nickel	117	108	0.514	89.5 - 127	75.7 - 141
Potassium	2420	2110	5.62	1500 - 2720	1260 - 2960
Selenium	84.6	77.9	7.10	61.8 - 94.0	49.2 - 107
Silver	34.6	34.3	8.34	27.8 - 40.9	23.6 - 45.1
Sodium	161	145	6.72	106 - 183	54.3 - 235
Strontium	104	104	3.95	85.1 - 123	74.8 - 133
Thallium	123	113	0.500	91.3 - 134	77.1 - 149

16341 Table Mountain Pkwy ▪ Golden, CO 80403 ▪ T: 800.372.0122 ▪ 303.431.8454 ▪ www.eraqc.com

▪ Certificate of Analysis ▪

Parameter	Certified Value[1]	Reference Value	Uncertainty[2]	QC Performance Acceptance Limits[3]	PT Performance Acceptance Limits[4]
	mg/kg	mg/kg	%	mg/kg	mg/kg
Tin	118	107	0.500	83.5 - 130	61.2 - 152
Titanium	512	421	5.80	114 - 728	0.00 - 854
Uranium	103	104	6.18	79.1 - 128	71.9 - 135
Vanadium	87.3	83.7	8.55	66.8 - 101	54.2 - 113
Zinc	251	240	3.98	194 - 285	168 - 312

ANALYTICAL VERIFICATION

Parameter	Certified Value[1]	Proficiency Testing Study			NIST Traceability	
		Mean	Recovery[5]	n	SRM Number	Recovery
	mg/kg	mg/kg	%			%
Aluminum	10100	8800	87.1	193	-	-
Antimony	282	147	52.3	216	-	-
Arsenic	155	143	92.5	240	-	-
Barium	439	415	94.6	222	-	-
Beryllium	192	179	93.4	220	-	-
Boron	216	160	74.2	152	-	-
Cadmium	61.5	56.2	91.5	239	-	-
Calcium	5190	4960	95.6	175	-	-
Chromium	104	101	96.8	237	-	-
Cobalt	196	189	96.2	215	-	-
Copper	65.0	63.1	97.1	237	-	-
Iron	15000	15700	105	195	-	-
Lead	126	125	99.0	243	-	-
Magnesium	2570	2410	93.9	177	-	-
Manganese	387	382	98.7	215	-	-
Mercury	7.76	7.61	98.0	157	-	-
Molybdenum	120	107	89.4	216	-	-
Nickel	117	108	92.5	235	-	-
Potassium	2420	2110	87.2	181	-	-
Selenium	84.6	77.9	92.1	231	-	-

16341 Table Mountain Pkwy ▪ Golden, CO 80403 ▪ T: 800.372.0122 ▪ 303.431.8454 ▪ www.eraqc.com

ERA
A Waters Company

Reference Material

▪ Certificate of Analysis ▪

Parameter	Certified Value[1]	Proficiency Testing Study			NIST Traceability	
		Mean	Recovery[5]	n	SRM Number	Recovery
	mg/kg	mg/kg	%			%
Silver	34.6	34.3	99.3	216	-	-
Sodium	161	145	89.8	166	-	-
Strontium	104	104	99.9	148	-	-
Thallium	123	113	91.8	215	-	-
Tin	118	107	90.4	164	-	-
Titanium	512	421	82.2	157	-	-
Uranium	103	104	101	61	-	-
Vanadium	87.3	83.7	95.9	214	-	-
Zinc	251	240	95.5	234	-	-

1. The **Certified Values** are the actual "made-to" concentrations confirmed by ERA analytical verification. The certified values are monitored and purchasers will be notified of any significant changes resulting in recertification or withdrawal of this reference material during the period of validity of this certificate.

2. The **Uncertainty** is the total propagated uncertainty at the 95% confidence interval. The uncertainty is based on the preparation and internal analytical verification of the product by ERA, multiplied by a coverage factor. The uncertainty applies to the product as supplied and does not take into account any required or optional dilution and/or preparations the laboratory may perform while using this product.

3. The **QC Performance Acceptance Limits (QC PALs™)**are based on actual historical data collected in ERA's Proficiency Testing program. The QC PALs™ reflect any inherent biases in the methods used to establish the limits and closely approximate a 95% confidence interval of the performance that experienced laboratories should achieve using accepted environmental methods. Use the QC PALs™ to realistically evaluate your performance against your peers.

4. The **PT Performance Acceptance Limits (PT PALs™)** are calculated using the regression equations and fixed acceptance criteria specified in the NELAC proficiency testing requirements. Use the PT PALs™ when analyzing this QC standard alongside USEPA and NELAC compliant PT standards. Please note that many PT study acceptance limits are concentration dependent (some non-linearly) and, therefore, the acceptance limits of this QC standard and any PT standard may differ relative to their difference in concentrations.

5. The **PT Data/Traceability** data include the mean value, percent recovery and number of data points reported by the laboratories in our Proficiency Testing study compared to the Certified Values. In addition, where NIST Standard Reference Materials (SRMs) are available, each analyte has been analytically traced to the NIST SRM listed. This product is traceable to the lot numbers of its starting materials. All gravimetric and volumetric measurements related to its manufacture are traceable to NIST through an unbroken chain of comparisons.
Traceability Recovery (%) = [(% recovery certified standard)/(% recovery NIST SRM)]*100
The traceability data shown were compiled by analyzing the ERA standards or their associated stock solutions against the applicable NIST SRMs.

6. For additional information on this product such as intended use, instructions for use, level of homogeneity, and safety information, please refer to the provided Instruction Sheet

If you have any questions or need technical assistance, please call ERA technical assistance at 1-800-372-0122 or send an email to info@eraqc.com.

Certifying Officer

Brian Miller

Brian Miller

Quality Officer

Matthew Seebeck

16341 Table Mountain Pkwy ▪ Golden, CO 80403 ▪ T: 800.372.0122 ▪ 303.431.8454 ▪ www.eraqc.com

ERA
A Waters Company

Certified Reference Material

▪ Certificate of Analysis ▪

Product: Metals in Soil
Catalog Number: 540
Lot No. D109-540
Certificate Issue Date: March 24, 2020
Expiration Date: October 03, 2023
Revision Number: Original

Product use instructions are included as part of the certification packet and are paginated separately from this Certificate of Analysis. Please reference the product use instructions for catalog #540 revision 090119.

CERTIFICATION

Parameter	Certified Value[1]	Reference Value[7]	Uncertainty[2]	QC Performance Acceptance Limits[3]	PT Performance Acceptance Limits[4]
	mg/kg	mg/kg	%	mg/kg	mg/kg
Aluminum	10100	8130	2.54	3920 - 12300	4060 - 12200
Antimony	259	134	5.03	4.56 - 264	25.9 - 335
Arsenic	171	156	3.38	129 - 183	109 - 203
Barium	253	239	4.81	197 - 280	179 - 298
Beryllium	179	169	6.59	141 - 198	127 - 212
Boron	114	87.5	10.3	62.5 - 113	52.5 - 125
Cadmium	149	137	5.43	113 - 160	103 - 171
Calcium	5190	4760	3.48	3890 - 5640	3460 - 6070
Chromium	163	154	3.79	126 - 181	108 - 200
Cobalt	127	121	5.07	101 - 141	90.8 - 151
Copper	57.0	54.9	4.13	46.1 - 63.6	41.1 - 68.6
Iron	15000	14100	6.27	8470 - 19700	4920 - 23200
Lead	133	130	3.00	107 - 152	93.3 - 167
Magnesium	2570	2320	3.32	1760 - 2880	1440 - 3200
Manganese	277	269	2.67	221 - 317	199 - 340
Mercury	21.6	20.5	7.72	14.7 - 26.3	12.3 - 28.6
Molybdenum	108	95.4	2.61	76.4 - 114	66.9 - 124
Nickel	58.7	53.9	4.97	44.5 - 63.3	37.7 - 70.0
Potassium	2420	2020	3.06	1410 - 2630	1190 - 2850
Selenium	181	167	5.63	132 - 201	113 - 221
Silver	35.5	33.6	5.20	26.8 - 40.3	23.0 - 44.1
Sodium	161	133	2.76	95.1 - 171	46.5 - 220
Strontium	89.7	87.9	4.59	71.7 - 104	62.8 - 113
Thallium	121	112	5.19	90.3 - 133	76.1 - 147

16341 Table Mountain Pkwy ▪ Golden, CO 80403 ▪ T: 800.372.0122 ▪ 303.431.8454 ▪ www.eraqc.com

▪ Certificate of Analysis ▪

Parameter	Certified Value[1]	Reference Value[7]	Uncertainty[2]	QC Performance Acceptance Limits[3]	PT Performance Acceptance Limits[4]
	mg/kg	mg/kg	%	mg/kg	mg/kg
Tin	83.5	74.0	5.42	57.6 - 90.4	39.7 - 108
Titanium	474	333	7.17	48.6 - 617	46.3 - 620
Uranium	51.9	51.9	3.36	39.6 - 64.3	35.9 - 68.0
Vanadium	68.1	62.6	6.00	49.4 - 75.8	37.0 - 88.3
Zinc	165	158	2.34	128 - 188	111 - 205

16341 Table Mountain Pkwy ▪ Golden, CO 80403 ▪ T: 800.372.0122 ▪ 303.431.8454 ▪ www.eraqc.com

ANALYTICAL VERIFICATION

Parameter	Certified Value[1]	Proficiency Testing Study			NIST Traceability	
		Mean	Recovery[5]	n	SRM Number[6]	Recovery
	mg/kg	mg/kg	%			%
Aluminum	10100	8130	80.5	196	-	-
Antimony	259	134	51.8	217	-	-
Arsenic	171	156	91.3	243	-	-
Barium	253	239	94.3	230	-	-
Beryllium	179	169	94.6	223	-	-
Boron	114	87.5	76.7	150	-	-
Cadmium	149	137	91.8	249	-	-
Calcium	5190	4760	91.8	184	-	-
Chromium	163	154	94.4	245	-	-
Cobalt	127	121	95.3	221	-	-
Copper	57.0	54.9	96.2	243	-	-
Iron	15000	14100	93.9	199	-	-
Lead	133	130	97.7	251	-	-
Magnesium	2570	2320	90.1	182	-	-
Manganese	277	269	97.2	220	-	-
Mercury	21.6	20.5	94.7	172	-	-
Molybdenum	108	95.4	88.3	218	-	-
Nickel	58.7	53.9	91.8	242	-	-
Potassium	2420	2020	83.5	187	-	-
Selenium	181	167	92.2	235	-	-
Silver	35.5	33.6	94.5	222	-	-
Sodium	161	133	82.7	177	-	-
Strontium	89.7	87.9	98.0	151	-	-
Thallium	121	112	92.2	219	-	-
Tin	83.5	74.0	88.6	170	-	-
Titanium	474	333	70.3	157	-	-
Uranium	51.9	51.9	100	60	-	-
Vanadium	68.1	62.6	91.9	213	-	-
Zinc	165	158	95.8	238	-	-

16341 Table Mountain Pkwy ▪ Golden, CO 80403 ▪ T: 800.372.0122 ▪ 303.431.8454 ▪ www.eraqc.com

▪ Certificate of Analysis ▪

1. The **Certified Values** are the actual gravimetric/volumetric "made-to" concentrations confirmed by ERA analytical verification. The certified values are monitored and purchasers will be notified of any significant changes resulting in recertification or withdrawal of this certified reference material during the period of validity of this certificate.

2. The **Uncertainty** represents an expanded uncertainty and approximates a 95% confidence interval. The uncertainty is based on the characterization, homogeneity and stability characteristics of the product, multiplied by a coverage factor (k=2). The uncertainty applies to the product as supplied and does not take into account any required or optional dilution and/or preparations the laboratory may perform while using this product. The formula used to calculate the expanded uncertainty is:
$U_{expanded} = k * SQRT((U_{char}^2) + (U_{homogen}^2) + (U_{LTS}^2) + (U_{STS}^2) + (U_{RSS}^2))$

Where:

$U_{expanded}$ = Expanded uncertainty.
k = Coverage factor.
U_{char} = Combined standard uncertainty of the manufacturing and/or analytical verification assessment.
$U_{homogen}$ = Standard uncertainty of the homogeneity assessment.
U_{LTS} = Standard uncertainty associated with long-term stability.
U_{STS} = Standard uncertainty associated with short-term (transport) stability.
U_{RSS} = Standard uncertainty associated with repeated sampling of the product (where permitted by product use instructions).

3. The **QC Performance Acceptance Limits (QC PALs™)** are based on actual historical data collected in ERA's Proficiency Testing program. The QC PALs™ reflect any inherent biases in the methods used to establish the limits and closely approximate a 95% confidence interval of the performance that experienced laboratories should achieve using accepted environmental methods. Use the QC PALs™ to realistically evaluate your performance against your peers.

4. The **PT Performance Acceptance Limits (PT PALs™)** are calculated using the regression equations and fixed acceptance criteria specified in the NELAC proficiency testing requirements. Use the PT PALs™ when analyzing this certified reference material alongside USEPA and NELAC compliant PT study materials. Please note that many PT study acceptance limits are concentration dependent (some non-linearly) and therefore, the acceptance limits of this certified reference material and any PT study material may differ relative to their difference in concentrations.

5. The **PT Performance Data** include the mean value, percent recovery and number of data points reported by laboratories in our Proficiency Testing study compared to the Certified Values. In the event this lot was not used in a proficiency testing scheme, the data displayed was generated internally by ERA.

6. Where NIST Standard Reference Materials (SRMs) are available, each analyte has been analytically traced to the NIST SRM listed. **Analytical Traceability Recovery (%)** = [(% recovery ERA certified reference material)/(% recovery NIST SRM)]*100
The traceability data shown were compiled by analyzing this ERA certified reference material and/or it's associated stock solution(s) against the applicable NIST SRMs.

7. The **Reference Values** are equal to the mean recoveries for the parameters as determined in an interlaboratory round robin study. The **Reference Values** represent the expected performance for the analytes in this standard. ERA recommends using the **Reference Values** when assessing or evaluating your results.

8. **Metrological Traceability**. This certified reference material is metrologically traceable to NIST mass reference materials through an unbroken chain of comparisons.

9. For additional information on this product such as intended use, storage information, instructions for use, minimum sample size, and safety information, please refer to the Product Use Instructions provided.

If you have any questions or need technical assistance, please call ERA technical assistance at 1-800-372-0122 or send an email to info@eraqc.com.

Certifying Officer

Brian Miller



Quality Officer

Matthew Seebeck



Calculation of 6010B Metals

Aqueous Samples

The instrument will calculate the concentration (µg/L). This value is divided by 1000 to convert the units to mg/L. If the sample is diluted (DF), the result is multiplied by the DF to generate the final result.

$$\text{Result, mg/L} = C_s \times (1\text{mg}/1000\mu\text{g}) \times (DF)$$

Where:

C_s = Concentration of sample (µg/L)

DF = Dilution Factor

Soil or Solid Samples

Soil samples are calculated as follows:

$$\text{Result, mg/Kg} = \frac{C_s \times (1\text{mg}/1000\mu\text{g}) \times (DF)}{A}$$

Where:

C_s = Concentration of sample (µg/L)

DF = Dilution Factor

$$A = \frac{\text{Sample weight (grams)}}{\text{Final Volume (mL)}}$$

Dry weight correction

Dry weight correction is calculated as follows:

$$\text{Final concentration in mg/Kg, dry weight} = \frac{\text{Result, mg/Kg}}{\%_{solids}}$$

Where:

$\%_{solids}$ = Percent Solids, as a decimal value

4	10/29/2020	9:22:44AM	Std 0	PS
5	10/29/2020	9:27:12AM	ICAL	PS
6	10/29/2020	9:31:56AM	25: Fe K Na Si	PS
7	10/29/2020	9:36:19AM	10: Ca Mg Si	PS
8	10/29/2020	9:40:44AM	ICV	PS
9	10/29/2020	9:45:02AM	ICB	PS
10	10/29/2020	9:49:28AM	0.005	PS
11	10/29/2020	9:53:52AM	0.01	PS
12	10/29/2020	9:58:17AM	0.05	PS
13	10/29/2020	10:02:40AM	ICSA	PS
14	10/29/2020	10:07:14AM	IPC	PS
15	10/29/2020	10:11:39AM	CCV	PS
16	10/29/2020	10:15:56AM	CCB	PS
17	10/29/2020	10:26:53AM	CCV	PS
18	10/29/2020	10:31:12AM	CCB	PS
19	10/29/2020	10:35:38AM	10-V	PS
20	10/29/2020	10:42:58AM	250-Al	PS
21	10/29/2020	10:49:05AM	IPC	PS
22	10/29/2020	10:53:29AM	ICSA	PS
23	10/29/2020	10:59:08AM	IPC	PS
24	10/29/2020	11:03:33AM	0.005	PS
25	10/29/2020	11:07:59AM	0.01	PS
26	10/29/2020	11:12:26AM	0.05	PS
27	10/29/2020	11:16:52AM	0.1	PS
28	10/29/2020	11:30:39AM	CCV	PS
29	10/29/2020	11:34:54AM	CCB	PS
30	10/29/2020	11:41:53AM	CCV	PS
31	10/29/2020	11:46:11AM	CCB	PS
32	10/29/2020	11:50:38AM	IPC	PS
33	10/29/2020	11:55:02AM	0.1	PS
34	10/29/2020	12:02:08PM	WG1425674-1,T	PS
35	10/29/2020	12:06:34PM	WG1425674-2,T	PS
36	10/29/2020	12:10:46PM	L2045633-02,T	PS
37	10/29/2020	12:15:36PM	0.05	PS
38	10/29/2020	12:19:59PM	WG1425674-3,T	PS
39	10/29/2020	12:24:11PM	WG1425674-4,T	PS
40	10/29/2020	12:28:34PM	WG1425674-5,T	PS
41	10/29/2020	12:32:47PM	WG1425674-6,T,5	PS
42	10/29/2020	12:37:10PM	L2045634-03,T	PS
43	10/29/2020	12:41:32PM	WG1425674-7,T	PS
44	10/29/2020	12:45:47PM	CCV	PS
45	10/29/2020	12:50:05PM	CCB	PS
46	10/29/2020	12:54:32PM	WG1425674-8,T	PS
47	10/29/2020	12:58:54PM	WG1425674-9,T	PS
48	10/29/2020	1:03:09PM	WG1425674-10,T,5	PS
49	10/29/2020	1:07:32PM	L2045111-01,T	PS
50	10/29/2020	1:11:54PM	L2045111-02,T	PS
51	10/29/2020	1:16:15PM	L2045111-03,T	PS
52	10/29/2020	1:20:37PM	L2045632-02,T	PS
53	10/29/2020	1:25:00PM	L2045633-01,HARD	PS
54	10/29/2020	1:29:24PM	L2045635-01,T	PS
55	10/29/2020	1:33:45PM	L2045636-01,T	PS
56	10/29/2020	1:38:08PM	CCV	PS
57	10/29/2020	1:42:27PM	CCB	PS
58	10/29/2020	1:47:01PM	L2045637-02,T	PS
59	10/29/2020	1:51:28PM	L2045638-01,T	PS
60	10/29/2020	1:55:51PM	L2045872-01,T	PS
61	10/29/2020	2:00:14PM	L2045873-01,T	PS
62	10/29/2020	2:04:37PM	L2045874-02,T	PS
63	10/29/2020	2:09:01PM	L2045875-02,T	PS
64	10/29/2020	2:13:25PM	L2045897-01,T	PS
65	10/29/2020	2:17:45PM	L2045897-02,T	PS
66	10/29/2020	2:26:04PM	CCV	PS
67	10/29/2020	2:30:21PM	CCB	PS
68	10/29/2020	2:34:46PM	L2044519-02,T,10	PS
69	10/29/2020	2:39:09PM	L2044519-03,T,10	PS
70	10/29/2020	2:43:32PM	L2044519-04,T,10	PS
71	10/29/2020	2:47:55PM	L2044272-01,T	PS
72	10/29/2020	2:52:17PM	L2045230-01,T	PS
73	10/29/2020	2:56:40PM	L2044258-01,T	PS
74	10/29/2020	3:01:02PM	WG1427644-3,T	PS
75	10/29/2020	3:05:18PM	WG1427644-4,T	PS
76	10/29/2020	3:09:42PM	WG1427644-5,T	PS
77	10/29/2020	3:13:57PM	WG1427644-6,T,5	PS
78	10/29/2020	3:18:19PM	CCV	PS
79	10/29/2020	3:22:37PM	CCB	PS
80	10/29/2020	3:27:04PM	WG1427644-1,T	PS
81	10/29/2020	3:31:30PM	WG1427644-2,T	PS
82	10/29/2020	3:35:43PM	L2045240-01,T	PS

REVIEWED
By J.Hoaglund at 4:05 pm, Jan 06, 2021

83	10/29/2020	3:40:06PM	L2045314-01,T	PS
84	10/29/2020	3:44:28PM	L2045314-02,T	PS
85	10/29/2020	3:56:11PM	CCV	BV
86	10/29/2020	4:00:30PM	CCB	BV
87	10/29/2020	4:16:42PM	Std 0	BV
88	10/29/2020	4:21:06PM	ICAL	BV
89	10/29/2020	4:25:29PM	25: Fe K Na Si	BV
90	10/29/2020	4:29:52PM	10: Ca Mg Si	BV
91	10/29/2020	4:34:16PM	ICV	BV
92	10/29/2020	4:38:35PM	ICB	BV
93	10/29/2020	4:43:28PM	XWG1426660-1,T	BV
94	10/29/2020	5:02:18PM	CCV	BV
95	10/29/2020	5:06:36PM	CCB	BV
96	10/29/2020	5:11:27PM	0.01	BV
97	10/29/2020	5:20:57PM	WG1427675-1,T	BV
98	10/29/2020	5:25:23PM	WG1427675-2,T	BV
99	10/29/2020	5:29:45PM	L2046791-01,T	BV
100	10/29/2020	5:34:03PM	WG1427675-3,T	BV
101	10/29/2020	5:38:24PM	WG1427675-4,T	BV
102	10/29/2020	5:42:48PM	WG1427675-5,T	BV
103	10/29/2020	5:47:00PM	L2046791-02,T	BV
104	10/29/2020	5:51:20PM	L2046791-03,T	BV
105	10/29/2020	5:55:40PM	WG1427675-6,T,5	BV
106	10/29/2020	6:00:00PM	CCV	BV
107	10/29/2020	6:04:18PM	CCB	BV
108	10/29/2020	6:16:35PM	CCV	BV
109	10/29/2020	6:20:53PM	CCB	BV
110	10/29/2020	6:50:14PM	WG1428223-1,T	BV
111	10/29/2020	6:55:05PM	WG1428223-2,T,2	BV
112	10/29/2020	7:14:38PM	CCV	BV
113	10/29/2020	7:18:56PM	CCB	BV
114	10/29/2020	7:29:17PM	L2045775-03,T,2	BV
115	10/29/2020	7:33:34PM	WG1428223-3,T,2	BV
116	10/29/2020	7:37:48PM	WG1428223-4,T,2	BV
117	10/29/2020	7:42:05PM	WG1428223-5,T,2	BV
118	10/29/2020	7:46:18PM	L2045775-06,T,2	BV
119	10/29/2020	7:50:36PM	XL2045715-07,T,2	BV
120	10/29/2020	7:54:53PM	L2045780-04,T,2	BV
121	10/29/2020	7:59:08PM	L2045780-06,T,2	BV
122	10/29/2020	8:03:26PM	L2045780-07,T,2	BV
123	10/29/2020	8:07:44PM	WG1428223-6,T,10	BV
124	10/29/2020	8:12:05PM	CCV	BV
125	10/29/2020	8:16:23PM	CCB	BV
126	10/29/2020	8:33:24PM	CCV	BV
127	10/29/2020	8:37:42PM	CCB	BV
128	10/29/2020	8:44:41PM	Std 0	BV
129	10/29/2020	8:49:05PM	ICAL	BV
130	10/29/2020	8:53:28PM	25: Fe K Na Si	BV
131	10/29/2020	8:57:51PM	10: Ca Mg Si	BV
132	10/29/2020	9:02:14PM	XICV	BV
133	10/29/2020	9:06:32PM	XICB	BV
134	10/29/2020	9:13:09PM	XICB	BV
135	10/29/2020	9:20:58PM	Std 0	BV
136	10/29/2020	9:25:23PM	ICAL	BV
137	10/29/2020	9:29:46PM	25: Fe K Na Si	BV
138	10/29/2020	9:34:09PM	10: Ca Mg Si	BV
139	10/29/2020	9:38:33PM	ICV	BV
140	10/29/2020	9:42:52PM	ICB	BV
141	10/29/2020	9:49:08PM	L2045780-09,T,2	BV
142	10/29/2020	9:53:25PM	L2046791-04,T	BV
143	10/29/2020	9:57:46PM	L2046791-05,T	BV
144	10/29/2020	10:02:04PM	L2046791-06,T	BV
145	10/29/2020	10:06:25PM	L2046791-07,T	BV
146	10/29/2020	10:10:43PM	L2046791-08,T	BV
147	10/29/2020	10:15:00PM	L2046791-09,T	BV
148	10/29/2020	10:19:17PM	L2046791-10,T	BV
149	10/29/2020	10:23:34PM	L2046475-21,T,2	BV
150	10/29/2020	10:27:50PM	L2046475-22,T,2	BV
151	10/29/2020	10:32:07PM	CCV	BV
152	10/29/2020	10:36:25PM	CCB	BV
153	10/29/2020	10:43:32PM	CCV	BV
154	10/29/2020	10:47:49PM	CCB	BV
155	10/29/2020	10:52:14PM	L2046475-23,T,2	BV
156	10/29/2020	10:56:30PM	L2046475-24,T,2	BV
157	10/29/2020	11:00:50PM	L2046475-25,T,2	BV
158	10/29/2020	11:05:07PM	L2046475-26,T,2	BV
159	10/29/2020	11:09:23PM	L2046475-27,T,2	BV
160	10/29/2020	11:13:41PM	L2046475-28,T,2	BV
161	10/29/2020	11:17:59PM	L2046475-29,T,2	BV
162	10/29/2020	11:35:06PM	CCV	BV
163	10/29/2020	11:39:23PM	CCB	BV
164	10/29/2020	11:49:48PM	0.005	BV

165	10/29/2020	11:54:14PM	0.01	BV
166	10/29/2020	11:58:40PM	0.05	BV
167	10/30/2020	12:03:05AM	ICSA	BV
168	10/30/2020	12:07:39AM	IPC	BV
169	10/30/2020	12:12:03AM	CCV	BV
170	10/30/2020	12:16:21AM	CCB	BV

METALS ELN REPORT

Workgroup: WG1427675

Digestion

Prep Method	Acid Type 1	Acid 1 Lot	Acid Type 2	Acid 2 Lot	Spike Type	Lims Spike Lot	Spike Lot	Post Spike Spikelot	Spike Lot	Srm Spikelot	Use Srm For Lcs	Use Srm For	Use Srm For	Use Srm For
EPA 3050B	HCL	20070054	HNO3	1946922	METALS	METSPIKE2	IPS2040010945EW	METSPIKE2	FPS2040010922EW	D109-540	Y	76,141,259		

Additional Reagent/Std	MIX2040011145EW
	AG2038152040FC
	M0196A

Sample/ Type	Digestion Date	Analyst	Sample Weight **g**	Balance Id	Spike Amt **ml**	Start Date/Time	Hot Block Unit	Temperature (C)	Stop Date/Time	Final Vol	**Comments**
L2046475-21 SOIL	10/28/20 23:38	Fatima Cofie	1.312	15		10/28/20 23:38	3	95.0	10/28/20 00:38	50	
L2046475-22 SOIL	10/28/20 23:38	Fatima Cofie	1.295	15		10/28/20 23:38	3	95.0	10/28/20 00:38	50	
L2046475-23 SOIL	10/28/20 23:38	Fatima Cofie	1.272	15		10/28/20 23:38	3	95.0	10/28/20 00:38	50	
L2046475-24 SOIL	10/28/20 23:38	Fatima Cofie	1.275	15		10/28/20 23:38	3	95.0	10/28/20 00:38	50	
L2046475-25 SOIL	10/28/20 23:38	Fatima Cofie	1.275	15		10/28/20 23:38	3	95.0	10/28/20 00:38	50	
L2046475-26 SOIL	10/28/20 23:38	Fatima Cofie	1.312	15		10/28/20 23:38	3	95.0	10/28/20 00:38	50	
L2046475-27 SOIL	10/28/20 23:38	Fatima Cofie	1.275	15		10/28/20 23:38	3	95.0	10/28/20 00:38	50	
L2046475-28 SOIL	10/28/20 23:38	Fatima Cofie	1.266	15		10/28/20 23:38	3	95.0	10/28/20 00:38	50	
L2046475-29 SOIL	10/28/20 23:38	Fatima Cofie	1.290	15		10/28/20 23:38	3	95.0	10/28/20 00:38	50	
L2046791-01 SOIL	10/28/20 23:38	Fatima Cofie	1.258	15		10/28/20 23:38	3	95.0	10/28/20 00:38	50	
L2046791-02 SOIL	10/28/20 23:38	Fatima Cofie	1.263	15		10/28/20 23:38	3	95.0	10/28/20 00:38	50	
L2046791-03 SOIL	10/28/20 23:38	Fatima Cofie	1.272	15		10/28/20 23:38	3	95.0	10/28/20 00:38	50	

METALS ELN REPORT

Workgroup: WG1427675

Sample/ Type	Digestion Date	Analyst	Sample Weight g	Balance Id	Spike Amt ml	Start Date/Time	Hot Block Unit	Temperature (C)	Stop Date/Time	Final Vol	Comments
L2046791-04 SOIL	10/28/20 23:38	Fatima Cofie	1.285	15		10/28/20 23:38	3	95.0	10/28/20 00:38	50	
L2046791-05 SOIL	10/28/20 23:38	Fatima Cofie	1.270	15		10/28/20 23:38	3	95.0	10/28/20 00:38	50	
L2046791-06 SOIL	10/28/20 23:38	Fatima Cofie	1.288	15		10/28/20 23:38	3	95.0	10/28/20 00:38	50	
L2046791-07 SOIL	10/28/20 23:38	Fatima Cofie	1.295	15		10/28/20 23:38	3	95.0	10/28/20 00:38	50	
L2046791-08 SOIL	10/28/20 23:38	Fatima Cofie	1.276	15		10/28/20 23:38	3	95.0	10/28/20 00:38	50	
L2046791-09 SOIL	10/28/20 23:38	Fatima Cofie	1.294	15		10/28/20 23:38	3	95.0	10/28/20 00:38	50	
L2046791-10 SOIL	10/28/20 23:38	Fatima Cofie	1.282	15		10/28/20 23:38	3	95.0	10/28/20 00:38	50	
WG1427675-1 BLANK	10/28/20 23:38	Fatima Cofie	1.250	15		10/28/20 23:38	3	95.0	10/28/20 00:38	50	
WG1427675-2 LCS	10/28/20 23:38	Fatima Cofie	0.386	15	0.386	10/28/20 23:38	3	95.0	10/28/20 00:38	50	
WG1427675-3 MS	10/28/20 23:38	Fatima Cofie	1.310	15	1	10/28/20 23:38	3	95.0	10/28/20 00:38	50	
WG1427675-4 DUP	10/28/20 23:38	Fatima Cofie	1.287	15		10/28/20 23:38	3	95.0	10/28/20 00:38	50	
WG1427675-5 PS	10/28/20 23:38	Fatima Cofie	1.258	15		10/28/20 23:38	3	95.0	10/28/20 00:38	50	
WG1427675-6 SERDIL	10/28/20 23:38	Fatima Cofie	1.258	15		10/28/20 23:38	3	95.0	10/28/20 00:38	50	

METALS ELN REPORT

Workgroup: WG1427675

Reagent	Actual Volume	Units
Nitric Acid (HNO3)	2	ml
Hydrochloric Acid (HCl)	3	ml

Reported: 06-JAN-21 04:07 PM

Inorganic Data
(Mercury Analysis)

Form 1
METALS

Client	: Impact Environmental	**Lab Number**	: L2046791
Project Name	: 13-12 BEACH CHANNEL DRIVE	**Project Number**	: 15209
Lab ID	: L2046791-01	**Date Collected**	: 10/20/20 09:45
Client ID	: SB-1 (0-2)	**Date Received**	: 10/27/20
Sample Location	: 13-16 TO 13-20 BEACH CHANNEL DRIVE	**Date Analyzed**	: 10/29/20 09:15
Sample Matrix	: SOIL	**Dilution Factor**	: 1
Analytical Method	: 1,7471B	**Analyst**	: EW
Lab File ID	: WG1427889.pdf	**Instrument ID**	: NIC1
Sample Amount	: 0.393g	**%Solids**	: 94
Digestion Method	: EPA 7471B	**Date Digested**	: 10/29/20

		mg/kg			
CAS NO.	**Parameter**	**Results**	**RL**	**MDL**	**Qualifier**
7439-97-6	Mercury, Total	0.506	0.068	0.044	

Form 1
METALS

Client	: Impact Environmental	**Lab Number**	: L2046791
Project Name	: 13-12 BEACH CHANNEL DRIVE	**Project Number**	: 15209
Lab ID	: L2046791-02	**Date Collected**	: 10/20/20 10:00
Client ID	: SB-1 (2-4)	**Date Received**	: 10/27/20
Sample Location	: 13-16 TO 13-20 BEACH CHANNEL DRIVE	**Date Analyzed**	: 10/29/20 10:08
Sample Matrix	: SOIL	**Dilution Factor**	: 1
Analytical Method	: 1,7471B	**Analyst**	: EW
Lab File ID	: WG1427889.pdf	**Instrument ID**	: NIC1
Sample Amount	: 0.399g	**%Solids**	: 92
Digestion Method	: EPA 7471B	**Date Digested**	: 10/29/20

		mg/kg			
CAS NO.	**Parameter**	**Results**	**RL**	**MDL**	**Qualifier**
7439-97-6	Mercury, Total	ND	0.068	0.044	U

Form 1
METALS

Client	: Impact Environmental	**Lab Number**	: L2046791
Project Name	: 13-12 BEACH CHANNEL DRIVE	**Project Number**	: 15209
Lab ID	: L2046791-03	**Date Collected**	: 10/20/20 11:00
Client ID	: SB-2 (0-2)	**Date Received**	: 10/27/20
Sample Location	: 13-16 TO 13-20 BEACH CHANNEL DRIVE	**Date Analyzed**	: 10/29/20 10:11
Sample Matrix	: SOIL	**Dilution Factor**	: 1
Analytical Method	: 1,7471B	**Analyst**	: EW
Lab File ID	: WG1427889.pdf	**Instrument ID**	: NIC1
Sample Amount	: 0.371g	**%Solids**	: 96
Digestion Method	: EPA 7471B	**Date Digested**	: 10/29/20

		mg/kg			
CAS NO.	**Parameter**	**Results**	**RL**	**MDL**	**Qualifier**
7439-97-6	Mercury, Total	ND	0.071	0.046	U

Form 1
METALS

Client	: Impact Environmental	**Lab Number**	: L2046791
Project Name	: 13-12 BEACH CHANNEL DRIVE	**Project Number**	: 15209
Lab ID	: L2046791-04	**Date Collected**	: 10/20/20 11:15
Client ID	: SB-2 (2-4)	**Date Received**	: 10/27/20
Sample Location	: 13-16 TO 13-20 BEACH CHANNEL DRIVE	**Date Analyzed**	: 10/29/20 10:14
Sample Matrix	: SOIL	**Dilution Factor**	: 1
Analytical Method	: 1,7471B	**Analyst**	: EW
Lab File ID	: WG1427889.pdf	**Instrument ID**	: NIC1
Sample Amount	: 0.351g	**%Solids**	: 96
Digestion Method	: EPA 7471B	**Date Digested**	: 10/29/20

		mg/kg			
CAS NO.	**Parameter**	**Results**	**RL**	**MDL**	**Qualifier**
7439-97-6	Mercury, Total	ND	0.075	0.049	U

Form 1
METALS

Client	: Impact Environmental	**Lab Number**	: L2046791
Project Name	: 13-12 BEACH CHANNEL DRIVE	**Project Number**	: 15209
Lab ID	: L2046791-05	**Date Collected**	: 10/21/20 08:00
Client ID	: SB-3 (0-2)	**Date Received**	: 10/27/20
Sample Location	: 13-16 TO 13-20 BEACH CHANNEL DRIVE	**Date Analyzed**	: 10/29/20 10:18
Sample Matrix	: SOIL	**Dilution Factor**	: 1
Analytical Method	: 1,7471B	**Analyst**	: EW
Lab File ID	: WG1427889.pdf	**Instrument ID**	: NIC1
Sample Amount	: 0.372g	**%Solids**	: 98
Digestion Method	: EPA 7471B	**Date Digested**	: 10/29/20

		mg/kg			
CAS NO.	**Parameter**	**Results**	**RL**	**MDL**	**Qualifier**
7439-97-6	Mercury, Total	ND	0.069	0.045	U

Form 1
METALS

Client	: Impact Environmental	**Lab Number**	: L2046791
Project Name	: 13-12 BEACH CHANNEL DRIVE	**Project Number**	: 15209
Lab ID	: L2046791-06	**Date Collected**	: 10/21/20 08:27
Client ID	: SB-3 (4-6)	**Date Received**	: 10/27/20
Sample Location	: 13-16 TO 13-20 BEACH CHANNEL DRIVE	**Date Analyzed**	: 10/29/20 10:21
Sample Matrix	: SOIL	**Dilution Factor**	: 1
Analytical Method	: 1,7471B	**Analyst**	: EW
Lab File ID	: WG1427889.pdf	**Instrument ID**	: NIC1
Sample Amount	: 0.342g	**%Solids**	: 93
Digestion Method	: EPA 7471B	**Date Digested**	: 10/29/20

		mg/kg			
CAS NO.	**Parameter**	**Results**	**RL**	**MDL**	**Qualifier**
7439-97-6	Mercury, Total	ND	0.078	0.051	U

Form 1
METALS

Client	: Impact Environmental	**Lab Number**	: L2046791
Project Name	: 13-12 BEACH CHANNEL DRIVE	**Project Number**	: 15209
Lab ID	: L2046791-07	**Date Collected**	: 10/20/20 13:00
Client ID	: SB-4 (0-2)	**Date Received**	: 10/27/20
Sample Location	: 13-16 TO 13-20 BEACH CHANNEL DRIVE	**Date Analyzed**	: 10/29/20 10:31
Sample Matrix	: SOIL	**Dilution Factor**	: 1
Analytical Method	: 1,7471B	**Analyst**	: EW
Lab File ID	: WG1427889.pdf	**Instrument ID**	: NIC1
Sample Amount	: 0.355g	**%Solids**	: 93
Digestion Method	: EPA 7471B	**Date Digested**	: 10/29/20

		mg/kg			
CAS NO.	**Parameter**	**Results**	**RL**	**MDL**	**Qualifier**
7439-97-6	Mercury, Total	0.154	0.076	0.050	

Form 1
METALS

Client	: Impact Environmental	**Lab Number**	: L2046791
Project Name	: 13-12 BEACH CHANNEL DRIVE	**Project Number**	: 15209
Lab ID	: L2046791-08	**Date Collected**	: 10/20/20 13:15
Client ID	: SB-4 (2-4)	**Date Received**	: 10/27/20
Sample Location	: 13-16 TO 13-20 BEACH CHANNEL DRIVE	**Date Analyzed**	: 10/29/20 10:34
Sample Matrix	: SOIL	**Dilution Factor**	: 1
Analytical Method	: 1,7471B	**Analyst**	: EW
Lab File ID	: WG1427889.pdf	**Instrument ID**	: NIC1
Sample Amount	: 0.363g	**%Solids**	: 94
Digestion Method	: EPA 7471B	**Date Digested**	: 10/29/20

		mg/kg			
CAS NO.	**Parameter**	**Results**	**RL**	**MDL**	**Qualifier**
7439-97-6	Mercury, Total	0.102	0.074	0.048	

Form 1
METALS

Client	: Impact Environmental	**Lab Number**	: L2046791
Project Name	: 13-12 BEACH CHANNEL DRIVE	**Project Number**	: 15209
Lab ID	: L2046791-09	**Date Collected**	: 10/21/20 09:10
Client ID	: SB-5 (0-2)	**Date Received**	: 10/27/20
Sample Location	: 13-16 TO 13-20 BEACH CHANNEL DRIVE	**Date Analyzed**	: 10/29/20 10:38
Sample Matrix	: SOIL	**Dilution Factor**	: 1
Analytical Method	: 1,7471B	**Analyst**	: EW
Lab File ID	: WG1427889.pdf	**Instrument ID**	: NIC1
Sample Amount	: 0.348g	**%Solids**	: 92
Digestion Method	: EPA 7471B	**Date Digested**	: 10/29/20

		mg/kg			
CAS NO.	**Parameter**	**Results**	**RL**	**MDL**	**Qualifier**
7439-97-6	Mercury, Total	0.235	0.078	0.051	

Form 1
METALS

Client	: Impact Environmental	**Lab Number**	: L2046791
Project Name	: 13-12 BEACH CHANNEL DRIVE	**Project Number**	: 15209
Lab ID	: L2046791-10	**Date Collected**	: 10/21/20 09:14
Client ID	: SB-5 (4-6)	**Date Received**	: 10/27/20
Sample Location	: 13-16 TO 13-20 BEACH CHANNEL DRIVE	**Date Analyzed**	: 10/29/20 10:41
Sample Matrix	: SOIL	**Dilution Factor**	: 1
Analytical Method	: 1,7471B	**Analyst**	: EW
Lab File ID	: WG1427889.pdf	**Instrument ID**	: NIC1
Sample Amount	: 0.353g	**%Solids**	: 91
Digestion Method	: EPA 7471B	**Date Digested**	: 10/29/20

		mg/kg			
CAS NO.	**Parameter**	**Results**	**RL**	**MDL**	**Qualifier**
7439-97-6	Mercury, Total	0.118	0.078	0.051	

Form 1
METALS

Client	: Impact Environmental	**Lab Number**	: L2046791
Project Name	: 13-12 BEACH CHANNEL DRIVE	**Project Number**	: 15209
Lab ID	: WG1427677-1	**Date Collected**	: NA
Client ID	: WG1427677-1BLANK	**Date Received**	: NA
Sample Location	:	**Date Analyzed**	: 10/29/20 09:09
Sample Matrix	: SOIL	**Dilution Factor**	: 1
Analytical Method	: 1,7471B	**Analyst**	: EW
Lab File ID	: WG1427889.pdf	**Instrument ID**	: NIC1
Sample Amount	: 0.3g	**%Solids**	: NA
Digestion Method	: EPA 7471B	**Date Digested**	: 10/29/20

		mg/kg			
CAS NO.	**Parameter**	**Results**	**RL**	**MDL**	**Qualifier**
7439-97-6	Mercury, Total	ND	0.083	0.054	U

Form 1
METALS

Client	: Impact Environmental	**Lab Number**	: L2046791
Project Name	: 13-12 BEACH CHANNEL DRIVE	**Project Number**	: 15209
Lab ID	: WG1427677-4	**Date Collected**	: 10/20/20 09:45
Client ID	: SB-1 (0-2)DUP	**Date Received**	: 10/27/20
Sample Location	:	**Date Analyzed**	: 10/29/20 09:22
Sample Matrix	: SOIL	**Dilution Factor**	: 1
Analytical Method	: 1,7471B	**Analyst**	: EW
Lab File ID	: WG1427889.pdf	**Instrument ID**	: NIC1
Sample Amount	: 0.364g	**%Solids**	: 94
Digestion Method	: EPA 7471B	**Date Digested**	: 10/29/20

		mg/kg			
CAS NO.	**Parameter**	**Results**	**RL**	**MDL**	**Qualifier**
7439-97-6	Mercury, Total	0.057	0.073	0.048	J

Form 2A
Initial and Continuing Calibration Verification

Client	: Impact Environmental	**Lab Number**	: L2046791
Project Name	: 13-12 BEACH CHANNEL DRIVE	**Project Number**	: 15209
Instrument ID	: NIC1	**Units**	: mg/l

	Initial Calibration			Continuing Calibration(s)						
Lab ID :	R1366680-1			R1366680-3			R1366680-5		R1366680-7	
Date Analyzed :	10/29/20 08:13			10/29/20 09:02			10/29/20 09:42		10/29/20 10:24	
Parameter	**True**	**Found**	**%R**	**True**	**Found**	**%R**	**Found**	**%R**	**Found**	**%R**
Mercury	0.00300	0.0030	100	0.0100	0.0106	106	0.0105	105	0.0105	105

Acceptance Criteria:

ICV:	95-105%	(Methods 200.7, 245.1)
	90-110%	(Methods 200.8, 6010, 6020, 7470, 7471, 7474)
	85-115%	(Method 1631)
CCV:	90-110%	(Methods 200.7, 245.1, 6010, 6020, 7474)
	85-115%	(Methods 200.8, 1631)
	80-120%	(Methods 7470, 7471)

Form 2A
Initial and Continuing Calibration Verification

Client	: Impact Environmental	**Lab Number**	: L2046791
Project Name	: 13-12 BEACH CHANNEL DRIVE	**Project Number**	: 15209
Instrument ID	: NIC1	**Units**	: mg/l

	Initial Calibration			Continuing Calibration(s)						
Lab ID :				R1366680-9			R1366680-11		R1366680-13	
Date Analyzed :				10/29/20 11:32			10/29/20 12:11		10/29/20 12:56	
Parameter	**True**	**Found**	**%R**	**True**	**Found**	**%R**	**Found**	**%R**	**Found**	**%R**
Mercury				0.0100	0.0105	105	0.0105	105	0.0105	105

Acceptance Criteria:

ICV:	**95-105%**	**(Methods 200.7, 245.1)**
	90-110%	**(Methods 200.8, 6010, 6020, 7470, 7471, 7474)**
	85-115%	**(Method 1631)**
CCV:	**90-110%**	**(Methods 200.7, 245.1, 6010, 6020, 7474)**
	85-115%	**(Methods 200.8, 1631)**
	80-120%	**(Methods 7470, 7471)**

Form 3
Blanks

Client	: Impact Environmental	**Lab Number**	: L2046791
Project Name	: 13-12 BEACH CHANNEL DRIVE	**Project Number**	: 15209
Instrument ID	: NIC1		

		Initial Calibration Blank		Continuing Calibration Blank(s)						Preparation Blank	
Lab ID	:	R1366680-2		R1366680-4		R1366680-6		R1366680-8		WG1427677-1	
Date Analyzed	:	10/29/20 08:26		10/29/20 09:05		10/29/20 09:45		10/29/20 10:28		10/29/20 09:09	
Parameter		mg/l	Q	mg/l	Q	mg/l	Q	mg/l	Q	mg/kg	Q
Mercury		0.000326	U	0.000326	U	0.000326	U	0.000326	U	0.054	U

Form 3
Blanks

Client	: Impact Environmental	**Lab Number**	: L2046791
Project Name	: 13-12 BEACH CHANNEL DRIVE	**Project Number**	: 15209
Instrument ID	: NIC1		

	Initial Calibration Blank		Continuing Calibration Blank(s)						Preparation Blank	
Lab ID :			R1366680-10		R1366680-12		R1366680-14			
Date Analyzed :			10/29/20 11:35		10/29/20 12:15		10/29/20 12:59			
Parameter	mg/l	Q	mg/l	Q	mg/l	Q	mg/l	Q		Q
Mercury			0.000326	U	0.000326	U	0.000326	U		

Form 5a
Matrix Spike

Client	: Impact Environmental	**Lab Number**	: L2046791
Project Name	: 13-12 BEACH CHANNEL DRIVE	**Project Number**	: 15209
Client Sample ID	: SB-1 (0-2)	**Matrix**	: SOIL
Lab Sample ID	: L2046791-01		
Matrix Spike	: WG1427677-3	**MS Analysis Date**	: 10/29/20 09:19
Matrix Spike Dup	:	**MSD Analysis Date**	:

		Matrix Spike Sample				Matrix Spike Duplicate					
	Sample Conc.	Spike Added	Spike Conc.	%R		Spike Added	Spike Conc.	%R	RPD	Recovery Limits	RPD Limit
Parameter	(mg/kg)	(mg/kg)	(mg/kg)			(mg/kg)	(mg/kg)				
Mercury, Total	0.506	0.143	0.191	0	Q					80-120	20

Form 6
Lab Duplicates

Client	: Impact Environmental	**Lab Number**	: L2046791
Project Name	: 13-12 BEACH CHANNEL DRIVE	**Project Number**	: 15209
Client Sample ID	: SB-1 (0-2)	**Matrix**	: SOIL
Lab Sample ID	: L2046791-01	**Analysis Date**	: 10/29/20 09:15
Dup Sample ID	: WG1427677-4	**DUP Analysis Date**	: 10/29/20 09:22

Parameter	Sample Concentration (mg/kg)	Duplicate Concentration (mg/kg)	RPD	RPD Limit
Mercury, Total	0.506	0.057J	NC	20

Form 7
Laboratory Control Sample

Client	: Impact Environmental	**Lab Number**	: L2046791
Project Name	: 13-12 BEACH CHANNEL DRIVE	**Project Number**	: 15209
Client Sample ID	: NA	**Matrix**	: SOIL
Lab Sample ID	: WG1427677-2	**LCS Analysis Date**	: 10/29/20 12:34
Dup Sample ID	:	**LCSD Analysis Date**	:

	Laboratory Control Sample			Laboratory Control Duplicate					
	True	Found	%R	True	Found	%R	RPD	Recovery	RPD
Parameter	(mg/kg)	(mg/kg)		(mg/kg)	(mg/kg)			Limits	Limit
Mercury, Total	20.5	17.6	86.					60-140	20

Form 12
Preparation Log

Client	: Impact Environmental	**Lab Number**	: L2046791
Project Name	: 13-12 BEACH CHANNEL DRIVE	**Project Number**	: 15209
Matrix	: SOIL	**Prep Method**	: EPA 7471B

Sample Number	Preparation Date	Weight (gram)	Volume (mL)
L2046791-01	10/29/20 00:05	0.39	-
L2046791-02	10/29/20 00:05	0.40	-
L2046791-03	10/29/20 00:05	0.37	-
L2046791-04	10/29/20 00:05	0.35	-
L2046791-05	10/29/20 00:05	0.37	-
L2046791-06	10/29/20 00:05	0.34	-
L2046791-07	10/29/20 00:05	0.36	-
L2046791-08	10/29/20 00:05	0.36	-
L2046791-09	10/29/20 00:05	0.35	-
L2046791-10	10/29/20 00:05	0.35	-
WG1427677-1	10/29/20 00:05	0.30	-
WG1427677-2	10/29/20 00:05	0.16	-
WG1427677-3	10/29/20 00:05	0.37	-
WG1427677-4	10/29/20 00:05	0.36	-

Form 13
Analysis Run Log

Client	: Impact Environmental	**Lab Number**	: L2046791
Project Name	: 13-12 BEACH CHANNEL DRIVE	**Project Number**	: 15209
Instrument ID	: NIC1	**Analysis Method**	: 1,7471B
Start Date	: 10/29/20 08:13	**End Date**	: 10/29/20 12:59

Sample Number	Dilution Factor	Analysis Time	Mercury, Total
R1366680-1 ICV	1	08:13:43	X
R1366680-2 ICB	1	08:26:12	X
R1366680-3 CCV	1	09:02:33	X
R1366680-4 CCB	1	09:05:51	X
WG1427677-1 BLANK	1	09:09:10	X
L2046791-01	1	09:15:46	X
WG1427677-3 MS	1	09:19:04	X
WG1427677-4 DUP	1	09:22:22	X
R1366680-5 CCV	1	09:42:10	X
R1366680-6 CCB	1	09:45:28	X
L2046791-02	1	10:08:18	X
L2046791-03	1	10:11:37	X
L2046791-04	1	10:14:55	X
L2046791-05	1	10:18:13	X
L2046791-06	1	10:21:31	X
R1366680-7 CCV	1	10:24:48	X
R1366680-8 CCB	1	10:28:06	X
L2046791-07	1	10:31:23	X
L2046791-08	1	10:34:42	X
L2046791-09	1	10:38:00	X
L2046791-10	1	10:41:18	X
R1366680-9 CCV	1	11:32:18	X
R1366680-10 CCB	1	11:35:36	X
R1366680-11 CCV	1	12:11:50	X
R1366680-12 CCB	1	12:15:08	X
WG1427677-2 LCS	5	12:34:55	X
R1366680-13 CCV	1	12:56:32	X

Form 13
Analysis Run Log

Client	: Impact Environmental	**Lab Number**	: L2046791
Project Name	: 13-12 BEACH CHANNEL DRIVE	**Project Number**	: 15209
Instrument ID	: NIC1	**Analysis Method**	: 1,7471B
Start Date	: 10/29/20 08:13	**End Date**	: 10/29/20 12:59

Sample Number	Dilution Factor	Analysis Time	Mercury, Total
R1366680-14 CCB	1	12:59:53	X

Date Created: 03/19/18
Created By: Jason Hebert
File: PM4631-1
Page: 1

MERCURY by 7470A, 245.1 (WATER)

Analyte	CAS #	RL	MDL	Units	LCS Criteria	LCS RPD	MS Criteria	MS RPD	Duplicate RPD	Surrogate Criteria	Holding Time	Container/Sample Preservation
Mercury, Total	7439-97-6	0.0002	0.0000915	mg/l	80-120	20	75-125	20	20		28 days	1 - Plastic 500ml HNO3 preserved

Please Note that the RL information provided in this table is calculated using a 100% Solids factor. (Soil/Solids only)
Please Note that the information provided in this table is subject to change at anytime at the discretion of Alpha Analytical, Inc.

Date Created: 03/19/18
Created By: Jason Hebert
File: PM4631-1
Page: 1

MERCURY by 7470A, 245.1 (WATER)

Analyte	CAS #	RL	MDL	Units	LCS Criteria	LCS RPD	MS Criteria	MS RPD	Duplicate RPD	Surrogate Criteria	Holding Time	Container/Sample Preservation
Mercury, Total	7439-97-6	0.0002	0.0000915	mg/l	80-120	20	75-125	20	20		28 days	1 - Plastic 500ml HNO3 preserved

Please Note that the RL information provided in this table is calculated using a 100% Solids factor. ***(Soil/Solids only)***
Please Note that the information provided in this table is subject to change at anytime at the discretion of Alpha Analytical, Inc.

Date Created: 11/04/16
Created By: Jason Hebert
File: PM2962-1
Page: 1

METALS by 7471B (SOIL)

Analyte	CAS #	RL	MDL	Units	LCS Criteria	LCS RPD	MS Criteria	MS RPD	Duplicate RPD	Surrogate Criteria	Holding Time	Container/Sample Preservation
Mercury, Total	7439-97-6	0.0800	0.0169	mg/kg	72-128		80-120	20	20		28 days	1 - Metals Only - Glass 60mL/2oz unpreserved

Please Note that the RL information provided in this table is calculated using a 100% Solids factor. (Soil/Solids only)
Please Note that the information provided in this table is subject to change at anytime at the discretion of Alpha Analytical, Inc.

Title : MERCURY ANALYSIS
Date : 10/29/2020
Name :

REVIEWED
By dmorisseau at 5:16 pm, Oct 30, 2020

Method

STD
12%w/vHONH3Cl : 0.0mL
(1+1)H2SO4 : 0.0mL
10%w/v SnCl2 : 0.3mL

SMP
12%w/vHONH3Cl : 0.0mL
(1+1)H2SO4 : 0.0mL
10%w/v SnCl2 : 0.3mL

Measurement Time(sec) : 120sec

Calib

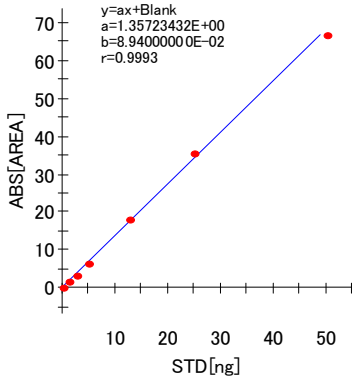

STD

No.	STD [ug/L]	SVOL [mL]	CVOL [mL]	DVOL [mL]	STD [ng]	AREA [ON]	MEAS [ng]	Dev [%]	M. TIME	Note
1	0.000	2.500	2.500	2.500	0.000	0.0894	0.0000	-	10/29/2020 07:50	EW
2	0.500	2.500	2.500	2.500	1.250	1.8139	1.2706	1.6	10/29/2020 07:53	EW
3	1.000	2.500	2.500	2.500	2.500	3.2012	2.2928	8.3	10/29/2020 07:57	EW
4	2.000	2.500	2.500	2.500	5.000	6.5445	4.7561	4.9	10/29/2020 08:00	EW
5	5.000	2.500	2.500	2.500	12.500	17.8979	13.1212	5.0	10/29/2020 08:03	EW
6	10.000	2.500	2.500	2.500	25.000	35.7555	26.2785	5.1	10/29/2020 08:07	EW
7	20.000	2.500	2.500	2.500	50.000	66.9192	49.2397	1.5	10/29/2020 08:10	EW

SMP

No.	NAME	SVOL [mL]	CVOL [mL]	DVOL [mL]	AREA [ON]	MEAS [ng]	CONC [ug/L]	Recovery [%]	M. TIME	Note
1	ICV	2.500	2.500	2.500	10.2740	7.5039	3.002	-	10/29/2020 08:13	EW
2	ICB	2.500	2.500	2.500	0.0899	0.0004	0.000	-	10/29/2020 08:26	EW
3	0.5 PPB	2.500	2.500	2.500	1.7017	1.1879	0.475	-	10/29/2020 08:29	EW
4	WG1427650-1 T	2.500	2.500	2.500	0.0460	-0.0320	-0.013	-	10/29/2020 08:32	EW
5	WG1427650-2 T	2.500	2.500	2.500	3.2144	2.3025	0.921	-	10/29/2020 08:36	EW

NIC NIPPON INSTRUMENTS CORPORATION

No.	NAME	SVOL [mL]	CVOL [mL]	DVOL [mL]	AREA [ON]	MEAS [ng]	CONC [ug/L]	Recovery [%]	M. TIME	Note
6	L2045827-02 T	2.500	2.500	2.500	0.3547	0.1955	0.078	-	10/29/2020 08:39	EW
7	WG1427650-3 T	2.500	2.500	2.500	3.3206	2.3807	0.952	-	10/29/2020 08:42	EW
8	WG1427650-4 T	2.500	2.500	2.500	0.3662	0.2039	0.082	-	10/29/2020 08:46	EW
9	WG1427665-1 T	2.500	2.500	2.500	0.3643	0.2025	0.081	-	10/29/2020 08:49	EW
10	WG1427665-2 T	2.500	2.500	2.500	3.3928	2.4339	0.974	-	10/29/2020 08:52	EW
11	WG1427665-3 T	2.500	2.500	2.500	3.5701	2.5646	1.026	-	10/29/2020 08:55	EW
12	L2046266-01 T	2.500	2.500	2.500	0.1907	0.0746	0.030	-	10/29/2020 08:59	EW
13	Check STD(10ug/L)	2.500	2.500	2.500	35.9797	26.4437	10.577	105.8	10/29/2020 09:02	EW
14	Check Blank	2.500	2.500	2.500	0.0898	0.0003	0.000	-	10/29/2020 09:05	EW
15	WG1427677-1 T	2.500	2.500	2.500	0.1745	0.0627	0.025	-	10/29/2020 09:09	EW
16	WG1427677-2 T 5X	2.500	2.500	0.500	19.0601	13.9775	27.955	-	10/29/2020 09:12	EW
17	L2046791-01 T	2.500	2.500	2.500	12.7722	9.3446	3.738	-	10/29/2020 09:15	EW
18	WG1427677-3 T	2.500	2.500	2.500	4.6226	3.3400	1.336	-	10/29/2020 09:19	EW
19	WG1427677-4 T	2.500	2.500	2.500	1.4197	0.9802	0.392	-	10/29/2020 09:22	EW
20	PS 6791-01 T	2.500	2.500	2.500	42.6605	31.3661	12.546	-	10/29/2020 09:25	EW
21	L2046475-21 T	2.500	2.500	2.500	1.7369	1.2139	0.486	-	10/29/2020 09:28	EW
22	L2046475-22 T	2.500	2.500	2.500	3.9717	2.8604	1.144	-	10/29/2020 09:32	EW
23	L2046475-23 T	2.500	2.500	2.500	2.0296	1.4295	0.572	-	10/29/2020 09:35	EW
24	L2046475-24 T	2.500	2.500	2.500	35.3781	26.0004	10.400	-	10/29/2020 09:38	EW
25	Check STD(10ug/L)	2.500	2.500	2.500	35.6248	26.1822	10.473	104.7	10/29/2020 09:42	EW
26	Check Blank	2.500	2.500	2.500	0.0899	0.0004	0.000	-	10/29/2020 09:45	EW
27	L2046475-26 T	2.500	2.500	2.500	5.1979	3.7639	1.506	-	10/29/2020 09:55	EW
28	L2046475-27 T	2.500	2.500	2.500	7.9423	5.7860	2.314	-	10/29/2020 09:58	EW
29	L2046475-28 T	2.500	2.500	2.500	1.7110	1.1948	0.478	-	10/29/2020 10:01	EW
30	L2046475-29 T	2.500	2.500	2.500	0.8316	0.5468	0.219	-	10/29/2020 10:05	EW
31	L2046791-02 T	2.500	2.500	2.500	0.3592	0.1988	0.080	-	10/29/2020 10:08	EW
32	L2046791-03 T	2.500	2.500	2.500	0.2762	0.1376	0.055	-	10/29/2020 10:11	EW
33	L2046791-04 T	2.500	2.500	2.500	0.1955	0.0782	0.031	-	10/29/2020 10:14	EW
34	L2046791-05 T	2.500	2.500	2.500	0.3067	0.1601	0.064	-	10/29/2020 10:18	EW
35	L2046791-06 T	2.500	2.500	2.500	0.1793	0.0662	0.026	-	10/29/2020 10:21	EW
36	Check STD(10ug/L)	2.500	2.500	2.500	35.8480	26.3467	10.539	105.4	10/29/2020 10:24	EW
37	Check Blank	2.500	2.500	2.500	0.0867	-0.0020	-0.001	-	10/29/2020 10:28	EW

No.	NAME	SVOL [mL]	CVOL [mL]	DVOL [mL]	AREA [ON]	MEAS [ng]	CONC [ug/L]	Recovery [%]	M. TIME	Note
38	L2046791-07 T	2.500	2.500	2.500	3.5369	2.5401	1.016	-	10/29/2020 10:31	EW
39	L2046791-08 T	2.500	2.500	2.500	2.4427	1.7339	0.694	-	10/29/2020 10:34	EW
40	L2046791-09 T	2.500	2.500	2.500	5.1799	3.7506	1.500	-	10/29/2020 10:38	EW
41	L2046791-10 T	2.500	2.500	2.500	2.6726	1.9033	0.761	-	10/29/2020 10:41	EW
42	L2046475-25 T 5X	2.500	2.500	0.500	11.0663	8.0877	16.175	-	10/29/2020 10:44	EW
43	WG1427205-1 T	2.500	2.500	2.500	0.1026	0.0097	0.004	-	10/29/2020 11:15	EW
44	WG1427205-2 T 5X	2.500	2.500	0.500	39.7256	29.2037	58.407	-	10/29/2020 11:19	EW
45	WG1427205-3 T 5X	2.500	2.500	0.500	42.5225	31.2644	62.529	-	10/29/2020 11:22	EW
46	L2045887-01 T	2.500	2.500	2.500	0.5567	0.3443	0.138	-	10/29/2020 11:25	EW
47	L2045887-02 T	2.500	2.500	2.500	0.4888	0.2943	0.118	-	10/29/2020 11:29	EW
48	Check STD(10ug/L)	2.500	2.500	2.500	35.8795	26.3699	10.548	105.5	10/29/2020 11:32	EW
49	Check Blank	2.500	2.500	2.500	0.0889	-0.0004	-0.000	-	10/29/2020 11:35	EW
50	L2046101-01 T	2.500	2.500	2.500	3.1065	2.2230	0.889	-	10/29/2020 11:38	EW
51	L2046101-02 T	2.500	2.500	2.500	2.4631	1.7489	0.700	-	10/29/2020 11:42	EW
52	L2046125-01 T	2.500	2.500	2.500	3.2992	2.3650	0.946	-	10/29/2020 11:45	EW
53	L2046125-02 T	2.500	2.500	2.500	1.5918	1.1070	0.443	-	10/29/2020 11:48	EW
54	L2046302-01 T	2.500	2.500	2.500	0.1898	0.0740	0.030	-	10/29/2020 11:52	EW
55	L2046503-01 T	2.500	2.500	2.500	0.3664	0.2041	0.082	-	10/29/2020 11:55	EW
56	L2046765-01 T	2.500	2.500	2.500	2.6386	1.8782	0.751	-	10/29/2020 11:58	EW
57	L2046857-01 T	2.500	2.500	2.500	0.3437	0.1874	0.075	-	10/29/2020 12:01	EW
58	L2046857-02 T	2.500	2.500	2.500	0.2753	0.1370	0.055	-	10/29/2020 12:05	EW
59	L2046874-03 T	2.500	2.500	2.500	0.2721	0.1346	0.054	-	10/29/2020 12:08	EW
60	Check STD(10ug/L)	2.500	2.500	2.500	35.7520	26.2759	10.510	105.1	10/29/2020 12:11	EW
61	Check Blank	2.500	2.500	2.500	0.0900	0.0004	0.000	-	10/29/2020 12:15	EW
62	L2046874-04 T	2.500	2.500	2.500	0.3565	0.1968	0.079	-	10/29/2020 12:18	EW
63	L2046874-06 T	2.500	2.500	2.500	0.2103	0.0891	0.036	-	10/29/2020 12:21	EW
64	L2046874-07 T	2.500	2.500	2.500	0.4095	0.2358	0.094	-	10/29/2020 12:25	EW
65	L2046874-08 T	2.500	2.500	2.500	0.4012	0.2297	0.092	-	10/29/2020 12:28	EW
66	L2046874-09 T	2.500	2.500	2.500	0.2515	0.1194	0.048	-	10/29/2020 12:31	EW
67	WG1427677-2 T 5X	2.500	2.500	0.500	38.1185	28.0196	56.039	-	10/29/2020 12:34	EW
68	WG1427545-1 T	2.500	2.500	2.500	0.0767	-0.0094	-0.004	-	10/29/2020 12:43	EW
69	WG1427545-2 T 5X	2.500	2.500	0.500	43.1789	31.7480	63.496	-	10/29/2020 12:46	EW

No.	NAME	SVOL [mL]	CVOL [mL]	DVOL [mL]	AREA [ON]	MEAS [ng]	CONC [ug/L]	Recovery [%]	M. TIME	Note
70	L2046475-01 T	2.500	2.500	2.500	1.2604	0.8628	0.345	-	10/29/2020 12:49	EW
71	WG1427545-3 T	2.500	2.500	2.500	6.4595	4.6934	1.877	-	10/29/2020 12:53	EW
72	Check STD(10ug/L)	2.500	2.500	2.500	35.7925	26.3058	10.522	105.2	10/29/2020 12:56	EW
73	Check Blank	2.500	2.500	2.500	0.0898	0.0003	0.000	-	10/29/2020 12:59	EW
74	WG1427545-4 T	2.500	2.500	2.500	1.7411	1.2170	0.487	-	10/29/2020 13:03	EW
75	PS 6475-01 T	2.500	2.500	2.500	35.0417	25.7526	10.301	-	10/29/2020 13:06	EW
76	L2046475-02 T	2.500	2.500	2.500	1.3173	0.9047	0.362	-	10/29/2020 13:09	EW
77	L2046475-03 T	2.500	2.500	2.500	0.4741	0.2834	0.113	-	10/29/2020 13:13	EW
78	L2046475-06 T	2.500	2.500	2.500	51.9744	38.2285	15.291	-	10/29/2020 13:28	EW
79	L2046475-08 T	2.500	2.500	2.500	11.4475	8.3686	3.347	-	10/29/2020 13:38	EW
80	L2046475-09 T	2.500	2.500	2.500	25.5640	18.7695	7.508	-	10/29/2020 13:41	EW
81	Check STD(10ug/L)	2.500	2.500	2.500	35.5794	26.1488	10.460	104.6	10/29/2020 13:45	EW
82	Check Blank	2.500	2.500	2.500	0.0993	0.0073	0.003	-	10/29/2020 13:48	EW
83	L2046475-10 T	2.500	2.500	2.500	13.7917	10.0958	4.038	-	10/29/2020 13:51	EW
84	L2046475-11 T	2.500	2.500	2.500	18.6563	13.6800	5.472	-	10/29/2020 13:54	EW
85	L2046475-12 T	2.500	2.500	2.500	2.9547	2.1111	0.844	-	10/29/2020 13:58	EW
86	L2046475-13 T	2.500	2.500	2.500	4.0839	2.9431	1.177	-	10/29/2020 14:01	EW
87	L2046475-14 T	2.500	2.500	2.500	3.7569	2.7022	1.081	-	10/29/2020 14:04	EW
88	L2046475-15 T	2.500	2.500	2.500	3.3286	2.3866	0.955	-	10/29/2020 14:08	EW
89	L2046475-18 T	2.500	2.500	2.500	83.3062	61.3135	24.525	-	10/29/2020 14:24	EW
90	Check STD(10ug/L)	2.500	2.500	2.500	35.4401	26.0461	10.418	104.2	10/29/2020 14:33	EW
91	Check Blank	2.500	2.500	2.500	0.1040	0.0108	0.004	-	10/29/2020 14:36	EW
92	L2046475-20 T	2.500	2.500	2.500	2.8176	2.0101	0.804	-	10/29/2020 14:40	EW
93	L2046475-04 T 10X	2.500	2.500	0.250	17.2960	12.6777	50.711	-	10/29/2020 14:43	EW
94	L2046475-05 T 10X	2.500	2.500	0.250	50.6154	37.2272	148.909	-	10/29/2020 14:46	EW
95	L2046475-07 T 10X	2.500	2.500	0.250	46.3182	34.0610	136.244	-	10/29/2020 14:50	EW
96	L2046475-16 T 10X	2.500	2.500	0.250	38.4106	28.2348	112.939	-	10/29/2020 15:15	EW
97	L2046475-17 T 10X	2.500	2.500	0.250	18.5423	13.5960	54.384	-	10/29/2020 15:18	EW
98	L2046475-18 T 2X	2.500	2.500	1.250	42.1589	30.9965	24.797	-	10/29/2020 15:21	EW
99	L2046475-19 T 10X	2.500	2.500	0.250	11.2348	8.2118	32.847	-	10/29/2020 15:24	EW
100	Check STD(10ug/L)	2.500	2.500	2.500	35.1417	25.8263	10.331	103.3	10/29/2020 15:33	EW
101	Check Blank	2.500	2.500	2.500	0.0879	-0.0011	-0.000	-	10/29/2020 15:36	EW

MERCURY TRUE VALUE CRITERIA

ICV	3 ug/l
LCSW	1 ug/l
MS	1 ug/l
CCV	5 ug/l

As of 6/1/13, Mercury True Value criteria is as follows:

ICV	3 ug/l
LCSW	1 ug/l
MS(aq)	5 ug/l
MS(soil)	1 ug/l
CCV	10 ug/l

▪ Certificate of Analysis ▪

Product: Metals in Soil
Catalog Number: 540
Lot No. D102-540
Certificate Issue Date: June 22, 2018
Expiration Date: January 31, 2022
Revision Number: Original

Product use instructions are included as part of the certification packet and are paginated separately from this Certificate of Analysis. Please reference the product use instructions for catalog #540 revision 030512.

CERTIFICATION

Parameter	Certified Value[1]	Reference Value	Uncertainty[2]	QC Performance Acceptance Limits[3]	PT Performance Acceptance Limits[4]
	mg/kg	mg/kg	%	mg/kg	mg/kg
Aluminum	10100	8160	6.36	3960 - 12400	4080 - 12200
Antimony	120	60.9	9.42	0.822 - 121	12.0 - 166
Arsenic	144	135	5.08	112 - 158	94.6 - 176
Barium	469	443	6.77	366 - 521	332 - 554
Beryllium	207	197	5.86	164 - 229	148 - 246
Boron	213	174	12.6	127 - 221	105 - 244
Cadmium	224	204	6.65	169 - 240	153 - 256
Calcium	5190	4830	9.12	3950 - 5700	3510 - 6150
Chromium	138	132	8.56	109 - 155	92.2 - 171
Cobalt	182	179	7.93	151 - 207	134 - 224
Copper	191	184	6.72	155 - 213	138 - 230
Iron	15000	14400	10.7	8770 - 20000	5120 - 23600
Lead	225	216	7.72	178 - 254	159 - 274
Magnesium	2570	2340	6.13	1780 - 2900	1460 - 3230
Manganese	331	323	6.71	266 - 380	242 - 404
Mercury	16.8	13.2	16.0	8.64 - 17.7	7.89 - 18.5
Molybdenum	193	175	2.39	141 - 209	125 - 226
Nickel	163	152	5.95	126 - 178	106 - 197
Potassium	2420	2050	6.31	1440 - 2660	1210 - 2890
Selenium	81.9	74.9	4.13	59.3 - 90.5	47.0 - 103
Silver	57.6	53.9	9.00	43.0 - 64.8	37.8 - 70.0
Sodium	161	149	12.1	111 - 188	57.7 - 241
Strontium	100	96.2	4.04	78.1 - 114	69.0 - 123
Thallium	253	232	3.54	188 - 276	168 - 296

16341 Table Mountain Pkwy ▪ Golden, CO 80403 ▪ T: 800.372.0122 ▪ 303.431.8454 ▪ www.eraqc.com

Parameter	Certified Value[1]	Reference Value	Uncertainty[2]	QC Performance Acceptance Limits[3]	PT Performance Acceptance Limits[4]
	mg/kg	mg/kg	%	mg/kg	mg/kg
Tin	146	134	10.8	106 - 163	79.5 - 189
Titanium	449	340	7.20	70.2 - 609	44.9 - 711
Uranium	114	113	7.10	85.5 - 140	71.9 - 153
Vanadium	180	172	8.85	137 - 207	126 - 218
Zinc	217	211	6.58	171 - 250	147 - 274

ANALYTICAL VERIFICATION

Parameter	Certified Value[1]	Proficiency Testing Study			NIST Traceability	
		Mean	Recovery[5]	n	SRM Number	Recovery
	mg/kg	mg/kg	%			%
Aluminum	10100	8160	80.8	138	-	-
Antimony	120	60.9	50.8	135	-	-
Arsenic	144	135	93.8	184	-	-
Barium	469	443	94.5	158	-	-
Beryllium	207	197	95.0	148	-	-
Boron	213	174	81.8	107	-	-
Cadmium	224	204	91.3	199	-	-
Calcium	5190	4830	93.0	122	-	-
Chromium	138	132	95.5	172	-	-
Cobalt	182	179	98.4	140	-	-
Copper	191	184	96.3	183	-	-
Iron	15000	14400	95.6	133	-	-
Lead	225	216	96.2	204	-	-
Magnesium	2570	2340	91.2	122	-	-
Manganese	331	323	97.6	147	-	-
Mercury	16.8	13.2	78.3	128	-	-
Molybdenum	193	175	90.8	143	-	-
Nickel	163	152	93.1	185	-	-
Potassium	2420	2050	84.7	121	-	-
Selenium	81.9	74.9	91.5	163	-	-

16341 Table Mountain Pkwy ▪ Golden, CO 80403 ▪ T: 800.372.0122 ▪ 303.431.8454 ▪ www.eraqc.com

▪ Certificate of Analysis ▪

Parameter	Certified Value[1]	Proficiency Testing Study			NIST Traceability	
		Mean	Recovery[5]	n	SRM Number	Recovery
	mg/kg	mg/kg	%			%
Silver	57.6	53.9	93.6	150	-	-
Sodium	161	149	92.8	105	-	-
Strontium	100	96.2	96.2	90	-	-
Thallium	253	232	91.6	147	-	-
Tin	146	134	92.0	100	-	-
Titanium	449	340	75.6	93	-	-
Uranium	114	113	98.8	35	-	-
Vanadium	180	172	95.4	139	-	-
Zinc	217	211	97.0	180	-	-

1. The **Certified Values** are the actual "made-to" concentrations confirmed by ERA analytical verification. The certified values are monitored and purchasers will be notified of any significant changes resulting in recertification or withdrawal of this certified reference material during the period of validity of this certificate.

2. The **Uncertainty** is the total propagated uncertainty at the 95% confidence interval. The uncertainty is based on the preparation and internal analytical verification of the product by ERA, multiplied by a coverage factor. The uncertainty applies to the product as supplied and does not take into account any required or optional dilution and/or preparations the laboratory may perform while using this product.

3. The **QC Performance Acceptance Limits (QC PALs™)**are based on actual historical data collected in ERA's Proficiency Testing program. The QC PALs™ reflect any inherent biases in the methods used to establish the limits and closely approximate a 95% confidence interval of the performance that experienced laboratories should achieve using accepted environmental methods. Use the QC PALs™ to realistically evaluate your performance against your peers.

4. The **PT Performance Acceptance Limits (PT PALs™)** are calculated using the regression equations and fixed acceptance criteria specified in the NELAC proficiency testing requirements. Use the PT PALs™ when analyzing this QC standard alongside USEPA and NELAC compliant PT standards. Please note that many PT study acceptance limits are concentration dependent (some non-linearly) and, therefore, the acceptance limits of this QC standard and any PT standard may differ relative to their difference in concentrations.

5. The **PT Data/Traceability** data include the mean value, percent recovery and number of data points reported by the laboratories in our Proficiency Testing study compared to the Certified Values. In addition, where NIST Standard Reference Materials (SRMs) are available, each analyte has been analytically traced to the NIST SRM listed. This product is traceable to the lot numbers of its starting materials. All gravimetric and volumetric measurements related to its manufacture are traceable to NIST through an unbroken chain of comparisons.
Traceability Recovery (%) = [(% recovery certified standard)/(% recovery NIST SRM)]*100
The traceability data shown were compiled by analyzing the ERA standards or their associated stock solutions against the applicable NIST SRMs.

6. For additional information on this product such as intended use, instructions for use, level of homogeneity, and safety information, please refer to the provided Instruction Sheet

If you have any questions or need technical assistance, please call ERA technical assistance at 1-800-372-0122 or send an email to info@eraqc.com.

Certifying Officer

Brian Miller



Quality Officer

Matthew Seebeck



ISO/IEC GUIDE 34:2009 ACCREDITED REFERENCE MATERIAL PRODUCER CERTIFICATE NO. 1539.03

ISO/IEC 17025:2005 ACCREDITED CHEMICAL TESTING LABORATORY CERTIFICATE NO. 1539.02

16341 Table Mountain Pkwy ▪ Golden, CO 80403 ▪ T: 800.372.0122 ▪ 303.431.8454 ▪ www.eraqc.com

ERA
A Waters Company

Reference Material

▪ Certificate of Analysis ▪

Product: Metals in Soil
Catalog Number: 540
Lot No. D105-540
Certificate Issue Date: March 19, 2019
Expiration Date: October 12, 2022
Revision Number: Original

Product use instructions are included as part of the certification packet and are paginated separately from this Certificate of Analysis. Please reference the product use instructions for catalog #540 revision 030512.

CERTIFICATION

Parameter	Certified Value[1]	Reference Value	Uncertainty[2]	QC Performance Acceptance Limits[3]	PT Performance Acceptance Limits[4]
	mg/kg	mg/kg	%	mg/kg	mg/kg
Aluminum	10100	8800	8.32	4600 - 13000	4470 - 13100
Antimony	282	147	7.70	6.17 - 289	28.2 - 366
Arsenic	155	143	6.34	119 - 168	100 - 186
Barium	439	415	5.37	343 - 488	311 - 519
Beryllium	192	179	2.78	149 - 210	134 - 224
Boron	216	160	7.08	113 - 208	96.1 - 238
Cadmium	61.5	56.2	0.528	46.6 - 65.9	42.2 - 70.3
Calcium	5190	4960	6.64	4090 - 5840	3610 - 6310
Chromium	104	101	4.75	83.2 - 118	70.5 - 131
Cobalt	196	189	0.500	158 - 219	141 - 236
Copper	65.0	63.1	2.65	53.1 - 73.1	47.3 - 78.9
Iron	15000	15700	8.94	10100 - 21300	6000 - 25400
Lead	126	125	4.77	103 - 146	89.3 - 160
Magnesium	2570	2410	6.26	1860 - 2970	1520 - 3310
Manganese	387	382	5.37	315 - 449	290 - 474
Mercury	7.76	7.61	13.7	5.53 - 9.69	4.57 - 10.7
Molybdenum	120	107	0.500	86.0 - 128	75.5 - 139
Nickel	117	108	0.514	89.5 - 127	75.7 - 141
Potassium	2420	2110	5.62	1500 - 2720	1260 - 2960
Selenium	84.6	77.9	7.10	61.8 - 94.0	49.2 - 107
Silver	34.6	34.3	8.34	27.8 - 40.9	23.6 - 45.1
Sodium	161	145	6.72	106 - 183	54.3 - 235
Strontium	104	104	3.95	85.1 - 123	74.8 - 133
Thallium	123	113	0.500	91.3 - 134	77.1 - 149

16341 Table Mountain Pkwy ▪ Golden, CO 80403 ▪ T: 800.372.0122 ▪ 303.431.8454 ▪ www.eraqc.com

Parameter	Certified Value[1]	Reference Value	Uncertainty[2]	QC Performance Acceptance Limits[3]	PT Performance Acceptance Limits[4]
	mg/kg	mg/kg	%	mg/kg	mg/kg
Tin	118	107	0.500	83.5 - 130	61.2 - 152
Titanium	512	421	5.80	114 - 728	0.00 - 854
Uranium	103	104	6.18	79.1 - 128	71.9 - 135
Vanadium	87.3	83.7	8.55	66.8 - 101	54.2 - 113
Zinc	251	240	3.98	194 - 285	168 - 312

ANALYTICAL VERIFICATION

Parameter	Certified Value[1]	Proficiency Testing Study			NIST Traceability	
		Mean	Recovery[5]	n	SRM Number	Recovery
	mg/kg	mg/kg	%			%
Aluminum	10100	8800	87.1	193	-	-
Antimony	282	147	52.3	216	-	-
Arsenic	155	143	92.5	240	-	-
Barium	439	415	94.6	222	-	-
Beryllium	192	179	93.4	220	-	-
Boron	216	160	74.2	152	-	-
Cadmium	61.5	56.2	91.5	239	-	-
Calcium	5190	4960	95.6	175	-	-
Chromium	104	101	96.8	237	-	-
Cobalt	196	189	96.2	215	-	-
Copper	65.0	63.1	97.1	237	-	-
Iron	15000	15700	105	195	-	-
Lead	126	125	99.0	243	-	-
Magnesium	2570	2410	93.9	177	-	-
Manganese	387	382	98.7	215	-	-
Mercury	7.76	7.61	98.0	157	-	-
Molybdenum	120	107	89.4	216	-	-
Nickel	117	108	92.5	235	-	-
Potassium	2420	2110	87.2	181	-	-
Selenium	84.6	77.9	92.1	231	-	-

16341 Table Mountain Pkwy ▪ Golden, CO 80403 ▪ T: 800.372.0122 ▪ 303.431.8454 ▪ www.eraqc.com

ERA
A Waters Company

Reference Material

▪ Certificate of Analysis ▪

Parameter	Certified Value[1]	Proficiency Testing Study			NIST Traceability	
		Mean	Recovery[5]	n	SRM Number	Recovery
	mg/kg	mg/kg	%			%
Silver	34.6	34.3	99.3	216	-	-
Sodium	161	145	89.8	166	-	-
Strontium	104	104	99.9	148	-	-
Thallium	123	113	91.8	215	-	-
Tin	118	107	90.4	164	-	-
Titanium	512	421	82.2	157	-	-
Uranium	103	104	101	61	-	-
Vanadium	87.3	83.7	95.9	214	-	-
Zinc	251	240	95.5	234	-	-

1. The **Certified Values** are the actual "made-to" concentrations confirmed by ERA analytical verification. The certified values are monitored and purchasers will be notified of any significant changes resulting in recertification or withdrawal of this reference material during the period of validity of this certificate.

2. The **Uncertainty** is the total propagated uncertainty at the 95% confidence interval. The uncertainty is based on the preparation and internal analytical verification of the product by ERA, multiplied by a coverage factor. The uncertainty applies to the product as supplied and does not take into account any required or optional dilution and/or preparations the laboratory may perform while using this product.

3. The **QC Performance Acceptance Limits (QC PALs™)**are based on actual historical data collected in ERA's Proficiency Testing program. The QC PALs™ reflect any inherent biases in the methods used to establish the limits and closely approximate a 95% confidence interval of the performance that experienced laboratories should achieve using accepted environmental methods. Use the QC PALs™ to realistically evaluate your performance against your peers.

4. The **PT Performance Acceptance Limits (PT PALs™)** are calculated using the regression equations and fixed acceptance criteria specified in the NELAC proficiency testing requirements. Use the PT PALs™ when analyzing this QC standard alongside USEPA and NELAC compliant PT standards. Please note that many PT study acceptance limits are concentration dependent (some non-linearly) and, therefore, the acceptance limits of this QC standard and any PT standard may differ relative to their difference in concentrations.

5. The **PT Data/Traceability** data include the mean value, percent recovery and number of data points reported by the laboratories in our Proficiency Testing study compared to the Certified Values. In addition, where NIST Standard Reference Materials (SRMs) are available, each analyte has been analytically traced to the NIST SRM listed. This product is traceable to the lot numbers of its starting materials. All gravimetric and volumetric measurements related to its manufacture are traceable to NIST through an unbroken chain of comparisons.
Traceability Recovery (%) = [(% recovery certified standard)/(% recovery NIST SRM)]*100
The traceability data shown were compiled by analyzing the ERA standards or their associated stock solutions against the applicable NIST SRMs.

6. For additional information on this product such as intended use, instructions for use, level of homogeneity, and safety information, please refer to the provided Instruction Sheet

If you have any questions or need technical assistance, please call ERA technical assistance at 1-800-372-0122 or send an email to info@eraqc.com.

Certifying Officer

Brian Miller

Brian Miller

Quality Officer

Matthew Seebeck

16341 Table Mountain Pkwy ▪ Golden, CO 80403 ▪ T: 800.372.0122 ▪ 303.431.8454 ▪ www.eraqc.com

ERA
A Waters Company

Certified Reference Material

▪ Certificate of Analysis ▪

Product: Metals in Soil
Catalog Number: 540
Lot No. D109-540
Certificate Issue Date: March 24, 2020
Expiration Date: October 03, 2023
Revision Number: Original

Product use instructions are included as part of the certification packet and are paginated separately from this Certificate of Analysis. Please reference the product use instructions for catalog #540 revision 090119.

CERTIFICATION

Parameter	Certified Value[1]	Reference Value[7]	Uncertainty[2]	QC Performance Acceptance Limits[3]	PT Performance Acceptance Limits[4]
	mg/kg	mg/kg	%	mg/kg	mg/kg
Aluminum	10100	8130	2.54	3920 - 12300	4060 - 12200
Antimony	259	134	5.03	4.56 - 264	25.9 - 335
Arsenic	171	156	3.38	129 - 183	109 - 203
Barium	253	239	4.81	197 - 280	179 - 298
Beryllium	179	169	6.59	141 - 198	127 - 212
Boron	114	87.5	10.3	62.5 - 113	52.5 - 125
Cadmium	149	137	5.43	113 - 160	103 - 171
Calcium	5190	4760	3.48	3890 - 5640	3460 - 6070
Chromium	163	154	3.79	126 - 181	108 - 200
Cobalt	127	121	5.07	101 - 141	90.8 - 151
Copper	57.0	54.9	4.13	46.1 - 63.6	41.1 - 68.6
Iron	15000	14100	6.27	8470 - 19700	4920 - 23200
Lead	133	130	3.00	107 - 152	93.3 - 167
Magnesium	2570	2320	3.32	1760 - 2880	1440 - 3200
Manganese	277	269	2.67	221 - 317	199 - 340
Mercury	21.6	20.5	7.72	14.7 - 26.3	12.3 - 28.6
Molybdenum	108	95.4	2.61	76.4 - 114	66.9 - 124
Nickel	58.7	53.9	4.97	44.5 - 63.3	37.7 - 70.0
Potassium	2420	2020	3.06	1410 - 2630	1190 - 2850
Selenium	181	167	5.63	132 - 201	113 - 221
Silver	35.5	33.6	5.20	26.8 - 40.3	23.0 - 44.1
Sodium	161	133	2.76	95.1 - 171	46.5 - 220
Strontium	89.7	87.9	4.59	71.7 - 104	62.8 - 113
Thallium	121	112	5.19	90.3 - 133	76.1 - 147

16341 Table Mountain Pkwy ▪ Golden, CO 80403 ▪ T: 800.372.0122 ▪ 303.431.8454 ▪ www.eraqc.com

▪ Certificate of Analysis ▪

Parameter	Certified Value[1]	Reference Value[7]	Uncertainty[2]	QC Performance Acceptance Limits[3]	PT Performance Acceptance Limits[4]
	mg/kg	mg/kg	%	mg/kg	mg/kg
Tin	83.5	74.0	5.42	57.6 - 90.4	39.7 - 108
Titanium	474	333	7.17	48.6 - 617	46.3 - 620
Uranium	51.9	51.9	3.36	39.6 - 64.3	35.9 - 68.0
Vanadium	68.1	62.6	6.00	49.4 - 75.8	37.0 - 88.3
Zinc	165	158	2.34	128 - 188	111 - 205

16341 Table Mountain Pkwy ▪ Golden, CO 80403 ▪ T: 800.372.0122 ▪ 303.431.8454 ▪ www.eraqc.com

ANALYTICAL VERIFICATION

Parameter	Certified Value[1]	Proficiency Testing Study			NIST Traceability	
		Mean	Recovery[5]	n	SRM Number[6]	Recovery
	mg/kg	mg/kg	%			%
Aluminum	10100	8130	80.5	196	-	-
Antimony	259	134	51.8	217	-	-
Arsenic	171	156	91.3	243	-	-
Barium	253	239	94.3	230	-	-
Beryllium	179	169	94.6	223	-	-
Boron	114	87.5	76.7	150	-	-
Cadmium	149	137	91.8	249	-	-
Calcium	5190	4760	91.8	184	-	-
Chromium	163	154	94.4	245	-	-
Cobalt	127	121	95.3	221	-	-
Copper	57.0	54.9	96.2	243	-	-
Iron	15000	14100	93.9	199	-	-
Lead	133	130	97.7	251	-	-
Magnesium	2570	2320	90.1	182	-	-
Manganese	277	269	97.2	220	-	-
Mercury	21.6	20.5	94.7	172	-	-
Molybdenum	108	95.4	88.3	218	-	-
Nickel	58.7	53.9	91.8	242	-	-
Potassium	2420	2020	83.5	187	-	-
Selenium	181	167	92.2	235	-	-
Silver	35.5	33.6	94.5	222	-	-
Sodium	161	133	82.7	177	-	-
Strontium	89.7	87.9	98.0	151	-	-
Thallium	121	112	92.2	219	-	-
Tin	83.5	74.0	88.6	170	-	-
Titanium	474	333	70.3	157	-	-
Uranium	51.9	51.9	100	60	-	-
Vanadium	68.1	62.6	91.9	213	-	-
Zinc	165	158	95.8	238	-	-

16341 Table Mountain Pkwy ▪ Golden, CO 80403 ▪ T: 800.372.0122 ▪ 303.431.8454 ▪ www.eraqc.com

▪ Certificate of Analysis ▪

1. The **Certified Values** are the actual gravimetric/volumetric "made-to" concentrations confirmed by ERA analytical verification. The certified values are monitored and purchasers will be notified of any significant changes resulting in recertification or withdrawal of this certified reference material during the period of validity of this certificate.

2. The **Uncertainty** represents an expanded uncertainty and approximates a 95% confidence interval. The uncertainty is based on the characterization, homogeneity and stability characteristics of the product, multiplied by a coverage factor (k=2). The uncertainty applies to the product as supplied and does not take into account any required or optional dilution and/or preparations the laboratory may perform while using this product. The formula used to calculate the expanded uncertainty is:
$U_{expanded} = k * SQRT((U_{char}^2) + (U_{homogen}^2) + (U_{LTS}^2) + (U_{STS}^2) + (U_{RSS}^2))$

Where:

$U_{expanded}$ = Expanded uncertainty.
k = Coverage factor.
U_{char} = Combined standard uncertainty of the manufacturing and/or analytical verification assessment.
$U_{homogen}$ = Standard uncertainty of the homogeneity assessment.
U_{LTS} = Standard uncertainty associated with long-term stability.
U_{STS} = Standard uncertainty associated with short-term (transport) stability.
U_{RSS} = Standard uncertainty associated with repeated sampling of the product (where permitted by product use instructions).

3. The **QC Performance Acceptance Limits (QC PALs™)** are based on actual historical data collected in ERA's Proficiency Testing program. The QC PALs™ reflect any inherent biases in the methods used to establish the limits and closely approximate a 95% confidence interval of the performance that experienced laboratories should achieve using accepted environmental methods. Use the QC PALs™ to realistically evaluate your performance against your peers.

4. The **PT Performance Acceptance Limits (PT PALs™)** are calculated using the regression equations and fixed acceptance criteria specified in the NELAC proficiency testing requirements. Use the PT PALs™ when analyzing this certified reference material alongside USEPA and NELAC compliant PT study materials. Please note that many PT study acceptance limits are concentration dependent (some non-linearly) and therefore, the acceptance limits of this certified reference material and any PT study material may differ relative to their difference in concentrations.

5. The **PT Performance Data** include the mean value, percent recovery and number of data points reported by laboratories in our Proficiency Testing study compared to the Certified Values. In the event this lot was not used in a proficiency testing scheme, the data displayed was generated internally by ERA.

6. Where NIST Standard Reference Materials (SRMs) are available, each analyte has been analytically traced to the NIST SRM listed. **Analytical Traceability Recovery (%)** = [(% recovery ERA certified reference material)/(% recovery NIST SRM)]*100
The traceability data shown were compiled by analyzing this ERA certified reference material and/or it's associated stock solution(s) against the applicable NIST SRMs.

7. The **Reference Values** are equal to the mean recoveries for the parameters as determined in an interlaboratory round robin study. The **Reference Values** represent the expected performance for the analytes in this standard. ERA recommends using the **Reference Values** when assessing or evaluating your results.

8. **Metrological Traceability**. This certified reference material is metrologically traceable to NIST mass reference materials through an unbroken chain of comparisons.

9. For additional information on this product such as intended use, storage information, instructions for use, minimum sample size, and safety information, please refer to the Product Use Instructions provided.

If you have any questions or need technical assistance, please call ERA technical assistance at 1-800-372-0122 or send an email to info@eraqc.com.

Certifying Officer

Brian Miller



Quality Officer

Matthew Seebeck



ISO/IEC 17025:2017 ACCREDITED CHEMICAL TESTING LABORATORY CERTIFICATE NO. 1539.02

ISO/IEC 17034:2016 ACCREDITED REFERENCE MATERIAL PRODUCER CERTIFICATE NO. 1539.03

16341 Table Mountain Pkwy ▪ Golden, CO 80403 ▪ T: 800.372.0122 ▪ 303.431.8454 ▪ www.eraqc.com

Calculation of 7470A Mercury

Calculate Mercury concentration from the daily calibration curve. The curve is generated utilizing a straight-line equation defined as:

$$A = k1 + k2C$$

Where:

A = Average peak height of the sample/standard integrations
C = Sample/Standard Concentration, µg/L
k1 = y-intercept
k2 = slope

The instrument will plot peak height against concentration (µg/L). The result is generated in µg/L . This value is divided by 1000 to convert the units to mg/L. If the sample is diluted (DF), the result is multiplied by the DF to generate the final result.

Result, mg/L = (concentration, µg/L) x (1mg/1000µg) x (DF)

Calculation of 7471B Mercury

Calculate Mercury concentration from the daily calibration curve. The curve is generated utilizing a straight-line equation defined as:

$$A = k1 + k2C$$

Where:

A = Average peak height of the sample/standard integrations
C = Sample/Standard Concentration, µg/L
k1 = y-intercept
k2 = slope

The instrument will plot peak height against concentration (µg/L). The result is generated in µg/L . This value is divided by 1000 to convert the units to mg/L. If the sample is diluted (DF), the result is multiplied by the DF to generate the final result.

Result, mg/L = (concentration, µg/L) x (1mg/1000µg) x (DF)

The result in mg/kg is calculated on a dry weight basis using the sample weight digested(Wt), the final volume of the digestate(FV), and the percent total solids(%TS).

Result, mg/kg, wet = ((result, mg/L) x (FV)) /Wt

Result, mg/kg, dry wt = (Result, mg/kg wet)/(%TS)

No.	Sample No.	NAME
1	1	STD
2	2	STD
3	3	STD
4	4	STD
5	5	STD
6	6	STD
7	7	STD
1	8	ICV
2	9	ICB
3	10	0.5 PPB
4	11	WG1427650-1 T
5	12	WG1427650-2 T
6	13	L2045827-02 T
7	14	WG1427650-3 T
8	15	WG1427650-4 T
9	16	WG1427665-1 T
10	17	WG1427665-2 T
11	18	WG1427665-3 T
12	19	L2046266-01 T
13	20	Check STD(10ug/L)
14	21	Check Blank
15	22	WG1427677-1 T
16	23	WG1427677-2 T 5X
17	24	L2046791-01 T
18	25	WG1427677-3 T
19	26	WG1427677-4 T
20	27	PS 6791-01 T
21	28	L2046475-21 T
22	29	L2046475-22 T
23	30	L2046475-23 T
24	31	L2046475-24 T
25	32	Check STD(10ug/L)
26	33	Check Blank
27	35	L2046475-26 T
28	36	L2046475-27 T
29	37	L2046475-28 T
30	38	L2046475-29 T
31	39	L2046791-02 T
32	40	L2046791-03 T
33	41	L2046791-04 T
34	42	L2046791-05 T
35	43	L2046791-06 T
36	44	Check STD(10ug/L)
37	45	Check Blank
38	46	L2046791-07 T
39	47	L2046791-08 T

REVIEWED
By dmorisseau at 5:16 pm, Oct 30, 2020

40	48	L2046791-09 T
41	49	L2046791-10 T
42	50	L2046475-25 T 5X
43	51	WG1427205-1 T
44	52	WG1427205-2 T 5X
45	53	WG1427205-3 T 5X
46	54	L2045887-01 T
47	55	L2045887-02 T
48	56	Check STD(10ug/L)
49	57	Check Blank
50	58	L2046101-01 T
51	59	L2046101-02 T
52	60	L2046125-01 T
53	61	L2046125-02 T
54	62	L2046302-01 T
55	63	L2046503-01 T
56	64	L2046765-01 T
57	65	L2046857-01 T
58	66	L2046857-02 T
59	67	L2046874-03 T
60	68	Check STD(10ug/L)
61	69	Check Blank
62	70	L2046874-04 T
63	71	L2046874-06 T
64	72	L2046874-07 T
65	73	L2046874-08 T
66	74	L2046874-09 T
67	75	WG1427677-2 T 5X
68	76	WG1427545-1 T
69	77	WG1427545-2 T 5X
70	78	L2046475-01 T
71	79	WG1427545-3 T
72	80	Check STD(10ug/L)
73	1	Check Blank
74	2	WG1427545-4 T
75	3	PS 6475-01 T
76	4	L2046475-02 T
77	5	L2046475-03 T
78	8	L2046475-06 T
79	10	L2046475-08 T
80	11	L2046475-09 T
81	12	Check STD(10ug/L)
82	13	Check Blank
83	14	L2046475-10 T
84	15	L2046475-11 T
85	16	L2046475-12 T
86	17	L2046475-13 T

87	18	L2046475-14 T
88	19	L2046475-15 T
89	22	L2046475-18 T
90	24	Check STD(10ug/L)
91	25	Check Blank
92	26	L2046475-20 T
93	27	L2046475-04 T 10X
94	28	L2046475-05 T 10X
95	29	L2046475-07 T 10X
96	30	L2046475-16 T 10X
97	31	L2046475-17 T 10X
98	32	L2046475-18 T 2X
99	33	L2046475-19 T 10X
100	34	Check STD(10ug/L)
101	35	Check Blank

METALS ELN REPORT

Workgroup: WG1427677

Digestion

Prep Method	Acid Type 1	Acid 1 Lot	Spike Type	Lims Spike Lot	Spike Lot	Post Spike Spikelot	Spike Lot	Srm Spikelot	Use Srm For Lcs	Pipette Id
EPA 7471B	Aqua Regia	AR2044292345FC	METALS	METSPIKE	HG2044280642OL	METSPIKE	HG2044280642OL	D109-540	Y	251,241

Additional Reagent/Std	KMnO4	PP2043201546CH
	NaCl-NH2OH.HCl	HH2042171625AL
		ICV2040031605AL

Sample/ Type	Digestion Date	Analyst	Sample Weight g	Balance Id	Spike Amt ml	Start Date/Time	Hot Block Unit	Temperature (C)	Stop Date/Time	Final Vol	Comments
L2046475-21 SOIL	10/29/20 00:05	Fatima Cofie	0.377	15		10/29/20 00:05	4	95.0	10/29/20 00:35	50	
L2046475-22 SOIL	10/29/20 00:05	Fatima Cofie	0.374	15		10/29/20 00:05	4	95.0	10/29/20 00:35	50	
L2046475-23 SOIL	10/29/20 00:05	Fatima Cofie	0.376	15		10/29/20 00:05	4	95.0	10/29/20 00:35	50	
L2046475-24 SOIL	10/29/20 00:05	Fatima Cofie	0.376	15		10/29/20 00:05	4	95.0	10/29/20 00:35	50	
L2046475-25 SOIL	10/29/20 00:05	Fatima Cofie	0.346	15		10/29/20 00:05	4	95.0	10/29/20 00:35	50	
L2046475-26 SOIL	10/29/20 00:05	Fatima Cofie	0.359	15		10/29/20 00:05	4	95.0	10/29/20 00:35	50	
L2046475-27 SOIL	10/29/20 00:05	Fatima Cofie	0.383	15		10/29/20 00:05	4	95.0	10/29/20 00:35	50	
L2046475-28 SOIL	10/29/20 00:05	Fatima Cofie	0.379	15		10/29/20 00:05	4	95.0	10/29/20 00:35	50	
L2046475-29 SOIL	10/29/20 00:05	Fatima Cofie	0.357	15		10/29/20 00:05	4	95.0	10/29/20 00:35	50	
L2046791-01 SOIL	10/29/20 00:05	Fatima Cofie	0.393	15		10/29/20 00:05	4	95.0	10/29/20 00:35	50	
L2046791-02 SOIL	10/29/20 00:05	Fatima Cofie	0.399	15		10/29/20 00:05	4	95.0	10/29/20 00:35	50	
L2046791-03 SOIL	10/29/20 00:05	Fatima Cofie	0.371	15		10/29/20 00:05	4	95.0	10/29/20 00:35	50	

Reported: 06-JAN-21 04:06 PM

METALS ELN REPORT

Workgroup: WG1427677

Sample/ Type	Digestion Date	Analyst	Sample Weight g	Balance Id	Spike Amt ml	Start Date/Time	Hot Block Unit	Temperature (C)	Stop Date/Time	Final Vol	Comments
L2046791-04 SOIL	10/29/20 00:05	Fatima Cofie	0.351	15		10/29/20 00:05	4	95.0	10/29/20 00:35	50	
L2046791-05 SOIL	10/29/20 00:05	Fatima Cofie	0.372	15		10/29/20 00:05	4	95.0	10/29/20 00:35	50	
L2046791-06 SOIL	10/29/20 00:05	Fatima Cofie	0.342	15		10/29/20 00:05	4	95.0	10/29/20 00:35	50	
L2046791-07 SOIL	10/29/20 00:05	Fatima Cofie	0.355	15		10/29/20 00:05	4	95.0	10/29/20 00:35	50	
L2046791-08 SOIL	10/29/20 00:05	Fatima Cofie	0.363	15		10/29/20 00:05	4	95.0	10/29/20 00:35	50	
L2046791-09 SOIL	10/29/20 00:05	Fatima Cofie	0.348	15		10/29/20 00:05	4	95.0	10/29/20 00:35	50	
L2046791-10 SOIL	10/29/20 00:05	Fatima Cofie	0.353	15		10/29/20 00:05	4	95.0	10/29/20 00:35	50	
WG1427677-1 BLANK	10/29/20 00:05	Fatima Cofie	0.300	15		10/29/20 00:05	4	95.0	10/29/20 00:35	50	
WG1427677-2 LCS	10/29/20 00:05	Fatima Cofie	0.159	15	0.159	10/29/20 00:05	4	95.0	10/29/20 00:35	50	
WG1427677-3 MS	10/29/20 00:05	Fatima Cofie	0.372	15	0.5	10/29/20 00:05	4	95.0	10/29/20 00:35	50	
WG1427677-4 DUP	10/29/20 00:05	Fatima Cofie	0.364	15		10/29/20 00:05	4	95.0	10/29/20 00:35	50	

Reagent	Actual Volume	Units
Aqua Regia	2.5	ml
Potassium Permanganat	7.5	ml
NaCl-Hydroxylamine Hy	3	ml

Reported: 06-JAN-21 04:06 PM

Trivalent Chromium Analysis

Results

Form 1
METALS

Client	: Impact Environmental	**Lab Number**	: L2046791
Project Name	: 13-12 BEACH CHANNEL DRIVE	**Project Number**	: 15209
Lab ID	: L2046791-01	**Date Collected**	: 10/20/20 09:45
Client ID	: SB-1 (0-2)	**Date Received**	: 10/27/20
Sample Location	: 13-16 TO 13-20 BEACH CHANNEL DRIVE	**Date Analyzed**	: 10/29/20 23:02
Sample Matrix	: SOIL	**Dilution Factor**	: 1
Analytical Method	: 107,-	**Analyst**	:
Lab File ID	: --	**Instrument ID**	:
Sample Amount	:	**%Solids**	: 94
Digestion Method	:	**Date Digested**	:

		mg/kg			
CAS NO.	**Parameter**	**Results**	**RL**	**MDL**	**Qualifier**
16065-83-1	Chromium, Trivalent	6.8	0.85	0.85	

Form 1
METALS

Client	: Impact Environmental	**Lab Number**	: L2046791
Project Name	: 13-12 BEACH CHANNEL DRIVE	**Project Number**	: 15209
Lab ID	: L2046791-02	**Date Collected**	: 10/20/20 10:00
Client ID	: SB-1 (2-4)	**Date Received**	: 10/27/20
Sample Location	: 13-16 TO 13-20 BEACH CHANNEL DRIVE	**Date Analyzed**	: 10/29/20 23:03
Sample Matrix	: SOIL	**Dilution Factor**	: 1
Analytical Method	: 107,-	**Analyst**	:
Lab File ID	: --	**Instrument ID**	:
Sample Amount	:	**%Solids**	: 92
Digestion Method	:	**Date Digested**	:

		mg/kg			
CAS NO.	**Parameter**	**Results**	**RL**	**MDL**	**Qualifier**
16065-83-1	Chromium, Trivalent	4.5	0.87	0.87	

Form 1
METALS

Client	: Impact Environmental	**Lab Number**	: L2046791
Project Name	: 13-12 BEACH CHANNEL DRIVE	**Project Number**	: 15209
Lab ID	: L2046791-03	**Date Collected**	: 10/20/20 11:00
Client ID	: SB-2 (0-2)	**Date Received**	: 10/27/20
Sample Location	: 13-16 TO 13-20 BEACH CHANNEL DRIVE	**Date Analyzed**	: 10/29/20 23:03
Sample Matrix	: SOIL	**Dilution Factor**	: 1
Analytical Method	: 107,-	**Analyst**	:
Lab File ID	: --	**Instrument ID**	:
Sample Amount	:	**%Solids**	: 96
Digestion Method	:	**Date Digested**	:

		mg/kg			
CAS NO.	**Parameter**	**Results**	**RL**	**MDL**	**Qualifier**
16065-83-1	Chromium, Trivalent	2.1	0.84	0.84	

Form 1
METALS

Client	: Impact Environmental	**Lab Number**	: L2046791
Project Name	: 13-12 BEACH CHANNEL DRIVE	**Project Number**	: 15209
Lab ID	: L2046791-04	**Date Collected**	: 10/20/20 11:15
Client ID	: SB-2 (2-4)	**Date Received**	: 10/27/20
Sample Location	: 13-16 TO 13-20 BEACH CHANNEL DRIVE	**Date Analyzed**	: 10/29/20 23:03
Sample Matrix	: SOIL	**Dilution Factor**	: 1
Analytical Method	: 107,-	**Analyst**	:
Lab File ID	: --	**Instrument ID**	:
Sample Amount	:	**%Solids**	: 96
Digestion Method	:	**Date Digested**	:

		mg/kg			
CAS NO.	**Parameter**	**Results**	**RL**	**MDL**	**Qualifier**
16065-83-1	Chromium, Trivalent	1.9	0.84	0.84	

Form 1
METALS

Client	: Impact Environmental	**Lab Number**	: L2046791
Project Name	: 13-12 BEACH CHANNEL DRIVE	**Project Number**	: 15209
Lab ID	: L2046791-05	**Date Collected**	: 10/21/20 08:00
Client ID	: SB-3 (0-2)	**Date Received**	: 10/27/20
Sample Location	: 13-16 TO 13-20 BEACH CHANNEL DRIVE	**Date Analyzed**	: 10/29/20 23:04
Sample Matrix	: SOIL	**Dilution Factor**	: 1
Analytical Method	: 107,-	**Analyst**	:
Lab File ID	: --	**Instrument ID**	:
Sample Amount	:	**%Solids**	: 98
Digestion Method	:	**Date Digested**	:

		mg/kg			
CAS NO.	**Parameter**	**Results**	**RL**	**MDL**	**Qualifier**
16065-83-1	Chromium, Trivalent	3.9	0.82	0.82	

Form 1
METALS

Client	: Impact Environmental	**Lab Number**	: L2046791
Project Name	: 13-12 BEACH CHANNEL DRIVE	**Project Number**	: 15209
Lab ID	: L2046791-06	**Date Collected**	: 10/21/20 08:27
Client ID	: SB-3 (4-6)	**Date Received**	: 10/27/20
Sample Location	: 13-16 TO 13-20 BEACH CHANNEL DRIVE	**Date Analyzed**	: 10/29/20 23:04
Sample Matrix	: SOIL	**Dilution Factor**	: 1
Analytical Method	: 107,-	**Analyst**	:
Lab File ID	: --	**Instrument ID**	:
Sample Amount	:	**%Solids**	: 93
Digestion Method	:	**Date Digested**	:

		mg/kg			
CAS NO.	**Parameter**	**Results**	**RL**	**MDL**	**Qualifier**
16065-83-1	Chromium, Trivalent	4.9	0.86	0.86	

Form 1
METALS

Client	: Impact Environmental	**Lab Number**	: L2046791
Project Name	: 13-12 BEACH CHANNEL DRIVE	**Project Number**	: 15209
Lab ID	: L2046791-07	**Date Collected**	: 10/20/20 13:00
Client ID	: SB-4 (0-2)	**Date Received**	: 10/27/20
Sample Location	: 13-16 TO 13-20 BEACH CHANNEL DRIVE	**Date Analyzed**	: 10/29/20 23:05
Sample Matrix	: SOIL	**Dilution Factor**	: 1
Analytical Method	: 107,-	**Analyst**	:
Lab File ID	: --	**Instrument ID**	:
Sample Amount	:	**%Solids**	: 93
Digestion Method	:	**Date Digested**	:

		mg/kg			
CAS NO.	**Parameter**	**Results**	**RL**	**MDL**	**Qualifier**
16065-83-1	Chromium, Trivalent	7.9	0.86	0.86	

Form 1
METALS

Client	: Impact Environmental	**Lab Number**	: L2046791
Project Name	: 13-12 BEACH CHANNEL DRIVE	**Project Number**	: 15209
Lab ID	: L2046791-08	**Date Collected**	: 10/20/20 13:15
Client ID	: SB-4 (2-4)	**Date Received**	: 10/27/20
Sample Location	: 13-16 TO 13-20 BEACH CHANNEL DRIVE	**Date Analyzed**	: 10/29/20 23:05
Sample Matrix	: SOIL	**Dilution Factor**	: 1
Analytical Method	: 107,-	**Analyst**	:
Lab File ID	: --	**Instrument ID**	:
Sample Amount	:	**%Solids**	: 94
Digestion Method	:	**Date Digested**	:

		mg/kg			
CAS NO.	**Parameter**	**Results**	**RL**	**MDL**	**Qualifier**
16065-83-1	Chromium, Trivalent	7.8	0.86	0.86	

Form 1
METALS

Client	: Impact Environmental	**Lab Number**	: L2046791
Project Name	: 13-12 BEACH CHANNEL DRIVE	**Project Number**	: 15209
Lab ID	: L2046791-09	**Date Collected**	: 10/21/20 09:10
Client ID	: SB-5 (0-2)	**Date Received**	: 10/27/20
Sample Location	: 13-16 TO 13-20 BEACH CHANNEL DRIVE	**Date Analyzed**	: 10/29/20 23:06
Sample Matrix	: SOIL	**Dilution Factor**	: 1
Analytical Method	: 107,-	**Analyst**	:
Lab File ID	: --	**Instrument ID**	:
Sample Amount	:	**%Solids**	: 92
Digestion Method	:	**Date Digested**	:

		mg/kg			
CAS NO.	**Parameter**	**Results**	**RL**	**MDL**	**Qualifier**
16065-83-1	Chromium, Trivalent	7.9	0.87	0.87	

Form 1
METALS

Client	: Impact Environmental	**Lab Number**	: L2046791
Project Name	: 13-12 BEACH CHANNEL DRIVE	**Project Number**	: 15209
Lab ID	: L2046791-10	**Date Collected**	: 10/21/20 09:14
Client ID	: SB-5 (4-6)	**Date Received**	: 10/27/20
Sample Location	: 13-16 TO 13-20 BEACH CHANNEL DRIVE	**Date Analyzed**	: 10/29/20 23:06
Sample Matrix	: SOIL	**Dilution Factor**	: 1
Analytical Method	: 107,-	**Analyst**	:
Lab File ID	: --	**Instrument ID**	:
Sample Amount	:	**%Solids**	: 91
Digestion Method	:	**Date Digested**	:

		mg/kg			
CAS NO.	**Parameter**	**Results**	**RL**	**MDL**	**Qualifier**
16065-83-1	Chromium, Trivalent	5.7	0.88	0.88	

Calculations of Trivalent Chromium

Calculate the concentration value based on results for Total Chromium and Hexavalent Chromium.

Aqueous samples:

$mgCr^{+3}/L = \text{Total Cr (mg/l)} - Cr^{+6}\ (mg/l)$

Soil samples:

$mgCr^{+3}/Kg = \text{Total Cr (mg/Kg)} - Cr^{+6}\ (mg/Kg)$

Wet Chemistry

Cyanide Analysis

Results

Form 1
WETCHEM

Client	: Impact Environmental	**Lab Number**	: L2046791
Project Name	: 13-12 BEACH CHANNEL DRIVE	**Project Number**	: 15209
Lab ID	: L2046791-01	**Date Collected**	: 10/20/20 09:45
Client ID	: SB-1 (0-2)	**Date Received**	: 10/27/20
Sample Location	: 13-16 TO 13-20 BEACH CHANNEL DRIVE	**Date Analyzed**	: 10/30/20 10:02
Sample Matrix	: SOIL	**Dilution Factor**	: 1
Analytical Method	: 1,9010C/9012B	**Analyst**	: CR
Lab File ID	: TCN103020-A	**Instrument ID**	: LACHAT
Sample Amount	: 1.0215g	**%Solids**	: 94
Digestion Method	:	**Date Digested**	: 10/29/20

		mg/kg			
CAS NO.	**Parameter**	**Results**	**RL**	**MDL**	**Qualifier**
57-12-5	Cyanide, Total	0.37	1.0	0.22	J

Form 1
WETCHEM

Client	: Impact Environmental	**Lab Number**	: L2046791
Project Name	: 13-12 BEACH CHANNEL DRIVE	**Project Number**	: 15209
Lab ID	: L2046791-02	**Date Collected**	: 10/20/20 10:00
Client ID	: SB-1 (2-4)	**Date Received**	: 10/27/20
Sample Location	: 13-16 TO 13-20 BEACH CHANNEL DRIVE	**Date Analyzed**	: 10/30/20 10:05
Sample Matrix	: SOIL	**Dilution Factor**	: 1
Analytical Method	: 1,9010C/9012B	**Analyst**	: CR
Lab File ID	: TCN103020-A	**Instrument ID**	: LACHAT
Sample Amount	: 1.0422g	**%Solids**	: 92
Digestion Method	:	**Date Digested**	: 10/29/20

		mg/kg			
CAS NO.	**Parameter**	**Results**	**RL**	**MDL**	**Qualifier**
57-12-5	Cyanide, Total	ND	1.0	0.22	U

Form 1
WETCHEM

Client	: Impact Environmental	**Lab Number**	: L2046791
Project Name	: 13-12 BEACH CHANNEL DRIVE	**Project Number**	: 15209
Lab ID	: L2046791-03	**Date Collected**	: 10/20/20 11:00
Client ID	: SB-2 (0-2)	**Date Received**	: 10/27/20
Sample Location	: 13-16 TO 13-20 BEACH CHANNEL DRIVE	**Date Analyzed**	: 10/30/20 10:06
Sample Matrix	: SOIL	**Dilution Factor**	: 1
Analytical Method	: 1,9010C/9012B	**Analyst**	: CR
Lab File ID	: TCN103020-A	**Instrument ID**	: LACHAT
Sample Amount	: 1.0136g	**%Solids**	: 96
Digestion Method	:	**Date Digested**	: 10/29/20

		mg/kg			
CAS NO.	**Parameter**	**Results**	**RL**	**MDL**	**Qualifier**
57-12-5	Cyanide, Total	ND	1.0	0.22	U

Form 1
WETCHEM

Client	: Impact Environmental	**Lab Number**	: L2046791
Project Name	: 13-12 BEACH CHANNEL DRIVE	**Project Number**	: 15209
Lab ID	: L2046791-04	**Date Collected**	: 10/20/20 11:15
Client ID	: SB-2 (2-4)	**Date Received**	: 10/27/20
Sample Location	: 13-16 TO 13-20 BEACH CHANNEL DRIVE	**Date Analyzed**	: 10/30/20 10:07
Sample Matrix	: SOIL	**Dilution Factor**	: 1
Analytical Method	: 1,9010C/9012B	**Analyst**	: CR
Lab File ID	: TCN103020-A	**Instrument ID**	: LACHAT
Sample Amount	: 1.0074g	**%Solids**	: 96
Digestion Method	:	**Date Digested**	: 10/29/20

		mg/kg			
CAS NO.	**Parameter**	**Results**	**RL**	**MDL**	**Qualifier**
57-12-5	Cyanide, Total	ND	1.0	0.22	U

Form 1
WETCHEM

Client	: Impact Environmental	**Lab Number**	: L2046791
Project Name	: 13-12 BEACH CHANNEL DRIVE	**Project Number**	: 15209
Lab ID	: L2046791-05	**Date Collected**	: 10/21/20 08:00
Client ID	: SB-3 (0-2)	**Date Received**	: 10/27/20
Sample Location	: 13-16 TO 13-20 BEACH CHANNEL DRIVE	**Date Analyzed**	: 10/30/20 10:08
Sample Matrix	: SOIL	**Dilution Factor**	: 1
Analytical Method	: 1,9010C/9012B	**Analyst**	: CR
Lab File ID	: TCN103020-A	**Instrument ID**	: LACHAT
Sample Amount	: 1.0088g	**%Solids**	: 98
Digestion Method	:	**Date Digested**	: 10/29/20

		mg/kg			
CAS NO.	**Parameter**	**Results**	**RL**	**MDL**	**Qualifier**
57-12-5	Cyanide, Total	ND	1.0	0.22	U

Form 1
WETCHEM

Client	: Impact Environmental	**Lab Number**	: L2046791
Project Name	: 13-12 BEACH CHANNEL DRIVE	**Project Number**	: 15209
Lab ID	: L2046791-06	**Date Collected**	: 10/21/20 08:27
Client ID	: SB-3 (4-6)	**Date Received**	: 10/27/20
Sample Location	: 13-16 TO 13-20 BEACH CHANNEL DRIVE	**Date Analyzed**	: 10/30/20 10:09
Sample Matrix	: SOIL	**Dilution Factor**	: 1
Analytical Method	: 1,9010C/9012B	**Analyst**	: CR
Lab File ID	: TCN103020-A	**Instrument ID**	: LACHAT
Sample Amount	: 1.0813g	**%Solids**	: 93
Digestion Method	:	**Date Digested**	: 10/29/20

		mg/kg			
CAS NO.	**Parameter**	**Results**	**RL**	**MDL**	**Qualifier**
57-12-5	Cyanide, Total	ND	0.99	0.21	U

Form 1
WETCHEM

Client	: Impact Environmental	**Lab Number**	: L2046791
Project Name	: 13-12 BEACH CHANNEL DRIVE	**Project Number**	: 15209
Lab ID	: L2046791-07	**Date Collected**	: 10/20/20 13:00
Client ID	: SB-4 (0-2)	**Date Received**	: 10/27/20
Sample Location	: 13-16 TO 13-20 BEACH CHANNEL DRIVE	**Date Analyzed**	: 10/30/20 10:12
Sample Matrix	: SOIL	**Dilution Factor**	: 1
Analytical Method	: 1,9010C/9012B	**Analyst**	: CR
Lab File ID	: TCN103020-A	**Instrument ID**	: LACHAT
Sample Amount	: 1.0899g	**%Solids**	: 93
Digestion Method	:	**Date Digested**	: 10/29/20

		mg/kg			
CAS NO.	**Parameter**	**Results**	**RL**	**MDL**	**Qualifier**
57-12-5	Cyanide, Total	0.64	0.99	0.21	J

Form 1
WETCHEM

Client	: Impact Environmental	**Lab Number**	: L2046791
Project Name	: 13-12 BEACH CHANNEL DRIVE	**Project Number**	: 15209
Lab ID	: L2046791-08	**Date Collected**	: 10/20/20 13:15
Client ID	: SB-4 (2-4)	**Date Received**	: 10/27/20
Sample Location	: 13-16 TO 13-20 BEACH CHANNEL DRIVE	**Date Analyzed**	: 10/30/20 10:13
Sample Matrix	: SOIL	**Dilution Factor**	: 1
Analytical Method	: 1,9010C/9012B	**Analyst**	: CR
Lab File ID	: TCN103020-A	**Instrument ID**	: LACHAT
Sample Amount	: 1.0623g	**%Solids**	: 94
Digestion Method	:	**Date Digested**	: 10/29/20

		mg/kg			
CAS NO.	**Parameter**	**Results**	**RL**	**MDL**	**Qualifier**
57-12-5	Cyanide, Total	ND	1.0	0.21	U

Form 1
WETCHEM

Client	: Impact Environmental	**Lab Number**	: L2046791
Project Name	: 13-12 BEACH CHANNEL DRIVE	**Project Number**	: 15209
Lab ID	: L2046791-09	**Date Collected**	: 10/21/20 09:10
Client ID	: SB-5 (0-2)	**Date Received**	: 10/27/20
Sample Location	: 13-16 TO 13-20 BEACH CHANNEL DRIVE	**Date Analyzed**	: 10/30/20 10:14
Sample Matrix	: SOIL	**Dilution Factor**	: 1
Analytical Method	: 1,9010C/9012B	**Analyst**	: CR
Lab File ID	: TCN103020-A	**Instrument ID**	: LACHAT
Sample Amount	: 1.0806g	**%Solids**	: 92
Digestion Method	:	**Date Digested**	: 10/29/20

		mg/kg			
CAS NO.	**Parameter**	**Results**	**RL**	**MDL**	**Qualifier**
57-12-5	Cyanide, Total	0.33	1.0	0.21	J

Form 1
WETCHEM

Client	: Impact Environmental	**Lab Number**	: L2046791
Project Name	: 13-12 BEACH CHANNEL DRIVE	**Project Number**	: 15209
Lab ID	: L2046791-10	**Date Collected**	: 10/21/20 09:14
Client ID	: SB-5 (4-6)	**Date Received**	: 10/27/20
Sample Location	: 13-16 TO 13-20 BEACH CHANNEL DRIVE	**Date Analyzed**	: 10/29/20 10:01
Sample Matrix	: SOIL	**Dilution Factor**	: 1
Analytical Method	: 1,9010C/9012B	**Analyst**	: CR
Lab File ID	: TCN102920-A	**Instrument ID**	: LACHAT
Sample Amount	: 1.0254g	**%Solids**	: 91
Digestion Method	:	**Date Digested**	: 10/28/20

		mg/kg			
CAS NO.	**Parameter**	**Results**	**RL**	**MDL**	**Qualifier**
57-12-5	Cyanide, Total	ND	1.1	0.23	U

Form 1
WETCHEM

Client	: Impact Environmental	**Lab Number**	: L2046791
Project Name	: 13-12 BEACH CHANNEL DRIVE	**Project Number**	: 15209
Lab ID	: WG1427623-1	**Date Collected**	: NA
Client ID	: WG1427623-1BLANK	**Date Received**	: NA
Sample Location	:	**Date Analyzed**	: 10/29/20 09:40
Sample Matrix	: SOIL	**Dilution Factor**	: 1
Analytical Method	: 1,9010C/9012B	**Analyst**	: CR
Lab File ID	: TCN102920-A	**Instrument ID**	: LACHAT
Sample Amount	: 1.0499g	**%Solids**	: NA
Digestion Method	:	**Date Digested**	: 10/28/20

		mg/kg			
CAS NO.	**Parameter**	**Results**	**RL**	**MDL**	**Qualifier**
57-12-5	Cyanide, Total	ND	0.91	0.19	U

Form 1
WETCHEM

Client	: Impact Environmental	**Lab Number**	: L2046791
Project Name	: 13-12 BEACH CHANNEL DRIVE	**Project Number**	: 15209
Lab ID	: WG1428128-1	**Date Collected**	: NA
Client ID	: WG1428128-1BLANK	**Date Received**	: NA
Sample Location	:	**Date Analyzed**	: 10/30/20 10:15
Sample Matrix	: SOIL	**Dilution Factor**	: 1
Analytical Method	: 1,9010C/9012B	**Analyst**	: CR
Lab File ID	: TCN103020-A	**Instrument ID**	: LACHAT
Sample Amount	: 1.027g	**%Solids**	: NA
Digestion Method	:	**Date Digested**	: 10/29/20

		mg/kg			
CAS NO.	**Parameter**	**Results**	**RL**	**MDL**	**Qualifier**
57-12-5	Cyanide, Total	ND	0.95	0.20	U

Sample Raw Data

Author: CRONDEAU Date : 10/29/2020

Original Run Filename: OM_10-29-2020_09-17-12AM.OMN Created: 10/29/2020 9:17:12 AM
Original Run Author's Signature: [a1wetcheminstrument]
Current Run Filename: OM_10-29-2020_09-17-12AM.OMN Last Modified: 10/29/2020 11:01:50 AM
Current Run Author's Signature: [a1wetcheminstrument]
Description: 10-204-00-1-A

Sample	Rep.	Cup No.	Channel 1 Cyanide (ug CN/ 50 mL)	MDF	Weight	
25	1	S1	25.00000			
10	1	S2	10.00000			
5	1	S3	5.00000			
2	1	S4	2.00000			
1	1	S5	1.00000			
0.5	1	S6	0.50000			
0.2	1	S7	0.20000			
0	1	S8	0.00000			
CCV	1	S3	5.04060			
	Known Conc:		0.10000			
	Calibration:		Table/Fig. : 1			
CCB	1	S8	-0.12236			
	Known Conc:		0.00000			
ICV 0.1	1	1	0.09835		50.00000 g	
ICB	1	2	-0.00293		50.00000 g	
WG1427694-1; BLK	1	3	0.00925		25.00000 g	
~~WG1427694-2; LCS~~	~~1~~	~~4~~	~~0.04299~~		~~25.00000 g~~	
L2045989-02	1	5	0.01024		25.00000 g	
WG1427694-3; DUP	1	6	0.01549		25.00000 g	
L2046168-02	1	7	0.01482		25.00000 g	SAME AS 46172-02
DI BLUE 1, 6	1	8	0.00057		50.00000 g	
L2046178-01	1	9	0.01062		25.00000 g	
L2046260-01	1	10	0.00715		25.00000 g	
CCV	1	S3	4.98385			
	Known Conc:		0.10000			
CCB	1	S8	-0.08239			
	Known Conc:		0.00000			
WG1427623-1; BLK	1	11	-0.07310		1.04990 g	
WG1427623-2; LCS	1	12	84.91167		0.17660 g	68%
WG1427623-3; LCSD	1	13	88.92525		0.16890 g	72% RPD 4%
~~WG1427621-1; BLK~~	~~1~~	~~14~~	~~-0.16824~~		~~1.04990 g~~	
WG1427621-2; LCS	1	15	84.68039		0.17660 g	68%
WG1427621-3; LCSD	1	16	90.11014		0.16890 g	73% RPD 5%
LCS HI	1	17	8.58717		1.06530 g	86%
~~L2045377-01~~	~~1~~	~~18~~	~~0.25349~~		~~1.04990 g~~	
~~DI BLUE 1, 6~~	~~1~~	~~19~~	~~0.00388~~		~~50.00000 g~~	
L2045377-02	1	20	0.08107		1.05940 g	
CCV	1	S3	5.01005			
	Known Conc:		0.10000			
CCB	1	S8	-0.14780			
	Known Conc:		0.00000			
WG1427623-4; MS	1	21	8.94125		1.04760 g	89%
WG1427623-5; MSD	1	22	8.24373		1.02310 g	82%
~~L2045377-03~~	~~1~~	~~23~~	~~-0.21977~~		~~1.08890 g~~	
L2045377-12	1	24	0.08172		1.09440 g	
L2046348-06	1	25	0.21546		1.01550 g	
L2046512-01	1	26	-0.01432		1.01480 g	
L2046512-02	1	27	-0.00971		1.08680 g	
L2046512-03	1	28	0.02019		1.08900 g	
L2046512-04	1	29	-0.02262		1.05360 g	
L2046791-10	1	30	-0.01642		1.02540 g	
CCV	1	S3	4.97723			
	Known Conc:		0.10000			
CCB	1	S8	-0.14925			
	Known Conc:		0.00000			
L2046080-05	1	31	0.11579		1.08890 g	
L2046300-03	1	32	0.07202		1.03000 g	
WG1427621-4; MS	1	33	7.81585		1.03550 g	78%
WG1427621-5; MSD	1	34	7.86539		1.04510 g	79%

ACN

TRAY 1 CR

~~L2046300-04~~	~~1~~	~~35~~	~~-0.25188~~		~~1.05520 g~~		
L2046300-05	1	36	0.17464		1.03840 g		
L2046348-01	1	37	0.05074		1.08710 g		
L2046348-02	1	38	0.04879		1.07880 g		
L2046348-03	1	39	0.03103		1.06260 g		
L2046348-04	1	40	0.18421		1.05360 g		
CCV	1	S3	5.12120				
	Known Conc:		0.10000				
CCB	1	S8	-0.11599				
	Known Conc:		0.00000				
L2046348-05	1	41	0.14807		1.08640 g		
L2046655-01	1	42	-0.02141		1.04990 g		
WG1427554-1; BLK	1	43	0.00730		1.03310 g		
WG1427554-2; LCS	1	44	65.17834		0.21170 g	53%	RPD 0%
WG1427554-3; LCSD	1	45	66.33263		0.19330 g	53%	
LCS HI	1	46	7.57553		1.09230 g	76%	
~~L2046058-13~~	~~1~~	~~47~~	~~-0.16683~~		~~1.07300 g~~		
L2046058-14	1	48	0.02684		1.01010 g		
L2046058-15	1	49	-0.06407		1.02030 g		
L2046058-16	1	50	-0.00362		1.03340 g		
CCV	1	S3	5.19391				
	Known Conc:		0.10000				
CCB	1	S8	-0.09786				
	Known Conc:		0.00000				
L2046058-17	1	51	-0.00847		1.03860 g		
L2046101-01	1	52	0.05477		1.02930 g		
L2046101-02	1	53	-0.01793		1.08790 g		
L2046368-01	1	54	0.15388		1.00300 g		
WG1427554-4; MS	1	55	8.91000		1.09090 g	89%	
WG1427554-5; MSD	1	56	8.87561		1.08680 g	89%	
~~L2046368-02~~	~~1~~	~~57~~	~~-0.36720~~		~~1.02000 g~~		
L2046368-03	1	58	0.62817		1.00250 g		
L2046368-04	1	59	0.60692		1.05250 g		
L2046368-05	1	60	1.26307		1.09140 g		
CCV	1	S3	5.07960				
	Known Conc:		0.10000				
CCB	1	S8	-0.14225				
	Known Conc:		0.00000				
L2046368-06	1	61	1.30329		1.04060 g		
L2046368-07	1	62	0.55482		1.02690 g		
L2046368-08	1	63	0.77464		1.08110 g		
L2046368-14	1	64	0.88734		1.09190 g		
~~WG1427694-2; LCS~~	~~1~~	~~4~~	~~0.04252~~		~~25.00000 g~~		
WG1427621-1; BLK	1	14	-0.09981		1.04990 g		
L2045377-01	1	18	0.11227		1.04990 g		
L2045377-03	1	23	0.05666		1.08890 g		
L2046300-04	1	35	0.16418		1.05520 g		
L2046058-13	1	47	-0.01390		1.07300 g		
CCV	1	S3	5.14025				
	Known Conc:		0.10000				
CCB	1	S8	-0.08978				
	Known Conc:		0.00000				
L2046368-02	1	57	0.61583		1.02000 g		
~~WG1427694-2; LCS~~	~~1~~	~~4~~	~~0.03146~~		~~25.00000 g~~		
CCV	1	S3	5.31792				
	Known Conc:		0.10000				
CCB	1	S8	-0.12857				
	Known Conc:		0.00000				

TRAY 1 CR

Author: CRONDEAU Date : 10/29/2020

Channel 1 (Cyanide) - Set: 1 / 10

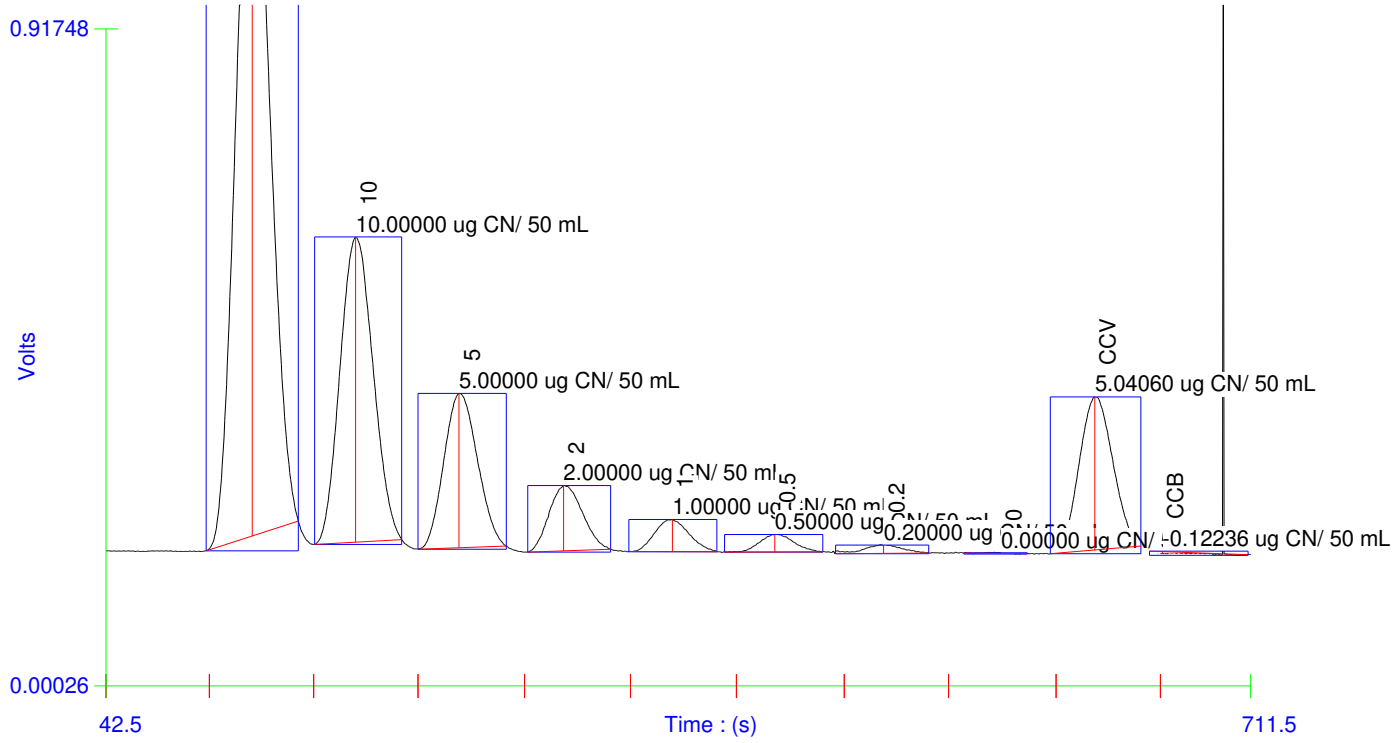

Channel 1 (Cyanide) - Set: 2 / 10

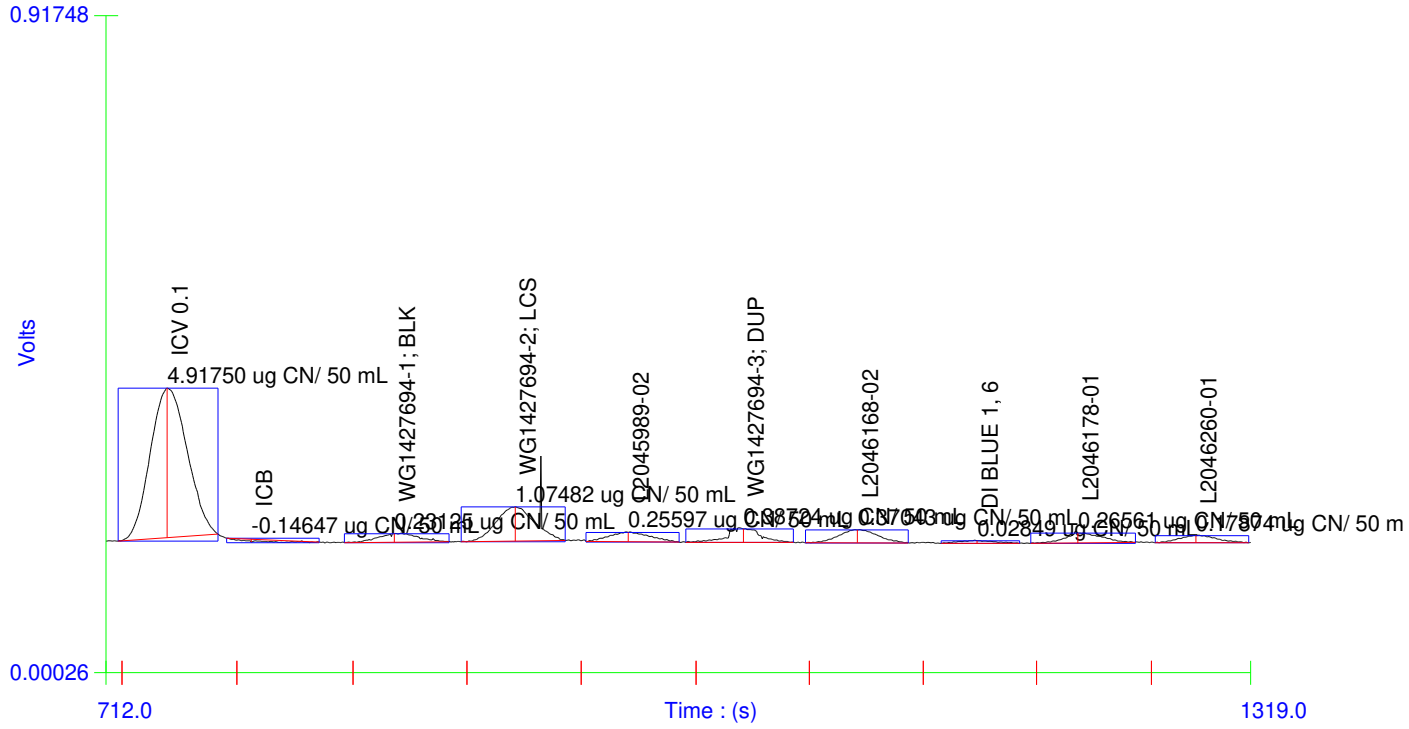

Author: CRONDEAU Date : 10/29/2020

Channel 1 (Cyanide) - Set: 3 / 10

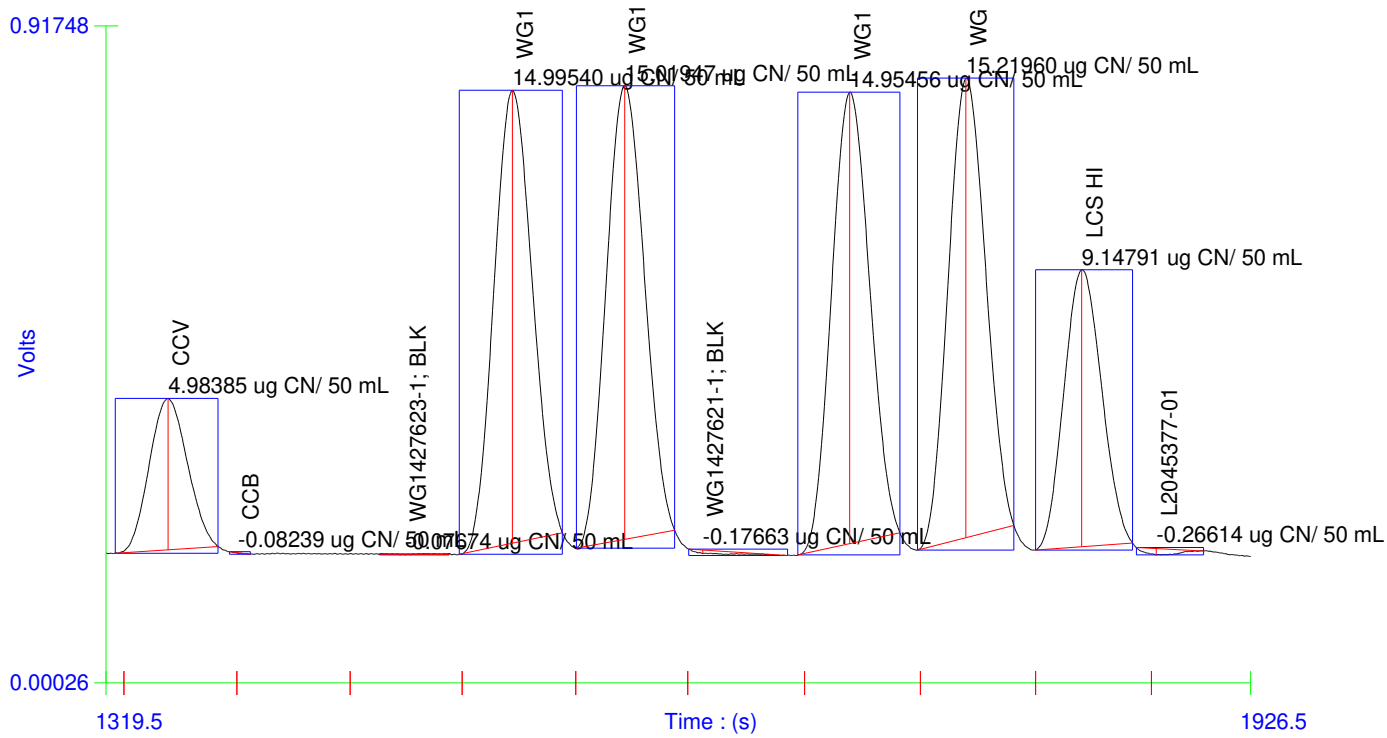

Channel 1 (Cyanide) - Set: 4 / 10

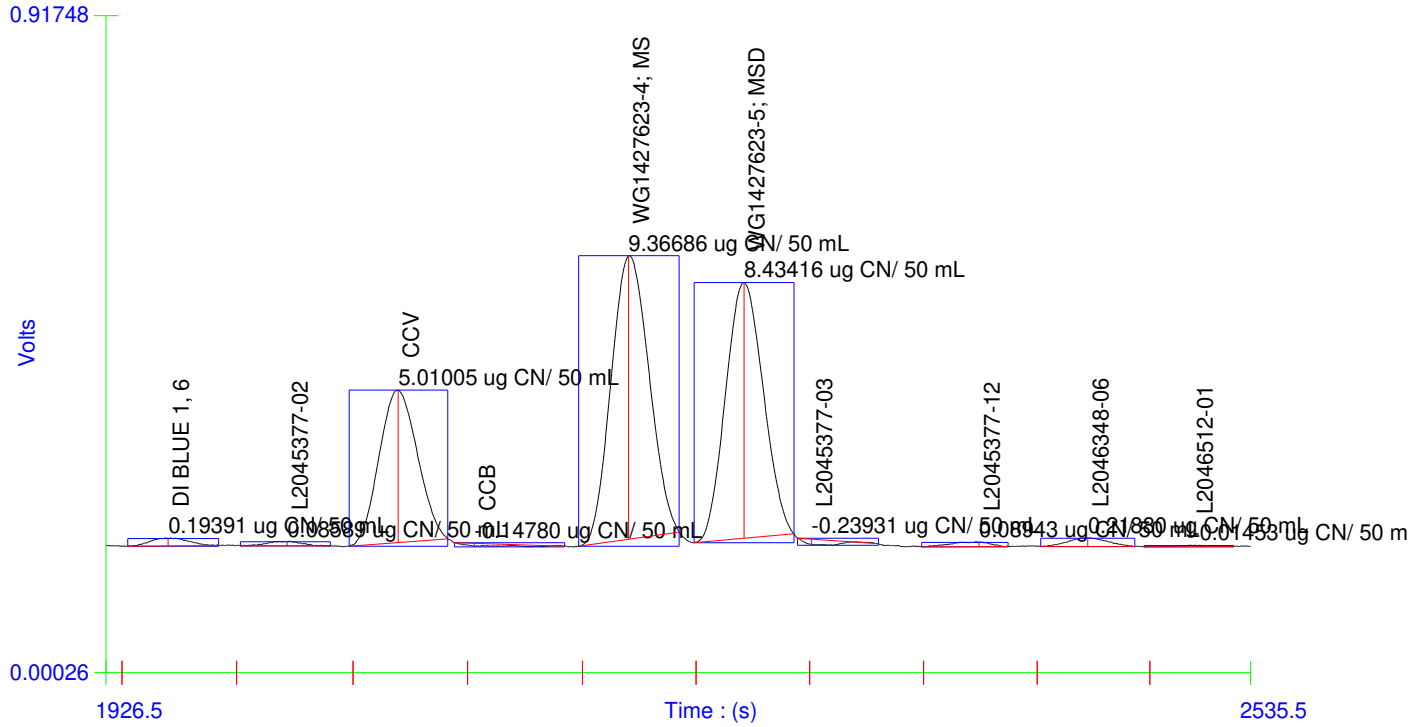

TRAY 1 CR

Author: CRONDEAU Date : 10/29/2020

Channel 1 (Cyanide) - Set: 5 / 10

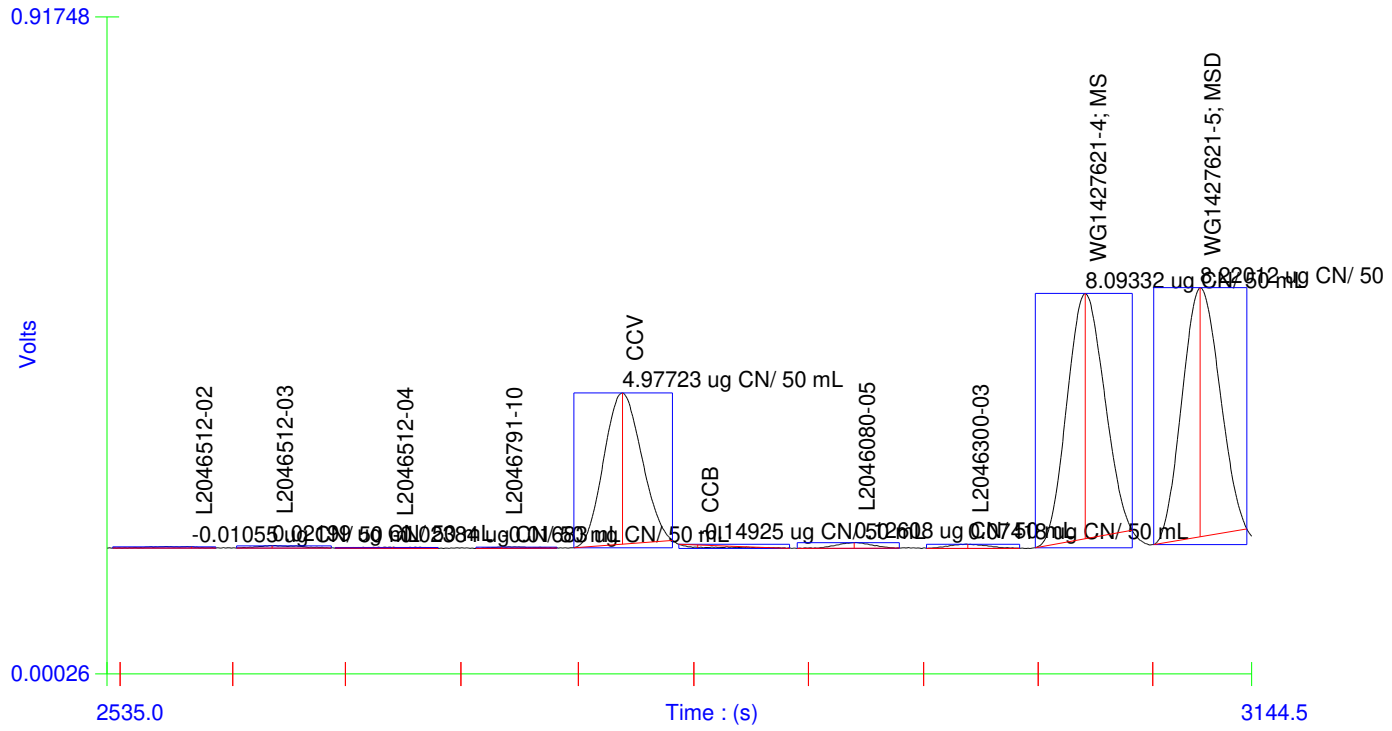

Channel 1 (Cyanide) - Set: 6 / 10

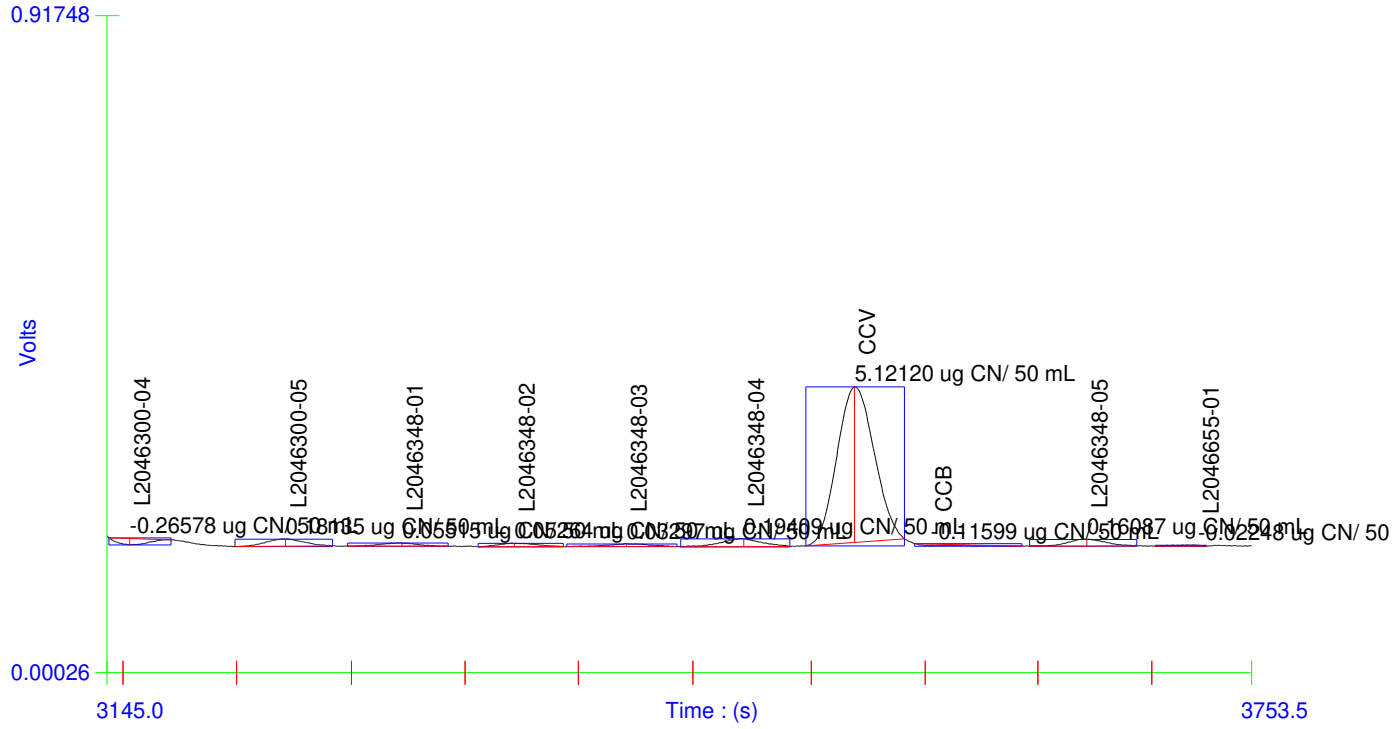

TRAY 1 CR

Channel 1 (Cyanide) - Set: 7 / 10

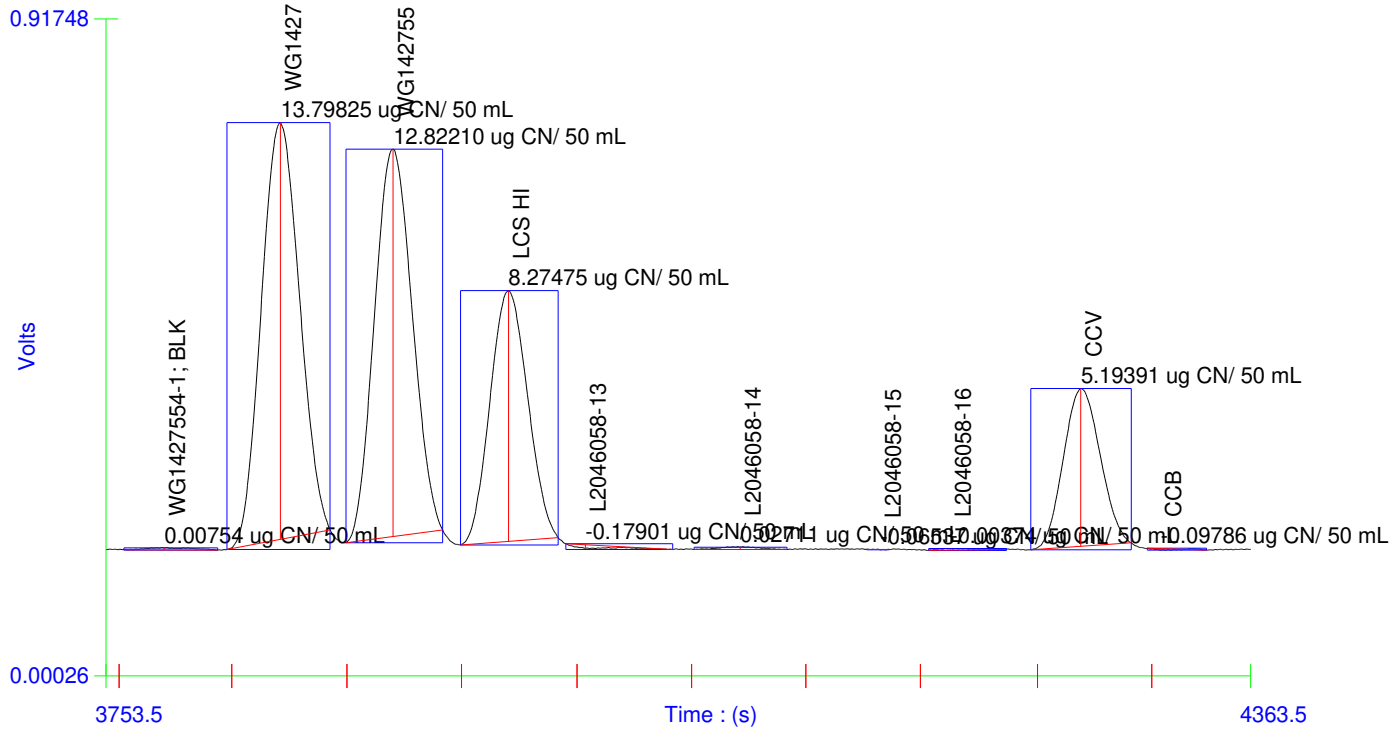

Channel 1 (Cyanide) - Set: 8 / 10

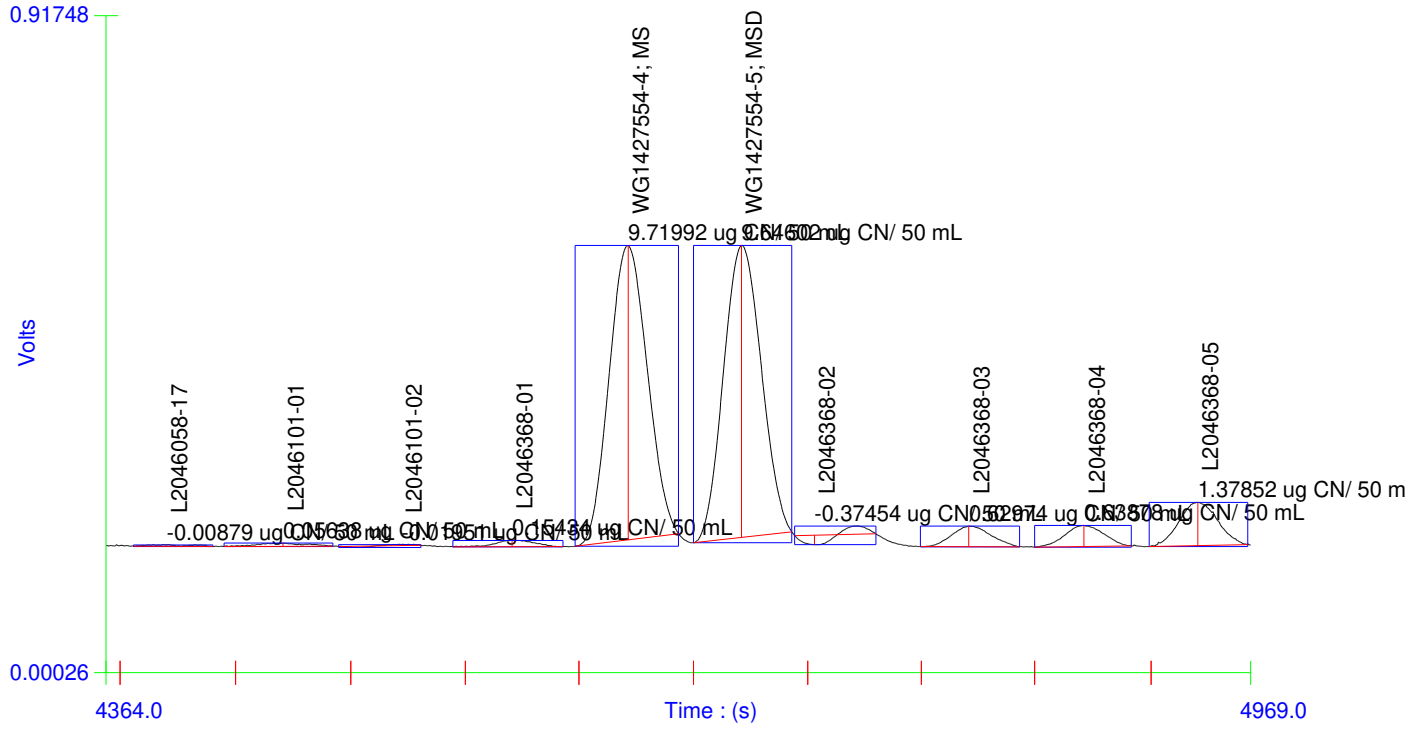

TRAY 1 CR

Channel 1 (Cyanide) - Set: 9 / 10

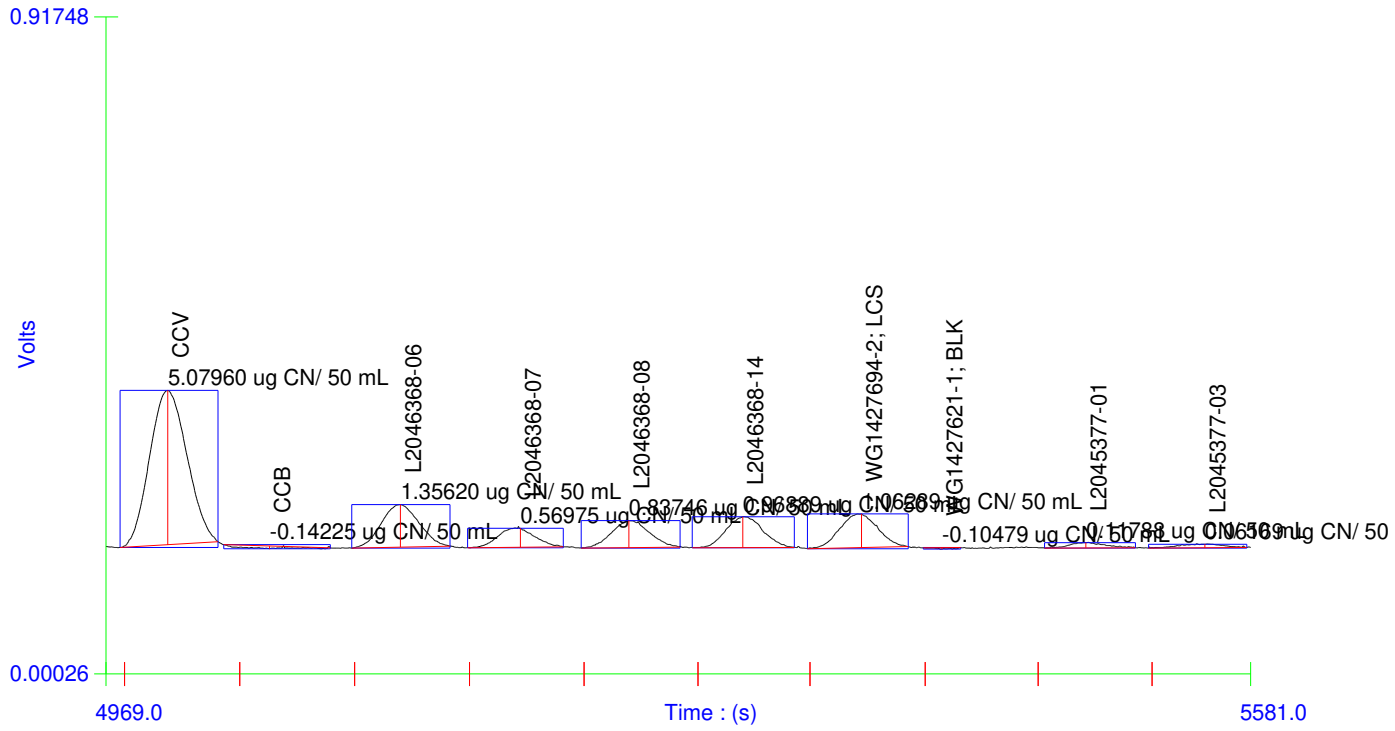

Channel 1 (Cyanide) - Set: 10 / 10

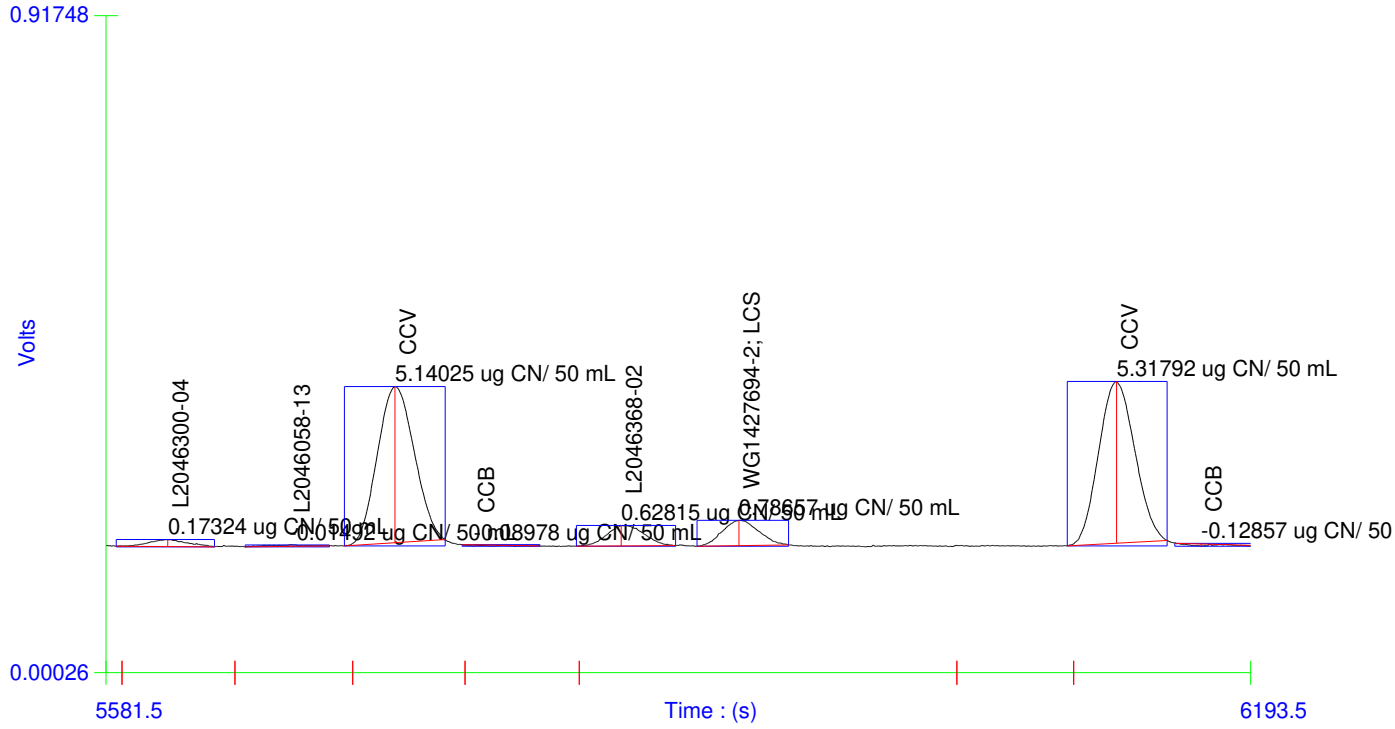

Table : 1 (Cyanide)

	Known Conc. (ug CN/ 50 mL)	Rep.	Peak Area (V.s)	Peak Height (V)	% RSD	% Residual	Det. Conc (ug CN/ 50 mL)	Detection Date	Detection Time
1	25.00000	1	23.77836	1.03838	0.0	1.3	24.66208	10/29/2020	9:17:58 AM
2	10.00000	1	9.50255	0.42584	0.0	-0.9	10.08083	10/29/2020	9:18:59 AM
3	5.00000	1	4.85077	0.21573	0.0	-1.6	5.07903	10/29/2020	9:20:00 AM
4	2.00000	1	2.04701	0.09083	0.0	-5.2	2.10602	10/29/2020	9:21:01 AM
5	1.00000	1	1.03616	0.04470	0.0	-0.8	1.00784	10/29/2020	9:22:03 AM
6	0.50000	1	0.56694	0.02448	0.0	-4.8	0.52651	10/29/2020	9:23:05 AM
7	0.20000	1	0.29260	0.01140	0.0	-5.8	0.21504	10/29/2020	9:24:08 AM
8	0.00000	1	0.00048	0.00069			-0.03989	10/29/2020	9:25:11 AM

Figure : 1 (Cyanide)

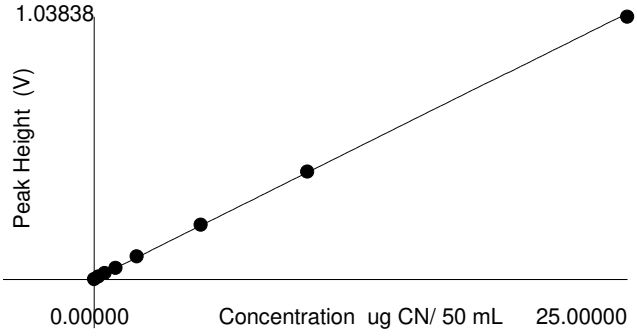

Height = 0.04198 * Conc + 0.00237
Conc = 23.80462 * Height - 0.05624
Correlation Coefficient (r) = 0.99997

Weighting : 1/x

Author: CRONDEAU Date : 10/29/2020

Original Run Filename: OM_10-29-2020_11-06-37AM.OMN Created: 10/29/2020 11:06:37 AM
Original Run Author's Signature: [a1wetcheminstrument]
Current Run Filename: OM_10-29-2020_11-06-37AM.OMN Last Modified: 10/29/2020 11:16:28 AM
Current Run Author's Signature: [a1wetcheminstrument]
Description: 10-204-00-1-A

Sample	Rep.	Cup No.	Channel 1 Cyanide (ug CN/ 50 mL)	MDF	Weight
CCV	1	S3	5.13419		
	Known Conc:		0.10000		
CCB	1	S8	-0.09799		
	Known Conc:		0.00000		
	Calibration:		Table/Fig. : 1		
WG1427694-2; LCS	1	4	0.02266		25.00000 g
CCV	1	S3	5.22885		
	Known Conc:		0.10000		
CCB	1	S8	-0.13726		
	Known Conc:		0.00000		

Channel 1 (Cyanide) - Set: 1 / 1

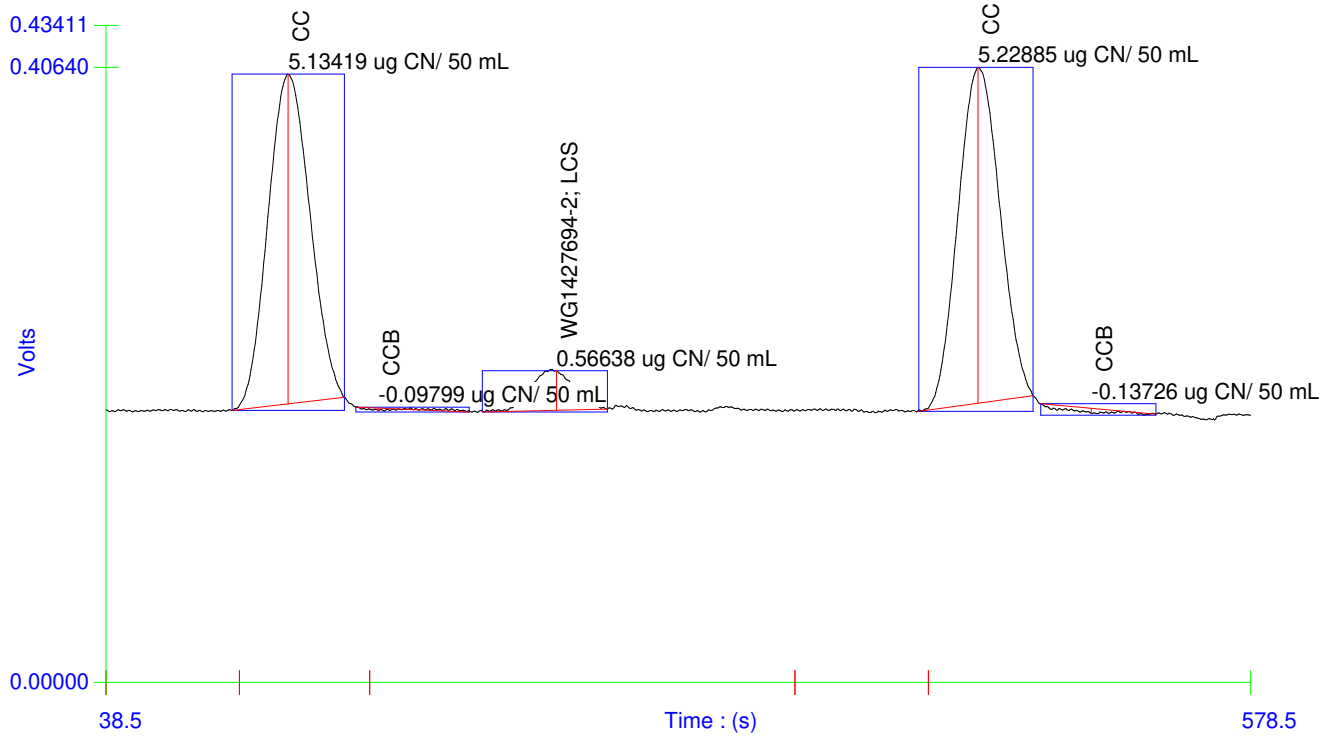

TRAY 1A CR

Author: CRONDEAU Date : 10/29/2020

Table : 1 (Cyanide)

	Known Conc. (ug CN/ 50 mL)	Rep.	Peak Area (V.s)	Peak Height (V)	% RSD	% Residual	Det. Conc (ug CN/ 50 mL)	Detection Date	Detection Time
1	25.00000	1	23.77836	1.03838	0.0	1.3	24.66208	10/29/2020	9:17:58 AM
2	10.00000	1	9.50255	0.42584	0.0	-0.9	10.08083	10/29/2020	9:18:59 AM
3	5.00000	1	4.85077	0.21573	0.0	-1.6	5.07903	10/29/2020	9:20:00 AM
4	2.00000	1	2.04701	0.09083	0.0	-5.2	2.10602	10/29/2020	9:21:01 AM
5	1.00000	1	1.03616	0.04470	0.0	-0.8	1.00784	10/29/2020	9:22:03 AM
6	0.50000	1	0.56694	0.02448	0.0	-4.8	0.52651	10/29/2020	9:23:05 AM
7	0.20000	1	0.29260	0.01140	0.0	-5.8	0.21504	10/29/2020	9:24:08 AM
8	0.00000	1	0.00048	0.00069			-0.03989	10/29/2020	9:25:11 AM

Figure : 1 (Cyanide)

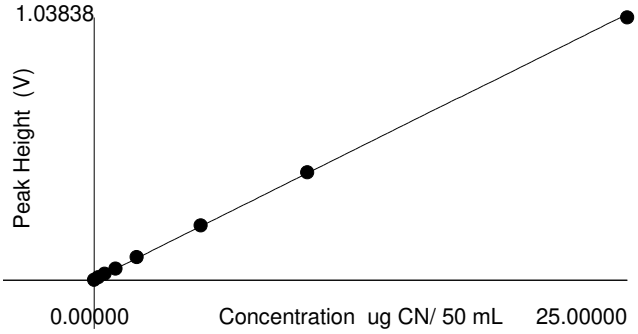

Height = 0.04198 * Conc + 0.00237
Conc = 23.80462 * Height - 0.05624
Correlation Coefficient (r) = 0.99997

Weighting : 1/x

TRAY 1A CR

Author: CRONDEAU Date : 10/29/2020

Original Run Filename: OM_10-29-2020_12-39-56PM.OMN Created: 10/29/2020 12:39:56 PM
Original Run Author's Signature: [a1wetcheminstrument]
Current Run Filename: OM_10-29-2020_12-39-56PM.OMN Last Modified: 10/29/2020 1:15:19 PM
Current Run Author's Signature: [a1wetcheminstrument]
Description: 10-204-00-1-A

Sample	Rep.	Cup No.	Channel 1 Cyanide (ug CN/ 50 mL)	MDF	Weight	
CCV	1	S3	4.97007			
	Known Conc:		0.10000			
	Calibration:		Table/Fig. : 1			
CCB	1	S8	-0.14687			
	Known Conc:		0.00000			
WG1427995-1; BLK	1	65	-0.00193		50.00000 g	
WG1427995-2; LCS	1	66	0.09340		50.00000 g	93%
LCS HI	1	67	0.18052		50.00000 g	90%
~~L2046193-01~~	~~1~~	~~68~~	~~0.00314~~		~~50.00000 g~~	
L2046196-01	1	69	0.01606		50.00000 g	
L2046656-01	1	70	-0.00016		50.00000 g	
L2046656-02	1	71	-0.00020		50.00000 g	
L2046717-01	1	72	-0.00020		50.00000 g	
L2046799-01	1	73	0.00732		50.00000 g	
WG1427995-3; DUP	1	74	0.00523		50.00000 g	
CCV	1	S3	4.80608			
	Known Conc:		0.10000			
CCB	1	S8	-0.11203			
	Known Conc:		0.00000			
WG1427995-04 ~~L2046799-02~~ MS	1	75	0.17617		50.00000 g	88%
~~WG1427995-4; MS~~	~~1~~	~~76~~	~~-0.00455~~		~~50.00000 g~~	
L2046847-01	1	77	0.08007		50.00000 g	
L2046849-02	1	78	0.04790		50.00000 g	
L2046851-02	1	79	-0.00254		50.00000 g	
L2047112-01	1	80	0.04642		50.00000 g	
L2047137-02	1	81	0.00055		50.00000 g	
L2047140-02	1	82	0.09439		50.00000 g	
L2047145-02	1	83	0.02884		50.00000 g	
L2047152-01	1	84	0.00201		50.00000 g	
CCV	1	S3	4.91042			
	Known Conc:		0.10000			
CCB	1	S8	-0.13144			
	Known Conc:		0.00000			
L2046193-01	1	68	0.00020		50.00000 g	
L2046799-02 ~~WG1427995-4; MS~~	1	76	0.00185		50.00000 g	
CCV	1	S3	4.97963			
	Known Conc:		0.10000			
CCB	1	S8	-0.12103			
	Known Conc:		0.00000			

SAMPLE SWITCHED IN TUBE

TRAY 1B CR

Author: CRONDEAU Date : 10/29/2020

Channel 1 (Cyanide) - Set: 1 / 3

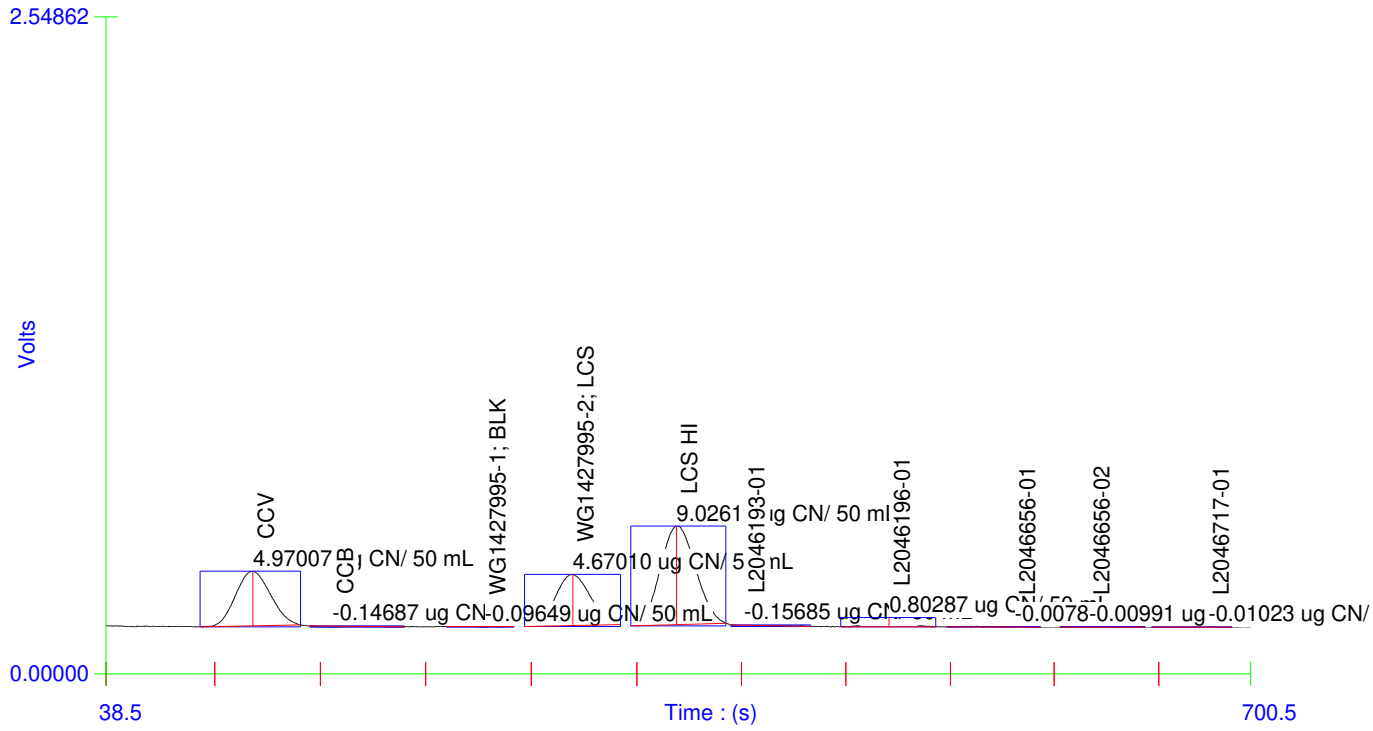

Channel 1 (Cyanide) - Set: 2 / 3

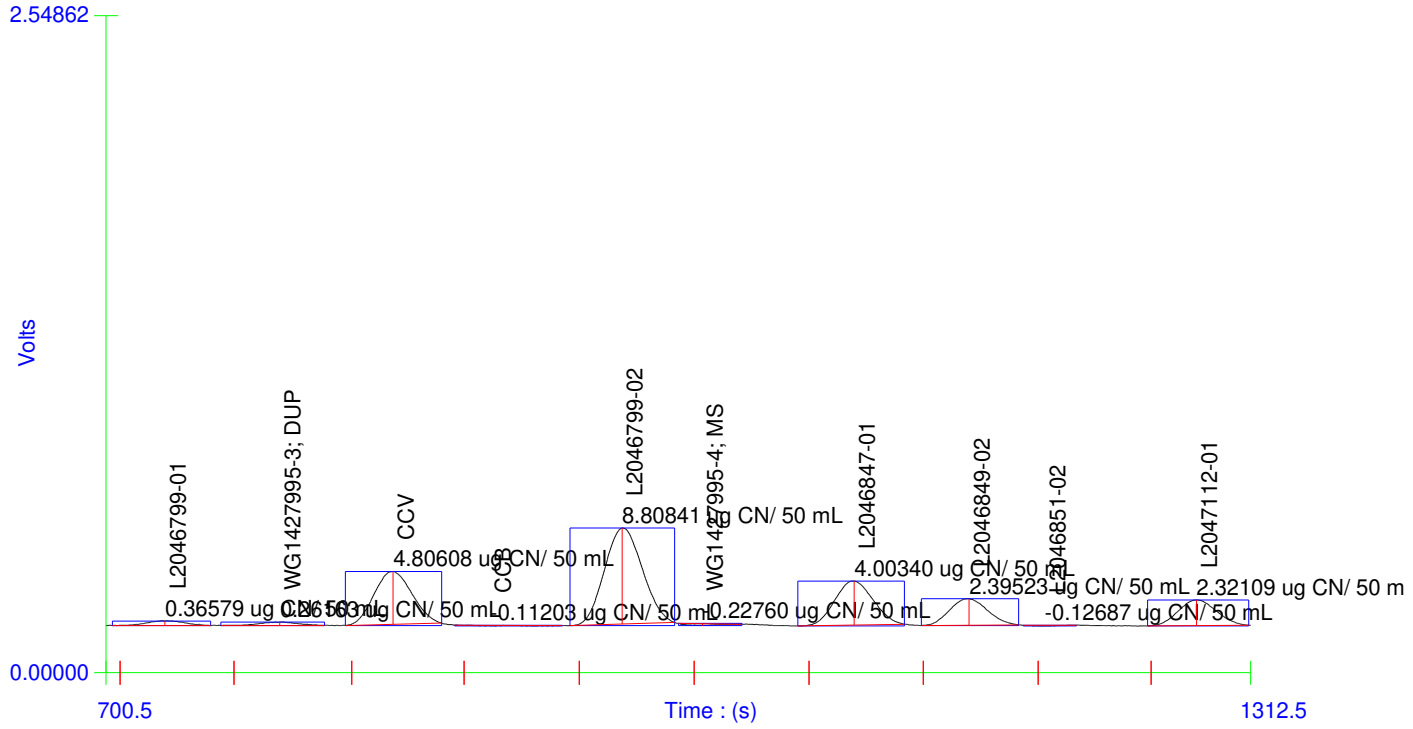

TRAY 1B CR

Author: CRONDEAU Date : 10/29/2020

Channel 1 (Cyanide) - Set: 3 / 3

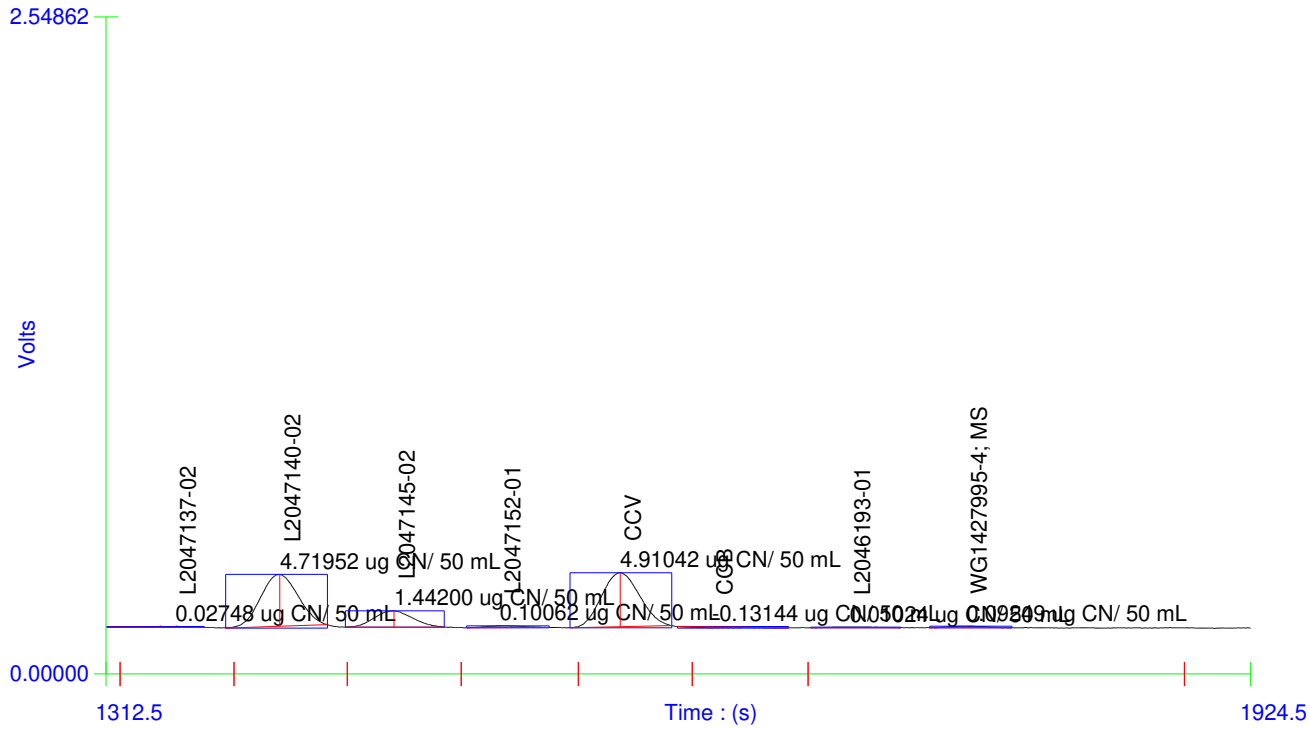

Table : 1 (Cyanide)

	Known Conc. (ug CN/ 50 mL)	Rep.	Peak Area (V.s)	Peak Height (V)	% RSD	% Residual	Det. Conc (ug CN/ 50 mL)	Detection Date	Detection Time
1	25.00000	1	23.77836	1.03838	0.0	1.3	24.66208	10/29/2020	9:17:58 AM
2	10.00000	1	9.50255	0.42584	0.0	-0.9	10.08083	10/29/2020	9:18:59 AM
3	5.00000	1	4.85077	0.21573	0.0	-1.6	5.07903	10/29/2020	9:20:00 AM
4	2.00000	1	2.04701	0.09083	0.0	-5.2	2.10602	10/29/2020	9:21:01 AM
5	1.00000	1	1.03616	0.04470	0.0	-0.8	1.00784	10/29/2020	9:22:03 AM
6	0.50000	1	0.56694	0.02448	0.0	-4.8	0.52651	10/29/2020	9:23:05 AM
7	0.20000	1	0.29260	0.01140	0.0	-5.8	0.21504	10/29/2020	9:24:08 AM
8	0.00000	1	0.00048	0.00069			-0.03989	10/29/2020	9:25:11 AM

Figure : 1 (Cyanide)

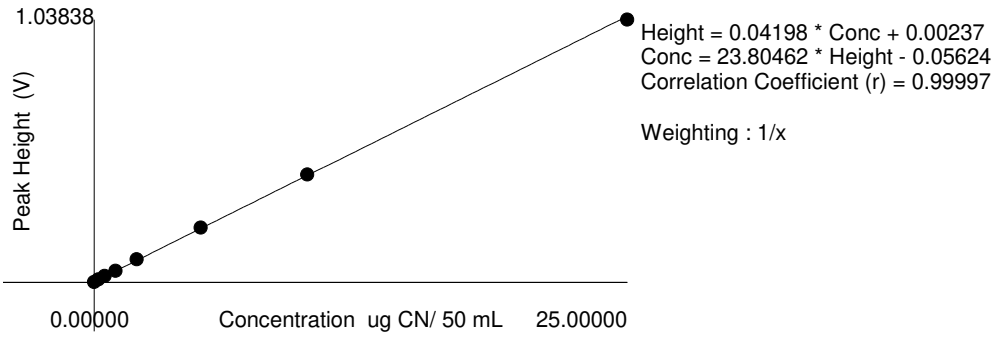

TRAY 1B CR

Author: CRONDEAU Date : 10/29/2020

Original Run Filename: OM_10-29-2020_02-29-33PM.OMN Created: 10/29/2020 2:29:33 PM
Original Run Author's Signature: [a1wetcheminstrument]
Current Run Filename: OM_10-29-2020_02-29-33PM.OMN Last Modified: 10/29/2020 3:18:07 PM
Current Run Author's Signature: [a1wetcheminstrument]
Description: 10-204-00-1-A

Sample	Rep.	Cup No.	Channel 1 Cyanide (ug CN/ 50 mL)	MDF	Weight		
CCV	1	S3	4.96955				
	Known Conc:		0.10000				
	Calibration:		Table/Fig. : 1				
CCB	1	S8	-0.11018				
	Known Conc:		0.00000				
WG1428024-1; BLK	1	1	-0.07038		1.03690 g		
WG1428024-2; LCS	1	2	86.12437		0.20580 g	69%	RPD 6%
WG1428024-3; LCSD	1	3	78.67877		0.21100 g	63%	
~~WG1428025-1; BLK~~	~~1~~	~~4~~	~~-0.32318~~		~~1.03690 g~~		
WG1428025-2; LCS	1	5	87.20370		0.20580 g	70%	RPD 6%
WG1428025-3; LCSD	1	6	79.16586		0.21000 g	64%	
LCS HI	1	7	9.04497		1.03460 g	90%	
L2046475-01	1	8	0.10231		1.05870 g		
WG1428024-4; MS	1	9	6.05767		1.06070 g	61%	
WG1428024-5; MSD	1	10	8.92362		1.03310 g	89%	
CCV	1	S3	5.02827				
	Known Conc:		0.10000				
CCB	1	S8	-0.10174				
	Known Conc:		0.00000				
L2046475-02	1	11	0.10569		1.06410 g		
L2046475-03	1	12	0.06456		1.08820 g		
L2046475-04	1	13	0.02976		1.01880 g		
L2046475-05	1	14	0.04529		1.00660 g		
L2046475-06	1	15	0.10684		1.02270 g		
L2046475-07	1	16	0.13704		1.09240 g		
L2046475-08	1	17	0.08686		1.00850 g		
L2046475-09	1	18	0.08183		1.02240 g		
L2046475-10	1	19	0.04173		1.09460 g		
L2046475-11	1	20	0.02855		1.02020 g		
CCV	1	S3	5.05008				
	Known Conc:		0.10000				
CCB	1	S8	-0.13989				
	Known Conc:		0.00000				
WG1428025-4; MS	1	21	8.93709		1.00580 g	89%	
WG1428025-5; MSD	1	22	9.29047		1.01130 g	93%	
~~L2046475-12~~	~~1~~	~~23~~	~~-0.14885~~		~~1.03220 g~~		
L2046475-13	1	24	-0.01228		1.00430 g		
L2046475-14	1	25	0.14338		1.00260 g		
L2046475-15	1	26	0.01593		1.02160 g		
L2046475-16	1	27	0.11705		1.08560 g		
L2046475-17	1	28	0.05126		1.04670 g		
L2046475-18	1	29	0.03472		1.06870 g		
L2046475-19	1	30	0.05065		1.01910 g		
CCV	1	S3	5.12520				
	Known Conc:		0.10000				
CCB	1	S8	-0.09238				
	Known Conc:		0.00000				
L2046475-20	1	31	0.05591		1.02160 g		
WG1428025-1; BLK	1	4	-0.02662		1.03690 g		
L2046475-12	1	23	0.09653		1.03220 g		
CCV	1	S3	5.02865				
	Known Conc:		0.10000				
CCB	1	S8	-0.09286				
	Known Conc:		0.00000				

TRAY 2 CR

Author: CRONDEAU Date : 10/29/2020

Channel 1 (Cyanide) - Set: 1 / 5

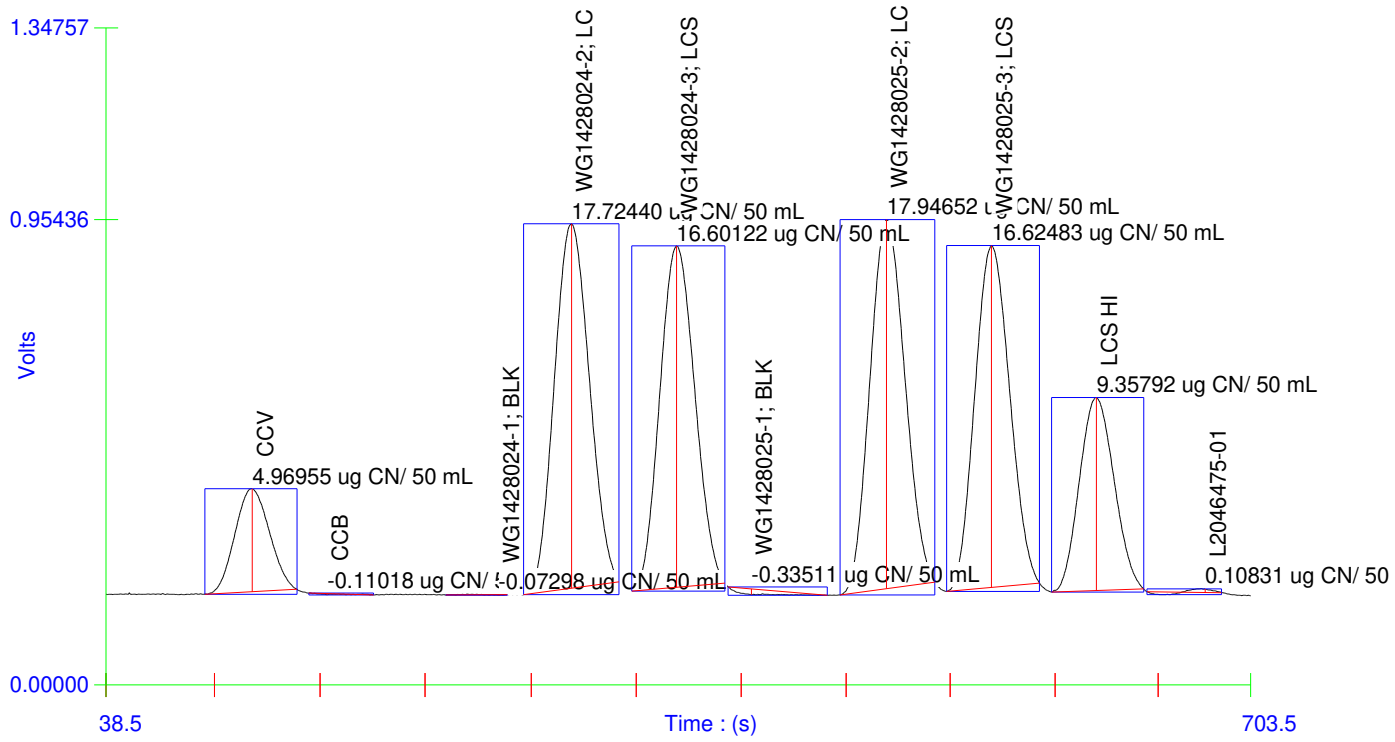

Channel 1 (Cyanide) - Set: 2 / 5

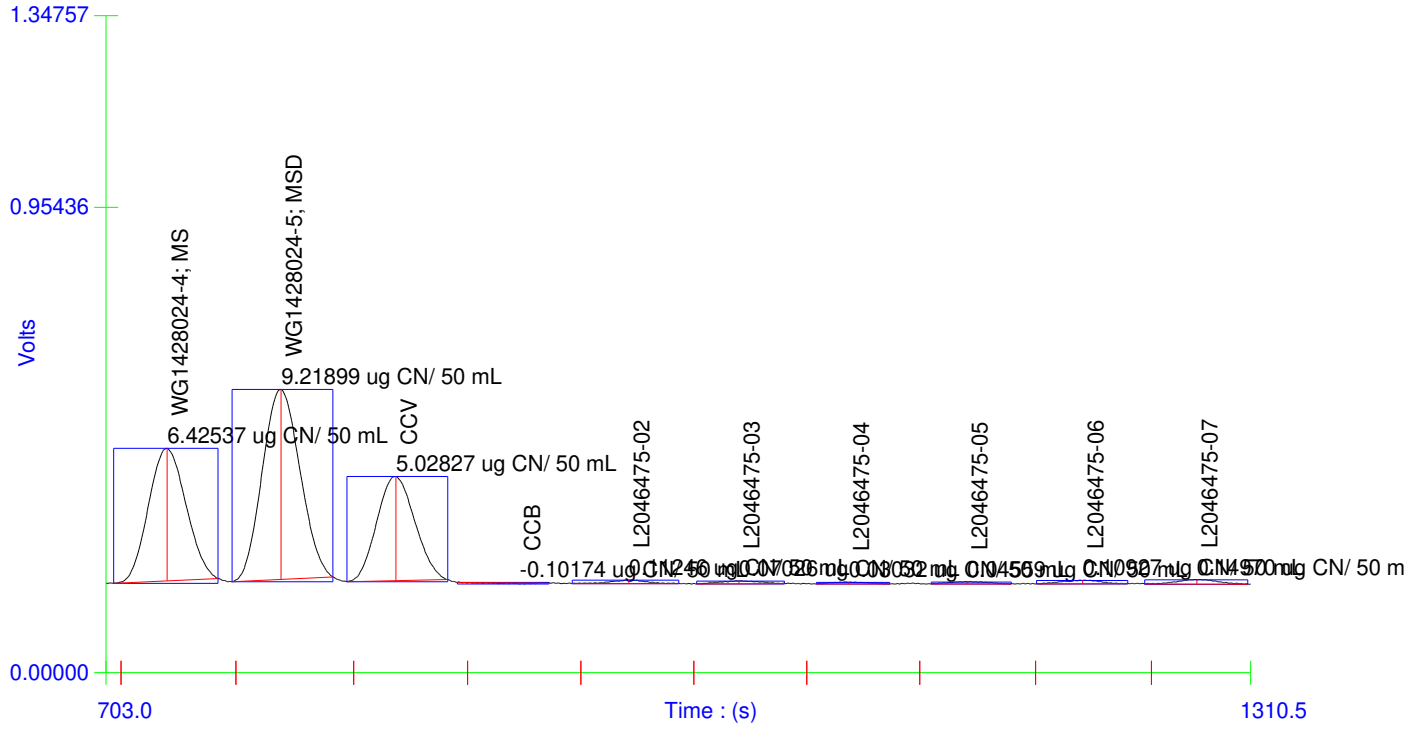

TRAY 2 CR

Author: CRONDEAU Date : 10/29/2020

Channel 1 (Cyanide) - Set: 3 / 5

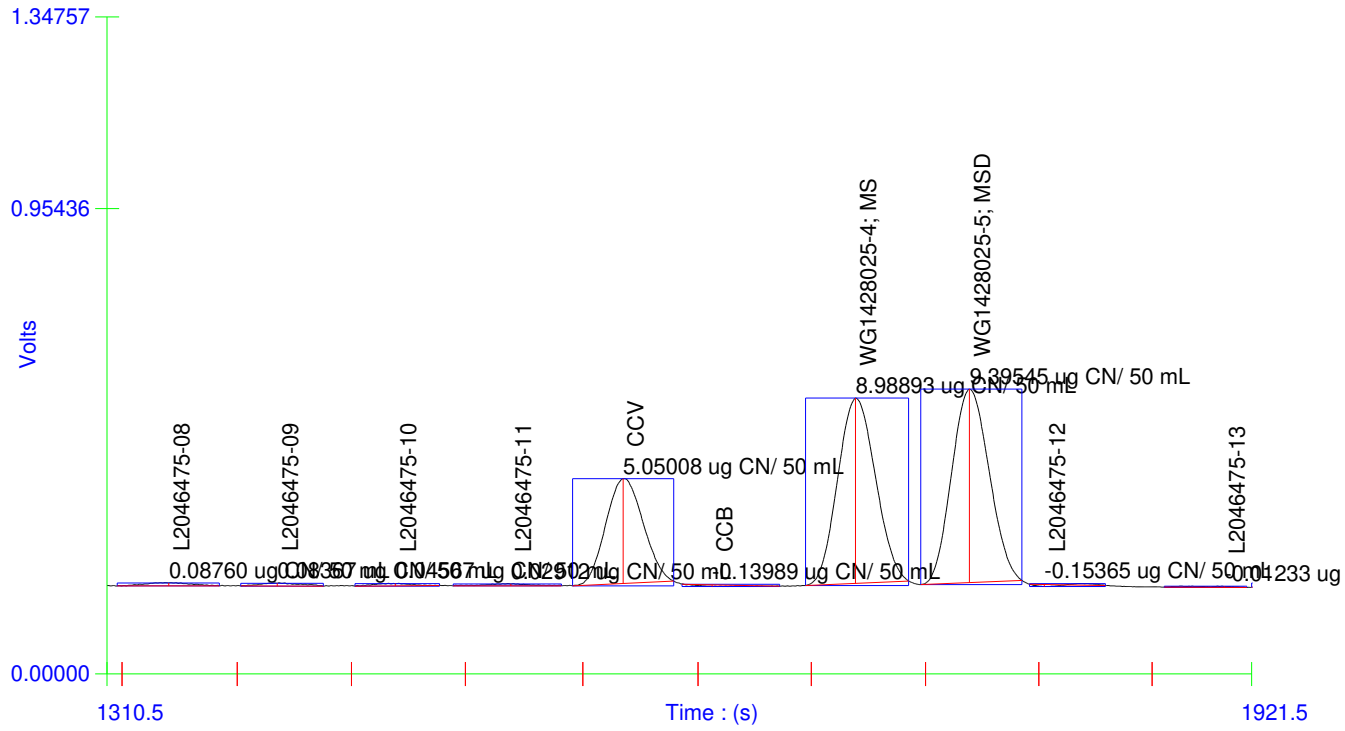

Channel 1 (Cyanide) - Set: 4 / 5

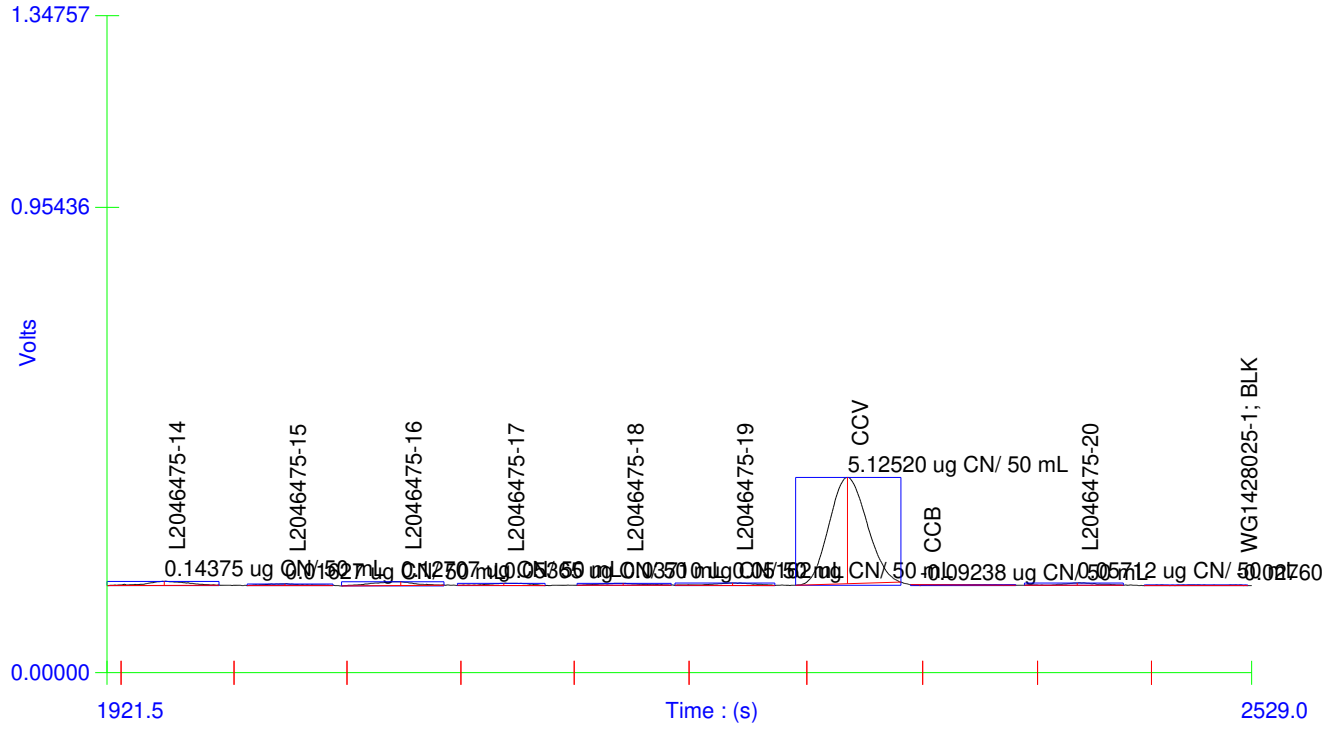

TRAY 2 CR

Author: CRONDEAU Date : 10/29/2020

Channel 1 (Cyanide) - Set: 5 / 5

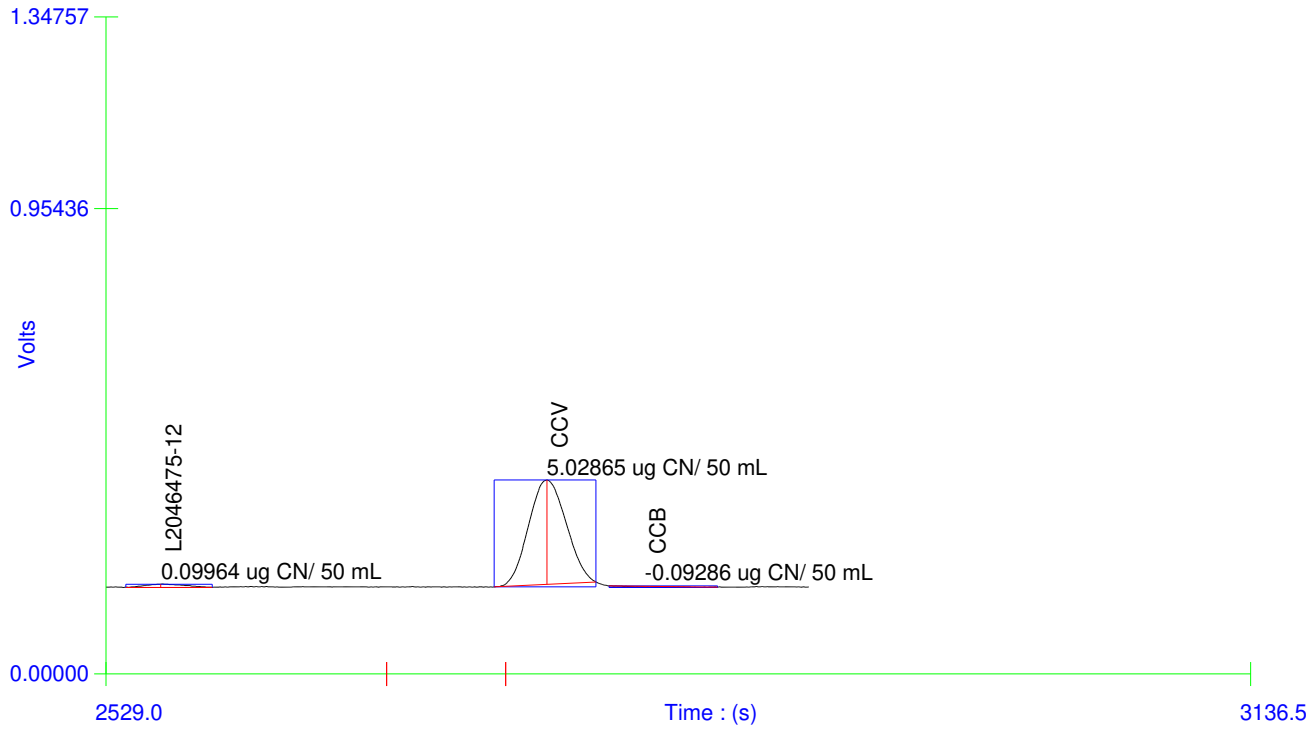

Table : 1 (Cyanide)

	Known Conc. (ug CN/ 50 mL)	Rep.	Peak Area (V.s)	Peak Height (V)	% RSD	% Residual	Det. Conc (ug CN/ 50 mL)	Detection Date	Detection Time
1	25.00000	1	23.77836	1.03838	0.0	1.3	24.66208	10/29/2020	9:17:58 AM
2	10.00000	1	9.50255	0.42584	0.0	-0.9	10.08083	10/29/2020	9:18:59 AM
3	5.00000	1	4.85077	0.21573	0.0	-1.6	5.07903	10/29/2020	9:20:00 AM
4	2.00000	1	2.04701	0.09083	0.0	-5.2	2.10602	10/29/2020	9:21:01 AM
5	1.00000	1	1.03616	0.04470	0.0	-0.8	1.00784	10/29/2020	9:22:03 AM
6	0.50000	1	0.56694	0.02448	0.0	-4.8	0.52651	10/29/2020	9:23:05 AM
7	0.20000	1	0.29260	0.01140	0.0	-5.8	0.21504	10/29/2020	9:24:08 AM
8	0.00000	1	0.00048	0.00069			-0.03989	10/29/2020	9:25:11 AM

Figure : 1 (Cyanide)

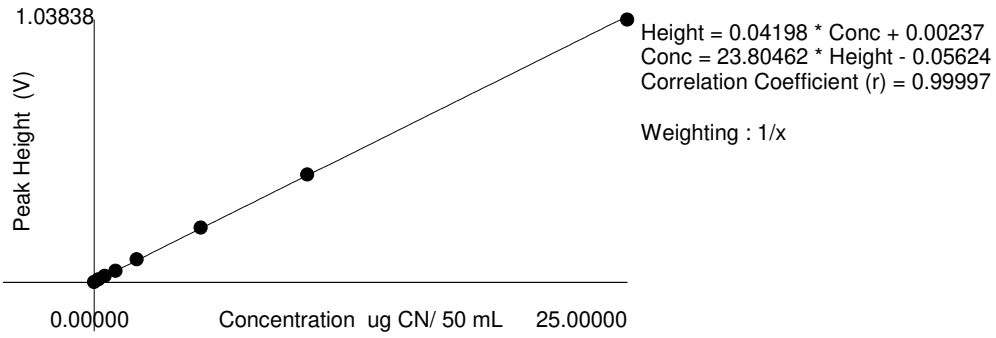

TRAY 2 CR

Author: CRONDEAU Date : 10/29/2020

Original Run Filename: OM_10-29-2020_04-08-31PM.OMN Created: 10/29/2020 4:08:31 PM
Original Run Author's Signature: [a1wetcheminstrument]
Current Run Filename: OM_10-29-2020_04-08-31PM.OMN Last Modified: 10/29/2020 4:37:43 PM
Current Run Author's Signature: [a1wetcheminstrument]
Description: 10-204-00-1-A

Sample	Rep.	Cup No.	Channel 1 Cyanide (ug CN/ 50 mL)	MDF	Weight	
CCV	1	S3	5.27619			
	Known Conc:		0.10000			
CCB	1	S8	-0.11314			
	Known Conc:		0.00000			
	Calibration:		Table/Fig. : 1			
WG1428069-1 P; BLK	1	32	-0.00024		50.00000 g	
WG1428069-2 P; LCS	1	33	0.09338		50.00000 g	93%
WG1428069-3 P; LCSD	1	34	0.08897		50.00000 g	89%
WG1428069-4 P; LCSN	1	35	0.02971		50.00000 g	
LCS HI P	1	36	0.17627		50.00000 g	88%
L2046661-01 P	1	37	-0.00453		50.00000 g	
L2046661-02 P	1	38	-0.00019		50.00000 g	
L2046661-03 P	1	39	0.00038		50.00000 g	
L2046661-04 P	1	40	0.20097		50.00000 g	
L2046661-05 P	1	41	0.00835		50.00000 g	
CCV	1	S3	5.23801			
	Known Conc:		0.10000			
CCB	1	S8	-0.03660			
	Known Conc:		0.00000			
L2046661-06 P	1	42	0.00612		50.00000 g	
L2046661-07 P	1	43	0.00597		50.00000 g	
L2046661-08 P	1	44	0.00068		50.00000 g	
L2046661-09 P	1	45	0.01632		50.00000 g	
L2046661-10 P	1	46	0.00988		50.00000 g	
L2046661-11 P	1	47	0.00334		50.00000 g	
L2046661-12 P	1	48	0.00243		50.00000 g	
~~L2046661-01 P~~	~~1~~	~~37~~	~~0.00081~~		~~50.00000 g~~	
CCV	1	S3	5.22726			
	Known Conc:		0.10000			
CCB	1	S8	-0.12039			
	Known Conc:		0.00000			

TRAY 2A CR

Author: CRONDEAU Date : 10/29/2020

Channel 1 (Cyanide) - Set: 1 / 3

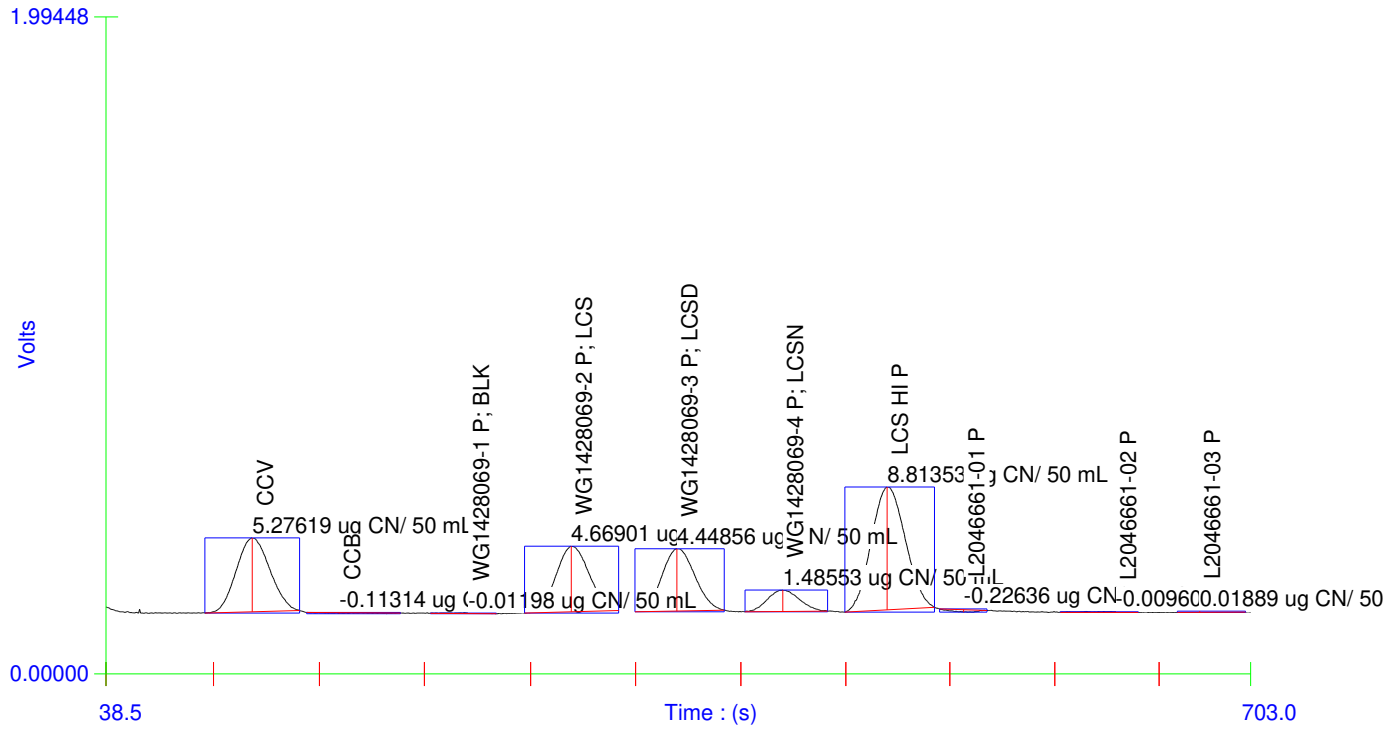

Channel 1 (Cyanide) - Set: 2 / 3

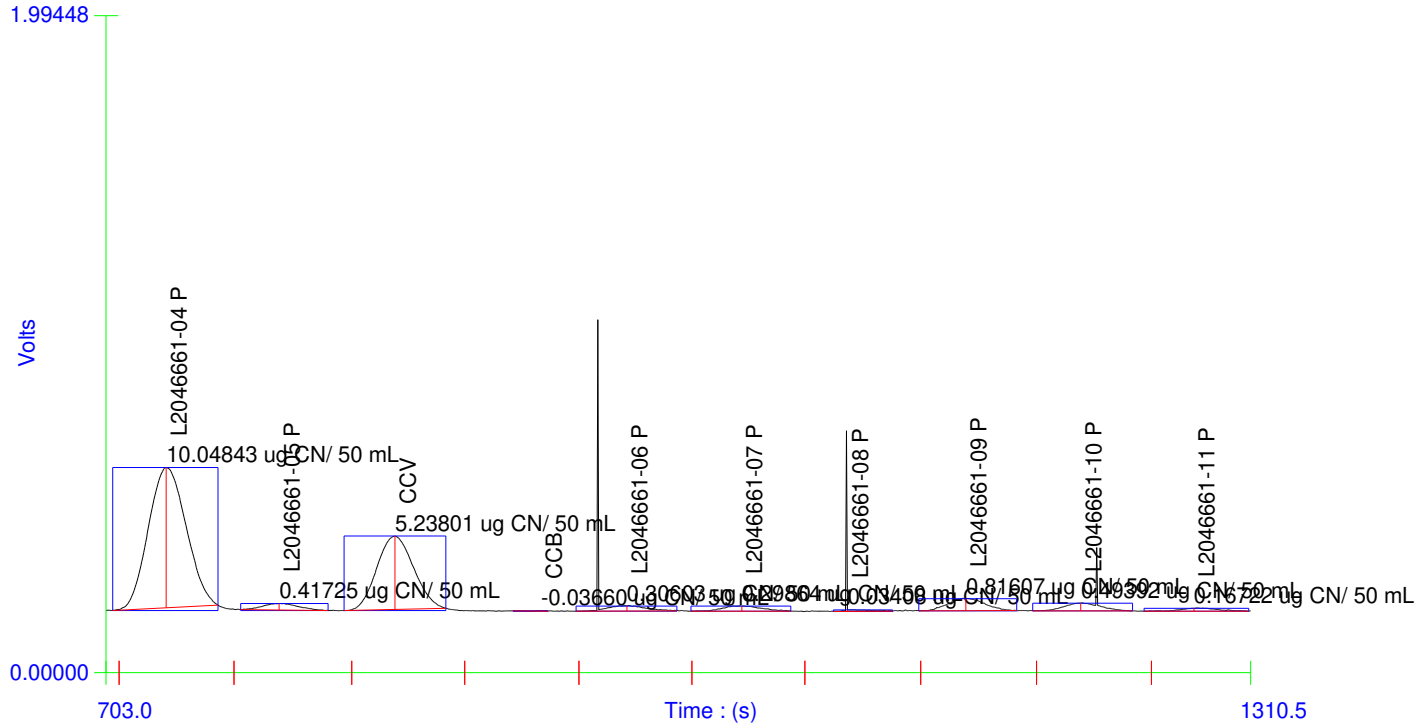

TRAY 2A CR

Author: CRONDEAU Date : 10/29/2020

Channel 1 (Cyanide) - Set: 3 / 3

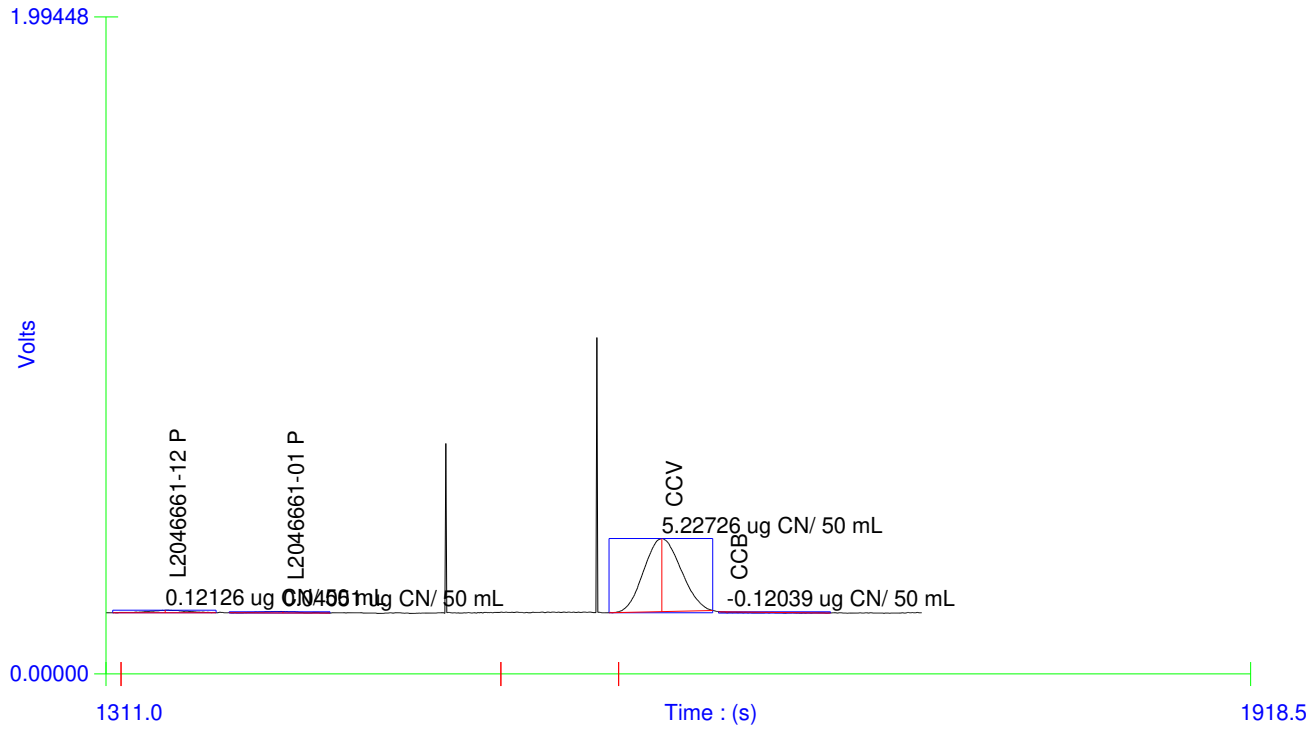

Table : 1 (Cyanide)

	Known Conc. (ug CN/ 50 mL)	Rep.	Peak Area (V.s)	Peak Height (V)	% RSD	% Residual	Det. Conc (ug CN/ 50 mL)	Detection Date	Detection Time
1	25.00000	1	23.77836	1.03838	0.0	1.3	24.66208	10/29/2020	9:17:58 AM
2	10.00000	1	9.50255	0.42584	0.0	-0.9	10.08083	10/29/2020	9:18:59 AM
3	5.00000	1	4.85077	0.21573	0.0	-1.6	5.07903	10/29/2020	9:20:00 AM
4	2.00000	1	2.04701	0.09083	0.0	-5.2	2.10602	10/29/2020	9:21:01 AM
5	1.00000	1	1.03616	0.04470	0.0	-0.8	1.00784	10/29/2020	9:22:03 AM
6	0.50000	1	0.56694	0.02448	0.0	-4.8	0.52651	10/29/2020	9:23:05 AM
7	0.20000	1	0.29260	0.01140	0.0	-5.8	0.21504	10/29/2020	9:24:08 AM
8	0.00000	1	0.00048	0.00069			-0.03989	10/29/2020	9:25:11 AM

Figure : 1 (Cyanide)

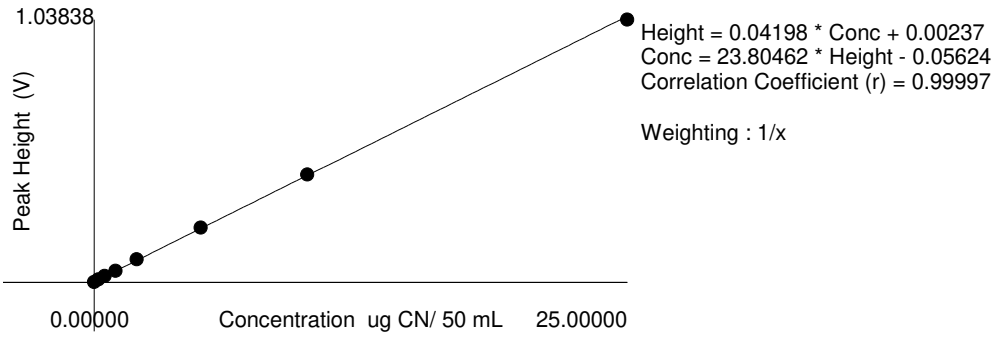

TRAY 2A CR

Author: CRONDEAU Date : 10/30/2020

Original Run Filename: OM_10-30-2020_09-24-39AM.OMN Created: 10/30/2020 9:24:39 AM
Original Run Author's Signature: [a1wetcheminstrument]
Current Run Filename: OM_10-30-2020_09-24-39AM.OMN Last Modified: 10/30/2020 10:28:55 AM
Current Run Author's Signature: [a1wetcheminstrument]
Description: 10-204-00-1-A

Sample	Rep.	Cup No.	Channel 1 Cyanide (ug CN/ 50 mL)	MDF	Weight		
25	1	S1	25.00000				
10	1	S2	10.00000				
5	1	S3	5.00000				
2	1	S4	2.00000				
1	1	S5	1.00000				
0.5	1	S6	0.50000				
0.2	1	S7	0.20000				
0	1	S8	0.00000				
CCV	1	S3	5.32083				
	Known Conc:		0.10000				
	Calibration:		Table/Fig. : 1				
CCB	1	S8	-0.10672				
	Known Conc:		0.00000				
ICV 0.1	1	1	0.10404		50.00000 g		
ICB	1	2	-0.00233		50.00000 g		
WG1428127-1; BLK	1	3	-0.01327		1.02700 g		
WG1428127-2; LCS	1	4	70.71683		0.19090 g	57%	RPD 5%
~~WG1428127-3; LCSD~~	~~1~~	~~5~~	~~85.02755~~		~~0.17430 g~~		
~~WG1428128-1; BLK~~	~~1~~	~~6~~	~~-0.15495~~		~~1.02700 g~~		
WG1428128-2; LCS	1	7	67.04166		0.19090 g	54%	RPD 9%
WG1428128-3; LCSD	1	8	78.30251		0.17430 g	63%	
LCS HI	1	9	8.25284		1.09110 g	83%	
~~L2046473-01~~	~~1~~	~~10~~	~~-0.23465~~		~~1.06580 g~~		
CCV	1	S3	4.91811				
	Known Conc:		0.10000				
CCB	1	S8	-0.09587				
	Known Conc:		0.00000				
L2046475-21	1	11	0.07895		1.09690 g		
WG1428127-4; MS	1	12	7.31720		1.01170 g	73%	
WG1428127-5; MSD	1	13	8.91751		1.02750 g	89%	
~~L2046475-22~~	~~1~~	~~14~~	~~0.22536~~		~~1.00420 g~~		
L2046475-23	1	15	0.09329		1.01860 g		
L2046475-24	1	16	0.08824		1.01070 g		
L2046475-25	1	17	0.15966		1.02580 g		
L2046475-26	1	18	0.29475		1.03060 g		
L2046475-27	1	19	0.09644		1.08340 g		
L2046475-28	1	20	0.35107		1.08770 g		
CCV	1	S3	5.00408				
	Known Conc:		0.10000				
CCB	1	S8	-0.09288				
	Known Conc:		0.00000				
L2046475-29	1	21	0.01432		1.00980 g		
L2046698-02	1	22	0.01955		1.02070 g		
L2046791-01	1	23	0.34976		1.02150 g		
WG1428128-4; MS	1	24	8.11517		1.05200 g	81%	
WG1428128-5; MSD	1	25	9.23872		1.00190 g	92%	
L2046791-02	1	26	-0.12417		1.04220 g		
L2046791-03	1	27	0.00369		1.01360 g		
L2046791-04	1	28	0.02904		1.00740 g		
L2046791-05	1	29	-0.01144		1.00880 g		
L2046791-06	1	30	-0.01445		1.08130 g		
CCV	1	S3	4.68983				
	Known Conc:		0.10000				
CCB	1	S8	-0.08290				
	Known Conc:		0.00000				
L2046791-07	1	31	0.58952		1.08990 g		
L2046791-08	1	32	0.08565		1.06230 g		
L2046791-09	1	33	0.30662		1.08060 g		
WG1428128-1; BLK	1	6	-0.00923		1.02700 g		

TRAY 1 CR

WG1428127-3; LCSD	1	5	76.66850		0.17430 g
~~L2046473-01~~	~~1~~	~~10~~	~~-0.23203~~		~~1.06580 g~~
L2046475-22	1	14	0.15611		1.00420 g
L2046473-01	1	10	0.01874		1.06580 g
CCV	1	S3	4.92537		
	Known Conc:		0.10000		
CCB	1	S8	-0.10807		
	Known Conc:		0.00000		

62%

Channel 1 (Cyanide) - Set: 1 / 6

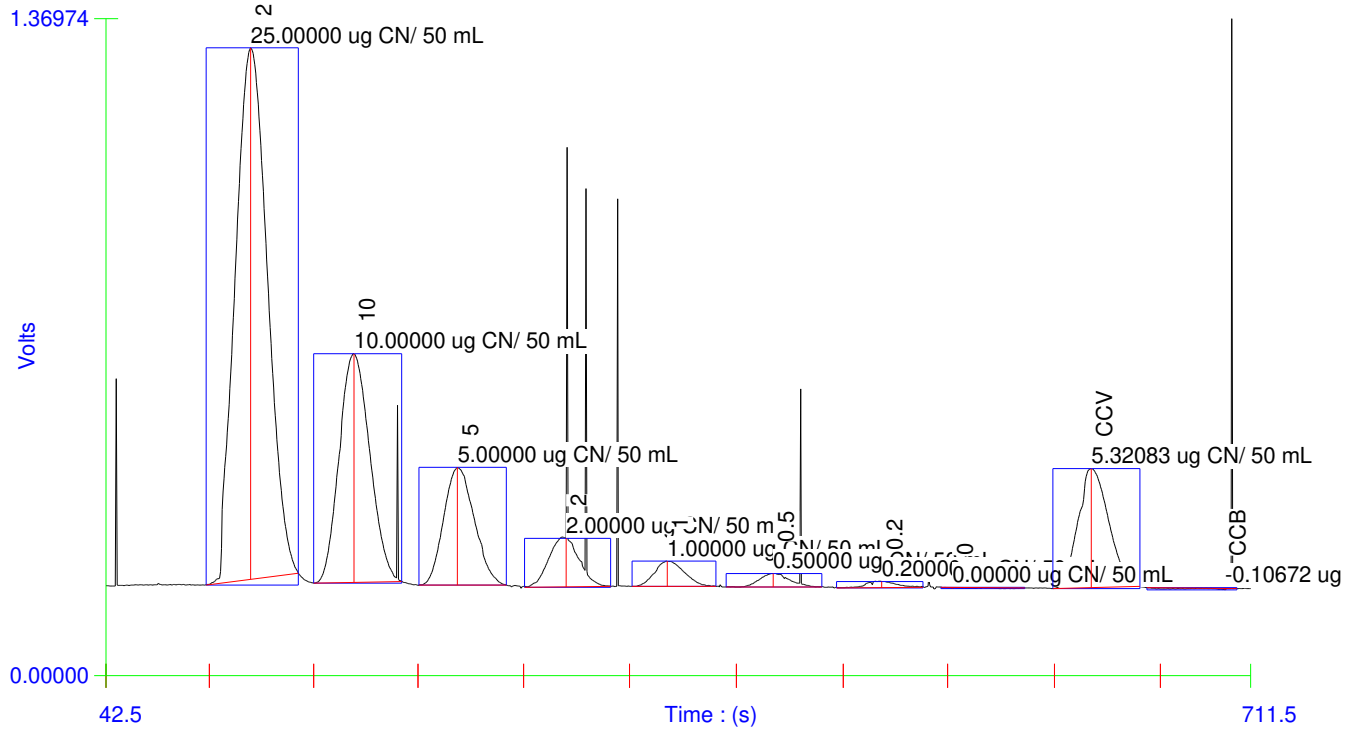

Author: CRONDEAU Date : 10/30/2020

Channel 1 (Cyanide) - Set: 2 / 6

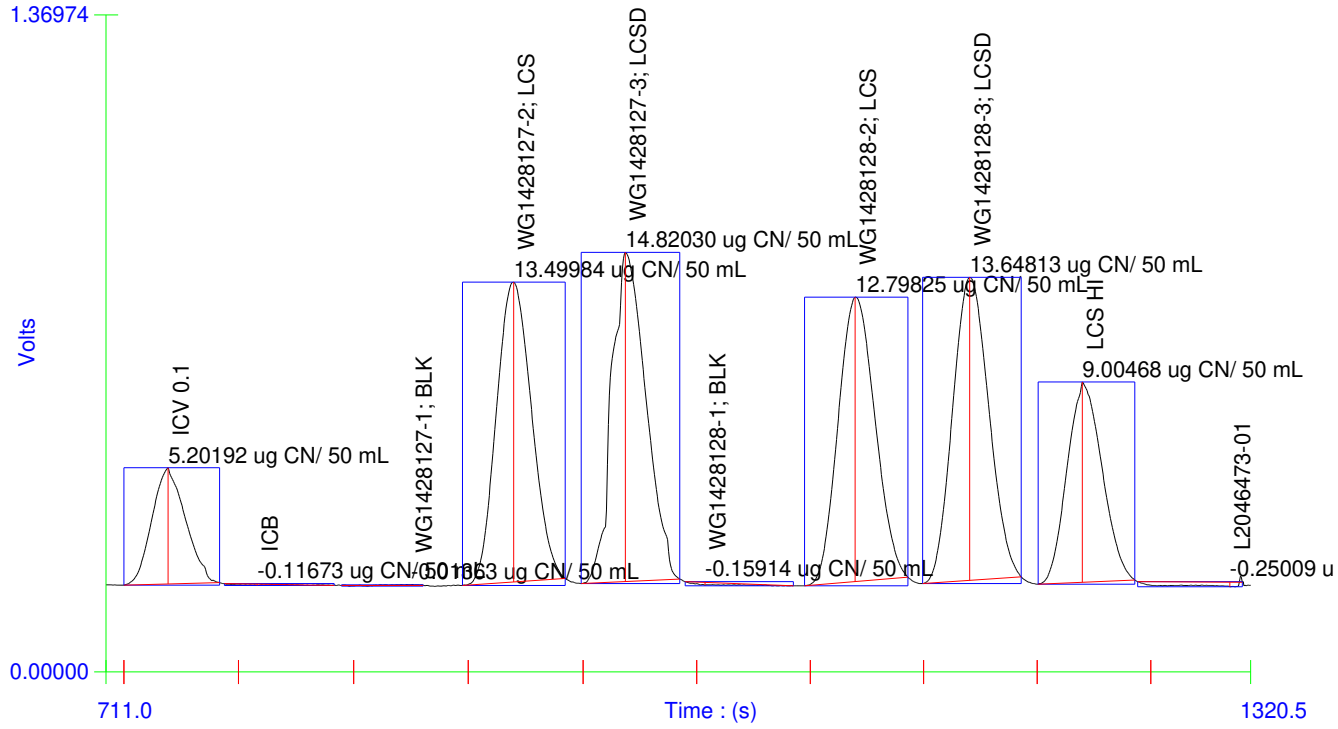

Channel 1 (Cyanide) - Set: 3 / 6

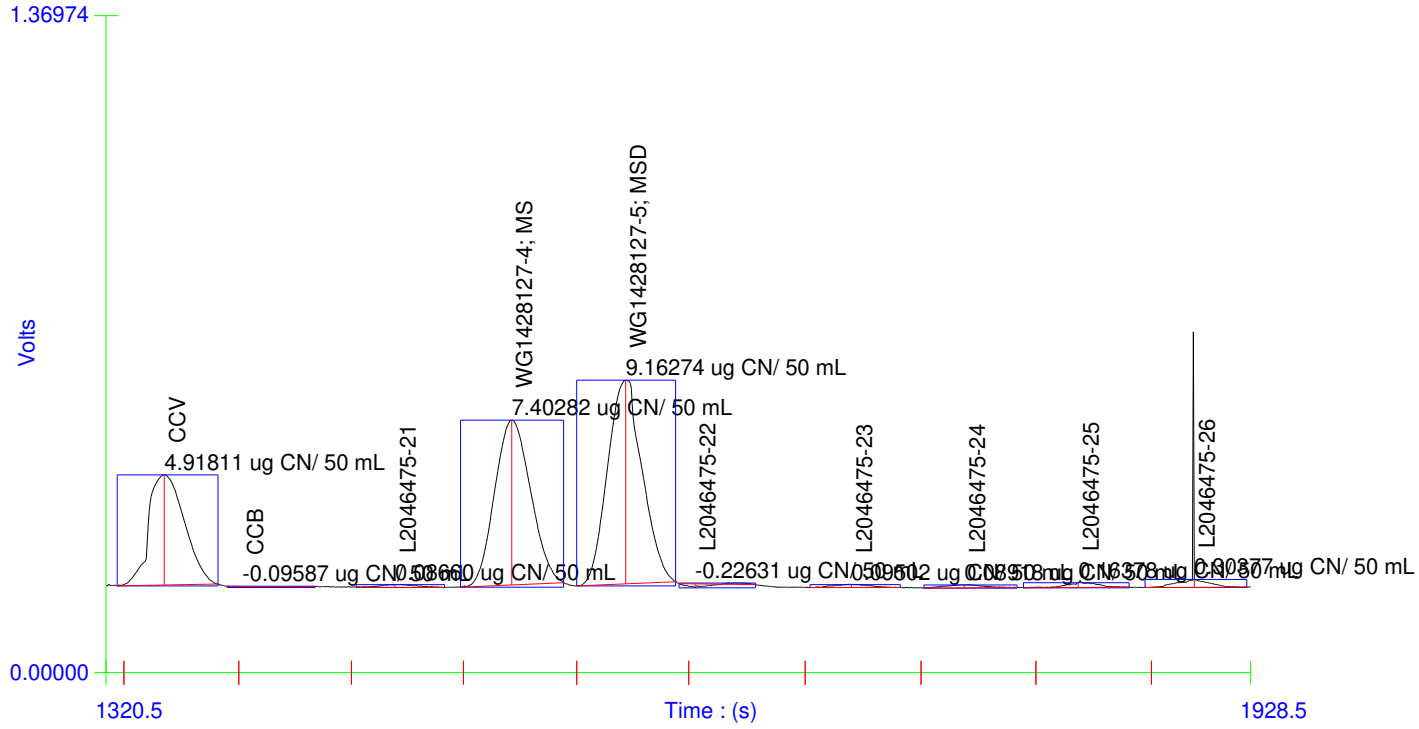

Author: CRONDEAU Date : 10/30/2020

Channel 1 (Cyanide) - Set: 4 / 6

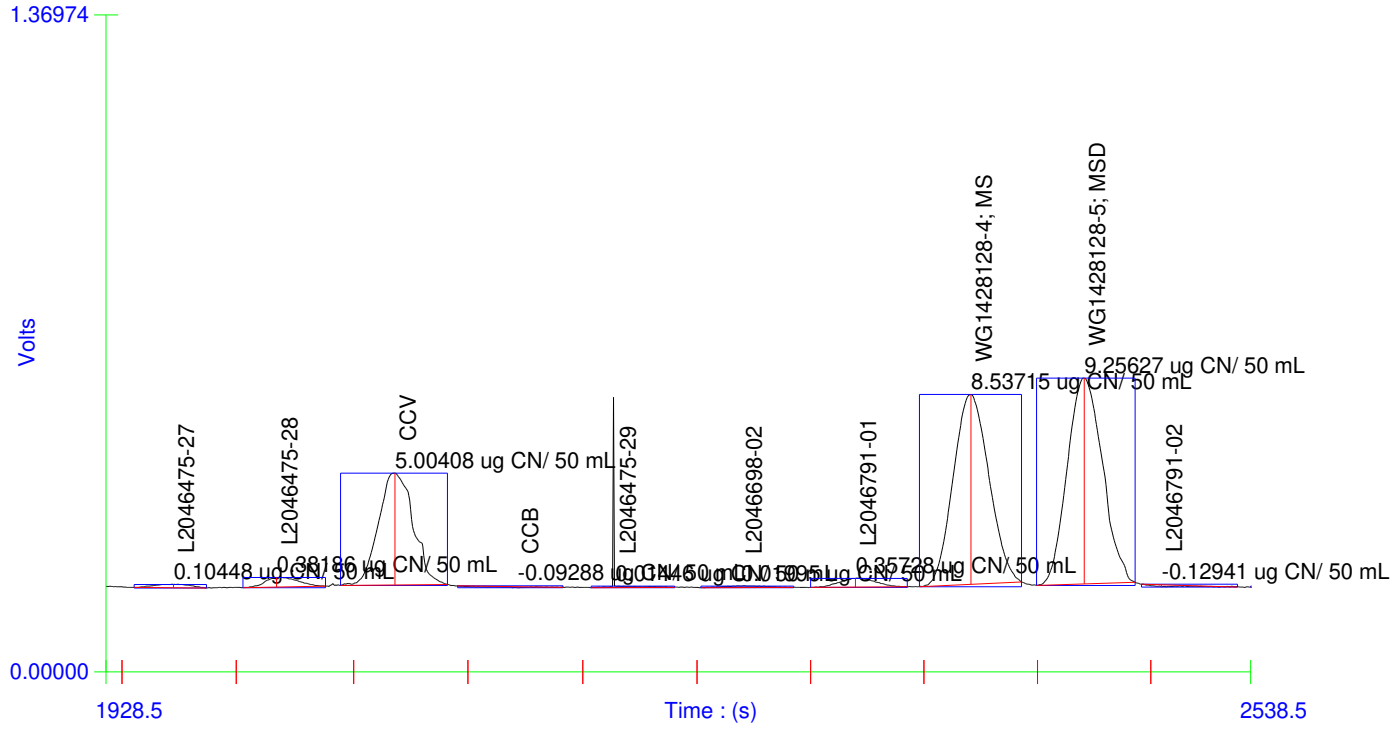

Channel 1 (Cyanide) - Set: 5 / 6

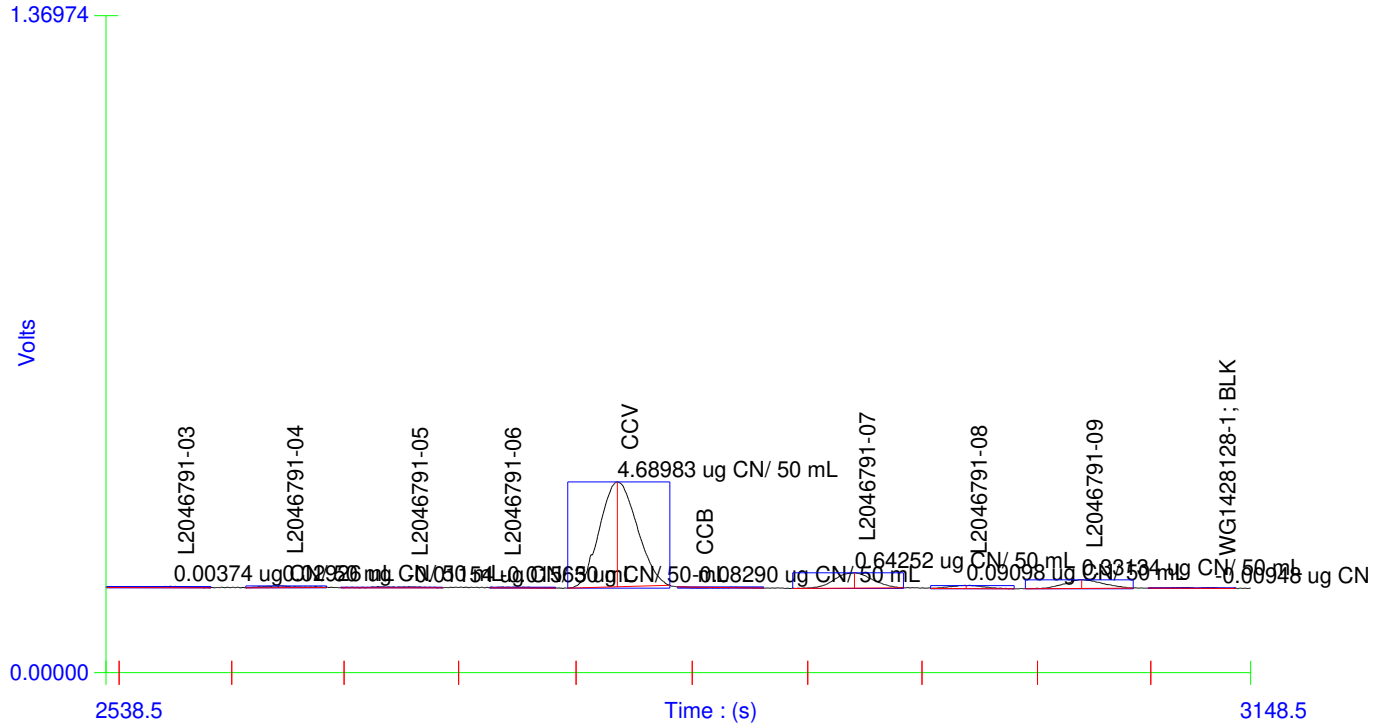

Author: CRONDEAU Date : 10/30/2020

Channel 1 (Cyanide) - Set: 6 / 6

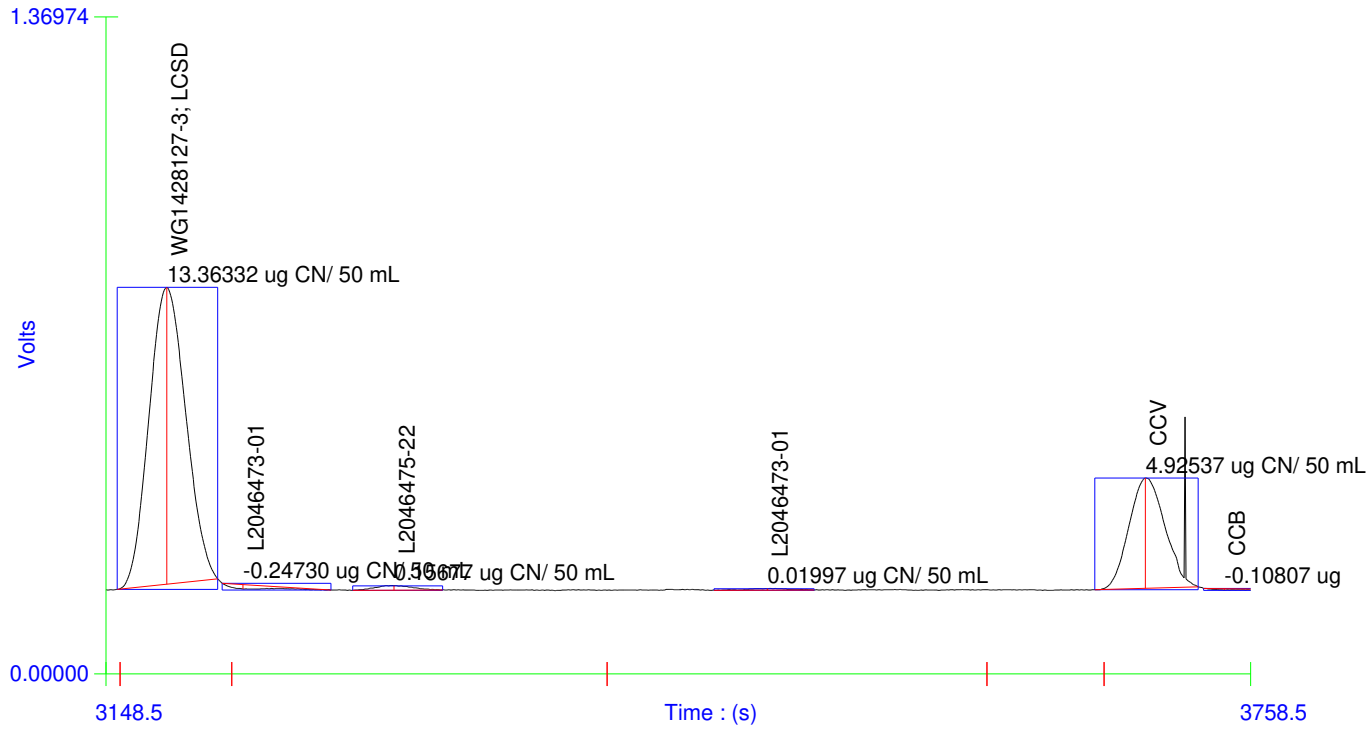

Table : 1 (Cyanide)

	Known Conc. (ug CN/ 50 mL)	Rep.	Peak Area (V.s)	Peak Height (V)	% RSD	% Residual	Det. Conc (ug CN/ 50 mL)	Detection Date	Detection Time
1	25.00000	1	24.23866	1.10756	0.0	3.8	23.95917	10/30/2020	9:25:27 AM
2	10.00000	1	9.86415	0.47671	0.0	-3.2	10.28640	10/30/2020	9:26:27 AM
3	5.00000	1	5.05036	0.24513	0.0	-5.6	5.26717	10/30/2020	9:27:28 AM
4	2.00000	1	2.10929	0.10130	0.0	-7.6	2.14996	10/30/2020	9:28:29 AM
5	1.00000	1	1.05236	0.05265	0.0	-9.3	1.09544	10/30/2020	9:29:31 AM
6	0.50000	1	0.56328	0.02806	0.0	-11.5	0.56259	10/30/2020	9:30:33 AM
7	0.20000	1	0.23271	0.01279	0.0	-12.3	0.23154	10/30/2020	9:31:36 AM
8	0.00000	1	-0.06371	-0.00245			-0.09875	10/30/2020	9:32:38 AM

Figure : 1 (Cyanide)

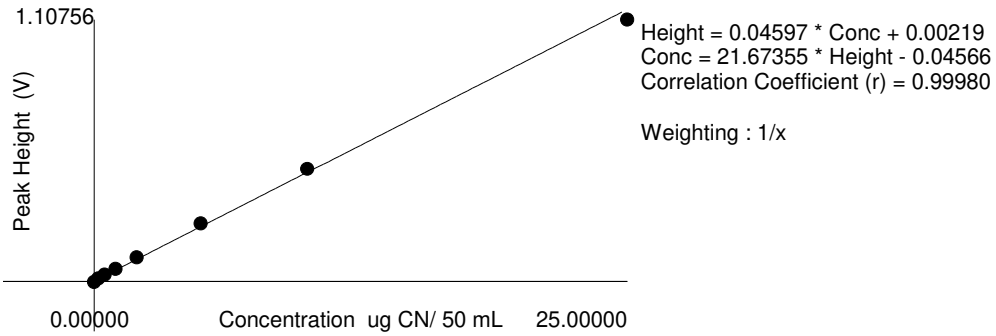

TRAY 1 CR

Author: AGERASIMCHUK Date : 10/30/2020

Original Run Filename: OM_10-30-2020_01-52-04PM.OMN Created: 10/30/2020 1:52:04 PM
Original Run Author's Signature: [a1wetcheminstrument]
Current Run Filename: OM_10-30-2020_01-52-04PM.OMN Last Modified: 10/30/2020 2:35:40 PM
Current Run Author's Signature: [a1wetcheminstrument]
Description: 10-204-00-1-A

Sample	Rep.	Cup No.	Channel 1 Cyanide (ug CN/ 50 mL)	MDF	Weight	
25	1	S1	25.00000			
10	1	S2	10.00000			
5	1	S3	5.00000			
2	1	S4	2.00000			
1	1	S5	1.00000			
0.5	1	S6	0.50000			
0.2	1	S7	0.20000			
0	1	S8	0.00000			
CCV	1	S3	4.94753			
	Known Conc:		0.10000			
	Calibration:		Table/Fig. : 1			
CCB	1	S8	-0.10509			
	Known Conc:		0.00000			
ICV 0.1	1	1	0.10156		50.00000 g	
ICB	1	2	-0.00256		50.00000 g	
WG1428483-1; BLK	1	34	-0.07664		1.01040 g	
WG1428483-2; LCS	1	35	100.89968		0.15980 g	81%
WG1428483-3; LCSD	1	36	93.73753		0.15200 g	76% RPD 5%
LCS HI	1	37	8.98252		1.04420 g	90%
L2047483-01	1	38	10.84918		1.06640 g	
WG1428483-4; MS	1	39	23.18029		1.03390 g	123%
WG1428483-5; MSD	1	40	20.32060		1.03020 g	94%
L2047483-02; 5X	1	41	53.20588	5.00	1.05040 g	
CCV	1	S3	4.85089			
	Known Conc:		0.10000			
CCB	1	S8	-0.10461			
	Known Conc:		0.00000			
L2047483-03	1	42	17.19073		1.03100 g	
L2047491-01	1	43	-0.38970		1.06470 g	
L2047491-02	1	44	-0.02622		1.03930 g	
L2047491-03	1	45	-0.08041		1.00640 g	
WG1428485-1; BLK	1	46	-0.00061		50.00000 g	
WG1428485-2; LCS	1	47	0.10121		50.00000 g	101%
WG1428485-3; LCSD	1	48	0.09563		50.00000 g	96%
LCS HI	1	49	0.19605		50.00000 g	98%
L2046339-01	1	50	-0.00353		50.00000 g	
L2047202-01	1	51	-0.00046		50.00000 g	
CCV	1	S3	4.82149			
	Known Conc:		0.10000			
CCB	1	S8	-0.13416			
	Known Conc:		0.00000			
L2047202-02	1	52	7.64309e-5		50.00000 g	
L2047202-03	1	53	-0.00038		50.00000 g	
CCV	1	S3	4.87505			
	Known Conc:		0.10000			
CCB	1	S8	-0.13905			
	Known Conc:		0.00000			

TRAY 1B CR

Author: AGERASIMCHUK Date : 10/30/2020

Channel 1 (Cyanide) - Set: 1 / 4

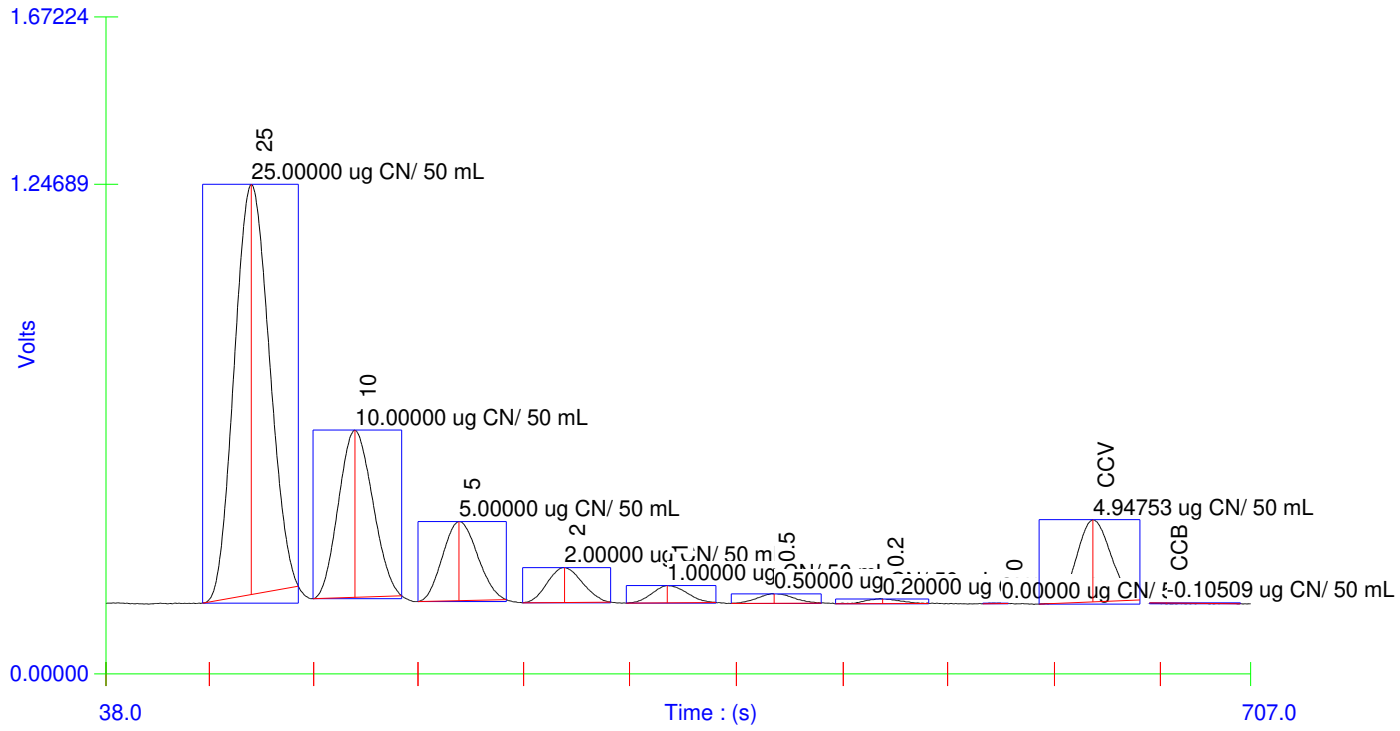

Channel 1 (Cyanide) - Set: 2 / 4

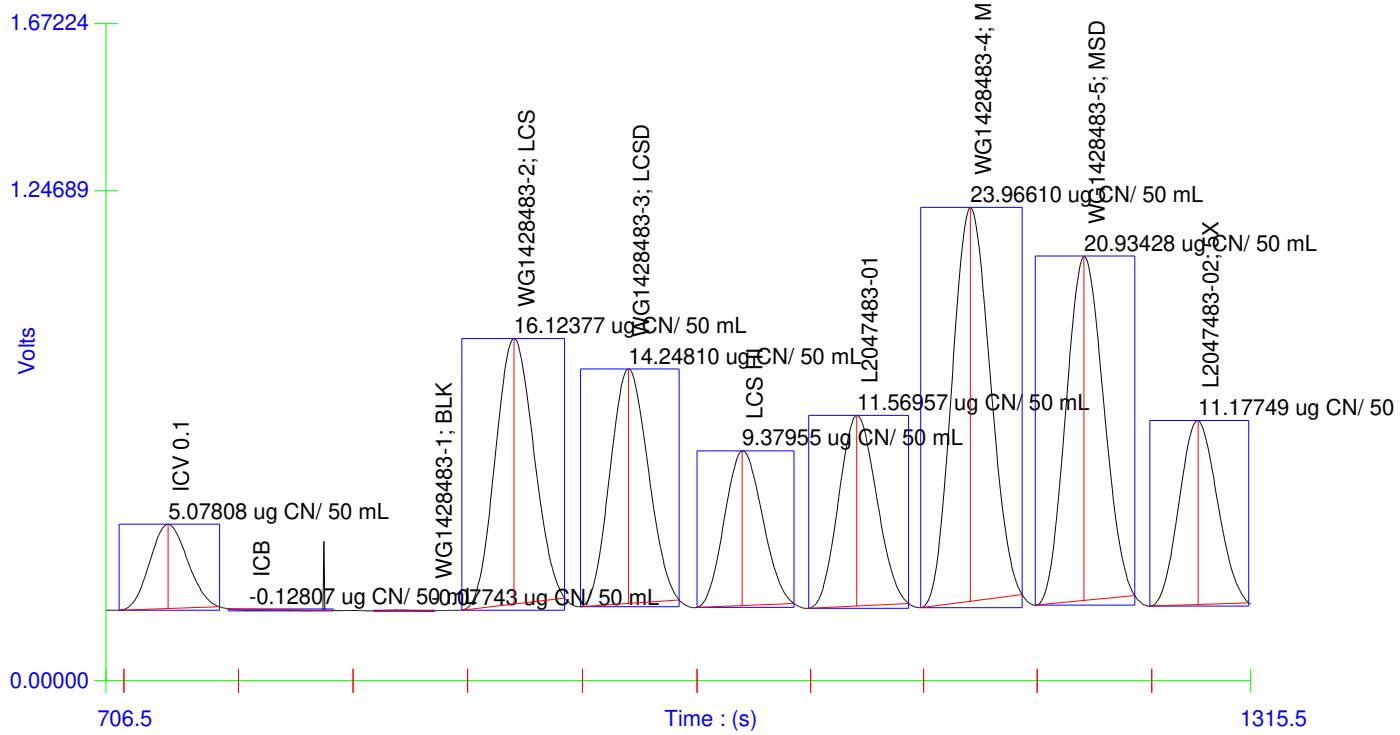

Author: AGERASIMCHUK Date : 10/30/2020

Channel 1 (Cyanide) - Set: 3 / 4

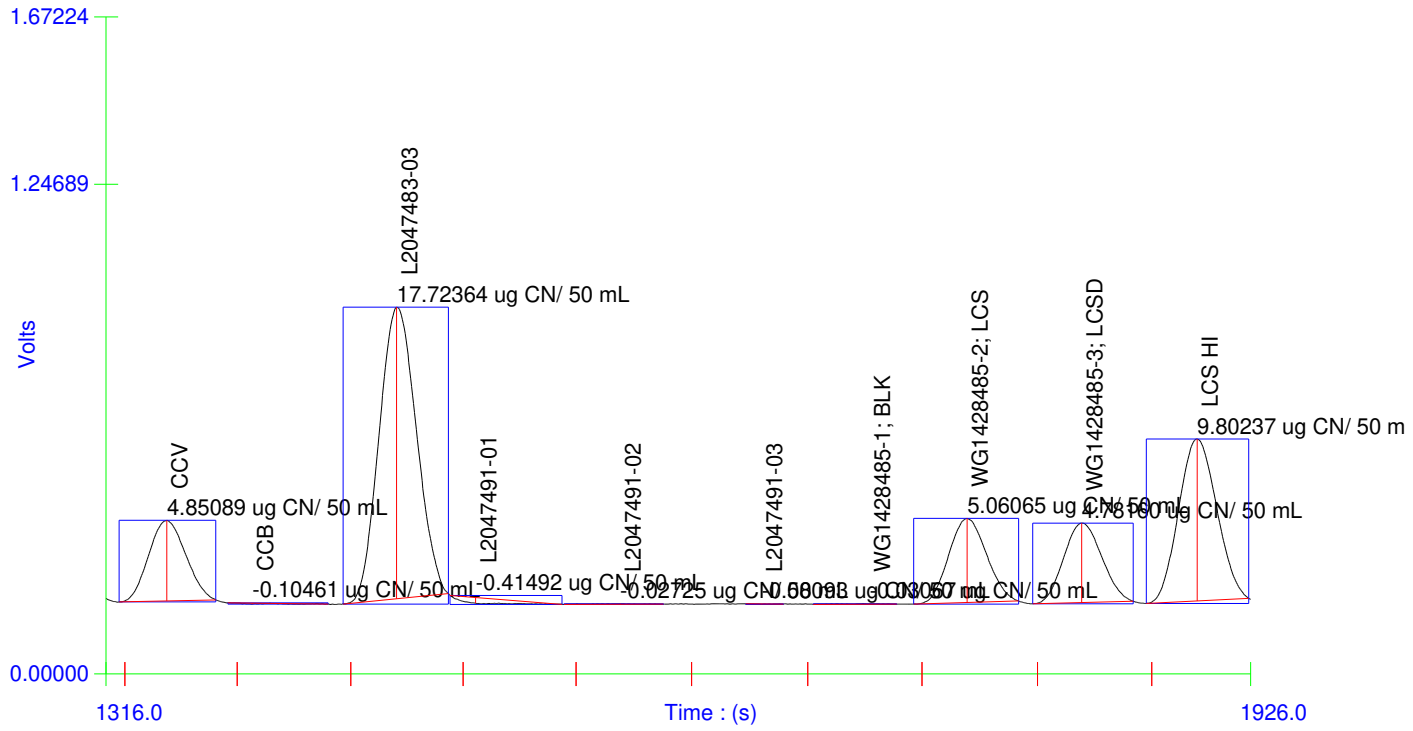

Channel 1 (Cyanide) - Set: 4 / 4

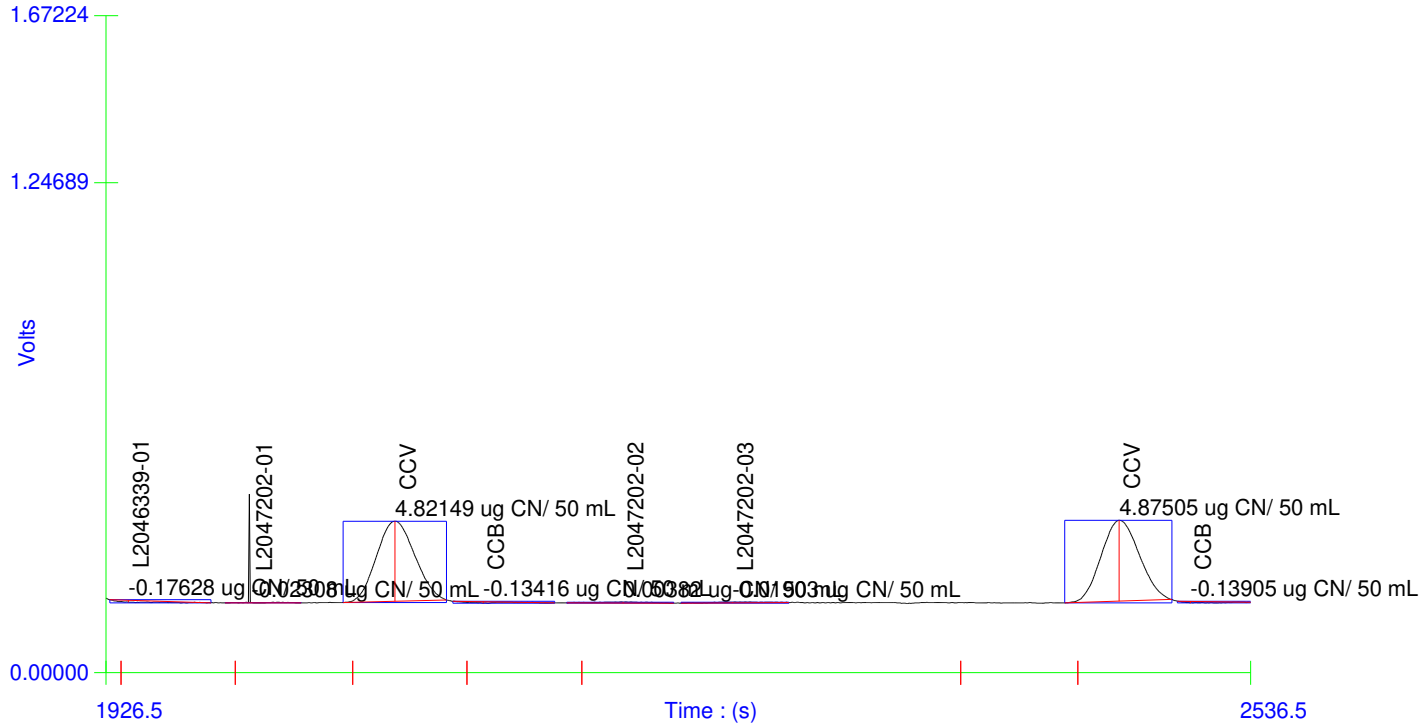

TRAY 1B CR

Table : 1 (Cyanide)

	Known Conc. (ug CN/ 50 mL)	Rep.	Peak Area (V.s)	Peak Height (V)	% RSD	% Residual	Det. Conc (ug CN/ 50 mL)	Detection Date	Detection Time
1	25.00000	1	24.66706	1.04426	0.0	0.1	24.96332	10/30/2020	1:52:45 PM
2	10.00000	1	9.79485	0.42498	0.0	-1.3	10.12688	10/30/2020	1:53:46 PM
3	5.00000	1	4.69900	0.20134	0.0	4.5	4.76895	10/30/2020	1:54:47 PM
4	2.00000	1	2.06865	0.08843	0.0	-3.2	2.06382	10/30/2020	1:55:48 PM
5	1.00000	1	1.02062	0.04429	0.0	-0.6	1.00640	10/30/2020	1:56:50 PM
6	0.50000	1	0.57684	0.02396	0.0	-3.5	0.51921	10/30/2020	1:57:52 PM
7	0.20000	1	0.26591	0.01174	0.0	-10.4	0.22661	10/30/2020	1:58:55 PM
8	0.00000	1	0.00821	0.00083			-0.03496	10/30/2020	1:59:57 PM

Figure : 1 (Cyanide)

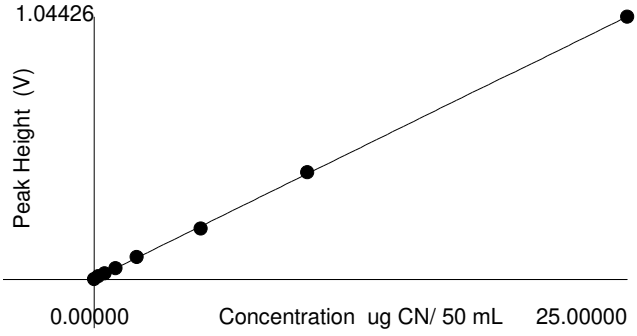

Height = 0.04171 * Conc + 0.00230
Conc = 23.95780 * Height - 0.05476
Correlation Coefficient (r) = 0.99997

Weighting : 1/x

TRAY 1B CR

Author: CRONDEAU Date : 10/30/2020

Original Run Filename: OM_10-30-2020_03-09-50PM.OMN Created: 10/30/2020 3:09:50 PM
Original Run Author's Signature: [a1wetcheminstrument]
Current Run Filename: OM_10-30-2020_03-09-50PM.OMN Last Modified: 10/30/2020 4:28:52 PM
Current Run Author's Signature: [a1wetcheminstrument]
Description: 10-204-00-1-A

Sample	Rep.	Cup No.	Channel 1 Cyanide (ug CN/ 50 mL)	MDF	Weight	
CCV	1	S3	4.93285			
	Known Conc:		0.10000			
CCB	1	S8	-0.11923			
	Known Conc:		0.00000			
	Calibration:		Table/Fig. : 1			
WG1428523-1; BLK	1	1	-0.00254		50.00000 g	
WG1428523-2; LCS	1	2	0.09581		50.00000 g	96%
WG1428523-3; LCSD	1	3	0.09742		50.00000 g	97%
WG1428525-1; BLK	1	4	-0.00192		50.00000 g	
WG1428525-2; LCS	1	5	0.09819		50.00000 g	98%
WG1428525-3; LCSD	1	6	0.09993		50.00000 g	100%
LCS HI	1	7	0.18417		50.00000 g	92%
L2046531-04	1	8	0.01132		50.00000 g	
L2046659-04	1	9	0.00169		50.00000 g	
WG1428523-4; MS	1	10	0.17962		50.00000 g	90%
CCV	1	S3	4.93871			
	Known Conc:		0.10000			
CCB	1	S8	-0.07772			
	Known Conc:		0.00000			
WG1428523-5; MSD	1	11	0.18399		50.00000 g	92%
~~L2046659-05~~	~~1~~	~~12~~	~~-0.00569~~		~~50.00000 g~~	
L2046659-06	1	13	0.00028		50.00000 g	
L2046659-07	1	14	-0.00181		50.00000 g	
L2046659-08	1	15	0.00165		50.00000 g	
L2046659-09	1	16	0.00026		50.00000 g	
L2046659-11	1	17	0.00502		50.00000 g	
L2046659-12	1	18	-0.00017		50.00000 g	
L2046710-01	1	19	0.01769		50.00000 g	
L2046706-01	1	20	-0.00147		50.00000 g	
CCV	1	S3	4.87135			
	Known Conc:		0.10000			
CCB	1	S8	-0.10813			
	Known Conc:		0.00000			
L2046706-03	1	21	0.00076		50.00000 g	
WG1428525-4; MS	1	22	0.18638		50.00000 g	93%
WG1428525-5; MSD	1	23	0.18055		50.00000 g	90%
L2046706-04	1	24	0.01556		50.00000 g	
L2046706-05	1	25	-0.00252		50.00000 g	
L2046706-06	1	26	0.00905		50.00000 g	
L2046706-07	1	27	0.00035		50.00000 g	
L2046706-08	1	28	0.00516		50.00000 g	
L2046910-01	1	29	0.00118		50.00000 g	
L2046910-02	1	30	6.48753e-5		50.00000 g	
CCV	1	S3	4.77771			
	Known Conc:		0.10000			
CCB	1	S8	-0.12337			
	Known Conc:		0.00000			
L2046910-03	1	31	0.00214		50.00000 g	
WG1428532-1; BLK	1	32	-0.06614		1.01040 g	
WG1428532-2; LCS	1	33	103.46452		0.15980 g	83%
WG1428532-3; LCSD	1	34	98.60922		0.15200 g	80% RPD 3%
~~WG1428533-1; BLK~~	~~1~~	~~35~~	~~-0.17780~~		~~1.01040 g~~	
WG1428533-2; LCS	1	36	103.63058		0.15980 g	84%
WG1428533-3; LCSD	1	37	94.16660		0.15200 g	76% RPD 8%
LCS HI	1	38	8.98681		1.04420 g	90%
~~L2046722-01~~	~~1~~	~~39~~	~~0.21829~~		~~1.02260 g~~	
WG1428532-4; MS	1	40	8.38069		1.06340 g	84%
CCV	1	S3	4.97796			
	Known Conc:		0.10000			

TRAY 2 CR

CCB	1	S8	-0.12270			
	Known Conc:		0.00000			
WG1428532-5; MSD	1	41	8.18306		1.09220 g	82%
~~L2046855-01~~	~~1~~	~~42~~	~~0.21144~~		~~1.03460 g~~	
L2046855-02	1	43	0.19068		1.01800 g	
L2047019-01	1	44	0.21080		1.08340 g	
L2047020-01	1	45	2.26925		1.08730 g	
~~L2047311-01~~	~~1~~	~~46~~	~~8.24461~~		~~1.04550 g~~	
L2047390-01	1	47	0.10897		1.00810 g	
L2047390-02	1	48	-0.07791		1.06730 g	
L2047390-03	1	49	-0.00541		1.04100 g	
L2047453-01	1	50	0.07743		1.06300 g	
CCV	1	S3	4.90429			
	Known Conc:		0.10000			
CCB	1	S8	-0.10077			
	Known Conc:		0.00000			
L2046808-01	1	51	0.00345		1.09720 g	
WG1428533-4; MS	1	52	9.73377		1.04160 g	97%
WG1428533-5; MSD	1	53	8.55052		1.05270 g	86%
L2046816-01	1	54	-0.21565		1.02460 g	
L2046816-02	1	55	0.02976		1.09730 g	
L2046659-05	1	12	0.00161		50.00000 g	
WG1428533-1; BLK	1	35	-0.11484		1.01040 g	
L2046722-01	1	39	0.20279		1.02260 g	
L2046855-01	1	42	0.03612		1.03460 g	
CCV	1	S3	4.72175			
	Known Conc:		0.10000			
CCB	1	S8	-0.13408			
	Known Conc:		0.00000			

Channel 1 (Cyanide) - Set: 1 / 8

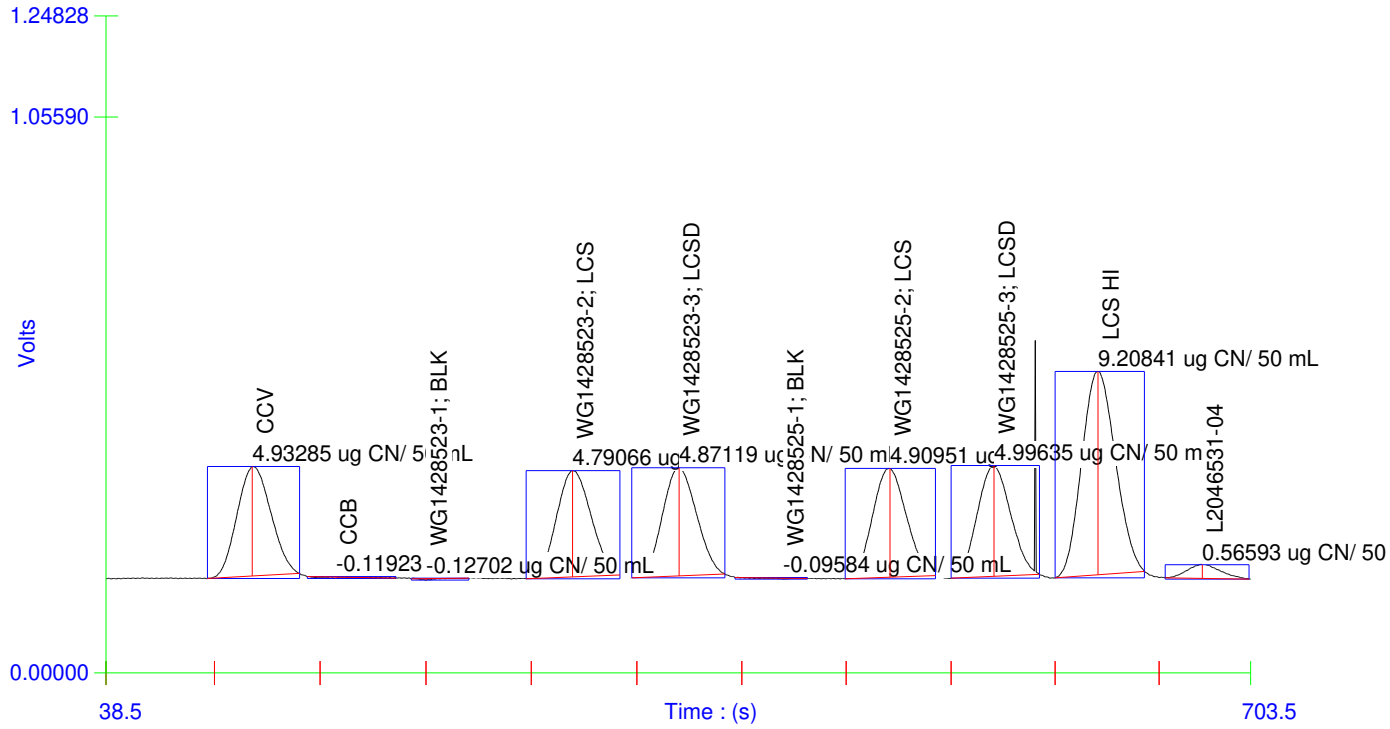

Channel 1 (Cyanide) - Set: 2 / 8

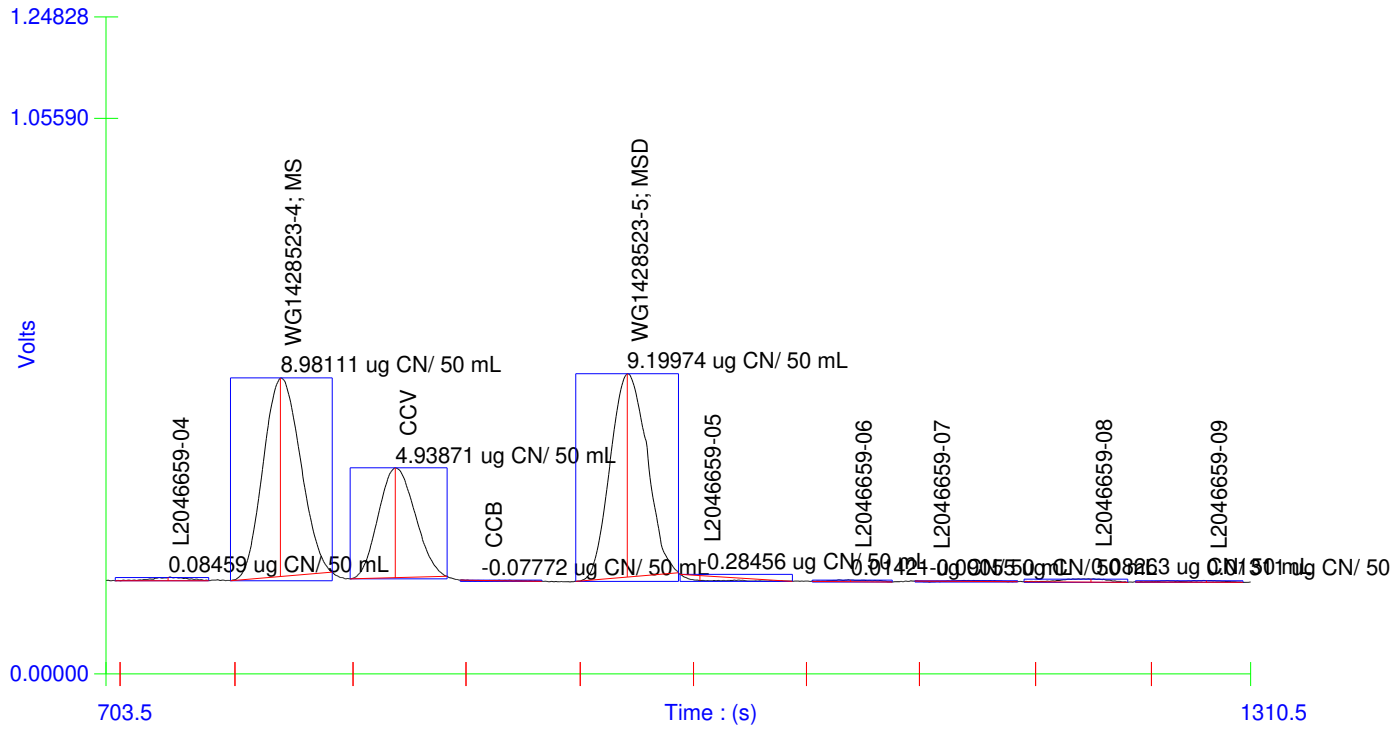

Channel 1 (Cyanide) - Set: 3 / 8

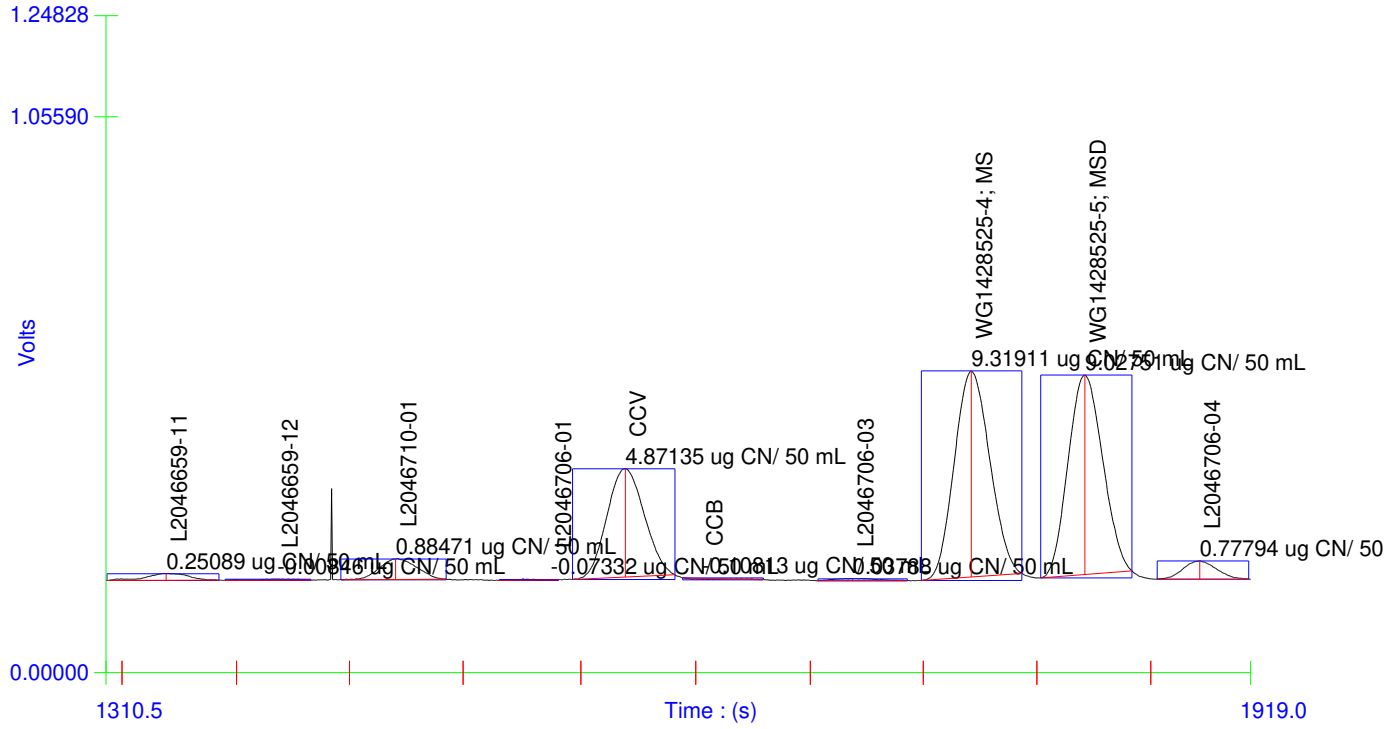

Author: CRONDEAU Date : 10/30/2020

Channel 1 (Cyanide) - Set: 4 / 8

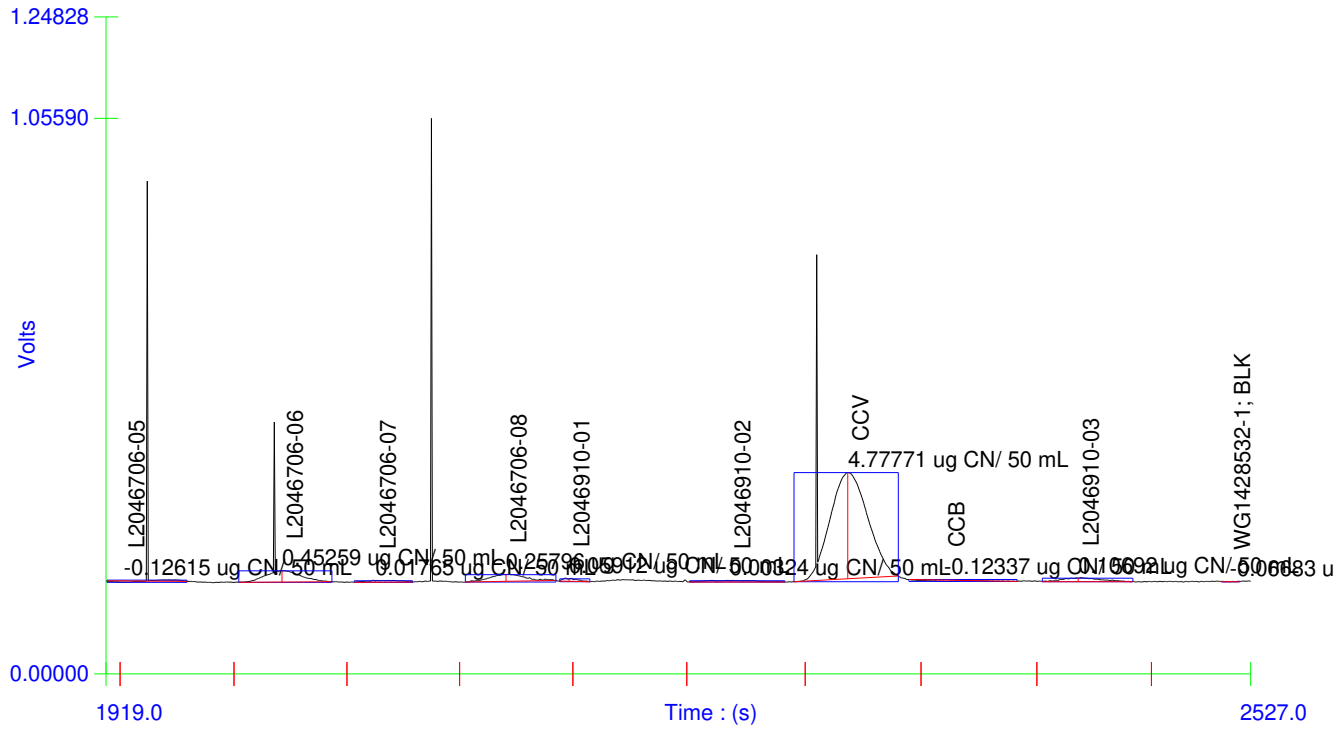

Channel 1 (Cyanide) - Set: 5 / 8

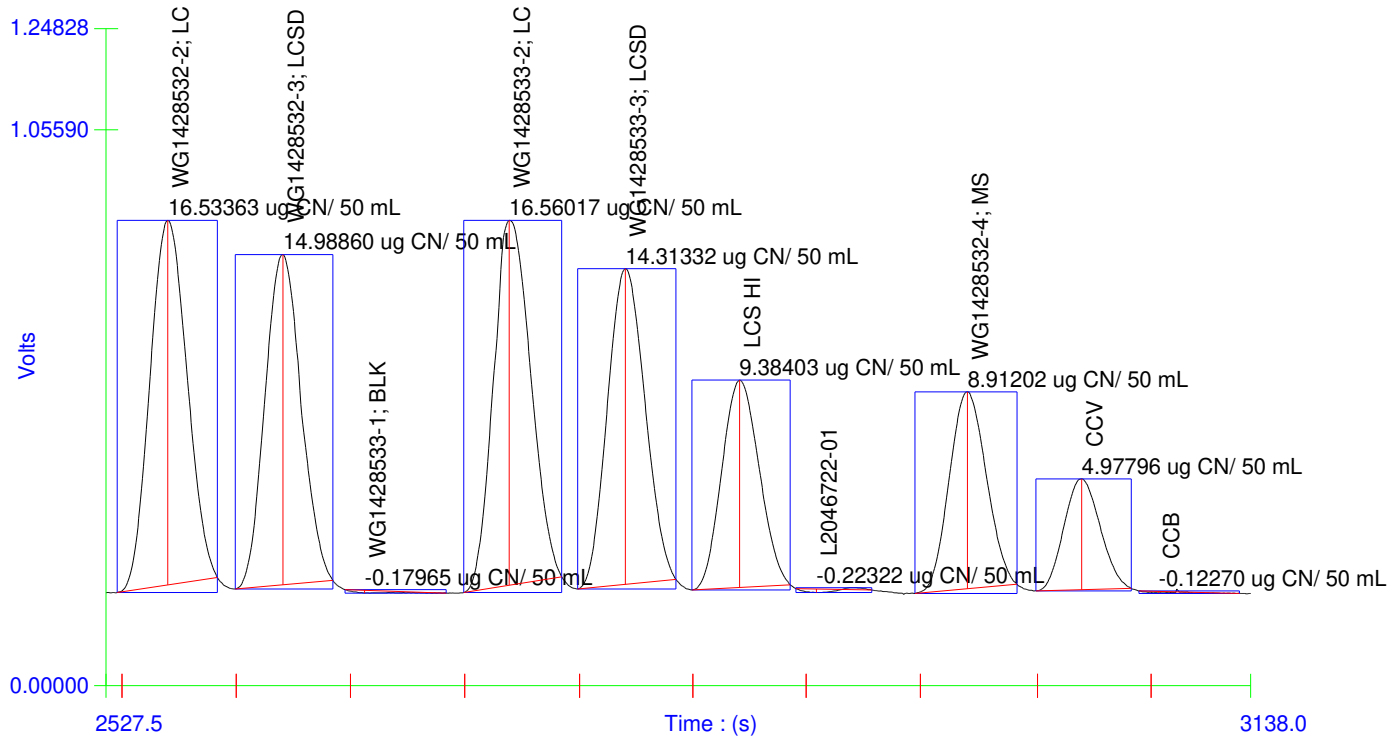

TRAY 2 CR

Channel 1 (Cyanide) - Set: 6 / 8

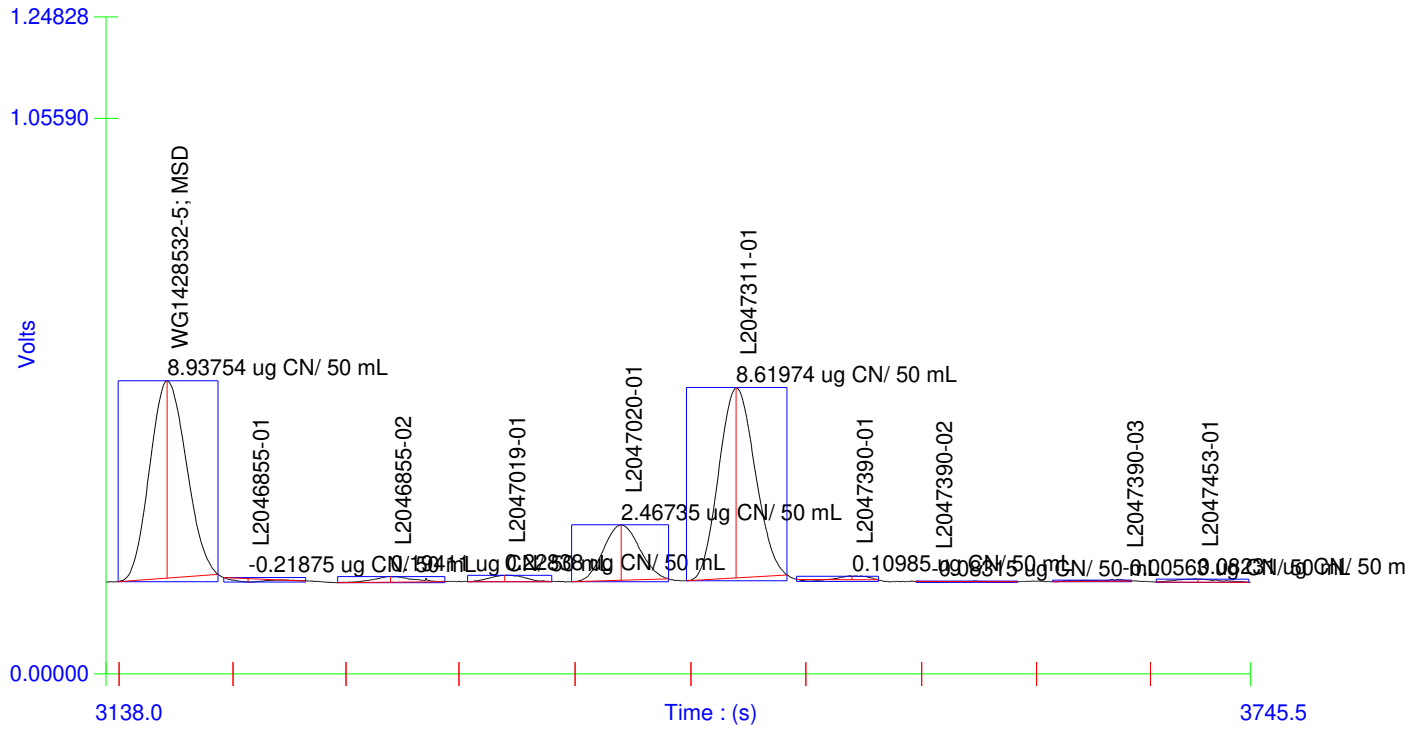

Channel 1 (Cyanide) - Set: 7 / 8

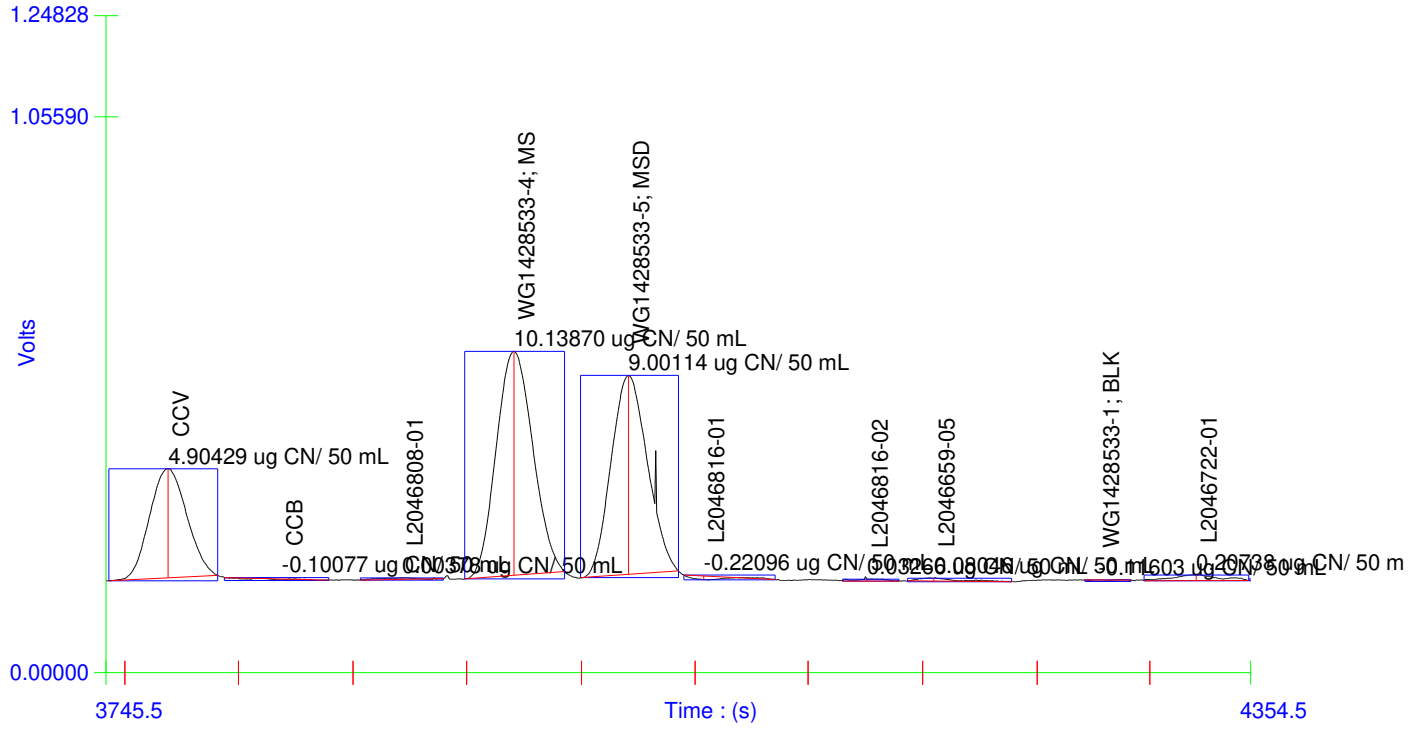

Author: CRONDEAU Date : 10/30/2020

Channel 1 (Cyanide) - Set: 8 / 8

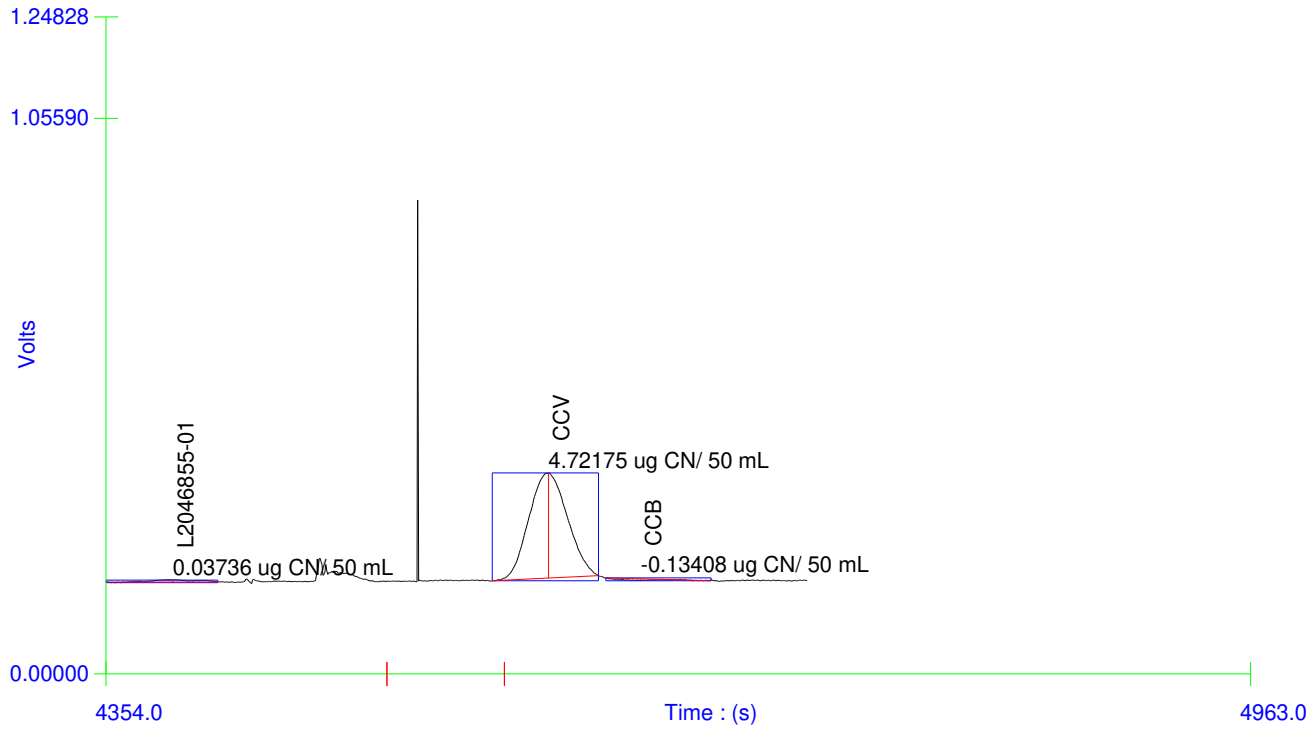

Table : 1 (Cyanide)

	Known Conc. (ug CN/ 50 mL)	Rep.	Peak Area (V.s)	Peak Height (V)	% RSD	% Residual	Det. Conc (ug CN/ 50 mL)	Detection Date	Detection Time
1	25.00000	1	24.66706	1.04426	0.0	0.1	24.96332	10/30/2020	1:52:45 PM
2	10.00000	1	9.79485	0.42498	0.0	-1.3	10.12688	10/30/2020	1:53:46 PM
3	5.00000	1	4.69900	0.20134	0.0	4.5	4.76895	10/30/2020	1:54:47 PM
4	2.00000	1	2.06865	0.08843	0.0	-3.2	2.06382	10/30/2020	1:55:48 PM
5	1.00000	1	1.02062	0.04429	0.0	-0.6	1.00640	10/30/2020	1:56:50 PM
6	0.50000	1	0.57684	0.02396	0.0	-3.5	0.51921	10/30/2020	1:57:52 PM
7	0.20000	1	0.26591	0.01174	0.0	-10.4	0.22661	10/30/2020	1:58:55 PM
8	0.00000	1	0.00821	0.00083			-0.03496	10/30/2020	1:59:57 PM

Figure : 1 (Cyanide)

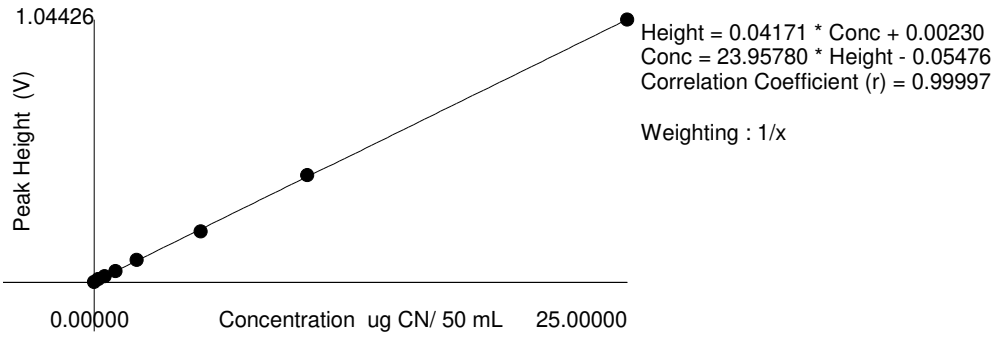

Quality Control

Form 5a
Matrix Spike

Client	: Impact Environmental	**Lab Number**	: L2046791
Project Name	: 13-12 BEACH CHANNEL DRIVE	**Project Number**	: 15209
Client Sample ID	: NA	**Matrix**	: SOIL
Lab Sample ID	: L2045377-02		
Matrix Spike	: WG1427623-4	**MS Analysis Date**	: 10/29/20 09:52
Matrix Spike Dup	: WG1427623-5	**MSD Analysis Date**	: 10/29/20 09:53

		Matrix Spike Sample			Matrix Spike Duplicate					
Parameter	Sample Conc. (mg/kg)	Spike Added (mg/kg)	Spike Conc. (mg/kg)	%R	Spike Added (mg/kg)	Spike Conc. (mg/kg)	%R	RPD	Recovery Limits	RPD Limit
Cyanide, Total	ND	21	20	93	22	18	82	11	75-125	35

Form 5a
Matrix Spike

Client	: Impact Environmental	**Lab Number**	: L2046791
Project Name	: 13-12 BEACH CHANNEL DRIVE	**Project Number**	: 15209
Client Sample ID	: SB-1 (0-2)	**Matrix**	: SOIL
Lab Sample ID	: L2046791-01		
Matrix Spike	: WG1428128-4	**MS Analysis Date**	: 10/30/20 10:03
Matrix Spike Dup	: WG1428128-5	**MSD Analysis Date**	: 10/30/20 10:04

		Matrix Spike Sample			Matrix Spike Duplicate					
Parameter	Sample Conc. (mg/kg)	Spike Added (mg/kg)	Spike Conc. (mg/kg)	%R	Spike Added (mg/kg)	Spike Conc. (mg/kg)	%R	RPD	Recovery Limits	RPD Limit
Cyanide, Total	0.37J	10	8.6	81	11	9.8	89	13	75-125	35

Form 7
Laboratory Control Sample

Client	: Impact Environmental	**Lab Number**	: L2046791
Project Name	: 13-12 BEACH CHANNEL DRIVE	**Project Number**	: 15209
Client Sample ID	: NA	**Matrix**	: SOIL
Lab Sample ID	: WG1427623-2	**LCS Analysis Date**	: 10/29/20 09:41
Dup Sample ID	: WG1427623-3	**LCSD Analysis Date**	: 10/29/20 09:42

	Laboratory Control Sample			Laboratory Control Duplicate						
Parameter	True (mg/kg)	Found (mg/kg)	%R	True (mg/kg)	Found (mg/kg)	%R		RPD	Recovery Limits	RPD Limit
Cyanide, Total	124.	85.0	68.	124.	89	72.	Q	0	80-120	35

Form 7
Laboratory Control Sample

Client	: Impact Environmental	**Lab Number**	: L2046791
Project Name	: 13-12 BEACH CHANNEL DRIVE	**Project Number**	: 15209
Client Sample ID	: NA	**Matrix**	: SOIL
Lab Sample ID	: WG1428128-2	**LCS Analysis Date**	: 10/30/20 09:41
Dup Sample ID	: WG1428128-3	**LCSD Analysis Date**	: 10/30/20 09:42

	Laboratory Control Sample			Laboratory Control Duplicate						
Parameter	**True (mg/kg)**	**Found (mg/kg)**	**%R**	**True (mg/kg)**	**Found (mg/kg)**	**%R**		**RPD**	**Recovery Limits**	**RPD Limit**
Cyanide, Total	**124.**	**67.0**	**54.**	**124.**	**78**	**63.**	**Q**	**6**	**80-120**	**35**

Date Created: 08/02/17
Created By: Jason Hebert
File: PM3872-3
Page: 1

WETCHEM (WATER)

Analyte	CAS #	RL	MDL	Units	LCS Criteria	LCS RPD	MS Criteria	MS RPD	Duplicate RPD	Method	Holding Time	Container/Sample Preservation
Cyanide, Total	57-12-5	0.005	0.0018	mg/l	90-110		90-110	30	30	4500CN-CE	14 days	1 - Plastic 250ml NaOH preserved
Cyanide, Total	57-12-5	0.005	0.0018	mg/l	85-115	20	80-120	20	20	9010C/9012B	14 days	1 - Plastic 250ml NaOH preserved

Please Note that the RL information provided in this table is calculated using a 100% Solids factor. ***(Soil/Solids only)***
Please Note that the information provided in this table is subject to change at anytime at the discretion of Alpha Analytical, Inc.

Date Created: 08/11/17
Created By: Jason Hebert
File: PM3907-1
Page: 1

WETCHEM (SOIL)

Analyte	CAS #	RL	MDL	Units	LCS Criteria	LCS RPD	MS Criteria	MS RPD	Duplicate RPD	Method	Holding Time	Container/Sample Preservation
Cyanide, Total	57-12-5	1	0.212	mg/kg	80-120	35	75-125	35	35	9010C/9012B	14 days	1 - Glass 250ml/8oz unpreserved
Cyanide, Total	57-12-5	1	0.212	mg/kg	80-120	35	65-135	35	35	4500CN-CE	14 days	1 - Glass 250ml/8oz unpreserved

Please Note that the RL information provided in this table is calculated using a 100% Solids factor. (Soil/Solids only)
Please Note that the information provided in this table is subject to change at anytime at the discretion of Alpha Analytical, Inc.

Date Created: 11/22/16
Created By: Jason Hebert
File: PM3024-1
Page: 1

WETCHEM (WATER)

Analyte	CAS #	RL	MDL	Units	LCS Criteria	LCS RPD	MS Criteria	MS RPD	Duplicate RPD	Method	Holding Time	Container/Sample Preservation
Cyanide, Free	57-12-5	2	0.544	ug/l	75-125		70-130	20	20	9016	14 days	1 - Brown Plastic 1000ml NaOH preserved

Please Note that the RL information provided in this table is calculated using a 100% Solids factor. (Soil/Solids only)
Please Note that the information provided in this table is subject to change at anytime at the discretion of Alpha Analytical, Inc.

8 Walkup Drive, Westborough, Massachusetts 01581 • 508-898-9220 • www.alphalab.com
Westborough, MA • Mansfield, MA • Bangor, ME • Portsmouth, NH • Mahwah, NJ • Albany, NY • Buffalo, NY • Holmes, PA

Date Created: 08/11/17
Created By: Jason Hebert
File: PM3907-1
Page: 1

WETCHEM (SOIL)

Analyte	CAS #	RL	MDL	Units	LCS Criteria	LCS RPD	MS Criteria	MS RPD	Duplicate RPD	Method	Holding Time	Container/Sample Preservation
Cyanide, Free	57-12-5	1	0.239	mg/kg						4500CN-E(M)	14 days	1 - Glass 250ml/8oz unpreserved
Cyanide, Free	57-12-5	1	0.239	mg/kg						9016	14 days	1 - Glass 250ml/8oz unpreserved

Please Note that the RL information provided in this table is calculated using a 100% Solids factor. (Soil/Solids only)
Please Note that the information provided in this table is subject to change at anytime at the discretion of Alpha Analytical, Inc.

Date Created: 08/02/17
Created By: Jason Hebert
File: PM3872-2
Page: 1

WETCHEM (WATER)

Analyte	CAS #	RL	MDL	Units	LCS Criteria	LCS RPD	MS Criteria	MS RPD	Duplicate RPD	Method	Holding Time	Container/Sample Preservation
Cyanide, Physiologically Available	57-12-5	0.005	0.0017	mg/l	80-120		75-125	20	20	9014(M)	14 days	1 - Plastic 250ml NaOH preserved

Please Note that the RL information provided in this table is calculated using a 100% Solids factor. (Soil/Solids only)
Please Note that the information provided in this table is subject to change at anytime at the discretion of Alpha Analytical, Inc.

Date Created: 08/11/17
Created By: Jason Hebert
File: PM3907-1
Page: 1

WETCHEM (SOIL)

Analyte	CAS #	RL	MDL	Units	LCS Criteria	LCS RPD	MS Criteria	MS RPD	Duplicate RPD	Method	Holding Time	Container/Sample Preservation
Cyanide, Physiologically Available	57-12-5	1	0.125	mg/kg	75-125	20	75-125	20	20	9014(M)	14 days	1 - Glass 250ml/8oz unpreserved

Please Note that the RL information provided in this table is calculated using a 100% Solids factor. (Soil/Solids only)
Please Note that the information provided in this table is subject to change at anytime at the discretion of Alpha Analytical, Inc.

Calculations of Total Cyanide

Aqueous Samples

The instrument will calculate the concentration (µg/50mL).

Result, mg/L = Cs x (1mg/1000µg) x (1000mL/1L) x (DF)

Where:

C_s = Concentration of sample (µg/50mL)

DF = Dilution Factor

Soil or Solid Samples

Soil samples are calculated as follows:

$$\text{Result, mg/Kg} = \frac{C_s \times (1\text{mg}/1000\mu\text{g}) \times (1000\text{g}/1\text{Kg}) \times (DF)}{A}$$

Where:

C_s = Concentration of sample (µg/50mL)

DF = Dilution Factor

$$A = \frac{\text{Sample weight (grams)}}{\text{Final Volume (50mL)}}$$

Dry weight correction

Dry weight correction is calculated as follows:

$$\text{Final concentration in mg/Kg, dry weight} = \frac{\text{Result, mg/Kg}}{\text{\% solids}}$$

Where:

%solids = Percent Solids, as a decimal value

Calculations of Free Cyanide

Aqueous Samples:

Calculate the concentration value of the sample (in ug/L) directly from the standard curve in spectrophotometric sample:

$$\text{ugFCN/L} = \frac{\text{absorbance} - \text{y-intercept}}{\text{slope}} \times \text{Dilution}$$

$$\frac{\mu g}{L}\ \text{free}\ CN^-\ \text{in aqueous sample} =$$

$$\frac{1.3\ \text{mL (center chamber solution volume)}}{3.0\ \text{mL (outer chamber solution volume)}} \times \frac{\mu g}{L}\ \text{free}\ CN^-\ \text{in spectrophotometric sample}$$

Soil Samples:

$$\frac{\mu g}{g}\ \text{free}\ CN^-\ \text{in solid sample} = \frac{\mu g}{L}\ \text{free}\ CN^-\ \text{in extract sample} \times \frac{\text{Final extract solution volume (L)}}{\text{Sample mass (g)}}$$

To calculate final result for soil samples based on dry weight, multiply final result on 100 and divide on %TS (in %)

FCN mg/kg (dry weight) = FCN mg/kg x 100 / TS (%)

Sequence Logs

Tray 1 TCN AG/CR 10/29/20

Project N
Book N

Pyridine-Barbituric: TCN- 102320 -BR
Acetate Buffer: TCN- 100920 -AB
Chloramine-T: TCN- 102920 -CT
Sodium Hydroxide: TCN- 102920 -C

15
enti

TLE

om Page No.

1	ICV
2	ICB
3	WG1427694-1; BIK ACN
4	-2; LCS ACN
5	45989-02
6	-02 DUP
7	46168-02 / 46172-02
8	DI Blue 1, 6
9	46178-01 ACN
10	46260-01
11	WG1427623-1; BIK
12	-2; LCS
13	-3; LCSD
14	WG1427621-1; BIK
15	-2; LCS
16	-3; LCSD
17	LCS HI
18	45377-01
19	DI Blue 1, 6
20	45377-02
21	-02 MS
22	-02 MSD
23	-03
24	-12
25	46348-06
26	46512-01
27	-02
28	-03
29	-04
30	46791-10
31	46080-05
32	46300-03
33	-03 MS
34	-03 MSD
35	-04
36	-05
37	46348-01
38	-02
39	-03
40	-04
41	-05
42	46655-01
43	WG1427554-1; BIK
44	-2; LCS
45	-3; LCSD
46	LCS HI
47	46058-13
48	-14
49	-15
50	-16
51	-17
52	46101-01
53	-02
54	46368-01
55	-01 MS
56	-01 MSD
57	-02
58	-03
59	-04
60	-05
61	-06
62	-07
63	-08
64	-14
65	WG1427995-1; BIK
66	-2; LCS
67	LCS HI
68	46193-01
69	46196-01
70	46656-01
71	-02
72	46717-01
73	46799-01
74	-01 DUP
75	-02
76	-02 MS
77	46847-01
78	46849-02
79	46851-02
80	47112-01
81	47137-02
82	47140-02
83	47145-02
84	47152-01
85	
86	
87	
88	
89	
90	

To Page No.

nessed & Understood by me, | Date | Invented by: | Date

W6142802 4-1, BLK
-2, LCS
-3, LCSD
W6142802 6-1, BLK
-2, LCS
-3, LCSD
LCS HI
46475-01
-01 MS
-01 MSD
-02
-03
-04
-05
-06
-07
-08
-09
-10
-11
-11 MS
-11 MSD
-12
-13
-14
-15
-16
-17
-18
-19
-20
W6142806 9-1, BLK
-2, LCS
-3, LCSD
-4, LCSN
LCS HI

46661-01
-02
-03
-04
-05
-06
-07
-08
-09
-10
-11
-12

Tray 1 TCN AG/OR 10/30/20

TITLE

Proje

Boc

Pyridine-Barbituric: TCN-102920 -BR
Acetate Buffer: TCN-100920 -AB
Chloramine-T: TCN-103020 -CT
Sodium Hydroxide: TCN-103020 -C

ıfid

From Page No.

ICV
ICB
WG1428127-1; BIK
-2; LCS
-3; LCSD
WG1428128-1; BIK
-2; LCS
-3; LCSD

LCS H1
46473-01
46475-21
-21 MS
-21 MSD
-22
-23
-24
-25
-26
-27
-28
-29
46698-02
46791-01
-01 MS
-01 MSD
-02
-03
-04
-05
-06
-07
-08
-09
WG1428483-1; BIK
-2; LCS
-3; LCSD

LCS H1
47483-01
-01 MS
-01 MSD
-02; 5X
-03
47491-01
-02
-03
WG1428485-1; BIK
-2; LCS
-3; LCSD

LCS H1
46339-01
47202-01
-02
-03
~~47483-02; 5X~~ CR 10/30/20

To Page No.

W6142853-1; BIK
-2; LCS
-3; LCSD
W6142852-1; BIK
-2; LCS
-3; LCSD
LCS HI
46531-04
46659-04
-04MS
-04MSD
-05
OR ~~-06~~ -06
-07
-08
-09
-11
-12
46710-01
46706-01
-03
-03MS
-03MSD
-04
-05
-06
-07
-08
46910-01
-02
-03
W6142853-2; BIK
-2; LCS
-3; LCSD
W6142853-3; BIK
-2; LCS
W6142853-3; LCSD
LCS HI
46722-01
-01MS
-01MSD
46855-01
-02
47019-01
47020-01
47311-01
47390-01
-02
-03
47453-01
46808-01
-01MS
-01MSD
46816-01
-02

Sample Preparation

Block ID: Blue 1

Sulfamic Acid, 0.4N	Sulfuric Acid, 50%	MgCl2, 2.5M	NaOH, 1N	LCS, 10ppm	MS, 10ppm
Lot#: TCN- 102720SO/A	Lot#: TCN- 102720SA	Lot#: TCN- 102020MG	Lot#: TCN- 102820N	Lot#: TCN- 102820 LCS	Lot#: TCN- 102820 MS

Tube ID	Sample	Date	Analyst	Vol. (mL)	pH	pH Adjusted	Cl2 Check	Cl2 treated	S-2 Check	S-2 treated	Spike Vol (mL)	Sulfamic Acid (mL)	H2SO4 (mL)	MgCl2 (mL)	NaOH (mL)	Final Vol (mL)	Comment
1	BLK	10/28/20	AB	250 50	>12		-		-			5	5	2	50	50	
2	LCS	18:35									1.0						DEN
3	45989-02																
4	L -02DP																
5	46168-02/172																
6	DI																
7	46178-01																
8	46260-01																
9																	
10																	
11		AB															
12																	
13																	
14																	
15																	
16																	
17																	
18																	
19																	
20																	

Block ID: Blue 1+2

Sulfamic Acid, 0.4N	Sulfuric Acid, 50%	MgCl2, 2.5M	NaOH, 1N	LCS, 10ppm	MS, 10ppm
Lot#: TCN- 102720 Sulfam	Lot#: TCN- 102720 SA	Lot#: TCN- 102020 Mg	Lot#: TCN- 102820 N	Lot#: TCN- 102820 LCS	Lot#: TCN- 102820 My

	Sample	Date	Analyst	Wt. (g)	Spike Vol (mL)	Sulfamic Acid (mL)	H2SO4 (mL)	MgCl2 (mL)	NaOH (mL)	Final Vol (mL)	Comment
1	Blk	10/28/20	AB	1.0499		5	5	2	50	50	
2	LCS	14:20	↓	0.1766		↓	↓	↓	↓	↓	
3	LCSD	↓	↓	0.1689		↓	↓	↓	↓	↓	
4	LCS Hi	↓	↓	1.0653	1.0	↓	↓	↓	↓	↓	
5	45377-01	↓	↓	1.0499		↓	↓	↓	↓	↓	
6	DI	↓	↓	~~1.0~~		↓	↓	↓	↓	↓	
7	45377-02	↓	↓	1.0594		↓	↓	↓	↓	↓	
8	-02My	↓	↓	1.0476	1.0	↓	↓	↓	↓	↓	
9	-02MyD	↓	↓	1.0231	1.0	↓	↓	↓	↓	↓	
10	-03	↓	↓	1.0889		↓	↓	↓	↓	↓	
11	-12	↓	↓	1.0944		↓	↓	↓	↓	↓	
12	46348-06	↓	↓	1.0155		↓	↓	↓	↓	↓	
13	46572-01	↓	↓	1.0148		↓	↓	↓	↓	↓	
14	-02	↓	↓	1.0868		↓	↓	↓	↓	↓	
15	~~-03~~	↓	↓	1.0890		↓	↓	↓	↓	↓	
16	-04	↓	↓	1.0536		↓	↓	↓	↓	↓	
17	46794-10	↓	↓	1.0254		↓	↓	↓	↓	↓	
18	46080-05	↓	↓	1.0889		↓	↓	↓	↓	↓	
19	46300-03	↓	↓	1.0300		↓	↓	↓	↓	↓	
20	-03Lab	↓	↓	1.0355	1.0	↓	↓	↓	↓	↓	

SRM Lot: D107-541

Block ID: Blue 3

Sulfamic Acid, 0.4N	Sulfuric Acid, 50%	MgCl2, 2.5M	NaOH, 1N	LCS, 10ppm	MS, 10ppm
Lot#: TCN- 102720SO3Pan	Lot#: TCN- 102720SA	Lot#: TCN- 102820MG	Lot#: TCN- 102820N	Lot#: TCN- 102820LC	Lot#: TCN- 102820MS

	Sample	Date	Analyst	Wt. (g)	Spike Vol (mL)	Sulfamic Acid (mL)	H2SO4 (mL)	MgCl2 (mL)	NaOH (mL)	Final Vol (mL)	Comment
1	463000-03MSD	10/28/20	AB	1.0451	1.0	5	5	2	5.0	50	
2	-04	14:20		1.0552							
3	-05			1.0384							
4	46348-01			1.0871							
5	-02			1.0788							
6	-03			1.0626							
7	-04			1.0536							
8	-05			1.0864							
9	46655-01			1.0499							
10											
11											
12	AB										
13											
14											
15											
16											
17											
18											
19											
20											

SRM Lot: D107-541

Pre-Qualtrax Document ID: 07-09

Document Type: Form

Block ID: Blue 2+3

Sulfamic Acid, 0.4N	Sulfuric Acid, 50%	MgCl2, 2.5M	NaOH, 1N	LCS, 10ppm	MS, 10ppm
Lot#: TCN- 102720Sulfam	Lot#: TCN- 102720SA	Lot#: TCN- 102020MG	Lot#: TCN- 102820N	Lot#: TCN- 102820LCS	Lot#: TCN- 102820MS

	Sample	Date	Analyst	Wt. (g)	Spike Vol (mL)	Sulfamic Acid (mL)	H2SO4 (mL)	MgCl2 (mL)	NaOH (mL)	Final Vol (mL)	Comment
1	460582 13	10/28/20	AS	1.0730		5	5	2	5	50	
2	-14	18:35		1.0101							
3	-15			1.0203							
4	-16			1.0334							
5	-17			1.0386							
6	46101-01			1.0293							
7	+-02			1.0879							
8	46368-01			1.0030							
9	-01MS			1.0909	1.0						
10	-01MSD			1.0868	1.0						
11	Les			0.2117							
12	Lab			0.1933							
13	46368-02			1.0200							
14	-03			1.0025							
15	-04			1.0525							
16	-05			1.0914							
17	-06			1.0406							
18	-07			1.0269							
19	-08			1.0811							
20	-14			1.0919							

SRM Lot: 0107-541

Block ID: Blue 5

Sulfamic Acid, 0.4N	Sulfuric Acid, 50%	MgCl2, 2.5M	NaOH, 1N	LCS, 10ppm	MS, 10ppm
Lot#: TCN- 102020 SulF	Lot#: TCN- 102120 SA	Lot#: TCN- 102020 Mg	Lot#: TCN- 102820 Na	Lot#: TCN- 102820 LCS	Lot#: TCN- 102820 MS

	Sample	Date	Analyst	Wt. (g)	Spike Vol (mL)	Sulfamic Acid (mL)	H2SO4 (mL)	MgCl2 (mL)	NaOH (mL)	Final Vol (mL)	Comment
1						5	5	2	5 0	50	
2	CR										
3											
4											
5											
6											
7											
8											
9	Blank	10/28/20	CR	1.0331		5	5	2	50	50	
10	LCS HI	12:50	1	1.0923	1.0	5	5	2	50	50	
11											
12											
13	CR										
14											
15											
16											
17											
18											
19											
20											

SRM Lot: D107-541

Published Date: 7/7/2021 10:43:56 AM
Page 57 of 104

Block ID: Blue 4+5

Sulfamic Acid, 0.4N Lot#: TCN- 102720 Suf

Sulfuric Acid, 50% Lot#: TCN- 102720 SA

MgCl2, 2.5M Lot#: TCN- 102020 Mg

NaOH, 1N Lot#: TCN- 102920 Na

LCS, 10ppm Lot#: TCN- 102920 LCS

MS, 10ppm Lot#: TCN- 102920 MS

Tube ID	Sample	Date	Analyst	Vol. (mL)	pH	pH Adjusted	Cl2 Check	Cl2 treated	S-2 Check	S-2 treated	Spike Vol (mL)	Sulfamic Acid (mL)	H2SO4 (mL)	MgCl2 (mL)	NaOH (mL)	Final Vol (mL)	Comment
												5	5	2	50	50	
1	Blank	10/29/20	AG/CR	50	>12		-		-		0.5						
2	LCS	10:30									1.0						
3	LCS HI																
4	46193-01																
5	46196-01																
6	46656-01																
7	-02																
8	46717-01																
9	46799-01																
10	-01 DUP																
11	46799-02										1.0						
12	-02 MS																
13	46847-01																
14	46849-02								-								
15	46851-02								+	✓							
16	47112-01								-								
17	47137-02																
18	47140-02																
19	47145-02																
20	47162-01																

Pre-Qualtrax Document ID: 07

Document Type: Form

Block ID: Blue1+2

Sulfamic Acid, 0.4N	Sulfuric Acid, 50%	MgCl2, 2.5M	NaOH, 1N	LCS, 10ppm	MS, 10ppm
Lot#: TCN- 102720 Suf	Lot#: TCN- 102720 SA	Lot#: TCN- 102020 Mg	Lot#: TCN- 102920 Na	Lot#: TCN- ID2920 LCS	Lot#: TCN- 102920 MS

	Sample	Date	Analyst	Wt. (g)	Spike Vol (mL)	Sulfamic Acid (mL)	H2SO4 (mL)	MgCl2 (mL)	NaOH (mL)	Final Vol (mL)	Comment
1	Blank	10/29/20	AB/CR	1.0369		5	5	2	50	50	
2	LCS	12:05		0.2058							
3	LCSD			0.2100							
4	LCS 1+1			1.0346	1.0						
5	46475-01			1.0587							
6	-01 MS			1.0607	1.0						
7	-01 MSD			1.0331	1.0						
8	-02			1.0641							
9	-03			1.0882							
10	-04			1.0188							
11	-05			1.0066							
12	-06			1.0227							
13	-07			1.0924							
14	-08			1.0085							
15	-09			1.0224							
16	-10			1.0946							
17	-11			1.0202							
18	-11 MS			1.0058	1.0						
19	-11 MSD			1.0113	1.0						
20	-12			1.0322							

SRM Lot: D107-541

Block ID: Blue 3

Sulfamic Acid, 0.4N	Sulfuric Acid, 50%	MgCl2, 2.5M	NaOH, 1N	LCS, 10ppm	MS, 10ppm
Lot#: TCN- 102720 SulF	Lot#: TCN- 102720 SA	Lot#: TCN- 102020 Mg	Lot#: TCN- 102920 Na	Lot#: TCN- 102920 LCS	Lot#: TCN- 102920 MS

	Sample	Date	Analyst	Wt. (g)	Spike Vol (mL)	Sulfamic Acid (mL)	H2SO4 (mL)	MgCl2 (mL)	NaOH (mL)	Final Vol (mL)	Comment
1	46475-13	10/29/20	AB/CR	1.0043		5	5	2	50	50	
2	-14	12:05		1.0026							
3	-15			1.0216							
4	-16			1.0856							
5	-17			1.0467							
6	-18			1.0687							
7	-19			1.0191							
8	-20			1.0216							
9											
10											
11	CR										
12											
13											
14											
15											
16											
17											
18											
19											
20											

SRM Lot: 0107-541

Blue 445

14:10-15:10

Date: 102920 Analyst: AG

Tube ID	Sample	Vol. (mL)	Original Sample: pH	pH Adjusted	Cl2 Check	Cl2 treated	S-2 Check	S-2 treated	Pre-Reaction: Sulfamic Acid (g)	Buffer Soln (mL)	MgCl2 (mL)	NaOH (mL)	CdCO3 (mL)	Reaction: Temp (15 min)	Temp (30 min)	Temp (45 min)	Temp (60 min)	Post-Reaction: pH	Final Vol (mL)	S-2 (+ / -)	Comment
1	466614-01	50	7		-		-		0.4	15	4	50	1	76	80	72 80	80	<2	50	-	
2	-02																				
3	-03																				
4	-04																				
5	BLK																				
6	LCS																				
7	LCSD																				
8	LCS N																				
9	LCS Hi																				
10	TCMP															+	-				
																72					
11	466614-05													68	71	80	73				
12	-06																				
13	-07																				
14	-08						+														
15	-09						+	√													
16	-10						-														
17	-11						-														
18	-12						+	√													
19	TCMP																				
20																					

	Unit 1	Unit 2		Unit 1	Unit 2
Flow 15min	√	√	Flow 45min	√	√
Flow 30min	√	√	Flow 60min	√	√

Sulfamic Acid, powder Lot#: R-3212

Buffer Solution BS Lot#: 090920

MgCl2, 2.5M Lot#: 102020 MG

NaOH, 1N Lot#: 102520

LCS, 10ppm Lot#: 102520

MS, 10ppm Vol: Lot#:

Prussian Blue (PB) Lot#: 071520

Block ID: Blue 3+4

Sulfamic Acid, 0.4N	Sulfuric Acid, 50%	MgCl2, 2.5M	NaOH, 1N	LCS, 10ppm	MS, 10ppm
Lot#: TCN- 102820 Sulfam	Lot#: TCN- 102720 SA	Lot#: TCN- 102020 MG	Lot#: TCN- 102920 N	Lot#: TCN- 102920 LC	Lot#: TCN- 102920 MS

	Sample	Date	Analyst	Wt. (g)	Spike Vol (mL)	Sulfamic Acid (mL)	H2SO4 (mL)	MgCl2 (mL)	NaOH (mL)	Final Vol (mL)	Comment
1	46473-01	10/29/20	AB	1.0658		5	5	2	50	50	
2	46475-21	16:35		1.0969							
3	-21MS			1.0117	1.0						
4	-21MSD			1.0275	1.0						
5	-22			1.0042							
6	-23			1.0186							
7	BLK			1.0270							
8	LCS			100.1909							
9	LCSD			0.1743							
10	LCS Hi			1.0911	1.0						
11	46475-24			1.0107							
12	-25			1.0258							
13	-26			1.0306							
14	-27			1.0834							
15	-28			1.0827							
16	-29			1.0098							
17	46698-02			1.0207							
18	46791-01			1.0215							
19	-01MS			1.0520	1.0						
20	-01MSD			1.0019	1.0						

SRM Lot: D107-541

Block ID: Blue 5

Sulfamic Acid, 0.4N	Sulfuric Acid, 50%	MgCl2, 2.5M	NaOH, 1N	LCS, 10ppm	MS, 10ppm
Lot#: TCN- 102720SULFA	Lot#: TCN- 102720SA	Lot#: TCN- 102020MG	Lot#: TCN- 102920N	Lot#: TCN- 102920LCS	Lot#: TCN- 102920MS

	Sample	Date	Analyst	Wt. (g)	Spike Vol (mL)	Sulfamic Acid (mL)	H2SO4 (mL)	MgCl2 (mL)	NaOH (mL)	Final Vol (mL)	Comment
1	467911-02	10/29/20	AB	1.0422		5	5	2	5.0	50	
2	-03	16:35		1.0136							
3	-04			1.0074							
4	-05			1.0088							
5	-06			1.0813							
6	-07			1.0849							
7	-08			1.0623							
8	-09			1.0806							
9											
10											
11											
12											
13											
14											
15											
16											
17											
18											
19											
20											

SRM Lot: D107-541

Block ID: Blue 4+5

Sulfamic Acid, 0.4N — Lot#: TCN- 102720 (SULF)
Sulfuric Acid, 50% — Lot#: TCN- 102720 (SA)
MgCl2, 2.5M — Lot#: TCN- 102020 (Mg)
NaOH, 1N — Lot#: TCN- 103020 (Na)
LCS, 10ppm — Lot#: TCN- 103020 (LCS)
MS, 10ppm — Lot#: TCN- 103020 MS

	Sample	Date	Analyst	Wt. (g)	Spike Vol (mL)	Sulfamic Acid (mL)	H2SO4 (mL)	MgCl2 (mL)	NaOH (mL)	Final Vol (mL)	Comment
1	Blank	10/30/20	AB/CR	1.0104		5	5	2	50	50	
2	LCS	10:25		0.1598							
3	LCSD			0.1520							
4	LCS H1			1.0442	1.0						
5	47483-01			1.0664							
6	-01 MS			1.0339	1.0						
7	-01 MSD			1.0302	1.0						
8	-02			1.0504							
9	-03			1.0310							
10	47491-01			1.0647							
11	-02			1.0393							
12	-03			1.0064							
13											
14	CR										
15											
16											
17											
18											
19											
20											

SRM Lot: 0107-541

Pre-Qualtrax Document ID: (

Document Type: Form

Block ID: Blue 5

Sulfamic Acid, 0.4N Lot#: TCN- 102720 SulF

Sulfuric Acid, 50% Lot#: TCN- 102720 SA

MgCl2, 2.5M Lot#: TCN- 102020 Mg

NaOH, 1N Lot#: TCN- 103020 N

LCS, 10ppm Lot#: TCN- 103020 LCS

MS, 10ppm Lot#: TCN- 103020 MS

Tube ID	Sample	Date	Analyst	Vol. (mL)	pH	pH Adjusted	Cl2 Check	Cl2 treated	S-2 Check	S-2 treated	Spike Vol (mL)	Sulfamic Acid (mL)	H2SO4 (mL)	MgCl2 (mL)	NaOH (mL)	Final Vol (mL)	Comment
												5	5	2	50	50	
1		10/30/20 10:26	AG/CR	50													
2					>12		-		-								
3	Blank			~~0.5~~							0.5						
4	LCS		CR	~~0.5~~							0.5						
5	LCSD			~~1.0~~							1.0						
6	LCS H1																
7	46339-01																
8	47202-01																
9	-02																
10	-03																
11	CR																
12																	
13																	
14																	
15																	
16																	
17																	
18																	
19																	
20																	

Pre-Qualtrax Document I

Document Type: Form

Block ID: Blue 1+2

Sulfamic Acid, 0.4N — Lot#: TCN- 102720 SULF
Sulfuric Acid, 50% — Lot#: TCN- 102720 SA
MgCl2, 2.5M — Lot#: TCN- 102020 Mg
NaOH, 1N — Lot#: TCN- 103020 Na
LCS, 10ppm — Lot#: TCN- 103020 LCS
MS, 10ppm — Lot#: TCN- 103020 MS

Tube ID	Sample	Date	Analyst	Vol. (mL)	pH	pH Adjusted	Cl2 Check	Cl2 treated	S-2 Check	S-2 treated	Spike Vol (mL)	Sulfamic Acid (mL)	H2SO4 (mL)	MgCl2 (mL)	NaOH (mL)	Final Vol (mL)	Comment
												5	5	2	50	50	
1	Blank	10/30/20	AA/CR	50	7.12		—		—		0.5						
2	LCS	11:30									0.5						
3	LCSD										1.0						
4	LCS HI																
5	466531-04																
6	466659-04										1.0						
7	-04MS										1.0						
8	-04MSD																
9	-05																
10	-06																
11	-07																
12	-08																
13	-09																
14	-11																
15	-12																
16	466710-01																
17	467006-01																
18	-03										1.0						
19	-03MS										1.0						
20	-03MSD																

Pre-Qualtrax Document ID:

Document Type: Form

Alpha Analytical, Inc.
Facility: Westborough, MA
Department: Wet Chemistry
Title: Cyanide Aqueous Midi Distillation Log

Published Date: 7/7/2021

Block ID: Blue 3

Sulfamic Acid, 0.4N	Sulfuric Acid, 50%	MgCl2, 2.5M	NaOH, 1N	LCS, 10ppm	MS, 10ppm
Lot#: TCN- 102720 Sulf	Lot#: TCN- 102720 SA	Lot#: TCN- 102020 Mg	Lot#: TCN- 103020 Na	Lot#: TCN- 103020 LCS	Lot#: TCN- 103020 MS

Tube ID	Sample	Date	Analyst	Vol. (mL)	pH	pH Adjusted	Cl2 Check	Cl2 treated	S-2 Check	S-2 treated	Spike Vol (mL)	Sulfamic Acid (mL)	H2SO4 (mL)	MgCl2 (mL)	NaOH (mL)	Final Vol (mL)	Comment
1	46706-04	10/30/20	AG/CR	50	>12		–		–			5	5	2	50	50	
2	-05	11:30															
3	-06																
4	-07																
5	-08																
6	46910-01																
7	-02																
8	-03																
9	CR																
10																	
11																	
12																	
13																	
14																	
15																	
16																	
17																	
18																	
19																	
20																	

Pre-Qualtrax Document ID

Document Type: Form

Block ID: Blue 415

Sulfamic Acid, 0.4N	Sulfuric Acid, 50%	MgCl2, 2.5M	NaOH, 1N	LCS, 10ppm	MS, 10ppm
Lot#: TCN- 102720 SULF	Lot#: TCN- 102720 SA	Lot#: TCN- 102020 Mg	Lot#: TCN- 103020 Na	Lot#: TCN- 103020 LCS	Lot#: TCN- 103020 MS

	Sample	Date	Analyst	Wt. (g)	Spike Vol (mL)	Sulfamic Acid (mL)	H2SO4 (mL)	MgCl2 (mL)	NaOH (mL)	Final Vol (mL)	Comment
						5	5	2	50	50	
1	46722-01	10/30/20	AG/CR	1.0226							
2	-01 MS	12:35		1.0634	1.0						
3	-01 MSD			1.0922	1.0						
4	46855-01			1.0346							
5	-02			1.0180							
6	47019-01			1.0834							
7	47020-01			1.0873							
8	47311-01			1.0455							
9	47390-01			1.0081							
10	-02			1.0673							
11	-03			1.0410							
12	47463-01			1.0630							
13	46808-01			1.0972							
14	-01 MS			1.0416	1.0						
15	-01 MSD			1.0527	1.0						
16	46816-01			1.0246							
17	-02			1.0973							
18	CR										
19											
20											

SRM Lot: D107-541

Department: Wet Chemistry
Title: Cyanide Soil/Solid Midi Distillation Log

Block ID: Blue 4+5

Sulfamic Acid, 0.4N — Lot#: TCN- 102720 (SUlf)
Sulfuric Acid, 50% — Lot#: TCN- 102720 (SA)
MgCl2, 2.5M (Mg) — Lot#: TCN- 102020
NaOH, 1N (Na) — Lot#: TCN- 103020
LCS 10ppm — Lot#: TCN- 103020
MS 10ppm — Lot#: TCN- 102720-MS

	Sample	Date	Analyst	Wt. (g)	Spike Vol (mL)	Sulfamic Acid (mL)	H2SO4 (mL)	MgCl2 (mL)	NaOH (mL)	Final Vol (mL)	Comment
						5	5	2	50	50	
1	Blank	10/30/20	AB/CR	1.0104							
2	LCS	10:25		0.1598							
3	LCSD			0.1520							
4	LCS H1			1.0442	1.0						
5	47483-01			1.0664							
6	-01 MS			1.0339	1.0						
7	-01 MSD			1.0302	1.0						
8	-02			1.0504							
9	-03			1.0310							
10	47491-01			1.0647							
11	-02			1.0393							
12	-03			1.0064							
13											
14	CR										
15											
16											
17											
18											
19											
20											

SRM Lot: 0107-541

Pre-Qualtrax Document ID: (

Document Type: Form

Hexavalent Chromium Analysis

Results

Form 1
WETCHEM

Client	: Impact Environmental	**Lab Number**	: L2046791
Project Name	: 13-12 BEACH CHANNEL DRIVE	**Project Number**	: 15209
Lab ID	: L2046791-01	**Date Collected**	: 10/20/20 09:45
Client ID	: SB-1 (0-2)	**Date Received**	: 10/27/20
Sample Location	: 13-16 TO 13-20 BEACH CHANNEL DRIVE	**Date Analyzed**	: 10/29/20 23:02
Sample Matrix	: SOIL	**Dilution Factor**	: 1
Analytical Method	: 1,7196A	**Analyst**	: CMO/N
Lab File ID	: WG1427732.csv	**Instrument ID**	: GENSYS10VI
Sample Amount	: 2.4943g	**%Solids**	: 94
Digestion Method	: EPA 3060A	**Date Digested**	: 10/28/20

		mg/kg			
CAS NO.	**Parameter**	**Results**	**RL**	**MDL**	**Qualifier**
18540-29-9	Chromium, Hexavalent	ND	0.852	0.170	U

Form 1
WETCHEM

Client	: Impact Environmental	**Lab Number**	: L2046791
Project Name	: 13-12 BEACH CHANNEL DRIVE	**Project Number**	: 15209
Lab ID	: L2046791-02	**Date Collected**	: 10/20/20 10:00
Client ID	: SB-1 (2-4)	**Date Received**	: 10/27/20
Sample Location	: 13-16 TO 13-20 BEACH CHANNEL DRIVE	**Date Analyzed**	: 10/29/20 23:03
Sample Matrix	: SOIL	**Dilution Factor**	: 1
Analytical Method	: 1,7196A	**Analyst**	: CMO/N
Lab File ID	: WG1427732.csv	**Instrument ID**	: GENSYS10VI
Sample Amount	: 2.5412g	**%Solids**	: 92
Digestion Method	: EPA 3060A	**Date Digested**	: 10/28/20

		mg/kg			
CAS NO.	**Parameter**	**Results**	**RL**	**MDL**	**Qualifier**
18540-29-9	Chromium, Hexavalent	ND	0.868	0.174	U

Form 1
WETCHEM

Client	: Impact Environmental	**Lab Number**	: L2046791
Project Name	: 13-12 BEACH CHANNEL DRIVE	**Project Number**	: 15209
Lab ID	: L2046791-03	**Date Collected**	: 10/20/20 11:00
Client ID	: SB-2 (0-2)	**Date Received**	: 10/27/20
Sample Location	: 13-16 TO 13-20 BEACH CHANNEL DRIVE	**Date Analyzed**	: 10/29/20 23:03
Sample Matrix	: SOIL	**Dilution Factor**	: 1
Analytical Method	: 1,7196A	**Analyst**	: CMO/N
Lab File ID	: WG1427732.csv	**Instrument ID**	: GENSYS10VI
Sample Amount	: 2.4993g	**%Solids**	: 96
Digestion Method	: EPA 3060A	**Date Digested**	: 10/28/20

		mg/kg			
CAS NO.	**Parameter**	**Results**	**RL**	**MDL**	**Qualifier**
18540-29-9	Chromium, Hexavalent	ND	0.838	0.168	U

Form 1
WETCHEM

Client	: Impact Environmental	**Lab Number**	: L2046791
Project Name	: 13-12 BEACH CHANNEL DRIVE	**Project Number**	: 15209
Lab ID	: L2046791-04	**Date Collected**	: 10/20/20 11:15
Client ID	: SB-2 (2-4)	**Date Received**	: 10/27/20
Sample Location	: 13-16 TO 13-20 BEACH CHANNEL DRIVE	**Date Analyzed**	: 10/29/20 23:03
Sample Matrix	: SOIL	**Dilution Factor**	: 1
Analytical Method	: 1,7196A	**Analyst**	: CMO/N
Lab File ID	: WG1427732.csv	**Instrument ID**	: GENSYS10VI
Sample Amount	: 2.4629g	**%Solids**	: 96
Digestion Method	: EPA 3060A	**Date Digested**	: 10/28/20

		mg/kg			
CAS NO.	**Parameter**	**Results**	**RL**	**MDL**	**Qualifier**
18540-29-9	Chromium, Hexavalent	ND	0.837	0.167	U

Form 1
WETCHEM

Client	: Impact Environmental	**Lab Number**	: L2046791
Project Name	: 13-12 BEACH CHANNEL DRIVE	**Project Number**	: 15209
Lab ID	: L2046791-05	**Date Collected**	: 10/21/20 08:00
Client ID	: SB-3 (0-2)	**Date Received**	: 10/27/20
Sample Location	: 13-16 TO 13-20 BEACH CHANNEL DRIVE	**Date Analyzed**	: 10/29/20 23:04
Sample Matrix	: SOIL	**Dilution Factor**	: 1
Analytical Method	: 1,7196A	**Analyst**	: CMO/N
Lab File ID	: WG1427732.csv	**Instrument ID**	: GENSYS10VI
Sample Amount	: 2.5287g	**%Solids**	: 98
Digestion Method	: EPA 3060A	**Date Digested**	: 10/28/20

		mg/kg			
CAS NO.	**Parameter**	**Results**	**RL**	**MDL**	**Qualifier**
18540-29-9	Chromium, Hexavalent	ND	0.820	0.164	U

Form 1
WETCHEM

Client	: Impact Environmental	**Lab Number**	: L2046791
Project Name	: 13-12 BEACH CHANNEL DRIVE	**Project Number**	: 15209
Lab ID	: L2046791-06	**Date Collected**	: 10/21/20 08:27
Client ID	: SB-3 (4-6)	**Date Received**	: 10/27/20
Sample Location	: 13-16 TO 13-20 BEACH CHANNEL DRIVE	**Date Analyzed**	: 10/29/20 23:04
Sample Matrix	: SOIL	**Dilution Factor**	: 1
Analytical Method	: 1,7196A	**Analyst**	: CMO/N
Lab File ID	: WG1427732.csv	**Instrument ID**	: GENSYS10VI
Sample Amount	: 2.5412g	**%Solids**	: 93
Digestion Method	: EPA 3060A	**Date Digested**	: 10/28/20

		mg/kg			
CAS NO.	**Parameter**	**Results**	**RL**	**MDL**	**Qualifier**
18540-29-9	Chromium, Hexavalent	ND	0.858	0.172	U

Form 1
WETCHEM

Client	: Impact Environmental	**Lab Number**	: L2046791
Project Name	: 13-12 BEACH CHANNEL DRIVE	**Project Number**	: 15209
Lab ID	: L2046791-07	**Date Collected**	: 10/20/20 13:00
Client ID	: SB-4 (0-2)	**Date Received**	: 10/27/20
Sample Location	: 13-16 TO 13-20 BEACH CHANNEL DRIVE	**Date Analyzed**	: 10/29/20 23:05
Sample Matrix	: SOIL	**Dilution Factor**	: 1
Analytical Method	: 1,7196A	**Analyst**	: CMO/N
Lab File ID	: WG1427732.csv	**Instrument ID**	: GENSYS10VI
Sample Amount	: 2.4754g	**%Solids**	: 93
Digestion Method	: EPA 3060A	**Date Digested**	: 10/28/20

		mg/kg			
CAS NO.	**Parameter**	**Results**	**RL**	**MDL**	**Qualifier**
18540-29-9	Chromium, Hexavalent	ND	0.864	0.173	U

Form 1
WETCHEM

Client	: Impact Environmental	**Lab Number**	: L2046791
Project Name	: 13-12 BEACH CHANNEL DRIVE	**Project Number**	: 15209
Lab ID	: L2046791-08	**Date Collected**	: 10/20/20 13:15
Client ID	: SB-4 (2-4)	**Date Received**	: 10/27/20
Sample Location	: 13-16 TO 13-20 BEACH CHANNEL DRIVE	**Date Analyzed**	: 10/29/20 23:05
Sample Matrix	: SOIL	**Dilution Factor**	: 1
Analytical Method	: 1,7196A	**Analyst**	: CMO/N
Lab File ID	: WG1427732.csv	**Instrument ID**	: GENSYS10VI
Sample Amount	: 2.4808g	**%Solids**	: 94
Digestion Method	: EPA 3060A	**Date Digested**	: 10/28/20

		mg/kg			
CAS NO.	**Parameter**	**Results**	**RL**	**MDL**	**Qualifier**
18540-29-9	Chromium, Hexavalent	ND	0.855	0.171	U

Form 1
WETCHEM

Client	: Impact Environmental	**Lab Number**	: L2046791
Project Name	: 13-12 BEACH CHANNEL DRIVE	**Project Number**	: 15209
Lab ID	: L2046791-09	**Date Collected**	: 10/21/20 09:10
Client ID	: SB-5 (0-2)	**Date Received**	: 10/27/20
Sample Location	: 13-16 TO 13-20 BEACH CHANNEL DRIVE	**Date Analyzed**	: 10/29/20 23:06
Sample Matrix	: SOIL	**Dilution Factor**	: 1
Analytical Method	: 1,7196A	**Analyst**	: CMO/N
Lab File ID	: WG1427732.csv	**Instrument ID**	: GENSYS10VI
Sample Amount	: 2.4799g	**%Solids**	: 92
Digestion Method	: EPA 3060A	**Date Digested**	: 10/28/20

		mg/kg			
CAS NO.	**Parameter**	**Results**	**RL**	**MDL**	**Qualifier**
18540-29-9	Chromium, Hexavalent	ND	0.872	0.174	U

Form 1
WETCHEM

Client	: Impact Environmental	**Lab Number**	: L2046791
Project Name	: 13-12 BEACH CHANNEL DRIVE	**Project Number**	: 15209
Lab ID	: L2046791-10	**Date Collected**	: 10/21/20 09:14
Client ID	: SB-5 (4-6)	**Date Received**	: 10/27/20
Sample Location	: 13-16 TO 13-20 BEACH CHANNEL DRIVE	**Date Analyzed**	: 10/29/20 23:06
Sample Matrix	: SOIL	**Dilution Factor**	: 1
Analytical Method	: 1,7196A	**Analyst**	: CMO/N
Lab File ID	: WG1427732.csv	**Instrument ID**	: GENSYS10VI
Sample Amount	: 2.4735g	**%Solids**	: 91
Digestion Method	: EPA 3060A	**Date Digested**	: 10/28/20

		mg/kg			
CAS NO.	**Parameter**	**Results**	**RL**	**MDL**	**Qualifier**
18540-29-9	Chromium, Hexavalent	ND	0.877	0.175	U

Form 1
WETCHEM

Client	: Impact Environmental	**Lab Number**	: L2046791
Project Name	: 13-12 BEACH CHANNEL DRIVE	**Project Number**	: 15209
Lab ID	: WG1427732-1	**Date Collected**	: NA
Client ID	: WG1427732-1BLANK	**Date Received**	: NA
Sample Location	:	**Date Analyzed**	: 10/29/20 22:42
Sample Matrix	: SOIL	**Dilution Factor**	: 1
Analytical Method	: 1,7196A	**Analyst**	: CMO/N
Lab File ID	: WG1427732.csv	**Instrument ID**	: GENSYS10VI
Sample Amount	: 2.4725g	**%Solids**	: NA
Digestion Method	: EPA 3060A	**Date Digested**	: 10/28/20

		mg/kg			
CAS NO.	**Parameter**	**Results**	**RL**	**MDL**	**Qualifier**
18540-29-9	Chromium, Hexavalent	ND	0.800	0.160	U

Form 1
WETCHEM

Client	: Impact Environmental	**Lab Number**	: L2046791
Project Name	: 13-12 BEACH CHANNEL DRIVE	**Project Number**	: 15209
Lab ID	: WG1427732-6	**Date Collected**	: 10/20/20 09:45
Client ID	: SB-1 (0-2)DUP	**Date Received**	: 10/27/20
Sample Location	:	**Date Analyzed**	: 10/29/20 23:07
Sample Matrix	: SOIL	**Dilution Factor**	: 1
Analytical Method	: 1,7196A	**Analyst**	: CMO/NA/JW
Lab File ID	: WG1427732.csv	**Instrument ID**	: GENSYS10VI
Sample Amount	: 2.4749g	**%Solids**	: 94
Digestion Method	: EPA 3060A	**Date Digested**	: 10/28/20

		mg/kg			
CAS NO.	**Parameter**	**Results**	**RL**	**MDL**	**Qualifier**
18540-29-9	Chromium, Hexavalent	ND	0.852	0.170	U

Sample Raw Data

ALPHA ANALYTICAL

WET CHEMISTRY DEPARTMENT

CHROMIUM, HEXAVALENT

Last Change1/15/16 tjt
File HEXCR-S-2016.xlt

SOP No.: 07-12

Product: HEXCR-7196
Curve Calibration Date : 10/24/2020
Curve Identifier: 11:35:00 AM

Analysis: Hexavalent Chromium
Method: EPA 7196A
Instrument: GENSYS10vis
Wavelength: 540 nm

Analyte: Chromium, Hexavalent
Prep Date/Time: 10/28/20 19:45
Technician: CMO/NA/JW
Work group: WG1427732
RDL: 0.8 mg/kg

Get Samples

Save to LIMS

Insoluble Spike/LCS: 1608.82
MS/MSD-PbCrO4 Weight(g): 0.0199

Standard ID	Mean signal (pk area) abs
0	0.003
0.01	0.010
0.1	0.083
0.5	0.368
1	0.705

Calibration Curve
Volume: 50 ml

Slope	y-intercept
0.702435	0.007615926

Correlation Coefficient
0.999756

ICV Concentration (mg/l) = 0.2
LCS Concentration (mg/kg) = 47.400

Reagents/Media Information

Material	Lot No.
Calibration Stds.:	HEX_052920_CAL
ICV:	HEX_081220_ICV
CCV:	HEX_081220_ICV
MS ($PbCrO_4$):	BCBQ1252V
0.6N H_2SO_4:	HEX_072420_H2SO4
Diphenylcarbazide:	HEX_091420_COLOR
Soluble LCS	WC-2674
Soluble MS ($K_2Cr_2O_7$):	WC-2713

HEXCR-7196

NJ-HEXCR-7196

pH	Time	Date	Sample number	Sample Weight (g)	Final Volume (ml)	Absorbance	Background Absorbance	Net Absorbance	RESULT (mg/l)	Dilution Factor		RDL Multiplier	FINAL RESULT (mg/kg)	
	22;40;59	10/29/2020	BLANK		100	0.000		0.000	0.000	1		1	0.00	Recovery %
1.9	22;41;29	10/29/2020	ICV		100	0.143		0.143	0.193	1		1	0.19	96%
1.9	22;42:01	10/29/2020	ICB		100	0.000		0.000	0.000	1		1	0.00	
1.9	22;43;14	10/29/2020	LCS	0.4413	100	0.149		0.149	0.201	1		1	45.62	96%
1.9	23;02;40	10/29/2020	L2046791-01	2.4943	100	0.015	0.012	0.003	0.000	1		1	0.00	
1.9	23;03;04	10/29/2020	L2046791-02	2.5412	100	0.012	0.007	0.005	0.000	1		1	0.00	
1.9	23;03;33	10/29/2020	L2046791-03	2.4993	100	0.011	0.010	0.001	0.000	1		1	0.00	
1.9	23;03;55	10/29/2020	L2046791-04	2.4629	100	0.009	0.006	0.003	0.000	1		1	0.00	
1.9	23;04;15	10/29/2020	L2046791-05	2.5287	100	0.016	0.014	0.002	0.000	1		1	0.00	
1.9	23;04;33	10/29/2020	L2046791-06	2.5412	100	0.002	0.004	-0.002	0.000	1		1	0.00	
1.9	23:05:10	10/29/2020	L2046791-07	2.4754	100	0.013	0.010	0.003	0.000	1		1	0.00	
1.9	23;05;40	10/29/2020	L2046791-08	2.4808	100	0.012	0.008	0.004	0.000	1		1	0.00	
1.9	23;06;10	10/29/2020	L2046791-09	2.4799	100	0.012	0.008	0.004	0.000	1		1	0.00	
1.9	23;06:37	10/29/2020	L2046791-10	2.4735	100	0.011	0.008	0.003	0.000	1		1	0.00	
1.9	23:07;37	10/29/2020	CCV		100	0.143		0.143	0.193	1		1	0.19	9640%
1.9	23;07;59	10/29/2020	CCB		100	0.000		0.000	0.000	1		1	0.00	
					100					1		1		
					100					1		1		
					100					1		1		
					100					1		1		
					100					1		1		
					100					1		1		
					100					1		1		
					100					1		1		
					100					1		1		
					100					1		1		
					100					1		1		
1.9	22;42;42	10/29/2020	WG1427732-1	2.4725	100	0.001				1		1	0.00	
1.9	23;07;20	10/29/2020	WG1427732-6	2.4749	100	0.019	0.015			1		1	0.00	DUP

				Final volume (ml)		Background Absorbance	Net Absorbance	Sample Result mg/kg	Dilution Factor	Spike conc. mg/kg		Spike Result mg/kg	Recovery %
1.9	23;01:04	10/29/2020	WG1427732-4	2.4788	100	0.430		0.430	0.00	50	1291.57	50	1212.64	94
					100				50	#DIV/0!	50		
1.9	23;01;16	10/29/2020	WG1427732-5	2.4811	100	0.260		0.260	0.00	25	403.05	25	362.02	90
1.9	23;01;31	10/29/2020	WG1427732-7	2.4943	100	0.275		0.275	0.00	10	160.37	10	152.60	95
1.9	22;43;14	10/29/2020	WG1427732-2	0.4413	100	0.149		0.149		1	47.40	1	45.62	96%
					100					1	47.40	1		
1.9	22;50;56	10/29/2020	WG1427732-3	2.5314	100	0.283		0.283		25	395.04	25	387.15	98

COMMENTS & OBSERVATIONS	SAMPLE RESULTS
	BLANK
Result in mg/l.	ICV
Result in mg/l.	ICB
	LCS
	L2046791-01
	L2046791-02
	L2046791-03
	L2046791-04
	L2046791-05
	L2046791-06
	L2046791-07
	L2046791-08
	L2046791-09
	L2046791-10
Result in mg/l.	CCV
Result in mg/l.	CCB
	0
	0
	0
	0
	0
	0
	0
	0
	0
	0
L2046791-01	

L2046791-01	
L2046791-01	
L2046791-01	
LCS	
LCSSOL	

Quality Control

Form 5a
Matrix Spike

Client	: Impact Environmental	**Lab Number**	: L2046791
Project Name	: 13-12 BEACH CHANNEL DRIVE	**Project Number**	: 15209
Client Sample ID	: Soluble Matrix Spike	**Matrix**	: SOIL
Lab Sample ID	: WG1427732-5		
Matrix Spike	: WG1427732-5	**MS Analysis Date**	: 10/29/20 23:01
Matrix Spike Dup	:	**MSD Analysis Date**	:

		Matrix Spike Sample			Matrix Spike Duplicate					
Parameter	**Sample Conc. (mg/kg)**	**Spike Added (mg/kg)**	**Spike Conc. (mg/kg)**	**%R**	**Spike Added (mg/kg)**	**Spike Conc. (mg/kg)**	**%R**	**RPD**	**Recovery Limits**	**RPD Limit**
Chromium, Hexavalent	**ND**	**429**	**386**	**90**					**75-125**	**20**

Form 5a
Matrix Spike

Client	: Impact Environmental	**Lab Number**	: L2046791
Project Name	: 13-12 BEACH CHANNEL DRIVE	**Project Number**	: 15209
Client Sample ID	: SB-1 (0-2)	**Matrix**	: SOIL
Lab Sample ID	: L2046791-01		
Matrix Spike	: WG1427732-4	**MS Analysis Date**	: 10/29/20 23:01
Matrix Spike Dup	:	**MSD Analysis Date**	:

		Matrix Spike Sample			Matrix Spike Duplicate					
Parameter	Sample Conc. (mg/kg)	Spike Added (mg/kg)	Spike Conc. (mg/kg)	%R	Spike Added (mg/kg)	Spike Conc. (mg/kg)	%R	RPD	Recovery Limits	RPD Limit
Chromium, Hexavalent	ND	1380	1290	94					75-125	20

Form 5b
Post Digest Spike Recovery

Client	: Impact Environmental	**Lab Number**	: L2046791
Project Name	: 13-12 BEACH CHANNEL DRIVE	**Project Number**	: 15209
Client Sample ID	: SB-1 (0-2)	**Matrix**	: SOIL
Lab Sample ID	: L2046791-01		
Post Spike	: WG1427732-7	**PS Analysis Date**	: 10/29/20 23:01

		Post Spike Sample			
	Sample	Spike	Spike		
	Conc.	Added	Conc.	%R	Recovery
Parameter	(mg/kg)	(mg/kg)	(mg/kg)		Limits
Chromium, Hexavalent	ND	171	162	95	75-125

Form 6
Lab Duplicates

Client	: Impact Environmental	**Lab Number**	: L2046791
Project Name	: 13-12 BEACH CHANNEL DRIVE	**Project Number**	: 15209
Client Sample ID	: SB-1 (0-2)	**Matrix**	: SOIL
Lab Sample ID	: L2046791-01	**Analysis Date**	: 10/29/20 23:02
Dup Sample ID	: WG1427732-6	**DUP Analysis Date**	: 10/29/20 23:07

Parameter	Sample Concentration (mg/kg)	Duplicate Concentration (mg/kg)	RPD	RPD Limit
Chromium, Hexavalent	ND	ND	NC	20

Form 7
Laboratory Control Sample

Client	: Impact Environmental	**Lab Number**	: L2046791
Project Name	: 13-12 BEACH CHANNEL DRIVE	**Project Number**	: 15209
Client Sample ID	: NA	**Matrix**	: SOIL
Lab Sample ID	: WG1427732-2	**LCS Analysis Date**	: 10/29/20 22:43
Dup Sample ID	:	**LCSD Analysis Date**	:

	Laboratory Control Sample			Laboratory Control Duplicate					
	True	Found	%R	True	Found	%R	RPD	Recovery	RPD
Parameter	(mg/kg)	(mg/kg)		(mg/kg)	(mg/kg)			Limits	Limit
Chromium, Hexavalent	47.4	45.6	96.					80-120	20

Form 7
Laboratory Control Sample

Client	: Impact Environmental	**Lab Number**	: L2046791
Project Name	: 13-12 BEACH CHANNEL DRIVE	**Project Number**	: 15209
Client Sample ID	: NA	**Matrix**	: SOIL
Lab Sample ID	: WG1427732-3	**LCS Analysis Date**	: 10/29/20 22:50
Dup Sample ID	:	**LCSD Analysis Date**	:

	Laboratory Control Sample			Laboratory Control Duplicate					
Parameter	**True (mg/kg)**	**Found (mg/kg)**	**%R**	**True (mg/kg)**	**Found (mg/kg)**	**%R**	**RPD**	**Recovery Limits**	**RPD Limit**
Chromium, Hexavalent	**395.**	**387.**	**98.**					**80-120**	**20**

Date Created: 11/07/16
Created By: Jason Hebert
File: PM2972-1
Page: 1

WETCHEM (WATER)

Analyte	CAS #	RL	MDL	Units	LCS Criteria	LCS RPD	MS Criteria	MS RPD	Duplicate RPD	Method	Holding Time	Container/Sample Preservation
Chromium, Hexavalent	18540-29-9	0.01	0.003	mg/l	85-115	20	85-115	20	20	3500Cr-B	24 hours	1 - Plastic 500ml unpreserved

Please Note that the RL information provided in this table is calculated using a 100% Solids factor. (Soil/Solids only)
Please Note that the information provided in this table is subject to change at anytime at the discretion of Alpha Analytical, Inc.

Date Created: 11/07/16
Created By: Jason Hebert
File: PM2973-1
Page: 1

WETCHEM (SOIL)

Analyte	CAS #	RL	MDL	Units	LCS Criteria	LCS RPD	MS Criteria	MS RPD	Duplicate RPD	Method	Holding Time	Container/Sample Preservation
Chromium, Hexavalent	18540-29-9	0.8	0.16	mg/kg	80-120	20	75-125	20	20	7196A	30 days	1 - Glass 120ml/4oz unpreserved

Please Note that the RL information provided in this table is calculated using a 100% Solids factor. (Soil/Solids only)
Please Note that the information provided in this table is subject to change at anytime at the discretion of Alpha Analytical, Inc.

Calculations of Hexavalent Chromium

Aqueous samples:

$$\text{mg } Cr^{+6}/L = \left(\frac{\text{absorbence - y-intercept}}{\text{slope}} \times \text{dilution} \right)$$

Solid samples:

$$\text{mg } Cr^{+6}/Kg = \left(\frac{\text{absorbence - y-intercept}}{\text{slope}} \right) \times \left(\frac{\text{dilution x 0.1L (final volume)}}{\text{weight (Kg) of sample}} \right)$$

Sample Preparation

Analyst: CMO/NA Date: 10/28/20 Sand Lot#: 19F1256969 Time On: 1915
Balance ID: 33 Pipette ID: 262 Hot Block (°C): 90 Time Off: 2045

SRM	Soluble LCS	MgCl2	Spike Conc: 1000ppm	Digestion Solution		Phosphate Buffer	PbCrO4
Lot#: D107-921	Lot#: WC2678	Lot#: 102220	WC#: 2713	pH 12 Lot#: 102220		Lot #: 072420	Lot#: BCBQ1252V

Method	Sample	Sample Wt (g)	Spk. Amt.	Digestion Solution (mL)	MgCl2 (g)	Phos Buffer (mL)	Final pH	Final Volume (mL)	Comments
HEXCR-7196	Blank	2.4725		50	0.84	0.5	7.8	100	
	SRM	0.4413					7.8		
	SOL LCS	~~2.4833~~	1mL				7.8		2.5314
SRM DUP	~~L2046655-01~~	0.4818					7.8		MCP-HEXCR-7196
LCS SOL DUP	~~-01 D~~	~~2.4988~~	1mL				7.5		2.5161
L2046672-01	~~-01 MS~~	2.4510					7.4		
↓	~~-01 SOL~~								
HEXCR-7196	L2046512-01	2.4944					7.6		
	-010	2.5428					7.5		
	-01 MS	2.4603	0.0150				7.9		
	-01 SOL	~~2.4811~~	1mL				7.6		OR 2.4811 2.5090
	-02	2.5143					7.7		
	-03	2.4825					7.6		
	-04	2.4818					7.8		
	L2046791-01	2.4943					7.9		
	-010	2.4749					7.8		
	-01 MS	2.4788	0.0190				7.7		
	-01 SOL	~~2.4833~~	1mL				7.6		2.4811
	-02	2.5412					7.9		
	-03	2.4993					7.9		
	-04	2.4629					7.8		
	-05	2.5287					7.9		
	-06	2.5412					7.6		
	-07	2.4754					7.6		
	-08	2.4808					7.9		
	-09	2.4799					7.9		
	-10	2.4735		↓	↓	↓	7.7	↓	

Total Solids / Percent Moisture Analysis

Results

Form 1
WETCHEM

Client	: Impact Environmental	**Lab Number**	: L2046791
Project Name	: 13-12 BEACH CHANNEL DRIVE	**Project Number**	: 15209
Lab ID	: L2046791-01	**Date Collected**	: 10/20/20 09:45
Client ID	: SB-1 (0-2)	**Date Received**	: 10/27/20
Sample Location	: 13-16 TO 13-20 BEACH CHANNEL DRIVE	**Date Analyzed**	: 10/28/20 10:10
Sample Matrix	: SOIL	**Dilution Factor**	: 1
Analytical Method	: 121,2540G	**Analyst**	: RI
Lab File ID	: WG1427415.pdf	**Instrument ID**	: BALANCE#47
Sample Amount	:	**%Solids**	: 94
Digestion Method	:	**Date Digested**	:

CAS NO.	Parameter	% Results	RL	MDL	Qualifier
NONE	Solids, Total	93.9	0.100	NA	

Form 1
WETCHEM

Client	: Impact Environmental	**Lab Number**	: L2046791
Project Name	: 13-12 BEACH CHANNEL DRIVE	**Project Number**	: 15209
Lab ID	: L2046791-02	**Date Collected**	: 10/20/20 10:00
Client ID	: SB-1 (2-4)	**Date Received**	: 10/27/20
Sample Location	: 13-16 TO 13-20 BEACH CHANNEL DRIVE	**Date Analyzed**	: 10/28/20 10:10
Sample Matrix	: SOIL	**Dilution Factor**	: 1
Analytical Method	: 121,2540G	**Analyst**	: RI
Lab File ID	: WG1427415.pdf	**Instrument ID**	: BALANCE#47
Sample Amount	:	**%Solids**	: 92
Digestion Method	:	**Date Digested**	:

CAS NO.	Parameter	% Results	RL	MDL	Qualifier
NONE	Solids, Total	92.2	0.100	NA	

Form 1
WETCHEM

Client	: Impact Environmental	**Lab Number**	: L2046791
Project Name	: 13-12 BEACH CHANNEL DRIVE	**Project Number**	: 15209
Lab ID	: L2046791-03	**Date Collected**	: 10/20/20 11:00
Client ID	: SB-2 (0-2)	**Date Received**	: 10/27/20
Sample Location	: 13-16 TO 13-20 BEACH CHANNEL DRIVE	**Date Analyzed**	: 10/28/20 10:10
Sample Matrix	: SOIL	**Dilution Factor**	: 1
Analytical Method	: 121,2540G	**Analyst**	: RI
Lab File ID	: WG1427415.pdf	**Instrument ID**	: BALANCE#47
Sample Amount	:	**%Solids**	: 96
Digestion Method	:	**Date Digested**	:

CAS NO.	Parameter	% Results	RL	MDL	Qualifier
NONE	Solids, Total	95.5	0.100	NA	

Form 1
WETCHEM

Client	: Impact Environmental	**Lab Number**	: L2046791
Project Name	: 13-12 BEACH CHANNEL DRIVE	**Project Number**	: 15209
Lab ID	: L2046791-04	**Date Collected**	: 10/20/20 11:15
Client ID	: SB-2 (2-4)	**Date Received**	: 10/27/20
Sample Location	: 13-16 TO 13-20 BEACH CHANNEL DRIVE	**Date Analyzed**	: 10/28/20 10:10
Sample Matrix	: SOIL	**Dilution Factor**	: 1
Analytical Method	: 121,2540G	**Analyst**	: RI
Lab File ID	: WG1427415.pdf	**Instrument ID**	: BALANCE#47
Sample Amount	:	**%Solids**	: 96
Digestion Method	:	**Date Digested**	:

CAS NO.	Parameter	% Results	RL	MDL	Qualifier
NONE	Solids, Total	95.6	0.100	NA	

Form 1
WETCHEM

Client	: Impact Environmental	**Lab Number**	: L2046791
Project Name	: 13-12 BEACH CHANNEL DRIVE	**Project Number**	: 15209
Lab ID	: L2046791-05	**Date Collected**	: 10/21/20 08:00
Client ID	: SB-3 (0-2)	**Date Received**	: 10/27/20
Sample Location	: 13-16 TO 13-20 BEACH CHANNEL DRIVE	**Date Analyzed**	: 10/28/20 10:10
Sample Matrix	: SOIL	**Dilution Factor**	: 1
Analytical Method	: 121,2540G	**Analyst**	: RI
Lab File ID	: WG1427415.pdf	**Instrument ID**	: BALANCE#47
Sample Amount	:	**%Solids**	: 98
Digestion Method	:	**Date Digested**	:

CAS NO.	Parameter	% Results	RL	MDL	Qualifier
NONE	Solids, Total	97.6	0.100	NA	

Form 1
WETCHEM

Client	: Impact Environmental	**Lab Number**	: L2046791
Project Name	: 13-12 BEACH CHANNEL DRIVE	**Project Number**	: 15209
Lab ID	: L2046791-06	**Date Collected**	: 10/21/20 08:27
Client ID	: SB-3 (4-6)	**Date Received**	: 10/27/20
Sample Location	: 13-16 TO 13-20 BEACH CHANNEL DRIVE	**Date Analyzed**	: 10/28/20 10:10
Sample Matrix	: SOIL	**Dilution Factor**	: 1
Analytical Method	: 121,2540G	**Analyst**	: RI
Lab File ID	: WG1427415.pdf	**Instrument ID**	: BALANCE#47
Sample Amount	:	**%Solids**	: 93
Digestion Method	:	**Date Digested**	:

CAS NO.	Parameter	% Results	RL	MDL	Qualifier
NONE	Solids, Total	93.2	0.100	NA	

Form 1
WETCHEM

Client	: Impact Environmental	**Lab Number**	: L2046791
Project Name	: 13-12 BEACH CHANNEL DRIVE	**Project Number**	: 15209
Lab ID	: L2046791-07	**Date Collected**	: 10/20/20 13:00
Client ID	: SB-4 (0-2)	**Date Received**	: 10/27/20
Sample Location	: 13-16 TO 13-20 BEACH CHANNEL DRIVE	**Date Analyzed**	: 10/28/20 10:10
Sample Matrix	: SOIL	**Dilution Factor**	: 1
Analytical Method	: 121,2540G	**Analyst**	: RI
Lab File ID	: WG1427415.pdf	**Instrument ID**	: BALANCE#47
Sample Amount	:	**%Solids**	: 93
Digestion Method	:	**Date Digested**	:

CAS NO.	Parameter	% Results	RL	MDL	Qualifier
NONE	Solids, Total	92.6	0.100	NA	

Form 1
WETCHEM

Client	: Impact Environmental	**Lab Number**	: L2046791
Project Name	: 13-12 BEACH CHANNEL DRIVE	**Project Number**	: 15209
Lab ID	: L2046791-08	**Date Collected**	: 10/20/20 13:15
Client ID	: SB-4 (2-4)	**Date Received**	: 10/27/20
Sample Location	: 13-16 TO 13-20 BEACH CHANNEL DRIVE	**Date Analyzed**	: 10/28/20 10:10
Sample Matrix	: SOIL	**Dilution Factor**	: 1
Analytical Method	: 121,2540G	**Analyst**	: RI
Lab File ID	: WG1427415.pdf	**Instrument ID**	: BALANCE#47
Sample Amount	:	**%Solids**	: 94
Digestion Method	:	**Date Digested**	:

CAS NO.	Parameter	% Results	RL	MDL	Qualifier
NONE	Solids, Total	93.6	0.100	NA	

Form 1
WETCHEM

Client	: Impact Environmental	**Lab Number**	: L2046791
Project Name	: 13-12 BEACH CHANNEL DRIVE	**Project Number**	: 15209
Lab ID	: L2046791-09	**Date Collected**	: 10/21/20 09:10
Client ID	: SB-5 (0-2)	**Date Received**	: 10/27/20
Sample Location	: 13-16 TO 13-20 BEACH CHANNEL DRIVE	**Date Analyzed**	: 10/28/20 10:10
Sample Matrix	: SOIL	**Dilution Factor**	: 1
Analytical Method	: 121,2540G	**Analyst**	: RI
Lab File ID	: WG1427415.pdf	**Instrument ID**	: BALANCE#47
Sample Amount	:	**%Solids**	: 92
Digestion Method	:	**Date Digested**	:

CAS NO.	Parameter	% Results	RL	MDL	Qualifier
NONE	Solids, Total	91.7	0.100	NA	

Form 1
WETCHEM

Client	: Impact Environmental	**Lab Number**	: L2046791
Project Name	: 13-12 BEACH CHANNEL DRIVE	**Project Number**	: 15209
Lab ID	: L2046791-10	**Date Collected**	: 10/21/20 09:14
Client ID	: SB-5 (4-6)	**Date Received**	: 10/27/20
Sample Location	: 13-16 TO 13-20 BEACH CHANNEL DRIVE	**Date Analyzed**	: 10/28/20 10:10
Sample Matrix	: SOIL	**Dilution Factor**	: 1
Analytical Method	: 121,2540G	**Analyst**	: RI
Lab File ID	: WG1427415.pdf	**Instrument ID**	: BALANCE#47
Sample Amount	:	**%Solids**	: 91
Digestion Method	:	**Date Digested**	:

CAS NO.	Parameter	% Results	RL	MDL	Qualifier
NONE	Solids, Total	91.2	0.100	NA	

Form 1
WETCHEM

Client	: Impact Environmental	**Lab Number**	: L2046791
Project Name	: 13-12 BEACH CHANNEL DRIVE	**Project Number**	: 15209
Lab ID	: L2046791-11	**Date Collected**	: 10/21/20 09:20
Client ID	: SB-5 (6-8)	**Date Received**	: 10/27/20
Sample Location	: 13-16 TO 13-20 BEACH CHANNEL DRIVE	**Date Analyzed**	: 10/28/20 10:10
Sample Matrix	: SOIL	**Dilution Factor**	: 1
Analytical Method	: 121,2540G	**Analyst**	: RI
Lab File ID	: WG1427415.pdf	**Instrument ID**	: BALANCE#47
Sample Amount	:	**%Solids**	: 96
Digestion Method	:	**Date Digested**	:

CAS NO.	Parameter	% Results	RL	MDL	Qualifier
NONE	Solids, Total	95.7	0.100	NA	

Form 1
WETCHEM

Client	: Impact Environmental	**Lab Number**	: L2046791
Project Name	: 13-12 BEACH CHANNEL DRIVE	**Project Number**	: 15209
Lab ID	: L2046791-12	**Date Collected**	: 10/21/20 11:00
Client ID	: SB-6 (0-2)	**Date Received**	: 10/27/20
Sample Location	: 13-16 TO 13-20 BEACH CHANNEL DRIVE	**Date Analyzed**	: 10/28/20 10:10
Sample Matrix	: SOIL	**Dilution Factor**	: 1
Analytical Method	: 121,2540G	**Analyst**	: RI
Lab File ID	: WG1427415.pdf	**Instrument ID**	: BALANCE#47
Sample Amount	:	**%Solids**	: 98
Digestion Method	:	**Date Digested**	:

CAS NO.	Parameter	% Results	RL	MDL	Qualifier
NONE	Solids, Total	98.0	0.100	NA	

Form 1
WETCHEM

Client	: Impact Environmental	**Lab Number**	: L2046791
Project Name	: 13-12 BEACH CHANNEL DRIVE	**Project Number**	: 15209
Lab ID	: L2046791-13	**Date Collected**	: 10/21/20 11:15
Client ID	: SB-6 (4-6)	**Date Received**	: 10/27/20
Sample Location	: 13-16 TO 13-20 BEACH CHANNEL DRIVE	**Date Analyzed**	: 10/28/20 10:10
Sample Matrix	: SOIL	**Dilution Factor**	: 1
Analytical Method	: 121,2540G	**Analyst**	: RI
Lab File ID	: WG1427415.pdf	**Instrument ID**	: BALANCE#47
Sample Amount	:	**%Solids**	: 97
Digestion Method	:	**Date Digested**	:

CAS NO.	Parameter	% Results	RL	MDL	Qualifier
NONE	Solids, Total	96.7	0.100	NA	

Form 1
WETCHEM

Client	:	Impact Environmental	Lab Number	:	L2046791
Project Name	:	13-12 BEACH CHANNEL DRIVE	Project Number	:	15209
Lab ID	:	L2046791-14	Date Collected	:	10/21/20 11:21
Client ID	:	SB-6 (6-8)	Date Received	:	10/27/20
Sample Location	:	13-16 TO 13-20 BEACH CHANNEL DRIVE	Date Analyzed	:	10/28/20 10:10
Sample Matrix	:	SOIL	Dilution Factor	:	1
Analytical Method	:	121,2540G	Analyst	:	RI
Lab File ID	:	WG1427415.pdf	Instrument ID	:	BALANCE#47
Sample Amount	:		%Solids	:	97
Digestion Method	:		Date Digested	:	

CAS NO.	Parameter	% Results	RL	MDL	Qualifier
NONE	Solids, Total	96.7	0.100	NA	

Form 1
WETCHEM

Client	: Impact Environmental	**Lab Number**	: L2046791
Project Name	: 13-12 BEACH CHANNEL DRIVE	**Project Number**	: 15209
Lab ID	: WG1427415-1	**Date Collected**	: 10/27/20 13:00
Client ID	: WG1427415-1 DUP	**Date Received**	: 10/27/20
Sample Location	:	**Date Analyzed**	: 10/28/20 10:10
Sample Matrix	: SOIL	**Dilution Factor**	: 1
Analytical Method	: 121,2540G	**Analyst**	: RI
Lab File ID	: WG1427415.pdf	**Instrument ID**	: BALANCE#47
Sample Amount	:	**%Solids**	: 78
Digestion Method	:	**Date Digested**	:

		%			
CAS NO.	**Parameter**	**Results**	**RL**	**MDL**	**Qualifier**
NONE	**Solids, Total**	**77.2**	**0.100**	**NA**	

Sample Raw Data

Wet Chemistry Gravimetric ELN

Printed: OCT-28-20 21:20:32

WorkGroup WG1427415
Title Solids, Total
Method SM2540G
Instrumen BALANCE#47

Temp In (C)	105	**Temp In (C)**		**Temp In (C)**		**Temp In (C)**	
Temp Out (C)	105	**Temp Out (C)**		**Temp Out (C)**		**Temp Out (C)**	
Time In	28-OCT-20 10:17	**Time In**		**Time In**		**Time In**	
Time Out	28-OCT-20 18:09	**Time Out**		**Time Out**		**Time Out**	

Sample #	Analysis Date	Analyst	Tare Weight (gm)	Gross Weight (gm)	Net Weight (1) (gm)	Net Weight (2) (gm)	Net Weight (3) (gm)	Net Weight (4) (gm)	Result %	Comment
L2046761-01	28-OCT-20 10:10	ROMANY IBRAHIM	1.16	8.17	6.59				77.46	
L2046791-01	28-OCT-20 10:10	ROMANY IBRAHIM	1.16	7.36	6.98				93.87	
L2046791-02	28-OCT-20 10:10	ROMANY IBRAHIM	1.17	7.46	6.97				92.21	
L2046791-03	28-OCT-20 10:10	ROMANY IBRAHIM	1.16	5.39	5.2				95.51	
L2046791-04	28-OCT-20 10:10	ROMANY IBRAHIM	1.17	5.22	5.04				95.56	
L2046791-05	28-OCT-20 10:10	ROMANY IBRAHIM	1.16	5.84	5.73				97.65	
L2046791-06	28-OCT-20 10:10	ROMANY IBRAHIM	1.18	5.45	5.16				93.21	
L2046791-07	28-OCT-20 10:10	ROMANY IBRAHIM	1.18	5.35	5.04				92.57	
L2046791-08	28-OCT-20 10:10	ROMANY IBRAHIM	1.17	5.56	5.28				93.62	
L2046791-09	28-OCT-20 10:10	ROMANY IBRAHIM	1.17	4.79	4.49				91.71	
L2046791-10	28-OCT-20 10:10	ROMANY IBRAHIM	1.17	5.4	5.03				91.25	
L2046791-11	28-OCT-20 10:10	ROMANY IBRAHIM	1.17	5.63	5.44				95.74	
L2046791-12	28-OCT-20 10:10	ROMANY IBRAHIM	1.16	6.17	6.07				98.00	
L2046791-13	28-OCT-20 10:10	ROMANY IBRAHIM	1.16	5.71	5.56				96.70	
L2046791-14	28-OCT-20 10:10	ROMANY IBRAHIM	1.18	6.02	5.86				96.69	
WG1427415-1	28-OCT-20 10:10	ROMANY IBRAHIM	1.17	8.26	6.64				77.15	

Quality Control

Form 6
Lab Duplicates

Client	: Impact Environmental	**Lab Number**	: L2046791
Project Name	: 13-12 BEACH CHANNEL DRIVE	**Project Number**	: 15209
Client Sample ID	: NA	**Matrix**	: SOIL
Lab Sample ID	: NA	**Analysis Date**	: 10/28/20 10:10
Dup Sample ID	: WG1427415-1	**DUP Analysis Date**	: 10/28/20 10:10

Parameter	Sample Concentration (%)	Duplicate Concentration (%)	RPD	RPD Limit
Solids, Total	77.5	77.2	0	20