
**DRAFT PHASE II ENVIRONMENTAL SITE
INVESTIGATION REPORT**

for

**25-01 Queens Plaza North
Queens, New York**

Prepared for:

**Grubb Properties
4601 Park Road
Suite 450
Charlotte, NC 28209**

Prepared by:

**Langan Engineering, Environmental, Surveying, Landscape
Architecture and Geology, D.P.C.
21 Penn Plaza
360 West 31st Street, 8th Floor
New York, New York 10001**

LANGAN

January 22, 2021

170652801

TABLE OF CONTENTS

TABLE OF CONTENTS	1
INTRODUCTION	3
ENVIRONMENTAL HISTORY	3
PHASE II ENVIRONMENTAL SITE INVESTIGATION	3
GEOPHYSICAL SURVEY	4
SOIL INVESTIGATION AND SAMPLING METHODOLOGY	4
GROUNDWATER INVESTIGATION AND SAMPLING METHODOLOGY	5
SOIL VAPOR INVESTIGATION AND SAMPLING METHODOLOGY	6
OBSERVATIONS AND ANALYTICAL RESULTS	7
GEOPHYSICAL SURVEY	8
FIELD OBSERVATIONS	8
SOIL SAMPLE ANALYTICAL RESULTS	9
GROUNDWATER SAMPLE ANALYTICAL RESULTS	11
SOIL VAPOR SAMPLE RESULTS	13
CONCLUSIONS	15
LIMITATIONS	ERROR! BOOKMARK NOT DEFINED.

LIST OF FIGURES

Figure 1	Site Location Map
Figure 2	Sample Location Map
Figure 3	Soil Sample Analytical Results Map
Figure 4	Groundwater Sample Analytical Results Map
Figure 5	Soil Vapor Sample Analytical Results Map

LIST OF TABLES

Table 1	Sample Summary
Table 2	Groundwater Depth Summary
Table 3	Soil Sample Analytical Results Summary
Table 4	Groundwater Sample Analytical Results Summary
Table 5	Soil Vapor Sample Analytical Results Summary

LIST OF APPENDICES

Appendix A	Geophysical Survey Report
Appendix B	Soil Boring Logs
Appendix C	Groundwater Sampling Logs
Appendix D	Soil Vapor Sampling Logs
Appendix E	Soil Laboratory Analytical Reports
Appendix F	Groundwater Laboratory Analytical Reports
Appendix G	Soil Vapor Laboratory Analytical Reports

INTRODUCTION

Langan Engineering, Environmental, Surveying, Landscape Architecture and Geology, D.P.C. (Langan) completed a Phase II Environmental Site Investigation (ESI) on behalf of Grubb Properties for the property located at 25-01 Queens Plaza North in Queens, New York (the site). The purpose of this investigation was to: 1) investigate Recognized Environmental Conditions (REC) identified in the December 15, 2020 Draft Phase I Environmental Site Assessment (ESA) prepared by Langan, 2) assess potential impacts to soil, groundwater, and soil vapor at the site, and 3) evaluate eligibility for site enrollment in the New York State Department of Environmental Conservation (NYSDEC) Brownfield Cleanup Program (BCP). This report provides a description of site background, investigation methodologies, and investigation results.

The site is located at 25-01 Queens Plaza North in the Long Island City neighborhood of Queens, New York and is identified as Block 415, Lots 4 and 10 on the Queens Borough Tax Map. The site is about 30,540 square feet in area and is currently improved with a two-story commercial building with a partial cellar level (Lot 4) and an asphalt-paved parking lot (Lot 10). A pedestrian bridge connects the second story of the two-story building to an adjacent New York City Transit (NYCT) elevated subway station entrance for the N, W, and No. 7 Lines. The current uses of the site include a parking lot, restaurants, a salon, a smoking products store, a military recruiting center, a food bank, and a healthcare facility. A site location map is presented as Figure 1.

ENVIRONMENTAL HISTORY

According to the December 15, 2020 Draft Phase I ESA, historical uses of environmental concern include an automobile garage on Lot 10 (early to mid-1900s) and a bowling alley (1950 – 2006) and a plastics processing company (1960s to 1990s) on Lot 4. Lot 4 has a history of underground petroleum bulk storage (PBS), including buried gasoline tanks located in the southeastern part of the lot (1936 – 1947) and an active, 5,000-gallon No. 4 fuel oil underground storage tank (UST) in the central part of the lot (1930s – present day). The 5,000-gallon UST is listed in the New York State Department of Environmental Conservation (NYSDEC) PBS UST database (PBS No. 2-111651). One closed NYSDEC Spill listing (Spill No. 8905133) is associated with Lot 4 for a tank test failure within the cellar that reportedly resulted in a release of an unknown amount of fuel oil in 1989. The spill was closed by the NYSDEC on November 19, 1992.

PHASE II ENVIRONMENTAL SITE INVESTIGATION

The Phase II ESI was implemented from December 15 to December 22, 2020 and included a geophysical survey; installation of 12 soil borings, 4 temporary groundwater monitoring wells, and 3 soil vapor points; and collection and laboratory analysis of 9 grab soil samples, 4 groundwater samples, and 3 soil vapor samples. Quality assurance/quality control (QA/QC) samples were not collected. A sample summary matrix is provided in Table 1.

Geophysical Survey

NOVA Geophysical Services (NOVA) performed a geophysical survey on December 15, 2020 to clear proposed sample locations and identify potential USTs, utilities, and/or subsurface anomalies at the site. The survey utilized ground penetrating radar (GPR) and electromagnetic (EM) detection equipment. NOVA attempted to survey the entirety of the site; however, northern portions of Lot 10 were inaccessible due to parked cars and the central portion of Lot 4 was inaccessible due to locked offices or stored metal equipment and debris in hallways. A copy of the geophysical survey report is provided in Appendix A.

Soil Investigation and Sampling Methodology

The soil investigation included the advancement of 12 soil borings (SB01 through SB12) by Lakewood Environmental Services Corp. of Smithtown, New York (Lakewood) under observation by Langan field personnel. The borings were located to investigate RECs identified in the Phase I ESA and avoid utilities, obstructions, and subsurface anomalies. Soil boring locations are provided in Figure 2.

The soil borings were advanced using an AMS PowerProbe 9100 drill rig or a Hilti TE 3000-AVR jackhammer with a MacroCore® attachment to depths of about 12 to 25 feet below sidewalk grade (bsg). Soil samples were collected into MacroCore® barrels lined with 2- or 4-foot dedicated acetate sleeves. Extracted soil was screened with a photoionization detector (PID) equipped with a 10.6 electron volt (eV) lamp, inspected for visual and olfactory evidence of contamination, and classified by Langan field personnel. The soil boring logs are provided in Appendix B.

Up to one grab soil sample was collected from each boring for laboratory analysis. Soil samples were collected from historic fill, at the groundwater interface, and/or from the interval where the greatest petroleum- or chemical-like impacts observed in the field. Soil samples were not collected from SB10 through SB12 (located to evaluate a geophysical anomaly resembling a buried steel plate [SB10] and field impacts [SB11 and SB12]) because no evidence of petroleum- or chemical-like contamination was observed.

Soil samples were collected into laboratory-supplied batch-certified clean glassware and TerraCore® samplers (VOC samples only) and submitted to a New York State Department of Health (NYSDOH) Environmental Laboratory Approval Program (ELAP)-certified laboratory (Alpha Analytical, Inc. [Alpha] of Westborough, MA [ELAP ID #11148]) via courier service under standard chain-of-custody protocol. Soil samples were analyzed for the following parameters:

- Target Compound List (TCL) VOCs by United States Environmental Protection Agency (USEPA) Method 8260
- TCL semivolatile organic compounds (SVOC) by USEPA Method 8270D

- TCL polychlorinated biphenyls (PCB) by USEPA Method 8082A
- Target analyte list (TAL) metals by USEPA Method 6010C and 7471B
- Hexavalent chromium by USEPA Method 7196A
- Trivalent chromium by USEPA Method 3060/107

Table 1 includes a summary of samples and analyses.

If not completed as monitoring wells, soil borings were backfilled with drill cuttings with no field evidence of impacts and finished at the surface with concrete in interior locations or asphalt in exterior locations. Excess drill cuttings, including soil with field-observed impacts, were disposed of in one 55-gallon drum; drums were placed on a secure location pending soil data and off-site disposal.

Groundwater Investigation and Sampling Methodology

Three temporary groundwater monitoring wells (MW03, MW06, and MW09) and one permanent monitoring well (MW02) were installed by Lakewood in select boring locations under observation by Langan field personnel. Monitoring well locations are provided in Figure 2.

The monitoring wells were constructed at select soil borings with an AMS PowerProbe 9100 drill rig or a Hilti TE 3000-AVR jackhammer with a MacroCore® attachment. Monitoring wells were constructed using a 10-foot-long, 1-inch diameter, 0.01-inch slotted polyvinyl chloride (PVC) well screen placed across the observed groundwater table and a solid PVC riser pipe. Monitoring well MW02 was completed as a permanent well with an 8-inch-diameter, flush-mount, bolt-down manhole set into the surrounding asphalt parking lot to protect the monitoring well from vehicles.

One groundwater sample was collected from each monitoring well in general accordance with NYSDEC Division of Environmental Remediation (DER)-10 and USEPA's Low Flow Purging and Sampling Procedures for the Collection of Groundwater Samples from Monitoring Wells (Low Flow Procedures). The groundwater samples were collected using a peristaltic pump and dedicated Teflon-lined poly tubing. Before a groundwater sample was collected, the well was gauged and continuously purged until groundwater quality parameters (pH, conductivity, turbidity, dissolved oxygen, temperature, and oxidation-reduction potential) stabilized, to the extent practical, in accordance with the USEPA low-flow sampling guidance. Criteria for stabilization were three consecutive readings of all parameters within the limits specified in the USEPA low-flow sampling guidance. A multi-parameter water quality system (Horiba U52) was used to monitor the groundwater quality parameters during sampling. Groundwater quality parameters did not stabilize during purging and sampling in any of the monitoring wells because of high turbidity in groundwater and/or poor well recharge; the wells were sampled after one hour of purging or after the wells recharged from running dry after two consecutive attempts to purge them. Purged groundwater was disposed of in on 55-gallon drum; drums were placed on a

secure location pending soil data and off-site disposal.

The groundwater samples were collected into laboratory-supplied batch-certified glassware and submitted to Alpha via courier service under standard chain-of-custody protocol. The groundwater sampling logs are provided in Appendix C. The groundwater samples were analyzed for the following parameters:

- TCL VOCs by USEPA Method 8260C
- TCL SVOCs by USEPA Method 8270D
- TCL PCBs by USEPA Method 8082A
- TAL metals (dissolved) by USEPA Method 6010 and 7471
- Hexavalent chromium (dissolved) by USEPA Method 3060/7196
- Trivalent chromium (dissolved) by USEPA Method 3060

The groundwater sample collected from MW06 was analyzed for VOCs and SVOCs only. Table 1 includes a summary of samples and analyses.

Following groundwater sample collection, the well screen and riser of monitoring wells MW03, MW06, and MW09 were removed from the ground and the boreholes were backfilled with No. 2 sand and/or clean soil cuttings and patched with concrete in interior locations or asphalt in exterior locations.

Soil Vapor Investigation and Sampling Methodology

One soil vapor sampling point (SV02 in Lot 10) and two sub-slab soil vapor sampling points (SV04 and SV09 in Lot 4) were installed by Lakewood under observation by Langan field personnel. Soil vapor sampling locations are provided in Figure 2.

The soil vapor sampling point SV02 was installed to a depth of 12 feet bsg using an AMS PowerProbe 9100 drill rig. Sub-slab soil vapor sampling points, SV04 and SV09, were installed immediately below the 6-inch-thick cellar slab using a hammer drill. The sample collection points consisted of a 2-inch long polyethylene probe and inert 3/16-inch by 1/4-inch Teflon-lined polyethylene tubing. The annulus (i.e., the sampling zone) around the probes were filled with No. 2 sand to about six inches above the top of the probe screen and sealed to the surface with hydrated bentonite. After sample collection, the vapor points were removed and the ground surface restored to its original level with hydrated bentonite and a concrete patch.

Soil vapor samples were collected in general accordance with NYSDOH guidance. Before collecting the soil vapor sample, a minimum of three implant volumes (i.e., the volume of the sample probe and tubing) was purged from the sample port at a rate of less than 0.2 liters per minute using a RAE Systems MultiRAE® meter. The purged soil vapor was monitored for VOCs with the MultiRAE® during purging.

A helium tracer gas was used in accordance with the NYSDOH protocols to serve as a QA/QC technique to document the integrity of the soil vapor sampling point seal before and after sampling. The tracer gas was introduced into a container, which acted as a shroud for the vapor point and seal. Helium was measured from the sampling tube and inside the container. The sample tubing did not contain more than 10% of the tracer gas concentration that was introduced into the container, therefore, the seal was considered adequate for sampling before and after each soil vapor sample was collected.

After seal integrity was confirmed, vapor samples were collected for an approximate 2-hour sampling period into laboratory-supplied batch-certified clean 2.7-liter Summa® canisters calibrated with flow controllers. No QA/QC soil vapor samples were collected during the Phase II ESI. A log sheet for each soil vapor, was completed to record the following:

- Sample identification name
- Date and time of sample collection
- Sampling depth
- Name of the field engineer responsible for sampling
- Sampling methods and equipment
- Soil vapor purge volumes
- Volume of soil vapor extracted
- Flow rate
- Vacuum of canisters before and after sample collection

Soil vapor samples were submitted to Alpha via courier service under standard chain-of-custody protocol and analyzed for VOCs by the USEPA Method TO-15. The soil vapor sampling logs are provided in Appendix D.

OBSERVATIONS AND ANALYTICAL RESULTS

Geophysical Survey

Subsurface anomalies interpreted as various utility lines, such as water, electric, sewer, telecom, and gas were identified by the survey. The geophysical survey report noted a flat lying geophysical anomaly resembling a potential buried steel plate in the central part of Lot 10 and a UST in the expected location of the 5,000-gallon No. 4 fuel oil UST listed in the PBS UST database (PBS No. 2-111651). No anomalies consistent with USTs were identified in the southeast corner of Lot 4 where they were depicted in historical Sanborn Maps from 1936 and 1947.

Field Observations

Soil borings were completed to depths ranging from 12 to 25 feet bsg. Subsurface stratigraphy generally consists of historic fill material composed of varying amounts of sand, silt, gravel, clay and varying amounts of anthropogenic materials (brick, slag, asphalt, ceramics, metal wire, glass, and plastic) extending to depths ranging from 2.5 to 15.5 feet bsg. The historic fill layer is underlain by native soil consisting of varying amounts of sand, silt, clay, and gravel. Bedrock was not encountered during the Phase II ESI; however, bedrock was encountered at about 54.5 feet bsg during Langan's preliminary geotechnical investigation completed in December 2020.

Visual, olfactory, and/or PID evidence of chemical- or petroleum-like impacts were identified in the borings summarized in the table below.

Boring ID	Location	Evidence of impacts	Depth of impacts (feet bsg)	Maximum PID reading
SB05	Lot 4	Black staining	12.5 to 13	0.0
SB06	Lot 4	Petroleum-like odors; sheen; black staining	13.5 to 23	150.9
SB07	Lot 4	Petroleum-like odor; sheen	12 to 17	136.2
SB09	Lot 4	Petroleum-like odors; sheen; black staining	14.5 to 21.5	527.5

Depth to groundwater ranged from approximately 11.97 to 15.50 feet bsg based on groundwater measurements collected prior to purging and sampling. No light non-aqueous phase liquid (LNAPL) or dense non-aqueous phase liquid (DNAPL) were observed during well gauging and sampling. A groundwater depth summary is provided in Table 2.

Visual, olfactory, and/or PID evidence of chemical- or petroleum-like impacts were identified in the monitoring wells summarized in the table below.

Monitoring Well ID	Location	Evidence of impacts	Maximum PID reading (ppm)
MW06	Lot 4	Petroleum-like odor and sheen during purging/sampling	52.1
MW09	Lot 4	Petroleum-like odor during purging/sampling	0.0

Monitoring wells were not surveyed during the Phase II ESI and a synoptic gauging event was not performed. Local hydrogeology may not be consistent with regional groundwater flow. Local groundwater depth and flow at the site is subject to hydrogeological and anthropogenic variables such as precipitation, evaporation, coverage by impervious surfaces, the presence of historic fill, and variability in local geology and groundwater sources or sinks. Regional groundwater is expected to flow to the southwest towards the East River, which is about 3,500 feet west/southwest of the site.

Soil Sample Analytical Results

Nine soil samples were collected for laboratory analysis from the twelve completed soil borings (SB01 through SB12). Soil sample analytical results were compared to the Title 6 New York Codes, Rules and Regulations (6 NYCRR) Part 375, Unrestricted Use (UU) and Restricted Use Restricted-Residential (RURR) Soil Cleanup Objectives (SCO). Soil sample analytical results are provided in Table 3 and shown on Figure 3. Laboratory analytical reports for soil are provided in Appendix E.

VOCs

One or more of eight VOCs were detected at concentrations above UU and/or RURR SCOs in borings SB06 and SB07. The table below provides concentration ranges of VOCs that were detected above UU SCOs. VOC concentrations that were also detected above RURR SCOs are shown in **bold**.

Analyte	Range of Concentrations Detected above UU SCOs		UU and RURR SCOs (mg/kg)
	Low (mg/kg)	High (mg/kg)	
1,2,4-Trimethylbenzene	23 in SB07_12.5-13.5	68 in SB06_16-17	UU: 3.6 RURR: 52
1,3,5-Trimethylbenzene (mesitylene)	27 in SB06_16-17		UU: 8.4 RURR: 52

Analyte	Range of Concentrations Detected above UU SCOs		UU and RURR SCOs (mg/kg)
	Low (mg/kg)	High (mg/kg)	
Benzene	0.19 in SB06_16-17		UU: 0.06 RURR: 4.8
Ethylbenzene	1.8 in SB07_12.5-13.5	4.6 in SB06_16-17	UU: 1 RURR: 41
Naphthalene ¹	18 in SB06_16-17		UU: 12 RURR: 100
n-Propylbenzene	8.4 in SB06_16-17		UU: 3.9 RURR: 100
Toluene	0.97 in SB06_16-17		UU: 0.7 RURR: 100
Total xylenes	6.5 in SB07_12.5-13.5	30 in SB06_16-17	UU: 0.26 RURR: 100

SVOCs

One or more of seven SVOCs exceeded the UU and/or RURR SCOs in borings SB01 and SB02. The table below provides concentration ranges of SVOCs that were detected above UU SCOs. SVOC concentrations that were also detected above RURR SCOs are shown in **bold**.

Analyte	Range of Concentrations Detected above UU SCOs		UU and RURR SCOs (mg/kg)
	Low (mg/kg)	High (mg/kg)	
Benzo(a)anthracene	6.6 in SB01_2-3	25 in SB02_11-12	UU: 1 RURR: 1
Benzo(a)pyrene	6.4 in SB01_2-3	24 in SB02_11-12	UU: 1 RURR: 1
Benzo(b)fluoranthene	7.9 in SB01_2-3	28 in SB02_11-12	UU: 1 RURR: 1
Benzo(k)fluoranthene	2 in SB01_2-3	8.4 in SB02_11-12	UU: 0.8 RURR: 3.9
Chrysene	6.2 in SB01_2-3	23 in SB02_11-12	UU: 1 RURR: 3.9
Dibenz(a,h)anthracene	0.84 in SB01_2-3	3.3 in SB02_11-12	UU: 0.33 RURR: 0.33
Indeno(1,2,3-cd)pyrene	3.6 in SB01_2-3	14 in SB02_11-12	UU: 0.5 RURR: 0.5

¹ Naphthalene was analyzed as a VOC via USEPA method 8260C and as an SVOC via USEPA Method 8270D.

Metals

One or more of five metals exceeded the UU and/or RURR SCOs in borings SB01, SB02, SB05, and SB09. The table below provides concentration ranges of metals that were detected above UU SCOs. Concentrations of metals that were also detected above RURR SCOs are shown in **bold**.

Analyte	Range of Concentrations Detected above UU SCOs		UU and RURR SCOs (mg/kg)
	Low (mg/kg)	High (mg/kg)	
Hexavalent chromium	1.32 in SB01_2-3	1.32 in SB01_2-3	UU: 1 RURR: 110
Trivalent chromium	35 in SB09_14.5-15.5	44 in SB05_12.5-13.5	UU: 30 RURR: 180
Lead	138 in SB02_11-12	284 in SB01_2-3	UU: 63 RURR: 400
Mercury	0.267 in SB01_2-3	1.59 in SB02_11-12	UU: 0.18 RURR: 0.81
Zinc	168 in SB02_11-12	352 in SB01_2-3	UU: 109 RURR: 10,000

PCBs

No PCBs exceeded the UU or RURR SCOs in soil.

Groundwater Sample Analytical Results

Four groundwater monitoring wells (MW02, MW03, MW06, and MW09) were installed and four groundwater samples were collected for laboratory analysis. Groundwater analytical results were compared to the NYSDEC Title 6 NYCRR Part 703.5 and the NYSDEC Technical and Operational Guidance Series (TOGS) 1.1.1 Ambient Water Quality Standards and Guidance Values for Class GA water (collectively the NYSDEC SGVs). Groundwater sample results are provided in Table 4 and shown on Figure 4. Laboratory analytical reports for groundwater are provided in Appendix F.

VOCs

Twelve VOCs exceeded the NYSDEC SGVs in monitoring well MW06. The table below provides concentration ranges of VOCs that were detected above the NYSDEC SGVs.

Analyte	Range of Concentrations Detected above NYSDEC SGVs		NYSDEC SGVs (µg/L)
	Low (µg/L)	High (µg/L)	
1,2,4,5-Tetramethylbenzene	14 in MW06_121820		5
1,2,4-Trimethylbenzene	65 in MW06_121820		5
1,3,5-Trimethylbenzene (mesitylene)	21 in MW06_121820		5
Benzene	8.3 in MW06_121820		1
Ethylbenzene	8.1 in MW06_121820		5
Isopropylbenzene (cumene)	15 in MW06_121820		5
m,p-Xylene	30 in MW06_121820		5
Naphthalene	56 in MW06_121820		10
n-Propylbenzene	7.8 in MW06_121820		5
o-Xylene (1,2-Dimethylbenzene)	18 in MW06_121820		5
sec-Butylbenzene	9.8 in MW06_121820		5
Total xylenes	48 in MW06_121820		5

SVOCs

One or more of eight SVOCs exceeded the NYSDEC SGVs in groundwater samples collected from MW02 and MW06. The table below provides concentration ranges of SVOCs that were detected above the NYSDEC SGVs.

Analyte	Range of Concentrations Detected above NYSDEC SGVs		NYSDEC SGVs (µg/L)
	Low (µg/L)	High (µg/L)	
Benzo(a)anthracene	0.56 in MW02_122220		0.002
Benzo(a)pyrene	0.5 in MW02_122220		0
Benzo(b)fluoranthene	0.64 in MW02_122220		0.002
Benzo(k)fluoranthene	0.21 in MW02_122220		0.002

Analyte	Range of Concentrations Detected above NYSDEC SGVs		NYSDEC SGVs (µg/L)
	Low (µg/L)	High (µg/L)	
Biphenyl (diphenyl)	8 in MW06_121820		5
Chrysene	0.5 in MW02_122220		0.002
Indeno(1,2,3-cd)pyrene	0.31 in MW02_122220		0.002
Naphthalene	56 in MW06_121820		10

Metals

One or more of three metals exceeded the NYSDEC SGVs at dissolved concentrations in three groundwater samples (MW06 was not analyzed for dissolved metals). The table below provides concentration ranges of metals that were detected above the NYSDEC SGVs.

Analyte	Range of Concentrations Detected above NYSDEC SGVs		NYSDEC SGVs (µg/L)
	Low (µg/L)	High (µg/L)	
Magnesium (dissolved)	47,900 in MW09_122120	60,600 in MW03_121820	35,000
Manganese (dissolved)	521.8 in MW03_121820	813 in MW09_122120	300
Sodium (dissolved)	59,800 in MW02_122220	343,000 in MW09_122120	20,000

PCBs

No PCBs exceeded the NYSDEC SGVs in groundwater.

Soil Vapor Sample Results

One soil vapor sampling point (SV02) and two sub-slab soil vapor sampling points (SV04 and SV09) were collected for laboratory analysis. Soil vapor sample results were evaluated using the NYSDOH Decision Matrices contained in the October 2006 Guidance for Evaluating Soil Vapor Intrusion in the State of New York Decision Matrices for Sub-Slab Vapor and Indoor Air and subsequent updates (2017). Soil vapor sample results were also evaluated using the NYSDOH Air Guideline Values (AGV) set forth in the October 2006 Guidance for Evaluating Soil Vapor Intrusion in the State of New York and subsequent updates (2013, 2015). The NYSDOH Decision Matrices (Matrices A, B, and C) address the compounds tetrachloroethene (PCE), trichloroethene (TCE), 1,1,1-trichloroethane (1,1,1-TCA), 1,1-dichloroethene, cis-1,2-dichloroethene, vinyl

chloride, methylene chloride and carbon tetrachloride. The matrix evaluation requires soil vapor and indoor air data. In the absence of indoor air sampling data, soil vapor results were applied to the lowest concentration for which monitoring or mitigation is recommended in the NYSDOH Decision Matrices A, B, and C. The soil vapor analytical results are provided in Table 5 and shown on Figure 5. Laboratory analytical reports for soil vapor are provided in Appendix G.

- TCE, 1,1,1-TCA, 1,1-dichloroethene, cis-1,2-dichloroethene, vinyl chloride, methylene chloride, and carbon tetrachloride were not detected in soil vapor.
- PCE was detected in all soil vapor samples at concentrations ranging from 1.8 $\mu\text{g}/\text{m}^3$ at SV09 to 38.5 $\mu\text{g}/\text{m}^3$ at SV04. PCE did not exceed the minimum concentration for which mitigation is recommended (100 $\mu\text{g}/\text{m}^3$). PCE exceeded the NYSDOH AGV (30 $\mu\text{g}/\text{m}^3$) in SV04.

CONCLUSIONS

The conclusions of the Phase II ESI are as follows:

- Geophysical Survey: Geophysical anomalies indicative of the active, 5,000 No. 4 fuel oil UST registered under PBS No. 2-111651 and one flat-lying metal plate were identified. Subsurface anomalies, interpreted as various utility lines, such as water, electric, sewer, telecom, and gas, and unknown geophysical anomalies were detected on-site. No geophysical anomalies were identified in the southeastern portion of Lot 4 (where gasoline tanks were shown in historical Sanborn maps).
- Stratigraphy: A historic fill layer was observed from surface grade to a depth of 15.5 feet bsg and consisted of varying amounts of sand, silt, gravel, clay, and anthropogenic materials (brick, slag, asphalt, ceramic, metal wire, glass, and plastic). The historic fill layer is underlain by native soil consisting of varying amounts of sand, silt, clay, and gravel. Bedrock was not encountered during the Phase II ESI; however, bedrock was encountered at about 54.5 feet bsg during Langan's preliminary geotechnical investigation completed in December 2020.
- Hydrogeology: Depth to groundwater ranges from approximately 11.97 to 15.50 feet bsg based on groundwater measurements collected prior to purging and sampling. Groundwater flow at the site was not evaluated during the Phase II ESI, but is expected to flow towards to the southwest in the direction of the East River.
- Soil Analytical Results:
 - Soil contains VOCs, SVOCs, and metals at concentrations exceeding the UU and/or RURR SCOs in 6 of the 10 soil samples collected throughout the site. The petroleum-related VOCs may be attributed to historical and/or current petroleum bulk storage on the site or an unidentified off-site source. The presence of SVOCs may be attributed to residual petroleum contamination or historic fill quality. Metals are attributed to historic fill.
- Groundwater Analytical Results:
 - Groundwater contains VOCs, SVOCs and dissolved metals at concentrations exceeding the NYSDEC SGVs. The presence of petroleum-related VOCs may be attributed to historical and/or current petroleum bulk storage on the site or an unidentified off-site source. The presence of SVOCs are likely attributed to entrained sediment in the groundwater samples. The dissolved metals exceeding NYSDEC SGVs (magnesium, manganese, and sodium) are representative of naturally-occurring and/or regional groundwater conditions.

- Soil Vapor Analytical Results:
 - TCE, 1,1,1-TCA, 1,1-dichloroethene, cis-1,2-dichloroethene, vinyl chloride, methylene chloride, and carbon tetrachloride were not detected in soil vapor.
 - PCE was detected in all soil vapor samples at concentrations ranging from 1.8 $\mu\text{g}/\text{m}^3$ at SV09 to 38.5 $\mu\text{g}/\text{m}^3$ at SV04 below the minimum concentration for which mitigation is recommended (100 $\mu\text{g}/\text{m}^3$). PCE in SV04 exceeded its AGV (30 $\mu\text{g}/\text{m}^3$).
- Petroleum Contamination
 - The field observations (i.e. staining, odors, PID readings above background) and soil and groundwater data from the Phase II ESI indicate the presence of residual petroleum contamination from about 12.5 to 21.5 feet bsg in the central and northeastern parts of Lot 4. The contamination is attributed to historical and/or current on-site petroleum bulk storage and/or an unidentified off-site source.

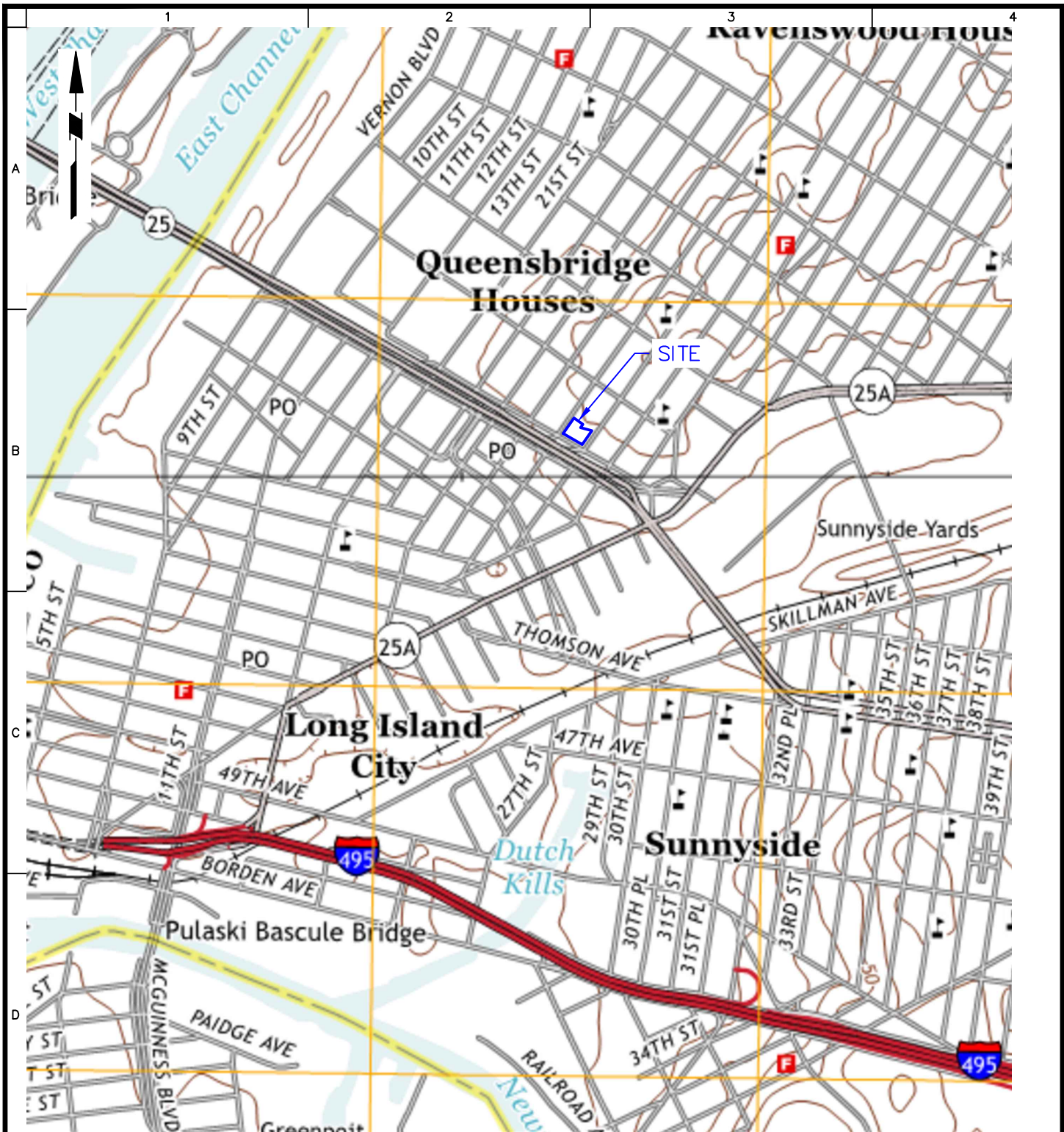
The purpose of this Phase II ESI was to: 1) investigate RECs identified in the December 15, 2020 Draft Phase I ESA prepared by Langan, 2) assess potential impacts to soil, groundwater, and soil vapor at the site, and 3) evaluate eligibility for site enrollment in the NYSDEC BCP. Findings include petroleum-related and soil vapor contamination, which are consistent with RECs outlined in the December 15, 2020 Draft Phase I ESA, which site historical site use and historical use of adjoining and surrounding properties as RECs. This data set provides preliminary soil, groundwater, and soil vapor data that can be used to inform future development activities at the site. Contaminants were identified in soil, groundwater, and soil vapor above applicable Standards, Criteria and Guidance (SCG) of the anticipated future use of the property.

LIMITATIONS

This Phase II ESI Report was prepared expressly for Grubb Properties for the property at 25-01 Queens Plaza North, Queens, New York and for the objectives defined herein. Langan cannot assume responsibility for the use of this report for any property other than the specific site addressed in this report, or by any third party without specific written authorization from Langan.

The conclusions, opinions, and recommendations provided in this report are based on subsurface conditions ascertained from the analysis of a limited number of samples and from environmental reports prepared by other professionals. Recommendations provided are contingent upon one another and no recommendation should be followed independent of the others. Actual conditions encountered may differ substantially from those presented herein and should be brought to our attention whereby we may determine how such changes may affect our conclusions, opinions and recommendations.

FIGURES



NOTES:

1. BASEMAP SOURCE: CENTRAL PARK AND BROADWAY, 7.5-MINUTE SERIES, TOPOGRAPHIC QUADRANGLE MAPS, DATED 2013.
2. MAP IS NOT DRAWN TO SCALE.

— APPROXIMATE SITE BOUNDARY

WARNING: IT IS A VIOLATION OF THE NYS EDUCATION LAW ARTICLE 145 FOR ANY PERSON, UNLESS HE IS ACTING UNDER THE DIRECTION OF A LICENSED PROFESSIONAL ENGINEER, TO ALTER THIS ITEM IN ANY WAY.

LANGAN

Langan Engineering, Environmental, Surveying,
Landscape Architecture and Geology, D.P.C.
21 Penn Plaza, 360 West 31st Street, 8th Floor
New York, NY 10001

T: 212.479.5400 F: 212.479.5444 www.langan.com

Project

**25-01 QUEENS PLAZA
NORTH**

BLOCK No. 415, LOT Nos. 4 & 10

QUEENS

NEW YORK

Figure Title

**SITE LOCATION
MAP**

Project No.

170652801

Date

12/8/2020

Drawn By

AS

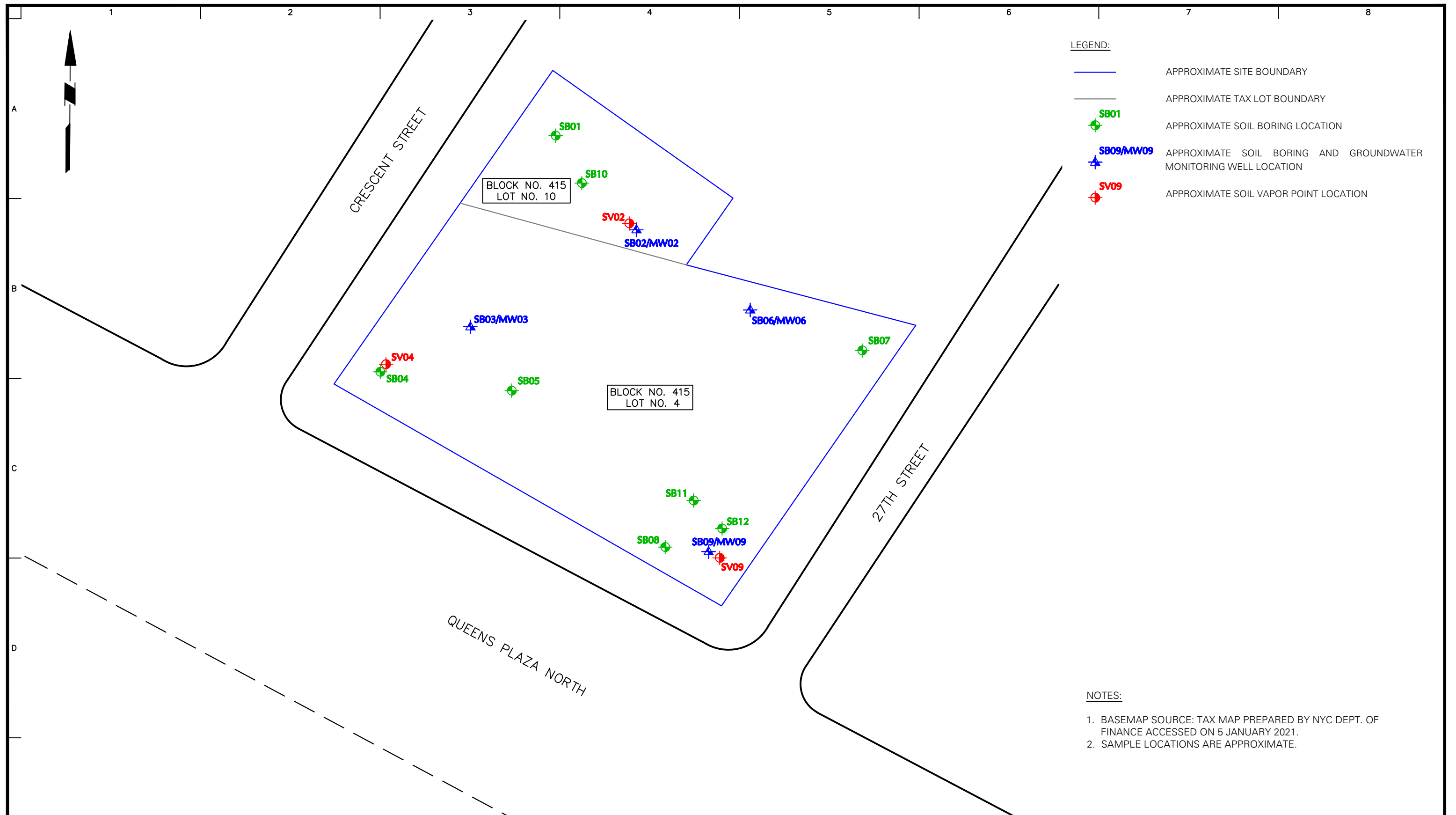
Checked By

WK

Figure No.

1

Sheet 1 of 5



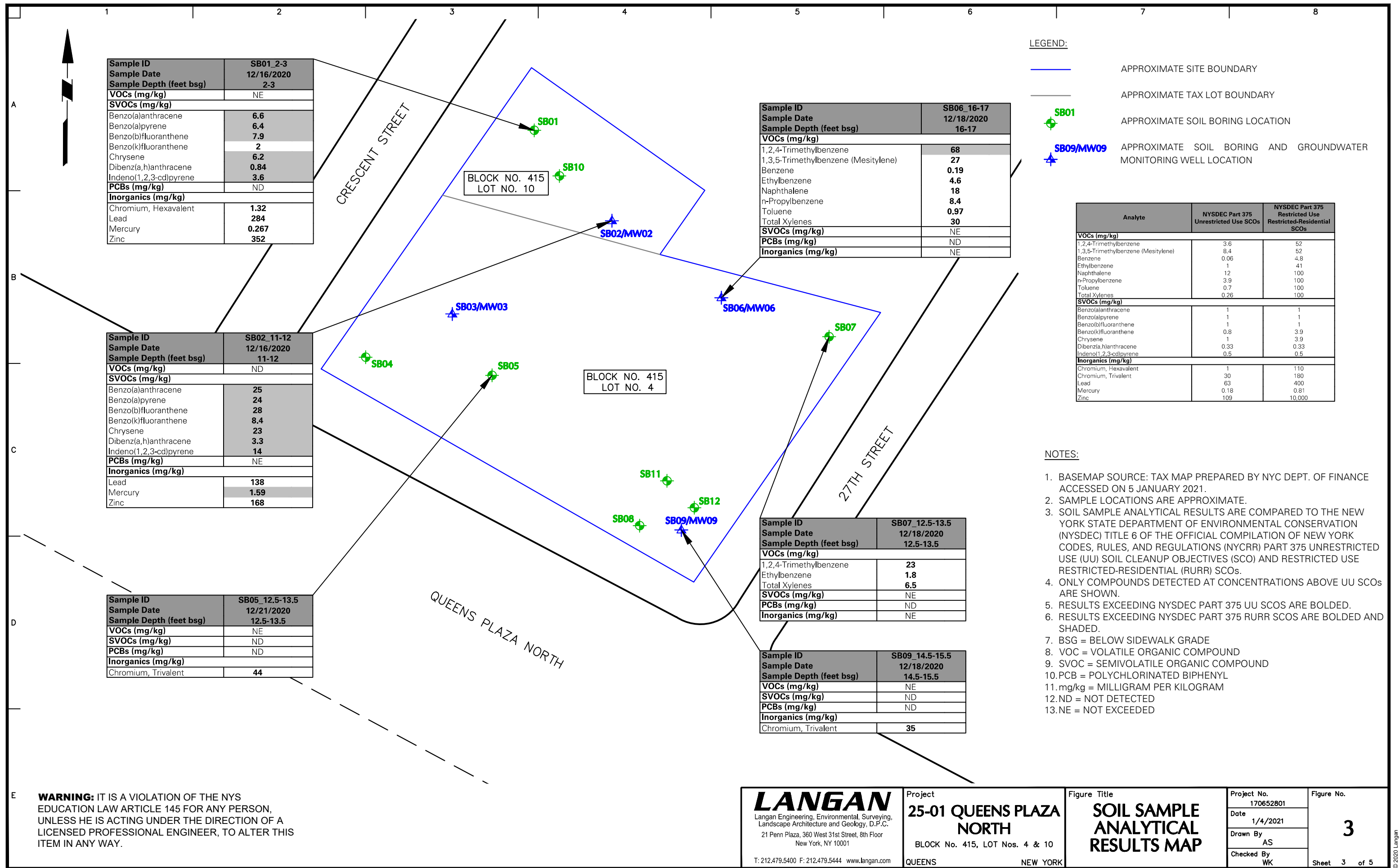
LEGEND:

	APPROXIMATE SITE BOUNDARY
	APPROXIMATE TAX LOT BOUNDARY
	APPROXIMATE SOIL BORING LOCATION
	APPROXIMATE SOIL BORING AND GROUNDWATER MONITORING WELL LOCATION
	APPROXIMATE SOIL VAPOR POINT LOCATION

- NOTES:**
1. BASEMAP SOURCE: TAX MAP PREPARED BY NYC DEPT. OF FINANCE ACCESSED ON 5 JANUARY 2021.
 2. SAMPLE LOCATIONS ARE APPROXIMATE.

WARNING: IT IS A VIOLATION OF THE NYS EDUCATION LAW ARTICLE 145 FOR ANY PERSON, UNLESS HE IS ACTING UNDER THE DIRECTION OF A LICENSED PROFESSIONAL ENGINEER, TO ALTER THIS ITEM IN ANY WAY.

 Langan Engineering, Environmental, Surveying, Landscape Architecture and Geology, D.P.C. 21 Penn Plaza, 360 West 31st Street, 8th Floor New York, NY 10001 T: 212.479.5400 F: 212.479.5444 www.langan.com	Project 25-01 QUEENS PLAZA NORTH BLOCK No. 415, LOT Nos. 4 & 10 QUEENS NEW YORK	Figure Title SAMPLE LOCATION MAP	Project No. 170652801	Figure No. 2
			Date 1/4/2021	Sheet 2 of 5
			Drawn By AS	
			Checked By WK	



Sample ID	SB01_2-3
Sample Date	12/16/2020
Sample Depth (feet bsg)	2-3
VOCs (mg/kg)	NE
SVOCs (mg/kg)	
Benzo(a)anthracene	6.6
Benzo(a)pyrene	6.4
Benzo(b)fluoranthene	7.9
Benzo(k)fluoranthene	2
Chrysene	6.2
Dibenz(a,h)anthracene	0.84
Indeno(1,2,3-cd)pyrene	3.6
PCBs (mg/kg)	ND
Inorganics (mg/kg)	
Chromium, Hexavalent	1.32
Lead	284
Mercury	0.267
Zinc	352

Sample ID	SB02_11-12
Sample Date	12/16/2020
Sample Depth (feet bsg)	11-12
VOCs (mg/kg)	ND
SVOCs (mg/kg)	
Benzo(a)anthracene	25
Benzo(a)pyrene	24
Benzo(b)fluoranthene	28
Benzo(k)fluoranthene	8.4
Chrysene	23
Dibenz(a,h)anthracene	3.3
Indeno(1,2,3-cd)pyrene	14
PCBs (mg/kg)	NE
Inorganics (mg/kg)	
Lead	138
Mercury	1.59
Zinc	168

Sample ID	SB05_12.5-13.5
Sample Date	12/21/2020
Sample Depth (feet bsg)	12.5-13.5
VOCs (mg/kg)	NE
SVOCs (mg/kg)	ND
PCBs (mg/kg)	ND
Inorganics (mg/kg)	
Chromium, Trivalent	44

Sample ID	SB06_16-17
Sample Date	12/18/2020
Sample Depth (feet bsg)	16-17
VOCs (mg/kg)	
1,2,4-Trimethylbenzene	68
1,3,5-Trimethylbenzene (Mesitylene)	27
Benzene	0.19
Ethylbenzene	4.6
Naphthalene	18
n-Propylbenzene	8.4
Toluene	0.97
Total Xylenes	30
SVOCs (mg/kg)	NE
PCBs (mg/kg)	ND
Inorganics (mg/kg)	NE

Sample ID	SB07_12.5-13.5
Sample Date	12/18/2020
Sample Depth (feet bsg)	12.5-13.5
VOCs (mg/kg)	
1,2,4-Trimethylbenzene	23
Ethylbenzene	1.8
Total Xylenes	6.5
SVOCs (mg/kg)	NE
PCBs (mg/kg)	ND
Inorganics (mg/kg)	NE

Sample ID	SB09_14.5-15.5
Sample Date	12/18/2020
Sample Depth (feet bsg)	14.5-15.5
VOCs (mg/kg)	NE
SVOCs (mg/kg)	ND
PCBs (mg/kg)	ND
Inorganics (mg/kg)	
Chromium, Trivalent	35

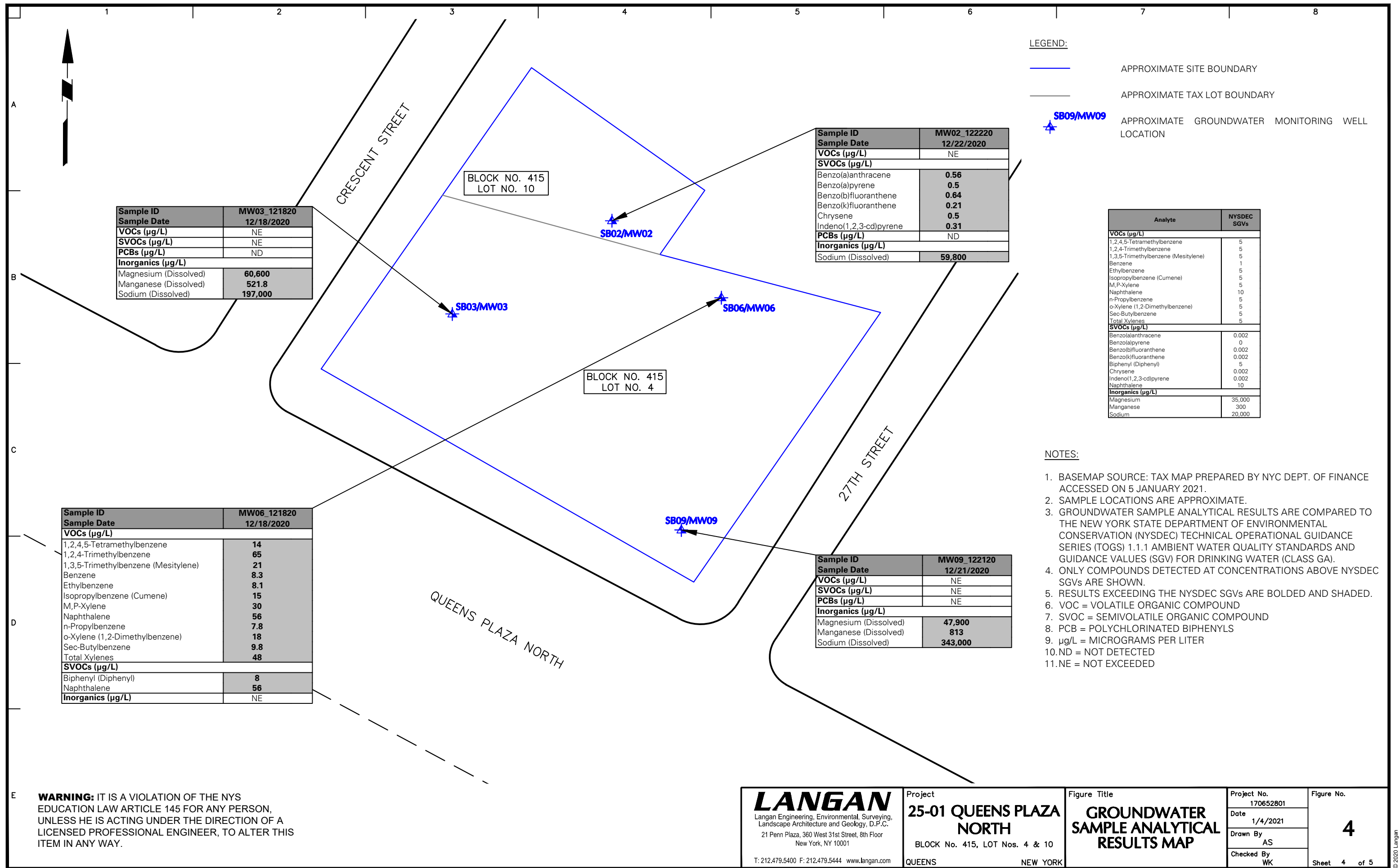
- LEGEND:**
- APPROXIMATE SITE BOUNDARY
 - APPROXIMATE TAX LOT BOUNDARY
 - SB01 APPROXIMATE SOIL BORING LOCATION
 - SB09/MW09 APPROXIMATE SOIL BORING AND GROUNDWATER MONITORING WELL LOCATION

Analyte	NYSDEC Part 375 Unrestricted Use SCOs	NYSDEC Part 375 Restricted Use Restricted-Residential SCOs
VOCs (mg/kg)		
1,2,4-Trimethylbenzene	3.6	52
1,3,5-Trimethylbenzene (Mesitylene)	8.4	52
Benzene	0.06	4.8
Ethylbenzene	1	41
Naphthalene	12	100
n-Propylbenzene	3.9	100
Toluene	0.7	100
Total Xylenes	0.26	100
SVOCs (mg/kg)		
Benzo(a)anthracene	1	1
Benzo(a)pyrene	1	1
Benzo(b)fluoranthene	0.8	3.9
Benzo(k)fluoranthene	1	3.9
Chrysene	0.33	0.33
Dibenz(a,h)anthracene	0.5	0.5
Indeno(1,2,3-cd)pyrene		
Inorganics (mg/kg)		
Chromium, Hexavalent	1	110
Chromium, Trivalent	30	180
Lead	63	400
Mercury	0.18	0.81
Zinc	109	10,000

- NOTES:**
- BASEMAP SOURCE: TAX MAP PREPARED BY NYC DEPT. OF FINANCE ACCESSED ON 5 JANUARY 2021.
 - SAMPLE LOCATIONS ARE APPROXIMATE.
 - SOIL SAMPLE ANALYTICAL RESULTS ARE COMPARED TO THE NEW YORK STATE DEPARTMENT OF ENVIRONMENTAL CONSERVATION (NYSDEC) TITLE 6 OF THE OFFICIAL COMPILATION OF NEW YORK CODES, RULES, AND REGULATIONS (NYCRR) PART 375 UNRESTRICTED USE (UU) SOIL CLEANUP OBJECTIVES (SCO) AND RESTRICTED USE RESTRICTED-RESIDENTIAL (RURR) SCOs.
 - ONLY COMPOUNDS DETECTED AT CONCENTRATIONS ABOVE UU SCOs ARE SHOWN.
 - RESULTS EXCEEDING NYSDEC PART 375 UU SCOS ARE BOLDED.
 - RESULTS EXCEEDING NYSDEC PART 375 RURR SCOS ARE BOLDED AND SHADED.
 - BSG = BELOW SIDEWALK GRADE
 - VOC = VOLATILE ORGANIC COMPOUND
 - SVOC = SEMIVOLATILE ORGANIC COMPOUND
 - PCB = POLYCHLORINATED BIPHENYL
 - mg/kg = MILLIGRAM PER KILOGRAM
 - ND = NOT DETECTED
 - NE = NOT EXCEEDED

WARNING: IT IS A VIOLATION OF THE NYS EDUCATION LAW ARTICLE 145 FOR ANY PERSON, UNLESS HE IS ACTING UNDER THE DIRECTION OF A LICENSED PROFESSIONAL ENGINEER, TO ALTER THIS ITEM IN ANY WAY.

<p>LANGAN Langan Engineering, Environmental, Surveying, Landscape Architecture and Geology, D.P.C. 21 Penn Plaza, 360 West 31st Street, 8th Floor New York, NY 10001 T: 212.479.5400 F: 212.479.5444 www.langan.com</p>	<p>Project 25-01 QUEENS PLAZA NORTH BLOCK No. 415, LOT Nos. 4 & 10 QUEENS NEW YORK</p>	<p>Figure Title SOIL SAMPLE ANALYTICAL RESULTS MAP</p>	<p>Project No. 170652801</p>	<p>Figure No. 3</p>
	<p>Date 1/4/2021</p> <p>Drawn By AS</p> <p>Checked By WK</p>	<p>Sheet 3 of 5</p>		



LEGEND:

- APPROXIMATE SITE BOUNDARY
- APPROXIMATE TAX LOT BOUNDARY
- ★ **SB09/MW09** APPROXIMATE GROUNDWATER MONITORING WELL LOCATION

Sample ID	MW03_121820
Sample Date	12/18/2020
VOCs (µg/L)	NE
SVOCs (µg/L)	NE
PCBs (µg/L)	ND
Inorganics (µg/L)	
Magnesium (Dissolved)	60,600
Manganese (Dissolved)	521.8
Sodium (Dissolved)	197,000

Sample ID	MW02_122220
Sample Date	12/22/2020
VOCs (µg/L)	NE
SVOCs (µg/L)	
Benzo(a)anthracene	0.56
Benzo(a)pyrene	0.5
Benzo(b)fluoranthene	0.64
Benzo(k)fluoranthene	0.21
Chrysene	0.5
Indeno(1,2,3-cd)pyrene	0.31
PCBs (µg/L)	ND
Inorganics (µg/L)	
Sodium (Dissolved)	59,800

Analyte	NYSDEC SGVs
VOCs (µg/L)	
1,2,4,5-Tetramethylbenzene	5
1,2,4-Trimethylbenzene	5
1,3,5-Trimethylbenzene (Mesitylene)	5
Benzene	1
Ethylbenzene	5
Isopropylbenzene (Cumene)	5
M,P-Xylene	5
Naphthalene	10
n-Propylbenzene	5
o-Xylene (1,2-Dimethylbenzene)	5
Sec-Butylbenzene	5
Total Xylenes	5
SVOCs (µg/L)	
Benzo(a)anthracene	0.002
Benzo(a)pyrene	0
Benzo(b)fluoranthene	0.002
Benzo(k)fluoranthene	0.002
Biphenyl (Diphenyl)	5
Chrysene	0.002
Indeno(1,2,3-cd)pyrene	0.002
Naphthalene	10
Inorganics (µg/L)	
Magnesium	35,000
Manganese	300
Sodium	20,000

Sample ID	MW06_121820
Sample Date	12/18/2020
VOCs (µg/L)	
1,2,4,5-Tetramethylbenzene	14
1,2,4-Trimethylbenzene	65
1,3,5-Trimethylbenzene (Mesitylene)	21
Benzene	8.3
Ethylbenzene	8.1
Isopropylbenzene (Cumene)	15
M,P-Xylene	30
Naphthalene	56
n-Propylbenzene	7.8
o-Xylene (1,2-Dimethylbenzene)	18
Sec-Butylbenzene	9.8
Total Xylenes	48
SVOCs (µg/L)	
Biphenyl (Diphenyl)	8
Naphthalene	56
Inorganics (µg/L)	NE

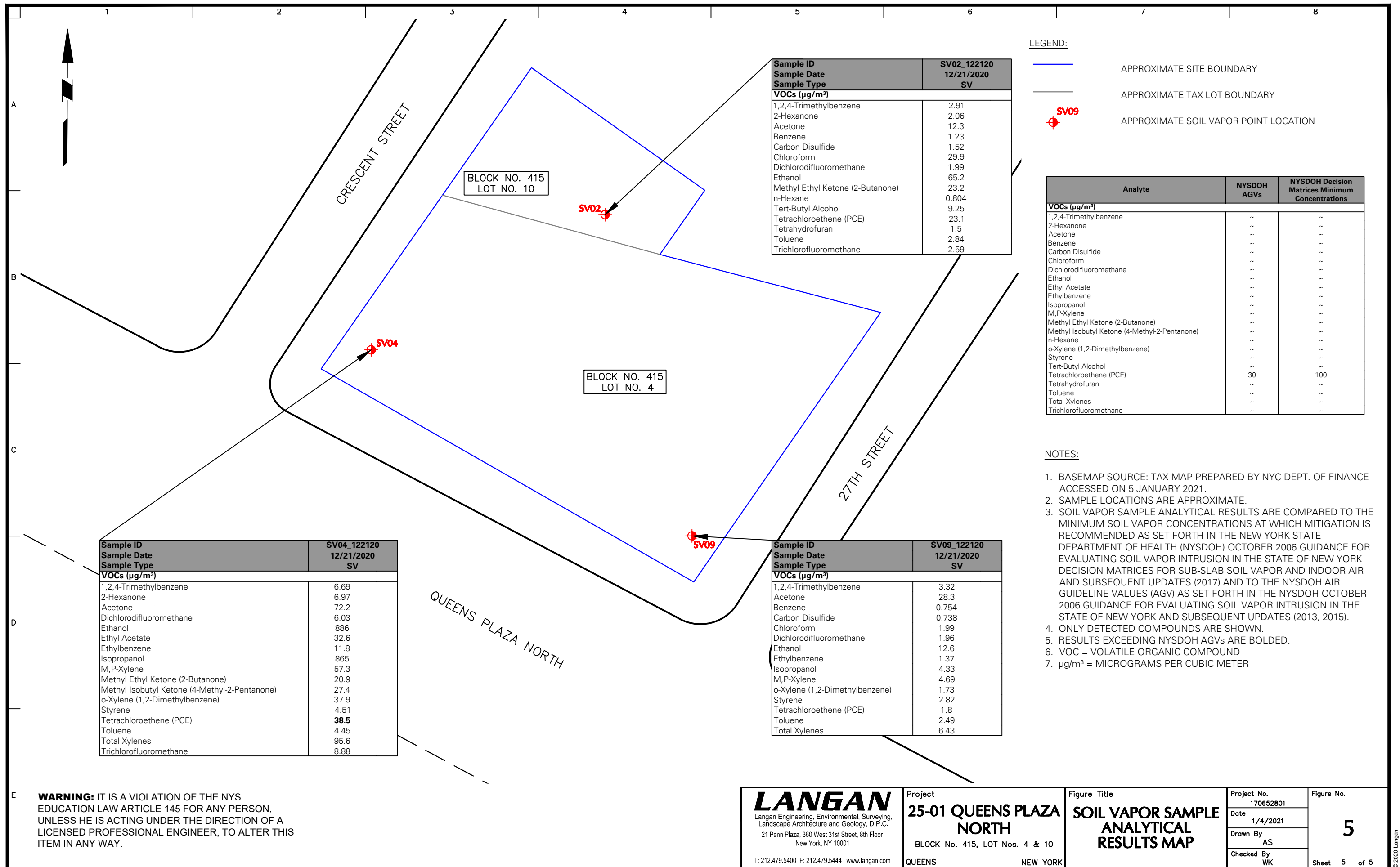
Sample ID	MW09_122120
Sample Date	12/21/2020
VOCs (µg/L)	NE
SVOCs (µg/L)	NE
PCBs (µg/L)	NE
Inorganics (µg/L)	
Magnesium (Dissolved)	47,900
Manganese (Dissolved)	813
Sodium (Dissolved)	343,000

NOTES:

1. BASEMAP SOURCE: TAX MAP PREPARED BY NYC DEPT. OF FINANCE ACCESSED ON 5 JANUARY 2021.
2. SAMPLE LOCATIONS ARE APPROXIMATE.
3. GROUNDWATER SAMPLE ANALYTICAL RESULTS ARE COMPARED TO THE NEW YORK STATE DEPARTMENT OF ENVIRONMENTAL CONSERVATION (NYSDEC) TECHNICAL OPERATIONAL GUIDANCE SERIES (TOGS) 1.1.1 AMBIENT WATER QUALITY STANDARDS AND GUIDANCE VALUES (SGV) FOR DRINKING WATER (CLASS GA).
4. ONLY COMPOUNDS DETECTED AT CONCENTRATIONS ABOVE NYSDEC SGVs ARE SHOWN.
5. RESULTS EXCEEDING THE NYSDEC SGVs ARE BOLDED AND SHADED.
6. VOC = VOLATILE ORGANIC COMPOUND
7. SVOC = SEMIVOLATILE ORGANIC COMPOUND
8. PCB = POLYCHLORINATED BIPHENYLS
9. µg/L = MICROGRAMS PER LITER
10. ND = NOT DETECTED
11. NE = NOT EXCEEDED

WARNING: IT IS A VIOLATION OF THE NYS EDUCATION LAW ARTICLE 145 FOR ANY PERSON, UNLESS HE IS ACTING UNDER THE DIRECTION OF A LICENSED PROFESSIONAL ENGINEER, TO ALTER THIS ITEM IN ANY WAY.

<p>Langan Engineering, Environmental, Surveying, Landscape Architecture and Geology, D.P.C. 21 Penn Plaza, 360 West 31st Street, 8th Floor New York, NY 10001 T: 212.479.5400 F: 212.479.5444 www.langan.com</p>	<p>Project 25-01 QUEENS PLAZA NORTH BLOCK No. 415, LOT Nos. 4 & 10 QUEENS NEW YORK</p>	<p>Figure Title GROUNDWATER SAMPLE ANALYTICAL RESULTS MAP</p>	<p>Project No. 170652801</p>	<p>Figure No. 4</p>
	<p>Date 1/4/2021</p> <p>Drawn By AS</p> <p>Checked By WK</p>	<p>Sheet 4 of 5</p>		



Sample ID	SV02_122120
Sample Date	12/21/2020
Sample Type	SV
VOCs (µg/m³)	
1,2,4-Trimethylbenzene	2.91
2-Hexanone	2.06
Acetone	12.3
Benzene	1.23
Carbon Disulfide	1.52
Chloroform	29.9
Dichlorodifluoromethane	1.99
Ethanol	65.2
Methyl Ethyl Ketone (2-Butanone)	23.2
n-Hexane	0.804
Tert-Butyl Alcohol	9.25
Tetrachloroethene (PCE)	23.1
Tetrahydrofuran	1.5
Toluene	2.84
Trichlorofluoromethane	2.59

LEGEND:

- APPROXIMATE SITE BOUNDARY
- APPROXIMATE TAX LOT BOUNDARY
- SV09
- APPROXIMATE SOIL VAPOR POINT LOCATION

Analyte	NYSDOH AGVs	NYSDOH Decision Matrices Minimum Concentrations
VOCs (µg/m³)		
1,2,4-Trimethylbenzene	~	~
2-Hexanone	~	~
Acetone	~	~
Benzene	~	~
Carbon Disulfide	~	~
Chloroform	~	~
Dichlorodifluoromethane	~	~
Ethanol	~	~
Ethyl Acetate	~	~
Ethylbenzene	~	~
Isopropanol	~	~
M,P-Xylene	~	~
Methyl Ethyl Ketone (2-Butanone)	~	~
Methyl Isobutyl Ketone (4-Methyl-2-Pentanone)	~	~
n-Hexane	~	~
o-Xylene (1,2-Dimethylbenzene)	~	~
Styrene	~	~
Tert-Butyl Alcohol	~	~
Tetrachloroethene (PCE)	30	100
Tetrahydrofuran	~	~
Toluene	~	~
Total Xylenes	~	~
Trichlorofluoromethane	~	~

- NOTES:**
- BASEMAP SOURCE: TAX MAP PREPARED BY NYC DEPT. OF FINANCE ACCESSED ON 5 JANUARY 2021.
 - SAMPLE LOCATIONS ARE APPROXIMATE.
 - SOIL VAPOR SAMPLE ANALYTICAL RESULTS ARE COMPARED TO THE MINIMUM SOIL VAPOR CONCENTRATIONS AT WHICH MITIGATION IS RECOMMENDED AS SET FORTH IN THE NEW YORK STATE DEPARTMENT OF HEALTH (NYSDOH) OCTOBER 2006 GUIDANCE FOR EVALUATING SOIL VAPOR INTRUSION IN THE STATE OF NEW YORK DECISION MATRICES FOR SUB-SLAB SOIL VAPOR AND INDOOR AIR AND SUBSEQUENT UPDATES (2017) AND TO THE NYSDOH AIR GUIDELINE VALUES (AGV) AS SET FORTH IN THE NYSDOH OCTOBER 2006 GUIDANCE FOR EVALUATING SOIL VAPOR INTRUSION IN THE STATE OF NEW YORK AND SUBSEQUENT UPDATES (2013, 2015).
 - ONLY DETECTED COMPOUNDS ARE SHOWN.
 - RESULTS EXCEEDING NYSDOH AGVs ARE BOLDED.
 - VOC = VOLATILE ORGANIC COMPOUND
 - µg/m³ = MICROGRAMS PER CUBIC METER

Sample ID	SV04_122120
Sample Date	12/21/2020
Sample Type	SV
VOCs (µg/m³)	
1,2,4-Trimethylbenzene	6.69
2-Hexanone	6.97
Acetone	72.2
Dichlorodifluoromethane	6.03
Ethanol	886
Ethyl Acetate	32.6
Ethylbenzene	11.8
Isopropanol	865
M,P-Xylene	57.3
Methyl Ethyl Ketone (2-Butanone)	20.9
Methyl Isobutyl Ketone (4-Methyl-2-Pentanone)	27.4
o-Xylene (1,2-Dimethylbenzene)	37.9
Styrene	4.51
Tetrachloroethene (PCE)	38.5
Toluene	4.45
Total Xylenes	95.6
Trichlorofluoromethane	8.88

Sample ID	SV09_122120
Sample Date	12/21/2020
Sample Type	SV
VOCs (µg/m³)	
1,2,4-Trimethylbenzene	3.32
Acetone	28.3
Benzene	0.754
Carbon Disulfide	0.738
Chloroform	1.99
Dichlorodifluoromethane	1.96
Ethanol	12.6
Ethylbenzene	1.37
Isopropanol	4.33
M,P-Xylene	4.69
o-Xylene (1,2-Dimethylbenzene)	1.73
Styrene	2.82
Tetrachloroethene (PCE)	1.8
Toluene	2.49
Total Xylenes	6.43

WARNING: IT IS A VIOLATION OF THE NYS EDUCATION LAW ARTICLE 145 FOR ANY PERSON, UNLESS HE IS ACTING UNDER THE DIRECTION OF A LICENSED PROFESSIONAL ENGINEER, TO ALTER THIS ITEM IN ANY WAY.

<p>LANGAN Langan Engineering, Environmental, Surveying, Landscape Architecture and Geology, D.P.C. 21 Penn Plaza, 360 West 31st Street, 8th Floor New York, NY 10001 T: 212.479.5400 F: 212.479.5444 www.langan.com</p>	<p>Project 25-01 QUEENS PLAZA NORTH BLOCK No. 415, LOT Nos. 4 & 10 QUEENS NEW YORK</p>	<p>Figure Title SOIL VAPOR SAMPLE ANALYTICAL RESULTS MAP</p>	<p>Project No. 170652801</p>	<p>Figure No. 5 Sheet 5 of 5</p>
			<p>Date 1/4/2021</p>	
			<p>Drawn By AS</p>	
			<p>Checked By WK</p>	

TABLES

Table 1
Phase II Environmental Site Investigation Report
Sample Summary

25-01 Queens Plaza North
Queens, New York
Langan Project No. 170652801

Sample No.	Proposed Boring Locations	Sample ID	Sample Depth Interval (ft bsg)	Sampling Rationale	Date	Time	Analysis
SOIL SAMPLES							
1	SB01	SB01_2-3	2-3	Historic Fill	12/16/2020	9:00	Part 375/TCL VOCs, SVOCs, PCBs, TAL Metals, hexavalent chromium, and trivalent chromium
2	SB02	SB02_11-12	11-12	Historic Fill	12/16/2020	10:40	
3	SB03	SB03_15.5-16.5	15.5-16.5	Historic Fill	12/16/2020	14:40	
4	SB04	SB04_8.5-9.5	8.5-9.5	Groundwater Interface	12/21/2020	11:30	
5	SB05	SB05_12.5-13.5	12.5-13.5	Greatest observed impacts	12/21/2020	12:30	
6	SB06	SB06_16-17	16-17	Greatest observed impacts	12/18/2020	9:18	
7	SB07	SB07_12.5-13.5	12.5-13.5	Greatest observed impacts	12/18/2020	10:25	
8	SB08	SB08_10.5-11.5	10.5-11.5	Historic Fill	12/18/2020	15:30	
9	SB09	SB09_14.5-15.5	14.5-15.5	Greatest observed impacts	12/18/2020	13:15	
GROUNDWATER SAMPLES							
1	MW02	MW02_122220	NA	NA	12/22/2020	10:00	Part 375/TCL VOCs, SVOCs, PCBs, Dissolved Metals
2	MW03	MW03_121820	NA	NA	12/18/2020	9:28	
3	MW06	MW06_121820	NA	NA	12/18/2020	13:25	Part 375/TCL VOCs, SVOCs
4	MW09	MW09_122120	NA	NA	12/21/2020	8:05	Part 375/TCL VOCs, SVOCs, PCBs, Dissolved Metals
SOIL VAPOR SAMPLES							
1	SV02	SV02_122120	12 ft bsg	NA	12/21/2020	15:15	TO-15 VOCs
2	SV04	SV04_122120	Sub-slab	NA	12/21/2020	12:33	
3	SV09	SV09_122120	Sub-slab	NA	12/21/2020	14:08	

Notes:

1. All volatile soil samples were collected using TerraCore sampler kits.
2. VOC = Volatile Organic Compound
3. SVOC = Semivolatile Organic Compound
4. PCB = Polychlorinated Biphenyl
5. TCL = Target Compound List
6. TAL = Total Analyte List
7. ft bsg = feet below sidewalk grade
8. TO-15 = United States Environmental Protection Agency Method TO-15

Table 2
Phase II Environmental Site Investigation Report
Groundwater Depth Summary

25-01 Queens Plaza North
Queens, New York
Langan Project No.: 170652801

Date Gauged	Well Location	Well Diameter (in.)	Approximate Depth of TOC (feet bsg)	Screened Interval (feet bsg)	Depth to Groundwater (feet bsg)	Bottom of Well Depth (feet bsg)
12/22/2020	MW02	1	0.00	10 to 20	15.14	20
12/18/2020	MW03	1	15.00	15 to 25	15.50	25
12/18/2020	MW06	1	13.00	13 to 23	15.08	23
12/21/2020	MW09	1	10.00	10 to 20	11.97	20

Notes:

1. TOC = top of casing
2. bsg = below sidewalk grade
3. Groundwater monitoring wells were not surveyed.

Table 3
Phase II Environmental Site Investigation Report
Soil Sample Analytical Results Summary

25-01 Queens Plaza North
Queens, New York
Langan Project No.: 170652801

Location	NYSDEC Part 375 Unrestricted Use SCOs	NYSDEC Part 375 Restricted-Residential SCOs	SB01 SB01 2-3 L2056457-01 12/16/2020 2-3	SB02 SB02 11-12 L2056457-02 12/16/2020 11-12	SB03 SB03 16.5-16.5 L2056457-03 12/16/2020 16.5-16.5	SB04 SB04 8.5-9.5 L2057962-01 12/21/2020 8.5-9.5	SB05 SB05 12.5-13.5 L2057962-02 12/21/2020 12.5-13.5	SB06 SB06 16-17 L2056882-01 12/18/2020 16-17	SB07 SB07 12.5-13.5 L2056882-02 12/18/2020 12.5-13.5	SB08 SB08 10.5-11.5 L2056882-03 12/18/2020 10.5-11.5	SB09 SB09 14.5-15.5 L2056882-04 12/18/2020 14.5-15.5
Volatile Organic Compounds (mg/kg)											
1,2,4,5-Tetramethylbenzene	-	-	0.0023 U	0.002 U	0.0021 U	0.0025 U	0.0024 U	14	6.5	0.0017 U	0.12 U
1,2,4-Trimethylbenzene	3.6	52	0.0023 U	0.002 U	0.0021 U	0.0025 U	0.0024 U	58	23	0.0017 U	0.12 U
1,3,5-Trimethylbenzene (Mesitylene)	8.4	52	0.0023 U	0.002 U	0.0021 U	0.0025 U	0.0024 U	27	7.5	0.0017 U	0.12 U
1,4-Diethyl Benzene	-	-	0.0023 U	0.002 U	0.0021 U	0.0025 U	0.0024 U	58	17	0.0017 U	0.025 J
1-Ethyltoluene	-	-	0.0023 U	0.002 U	0.0021 U	0.0025 U	0.0024 U	42	15	0.0017 U	0.12 U
Acetone	0.05	100	0.012 U	0.01 U	0.011 U	0.0062 J	0.01 J	1.3 U	0.65 U	0.0084 U	0.63 U
Benzene	0.06	4.8	0.00058 U	0.00051 U	0.00053 U	0.00062 U	0.0006 U	0.19	0.028 J	0.00042 U	0.031 U
Bromomethane	-	-	0.0023 U	0.002 U	0.0021 U	0.0025 U	0.0024 U	0.26 U	0.039 J	0.0017 U	0.12 U
Cymene	-	-	0.0012 U	0.001 U	0.0011 U	0.0012 U	0.0012 U	7.4	2.2	0.00084 U	0.063 U
Ethylbenzene	1	41	0.0012 U	0.001 U	0.0011 U	0.0012 U	0.0012 U	4.6	1.8	0.00084 U	0.063 U
Isopropylbenzene (Cumene)	-	-	0.0012 U	0.001 U	0.0011 U	0.0012 U	0.0012 U	5.3	1.6	0.00084 U	0.063 U
M,P-Xylene	-	-	0.0023 U	0.002 U	0.0021 U	0.0025 U	0.0024 U	20	6.5	0.0017 U	0.12 U
Naphthalene	12	100	0.0046 U	0.004 U	0.0043 U	0.005 U	0.0048 U	18	12	0.0034 U	0.25 U
n-Butylbenzene	12	100	0.0012 U	0.001 U	0.0011 U	0.0012 U	0.0012 U	8.5	3	0.00084 U	0.063 U
n-Propylbenzene	3.9	100	0.0012 U	0.001 U	0.0011 U	0.0012 U	0.0012 U	8.4	3.3	0.00084 U	0.063 U
o-Xylene (1,2-Dimethylbenzene)	-	-	0.0012 U	0.001 U	0.0011 U	0.0012 U	0.0012 U	9.9	0.065 U	0.00084 U	0.063 U
Sec-Butylbenzene	11	100	0.0023 U	0.001 U	0.0011 U	0.0012 U	0.0012 U	7.7	2.7	0.00084 U	0.036 J
T-Butylbenzene	5.9	100	0.0023 U	0.002 U	0.0021 U	0.0025 U	0.0024 U	0.93	0.21 U	0.0017 U	0.12 U
Tetrachloroethene (PCE)	1.3	19	0.0008 U	0.00051 U	0.00053 U	0.00062 U	0.0006 U	0.066 U	0.033 U	0.00042 U	0.031 U
Toluene	0.7	100	0.0012 U	0.001 U	0.0011 U	0.0012 U	0.0012 U	0.97	0.065 U	0.00084 U	0.063 U
Total Xylenes	0.26	100	0.0012 U	0.001 U	0.0011 U	0.0012 U	0.0012 U	30	6.5	0.00084 U	0.063 U
Semivolatile Organic Compounds (mg/kg)											
2-Methylnaphthalene	-	-	0.2 U	1.4 J	0.25 U	0.26 U	1.2 U	1.2 U	18	0.24 U	0.25 U
3 & 4 Methylphenol (m&p Cresol)	0.33	100	0.069 J	2.7 U	0.3 U	0.3 U	0.32 U	0.3 U	1.4 U	0.28 U	0.3 U
Acenaphthene	20	100	0.95 U	7.7 U	0.17 U	0.17 U	0.18 U	0.095 J	0.76 J	0.16 U	0.16 U
Acenaphthylene	100	100	0.43 U	1.5 U	0.17 U	0.17 U	0.18 U	0.17 U	0.8 U	0.16 U	0.16 U
Anthracene	100	100	2.7 J	13 U	0.13 U	0.12 U	0.13 U	0.061 J	0.44 J	0.12 U	0.12 U
Benzol[a]anthracene	1	1	6.6	25	0.13 U	0.12 U	0.13 U	0.13 U	0.6 U	0.12 U	0.12 U
Benzol[a]pyrene	1	1	6.4	24	0.17 U	0.1 U	0.18 U	0.17 U	0.8 U	0.16 U	0.16 U
Benzol[b]fluoranthene	1	1	7.9	28	0.16 U	0.16 U	0.18 U	0.16 U	0.12 U	0.12 U	0.12 U
Benzol[h,i]perylene	100	100	3.2 U	12 U	0.053 J	0.081 J	0.18 U	0.17 U	0.8 U	0.16 U	0.16 U
Benzol[k]fluoranthene	0.8	3.9	2	8.4	0.13 U	0.059 J	0.13 U	0.13 U	0.6 U	0.12 U	0.12 U
Benzyl Butyl Phthalate	-	-	0.2 U	5.3 U	0.21 U	0.15 J	0.22 U	0.35 U	1 U	0.25 U	0.21 U
Biphenyl (Diphenyl)	-	-	0.072 J	0.47 J	0.48 U	0.47 U	0.5 U	0.18 J	2.3 U	0.45 U	0.47 U
Bis(2-ethylhexyl) phthalate	-	-	0.2 U	1 J	0.21 U	0.24 U	0.22 U	0.21 U	1 U	0.2 U	0.21 U
Carbazole	-	-	1.8 U	5.8 U	0.21 U	0.21 U	0.22 U	0.21 U	1 U	0.2 U	0.21 U
Chrysene	1	3.9	6.2	23	0.13 U	0.11 J	0.13 U	0.13 U	0.6 U	0.12 U	0.12 U
Dibenz[a,h]anthracene	0.33	0.33	0.84	3.2	0.13 U	0.025 J	0.13 U	0.13 U	0.6 U	0.12 U	0.12 U
Dibenzofuran	7	59	0.5 U	3.6 U	0.21 U	0.21 U	0.22 U	0.096 J	0.7 J	0.2 U	0.21 U
Fluoranthene	100	100	14	51	0.13 U	0.15 U	0.13 U	0.038 J	0.11 J	0.12 U	0.12 U
Fluorene	30	100	0.93	5.9	0.21 U	0.21 U	0.22 U	0.23 U	1.7 U	0.2 U	0.21 U
Indeno[1,2,3-cd]pyrene	0.5	0.5	3.6	14	0.17 U	0.084 J	0.18 U	0.17 U	0.8 U	0.16 U	0.16 U
Naphthalene	12	100	0.48	4	0.21 U	0.21 U	0.22 U	0.27 U	4.6 U	0.2 U	0.21 U
Phenanthrene	100	100	12	45	0.13 U	0.036 J	0.13 U	0.44 U	3.9 U	0.12 U	0.12 U
Pyrene	100	100	12	41	0.13 U	0.14 U	0.13 U	0.072 J	0.56 J	0.12 U	0.12 U
Polychlorinated Biphenyls (mg/kg)											
PCB-1260 (Aroclor 1260)	-	-	0.0396 U	0.0391 J	0.0415 U	0.0416 U	0.0448 U	0.042 U	0.0391 U	0.0393 U	0.0401 U
Total PCBs	0.1	1	0.0396 U	0.0391 J	0.0415 U	0.0416 U	0.0448 U	0.042 U	0.0391 U	0.0393 U	0.0401 U
Inorganics (mg/kg)											
Aluminum	-	-	3,900	6,010	5,550	5,570	13,800	7,060	6,480	10,400	11,800
Antimony	-	-	1.03	1.93	0.444	0.785	1.13	0.95	4.65	4.5	4.77
Arsenic	-	-	3.78	5.91	0.838	0.953	0.707	1.76	1.01	0.882	1.64
Barium	350	400	51.8	106	34.7	33.3	86.6	40.2	34.4	76.8	91.9
Beryllium	7.2	72	0.471 U	0.439 U	0.505 U	0.486 U	0.513 U	0.242 J	0.158 J	0.288 J	0.372 J
Cadmium	2.5	4.3	1.19	0.667	0.353	0.535	0.972	0.34	0.296	0.414	0.535
Calcium	-	-	72,400	48,300	1,690	2,000	1,470	1,800	1,940	1,890	5,020
Chromium, Hexavalent	-	-	1.32	0.915	1.04	1.01	1.08	1.03	0.98	0.941	1 U
Chromium, Total	-	-	22.5	21.5	15.1	14.2	43.5	18.2	15.3	24.9	36
Chromium, Trivalent	30	180	21	22.5	15	14	44	18	15	25	35
Cobalt	-	-	4.66	7.3	6.64	6.1	12.5	6.85	6.76	10.9	12.2
Copper	50	270	48.5	49.4	15.1	29.3	30	16.8	14.2	26.8	25.8
Iron	-	-	9,290	13,300	13,700	12,200	24,300	15,400	13,700	18,900	23,700
Lead	63	400	284	138	5.02	6.47	21.4	7.22	3.38	4.82	8.88
Magnesium	-	-	5,290	21,300	2,960	3,970	7,430	3,400	3,570	4,760	7,190
Manganese	1,600	2,000	196	201	423	354	295	280	226	353	508
Mercury	0.18	0.81	0.267	1.59	0.083 U	0.069 J	0.085 U	0.088 U	0.078 U	0.076 U	0.084 U
Nickel	30	310	23.3	18.4	14.1	12.5	22.7	14.3	14	20.6	25.4
Potassium	-	-	620	1,760	913	1,060	817	1,140	817	1,140	2,220
Selenium	3.9	180	0.894 J	0.606 J	2.02 U	1.94 U	2.05 U	1.94 U	1.86 U	0.45 J	0.611 J
Silver	2	180	0.433 J	0.685 J	1.01 U	0.972 U	1.02 U	0.97 U	0.93 U	0.9 U	0.955 U
Sodium	-	-	165	193	221	306	441	112	308	223	465
Vanadium	-	-	25.2	23.8	19.2	19.2	43.5	21.7	23.3	34.7	34.7
Zinc	109	10,000	352	168	29.7	48.4	63.2	34	30.5	53.2	65.3
General Chemistry (%)											
Total Solids	-	-	81.2	87.4	77	79.1	74	77.8	81.6	85	79.7

Notes provided on Page 2.

Concentrations above Unrestricted Use SCOs are bolded.

Concentrations above Restricted Use Restricted-Residential SCOs are shaded.

Table 3
Phase II Environmental Site Investigation Report
Soil Sample Analytical Results Summary

25-01 Queens Plaza North
Queens, New York
Langan Project No.: 170652801

Notes:

1. Soil sample analytical results are compared to the New York State Department of Environmental Conservation (NYSDEC) Title 6 of the Official Compilation of New York Codes, Rules, and Regulations (NYCRR) Part 375
2. Criterion comparisons for 3- & 4-methylphenol (m&p cresol) are provided for reference. Promulgated SCOs are for 3-methylphenol (m-cresol)
3. Only detected analytes are shown in the table.
4. Detected analytical results above Unrestricted Use SCOs are bolded.
5. Detected analytical results above Restricted Use Restricted-Residential SCOs are shaded.
6. Analytical results with reporting limits (RL) above the lowest applicable criteria are italicized.
7. ~ = Regulatory limit for this analyte does not exist
8. bsg = below sidewalk grade
9. mg/kg = milligrams per kilogram
10. % = percent

Qualifiers:

- J = The analyte was detected above the Method Detection Limit (MDL), but below the RL; therefore, the result is
- U = The analyte was analyzed for, but was not detected at a level greater than or equal to the RL; the value

Table 4
Phase II Environmental Site Investigation Report
Groundwater Sample Analytical Results Summary

25-01 Queens Plaza North
Queens, New York
Langan Project No.: 170652801

Location	NYSDEC	MW02	MW03	MW06	MW09
Sample ID	SGVs	MW02_122220	MW03_121820	MW06_121820	MW09_122120
Laboratory ID		L2057290-01	L2056893-01	L2056891-01	L2057063-01
Sample Date		12/22/2020	12/18/2020	12/18/2020	12/21/2020
Volatile Organic Compounds (µg/L)					
1,1-Dichloroethane	5	2.5 U	2.5 U	1.8 J	2.5 U
1,2,4,5-Tetramethylbenzene	5	1.8 J	2 U	14	2 U
1,2,4-Trimethylbenzene	5	1.5 J	2.5 U	65	2.5 U
1,3,5-Trimethylbenzene (Mesitylene)	5	2.5 U	2.5 U	21	2.5 U
1,4-Diethyl Benzene	~	2.3	2 U	29	2 U
4-Ethyltoluene	~	2 U	2 U	37	2 U
Acetone	50	24	5 U	4.6 J	2.1 J
Benzene	1	0.5 U	0.5 U	8.3	0.8
Bromodichloromethane	50	0.67	0.5 U	0.5 U	0.5 U
Bromomethane	5	2.5 U	0.72 J	2.5 U	2.5 U
Chloroform	7	6.9	2.5 U	2.5 U	2.5 U
Cymene	5	2.5 U	2.5 U	3.7	2.5 U
Ethylbenzene	5	2.5 U	2.5 U	8.1	2.5 U
Isopropylbenzene (Cumene)	5	2.5 U	2.5 U	15	2.5 U
M,P-Xylene	5	2.5 U	2.5 U	30	2.5 U
Naphthalene	10	2.6	2.5 U	56	2.5 U
n-Butylbenzene	5	2.5 U	2.5 U	3.9	2.5 U
n-Propylbenzene	5	2.5 U	2.5 U	7.8	2.5 U
o-Xylene (1,2-Dimethylbenzene)	5	2.5 U	2.5 U	18	2.5 U
Sec-Butylbenzene	5	2.5 U	2.5 U	9.8	0.7 J
T-Butylbenzene	5	2.5 U	2.5 U	1.6 J	2.5 U
Toluene	5	2.5 U	2.5 U	2.4 J	2.5 U
Total Xylenes	5	2.5 U	2.5 U	48	2.5 U
Semivolatile Organic Compounds (µg/L)					
2-Chloronaphthalene	10	0.2 U	0.03 J	0.2 U	0.2 U
2-Methylnaphthalene	~	0.56	0.03 J	96	0.11
Acenaphthene	20	0.32	0.1 U	3	0.02 J
Acenaphthylene	~	0.1 U	0.1 U	0.96	0.1 U
Anthracene	50	0.28	0.02 J	0.82	0.1 U
Benzo(a)anthracene	0.002	0.56	0.1 U	0.1 U	0.1 U
Benzo(a)pyrene	0	0.5	0.1 U	0.1 U	0.1 U
Benzo(b)fluoranthene	0.002	0.64	0.1 U	0.1 U	0.1 U
Benzo(g,h,i)Perylene	~	0.28	0.1 U	0.1 U	0.1 U
Benzo(k)fluoranthene	0.002	0.21	0.1 U	0.1 U	0.1 U
Benzyl Butyl Phthalate	50	5 U	4.2 J	5 U	1.6 J
Biphenyl (Diphenyl)	5	2 U	2 U	8	2 U
Bis(2-ethylhexyl) phthalate	5	3 U	3 U	1.7 J	3 U
Carbazole	~	2 U	2 U	9.9	2 U
Chrysene	0.002	0.5	0.1 U	0.1 U	0.1 U
Dibenz(a,h)anthracene	~	0.07 J	0.1 U	0.1 U	0.1 U
Dibenzofuran	~	2 U	2 U	3.2	2 U
Fluoranthene	50	1.2	0.1 U	0.24	0.02 J
Fluorene	50	0.22	0.02 J	6	0.04 J
Hexachlorobenzene	0.04	0.8 U	0.02 J	0.8 U	0.8 U
Indeno(1,2,3-cd)pyrene	0.002	0.31	0.1 U	0.1 U	0.1 U
Naphthalene	10	1.7	0.1 U	56	0.17
Phenanthrene	50	1.4	0.03 J	7.5	0.08 J
Pyrene	50	0.98	0.1 U	0.37	0.02 J
Polychlorinated Biphenyls (µg/L)	~	ND	ND	NA	ND
Inorganics (µg/L)					
Aluminum (Dissolved)	~	10 U	10 U	NA	11.2
Arsenic (Dissolved)	25	0.17 J	0.18 J	NA	0.76
Barium (Dissolved)	1,000	47.7	107.6	NA	265.5
Cadmium (Dissolved)	5	0.2 U	0.14 J	NA	0.09 J
Calcium (Dissolved)	~	103,000	174,000	NA	99,300
Chromium, Hexavalent	50	10 U	10 U	NA	10 U
Chromium, Total (Dissolved)	50	1.41	1 U	NA	1 U
Cobalt (Dissolved)	~	0.5 U	0.28 J	NA	0.25 J
Copper (Dissolved)	200	0.99 J	0.69 J	NA	0.76 J
Iron (Dissolved)	300	35.2 J	50 U	NA	25.9 J
Magnesium (Dissolved)	35,000	14,500	60,600	NA	47,900
Manganese (Dissolved)	300	21.28	521.8	NA	813
Nickel (Dissolved)	100	0.63 J	0.86 J	NA	1.27 J
Potassium (Dissolved)	~	6,810	2,810	NA	7,460
Selenium (Dissolved)	10	5 U	2.52 J	NA	5 U
Sodium (Dissolved)	20,000	59,800	197,000	NA	343,000
Thallium (Dissolved)	0.5	0.5 U	0.5 U	NA	0.17 J

Notes:

- Groundwater sample analytical results are compared to the New York State Department of Environmental Conservation (NYSDEC) Title 6 of the Official Compilation of New York Codes, Rules and Regulations (NYCRR) Part 703.5 and the NYSDEC Technical and Operational Guidance Series (TOGS) 1.1.1 Ambient Water Quality Standards and Guidance Values for Class GA Water (herein collectively referenced as "NYSDEC SGVs").
- Criteria comparisons for total xylenes and m,p-xylene are provided for reference. Promulgated NYSDEC SGVs are for o-xylene, m-xylene, and p-xylene.
- Only detected analytes are shown in the table.
- Detected analytical results above NYSDEC SGVs are bolded and shaded.
- Analytical results with reporting limits (RL) above NYSDEC SGVs are italicized.
- ~ = Regulatory limit for this analyte does not exist
- µg/L = micrograms per liter
- NA = Not analyzed
- ND = Not detected

Qualifiers:

- J = The analyte was detected above the Method Detection Limit (MDL), but below the RL; therefore, the result is an estimated concentration.
U = The analyte was analyzed for, but was not detected at a level greater than or equal to the RL; the value shown in the table is the RL.

Table 5
Phase II Environmental Site Investigation Report
Soil Vapor Sample Analytical Results Summary

25-01 Queens Plaza North
Queens, New York
Langan Project No.: 170652801

Location Sample ID Laboratory ID Sample Date Sample Type	NYSDOH AGVs	NYSDOH Decision Matrices Minimum Concentrations	SV02 SV02_122120 L2057089-01 12/21/2020 SV	SV04 SV04_122120 L2057089-02 12/21/2020 SV	SV09 SV09_122120 L2057089-03 12/21/2020 SV
Volatile Organic Compounds (µg/m³)					
1,2,4-Trimethylbenzene	~	~	2.91	6.69	3.32
2-Hexanone	~	~	2.06	6.97	0.82 U
Acetone	~	~	12.3	72.2	28.3
Benzene	~	~	1.23	1.68 U	0.754
Carbon Disulfide	~	~	1.52	1.64 U	0.738
Chloroform	~	~	29.9	2.57 U	1.99
Dichlorodifluoromethane	~	~	1.99	6.03	1.96
Ethanol	~	~	65.2	886	12.6
Ethyl Acetate	~	~	1.8 U	32.6	1.8 U
Ethylbenzene	~	~	0.869 U	11.8	1.37
Isopropanol	~	~	1.23 U	865	4.33
M,P-Xylene	~	~	1.74 U	57.3	4.69
Methyl Ethyl Ketone (2-Butanone)	~	~	23.2	20.9	1.47 U
Methyl Isobutyl Ketone (4-Methyl-2-Pentanone)	~	~	2.05 U	27.4	2.05 U
n-Hexane	~	~	0.804	1.85 U	0.705 U
o-Xylene (1,2-Dimethylbenzene)	~	~	0.869 U	37.9	1.73
Styrene	~	~	0.852 U	4.51	2.82
Tert-Butyl Alcohol	~	~	9.25	4 U	1.52 U
Tetrachloroethene (PCE)	30	100	23.1	38.5	1.8
Tetrahydrofuran	~	~	1.5	3.89 U	1.47 U
Toluene	~	~	2.84	4.45	2.49
Total Xylenes	~	~	0.869 U	95.6	6.43
Trichlorofluoromethane	~	~	2.59	8.88	1.12 U

Notes:

1. Soil vapor sample analytical results are compared to the New York State Department of Health (NYSDOH) Air Guideline Values (AGVs) as set forth in the NYSDOH October 2006 Guidance for Evaluating Soil Vapor Intrusion in the State of New York and subsequent updates (2013, 2015) and to the minimum soil vapor concentrations at which mitigation is recommended as set forth in the NYSDOH October 2006 Guidance for Evaluating Soil Vapor Intrusion in the State of New York Decision Matrices for Sub-Slab Vapor and Indoor Air and subsequent updates (2017).
2. Only detected analytes are shown in the table.
3. Detected analytical results above the NYSDOH AGVs sample are bolded.
4. ~ = Regulatory limit for this analyte does not exist
5. µg/m³ = micrograms per cubic meter
6. SV = Soil Vapor

Qualifiers:

U = The analyte was analyzed for, but was not detected at a level greater than or equal to the Reporting Limit (RL); the value shown in the table is the RL.

APPENDIX A
GEOPHYSICAL SURVEY

GEOPHYSICAL ENGINEERING SURVEY REPORT

Commercial Site

2501 Queens Plaza North,

Long Island City, New York 11101

NOVA PROJECT NUMBER:

20-1946

DATED:

December 23, 2020

PREPARED FOR:


LANGAN

21 Penn Plaza

360 West 31st Street, 8th Floor

New York, New York 10001-2727

PREPARED BY:



NOVA GEOPHYSICAL SERVICES

SUBSURFACE MAPPING SOLUTIONS

56-01 Marathon Parkway #765, Douglaston, New York 11362
Ph. 347-556-7787 Fax. 718-261-1527
www.novagsi.com

December 23, 2020

Woo Kim
Senior Staff Geologist

LANGAN

21 Penn Plaza
360 West 31st Street, 8th Floor
New York, New York 10001-2727
P: 212.479.5400 x5733 | E: wkim@langan.com

Re: Geophysical Engineering Survey (GES) Report
Commercial Site
2501 Queens Plaza North,
Long Island City, New York 11101

Dear Mr. Kim,

Nova Geophysical Services (NOVA) is pleased to provide the findings of the geophysical engineering survey (GES) at the above referenced project site: 2501 Queens Plaza North, Long Island City, New York 11101 (the "Site").

INTRODUCTION TO GEOPHYSICAL ENGINEERING SURVEY (GES)

NOVA performed a geophysical engineering survey (GES) consisting of a Ground Penetrating Radar (GPR) and Electromagnetic (EM) survey at the site. The purpose of this survey is to locate and identify utilities, underground storage tanks and other substructures on December 15th, 2020.

The equipment selected for this investigation was a Sensors and Software Noggin 250 MHz ground penetrating radar (GPR) with a shielded antenna, GSSI UtilityScan 350 MHz GPR with a shielded antenna and a RadioDetection RD7100 Electromagnetic utility locator.

A GPR system consists of a radar control unit, control cable, and transducer (antenna). The control unit transmits a trigger pulse at a normal repetition rate of 250 MHz. The trigger pulse is sent to the transmitter electronics in the transducer via the control cable. The transmitter electronics amplify the trigger pulse into bipolar pulses that are radiated to the surface. The transformed pulses vary in shape and frequency according to the transducer used. In the subsurface, variations of the signal occur at boundaries where there is a dielectric contrast (void, steel, soil type, etc.). Signal reflections travel back to the control unit and are represented as color graphic images for interpolation.

A typical electromagnetic (EM) utility locating system consists of a transmitter unit and a receiver unit. The receiver unit can be used independently of the transmitter unit in order to detect utility lines with an inherent EM signature (electric utility lines, water lines, etc.). If needed a current at a specific frequency can also be placed on a utility that is being located. This can be done via the transmitter unit by either direct connection or induction via an EM field varying at specific frequency. The receiver unit is then set to the selected frequency and the electromagnetic field created by the current running through the utility can be located allowing the utility to be marked.

GEOPHYSICAL METHODS

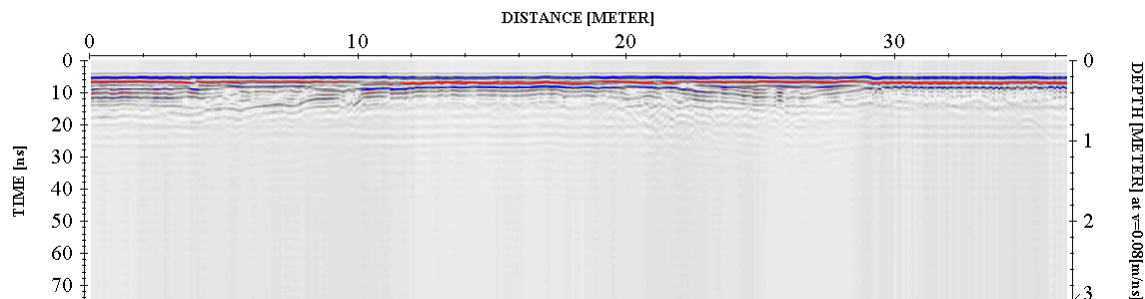
The project site was screened using GPR to search the specified area and inspected for reflections, which could be indicative of substructures and utilities within the subsurface. An EM utility locator was used to help determine the locations of utilities within the survey area.

EM data was collected and interpreted on site and suspected utilities marked as needed. GPR data profiles were collected for the areas of the Site specified by the client and processed as specified below.

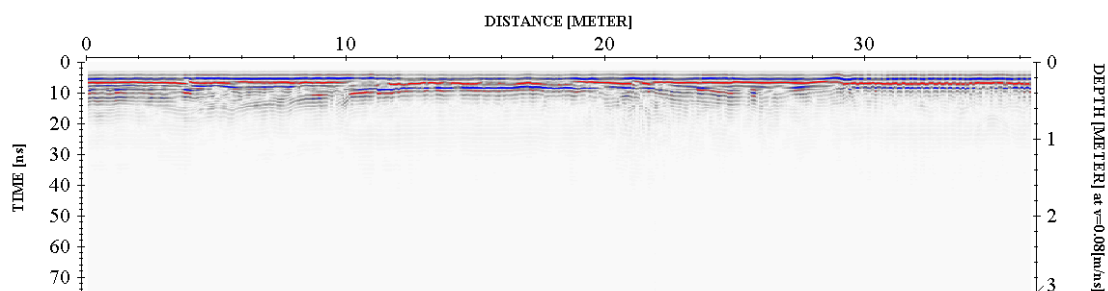
DATA PROCESSING

In order to improve the quality of the results and to better identify anomalies NOVA processed the collected data. The processing workflow is briefly described in this section.

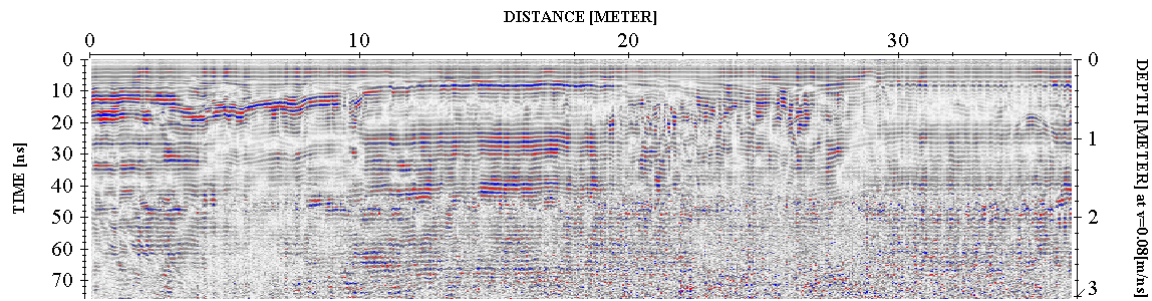
Step 1. Import Raw RAMAC data to standard processing format



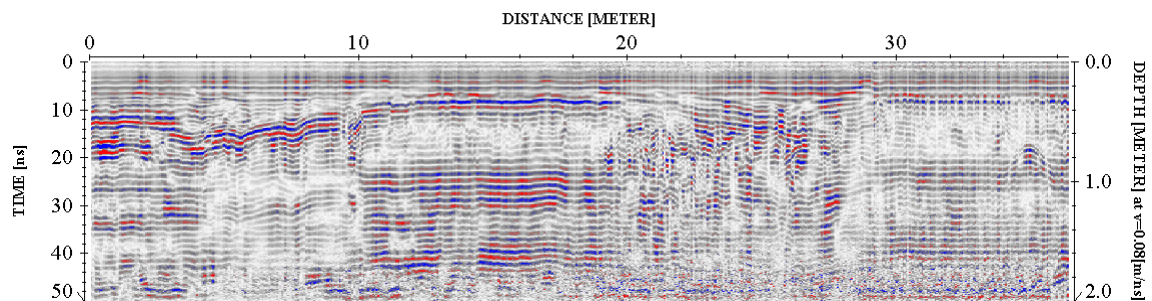
Step 2. Remove instrument noise (dewow)



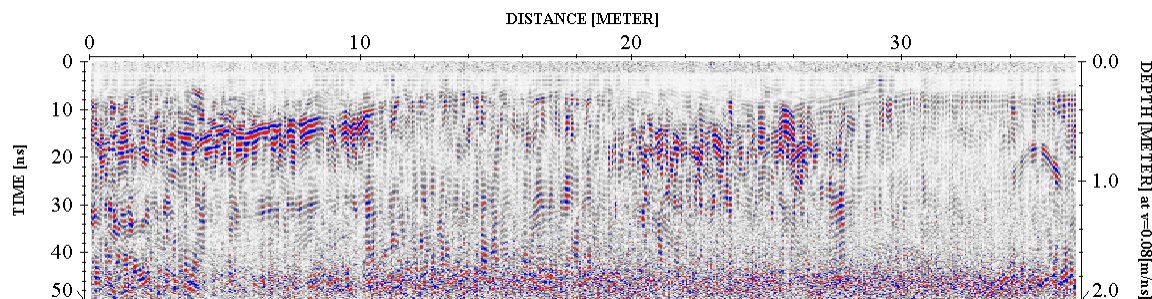
Step 3. Correct for attenuation losses (*energy decay function*)



Step 4. Remove static from bottom of profile (*time cut*)



Step 5. Mute horizontal ringing/noise (*subtracting average*)



The above example shows the significance of data processing. The last image (step 5) has higher resolution than the starting image (raw data – step 1) and represents the subsurface anomalies much more accurately.

PHYSICAL SETTINGS

NOVA observed the following physical conditions at the time of the survey.

Weather: Clear

Temperature: 40° F

Surface: Asphalt, Concrete

Survey Parameters: A GPR grid scan of the survey area, as shown in the survey plan, was completed with an approximate line spacing of two to four feet. Additional traces were collected in areas identified as having features of interest and in the vicinity of proposed boring locations during the grid scan. An EM utility locator was used in conjunction with the GPR throughout the survey area.

Limitations: The geophysical noise level (GNL) was high at the site. The noise was a result of the site being in an urban environment. Portions of the site were covered with debris, closed off or otherwise inaccessible at the time of the survey. Inaccessible areas of importance (in the vicinity of the UST area) are shown in the survey plan.

RESULTS

The results of the geophysical engineering survey (GES) identified the following at the project site:

- Anomalies resembling potential subsurface utilities (such as water, electric, sewer, telecom and gas) were identified during the GES. Sewer lines were determined to be entering sump pits throughout the basement of the property. The approximate locations are shown in the survey plan.
- A large geophysical anomaly resembling a potential underground storage tank (UST) was identified during the GES. An additional anomaly was identified in the sidewalk and is suspected to be related to a remote fill port. Shown in the survey plan.
- A flat lying geophysical anomaly resembling a potential buried steel plate was identified during the GES. Shown in the survey plan.
- All cleared boring locations are shown in the survey plan.

If you have any questions, please do not hesitate to contact the undersigned.

Sincerely,

NOVA Geophysical Services



Levent Eskicakit, P.G., E.P.

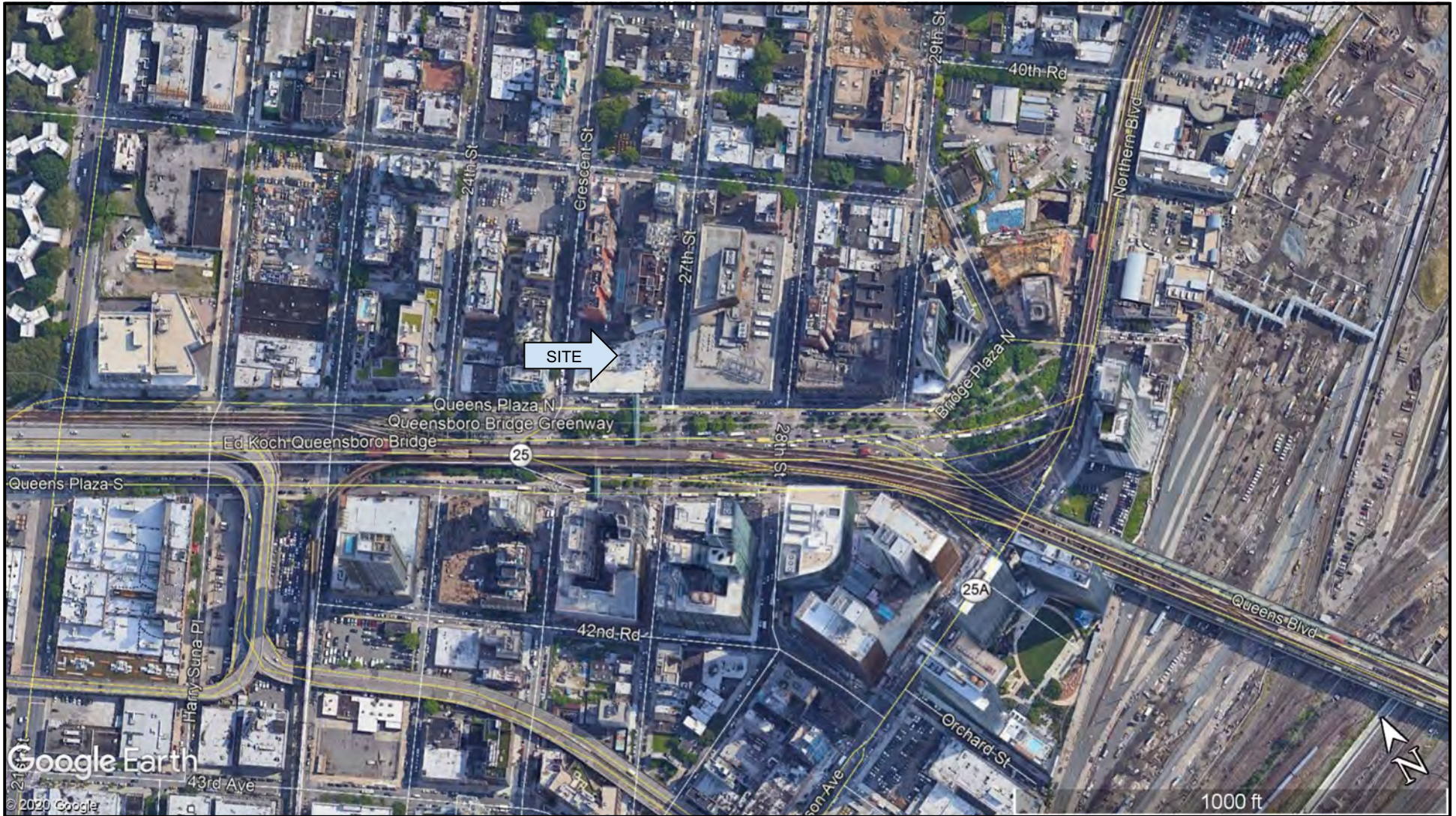
Project Engineer

Attachments:

Location Map

Survey Plan

Geophysical Images



NOVA
Geophysical Services
 Subsurface Mapping Solutions
 56-01 Marathon Parkway, # 765
 Douglaston, New York 11362
 Phone (347) 556-7787 * Fax (718) 261-1527
 www.novagsi.com

Location Map	
SITE:	Commercial Site 2501 Queens Plaza North, Long Island City, New York 11101
CLIENT:	Langan
DATE:	December 15th, 2020
AUTH:	Chris Steinley

LEGEND



Google Earth

©2020 Google

70 ft

SURVEY PLAN

LEGEND

NOVA

Geophysical Services

Subsurface Mapping Solutions

56-01 Marathon Parkway, # 765

Douglaston, New York 11362

Phone (347) 556-7787 * Fax (718) 261-1527













www.novagsi.com

SITE: **Commercial Site**
2501 Queens Plaza North,
Long Island City, New York 11101

CLIENT: Langan

DATE: December 15th, 2020


AUTH: Chris Steinley

-  Survey Area
-  UST Area
-  Water
-  Fuel Line
-  Sewer
-  Buried Metal Plate
-  Gas
-  Boring
-  Electric
-  Sump
-  Telecom
-  Inaccessible

GEOPHYSICAL IMAGES

Commercial Site

2501 Queens Plaza North,
Long Island City, New York 11101
December 15th, 2020



GEOPHYSICAL IMAGES

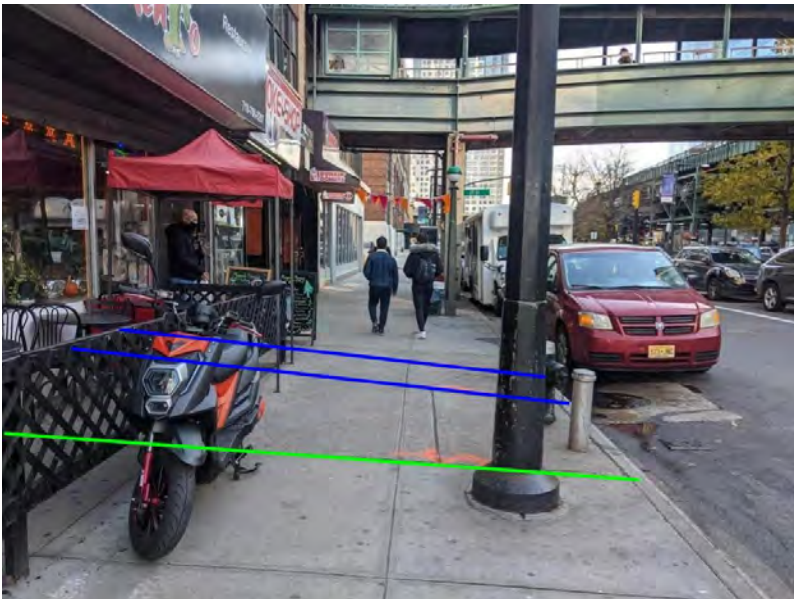
Commercial Site

2501 Queens Plaza North,
Long Island City, New York 11101

December 15th, 2020



GEOPHYSICAL IMAGES
Commercial Site
2501 Queens Plaza North,
Long Island City, New York 11101
December 15th, 2020



GEOPHYSICAL IMAGES

Commercial Site

2501 Queens Plaza North,
Long Island City, New York 11101
December 15th, 2020



GEOPHYSICAL IMAGES

Commercial Site

2501 Queens Plaza North,
Long Island City, New York 11101
December 15th, 2020



GEOPHYSICAL IMAGES

Commercial Site


2501 Queens Plaza North,
Long Island City, New York 11101
December 15th, 2020



GEOPHYSICAL IMAGES

Commercial Site

2501 Queens Plaza North,
Long Island City, New York 11101
December 15th, 2020



GEOPHYSICAL IMAGES

Commercial Site


2501 Queens Plaza North,
Long Island City, New York 11101
December 15th, 2020



GEOPHYSICAL IMAGES

Commercial Site


2501 Queens Plaza North,
Long Island City, New York 11101
December 15th, 2020



GEOPHYSICAL IMAGES

Commercial Site

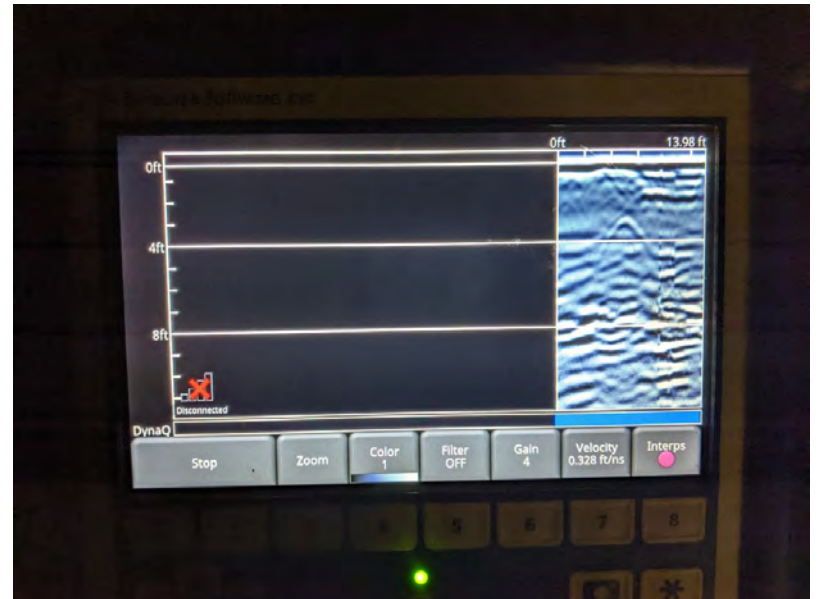
2501 Queens Plaza North,
Long Island City, New York 11101
December 15th, 2020



GEOPHYSICAL IMAGES

Commercial Site

2501 Queens Plaza North,
Long Island City, New York 11101
December 15th, 2020

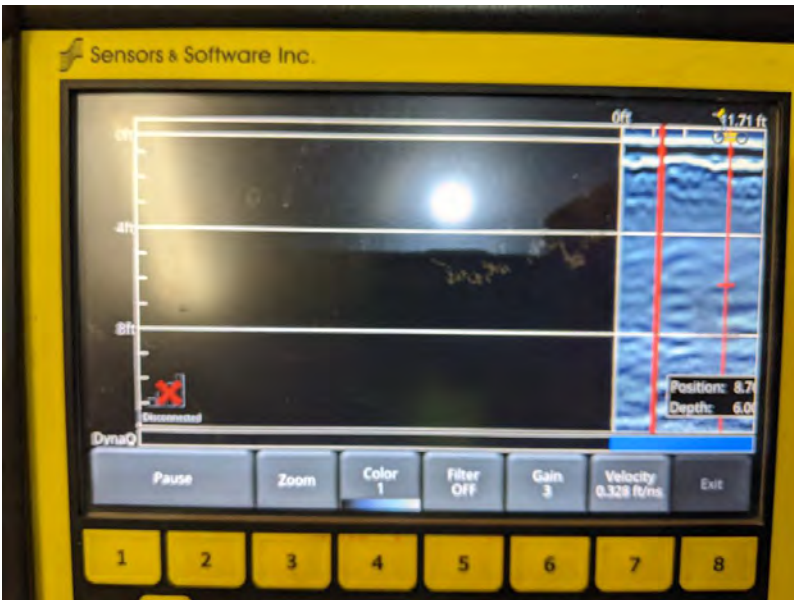


GEOPHYSICAL IMAGES

Commercial Site

2501 Queens Plaza North,
Long Island City, New York 11101

December 15th, 2020



GEOPHYSICAL IMAGES

Commercial Site

2501 Queens Plaza North,
Long Island City, New York 11101

December 15th, 2020



GEOPHYSICAL IMAGES

Commercial Site

2501 Queens Plaza North,
Long Island City, New York 11101
December 15th, 2020



GEOPHYSICAL IMAGES

Commercial Site

2501 Queens Plaza North,
Long Island City, New York 11101
December 15th, 2020



GEOPHYSICAL IMAGES

Commercial Site


2501 Queens Plaza North,
Long Island City, New York 11101
December 15th, 2020



GEOPHYSICAL IMAGES

Commercial Site



2501 Queens Plaza North,
Long Island City, New York 11101
December 15th, 2020



GEOPHYSICAL IMAGES

Commercial Site

2501 Queens Plaza North,
Long Island City, New York 11101
December 15th, 2020




GEOPHYSICAL IMAGES

Commercial Site

2501 Queens Plaza North,
Long Island City, New York 11101

December 15th, 2020



GEOPHYSICAL IMAGES

Commercial Site

2501 Queens Plaza North,
Long Island City, New York 11101

December 15th, 2020



GEOPHYSICAL IMAGES

Commercial Site

2501 Queens Plaza North,
Long Island City, New York 11101

December 15th, 2020



GEOPHYSICAL IMAGES

Commercial Site

2501 Queens Plaza North,
Long Island City, New York 11101

December 15th, 2020




GEOPHYSICAL IMAGES

Commercial Site

2501 Queens Plaza North,
Long Island City, New York 11101

December 15th, 2020



GEOPHYSICAL IMAGES

Commercial Site

2501 Queens Plaza North,
Long Island City, New York 11101
December 15th, 2020



GEOPHYSICAL IMAGES

Commercial Site


2501 Queens Plaza North,
Long Island City, New York 11101
December 15th, 2020



GEOPHYSICAL IMAGES

Commercial Site

2501 Queens Plaza North,
Long Island City, New York 11101
December 15th, 2020



GEOPHYSICAL IMAGES

Commercial Site

2501 Queens Plaza North,
Long Island City, New York 11101

December 15th, 2020



GEOPHYSICAL IMAGES

Commercial Site

2501 Queens Plaza North,
Long Island City, New York 11101
December 15th, 2020



GEOPHYSICAL IMAGES

Commercial Site

2501 Queens Plaza North,
Long Island City, New York 11101
December 15th, 2020



APPENDIX B
SOIL BORING LOGS

Project 25-01 Queens Plaza North				Project No. 170652801			
Location 25-01 Queens Plaza North, Queens NY 11101				Elevation and Datum N/A			
Drilling Company Lakewood Environmental Services Corp.				Date Started 12/16/20		Date Finished 12/16/20	
Drilling Equipment AMS PowerProbe 9100P				Completion Depth 12 ft		Rock Depth N/A	
Size and Type of Bit 2-inch-diameter Macrocore cutting shoe				Number of Samples 3		Disturbed N/A	Undisturbed N/A
Casing Diameter (in) N/A		Casing Depth (ft) N/A		Water Level (ft.) First N/A		Completion N/A	24 HR. N/A
Casing Hammer N/A		Weight (lbs) N/A		Drop (in) N/A		Drilling Foreman Tim Kelly	
Sampler 2-inch by 4-foot long Macrocore				Field Engineer Ashley Stappenbeck			
Sampler Hammer N/A		Weight (lbs) N/A		Drop (in) N/A			

I:\LANGAN.COM\DATA\NYC\DATA\8170652801\PROJECT DATA_DISCIPLINE\ENVIRONMENTAL\GINTLOGS\PHASE II\170652801_ENTERPRISE.GPJ... 1/17/2021 2:13:50 PM ... Report Log - LANGAN

MATERIAL SYMBOL	Elev. (ft)	Sample Description	Depth Scale	Sample Data				Remarks (Drilling Fluid, Depth of Casing, Fluid Loss, Drilling Resistance, etc.)
				Number	Type	Recov. (in)	Penetr. resist B/6in	
		6-inches ASPHALT	0					
		R1A (0-22"): Tan to brown fine SAND, trace medium sand, trace silt, trace fine gravel, brick, asphalt (dry)[FILL]	1					
		R1B (22-25"): Light brown to orange fine SAND, trace coarse sand, ceramic, brick (dry)[FILL]	2	R1	MC	39/48		
		R1C (25-33"): Light brown fine SAND, trace clay, trace fine gravel (dry)	3					
		R2 (0-30"): Light brown fine SAND, trace clay (dry)	4					
			5					
			6	R2	MC	30/48		
			7					
			8					
		R3 (0-33"): Light brown fine SAND (dry)	9					
			10	R3	MC	33/48		
			11					
			12					End of boring at 12 feet below sidewalk grade (bsg).
			13					
			14					
			15					
			16					
			17					
			18					
			19					
			20					

Project 25-01 Queens Plaza North		Project No. 170652801	
Location 25-01 Queens Plaza North, Queens NY 11101		Elevation and Datum N/A	
Drilling Company Lakewood Environmental Services Corp.		Date Started 12/16/20	Date Finished 12/16/20
Drilling Equipment AMS PowerProbe 9100P		Completion Depth 24 ft	Rock Depth N/A
Size and Type of Bit 2-inch-diameter Macrocore cutting shoe		Number of Samples	Disturbed 6 Undisturbed N/A Core N/A
Casing Diameter (in) N/A	Casing Depth (ft) N/A	Water Level (ft.) First 15	Completion N/A 24 HR. N/A
Casing Hammer N/A	Weight (lbs) N/A	Drop (in) N/A	Drilling Foreman Tim Kelly
Sampler 2-inch by 4-foot long Macrocore		Field Engineer Ashley Stappenbeck	
Sampler Hammer N/A	Weight (lbs) N/A	Drop (in) N/A	

I:\LANGAN.COM\DATA\NYC\DATA\170652801\PROJECT DATA\ DISCIPLINE\ENVIRONMENTAL\GINTLOGS\PHASE II\170652801 ENTERPRISE.GPJ... 17/2021 2:13:53 PM ... Report Log - LANGAN

MATERIAL SYMBOL	Elev. (ft)	Sample Description	Depth Scale	Sample Data						Remarks (Drilling Fluid, Depth of Casing, Fluid Loss, Drilling Resistance, etc.)
				Number	Type	Recov. (in)	Penetr. resist	BL/Join	PID Reading (ppm)	
		6-inches ASPHALT	0							
		R1A (0-8"): Light brown fine SAND, trace medium sand, trace coarse sand, trace silt, brick (dry)[FILL] R1B (8-23"): Brown fine SAND, trace medium sand, trace coarse sand, trace fine gravel, plastic (dry)[FILL]	1-2	R1	MC	29/48			0.0	
		R2A (0-19"): Brown fine SAND, trace coarse sand, trace fine gravel, trace silt, brick (dry)[FILL] R2B (19-22"): Tan fine SAND, trace coarse sand, trace fine gravel (dry)[FILL]	3-8	R2	MC	22/48			0.0	
		R3A (0-6"): Brown fine SAND, trace coarse sand, trace fine gravel, metal (dry)[FILL] R3B (6-15"): Dark gray to brown fine SAND, trace silt, coarse sand, slag, glass, wire, brick (dry)[FILL]	9-12	R3	MC	15/48			0.0	Collected SB02_11-12 at 10:40 AM. Slag, wire, ceramics from 11 to 12 feet bsg.
		R4A (0-4"): Dark brown fine SAND, trace silt, trace clay, trace coarse sand, brick (dry)[FILL] R4B (4-7"): Tan fine SAND, trace coarse sand, trace fine gravel (dry)[FILL] R4C (7-27"): Light brown fine SAND, trace silt, trace clay (dry to wet)	13-16	R4	MC	27/48			0.0	
		R5 (0-33"): Light brown silty fine SAND, trace clay (wet)	17-20	R5	MC	33/48			0.0	

LANGAN

Log of Boring

SB02

Sheet

2

of

2

Project		Project No.							
25-01 Queens Plaza North		170652801							
Location		Elevation and Datum							
25-01 Queens Plaza North, Queens NY 11101		N/A							
MATERIAL SYMBOL	Elev. (ft)	Sample Description	Depth Scale	Sample Data				Remarks (Drilling Fluid, Depth of Casing, Fluid Loss, Drilling Resistance, etc.)	
				Number	Type	Recov. (in)	Penetr. resist. BL/6in		PID Reading (ppm)
		R6 (0-39"): Brown silty fine SAND, trace clay (wet)	20	R6	MC	39/48			
			21						0.0
			22						0.0
			23						0.0
			24						0.0
			25						
			26						
			27						
			28						
			29						
			30						
			31						
			32						
			33						
			34						
			35						
			36						
			37						
			38						
			39						
			40						
			41						
			42						
			43						
		44							
		45							
				End of boring at 24 feet bsg.					

I:\LANGAN.COM\DATA\NYC\DATA\8170652801\PROJECT DATA\DISCIPLINE\ENVIRONMENTAL\GINTLOGS\PHASE II\170652801_ENTERPRISE.GPJ... 1/7/2021 2:13:54 PM ... Report: Log - LANGAN

LANGAN

Project 25-01 Queens Plaza North				Project No. 170652801			
Location 25-01 Queens Plaza North, Queens NY 11101				Elevation and Datum N/A			
Drilling Company Lakewood Environmental Services Corp.				Date Started 12/16/20		Date Finished 12/16/20	
Drilling Equipment Hilti TE 3000 AVR Jackhammer with Macrocore Attachment				Completion Depth 25 ft		Rock Depth N/A	
Size and Type of Bit 1.5-inch-diameter Macrocore cutting shoe				Number of Samples 5		Disturbed N/A	Undisturbed N/A
Casing Diameter (in) N/A		Casing Depth (ft) N/A		Water Level (ft.) First 15.5		Completion N/A	24 HR. N/A
Casing Hammer N/A		Weight (lbs) N/A		Drop (in) N/A		Drilling Foreman Tim Kelly	
Sampler 1.5-inch by 2-foot long Macrocore				Field Engineer Ashley Stappenbeck			
Sampler Hammer N/A		Weight (lbs) N/A		Drop (in) N/A			

I:\LANGAN.COM\DATA\NYC\DATA\170652801\PROJECT DATA_DISCIPLINE\ENVIRONMENTAL\GINTLOGS\PHASE II\170652801_ENTERPRISE.GPJ... 1/7/2021 2:13:56 PM ... Report Log - LANGAN

MATERIAL SYMBOL	Elev. (ft)	Sample Description	Depth Scale	Sample Data					Remarks (Drilling Fluid, Depth of Casing, Fluid Loss, Drilling Resistance, etc.)	
				Number	Type	Recov. (in)	Penetr. resist	BL/Join		PID Reading (ppm)
			0							
			1							Cellar extends to approximately 15 feet bsg.
			2							
			3							
			4							
			5							
			6							
			7							
			8							
			9							
			10							
			11							
			12							
			13							
			14							
		6-inch CONCRETE slab	15						0.0	
		R1A (0-3"): Brown fine SAND, trace medium sand, trace silt (wet)[FILL]	16	R1	MC	21/24			0.0	
		R1B (3-15"): Brown to gray dark orange mottled SILT, some fine sand, trace clay (wet)	17						0.0	
		R2 (0-24"): Light brown SILT, some fine sand (wet)	18	R2	MC	24/24			0.0	
			19						0.0	
		R3A (0-9"): Light brown SILT, some fine sand (wet)	19	R3	MC	17/24			0.0	
			20							

Collected SB03_15.5-16.5 at 14:40 PM.

LANGAN

Log of Boring

SB03

Sheet

2

of

2

Project		Project No.							
25-01 Queens Plaza North		170652801							
Location		Elevation and Datum							
25-01 Queens Plaza North, Queens NY 11101		N/A							
MATERIAL SYMBOL	Elev. (ft)	Sample Description	Depth Scale	Sample Data				Remarks (Drilling Fluid, Depth of Casing, Fluid Loss, Drilling Resistance, etc.)	
				Number	Type	Recov. (in)	Penetr. resist. BL/6in		PID Reading (ppm)
		R3B (9-17"): Gray to brown fine SAND, some silt (wet)	20	R3	MC	17/24		0.0	End of boring at 25 feet bsg.
		R4 (0-20"): Gray to brown fine SAND, some silt (wet)	21					0.0	
			22	R4	MC	20/24		0.0	
			23					0.0	
		R5 (0-24"): Gray to brown fine SAND, some silt (wet)	24	R5	MC	24/24		0.0	
			25					0.0	
			26						
			27						
			28						
			29						
			30						
			31						
			32						
			33						
			34						
			35						
			36						
			37						
			38						
			39						
			40						
			41						
			42						
			43						
			44						
			45						

I:\LANGAN.COM\DATA\NYC\DATA\8170652801\PROJECT DATA\DISCIPLINE\ENVIRONMENTAL\GINTLOGS\PHASE II\170652801_ENTERPRISE.GPJ... 1/7/2021 2:13:57 PM ... Report: Log - LANGAN

Project 25-01 Queens Plaza North				Project No. 170652801			
Location 25-01 Queens Plaza North, Queens NY 11101				Elevation and Datum N/A			
Drilling Company Lakewood Environmental Services Corp.				Date Started 12/21/20		Date Finished 12/21/20	
Drilling Equipment Hilti TE 3000 AVR Jackhammer with Macrocore Attachment				Completion Depth 18 ft		Rock Depth N/A	
Size and Type of Bit 1.5-inch-diameter Macrocore cutting shoe				Number of Samples 5		Disturbed N/A	Core N/A
Casing Diameter (in) N/A		Casing Depth (ft) N/A		Water Level (ft.) First 10		Completion N/A	24 HR. N/A
Casing Hammer N/A		Weight (lbs) N/A	Drop (in) N/A	Drilling Foreman Tim Kelly			
Sampler 1.5-inch by 2-foot long Macrocore				Field Engineer Ashley Stappenbeck			
Sampler Hammer N/A		Weight (lbs) N/A	Drop (in) N/A				

I:\LANGAN.COM\DATA\NYC\DATA\170652801\PROJECT DATA\ DISCIPLINE\ENVIRONMENTAL\GINT\LOGS\PHASE II\170652801_ENTERPRISE.GPJ... 1/7/2021 2:13:59 PM ... Report Log - LANGAN

MATERIAL SYMBOL	Elev. (ft)	Sample Description	Depth Scale	Sample Data					Remarks (Drilling Fluid, Depth of Casing, Fluid Loss, Drilling Resistance, etc.)
				Number	Type	Recov. (in)	Penetr. resist	BL/Join	
			0						
			1						
			2						
			3						
			4						
			5						
			6						
			7						
			8						
		6-inch CONCRETE slab							
		R1 (0-14"): Light brown fine SAND, trace coarse sand (dry)							
			9	R1	MC	20/24			
			10					0.0	Collected SB04_8.5-9.5 at 11:30 AM.
			10					0.0	
		R2 (0-17"): Light brown fine SAND, trace silt (wet)							
			11	R2	MC	17/24		0.0	
			12					0.0	
		R3 (0-19"): Light brown fine SAND, trace silt (wet)							
			13	R3	MC	19/24		0.0	
			14					0.0	
		R4 (0-24"): Light brown fine SAND, trace silt (wet)							
			15	R4	MC	24/24		0.0	
			16					0.0	
		R5A (0-13"): Light brown fine SAND, trace silt (wet)							
			17	R5	MC	24/24		0.0	
			18					0.0	
		R5B (13-24"): Light brown fine SAND, trace silt, trace clay (wet)							
			19						
			20						End of boring at 18 feet bsg.

Project 25-01 Queens Plaza North				Project No. 170652801			
Location 25-01 Queens Plaza North, Queens NY 11101				Elevation and Datum N/A			
Drilling Company Lakewood Environmental Services Corp.				Date Started 12/21/20		Date Finished 12/21/20	
Drilling Equipment Hilti TE 3000 AVR Jackhammer with Macrocore Attachment				Completion Depth 22 ft		Rock Depth N/A	
Size and Type of Bit 1.5-inch-diameter Macrocore cutting shoe				Number of Samples 5		Disturbed N/A	Core N/A
Casing Diameter (in) N/A		Casing Depth (ft) N/A		Water Level (ft.) First 13		Completion N/A	24 HR. N/A
Casing Hammer N/A		Weight (lbs) N/A		Drop (in) N/A		Drilling Foreman Tim Kelly	
Sampler 1.5-inch by 2-foot long Macrocore				Field Engineer Ashley Stappenbeck			
Sampler Hammer N/A		Weight (lbs) N/A		Drop (in) N/A			

I:\LANGAN.COM\DATA\NYC\DATA\170652801\PROJECT DATA\DISCIPLINE\ENVIRONMENTAL\GINTLOGS\PHASE II\170652801_ENTERPRISE.GPJ... 1/7/2021 2:14:02 PM ... Report Log - LANGAN

MATERIAL SYMBOL	Elev. (ft)	Sample Description	Depth Scale	Sample Data					Remarks (Drilling Fluid, Depth of Casing, Fluid Loss, Drilling Resistance, etc.)
				Number	Type	Recov. (in)	Penetr. resist	BL/Join	
			0						
			1						
			2						
			3						
			4						
			5						
			6						
			7						
			8						
			9						
			10						
			11						
			12						
		6-inch CONCRETE slab							0.0
		R1A (0-5"): Black fine SAND, trace coarse sand, trace fine gravel (dry)[FILL]	13	R1	MC	22/24			0.0
		R1B (5-16"): Light brown fine SAND, trace silt, trace clay (wet)	14						0.0
		R2 (0-24"): Light brown fine SAND, trace silt, trace clay (wet)	15	R2	MC	24/24			0.0
			16						0.0
		R3A (0-17"): Light brown fine SAND, trace silt, trace clay (wet)	17	R3	MC	24/24			0.0
		R3B (17-24"): Light brown fine SAND, trace silt (wet)	18						0.0
		R4 (0-24"): Medium dense to dense light brown SILT, trace fine sand, trace clay, trace coarse sand (wet)	19	R4	MC	24/24			0.0
			20						0.0

Cellar extends to approximately 12 feet bsg.

Black staining observed from 12.5 to 13 feet bsg
Collected SB05_12.5-13.5 at 12:30 PM.

LANGAN

Log of Boring

SB05

Sheet

2

of

2

Project		Project No.								
25-01 Queens Plaza North		170652801								
Location		Elevation and Datum								
25-01 Queens Plaza North, Queens NY 11101		N/A								
MATERIAL SYMBOL	Elev. (ft)	Sample Description	Depth Scale	Sample Data				Remarks (Drilling Fluid, Depth of Casing, Fluid Loss, Drilling Resistance, etc.)		
				Number	Type	Recov. (in)	Penetr. resist. BL/6in		PID Reading (ppm)	
		R5A (0-14"): Medium dense to dense light brown SILT, trace fine sand, trace clay, trace coarse sand (wet)	20	R5	MC	24/24		0.0	End of boring at 22 feet bsg.	
		R5B (14-21"): Black light brown fine SAND (wet)	21							0.0
		R5C (21-24"): Light brown to gray fine SAND, trace silt, trace clay	22							0.0
			23							
			24							
			25							
			26							
			27							
			28							
			29							
			30							
			31							
			32							
			33							
			34							
			35							
			36							
			37							
			38							
			39							
			40							
			41							
			42							
			43							
			44							
			45							

I:\LANGAN.COM\DATA\NYC\DATA\8170652801\PROJECT DATA\DISCIPLINE\ENVIRONMENTAL\GINTLOGS\PHASE II\170652801_ENTERPRISE.GPJ... 1/7/2021 2:14:02 PM ... Report: Log - LANGAN

LANGAN

I:\LANGAN.COM\DATA\NYC\DATA\170652801\PROJECT DATA\DISCIPLINE\ENVIRONMENTAL\GINTLOGS\PHASE II\170652801_ENTERPRISE.GPJ... 1/7/2021 2:14:05 PM ... Report Log - LANGAN

Project 25-01 Queens Plaza North				Project No. 170652801			
Location 25-01 Queens Plaza North, Queens NY 11101				Elevation and Datum N/A			
Drilling Company Lakewood Environmental Services Corp.				Date Started 12/18/20		Date Finished 12/18/20	
Drilling Equipment Hilti TE 3000 AVR Jackhammer with Macrocore Attachment				Completion Depth 25 ft		Rock Depth N/A	
Size and Type of Bit 1.5-inch-diameter Macrocore cutting shoe				Number of Samples 6		Disturbed N/A	Undisturbed N/A
Casing Diameter (in) N/A		Casing Depth (ft) N/A		Water Level (ft.) First 13		Completion N/A	24 HR. N/A
Casing Hammer N/A		Weight (lbs) N/A		Drop (in) N/A		Drilling Foreman Tim Kelly	
Sampler 1.5-inch by 2-foot long Macrocore				Field Engineer Ashley Stappenbeck			
Sampler Hammer N/A		Weight (lbs) N/A		Drop (in) N/A			

MATERIAL SYMBOL	Elev. (ft)	Sample Description	Depth Scale	Sample Data					Remarks (Drilling Fluid, Depth of Casing, Fluid Loss, Drilling Resistance, etc.)	
				Number	Type	Recov. (in)	Penetr. resist	BL/Join		PID Reading (ppm)
			0							
			1							
			2							
			3							
			4							
			5							
			6							
			7							
			8							
			9							
			10							
			11							
			12							
			13							
		6-inch CONCRETE slab								
		R1A (0-3"): Gray fine SAND, trace fine gravel, trace coarse sand (dry)[FILL]							76.0	
		R1B (3-13"): Light brown to gray fine SAND, trace silt, trace fine gravel (wet)		R1	MC	19/24			133.2	
		R2 (0-12"): Light brown to dark gray fine SAND, trace silt, trace clay (wet)							56.2	
				R2	MC	12/24			115.5	
									150.9	
				R3	MC	16/24			8.6	
		R3 (0-16"): Light brown to gray fine SAND, some silt, trace clay (wet)							9.4	
				R4	MC	12/24				

Cellar extends to approximately 13 feet bsg.

Petroleum-like odors and sheen observed from 14.5 to 15 feet bsg
 Sheen observed from 16 to 17 feet bsg
 Black staining observed from 16.25 to 16.5 feet bsg
 Collected SB06_16-17 at 9:18 AM.
 Petroleum-like odors and sheen observed from 17.75 to 19 feet bsg

LANGAN

Log of Boring

SB06

Sheet

2

of

2

Project		Project No.						
25-01 Queens Plaza North		170652801						
Location		Elevation and Datum						
25-01 Queens Plaza North, Queens NY 11101		N/A						
MATERIAL SYMBOL	Elev. (ft)	Sample Description	Depth Scale	Sample Data				Remarks (Drilling Fluid, Depth of Casing, Fluid Loss, Drilling Resistance, etc.)
				Number	Type	Recov. (in)	Penetr. resist. BL/6in	
	20	R4 (0-12"): Light brown to gray SILT, some fine sand, trace clay	R4	MC	12/24		6.7 14.8	Petroleum-like odors and sheen observed from 20 to 21 feet bsg
	21							
	22	R5 (0-12"): Light brown to gray SILT, some fine sand, trace clay	R5	MC	12/24		37.9 15.6	Petroleum-like odors and sheen observed from 22 to 23 feet bsg
	23						9	
	24	R6 (0-24"): Light brown to gray SILT, some fine sand, trace clay	R6	MC	24/24		31.3 2.4	End of boring at 25 feet bsg.
	25						1.2 0.9	
	26							
	27							
	28							
	29							
	30							
	31							
	32							
	33							
	34							
	35							
	36							
	37							
	38							
	39							
	40							
	41							
	42							
	43							
	44							
	45							


I:\LANGAN.COM\DATA\NYC\DATA\8170652801\PROJECT DATA\DISCIPLINE\ENVIRONMENTAL\GINTLOGS\PHASE II\170652801_ENTERPRISE.GPJ... 1/7/2021 2:14:05 PM ... Report: Log - LANGAN

LANGAN

I:\LANGAN.COM\DATA\NYC\DATA\8170652801\PROJECT DATA\DISCIPLINE\ENVIRONMENTAL\GINTLOGS\PHASE II\170652801_ENTERPRISE.GPJ... 1/7/2021 2:14:08 PM ... Report Log - LANGAN

Project 25-01 Queens Plaza North				Project No. 170652801			
Location 25-01 Queens Plaza North, Queens NY 11101				Elevation and Datum N/A			
Drilling Company Lakewood Environmental Services Corp.				Date Started 12/18/20		Date Finished 12/18/20	
Drilling Equipment Hilti TE 3000 AVR Jackhammer with Macrocore Attachment				Completion Depth 22 ft		Rock Depth N/A	
Size and Type of Bit 1.5-inch-diameter Macrocore cutting shoe				Number of Samples 5		Disturbed N/A	Core N/A
Casing Diameter (in) N/A		Casing Depth (ft) N/A		Water Level (ft.) First 12		Completion N/A	24 HR. N/A
Casing Hammer N/A		Weight (lbs) N/A		Drop (in) N/A		Drilling Foreman Tim Kelly	
Sampler 1.5-inch by 2-foot long Macrocore				Field Engineer Ashley Stappenbeck			
Sampler Hammer N/A		Weight (lbs) N/A		Drop (in) N/A			

MATERIAL SYMBOL	Elev. (ft)	Sample Description	Depth Scale	Sample Data					Remarks (Drilling Fluid, Depth of Casing, Fluid Loss, Drilling Resistance, etc.)
				Number	Type	Recov. (in)	Penetr. resist	BL/Join	
			0						
			1						
			2						
			3						
			4						
			5						
			6						
			7						
			8						
			9						
			10						
			11						
			12						
		6-inch CONCRETE slab							
		R1A (0-3"): Light brown fine SAND, trace coarse sand, trace medium sand, trace fine gravel (dry)[FILL]							
		R1B (3-17"): Gray fine SAND, some silt, trace clay (wet)							
		R2A (0-4"): Dark gray fine SAND, some silt, trace clay (wet)							
		R2B (4-18"): Olive fine SAND, some silt, trace clay (wet)							
		R3A (0-7"): Olive fine SAND, trace medium sand, trace silt, trace clay (wet)							
		R3B (7-24"): Light brown to light gray fine SAND, some silt, trace clay (wet)							
		R4 (0-24"): Grayish light brown SILT, some fine sand, trace clay (wet)							
			13	R1	MC	23/24			76.6
			14						136.2
			15						104.8
			16						
			17	R2	MC	18/24			105.6
			18						40.8
			19						8.0
			20						43.0
			21						47.1
			22	R3	MC	24/24			2.8
			23						2.1
			24						1.9
			25	R4	MC	24/24			1.8
			26						2.7
			27						2.2



Cellar extends to approximately 12 feet bsg.

Odor observed 12 to 14 feet bsg

Collected SB07_12.5-13.5 at 10:25 AM.

Sheen observed at 14.5 feet bsg

Odor observed 14 to 16 feet bsg

Odor and sheen observed at 16 to 17 feet bsg

LANGAN

Log of Boring

SB07

Sheet

2

of

2

Project		Project No.							
25-01 Queens Plaza North		170652801							
Location		Elevation and Datum							
25-01 Queens Plaza North, Queens NY 11101		N/A							
MATERIAL SYMBOL	Elev. (ft)	Sample Description	Depth Scale	Sample Data				Remarks (Drilling Fluid, Depth of Casing, Fluid Loss, Drilling Resistance, etc.)	
				Number	Type	Recov. (in)	Penetr. resist. BL/6in		PID Reading (ppm)
		R5 (0-24"): Grayish light brown SILT, some fine sand, trace clay (wet)	20	R5	MC	24/24		1.5	End of boring at 22 feet bsg.
			21					1.2	
			22					1.0	
			23					2.2	
			24						
			25						
			26						
			27						
			28						
			29						
			30						
			31						
			32						
			33						
			34						
			35						
			36						
			37						
			38						
			39						
			40						
			41						
			42						
			43						
			44						
			45						

I:\LANGAN.COM\DATA\NYC\DATA\8170652801\PROJECT DATA\DISCIPLINE\ENVIRONMENTAL\GINTLOGS\PHASE II\170652801_ENTERPRISE.GPJ... 1/7/2021 2:14:08 PM ... Report: Log - LANGAN

LANGAN

Project 25-01 Queens Plaza North		Project No. 170652801	
Location 25-01 Queens Plaza North, Queens NY 11101		Elevation and Datum N/A	
Drilling Company Lakewood Environmental Services Corp.		Date Started 12/18/20	Date Finished 12/18/20
Drilling Equipment Hilti TE 3000 AVR Jackhammer with Macrocore Attachment		Completion Depth 20 ft	Rock Depth N/A
Size and Type of Bit 1.5-inch-diameter Macrocore cutting shoe		Number of Samples	Disturbed 5 Undisturbed N/A Core N/A
Casing Diameter (in) N/A	Casing Depth (ft) N/A	Water Level (ft.) First 11 Completion 11	24 HR. N/A
Casing Hammer N/A	Weight (lbs) N/A	Drop (in) N/A	Drilling Foreman Tim Kelly
Sampler 1.5-inch by 2-foot long Macrocore			Field Engineer Ashley Stappenbeck
Sampler Hammer N/A	Weight (lbs) N/A	Drop (in) N/A	

I:\LANGAN.COM\DATA\NYC\DATA\8170652801\PROJECT DATA\DISCIPLINE\ENVIRONMENTAL\GINTLOGS\PHASE II\170652801_ENTERPRISE.GPJ... 1/7/2021 2:14:11 PM ... Report Log - LANGAN

MATERIAL SYMBOL	Elev. (ft)	Sample Description	Depth Scale	Sample Data					Remarks (Drilling Fluid, Depth of Casing, Fluid Loss, Drilling Resistance, etc.)
				Number	Type	Recov. (in)	Penetr. resist	BL/Join	
			0						
			1						Cellar extends to approximately 10 feet bsg.
			2						
			3						
			4						
			5						
			6						
			7						
			8						
			9						
			10						
		6-inch CONCRETE slab							
		R1A (0-4"): Light brown fine SAND, trace coarse sand, trace silt (moist)[FILL]	11	R1	MC	24/24		0.9	Collected SB08_10.5-11.5 at 15:30 PM.
		R1B (4-24"): Light brown fine SAND, some silt, trace clay (wet)	12					1.2	
		R2A (0-9"): Light brown fine SAND, some silt, trace clay (wet)	13	R2	MC	24/24		1.1	
		R2B (9-24"): Black to light brown fine SAND (moist)	14					1.0	
			15					1.0	
		R3 (0-15"): Black to light brown fine SAND, trace silt (moist)	16	R3	MC	15/24		1.0	
			17					1.2	
			18					1.1	
		R4 (0-16"): Light brown to gray fine SAND, some silt (wet)	19	R4	MC	16/24		0.0	
			20					0.0	
		R5 (0-18"): Light brown to gray fine SAND, some silt (wet)	21	R5	MC	18/24		0.0	
			22					0.0	
			23					0.0	
			24					0.0	
			25					0.0	
			26					0.0	
			27					0.0	
			28					0.0	
			29					0.0	
			30					0.0	End of boring at 20 feet bsg.

LANGAN

I:\LANGAN.COM\DATA\NYC\DATA\8170652801\PROJECT DATA\DISCIPLINE\ENVIRONMENTAL\GINTLOGS\PHASE II\170652801_ENTERPRISE.GPJ... 1/7/2021 2:14:13 PM ... Report Log - LANGAN

Project 25-01 Queens Plaza North				Project No. 170652801			
Location 25-01 Queens Plaza North, Queens NY 11101				Elevation and Datum N/A			
Drilling Company Lakewood Environmental Services Corp.				Date Started 12/18/20		Date Finished 12/18/20	
Drilling Equipment Hilti TE 3000 AVR Jackhammer with Macrocore Attachment				Completion Depth 24 ft		Rock Depth N/A	
Size and Type of Bit 1.5-inch-diameter Macrocore cutting shoe				Number of Samples 7		Disturbed N/A	Core N/A
Casing Diameter (in) N/A		Casing Depth (ft) N/A		Water Level (ft.) First 11		Completion N/A	24 HR. N/A
Casing Hammer N/A		Weight (lbs) N/A		Drop (in) N/A		Drilling Foreman Tim Kelly	
Sampler 1.5-inch by 2-foot long Macrocore				Field Engineer Ashley Stappenbeck			
Sampler Hammer N/A		Weight (lbs) N/A		Drop (in) N/A			

MATERIAL SYMBOL	Elev. (ft)	Sample Description	Depth Scale	Sample Data					Remarks (Drilling Fluid, Depth of Casing, Fluid Loss, Drilling Resistance, etc.)	
				Number	Type	Recov. (in)	Penetr. resist	BL/Join		PID Reading (ppm)
			0							
			1							Cellar extends to approximately 10 feet bsg.
			2							
			3							
			4							
			5							
			6							
			7							
			8							
			9							
			10							
		6-inch CONCRETE slab								
		R1 (0-21"): Gray to light brown mottled fine SAND, some silt, trace clay (moist to wet)	11	R1	MC	24/24			5.2	
									1.2	
									1.3	
		R2 (0-24"): Light brown to gray fine SAND, some silt, trace clay (wet)	12						13.3	
									3.6	
									1.8	
									1.9	
									1.2	
		R3 (0-24"): Light brown to gray fine SAND, some silt, trace clay (wet)	14						39.2	Collected SB09_14.5-15.5 at 13:15 PM Black staining observed from 4.5 to 5.5 feet bsg Petroleum-like odors observed from 14.5 to 21.5 feet bsg
									527.5	
									109.8	
									57.7	
		R4 (0-24"): Gray medium dense SILT, trace fine sand, trace clay (wet)	16						335.9	
									33.4	
									126.6	
									59.5	
		R5 (0-24"): Gray medium dense SILT, trace fine sand, trace clay (wet)	18						56.1	
									22.6	
									10.9	
			19	R5	MC	24/24				
			20							

LANGAN

Log of Boring

SB09

Sheet

2

of

2

Project		Project No.							
25-01 Queens Plaza North		170652801							
Location		Elevation and Datum							
25-01 Queens Plaza North, Queens NY 11101		N/A							
MATERIAL SYMBOL	Elev. (ft)	Sample Description	Depth Scale	Sample Data				Remarks (Drilling Fluid, Depth of Casing, Fluid Loss, Drilling Resistance, etc.)	
				Number	Type	Recov. (in)	Penetr. resist. BL/6in		PID Reading (ppm)
		R6 (0-24"): Gray medium dense to dense SILT, trace fine sand, trace clay (wet)	20					10.4	End of boring at 24 feet bsg.
			21	R6	MC	24/24		15.0	
			22					55.6	
			23					22.0	
		R7 (0-24"): Gray medium dense to dense SILT, trace fine sand, trace clay (wet)	24					8.6	
			25					4.0	
			26	R7	MC	24/24		4.8	
			27					3.4	
			28					1.5	
			29						
			30						
			31						
			32						
			33						
			34						
			35						
			36						
			37						
			38						
			39						
			40						
			41						
			42						
			43						
			44						
			45						

I:\LANGAN.COM\DATA\NYC\DATA\8170652801\PROJECT DATA\DISCIPLINE\ENVIRONMENTAL\GINTLOGS\PHASE II\170652801_ENTERPRISE.GPJ... 1/7/2021 2:14:14 PM ... Report: Log - LANGAN

LANGAN

Project 25-01 Queens Plaza North				Project No. 170652801			
Location 25-01 Queens Plaza North, Queens NY 11101				Elevation and Datum N/A			
Drilling Company Lakewood Environmental Services Corp.				Date Started 12/16/20		Date Finished 12/16/20	
Drilling Equipment AMS PowerProbe 9100P				Completion Depth 12 ft		Rock Depth N/A	
Size and Type of Bit 2-inch-diameter Macrocore cutting shoe				Number of Samples 3		Disturbed N/A	Undisturbed N/A
Casing Diameter (in) N/A		Casing Depth (ft) N/A		Water Level (ft.) First N/A		Completion N/A	Core N/A
Casing Hammer N/A		Weight (lbs) N/A		Drop (in) N/A		Drilling Foreman Tim Kelly	
Sampler 1.5-inch by 2-foot long Macrocore				Field Engineer Ashley Stappenbeck			
Sampler Hammer N/A		Weight (lbs) N/A		Drop (in) N/A			

I:\LANGAN.COM\DATA\NYC\DATA\8170652801\PROJECT DATA_DISCIPLINE\ENVIRONMENTAL\GINTLOGS\PHASE II\170652801_ENTERPRISE.GPJ... 17/2021 2:14:16 PM ... Report Log - LANGAN

MATERIAL SYMBOL	Elev. (ft)	Sample Description	Depth Scale	Sample Data					Remarks (Drilling Fluid, Depth of Casing, Fluid Loss, Drilling Resistance, etc.)
				Number	Type	Recov. (in)	Penetr. resist	BL/ft	
		6-inches ASPHALT	0						
		R1 (0-16"): Brown to black fine SAND, trace coarse sand, trace fine gravel, trace silt, brick (dry)[FILL]	1	R1	MC	22/48			0.0
			2						0.0
			3						0.0
			4						0.0
		R2A (0-14"): Brown to tan fine SAND, trace fine gravel, trace coarse sand, trace silt (dry)[FILL]	6	R2	MC	25/48			0.0
			7						0.0
		R2B (14-25"): Tan fine SAND, trace medium sand, trace silt (dry)	8						0.0
			9						0.0
		R3 (0-34"): Tan fine SAND, trace medium sand, trace silt (dry)	10	R3	MC	34/48			0.0
			11						0.0
			12						0.0
			13						
			14						
			15						
			16						
			17						
			18						
			19						
			20						

End of boring at 12 feet bsg.

Project 25-01 Queens Plaza North		Project No. 170652801	
Location 25-01 Queens Plaza North, Queens NY 11101		Elevation and Datum N/A	
Drilling Company Lakewood Environmental Services Corp.		Date Started 12/21/20	Date Finished 12/21/20
Drilling Equipment Hilti TE 3000 AVR Jackhammer with Macrocore Attachment		Completion Depth 20 ft	Rock Depth N/A
Size and Type of Bit 1.5-inch-diameter Macrocore cutting shoe		Number of Samples	Disturbed 5
Casing Diameter (in) N/A		Casing Depth (ft) N/A	Undisturbed N/A
Casing Hammer N/A		Weight (lbs) N/A	Drop (in) N/A
Sampler 1.5-inch by 2-foot long Macrocore		Drilling Foreman Tim Kelly	
Sampler Hammer N/A		Weight (lbs) N/A	
		Drop (in) N/A	
		Field Engineer Ashley Stappenbeck	

I:\LANGAN.COM\DATA\NYC\DATA\170652801\PROJECT DATA\DISCIPLINE\ENVIRONMENTAL\GINTLOGS\PHASE II\170652801_ENTERPRISE.GPJ... 1/7/2021 2:14:18 PM ... Report Log - LANGAN

MATERIAL SYMBOL	Elev. (ft)	Sample Description	Depth Scale	Sample Data					Remarks (Drilling Fluid, Depth of Casing, Fluid Loss, Drilling Resistance, etc.)
				Number	Type	Recov. (in)	Penetr. resist	BL/Join	
			0						
			1						
			2						
			3						
			4						
			5						
			6						
			7						
			8						
			9						
			10						
		6-inch CONCRETE slab							
		R1 (0-18"): Light gray to brown fine SAND, some silt, trace clay, trace fine gravel (wet)	11	R1	MC	24/24			0.0
									0.0
									0.0
		R2 (0-24"): Light gray to brown fine SAND, some silt, trace clay, trace fine gravel (wet)	12	R2	MC	24/24			0.0
									0.0
									0.0
		R3 (0-18"): Light gray to brown SILT, trace fine sand, trace clay (wet)	14	R3	MC	18/24			0.0
									0.0
									0.0
		R4 (0-16"): Light gray to brown SILT, trace fine sand, trace clay (wet)	16	R4	MC	16/24			0.0
									0.0
									0.0
		R5 (0-14"): Light gray to brown SILT, trace fine sand, trace clay (wet)	18	R5	MC	14/24			0.0
									0.0
									0.0
			20						

End of boring at 20 feet bsg.

LANGAN

I:\LANGAN.COM\DATA\NYC\DATA\170652801\PROJECT DATA\DISCIPLINE\ENVIRONMENTAL\GINTLOGS\PHASE II\170652801_ENTERPRISE.GPJ... 1/7/2021 2:14:20 PM ... Report Log - LANGAN

Project 25-01 Queens Plaza North				Project No. 170652801			
Location 25-01 Queens Plaza North, Queens NY 11101				Elevation and Datum N/A			
Drilling Company Lakewood Environmental Services Corp.				Date Started 12/21/20		Date Finished 12/21/20	
Drilling Equipment Hilti TE 3000 AVR Jackhammer with Macrocore Attachment				Completion Depth 20 ft		Rock Depth N/A	
Size and Type of Bit 1.5-inch-diameter Macrocore cutting shoe				Number of Samples 5		Disturbed N/A	Undisturbed N/A
Casing Diameter (in) N/A		Casing Depth (ft) N/A		Water Level (ft.) First 11		Completion N/A	24 HR. N/A
Casing Hammer N/A		Weight (lbs) N/A		Drop (in) N/A		Drilling Foreman Tim Kelly	
Sampler 1.5-inch by 2-foot long Macrocore				Field Engineer Ashley Stappenbeck			
Sampler Hammer N/A		Weight (lbs) N/A		Drop (in) N/A			

MATERIAL SYMBOL	Elev. (ft)	Sample Description	Depth Scale	Sample Data					Remarks (Drilling Fluid, Depth of Casing, Fluid Loss, Drilling Resistance, etc.)	
				Number	Type	Recov. (in)	Penetr. resist	BL/Join		PID Reading (ppm)
			0							
			1							Cellar extends to approximately 10 feet bsg.
			2							
			3							
			4							
			5							
			6							
			7							
			8							
			9							
			10							
		6-inch CONCRETE slab								
		R1A (6-13"): Light brown fine SAND, some silt, trace clay (dry)							0.0	
		R1B (13-16"): Light brown to red fine SAND, trace coarse sand (dry)		R1	MC	24/24			0.0	
		R1C (16-24"): Light brown fine SAND, some silt, trace clay (dry)							0.0	
		R2 (0-24"): Light brown medium dense to dense SILT, trace clay, trace fine sand, trace fine gravel (wet)		R2	MC	24/24			0.0	
									0.0	
									0.0	
		R3 (0-16"): Light brown loose SILT, trace clay, trace fine sand (wet)		R3	MC	16/24			0.0	
									0.0	
									0.0	
		R4 (0-12"): Light brown medium dense to dense SILT, trace clay, trace fine sand, trace fine gravel (wet)		R4	MC	12/24			0.0	
		R5A (0-7"): Light brown medium dense SILT, trace fine sand, trace clay (wet)							0.0	
		R5B (7-14"): Light brown fine SAND, trace fine gravel, trace silt (wet)		R5	MC	24/24			0.0	
		R5C (14-24"): Light brown medium dense SILT, trace fine sand, trace clay (wet)							0.0	
									0.0	
			20							End of boring at 20 feet bsg.

APPENDIX C
GROUNDWATER SAMPLING LOGS

APPENDIX D
SOIL VAPOR SAMPLING LOGS

SOIL VAPOR SAMPLING LOG SHEET
 Sample Number: SV02_122120

PROJECT: 25-01 Queens Plaza North		PROJECT NO.: 170652801																							
LOCATION: Queens, NY		SURFACE ELEVATION AND DATUM: N/A																							
DRILLING FIRM OR LANGAN INSTALLER: Lakewood Environmental Services Corp.		INSTALLATION DATE STARTED: 12/16/2020	DATE FINISHED: 12/16/2020																						
INSTALLATION FOREMAN: Tim Kelly		SAMPLE DATE STARTED: 12/21/2020	DATE FINISHED: 12/21/2020																						
INSTALLATION EQUIPMENT: AMS PowerProbe 9100		TYPE OF SAMPLING DEVICE: 2.7-Liter Summa Canister																							
INSPECTOR: Ashley Stappenbeck		SAMPLER: 2-inch Polyethylene Probe																							
POTENTIAL SAMPLE INTERFERENCES: NA		WEATHER CONDITIONS (PRECIP., TEMP., PRESS., WIND SPEED AND DIR.): Temp: 41-45 °F Wind: SW @ 2-4 mph Precipitation: N/A Pressure: 29.7 inches Hg																							
METHOD OF INSTALLATION AND PURGING: Advance AMS PowerProbe 9100 to 12 feet below sidewalk grade (bsg), install 2-inch soil vapor probe, backfill with No. 2 sand to 1 feet bgs, and seal to surface with hydrated bentonite.																									
TUBING TYPE/DIAMETER: 3/16-inch ID, 1/4-inch OD Teflon-Lined Polyethylene Tubing		TYPE OF MATERIAL ABOVE SEAL: NA																							
IMPLANT SCREEN TYPE/LENGTH/DIAMETER: None		SEAL MATERIAL (Bentonite, Beeswax, Modeling Clay, etc.): Bentonite																							
BOREHOLE DIAMETER: 2 inch		FILTER PACK MATERIAL (Sand or Glass Beads): No. 2 Sand																							
PURGE VOLUME (L): 1.00		<table border="1"> <thead> <tr> <th colspan="2">IMPLANT/PROBE DETAILS</th> <th rowspan="2">DEPTH (bsg)</th> <th rowspan="2">NOTES</th> </tr> <tr> <th colspan="2">(SEAL, FILTER, ETC.)</th> </tr> </thead> <tbody> <tr> <td colspan="2">SURFACE</td> <td></td> <td></td> </tr> <tr> <td colspan="2">SURFACE</td> <td>Top of Seal</td> <td>0.00</td> </tr> <tr> <td colspan="2">Top of Pack</td> <td>0.50</td> <td></td> </tr> <tr> <td colspan="2">Probe Depth</td> <td>12.00</td> <td></td> </tr> </tbody> </table>		IMPLANT/PROBE DETAILS		DEPTH (bsg)	NOTES	(SEAL, FILTER, ETC.)		SURFACE				SURFACE		Top of Seal	0.00	Top of Pack		0.50		Probe Depth		12.00	
IMPLANT/PROBE DETAILS				DEPTH (bsg)	NOTES																				
(SEAL, FILTER, ETC.)																									
SURFACE																									
SURFACE				Top of Seal	0.00																				
Top of Pack				0.50																					
Probe Depth				12.00																					
PURGE FLOW RATE (ML/MIN): 200																									
PID AFTER PURGE (PPM): 0																									
HELIUM TESTS																									
Pre-sampling Post-sampling																									
HELIUM TEST IN BUCKET(%): 16.1% 12.5%																									
HELIUM TEST IN TUBE (PPM): 0.0ppm 0.0ppm																									
SAMPLE START TIME: 13:15																									
SAMPLE STOP TIME: 15:15																									
TOTAL SAMPLE TIME (MIN): 120																									
REGULATOR FLOW RATE (L/MIN): 0.018																									
VOLUME OF SAMPLE (LITERS): 2.16																									
PID AFTER SAMPLE (PPM): 0																									
SAMPLE MOISTURE CONTENT: N/A																									
CAN SERIAL NUMBER: 387																									
REGULATOR SERIAL NUMBER: 1542																									
CAN START VACUUM PRESS. (" HG): -29.54																									
CAN STOP VACUUM PRESS. (" HG): -5.14																									
SAMPLE LOCATION SKETCH																									
See Sample Location Plan																									
NOTES																									

Langan Engineering, Environmental, Surveying, Landscape Architecture and Geology, D.P.C.
 21 Penn Plaza, 360 West 31st Street, 8th Floor, New York, New York 10001-2727

SOIL VAPOR SAMPLING LOG SHEET
Sample Number: SV04_122120

PROJECT: 25-01 Queens Plaza North		PROJECT NO.: 170652801																						
LOCATION: Queens, NY		SURFACE ELEVATION AND DATUM: N/A																						
DRILLING FIRM OR LANGAN INSTALLER: Lakewood Environmental Services Corp.		INSTALLATION DATE STARTED: 12/21/2020	DATE FINISHED: 12/21/2020																					
INSTALLATION FOREMAN: Tim Kelly		SAMPLE DATE STARTED: 12/21/2020	DATE FINISHED: 12/21/2020																					
INSTALLATION EQUIPMENT: AMS PowerProbe 9100		TYPE OF SAMPLING DEVICE: 2.7-Liter Summa Canister																						
INSPECTOR: Ashley Stappenbeck		SAMPLER: 2-inch Polyethylene Probe																						
POTENTIAL SAMPLE INTERFERENCES: NA		WEATHER CONDITIONS (PRECIP., TEMP., PRESS., WIND SPEED AND DIR.): Temp: 41-45 °F Wind: SW @ 2-4 mph Precipitation: N/A Pressure: 29.7 inches Hg																						
METHOD OF INSTALLATION AND PURGING: Advance hammer drill to 1 foot below cellar slab (approximately 8 feet below sidewalk grade [bsg]), install 2-inch soil vapor probe, backfill with No. 2 sand to 0.5 feet below the top of the cellar slab and seal to surface with hydrated bentonite.																								
TUBING TYPE/DIAMETER: 3/16-inch ID, 1/4-inch OD Teflon-Lined Polyethylene Tubing		TYPE OF MATERIAL ABOVE SEAL: NA																						
IMPLANT SCREEN TYPE/LENGTH/DIAMETER: None		SEAL MATERIAL (Bentonite, Beeswax, Modeling Clay, etc.): Bentonite																						
BOREHOLE DIAMETER: 2 inch		FILTER PACK MATERIAL (Sand or Glass Beads): No. 2 Sand																						
PURGE VOLUME (L):	0.60	<table border="1"> <thead> <tr> <th colspan="2">IMPLANT/PROBE DETAILS</th> <th rowspan="2">DEPTH (bsg)</th> <th rowspan="2">NOTES</th> </tr> <tr> <th colspan="2">(SEAL, FILTER, ETC.)</th> </tr> </thead> <tbody> <tr> <td align="center">SURFACE</td> <td align="center">SURFACE</td> <td></td> <td></td> </tr> <tr> <td></td> <td align="center">Top of Seal</td> <td align="center">8.00</td> <td></td> </tr> <tr> <td></td> <td align="center">Top of Pack</td> <td align="center">8.50</td> <td></td> </tr> <tr> <td></td> <td align="center">Probe Depth</td> <td align="center">9.00</td> <td></td> </tr> </tbody> </table>	IMPLANT/PROBE DETAILS		DEPTH (bsg)	NOTES	(SEAL, FILTER, ETC.)		SURFACE	SURFACE				Top of Seal	8.00			Top of Pack	8.50			Probe Depth	9.00	
IMPLANT/PROBE DETAILS			DEPTH (bsg)	NOTES																				
(SEAL, FILTER, ETC.)																								
SURFACE	SURFACE																							
	Top of Seal		8.00																					
	Top of Pack		8.50																					
	Probe Depth		9.00																					
PURGE FLOW RATE (ML/MIN):	200																							
PID AFTER PURGE (PPM):	2																							
HELIUM TESTS	Pre-sampling Post-sampling																							
HELIUM TEST IN BUCKET(%):	20.5% 14.1%																							
HELIUM TEST IN TUBE (PPM):	0.0ppm 0.0ppm																							
SAMPLE START TIME:	10:33																							
SAMPLE STOP TIME:	12:33																							
TOTAL SAMPLE TIME (MIN):	120																							
REGULATOR FLOW RATE (L/MIN):	0.018																							
VOLUME OF SAMPLE (LITERS):	2.16																							
PID AFTER SAMPLE (PPM):	1																							
SAMPLE MOISTURE CONTENT:	N/A																							
CAN SERIAL NUMBER:	3422																							
REGULATOR SERIAL NUMBER:	1507																							
CAN START VACUUM PRESS. (" HG):	-30.16																							
CAN STOP VACUUM PRESS. (" HG):	-6.78																							
SAMPLE LOCATION SKETCH		NOTES																						
See Sample Location Plan																								
<p align="center">Langan Engineering, Environmental, Surveying, Landscape Architecture and Geology, D.P.C. 21 Penn Plaza, 360 West 31st Street, 8th Floor, New York, New York 10001-2727</p>																								

SOIL VAPOR SAMPLING LOG SHEET
 Sample Number: SV09_122120

PROJECT: 25-01 Queens Plaza North		PROJECT NO.: 170652801																																																																									
LOCATION: Queens, NY		SURFACE ELEVATION AND DATUM: N/A																																																																									
DRILLING FIRM OR LANGAN INSTALLER: Lakewood Environmental Services Corp.		INSTALLATION DATE STARTED: 12/21/2020	DATE FINISHED: 12/21/2020																																																																								
INSTALLATION FOREMAN: Tim Kelly		SAMPLE DATE STARTED: 12/21/2020	DATE FINISHED: 12/21/2020																																																																								
INSTALLATION EQUIPMENT: AMS PowerProbe 9100		TYPE OF SAMPLING DEVICE: 2.7-Liter Summa Canister																																																																									
INSPECTOR: Ashley Stappenbeck		SAMPLER: 2-inch Polyethylene Probe																																																																									
POTENTIAL SAMPLE INTERFERENCES: NA		WEATHER CONDITIONS (PRECIP., TEMP., PRESS., WIND SPEED AND DIR.): Temp: 41-45 °F Wind: SW @ 2-4 mph Precipitation: N/A Pressure: 29.7 inches Hg																																																																									
METHOD OF INSTALLATION AND PURGING: Advance hammer drill to 1 foot below cellar slab (approximately 10 feet below sidewalk grade [bsg]), install 2-inch soil vapor probe, backfill with No. 2 sand to 0.5 feet below the top of the cellar slab and seal to surface with hydrated bentonite.																																																																											
TUBING TYPE/DIAMETER: 3/16-inch ID, 1/4-inch OD Teflon-Lined Polyethylene Tubing		TYPE OF MATERIAL ABOVE SEAL: NA																																																																									
IMPLANT SCREEN TYPE/LENGTH/DIAMETER: None		SEAL MATERIAL (Bentonite, Beeswax, Modeling Clay, etc.): Bentonite																																																																									
BOREHOLE DIAMETER: 2 inch		FILTER PACK MATERIAL (Sand or Glass Beads): No. 2 Sand																																																																									
PURGE VOLUME (L):	0.60		<table border="1" style="width:100%; border-collapse: collapse;"> <thead> <tr> <th style="width:30%;">PURGE VOLUME (L):</th> <th style="width:30%;">PURGE FLOW RATE (ML/MIN):</th> <th style="width:30%;">PID AFTER PURGE (PPM):</th> <th style="width:10%;"></th> </tr> </thead> <tbody> <tr> <td></td> <td align="center">200</td> <td align="center">1</td> <td></td> </tr> <tr> <td>HELIUM TESTS</td> <td></td> <td></td> <td></td> </tr> <tr> <td>Pre-sampling</td> <td align="center">12.2%</td> <td align="center">18.9%</td> <td></td> </tr> <tr> <td>Post-sampling</td> <td align="center">0.0ppm</td> <td align="center">0.0ppm</td> <td></td> </tr> <tr> <td>HELIUM TEST IN BUCKET(%):</td> <td></td> <td></td> <td></td> </tr> <tr> <td>HELIUM TEST IN TUBE (PPM):</td> <td></td> <td></td> <td></td> </tr> <tr> <td>SAMPLE START TIME:</td> <td align="center">12:03</td> <td></td> <td></td> </tr> <tr> <td>SAMPLE STOP TIME:</td> <td align="center">14:08</td> <td></td> <td></td> </tr> <tr> <td>TOTAL SAMPLE TIME (MIN):</td> <td align="center">125</td> <td></td> <td></td> </tr> <tr> <td>REGULATOR FLOW RATE (L/MIN):</td> <td align="center">0.018</td> <td></td> <td></td> </tr> <tr> <td>VOLUME OF SAMPLE (LITERS):</td> <td align="center">2.25</td> <td></td> <td></td> </tr> <tr> <td>PID AFTER SAMPLE (PPM):</td> <td align="center">1</td> <td></td> <td></td> </tr> <tr> <td>SAMPLE MOISTURE CONTENT:</td> <td align="center">N/A</td> <td></td> <td></td> </tr> <tr> <td>CAN SERIAL NUMBER:</td> <td align="center">2858</td> <td></td> <td></td> </tr> <tr> <td>REGULATOR SERIAL NUMBER:</td> <td align="center">1166</td> <td></td> <td></td> </tr> <tr> <td>CAN START VACUUM PRESS. (" HG):</td> <td align="center">-30.04</td> <td></td> <td></td> </tr> <tr> <td>CAN STOP VACUUM PRESS. (" HG):</td> <td align="center">-5.93</td> <td></td> <td></td> </tr> </tbody> </table>	PURGE VOLUME (L):	PURGE FLOW RATE (ML/MIN):	PID AFTER PURGE (PPM):			200	1		HELIUM TESTS				Pre-sampling	12.2%	18.9%		Post-sampling	0.0ppm	0.0ppm		HELIUM TEST IN BUCKET(%):				HELIUM TEST IN TUBE (PPM):				SAMPLE START TIME:	12:03			SAMPLE STOP TIME:	14:08			TOTAL SAMPLE TIME (MIN):	125			REGULATOR FLOW RATE (L/MIN):	0.018			VOLUME OF SAMPLE (LITERS):	2.25			PID AFTER SAMPLE (PPM):	1			SAMPLE MOISTURE CONTENT:	N/A			CAN SERIAL NUMBER:	2858			REGULATOR SERIAL NUMBER:	1166			CAN START VACUUM PRESS. (" HG):	-30.04			CAN STOP VACUUM PRESS. (" HG):	-5.93		
PURGE VOLUME (L):	PURGE FLOW RATE (ML/MIN):			PID AFTER PURGE (PPM):																																																																							
	200			1																																																																							
HELIUM TESTS																																																																											
Pre-sampling	12.2%			18.9%																																																																							
Post-sampling	0.0ppm			0.0ppm																																																																							
HELIUM TEST IN BUCKET(%):																																																																											
HELIUM TEST IN TUBE (PPM):																																																																											
SAMPLE START TIME:	12:03																																																																										
SAMPLE STOP TIME:	14:08																																																																										
TOTAL SAMPLE TIME (MIN):	125																																																																										
REGULATOR FLOW RATE (L/MIN):	0.018																																																																										
VOLUME OF SAMPLE (LITERS):	2.25																																																																										
PID AFTER SAMPLE (PPM):	1																																																																										
SAMPLE MOISTURE CONTENT:	N/A																																																																										
CAN SERIAL NUMBER:	2858																																																																										
REGULATOR SERIAL NUMBER:	1166																																																																										
CAN START VACUUM PRESS. (" HG):	-30.04																																																																										
CAN STOP VACUUM PRESS. (" HG):	-5.93																																																																										
PURGE FLOW RATE (ML/MIN):	200																																																																										
PID AFTER PURGE (PPM):	1																																																																										
HELIUM TESTS																																																																											
Pre-sampling	12.2%	18.9%																																																																									
Post-sampling	0.0ppm	0.0ppm																																																																									
HELIUM TEST IN BUCKET(%):																																																																											
HELIUM TEST IN TUBE (PPM):																																																																											
SAMPLE START TIME:	12:03																																																																										
SAMPLE STOP TIME:	14:08																																																																										
TOTAL SAMPLE TIME (MIN):	125																																																																										
REGULATOR FLOW RATE (L/MIN):	0.018																																																																										
VOLUME OF SAMPLE (LITERS):	2.25																																																																										
PID AFTER SAMPLE (PPM):	1																																																																										
SAMPLE MOISTURE CONTENT:	N/A																																																																										
CAN SERIAL NUMBER:	2858																																																																										
REGULATOR SERIAL NUMBER:	1166																																																																										
CAN START VACUUM PRESS. (" HG):	-30.04																																																																										
CAN STOP VACUUM PRESS. (" HG):	-5.93																																																																										

SAMPLE LOCATION SKETCH

See Sample Location Plan

NOTES

Langan Engineering, Environmental, Surveying, Landscape Architecture and Geology, D.P.C.
 21 Penn Plaza, 360 West 31st Street, 8th Floor, New York, New York 10001-2727

APPENDIX E

SOIL LABORATORY ANALYTICAL REPORTS

JOB: L2056457 REPORT STYLE: Data Usability Report
0010: Alpha Analytical Report Cover Page - OK
0015: Sample Cross Reference Summary - OK
0060: Case Narrative - OK
0100: Volatiles Cover Page - OK
0110: Volatiles Sample Results - OK
0120: Volatiles Method Blank Report - OK
0130: Volatiles LCS Report - OK
0180: Semivolatiles Cover Page - OK
0190: Semivolatiles Sample Results - OK
0200: Semivolatiles Method Blank Report - OK
0210: Semivolatiles LCS Report - OK
0700: PCBs Cover Page - OK
0710: PCBs Sample Results - OK
0720: PCBs Method Blank Report - OK
0730: PCBs LCS Report - OK
1005: Metals Sample Results - OK
1010: Metals Method Blank Report - OK
1020: Metals LCS Report - OK
1040: Metals Matrix Spike Report - OK
1050: Metals Duplicate Report - OK
1180: Inorganics Cover Page - OK
1200: Wet Chemistry Sample Results - OK
1210: Wet Chemistry Method Blank Report - OK
1220: Wet Chemistry LCS Report - OK
1240: Wet Chemistry Matrix Spike Report - OK
1250: Wet Chemistry Duplicate Report - OK
5100: Sample Receipt & Container Information Report - OK
5200: Glossary - OK
5400: References - OK



ANALYTICAL REPORT

Lab Number:	L2056457
Client:	Langan Engineering & Environmental 21 Penn Plaza 360 W. 31st Street, 8th Floor New York, NY 10001-2727
ATTN:	Greg Wyka
Phone:	(212) 479-5476
Project Name:	25-01 QUEENS PLAZA NORTH
Project Number:	170652801
Report Date:	12/28/20

The original project report/data package is held by Alpha Analytical. This report/data package is paginated and should be reproduced only in its entirety. Alpha Analytical holds no responsibility for results and/or data that are not consistent with the original.

Certifications & Approvals: MA (M-MA086), NH NELAP (2064), CT (PH-0574), IL (200077), ME (MA00086), MD (348), NJ (MA935), NY (11148), NC (25700/666), PA (68-03671), RI (LAO00065), TX (T104704476), VT (VT-0935), VA (460195), USDA (Permit #P330-17-00196).

Eight Walkup Drive, Westborough, MA 01581-1019
508-898-9220 (Fax) 508-898-9193 800-624-9220 - www.alphalab.com



Project Name: 25-01 QUEENS PLAZA NORTH
Project Number: 170652801

Lab Number: L2056457
Report Date: 12/28/20

Alpha Sample ID	Client ID	Matrix	Sample Location	Collection Date/Time	Receive Date
L2056457-01	SB01_2-3	SOIL	QUEENS, NY	12/16/20 09:00	12/16/20
L2056457-02	SB02_11-12	SOIL	QUEENS, NY	12/16/20 10:40	12/16/20
L2056457-03	SB03_15.5-16.5	SOIL	QUEENS, NY	12/16/20 14:40	12/16/20

Project Name: 25-01 QUEENS PLAZA NORTH
Project Number: 170652801

Lab Number: L2056457
Report Date: 12/28/20

Case Narrative

The samples were received in accordance with the Chain of Custody and no significant deviations were encountered during the preparation or analysis unless otherwise noted. Sample Receipt, Container Information, and the Chain of Custody are located at the back of the report.

Results contained within this report relate only to the samples submitted under this Alpha Lab Number and meet NELAP requirements for all NELAP accredited parameters unless otherwise noted in the following narrative. The data presented in this report is organized by parameter (i.e. VOC, SVOC, etc.). Sample specific Quality Control data (i.e. Surrogate Spike Recovery) is reported at the end of the target analyte list for each individual sample, followed by the Laboratory Batch Quality Control at the end of each parameter. Tentatively Identified Compounds (TICs), if requested, are reported for compounds identified to be present and are not part of the method/program Target Compound List, even if only a subset of the TCL are being reported. If a sample was re-analyzed or re-extracted due to a required quality control corrective action and if both sets of data are reported, the Laboratory ID of the re-analysis or re-extraction is designated with an "R" or "RE", respectively.

When multiple Batch Quality Control elements are reported (e.g. more than one LCS), the associated samples for each element are noted in the grey shaded header line of each data table. Any Laboratory Batch, Sample Specific % recovery or RPD value that is outside the listed Acceptance Criteria is bolded in the report. In reference to questions H (CAM) or 4 (RCP) when "NO" is checked, the performance criteria for CAM and RCP methods allow for some quality control failures to occur and still be within method compliance. In these instances, the specific failure is not narrated but noted in the associated QC Outlier Summary Report, located directly after the Case Narrative. QC information is also incorporated in the Data Usability Assessment table (Format 11) of our Data Merger tool, where it can be reviewed in conjunction with the sample result, associated regulatory criteria and any associated data usability implications.

Soil/sediments, solids and tissues are reported on a dry weight basis unless otherwise noted. Definitions of all data qualifiers and acronyms used in this report are provided in the Glossary located at the back of the report.

HOLD POLICY - For samples submitted on hold, Alpha's policy is to hold samples (with the exception of Air canisters) free of charge for 21 calendar days from the date the project is completed. After 21 calendar days, we will dispose of all samples submitted including those put on hold unless you have contacted your Alpha Project Manager and made arrangements for Alpha to continue to hold the samples. Air canisters will be disposed after 3 business days from the date the project is completed.

Please contact Project Management at 800-624-9220 with any questions.

Project Name: 25-01 QUEENS PLAZA NORTH
Project Number: 170652801

Lab Number: L2056457
Report Date: 12/28/20

Case Narrative (continued)

Report Submission

December 28, 2020: This is a preliminary report.

All non-detect (ND) or estimated concentrations (J-qualified) have been quantitated to the limit noted in the MDL column.

Sample Receipt

The analyses performed were specified by the client.

Total Metals

L2056457-01, -02, and -03: The sample has elevated detection limits for all elements, with the exception of mercury, due to the dilution required by matrix interferences encountered during analysis.

I, the undersigned, attest under the pains and penalties of perjury that, to the best of my knowledge and belief and based upon my personal inquiry of those responsible for providing the information contained in this analytical report, such information is accurate and complete. This certificate of analysis is not complete unless this page accompanies any and all pages of this report.

Authorized Signature:

 Cristin Walker

Title: Technical Director/Representative

Date: 12/28/20

ORGANICS

VOLATILES

Project Name: 25-01 QUEENS PLAZA NORTH
Project Number: 170652801

Lab Number: L2056457
Report Date: 12/28/20

SAMPLE RESULTS

Lab ID: L2056457-01
 Client ID: SB01_2-3
 Sample Location: QUEENS, NY

Date Collected: 12/16/20 09:00
 Date Received: 12/16/20
 Field Prep: Not Specified

Sample Depth:

Matrix: Soil
 Analytical Method: 1,8260C
 Analytical Date: 12/21/20 07:39
 Analyst: MV
 Percent Solids: 81%

Parameter	Result	Qualifier	Units	RL	MDL	Dilution Factor
Volatile Organics by EPA 5035 Low - Westborough Lab						
Methylene chloride	ND		ug/kg	5.8	2.6	1
1,1-Dichloroethane	ND		ug/kg	1.2	0.17	1
Chloroform	ND		ug/kg	1.7	0.16	1
Carbon tetrachloride	ND		ug/kg	1.2	0.26	1
1,2-Dichloropropane	ND		ug/kg	1.2	0.14	1
Dibromochloromethane	ND		ug/kg	1.2	0.16	1
1,1,2-Trichloroethane	ND		ug/kg	1.2	0.31	1
Tetrachloroethene	0.80		ug/kg	0.58	0.23	1
Chlorobenzene	ND		ug/kg	0.58	0.15	1
Trichlorofluoromethane	ND		ug/kg	4.6	0.80	1
1,2-Dichloroethane	ND		ug/kg	1.2	0.30	1
1,1,1-Trichloroethane	ND		ug/kg	0.58	0.19	1
Bromodichloromethane	ND		ug/kg	0.58	0.12	1
trans-1,3-Dichloropropene	ND		ug/kg	1.2	0.32	1
cis-1,3-Dichloropropene	ND		ug/kg	0.58	0.18	1
1,3-Dichloropropene, Total	ND		ug/kg	0.58	0.18	1
1,1-Dichloropropene	ND		ug/kg	0.58	0.18	1
Bromoform	ND		ug/kg	4.6	0.28	1
1,1,2,2-Tetrachloroethane	ND		ug/kg	0.58	0.19	1
Benzene	ND		ug/kg	0.58	0.19	1
Toluene	ND		ug/kg	1.2	0.63	1
Ethylbenzene	ND		ug/kg	1.2	0.16	1
Chloromethane	ND		ug/kg	4.6	1.1	1
Bromomethane	ND		ug/kg	2.3	0.67	1
Vinyl chloride	ND		ug/kg	1.2	0.39	1
Chloroethane	ND		ug/kg	2.3	0.52	1
1,1-Dichloroethene	ND		ug/kg	1.2	0.27	1
trans-1,2-Dichloroethene	ND		ug/kg	1.7	0.16	1

Project Name: 25-01 QUEENS PLAZA NORTH**Lab Number:** L2056457**Project Number:** 170652801**Report Date:** 12/28/20**SAMPLE RESULTS**

Lab ID: L2056457-01
 Client ID: SB01_2-3
 Sample Location: QUEENS, NY

Date Collected: 12/16/20 09:00
 Date Received: 12/16/20
 Field Prep: Not Specified

Sample Depth:

Parameter	Result	Qualifier	Units	RL	MDL	Dilution Factor
Volatile Organics by EPA 5035 Low - Westborough Lab						
Trichloroethene	ND		ug/kg	0.58	0.16	1
1,2-Dichlorobenzene	ND		ug/kg	2.3	0.17	1
1,3-Dichlorobenzene	ND		ug/kg	2.3	0.17	1
1,4-Dichlorobenzene	ND		ug/kg	2.3	0.20	1
Methyl tert butyl ether	ND		ug/kg	2.3	0.23	1
p/m-Xylene	ND		ug/kg	2.3	0.65	1
o-Xylene	ND		ug/kg	1.2	0.34	1
Xylenes, Total	ND		ug/kg	1.2	0.34	1
cis-1,2-Dichloroethene	ND		ug/kg	1.2	0.20	1
1,2-Dichloroethene, Total	ND		ug/kg	1.2	0.16	1
Dibromomethane	ND		ug/kg	2.3	0.27	1
Styrene	ND		ug/kg	1.2	0.23	1
Dichlorodifluoromethane	ND		ug/kg	12	1.0	1
Acetone	ND		ug/kg	12	5.6	1
Carbon disulfide	ND		ug/kg	12	5.2	1
2-Butanone	ND		ug/kg	12	2.6	1
Vinyl acetate	ND		ug/kg	12	2.5	1
4-Methyl-2-pentanone	ND		ug/kg	12	1.5	1
1,2,3-Trichloropropane	ND		ug/kg	2.3	0.15	1
2-Hexanone	ND		ug/kg	12	1.4	1
Bromochloromethane	ND		ug/kg	2.3	0.24	1
2,2-Dichloropropane	ND		ug/kg	2.3	0.23	1
1,2-Dibromoethane	ND		ug/kg	1.2	0.32	1
1,3-Dichloropropane	ND		ug/kg	2.3	0.19	1
1,1,1,2-Tetrachloroethane	ND		ug/kg	0.58	0.15	1
Bromobenzene	ND		ug/kg	2.3	0.17	1
n-Butylbenzene	ND		ug/kg	1.2	0.19	1
sec-Butylbenzene	ND		ug/kg	1.2	0.17	1
tert-Butylbenzene	ND		ug/kg	2.3	0.14	1
o-Chlorotoluene	ND		ug/kg	2.3	0.22	1
p-Chlorotoluene	ND		ug/kg	2.3	0.12	1
1,2-Dibromo-3-chloropropane	ND		ug/kg	3.5	1.2	1
Hexachlorobutadiene	ND		ug/kg	4.6	0.20	1
Isopropylbenzene	ND		ug/kg	1.2	0.12	1
p-Isopropyltoluene	ND		ug/kg	1.2	0.12	1
Naphthalene	ND		ug/kg	4.6	0.75	1
Acrylonitrile	ND		ug/kg	4.6	1.3	1

Project Name: 25-01 QUEENS PLAZA NORTH
Project Number: 170652801

Lab Number: L2056457
Report Date: 12/28/20

SAMPLE RESULTS

Lab ID: L2056457-01
Client ID: SB01_2-3
Sample Location: QUEENS, NY

Date Collected: 12/16/20 09:00
Date Received: 12/16/20
Field Prep: Not Specified

Sample Depth:

Parameter	Result	Qualifier	Units	RL	MDL	Dilution Factor
Volatile Organics by EPA 5035 Low - Westborough Lab						
n-Propylbenzene	ND		ug/kg	1.2	0.20	1
1,2,3-Trichlorobenzene	ND		ug/kg	2.3	0.37	1
1,2,4-Trichlorobenzene	ND		ug/kg	2.3	0.31	1
1,3,5-Trimethylbenzene	ND		ug/kg	2.3	0.22	1
1,2,4-Trimethylbenzene	ND		ug/kg	2.3	0.38	1
1,4-Dioxane	ND		ug/kg	92	40.	1
p-Diethylbenzene	ND		ug/kg	2.3	0.20	1
p-Ethyltoluene	ND		ug/kg	2.3	0.44	1
1,2,4,5-Tetramethylbenzene	ND		ug/kg	2.3	0.22	1
Ethyl ether	ND		ug/kg	2.3	0.39	1
trans-1,4-Dichloro-2-butene	ND		ug/kg	5.8	1.6	1

Surrogate	% Recovery	Qualifier	Acceptance Criteria
1,2-Dichloroethane-d4	75		70-130
Toluene-d8	104		70-130
4-Bromofluorobenzene	95		70-130
Dibromofluoromethane	80		70-130

Project Name: 25-01 QUEENS PLAZA NORTH
Project Number: 170652801

Lab Number: L2056457
Report Date: 12/28/20

SAMPLE RESULTS

Lab ID: L2056457-02
 Client ID: SB02_11-12
 Sample Location: QUEENS, NY

Date Collected: 12/16/20 10:40
 Date Received: 12/16/20
 Field Prep: Not Specified

Sample Depth:

Matrix: Soil
 Analytical Method: 1,8260C
 Analytical Date: 12/21/20 08:04
 Analyst: MV
 Percent Solids: 87%

Parameter	Result	Qualifier	Units	RL	MDL	Dilution Factor
Volatile Organics by EPA 5035 Low - Westborough Lab						
Methylene chloride	ND		ug/kg	5.1	2.3	1
1,1-Dichloroethane	ND		ug/kg	1.0	0.15	1
Chloroform	ND		ug/kg	1.5	0.14	1
Carbon tetrachloride	ND		ug/kg	1.0	0.23	1
1,2-Dichloropropane	ND		ug/kg	1.0	0.13	1
Dibromochloromethane	ND		ug/kg	1.0	0.14	1
1,1,2-Trichloroethane	ND		ug/kg	1.0	0.27	1
Tetrachloroethene	ND		ug/kg	0.51	0.20	1
Chlorobenzene	ND		ug/kg	0.51	0.13	1
Trichlorofluoromethane	ND		ug/kg	4.0	0.70	1
1,2-Dichloroethane	ND		ug/kg	1.0	0.26	1
1,1,1-Trichloroethane	ND		ug/kg	0.51	0.17	1
Bromodichloromethane	ND		ug/kg	0.51	0.11	1
trans-1,3-Dichloropropene	ND		ug/kg	1.0	0.28	1
cis-1,3-Dichloropropene	ND		ug/kg	0.51	0.16	1
1,3-Dichloropropene, Total	ND		ug/kg	0.51	0.16	1
1,1-Dichloropropene	ND		ug/kg	0.51	0.16	1
Bromoform	ND		ug/kg	4.0	0.25	1
1,1,2,2-Tetrachloroethane	ND		ug/kg	0.51	0.17	1
Benzene	ND		ug/kg	0.51	0.17	1
Toluene	ND		ug/kg	1.0	0.55	1
Ethylbenzene	ND		ug/kg	1.0	0.14	1
Chloromethane	ND		ug/kg	4.0	0.94	1
Bromomethane	ND		ug/kg	2.0	0.59	1
Vinyl chloride	ND		ug/kg	1.0	0.34	1
Chloroethane	ND		ug/kg	2.0	0.46	1
1,1-Dichloroethene	ND		ug/kg	1.0	0.24	1
trans-1,2-Dichloroethene	ND		ug/kg	1.5	0.14	1

Project Name: 25-01 QUEENS PLAZA NORTH

Lab Number: L2056457

Project Number: 170652801

Report Date: 12/28/20

SAMPLE RESULTS

Lab ID: L2056457-02
 Client ID: SB02_11-12
 Sample Location: QUEENS, NY

Date Collected: 12/16/20 10:40
 Date Received: 12/16/20
 Field Prep: Not Specified

Sample Depth:

Parameter	Result	Qualifier	Units	RL	MDL	Dilution Factor
Volatile Organics by EPA 5035 Low - Westborough Lab						
Trichloroethene	ND		ug/kg	0.51	0.14	1
1,2-Dichlorobenzene	ND		ug/kg	2.0	0.15	1
1,3-Dichlorobenzene	ND		ug/kg	2.0	0.15	1
1,4-Dichlorobenzene	ND		ug/kg	2.0	0.17	1
Methyl tert butyl ether	ND		ug/kg	2.0	0.20	1
p/m-Xylene	ND		ug/kg	2.0	0.57	1
o-Xylene	ND		ug/kg	1.0	0.30	1
Xylenes, Total	ND		ug/kg	1.0	0.30	1
cis-1,2-Dichloroethene	ND		ug/kg	1.0	0.18	1
1,2-Dichloroethene, Total	ND		ug/kg	1.0	0.14	1
Dibromomethane	ND		ug/kg	2.0	0.24	1
Styrene	ND		ug/kg	1.0	0.20	1
Dichlorodifluoromethane	ND		ug/kg	10	0.93	1
Acetone	ND		ug/kg	10	4.9	1
Carbon disulfide	ND		ug/kg	10	4.6	1
2-Butanone	ND		ug/kg	10	2.2	1
Vinyl acetate	ND		ug/kg	10	2.2	1
4-Methyl-2-pentanone	ND		ug/kg	10	1.3	1
1,2,3-Trichloropropane	ND		ug/kg	2.0	0.13	1
2-Hexanone	ND		ug/kg	10	1.2	1
Bromochloromethane	ND		ug/kg	2.0	0.21	1
2,2-Dichloropropane	ND		ug/kg	2.0	0.20	1
1,2-Dibromoethane	ND		ug/kg	1.0	0.28	1
1,3-Dichloropropane	ND		ug/kg	2.0	0.17	1
1,1,1,2-Tetrachloroethane	ND		ug/kg	0.51	0.13	1
Bromobenzene	ND		ug/kg	2.0	0.15	1
n-Butylbenzene	ND		ug/kg	1.0	0.17	1
sec-Butylbenzene	ND		ug/kg	1.0	0.15	1
tert-Butylbenzene	ND		ug/kg	2.0	0.12	1
o-Chlorotoluene	ND		ug/kg	2.0	0.19	1
p-Chlorotoluene	ND		ug/kg	2.0	0.11	1
1,2-Dibromo-3-chloropropane	ND		ug/kg	3.0	1.0	1
Hexachlorobutadiene	ND		ug/kg	4.0	0.17	1
Isopropylbenzene	ND		ug/kg	1.0	0.11	1
p-Isopropyltoluene	ND		ug/kg	1.0	0.11	1
Naphthalene	ND		ug/kg	4.0	0.66	1
Acrylonitrile	ND		ug/kg	4.0	1.2	1

Project Name: 25-01 QUEENS PLAZA NORTH
Project Number: 170652801

Lab Number: L2056457
Report Date: 12/28/20

SAMPLE RESULTS

Lab ID: L2056457-02
Client ID: SB02_11-12
Sample Location: QUEENS, NY

Date Collected: 12/16/20 10:40
Date Received: 12/16/20
Field Prep: Not Specified

Sample Depth:

Parameter	Result	Qualifier	Units	RL	MDL	Dilution Factor
Volatile Organics by EPA 5035 Low - Westborough Lab						
n-Propylbenzene	ND		ug/kg	1.0	0.17	1
1,2,3-Trichlorobenzene	ND		ug/kg	2.0	0.33	1
1,2,4-Trichlorobenzene	ND		ug/kg	2.0	0.28	1
1,3,5-Trimethylbenzene	ND		ug/kg	2.0	0.20	1
1,2,4-Trimethylbenzene	ND		ug/kg	2.0	0.34	1
1,4-Dioxane	ND		ug/kg	81	36.	1
p-Diethylbenzene	ND		ug/kg	2.0	0.18	1
p-Ethyltoluene	ND		ug/kg	2.0	0.39	1
1,2,4,5-Tetramethylbenzene	ND		ug/kg	2.0	0.19	1
Ethyl ether	ND		ug/kg	2.0	0.34	1
trans-1,4-Dichloro-2-butene	ND		ug/kg	5.1	1.4	1

Surrogate	% Recovery	Qualifier	Acceptance Criteria
1,2-Dichloroethane-d4	85		70-130
Toluene-d8	101		70-130
4-Bromofluorobenzene	94		70-130
Dibromofluoromethane	80		70-130

Project Name: 25-01 QUEENS PLAZA NORTH
Project Number: 170652801

Lab Number: L2056457
Report Date: 12/28/20

SAMPLE RESULTS

Lab ID: L2056457-03
 Client ID: SB03_15.5-16.5
 Sample Location: QUEENS, NY

Date Collected: 12/16/20 14:40
 Date Received: 12/16/20
 Field Prep: Not Specified

Sample Depth:

Matrix: Soil
 Analytical Method: 1,8260C
 Analytical Date: 12/21/20 08:29
 Analyst: MV
 Percent Solids: 77%

Parameter	Result	Qualifier	Units	RL	MDL	Dilution Factor
Volatile Organics by EPA 5035 Low - Westborough Lab						
Methylene chloride	ND		ug/kg	5.3	2.4	1
1,1-Dichloroethane	ND		ug/kg	1.1	0.16	1
Chloroform	ND		ug/kg	1.6	0.15	1
Carbon tetrachloride	ND		ug/kg	1.1	0.25	1
1,2-Dichloropropane	ND		ug/kg	1.1	0.13	1
Dibromochloromethane	ND		ug/kg	1.1	0.15	1
1,1,2-Trichloroethane	ND		ug/kg	1.1	0.28	1
Tetrachloroethene	ND		ug/kg	0.53	0.21	1
Chlorobenzene	ND		ug/kg	0.53	0.14	1
Trichlorofluoromethane	ND		ug/kg	4.3	0.74	1
1,2-Dichloroethane	ND		ug/kg	1.1	0.27	1
1,1,1-Trichloroethane	ND		ug/kg	0.53	0.18	1
Bromodichloromethane	ND		ug/kg	0.53	0.12	1
trans-1,3-Dichloropropene	ND		ug/kg	1.1	0.29	1
cis-1,3-Dichloropropene	ND		ug/kg	0.53	0.17	1
1,3-Dichloropropene, Total	ND		ug/kg	0.53	0.17	1
1,1-Dichloropropene	ND		ug/kg	0.53	0.17	1
Bromoform	ND		ug/kg	4.3	0.26	1
1,1,2,2-Tetrachloroethane	ND		ug/kg	0.53	0.18	1
Benzene	ND		ug/kg	0.53	0.18	1
Toluene	ND		ug/kg	1.1	0.58	1
Ethylbenzene	ND		ug/kg	1.1	0.15	1
Chloromethane	ND		ug/kg	4.3	1.0	1
Bromomethane	ND		ug/kg	2.1	0.62	1
Vinyl chloride	ND		ug/kg	1.1	0.36	1
Chloroethane	ND		ug/kg	2.1	0.48	1
1,1-Dichloroethene	ND		ug/kg	1.1	0.25	1
trans-1,2-Dichloroethene	ND		ug/kg	1.6	0.15	1

Project Name: 25-01 QUEENS PLAZA NORTH**Lab Number:** L2056457**Project Number:** 170652801**Report Date:** 12/28/20**SAMPLE RESULTS**

Lab ID: L2056457-03
 Client ID: SB03_15.5-16.5
 Sample Location: QUEENS, NY

Date Collected: 12/16/20 14:40
 Date Received: 12/16/20
 Field Prep: Not Specified

Sample Depth:

Parameter	Result	Qualifier	Units	RL	MDL	Dilution Factor
Volatile Organics by EPA 5035 Low - Westborough Lab						
Trichloroethene	ND		ug/kg	0.53	0.15	1
1,2-Dichlorobenzene	ND		ug/kg	2.1	0.15	1
1,3-Dichlorobenzene	ND		ug/kg	2.1	0.16	1
1,4-Dichlorobenzene	ND		ug/kg	2.1	0.18	1
Methyl tert butyl ether	ND		ug/kg	2.1	0.22	1
p/m-Xylene	ND		ug/kg	2.1	0.60	1
o-Xylene	ND		ug/kg	1.1	0.31	1
Xylenes, Total	ND		ug/kg	1.1	0.31	1
cis-1,2-Dichloroethene	ND		ug/kg	1.1	0.19	1
1,2-Dichloroethene, Total	ND		ug/kg	1.1	0.15	1
Dibromomethane	ND		ug/kg	2.1	0.25	1
Styrene	ND		ug/kg	1.1	0.21	1
Dichlorodifluoromethane	ND		ug/kg	11	0.98	1
Acetone	ND		ug/kg	11	5.1	1
Carbon disulfide	ND		ug/kg	11	4.9	1
2-Butanone	ND		ug/kg	11	2.4	1
Vinyl acetate	ND		ug/kg	11	2.3	1
4-Methyl-2-pentanone	ND		ug/kg	11	1.4	1
1,2,3-Trichloropropane	ND		ug/kg	2.1	0.14	1
2-Hexanone	ND		ug/kg	11	1.3	1
Bromochloromethane	ND		ug/kg	2.1	0.22	1
2,2-Dichloropropane	ND		ug/kg	2.1	0.22	1
1,2-Dibromoethane	ND		ug/kg	1.1	0.30	1
1,3-Dichloropropane	ND		ug/kg	2.1	0.18	1
1,1,1,2-Tetrachloroethane	ND		ug/kg	0.53	0.14	1
Bromobenzene	ND		ug/kg	2.1	0.16	1
n-Butylbenzene	ND		ug/kg	1.1	0.18	1
sec-Butylbenzene	ND		ug/kg	1.1	0.16	1
tert-Butylbenzene	ND		ug/kg	2.1	0.13	1
o-Chlorotoluene	ND		ug/kg	2.1	0.20	1
p-Chlorotoluene	ND		ug/kg	2.1	0.12	1
1,2-Dibromo-3-chloropropane	ND		ug/kg	3.2	1.1	1
Hexachlorobutadiene	ND		ug/kg	4.3	0.18	1
Isopropylbenzene	ND		ug/kg	1.1	0.12	1
p-Isopropyltoluene	ND		ug/kg	1.1	0.12	1
Naphthalene	ND		ug/kg	4.3	0.70	1
Acrylonitrile	ND		ug/kg	4.3	1.2	1

Project Name: 25-01 QUEENS PLAZA NORTH**Lab Number:** L2056457**Project Number:** 170652801**Report Date:** 12/28/20**SAMPLE RESULTS**

Lab ID: L2056457-03
 Client ID: SB03_15.5-16.5
 Sample Location: QUEENS, NY

Date Collected: 12/16/20 14:40
 Date Received: 12/16/20
 Field Prep: Not Specified

Sample Depth:

Parameter	Result	Qualifier	Units	RL	MDL	Dilution Factor
Volatile Organics by EPA 5035 Low - Westborough Lab						
n-Propylbenzene	ND		ug/kg	1.1	0.18	1
1,2,3-Trichlorobenzene	ND		ug/kg	2.1	0.34	1
1,2,4-Trichlorobenzene	ND		ug/kg	2.1	0.29	1
1,3,5-Trimethylbenzene	ND		ug/kg	2.1	0.21	1
1,2,4-Trimethylbenzene	ND		ug/kg	2.1	0.36	1
1,4-Dioxane	ND		ug/kg	86	38.	1
p-Diethylbenzene	ND		ug/kg	2.1	0.19	1
p-Ethyltoluene	ND		ug/kg	2.1	0.41	1
1,2,4,5-Tetramethylbenzene	ND		ug/kg	2.1	0.20	1
Ethyl ether	ND		ug/kg	2.1	0.36	1
trans-1,4-Dichloro-2-butene	ND		ug/kg	5.3	1.5	1

Surrogate	% Recovery	Qualifier	Acceptance Criteria
1,2-Dichloroethane-d4	87		70-130
Toluene-d8	101		70-130
4-Bromofluorobenzene	91		70-130
Dibromofluoromethane	83		70-130

Project Name: 25-01 QUEENS PLAZA NORTH
Project Number: 170652801

Lab Number: L2056457
Report Date: 12/28/20

**Method Blank Analysis
Batch Quality Control**

Analytical Method: 1,8260C
Analytical Date: 12/21/20 07:14
Analyst: MV

Parameter	Result	Qualifier	Units	RL	MDL
Volatile Organics by EPA 5035 Low - Westborough Lab for sample(s): 01-03 Batch: WG1447607-5					
Methylene chloride	ND		ug/kg	5.0	2.3
1,1-Dichloroethane	ND		ug/kg	1.0	0.14
Chloroform	ND		ug/kg	1.5	0.14
Carbon tetrachloride	ND		ug/kg	1.0	0.23
1,2-Dichloropropane	ND		ug/kg	1.0	0.12
Dibromochloromethane	ND		ug/kg	1.0	0.14
1,1,2-Trichloroethane	ND		ug/kg	1.0	0.27
Tetrachloroethene	ND		ug/kg	0.50	0.20
Chlorobenzene	ND		ug/kg	0.50	0.13
Trichlorofluoromethane	ND		ug/kg	4.0	0.70
1,2-Dichloroethane	ND		ug/kg	1.0	0.26
1,1,1-Trichloroethane	ND		ug/kg	0.50	0.17
Bromodichloromethane	ND		ug/kg	0.50	0.11
trans-1,3-Dichloropropene	ND		ug/kg	1.0	0.27
cis-1,3-Dichloropropene	ND		ug/kg	0.50	0.16
1,3-Dichloropropene, Total	ND		ug/kg	0.50	0.16
1,1-Dichloropropene	ND		ug/kg	0.50	0.16
Bromoform	ND		ug/kg	4.0	0.25
1,1,2,2-Tetrachloroethane	ND		ug/kg	0.50	0.17
Benzene	ND		ug/kg	0.50	0.17
Toluene	ND		ug/kg	1.0	0.54
Ethylbenzene	ND		ug/kg	1.0	0.14
Chloromethane	ND		ug/kg	4.0	0.93
Bromomethane	0.70	J	ug/kg	2.0	0.58
Vinyl chloride	ND		ug/kg	1.0	0.34
Chloroethane	ND		ug/kg	2.0	0.45
1,1-Dichloroethene	ND		ug/kg	1.0	0.24
trans-1,2-Dichloroethene	ND		ug/kg	1.5	0.14
Trichloroethene	ND		ug/kg	0.50	0.14

Project Name: 25-01 QUEENS PLAZA NORTH
Project Number: 170652801

Lab Number: L2056457
Report Date: 12/28/20

**Method Blank Analysis
Batch Quality Control**

Analytical Method: 1,8260C
Analytical Date: 12/21/20 07:14
Analyst: MV

Parameter	Result	Qualifier	Units	RL	MDL
Volatile Organics by EPA 5035 Low - Westborough Lab for sample(s): 01-03 Batch: WG1447607-5					
1,2-Dichlorobenzene	ND		ug/kg	2.0	0.14
1,3-Dichlorobenzene	ND		ug/kg	2.0	0.15
1,4-Dichlorobenzene	ND		ug/kg	2.0	0.17
Methyl tert butyl ether	ND		ug/kg	2.0	0.20
p/m-Xylene	ND		ug/kg	2.0	0.56
o-Xylene	ND		ug/kg	1.0	0.29
Xylenes, Total	ND		ug/kg	1.0	0.29
cis-1,2-Dichloroethene	ND		ug/kg	1.0	0.18
1,2-Dichloroethene, Total	ND		ug/kg	1.0	0.14
Dibromomethane	ND		ug/kg	2.0	0.24
Styrene	ND		ug/kg	1.0	0.20
Dichlorodifluoromethane	ND		ug/kg	10	0.92
Acetone	ND		ug/kg	10	4.8
Carbon disulfide	ND		ug/kg	10	4.6
2-Butanone	ND		ug/kg	10	2.2
Vinyl acetate	ND		ug/kg	10	2.2
4-Methyl-2-pentanone	ND		ug/kg	10	1.3
1,2,3-Trichloropropane	ND		ug/kg	2.0	0.13
2-Hexanone	ND		ug/kg	10	1.2
Bromochloromethane	ND		ug/kg	2.0	0.20
2,2-Dichloropropane	ND		ug/kg	2.0	0.20
1,2-Dibromoethane	ND		ug/kg	1.0	0.28
1,3-Dichloropropane	ND		ug/kg	2.0	0.17
1,1,1,2-Tetrachloroethane	ND		ug/kg	0.50	0.13
Bromobenzene	ND		ug/kg	2.0	0.14
n-Butylbenzene	ND		ug/kg	1.0	0.17
sec-Butylbenzene	ND		ug/kg	1.0	0.15
tert-Butylbenzene	ND		ug/kg	2.0	0.12
o-Chlorotoluene	ND		ug/kg	2.0	0.19

Project Name: 25-01 QUEENS PLAZA NORTH
Project Number: 170652801

Lab Number: L2056457
Report Date: 12/28/20

**Method Blank Analysis
Batch Quality Control**

Analytical Method: 1,8260C
Analytical Date: 12/21/20 07:14
Analyst: MV

Parameter	Result	Qualifier	Units	RL	MDL
Volatile Organics by EPA 5035 Low - Westborough Lab for sample(s): 01-03 Batch: WG1447607-5					
p-Chlorotoluene	ND		ug/kg	2.0	0.11
1,2-Dibromo-3-chloropropane	ND		ug/kg	3.0	1.0
Hexachlorobutadiene	ND		ug/kg	4.0	0.17
Isopropylbenzene	ND		ug/kg	1.0	0.11
p-Isopropyltoluene	ND		ug/kg	1.0	0.11
Naphthalene	ND		ug/kg	4.0	0.65
Acrylonitrile	ND		ug/kg	4.0	1.2
n-Propylbenzene	ND		ug/kg	1.0	0.17
1,2,3-Trichlorobenzene	ND		ug/kg	2.0	0.32
1,2,4-Trichlorobenzene	ND		ug/kg	2.0	0.27
1,3,5-Trimethylbenzene	ND		ug/kg	2.0	0.19
1,2,4-Trimethylbenzene	ND		ug/kg	2.0	0.33
1,4-Dioxane	ND		ug/kg	80	35.
p-Diethylbenzene	ND		ug/kg	2.0	0.18
p-Ethyltoluene	ND		ug/kg	2.0	0.38
1,2,4,5-Tetramethylbenzene	ND		ug/kg	2.0	0.19
Ethyl ether	ND		ug/kg	2.0	0.34
trans-1,4-Dichloro-2-butene	ND		ug/kg	5.0	1.4

Surrogate	%Recovery	Qualifier	Acceptance Criteria
1,2-Dichloroethane-d4	84		70-130
Toluene-d8	100		70-130
4-Bromofluorobenzene	92		70-130
Dibromofluoromethane	82		70-130

Lab Control Sample Analysis

Batch Quality Control

Project Name: 25-01 QUEENS PLAZA NORTH
Project Number: 170652801

Lab Number: L2056457
Report Date: 12/28/20

Parameter	LCS %Recovery	Qual	LCSD %Recovery	Qual	%Recovery Limits	RPD	Qual	RPD Limits
Volatile Organics by EPA 5035 Low - Westborough Lab Associated sample(s): 01-03 Batch: WG1447607-3 WG1447607-4								
Methylene chloride	84		86		70-130	2		30
1,1-Dichloroethane	101		101		70-130	0		30
Chloroform	91		91		70-130	0		30
Carbon tetrachloride	85		83		70-130	2		30
1,2-Dichloropropane	110		111		70-130	1		30
Dibromochloromethane	100		101		70-130	1		30
1,1,2-Trichloroethane	104		106		70-130	2		30
Tetrachloroethene	108		105		70-130	3		30
Chlorobenzene	103		103		70-130	0		30
Trichlorofluoromethane	82		83		70-139	1		30
1,2-Dichloroethane	86		88		70-130	2		30
1,1,1-Trichloroethane	88		86		70-130	2		30
Bromodichloromethane	91		91		70-130	0		30
trans-1,3-Dichloropropene	99		100		70-130	1		30
cis-1,3-Dichloropropene	98		99		70-130	1		30
1,1-Dichloropropene	95		95		70-130	0		30
Bromoform	107		106		70-130	1		30
1,1,1,2-Tetrachloroethane	108		108		70-130	0		30
Benzene	98		97		70-130	1		30
Toluene	104		102		70-130	2		30
Ethylbenzene	103		101		70-130	2		30
Chloromethane	108		107		52-130	1		30
Bromomethane	93		91		57-147	2		30

Lab Control Sample Analysis

Batch Quality Control

Project Name: 25-01 QUEENS PLAZA NORTH
Project Number: 170652801

Lab Number: L2056457
Report Date: 12/28/20

Parameter	LCS %Recovery	Qual	LCSD %Recovery	Qual	%Recovery Limits	RPD	Qual	RPD Limits
Volatile Organics by EPA 5035 Low - Westborough Lab Associated sample(s): 01-03 Batch: WG1447607-3 WG1447607-4								
Vinyl chloride	118		117		67-130	1		30
Chloroethane	97		98		50-151	1		30
1,1-Dichloroethene	92		95		65-135	3		30
trans-1,2-Dichloroethene	92		94		70-130	2		30
Trichloroethene	97		94		70-130	3		30
1,2-Dichlorobenzene	104		102		70-130	2		30
1,3-Dichlorobenzene	106		104		70-130	2		30
1,4-Dichlorobenzene	106		105		70-130	1		30
Methyl tert butyl ether	88		91		66-130	3		30
p/m-Xylene	105		104		70-130	1		30
o-Xylene	103		102		70-130	1		30
cis-1,2-Dichloroethene	92		93		70-130	1		30
Dibromomethane	88		90		70-130	2		30
Styrene	102		101		70-130	1		30
Dichlorodifluoromethane	107		105		30-146	2		30
Acetone	86		81		54-140	6		30
Carbon disulfide	87		87		59-130	0		30
2-Butanone	86		90		70-130	5		30
Vinyl acetate	92		95		70-130	3		30
4-Methyl-2-pentanone	111		113		70-130	2		30
1,2,3-Trichloropropane	101		101		68-130	0		30
2-Hexanone	95		96		70-130	1		30
Bromochloromethane	90		92		70-130	2		30

Lab Control Sample Analysis

Batch Quality Control

Project Name: 25-01 QUEENS PLAZA NORTH
Project Number: 170652801

Lab Number: L2056457
Report Date: 12/28/20

Parameter	LCS %Recovery	Qual	LCSD %Recovery	Qual	%Recovery Limits	RPD	Qual	RPD Limits
Volatile Organics by EPA 5035 Low - Westborough Lab Associated sample(s): 01-03 Batch: WG1447607-3 WG1447607-4								
2,2-Dichloropropane	89		87		70-130	2		30
1,2-Dibromoethane	97		100		70-130	3		30
1,3-Dichloropropane	101		102		69-130	1		30
1,1,1,2-Tetrachloroethane	102		102		70-130	0		30
Bromobenzene	106		104		70-130	2		30
n-Butylbenzene	106		102		70-130	4		30
sec-Butylbenzene	108		103		70-130	5		30
tert-Butylbenzene	106		102		70-130	4		30
o-Chlorotoluene	104		100		70-130	4		30
p-Chlorotoluene	105		102		70-130	3		30
1,2-Dibromo-3-chloropropane	99		105		68-130	6		30
Hexachlorobutadiene	111		113		67-130	2		30
Isopropylbenzene	109		102		70-130	7		30
p-Isopropyltoluene	106		102		70-130	4		30
Naphthalene	104		107		70-130	3		30
Acrylonitrile	110		114		70-130	4		30
n-Propylbenzene	109		104		70-130	5		30
1,2,3-Trichlorobenzene	106		110		70-130	4		30
1,2,4-Trichlorobenzene	111		115		70-130	4		30
1,3,5-Trimethylbenzene	105		100		70-130	5		30
1,2,4-Trimethylbenzene	105		102		70-130	3		30
1,4-Dioxane	100		90		65-136	11		30
p-Diethylbenzene	108		105		70-130	3		30

Lab Control Sample Analysis

Batch Quality Control

Project Name: 25-01 QUEENS PLAZA NORTH
Project Number: 170652801

Lab Number: L2056457
Report Date: 12/28/20

Parameter	LCS %Recovery	Qual	LCSD %Recovery	Qual	%Recovery Limits	RPD	Qual	RPD Limits
Volatile Organics by EPA 5035 Low - Westborough Lab Associated sample(s): 01-03 Batch: WG1447607-3 WG1447607-4								
p-Ethyltoluene	108		105		70-130	3		30
1,2,4,5-Tetramethylbenzene	104		103		70-130	1		30
Ethyl ether	93		99		67-130	6		30
trans-1,4-Dichloro-2-butene	110		110		70-130	0		30

Surrogate	LCS %Recovery	Qual	LCSD %Recovery	Qual	Acceptance Criteria
1,2-Dichloroethane-d4	86		88		70-130
Toluene-d8	101		101		70-130
4-Bromofluorobenzene	96		91		70-130
Dibromofluoromethane	86		88		70-130

SEMIVOLATILES

Project Name: 25-01 QUEENS PLAZA NORTH
Project Number: 170652801

Lab Number: L2056457
Report Date: 12/28/20

SAMPLE RESULTS

Lab ID: L2056457-01
 Client ID: SB01_2-3
 Sample Location: QUEENS, NY

Date Collected: 12/16/20 09:00
 Date Received: 12/16/20
 Field Prep: Not Specified

Sample Depth:

Matrix: Soil
 Analytical Method: 1,8270D
 Analytical Date: 12/20/20 11:09
 Analyst: SZ
 Percent Solids: 81%

Extraction Method: EPA 3546
 Extraction Date: 12/19/20 18:58

Parameter	Result	Qualifier	Units	RL	MDL	Dilution Factor
Semivolatile Organics by GC/MS - Westborough Lab						
Acenaphthene	950		ug/kg	160	21.	1
1,2,4-Trichlorobenzene	ND		ug/kg	200	23.	1
Hexachlorobenzene	ND		ug/kg	120	23.	1
Bis(2-chloroethyl)ether	ND		ug/kg	180	28.	1
2-Chloronaphthalene	ND		ug/kg	200	20.	1
1,2-Dichlorobenzene	ND		ug/kg	200	36.	1
1,3-Dichlorobenzene	ND		ug/kg	200	35.	1
1,4-Dichlorobenzene	ND		ug/kg	200	35.	1
3,3'-Dichlorobenzidine	ND		ug/kg	200	54.	1
2,4-Dinitrotoluene	ND		ug/kg	200	40.	1
2,6-Dinitrotoluene	ND		ug/kg	200	35.	1
Fluoranthene	11000	E	ug/kg	120	23.	1
4-Chlorophenyl phenyl ether	ND		ug/kg	200	22.	1
4-Bromophenyl phenyl ether	ND		ug/kg	200	31.	1
Bis(2-chloroisopropyl)ether	ND		ug/kg	240	35.	1
Bis(2-chloroethoxy)methane	ND		ug/kg	220	20.	1
Hexachlorobutadiene	ND		ug/kg	200	30.	1
Hexachlorocyclopentadiene	ND		ug/kg	580	180	1
Hexachloroethane	ND		ug/kg	160	33.	1
Isophorone	ND		ug/kg	180	26.	1
Naphthalene	480		ug/kg	200	25.	1
Nitrobenzene	ND		ug/kg	180	30.	1
NDPA/DPA	ND		ug/kg	160	23.	1
n-Nitrosodi-n-propylamine	ND		ug/kg	200	31.	1
Bis(2-ethylhexyl)phthalate	ND		ug/kg	200	70.	1
Butyl benzyl phthalate	ND		ug/kg	200	51.	1
Di-n-butylphthalate	ND		ug/kg	200	38.	1
Di-n-octylphthalate	ND		ug/kg	200	69.	1

Project Name: 25-01 QUEENS PLAZA NORTH
Project Number: 170652801

Lab Number: L2056457
Report Date: 12/28/20

SAMPLE RESULTS

Lab ID: L2056457-01
 Client ID: SB01_2-3
 Sample Location: QUEENS, NY

Date Collected: 12/16/20 09:00
 Date Received: 12/16/20
 Field Prep: Not Specified

Sample Depth:

Parameter	Result	Qualifier	Units	RL	MDL	Dilution Factor
Semivolatile Organics by GC/MS - Westborough Lab						
Diethyl phthalate	ND		ug/kg	200	19.	1
Dimethyl phthalate	ND		ug/kg	200	42.	1
Benzo(a)anthracene	6600		ug/kg	120	23.	1
Benzo(a)pyrene	6400		ug/kg	160	49.	1
Benzo(b)fluoranthene	8200	E	ug/kg	120	34.	1
Benzo(k)fluoranthene	2000		ug/kg	120	32.	1
Chrysene	6200		ug/kg	120	21.	1
Acenaphthylene	430		ug/kg	160	31.	1
Anthracene	2700		ug/kg	120	40.	1
Benzo(ghi)perylene	3200		ug/kg	160	24.	1
Fluorene	930		ug/kg	200	20.	1
Phenanthrene	10000	E	ug/kg	120	25.	1
Dibenzo(a,h)anthracene	840		ug/kg	120	23.	1
Indeno(1,2,3-cd)pyrene	3600		ug/kg	160	28.	1
Pyrene	9900	E	ug/kg	120	20.	1
Biphenyl	72	J	ug/kg	460	47.	1
4-Chloroaniline	ND		ug/kg	200	37.	1
2-Nitroaniline	ND		ug/kg	200	39.	1
3-Nitroaniline	ND		ug/kg	200	38.	1
4-Nitroaniline	ND		ug/kg	200	84.	1
Dibenzofuran	600		ug/kg	200	19.	1
2-Methylnaphthalene	200	J	ug/kg	240	24.	1
1,2,4,5-Tetrachlorobenzene	ND		ug/kg	200	21.	1
Acetophenone	ND		ug/kg	200	25.	1
2,4,6-Trichlorophenol	ND		ug/kg	120	38.	1
p-Chloro-m-cresol	ND		ug/kg	200	30.	1
2-Chlorophenol	ND		ug/kg	200	24.	1
2,4-Dichlorophenol	ND		ug/kg	180	33.	1
2,4-Dimethylphenol	ND		ug/kg	200	67.	1
2-Nitrophenol	ND		ug/kg	440	76.	1
4-Nitrophenol	ND		ug/kg	280	83.	1
2,4-Dinitrophenol	ND		ug/kg	970	94.	1
4,6-Dinitro-o-cresol	ND		ug/kg	530	97.	1
Pentachlorophenol	ND		ug/kg	160	45.	1
Phenol	ND		ug/kg	200	31.	1
2-Methylphenol	ND		ug/kg	200	31.	1
3-Methylphenol/4-Methylphenol	69	J	ug/kg	290	32.	1

Project Name: 25-01 QUEENS PLAZA NORTH
Project Number: 170652801

Lab Number: L2056457
Report Date: 12/28/20

SAMPLE RESULTS

Lab ID: L2056457-01
 Client ID: SB01_2-3
 Sample Location: QUEENS, NY

Date Collected: 12/16/20 09:00
 Date Received: 12/16/20
 Field Prep: Not Specified

Sample Depth:

Parameter	Result	Qualifier	Units	RL	MDL	Dilution Factor
Semivolatile Organics by GC/MS - Westborough Lab						
2,4,5-Trichlorophenol	ND		ug/kg	200	39.	1
Benzoic Acid	ND		ug/kg	660	200	1
Benzyl Alcohol	ND		ug/kg	200	62.	1
Carbazole	1600		ug/kg	200	20.	1
1,4-Dioxane	ND		ug/kg	30	9.3	1

Surrogate	% Recovery	Qualifier	Acceptance Criteria
2-Fluorophenol	60		25-120
Phenol-d6	64		10-120
Nitrobenzene-d5	66		23-120
2-Fluorobiphenyl	54		30-120
2,4,6-Tribromophenol	49		10-136
4-Terphenyl-d14	44		18-120

Project Name: 25-01 QUEENS PLAZA NORTH
Project Number: 170652801

Lab Number: L2056457
Report Date: 12/28/20

SAMPLE RESULTS

Lab ID: L2056457-01 D
 Client ID: SB01_2-3
 Sample Location: QUEENS, NY

Date Collected: 12/16/20 09:00
 Date Received: 12/16/20
 Field Prep: Not Specified

Sample Depth:

Matrix: Soil
 Analytical Method: 1,8270D
 Analytical Date: 12/22/20 00:08
 Analyst: SZ
 Percent Solids: 81%

Extraction Method: EPA 3546
 Extraction Date: 12/19/20 18:58

Parameter	Result	Qualifier	Units	RL	MDL	Dilution Factor
Semivolatile Organics by GC/MS - Westborough Lab						
Fluoranthene	14000		ug/kg	610	120	5
Benzo(b)fluoranthene	7900		ug/kg	610	170	5
Phenanthrene	12000		ug/kg	610	120	5
Pyrene	12000		ug/kg	610	100	5

Project Name: 25-01 QUEENS PLAZA NORTH
Project Number: 170652801

Lab Number: L2056457
Report Date: 12/28/20

SAMPLE RESULTS

Lab ID: L2056457-02 D
 Client ID: SB02_11-12
 Sample Location: QUEENS, NY

Date Collected: 12/16/20 10:40
 Date Received: 12/16/20
 Field Prep: Not Specified

Sample Depth:

Matrix: Soil
 Analytical Method: 1,8270D
 Analytical Date: 12/22/20 00:30
 Analyst: SZ
 Percent Solids: 87%

Extraction Method: EPA 3546
 Extraction Date: 12/19/20 18:58

Parameter	Result	Qualifier	Units	RL	MDL	Dilution Factor
Semivolatile Organics by GC/MS - Westborough Lab						
Acenaphthene	7700		ug/kg	1500	190	10
1,2,4-Trichlorobenzene	ND		ug/kg	1900	210	10
Hexachlorobenzene	ND		ug/kg	1100	210	10
Bis(2-chloroethyl)ether	ND		ug/kg	1700	250	10
2-Chloronaphthalene	ND		ug/kg	1900	180	10
1,2-Dichlorobenzene	ND		ug/kg	1900	340	10
1,3-Dichlorobenzene	ND		ug/kg	1900	320	10
1,4-Dichlorobenzene	ND		ug/kg	1900	330	10
3,3'-Dichlorobenzidine	ND		ug/kg	1900	500	10
2,4-Dinitrotoluene	ND		ug/kg	1900	370	10
2,6-Dinitrotoluene	ND		ug/kg	1900	320	10
Fluoranthene	51000		ug/kg	1100	210	10
4-Chlorophenyl phenyl ether	ND		ug/kg	1900	200	10
4-Bromophenyl phenyl ether	ND		ug/kg	1900	280	10
Bis(2-chloroisopropyl)ether	ND		ug/kg	2200	320	10
Bis(2-chloroethoxy)methane	ND		ug/kg	2000	190	10
Hexachlorobutadiene	ND		ug/kg	1900	270	10
Hexachlorocyclopentadiene	ND		ug/kg	5300	1700	10
Hexachloroethane	ND		ug/kg	1500	300	10
Isophorone	ND		ug/kg	1700	240	10
Naphthalene	4000		ug/kg	1900	230	10
Nitrobenzene	ND		ug/kg	1700	280	10
NDPA/DPA	ND		ug/kg	1500	210	10
n-Nitrosodi-n-propylamine	ND		ug/kg	1900	290	10
Bis(2-ethylhexyl)phthalate	1000	J	ug/kg	1900	650	10
Butyl benzyl phthalate	5300		ug/kg	1900	470	10
Di-n-butylphthalate	ND		ug/kg	1900	350	10
Di-n-octylphthalate	ND		ug/kg	1900	640	10

Project Name: 25-01 QUEENS PLAZA NORTH
Project Number: 170652801

Lab Number: L2056457
Report Date: 12/28/20

SAMPLE RESULTS

Lab ID: L2056457-02 D
 Client ID: SB02_11-12
 Sample Location: QUEENS, NY

Date Collected: 12/16/20 10:40
 Date Received: 12/16/20
 Field Prep: Not Specified

Sample Depth:

Parameter	Result	Qualifier	Units	RL	MDL	Dilution Factor
Semivolatile Organics by GC/MS - Westborough Lab						
Diethyl phthalate	ND		ug/kg	1900	170	10
Dimethyl phthalate	ND		ug/kg	1900	390	10
Benzo(a)anthracene	25000		ug/kg	1100	210	10
Benzo(a)pyrene	24000		ug/kg	1500	460	10
Benzo(b)fluoranthene	28000		ug/kg	1100	310	10
Benzo(k)fluoranthene	8400		ug/kg	1100	300	10
Chrysene	23000		ug/kg	1100	190	10
Acenaphthylene	ND		ug/kg	1500	290	10
Anthracene	13000		ug/kg	1100	360	10
Benzo(ghi)perylene	12000		ug/kg	1500	220	10
Fluorene	5900		ug/kg	1900	180	10
Phenanthrene	45000		ug/kg	1100	230	10
Dibenzo(a,h)anthracene	3300		ug/kg	1100	220	10
Indeno(1,2,3-cd)pyrene	14000		ug/kg	1500	260	10
Pyrene	41000		ug/kg	1100	180	10
Biphenyl	470	J	ug/kg	4200	430	10
4-Chloroaniline	ND		ug/kg	1900	340	10
2-Nitroaniline	ND		ug/kg	1900	360	10
3-Nitroaniline	ND		ug/kg	1900	350	10
4-Nitroaniline	ND		ug/kg	1900	770	10
Dibenzofuran	3600		ug/kg	1900	180	10
2-Methylnaphthalene	1400	J	ug/kg	2200	220	10
1,2,4,5-Tetrachlorobenzene	ND		ug/kg	1900	190	10
Acetophenone	ND		ug/kg	1900	230	10
2,4,6-Trichlorophenol	ND		ug/kg	1100	350	10
p-Chloro-m-cresol	ND		ug/kg	1900	280	10
2-Chlorophenol	ND		ug/kg	1900	220	10
2,4-Dichlorophenol	ND		ug/kg	1700	300	10
2,4-Dimethylphenol	ND		ug/kg	1900	620	10
2-Nitrophenol	ND		ug/kg	4000	700	10
4-Nitrophenol	ND		ug/kg	2600	760	10
2,4-Dinitrophenol	ND		ug/kg	9000	870	10
4,6-Dinitro-o-cresol	ND		ug/kg	4800	900	10
Pentachlorophenol	ND		ug/kg	1500	410	10
Phenol	ND		ug/kg	1900	280	10
2-Methylphenol	ND		ug/kg	1900	290	10
3-Methylphenol/4-Methylphenol	ND		ug/kg	2700	290	10

Project Name: 25-01 QUEENS PLAZA NORTH
Project Number: 170652801

Lab Number: L2056457
Report Date: 12/28/20

SAMPLE RESULTS

Lab ID: L2056457-02 D
 Client ID: SB02_11-12
 Sample Location: QUEENS, NY

Date Collected: 12/16/20 10:40
 Date Received: 12/16/20
 Field Prep: Not Specified

Sample Depth:

Parameter	Result	Qualifier	Units	RL	MDL	Dilution Factor
Semivolatile Organics by GC/MS - Westborough Lab						
2,4,5-Trichlorophenol	ND		ug/kg	1900	360	10
Benzoic Acid	ND		ug/kg	6000	1900	10
Benzyl Alcohol	ND		ug/kg	1900	570	10
Carbazole	5800		ug/kg	1900	180	10
1,4-Dioxane	ND		ug/kg	280	86.	10

Surrogate	% Recovery	Qualifier	Acceptance Criteria
2-Fluorophenol	54		25-120
Phenol-d6	57		10-120
Nitrobenzene-d5	56		23-120
2-Fluorobiphenyl	47		30-120
2,4,6-Tribromophenol	47		10-136
4-Terphenyl-d14	39		18-120

Project Name: 25-01 QUEENS PLAZA NORTH
Project Number: 170652801

Lab Number: L2056457
Report Date: 12/28/20

SAMPLE RESULTS

Lab ID: L2056457-03
 Client ID: SB03_15.5-16.5
 Sample Location: QUEENS, NY

Date Collected: 12/16/20 14:40
 Date Received: 12/16/20
 Field Prep: Not Specified

Sample Depth:

Matrix: Soil
 Analytical Method: 1,8270D
 Analytical Date: 12/20/20 11:54
 Analyst: SZ
 Percent Solids: 77%

Extraction Method: EPA 3546
 Extraction Date: 12/19/20 18:58

Parameter	Result	Qualifier	Units	RL	MDL	Dilution Factor
Semivolatile Organics by GC/MS - Westborough Lab						
Acenaphthene	ND		ug/kg	170	22.	1
1,2,4-Trichlorobenzene	ND		ug/kg	210	24.	1
Hexachlorobenzene	ND		ug/kg	130	24.	1
Bis(2-chloroethyl)ether	ND		ug/kg	190	29.	1
2-Chloronaphthalene	ND		ug/kg	210	21.	1
1,2-Dichlorobenzene	ND		ug/kg	210	38.	1
1,3-Dichlorobenzene	ND		ug/kg	210	36.	1
1,4-Dichlorobenzene	ND		ug/kg	210	37.	1
3,3'-Dichlorobenzidine	ND		ug/kg	210	56.	1
2,4-Dinitrotoluene	ND		ug/kg	210	42.	1
2,6-Dinitrotoluene	ND		ug/kg	210	36.	1
Fluoranthene	ND		ug/kg	130	24.	1
4-Chlorophenyl phenyl ether	ND		ug/kg	210	23.	1
4-Bromophenyl phenyl ether	ND		ug/kg	210	32.	1
Bis(2-chloroisopropyl)ether	ND		ug/kg	250	36.	1
Bis(2-chloroethoxy)methane	ND		ug/kg	230	21.	1
Hexachlorobutadiene	ND		ug/kg	210	31.	1
Hexachlorocyclopentadiene	ND		ug/kg	610	190	1
Hexachloroethane	ND		ug/kg	170	34.	1
Isophorone	ND		ug/kg	190	28.	1
Naphthalene	ND		ug/kg	210	26.	1
Nitrobenzene	ND		ug/kg	190	31.	1
NDPA/DPA	ND		ug/kg	170	24.	1
n-Nitrosodi-n-propylamine	ND		ug/kg	210	33.	1
Bis(2-ethylhexyl)phthalate	ND		ug/kg	210	74.	1
Butyl benzyl phthalate	ND		ug/kg	210	54.	1
Di-n-butylphthalate	ND		ug/kg	210	40.	1
Di-n-octylphthalate	ND		ug/kg	210	72.	1

Project Name: 25-01 QUEENS PLAZA NORTH
Project Number: 170652801

Lab Number: L2056457
Report Date: 12/28/20

SAMPLE RESULTS

Lab ID: L2056457-03
Client ID: SB03_15.5-16.5
Sample Location: QUEENS, NY

Date Collected: 12/16/20 14:40
Date Received: 12/16/20
Field Prep: Not Specified

Sample Depth:

Parameter	Result	Qualifier	Units	RL	MDL	Dilution Factor
Semivolatile Organics by GC/MS - Westborough Lab						
Diethyl phthalate	ND		ug/kg	210	20.	1
Dimethyl phthalate	ND		ug/kg	210	45.	1
Benzo(a)anthracene	ND		ug/kg	130	24.	1
Benzo(a)pyrene	ND		ug/kg	170	52.	1
Benzo(b)fluoranthene	ND		ug/kg	130	36.	1
Benzo(k)fluoranthene	ND		ug/kg	130	34.	1
Chrysene	ND		ug/kg	130	22.	1
Acenaphthylene	ND		ug/kg	170	33.	1
Anthracene	ND		ug/kg	130	41.	1
Benzo(ghi)perylene	53	J	ug/kg	170	25.	1
Fluorene	ND		ug/kg	210	21.	1
Phenanthrene	ND		ug/kg	130	26.	1
Dibenzo(a,h)anthracene	ND		ug/kg	130	24.	1
Indeno(1,2,3-cd)pyrene	ND		ug/kg	170	30.	1
Pyrene	ND		ug/kg	130	21.	1
Biphenyl	ND		ug/kg	480	49.	1
4-Chloroaniline	ND		ug/kg	210	39.	1
2-Nitroaniline	ND		ug/kg	210	41.	1
3-Nitroaniline	ND		ug/kg	210	40.	1
4-Nitroaniline	ND		ug/kg	210	88.	1
Dibenzofuran	ND		ug/kg	210	20.	1
2-Methylnaphthalene	ND		ug/kg	250	26.	1
1,2,4,5-Tetrachlorobenzene	ND		ug/kg	210	22.	1
Acetophenone	ND		ug/kg	210	26.	1
2,4,6-Trichlorophenol	ND		ug/kg	130	40.	1
p-Chloro-m-cresol	ND		ug/kg	210	32.	1
2-Chlorophenol	ND		ug/kg	210	25.	1
2,4-Dichlorophenol	ND		ug/kg	190	34.	1
2,4-Dimethylphenol	ND		ug/kg	210	70.	1
2-Nitrophenol	ND		ug/kg	460	80.	1
4-Nitrophenol	ND		ug/kg	300	87.	1
2,4-Dinitrophenol	ND		ug/kg	1000	99.	1
4,6-Dinitro-o-cresol	ND		ug/kg	550	100	1
Pentachlorophenol	ND		ug/kg	170	47.	1
Phenol	ND		ug/kg	210	32.	1
2-Methylphenol	ND		ug/kg	210	33.	1
3-Methylphenol/4-Methylphenol	ND		ug/kg	300	33.	1

Project Name: 25-01 QUEENS PLAZA NORTH
Project Number: 170652801

Lab Number: L2056457
Report Date: 12/28/20

SAMPLE RESULTS

Lab ID: L2056457-03
 Client ID: SB03_15.5-16.5
 Sample Location: QUEENS, NY

Date Collected: 12/16/20 14:40
 Date Received: 12/16/20
 Field Prep: Not Specified

Sample Depth:

Parameter	Result	Qualifier	Units	RL	MDL	Dilution Factor
Semivolatile Organics by GC/MS - Westborough Lab						
2,4,5-Trichlorophenol	ND		ug/kg	210	41.	1
Benzoic Acid	ND		ug/kg	690	220	1
Benzyl Alcohol	ND		ug/kg	210	65.	1
Carbazole	ND		ug/kg	210	21.	1
1,4-Dioxane	ND		ug/kg	32	9.8	1

Surrogate	% Recovery	Qualifier	Acceptance Criteria
2-Fluorophenol	77		25-120
Phenol-d6	71		10-120
Nitrobenzene-d5	71		23-120
2-Fluorobiphenyl	80		30-120
2,4,6-Tribromophenol	72		10-136
4-Terphenyl-d14	69		18-120

Project Name: 25-01 QUEENS PLAZA NORTH
Project Number: 170652801

Lab Number: L2056457
Report Date: 12/28/20

Method Blank Analysis
Batch Quality Control

Analytical Method: 1,8270D
Analytical Date: 12/20/20 07:24
Analyst: SZ

Extraction Method: EPA 3546
Extraction Date: 12/19/20 18:58

Parameter	Result	Qualifier	Units	RL	MDL
Semivolatle Organics by GC/MS - Westborough Lab for sample(s): 01-03 Batch: WG1447243-1					
Acenaphthene	ND		ug/kg	130	17.
1,2,4-Trichlorobenzene	ND		ug/kg	160	19.
Hexachlorobenzene	ND		ug/kg	98	18.
Bis(2-chloroethyl)ether	ND		ug/kg	150	22.
2-Chloronaphthalene	ND		ug/kg	160	16.
1,2-Dichlorobenzene	ND		ug/kg	160	29.
1,3-Dichlorobenzene	ND		ug/kg	160	28.
1,4-Dichlorobenzene	ND		ug/kg	160	28.
3,3'-Dichlorobenzidine	ND		ug/kg	160	44.
2,4-Dinitrotoluene	ND		ug/kg	160	33.
2,6-Dinitrotoluene	ND		ug/kg	160	28.
Fluoranthene	ND		ug/kg	98	19.
4-Chlorophenyl phenyl ether	ND		ug/kg	160	18.
4-Bromophenyl phenyl ether	ND		ug/kg	160	25.
Bis(2-chloroisopropyl)ether	ND		ug/kg	200	28.
Bis(2-chloroethoxy)methane	ND		ug/kg	180	16.
Hexachlorobutadiene	ND		ug/kg	160	24.
Hexachlorocyclopentadiene	ND		ug/kg	470	150
Hexachloroethane	ND		ug/kg	130	26.
Isophorone	ND		ug/kg	150	21.
Naphthalene	ND		ug/kg	160	20.
Nitrobenzene	ND		ug/kg	150	24.
NDPA/DPA	ND		ug/kg	130	19.
n-Nitrosodi-n-propylamine	ND		ug/kg	160	25.
Bis(2-ethylhexyl)phthalate	ND		ug/kg	160	57.
Butyl benzyl phthalate	ND		ug/kg	160	41.
Di-n-butylphthalate	ND		ug/kg	160	31.
Di-n-octylphthalate	ND		ug/kg	160	56.
Diethyl phthalate	ND		ug/kg	160	15.

Project Name: 25-01 QUEENS PLAZA NORTH
Project Number: 170652801

Lab Number: L2056457
Report Date: 12/28/20

Method Blank Analysis
Batch Quality Control

Analytical Method: 1,8270D
Analytical Date: 12/20/20 07:24
Analyst: SZ

Extraction Method: EPA 3546
Extraction Date: 12/19/20 18:58

Parameter	Result	Qualifier	Units	RL	MDL
Semivolatile Organics by GC/MS - Westborough Lab for sample(s): 01-03 Batch: WG1447243-1					
Dimethyl phthalate	ND		ug/kg	160	34.
Benzo(a)anthracene	ND		ug/kg	98	18.
Benzo(a)pyrene	ND		ug/kg	130	40.
Benzo(b)fluoranthene	ND		ug/kg	98	28.
Benzo(k)fluoranthene	ND		ug/kg	98	26.
Chrysene	ND		ug/kg	98	17.
Acenaphthylene	ND		ug/kg	130	25.
Anthracene	ND		ug/kg	98	32.
Benzo(ghi)perylene	ND		ug/kg	130	19.
Fluorene	ND		ug/kg	160	16.
Phenanthrene	ND		ug/kg	98	20.
Dibenzo(a,h)anthracene	ND		ug/kg	98	19.
Indeno(1,2,3-cd)pyrene	ND		ug/kg	130	23.
Pyrene	ND		ug/kg	98	16.
Biphenyl	ND		ug/kg	370	38.
4-Chloroaniline	ND		ug/kg	160	30.
2-Nitroaniline	ND		ug/kg	160	32.
3-Nitroaniline	ND		ug/kg	160	31.
4-Nitroaniline	ND		ug/kg	160	68.
Dibenzofuran	ND		ug/kg	160	15.
2-Methylnaphthalene	ND		ug/kg	200	20.
1,2,4,5-Tetrachlorobenzene	ND		ug/kg	160	17.
Acetophenone	ND		ug/kg	160	20.
2,4,6-Trichlorophenol	ND		ug/kg	98	31.
p-Chloro-m-cresol	ND		ug/kg	160	24.
2-Chlorophenol	ND		ug/kg	160	19.
2,4-Dichlorophenol	ND		ug/kg	150	26.
2,4-Dimethylphenol	ND		ug/kg	160	54.
2-Nitrophenol	ND		ug/kg	350	62.

Project Name: 25-01 QUEENS PLAZA NORTH
Project Number: 170652801

Lab Number: L2056457
Report Date: 12/28/20

**Method Blank Analysis
Batch Quality Control**

Analytical Method: 1,8270D
Analytical Date: 12/20/20 07:24
Analyst: SZ

Extraction Method: EPA 3546
Extraction Date: 12/19/20 18:58

Parameter	Result	Qualifier	Units	RL	MDL
Semivolatile Organics by GC/MS - Westborough Lab for sample(s): 01-03 Batch: WG1447243-1					
4-Nitrophenol	ND		ug/kg	230	67.
2,4-Dinitrophenol	ND		ug/kg	780	76.
4,6-Dinitro-o-cresol	ND		ug/kg	420	78.
Pentachlorophenol	ND		ug/kg	130	36.
Phenol	ND		ug/kg	160	25.
2-Methylphenol	ND		ug/kg	160	25.
3-Methylphenol/4-Methylphenol	ND		ug/kg	240	26.
2,4,5-Trichlorophenol	ND		ug/kg	160	31.
Benzoic Acid	ND		ug/kg	530	160
Benzyl Alcohol	ND		ug/kg	160	50.
Carbazole	ND		ug/kg	160	16.
1,4-Dioxane	ND		ug/kg	24	7.5

Surrogate	%Recovery	Qualifier	Acceptance Criteria
2-Fluorophenol	82		25-120
Phenol-d6	83		10-120
Nitrobenzene-d5	76		23-120
2-Fluorobiphenyl	81		30-120
2,4,6-Tribromophenol	83		10-136
4-Terphenyl-d14	90		18-120

Lab Control Sample Analysis

Batch Quality Control

Project Name: 25-01 QUEENS PLAZA NORTH
Project Number: 170652801

Lab Number: L2056457
Report Date: 12/28/20

Parameter	LCS %Recovery	Qual	LCSD %Recovery	Qual	%Recovery Limits	RPD	Qual	RPD Limits
Semivolatile Organics by GC/MS - Westborough Lab Associated sample(s): 01-03 Batch: WG1447243-2 WG1447243-3								
Acenaphthene	68		70		31-137	3		50
1,2,4-Trichlorobenzene	72		78		38-107	8		50
Hexachlorobenzene	66		67		40-140	2		50
Bis(2-chloroethyl)ether	74		77		40-140	4		50
2-Chloronaphthalene	73		74		40-140	1		50
1,2-Dichlorobenzene	68		72		40-140	6		50
1,3-Dichlorobenzene	66		70		40-140	6		50
1,4-Dichlorobenzene	68		73		28-104	7		50
3,3'-Dichlorobenzidine	56		54		40-140	4		50
2,4-Dinitrotoluene	80		81		40-132	1		50
2,6-Dinitrotoluene	80		84		40-140	5		50
Fluoranthene	76		75		40-140	1		50
4-Chlorophenyl phenyl ether	69		72		40-140	4		50
4-Bromophenyl phenyl ether	68		70		40-140	3		50
Bis(2-chloroisopropyl)ether	71		75		40-140	5		50
Bis(2-chloroethoxy)methane	76		82		40-117	8		50
Hexachlorobutadiene	63		67		40-140	6		50
Hexachlorocyclopentadiene	62		68		40-140	9		50
Hexachloroethane	67		69		40-140	3		50
Isophorone	72		75		40-140	4		50
Naphthalene	69		72		40-140	4		50
Nitrobenzene	76		79		40-140	4		50
NDPA/DPA	71		73		36-157	3		50

Lab Control Sample Analysis

Batch Quality Control

Project Name: 25-01 QUEENS PLAZA NORTH
Project Number: 170652801

Lab Number: L2056457
Report Date: 12/28/20

Parameter	LCS %Recovery	Qual	LCSD %Recovery	Qual	%Recovery Limits	RPD	Qual	RPD Limits
Semivolatile Organics by GC/MS - Westborough Lab Associated sample(s): 01-03 Batch: WG1447243-2 WG1447243-3								
n-Nitrosodi-n-propylamine	73		75		32-121	3		50
Bis(2-ethylhexyl)phthalate	84		90		40-140	7		50
Butyl benzyl phthalate	86		84		40-140	2		50
Di-n-butylphthalate	79		80		40-140	1		50
Di-n-octylphthalate	84		89		40-140	6		50
Diethyl phthalate	72		75		40-140	4		50
Dimethyl phthalate	75		78		40-140	4		50
Benzo(a)anthracene	72		76		40-140	5		50
Benzo(a)pyrene	81		83		40-140	2		50
Benzo(b)fluoranthene	75		78		40-140	4		50
Benzo(k)fluoranthene	72		74		40-140	3		50
Chrysene	72		76		40-140	5		50
Acenaphthylene	70		73		40-140	4		50
Anthracene	75		77		40-140	3		50
Benzo(ghi)perylene	72		74		40-140	3		50
Fluorene	73		74		40-140	1		50
Phenanthrene	76		77		40-140	1		50
Dibenzo(a,h)anthracene	74		74		40-140	0		50
Indeno(1,2,3-cd)pyrene	73		76		40-140	4		50
Pyrene	74		74		35-142	0		50
Biphenyl	78		78		37-127	0		50
4-Chloroaniline	62		62		40-140	0		50
2-Nitroaniline	80		85		47-134	6		50

Lab Control Sample Analysis

Batch Quality Control

Project Name: 25-01 QUEENS PLAZA NORTH
Project Number: 170652801

Lab Number: L2056457
Report Date: 12/28/20

Parameter	LCS %Recovery	Qual	LCSD %Recovery	Qual	%Recovery Limits	RPD	Qual	RPD Limits
Semivolatile Organics by GC/MS - Westborough Lab Associated sample(s): 01-03 Batch: WG1447243-2 WG1447243-3								
3-Nitroaniline	58		53		26-129	9		50
4-Nitroaniline	74		73		41-125	1		50
Dibenzofuran	72		74		40-140	3		50
2-Methylnaphthalene	71		76		40-140	7		50
1,2,4,5-Tetrachlorobenzene	72		76		40-117	5		50
Acetophenone	79		84		14-144	6		50
2,4,6-Trichlorophenol	77		83		30-130	8		50
p-Chloro-m-cresol	77		81		26-103	5		50
2-Chlorophenol	79		84		25-102	6		50
2,4-Dichlorophenol	82		89		30-130	8		50
2,4-Dimethylphenol	80		85		30-130	6		50
2-Nitrophenol	82		91		30-130	10		50
4-Nitrophenol	87		88		11-114	1		50
2,4-Dinitrophenol	73		76		4-130	4		50
4,6-Dinitro-o-cresol	83		86		10-130	4		50
Pentachlorophenol	78		81		17-109	4		50
Phenol	79		82		26-90	4		50
2-Methylphenol	83		88		30-130.	6		50
3-Methylphenol/4-Methylphenol	88		92		30-130	4		50
2,4,5-Trichlorophenol	76		82		30-130	8		50
Benzoic Acid	65		70		10-110	7		50
Benzyl Alcohol	77		84		40-140	9		50
Carbazole	75		76		54-128	1		50

Lab Control Sample Analysis Batch Quality Control

Project Name: 25-01 QUEENS PLAZA NORTH
Project Number: 170652801

Lab Number: L2056457
Report Date: 12/28/20

Parameter	LCS %Recovery	Qual	LCSD %Recovery	Qual	%Recovery Limits	RPD	Qual	RPD Limits
Semivolatile Organics by GC/MS - Westborough Lab Associated sample(s): 01-03 Batch: WG1447243-2 WG1447243-3								
1,4-Dioxane	54		61		40-140	12		50

Surrogate	LCS %Recovery	Qual	LCSD %Recovery	Qual	Acceptance Criteria
2-Fluorophenol	75		80		25-120
Phenol-d6	80		83		10-120
Nitrobenzene-d5	72		75		23-120
2-Fluorobiphenyl	72		76		30-120
2,4,6-Tribromophenol	70		74		10-136
4-Terphenyl-d14	77		76		18-120

PCBS

Project Name: 25-01 QUEENS PLAZA NORTH
Project Number: 170652801

Lab Number: L2056457
Report Date: 12/28/20

SAMPLE RESULTS

Lab ID: L2056457-01
 Client ID: SB01_2-3
 Sample Location: QUEENS, NY

Date Collected: 12/16/20 09:00
 Date Received: 12/16/20
 Field Prep: Not Specified

Sample Depth:

Matrix: Soil
 Analytical Method: 1,8082A
 Analytical Date: 12/20/20 10:15
 Analyst: AWS
 Percent Solids: 81%

Extraction Method: EPA 3546
 Extraction Date: 12/19/20 20:46
 Cleanup Method: EPA 3665A
 Cleanup Date: 12/20/20
 Cleanup Method: EPA 3660B
 Cleanup Date: 12/20/20

Parameter	Result	Qualifier	Units	RL	MDL	Dilution Factor	Column
Polychlorinated Biphenyls by GC - Westborough Lab							
Aroclor 1016	ND		ug/kg	38.6	3.43	1	A
Aroclor 1221	ND		ug/kg	38.6	3.87	1	A
Aroclor 1232	ND		ug/kg	38.6	8.19	1	A
Aroclor 1242	ND		ug/kg	38.6	5.21	1	A
Aroclor 1248	ND		ug/kg	38.6	5.80	1	A
Aroclor 1254	ND		ug/kg	38.6	4.23	1	A
Aroclor 1260	ND		ug/kg	38.6	7.14	1	A
Aroclor 1262	ND		ug/kg	38.6	4.91	1	A
Aroclor 1268	ND		ug/kg	38.6	4.00	1	A
PCBs, Total	ND		ug/kg	38.6	3.43	1	A

Surrogate	% Recovery	Qualifier	Acceptance Criteria	Column
2,4,5,6-Tetrachloro-m-xylene	46		30-150	A
Decachlorobiphenyl	48		30-150	A
2,4,5,6-Tetrachloro-m-xylene	49		30-150	B
Decachlorobiphenyl	58		30-150	B

Project Name: 25-01 QUEENS PLAZA NORTH
Project Number: 170652801

Lab Number: L2056457
Report Date: 12/28/20

SAMPLE RESULTS

Lab ID: L2056457-02
 Client ID: SB02_11-12
 Sample Location: QUEENS, NY

Date Collected: 12/16/20 10:40
 Date Received: 12/16/20
 Field Prep: Not Specified

Sample Depth:

Matrix: Soil
 Analytical Method: 1,8082A
 Analytical Date: 12/20/20 10:22
 Analyst: AWS
 Percent Solids: 87%

Extraction Method: EPA 3546
 Extraction Date: 12/19/20 20:46
 Cleanup Method: EPA 3665A
 Cleanup Date: 12/20/20
 Cleanup Method: EPA 3660B
 Cleanup Date: 12/20/20

Parameter	Result	Qualifier	Units	RL	MDL	Dilution Factor	Column
Polychlorinated Biphenyls by GC - Westborough Lab							
Aroclor 1016	ND		ug/kg	37.7	3.35	1	A
Aroclor 1221	ND		ug/kg	37.7	3.78	1	A
Aroclor 1232	ND		ug/kg	37.7	8.00	1	A
Aroclor 1242	ND		ug/kg	37.7	5.09	1	A
Aroclor 1248	ND		ug/kg	37.7	5.66	1	A
Aroclor 1254	ND		ug/kg	37.7	4.13	1	A
Aroclor 1260	36.1	J	ug/kg	37.7	6.97	1	A
Aroclor 1262	ND		ug/kg	37.7	4.79	1	A
Aroclor 1268	ND		ug/kg	37.7	3.91	1	A
PCBs, Total	36.1	J	ug/kg	37.7	3.35	1	A

Surrogate	% Recovery	Qualifier	Acceptance Criteria	Column
2,4,5,6-Tetrachloro-m-xylene	52		30-150	A
Decachlorobiphenyl	49		30-150	A
2,4,5,6-Tetrachloro-m-xylene	55		30-150	B
Decachlorobiphenyl	84		30-150	B

Project Name: 25-01 QUEENS PLAZA NORTH
Project Number: 170652801

Lab Number: L2056457
Report Date: 12/28/20

SAMPLE RESULTS

Lab ID: L2056457-03
 Client ID: SB03_15.5-16.5
 Sample Location: QUEENS, NY

Date Collected: 12/16/20 14:40
 Date Received: 12/16/20
 Field Prep: Not Specified

Sample Depth:

Matrix: Soil
 Analytical Method: 1,8082A
 Analytical Date: 12/20/20 10:29
 Analyst: AWS
 Percent Solids: 77%

Extraction Method: EPA 3546
 Extraction Date: 12/19/20 20:46
 Cleanup Method: EPA 3665A
 Cleanup Date: 12/20/20
 Cleanup Method: EPA 3660B
 Cleanup Date: 12/20/20

Parameter	Result	Qualifier	Units	RL	MDL	Dilution Factor	Column
Polychlorinated Biphenyls by GC - Westborough Lab							
Aroclor 1016	ND		ug/kg	41.5	3.69	1	A
Aroclor 1221	ND		ug/kg	41.5	4.16	1	A
Aroclor 1232	ND		ug/kg	41.5	8.81	1	A
Aroclor 1242	ND		ug/kg	41.5	5.60	1	A
Aroclor 1248	ND		ug/kg	41.5	6.23	1	A
Aroclor 1254	ND		ug/kg	41.5	4.54	1	A
Aroclor 1260	ND		ug/kg	41.5	7.68	1	A
Aroclor 1262	ND		ug/kg	41.5	5.28	1	A
Aroclor 1268	ND		ug/kg	41.5	4.30	1	A
PCBs, Total	ND		ug/kg	41.5	3.69	1	A

Surrogate	% Recovery	Qualifier	Acceptance Criteria	Column
2,4,5,6-Tetrachloro-m-xylene	59		30-150	A
Decachlorobiphenyl	48		30-150	A
2,4,5,6-Tetrachloro-m-xylene	67		30-150	B
Decachlorobiphenyl	49		30-150	B

Project Name: 25-01 QUEENS PLAZA NORTH
Project Number: 170652801

Lab Number: L2056457
Report Date: 12/28/20

Method Blank Analysis
Batch Quality Control

Analytical Method: 1,8082A
Analytical Date: 12/20/20 10:08
Analyst: AWS

Extraction Method: EPA 3546
Extraction Date: 12/19/20 12:45
Cleanup Method: EPA 3665A
Cleanup Date: 12/19/20
Cleanup Method: EPA 3660B
Cleanup Date: 12/20/20

Parameter	Result	Qualifier	Units	RL	MDL	Column
Polychlorinated Biphenyls by GC - Westborough Lab for sample(s): 01-03 Batch: WG1447153-1						
Aroclor 1016	ND		ug/kg	31.5	2.80	A
Aroclor 1221	ND		ug/kg	31.5	3.16	A
Aroclor 1232	ND		ug/kg	31.5	6.69	A
Aroclor 1242	ND		ug/kg	31.5	4.25	A
Aroclor 1248	ND		ug/kg	31.5	4.73	A
Aroclor 1254	ND		ug/kg	31.5	3.45	A
Aroclor 1260	ND		ug/kg	31.5	5.83	A
Aroclor 1262	ND		ug/kg	31.5	4.01	A
Aroclor 1268	ND		ug/kg	31.5	3.27	A
PCBs, Total	ND		ug/kg	31.5	2.80	A

Surrogate	%Recovery	Qualifier	Acceptance Criteria	Column
2,4,5,6-Tetrachloro-m-xylene	75		30-150	A
Decachlorobiphenyl	61		30-150	A
2,4,5,6-Tetrachloro-m-xylene	90		30-150	B
Decachlorobiphenyl	73		30-150	B

Lab Control Sample Analysis

Batch Quality Control

Project Name: 25-01 QUEENS PLAZA NORTH
Project Number: 170652801

Lab Number: L2056457
Report Date: 12/28/20

Parameter	LCS %Recovery	Qual	LCSD %Recovery	Qual	%Recovery Limits	RPD	Qual	RPD Limits	Column
Polychlorinated Biphenyls by GC - Westborough Lab Associated sample(s): 01-03 Batch: WG1447153-2 WG1447153-3									
Aroclor 1016	84		88		40-140	5		50	A
Aroclor 1260	69		69		40-140	0		50	A

Surrogate	LCS %Recovery	Qual	LCSD %Recovery	Qual	Acceptance Criteria	Column
2,4,5,6-Tetrachloro-m-xylene	80		82		30-150	A
Decachlorobiphenyl	64		64		30-150	A
2,4,5,6-Tetrachloro-m-xylene	94		96		30-150	B
Decachlorobiphenyl	76		78		30-150	B

METALS

Project Name: 25-01 QUEENS PLAZA NORTH**Lab Number:** L2056457**Project Number:** 170652801**Report Date:** 12/28/20**SAMPLE RESULTS**

Lab ID: L2056457-01
 Client ID: SB01_2-3
 Sample Location: QUEENS, NY

Date Collected: 12/16/20 09:00
 Date Received: 12/16/20
 Field Prep: Not Specified

Sample Depth:
 Matrix: Soil
 Percent Solids: 81%

Parameter	Result	Qualifier	Units	RL	MDL	Dilution Factor	Date Prepared	Date Analyzed	Prep Method	Analytical Method	Analyst
Total Metals - Mansfield Lab											
Aluminum, Total	3900		mg/kg	9.42	2.54	2	12/21/20 16:37	12/22/20 11:23	EPA 3050B	1,6010D	GD
Antimony, Total	1.03	J	mg/kg	4.71	0.358	2	12/21/20 16:37	12/22/20 11:23	EPA 3050B	1,6010D	GD
Arsenic, Total	3.78		mg/kg	0.942	0.196	2	12/21/20 16:37	12/22/20 11:23	EPA 3050B	1,6010D	GD
Barium, Total	51.8		mg/kg	0.942	0.164	2	12/21/20 16:37	12/22/20 11:23	EPA 3050B	1,6010D	GD
Beryllium, Total	ND		mg/kg	0.471	0.031	2	12/21/20 16:37	12/22/20 11:23	EPA 3050B	1,6010D	GD
Cadmium, Total	1.19		mg/kg	0.942	0.092	2	12/21/20 16:37	12/22/20 11:23	EPA 3050B	1,6010D	GD
Calcium, Total	72400		mg/kg	9.42	3.30	2	12/21/20 16:37	12/22/20 11:23	EPA 3050B	1,6010D	GD
Chromium, Total	22.5		mg/kg	0.942	0.090	2	12/21/20 16:37	12/22/20 11:23	EPA 3050B	1,6010D	GD
Cobalt, Total	4.66		mg/kg	1.88	0.156	2	12/21/20 16:37	12/22/20 11:23	EPA 3050B	1,6010D	GD
Copper, Total	48.5		mg/kg	0.942	0.243	2	12/21/20 16:37	12/22/20 11:23	EPA 3050B	1,6010D	GD
Iron, Total	9290		mg/kg	4.71	0.850	2	12/21/20 16:37	12/22/20 11:23	EPA 3050B	1,6010D	GD
Lead, Total	284		mg/kg	4.71	0.252	2	12/21/20 16:37	12/22/20 11:23	EPA 3050B	1,6010D	GD
Magnesium, Total	5220		mg/kg	9.42	1.45	2	12/21/20 16:37	12/22/20 11:23	EPA 3050B	1,6010D	GD
Manganese, Total	196		mg/kg	0.942	0.150	2	12/21/20 16:37	12/22/20 11:23	EPA 3050B	1,6010D	GD
Mercury, Total	0.267		mg/kg	0.085	0.055	1	12/21/20 16:41	12/22/20 11:16	EPA 7471B	1,7471B	EW
Nickel, Total	23.3		mg/kg	2.35	0.228	2	12/21/20 16:37	12/22/20 11:23	EPA 3050B	1,6010D	GD
Potassium, Total	620		mg/kg	235	13.6	2	12/21/20 16:37	12/22/20 11:23	EPA 3050B	1,6010D	GD
Selenium, Total	0.894	J	mg/kg	1.88	0.243	2	12/21/20 16:37	12/22/20 11:23	EPA 3050B	1,6010D	GD
Silver, Total	0.433	J	mg/kg	0.942	0.266	2	12/21/20 16:37	12/22/20 11:23	EPA 3050B	1,6010D	GD
Sodium, Total	165	J	mg/kg	188	2.96	2	12/21/20 16:37	12/22/20 11:23	EPA 3050B	1,6010D	GD
Thallium, Total	ND		mg/kg	1.88	0.296	2	12/21/20 16:37	12/22/20 11:23	EPA 3050B	1,6010D	GD
Vanadium, Total	25.2		mg/kg	0.942	0.191	2	12/21/20 16:37	12/22/20 11:23	EPA 3050B	1,6010D	GD
Zinc, Total	352		mg/kg	4.71	0.276	2	12/21/20 16:37	12/22/20 11:23	EPA 3050B	1,6010D	GD
General Chemistry - Mansfield Lab											
Chromium, Trivalent	21		mg/kg	0.98	0.99	1		12/23/20 22:40	NA	107,-	



Project Name: 25-01 QUEENS PLAZA NORTH

Lab Number: L2056457

Project Number: 170652801

Report Date: 12/28/20

SAMPLE RESULTS

Lab ID: L2056457-02
 Client ID: SB02_11-12
 Sample Location: QUEENS, NY

Date Collected: 12/16/20 10:40
 Date Received: 12/16/20
 Field Prep: Not Specified

Sample Depth:
 Matrix: Soil
 Percent Solids: 87%

Parameter	Result	Qualifier	Units	RL	MDL	Dilution Factor	Date Prepared	Date Analyzed	Prep Method	Analytical Method	Analyst
Total Metals - Mansfield Lab											
Aluminum, Total	6010		mg/kg	8.78	2.37	2	12/21/20 16:37	12/22/20 11:28	EPA 3050B	1,6010D	GD
Antimony, Total	1.83	J	mg/kg	4.39	0.334	2	12/21/20 16:37	12/22/20 11:28	EPA 3050B	1,6010D	GD
Arsenic, Total	5.91		mg/kg	0.878	0.183	2	12/21/20 16:37	12/22/20 11:28	EPA 3050B	1,6010D	GD
Barium, Total	106		mg/kg	0.878	0.153	2	12/21/20 16:37	12/22/20 11:28	EPA 3050B	1,6010D	GD
Beryllium, Total	ND		mg/kg	0.439	0.029	2	12/21/20 16:37	12/22/20 11:28	EPA 3050B	1,6010D	GD
Cadmium, Total	0.667	J	mg/kg	0.878	0.086	2	12/21/20 16:37	12/22/20 11:28	EPA 3050B	1,6010D	GD
Calcium, Total	48300		mg/kg	8.78	3.07	2	12/21/20 16:37	12/22/20 11:28	EPA 3050B	1,6010D	GD
Chromium, Total	21.5		mg/kg	0.878	0.084	2	12/21/20 16:37	12/22/20 11:28	EPA 3050B	1,6010D	GD
Cobalt, Total	7.30		mg/kg	1.76	0.146	2	12/21/20 16:37	12/22/20 11:28	EPA 3050B	1,6010D	GD
Copper, Total	49.4		mg/kg	0.878	0.226	2	12/21/20 16:37	12/22/20 11:28	EPA 3050B	1,6010D	GD
Iron, Total	13300		mg/kg	4.39	0.793	2	12/21/20 16:37	12/22/20 11:28	EPA 3050B	1,6010D	GD
Lead, Total	138		mg/kg	4.39	0.235	2	12/21/20 16:37	12/22/20 11:28	EPA 3050B	1,6010D	GD
Magnesium, Total	21300		mg/kg	8.78	1.35	2	12/21/20 16:37	12/22/20 11:28	EPA 3050B	1,6010D	GD
Manganese, Total	201		mg/kg	0.878	0.140	2	12/21/20 16:37	12/22/20 11:28	EPA 3050B	1,6010D	GD
Mercury, Total	1.59		mg/kg	0.087	0.057	1	12/21/20 16:41	12/22/20 11:19	EPA 7471B	1,7471B	EW
Nickel, Total	18.4		mg/kg	2.20	0.212	2	12/21/20 16:37	12/22/20 11:28	EPA 3050B	1,6010D	GD
Potassium, Total	1780		mg/kg	220	12.6	2	12/21/20 16:37	12/22/20 11:28	EPA 3050B	1,6010D	GD
Selenium, Total	0.606	J	mg/kg	1.76	0.226	2	12/21/20 16:37	12/22/20 11:28	EPA 3050B	1,6010D	GD
Silver, Total	0.685	J	mg/kg	0.878	0.248	2	12/21/20 16:37	12/22/20 11:28	EPA 3050B	1,6010D	GD
Sodium, Total	193		mg/kg	176	2.77	2	12/21/20 16:37	12/22/20 11:28	EPA 3050B	1,6010D	GD
Thallium, Total	ND		mg/kg	1.76	0.277	2	12/21/20 16:37	12/22/20 11:28	EPA 3050B	1,6010D	GD
Vanadium, Total	27.8		mg/kg	0.878	0.178	2	12/21/20 16:37	12/22/20 11:28	EPA 3050B	1,6010D	GD
Zinc, Total	168		mg/kg	4.39	0.257	2	12/21/20 16:37	12/22/20 11:28	EPA 3050B	1,6010D	GD
General Chemistry - Mansfield Lab											
Chromium, Trivalent	22		mg/kg	0.92	0.92	1		12/23/20 22:40	NA	107,-	



Project Name: 25-01 QUEENS PLAZA NORTH

Lab Number: L2056457

Project Number: 170652801

Report Date: 12/28/20

SAMPLE RESULTS

Lab ID: L2056457-03
 Client ID: SB03_15.5-16.5
 Sample Location: QUEENS, NY

Date Collected: 12/16/20 14:40
 Date Received: 12/16/20
 Field Prep: Not Specified

Sample Depth:
 Matrix: Soil
 Percent Solids: 77%

Parameter	Result	Qualifier	Units	RL	MDL	Dilution Factor	Date Prepared	Date Analyzed	Prep Method	Analytical Method	Analyst
Total Metals - Mansfield Lab											
Aluminum, Total	5550		mg/kg	10.1	2.73	2	12/21/20 16:37	12/22/20 11:33	EPA 3050B	1,6010D	GD
Antimony, Total	0.444	J	mg/kg	5.05	0.384	2	12/21/20 16:37	12/22/20 11:33	EPA 3050B	1,6010D	GD
Arsenic, Total	0.838	J	mg/kg	1.01	0.210	2	12/21/20 16:37	12/22/20 11:33	EPA 3050B	1,6010D	GD
Barium, Total	34.7		mg/kg	1.01	0.176	2	12/21/20 16:37	12/22/20 11:33	EPA 3050B	1,6010D	GD
Beryllium, Total	ND		mg/kg	0.505	0.033	2	12/21/20 16:37	12/22/20 11:33	EPA 3050B	1,6010D	GD
Cadmium, Total	0.353	J	mg/kg	1.01	0.099	2	12/21/20 16:37	12/22/20 11:33	EPA 3050B	1,6010D	GD
Calcium, Total	1690		mg/kg	10.1	3.53	2	12/21/20 16:37	12/22/20 11:33	EPA 3050B	1,6010D	GD
Chromium, Total	15.1		mg/kg	1.01	0.097	2	12/21/20 16:37	12/22/20 11:33	EPA 3050B	1,6010D	GD
Cobalt, Total	6.64		mg/kg	2.02	0.168	2	12/21/20 16:37	12/22/20 11:33	EPA 3050B	1,6010D	GD
Copper, Total	15.1		mg/kg	1.01	0.260	2	12/21/20 16:37	12/22/20 11:33	EPA 3050B	1,6010D	GD
Iron, Total	13700		mg/kg	5.05	0.912	2	12/21/20 16:37	12/22/20 11:33	EPA 3050B	1,6010D	GD
Lead, Total	5.02	J	mg/kg	5.05	0.271	2	12/21/20 16:37	12/22/20 11:33	EPA 3050B	1,6010D	GD
Magnesium, Total	2960		mg/kg	10.1	1.56	2	12/21/20 16:37	12/22/20 11:33	EPA 3050B	1,6010D	GD
Manganese, Total	423		mg/kg	1.01	0.160	2	12/21/20 16:37	12/22/20 11:33	EPA 3050B	1,6010D	GD
Mercury, Total	ND		mg/kg	0.083	0.054	1	12/21/20 16:41	12/22/20 11:22	EPA 7471B	1,7471B	EW
Nickel, Total	14.1		mg/kg	2.52	0.244	2	12/21/20 16:37	12/22/20 11:33	EPA 3050B	1,6010D	GD
Potassium, Total	913		mg/kg	252	14.5	2	12/21/20 16:37	12/22/20 11:33	EPA 3050B	1,6010D	GD
Selenium, Total	ND		mg/kg	2.02	0.260	2	12/21/20 16:37	12/22/20 11:33	EPA 3050B	1,6010D	GD
Silver, Total	ND		mg/kg	1.01	0.286	2	12/21/20 16:37	12/22/20 11:33	EPA 3050B	1,6010D	GD
Sodium, Total	221		mg/kg	202	3.18	2	12/21/20 16:37	12/22/20 11:33	EPA 3050B	1,6010D	GD
Thallium, Total	ND		mg/kg	2.02	0.318	2	12/21/20 16:37	12/22/20 11:33	EPA 3050B	1,6010D	GD
Vanadium, Total	19.2		mg/kg	1.01	0.205	2	12/21/20 16:37	12/22/20 11:33	EPA 3050B	1,6010D	GD
Zinc, Total	29.7		mg/kg	5.05	0.296	2	12/21/20 16:37	12/22/20 11:33	EPA 3050B	1,6010D	GD
General Chemistry - Mansfield Lab											
Chromium, Trivalent	15		mg/kg	1.0	1.0	1		12/23/20 22:40	NA	107,-	



Project Name: 25-01 QUEENS PLAZA NORTH
Project Number: 170652801

Lab Number: L2056457
Report Date: 12/28/20

Method Blank Analysis Batch Quality Control

Parameter	Result	Qualifier	Units	RL	MDL	Dilution Factor	Date Prepared	Date Analyzed	Analytical Method	Analyst
Total Metals - Mansfield Lab for sample(s): 01-03 Batch: WG1447447-1										
Aluminum, Total	ND		mg/kg	4.00	1.08	1	12/21/20 16:37	12/22/20 10:11	1,6010D	GD
Antimony, Total	ND		mg/kg	2.00	0.152	1	12/21/20 16:37	12/22/20 10:11	1,6010D	GD
Arsenic, Total	ND		mg/kg	0.400	0.083	1	12/21/20 16:37	12/22/20 10:11	1,6010D	GD
Barium, Total	ND		mg/kg	0.400	0.070	1	12/21/20 16:37	12/22/20 10:11	1,6010D	GD
Beryllium, Total	ND		mg/kg	0.200	0.013	1	12/21/20 16:37	12/22/20 10:11	1,6010D	GD
Cadmium, Total	ND		mg/kg	0.400	0.039	1	12/21/20 16:37	12/22/20 10:11	1,6010D	GD
Calcium, Total	ND		mg/kg	4.00	1.40	1	12/21/20 16:37	12/22/20 10:11	1,6010D	GD
Chromium, Total	0.120	J	mg/kg	0.400	0.038	1	12/21/20 16:37	12/22/20 10:11	1,6010D	GD
Cobalt, Total	ND		mg/kg	0.800	0.066	1	12/21/20 16:37	12/22/20 10:11	1,6010D	GD
Copper, Total	0.116	J	mg/kg	0.400	0.103	1	12/21/20 16:37	12/22/20 10:11	1,6010D	GD
Iron, Total	0.572	J	mg/kg	2.00	0.361	1	12/21/20 16:37	12/22/20 10:11	1,6010D	GD
Lead, Total	ND		mg/kg	2.00	0.107	1	12/21/20 16:37	12/22/20 10:11	1,6010D	GD
Magnesium, Total	ND		mg/kg	4.00	0.616	1	12/21/20 16:37	12/22/20 10:11	1,6010D	GD
Manganese, Total	0.068	J	mg/kg	0.400	0.064	1	12/21/20 16:37	12/22/20 10:11	1,6010D	GD
Nickel, Total	ND		mg/kg	1.00	0.097	1	12/21/20 16:37	12/22/20 10:11	1,6010D	GD
Potassium, Total	ND		mg/kg	100	5.76	1	12/21/20 16:37	12/22/20 10:11	1,6010D	GD
Selenium, Total	ND		mg/kg	0.800	0.103	1	12/21/20 16:37	12/22/20 10:11	1,6010D	GD
Silver, Total	ND		mg/kg	0.400	0.113	1	12/21/20 16:37	12/22/20 10:11	1,6010D	GD
Sodium, Total	1.38	J	mg/kg	80.0	1.26	1	12/21/20 16:37	12/22/20 10:11	1,6010D	GD
Thallium, Total	ND		mg/kg	0.800	0.126	1	12/21/20 16:37	12/22/20 10:11	1,6010D	GD
Vanadium, Total	ND		mg/kg	0.400	0.081	1	12/21/20 16:37	12/22/20 10:11	1,6010D	GD
Zinc, Total	ND		mg/kg	2.00	0.117	1	12/21/20 16:37	12/22/20 10:11	1,6010D	GD

Prep Information

Digestion Method: EPA 3050B

Parameter	Result	Qualifier	Units	RL	MDL	Dilution Factor	Date Prepared	Date Analyzed	Analytical Method	Analyst
Total Metals - Mansfield Lab for sample(s): 01-03 Batch: WG1447448-1										
Mercury, Total	ND		mg/kg	0.083	0.054	1	12/21/20 16:41	12/22/20 10:26	1,7471B	EW



Project Name: 25-01 QUEENS PLAZA NORTH

Lab Number: L2056457

Project Number: 170652801

Report Date: 12/28/20

Method Blank Analysis Batch Quality Control

Prep Information

Digestion Method: EPA 7471B

Lab Control Sample Analysis

Batch Quality Control

Project Name: 25-01 QUEENS PLAZA NORTH

Lab Number: L2056457

Project Number: 170652801

Report Date: 12/28/20

Parameter	LCS		LCSD		%Recovery Limits	RPD	Qual	RPD Limits
	%Recovery	Qual	%Recovery	Qual				
Total Metals - Mansfield Lab Associated sample(s): 01-03 Batch: WG1447447-2 SRM Lot Number: D109-540								
Aluminum, Total	70		-		50-150	-		
Antimony, Total	177		-		19-250	-		
Arsenic, Total	106		-		70-130	-		
Barium, Total	99		-		75-125	-		
Beryllium, Total	109		-		75-125	-		
Cadmium, Total	112		-		75-125	-		
Calcium, Total	96		-		73-128	-		
Chromium, Total	106		-		70-130	-		
Cobalt, Total	112		-		75-125	-		
Copper, Total	102		-		75-125	-		
Iron, Total	100		-		35-165	-		
Lead, Total	101		-		72-128	-		
Magnesium, Total	89		-		62-138	-		
Manganese, Total	99		-		74-126	-		
Nickel, Total	112		-		70-130	-		
Potassium, Total	84		-		59-141	-		
Selenium, Total	106		-		68-132	-		
Silver, Total	99		-		68-131	-		
Sodium, Total	101		-		35-165	-		
Thallium, Total	108		-		68-131	-		
Vanadium, Total	97		-		59-141	-		

Lab Control Sample Analysis Batch Quality Control

Project Name: 25-01 QUEENS PLAZA NORTH
Project Number: 170652801

Lab Number: L2056457
Report Date: 12/28/20

Parameter	LCS %Recovery	LCSD %Recovery	%Recovery Limits	RPD	RPD Limits
Total Metals - Mansfield Lab Associated sample(s): 01-03 Batch: WG1447447-2 SRM Lot Number: D109-540					
Zinc, Total	106	-	70-130	-	
Total Metals - Mansfield Lab Associated sample(s): 01-03 Batch: WG1447448-2 SRM Lot Number: D109-540					
Mercury, Total	103	-	60-140	-	

Matrix Spike Analysis Batch Quality Control

Project Name: 25-01 QUEENS PLAZA NORTH
Project Number: 170652801

Lab Number: L2056457
Report Date: 12/28/20

Parameter	Native Sample	MS Added	MS Found	MS %Recovery	Qual	MSD Found	MSD %Recovery	Qual	Recovery Limits	RPD	Qual	RPD Limits
Total Metals - Mansfield Lab Associated sample(s): 01-03 QC Batch ID: WG1447447-3 QC Sample: L2056369-01 Client ID: MS Sample												
Aluminum, Total	2060	171	2310	146	Q	-	-		75-125	-		20
Antimony, Total	0.505J	42.8	38.8	91		-	-		75-125	-		20
Arsenic, Total	1.03	10.3	10.7	94		-	-		75-125	-		20
Barium, Total	8.16	171	162	90		-	-		75-125	-		20
Beryllium, Total	0.021J	4.28	3.94	92		-	-		75-125	-		20
Cadmium, Total	0.171J	4.36	4.10	94		-	-		75-125	-		20
Calcium, Total	682	856	1380	82		-	-		75-125	-		20
Chromium, Total	3.58	17.1	18.7	88		-	-		75-125	-		20
Cobalt, Total	1.40	42.8	38.6	87		-	-		75-125	-		20
Copper, Total	4.58	21.4	23.8	90		-	-		75-125	-		20
Iron, Total	4700	85.6	4650	0	Q	-	-		75-125	-		20
Lead, Total	17.5	43.6	49.0	72	Q	-	-		75-125	-		20
Magnesium, Total	685	856	1500	95		-	-		75-125	-		20
Manganese, Total	62.0	42.8	91.8	70	Q	-	-		75-125	-		20
Nickel, Total	2.87	42.8	38.9	84		-	-		75-125	-		20
Potassium, Total	181	856	932	88		-	-		75-125	-		20
Selenium, Total	0.115J	10.3	9.54	93		-	-		75-125	-		20
Silver, Total	ND	25.7	23.7	92		-	-		75-125	-		20
Sodium, Total	17.6J	856	817	95		-	-		75-125	-		20
Thallium, Total	ND	10.3	8.85	86		-	-		75-125	-		20
Vanadium, Total	5.21	42.8	42.4	87		-	-		75-125	-		20

Matrix Spike Analysis
Batch Quality Control

Project Name: 25-01 QUEENS PLAZA NORTH
Project Number: 170652801

Lab Number: L2056457
Report Date: 12/28/20

Parameter	Native Sample	MS Added	MS Found	MS %Recovery	MSD Found	MSD %Recovery	Recovery Limits	RPD	RPD Limits
Total Metals - Mansfield Lab Associated sample(s): 01-03 QC Batch ID: WG1447447-3 QC Sample: L2056369-01 Client ID: MS Sample									
Zinc, Total	26.8	42.8	63.4	86	-	-	75-125	-	20
Total Metals - Mansfield Lab Associated sample(s): 01-03 QC Batch ID: WG1447448-3 QC Sample: L2056474-01 Client ID: MS Sample									
Mercury, Total	ND	0.166	0.164	99	-	-	80-120	-	20

Lab Duplicate Analysis

Batch Quality Control

Project Name: 25-01 QUEENS PLAZA NORTH
Project Number: 170652801

Lab Number: L2056457
Report Date: 12/28/20

Parameter	Native Sample	Duplicate Sample	Units	RPD	Qual	RPD Limits
Total Metals - Mansfield Lab Associated sample(s): 01-03 QC Batch ID: WG1447447-4 QC Sample: L2056369-01 Client ID: DUP Sample						
Arsenic, Total	1.03	1.04	mg/kg	1		20
Barium, Total	8.16	7.45	mg/kg	9		20
Cadmium, Total	0.171J	0.163J	mg/kg	NC		20
Chromium, Total	3.58	3.50	mg/kg	2		20
Lead, Total	17.5	10.8	mg/kg	47	Q	20
Selenium, Total	0.115J	ND	mg/kg	NC		20
Silver, Total	ND	ND	mg/kg	NC		20
Total Metals - Mansfield Lab Associated sample(s): 01-03 QC Batch ID: WG1447448-4 QC Sample: L2056474-01 Client ID: DUP Sample						
Mercury, Total	ND	ND	mg/kg	NC		20

INORGANICS & MISCELLANEOUS

Project Name: 25-01 QUEENS PLAZA NORTH
Project Number: 170652801

Lab Number: L2056457
Report Date: 12/28/20

SAMPLE RESULTS

Lab ID: L2056457-01
Client ID: SB01_2-3
Sample Location: QUEENS, NY

Date Collected: 12/16/20 09:00
Date Received: 12/16/20
Field Prep: Not Specified

Sample Depth:
Matrix: Soil

Parameter	Result	Qualifier	Units	RL	MDL	Dilution Factor	Date Prepared	Date Analyzed	Analytical Method	Analyst
General Chemistry - Westborough Lab										
Solids, Total	81.2		%	0.100	NA	1	-	12/17/20 17:43	121,2540G	TR
Chromium, Hexavalent	1.32		mg/kg	0.985	0.197	1	12/23/20 18:15	12/23/20 22:40	1,7196A	NA



Project Name: 25-01 QUEENS PLAZA NORTH
Project Number: 170652801

Lab Number: L2056457
Report Date: 12/28/20

SAMPLE RESULTS

Lab ID: L2056457-02
Client ID: SB02_11-12
Sample Location: QUEENS, NY

Date Collected: 12/16/20 10:40
Date Received: 12/16/20
Field Prep: Not Specified

Sample Depth:
Matrix: Soil

Parameter	Result	Qualifier	Units	RL	MDL	Dilution Factor	Date Prepared	Date Analyzed	Analytical Method	Analyst
General Chemistry - Westborough Lab										
Solids, Total	87.4		%	0.100	NA	1	-	12/17/20 17:43	121,2540G	TR
Chromium, Hexavalent	ND		mg/kg	0.915	0.183	1	12/23/20 18:15	12/23/20 22:40	1,7196A	NA



Project Name: 25-01 QUEENS PLAZA NORTH
Project Number: 170652801

Lab Number: L2056457
Report Date: 12/28/20

SAMPLE RESULTS

Lab ID: L2056457-03
Client ID: SB03_15.5-16.5
Sample Location: QUEENS, NY

Date Collected: 12/16/20 14:40
Date Received: 12/16/20
Field Prep: Not Specified

Sample Depth:
Matrix: Soil

Parameter	Result	Qualifier	Units	RL	MDL	Dilution Factor	Date Prepared	Date Analyzed	Analytical Method	Analyst
General Chemistry - Westborough Lab										
Solids, Total	77.0		%	0.100	NA	1	-	12/17/20 17:43	121,2540G	TR
Chromium, Hexavalent	ND		mg/kg	1.04	0.208	1	12/23/20 18:15	12/23/20 22:40	1,7196A	NA



Project Name: 25-01 QUEENS PLAZA NORTH
Project Number: 170652801

Lab Number: L2056457
Report Date: 12/28/20

Method Blank Analysis
Batch Quality Control

Parameter	Result	Qualifier	Units	RL	MDL	Dilution Factor	Date Prepared	Date Analyzed	Analytical Method	Analyst
General Chemistry - Westborough Lab for sample(s): 01-03 Batch: WG1448728-1										
Chromium, Hexavalent	0.240	J	mg/kg	0.800	0.160	1	12/23/20 18:15	12/23/20 22:40	1,7196A	NA

Lab Control Sample Analysis Batch Quality Control

Project Name: 25-01 QUEENS PLAZA NORTH
Project Number: 170652801

Lab Number: L2056457
Report Date: 12/28/20

Parameter	LCS %Recovery	Qual	LCSD %Recovery	Qual	%Recovery Limits	RPD	Qual	RPD Limits
General Chemistry - Westborough Lab Associated sample(s): 01-03 Batch: WG1448728-2								
Chromium, Hexavalent	88		-		80-120	-		20

Matrix Spike Analysis
Batch Quality Control

Project Name: 25-01 QUEENS PLAZA NORTH
Project Number: 170652801

Lab Number: L2056457
Report Date: 12/28/20

Parameter	Native Sample	MS Added	MS Found	MS %Recovery	MSD Qual	MSD Found	MSD %Recovery	MSD Qual	Recovery Limits	RPD	RPD Qual	RPD Limits
General Chemistry - Westborough Lab Associated sample(s): 01-03 QC Batch ID: WG1448728-4 QC Sample: L2056457-02 Client ID: SB02_11-12												
Chromium, Hexavalent	ND	1500	1400	93		-	-		75-125	-		20

Lab Duplicate Analysis

Batch Quality Control

Project Name: 25-01 QUEENS PLAZA NORTH
Project Number: 170652801

Lab Number: L2056457
Report Date: 12/28/20

Parameter	Native Sample	Duplicate Sample	Units	RPD	Qual	RPD Limits
General Chemistry - Westborough Lab Associated sample(s): 01-03 QC Batch ID: WG1446398-1 QC Sample: L2056305-01 Client ID: DUP Sample						
Solids, Total	86.1	80.8	%	6		20
General Chemistry - Westborough Lab Associated sample(s): 01-03 QC Batch ID: WG1448728-6 QC Sample: L2056457-02 Client ID: SB02_11-12						
Chromium, Hexavalent	ND	0.686J	mg/kg	NC		20

Project Name: 25-01 QUEENS PLAZA NORTH**Lab Number:** L2056457**Project Number:** 170652801**Report Date:** 12/28/20**Sample Receipt and Container Information**

Were project specific reporting limits specified?

YES

Cooler Information

Cooler	Custody Seal
A	Absent

Container Information

Container ID	Container Type	Cooler	Initial pH	Final pH	Temp deg C	Pres	Seal	Frozen Date/Time	Analysis(*)
L2056457-01A	Vial MeOH preserved	A	NA		2.8	Y	Absent		NYTCL-8260HLW(14)
L2056457-01B	Vial water preserved	A	NA		2.8	Y	Absent	17-DEC-20 11:49	NYTCL-8260HLW(14)
L2056457-01C	Vial water preserved	A	NA		2.8	Y	Absent	17-DEC-20 11:49	NYTCL-8260HLW(14)
L2056457-01D	Plastic 2oz unpreserved for TS	A	NA		2.8	Y	Absent		TS(7)
L2056457-01E	Metals Only-Glass 60mL/2oz unpreserved	A	NA		2.8	Y	Absent		BE-TI(180),BA-TI(180),AS-TI(180),AG-TI(180),CR-TI(180),TL-TI(180),AL-TI(180),NI-TI(180),PB-TI(180),SB-TI(180),SE-TI(180),ZN-TI(180),CU-TI(180),CO-TI(180),V-TI(180),MN-TI(180),HG-T(28),MG-TI(180),FE-TI(180),NA-TI(180),CA-TI(180),CD-TI(180),K-TI(180)
L2056457-01F	Glass 120ml/4oz unpreserved	A	NA		2.8	Y	Absent		HOLD-CONTINGENCY(14),NYTCL-8270(14),NYTCL-8082(14),HEXCR-7196(30)
L2056457-01G	Glass 250ml/8oz unpreserved	A	NA		2.8	Y	Absent		HOLD-CONTINGENCY(14),NYTCL-8270(14),NYTCL-8082(14),HEXCR-7196(30)
L2056457-01H	Glass 250ml/8oz unpreserved	A	NA		2.8	Y	Absent		HOLD-CONTINGENCY(14),NYTCL-8270(14),NYTCL-8082(14),HEXCR-7196(30)
L2056457-02A	Vial MeOH preserved	A	NA		2.8	Y	Absent		NYTCL-8260HLW(14)
L2056457-02B	Vial water preserved	A	NA		2.8	Y	Absent	17-DEC-20 11:49	NYTCL-8260HLW(14)
L2056457-02C	Vial water preserved	A	NA		2.8	Y	Absent	17-DEC-20 11:49	NYTCL-8260HLW(14)
L2056457-02D	Plastic 2oz unpreserved for TS	A	NA		2.8	Y	Absent		TS(7)
L2056457-02E	Metals Only-Glass 60mL/2oz unpreserved	A	NA		2.8	Y	Absent		BE-TI(180),BA-TI(180),AS-TI(180),AG-TI(180),AL-TI(180),TL-TI(180),NI-TI(180),CR-TI(180),SE-TI(180),ZN-TI(180),CU-TI(180),PB-TI(180),SB-TI(180),CO-TI(180),V-TI(180),FE-TI(180),MN-TI(180),MG-TI(180),HG-T(28),CD-TI(180),CA-TI(180),K-TI(180),NA-TI(180)
L2056457-02F	Glass 120ml/4oz unpreserved	A	NA		2.8	Y	Absent		NYTCL-8270(14),HOLD-CONTINGENCY(14),NYTCL-8082(14),HEXCR-7196(30)
L2056457-02G	Glass 250ml/8oz unpreserved	A	NA		2.8	Y	Absent		NYTCL-8270(14),HOLD-CONTINGENCY(14),NYTCL-8082(14),HEXCR-7196(30)

Project Name: 25-01 QUEENS PLAZA NORTH**Lab Number:** L2056457**Project Number:** 170652801**Report Date:** 12/28/20**Container Information**

Container ID	Container Type	Cooler	Initial pH	Final pH	Temp deg C	Pres	Seal	Frozen Date/Time	Analysis(*)
L2056457-02H	Glass 250ml/8oz unpreserved	A	NA		2.8	Y	Absent		NYTCL-8270(14),HOLD-CONTINGENCY(14),NYTCL-8082(14),HEXCR-7196(30)
L2056457-03A	Vial MeOH preserved	A	NA		2.8	Y	Absent		NYTCL-8260HLW(14)
L2056457-03B	Vial water preserved	A	NA		2.8	Y	Absent	17-DEC-20 11:49	NYTCL-8260HLW(14)
L2056457-03C	Vial water preserved	A	NA		2.8	Y	Absent	17-DEC-20 11:49	NYTCL-8260HLW(14)
L2056457-03D	Plastic 2oz unpreserved for TS	A	NA		2.8	Y	Absent		TS(7)
L2056457-03E	Metals Only-Glass 60mL/2oz unpreserved	A	NA		2.8	Y	Absent		BE-TI(180),AS-TI(180),BA-TI(180),AG-TI(180),AL-TI(180),NI-TI(180),CR-TI(180),TL-TI(180),CU-TI(180),SB-TI(180),SE-TI(180),PB-TI(180),ZN-TI(180),CO-TI(180),V-TI(180),FE-TI(180),MN-TI(180),MG-TI(180),HG-T(28),NA-TI(180),CA-TI(180),K-TI(180),CD-TI(180)
L2056457-03F	Glass 120ml/4oz unpreserved	A	NA		2.8	Y	Absent		NYTCL-8270(14),HOLD-CONTINGENCY(14),NYTCL-8082(14),HEXCR-7196(30)
L2056457-03G	Glass 250ml/8oz unpreserved	A	NA		2.8	Y	Absent		NYTCL-8270(14),HOLD-CONTINGENCY(14),NYTCL-8082(14),HEXCR-7196(30)
L2056457-03H	Glass 250ml/8oz unpreserved	A	NA		2.8	Y	Absent		NYTCL-8270(14),HOLD-CONTINGENCY(14),NYTCL-8082(14),HEXCR-7196(30)

Project Name: 25-01 QUEENS PLAZA NORTH
Project Number: 170652801

Lab Number: L2056457
Report Date: 12/28/20

GLOSSARY

Acronyms

DL	- Detection Limit: This value represents the level to which target analyte concentrations are reported as estimated values, when those target analyte concentrations are quantified below the limit of quantitation (LOQ). The DL includes any adjustments from dilutions, concentrations or moisture content, where applicable. (DoD report formats only.)
EDL	- Estimated Detection Limit: This value represents the level to which target analyte concentrations are reported as estimated values, when those target analyte concentrations are quantified below the reporting limit (RL). The EDL includes any adjustments from dilutions, concentrations or moisture content, where applicable. The use of EDLs is specific to the analysis of PAHs using Solid-Phase Microextraction (SPME).
EMPC	- Estimated Maximum Possible Concentration: The concentration that results from the signal present at the retention time of an analyte when the ions meet all of the identification criteria except the ion abundance ratio criteria. An EMPC is a worst-case estimate of the concentration.
EPA	- Environmental Protection Agency.
LCS	- Laboratory Control Sample: A sample matrix, free from the analytes of interest, spiked with verified known amounts of analytes or a material containing known and verified amounts of analytes.
LCSD	- Laboratory Control Sample Duplicate: Refer to LCS.
LFB	- Laboratory Fortified Blank: A sample matrix, free from the analytes of interest, spiked with verified known amounts of analytes or a material containing known and verified amounts of analytes.
LOD	- Limit of Detection: This value represents the level to which a target analyte can reliably be detected for a specific analyte in a specific matrix by a specific method. The LOD includes any adjustments from dilutions, concentrations or moisture content, where applicable. (DoD report formats only.)
LOQ	- Limit of Quantitation: The value at which an instrument can accurately measure an analyte at a specific concentration. The LOQ includes any adjustments from dilutions, concentrations or moisture content, where applicable. (DoD report formats only.) Limit of Quantitation: The value at which an instrument can accurately measure an analyte at a specific concentration. The LOQ includes any adjustments from dilutions, concentrations or moisture content, where applicable. (DoD report formats only.)
MDL	- Method Detection Limit: This value represents the level to which target analyte concentrations are reported as estimated values, when those target analyte concentrations are quantified below the reporting limit (RL). The MDL includes any adjustments from dilutions, concentrations or moisture content, where applicable.
MS	- Matrix Spike Sample: A sample prepared by adding a known mass of target analyte to a specified amount of matrix sample for which an independent estimate of target analyte concentration is available. For Method 332.0, the spike recovery is calculated using the native concentration, including estimated values.
MSD	- Matrix Spike Sample Duplicate: Refer to MS.
NA	- Not Applicable.
NC	- Not Calculated: Term is utilized when one or more of the results utilized in the calculation are non-detect at the parameter's reporting unit.
NDPA/DPA	- N-Nitrosodiphenylamine/Diphenylamine.
NI	- Not Ignitable.
NP	- Non-Plastic: Term is utilized for the analysis of Atterberg Limits in soil.
NR	- No Results: Term is utilized when 'No Target Compounds Requested' is reported for the analysis of Volatile or Semivolatile Organic TIC only requests.
RL	- Reporting Limit: The value at which an instrument can accurately measure an analyte at a specific concentration. The RL includes any adjustments from dilutions, concentrations or moisture content, where applicable.
RPD	- Relative Percent Difference: The results from matrix and/or matrix spike duplicates are primarily designed to assess the precision of analytical results in a given matrix and are expressed as relative percent difference (RPD). Values which are less than five times the reporting limit for any individual parameter are evaluated by utilizing the absolute difference between the values; although the RPD value will be provided in the report.
SRM	- Standard Reference Material: A reference sample of a known or certified value that is of the same or similar matrix as the associated field samples.
STLP	- Semi-dynamic Tank Leaching Procedure per EPA Method 1315.
TEF	- Toxic Equivalency Factors: The values assigned to each dioxin and furan to evaluate their toxicity relative to 2,3,7,8-TCDD.
TEQ	- Toxic Equivalent: The measure of a sample's toxicity derived by multiplying each dioxin and furan by its corresponding TEF and then summing the resulting values.
TIC	- Tentatively Identified Compound: A compound that has been identified to be present and is not part of the target compound list (TCL) for the method and/or program. All TICs are qualitatively identified and reported as estimated concentrations.

Report Format: DU Report with 'J' Qualifiers



Project Name: 25-01 QUEENS PLAZA NORTH
Project Number: 170652801

Lab Number: L2056457
Report Date: 12/28/20

Footnotes

- 1 - The reference for this analyte should be considered modified since this analyte is absent from the target analyte list of the original method.

Terms

Analytical Method: Both the document from which the method originates and the analytical reference method. (Example: EPA 8260B is shown as 1,8260B.) The codes for the reference method documents are provided in the References section of the Addendum.

Difference: With respect to Total Oxidizable Precursor (TOP) Assay analysis, the difference is defined as the Post-Treatment value minus the Pre-Treatment value.

Final pH: As it pertains to Sample Receipt & Container Information section of the report, Final pH reflects pH of container determined after adjustment at the laboratory, if applicable. If no adjustment required, value reflects Initial pH.

Frozen Date/Time: With respect to Volatile Organics in soil, Frozen Date/Time reflects the date/time at which associated Reagent Water-preserved vials were initially frozen. Note: If frozen date/time is beyond 48 hours from sample collection, value will be reflected in 'bold'.

Initial pH: As it pertains to Sample Receipt & Container Information section of the report, Initial pH reflects pH of container determined upon receipt, if applicable.

PAH Total: With respect to Alkylated PAH analyses, the 'PAHs, Total' result is defined as the summation of results for all or a subset of the following compounds: Naphthalene, C1-C4 Naphthalenes, 2-Methylnaphthalene, 1-Methylnaphthalene, Biphenyl, Acenaphthylene, Acenaphthene, Fluorene, C1-C3 Fluorenes, Phenanthrene, C1-C4 Phenanthrenes/Anthracenes, Anthracene, Fluoranthene, Pyrene, C1-C4 Fluoranthenes/Pyrenes, Benz(a)anthracene, Chrysene, C1-C4 Chrysenes, Benzo(b)fluoranthene, Benzo(j)+(k)fluoranthene, Benzo(e)pyrene, Benzo(a)pyrene, Perylene, Indeno(1,2,3-cd)pyrene, Dibenz(ah)+(ac)anthracene, Benzo(g,h,i)perylene. If a 'Total' result is requested, the results of its individual components will also be reported.

PFAS Total: With respect to PFAS analyses, the 'PFAS, Total (5)' result is defined as the summation of results for: PFHpA, PFHxS, PFOA, PFNA and PFOS. In addition, the 'PFAS, Total (6)' result is defined as the summation of results at or above the RL for: PFHpA, PFHxS, PFOA, PFNA, PFDA and PFOS. (Note: 'PFAS, Total (6)' is applicable to MassDEP DW compliance analysis only.). If a 'Total' result is requested, the results of its individual components will also be reported.

The target compound Chlordane (CAS No. 57-74-9) is reported for GC ECD analyses. Per EPA, this compound "refers to a mixture of chlordane isomers, other chlorinated hydrocarbons and numerous other components." (Reference: USEPA Toxicological Review of Chlordane, In Support of Summary Information on the Integrated Risk Information System (IRIS), December 1997.)

Total: With respect to Organic analyses, a 'Total' result is defined as the summation of results for individual isomers or Aroclors. If a 'Total' result is requested, the results of its individual components will also be reported. This is applicable to 'Total' results for methods 8260, 8081 and 8082.

Data Qualifiers

- A** - Spectra identified as "Aldol Condensates" are byproducts of the extraction/concentration procedures when acetone is introduced in the process.
- B** - The analyte was detected above the reporting limit in the associated method blank. Flag only applies to associated field samples that have detectable concentrations of the analyte at less than ten times (10x) the concentration found in the blank. For MCP-related projects, flag only applies to associated field samples that have detectable concentrations of the analyte at less than ten times (10x) the concentration found in the blank. For DOD-related projects, flag only applies to associated field samples that have detectable concentrations of the analyte at less than ten times (10x) the concentration found in the blank AND the analyte was detected above one-half the reporting limit (or above the reporting limit for common lab contaminants) in the associated method blank. For NJ-Air-related projects, flag only applies to associated field samples that have detectable concentrations of the analyte above the reporting limit. For NJ-related projects (excluding Air), flag only applies to associated field samples that have detectable concentrations of the analyte, which was detected above the reporting limit in the associated method blank or above five times the reporting limit for common lab contaminants (Phthalates, Acetone, Methylene Chloride, 2-Butanone).
- C** - Co-elution: The target analyte co-elutes with a known lab standard (i.e. surrogate, internal standards, etc.) for co-extracted analyses.
- D** - Concentration of analyte was quantified from diluted analysis. Flag only applies to field samples that have detectable concentrations of the analyte.
- E** - Concentration of analyte exceeds the range of the calibration curve and/or linear range of the instrument.
- F** - The ratio of quantifier ion response to qualifier ion response falls outside of the laboratory criteria. Results are considered to be an estimated maximum concentration.
- G** - The concentration may be biased high due to matrix interferences (i.e. co-elution) with non-target compound(s). The result should be considered estimated.
- H** - The analysis of pH was performed beyond the regulatory-required holding time of 15 minutes from the time of sample collection.
- I** - The lower value for the two columns has been reported due to obvious interference.
- J** - Estimated value. The Target analyte concentration is below the quantitation limit (RL), but above the Method Detection Limit (MDL) or Estimated Detection Limit (EDL) for SPME-related analyses. This represents an estimated concentration for Tentatively Identified Compounds (TICs).
- M** - Reporting Limit (RL) exceeds the MCP CAM Reporting Limit for this analyte.
- ND** - Not detected at the method detection limit (MDL) for the sample, or estimated detection limit (EDL) for SPME-related analyses.

Report Format: DU Report with 'J' Qualifiers



Project Name: 25-01 QUEENS PLAZA NORTH
Project Number: 170652801

Lab Number: L2056457
Report Date: 12/28/20

Data Qualifiers

- NJ** - Presumptive evidence of compound. This represents an estimated concentration for Tentatively Identified Compounds (TICs), where the identification is based on a mass spectral library search.
- P** - The RPD between the results for the two columns exceeds the method-specified criteria.
- Q** - The quality control sample exceeds the associated acceptance criteria. For DOD-related projects, LCS and/or Continuing Calibration Standard exceedences are also qualified on all associated sample results. Note: This flag is not applicable for matrix spike recoveries when the sample concentration is greater than 4x the spike added or for batch duplicate RPD when the sample concentrations are less than 5x the RL. (Metals only.)
- R** - Analytical results are from sample re-analysis.
- RE** - Analytical results are from sample re-extraction.
- S** - Analytical results are from modified screening analysis.

Project Name: 25-01 QUEENS PLAZA NORTH
Project Number: 170652801

Lab Number: L2056457
Report Date: 12/28/20

REFERENCES

- 1 Test Methods for Evaluating Solid Waste: Physical/Chemical Methods. EPA SW-846. Third Edition. Updates I - VI, 2018.
- 107 Alpha Analytical - In-house calculation method.
- 121 Standard Methods for the Examination of Water and Wastewater. APHA-AWWA-WEF. Standard Methods Online.

LIMITATION OF LIABILITIES

Alpha Analytical performs services with reasonable care and diligence normal to the analytical testing laboratory industry. In the event of an error, the sole and exclusive responsibility of Alpha Analytical shall be to re-perform the work at it's own expense. In no event shall Alpha Analytical be held liable for any incidental, consequential or special damages, including but not limited to, damages in any way connected with the use of, interpretation of, information or analysis provided by Alpha Analytical.

We strongly urge our clients to comply with EPA protocol regarding sample volume, preservation, cooling, containers, sampling procedures, holding time and splitting of samples in the field.



Certification Information

The following analytes are not included in our Primary NELAP Scope of Accreditation:

Westborough Facility

EPA 624/624.1: m/p-xylene, o-xylene, Naphthalene

EPA 8260C: NPW: 1,2,4,5-Tetramethylbenzene; 4-Ethyltoluene, Azobenzene; SCM: Iodomethane (methyl iodide), 1,2,4,5-Tetramethylbenzene; 4-Ethyltoluene.

EPA 8270D: NPW: Dimethylnaphthalene, 1,4-Diphenylhydrazine; SCM: Dimethylnaphthalene, 1,4-Diphenylhydrazine.

SM4500: NPW: Amenable Cyanide; SCM: Total Phosphorus, TKN, NO₂, NO₃.

Mansfield Facility

SM 2540D: TSS

EPA 8082A: NPW: PCB: 1, 5, 31, 87, 101, 110, 141, 151, 153, 180, 183, 187.

EPA TO-15: Halothane, 2,4,4-Trimethyl-2-pentene, 2,4,4-Trimethyl-1-pentene, Thiophene, 2-Methylthiophene, 3-Methylthiophene, 2-Ethylthiophene, 1,2,3-Trimethylbenzene, Indan, Indene, 1,2,4,5-Tetramethylbenzene, Benzothiophene, 1-Methylnaphthalene.

EPA TO-12 Non-methane organics

EPA 3C Fixed gases

Biological Tissue Matrix: EPA 3050B

The following analytes are included in our Massachusetts DEP Scope of Accreditation

Westborough Facility:

Drinking Water

EPA 300.0: Chloride, Nitrate-N, Fluoride, Sulfate; **EPA 353.2:** Nitrate-N, Nitrite-N; **SM4500NO3-F:** Nitrate-N, Nitrite-N; **SM4500F-C, SM4500CN-CE,**

EPA 180.1, SM2130B, SM4500CI-D, SM2320B, SM2540C, SM4500H-B, SM4500NO2-B

EPA 332: Perchlorate; **EPA 524.2:** THMs and VOCs; **EPA 504.1:** EDB, DBCP.

Microbiology: SM9215B; SM9223-P/A, SM9223B-Colilert-QT, SM9222D.

Non-Potable Water

SM4500H,B, EPA 120.1, SM2510B, SM2540C, SM2320B, SM4500CL-E, SM4500F-BC, SM4500NH3-BH: Ammonia-N and Kjeldahl-N, **EPA 350.1:** Ammonia-N, **LACHAT 10-107-06-1-B:** Ammonia-N, **EPA 351.1, SM4500NO3-F, EPA 353.2:** Nitrate-N, **SM4500P-E, SM4500P-B, E, SM4500SO4-E, SM5220D, EPA 410.4, SM5210B, SM5310C, SM4500CL-D, EPA 1664, EPA 420.1, SM4500-CN-CE, SM2540D, EPA 300:** Chloride, Sulfate, Nitrate.

EPA 624.1: Volatile Halocarbons & Aromatics,

EPA 608.3: Chlordane, Toxaphene, Aldrin, alpha-BHC, beta-BHC, gamma-BHC, delta-BHC, Dieldrin, DDD, DDE, DDT, Endosulfan I, Endosulfan II, Endosulfan sulfate, Endrin, Endrin Aldehyde, Heptachlor, Heptachlor Epoxide, PCBs

EPA 625.1: SVOC (Acid/Base/Neutral Extractables), **EPA 600/4-81-045:** PCB-Oil.

Microbiology: SM9223B-Colilert-QT; Enterolert-QT, SM9221E, EPA 1600, EPA 1603.

Mansfield Facility:

Drinking Water

EPA 200.7: Al, Ba, Cd, Cr, Cu, Fe, Mn, Ni, Na, Ag, Ca, Zn. **EPA 200.8:** Al, Sb, As, Ba, Be, Cd, Cr, Cu, Pb, Mn, Ni, Se, Ag, TL, Zn. **EPA 245.1** Hg.

EPA 522.

Non-Potable Water


EPA 200.7: Al, Sb, As, Be, Cd, Ca, Cr, Co, Cu, Fe, Pb, Mg, Mn, Mo, Ni, K, Se, Ag, Na, Sr, TL, Ti, V, Zn.

EPA 200.8: Al, Sb, As, Be, Cd, Cr, Cu, Fe, Pb, Mn, Ni, K, Se, Ag, Na, TL, Zn.

EPA 245.1 Hg.

SM2340B

For a complete listing of analytes and methods, please contact your Alpha Project Manager.

 NEW YORK CHAIN OF CUSTODY Westborough, MA 01581 8 Walkup Dr. TEL: 508-898-9220 FAX: 508-898-9193	NEW YORK CHAIN OF CUSTODY Mansfield, MA 02048 320 Forbes Blvd TEL: 508-822-9300 FAX: 508-822-3288	Service Centers Mahwah, NJ 07430: 35 Whitney Rd, Suite 5 Albany, NY 12205: 14 Walker Way Tonawanda, NY 14150: 275 Cooper Ave, Suite 105	Page <u>1</u> of <u>1</u>	Date Rec'd in Lab <u>12/17/20</u>	ALPHA Job # <u>L2056957</u>				
		Project Information Project Name: <u>25-01 Queens Plaza North</u> Project Location: <u>Queens, NY</u> Project # <u>170652801</u> (Use Project name as Project #) <input type="checkbox"/>		Deliverables <input type="checkbox"/> ASP-A <input checked="" type="checkbox"/> ASP-B <input type="checkbox"/> EQUIS (1 File) <input type="checkbox"/> EQUIS (4 File) <input type="checkbox"/> Other		Billing Information <input checked="" type="checkbox"/> Same as Client Info PO #			
Client Information Client: <u>Langan, DPC</u> Address: <u>360 V. 31st St, 8th Fl. NY, NY 10001</u> Phone: <u>212-479-5400</u> Fax: <u>212-479-5244</u> Email: <u>WKIMPLANK@LV.COM</u>		Project Manager: <u>Greg Wyka</u> ALPHAQuote #:		Regulatory Requirement <input type="checkbox"/> NY TOGS <input checked="" type="checkbox"/> NY Part 375 <input type="checkbox"/> AWQ Standards <input type="checkbox"/> NY CP-51 <input type="checkbox"/> NY Restricted Use <input type="checkbox"/> Other <input type="checkbox"/> NY Unrestricted Use <input type="checkbox"/> NYC Sewer Discharge		Disposal Site Information Please identify below location of applicable disposal facilities. Disposal Facility: <input type="checkbox"/> NJ <input type="checkbox"/> NY <input type="checkbox"/> Other:			
Turn-Around Time Standard <input checked="" type="checkbox"/> Due Date: Rush (only if pre approved) <input type="checkbox"/> # of Days:		These samples have been previously analyzed by Alpha <input type="checkbox"/>		ANALYSIS		Sample Filtration <input type="checkbox"/> Done <input type="checkbox"/> Lab to do Preservation <input type="checkbox"/> Lab to do (Please Specify below) Sample Specific Comments			
Other project specific requirements/comments: <u>Please include astappenbeck@langan.com + data datamanagement@langan.com on all emails</u>		Please specify Metals or TAL.		ANALYSIS Part 375/TCL VOCs SUCCs PCBs TAL Metals HOLD-TCLP Metals		Total Bottles			
ALPHA Lab ID (Lab Use Only)	Sample ID	Collection Date	Collection Time	Sample Matrix	Sampler's Initials				
<u>F6457--1</u>	<u>SBO1-2-3</u>	<u>12/16/2020</u>	<u>9:00</u>	<u>Soil</u>	<u>AS</u>			<u>XX</u>	<u>XX</u>
<u>--2</u>	<u>SBO2-11-12</u>	<u>↓</u>	<u>10:40</u>	<u>↓</u>	<u>↓</u>			<u>XX</u>	<u>XX</u>
<u>--3</u>	<u>SBO3-15.5-16.5</u>	<u>↓</u>	<u>14:40</u>	<u>↓</u>	<u>↓</u>	<u>XX</u>	<u>XX</u>		
Preservative Code: A = None B = HCl C = HNO ₃ D = H ₂ SO ₄ E = NaOH F = MeOH G = NaHSO ₄ H = Na ₂ S ₂ O ₃ K/E = Zn Ac/NaOH O = Other		Container Code: P = Plastic A = Amber Glass V = Vial G = Glass B = Bacteria Cup C = Cube O = Other E = Encore D = BOD Bottle		Westboro: Certification No: MA935 Mansfield: Certification No: MA015		Container Type Preservative			
Relinquished By: <u>Ashley Stappenbeck</u> <u>MCAWARDS</u> <u>[Signature]</u>		Date/Time: <u>12/16/2020 1455</u> <u>12/16/20 1730</u> <u>12/17/20046</u>		Received By: <u>MCAWARDS (BAL)</u> <u>[Signature]</u>		Date/Time: <u>12/16/20 1455</u> <u>12/16/201730</u>			
Please print clearly, legibly and completely. Samples can not be logged in and turnaround time clock will not start until any ambiguities are resolved. BY EXECUTING THIS COC, THE CLIENT HAS READ AND AGREES TO BE BOUND BY ALPHA'S TERMS & CONDITIONS. (See reverse side.)									

JOB: L2056892 REPORT STYLE: Data Usability Report
0010: Alpha Analytical Report Cover Page - OK
0015: Sample Cross Reference Summary - OK
0060: Case Narrative - OK
0100: Volatiles Cover Page - OK
0110: Volatiles Sample Results - OK
0120: Volatiles Method Blank Report - OK
0130: Volatiles LCS Report - OK
0180: Semivolatiles Cover Page - OK
0190: Semivolatiles Sample Results - OK
0200: Semivolatiles Method Blank Report - OK
0210: Semivolatiles LCS Report - OK
0700: PCBs Cover Page - OK
0710: PCBs Sample Results - OK
0720: PCBs Method Blank Report - OK
0730: PCBs LCS Report - OK
1005: Metals Sample Results - OK
1010: Metals Method Blank Report - OK
1020: Metals LCS Report - OK
1040: Metals Matrix Spike Report - OK
1050: Metals Duplicate Report - OK
1180: Inorganics Cover Page - OK
1200: Wet Chemistry Sample Results - OK
1210: Wet Chemistry Method Blank Report - OK
1220: Wet Chemistry LCS Report - OK
1240: Wet Chemistry Matrix Spike Report - OK
1250: Wet Chemistry Duplicate Report - OK
5100: Sample Receipt & Container Information Report - OK
5200: Glossary - OK
5400: References - OK



ANALYTICAL REPORT

Lab Number:	L2056892
Client:	Langan Engineering & Environmental 21 Penn Plaza 360 W. 31st Street, 8th Floor New York, NY 10001-2727
ATTN:	Woo-Jun Kim
Phone:	(212) 479-5733
Project Name:	25-01 QUEENS PLAZA NORTH
Project Number:	170652801
Report Date:	12/28/20

The original project report/data package is held by Alpha Analytical. This report/data package is paginated and should be reproduced only in its entirety. Alpha Analytical holds no responsibility for results and/or data that are not consistent with the original.

Certifications & Approvals: MA (M-MA086), NH NELAP (2064), CT (PH-0574), IL (200077), ME (MA00086), MD (348), NJ (MA935), NY (11148), NC (25700/666), PA (68-03671), RI (LAO00065), TX (T104704476), VT (VT-0935), VA (460195), USDA (Permit #P330-17-00196).

Eight Walkup Drive, Westborough, MA 01581-1019
508-898-9220 (Fax) 508-898-9193 800-624-9220 - www.alphalab.com



Project Name: 25-01 QUEENS PLAZA NORTH
Project Number: 170652801

Lab Number: L2056892
Report Date: 12/28/20

Alpha Sample ID	Client ID	Matrix	Sample Location	Collection Date/Time	Receive Date
L2056892-01	SB06_16-17	SOIL	QUEENS, NY	12/18/20 09:18	12/18/20
L2056892-02	SB07_12.5-13.5	SOIL	QUEENS, NY	12/18/20 10:25	12/18/20
L2056892-03	SB08_10.5-11.5	SOIL	QUEENS, NY	12/18/20 15:30	12/18/20
L2056892-04	SB09_14.5-15.5	SOIL	QUEENS, NY	12/18/20 13:15	12/18/20

Project Name: 25-01 QUEENS PLAZA NORTH
Project Number: 170652801

Lab Number: L2056892
Report Date: 12/28/20

Case Narrative

The samples were received in accordance with the Chain of Custody and no significant deviations were encountered during the preparation or analysis unless otherwise noted. Sample Receipt, Container Information, and the Chain of Custody are located at the back of the report.

Results contained within this report relate only to the samples submitted under this Alpha Lab Number and meet NELAP requirements for all NELAP accredited parameters unless otherwise noted in the following narrative. The data presented in this report is organized by parameter (i.e. VOC, SVOC, etc.). Sample specific Quality Control data (i.e. Surrogate Spike Recovery) is reported at the end of the target analyte list for each individual sample, followed by the Laboratory Batch Quality Control at the end of each parameter. Tentatively Identified Compounds (TICs), if requested, are reported for compounds identified to be present and are not part of the method/program Target Compound List, even if only a subset of the TCL are being reported. If a sample was re-analyzed or re-extracted due to a required quality control corrective action and if both sets of data are reported, the Laboratory ID of the re-analysis or re-extraction is designated with an "R" or "RE", respectively.

When multiple Batch Quality Control elements are reported (e.g. more than one LCS), the associated samples for each element are noted in the grey shaded header line of each data table. Any Laboratory Batch, Sample Specific % recovery or RPD value that is outside the listed Acceptance Criteria is bolded in the report. In reference to questions H (CAM) or 4 (RCP) when "NO" is checked, the performance criteria for CAM and RCP methods allow for some quality control failures to occur and still be within method compliance. In these instances, the specific failure is not narrated but noted in the associated QC Outlier Summary Report, located directly after the Case Narrative. QC information is also incorporated in the Data Usability Assessment table (Format 11) of our Data Merger tool, where it can be reviewed in conjunction with the sample result, associated regulatory criteria and any associated data usability implications.

Soil/sediments, solids and tissues are reported on a dry weight basis unless otherwise noted. Definitions of all data qualifiers and acronyms used in this report are provided in the Glossary located at the back of the report.

HOLD POLICY - For samples submitted on hold, Alpha's policy is to hold samples (with the exception of Air canisters) free of charge for 21 calendar days from the date the project is completed. After 21 calendar days, we will dispose of all samples submitted including those put on hold unless you have contacted your Alpha Project Manager and made arrangements for Alpha to continue to hold the samples. Air canisters will be disposed after 3 business days from the date the project is completed.

Please contact Project Management at 800-624-9220 with any questions.

Project Name: 25-01 QUEENS PLAZA NORTH
Project Number: 170652801

Lab Number: L2056892
Report Date: 12/28/20

Case Narrative (continued)

Report Submission

December 28, 2020: This is a preliminary report.

All non-detect (ND) or estimated concentrations (J-qualified) have been quantitated to the limit noted in the MDL column.

Volatile Organics

L2056892-01D2: The surrogate recovery was outside the acceptance criteria for 4-bromofluorobenzene (361%) due to coelution with an obvious interference. A copy of the chromatogram is included as an attachment to this report. Re-analysis on a larger dilution was required in order to quantitate the sample within the calibration range. The result should be considered estimated, and is qualified with an E flag, for any compound that exceeded the calibration on the initial analysis. The results of both analyses are reported.

L2056892-02 and -04: The surrogate recovery is outside the acceptance criteria for 4-bromofluorobenzene (153% and 141%, respectively); however, the sample was not re-analyzed due to coelution with an obvious interference. A copy of the chromatogram is included as an attachment to this report.

L2056892-04: The analysis of Volatile Organics by EPA Method 5035/8260 Low Level could not be performed due to the elevated concentrations of non-target compounds in the sample.

Semivolatile Organics


L2056892-02: The sample has elevated detection limits due to the dilution required by the sample matrix. The WG1449478-3 LCSD recovery, associated with L2056892-01 through -04, is below the acceptance criteria for 4,6-dinitro-o-cresol (8%); however, it has been identified as a "difficult" analyte. The results of the associated samples are reported.

Total Metals

L2056892-01 through -04: The sample has elevated detection limits for all elements, with the exception of mercury, due to the dilution required by matrix interferences encountered during analysis.

I, the undersigned, attest under the pains and penalties of perjury that, to the best of my knowledge and belief and based upon my personal inquiry of those responsible for providing the information contained in this analytical report, such information is accurate and complete. This certificate of analysis is not complete unless this page accompanies any and all pages of this report.

Authorized Signature:

 Kelly Stenstrom

Title: Technical Director/Representative

Date: 12/28/20

ORGANICS

VOLATILES

Project Name: 25-01 QUEENS PLAZA NORTH
Project Number: 170652801

Lab Number: L2056892
Report Date: 12/28/20

SAMPLE RESULTS

Lab ID: L2056892-01 D2
 Client ID: SB06_16-17
 Sample Location: QUEENS, NY

Date Collected: 12/18/20 09:18
 Date Received: 12/18/20
 Field Prep: Not Specified

Sample Depth:

Matrix: Soil
 Analytical Method: 1,8260C
 Analytical Date: 12/28/20 07:15
 Analyst: MV
 Percent Solids: 78%

Parameter	Result	Qualifier	Units	RL	MDL	Dilution Factor
Volatile Organics by EPA 5035 High - Westborough Lab						
Methylene chloride	ND		ug/kg	660	300	2
1,1-Dichloroethane	ND		ug/kg	130	19.	2
Chloroform	ND		ug/kg	200	18.	2
Carbon tetrachloride	ND		ug/kg	130	30.	2
1,2-Dichloropropane	ND		ug/kg	130	16.	2
Dibromochloromethane	ND		ug/kg	130	18.	2
1,1,2-Trichloroethane	ND		ug/kg	130	35.	2
Tetrachloroethene	ND		ug/kg	66	26.	2
Chlorobenzene	ND		ug/kg	66	17.	2
Trichlorofluoromethane	ND		ug/kg	530	92.	2
1,2-Dichloroethane	ND		ug/kg	130	34.	2
1,1,1-Trichloroethane	ND		ug/kg	66	22.	2
Bromodichloromethane	ND		ug/kg	66	14.	2
trans-1,3-Dichloropropene	ND		ug/kg	130	36.	2
cis-1,3-Dichloropropene	ND		ug/kg	66	21.	2
1,3-Dichloropropene, Total	ND		ug/kg	66	21.	2
1,1-Dichloropropene	ND		ug/kg	66	21.	2
Bromoform	ND		ug/kg	530	33.	2
1,1,2,2-Tetrachloroethane	ND		ug/kg	66	22.	2
Benzene	190		ug/kg	66	22.	2
Toluene	970		ug/kg	130	72.	2
Ethylbenzene	4600		ug/kg	130	19.	2
Chloromethane	ND		ug/kg	530	120	2
Bromomethane	ND		ug/kg	260	77.	2
Vinyl chloride	ND		ug/kg	130	44.	2
Chloroethane	ND		ug/kg	260	60.	2
1,1-Dichloroethene	ND		ug/kg	130	32.	2
trans-1,2-Dichloroethene	ND		ug/kg	200	18.	2

Project Name: 25-01 QUEENS PLAZA NORTH**Lab Number:** L2056892**Project Number:** 170652801**Report Date:** 12/28/20**SAMPLE RESULTS**

Lab ID: L2056892-01 D2

Date Collected: 12/18/20 09:18

Client ID: SB06_16-17

Date Received: 12/18/20

Sample Location: QUEENS, NY

Field Prep: Not Specified

Sample Depth:

Parameter	Result	Qualifier	Units	RL	MDL	Dilution Factor
Volatiles Organics by EPA 5035 High - Westborough Lab						
Trichloroethene	ND		ug/kg	66	18.	2
1,2-Dichlorobenzene	ND		ug/kg	260	19.	2
1,3-Dichlorobenzene	ND		ug/kg	260	20.	2
1,4-Dichlorobenzene	ND		ug/kg	260	23.	2
Methyl tert butyl ether	ND		ug/kg	260	27.	2
p/m-Xylene	20000		ug/kg	260	74.	2
o-Xylene	9900		ug/kg	130	39.	2
Xylenes, Total	30000		ug/kg	130	39.	2
cis-1,2-Dichloroethene	ND		ug/kg	130	23.	2
1,2-Dichloroethene, Total	ND		ug/kg	130	18.	2
Dibromomethane	ND		ug/kg	260	32.	2
Styrene	ND		ug/kg	130	26.	2
Dichlorodifluoromethane	ND		ug/kg	1300	120	2
Acetone	ND		ug/kg	1300	640	2
Carbon disulfide	ND		ug/kg	1300	600	2
2-Butanone	ND		ug/kg	1300	290	2
Vinyl acetate	ND		ug/kg	1300	280	2
4-Methyl-2-pentanone	ND		ug/kg	1300	170	2
1,2,3-Trichloropropane	ND		ug/kg	260	17.	2
2-Hexanone	ND		ug/kg	1300	160	2
Bromochloromethane	ND		ug/kg	260	27.	2
2,2-Dichloropropane	ND		ug/kg	260	27.	2
1,2-Dibromoethane	ND		ug/kg	130	37.	2
1,3-Dichloropropane	ND		ug/kg	260	22.	2
1,1,1,2-Tetrachloroethane	ND		ug/kg	66	18.	2
Bromobenzene	ND		ug/kg	260	19.	2
n-Butylbenzene	8500		ug/kg	130	22.	2
sec-Butylbenzene	7700		ug/kg	130	19.	2
tert-Butylbenzene	930		ug/kg	260	16.	2
o-Chlorotoluene	ND		ug/kg	260	25.	2
p-Chlorotoluene	ND		ug/kg	260	14.	2
1,2-Dibromo-3-chloropropane	ND		ug/kg	400	130	2
Hexachlorobutadiene	ND		ug/kg	530	22.	2
Isopropylbenzene	5300		ug/kg	130	14.	2
p-Isopropyltoluene	7400		ug/kg	130	14.	2
Naphthalene	18000		ug/kg	530	86.	2
Acrylonitrile	ND		ug/kg	530	150	2

Project Name: 25-01 QUEENS PLAZA NORTH
Project Number: 170652801

Lab Number: L2056892
Report Date: 12/28/20

SAMPLE RESULTS

Lab ID: L2056892-01 D2
 Client ID: SB06_16-17
 Sample Location: QUEENS, NY

Date Collected: 12/18/20 09:18
 Date Received: 12/18/20
 Field Prep: Not Specified

Sample Depth:

Parameter	Result	Qualifier	Units	RL	MDL	Dilution Factor
Volatile Organics by EPA 5035 High - Westborough Lab						
n-Propylbenzene	8400		ug/kg	130	23.	2
1,2,3-Trichlorobenzene	ND		ug/kg	260	43.	2
1,2,4-Trichlorobenzene	ND		ug/kg	260	36.	2
1,3,5-Trimethylbenzene	27000		ug/kg	260	26.	2
1,2,4-Trimethylbenzene	74000	E	ug/kg	260	44.	2
1,4-Dioxane	ND		ug/kg	11000	4600	2
p-Diethylbenzene	55000	E	ug/kg	260	23.	2
p-Ethyltoluene	47000	E	ug/kg	260	51.	2
1,2,4,5-Tetramethylbenzene	14000		ug/kg	260	25.	2
Ethyl ether	ND		ug/kg	260	45.	2
trans-1,4-Dichloro-2-butene	ND		ug/kg	660	190	2

Surrogate	% Recovery	Qualifier	Acceptance Criteria
1,2-Dichloroethane-d4	86		70-130
Toluene-d8	129		70-130
4-Bromofluorobenzene	361	Q	70-130
Dibromofluoromethane	84		70-130

Project Name: 25-01 QUEENS PLAZA NORTH**Lab Number:** L2056892**Project Number:** 170652801**Report Date:** 12/28/20**SAMPLE RESULTS**

Lab ID: L2056892-01 D

Date Collected: 12/18/20 09:18

Client ID: SB06_16-17

Date Received: 12/18/20

Sample Location: QUEENS, NY

Field Prep: Not Specified

Sample Depth:

Matrix: Soil

Analytical Method: 1,8260C

Analytical Date: 12/23/20 09:42

Analyst: MKS

Percent Solids: 78%

Parameter	Result	Qualifier	Units	RL	MDL	Dilution Factor
Volatile Organics by EPA 5035 High - Westborough Lab						
1,2,4-Trimethylbenzene	68000		ug/kg	2600	440	20
p-Diethylbenzene	58000		ug/kg	2600	230	20
p-Ethyltoluene	42000		ug/kg	2600	510	20

Surrogate	% Recovery	Qualifier	Acceptance Criteria
1,2-Dichloroethane-d4	82		70-130
Toluene-d8	100		70-130
4-Bromofluorobenzene	124		70-130
Dibromofluoromethane	82		70-130

Project Name: 25-01 QUEENS PLAZA NORTH
Project Number: 170652801

Lab Number: L2056892
Report Date: 12/28/20

SAMPLE RESULTS

Lab ID: L2056892-02
 Client ID: SB07_12.5-13.5
 Sample Location: QUEENS, NY

Date Collected: 12/18/20 10:25
 Date Received: 12/18/20
 Field Prep: Not Specified

Sample Depth:

Matrix: Soil
 Analytical Method: 1,8260C
 Analytical Date: 12/28/20 08:22
 Analyst: MV
 Percent Solids: 82%

Parameter	Result	Qualifier	Units	RL	MDL	Dilution Factor
Volatile Organics by EPA 5035 High - Westborough Lab						
Methylene chloride	ND		ug/kg	330	150	1
1,1-Dichloroethane	ND		ug/kg	65	9.5	1
Chloroform	ND		ug/kg	98	9.2	1
Carbon tetrachloride	ND		ug/kg	65	15.	1
1,2-Dichloropropane	ND		ug/kg	65	8.2	1
Dibromochloromethane	ND		ug/kg	65	9.2	1
1,1,2-Trichloroethane	ND		ug/kg	65	17.	1
Tetrachloroethene	ND		ug/kg	33	13.	1
Chlorobenzene	ND		ug/kg	33	8.3	1
Trichlorofluoromethane	ND		ug/kg	260	46.	1
1,2-Dichloroethane	ND		ug/kg	65	17.	1
1,1,1-Trichloroethane	ND		ug/kg	33	11.	1
Bromodichloromethane	ND		ug/kg	33	7.1	1
trans-1,3-Dichloropropene	ND		ug/kg	65	18.	1
cis-1,3-Dichloropropene	ND		ug/kg	33	10.	1
1,3-Dichloropropene, Total	ND		ug/kg	33	10.	1
1,1-Dichloropropene	ND		ug/kg	33	10.	1
Bromoform	ND		ug/kg	260	16.	1
1,1,2,2-Tetrachloroethane	ND		ug/kg	33	11.	1
Benzene	28	J	ug/kg	33	11.	1
Toluene	ND		ug/kg	65	36.	1
Ethylbenzene	1800		ug/kg	65	9.2	1
Chloromethane	ND		ug/kg	260	61.	1
Bromomethane	39	J	ug/kg	130	38.	1
Vinyl chloride	ND		ug/kg	65	22.	1
Chloroethane	ND		ug/kg	130	30.	1
1,1-Dichloroethene	ND		ug/kg	65	16.	1
trans-1,2-Dichloroethene	ND		ug/kg	98	9.0	1

Project Name: 25-01 QUEENS PLAZA NORTH**Lab Number:** L2056892**Project Number:** 170652801**Report Date:** 12/28/20**SAMPLE RESULTS**

Lab ID: L2056892-02
 Client ID: SB07_12.5-13.5
 Sample Location: QUEENS, NY

Date Collected: 12/18/20 10:25
 Date Received: 12/18/20
 Field Prep: Not Specified

Sample Depth:

Parameter	Result	Qualifier	Units	RL	MDL	Dilution Factor
Volatile Organics by EPA 5035 High - Westborough Lab						
Trichloroethene	ND		ug/kg	33	9.0	1
1,2-Dichlorobenzene	ND		ug/kg	130	9.4	1
1,3-Dichlorobenzene	ND		ug/kg	130	9.7	1
1,4-Dichlorobenzene	ND		ug/kg	130	11.	1
Methyl tert butyl ether	ND		ug/kg	130	13.	1
p/m-Xylene	6500		ug/kg	130	37.	1
o-Xylene	ND		ug/kg	65	19.	1
Xylenes, Total	6500		ug/kg	65	19.	1
cis-1,2-Dichloroethene	ND		ug/kg	65	11.	1
1,2-Dichloroethene, Total	ND		ug/kg	65	9.0	1
Dibromomethane	ND		ug/kg	130	16.	1
Styrene	ND		ug/kg	65	13.	1
Dichlorodifluoromethane	ND		ug/kg	650	60.	1
Acetone	ND		ug/kg	650	320	1
Carbon disulfide	ND		ug/kg	650	300	1
2-Butanone	ND		ug/kg	650	140	1
Vinyl acetate	ND		ug/kg	650	140	1
4-Methyl-2-pentanone	ND		ug/kg	650	84.	1
1,2,3-Trichloropropane	ND		ug/kg	130	8.3	1
2-Hexanone	ND		ug/kg	650	77.	1
Bromochloromethane	ND		ug/kg	130	13.	1
2,2-Dichloropropane	ND		ug/kg	130	13.	1
1,2-Dibromoethane	ND		ug/kg	65	18.	1
1,3-Dichloropropane	ND		ug/kg	130	11.	1
1,1,1,2-Tetrachloroethane	ND		ug/kg	33	8.6	1
Bromobenzene	ND		ug/kg	130	9.5	1
n-Butylbenzene	3000		ug/kg	65	11.	1
sec-Butylbenzene	2700		ug/kg	65	9.6	1
tert-Butylbenzene	210		ug/kg	130	7.7	1
o-Chlorotoluene	ND		ug/kg	130	12.	1
p-Chlorotoluene	ND		ug/kg	130	7.1	1
1,2-Dibromo-3-chloropropane	ND		ug/kg	200	65.	1
Hexachlorobutadiene	ND		ug/kg	260	11.	1
Isopropylbenzene	1600		ug/kg	65	7.1	1
p-Isopropyltoluene	2200		ug/kg	65	7.1	1
Naphthalene	12000		ug/kg	260	42.	1
Acrylonitrile	ND		ug/kg	260	75.	1

Project Name: 25-01 QUEENS PLAZA NORTH**Lab Number:** L2056892**Project Number:** 170652801**Report Date:** 12/28/20**SAMPLE RESULTS**

Lab ID: L2056892-02
 Client ID: SB07_12.5-13.5
 Sample Location: QUEENS, NY

Date Collected: 12/18/20 10:25
 Date Received: 12/18/20
 Field Prep: Not Specified

Sample Depth:

Parameter	Result	Qualifier	Units	RL	MDL	Dilution Factor
Volatile Organics by EPA 5035 High - Westborough Lab						
n-Propylbenzene	3300		ug/kg	65	11.	1
1,2,3-Trichlorobenzene	ND		ug/kg	130	21.	1
1,2,4-Trichlorobenzene	ND		ug/kg	130	18.	1
1,3,5-Trimethylbenzene	7500		ug/kg	130	13.	1
1,2,4-Trimethylbenzene	24000	E	ug/kg	130	22.	1
1,4-Dioxane	ND		ug/kg	5200	2300	1
p-Diethylbenzene	17000		ug/kg	130	12.	1
p-Ethyltoluene	15000		ug/kg	130	25.	1
1,2,4,5-Tetramethylbenzene	6500		ug/kg	130	12.	1
Ethyl ether	ND		ug/kg	130	22.	1
trans-1,4-Dichloro-2-butene	ND		ug/kg	330	93.	1

Surrogate	% Recovery	Qualifier	Acceptance Criteria
1,2-Dichloroethane-d4	93		70-130
Toluene-d8	96		70-130
4-Bromofluorobenzene	153	Q	70-130
Dibromofluoromethane	84		70-130

Project Name: 25-01 QUEENS PLAZA NORTH**Lab Number:** L2056892**Project Number:** 170652801**Report Date:** 12/28/20**SAMPLE RESULTS**

Lab ID: L2056892-02 D

Date Collected: 12/18/20 10:25

Client ID: SB07_12.5-13.5

Date Received: 12/18/20

Sample Location: QUEENS, NY

Field Prep: Not Specified

Sample Depth:

Matrix: Soil

Analytical Method: 1,8260C

Analytical Date: 12/23/20 10:07

Analyst: MKS

Percent Solids: 82%

Parameter	Result	Qualifier	Units	RL	MDL	Dilution Factor
Volatile Organics by EPA 5035 High - Westborough Lab						
1,2,4-Trimethylbenzene	23000		ug/kg	1300	220	10

Surrogate	% Recovery	Qualifier	Acceptance Criteria
1,2-Dichloroethane-d4	82		70-130
Toluene-d8	103		70-130
4-Bromofluorobenzene	104		70-130
Dibromofluoromethane	83		70-130

Project Name: 25-01 QUEENS PLAZA NORTH
Project Number: 170652801

Lab Number: L2056892
Report Date: 12/28/20

SAMPLE RESULTS

Lab ID: L2056892-03
 Client ID: SB08_10.5-11.5
 Sample Location: QUEENS, NY

Date Collected: 12/18/20 15:30
 Date Received: 12/18/20
 Field Prep: Not Specified

Sample Depth:

Matrix: Soil
 Analytical Method: 1,8260C
 Analytical Date: 12/23/20 09:17
 Analyst: MKS
 Percent Solids: 85%

Parameter	Result	Qualifier	Units	RL	MDL	Dilution Factor
Volatile Organics by EPA 5035 Low - Westborough Lab						
Methylene chloride	ND		ug/kg	4.2	1.9	1
1,1-Dichloroethane	ND		ug/kg	0.84	0.12	1
Chloroform	ND		ug/kg	1.2	0.12	1
Carbon tetrachloride	ND		ug/kg	0.84	0.19	1
1,2-Dichloropropane	ND		ug/kg	0.84	0.10	1
Dibromochloromethane	ND		ug/kg	0.84	0.12	1
1,1,2-Trichloroethane	ND		ug/kg	0.84	0.22	1
Tetrachloroethene	ND		ug/kg	0.42	0.16	1
Chlorobenzene	ND		ug/kg	0.42	0.11	1
Trichlorofluoromethane	ND		ug/kg	3.4	0.58	1
1,2-Dichloroethane	ND		ug/kg	0.84	0.22	1
1,1,1-Trichloroethane	ND		ug/kg	0.42	0.14	1
Bromodichloromethane	ND		ug/kg	0.42	0.09	1
trans-1,3-Dichloropropene	ND		ug/kg	0.84	0.23	1
cis-1,3-Dichloropropene	ND		ug/kg	0.42	0.13	1
1,3-Dichloropropene, Total	ND		ug/kg	0.42	0.13	1
1,1-Dichloropropene	ND		ug/kg	0.42	0.13	1
Bromoform	ND		ug/kg	3.4	0.21	1
1,1,2,2-Tetrachloroethane	ND		ug/kg	0.42	0.14	1
Benzene	ND		ug/kg	0.42	0.14	1
Toluene	ND		ug/kg	0.84	0.46	1
Ethylbenzene	ND		ug/kg	0.84	0.12	1
Chloromethane	ND		ug/kg	3.4	0.78	1
Bromomethane	ND		ug/kg	1.7	0.49	1
Vinyl chloride	ND		ug/kg	0.84	0.28	1
Chloroethane	ND		ug/kg	1.7	0.38	1
1,1-Dichloroethene	ND		ug/kg	0.84	0.20	1
trans-1,2-Dichloroethene	ND		ug/kg	1.2	0.11	1

Project Name: 25-01 QUEENS PLAZA NORTH

Lab Number: L2056892

Project Number: 170652801

Report Date: 12/28/20

SAMPLE RESULTS

Lab ID: L2056892-03
 Client ID: SB08_10.5-11.5
 Sample Location: QUEENS, NY

Date Collected: 12/18/20 15:30
 Date Received: 12/18/20
 Field Prep: Not Specified

Sample Depth:

Parameter	Result	Qualifier	Units	RL	MDL	Dilution Factor
Volatile Organics by EPA 5035 Low - Westborough Lab						
Trichloroethene	ND		ug/kg	0.42	0.11	1
1,2-Dichlorobenzene	ND		ug/kg	1.7	0.12	1
1,3-Dichlorobenzene	ND		ug/kg	1.7	0.12	1
1,4-Dichlorobenzene	ND		ug/kg	1.7	0.14	1
Methyl tert butyl ether	ND		ug/kg	1.7	0.17	1
p/m-Xylene	ND		ug/kg	1.7	0.47	1
o-Xylene	ND		ug/kg	0.84	0.24	1
Xylenes, Total	ND		ug/kg	0.84	0.24	1
cis-1,2-Dichloroethene	ND		ug/kg	0.84	0.15	1
1,2-Dichloroethene, Total	ND		ug/kg	0.84	0.11	1
Dibromomethane	ND		ug/kg	1.7	0.20	1
Styrene	ND		ug/kg	0.84	0.16	1
Dichlorodifluoromethane	ND		ug/kg	8.4	0.77	1
Acetone	ND		ug/kg	8.4	4.0	1
Carbon disulfide	ND		ug/kg	8.4	3.8	1
2-Butanone	ND		ug/kg	8.4	1.9	1
Vinyl acetate	ND		ug/kg	8.4	1.8	1
4-Methyl-2-pentanone	ND		ug/kg	8.4	1.1	1
1,2,3-Trichloropropane	ND		ug/kg	1.7	0.11	1
2-Hexanone	ND		ug/kg	8.4	0.99	1
Bromochloromethane	ND		ug/kg	1.7	0.17	1
2,2-Dichloropropane	ND		ug/kg	1.7	0.17	1
1,2-Dibromoethane	ND		ug/kg	0.84	0.23	1
1,3-Dichloropropane	ND		ug/kg	1.7	0.14	1
1,1,1,2-Tetrachloroethane	ND		ug/kg	0.42	0.11	1
Bromobenzene	ND		ug/kg	1.7	0.12	1
n-Butylbenzene	ND		ug/kg	0.84	0.14	1
sec-Butylbenzene	ND		ug/kg	0.84	0.12	1
tert-Butylbenzene	ND		ug/kg	1.7	0.10	1
o-Chlorotoluene	ND		ug/kg	1.7	0.16	1
p-Chlorotoluene	ND		ug/kg	1.7	0.09	1
1,2-Dibromo-3-chloropropane	ND		ug/kg	2.5	0.84	1
Hexachlorobutadiene	ND		ug/kg	3.4	0.14	1
Isopropylbenzene	ND		ug/kg	0.84	0.09	1
p-Isopropyltoluene	ND		ug/kg	0.84	0.09	1
Naphthalene	ND		ug/kg	3.4	0.54	1
Acrylonitrile	ND		ug/kg	3.4	0.96	1

Project Name: 25-01 QUEENS PLAZA NORTH
Project Number: 170652801

Lab Number: L2056892
Report Date: 12/28/20

SAMPLE RESULTS

Lab ID: L2056892-03
Client ID: SB08_10.5-11.5
Sample Location: QUEENS, NY

Date Collected: 12/18/20 15:30
Date Received: 12/18/20
Field Prep: Not Specified

Sample Depth:

Parameter	Result	Qualifier	Units	RL	MDL	Dilution Factor
Volatile Organics by EPA 5035 Low - Westborough Lab						
n-Propylbenzene	ND		ug/kg	0.84	0.14	1
1,2,3-Trichlorobenzene	ND		ug/kg	1.7	0.27	1
1,2,4-Trichlorobenzene	ND		ug/kg	1.7	0.23	1
1,3,5-Trimethylbenzene	ND		ug/kg	1.7	0.16	1
1,2,4-Trimethylbenzene	ND		ug/kg	1.7	0.28	1
1,4-Dioxane	ND		ug/kg	67	29.	1
p-Diethylbenzene	ND		ug/kg	1.7	0.15	1
p-Ethyltoluene	ND		ug/kg	1.7	0.32	1
1,2,4,5-Tetramethylbenzene	ND		ug/kg	1.7	0.16	1
Ethyl ether	ND		ug/kg	1.7	0.29	1
trans-1,4-Dichloro-2-butene	ND		ug/kg	4.2	1.2	1

Surrogate	% Recovery	Qualifier	Acceptance Criteria
1,2-Dichloroethane-d4	82		70-130
Toluene-d8	98		70-130
4-Bromofluorobenzene	90		70-130
Dibromofluoromethane	83		70-130

Project Name: 25-01 QUEENS PLAZA NORTH
Project Number: 170652801

Lab Number: L2056892
Report Date: 12/28/20

SAMPLE RESULTS

Lab ID: L2056892-04
 Client ID: SB09_14.5-15.5
 Sample Location: QUEENS, NY

Date Collected: 12/18/20 13:15
 Date Received: 12/18/20
 Field Prep: Not Specified

Sample Depth:

Matrix: Soil
 Analytical Method: 1,8260C
 Analytical Date: 12/23/20 10:32
 Analyst: MKS
 Percent Solids: 80%

Parameter	Result	Qualifier	Units	RL	MDL	Dilution Factor
Volatile Organics by EPA 5035 High - Westborough Lab						
Methylene chloride	ND		ug/kg	310	140	1
1,1-Dichloroethane	ND		ug/kg	63	9.1	1
Chloroform	ND		ug/kg	94	8.8	1
Carbon tetrachloride	ND		ug/kg	63	14.	1
1,2-Dichloropropane	ND		ug/kg	63	7.8	1
Dibromochloromethane	ND		ug/kg	63	8.8	1
1,1,2-Trichloroethane	ND		ug/kg	63	17.	1
Tetrachloroethene	ND		ug/kg	31	12.	1
Chlorobenzene	ND		ug/kg	31	8.0	1
Trichlorofluoromethane	ND		ug/kg	250	44.	1
1,2-Dichloroethane	ND		ug/kg	63	16.	1
1,1,1-Trichloroethane	ND		ug/kg	31	10.	1
Bromodichloromethane	ND		ug/kg	31	6.8	1
trans-1,3-Dichloropropene	ND		ug/kg	63	17.	1
cis-1,3-Dichloropropene	ND		ug/kg	31	9.9	1
1,3-Dichloropropene, Total	ND		ug/kg	31	9.9	1
1,1-Dichloropropene	ND		ug/kg	31	10.	1
Bromoform	ND		ug/kg	250	15.	1
1,1,2,2-Tetrachloroethane	ND		ug/kg	31	10.	1
Benzene	ND		ug/kg	31	10.	1
Toluene	ND		ug/kg	63	34.	1
Ethylbenzene	ND		ug/kg	63	8.8	1
Chloromethane	ND		ug/kg	250	58.	1
Bromomethane	ND		ug/kg	120	36.	1
Vinyl chloride	ND		ug/kg	63	21.	1
Chloroethane	ND		ug/kg	120	28.	1
1,1-Dichloroethene	ND		ug/kg	63	15.	1
trans-1,2-Dichloroethene	ND		ug/kg	94	8.6	1

Project Name: 25-01 QUEENS PLAZA NORTH

Lab Number: L2056892

Project Number: 170652801

Report Date: 12/28/20

SAMPLE RESULTS

Lab ID: L2056892-04
 Client ID: SB09_14.5-15.5
 Sample Location: QUEENS, NY

Date Collected: 12/18/20 13:15
 Date Received: 12/18/20
 Field Prep: Not Specified

Sample Depth:

Parameter	Result	Qualifier	Units	RL	MDL	Dilution Factor
Volatile Organics by EPA 5035 High - Westborough Lab						
Trichloroethene	ND		ug/kg	31	8.6	1
1,2-Dichlorobenzene	ND		ug/kg	120	9.0	1
1,3-Dichlorobenzene	ND		ug/kg	120	9.3	1
1,4-Dichlorobenzene	ND		ug/kg	120	11.	1
Methyl tert butyl ether	ND		ug/kg	120	12.	1
p/m-Xylene	ND		ug/kg	120	35.	1
o-Xylene	ND		ug/kg	63	18.	1
Xylenes, Total	ND		ug/kg	63	18.	1
cis-1,2-Dichloroethene	ND		ug/kg	63	11.	1
1,2-Dichloroethene, Total	ND		ug/kg	63	8.6	1
Dibromomethane	ND		ug/kg	120	15.	1
Styrene	ND		ug/kg	63	12.	1
Dichlorodifluoromethane	ND		ug/kg	630	57.	1
Acetone	ND		ug/kg	630	300	1
Carbon disulfide	ND		ug/kg	630	280	1
2-Butanone	ND		ug/kg	630	140	1
Vinyl acetate	ND		ug/kg	630	130	1
4-Methyl-2-pentanone	ND		ug/kg	630	80.	1
1,2,3-Trichloropropane	ND		ug/kg	120	8.0	1
2-Hexanone	ND		ug/kg	630	74.	1
Bromochloromethane	ND		ug/kg	120	13.	1
2,2-Dichloropropane	ND		ug/kg	120	13.	1
1,2-Dibromoethane	ND		ug/kg	63	17.	1
1,3-Dichloropropane	ND		ug/kg	120	10.	1
1,1,1,2-Tetrachloroethane	ND		ug/kg	31	8.3	1
Bromobenzene	ND		ug/kg	120	9.1	1
n-Butylbenzene	ND		ug/kg	63	10.	1
sec-Butylbenzene	36	J	ug/kg	63	9.2	1
tert-Butylbenzene	ND		ug/kg	120	7.4	1
o-Chlorotoluene	ND		ug/kg	120	12.	1
p-Chlorotoluene	ND		ug/kg	120	6.8	1
1,2-Dibromo-3-chloropropane	ND		ug/kg	190	62.	1
Hexachlorobutadiene	ND		ug/kg	250	10.	1
Isopropylbenzene	ND		ug/kg	63	6.8	1
p-Isopropyltoluene	ND		ug/kg	63	6.8	1
Naphthalene	ND		ug/kg	250	41.	1
Acrylonitrile	ND		ug/kg	250	72.	1

Project Name: 25-01 QUEENS PLAZA NORTH**Lab Number:** L2056892**Project Number:** 170652801**Report Date:** 12/28/20**SAMPLE RESULTS**

Lab ID: L2056892-04
 Client ID: SB09_14.5-15.5
 Sample Location: QUEENS, NY

Date Collected: 12/18/20 13:15
 Date Received: 12/18/20
 Field Prep: Not Specified

Sample Depth:

Parameter	Result	Qualifier	Units	RL	MDL	Dilution Factor
Volatile Organics by EPA 5035 High - Westborough Lab						
n-Propylbenzene	ND		ug/kg	63	11.	1
1,2,3-Trichlorobenzene	ND		ug/kg	120	20.	1
1,2,4-Trichlorobenzene	ND		ug/kg	120	17.	1
1,3,5-Trimethylbenzene	ND		ug/kg	120	12.	1
1,2,4-Trimethylbenzene	ND		ug/kg	120	21.	1
1,4-Dioxane	ND		ug/kg	5000	2200	1
p-Diethylbenzene	25	J	ug/kg	120	11.	1
p-Ethyltoluene	ND		ug/kg	120	24.	1
1,2,4,5-Tetramethylbenzene	ND		ug/kg	120	12.	1
Ethyl ether	ND		ug/kg	120	21.	1
trans-1,4-Dichloro-2-butene	ND		ug/kg	310	89.	1

Surrogate	% Recovery	Qualifier	Acceptance Criteria
1,2-Dichloroethane-d4	81		70-130
Toluene-d8	114		70-130
4-Bromofluorobenzene	141	Q	70-130
Dibromofluoromethane	81		70-130

Project Name: 25-01 QUEENS PLAZA NORTH
Project Number: 170652801

Lab Number: L2056892
Report Date: 12/28/20

**Method Blank Analysis
Batch Quality Control**

Analytical Method: 1,8260C
Analytical Date: 12/23/20 05:07
Analyst: MV

Parameter	Result	Qualifier	Units	RL	MDL
Volatile Organics by EPA 5035 Low - Westborough Lab for sample(s): 03 Batch: WG1449298-5					
Methylene chloride	ND		ug/kg	5.0	2.3
1,1-Dichloroethane	ND		ug/kg	1.0	0.14
Chloroform	ND		ug/kg	1.5	0.14
Carbon tetrachloride	ND		ug/kg	1.0	0.23
1,2-Dichloropropane	ND		ug/kg	1.0	0.12
Dibromochloromethane	ND		ug/kg	1.0	0.14
1,1,2-Trichloroethane	ND		ug/kg	1.0	0.27
Tetrachloroethene	0.23	J	ug/kg	0.50	0.20
Chlorobenzene	ND		ug/kg	0.50	0.13
Trichlorofluoromethane	ND		ug/kg	4.0	0.70
1,2-Dichloroethane	ND		ug/kg	1.0	0.26
1,1,1-Trichloroethane	ND		ug/kg	0.50	0.17
Bromodichloromethane	ND		ug/kg	0.50	0.11
trans-1,3-Dichloropropene	ND		ug/kg	1.0	0.27
cis-1,3-Dichloropropene	ND		ug/kg	0.50	0.16
1,3-Dichloropropene, Total	ND		ug/kg	0.50	0.16
1,1-Dichloropropene	ND		ug/kg	0.50	0.16
Bromoform	ND		ug/kg	4.0	0.25
1,1,2,2-Tetrachloroethane	ND		ug/kg	0.50	0.17
Benzene	ND		ug/kg	0.50	0.17
Toluene	ND		ug/kg	1.0	0.54
Ethylbenzene	ND		ug/kg	1.0	0.14
Chloromethane	ND		ug/kg	4.0	0.93
Bromomethane	1.1	J	ug/kg	2.0	0.58
Vinyl chloride	ND		ug/kg	1.0	0.34
Chloroethane	ND		ug/kg	2.0	0.45
1,1-Dichloroethene	ND		ug/kg	1.0	0.24
trans-1,2-Dichloroethene	ND		ug/kg	1.5	0.14
Trichloroethene	ND		ug/kg	0.50	0.14

Project Name: 25-01 QUEENS PLAZA NORTH
Project Number: 170652801

Lab Number: L2056892
Report Date: 12/28/20

Method Blank Analysis
Batch Quality Control

Analytical Method: 1,8260C
Analytical Date: 12/23/20 05:07
Analyst: MV

Parameter	Result	Qualifier	Units	RL	MDL
Volatile Organics by EPA 5035 Low - Westborough Lab for sample(s): 03 Batch: WG1449298-5					
1,2-Dichlorobenzene	ND		ug/kg	2.0	0.14
1,3-Dichlorobenzene	ND		ug/kg	2.0	0.15
1,4-Dichlorobenzene	ND		ug/kg	2.0	0.17
Methyl tert butyl ether	ND		ug/kg	2.0	0.20
p/m-Xylene	ND		ug/kg	2.0	0.56
o-Xylene	ND		ug/kg	1.0	0.29
Xylenes, Total	ND		ug/kg	1.0	0.29
cis-1,2-Dichloroethene	ND		ug/kg	1.0	0.18
1,2-Dichloroethene, Total	ND		ug/kg	1.0	0.14
Dibromomethane	ND		ug/kg	2.0	0.24
Styrene	ND		ug/kg	1.0	0.20
Dichlorodifluoromethane	ND		ug/kg	10	0.92
Acetone	ND		ug/kg	10	4.8
Carbon disulfide	ND		ug/kg	10	4.6
2-Butanone	ND		ug/kg	10	2.2
Vinyl acetate	ND		ug/kg	10	2.2
4-Methyl-2-pentanone	ND		ug/kg	10	1.3
1,2,3-Trichloropropane	ND		ug/kg	2.0	0.13
2-Hexanone	ND		ug/kg	10	1.2
Bromochloromethane	ND		ug/kg	2.0	0.20
2,2-Dichloropropane	ND		ug/kg	2.0	0.20
1,2-Dibromoethane	ND		ug/kg	1.0	0.28
1,3-Dichloropropane	ND		ug/kg	2.0	0.17
1,1,1,2-Tetrachloroethane	ND		ug/kg	0.50	0.13
Bromobenzene	ND		ug/kg	2.0	0.14
n-Butylbenzene	ND		ug/kg	1.0	0.17
sec-Butylbenzene	ND		ug/kg	1.0	0.15
tert-Butylbenzene	ND		ug/kg	2.0	0.12
o-Chlorotoluene	ND		ug/kg	2.0	0.19

Project Name: 25-01 QUEENS PLAZA NORTH
Project Number: 170652801

Lab Number: L2056892
Report Date: 12/28/20

Method Blank Analysis
Batch Quality Control

Analytical Method: 1,8260C
Analytical Date: 12/23/20 05:07
Analyst: MV

Parameter	Result	Qualifier	Units	RL	MDL
Volatile Organics by EPA 5035 Low - Westborough Lab for sample(s): 03 Batch: WG1449298-5					
p-Chlorotoluene	ND		ug/kg	2.0	0.11
1,2-Dibromo-3-chloropropane	ND		ug/kg	3.0	1.0
Hexachlorobutadiene	ND		ug/kg	4.0	0.17
Isopropylbenzene	ND		ug/kg	1.0	0.11
p-Isopropyltoluene	ND		ug/kg	1.0	0.11
Naphthalene	ND		ug/kg	4.0	0.65
Acrylonitrile	ND		ug/kg	4.0	1.2
n-Propylbenzene	ND		ug/kg	1.0	0.17
1,2,3-Trichlorobenzene	ND		ug/kg	2.0	0.32
1,2,4-Trichlorobenzene	ND		ug/kg	2.0	0.27
1,3,5-Trimethylbenzene	ND		ug/kg	2.0	0.19
1,2,4-Trimethylbenzene	ND		ug/kg	2.0	0.33
1,4-Dioxane	ND		ug/kg	80	35.
p-Diethylbenzene	ND		ug/kg	2.0	0.18
p-Ethyltoluene	ND		ug/kg	2.0	0.38
1,2,4,5-Tetramethylbenzene	ND		ug/kg	2.0	0.19
Ethyl ether	ND		ug/kg	2.0	0.34
trans-1,4-Dichloro-2-butene	ND		ug/kg	5.0	1.4

Surrogate	%Recovery	Qualifier	Acceptance Criteria
1,2-Dichloroethane-d4	88		70-130
Toluene-d8	97		70-130
4-Bromofluorobenzene	92		70-130
Dibromofluoromethane	82		70-130

Project Name: 25-01 QUEENS PLAZA NORTH
Project Number: 170652801

Lab Number: L2056892
Report Date: 12/28/20

Method Blank Analysis
Batch Quality Control

Analytical Method: 1,8260C
Analytical Date: 12/28/20 06:50
Analyst: MV

Parameter	Result	Qualifier	Units	RL	MDL
Volatile Organics by EPA 5035 High - Westborough Lab for sample(s): 01-02 Batch: WG1449300-10					
Methylene chloride	ND		ug/kg	250	110
1,1-Dichloroethane	ND		ug/kg	50	7.2
Chloroform	ND		ug/kg	75	7.0
Carbon tetrachloride	ND		ug/kg	50	12.
1,2-Dichloropropane	ND		ug/kg	50	6.2
Dibromochloromethane	ND		ug/kg	50	7.0
1,1,2-Trichloroethane	ND		ug/kg	50	13.
Tetrachloroethene	ND		ug/kg	25	9.8
Chlorobenzene	ND		ug/kg	25	6.4
Trichlorofluoromethane	ND		ug/kg	200	35.
1,2-Dichloroethane	ND		ug/kg	50	13.
1,1,1-Trichloroethane	ND		ug/kg	25	8.4
Bromodichloromethane	ND		ug/kg	25	5.4
trans-1,3-Dichloropropene	ND		ug/kg	50	14.
cis-1,3-Dichloropropene	ND		ug/kg	25	7.9
1,3-Dichloropropene, Total	ND		ug/kg	25	7.9
1,1-Dichloropropene	ND		ug/kg	25	8.0
Bromoform	ND		ug/kg	200	12.
1,1,2,2-Tetrachloroethane	ND		ug/kg	25	8.3
Benzene	ND		ug/kg	25	8.3
Toluene	ND		ug/kg	50	27.
Ethylbenzene	ND		ug/kg	50	7.0
Chloromethane	ND		ug/kg	200	47.
Bromomethane	48	J	ug/kg	100	29.
Vinyl chloride	ND		ug/kg	50	17.
Chloroethane	ND		ug/kg	100	23.
1,1-Dichloroethene	ND		ug/kg	50	12.
trans-1,2-Dichloroethene	ND		ug/kg	75	6.8
Trichloroethene	ND		ug/kg	25	6.8

Project Name: 25-01 QUEENS PLAZA NORTH
Project Number: 170652801

Lab Number: L2056892
Report Date: 12/28/20

Method Blank Analysis
Batch Quality Control

Analytical Method: 1,8260C
Analytical Date: 12/28/20 06:50
Analyst: MV

Parameter	Result	Qualifier	Units	RL	MDL
Volatile Organics by EPA 5035 High - Westborough Lab for sample(s): 01-02 Batch: WG1449300-10					
1,2-Dichlorobenzene	ND		ug/kg	100	7.2
1,3-Dichlorobenzene	ND		ug/kg	100	7.4
1,4-Dichlorobenzene	ND		ug/kg	100	8.6
Methyl tert butyl ether	ND		ug/kg	100	10.
p/m-Xylene	ND		ug/kg	100	28.
o-Xylene	ND		ug/kg	50	14.
Xylenes, Total	ND		ug/kg	50	14.
cis-1,2-Dichloroethene	ND		ug/kg	50	8.8
1,2-Dichloroethene, Total	ND		ug/kg	50	6.8
Dibromomethane	ND		ug/kg	100	12.
Styrene	ND		ug/kg	50	9.8
Dichlorodifluoromethane	ND		ug/kg	500	46.
Acetone	ND		ug/kg	500	240
Carbon disulfide	ND		ug/kg	500	230
2-Butanone	ND		ug/kg	500	110
Vinyl acetate	ND		ug/kg	500	110
4-Methyl-2-pentanone	ND		ug/kg	500	64.
1,2,3-Trichloropropane	ND		ug/kg	100	6.4
2-Hexanone	ND		ug/kg	500	59.
Bromochloromethane	ND		ug/kg	100	10.
2,2-Dichloropropane	ND		ug/kg	100	10.
1,2-Dibromoethane	ND		ug/kg	50	14.
1,3-Dichloropropane	ND		ug/kg	100	8.4
1,1,1,2-Tetrachloroethane	ND		ug/kg	25	6.6
Bromobenzene	ND		ug/kg	100	7.2
n-Butylbenzene	ND		ug/kg	50	8.4
sec-Butylbenzene	ND		ug/kg	50	7.3
tert-Butylbenzene	ND		ug/kg	100	5.9
o-Chlorotoluene	ND		ug/kg	100	9.6

Project Name: 25-01 QUEENS PLAZA NORTH
Project Number: 170652801

Lab Number: L2056892
Report Date: 12/28/20

**Method Blank Analysis
Batch Quality Control**

Analytical Method: 1,8260C
Analytical Date: 12/28/20 06:50
Analyst: MV

Parameter	Result	Qualifier	Units	RL	MDL
Volatile Organics by EPA 5035 High - Westborough Lab for sample(s): 01-02 Batch: WG1449300-10					
p-Chlorotoluene	ND		ug/kg	100	5.4
1,2-Dibromo-3-chloropropane	ND		ug/kg	150	50.
Hexachlorobutadiene	ND		ug/kg	200	8.4
Isopropylbenzene	ND		ug/kg	50	5.4
p-Isopropyltoluene	ND		ug/kg	50	5.4
Naphthalene	ND		ug/kg	200	32.
Acrylonitrile	ND		ug/kg	200	58.
n-Propylbenzene	ND		ug/kg	50	8.6
1,2,3-Trichlorobenzene	ND		ug/kg	100	16.
1,2,4-Trichlorobenzene	ND		ug/kg	100	14.
1,3,5-Trimethylbenzene	ND		ug/kg	100	9.6
1,2,4-Trimethylbenzene	ND		ug/kg	100	17.
1,4-Dioxane	ND		ug/kg	4000	1800
p-Diethylbenzene	ND		ug/kg	100	8.8
p-Ethyltoluene	ND		ug/kg	100	19.
1,2,4,5-Tetramethylbenzene	ND		ug/kg	100	9.6
Ethyl ether	ND		ug/kg	100	17.
trans-1,4-Dichloro-2-butene	ND		ug/kg	250	71.

Surrogate	%Recovery	Qualifier	Acceptance Criteria
1,2-Dichloroethane-d4	90		70-130
Toluene-d8	102		70-130
4-Bromofluorobenzene	85		70-130
Dibromofluoromethane	88		70-130

Project Name: 25-01 QUEENS PLAZA NORTH
Project Number: 170652801

Lab Number: L2056892
Report Date: 12/28/20

Method Blank Analysis
Batch Quality Control

Analytical Method: 1,8260C
Analytical Date: 12/23/20 05:07
Analyst: MV

Parameter	Result	Qualifier	Units	RL	MDL
Volatile Organics by EPA 5035 High - Westborough Lab for sample(s): 01-02,04 Batch: WG1449300-5					
Methylene chloride	ND		ug/kg	250	110
1,1-Dichloroethane	ND		ug/kg	50	7.2
Chloroform	ND		ug/kg	75	7.0
Carbon tetrachloride	ND		ug/kg	50	12.
1,2-Dichloropropane	ND		ug/kg	50	6.2
Dibromochloromethane	ND		ug/kg	50	7.0
1,1,2-Trichloroethane	ND		ug/kg	50	13.
Tetrachloroethene	11	J	ug/kg	25	9.8
Chlorobenzene	ND		ug/kg	25	6.4
Trichlorofluoromethane	ND		ug/kg	200	35.
1,2-Dichloroethane	ND		ug/kg	50	13.
1,1,1-Trichloroethane	ND		ug/kg	25	8.4
Bromodichloromethane	ND		ug/kg	25	5.4
trans-1,3-Dichloropropene	ND		ug/kg	50	14.
cis-1,3-Dichloropropene	ND		ug/kg	25	7.9
1,3-Dichloropropene, Total	ND		ug/kg	25	7.9
1,1-Dichloropropene	ND		ug/kg	25	8.0
Bromoform	ND		ug/kg	200	12.
1,1,2,2-Tetrachloroethane	ND		ug/kg	25	8.3
Benzene	ND		ug/kg	25	8.3
Toluene	ND		ug/kg	50	27.
Ethylbenzene	ND		ug/kg	50	7.0
Chloromethane	ND		ug/kg	200	47.
Bromomethane	53	J	ug/kg	100	29.
Vinyl chloride	ND		ug/kg	50	17.
Chloroethane	ND		ug/kg	100	23.
1,1-Dichloroethene	ND		ug/kg	50	12.
trans-1,2-Dichloroethene	ND		ug/kg	75	6.8
Trichloroethene	ND		ug/kg	25	6.8

Project Name: 25-01 QUEENS PLAZA NORTH
Project Number: 170652801

Lab Number: L2056892
Report Date: 12/28/20

**Method Blank Analysis
 Batch Quality Control**

Analytical Method: 1,8260C
 Analytical Date: 12/23/20 05:07
 Analyst: MV

Parameter	Result	Qualifier	Units	RL	MDL
Volatile Organics by EPA 5035 High - Westborough Lab for sample(s): 01-02,04 Batch: WG1449300-5					
1,2-Dichlorobenzene	ND		ug/kg	100	7.2
1,3-Dichlorobenzene	ND		ug/kg	100	7.4
1,4-Dichlorobenzene	ND		ug/kg	100	8.6
Methyl tert butyl ether	ND		ug/kg	100	10.
p/m-Xylene	ND		ug/kg	100	28.
o-Xylene	ND		ug/kg	50	14.
Xylenes, Total	ND		ug/kg	50	14.
cis-1,2-Dichloroethene	ND		ug/kg	50	8.8
1,2-Dichloroethene, Total	ND		ug/kg	50	6.8
Dibromomethane	ND		ug/kg	100	12.
Styrene	ND		ug/kg	50	9.8
Dichlorodifluoromethane	ND		ug/kg	500	46.
Acetone	ND		ug/kg	500	240
Carbon disulfide	ND		ug/kg	500	230
2-Butanone	ND		ug/kg	500	110
Vinyl acetate	ND		ug/kg	500	110
4-Methyl-2-pentanone	ND		ug/kg	500	64.
1,2,3-Trichloropropane	ND		ug/kg	100	6.4
2-Hexanone	ND		ug/kg	500	59.
Bromochloromethane	ND		ug/kg	100	10.
2,2-Dichloropropane	ND		ug/kg	100	10.
1,2-Dibromoethane	ND		ug/kg	50	14.
1,3-Dichloropropane	ND		ug/kg	100	8.4
1,1,1,2-Tetrachloroethane	ND		ug/kg	25	6.6
Bromobenzene	ND		ug/kg	100	7.2
n-Butylbenzene	ND		ug/kg	50	8.4
sec-Butylbenzene	ND		ug/kg	50	7.3
tert-Butylbenzene	ND		ug/kg	100	5.9
o-Chlorotoluene	ND		ug/kg	100	9.6

Project Name: 25-01 QUEENS PLAZA NORTH
Project Number: 170652801

Lab Number: L2056892
Report Date: 12/28/20

**Method Blank Analysis
Batch Quality Control**

Analytical Method: 1,8260C
Analytical Date: 12/23/20 05:07
Analyst: MV

Parameter	Result	Qualifier	Units	RL	MDL
Volatile Organics by EPA 5035 High - Westborough Lab for sample(s): 01-02,04 Batch: WG1449300-5					
p-Chlorotoluene	ND		ug/kg	100	5.4
1,2-Dibromo-3-chloropropane	ND		ug/kg	150	50.
Hexachlorobutadiene	ND		ug/kg	200	8.4
Isopropylbenzene	ND		ug/kg	50	5.4
p-Isopropyltoluene	ND		ug/kg	50	5.4
Naphthalene	ND		ug/kg	200	32.
Acrylonitrile	ND		ug/kg	200	58.
n-Propylbenzene	ND		ug/kg	50	8.6
1,2,3-Trichlorobenzene	ND		ug/kg	100	16.
1,2,4-Trichlorobenzene	ND		ug/kg	100	14.
1,3,5-Trimethylbenzene	ND		ug/kg	100	9.6
1,2,4-Trimethylbenzene	ND		ug/kg	100	17.
1,4-Dioxane	ND		ug/kg	4000	1800
p-Diethylbenzene	ND		ug/kg	100	8.8
p-Ethyltoluene	ND		ug/kg	100	19.
1,2,4,5-Tetramethylbenzene	ND		ug/kg	100	9.6
Ethyl ether	ND		ug/kg	100	17.
trans-1,4-Dichloro-2-butene	ND		ug/kg	250	71.

Surrogate	%Recovery	Qualifier	Acceptance Criteria
1,2-Dichloroethane-d4	88		70-130
Toluene-d8	97		70-130
4-Bromofluorobenzene	92		70-130
Dibromofluoromethane	82		70-130

Lab Control Sample Analysis

Batch Quality Control

Project Name: 25-01 QUEENS PLAZA NORTH

Lab Number: L2056892

Project Number: 170652801

Report Date: 12/28/20

Parameter	LCS %Recovery	Qual	LCSD %Recovery	Qual	%Recovery Limits	RPD	Qual	RPD Limits
Volatile Organics by EPA 5035 Low - Westborough Lab Associated sample(s): 03 Batch: WG1449298-3 WG1449298-4								
Methylene chloride	83		90		70-130	8		30
1,1-Dichloroethane	97		122		70-130	23		30
Chloroform	87		99		70-130	13		30
Carbon tetrachloride	88		100		70-130	13		30
1,2-Dichloropropane	100		98		70-130	2		30
Dibromochloromethane	94		94		70-130	0		30
1,1,2-Trichloroethane	88		89		70-130	1		30
Tetrachloroethene	106		104		70-130	2		30
Chlorobenzene	93		94		70-130	1		30
Trichlorofluoromethane	111		112		70-139	1		30
1,2-Dichloroethane	85		85		70-130	0		30
1,1,1-Trichloroethane	90		104		70-130	14		30
Bromodichloromethane	85		86		70-130	1		30
trans-1,3-Dichloropropene	88		90		70-130	2		30
cis-1,3-Dichloropropene	91		90		70-130	1		30
1,1-Dichloropropene	94		110		70-130	16		30
Bromoform	98		92		70-130	6		30
1,1,2,2-Tetrachloroethane	87		83		70-130	5		30
Benzene	91		94		70-130	3		30
Toluene	94		94		70-130	0		30
Ethylbenzene	92		91		70-130	1		30
Chloromethane	137	Q	128		52-130	7		30
Bromomethane	124		124		57-147	0		30

Lab Control Sample Analysis

Batch Quality Control

Project Name: 25-01 QUEENS PLAZA NORTH

Lab Number: L2056892

Project Number: 170652801

Report Date: 12/28/20

Parameter	LCS %Recovery	Qual	LCSD %Recovery	Qual	%Recovery Limits	RPD	Qual	RPD Limits
Volatile Organics by EPA 5035 Low - Westborough Lab Associated sample(s): 03 Batch: WG1449298-3 WG1449298-4								
Vinyl chloride	142	Q	144	Q	67-130	1		30
Chloroethane	121		123		50-151	2		30
1,1-Dichloroethene	102		108		65-135	6		30
trans-1,2-Dichloroethene	94		98		70-130	4		30
Trichloroethene	92		91		70-130	1		30
1,2-Dichlorobenzene	91		92		70-130	1		30
1,3-Dichlorobenzene	96		92		70-130	4		30
1,4-Dichlorobenzene	95		92		70-130	3		30
Methyl tert butyl ether	85		91		66-130	7		30
p/m-Xylene	94		94		70-130	0		30
o-Xylene	92		92		70-130	0		30
cis-1,2-Dichloroethene	89		102		70-130	14		30
Dibromomethane	84		84		70-130	0		30
Styrene	90		90		70-130	0		30
Dichlorodifluoromethane	110		107		30-146	3		30
Acetone	72		80		54-140	11		30
Carbon disulfide	97		100		59-130	3		30
2-Butanone	75		99		70-130	28		30
Vinyl acetate	87		93		70-130	7		30
4-Methyl-2-pentanone	94		94		70-130	0		30
1,2,3-Trichloropropane	84		81		68-130	4		30
2-Hexanone	78		78		70-130	0		30
Bromochloromethane	89		104		70-130	16		30

Lab Control Sample Analysis

Batch Quality Control

Project Name: 25-01 QUEENS PLAZA NORTH

Lab Number: L2056892

Project Number: 170652801

Report Date: 12/28/20

Parameter	LCS %Recovery	Qual	LCSD %Recovery	Qual	%Recovery Limits	RPD	Qual	RPD Limits
Volatile Organics by EPA 5035 Low - Westborough Lab Associated sample(s): 03 Batch: WG1449298-3 WG1449298-4								
2,2-Dichloropropane	90		99		70-130	10		30
1,2-Dibromoethane	90		90		70-130	0		30
1,3-Dichloropropane	88		89		69-130	1		30
1,1,1,2-Tetrachloroethane	94		95		70-130	1		30
Bromobenzene	96		94		70-130	2		30
n-Butylbenzene	90		87		70-130	3		30
sec-Butylbenzene	91		88		70-130	3		30
tert-Butylbenzene	93		90		70-130	3		30
o-Chlorotoluene	90		88		70-130	2		30
p-Chlorotoluene	92		89		70-130	3		30
1,2-Dibromo-3-chloropropane	91		91		68-130	0		30
Hexachlorobutadiene	110		107		67-130	3		30
Isopropylbenzene	94		90		70-130	4		30
p-Isopropyltoluene	93		90		70-130	3		30
Naphthalene	90		88		70-130	2		30
Acrylonitrile	100		122		70-130	20		30
n-Propylbenzene	92		89		70-130	3		30
1,2,3-Trichlorobenzene	94		97		70-130	3		30
1,2,4-Trichlorobenzene	106		103		70-130	3		30
1,3,5-Trimethylbenzene	93		89		70-130	4		30
1,2,4-Trimethylbenzene	93		90		70-130	3		30
1,4-Dioxane	95		91		65-136	4		30
p-Diethylbenzene	94		91		70-130	3		30

Lab Control Sample Analysis

Batch Quality Control

Project Name: 25-01 QUEENS PLAZA NORTH

Project Number: 170652801

Lab Number: L2056892

Report Date: 12/28/20

Parameter	LCS %Recovery	Qual	LCSD %Recovery	Qual	%Recovery Limits	RPD	Qual	RPD Limits
Volatile Organics by EPA 5035 Low - Westborough Lab Associated sample(s): 03 Batch: WG1449298-3 WG1449298-4								
p-Ethyltoluene	94		92		70-130	2		30
1,2,4,5-Tetramethylbenzene	92		90		70-130	2		30
Ethyl ether	103		106		67-130	3		30
trans-1,4-Dichloro-2-butene	92		89		70-130	3		30

Surrogate	LCS %Recovery	Qual	LCSD %Recovery	Qual	Acceptance Criteria
1,2-Dichloroethane-d4	91		90		70-130
Toluene-d8	99		102		70-130
4-Bromofluorobenzene	93		94		70-130
Dibromofluoromethane	88		109		70-130

Lab Control Sample Analysis

Batch Quality Control

Project Name: 25-01 QUEENS PLAZA NORTH

Lab Number: L2056892

Project Number: 170652801

Report Date: 12/28/20

Parameter	LCS %Recovery	Qual	LCSD %Recovery	Qual	%Recovery Limits	RPD	Qual	RPD Limits
Volatile Organics by EPA 5035 High - Westborough Lab Associated sample(s): 01-02,04 Batch: WG1449300-3 WG1449300-4								
Methylene chloride	83		90		70-130	8		30
1,1-Dichloroethane	97		122		70-130	23		30
Chloroform	87		99		70-130	13		30
Carbon tetrachloride	88		100		70-130	13		30
1,2-Dichloropropane	100		98		70-130	2		30
Dibromochloromethane	94		94		70-130	0		30
1,1,2-Trichloroethane	88		89		70-130	1		30
Tetrachloroethene	106		104		70-130	2		30
Chlorobenzene	93		94		70-130	1		30
Trichlorofluoromethane	111		112		70-139	1		30
1,2-Dichloroethane	85		85		70-130	0		30
1,1,1-Trichloroethane	90		104		70-130	14		30
Bromodichloromethane	85		86		70-130	1		30
trans-1,3-Dichloropropene	88		90		70-130	2		30
cis-1,3-Dichloropropene	91		90		70-130	1		30
1,1-Dichloropropene	94		110		70-130	16		30
Bromoform	98		92		70-130	6		30
1,1,2,2-Tetrachloroethane	87		83		70-130	5		30
Benzene	91		94		70-130	3		30
Toluene	94		94		70-130	0		30
Ethylbenzene	92		91		70-130	1		30
Chloromethane	137	Q	128		52-130	7		30
Bromomethane	124		124		57-147	0		30

Lab Control Sample Analysis

Batch Quality Control

Project Name: 25-01 QUEENS PLAZA NORTH

Lab Number: L2056892

Project Number: 170652801

Report Date: 12/28/20

Parameter	LCS %Recovery	Qual	LCSD %Recovery	Qual	%Recovery Limits	RPD	Qual	RPD Limits
Volatile Organics by EPA 5035 High - Westborough Lab Associated sample(s): 01-02,04 Batch: WG1449300-3 WG1449300-4								
Vinyl chloride	142	Q	144	Q	67-130	1		30
Chloroethane	121		123		50-151	2		30
1,1-Dichloroethene	102		108		65-135	6		30
trans-1,2-Dichloroethene	94		98		70-130	4		30
Trichloroethene	92		91		70-130	1		30
1,2-Dichlorobenzene	91		92		70-130	1		30
1,3-Dichlorobenzene	96		92		70-130	4		30
1,4-Dichlorobenzene	95		92		70-130	3		30
Methyl tert butyl ether	85		91		66-130	7		30
p/m-Xylene	94		94		70-130	0		30
o-Xylene	92		92		70-130	0		30
cis-1,2-Dichloroethene	89		102		70-130	14		30
Dibromomethane	84		84		70-130	0		30
Styrene	90		90		70-130	0		30
Dichlorodifluoromethane	110		107		30-146	3		30
Acetone	72		80		54-140	11		30
Carbon disulfide	97		100		59-130	3		30
2-Butanone	75		99		70-130	28		30
Vinyl acetate	87		93		70-130	7		30
4-Methyl-2-pentanone	94		94		70-130	0		30
1,2,3-Trichloropropane	84		81		68-130	4		30
2-Hexanone	78		78		70-130	0		30
Bromochloromethane	89		104		70-130	16		30

Lab Control Sample Analysis

Batch Quality Control

Project Name: 25-01 QUEENS PLAZA NORTH

Lab Number: L2056892

Project Number: 170652801

Report Date: 12/28/20

Parameter	LCS %Recovery	Qual	LCSD %Recovery	Qual	%Recovery Limits	RPD	Qual	RPD Limits
Volatile Organics by EPA 5035 High - Westborough Lab Associated sample(s): 01-02,04 Batch: WG1449300-3 WG1449300-4								
2,2-Dichloropropane	90		99		70-130	10		30
1,2-Dibromoethane	90		90		70-130	0		30
1,3-Dichloropropane	88		89		69-130	1		30
1,1,1,2-Tetrachloroethane	94		95		70-130	1		30
Bromobenzene	96		94		70-130	2		30
n-Butylbenzene	90		87		70-130	3		30
sec-Butylbenzene	91		88		70-130	3		30
tert-Butylbenzene	93		90		70-130	3		30
o-Chlorotoluene	90		88		70-130	2		30
p-Chlorotoluene	92		89		70-130	3		30
1,2-Dibromo-3-chloropropane	91		91		68-130	0		30
Hexachlorobutadiene	110		107		67-130	3		30
Isopropylbenzene	94		90		70-130	4		30
p-Isopropyltoluene	93		90		70-130	3		30
Naphthalene	90		88		70-130	2		30
Acrylonitrile	100		122		70-130	20		30
n-Propylbenzene	92		89		70-130	3		30
1,2,3-Trichlorobenzene	94		97		70-130	3		30
1,2,4-Trichlorobenzene	106		103		70-130	3		30
1,3,5-Trimethylbenzene	93		89		70-130	4		30
1,2,4-Trimethylbenzene	93		90		70-130	3		30
1,4-Dioxane	95		91		65-136	4		30
p-Diethylbenzene	94		91		70-130	3		30

Lab Control Sample Analysis

Batch Quality Control

Project Name: 25-01 QUEENS PLAZA NORTH

Project Number: 170652801

Lab Number: L2056892

Report Date: 12/28/20

Parameter	LCS		LCSD		%Recovery Limits	RPD	RPD	
	%Recovery	Qual	%Recovery	Qual			Qual	Limits
Volatile Organics by EPA 5035 High - Westborough Lab Associated sample(s): 01-02,04 Batch: WG1449300-3 WG1449300-4								
p-Ethyltoluene	94		92		70-130	2		30
1,2,4,5-Tetramethylbenzene	92		90		70-130	2		30
Ethyl ether	103		106		67-130	3		30
trans-1,4-Dichloro-2-butene	92		89		70-130	3		30

Surrogate	LCS		LCSD		Acceptance Criteria
	%Recovery	Qual	%Recovery	Qual	
1,2-Dichloroethane-d4	91		90		70-130
Toluene-d8	99		102		70-130
4-Bromofluorobenzene	93		94		70-130
Dibromofluoromethane	88		109		70-130

Lab Control Sample Analysis

Batch Quality Control

Project Name: 25-01 QUEENS PLAZA NORTH

Lab Number: L2056892

Project Number: 170652801

Report Date: 12/28/20

Parameter	LCS %Recovery	Qual	LCSD %Recovery	Qual	%Recovery Limits	RPD	Qual	RPD Limits
Volatile Organics by EPA 5035 High - Westborough Lab Associated sample(s): 01-02 Batch: WG1449300-8 WG1449300-9								
Methylene chloride	92		88		70-130	4		30
1,1-Dichloroethane	105		103		70-130	2		30
Chloroform	91		86		70-130	6		30
Carbon tetrachloride	84		80		70-130	5		30
1,2-Dichloropropane	106		100		70-130	6		30
Dibromochloromethane	91		106		70-130	15		30
1,1,2-Trichloroethane	91		100		70-130	9		30
Tetrachloroethene	100		109		70-130	9		30
Chlorobenzene	92		96		70-130	4		30
Trichlorofluoromethane	92		82		70-139	11		30
1,2-Dichloroethane	90		84		70-130	7		30
1,1,1-Trichloroethane	89		84		70-130	6		30
Bromodichloromethane	88		79		70-130	11		30
trans-1,3-Dichloropropene	86		99		70-130	14		30
cis-1,3-Dichloropropene	95		88		70-130	8		30
1,1-Dichloropropene	98		91		70-130	7		30
Bromoform	96		98		70-130	2		30
1,1,2,2-Tetrachloroethane	88		90		70-130	2		30
Benzene	96		94		70-130	2		30
Toluene	90		104		70-130	14		30
Ethylbenzene	89		94		70-130	5		30
Chloromethane	114		100		52-130	13		30
Bromomethane	104		93		57-147	11		30

Lab Control Sample Analysis

Batch Quality Control

Project Name: 25-01 QUEENS PLAZA NORTH

Lab Number: L2056892

Project Number: 170652801

Report Date: 12/28/20

Parameter	LCS %Recovery	Qual	LCSD %Recovery	Qual	%Recovery Limits	RPD	Qual	RPD Limits
Volatile Organics by EPA 5035 High - Westborough Lab Associated sample(s): 01-02 Batch: WG1449300-8 WG1449300-9								
Vinyl chloride	116		106		67-130	9		30
Chloroethane	98		87		50-151	12		30
1,1-Dichloroethene	101		99		65-135	2		30
trans-1,2-Dichloroethene	102		98		70-130	4		30
Trichloroethene	95		83		70-130	13		30
1,2-Dichlorobenzene	88		89		70-130	1		30
1,3-Dichlorobenzene	83		94		70-130	12		30
1,4-Dichlorobenzene	90		91		70-130	1		30
Methyl tert butyl ether	91		88		66-130	3		30
p/m-Xylene	90		95		70-130	5		30
o-Xylene	94		94		70-130	0		30
cis-1,2-Dichloroethene	95		93		70-130	2		30
Dibromomethane	102		80		70-130	24		30
Styrene	89		94		70-130	5		30
Dichlorodifluoromethane	79		70		30-146	12		30
Acetone	86		79		54-140	8		30
Carbon disulfide	95		93		59-130	2		30
2-Butanone	93		84		70-130	10		30
Vinyl acetate	93		92		70-130	1		30
4-Methyl-2-pentanone	102		113		70-130	10		30
1,2,3-Trichloropropane	86		85		68-130	1		30
2-Hexanone	92		93		70-130	1		30
Bromochloromethane	109		94		70-130	15		30

Lab Control Sample Analysis

Batch Quality Control

Project Name: 25-01 QUEENS PLAZA NORTH

Lab Number: L2056892

Project Number: 170652801

Report Date: 12/28/20

Parameter	LCS %Recovery	Qual	LCSD %Recovery	Qual	%Recovery Limits	RPD	Qual	RPD Limits
Volatile Organics by EPA 5035 High - Westborough Lab Associated sample(s): 01-02 Batch: WG1449300-8 WG1449300-9								
2,2-Dichloropropane	91		85		70-130	7		30
1,2-Dibromoethane	91		104		70-130	13		30
1,3-Dichloropropane	90		100		69-130	11		30
1,1,1,2-Tetrachloroethane	91		98		70-130	7		30
Bromobenzene	94		92		70-130	2		30
n-Butylbenzene	80		82		70-130	2		30
sec-Butylbenzene	83		86		70-130	4		30
tert-Butylbenzene	104		86		70-130	19		30
o-Chlorotoluene	91		85		70-130	7		30
p-Chlorotoluene	89		88		70-130	1		30
1,2-Dibromo-3-chloropropane	92		92		68-130	0		30
Hexachlorobutadiene	102		96		67-130	6		30
Isopropylbenzene	88		87		70-130	1		30
p-Isopropyltoluene	90		103		70-130	13		30
Naphthalene	89		85		70-130	5		30
Acrylonitrile	130		119		70-130	9		30
n-Propylbenzene	92		89		70-130	3		30
1,2,3-Trichlorobenzene	88		90		70-130	2		30
1,2,4-Trichlorobenzene	102		94		70-130	8		30
1,3,5-Trimethylbenzene	88		86		70-130	2		30
1,2,4-Trimethylbenzene	89		89		70-130	0		30
1,4-Dioxane	102		88		65-136	15		30
p-Diethylbenzene	80		88		70-130	10		30

Lab Control Sample Analysis

Batch Quality Control

Project Name: 25-01 QUEENS PLAZA NORTH

Project Number: 170652801

Lab Number: L2056892

Report Date: 12/28/20

Parameter	LCS %Recovery	Qual	LCSD %Recovery	Qual	%Recovery Limits	RPD	Qual	RPD Limits
Volatile Organics by EPA 5035 High - Westborough Lab Associated sample(s): 01-02 Batch: WG1449300-8 WG1449300-9								
p-Ethyltoluene	88		89		70-130	1		30
1,2,4,5-Tetramethylbenzene	87		83		70-130	5		30
Ethyl ether	99		102		67-130	3		30
trans-1,4-Dichloro-2-butene	91		96		70-130	5		30

Surrogate	LCS %Recovery	Qual	LCSD %Recovery	Qual	Acceptance Criteria
1,2-Dichloroethane-d4	94		88		70-130
Toluene-d8	97		108		70-130
4-Bromofluorobenzene	96		87		70-130
Dibromofluoromethane	95		90		70-130

SEMIVOLATILES

Project Name: 25-01 QUEENS PLAZA NORTH
Project Number: 170652801

Lab Number: L2056892
Report Date: 12/28/20

SAMPLE RESULTS

Lab ID: L2056892-01
 Client ID: SB06_16-17
 Sample Location: QUEENS, NY

Date Collected: 12/18/20 09:18
 Date Received: 12/18/20
 Field Prep: Not Specified

Sample Depth:

Matrix: Soil
 Analytical Method: 1,8270D
 Analytical Date: 12/27/20 07:37
 Analyst: EK
 Percent Solids: 78%

Extraction Method: EPA 3546
 Extraction Date: 12/23/20 01:25

Parameter	Result	Qualifier	Units	RL	MDL	Dilution Factor
Semivolatile Organics by GC/MS - Westborough Lab						
Acenaphthene	95	J	ug/kg	170	22.	1
1,2,4-Trichlorobenzene	ND		ug/kg	210	24.	1
Hexachlorobenzene	ND		ug/kg	130	24.	1
Bis(2-chloroethyl)ether	ND		ug/kg	190	28.	1
2-Chloronaphthalene	ND		ug/kg	210	21.	1
1,2-Dichlorobenzene	ND		ug/kg	210	38.	1
1,3-Dichlorobenzene	ND		ug/kg	210	36.	1
1,4-Dichlorobenzene	ND		ug/kg	210	37.	1
3,3'-Dichlorobenzidine	ND		ug/kg	210	56.	1
2,4-Dinitrotoluene	ND		ug/kg	210	42.	1
2,6-Dinitrotoluene	ND		ug/kg	210	36.	1
Fluoranthene	38	J	ug/kg	130	24.	1
4-Chlorophenyl phenyl ether	ND		ug/kg	210	22.	1
4-Bromophenyl phenyl ether	ND		ug/kg	210	32.	1
Bis(2-chloroisopropyl)ether	ND		ug/kg	250	36.	1
Bis(2-chloroethoxy)methane	ND		ug/kg	230	21.	1
Hexachlorobutadiene	ND		ug/kg	210	31.	1
Hexachlorocyclopentadiene	ND		ug/kg	600	190	1
Hexachloroethane	ND		ug/kg	170	34.	1
Isophorone	ND		ug/kg	190	27.	1
Naphthalene	270		ug/kg	210	26.	1
Nitrobenzene	ND		ug/kg	190	31.	1
NDPA/DPA	ND		ug/kg	170	24.	1
n-Nitrosodi-n-propylamine	ND		ug/kg	210	32.	1
Bis(2-ethylhexyl)phthalate	ND		ug/kg	210	73.	1
Butyl benzyl phthalate	350		ug/kg	210	53.	1
Di-n-butylphthalate	ND		ug/kg	210	40.	1
Di-n-octylphthalate	ND		ug/kg	210	72.	1

Project Name: 25-01 QUEENS PLAZA NORTH

Lab Number: L2056892

Project Number: 170652801

Report Date: 12/28/20

SAMPLE RESULTS

Lab ID: L2056892-01
 Client ID: SB06_16-17
 Sample Location: QUEENS, NY

Date Collected: 12/18/20 09:18
 Date Received: 12/18/20
 Field Prep: Not Specified

Sample Depth:

Parameter	Result	Qualifier	Units	RL	MDL	Dilution Factor
Semivolatile Organics by GC/MS - Westborough Lab						
Diethyl phthalate	ND		ug/kg	210	20.	1
Dimethyl phthalate	ND		ug/kg	210	44.	1
Benzo(a)anthracene	ND		ug/kg	130	24.	1
Benzo(a)pyrene	ND		ug/kg	170	51.	1
Benzo(b)fluoranthene	ND		ug/kg	130	35.	1
Benzo(k)fluoranthene	ND		ug/kg	130	34.	1
Chrysene	ND		ug/kg	130	22.	1
Acenaphthylene	ND		ug/kg	170	32.	1
Anthracene	61	J	ug/kg	130	41.	1
Benzo(ghi)perylene	ND		ug/kg	170	25.	1
Fluorene	230		ug/kg	210	20.	1
Phenanthrene	440		ug/kg	130	26.	1
Dibenzo(a,h)anthracene	ND		ug/kg	130	24.	1
Indeno(1,2,3-cd)pyrene	ND		ug/kg	170	29.	1
Pyrene	72	J	ug/kg	130	21.	1
Biphenyl	180	J	ug/kg	480	49.	1
4-Chloroaniline	ND		ug/kg	210	38.	1
2-Nitroaniline	ND		ug/kg	210	41.	1
3-Nitroaniline	ND		ug/kg	210	40.	1
4-Nitroaniline	ND		ug/kg	210	87.	1
Dibenzofuran	96	J	ug/kg	210	20.	1
2-Methylnaphthalene	1200		ug/kg	250	25.	1
1,2,4,5-Tetrachlorobenzene	ND		ug/kg	210	22.	1
Acetophenone	ND		ug/kg	210	26.	1
2,4,6-Trichlorophenol	ND		ug/kg	130	40.	1
p-Chloro-m-cresol	ND		ug/kg	210	31.	1
2-Chlorophenol	ND		ug/kg	210	25.	1
2,4-Dichlorophenol	ND		ug/kg	190	34.	1
2,4-Dimethylphenol	ND		ug/kg	210	70.	1
2-Nitrophenol	ND		ug/kg	450	79.	1
4-Nitrophenol	ND		ug/kg	290	86.	1
2,4-Dinitrophenol	ND		ug/kg	1000	98.	1
4,6-Dinitro-o-cresol	ND		ug/kg	550	100	1
Pentachlorophenol	ND		ug/kg	170	46.	1
Phenol	ND		ug/kg	210	32.	1
2-Methylphenol	ND		ug/kg	210	33.	1
3-Methylphenol/4-Methylphenol	ND		ug/kg	300	33.	1

Project Name: 25-01 QUEENS PLAZA NORTH**Lab Number:** L2056892**Project Number:** 170652801**Report Date:** 12/28/20**SAMPLE RESULTS**

Lab ID: L2056892-01

Date Collected: 12/18/20 09:18

Client ID: SB06_16-17

Date Received: 12/18/20

Sample Location: QUEENS, NY

Field Prep: Not Specified

Sample Depth:

Parameter	Result	Qualifier	Units	RL	MDL	Dilution Factor
Semivolatile Organics by GC/MS - Westborough Lab						
2,4,5-Trichlorophenol	ND		ug/kg	210	40.	1
Benzoic Acid	ND		ug/kg	680	210	1
Benzyl Alcohol	ND		ug/kg	210	64.	1
Carbazole	ND		ug/kg	210	20.	1
1,4-Dioxane	ND		ug/kg	32	9.7	1

Surrogate	% Recovery	Qualifier	Acceptance Criteria
2-Fluorophenol	62		25-120
Phenol-d6	64		10-120
Nitrobenzene-d5	62		23-120
2-Fluorobiphenyl	42		30-120
2,4,6-Tribromophenol	69		10-136
4-Terphenyl-d14	41		18-120

Project Name: 25-01 QUEENS PLAZA NORTH
Project Number: 170652801

Lab Number: L2056892
Report Date: 12/28/20

SAMPLE RESULTS

Lab ID: L2056892-02 D
 Client ID: SB07_12.5-13.5
 Sample Location: QUEENS, NY

Date Collected: 12/18/20 10:25
 Date Received: 12/18/20
 Field Prep: Not Specified

Sample Depth:

Matrix: Soil
 Analytical Method: 1,8270D
 Analytical Date: 12/28/20 15:00
 Analyst: EK
 Percent Solids: 82%

Extraction Method: EPA 3546
 Extraction Date: 12/23/20 01:25

Parameter	Result	Qualifier	Units	RL	MDL	Dilution Factor
Semivolatile Organics by GC/MS - Westborough Lab						
Acenaphthene	760	J	ug/kg	800	100	5
1,2,4-Trichlorobenzene	ND		ug/kg	1000	110	5
Hexachlorobenzene	ND		ug/kg	600	110	5
Bis(2-chloroethyl)ether	ND		ug/kg	900	140	5
2-Chloronaphthalene	ND		ug/kg	1000	99.	5
1,2-Dichlorobenzene	ND		ug/kg	1000	180	5
1,3-Dichlorobenzene	ND		ug/kg	1000	170	5
1,4-Dichlorobenzene	ND		ug/kg	1000	170	5
3,3'-Dichlorobenzidine	ND		ug/kg	1000	260	5
2,4-Dinitrotoluene	ND		ug/kg	1000	200	5
2,6-Dinitrotoluene	ND		ug/kg	1000	170	5
Fluoranthene	110	J	ug/kg	600	110	5
4-Chlorophenyl phenyl ether	ND		ug/kg	1000	110	5
4-Bromophenyl phenyl ether	ND		ug/kg	1000	150	5
Bis(2-chloroisopropyl)ether	ND		ug/kg	1200	170	5
Bis(2-chloroethoxy)methane	ND		ug/kg	1100	100	5
Hexachlorobutadiene	ND		ug/kg	1000	150	5
Hexachlorocyclopentadiene	ND		ug/kg	2800	900	5
Hexachloroethane	ND		ug/kg	800	160	5
Isophorone	ND		ug/kg	900	130	5
Naphthalene	4600		ug/kg	1000	120	5
Nitrobenzene	ND		ug/kg	900	150	5
NDPA/DPA	ND		ug/kg	800	110	5
n-Nitrosodi-n-propylamine	ND		ug/kg	1000	150	5
Bis(2-ethylhexyl)phthalate	ND		ug/kg	1000	340	5
Butyl benzyl phthalate	ND		ug/kg	1000	250	5
Di-n-butylphthalate	ND		ug/kg	1000	190	5
Di-n-octylphthalate	ND		ug/kg	1000	340	5

Project Name: 25-01 QUEENS PLAZA NORTH

Lab Number: L2056892

Project Number: 170652801

Report Date: 12/28/20

SAMPLE RESULTS

Lab ID: L2056892-02 D

Date Collected: 12/18/20 10:25

Client ID: SB07_12.5-13.5

Date Received: 12/18/20

Sample Location: QUEENS, NY

Field Prep: Not Specified

Sample Depth:

Parameter	Result	Qualifier	Units	RL	MDL	Dilution Factor
Semivolatile Organics by GC/MS - Westborough Lab						
Diethyl phthalate	ND		ug/kg	1000	92.	5
Dimethyl phthalate	ND		ug/kg	1000	210	5
Benzo(a)anthracene	ND		ug/kg	600	110	5
Benzo(a)pyrene	ND		ug/kg	800	240	5
Benzo(b)fluoranthene	ND		ug/kg	600	170	5
Benzo(k)fluoranthene	ND		ug/kg	600	160	5
Chrysene	ND		ug/kg	600	100	5
Acenaphthylene	ND		ug/kg	800	150	5
Anthracene	440	J	ug/kg	600	190	5
Benzo(ghi)perylene	ND		ug/kg	800	120	5
Fluorene	1700		ug/kg	1000	97.	5
Phenanthrene	3900		ug/kg	600	120	5
Dibenzo(a,h)anthracene	ND		ug/kg	600	120	5
Indeno(1,2,3-cd)pyrene	ND		ug/kg	800	140	5
Pyrene	560	J	ug/kg	600	99.	5
Biphenyl	ND		ug/kg	2300	230	5
4-Chloroaniline	ND		ug/kg	1000	180	5
2-Nitroaniline	ND		ug/kg	1000	190	5
3-Nitroaniline	ND		ug/kg	1000	190	5
4-Nitroaniline	ND		ug/kg	1000	410	5
Dibenzofuran	700	J	ug/kg	1000	94.	5
2-Methylnaphthalene	18000		ug/kg	1200	120	5
1,2,4,5-Tetrachlorobenzene	ND		ug/kg	1000	100	5
Acetophenone	ND		ug/kg	1000	120	5
2,4,6-Trichlorophenol	ND		ug/kg	600	190	5
p-Chloro-m-cresol	ND		ug/kg	1000	150	5
2-Chlorophenol	ND		ug/kg	1000	120	5
2,4-Dichlorophenol	ND		ug/kg	900	160	5
2,4-Dimethylphenol	ND		ug/kg	1000	330	5
2-Nitrophenol	ND		ug/kg	2200	380	5
4-Nitrophenol	ND		ug/kg	1400	410	5
2,4-Dinitrophenol	ND		ug/kg	4800	460	5
4,6-Dinitro-o-cresol	ND		ug/kg	2600	480	5
Pentachlorophenol	ND		ug/kg	800	220	5
Phenol	ND		ug/kg	1000	150	5
2-Methylphenol	ND		ug/kg	1000	150	5
3-Methylphenol/4-Methylphenol	ND		ug/kg	1400	160	5

Project Name: 25-01 QUEENS PLAZA NORTH
Project Number: 170652801

Lab Number: L2056892
Report Date: 12/28/20

SAMPLE RESULTS

Lab ID: L2056892-02 D
 Client ID: SB07_12.5-13.5
 Sample Location: QUEENS, NY

Date Collected: 12/18/20 10:25
 Date Received: 12/18/20
 Field Prep: Not Specified

Sample Depth:

Parameter	Result	Qualifier	Units	RL	MDL	Dilution Factor
Semivolatile Organics by GC/MS - Westborough Lab						
2,4,5-Trichlorophenol	ND		ug/kg	1000	190	5
Benzoic Acid	ND		ug/kg	3200	1000	5
Benzyl Alcohol	ND		ug/kg	1000	300	5
Carbazole	ND		ug/kg	1000	97.	5
1,4-Dioxane	ND		ug/kg	150	46.	5

Surrogate	% Recovery	Qualifier	Acceptance Criteria
2-Fluorophenol	79		25-120
Phenol-d6	83		10-120
Nitrobenzene-d5	97		23-120
2-Fluorobiphenyl	78		30-120
2,4,6-Tribromophenol	95		10-136
4-Terphenyl-d14	81		18-120

Project Name: 25-01 QUEENS PLAZA NORTH
Project Number: 170652801

Lab Number: L2056892
Report Date: 12/28/20

SAMPLE RESULTS

Lab ID: L2056892-03
 Client ID: SB08_10.5-11.5
 Sample Location: QUEENS, NY

Date Collected: 12/18/20 15:30
 Date Received: 12/18/20
 Field Prep: Not Specified

Sample Depth:

Matrix: Soil
 Analytical Method: 1,8270D
 Analytical Date: 12/27/20 06:46
 Analyst: EK
 Percent Solids: 85%

Extraction Method: EPA 3546
 Extraction Date: 12/23/20 01:25

Parameter	Result	Qualifier	Units	RL	MDL	Dilution Factor
Semivolatile Organics by GC/MS - Westborough Lab						
Acenaphthene	ND		ug/kg	160	20.	1
1,2,4-Trichlorobenzene	ND		ug/kg	200	22.	1
Hexachlorobenzene	ND		ug/kg	120	22.	1
Bis(2-chloroethyl)ether	ND		ug/kg	180	26.	1
2-Chloronaphthalene	ND		ug/kg	200	19.	1
1,2-Dichlorobenzene	ND		ug/kg	200	35.	1
1,3-Dichlorobenzene	ND		ug/kg	200	34.	1
1,4-Dichlorobenzene	ND		ug/kg	200	34.	1
3,3'-Dichlorobenzidine	ND		ug/kg	200	52.	1
2,4-Dinitrotoluene	ND		ug/kg	200	39.	1
2,6-Dinitrotoluene	ND		ug/kg	200	34.	1
Fluoranthene	ND		ug/kg	120	22.	1
4-Chlorophenyl phenyl ether	ND		ug/kg	200	21.	1
4-Bromophenyl phenyl ether	ND		ug/kg	200	30.	1
Bis(2-chloroisopropyl)ether	ND		ug/kg	240	33.	1
Bis(2-chloroethoxy)methane	ND		ug/kg	210	20.	1
Hexachlorobutadiene	ND		ug/kg	200	29.	1
Hexachlorocyclopentadiene	ND		ug/kg	560	180	1
Hexachloroethane	ND		ug/kg	160	32.	1
Isophorone	ND		ug/kg	180	25.	1
Naphthalene	ND		ug/kg	200	24.	1
Nitrobenzene	ND		ug/kg	180	29.	1
NDPA/DPA	ND		ug/kg	160	22.	1
n-Nitrosodi-n-propylamine	ND		ug/kg	200	30.	1
Bis(2-ethylhexyl)phthalate	ND		ug/kg	200	68.	1
Butyl benzyl phthalate	250		ug/kg	200	49.	1
Di-n-butylphthalate	ND		ug/kg	200	37.	1
Di-n-octylphthalate	ND		ug/kg	200	67.	1

Project Name: 25-01 QUEENS PLAZA NORTH**Lab Number:** L2056892**Project Number:** 170652801**Report Date:** 12/28/20**SAMPLE RESULTS**

Lab ID: L2056892-03
 Client ID: SB08_10.5-11.5
 Sample Location: QUEENS, NY

Date Collected: 12/18/20 15:30
 Date Received: 12/18/20
 Field Prep: Not Specified

Sample Depth:

Parameter	Result	Qualifier	Units	RL	MDL	Dilution Factor
Semivolatile Organics by GC/MS - Westborough Lab						
Diethyl phthalate	ND		ug/kg	200	18.	1
Dimethyl phthalate	ND		ug/kg	200	41.	1
Benzo(a)anthracene	ND		ug/kg	120	22.	1
Benzo(a)pyrene	ND		ug/kg	160	48.	1
Benzo(b)fluoranthene	ND		ug/kg	120	33.	1
Benzo(k)fluoranthene	ND		ug/kg	120	31.	1
Chrysene	ND		ug/kg	120	20.	1
Acenaphthylene	ND		ug/kg	160	30.	1
Anthracene	ND		ug/kg	120	38.	1
Benzo(ghi)perylene	ND		ug/kg	160	23.	1
Fluorene	ND		ug/kg	200	19.	1
Phenanthrene	ND		ug/kg	120	24.	1
Dibenzo(a,h)anthracene	ND		ug/kg	120	23.	1
Indeno(1,2,3-cd)pyrene	ND		ug/kg	160	27.	1
Pyrene	ND		ug/kg	120	19.	1
Biphenyl	ND		ug/kg	450	45.	1
4-Chloroaniline	ND		ug/kg	200	36.	1
2-Nitroaniline	ND		ug/kg	200	38.	1
3-Nitroaniline	ND		ug/kg	200	37.	1
4-Nitroaniline	ND		ug/kg	200	81.	1
Dibenzofuran	ND		ug/kg	200	18.	1
2-Methylnaphthalene	ND		ug/kg	240	24.	1
1,2,4,5-Tetrachlorobenzene	ND		ug/kg	200	20.	1
Acetophenone	ND		ug/kg	200	24.	1
2,4,6-Trichlorophenol	ND		ug/kg	120	37.	1
p-Chloro-m-cresol	ND		ug/kg	200	29.	1
2-Chlorophenol	ND		ug/kg	200	23.	1
2,4-Dichlorophenol	ND		ug/kg	180	31.	1
2,4-Dimethylphenol	ND		ug/kg	200	65.	1
2-Nitrophenol	ND		ug/kg	420	74.	1
4-Nitrophenol	ND		ug/kg	270	80.	1
2,4-Dinitrophenol	ND		ug/kg	940	91.	1
4,6-Dinitro-o-cresol	ND		ug/kg	510	94.	1
Pentachlorophenol	ND		ug/kg	160	43.	1
Phenol	ND		ug/kg	200	30.	1
2-Methylphenol	ND		ug/kg	200	30.	1
3-Methylphenol/4-Methylphenol	ND		ug/kg	280	31.	1

Project Name: 25-01 QUEENS PLAZA NORTH
Project Number: 170652801

Lab Number: L2056892
Report Date: 12/28/20

SAMPLE RESULTS

Lab ID: L2056892-03
 Client ID: SB08_10.5-11.5
 Sample Location: QUEENS, NY

Date Collected: 12/18/20 15:30
 Date Received: 12/18/20
 Field Prep: Not Specified

Sample Depth:

Parameter	Result	Qualifier	Units	RL	MDL	Dilution Factor
Semivolatile Organics by GC/MS - Westborough Lab						
2,4,5-Trichlorophenol	ND		ug/kg	200	38.	1
Benzoic Acid	ND		ug/kg	630	200	1
Benzyl Alcohol	ND		ug/kg	200	60.	1
Carbazole	ND		ug/kg	200	19.	1
1,4-Dioxane	ND		ug/kg	29	9.0	1

Surrogate	% Recovery	Qualifier	Acceptance Criteria
2-Fluorophenol	71		25-120
Phenol-d6	75		10-120
Nitrobenzene-d5	71		23-120
2-Fluorobiphenyl	72		30-120
2,4,6-Tribromophenol	89		10-136
4-Terphenyl-d14	55		18-120

Project Name: 25-01 QUEENS PLAZA NORTH
Project Number: 170652801

Lab Number: L2056892
Report Date: 12/28/20

SAMPLE RESULTS

Lab ID: L2056892-04
 Client ID: SB09_14.5-15.5
 Sample Location: QUEENS, NY

Date Collected: 12/18/20 13:15
 Date Received: 12/18/20
 Field Prep: Not Specified

Sample Depth:

Matrix: Soil
 Analytical Method: 1,8270D
 Analytical Date: 12/27/20 07:12
 Analyst: EK
 Percent Solids: 80%

Extraction Method: EPA 3546
 Extraction Date: 12/23/20 01:25

Parameter	Result	Qualifier	Units	RL	MDL	Dilution Factor
Semivolatile Organics by GC/MS - Westborough Lab						
Acenaphthene	ND		ug/kg	160	21.	1
1,2,4-Trichlorobenzene	ND		ug/kg	210	24.	1
Hexachlorobenzene	ND		ug/kg	120	23.	1
Bis(2-chloroethyl)ether	ND		ug/kg	180	28.	1
2-Chloronaphthalene	ND		ug/kg	210	20.	1
1,2-Dichlorobenzene	ND		ug/kg	210	37.	1
1,3-Dichlorobenzene	ND		ug/kg	210	36.	1
1,4-Dichlorobenzene	ND		ug/kg	210	36.	1
3,3'-Dichlorobenzidine	ND		ug/kg	210	55.	1
2,4-Dinitrotoluene	ND		ug/kg	210	41.	1
2,6-Dinitrotoluene	ND		ug/kg	210	35.	1
Fluoranthene	ND		ug/kg	120	24.	1
4-Chlorophenyl phenyl ether	ND		ug/kg	210	22.	1
4-Bromophenyl phenyl ether	ND		ug/kg	210	32.	1
Bis(2-chloroisopropyl)ether	ND		ug/kg	250	35.	1
Bis(2-chloroethoxy)methane	ND		ug/kg	220	21.	1
Hexachlorobutadiene	ND		ug/kg	210	30.	1
Hexachlorocyclopentadiene	ND		ug/kg	590	190	1
Hexachloroethane	ND		ug/kg	160	33.	1
Isophorone	ND		ug/kg	180	27.	1
Naphthalene	ND		ug/kg	210	25.	1
Nitrobenzene	ND		ug/kg	180	30.	1
NDPA/DPA	ND		ug/kg	160	24.	1
n-Nitrosodi-n-propylamine	ND		ug/kg	210	32.	1
Bis(2-ethylhexyl)phthalate	ND		ug/kg	210	71.	1
Butyl benzyl phthalate	ND		ug/kg	210	52.	1
Di-n-butylphthalate	ND		ug/kg	210	39.	1
Di-n-octylphthalate	ND		ug/kg	210	70.	1

Project Name: 25-01 QUEENS PLAZA NORTH
Project Number: 170652801

Lab Number: L2056892
Report Date: 12/28/20

SAMPLE RESULTS

Lab ID: L2056892-04
 Client ID: SB09_14.5-15.5
 Sample Location: QUEENS, NY

Date Collected: 12/18/20 13:15
 Date Received: 12/18/20
 Field Prep: Not Specified

Sample Depth:

Parameter	Result	Qualifier	Units	RL	MDL	Dilution Factor
Semivolatile Organics by GC/MS - Westborough Lab						
Diethyl phthalate	ND		ug/kg	210	19.	1
Dimethyl phthalate	ND		ug/kg	210	43.	1
Benzo(a)anthracene	ND		ug/kg	120	23.	1
Benzo(a)pyrene	ND		ug/kg	160	50.	1
Benzo(b)fluoranthene	ND		ug/kg	120	35.	1
Benzo(k)fluoranthene	ND		ug/kg	120	33.	1
Chrysene	ND		ug/kg	120	21.	1
Acenaphthylene	ND		ug/kg	160	32.	1
Anthracene	ND		ug/kg	120	40.	1
Benzo(ghi)perylene	ND		ug/kg	160	24.	1
Fluorene	ND		ug/kg	210	20.	1
Phenanthrene	ND		ug/kg	120	25.	1
Dibenzo(a,h)anthracene	ND		ug/kg	120	24.	1
Indeno(1,2,3-cd)pyrene	ND		ug/kg	160	29.	1
Pyrene	ND		ug/kg	120	20.	1
Biphenyl	ND		ug/kg	470	48.	1
4-Chloroaniline	ND		ug/kg	210	38.	1
2-Nitroaniline	ND		ug/kg	210	40.	1
3-Nitroaniline	ND		ug/kg	210	39.	1
4-Nitroaniline	ND		ug/kg	210	86.	1
Dibenzofuran	ND		ug/kg	210	20.	1
2-Methylnaphthalene	ND		ug/kg	250	25.	1
1,2,4,5-Tetrachlorobenzene	ND		ug/kg	210	22.	1
Acetophenone	ND		ug/kg	210	26.	1
2,4,6-Trichlorophenol	ND		ug/kg	120	39.	1
p-Chloro-m-cresol	ND		ug/kg	210	31.	1
2-Chlorophenol	ND		ug/kg	210	24.	1
2,4-Dichlorophenol	ND		ug/kg	180	33.	1
2,4-Dimethylphenol	ND		ug/kg	210	68.	1
2-Nitrophenol	ND		ug/kg	450	78.	1
4-Nitrophenol	ND		ug/kg	290	84.	1
2,4-Dinitrophenol	ND		ug/kg	990	96.	1
4,6-Dinitro-o-cresol	ND		ug/kg	540	99.	1
Pentachlorophenol	ND		ug/kg	160	45.	1
Phenol	ND		ug/kg	210	31.	1
2-Methylphenol	ND		ug/kg	210	32.	1
3-Methylphenol/4-Methylphenol	ND		ug/kg	300	32.	1

Project Name: 25-01 QUEENS PLAZA NORTH
Project Number: 170652801

Lab Number: L2056892
Report Date: 12/28/20

SAMPLE RESULTS

Lab ID: L2056892-04
 Client ID: SB09_14.5-15.5
 Sample Location: QUEENS, NY

Date Collected: 12/18/20 13:15
 Date Received: 12/18/20
 Field Prep: Not Specified

Sample Depth:

Parameter	Result	Qualifier	Units	RL	MDL	Dilution Factor
Semivolatile Organics by GC/MS - Westborough Lab						
2,4,5-Trichlorophenol	ND		ug/kg	210	40.	1
Benzoic Acid	ND		ug/kg	670	210	1
Benzyl Alcohol	ND		ug/kg	210	63.	1
Carbazole	ND		ug/kg	210	20.	1
1,4-Dioxane	ND		ug/kg	31	9.5	1

Surrogate	% Recovery	Qualifier	Acceptance Criteria
2-Fluorophenol	68		25-120
Phenol-d6	70		10-120
Nitrobenzene-d5	66		23-120
2-Fluorobiphenyl	70		30-120
2,4,6-Tribromophenol	82		10-136
4-Terphenyl-d14	55		18-120

Project Name: 25-01 QUEENS PLAZA NORTH
Project Number: 170652801

Lab Number: L2056892
Report Date: 12/28/20

Method Blank Analysis
Batch Quality Control

Analytical Method: 1,8270D
Analytical Date: 12/28/20 14:38
Analyst: EK

Extraction Method: EPA 3546
Extraction Date: 12/22/20 05:19

Parameter	Result	Qualifier	Units	RL	MDL
Semivolatile Organics by GC/MS - Westborough Lab for sample(s): 01-04 Batch: WG1449478-1					
Acenaphthene	ND		ug/kg	130	17.
1,2,4-Trichlorobenzene	ND		ug/kg	160	18.
Hexachlorobenzene	ND		ug/kg	98	18.
Bis(2-chloroethyl)ether	ND		ug/kg	150	22.
2-Chloronaphthalene	ND		ug/kg	160	16.
1,2-Dichlorobenzene	ND		ug/kg	160	29.
1,3-Dichlorobenzene	ND		ug/kg	160	28.
1,4-Dichlorobenzene	ND		ug/kg	160	28.
3,3'-Dichlorobenzidine	ND		ug/kg	160	43.
2,4-Dinitrotoluene	ND		ug/kg	160	32.
2,6-Dinitrotoluene	ND		ug/kg	160	28.
Fluoranthene	ND		ug/kg	98	19.
4-Chlorophenyl phenyl ether	ND		ug/kg	160	17.
4-Bromophenyl phenyl ether	ND		ug/kg	160	25.
Bis(2-chloroisopropyl)ether	ND		ug/kg	200	28.
Bis(2-chloroethoxy)methane	ND		ug/kg	180	16.
Hexachlorobutadiene	ND		ug/kg	160	24.
Hexachlorocyclopentadiene	ND		ug/kg	460	150
Hexachloroethane	ND		ug/kg	130	26.
Isophorone	ND		ug/kg	150	21.
Naphthalene	ND		ug/kg	160	20.
Nitrobenzene	ND		ug/kg	150	24.
NDPA/DPA	ND		ug/kg	130	18.
n-Nitrosodi-n-propylamine	ND		ug/kg	160	25.
Bis(2-ethylhexyl)phthalate	ND		ug/kg	160	56.
Butyl benzyl phthalate	ND		ug/kg	160	41.
Di-n-butylphthalate	ND		ug/kg	160	31.
Di-n-octylphthalate	ND		ug/kg	160	55.
Diethyl phthalate	ND		ug/kg	160	15.

Project Name: 25-01 QUEENS PLAZA NORTH
Project Number: 170652801

Lab Number: L2056892
Report Date: 12/28/20

Method Blank Analysis
Batch Quality Control

Analytical Method: 1,8270D
Analytical Date: 12/28/20 14:38
Analyst: EK

Extraction Method: EPA 3546
Extraction Date: 12/22/20 05:19

Parameter	Result	Qualifier	Units	RL	MDL
Semivolatile Organics by GC/MS - Westborough Lab for sample(s): 01-04 Batch: WG1449478-1					
Dimethyl phthalate	ND		ug/kg	160	34.
Benzo(a)anthracene	ND		ug/kg	98	18.
Benzo(a)pyrene	ND		ug/kg	130	40.
Benzo(b)fluoranthene	ND		ug/kg	98	27.
Benzo(k)fluoranthene	ND		ug/kg	98	26.
Chrysene	ND		ug/kg	98	17.
Acenaphthylene	ND		ug/kg	130	25.
Anthracene	ND		ug/kg	98	32.
Benzo(ghi)perylene	ND		ug/kg	130	19.
Fluorene	ND		ug/kg	160	16.
Phenanthrene	ND		ug/kg	98	20.
Dibenzo(a,h)anthracene	ND		ug/kg	98	19.
Indeno(1,2,3-cd)pyrene	ND		ug/kg	130	23.
Pyrene	ND		ug/kg	98	16.
Biphenyl	ND		ug/kg	370	38.
4-Chloroaniline	ND		ug/kg	160	30.
2-Nitroaniline	ND		ug/kg	160	31.
3-Nitroaniline	ND		ug/kg	160	31.
4-Nitroaniline	ND		ug/kg	160	67.
Dibenzofuran	ND		ug/kg	160	15.
2-Methylnaphthalene	ND		ug/kg	200	20.
1,2,4,5-Tetrachlorobenzene	ND		ug/kg	160	17.
Acetophenone	ND		ug/kg	160	20.
2,4,6-Trichlorophenol	ND		ug/kg	98	31.
p-Chloro-m-cresol	ND		ug/kg	160	24.
2-Chlorophenol	ND		ug/kg	160	19.
2,4-Dichlorophenol	ND		ug/kg	150	26.
2,4-Dimethylphenol	ND		ug/kg	160	54.
2-Nitrophenol	ND		ug/kg	350	61.

Project Name: 25-01 QUEENS PLAZA NORTH
Project Number: 170652801

Lab Number: L2056892
Report Date: 12/28/20

**Method Blank Analysis
Batch Quality Control**

Analytical Method: 1,8270D
Analytical Date: 12/28/20 14:38
Analyst: EK

Extraction Method: EPA 3546
Extraction Date: 12/22/20 05:19

Parameter	Result	Qualifier	Units	RL	MDL
Semivolatiles Organics by GC/MS - Westborough Lab for sample(s): 01-04 Batch: WG1449478-1					
4-Nitrophenol	ND		ug/kg	230	66.
2,4-Dinitrophenol	ND		ug/kg	780	76.
4,6-Dinitro-o-cresol	ND		ug/kg	420	78.
Pentachlorophenol	ND		ug/kg	130	36.
Phenol	ND		ug/kg	160	24.
2-Methylphenol	ND		ug/kg	160	25.
3-Methylphenol/4-Methylphenol	ND		ug/kg	230	25.
2,4,5-Trichlorophenol	ND		ug/kg	160	31.
Benzoic Acid	ND		ug/kg	530	160
Benzyl Alcohol	ND		ug/kg	160	50.
Carbazole	ND		ug/kg	160	16.
1,4-Dioxane	ND		ug/kg	24	7.5

Surrogate	%Recovery	Qualifier	Acceptance Criteria
2-Fluorophenol	101		25-120
Phenol-d6	99		10-120
Nitrobenzene-d5	89		23-120
2-Fluorobiphenyl	103		30-120
2,4,6-Tribromophenol	118		10-136
4-Terphenyl-d14	117		18-120

Lab Control Sample Analysis

Batch Quality Control

Project Name: 25-01 QUEENS PLAZA NORTH

Lab Number: L2056892

Project Number: 170652801

Report Date: 12/28/20

Parameter	LCS %Recovery	Qual	LCSD %Recovery	Qual	%Recovery Limits	RPD	Qual	RPD Limits
Semivolatile Organics by GC/MS - Westborough Lab Associated sample(s): 01-04 Batch: WG1449478-2 WG1449478-3								
Acenaphthene	82		87		31-137	6		50
1,2,4-Trichlorobenzene	92		92		38-107	0		50
Hexachlorobenzene	82		84		40-140	2		50
Bis(2-chloroethyl)ether	83		85		40-140	2		50
2-Chloronaphthalene	87		90		40-140	3		50
1,2-Dichlorobenzene	82		82		40-140	0		50
1,3-Dichlorobenzene	78		79		40-140	1		50
1,4-Dichlorobenzene	80		80		28-104	0		50
3,3'-Dichlorobenzidine	73		81		40-140	10		50
2,4-Dinitrotoluene	69		73		40-132	6		50
2,6-Dinitrotoluene	76		79		40-140	4		50
Fluoranthene	87		90		40-140	3		50
4-Chlorophenyl phenyl ether	82		84		40-140	2		50
4-Bromophenyl phenyl ether	83		85		40-140	2		50
Bis(2-chloroisopropyl)ether	78		81		40-140	4		50
Bis(2-chloroethoxy)methane	87		90		40-117	3		50
Hexachlorobutadiene	76		76		40-140	0		50
Hexachlorocyclopentadiene	23	Q	19	Q	40-140	19		50
Hexachloroethane	66		62		40-140	6		50
Isophorone	88		91		40-140	3		50
Naphthalene	79		80		40-140	1		50
Nitrobenzene	91		90		40-140	1		50
NDPA/DPA	83		87		36-157	5		50

Lab Control Sample Analysis

Batch Quality Control

Project Name: 25-01 QUEENS PLAZA NORTH

Lab Number: L2056892

Project Number: 170652801

Report Date: 12/28/20

Parameter	LCS %Recovery	Qual	LCSD %Recovery	Qual	%Recovery Limits	RPD	Qual	RPD Limits
Semivolatile Organics by GC/MS - Westborough Lab Associated sample(s): 01-04 Batch: WG1449478-2 WG1449478-3								
n-Nitrosodi-n-propylamine	87		90		32-121	3		50
Bis(2-ethylhexyl)phthalate	100		104		40-140	4		50
Butyl benzyl phthalate	94		97		40-140	3		50
Di-n-butylphthalate	88		93		40-140	6		50
Di-n-octylphthalate	98		104		40-140	6		50
Diethyl phthalate	80		84		40-140	5		50
Dimethyl phthalate	84		88		40-140	5		50
Benzo(a)anthracene	84		88		40-140	5		50
Benzo(a)pyrene	84		88		40-140	5		50
Benzo(b)fluoranthene	81		86		40-140	6		50
Benzo(k)fluoranthene	80		84		40-140	5		50
Chrysene	85		89		40-140	5		50
Acenaphthylene	88		89		40-140	1		50
Anthracene	87		90		40-140	3		50
Benzo(ghi)perylene	81		85		40-140	5		50
Fluorene	85		88		40-140	3		50
Phenanthrene	87		91		40-140	4		50
Dibenzo(a,h)anthracene	82		86		40-140	5		50
Indeno(1,2,3-cd)pyrene	84		90		40-140	7		50
Pyrene	85		88		35-142	3		50
Biphenyl	91		94		37-127	3		50
4-Chloroaniline	51		62		40-140	19		50
2-Nitroaniline	102		107		47-134	5		50

Lab Control Sample Analysis

Batch Quality Control

Project Name: 25-01 QUEENS PLAZA NORTH

Lab Number: L2056892

Project Number: 170652801

Report Date: 12/28/20

Parameter	LCS %Recovery	Qual	LCSD %Recovery	Qual	%Recovery Limits	RPD	Qual	RPD Limits
Semivolatile Organics by GC/MS - Westborough Lab Associated sample(s): 01-04 Batch: WG1449478-2 WG1449478-3								
3-Nitroaniline	101		105		26-129	4		50
4-Nitroaniline	100		106		41-125	6		50
Dibenzofuran	85		88		40-140	3		50
2-Methylnaphthalene	84		84		40-140	0		50
1,2,4,5-Tetrachlorobenzene	88		89		40-117	1		50
Acetophenone	96		97		14-144	1		50
2,4,6-Trichlorophenol	98		102		30-130	4		50
p-Chloro-m-cresol	92		97		26-103	5		50
2-Chlorophenol	96		97		25-102	1		50
2,4-Dichlorophenol	105		108		30-130	3		50
2,4-Dimethylphenol	98		99		30-130	1		50
2-Nitrophenol	64		61		30-130	5		50
4-Nitrophenol	86		87		11-114	1		50
2,4-Dinitrophenol	7		5		4-130	32		50
4,6-Dinitro-o-cresol	10		8	Q	10-130	17		50
Pentachlorophenol	94		93		17-109	1		50
Phenol	90		92	Q	26-90	2		50
2-Methylphenol	98		100		30-130.	2		50
3-Methylphenol/4-Methylphenol	107		111		30-130	4		50
2,4,5-Trichlorophenol	99		101		30-130	2		50
Benzoic Acid	105		103		10-110	2		50
Benzyl Alcohol	90		95		40-140	5		50
Carbazole	88		91		54-128	3		50

Lab Control Sample Analysis

Batch Quality Control

Project Name: 25-01 QUEENS PLAZA NORTH

Lab Number: L2056892

Project Number: 170652801

Report Date: 12/28/20

Parameter	LCS %Recovery	Qual	LCSD %Recovery	Qual	%Recovery Limits	RPD	Qual	RPD Limits
Semivolatile Organics by GC/MS - Westborough Lab Associated sample(s): 01-04 Batch: WG1449478-2 WG1449478-3								
1,4-Dioxane	52		53		40-140	2		50

Surrogate	LCS %Recovery	Qual	LCSD %Recovery	Qual	Acceptance Criteria
2-Fluorophenol	95		95		25-120
Phenol-d6	98		99		10-120
Nitrobenzene-d5	91		91		23-120
2-Fluorobiphenyl	87		90		30-120
2,4,6-Tribromophenol	99		98		10-136
4-Terphenyl-d14	91		94		18-120

PCBS

Project Name: 25-01 QUEENS PLAZA NORTH
Project Number: 170652801

Lab Number: L2056892
Report Date: 12/28/20

SAMPLE RESULTS

Lab ID: L2056892-01
 Client ID: SB06_16-17
 Sample Location: QUEENS, NY

Date Collected: 12/18/20 09:18
 Date Received: 12/18/20
 Field Prep: Not Specified

Sample Depth:

Matrix: Soil
 Analytical Method: 1,8082A
 Analytical Date: 12/26/20 13:18
 Analyst: JAW
 Percent Solids: 78%

Extraction Method: EPA 3546
 Extraction Date: 12/23/20 01:45
 Cleanup Method: EPA 3665A
 Cleanup Date: 12/23/20
 Cleanup Method: EPA 3660B
 Cleanup Date: 12/24/20

Parameter	Result	Qualifier	Units	RL	MDL	Dilution Factor	Column
Polychlorinated Biphenyls by GC - Westborough Lab							
Aroclor 1016	ND		ug/kg	42.0	3.73	1	A
Aroclor 1221	ND		ug/kg	42.0	4.21	1	A
Aroclor 1232	ND		ug/kg	42.0	8.92	1	A
Aroclor 1242	ND		ug/kg	42.0	5.67	1	A
Aroclor 1248	ND		ug/kg	42.0	6.31	1	A
Aroclor 1254	ND		ug/kg	42.0	4.60	1	A
Aroclor 1260	ND		ug/kg	42.0	7.77	1	A
Aroclor 1262	ND		ug/kg	42.0	5.34	1	A
Aroclor 1268	ND		ug/kg	42.0	4.36	1	A
PCBs, Total	ND		ug/kg	42.0	3.73	1	A

Surrogate	% Recovery	Qualifier	Acceptance Criteria	Column
2,4,5,6-Tetrachloro-m-xylene	59		30-150	A
Decachlorobiphenyl	78		30-150	A
2,4,5,6-Tetrachloro-m-xylene	68		30-150	B
Decachlorobiphenyl	68		30-150	B

Project Name: 25-01 QUEENS PLAZA NORTH
Project Number: 170652801

Lab Number: L2056892
Report Date: 12/28/20

SAMPLE RESULTS

Lab ID: L2056892-02
 Client ID: SB07_12.5-13.5
 Sample Location: QUEENS, NY

Date Collected: 12/18/20 10:25
 Date Received: 12/18/20
 Field Prep: Not Specified

Sample Depth:

Matrix: Soil
 Analytical Method: 1,8082A
 Analytical Date: 12/26/20 13:25
 Analyst: JAW
 Percent Solids: 82%

Extraction Method: EPA 3546
 Extraction Date: 12/23/20 01:45
 Cleanup Method: EPA 3665A
 Cleanup Date: 12/23/20
 Cleanup Method: EPA 3660B
 Cleanup Date: 12/24/20

Parameter	Result	Qualifier	Units	RL	MDL	Dilution Factor	Column
Polychlorinated Biphenyls by GC - Westborough Lab							
Aroclor 1016	ND		ug/kg	39.1	3.47	1	A
Aroclor 1221	ND		ug/kg	39.1	3.92	1	A
Aroclor 1232	ND		ug/kg	39.1	8.28	1	A
Aroclor 1242	ND		ug/kg	39.1	5.27	1	A
Aroclor 1248	ND		ug/kg	39.1	5.86	1	A
Aroclor 1254	ND		ug/kg	39.1	4.28	1	A
Aroclor 1260	ND		ug/kg	39.1	7.22	1	A
Aroclor 1262	ND		ug/kg	39.1	4.96	1	A
Aroclor 1268	ND		ug/kg	39.1	4.05	1	A
PCBs, Total	ND		ug/kg	39.1	3.47	1	A

Surrogate	% Recovery	Qualifier	Acceptance Criteria	Column
2,4,5,6-Tetrachloro-m-xylene	51		30-150	A
Decachlorobiphenyl	71		30-150	A
2,4,5,6-Tetrachloro-m-xylene	58		30-150	B
Decachlorobiphenyl	61		30-150	B

Project Name: 25-01 QUEENS PLAZA NORTH
Project Number: 170652801

Lab Number: L2056892
Report Date: 12/28/20

SAMPLE RESULTS

Lab ID: L2056892-03
 Client ID: SB08_10.5-11.5
 Sample Location: QUEENS, NY

Date Collected: 12/18/20 15:30
 Date Received: 12/18/20
 Field Prep: Not Specified

Sample Depth:

Matrix: Soil
 Analytical Method: 1,8082A
 Analytical Date: 12/26/20 13:32
 Analyst: JAW
 Percent Solids: 85%

Extraction Method: EPA 3546
 Extraction Date: 12/23/20 01:45
 Cleanup Method: EPA 3665A
 Cleanup Date: 12/23/20
 Cleanup Method: EPA 3660B
 Cleanup Date: 12/24/20

Parameter	Result	Qualifier	Units	RL	MDL	Dilution Factor	Column
Polychlorinated Biphenyls by GC - Westborough Lab							
Aroclor 1016	ND		ug/kg	38.3	3.40	1	A
Aroclor 1221	ND		ug/kg	38.3	3.84	1	A
Aroclor 1232	ND		ug/kg	38.3	8.12	1	A
Aroclor 1242	ND		ug/kg	38.3	5.16	1	A
Aroclor 1248	ND		ug/kg	38.3	5.75	1	A
Aroclor 1254	ND		ug/kg	38.3	4.19	1	A
Aroclor 1260	ND		ug/kg	38.3	7.08	1	A
Aroclor 1262	ND		ug/kg	38.3	4.87	1	A
Aroclor 1268	ND		ug/kg	38.3	3.97	1	A
PCBs, Total	ND		ug/kg	38.3	3.40	1	A

Surrogate	% Recovery	Qualifier	Acceptance Criteria	Column
2,4,5,6-Tetrachloro-m-xylene	51		30-150	A
Decachlorobiphenyl	66		30-150	A
2,4,5,6-Tetrachloro-m-xylene	59		30-150	B
Decachlorobiphenyl	58		30-150	B

Project Name: 25-01 QUEENS PLAZA NORTH
Project Number: 170652801

Lab Number: L2056892
Report Date: 12/28/20

SAMPLE RESULTS

Lab ID: L2056892-04
 Client ID: SB09_14.5-15.5
 Sample Location: QUEENS, NY

Date Collected: 12/18/20 13:15
 Date Received: 12/18/20
 Field Prep: Not Specified

Sample Depth:

Matrix: Soil
 Analytical Method: 1,8082A
 Analytical Date: 12/26/20 13:39
 Analyst: JAW
 Percent Solids: 80%

Extraction Method: EPA 3546
 Extraction Date: 12/23/20 01:45
 Cleanup Method: EPA 3665A
 Cleanup Date: 12/23/20
 Cleanup Method: EPA 3660B
 Cleanup Date: 12/24/20

Parameter	Result	Qualifier	Units	RL	MDL	Dilution Factor	Column
Polychlorinated Biphenyls by GC - Westborough Lab							
Aroclor 1016	ND		ug/kg	40.1	3.56	1	A
Aroclor 1221	ND		ug/kg	40.1	4.01	1	A
Aroclor 1232	ND		ug/kg	40.1	8.49	1	A
Aroclor 1242	ND		ug/kg	40.1	5.40	1	A
Aroclor 1248	ND		ug/kg	40.1	6.01	1	A
Aroclor 1254	ND		ug/kg	40.1	4.38	1	A
Aroclor 1260	ND		ug/kg	40.1	7.40	1	A
Aroclor 1262	ND		ug/kg	40.1	5.09	1	A
Aroclor 1268	ND		ug/kg	40.1	4.15	1	A
PCBs, Total	ND		ug/kg	40.1	3.56	1	A

Surrogate	% Recovery	Qualifier	Acceptance Criteria	Column
2,4,5,6-Tetrachloro-m-xylene	45		30-150	A
Decachlorobiphenyl	50		30-150	A
2,4,5,6-Tetrachloro-m-xylene	50		30-150	B
Decachlorobiphenyl	48		30-150	B

Project Name: 25-01 QUEENS PLAZA NORTH
Project Number: 170652801

Lab Number: L2056892
Report Date: 12/28/20

**Method Blank Analysis
Batch Quality Control**

Analytical Method: 1,8082A
Analytical Date: 12/26/20 12:57
Analyst: JAW

Extraction Method: EPA 3546
Extraction Date: 12/23/20 01:45
Cleanup Method: EPA 3665A
Cleanup Date: 12/23/20
Cleanup Method: EPA 3660B
Cleanup Date: 12/24/20

Parameter	Result	Qualifier	Units	RL	MDL	Column
Polychlorinated Biphenyls by GC - Westborough Lab for sample(s): 01-04 Batch: WG1448423-1						
Aroclor 1016	ND		ug/kg	31.6	2.81	A
Aroclor 1221	ND		ug/kg	31.6	3.17	A
Aroclor 1232	ND		ug/kg	31.6	6.70	A
Aroclor 1242	ND		ug/kg	31.6	4.26	A
Aroclor 1248	ND		ug/kg	31.6	4.74	A
Aroclor 1254	ND		ug/kg	31.6	3.46	A
Aroclor 1260	ND		ug/kg	31.6	5.84	A
Aroclor 1262	ND		ug/kg	31.6	4.02	A
Aroclor 1268	ND		ug/kg	31.6	3.28	A
PCBs, Total	ND		ug/kg	31.6	2.81	A

Surrogate	%Recovery	Qualifier	Acceptance Criteria	Column
2,4,5,6-Tetrachloro-m-xylene	59		30-150	A
Decachlorobiphenyl	68		30-150	A
2,4,5,6-Tetrachloro-m-xylene	69		30-150	B
Decachlorobiphenyl	64		30-150	B

Lab Control Sample Analysis Batch Quality Control

Project Name: 25-01 QUEENS PLAZA NORTH
Project Number: 170652801

Lab Number: L2056892
Report Date: 12/28/20

Parameter	LCS %Recovery	Qual	LCSD %Recovery	Qual	%Recovery Limits	RPD	Qual	RPD Limits	Column
Polychlorinated Biphenyls by GC - Westborough Lab Associated sample(s): 01-04 Batch: WG1448423-2 WG1448423-3									
Aroclor 1016	87		81		40-140	7		50	A
Aroclor 1260	83		79		40-140	5		50	A

Surrogate	LCS %Recovery	Qual	LCSD %Recovery	Qual	Acceptance Criteria	Column
2,4,5,6-Tetrachloro-m-xylene	65		60		30-150	A
Decachlorobiphenyl	74		71		30-150	A
2,4,5,6-Tetrachloro-m-xylene	73		67		30-150	B
Decachlorobiphenyl	69		62		30-150	B

METALS

Project Name: 25-01 QUEENS PLAZA NORTH

Lab Number: L2056892

Project Number: 170652801

Report Date: 12/28/20

SAMPLE RESULTS

Lab ID: L2056892-01
 Client ID: SB06_16-17
 Sample Location: QUEENS, NY

Date Collected: 12/18/20 09:18
 Date Received: 12/18/20
 Field Prep: Not Specified

Sample Depth:
 Matrix: Soil
 Percent Solids: 78%

Parameter	Result	Qualifier	Units	RL	MDL	Dilution Factor	Date Prepared	Date Analyzed	Prep Method	Analytical Method	Analyst
Total Metals - Mansfield Lab											
Aluminum, Total	7060		mg/kg	9.70	2.62	2	12/23/20 15:33	12/26/20 17:45	EPA 3050B	1,6010D	BV
Antimony, Total	0.650	J	mg/kg	4.85	0.369	2	12/23/20 15:33	12/26/20 17:45	EPA 3050B	1,6010D	BV
Arsenic, Total	1.76		mg/kg	0.970	0.202	2	12/23/20 15:33	12/26/20 17:45	EPA 3050B	1,6010D	BV
Barium, Total	40.2		mg/kg	0.970	0.169	2	12/23/20 15:33	12/26/20 17:45	EPA 3050B	1,6010D	BV
Beryllium, Total	0.242	J	mg/kg	0.485	0.032	2	12/23/20 15:33	12/26/20 17:45	EPA 3050B	1,6010D	BV
Cadmium, Total	0.340	J	mg/kg	0.970	0.095	2	12/23/20 15:33	12/26/20 17:45	EPA 3050B	1,6010D	BV
Calcium, Total	1800		mg/kg	9.70	3.40	2	12/23/20 15:33	12/26/20 17:45	EPA 3050B	1,6010D	BV
Chromium, Total	18.2		mg/kg	0.970	0.093	2	12/23/20 15:33	12/26/20 17:45	EPA 3050B	1,6010D	BV
Cobalt, Total	6.85		mg/kg	1.94	0.161	2	12/23/20 15:33	12/26/20 17:45	EPA 3050B	1,6010D	BV
Copper, Total	16.8		mg/kg	0.970	0.250	2	12/23/20 15:33	12/26/20 17:45	EPA 3050B	1,6010D	BV
Iron, Total	15400		mg/kg	4.85	0.876	2	12/23/20 15:33	12/26/20 17:45	EPA 3050B	1,6010D	BV
Lead, Total	7.22		mg/kg	4.85	0.260	2	12/23/20 15:33	12/26/20 17:45	EPA 3050B	1,6010D	BV
Magnesium, Total	3400		mg/kg	9.70	1.49	2	12/23/20 15:33	12/26/20 17:45	EPA 3050B	1,6010D	BV
Manganese, Total	280		mg/kg	0.970	0.154	2	12/23/20 15:33	12/26/20 17:45	EPA 3050B	1,6010D	BV
Mercury, Total	ND		mg/kg	0.088	0.057	1	12/23/20 15:36	12/28/20 15:47	EPA 7471B	1,7471B	VW
Nickel, Total	14.3		mg/kg	2.42	0.235	2	12/23/20 15:33	12/26/20 17:45	EPA 3050B	1,6010D	BV
Potassium, Total	817		mg/kg	242	14.0	2	12/23/20 15:33	12/26/20 17:45	EPA 3050B	1,6010D	BV
Selenium, Total	ND		mg/kg	1.94	0.250	2	12/23/20 15:33	12/26/20 17:45	EPA 3050B	1,6010D	BV
Silver, Total	ND		mg/kg	0.970	0.274	2	12/23/20 15:33	12/26/20 17:45	EPA 3050B	1,6010D	BV
Sodium, Total	112	J	mg/kg	194	3.06	2	12/23/20 15:33	12/26/20 17:45	EPA 3050B	1,6010D	BV
Thallium, Total	ND		mg/kg	1.94	0.306	2	12/23/20 15:33	12/26/20 17:45	EPA 3050B	1,6010D	BV
Vanadium, Total	21.7		mg/kg	0.970	0.197	2	12/23/20 15:33	12/26/20 17:45	EPA 3050B	1,6010D	BV
Zinc, Total	34.0		mg/kg	4.85	0.284	2	12/23/20 15:33	12/26/20 17:45	EPA 3050B	1,6010D	BV
General Chemistry - Mansfield Lab											
Chromium, Trivalent	18		mg/kg	1.0	1.0	1		12/27/20 15:20	NA	107,-	



Project Name: 25-01 QUEENS PLAZA NORTH

Lab Number: L2056892

Project Number: 170652801

Report Date: 12/28/20

SAMPLE RESULTS

Lab ID: L2056892-02
 Client ID: SB07_12.5-13.5
 Sample Location: QUEENS, NY

Date Collected: 12/18/20 10:25
 Date Received: 12/18/20
 Field Prep: Not Specified

Sample Depth:
 Matrix: Soil
 Percent Solids: 82%

Parameter	Result	Qualifier	Units	RL	MDL	Dilution Factor	Date Prepared	Date Analyzed	Prep Method	Analytical Method	Analyst
Total Metals - Mansfield Lab											
Aluminum, Total	6480		mg/kg	9.30	2.51	2	12/23/20 15:33	12/26/20 17:49	EPA 3050B	1,6010D	BV
Antimony, Total	ND		mg/kg	4.65	0.353	2	12/23/20 15:33	12/26/20 17:49	EPA 3050B	1,6010D	BV
Arsenic, Total	1.01		mg/kg	0.930	0.193	2	12/23/20 15:33	12/26/20 17:49	EPA 3050B	1,6010D	BV
Barium, Total	34.4		mg/kg	0.930	0.162	2	12/23/20 15:33	12/26/20 17:49	EPA 3050B	1,6010D	BV
Beryllium, Total	0.158	J	mg/kg	0.465	0.031	2	12/23/20 15:33	12/26/20 17:49	EPA 3050B	1,6010D	BV
Cadmium, Total	0.298	J	mg/kg	0.930	0.091	2	12/23/20 15:33	12/26/20 17:49	EPA 3050B	1,6010D	BV
Calcium, Total	1940		mg/kg	9.30	3.25	2	12/23/20 15:33	12/26/20 17:49	EPA 3050B	1,6010D	BV
Chromium, Total	15.3		mg/kg	0.930	0.089	2	12/23/20 15:33	12/26/20 17:49	EPA 3050B	1,6010D	BV
Cobalt, Total	6.76		mg/kg	1.86	0.154	2	12/23/20 15:33	12/26/20 17:49	EPA 3050B	1,6010D	BV
Copper, Total	14.2		mg/kg	0.930	0.240	2	12/23/20 15:33	12/26/20 17:49	EPA 3050B	1,6010D	BV
Iron, Total	13700		mg/kg	4.65	0.840	2	12/23/20 15:33	12/26/20 17:49	EPA 3050B	1,6010D	BV
Lead, Total	3.38	J	mg/kg	4.65	0.249	2	12/23/20 15:33	12/26/20 17:49	EPA 3050B	1,6010D	BV
Magnesium, Total	3570		mg/kg	9.30	1.43	2	12/23/20 15:33	12/26/20 17:49	EPA 3050B	1,6010D	BV
Manganese, Total	226		mg/kg	0.930	0.148	2	12/23/20 15:33	12/26/20 17:49	EPA 3050B	1,6010D	BV
Mercury, Total	ND		mg/kg	0.078	0.051	1	12/23/20 15:36	12/28/20 15:51	EPA 7471B	1,7471B	VW
Nickel, Total	14.0		mg/kg	2.32	0.225	2	12/23/20 15:33	12/26/20 17:49	EPA 3050B	1,6010D	BV
Potassium, Total	1140		mg/kg	232	13.4	2	12/23/20 15:33	12/26/20 17:49	EPA 3050B	1,6010D	BV
Selenium, Total	ND		mg/kg	1.86	0.240	2	12/23/20 15:33	12/26/20 17:49	EPA 3050B	1,6010D	BV
Silver, Total	ND		mg/kg	0.930	0.263	2	12/23/20 15:33	12/26/20 17:49	EPA 3050B	1,6010D	BV
Sodium, Total	308		mg/kg	186	2.93	2	12/23/20 15:33	12/26/20 17:49	EPA 3050B	1,6010D	BV
Thallium, Total	ND		mg/kg	1.86	0.293	2	12/23/20 15:33	12/26/20 17:49	EPA 3050B	1,6010D	BV
Vanadium, Total	22.3		mg/kg	0.930	0.189	2	12/23/20 15:33	12/26/20 17:49	EPA 3050B	1,6010D	BV
Zinc, Total	30.5		mg/kg	4.65	0.272	2	12/23/20 15:33	12/26/20 17:49	EPA 3050B	1,6010D	BV
General Chemistry - Mansfield Lab											
Chromium, Trivalent	15		mg/kg	0.98	0.98	1		12/27/20 15:21	NA	107,-	



Project Name: 25-01 QUEENS PLAZA NORTH

Lab Number: L2056892

Project Number: 170652801

Report Date: 12/28/20

SAMPLE RESULTS

Lab ID: L2056892-03
 Client ID: SB08_10.5-11.5
 Sample Location: QUEENS, NY

Date Collected: 12/18/20 15:30
 Date Received: 12/18/20
 Field Prep: Not Specified

Sample Depth:
 Matrix: Soil
 Percent Solids: 85%

Parameter	Result	Qualifier	Units	RL	MDL	Dilution Factor	Date Prepared	Date Analyzed	Prep Method	Analytical Method	Analyst
Total Metals - Mansfield Lab											
Aluminum, Total	10400		mg/kg	9.00	2.43	2	12/23/20 15:33	12/26/20 17:54	EPA 3050B	1,6010D	BV
Antimony, Total	ND		mg/kg	4.50	0.342	2	12/23/20 15:33	12/26/20 17:54	EPA 3050B	1,6010D	BV
Arsenic, Total	0.882	J	mg/kg	0.900	0.187	2	12/23/20 15:33	12/26/20 17:54	EPA 3050B	1,6010D	BV
Barium, Total	76.8		mg/kg	0.900	0.157	2	12/23/20 15:33	12/26/20 17:54	EPA 3050B	1,6010D	BV
Beryllium, Total	0.288	J	mg/kg	0.450	0.030	2	12/23/20 15:33	12/26/20 17:54	EPA 3050B	1,6010D	BV
Cadmium, Total	0.414	J	mg/kg	0.900	0.088	2	12/23/20 15:33	12/26/20 17:54	EPA 3050B	1,6010D	BV
Calcium, Total	1890		mg/kg	9.00	3.15	2	12/23/20 15:33	12/26/20 17:54	EPA 3050B	1,6010D	BV
Chromium, Total	24.9		mg/kg	0.900	0.086	2	12/23/20 15:33	12/26/20 17:54	EPA 3050B	1,6010D	BV
Cobalt, Total	10.9		mg/kg	1.80	0.149	2	12/23/20 15:33	12/26/20 17:54	EPA 3050B	1,6010D	BV
Copper, Total	26.8		mg/kg	0.900	0.232	2	12/23/20 15:33	12/26/20 17:54	EPA 3050B	1,6010D	BV
Iron, Total	18900		mg/kg	4.50	0.813	2	12/23/20 15:33	12/26/20 17:54	EPA 3050B	1,6010D	BV
Lead, Total	4.82		mg/kg	4.50	0.241	2	12/23/20 15:33	12/26/20 17:54	EPA 3050B	1,6010D	BV
Magnesium, Total	4760		mg/kg	9.00	1.39	2	12/23/20 15:33	12/26/20 17:54	EPA 3050B	1,6010D	BV
Manganese, Total	353		mg/kg	0.900	0.143	2	12/23/20 15:33	12/26/20 17:54	EPA 3050B	1,6010D	BV
Mercury, Total	ND		mg/kg	0.076	0.049	1	12/23/20 15:36	12/28/20 15:54	EPA 7471B	1,7471B	VW
Nickel, Total	20.6		mg/kg	2.25	0.218	2	12/23/20 15:33	12/26/20 17:54	EPA 3050B	1,6010D	BV
Potassium, Total	2790		mg/kg	225	13.0	2	12/23/20 15:33	12/26/20 17:54	EPA 3050B	1,6010D	BV
Selenium, Total	0.450	J	mg/kg	1.80	0.232	2	12/23/20 15:33	12/26/20 17:54	EPA 3050B	1,6010D	BV
Silver, Total	ND		mg/kg	0.900	0.255	2	12/23/20 15:33	12/26/20 17:54	EPA 3050B	1,6010D	BV
Sodium, Total	223		mg/kg	180	2.84	2	12/23/20 15:33	12/26/20 17:54	EPA 3050B	1,6010D	BV
Thallium, Total	ND		mg/kg	1.80	0.284	2	12/23/20 15:33	12/26/20 17:54	EPA 3050B	1,6010D	BV
Vanadium, Total	34.4		mg/kg	0.900	0.183	2	12/23/20 15:33	12/26/20 17:54	EPA 3050B	1,6010D	BV
Zinc, Total	53.2		mg/kg	4.50	0.264	2	12/23/20 15:33	12/26/20 17:54	EPA 3050B	1,6010D	BV
General Chemistry - Mansfield Lab											
Chromium, Trivalent	25		mg/kg	0.94	0.94	1		12/27/20 15:21	NA	107,-	



Project Name: 25-01 QUEENS PLAZA NORTH

Lab Number: L2056892

Project Number: 170652801

Report Date: 12/28/20

SAMPLE RESULTS

Lab ID: L2056892-04
 Client ID: SB09_14.5-15.5
 Sample Location: QUEENS, NY

Date Collected: 12/18/20 13:15
 Date Received: 12/18/20
 Field Prep: Not Specified

Sample Depth:
 Matrix: Soil
 Percent Solids: 80%

Parameter	Result	Qualifier	Units	RL	MDL	Dilution Factor	Date Prepared	Date Analyzed	Prep Method	Analytical Method	Analyst
Total Metals - Mansfield Lab											
Aluminum, Total	11800		mg/kg	9.55	2.58	2	12/23/20 15:33	12/26/20 18:44	EPA 3050B	1,6010D	BV
Antimony, Total	ND		mg/kg	4.77	0.363	2	12/23/20 15:33	12/26/20 18:44	EPA 3050B	1,6010D	BV
Arsenic, Total	1.64		mg/kg	0.955	0.199	2	12/23/20 15:33	12/26/20 18:44	EPA 3050B	1,6010D	BV
Barium, Total	91.9		mg/kg	0.955	0.166	2	12/23/20 15:33	12/26/20 18:44	EPA 3050B	1,6010D	BV
Beryllium, Total	0.372	J	mg/kg	0.477	0.032	2	12/23/20 15:33	12/26/20 18:44	EPA 3050B	1,6010D	BV
Cadmium, Total	0.535	J	mg/kg	0.955	0.094	2	12/23/20 15:33	12/26/20 18:44	EPA 3050B	1,6010D	BV
Calcium, Total	5020		mg/kg	9.55	3.34	2	12/23/20 15:33	12/26/20 18:44	EPA 3050B	1,6010D	BV
Chromium, Total	35.0		mg/kg	0.955	0.092	2	12/23/20 15:33	12/26/20 18:44	EPA 3050B	1,6010D	BV
Cobalt, Total	12.2		mg/kg	1.91	0.158	2	12/23/20 15:33	12/26/20 18:44	EPA 3050B	1,6010D	BV
Copper, Total	25.8		mg/kg	0.955	0.246	2	12/23/20 15:33	12/26/20 18:44	EPA 3050B	1,6010D	BV
Iron, Total	23700		mg/kg	4.77	0.862	2	12/23/20 15:33	12/26/20 18:44	EPA 3050B	1,6010D	BV
Lead, Total	8.88		mg/kg	4.77	0.256	2	12/23/20 15:33	12/26/20 18:44	EPA 3050B	1,6010D	BV
Magnesium, Total	7190		mg/kg	9.55	1.47	2	12/23/20 15:33	12/28/20 14:51	EPA 3050B	1,6010D	GD
Manganese, Total	508		mg/kg	0.955	0.152	2	12/23/20 15:33	12/26/20 18:44	EPA 3050B	1,6010D	BV
Mercury, Total	ND		mg/kg	0.084	0.055	1	12/23/20 15:36	12/28/20 15:57	EPA 7471B	1,7471B	VW
Nickel, Total	25.4		mg/kg	2.39	0.231	2	12/23/20 15:33	12/26/20 18:44	EPA 3050B	1,6010D	BV
Potassium, Total	3220		mg/kg	239	13.8	2	12/23/20 15:33	12/26/20 18:44	EPA 3050B	1,6010D	BV
Selenium, Total	0.611	J	mg/kg	1.91	0.246	2	12/23/20 15:33	12/26/20 18:44	EPA 3050B	1,6010D	BV
Silver, Total	ND		mg/kg	0.955	0.270	2	12/23/20 15:33	12/26/20 18:44	EPA 3050B	1,6010D	BV
Sodium, Total	465		mg/kg	191	3.01	2	12/23/20 15:33	12/26/20 18:44	EPA 3050B	1,6010D	BV
Thallium, Total	ND		mg/kg	1.91	0.301	2	12/23/20 15:33	12/26/20 18:44	EPA 3050B	1,6010D	BV
Vanadium, Total	34.7		mg/kg	0.955	0.194	2	12/23/20 15:33	12/26/20 18:44	EPA 3050B	1,6010D	BV
Zinc, Total	66.3		mg/kg	4.77	0.280	2	12/23/20 15:33	12/26/20 18:44	EPA 3050B	1,6010D	BV
General Chemistry - Mansfield Lab											
Chromium, Trivalent	35		mg/kg	1.0	1.0	1		12/27/20 15:22	NA	107,-	



Project Name: 25-01 QUEENS PLAZA NORTH
Project Number: 170652801

Lab Number: L2056892
Report Date: 12/28/20

Method Blank Analysis Batch Quality Control

Parameter	Result	Qualifier	Units	RL	MDL	Dilution Factor	Date Prepared	Date Analyzed	Analytical Method	Analyst
Total Metals - Mansfield Lab for sample(s): 01-04 Batch: WG1448649-1										
Aluminum, Total	ND		mg/kg	4.00	1.08	1	12/23/20 15:33	12/26/20 17:18	1,6010D	BV
Antimony, Total	ND		mg/kg	2.00	0.152	1	12/23/20 15:33	12/26/20 17:18	1,6010D	BV
Arsenic, Total	ND		mg/kg	0.400	0.083	1	12/23/20 15:33	12/26/20 17:18	1,6010D	BV
Barium, Total	ND		mg/kg	0.400	0.070	1	12/23/20 15:33	12/26/20 17:18	1,6010D	BV
Beryllium, Total	ND		mg/kg	0.200	0.013	1	12/23/20 15:33	12/26/20 17:18	1,6010D	BV
Cadmium, Total	ND		mg/kg	0.400	0.039	1	12/23/20 15:33	12/26/20 17:18	1,6010D	BV
Calcium, Total	1.72	J	mg/kg	4.00	1.40	1	12/23/20 15:33	12/26/20 17:18	1,6010D	BV
Chromium, Total	ND		mg/kg	0.400	0.038	1	12/23/20 15:33	12/26/20 17:18	1,6010D	BV
Cobalt, Total	ND		mg/kg	0.800	0.066	1	12/23/20 15:33	12/26/20 17:18	1,6010D	BV
Copper, Total	ND		mg/kg	0.400	0.103	1	12/23/20 15:33	12/26/20 17:18	1,6010D	BV
Iron, Total	1.57	J	mg/kg	2.00	0.361	1	12/23/20 15:33	12/26/20 17:18	1,6010D	BV
Lead, Total	ND		mg/kg	2.00	0.107	1	12/23/20 15:33	12/26/20 17:18	1,6010D	BV
Magnesium, Total	ND		mg/kg	4.00	0.616	1	12/23/20 15:33	12/26/20 17:18	1,6010D	BV
Manganese, Total	0.080	J	mg/kg	0.400	0.064	1	12/23/20 15:33	12/26/20 17:18	1,6010D	BV
Nickel, Total	ND		mg/kg	1.00	0.097	1	12/23/20 15:33	12/26/20 17:18	1,6010D	BV
Potassium, Total	ND		mg/kg	100	5.76	1	12/23/20 15:33	12/26/20 17:18	1,6010D	BV
Selenium, Total	ND		mg/kg	0.800	0.103	1	12/23/20 15:33	12/26/20 17:18	1,6010D	BV
Silver, Total	ND		mg/kg	0.400	0.113	1	12/23/20 15:33	12/26/20 17:18	1,6010D	BV
Sodium, Total	3.19	J	mg/kg	80.0	1.26	1	12/23/20 15:33	12/26/20 17:18	1,6010D	BV
Thallium, Total	ND		mg/kg	0.800	0.126	1	12/23/20 15:33	12/26/20 17:18	1,6010D	BV
Vanadium, Total	ND		mg/kg	0.400	0.081	1	12/23/20 15:33	12/26/20 17:18	1,6010D	BV
Zinc, Total	ND		mg/kg	2.00	0.117	1	12/23/20 15:33	12/26/20 17:18	1,6010D	BV

Prep Information

Digestion Method: EPA 3050B

Parameter	Result	Qualifier	Units	RL	MDL	Dilution Factor	Date Prepared	Date Analyzed	Analytical Method	Analyst
Total Metals - Mansfield Lab for sample(s): 01-04 Batch: WG1448652-1										
Mercury, Total	ND		mg/kg	0.083	0.054	1	12/23/20 15:36	12/28/20 15:11	1,7471B	VW



Project Name: 25-01 QUEENS PLAZA NORTH

Lab Number: L2056892

Project Number: 170652801

Report Date: 12/28/20

Method Blank Analysis Batch Quality Control

Prep Information

Digestion Method: EPA 7471B

Lab Control Sample Analysis Batch Quality Control

Project Name: 25-01 QUEENS PLAZA NORTH
Project Number: 170652801

Lab Number: L2056892
Report Date: 12/28/20

Parameter	LCS		LCSD		%Recovery Limits	RPD	Qual	RPD Limits
	%Recovery	Qual	%Recovery	Qual				
Total Metals - Mansfield Lab Associated sample(s): 01-04 Batch: WG1448649-2 SRM Lot Number: D109-540								
Aluminum, Total	71		-		50-150	-		
Antimony, Total	136		-		19-250	-		
Arsenic, Total	99		-		70-130	-		
Barium, Total	97		-		75-125	-		
Beryllium, Total	104		-		75-125	-		
Cadmium, Total	104		-		75-125	-		
Calcium, Total	97		-		73-128	-		
Chromium, Total	98		-		70-130	-		
Cobalt, Total	102		-		75-125	-		
Copper, Total	94		-		75-125	-		
Iron, Total	91		-		35-165	-		
Lead, Total	94		-		72-128	-		
Magnesium, Total	86		-		62-138	-		
Manganese, Total	98		-		74-126	-		
Nickel, Total	101		-		70-130	-		
Potassium, Total	83		-		59-141	-		
Selenium, Total	100		-		68-132	-		
Silver, Total	96		-		68-131	-		
Sodium, Total	103		-		35-165	-		
Thallium, Total	101		-		68-131	-		
Vanadium, Total	96		-		59-141	-		



Lab Control Sample Analysis

Batch Quality Control

Project Name: 25-01 QUEENS PLAZA NORTH

Project Number: 170652801

Lab Number: L2056892

Report Date: 12/28/20

Parameter	LCS %Recovery	LCSD %Recovery	%Recovery Limits	RPD	RPD Limits
Total Metals - Mansfield Lab Associated sample(s): 01-04 Batch: WG1448649-2 SRM Lot Number: D109-540					
Zinc, Total	94	-	70-130	-	
Total Metals - Mansfield Lab Associated sample(s): 01-04 Batch: WG1448652-2 SRM Lot Number: D109-540					
Mercury, Total	103	-	60-140	-	

Matrix Spike Analysis Batch Quality Control

Project Name: 25-01 QUEENS PLAZA NORTH
Project Number: 170652801

Lab Number: L2056892
Report Date: 12/28/20

Parameter	Native Sample	MS Added	MS Found	MS %Recovery	Qual	MSD Found	MSD %Recovery	Qual	Recovery Limits	RPD	Qual	RPD Limits
Total Metals - Mansfield Lab Associated sample(s): 01-04 QC Batch ID: WG1448649-3 QC Sample: L2057071-04 Client ID: MS Sample												
Aluminum, Total	7940	262	7490	0	Q	-	-		75-125	-		20
Antimony, Total	46.6	65.6	67.8	32	Q	-	-		75-125	-		20
Arsenic, Total	42.8	15.7	50.8	51	Q	-	-		75-125	-		20
Barium, Total	96.6	262	339	92		-	-		75-125	-		20
Beryllium, Total	0.285J	6.56	6.45	98		-	-		75-125	-		20
Cadmium, Total	0.894	6.69	7.14	93		-	-		75-125	-		20
Calcium, Total	20800	1310	16700	0	Q	-	-		75-125	-		20
Chromium, Total	99.0	26.2	94.6	0	Q	-	-		75-125	-		20
Cobalt, Total	5.80	65.6	61.6	85		-	-		75-125	-		20
Copper, Total	84.7	32.8	96.1	35	Q	-	-		75-125	-		20
Iron, Total	21300	131	20800	0	Q	-	-		75-125	-		20
Lead, Total	594	66.9	807	318	Q	-	-		75-125	-		20
Magnesium, Total	2720	1310	3590	66	Q	-	-		75-125	-		20
Manganese, Total	149	65.6	187	58	Q	-	-		75-125	-		20
Nickel, Total	20.7	65.6	73.4	80		-	-		75-125	-		20
Potassium, Total	1140	1310	2460	101		-	-		75-125	-		20
Selenium, Total	2.22	15.7	17.6	98		-	-		75-125	-		20
Silver, Total	1.40	39.4	40.6	100		-	-		75-125	-		20
Sodium, Total	346	1310	1660	100		-	-		75-125	-		20
Thallium, Total	ND	15.7	12.2	78		-	-		75-125	-		20
Vanadium, Total	28.8	65.6	86.2	88		-	-		75-125	-		20

Matrix Spike Analysis Batch Quality Control

Project Name: 25-01 QUEENS PLAZA NORTH
Project Number: 170652801

Lab Number: L2056892
Report Date: 12/28/20

Parameter	Native Sample	MS Added	MS Found	MS %Recovery	MSD Found	MSD %Recovery	Recovery Limits	RPD	RPD Limits
Total Metals - Mansfield Lab Associated sample(s): 01-04 QC Batch ID: WG1448649-3 QC Sample: L2057071-04 Client ID: MS Sample									
Zinc, Total	197	65.6	270	111	-	-	75-125	-	20
Total Metals - Mansfield Lab Associated sample(s): 01-04 QC Batch ID: WG1448652-3 QC Sample: L2056944-01 Client ID: MS Sample									
Mercury, Total	2.02	0.156	1.93	0	Q	-	80-120	-	20

Lab Duplicate Analysis

Batch Quality Control

Project Name: 25-01 QUEENS PLAZA NORTH

Project Number: 170652801

Lab Number: L2056892

Report Date: 12/28/20

Parameter	Native Sample	Duplicate Sample	Units	RPD	Qual	RPD Limits
Total Metals - Mansfield Lab Associated sample(s): 01-04 QC Batch ID: WG1448649-4 QC Sample: L2057071-04 Client ID: DUP Sample						
Lead, Total	594	646	mg/kg	8		20
Total Metals - Mansfield Lab Associated sample(s): 01-04 QC Batch ID: WG1448652-4 QC Sample: L2056944-01 Client ID: DUP Sample						
Mercury, Total	2.02	1.94	mg/kg	4		20

INORGANICS & MISCELLANEOUS

Project Name: 25-01 QUEENS PLAZA NORTH
Project Number: 170652801

Lab Number: L2056892
Report Date: 12/28/20

SAMPLE RESULTS

Lab ID: L2056892-01
Client ID: SB06_16-17
Sample Location: QUEENS, NY

Date Collected: 12/18/20 09:18
Date Received: 12/18/20
Field Prep: Not Specified

Sample Depth:
Matrix: Soil

Parameter	Result	Qualifier	Units	RL	MDL	Dilution Factor	Date Prepared	Date Analyzed	Analytical Method	Analyst
General Chemistry - Westborough Lab										
Solids, Total	77.8		%	0.100	NA	1	-	12/19/20 13:03	121,2540G	RI
Chromium, Hexavalent	ND		mg/kg	1.03	0.206	1	12/27/20 09:45	12/27/20 15:20	1,7196A	JT



Project Name: 25-01 QUEENS PLAZA NORTH
Project Number: 170652801

Lab Number: L2056892
Report Date: 12/28/20

SAMPLE RESULTS

Lab ID: L2056892-02
Client ID: SB07_12.5-13.5
Sample Location: QUEENS, NY

Date Collected: 12/18/20 10:25
Date Received: 12/18/20
Field Prep: Not Specified

Sample Depth:
Matrix: Soil

Parameter	Result	Qualifier	Units	RL	MDL	Dilution Factor	Date Prepared	Date Analyzed	Analytical Method	Analyst
General Chemistry - Westborough Lab										
Solids, Total	81.6		%	0.100	NA	1	-	12/19/20 13:03	121,2540G	RI
Chromium, Hexavalent	ND		mg/kg	0.980	0.196	1	12/27/20 09:45	12/27/20 15:21	1,7196A	JT



Project Name: 25-01 QUEENS PLAZA NORTH
Project Number: 170652801

Lab Number: L2056892
Report Date: 12/28/20

SAMPLE RESULTS

Lab ID: L2056892-03
Client ID: SB08_10.5-11.5
Sample Location: QUEENS, NY

Date Collected: 12/18/20 15:30
Date Received: 12/18/20
Field Prep: Not Specified

Sample Depth:
Matrix: Soil

Parameter	Result	Qualifier	Units	RL	MDL	Dilution Factor	Date Prepared	Date Analyzed	Analytical Method	Analyst
General Chemistry - Westborough Lab										
Solids, Total	85.0		%	0.100	NA	1	-	12/19/20 13:03	121,2540G	RI
Chromium, Hexavalent	ND		mg/kg	0.941	0.188	1	12/27/20 09:45	12/27/20 15:21	1,7196A	JT



Project Name: 25-01 QUEENS PLAZA NORTH
Project Number: 170652801

Lab Number: L2056892
Report Date: 12/28/20

SAMPLE RESULTS

Lab ID: L2056892-04
Client ID: SB09_14.5-15.5
Sample Location: QUEENS, NY

Date Collected: 12/18/20 13:15
Date Received: 12/18/20
Field Prep: Not Specified

Sample Depth:
Matrix: Soil

Parameter	Result	Qualifier	Units	RL	MDL	Dilution Factor	Date Prepared	Date Analyzed	Analytical Method	Analyst
General Chemistry - Westborough Lab										
Solids, Total	79.7		%	0.100	NA	1	-	12/19/20 13:03	121,2540G	RI
Chromium, Hexavalent	ND		mg/kg	1.00	0.201	1	12/27/20 09:45	12/27/20 15:22	1,7196A	JT



Project Name: 25-01 QUEENS PLAZA NORTH

Lab Number: L2056892

Project Number: 170652801

Report Date: 12/28/20

Method Blank Analysis
Batch Quality Control

Parameter	Result Qualifier	Units	RL	MDL	Dilution Factor	Date Prepared	Date Analyzed	Analytical Method	Analyst
General Chemistry - Westborough Lab for sample(s): 01-04 Batch: WG1449192-1									
Chromium, Hexavalent	ND	mg/kg	0.800	0.160	1	12/27/20 09:45	12/27/20 15:24	1,7196A	JT

Lab Control Sample Analysis

Batch Quality Control

Project Name: 25-01 QUEENS PLAZA NORTH

Lab Number: L2056892

Project Number: 170652801

Report Date: 12/28/20

Parameter	LCS %Recovery	Qual	LCSD %Recovery	Qual	%Recovery Limits	RPD	Qual	RPD Limits
General Chemistry - Westborough Lab Associated sample(s): 01-04 Batch: WG1449192-2								
Chromium, Hexavalent	102		-		80-120	-		20

Matrix Spike Analysis
Batch Quality Control

Project Name: 25-01 QUEENS PLAZA NORTH

Lab Number: L2056892

Project Number: 170652801

Report Date: 12/28/20

Parameter	Native Sample	MS Added	MS Found	MS %Recovery	MSD Qual	MSD Found	MSD %Recovery	MSD Qual	Recovery Limits	RPD	RPD Qual	RPD Limits
General Chemistry - Westborough Lab Associated sample(s): 01-04 QC Batch ID: WG1449192-4 QC Sample: L2056892-03 Client ID: SB08_10.5-11.5												
Chromium, Hexavalent	ND	1070	1020	96		-	-		75-125	-		20

Lab Duplicate Analysis

Batch Quality Control

Project Name: 25-01 QUEENS PLAZA NORTH

Project Number: 170652801

Lab Number: L2056892

Report Date: 12/28/20

Parameter	Native Sample	Duplicate Sample	Units	RPD	Qual	RPD Limits
General Chemistry - Westborough Lab Associated sample(s): 01-04 QC Batch ID: WG1447103-1 QC Sample: L2056806-01 Client ID: DUP Sample						
Solids, Total	90.7	90.4	%	0		20
General Chemistry - Westborough Lab Associated sample(s): 01-04 QC Batch ID: WG1449192-6 QC Sample: L2056892-03 Client ID: SB08_10.5-11.5						
Chromium, Hexavalent	ND	0.212J	mg/kg	NC		20

Project Name: 25-01 QUEENS PLAZA NORTH
Project Number: 170652801

Serial_No: 12282020:29
Lab Number: L2056892
Report Date: 12/28/20

Sample Receipt and Container Information

Were project specific reporting limits specified? YES

Cooler Information

Cooler **Custody Seal**
A Absent

Container Information

Container ID	Container Type	Cooler	Initial pH	Final pH	Temp deg C	Pres	Seal	Frozen Date/Time	Analysis(*)
L2056892-01A	Vial MeOH preserved	A	NA		5.4	Y	Absent		NYTCL-8260HLW(14)
L2056892-01B	Vial water preserved	A	NA		5.4	Y	Absent	19-DEC-20 08:53	NYTCL-8260HLW(14)
L2056892-01C	Vial water preserved	A	NA		5.4	Y	Absent	19-DEC-20 08:53	NYTCL-8260HLW(14)
L2056892-01D	Plastic 2oz unpreserved for TS	A	NA		5.4	Y	Absent		TS(7)
L2056892-01E	Metals Only-Glass 60mL/2oz unpreserved	A	NA		5.4	Y	Absent		BE-TI(180),BA-TI(180),AS-TI(180),AG-TI(180),AL-TI(180),TL-TI(180),CR-TI(180),NI-TI(180),SE-TI(180),PB-TI(180),SB-TI(180),CU-TI(180),ZN-TI(180),V-TI(180),CO-TI(180),HG-T(28),MG-TI(180),FE-TI(180),CA-TI(180),NA-TI(180),K-TI(180),CD-TI(180)
L2056892-01F	Glass 120ml/4oz unpreserved	A	NA		5.4	Y	Absent		HOLD-CONTINGENCY(14),NYTCL-8270(14),NYTCL-8082(14),HEXCR-7196(30)
L2056892-01G	Glass 250ml/8oz unpreserved	A	NA		5.4	Y	Absent		HOLD-CONTINGENCY(14),NYTCL-8270(14),NYTCL-8082(14),HEXCR-7196(30)
L2056892-01H	Glass 250ml/8oz unpreserved	A	NA		5.4	Y	Absent		HOLD-CONTINGENCY(14),NYTCL-8270(14),NYTCL-8082(14),HEXCR-7196(30)
L2056892-02A	Vial MeOH preserved	A	NA		5.4	Y	Absent		NYTCL-8260HLW(14)
L2056892-02B	Vial water preserved	A	NA		5.4	Y	Absent	19-DEC-20 08:53	NYTCL-8260HLW(14)
L2056892-02C	Vial water preserved	A	NA		5.4	Y	Absent	19-DEC-20 08:53	NYTCL-8260HLW(14)
L2056892-02D	Plastic 2oz unpreserved for TS	A	NA		5.4	Y	Absent		TS(7)
L2056892-02E	Metals Only-Glass 60mL/2oz unpreserved	A	NA		5.4	Y	Absent		BE-TI(180),AS-TI(180),BA-TI(180),AG-TI(180),NI-TI(180),CR-TI(180),AL-TI(180),TL-TI(180),SE-TI(180),PB-TI(180),SB-TI(180),ZN-TI(180),CU-TI(180),CO-TI(180),V-TI(180),MG-TI(180),HG-T(28),FE-TI(180),K-TI(180),CD-TI(180),NA-TI(180),CA-TI(180)
L2056892-02F	Glass 120ml/4oz unpreserved	A	NA		5.4	Y	Absent		HOLD-CONTINGENCY(14),NYTCL-8270(14),NYTCL-8082(14),HEXCR-7196(30)
L2056892-02G	Glass 250ml/8oz unpreserved	A	NA		5.4	Y	Absent		HOLD-CONTINGENCY(14),NYTCL-8270(14),NYTCL-8082(14),HEXCR-7196(30)
L2056892-02H	Glass 250ml/8oz unpreserved	A	NA		5.4	Y	Absent		HOLD-CONTINGENCY(14),NYTCL-8270(14),NYTCL-8082(14),HEXCR-7196(30)

*Values in parentheses indicate holding time in days



Project Name: 25-01 QUEENS PLAZA NORTH
Project Number: 170652801

Serial_No: 12282020:29
Lab Number: L2056892
Report Date: 12/28/20

Container Information

Container ID	Container Type	Cooler	Initial pH	Final pH	Temp deg C	Pres	Seal	Frozen Date/Time	Analysis(*)
L2056892-03A	Vial MeOH preserved	A	NA		5.4	Y	Absent		NYTCL-8260HLW(14)
L2056892-03B	Vial water preserved	A	NA		5.4	Y	Absent	19-DEC-20 08:53	NYTCL-8260HLW(14)
L2056892-03C	Vial water preserved	A	NA		5.4	Y	Absent	19-DEC-20 08:53	NYTCL-8260HLW(14)
L2056892-03D	Plastic 2oz unpreserved for TS	A	NA		5.4	Y	Absent		TS(7)
L2056892-03E	Metals Only-Glass 60mL/2oz unpreserved	A	NA		5.4	Y	Absent		BE-TI(180),BA-TI(180),AS-TI(180),AG-TI(180),TL-TI(180),AL-TI(180),CR-TI(180),NI-TI(180),PB-TI(180),CU-TI(180),SB-TI(180),SE-TI(180),ZN-TI(180),CO-TI(180),V-TI(180),FE-TI(180),HG-T(28),MG-TI(180),NA-TI(180),CD-TI(180),CA-TI(180),K-TI(180)
L2056892-03F	Glass 120ml/4oz unpreserved	A	NA		5.4	Y	Absent		HOLD-CONTINGENCY(14),NYTCL-8270(14),NYTCL-8082(14),HEXCR-7196(30)
L2056892-03G	Glass 250ml/8oz unpreserved	A	NA		5.4	Y	Absent		HOLD-CONTINGENCY(14),NYTCL-8270(14),NYTCL-8082(14),HEXCR-7196(30)
L2056892-03H	Glass 250ml/8oz unpreserved	A	NA		5.4	Y	Absent		HOLD-CONTINGENCY(14),NYTCL-8270(14),NYTCL-8082(14),HEXCR-7196(30)
L2056892-04A	Vial MeOH preserved	A	NA		5.4	Y	Absent		NYTCL-8260HLW(14)
L2056892-04B	Vial water preserved	A	NA		5.4	Y	Absent	19-DEC-20 08:53	NYTCL-8260HLW(14)
L2056892-04C	Vial water preserved	A	NA		5.4	Y	Absent	19-DEC-20 08:53	NYTCL-8260HLW(14)
L2056892-04D	Plastic 2oz unpreserved for TS	A	NA		5.4	Y	Absent		TS(7)
L2056892-04E	Metals Only-Glass 60mL/2oz unpreserved	A	NA		5.4	Y	Absent		BE-TI(180),AS-TI(180),BA-TI(180),AG-TI(180),NI-TI(180),AL-TI(180),TL-TI(180),CR-TI(180),SB-TI(180),PB-TI(180),SE-TI(180),ZN-TI(180),CU-TI(180),V-TI(180),CO-TI(180),FE-TI(180),MG-TI(180),HG-T(28),CD-TI(180),CA-TI(180),NA-TI(180),K-TI(180)
L2056892-04F	Glass 120ml/4oz unpreserved	A	NA		5.4	Y	Absent		HOLD-CONTINGENCY(14),NYTCL-8270(14),NYTCL-8082(14),HEXCR-7196(30)
L2056892-04G	Glass 250ml/8oz unpreserved	A	NA		5.4	Y	Absent		HOLD-CONTINGENCY(14),NYTCL-8270(14),NYTCL-8082(14),HEXCR-7196(30)
L2056892-04H	Glass 250ml/8oz unpreserved	A	NA		5.4	Y	Absent		HOLD-CONTINGENCY(14),NYTCL-8270(14),NYTCL-8082(14),HEXCR-7196(30)

Project Name: 25-01 QUEENS PLAZA NORTH
Project Number: 170652801

Lab Number: L2056892
Report Date: 12/28/20

GLOSSARY

Acronyms

DL	- Detection Limit: This value represents the level to which target analyte concentrations are reported as estimated values, when those target analyte concentrations are quantified below the limit of quantitation (LOQ). The DL includes any adjustments from dilutions, concentrations or moisture content, where applicable. (DoD report formats only.)
EDL	- Estimated Detection Limit: This value represents the level to which target analyte concentrations are reported as estimated values, when those target analyte concentrations are quantified below the reporting limit (RL). The EDL includes any adjustments from dilutions, concentrations or moisture content, where applicable. The use of EDLs is specific to the analysis of PAHs using Solid-Phase Microextraction (SPME).
EMPC	- Estimated Maximum Possible Concentration: The concentration that results from the signal present at the retention time of an analyte when the ions meet all of the identification criteria except the ion abundance ratio criteria. An EMPC is a worst-case estimate of the concentration.
EPA	- Environmental Protection Agency.
LCS	- Laboratory Control Sample: A sample matrix, free from the analytes of interest, spiked with verified known amounts of analytes or a material containing known and verified amounts of analytes.
LCSD	- Laboratory Control Sample Duplicate: Refer to LCS.
LFB	- Laboratory Fortified Blank: A sample matrix, free from the analytes of interest, spiked with verified known amounts of analytes or a material containing known and verified amounts of analytes.
LOD	- Limit of Detection: This value represents the level to which a target analyte can reliably be detected for a specific analyte in a specific matrix by a specific method. The LOD includes any adjustments from dilutions, concentrations or moisture content, where applicable. (DoD report formats only.)
LOQ	- Limit of Quantitation: The value at which an instrument can accurately measure an analyte at a specific concentration. The LOQ includes any adjustments from dilutions, concentrations or moisture content, where applicable. (DoD report formats only.) Limit of Quantitation: The value at which an instrument can accurately measure an analyte at a specific concentration. The LOQ includes any adjustments from dilutions, concentrations or moisture content, where applicable. (DoD report formats only.)
MDL	- Method Detection Limit: This value represents the level to which target analyte concentrations are reported as estimated values, when those target analyte concentrations are quantified below the reporting limit (RL). The MDL includes any adjustments from dilutions, concentrations or moisture content, where applicable.
MS	- Matrix Spike Sample: A sample prepared by adding a known mass of target analyte to a specified amount of matrix sample for which an independent estimate of target analyte concentration is available. For Method 332.0, the spike recovery is calculated using the native concentration, including estimated values.
MSD	- Matrix Spike Sample Duplicate: Refer to MS.
NA	- Not Applicable.
NC	- Not Calculated: Term is utilized when one or more of the results utilized in the calculation are non-detect at the parameter's reporting unit.
NDPA/DPA	- N-Nitrosodiphenylamine/Diphenylamine.
NI	- Not Ignitable.
NP	- Non-Plastic: Term is utilized for the analysis of Atterberg Limits in soil.
NR	- No Results: Term is utilized when 'No Target Compounds Requested' is reported for the analysis of Volatile or Semivolatile Organic TIC only requests.
RL	- Reporting Limit: The value at which an instrument can accurately measure an analyte at a specific concentration. The RL includes any adjustments from dilutions, concentrations or moisture content, where applicable.
RPD	- Relative Percent Difference: The results from matrix and/or matrix spike duplicates are primarily designed to assess the precision of analytical results in a given matrix and are expressed as relative percent difference (RPD). Values which are less than five times the reporting limit for any individual parameter are evaluated by utilizing the absolute difference between the values; although the RPD value will be provided in the report.
SRM	- Standard Reference Material: A reference sample of a known or certified value that is of the same or similar matrix as the associated field samples.
STLP	- Semi-dynamic Tank Leaching Procedure per EPA Method 1315.
TEF	- Toxic Equivalency Factors: The values assigned to each dioxin and furan to evaluate their toxicity relative to 2,3,7,8-TCDD.
TEQ	- Toxic Equivalent: The measure of a sample's toxicity derived by multiplying each dioxin and furan by its corresponding TEF and then summing the resulting values.
TIC	- Tentatively Identified Compound: A compound that has been identified to be present and is not part of the target compound list (TCL) for the method and/or program. All TICs are qualitatively identified and reported as estimated concentrations.

Report Format: DU Report with 'J' Qualifiers



Project Name: 25-01 QUEENS PLAZA NORTH
Project Number: 170652801

Lab Number: L2056892
Report Date: 12/28/20

Footnotes

- 1 - The reference for this analyte should be considered modified since this analyte is absent from the target analyte list of the original method.

Terms

Analytical Method: Both the document from which the method originates and the analytical reference method. (Example: EPA 8260B is shown as 1,8260B.) The codes for the reference method documents are provided in the References section of the Addendum.

Difference: With respect to Total Oxidizable Precursor (TOP) Assay analysis, the difference is defined as the Post-Treatment value minus the Pre-Treatment value.

Final pH: As it pertains to Sample Receipt & Container Information section of the report, Final pH reflects pH of container determined after adjustment at the laboratory, if applicable. If no adjustment required, value reflects Initial pH.

Frozen Date/Time: With respect to Volatile Organics in soil, Frozen Date/Time reflects the date/time at which associated Reagent Water-preserved vials were initially frozen. Note: If frozen date/time is beyond 48 hours from sample collection, value will be reflected in 'bold'.

Initial pH: As it pertains to Sample Receipt & Container Information section of the report, Initial pH reflects pH of container determined upon receipt, if applicable.

PAH Total: With respect to Alkylated PAH analyses, the 'PAHs, Total' result is defined as the summation of results for all or a subset of the following compounds: Naphthalene, C1-C4 Naphthalenes, 2-Methylnaphthalene, 1-Methylnaphthalene, Biphenyl, Acenaphthylene, Acenaphthene, Fluorene, C1-C3 Fluorenes, Phenanthrene, C1-C4 Phenanthrenes/Anthracenes, Anthracene, Fluoranthene, Pyrene, C1-C4 Fluoranthenes/Pyrenes, Benz(a)anthracene, Chrysene, C1-C4 Chrysenes, Benzo(b)fluoranthene, Benzo(j)+(k)fluoranthene, Benzo(e)pyrene, Benzo(a)pyrene, Perylene, Indeno(1,2,3-cd)pyrene, Dibenz(ah)+(ac)anthracene, Benzo(g,h,i)perylene. If a 'Total' result is requested, the results of its individual components will also be reported.

PFAS Total: With respect to PFAS analyses, the 'PFAS, Total (5)' result is defined as the summation of results for: PFHpA, PFHxS, PFOA, PFNA and PFOS. In addition, the 'PFAS, Total (6)' result is defined as the summation of results at or above the RL for: PFHpA, PFHxS, PFOA, PFNA, PFDA and PFOS. (Note: 'PFAS, Total (6)' is applicable to MassDEP DW compliance analysis only.). If a 'Total' result is requested, the results of its individual components will also be reported.

The target compound Chlordane (CAS No. 57-74-9) is reported for GC ECD analyses. Per EPA, this compound "refers to a mixture of chlordane isomers, other chlorinated hydrocarbons and numerous other components." (Reference: USEPA Toxicological Review of Chlordane, In Support of Summary Information on the Integrated Risk Information System (IRIS), December 1997.)

Total: With respect to Organic analyses, a 'Total' result is defined as the summation of results for individual isomers or Aroclors. If a 'Total' result is requested, the results of its individual components will also be reported. This is applicable to 'Total' results for methods 8260, 8081 and 8082.

Data Qualifiers

- A** - Spectra identified as "Aldol Condensates" are byproducts of the extraction/concentration procedures when acetone is introduced in the process.
- B** - The analyte was detected above the reporting limit in the associated method blank. Flag only applies to associated field samples that have detectable concentrations of the analyte at less than ten times (10x) the concentration found in the blank. For MCP-related projects, flag only applies to associated field samples that have detectable concentrations of the analyte at less than ten times (10x) the concentration found in the blank. For DOD-related projects, flag only applies to associated field samples that have detectable concentrations of the analyte at less than ten times (10x) the concentration found in the blank AND the analyte was detected above one-half the reporting limit (or above the reporting limit for common lab contaminants) in the associated method blank. For NJ-Air-related projects, flag only applies to associated field samples that have detectable concentrations of the analyte above the reporting limit. For NJ-related projects (excluding Air), flag only applies to associated field samples that have detectable concentrations of the analyte, which was detected above the reporting limit in the associated method blank or above five times the reporting limit for common lab contaminants (Phthalates, Acetone, Methylene Chloride, 2-Butanone).
- C** - Co-elution: The target analyte co-elutes with a known lab standard (i.e. surrogate, internal standards, etc.) for co-extracted analyses.
- D** - Concentration of analyte was quantified from diluted analysis. Flag only applies to field samples that have detectable concentrations of the analyte.
- E** - Concentration of analyte exceeds the range of the calibration curve and/or linear range of the instrument.
- F** - The ratio of quantifier ion response to qualifier ion response falls outside of the laboratory criteria. Results are considered to be an estimated maximum concentration.
- G** - The concentration may be biased high due to matrix interferences (i.e. co-elution) with non-target compound(s). The result should be considered estimated.
- H** - The analysis of pH was performed beyond the regulatory-required holding time of 15 minutes from the time of sample collection.
- I** - The lower value for the two columns has been reported due to obvious interference.
- J** - Estimated value. The Target analyte concentration is below the quantitation limit (RL), but above the Method Detection Limit (MDL) or Estimated Detection Limit (EDL) for SPME-related analyses. This represents an estimated concentration for Tentatively Identified Compounds (TICs).
- M** - Reporting Limit (RL) exceeds the MCP CAM Reporting Limit for this analyte.
- ND** - Not detected at the method detection limit (MDL) for the sample, or estimated detection limit (EDL) for SPME-related analyses.

Report Format: DU Report with 'J' Qualifiers



Project Name: 25-01 QUEENS PLAZA NORTH
Project Number: 170652801

Lab Number: L2056892
Report Date: 12/28/20

Data Qualifiers

- NJ** - Presumptive evidence of compound. This represents an estimated concentration for Tentatively Identified Compounds (TICs), where the identification is based on a mass spectral library search.
- P** - The RPD between the results for the two columns exceeds the method-specified criteria.
- Q** - The quality control sample exceeds the associated acceptance criteria. For DOD-related projects, LCS and/or Continuing Calibration Standard exceedences are also qualified on all associated sample results. Note: This flag is not applicable for matrix spike recoveries when the sample concentration is greater than 4x the spike added or for batch duplicate RPD when the sample concentrations are less than 5x the RL. (Metals only.)
- R** - Analytical results are from sample re-analysis.
- RE** - Analytical results are from sample re-extraction.
- S** - Analytical results are from modified screening analysis.

Project Name: 25-01 QUEENS PLAZA NORTH
Project Number: 170652801

Lab Number: L2056892
Report Date: 12/28/20

REFERENCES

- 1 Test Methods for Evaluating Solid Waste: Physical/Chemical Methods. EPA SW-846. Third Edition. Updates I - VI, 2018.
- 107 Alpha Analytical - In-house calculation method.
- 121 Standard Methods for the Examination of Water and Wastewater. APHA-AWWA-WEF. Standard Methods Online.

LIMITATION OF LIABILITIES

Alpha Analytical performs services with reasonable care and diligence normal to the analytical testing laboratory industry. In the event of an error, the sole and exclusive responsibility of Alpha Analytical shall be to re-perform the work at it's own expense. In no event shall Alpha Analytical be held liable for any incidental, consequential or special damages, including but not limited to, damages in any way connected with the use of, interpretation of, information or analysis provided by Alpha Analytical.

We strongly urge our clients to comply with EPA protocol regarding sample volume, preservation, cooling, containers, sampling procedures, holding time and splitting of samples in the field.



Certification Information

The following analytes are not included in our Primary NELAP Scope of Accreditation:

Westborough Facility

EPA 624/624.1: m/p-xylene, o-xylene, Naphthalene

EPA 8260C: NPW: 1,2,4,5-Tetramethylbenzene; 4-Ethyltoluene, Azobenzene; SCM: Iodomethane (methyl iodide), 1,2,4,5-Tetramethylbenzene; 4-Ethyltoluene.

EPA 8270D: NPW: Dimethylnaphthalene, 1,4-Diphenylhydrazine; SCM: Dimethylnaphthalene, 1,4-Diphenylhydrazine.

SM4500: NPW: Amenable Cyanide; SCM: Total Phosphorus, TKN, NO₂, NO₃.

Mansfield Facility

SM 2540D: TSS

EPA 8082A: NPW: PCB: 1, 5, 31, 87, 101, 110, 141, 151, 153, 180, 183, 187.

EPA TO-15: Halothane, 2,4,4-Trimethyl-2-pentene, 2,4,4-Trimethyl-1-pentene, Thiophene, 2-Methylthiophene, 3-Methylthiophene, 2-Ethylthiophene, 1,2,3-Trimethylbenzene, Indan, Indene, 1,2,4,5-Tetramethylbenzene, Benzothiophene, 1-Methylnaphthalene.

EPA TO-12 Non-methane organics

EPA 3C Fixed gases

Biological Tissue Matrix: EPA 3050B

The following analytes are included in our Massachusetts DEP Scope of Accreditation

Westborough Facility:

Drinking Water

EPA 300.0: Chloride, Nitrate-N, Fluoride, Sulfate; **EPA 353.2:** Nitrate-N, Nitrite-N; **SM4500NO3-F:** Nitrate-N, Nitrite-N; **SM4500F-C, SM4500CN-CE,**

EPA 180.1, SM2130B, SM4500CI-D, SM2320B, SM2540C, SM4500H-B, SM4500NO2-B

EPA 332: Perchlorate; **EPA 524.2:** THMs and VOCs; **EPA 504.1:** EDB, DBCP.

Microbiology: SM9215B; SM9223-P/A, SM9223B-Colilert-QT, SM9222D.

Non-Potable Water

SM4500H,B, EPA 120.1, SM2510B, SM2540C, SM2320B, SM4500CL-E, SM4500F-BC, SM4500NH3-BH: Ammonia-N and Kjeldahl-N, **EPA 350.1:** Ammonia-N, **LACHAT 10-107-06-1-B:** Ammonia-N, **EPA 351.1, SM4500NO3-F, EPA 353.2:** Nitrate-N, **SM4500P-E, SM4500P-B, E, SM4500SO4-E, SM5220D, EPA 410.4, SM5210B, SM5310C, SM4500CL-D, EPA 1664, EPA 420.1, SM4500-CN-CE, SM2540D, EPA 300:** Chloride, Sulfate, Nitrate.

EPA 624.1: Volatile Halocarbons & Aromatics,

EPA 608.3: Chlordane, Toxaphene, Aldrin, alpha-BHC, beta-BHC, gamma-BHC, delta-BHC, Dieldrin, DDD, DDE, DDT, Endosulfan I, Endosulfan II, Endosulfan sulfate, Endrin, Endrin Aldehyde, Heptachlor, Heptachlor Epoxide, PCBs

EPA 625.1: SVOC (Acid/Base/Neutral Extractables), **EPA 600/4-81-045:** PCB-Oil.

Microbiology: SM9223B-Colilert-QT; Enterolert-QT, SM9221E, EPA 1600, EPA 1603.

Mansfield Facility:

Drinking Water

EPA 200.7: Al, Ba, Cd, Cr, Cu, Fe, Mn, Ni, Na, Ag, Ca, Zn. **EPA 200.8:** Al, Sb, As, Ba, Be, Cd, Cr, Cu, Pb, Mn, Ni, Se, Ag, TL, Zn. **EPA 245.1** Hg.

EPA 522.

Non-Potable Water

EPA 200.7: Al, Sb, As, Be, Cd, Ca, Cr, Co, Cu, Fe, Pb, Mg, Mn, Mo, Ni, K, Se, Ag, Na, Sr, TL, Ti, V, Zn.


EPA 200.8: Al, Sb, As, Be, Cd, Cr, Cu, Fe, Pb, Mn, Ni, K, Se, Ag, Na, TL, Zn.

EPA 245.1 Hg.

SM2340B

For a complete listing of analytes and methods, please contact your Alpha Project Manager.

EI SOIL

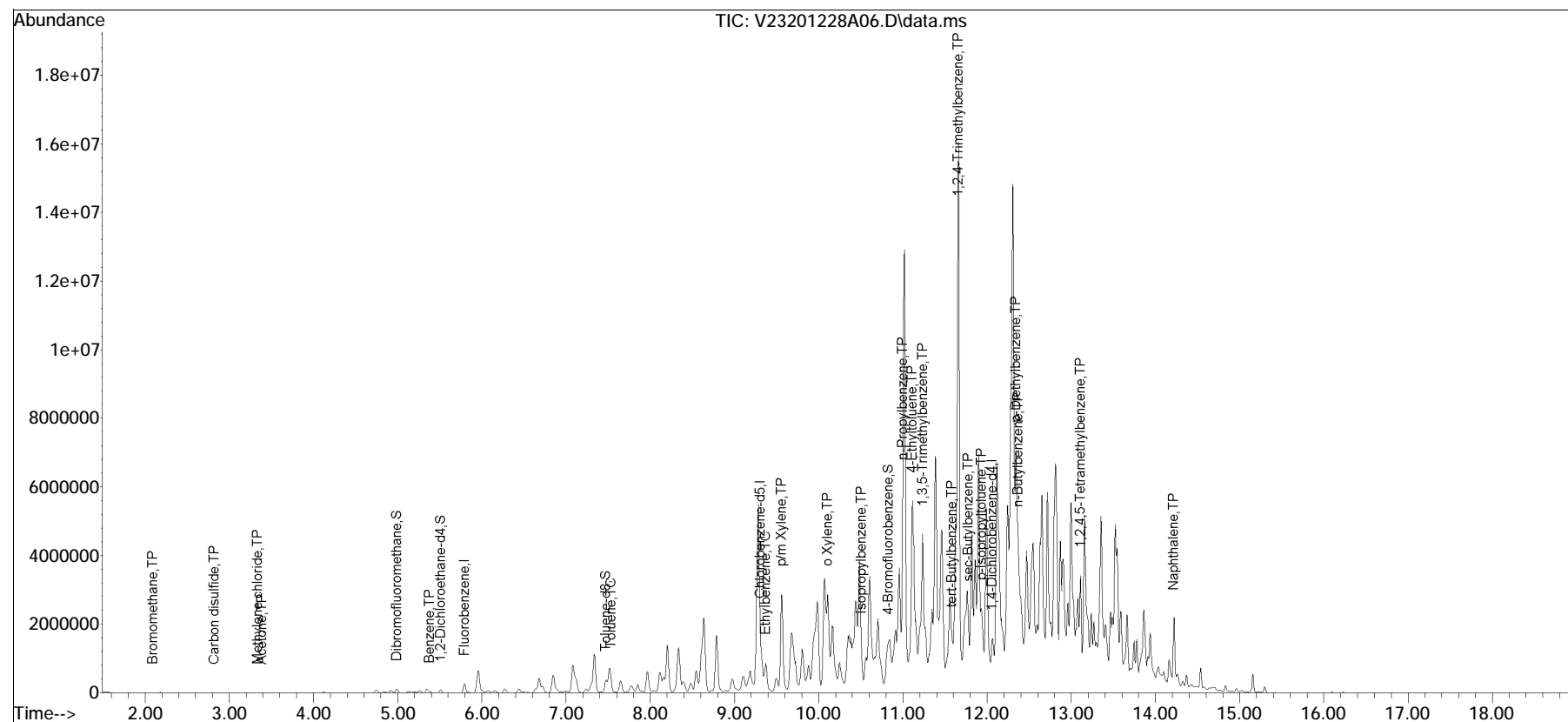
 NEW YORK CHAIN OF CUSTODY Westborough, MA 01581 8 Walkup Dr. TEL: 508-898-9220 FAX: 508-898-9193		Service Centers Mahwah, NJ 07430: 35 Whitney Rd, Suite 5 Albany, NY 12205: 14 Walker Way Tonawanda, NY 14150: 275 Cooper Ave, Suite 105		Page <u>1</u> of <u>1</u>		Date Rec'd in Lab <u>12/19/20</u>		ALPHA Job # <u>L2056892</u>																																																						
				Mansfield, MA 02048 320 Forbes Blvd TEL: 508-822-9300 FAX: 508-822-3288		Project Information Project Name: <u>25-01 Queens Plaza North</u> Project Location: <u>Queens, NY</u> Project # <u>170652801</u> (Use Project name as Project #) <input type="checkbox"/>		Deliverables <input type="checkbox"/> ASP-A <input type="checkbox"/> EQulS (1 File) <input type="checkbox"/> Other <input checked="" type="checkbox"/> ASP-B <input type="checkbox"/> EQulS (4 File)		Billing Information <input checked="" type="checkbox"/> Same as Client Info PO #																																																				
Client Information Client: <u>LANGAN, DPC</u> Address: <u>360 W. 31st St.</u> <u>NY, NY 10001</u> Phone: <u>212-479-5400</u> Fax: <u>212-479-5444</u> Email: <u>WKIM@LANGAN.COM</u>		Project Manager: <u>Woo Kim</u> ALPHAQuote #:		Regulatory Requirement <input type="checkbox"/> NY TOGS <input type="checkbox"/> AWQ Standards <input type="checkbox"/> NY Restricted Use <input type="checkbox"/> NY Unrestricted Use <input type="checkbox"/> NYC Sewer Discharge		Disposal Site Information Please identify below location of applicable disposal facilities. Disposal Facility: <input type="checkbox"/> NJ <input type="checkbox"/> NY <input type="checkbox"/> Other:																																																								
Turn-Around Time Standard <input checked="" type="checkbox"/> Due Date: Rush (only if pre approved) <input type="checkbox"/> # of Days:		ANALYSIS Part 375 VOCs SVOCs PCBs TAL Metals HOLD-TCLP Metals		Sample Filtration <input type="checkbox"/> Done <input type="checkbox"/> Lab to do Preservation <input type="checkbox"/> Lab to do (Please Specify below)		Total Bottles																																																								
These samples have been previously analyzed by Alpha <input type="checkbox"/>		Other project specific requirements/comments: <u>Please include Astappenbeck at Langan + date management at Langan on all emails</u>		Sample Specific Comments																																																										
Please specify Metals or TAL.		<table border="1" style="width:100%; border-collapse: collapse;"> <thead> <tr> <th rowspan="2">ALPHA Lab ID (Lab Use Only)</th> <th rowspan="2">Sample ID</th> <th colspan="2">Collection</th> <th rowspan="2">Sample Matrix</th> <th rowspan="2">Sampler's Initials</th> <th rowspan="2">Part 375 VOCs</th> <th rowspan="2">SVOCs</th> <th rowspan="2">PCBs</th> <th rowspan="2">TAL Metals</th> <th rowspan="2">HOLD-TCLP Metals</th> </tr> <tr> <th>Date</th> <th>Time</th> </tr> </thead> <tbody> <tr> <td>56892-01</td> <td>SB06-16-17</td> <td>12/18/2020</td> <td>918</td> <td>SOIL</td> <td>AS</td> <td>XX</td> <td>XX</td> <td>XX</td> <td>XX</td> <td>XX</td> </tr> <tr> <td>-02</td> <td>SB07-12.5-13.5</td> <td>↓</td> <td>1025</td> <td>↓</td> <td>↓</td> <td>XX</td> <td>XX</td> <td>XX</td> <td>XX</td> <td>XX</td> </tr> <tr> <td>-03</td> <td>SB08-10.5-11.5</td> <td>↓</td> <td>1530</td> <td>↓</td> <td>↓</td> <td>XX</td> <td>XX</td> <td>XX</td> <td>XX</td> <td>XX</td> </tr> <tr> <td>-04</td> <td>SB09-14.5-15.5</td> <td>↓</td> <td>1315</td> <td>↓</td> <td>↓</td> <td>XX</td> <td>XX</td> <td>XX</td> <td>XX</td> <td>XX</td> </tr> </tbody> </table>		ALPHA Lab ID (Lab Use Only)	Sample ID	Collection		Sample Matrix	Sampler's Initials	Part 375 VOCs	SVOCs	PCBs	TAL Metals	HOLD-TCLP Metals	Date	Time	56892-01	SB06-16-17	12/18/2020	918	SOIL	AS	XX	XX	XX	XX	XX	-02	SB07-12.5-13.5	↓	1025	↓	↓	XX	XX	XX	XX	XX	-03	SB08-10.5-11.5	↓	1530	↓	↓	XX	XX	XX	XX	XX	-04	SB09-14.5-15.5	↓	1315	↓	↓	XX	XX	XX	XX	XX	Westboro: Certification No: MA935 Mansfield: Certification No: MA015	
ALPHA Lab ID (Lab Use Only)	Sample ID	Collection				Sample Matrix	Sampler's Initials								Part 375 VOCs	SVOCs	PCBs	TAL Metals	HOLD-TCLP Metals																																											
		Date	Time																																																											
56892-01	SB06-16-17	12/18/2020	918	SOIL	AS	XX	XX	XX	XX	XX																																																				
-02	SB07-12.5-13.5	↓	1025	↓	↓	XX	XX	XX	XX	XX																																																				
-03	SB08-10.5-11.5	↓	1530	↓	↓	XX	XX	XX	XX	XX																																																				
-04	SB09-14.5-15.5	↓	1315	↓	↓	XX	XX	XX	XX	XX																																																				
Preservative Code: A = None B = HCl C = HNO ₃ D = H ₂ SO ₄ E = NaOH F = MeOH G = NaHSO ₄ H = Na ₂ S ₂ O ₃ K/E = Zn Ac/NaOH O = Other		Container Code: P = Plastic A = Amber Glass V = Vial G = Glass B = Bacteria Cup C = Cube O = Other E = Encore D = BOD Bottle		Container Type Preservative		Please print clearly, legibly and completely. Samples can not be logged in and turnaround time clock will not start until any ambiguities are resolved. BY EXECUTING THIS COC, THE CLIENT HAS READ AND AGREES TO BE BOUND BY ALPHA'S TERMS & CONDITIONS. (See reverse side.)																																																								
Form No: 01-25 HC (rev. 30-Sept-2013)		Relinquished By: <u>Ashley Stappenbeck</u> 12/18/20 16:30 <u>W. Kim</u> 12/18/20 18:40 <u>W. Kim</u> 12/19/20 00:20		Received By: <u>W. Kim</u> 12/18/20 16:30 <u>W. Kim</u> 12/18/20 20:30 <u>W. Kim</u> 12/19/20 00:20																																																										

Quantitation Report (QT Reviewed)

Data Path : I:\VOLATILES\VOA123\2020\201228A\
 Data File : V23201228A06.D
 Acq On : 28 Dec 2020 07:15 am
 Operator : VOA123:MV
 Sample : 12056892-01D2,31H,6.17,5,0.050,,a
 Misc : WG1449300,ICAL17263
 ALS Vial : 6 Sample Multiplier: 1

Quant Time: Dec 28 09:36:59 2020
 Quant Method : I:\VOLATILES\VOA123\2020\201228A\V123_201019Q_8260.m
 Quant Title : VOLATILES BY GC/MS
 QLast Update : Tue Oct 20 11:47:06 2020
 Response via : Initial Calibration

Sub List : 8260-NYTCL - Megamix plus Diox01228A\V23201228A02.D•

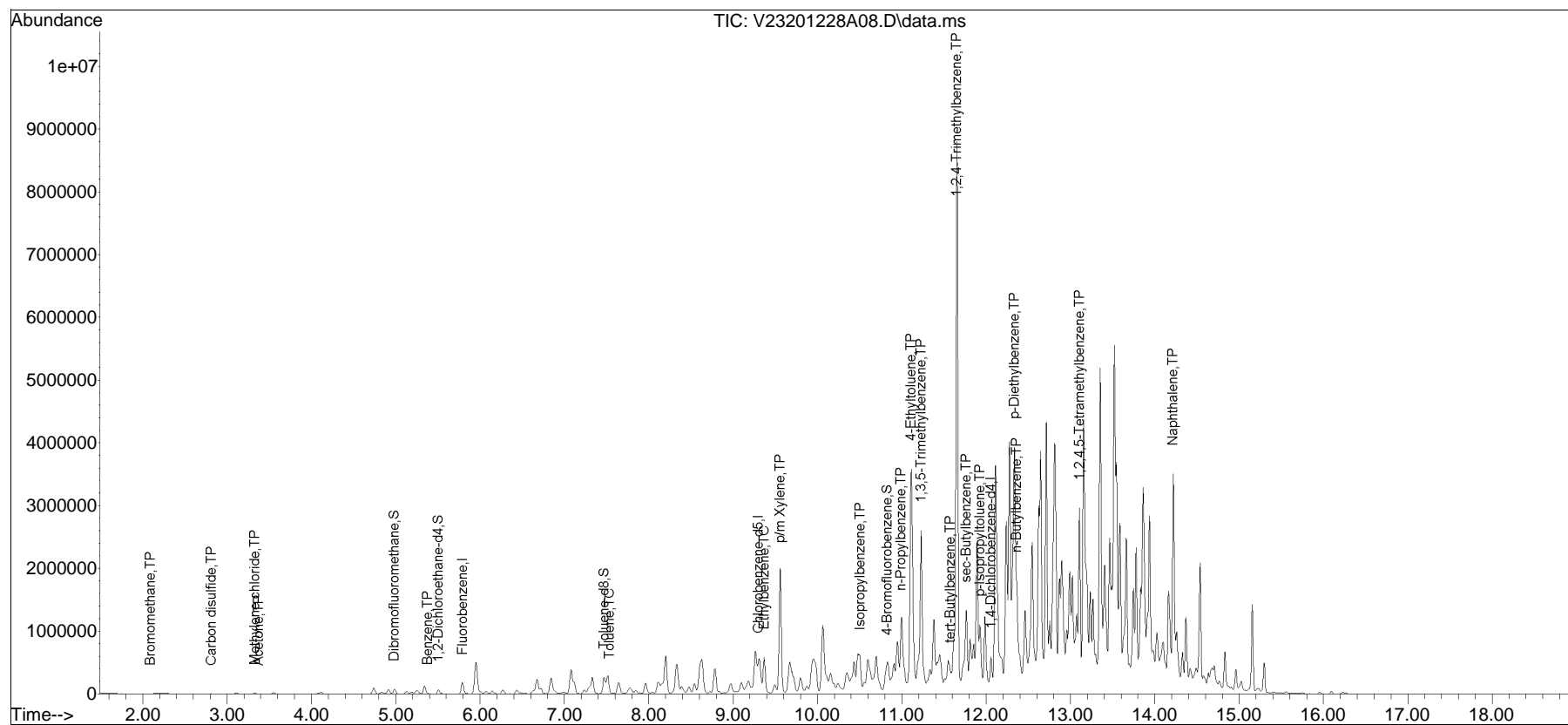


Quantitation Report (QT Reviewed)

Data Path : I:\VOLATILES\VOA123\2020\201228A\
 Data File : V23201228A08.D
 Acq On : 28 Dec 2020 08:22 am
 Operator : VOA123:MV
 Sample : 12056892-02,31H,5.65,5,0.100,,a
 Misc : WG1449300,ICAL17263
 ALS Vial : 8 Sample Multiplier: 1

Quant Time: Dec 28 09:38:32 2020
 Quant Method : I:\VOLATILES\VOA123\2020\201228A\V123_201019Q_8260.m
 Quant Title : VOLATILES BY GC/MS
 QLast Update : Tue Oct 20 11:47:06 2020
 Response via : Initial Calibration

Sub List : 8260-NYTCL - Megamix plus Diox01228A\V23201228A02.D•

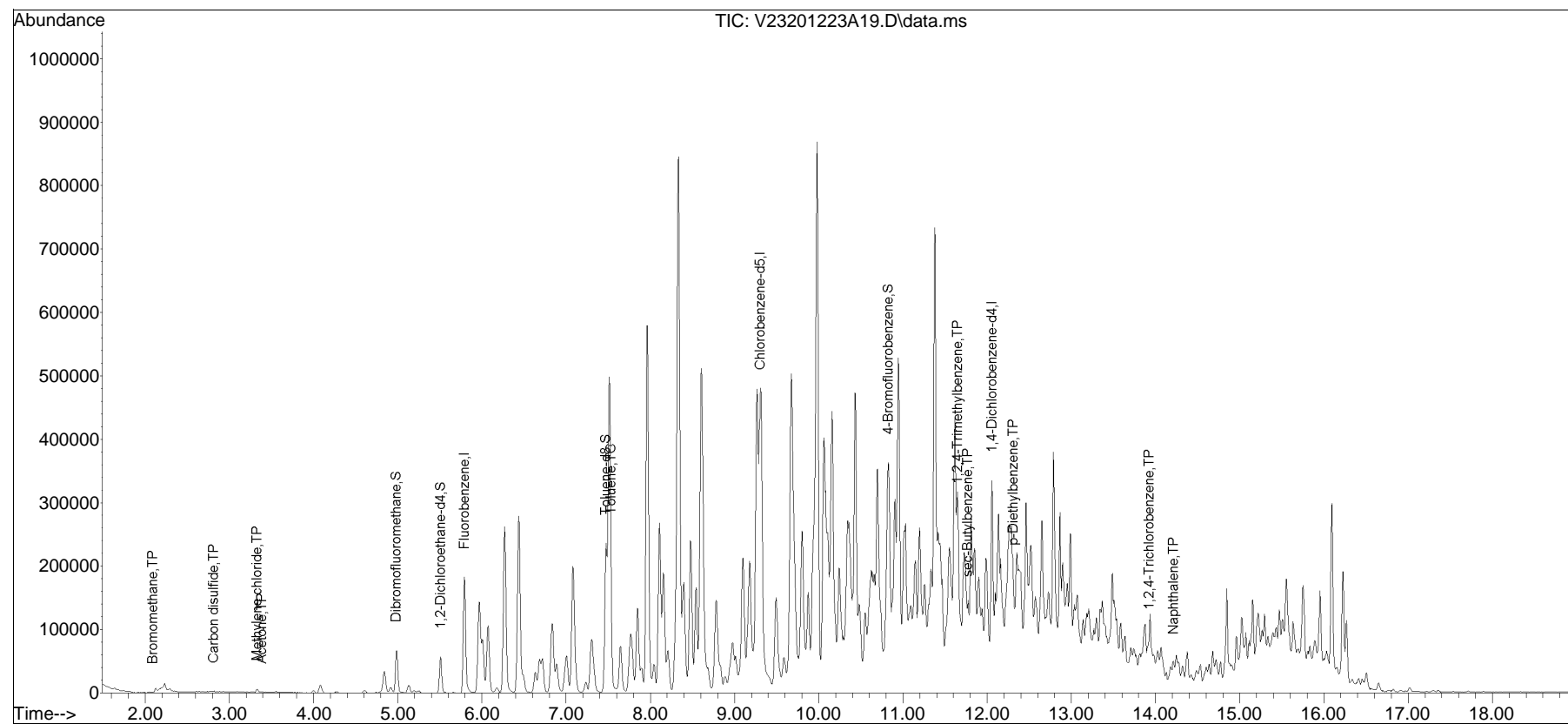


Quantitation Report (QT Reviewed)

Data Path : I:\VOLATILES\VOA123\2020\201223A\
Data File : V23201223A19.D
Acq On : 23 Dec 2020 10:32 am
Operator : VOA123:MKS
Sample : 12056892-04,31H,6.28,5,0.100,,a
Misc : WG1449300,ICAL17263
ALS Vial : 19 Sample Multiplier: 1

Quant Time: Dec 26 12:45:37 2020
Quant Method : I:\VOLATILES\VOA123\2020\201223A\V123_201019Q_8260.m
Quant Title : VOLATILES BY GC/MS
QLast Update : Tue Oct 20 11:47:06 2020
Response via : Initial Calibration

Sub List : 8260-NYTCL - Megamix plus Diox01223A\V23201223A01.D•



JOB: L2057062 REPORT STYLE: Data Usability Report
0010: Alpha Analytical Report Cover Page - OK
0015: Sample Cross Reference Summary - OK
0060: Case Narrative - OK
0100: Volatiles Cover Page - OK
0110: Volatiles Sample Results - OK
0120: Volatiles Method Blank Report - OK
0130: Volatiles LCS Report - OK
0180: Semivolatiles Cover Page - OK
0190: Semivolatiles Sample Results - OK
0200: Semivolatiles Method Blank Report - OK
0210: Semivolatiles LCS Report - OK
0700: PCBs Cover Page - OK
0710: PCBs Sample Results - OK
0720: PCBs Method Blank Report - OK
0730: PCBs LCS Report - OK
1005: Metals Sample Results - OK
1010: Metals Method Blank Report - OK
1020: Metals LCS Report - OK
1040: Metals Matrix Spike Report - OK
1050: Metals Duplicate Report - OK
1180: Inorganics Cover Page - OK
1200: Wet Chemistry Sample Results - OK
1210: Wet Chemistry Method Blank Report - OK
1220: Wet Chemistry LCS Report - OK
1240: Wet Chemistry Matrix Spike Report - OK
1250: Wet Chemistry Duplicate Report - OK
5100: Sample Receipt & Container Information Report - OK
5200: Glossary - OK
5400: References - OK



ANALYTICAL REPORT

Lab Number:	L2057062
Client:	Langan Engineering & Environmental 21 Penn Plaza 360 W. 31st Street, 8th Floor New York, NY 10001-2727
ATTN:	Woo-Jun Kim
Phone:	(212) 479-5733
Project Name:	25-01 QUEENS PLAZA NORTH
Project Number:	170652801
Report Date:	12/31/20

The original project report/data package is held by Alpha Analytical. This report/data package is paginated and should be reproduced only in its entirety. Alpha Analytical holds no responsibility for results and/or data that are not consistent with the original.

Certifications & Approvals: MA (M-MA086), NH NELAP (2064), CT (PH-0574), IL (200077), ME (MA00086), MD (348), NJ (MA935), NY (11148), NC (25700/666), PA (68-03671), RI (LAO00065), TX (T104704476), VT (VT-0935), VA (460195), USDA (Permit #P330-17-00196).

Eight Walkup Drive, Westborough, MA 01581-1019
508-898-9220 (Fax) 508-898-9193 800-624-9220 - www.alphalab.com



Project Name: 25-01 QUEENS PLAZA NORTH
Project Number: 170652801

Lab Number: L2057062
Report Date: 12/31/20

Alpha Sample ID	Client ID	Matrix	Sample Location	Collection Date/Time	Receive Date
L2057062-01	SB04_8.5-9.5	SOIL	QUEENS, NY	12/21/20 11:30	12/21/20
L2057062-02	SB05_12.5-13.5	SOIL	QUEENS, NY	12/21/20 12:30	12/21/20

Project Name: 25-01 QUEENS PLAZA NORTH
Project Number: 170652801

Lab Number: L2057062
Report Date: 12/31/20

Case Narrative

The samples were received in accordance with the Chain of Custody and no significant deviations were encountered during the preparation or analysis unless otherwise noted. Sample Receipt, Container Information, and the Chain of Custody are located at the back of the report.

Results contained within this report relate only to the samples submitted under this Alpha Lab Number and meet NELAP requirements for all NELAP accredited parameters unless otherwise noted in the following narrative. The data presented in this report is organized by parameter (i.e. VOC, SVOC, etc.). Sample specific Quality Control data (i.e. Surrogate Spike Recovery) is reported at the end of the target analyte list for each individual sample, followed by the Laboratory Batch Quality Control at the end of each parameter. Tentatively Identified Compounds (TICs), if requested, are reported for compounds identified to be present and are not part of the method/program Target Compound List, even if only a subset of the TCL are being reported. If a sample was re-analyzed or re-extracted due to a required quality control corrective action and if both sets of data are reported, the Laboratory ID of the re-analysis or re-extraction is designated with an "R" or "RE", respectively.

When multiple Batch Quality Control elements are reported (e.g. more than one LCS), the associated samples for each element are noted in the grey shaded header line of each data table. Any Laboratory Batch, Sample Specific % recovery or RPD value that is outside the listed Acceptance Criteria is bolded in the report. In reference to questions H (CAM) or 4 (RCP) when "NO" is checked, the performance criteria for CAM and RCP methods allow for some quality control failures to occur and still be within method compliance. In these instances, the specific failure is not narrated but noted in the associated QC Outlier Summary Report, located directly after the Case Narrative. QC information is also incorporated in the Data Usability Assessment table (Format 11) of our Data Merger tool, where it can be reviewed in conjunction with the sample result, associated regulatory criteria and any associated data usability implications.

Soil/sediments, solids and tissues are reported on a dry weight basis unless otherwise noted. Definitions of all data qualifiers and acronyms used in this report are provided in the Glossary located at the back of the report.

HOLD POLICY - For samples submitted on hold, Alpha's policy is to hold samples (with the exception of Air canisters) free of charge for 21 calendar days from the date the project is completed. After 21 calendar days, we will dispose of all samples submitted including those put on hold unless you have contacted your Alpha Project Manager and made arrangements for Alpha to continue to hold the samples. Air canisters will be disposed after 3 business days from the date the project is completed.

Please contact Project Management at 800-624-9220 with any questions.

Project Name: 25-01 QUEENS PLAZA NORTH
Project Number: 170652801

Lab Number: L2057062
Report Date: 12/31/20

Case Narrative (continued)

Report Submission

December 31, 2020: This is a preliminary report. Report Revision: The Client ID was amended on L2057062-02.

December 30, 2020: This is a preliminary report.


All non-detect (ND) or estimated concentrations (J-qualified) have been quantitated to the limit noted in the MDL column.

Total Metals

L2057062-01 and -02: The sample has elevated detection limits for all elements, with the exception of mercury, due to the dilution required by matrix interferences encountered during analysis.

I, the undersigned, attest under the pains and penalties of perjury that, to the best of my knowledge and belief and based upon my personal inquiry of those responsible for providing the information contained in this analytical report, such information is accurate and complete. This certificate of analysis is not complete unless this page accompanies any and all pages of this report.

Authorized Signature:



Michelle M. Morris

Title: Technical Director/Representative

Date: 12/31/20

ORGANICS

VOLATILES

Project Name: 25-01 QUEENS PLAZA NORTH
Project Number: 170652801

Lab Number: L2057062
Report Date: 12/31/20

SAMPLE RESULTS

Lab ID: L2057062-01
 Client ID: SB04_8.5-9.5
 Sample Location: QUEENS, NY

Date Collected: 12/21/20 11:30
 Date Received: 12/21/20
 Field Prep: Not Specified

Sample Depth:

Matrix: Soil
 Analytical Method: 1,8260C
 Analytical Date: 12/27/20 09:51
 Analyst: JC
 Percent Solids: 79%

Parameter	Result	Qualifier	Units	RL	MDL	Dilution Factor
Volatile Organics by EPA 5035 Low - Westborough Lab						
Methylene chloride	ND		ug/kg	6.2	2.8	1
1,1-Dichloroethane	ND		ug/kg	1.2	0.18	1
Chloroform	ND		ug/kg	1.8	0.17	1
Carbon tetrachloride	ND		ug/kg	1.2	0.28	1
1,2-Dichloropropane	ND		ug/kg	1.2	0.15	1
Dibromochloromethane	ND		ug/kg	1.2	0.17	1
1,1,2-Trichloroethane	ND		ug/kg	1.2	0.33	1
Tetrachloroethene	ND		ug/kg	0.62	0.24	1
Chlorobenzene	ND		ug/kg	0.62	0.16	1
Trichlorofluoromethane	ND		ug/kg	5.0	0.86	1
1,2-Dichloroethane	ND		ug/kg	1.2	0.32	1
1,1,1-Trichloroethane	ND		ug/kg	0.62	0.21	1
Bromodichloromethane	ND		ug/kg	0.62	0.14	1
trans-1,3-Dichloropropene	ND		ug/kg	1.2	0.34	1
cis-1,3-Dichloropropene	ND		ug/kg	0.62	0.20	1
1,3-Dichloropropene, Total	ND		ug/kg	0.62	0.20	1
1,1-Dichloropropene	ND		ug/kg	0.62	0.20	1
Bromoform	ND		ug/kg	5.0	0.30	1
1,1,2,2-Tetrachloroethane	ND		ug/kg	0.62	0.20	1
Benzene	ND		ug/kg	0.62	0.20	1
Toluene	ND		ug/kg	1.2	0.67	1
Ethylbenzene	ND		ug/kg	1.2	0.17	1
Chloromethane	ND		ug/kg	5.0	1.2	1
Bromomethane	ND		ug/kg	2.5	0.72	1
Vinyl chloride	ND		ug/kg	1.2	0.42	1
Chloroethane	ND		ug/kg	2.5	0.56	1
1,1-Dichloroethene	ND		ug/kg	1.2	0.29	1
trans-1,2-Dichloroethene	ND		ug/kg	1.8	0.17	1

Project Name: 25-01 QUEENS PLAZA NORTH
Project Number: 170652801

Lab Number: L2057062
Report Date: 12/31/20

SAMPLE RESULTS

Lab ID: L2057062-01
 Client ID: SB04_8.5-9.5
 Sample Location: QUEENS, NY

Date Collected: 12/21/20 11:30
 Date Received: 12/21/20
 Field Prep: Not Specified

Sample Depth:

Parameter	Result	Qualifier	Units	RL	MDL	Dilution Factor
Volatile Organics by EPA 5035 Low - Westborough Lab						
Trichloroethene	ND		ug/kg	0.62	0.17	1
1,2-Dichlorobenzene	ND		ug/kg	2.5	0.18	1
1,3-Dichlorobenzene	ND		ug/kg	2.5	0.18	1
1,4-Dichlorobenzene	ND		ug/kg	2.5	0.21	1
Methyl tert butyl ether	ND		ug/kg	2.5	0.25	1
p/m-Xylene	ND		ug/kg	2.5	0.69	1
o-Xylene	ND		ug/kg	1.2	0.36	1
Xylenes, Total	ND		ug/kg	1.2	0.36	1
cis-1,2-Dichloroethene	ND		ug/kg	1.2	0.22	1
1,2-Dichloroethene, Total	ND		ug/kg	1.2	0.17	1
Dibromomethane	ND		ug/kg	2.5	0.29	1
Styrene	ND		ug/kg	1.2	0.24	1
Dichlorodifluoromethane	ND		ug/kg	12	1.1	1
Acetone	6.2	J	ug/kg	12	6.0	1
Carbon disulfide	ND		ug/kg	12	5.6	1
2-Butanone	ND		ug/kg	12	2.8	1
Vinyl acetate	ND		ug/kg	12	2.7	1
4-Methyl-2-pentanone	ND		ug/kg	12	1.6	1
1,2,3-Trichloropropane	ND		ug/kg	2.5	0.16	1
2-Hexanone	ND		ug/kg	12	1.5	1
Bromochloromethane	ND		ug/kg	2.5	0.25	1
2,2-Dichloropropane	ND		ug/kg	2.5	0.25	1
1,2-Dibromoethane	ND		ug/kg	1.2	0.34	1
1,3-Dichloropropane	ND		ug/kg	2.5	0.21	1
1,1,1,2-Tetrachloroethane	ND		ug/kg	0.62	0.16	1
Bromobenzene	ND		ug/kg	2.5	0.18	1
n-Butylbenzene	ND		ug/kg	1.2	0.21	1
sec-Butylbenzene	ND		ug/kg	1.2	0.18	1
tert-Butylbenzene	ND		ug/kg	2.5	0.15	1
o-Chlorotoluene	ND		ug/kg	2.5	0.24	1
p-Chlorotoluene	ND		ug/kg	2.5	0.13	1
1,2-Dibromo-3-chloropropane	ND		ug/kg	3.7	1.2	1
Hexachlorobutadiene	ND		ug/kg	5.0	0.21	1
Isopropylbenzene	ND		ug/kg	1.2	0.14	1
p-Isopropyltoluene	ND		ug/kg	1.2	0.14	1
Naphthalene	ND		ug/kg	5.0	0.80	1
Acrylonitrile	ND		ug/kg	5.0	1.4	1

Project Name: 25-01 QUEENS PLAZA NORTH
Project Number: 170652801

Lab Number: L2057062
Report Date: 12/31/20

SAMPLE RESULTS

Lab ID: L2057062-01
 Client ID: SB04_8.5-9.5
 Sample Location: QUEENS, NY

Date Collected: 12/21/20 11:30
 Date Received: 12/21/20
 Field Prep: Not Specified

Sample Depth:

Parameter	Result	Qualifier	Units	RL	MDL	Dilution Factor
Volatile Organics by EPA 5035 Low - Westborough Lab						
n-Propylbenzene	ND		ug/kg	1.2	0.21	1
1,2,3-Trichlorobenzene	ND		ug/kg	2.5	0.40	1
1,2,4-Trichlorobenzene	ND		ug/kg	2.5	0.34	1
1,3,5-Trimethylbenzene	ND		ug/kg	2.5	0.24	1
1,2,4-Trimethylbenzene	ND		ug/kg	2.5	0.41	1
1,4-Dioxane	ND		ug/kg	99	44.	1
p-Diethylbenzene	ND		ug/kg	2.5	0.22	1
p-Ethyltoluene	ND		ug/kg	2.5	0.48	1
1,2,4,5-Tetramethylbenzene	ND		ug/kg	2.5	0.24	1
Ethyl ether	ND		ug/kg	2.5	0.42	1
trans-1,4-Dichloro-2-butene	ND		ug/kg	6.2	1.8	1

Surrogate	% Recovery	Qualifier	Acceptance Criteria
1,2-Dichloroethane-d4	97		70-130
Toluene-d8	98		70-130
4-Bromofluorobenzene	99		70-130
Dibromofluoromethane	97		70-130

Project Name: 25-01 QUEENS PLAZA NORTH
Project Number: 170652801

Lab Number: L2057062
Report Date: 12/31/20

SAMPLE RESULTS

Lab ID: L2057062-02
 Client ID: SB05_12.5-13.5
 Sample Location: QUEENS, NY

Date Collected: 12/21/20 12:30
 Date Received: 12/21/20
 Field Prep: Not Specified

Sample Depth:

Matrix: Soil
 Analytical Method: 1,8260C
 Analytical Date: 12/27/20 10:18
 Analyst: JC
 Percent Solids: 74%

Parameter	Result	Qualifier	Units	RL	MDL	Dilution Factor
Volatile Organics by EPA 5035 Low - Westborough Lab						
Methylene chloride	ND		ug/kg	6.0	2.8	1
1,1-Dichloroethane	ND		ug/kg	1.2	0.17	1
Chloroform	ND		ug/kg	1.8	0.17	1
Carbon tetrachloride	ND		ug/kg	1.2	0.28	1
1,2-Dichloropropane	ND		ug/kg	1.2	0.15	1
Dibromochloromethane	ND		ug/kg	1.2	0.17	1
1,1,2-Trichloroethane	ND		ug/kg	1.2	0.32	1
Tetrachloroethene	ND		ug/kg	0.60	0.24	1
Chlorobenzene	ND		ug/kg	0.60	0.15	1
Trichlorofluoromethane	ND		ug/kg	4.8	0.84	1
1,2-Dichloroethane	ND		ug/kg	1.2	0.31	1
1,1,1-Trichloroethane	ND		ug/kg	0.60	0.20	1
Bromodichloromethane	ND		ug/kg	0.60	0.13	1
trans-1,3-Dichloropropene	ND		ug/kg	1.2	0.33	1
cis-1,3-Dichloropropene	ND		ug/kg	0.60	0.19	1
1,3-Dichloropropene, Total	ND		ug/kg	0.60	0.19	1
1,1-Dichloropropene	ND		ug/kg	0.60	0.19	1
Bromoform	ND		ug/kg	4.8	0.30	1
1,1,2,2-Tetrachloroethane	ND		ug/kg	0.60	0.20	1
Benzene	ND		ug/kg	0.60	0.20	1
Toluene	ND		ug/kg	1.2	0.65	1
Ethylbenzene	ND		ug/kg	1.2	0.17	1
Chloromethane	ND		ug/kg	4.8	1.1	1
Bromomethane	ND		ug/kg	2.4	0.70	1
Vinyl chloride	ND		ug/kg	1.2	0.40	1
Chloroethane	ND		ug/kg	2.4	0.54	1
1,1-Dichloroethene	ND		ug/kg	1.2	0.29	1
trans-1,2-Dichloroethene	ND		ug/kg	1.8	0.16	1

Project Name: 25-01 QUEENS PLAZA NORTH**Lab Number:** L2057062**Project Number:** 170652801**Report Date:** 12/31/20**SAMPLE RESULTS**

Lab ID: L2057062-02
 Client ID: SB05_12.5-13.5
 Sample Location: QUEENS, NY

Date Collected: 12/21/20 12:30
 Date Received: 12/21/20
 Field Prep: Not Specified

Sample Depth:

Parameter	Result	Qualifier	Units	RL	MDL	Dilution Factor
Volatiles Organics by EPA 5035 Low - Westborough Lab						
Trichloroethene	ND		ug/kg	0.60	0.16	1
1,2-Dichlorobenzene	ND		ug/kg	2.4	0.17	1
1,3-Dichlorobenzene	ND		ug/kg	2.4	0.18	1
1,4-Dichlorobenzene	ND		ug/kg	2.4	0.20	1
Methyl tert butyl ether	ND		ug/kg	2.4	0.24	1
p/m-Xylene	ND		ug/kg	2.4	0.67	1
o-Xylene	ND		ug/kg	1.2	0.35	1
Xylenes, Total	ND		ug/kg	1.2	0.35	1
cis-1,2-Dichloroethene	ND		ug/kg	1.2	0.21	1
1,2-Dichloroethene, Total	ND		ug/kg	1.2	0.16	1
Dibromomethane	ND		ug/kg	2.4	0.29	1
Styrene	ND		ug/kg	1.2	0.24	1
Dichlorodifluoromethane	ND		ug/kg	12	1.1	1
Acetone	10	J	ug/kg	12	5.8	1
Carbon disulfide	ND		ug/kg	12	5.5	1
2-Butanone	ND		ug/kg	12	2.7	1
Vinyl acetate	ND		ug/kg	12	2.6	1
4-Methyl-2-pentanone	ND		ug/kg	12	1.5	1
1,2,3-Trichloropropane	ND		ug/kg	2.4	0.15	1
2-Hexanone	ND		ug/kg	12	1.4	1
Bromochloromethane	ND		ug/kg	2.4	0.25	1
2,2-Dichloropropane	ND		ug/kg	2.4	0.24	1
1,2-Dibromoethane	ND		ug/kg	1.2	0.34	1
1,3-Dichloropropane	ND		ug/kg	2.4	0.20	1
1,1,1,2-Tetrachloroethane	ND		ug/kg	0.60	0.16	1
Bromobenzene	ND		ug/kg	2.4	0.17	1
n-Butylbenzene	ND		ug/kg	1.2	0.20	1
sec-Butylbenzene	ND		ug/kg	1.2	0.18	1
tert-Butylbenzene	ND		ug/kg	2.4	0.14	1
o-Chlorotoluene	ND		ug/kg	2.4	0.23	1
p-Chlorotoluene	ND		ug/kg	2.4	0.13	1
1,2-Dibromo-3-chloropropane	ND		ug/kg	3.6	1.2	1
Hexachlorobutadiene	ND		ug/kg	4.8	0.20	1
Isopropylbenzene	ND		ug/kg	1.2	0.13	1
p-Isopropyltoluene	ND		ug/kg	1.2	0.13	1
Naphthalene	ND		ug/kg	4.8	0.78	1
Acrylonitrile	ND		ug/kg	4.8	1.4	1

Project Name: 25-01 QUEENS PLAZA NORTH
Project Number: 170652801

Lab Number: L2057062
Report Date: 12/31/20

SAMPLE RESULTS

Lab ID: L2057062-02
 Client ID: SB05_12.5-13.5
 Sample Location: QUEENS, NY

Date Collected: 12/21/20 12:30
 Date Received: 12/21/20
 Field Prep: Not Specified

Sample Depth:

Parameter	Result	Qualifier	Units	RL	MDL	Dilution Factor
Volatile Organics by EPA 5035 Low - Westborough Lab						
n-Propylbenzene	ND		ug/kg	1.2	0.20	1
1,2,3-Trichlorobenzene	ND		ug/kg	2.4	0.39	1
1,2,4-Trichlorobenzene	ND		ug/kg	2.4	0.33	1
1,3,5-Trimethylbenzene	ND		ug/kg	2.4	0.23	1
1,2,4-Trimethylbenzene	ND		ug/kg	2.4	0.40	1
1,4-Dioxane	ND		ug/kg	96	42.	1
p-Diethylbenzene	ND		ug/kg	2.4	0.21	1
p-Ethyltoluene	ND		ug/kg	2.4	0.46	1
1,2,4,5-Tetramethylbenzene	ND		ug/kg	2.4	0.23	1
Ethyl ether	ND		ug/kg	2.4	0.41	1
trans-1,4-Dichloro-2-butene	ND		ug/kg	6.0	1.7	1

Surrogate	% Recovery	Qualifier	Acceptance Criteria
1,2-Dichloroethane-d4	96		70-130
Toluene-d8	105		70-130
4-Bromofluorobenzene	119		70-130
Dibromofluoromethane	97		70-130

Project Name: 25-01 QUEENS PLAZA NORTH
Project Number: 170652801

Lab Number: L2057062
Report Date: 12/31/20

Method Blank Analysis
Batch Quality Control

Analytical Method: 1,8260C
Analytical Date: 12/27/20 08:34
Analyst: MV

Parameter	Result	Qualifier	Units	RL	MDL
Volatile Organics by EPA 5035 Low - Westborough Lab for sample(s): 01-02 Batch: WG1449344-5					
Methylene chloride	ND		ug/kg	5.0	2.3
1,1-Dichloroethane	ND		ug/kg	1.0	0.14
Chloroform	ND		ug/kg	1.5	0.14
Carbon tetrachloride	ND		ug/kg	1.0	0.23
1,2-Dichloropropane	ND		ug/kg	1.0	0.12
Dibromochloromethane	ND		ug/kg	1.0	0.14
1,1,2-Trichloroethane	ND		ug/kg	1.0	0.27
Tetrachloroethene	ND		ug/kg	0.50	0.20
Chlorobenzene	ND		ug/kg	0.50	0.13
Trichlorofluoromethane	ND		ug/kg	4.0	0.70
1,2-Dichloroethane	ND		ug/kg	1.0	0.26
1,1,1-Trichloroethane	ND		ug/kg	0.50	0.17
Bromodichloromethane	ND		ug/kg	0.50	0.11
trans-1,3-Dichloropropene	ND		ug/kg	1.0	0.27
cis-1,3-Dichloropropene	ND		ug/kg	0.50	0.16
1,3-Dichloropropene, Total	ND		ug/kg	0.50	0.16
1,1-Dichloropropene	ND		ug/kg	0.50	0.16
Bromoform	ND		ug/kg	4.0	0.25
1,1,2,2-Tetrachloroethane	ND		ug/kg	0.50	0.17
Benzene	ND		ug/kg	0.50	0.17
Toluene	ND		ug/kg	1.0	0.54
Ethylbenzene	ND		ug/kg	1.0	0.14
Chloromethane	ND		ug/kg	4.0	0.93
Bromomethane	ND		ug/kg	2.0	0.58
Vinyl chloride	ND		ug/kg	1.0	0.34
Chloroethane	ND		ug/kg	2.0	0.45
1,1-Dichloroethene	ND		ug/kg	1.0	0.24
trans-1,2-Dichloroethene	ND		ug/kg	1.5	0.14
Trichloroethene	ND		ug/kg	0.50	0.14

Project Name: 25-01 QUEENS PLAZA NORTH
Project Number: 170652801

Lab Number: L2057062
Report Date: 12/31/20

Method Blank Analysis
Batch Quality Control

Analytical Method: 1,8260C
Analytical Date: 12/27/20 08:34
Analyst: MV

Parameter	Result	Qualifier	Units	RL	MDL
Volatile Organics by EPA 5035 Low - Westborough Lab for sample(s): 01-02 Batch: WG1449344-5					
1,2-Dichlorobenzene	ND		ug/kg	2.0	0.14
1,3-Dichlorobenzene	ND		ug/kg	2.0	0.15
1,4-Dichlorobenzene	ND		ug/kg	2.0	0.17
Methyl tert butyl ether	ND		ug/kg	2.0	0.20
p/m-Xylene	ND		ug/kg	2.0	0.56
o-Xylene	ND		ug/kg	1.0	0.29
Xylenes, Total	ND		ug/kg	1.0	0.29
cis-1,2-Dichloroethene	ND		ug/kg	1.0	0.18
1,2-Dichloroethene, Total	ND		ug/kg	1.0	0.14
Dibromomethane	ND		ug/kg	2.0	0.24
Styrene	ND		ug/kg	1.0	0.20
Dichlorodifluoromethane	ND		ug/kg	10	0.92
Acetone	ND		ug/kg	10	4.8
Carbon disulfide	ND		ug/kg	10	4.6
2-Butanone	ND		ug/kg	10	2.2
Vinyl acetate	ND		ug/kg	10	2.2
4-Methyl-2-pentanone	ND		ug/kg	10	1.3
1,2,3-Trichloropropane	ND		ug/kg	2.0	0.13
2-Hexanone	ND		ug/kg	10	1.2
Bromochloromethane	ND		ug/kg	2.0	0.20
2,2-Dichloropropane	ND		ug/kg	2.0	0.20
1,2-Dibromoethane	ND		ug/kg	1.0	0.28
1,3-Dichloropropane	ND		ug/kg	2.0	0.17
1,1,1,2-Tetrachloroethane	ND		ug/kg	0.50	0.13
Bromobenzene	ND		ug/kg	2.0	0.14
n-Butylbenzene	ND		ug/kg	1.0	0.17
sec-Butylbenzene	ND		ug/kg	1.0	0.15
tert-Butylbenzene	ND		ug/kg	2.0	0.12
o-Chlorotoluene	ND		ug/kg	2.0	0.19

Project Name: 25-01 QUEENS PLAZA NORTH
Project Number: 170652801

Lab Number: L2057062
Report Date: 12/31/20

Method Blank Analysis
Batch Quality Control

Analytical Method: 1,8260C
Analytical Date: 12/27/20 08:34
Analyst: MV

Parameter	Result	Qualifier	Units	RL	MDL
Volatile Organics by EPA 5035 Low - Westborough Lab for sample(s): 01-02 Batch: WG1449344-5					
p-Chlorotoluene	ND		ug/kg	2.0	0.11
1,2-Dibromo-3-chloropropane	ND		ug/kg	3.0	1.0
Hexachlorobutadiene	ND		ug/kg	4.0	0.17
Isopropylbenzene	ND		ug/kg	1.0	0.11
p-Isopropyltoluene	ND		ug/kg	1.0	0.11
Naphthalene	ND		ug/kg	4.0	0.65
Acrylonitrile	ND		ug/kg	4.0	1.2
n-Propylbenzene	ND		ug/kg	1.0	0.17
1,2,3-Trichlorobenzene	ND		ug/kg	2.0	0.32
1,2,4-Trichlorobenzene	ND		ug/kg	2.0	0.27
1,3,5-Trimethylbenzene	ND		ug/kg	2.0	0.19
1,2,4-Trimethylbenzene	ND		ug/kg	2.0	0.33
1,4-Dioxane	ND		ug/kg	80	35.
p-Diethylbenzene	ND		ug/kg	2.0	0.18
p-Ethyltoluene	ND		ug/kg	2.0	0.38
1,2,4,5-Tetramethylbenzene	ND		ug/kg	2.0	0.19
Ethyl ether	ND		ug/kg	2.0	0.34
trans-1,4-Dichloro-2-butene	ND		ug/kg	5.0	1.4

Surrogate	%Recovery	Qualifier	Acceptance Criteria
1,2-Dichloroethane-d4	95		70-130
Toluene-d8	99		70-130
4-Bromofluorobenzene	102		70-130
Dibromofluoromethane	96		70-130

Lab Control Sample Analysis

Batch Quality Control

Project Name: 25-01 QUEENS PLAZA NORTH

Lab Number: L2057062

Project Number: 170652801

Report Date: 12/31/20

Parameter	LCS %Recovery	Qual	LCSD %Recovery	Qual	%Recovery Limits	RPD	Qual	RPD Limits
Volatile Organics by EPA 5035 Low - Westborough Lab Associated sample(s): 01-02 Batch: WG1449344-3 WG1449344-4								
Methylene chloride	93		93		70-130	0		30
1,1-Dichloroethane	99		97		70-130	2		30
Chloroform	97		97		70-130	0		30
Carbon tetrachloride	92		91		70-130	1		30
1,2-Dichloropropane	99		100		70-130	1		30
Dibromochloromethane	99		99		70-130	0		30
1,1,2-Trichloroethane	98		97		70-130	1		30
Tetrachloroethene	103		99		70-130	4		30
Chlorobenzene	101		100		70-130	1		30
Trichlorofluoromethane	49	Q	48	Q	70-139	2		30
1,2-Dichloroethane	91		92		70-130	1		30
1,1,1-Trichloroethane	89		87		70-130	2		30
Bromodichloromethane	88		87		70-130	1		30
trans-1,3-Dichloropropene	100		99		70-130	1		30
cis-1,3-Dichloropropene	94		96		70-130	2		30
1,1-Dichloropropene	97		96		70-130	1		30
Bromoform	94		94		70-130	0		30
1,1,2,2-Tetrachloroethane	100		101		70-130	1		30
Benzene	94		93		70-130	1		30
Toluene	102		99		70-130	3		30
Ethylbenzene	102		100		70-130	2		30
Chloromethane	100		97		52-130	3		30
Bromomethane	66		64		57-147	3		30

Lab Control Sample Analysis

Batch Quality Control

Project Name: 25-01 QUEENS PLAZA NORTH

Lab Number: L2057062

Project Number: 170652801

Report Date: 12/31/20

Parameter	LCS %Recovery	Qual	LCSD %Recovery	Qual	%Recovery Limits	RPD	Qual	RPD Limits
Volatile Organics by EPA 5035 Low - Westborough Lab Associated sample(s): 01-02 Batch: WG1449344-3 WG1449344-4								
Vinyl chloride	59	Q	58	Q	67-130	2		30
Chloroethane	46	Q	45	Q	50-151	2		30
1,1-Dichloroethene	98		96		65-135	2		30
trans-1,2-Dichloroethene	97		94		70-130	3		30
Trichloroethene	93		92		70-130	1		30
1,2-Dichlorobenzene	107		106		70-130	1		30
1,3-Dichlorobenzene	106		104		70-130	2		30
1,4-Dichlorobenzene	107		104		70-130	3		30
Methyl tert butyl ether	93		95		66-130	2		30
p/m-Xylene	100		98		70-130	2		30
o-Xylene	99		98		70-130	1		30
cis-1,2-Dichloroethene	95		94		70-130	1		30
Dibromomethane	89		91		70-130	2		30
Styrene	95		95		70-130	0		30
Dichlorodifluoromethane	97		93		30-146	4		30
Acetone	97		89		54-140	9		30
Carbon disulfide	97		94		59-130	3		30
2-Butanone	87		90		70-130	3		30
Vinyl acetate	94		94		70-130	0		30
4-Methyl-2-pentanone	88		92		70-130	4		30
1,2,3-Trichloropropane	103		104		68-130	1		30
2-Hexanone	80		83		70-130	4		30
Bromochloromethane	96		94		70-130	2		30

Lab Control Sample Analysis

Batch Quality Control

Project Name: 25-01 QUEENS PLAZA NORTH

Lab Number: L2057062

Project Number: 170652801

Report Date: 12/31/20

Parameter	LCS %Recovery	Qual	LCSD %Recovery	Qual	%Recovery Limits	RPD	Qual	RPD Limits
Volatile Organics by EPA 5035 Low - Westborough Lab Associated sample(s): 01-02 Batch: WG1449344-3 WG1449344-4								
2,2-Dichloropropane	92		89		70-130	3		30
1,2-Dibromoethane	98		99		70-130	1		30
1,3-Dichloropropane	104		104		69-130	0		30
1,1,1,2-Tetrachloroethane	101		101		70-130	0		30
Bromobenzene	103		104		70-130	1		30
n-Butylbenzene	108		106		70-130	2		30
sec-Butylbenzene	107		104		70-130	3		30
tert-Butylbenzene	106		103		70-130	3		30
o-Chlorotoluene	108		106		70-130	2		30
p-Chlorotoluene	109		107		70-130	2		30
1,2-Dibromo-3-chloropropane	100		104		68-130	4		30
Hexachlorobutadiene	118		115		67-130	3		30
Isopropylbenzene	105		102		70-130	3		30
p-Isopropyltoluene	106		103		70-130	3		30
Naphthalene	107		109		70-130	2		30
Acrylonitrile	107		108		70-130	1		30
n-Propylbenzene	107		104		70-130	3		30
1,2,3-Trichlorobenzene	117		116		70-130	1		30
1,2,4-Trichlorobenzene	116		114		70-130	2		30
1,3,5-Trimethylbenzene	106		103		70-130	3		30
1,2,4-Trimethylbenzene	107		105		70-130	2		30
1,4-Dioxane	107		115		65-136	7		30
p-Diethylbenzene	108		106		70-130	2		30

Lab Control Sample Analysis

Batch Quality Control

Project Name: 25-01 QUEENS PLAZA NORTH

Project Number: 170652801

Lab Number: L2057062

Report Date: 12/31/20

Parameter	LCS %Recovery	Qual	LCSD %Recovery	Qual	%Recovery Limits	RPD	Qual	RPD Limits
Volatile Organics by EPA 5035 Low - Westborough Lab Associated sample(s): 01-02 Batch: WG1449344-3 WG1449344-4								
p-Ethyltoluene	108		105		70-130	3		30
1,2,4,5-Tetramethylbenzene	108		107		70-130	1		30
Ethyl ether	47	Q	48	Q	67-130	2		30
trans-1,4-Dichloro-2-butene	104		107		70-130	3		30

Surrogate	LCS %Recovery	Qual	LCSD %Recovery	Qual	Acceptance Criteria
1,2-Dichloroethane-d4	92		92		70-130
Toluene-d8	100		99		70-130
4-Bromofluorobenzene	100		100		70-130
Dibromofluoromethane	96		97		70-130

SEMIVOLATILES

Project Name: 25-01 QUEENS PLAZA NORTH
Project Number: 170652801

Lab Number: L2057062
Report Date: 12/31/20

SAMPLE RESULTS

Lab ID: L2057062-01
 Client ID: SB04_8.5-9.5
 Sample Location: QUEENS, NY

Date Collected: 12/21/20 11:30
 Date Received: 12/21/20
 Field Prep: Not Specified

Sample Depth:

Matrix: Soil
 Analytical Method: 1,8270D
 Analytical Date: 12/29/20 10:45
 Analyst: WR
 Percent Solids: 79%

Extraction Method: EPA 3546
 Extraction Date: 12/23/20 17:25

Parameter	Result	Qualifier	Units	RL	MDL	Dilution Factor
Semivolatile Organics by GC/MS - Westborough Lab						
Acenaphthene	ND		ug/kg	170	22.	1
1,2,4-Trichlorobenzene	ND		ug/kg	210	24.	1
Hexachlorobenzene	ND		ug/kg	120	23.	1
Bis(2-chloroethyl)ether	ND		ug/kg	190	28.	1
2-Chloronaphthalene	ND		ug/kg	210	21.	1
1,2-Dichlorobenzene	ND		ug/kg	210	37.	1
1,3-Dichlorobenzene	ND		ug/kg	210	36.	1
1,4-Dichlorobenzene	ND		ug/kg	210	36.	1
3,3'-Dichlorobenzidine	ND		ug/kg	210	55.	1
2,4-Dinitrotoluene	ND		ug/kg	210	42.	1
2,6-Dinitrotoluene	ND		ug/kg	210	36.	1
Fluoranthene	150		ug/kg	120	24.	1
4-Chlorophenyl phenyl ether	ND		ug/kg	210	22.	1
4-Bromophenyl phenyl ether	ND		ug/kg	210	32.	1
Bis(2-chloroisopropyl)ether	ND		ug/kg	250	36.	1
Bis(2-chloroethoxy)methane	ND		ug/kg	220	21.	1
Hexachlorobutadiene	ND		ug/kg	210	30.	1
Hexachlorocyclopentadiene	ND		ug/kg	600	190	1
Hexachloroethane	ND		ug/kg	170	34.	1
Isophorone	ND		ug/kg	190	27.	1
Naphthalene	ND		ug/kg	210	25.	1
Nitrobenzene	ND		ug/kg	190	31.	1
NDPA/DPA	ND		ug/kg	170	24.	1
n-Nitrosodi-n-propylamine	ND		ug/kg	210	32.	1
Bis(2-ethylhexyl)phthalate	240		ug/kg	210	72.	1
Butyl benzyl phthalate	150	J	ug/kg	210	52.	1
Di-n-butylphthalate	ND		ug/kg	210	39.	1
Di-n-octylphthalate	ND		ug/kg	210	71.	1

Project Name: 25-01 QUEENS PLAZA NORTH
Project Number: 170652801

Lab Number: L2057062
Report Date: 12/31/20

SAMPLE RESULTS

Lab ID: L2057062-01
 Client ID: SB04_8.5-9.5
 Sample Location: QUEENS, NY

Date Collected: 12/21/20 11:30
 Date Received: 12/21/20
 Field Prep: Not Specified

Sample Depth:

Parameter	Result	Qualifier	Units	RL	MDL	Dilution Factor
Semivolatile Organics by GC/MS - Westborough Lab						
Diethyl phthalate	ND		ug/kg	210	19.	1
Dimethyl phthalate	ND		ug/kg	210	44.	1
Benzo(a)anthracene	120		ug/kg	120	23.	1
Benzo(a)pyrene	100	J	ug/kg	170	51.	1
Benzo(b)fluoranthene	160		ug/kg	120	35.	1
Benzo(k)fluoranthene	59	J	ug/kg	120	33.	1
Chrysene	110	J	ug/kg	120	22.	1
Acenaphthylene	ND		ug/kg	170	32.	1
Anthracene	ND		ug/kg	120	40.	1
Benzo(ghi)perylene	81	J	ug/kg	170	24.	1
Fluorene	ND		ug/kg	210	20.	1
Phenanthrene	36	J	ug/kg	120	25.	1
Dibenzo(a,h)anthracene	25	J	ug/kg	120	24.	1
Indeno(1,2,3-cd)pyrene	84	J	ug/kg	170	29.	1
Pyrene	140		ug/kg	120	21.	1
Biphenyl	ND		ug/kg	470	48.	1
4-Chloroaniline	ND		ug/kg	210	38.	1
2-Nitroaniline	ND		ug/kg	210	40.	1
3-Nitroaniline	ND		ug/kg	210	39.	1
4-Nitroaniline	ND		ug/kg	210	86.	1
Dibenzofuran	ND		ug/kg	210	20.	1
2-Methylnaphthalene	ND		ug/kg	250	25.	1
1,2,4,5-Tetrachlorobenzene	ND		ug/kg	210	22.	1
Acetophenone	ND		ug/kg	210	26.	1
2,4,6-Trichlorophenol	ND		ug/kg	120	39.	1
p-Chloro-m-cresol	ND		ug/kg	210	31.	1
2-Chlorophenol	ND		ug/kg	210	25.	1
2,4-Dichlorophenol	ND		ug/kg	190	33.	1
2,4-Dimethylphenol	ND		ug/kg	210	69.	1
2-Nitrophenol	ND		ug/kg	450	78.	1
4-Nitrophenol	ND		ug/kg	290	85.	1
2,4-Dinitrophenol	ND		ug/kg	1000	97.	1
4,6-Dinitro-o-cresol	ND		ug/kg	540	100	1
Pentachlorophenol	ND		ug/kg	170	46.	1
Phenol	ND		ug/kg	210	31.	1
2-Methylphenol	ND		ug/kg	210	32.	1
3-Methylphenol/4-Methylphenol	ND		ug/kg	300	32.	1

Project Name: 25-01 QUEENS PLAZA NORTH
Project Number: 170652801

Lab Number: L2057062
Report Date: 12/31/20

SAMPLE RESULTS

Lab ID: L2057062-01
 Client ID: SB04_8.5-9.5
 Sample Location: QUEENS, NY

Date Collected: 12/21/20 11:30
 Date Received: 12/21/20
 Field Prep: Not Specified

Sample Depth:

Parameter	Result	Qualifier	Units	RL	MDL	Dilution Factor
Semivolatile Organics by GC/MS - Westborough Lab						
2,4,5-Trichlorophenol	ND		ug/kg	210	40.	1
Benzoic Acid	ND		ug/kg	670	210	1
Benzyl Alcohol	ND		ug/kg	210	64.	1
Carbazole	ND		ug/kg	210	20.	1
1,4-Dioxane	ND		ug/kg	31	9.6	1

Surrogate	% Recovery	Qualifier	Acceptance Criteria
2-Fluorophenol	75		25-120
Phenol-d6	84		10-120
Nitrobenzene-d5	87		23-120
2-Fluorobiphenyl	96		30-120
2,4,6-Tribromophenol	81		10-136
4-Terphenyl-d14	99		18-120

Project Name: 25-01 QUEENS PLAZA NORTH
Project Number: 170652801

Lab Number: L2057062
Report Date: 12/31/20

SAMPLE RESULTS

Lab ID: L2057062-02
 Client ID: SB05_12.5-13.5
 Sample Location: QUEENS, NY

Date Collected: 12/21/20 12:30
 Date Received: 12/21/20
 Field Prep: Not Specified

Sample Depth:

Matrix: Soil
 Analytical Method: 1,8270D
 Analytical Date: 12/29/20 10:22
 Analyst: WR
 Percent Solids: 74%

Extraction Method: EPA 3546
 Extraction Date: 12/23/20 17:25

Parameter	Result	Qualifier	Units	RL	MDL	Dilution Factor
Semivolatile Organics by GC/MS - Westborough Lab						
Acenaphthene	ND		ug/kg	180	23.	1
1,2,4-Trichlorobenzene	ND		ug/kg	220	25.	1
Hexachlorobenzene	ND		ug/kg	130	25.	1
Bis(2-chloroethyl)ether	ND		ug/kg	200	30.	1
2-Chloronaphthalene	ND		ug/kg	220	22.	1
1,2-Dichlorobenzene	ND		ug/kg	220	40.	1
1,3-Dichlorobenzene	ND		ug/kg	220	38.	1
1,4-Dichlorobenzene	ND		ug/kg	220	39.	1
3,3'-Dichlorobenzidine	ND		ug/kg	220	59.	1
2,4-Dinitrotoluene	ND		ug/kg	220	44.	1
2,6-Dinitrotoluene	ND		ug/kg	220	38.	1
Fluoranthene	ND		ug/kg	130	25.	1
4-Chlorophenyl phenyl ether	ND		ug/kg	220	24.	1
4-Bromophenyl phenyl ether	ND		ug/kg	220	34.	1
Bis(2-chloroisopropyl)ether	ND		ug/kg	260	38.	1
Bis(2-chloroethoxy)methane	ND		ug/kg	240	22.	1
Hexachlorobutadiene	ND		ug/kg	220	32.	1
Hexachlorocyclopentadiene	ND		ug/kg	630	200	1
Hexachloroethane	ND		ug/kg	180	36.	1
Isophorone	ND		ug/kg	200	29.	1
Naphthalene	ND		ug/kg	220	27.	1
Nitrobenzene	ND		ug/kg	200	33.	1
NDPA/DPA	ND		ug/kg	180	25.	1
n-Nitrosodi-n-propylamine	ND		ug/kg	220	34.	1
Bis(2-ethylhexyl)phthalate	ND		ug/kg	220	77.	1
Butyl benzyl phthalate	ND		ug/kg	220	56.	1
Di-n-butylphthalate	ND		ug/kg	220	42.	1
Di-n-octylphthalate	ND		ug/kg	220	75.	1

Project Name: 25-01 QUEENS PLAZA NORTH**Lab Number:** L2057062**Project Number:** 170652801**Report Date:** 12/31/20**SAMPLE RESULTS**

Lab ID: L2057062-02
 Client ID: SB05_12.5-13.5
 Sample Location: QUEENS, NY

Date Collected: 12/21/20 12:30
 Date Received: 12/21/20
 Field Prep: Not Specified

Sample Depth:

Parameter	Result	Qualifier	Units	RL	MDL	Dilution Factor
Semivolatile Organics by GC/MS - Westborough Lab						
Diethyl phthalate	ND		ug/kg	220	20.	1
Dimethyl phthalate	ND		ug/kg	220	46.	1
Benzo(a)anthracene	ND		ug/kg	130	25.	1
Benzo(a)pyrene	ND		ug/kg	180	54.	1
Benzo(b)fluoranthene	ND		ug/kg	130	37.	1
Benzo(k)fluoranthene	ND		ug/kg	130	35.	1
Chrysene	ND		ug/kg	130	23.	1
Acenaphthylene	ND		ug/kg	180	34.	1
Anthracene	ND		ug/kg	130	43.	1
Benzo(ghi)perylene	ND		ug/kg	180	26.	1
Fluorene	ND		ug/kg	220	22.	1
Phenanthrene	ND		ug/kg	130	27.	1
Dibenzo(a,h)anthracene	ND		ug/kg	130	26.	1
Indeno(1,2,3-cd)pyrene	ND		ug/kg	180	31.	1
Pyrene	ND		ug/kg	130	22.	1
Biphenyl	ND		ug/kg	500	51.	1
4-Chloroaniline	ND		ug/kg	220	40.	1
2-Nitroaniline	ND		ug/kg	220	43.	1
3-Nitroaniline	ND		ug/kg	220	42.	1
4-Nitroaniline	ND		ug/kg	220	92.	1
Dibenzofuran	ND		ug/kg	220	21.	1
2-Methylnaphthalene	ND		ug/kg	260	27.	1
1,2,4,5-Tetrachlorobenzene	ND		ug/kg	220	23.	1
Acetophenone	ND		ug/kg	220	27.	1
2,4,6-Trichlorophenol	ND		ug/kg	130	42.	1
p-Chloro-m-cresol	ND		ug/kg	220	33.	1
2-Chlorophenol	ND		ug/kg	220	26.	1
2,4-Dichlorophenol	ND		ug/kg	200	36.	1
2,4-Dimethylphenol	ND		ug/kg	220	73.	1
2-Nitrophenol	ND		ug/kg	480	83.	1
4-Nitrophenol	ND		ug/kg	310	90.	1
2,4-Dinitrophenol	ND		ug/kg	1100	100	1
4,6-Dinitro-o-cresol	ND		ug/kg	580	110	1
Pentachlorophenol	ND		ug/kg	180	49.	1
Phenol	ND		ug/kg	220	33.	1
2-Methylphenol	ND		ug/kg	220	34.	1
3-Methylphenol/4-Methylphenol	ND		ug/kg	320	35.	1

Project Name: 25-01 QUEENS PLAZA NORTH
Project Number: 170652801

Lab Number: L2057062
Report Date: 12/31/20

SAMPLE RESULTS

Lab ID: L2057062-02
 Client ID: SB05_12.5-13.5
 Sample Location: QUEENS, NY

Date Collected: 12/21/20 12:30
 Date Received: 12/21/20
 Field Prep: Not Specified

Sample Depth:

Parameter	Result	Qualifier	Units	RL	MDL	Dilution Factor
Semivolatile Organics by GC/MS - Westborough Lab						
2,4,5-Trichlorophenol	ND		ug/kg	220	42.	1
Benzoic Acid	ND		ug/kg	720	220	1
Benzyl Alcohol	ND		ug/kg	220	68.	1
Carbazole	ND		ug/kg	220	22.	1
1,4-Dioxane	ND		ug/kg	33	10.	1

Surrogate	% Recovery	Qualifier	Acceptance Criteria
2-Fluorophenol	77		25-120
Phenol-d6	79		10-120
Nitrobenzene-d5	79		23-120
2-Fluorobiphenyl	91		30-120
2,4,6-Tribromophenol	77		10-136
4-Terphenyl-d14	75		18-120

Project Name: 25-01 QUEENS PLAZA NORTH
Project Number: 170652801

Lab Number: L2057062
Report Date: 12/31/20

Method Blank Analysis
Batch Quality Control

Analytical Method: 1,8270D
Analytical Date: 12/27/20 01:47
Analyst: ALS

Extraction Method: EPA 3546
Extraction Date: 12/22/20 18:07

Parameter	Result	Qualifier	Units	RL	MDL
Semivolatle Organics by GC/MS - Westborough Lab for sample(s): 01-02 Batch: WG1448326-1					
Acenaphthene	ND		ug/kg	130	17.
1,2,4-Trichlorobenzene	ND		ug/kg	160	19.
Hexachlorobenzene	ND		ug/kg	99	18.
Bis(2-chloroethyl)ether	ND		ug/kg	150	22.
2-Chloronaphthalene	ND		ug/kg	160	16.
1,2-Dichlorobenzene	ND		ug/kg	160	30.
1,3-Dichlorobenzene	ND		ug/kg	160	28.
1,4-Dichlorobenzene	ND		ug/kg	160	29.
3,3'-Dichlorobenzidine	ND		ug/kg	160	44.
2,4-Dinitrotoluene	ND		ug/kg	160	33.
2,6-Dinitrotoluene	ND		ug/kg	160	28.
Fluoranthene	ND		ug/kg	99	19.
4-Chlorophenyl phenyl ether	ND		ug/kg	160	18.
4-Bromophenyl phenyl ether	ND		ug/kg	160	25.
Bis(2-chloroisopropyl)ether	ND		ug/kg	200	28.
Bis(2-chloroethoxy)methane	ND		ug/kg	180	16.
Hexachlorobutadiene	ND		ug/kg	160	24.
Hexachlorocyclopentadiene	ND		ug/kg	470	150
Hexachloroethane	ND		ug/kg	130	27.
Isophorone	ND		ug/kg	150	21.
Naphthalene	ND		ug/kg	160	20.
Nitrobenzene	ND		ug/kg	150	24.
NDPA/DPA	ND		ug/kg	130	19.
n-Nitrosodi-n-propylamine	ND		ug/kg	160	25.
Bis(2-ethylhexyl)phthalate	ND		ug/kg	160	57.
Butyl benzyl phthalate	ND		ug/kg	160	42.
Di-n-butylphthalate	ND		ug/kg	160	31.
Di-n-octylphthalate	ND		ug/kg	160	56.
Diethyl phthalate	ND		ug/kg	160	15.

Project Name: 25-01 QUEENS PLAZA NORTH
Project Number: 170652801

Lab Number: L2057062
Report Date: 12/31/20

Method Blank Analysis
Batch Quality Control

Analytical Method: 1,8270D
Analytical Date: 12/27/20 01:47
Analyst: ALS

Extraction Method: EPA 3546
Extraction Date: 12/22/20 18:07

Parameter	Result	Qualifier	Units	RL	MDL
Semivolatile Organics by GC/MS - Westborough Lab for sample(s): 01-02 Batch: WG1448326-1					
Dimethyl phthalate	ND		ug/kg	160	35.
Benzo(a)anthracene	ND		ug/kg	99	18.
Benzo(a)pyrene	ND		ug/kg	130	40.
Benzo(b)fluoranthene	ND		ug/kg	99	28.
Benzo(k)fluoranthene	ND		ug/kg	99	26.
Chrysene	ND		ug/kg	99	17.
Acenaphthylene	ND		ug/kg	130	25.
Anthracene	ND		ug/kg	99	32.
Benzo(ghi)perylene	ND		ug/kg	130	19.
Fluorene	ND		ug/kg	160	16.
Phenanthrene	ND		ug/kg	99	20.
Dibenzo(a,h)anthracene	ND		ug/kg	99	19.
Indeno(1,2,3-cd)pyrene	ND		ug/kg	130	23.
Pyrene	ND		ug/kg	99	16.
Biphenyl	ND		ug/kg	380	38.
4-Chloroaniline	ND		ug/kg	160	30.
2-Nitroaniline	ND		ug/kg	160	32.
3-Nitroaniline	ND		ug/kg	160	31.
4-Nitroaniline	ND		ug/kg	160	68.
Dibenzofuran	ND		ug/kg	160	16.
2-Methylnaphthalene	ND		ug/kg	200	20.
1,2,4,5-Tetrachlorobenzene	ND		ug/kg	160	17.
Acetophenone	ND		ug/kg	160	20.
2,4,6-Trichlorophenol	ND		ug/kg	99	31.
p-Chloro-m-cresol	ND		ug/kg	160	24.
2-Chlorophenol	ND		ug/kg	160	20.
2,4-Dichlorophenol	ND		ug/kg	150	26.
2,4-Dimethylphenol	ND		ug/kg	160	54.
2-Nitrophenol	ND		ug/kg	360	62.

Project Name: 25-01 QUEENS PLAZA NORTH
Project Number: 170652801

Lab Number: L2057062
Report Date: 12/31/20

**Method Blank Analysis
Batch Quality Control**

Analytical Method: 1,8270D
Analytical Date: 12/27/20 01:47
Analyst: ALS

Extraction Method: EPA 3546
Extraction Date: 12/22/20 18:07

Parameter	Result	Qualifier	Units	RL	MDL
Semivolatile Organics by GC/MS - Westborough Lab for sample(s): 01-02 Batch: WG1448326-1					
4-Nitrophenol	ND		ug/kg	230	67.
2,4-Dinitrophenol	ND		ug/kg	790	77.
4,6-Dinitro-o-cresol	ND		ug/kg	430	79.
Pentachlorophenol	ND		ug/kg	130	36.
Phenol	ND		ug/kg	160	25.
2-Methylphenol	ND		ug/kg	160	26.
3-Methylphenol/4-Methylphenol	ND		ug/kg	240	26.
2,4,5-Trichlorophenol	ND		ug/kg	160	32.
Benzoic Acid	ND		ug/kg	530	170
Benzyl Alcohol	ND		ug/kg	160	50.
Carbazole	ND		ug/kg	160	16.
1,4-Dioxane	ND		ug/kg	25	7.6

Surrogate	%Recovery	Qualifier	Acceptance Criteria
2-Fluorophenol	60		25-120
Phenol-d6	65		10-120
Nitrobenzene-d5	58		23-120
2-Fluorobiphenyl	71		30-120
2,4,6-Tribromophenol	72		10-136
4-Terphenyl-d14	73		18-120

Lab Control Sample Analysis

Batch Quality Control

Project Name: 25-01 QUEENS PLAZA NORTH

Lab Number: L2057062

Project Number: 170652801

Report Date: 12/31/20

Parameter	LCS %Recovery	Qual	LCSD %Recovery	Qual	%Recovery Limits	RPD	Qual	RPD Limits
Semivolatile Organics by GC/MS - Westborough Lab Associated sample(s): 01-02 Batch: WG1448326-2 WG1448326-3								
Acenaphthene	67		74		31-137	10		50
1,2,4-Trichlorobenzene	63		71		38-107	12		50
Hexachlorobenzene	72		80		40-140	11		50
Bis(2-chloroethyl)ether	57		65		40-140	13		50
2-Chloronaphthalene	68		74		40-140	8		50
1,2-Dichlorobenzene	55		65		40-140	17		50
1,3-Dichlorobenzene	54		64		40-140	17		50
1,4-Dichlorobenzene	54		64		28-104	17		50
3,3'-Dichlorobenzidine	60		62		40-140	3		50
2,4-Dinitrotoluene	76		83		40-132	9		50
2,6-Dinitrotoluene	78		85		40-140	9		50
Fluoranthene	72		75		40-140	4		50
4-Chlorophenyl phenyl ether	72		77		40-140	7		50
4-Bromophenyl phenyl ether	73		79		40-140	8		50
Bis(2-chloroisopropyl)ether	53		60		40-140	12		50
Bis(2-chloroethoxy)methane	65		71		40-117	9		50
Hexachlorobutadiene	62		70		40-140	12		50
Hexachlorocyclopentadiene	41		51		40-140	22		50
Hexachloroethane	55		66		40-140	18		50
Isophorone	64		69		40-140	8		50
Naphthalene	62		69		40-140	11		50
Nitrobenzene	60		67		40-140	11		50
NDPA/DPA	73		79		36-157	8		50

Lab Control Sample Analysis

Batch Quality Control

Project Name: 25-01 QUEENS PLAZA NORTH

Lab Number: L2057062

Project Number: 170652801

Report Date: 12/31/20

Parameter	LCS %Recovery	Qual	LCSD %Recovery	Qual	%Recovery Limits	RPD	Qual	RPD Limits
Semivolatile Organics by GC/MS - Westborough Lab Associated sample(s): 01-02 Batch: WG1448326-2 WG1448326-3								
n-Nitrosodi-n-propylamine	63		69		32-121	9		50
Bis(2-ethylhexyl)phthalate	87		94		40-140	8		50
Butyl benzyl phthalate	85		90		40-140	6		50
Di-n-butylphthalate	75		80		40-140	6		50
Di-n-octylphthalate	81		87		40-140	7		50
Diethyl phthalate	76		81		40-140	6		50
Dimethyl phthalate	73		78		40-140	7		50
Benzo(a)anthracene	68		72		40-140	6		50
Benzo(a)pyrene	76		80		40-140	5		50
Benzo(b)fluoranthene	74		76		40-140	3		50
Benzo(k)fluoranthene	71		78		40-140	9		50
Chrysene	67		71		40-140	6		50
Acenaphthylene	73		79		40-140	8		50
Anthracene	65		69		40-140	6		50
Benzo(ghi)perylene	69		74		40-140	7		50
Fluorene	71		77		40-140	8		50
Phenanthrene	63		68		40-140	8		50
Dibenzo(a,h)anthracene	69		74		40-140	7		50
Indeno(1,2,3-cd)pyrene	73		77		40-140	5		50
Pyrene	70		74		35-142	6		50
Biphenyl	69		77		37-127	11		50
4-Chloroaniline	55		60		40-140	9		50
2-Nitroaniline	83		88		47-134	6		50

Lab Control Sample Analysis

Batch Quality Control

Project Name: 25-01 QUEENS PLAZA NORTH

Lab Number: L2057062

Project Number: 170652801

Report Date: 12/31/20

Parameter	LCS %Recovery	Qual	LCSD %Recovery	Qual	%Recovery Limits	RPD	Qual	RPD Limits
Semivolatile Organics by GC/MS - Westborough Lab Associated sample(s): 01-02 Batch: WG1448326-2 WG1448326-3								
3-Nitroaniline	60		66		26-129	10		50
4-Nitroaniline	74		80		41-125	8		50
Dibenzofuran	68		75		40-140	10		50
2-Methylnaphthalene	66		71		40-140	7		50
1,2,4,5-Tetrachlorobenzene	72		78		40-117	8		50
Acetophenone	63		70		14-144	11		50
2,4,6-Trichlorophenol	73		80		30-130	9		50
p-Chloro-m-cresol	71		79		26-103	11		50
2-Chlorophenol	63		72		25-102	13		50
2,4-Dichlorophenol	67		78		30-130	15		50
2,4-Dimethylphenol	66		71		30-130	7		50
2-Nitrophenol	67		77		30-130	14		50
4-Nitrophenol	62		66		11-114	6		50
2,4-Dinitrophenol	65		66		4-130	2		50
4,6-Dinitro-o-cresol	79		86		10-130	8		50
Pentachlorophenol	62		69		17-109	11		50
Phenol	61		68		26-90	11		50
2-Methylphenol	65		72		30-130.	10		50
3-Methylphenol/4-Methylphenol	71		78		30-130	9		50
2,4,5-Trichlorophenol	72		81		30-130	12		50
Benzoic Acid	44		48		10-110	9		50
Benzyl Alcohol	63		69		40-140	9		50
Carbazole	67		72		54-128	7		50

Lab Control Sample Analysis Batch Quality Control

Project Name: 25-01 QUEENS PLAZA NORTH
Project Number: 170652801

Lab Number: L2057062
Report Date: 12/31/20

Parameter	LCS %Recovery	Qual	LCSD %Recovery	Qual	%Recovery Limits	RPD	Qual	RPD Limits
Semivolatile Organics by GC/MS - Westborough Lab Associated sample(s): 01-02 Batch: WG1448326-2 WG1448326-3								
1,4-Dioxane	42		49		40-140	15		50

Surrogate	LCS %Recovery	Qual	LCSD %Recovery	Qual	Acceptance Criteria
2-Fluorophenol	59		69		25-120
Phenol-d6	66		73		10-120
Nitrobenzene-d5	61		66		23-120
2-Fluorobiphenyl	70		76		30-120
2,4,6-Tribromophenol	79		85		10-136
4-Terphenyl-d14	68		72		18-120

PCBS

Project Name: 25-01 QUEENS PLAZA NORTH
Project Number: 170652801

Lab Number: L2057062
Report Date: 12/31/20

SAMPLE RESULTS

Lab ID: L2057062-01
 Client ID: SB04_8.5-9.5
 Sample Location: QUEENS, NY

Date Collected: 12/21/20 11:30
 Date Received: 12/21/20
 Field Prep: Not Specified

Sample Depth:

Matrix: Soil
 Analytical Method: 1,8082A
 Analytical Date: 12/26/20 15:03
 Analyst: CW
 Percent Solids: 79%

Extraction Method: EPA 3546
 Extraction Date: 12/23/20 21:06
 Cleanup Method: EPA 3665A
 Cleanup Date: 12/24/20
 Cleanup Method: EPA 3660B
 Cleanup Date: 12/25/20

Parameter	Result	Qualifier	Units	RL	MDL	Dilution Factor	Column
Polychlorinated Biphenyls by GC - Westborough Lab							
Aroclor 1016	ND		ug/kg	41.6	3.69	1	A
Aroclor 1221	ND		ug/kg	41.6	4.17	1	A
Aroclor 1232	ND		ug/kg	41.6	8.82	1	A
Aroclor 1242	ND		ug/kg	41.6	5.60	1	A
Aroclor 1248	ND		ug/kg	41.6	6.24	1	A
Aroclor 1254	ND		ug/kg	41.6	4.55	1	A
Aroclor 1260	ND		ug/kg	41.6	7.68	1	A
Aroclor 1262	ND		ug/kg	41.6	5.28	1	A
Aroclor 1268	ND		ug/kg	41.6	4.31	1	A
PCBs, Total	ND		ug/kg	41.6	3.69	1	A

Surrogate	% Recovery	Qualifier	Acceptance Criteria	Column
2,4,5,6-Tetrachloro-m-xylene	50		30-150	A
Decachlorobiphenyl	37		30-150	A
2,4,5,6-Tetrachloro-m-xylene	53		30-150	B
Decachlorobiphenyl	45		30-150	B

Project Name: 25-01 QUEENS PLAZA NORTH
Project Number: 170652801

Lab Number: L2057062
Report Date: 12/31/20

SAMPLE RESULTS

Lab ID: L2057062-02
 Client ID: SB05_12.5-13.5
 Sample Location: QUEENS, NY

Date Collected: 12/21/20 12:30
 Date Received: 12/21/20
 Field Prep: Not Specified

Sample Depth:

Matrix: Soil
 Analytical Method: 1,8082A
 Analytical Date: 12/27/20 10:27
 Analyst: CW
 Percent Solids: 74%

Extraction Method: EPA 3546
 Extraction Date: 12/23/20 21:06
 Cleanup Method: EPA 3665A
 Cleanup Date: 12/24/20
 Cleanup Method: EPA 3660B
 Cleanup Date: 12/25/20

Parameter	Result	Qualifier	Units	RL	MDL	Dilution Factor	Column
Polychlorinated Biphenyls by GC - Westborough Lab							
Aroclor 1016	ND		ug/kg	44.8	3.98	1	A
Aroclor 1221	ND		ug/kg	44.8	4.49	1	A
Aroclor 1232	ND		ug/kg	44.8	9.50	1	A
Aroclor 1242	ND		ug/kg	44.8	6.04	1	A
Aroclor 1248	ND		ug/kg	44.8	6.72	1	A
Aroclor 1254	ND		ug/kg	44.8	4.90	1	A
Aroclor 1260	ND		ug/kg	44.8	8.28	1	A
Aroclor 1262	ND		ug/kg	44.8	5.69	1	A
Aroclor 1268	ND		ug/kg	44.8	4.64	1	A
PCBs, Total	ND		ug/kg	44.8	3.98	1	A

Surrogate	% Recovery	Qualifier	Acceptance Criteria	Column
2,4,5,6-Tetrachloro-m-xylene	38		30-150	A
Decachlorobiphenyl	34		30-150	A
2,4,5,6-Tetrachloro-m-xylene	35		30-150	B
Decachlorobiphenyl	31		30-150	B

Project Name: 25-01 QUEENS PLAZA NORTH
Project Number: 170652801

Lab Number: L2057062
Report Date: 12/31/20

Method Blank Analysis
Batch Quality Control

Analytical Method: 1,8082A
Analytical Date: 12/26/20 12:57
Analyst: JAW

Extraction Method: EPA 3546
Extraction Date: 12/23/20 01:45
Cleanup Method: EPA 3665A
Cleanup Date: 12/23/20
Cleanup Method: EPA 3660B
Cleanup Date: 12/24/20

Parameter	Result	Qualifier	Units	RL	MDL	Column
Polychlorinated Biphenyls by GC - Westborough Lab for sample(s): 01-02 Batch: WG1448423-1						
Aroclor 1016	ND		ug/kg	31.6	2.81	A
Aroclor 1221	ND		ug/kg	31.6	3.17	A
Aroclor 1232	ND		ug/kg	31.6	6.70	A
Aroclor 1242	ND		ug/kg	31.6	4.26	A
Aroclor 1248	ND		ug/kg	31.6	4.74	A
Aroclor 1254	ND		ug/kg	31.6	3.46	A
Aroclor 1260	ND		ug/kg	31.6	5.84	A
Aroclor 1262	ND		ug/kg	31.6	4.02	A
Aroclor 1268	ND		ug/kg	31.6	3.28	A
PCBs, Total	ND		ug/kg	31.6	2.81	A

Surrogate	%Recovery	Qualifier	Acceptance Criteria	Column
2,4,5,6-Tetrachloro-m-xylene	59		30-150	A
Decachlorobiphenyl	68		30-150	A
2,4,5,6-Tetrachloro-m-xylene	69		30-150	B
Decachlorobiphenyl	64		30-150	B

Lab Control Sample Analysis Batch Quality Control

Project Name: 25-01 QUEENS PLAZA NORTH
Project Number: 170652801

Lab Number: L2057062
Report Date: 12/31/20

Parameter	LCS %Recovery	Qual	LCSD %Recovery	Qual	%Recovery Limits	RPD	Qual	RPD Limits	Column
Polychlorinated Biphenyls by GC - Westborough Lab Associated sample(s): 01-02 Batch: WG1448423-2 WG1448423-3									
Aroclor 1016	87		81		40-140	7		50	A
Aroclor 1260	83		79		40-140	5		50	A

Surrogate	LCS %Recovery	Qual	LCSD %Recovery	Qual	Acceptance Criteria	Column
2,4,5,6-Tetrachloro-m-xylene	65		60		30-150	A
Decachlorobiphenyl	74		71		30-150	A
2,4,5,6-Tetrachloro-m-xylene	73		67		30-150	B
Decachlorobiphenyl	69		62		30-150	B

METALS

Project Name: 25-01 QUEENS PLAZA NORTH

Lab Number: L2057062

Project Number: 170652801

Report Date: 12/31/20

SAMPLE RESULTS

Lab ID: L2057062-01
 Client ID: SB04_8.5-9.5
 Sample Location: QUEENS, NY

Date Collected: 12/21/20 11:30
 Date Received: 12/21/20
 Field Prep: Not Specified

Sample Depth:
 Matrix: Soil
 Percent Solids: 79%

Parameter	Result	Qualifier	Units	RL	MDL	Dilution Factor	Date Prepared	Date Analyzed	Prep Method	Analytical Method	Analyst
Total Metals - Mansfield Lab											
Aluminum, Total	5570		mg/kg	9.72	2.62	2	12/26/20 07:00	12/29/20 14:04	EPA 3050B	1,6010D	GD
Antimony, Total	0.788	J	mg/kg	4.86	0.370	2	12/26/20 07:00	12/29/20 14:04	EPA 3050B	1,6010D	GD
Arsenic, Total	0.953	J	mg/kg	0.972	0.202	2	12/26/20 07:00	12/29/20 14:04	EPA 3050B	1,6010D	GD
Barium, Total	33.3		mg/kg	0.972	0.169	2	12/26/20 07:00	12/29/20 14:04	EPA 3050B	1,6010D	GD
Beryllium, Total	ND		mg/kg	0.486	0.032	2	12/26/20 07:00	12/29/20 14:04	EPA 3050B	1,6010D	GD
Cadmium, Total	0.535	J	mg/kg	0.972	0.095	2	12/26/20 07:00	12/29/20 14:04	EPA 3050B	1,6010D	GD
Calcium, Total	2000		mg/kg	9.72	3.40	2	12/26/20 07:00	12/29/20 14:04	EPA 3050B	1,6010D	GD
Chromium, Total	14.2		mg/kg	0.972	0.093	2	12/26/20 07:00	12/29/20 14:04	EPA 3050B	1,6010D	GD
Cobalt, Total	6.10		mg/kg	1.94	0.161	2	12/26/20 07:00	12/29/20 14:04	EPA 3050B	1,6010D	GD
Copper, Total	29.3		mg/kg	0.972	0.251	2	12/26/20 07:00	12/29/20 14:04	EPA 3050B	1,6010D	GD
Iron, Total	12200		mg/kg	4.86	0.878	2	12/26/20 07:00	12/29/20 14:04	EPA 3050B	1,6010D	GD
Lead, Total	21.4		mg/kg	4.86	0.261	2	12/26/20 07:00	12/29/20 14:04	EPA 3050B	1,6010D	GD
Magnesium, Total	2970		mg/kg	9.72	1.50	2	12/26/20 07:00	12/29/20 14:04	EPA 3050B	1,6010D	GD
Manganese, Total	354		mg/kg	0.972	0.155	2	12/26/20 07:00	12/29/20 14:04	EPA 3050B	1,6010D	GD
Mercury, Total	0.069	J	mg/kg	0.079	0.052	1	12/26/20 05:25	12/28/20 23:26	EPA 7471B	1,7471B	VW
Nickel, Total	12.5		mg/kg	2.43	0.235	2	12/26/20 07:00	12/29/20 14:04	EPA 3050B	1,6010D	GD
Potassium, Total	1060		mg/kg	243	14.0	2	12/26/20 07:00	12/29/20 14:04	EPA 3050B	1,6010D	GD
Selenium, Total	ND		mg/kg	1.94	0.251	2	12/26/20 07:00	12/29/20 14:04	EPA 3050B	1,6010D	GD
Silver, Total	ND		mg/kg	0.972	0.275	2	12/26/20 07:00	12/29/20 14:04	EPA 3050B	1,6010D	GD
Sodium, Total	306		mg/kg	194	3.06	2	12/26/20 07:00	12/29/20 14:04	EPA 3050B	1,6010D	GD
Thallium, Total	ND		mg/kg	1.94	0.306	2	12/26/20 07:00	12/29/20 14:04	EPA 3050B	1,6010D	GD
Vanadium, Total	19.4		mg/kg	0.972	0.197	2	12/26/20 07:00	12/29/20 14:04	EPA 3050B	1,6010D	GD
Zinc, Total	48.4		mg/kg	4.86	0.285	2	12/26/20 07:00	12/29/20 14:04	EPA 3050B	1,6010D	GD
General Chemistry - Mansfield Lab											
Chromium, Trivalent	14		mg/kg	1.0	1.0	1		12/29/20 14:04	NA	107,-	



Project Name: 25-01 QUEENS PLAZA NORTH**Lab Number:** L2057062**Project Number:** 170652801**Report Date:** 12/31/20**SAMPLE RESULTS**

Lab ID: L2057062-02
 Client ID: SB05_12.5-13.5
 Sample Location: QUEENS, NY

Date Collected: 12/21/20 12:30
 Date Received: 12/21/20
 Field Prep: Not Specified

Sample Depth:
 Matrix: Soil
 Percent Solids: 74%

Parameter	Result	Qualifier	Units	RL	MDL	Dilution Factor	Date Prepared	Date Analyzed	Prep Method	Analytical Method	Analyst
Total Metals - Mansfield Lab											
Aluminum, Total	13800		mg/kg	10.2	2.77	2	12/26/20 07:00	12/29/20 14:08	EPA 3050B	1,6010D	GD
Antimony, Total	1.13	J	mg/kg	5.13	0.390	2	12/26/20 07:00	12/29/20 14:08	EPA 3050B	1,6010D	GD
Arsenic, Total	0.707	J	mg/kg	1.02	0.213	2	12/26/20 07:00	12/29/20 14:08	EPA 3050B	1,6010D	GD
Barium, Total	86.6		mg/kg	1.02	0.178	2	12/26/20 07:00	12/29/20 14:08	EPA 3050B	1,6010D	GD
Beryllium, Total	ND		mg/kg	0.513	0.034	2	12/26/20 07:00	12/29/20 14:08	EPA 3050B	1,6010D	GD
Cadmium, Total	0.872	J	mg/kg	1.02	0.100	2	12/26/20 07:00	12/29/20 14:08	EPA 3050B	1,6010D	GD
Calcium, Total	1470		mg/kg	10.2	3.59	2	12/26/20 07:00	12/29/20 14:08	EPA 3050B	1,6010D	GD
Chromium, Total	43.5		mg/kg	1.02	0.098	2	12/26/20 07:00	12/29/20 14:08	EPA 3050B	1,6010D	GD
Cobalt, Total	12.5		mg/kg	2.05	0.170	2	12/26/20 07:00	12/29/20 14:08	EPA 3050B	1,6010D	GD
Copper, Total	30.0		mg/kg	1.02	0.264	2	12/26/20 07:00	12/29/20 14:08	EPA 3050B	1,6010D	GD
Iron, Total	24300		mg/kg	5.13	0.926	2	12/26/20 07:00	12/29/20 14:08	EPA 3050B	1,6010D	GD
Lead, Total	6.47		mg/kg	5.13	0.275	2	12/26/20 07:00	12/29/20 14:08	EPA 3050B	1,6010D	GD
Magnesium, Total	7430		mg/kg	10.2	1.58	2	12/26/20 07:00	12/29/20 14:08	EPA 3050B	1,6010D	GD
Manganese, Total	295		mg/kg	1.02	0.163	2	12/26/20 07:00	12/29/20 14:08	EPA 3050B	1,6010D	GD
Mercury, Total	ND		mg/kg	0.085	0.056	1	12/26/20 05:25	12/28/20 23:29	EPA 7471B	1,7471B	VW
Nickel, Total	22.7		mg/kg	2.56	0.248	2	12/26/20 07:00	12/29/20 14:08	EPA 3050B	1,6010D	GD
Potassium, Total	2180		mg/kg	256	14.8	2	12/26/20 07:00	12/29/20 14:08	EPA 3050B	1,6010D	GD
Selenium, Total	ND		mg/kg	2.05	0.264	2	12/26/20 07:00	12/29/20 14:08	EPA 3050B	1,6010D	GD
Silver, Total	ND		mg/kg	1.02	0.290	2	12/26/20 07:00	12/29/20 14:08	EPA 3050B	1,6010D	GD
Sodium, Total	441		mg/kg	205	3.23	2	12/26/20 07:00	12/29/20 14:08	EPA 3050B	1,6010D	GD
Thallium, Total	ND		mg/kg	2.05	0.323	2	12/26/20 07:00	12/29/20 14:08	EPA 3050B	1,6010D	GD
Vanadium, Total	43.5		mg/kg	1.02	0.208	2	12/26/20 07:00	12/29/20 14:08	EPA 3050B	1,6010D	GD
Zinc, Total	63.2		mg/kg	5.13	0.300	2	12/26/20 07:00	12/29/20 14:08	EPA 3050B	1,6010D	GD
General Chemistry - Mansfield Lab											
Chromium, Trivalent	44		mg/kg	1.1	1.1	1		12/29/20 14:08	NA	107,-	



Project Name: 25-01 QUEENS PLAZA NORTH
Project Number: 170652801

Lab Number: L2057062
Report Date: 12/31/20

Method Blank Analysis Batch Quality Control

Parameter	Result	Qualifier	Units	RL	MDL	Dilution Factor	Date Prepared	Date Analyzed	Analytical Method	Analyst
Total Metals - Mansfield Lab for sample(s): 01-02 Batch: WG1448779-1										
Mercury, Total	ND		mg/kg	0.083	0.054	1	12/26/20 05:25	12/28/20 22:00	1,7471B	VW

Prep Information

Digestion Method: EPA 7471B

Parameter	Result	Qualifier	Units	RL	MDL	Dilution Factor	Date Prepared	Date Analyzed	Analytical Method	Analyst
Total Metals - Mansfield Lab for sample(s): 01-02 Batch: WG1448995-1										
Aluminum, Total	ND		mg/kg	4.00	1.08	1	12/26/20 07:00	12/29/20 12:04	1,6010D	GD
Antimony, Total	0.168	J	mg/kg	2.00	0.152	1	12/26/20 07:00	12/29/20 12:04	1,6010D	GD
Arsenic, Total	ND		mg/kg	0.400	0.083	1	12/26/20 07:00	12/29/20 12:04	1,6010D	GD
Barium, Total	ND		mg/kg	0.400	0.070	1	12/26/20 07:00	12/29/20 12:04	1,6010D	GD
Beryllium, Total	ND		mg/kg	0.200	0.013	1	12/26/20 07:00	12/29/20 12:04	1,6010D	GD
Cadmium, Total	ND		mg/kg	0.400	0.039	1	12/26/20 07:00	12/29/20 12:04	1,6010D	GD
Calcium, Total	ND		mg/kg	4.00	1.40	1	12/26/20 07:00	12/29/20 12:04	1,6010D	GD
Chromium, Total	ND		mg/kg	0.400	0.038	1	12/26/20 07:00	12/29/20 12:04	1,6010D	GD
Cobalt, Total	ND		mg/kg	0.800	0.066	1	12/26/20 07:00	12/29/20 12:04	1,6010D	GD
Copper, Total	ND		mg/kg	0.400	0.103	1	12/26/20 07:00	12/29/20 12:04	1,6010D	GD
Iron, Total	0.576	J	mg/kg	2.00	0.361	1	12/26/20 07:00	12/29/20 12:04	1,6010D	GD
Lead, Total	ND		mg/kg	2.00	0.107	1	12/26/20 07:00	12/29/20 12:04	1,6010D	GD
Magnesium, Total	ND		mg/kg	4.00	0.616	1	12/26/20 07:00	12/29/20 12:04	1,6010D	GD
Manganese, Total	0.064	J	mg/kg	0.400	0.064	1	12/26/20 07:00	12/29/20 12:04	1,6010D	GD
Nickel, Total	0.124	J	mg/kg	1.00	0.097	1	12/26/20 07:00	12/29/20 12:04	1,6010D	GD
Potassium, Total	ND		mg/kg	100	5.76	1	12/26/20 07:00	12/29/20 12:04	1,6010D	GD
Selenium, Total	ND		mg/kg	0.800	0.103	1	12/26/20 07:00	12/29/20 12:04	1,6010D	GD
Silver, Total	ND		mg/kg	0.400	0.113	1	12/26/20 07:00	12/29/20 12:04	1,6010D	GD
Sodium, Total	ND		mg/kg	80.0	1.26	1	12/26/20 07:00	12/29/20 12:04	1,6010D	GD
Thallium, Total	ND		mg/kg	0.800	0.126	1	12/26/20 07:00	12/29/20 12:04	1,6010D	GD
Vanadium, Total	ND		mg/kg	0.400	0.081	1	12/26/20 07:00	12/29/20 12:04	1,6010D	GD
Zinc, Total	ND		mg/kg	2.00	0.117	1	12/26/20 07:00	12/29/20 12:04	1,6010D	GD

Project Name: 25-01 QUEENS PLAZA NORTH

Lab Number: L2057062

Project Number: 170652801

Report Date: 12/31/20

Method Blank Analysis Batch Quality Control

Prep Information

Digestion Method: EPA 3050B

Lab Control Sample Analysis Batch Quality Control

Project Name: 25-01 QUEENS PLAZA NORTH
Project Number: 170652801

Lab Number: L2057062
Report Date: 12/31/20

Parameter	LCS %Recovery	Qual	LCSD %Recovery	Qual	%Recovery Limits	RPD	Qual	RPD Limits
Total Metals - Mansfield Lab Associated sample(s): 01-02 Batch: WG1448779-2 SRM Lot Number: D109-540								
Mercury, Total	95		-		60-140	-		

Lab Control Sample Analysis

Batch Quality Control

Project Name: 25-01 QUEENS PLAZA NORTH

Project Number: 170652801

Lab Number: L2057062

Report Date: 12/31/20

Parameter	LCS %Recovery	LCSD %Recovery	%Recovery Limits	RPD	RPD Limits
Total Metals - Mansfield Lab Associated sample(s): 01-02 Batch: WG1448995-2 SRM Lot Number: D109-540					
Aluminum, Total	66	-	50-150	-	
Antimony, Total	131	-	19-250	-	
Arsenic, Total	101	-	70-130	-	
Barium, Total	90	-	75-125	-	
Beryllium, Total	96	-	75-125	-	
Cadmium, Total	98	-	75-125	-	
Calcium, Total	89	-	73-128	-	
Chromium, Total	99	-	70-130	-	
Cobalt, Total	99	-	75-125	-	
Copper, Total	102	-	75-125	-	
Iron, Total	98	-	35-165	-	
Lead, Total	97	-	72-128	-	
Magnesium, Total	88	-	62-138	-	
Manganese, Total	91	-	74-126	-	
Nickel, Total	100	-	70-130	-	
Potassium, Total	83	-	59-141	-	
Selenium, Total	101	-	68-132	-	
Silver, Total	101	-	68-131	-	
Sodium, Total	99	-	35-165	-	
Thallium, Total	96	-	68-131	-	
Vanadium, Total	101	-	59-141	-	

Lab Control Sample Analysis

Batch Quality Control

Project Name: 25-01 QUEENS PLAZA NORTH

Lab Number: L2057062

Project Number: 170652801

Report Date: 12/31/20

Parameter	LCS %Recovery	LCSD %Recovery	%Recovery Limits	RPD	RPD Limits
Total Metals - Mansfield Lab Associated sample(s): 01-02 Batch: WG1448995-2 SRM Lot Number: D109-540					
Zinc, Total	101	-	70-130	-	

Matrix Spike Analysis
Batch Quality Control

Project Name: 25-01 QUEENS PLAZA NORTH

Lab Number: L2057062

Project Number: 170652801

Report Date: 12/31/20

Parameter	Native Sample	MS Added	MS Found	MS %Recovery	Qual	MSD Found	MSD %Recovery	Qual	Recovery Limits	RPD	Qual	RPD Limits
Total Metals - Mansfield Lab Associated sample(s): 01-02 QC Batch ID: WG1448779-3 QC Sample: L2056016-05 Client ID: MS Sample												
Mercury, Total	ND	0.14	0.122	87		-	-		80-120	-		20

Matrix Spike Analysis Batch Quality Control

Project Name: 25-01 QUEENS PLAZA NORTH
Project Number: 170652801

Lab Number: L2057062
Report Date: 12/31/20

Parameter	Native Sample	MS Added	MS Found	MS %Recovery	MSD Found	MSD %Recovery	Recovery Limits	RPD	RPD Limits
Total Metals - Mansfield Lab Associated sample(s): 01-02 QC Batch ID: WG1448995-3 QC Sample: L2056942-01 Client ID: MS Sample									
Aluminum, Total	3570	171	4130	327	Q	-	75-125	-	20
Antimony, Total	0.712J	42.8	37.7	88		-	75-125	-	20
Arsenic, Total	1.12	10.3	11.5	101		-	75-125	-	20
Barium, Total	6.99	171	174	98		-	75-125	-	20
Beryllium, Total	0.060J	4.28	4.39	102		-	75-125	-	20
Cadmium, Total	0.266J	4.37	4.61	106		-	75-125	-	20
Calcium, Total	1030	856	4280	380	Q	-	75-125	-	20
Chromium, Total	3.77	17.1	21.3	102		-	75-125	-	20
Cobalt, Total	1.97	42.8	42.0	94		-	75-125	-	20
Copper, Total	2.37	21.4	23.3	98		-	75-125	-	20
Iron, Total	7110	85.6	5460	0	Q	-	75-125	-	20
Lead, Total	2.39J	43.7	45.0	103		-	75-125	-	20
Magnesium, Total	966	856	3200	261	Q	-	75-125	-	20
Manganese, Total	75.9	42.8	114	89		-	75-125	-	20
Nickel, Total	2.52	42.8	41.3	90		-	75-125	-	20
Potassium, Total	147J	856	1060	124		-	75-125	-	20
Selenium, Total	0.326J	10.3	10.7	104		-	75-125	-	20
Silver, Total	ND	25.7	28.2	110		-	75-125	-	20
Sodium, Total	7.83J	856	918	107		-	75-125	-	20
Thallium, Total	ND	10.3	9.80	95		-	75-125	-	20
Vanadium, Total	6.26	42.8	49.9	102		-	75-125	-	20

Matrix Spike Analysis
Batch Quality Control

Project Name: 25-01 QUEENS PLAZA NORTH
Project Number: 170652801

Lab Number: L2057062
Report Date: 12/31/20

Parameter	Native Sample	MS Added	MS Found	MS %Recovery	MSD Found	MSD %Recovery	Recovery Limits	RPD	RPD Limits
Total Metals - Mansfield Lab Associated sample(s): 01-02 QC Batch ID: WG1448995-3 QC Sample: L2056942-01 Client ID: MS Sample									
Zinc, Total	5.95	42.8	48.9	100	-	-	75-125	-	20

Lab Duplicate Analysis

Batch Quality Control

Project Name: 25-01 QUEENS PLAZA NORTH

Project Number: 170652801

Lab Number: L2057062

Report Date: 12/31/20

Parameter	Native Sample	Duplicate Sample	Units	RPD	Qual	RPD Limits
Total Metals - Mansfield Lab Associated sample(s): 01-02 QC Batch ID: WG1448779-4 QC Sample: L2056016-05 Client ID: DUP Sample						
Mercury, Total	ND	ND	mg/kg	NC		20

Lab Duplicate Analysis

Batch Quality Control

Project Name: 25-01 QUEENS PLAZA NORTH

Project Number: 170652801

Lab Number: L2057062

Report Date: 12/31/20

Parameter	Native Sample	Duplicate Sample	Units	RPD	RPD Limits
Total Metals - Mansfield Lab Associated sample(s): 01-02 QC Batch ID: WG1448995-4 QC Sample: L2056942-01 Client ID: DUP Sample					
Aluminum, Total	3570	4790	mg/kg	29	Q 20
Antimony, Total	0.712J	0.602J	mg/kg	NC	20
Arsenic, Total	1.12	1.78	mg/kg	46	Q 20
Barium, Total	6.99	8.97	mg/kg	25	Q 20
Beryllium, Total	0.060J	0.060J	mg/kg	NC	20
Cadmium, Total	0.266J	0.249J	mg/kg	NC	20
Calcium, Total	1030	1240	mg/kg	19	20
Chromium, Total	3.77	5.64	mg/kg	40	Q 20
Cobalt, Total	1.97	1.74	mg/kg	12	20
Copper, Total	2.37	2.91	mg/kg	20	20
Iron, Total	7110	7090	mg/kg	0	20
Lead, Total	2.39J	3.49J	mg/kg	NC	20
Magnesium, Total	966	1080	mg/kg	11	20
Manganese, Total	75.9	48.5	mg/kg	44	Q 20
Nickel, Total	2.52	2.76	mg/kg	9	20
Potassium, Total	147J	163J	mg/kg	NC	20
Selenium, Total	0.326J	0.266J	mg/kg	NC	20
Silver, Total	ND	ND	mg/kg	NC	20
Sodium, Total	7.83J	13.5J	mg/kg	NC	20

Lab Duplicate Analysis

Batch Quality Control

Project Name: 25-01 QUEENS PLAZA NORTH

Project Number: 170652801

Lab Number: L2057062

Report Date: 12/31/20

Parameter	Native Sample	Duplicate Sample	Units	RPD	RPD Limits
Total Metals - Mansfield Lab Associated sample(s): 01-02 QC Batch ID: WG1448995-4 QC Sample: L2056942-01 Client ID: DUP Sample					
Thallium, Total	ND	ND	mg/kg	NC	20
Vanadium, Total	6.26	9.02	mg/kg	36 Q	20
Zinc, Total	5.95	8.02	mg/kg	30 Q	20

INORGANICS & MISCELLANEOUS

Project Name: 25-01 QUEENS PLAZA NORTH
Project Number: 170652801

Lab Number: L2057062
Report Date: 12/31/20

SAMPLE RESULTS

Lab ID: L2057062-01
Client ID: SB04_8.5-9.5
Sample Location: QUEENS, NY

Date Collected: 12/21/20 11:30
Date Received: 12/21/20
Field Prep: Not Specified

Sample Depth:
Matrix: Soil

Parameter	Result	Qualifier	Units	RL	MDL	Dilution Factor	Date Prepared	Date Analyzed	Analytical Method	Analyst
General Chemistry - Westborough Lab										
Solids, Total	79.1		%	0.100	NA	1	-	12/22/20 08:11	121,2540G	RI
Chromium, Hexavalent	ND		mg/kg	1.01	0.202	1	12/27/20 09:45	12/27/20 15:25	1,7196A	JT



Project Name: 25-01 QUEENS PLAZA NORTH
Project Number: 170652801

Lab Number: L2057062
Report Date: 12/31/20

SAMPLE RESULTS

Lab ID: L2057062-02
Client ID: SB05_12.5-13.5
Sample Location: QUEENS, NY

Date Collected: 12/21/20 12:30
Date Received: 12/21/20
Field Prep: Not Specified

Sample Depth:
Matrix: Soil

Parameter	Result	Qualifier	Units	RL	MDL	Dilution Factor	Date Prepared	Date Analyzed	Analytical Method	Analyst
General Chemistry - Westborough Lab										
Solids, Total	74.0		%	0.100	NA	1	-	12/22/20 08:11	121,2540G	RI
Chromium, Hexavalent	ND		mg/kg	1.08	0.216	1	12/27/20 09:45	12/27/20 15:27	1,7196A	JT



Project Name: 25-01 QUEENS PLAZA NORTH
Project Number: 170652801

Lab Number: L2057062
Report Date: 12/31/20

Method Blank Analysis
Batch Quality Control

Parameter	Result Qualifier	Units	RL	MDL	Dilution Factor	Date Prepared	Date Analyzed	Analytical Method	Analyst
General Chemistry - Westborough Lab for sample(s): 01-02 Batch: WG1449193-1									
Chromium, Hexavalent	ND	mg/kg	0.800	0.160	1	12/27/20 09:45	12/27/20 15:24	1,7196A	JT

Lab Control Sample Analysis

Batch Quality Control

Project Name: 25-01 QUEENS PLAZA NORTH

Lab Number: L2057062

Project Number: 170652801

Report Date: 12/31/20

Parameter	LCS %Recovery	Qual	LCSD %Recovery	Qual	%Recovery Limits	RPD	Qual	RPD Limits
General Chemistry - Westborough Lab Associated sample(s): 01-02 Batch: WG1449193-2								
Chromium, Hexavalent	102		-		80-120	-		20

Matrix Spike Analysis
Batch Quality Control

Project Name: 25-01 QUEENS PLAZA NORTH

Lab Number: L2057062

Project Number: 170652801

Report Date: 12/31/20

Parameter	Native Sample	MS Added	MS Found	MS %Recovery	MSD Qual	MSD Found	MSD %Recovery	MSD Qual	Recovery Limits	RPD	RPD Qual	RPD Limits
General Chemistry - Westborough Lab Associated sample(s): 01-02 QC Batch ID: WG1449193-4 QC Sample: L2057062-01 Client ID: SB04_8.5-9.5												
Chromium, Hexavalent	ND	2000	1840	92		-	-		75-125	-		20

Lab Duplicate Analysis

Batch Quality Control

Project Name: 25-01 QUEENS PLAZA NORTH

Project Number: 170652801

Lab Number: L2057062

Report Date: 12/31/20

Parameter	Native Sample	Duplicate Sample	Units	RPD	Qual	RPD Limits
General Chemistry - Westborough Lab Associated sample(s): 01-02 QC Batch ID: WG1448013-1 QC Sample: L2057045-05 Client ID: DUP Sample						
Solids, Total	79.3	78.8	%	1		20
General Chemistry - Westborough Lab Associated sample(s): 01-02 QC Batch ID: WG1449193-6 QC Sample: L2057062-01 Client ID: SB04_8.5-9.5						
Chromium, Hexavalent	ND	ND	mg/kg	NC		20

Project Name: 25-01 QUEENS PLAZA NORTH**Lab Number:** L2057062**Project Number:** 170652801**Report Date:** 12/31/20**Sample Receipt and Container Information**

Were project specific reporting limits specified?

YES

Cooler Information

Cooler	Custody Seal
A	Absent

Container Information

Container ID	Container Type	Cooler	Initial pH	Final pH	Temp deg C	Pres	Seal	Frozen Date/Time	Analysis(*)
L2057062-01A	Vial MeOH preserved	A	NA		4.8	Y	Absent		NYTCL-8260HLW(14)
L2057062-01B	Vial water preserved	A	NA		4.8	Y	Absent	22-DEC-20 06:51	NYTCL-8260HLW(14)
L2057062-01C	Vial water preserved	A	NA		4.8	Y	Absent	22-DEC-20 06:51	NYTCL-8260HLW(14)
L2057062-01D	Plastic 2oz unpreserved for TS	A	NA		4.8	Y	Absent		TS(7)
L2057062-01E	Glass 250ml/8oz unpreserved	A	NA		4.8	Y	Absent		BE-TI(180),BA-TI(180),AS-TI(180),AG-TI(180),NI-TI(180),TL-TI(180),CR-TI(180),TRICR-CALC(30),AL-TI(180),PB-TI(180),SB-TI(180),ZN-TI(180),CU-TI(180),SE-TI(180),V-TI(180),CO-TI(180),HG-T(28),MG-TI(180),FE-TI(180),MN-TI(180),CA-TI(180),K-TI(180),NA-TI(180),CD-TI(180)
L2057062-01F	Glass 120ml/4oz unpreserved	A	NA		4.8	Y	Absent		HEXCR-7196(30)
L2057062-01G	Glass 250ml/8oz unpreserved	A	NA		4.8	Y	Absent		HOLD-CONTINGENCY(14)
L2057062-01H	Glass 250ml/8oz unpreserved	A	NA		4.8	Y	Absent		NYTCL-8270(14),NYTCL-8082(14)
L2057062-02A	Vial MeOH preserved	A	NA		4.8	Y	Absent		NYTCL-8260HLW(14)
L2057062-02B	Vial water preserved	A	NA		4.8	Y	Absent	22-DEC-20 06:51	NYTCL-8260HLW(14)
L2057062-02C	Vial water preserved	A	NA		4.8	Y	Absent	22-DEC-20 06:51	NYTCL-8260HLW(14)
L2057062-02D	Plastic 2oz unpreserved for TS	A	NA		4.8	Y	Absent		TS(7)
L2057062-02E	Glass 250ml/8oz unpreserved	A	NA		4.8	Y	Absent		BE-TI(180),BA-TI(180),AS-TI(180),AG-TI(180),AL-TI(180),TRICR-CALC(30),CR-TI(180),TL-TI(180),NI-TI(180),ZN-TI(180),SE-TI(180),CU-TI(180),SB-TI(180),PB-TI(180),V-TI(180),CO-TI(180),HG-T(28),FE-TI(180),MG-TI(180),MN-TI(180),NA-TI(180),K-TI(180),CA-TI(180),CD-TI(180)
L2057062-02F	Glass 120ml/4oz unpreserved	A	NA		4.8	Y	Absent		HEXCR-7196(30)
L2057062-02G	Glass 250ml/8oz unpreserved	A	NA		4.8	Y	Absent		HOLD-CONTINGENCY(14)
L2057062-02H	Glass 250ml/8oz unpreserved	A	NA		4.8	Y	Absent		NYTCL-8270(14),NYTCL-8082(14)

Project Name: 25-01 QUEENS PLAZA NORTH
Project Number: 170652801

Lab Number: L2057062
Report Date: 12/31/20

GLOSSARY

Acronyms

DL	- Detection Limit: This value represents the level to which target analyte concentrations are reported as estimated values, when those target analyte concentrations are quantified below the limit of quantitation (LOQ). The DL includes any adjustments from dilutions, concentrations or moisture content, where applicable. (DoD report formats only.)
EDL	- Estimated Detection Limit: This value represents the level to which target analyte concentrations are reported as estimated values, when those target analyte concentrations are quantified below the reporting limit (RL). The EDL includes any adjustments from dilutions, concentrations or moisture content, where applicable. The use of EDLs is specific to the analysis of PAHs using Solid-Phase Microextraction (SPME).
EMPC	- Estimated Maximum Possible Concentration: The concentration that results from the signal present at the retention time of an analyte when the ions meet all of the identification criteria except the ion abundance ratio criteria. An EMPC is a worst-case estimate of the concentration.
EPA	- Environmental Protection Agency.
LCS	- Laboratory Control Sample: A sample matrix, free from the analytes of interest, spiked with verified known amounts of analytes or a material containing known and verified amounts of analytes.
LCSD	- Laboratory Control Sample Duplicate: Refer to LCS.
LFB	- Laboratory Fortified Blank: A sample matrix, free from the analytes of interest, spiked with verified known amounts of analytes or a material containing known and verified amounts of analytes.
LOD	- Limit of Detection: This value represents the level to which a target analyte can reliably be detected for a specific analyte in a specific matrix by a specific method. The LOD includes any adjustments from dilutions, concentrations or moisture content, where applicable. (DoD report formats only.)
LOQ	- Limit of Quantitation: The value at which an instrument can accurately measure an analyte at a specific concentration. The LOQ includes any adjustments from dilutions, concentrations or moisture content, where applicable. (DoD report formats only.) Limit of Quantitation: The value at which an instrument can accurately measure an analyte at a specific concentration. The LOQ includes any adjustments from dilutions, concentrations or moisture content, where applicable. (DoD report formats only.)
MDL	- Method Detection Limit: This value represents the level to which target analyte concentrations are reported as estimated values, when those target analyte concentrations are quantified below the reporting limit (RL). The MDL includes any adjustments from dilutions, concentrations or moisture content, where applicable.
MS	- Matrix Spike Sample: A sample prepared by adding a known mass of target analyte to a specified amount of matrix sample for which an independent estimate of target analyte concentration is available. For Method 332.0, the spike recovery is calculated using the native concentration, including estimated values.
MSD	- Matrix Spike Sample Duplicate: Refer to MS.
NA	- Not Applicable.
NC	- Not Calculated: Term is utilized when one or more of the results utilized in the calculation are non-detect at the parameter's reporting unit.
NDPA/DPA	- N-Nitrosodiphenylamine/Diphenylamine.
NI	- Not Ignitable.
NP	- Non-Plastic: Term is utilized for the analysis of Atterberg Limits in soil.
NR	- No Results: Term is utilized when 'No Target Compounds Requested' is reported for the analysis of Volatile or Semivolatile Organic TIC only requests.
RL	- Reporting Limit: The value at which an instrument can accurately measure an analyte at a specific concentration. The RL includes any adjustments from dilutions, concentrations or moisture content, where applicable.
RPD	- Relative Percent Difference: The results from matrix and/or matrix spike duplicates are primarily designed to assess the precision of analytical results in a given matrix and are expressed as relative percent difference (RPD). Values which are less than five times the reporting limit for any individual parameter are evaluated by utilizing the absolute difference between the values; although the RPD value will be provided in the report.
SRM	- Standard Reference Material: A reference sample of a known or certified value that is of the same or similar matrix as the associated field samples.
STLP	- Semi-dynamic Tank Leaching Procedure per EPA Method 1315.
TEF	- Toxic Equivalency Factors: The values assigned to each dioxin and furan to evaluate their toxicity relative to 2,3,7,8-TCDD.
TEQ	- Toxic Equivalent: The measure of a sample's toxicity derived by multiplying each dioxin and furan by its corresponding TEF and then summing the resulting values.
TIC	- Tentatively Identified Compound: A compound that has been identified to be present and is not part of the target compound list (TCL) for the method and/or program. All TICs are qualitatively identified and reported as estimated concentrations.

Report Format: DU Report with 'J' Qualifiers



Project Name: 25-01 QUEENS PLAZA NORTH
Project Number: 170652801

Lab Number: L2057062
Report Date: 12/31/20

Footnotes

- 1 - The reference for this analyte should be considered modified since this analyte is absent from the target analyte list of the original method.

Terms

Analytical Method: Both the document from which the method originates and the analytical reference method. (Example: EPA 8260B is shown as 1,8260B.) The codes for the reference method documents are provided in the References section of the Addendum.

Difference: With respect to Total Oxidizable Precursor (TOP) Assay analysis, the difference is defined as the Post-Treatment value minus the Pre-Treatment value.

Final pH: As it pertains to Sample Receipt & Container Information section of the report, Final pH reflects pH of container determined after adjustment at the laboratory, if applicable. If no adjustment required, value reflects Initial pH.

Frozen Date/Time: With respect to Volatile Organics in soil, Frozen Date/Time reflects the date/time at which associated Reagent Water-preserved vials were initially frozen. Note: If frozen date/time is beyond 48 hours from sample collection, value will be reflected in 'bold'.

Initial pH: As it pertains to Sample Receipt & Container Information section of the report, Initial pH reflects pH of container determined upon receipt, if applicable.

PAH Total: With respect to Alkylated PAH analyses, the 'PAHs, Total' result is defined as the summation of results for all or a subset of the following compounds: Naphthalene, C1-C4 Naphthalenes, 2-Methylnaphthalene, 1-Methylnaphthalene, Biphenyl, Acenaphthylene, Acenaphthene, Fluorene, C1-C3 Fluorenes, Phenanthrene, C1-C4 Phenanthrenes/Anthracenes, Anthracene, Fluoranthene, Pyrene, C1-C4 Fluoranthenes/Pyrenes, Benz(a)anthracene, Chrysene, C1-C4 Chrysenes, Benzo(b)fluoranthene, Benzo(j)+(k)fluoranthene, Benzo(e)pyrene, Benzo(a)pyrene, Perylene, Indeno(1,2,3-cd)pyrene, Dibenz(ah)+(ac)anthracene, Benzo(g,h,i)perylene. If a 'Total' result is requested, the results of its individual components will also be reported.

PFAS Total: With respect to PFAS analyses, the 'PFAS, Total (5)' result is defined as the summation of results for: PFHpA, PFHxS, PFOA, PFNA and PFOS. In addition, the 'PFAS, Total (6)' result is defined as the summation of results at or above the RL for: PFHpA, PFHxS, PFOA, PFNA, PFDA and PFOS. (Note: 'PFAS, Total (6)' is applicable to MassDEP DW compliance analysis only.). If a 'Total' result is requested, the results of its individual components will also be reported.

The target compound Chlordane (CAS No. 57-74-9) is reported for GC ECD analyses. Per EPA, this compound "refers to a mixture of chlordane isomers, other chlorinated hydrocarbons and numerous other components." (Reference: USEPA Toxicological Review of Chlordane, In Support of Summary Information on the Integrated Risk Information System (IRIS), December 1997.)

Total: With respect to Organic analyses, a 'Total' result is defined as the summation of results for individual isomers or Aroclors. If a 'Total' result is requested, the results of its individual components will also be reported. This is applicable to 'Total' results for methods 8260, 8081 and 8082.

Data Qualifiers

- A** - Spectra identified as "Aldol Condensates" are byproducts of the extraction/concentration procedures when acetone is introduced in the process.
- B** - The analyte was detected above the reporting limit in the associated method blank. Flag only applies to associated field samples that have detectable concentrations of the analyte at less than ten times (10x) the concentration found in the blank. For MCP-related projects, flag only applies to associated field samples that have detectable concentrations of the analyte at less than ten times (10x) the concentration found in the blank. For DOD-related projects, flag only applies to associated field samples that have detectable concentrations of the analyte at less than ten times (10x) the concentration found in the blank AND the analyte was detected above one-half the reporting limit (or above the reporting limit for common lab contaminants) in the associated method blank. For NJ-Air-related projects, flag only applies to associated field samples that have detectable concentrations of the analyte above the reporting limit. For NJ-related projects (excluding Air), flag only applies to associated field samples that have detectable concentrations of the analyte, which was detected above the reporting limit in the associated method blank or above five times the reporting limit for common lab contaminants (Phthalates, Acetone, Methylene Chloride, 2-Butanone).
- C** - Co-elution: The target analyte co-elutes with a known lab standard (i.e. surrogate, internal standards, etc.) for co-extracted analyses.
- D** - Concentration of analyte was quantified from diluted analysis. Flag only applies to field samples that have detectable concentrations of the analyte.
- E** - Concentration of analyte exceeds the range of the calibration curve and/or linear range of the instrument.
- F** - The ratio of quantifier ion response to qualifier ion response falls outside of the laboratory criteria. Results are considered to be an estimated maximum concentration.
- G** - The concentration may be biased high due to matrix interferences (i.e. co-elution) with non-target compound(s). The result should be considered estimated.
- H** - The analysis of pH was performed beyond the regulatory-required holding time of 15 minutes from the time of sample collection.
- I** - The lower value for the two columns has been reported due to obvious interference.
- J** - Estimated value. The Target analyte concentration is below the quantitation limit (RL), but above the Method Detection Limit (MDL) or Estimated Detection Limit (EDL) for SPME-related analyses. This represents an estimated concentration for Tentatively Identified Compounds (TICs).
- M** - Reporting Limit (RL) exceeds the MCP CAM Reporting Limit for this analyte.
- ND** - Not detected at the method detection limit (MDL) for the sample, or estimated detection limit (EDL) for SPME-related analyses.

Report Format: DU Report with 'J' Qualifiers



Project Name: 25-01 QUEENS PLAZA NORTH
Project Number: 170652801

Lab Number: L2057062
Report Date: 12/31/20

Data Qualifiers

- NJ** - Presumptive evidence of compound. This represents an estimated concentration for Tentatively Identified Compounds (TICs), where the identification is based on a mass spectral library search.
- P** - The RPD between the results for the two columns exceeds the method-specified criteria.
- Q** - The quality control sample exceeds the associated acceptance criteria. For DOD-related projects, LCS and/or Continuing Calibration Standard exceedences are also qualified on all associated sample results. Note: This flag is not applicable for matrix spike recoveries when the sample concentration is greater than 4x the spike added or for batch duplicate RPD when the sample concentrations are less than 5x the RL. (Metals only.)
- R** - Analytical results are from sample re-analysis.
- RE** - Analytical results are from sample re-extraction.
- S** - Analytical results are from modified screening analysis.

Project Name: 25-01 QUEENS PLAZA NORTH
Project Number: 170652801

Lab Number: L2057062
Report Date: 12/31/20

REFERENCES

- 1 Test Methods for Evaluating Solid Waste: Physical/Chemical Methods. EPA SW-846. Third Edition. Updates I - VI, 2018.
- 107 Alpha Analytical - In-house calculation method.
- 121 Standard Methods for the Examination of Water and Wastewater. APHA-AWWA-WEF. Standard Methods Online.

LIMITATION OF LIABILITIES

Alpha Analytical performs services with reasonable care and diligence normal to the analytical testing laboratory industry. In the event of an error, the sole and exclusive responsibility of Alpha Analytical shall be to re-perform the work at it's own expense. In no event shall Alpha Analytical be held liable for any incidental, consequential or special damages, including but not limited to, damages in any way connected with the use of, interpretation of, information or analysis provided by Alpha Analytical.

We strongly urge our clients to comply with EPA protocol regarding sample volume, preservation, cooling, containers, sampling procedures, holding time and splitting of samples in the field.



Certification Information

The following analytes are not included in our Primary NELAP Scope of Accreditation:

Westborough Facility

EPA 624/624.1: m/p-xylene, o-xylene, Naphthalene

EPA 8260C: NPW: 1,2,4,5-Tetramethylbenzene; 4-Ethyltoluene, Azobenzene; SCM: Iodomethane (methyl iodide), 1,2,4,5-Tetramethylbenzene; 4-Ethyltoluene.

EPA 8270D: NPW: Dimethylnaphthalene, 1,4-Diphenylhydrazine; SCM: Dimethylnaphthalene, 1,4-Diphenylhydrazine.

SM4500: NPW: Amenable Cyanide; SCM: Total Phosphorus, TKN, NO₂, NO₃.

Mansfield Facility

SM 2540D: TSS

EPA 8082A: NPW: PCB: 1, 5, 31, 87, 101, 110, 141, 151, 153, 180, 183, 187.

EPA TO-15: Halothane, 2,4,4-Trimethyl-2-pentene, 2,4,4-Trimethyl-1-pentene, Thiophene, 2-Methylthiophene, 3-Methylthiophene, 2-Ethylthiophene, 1,2,3-Trimethylbenzene, Indan, Indene, 1,2,4,5-Tetramethylbenzene, Benzothiophene, 1-Methylnaphthalene.

EPA TO-12 Non-methane organics

EPA 3C Fixed gases

Biological Tissue Matrix: EPA 3050B

The following analytes are included in our Massachusetts DEP Scope of Accreditation

Westborough Facility:

Drinking Water

EPA 300.0: Chloride, Nitrate-N, Fluoride, Sulfate; **EPA 353.2:** Nitrate-N, Nitrite-N; **SM4500NO3-F:** Nitrate-N, Nitrite-N; **SM4500F-C, SM4500CN-CE,**

EPA 180.1, SM2130B, SM4500CI-D, SM2320B, SM2540C, SM4500H-B, SM4500NO2-B

EPA 332: Perchlorate; **EPA 524.2:** THMs and VOCs; **EPA 504.1:** EDB, DBCP.

Microbiology: SM9215B; SM9223-P/A, SM9223B-Colilert-QT, SM9222D.

Non-Potable Water

SM4500H,B, EPA 120.1, SM2510B, SM2540C, SM2320B, SM4500CL-E, SM4500F-BC, SM4500NH3-BH: Ammonia-N and Kjeldahl-N, **EPA 350.1:** Ammonia-N, **LACHAT 10-107-06-1-B:** Ammonia-N, **EPA 351.1, SM4500NO3-F, EPA 353.2:** Nitrate-N, **SM4500P-E, SM4500P-B, E, SM4500SO4-E, SM5220D, EPA 410.4, SM5210B, SM5310C, SM4500CL-D, EPA 1664, EPA 420.1, SM4500-CN-CE, SM2540D, EPA 300:** Chloride, Sulfate, Nitrate.

EPA 624.1: Volatile Halocarbons & Aromatics,

EPA 608.3: Chlordane, Toxaphene, Aldrin, alpha-BHC, beta-BHC, gamma-BHC, delta-BHC, Dieldrin, DDD, DDE, DDT, Endosulfan I, Endosulfan II, Endosulfan sulfate, Endrin, Endrin Aldehyde, Heptachlor, Heptachlor Epoxide, PCBs

EPA 625.1: SVOC (Acid/Base/Neutral Extractables), **EPA 600/4-81-045:** PCB-Oil.

Microbiology: SM9223B-Colilert-QT; Enterolert-QT, SM9221E, EPA 1600, EPA 1603.

Mansfield Facility:

Drinking Water

EPA 200.7: Al, Ba, Cd, Cr, Cu, Fe, Mn, Ni, Na, Ag, Ca, Zn. **EPA 200.8:** Al, Sb, As, Ba, Be, Cd, Cr, Cu, Pb, Mn, Ni, Se, Ag, TL, Zn. **EPA 245.1** Hg.

EPA 522.

Non-Potable Water

EPA 200.7: Al, Sb, As, Be, Cd, Ca, Cr, Co, Cu, Fe, Pb, Mg, Mn, Mo, Ni, K, Se, Ag, Na, Sr, TL, Ti, V, Zn.


EPA 200.8: Al, Sb, As, Be, Cd, Cr, Cu, Fe, Pb, Mn, Ni, K, Se, Ag, Na, TL, Zn.

EPA 245.1 Hg.

SM2340B

For a complete listing of analytes and methods, please contact your Alpha Project Manager.

EI - SOIL

 NEW YORK CHAIN OF CUSTODY	Service Centers Mahwah, NJ 07430: 35 Whitney Rd, Suite 5 Albany, NY 12205: 14 Walker Way Tonawanda, NY 14150: 275 Cooper Ave, Suite 105	Page	1	Date Rec'd in Lab	12/22/20	ALPHA Job #	L2057062
		of	1				
Westborough, MA 01581 8 Walkup Dr. TEL: 508-898-9220 FAX: 508-898-9193	Mansfield, MA 02048 320 Forbes Blvd TEL: 508-822-9300 FAX: 508-822-3288	Project Information		Deliverables		Billing Information	
		Project Name: 25-01 Queens Plaza North		<input type="checkbox"/> ASP-A <input checked="" type="checkbox"/> ASP-B <input type="checkbox"/> EQuIS (1 File) <input type="checkbox"/> EQuIS (4 File) <input type="checkbox"/> Other		Same as Client Info <input checked="" type="checkbox"/>	
		Project Location: Queens, NY				PO #	
Client Information		Project # 170652801		Regulatory Requirement		Disposal Site Information	
Client: Lagan, DPC		(Use Project name as Project #) <input type="checkbox"/>		<input type="checkbox"/> NY TOGS <input type="checkbox"/> NY Part 375 <input type="checkbox"/> AWQ Standards <input type="checkbox"/> NY CP-51 <input type="checkbox"/> NY Restricted Use <input type="checkbox"/> Other <input type="checkbox"/> NY Unrestricted Use <input type="checkbox"/> NYC Sewer Discharge		Please identify below location of applicable disposal facilities.	
Address: 360 W. 31st St, NY, NY 10001		Project Manager: Woo Kim				Disposal Facility:	
Phone: 212-479-5400		ALPHAQuote #:				<input type="checkbox"/> NJ <input type="checkbox"/> NY <input type="checkbox"/> Other:	
Fax: 212-479-5444		Turn-Around Time					
Email: WKIM@LANSAN.COM		Standard <input checked="" type="checkbox"/> Rush (only if pre approved) <input type="checkbox"/>		Due Date: # of Days:			
These samples have been previously analyzed by Alpha <input type="checkbox"/>				ANALYSIS		Sample Filtration	
Other project specific requirements/comments:				PM 375/TEL VOCs SVOCs PCBs TAL Metals HCHO-PCP Metals Hex Tri Chrome		<input type="checkbox"/> Done <input type="checkbox"/> Lab to do <input type="checkbox"/> Lab to do (Please Specify below)	
Please specify Metals or TAL.						Sample Specific Comments	
ALPHA Lab ID (Lab Use Only)	Sample ID	Collection		Sample Matrix	Sampler's Initials	Total Bottle	
		Date	Time				
57062-01	SP04-8.5-9.5	12/21/2020	1130	SOIL	MS	X X X X X X X X X X	
-02	SP05-12.5-13.5	"	1230	"	"	X X X X X X X X X X	
Preservative Code:		Container Code		Westboro: Certification No: MA935		Please print clearly, legibly and completely. Samples can not be logged in and turnaround time clock will not start until any ambiguities are resolved. BY EXECUTING THIS COC, THE CLIENT HAS READ AND AGREES TO BE BOUND BY ALPHA'S TERMS & CONDITIONS. (See reverse side.)	
A = None B = HCl C = HNO ₃ D = H ₂ SO ₄ E = NaOH F = MeOH G = NaHSO ₄ H = Na ₂ S ₂ O ₃ K/E = Zn Ac/NaOH O = Other		P = Plastic A = Amber Glass V = Vial G = Glass B = Bacteria Cup C = Cube O = Other E = Encore D = BOD Bottle		Mansfield: Certification No: MA015			
				Container Type			
				Preservative			
		Relinquished By:		Date/Time		Received By:	
		George Wagner		12/21/20 15:25		George Wagner	
		AAL		12/21/20 18:57		AAL	
		AAL		12/22/20 02:45		AAL	
						Date/Time	
						12/21/20 15:25	
						12/21/20 23:00	
						12/22/20 02:45	

APPENDIX F

GROUNDWATER LABORATORY ANALYTICAL REPORTS



ANALYTICAL REPORT

Lab Number:	L2056891
Client:	Langan Engineering & Environmental 21 Penn Plaza 360 W. 31st Street, 8th Floor New York, NY 10001-2727
ATTN:	Woo-Jun Kim
Phone:	(212) 479-5733
Project Name:	25-01 QUEENS PLAZA NORTH
Project Number:	170652801
Report Date:	12/31/20

The original project report/data package is held by Alpha Analytical. This report/data package is paginated and should be reproduced only in its entirety. Alpha Analytical holds no responsibility for results and/or data that are not consistent with the original.

Certifications & Approvals: MA (M-MA086), NH NELAP (2064), CT (PH-0574), IL (200077), ME (MA00086), MD (348), NJ (MA935), NY (11148), NC (25700/666), PA (68-03671), RI (LAO00065), TX (T104704476), VT (VT-0935), VA (460195), USDA (Permit #P330-17-00196).

Eight Walkup Drive, Westborough, MA 01581-1019
508-898-9220 (Fax) 508-898-9193 800-624-9220 - www.alphalab.com



Project Name: 25-01 QUEENS PLAZA NORTH
Project Number: 170652801

Lab Number: L2056891
Report Date: 12/31/20

Alpha Sample ID	Client ID	Matrix	Sample Location	Collection Date/Time	Receive Date
L2056891-01	MW06_121820	WATER	QUEENS, NY	12/18/20 13:25	12/18/20

Project Name: 25-01 QUEENS PLAZA NORTH
Project Number: 170652801

Lab Number: L2056891
Report Date: 12/31/20

Case Narrative

The samples were received in accordance with the Chain of Custody and no significant deviations were encountered during the preparation or analysis unless otherwise noted. Sample Receipt, Container Information, and the Chain of Custody are located at the back of the report.

Results contained within this report relate only to the samples submitted under this Alpha Lab Number and meet NELAP requirements for all NELAP accredited parameters unless otherwise noted in the following narrative. The data presented in this report is organized by parameter (i.e. VOC, SVOC, etc.). Sample specific Quality Control data (i.e. Surrogate Spike Recovery) is reported at the end of the target analyte list for each individual sample, followed by the Laboratory Batch Quality Control at the end of each parameter. Tentatively Identified Compounds (TICs), if requested, are reported for compounds identified to be present and are not part of the method/program Target Compound List, even if only a subset of the TCL are being reported. If a sample was re-analyzed or re-extracted due to a required quality control corrective action and if both sets of data are reported, the Laboratory ID of the re-analysis or re-extraction is designated with an "R" or "RE", respectively.

When multiple Batch Quality Control elements are reported (e.g. more than one LCS), the associated samples for each element are noted in the grey shaded header line of each data table. Any Laboratory Batch, Sample Specific % recovery or RPD value that is outside the listed Acceptance Criteria is bolded in the report. In reference to questions H (CAM) or 4 (RCP) when "NO" is checked, the performance criteria for CAM and RCP methods allow for some quality control failures to occur and still be within method compliance. In these instances, the specific failure is not narrated but noted in the associated QC Outlier Summary Report, located directly after the Case Narrative. QC information is also incorporated in the Data Usability Assessment table (Format 11) of our Data Merger tool, where it can be reviewed in conjunction with the sample result, associated regulatory criteria and any associated data usability implications.

Soil/sediments, solids and tissues are reported on a dry weight basis unless otherwise noted. Definitions of all data qualifiers and acronyms used in this report are provided in the Glossary located at the back of the report.

HOLD POLICY - For samples submitted on hold, Alpha's policy is to hold samples (with the exception of Air canisters) free of charge for 21 calendar days from the date the project is completed. After 21 calendar days, we will dispose of all samples submitted including those put on hold unless you have contacted your Alpha Project Manager and made arrangements for Alpha to continue to hold the samples. Air canisters will be disposed after 3 business days from the date the project is completed.

Please contact Project Management at 800-624-9220 with any questions.

Project Name: 25-01 QUEENS PLAZA NORTH
Project Number: 170652801

Lab Number: L2056891
Report Date: 12/31/20

Case Narrative (continued)


Report Submission

The analyses performed were specified by the client.

All non-detect (ND) or estimated concentrations (J-qualified) have been quantitated to the limit noted in the MDL column.

I, the undersigned, attest under the pains and penalties of perjury that, to the best of my knowledge and belief and based upon my personal inquiry of those responsible for providing the information contained in this analytical report, such information is accurate and complete. This certificate of analysis is not complete unless this page accompanies any and all pages of this report.

Authorized Signature:



Lisa Westerlind

Title: Technical Director/Representative

Date: 12/31/20

ORGANICS

VOLATILES

Project Name: 25-01 QUEENS PLAZA NORTH
Project Number: 170652801

Lab Number: L2056891
Report Date: 12/31/20

SAMPLE RESULTS

Lab ID: L2056891-01
 Client ID: MW06_121820
 Sample Location: QUEENS, NY

Date Collected: 12/18/20 13:25
 Date Received: 12/18/20
 Field Prep: Refer to COC

Sample Depth:

Matrix: Water
 Analytical Method: 1,8260C
 Analytical Date: 12/30/20 03:13
 Analyst: MKS

Parameter	Result	Qualifier	Units	RL	MDL	Dilution Factor
Volatile Organics by GC/MS - Westborough Lab						
Methylene chloride	ND		ug/l	2.5	0.70	1
1,1-Dichloroethane	1.8	J	ug/l	2.5	0.70	1
Chloroform	ND		ug/l	2.5	0.70	1
Carbon tetrachloride	ND		ug/l	0.50	0.13	1
1,2-Dichloropropane	ND		ug/l	1.0	0.14	1
Dibromochloromethane	ND		ug/l	0.50	0.15	1
1,1,2-Trichloroethane	ND		ug/l	1.5	0.50	1
Tetrachloroethene	ND		ug/l	0.50	0.18	1
Chlorobenzene	ND		ug/l	2.5	0.70	1
Trichlorofluoromethane	ND		ug/l	2.5	0.70	1
1,2-Dichloroethane	ND		ug/l	0.50	0.13	1
1,1,1-Trichloroethane	ND		ug/l	2.5	0.70	1
Bromodichloromethane	ND		ug/l	0.50	0.19	1
trans-1,3-Dichloropropene	ND		ug/l	0.50	0.16	1
cis-1,3-Dichloropropene	ND		ug/l	0.50	0.14	1
1,3-Dichloropropene, Total	ND		ug/l	0.50	0.14	1
1,1-Dichloropropene	ND		ug/l	2.5	0.70	1
Bromoform	ND		ug/l	2.0	0.65	1
1,1,1,2,2-Tetrachloroethane	ND		ug/l	0.50	0.17	1
Benzene	8.3		ug/l	0.50	0.16	1
Toluene	2.4	J	ug/l	2.5	0.70	1
Ethylbenzene	8.1		ug/l	2.5	0.70	1
Chloromethane	ND		ug/l	2.5	0.70	1
Bromomethane	ND		ug/l	2.5	0.70	1
Vinyl chloride	ND		ug/l	1.0	0.07	1
Chloroethane	ND		ug/l	2.5	0.70	1
1,1-Dichloroethene	ND		ug/l	0.50	0.17	1
trans-1,2-Dichloroethene	ND		ug/l	2.5	0.70	1

Project Name: 25-01 QUEENS PLAZA NORTH
Project Number: 170652801

Lab Number: L2056891
Report Date: 12/31/20

SAMPLE RESULTS

Lab ID: L2056891-01
 Client ID: MW06_121820
 Sample Location: QUEENS, NY

Date Collected: 12/18/20 13:25
 Date Received: 12/18/20
 Field Prep: Refer to COC

Sample Depth:

Parameter	Result	Qualifier	Units	RL	MDL	Dilution Factor
Volatile Organics by GC/MS - Westborough Lab						
Trichloroethene	ND		ug/l	0.50	0.18	1
1,2-Dichlorobenzene	ND		ug/l	2.5	0.70	1
1,3-Dichlorobenzene	ND		ug/l	2.5	0.70	1
1,4-Dichlorobenzene	ND		ug/l	2.5	0.70	1
Methyl tert butyl ether	ND		ug/l	2.5	0.70	1
p/m-Xylene	30		ug/l	2.5	0.70	1
o-Xylene	18		ug/l	2.5	0.70	1
Xylenes, Total	48		ug/l	2.5	0.70	1
cis-1,2-Dichloroethene	ND		ug/l	2.5	0.70	1
1,2-Dichloroethene, Total	ND		ug/l	2.5	0.70	1
Dibromomethane	ND		ug/l	5.0	1.0	1
1,2,3-Trichloropropane	ND		ug/l	2.5	0.70	1
Acrylonitrile	ND		ug/l	5.0	1.5	1
Styrene	ND		ug/l	2.5	0.70	1
Dichlorodifluoromethane	ND		ug/l	5.0	1.0	1
Acetone	4.6	J	ug/l	5.0	1.5	1
Carbon disulfide	ND		ug/l	5.0	1.0	1
2-Butanone	ND		ug/l	5.0	1.9	1
Vinyl acetate	ND		ug/l	5.0	1.0	1
4-Methyl-2-pentanone	ND		ug/l	5.0	1.0	1
2-Hexanone	ND		ug/l	5.0	1.0	1
Bromochloromethane	ND		ug/l	2.5	0.70	1
2,2-Dichloropropane	ND		ug/l	2.5	0.70	1
1,2-Dibromoethane	ND		ug/l	2.0	0.65	1
1,3-Dichloropropane	ND		ug/l	2.5	0.70	1
1,1,1,2-Tetrachloroethane	ND		ug/l	2.5	0.70	1
Bromobenzene	ND		ug/l	2.5	0.70	1
n-Butylbenzene	3.9		ug/l	2.5	0.70	1
sec-Butylbenzene	9.8		ug/l	2.5	0.70	1
tert-Butylbenzene	1.6	J	ug/l	2.5	0.70	1
o-Chlorotoluene	ND		ug/l	2.5	0.70	1
p-Chlorotoluene	ND		ug/l	2.5	0.70	1
1,2-Dibromo-3-chloropropane	ND		ug/l	2.5	0.70	1
Hexachlorobutadiene	ND		ug/l	2.5	0.70	1
Isopropylbenzene	15		ug/l	2.5	0.70	1
p-Isopropyltoluene	3.7		ug/l	2.5	0.70	1
Naphthalene	56		ug/l	2.5	0.70	1

Project Name: 25-01 QUEENS PLAZA NORTH
Project Number: 170652801

Lab Number: L2056891
Report Date: 12/31/20

SAMPLE RESULTS

Lab ID: L2056891-01
 Client ID: MW06_121820
 Sample Location: QUEENS, NY

Date Collected: 12/18/20 13:25
 Date Received: 12/18/20
 Field Prep: Refer to COC

Sample Depth:

Parameter	Result	Qualifier	Units	RL	MDL	Dilution Factor
Volatile Organics by GC/MS - Westborough Lab						
n-Propylbenzene	7.8		ug/l	2.5	0.70	1
1,2,3-Trichlorobenzene	ND		ug/l	2.5	0.70	1
1,2,4-Trichlorobenzene	ND		ug/l	2.5	0.70	1
1,3,5-Trimethylbenzene	21		ug/l	2.5	0.70	1
1,2,4-Trimethylbenzene	65		ug/l	2.5	0.70	1
1,4-Dioxane	ND		ug/l	250	61.	1
p-Diethylbenzene	29		ug/l	2.0	0.70	1
p-Ethyltoluene	37		ug/l	2.0	0.70	1
1,2,4,5-Tetramethylbenzene	14		ug/l	2.0	0.54	1
Ethyl ether	ND		ug/l	2.5	0.70	1
trans-1,4-Dichloro-2-butene	ND		ug/l	2.5	0.70	1

Surrogate	% Recovery	Qualifier	Acceptance Criteria
1,2-Dichloroethane-d4	105		70-130
Toluene-d8	105		70-130
4-Bromofluorobenzene	110		70-130
Dibromofluoromethane	102		70-130

Project Name: 25-01 QUEENS PLAZA NORTH
Project Number: 170652801

Lab Number: L2056891
Report Date: 12/31/20

Method Blank Analysis
Batch Quality Control

Analytical Method: 1,8260C
Analytical Date: 12/29/20 19:49
Analyst: LAC

Parameter	Result	Qualifier	Units	RL	MDL
Volatile Organics by GC/MS - Westborough Lab for sample(s): 01 Batch: WG1450354-5					
Methylene chloride	ND		ug/l	2.5	0.70
1,1-Dichloroethane	ND		ug/l	2.5	0.70
Chloroform	ND		ug/l	2.5	0.70
Carbon tetrachloride	ND		ug/l	0.50	0.13
1,2-Dichloropropane	ND		ug/l	1.0	0.14
Dibromochloromethane	ND		ug/l	0.50	0.15
1,1,2-Trichloroethane	ND		ug/l	1.5	0.50
Tetrachloroethene	ND		ug/l	0.50	0.18
Chlorobenzene	ND		ug/l	2.5	0.70
Trichlorofluoromethane	ND		ug/l	2.5	0.70
1,2-Dichloroethane	ND		ug/l	0.50	0.13
1,1,1-Trichloroethane	ND		ug/l	2.5	0.70
Bromodichloromethane	ND		ug/l	0.50	0.19
trans-1,3-Dichloropropene	ND		ug/l	0.50	0.16
cis-1,3-Dichloropropene	ND		ug/l	0.50	0.14
1,3-Dichloropropene, Total	ND		ug/l	0.50	0.14
1,1-Dichloropropene	ND		ug/l	2.5	0.70
Bromoform	ND		ug/l	2.0	0.65
1,1,2,2-Tetrachloroethane	ND		ug/l	0.50	0.17
Benzene	ND		ug/l	0.50	0.16
Toluene	ND		ug/l	2.5	0.70
Ethylbenzene	ND		ug/l	2.5	0.70
Chloromethane	ND		ug/l	2.5	0.70
Bromomethane	ND		ug/l	2.5	0.70
Vinyl chloride	ND		ug/l	1.0	0.07
Chloroethane	ND		ug/l	2.5	0.70
1,1-Dichloroethene	ND		ug/l	0.50	0.17
trans-1,2-Dichloroethene	ND		ug/l	2.5	0.70
Trichloroethene	ND		ug/l	0.50	0.18

Project Name: 25-01 QUEENS PLAZA NORTH
Project Number: 170652801

Lab Number: L2056891
Report Date: 12/31/20

Method Blank Analysis
Batch Quality Control

Analytical Method: 1,8260C
Analytical Date: 12/29/20 19:49
Analyst: LAC

Parameter	Result	Qualifier	Units	RL	MDL
Volatile Organics by GC/MS - Westborough Lab for sample(s): 01 Batch: WG1450354-5					
1,2-Dichlorobenzene	ND		ug/l	2.5	0.70
1,3-Dichlorobenzene	ND		ug/l	2.5	0.70
1,4-Dichlorobenzene	ND		ug/l	2.5	0.70
Methyl tert butyl ether	ND		ug/l	2.5	0.70
p/m-Xylene	ND		ug/l	2.5	0.70
o-Xylene	ND		ug/l	2.5	0.70
Xylenes, Total	ND		ug/l	2.5	0.70
cis-1,2-Dichloroethene	ND		ug/l	2.5	0.70
1,2-Dichloroethene, Total	ND		ug/l	2.5	0.70
Dibromomethane	ND		ug/l	5.0	1.0
1,2,3-Trichloropropane	ND		ug/l	2.5	0.70
Acrylonitrile	ND		ug/l	5.0	1.5
Styrene	ND		ug/l	2.5	0.70
Dichlorodifluoromethane	ND		ug/l	5.0	1.0
Acetone	ND		ug/l	5.0	1.5
Carbon disulfide	ND		ug/l	5.0	1.0
2-Butanone	ND		ug/l	5.0	1.9
Vinyl acetate	ND		ug/l	5.0	1.0
4-Methyl-2-pentanone	ND		ug/l	5.0	1.0
2-Hexanone	ND		ug/l	5.0	1.0
Bromochloromethane	ND		ug/l	2.5	0.70
2,2-Dichloropropane	ND		ug/l	2.5	0.70
1,2-Dibromoethane	ND		ug/l	2.0	0.65
1,3-Dichloropropane	ND		ug/l	2.5	0.70
1,1,1,2-Tetrachloroethane	ND		ug/l	2.5	0.70
Bromobenzene	ND		ug/l	2.5	0.70
n-Butylbenzene	ND		ug/l	2.5	0.70
sec-Butylbenzene	ND		ug/l	2.5	0.70
tert-Butylbenzene	ND		ug/l	2.5	0.70

Project Name: 25-01 QUEENS PLAZA NORTH
Project Number: 170652801

Lab Number: L2056891
Report Date: 12/31/20

Method Blank Analysis
Batch Quality Control

Analytical Method: 1,8260C
Analytical Date: 12/29/20 19:49
Analyst: LAC

Parameter	Result	Qualifier	Units	RL	MDL
Volatile Organics by GC/MS - Westborough Lab for sample(s): 01 Batch: WG1450354-5					
o-Chlorotoluene	ND		ug/l	2.5	0.70
p-Chlorotoluene	ND		ug/l	2.5	0.70
1,2-Dibromo-3-chloropropane	ND		ug/l	2.5	0.70
Hexachlorobutadiene	ND		ug/l	2.5	0.70
Isopropylbenzene	ND		ug/l	2.5	0.70
p-Isopropyltoluene	ND		ug/l	2.5	0.70
Naphthalene	0.79	J	ug/l	2.5	0.70
n-Propylbenzene	ND		ug/l	2.5	0.70
1,2,3-Trichlorobenzene	0.71	J	ug/l	2.5	0.70
1,2,4-Trichlorobenzene	ND		ug/l	2.5	0.70
1,3,5-Trimethylbenzene	ND		ug/l	2.5	0.70
1,2,4-Trimethylbenzene	ND		ug/l	2.5	0.70
1,4-Dioxane	ND		ug/l	250	61.
p-Diethylbenzene	ND		ug/l	2.0	0.70
p-Ethyltoluene	ND		ug/l	2.0	0.70
1,2,4,5-Tetramethylbenzene	ND		ug/l	2.0	0.54
Ethyl ether	ND		ug/l	2.5	0.70
trans-1,4-Dichloro-2-butene	ND		ug/l	2.5	0.70

Surrogate	%Recovery	Qualifier	Acceptance Criteria
1,2-Dichloroethane-d4	103		70-130
Toluene-d8	104		70-130
4-Bromofluorobenzene	107		70-130
Dibromofluoromethane	102		70-130

Lab Control Sample Analysis

Batch Quality Control

Project Name: 25-01 QUEENS PLAZA NORTH

Project Number: 170652801

Lab Number: L2056891

Report Date: 12/31/20

Parameter	LCS %Recovery	Qual	LCSD %Recovery	Qual	%Recovery Limits	RPD	Qual	RPD Limits
Volatile Organics by GC/MS - Westborough Lab Associated sample(s): 01 Batch: WG1450354-3 WG1450354-4								
Methylene chloride	99		100		70-130	1		20
1,1-Dichloroethane	110		120		70-130	9		20
Chloroform	100		110		70-130	10		20
Carbon tetrachloride	99		100		63-132	1		20
1,2-Dichloropropane	110		120		70-130	9		20
Dibromochloromethane	100		110		63-130	10		20
1,1,2-Trichloroethane	110		120		70-130	9		20
Tetrachloroethene	99		100		70-130	1		20
Chlorobenzene	110		110		75-130	0		20
Trichlorofluoromethane	88		93		62-150	6		20
1,2-Dichloroethane	100		110		70-130	10		20
1,1,1-Trichloroethane	97		100		67-130	3		20
Bromodichloromethane	100		110		67-130	10		20
trans-1,3-Dichloropropene	100		110		70-130	10		20
cis-1,3-Dichloropropene	100		110		70-130	10		20
1,1-Dichloropropene	100		110		70-130	10		20
Bromoform	100		110		54-136	10		20
1,1,2,2-Tetrachloroethane	120		120		67-130	0		20
Benzene	110		120		70-130	9		20
Toluene	100		110		70-130	10		20
Ethylbenzene	100		110		70-130	10		20
Chloromethane	110		120		64-130	9		20
Bromomethane	69		69		39-139	0		20

Lab Control Sample Analysis

Batch Quality Control

Project Name: 25-01 QUEENS PLAZA NORTH

Lab Number: L2056891

Project Number: 170652801

Report Date: 12/31/20

Parameter	LCS		LCSD		%Recovery Limits	RPD	Qual	RPD Limits
	%Recovery	Qual	%Recovery	Qual				
Volatile Organics by GC/MS - Westborough Lab Associated sample(s): 01 Batch: WG1450354-3 WG1450354-4								
Vinyl chloride	110		110		55-140	0		20
Chloroethane	110		120		55-138	9		20
1,1-Dichloroethene	100		110		61-145	10		20
trans-1,2-Dichloroethene	100		110		70-130	10		20
Trichloroethene	100		110		70-130	10		20
1,2-Dichlorobenzene	110		110		70-130	0		20
1,3-Dichlorobenzene	110		110		70-130	0		20
1,4-Dichlorobenzene	110		110		70-130	0		20
Methyl tert butyl ether	100		120		63-130	18		20
p/m-Xylene	105		110		70-130	5		20
o-Xylene	105		110		70-130	5		20
cis-1,2-Dichloroethene	100		110		70-130	10		20
Dibromomethane	100		110		70-130	10		20
1,2,3-Trichloropropane	120		120		64-130	0		20
Acrylonitrile	130		130		70-130	0		20
Styrene	105		110		70-130	5		20
Dichlorodifluoromethane	83		89		36-147	7		20
Acetone	110		120		58-148	9		20
Carbon disulfide	90		95		51-130	5		20
2-Butanone	120		120		63-138	0		20
Vinyl acetate	120		120		70-130	0		20
4-Methyl-2-pentanone	130		130		59-130	0		20
2-Hexanone	130		130		57-130	0		20

Lab Control Sample Analysis

Batch Quality Control

Project Name: 25-01 QUEENS PLAZA NORTH

Project Number: 170652801

Lab Number: L2056891

Report Date: 12/31/20

Parameter	LCS %Recovery	Qual	LCSD %Recovery	Qual	%Recovery Limits	RPD	Qual	RPD Limits
Volatile Organics by GC/MS - Westborough Lab Associated sample(s): 01 Batch: WG1450354-3 WG1450354-4								
Bromochloromethane	110		120		70-130	9		20
2,2-Dichloropropane	100		110		63-133	10		20
1,2-Dibromoethane	100		110		70-130	10		20
1,3-Dichloropropane	110		120		70-130	9		20
1,1,1,2-Tetrachloroethane	100		110		64-130	10		20
Bromobenzene	110		110		70-130	0		20
n-Butylbenzene	120		120		53-136	0		20
sec-Butylbenzene	110		120		70-130	9		20
tert-Butylbenzene	110		110		70-130	0		20
o-Chlorotoluene	110		120		70-130	9		20
p-Chlorotoluene	110		120		70-130	9		20
1,2-Dibromo-3-chloropropane	120		110		41-144	9		20
Hexachlorobutadiene	120		110		63-130	9		20
Isopropylbenzene	110		120		70-130	9		20
p-Isopropyltoluene	110		110		70-130	0		20
Naphthalene	150	Q	120		70-130	22	Q	20
n-Propylbenzene	110		120		69-130	9		20
1,2,3-Trichlorobenzene	140	Q	110		70-130	24	Q	20
1,2,4-Trichlorobenzene	120		110		70-130	9		20
1,3,5-Trimethylbenzene	110		120		64-130	9		20
1,2,4-Trimethylbenzene	110		110		70-130	0		20
1,4-Dioxane	100		110		56-162	10		20
p-Diethylbenzene	110		110		70-130	0		20

Lab Control Sample Analysis

Batch Quality Control

Project Name: 25-01 QUEENS PLAZA NORTH

Project Number: 170652801

Lab Number: L2056891

Report Date: 12/31/20

Parameter	LCS		LCSD		%Recovery Limits	RPD	RPD	
	%Recovery	Qual	%Recovery	Qual			Qual	Limits
Volatile Organics by GC/MS - Westborough Lab Associated sample(s): 01 Batch: WG1450354-3 WG1450354-4								
p-Ethyltoluene	110		120		70-130	9		20
1,2,4,5-Tetramethylbenzene	120		110		70-130	9		20
Ethyl ether	100		110		59-134	10		20
trans-1,4-Dichloro-2-butene	100		110		70-130	10		20

Surrogate	LCS		LCSD		Acceptance Criteria
	%Recovery	Qual	%Recovery	Qual	
1,2-Dichloroethane-d4	105		107		70-130
Toluene-d8	107		106		70-130
4-Bromofluorobenzene	108		109		70-130
Dibromofluoromethane	101		103		70-130

SEMIVOLATILES

Project Name: 25-01 QUEENS PLAZA NORTH
Project Number: 170652801

Lab Number: L2056891
Report Date: 12/31/20

SAMPLE RESULTS

Lab ID: L2056891-01
 Client ID: MW06_121820
 Sample Location: QUEENS, NY

Date Collected: 12/18/20 13:25
 Date Received: 12/18/20
 Field Prep: Refer to COC

Sample Depth:

Matrix: Water
 Analytical Method: 1,8270D
 Analytical Date: 12/27/20 10:29
 Analyst: JG

Extraction Method: EPA 3510C
 Extraction Date: 12/23/20 14:59

Parameter	Result	Qualifier	Units	RL	MDL	Dilution Factor
Semivolatile Organics by GC/MS - Westborough Lab						
1,2,4-Trichlorobenzene	ND		ug/l	5.0	0.50	1
Bis(2-chloroethyl)ether	ND		ug/l	2.0	0.50	1
1,2-Dichlorobenzene	ND		ug/l	2.0	0.45	1
1,3-Dichlorobenzene	ND		ug/l	2.0	0.40	1
1,4-Dichlorobenzene	ND		ug/l	2.0	0.43	1
3,3'-Dichlorobenzidine	ND		ug/l	5.0	1.6	1
2,4-Dinitrotoluene	ND		ug/l	5.0	1.2	1
2,6-Dinitrotoluene	ND		ug/l	5.0	0.93	1
4-Chlorophenyl phenyl ether	ND		ug/l	2.0	0.49	1
4-Bromophenyl phenyl ether	ND		ug/l	2.0	0.38	1
Bis(2-chloroisopropyl)ether	ND		ug/l	2.0	0.53	1
Bis(2-chloroethoxy)methane	ND		ug/l	5.0	0.50	1
Hexachlorocyclopentadiene	ND		ug/l	20	0.69	1
Isophorone	ND		ug/l	5.0	1.2	1
Nitrobenzene	ND		ug/l	2.0	0.77	1
NDPA/DPA	ND		ug/l	2.0	0.42	1
n-Nitrosodi-n-propylamine	ND		ug/l	5.0	0.64	1
Bis(2-ethylhexyl)phthalate	1.7	J	ug/l	3.0	1.5	1
Butyl benzyl phthalate	ND		ug/l	5.0	1.2	1
Di-n-butylphthalate	ND		ug/l	5.0	0.39	1
Di-n-octylphthalate	ND		ug/l	5.0	1.3	1
Diethyl phthalate	ND		ug/l	5.0	0.38	1
Dimethyl phthalate	ND		ug/l	5.0	1.8	1
Biphenyl	8.0		ug/l	2.0	0.46	1
4-Chloroaniline	ND		ug/l	5.0	1.1	1
2-Nitroaniline	ND		ug/l	5.0	0.50	1
3-Nitroaniline	ND		ug/l	5.0	0.81	1
4-Nitroaniline	ND		ug/l	5.0	0.80	1

Project Name: 25-01 QUEENS PLAZA NORTH
Project Number: 170652801

Lab Number: L2056891
Report Date: 12/31/20

SAMPLE RESULTS

Lab ID: L2056891-01
 Client ID: MW06_121820
 Sample Location: QUEENS, NY

Date Collected: 12/18/20 13:25
 Date Received: 12/18/20
 Field Prep: Refer to COC

Sample Depth:

Parameter	Result	Qualifier	Units	RL	MDL	Dilution Factor
Semivolatile Organics by GC/MS - Westborough Lab						
Dibenzofuran	3.2		ug/l	2.0	0.50	1
1,2,4,5-Tetrachlorobenzene	ND		ug/l	10	0.44	1
Acetophenone	ND		ug/l	5.0	0.53	1
2,4,6-Trichlorophenol	ND		ug/l	5.0	0.61	1
p-Chloro-m-cresol	ND		ug/l	2.0	0.35	1
2-Chlorophenol	ND		ug/l	2.0	0.48	1
2,4-Dichlorophenol	ND		ug/l	5.0	0.41	1
2,4-Dimethylphenol	ND		ug/l	5.0	1.8	1
2-Nitrophenol	ND		ug/l	10	0.85	1
4-Nitrophenol	ND		ug/l	10	0.67	1
2,4-Dinitrophenol	ND		ug/l	20	6.6	1
4,6-Dinitro-o-cresol	ND		ug/l	10	1.8	1
Phenol	ND		ug/l	5.0	0.57	1
2-Methylphenol	ND		ug/l	5.0	0.49	1
3-Methylphenol/4-Methylphenol	ND		ug/l	5.0	0.48	1
2,4,5-Trichlorophenol	ND		ug/l	5.0	0.77	1
Benzoic Acid	ND		ug/l	50	2.6	1
Benzyl Alcohol	ND		ug/l	2.0	0.59	1
Carbazole	9.9		ug/l	2.0	0.49	1

Surrogate	% Recovery	Qualifier	Acceptance Criteria
2-Fluorophenol	68		21-120
Phenol-d6	58		10-120
Nitrobenzene-d5	91		23-120
2-Fluorobiphenyl	92		15-120
2,4,6-Tribromophenol	102		10-120
4-Terphenyl-d14	93		41-149

Project Name: 25-01 QUEENS PLAZA NORTH
Project Number: 170652801

Lab Number: L2056891
Report Date: 12/31/20

SAMPLE RESULTS

Lab ID: L2056891-01
 Client ID: MW06_121820
 Sample Location: QUEENS, NY

Date Collected: 12/18/20 13:25
 Date Received: 12/18/20
 Field Prep: Refer to COC

Sample Depth:

Matrix: Water
 Analytical Method: 1,8270D-SIM
 Analytical Date: 12/29/20 15:52
 Analyst: DV

Extraction Method: EPA 3510C
 Extraction Date: 12/23/20 15:34

Parameter	Result	Qualifier	Units	RL	MDL	Dilution Factor
Semivolatile Organics by GC/MS-SIM - Westborough Lab						
Acenaphthene	3.0		ug/l	0.10	0.01	1
2-Chloronaphthalene	ND		ug/l	0.20	0.02	1
Fluoranthene	0.24		ug/l	0.10	0.02	1
Hexachlorobutadiene	ND		ug/l	0.50	0.05	1
Naphthalene	56		ug/l	0.10	0.05	1
Benzo(a)anthracene	ND		ug/l	0.10	0.02	1
Benzo(a)pyrene	ND		ug/l	0.10	0.02	1
Benzo(b)fluoranthene	ND		ug/l	0.10	0.01	1
Benzo(k)fluoranthene	ND		ug/l	0.10	0.01	1
Chrysene	ND		ug/l	0.10	0.01	1
Acenaphthylene	0.96		ug/l	0.10	0.01	1
Anthracene	0.82		ug/l	0.10	0.01	1
Benzo(ghi)perylene	ND		ug/l	0.10	0.01	1
Fluorene	6.0		ug/l	0.10	0.01	1
Phenanthrene	7.5		ug/l	0.10	0.02	1
Dibenzo(a,h)anthracene	ND		ug/l	0.10	0.01	1
Indeno(1,2,3-cd)pyrene	ND		ug/l	0.10	0.01	1
Pyrene	0.37		ug/l	0.10	0.02	1
2-Methylnaphthalene	95	E	ug/l	0.10	0.02	1
Pentachlorophenol	ND		ug/l	0.80	0.01	1
Hexachlorobenzene	ND		ug/l	0.80	0.01	1
Hexachloroethane	ND		ug/l	0.80	0.06	1

Project Name: 25-01 QUEENS PLAZA NORTH
Project Number: 170652801

Lab Number: L2056891
Report Date: 12/31/20

SAMPLE RESULTS

Lab ID: L2056891-01
 Client ID: MW06_121820
 Sample Location: QUEENS, NY

Date Collected: 12/18/20 13:25
 Date Received: 12/18/20
 Field Prep: Refer to COC

Sample Depth:

Parameter	Result	Qualifier	Units	RL	MDL	Dilution Factor
Semivolatile Organics by GC/MS-SIM - Westborough Lab						

Surrogate	% Recovery	Qualifier	Acceptance Criteria
2-Fluorophenol	74		21-120
Phenol-d6	67		10-120
Nitrobenzene-d5	102		23-120
2-Fluorobiphenyl	71		15-120
2,4,6-Tribromophenol	88		10-120
4-Terphenyl-d14	75		41-149

Project Name: 25-01 QUEENS PLAZA NORTH
Project Number: 170652801

Lab Number: L2056891
Report Date: 12/31/20

SAMPLE RESULTS

Lab ID: L2056891-01 D
 Client ID: MW06_121820
 Sample Location: QUEENS, NY

Date Collected: 12/18/20 13:25
 Date Received: 12/18/20
 Field Prep: Refer to COC

Sample Depth:

Matrix: Water
 Analytical Method: 1,8270D-SIM
 Analytical Date: 12/30/20 13:06
 Analyst: DV

Extraction Method: EPA 3510C
 Extraction Date: 12/23/20 15:34

Parameter	Result	Qualifier	Units	RL	MDL	Dilution Factor
Semivolatile Organics by GC/MS-SIM - Westborough Lab						
2-Methylnaphthalene	96		ug/l	0.20	0.04	2

Project Name: 25-01 QUEENS PLAZA NORTH
Project Number: 170652801

Lab Number: L2056891
Report Date: 12/31/20

Method Blank Analysis
Batch Quality Control

Analytical Method: 1,8270D
Analytical Date: 12/27/20 02:53
Analyst: WR

Extraction Method: EPA 3510C
Extraction Date: 12/23/20 14:28

Parameter	Result	Qualifier	Units	RL	MDL
Semivolatle Organics by GC/MS - Westborough Lab for sample(s): 01 Batch: WG1448684-1					
Acenaphthene	ND		ug/l	2.0	0.44
1,2,4-Trichlorobenzene	ND		ug/l	5.0	0.50
Hexachlorobenzene	ND		ug/l	2.0	0.46
Bis(2-chloroethyl)ether	ND		ug/l	2.0	0.50
2-Chloronaphthalene	ND		ug/l	2.0	0.44
1,2-Dichlorobenzene	ND		ug/l	2.0	0.45
1,3-Dichlorobenzene	ND		ug/l	2.0	0.40
1,4-Dichlorobenzene	ND		ug/l	2.0	0.43
3,3'-Dichlorobenzidine	ND		ug/l	5.0	1.6
2,4-Dinitrotoluene	ND		ug/l	5.0	1.2
2,6-Dinitrotoluene	ND		ug/l	5.0	0.93
Fluoranthene	ND		ug/l	2.0	0.26
4-Chlorophenyl phenyl ether	ND		ug/l	2.0	0.49
4-Bromophenyl phenyl ether	ND		ug/l	2.0	0.38
Bis(2-chloroisopropyl)ether	ND		ug/l	2.0	0.53
Bis(2-chloroethoxy)methane	ND		ug/l	5.0	0.50
Hexachlorobutadiene	ND		ug/l	2.0	0.66
Hexachlorocyclopentadiene	ND		ug/l	20	0.69
Hexachloroethane	ND		ug/l	2.0	0.58
Isophorone	ND		ug/l	5.0	1.2
Naphthalene	ND		ug/l	2.0	0.46
Nitrobenzene	ND		ug/l	2.0	0.77
NDPA/DPA	ND		ug/l	2.0	0.42
n-Nitrosodi-n-propylamine	ND		ug/l	5.0	0.64
Bis(2-ethylhexyl)phthalate	ND		ug/l	3.0	1.5
Butyl benzyl phthalate	ND		ug/l	5.0	1.2
Di-n-butylphthalate	ND		ug/l	5.0	0.39
Di-n-octylphthalate	ND		ug/l	5.0	1.3
Diethyl phthalate	ND		ug/l	5.0	0.38

Project Name: 25-01 QUEENS PLAZA NORTH
Project Number: 170652801

Lab Number: L2056891
Report Date: 12/31/20

Method Blank Analysis
Batch Quality Control

Analytical Method: 1,8270D
Analytical Date: 12/27/20 02:53
Analyst: WR

Extraction Method: EPA 3510C
Extraction Date: 12/23/20 14:28

Parameter	Result	Qualifier	Units	RL	MDL
Semivolatile Organics by GC/MS - Westborough Lab for sample(s): 01 Batch: WG1448684-1					
Dimethyl phthalate	ND		ug/l	5.0	1.8
Benzo(a)anthracene	ND		ug/l	2.0	0.32
Benzo(a)pyrene	ND		ug/l	2.0	0.41
Benzo(b)fluoranthene	ND		ug/l	2.0	0.35
Benzo(k)fluoranthene	ND		ug/l	2.0	0.37
Chrysene	ND		ug/l	2.0	0.34
Acenaphthylene	ND		ug/l	2.0	0.46
Anthracene	ND		ug/l	2.0	0.33
Benzo(ghi)perylene	ND		ug/l	2.0	0.30
Fluorene	ND		ug/l	2.0	0.41
Phenanthrene	ND		ug/l	2.0	0.33
Dibenzo(a,h)anthracene	ND		ug/l	2.0	0.32
Indeno(1,2,3-cd)pyrene	ND		ug/l	2.0	0.40
Pyrene	ND		ug/l	2.0	0.28
Biphenyl	ND		ug/l	2.0	0.46
4-Chloroaniline	ND		ug/l	5.0	1.1
2-Nitroaniline	ND		ug/l	5.0	0.50
3-Nitroaniline	ND		ug/l	5.0	0.81
4-Nitroaniline	ND		ug/l	5.0	0.80
Dibenzofuran	ND		ug/l	2.0	0.50
2-Methylnaphthalene	ND		ug/l	2.0	0.45
1,2,4,5-Tetrachlorobenzene	ND		ug/l	10	0.44
Acetophenone	ND		ug/l	5.0	0.53
2,4,6-Trichlorophenol	ND		ug/l	5.0	0.61
p-Chloro-m-cresol	ND		ug/l	2.0	0.35
2-Chlorophenol	ND		ug/l	2.0	0.48
2,4-Dichlorophenol	ND		ug/l	5.0	0.41
2,4-Dimethylphenol	ND		ug/l	5.0	1.8
2-Nitrophenol	ND		ug/l	10	0.85

Project Name: 25-01 QUEENS PLAZA NORTH
Project Number: 170652801

Lab Number: L2056891
Report Date: 12/31/20

**Method Blank Analysis
Batch Quality Control**

Analytical Method: 1,8270D
Analytical Date: 12/27/20 02:53
Analyst: WR

Extraction Method: EPA 3510C
Extraction Date: 12/23/20 14:28

Parameter	Result	Qualifier	Units	RL	MDL
Semivolatile Organics by GC/MS - Westborough Lab for sample(s): 01 Batch: WG1448684-1					
4-Nitrophenol	ND		ug/l	10	0.67
2,4-Dinitrophenol	ND		ug/l	20	6.6
4,6-Dinitro-o-cresol	ND		ug/l	10	1.8
Pentachlorophenol	ND		ug/l	10	1.8
Phenol	ND		ug/l	5.0	0.57
2-Methylphenol	ND		ug/l	5.0	0.49
3-Methylphenol/4-Methylphenol	ND		ug/l	5.0	0.48
2,4,5-Trichlorophenol	ND		ug/l	5.0	0.77
Benzoic Acid	ND		ug/l	50	2.6
Benzyl Alcohol	ND		ug/l	2.0	0.59
Carbazole	ND		ug/l	2.0	0.49

Surrogate	%Recovery	Qualifier	Acceptance Criteria
2-Fluorophenol	33		21-120
Phenol-d6	38		10-120
Nitrobenzene-d5	75		23-120
2-Fluorobiphenyl	84		15-120
2,4,6-Tribromophenol	46		10-120
4-Terphenyl-d14	88		41-149

Project Name: 25-01 QUEENS PLAZA NORTH
Project Number: 170652801

Lab Number: L2056891
Report Date: 12/31/20

**Method Blank Analysis
Batch Quality Control**

Analytical Method: 1,8270D-SIM
Analytical Date: 12/26/20 17:15
Analyst: WR

Extraction Method: EPA 3510C
Extraction Date: 12/23/20 14:28

Parameter	Result	Qualifier	Units	RL	MDL
Semivolatile Organics by GC/MS-SIM - Westborough Lab for sample(s): 01 Batch: WG1448687-1					
Acenaphthene	ND		ug/l	0.10	0.01
2-Chloronaphthalene	ND		ug/l	0.20	0.02
Fluoranthene	ND		ug/l	0.10	0.02
Hexachlorobutadiene	ND		ug/l	0.50	0.05
Naphthalene	ND		ug/l	0.10	0.05
Benzo(a)anthracene	ND		ug/l	0.10	0.02
Benzo(a)pyrene	ND		ug/l	0.10	0.02
Benzo(b)fluoranthene	ND		ug/l	0.10	0.01
Benzo(k)fluoranthene	ND		ug/l	0.10	0.01
Chrysene	ND		ug/l	0.10	0.01
Acenaphthylene	ND		ug/l	0.10	0.01
Anthracene	ND		ug/l	0.10	0.01
Benzo(ghi)perylene	ND		ug/l	0.10	0.01
Fluorene	ND		ug/l	0.10	0.01
Phenanthrene	ND		ug/l	0.10	0.02
Dibenzo(a,h)anthracene	ND		ug/l	0.10	0.01
Indeno(1,2,3-cd)pyrene	ND		ug/l	0.10	0.01
Pyrene	ND		ug/l	0.10	0.02
2-Methylnaphthalene	ND		ug/l	0.10	0.02
Pentachlorophenol	ND		ug/l	0.80	0.01
Hexachlorobenzene	ND		ug/l	0.80	0.01
Hexachloroethane	ND		ug/l	0.80	0.06

Project Name: 25-01 QUEENS PLAZA NORTH
Project Number: 170652801

Lab Number: L2056891
Report Date: 12/31/20

**Method Blank Analysis
 Batch Quality Control**

Analytical Method: 1,8270D-SIM
 Analytical Date: 12/26/20 17:15
 Analyst: WR

Extraction Method: EPA 3510C
 Extraction Date: 12/23/20 14:28

Parameter	Result	Qualifier	Units	RL	MDL
Semivolatile Organics by GC/MS-SIM - Westborough Lab for sample(s): 01 Batch: WG1448687-1					

Surrogate	%Recovery	Qualifier	Acceptance Criteria
2-Fluorophenol	32		21-120
Phenol-d6	39		10-120
Nitrobenzene-d5	96		23-120
2-Fluorobiphenyl	90		15-120
2,4,6-Tribromophenol	58		10-120
4-Terphenyl-d14	107		41-149

Lab Control Sample Analysis

Batch Quality Control

Project Name: 25-01 QUEENS PLAZA NORTH

Lab Number: L2056891

Project Number: 170652801

Report Date: 12/31/20

Parameter	LCS %Recovery	Qual	LCSD %Recovery	Qual	%Recovery Limits	RPD	Qual	RPD Limits
Semivolatile Organics by GC/MS - Westborough Lab Associated sample(s): 01 Batch: WG1448684-2 WG1448684-3								
Acenaphthene	71		75		37-111	5		30
1,2,4-Trichlorobenzene	68		71		39-98	4		30
Hexachlorobenzene	74		78		40-140	5		30
Bis(2-chloroethyl)ether	66		70		40-140	6		30
2-Chloronaphthalene	71		75		40-140	5		30
1,2-Dichlorobenzene	63		66		40-140	5		30
1,3-Dichlorobenzene	62		66		40-140	6		30
1,4-Dichlorobenzene	64		66		36-97	3		30
3,3'-Dichlorobenzidine	38	Q	53		40-140	33	Q	30
2,4-Dinitrotoluene	81		85		48-143	5		30
2,6-Dinitrotoluene	82		86		40-140	5		30
Fluoranthene	74		80		40-140	8		30
4-Chlorophenyl phenyl ether	73		77		40-140	5		30
4-Bromophenyl phenyl ether	74		79		40-140	7		30
Bis(2-chloroisopropyl)ether	64		67		40-140	5		30
Bis(2-chloroethoxy)methane	69		72		40-140	4		30
Hexachlorobutadiene	68		72		40-140	6		30
Hexachlorocyclopentadiene	70		75		40-140	7		30
Hexachloroethane	61		64		40-140	5		30
Isophorone	69		72		40-140	4		30
Naphthalene	69		71		40-140	3		30
Nitrobenzene	72		78		40-140	8		30
NDPA/DPA	68		76		40-140	11		30

Lab Control Sample Analysis

Batch Quality Control

Project Name: 25-01 QUEENS PLAZA NORTH

Lab Number: L2056891

Project Number: 170652801

Report Date: 12/31/20

Parameter	LCS		LCSD		%Recovery Limits	RPD	Qual	RPD Limits
	%Recovery	Qual	%Recovery	Qual				
Semivolatile Organics by GC/MS - Westborough Lab Associated sample(s): 01 Batch: WG1448684-2 WG1448684-3								
n-Nitrosodi-n-propylamine	70		71		29-132	1		30
Bis(2-ethylhexyl)phthalate	82		88		40-140	7		30
Butyl benzyl phthalate	81		88		40-140	8		30
Di-n-butylphthalate	73		80		40-140	9		30
Di-n-octylphthalate	83		87		40-140	5		30
Diethyl phthalate	73		77		40-140	5		30
Dimethyl phthalate	77		83		40-140	8		30
Benzo(a)anthracene	78		82		40-140	5		30
Benzo(a)pyrene	75		80		40-140	6		30
Benzo(b)fluoranthene	77		82		40-140	6		30
Benzo(k)fluoranthene	73		78		40-140	7		30
Chrysene	75		79		40-140	5		30
Acenaphthylene	81		87		45-123	7		30
Anthracene	74		80		40-140	8		30
Benzo(ghi)perylene	70		79		40-140	12		30
Fluorene	72		78		40-140	8		30
Phenanthrene	71		77		40-140	8		30
Dibenzo(a,h)anthracene	71		79		40-140	11		30
Indeno(1,2,3-cd)pyrene	72		78		40-140	8		30
Pyrene	72		78		26-127	8		30
Biphenyl	75		80		40-140	6		30
4-Chloroaniline	47		50		40-140	6		30
2-Nitroaniline	87		88		52-143	1		30

Lab Control Sample Analysis

Batch Quality Control

Project Name: 25-01 QUEENS PLAZA NORTH

Lab Number: L2056891

Project Number: 170652801

Report Date: 12/31/20

Parameter	LCS %Recovery	Qual	LCSD %Recovery	Qual	%Recovery Limits	RPD	Qual	RPD Limits
Semivolatile Organics by GC/MS - Westborough Lab Associated sample(s): 01 Batch: WG1448684-2 WG1448684-3								
3-Nitroaniline	59		62		25-145	5		30
4-Nitroaniline	69		75		51-143	8		30
Dibenzofuran	71		74		40-140	4		30
2-Methylnaphthalene	71		76		40-140	7		30
1,2,4,5-Tetrachlorobenzene	77		81		2-134	5		30
Acetophenone	67		72		39-129	7		30
2,4,6-Trichlorophenol	78		87		30-130	11		30
p-Chloro-m-cresol	74		79		23-97	7		30
2-Chlorophenol	68		71		27-123	4		30
2,4-Dichlorophenol	76		83		30-130	9		30
2,4-Dimethylphenol	17	Q	22	Q	30-130	26		30
2-Nitrophenol	96		102		30-130	6		30
4-Nitrophenol	69		70		10-80	1		30
2,4-Dinitrophenol	102		108		20-130	6		30
4,6-Dinitro-o-cresol	92		98		20-164	6		30
Pentachlorophenol	82		87		9-103	6		30
Phenol	50		49		12-110	2		30
2-Methylphenol	52		58		30-130	11		30
3-Methylphenol/4-Methylphenol	60		66		30-130	10		30
2,4,5-Trichlorophenol	82		89		30-130	8		30
Benzoic Acid	78		84		10-164	7		30
Benzyl Alcohol	65		66		26-116	2		30
Carbazole	74		81		55-144	9		30

Lab Control Sample Analysis

Batch Quality Control

Project Name: 25-01 QUEENS PLAZA NORTH

Project Number: 170652801

Lab Number: L2056891

Report Date: 12/31/20

Parameter	LCS %Recovery	Qual	LCSD %Recovery	Qual	%Recovery Limits	RPD	Qual	RPD Limits
-----------	------------------	------	-------------------	------	---------------------	-----	------	---------------

Semivolatile Organics by GC/MS - Westborough Lab Associated sample(s): 01 Batch: WG1448684-2 WG1448684-3

Surrogate	LCS %Recovery	Qual	LCSD %Recovery	Qual	Acceptance Criteria
2-Fluorophenol	58		55		21-120
Phenol-d6	49		48		10-120
Nitrobenzene-d5	76		77		23-120
2-Fluorobiphenyl	79		80		15-120
2,4,6-Tribromophenol	101		110		10-120
4-Terphenyl-d14	75		79		41-149

Lab Control Sample Analysis

Batch Quality Control

Project Name: 25-01 QUEENS PLAZA NORTH

Lab Number: L2056891

Project Number: 170652801

Report Date: 12/31/20

Parameter	LCS %Recovery	Qual	LCSD %Recovery	Qual	%Recovery Limits	RPD	Qual	RPD Limits
Semivolatile Organics by GC/MS-SIM - Westborough Lab Associated sample(s): 01 Batch: WG1448687-2 WG1448687-3								
Acenaphthene	85		80		40-140	6		40
2-Chloronaphthalene	102		98		40-140	4		40
Fluoranthene	123		106		40-140	15		40
Hexachlorobutadiene	96		98		40-140	2		40
Naphthalene	85		85		40-140	0		40
Benzo(a)anthracene	107		93		40-140	14		40
Benzo(a)pyrene	132		114		40-140	15		40
Benzo(b)fluoranthene	107		95		40-140	12		40
Benzo(k)fluoranthene	120		102		40-140	16		40
Chrysene	107		91		40-140	16		40
Acenaphthylene	110		103		40-140	7		40
Anthracene	109		96		40-140	13		40
Benzo(ghi)perylene	112		97		40-140	14		40
Fluorene	101		91		40-140	10		40
Phenanthrene	98		87		40-140	12		40
Dibenzo(a,h)anthracene	119		106		40-140	12		40
Indeno(1,2,3-cd)pyrene	119		100		40-140	17		40
Pyrene	124		108		40-140	14		40
2-Methylnaphthalene	97		94		40-140	3		40
Pentachlorophenol	151	Q	132		40-140	13		40
Hexachlorobenzene	98		88		40-140	11		40
Hexachloroethane	82		86		40-140	5		40

Lab Control Sample Analysis

Batch Quality Control

Project Name: 25-01 QUEENS PLAZA NORTH

Project Number: 170652801

Lab Number: L2056891

Report Date: 12/31/20

Parameter	LCS %Recovery	Qual	LCSD %Recovery	Qual	%Recovery Limits	RPD	Qual	RPD Limits
-----------	------------------	------	-------------------	------	---------------------	-----	------	---------------

Semivolatile Organics by GC/MS-SIM - Westborough Lab Associated sample(s): 01 Batch: WG1448687-2 WG1448687-3

Surrogate	LCS %Recovery	Qual	LCSD %Recovery	Qual	Acceptance Criteria
2-Fluorophenol	60		67		21-120
Phenol-d6	59		60		10-120
Nitrobenzene-d5	113		115		23-120
2-Fluorobiphenyl	103		100		15-120
2,4,6-Tribromophenol	98		109		10-120
4-Terphenyl-d14	126		114		41-149

INORGANICS & MISCELLANEOUS

Project Name: 25-01 QUEENS PLAZA NORTH
Project Number: 170652801

Lab Number: L2056891
Report Date: 12/31/20

SAMPLE RESULTS

Lab ID: L2056891-01
Client ID: MW06_121820
Sample Location: QUEENS, NY

Date Collected: 12/18/20 13:25
Date Received: 12/18/20
Field Prep: Refer to COC

Sample Depth:
Matrix: Water

Parameter	Result	Qualifier	Units	RL	MDL	Dilution Factor	Date Prepared	Date Analyzed	Analytical Method	Analyst
General Chemistry - Westborough Lab										
Chromium, Hexavalent	0.003	J	mg/l	0.010	0.003	1	12/19/20 09:35	12/19/20 09:58	1,7196A	JA



Project Name: 25-01 QUEENS PLAZA NORTH
Project Number: 170652801

Lab Number: L2056891
Report Date: 12/31/20

Method Blank Analysis
Batch Quality Control

Parameter	Result Qualifier	Units	RL	MDL	Dilution Factor	Date Prepared	Date Analyzed	Analytical Method	Analyst
General Chemistry - Westborough Lab for sample(s): 01 Batch: WG1447085-1									
Chromium, Hexavalent	ND	mg/l	0.010	0.003	1	12/19/20 09:35	12/19/20 09:56	1,7196A	JA

Lab Control Sample Analysis

Batch Quality Control

Project Name: 25-01 QUEENS PLAZA NORTH

Lab Number: L2056891

Project Number: 170652801

Report Date: 12/31/20

Parameter	LCS %Recovery	Qual	LCSD %Recovery	Qual	%Recovery Limits	RPD	Qual	RPD Limits
General Chemistry - Westborough Lab Associated sample(s): 01 Batch: WG1447085-2								
Chromium, Hexavalent	106		-		85-115	-		20

Matrix Spike Analysis
Batch Quality Control

Project Name: 25-01 QUEENS PLAZA NORTH

Lab Number: L2056891

Project Number: 170652801

Report Date: 12/31/20

Parameter	Native Sample	MS Added	MS Found	MS %Recovery	MSD Qual	MSD Found	MSD %Recovery	MSD Qual	Recovery Limits	RPD	RPD Qual	RPD Limits
General Chemistry - Westborough Lab Associated sample(s): 01 QC Batch ID: WG1447085-4 QC Sample: L2056891-01 Client ID: MW06_121820												
Chromium, Hexavalent	0.003J	0.1	0.098	98	-	-	-	-	85-115	-	-	20

Lab Duplicate Analysis

Batch Quality Control

Project Name: 25-01 QUEENS PLAZA NORTH

Project Number: 170652801

Lab Number: L2056891

Report Date: 12/31/20

Parameter	Native Sample	Duplicate Sample	Units	RPD	Qual	RPD Limits
General Chemistry - Westborough Lab Associated sample(s): 01 QC Batch ID: WG1447085-3 QC Sample: L2056891-01 Client ID: MW06_121820						
Chromium, Hexavalent	0.003J	ND	mg/l	NC		20

Project Name: 25-01 QUEENS PLAZA NORTH
Project Number: 170652801

Serial_No:12312009:02
Lab Number: L2056891
Report Date: 12/31/20

Sample Receipt and Container Information

Were project specific reporting limits specified? YES

Cooler Information

Cooler **Custody Seal**
A Absent

Container Information

Container ID	Container Type	Cooler	Initial pH	Final pH	Temp deg C	Pres	Seal	Frozen Date/Time	Analysis(*)
L2056891-01A	Vial HCl preserved	A	NA		5.4	Y	Absent		NYTCL-8260(14)
L2056891-01B	Vial HCl preserved	A	NA		5.4	Y	Absent		NYTCL-8260(14)
L2056891-01C	Vial HCl preserved	A	NA		5.4	Y	Absent		NYTCL-8260(14)
L2056891-01D	Amber 120ml unpreserved	A	7	7	5.4	Y	Absent		HOLD-8082(7)
L2056891-01E	Amber 120ml unpreserved	A	7	7	5.4	Y	Absent		HOLD-8082(7)
L2056891-01F	Amber 250ml unpreserved	A	7	7	5.4	Y	Absent		NYTCL-8270-SIM-LVI(7),NYTCL-8270-LVI(7)
L2056891-01G	Amber 250ml unpreserved	A	7	7	5.4	Y	Absent		NYTCL-8270-SIM-LVI(7),NYTCL-8270-LVI(7)
L2056891-01H	Plastic 250ml HNO3 preserved	A	<2	<2	5.4	Y	Absent		HOLD-METAL-DISSOLVED(180)
L2056891-01J	Plastic 250ml HNO3 preserved	A	<2	<2	5.4	Y	Absent		HOLD-METAL-TOTAL(180)
L2056891-01K	Plastic 500ml unpreserved	A	7	7	5.4	Y	Absent		HEXCR-7196(1)

*Values in parentheses indicate holding time in days



Project Name: 25-01 QUEENS PLAZA NORTH
Project Number: 170652801

Lab Number: L2056891
Report Date: 12/31/20

GLOSSARY

Acronyms

DL	- Detection Limit: This value represents the level to which target analyte concentrations are reported as estimated values, when those target analyte concentrations are quantified below the limit of quantitation (LOQ). The DL includes any adjustments from dilutions, concentrations or moisture content, where applicable. (DoD report formats only.)
EDL	- Estimated Detection Limit: This value represents the level to which target analyte concentrations are reported as estimated values, when those target analyte concentrations are quantified below the reporting limit (RL). The EDL includes any adjustments from dilutions, concentrations or moisture content, where applicable. The use of EDLs is specific to the analysis of PAHs using Solid-Phase Microextraction (SPME).
EMPC	- Estimated Maximum Possible Concentration: The concentration that results from the signal present at the retention time of an analyte when the ions meet all of the identification criteria except the ion abundance ratio criteria. An EMPC is a worst-case estimate of the concentration.
EPA	- Environmental Protection Agency.
LCS	- Laboratory Control Sample: A sample matrix, free from the analytes of interest, spiked with verified known amounts of analytes or a material containing known and verified amounts of analytes.
LCSD	- Laboratory Control Sample Duplicate: Refer to LCS.
LFB	- Laboratory Fortified Blank: A sample matrix, free from the analytes of interest, spiked with verified known amounts of analytes or a material containing known and verified amounts of analytes.
LOD	- Limit of Detection: This value represents the level to which a target analyte can reliably be detected for a specific analyte in a specific matrix by a specific method. The LOD includes any adjustments from dilutions, concentrations or moisture content, where applicable. (DoD report formats only.)
LOQ	- Limit of Quantitation: The value at which an instrument can accurately measure an analyte at a specific concentration. The LOQ includes any adjustments from dilutions, concentrations or moisture content, where applicable. (DoD report formats only.) Limit of Quantitation: The value at which an instrument can accurately measure an analyte at a specific concentration. The LOQ includes any adjustments from dilutions, concentrations or moisture content, where applicable. (DoD report formats only.)
MDL	- Method Detection Limit: This value represents the level to which target analyte concentrations are reported as estimated values, when those target analyte concentrations are quantified below the reporting limit (RL). The MDL includes any adjustments from dilutions, concentrations or moisture content, where applicable.
MS	- Matrix Spike Sample: A sample prepared by adding a known mass of target analyte to a specified amount of matrix sample for which an independent estimate of target analyte concentration is available. For Method 332.0, the spike recovery is calculated using the native concentration, including estimated values.
MSD	- Matrix Spike Sample Duplicate: Refer to MS.
NA	- Not Applicable.
NC	- Not Calculated: Term is utilized when one or more of the results utilized in the calculation are non-detect at the parameter's reporting unit.
NDPA/DPA	- N-Nitrosodiphenylamine/Diphenylamine.
NI	- Not Ignitable.
NP	- Non-Plastic: Term is utilized for the analysis of Atterberg Limits in soil.
NR	- No Results: Term is utilized when 'No Target Compounds Requested' is reported for the analysis of Volatile or Semivolatile Organic TIC only requests.
RL	- Reporting Limit: The value at which an instrument can accurately measure an analyte at a specific concentration. The RL includes any adjustments from dilutions, concentrations or moisture content, where applicable.
RPD	- Relative Percent Difference: The results from matrix and/or matrix spike duplicates are primarily designed to assess the precision of analytical results in a given matrix and are expressed as relative percent difference (RPD). Values which are less than five times the reporting limit for any individual parameter are evaluated by utilizing the absolute difference between the values; although the RPD value will be provided in the report.
SRM	- Standard Reference Material: A reference sample of a known or certified value that is of the same or similar matrix as the associated field samples.
STLP	- Semi-dynamic Tank Leaching Procedure per EPA Method 1315.
TEF	- Toxic Equivalency Factors: The values assigned to each dioxin and furan to evaluate their toxicity relative to 2,3,7,8-TCDD.
TEQ	- Toxic Equivalent: The measure of a sample's toxicity derived by multiplying each dioxin and furan by its corresponding TEF and then summing the resulting values.
TIC	- Tentatively Identified Compound: A compound that has been identified to be present and is not part of the target compound list (TCL) for the method and/or program. All TICs are qualitatively identified and reported as estimated concentrations.

Report Format: DU Report with 'J' Qualifiers



Project Name: 25-01 QUEENS PLAZA NORTH
Project Number: 170652801

Lab Number: L2056891
Report Date: 12/31/20

Footnotes

- 1 - The reference for this analyte should be considered modified since this analyte is absent from the target analyte list of the original method.

Terms

Analytical Method: Both the document from which the method originates and the analytical reference method. (Example: EPA 8260B is shown as 1,8260B.) The codes for the reference method documents are provided in the References section of the Addendum.

Difference: With respect to Total Oxidizable Precursor (TOP) Assay analysis, the difference is defined as the Post-Treatment value minus the Pre-Treatment value.

Final pH: As it pertains to Sample Receipt & Container Information section of the report, Final pH reflects pH of container determined after adjustment at the laboratory, if applicable. If no adjustment required, value reflects Initial pH.

Frozen Date/Time: With respect to Volatile Organics in soil, Frozen Date/Time reflects the date/time at which associated Reagent Water-preserved vials were initially frozen. Note: If frozen date/time is beyond 48 hours from sample collection, value will be reflected in 'bold'.

Initial pH: As it pertains to Sample Receipt & Container Information section of the report, Initial pH reflects pH of container determined upon receipt, if applicable.

PAH Total: With respect to Alkylated PAH analyses, the 'PAHs, Total' result is defined as the summation of results for all or a subset of the following compounds: Naphthalene, C1-C4 Naphthalenes, 2-Methylnaphthalene, 1-Methylnaphthalene, Biphenyl, Acenaphthylene, Acenaphthene, Fluorene, C1-C3 Fluorenes, Phenanthrene, C1-C4 Phenanthrenes/Anthracenes, Anthracene, Fluoranthene, Pyrene, C1-C4 Fluoranthenes/Pyrenes, Benz(a)anthracene, Chrysene, C1-C4 Chrysenes, Benzo(b)fluoranthene, Benzo(j)+(k)fluoranthene, Benzo(e)pyrene, Benzo(a)pyrene, Perylene, Indeno(1,2,3-cd)pyrene, Dibenz(ah)+(ac)anthracene, Benzo(g,h,i)perylene. If a 'Total' result is requested, the results of its individual components will also be reported.

PFAS Total: With respect to PFAS analyses, the 'PFAS, Total (5)' result is defined as the summation of results for: PFHpA, PFHxS, PFOA, PFNA and PFOS. In addition, the 'PFAS, Total (6)' result is defined as the summation of results at or above the RL for: PFHpA, PFHxS, PFOA, PFNA, PFDA and PFOS. (Note: 'PFAS, Total (6)' is applicable to MassDEP DW compliance analysis only.). If a 'Total' result is requested, the results of its individual components will also be reported.

The target compound Chlordane (CAS No. 57-74-9) is reported for GC ECD analyses. Per EPA, this compound "refers to a mixture of chlordane isomers, other chlorinated hydrocarbons and numerous other components." (Reference: USEPA Toxicological Review of Chlordane, In Support of Summary Information on the Integrated Risk Information System (IRIS), December 1997.)

Total: With respect to Organic analyses, a 'Total' result is defined as the summation of results for individual isomers or Aroclors. If a 'Total' result is requested, the results of its individual components will also be reported. This is applicable to 'Total' results for methods 8260, 8081 and 8082.

Data Qualifiers

- A** - Spectra identified as "Aldol Condensates" are byproducts of the extraction/concentration procedures when acetone is introduced in the process.
- B** - The analyte was detected above the reporting limit in the associated method blank. Flag only applies to associated field samples that have detectable concentrations of the analyte at less than ten times (10x) the concentration found in the blank. For MCP-related projects, flag only applies to associated field samples that have detectable concentrations of the analyte at less than ten times (10x) the concentration found in the blank. For DOD-related projects, flag only applies to associated field samples that have detectable concentrations of the analyte at less than ten times (10x) the concentration found in the blank AND the analyte was detected above one-half the reporting limit (or above the reporting limit for common lab contaminants) in the associated method blank. For NJ-Air-related projects, flag only applies to associated field samples that have detectable concentrations of the analyte above the reporting limit. For NJ-related projects (excluding Air), flag only applies to associated field samples that have detectable concentrations of the analyte, which was detected above the reporting limit in the associated method blank or above five times the reporting limit for common lab contaminants (Phthalates, Acetone, Methylene Chloride, 2-Butanone).
- C** - Co-elution: The target analyte co-elutes with a known lab standard (i.e. surrogate, internal standards, etc.) for co-extracted analyses.
- D** - Concentration of analyte was quantified from diluted analysis. Flag only applies to field samples that have detectable concentrations of the analyte.
- E** - Concentration of analyte exceeds the range of the calibration curve and/or linear range of the instrument.
- F** - The ratio of quantifier ion response to qualifier ion response falls outside of the laboratory criteria. Results are considered to be an estimated maximum concentration.
- G** - The concentration may be biased high due to matrix interferences (i.e. co-elution) with non-target compound(s). The result should be considered estimated.
- H** - The analysis of pH was performed beyond the regulatory-required holding time of 15 minutes from the time of sample collection.
- I** - The lower value for the two columns has been reported due to obvious interference.
- J** - Estimated value. The Target analyte concentration is below the quantitation limit (RL), but above the Method Detection Limit (MDL) or Estimated Detection Limit (EDL) for SPME-related analyses. This represents an estimated concentration for Tentatively Identified Compounds (TICs).
- M** - Reporting Limit (RL) exceeds the MCP CAM Reporting Limit for this analyte.
- ND** - Not detected at the method detection limit (MDL) for the sample, or estimated detection limit (EDL) for SPME-related analyses.

Report Format: DU Report with 'J' Qualifiers



Project Name: 25-01 QUEENS PLAZA NORTH
Project Number: 170652801

Lab Number: L2056891
Report Date: 12/31/20

Data Qualifiers

- NJ** - Presumptive evidence of compound. This represents an estimated concentration for Tentatively Identified Compounds (TICs), where the identification is based on a mass spectral library search.
- P** - The RPD between the results for the two columns exceeds the method-specified criteria.
- Q** - The quality control sample exceeds the associated acceptance criteria. For DOD-related projects, LCS and/or Continuing Calibration Standard exceedences are also qualified on all associated sample results. Note: This flag is not applicable for matrix spike recoveries when the sample concentration is greater than 4x the spike added or for batch duplicate RPD when the sample concentrations are less than 5x the RL. (Metals only.)
- R** - Analytical results are from sample re-analysis.
- RE** - Analytical results are from sample re-extraction.
- S** - Analytical results are from modified screening analysis.

Project Name: 25-01 QUEENS PLAZA NORTH
Project Number: 170652801

Lab Number: L2056891
Report Date: 12/31/20

REFERENCES

- 1 Test Methods for Evaluating Solid Waste: Physical/Chemical Methods. EPA SW-846. Third Edition. Updates I - VI, 2018.

LIMITATION OF LIABILITIES

Alpha Analytical performs services with reasonable care and diligence normal to the analytical testing laboratory industry. In the event of an error, the sole and exclusive responsibility of Alpha Analytical shall be to re-perform the work at it's own expense. In no event shall Alpha Analytical be held liable for any incidental, consequential or special damages, including but not limited to, damages in any way connected with the use of, interpretation of, information or analysis provided by Alpha Analytical.

We strongly urge our clients to comply with EPA protocol regarding sample volume, preservation, cooling, containers, sampling procedures, holding time and splitting of samples in the field.



Certification Information

The following analytes are not included in our Primary NELAP Scope of Accreditation:

Westborough Facility

EPA 624/624.1: m/p-xylene, o-xylene, Naphthalene

EPA 8260C: NPW: 1,2,4,5-Tetramethylbenzene; 4-Ethyltoluene, Azobenzene; SCM: Iodomethane (methyl iodide), 1,2,4,5-Tetramethylbenzene; 4-Ethyltoluene.

EPA 8270D: NPW: Dimethylnaphthalene, 1,4-Diphenylhydrazine; SCM: Dimethylnaphthalene, 1,4-Diphenylhydrazine.

SM4500: NPW: Amenable Cyanide; SCM: Total Phosphorus, TKN, NO₂, NO₃.

Mansfield Facility

SM 2540D: TSS

EPA 8082A: NPW: PCB: 1, 5, 31, 87, 101, 110, 141, 151, 153, 180, 183, 187.

EPA TO-15: Halothane, 2,4,4-Trimethyl-2-pentene, 2,4,4-Trimethyl-1-pentene, Thiophene, 2-Methylthiophene, 3-Methylthiophene, 2-Ethylthiophene, 1,2,3-Trimethylbenzene, Indan, Indene, 1,2,4,5-Tetramethylbenzene, Benzothiophene, 1-Methylnaphthalene.

EPA TO-12 Non-methane organics

EPA 3C Fixed gases

Biological Tissue Matrix: EPA 3050B

The following analytes are included in our Massachusetts DEP Scope of Accreditation

Westborough Facility:

Drinking Water

EPA 300.0: Chloride, Nitrate-N, Fluoride, Sulfate; **EPA 353.2:** Nitrate-N, Nitrite-N; **SM4500NO3-F:** Nitrate-N, Nitrite-N; **SM4500F-C, SM4500CN-CE,**

EPA 180.1, SM2130B, SM4500CI-D, SM2320B, SM2540C, SM4500H-B, SM4500NO2-B

EPA 332: Perchlorate; **EPA 524.2:** THMs and VOCs; **EPA 504.1:** EDB, DBCP.

Microbiology: SM9215B; SM9223-P/A, SM9223B-Colilert-QT, SM9222D.

Non-Potable Water

SM4500H,B, EPA 120.1, SM2510B, SM2540C, SM2320B, SM4500CL-E, SM4500F-BC, SM4500NH3-BH: Ammonia-N and Kjeldahl-N, **EPA 350.1:** Ammonia-N, **LACHAT 10-107-06-1-B:** Ammonia-N, **EPA 351.1, SM4500NO3-F, EPA 353.2:** Nitrate-N, **SM4500P-E, SM4500P-B, E, SM4500SO4-E, SM5220D, EPA 410.4, SM5210B, SM5310C, SM4500CL-D, EPA 1664, EPA 420.1, SM4500-CN-CE, SM2540D, EPA 300:** Chloride, Sulfate, Nitrate.

EPA 624.1: Volatile Halocarbons & Aromatics,

EPA 608.3: Chlordane, Toxaphene, Aldrin, alpha-BHC, beta-BHC, gamma-BHC, delta-BHC, Dieldrin, DDD, DDE, DDT, Endosulfan I, Endosulfan II, Endosulfan sulfate, Endrin, Endrin Aldehyde, Heptachlor, Heptachlor Epoxide, PCBs

EPA 625.1: SVOC (Acid/Base/Neutral Extractables), **EPA 600/4-81-045:** PCB-Oil.

Microbiology: SM9223B-Colilert-QT; Enterolert-QT, SM9221E, EPA 1600, EPA 1603.

Mansfield Facility:

Drinking Water

EPA 200.7: Al, Ba, Cd, Cr, Cu, Fe, Mn, Ni, Na, Ag, Ca, Zn. **EPA 200.8:** Al, Sb, As, Ba, Be, Cd, Cr, Cu, Pb, Mn, Ni, Se, Ag, TL, Zn. **EPA 245.1** Hg.

EPA 522.

Non-Potable Water

EPA 200.7: Al, Sb, As, Be, Cd, Ca, Cr, Co, Cu, Fe, Pb, Mg, Mn, Mo, Ni, K, Se, Ag, Na, Sr, TL, Ti, V, Zn.


EPA 200.8: Al, Sb, As, Be, Cd, Cr, Cu, Fe, Pb, Mn, Ni, K, Se, Ag, Na, TL, Zn.

EPA 245.1 Hg.

SM2340B

For a complete listing of analytes and methods, please contact your Alpha Project Manager.

MOLD - E I GW

 NEW YORK CHAIN OF CUSTODY Westborough, MA 01581 8 Walkup Dr. TEL: 508-898-9220 FAX: 508-898-9193	Mansfield, MA 02048 320 Forbes Blvd TEL: 508-822-9300 FAX: 508-822-3288	Service Centers Mahwah, NJ 07430: 35 Whitney Rd, Suite 5 Albany, NY 12205: 14 Walker Way Tonawanda, NY 14150: 275 Cooper Ave, Suite 105		Page of	Date Rec'd in Lab 12/19/20	ALPHA Job # L2056891		
		Project Information Project Name: 25-01 Queens Plaza North Project Location: Queens, NY Project # 170652801 (Use Project name as Project #) <input type="checkbox"/>		Deliverables <input type="checkbox"/> ASP-A <input checked="" type="checkbox"/> ASP-B <input type="checkbox"/> EQUIS (1 File) <input type="checkbox"/> EQUIS (4 File) <input type="checkbox"/> Other		Billing Information <input checked="" type="checkbox"/> Same as Client Info PO #		
Client Information Client: LANGAN, DPC Address: 360 W. 31st St NY, NY 10001 Phone: 212-479-5400 Fax: Email: WKIM@LANGAN.COM		Project Manager: WOO KM ALPHAQuote #: Turn-Around Time Standard <input checked="" type="checkbox"/> Due Date: Rush (only if pre approved) <input type="checkbox"/> # of Days:		Regulatory Requirement <input type="checkbox"/> NY TOGS <input type="checkbox"/> NY Part 375 <input type="checkbox"/> AWQ Standards <input type="checkbox"/> NY CP-51 <input type="checkbox"/> NY Restricted Use <input type="checkbox"/> Other <input type="checkbox"/> NY Unrestricted Use <input type="checkbox"/> NYC Sewer Discharge		Disposal Site Information Please identify below location of applicable disposal facilities. Disposal Facility: <input type="checkbox"/> NJ <input type="checkbox"/> NY <input type="checkbox"/> Other:		
These samples have been previously analyzed by Alpha <input type="checkbox"/> Other project specific requirements/comments: <div style="font-size: 24px; color: blue; text-align: center;">HOLD ALL ANALYSES!</div> Please specify Metals or TAL.		ANALYSIS <div style="font-size: 18px; color: blue; text-align: center;"> Part 375/TCL VOCs SVOCs PCBs Dissolved Metals </div>		Sample Filtration <input type="checkbox"/> Done <input type="checkbox"/> Lab to do Preservation <input type="checkbox"/> Lab to do (Please Specify below)				
ALPHA Lab ID (Lab Use Only)	Sample ID	Collection Date Time		Sample Matrix	Sampler's Initials	ANALYSIS (X marks in table)	Sample Specific Comments	
56891-01	MW06_121820	12/18/20	1325	GW	AS	X X X X	HOLD all analyses	
Preservative Code: A = None B = HCl C = HNO ₃ D = H ₂ SO ₄ E = NaOH F = MeOH G = NaHSO ₄ H = Na ₂ S ₂ O ₃ K/E = Zn Ac/NaOH O = Other		Container Code P = Plastic A = Amber Glass V = Vial G = Glass B = Bacteria Cup C = Cube O = Other E = Encore D = BOD Bottle		Westboro: Certification No: MA935 Mansfield: Certification No: MA015		Container Type Preservative		Please print clearly, legibly and completely. Samples can not be logged in and turnaround time clock will not start until any ambiguities are resolved. BY EXECUTING THIS COC, THE CLIENT HAS READ AND AGREES TO BE BOUND BY ALPHA'S TERMS & CONDITIONS. (See reverse side.)
Relinquished By: [Signatures]		Date/Time [Signatures]		Received By: [Signatures]		Date/Time [Signatures]		

Total Bottles



ANALYTICAL REPORT

Lab Number:	L2056893
Client:	Langan Engineering & Environmental 21 Penn Plaza 360 W. 31st Street, 8th Floor New York, NY 10001-2727
ATTN:	Woo-Jun Kim
Phone:	(212) 479-5733
Project Name:	25-01 QUEEN PLAZA NORTH
Project Number:	170652801
Report Date:	12/30/20

The original project report/data package is held by Alpha Analytical. This report/data package is paginated and should be reproduced only in its entirety. Alpha Analytical holds no responsibility for results and/or data that are not consistent with the original.

Certifications & Approvals: MA (M-MA086), NH NELAP (2064), CT (PH-0574), IL (200077), ME (MA00086), MD (348), NJ (MA935), NY (11148), NC (25700/666), PA (68-03671), RI (LAO00065), TX (T104704476), VT (VT-0935), VA (460195), USDA (Permit #P330-17-00196).

Eight Walkup Drive, Westborough, MA 01581-1019
508-898-9220 (Fax) 508-898-9193 800-624-9220 - www.alphalab.com



Project Name: 25-01 QUEEN PLAZA NORTH
Project Number: 170652801

Lab Number: L2056893
Report Date: 12/30/20

Alpha Sample ID	Client ID	Matrix	Sample Location	Collection Date/Time	Receive Date
L2056893-01	MW03_121820	WATER	QUEENS, NY	12/18/20 09:28	12/18/20

Project Name: 25-01 QUEEN PLAZA NORTH
Project Number: 170652801

Lab Number: L2056893
Report Date: 12/30/20

Case Narrative

The samples were received in accordance with the Chain of Custody and no significant deviations were encountered during the preparation or analysis unless otherwise noted. Sample Receipt, Container Information, and the Chain of Custody are located at the back of the report.

Results contained within this report relate only to the samples submitted under this Alpha Lab Number and meet NELAP requirements for all NELAP accredited parameters unless otherwise noted in the following narrative. The data presented in this report is organized by parameter (i.e. VOC, SVOC, etc.). Sample specific Quality Control data (i.e. Surrogate Spike Recovery) is reported at the end of the target analyte list for each individual sample, followed by the Laboratory Batch Quality Control at the end of each parameter. Tentatively Identified Compounds (TICs), if requested, are reported for compounds identified to be present and are not part of the method/program Target Compound List, even if only a subset of the TCL are being reported. If a sample was re-analyzed or re-extracted due to a required quality control corrective action and if both sets of data are reported, the Laboratory ID of the re-analysis or re-extraction is designated with an "R" or "RE", respectively.

When multiple Batch Quality Control elements are reported (e.g. more than one LCS), the associated samples for each element are noted in the grey shaded header line of each data table. Any Laboratory Batch, Sample Specific % recovery or RPD value that is outside the listed Acceptance Criteria is bolded in the report. In reference to questions H (CAM) or 4 (RCP) when "NO" is checked, the performance criteria for CAM and RCP methods allow for some quality control failures to occur and still be within method compliance. In these instances, the specific failure is not narrated but noted in the associated QC Outlier Summary Report, located directly after the Case Narrative. QC information is also incorporated in the Data Usability Assessment table (Format 11) of our Data Merger tool, where it can be reviewed in conjunction with the sample result, associated regulatory criteria and any associated data usability implications.

Soil/sediments, solids and tissues are reported on a dry weight basis unless otherwise noted. Definitions of all data qualifiers and acronyms used in this report are provided in the Glossary located at the back of the report.

HOLD POLICY - For samples submitted on hold, Alpha's policy is to hold samples (with the exception of Air canisters) free of charge for 21 calendar days from the date the project is completed. After 21 calendar days, we will dispose of all samples submitted including those put on hold unless you have contacted your Alpha Project Manager and made arrangements for Alpha to continue to hold the samples. Air canisters will be disposed after 3 business days from the date the project is completed.

Please contact Project Management at 800-624-9220 with any questions.

Project Name: 25-01 QUEEN PLAZA NORTH
Project Number: 170652801

Lab Number: L2056893
Report Date: 12/30/20

Case Narrative (continued)

Report Submission

All non-detect (ND) or estimated concentrations (J-qualified) have been quantitated to the limit noted in the MDL column.

Sample Receipt

The analyses performed were specified by the client.

I, the undersigned, attest under the pains and penalties of perjury that, to the best of my knowledge and belief and based upon my personal inquiry of those responsible for providing the information contained in this analytical report, such information is accurate and complete. This certificate of analysis is not complete unless this page accompanies any and all pages of this report.

Authorized Signature:  Caitlin Walukevich

Title: Technical Director/Representative

Date: 12/30/20

ORGANICS

VOLATILES

Project Name: 25-01 QUEEN PLAZA NORTH
Project Number: 170652801

Lab Number: L2056893
Report Date: 12/30/20

SAMPLE RESULTS

Lab ID: L2056893-01
 Client ID: MW03_121820
 Sample Location: QUEENS, NY

Date Collected: 12/18/20 09:28
 Date Received: 12/18/20
 Field Prep: Refer to COC

Sample Depth:

Matrix: Water
 Analytical Method: 1,8260C
 Analytical Date: 12/22/20 18:11
 Analyst: MM

Parameter	Result	Qualifier	Units	RL	MDL	Dilution Factor
Volatile Organics by GC/MS - Westborough Lab						
Methylene chloride	ND		ug/l	2.5	0.70	1
1,1-Dichloroethane	ND		ug/l	2.5	0.70	1
Chloroform	ND		ug/l	2.5	0.70	1
Carbon tetrachloride	ND		ug/l	0.50	0.13	1
1,2-Dichloropropane	ND		ug/l	1.0	0.14	1
Dibromochloromethane	ND		ug/l	0.50	0.15	1
1,1,2-Trichloroethane	ND		ug/l	1.5	0.50	1
Tetrachloroethene	ND		ug/l	0.50	0.18	1
Chlorobenzene	ND		ug/l	2.5	0.70	1
Trichlorofluoromethane	ND		ug/l	2.5	0.70	1
1,2-Dichloroethane	ND		ug/l	0.50	0.13	1
1,1,1-Trichloroethane	ND		ug/l	2.5	0.70	1
Bromodichloromethane	ND		ug/l	0.50	0.19	1
trans-1,3-Dichloropropene	ND		ug/l	0.50	0.16	1
cis-1,3-Dichloropropene	ND		ug/l	0.50	0.14	1
1,3-Dichloropropene, Total	ND		ug/l	0.50	0.14	1
1,1-Dichloropropene	ND		ug/l	2.5	0.70	1
Bromoform	ND		ug/l	2.0	0.65	1
1,1,1,2,2-Tetrachloroethane	ND		ug/l	0.50	0.17	1
Benzene	ND		ug/l	0.50	0.16	1
Toluene	ND		ug/l	2.5	0.70	1
Ethylbenzene	ND		ug/l	2.5	0.70	1
Chloromethane	ND		ug/l	2.5	0.70	1
Bromomethane	0.72	J	ug/l	2.5	0.70	1
Vinyl chloride	ND		ug/l	1.0	0.07	1
Chloroethane	ND		ug/l	2.5	0.70	1
1,1-Dichloroethene	ND		ug/l	0.50	0.17	1
trans-1,2-Dichloroethene	ND		ug/l	2.5	0.70	1

Project Name: 25-01 QUEEN PLAZA NORTH

Lab Number: L2056893

Project Number: 170652801

Report Date: 12/30/20

SAMPLE RESULTS

Lab ID: L2056893-01
 Client ID: MW03_121820
 Sample Location: QUEENS, NY

Date Collected: 12/18/20 09:28
 Date Received: 12/18/20
 Field Prep: Refer to COC

Sample Depth:

Parameter	Result	Qualifier	Units	RL	MDL	Dilution Factor
Volatile Organics by GC/MS - Westborough Lab						
Trichloroethene	ND		ug/l	0.50	0.18	1
1,2-Dichlorobenzene	ND		ug/l	2.5	0.70	1
1,3-Dichlorobenzene	ND		ug/l	2.5	0.70	1
1,4-Dichlorobenzene	ND		ug/l	2.5	0.70	1
Methyl tert butyl ether	ND		ug/l	2.5	0.70	1
p/m-Xylene	ND		ug/l	2.5	0.70	1
o-Xylene	ND		ug/l	2.5	0.70	1
Xylenes, Total	ND		ug/l	2.5	0.70	1
cis-1,2-Dichloroethene	ND		ug/l	2.5	0.70	1
1,2-Dichloroethene, Total	ND		ug/l	2.5	0.70	1
Dibromomethane	ND		ug/l	5.0	1.0	1
1,2,3-Trichloropropane	ND		ug/l	2.5	0.70	1
Acrylonitrile	ND		ug/l	5.0	1.5	1
Styrene	ND		ug/l	2.5	0.70	1
Dichlorodifluoromethane	ND		ug/l	5.0	1.0	1
Acetone	ND		ug/l	5.0	1.5	1
Carbon disulfide	ND		ug/l	5.0	1.0	1
2-Butanone	ND		ug/l	5.0	1.9	1
Vinyl acetate	ND		ug/l	5.0	1.0	1
4-Methyl-2-pentanone	ND		ug/l	5.0	1.0	1
2-Hexanone	ND		ug/l	5.0	1.0	1
Bromochloromethane	ND		ug/l	2.5	0.70	1
2,2-Dichloropropane	ND		ug/l	2.5	0.70	1
1,2-Dibromoethane	ND		ug/l	2.0	0.65	1
1,3-Dichloropropane	ND		ug/l	2.5	0.70	1
1,1,1,2-Tetrachloroethane	ND		ug/l	2.5	0.70	1
Bromobenzene	ND		ug/l	2.5	0.70	1
n-Butylbenzene	ND		ug/l	2.5	0.70	1
sec-Butylbenzene	ND		ug/l	2.5	0.70	1
tert-Butylbenzene	ND		ug/l	2.5	0.70	1
o-Chlorotoluene	ND		ug/l	2.5	0.70	1
p-Chlorotoluene	ND		ug/l	2.5	0.70	1
1,2-Dibromo-3-chloropropane	ND		ug/l	2.5	0.70	1
Hexachlorobutadiene	ND		ug/l	2.5	0.70	1
Isopropylbenzene	ND		ug/l	2.5	0.70	1
p-Isopropyltoluene	ND		ug/l	2.5	0.70	1
Naphthalene	ND		ug/l	2.5	0.70	1

Project Name: 25-01 QUEEN PLAZA NORTH
Project Number: 170652801

Lab Number: L2056893
Report Date: 12/30/20

SAMPLE RESULTS

Lab ID: L2056893-01
Client ID: MW03_121820
Sample Location: QUEENS, NY

Date Collected: 12/18/20 09:28
Date Received: 12/18/20
Field Prep: Refer to COC

Sample Depth:

Parameter	Result	Qualifier	Units	RL	MDL	Dilution Factor
Volatile Organics by GC/MS - Westborough Lab						
n-Propylbenzene	ND		ug/l	2.5	0.70	1
1,2,3-Trichlorobenzene	ND		ug/l	2.5	0.70	1
1,2,4-Trichlorobenzene	ND		ug/l	2.5	0.70	1
1,3,5-Trimethylbenzene	ND		ug/l	2.5	0.70	1
1,2,4-Trimethylbenzene	ND		ug/l	2.5	0.70	1
1,4-Dioxane	ND		ug/l	250	61.	1
p-Diethylbenzene	ND		ug/l	2.0	0.70	1
p-Ethyltoluene	ND		ug/l	2.0	0.70	1
1,2,4,5-Tetramethylbenzene	ND		ug/l	2.0	0.54	1
Ethyl ether	ND		ug/l	2.5	0.70	1
trans-1,4-Dichloro-2-butene	ND		ug/l	2.5	0.70	1

Surrogate	% Recovery	Qualifier	Acceptance Criteria
1,2-Dichloroethane-d4	107		70-130
Toluene-d8	102		70-130
4-Bromofluorobenzene	111		70-130
Dibromofluoromethane	95		70-130

Project Name: 25-01 QUEEN PLAZA NORTH
Project Number: 170652801

Lab Number: L2056893
Report Date: 12/30/20

Method Blank Analysis
Batch Quality Control

Analytical Method: 1,8260C
Analytical Date: 12/22/20 11:14
Analyst: PD

Parameter	Result	Qualifier	Units	RL	MDL
Volatile Organics by GC/MS - Westborough Lab for sample(s): 01 Batch: WG1448494-5					
Methylene chloride	ND		ug/l	2.5	0.70
1,1-Dichloroethane	ND		ug/l	2.5	0.70
Chloroform	ND		ug/l	2.5	0.70
Carbon tetrachloride	ND		ug/l	0.50	0.13
1,2-Dichloropropane	ND		ug/l	1.0	0.14
Dibromochloromethane	ND		ug/l	0.50	0.15
1,1,2-Trichloroethane	ND		ug/l	1.5	0.50
Tetrachloroethene	ND		ug/l	0.50	0.18
Chlorobenzene	ND		ug/l	2.5	0.70
Trichlorofluoromethane	ND		ug/l	2.5	0.70
1,2-Dichloroethane	ND		ug/l	0.50	0.13
1,1,1-Trichloroethane	ND		ug/l	2.5	0.70
Bromodichloromethane	ND		ug/l	0.50	0.19
trans-1,3-Dichloropropene	ND		ug/l	0.50	0.16
cis-1,3-Dichloropropene	ND		ug/l	0.50	0.14
1,3-Dichloropropene, Total	ND		ug/l	0.50	0.14
1,1-Dichloropropene	ND		ug/l	2.5	0.70
Bromoform	ND		ug/l	2.0	0.65
1,1,2,2-Tetrachloroethane	ND		ug/l	0.50	0.17
Benzene	ND		ug/l	0.50	0.16
Toluene	ND		ug/l	2.5	0.70
Ethylbenzene	ND		ug/l	2.5	0.70
Chloromethane	ND		ug/l	2.5	0.70
Bromomethane	1.2	J	ug/l	2.5	0.70
Vinyl chloride	ND		ug/l	1.0	0.07
Chloroethane	ND		ug/l	2.5	0.70
1,1-Dichloroethene	ND		ug/l	0.50	0.17
trans-1,2-Dichloroethene	ND		ug/l	2.5	0.70
Trichloroethene	ND		ug/l	0.50	0.18

Project Name: 25-01 QUEEN PLAZA NORTH
Project Number: 170652801

Lab Number: L2056893
Report Date: 12/30/20

Method Blank Analysis
Batch Quality Control

Analytical Method: 1,8260C
 Analytical Date: 12/22/20 11:14
 Analyst: PD

Parameter	Result	Qualifier	Units	RL	MDL
Volatile Organics by GC/MS - Westborough Lab for sample(s): 01 Batch: WG1448494-5					
1,2-Dichlorobenzene	ND		ug/l	2.5	0.70
1,3-Dichlorobenzene	ND		ug/l	2.5	0.70
1,4-Dichlorobenzene	ND		ug/l	2.5	0.70
Methyl tert butyl ether	ND		ug/l	2.5	0.70
p/m-Xylene	ND		ug/l	2.5	0.70
o-Xylene	ND		ug/l	2.5	0.70
Xylenes, Total	ND		ug/l	2.5	0.70
cis-1,2-Dichloroethene	ND		ug/l	2.5	0.70
1,2-Dichloroethene, Total	ND		ug/l	2.5	0.70
Dibromomethane	ND		ug/l	5.0	1.0
1,2,3-Trichloropropane	ND		ug/l	2.5	0.70
Acrylonitrile	ND		ug/l	5.0	1.5
Styrene	ND		ug/l	2.5	0.70
Dichlorodifluoromethane	ND		ug/l	5.0	1.0
Acetone	ND		ug/l	5.0	1.5
Carbon disulfide	ND		ug/l	5.0	1.0
2-Butanone	ND		ug/l	5.0	1.9
Vinyl acetate	ND		ug/l	5.0	1.0
4-Methyl-2-pentanone	ND		ug/l	5.0	1.0
2-Hexanone	ND		ug/l	5.0	1.0
Bromochloromethane	ND		ug/l	2.5	0.70
2,2-Dichloropropane	ND		ug/l	2.5	0.70
1,2-Dibromoethane	ND		ug/l	2.0	0.65
1,3-Dichloropropane	ND		ug/l	2.5	0.70
1,1,1,2-Tetrachloroethane	ND		ug/l	2.5	0.70
Bromobenzene	ND		ug/l	2.5	0.70
n-Butylbenzene	ND		ug/l	2.5	0.70
sec-Butylbenzene	ND		ug/l	2.5	0.70
tert-Butylbenzene	ND		ug/l	2.5	0.70

Project Name: 25-01 QUEEN PLAZA NORTH
Project Number: 170652801

Lab Number: L2056893
Report Date: 12/30/20

Method Blank Analysis
Batch Quality Control

Analytical Method: 1,8260C
Analytical Date: 12/22/20 11:14
Analyst: PD

Parameter	Result	Qualifier	Units	RL	MDL
Volatile Organics by GC/MS - Westborough Lab for sample(s): 01 Batch: WG1448494-5					
o-Chlorotoluene	ND		ug/l	2.5	0.70
p-Chlorotoluene	ND		ug/l	2.5	0.70
1,2-Dibromo-3-chloropropane	ND		ug/l	2.5	0.70
Hexachlorobutadiene	ND		ug/l	2.5	0.70
Isopropylbenzene	ND		ug/l	2.5	0.70
p-Isopropyltoluene	ND		ug/l	2.5	0.70
Naphthalene	ND		ug/l	2.5	0.70
n-Propylbenzene	ND		ug/l	2.5	0.70
1,2,3-Trichlorobenzene	ND		ug/l	2.5	0.70
1,2,4-Trichlorobenzene	ND		ug/l	2.5	0.70
1,3,5-Trimethylbenzene	ND		ug/l	2.5	0.70
1,2,4-Trimethylbenzene	ND		ug/l	2.5	0.70
1,4-Dioxane	ND		ug/l	250	61.
p-Diethylbenzene	ND		ug/l	2.0	0.70
p-Ethyltoluene	ND		ug/l	2.0	0.70
1,2,4,5-Tetramethylbenzene	ND		ug/l	2.0	0.54
Ethyl ether	ND		ug/l	2.5	0.70
trans-1,4-Dichloro-2-butene	ND		ug/l	2.5	0.70

Surrogate	%Recovery	Qualifier	Acceptance Criteria
1,2-Dichloroethane-d4	105		70-130
Toluene-d8	103		70-130
4-Bromofluorobenzene	110		70-130
Dibromofluoromethane	94		70-130

Lab Control Sample Analysis

Batch Quality Control

Project Name: 25-01 QUEEN PLAZA NORTH

Lab Number: L2056893

Project Number: 170652801

Report Date: 12/30/20

Parameter	LCS %Recovery	Qual	LCSD %Recovery	Qual	%Recovery Limits	RPD	Qual	RPD Limits
Volatile Organics by GC/MS - Westborough Lab Associated sample(s): 01 Batch: WG1448494-3 WG1448494-4								
Methylene chloride	94		96		70-130	2		20
1,1-Dichloroethane	100		100		70-130	0		20
Chloroform	100		100		70-130	0		20
Carbon tetrachloride	100		100		63-132	0		20
1,2-Dichloropropane	98		100		70-130	2		20
Dibromochloromethane	91		94		63-130	3		20
1,1,2-Trichloroethane	94		96		70-130	2		20
Tetrachloroethene	100		100		70-130	0		20
Chlorobenzene	100		100		75-130	0		20
Trichlorofluoromethane	98		100		62-150	2		20
1,2-Dichloroethane	100		100		70-130	0		20
1,1,1-Trichloroethane	100		100		67-130	0		20
Bromodichloromethane	96		100		67-130	4		20
trans-1,3-Dichloropropene	100		100		70-130	0		20
cis-1,3-Dichloropropene	95		96		70-130	1		20
1,1-Dichloropropene	100		100		70-130	0		20
Bromoform	85		89		54-136	5		20
1,1,2,2-Tetrachloroethane	94		96		67-130	2		20
Benzene	95		97		70-130	2		20
Toluene	100		100		70-130	0		20
Ethylbenzene	100		100		70-130	0		20
Chloromethane	73		72		64-130	1		20
Bromomethane	120		100		39-139	18		20

Lab Control Sample Analysis

Batch Quality Control

Project Name: 25-01 QUEEN PLAZA NORTH

Lab Number: L2056893

Project Number: 170652801

Report Date: 12/30/20

Parameter	LCS		LCSD		%Recovery Limits	RPD	Qual	RPD Limits
	%Recovery	Qual	%Recovery	Qual				
Volatile Organics by GC/MS - Westborough Lab Associated sample(s): 01 Batch: WG1448494-3 WG1448494-4								
Vinyl chloride	81		83		55-140	2		20
Chloroethane	87		88		55-138	1		20
1,1-Dichloroethene	91		94		61-145	3		20
trans-1,2-Dichloroethene	100		100		70-130	0		20
Trichloroethene	97		100		70-130	3		20
1,2-Dichlorobenzene	100		100		70-130	0		20
1,3-Dichlorobenzene	100		100		70-130	0		20
1,4-Dichlorobenzene	100		100		70-130	0		20
Methyl tert butyl ether	92		94		63-130	2		20
p/m-Xylene	100		100		70-130	0		20
o-Xylene	95		100		70-130	5		20
cis-1,2-Dichloroethene	91		94		70-130	3		20
Dibromomethane	92		92		70-130	0		20
1,2,3-Trichloropropane	95		96		64-130	1		20
Acrylonitrile	93		91		70-130	2		20
Styrene	90		95		70-130	5		20
Dichlorodifluoromethane	74		75		36-147	1		20
Acetone	86		88		58-148	2		20
Carbon disulfide	93		93		51-130	0		20
2-Butanone	90		86		63-138	5		20
Vinyl acetate	100		100		70-130	0		20
4-Methyl-2-pentanone	79		80		59-130	1		20
2-Hexanone	87		88		57-130	1		20

Lab Control Sample Analysis

Batch Quality Control

Project Name: 25-01 QUEEN PLAZA NORTH

Lab Number: L2056893

Project Number: 170652801

Report Date: 12/30/20

Parameter	LCS		LCSD		%Recovery Limits	RPD	Qual	RPD Limits
	%Recovery	Qual	%Recovery	Qual				
Volatile Organics by GC/MS - Westborough Lab Associated sample(s): 01 Batch: WG1448494-3 WG1448494-4								
Bromochloromethane	95		96		70-130	1		20
2,2-Dichloropropane	110		110		63-133	0		20
1,2-Dibromoethane	90		92		70-130	2		20
1,3-Dichloropropane	97		98		70-130	1		20
1,1,1,2-Tetrachloroethane	95		97		64-130	2		20
Bromobenzene	100		100		70-130	0		20
n-Butylbenzene	110		110		53-136	0		20
sec-Butylbenzene	100		110		70-130	10		20
tert-Butylbenzene	100		110		70-130	10		20
o-Chlorotoluene	110		120		70-130	9		20
p-Chlorotoluene	110		110		70-130	0		20
1,2-Dibromo-3-chloropropane	68		72		41-144	6		20
Hexachlorobutadiene	110		120		63-130	9		20
Isopropylbenzene	110		110		70-130	0		20
p-Isopropyltoluene	100		110		70-130	10		20
Naphthalene	82		90		70-130	9		20
n-Propylbenzene	110		110		69-130	0		20
1,2,3-Trichlorobenzene	84		93		70-130	10		20
1,2,4-Trichlorobenzene	96		99		70-130	3		20
1,3,5-Trimethylbenzene	100		110		64-130	10		20
1,2,4-Trimethylbenzene	100		110		70-130	10		20
1,4-Dioxane	84		88		56-162	5		20
p-Diethylbenzene	100		110		70-130	10		20

Lab Control Sample Analysis

Batch Quality Control

Project Name: 25-01 QUEEN PLAZA NORTH

Project Number: 170652801

Lab Number: L2056893

Report Date: 12/30/20

Parameter	LCS		LCSD		%Recovery Limits	RPD	RPD	
	%Recovery	Qual	%Recovery	Qual			Qual	Limits
Volatile Organics by GC/MS - Westborough Lab Associated sample(s): 01 Batch: WG1448494-3 WG1448494-4								
p-Ethyltoluene	110		110		70-130	0		20
1,2,4,5-Tetramethylbenzene	100		110		70-130	10		20
Ethyl ether	96		95		59-134	1		20
trans-1,4-Dichloro-2-butene	97		97		70-130	0		20

Surrogate	LCS		LCSD		Acceptance Criteria
	%Recovery	Qual	%Recovery	Qual	
1,2-Dichloroethane-d4	107		105		70-130
Toluene-d8	104		103		70-130
4-Bromofluorobenzene	110		111		70-130
Dibromofluoromethane	97		97		70-130

SEMIVOLATILES

Project Name: 25-01 QUEEN PLAZA NORTH
Project Number: 170652801

Lab Number: L2056893
Report Date: 12/30/20

SAMPLE RESULTS

Lab ID: L2056893-01
 Client ID: MW03_121820
 Sample Location: QUEENS, NY

Date Collected: 12/18/20 09:28
 Date Received: 12/18/20
 Field Prep: Refer to COC

Sample Depth:

Matrix: Water
 Analytical Method: 1,8270D
 Analytical Date: 12/27/20 07:05
 Analyst: WR

Extraction Method: EPA 3510C
 Extraction Date: 12/23/20 04:45

Parameter	Result	Qualifier	Units	RL	MDL	Dilution Factor
Semivolatile Organics by GC/MS - Westborough Lab						
1,2,4-Trichlorobenzene	ND		ug/l	5.0	0.50	1
Bis(2-chloroethyl)ether	ND		ug/l	2.0	0.50	1
1,2-Dichlorobenzene	ND		ug/l	2.0	0.45	1
1,3-Dichlorobenzene	ND		ug/l	2.0	0.40	1
1,4-Dichlorobenzene	ND		ug/l	2.0	0.43	1
3,3'-Dichlorobenzidine	ND		ug/l	5.0	1.6	1
2,4-Dinitrotoluene	ND		ug/l	5.0	1.2	1
2,6-Dinitrotoluene	ND		ug/l	5.0	0.93	1
4-Chlorophenyl phenyl ether	ND		ug/l	2.0	0.49	1
4-Bromophenyl phenyl ether	ND		ug/l	2.0	0.38	1
Bis(2-chloroisopropyl)ether	ND		ug/l	2.0	0.53	1
Bis(2-chloroethoxy)methane	ND		ug/l	5.0	0.50	1
Hexachlorocyclopentadiene	ND		ug/l	20	0.69	1
Isophorone	ND		ug/l	5.0	1.2	1
Nitrobenzene	ND		ug/l	2.0	0.77	1
NDPA/DPA	ND		ug/l	2.0	0.42	1
n-Nitrosodi-n-propylamine	ND		ug/l	5.0	0.64	1
Bis(2-ethylhexyl)phthalate	ND		ug/l	3.0	1.5	1
Butyl benzyl phthalate	4.2	J	ug/l	5.0	1.2	1
Di-n-butylphthalate	ND		ug/l	5.0	0.39	1
Di-n-octylphthalate	ND		ug/l	5.0	1.3	1
Diethyl phthalate	ND		ug/l	5.0	0.38	1
Dimethyl phthalate	ND		ug/l	5.0	1.8	1
Biphenyl	ND		ug/l	2.0	0.46	1
4-Chloroaniline	ND		ug/l	5.0	1.1	1
2-Nitroaniline	ND		ug/l	5.0	0.50	1
3-Nitroaniline	ND		ug/l	5.0	0.81	1
4-Nitroaniline	ND		ug/l	5.0	0.80	1

Project Name: 25-01 QUEEN PLAZA NORTH
Project Number: 170652801

Lab Number: L2056893
Report Date: 12/30/20

SAMPLE RESULTS

Lab ID: L2056893-01
Client ID: MW03_121820
Sample Location: QUEENS, NY

Date Collected: 12/18/20 09:28
Date Received: 12/18/20
Field Prep: Refer to COC

Sample Depth:

Parameter	Result	Qualifier	Units	RL	MDL	Dilution Factor
Semivolatile Organics by GC/MS - Westborough Lab						
Dibenzofuran	ND		ug/l	2.0	0.50	1
1,2,4,5-Tetrachlorobenzene	ND		ug/l	10	0.44	1
Acetophenone	ND		ug/l	5.0	0.53	1
2,4,6-Trichlorophenol	ND		ug/l	5.0	0.61	1
p-Chloro-m-cresol	ND		ug/l	2.0	0.35	1
2-Chlorophenol	ND		ug/l	2.0	0.48	1
2,4-Dichlorophenol	ND		ug/l	5.0	0.41	1
2,4-Dimethylphenol	ND		ug/l	5.0	1.8	1
2-Nitrophenol	ND		ug/l	10	0.85	1
4-Nitrophenol	ND		ug/l	10	0.67	1
2,4-Dinitrophenol	ND		ug/l	20	6.6	1
4,6-Dinitro-o-cresol	ND		ug/l	10	1.8	1
Phenol	ND		ug/l	5.0	0.57	1
2-Methylphenol	ND		ug/l	5.0	0.49	1
3-Methylphenol/4-Methylphenol	ND		ug/l	5.0	0.48	1
2,4,5-Trichlorophenol	ND		ug/l	5.0	0.77	1
Benzoic Acid	ND		ug/l	50	2.6	1
Benzyl Alcohol	ND		ug/l	2.0	0.59	1
Carbazole	ND		ug/l	2.0	0.49	1

Surrogate	% Recovery	Qualifier	Acceptance Criteria
2-Fluorophenol	55		21-120
Phenol-d6	51		10-120
Nitrobenzene-d5	88		23-120
2-Fluorobiphenyl	71		15-120
2,4,6-Tribromophenol	48		10-120
4-Terphenyl-d14	88		41-149

Project Name: 25-01 QUEEN PLAZA NORTH
Project Number: 170652801

Lab Number: L2056893
Report Date: 12/30/20

SAMPLE RESULTS

Lab ID: L2056893-01
 Client ID: MW03_121820
 Sample Location: QUEENS, NY

Date Collected: 12/18/20 09:28
 Date Received: 12/18/20
 Field Prep: Refer to COC

Sample Depth:

Matrix: Water
 Analytical Method: 1,8270D-SIM
 Analytical Date: 12/26/20 14:04
 Analyst: WR

Extraction Method: EPA 3510C
 Extraction Date: 12/23/20 04:42

Parameter	Result	Qualifier	Units	RL	MDL	Dilution Factor
Semivolatile Organics by GC/MS-SIM - Westborough Lab						
Acenaphthene	ND		ug/l	0.10	0.01	1
2-Chloronaphthalene	0.03	J	ug/l	0.20	0.02	1
Fluoranthene	ND		ug/l	0.10	0.02	1
Hexachlorobutadiene	ND		ug/l	0.50	0.05	1
Naphthalene	ND		ug/l	0.10	0.05	1
Benzo(a)anthracene	ND		ug/l	0.10	0.02	1
Benzo(a)pyrene	ND		ug/l	0.10	0.02	1
Benzo(b)fluoranthene	ND		ug/l	0.10	0.01	1
Benzo(k)fluoranthene	ND		ug/l	0.10	0.01	1
Chrysene	ND		ug/l	0.10	0.01	1
Acenaphthylene	ND		ug/l	0.10	0.01	1
Anthracene	0.02	J	ug/l	0.10	0.01	1
Benzo(ghi)perylene	ND		ug/l	0.10	0.01	1
Fluorene	0.02	J	ug/l	0.10	0.01	1
Phenanthrene	0.03	J	ug/l	0.10	0.02	1
Dibenzo(a,h)anthracene	ND		ug/l	0.10	0.01	1
Indeno(1,2,3-cd)pyrene	ND		ug/l	0.10	0.01	1
Pyrene	ND		ug/l	0.10	0.02	1
2-Methylnaphthalene	0.03	J	ug/l	0.10	0.02	1
Pentachlorophenol	ND		ug/l	0.80	0.01	1
Hexachlorobenzene	0.02	J	ug/l	0.80	0.01	1
Hexachloroethane	ND		ug/l	0.80	0.06	1

Project Name: 25-01 QUEEN PLAZA NORTH
Project Number: 170652801

Lab Number: L2056893
Report Date: 12/30/20

SAMPLE RESULTS

Lab ID: L2056893-01
 Client ID: MW03_121820
 Sample Location: QUEENS, NY

Date Collected: 12/18/20 09:28
 Date Received: 12/18/20
 Field Prep: Refer to COC

Sample Depth:

Parameter	Result	Qualifier	Units	RL	MDL	Dilution Factor
Semivolatile Organics by GC/MS-SIM - Westborough Lab						

Surrogate	% Recovery	Qualifier	Acceptance Criteria
2-Fluorophenol	45		21-120
Phenol-d6	49		10-120
Nitrobenzene-d5	103		23-120
2-Fluorobiphenyl	91		15-120
2,4,6-Tribromophenol	76		10-120
4-Terphenyl-d14	112		41-149

Project Name: 25-01 QUEEN PLAZA NORTH
Project Number: 170652801

Lab Number: L2056893
Report Date: 12/30/20

Method Blank Analysis
Batch Quality Control

Analytical Method: 1,8270D-SIM
Analytical Date: 12/24/20 00:23
Analyst: DV

Extraction Method: EPA 3510C
Extraction Date: 12/23/20 04:42

Parameter	Result	Qualifier	Units	RL	MDL
Semivolatile Organics by GC/MS-SIM - Westborough Lab for sample(s): 01 Batch: WG1448459-1					
Acenaphthene	ND		ug/l	0.10	0.01
2-Chloronaphthalene	ND		ug/l	0.20	0.02
Fluoranthene	ND		ug/l	0.10	0.02
Hexachlorobutadiene	ND		ug/l	0.50	0.05
Naphthalene	ND		ug/l	0.10	0.05
Benzo(a)anthracene	ND		ug/l	0.10	0.02
Benzo(a)pyrene	ND		ug/l	0.10	0.02
Benzo(b)fluoranthene	ND		ug/l	0.10	0.01
Benzo(k)fluoranthene	ND		ug/l	0.10	0.01
Chrysene	ND		ug/l	0.10	0.01
Acenaphthylene	ND		ug/l	0.10	0.01
Anthracene	ND		ug/l	0.10	0.01
Benzo(ghi)perylene	ND		ug/l	0.10	0.01
Fluorene	ND		ug/l	0.10	0.01
Phenanthrene	ND		ug/l	0.10	0.02
Dibenzo(a,h)anthracene	ND		ug/l	0.10	0.01
Indeno(1,2,3-cd)pyrene	ND		ug/l	0.10	0.01
Pyrene	ND		ug/l	0.10	0.02
2-Methylnaphthalene	0.10	J	ug/l	0.10	0.02
Pentachlorophenol	ND		ug/l	0.80	0.01
Hexachlorobenzene	ND		ug/l	0.80	0.01
Hexachloroethane	ND		ug/l	0.80	0.06

Project Name: 25-01 QUEEN PLAZA NORTH
Project Number: 170652801

Lab Number: L2056893
Report Date: 12/30/20

**Method Blank Analysis
Batch Quality Control**

Analytical Method: 1,8270D-SIM
Analytical Date: 12/24/20 00:23
Analyst: DV

Extraction Method: EPA 3510C
Extraction Date: 12/23/20 04:42

Parameter	Result	Qualifier	Units	RL	MDL
Semivolatile Organics by GC/MS-SIM - Westborough Lab for sample(s): 01 Batch: WG1448459-1					

Surrogate	%Recovery	Qualifier	Acceptance Criteria
2-Fluorophenol	61		21-120
Phenol-d6	50		10-120
Nitrobenzene-d5	83		23-120
2-Fluorobiphenyl	59		15-120
2,4,6-Tribromophenol	68		10-120
4-Terphenyl-d14	66		41-149

Project Name: 25-01 QUEEN PLAZA NORTH
Project Number: 170652801

Lab Number: L2056893
Report Date: 12/30/20

Method Blank Analysis
Batch Quality Control

Analytical Method: 1,8270D
Analytical Date: 12/24/20 00:46
Analyst: WR

Extraction Method: EPA 3510C
Extraction Date: 12/23/20 04:45

Parameter	Result	Qualifier	Units	RL	MDL
Semivolatle Organics by GC/MS - Westborough Lab for sample(s): 01 Batch: WG1448460-1					
Acenaphthene	ND		ug/l	2.0	0.44
1,2,4-Trichlorobenzene	ND		ug/l	5.0	0.50
Hexachlorobenzene	ND		ug/l	2.0	0.46
Bis(2-chloroethyl)ether	ND		ug/l	2.0	0.50
2-Chloronaphthalene	ND		ug/l	2.0	0.44
1,2-Dichlorobenzene	ND		ug/l	2.0	0.45
1,3-Dichlorobenzene	ND		ug/l	2.0	0.40
1,4-Dichlorobenzene	ND		ug/l	2.0	0.43
3,3'-Dichlorobenzidine	ND		ug/l	5.0	1.6
2,4-Dinitrotoluene	ND		ug/l	5.0	1.2
2,6-Dinitrotoluene	ND		ug/l	5.0	0.93
Fluoranthene	ND		ug/l	2.0	0.26
4-Chlorophenyl phenyl ether	ND		ug/l	2.0	0.49
4-Bromophenyl phenyl ether	ND		ug/l	2.0	0.38
Bis(2-chloroisopropyl)ether	ND		ug/l	2.0	0.53
Bis(2-chloroethoxy)methane	ND		ug/l	5.0	0.50
Hexachlorobutadiene	ND		ug/l	2.0	0.66
Hexachlorocyclopentadiene	ND		ug/l	20	0.69
Hexachloroethane	ND		ug/l	2.0	0.58
Isophorone	ND		ug/l	5.0	1.2
Naphthalene	ND		ug/l	2.0	0.46
Nitrobenzene	ND		ug/l	2.0	0.77
NDPA/DPA	ND		ug/l	2.0	0.42
n-Nitrosodi-n-propylamine	ND		ug/l	5.0	0.64
Bis(2-ethylhexyl)phthalate	ND		ug/l	3.0	1.5
Butyl benzyl phthalate	ND		ug/l	5.0	1.2
Di-n-butylphthalate	ND		ug/l	5.0	0.39
Di-n-octylphthalate	ND		ug/l	5.0	1.3
Diethyl phthalate	ND		ug/l	5.0	0.38

Project Name: 25-01 QUEEN PLAZA NORTH
Project Number: 170652801

Lab Number: L2056893
Report Date: 12/30/20

Method Blank Analysis
Batch Quality Control

Analytical Method: 1,8270D
Analytical Date: 12/24/20 00:46
Analyst: WR

Extraction Method: EPA 3510C
Extraction Date: 12/23/20 04:45

Parameter	Result	Qualifier	Units	RL	MDL
Semivolatile Organics by GC/MS - Westborough Lab for sample(s): 01 Batch: WG1448460-1					
Dimethyl phthalate	ND		ug/l	5.0	1.8
Benzo(a)anthracene	ND		ug/l	2.0	0.32
Benzo(a)pyrene	ND		ug/l	2.0	0.41
Benzo(b)fluoranthene	ND		ug/l	2.0	0.35
Benzo(k)fluoranthene	ND		ug/l	2.0	0.37
Chrysene	ND		ug/l	2.0	0.34
Acenaphthylene	ND		ug/l	2.0	0.46
Anthracene	ND		ug/l	2.0	0.33
Benzo(ghi)perylene	ND		ug/l	2.0	0.30
Fluorene	ND		ug/l	2.0	0.41
Phenanthrene	ND		ug/l	2.0	0.33
Dibenzo(a,h)anthracene	ND		ug/l	2.0	0.32
Indeno(1,2,3-cd)pyrene	ND		ug/l	2.0	0.40
Pyrene	ND		ug/l	2.0	0.28
Biphenyl	ND		ug/l	2.0	0.46
4-Chloroaniline	ND		ug/l	5.0	1.1
2-Nitroaniline	ND		ug/l	5.0	0.50
3-Nitroaniline	ND		ug/l	5.0	0.81
4-Nitroaniline	ND		ug/l	5.0	0.80
Dibenzofuran	ND		ug/l	2.0	0.50
2-Methylnaphthalene	ND		ug/l	2.0	0.45
1,2,4,5-Tetrachlorobenzene	ND		ug/l	10	0.44
Acetophenone	ND		ug/l	5.0	0.53
2,4,6-Trichlorophenol	ND		ug/l	5.0	0.61
p-Chloro-m-cresol	ND		ug/l	2.0	0.35
2-Chlorophenol	ND		ug/l	2.0	0.48
2,4-Dichlorophenol	ND		ug/l	5.0	0.41
2,4-Dimethylphenol	ND		ug/l	5.0	1.8
2-Nitrophenol	ND		ug/l	10	0.85

Project Name: 25-01 QUEEN PLAZA NORTH
Project Number: 170652801

Lab Number: L2056893
Report Date: 12/30/20

**Method Blank Analysis
 Batch Quality Control**

Analytical Method: 1,8270D
 Analytical Date: 12/24/20 00:46
 Analyst: WR

Extraction Method: EPA 3510C
 Extraction Date: 12/23/20 04:45

Parameter	Result	Qualifier	Units	RL	MDL
Semivolatile Organics by GC/MS - Westborough Lab for sample(s): 01 Batch: WG1448460-1					
4-Nitrophenol	ND		ug/l	10	0.67
2,4-Dinitrophenol	ND		ug/l	20	6.6
4,6-Dinitro-o-cresol	ND		ug/l	10	1.8
Pentachlorophenol	ND		ug/l	10	1.8
Phenol	ND		ug/l	5.0	0.57
2-Methylphenol	ND		ug/l	5.0	0.49
3-Methylphenol/4-Methylphenol	ND		ug/l	5.0	0.48
2,4,5-Trichlorophenol	ND		ug/l	5.0	0.77
Benzoic Acid	ND		ug/l	50	2.6
Benzyl Alcohol	ND		ug/l	2.0	0.59
Carbazole	ND		ug/l	2.0	0.49

Surrogate	%Recovery	Qualifier	Acceptance Criteria
2-Fluorophenol	56		21-120
Phenol-d6	44		10-120
Nitrobenzene-d5	69		23-120
2-Fluorobiphenyl	68		15-120
2,4,6-Tribromophenol	67		10-120
4-Terphenyl-d14	70		41-149

Lab Control Sample Analysis

Batch Quality Control

Project Name: 25-01 QUEEN PLAZA NORTH

Lab Number: L2056893

Project Number: 170652801

Report Date: 12/30/20

Parameter	LCS %Recovery	Qual	LCSD %Recovery	Qual	%Recovery Limits	RPD	Qual	RPD Limits
Semivolatile Organics by GC/MS-SIM - Westborough Lab Associated sample(s): 01 Batch: WG1448459-2 WG1448459-3								
Acenaphthene	77		84		40-140	9		40
2-Chloronaphthalene	76		84		40-140	10		40
Fluoranthene	88		95		40-140	8		40
Hexachlorobutadiene	60		67		40-140	11		40
Naphthalene	77		86		40-140	11		40
Benzo(a)anthracene	93		102		40-140	9		40
Benzo(a)pyrene	111		118		40-140	6		40
Benzo(b)fluoranthene	98		101		40-140	3		40
Benzo(k)fluoranthene	95		103		40-140	8		40
Chrysene	88		94		40-140	7		40
Acenaphthylene	78		86		40-140	10		40
Anthracene	90		97		40-140	7		40
Benzo(ghi)perylene	96		102		40-140	6		40
Fluorene	81		88		40-140	8		40
Phenanthrene	87		94		40-140	8		40
Dibenzo(a,h)anthracene	98		105		40-140	7		40
Indeno(1,2,3-cd)pyrene	98		103		40-140	5		40
Pyrene	87		94		40-140	8		40
2-Methylnaphthalene	78		86		40-140	10		40
Pentachlorophenol	114		119		40-140	4		40
Hexachlorobenzene	79		86		40-140	8		40
Hexachloroethane	69		78		40-140	12		40

Lab Control Sample Analysis

Batch Quality Control

Project Name: 25-01 QUEEN PLAZA NORTH

Lab Number: L2056893

Project Number: 170652801

Report Date: 12/30/20

Parameter	<i>LCS</i> %Recovery	<i>Qual</i>	<i>LCSD</i> %Recovery	<i>Qual</i>	<i>%Recovery</i> Limits	<i>RPD</i>	<i>Qual</i>	<i>RPD</i> Limits
-----------	-------------------------	-------------	--------------------------	-------------	----------------------------	------------	-------------	----------------------

Semivolatile Organics by GC/MS-SIM - Westborough Lab Associated sample(s): 01 Batch: WG1448459-2 WG1448459-3

<i>Surrogate</i>	<i>LCS</i> %Recovery	<i>Qual</i>	<i>LCSD</i> %Recovery	<i>Qual</i>	<i>Acceptance</i> Criteria
2-Fluorophenol	71		80		21-120
Phenol-d6	59		67		10-120
Nitrobenzene-d5	93		104		23-120
2-Fluorobiphenyl	65		73		15-120
2,4,6-Tribromophenol	82		88		10-120
4-Terphenyl-d14	72		77		41-149

Lab Control Sample Analysis

Batch Quality Control

Project Name: 25-01 QUEEN PLAZA NORTH

Lab Number: L2056893

Project Number: 170652801

Report Date: 12/30/20

Parameter	LCS %Recovery	Qual	LCSD %Recovery	Qual	%Recovery Limits	RPD	Qual	RPD Limits
Semivolatile Organics by GC/MS - Westborough Lab Associated sample(s): 01 Batch: WG1448460-2 WG1448460-3								
Acenaphthene	79		81		37-111	3		30
1,2,4-Trichlorobenzene	74		78		39-98	5		30
Hexachlorobenzene	82		82		40-140	0		30
Bis(2-chloroethyl)ether	74		78		40-140	5		30
2-Chloronaphthalene	80		83		40-140	4		30
1,2-Dichlorobenzene	70		74		40-140	6		30
1,3-Dichlorobenzene	70		73		40-140	4		30
1,4-Dichlorobenzene	71		74		36-97	4		30
3,3'-Dichlorobenzidine	77		77		40-140	0		30
2,4-Dinitrotoluene	88		92		48-143	4		30
2,6-Dinitrotoluene	92		94		40-140	2		30
Fluoranthene	83		87		40-140	5		30
4-Chlorophenyl phenyl ether	79		80		40-140	1		30
4-Bromophenyl phenyl ether	81		83		40-140	2		30
Bis(2-chloroisopropyl)ether	72		76		40-140	5		30
Bis(2-chloroethoxy)methane	76		82		40-140	8		30
Hexachlorobutadiene	74		79		40-140	7		30
Hexachlorocyclopentadiene	80		85		40-140	6		30
Hexachloroethane	69		72		40-140	4		30
Isophorone	77		82		40-140	6		30
Naphthalene	77		79		40-140	3		30
Nitrobenzene	84		87		40-140	4		30
NDPA/DPA	83		85		40-140	2		30

Lab Control Sample Analysis

Batch Quality Control

Project Name: 25-01 QUEEN PLAZA NORTH

Lab Number: L2056893

Project Number: 170652801

Report Date: 12/30/20

Parameter	LCS %Recovery	Qual	LCSD %Recovery	Qual	%Recovery Limits	RPD	Qual	RPD Limits
Semivolatile Organics by GC/MS - Westborough Lab Associated sample(s): 01 Batch: WG1448460-2 WG1448460-3								
n-Nitrosodi-n-propylamine	78		81		29-132	4		30
Bis(2-ethylhexyl)phthalate	86		91		40-140	6		30
Butyl benzyl phthalate	93		99		40-140	6		30
Di-n-butylphthalate	80		86		40-140	7		30
Di-n-octylphthalate	90		95		40-140	5		30
Diethyl phthalate	81		85		40-140	5		30
Dimethyl phthalate	88		91		40-140	3		30
Benzo(a)anthracene	87		87		40-140	0		30
Benzo(a)pyrene	88		92		40-140	4		30
Benzo(b)fluoranthene	85		88		40-140	3		30
Benzo(k)fluoranthene	89		94		40-140	5		30
Chrysene	78		84		40-140	7		30
Acenaphthylene	94		97		45-123	3		30
Anthracene	83		85		40-140	2		30
Benzo(ghi)perylene	80		83		40-140	4		30
Fluorene	80		83		40-140	4		30
Phenanthrene	80		83		40-140	4		30
Dibenzo(a,h)anthracene	80		84		40-140	5		30
Indeno(1,2,3-cd)pyrene	83		85		40-140	2		30
Pyrene	82		85		26-127	4		30
Biphenyl	83		87		40-140	5		30
4-Chloroaniline	72		74		40-140	3		30
2-Nitroaniline	96		99		52-143	3		30

Lab Control Sample Analysis

Batch Quality Control

Project Name: 25-01 QUEEN PLAZA NORTH

Lab Number: L2056893

Project Number: 170652801

Report Date: 12/30/20

Parameter	LCS		LCSD		%Recovery Limits	RPD	RPD	
	%Recovery	Qual	%Recovery	Qual			Qual	Limits
Semivolatile Organics by GC/MS - Westborough Lab Associated sample(s): 01 Batch: WG1448460-2 WG1448460-3								
3-Nitroaniline	81		82		25-145	1		30
4-Nitroaniline	85		88		51-143	3		30
Dibenzofuran	78		80		40-140	3		30
2-Methylnaphthalene	78		84		40-140	7		30
1,2,4,5-Tetrachlorobenzene	84		87		2-134	4		30
Acetophenone	78		80		39-129	3		30
2,4,6-Trichlorophenol	95		97		30-130	2		30
p-Chloro-m-cresol	90		95		23-97	5		30
2-Chlorophenol	82		86		27-123	5		30
2,4-Dichlorophenol	91		92		30-130	1		30
2,4-Dimethylphenol	83		82		30-130	1		30
2-Nitrophenol	106		111		30-130	5		30
4-Nitrophenol	77		80		10-80	4		30
2,4-Dinitrophenol	110		113		20-130	3		30
4,6-Dinitro-o-cresol	103		108		20-164	5		30
Pentachlorophenol	93		92		9-103	1		30
Phenol	59		61		12-110	3		30
2-Methylphenol	78		80		30-130	3		30
3-Methylphenol/4-Methylphenol	85		86		30-130	1		30
2,4,5-Trichlorophenol	92		100		30-130	8		30
Benzoic Acid	76		74		10-164	3		30
Benzyl Alcohol	76		80		26-116	5		30
Carbazole	86		90		55-144	5		30

Lab Control Sample Analysis

Batch Quality Control

Project Name: 25-01 QUEEN PLAZA NORTH

Project Number: 170652801

Lab Number: L2056893

Report Date: 12/30/20

Parameter	LCS %Recovery	Qual	LCSD %Recovery	Qual	%Recovery Limits	RPD	Qual	RPD Limits
-----------	------------------	------	-------------------	------	---------------------	-----	------	---------------

Semivolatile Organics by GC/MS - Westborough Lab Associated sample(s): 01 Batch: WG1448460-2 WG1448460-3

Surrogate	LCS %Recovery	Qual	LCSD %Recovery	Qual	Acceptance Criteria
2-Fluorophenol	68		71		21-120
Phenol-d6	57		59		10-120
Nitrobenzene-d5	82		88		23-120
2-Fluorobiphenyl	78		81		15-120
2,4,6-Tribromophenol	121	Q	124	Q	10-120
4-Terphenyl-d14	83		86		41-149

PCBS

Project Name: 25-01 QUEEN PLAZA NORTH
Project Number: 170652801

Lab Number: L2056893
Report Date: 12/30/20

SAMPLE RESULTS

Lab ID: L2056893-01
 Client ID: MW03_121820
 Sample Location: QUEENS, NY

Date Collected: 12/18/20 09:28
 Date Received: 12/18/20
 Field Prep: Refer to COC

Sample Depth:

Matrix: Water
 Analytical Method: 1,8082A
 Analytical Date: 12/26/20 14:26
 Analyst: JAW

Extraction Method: EPA 3510C
 Extraction Date: 12/23/20 12:30
 Cleanup Method: EPA 3665A
 Cleanup Date: 12/24/20
 Cleanup Method: EPA 3665A
 Cleanup Date: 12/26/20

Parameter	Result	Qualifier	Units	RL	MDL	Dilution Factor	Column
Polychlorinated Biphenyls by GC - Westborough Lab							
Aroclor 1016	ND		ug/l	0.083	0.034	1	A
Aroclor 1221	ND		ug/l	0.083	0.067	1	A
Aroclor 1232	ND		ug/l	0.083	0.046	1	A
Aroclor 1242	ND		ug/l	0.083	0.039	1	A
Aroclor 1248	ND		ug/l	0.083	0.049	1	A
Aroclor 1254	ND		ug/l	0.083	0.039	1	A
Aroclor 1260	ND		ug/l	0.083	0.032	1	A
Aroclor 1262	ND		ug/l	0.083	0.035	1	A
Aroclor 1268	ND		ug/l	0.083	0.034	1	A
PCBs, Total	ND		ug/l	0.083	0.032	1	A

Surrogate	% Recovery	Qualifier	Acceptance Criteria	Column
2,4,5,6-Tetrachloro-m-xylene	55		30-150	A
Decachlorobiphenyl	47		30-150	A
2,4,5,6-Tetrachloro-m-xylene	61		30-150	B
Decachlorobiphenyl	62		30-150	B

Project Name: 25-01 QUEEN PLAZA NORTH
Project Number: 170652801

Lab Number: L2056893
Report Date: 12/30/20

Method Blank Analysis
Batch Quality Control

Analytical Method: 1,8082A
Analytical Date: 12/23/20 17:12
Analyst: JAW

Extraction Method: EPA 3510C
Extraction Date: 12/23/20 12:02
Cleanup Method: EPA 3665A
Cleanup Date: 12/23/20
Cleanup Method: EPA 3665A
Cleanup Date: 12/23/20

Parameter	Result	Qualifier	Units	RL	MDL	Column
Polychlorinated Biphenyls by GC - Westborough Lab for sample(s): 01 Batch: WG1448636-1						
Aroclor 1016	ND		ug/l	0.083	0.034	A
Aroclor 1221	ND		ug/l	0.083	0.067	A
Aroclor 1232	ND		ug/l	0.083	0.046	A
Aroclor 1242	ND		ug/l	0.083	0.039	A
Aroclor 1248	ND		ug/l	0.083	0.049	A
Aroclor 1254	ND		ug/l	0.083	0.039	A
Aroclor 1260	ND		ug/l	0.083	0.032	A
Aroclor 1262	ND		ug/l	0.083	0.035	A
Aroclor 1268	ND		ug/l	0.083	0.034	A
PCBs, Total	ND		ug/l	0.083	0.032	A

Surrogate	%Recovery	Qualifier	Acceptance Criteria	Column
2,4,5,6-Tetrachloro-m-xylene	66		30-150	A
Decachlorobiphenyl	66		30-150	A
2,4,5,6-Tetrachloro-m-xylene	68		30-150	B
Decachlorobiphenyl	77		30-150	B

Lab Control Sample Analysis Batch Quality Control

Project Name: 25-01 QUEEN PLAZA NORTH
Project Number: 170652801

Lab Number: L2056893
Report Date: 12/30/20

Parameter	LCS %Recovery	Qual	LCSD %Recovery	Qual	%Recovery Limits	RPD	Qual	RPD Limits	Column
Polychlorinated Biphenyls by GC - Westborough Lab Associated sample(s): 01 Batch: WG1448636-2 WG1448636-3									
Aroclor 1016	66		82		40-140	22		50	A
Aroclor 1260	56		74		40-140	28		50	A

Surrogate	LCS %Recovery	Qual	LCSD %Recovery	Qual	Acceptance Criteria	Column
2,4,5,6-Tetrachloro-m-xylene	63		81		30-150	A
Decachlorobiphenyl	63		84		30-150	A
2,4,5,6-Tetrachloro-m-xylene	68		68		30-150	B
Decachlorobiphenyl	74		72		30-150	B

METALS

Project Name: 25-01 QUEEN PLAZA NORTH

Lab Number: L2056893

Project Number: 170652801

Report Date: 12/30/20

SAMPLE RESULTS

Lab ID: L2056893-01
 Client ID: MW03_121820
 Sample Location: QUEENS, NY

Date Collected: 12/18/20 09:28
 Date Received: 12/18/20
 Field Prep: Refer to COC

Sample Depth:
 Matrix: Water

Parameter	Result	Qualifier	Units	RL	MDL	Dilution Factor	Date Prepared	Date Analyzed	Prep Method	Analytical Method	Analyst
General Chemistry - Mansfield Lab											
Chromium, Trivalent (Filtered)	ND		mg/l	0.010	0.010	1		12/29/20 15:52	NA	107,-	
Dissolved Metals - Mansfield Lab											
Aluminum, Dissolved	ND		mg/l	0.0100	0.00327	1	12/28/20 10:21	12/29/20 15:52	EPA 3005A	1,6020B	AM
Antimony, Dissolved	ND		mg/l	0.00400	0.00042	1	12/28/20 10:21	12/29/20 15:52	EPA 3005A	1,6020B	AM
Arsenic, Dissolved	0.00018	J	mg/l	0.00050	0.00016	1	12/28/20 10:21	12/29/20 15:52	EPA 3005A	1,6020B	AM
Barium, Dissolved	0.1076		mg/l	0.00050	0.00017	1	12/28/20 10:21	12/29/20 15:52	EPA 3005A	1,6020B	AM
Beryllium, Dissolved	ND		mg/l	0.00050	0.00010	1	12/28/20 10:21	12/29/20 15:52	EPA 3005A	1,6020B	AM
Cadmium, Dissolved	0.00014	J	mg/l	0.00020	0.00005	1	12/28/20 10:21	12/29/20 15:52	EPA 3005A	1,6020B	AM
Calcium, Dissolved	174.		mg/l	0.100	0.0394	1	12/28/20 10:21	12/29/20 15:52	EPA 3005A	1,6020B	AM
Chromium, Dissolved	ND		mg/l	0.00100	0.00017	1	12/28/20 10:21	12/29/20 15:52	EPA 3005A	1,6020B	AM
Cobalt, Dissolved	0.00028	J	mg/l	0.00050	0.00016	1	12/28/20 10:21	12/29/20 15:52	EPA 3005A	1,6020B	AM
Copper, Dissolved	0.00069	J	mg/l	0.00100	0.00038	1	12/28/20 10:21	12/29/20 15:52	EPA 3005A	1,6020B	AM
Iron, Dissolved	ND		mg/l	0.0500	0.0191	1	12/28/20 10:21	12/29/20 15:52	EPA 3005A	1,6020B	AM
Lead, Dissolved	ND		mg/l	0.00100	0.00034	1	12/28/20 10:21	12/29/20 15:52	EPA 3005A	1,6020B	AM
Magnesium, Dissolved	60.6		mg/l	0.0700	0.0242	1	12/28/20 10:21	12/29/20 15:52	EPA 3005A	1,6020B	AM
Manganese, Dissolved	0.5218		mg/l	0.00100	0.00044	1	12/28/20 10:21	12/29/20 15:52	EPA 3005A	1,6020B	AM
Mercury, Dissolved	ND		mg/l	0.00020	0.00009	1	12/29/20 16:19	12/30/20 09:40	EPA 7470A	1,7470A	VW
Nickel, Dissolved	0.00086	J	mg/l	0.00200	0.00055	1	12/28/20 10:21	12/29/20 15:52	EPA 3005A	1,6020B	AM
Potassium, Dissolved	2.81		mg/l	0.100	0.0309	1	12/28/20 10:21	12/29/20 15:52	EPA 3005A	1,6020B	AM
Selenium, Dissolved	0.00252	J	mg/l	0.00500	0.00173	1	12/28/20 10:21	12/29/20 15:52	EPA 3005A	1,6020B	AM
Silver, Dissolved	ND		mg/l	0.00040	0.00016	1	12/28/20 10:21	12/29/20 15:52	EPA 3005A	1,6020B	AM
Sodium, Dissolved	197.		mg/l	0.200	0.0293	1	12/28/20 10:21	12/29/20 15:52	EPA 3005A	1,6020B	AM
Thallium, Dissolved	ND		mg/l	0.00050	0.00014	1	12/28/20 10:21	12/29/20 15:52	EPA 3005A	1,6020B	AM
Vanadium, Dissolved	ND		mg/l	0.00500	0.00157	1	12/28/20 10:21	12/29/20 15:52	EPA 3005A	1,6020B	AM
Zinc, Dissolved	ND		mg/l	0.01000	0.00341	1	12/28/20 10:21	12/29/20 15:52	EPA 3005A	1,6020B	AM



Project Name: 25-01 QUEEN PLAZA NORTH
Project Number: 170652801

Lab Number: L2056893
Report Date: 12/30/20

Method Blank Analysis Batch Quality Control

Parameter	Result	Qualifier	Units	RL	MDL	Dilution Factor	Date Prepared	Date Analyzed	Analytical Method	Analyst
Dissolved Metals - Mansfield Lab for sample(s): 01 Batch: WG1448727-1										
Aluminum, Dissolved	ND		mg/l	0.0100	0.00327	1	12/28/20 10:21	12/29/20 11:52	1,6020B	AM
Antimony, Dissolved	ND		mg/l	0.00400	0.00042	1	12/28/20 10:21	12/29/20 11:52	1,6020B	AM
Arsenic, Dissolved	ND		mg/l	0.00050	0.00016	1	12/28/20 10:21	12/29/20 11:52	1,6020B	AM
Barium, Dissolved	0.00019	J	mg/l	0.00050	0.00017	1	12/28/20 10:21	12/29/20 11:52	1,6020B	AM
Beryllium, Dissolved	ND		mg/l	0.00050	0.00010	1	12/28/20 10:21	12/29/20 11:52	1,6020B	AM
Cadmium, Dissolved	ND		mg/l	0.00020	0.00005	1	12/28/20 10:21	12/29/20 11:52	1,6020B	AM
Calcium, Dissolved	0.0429	J	mg/l	0.100	0.0394	1	12/28/20 10:21	12/29/20 11:52	1,6020B	AM
Chromium, Dissolved	ND		mg/l	0.00100	0.00017	1	12/28/20 10:21	12/29/20 11:52	1,6020B	AM
Cobalt, Dissolved	ND		mg/l	0.00050	0.00016	1	12/28/20 10:21	12/29/20 11:52	1,6020B	AM
Copper, Dissolved	ND		mg/l	0.00100	0.00038	1	12/28/20 10:21	12/29/20 11:52	1,6020B	AM
Iron, Dissolved	ND		mg/l	0.0500	0.0191	1	12/28/20 10:21	12/29/20 11:52	1,6020B	AM
Lead, Dissolved	ND		mg/l	0.00100	0.00034	1	12/28/20 10:21	12/29/20 11:52	1,6020B	AM
Magnesium, Dissolved	ND		mg/l	0.0700	0.0242	1	12/28/20 10:21	12/29/20 11:52	1,6020B	AM
Manganese, Dissolved	ND		mg/l	0.00100	0.00044	1	12/28/20 10:21	12/29/20 11:52	1,6020B	AM
Nickel, Dissolved	ND		mg/l	0.00200	0.00055	1	12/28/20 10:21	12/29/20 11:52	1,6020B	AM
Potassium, Dissolved	ND		mg/l	0.100	0.0309	1	12/28/20 10:21	12/29/20 11:52	1,6020B	AM
Selenium, Dissolved	ND		mg/l	0.00500	0.00173	1	12/28/20 10:21	12/29/20 11:52	1,6020B	AM
Silver, Dissolved	ND		mg/l	0.00040	0.00016	1	12/28/20 10:21	12/29/20 11:52	1,6020B	AM
Sodium, Dissolved	ND		mg/l	0.200	0.0293	1	12/28/20 10:21	12/29/20 11:52	1,6020B	AM
Thallium, Dissolved	ND		mg/l	0.00050	0.00014	1	12/28/20 10:21	12/29/20 11:52	1,6020B	AM
Vanadium, Dissolved	ND		mg/l	0.00500	0.00157	1	12/28/20 10:21	12/29/20 11:52	1,6020B	AM
Zinc, Dissolved	ND		mg/l	0.01000	0.00341	1	12/28/20 10:21	12/29/20 11:52	1,6020B	AM

Prep Information

Digestion Method: EPA 3005A

Parameter	Result	Qualifier	Units	RL	MDL	Dilution Factor	Date Prepared	Date Analyzed	Analytical Method	Analyst
Dissolved Metals - Mansfield Lab for sample(s): 01 Batch: WG1449980-1										
Mercury, Dissolved	ND		mg/l	0.00020	0.00009	1	12/29/20 16:19	12/30/20 09:29	1,7470A	VW



Project Name: 25-01 QUEEN PLAZA NORTH

Lab Number: L2056893

Project Number: 170652801

Report Date: 12/30/20

Method Blank Analysis Batch Quality Control

Prep Information

Digestion Method: EPA 7470A

Lab Control Sample Analysis

Batch Quality Control

Project Name: 25-01 QUEEN PLAZA NORTH

Project Number: 170652801

Lab Number: L2056893

Report Date: 12/30/20

Parameter	LCS		LCSD		%Recovery Limits	RPD	Qual	RPD Limits
	%Recovery	Qual	%Recovery	Qual				
Dissolved Metals - Mansfield Lab Associated sample(s): 01 Batch: WG1448727-2								
Aluminum, Dissolved	112		-		80-120	-		
Antimony, Dissolved	98		-		80-120	-		
Arsenic, Dissolved	111		-		80-120	-		
Barium, Dissolved	106		-		80-120	-		
Beryllium, Dissolved	106		-		80-120	-		
Cadmium, Dissolved	111		-		80-120	-		
Calcium, Dissolved	112		-		80-120	-		
Chromium, Dissolved	102		-		80-120	-		
Cobalt, Dissolved	103		-		80-120	-		
Copper, Dissolved	104		-		80-120	-		
Iron, Dissolved	105		-		80-120	-		
Lead, Dissolved	106		-		80-120	-		
Magnesium, Dissolved	112		-		80-120	-		
Manganese, Dissolved	108		-		80-120	-		
Nickel, Dissolved	99		-		80-120	-		
Potassium, Dissolved	113		-		80-120	-		
Selenium, Dissolved	114		-		80-120	-		
Silver, Dissolved	103		-		80-120	-		
Sodium, Dissolved	112		-		80-120	-		
Thallium, Dissolved	106		-		80-120	-		
Vanadium, Dissolved	99		-		80-120	-		

Lab Control Sample Analysis

Batch Quality Control

Project Name: 25-01 QUEEN PLAZA NORTH

Project Number: 170652801

Lab Number: L2056893

Report Date: 12/30/20

Parameter	LCS %Recovery	LCSD %Recovery	%Recovery Limits	RPD	RPD Limits
Dissolved Metals - Mansfield Lab Associated sample(s): 01 Batch: WG1448727-2					
Zinc, Dissolved	112	-	80-120	-	
Dissolved Metals - Mansfield Lab Associated sample(s): 01 Batch: WG1449980-2					
Mercury, Dissolved	105	-	80-120	-	

Matrix Spike Analysis Batch Quality Control

Project Name: 25-01 QUEEN PLAZA NORTH
Project Number: 170652801

Lab Number: L2056893
Report Date: 12/30/20

Parameter	Native Sample	MS Added	MS Found	MS %Recovery	Qual	MSD Found	MSD %Recovery	Qual	Recovery Limits	RPD	Qual	RPD Limits
Dissolved Metals - Mansfield Lab Associated sample(s): 01 QC Batch ID: WG1448727-3 WG1448727-4 QC Sample: L2056913-03 Client ID: MS Sample												
Aluminum, Dissolved	ND	2	2.22	111		2.22	111		75-125	0		20
Antimony, Dissolved	ND	0.5	0.5321	106		0.5399	108		75-125	1		20
Arsenic, Dissolved	ND	0.12	0.1332	111		0.1323	110		75-125	1		20
Barium, Dissolved	0.01988	2	2.168	107		2.189	108		75-125	1		20
Beryllium, Dissolved	ND	0.05	0.04884	98		0.04709	94		75-125	4		20
Cadmium, Dissolved	ND	0.051	0.05040	99		0.05088	100		75-125	1		20
Calcium, Dissolved	304.	10	319	150	Q	324	200	Q	75-125	2		20
Chromium, Dissolved	ND	0.2	0.1771	88		0.1800	90		75-125	2		20
Cobalt, Dissolved	ND	0.5	0.5092	102		0.5110	102		75-125	0		20
Copper, Dissolved	ND	0.25	0.2423	97		0.2427	97		75-125	0		20
Iron, Dissolved	ND	1	1.11	111		1.06	106		75-125	5		20
Lead, Dissolved	ND	0.51	0.5762	113		0.5782	113		75-125	0		20
Magnesium, Dissolved	1020	10	1050	300	Q	1050	300	Q	75-125	0		20
Manganese, Dissolved	0.04995	0.5	0.5158	93		0.5267	95		75-125	2		20
Nickel, Dissolved	ND	0.5	0.4728	94		0.4636	93		75-125	2		20
Potassium, Dissolved	304.	10	320	160	Q	325	210	Q	75-125	2		20
Selenium, Dissolved	ND	0.12	0.124	103		0.120	100		75-125	3		20
Silver, Dissolved	ND	0.05	0.04720	94		0.04796	96		75-125	2		20
Sodium, Dissolved	8640	10	8940	3000	Q	8900	2600	Q	75-125	0		20
Thallium, Dissolved	ND	0.12	0.1328	111		0.1325	110		75-125	0		20
Vanadium, Dissolved	ND	0.5	0.4616	92		0.4640	93		75-125	1		20

Matrix Spike Analysis Batch Quality Control

Project Name: 25-01 QUEEN PLAZA NORTH

Lab Number: L2056893

Project Number: 170652801

Report Date: 12/30/20

Parameter	Native Sample	MS Added	MS Found	MS %Recovery	MSD Found	MSD %Recovery	Recovery Limits	RPD	RPD Limits
Dissolved Metals - Mansfield Lab Associated sample(s): 01 QC Batch ID: WG1448727-3 WG1448727-4 QC Sample: L2056913-03 Client ID: MS Sample									
Zinc, Dissolved	ND	0.5	0.4687	94	0.4693	94	75-125	0	20
Dissolved Metals - Mansfield Lab Associated sample(s): 01 QC Batch ID: WG1449980-3 WG1449980-4 QC Sample: L2056913-03 Client ID: MS Sample									
Mercury, Dissolved	ND	0.005	0.00456	91	0.00452	90	75-125	1	20

INORGANICS & MISCELLANEOUS

Project Name: 25-01 QUEEN PLAZA NORTH
Project Number: 170652801

Lab Number: L2056893
Report Date: 12/30/20

SAMPLE RESULTS

Lab ID: L2056893-01
Client ID: MW03_121820
Sample Location: QUEENS, NY

Date Collected: 12/18/20 09:28
Date Received: 12/18/20
Field Prep: Refer to COC

Sample Depth:
Matrix: Water

Parameter	Result	Qualifier	Units	RL	MDL	Dilution Factor	Date Prepared	Date Analyzed	Analytical Method	Analyst
General Chemistry - Westborough Lab										
Chromium, Hexavalent	ND		mg/l	0.010	0.003	1	12/19/20 09:15	12/19/20 09:32	1,7196A	JA



Project Name: 25-01 QUEEN PLAZA NORTH

Lab Number: L2056893

Project Number: 170652801

Report Date: 12/30/20

Method Blank Analysis
Batch Quality Control

Parameter	Result Qualifier	Units	RL	MDL	Dilution Factor	Date Prepared	Date Analyzed	Analytical Method	Analyst
General Chemistry - Westborough Lab for sample(s): 01 Batch: WG1447083-1									
Chromium, Hexavalent	ND	mg/l	0.010	0.003	1	12/19/20 09:15	12/19/20 09:31	1,7196A	JA

Lab Control Sample Analysis

Batch Quality Control

Project Name: 25-01 QUEEN PLAZA NORTH

Lab Number: L2056893

Project Number: 170652801

Report Date: 12/30/20

Parameter	LCS %Recovery	Qual	LCSD %Recovery	Qual	%Recovery Limits	RPD	Qual	RPD Limits
General Chemistry - Westborough Lab Associated sample(s): 01 Batch: WG1447083-2								
Chromium, Hexavalent	104		-		85-115	-		20

Matrix Spike Analysis
Batch Quality Control

Project Name: 25-01 QUEEN PLAZA NORTH

Lab Number: L2056893

Project Number: 170652801

Report Date: 12/30/20

Parameter	Native Sample	MS Added	MS Found	MS %Recovery	MSD Qual	MSD Found	MSD %Recovery	MSD Qual	Recovery Limits	RPD	RPD Qual	RPD Limits
General Chemistry - Westborough Lab Associated sample(s): 01 QC Batch ID: WG1447083-4 QC Sample: L2056893-01 Client ID: MW03_121820												
Chromium, Hexavalent	ND	0.1	0.101	101	-	-	-	-	85-115	-	-	20

Lab Duplicate Analysis

Batch Quality Control

Project Name: 25-01 QUEEN PLAZA NORTH

Project Number: 170652801

Lab Number: L2056893

Report Date: 12/30/20

Parameter	Native Sample	Duplicate Sample	Units	RPD	Qual	RPD Limits
General Chemistry - Westborough Lab Associated sample(s): 01 QC Batch ID: WG1447083-3 QC Sample: L2056893-01 Client ID: MW03_121820						
Chromium, Hexavalent	ND	ND	mg/l	NC		20

Project Name: 25-01 QUEEN PLAZA NORTH
Project Number: 170652801

Serial_No:12302013:35
Lab Number: L2056893
Report Date: 12/30/20

Sample Receipt and Container Information

Were project specific reporting limits specified? YES

Cooler Information

Cooler **Custody Seal**
A Absent

Container Information

Container ID	Container Type	Cooler	Initial pH	Final pH	Temp deg C	Pres	Seal	Frozen Date/Time	Analysis(*)
L2056893-01A	Vial HCl preserved	A	NA		5.4	Y	Absent		NYTCL-8260(14)
L2056893-01B	Vial HCl preserved	A	NA		5.4	Y	Absent		NYTCL-8260(14)
L2056893-01C	Vial HCl preserved	A	NA		5.4	Y	Absent		NYTCL-8260(14)
L2056893-01D	Amber 120ml unpreserved	A	7	7	5.4	Y	Absent		NYTCL-8082-LVI(7)
L2056893-01E	Amber 120ml unpreserved	A	7	7	5.4	Y	Absent		NYTCL-8082-LVI(7)
L2056893-01F	Amber 250ml unpreserved	A	7	7	5.4	Y	Absent		NYTCL-8270-SIM-LVI(7),NYTCL-8270-LVI(7)
L2056893-01G	Amber 250ml unpreserved	A	7	7	5.4	Y	Absent		NYTCL-8270-SIM-LVI(7),NYTCL-8270-LVI(7)
L2056893-01H	Plastic 250ml HNO3 preserved	A	<2	<2	5.4	Y	Absent		CU-6020S(180),V-6020S(180),SE-6020S(180),K-6020S(180),MN-6020S(180),ZN-6020S(180),BE-6020S(180),MG-6020S(180),CO-6020S(180),CR-6020S(180),FE-6020S(180),CA-6020S(180),BA-6020S(180),NI-6020S(180),NA-6020S(180),PB-6020S(180),TL-6020S(180),SB-6020S(180),AG-6020S(180),AS-6020S(180),HG-S(28),AL-6020S(180),CD-6020S(180)
L2056893-01J	Plastic 250ml HNO3 preserved	A	<2	<2	5.4	Y	Absent		HOLD-METAL-TOTAL(180)
L2056893-01K	Plastic 500ml unpreserved	A	7	7	5.4	Y	Absent		HEXCR-7196(1)

*Values in parentheses indicate holding time in days



Project Name: 25-01 QUEEN PLAZA NORTH
Project Number: 170652801

Lab Number: L2056893
Report Date: 12/30/20

GLOSSARY

Acronyms

DL	- Detection Limit: This value represents the level to which target analyte concentrations are reported as estimated values, when those target analyte concentrations are quantified below the limit of quantitation (LOQ). The DL includes any adjustments from dilutions, concentrations or moisture content, where applicable. (DoD report formats only.)
EDL	- Estimated Detection Limit: This value represents the level to which target analyte concentrations are reported as estimated values, when those target analyte concentrations are quantified below the reporting limit (RL). The EDL includes any adjustments from dilutions, concentrations or moisture content, where applicable. The use of EDLs is specific to the analysis of PAHs using Solid-Phase Microextraction (SPME).
EMPC	- Estimated Maximum Possible Concentration: The concentration that results from the signal present at the retention time of an analyte when the ions meet all of the identification criteria except the ion abundance ratio criteria. An EMPC is a worst-case estimate of the concentration.
EPA	- Environmental Protection Agency.
LCS	- Laboratory Control Sample: A sample matrix, free from the analytes of interest, spiked with verified known amounts of analytes or a material containing known and verified amounts of analytes.
LCSD	- Laboratory Control Sample Duplicate: Refer to LCS.
LFB	- Laboratory Fortified Blank: A sample matrix, free from the analytes of interest, spiked with verified known amounts of analytes or a material containing known and verified amounts of analytes.
LOD	- Limit of Detection: This value represents the level to which a target analyte can reliably be detected for a specific analyte in a specific matrix by a specific method. The LOD includes any adjustments from dilutions, concentrations or moisture content, where applicable. (DoD report formats only.)
LOQ	- Limit of Quantitation: The value at which an instrument can accurately measure an analyte at a specific concentration. The LOQ includes any adjustments from dilutions, concentrations or moisture content, where applicable. (DoD report formats only.) Limit of Quantitation: The value at which an instrument can accurately measure an analyte at a specific concentration. The LOQ includes any adjustments from dilutions, concentrations or moisture content, where applicable. (DoD report formats only.)
MDL	- Method Detection Limit: This value represents the level to which target analyte concentrations are reported as estimated values, when those target analyte concentrations are quantified below the reporting limit (RL). The MDL includes any adjustments from dilutions, concentrations or moisture content, where applicable.
MS	- Matrix Spike Sample: A sample prepared by adding a known mass of target analyte to a specified amount of matrix sample for which an independent estimate of target analyte concentration is available. For Method 332.0, the spike recovery is calculated using the native concentration, including estimated values.
MSD	- Matrix Spike Sample Duplicate: Refer to MS.
NA	- Not Applicable.
NC	- Not Calculated: Term is utilized when one or more of the results utilized in the calculation are non-detect at the parameter's reporting unit.
NDPA/DPA	- N-Nitrosodiphenylamine/Diphenylamine.
NI	- Not Ignitable.
NP	- Non-Plastic: Term is utilized for the analysis of Atterberg Limits in soil.
NR	- No Results: Term is utilized when 'No Target Compounds Requested' is reported for the analysis of Volatile or Semivolatile Organic TIC only requests.
RL	- Reporting Limit: The value at which an instrument can accurately measure an analyte at a specific concentration. The RL includes any adjustments from dilutions, concentrations or moisture content, where applicable.
RPD	- Relative Percent Difference: The results from matrix and/or matrix spike duplicates are primarily designed to assess the precision of analytical results in a given matrix and are expressed as relative percent difference (RPD). Values which are less than five times the reporting limit for any individual parameter are evaluated by utilizing the absolute difference between the values; although the RPD value will be provided in the report.
SRM	- Standard Reference Material: A reference sample of a known or certified value that is of the same or similar matrix as the associated field samples.
STLP	- Semi-dynamic Tank Leaching Procedure per EPA Method 1315.
TEF	- Toxic Equivalency Factors: The values assigned to each dioxin and furan to evaluate their toxicity relative to 2,3,7,8-TCDD.
TEQ	- Toxic Equivalent: The measure of a sample's toxicity derived by multiplying each dioxin and furan by its corresponding TEF and then summing the resulting values.
TIC	- Tentatively Identified Compound: A compound that has been identified to be present and is not part of the target compound list (TCL) for the method and/or program. All TICs are qualitatively identified and reported as estimated concentrations.

Report Format: DU Report with 'J' Qualifiers



Project Name: 25-01 QUEEN PLAZA NORTH
Project Number: 170652801

Lab Number: L2056893
Report Date: 12/30/20

Footnotes

- 1 - The reference for this analyte should be considered modified since this analyte is absent from the target analyte list of the original method.

Terms

Analytical Method: Both the document from which the method originates and the analytical reference method. (Example: EPA 8260B is shown as 1,8260B.) The codes for the reference method documents are provided in the References section of the Addendum.

Difference: With respect to Total Oxidizable Precursor (TOP) Assay analysis, the difference is defined as the Post-Treatment value minus the Pre-Treatment value.

Final pH: As it pertains to Sample Receipt & Container Information section of the report, Final pH reflects pH of container determined after adjustment at the laboratory, if applicable. If no adjustment required, value reflects Initial pH.

Frozen Date/Time: With respect to Volatile Organics in soil, Frozen Date/Time reflects the date/time at which associated Reagent Water-preserved vials were initially frozen. Note: If frozen date/time is beyond 48 hours from sample collection, value will be reflected in 'bold'.

Initial pH: As it pertains to Sample Receipt & Container Information section of the report, Initial pH reflects pH of container determined upon receipt, if applicable.

PAH Total: With respect to Alkylated PAH analyses, the 'PAHs, Total' result is defined as the summation of results for all or a subset of the following compounds: Naphthalene, C1-C4 Naphthalenes, 2-Methylnaphthalene, 1-Methylnaphthalene, Biphenyl, Acenaphthylene, Acenaphthene, Fluorene, C1-C3 Fluorenes, Phenanthrene, C1-C4 Phenanthrenes/Anthracenes, Anthracene, Fluoranthene, Pyrene, C1-C4 Fluoranthenes/Pyrenes, Benz(a)anthracene, Chrysene, C1-C4 Chrysenes, Benzo(b)fluoranthene, Benzo(j)+(k)fluoranthene, Benzo(e)pyrene, Benzo(a)pyrene, Perylene, Indeno(1,2,3-cd)pyrene, Dibenz(ah)+(ac)anthracene, Benzo(g,h,i)perylene. If a 'Total' result is requested, the results of its individual components will also be reported.

PFAS Total: With respect to PFAS analyses, the 'PFAS, Total (5)' result is defined as the summation of results for: PFHpA, PFHxS, PFOA, PFNA and PFOS. In addition, the 'PFAS, Total (6)' result is defined as the summation of results at or above the RL for: PFHpA, PFHxS, PFOA, PFNA, PFDA and PFOS. (Note: 'PFAS, Total (6)' is applicable to MassDEP DW compliance analysis only.). If a 'Total' result is requested, the results of its individual components will also be reported.

The target compound Chlordane (CAS No. 57-74-9) is reported for GC ECD analyses. Per EPA, this compound "refers to a mixture of chlordane isomers, other chlorinated hydrocarbons and numerous other components." (Reference: USEPA Toxicological Review of Chlordane, In Support of Summary Information on the Integrated Risk Information System (IRIS), December 1997.)

Total: With respect to Organic analyses, a 'Total' result is defined as the summation of results for individual isomers or Aroclors. If a 'Total' result is requested, the results of its individual components will also be reported. This is applicable to 'Total' results for methods 8260, 8081 and 8082.

Data Qualifiers

- A** - Spectra identified as "Aldol Condensates" are byproducts of the extraction/concentration procedures when acetone is introduced in the process.
- B** - The analyte was detected above the reporting limit in the associated method blank. Flag only applies to associated field samples that have detectable concentrations of the analyte at less than ten times (10x) the concentration found in the blank. For MCP-related projects, flag only applies to associated field samples that have detectable concentrations of the analyte at less than ten times (10x) the concentration found in the blank. For DOD-related projects, flag only applies to associated field samples that have detectable concentrations of the analyte at less than ten times (10x) the concentration found in the blank AND the analyte was detected above one-half the reporting limit (or above the reporting limit for common lab contaminants) in the associated method blank. For NJ-Air-related projects, flag only applies to associated field samples that have detectable concentrations of the analyte above the reporting limit. For NJ-related projects (excluding Air), flag only applies to associated field samples that have detectable concentrations of the analyte, which was detected above the reporting limit in the associated method blank or above five times the reporting limit for common lab contaminants (Phthalates, Acetone, Methylene Chloride, 2-Butanone).
- C** - Co-elution: The target analyte co-elutes with a known lab standard (i.e. surrogate, internal standards, etc.) for co-extracted analyses.
- D** - Concentration of analyte was quantified from diluted analysis. Flag only applies to field samples that have detectable concentrations of the analyte.
- E** - Concentration of analyte exceeds the range of the calibration curve and/or linear range of the instrument.
- F** - The ratio of quantifier ion response to qualifier ion response falls outside of the laboratory criteria. Results are considered to be an estimated maximum concentration.
- G** - The concentration may be biased high due to matrix interferences (i.e. co-elution) with non-target compound(s). The result should be considered estimated.
- H** - The analysis of pH was performed beyond the regulatory-required holding time of 15 minutes from the time of sample collection.
- I** - The lower value for the two columns has been reported due to obvious interference.
- J** - Estimated value. The Target analyte concentration is below the quantitation limit (RL), but above the Method Detection Limit (MDL) or Estimated Detection Limit (EDL) for SPME-related analyses. This represents an estimated concentration for Tentatively Identified Compounds (TICs).
- M** - Reporting Limit (RL) exceeds the MCP CAM Reporting Limit for this analyte.
- ND** - Not detected at the method detection limit (MDL) for the sample, or estimated detection limit (EDL) for SPME-related analyses.

Report Format: DU Report with 'J' Qualifiers



Project Name: 25-01 QUEEN PLAZA NORTH
Project Number: 170652801

Lab Number: L2056893
Report Date: 12/30/20

Data Qualifiers

- NJ** - Presumptive evidence of compound. This represents an estimated concentration for Tentatively Identified Compounds (TICs), where the identification is based on a mass spectral library search.
- P** - The RPD between the results for the two columns exceeds the method-specified criteria.
- Q** - The quality control sample exceeds the associated acceptance criteria. For DOD-related projects, LCS and/or Continuing Calibration Standard exceedences are also qualified on all associated sample results. Note: This flag is not applicable for matrix spike recoveries when the sample concentration is greater than 4x the spike added or for batch duplicate RPD when the sample concentrations are less than 5x the RL. (Metals only.)
- R** - Analytical results are from sample re-analysis.
- RE** - Analytical results are from sample re-extraction.
- S** - Analytical results are from modified screening analysis.

Project Name: 25-01 QUEEN PLAZA NORTH
Project Number: 170652801

Lab Number: L2056893
Report Date: 12/30/20

REFERENCES

- 1 Test Methods for Evaluating Solid Waste: Physical/Chemical Methods. EPA SW-846. Third Edition. Updates I - VI, 2018.
- 107 Alpha Analytical - In-house calculation method.

LIMITATION OF LIABILITIES

Alpha Analytical performs services with reasonable care and diligence normal to the analytical testing laboratory industry. In the event of an error, the sole and exclusive responsibility of Alpha Analytical shall be to re-perform the work at it's own expense. In no event shall Alpha Analytical be held liable for any incidental, consequential or special damages, including but not limited to, damages in any way connected with the use of, interpretation of, information or analysis provided by Alpha Analytical.

We strongly urge our clients to comply with EPA protocol regarding sample volume, preservation, cooling, containers, sampling procedures, holding time and splitting of samples in the field.



Certification Information

The following analytes are not included in our Primary NELAP Scope of Accreditation:

Westborough Facility

EPA 624/624.1: m/p-xylene, o-xylene, Naphthalene

EPA 8260C: NPW: 1,2,4,5-Tetramethylbenzene; 4-Ethyltoluene, Azobenzene; SCM: Iodomethane (methyl iodide), 1,2,4,5-Tetramethylbenzene; 4-Ethyltoluene.

EPA 8270D: NPW: Dimethylnaphthalene, 1,4-Diphenylhydrazine; SCM: Dimethylnaphthalene, 1,4-Diphenylhydrazine.

SM4500: NPW: Amenable Cyanide; SCM: Total Phosphorus, TKN, NO₂, NO₃.

Mansfield Facility

SM 2540D: TSS

EPA 8082A: NPW: PCB: 1, 5, 31, 87, 101, 110, 141, 151, 153, 180, 183, 187.

EPA TO-15: Halothane, 2,4,4-Trimethyl-2-pentene, 2,4,4-Trimethyl-1-pentene, Thiophene, 2-Methylthiophene, 3-Methylthiophene, 2-Ethylthiophene, 1,2,3-Trimethylbenzene, Indan, Indene, 1,2,4,5-Tetramethylbenzene, Benzothiophene, 1-Methylnaphthalene.

EPA TO-12 Non-methane organics

EPA 3C Fixed gases

Biological Tissue Matrix: EPA 3050B

The following analytes are included in our Massachusetts DEP Scope of Accreditation

Westborough Facility:

Drinking Water

EPA 300.0: Chloride, Nitrate-N, Fluoride, Sulfate; **EPA 353.2:** Nitrate-N, Nitrite-N; **SM4500NO3-F:** Nitrate-N, Nitrite-N; **SM4500F-C, SM4500CN-CE, EPA 180.1, SM2130B, SM4500CI-D, SM2320B, SM2540C, SM4500H-B, SM4500NO2-B**

EPA 332: Perchlorate; **EPA 524.2:** THMs and VOCs; **EPA 504.1:** EDB, DBCP.

Microbiology: **SM9215B; SM9223-P/A, SM9223B-Colilert-QT, SM9222D.**

Non-Potable Water

SM4500H,B, EPA 120.1, SM2510B, SM2540C, SM2320B, SM4500CL-E, SM4500F-BC, SM4500NH3-BH: Ammonia-N and Kjeldahl-N, **EPA 350.1:** Ammonia-N, **LACHAT 10-107-06-1-B:** Ammonia-N, **EPA 351.1, SM4500NO3-F, EPA 353.2:** Nitrate-N, **SM4500P-E, SM4500P-B, E, SM4500SO4-E, SM5220D, EPA 410.4, SM5210B, SM5310C, SM4500CL-D, EPA 1664, EPA 420.1, SM4500-CN-CE, SM2540D, EPA 300:** Chloride, Sulfate, Nitrate.

EPA 624.1: Volatile Halocarbons & Aromatics,

EPA 608.3: Chlordane, Toxaphene, Aldrin, alpha-BHC, beta-BHC, gamma-BHC, delta-BHC, Dieldrin, DDD, DDE, DDT, Endosulfan I, Endosulfan II, Endosulfan sulfate, Endrin, Endrin Aldehyde, Heptachlor, Heptachlor Epoxide, PCBs

EPA 625.1: SVOC (Acid/Base/Neutral Extractables), **EPA 600/4-81-045:** PCB-Oil.

Microbiology: **SM9223B-Colilert-QT; Enterolert-QT, SM9221E, EPA 1600, EPA 1603.**

Mansfield Facility:

Drinking Water

EPA 200.7: Al, Ba, Cd, Cr, Cu, Fe, Mn, Ni, Na, Ag, Ca, Zn. **EPA 200.8:** Al, Sb, As, Ba, Be, Cd, Cr, Cu, Pb, Mn, Ni, Se, Ag, TL, Zn. **EPA 245.1** Hg. **EPA 522.**

Non-Potable Water

EPA 200.7: Al, Sb, As, Be, Cd, Ca, Cr, Co, Cu, Fe, Pb, Mg, Mn, Mo, Ni, K, Se, Ag, Na, Sr, TL, Ti, V, Zn.


EPA 200.8: Al, Sb, As, Be, Cd, Cr, Cu, Fe, Pb, Mn, Ni, K, Se, Ag, Na, TL, Zn.

EPA 245.1 Hg.

SM2340B

For a complete listing of analytes and methods, please contact your Alpha Project Manager.

E1 GW

 NEW YORK CHAIN OF CUSTODY Westborough, MA 01581 8 Walkup Dr. TEL: 508-898-9220 FAX: 508-898-9193	Mansfield, MA 02048 320 Forbes Blvd TEL: 508-822-9300 FAX: 508-822-3288	Service Centers Mahwah, NJ 07430: 35 Whitney Rd, Suite 5 Albany, NY 12205: 14 Walker Way Tonawanda, NY 14150: 275 Cooper Ave, Suite 105		Page <u>1</u> of <u>1</u>	Date Rec'd in Lab <u>12/19/20</u>	ALPHA Job # <u>L2056893</u>	
		Project Information Project Name: <u>25-a Green Plaza North</u> Project Location: <u>Queens, NY</u> Project # <u>170652801</u> (Use Project name as Project #) <input type="checkbox"/>		Deliverables <input type="checkbox"/> ASP-A <input type="checkbox"/> EQUIS (1 File) <input type="checkbox"/> Other <input checked="" type="checkbox"/> ASP-B <input type="checkbox"/> EQUIS (4 File)		Billing Information <input checked="" type="checkbox"/> Same as Client Info PO #	
Client Information Client: <u>LANGRAN, DPC</u> Address: <u>360 W 31st St.</u> <u>NY, NY 10001</u> Phone: <u>212-479-5400</u> Fax: Email: <u>WILIM@LANGRAN.COM</u>		Project Manager: <u>Woo K.M.</u> ALPHAQuote #: Turn-Around Time Standard <input checked="" type="checkbox"/> Due Date: Rush (only if pre approved) <input type="checkbox"/> # of Days:		Regulatory Requirement <input type="checkbox"/> NY TOGS <input type="checkbox"/> NY Part 375 <input type="checkbox"/> AWQ Standards <input type="checkbox"/> NY CP-51 <input type="checkbox"/> NY Restricted Use <input type="checkbox"/> Other <input type="checkbox"/> NY Unrestricted Use <input type="checkbox"/> NYC Sewer Discharge		Disposal Site Information Please identify below location of applicable disposal facilities. Disposal Facility: <input type="checkbox"/> NJ <input type="checkbox"/> NY <input type="checkbox"/> Other:	
These samples have been previously analyzed by Alpha <input type="checkbox"/>		Other project specific requirements/comments:		ANALYSIS		Sample Filtration <input type="checkbox"/> Done <input type="checkbox"/> Lab to do Preservation <input type="checkbox"/> Lab to do (Please Specify below)	
Please specify Metals or TAL.		Total Bottles		Part 375 VOCs SVOCs PCBs Dissolved Metals		Sample Specific Comments	
ALPHA Lab ID (Lab Use Only)	Sample ID	Collection Date Time		Sample Matrix	Sampler's Initials		
56893-01	MW03_121820	12/18/20	1630	GW	AT5	X	X
Preservative Code: A = None B = HCl C = HNO ₃ D = H ₂ SO ₄ E = NaOH F = MeOH G = NaHSO ₄ H = Na ₂ S ₂ O ₃ K/E = Zn Ac/NaOH O = Other		Container Code P = Plastic A = Amber Glass V = Vial G = Glass B = Bacteria Cup C = Cube O = Other E = Encore D = BOD Bottle		Westboro: Certification No: MA935 Mansfield: Certification No: MA015		Container Type Preservative	
Relinquished By:		Date/Time		Received By:		Date/Time	
Ashley Suppach		12/18/20 1630		[Signature] AAL		12/18/20 1630	
[Signature] AAL		12/18/20 1840		[Signature] AAL		12/18/20 20:30	
[Signature] AAL		12/19/20 00:20		[Signature]		12/19/20 00:20	
Please print clearly, legibly and completely. Samples can not be logged in and turnaround time clock will not start until any ambiguities are resolved. BY EXECUTING THIS COC, THE CLIENT HAS READ AND AGREES TO BE BOUND BY ALPHA'S TERMS & CONDITIONS. (See reverse side.)							



ANALYTICAL REPORT

Lab Number:	L2057063
Client:	Langan Engineering & Environmental 21 Penn Plaza 360 W. 31st Street, 8th Floor New York, NY 10001-2727
ATTN:	Greg Wyka
Phone:	(212) 479-5476
Project Name:	25-01 QUEENS PLAZA NORTH
Project Number:	170652801
Report Date:	12/30/20

The original project report/data package is held by Alpha Analytical. This report/data package is paginated and should be reproduced only in its entirety. Alpha Analytical holds no responsibility for results and/or data that are not consistent with the original.

Certifications & Approvals: MA (M-MA086), NH NELAP (2064), CT (PH-0574), IL (200077), ME (MA00086), MD (348), NJ (MA935), NY (11148), NC (25700/666), PA (68-03671), RI (LAO00065), TX (T104704476), VT (VT-0935), VA (460195), USDA (Permit #P330-17-00196).

Eight Walkup Drive, Westborough, MA 01581-1019
508-898-9220 (Fax) 508-898-9193 800-624-9220 - www.alphalab.com



Project Name: 25-01 QUEENS PLAZA NORTH
Project Number: 170652801

Lab Number: L2057063
Report Date: 12/30/20

Alpha Sample ID	Client ID	Matrix	Sample Location	Collection Date/Time	Receive Date
L2057063-01	MW09_122120	WATER	QUEENS, NY	12/21/20 08:05	12/21/20

Project Name: 25-01 QUEENS PLAZA NORTH
Project Number: 170652801

Lab Number: L2057063
Report Date: 12/30/20

Case Narrative

The samples were received in accordance with the Chain of Custody and no significant deviations were encountered during the preparation or analysis unless otherwise noted. Sample Receipt, Container Information, and the Chain of Custody are located at the back of the report.

Results contained within this report relate only to the samples submitted under this Alpha Lab Number and meet NELAP requirements for all NELAP accredited parameters unless otherwise noted in the following narrative. The data presented in this report is organized by parameter (i.e. VOC, SVOC, etc.). Sample specific Quality Control data (i.e. Surrogate Spike Recovery) is reported at the end of the target analyte list for each individual sample, followed by the Laboratory Batch Quality Control at the end of each parameter. Tentatively Identified Compounds (TICs), if requested, are reported for compounds identified to be present and are not part of the method/program Target Compound List, even if only a subset of the TCL are being reported. If a sample was re-analyzed or re-extracted due to a required quality control corrective action and if both sets of data are reported, the Laboratory ID of the re-analysis or re-extraction is designated with an "R" or "RE", respectively.

When multiple Batch Quality Control elements are reported (e.g. more than one LCS), the associated samples for each element are noted in the grey shaded header line of each data table. Any Laboratory Batch, Sample Specific % recovery or RPD value that is outside the listed Acceptance Criteria is bolded in the report. In reference to questions H (CAM) or 4 (RCP) when "NO" is checked, the performance criteria for CAM and RCP methods allow for some quality control failures to occur and still be within method compliance. In these instances, the specific failure is not narrated but noted in the associated QC Outlier Summary Report, located directly after the Case Narrative. QC information is also incorporated in the Data Usability Assessment table (Format 11) of our Data Merger tool, where it can be reviewed in conjunction with the sample result, associated regulatory criteria and any associated data usability implications.

Soil/sediments, solids and tissues are reported on a dry weight basis unless otherwise noted. Definitions of all data qualifiers and acronyms used in this report are provided in the Glossary located at the back of the report.

HOLD POLICY - For samples submitted on hold, Alpha's policy is to hold samples (with the exception of Air canisters) free of charge for 21 calendar days from the date the project is completed. After 21 calendar days, we will dispose of all samples submitted including those put on hold unless you have contacted your Alpha Project Manager and made arrangements for Alpha to continue to hold the samples. Air canisters will be disposed after 3 business days from the date the project is completed.

Please contact Project Management at 800-624-9220 with any questions.

Project Name: 25-01 QUEENS PLAZA NORTH
Project Number: 170652801

Lab Number: L2057063
Report Date: 12/30/20

Case Narrative (continued)

Report Submission

All non-detect (ND) or estimated concentrations (J-qualified) have been quantitated to the limit noted in the MDL column.

Sample Receipt

The analyses performed were specified by the client.

The sample was field filtered for Dissolved Metals and Hexavalent Chromium.


Dissolved Metals

The WG1449504-3 MS recoveries for calcium (187%), magnesium (145%), and sodium (160%), performed on L2057063-01, do not apply because the sample concentrations are greater than four times the spike amounts added.

The WG1449504-3 MS recovery, performed on L2057063-01, is outside the acceptance criteria for selenium (128%). A post digestion spike was performed and was within acceptance criteria.

I, the undersigned, attest under the pains and penalties of perjury that, to the best of my knowledge and belief and based upon my personal inquiry of those responsible for providing the information contained in this analytical report, such information is accurate and complete. This certificate of analysis is not complete unless this page accompanies any and all pages of this report.

Authorized Signature:



Michelle M. Morris

Title: Technical Director/Representative

Date: 12/30/20

ORGANICS

VOLATILES

Project Name: 25-01 QUEENS PLAZA NORTH
Project Number: 170652801

Lab Number: L2057063
Report Date: 12/30/20

SAMPLE RESULTS

Lab ID: L2057063-01
 Client ID: MW09_122120
 Sample Location: QUEENS, NY

Date Collected: 12/21/20 08:05
 Date Received: 12/21/20
 Field Prep: Refer to COC

Sample Depth:

Matrix: Water
 Analytical Method: 1,8260C
 Analytical Date: 12/26/20 14:32
 Analyst: KJD

Parameter	Result	Qualifier	Units	RL	MDL	Dilution Factor
Volatile Organics by GC/MS - Westborough Lab						
Methylene chloride	ND		ug/l	2.5	0.70	1
1,1-Dichloroethane	ND		ug/l	2.5	0.70	1
Chloroform	ND		ug/l	2.5	0.70	1
Carbon tetrachloride	ND		ug/l	0.50	0.13	1
1,2-Dichloropropane	ND		ug/l	1.0	0.14	1
Dibromochloromethane	ND		ug/l	0.50	0.15	1
1,1,2-Trichloroethane	ND		ug/l	1.5	0.50	1
Tetrachloroethene	ND		ug/l	0.50	0.18	1
Chlorobenzene	ND		ug/l	2.5	0.70	1
Trichlorofluoromethane	ND		ug/l	2.5	0.70	1
1,2-Dichloroethane	ND		ug/l	0.50	0.13	1
1,1,1-Trichloroethane	ND		ug/l	2.5	0.70	1
Bromodichloromethane	ND		ug/l	0.50	0.19	1
trans-1,3-Dichloropropene	ND		ug/l	0.50	0.16	1
cis-1,3-Dichloropropene	ND		ug/l	0.50	0.14	1
1,3-Dichloropropene, Total	ND		ug/l	0.50	0.14	1
1,1-Dichloropropene	ND		ug/l	2.5	0.70	1
Bromoform	ND		ug/l	2.0	0.65	1
1,1,1,2,2-Tetrachloroethane	ND		ug/l	0.50	0.17	1
Benzene	0.80		ug/l	0.50	0.16	1
Toluene	ND		ug/l	2.5	0.70	1
Ethylbenzene	ND		ug/l	2.5	0.70	1
Chloromethane	ND		ug/l	2.5	0.70	1
Bromomethane	ND		ug/l	2.5	0.70	1
Vinyl chloride	ND		ug/l	1.0	0.07	1
Chloroethane	ND		ug/l	2.5	0.70	1
1,1-Dichloroethene	ND		ug/l	0.50	0.17	1
trans-1,2-Dichloroethene	ND		ug/l	2.5	0.70	1

Project Name: 25-01 QUEENS PLAZA NORTH

Lab Number: L2057063

Project Number: 170652801

Report Date: 12/30/20

SAMPLE RESULTS

Lab ID: L2057063-01
 Client ID: MW09_122120
 Sample Location: QUEENS, NY

Date Collected: 12/21/20 08:05
 Date Received: 12/21/20
 Field Prep: Refer to COC

Sample Depth:

Parameter	Result	Qualifier	Units	RL	MDL	Dilution Factor
Volatile Organics by GC/MS - Westborough Lab						
Trichloroethene	ND		ug/l	0.50	0.18	1
1,2-Dichlorobenzene	ND		ug/l	2.5	0.70	1
1,3-Dichlorobenzene	ND		ug/l	2.5	0.70	1
1,4-Dichlorobenzene	ND		ug/l	2.5	0.70	1
Methyl tert butyl ether	ND		ug/l	2.5	0.70	1
p/m-Xylene	ND		ug/l	2.5	0.70	1
o-Xylene	ND		ug/l	2.5	0.70	1
Xylenes, Total	ND		ug/l	2.5	0.70	1
cis-1,2-Dichloroethene	ND		ug/l	2.5	0.70	1
1,2-Dichloroethene, Total	ND		ug/l	2.5	0.70	1
Dibromomethane	ND		ug/l	5.0	1.0	1
1,2,3-Trichloropropane	ND		ug/l	2.5	0.70	1
Acrylonitrile	ND		ug/l	5.0	1.5	1
Styrene	ND		ug/l	2.5	0.70	1
Dichlorodifluoromethane	ND		ug/l	5.0	1.0	1
Acetone	2.1	J	ug/l	5.0	1.5	1
Carbon disulfide	ND		ug/l	5.0	1.0	1
2-Butanone	ND		ug/l	5.0	1.9	1
Vinyl acetate	ND		ug/l	5.0	1.0	1
4-Methyl-2-pentanone	ND		ug/l	5.0	1.0	1
2-Hexanone	ND		ug/l	5.0	1.0	1
Bromochloromethane	ND		ug/l	2.5	0.70	1
2,2-Dichloropropane	ND		ug/l	2.5	0.70	1
1,2-Dibromoethane	ND		ug/l	2.0	0.65	1
1,3-Dichloropropane	ND		ug/l	2.5	0.70	1
1,1,1,2-Tetrachloroethane	ND		ug/l	2.5	0.70	1
Bromobenzene	ND		ug/l	2.5	0.70	1
n-Butylbenzene	ND		ug/l	2.5	0.70	1
sec-Butylbenzene	0.70	J	ug/l	2.5	0.70	1
tert-Butylbenzene	ND		ug/l	2.5	0.70	1
o-Chlorotoluene	ND		ug/l	2.5	0.70	1
p-Chlorotoluene	ND		ug/l	2.5	0.70	1
1,2-Dibromo-3-chloropropane	ND		ug/l	2.5	0.70	1
Hexachlorobutadiene	ND		ug/l	2.5	0.70	1
Isopropylbenzene	ND		ug/l	2.5	0.70	1
p-Isopropyltoluene	ND		ug/l	2.5	0.70	1
Naphthalene	ND		ug/l	2.5	0.70	1

Project Name: 25-01 QUEENS PLAZA NORTH
Project Number: 170652801

Lab Number: L2057063
Report Date: 12/30/20

SAMPLE RESULTS

Lab ID: L2057063-01
Client ID: MW09_122120
Sample Location: QUEENS, NY

Date Collected: 12/21/20 08:05
Date Received: 12/21/20
Field Prep: Refer to COC

Sample Depth:

Parameter	Result	Qualifier	Units	RL	MDL	Dilution Factor
Volatile Organics by GC/MS - Westborough Lab						
n-Propylbenzene	ND		ug/l	2.5	0.70	1
1,2,3-Trichlorobenzene	ND		ug/l	2.5	0.70	1
1,2,4-Trichlorobenzene	ND		ug/l	2.5	0.70	1
1,3,5-Trimethylbenzene	ND		ug/l	2.5	0.70	1
1,2,4-Trimethylbenzene	ND		ug/l	2.5	0.70	1
1,4-Dioxane	ND		ug/l	250	61.	1
p-Diethylbenzene	ND		ug/l	2.0	0.70	1
p-Ethyltoluene	ND		ug/l	2.0	0.70	1
1,2,4,5-Tetramethylbenzene	ND		ug/l	2.0	0.54	1
Ethyl ether	ND		ug/l	2.5	0.70	1
trans-1,4-Dichloro-2-butene	ND		ug/l	2.5	0.70	1

Surrogate	% Recovery	Qualifier	Acceptance Criteria
1,2-Dichloroethane-d4	104		70-130
Toluene-d8	94		70-130
4-Bromofluorobenzene	111		70-130
Dibromofluoromethane	96		70-130

Project Name: 25-01 QUEENS PLAZA NORTH
Project Number: 170652801

Lab Number: L2057063
Report Date: 12/30/20

Method Blank Analysis
Batch Quality Control

Analytical Method: 1,8260C
Analytical Date: 12/26/20 11:04
Analyst: TMS

Parameter	Result	Qualifier	Units	RL	MDL
Volatile Organics by GC/MS - Westborough Lab for sample(s): 01 Batch: WG1449225-5					
Methylene chloride	ND		ug/l	2.5	0.70
1,1-Dichloroethane	ND		ug/l	2.5	0.70
Chloroform	ND		ug/l	2.5	0.70
Carbon tetrachloride	ND		ug/l	0.50	0.13
1,2-Dichloropropane	ND		ug/l	1.0	0.14
Dibromochloromethane	ND		ug/l	0.50	0.15
1,1,2-Trichloroethane	ND		ug/l	1.5	0.50
Tetrachloroethene	ND		ug/l	0.50	0.18
Chlorobenzene	ND		ug/l	2.5	0.70
Trichlorofluoromethane	ND		ug/l	2.5	0.70
1,2-Dichloroethane	ND		ug/l	0.50	0.13
1,1,1-Trichloroethane	ND		ug/l	2.5	0.70
Bromodichloromethane	ND		ug/l	0.50	0.19
trans-1,3-Dichloropropene	ND		ug/l	0.50	0.16
cis-1,3-Dichloropropene	ND		ug/l	0.50	0.14
1,3-Dichloropropene, Total	ND		ug/l	0.50	0.14
1,1-Dichloropropene	ND		ug/l	2.5	0.70
Bromoform	ND		ug/l	2.0	0.65
1,1,2,2-Tetrachloroethane	ND		ug/l	0.50	0.17
Benzene	ND		ug/l	0.50	0.16
Toluene	ND		ug/l	2.5	0.70
Ethylbenzene	ND		ug/l	2.5	0.70
Chloromethane	ND		ug/l	2.5	0.70
Bromomethane	1.1	J	ug/l	2.5	0.70
Vinyl chloride	ND		ug/l	1.0	0.07
Chloroethane	ND		ug/l	2.5	0.70
1,1-Dichloroethene	ND		ug/l	0.50	0.17
trans-1,2-Dichloroethene	ND		ug/l	2.5	0.70
Trichloroethene	ND		ug/l	0.50	0.18

Project Name: 25-01 QUEENS PLAZA NORTH
Project Number: 170652801

Lab Number: L2057063
Report Date: 12/30/20

Method Blank Analysis
Batch Quality Control

Analytical Method: 1,8260C
Analytical Date: 12/26/20 11:04
Analyst: TMS

Parameter	Result	Qualifier	Units	RL	MDL
Volatile Organics by GC/MS - Westborough Lab for sample(s): 01 Batch: WG1449225-5					
1,2-Dichlorobenzene	ND		ug/l	2.5	0.70
1,3-Dichlorobenzene	ND		ug/l	2.5	0.70
1,4-Dichlorobenzene	ND		ug/l	2.5	0.70
Methyl tert butyl ether	ND		ug/l	2.5	0.70
p/m-Xylene	ND		ug/l	2.5	0.70
o-Xylene	ND		ug/l	2.5	0.70
Xylenes, Total	ND		ug/l	2.5	0.70
cis-1,2-Dichloroethene	ND		ug/l	2.5	0.70
1,2-Dichloroethene, Total	ND		ug/l	2.5	0.70
Dibromomethane	ND		ug/l	5.0	1.0
1,2,3-Trichloropropane	ND		ug/l	2.5	0.70
Acrylonitrile	ND		ug/l	5.0	1.5
Styrene	ND		ug/l	2.5	0.70
Dichlorodifluoromethane	ND		ug/l	5.0	1.0
Acetone	ND		ug/l	5.0	1.5
Carbon disulfide	ND		ug/l	5.0	1.0
2-Butanone	ND		ug/l	5.0	1.9
Vinyl acetate	ND		ug/l	5.0	1.0
4-Methyl-2-pentanone	ND		ug/l	5.0	1.0
2-Hexanone	ND		ug/l	5.0	1.0
Bromochloromethane	ND		ug/l	2.5	0.70
2,2-Dichloropropane	ND		ug/l	2.5	0.70
1,2-Dibromoethane	ND		ug/l	2.0	0.65
1,3-Dichloropropane	ND		ug/l	2.5	0.70
1,1,1,2-Tetrachloroethane	ND		ug/l	2.5	0.70
Bromobenzene	ND		ug/l	2.5	0.70
n-Butylbenzene	ND		ug/l	2.5	0.70
sec-Butylbenzene	ND		ug/l	2.5	0.70
tert-Butylbenzene	ND		ug/l	2.5	0.70

Project Name: 25-01 QUEENS PLAZA NORTH
Project Number: 170652801

Lab Number: L2057063
Report Date: 12/30/20

Method Blank Analysis
Batch Quality Control

Analytical Method: 1,8260C
Analytical Date: 12/26/20 11:04
Analyst: TMS

Parameter	Result	Qualifier	Units	RL	MDL
Volatile Organics by GC/MS - Westborough Lab for sample(s): 01 Batch: WG1449225-5					
o-Chlorotoluene	ND		ug/l	2.5	0.70
p-Chlorotoluene	ND		ug/l	2.5	0.70
1,2-Dibromo-3-chloropropane	ND		ug/l	2.5	0.70
Hexachlorobutadiene	ND		ug/l	2.5	0.70
Isopropylbenzene	ND		ug/l	2.5	0.70
p-Isopropyltoluene	ND		ug/l	2.5	0.70
Naphthalene	ND		ug/l	2.5	0.70
n-Propylbenzene	ND		ug/l	2.5	0.70
1,2,3-Trichlorobenzene	ND		ug/l	2.5	0.70
1,2,4-Trichlorobenzene	ND		ug/l	2.5	0.70
1,3,5-Trimethylbenzene	ND		ug/l	2.5	0.70
1,2,4-Trimethylbenzene	ND		ug/l	2.5	0.70
1,4-Dioxane	ND		ug/l	250	61.
p-Diethylbenzene	ND		ug/l	2.0	0.70
p-Ethyltoluene	ND		ug/l	2.0	0.70
1,2,4,5-Tetramethylbenzene	ND		ug/l	2.0	0.54
Ethyl ether	ND		ug/l	2.5	0.70
trans-1,4-Dichloro-2-butene	ND		ug/l	2.5	0.70

Surrogate	%Recovery	Qualifier	Acceptance Criteria
1,2-Dichloroethane-d4	105		70-130
Toluene-d8	112		70-130
4-Bromofluorobenzene	110		70-130
Dibromofluoromethane	97		70-130

Lab Control Sample Analysis

Batch Quality Control

Project Name: 25-01 QUEENS PLAZA NORTH

Project Number: 170652801

Lab Number: L2057063

Report Date: 12/30/20

Parameter	LCS		LCSD		%Recovery Limits	RPD	Qual	RPD Limits
	%Recovery	Qual	%Recovery	Qual				
Volatile Organics by GC/MS - Westborough Lab Associated sample(s): 01 Batch: WG1449225-3 WG1449225-4								
Methylene chloride	100		93		70-130	7		20
1,1-Dichloroethane	110		99		70-130	11		20
Chloroform	110		98		70-130	12		20
Carbon tetrachloride	110		98		63-132	12		20
1,2-Dichloropropane	110		88		70-130	22	Q	20
Dibromochloromethane	92		92		63-130	0		20
1,1,2-Trichloroethane	94		86		70-130	9		20
Tetrachloroethene	110		90		70-130	20		20
Chlorobenzene	99		92		75-130	7		20
Trichlorofluoromethane	95		84		62-150	12		20
1,2-Dichloroethane	100		100		70-130	0		20
1,1,1-Trichloroethane	110		100		67-130	10		20
Bromodichloromethane	110		89		67-130	21	Q	20
trans-1,3-Dichloropropene	100		89		70-130	12		20
cis-1,3-Dichloropropene	100		85		70-130	16		20
1,1-Dichloropropene	110		99		70-130	11		20
Bromoform	86		84		54-136	2		20
1,1,2,2-Tetrachloroethane	100		90		67-130	11		20
Benzene	97		95		70-130	2		20
Toluene	110		88		70-130	22	Q	20
Ethylbenzene	100		92		70-130	8		20
Chloromethane	61	Q	53	Q	64-130	14		20
Bromomethane	110		79		39-139	33	Q	20

Lab Control Sample Analysis

Batch Quality Control

Project Name: 25-01 QUEENS PLAZA NORTH

Project Number: 170652801

Lab Number: L2057063

Report Date: 12/30/20

Parameter	LCS %Recovery	Qual	LCSD %Recovery	Qual	%Recovery Limits	RPD	Qual	RPD Limits
Volatile Organics by GC/MS - Westborough Lab Associated sample(s): 01 Batch: WG1449225-3 WG1449225-4								
Vinyl chloride	73		63		55-140	15		20
Chloroethane	88		71		55-138	21	Q	20
1,1-Dichloroethene	93		79		61-145	16		20
trans-1,2-Dichloroethene	110		98		70-130	12		20
Trichloroethene	99		92		70-130	7		20
1,2-Dichlorobenzene	100		96		70-130	4		20
1,3-Dichlorobenzene	100		98		70-130	2		20
1,4-Dichlorobenzene	100		98		70-130	2		20
Methyl tert butyl ether	100		91		63-130	9		20
p/m-Xylene	100		90		70-130	11		20
o-Xylene	100		85		70-130	16		20
cis-1,2-Dichloroethene	100		90		70-130	11		20
Dibromomethane	90		84		70-130	7		20
1,2,3-Trichloropropane	95		85		64-130	11		20
Acrylonitrile	97		90		70-130	7		20
Styrene	95		85		70-130	11		20
Dichlorodifluoromethane	40		35	Q	36-147	13		20
Acetone	98		87		58-148	12		20
Carbon disulfide	88		75		51-130	16		20
2-Butanone	99		94		63-138	5		20
Vinyl acetate	110		100		70-130	10		20
4-Methyl-2-pentanone	85		70		59-130	19		20
2-Hexanone	89		86		57-130	3		20

Lab Control Sample Analysis

Batch Quality Control

Project Name: 25-01 QUEENS PLAZA NORTH

Project Number: 170652801

Lab Number: L2057063

Report Date: 12/30/20

Parameter	LCS %Recovery	Qual	LCSD %Recovery	Qual	%Recovery Limits	RPD	Qual	RPD Limits
Volatile Organics by GC/MS - Westborough Lab Associated sample(s): 01 Batch: WG1449225-3 WG1449225-4								
Bromochloromethane	100		93		70-130	7		20
2,2-Dichloropropane	120		100		63-133	18		20
1,2-Dibromoethane	90		90		70-130	0		20
1,3-Dichloropropane	95		97		70-130	2		20
1,1,1,2-Tetrachloroethane	97		86		64-130	12		20
Bromobenzene	110		95		70-130	15		20
n-Butylbenzene	110		100		53-136	10		20
sec-Butylbenzene	110		98		70-130	12		20
tert-Butylbenzene	120		100		70-130	18		20
o-Chlorotoluene	120		100		70-130	18		20
p-Chlorotoluene	120		100		70-130	18		20
1,2-Dibromo-3-chloropropane	68		68		41-144	0		20
Hexachlorobutadiene	120		100		63-130	18		20
Isopropylbenzene	110		100		70-130	10		20
p-Isopropyltoluene	110		100		70-130	10		20
Naphthalene	86		78		70-130	10		20
n-Propylbenzene	120		100		69-130	18		20
1,2,3-Trichlorobenzene	94		84		70-130	11		20
1,2,4-Trichlorobenzene	100		92		70-130	8		20
1,3,5-Trimethylbenzene	120		100		64-130	18		20
1,2,4-Trimethylbenzene	120		100		70-130	18		20
1,4-Dioxane	84		54	Q	56-162	43	Q	20
p-Diethylbenzene	110		100		70-130	10		20

Lab Control Sample Analysis

Batch Quality Control

Project Name: 25-01 QUEENS PLAZA NORTH

Project Number: 170652801

Lab Number: L2057063

Report Date: 12/30/20

Parameter	LCS		LCSD		%Recovery Limits	RPD	RPD	
	%Recovery	Qual	%Recovery	Qual			Qual	Limits
Volatile Organics by GC/MS - Westborough Lab Associated sample(s): 01 Batch: WG1449225-3 WG1449225-4								
p-Ethyltoluene	120		100		70-130	18		20
1,2,4,5-Tetramethylbenzene	110		99		70-130	11		20
Ethyl ether	94		85		59-134	10		20
trans-1,4-Dichloro-2-butene	110		97		70-130	13		20

Surrogate	LCS		LCSD		Acceptance Criteria
	%Recovery	Qual	%Recovery	Qual	
1,2-Dichloroethane-d4	105		107		70-130
Toluene-d8	114		96		70-130
4-Bromofluorobenzene	119		107		70-130
Dibromofluoromethane	106		100		70-130

SEMIVOLATILES

Project Name: 25-01 QUEENS PLAZA NORTH
Project Number: 170652801

Lab Number: L2057063
Report Date: 12/30/20

SAMPLE RESULTS

Lab ID: L2057063-01
 Client ID: MW09_122120
 Sample Location: QUEENS, NY

Date Collected: 12/21/20 08:05
 Date Received: 12/21/20
 Field Prep: Refer to COC

Sample Depth:

Matrix: Water
 Analytical Method: 1,8270D
 Analytical Date: 12/27/20 10:26
 Analyst: WR

Extraction Method: EPA 3510C
 Extraction Date: 12/25/20 00:41

Parameter	Result	Qualifier	Units	RL	MDL	Dilution Factor
Semivolatile Organics by GC/MS - Westborough Lab						
1,2,4-Trichlorobenzene	ND		ug/l	5.0	0.50	1
Bis(2-chloroethyl)ether	ND		ug/l	2.0	0.50	1
1,2-Dichlorobenzene	ND		ug/l	2.0	0.45	1
1,3-Dichlorobenzene	ND		ug/l	2.0	0.40	1
1,4-Dichlorobenzene	ND		ug/l	2.0	0.43	1
3,3'-Dichlorobenzidine	ND		ug/l	5.0	1.6	1
2,4-Dinitrotoluene	ND		ug/l	5.0	1.2	1
2,6-Dinitrotoluene	ND		ug/l	5.0	0.93	1
4-Chlorophenyl phenyl ether	ND		ug/l	2.0	0.49	1
4-Bromophenyl phenyl ether	ND		ug/l	2.0	0.38	1
Bis(2-chloroisopropyl)ether	ND		ug/l	2.0	0.53	1
Bis(2-chloroethoxy)methane	ND		ug/l	5.0	0.50	1
Hexachlorocyclopentadiene	ND		ug/l	20	0.69	1
Isophorone	ND		ug/l	5.0	1.2	1
Nitrobenzene	ND		ug/l	2.0	0.77	1
NDPA/DPA	ND		ug/l	2.0	0.42	1
n-Nitrosodi-n-propylamine	ND		ug/l	5.0	0.64	1
Bis(2-ethylhexyl)phthalate	ND		ug/l	3.0	1.5	1
Butyl benzyl phthalate	1.6	J	ug/l	5.0	1.2	1
Di-n-butylphthalate	ND		ug/l	5.0	0.39	1
Di-n-octylphthalate	ND		ug/l	5.0	1.3	1
Diethyl phthalate	ND		ug/l	5.0	0.38	1
Dimethyl phthalate	ND		ug/l	5.0	1.8	1
Biphenyl	ND		ug/l	2.0	0.46	1
4-Chloroaniline	ND		ug/l	5.0	1.1	1
2-Nitroaniline	ND		ug/l	5.0	0.50	1
3-Nitroaniline	ND		ug/l	5.0	0.81	1
4-Nitroaniline	ND		ug/l	5.0	0.80	1

Project Name: 25-01 QUEENS PLAZA NORTH
Project Number: 170652801

Lab Number: L2057063
Report Date: 12/30/20

SAMPLE RESULTS

Lab ID: L2057063-01
Client ID: MW09_122120
Sample Location: QUEENS, NY

Date Collected: 12/21/20 08:05
Date Received: 12/21/20
Field Prep: Refer to COC

Sample Depth:

Parameter	Result	Qualifier	Units	RL	MDL	Dilution Factor
Semivolatile Organics by GC/MS - Westborough Lab						
Dibenzofuran	ND		ug/l	2.0	0.50	1
1,2,4,5-Tetrachlorobenzene	ND		ug/l	10	0.44	1
Acetophenone	ND		ug/l	5.0	0.53	1
2,4,6-Trichlorophenol	ND		ug/l	5.0	0.61	1
p-Chloro-m-cresol	ND		ug/l	2.0	0.35	1
2-Chlorophenol	ND		ug/l	2.0	0.48	1
2,4-Dichlorophenol	ND		ug/l	5.0	0.41	1
2,4-Dimethylphenol	ND		ug/l	5.0	1.8	1
2-Nitrophenol	ND		ug/l	10	0.85	1
4-Nitrophenol	ND		ug/l	10	0.67	1
2,4-Dinitrophenol	ND		ug/l	20	6.6	1
4,6-Dinitro-o-cresol	ND		ug/l	10	1.8	1
Phenol	ND		ug/l	5.0	0.57	1
2-Methylphenol	ND		ug/l	5.0	0.49	1
3-Methylphenol/4-Methylphenol	ND		ug/l	5.0	0.48	1
2,4,5-Trichlorophenol	ND		ug/l	5.0	0.77	1
Benzoic Acid	ND		ug/l	50	2.6	1
Benzyl Alcohol	ND		ug/l	2.0	0.59	1
Carbazole	ND		ug/l	2.0	0.49	1

Surrogate	% Recovery	Qualifier	Acceptance Criteria
2-Fluorophenol	57		21-120
Phenol-d6	47		10-120
Nitrobenzene-d5	78		23-120
2-Fluorobiphenyl	72		15-120
2,4,6-Tribromophenol	94		10-120
4-Terphenyl-d14	84		41-149

Project Name: 25-01 QUEENS PLAZA NORTH
Project Number: 170652801

Lab Number: L2057063
Report Date: 12/30/20

SAMPLE RESULTS

Lab ID: L2057063-01
 Client ID: MW09_122120
 Sample Location: QUEENS, NY

Date Collected: 12/21/20 08:05
 Date Received: 12/21/20
 Field Prep: Refer to COC

Sample Depth:

Matrix: Water
 Analytical Method: 1,8270D-SIM
 Analytical Date: 12/28/20 13:51
 Analyst: ALS

Extraction Method: EPA 3510C
 Extraction Date: 12/25/20 00:52

Parameter	Result	Qualifier	Units	RL	MDL	Dilution Factor
Semivolatile Organics by GC/MS-SIM - Westborough Lab						
Acenaphthene	0.02	J	ug/l	0.10	0.01	1
2-Chloronaphthalene	ND		ug/l	0.20	0.02	1
Fluoranthene	0.02	J	ug/l	0.10	0.02	1
Hexachlorobutadiene	ND		ug/l	0.50	0.05	1
Naphthalene	0.17		ug/l	0.10	0.05	1
Benzo(a)anthracene	ND		ug/l	0.10	0.02	1
Benzo(a)pyrene	ND		ug/l	0.10	0.02	1
Benzo(b)fluoranthene	ND		ug/l	0.10	0.01	1
Benzo(k)fluoranthene	ND		ug/l	0.10	0.01	1
Chrysene	ND		ug/l	0.10	0.01	1
Acenaphthylene	ND		ug/l	0.10	0.01	1
Anthracene	ND		ug/l	0.10	0.01	1
Benzo(ghi)perylene	ND		ug/l	0.10	0.01	1
Fluorene	0.04	J	ug/l	0.10	0.01	1
Phenanthrene	0.08	J	ug/l	0.10	0.02	1
Dibenzo(a,h)anthracene	ND		ug/l	0.10	0.01	1
Indeno(1,2,3-cd)pyrene	ND		ug/l	0.10	0.01	1
Pyrene	0.02	J	ug/l	0.10	0.02	1
2-Methylnaphthalene	0.11		ug/l	0.10	0.02	1
Pentachlorophenol	ND		ug/l	0.80	0.01	1
Hexachlorobenzene	ND		ug/l	0.80	0.01	1
Hexachloroethane	ND		ug/l	0.80	0.06	1

Project Name: 25-01 QUEENS PLAZA NORTH
Project Number: 170652801

Lab Number: L2057063
Report Date: 12/30/20

SAMPLE RESULTS

Lab ID: L2057063-01
 Client ID: MW09_122120
 Sample Location: QUEENS, NY

Date Collected: 12/21/20 08:05
 Date Received: 12/21/20
 Field Prep: Refer to COC

Sample Depth:

Parameter	Result	Qualifier	Units	RL	MDL	Dilution Factor
Semivolatile Organics by GC/MS-SIM - Westborough Lab						

Surrogate	% Recovery	Qualifier	Acceptance Criteria
2-Fluorophenol	53		21-120
Phenol-d6	45		10-120
Nitrobenzene-d5	85		23-120
2-Fluorobiphenyl	81		15-120
2,4,6-Tribromophenol	111		10-120
4-Terphenyl-d14	108		41-149

Project Name: 25-01 QUEENS PLAZA NORTH
Project Number: 170652801

Lab Number: L2057063
Report Date: 12/30/20

Method Blank Analysis
Batch Quality Control

Analytical Method: 1,8270D
Analytical Date: 12/27/20 05:42
Analyst: WR

Extraction Method: EPA 3510C
Extraction Date: 12/25/20 00:41

Parameter	Result	Qualifier	Units	RL	MDL
Semivolatle Organics by GC/MS - Westborough Lab for sample(s): 01 Batch: WG1448939-1					
Acenaphthene	ND		ug/l	2.0	0.44
1,2,4-Trichlorobenzene	ND		ug/l	5.0	0.50
Hexachlorobenzene	ND		ug/l	2.0	0.46
Bis(2-chloroethyl)ether	ND		ug/l	2.0	0.50
2-Chloronaphthalene	ND		ug/l	2.0	0.44
1,2-Dichlorobenzene	ND		ug/l	2.0	0.45
1,3-Dichlorobenzene	ND		ug/l	2.0	0.40
1,4-Dichlorobenzene	ND		ug/l	2.0	0.43
3,3'-Dichlorobenzidine	ND		ug/l	5.0	1.6
2,4-Dinitrotoluene	ND		ug/l	5.0	1.2
2,6-Dinitrotoluene	ND		ug/l	5.0	0.93
Fluoranthene	ND		ug/l	2.0	0.26
4-Chlorophenyl phenyl ether	ND		ug/l	2.0	0.49
4-Bromophenyl phenyl ether	ND		ug/l	2.0	0.38
Bis(2-chloroisopropyl)ether	ND		ug/l	2.0	0.53
Bis(2-chloroethoxy)methane	ND		ug/l	5.0	0.50
Hexachlorobutadiene	ND		ug/l	2.0	0.66
Hexachlorocyclopentadiene	ND		ug/l	20	0.69
Hexachloroethane	ND		ug/l	2.0	0.58
Isophorone	ND		ug/l	5.0	1.2
Naphthalene	ND		ug/l	2.0	0.46
Nitrobenzene	ND		ug/l	2.0	0.77
NDPA/DPA	ND		ug/l	2.0	0.42
n-Nitrosodi-n-propylamine	ND		ug/l	5.0	0.64
Bis(2-ethylhexyl)phthalate	ND		ug/l	3.0	1.5
Butyl benzyl phthalate	ND		ug/l	5.0	1.2
Di-n-butylphthalate	ND		ug/l	5.0	0.39
Di-n-octylphthalate	ND		ug/l	5.0	1.3
Diethyl phthalate	ND		ug/l	5.0	0.38

Project Name: 25-01 QUEENS PLAZA NORTH
Project Number: 170652801

Lab Number: L2057063
Report Date: 12/30/20

Method Blank Analysis
Batch Quality Control

Analytical Method: 1,8270D
Analytical Date: 12/27/20 05:42
Analyst: WR

Extraction Method: EPA 3510C
Extraction Date: 12/25/20 00:41

Parameter	Result	Qualifier	Units	RL	MDL
Semivolatile Organics by GC/MS - Westborough Lab for sample(s): 01 Batch: WG1448939-1					
Dimethyl phthalate	ND		ug/l	5.0	1.8
Benzo(a)anthracene	ND		ug/l	2.0	0.32
Benzo(a)pyrene	ND		ug/l	2.0	0.41
Benzo(b)fluoranthene	ND		ug/l	2.0	0.35
Benzo(k)fluoranthene	ND		ug/l	2.0	0.37
Chrysene	ND		ug/l	2.0	0.34
Acenaphthylene	ND		ug/l	2.0	0.46
Anthracene	ND		ug/l	2.0	0.33
Benzo(ghi)perylene	ND		ug/l	2.0	0.30
Fluorene	ND		ug/l	2.0	0.41
Phenanthrene	ND		ug/l	2.0	0.33
Dibenzo(a,h)anthracene	ND		ug/l	2.0	0.32
Indeno(1,2,3-cd)pyrene	ND		ug/l	2.0	0.40
Pyrene	ND		ug/l	2.0	0.28
Biphenyl	ND		ug/l	2.0	0.46
4-Chloroaniline	ND		ug/l	5.0	1.1
2-Nitroaniline	ND		ug/l	5.0	0.50
3-Nitroaniline	ND		ug/l	5.0	0.81
4-Nitroaniline	ND		ug/l	5.0	0.80
Dibenzofuran	ND		ug/l	2.0	0.50
2-Methylnaphthalene	ND		ug/l	2.0	0.45
1,2,4,5-Tetrachlorobenzene	ND		ug/l	10	0.44
Acetophenone	ND		ug/l	5.0	0.53
2,4,6-Trichlorophenol	ND		ug/l	5.0	0.61
p-Chloro-m-cresol	ND		ug/l	2.0	0.35
2-Chlorophenol	ND		ug/l	2.0	0.48
2,4-Dichlorophenol	ND		ug/l	5.0	0.41
2,4-Dimethylphenol	ND		ug/l	5.0	1.8
2-Nitrophenol	ND		ug/l	10	0.85

Project Name: 25-01 QUEENS PLAZA NORTH
Project Number: 170652801

Lab Number: L2057063
Report Date: 12/30/20

**Method Blank Analysis
Batch Quality Control**

Analytical Method: 1,8270D
Analytical Date: 12/27/20 05:42
Analyst: WR

Extraction Method: EPA 3510C
Extraction Date: 12/25/20 00:41

Parameter	Result	Qualifier	Units	RL	MDL
Semivolatile Organics by GC/MS - Westborough Lab for sample(s): 01 Batch: WG1448939-1					
4-Nitrophenol	ND		ug/l	10	0.67
2,4-Dinitrophenol	ND		ug/l	20	6.6
4,6-Dinitro-o-cresol	ND		ug/l	10	1.8
Pentachlorophenol	ND		ug/l	10	1.8
Phenol	ND		ug/l	5.0	0.57
2-Methylphenol	ND		ug/l	5.0	0.49
3-Methylphenol/4-Methylphenol	ND		ug/l	5.0	0.48
2,4,5-Trichlorophenol	ND		ug/l	5.0	0.77
Benzoic Acid	ND		ug/l	50	2.6
Benzyl Alcohol	ND		ug/l	2.0	0.59
Carbazole	ND		ug/l	2.0	0.49

Surrogate	%Recovery	Qualifier	Acceptance Criteria
2-Fluorophenol	50		21-120
Phenol-d6	41		10-120
Nitrobenzene-d5	62		23-120
2-Fluorobiphenyl	62		15-120
2,4,6-Tribromophenol	65		10-120
4-Terphenyl-d14	74		41-149

Project Name: 25-01 QUEENS PLAZA NORTH
Project Number: 170652801

Lab Number: L2057063
Report Date: 12/30/20

Method Blank Analysis
Batch Quality Control

Analytical Method: 1,8270D-SIM
Analytical Date: 12/28/20 13:32
Analyst: ALS

Extraction Method: EPA 3510C
Extraction Date: 12/25/20 00:52

Parameter	Result	Qualifier	Units	RL	MDL
Semivolatile Organics by GC/MS-SIM - Westborough Lab for sample(s): 01 Batch: WG1448940-1					
Acenaphthene	ND		ug/l	0.10	0.01
2-Chloronaphthalene	ND		ug/l	0.20	0.02
Fluoranthene	ND		ug/l	0.10	0.02
Hexachlorobutadiene	ND		ug/l	0.50	0.05
Naphthalene	ND		ug/l	0.10	0.05
Benzo(a)anthracene	ND		ug/l	0.10	0.02
Benzo(a)pyrene	ND		ug/l	0.10	0.02
Benzo(b)fluoranthene	ND		ug/l	0.10	0.01
Benzo(k)fluoranthene	ND		ug/l	0.10	0.01
Chrysene	ND		ug/l	0.10	0.01
Acenaphthylene	ND		ug/l	0.10	0.01
Anthracene	ND		ug/l	0.10	0.01
Benzo(ghi)perylene	ND		ug/l	0.10	0.01
Fluorene	ND		ug/l	0.10	0.01
Phenanthrene	ND		ug/l	0.10	0.02
Dibenzo(a,h)anthracene	ND		ug/l	0.10	0.01
Indeno(1,2,3-cd)pyrene	ND		ug/l	0.10	0.01
Pyrene	ND		ug/l	0.10	0.02
2-Methylnaphthalene	ND		ug/l	0.10	0.02
Pentachlorophenol	ND		ug/l	0.80	0.01
Hexachlorobenzene	ND		ug/l	0.80	0.01
Hexachloroethane	ND		ug/l	0.80	0.06

Project Name: 25-01 QUEENS PLAZA NORTH
Project Number: 170652801

Lab Number: L2057063
Report Date: 12/30/20

Method Blank Analysis
Batch Quality Control

Analytical Method: 1,8270D-SIM
Analytical Date: 12/28/20 13:32
Analyst: ALS

Extraction Method: EPA 3510C
Extraction Date: 12/25/20 00:52

Parameter	Result	Qualifier	Units	RL	MDL
Semivolatile Organics by GC/MS-SIM - Westborough Lab for sample(s): 01 Batch: WG1448940-1					

Surrogate	%Recovery	Qualifier	Acceptance Criteria
2-Fluorophenol	49		21-120
Phenol-d6	44		10-120
Nitrobenzene-d5	77		23-120
2-Fluorobiphenyl	71		15-120
2,4,6-Tribromophenol	95		10-120
4-Terphenyl-d14	90		41-149

Lab Control Sample Analysis

Batch Quality Control

Project Name: 25-01 QUEENS PLAZA NORTH

Lab Number: L2057063

Project Number: 170652801

Report Date: 12/30/20

Parameter	LCS %Recovery	Qual	LCSD %Recovery	Qual	%Recovery Limits	RPD	Qual	RPD Limits
Semivolatile Organics by GC/MS - Westborough Lab Associated sample(s): 01 Batch: WG1448939-2 WG1448939-3								
Acenaphthene	78		68		37-111	14		30
1,2,4-Trichlorobenzene	75		65		39-98	14		30
Hexachlorobenzene	80		67		40-140	18		30
Bis(2-chloroethyl)ether	76		67		40-140	13		30
2-Chloronaphthalene	80		69		40-140	15		30
1,2-Dichlorobenzene	72		60		40-140	18		30
1,3-Dichlorobenzene	66		57		40-140	15		30
1,4-Dichlorobenzene	72		58		36-97	22		30
3,3'-Dichlorobenzidine	59		64		40-140	8		30
2,4-Dinitrotoluene	89		78		48-143	13		30
2,6-Dinitrotoluene	87		78		40-140	11		30
Fluoranthene	88		77		40-140	13		30
4-Chlorophenyl phenyl ether	86		72		40-140	18		30
4-Bromophenyl phenyl ether	88		75		40-140	16		30
Bis(2-chloroisopropyl)ether	76		67		40-140	13		30
Bis(2-chloroethoxy)methane	79		71		40-140	11		30
Hexachlorobutadiene	69		54		40-140	24		30
Hexachlorocyclopentadiene	81		62		40-140	27		30
Hexachloroethane	70		60		40-140	15		30
Isophorone	77		69		40-140	11		30
Naphthalene	74		63		40-140	16		30
Nitrobenzene	81		71		40-140	13		30
NDPA/DPA	73		74		40-140	1		30

Lab Control Sample Analysis

Batch Quality Control

Project Name: 25-01 QUEENS PLAZA NORTH

Lab Number: L2057063

Project Number: 170652801

Report Date: 12/30/20

Parameter	LCS %Recovery	Qual	LCSD %Recovery	Qual	%Recovery Limits	RPD	Qual	RPD Limits
Semivolatile Organics by GC/MS - Westborough Lab Associated sample(s): 01 Batch: WG1448939-2 WG1448939-3								
n-Nitrosodi-n-propylamine	77		71		29-132	8		30
Bis(2-ethylhexyl)phthalate	104		92		40-140	12		30
Butyl benzyl phthalate	94		84		40-140	11		30
Di-n-butylphthalate	90		80		40-140	12		30
Di-n-octylphthalate	93		84		40-140	10		30
Diethyl phthalate	88		76		40-140	15		30
Dimethyl phthalate	87		76		40-140	13		30
Benzo(a)anthracene	86		76		40-140	12		30
Benzo(a)pyrene	89		77		40-140	14		30
Benzo(b)fluoranthene	88		79		40-140	11		30
Benzo(k)fluoranthene	85		73		40-140	15		30
Chrysene	86		75		40-140	14		30
Acenaphthylene	82		70		45-123	16		30
Anthracene	82		74		40-140	10		30
Benzo(ghi)perylene	87		75		40-140	15		30
Fluorene	81		72		40-140	12		30
Phenanthrene	85		72		40-140	17		30
Dibenzo(a,h)anthracene	92		79		40-140	15		30
Indeno(1,2,3-cd)pyrene	98		81		40-140	19		30
Pyrene	88		77		26-127	13		30
Biphenyl	86		73		40-140	16		30
4-Chloroaniline	52		45		40-140	14		30
2-Nitroaniline	88		78		52-143	12		30

Lab Control Sample Analysis

Batch Quality Control

Project Name: 25-01 QUEENS PLAZA NORTH

Lab Number: L2057063

Project Number: 170652801

Report Date: 12/30/20

Parameter	LCS %Recovery	Qual	LCSD %Recovery	Qual	%Recovery Limits	RPD	Qual	RPD Limits
Semivolatile Organics by GC/MS - Westborough Lab Associated sample(s): 01 Batch: WG1448939-2 WG1448939-3								
3-Nitroaniline	71		69		25-145	3		30
4-Nitroaniline	81		73		51-143	10		30
Dibenzofuran	82		70		40-140	16		30
2-Methylnaphthalene	75		63		40-140	17		30
1,2,4,5-Tetrachlorobenzene	83		66		2-134	23		30
Acetophenone	76		67		39-129	13		30
2,4,6-Trichlorophenol	84		72		30-130	15		30
p-Chloro-m-cresol	83		73		23-97	13		30
2-Chlorophenol	78		68		27-123	14		30
2,4-Dichlorophenol	85		78		30-130	9		30
2,4-Dimethylphenol	78		74		30-130	5		30
2-Nitrophenol	96		84		30-130	13		30
4-Nitrophenol	75		63		10-80	17		30
2,4-Dinitrophenol	115		104		20-130	10		30
4,6-Dinitro-o-cresol	105		101		20-164	4		30
Pentachlorophenol	87		80		9-103	8		30
Phenol	56		50		12-110	11		30
2-Methylphenol	77		69		30-130	11		30
3-Methylphenol/4-Methylphenol	79		69		30-130	14		30
2,4,5-Trichlorophenol	87		76		30-130	13		30
Benzoic Acid	59		65		10-164	10		30
Benzyl Alcohol	71		62		26-116	14		30
Carbazole	87		76		55-144	13		30

Lab Control Sample Analysis

Batch Quality Control

Project Name: 25-01 QUEENS PLAZA NORTH

Lab Number: L2057063

Project Number: 170652801

Report Date: 12/30/20

Parameter	<i>LCS</i> %Recovery	<i>Qual</i>	<i>LCSD</i> %Recovery	<i>Qual</i>	<i>%Recovery</i> Limits	<i>RPD</i>	<i>Qual</i>	<i>RPD</i> Limits
-----------	-------------------------	-------------	--------------------------	-------------	----------------------------	------------	-------------	----------------------

Semivolatile Organics by GC/MS - Westborough Lab Associated sample(s): 01 Batch: WG1448939-2 WG1448939-3

<i>Surrogate</i>	<i>LCS</i> %Recovery	<i>Qual</i>	<i>LCSD</i> %Recovery	<i>Qual</i>	<i>Acceptance</i> Criteria
2-Fluorophenol	65		58		21-120
Phenol-d6	54		49		10-120
Nitrobenzene-d5	76		67		23-120
2-Fluorobiphenyl	78		67		15-120
2,4,6-Tribromophenol	111		102		10-120
4-Terphenyl-d14	85		74		41-149

Lab Control Sample Analysis

Batch Quality Control

Project Name: 25-01 QUEENS PLAZA NORTH

Lab Number: L2057063

Project Number: 170652801

Report Date: 12/30/20

Parameter	LCS %Recovery	Qual	LCSD %Recovery	Qual	%Recovery Limits	RPD	Qual	RPD Limits
Semivolatile Organics by GC/MS-SIM - Westborough Lab Associated sample(s): 01 Batch: WG1448940-2 WG1448940-3								
Acenaphthene	61		69		40-140	12		40
2-Chloronaphthalene	73		86		40-140	16		40
Fluoranthene	90		98		40-140	9		40
Hexachlorobutadiene	59		80		40-140	30		40
Naphthalene	60		72		40-140	18		40
Benzo(a)anthracene	82		88		40-140	7		40
Benzo(a)pyrene	99		106		40-140	7		40
Benzo(b)fluoranthene	84		93		40-140	10		40
Benzo(k)fluoranthene	89		96		40-140	8		40
Chrysene	77		87		40-140	12		40
Acenaphthylene	80		90		40-140	12		40
Anthracene	79		86		40-140	8		40
Benzo(ghi)perylene	86		91		40-140	6		40
Fluorene	72		81		40-140	12		40
Phenanthrene	71		77		40-140	8		40
Dibenzo(a,h)anthracene	94		101		40-140	7		40
Indeno(1,2,3-cd)pyrene	90		97		40-140	7		40
Pyrene	91		98		40-140	7		40
2-Methylnaphthalene	69		83		40-140	18		40
Pentachlorophenol	116		121		40-140	4		40
Hexachlorobenzene	66		93		40-140	34		40
Hexachloroethane	49		67		40-140	31		40

Lab Control Sample Analysis

Batch Quality Control

Project Name: 25-01 QUEENS PLAZA NORTH

Project Number: 170652801

Lab Number: L2057063

Report Date: 12/30/20

Parameter	LCS %Recovery	Qual	LCSD %Recovery	Qual	%Recovery Limits	RPD	Qual	RPD Limits
-----------	------------------	------	-------------------	------	---------------------	-----	------	---------------

Semivolatile Organics by GC/MS-SIM - Westborough Lab Associated sample(s): 01 Batch: WG1448940-2 WG1448940-3

Surrogate	LCS %Recovery	Qual	LCSD %Recovery	Qual	Acceptance Criteria
2-Fluorophenol	53		61		21-120
Phenol-d6	47		55		10-120
Nitrobenzene-d5	85		97		23-120
2-Fluorobiphenyl	77		89		15-120
2,4,6-Tribromophenol	109		117		10-120
4-Terphenyl-d14	100		109		41-149

PCBS

Project Name: 25-01 QUEENS PLAZA NORTH
Project Number: 170652801

Lab Number: L2057063
Report Date: 12/30/20

SAMPLE RESULTS

Lab ID: L2057063-01
 Client ID: MW09_122120
 Sample Location: QUEENS, NY

Date Collected: 12/21/20 08:05
 Date Received: 12/21/20
 Field Prep: Refer to COC

Sample Depth:

Matrix: Water
 Analytical Method: 1,8082A
 Analytical Date: 12/26/20 15:55
 Analyst: CW

Extraction Method: EPA 3510C
 Extraction Date: 12/24/20 11:38
 Cleanup Method: EPA 3665A
 Cleanup Date: 12/24/20
 Cleanup Method: EPA 3665A
 Cleanup Date: 12/26/20

Parameter	Result	Qualifier	Units	RL	MDL	Dilution Factor	Column
Polychlorinated Biphenyls by GC - Westborough Lab							
Aroclor 1016	ND		ug/l	0.083	0.034	1	A
Aroclor 1221	ND		ug/l	0.083	0.067	1	A
Aroclor 1232	ND		ug/l	0.083	0.046	1	A
Aroclor 1242	ND		ug/l	0.083	0.039	1	A
Aroclor 1248	ND		ug/l	0.083	0.049	1	A
Aroclor 1254	ND		ug/l	0.083	0.039	1	A
Aroclor 1260	ND		ug/l	0.083	0.032	1	A
Aroclor 1262	ND		ug/l	0.083	0.035	1	A
Aroclor 1268	ND		ug/l	0.083	0.034	1	A
PCBs, Total	ND		ug/l	0.083	0.032	1	A

Surrogate	% Recovery	Qualifier	Acceptance Criteria	Column
2,4,5,6-Tetrachloro-m-xylene	49		30-150	A
Decachlorobiphenyl	45		30-150	A
2,4,5,6-Tetrachloro-m-xylene	54		30-150	B
Decachlorobiphenyl	56		30-150	B

Project Name: 25-01 QUEENS PLAZA NORTH
Project Number: 170652801

Lab Number: L2057063
Report Date: 12/30/20

**Method Blank Analysis
Batch Quality Control**

Analytical Method: 1,8082A
Analytical Date: 12/23/20 17:12
Analyst: JAW

Extraction Method: EPA 3510C
Extraction Date: 12/23/20 12:02
Cleanup Method: EPA 3665A
Cleanup Date: 12/23/20
Cleanup Method: EPA 3665A
Cleanup Date: 12/23/20

Parameter	Result	Qualifier	Units	RL	MDL	Column
Polychlorinated Biphenyls by GC - Westborough Lab for sample(s): 01 Batch: WG1448636-1						
Aroclor 1016	ND		ug/l	0.083	0.034	A
Aroclor 1221	ND		ug/l	0.083	0.067	A
Aroclor 1232	ND		ug/l	0.083	0.046	A
Aroclor 1242	ND		ug/l	0.083	0.039	A
Aroclor 1248	ND		ug/l	0.083	0.049	A
Aroclor 1254	ND		ug/l	0.083	0.039	A
Aroclor 1260	ND		ug/l	0.083	0.032	A
Aroclor 1262	ND		ug/l	0.083	0.035	A
Aroclor 1268	ND		ug/l	0.083	0.034	A
PCBs, Total	ND		ug/l	0.083	0.032	A

Surrogate	%Recovery	Qualifier	Acceptance Criteria	Column
2,4,5,6-Tetrachloro-m-xylene	66		30-150	A
Decachlorobiphenyl	66		30-150	A
2,4,5,6-Tetrachloro-m-xylene	68		30-150	B
Decachlorobiphenyl	77		30-150	B

Lab Control Sample Analysis Batch Quality Control

Project Name: 25-01 QUEENS PLAZA NORTH
Project Number: 170652801

Lab Number: L2057063
Report Date: 12/30/20

Parameter	LCS %Recovery	Qual	LCSD %Recovery	Qual	%Recovery Limits	RPD	Qual	RPD Limits	Column
Polychlorinated Biphenyls by GC - Westborough Lab Associated sample(s): 01 Batch: WG1448636-2 WG1448636-3									
Aroclor 1016	66		82		40-140	22		50	A
Aroclor 1260	56		74		40-140	28		50	A

Surrogate	LCS %Recovery	Qual	LCSD %Recovery	Qual	Acceptance Criteria	Column
2,4,5,6-Tetrachloro-m-xylene	63		81		30-150	A
Decachlorobiphenyl	63		84		30-150	A
2,4,5,6-Tetrachloro-m-xylene	68		68		30-150	B
Decachlorobiphenyl	74		72		30-150	B

METALS

Project Name: 25-01 QUEENS PLAZA NORTH**Lab Number:** L2057063**Project Number:** 170652801**Report Date:** 12/30/20**SAMPLE RESULTS**

Lab ID: L2057063-01
 Client ID: MW09_122120
 Sample Location: QUEENS, NY

Date Collected: 12/21/20 08:05
 Date Received: 12/21/20
 Field Prep: Refer to COC

Sample Depth:
 Matrix: Water

Parameter	Result	Qualifier	Units	RL	MDL	Dilution Factor	Date Prepared	Date Analyzed	Prep Method	Analytical Method	Analyst
General Chemistry - Mansfield Lab											
Chromium, Trivalent (Filtered)	ND		mg/l	0.010	0.010	1		12/29/20 22:18	NA	107,-	
Dissolved Metals - Mansfield Lab											
Aluminum, Dissolved	0.0112		mg/l	0.0100	0.00327	1	12/28/20 21:42	12/29/20 22:18	EPA 3005A	1,6020B	AM
Antimony, Dissolved	ND		mg/l	0.00400	0.00042	1	12/28/20 21:42	12/29/20 22:18	EPA 3005A	1,6020B	AM
Arsenic, Dissolved	0.00076		mg/l	0.00050	0.00016	1	12/28/20 21:42	12/29/20 22:18	EPA 3005A	1,6020B	AM
Barium, Dissolved	0.2655		mg/l	0.00050	0.00017	1	12/28/20 21:42	12/29/20 22:18	EPA 3005A	1,6020B	AM
Beryllium, Dissolved	ND		mg/l	0.00050	0.00010	1	12/28/20 21:42	12/29/20 22:18	EPA 3005A	1,6020B	AM
Cadmium, Dissolved	0.00009	J	mg/l	0.00020	0.00005	1	12/28/20 21:42	12/29/20 22:18	EPA 3005A	1,6020B	AM
Calcium, Dissolved	99.3		mg/l	0.100	0.0394	1	12/28/20 21:42	12/29/20 22:18	EPA 3005A	1,6020B	AM
Chromium, Dissolved	ND		mg/l	0.00100	0.00017	1	12/28/20 21:42	12/29/20 22:18	EPA 3005A	1,6020B	AM
Cobalt, Dissolved	0.00025	J	mg/l	0.00050	0.00016	1	12/28/20 21:42	12/29/20 22:18	EPA 3005A	1,6020B	AM
Copper, Dissolved	0.00076	J	mg/l	0.00100	0.00038	1	12/28/20 21:42	12/29/20 22:18	EPA 3005A	1,6020B	AM
Iron, Dissolved	0.0259	J	mg/l	0.0500	0.0191	1	12/28/20 21:42	12/29/20 22:18	EPA 3005A	1,6020B	AM
Lead, Dissolved	ND		mg/l	0.00100	0.00034	1	12/28/20 21:42	12/29/20 22:18	EPA 3005A	1,6020B	AM
Magnesium, Dissolved	47.9		mg/l	0.0700	0.0242	1	12/28/20 21:42	12/29/20 22:18	EPA 3005A	1,6020B	AM
Manganese, Dissolved	0.8130		mg/l	0.00100	0.00044	1	12/28/20 21:42	12/29/20 22:18	EPA 3005A	1,6020B	AM
Mercury, Dissolved	ND		mg/l	0.00020	0.00009	1	12/28/20 23:07	12/29/20 22:00	EPA 7470A	1,7470A	EW
Nickel, Dissolved	0.00127	J	mg/l	0.00200	0.00055	1	12/28/20 21:42	12/29/20 22:18	EPA 3005A	1,6020B	AM
Potassium, Dissolved	7.46		mg/l	0.100	0.0309	1	12/28/20 21:42	12/29/20 22:18	EPA 3005A	1,6020B	AM
Selenium, Dissolved	ND		mg/l	0.00500	0.00173	1	12/28/20 21:42	12/29/20 22:18	EPA 3005A	1,6020B	AM
Silver, Dissolved	ND		mg/l	0.00040	0.00016	1	12/28/20 21:42	12/29/20 22:18	EPA 3005A	1,6020B	AM
Sodium, Dissolved	343.		mg/l	0.200	0.0293	1	12/28/20 21:42	12/29/20 22:18	EPA 3005A	1,6020B	AM
Thallium, Dissolved	0.00017	J	mg/l	0.00050	0.00014	1	12/28/20 21:42	12/29/20 22:18	EPA 3005A	1,6020B	AM
Vanadium, Dissolved	ND		mg/l	0.00500	0.00157	1	12/28/20 21:42	12/29/20 22:18	EPA 3005A	1,6020B	AM
Zinc, Dissolved	ND		mg/l	0.01000	0.00341	1	12/28/20 21:42	12/29/20 22:18	EPA 3005A	1,6020B	AM



Project Name: 25-01 QUEENS PLAZA NORTH
Project Number: 170652801

Lab Number: L2057063
Report Date: 12/30/20

Method Blank Analysis Batch Quality Control

Parameter	Result	Qualifier	Units	RL	MDL	Dilution Factor	Date Prepared	Date Analyzed	Analytical Method	Analyst
Dissolved Metals - Mansfield Lab for sample(s): 01 Batch: WG1449504-1										
Aluminum, Dissolved	ND		mg/l	0.0100	0.00327	1	12/28/20 21:42	12/29/20 21:12	1,6020B	AM
Antimony, Dissolved	ND		mg/l	0.00400	0.00042	1	12/28/20 21:42	12/29/20 21:12	1,6020B	AM
Arsenic, Dissolved	ND		mg/l	0.00050	0.00016	1	12/28/20 21:42	12/29/20 21:12	1,6020B	AM
Barium, Dissolved	ND		mg/l	0.00050	0.00017	1	12/28/20 21:42	12/29/20 21:12	1,6020B	AM
Beryllium, Dissolved	ND		mg/l	0.00050	0.00010	1	12/28/20 21:42	12/29/20 21:12	1,6020B	AM
Cadmium, Dissolved	ND		mg/l	0.00020	0.00005	1	12/28/20 21:42	12/29/20 21:12	1,6020B	AM
Calcium, Dissolved	ND		mg/l	0.100	0.0394	1	12/28/20 21:42	12/29/20 21:12	1,6020B	AM
Chromium, Dissolved	ND		mg/l	0.00100	0.00017	1	12/28/20 21:42	12/29/20 21:12	1,6020B	AM
Cobalt, Dissolved	ND		mg/l	0.00050	0.00016	1	12/28/20 21:42	12/29/20 21:12	1,6020B	AM
Copper, Dissolved	ND		mg/l	0.00100	0.00038	1	12/28/20 21:42	12/29/20 21:12	1,6020B	AM
Iron, Dissolved	ND		mg/l	0.0500	0.0191	1	12/28/20 21:42	12/29/20 21:12	1,6020B	AM
Lead, Dissolved	ND		mg/l	0.00100	0.00034	1	12/28/20 21:42	12/29/20 21:12	1,6020B	AM
Magnesium, Dissolved	ND		mg/l	0.0700	0.0242	1	12/28/20 21:42	12/29/20 21:12	1,6020B	AM
Manganese, Dissolved	ND		mg/l	0.00100	0.00044	1	12/28/20 21:42	12/29/20 21:12	1,6020B	AM
Nickel, Dissolved	ND		mg/l	0.00200	0.00055	1	12/28/20 21:42	12/29/20 21:12	1,6020B	AM
Potassium, Dissolved	ND		mg/l	0.100	0.0309	1	12/28/20 21:42	12/29/20 21:12	1,6020B	AM
Selenium, Dissolved	ND		mg/l	0.00500	0.00173	1	12/28/20 21:42	12/29/20 21:12	1,6020B	AM
Silver, Dissolved	ND		mg/l	0.00040	0.00016	1	12/28/20 21:42	12/29/20 21:12	1,6020B	AM
Sodium, Dissolved	0.0544	J	mg/l	0.200	0.0293	1	12/28/20 21:42	12/29/20 21:12	1,6020B	AM
Thallium, Dissolved	ND		mg/l	0.00050	0.00014	1	12/28/20 21:42	12/29/20 21:12	1,6020B	AM
Vanadium, Dissolved	ND		mg/l	0.00500	0.00157	1	12/28/20 21:42	12/29/20 21:12	1,6020B	AM
Zinc, Dissolved	ND		mg/l	0.01000	0.00341	1	12/28/20 21:42	12/29/20 21:12	1,6020B	AM

Prep Information

Digestion Method: EPA 3005A

Parameter	Result	Qualifier	Units	RL	MDL	Dilution Factor	Date Prepared	Date Analyzed	Analytical Method	Analyst
Dissolved Metals - Mansfield Lab for sample(s): 01 Batch: WG1449505-1										
Mercury, Dissolved	ND		mg/l	0.00020	0.00009	1	12/28/20 23:07	12/29/20 21:47	1,7470A	EW



Project Name: 25-01 QUEENS PLAZA NORTH
Project Number: 170652801

Lab Number: L2057063
Report Date: 12/30/20

Method Blank Analysis Batch Quality Control

Prep Information

Digestion Method: EPA 7470A

Lab Control Sample Analysis

Batch Quality Control

Project Name: 25-01 QUEENS PLAZA NORTH

Lab Number: L2057063

Project Number: 170652801

Report Date: 12/30/20

Parameter	LCS		LCSD		%Recovery Limits	RPD	Qual	RPD Limits
	%Recovery	Qual	%Recovery	Qual				
Dissolved Metals - Mansfield Lab Associated sample(s): 01 Batch: WG1449504-2								
Aluminum, Dissolved	111		-		80-120	-		
Antimony, Dissolved	84		-		80-120	-		
Arsenic, Dissolved	108		-		80-120	-		
Barium, Dissolved	106		-		80-120	-		
Beryllium, Dissolved	104		-		80-120	-		
Cadmium, Dissolved	110		-		80-120	-		
Calcium, Dissolved	116		-		80-120	-		
Chromium, Dissolved	100		-		80-120	-		
Cobalt, Dissolved	99		-		80-120	-		
Copper, Dissolved	100		-		80-120	-		
Iron, Dissolved	98		-		80-120	-		
Lead, Dissolved	103		-		80-120	-		
Magnesium, Dissolved	111		-		80-120	-		
Manganese, Dissolved	103		-		80-120	-		
Nickel, Dissolved	97		-		80-120	-		
Potassium, Dissolved	115		-		80-120	-		
Selenium, Dissolved	119		-		80-120	-		
Silver, Dissolved	102		-		80-120	-		
Sodium, Dissolved	111		-		80-120	-		
Thallium, Dissolved	101		-		80-120	-		
Vanadium, Dissolved	99		-		80-120	-		

Lab Control Sample Analysis

Batch Quality Control

Project Name: 25-01 QUEENS PLAZA NORTH

Project Number: 170652801

Lab Number: L2057063

Report Date: 12/30/20

Parameter	LCS %Recovery	LCSD %Recovery	%Recovery Limits	RPD	RPD Limits
Dissolved Metals - Mansfield Lab Associated sample(s): 01 Batch: WG1449504-2					
Zinc, Dissolved	113	-	80-120	-	
Dissolved Metals - Mansfield Lab Associated sample(s): 01 Batch: WG1449505-2					
Mercury, Dissolved	94	-	80-120	-	

Matrix Spike Analysis Batch Quality Control

Project Name: 25-01 QUEENS PLAZA NORTH
Project Number: 170652801

Lab Number: L2057063
Report Date: 12/30/20

Parameter	Native Sample	MS Added	MS Found	MS %Recovery	MSD Qual	MSD Found	MSD %Recovery	MSD Qual	Recovery Limits	RPD	RPD Qual	RPD Limits
Dissolved Metals - Mansfield Lab Associated sample(s): 01 QC Batch ID: WG1449504-3 QC Sample: L2057063-01 Client ID: MW09_122120												
Aluminum, Dissolved	0.0112	2	2.36	117		-	-		75-125	-		20
Antimony, Dissolved	ND	0.5	0.5727	114		-	-		75-125	-		20
Arsenic, Dissolved	0.00076	0.12	0.1426	118		-	-		75-125	-		20
Barium, Dissolved	0.2655	2	2.465	110		-	-		75-125	-		20
Beryllium, Dissolved	ND	0.05	0.05660	113		-	-		75-125	-		20
Cadmium, Dissolved	0.00009J	0.051	0.05764	113		-	-		75-125	-		20
Calcium, Dissolved	99.3	10	118	187	Q	-	-		75-125	-		20
Chromium, Dissolved	ND	0.2	0.2121	106		-	-		75-125	-		20
Cobalt, Dissolved	0.00025J	0.5	0.5292	106		-	-		75-125	-		20
Copper, Dissolved	0.00076J	0.25	0.2681	107		-	-		75-125	-		20
Iron, Dissolved	0.0259J	1	1.11	111		-	-		75-125	-		20
Lead, Dissolved	ND	0.51	0.5475	107		-	-		75-125	-		20
Magnesium, Dissolved	47.9	10	62.4	145	Q	-	-		75-125	-		20
Manganese, Dissolved	0.8130	0.5	1.388	115		-	-		75-125	-		20
Nickel, Dissolved	0.00127J	0.5	0.5220	104		-	-		75-125	-		20
Potassium, Dissolved	7.46	10	19.8	123		-	-		75-125	-		20
Selenium, Dissolved	ND	0.12	0.154	128	Q	-	-		75-125	-		20
Silver, Dissolved	ND	0.05	0.05315	106		-	-		75-125	-		20
Sodium, Dissolved	343.	10	359	160	Q	-	-		75-125	-		20
Thallium, Dissolved	0.00017J	0.12	0.1281	107		-	-		75-125	-		20
Vanadium, Dissolved	ND	0.5	0.5187	104		-	-		75-125	-		20

Matrix Spike Analysis
Batch Quality Control

Project Name: 25-01 QUEENS PLAZA NORTH

Lab Number: L2057063

Project Number: 170652801

Report Date: 12/30/20

Parameter	Native Sample	MS Added	MS Found	MS %Recovery	MSD Found	MSD %Recovery	Recovery Limits	RPD	RPD Limits
Dissolved Metals - Mansfield Lab Associated sample(s): 01 QC Batch ID: WG1449504-3 QC Sample: L2057063-01 Client ID: MW09_122120									
Zinc, Dissolved	ND	0.5	0.5974	119	-	-	75-125	-	20
Dissolved Metals - Mansfield Lab Associated sample(s): 01 QC Batch ID: WG1449505-3 QC Sample: L2057063-01 Client ID: MW09_122120									
Mercury, Dissolved	ND	0.005	0.00462	92	-	-	75-125	-	20

Lab Duplicate Analysis

Batch Quality Control

Project Name: 25-01 QUEENS PLAZA NORTH

Project Number: 170652801

Lab Number: L2057063

Report Date: 12/30/20

Parameter	Native Sample	Duplicate Sample	Units	RPD	Qual	RPD Limits
Dissolved Metals - Mansfield Lab Associated sample(s): 01 QC Batch ID: WG1449504-4 QC Sample: L2057063-01 Client ID: MW09_122120						
Aluminum, Dissolved	0.0112	0.0132	mg/l	16		20
Antimony, Dissolved	ND	ND	mg/l	NC		20
Arsenic, Dissolved	0.00076	0.00084	mg/l	9		20
Barium, Dissolved	0.2655	0.2607	mg/l	2		20
Beryllium, Dissolved	ND	ND	mg/l	NC		20
Cadmium, Dissolved	0.00009J	0.00009J	mg/l	NC		20
Calcium, Dissolved	99.3	99.1	mg/l	0		20
Chromium, Dissolved	ND	ND	mg/l	NC		20
Cobalt, Dissolved	0.00025J	0.00030J	mg/l	NC		20
Copper, Dissolved	0.00076J	0.00061J	mg/l	NC		20
Iron, Dissolved	0.0259J	0.0339J	mg/l	NC		20
Lead, Dissolved	ND	ND	mg/l	NC		20
Magnesium, Dissolved	47.9	48.1	mg/l	0		20
Manganese, Dissolved	0.8130	0.8008	mg/l	2		20
Nickel, Dissolved	0.00127J	0.00116J	mg/l	NC		20
Potassium, Dissolved	7.46	7.52	mg/l	1		20
Selenium, Dissolved	ND	ND	mg/l	NC		20
Silver, Dissolved	ND	ND	mg/l	NC		20
Sodium, Dissolved	343.	343	mg/l	0		20

Lab Duplicate Analysis

Batch Quality Control

Project Name: 25-01 QUEENS PLAZA NORTH

Project Number: 170652801

Lab Number: L2057063

Report Date: 12/30/20

Parameter	Native Sample	Duplicate Sample	Units	RPD	RPD Limits
Dissolved Metals - Mansfield Lab Associated sample(s): 01 QC Batch ID: WG1449504-4 QC Sample: L2057063-01 Client ID: MW09_122120					
Thallium, Dissolved	0.00017J	0.00025J	mg/l	NC	20
Vanadium, Dissolved	ND	ND	mg/l	NC	20
Zinc, Dissolved	ND	ND	mg/l	NC	20
Dissolved Metals - Mansfield Lab Associated sample(s): 01 QC Batch ID: WG1449505-4 QC Sample: L2057063-01 Client ID: MW09_122120					
Mercury, Dissolved	ND	ND	mg/l	NC	20

INORGANICS & MISCELLANEOUS

Project Name: 25-01 QUEENS PLAZA NORTH
Project Number: 170652801

Lab Number: L2057063
Report Date: 12/30/20

SAMPLE RESULTS

Lab ID: L2057063-01
Client ID: MW09_122120
Sample Location: QUEENS, NY

Date Collected: 12/21/20 08:05
Date Received: 12/21/20
Field Prep: Refer to COC

Sample Depth:
Matrix: Water

Parameter	Result	Qualifier	Units	RL	MDL	Dilution Factor	Date Prepared	Date Analyzed	Analytical Method	Analyst
General Chemistry - Westborough Lab										
Chromium, Hexavalent	ND		mg/l	0.010	0.003	1	12/22/20 07:05	12/22/20 07:42	1,7196A	KP



Project Name: 25-01 QUEENS PLAZA NORTH

Lab Number: L2057063

Project Number: 170652801

Report Date: 12/30/20

Method Blank Analysis
Batch Quality Control

Parameter	Result	Qualifier	Units	RL	MDL	Dilution Factor	Date Prepared	Date Analyzed	Analytical Method	Analyst
General Chemistry - Westborough Lab for sample(s): 01 Batch: WG1448018-1										
Chromium, Hexavalent	ND		mg/l	0.010	0.003	1	12/22/20 07:05	12/22/20 07:42	1,7196A	KP

Lab Control Sample Analysis

Batch Quality Control

Project Name: 25-01 QUEENS PLAZA NORTH

Lab Number: L2057063

Project Number: 170652801

Report Date: 12/30/20

Parameter	LCS %Recovery	Qual	LCSD %Recovery	Qual	%Recovery Limits	RPD	Qual	RPD Limits
General Chemistry - Westborough Lab Associated sample(s): 01 Batch: WG1448018-2								
Chromium, Hexavalent	106		-		85-115	-		20

Matrix Spike Analysis
Batch Quality Control

Project Name: 25-01 QUEENS PLAZA NORTH
Project Number: 170652801

Lab Number: L2057063
Report Date: 12/30/20

Parameter	Native Sample	MS Added	MS Found	MS %Recovery	MSD Qual	MSD Found	MSD %Recovery	MSD Qual	Recovery Limits	RPD	RPD Qual	RPD Limits
General Chemistry - Westborough Lab Associated sample(s): 01 QC Batch ID: WG1448018-4 QC Sample: L2057063-01 Client ID: MW09_122120												
Chromium, Hexavalent	ND	0.1	0.103	103	-	-	-	-	85-115	-	-	20

Lab Duplicate Analysis

Batch Quality Control

Project Name: 25-01 QUEENS PLAZA NORTH

Project Number: 170652801

Lab Number: L2057063

Report Date: 12/30/20

Parameter	Native Sample	Duplicate Sample	Units	RPD	Qual	RPD Limits
General Chemistry - Westborough Lab Associated sample(s): 01 QC Batch ID: WG1448018-3 QC Sample: L2057063-01 Client ID: MW09_122120						
Chromium, Hexavalent	ND	ND	mg/l	NC		20

Project Name: 25-01 QUEENS PLAZA NORTH**Lab Number:** L2057063**Project Number:** 170652801**Report Date:** 12/30/20**Sample Receipt and Container Information**

Were project specific reporting limits specified?

YES

Cooler Information

Cooler	Custody Seal
A	Absent

Container Information

Container ID	Container Type	Cooler	Initial pH	Final pH	Temp deg C	Pres	Seal	Frozen Date/Time	Analysis(*)
L2057063-01A	Vial HCl preserved	A	NA		4.8	Y	Absent		NYTCL-8260(14)
L2057063-01B	Vial HCl preserved	A	NA		4.8	Y	Absent		NYTCL-8260(14)
L2057063-01C	Vial HCl preserved	A	NA		4.8	Y	Absent		NYTCL-8260(14)
L2057063-01D	Amber 120ml unpreserved	A	7	7	4.8	Y	Absent		NYTCL-8082-LVI(7)
L2057063-01E	Amber 120ml unpreserved	A	7	7	4.8	Y	Absent		NYTCL-8082-LVI(7)
L2057063-01F	Amber 250ml unpreserved	A	7	7	4.8	Y	Absent		NYTCL-8270-SIM-LVI(7),NYTCL-8270-LVI(7)
L2057063-01G	Amber 250ml unpreserved	A	7	7	4.8	Y	Absent		NYTCL-8270-SIM-LVI(7),NYTCL-8270-LVI(7)
L2057063-01H	Plastic 250ml HNO3 preserved	A	3	<2	4.8	N	Absent		HOLD-METAL-TOTAL(180)
L2057063-01I	Plastic 250ml HNO3 preserved	A	<2	<2	4.8	Y	Absent		CU-6020S(180),V-6020S(180),SE-6020S(180),K-6020S(180),MN-6020S(180),ZN-6020S(180),CO-6020S(180),MG-6020S(180),BE-6020S(180),FE-6020S(180),CA-6020S(180),CR-6020S(180),NI-6020S(180),TL-6020S(180),NA-6020S(180),PB-6020S(180),BA-6020S(180),SB-6020S(180),AG-6020S(180),AS-6020S(180),CD-6020S(180),HG-S(28),AL-6020S(180)
L2057063-01J	Plastic 500ml unpreserved	A	7	7	4.8	Y	Absent		HEXCR-7196(1)

Project Name: 25-01 QUEENS PLAZA NORTH
Project Number: 170652801

Lab Number: L2057063
Report Date: 12/30/20

GLOSSARY

Acronyms

DL	- Detection Limit: This value represents the level to which target analyte concentrations are reported as estimated values, when those target analyte concentrations are quantified below the limit of quantitation (LOQ). The DL includes any adjustments from dilutions, concentrations or moisture content, where applicable. (DoD report formats only.)
EDL	- Estimated Detection Limit: This value represents the level to which target analyte concentrations are reported as estimated values, when those target analyte concentrations are quantified below the reporting limit (RL). The EDL includes any adjustments from dilutions, concentrations or moisture content, where applicable. The use of EDLs is specific to the analysis of PAHs using Solid-Phase Microextraction (SPME).
EMPC	- Estimated Maximum Possible Concentration: The concentration that results from the signal present at the retention time of an analyte when the ions meet all of the identification criteria except the ion abundance ratio criteria. An EMPC is a worst-case estimate of the concentration.
EPA	- Environmental Protection Agency.
LCS	- Laboratory Control Sample: A sample matrix, free from the analytes of interest, spiked with verified known amounts of analytes or a material containing known and verified amounts of analytes.
LCSD	- Laboratory Control Sample Duplicate: Refer to LCS.
LFB	- Laboratory Fortified Blank: A sample matrix, free from the analytes of interest, spiked with verified known amounts of analytes or a material containing known and verified amounts of analytes.
LOD	- Limit of Detection: This value represents the level to which a target analyte can reliably be detected for a specific analyte in a specific matrix by a specific method. The LOD includes any adjustments from dilutions, concentrations or moisture content, where applicable. (DoD report formats only.)
LOQ	- Limit of Quantitation: The value at which an instrument can accurately measure an analyte at a specific concentration. The LOQ includes any adjustments from dilutions, concentrations or moisture content, where applicable. (DoD report formats only.) Limit of Quantitation: The value at which an instrument can accurately measure an analyte at a specific concentration. The LOQ includes any adjustments from dilutions, concentrations or moisture content, where applicable. (DoD report formats only.)
MDL	- Method Detection Limit: This value represents the level to which target analyte concentrations are reported as estimated values, when those target analyte concentrations are quantified below the reporting limit (RL). The MDL includes any adjustments from dilutions, concentrations or moisture content, where applicable.
MS	- Matrix Spike Sample: A sample prepared by adding a known mass of target analyte to a specified amount of matrix sample for which an independent estimate of target analyte concentration is available. For Method 332.0, the spike recovery is calculated using the native concentration, including estimated values.
MSD	- Matrix Spike Sample Duplicate: Refer to MS.
NA	- Not Applicable.
NC	- Not Calculated: Term is utilized when one or more of the results utilized in the calculation are non-detect at the parameter's reporting unit.
NDPA/DPA	- N-Nitrosodiphenylamine/Diphenylamine.
NI	- Not Ignitable.
NP	- Non-Plastic: Term is utilized for the analysis of Atterberg Limits in soil.
NR	- No Results: Term is utilized when 'No Target Compounds Requested' is reported for the analysis of Volatile or Semivolatile Organic TIC only requests.
RL	- Reporting Limit: The value at which an instrument can accurately measure an analyte at a specific concentration. The RL includes any adjustments from dilutions, concentrations or moisture content, where applicable.
RPD	- Relative Percent Difference: The results from matrix and/or matrix spike duplicates are primarily designed to assess the precision of analytical results in a given matrix and are expressed as relative percent difference (RPD). Values which are less than five times the reporting limit for any individual parameter are evaluated by utilizing the absolute difference between the values; although the RPD value will be provided in the report.
SRM	- Standard Reference Material: A reference sample of a known or certified value that is of the same or similar matrix as the associated field samples.
STLP	- Semi-dynamic Tank Leaching Procedure per EPA Method 1315.
TEF	- Toxic Equivalency Factors: The values assigned to each dioxin and furan to evaluate their toxicity relative to 2,3,7,8-TCDD.
TEQ	- Toxic Equivalent: The measure of a sample's toxicity derived by multiplying each dioxin and furan by its corresponding TEF and then summing the resulting values.
TIC	- Tentatively Identified Compound: A compound that has been identified to be present and is not part of the target compound list (TCL) for the method and/or program. All TICs are qualitatively identified and reported as estimated concentrations.

Report Format: DU Report with 'J' Qualifiers



Project Name: 25-01 QUEENS PLAZA NORTH
Project Number: 170652801

Lab Number: L2057063
Report Date: 12/30/20

Footnotes

- 1 - The reference for this analyte should be considered modified since this analyte is absent from the target analyte list of the original method.

Terms

Analytical Method: Both the document from which the method originates and the analytical reference method. (Example: EPA 8260B is shown as 1,8260B.) The codes for the reference method documents are provided in the References section of the Addendum.

Difference: With respect to Total Oxidizable Precursor (TOP) Assay analysis, the difference is defined as the Post-Treatment value minus the Pre-Treatment value.

Final pH: As it pertains to Sample Receipt & Container Information section of the report, Final pH reflects pH of container determined after adjustment at the laboratory, if applicable. If no adjustment required, value reflects Initial pH.

Frozen Date/Time: With respect to Volatile Organics in soil, Frozen Date/Time reflects the date/time at which associated Reagent Water-preserved vials were initially frozen. Note: If frozen date/time is beyond 48 hours from sample collection, value will be reflected in 'bold'.

Initial pH: As it pertains to Sample Receipt & Container Information section of the report, Initial pH reflects pH of container determined upon receipt, if applicable.

PAH Total: With respect to Alkylated PAH analyses, the 'PAHs, Total' result is defined as the summation of results for all or a subset of the following compounds: Naphthalene, C1-C4 Naphthalenes, 2-Methylnaphthalene, 1-Methylnaphthalene, Biphenyl, Acenaphthylene, Acenaphthene, Fluorene, C1-C3 Fluorenes, Phenanthrene, C1-C4 Phenanthrenes/Anthracenes, Anthracene, Fluoranthene, Pyrene, C1-C4 Fluoranthenes/Pyrenes, Benz(a)anthracene, Chrysene, C1-C4 Chrysenes, Benzo(b)fluoranthene, Benzo(j)+(k)fluoranthene, Benzo(e)pyrene, Benzo(a)pyrene, Perylene, Indeno(1,2,3-cd)pyrene, Dibenz(ah)+(ac)anthracene, Benzo(g,h,i)perylene. If a 'Total' result is requested, the results of its individual components will also be reported.

PFAS Total: With respect to PFAS analyses, the 'PFAS, Total (5)' result is defined as the summation of results for: PFHpA, PFHxS, PFOA, PFNA and PFOS. In addition, the 'PFAS, Total (6)' result is defined as the summation of results at or above the RL for: PFHpA, PFHxS, PFOA, PFNA, PFDA and PFOS. (Note: 'PFAS, Total (6)' is applicable to MassDEP DW compliance analysis only.). If a 'Total' result is requested, the results of its individual components will also be reported.

The target compound Chlordane (CAS No. 57-74-9) is reported for GC ECD analyses. Per EPA, this compound "refers to a mixture of chlordane isomers, other chlorinated hydrocarbons and numerous other components." (Reference: USEPA Toxicological Review of Chlordane, In Support of Summary Information on the Integrated Risk Information System (IRIS), December 1997.)

Total: With respect to Organic analyses, a 'Total' result is defined as the summation of results for individual isomers or Aroclors. If a 'Total' result is requested, the results of its individual components will also be reported. This is applicable to 'Total' results for methods 8260, 8081 and 8082.

Data Qualifiers

- A** - Spectra identified as "Aldol Condensates" are byproducts of the extraction/concentration procedures when acetone is introduced in the process.
- B** - The analyte was detected above the reporting limit in the associated method blank. Flag only applies to associated field samples that have detectable concentrations of the analyte at less than ten times (10x) the concentration found in the blank. For MCP-related projects, flag only applies to associated field samples that have detectable concentrations of the analyte at less than ten times (10x) the concentration found in the blank. For DOD-related projects, flag only applies to associated field samples that have detectable concentrations of the analyte at less than ten times (10x) the concentration found in the blank AND the analyte was detected above one-half the reporting limit (or above the reporting limit for common lab contaminants) in the associated method blank. For NJ-Air-related projects, flag only applies to associated field samples that have detectable concentrations of the analyte above the reporting limit. For NJ-related projects (excluding Air), flag only applies to associated field samples that have detectable concentrations of the analyte, which was detected above the reporting limit in the associated method blank or above five times the reporting limit for common lab contaminants (Phthalates, Acetone, Methylene Chloride, 2-Butanone).
- C** - Co-elution: The target analyte co-elutes with a known lab standard (i.e. surrogate, internal standards, etc.) for co-extracted analyses.
- D** - Concentration of analyte was quantified from diluted analysis. Flag only applies to field samples that have detectable concentrations of the analyte.
- E** - Concentration of analyte exceeds the range of the calibration curve and/or linear range of the instrument.
- F** - The ratio of quantifier ion response to qualifier ion response falls outside of the laboratory criteria. Results are considered to be an estimated maximum concentration.
- G** - The concentration may be biased high due to matrix interferences (i.e. co-elution) with non-target compound(s). The result should be considered estimated.
- H** - The analysis of pH was performed beyond the regulatory-required holding time of 15 minutes from the time of sample collection.
- I** - The lower value for the two columns has been reported due to obvious interference.
- J** - Estimated value. The Target analyte concentration is below the quantitation limit (RL), but above the Method Detection Limit (MDL) or Estimated Detection Limit (EDL) for SPME-related analyses. This represents an estimated concentration for Tentatively Identified Compounds (TICs).
- M** - Reporting Limit (RL) exceeds the MCP CAM Reporting Limit for this analyte.
- ND** - Not detected at the method detection limit (MDL) for the sample, or estimated detection limit (EDL) for SPME-related analyses.

Report Format: DU Report with 'J' Qualifiers



Project Name: 25-01 QUEENS PLAZA NORTH
Project Number: 170652801

Lab Number: L2057063
Report Date: 12/30/20

Data Qualifiers

- NJ** - Presumptive evidence of compound. This represents an estimated concentration for Tentatively Identified Compounds (TICs), where the identification is based on a mass spectral library search.
- P** - The RPD between the results for the two columns exceeds the method-specified criteria.
- Q** - The quality control sample exceeds the associated acceptance criteria. For DOD-related projects, LCS and/or Continuing Calibration Standard exceedences are also qualified on all associated sample results. Note: This flag is not applicable for matrix spike recoveries when the sample concentration is greater than 4x the spike added or for batch duplicate RPD when the sample concentrations are less than 5x the RL. (Metals only.)
- R** - Analytical results are from sample re-analysis.
- RE** - Analytical results are from sample re-extraction.
- S** - Analytical results are from modified screening analysis.

Project Name: 25-01 QUEENS PLAZA NORTH
Project Number: 170652801

Lab Number: L2057063
Report Date: 12/30/20

REFERENCES

- 1 Test Methods for Evaluating Solid Waste: Physical/Chemical Methods. EPA SW-846. Third Edition. Updates I - VI, 2018.
- 107 Alpha Analytical - In-house calculation method.

LIMITATION OF LIABILITIES

Alpha Analytical performs services with reasonable care and diligence normal to the analytical testing laboratory industry. In the event of an error, the sole and exclusive responsibility of Alpha Analytical shall be to re-perform the work at it's own expense. In no event shall Alpha Analytical be held liable for any incidental, consequential or special damages, including but not limited to, damages in any way connected with the use of, interpretation of, information or analysis provided by Alpha Analytical.

We strongly urge our clients to comply with EPA protocol regarding sample volume, preservation, cooling, containers, sampling procedures, holding time and splitting of samples in the field.



Certification Information

The following analytes are not included in our Primary NELAP Scope of Accreditation:

Westborough Facility

EPA 624/624.1: m/p-xylene, o-xylene, Naphthalene

EPA 8260C: NPW: 1,2,4,5-Tetramethylbenzene; 4-Ethyltoluene, Azobenzene; SCM: Iodomethane (methyl iodide), 1,2,4,5-Tetramethylbenzene; 4-Ethyltoluene.

EPA 8270D: NPW: Dimethylnaphthalene, 1,4-Diphenylhydrazine; SCM: Dimethylnaphthalene, 1,4-Diphenylhydrazine.

SM4500: NPW: Amenable Cyanide; SCM: Total Phosphorus, TKN, NO₂, NO₃.

Mansfield Facility

SM 2540D: TSS

EPA 8082A: NPW: PCB: 1, 5, 31, 87, 101, 110, 141, 151, 153, 180, 183, 187.

EPA TO-15: Halothane, 2,4,4-Trimethyl-2-pentene, 2,4,4-Trimethyl-1-pentene, Thiophene, 2-Methylthiophene, 3-Methylthiophene, 2-Ethylthiophene, 1,2,3-Trimethylbenzene, Indan, Indene, 1,2,4,5-Tetramethylbenzene, Benzothiophene, 1-Methylnaphthalene.

EPA TO-12 Non-methane organics

EPA 3C Fixed gases

Biological Tissue Matrix: EPA 3050B

The following analytes are included in our Massachusetts DEP Scope of Accreditation

Westborough Facility:

Drinking Water

EPA 300.0: Chloride, Nitrate-N, Fluoride, Sulfate; **EPA 353.2:** Nitrate-N, Nitrite-N; **SM4500NO3-F:** Nitrate-N, Nitrite-N; **SM4500F-C, SM4500CN-CE, EPA 180.1, SM2130B, SM4500CI-D, SM2320B, SM2540C, SM4500H-B, SM4500NO2-B**

EPA 332: Perchlorate; **EPA 524.2:** THMs and VOCs; **EPA 504.1:** EDB, DBCP.

Microbiology: **SM9215B; SM9223-P/A, SM9223B-Colilert-QT, SM9222D.**

Non-Potable Water

SM4500H,B, EPA 120.1, SM2510B, SM2540C, SM2320B, SM4500CL-E, SM4500F-BC, SM4500NH3-BH: Ammonia-N and Kjeldahl-N, **EPA 350.1:** Ammonia-N, **LACHAT 10-107-06-1-B:** Ammonia-N, **EPA 351.1, SM4500NO3-F, EPA 353.2:** Nitrate-N, **SM4500P-E, SM4500P-B, E, SM4500SO4-E, SM5220D, EPA 410.4, SM5210B, SM5310C, SM4500CL-D, EPA 1664, EPA 420.1, SM4500-CN-CE, SM2540D, EPA 300:** Chloride, Sulfate, Nitrate.

EPA 624.1: Volatile Halocarbons & Aromatics,

EPA 608.3: Chlordane, Toxaphene, Aldrin, alpha-BHC, beta-BHC, gamma-BHC, delta-BHC, Dieldrin, DDD, DDE, DDT, Endosulfan I, Endosulfan II, Endosulfan sulfate, Endrin, Endrin Aldehyde, Heptachlor, Heptachlor Epoxide, PCBs

EPA 625.1: SVOC (Acid/Base/Neutral Extractables), **EPA 600/4-81-045:** PCB-Oil.

Microbiology: **SM9223B-Colilert-QT; Enterolert-QT, SM9221E, EPA 1600, EPA 1603.**

Mansfield Facility:

Drinking Water

EPA 200.7: Al, Ba, Cd, Cr, Cu, Fe, Mn, Ni, Na, Ag, Ca, Zn. **EPA 200.8:** Al, Sb, As, Ba, Be, Cd, Cr, Cu, Pb, Mn, Ni, Se, Ag, TL, Zn. **EPA 245.1** Hg.

EPA 522.

Non-Potable Water

EPA 200.7: Al, Sb, As, Be, Cd, Ca, Cr, Co, Cu, Fe, Pb, Mg, Mn, Mo, Ni, K, Se, Ag, Na, Sr, TL, Ti, V, Zn.


EPA 200.8: Al, Sb, As, Be, Cd, Cr, Cu, Fe, Pb, Mn, Ni, K, Se, Ag, Na, TL, Zn.

EPA 245.1 Hg.

SM2340B

For a complete listing of analytes and methods, please contact your Alpha Project Manager.

ET - GW

 NEW YORK CHAIN OF CUSTODY Westborough, MA 01581 8 Walkup Dr. TEL: 508-898-9220 FAX: 508-898-9193	Service Centers Mahwah, NJ 07430: 35 Whitney Rd, Suite 5 Albany, NY 12205: 14 Walker Way Tonawanda, NY 14150: 275 Cooper Ave, Suite 105	Page 1	Date Rec'd in Lab 12/22/20	ALPHA Job # L2057063					
		of 1	Deliverables <input type="checkbox"/> ASP-A <input checked="" type="checkbox"/> ASP-B <input type="checkbox"/> EQuIS (1 File) <input type="checkbox"/> EQuIS (4 File) <input type="checkbox"/> Other						
Client Information Client: Langan, DPC Address: [Redacted] Phone: [Redacted] Fax: [Redacted] Email: WKIM@LANGAN.COM		Project Information Project Name: 2501 Queens Plaza North Project Location: Queens, NY Project # 170652801 (Use Project name as Project #) <input type="checkbox"/>		Billing Information <input checked="" type="checkbox"/> Same as Client Info PO #					
Turn-Around Time Standard <input checked="" type="checkbox"/> Due Date: Rush (only if pre approved) <input type="checkbox"/> # of Days:		Regulatory Requirement <input type="checkbox"/> NY TOGS <input type="checkbox"/> NY Part 375 <input type="checkbox"/> AWQ Standards <input type="checkbox"/> NY CP-51 <input type="checkbox"/> NY Restricted Use <input type="checkbox"/> Other <input type="checkbox"/> NY Unrestricted Use <input type="checkbox"/> NYC Sewer Discharge		Disposal Site Information Please identify below location of applicable disposal facilities. Disposal Facility: <input type="checkbox"/> NJ <input type="checkbox"/> NY <input type="checkbox"/> Other:					
These samples have been previously analyzed by Alpha <input type="checkbox"/> Other project specific requirements/comments:		ANALYSIS Part 375 TCL VOCs SVOCs PCBs Di-Solvent Metals [Handwritten notes and checkmarks in analysis columns]		Sample Filtration <input type="checkbox"/> Done <input type="checkbox"/> Lab to do Preservation <input type="checkbox"/> Lab to do (Please Specify below)					
Please specify Metals or TAL.		Total Bottles		Sample Specific Comments					
ALPHA Lab ID (Lab Use Only)	Sample ID	Collection Date	Collection Time	Sample Matrix	Sampler's Initials	Analysis	Filtration	Preservation	Comments
57063-01	MW09-122120	12/21/20	805	GW	AS	X X X X X X			
Preservative Code: A = None B = HCl C = HNO ₃ D = H ₂ SO ₄ E = NaOH F = MeOH G = NaHSO ₄ H = Na ₂ S ₂ O ₃ K/E = Zn Ac/NaOH O = Other		Container Code P = Plastic A = Amber Glass V = Vial G = Glass B = Bacteria Cup C = Cube O = Other E = Encore D = BOD Bottle		Westboro: Certification No: MA935 Mansfield: Certification No: MA015		Container Type Preservative		Please print clearly, legibly and completely. Samples can not be logged in and turnaround time clock will not start until any ambiguities are resolved. BY EXECUTING THIS COC, THE CLIENT HAS READ AND AGREES TO BE BOUND BY ALPHA'S TERMS & CONDITIONS. (See reverse side.)	
Relinquished By: Ashley Singsperabak George Warner [Signature] AAL		Date/Time 12/21/20 15:25 12/21/20 18:51 12/21/20 02:45		Received By: George Warner [Signature] AAL [Signature]		Date/Time 12/21/20 15:25 12/21/20 23:00 12/22/20 02:45			



ANALYTICAL REPORT

Lab Number:	L2057290
Client:	Langan Engineering & Environmental 21 Penn Plaza 360 W. 31st Street, 8th Floor New York, NY 10001-2727
ATTN:	Woo-Jun Kim
Phone:	(212) 479-5733
Project Name:	25-01 QUEENS PLAZA NORTH
Project Number:	170652801
Report Date:	12/30/20

The original project report/data package is held by Alpha Analytical. This report/data package is paginated and should be reproduced only in its entirety. Alpha Analytical holds no responsibility for results and/or data that are not consistent with the original.

Certifications & Approvals: MA (M-MA086), NH NELAP (2064), CT (PH-0574), IL (200077), ME (MA00086), MD (348), NJ (MA935), NY (11148), NC (25700/666), PA (68-03671), RI (LAO00065), TX (T104704476), VT (VT-0935), VA (460195), USDA (Permit #P330-17-00196).

Eight Walkup Drive, Westborough, MA 01581-1019
508-898-9220 (Fax) 508-898-9193 800-624-9220 - www.alphalab.com



Project Name: 25-01 QUEENS PLAZA NORTH
Project Number: 170652801

Lab Number: L2057290
Report Date: 12/30/20

Alpha Sample ID	Client ID	Matrix	Sample Location	Collection Date/Time	Receive Date
L2057290-01	MW02_122220	WATER	QUEENS, NY	12/22/20 10:00	12/22/20

Project Name: 25-01 QUEENS PLAZA NORTH
Project Number: 170652801

Lab Number: L2057290
Report Date: 12/30/20

Case Narrative

The samples were received in accordance with the Chain of Custody and no significant deviations were encountered during the preparation or analysis unless otherwise noted. Sample Receipt, Container Information, and the Chain of Custody are located at the back of the report.

Results contained within this report relate only to the samples submitted under this Alpha Lab Number and meet NELAP requirements for all NELAP accredited parameters unless otherwise noted in the following narrative. The data presented in this report is organized by parameter (i.e. VOC, SVOC, etc.). Sample specific Quality Control data (i.e. Surrogate Spike Recovery) is reported at the end of the target analyte list for each individual sample, followed by the Laboratory Batch Quality Control at the end of each parameter. Tentatively Identified Compounds (TICs), if requested, are reported for compounds identified to be present and are not part of the method/program Target Compound List, even if only a subset of the TCL are being reported. If a sample was re-analyzed or re-extracted due to a required quality control corrective action and if both sets of data are reported, the Laboratory ID of the re-analysis or re-extraction is designated with an "R" or "RE", respectively.

When multiple Batch Quality Control elements are reported (e.g. more than one LCS), the associated samples for each element are noted in the grey shaded header line of each data table. Any Laboratory Batch, Sample Specific % recovery or RPD value that is outside the listed Acceptance Criteria is bolded in the report. In reference to questions H (CAM) or 4 (RCP) when "NO" is checked, the performance criteria for CAM and RCP methods allow for some quality control failures to occur and still be within method compliance. In these instances, the specific failure is not narrated but noted in the associated QC Outlier Summary Report, located directly after the Case Narrative. QC information is also incorporated in the Data Usability Assessment table (Format 11) of our Data Merger tool, where it can be reviewed in conjunction with the sample result, associated regulatory criteria and any associated data usability implications.

Soil/sediments, solids and tissues are reported on a dry weight basis unless otherwise noted. Definitions of all data qualifiers and acronyms used in this report are provided in the Glossary located at the back of the report.

HOLD POLICY - For samples submitted on hold, Alpha's policy is to hold samples (with the exception of Air canisters) free of charge for 21 calendar days from the date the project is completed. After 21 calendar days, we will dispose of all samples submitted including those put on hold unless you have contacted your Alpha Project Manager and made arrangements for Alpha to continue to hold the samples. Air canisters will be disposed after 3 business days from the date the project is completed.

Please contact Project Management at 800-624-9220 with any questions.

Project Name: 25-01 QUEENS PLAZA NORTH
Project Number: 170652801

Lab Number: L2057290
Report Date: 12/30/20

Case Narrative (continued)

Report Submission

All non-detect (ND) or estimated concentrations (J-qualified) have been quantitated to the limit noted in the MDL column.

Sample Receipt

The sample was field filtered for Dissolved Metals, Trivalent Chromium and Hexavalent Chromium.

I, the undersigned, attest under the pains and penalties of perjury that, to the best of my knowledge and belief and based upon my personal inquiry of those responsible for providing the information contained in this analytical report, such information is accurate and complete. This certificate of analysis is not complete unless this page accompanies any and all pages of this report.

Authorized Signature:  Melissa Sturgis

Title: Technical Director/Representative

Date: 12/30/20

ORGANICS

VOLATILES

Project Name: 25-01 QUEENS PLAZA NORTH
Project Number: 170652801

Lab Number: L2057290
Report Date: 12/30/20

SAMPLE RESULTS

Lab ID: L2057290-01
 Client ID: MW02_122220
 Sample Location: QUEENS, NY

Date Collected: 12/22/20 10:00
 Date Received: 12/22/20
 Field Prep: Refer to COC

Sample Depth:

Matrix: Water
 Analytical Method: 1,8260C
 Analytical Date: 12/29/20 12:25
 Analyst: PD

Parameter	Result	Qualifier	Units	RL	MDL	Dilution Factor
Volatile Organics by GC/MS - Westborough Lab						
Methylene chloride	ND		ug/l	2.5	0.70	1
1,1-Dichloroethane	ND		ug/l	2.5	0.70	1
Chloroform	6.9		ug/l	2.5	0.70	1
Carbon tetrachloride	ND		ug/l	0.50	0.13	1
1,2-Dichloropropane	ND		ug/l	1.0	0.14	1
Dibromochloromethane	ND		ug/l	0.50	0.15	1
1,1,2-Trichloroethane	ND		ug/l	1.5	0.50	1
Tetrachloroethene	ND		ug/l	0.50	0.18	1
Chlorobenzene	ND		ug/l	2.5	0.70	1
Trichlorofluoromethane	ND		ug/l	2.5	0.70	1
1,2-Dichloroethane	ND		ug/l	0.50	0.13	1
1,1,1-Trichloroethane	ND		ug/l	2.5	0.70	1
Bromodichloromethane	0.67		ug/l	0.50	0.19	1
trans-1,3-Dichloropropene	ND		ug/l	0.50	0.16	1
cis-1,3-Dichloropropene	ND		ug/l	0.50	0.14	1
1,3-Dichloropropene, Total	ND		ug/l	0.50	0.14	1
1,1-Dichloropropene	ND		ug/l	2.5	0.70	1
Bromoform	ND		ug/l	2.0	0.65	1
1,1,1,2,2-Tetrachloroethane	ND		ug/l	0.50	0.17	1
Benzene	ND		ug/l	0.50	0.16	1
Toluene	ND		ug/l	2.5	0.70	1
Ethylbenzene	ND		ug/l	2.5	0.70	1
Chloromethane	ND		ug/l	2.5	0.70	1
Bromomethane	ND		ug/l	2.5	0.70	1
Vinyl chloride	ND		ug/l	1.0	0.07	1
Chloroethane	ND		ug/l	2.5	0.70	1
1,1-Dichloroethene	ND		ug/l	0.50	0.17	1
trans-1,2-Dichloroethene	ND		ug/l	2.5	0.70	1

Project Name: 25-01 QUEENS PLAZA NORTH

Lab Number: L2057290

Project Number: 170652801

Report Date: 12/30/20

SAMPLE RESULTS

Lab ID: L2057290-01
 Client ID: MW02_122220
 Sample Location: QUEENS, NY

Date Collected: 12/22/20 10:00
 Date Received: 12/22/20
 Field Prep: Refer to COC

Sample Depth:

Parameter	Result	Qualifier	Units	RL	MDL	Dilution Factor
Volatile Organics by GC/MS - Westborough Lab						
Trichloroethene	ND		ug/l	0.50	0.18	1
1,2-Dichlorobenzene	ND		ug/l	2.5	0.70	1
1,3-Dichlorobenzene	ND		ug/l	2.5	0.70	1
1,4-Dichlorobenzene	ND		ug/l	2.5	0.70	1
Methyl tert butyl ether	ND		ug/l	2.5	0.70	1
p/m-Xylene	ND		ug/l	2.5	0.70	1
o-Xylene	ND		ug/l	2.5	0.70	1
Xylenes, Total	ND		ug/l	2.5	0.70	1
cis-1,2-Dichloroethene	ND		ug/l	2.5	0.70	1
1,2-Dichloroethene, Total	ND		ug/l	2.5	0.70	1
Dibromomethane	ND		ug/l	5.0	1.0	1
1,2,3-Trichloropropane	ND		ug/l	2.5	0.70	1
Acrylonitrile	ND		ug/l	5.0	1.5	1
Styrene	ND		ug/l	2.5	0.70	1
Dichlorodifluoromethane	ND		ug/l	5.0	1.0	1
Acetone	24		ug/l	5.0	1.5	1
Carbon disulfide	ND		ug/l	5.0	1.0	1
2-Butanone	ND		ug/l	5.0	1.9	1
Vinyl acetate	ND		ug/l	5.0	1.0	1
4-Methyl-2-pentanone	ND		ug/l	5.0	1.0	1
2-Hexanone	ND		ug/l	5.0	1.0	1
Bromochloromethane	ND		ug/l	2.5	0.70	1
2,2-Dichloropropane	ND		ug/l	2.5	0.70	1
1,2-Dibromoethane	ND		ug/l	2.0	0.65	1
1,3-Dichloropropane	ND		ug/l	2.5	0.70	1
1,1,1,2-Tetrachloroethane	ND		ug/l	2.5	0.70	1
Bromobenzene	ND		ug/l	2.5	0.70	1
n-Butylbenzene	ND		ug/l	2.5	0.70	1
sec-Butylbenzene	ND		ug/l	2.5	0.70	1
tert-Butylbenzene	ND		ug/l	2.5	0.70	1
o-Chlorotoluene	ND		ug/l	2.5	0.70	1
p-Chlorotoluene	ND		ug/l	2.5	0.70	1
1,2-Dibromo-3-chloropropane	ND		ug/l	2.5	0.70	1
Hexachlorobutadiene	ND		ug/l	2.5	0.70	1
Isopropylbenzene	ND		ug/l	2.5	0.70	1
p-Isopropyltoluene	ND		ug/l	2.5	0.70	1
Naphthalene	2.6		ug/l	2.5	0.70	1

Project Name: 25-01 QUEENS PLAZA NORTH
Project Number: 170652801

Lab Number: L2057290
Report Date: 12/30/20

SAMPLE RESULTS

Lab ID: L2057290-01
 Client ID: MW02_122220
 Sample Location: QUEENS, NY

Date Collected: 12/22/20 10:00
 Date Received: 12/22/20
 Field Prep: Refer to COC

Sample Depth:

Parameter	Result	Qualifier	Units	RL	MDL	Dilution Factor
Volatile Organics by GC/MS - Westborough Lab						
n-Propylbenzene	ND		ug/l	2.5	0.70	1
1,2,3-Trichlorobenzene	ND		ug/l	2.5	0.70	1
1,2,4-Trichlorobenzene	ND		ug/l	2.5	0.70	1
1,3,5-Trimethylbenzene	ND		ug/l	2.5	0.70	1
1,2,4-Trimethylbenzene	1.5	J	ug/l	2.5	0.70	1
1,4-Dioxane	ND		ug/l	250	61.	1
p-Diethylbenzene	2.3		ug/l	2.0	0.70	1
p-Ethyltoluene	ND		ug/l	2.0	0.70	1
1,2,4,5-Tetramethylbenzene	1.8	J	ug/l	2.0	0.54	1
Ethyl ether	ND		ug/l	2.5	0.70	1
trans-1,4-Dichloro-2-butene	ND		ug/l	2.5	0.70	1

Surrogate	% Recovery	Qualifier	Acceptance Criteria
1,2-Dichloroethane-d4	108		70-130
Toluene-d8	104		70-130
4-Bromofluorobenzene	110		70-130
Dibromofluoromethane	104		70-130

Project Name: 25-01 QUEENS PLAZA NORTH
Project Number: 170652801

Lab Number: L2057290
Report Date: 12/30/20

Method Blank Analysis
Batch Quality Control

Analytical Method: 1,8260C
Analytical Date: 12/29/20 08:51
Analyst: PD

Parameter	Result	Qualifier	Units	RL	MDL
Volatile Organics by GC/MS - Westborough Lab for sample(s): 01 Batch: WG1450107-5					
Methylene chloride	ND		ug/l	2.5	0.70
1,1-Dichloroethane	ND		ug/l	2.5	0.70
Chloroform	ND		ug/l	2.5	0.70
Carbon tetrachloride	ND		ug/l	0.50	0.13
1,2-Dichloropropane	ND		ug/l	1.0	0.14
Dibromochloromethane	ND		ug/l	0.50	0.15
1,1,2-Trichloroethane	ND		ug/l	1.5	0.50
Tetrachloroethene	ND		ug/l	0.50	0.18
Chlorobenzene	ND		ug/l	2.5	0.70
Trichlorofluoromethane	ND		ug/l	2.5	0.70
1,2-Dichloroethane	ND		ug/l	0.50	0.13
1,1,1-Trichloroethane	ND		ug/l	2.5	0.70
Bromodichloromethane	ND		ug/l	0.50	0.19
trans-1,3-Dichloropropene	ND		ug/l	0.50	0.16
cis-1,3-Dichloropropene	ND		ug/l	0.50	0.14
1,3-Dichloropropene, Total	ND		ug/l	0.50	0.14
1,1-Dichloropropene	ND		ug/l	2.5	0.70
Bromoform	ND		ug/l	2.0	0.65
1,1,2,2-Tetrachloroethane	ND		ug/l	0.50	0.17
Benzene	ND		ug/l	0.50	0.16
Toluene	ND		ug/l	2.5	0.70
Ethylbenzene	ND		ug/l	2.5	0.70
Chloromethane	ND		ug/l	2.5	0.70
Bromomethane	ND		ug/l	2.5	0.70
Vinyl chloride	ND		ug/l	1.0	0.07
Chloroethane	ND		ug/l	2.5	0.70
1,1-Dichloroethene	ND		ug/l	0.50	0.17
trans-1,2-Dichloroethene	ND		ug/l	2.5	0.70
Trichloroethene	ND		ug/l	0.50	0.18

Project Name: 25-01 QUEENS PLAZA NORTH
Project Number: 170652801

Lab Number: L2057290
Report Date: 12/30/20

Method Blank Analysis
Batch Quality Control

Analytical Method: 1,8260C
Analytical Date: 12/29/20 08:51
Analyst: PD

Parameter	Result	Qualifier	Units	RL	MDL
Volatile Organics by GC/MS - Westborough Lab for sample(s): 01 Batch: WG1450107-5					
1,2-Dichlorobenzene	ND		ug/l	2.5	0.70
1,3-Dichlorobenzene	ND		ug/l	2.5	0.70
1,4-Dichlorobenzene	ND		ug/l	2.5	0.70
Methyl tert butyl ether	ND		ug/l	2.5	0.70
p/m-Xylene	ND		ug/l	2.5	0.70
o-Xylene	ND		ug/l	2.5	0.70
Xylenes, Total	ND		ug/l	2.5	0.70
cis-1,2-Dichloroethene	ND		ug/l	2.5	0.70
1,2-Dichloroethene, Total	ND		ug/l	2.5	0.70
Dibromomethane	ND		ug/l	5.0	1.0
1,2,3-Trichloropropane	ND		ug/l	2.5	0.70
Acrylonitrile	ND		ug/l	5.0	1.5
Styrene	ND		ug/l	2.5	0.70
Dichlorodifluoromethane	ND		ug/l	5.0	1.0
Acetone	ND		ug/l	5.0	1.5
Carbon disulfide	ND		ug/l	5.0	1.0
2-Butanone	ND		ug/l	5.0	1.9
Vinyl acetate	ND		ug/l	5.0	1.0
4-Methyl-2-pentanone	ND		ug/l	5.0	1.0
2-Hexanone	ND		ug/l	5.0	1.0
Bromochloromethane	ND		ug/l	2.5	0.70
2,2-Dichloropropane	ND		ug/l	2.5	0.70
1,2-Dibromoethane	ND		ug/l	2.0	0.65
1,3-Dichloropropane	ND		ug/l	2.5	0.70
1,1,1,2-Tetrachloroethane	ND		ug/l	2.5	0.70
Bromobenzene	ND		ug/l	2.5	0.70
n-Butylbenzene	ND		ug/l	2.5	0.70
sec-Butylbenzene	ND		ug/l	2.5	0.70
tert-Butylbenzene	ND		ug/l	2.5	0.70

Project Name: 25-01 QUEENS PLAZA NORTH
Project Number: 170652801

Lab Number: L2057290
Report Date: 12/30/20

**Method Blank Analysis
Batch Quality Control**

Analytical Method: 1,8260C
Analytical Date: 12/29/20 08:51
Analyst: PD

Parameter	Result	Qualifier	Units	RL	MDL
Volatile Organics by GC/MS - Westborough Lab for sample(s): 01 Batch: WG1450107-5					
o-Chlorotoluene	ND		ug/l	2.5	0.70
p-Chlorotoluene	ND		ug/l	2.5	0.70
1,2-Dibromo-3-chloropropane	ND		ug/l	2.5	0.70
Hexachlorobutadiene	ND		ug/l	2.5	0.70
Isopropylbenzene	ND		ug/l	2.5	0.70
p-Isopropyltoluene	ND		ug/l	2.5	0.70
Naphthalene	ND		ug/l	2.5	0.70
n-Propylbenzene	ND		ug/l	2.5	0.70
1,2,3-Trichlorobenzene	ND		ug/l	2.5	0.70
1,2,4-Trichlorobenzene	ND		ug/l	2.5	0.70
1,3,5-Trimethylbenzene	ND		ug/l	2.5	0.70
1,2,4-Trimethylbenzene	ND		ug/l	2.5	0.70
1,4-Dioxane	ND		ug/l	250	61.
p-Diethylbenzene	ND		ug/l	2.0	0.70
p-Ethyltoluene	ND		ug/l	2.0	0.70
1,2,4,5-Tetramethylbenzene	ND		ug/l	2.0	0.54
Ethyl ether	ND		ug/l	2.5	0.70
trans-1,4-Dichloro-2-butene	ND		ug/l	2.5	0.70

Surrogate	%Recovery	Qualifier	Acceptance Criteria
1,2-Dichloroethane-d4	106		70-130
Toluene-d8	103		70-130
4-Bromofluorobenzene	111		70-130
Dibromofluoromethane	98		70-130

Lab Control Sample Analysis

Batch Quality Control

Project Name: 25-01 QUEENS PLAZA NORTH

Project Number: 170652801

Lab Number: L2057290

Report Date: 12/30/20

Parameter	LCS %Recovery	Qual	LCSD %Recovery	Qual	%Recovery Limits	RPD	Qual	RPD Limits
Volatile Organics by GC/MS - Westborough Lab Associated sample(s): 01 Batch: WG1450107-3 WG1450107-4								
Methylene chloride	92		99		70-130	7		20
1,1-Dichloroethane	110		110		70-130	0		20
Chloroform	94		100		70-130	6		20
Carbon tetrachloride	94		96		63-132	2		20
1,2-Dichloropropane	100		110		70-130	10		20
Dibromochloromethane	87		96		63-130	10		20
1,1,2-Trichloroethane	91		100		70-130	9		20
Tetrachloroethene	100		96		70-130	4		20
Chlorobenzene	100		110		75-130	10		20
Trichlorofluoromethane	100		100		62-150	0		20
1,2-Dichloroethane	96		100		70-130	4		20
1,1,1-Trichloroethane	96		100		67-130	4		20
Bromodichloromethane	86		98		67-130	13		20
trans-1,3-Dichloropropene	87		92		70-130	6		20
cis-1,3-Dichloropropene	88		92		70-130	4		20
1,1-Dichloropropene	97		99		70-130	2		20
Bromoform	83		88		54-136	6		20
1,1,2,2-Tetrachloroethane	94		98		67-130	4		20
Benzene	96		99		70-130	3		20
Toluene	100		110		70-130	10		20
Ethylbenzene	110		110		70-130	0		20
Chloromethane	130		130		64-130	0		20
Bromomethane	150	Q	160	Q	39-139	6		20

Lab Control Sample Analysis

Batch Quality Control

Project Name: 25-01 QUEENS PLAZA NORTH

Project Number: 170652801

Lab Number: L2057290

Report Date: 12/30/20

Parameter	LCS		LCSD		%Recovery Limits	RPD	Qual	RPD Limits
	%Recovery	Qual	%Recovery	Qual				
Volatile Organics by GC/MS - Westborough Lab Associated sample(s): 01 Batch: WG1450107-3 WG1450107-4								
Vinyl chloride	110		110		55-140	0		20
Chloroethane	120		130		55-138	8		20
1,1-Dichloroethene	98		100		61-145	2		20
trans-1,2-Dichloroethene	110		100		70-130	10		20
Trichloroethene	94		100		70-130	6		20
1,2-Dichlorobenzene	100		100		70-130	0		20
1,3-Dichlorobenzene	110		110		70-130	0		20
1,4-Dichlorobenzene	100		100		70-130	0		20
Methyl tert butyl ether	87		97		63-130	11		20
p/m-Xylene	110		110		70-130	0		20
o-Xylene	110		110		70-130	0		20
cis-1,2-Dichloroethene	90		97		70-130	7		20
Dibromomethane	90		97		70-130	7		20
1,2,3-Trichloropropane	91		97		64-130	6		20
Acrylonitrile	110		120		70-130	9		20
Styrene	105		110		70-130	5		20
Dichlorodifluoromethane	110		100		36-147	10		20
Acetone	93		93		58-148	0		20
Carbon disulfide	92		95		51-130	3		20
2-Butanone	110		100		63-138	10		20
Vinyl acetate	100		110		70-130	10		20
4-Methyl-2-pentanone	94		97		59-130	3		20
2-Hexanone	90		100		57-130	11		20

Lab Control Sample Analysis

Batch Quality Control

Project Name: 25-01 QUEENS PLAZA NORTH

Lab Number: L2057290

Project Number: 170652801

Report Date: 12/30/20

Parameter	LCS %Recovery	Qual	LCSD %Recovery	Qual	%Recovery Limits	RPD	Qual	RPD Limits
Volatile Organics by GC/MS - Westborough Lab Associated sample(s): 01 Batch: WG1450107-3 WG1450107-4								
Bromochloromethane	97		100		70-130	3		20
2,2-Dichloropropane	99		110		63-133	11		20
1,2-Dibromoethane	85		97		70-130	13		20
1,3-Dichloropropane	91		100		70-130	9		20
1,1,1,2-Tetrachloroethane	94		100		64-130	6		20
Bromobenzene	100		100		70-130	0		20
n-Butylbenzene	110		100		53-136	10		20
sec-Butylbenzene	110		100		70-130	10		20
tert-Butylbenzene	98		95		70-130	3		20
o-Chlorotoluene	120		120		70-130	0		20
p-Chlorotoluene	120		110		70-130	9		20
1,2-Dibromo-3-chloropropane	66		77		41-144	15		20
Hexachlorobutadiene	91		80		63-130	13		20
Isopropylbenzene	120		110		70-130	9		20
p-Isopropyltoluene	110		110		70-130	0		20
Naphthalene	64	Q	70		70-130	9		20
n-Propylbenzene	120		120		69-130	0		20
1,2,3-Trichlorobenzene	69	Q	69	Q	70-130	0		20
1,2,4-Trichlorobenzene	80		78		70-130	3		20
1,3,5-Trimethylbenzene	120		110		64-130	9		20
1,2,4-Trimethylbenzene	110		110		70-130	0		20
1,4-Dioxane	96		94		56-162	2		20
p-Diethylbenzene	110		100		70-130	10		20

Lab Control Sample Analysis

Batch Quality Control

Project Name: 25-01 QUEENS PLAZA NORTH

Project Number: 170652801

Lab Number: L2057290

Report Date: 12/30/20

Parameter	LCS		LCSD		%Recovery Limits	RPD	RPD	
	%Recovery	Qual	%Recovery	Qual			Qual	Limits
Volatile Organics by GC/MS - Westborough Lab Associated sample(s): 01 Batch: WG1450107-3 WG1450107-4								
p-Ethyltoluene	120		110		70-130	9		20
1,2,4,5-Tetramethylbenzene	100		97		70-130	3		20
Ethyl ether	100		99		59-134	1		20
trans-1,4-Dichloro-2-butene	99		120		70-130	19		20

Surrogate	LCS		LCSD		Acceptance Criteria
	%Recovery	Qual	%Recovery	Qual	
1,2-Dichloroethane-d4	102		101		70-130
Toluene-d8	106		107		70-130
4-Bromofluorobenzene	111		113		70-130
Dibromofluoromethane	95		95		70-130

SEMIVOLATILES

Project Name: 25-01 QUEENS PLAZA NORTH
Project Number: 170652801

Lab Number: L2057290
Report Date: 12/30/20

SAMPLE RESULTS

Lab ID: L2057290-01
 Client ID: MW02_122220
 Sample Location: QUEENS, NY

Date Collected: 12/22/20 10:00
 Date Received: 12/22/20
 Field Prep: Refer to COC

Sample Depth:

Matrix: Water
 Analytical Method: 1,8270D
 Analytical Date: 12/29/20 18:34
 Analyst: JG

Extraction Method: EPA 3510C
 Extraction Date: 12/24/20 08:06

Parameter	Result	Qualifier	Units	RL	MDL	Dilution Factor
Semivolatile Organics by GC/MS - Westborough Lab						
1,2,4-Trichlorobenzene	ND		ug/l	5.0	0.50	1
Bis(2-chloroethyl)ether	ND		ug/l	2.0	0.50	1
1,2-Dichlorobenzene	ND		ug/l	2.0	0.45	1
1,3-Dichlorobenzene	ND		ug/l	2.0	0.40	1
1,4-Dichlorobenzene	ND		ug/l	2.0	0.43	1
3,3'-Dichlorobenzidine	ND		ug/l	5.0	1.6	1
2,4-Dinitrotoluene	ND		ug/l	5.0	1.2	1
2,6-Dinitrotoluene	ND		ug/l	5.0	0.93	1
4-Chlorophenyl phenyl ether	ND		ug/l	2.0	0.49	1
4-Bromophenyl phenyl ether	ND		ug/l	2.0	0.38	1
Bis(2-chloroisopropyl)ether	ND		ug/l	2.0	0.53	1
Bis(2-chloroethoxy)methane	ND		ug/l	5.0	0.50	1
Hexachlorocyclopentadiene	ND		ug/l	20	0.69	1
Isophorone	ND		ug/l	5.0	1.2	1
Nitrobenzene	ND		ug/l	2.0	0.77	1
NDPA/DPA	ND		ug/l	2.0	0.42	1
n-Nitrosodi-n-propylamine	ND		ug/l	5.0	0.64	1
Bis(2-ethylhexyl)phthalate	ND		ug/l	3.0	1.5	1
Butyl benzyl phthalate	ND		ug/l	5.0	1.2	1
Di-n-butylphthalate	ND		ug/l	5.0	0.39	1
Di-n-octylphthalate	ND		ug/l	5.0	1.3	1
Diethyl phthalate	ND		ug/l	5.0	0.38	1
Dimethyl phthalate	ND		ug/l	5.0	1.8	1
Biphenyl	ND		ug/l	2.0	0.46	1
4-Chloroaniline	ND		ug/l	5.0	1.1	1
2-Nitroaniline	ND		ug/l	5.0	0.50	1
3-Nitroaniline	ND		ug/l	5.0	0.81	1
4-Nitroaniline	ND		ug/l	5.0	0.80	1

Project Name: 25-01 QUEENS PLAZA NORTH
Project Number: 170652801

Lab Number: L2057290
Report Date: 12/30/20

SAMPLE RESULTS

Lab ID: L2057290-01
 Client ID: MW02_122220
 Sample Location: QUEENS, NY

Date Collected: 12/22/20 10:00
 Date Received: 12/22/20
 Field Prep: Refer to COC

Sample Depth:

Parameter	Result	Qualifier	Units	RL	MDL	Dilution Factor
Semivolatile Organics by GC/MS - Westborough Lab						
Dibenzofuran	ND		ug/l	2.0	0.50	1
1,2,4,5-Tetrachlorobenzene	ND		ug/l	10	0.44	1
Acetophenone	ND		ug/l	5.0	0.53	1
2,4,6-Trichlorophenol	ND		ug/l	5.0	0.61	1
p-Chloro-m-cresol	ND		ug/l	2.0	0.35	1
2-Chlorophenol	ND		ug/l	2.0	0.48	1
2,4-Dichlorophenol	ND		ug/l	5.0	0.41	1
2,4-Dimethylphenol	ND		ug/l	5.0	1.8	1
2-Nitrophenol	ND		ug/l	10	0.85	1
4-Nitrophenol	ND		ug/l	10	0.67	1
2,4-Dinitrophenol	ND		ug/l	20	6.6	1
4,6-Dinitro-o-cresol	ND		ug/l	10	1.8	1
Phenol	ND		ug/l	5.0	0.57	1
2-Methylphenol	ND		ug/l	5.0	0.49	1
3-Methylphenol/4-Methylphenol	ND		ug/l	5.0	0.48	1
2,4,5-Trichlorophenol	ND		ug/l	5.0	0.77	1
Benzoic Acid	ND		ug/l	50	2.6	1
Benzyl Alcohol	ND		ug/l	2.0	0.59	1
Carbazole	ND		ug/l	2.0	0.49	1

Surrogate	% Recovery	Qualifier	Acceptance Criteria
2-Fluorophenol	31		21-120
Phenol-d6	41		10-120
Nitrobenzene-d5	74		23-120
2-Fluorobiphenyl	66		15-120
2,4,6-Tribromophenol	27		10-120
4-Terphenyl-d14	64		41-149

Project Name: 25-01 QUEENS PLAZA NORTH
Project Number: 170652801

Lab Number: L2057290
Report Date: 12/30/20

SAMPLE RESULTS

Lab ID: L2057290-01
 Client ID: MW02_122220
 Sample Location: QUEENS, NY

Date Collected: 12/22/20 10:00
 Date Received: 12/22/20
 Field Prep: Refer to COC

Sample Depth:

Matrix: Water
 Analytical Method: 1,8270D-SIM
 Analytical Date: 12/29/20 14:08
 Analyst: DV

Extraction Method: EPA 3510C
 Extraction Date: 12/24/20 08:06

Parameter	Result	Qualifier	Units	RL	MDL	Dilution Factor
Semivolatile Organics by GC/MS-SIM - Westborough Lab						
Acenaphthene	0.32		ug/l	0.10	0.01	1
2-Chloronaphthalene	ND		ug/l	0.20	0.02	1
Fluoranthene	1.2		ug/l	0.10	0.02	1
Hexachlorobutadiene	ND		ug/l	0.50	0.05	1
Naphthalene	1.7		ug/l	0.10	0.05	1
Benzo(a)anthracene	0.56		ug/l	0.10	0.02	1
Benzo(a)pyrene	0.50		ug/l	0.10	0.02	1
Benzo(b)fluoranthene	0.64		ug/l	0.10	0.01	1
Benzo(k)fluoranthene	0.21		ug/l	0.10	0.01	1
Chrysene	0.50		ug/l	0.10	0.01	1
Acenaphthylene	ND		ug/l	0.10	0.01	1
Anthracene	0.28		ug/l	0.10	0.01	1
Benzo(ghi)perylene	0.28		ug/l	0.10	0.01	1
Fluorene	0.22		ug/l	0.10	0.01	1
Phenanthrene	1.4		ug/l	0.10	0.02	1
Dibenzo(a,h)anthracene	0.07	J	ug/l	0.10	0.01	1
Indeno(1,2,3-cd)pyrene	0.31		ug/l	0.10	0.01	1
Pyrene	0.98		ug/l	0.10	0.02	1
2-Methylnaphthalene	0.56		ug/l	0.10	0.02	1
Pentachlorophenol	ND		ug/l	0.80	0.01	1
Hexachlorobenzene	ND		ug/l	0.80	0.01	1
Hexachloroethane	ND		ug/l	0.80	0.06	1

Project Name: 25-01 QUEENS PLAZA NORTH
Project Number: 170652801

Lab Number: L2057290
Report Date: 12/30/20

SAMPLE RESULTS

Lab ID: L2057290-01
 Client ID: MW02_122220
 Sample Location: QUEENS, NY

Date Collected: 12/22/20 10:00
 Date Received: 12/22/20
 Field Prep: Refer to COC

Sample Depth:

Parameter	Result	Qualifier	Units	RL	MDL	Dilution Factor
Semivolatile Organics by GC/MS-SIM - Westborough Lab						

Surrogate	% Recovery	Qualifier	Acceptance Criteria
2-Fluorophenol	41		21-120
Phenol-d6	46		10-120
Nitrobenzene-d5	73		23-120
2-Fluorobiphenyl	57		15-120
2,4,6-Tribromophenol	36		10-120
4-Terphenyl-d14	60		41-149

Project Name: 25-01 QUEENS PLAZA NORTH
Project Number: 170652801

Lab Number: L2057290
Report Date: 12/30/20

**Method Blank Analysis
Batch Quality Control**

Analytical Method: 1,8270D
Analytical Date: 12/27/20 02:53
Analyst: WR

Extraction Method: EPA 3510C
Extraction Date: 12/23/20 14:28

Parameter	Result	Qualifier	Units	RL	MDL
Semivolatle Organics by GC/MS - Westborough Lab for sample(s): 01 Batch: WG1448684-1					
Acenaphthene	ND		ug/l	2.0	0.44
1,2,4-Trichlorobenzene	ND		ug/l	5.0	0.50
Hexachlorobenzene	ND		ug/l	2.0	0.46
Bis(2-chloroethyl)ether	ND		ug/l	2.0	0.50
2-Chloronaphthalene	ND		ug/l	2.0	0.44
1,2-Dichlorobenzene	ND		ug/l	2.0	0.45
1,3-Dichlorobenzene	ND		ug/l	2.0	0.40
1,4-Dichlorobenzene	ND		ug/l	2.0	0.43
3,3'-Dichlorobenzidine	ND		ug/l	5.0	1.6
2,4-Dinitrotoluene	ND		ug/l	5.0	1.2
2,6-Dinitrotoluene	ND		ug/l	5.0	0.93
Fluoranthene	ND		ug/l	2.0	0.26
4-Chlorophenyl phenyl ether	ND		ug/l	2.0	0.49
4-Bromophenyl phenyl ether	ND		ug/l	2.0	0.38
Bis(2-chloroisopropyl)ether	ND		ug/l	2.0	0.53
Bis(2-chloroethoxy)methane	ND		ug/l	5.0	0.50
Hexachlorobutadiene	ND		ug/l	2.0	0.66
Hexachlorocyclopentadiene	ND		ug/l	20	0.69
Hexachloroethane	ND		ug/l	2.0	0.58
Isophorone	ND		ug/l	5.0	1.2
Naphthalene	ND		ug/l	2.0	0.46
Nitrobenzene	ND		ug/l	2.0	0.77
NDPA/DPA	ND		ug/l	2.0	0.42
n-Nitrosodi-n-propylamine	ND		ug/l	5.0	0.64
Bis(2-ethylhexyl)phthalate	ND		ug/l	3.0	1.5
Butyl benzyl phthalate	ND		ug/l	5.0	1.2
Di-n-butylphthalate	ND		ug/l	5.0	0.39
Di-n-octylphthalate	ND		ug/l	5.0	1.3
Diethyl phthalate	ND		ug/l	5.0	0.38

Project Name: 25-01 QUEENS PLAZA NORTH
Project Number: 170652801

Lab Number: L2057290
Report Date: 12/30/20

Method Blank Analysis
Batch Quality Control

Analytical Method: 1,8270D
Analytical Date: 12/27/20 02:53
Analyst: WR

Extraction Method: EPA 3510C
Extraction Date: 12/23/20 14:28

Parameter	Result	Qualifier	Units	RL	MDL
Semivolatile Organics by GC/MS - Westborough Lab for sample(s): 01 Batch: WG1448684-1					
Dimethyl phthalate	ND		ug/l	5.0	1.8
Benzo(a)anthracene	ND		ug/l	2.0	0.32
Benzo(a)pyrene	ND		ug/l	2.0	0.41
Benzo(b)fluoranthene	ND		ug/l	2.0	0.35
Benzo(k)fluoranthene	ND		ug/l	2.0	0.37
Chrysene	ND		ug/l	2.0	0.34
Acenaphthylene	ND		ug/l	2.0	0.46
Anthracene	ND		ug/l	2.0	0.33
Benzo(ghi)perylene	ND		ug/l	2.0	0.30
Fluorene	ND		ug/l	2.0	0.41
Phenanthrene	ND		ug/l	2.0	0.33
Dibenzo(a,h)anthracene	ND		ug/l	2.0	0.32
Indeno(1,2,3-cd)pyrene	ND		ug/l	2.0	0.40
Pyrene	ND		ug/l	2.0	0.28
Biphenyl	ND		ug/l	2.0	0.46
4-Chloroaniline	ND		ug/l	5.0	1.1
2-Nitroaniline	ND		ug/l	5.0	0.50
3-Nitroaniline	ND		ug/l	5.0	0.81
4-Nitroaniline	ND		ug/l	5.0	0.80
Dibenzofuran	ND		ug/l	2.0	0.50
2-Methylnaphthalene	ND		ug/l	2.0	0.45
1,2,4,5-Tetrachlorobenzene	ND		ug/l	10	0.44
Acetophenone	ND		ug/l	5.0	0.53
2,4,6-Trichlorophenol	ND		ug/l	5.0	0.61
p-Chloro-m-cresol	ND		ug/l	2.0	0.35
2-Chlorophenol	ND		ug/l	2.0	0.48
2,4-Dichlorophenol	ND		ug/l	5.0	0.41
2,4-Dimethylphenol	ND		ug/l	5.0	1.8
2-Nitrophenol	ND		ug/l	10	0.85

Project Name: 25-01 QUEENS PLAZA NORTH
Project Number: 170652801

Lab Number: L2057290
Report Date: 12/30/20

**Method Blank Analysis
Batch Quality Control**

Analytical Method: 1,8270D
Analytical Date: 12/27/20 02:53
Analyst: WR

Extraction Method: EPA 3510C
Extraction Date: 12/23/20 14:28

Parameter	Result	Qualifier	Units	RL	MDL
Semivolatile Organics by GC/MS - Westborough Lab for sample(s): 01 Batch: WG1448684-1					
4-Nitrophenol	ND		ug/l	10	0.67
2,4-Dinitrophenol	ND		ug/l	20	6.6
4,6-Dinitro-o-cresol	ND		ug/l	10	1.8
Pentachlorophenol	ND		ug/l	10	1.8
Phenol	ND		ug/l	5.0	0.57
2-Methylphenol	ND		ug/l	5.0	0.49
3-Methylphenol/4-Methylphenol	ND		ug/l	5.0	0.48
2,4,5-Trichlorophenol	ND		ug/l	5.0	0.77
Benzoic Acid	ND		ug/l	50	2.6
Benzyl Alcohol	ND		ug/l	2.0	0.59
Carbazole	ND		ug/l	2.0	0.49

Surrogate	%Recovery	Qualifier	Acceptance Criteria
2-Fluorophenol	33		21-120
Phenol-d6	38		10-120
Nitrobenzene-d5	75		23-120
2-Fluorobiphenyl	84		15-120
2,4,6-Tribromophenol	46		10-120
4-Terphenyl-d14	88		41-149

Project Name: 25-01 QUEENS PLAZA NORTH
Project Number: 170652801

Lab Number: L2057290
Report Date: 12/30/20

**Method Blank Analysis
Batch Quality Control**

Analytical Method: 1,8270D-SIM
Analytical Date: 12/26/20 17:15
Analyst: WR

Extraction Method: EPA 3510C
Extraction Date: 12/23/20 14:28

Parameter	Result	Qualifier	Units	RL	MDL
Semivolatile Organics by GC/MS-SIM - Westborough Lab for sample(s): 01 Batch: WG1448687-1					
Acenaphthene	ND		ug/l	0.10	0.01
2-Chloronaphthalene	ND		ug/l	0.20	0.02
Fluoranthene	ND		ug/l	0.10	0.02
Hexachlorobutadiene	ND		ug/l	0.50	0.05
Naphthalene	ND		ug/l	0.10	0.05
Benzo(a)anthracene	ND		ug/l	0.10	0.02
Benzo(a)pyrene	ND		ug/l	0.10	0.02
Benzo(b)fluoranthene	ND		ug/l	0.10	0.01
Benzo(k)fluoranthene	ND		ug/l	0.10	0.01
Chrysene	ND		ug/l	0.10	0.01
Acenaphthylene	ND		ug/l	0.10	0.01
Anthracene	ND		ug/l	0.10	0.01
Benzo(ghi)perylene	ND		ug/l	0.10	0.01
Fluorene	ND		ug/l	0.10	0.01
Phenanthrene	ND		ug/l	0.10	0.02
Dibenzo(a,h)anthracene	ND		ug/l	0.10	0.01
Indeno(1,2,3-cd)pyrene	ND		ug/l	0.10	0.01
Pyrene	ND		ug/l	0.10	0.02
2-Methylnaphthalene	ND		ug/l	0.10	0.02
Pentachlorophenol	ND		ug/l	0.80	0.01
Hexachlorobenzene	ND		ug/l	0.80	0.01
Hexachloroethane	ND		ug/l	0.80	0.06

Project Name: 25-01 QUEENS PLAZA NORTH
Project Number: 170652801

Lab Number: L2057290
Report Date: 12/30/20

**Method Blank Analysis
Batch Quality Control**

Analytical Method: 1,8270D-SIM
Analytical Date: 12/26/20 17:15
Analyst: WR

Extraction Method: EPA 3510C
Extraction Date: 12/23/20 14:28

Parameter	Result	Qualifier	Units	RL	MDL
Semivolatile Organics by GC/MS-SIM - Westborough Lab for sample(s): 01 Batch: WG1448687-1					

Surrogate	%Recovery	Qualifier	Acceptance Criteria
2-Fluorophenol	32		21-120
Phenol-d6	39		10-120
Nitrobenzene-d5	96		23-120
2-Fluorobiphenyl	90		15-120
2,4,6-Tribromophenol	58		10-120
4-Terphenyl-d14	107		41-149

Lab Control Sample Analysis

Batch Quality Control

Project Name: 25-01 QUEENS PLAZA NORTH

Lab Number: L2057290

Project Number: 170652801

Report Date: 12/30/20

Parameter	LCS %Recovery	Qual	LCSD %Recovery	Qual	%Recovery Limits	RPD	Qual	RPD Limits
Semivolatile Organics by GC/MS - Westborough Lab Associated sample(s): 01 Batch: WG1448684-2 WG1448684-3								
Acenaphthene	71		75		37-111	5		30
1,2,4-Trichlorobenzene	68		71		39-98	4		30
Hexachlorobenzene	74		78		40-140	5		30
Bis(2-chloroethyl)ether	66		70		40-140	6		30
2-Chloronaphthalene	71		75		40-140	5		30
1,2-Dichlorobenzene	63		66		40-140	5		30
1,3-Dichlorobenzene	62		66		40-140	6		30
1,4-Dichlorobenzene	64		66		36-97	3		30
3,3'-Dichlorobenzidine	38	Q	53		40-140	33	Q	30
2,4-Dinitrotoluene	81		85		48-143	5		30
2,6-Dinitrotoluene	82		86		40-140	5		30
Fluoranthene	74		80		40-140	8		30
4-Chlorophenyl phenyl ether	73		77		40-140	5		30
4-Bromophenyl phenyl ether	74		79		40-140	7		30
Bis(2-chloroisopropyl)ether	64		67		40-140	5		30
Bis(2-chloroethoxy)methane	69		72		40-140	4		30
Hexachlorobutadiene	68		72		40-140	6		30
Hexachlorocyclopentadiene	70		75		40-140	7		30
Hexachloroethane	61		64		40-140	5		30
Isophorone	69		72		40-140	4		30
Naphthalene	69		71		40-140	3		30
Nitrobenzene	72		78		40-140	8		30
NDPA/DPA	68		76		40-140	11		30

Lab Control Sample Analysis

Batch Quality Control

Project Name: 25-01 QUEENS PLAZA NORTH

Lab Number: L2057290

Project Number: 170652801

Report Date: 12/30/20

Parameter	LCS %Recovery	Qual	LCSD %Recovery	Qual	%Recovery Limits	RPD	Qual	RPD Limits
Semivolatile Organics by GC/MS - Westborough Lab Associated sample(s): 01 Batch: WG1448684-2 WG1448684-3								
n-Nitrosodi-n-propylamine	70		71		29-132	1		30
Bis(2-ethylhexyl)phthalate	82		88		40-140	7		30
Butyl benzyl phthalate	81		88		40-140	8		30
Di-n-butylphthalate	73		80		40-140	9		30
Di-n-octylphthalate	83		87		40-140	5		30
Diethyl phthalate	73		77		40-140	5		30
Dimethyl phthalate	77		83		40-140	8		30
Benzo(a)anthracene	78		82		40-140	5		30
Benzo(a)pyrene	75		80		40-140	6		30
Benzo(b)fluoranthene	77		82		40-140	6		30
Benzo(k)fluoranthene	73		78		40-140	7		30
Chrysene	75		79		40-140	5		30
Acenaphthylene	81		87		45-123	7		30
Anthracene	74		80		40-140	8		30
Benzo(ghi)perylene	70		79		40-140	12		30
Fluorene	72		78		40-140	8		30
Phenanthrene	71		77		40-140	8		30
Dibenzo(a,h)anthracene	71		79		40-140	11		30
Indeno(1,2,3-cd)pyrene	72		78		40-140	8		30
Pyrene	72		78		26-127	8		30
Biphenyl	75		80		40-140	6		30
4-Chloroaniline	47		50		40-140	6		30
2-Nitroaniline	87		88		52-143	1		30

Lab Control Sample Analysis

Batch Quality Control

Project Name: 25-01 QUEENS PLAZA NORTH

Lab Number: L2057290

Project Number: 170652801

Report Date: 12/30/20

Parameter	LCS		LCSD		%Recovery Limits	RPD	RPD	
	%Recovery	Qual	%Recovery	Qual			Qual	Limits
Semivolatile Organics by GC/MS - Westborough Lab Associated sample(s): 01 Batch: WG1448684-2 WG1448684-3								
3-Nitroaniline	59		62		25-145	5		30
4-Nitroaniline	69		75		51-143	8		30
Dibenzofuran	71		74		40-140	4		30
2-Methylnaphthalene	71		76		40-140	7		30
1,2,4,5-Tetrachlorobenzene	77		81		2-134	5		30
Acetophenone	67		72		39-129	7		30
2,4,6-Trichlorophenol	78		87		30-130	11		30
p-Chloro-m-cresol	74		79		23-97	7		30
2-Chlorophenol	68		71		27-123	4		30
2,4-Dichlorophenol	76		83		30-130	9		30
2,4-Dimethylphenol	17	Q	22	Q	30-130	26		30
2-Nitrophenol	96		102		30-130	6		30
4-Nitrophenol	69		70		10-80	1		30
2,4-Dinitrophenol	102		108		20-130	6		30
4,6-Dinitro-o-cresol	92		98		20-164	6		30
Pentachlorophenol	82		87		9-103	6		30
Phenol	50		49		12-110	2		30
2-Methylphenol	52		58		30-130	11		30
3-Methylphenol/4-Methylphenol	60		66		30-130	10		30
2,4,5-Trichlorophenol	82		89		30-130	8		30
Benzoic Acid	78		84		10-164	7		30
Benzyl Alcohol	65		66		26-116	2		30
Carbazole	74		81		55-144	9		30

Lab Control Sample Analysis Batch Quality Control

Project Name: 25-01 QUEENS PLAZA NORTH
Project Number: 170652801

Lab Number: L2057290
Report Date: 12/30/20

Parameter	<i>LCS</i> %Recovery	<i>Qual</i>	<i>LCSD</i> %Recovery	<i>Qual</i>	<i>%Recovery</i> Limits	<i>RPD</i>	<i>Qual</i>	<i>RPD</i> Limits
-----------	-------------------------	-------------	--------------------------	-------------	----------------------------	------------	-------------	----------------------

Semivolatile Organics by GC/MS - Westborough Lab Associated sample(s): 01 Batch: WG1448684-2 WG1448684-3

<i>Surrogate</i>	<i>LCS</i> %Recovery	<i>Qual</i>	<i>LCSD</i> %Recovery	<i>Qual</i>	<i>Acceptance</i> Criteria
2-Fluorophenol	58		55		21-120
Phenol-d6	49		48		10-120
Nitrobenzene-d5	76		77		23-120
2-Fluorobiphenyl	79		80		15-120
2,4,6-Tribromophenol	101		110		10-120
4-Terphenyl-d14	75		79		41-149

Lab Control Sample Analysis

Batch Quality Control

Project Name: 25-01 QUEENS PLAZA NORTH

Lab Number: L2057290

Project Number: 170652801

Report Date: 12/30/20

Parameter	LCS %Recovery	Qual	LCSD %Recovery	Qual	%Recovery Limits	RPD	Qual	RPD Limits
Semivolatile Organics by GC/MS-SIM - Westborough Lab Associated sample(s): 01 Batch: WG1448687-2 WG1448687-3								
Acenaphthene	85		80		40-140	6		40
2-Chloronaphthalene	102		98		40-140	4		40
Fluoranthene	123		106		40-140	15		40
Hexachlorobutadiene	96		98		40-140	2		40
Naphthalene	85		85		40-140	0		40
Benzo(a)anthracene	107		93		40-140	14		40
Benzo(a)pyrene	132		114		40-140	15		40
Benzo(b)fluoranthene	107		95		40-140	12		40
Benzo(k)fluoranthene	120		102		40-140	16		40
Chrysene	107		91		40-140	16		40
Acenaphthylene	110		103		40-140	7		40
Anthracene	109		96		40-140	13		40
Benzo(ghi)perylene	112		97		40-140	14		40
Fluorene	101		91		40-140	10		40
Phenanthrene	98		87		40-140	12		40
Dibenzo(a,h)anthracene	119		106		40-140	12		40
Indeno(1,2,3-cd)pyrene	119		100		40-140	17		40
Pyrene	124		108		40-140	14		40
2-Methylnaphthalene	97		94		40-140	3		40
Pentachlorophenol	151	Q	132		40-140	13		40
Hexachlorobenzene	98		88		40-140	11		40
Hexachloroethane	82		86		40-140	5		40

Lab Control Sample Analysis

Batch Quality Control

Project Name: 25-01 QUEENS PLAZA NORTH

Lab Number: L2057290

Project Number: 170652801

Report Date: 12/30/20

Parameter	<i>LCS</i> %Recovery	<i>Qual</i>	<i>LCSD</i> %Recovery	<i>Qual</i>	<i>%Recovery</i> Limits	<i>RPD</i>	<i>Qual</i>	<i>RPD</i> Limits
-----------	-------------------------	-------------	--------------------------	-------------	----------------------------	------------	-------------	----------------------

Semivolatile Organics by GC/MS-SIM - Westborough Lab Associated sample(s): 01 Batch: WG1448687-2 WG1448687-3

<i>Surrogate</i>	<i>LCS</i> %Recovery	<i>Qual</i>	<i>LCSD</i> %Recovery	<i>Qual</i>	<i>Acceptance</i> Criteria
2-Fluorophenol	60		67		21-120
Phenol-d6	59		60		10-120
Nitrobenzene-d5	113		115		23-120
2-Fluorobiphenyl	103		100		15-120
2,4,6-Tribromophenol	98		109		10-120
4-Terphenyl-d14	126		114		41-149

PCBS

Project Name: 25-01 QUEENS PLAZA NORTH
Project Number: 170652801

Lab Number: L2057290
Report Date: 12/30/20

SAMPLE RESULTS

Lab ID: L2057290-01
 Client ID: MW02_122220
 Sample Location: QUEENS, NY

Date Collected: 12/22/20 10:00
 Date Received: 12/22/20
 Field Prep: Refer to COC

Sample Depth:

Matrix: Water
 Analytical Method: 1,8082A
 Analytical Date: 12/26/20 16:11
 Analyst: JAW

Extraction Method: EPA 3510C
 Extraction Date: 12/24/20 11:38
 Cleanup Method: EPA 3665A
 Cleanup Date: 12/24/20
 Cleanup Method: EPA 3665A
 Cleanup Date: 12/26/20

Parameter	Result	Qualifier	Units	RL	MDL	Dilution Factor	Column
Polychlorinated Biphenyls by GC - Westborough Lab							
Aroclor 1016	ND		ug/l	0.083	0.034	1	A
Aroclor 1221	ND		ug/l	0.083	0.067	1	A
Aroclor 1232	ND		ug/l	0.083	0.046	1	A
Aroclor 1242	ND		ug/l	0.083	0.039	1	A
Aroclor 1248	ND		ug/l	0.083	0.049	1	A
Aroclor 1254	ND		ug/l	0.083	0.039	1	A
Aroclor 1260	ND		ug/l	0.083	0.032	1	A
Aroclor 1262	ND		ug/l	0.083	0.035	1	A
Aroclor 1268	ND		ug/l	0.083	0.034	1	A
PCBs, Total	ND		ug/l	0.083	0.032	1	A

Surrogate	% Recovery	Qualifier	Acceptance Criteria	Column
2,4,5,6-Tetrachloro-m-xylene	48		30-150	A
Decachlorobiphenyl	48		30-150	A
2,4,5,6-Tetrachloro-m-xylene	53		30-150	B
Decachlorobiphenyl	61		30-150	B

Project Name: 25-01 QUEENS PLAZA NORTH
Project Number: 170652801

Lab Number: L2057290
Report Date: 12/30/20

**Method Blank Analysis
Batch Quality Control**

Analytical Method: 1,8082A
Analytical Date: 12/23/20 17:12
Analyst: JAW

Extraction Method: EPA 3510C
Extraction Date: 12/23/20 12:02
Cleanup Method: EPA 3665A
Cleanup Date: 12/23/20
Cleanup Method: EPA 3665A
Cleanup Date: 12/23/20

Parameter	Result	Qualifier	Units	RL	MDL	Column
Polychlorinated Biphenyls by GC - Westborough Lab for sample(s): 01 Batch: WG1448636-1						
Aroclor 1016	ND		ug/l	0.083	0.034	A
Aroclor 1221	ND		ug/l	0.083	0.067	A
Aroclor 1232	ND		ug/l	0.083	0.046	A
Aroclor 1242	ND		ug/l	0.083	0.039	A
Aroclor 1248	ND		ug/l	0.083	0.049	A
Aroclor 1254	ND		ug/l	0.083	0.039	A
Aroclor 1260	ND		ug/l	0.083	0.032	A
Aroclor 1262	ND		ug/l	0.083	0.035	A
Aroclor 1268	ND		ug/l	0.083	0.034	A
PCBs, Total	ND		ug/l	0.083	0.032	A

Surrogate	%Recovery	Qualifier	Acceptance Criteria	Column
2,4,5,6-Tetrachloro-m-xylene	66		30-150	A
Decachlorobiphenyl	66		30-150	A
2,4,5,6-Tetrachloro-m-xylene	68		30-150	B
Decachlorobiphenyl	77		30-150	B

Lab Control Sample Analysis Batch Quality Control

Project Name: 25-01 QUEENS PLAZA NORTH
Project Number: 170652801

Lab Number: L2057290
Report Date: 12/30/20

Parameter	LCS %Recovery	Qual	LCSD %Recovery	Qual	%Recovery Limits	RPD	Qual	RPD Limits	Column
Polychlorinated Biphenyls by GC - Westborough Lab Associated sample(s): 01 Batch: WG1448636-2 WG1448636-3									
Aroclor 1016	66		82		40-140	22		50	A
Aroclor 1260	56		74		40-140	28		50	A

Surrogate	LCS %Recovery	Qual	LCSD %Recovery	Qual	Acceptance Criteria	Column
2,4,5,6-Tetrachloro-m-xylene	63		81		30-150	A
Decachlorobiphenyl	63		84		30-150	A
2,4,5,6-Tetrachloro-m-xylene	68		68		30-150	B
Decachlorobiphenyl	74		72		30-150	B

METALS

Project Name: 25-01 QUEENS PLAZA NORTH**Lab Number:** L2057290**Project Number:** 170652801**Report Date:** 12/30/20**SAMPLE RESULTS**

Lab ID: L2057290-01
 Client ID: MW02_122220
 Sample Location: QUEENS, NY

Date Collected: 12/22/20 10:00
 Date Received: 12/22/20
 Field Prep: Refer to COC

Sample Depth:
 Matrix: Water

Parameter	Result	Qualifier	Units	RL	MDL	Dilution Factor	Date Prepared	Date Analyzed	Prep Method	Analytical Method	Analyst
General Chemistry - Mansfield Lab											
Chromium, Trivalent (Filtered)	ND		mg/l	0.010	0.010	1		12/30/20 15:26	NA	107,-	
Dissolved Metals - Mansfield Lab											
Aluminum, Dissolved	ND		mg/l	0.0100	0.00327	1	12/29/20 19:50	12/30/20 15:26	EPA 3005A	1,6020B	AM
Antimony, Dissolved	ND		mg/l	0.00400	0.00042	1	12/29/20 19:50	12/30/20 15:26	EPA 3005A	1,6020B	AM
Arsenic, Dissolved	0.00017	J	mg/l	0.00050	0.00016	1	12/29/20 19:50	12/30/20 15:26	EPA 3005A	1,6020B	AM
Barium, Dissolved	0.04770		mg/l	0.00050	0.00017	1	12/29/20 19:50	12/30/20 15:26	EPA 3005A	1,6020B	AM
Beryllium, Dissolved	ND		mg/l	0.00050	0.00010	1	12/29/20 19:50	12/30/20 15:26	EPA 3005A	1,6020B	AM
Cadmium, Dissolved	ND		mg/l	0.00020	0.00005	1	12/29/20 19:50	12/30/20 15:26	EPA 3005A	1,6020B	AM
Calcium, Dissolved	103.		mg/l	0.100	0.0394	1	12/29/20 19:50	12/30/20 15:26	EPA 3005A	1,6020B	AM
Chromium, Dissolved	0.00141		mg/l	0.00100	0.00017	1	12/29/20 19:50	12/30/20 15:26	EPA 3005A	1,6020B	AM
Cobalt, Dissolved	ND		mg/l	0.00050	0.00016	1	12/29/20 19:50	12/30/20 15:26	EPA 3005A	1,6020B	AM
Copper, Dissolved	0.00099	J	mg/l	0.00100	0.00038	1	12/29/20 19:50	12/30/20 15:26	EPA 3005A	1,6020B	AM
Iron, Dissolved	0.0352	J	mg/l	0.0500	0.0191	1	12/29/20 19:50	12/30/20 15:26	EPA 3005A	1,6020B	AM
Lead, Dissolved	ND		mg/l	0.00100	0.00034	1	12/29/20 19:50	12/30/20 15:26	EPA 3005A	1,6020B	AM
Magnesium, Dissolved	14.5		mg/l	0.0700	0.0242	1	12/29/20 19:50	12/30/20 15:26	EPA 3005A	1,6020B	AM
Manganese, Dissolved	0.02128		mg/l	0.00100	0.00044	1	12/29/20 19:50	12/30/20 15:26	EPA 3005A	1,6020B	AM
Mercury, Dissolved	ND		mg/l	0.00020	0.00009	1	12/29/20 21:08	12/30/20 12:59	EPA 7470A	1,7470A	VW
Nickel, Dissolved	0.00063	J	mg/l	0.00200	0.00055	1	12/29/20 19:50	12/30/20 15:26	EPA 3005A	1,6020B	AM
Potassium, Dissolved	6.81		mg/l	0.100	0.0309	1	12/29/20 19:50	12/30/20 15:26	EPA 3005A	1,6020B	AM
Selenium, Dissolved	ND		mg/l	0.00500	0.00173	1	12/29/20 19:50	12/30/20 15:26	EPA 3005A	1,6020B	AM
Silver, Dissolved	ND		mg/l	0.00040	0.00016	1	12/29/20 19:50	12/30/20 15:26	EPA 3005A	1,6020B	AM
Sodium, Dissolved	59.8		mg/l	0.100	0.0293	1	12/29/20 19:50	12/30/20 15:26	EPA 3005A	1,6020B	AM
Thallium, Dissolved	ND		mg/l	0.00050	0.00014	1	12/29/20 19:50	12/30/20 15:26	EPA 3005A	1,6020B	AM
Vanadium, Dissolved	ND		mg/l	0.00500	0.00157	1	12/29/20 19:50	12/30/20 15:26	EPA 3005A	1,6020B	AM
Zinc, Dissolved	ND		mg/l	0.01000	0.00341	1	12/29/20 19:50	12/30/20 15:26	EPA 3005A	1,6020B	AM



Project Name: 25-01 QUEENS PLAZA NORTH
Project Number: 170652801

Lab Number: L2057290
Report Date: 12/30/20

Method Blank Analysis Batch Quality Control

Parameter	Result Qualifier	Units	RL	MDL	Dilution Factor	Date Prepared	Date Analyzed	Analytical Method	Analyst
Dissolved Metals - Mansfield Lab for sample(s): 01 Batch: WG1449953-1									
Mercury, Dissolved	ND	mg/l	0.00020	0.00009	1	12/29/20 21:08	12/30/20 12:54	1,7470A	VW

Prep Information

Digestion Method: EPA 7470A

Parameter	Result Qualifier	Units	RL	MDL	Dilution Factor	Date Prepared	Date Analyzed	Analytical Method	Analyst
Dissolved Metals - Mansfield Lab for sample(s): 01 Batch: WG1449954-1									
Aluminum, Dissolved	ND	mg/l	0.0100	0.00327	1	12/29/20 19:50	12/30/20 14:56	1,6020B	AM
Antimony, Dissolved	ND	mg/l	0.00400	0.00042	1	12/29/20 19:50	12/30/20 14:56	1,6020B	AM
Arsenic, Dissolved	ND	mg/l	0.00050	0.00016	1	12/29/20 19:50	12/30/20 14:56	1,6020B	AM
Barium, Dissolved	ND	mg/l	0.00050	0.00017	1	12/29/20 19:50	12/30/20 14:56	1,6020B	AM
Beryllium, Dissolved	ND	mg/l	0.00050	0.00010	1	12/29/20 19:50	12/30/20 14:56	1,6020B	AM
Cadmium, Dissolved	ND	mg/l	0.00020	0.00005	1	12/29/20 19:50	12/30/20 14:56	1,6020B	AM
Calcium, Dissolved	ND	mg/l	0.100	0.0394	1	12/29/20 19:50	12/30/20 14:56	1,6020B	AM
Chromium, Dissolved	ND	mg/l	0.00100	0.00017	1	12/29/20 19:50	12/30/20 14:56	1,6020B	AM
Cobalt, Dissolved	ND	mg/l	0.00050	0.00016	1	12/29/20 19:50	12/30/20 14:56	1,6020B	AM
Copper, Dissolved	ND	mg/l	0.00100	0.00038	1	12/29/20 19:50	12/30/20 14:56	1,6020B	AM
Iron, Dissolved	ND	mg/l	0.0500	0.0191	1	12/29/20 19:50	12/30/20 14:56	1,6020B	AM
Lead, Dissolved	ND	mg/l	0.00100	0.00034	1	12/29/20 19:50	12/30/20 14:56	1,6020B	AM
Magnesium, Dissolved	ND	mg/l	0.0700	0.0242	1	12/29/20 19:50	12/30/20 14:56	1,6020B	AM
Manganese, Dissolved	ND	mg/l	0.00100	0.00044	1	12/29/20 19:50	12/30/20 14:56	1,6020B	AM
Nickel, Dissolved	ND	mg/l	0.00200	0.00055	1	12/29/20 19:50	12/30/20 14:56	1,6020B	AM
Potassium, Dissolved	ND	mg/l	0.100	0.0309	1	12/29/20 19:50	12/30/20 14:56	1,6020B	AM
Selenium, Dissolved	ND	mg/l	0.00500	0.00173	1	12/29/20 19:50	12/30/20 14:56	1,6020B	AM
Silver, Dissolved	ND	mg/l	0.00040	0.00016	1	12/29/20 19:50	12/30/20 14:56	1,6020B	AM
Sodium, Dissolved	ND	mg/l	0.100	0.0293	1	12/29/20 19:50	12/30/20 14:56	1,6020B	AM
Thallium, Dissolved	ND	mg/l	0.00050	0.00014	1	12/29/20 19:50	12/30/20 14:56	1,6020B	AM
Vanadium, Dissolved	ND	mg/l	0.00500	0.00157	1	12/29/20 19:50	12/30/20 14:56	1,6020B	AM
Zinc, Dissolved	ND	mg/l	0.01000	0.00341	1	12/29/20 19:50	12/30/20 14:56	1,6020B	AM

Project Name: 25-01 QUEENS PLAZA NORTH

Lab Number: L2057290

Project Number: 170652801

Report Date: 12/30/20

Method Blank Analysis Batch Quality Control

Prep Information

Digestion Method: EPA 3005A

Lab Control Sample Analysis Batch Quality Control

Project Name: 25-01 QUEENS PLAZA NORTH
Project Number: 170652801

Lab Number: L2057290
Report Date: 12/30/20

Parameter	LCS %Recovery	Qual	LCSD %Recovery	Qual	%Recovery Limits	RPD	Qual	RPD Limits
Dissolved Metals - Mansfield Lab Associated sample(s): 01 Batch: WG1449953-2								
Mercury, Dissolved	103		-		80-120	-		

Lab Control Sample Analysis

Batch Quality Control

Project Name: 25-01 QUEENS PLAZA NORTH

Lab Number: L2057290

Project Number: 170652801

Report Date: 12/30/20

Parameter	LCS %Recovery	LCSD %Recovery	%Recovery Limits	RPD	RPD Limits
Dissolved Metals - Mansfield Lab Associated sample(s): 01 Batch: WG1449954-2					
Aluminum, Dissolved	109	-	80-120	-	
Antimony, Dissolved	92	-	80-120	-	
Arsenic, Dissolved	109	-	80-120	-	
Barium, Dissolved	104	-	80-120	-	
Beryllium, Dissolved	114	-	80-120	-	
Cadmium, Dissolved	108	-	80-120	-	
Calcium, Dissolved	103	-	80-120	-	
Chromium, Dissolved	101	-	80-120	-	
Cobalt, Dissolved	101	-	80-120	-	
Copper, Dissolved	99	-	80-120	-	
Iron, Dissolved	103	-	80-120	-	
Lead, Dissolved	104	-	80-120	-	
Magnesium, Dissolved	108	-	80-120	-	
Manganese, Dissolved	102	-	80-120	-	
Nickel, Dissolved	97	-	80-120	-	
Potassium, Dissolved	106	-	80-120	-	
Selenium, Dissolved	112	-	80-120	-	
Silver, Dissolved	102	-	80-120	-	
Sodium, Dissolved	106	-	80-120	-	
Thallium, Dissolved	104	-	80-120	-	
Vanadium, Dissolved	99	-	80-120	-	

Lab Control Sample Analysis

Batch Quality Control

Project Name: 25-01 QUEENS PLAZA NORTH

Lab Number: L2057290

Project Number: 170652801

Report Date: 12/30/20

Parameter	LCS %Recovery	LCSD %Recovery	%Recovery Limits	RPD	RPD Limits
Dissolved Metals - Mansfield Lab Associated sample(s): 01 Batch: WG1449954-2					
Zinc, Dissolved	109	-	80-120	-	

Matrix Spike Analysis
Batch Quality Control

Project Name: 25-01 QUEENS PLAZA NORTH

Lab Number: L2057290

Project Number: 170652801

Report Date: 12/30/20

Parameter	Native Sample	MS Added	MS Found	MS %Recovery	Qual	MSD Found	MSD %Recovery	Qual	Recovery Limits	RPD	Qual	RPD Limits
Dissolved Metals - Mansfield Lab Associated sample(s): 01 QC Batch ID: WG1449953-3 QC Sample: L2057290-01 Client ID: MW02_122220												
Mercury, Dissolved	ND	0.005	0.00499	100		-	-		75-125	-		20

Matrix Spike Analysis Batch Quality Control

Project Name: 25-01 QUEENS PLAZA NORTH

Lab Number: L2057290

Project Number: 170652801

Report Date: 12/30/20

Parameter	Native Sample	MS Added	MS Found	MS %Recovery	MSD Found	MSD %Recovery	Recovery Limits	RPD	RPD Limits
Dissolved Metals - Mansfield Lab Associated sample(s): 01 QC Batch ID: WG1449954-3 QC Sample: L2056946-01 Client ID: MS Sample									
Aluminum, Dissolved	0.00332J	2	2.15	108	-	-	75-125	-	20
Antimony, Dissolved	0.00047J	0.5	0.5184	104	-	-	75-125	-	20
Arsenic, Dissolved	0.00903	0.12	0.1442	113	-	-	75-125	-	20
Barium, Dissolved	0.7342	2	2.843	105	-	-	75-125	-	20
Beryllium, Dissolved	ND	0.05	0.05082	102	-	-	75-125	-	20
Cadmium, Dissolved	ND	0.051	0.05636	110	-	-	75-125	-	20
Calcium, Dissolved	176.	10	177	10	Q	-	75-125	-	20
Chromium, Dissolved	ND	0.2	0.2059	103	-	-	75-125	-	20
Cobalt, Dissolved	0.00624	0.5	0.5150	102	-	-	75-125	-	20
Copper, Dissolved	0.00060J	0.25	0.2469	99	-	-	75-125	-	20
Iron, Dissolved	15.0	1	15.5	50	Q	-	75-125	-	20
Lead, Dissolved	ND	0.51	0.5395	106	-	-	75-125	-	20
Magnesium, Dissolved	21.6	10	31.7	101	-	-	75-125	-	20
Manganese, Dissolved	2.381	0.5	2.810	86	-	-	75-125	-	20
Nickel, Dissolved	0.00094J	0.5	0.4872	97	-	-	75-125	-	20
Potassium, Dissolved	4.78	10	15.1	103	-	-	75-125	-	20
Selenium, Dissolved	ND	0.12	0.142	118	-	-	75-125	-	20
Silver, Dissolved	ND	0.05	0.05220	104	-	-	75-125	-	20
Sodium, Dissolved	38.5	10	47.4	89	-	-	75-125	-	20
Thallium, Dissolved	0.00016J	0.12	0.1262	105	-	-	75-125	-	20
Vanadium, Dissolved	ND	0.5	0.5037	101	-	-	75-125	-	20

Matrix Spike Analysis
Batch Quality Control

Project Name: 25-01 QUEENS PLAZA NORTH

Lab Number: L2057290

Project Number: 170652801

Report Date: 12/30/20

Parameter	Native Sample	MS Added	MS Found	MS %Recovery	MSD Found	MSD %Recovery	Recovery Limits	RPD	RPD Limits
Dissolved Metals - Mansfield Lab Associated sample(s): 01 QC Batch ID: WG1449954-3 QC Sample: L2056946-01 Client ID: MS Sample									
Zinc, Dissolved	ND	0.5	0.5513	110	-	-	75-125	-	20

Lab Duplicate Analysis

Batch Quality Control

Project Name: 25-01 QUEENS PLAZA NORTH

Project Number: 170652801

Lab Number: L2057290

Report Date: 12/30/20

Parameter	Native Sample	Duplicate Sample	Units	RPD	Qual	RPD Limits
Dissolved Metals - Mansfield Lab Associated sample(s): 01 QC Batch ID: WG1449953-4 QC Sample: L2057290-01 Client ID: MW02_122220						
Mercury, Dissolved	ND	ND	mg/l	NC		20

Lab Duplicate Analysis

Batch Quality Control

Project Name: 25-01 QUEENS PLAZA NORTH

Project Number: 170652801

Lab Number: L2057290

Report Date: 12/30/20

Parameter	Native Sample	Duplicate Sample	Units	RPD	RPD Limits
Dissolved Metals - Mansfield Lab Associated sample(s): 01 QC Batch ID: WG1449954-4 QC Sample: L2056946-01 Client ID: DUP Sample					
Aluminum, Dissolved	0.00332J	0.00354J	mg/l	NC	20
Antimony, Dissolved	0.00047J	0.00074J	mg/l	NC	20
Arsenic, Dissolved	0.00903	0.00931	mg/l	3	20
Barium, Dissolved	0.7342	0.7819	mg/l	6	20
Beryllium, Dissolved	ND	ND	mg/l	NC	20
Cadmium, Dissolved	ND	ND	mg/l	NC	20
Calcium, Dissolved	176.	184	mg/l	4	20
Chromium, Dissolved	ND	ND	mg/l	NC	20
Cobalt, Dissolved	0.00624	0.00653	mg/l	4	20
Copper, Dissolved	0.00060J	ND	mg/l	NC	20
Iron, Dissolved	15.0	15.6	mg/l	4	20
Lead, Dissolved	ND	ND	mg/l	NC	20
Magnesium, Dissolved	21.6	22.7	mg/l	5	20
Manganese, Dissolved	2.381	2.506	mg/l	5	20
Nickel, Dissolved	0.00094J	0.00143J	mg/l	NC	20
Potassium, Dissolved	4.78	5.00	mg/l	4	20
Selenium, Dissolved	ND	ND	mg/l	NC	20
Silver, Dissolved	ND	ND	mg/l	NC	20
Sodium, Dissolved	38.5	40.5	mg/l	5	20

Lab Duplicate Analysis

Batch Quality Control

Project Name: 25-01 QUEENS PLAZA NORTH

Project Number: 170652801

Lab Number: L2057290

Report Date: 12/30/20

Parameter	Native Sample	Duplicate Sample	Units	RPD	RPD Limits
Dissolved Metals - Mansfield Lab Associated sample(s): 01 QC Batch ID: WG1449954-4 QC Sample: L2056946-01 Client ID: DUP Sample					
Thallium, Dissolved	0.00016J	0.00045J	mg/l	NC	20
Vanadium, Dissolved	ND	ND	mg/l	NC	20
Zinc, Dissolved	ND	ND	mg/l	NC	20

INORGANICS & MISCELLANEOUS

Project Name: 25-01 QUEENS PLAZA NORTH
Project Number: 170652801

Lab Number: L2057290
Report Date: 12/30/20

SAMPLE RESULTS

Lab ID: L2057290-01
Client ID: MW02_122220
Sample Location: QUEENS, NY

Date Collected: 12/22/20 10:00
Date Received: 12/22/20
Field Prep: Refer to COC

Sample Depth:
Matrix: Water

Parameter	Result	Qualifier	Units	RL	MDL	Dilution Factor	Date Prepared	Date Analyzed	Analytical Method	Analyst
General Chemistry - Westborough Lab										
Chromium, Hexavalent	ND		mg/l	0.010	0.003	1	12/23/20 07:45	12/23/20 08:15	1,7196A	KP



Project Name: 25-01 QUEENS PLAZA NORTH

Lab Number: L2057290

Project Number: 170652801

Report Date: 12/30/20

Method Blank Analysis
Batch Quality Control

Parameter	Result Qualifier	Units	RL	MDL	Dilution Factor	Date Prepared	Date Analyzed	Analytical Method	Analyst
General Chemistry - Westborough Lab for sample(s): 01 Batch: WG1448517-1									
Chromium, Hexavalent	ND	mg/l	0.010	0.003	1	12/23/20 07:45	12/23/20 08:13	1,7196A	KP

Lab Control Sample Analysis

Batch Quality Control

Project Name: 25-01 QUEENS PLAZA NORTH

Lab Number: L2057290

Project Number: 170652801

Report Date: 12/30/20

Parameter	LCS %Recovery	Qual	LCSD %Recovery	Qual	%Recovery Limits	RPD	Qual	RPD Limits
General Chemistry - Westborough Lab Associated sample(s): 01 Batch: WG1448517-2								
Chromium, Hexavalent	106		-		85-115	-		20

Matrix Spike Analysis
Batch Quality Control

Project Name: 25-01 QUEENS PLAZA NORTH

Lab Number: L2057290

Project Number: 170652801

Report Date: 12/30/20

Parameter	Native Sample	MS Added	MS Found	MS %Recovery	MSD Qual	MSD Found	MSD %Recovery	MSD Qual	Recovery Limits	RPD	RPD Qual	RPD Limits
General Chemistry - Westborough Lab Associated sample(s): 01 QC Batch ID: WG1448517-4 QC Sample: L2057290-01 Client ID: MW02_122220												
Chromium, Hexavalent	ND	0.1	0.107	107	-	-	-	-	85-115	-	-	20

Lab Duplicate Analysis

Batch Quality Control

Project Name: 25-01 QUEENS PLAZA NORTH

Project Number: 170652801

Lab Number: L2057290

Report Date: 12/30/20

Parameter	Native Sample	Duplicate Sample	Units	RPD	Qual	RPD Limits
General Chemistry - Westborough Lab Associated sample(s): 01 QC Batch ID: WG1448517-3 QC Sample: L2057290-01 Client ID: MW02_122220						
Chromium, Hexavalent	ND	ND	mg/l	NC		20

Project Name: 25-01 QUEENS PLAZA NORTH**Lab Number:** L2057290**Project Number:** 170652801**Report Date:** 12/30/20**Sample Receipt and Container Information**

Were project specific reporting limits specified?

YES

Cooler Information

Cooler	Custody Seal
A	Absent

Container Information

Container ID	Container Type	Cooler	Initial pH	Final pH	Temp deg C	Pres	Seal	Frozen Date/Time	Analysis(*)
L2057290-01A	Vial HCl preserved	A	NA		4.2	Y	Absent		NYTCL-8260(14)
L2057290-01B	Vial HCl preserved	A	NA		4.2	Y	Absent		NYTCL-8260(14)
L2057290-01C	Vial HCl preserved	A	NA		4.2	Y	Absent		NYTCL-8260(14)
L2057290-01D	Amber 120ml unpreserved	A	7	7	4.2	Y	Absent		NYTCL-8082-LVI(7)
L2057290-01E	Amber 120ml unpreserved	A	7	7	4.2	Y	Absent		NYTCL-8082-LVI(7)
L2057290-01F	Amber 250ml unpreserved	A	7	7	4.2	Y	Absent		NYTCL-8270-SIM-LVI(7),NYTCL-8270-LVI(7)
L2057290-01G	Amber 250ml unpreserved	A	7	7	4.2	Y	Absent		NYTCL-8270-SIM-LVI(7),NYTCL-8270-LVI(7)
L2057290-01H	Plastic 250ml HNO3 preserved	A	<2	<2	4.2	Y	Absent		CU-6020S(180),K-6020S(180),V-6020S(180),SE-6020S(180),MN-6020S(180),CO-6020S(180),ZN-6020S(180),BE-6020S(180),MG-6020S(180),CA-6020S(180),FE-6020S(180),CR-6020S(180),NI-6020S(180),TL-6020S(180),PB-6020S(180),NA-6020S(180),BA-6020S(180),AS-6020S(180),SB-6020S(180),AG-6020S(180),AL-6020S(180),HG-S(28),CD-6020S(180)
L2057290-01I	Plastic 250ml HNO3 preserved	A	<2	<2	4.2	Y	Absent		HOLD-METAL-TOTAL(180)
L2057290-01J	Plastic 500ml unpreserved	A	7	7	4.2	Y	Absent		HEXCR-7196(1)

Project Name: 25-01 QUEENS PLAZA NORTH
Project Number: 170652801

Lab Number: L2057290
Report Date: 12/30/20

GLOSSARY

Acronyms

DL	- Detection Limit: This value represents the level to which target analyte concentrations are reported as estimated values, when those target analyte concentrations are quantified below the limit of quantitation (LOQ). The DL includes any adjustments from dilutions, concentrations or moisture content, where applicable. (DoD report formats only.)
EDL	- Estimated Detection Limit: This value represents the level to which target analyte concentrations are reported as estimated values, when those target analyte concentrations are quantified below the reporting limit (RL). The EDL includes any adjustments from dilutions, concentrations or moisture content, where applicable. The use of EDLs is specific to the analysis of PAHs using Solid-Phase Microextraction (SPME).
EMPC	- Estimated Maximum Possible Concentration: The concentration that results from the signal present at the retention time of an analyte when the ions meet all of the identification criteria except the ion abundance ratio criteria. An EMPC is a worst-case estimate of the concentration.
EPA	- Environmental Protection Agency.
LCS	- Laboratory Control Sample: A sample matrix, free from the analytes of interest, spiked with verified known amounts of analytes or a material containing known and verified amounts of analytes.
LCSD	- Laboratory Control Sample Duplicate: Refer to LCS.
LFB	- Laboratory Fortified Blank: A sample matrix, free from the analytes of interest, spiked with verified known amounts of analytes or a material containing known and verified amounts of analytes.
LOD	- Limit of Detection: This value represents the level to which a target analyte can reliably be detected for a specific analyte in a specific matrix by a specific method. The LOD includes any adjustments from dilutions, concentrations or moisture content, where applicable. (DoD report formats only.)
LOQ	- Limit of Quantitation: The value at which an instrument can accurately measure an analyte at a specific concentration. The LOQ includes any adjustments from dilutions, concentrations or moisture content, where applicable. (DoD report formats only.) Limit of Quantitation: The value at which an instrument can accurately measure an analyte at a specific concentration. The LOQ includes any adjustments from dilutions, concentrations or moisture content, where applicable. (DoD report formats only.)
MDL	- Method Detection Limit: This value represents the level to which target analyte concentrations are reported as estimated values, when those target analyte concentrations are quantified below the reporting limit (RL). The MDL includes any adjustments from dilutions, concentrations or moisture content, where applicable.
MS	- Matrix Spike Sample: A sample prepared by adding a known mass of target analyte to a specified amount of matrix sample for which an independent estimate of target analyte concentration is available. For Method 332.0, the spike recovery is calculated using the native concentration, including estimated values.
MSD	- Matrix Spike Sample Duplicate: Refer to MS.
NA	- Not Applicable.
NC	- Not Calculated: Term is utilized when one or more of the results utilized in the calculation are non-detect at the parameter's reporting unit.
NDPA/DPA	- N-Nitrosodiphenylamine/Diphenylamine.
NI	- Not Ignitable.
NP	- Non-Plastic: Term is utilized for the analysis of Atterberg Limits in soil.
NR	- No Results: Term is utilized when 'No Target Compounds Requested' is reported for the analysis of Volatile or Semivolatile Organic TIC only requests.
RL	- Reporting Limit: The value at which an instrument can accurately measure an analyte at a specific concentration. The RL includes any adjustments from dilutions, concentrations or moisture content, where applicable.
RPD	- Relative Percent Difference: The results from matrix and/or matrix spike duplicates are primarily designed to assess the precision of analytical results in a given matrix and are expressed as relative percent difference (RPD). Values which are less than five times the reporting limit for any individual parameter are evaluated by utilizing the absolute difference between the values; although the RPD value will be provided in the report.
SRM	- Standard Reference Material: A reference sample of a known or certified value that is of the same or similar matrix as the associated field samples.
STLP	- Semi-dynamic Tank Leaching Procedure per EPA Method 1315.
TEF	- Toxic Equivalency Factors: The values assigned to each dioxin and furan to evaluate their toxicity relative to 2,3,7,8-TCDD.
TEQ	- Toxic Equivalent: The measure of a sample's toxicity derived by multiplying each dioxin and furan by its corresponding TEF and then summing the resulting values.
TIC	- Tentatively Identified Compound: A compound that has been identified to be present and is not part of the target compound list (TCL) for the method and/or program. All TICs are qualitatively identified and reported as estimated concentrations.

Report Format: DU Report with 'J' Qualifiers



Project Name: 25-01 QUEENS PLAZA NORTH
Project Number: 170652801

Lab Number: L2057290
Report Date: 12/30/20

Footnotes

- 1 - The reference for this analyte should be considered modified since this analyte is absent from the target analyte list of the original method.

Terms

Analytical Method: Both the document from which the method originates and the analytical reference method. (Example: EPA 8260B is shown as 1,8260B.) The codes for the reference method documents are provided in the References section of the Addendum.

Difference: With respect to Total Oxidizable Precursor (TOP) Assay analysis, the difference is defined as the Post-Treatment value minus the Pre-Treatment value.

Final pH: As it pertains to Sample Receipt & Container Information section of the report, Final pH reflects pH of container determined after adjustment at the laboratory, if applicable. If no adjustment required, value reflects Initial pH.

Frozen Date/Time: With respect to Volatile Organics in soil, Frozen Date/Time reflects the date/time at which associated Reagent Water-preserved vials were initially frozen. Note: If frozen date/time is beyond 48 hours from sample collection, value will be reflected in 'bold'.

Initial pH: As it pertains to Sample Receipt & Container Information section of the report, Initial pH reflects pH of container determined upon receipt, if applicable.

PAH Total: With respect to Alkylated PAH analyses, the 'PAHs, Total' result is defined as the summation of results for all or a subset of the following compounds: Naphthalene, C1-C4 Naphthalenes, 2-Methylnaphthalene, 1-Methylnaphthalene, Biphenyl, Acenaphthylene, Acenaphthene, Fluorene, C1-C3 Fluorenes, Phenanthrene, C1-C4 Phenanthrenes/Anthracenes, Anthracene, Fluoranthene, Pyrene, C1-C4 Fluoranthenes/Pyrenes, Benz(a)anthracene, Chrysene, C1-C4 Chrysenes, Benzo(b)fluoranthene, Benzo(j)+(k)fluoranthene, Benzo(e)pyrene, Benzo(a)pyrene, Perylene, Indeno(1,2,3-cd)pyrene, Dibenz(ah)+(ac)anthracene, Benzo(g,h,i)perylene. If a 'Total' result is requested, the results of its individual components will also be reported.

PFAS Total: With respect to PFAS analyses, the 'PFAS, Total (5)' result is defined as the summation of results for: PFHpA, PFHxS, PFOA, PFNA and PFOS. In addition, the 'PFAS, Total (6)' result is defined as the summation of results at or above the RL for: PFHpA, PFHxS, PFOA, PFNA, PFDA and PFOS. (Note: 'PFAS, Total (6)' is applicable to MassDEP DW compliance analysis only.). If a 'Total' result is requested, the results of its individual components will also be reported.

The target compound Chlordane (CAS No. 57-74-9) is reported for GC ECD analyses. Per EPA, this compound "refers to a mixture of chlordane isomers, other chlorinated hydrocarbons and numerous other components." (Reference: USEPA Toxicological Review of Chlordane, In Support of Summary Information on the Integrated Risk Information System (IRIS), December 1997.)

Total: With respect to Organic analyses, a 'Total' result is defined as the summation of results for individual isomers or Aroclors. If a 'Total' result is requested, the results of its individual components will also be reported. This is applicable to 'Total' results for methods 8260, 8081 and 8082.

Data Qualifiers

- A** - Spectra identified as "Aldol Condensates" are byproducts of the extraction/concentration procedures when acetone is introduced in the process.
- B** - The analyte was detected above the reporting limit in the associated method blank. Flag only applies to associated field samples that have detectable concentrations of the analyte at less than ten times (10x) the concentration found in the blank. For MCP-related projects, flag only applies to associated field samples that have detectable concentrations of the analyte at less than ten times (10x) the concentration found in the blank. For DOD-related projects, flag only applies to associated field samples that have detectable concentrations of the analyte at less than ten times (10x) the concentration found in the blank AND the analyte was detected above one-half the reporting limit (or above the reporting limit for common lab contaminants) in the associated method blank. For NJ-Air-related projects, flag only applies to associated field samples that have detectable concentrations of the analyte above the reporting limit. For NJ-related projects (excluding Air), flag only applies to associated field samples that have detectable concentrations of the analyte, which was detected above the reporting limit in the associated method blank or above five times the reporting limit for common lab contaminants (Phthalates, Acetone, Methylene Chloride, 2-Butanone).
- C** - Co-elution: The target analyte co-elutes with a known lab standard (i.e. surrogate, internal standards, etc.) for co-extracted analyses.
- D** - Concentration of analyte was quantified from diluted analysis. Flag only applies to field samples that have detectable concentrations of the analyte.
- E** - Concentration of analyte exceeds the range of the calibration curve and/or linear range of the instrument.
- F** - The ratio of quantifier ion response to qualifier ion response falls outside of the laboratory criteria. Results are considered to be an estimated maximum concentration.
- G** - The concentration may be biased high due to matrix interferences (i.e. co-elution) with non-target compound(s). The result should be considered estimated.
- H** - The analysis of pH was performed beyond the regulatory-required holding time of 15 minutes from the time of sample collection.
- I** - The lower value for the two columns has been reported due to obvious interference.
- J** - Estimated value. The Target analyte concentration is below the quantitation limit (RL), but above the Method Detection Limit (MDL) or Estimated Detection Limit (EDL) for SPME-related analyses. This represents an estimated concentration for Tentatively Identified Compounds (TICs).
- M** - Reporting Limit (RL) exceeds the MCP CAM Reporting Limit for this analyte.
- ND** - Not detected at the method detection limit (MDL) for the sample, or estimated detection limit (EDL) for SPME-related analyses.

Report Format: DU Report with 'J' Qualifiers



Project Name: 25-01 QUEENS PLAZA NORTH
Project Number: 170652801

Lab Number: L2057290
Report Date: 12/30/20

Data Qualifiers

- NJ** - Presumptive evidence of compound. This represents an estimated concentration for Tentatively Identified Compounds (TICs), where the identification is based on a mass spectral library search.
- P** - The RPD between the results for the two columns exceeds the method-specified criteria.
- Q** - The quality control sample exceeds the associated acceptance criteria. For DOD-related projects, LCS and/or Continuing Calibration Standard exceedences are also qualified on all associated sample results. Note: This flag is not applicable for matrix spike recoveries when the sample concentration is greater than 4x the spike added or for batch duplicate RPD when the sample concentrations are less than 5x the RL. (Metals only.)
- R** - Analytical results are from sample re-analysis.
- RE** - Analytical results are from sample re-extraction.
- S** - Analytical results are from modified screening analysis.

Project Name: 25-01 QUEENS PLAZA NORTH
Project Number: 170652801

Lab Number: L2057290
Report Date: 12/30/20

REFERENCES

- 1 Test Methods for Evaluating Solid Waste: Physical/Chemical Methods. EPA SW-846. Third Edition. Updates I - VI, 2018.
- 107 Alpha Analytical - In-house calculation method.

LIMITATION OF LIABILITIES

Alpha Analytical performs services with reasonable care and diligence normal to the analytical testing laboratory industry. In the event of an error, the sole and exclusive responsibility of Alpha Analytical shall be to re-perform the work at it's own expense. In no event shall Alpha Analytical be held liable for any incidental, consequential or special damages, including but not limited to, damages in any way connected with the use of, interpretation of, information or analysis provided by Alpha Analytical.

We strongly urge our clients to comply with EPA protocol regarding sample volume, preservation, cooling, containers, sampling procedures, holding time and splitting of samples in the field.



Certification Information

The following analytes are not included in our Primary NELAP Scope of Accreditation:

Westborough Facility

EPA 624/624.1: m/p-xylene, o-xylene, Naphthalene

EPA 8260C: NPW: 1,2,4,5-Tetramethylbenzene; 4-Ethyltoluene, Azobenzene; SCM: Iodomethane (methyl iodide), 1,2,4,5-Tetramethylbenzene; 4-Ethyltoluene.

EPA 8270D: NPW: Dimethylnaphthalene, 1,4-Diphenylhydrazine; SCM: Dimethylnaphthalene, 1,4-Diphenylhydrazine.

SM4500: NPW: Amenable Cyanide; SCM: Total Phosphorus, TKN, NO₂, NO₃.

Mansfield Facility

SM 2540D: TSS

EPA 8082A: NPW: PCB: 1, 5, 31, 87, 101, 110, 141, 151, 153, 180, 183, 187.

EPA TO-15: Halothane, 2,4,4-Trimethyl-2-pentene, 2,4,4-Trimethyl-1-pentene, Thiophene, 2-Methylthiophene, 3-Methylthiophene, 2-Ethylthiophene, 1,2,3-Trimethylbenzene, Indan, Indene, 1,2,4,5-Tetramethylbenzene, Benzothiophene, 1-Methylnaphthalene.

EPA TO-12 Non-methane organics

EPA 3C Fixed gases

Biological Tissue Matrix: EPA 3050B

The following analytes are included in our Massachusetts DEP Scope of Accreditation

Westborough Facility:

Drinking Water

EPA 300.0: Chloride, Nitrate-N, Fluoride, Sulfate; **EPA 353.2:** Nitrate-N, Nitrite-N; **SM4500NO3-F:** Nitrate-N, Nitrite-N; **SM4500F-C, SM4500CN-CE,**

EPA 180.1, SM2130B, SM4500CI-D, SM2320B, SM2540C, SM4500H-B, SM4500NO2-B

EPA 332: Perchlorate; **EPA 524.2:** THMs and VOCs; **EPA 504.1:** EDB, DBCP.

Microbiology: SM9215B; SM9223-P/A, SM9223B-Colilert-QT, SM9222D.

Non-Potable Water

SM4500H,B, EPA 120.1, SM2510B, SM2540C, SM2320B, SM4500CL-E, SM4500F-BC, SM4500NH3-BH: Ammonia-N and Kjeldahl-N, **EPA 350.1:** Ammonia-N, **LACHAT 10-107-06-1-B:** Ammonia-N, **EPA 351.1, SM4500NO3-F, EPA 353.2:** Nitrate-N, **SM4500P-E, SM4500P-B, E, SM4500SO4-E, SM5220D, EPA 410.4, SM5210B, SM5310C, SM4500CL-D, EPA 1664, EPA 420.1, SM4500-CN-CE, SM2540D, EPA 300:** Chloride, Sulfate, Nitrate.

EPA 624.1: Volatile Halocarbons & Aromatics,

EPA 608.3: Chlordane, Toxaphene, Aldrin, alpha-BHC, beta-BHC, gamma-BHC, delta-BHC, Dieldrin, DDD, DDE, DDT, Endosulfan I, Endosulfan II, Endosulfan sulfate, Endrin, Endrin Aldehyde, Heptachlor, Heptachlor Epoxide, PCBs

EPA 625.1: SVOC (Acid/Base/Neutral Extractables), **EPA 600/4-81-045:** PCB-Oil.

Microbiology: SM9223B-Colilert-QT; Enterolert-QT, SM9221E, EPA 1600, EPA 1603.

Mansfield Facility:

Drinking Water

EPA 200.7: Al, Ba, Cd, Cr, Cu, Fe, Mn, Ni, Na, Ag, Ca, Zn. **EPA 200.8:** Al, Sb, As, Ba, Be, Cd, Cr, Cu, Pb, Mn, Ni, Se, Ag, TL, Zn. **EPA 245.1** Hg.

EPA 522.

Non-Potable Water


EPA 200.7: Al, Sb, As, Be, Cd, Ca, Cr, Co, Cu, Fe, Pb, Mg, Mn, Mo, Ni, K, Se, Ag, Na, Sr, TL, Ti, V, Zn.

EPA 200.8: Al, Sb, As, Be, Cd, Cr, Cu, Fe, Pb, Mn, Ni, K, Se, Ag, Na, TL, Zn.

EPA 245.1 Hg.

SM2340B

For a complete listing of analytes and methods, please contact your Alpha Project Manager.

 NEW YORK CHAIN OF CUSTODY Westborough, MA 01581 8 Walkup Dr. TEL: 508-898-9220 FAX: 508-898-9193	NEW YORK CHAIN OF CUSTODY Mansfield, MA 02048 320 Forbes Blvd TEL: 508-822-9300 FAX: 508-822-3288	Service Centers Mahwah, NJ 07430: 35 Whitney Rd, Suite 5 Albany, NY 12205: 14 Walker Way Tonawanda, NY 14150: 275 Cooper Ave, Suite 105	Page 1		Date Rec'd in Lab	12/23/20	ALPHA Job #	L1057290			
		of 1	Project Information		Deliverables		Billing Information				
Client Information		Project Name: 25-01 Queens Plaza North		<input type="checkbox"/> ASP-A <input checked="" type="checkbox"/> ASP-B <input type="checkbox"/> EQUIS (1 File) <input type="checkbox"/> EQUIS (4 File) <input type="checkbox"/> Other		<input checked="" type="checkbox"/> Same as Client Info PO #					
Client: LANGAN, DPC		Project Location: Queens, NY		Project # 170652801		Regulatory Requirement <input type="checkbox"/> NY TOGS <input type="checkbox"/> NY Part 375 <input type="checkbox"/> AWQ Standards <input type="checkbox"/> NY CP-51 <input type="checkbox"/> NY Restricted Use <input type="checkbox"/> Other <input type="checkbox"/> NY Unrestricted Use <input type="checkbox"/> NYC Sewer Discharge					
Address: 360 W. 31st St. NY, NY 10001		Project Manager: Woo Kim		(Use Project name as Project #) <input type="checkbox"/>							
Phone: 212-479-5400		ALPHAQuote #:		Turn-Around Time		Disposal Site Information Please identify below location of applicable disposal facilities. Disposal Facility: <input type="checkbox"/> NJ <input type="checkbox"/> NY <input type="checkbox"/> Other:					
Fax: 212-479-5444		Standard <input checked="" type="checkbox"/>		Due Date:							
Email: WKIM@LANGAN.COM		Rush (only if pre approved) <input type="checkbox"/>		# of Days:		ANALYSIS Part 375 / TCL VOCs SVOCs PCBs TAL Metals (dissolved) hex / tri chromium					
These samples have been previously analyzed by Alpha <input type="checkbox"/>		Other project specific requirements/comments:		Sample Filtration							
Please specify Metals or TAL.				<input type="checkbox"/> Done <input type="checkbox"/> Lab to do Preservation <input type="checkbox"/> Lab to do (Please Specify below)		Total Bottles					
				Sample Specific Comments							
ALPHA Lab ID (Lab Use Only)	Sample ID	Collection		Sample Matrix	Sampler's Initials						
		Date	Time								
57290-01	MW02-12220	12/22/2020	1000	GW	AS	<input checked="" type="checkbox"/>	<input checked="" type="checkbox"/>	<input checked="" type="checkbox"/>	<input checked="" type="checkbox"/>		
Preservative Code:		Container Code		Westboro: Certification No: MA935		Container Type		Preservative			
A = None B = HCl C = HNO ₃ D = H ₂ SO ₄ E = NaOH F = MeOH G = NaHSO ₄ H = Na ₂ S ₂ O ₃ K/E = Zn Ac/NaOH O = Other		P = Plastic A = Amber Glass V = Vial G = Glass B = Bacteria Cup C = Cube O = Other E = Encore D = BOD Bottle		Mansfield: Certification No: MA015							
				Relinquished By:		Date/Time		Received By:		Date/Time	
				Ashley Stappenbeck		12/22/2020 1450		NEPTUNES (AAL)		12/22/20 1450	
				A. Stapp (AAL)		12/22/20 1900		J. Stapp (AAL)		12/22/20 2100	
				J. Stapp (AAL)		12/23/20 0015		W. Kim (AAL)		12/23/20 0015	
Form No: 01-25 HC (rev. 30-Sept-2013)		Please print clearly, legibly and completely. Samples can not be logged in and turnaround time clock will not start until any ambiguities are resolved. BY EXECUTING THIS COC, THE CLIENT HAS READ AND AGREES TO BE BOUND BY ALPHA'S TERMS & CONDITIONS. (See reverse side.)									

APPENDIX G

SOIL VAPOR LABORATORY ANALYTICAL REPORTS



ANALYTICAL REPORT

Lab Number:	L2057089
Client:	Langan Engineering & Environmental 21 Penn Plaza 360 W. 31st Street, 8th Floor New York, NY 10001-2727
ATTN:	Woo-Jun Kim
Phone:	(212) 479-5733
Project Name:	25-01 QUEENS PLAZA NORTH
Project Number:	170652801
Report Date:	12/30/20

The original project report/data package is held by Alpha Analytical. This report/data package is paginated and should be reproduced only in its entirety. Alpha Analytical holds no responsibility for results and/or data that are not consistent with the original.

Certifications & Approvals: MA (M-MA030), NH NELAP (2062), CT (PH-0141), DoD (L2474), FL (E87814), IL (200081), LA (85084), ME (MA00030), MD (350), NJ (MA015), NY (11627), NC (685), OH (CL106), PA (68-02089), RI (LAO00299), TX (T104704419), VT (VT-0015), VA (460194), WA (C954), US Army Corps of Engineers, USDA (Permit #P330-17-00150), USFWS (Permit #206964).

320 Forbes Boulevard, Mansfield, MA 02048-1806
508-822-9300 (Fax) 508-822-3288 800-624-9220 - www.alphalab.com



Project Name: 25-01 QUEENS PLAZA NORTH
Project Number: 170652801

Lab Number: L2057089
Report Date: 12/30/20

Alpha Sample ID	Client ID	Matrix	Sample Location	Collection Date/Time	Receive Date
L2057089-01	SV02_122120	SOIL_VAPOR	QUEENS, NY	12/21/20 15:15	12/21/20
L2057089-02	SV04_122120	SOIL_VAPOR	QUEENS, NY	12/21/20 12:33	12/21/20
L2057089-03	SV09_122120	SOIL_VAPOR	QUEENS, NY	12/21/20 14:08	12/21/20
L2057089-04	UNUSED CAN #2192	SOIL_VAPOR	QUEENS, NY		12/21/20

Project Name: 25-01 QUEENS PLAZA NORTH
Project Number: 170652801

Lab Number: L2057089
Report Date: 12/30/20

Case Narrative

The samples were received in accordance with the Chain of Custody and no significant deviations were encountered during the preparation or analysis unless otherwise noted. Sample Receipt, Container Information, and the Chain of Custody are located at the back of the report.

Results contained within this report relate only to the samples submitted under this Alpha Lab Number and meet NELAP requirements for all NELAP accredited parameters unless otherwise noted in the following narrative. The data presented in this report is organized by parameter (i.e. VOC, SVOC, etc.). Sample specific Quality Control data (i.e. Surrogate Spike Recovery) is reported at the end of the target analyte list for each individual sample, followed by the Laboratory Batch Quality Control at the end of each parameter. Tentatively Identified Compounds (TICs), if requested, are reported for compounds identified to be present and are not part of the method/program Target Compound List, even if only a subset of the TCL are being reported. If a sample was re-analyzed or re-extracted due to a required quality control corrective action and if both sets of data are reported, the Laboratory ID of the re-analysis or re-extraction is designated with an "R" or "RE", respectively.

When multiple Batch Quality Control elements are reported (e.g. more than one LCS), the associated samples for each element are noted in the grey shaded header line of each data table. Any Laboratory Batch, Sample Specific % recovery or RPD value that is outside the listed Acceptance Criteria is bolded in the report. In reference to questions H (CAM) or 4 (RCP) when "NO" is checked, the performance criteria for CAM and RCP methods allow for some quality control failures to occur and still be within method compliance. In these instances, the specific failure is not narrated but noted in the associated QC Outlier Summary Report, located directly after the Case Narrative. QC information is also incorporated in the Data Usability Assessment table (Format 11) of our Data Merger tool, where it can be reviewed in conjunction with the sample result, associated regulatory criteria and any associated data usability implications.

Soil/sediments, solids and tissues are reported on a dry weight basis unless otherwise noted. Definitions of all data qualifiers and acronyms used in this report are provided in the Glossary located at the back of the report.

HOLD POLICY - For samples submitted on hold, Alpha's policy is to hold samples (with the exception of Air canisters) free of charge for 21 calendar days from the date the project is completed. After 21 calendar days, we will dispose of all samples submitted including those put on hold unless you have contacted your Alpha Project Manager and made arrangements for Alpha to continue to hold the samples. Air canisters will be disposed after 3 business days from the date the project is completed.

Please contact Project Management at 800-624-9220 with any questions.

Project Name: 25-01 QUEENS PLAZA NORTH
Project Number: 170652801

Lab Number: L2057089
Report Date: 12/30/20

Case Narrative (continued)

Volatile Organics in Air

Canisters were released from the laboratory on December 16, 2020. The canister certification results are provided as an addendum.

L2057089-02: The sample has elevated detection limits due to the dilution required by the elevated concentrations of target compounds in the sample.

I, the undersigned, attest under the pains and penalties of perjury that, to the best of my knowledge and belief and based upon my personal inquiry of those responsible for providing the information contained in this analytical report, such information is accurate and complete. This certificate of analysis is not complete unless this page accompanies any and all pages of this report.

Authorized Signature:  Christopher J. Anderson

Title: Technical Director/Representative

Date: 12/30/20

AIR

Project Name: 25-01 QUEENS PLAZA NORTH
Project Number: 170652801

Lab Number: L2057089
Report Date: 12/30/20

SAMPLE RESULTS

Lab ID: L2057089-01
 Client ID: SV02_122120
 Sample Location: QUEENS, NY

Date Collected: 12/21/20 15:15
 Date Received: 12/21/20
 Field Prep: None

Sample Depth:
 Matrix: Soil_Vapor
 Analytical Method: 48,TO-15
 Analytical Date: 12/29/20 23:25
 Analyst: RY

Parameter	ppbV			ug/m3			Qualifier	Dilution Factor
	Results	RL	MDL	Results	RL	MDL		
Volatile Organics in Air - Mansfield Lab								
Dichlorodifluoromethane	0.402	0.200	--	1.99	0.989	--		1
Chloromethane	ND	0.200	--	ND	0.413	--		1
Freon-114	ND	0.200	--	ND	1.40	--		1
Vinyl chloride	ND	0.200	--	ND	0.511	--		1
1,3-Butadiene	ND	0.200	--	ND	0.442	--		1
Bromomethane	ND	0.200	--	ND	0.777	--		1
Chloroethane	ND	0.200	--	ND	0.528	--		1
Ethanol	34.6	5.00	--	65.2	9.42	--		1
Vinyl bromide	ND	0.200	--	ND	0.874	--		1
Acetone	5.19	1.00	--	12.3	2.38	--		1
Trichlorofluoromethane	0.461	0.200	--	2.59	1.12	--		1
Isopropanol	ND	0.500	--	ND	1.23	--		1
1,1-Dichloroethene	ND	0.200	--	ND	0.793	--		1
Tertiary butyl Alcohol	3.05	0.500	--	9.25	1.52	--		1
Methylene chloride	ND	0.500	--	ND	1.74	--		1
3-Chloropropene	ND	0.200	--	ND	0.626	--		1
Carbon disulfide	0.489	0.200	--	1.52	0.623	--		1
Freon-113	ND	0.200	--	ND	1.53	--		1
trans-1,2-Dichloroethene	ND	0.200	--	ND	0.793	--		1
1,1-Dichloroethane	ND	0.200	--	ND	0.809	--		1
Methyl tert butyl ether	ND	0.200	--	ND	0.721	--		1
2-Butanone	7.86	0.500	--	23.2	1.47	--		1
cis-1,2-Dichloroethene	ND	0.200	--	ND	0.793	--		1



Project Name: 25-01 QUEENS PLAZA NORTH**Lab Number:** L2057089**Project Number:** 170652801**Report Date:** 12/30/20**SAMPLE RESULTS**

Lab ID: L2057089-01
 Client ID: SV02_122120
 Sample Location: QUEENS, NY

Date Collected: 12/21/20 15:15
 Date Received: 12/21/20
 Field Prep: None

Sample Depth:

Parameter	ppbV			ug/m3			Qualifier	Dilution Factor
	Results	RL	MDL	Results	RL	MDL		
Volatile Organics in Air - Mansfield Lab								
Ethyl Acetate	ND	0.500	--	ND	1.80	--		1
Chloroform	6.12	0.200	--	29.9	0.977	--		1
Tetrahydrofuran	0.510	0.500	--	1.50	1.47	--		1
1,2-Dichloroethane	ND	0.200	--	ND	0.809	--		1
n-Hexane	0.228	0.200	--	0.804	0.705	--		1
1,1,1-Trichloroethane	ND	0.200	--	ND	1.09	--		1
Benzene	0.384	0.200	--	1.23	0.639	--		1
Carbon tetrachloride	ND	0.200	--	ND	1.26	--		1
Cyclohexane	ND	0.200	--	ND	0.688	--		1
1,2-Dichloropropane	ND	0.200	--	ND	0.924	--		1
Bromodichloromethane	ND	0.200	--	ND	1.34	--		1
Xylenes, Total	ND	0.200	--	ND	0.869	--		1
1,4-Dioxane	ND	0.200	--	ND	0.721	--		1
Trichloroethene	ND	0.200	--	ND	1.07	--		1
2,2,4-Trimethylpentane	ND	0.200	--	ND	0.934	--		1
Heptane	ND	0.200	--	ND	0.820	--		1
cis-1,3-Dichloropropene	ND	0.200	--	ND	0.908	--		1
4-Methyl-2-pentanone	ND	0.500	--	ND	2.05	--		1
trans-1,3-Dichloropropene	ND	0.200	--	ND	0.908	--		1
1,1,2-Trichloroethane	ND	0.200	--	ND	1.09	--		1
Toluene	0.754	0.200	--	2.84	0.754	--		1
2-Hexanone	0.502	0.200	--	2.06	0.820	--		1
Dibromochloromethane	ND	0.200	--	ND	1.70	--		1
1,2-Dibromoethane	ND	0.200	--	ND	1.54	--		1
Tetrachloroethene	3.41	0.200	--	23.1	1.36	--		1
Chlorobenzene	ND	0.200	--	ND	0.921	--		1



Project Name: 25-01 QUEENS PLAZA NORTH**Lab Number:** L2057089**Project Number:** 170652801**Report Date:** 12/30/20**SAMPLE RESULTS**

Lab ID: L2057089-01
 Client ID: SV02_122120
 Sample Location: QUEENS, NY

Date Collected: 12/21/20 15:15
 Date Received: 12/21/20
 Field Prep: None

Sample Depth:

Parameter	ppbV			ug/m3			Qualifier	Dilution Factor
	Results	RL	MDL	Results	RL	MDL		
Volatile Organics in Air - Mansfield Lab								
Ethylbenzene	ND	0.200	--	ND	0.869	--		1
p/m-Xylene	ND	0.400	--	ND	1.74	--		1
Bromoform	ND	0.200	--	ND	2.07	--		1
Styrene	ND	0.200	--	ND	0.852	--		1
1,1,2,2-Tetrachloroethane	ND	0.200	--	ND	1.37	--		1
o-Xylene	ND	0.200	--	ND	0.869	--		1
4-Ethyltoluene	ND	0.200	--	ND	0.983	--		1
1,3,5-Trimethylbenzene	ND	0.200	--	ND	0.983	--		1
1,2,4-Trimethylbenzene	0.591	0.200	--	2.91	0.983	--		1
Benzyl chloride	ND	0.200	--	ND	1.04	--		1
1,3-Dichlorobenzene	ND	0.200	--	ND	1.20	--		1
1,4-Dichlorobenzene	ND	0.200	--	ND	1.20	--		1
1,2-Dichlorobenzene	ND	0.200	--	ND	1.20	--		1
1,2,4-Trichlorobenzene	ND	0.200	--	ND	1.48	--		1
Hexachlorobutadiene	ND	0.200	--	ND	2.13	--		1

Internal Standard	% Recovery	Qualifier	Acceptance Criteria
1,4-Difluorobenzene	97		60-140
Bromochloromethane	98		60-140
chlorobenzene-d5	96		60-140



Project Name: 25-01 QUEENS PLAZA NORTH
Project Number: 170652801

Lab Number: L2057089
Report Date: 12/30/20

SAMPLE RESULTS

Lab ID: L2057089-02 D
 Client ID: SV04_122120
 Sample Location: QUEENS, NY

Date Collected: 12/21/20 12:33
 Date Received: 12/21/20
 Field Prep: None

Sample Depth:
 Matrix: Soil_Vapor
 Analytical Method: 48,TO-15
 Analytical Date: 12/30/20 00:02
 Analyst: RY

Parameter	ppbV			ug/m3			Qualifier	Dilution Factor
	Results	RL	MDL	Results	RL	MDL		
Volatile Organics in Air - Mansfield Lab								
Dichlorodifluoromethane	1.22	0.526	--	6.03	2.60	--		2.632
Chloromethane	ND	0.526	--	ND	1.09	--		2.632
Freon-114	ND	0.526	--	ND	3.68	--		2.632
Vinyl chloride	ND	0.526	--	ND	1.34	--		2.632
1,3-Butadiene	ND	0.526	--	ND	1.16	--		2.632
Bromomethane	ND	0.526	--	ND	2.04	--		2.632
Chloroethane	ND	0.526	--	ND	1.39	--		2.632
Ethanol	470	13.2	--	886	24.9	--		2.632
Vinyl bromide	ND	0.526	--	ND	2.30	--		2.632
Acetone	30.4	2.63	--	72.2	6.25	--		2.632
Trichlorofluoromethane	1.58	0.526	--	8.88	2.96	--		2.632
Isopropanol	352	1.32	--	865	3.24	--		2.632
1,1-Dichloroethene	ND	0.526	--	ND	2.09	--		2.632
Tertiary butyl Alcohol	ND	1.32	--	ND	4.00	--		2.632
Methylene chloride	ND	1.32	--	ND	4.59	--		2.632
3-Chloropropene	ND	0.526	--	ND	1.65	--		2.632
Carbon disulfide	ND	0.526	--	ND	1.64	--		2.632
Freon-113	ND	0.526	--	ND	4.03	--		2.632
trans-1,2-Dichloroethene	ND	0.526	--	ND	2.09	--		2.632
1,1-Dichloroethane	ND	0.526	--	ND	2.13	--		2.632
Methyl tert butyl ether	ND	0.526	--	ND	1.90	--		2.632
2-Butanone	7.09	1.32	--	20.9	3.89	--		2.632
cis-1,2-Dichloroethene	ND	0.526	--	ND	2.09	--		2.632



Project Name: 25-01 QUEENS PLAZA NORTH**Lab Number:** L2057089**Project Number:** 170652801**Report Date:** 12/30/20**SAMPLE RESULTS**

Lab ID: L2057089-02 D

Date Collected: 12/21/20 12:33

Client ID: SV04_122120

Date Received: 12/21/20

Sample Location: QUEENS, NY

Field Prep: None

Sample Depth:

Parameter	ppbV			ug/m3			Qualifier	Dilution Factor
	Results	RL	MDL	Results	RL	MDL		
Volatile Organics in Air - Mansfield Lab								
Ethyl Acetate	9.06	1.32	--	32.6	4.76	--		2.632
Chloroform	ND	0.526	--	ND	2.57	--		2.632
Tetrahydrofuran	ND	1.32	--	ND	3.89	--		2.632
1,2-Dichloroethane	ND	0.526	--	ND	2.13	--		2.632
n-Hexane	ND	0.526	--	ND	1.85	--		2.632
1,1,1-Trichloroethane	ND	0.526	--	ND	2.87	--		2.632
Benzene	ND	0.526	--	ND	1.68	--		2.632
Carbon tetrachloride	ND	0.526	--	ND	3.31	--		2.632
Cyclohexane	ND	0.526	--	ND	1.81	--		2.632
1,2-Dichloropropane	ND	0.526	--	ND	2.43	--		2.632
Xylenes, Total	22.0	0.526	--	95.6	2.28	--		2.632
Bromodichloromethane	ND	0.526	--	ND	3.52	--		2.632
1,4-Dioxane	ND	0.526	--	ND	1.90	--		2.632
Trichloroethene	ND	0.526	--	ND	2.83	--		2.632
2,2,4-Trimethylpentane	ND	0.526	--	ND	2.46	--		2.632
Heptane	ND	0.526	--	ND	2.16	--		2.632
cis-1,3-Dichloropropene	ND	0.526	--	ND	2.39	--		2.632
4-Methyl-2-pentanone	6.68	1.32	--	27.4	5.41	--		2.632
trans-1,3-Dichloropropene	ND	0.526	--	ND	2.39	--		2.632
1,1,2-Trichloroethane	ND	0.526	--	ND	2.87	--		2.632
Toluene	1.18	0.526	--	4.45	1.98	--		2.632
2-Hexanone	1.70	0.526	--	6.97	2.16	--		2.632
Dibromochloromethane	ND	0.526	--	ND	4.48	--		2.632
1,2-Dibromoethane	ND	0.526	--	ND	4.04	--		2.632
Tetrachloroethene	5.68	0.526	--	38.5	3.57	--		2.632
Chlorobenzene	ND	0.526	--	ND	2.42	--		2.632



Project Name: 25-01 QUEENS PLAZA NORTH**Lab Number:** L2057089**Project Number:** 170652801**Report Date:** 12/30/20**SAMPLE RESULTS**

Lab ID: L2057089-02 D

Date Collected: 12/21/20 12:33

Client ID: SV04_122120

Date Received: 12/21/20

Sample Location: QUEENS, NY

Field Prep: None

Sample Depth:

Parameter	ppbV			ug/m3			Qualifier	Dilution Factor
	Results	RL	MDL	Results	RL	MDL		
Volatile Organics in Air - Mansfield Lab								
Ethylbenzene	2.71	0.526	--	11.8	2.28	--		2.632
p/m-Xylene	13.2	1.05	--	57.3	4.56	--		2.632
Bromoform	ND	0.526	--	ND	5.44	--		2.632
Styrene	1.06	0.526	--	4.51	2.24	--		2.632
1,1,2,2-Tetrachloroethane	ND	0.526	--	ND	3.61	--		2.632
o-Xylene	8.72	0.526	--	37.9	2.28	--		2.632
4-Ethyltoluene	ND	0.526	--	ND	2.59	--		2.632
1,3,5-Trimethylbenzene	ND	0.526	--	ND	2.59	--		2.632
1,2,4-Trimethylbenzene	1.36	0.526	--	6.69	2.59	--		2.632
Benzyl chloride	ND	0.526	--	ND	2.72	--		2.632
1,3-Dichlorobenzene	ND	0.526	--	ND	3.16	--		2.632
1,4-Dichlorobenzene	ND	0.526	--	ND	3.16	--		2.632
1,2-Dichlorobenzene	ND	0.526	--	ND	3.16	--		2.632
1,2,4-Trichlorobenzene	ND	0.526	--	ND	3.90	--		2.632
Hexachlorobutadiene	ND	0.526	--	ND	5.61	--		2.632

Internal Standard	% Recovery	Qualifier	Acceptance Criteria
1,4-Difluorobenzene	96		60-140
Bromochloromethane	95		60-140
chlorobenzene-d5	98		60-140



Project Name: 25-01 QUEENS PLAZA NORTH**Lab Number:** L2057089**Project Number:** 170652801**Report Date:** 12/30/20**SAMPLE RESULTS**

Lab ID: L2057089-03
 Client ID: SV09_122120
 Sample Location: QUEENS, NY

Date Collected: 12/21/20 14:08
 Date Received: 12/21/20
 Field Prep: None

Sample Depth:
 Matrix: Soil_Vapor
 Analytical Method: 48,TO-15
 Analytical Date: 12/30/20 00:41
 Analyst: RY

Parameter	ppbV			ug/m3			Qualifier	Dilution Factor
	Results	RL	MDL	Results	RL	MDL		
Volatile Organics in Air - Mansfield Lab								
Dichlorodifluoromethane	0.396	0.200	--	1.96	0.989	--		1
Chloromethane	ND	0.200	--	ND	0.413	--		1
Freon-114	ND	0.200	--	ND	1.40	--		1
Vinyl chloride	ND	0.200	--	ND	0.511	--		1
1,3-Butadiene	ND	0.200	--	ND	0.442	--		1
Bromomethane	ND	0.200	--	ND	0.777	--		1
Chloroethane	ND	0.200	--	ND	0.528	--		1
Ethanol	6.67	5.00	--	12.6	9.42	--		1
Vinyl bromide	ND	0.200	--	ND	0.874	--		1
Acetone	11.9	1.00	--	28.3	2.38	--		1
Trichlorofluoromethane	ND	0.200	--	ND	1.12	--		1
Isopropanol	1.76	0.500	--	4.33	1.23	--		1
1,1-Dichloroethene	ND	0.200	--	ND	0.793	--		1
Tertiary butyl Alcohol	ND	0.500	--	ND	1.52	--		1
Methylene chloride	ND	0.500	--	ND	1.74	--		1
3-Chloropropene	ND	0.200	--	ND	0.626	--		1
Carbon disulfide	0.237	0.200	--	0.738	0.623	--		1
Freon-113	ND	0.200	--	ND	1.53	--		1
trans-1,2-Dichloroethene	ND	0.200	--	ND	0.793	--		1
1,1-Dichloroethane	ND	0.200	--	ND	0.809	--		1
Methyl tert butyl ether	ND	0.200	--	ND	0.721	--		1
2-Butanone	ND	0.500	--	ND	1.47	--		1
cis-1,2-Dichloroethene	ND	0.200	--	ND	0.793	--		1



Project Name: 25-01 QUEENS PLAZA NORTH**Lab Number:** L2057089**Project Number:** 170652801**Report Date:** 12/30/20**SAMPLE RESULTS**

Lab ID: L2057089-03

Date Collected: 12/21/20 14:08

Client ID: SV09_122120

Date Received: 12/21/20

Sample Location: QUEENS, NY

Field Prep: None

Sample Depth:

Parameter	ppbV			ug/m3			Qualifier	Dilution Factor
	Results	RL	MDL	Results	RL	MDL		
Volatile Organics in Air - Mansfield Lab								
Ethyl Acetate	ND	0.500	--	ND	1.80	--		1
Chloroform	0.407	0.200	--	1.99	0.977	--		1
Tetrahydrofuran	ND	0.500	--	ND	1.47	--		1
1,2-Dichloroethane	ND	0.200	--	ND	0.809	--		1
n-Hexane	ND	0.200	--	ND	0.705	--		1
1,1,1-Trichloroethane	ND	0.200	--	ND	1.09	--		1
Benzene	0.236	0.200	--	0.754	0.639	--		1
Carbon tetrachloride	ND	0.200	--	ND	1.26	--		1
Cyclohexane	ND	0.200	--	ND	0.688	--		1
1,2-Dichloropropane	ND	0.200	--	ND	0.924	--		1
Xylenes, Total	1.48	0.200	--	6.43	0.869	--		1
Bromodichloromethane	ND	0.200	--	ND	1.34	--		1
1,4-Dioxane	ND	0.200	--	ND	0.721	--		1
Trichloroethene	ND	0.200	--	ND	1.07	--		1
2,2,4-Trimethylpentane	ND	0.200	--	ND	0.934	--		1
Heptane	ND	0.200	--	ND	0.820	--		1
cis-1,3-Dichloropropene	ND	0.200	--	ND	0.908	--		1
4-Methyl-2-pentanone	ND	0.500	--	ND	2.05	--		1
trans-1,3-Dichloropropene	ND	0.200	--	ND	0.908	--		1
1,1,2-Trichloroethane	ND	0.200	--	ND	1.09	--		1
Toluene	0.660	0.200	--	2.49	0.754	--		1
2-Hexanone	ND	0.200	--	ND	0.820	--		1
Dibromochloromethane	ND	0.200	--	ND	1.70	--		1
1,2-Dibromoethane	ND	0.200	--	ND	1.54	--		1
Tetrachloroethene	0.266	0.200	--	1.80	1.36	--		1
Chlorobenzene	ND	0.200	--	ND	0.921	--		1



Project Name: 25-01 QUEENS PLAZA NORTH**Lab Number:** L2057089**Project Number:** 170652801**Report Date:** 12/30/20**SAMPLE RESULTS**

Lab ID: L2057089-03

Date Collected: 12/21/20 14:08

Client ID: SV09_122120

Date Received: 12/21/20

Sample Location: QUEENS, NY

Field Prep: None

Sample Depth:

Parameter	ppbV			ug/m3			Qualifier	Dilution Factor
	Results	RL	MDL	Results	RL	MDL		
Volatile Organics in Air - Mansfield Lab								
Ethylbenzene	0.315	0.200	--	1.37	0.869	--		1
p/m-Xylene	1.08	0.400	--	4.69	1.74	--		1
Bromoform	ND	0.200	--	ND	2.07	--		1
Styrene	0.663	0.200	--	2.82	0.852	--		1
1,1,2,2-Tetrachloroethane	ND	0.200	--	ND	1.37	--		1
o-Xylene	0.398	0.200	--	1.73	0.869	--		1
4-Ethyltoluene	ND	0.200	--	ND	0.983	--		1
1,3,5-Trimethylbenzene	ND	0.200	--	ND	0.983	--		1
1,2,4-Trimethylbenzene	0.675	0.200	--	3.32	0.983	--		1
Benzyl chloride	ND	0.200	--	ND	1.04	--		1
1,3-Dichlorobenzene	ND	0.200	--	ND	1.20	--		1
1,4-Dichlorobenzene	ND	0.200	--	ND	1.20	--		1
1,2-Dichlorobenzene	ND	0.200	--	ND	1.20	--		1
1,2,4-Trichlorobenzene	ND	0.200	--	ND	1.48	--		1
Hexachlorobutadiene	ND	0.200	--	ND	2.13	--		1

Internal Standard	% Recovery	Qualifier	Acceptance Criteria
1,4-Difluorobenzene	98		60-140
Bromochloromethane	98		60-140
chlorobenzene-d5	97		60-140



Project Name: 25-01 QUEENS PLAZA NORTH

Lab Number: L2057089

Project Number: 170652801

Report Date: 12/30/20

Method Blank Analysis Batch Quality Control

Analytical Method: 48,TO-15

Analytical Date: 12/29/20 14:47

Parameter	ppbV			ug/m3			Qualifier	Dilution Factor
	Results	RL	MDL	Results	RL	MDL		
Volatile Organics in Air - Mansfield Lab for sample(s): 01-03 Batch: WG1450013-4								
Dichlorodifluoromethane	ND	0.200	--	ND	0.989	--		1
Chloromethane	ND	0.200	--	ND	0.413	--		1
Freon-114	ND	0.200	--	ND	1.40	--		1
Vinyl chloride	ND	0.200	--	ND	0.511	--		1
1,3-Butadiene	ND	0.200	--	ND	0.442	--		1
Bromomethane	ND	0.200	--	ND	0.777	--		1
Chloroethane	ND	0.200	--	ND	0.528	--		1
Ethanol	ND	5.00	--	ND	9.42	--		1
Vinyl bromide	ND	0.200	--	ND	0.874	--		1
Acetone	ND	1.00	--	ND	2.38	--		1
Trichlorofluoromethane	ND	0.200	--	ND	1.12	--		1
Isopropanol	ND	0.500	--	ND	1.23	--		1
1,1-Dichloroethene	ND	0.200	--	ND	0.793	--		1
Tertiary butyl Alcohol	ND	0.500	--	ND	1.52	--		1
Methylene chloride	ND	0.500	--	ND	1.74	--		1
3-Chloropropene	ND	0.200	--	ND	0.626	--		1
Carbon disulfide	ND	0.200	--	ND	0.623	--		1
Freon-113	ND	0.200	--	ND	1.53	--		1
trans-1,2-Dichloroethene	ND	0.200	--	ND	0.793	--		1
1,1-Dichloroethane	ND	0.200	--	ND	0.809	--		1
Methyl tert butyl ether	ND	0.200	--	ND	0.721	--		1
Xylenes, Total	ND	0.200	--	ND	0.869	--		1
2-Butanone	ND	0.500	--	ND	1.47	--		1
cis-1,2-Dichloroethene	ND	0.200	--	ND	0.793	--		1
Ethyl Acetate	ND	0.500	--	ND	1.80	--		1



Project Name: 25-01 QUEENS PLAZA NORTH

Lab Number: L2057089

Project Number: 170652801

Report Date: 12/30/20

Method Blank Analysis Batch Quality Control

Analytical Method: 48,TO-15

Analytical Date: 12/29/20 14:47

Parameter	ppbV			ug/m3			Qualifier	Dilution Factor
	Results	RL	MDL	Results	RL	MDL		
Volatile Organics in Air - Mansfield Lab for sample(s): 01-03 Batch: WG1450013-4								
Chloroform	ND	0.200	--	ND	0.977	--		1
Tetrahydrofuran	ND	0.500	--	ND	1.47	--		1
1,2-Dichloroethane	ND	0.200	--	ND	0.809	--		1
n-Hexane	ND	0.200	--	ND	0.705	--		1
1,1,1-Trichloroethane	ND	0.200	--	ND	1.09	--		1
Benzene	ND	0.200	--	ND	0.639	--		1
Carbon tetrachloride	ND	0.200	--	ND	1.26	--		1
Cyclohexane	ND	0.200	--	ND	0.688	--		1
1,2-Dichloropropane	ND	0.200	--	ND	0.924	--		1
Bromodichloromethane	ND	0.200	--	ND	1.34	--		1
1,4-Dioxane	ND	0.200	--	ND	0.721	--		1
Trichloroethene	ND	0.200	--	ND	1.07	--		1
2,2,4-Trimethylpentane	ND	0.200	--	ND	0.934	--		1
Heptane	ND	0.200	--	ND	0.820	--		1
cis-1,3-Dichloropropene	ND	0.200	--	ND	0.908	--		1
4-Methyl-2-pentanone	ND	0.500	--	ND	2.05	--		1
trans-1,3-Dichloropropene	ND	0.200	--	ND	0.908	--		1
1,1,2-Trichloroethane	ND	0.200	--	ND	1.09	--		1
Toluene	ND	0.200	--	ND	0.754	--		1
2-Hexanone	ND	0.200	--	ND	0.820	--		1
Dibromochloromethane	ND	0.200	--	ND	1.70	--		1
1,2-Dibromoethane	ND	0.200	--	ND	1.54	--		1
Tetrachloroethene	ND	0.200	--	ND	1.36	--		1
Chlorobenzene	ND	0.200	--	ND	0.921	--		1
Ethylbenzene	ND	0.200	--	ND	0.869	--		1



Project Name: 25-01 QUEENS PLAZA NORTH

Lab Number: L2057089

Project Number: 170652801

Report Date: 12/30/20

Method Blank Analysis Batch Quality Control

Analytical Method: 48,TO-15

Analytical Date: 12/29/20 14:47

Parameter	ppbV			ug/m3			Qualifier	Dilution Factor
	Results	RL	MDL	Results	RL	MDL		
Volatile Organics in Air - Mansfield Lab for sample(s): 01-03 Batch: WG1450013-4								
p/m-Xylene	ND	0.400	--	ND	1.74	--		1
Bromoform	ND	0.200	--	ND	2.07	--		1
Styrene	ND	0.200	--	ND	0.852	--		1
1,1,2,2-Tetrachloroethane	ND	0.200	--	ND	1.37	--		1
o-Xylene	ND	0.200	--	ND	0.869	--		1
4-Ethyltoluene	ND	0.200	--	ND	0.983	--		1
1,3,5-Trimethylbenzene	ND	0.200	--	ND	0.983	--		1
1,2,4-Trimethylbenzene	ND	0.200	--	ND	0.983	--		1
Benzyl chloride	ND	0.200	--	ND	1.04	--		1
1,3-Dichlorobenzene	ND	0.200	--	ND	1.20	--		1
1,4-Dichlorobenzene	ND	0.200	--	ND	1.20	--		1
1,2-Dichlorobenzene	ND	0.200	--	ND	1.20	--		1
1,2,4-Trichlorobenzene	ND	0.200	--	ND	1.48	--		1
Hexachlorobutadiene	ND	0.200	--	ND	2.13	--		1

Lab Control Sample Analysis

Batch Quality Control

Project Name: 25-01 QUEENS PLAZA NORTH

Project Number: 170652801

Lab Number: L2057089

Report Date: 12/30/20

Parameter	LCS		LCSD		%Recovery Limits	RPD	Qual	RPD Limits
	%Recovery	Qual	%Recovery	Qual				
Volatile Organics in Air - Mansfield Lab Associated sample(s): 01-03 Batch: WG1450013-3								
Dichlorodifluoromethane	99		-		70-130	-		
Chloromethane	107		-		70-130	-		
Freon-114	102		-		70-130	-		
Vinyl chloride	86		-		70-130	-		
1,3-Butadiene	108		-		70-130	-		
Bromomethane	83		-		70-130	-		
Chloroethane	81		-		70-130	-		
Ethanol	95		-		40-160	-		
Vinyl bromide	78		-		70-130	-		
Acetone	75		-		40-160	-		
Trichlorofluoromethane	84		-		70-130	-		
Isopropanol	73		-		40-160	-		
1,1-Dichloroethene	84		-		70-130	-		
Tertiary butyl Alcohol	78		-		70-130	-		
Methylene chloride	107		-		70-130	-		
3-Chloropropene	94		-		70-130	-		
Carbon disulfide	88		-		70-130	-		
Freon-113	86		-		70-130	-		
trans-1,2-Dichloroethene	83		-		70-130	-		
1,1-Dichloroethane	83		-		70-130	-		
Methyl tert butyl ether	89		-		70-130	-		
2-Butanone	97		-		70-130	-		
cis-1,2-Dichloroethene	87		-		70-130	-		

Lab Control Sample Analysis

Batch Quality Control

Project Name: 25-01 QUEENS PLAZA NORTH

Project Number: 170652801

Lab Number: L2057089

Report Date: 12/30/20

Parameter	LCS		LCSD		%Recovery Limits	RPD	Qual	RPD Limits
	%Recovery	Qual	%Recovery	Qual				
Volatile Organics in Air - Mansfield Lab Associated sample(s): 01-03 Batch: WG1450013-3								
Ethyl Acetate	88		-		70-130	-		
Chloroform	98		-		70-130	-		
Tetrahydrofuran	92		-		70-130	-		
1,2-Dichloroethane	86		-		70-130	-		
n-Hexane	106		-		70-130	-		
1,1,1-Trichloroethane	104		-		70-130	-		
Benzene	109		-		70-130	-		
Carbon tetrachloride	116		-		70-130	-		
Cyclohexane	108		-		70-130	-		
1,2-Dichloropropane	100		-		70-130	-		
Bromodichloromethane	118		-		70-130	-		
1,4-Dioxane	107		-		70-130	-		
Trichloroethene	102		-		70-130	-		
2,2,4-Trimethylpentane	109		-		70-130	-		
Heptane	120		-		70-130	-		
cis-1,3-Dichloropropene	122		-		70-130	-		
4-Methyl-2-pentanone	122		-		70-130	-		
trans-1,3-Dichloropropene	106		-		70-130	-		
1,1,2-Trichloroethane	106		-		70-130	-		
Toluene	90		-		70-130	-		
2-Hexanone	110		-		70-130	-		
Dibromochloromethane	105		-		70-130	-		
1,2-Dibromoethane	101		-		70-130	-		

Lab Control Sample Analysis

Batch Quality Control

Project Name: 25-01 QUEENS PLAZA NORTH

Lab Number: L2057089

Project Number: 170652801

Report Date: 12/30/20

Parameter	LCS %Recovery	Qual	LCSD %Recovery	Qual	%Recovery Limits	RPD	Qual	RPD Limits
Volatile Organics in Air - Mansfield Lab Associated sample(s): 01-03 Batch: WG1450013-3								
Tetrachloroethene	94		-		70-130	-		
Chlorobenzene	101		-		70-130	-		
Ethylbenzene	98		-		70-130	-		
p/m-Xylene	102		-		70-130	-		
Bromoform	106		-		70-130	-		
Styrene	103		-		70-130	-		
1,1,2,2-Tetrachloroethane	114		-		70-130	-		
o-Xylene	105		-		70-130	-		
4-Ethyltoluene	108		-		70-130	-		
1,3,5-Trimethylbenzene	109		-		70-130	-		
1,2,4-Trimethylbenzene	112		-		70-130	-		
Benzyl chloride	104		-		70-130	-		
1,3-Dichlorobenzene	107		-		70-130	-		
1,4-Dichlorobenzene	106		-		70-130	-		
1,2-Dichlorobenzene	108		-		70-130	-		
1,2,4-Trichlorobenzene	109		-		70-130	-		
Hexachlorobutadiene	113		-		70-130	-		

Project Name: 25-01 QUEENS PLAZA NORTH

Serial_No:12302015:36
Lab Number: L2057089

Project Number: 170652801

Report Date: 12/30/20

Canister and Flow Controller Information

Samplenum	Client ID	Media ID	Media Type	Date Prepared	Bottle Order	Cleaning Batch ID	Can Leak Check	Initial Pressure (in. Hg)	Pressure on Receipt (in. Hg)	Flow Controller Leak Chk	Flow Out mL/min	Flow In mL/min	% RPD
L2057089-01	SV02_122120	01542	Flow 3	12/16/20	338406		-	-	-	Pass	18.0	17.2	5
L2057089-01	SV02_122120	387	2.7L Can	12/16/20	338406	L2055735-02	Pass	-29.4	-3.8	-	-	-	-
L2057089-02	SV04_122120	01507	Flow 3	12/16/20	338406		-	-	-	Pass	18.0	17.8	1
L2057089-02	SV04_122120	3422	2.7L can	12/16/20	338406	L2055735-02	Pass	-29.4	-6.7	-	-	-	-
L2057089-03	SV09_122120	01166	Flow 3	12/16/20	338406		-	-	-	Pass	18.0	17.5	3
L2057089-03	SV09_122120	2858	2.7L Can	12/16/20	338406	L2055735-02	Pass	-29.4	-5.6	-	-	-	-
L2057089-04	UNUSED CAN #2192	0876	Flow 4	12/16/20	338406		-	-	-	Pass	18.0	17.9	1
L2057089-04	UNUSED CAN #2192	2192	2.7L Can	12/16/20	338406	L2055735-02	Pass	-29.4	-29.6	-	-	-	-

Project Name: BATCH CANISTER CERTIFICATION
Project Number: CANISTER QC BAT

Lab Number: L2055735
Report Date: 12/30/20

Air Canister Certification Results

Lab ID: L2055735-02
 Client ID: CAN 484 SHELF 20
 Sample Location:

Date Collected: 12/11/20 16:00
 Date Received: 12/12/20
 Field Prep: Not Specified

Sample Depth:
 Matrix: Air
 Analytical Method: 48,TO-15
 Analytical Date: 12/14/20 20:32
 Analyst: TS

Parameter	ppbV			ug/m3			Qualifier	Dilution Factor
	Results	RL	MDL	Results	RL	MDL		
Volatile Organics in Air - Mansfield Lab								
Chlorodifluoromethane	ND	0.200	--	ND	0.707	--		1
Propylene	ND	0.500	--	ND	0.861	--		1
Propane	ND	0.500	--	ND	0.902	--		1
Dichlorodifluoromethane	ND	0.200	--	ND	0.989	--		1
Chloromethane	ND	0.200	--	ND	0.413	--		1
Freon-114	ND	0.200	--	ND	1.40	--		1
Methanol	ND	5.00	--	ND	6.55	--		1
Vinyl chloride	ND	0.200	--	ND	0.511	--		1
1,3-Butadiene	ND	0.200	--	ND	0.442	--		1
Butane	ND	0.200	--	ND	0.475	--		1
Bromomethane	ND	0.200	--	ND	0.777	--		1
Chloroethane	ND	0.200	--	ND	0.528	--		1
Ethanol	ND	5.00	--	ND	9.42	--		1
Dichlorofluoromethane	ND	0.200	--	ND	0.842	--		1
Vinyl bromide	ND	0.200	--	ND	0.874	--		1
Acrolein	ND	0.500	--	ND	1.15	--		1
Acetone	ND	1.00	--	ND	2.38	--		1
Acetonitrile	ND	0.200	--	ND	0.336	--		1
Trichlorofluoromethane	ND	0.200	--	ND	1.12	--		1
Isopropanol	ND	0.500	--	ND	1.23	--		1
Acrylonitrile	ND	0.500	--	ND	1.09	--		1
Pentane	ND	0.200	--	ND	0.590	--		1
Ethyl ether	ND	0.200	--	ND	0.606	--		1
1,1-Dichloroethene	ND	0.200	--	ND	0.793	--		1

Project Name: BATCH CANISTER CERTIFICATION
Project Number: CANISTER QC BAT

Lab Number: L2055735
Report Date: 12/30/20

Air Canister Certification Results

Lab ID: L2055735-02
 Client ID: CAN 484 SHELF 20
 Sample Location:

Date Collected: 12/11/20 16:00
 Date Received: 12/12/20
 Field Prep: Not Specified

Sample Depth:

Parameter	ppbV			ug/m3			Qualifier	Dilution Factor
	Results	RL	MDL	Results	RL	MDL		
Volatile Organics in Air - Mansfield Lab								
Tertiary butyl Alcohol	ND	0.500	--	ND	1.52	--		1
Methylene chloride	ND	0.500	--	ND	1.74	--		1
3-Chloropropene	ND	0.200	--	ND	0.626	--		1
Carbon disulfide	ND	0.200	--	ND	0.623	--		1
Freon-113	ND	0.200	--	ND	1.53	--		1
trans-1,2-Dichloroethene	ND	0.200	--	ND	0.793	--		1
1,1-Dichloroethane	ND	0.200	--	ND	0.809	--		1
Methyl tert butyl ether	ND	0.200	--	ND	0.721	--		1
Vinyl acetate	ND	1.00	--	ND	3.52	--		1
2-Butanone	ND	0.500	--	ND	1.47	--		1
Xylenes, total	ND	0.600	--	ND	0.869	--		1
cis-1,2-Dichloroethene	ND	0.200	--	ND	0.793	--		1
Ethyl Acetate	ND	0.500	--	ND	1.80	--		1
Chloroform	ND	0.200	--	ND	0.977	--		1
Tetrahydrofuran	ND	0.500	--	ND	1.47	--		1
2,2-Dichloropropane	ND	0.200	--	ND	0.924	--		1
1,2-Dichloroethane	ND	0.200	--	ND	0.809	--		1
n-Hexane	ND	0.200	--	ND	0.705	--		1
Diisopropyl ether	ND	0.200	--	ND	0.836	--		1
tert-Butyl Ethyl Ether	ND	0.200	--	ND	0.836	--		1
1,2-Dichloroethene (total)	ND	1.00	--	ND	1.00	--		1
1,1,1-Trichloroethane	ND	0.200	--	ND	1.09	--		1
1,1-Dichloropropene	ND	0.200	--	ND	0.908	--		1
Benzene	ND	0.200	--	ND	0.639	--		1
Carbon tetrachloride	ND	0.200	--	ND	1.26	--		1
Cyclohexane	ND	0.200	--	ND	0.688	--		1
tert-Amyl Methyl Ether	ND	0.200	--	ND	0.836	--		1



Project Name: BATCH CANISTER CERTIFICATION
Project Number: CANISTER QC BAT

Lab Number: L2055735
Report Date: 12/30/20

Air Canister Certification Results

Lab ID: L2055735-02
 Client ID: CAN 484 SHELF 20
 Sample Location:

Date Collected: 12/11/20 16:00
 Date Received: 12/12/20
 Field Prep: Not Specified

Sample Depth:

Parameter	ppbV			ug/m3			Qualifier	Dilution Factor
	Results	RL	MDL	Results	RL	MDL		
Volatile Organics in Air - Mansfield Lab								
Dibromomethane	ND	0.200	--	ND	1.42	--		1
1,2-Dichloropropane	ND	0.200	--	ND	0.924	--		1
Bromodichloromethane	ND	0.200	--	ND	1.34	--		1
1,4-Dioxane	ND	0.200	--	ND	0.721	--		1
Trichloroethene	ND	0.200	--	ND	1.07	--		1
2,2,4-Trimethylpentane	ND	0.200	--	ND	0.934	--		1
Methyl Methacrylate	ND	0.500	--	ND	2.05	--		1
Heptane	ND	0.200	--	ND	0.820	--		1
cis-1,3-Dichloropropene	ND	0.200	--	ND	0.908	--		1
4-Methyl-2-pentanone	ND	0.500	--	ND	2.05	--		1
trans-1,3-Dichloropropene	ND	0.200	--	ND	0.908	--		1
1,1,2-Trichloroethane	ND	0.200	--	ND	1.09	--		1
Toluene	ND	0.200	--	ND	0.754	--		1
1,3-Dichloropropane	ND	0.200	--	ND	0.924	--		1
2-Hexanone	ND	0.200	--	ND	0.820	--		1
Dibromochloromethane	ND	0.200	--	ND	1.70	--		1
1,2-Dibromoethane	ND	0.200	--	ND	1.54	--		1
Butyl acetate	ND	0.500	--	ND	2.38	--		1
Octane	ND	0.200	--	ND	0.934	--		1
Tetrachloroethene	ND	0.200	--	ND	1.36	--		1
1,1,1,2-Tetrachloroethane	ND	0.200	--	ND	1.37	--		1
Chlorobenzene	ND	0.200	--	ND	0.921	--		1
Ethylbenzene	ND	0.200	--	ND	0.869	--		1
p/m-Xylene	ND	0.400	--	ND	1.74	--		1
Bromoform	ND	0.200	--	ND	2.07	--		1
Styrene	ND	0.200	--	ND	0.852	--		1
1,1,2,2-Tetrachloroethane	ND	0.200	--	ND	1.37	--		1



Project Name: BATCH CANISTER CERTIFICATION
Project Number: CANISTER QC BAT

Lab Number: L2055735
Report Date: 12/30/20

Air Canister Certification Results

Lab ID: L2055735-02
 Client ID: CAN 484 SHELF 20
 Sample Location:

Date Collected: 12/11/20 16:00
 Date Received: 12/12/20
 Field Prep: Not Specified

Sample Depth:

Parameter	ppbV			ug/m3			Qualifier	Dilution Factor
	Results	RL	MDL	Results	RL	MDL		
Volatile Organics in Air - Mansfield Lab								
o-Xylene	ND	0.200	--	ND	0.869	--		1
1,2,3-Trichloropropane	ND	0.200	--	ND	1.21	--		1
Nonane	ND	0.200	--	ND	1.05	--		1
Isopropylbenzene	ND	0.200	--	ND	0.983	--		1
Bromobenzene	ND	0.200	--	ND	0.793	--		1
2-Chlorotoluene	ND	0.200	--	ND	1.04	--		1
n-Propylbenzene	ND	0.200	--	ND	0.983	--		1
4-Chlorotoluene	ND	0.200	--	ND	1.04	--		1
4-Ethyltoluene	ND	0.200	--	ND	0.983	--		1
1,3,5-Trimethylbenzene	ND	0.200	--	ND	0.983	--		1
tert-Butylbenzene	ND	0.200	--	ND	1.10	--		1
1,2,4-Trimethylbenzene	ND	0.200	--	ND	0.983	--		1
Decane	ND	0.200	--	ND	1.16	--		1
Benzyl chloride	ND	0.200	--	ND	1.04	--		1
1,3-Dichlorobenzene	ND	0.200	--	ND	1.20	--		1
1,4-Dichlorobenzene	ND	0.200	--	ND	1.20	--		1
sec-Butylbenzene	ND	0.200	--	ND	1.10	--		1
p-Isopropyltoluene	ND	0.200	--	ND	1.10	--		1
1,2-Dichlorobenzene	ND	0.200	--	ND	1.20	--		1
n-Butylbenzene	ND	0.200	--	ND	1.10	--		1
1,2-Dibromo-3-chloropropane	ND	0.200	--	ND	1.93	--		1
Undecane	ND	0.200	--	ND	1.28	--		1
Dodecane	ND	0.200	--	ND	1.39	--		1
1,2,4-Trichlorobenzene	ND	0.200	--	ND	1.48	--		1
Naphthalene	ND	0.200	--	ND	1.05	--		1
1,2,3-Trichlorobenzene	ND	0.200	--	ND	1.48	--		1
Hexachlorobutadiene	ND	0.200	--	ND	2.13	--		1



Project Name: BATCH CANISTER CERTIFICATION
Project Number: CANISTER QC BAT

Lab Number: L2055735
Report Date: 12/30/20

Air Canister Certification Results

Lab ID: L2055735-02
 Client ID: CAN 484 SHELF 20
 Sample Location:

Date Collected: 12/11/20 16:00
 Date Received: 12/12/20
 Field Prep: Not Specified

Sample Depth:

Parameter	ppbV			ug/m3			Qualifier	Dilution Factor
	Results	RL	MDL	Results	RL	MDL		
Volatile Organics in Air - Mansfield Lab								

Results	Qualifier	Units	RDL	Dilution Factor
Tentatively Identified Compounds				

No Tentatively Identified Compounds

Internal Standard	% Recovery	Qualifier	Acceptance Criteria
1,4-Difluorobenzene	89		60-140
Bromochloromethane	89		60-140
chlorobenzene-d5	89		60-140



Project Name: BATCH CANISTER CERTIFICATION
Project Number: CANISTER QC BAT

Lab Number: L2055735
Report Date: 12/30/20

Air Canister Certification Results

Lab ID: L2055735-02
 Client ID: CAN 484 SHELF 20
 Sample Location:

Date Collected: 12/11/20 16:00
 Date Received: 12/12/20
 Field Prep: Not Specified

Sample Depth:
 Matrix: Air
 Analytical Method: 48,TO-15-SIM
 Analytical Date: 12/14/20 20:32
 Analyst: TS

Parameter	ppbV			ug/m3			Qualifier	Dilution Factor
	Results	RL	MDL	Results	RL	MDL		
Volatile Organics in Air by SIM - Mansfield Lab								
Dichlorodifluoromethane	ND	0.200	--	ND	0.989	--		1
Chloromethane	ND	0.200	--	ND	0.413	--		1
Freon-114	ND	0.050	--	ND	0.349	--		1
Vinyl chloride	ND	0.020	--	ND	0.051	--		1
1,3-Butadiene	ND	0.020	--	ND	0.044	--		1
Bromomethane	ND	0.020	--	ND	0.078	--		1
Chloroethane	ND	0.100	--	ND	0.264	--		1
Acrolein	ND	0.050	--	ND	0.115	--		1
Acetone	ND	1.00	--	ND	2.38	--		1
Trichlorofluoromethane	ND	0.050	--	ND	0.281	--		1
Acrylonitrile	ND	0.500	--	ND	1.09	--		1
1,1-Dichloroethene	ND	0.020	--	ND	0.079	--		1
Methylene chloride	ND	0.500	--	ND	1.74	--		1
Freon-113	ND	0.050	--	ND	0.383	--		1
trans-1,2-Dichloroethene	ND	0.020	--	ND	0.079	--		1
1,1-Dichloroethane	ND	0.020	--	ND	0.081	--		1
Methyl tert butyl ether	ND	0.200	--	ND	0.721	--		1
2-Butanone	ND	0.500	--	ND	1.47	--		1
cis-1,2-Dichloroethene	ND	0.020	--	ND	0.079	--		1
Chloroform	ND	0.020	--	ND	0.098	--		1
1,2-Dichloroethane	ND	0.020	--	ND	0.081	--		1
1,1,1-Trichloroethane	ND	0.020	--	ND	0.109	--		1
Benzene	ND	0.100	--	ND	0.319	--		1
Carbon tetrachloride	ND	0.020	--	ND	0.126	--		1



Project Name: BATCH CANISTER CERTIFICATION
Project Number: CANISTER QC BAT

Lab Number: L2055735
Report Date: 12/30/20

Air Canister Certification Results

Lab ID: L2055735-02
 Client ID: CAN 484 SHELF 20
 Sample Location:

Date Collected: 12/11/20 16:00
 Date Received: 12/12/20
 Field Prep: Not Specified

Sample Depth:

Parameter	ppbV			ug/m3			Qualifier	Dilution Factor
	Results	RL	MDL	Results	RL	MDL		
Volatile Organics in Air by SIM - Mansfield Lab								
1,2-Dichloropropane	ND	0.020	--	ND	0.092	--		1
Bromodichloromethane	ND	0.020	--	ND	0.134	--		1
1,4-Dioxane	ND	0.100	--	ND	0.360	--		1
Trichloroethene	ND	0.020	--	ND	0.107	--		1
cis-1,3-Dichloropropene	ND	0.020	--	ND	0.091	--		1
4-Methyl-2-pentanone	ND	0.500	--	ND	2.05	--		1
trans-1,3-Dichloropropene	ND	0.020	--	ND	0.091	--		1
1,1,2-Trichloroethane	ND	0.020	--	ND	0.109	--		1
Toluene	ND	0.050	--	ND	0.188	--		1
Dibromochloromethane	ND	0.020	--	ND	0.170	--		1
1,2-Dibromoethane	ND	0.020	--	ND	0.154	--		1
Tetrachloroethene	ND	0.020	--	ND	0.136	--		1
1,1,1,2-Tetrachloroethane	ND	0.020	--	ND	0.137	--		1
Chlorobenzene	ND	0.100	--	ND	0.461	--		1
Ethylbenzene	ND	0.020	--	ND	0.087	--		1
p/m-Xylene	ND	0.040	--	ND	0.174	--		1
Bromoform	ND	0.020	--	ND	0.207	--		1
Styrene	ND	0.020	--	ND	0.085	--		1
1,1,2,2-Tetrachloroethane	ND	0.020	--	ND	0.137	--		1
o-Xylene	ND	0.020	--	ND	0.087	--		1
Isopropylbenzene	ND	0.200	--	ND	0.983	--		1
4-Ethyltoluene	ND	0.020	--	ND	0.098	--		1
1,3,5-Trimethylbenzene	ND	0.020	--	ND	0.098	--		1
1,2,4-Trimethylbenzene	ND	0.020	--	ND	0.098	--		1
Benzyl chloride	ND	0.200	--	ND	1.04	--		1
1,3-Dichlorobenzene	ND	0.020	--	ND	0.120	--		1
1,4-Dichlorobenzene	ND	0.020	--	ND	0.120	--		1



Project Name: BATCH CANISTER CERTIFICATION
Project Number: CANISTER QC BAT

Lab Number: L2055735
Report Date: 12/30/20

Air Canister Certification Results

Lab ID: L2055735-02
 Client ID: CAN 484 SHELF 20
 Sample Location:

Date Collected: 12/11/20 16:00
 Date Received: 12/12/20
 Field Prep: Not Specified

Sample Depth:

Parameter	ppbV			ug/m3			Qualifier	Dilution Factor
	Results	RL	MDL	Results	RL	MDL		
Volatile Organics in Air by SIM - Mansfield Lab								
sec-Butylbenzene	ND	0.200	--	ND	1.10	--		1
p-Isopropyltoluene	ND	0.200	--	ND	1.10	--		1
1,2-Dichlorobenzene	ND	0.020	--	ND	0.120	--		1
n-Butylbenzene	ND	0.200	--	ND	1.10	--		1
1,2,4-Trichlorobenzene	ND	0.050	--	ND	0.371	--		1
Naphthalene	ND	0.050	--	ND	0.262	--		1
1,2,3-Trichlorobenzene	ND	0.050	--	ND	0.371	--		1
Hexachlorobutadiene	ND	0.050	--	ND	0.533	--		1

Internal Standard	% Recovery	Qualifier	Acceptance Criteria
1,4-difluorobenzene	90		60-140
bromochloromethane	89		60-140
chlorobenzene-d5	90		60-140

Project Name: 25-01 QUEENS PLAZA NORTH**Lab Number:** L2057089**Project Number:** 170652801**Report Date:** 12/30/20**Sample Receipt and Container Information**

Were project specific reporting limits specified?

YES

Cooler Information**Cooler** **Custody Seal**

NA Present/Intact

Container Information

Container ID	Container Type	Cooler	Initial pH	Final pH	Temp deg C	Pres	Seal	Frozen Date/Time	Analysis(*)
L2057089-01A	Canister - 2.7 Liter	NA	NA			Y	Absent		TO15-LL(30)
L2057089-02A	Canister - 2.7 Liter	NA	NA			Y	Absent		TO15-LL(30)
L2057089-03A	Canister - 2.7 Liter	NA	NA			Y	Absent		TO15-LL(30)
L2057089-04A	Canister - 2.7 Liter	NA	NA			Y	Absent		CLEAN-FEE()

Project Name: 25-01 QUEENS PLAZA NORTH
Project Number: 170652801

Lab Number: L2057089
Report Date: 12/30/20

GLOSSARY

Acronyms

DL	- Detection Limit: This value represents the level to which target analyte concentrations are reported as estimated values, when those target analyte concentrations are quantified below the limit of quantitation (LOQ). The DL includes any adjustments from dilutions, concentrations or moisture content, where applicable. (DoD report formats only.)
EDL	- Estimated Detection Limit: This value represents the level to which target analyte concentrations are reported as estimated values, when those target analyte concentrations are quantified below the reporting limit (RL). The EDL includes any adjustments from dilutions, concentrations or moisture content, where applicable. The use of EDLs is specific to the analysis of PAHs using Solid-Phase Microextraction (SPME).
EMPC	- Estimated Maximum Possible Concentration: The concentration that results from the signal present at the retention time of an analyte when the ions meet all of the identification criteria except the ion abundance ratio criteria. An EMPC is a worst-case estimate of the concentration.
EPA	- Environmental Protection Agency.
LCS	- Laboratory Control Sample: A sample matrix, free from the analytes of interest, spiked with verified known amounts of analytes or a material containing known and verified amounts of analytes.
LCSD	- Laboratory Control Sample Duplicate: Refer to LCS.
LFB	- Laboratory Fortified Blank: A sample matrix, free from the analytes of interest, spiked with verified known amounts of analytes or a material containing known and verified amounts of analytes.
LOD	- Limit of Detection: This value represents the level to which a target analyte can reliably be detected for a specific analyte in a specific matrix by a specific method. The LOD includes any adjustments from dilutions, concentrations or moisture content, where applicable. (DoD report formats only.)
LOQ	- Limit of Quantitation: The value at which an instrument can accurately measure an analyte at a specific concentration. The LOQ includes any adjustments from dilutions, concentrations or moisture content, where applicable. (DoD report formats only.) Limit of Quantitation: The value at which an instrument can accurately measure an analyte at a specific concentration. The LOQ includes any adjustments from dilutions, concentrations or moisture content, where applicable. (DoD report formats only.)
MDL	- Method Detection Limit: This value represents the level to which target analyte concentrations are reported as estimated values, when those target analyte concentrations are quantified below the reporting limit (RL). The MDL includes any adjustments from dilutions, concentrations or moisture content, where applicable.
MS	- Matrix Spike Sample: A sample prepared by adding a known mass of target analyte to a specified amount of matrix sample for which an independent estimate of target analyte concentration is available. For Method 332.0, the spike recovery is calculated using the native concentration, including estimated values.
MSD	- Matrix Spike Sample Duplicate: Refer to MS.
NA	- Not Applicable.
NC	- Not Calculated: Term is utilized when one or more of the results utilized in the calculation are non-detect at the parameter's reporting unit.
NDPA/DPA	- N-Nitrosodiphenylamine/Diphenylamine.
NI	- Not Ignitable.
NP	- Non-Plastic: Term is utilized for the analysis of Atterberg Limits in soil.
NR	- No Results: Term is utilized when 'No Target Compounds Requested' is reported for the analysis of Volatile or Semivolatile Organic TIC only requests.
RL	- Reporting Limit: The value at which an instrument can accurately measure an analyte at a specific concentration. The RL includes any adjustments from dilutions, concentrations or moisture content, where applicable.
RPD	- Relative Percent Difference: The results from matrix and/or matrix spike duplicates are primarily designed to assess the precision of analytical results in a given matrix and are expressed as relative percent difference (RPD). Values which are less than five times the reporting limit for any individual parameter are evaluated by utilizing the absolute difference between the values; although the RPD value will be provided in the report.
SRM	- Standard Reference Material: A reference sample of a known or certified value that is of the same or similar matrix as the associated field samples.
STLP	- Semi-dynamic Tank Leaching Procedure per EPA Method 1315.
TEF	- Toxic Equivalency Factors: The values assigned to each dioxin and furan to evaluate their toxicity relative to 2,3,7,8-TCDD.
TEQ	- Toxic Equivalent: The measure of a sample's toxicity derived by multiplying each dioxin and furan by its corresponding TEF and then summing the resulting values.
TIC	- Tentatively Identified Compound: A compound that has been identified to be present and is not part of the target compound list (TCL) for the method and/or program. All TICs are qualitatively identified and reported as estimated concentrations.

Report Format: Data Usability Report



Project Name: 25-01 QUEENS PLAZA NORTH
Project Number: 170652801

Lab Number: L2057089
Report Date: 12/30/20

Footnotes

- 1 - The reference for this analyte should be considered modified since this analyte is absent from the target analyte list of the original method.

Terms

Analytical Method: Both the document from which the method originates and the analytical reference method. (Example: EPA 8260B is shown as 1,8260B.) The codes for the reference method documents are provided in the References section of the Addendum.

Difference: With respect to Total Oxidizable Precursor (TOP) Assay analysis, the difference is defined as the Post-Treatment value minus the Pre-Treatment value.

Final pH: As it pertains to Sample Receipt & Container Information section of the report, Final pH reflects pH of container determined after adjustment at the laboratory, if applicable. If no adjustment required, value reflects Initial pH.

Frozen Date/Time: With respect to Volatile Organics in soil, Frozen Date/Time reflects the date/time at which associated Reagent Water-preserved vials were initially frozen. Note: If frozen date/time is beyond 48 hours from sample collection, value will be reflected in 'bold'.

Initial pH: As it pertains to Sample Receipt & Container Information section of the report, Initial pH reflects pH of container determined upon receipt, if applicable.

PAH Total: With respect to Alkylated PAH analyses, the 'PAHs, Total' result is defined as the summation of results for all or a subset of the following compounds: Naphthalene, C1-C4 Naphthalenes, 2-Methylnaphthalene, 1-Methylnaphthalene, Biphenyl, Acenaphthylene, Acenaphthene, Fluorene, C1-C3 Fluorenes, Phenanthrene, C1-C4 Phenanthrenes/Anthracenes, Anthracene, Fluoranthene, Pyrene, C1-C4 Fluoranthenes/Pyrenes, Benz(a)anthracene, Chrysene, C1-C4 Chrysenes, Benzo(b)fluoranthene, Benzo(j)+(k)fluoranthene, Benzo(e)pyrene, Benzo(a)pyrene, Perylene, Indeno(1,2,3-cd)pyrene, Dibenz(ah)+(ac)anthracene, Benzo(g,h,i)perylene. If a 'Total' result is requested, the results of its individual components will also be reported.

PFAS Total: With respect to PFAS analyses, the 'PFAS, Total (5)' result is defined as the summation of results for: PFHpA, PFHxS, PFOA, PFNA and PFOS. In addition, the 'PFAS, Total (6)' result is defined as the summation of results at or above the RL for: PFHpA, PFHxS, PFOA, PFNA, PFDA and PFOS. (Note: 'PFAS, Total (6)' is applicable to MassDEP DW compliance analysis only.). If a 'Total' result is requested, the results of its individual components will also be reported.

The target compound Chlordane (CAS No. 57-74-9) is reported for GC ECD analyses. Per EPA, this compound "refers to a mixture of chlordane isomers, other chlorinated hydrocarbons and numerous other components." (Reference: USEPA Toxicological Review of Chlordane, In Support of Summary Information on the Integrated Risk Information System (IRIS), December 1997.)

Total: With respect to Organic analyses, a 'Total' result is defined as the summation of results for individual isomers or Aroclors. If a 'Total' result is requested, the results of its individual components will also be reported. This is applicable to 'Total' results for methods 8260, 8081 and 8082.

Data Qualifiers

- A** - Spectra identified as "Aldol Condensates" are byproducts of the extraction/concentration procedures when acetone is introduced in the process.
- B** - The analyte was detected above the reporting limit in the associated method blank. Flag only applies to associated field samples that have detectable concentrations of the analyte at less than ten times (10x) the concentration found in the blank. For MCP-related projects, flag only applies to associated field samples that have detectable concentrations of the analyte at less than ten times (10x) the concentration found in the blank. For DOD-related projects, flag only applies to associated field samples that have detectable concentrations of the analyte at less than ten times (10x) the concentration found in the blank AND the analyte was detected above one-half the reporting limit (or above the reporting limit for common lab contaminants) in the associated method blank. For NJ-Air-related projects, flag only applies to associated field samples that have detectable concentrations of the analyte above the reporting limit. For NJ-related projects (excluding Air), flag only applies to associated field samples that have detectable concentrations of the analyte, which was detected above the reporting limit in the associated method blank or above five times the reporting limit for common lab contaminants (Phthalates, Acetone, Methylene Chloride, 2-Butanone).
- C** - Co-elution: The target analyte co-elutes with a known lab standard (i.e. surrogate, internal standards, etc.) for co-extracted analyses.
- D** - Concentration of analyte was quantified from diluted analysis. Flag only applies to field samples that have detectable concentrations of the analyte.
- E** - Concentration of analyte exceeds the range of the calibration curve and/or linear range of the instrument.
- F** - The ratio of quantifier ion response to qualifier ion response falls outside of the laboratory criteria. Results are considered to be an estimated maximum concentration.
- G** - The concentration may be biased high due to matrix interferences (i.e. co-elution) with non-target compound(s). The result should be considered estimated.
- H** - The analysis of pH was performed beyond the regulatory-required holding time of 15 minutes from the time of sample collection.
- I** - The lower value for the two columns has been reported due to obvious interference.
- J** - Estimated value. This represents an estimated concentration for Tentatively Identified Compounds (TICs).
- M** - Reporting Limit (RL) exceeds the MCP CAM Reporting Limit for this analyte.
- ND** - Not detected at the reporting limit (RL) for the sample.
- NJ** - Presumptive evidence of compound. This represents an estimated concentration for Tentatively Identified Compounds (TICs), where

Report Format: Data Usability Report



Project Name: 25-01 QUEENS PLAZA NORTH
Project Number: 170652801

Lab Number: L2057089
Report Date: 12/30/20

Data Qualifiers

the identification is based on a mass spectral library search.

- P** - The RPD between the results for the two columns exceeds the method-specified criteria.
- Q** - The quality control sample exceeds the associated acceptance criteria. For DOD-related projects, LCS and/or Continuing Calibration Standard exceedences are also qualified on all associated sample results. Note: This flag is not applicable for matrix spike recoveries when the sample concentration is greater than 4x the spike added or for batch duplicate RPD when the sample concentrations are less than 5x the RL. (Metals only.)
- R** - Analytical results are from sample re-analysis.
- RE** - Analytical results are from sample re-extraction.
- S** - Analytical results are from modified screening analysis.

Project Name: 25-01 QUEENS PLAZA NORTH
Project Number: 170652801

Lab Number: L2057089
Report Date: 12/30/20

REFERENCES

- 48 Compendium of Methods for the Determination of Toxic Organic Compounds in Ambient Air. Second Edition. EPA/625/R-96/010b, January 1999.

LIMITATION OF LIABILITIES

Alpha Analytical performs services with reasonable care and diligence normal to the analytical testing laboratory industry. In the event of an error, the sole and exclusive responsibility of Alpha Analytical shall be to re-perform the work at it's own expense. In no event shall Alpha Analytical be held liable for any incidental, consequential or special damages, including but not limited to, damages in any way connected with the use of, interpretation of, information or analysis provided by Alpha Analytical.

We strongly urge our clients to comply with EPA protocol regarding sample volume, preservation, cooling, containers, sampling procedures, holding time and splitting of samples in the field.



Certification Information

The following analytes are not included in our Primary NELAP Scope of Accreditation:

Westborough Facility

EPA 624/624.1: m/p-xylene, o-xylene, Naphthalene

EPA 8260C: NPW: 1,2,4,5-Tetramethylbenzene; 4-Ethyltoluene, Azobenzene; SCM: Iodomethane (methyl iodide), 1,2,4,5-Tetramethylbenzene; 4-Ethyltoluene.

EPA 8270D: NPW: Dimethylnaphthalene, 1,4-Diphenylhydrazine; SCM: Dimethylnaphthalene, 1,4-Diphenylhydrazine.

SM4500: NPW: Amenable Cyanide; SCM: Total Phosphorus, TKN, NO₂, NO₃.

Mansfield Facility

SM 2540D: TSS

EPA 8082A: NPW: PCB: 1, 5, 31, 87, 101, 110, 141, 151, 153, 180, 183, 187.

EPA TO-15: Halothane, 2,4,4-Trimethyl-2-pentene, 2,4,4-Trimethyl-1-pentene, Thiophene, 2-Methylthiophene, 3-Methylthiophene, 2-Ethylthiophene, 1,2,3-Trimethylbenzene, Indan, Indene, 1,2,4,5-Tetramethylbenzene, Benzothiophene, 1-Methylnaphthalene.

EPA TO-12 Non-methane organics

EPA 3C Fixed gases

Biological Tissue Matrix: EPA 3050B

The following analytes are included in our Massachusetts DEP Scope of Accreditation

Westborough Facility:

Drinking Water

EPA 300.0: Chloride, Nitrate-N, Fluoride, Sulfate; **EPA 353.2:** Nitrate-N, Nitrite-N; **SM4500NO3-F:** Nitrate-N, Nitrite-N; **SM4500F-C, SM4500CN-CE,**

EPA 180.1, SM2130B, SM4500CI-D, SM2320B, SM2540C, SM4500H-B, SM4500NO2-B

EPA 332: Perchlorate; **EPA 524.2:** THMs and VOCs; **EPA 504.1:** EDB, DBCP.

Microbiology: SM9215B; SM9223-P/A, SM9223B-Colilert-QT, SM9222D.

Non-Potable Water

SM4500H,B, EPA 120.1, SM2510B, SM2540C, SM2320B, SM4500CL-E, SM4500F-BC, SM4500NH3-BH: Ammonia-N and Kjeldahl-N, **EPA 350.1:** Ammonia-N, **LACHAT 10-107-06-1-B:** Ammonia-N, **EPA 351.1, SM4500NO3-F, EPA 353.2:** Nitrate-N, **SM4500P-E, SM4500P-B, E, SM4500SO4-E, SM5220D, EPA 410.4, SM5210B, SM5310C, SM4500CL-D, EPA 1664, EPA 420.1, SM4500-CN-CE, SM2540D, EPA 300:** Chloride, Sulfate, Nitrate.

EPA 624.1: Volatile Halocarbons & Aromatics,

EPA 608.3: Chlordane, Toxaphene, Aldrin, alpha-BHC, beta-BHC, gamma-BHC, delta-BHC, Dieldrin, DDD, DDE, DDT, Endosulfan I, Endosulfan II, Endosulfan sulfate, Endrin, Endrin Aldehyde, Heptachlor, Heptachlor Epoxide, PCBs

EPA 625.1: SVOC (Acid/Base/Neutral Extractables), **EPA 600/4-81-045:** PCB-Oil.

Microbiology: SM9223B-Colilert-QT; Enterolert-QT, SM9221E, EPA 1600, EPA 1603.

Mansfield Facility:

Drinking Water

EPA 200.7: Al, Ba, Cd, Cr, Cu, Fe, Mn, Ni, Na, Ag, Ca, Zn. **EPA 200.8:** Al, Sb, As, Ba, Be, Cd, Cr, Cu, Pb, Mn, Ni, Se, Ag, TL, Zn. **EPA 245.1** Hg.

EPA 522.

Non-Potable Water

EPA 200.7: Al, Sb, As, Be, Cd, Ca, Cr, Co, Cu, Fe, Pb, Mg, Mn, Mo, Ni, K, Se, Ag, Na, Sr, TL, Ti, V, Zn.

EPA 200.8: Al, Sb, As, Be, Cd, Cr, Cu, Fe, Pb, Mn, Ni, K, Se, Ag, Na, TL, Zn.

EPA 245.1 Hg.

SM2340B

For a complete listing of analytes and methods, please contact your Alpha Project Manager.



AIR ANALYSIS

PAGE 1 OF 1

320 Forbes Blvd, Mansfield, MA 02048
 TEL: 508-822-9300 FAX: 508-822-3288

Client Information

Client: Langan, DR
 Address: 360 W. 31st St.
NY, NY 10001
 Phone: 212-479-5400
 Fax: 212-479-5444
 Email: WKIM@LANGAN.COM

These samples have been previously analyzed by Alpha

Other Project Specific Requirements/Comments:

Project-Specific Target Compound List:

Project Information

Project Name: 2501 Queens Plaza North
 Project Location: Queens, NY
 Project #: 170652801
 Project Manager: Woo Kim
 ALPHA Quote #:

Turn-Around Time

Standard RUSH (only confirmed if pre-approved)

Date Due: _____ Time: _____

Date Rec'd in Lab: 12-22-20

ALPHA Job #: L2057089

Report Information - Data Deliverables

FAX
 ADEx
 Criteria Checker: _____
(Default based on Regulatory Criteria Indicated)
 Other Formats: _____
 EMAIL (standard pdf report)
 Additional Deliverables: _____
 Report to: (if different than Project Manager)

Billing Information

Same as Client info PO #: _____

Regulatory Requirements/Report Limits

State/Fed	Program	Res / Comm

ANALYSIS

TO-15
 TO-15 SIM
 APH Subtract Non-petroleum HCs
 Fixed Gases
 Sulfides & Mercaptans by TO-15

All Columns Below Must Be Filled Out

ALPHA Lab ID (Lab Use Only)	Sample ID	COLLECTION					Sample Matrix*	Sampler's Initials	Can Size	I D Can	I D - Flow Controller	TO-15	TO-15 SIM	APH <small>Subtract Non-petroleum HCs</small>	Fixed Gases	Sulfides & Mercaptans by TO-15	Sample Comments (i.e. PID)
		End Date	Start Time	End Time	Initial Vacuum	Final Vacuum											
S7089-01	SV02-122120	12/21/20	1315	1515	-29.54	-5.14	SV	AS	2.7L	387	1542	X					
02	SV04-122120	12/21/20	1033	1233	-30.16	-6.78	SV	AS	2.7L	342	1507	X					
03	SV09-122120	12/21/20	1203	1408	-30.04	-5.93	SV	AS	2.7L	2858	1166	X					

*SAMPLE MATRIX CODES

AA = Ambient Air (Indoor/Outdoor)
 SV = Soil Vapor/Landfill Gas/SVE
 Other = Please Specify

Container Type

Please print clearly, legibly and completely. Samples can not be logged in and turnaround time clock will not start until any ambiguities are resolved. All samples submitted are subject to Alpha's Terms and Conditions. See reverse side.

Relinquished By:

Date/Time

Received By:

Date/Time:

Ashley Stappenberg
George Wagner
J. Blum AAL

12/21/20 15:25
12/21/20 18:51
12/22/20 04:45

George Wagner
J. Blum AAL

12/21/20 15:25
12/21/20 23:00
12/22/20 04:45