

Cornerstone Enterprises
DUTCHESS COUNTY, NEW YORK

Site Management Plan

NYSDEC Site Number: C314116

Prepared for:

Cornerstone Enterprises Incorporated
33 East Main Street
Pawling, New York

Prepared by:

Greenstar Environmental Solutions LLC.
Wappingers Falls, New York
(845) 223-9944

I certify that I am currently a Qualified Environmental Professional as defined in 6 NYCRR Part 375 and that this Report was prepared in accordance with all applicable statutes and regulations and in substantial conformance with the DER Technical Guidance for Site Investigation and Remediation (DER-10) and that all activities were performed in full accordance with the DER approved work plan and any DER-approved modifications.



QEP: Peter Nimmer, Senior Geologist

Revisions to Final Approved Site Management Plan:

| Revision # | Submitted Date | Summary of Revision | DEC Approval Date |
|------------|----------------|---------------------|-------------------|
| | | | |
| | | | |
| | | | |
| | | | |

SEPTEMBER 2012

TABLE OF CONTENTS

| | |
|---|-------------|
| TABLE OF CONTENTS | II |
| LIST OF TABLES | VI |
| LIST OF FIGURES | VII |
| LIST OF APPENDICES | VIII |
| SITE MANAGEMENT PLAN | 1 |
| 1.0 INTRODUCTION AND DESCRIPTION OF REMEDIAL PROGRAM | 1 |
| 1.1 INTRODUCTION..... | 1 |
| 1.1.1 General | 1 |
| 1.1.2 Purpose..... | 2 |
| 1.1.3 Revisions | 3 |
| 1.2 SITE BACKGROUND | 3 |
| 1.2.1 Site Location and Description | 3 |
| 1.2.2 Site History..... | 3 |
| 1.2.3 Geologic Conditions..... | 6 |
| 1.2.4 Lithology | 6 |

| | |
|--|-----------|
| 1.3 SUMMARY OF REMEDIAL INVESTIGATION FINDINGS | 7 |
| 1.4 SUMMARY OF REMEDIAL ACTIONS | 11 |
| 1.4.1 Removal of Contaminated Materials from the Site..... | 12 |
| 1.4.2 Site-Related Treatment Systems | 12 |
| 1.4.3 Remaining Contamination..... | 12 |
| 2.0 ENGINEERING AND INSTITUTIONAL CONTROL PLAN..... | 14 |
| 2.1 INTRODUCTION..... | 14 |
| 2.1.1 General | 14 |
| 2.1.2 Purpose | 14 |
| 2.2 ENGINEERING CONTROLS | 15 |
| 2.2.1 Engineering Control Systems..... | 15 |
| 2.2.2 Criteria for Completion of Remediation/Termination of Remedial Systems | 15 |
| 2.3 INSTITUTIONAL CONTROLS..... | 16 |
| 2.3.1 Excavation Work Plan..... | 17 |
| 2.3.2 Soil Vapor Intrusion Evaluation..... | 18 |
| 2.4 INSPECTIONS AND NOTIFICATIONS | 19 |
| 2.4.1 Inspections..... | 19 |
| 2.4.2 Notifications | 20 |
| 2.5 CONTINGENCY PLAN | 21 |
| 2.5.1 Emergency Telephone Numbers | 21 |
| 2.5.2 Map and Directions to Nearest Health Facility | 22 |
| 2.5.3 Response Procedures..... | 24 |
| 3.0 SITE MONITORING PLAN..... | 25 |
| 3.1 INTRODUCTION..... | 25 |
| 3.1.1 General | 25 |
| 3.1.2 Purpose and Schedule..... | 25 |

| | |
|---|-----------|
| 3.2 COVER SYSTEM MONITORING | 27 |
| 3.3 MEDIA MONITORING PROGRAM | 27 |
| 3.3.1 Indoor Air Monitoring..... | 27 |
| 3.3.1.1 Sampling Protocol..... | 27 |
| 3.3.2.1 Groundwater Monitoring..... | 28 |
| 3.4 SITE-WIDE INSPECTION..... | 29 |
| 3.5 MONITORING QUALITY ASSURANCE/QUALITY CONTROL..... | 29 |
| 3.6 MONITORING REPORTING REQUIREMENTS..... | 30 |
| 4.0 OPERATION AND MAINTENANCE PLAN..... | 33 |
| 4.1 INTRODUCTION..... | 33 |
| 4.2 ENGINEERING CONTROL SYSTEM OPERATION AND MAINTENANCE..... | 33 |
| 4.2.1 Sub-Slab Depressurization System | 34 |
| 4.2.1.1 Scope | 34 |
| 4.2.1.1 System Startup and Testing..... | 34 |
| 4.2.1.3 System Operation: Routine Operation Procedures..... | 35 |
| 4.2.1.4 System Operation: Routine Equipment Maintenance | 35 |
| 4.2.1.5 System Operation: Non-Routine Equipment Maintenance..... | 35 |
| 4.3 ENGINEERING CONTROL SYSTEM PERFORMANCE MONITORING..... | 36 |
| 4.3.1 Monitoring Schedule | 36 |
| 4.3.2 General Equipment Monitoring | 36 |
| 4.4 MAINTENANCE AND PERFORMANCE MONITORING REPORTING REQUIREMENTS..... | 37 |
| 4.4.1 Routine Maintenance Reports | 37 |
| 4.4.2 Non-Routine Maintenance Reports | 38 |

5.0 INSPECTIONS, REPORTING AND CERTIFICATIONS..... 39

5.1 SITE INSPECTIONS 39

 5.1.1 Inspection Frequency 39

 5.1.2 Inspection Forms, Sampling Data, and Maintenance Reports 39

 5.1.3 Evaluation of Records and Reporting 39

**5.2 CERTIFICATION OF ENGINEERING AND INSTITUTIONAL
CONTROLS 40**

5.3 PERIODIC REVIEW REPORT 41

5.4 CORRECTIVE MEASURES PLAN 43

LIST OF TABLES

- Table 1 – 2007/2008 Sample Summary
- Table 2 – 2011 Sample Summary
- Table 3 – 2007/2008 Soil Sample Results
- Table 4 – 2007/2008 Groundwater Sampling Results
- Table 5 – 2011 Soils Sample Results
- Table 6 – 2011 Fill Sample Results
- Table 7 – 2011 Groundwater Sample Results
- Table 8 – Groundwater Elevations
- Table 9 – 2011 Sediment Sample Results
- Table 10 – Part 375 Soil Cleanup Objectives

LIST OF FIGURES

Figure 1 – Site Location

Figure 2 – Site Layout

Figure 3 – 2007/2008 Sample Locations

Figure 4 - 2007/2008 Pre-Excavation Soil Results Compared to Restricted Residential Criteria

Figure 5 – 2008 Post-Excavation Soil Results from UST and Floor Drain Excavation

Figure 6 – 2008 Post-Excavation Soil Results from Ramp Excavation

Figure 7 – 2007 Groundwater Results above AWQS

Figure 8 – 2011 RI Sample Locations

Figure 9 – 2011 Soil Results Compared to Restricted Residential Criteria

Figure 10 – 2011 Fill Results Compared to Restricted Residential Criteria

Figure 11 – Cross-Sections

Figure 12 – 2011 Groundwater Results Above AWQS

Figure 13 – Groundwater Flow Patterns

Figure 14 – 2011 Sediment Results Above Benthic ALTC Criteria

LIST OF APPENDICES

Appendix A – Excavation Work Plan

Appendix B – Metes and Bounds

Appendix C – Environmental Easement

Appendix D – Health and Safety Plan and Community Air Monitoring Plan

Appendix E – Quality Assurance Project Plan

Appendix F – Site-wide Inspection/System Inspection Form

Appendix G – Sub-slab Depressurization System

SITE MANAGEMENT PLAN

1.0 INTRODUCTION AND DESCRIPTION OF REMEDIAL PROGRAM

1.1 INTRODUCTION

This document is required as an element of the remedial program at Cornerstone Enterprises Inc. (hereinafter referred to as the “Site”) under the New York State (NYS) Brownfield Cleanup Program (BCP) administered by New York State Department of Environmental Conservation (NYSDEC). The site was remediated in accordance with Brownfield Cleanup Agreement (BCA) Index W3-1 099-06-10, Site #C314116, which was executed on January 22, 2007.

1.1.1 General

Cornerstone Enterprises Incorporated (Cornerstone) entered into a BCA with the NYSDEC to remediate a 0.23 acre property located in Village of Pawling, Dutchess County, New York. This BCA required the Remedial Party, Cornerstone to investigate and remediate contaminated media at the site. A figure showing the site location and boundaries of this 0.23-acre site is provided in Figure 1. The boundaries of the site are more fully described in the metes and bounds site description that is part of the Environmental Easement.

After the remedial work described in the Remedial Work Plan is completed, some contamination will be left in the subsurface at this site, which is hereafter referred to as ‘remaining contamination.’ This Site Management Plan (SMP) was prepared to manage remaining contamination at the site until the Environmental Easement is extinguished in accordance with ECL Article 71, Title 36. All reports associated with the site can be viewed by contacting the NYSDEC or its successor agency managing environmental issues in New York State.

This SMP was prepared by Greenstar Environmental Solutions on behalf of Cornerstone, in accordance with the requirements in NYSDEC DER-10 Technical Guidance for Site Investigation and Remediation, dated May, 2010, and the guidelines provided by NYSDEC. This SMP addresses the means for implementing the Institutional Controls (ICs) and Engineering Controls (ECs) that are required by the Environmental Easement for the site.

1.1.2 Purpose

The site contains contamination that will be left after completion of the remedial action. Engineering Controls have been incorporated into the site remedy to control exposure to remaining contamination during the use of the site to ensure protection of public health and the environment. An Environmental Easement granted to the NYSDEC, and recorded with the Dutchess County Clerk, will require compliance with this SMP and all ECs and ICs placed on the site. The ICs place restrictions on site use, and mandate operation, maintenance, monitoring and reporting measures for all ECs and ICs. This SMP specifies the methods necessary ensure compliance with all ECs and ICs required by the Environmental Easement for contamination that remains at the site. This plan has been approved by the NYSDEC, and compliance with this plan is required by the grantor of the Environmental Easement and the grantor's successors and assigns. This SMP may only be revised with the approval of the NYSDEC.

This SMP provides a detailed description of all procedures required to manage remaining contamination at the site after completion of the Remedial Action, including: (1) implementation and management of all Engineering and Institutional Controls; (2) media monitoring; (3) operation and maintenance of all treatment, collection, containment, or recovery systems; (4) performance of periodic inspections, certification of results, and submittal of Periodic Review Reports; and (5) defining criteria for termination of treatment system operations.

To address these needs, this SMP includes three plans: (1) an Engineering and Institutional Control Plan for implementation and management of EC/ICs; (2) a Monitoring Plan for implementation of Site Monitoring; (3) an Operation and Maintenance Plan for implementation of remedial treatment systems.

This plan also includes a description of Periodic Review Reports for the periodic submittal of data, information, recommendations, and certifications to NYSDEC.

It is important to note that:

- This SMP details the site-specific implementation procedures that are required by the Environmental Easement. Failure to properly implement the SMP is a violation of the environmental easement, which is grounds for revocation of the Certificate of Completion (COC);
- Failure to comply with this SMP is also a violation of Environmental Conservation Law, 6NYCRR Part 375 and the BCA Index #W3-1 099-06-10; Site # C314116 for the site, and thereby subject to applicable penalties.

1.1.3 Revisions

Revisions to this plan will be proposed in writing to the NYSDEC's project manager. In accordance with the Environmental Easement for the site, the NYSDEC will provide a notice of any approved changes to the SMP, and append these notices to the SMP that is retained in its files.

1.2 SITE BACKGROUND

1.2.1 Site Location and Description

The site is located in the Village of Pawling in the County of Dutchess, New York and is identified as Lot 7056-05-071977 on the Village of Pawling Tax Map. A map detailing the site location is provided in Figure 1. The site is an approximately 0.23 acre area bounded by Main Street to the north and northeast, an unnamed stream to southeast, The Catholic Church Association to the southwest, and the Church of Saint John the Evangelist to the west (a site map is provided in Figure 2). The boundaries of the site are more fully described in Appendix B – Metes and Bounds.

1.2.2 Site History

The site is a former gas filling station that operated as an automotive maintenance facility and retail gasoline station until 1985. An auto ramp existed previously along the

east side of the building to move cars onto the second floor of the building. A stone retaining wall is present along the stream (a tributary to the East Branch of the Croton River). Two clay terracotta pipes are present. One discharge pipe runs through the stone retaining wall and a second is located in the stream bank adjacent to the southernmost end of the retaining wall. The drainpipes are assumed to be remnants of former drains within the Site building. A third discharge pipe has been identified adjacent to the building foundation at the southern end of the building which originates from a floor drain within the building. Four underground storage tanks (USTs) were previously in place at the Site including three 1,000 gallon gasoline and one 550-gallon waste oil UST. The USTs were removed as part of an Interim Remedial Measure (IRM) completed in 2008.

The stream along the eastern side of the site emerges from a culvert that crosses underneath East Main Street. The stream flows within the continuation of this culvert which runs underneath the active gas station on the northeast side of East Main Street. Street drains from East Main Street and Coulter Avenue flow directly into the culvert (and stream) and the stream also receives direct drainage from several other roads and industrial and commercial properties upgradient of the Site. The stream has a surface water classification and use designation of Class C. The stream flows in a southerly direction along the Site for approximately 80 ft. Site features are shown on Figure 2.

The current property owner, Cornerstone Enterprises, Incorporated (Cornerstone) purchased the property and entered into a Brownfield Cleanup Program with the New York State Department of Environmental Conservation (NYS DEC) in January 2007 to investigate and remediate the property (BCP # C314116, NYS DEC Spill Number 90-12530). The Site is planned for redevelopment for use as commercial/retail space (first floor) and residential apartments (second floor). This redevelopment will be performed to comply with requirements for Restricted Residential Use.

The following investigation and remedial activities have been completed at the Site:

- In July 2007 a Remedial Investigation Work Plan was approved by NYS DEC (Conrad Geoscience, 2007). The RI work included soil and groundwater sampling, floor drain tracing and sampling. A summary of sample locations during the 2007/2008 RI is provided in Figure 3. A summary of sampling completed during the 2007/2008 RI is provided on Table 1.

- In August 2007 RI field work was completed which included collecting 24 subsurface soil samples from soil borings (GB-1 through GB-24) located throughout the Site in areas of potential petroleum discharge or spillage. Ten temporary monitoring wells were installed (GW-1 through GW-10). A floor drain on the first floor of the building was traced and its discharge point was found adjacent to the south side of the building. One soil sample was collected in the vicinity of the floor drain inside the building (GBSH-1). In January 2008 six surface soil samples were collected from a depth of 0 to 2 inches below ground surface at locations underneath and adjacent to the former auto ramp depicted in historical Sanborn Fire Insurance Maps.
- In April and May 2008 Interim Remedial Measures were implemented to remove 4 USTs at the Site. Petroleum impacted soil from the UST excavation was removed to a depth of approximately 10 to 13 ft below ground surface (ft bgs) and disposed of off-site. Post excavation samples were collected and the excavation was backfilled with fill material although no analytical samples of the fill were collected prior to placement. Impacted soil at the floor drain discharge at the rear of the building was removed to a depth of approximately three ft bgs. On the southeast side of the Site, in the area of the former auto ramp, approximately 1 foot of soil was removed and confirmatory samples were collected. Ten groundwater samples were collected from the temporary wells that were installed in August 2007 (GW-1 through GW-10).
- In June 2008, a survey of private wells servicing homes and businesses within a 0.5-mile radius of the subject property was performed (Conrad Geoscience, 2008). Businesses and homes in the Village receive potable water from a public water supply. The survey found that the private well nearest to the Site is approximately 1,450 feet to the east. This well is not downgradient of the site and is not expected to be impacted by the site.
- The NYS DEC requested that additional investigation be performed to successfully complete the RI and fully delineate the nature and extent of contamination on-site.

- In October 2010 a second Remedial Investigation Work Plan was approved by NYS DEC to perform soil, fill, groundwater and stream sediment testing (Zarecki and Associates, 2010).
- In April 2011 a meeting was held with NYS DEC to discuss the Remedial Investigation Work Plan. The scope of the RI Work Plan was reduced to eliminate sampling for pesticide/PCB/cyanide from three soil borings (SB-2, SB-4 and SB-5) and from two groundwater samples (MW-2 and MW-4). Vapor samples specified in the RI Work Plan were postponed until building renovations were complete and a sub-slab depressurization system has been installed.
- In May 2011 the RI sampling was completed by Greenstar as per the 2010 RI Work Plan and April 2011 meeting with NYS DEC.
- In October 2011 a Draft Remedial Investigation Report (Greenstar, 2011), summarizing in a single comprehensive document the above investigation activities, was submitted to the NYS DEC for approval. The DEC approved the RI in a letter dated 18 April 2012.
- In June 2011 a Draft Alternative Analysis/Remedial Work Plan Report (Greenstar 2012a) was issued summarizing the preferred remedial alternatives for the property. Comments were received from NYS DEC in a letter dated 28 June 2012 which were addressed in the Revision 1 Draft Alternative Analysis/Remedial Work Plan Report (Greenstar 2012b).

1.2.3 Geologic Conditions

Lithology

Native material on site outside or below the UST excavation consists of brown coarse to fine sand. The fill material placed within the limits of the UST excavation is classified as a brown/grey mixture of clayey silt, sand and gravel, or brown gravel. Detailed descriptions of the site lithology can be found in the boring logs located in the appendix of the Remedial Investigation Report (Greenstar, 2012). A geologic section of the Site is shown in Figure 11.

Hydrogeology

Groundwater at the site is located approximately 13 ft below ground surface (bgs). The groundwater flow direction is to the South across the site towards a stream that runs adjacent to the eastern boundary of the site. Regional groundwater flows from North to South towards Ray Lake located approximately 2 miles south of the Site. A groundwater flow figure is shown in Figure 13. A table with groundwater elevations measured in 2011 is shown on Table 8.

1.3 SUMMARY OF REMEDIAL INVESTIGATION FINDINGS

A Remedial Investigation (RI) was performed to characterize the nature and extent of contamination at the site. The results of the RI are described in detail in the following reports:

- Remedial Investigation Report (Greenstar, 2012)

Generally, the RI determined that concentrations of VOC, SVOC and metals in soil remain in select locations of the site adjacent to excavations completed in 2007 and 2008. The highest concentrations of VOC and SVOC remaining are located along the building foundation at sample locations PE-6 and PE-10 and near the property line at the southwest corner of the site at sample location PE-21. Concentrations of lead and mercury above restricted residential SCOs were noted at post-excavation samples PE-5D and SS-2D located at the ramp excavation. The site soil and fill is not impacted by VOC, SVOC, pesticides, PCBs, cyanide or hexavalent chromium.

Concentrations of VOC above AWQS criteria were noted at three wells (GW-9, GW-10, MW-6), and lead at one well (GW-10). These wells are side gradient from the UST excavation (GW-10), and located on the southwest and southern property boundary (GW-9, MW-6). Groundwater sample results from monitoring wells located within the UST excavation and in other site areas do not show impacts by VOC or lead. Based on groundwater flow patterns and spatial distribution of VOC, the impacted groundwater in wells GW-9, GW-10 and MW-6 is moving onto the site from the west where a gasoline station was located. No concentrations of pesticides, PCBs, or cyanide were detected in site monitoring wells.

Below is a summary of site conditions when the RI was performed in 2007-2008 and 2011:

Soil and Fill

- Based on post-excavation samples collected in 2007 and 2008 concentrations of VOC, SVOC and metals in soil samples above restricted residential SCOs remain in select locations. The highest concentrations of VOC and SVOC were noted in samples PE-6 and PE-10 located along the building foundation, and at PE-21 located at the property line in the southwest corner of the site. Concentrations of lead and mercury above restricted residential SCOs were noted at post-excavation samples PE-5D and SS-2D located at the ramp excavation.
- Pre and post IRM excavation sample locations are shown on Figure 3. Results of pre and post IRM excavation soil samples are provided in Table 3. Tag maps of these results showing concentrations above restricted residential criteria is provided in Figures 4, 5 and 6.
- Based on the results of the 2011 RI, site soil and fill is not impacted by VOC, SVOC, pesticides, PCBs, cyanide or hexavalent chromium. Concentrations of these contaminants in the soil and fill samples were below NYS DEC criteria (i.e., restricted residential and CP-51 SCOs for soil, restricted residential and groundwater protection SCOs for fill).
- No free product or petroleum sheens were observed in the soil borings.
- Full results of the fill samples collected in 2011 are provided in Table 6. A tag map of these results is provided in Figure 10.
- Full results of the soil samples collected in 2011 are provided in Table 5. A tag map of these results is provided in Figure 9.

Site-Related Groundwater

- No concentrations of pesticides, PCBs, or cyanide were detected in groundwater.
- No free product or petroleum sheens were observed in site monitoring wells.

- Concentrations of VOC above AWQS criteria were noted at three wells (GW-9, GW-10, MW-6), and lead at one well (GW-10). These wells are side gradient from the UST excavation (GW-10), and located on the southwest and southern property boundary (GW-9, MW-6). Groundwater sample results from monitoring wells located within the UST excavation and in other site areas do not show impacts by VOC or lead. Based on groundwater flow patterns and spatial distribution of VOC, the impacted groundwater in wells GW-9, GW-10 and MW-6 is moving onto the site from the west where a gasoline station was located.
- As outlined in the Alternative Analysis / Remedial Work Plan, no groundwater remediation or monitoring will be required as part of the remedy. The contamination present in groundwater is found only in wells on the upgradient side of the property. It is assumed the contaminated groundwater is unrelated to site activities and is moving onto the site from the west where a gasoline station was located. As requested by the NYS DEC, monitoring wells GW-9, GW-10 and MW-6 will be maintained for future investigations with regard to the upgradient site.
- Full results of groundwater sampling conducted in 2007 are provided in Table 4. A tag map of the results is provided in Figure 7.
- Full results of groundwater sampling conducted in 2011 are provided in Table 7. A tag map of the results is provided in Figure 12.

Site-Related Soil Vapor Intrusion

Vapor samples including three indoor air, one sub-slab and one outdoor sample specified in the RI Work Plan (Zarecki, 2010) were not collected as part of the RI field work. The building is in poor condition and is not habitable. Building renovations described in the AA/RWP included the installation of a sub-slab depressurization system to collect any vapors which might accumulate under the building. An indoor air sample will be collected during the heating season in to confirm the system is effectively mitigating any vapor issues.

Site-Related Sediment

- No concentrations of VOC, PCBs or cyanide were detected above ALCT values.

- Concentrations of one SVOC (benzo(a)anthracene) was above ALCT values in the four sediment samples (STS-1 through STS-4). This compound is found in materials used in constructing paved surfaces such as roads and parking lots and this compound is considered to be unrelated to the Site.
- Concentrations of two pesticides (chlordane and heptachlor) were detected above ALCT values at two sample locations, including the upgradient sample. The presence of these pesticides is considered to be unrelated to the site.
- Concentrations of two metals (iron and nickel) were detected between low effect and severe effect ALCT values (iron in upgradient sample STS-4 and nickel at STS-3). The presence of iron in the upgradient sample indicates this metal is unrelated to the Site. Nickel concentrations at STS-3 may be site related or could be originating from industrial areas upgradient of the site. Nickel is not commonly found from a petroleum release and is more likely to originate from auto body/auto repair work occurring immediately upgradient of the site (at the Citgo / Dutchess Auto Body and Service Center). The concentration of nickel is at the lower end of the range between the low effect and severe effect ALCT values and the sediment is not considered as significantly impacted at STS-3. Nickel concentrations were below low effect ALCT values in the two samples collected further downstream (STS-1 and STS-2).
- Full results of sediment sampling is provided in Table 9. A tag map of the results is provided in Figure 14.

Underground Storage Tanks

Four underground storage tanks (USTs) were previously in place at the Site which have been removed:

- Three 1,000 gallon gasoline USTs.
- One 550 gallon waste oil UST.

The USTs were removed as part of an IRM completed in 2008. The locations of the excavations are provided on Figure 2.

1.4 SUMMARY OF REMEDIAL ACTIONS

The site will be remediated in accordance with the NYSDEC-approved Interim Remedial Measures (IRM) Work Plan dated November 2007 (completed in 2008) and the Remedial Action Work Plan dated July 2012. The following is a summary of the Remedial Actions performed at the site.

1. Interim Remedial Measures were completed in 2008 to remove 4 USTs at the Site. Petroleum impacted soil from the UST excavation was removed to a depth of approximately 10 to 13 ft below ground surface (ft bgs) and disposed of off-site. Fill was placed in the UST excavation.
2. Impacted soil at the floor drain discharge at the rear of the building was removed to a depth of approximately 3 ft bgs.
3. On the southeast side of the Site, in the area of the former auto ramp, approximately 1 foot of soil was removed. The excavated areas associated with the floor drain outfall and auto ramp were not filled.
4. A total of approximately 890 tons of impacted soil was removed from the IRM excavation and Site during the IRM for off-site disposal.
5. Construction and maintenance of a composite cover system consisting of pavement and the concrete building foundation to prevent human exposure to remaining contaminated soil/fill remaining at the site.
6. Execution and recording of an Environmental Easement to restrict land use and prevent future exposure to any contamination remaining at the site.
7. Installation of a sub-slab depressurization system during the building renovation to eliminate potential risks to human health from vapor intrusion.
8. Development and implementation of a Site Management Plan for long term management of remaining contamination as required by the Environmental Easement, which includes plans for: (1) Institutional and Engineering Controls, (2) monitoring, (3) operation and maintenance and (4) reporting.

Remaining remedial activities are expected for completion by 2013.

1.4.1 Removal of Contaminated Materials from the Site

A total of approximately 890 tons of impacted soil was removed from the Site during IRM excavations completed at the USTs, auto ramp and floor drain outfall for off-site disposal. Engineering and institutional controls will be implemented to achieve the SCOs for restricted residential use. No additional excavation activities will be performed beyond the excavation of impacted soil around the location of previous USTs as part of the 2008 IRM. A list of the soil cleanup objectives (SCOs) for the primary contaminants of concern (COCs) and applicable land use for this site is provided in Table 10. A figure showing areas with backfill where excavations were previously performed is shown in Figure 2.

1.4.2 Site-Related Treatment Systems

A sub-slab depressurization system (SSDS) will be installed during the building renovation to eliminate the human health risks from potential vapor intrusion. The sub-slab depressurization system consists of a blower(s) designed to create negative pressure to remove sub-slab vapors from under the building slab. The location of the system will be determined by a qualified engineer.

1.4.3 Remaining Contamination

Remedial activities completed in 2008 outlined in the IRM, included the removal of four underground storage tanks and the excavation of impacted soil around the tanks. Based on post-excavation samples collected and 2008 concentrations of VOC, SVOC and metals in soil samples above restricted residential SCOs remain in select locations. The highest concentrations of VOC and SVOC were noted in samples PE-6 and PE-10 located along the building foundation (near the source area), and at PE-21 located at the property line in the southwest corner of the site. Future development requiring excavating under, or demolition and removal of the onsite building will have potential to encounter these impacted soils. Concentrations of lead and mercury above restricted residential SCOs were noted at post-excavation samples PE-5D and SS-2D located at the ramp excavation.

Based on the results of the 2011 RI, site soil and fill is not impacted by VOC, SVOC, pesticides, PCBs, cyanide or hexavalent chromium. Concentrations of these contaminants in the soil and fill samples were below NYS DEC criteria (i.e., restricted residential and CP-51 SCOs for soil, restricted residential and groundwater protection SCOs for fill).

Exposure to remaining contamination in soil/fill at the site will be prevented by a pavement cover system placed over the site. This cover system is comprised of a pavement, concrete-covered sidewalks, and concrete building slabs. The base of the pavement, concrete sidewalk, or building slabs, should be considered the demarcation layer. Any soil below the base of these materials should be considered potentially contaminated.

Active utility lines include water and sewer running to the building onsite. They enter the property from the street and run toward the north side of the building. Exact location of these utilities is unknown. Any future repairs or work done on these utilities below the demarcation layer should assume potential contamination exists.

Tables 3, 5 and 6 and Figures 5, 6, 9 and 10 summarize the results of all soil samples remaining at the site. Tables 3 and 5 and Figures 5, 6 and 9 summarize the results of all soil samples remaining at the site after completion of Remedial Action that exceed the restricted residential SCOs.

2.0 ENGINEERING AND INSTITUTIONAL CONTROL PLAN

2.1 INTRODUCTION

2.1.1 General

Since remaining site related contaminated soil and soil vapor exists beneath the site, Engineering Controls and Institutional Controls (EC/ICs) are required to protect human health and the environment. This Engineering and Institutional Control Plan describes the procedures for the implementation and management of all EC/ICs at the site. The EC/IC Plan is one component of the SMP and is subject to revision by NYSDEC.

2.1.2 Purpose

This plan provides:

- A description of all EC/ICs on the site;
- The basic implementation and intended role of each EC/IC;
- A description of the key components of the ICs set forth in the Environmental Easement;
- A description of the features to be evaluated during each required inspection and periodic review;
- A description of plans and procedures to be followed for implementation of EC/ICs, such as the implementation of the Excavation Work Plan for the proper handling of remaining contamination that may be disturbed during maintenance or redevelopment work on the site; and
- Any other provisions necessary to identify or establish methods for implementing the EC/ICs required by the site remedy, as determined by the NYSDEC.

2.2 ENGINEERING CONTROLS

2.2.1 Engineering Control Systems

2.2.1.1 Composite Cover System

Exposure to remaining contamination in soil/fill at the site will be prevented by a composite cover system placed over the site. This composite cover system is comprised of a pavement, concrete-covered sidewalks, and concrete building slabs. The Excavation Work Plan that appears in Appendix A outlines the procedures required to be implemented in the event the composite cover system is breached, penetrated or temporarily removed, and any underlying remaining contamination is disturbed. Procedures for the inspection and maintenance of this composite cover are provided in the Monitoring Plan included in Section 4 of this SMP.

2.2.1.2 Sub-slab Depressurization System (SSDS)

A sub-slab depressurization system will be installed during the renovation of the onsite building to mitigate against potential vapor intrusion issues. A proposed system design is provided in Appendix H and details system componentry to be used during the system installation. Procedures for operating and maintaining the SSD system are documented in the Operation and Maintenance Plan (Section 4 of this SMP). Procedures for monitoring the system are included in the Monitoring Plan (Section 3 of this SMP). The Monitoring Plan also addresses severe condition inspections in the event that a severe condition, which may affect controls at the site, occurs.

2.2.2 Criteria for Completion of Remediation/Termination of Remedial Systems

Generally, remedial processes are considered completed when effectiveness monitoring indicates that the remedy has achieved the remedial action objectives identified by the decision document. The framework for determining when remedial processes are complete is provided in Section 6.6 of NYSDEC DER-10.

2.2.2.1 Composite Cover System

The composite cover system is a permanent control and the quality and integrity of this system will be inspected at defined, regular intervals in perpetuity.

2.2.2.2 Sub-slab Depressurization System (SSDS)

The active SSD system will not be discontinued unless prior written approval is granted by the NYSDEC. In the event that monitoring data indicates that the SSD system is no longer required, a proposal to discontinue the SSD system will be submitted by the property owner to the NYSDEC and NYSDOH.

2.3 INSTITUTIONAL CONTROLS

A series of Institutional Controls is required by the Decision Document to: (1) implement, maintain and monitor Engineering Control systems; (2) prevent future exposure to remaining contamination by controlling disturbances of the subsurface contamination; and, (3) limit the use and development of the site to restricted residential uses only. Adherence to these Institutional Controls on the site is required by the Environmental Easement and will be implemented under this Site Management Plan. These Institutional Controls are:

- Compliance with the Environmental Easement and this SMP by the Grantor and the Grantor's successors and assigns;
- All Engineering Controls must be operated and maintained as specified in this SMP;
- All Engineering Controls on the Controlled Property must be inspected at a frequency and in a manner defined in the SMP.
- Data and information pertinent to Site Management of the Controlled Property must be reported at the frequency and in a manner defined in this SMP;

Institutional Controls identified in the Environmental Easement may not be discontinued without an amendment to or extinguishment of the Environmental Easement.

The site has a series of Institutional Controls in the form of site restrictions. Adherence to these Institutional Controls is required by the Environmental Easement. Site restrictions that apply to the Controlled Property are:

- The property may only be used for restricted residential use provided that the long-term Engineering and Institutional Controls included in this SMP are employed.
- The property may not be used for a higher level of use, such as unrestricted use without additional remediation and amendment of the Environmental Easement, as approved by the NYSDEC;
- All future activities on the property that will disturb remaining contaminated material must be conducted in accordance with this SMP;
- The use of the groundwater underlying the property is prohibited without treatment rendering it safe for intended use;
- The potential for vapor intrusion must be evaluated for any new buildings developed in the Site ,and any potential impacts that are identified must be monitored or mitigated;
- The site owner or remedial party will submit to NYSDEC a written statement that certifies, under penalty of perjury, that: (1) controls employed at the Controlled Property are unchanged from the previous certification or that any changes to the controls were approved by the NYSDEC; and, (2) nothing has occurred that impairs the ability of the controls to protect public health and environment or that constitute a violation or failure to comply with the SMP. NYSDEC retains the right to access such Controlled Property at any time in order to evaluate the continued maintenance of any and all controls. This certification shall be submitted annually, or an alternate period of time that NYSDEC may allow and will be made by an expert that the NYSDEC finds acceptable.

2.3.1 Excavation Work Plan

The site has been remediated for restricted residential use. Any future intrusive work that will penetrate the soil cover or cap, or encounter or disturb the remaining contamination, including any modifications or repairs to the existing cover system will be performed in compliance with the Excavation Work Plan (EWP) that is attached as

Appendix A to this SMP. Any work conducted pursuant to the EWP must also be conducted in accordance with the procedures defined in a Health and Safety Plan (HASP) and Community Air Monitoring Plan (CAMP) prepared for the site. A HASP is attached as Appendix D to this SMP that is in current compliance with DER-10, and 29 CFR 1910, 29 CFR 1926, and all other applicable Federal, State and local regulations. Based on future changes to State and federal health and safety requirements, and specific methods employed by future contractors, the HASP and CAMP will be updated and re-submitted with the notification provided in Section A-1 of the EWP. Any intrusive construction work will be performed in compliance with the EWP, HASP and CAMP, and will be included in the periodic inspection and certification reports submitted under the Site Management Reporting Plan (See Section 5).

The site owner and associated parties preparing the remedial documents submitted to the State, and parties performing this work, are completely responsible for the safe performance of all intrusive work, the structural integrity of excavations, proper disposal of excavation de-water, control of runoff from open excavations into remaining contamination, and for structures that may be affected by excavations (such as building foundations and bridge footings). The site owner will ensure that site development activities will not interfere with, or otherwise impair or compromise, the engineering controls described in this SMP.

2.3.2 Soil Vapor Intrusion Evaluation

Prior to the construction of any additional enclosed structures located at this property, an SVI evaluation will be performed to determine whether any mitigation measures are necessary to eliminate potential exposure to vapors in the proposed structure. Alternatively, an SVI mitigation system may be installed as an element of the new building foundation without first conducting an investigation. This mitigation system will include a vapor barrier and passive sub-slab depressurization system that is capable of being converted to an active system.

Prior to conducting an SVI investigation or installing a mitigation system, a work plan will be developed and submitted to the NYSDEC and NYSDOH for approval. This work plan will be developed in accordance with the most recent NYSDOH “Guidance for Evaluating Vapor Intrusion in the State of New York”, or most current applicable guidance document. Measures to be employed to mitigate potential vapor intrusion will

be evaluated, selected, designed, installed, and maintained based on the SVI evaluation, the NYSDOH guidance, and construction details of the proposed structure.

Preliminary (unvalidated) SVI sampling data will be forwarded to the NYSDEC and NYSDOH for initial review and interpretation. Upon validation, the final data will be transmitted to the agencies, along with a recommendation for follow-up action, such as mitigation. SVI sampling results, evaluations, and follow-up actions will also be summarized in the next Periodic Review Report.

2.4 INSPECTIONS AND NOTIFICATIONS

2.4.1 Inspections

Inspections of all remedial components installed at the site will be conducted at the frequency specified in the SMP Monitoring Plan schedule. A comprehensive site-wide inspection will be conducted annually, regardless of the frequency of the Periodic Review Report. The inspections will determine and document the following:

- Whether Engineering Controls continue to perform as designed;
- If these controls continue to be protective of human health and the environment;
- Compliance with requirements of this SMP and the Environmental Easement;
- Achievement of remedial performance criteria;
- Sampling and analysis of appropriate media during monitoring events;
- If site records are complete and up to date; and
- Changes, or needed changes, to the remedial or monitoring system;

Inspections will be conducted in accordance with the procedures set forth in the Monitoring Plan of this SMP (Section 3). The reporting requirements are outlined in the Periodic Review Reporting section of this plan (Section 5).

If an emergency, such as a natural disaster or an unforeseen failure of any of the ECs occurs, an inspection of the site will be conducted within 5 days of the event to

verify the effectiveness of the EC/ICs implemented at the site by a qualified environmental professional as determined by NYSDEC.

2.4.2 Notifications

Notifications will be submitted by the property owner to the NYSDEC as needed for the following reasons:

- 60-day advance notice of any proposed changes in site use that are required under the terms of the Brownfield Cleanup Agreement (BCA) 6NYCRR Part 375, and/or Environmental Conservation Law.
- 7-day advance notice of any proposed ground-intrusive activities pursuant to the Excavation Work Plan.
- Notice within 48-hours of any damage or defect to the foundations structures that reduces or has the potential to reduce the effectiveness of other Engineering Controls and likewise any action to be taken to mitigate the damage or defect.
- Verbal notice by noon of the following day of any emergency, such as a fire, flood, or earthquake that reduces or has the potential to reduce the effectiveness of Engineering Controls in place at the site, with written confirmation within 7 days that includes a summary of actions taken, or to be taken, and the potential impact to the environment and the public.
- Follow-up status reports on actions taken to respond to any emergency event requiring ongoing responsive action shall be submitted to the NYSDEC within 45 days and shall describe and document actions taken to restore the effectiveness of the ECs.

Any change in the ownership of the site or the responsibility for implementing this SMP will include the following notifications:

- At least 60 days prior to the change, the NYSDEC will be notified in writing of the proposed change. This will include a certification that the prospective purchaser has been provided with a copy of the Brownfield Cleanup Agreement (BCA), and all approved work plans and reports, including this SMP

- Within 15 days after the transfer of all or part of the site, the new owner's name, contact representative, and contact information will be confirmed in writing.

2.5 CONTINGENCY PLAN

Emergencies may include injury to personnel, fire or explosion, environmental release, or serious weather conditions.

2.5.1 Emergency Telephone Numbers

In the event of any environmentally related situation or unplanned occurrence requiring assistance the Owner or Owner's representative(s) should contact the appropriate party from the contact list below. For emergencies, appropriate emergency response personnel should be contacted. Prompt contact should also be made to Cornerstone Enterprises Inc. These emergency contact lists must be maintained in an easily accessible location at the site.

Emergency Contact Numbers

| | |
|--------------------------------------|---|
| Medical, Fire, and Police: | 911 |
| One Call Center: | (800) 272-4480 (3 day notice required for utility markout) |
| Poison Control Center: | (800) 222-1222 |
| Pollution Toxic Chemical Oil Spills: | (800) 424-8802 |
| NYSDEC Spills Hotline | (800) 457-7362 |

Contact Numbers

| | |
|--|----------------|
| Cornerstone Enterprises Inc. | (845)-855-3762 |
| Qualified Environmental Professional for site, Greenstar Environmental Solutions, LLC | (845) 223-9944 |

* Note: Contact numbers subject to change and should be updated as necessary

2.5.2 Map and Directions to Nearest Health Facility

Site Location: 33 East Main Street, Pawling NY

Nearest Hospital Name: Vassar Brothers Medical Center

Hospital Location: 7 Mansion Street, Poughkeepsie, NY 12601.

Hospital Telephone: (877)-729-2444

Directions to the Hospital:

1. Head west on E Main St./Old Route 55 toward Coulter Ave/Maple Blvd
2. Turn right onto NY-55W. Go 18 miles.
3. Turn left onto Church St/East-West Arterial. Go 338 ft.
4. Continue onto South Ave. Go 0.2 mile.
5. Turn right onto Reade Place. Go 0.2 mile. Hospital on right.

Total Distance: 22.8 miles

Total Estimated Time: 35 minutes.

2.5.3 Response Procedures

Response procedures to site hazards are outlined in the HASP included in Appendix D. As appropriate, the fire department and other emergency response group will be notified immediately by telephone of the emergency. The emergency telephone number list is found at the beginning of this Contingency Plan. The list will also be posted prominently at the site and made readily available to all personnel at all times.

3.0 SITE MONITORING PLAN

3.1 INTRODUCTION

3.1.1 General

The Monitoring Plan describes the measures for evaluating the performance and effectiveness of the remedy to reduce or mitigate contamination at the site, the soil cover system, and all affected site media identified below. Monitoring of other Engineering Controls is described in Chapter 4, Operation, Monitoring and Maintenance Plan. This Monitoring Plan may only be revised with the approval of NYSDEC.

3.1.2 Purpose and Schedule

This Monitoring Plan describes the methods to be used for:

- Sampling and analysis of indoor air;
- Assessing compliance with applicable NYSDEC standards, criteria and guidance, particularly Part 375 SCOs for soil;
- Assessing compliance with applicable NYSDOH standards, criteria and guidance for indoor air;
- Assessing achievement of the remedial performance criteria.
- Evaluating site information periodically to confirm that the remedy continues to be effective in protecting public health and the environment; and
- Preparing the necessary reports for the various monitoring activities.

To adequately address these issues, this Monitoring Plan provides information on:

- Sampling locations, protocol, and frequency;
- Information on all designed monitoring systems (e.g., well logs);

- Analytical sampling program requirements;
- Reporting requirements;
- Quality Assurance/Quality Control (QA/QC) requirements;
- Monitoring well decommissioning procedures; and
- Annual inspection and periodic certification.

Annual monitoring of the performance of the remedy and in contamination on-site will be conducted for the first 10 years. The frequency thereafter will be determined by NYSDEC. Trends in contaminant levels in air in the affected areas, will be evaluated to determine if the remedy continues to be effective in achieving remedial goals. Monitoring programs are summarized in the table below and outlined in detail in Sections 3.2 and 3.3 below.

Monitoring/Inspection Schedule

| Monitoring Program | Frequency* | Matrix | Analysis |
|---------------------------|--------------------------------------|----------------|--|
| Air | Once to confirm operation of SSDS | Indoor Air | T0-15 |
| Cover System | Annually | Pavement Cover | Visual Inspection |
| SSDS | Annually | System | Visual Inspection / Vacuum Readings |

* The frequency of events will be conducted as specified until otherwise approved by NYSDEC and NYSDOH

3.2 COVER SYSTEM MONITORING

The cover over the site will be inspected during annual monitoring events. Inspection frequency is subject to change with the approval of the NYSDEC. Unscheduled inspections may take place when a suspected failure of the cover system has been reported or an emergency occurs that is deemed likely to affect the operation of the SSDS.

3.3 MEDIA MONITORING PROGRAM

3.3.1 Indoor Air Monitoring

One confirmatory indoor air sample will be collected during the initial heating season (November 15th – March 31st) after the sub-slab depressurization system is installed as per the procedures outlined in the *Guidance for Evaluating Soil Vapor Intrusion in the State of New York* (NYS DOH 2006). If the results indicate the SSDS is effectively mitigating vapor intrusions issues and eliminated human health risks no further indoor air monitoring will be required.

3.3.1.1 Sampling Protocol

Indoor air samples will be collected in the following manner as per the procedures outlined in the *Guidance for Evaluating Soil Vapor Intrusion in the State of New York* (NYS DOH 2006).

- Sample duration will reflect the exposure scenario being evaluated. Typically, 24 hour samples are collected from residential settings;
- Personnel should avoid lingering in the immediate area of the sample canister during sample collection;
- Sample flow rates will conform to the specifications in the sample collection method;
- Samples will be collected, using conventional sampling methods, in an appropriate container which meets the objectives of the sampling.

All indoor air sampling activities will be recorded in a field book. Conditions to be documented paraphrased from the *Guidance for Evaluating Soil Vapor Intrusion in the State of New York* includes the following.

- Historic and current use and storage of volatile chemicals;
- A product inventory survey documenting sources of volatile chemicals present in the building during the indoor air sampling;
- The status of heating or air systems during sampling;
- Floor plan sketches that include the floor layout with sampling locations, chemical storage areas, garages, doorways, stairways, location of subsurface drains and utility perforations through building foundations, HVAC system supply and return registers, compass orientation, footings that create separate foundation sections, and any other pertinent information.
- Outdoor plot sketches including building site, area streets, compass orientation, and paved areas;
- Weather and ventilation conditions;
- Any other pertinent observations;

3.3.2.1 Groundwater Monitoring

As detailed in the Alternative Analysis/Remedial Work Plan, no groundwater remediation or monitoring is required as part of the remedy. Based on groundwater flow patterns and the distribution of VOC concentrations in groundwater, no groundwater impacts are present due to past use of the property although impacted groundwater is moving onto the Site from the west where a gasoline station was located. As requested by the NYS DEC, monitoring wells GW-9, GW-10 and MW-6 will be maintained for future investigations with regard to the upgradient site.

3.4 SITE-WIDE INSPECTION

Site-wide inspections will be performed on a regular schedule at a minimum of once a year. Site-wide inspections will also be performed after all severe weather conditions that may affect Engineering Controls or monitoring devices. During these inspections, an inspection form will be completed (Appendix F). The form will compile sufficient information to assess the following:

- Compliance with all ICs, including site usage;
- An evaluation of the condition and continued effectiveness of ECs;
- General site conditions at the time of the inspection;
- The site management activities being conducted including, where appropriate, confirmation sampling and a health and safety inspection;
- Compliance with permits and schedules included in the Operation and Maintenance Plan; and
- Confirm that site records are up to date.

3.5 MONITORING QUALITY ASSURANCE/QUALITY CONTROL

All sampling and analyses will be performed in accordance with the requirements of the Quality Assurance Project Plan (QAPP) prepared for the site (Appendix E). Main Components of the QAPP include:

- QA/QC Objectives for Data Measurement;
- Sampling Program:
 - Sample containers will be properly washed, decontaminated, and appropriate preservative will be added (if applicable) prior to their use by the analytical laboratory. Containers with preservative will be tagged as such.

- Sample holding times will be in accordance with the NYSDEC ASP requirements.
- Sample Tracking and Custody;
- Calibration Procedures:
 - All field analytical equipment will be calibrated immediately prior to each day's use. Calibration procedures will conform to manufacturer's standard instructions.
 - The laboratory will follow all calibration procedures and schedules as specified in USEPA SW-846 and subsequent updates that apply to the instruments used for the analytical methods.
- Analytical Procedures;
- Preparation of a Data Usability Summary Report (DUSR), which will present the results of data validation, including a summary assessment of laboratory data packages, sample preservation and chain of custody procedures, and a summary assessment of precision, accuracy, representativeness, comparability, and completeness for each analytical method.
- Internal QC and Checks;
- QA Performance and System Audits;
- Preventative Maintenance Procedures and Schedules;
- Corrective Action Measures.

3.6 MONITORING REPORTING REQUIREMENTS

Forms and any other information generated during regular monitoring events and inspections will be kept on file on-site. All forms, and other relevant reporting formats used during the monitoring/inspection events, will be (1) subject to approval by

NYSDEC and (2) submitted at the time of the Periodic Review Report, as specified in the Reporting Plan of this SMP.

All monitoring results will be reported to NYSDEC on a periodic basis in the Periodic Review Report. A letter report will also be prepared, subsequent to each sampling event. The report or letter will include, at a minimum:

- Date of event;
- Personnel conducting sampling;
- Description of the activities performed;
- Type of samples collected (e.g., indoor air);
- Copies of all field forms completed (e.g., chain-of-custody documentation, etc.);
- Sampling results in comparison to appropriate standards/criteria;
- A figure illustrating sample type and sampling locations;
- Copies of all laboratory data sheets and the required laboratory data deliverables required for all points sampled (to be submitted electronically in the NYSDEC-identified format); and
- Any observations, conclusions, or recommendations.

Data will be reported in hard copy or digital format as determined by NYSDEC. A summary of the monitoring program deliverables are summarized in the table below.

Schedule of Monitoring/Inspection Reports

| Task | Reporting Frequency* |
|--|--|
| Indoor Air Quality | Once after installation of sub-slab depressurization system. |
| Site-Wide Inspection | Annually |
| Periodic Review Report | Annually |
| Inspection of the sub-slab depressurization system | Annually |

* The frequency of events will be conducted as specified until otherwise approved by NYSDEC

4.0 OPERATION AND MAINTENANCE PLAN

4.1 INTRODUCTION

This Operation and Maintenance Plan describes the measures necessary to operate, monitor and maintain the mechanical components of the remedy selected for the site. This Operation and Maintenance Plan:

- Includes the steps necessary to allow individuals unfamiliar with the site to operate and maintain the sub-slab depressurization system (SSD);
- Includes an operation and maintenance contingency plan; and,
- Will be updated periodically to reflect changes in site conditions or the manner in which the SSD system is operated and maintained.

Information on non-mechanical Engineering Controls (i.e. soil cover system) is provided in Section 3 - Engineering and Institutional Control Plan. A copy of this Operation and Maintenance Plan, along with the complete SMP, will be kept at the site. This Operation and Maintenance Plan is not to be used as a stand-alone document, but as a component document of the SMP.

4.2 ENGINEERING CONTROL SYSTEM OPERATION AND MAINTENANCE

4.2.1 Sub-Slab Depressurization System

The sub-slab mitigation system will be installed during the renovation of the existing building onsite. The proposed system design drawings are provided in Appendix G. The mitigation system includes the following components:

- Mitigation piping consisting of 3 inch schedule 40 polyvinyl chloride (PVC). Piping will vertically penetrate the sub-slab in at least two locations to create suction points.
- Washed gravel where mitigation piping penetrates the sub-slab, acting as a conduit for vapor mitigation.

- A blower assembly installed at each mitigation point. Blowers are 1/10 horse power fans designed for industrial radon systems running on 110 volt power.
- Sub-slab pressure monitoring points installed across the slab to be used during system inspections.

4.2.1.1 Scope

Once installed, the system will run continuously to mitigate against potential vapor intrusion. The active SSD system will not be discontinued unless prior written approval is granted by the NYSDEC. In the event that monitoring data indicates that the SSD system is no longer required, a proposal to discontinue the SSD system will be submitted by the property owner to the NYSDEC and NYSDOH.

4.2.1.2 System Start-Up and Testing

All system piping and electrical connections will be inspected prior to operation. There are no additional system specific start up requirements. The system will remain in operation once start-up is initiated.

Approximately two weeks after the SSD system is started, baseline vacuum readings will be collected from the sub-slab vacuum points and mitigation points installed with the SSD. These measurements will be used to judge system performance during annual inspections thereafter, and ensure the SSD system is properly mitigating against vapor intrusion, creating a negative pressure across the entirety of the slab.

In addition to the vacuum measurements, one indoor air sample will be collected after the system start up during the heating season (November 15th – March 31st) to confirm the system properly mitigates against vapor intrusion.

The system testing described above will be conducted if, in the course of the sub-slab depressurization system lifetime, significant changes are made to the system, and the system must be restarted.

4.2.1.3 System Operation: Routine Operation Procedures

Once start up and testing is complete, the SSD system will remain in operation at all times. When blower is powered and running, it can be assumed the system is effectively depressurizing beneath the slab. No additional operation procedures are required for the proper operation of the system.

4.2.1.4 System Operation: Routine Equipment Maintenance

To ensure the proper operation of the vapor mitigation system the system will be inspected annually. The annual inspection results will be recorded on Annual Site Inspection/System Inspection field form provided in Appendix F.

Annual Inspection

- System operation will be confirmed by checking manometers and fan operation. Sub-slab vacuum pressures will be recorded to ensure a negative pressures are maintained under the building.
- Electrical connections, switches and external wiring of the mitigation fans will be inspected for wear or other conditions that may require maintenance.
- Onsite personnel will be asked about changes in building conditions or operations that may affect the operation of the mitigation system.
- Exterior PVC lines affixed to the building will be checked for cracks or damage.

4.2.1.5 System Operation: Non-Routine Equipment Maintenance

Should a non-routine condition occur (i.e. damage to system or reduced effectiveness which would initiate component replacement), the Site owner will notify the NYSDEC within 24-hours and proceed with correcting the maintenance and/or repair.

Non-Routine Maintenance

- Mitigation fans will be serviced or replaced as needed. The operating life of the mitigation fans is expected to be 10 years or longer and therefore routine maintenance is not required. One additional fan assembly will be kept in

inventory to rapidly return mitigation points to service after failure or reduced system effectiveness as noted in the annual inspection.

- Any voids surrounding the sub-slab monitoring points noted during annual inspections will be patched using hydrated bentonite to ensure there is no short circuiting of the vacuum.
- Observed cracks in the building foundation during biannual inspections will be identified for repair.
- Exterior PVC lines will be repaired or replaced if damage is noted.

4.3 ENGINEERING CONTROL SYSTEM PERFORMANCE MONITORING

4.3.1 Monitoring Schedule

The sub-slab depressurization system will be inspected annually after system start up. The system performance will be compared to baseline measurements collected after system start up to assess the systems continued effectiveness. The baseline performance assessment is described above in section 4.2.1.2 System Start up and Testing.

Inspection frequency is subject to change with the approval of the NYSDEC. Unscheduled inspections and/or sampling may take place when a suspected failure of the SSD system has been reported or an emergency occurs that is deemed likely to affect the operation of the system. Monitoring deliverables for the SSD system are specified later in this Plan.

4.3.2 General Equipment Monitoring

A visual inspection of the complete system will be conducted during the monitoring event. Sub-slab depressurization system components to be monitored include, but are not limited to, the following:

- Vacuum blower; and,
- General system piping.

A complete list of components to be checked is provided in the Annual Site Inspection/System Inspection Form, presented in Appendix F. If any equipment readings are not within their typical range, any equipment is observed to be malfunctioning, or the system is not performing within specifications, maintenance and repair as per the Operation and Maintenance Plan are required immediately, and the SSD system restarted.

4.4 MAINTENANCE AND PERFORMANCE MONITORING REPORTING REQUIREMENTS

Maintenance reports and any other information generated during regular operations at the site will be kept on-file on-site. All reports, forms, and other relevant information generated will be available upon request to the NYSDEC and submitted as part of the Periodic Review Report, as specified in the Section 5 of this SMP.

4.4.1 Routine Maintenance Reports

An Annual Site Inspection/System Inspection Form (see Appendices F) will be completed during each routine maintenance event. Forms will include, but not be limited to the following information:

- Date;
- Name, company, and position of person(s) conducting maintenance activities;
- Maintenance activities conducted;
- Any modifications to the system;
- Where appropriate, color photographs or sketches showing the approximate location of any problems or incidents noted (included either on the checklist/form or on an attached sheet); and,
- Other documentation such as copies of invoices for maintenance work, receipts for replacement equipment, etc., (attached to the checklist/form).

4.4.2 Non-Routine Maintenance Reports

During each non-routine maintenance event, a form will be completed which will include, but not be limited to, the following information:

- Date;
- Name, company, and position of person(s) conducting non-routine maintenance/repair activities;
- Presence of leaks;
- Date of leak repair;
- Other repairs or adjustments made to the system;
- Where appropriate, color photographs or sketches showing the approximate location of any problems or incidents (included either on the form or on an attached sheet); and,
- Other documentation such as copies of invoices for repair work, receipts for replacement equipment, etc. (attached to the checklist/form).

5.0 INSPECTIONS, REPORTING AND CERTIFICATIONS

5.1 SITE INSPECTIONS

5.1.1 Inspection Frequency

All inspections will be conducted at the frequency specified in the schedules provided in Section 3 Monitoring Plan and Section 4 Operation and Maintenance Plan of this SMP. At a minimum, a site-wide inspection will be conducted annually. Inspections of remedial components will also be conducted when a breakdown of any treatment system component has occurred or whenever a severe condition has taken place, such as an erosion or flooding event that may affect the ECs.

5.1.2 Inspection Forms, Sampling Data, and Maintenance Reports

All general site wide inspections and system inspections will be recorded on the appropriate form which is contained in Appendix F. This forms is subject to NYSDEC revision. All data recorded during the monitoring event for indoor air will be recorded in a field notebook.

All applicable inspection forms and other records, including all media sampling data and system maintenance reports, generated for the site during the reporting period will be provided in electronic format in the Periodic Review Report.

5.1.3 Evaluation of Records and Reporting

The results of the inspection and site monitoring data will be evaluated as part of the EC/IC certification to confirm that the:

- EC/ICs are in place, are performing properly, and remain effective;
- The Monitoring Plan is being implemented;
- Operation and maintenance activities are being conducted properly; and, based on the above items,

- The site remedy continues to be protective of public health and the environment and is performing as designed in the RAWP and FER.

5.2 CERTIFICATION OF ENGINEERING AND INSTITUTIONAL CONTROLS

After the last inspection of the reporting period, a qualified environmental professional or Professional Engineer licensed to practice in New York State will prepare the following certification:

For each institutional or engineering control identified for the site, I certify that all of the following statements are true:

- The inspection of the site to confirm the effectiveness of the institutional and engineering controls required by the remedial program was performed under my direction;
- The institutional control and/or engineering control employed at this site is unchanged from the date the control was put in place, or last approved by the Department;
- Nothing has occurred that would impair the ability of the control to protect the public health and environment;
- Nothing has occurred that would constitute a violation or failure to comply with any site management plan for this control;
- Access to the site will continue to be provided to the Department to evaluate the remedy, including access to evaluate the continued maintenance of this control;
- If a financial assurance mechanism is required under the oversight document for the site, the mechanism remains valid and sufficient for the intended purpose under the document;
- Use of the site is compliant with the environmental easement;
- The engineering control systems are performing as designed and are effective;

- To the best of my knowledge and belief, the work and conclusions described in this certification are in accordance with the requirements of the site remedial program and generally accepted engineering practices; and
- The information presented in this report is accurate and complete.
- I certify that all information and statements in this certification form are true. I understand that a false statement made herein is punishable as a Class “A” misdemeanor, pursuant to Section 210.45 of the Penal Law. I, [name], of [business address], am certifying as [Owner or Owner’s Designated Site Representative] for the site. The signed certification will be included in the Periodic Review Report described below.

5.3 PERIODIC REVIEW REPORT

A Periodic Review Report will be submitted to the Department every year, beginning eighteen months after the Certificate of Completion is issued. In the event that the site is subdivided into separate parcels with different ownership, a single Periodic Review Report will be prepared that addresses the site described in Appendix B (Metes and Bounds). The report will be prepared in accordance with NYSDEC DER-10 and submitted within 45 days of the end of each certification period. Media sampling results will also be incorporated into the Periodic Review Report. The report will include:

- Identification, assessment and certification of all ECs/ICs required by the remedy for the site;
- Results of the required annual site inspections and severe condition inspections, if applicable;
- All applicable inspection forms and other records generated for the site during the reporting period in electronic format;
- Data summary tables and graphical representations of contaminants of concern by media (soil vapor), which include a listing of all compounds analyzed, along with the applicable standards, with all exceedances highlighted. These will include a presentation of past data as part of an evaluation of contaminant concentration trends;

- Results of all analyses, copies of all laboratory data sheets, and the required laboratory data deliverables for all samples collected during the reporting period will be submitted electronically in a NYSDEC-approved format;
- A site evaluation, which includes the following:
 - The compliance of the remedy with the requirements of the site-specific Decision Document;
 - The operation and the effectiveness of all treatment units, etc., including identification of any needed repairs or modifications;
 - Any new conclusions or observations regarding site contamination based on inspections or data generated by the Monitoring Plan for the media being monitored;
 - Recommendations regarding any necessary changes to the remedy and/or Monitoring Plan; and
 - The overall performance and effectiveness of the remedy.
- A performance summary for all treatment systems at the site during the calendar year, including information such as:
 - The number of days the system was run for the reporting period;
 - A description of breakdowns and/or repairs along with an explanation for any significant downtime;
 - A description of the resolution of performance problems;
 - A summary of the performance and effectiveness monitoring; and
 - Comments, conclusions, and recommendations based on data evaluation.

The Periodic Review Report will be submitted, in hard-copy format, to the NYSDEC Central Office and Regional Office in which the site is located, and in

electronic format to NYSDEC Central Office, Regional Office and the NYSDOH Bureau of Environmental Exposure Investigation.

5.4 CORRECTIVE MEASURES PLAN

If any component of the remedy is found to have failed, or if the periodic certification cannot be provided due to the failure of an institutional or engineering control, a corrective measures plan will be submitted to the NYSDEC for approval. This plan will explain the failure and provide the details and schedule for performing work necessary to correct the failure. Unless an emergency condition exists, no work will be performed pursuant to the corrective measures plan until it is approved by the NYSDEC.

REFERENCES

- Conrad Geosciences Corp., 2007. Remedial Investigation Work Plan, 33 East Main Street, Village of Pawling, New York.
- Conrad Geosciences Corp., 2008. Remedial Investigation and Interim Remedial Measure Report, 33 East Main Street, Village of Pawling, New York. June.
- Greenstar Environmental Solutions LLC, 2011. Remedial Investigation Report, 33 East Main Street, Village of Pawling, New York. April.
- Greenstar Environmental Solutions LLC, 2012a. Draft Alternative Analysis/Remedial Work Plan, Cornerstone Enterprises, Inc., Pawling, New York. June.
- Greenstar Environmental Solutions LLC, 2012b. Revision 1 Draft Alternative Analysis/Remedial Work Plan, Cornerstone Enterprises, Inc., Pawling, New York. July.
- NYS DEC 1998. Division Of Water Technical And Operational Guidance Series (1.1.1), Ambient Water Quality Standards And Guidance Values And Groundwater Effluent Limitations. June.
- NYS DEC 1999. Technical Guidance for Screening Contaminated Sediments. January.
- NYS DEC 2004. Draft Brownfield Cleanup Program Guide. May
- NYS DEC 2010a. New York State Division of Environmental Remediation (DER-10) Technical Guidance for Site Investigation and Remediation. May.
- NYS DEC 2010b. Soil Cleanup Guidance CP-51. October.
- NYS DEC 2010. New York State Division of Environmental Remediation (DER-33) Institutional Controls: A Guide to Drafting and Recording Institutional Controls. December
- NYS DOH 2006. Guidance for Evaluating Soil Vapor Intrusion in the State of New York. May
- Zarecki and Associates LLC, 2010. Cornerstone Enterprises, Incorporated, Dutchess County, New York, Final Remedial Investigation Work Plan. October.

TABLE 1
2007/2008 SAMPLE SUMMARY, CONTINUED
CORNERSTONE ENTERPRISES, PAWLING, NEW YORK

Post-Excavation Samples

| Sample ID | Sampling Depth (ft bgs) | Media | VOC by EPA Method 8260 | VOC by EPA Method 8021 | SVOC by EPA Method 8270 | RCRA Metals |
|------------------|--------------------------------|--------------|-------------------------------|-------------------------------|--------------------------------|--------------------|
| PE-1 | Excavation Bottom | Soil | 0 | x | x | 0 |
| PE-2 | Excavation Sidewall | Soil | 0 | x | x | 0 |
| PE-3 | Excavation Sidewall | Soil | 0 | x | x | 0 |
| PE-4 | Excavation Sidewall | Soil | 0 | x | x | 0 |
| PE-5 | Excavation Sidewall | Soil | 0 | x | x | 0 |
| PE-6 | Excavation Sidewall | Soil | 0 | x | 0 | 0 |
| PE-7 | Excavation Sidewall | Soil | 0 | x | 0 | 0 |
| PE-8 | Excavation Sidewall | Soil | 0 | x | 0 | 0 |
| PE-9 | Not Collected | | | | | |
| PE-10 | Excavation Sidewall | Soil | 0 | x | 0 | 0 |
| PE-11 | Excavation Sidewall | Soil | 0 | x | 0 | 0 |
| PE-12 | Excavation Bottom | Soil | 0 | x | 0 | 0 |
| PE-13 | Excavation Sidewall | Soil | 0 | x | 0 | 0 |
| PE-14 | Excavation Sidewall | Soil | 0 | x | 0 | 0 |
| PE-15 | Excavation Bottom | Soil | 0 | x | 0 | 0 |
| PE-16 | Excavation Sidewall | Soil | 0 | x | 0 | 0 |
| PE-17 | Excavation Bottom | Soil | 0 | x | 0 | 0 |
| PE-18 | Excavation Sidewall | Soil | 0 | x | 0 | 0 |
| PE-19 | Excavation Sidewall | Soil | 0 | x | 0 | 0 |
| PE-20 | Excavation Bottom | Soil | 0 | x | 0 | 0 |
| PE-21 | Excavation Sidewall | Soil | 0 | x | 0 | 0 |
| PE-22 | Excavation Sidewall | Soil | 0 | x | 0 | 0 |

TABLE 2
2011 SAMPLE SUMMARY
CORNERSTONE ENTERPRISES, PAWLING, NEW YORK

Soil

| Sample ID | Sampling Depth (ft bgs) | Media | VOC by EPA Method 8260 | SVOC by EPA Method 8270 | Metals by EPA Method 6010/7471 | Cyanide by EPA Method 9012 | Hexavalent Chromium by EPA Method 7196A | PCB by EPA Method 8082 | Pesticides by Method 8081 | Total Organic Carbon by Lloyd Kahn | Trip Blanks by EPA Method 8260 | Note |
|-----------|-------------------------|-------|------------------------|-------------------------|--------------------------------|----------------------------|---|------------------------|---------------------------|------------------------------------|--------------------------------|---|
| SB-1 | 5-10 | Soil | x | x | x | x | 0 | x | x | 0 | x | Soil sample collected from above water table. |
| SB-2 | 5-10 | Soil | x | x | x | 0 | 0 | 0 | 0 | 0 | 0 | Soil sample collected from above water table. |
| SB-3 | 10-15 | Soil | x | x | x | x | 0 | x | x | 0 | 0 | Soil sample collected from above water table. |
| SB-4 | 5-10 | Soil | x | x | x | 0 | 0 | 0 | 0 | 0 | 0 | Soil sample collected from above water table. |
| SB-5 | 5-10 | Soil | x | x | x | 0 | 0 | 0 | 0 | 0 | 0 | Soil sample collected from above water table. |
| SB-6 | 5-10 | Soil | x | x | x | x | 0 | x | x | 0 | 0 | Soil sample collected from above water table. |
| SB-7 | 5-10 | Soil | x | x | 0 | 0 | 0 | 0 | 0 | 0 | 0 | Soil sample collected from above water table. |
| SB-8 | 5-10 | Soil | x | x | 0 | 0 | 0 | 0 | 0 | 0 | 0 | Soil sample collected from above water table. |
| SB-9 | 5-10 | Soil | x | x | 0 | 0 | 0 | 0 | 0 | 0 | 0 | Soil sample collected from above water table. |
| SFSS-1 | 13 | Soil | x | x | x | x | 0 | x | x | 0 | 0 | Soil sample collected 6 inches below fill. |
| SFSS-2 | 15 | Soil | x | x | x | x | 0 | x | x | 0 | 0 | Soil sample collected 6 inches below fill. |

Fill

| Sample ID | Sampling Depth (ft bgs) | Media | VOC by EPA Method 8260 | SVOC by EPA Method 8270 | Metals by EPA Method 6010/7471 | Cyanide by EPA Method 9012 | Hexavalent Chromium by EPA Method 7196A | PCB by EPA Method 8082 | Pesticides by Method 8081 | Total Organic Carbon by Lloyd Kahn Method | Trip Blanks by EPA Method 8260 | Note |
|------------|-------------------------|-------|------------------------|-------------------------|--------------------------------|----------------------------|---|------------------------|---------------------------|---|--------------------------------|---|
| GRAB-1 | 8 | Soil | x | 0 | 0 | 0 | 0 | 0 | 0 | 0 | 0 | Grab sample from Replacement Fill Boring to assess fill composition. |
| GRAB-2 | 8 | Soil | x | 0 | 0 | 0 | 0 | 0 | 0 | 0 | 0 | Grab sample from Replacement Fill Boring to assess fill composition. |
| GRAB-3 | 8 | Soil | x | 0 | 0 | 0 | 0 | 0 | 0 | 0 | 0 | Grab sample from Replacement Fill Boring to assess fill composition. |
| GRAB-4 | 8 | Soil | x | 0 | 0 | 0 | 0 | 0 | 0 | 0 | 0 | Grab sample from Replacement Fill Boring to assess fill composition. |
| GRAB-5 | 7.5 | Soil | x | 0 | 0 | 0 | 0 | 0 | 0 | 0 | 0 | Grab sample from Replacement Fill Boring to assess fill composition. |
| GRAB-6 | 7.5 | Soil | x | 0 | 0 | 0 | 0 | 0 | 0 | 0 | 0 | Grab sample from Replacement Fill Boring to assess fill composition. |
| RPF-COMP-1 | 0-7 | Soil | 0 | x | x | x | x | x | x | 0 | 0 | Composite subsurface soil from 5 locations within north half of fill area to assess fill composition. |
| RPF-COMP-2 | 0-5 | Soil | 0 | x | x | x | x | x | x | 0 | 0 | Composite subsurface soil from 5 locations within south half of fill area to assess fill composition. |

Sediment

| Sample ID | Sampling Depth (ft bgs) | Media | VOC by EPA Method 8260 | SVOC by EPA Method 8270 | Metals by EPA Method 6010/7471 | Cyanide by EPA Method 9012 | Hexavalent Chromium by EPA Method 7196A | PCB by EPA Method 8082 | Pesticides by Method 8081 | Total Organic Carbon by Lloyd Kahn Method | Trip Blanks by EPA Method 8260 | Note |
|-----------|-------------------------|----------|------------------------|-------------------------|--------------------------------|----------------------------|---|------------------------|---------------------------|---|--------------------------------|--|
| STS-1 | 0 to 0.5 | Sediment | x | x | x | x | 0 | x | x | x | 1 | Downstream sample. |
| STS-2 | 1 to 0.5 | Sediment | x | x | x | x | 0 | x | x | x | 0 | Collected at pipe outfall along stream bank. |
| STS-3 | 2 to 0.5 | Sediment | x | x | x | x | 0 | x | x | x | 0 | Collected at pipe outfall in retaining wall. |
| STS-4 | 3 to 0.5 | Sediment | x | x | x | x | 0 | x | x | x | 0 | Upstream sample immediately south of road culvert. |

TABLE 2
2011 SAMPLE SUMMARY, CONTINUED
CORNERSTONE ENTERPRISES, PAWLING, NEW YORK

Groundwater

| Sample ID | Sampling Depth (ft bgs) | Media | VOC by EPA Method 8260 | SVOC by EPA Method 8270 | Metals by EPA Method 6010/7471 | Cyanide by EPA Method 9012 | Hexavalent Chromium by EPA Method 7196A | PCB by EPA Method 8082 | Pesticides by Method 8081 | Total Organic Carbon by Lloyd Kahn Method | Trip Blanks by EPA Method 8260 | Note |
|-----------|----------------------------------|-------------|------------------------|-------------------------|--------------------------------|----------------------------|---|------------------------|---------------------------|---|--------------------------------|--|
| MW-1 | Well Screened Across Water Table | Groundwater | x | x | x | x | 0 | x | x | 0 | x | Groundwater sample collected from newly installed well near former location of waste oil tank. |
| MW-2 | Well Screened Across Water Table | Groundwater | x | x | x | 0 | 0 | 0 | 0 | 0 | 0 | Groundwater sample collected from newly installed well north of UST excavation. |
| MW-3 | Well Screened Across Water Table | Groundwater | x | x | x | 1 | 0 | x | x | 0 | 0 | Groundwater sample collected from newly installed well within UST excavation. |
| MW-4 | Well Screened Across Water Table | Groundwater | x | x | x | 0 | 0 | 0 | 0 | 0 | 0 | Groundwater sample collected from newly installed well downgradient of building. |
| MW-5 | Well Screened Across Water Table | Groundwater | x | x | x | 1 | 0 | x | x | 0 | 0 | Groundwater sample collected from newly installed well east of building. |
| MW-6 | Well Screened Across Water Table | Groundwater | x | x | x | 1 | 0 | x | x | 0 | 0 | Groundwater sample collected from newly installed well south of building. |
| GW-9 | Well Screened Across Water Table | Groundwater | x | x | x | 1 | 0 | x | x | 0 | 0 | Groundwater sample collected from previously installed well southeast of Site. |
| GW-10 | Well Screened Across Water Table | Groundwater | x | x | x | 1 | 0 | x | x | 0 | 0 | Groundwater sample collected from previously installed well west of Site. |

TABLE 3
2007/2008 SOIL SAMPLE RESULTS
CORNERSTONE ENTERPRISES, PAWLING, NEW YORK

Semivolatile Organics (ug/kg)

| Analyte | NY-CP51 | NY-RESRR | GB-1 (8-9) | GB-2 (8-9) | GB-3 (8-9) | GB-4 (8-9) | GB-5 (8-9) | GB-6 (8-10) | GB-11 (6-8) | GB-15 (6-8) | GB-16 (7-8) | GB-17 (6-8) |
|--------------------------|---------|----------|------------|------------|------------|------------|------------|-------------|-------------|-------------|-------------|-------------|
| | | | <336U | <346U | <330U | <344U | <393U | <383U | <405U | <408U | <353U | <312U |
| Acenaphthene | 20000 | 20000 | <336U | <346U | <330U | <344U | <393U | <383U | <405U | <408U | <353U | <312U |
| Acenaphthylene | 100000 | 100000 | <336U | <346U | <330U | <344U | <393U | <383U | <405U | <408U | 401 | <312U |
| Anthracene | 100000 | 100000 | <336U | <346U | <330U | <344U | <393U | <383U | <405U | <408U | <353U | <312U |
| Benzo (a) anthracene | 1000 | 1000 | <336U | <346U | <330U | <344U | <393U | <383U | <405U | <408U | 586 | <312U |
| Benzo (a) pyrene | 1000 | 1000 | <336U | <346U | <330U | <344U | <393U | <383U | <405U | <408U | 661 | <312U |
| Benzo (b) fluoranthene | 1000 | 1000 | <336U | <346U | <330U | <344U | <393U | <383U | <405U | <408U | 595 | <312U |
| Benzo (g,h,i) perylene | 100000 | 100000 | <336U | <346U | <330U | <344U | <393U | <383U | <405U | <408U | 1470 | <312U |
| Benzo (k) fluoranthene | 800 | 800 | <336U | <346U | <330U | <344U | <393U | <383U | <405U | <408U | 457 | <312U |
| Chrysene | 1000 | 1000 | <336U | <346U | <330U | <344U | <393U | <383U | <405U | <408U | 574 | <312U |
| Dibenz (a,h) anthracene | 330 | 330 | <336U | <346U | <330U | <344U | <393U | <383U | <405U | <408U | <353U | <312U |
| Fluoranthene | 100000 | 100000 | <336U | <346U | <330U | <344U | <393U | <383U | <405U | <408U | 754 | <312U |
| Fluorene | 30000 | 30000 | <336U | <346U | <330U | <344U | <393U | <383U | <405U | <408U | <353U | <312U |
| Indeno (1,2,3-cd) pyrene | 500 | 500 | <336U | <346U | <330U | <344U | <393U | <383U | <405U | <408U | 768 | <312U |
| Napthalene | 12000 | 12000 | <336U | <346U | <330U | <344U | <393U | <383U | <405U | <408U | <353U | <312U |
| Phenanthrene | 100000 | 100000 | <336U | <346U | <330U | <344U | <393U | <383U | <405U | <408U | <353U | <312U |
| Pyrene | 100000 | 100000 | <336U | <346U | <330U | <344U | <393U | <383U | <405U | <408U | 689 | <312U |

| Analyte | NY-CP51 | NY-RESRR | GB-18 (6-8) | GB-19 (8-10) | GB-20 (6-8) | GB-21 (7-8) | GB-22 (8-10) | GB-23 (3-4) | GB-24 (0-12) | GBSH-1 (2.5-6) | GBSH-2 (0-3) | GBSH-3 (0-3) |
|--------------------------|---------|----------|-------------|--------------|-------------|-------------|--------------|-------------|--------------|----------------|--------------|--------------|
| | | | <499U | <337U | <338U | <378U | <352U | <326U | <330U | <306U | <372U | <343U |
| Acenaphthene | 20000 | 20000 | <499U | <337U | <338U | <378U | <352U | <326U | <330U | <306U | <372U | <343U |
| Acenaphthylene | 100000 | 100000 | <499U | <337U | <338U | <378U | <352U | <326U | <330U | 326 | <372U | <343U |
| Anthracene | 100000 | 100000 | <499U | <337U | <338U | <378U | <352U | <326U | <330U | <306U | <372U | <343U |
| Benzo (a) anthracene | 1000 | 1000 | <499U | <337U | <338U | <378U | <352U | 337 | <330U | 316 | <372U | <343U |
| Benzo (a) pyrene | 1000 | 1000 | <499U | <337U | <338U | <378U | <352U | <326U | <330U | 499 | <372U | <343U |
| Benzo (b) fluoranthene | 1000 | 1000 | <499U | <337U | <338U | <378U | <352U | 379 | <330U | 375 | <372U | <343U |
| Benzo (g,h,i) perylene | 100000 | 100000 | <499U | <337U | <338U | <378U | <352U | <326U | <330U | 986 | <372U | <343U |
| Benzo (k) fluoranthene | 800 | 800 | <499U | <337U | <338U | <378U | <352U | 347 | <330U | <306U | <372U | <343U |
| Chrysene | 1000 | 1000 | <499U | <337U | <338U | <378U | <352U | 513 | <330U | 341 | <372U | <343U |
| Dibenz (a,h) anthracene | 330 | 330 | <499U | <337U | <338U | <378U | <352U | <326U | <330U | <306U | <372U | <343U |
| Fluoranthene | 100000 | 100000 | <499U | 462 | <338U | <378U | <352U | 1030 | <330U | 467 | <372U | <343U |
| Fluorene | 30000 | 30000 | <499U | <337U | <338U | <378U | <352U | <326U | <330U | <306U | <372U | <343U |
| Indeno (1,2,3-cd) pyrene | 500 | 500 | <499U | <337U | <338U | <378U | <352U | <326U | <330U | 570 | <372U | <343U |
| Napthalene | 12000 | 12000 | <499U | <337U | <338U | 820 | <352U | <326U | 2550 | <306U | <372U | <343U |
| Phenanthrene | 100000 | 100000 | <499U | 344 | <338U | <378U | <352U | <326U | <330U | <306U | <372U | <343U |
| Pyrene | 100000 | 100000 | <499U | 349 | <338U | <378U | <352U | 761 | <330U | 424 | <372U | <343U |

Semivolatile Organics (ug/kg)

| Analyte | NY-CP51 | NY-RESRR | PE-1 | PE-2 | PE-3 | PE-4 | PE-5 |
|--------------------------|---------|----------|-------|-------|-------|-------|-------|
| Acenaphthene | 20000 | 20000 | <333U | <334U | <339U | <318U | <332U |
| Acenaphthylene | 100000 | 100000 | <333U | <334U | <339U | <318U | <332U |
| Anthracene | 100000 | 100000 | <333U | <334U | <339U | <318U | <332U |
| Benzo (a) anthracene | 1000 | 1000 | <333U | <334U | <339U | <318U | <332U |
| Benzo (a) pyrene | 1000 | 1000 | <333U | <334U | <339U | <318U | <332U |
| Benzo (b) fluoranthene | 1000 | 1000 | <333U | <334U | <339U | <318U | <332U |
| Benzo (g,h,i) perylene | 100000 | 100000 | <333U | <334U | <339U | <318U | <332U |
| Benzo (k) fluoranthene | 800 | 800 | <333U | <334U | <339U | <318U | <332U |
| Chrysene | 1000 | 1000 | <333U | <334U | <339U | <318U | <332U |
| Dibenz (a,h) anthracene | 330 | 330 | <333U | <334U | <339U | <318U | <332U |
| Fluoranthene | 100000 | 100000 | <333U | <334U | <339U | <318U | <332U |
| Fluorene | 30000 | 30000 | <333U | <334U | <339U | <318U | <332U |
| Indeno (1,2,3-cd) pyrene | 500 | 500 | <333U | <334U | <339U | <318U | <332U |
| Napthalene | 12000 | 12000 | <333U | <334U | <339U | <318U | <332U |
| Phenanthrene | 100000 | 100000 | <333U | <334U | <339U | <318U | <332U |
| Pyrene | 100000 | 100000 | <333U | <334U | <339U | <318U | <332U |

| Analyte | NY-CP51 | NY-RESRR | PE-18 | PE-19 | PE-20 | PE-21 | PE-22 |
|--------------------------|---------|----------|-------|-------|-------|-------------|-------|
| Acenaphthene | 20000 | 20000 | <412U | <346U | <367U | <692U | <414U |
| Acenaphthylene | 100000 | 100000 | <412U | <346U | <367U | <692U | <414U |
| Anthracene | 100000 | 100000 | <412U | <346U | <367U | 772 | <414U |
| Benzo (a) anthracene | 1000 | 1000 | <412U | <346U | <367U | 2320 | <414U |
| Benzo (a) pyrene | 1000 | 1000 | <412U | <346U | <367U | 2520 | <414U |
| Benzo (b) fluoranthene | 1000 | 1000 | <412U | <346U | <367U | 2360 | <414U |
| Benzo (g,h,i) perylene | 100000 | 100000 | <412U | <346U | <367U | 1970 | <414U |
| Benzo (k) fluoranthene | 800 | 800 | <412U | <346U | <367U | 2200 | <414U |
| Chrysene | 1000 | 1000 | <412U | <346U | <367U | 3320 | 474 |
| Dibenz (a,h) anthracene | 330 | 330 | <412U | <346U | <367U | <692U | <414U |
| Fluoranthene | 100000 | 100000 | <412U | <346U | <367U | 5300 | 967 |
| Fluorene | 30000 | 30000 | <412U | <346U | <367U | <692U | <414U |
| Indeno (1,2,3-cd) pyrene | 500 | 500 | <412U | <346U | <367U | 1820 | <414U |
| Napthalene | 12000 | 12000 | <412U | <346U | <367U | 6410 | <414U |
| Phenanthrene | 100000 | 100000 | <412U | <346U | <367U | 1670 | 508 |
| Pyrene | 100000 | 100000 | <412U | <346U | <367U | 2030 | 579 |

| Analyte | NY-CP51 | NY-RESRR | SS-1D | SS-2D | SS-3D | SS-4D | SS-5D |
|------------------------|---------|----------|-------|-------|-------|-------|-------|
| Acenaphthene | 20000 | 20000 | <323U | <337U | <345U | <319U | <328U |
| Acenaphthylene | 100000 | 100000 | <323U | <337U | <345U | <319U | <328U |
| Anthracene | 100000 | 100000 | <323U | <337U | <345U | <319U | <328U |
| Benzo (a) anthracene | 1000 | 1000 | <323U | <337U | <345U | <319U | <328U |
| Benzo (a) pyrene | 1000 | 1000 | <323U | <337U | <345U | <319U | <328U |
| Benzo (b) fluoranthene | 1000 | 1000 | <323U | <337U | <345U | <319U | 343 |
| Benzo (g,h,i) perylene | 100000 | 100000 | <323U | <337U | <345U | <319U | <328U |

Semivolatile Organics (ug/kg)

| | | | SS-1D | SS-2D | SS-3D | SS-4D | SS-5D |
|--------------------------|--------|--------|-------|-------|-------|-------|-------|
| Benzo (k) fluoranthene | 800 | 800 | <323U | <337U | <345U | <319U | <328U |
| Chrysene | 1000 | 1000 | <323U | <337U | <345U | <319U | 356 |
| Dibenz (a,h) anthracene | 330 | 330 | <323U | <337U | <345U | <319U | <328U |
| Fluoranthene | 100000 | 100000 | <323U | 379 | <345U | 494 | 566 |
| Fluorene | 30000 | 30000 | <323U | <337U | <345U | <319U | <328U |
| Indeno (1,2,3-cd) pyrene | 500 | 500 | <323U | <337U | <345U | <319U | <328U |
| Napthalene | 12000 | 12000 | <323U | <337U | <345U | <319U | <328U |
| Phenanthrene | 100000 | 100000 | <323U | <337U | <345U | <319U | 358 |
| Pyrene | 100000 | 100000 | <323U | 346 | <345U | 434 | 580 |

Total Metals (mg/kg)

| Analyte | | | GB-1 (8-9) | GB-2 (8-9) | GB-3 (8-9) | GB-4 (8-9) | GB-5 (8-9) | GB-6 (8-10) | GB-11 (6-8) | GB-15 (6-8) | GB-16 (7-8) | GB-17 (6-8) |
|----------|---------|----------|------------|------------|------------|------------|------------|-------------|-------------|-------------|-------------|-------------|
| | NY-CP51 | NY-RESRR | | | | | | | | | | |
| Arsenic | NC | 16 | 5.91 | 6.74 | 5.02 | 6.01 | 6.06 | 4.25 | 3.66 | 5.2 | 9.43 | 4.25 |
| Barium | NC | 400 | 36.3 | 69.3 | 44.3 | 19.7 | 74.1 | 48.4 | 44.1 | 48.9 | 329 | 35.4 |
| Cadmium | NC | 4.3 | <0.499U | <0.395U | <0.485U | <0.544U | <0.660U | <0.623U | <0.491U | <0.627U | 3.34 | <0.542U |
| Chromium | NC | NC | 16.7 | 20.3 | 17.9 | 17.3 | 16.4 | 11.7 | 14.2 | 15.5 | 19.3 | 16.1 |
| Lead | NC | 400 | 5.38 | 22.6 | 8.24 | 7.05 | 29 | 8.68 | 27.8 | 13.3 | 1670 | 6.57 |
| Mercury | NC | 0.81 | 0.0095 | 0.0889 | 0.0217 | 0.0137 | 0.0138 | 0.0268 | 0.1085 | 0.0447 | 0.2062 | 0.0354 |
| Selenium | NC | 180 | 1.99 | <0.395U | <0.485U | <0.544U | <0.660U | <0.623U | <0.491U | <0.627U | <0.572U | <0.542U |
| Silver | NC | 180 | <0.998U | <0.791U | <0.968U | <1.09U | <1.32U | <1.24U | <0.982U | <1.25U | <1.14U | <1.08U |

| Analyte | | | GB-18 (6-8) | GB-19 (8-10) | GB-20 (6-8) | GB-21 (7-8) | GB-22 (8-10) | GB-23 (3-4) | GB-24 (0-12) | GBSH-1 (2.5-6) | GBSH-2 (0-3) | GBSH-3 (0-3) |
|----------|---------|----------|-------------|--------------|-------------|-------------|--------------|-------------|--------------|----------------|--------------|--------------|
| | NY-CP51 | NY-RESRR | | | | | | | | | | |
| Arsenic | NC | 16 | 6.15 | 3.31 | 3.99 | 2.99 | 3.46 | 3.43 | 4.14 | 5.02 | 3.71 | 3.86 |
| Barium | NC | 400 | 104 | 25.8 | 49.8 | 33.5 | 47.3 | 36 | 39.6 | 63.4 | 57.7 | 38.2 |
| Cadmium | NC | 4.3 | <0.802U | <0.323U | <0.445U | <0.552U | <0.426U | <0.514U | <0.465U | 1.5 | <0.378U | 0.444 |
| Chromium | NC | NC | 23 | 8.59 | 14 | 10.6 | 15.1 | 8.91 | 13.8 | 10.3 | 11.7 | 11.8 |
| Lead | NC | 400 | 8.14 | 18.4 | 15.4 | 2.37 | 7.19 | 3.45 | 5.25 | 322 | 34.3 | 19.6 |
| Mercury | NC | 0.81 | 0.0739 | 0.0276 | 0.0322 | <0.0102U | 0.0168 | <0.0069U | 0.0076 | 0.3737 | 0.1083 | 0.0205 |
| Selenium | NC | 180 | <0.802U | <0.0323U | <0.445U | 1.87 | <0.426U | <0.514U | <0.465U | 1.80B | <0.378U | <0.444U |
| Silver | NC | 180 | <1.60U | <0.644U | <0.892U | <1.10U | <0.852U | <1.03U | <0.930U | <0.851U | <0.756U | <0.889U |

| Analyte | | | SS-1D | SS-2D | SS-3D | SS-4D | SS-5D |
|----------|---------|----------|---------|-------------|---------|---------|------------|
| | NY-CP51 | NY-RESRR | | | | | |
| Arsenic | NC | 16 | 2.11 | 4.99 | 9.14 | 3.07 | 6.21 |
| Barium | NC | 400 | 87.7 | 181 | 76.7 | 78.4 | 84.8 |
| Cadmium | NC | 4.3 | <0.624U | 2.09 | <0.602U | <0.468U | 1.17 |
| Chromium | NC | NC | 13.5 | 17.9 | 13 | 15.6 | 28.7 |
| Lead | NC | 400 | 140 | 410 | 86.7 | 168 | 512 |
| Mercury | NC | 0.81 | 0.2533 | 1.23 | 0.3294 | 0.2609 | 0.1654 |
| Selenium | NC | 180 | 2.12 | 2.29 | 3.65 | 1.57 | 2.22 |
| Silver | NC | 180 | <1.06U | 3.16 | <1.2U | <0.935U | <0.879U |

Volatile Organics (ug/kg)

Volatile Organics (ug/kg)

| Analyte | | | GB-1 (8-9) | GB-2 (8-9) | GB-3 (8-9) | GB-4 (8-9) | GB-5 (8-9) | GB-6 (8-10) | GB-11 (6-8) | GB-15 (6-8) | GB-16 (7-8) | GB-17 (6-8) |
|---------------------------|---------|----------|------------|------------|------------|------------|------------|-------------|-------------|-------------|-------------|-------------|
| | NY-CP51 | NY-RESRR | | | | | | | | | | |
| 1,1,1-Trichloroethane | NC | 100000 | NA | NA | NA | NA | NA | NA | NA | NA | NA | NA |
| 1,1,2,2-Tetrachloroethane | NC | NC | NA | NA | NA | NA | NA | NA | NA | NA | NA | NA |
| 1,1,2-Trichloroethane | NC | NC | NA | NA | NA | NA | NA | NA | NA | NA | NA | NA |
| 1,1-Dichloroethane | NC | 26000 | NA | NA | NA | NA | NA | NA | NA | NA | NA | NA |
| 1,1-Dichloroethene | NC | 100000 | NA | NA | NA | NA | NA | NA | NA | NA | NA | NA |
| 1,2,4-Trimethylbenzene | 3600 | 3600 | <9.48U | <8.67U | <7.60U | <8.02U | <8.80U | <10.5U | <10.6U | <13.3U | <8.36U | <6.41U |
| 1,2-Dichlorobenzene | NC | 100000 | NA | NA | NA | NA | NA | NA | NA | NA | NA | NA |
| 1,2-Dichloroethane | NC | 3100 | NA | NA | NA | NA | NA | NA | NA | NA | NA | NA |
| 1,2-Dichloropropane | NC | NC | NA | NA | NA | NA | NA | NA | NA | NA | NA | NA |
| 1,3,5-Trimethylbenzene | 8400 | 8400 | <9.48U | <8.67U | <7.60U | <8.02U | <8.80U | 147 | <10.6U | <13.3U | <8.36U | <6.41U |
| 1,3-Dichlorobenzene | NC | 49000 | NA | NA | NA | NA | NA | NA | NA | NA | NA | NA |
| 1,4-Dichlorobenzene | NC | 13000 | NA | NA | NA | NA | NA | NA | NA | NA | NA | NA |
| 2-Butanone | NC | 100000 | NA | NA | NA | NA | NA | NA | NA | NA | NA | NA |
| 2-Chloroethyl vinyl Ether | NC | NC | NA | NA | NA | NA | NA | NA | NA | NA | NA | NA |
| 2-Hexanone | NC | NC | NA | NA | NA | NA | NA | NA | NA | NA | NA | NA |
| 4-Methyl-2-pentanone | NC | NC | NA | NA | NA | NA | NA | NA | NA | NA | NA | NA |
| Acetone | NC | 100000 | NA | NA | NA | NA | NA | NA | NA | NA | NA | NA |
| Benzene | 60 | 60 | <9.48U | <8.67U | <7.60U | <8.02U | <8.80U | <10.5U | <10.6U | <13.3U | <8.36U | <6.41U |
| Bromodichloromethane | NC | NC | NA | NA | NA | NA | NA | NA | NA | NA | NA | NA |
| Bromoform | NC | NC | NA | NA | NA | NA | NA | NA | NA | NA | NA | NA |
| Bromomethane | NC | NC | NA | NA | NA | NA | NA | NA | NA | NA | NA | NA |
| Carbon disulfide | NC | NC | NA | NA | NA | NA | NA | NA | NA | NA | NA | NA |
| Carbon Tetrachloride | NC | 2400 | NA | NA | NA | NA | NA | NA | NA | NA | NA | NA |
| Chlorobenzene | NC | 100000 | NA | NA | NA | NA | NA | NA | NA | NA | NA | NA |
| Chloroethane | NC | NC | NA | NA | NA | NA | NA | NA | NA | NA | NA | NA |
| Chloroform | NC | 49000 | NA | NA | NA | NA | NA | NA | NA | NA | NA | NA |
| Chloromethane | NC | NC | NA | NA | NA | NA | NA | NA | NA | NA | NA | NA |
| cis-1,2-Dichloroethene | NC | 100000 | NA | NA | NA | NA | NA | NA | NA | NA | NA | NA |
| cis-1,3-Dichloropropene | NC | NC | NA | NA | NA | NA | NA | NA | NA | NA | NA | NA |
| Dibromochloromethane | NC | NC | NA | NA | NA | NA | NA | NA | NA | NA | NA | NA |
| Ethylbenzene | 1000 | 1000 | <9.48U | <8.67U | <7.60U | <8.02U | <8.80U | <10.5U | <10.6U | <13.3U | <8.36U | <6.41U |
| Isopropylbenzene | 2300 | NC | <47.4U | <43.3U | <38.0U | <40.1U | <44.0U | <52.4U | <52.9U | <66.6U | <41.8U | <32.0U |
| m,p-Xylene | 260 | NC | <9.48U | <8.67U | <7.60U | <8.02U | <8.80U | <10.5U | <10.6U | <13.3U | 12.5 | <6.41U |
| Methyl tert-butyl Ether | 930 | 930 | <9.48U | <8.67U | <7.60U | <8.02U | <8.80U | <10.5U | <10.6U | <13.3U | <8.36U | <6.41U |
| Methylene chloride | NC | 100000 | NA | NA | NA | NA | NA | NA | NA | NA | NA | NA |
| Naphthalene | 12000 | 12000 | <23.7U | <21.7U | <19.0U | <20.0U | <22.0U | 130 | <26.5U | <33.3U | <20.9U | <16.0U |
| n-Butylbenzene | 12000 | 12000 | <47.4U | <43.3U | <38.0U | <40.1U | <44.0U | <52.4U | <52.9U | <66.6U | <41.8U | <32.0U |
| n-Propylbenzene | 3900 | 3900 | <9.48U | <8.67U | <7.60U | <8.02U | <8.80U | 15.8 | <10.6U | <13.3U | <8.36U | <6.41U |
| o-Xylene | 260 | NC | <9.48U | <8.67U | <7.60U | <8.02U | <8.80U | <10.5U | <10.6U | <13.3U | <8.36U | <6.41U |
| p-Isopropylbenzene | 2300 | NC | <47.4U | <43.3U | <38.0U | <40.1U | <44.0U | <52.4U | <52.9U | <66.6U | <41.8U | <32.0U |
| p-Isopropyltoluene | 10000 | NC | NA | NA | NA | NA | NA | NA | NA | NA | NA | NA |
| sec-Butylbenzene | 11000 | 11000 | <9.48U | <8.67U | <7.60U | <8.02U | <8.80U | 16.5 | <10.6U | <13.3U | <8.36U | <6.41U |
| Styrene | NC | NC | NA | NA | NA | NA | NA | NA | NA | NA | NA | NA |
| tert-Butylbenzene | 5900 | 5900 | <23.7U | <21.7U | <19.0U | <20.0U | <22.0U | <26.2U | <26.5U | <33.3U | <20.9U | <16.0U |

Volatile Organics (ug/kg)

| | | | GB-1 (8-9) | GB-2 (8-9) | GB-3 (8-9) | GB-4 (8-9) | GB-5 (8-9) | GB-6 (8-10) | GB-11 (6-8) | GB-15 (6-8) | GB-16 (7-8) | GB-17 (6-8) |
|---------------------------|-----|--------|------------|------------|------------|------------|------------|-------------|-------------|-------------|-------------|-------------|
| Tetrachloroethene | NC | 19000 | NA | NA | NA | NA | NA | NA | NA | NA | NA | NA |
| Toluene | 700 | 700 | <9.48U | <8.67U | <7.60U | <8.02U | <8.80U | <10.5U | <10.6U | <13.3U | 10.4 | <6.41U |
| trans-1,2-Dichloroethene | NC | 100000 | NA | NA | NA | NA | NA | NA | NA | NA | NA | NA |
| trans-1,3-Dichloropropene | NC | NC | NA | NA | NA | NA | NA | NA | NA | NA | NA | NA |
| Trichloroethene | NC | 21000 | NA | NA | NA | NA | NA | NA | NA | NA | NA | NA |
| Trichlorofluoromethane | NC | NC | NA | NA | NA | NA | NA | NA | NA | NA | NA | NA |
| Vinyl acetate | NC | NC | NA | NA | NA | NA | NA | NA | NA | NA | NA | NA |
| Vinyl chloride | NC | 900 | NA | NA | NA | NA | NA | NA | NA | NA | NA | NA |

| Analyte | NY-CP51 | NY-RESRR | GB-18 (6-8) | GB-19 (8-10) | GB-20 (6-8) | GB-21 (7-8) | GB-22 (8-10) | GB-23 (3-4) | GB-24 (0-12) | GBSH-1 (2.5-6) | GBSH-2 (0-3) | GBSH-3 (0-3) |
|---------------------------|---------|----------|-----------------------|--------------|-------------|-------------|--------------|-------------|--------------|----------------|--------------|--------------|
| | | | 1,1,1-Trichloroethane | NC | 100000 | NA | NA | NA | NA | NA | NA | NA |
| 1,1,2,2-Tetrachloroethane | NC | NC | NA | NA | NA | NA | NA | NA | NA | <9.04U | NA | NA |
| 1,1,2-Trichloroethane | NC | NC | NA | NA | NA | NA | NA | NA | NA | <9.04U | NA | NA |
| 1,1-Dichloroethane | NC | 26000 | NA | NA | NA | NA | NA | NA | NA | <9.04U | NA | NA |
| 1,1-Dichloroethene | NC | 100000 | NA | NA | NA | NA | NA | NA | NA | <9.04U | NA | NA |
| 1,2,4-Trimethylbenzene | 3600 | 3600 | <15.7U | <8.82U | <7.07U | 3110 | <9.73U | 3410 | 15800 | 297 | 63.1 | <9.53U |
| 1,2-Dichlorobenzene | NC | 100000 | NA | NA | NA | NA | NA | NA | NA | <22.6U | NA | NA |
| 1,2-Dichloroethane | NC | 3100 | NA | NA | NA | NA | NA | NA | NA | <9.04U | NA | NA |
| 1,2-Dichloropropane | NC | NC | NA | NA | NA | NA | NA | NA | NA | <9.04U | NA | NA |
| 1,3,5-Trimethylbenzene | 8400 | 8400 | <15.7U | <8.82U | <7.07U | 4290 | <9.73U | 1650 | 4720 | 116 | 929 | 778 |
| 1,3-Dichlorobenzene | NC | 49000 | NA | NA | NA | NA | NA | NA | NA | <22.6U | NA | NA |
| 1,4-Dichlorobenzene | NC | 13000 | NA | NA | NA | NA | NA | NA | NA | <9.04U | NA | NA |
| 2-Butanone | NC | 100000 | NA | NA | NA | NA | NA | NA | NA | <45.2U | NA | NA |
| 2-Chloroethyl vinyl Ether | NC | NC | NA | NA | NA | NA | NA | NA | NA | <45.2U | NA | NA |
| 2-Hexanone | NC | NC | NA | NA | NA | NA | NA | NA | NA | <22.6U | NA | NA |
| 4-Methyl-2-pentanone | NC | NC | NA | NA | NA | NA | NA | NA | NA | <22.6U | NA | NA |
| Acetone | NC | 100000 | NA | NA | NA | NA | NA | NA | NA | 150 | NA | NA |
| Benzene | 60 | 60 | <15.7U | <8.82U | <7.07U | <150U | <9.73U | <158U | <104U | <9.04U | <12.6U | <9.53U |
| Bromodichloromethane | NC | NC | NA | NA | NA | NA | NA | NA | NA | <9.04U | NA | NA |
| Bromoform | NC | NC | NA | NA | NA | NA | NA | NA | NA | <22.6U | NA | NA |
| Bromomethane | NC | NC | NA | NA | NA | NA | NA | NA | NA | <9.04U | NA | NA |
| Carbon disulfide | NC | NC | NA | NA | NA | NA | NA | NA | NA | <9.04U | NA | NA |
| Carbon Tetrachloride | NC | 2400 | NA | NA | NA | NA | NA | NA | NA | <22.6U | NA | NA |
| Chlorobenzene | NC | 100000 | NA | NA | NA | NA | NA | NA | NA | <9.04U | NA | NA |
| Chloroethane | NC | NC | NA | NA | NA | NA | NA | NA | NA | <9.04U | NA | NA |
| Chloroform | NC | 49000 | NA | NA | NA | NA | NA | NA | NA | <9.04U | NA | NA |
| Chloromethane | NC | NC | NA | NA | NA | NA | NA | NA | NA | <9.04U | NA | NA |
| cis-1,2-Dichloroethene | NC | 100000 | NA | NA | NA | NA | NA | NA | NA | <9.04U | NA | NA |
| cis-1,3-Dichloropropene | NC | NC | NA | NA | NA | NA | NA | NA | NA | <9.04U | NA | NA |
| Dibromochloromethane | NC | NC | NA | NA | NA | NA | NA | NA | NA | <9.04U | NA | NA |
| Ethylbenzene | 1000 | 1000 | <15.7U | <8.82U | <7.07U | 870 | <9.73U | <158U | 215 | 26.7 | 66.3 | <9.53U |
| Isopropylbenzene | 2300 | NC | <78.5U | <44.1U | <35.3U | 811 | <48.6U | <791U | 1090 | <45.2U | 90.1 | <47.7U |
| m,p-Xylene | 260 | NC | <15.7U | <8.82U | <7.07U | 202 | <9.73U | 1940 | 10000 | 60.1 | 15.1 | <9.53U |
| Methyl tert-butyl Ether | 930 | 930 | <15.7U | <8.82U | <7.07U | <150U | <9.73U | <158U | <104U | <9.04U | <12.6U | <9.53U |

Volatile Organics (ug/kg)

| | | | GB-18 (6-8) | GB-19 (8-10) | GB-20 (6-8) | GB-21 (7-8) | GB-22 (8-10) | GB-23 (3-4) | GB-24 (0-12) | GBSH-1 (2.5-6) | GBSH-2 (0-3) | GBSH-3 (0-3) |
|---------------------------|-------|--------|-------------|--------------|-------------|-------------|--------------|-------------|--------------|-------------------|--------------|--------------|
| Methylene chloride | NC | 100000 | NA | NA | NA | NA | NA | NA | NA | <22.6U | NA | NA |
| Naphthalene | 12000 | 12000 | <39.2U | <22.1U | <17.7U | 2680 | <24.3U | 677 | 4260 | <22.6U | 41.1 | <23.8U |
| n-Butylbenzene | 12000 | 12000 | <78.5U | <44.1U | <35.3U | <752U | <48.6U | <791U | <522U | <45.2U | <63.1U | <47.7U |
| n-Propylbenzene | 3900 | 3900 | <15.7U | <8.82U | <7.07U | 1980 | <9.73U | 726 | 2390 | 60.3 | 223 | <9.53U |
| o-Xylene | 260 | NC | <15.7U | <8.82U | <7.07U | <150U | <9.73U | <158U | <104U | <9.04U | <12.6U | <9.53U |
| p-Isopropylbenzene | 2300 | NC | <78.5U | <44.1U | <35.3U | 2020 | <48.6U | <791U | <522U | | 86.5 | <47.7U |
| p-Isopropyltoluene | 10000 | NC | NA | NA | NA | NA | NA | NA | NA | <45.2U | NA | NA |
| sec-Butylbenzene | 11000 | 11000 | <15.7U | <8.82U | <7.07U | 757 | <9.73U | 159 | <104U | <9.04U | 104 | <9.53U |
| Styrene | NC | NC | NA | NA | NA | NA | NA | NA | NA | <22.6U | NA | NA |
| tert-Butylbenzene | 5900 | 5900 | <39.2U | <22.1U | <17.7U | <376U | <24.3U | <395U | <261U | <22.6U | <31.6U | <23.8U |
| Tetrachloroethene | NC | 19000 | NA | NA | NA | NA | NA | NA | NA | <9.04U | NA | NA |
| Toluene | 700 | 700 | <15.7U | <8.82U | <7.07U | <150U | <9.73U | <158U | <104U | 67.1 | <12.6U | <9.53U |
| trans-1,2-Dichloroethene | NC | 100000 | NA | NA | NA | NA | NA | NA | NA | <9.04U | NA | NA |
| trans-1,3-Dichloropropene | NC | NC | NA | NA | NA | NA | NA | NA | NA | <9.04U | NA | NA |
| Trichloroethene | NC | 21000 | NA | NA | NA | NA | NA | NA | NA | 52.8 | NA | NA |
| Trichlorofluoromethane | NC | NC | NA | NA | NA | NA | NA | NA | NA | <9.04U | NA | NA |
| Vinyl acetate | NC | NC | NA | NA | NA | NA | NA | NA | NA | <22.6U | NA | NA |
| Vinyl chloride | NC | 900 | NA | NA | NA | NA | NA | NA | NA | <9.04U | NA | NA |

| Analyte | NY-CP51 | NY-RESRR | PE-1 | PE-2 | PE-3 | PE-4 | PE-5 | PE-6 | PE-7 | PE-8 | PE-10 | PE-11 | PE-12 |
|---------------------------|---------|----------|--------|--------|--------|--------|--------|---------------|--------|--------|--------------|-------------|--------|
| 1,1,1-Trichloroethane | NC | 100000 | NA | NA | NA | NA | NA | NA | NA | NA | NA | NA | NA |
| 1,1,2,2-Tetrachloroethane | NC | NC | NA | NA | NA | NA | NA | NA | NA | NA | NA | NA | NA |
| 1,1,2-Trichloroethane | NC | NC | NA | NA | NA | NA | NA | NA | NA | NA | NA | NA | NA |
| 1,1-Dichloroethane | NC | 26000 | NA | NA | NA | NA | NA | NA | NA | NA | NA | NA | NA |
| 1,1-Dichloroethene | NC | 100000 | NA | NA | NA | NA | NA | NA | NA | NA | NA | NA | NA |
| 1,2,4-Trimethylbenzene | 3600 | 3600 | <8.12U | <8.89U | <8.53U | <10.4U | <9.05U | 169000 | 2170 | 2510 | 98400 | 4370 | 750 |
| 1,2-Dichlorobenzene | NC | 100000 | NA | NA | NA | NA | NA | NA | NA | NA | NA | NA | NA |
| 1,2-Dichloroethane | NC | 3100 | NA | NA | NA | NA | NA | NA | NA | NA | NA | NA | NA |
| 1,2-Dichloropropane | NC | NC | NA | NA | NA | NA | NA | NA | NA | NA | NA | NA | NA |
| 1,3,5-Trimethylbenzene | 8400 | 8400 | <8.12U | <8.89U | <8.53U | <10.4U | <9.05U | 69400 | 3330 | 874 | 26700 | 1810 | 626 |
| 1,3-Dichlorobenzene | NC | 49000 | NA | NA | NA | NA | NA | NA | NA | NA | NA | NA | NA |
| 1,4-Dichlorobenzene | NC | 13000 | NA | NA | NA | NA | NA | NA | NA | NA | NA | NA | NA |
| 2-Butanone | NC | 100000 | NA | NA | NA | NA | NA | NA | NA | NA | NA | NA | NA |
| 2-Chloroethyl vinyl Ether | NC | NC | NA | NA | NA | NA | NA | NA | NA | NA | NA | NA | NA |
| 2-Hexanone | NC | NC | NA | NA | NA | NA | NA | NA | NA | NA | NA | NA | NA |
| 4-Methyl-2-pentanone | NC | NC | NA | NA | NA | NA | NA | NA | NA | NA | NA | NA | NA |
| Acetone | NC | 100000 | NA | NA | NA | NA | NA | NA | NA | NA | NA | NA | NA |
| Benzene | 60 | 60 | <8.12U | <8.89U | <8.53U | <10.4U | <9.05U | <1370U | <52.0U | <40.4U | <4290U | <32.7U | <76.5U |
| Bromodichloromethane | NC | NC | NA | NA | NA | NA | NA | NA | NA | NA | NA | NA | NA |
| Bromoform | NC | NC | NA | NA | NA | NA | NA | NA | NA | NA | NA | NA | NA |
| Bromomethane | NC | NC | NA | NA | NA | NA | NA | NA | NA | NA | NA | NA | NA |
| Carbon disulfide | NC | NC | NA | NA | NA | NA | NA | NA | NA | NA | NA | NA | NA |
| Carbon Tetrachloride | NC | 2400 | NA | NA | NA | NA | NA | NA | NA | NA | NA | NA | NA |
| Chlorobenzene | NC | 100000 | NA | NA | NA | NA | NA | NA | NA | NA | NA | NA | NA |

Volatile Organics (ug/kg)

| | | | PE-1 | PE-2 | PE-3 | PE-4 | PE-5 | PE-6 | PE-7 | PE-8 | PE-10 | PE-11 | PE-12 |
|---------------------------|-------|--------|--------|--------|--------|--------|--------|--------------|-------------|------------|--------------|------------|------------|
| Chloroethane | NC | NC | NA | NA | NA | NA | NA | NA | NA | NA | NA | NA | NA |
| Chloroform | NC | 49000 | NA | NA | NA | NA | NA | NA | NA | NA | NA | NA | NA |
| Chloromethane | NC | NC | NA | NA | NA | NA | NA | NA | NA | NA | NA | NA | NA |
| cis-1,2-Dichloroethene | NC | 100000 | NA | NA | NA | NA | NA | NA | NA | NA | NA | NA | NA |
| cis-1,3-Dichloropropene | NC | NC | NA | NA | NA | NA | NA | NA | NA | NA | NA | NA | NA |
| Dibromochloromethane | NC | NC | NA | NA | NA | NA | NA | NA | NA | NA | NA | NA | NA |
| Ethylbenzene | 1000 | 1000 | <8.12U | <8.89U | <8.53U | <10.4U | <9.05U | 6220 | 2090 | <40.4U | 34100 | <32.7U | 156 |
| Isopropylbenzene | 2300 | NC | <40.6U | <44.4U | <42.7U | <51.8U | <45.2U | <6830U | 985 | <202U | <21500U | 391 | <382U |
| m,p-Xylene | 260 | NC | <8.12U | <8.89U | <8.53U | <10.4U | <9.05U | 37000 | 1140 | 279 | 37500 | 365 | 762 |
| Methyl tert-butyl Ether | 930 | 930 | <8.12U | <8.89U | <8.53U | <10.4U | <9.05U | <1370U | <52.0U | <40.4U | <4290U | <32.7U | <76.5U |
| Methylene chloride | NC | 100000 | NA | NA | NA | NA | NA | NA | NA | NA | NA | NA | NA |
| Naphthalene | 12000 | 12000 | <20.3U | <22.2U | <21.3U | <25.9U | <22.6U | 17900 | 2750 | 308 | <10700U | 547 | 319 |
| n-Butylbenzene | 12000 | 12000 | <40.6U | <44.4U | <42.7U | <51.8U | <45.2U | <6830U | <260U | <202U | <21500U | <164U | <382U |
| n-Propylbenzene | 3900 | 3900 | <8.12U | <8.89U | <8.53U | <10.4U | <9.05U | 21100 | 1560 | 469 | 16400 | 622 | <76.5U |
| o-Xylene | 260 | NC | <8.12U | <8.89U | <8.53U | <10.4U | <9.05U | <1370U | 108 | <40.4U | <4290U | <32.7U | 503 |
| p-Isopropylbenzene | 2300 | NC | <40.6U | <44.4U | <42.7U | <51.8U | <45.2U | <6830U | 1080 | 354 | <21500U | 1300 | <382U |
| p-Isopropyltoluene | 10000 | NC | NA | NA | NA | NA | NA | NA | NA | NA | NA | NA | NA |
| sec-Butylbenzene | 11000 | 11000 | <8.12U | <8.89U | <8.53U | <10.4U | <9.05U | 4430 | 497 | 181 | <4290U | 537 | <76.5U |
| Styrene | NC | NC | NA | NA | NA | NA | NA | NA | NA | NA | NA | NA | NA |
| tert-Butylbenzene | 5900 | 5900 | <20.3U | <22.2U | <21.3U | <25.9U | <22.6U | <3420U | <130U | <101U | <10700U | <81.9U | <191U |
| Tetrachloroethene | NC | 19000 | NA | NA | NA | NA | NA | NA | NA | NA | NA | NA | NA |
| Toluene | 700 | 700 | <8.12U | <8.89U | <8.53U | <10.4U | <9.05U | <1370U | <52.0U | <40.4U | <4290U | <32.7U | 171 |
| trans-1,2-Dichloroethene | NC | 100000 | NA | NA | NA | NA | NA | NA | NA | NA | NA | NA | NA |
| trans-1,3-Dichloropropene | NC | NC | NA | NA | NA | NA | NA | NA | NA | NA | NA | NA | NA |
| Trichloroethene | NC | 21000 | NA | NA | NA | NA | NA | NA | NA | NA | NA | NA | NA |
| Trichlorofluoromethane | NC | NC | NA | NA | NA | NA | NA | NA | NA | NA | NA | NA | NA |
| Vinyl acetate | NC | NC | NA | NA | NA | NA | NA | NA | NA | NA | NA | NA | NA |
| Vinyl chloride | NC | 900 | NA | NA | NA | NA | NA | NA | NA | NA | NA | NA | NA |

| Analyte | | | PE-13 | PE-14 | PE-15 | PE-16 | PE-17 | PE-18 | PE-19 | PE-20 | PE-21 | PE-22 |
|---------------------------|----------------|-----------------|-------|-------|--------|--------|-------|--------|--------|-------|--------------|-------|
| | NY-CP51 | NY-RESRR | | | | | | | | | | |
| 1,1,1-Trichloroethane | NC | 100000 | NA | NA | NA | NA | NA | NA | NA | NA | NA | NA |
| 1,1,2,2-Tetrachloroethane | NC | NC | NA | NA | NA | NA | NA | NA | NA | NA | NA | NA |
| 1,1,2-Trichloroethane | NC | NC | NA | NA | NA | NA | NA | NA | NA | NA | NA | NA |
| 1,1-Dichloroethane | NC | 26000 | NA | NA | NA | NA | NA | NA | NA | NA | NA | NA |
| 1,1-Dichloroethene | NC | 100000 | NA | NA | NA | NA | NA | NA | NA | NA | NA | NA |
| 1,2,4-Trimethylbenzene | 3600 | 3600 | 61.9 | 15.4 | <9.33U | <9.59U | 30.7 | <69.5U | <11.6U | 250 | 93200 | 153 |
| 1,2-Dichlorobenzene | NC | 100000 | NA | NA | NA | NA | NA | NA | NA | NA | NA | NA |
| 1,2-Dichloroethane | NC | 3100 | NA | NA | NA | NA | NA | NA | NA | NA | NA | NA |
| 1,2-Dichloropropane | NC | NC | NA | NA | NA | NA | NA | NA | NA | NA | NA | NA |
| 1,3,5-Trimethylbenzene | 8400 | 8400 | 85.6 | 11.4 | <9.33U | <9.59U | 78.4 | <69.5U | <11.6U | 135 | 29500 | 113 |
| 1,3-Dichlorobenzene | NC | 49000 | NA | NA | NA | NA | NA | NA | NA | NA | NA | NA |
| 1,4-Dichlorobenzene | NC | 13000 | NA | NA | NA | NA | NA | NA | NA | NA | NA | NA |
| 2-Butanone | NC | 100000 | NA | NA | NA | NA | NA | NA | NA | NA | NA | NA |
| 2-Chloroethyl vinyl Ether | NC | NC | NA | NA | NA | NA | NA | NA | NA | NA | NA | NA |

Volatile Organics (ug/kg)

| | | | PE-13 | PE-14 | PE-15 | PE-16 | PE-17 | PE-18 | PE-19 | PE-20 | PE-21 | PE-22 |
|---------------------------|-------|--------|--------|--------|--------|--------|--------|--------|--------|------------|---------------|--------|
| 2-Hexanone | NC | NC | NA | NA | NA | NA | NA | NA | NA | NA | NA | NA |
| 4-Methyl-2-pentanone | NC | NC | NA | NA | NA | NA | NA | NA | NA | NA | NA | NA |
| Acetone | NC | 100000 | NA | NA | NA | NA | NA | NA | NA | NA | NA | NA |
| Benzene | 60 | 60 | <17.2U | <9.65U | <9.33U | <9.59U | <7.16U | <69.5U | <11.6U | <12.9U | <14600U | <11.5U |
| Bromodichloromethane | NC | NC | NA | NA | NA | NA | NA | NA | NA | NA | NA | NA |
| Bromoform | NC | NC | NA | NA | NA | NA | NA | NA | NA | NA | NA | NA |
| Bromomethane | NC | NC | NA | NA | NA | NA | NA | NA | NA | NA | NA | NA |
| Carbon disulfide | NC | NC | NA | NA | NA | NA | NA | NA | NA | NA | NA | NA |
| Carbon Tetrachloride | NC | 2400 | NA | NA | NA | NA | NA | NA | NA | NA | NA | NA |
| Chlorobenzene | NC | 100000 | NA | NA | NA | NA | NA | NA | NA | NA | NA | NA |
| Chloroethane | NC | NC | NA | NA | NA | NA | NA | NA | NA | NA | NA | NA |
| Chloroform | NC | 49000 | NA | NA | NA | NA | NA | NA | NA | NA | NA | NA |
| Chloromethane | NC | NC | NA | NA | NA | NA | NA | NA | NA | NA | NA | NA |
| cis-1,2-Dichloroethene | NC | 100000 | NA | NA | NA | NA | NA | NA | NA | NA | NA | NA |
| cis-1,3-Dichloropropene | NC | NC | NA | NA | NA | NA | NA | NA | NA | NA | NA | NA |
| Dibromochloromethane | NC | NC | NA | NA | NA | NA | NA | NA | NA | NA | NA | NA |
| Ethylbenzene | 1000 | 1000 | <17.2U | <9.65U | <9.33U | <9.59U | <7.16U | <69.5U | <11.6U | 34.6 | 20200 | 23 |
| Isopropylbenzene | 2300 | NC | <86.1U | <48.2U | <46.7U | <47.9U | <35.8U | <348U | <58.1U | <64.4U | <73000U | <57.4U |
| m,p-Xylene | 260 | NC | 82.5 | 15.7 | <9.33U | <9.59U | 41.2 | <69.5U | <11.6U | 360 | 559000 | 167 |
| Methyl tert-butyl Ether | 930 | 930 | <17.2U | <9.65U | <9.33U | <9.59U | <7.16U | <69.5U | <11.6U | <12.9U | <14600U | <11.5U |
| Methylene chloride | NC | 100000 | NA | NA | NA | NA | NA | NA | NA | NA | NA | NA |
| Naphthalene | 12000 | 12000 | <43.0U | <24.1U | <23.3U | <24.0U | <17.9U | <174U | 49.4 | 73.2 | <36500U | 365 |
| n-Butylbenzene | 12000 | 12000 | <86.1U | <48.2U | <46.7U | <47.9U | <35.8U | <348U | <58.1U | <64.4U | <73000U | <57.4U |
| n-Propylbenzene | 3900 | 3900 | <17.2U | <9.65U | <9.33U | <9.59U | <7.16U | <69.5U | <11.6U | 39.6 | <14600U | 41.9 |
| o-Xylene | 260 | NC | 42.2 | <9.65U | <9.33U | <9.59U | 19.5 | <69.5U | <11.6U | <12.9U | <14600U | <11.5U |
| p-Isopropylbenzene | 2300 | NC | <86.1U | <48.2U | <46.7U | <47.9U | <35.8U | <348U | <58.1U | <64.4U | <73000U | <57.4U |
| p-Isopropyltoluene | 10000 | NC | NA | NA | NA | NA | NA | NA | NA | NA | NA | NA |
| sec-Butylbenzene | 11000 | 11000 | <17.2U | <9.65U | <9.33U | <9.59U | <7.16U | <69.5U | <11.6U | <12.9U | <14600U | 21.4 |
| Styrene | NC | NC | NA | NA | NA | NA | NA | NA | NA | NA | NA | NA |
| tert-Butylbenzene | 5900 | 5900 | <43.0U | <24.1U | <23.3U | <24.0U | <17.9U | <174U | <29.0U | <32.2U | <36500U | <28.7U |
| Tetrachloroethene | NC | 19000 | NA | NA | NA | NA | NA | NA | NA | NA | NA | NA |
| Toluene | 700 | 700 | <17.2U | <9.65U | <9.33U | <9.59U | <7.16U | <69.5U | <11.6U | <12.9U | <14600U | <11.5U |
| trans-1,2-Dichloroethene | NC | 100000 | NA | NA | NA | NA | NA | NA | NA | NA | NA | NA |
| trans-1,3-Dichloropropene | NC | NC | NA | NA | NA | NA | NA | NA | NA | NA | NA | NA |
| Trichloroethene | NC | 21000 | NA | NA | NA | NA | NA | NA | NA | NA | NA | NA |
| Trichlorofluoromethane | NC | NC | NA | NA | NA | NA | NA | NA | NA | NA | NA | NA |
| Vinyl acetate | NC | NC | NA | NA | NA | NA | NA | NA | NA | NA | NA | NA |
| Vinyl chloride | NC | 900 | NA | NA | NA | NA | NA | NA | NA | NA | NA | NA |

Notes:

1. Restricted Residential Soil Cleanup Objectives (SCOs) table 375-6.8(b) and CP-51 Table 1 from NYSDEC Remedial Program Soil Cleanup Objectives (6 New York Codes, Rules and Regulations [NYCRR] 375-6).
2. Bold and Shaded values exceed criteria from either the Restricted Residential Soil Cleanup Objectives or criteria from CP-51 Table 1.
3. NA indicates Not Analyzed.
4. NC indicates No Criteria for analyte.

TABLE 4
2007/2008 GROUNDWATER SAMPLE RESULTS
CORNERSTONE ENTERPRISES, PAWLING, NEW YORK

Semivolatile Organics (ug/l)

| Analyte | NY-AWQS | GW-1 | GW-2 | GW-3 | GW-4 | GW-5 | GW-6 | GW-7 | GW-8 | GW-9 | GW-10 |
|--------------------------|---------|--------|--------|--------|--------|--------|--------|--------|--------|--------|--------|
| Acenaphthene | 20 | <10.0U | <10.0U | <10.0U | <10.0U | <10.0U | <10.0U | <10.0U | <10.0U | <10.0U | <10.0U |
| Acenaphthylene | NC | <10.0U | <10.0U | <10.0U | <10.0U | <10.0U | <10.0U | <10.0U | <10.0U | <10.0U | <10.0U |
| Anthracene | 50 | <10.0U | <10.0U | <10.0U | <10.0U | <10.0U | <10.0U | <10.0U | <10.0U | <10.0U | <10.0U |
| Benzo (a) anthracene | NC | <10.0U | <10.0U | <10.0U | <10.0U | <10.0U | <10.0U | <10.0U | <10.0U | <10.0U | <10.0U |
| Benzo (a) pyrene | 0 | <10.0U | <10.0U | <10.0U | <10.0U | <10.0U | <10.0U | <10.0U | <10.0U | <10.0U | <10.0U |
| Benzo (b) fluoranthene | 0.002 | <10.0U | <10.0U | <10.0U | <10.0U | <10.0U | <10.0U | <10.0U | <10.0U | <10.0U | <10.0U |
| Benzo (g,h,i) perylene | NC | <10.0U | <10.0U | <10.0U | <10.0U | <10.0U | <10.0U | <10.0U | <10.0U | <10.0U | <10.0U |
| Benzo (k) fluoranthene | 0.002 | <10.0U | <10.0U | <10.0U | <10.0U | <10.0U | <10.0U | <10.0U | <10.0U | <10.0U | <10.0U |
| Chrysene | 0.002 | <10.0U | <10.0U | <10.0U | <10.0U | <10.0U | <10.0U | <10.0U | <10.0U | <10.0U | <10.0U |
| Dibenz (a,h) anthracene | NC | <10.0U | <10.0U | <10.0U | <10.0U | <10.0U | <10.0U | <10.0U | <10.0U | <10.0U | <10.0U |
| Fluoranthene | 50 | <10.0U | <10.0U | <10.0U | <10.0U | <10.0U | <10.0U | <10.0U | <10.0U | <10.0U | <10.0U |
| Fluorene | 50 | <10.0U | <10.0U | <10.0U | <10.0U | <10.0U | <10.0U | <10.0U | <10.0U | <10.0U | <10.0U |
| Indeno (1,2,3-cd) pyrene | 0.002 | <10.0U | <10.0U | <10.0U | <10.0U | <10.0U | <10.0U | <10.0U | <10.0U | <10.0U | <10.0U |
| Napthalene | 10 | <10.0U | <10.0U | <10.0U | <10.0U | <10.0U | <10.0U | <10.0U | <10.0U | 130 | <10.0U |
| Phenanthrene | 50 | <10.0U | <10.0U | <10.0U | <10.0U | <10.0U | <10.0U | <10.0U | <10.0U | <10.0U | <10.0U |
| Pyrene | 50 | <10.0U | <10.0U | <10.0U | <10.0U | <10.0U | <10.0U | <10.0U | <10.0U | <10.0U | <10.0U |

Total Metals (ug/l)

| Analyte | NY-AWQS | GW-1 | GW-2 | GW-3 | GW-4 | GW-5 | GW-6 | GW-7 | GW-8 | GW-9 | GW-10 |
|----------|---------|----------|----------|----------|----------|----------|----------|----------|----------|----------|----------|
| Arsenic | 25 | <0.005U | 0.008 | <0.005U | 0.013 | 0.007 | <0.005U | 0.025 | 0.025 | <0.005U | 0.018 |
| Barium | 1000 | 0.182 | 0.806 | 0.418 | 0.537 | 0.175 | 0.193 | 2.61 | 3.41 | 0.325 | 0.583 |
| Cadmium | 5 | <0.005U | <0.005U | <0.005U | <0.005U | <0.005U | <0.005U | <0.005U | <0.005U | <0.005U | 0.005 |
| Chromium | 50 | <0.010U | <0.010U | 0.012 | 0.057 | <0.010U | <0.010U | 0.067 | 0.124 | <0.010U | 0.047 |
| Lead | 25 | 0.075 | 0.033 | 0.063 | 0.134 | 0.258 | 0.056 | 0.172 | 0.065 | 0.08 | 0.636 |
| Mercury | 0.7 | <0.0002U | <0.0002U | <0.0002U | <0.0002U | <0.0002U | <0.0002U | <0.0002U | <0.0002U | <0.0002U | <0.0002U |
| Selenium | 10 | 0.007 | 0.007 | 0.006 | <0.005U | <0.005U | <0.005U | <0.005U | 0.006 | <0.005U | <0.005U |
| Silver | 50 | <0.010U | <0.010U | <0.010U | <0.010U | <0.010U | <0.010U | <0.010U | <0.010U | <0.010U | <0.010U |

Volatile Organics (ug/l)

| Analyte | NY-AWQS | GW-1 | GW-2 | GW-3 | GW-4 | GW-5 | GW-6 | GW-7 | GW-8 | GW-9 | GW-10 |
|---------------------------|---------|---------|---------|---------|---------|---------|------------|-------------|---------|-------------|-------------|
| 1,1,1-Trichloroethane | 5 | <2.00U | <2.00U | <2.00U | <2.00U | <2.00U | <20.0U | <2.00U | <2.00U | <20.0U | <20.0U |
| 1,1,2,2-Tetrachloroethane | 5 | <2.00U | <2.00U | <2.00U | <2.00U | <2.00U | <20.0U | <2.00U | <2.00U | <20.0U | <20.0U |
| 1,1,2-Trichloroethane | 1 | <2.00U | <2.00U | <2.00U | <2.00U | <2.00U | <20.0U | <2.00U | <2.00U | <20.0U | <20.0U |
| 1,1,-Dichloroethane | 5 | <2.00U | <2.00U | <2.00U | <2.00U | <2.00U | <20.0U | <2.00U | <2.00U | <20.0U | <20.0U |
| 1,1-Dichloroethene | 5 | <2.00U | <2.00U | <2.00U | <2.00U | <2.00U | <20.0U | <2.00U | <2.00U | <20.0U | <20.0U |
| 1,2-Dichlorobenzene | 3 | <2.00U | <2.00U | <2.00U | <2.00U | <2.00U | <20.0U | <2.00U | <2.00U | <20.0U | <20.0U |
| 1,2-Dichloroethane | 0.6 | <2.00U | <2.00U | <2.00U | <2.00U | <2.00U | <20.0U | <2.00U | <2.00U | <20.0U | <20.0U |
| 1,2-Dichloropropane | 1 | <2.00U | <2.00U | <2.00U | <2.00U | <2.00U | <20.0U | <2.00U | <2.00U | <20.0U | <20.0U |
| 1,3-Dichlorobenzene | 3 | <2.00U | <2.00U | <2.00U | <2.00U | <2.00U | <20.0U | <2.00U | <2.00U | <20.0U | <20.0U |
| 1,4-Dichlorobenzene | 3 | <2.00U | <2.00U | <2.00U | <2.00U | <2.00U | <20.0U | <2.00U | <2.00U | <20.0U | <20.0U |
| 2-Butanone | 50 | <10.0U | <10.0U | <10.0U | <10.0U | <10.0U | <100U | <10.0U | <10.0U | <100U | <100U |
| 2-Chloroethyl vinyl Ether | NC | <10.0U | <10.0U | <10.0U | <10.0U | <10.0U | <100U | <10.0U | <10.0U | <100U | <100U |
| 2-Hexanone | 50 | <5.00U | <5.00U | <5.00U | <5.00U | <5.00U | <50.0U | <5.00U | <5.00U | <50.0U | <50.0U |
| 4-Methyl-2-pentanone | NC | <5.00U | <5.00U | <5.00U | <5.00U | <5.00U | <50.0U | <5.00U | <5.00U | <50.0U | <50.0U |
| Acetone | 50 | <10.0U | <10.0U | <10.0U | <10.0U | <10.0U | <100U | <10.0U | <10.0U | <100U | <100U |
| Benzene | 1 | <0.700U | <0.700U | <0.700U | <0.700U | <0.700U | <7.00U | 1.56 | <0.700U | 7.65 | <7.00U |
| Bromodichloromethane | 50 | <2.00U | <2.00U | <2.00U | <2.00U | <2.00U | <20.0U | <2.00U | <2.00U | <20.0U | <20.0U |
| Bromoform | 50 | <5.00U | <5.00U | <5.00U | <5.00U | <5.00U | <50.0U | <5.00U | <5.00U | <50.0U | <50.0U |
| Bromomethane | 5 | <2.00U | <2.00U | <2.00U | <2.00U | <2.00U | <20.0U | <2.00U | <2.00U | <20.0U | <20.0U |
| Carbon disulfide | 60 | <5.00U | <5.00U | <5.00U | <5.00U | <5.00U | <50.0U | <5.00U | <5.00U | <50.0U | <50.0U |
| Carbon Tetrachloride | 5 | <2.00U | <2.00U | <2.00U | <2.00U | <2.00U | <20.0U | <2.00U | <2.00U | <20.0U | <20.0U |
| Chlorobenzene | 5 | <2.00U | <2.00U | <2.00U | <2.00U | <2.00U | <20.0U | <2.00U | <2.00U | <20.0U | <20.0U |
| Chloroethane | 5 | <2.00U | <2.00U | <2.00U | <2.00U | <2.00U | <20.0U | <2.00U | <2.00U | <20.0U | <20.0U |
| Chloroform | 7 | <2.00U | <2.00U | <2.00U | <2.00U | <2.00U | <20.0U | <2.00U | <2.00U | <20.0U | <20.0U |
| Chloromethane | NC | <2.00U | <2.00U | <2.00U | <2.00U | <2.00U | <20.0U | <2.00U | <2.00U | <20.0U | <20.0U |
| cis-1,2-Dichloroethene | 5 | <2.00U | <2.00U | <2.00U | <2.00U | <2.00U | <20.0U | <2.00U | <2.00U | <20.0U | <20.0U |
| cis-1,3-Dichloropropene | 0.4 | <2.00U | <2.00U | <2.00U | <2.00U | <2.00U | <20.0U | <2.00U | <2.00U | <20.0U | <20.0U |
| Dibromochloromethane | 50 | <2.00U | <2.00U | <2.00U | <2.00U | <2.00U | <20.0U | <2.00U | <2.00U | <20.0U | <20.0U |
| Ethylbenzene | 5 | <2.00U | <2.00U | <2.00U | <2.00U | <2.00U | 113 | <2.00U | <2.00U | 809 | 662 |
| m,p-Xylene | 5 | <2.00U | <2.00U | <2.00U | <2.00U | <2.00U | <20.0U | <2.00U | <2.00U | 2900 | 1830 |
| Methylene Chloride | 5 | <5.00U | <5.00U | <5.00U | <5.00U | <5.00U | <50.0U | <5.00U | <5.00U | <50.0U | <50.0U |
| o-Xylene | 5 | <2.00U | <2.00U | <2.00U | <2.00U | <2.00U | <20.0U | <2.00U | <2.00U | 38.4 | 179 |
| Styrene | 5 | <5.00U | <5.00U | <5.00U | <5.00U | <5.00U | <50.0U | <5.00U | <5.00U | <50.0U | <50.0U |
| Tetrachloroethene | 5 | <2.00U | <2.00U | <2.00U | <2.00U | <2.00U | <20.0U | <2.00U | <2.00U | <20.0U | <20.0U |
| Toluene | 5 | <2.00U | <2.00U | <2.00U | <2.00U | <2.00U | <20.0U | <2.00U | <2.00U | <20.0U | <20.0U |
| trans-1,2-Dichloroethene | 5 | <2.00U | <2.00U | <2.00U | <2.00U | <2.00U | <20.0U | <2.00U | <2.00U | <20.0U | <20.0U |
| trans-1,3-Dichloropropene | 0.4 | <2.00U | <2.00U | <2.00U | <2.00U | <2.00U | <20.0U | <2.00U | <2.00U | <20.0U | <20.0U |
| Trichloroethene | 5 | <2.00U | <2.00U | <2.00U | <2.00U | <2.00U | <20.0U | <2.00U | <2.00U | <20.0U | <20.0U |
| Trichlorofluoromethane | 5 | <2.00U | <2.00U | <2.00U | <2.00U | <2.00U | <20.0U | <2.00U | <2.00U | <20.0U | <20.0U |
| Vinyl acetate | NC | <5.00U | <5.00U | <5.00U | <5.00U | <5.00U | <50.0U | <5.00U | <5.00U | <50.0U | <50.0U |
| Vinyl chloride | 2 | <2.00U | <2.00U | <2.00U | <2.00U | <2.00U | <20.0U | <2.00U | <2.00U | <20.0U | <20.0U |

Notes:

1. Sample results compared to the Ambient Water Quality Standards Technical and Operation Guidance Series (TOGS) standards.
2. Bold and Shaded values exceed criteria from either the Restricted Residential Soil Cleanup Objectives or criteria from CP-51 Table 1.
4. NC indicates No Criteria for analyte.

TABLE 5
2011 SOIL SAMPLE RESULTS
CORNERSTONE ENTERPRISES, PAWLING, NEW YORK

General Chemistry

| Analyte | NY-CP51 | NY-RESRR | Units | SB-1 | SB-2 | SB-3 | SB-4 | SB-5 | SB-6 | DUP-4 | SB-7 | SB-8 | SB-9 | SFSS-1 | SFSS-2 |
|----------------|---------|----------|-------|-------|------|-------|------|------|-------|-------|------|------|------|--------|--------|
| | | | | | | | | | | | | | | | |
| Cyanide, Total | NC | 27 | mg/kg | <5.9U | - | <1.2U | - | - | <1.3U | - | - | - | - | <6.1U | <1.1U |
| Solids, Total | NC | NC | % | 88 | 76 | 91 | 71 | 67 | 81 | 80 | 87 | 84 | 73 | 89 | 88 |

Notes:

1. Restricted Residential Soil Cleanup Objectives (SCOs) table 375-6.8(b) and CP-51 Table 1 from NYSDEC Remedial Program Soil Cleanup Objectives (6 New York Codes, Rules and Regulations [NYCRR] 375-6).
2. Bold and Shaded values exceed criteria from either the Restricted Residential Soil Cleanup Objectives or criteria from CP-51 Table 1.
3. Duplicate samples shown to the right of primary sample results.
4. NC indicates No Criteria for analyte.

**TABLE 5
2011 SOIL SAMPLE RESULTS, CONTINUED
CORNERSTONE ENTERPRISES, PAWLING, NEW YORK**

Organochlorine Pesticides (mg/kg)

| Analyte | NY-CP51 | NY-RESRR | SB-1 | SB-3 | SB-6 | SFSS-1 | SFSS-2 |
|--------------------|---------|----------|------------|------------|------------|------------|-----------|
| 4,4'-DDD | NC | 13 | <0.00174U | <0.00177U | <0.00188U | <0.0017U | <0.00883U |
| 4,4'-DDE | NC | 8.9 | <0.00174U | <0.00177U | <0.00188U | <0.0017U | <0.00883U |
| 4,4'-DDT | NC | 7.9 | <0.00326U | <0.00332U | <0.00352U | <0.0032U | <0.0166U |
| Aldrin | NC | 0.097 | <0.00174U | <0.00177U | <0.00188U | <0.0017U | <0.00883U |
| Alpha-BHC | NC | 0.48 | <0.000726U | <0.000738U | <0.000782U | <0.00071U | <0.00368U |
| Beta-BHC | NC | 0.36 | <0.00174U | <0.00177U | <0.00188U | <0.0017U | <0.00883U |
| Chlordane | NC | NC | <0.0142U | <0.0144U | <0.0152U | <0.0138U | <0.0718U |
| Delta-BHC | NC | 100 | <0.00174U | <0.00177U | <0.00188U | <0.0017U | <0.00883U |
| Dieldrin | NC | 0.2 | <0.00109U | <0.00111U | <0.00117U | <0.00106U | <0.00552U |
| Endosulfan I | NC | 24 | <0.00174U | <0.00177U | <0.00188U | <0.0017U | <0.00883U |
| Endosulfan II | NC | 24 | <0.00174U | <0.00177U | <0.00188U | <0.0017U | <0.00883U |
| Endosulfan sulfate | NC | 24 | <0.000726U | <0.000738U | <0.000782U | <0.00071U | <0.00368U |
| Endrin | NC | 11 | <0.000726U | <0.000738U | <0.000782U | <0.00071U | <0.00368U |
| Endrin ketone | NC | NC | <0.00174U | <0.00177U | <0.00188U | <0.0017U | <0.00883U |
| Heptachlor | NC | 2.1 | <0.000871U | <0.000885U | <0.000938U | <0.000852U | <0.00442U |
| Heptachlor epoxide | NC | NC | <0.00326U | <0.00332U | <0.00352U | <0.0032U | <0.0166U |
| Lindane | NC | 1.3 | <0.000726U | <0.000738U | <0.000782U | <0.00071U | <0.00368U |
| Methoxychlor | NC | NC | <0.00326U | <0.00332U | <0.00352U | <0.0032U | <0.0166U |
| Toxaphene | NC | NC | <0.0326U | <0.0332U | <0.0352U | <0.032U | <0.166U |
| trans-Chlordane | NC | NC | <0.00218U | <0.00221U | <0.00234U | <0.00213U | <0.011U |

Notes:

1. Restricted Residential Soil Cleanup Objectives (SCOs) table 375-6.8(b) and CP-51 Table 1 from NYSDEC Remedial Program Soil Cleanup Objectives (6 New York Codes, Rules and Regulations [NYCRR] 375-6).
2. Bold and Shaded values exceed criteria from either the Restricted Residential Soil Cleanup Objectives or criteria from CP-51 Table 1.
3. Duplicate samples shown to the right of primary sample results.
4. NC indicates No Criteria for analyte.

TABLE 5
2011 SOIL SAMPLE RESULTS, CONTINUED
CORNERSTONE ENTERPRISES, PAWLING, NEW YORK

Polychlorinated Biphenyls (mg/kg)

| Analyte | NY-CP51 | NY-RESRR | SB-1 | SB-3 | SB-6 | SFSS-1 | SFSS-2 |
|----------------|----------------|-----------------|-------------|-------------|-------------|---------------|---------------|
| Aroclor 1016 | NC | 1 | <0.0375U | <0.0356U | <0.0389U | <0.0365U | <0.0387U |
| Aroclor 1221 | NC | 1 | <0.0375U | <0.0356U | <0.0389U | <0.0365U | <0.0387U |
| Aroclor 1232 | NC | 1 | <0.0375U | <0.0356U | <0.0389U | <0.0365U | <0.0387U |
| Aroclor 1242 | NC | 1 | <0.0375U | <0.0356U | <0.0389U | <0.0365U | <0.0387U |
| Aroclor 1248 | NC | 1 | <0.0375U | <0.0356U | <0.0389U | <0.0365U | <0.0387U |
| Aroclor 1254 | NC | 1 | <0.0375U | <0.0356U | <0.0389U | <0.0365U | <0.0387U |
| Aroclor 1260 | NC | 1 | <0.0375U | <0.0356U | <0.0389U | <0.0365U | <0.0387U |

Notes:

1. Restricted Residential Soil Cleanup Objectives (SCOs) table 375-6.8(b) and CP-51 Table 1 from NYSDEC Remedial Program Soil Cleanup Objectives (6 New York Codes, Rules and Regulations [NYCRR] 375-6).
2. Bold and Shaded values exceed criteria from either the Restricted Residential Soil Cleanup Objectives or criteria from CP-51 Table 1.
3. Duplicate samples shown to the right of primary sample results.
4. NC indicates No Criteria for analyte.

TABLE 5
2011 SOIL SAMPLE RESULTS, CONTINUED
CORNERSTONE ENTERPRISES, PAWLING, NEW YORK

Semivolatile Organic Compounds (mg/kg)

| Analyte | NY-CP51 NY-RESRR | | SB-1 | SB-2 | SB-3 | SB-4 | SB-5 | SB-6 | SB-8 | SFSS-1 |
|-------------------------------|------------------|----------|--------|--------|--------|--------|--------|--------|--------|--------|
| | NY-CP51 | NY-RESRR | | | | | | | | |
| 1,2,4,5-Tetrachlorobenzene | NC | NC | <0.19U | <0.22U | <0.18U | <0.24U | <0.25U | <0.21U | <0.2U | <0.19U |
| 1,2,4-Trichlorobenzene | NC | NC | <0.19U | <0.22U | <0.18U | <0.24U | <0.25U | <0.21U | <0.2U | <0.19U |
| 1,2-Dichlorobenzene | NC | 100 | <0.19U | <0.22U | <0.18U | <0.24U | <0.25U | <0.21U | <0.2U | <0.19U |
| 1,3-Dichlorobenzene | NC | 49 | <0.19U | <0.22U | <0.18U | <0.24U | <0.25U | <0.21U | <0.2U | <0.19U |
| 1,4-Dichlorobenzene | NC | 13 | <0.19U | <0.22U | <0.18U | <0.24U | <0.25U | <0.21U | <0.2U | <0.19U |
| 2,4,5-Trichlorophenol | NC | NC | <0.19U | <0.22U | <0.18U | <0.24U | <0.25U | <0.21U | <0.2U | <0.19U |
| 2,4,6-Trichlorophenol | NC | NC | <0.12U | <0.13U | <0.11U | <0.14U | <0.15U | <0.12U | <0.12U | <0.11U |
| 2,4-Dichlorophenol | NC | NC | <0.17U | <0.2U | <0.17U | <0.21U | <0.23U | <0.19U | <0.18U | <0.17U |
| 2,4-Dimethylphenol | NC | NC | <0.19U | <0.22U | <0.18U | <0.24U | <0.25U | <0.21U | <0.2U | <0.19U |
| 2,4-Dinitrophenol | NC | NC | <0.93U | <1U | <0.89U | <1.1U | <1.2U | <1U | <0.95U | <0.91U |
| 2,4-Dinitrotoluene | NC | NC | <0.19U | <0.22U | <0.18U | <0.24U | <0.25U | <0.21U | <0.2U | <0.19U |
| 2,6-Dinitrotoluene | NC | NC | <0.19U | <0.22U | <0.18U | <0.24U | <0.25U | <0.21U | <0.2U | <0.19U |
| 2-Chloronaphthalene | NC | NC | <0.19U | <0.22U | <0.18U | <0.24U | <0.25U | <0.21U | <0.2U | <0.19U |
| 2-Chlorophenol | NC | NC | <0.19U | <0.22U | <0.18U | <0.24U | <0.25U | <0.21U | <0.2U | <0.19U |
| 2-Methylnaphthalene | NC | NC | <0.23U | <0.26U | <0.22U | <0.28U | <0.3U | <0.25U | <0.24U | <0.23U |
| 2-Methylphenol | NC | 100 | <0.19U | <0.22U | <0.18U | <0.24U | <0.25U | <0.21U | <0.2U | <0.19U |
| 2-Nitroaniline | NC | NC | <0.19U | <0.22U | <0.18U | <0.24U | <0.25U | <0.21U | <0.2U | <0.19U |
| 2-Nitrophenol | NC | NC | <0.42U | <0.47U | <0.4U | <0.51U | <0.55U | <0.45U | <0.42U | <0.41U |
| 3,3'-Dichlorobenzidine | NC | NC | <0.19U | <0.22U | <0.18U | <0.24U | <0.25U | <0.21U | <0.2U | <0.19U |
| 3-Methylphenol/4-Methylphenol | NC | 100 | <0.28U | <0.32U | <0.27U | <0.34U | <0.36U | <0.3U | <0.28U | <0.27U |
| 3-Nitroaniline | NC | NC | <0.19U | <0.22U | <0.18U | <0.24U | <0.25U | <0.21U | <0.2U | <0.19U |
| 4,6-Dinitro-o-cresol | NC | NC | <0.5U | <0.57U | <0.48U | <0.61U | <0.66U | <0.54U | <0.51U | <0.49U |
| 4-Bromophenyl phenyl ether | NC | NC | <0.19U | <0.22U | <0.18U | <0.24U | <0.25U | <0.21U | <0.2U | <0.19U |
| 4-Chloroaniline | NC | NC | <0.19U | <0.22U | <0.18U | <0.24U | <0.25U | <0.21U | <0.2U | <0.19U |
| 4-Chlorophenyl phenyl ether | NC | NC | <0.19U | <0.22U | <0.18U | <0.24U | <0.25U | <0.21U | <0.2U | <0.19U |
| 4-Nitroaniline | NC | NC | <0.19U | <0.22U | <0.18U | <0.24U | <0.25U | <0.21U | <0.2U | <0.19U |
| 4-Nitrophenol | NC | NC | <0.27U | <0.31U | <0.26U | <0.33U | <0.36U | <0.29U | <0.28U | <0.27U |
| Acenaphthene | 20 | 100 | <0.15U | <0.18U | <0.15U | <0.19U | <0.2U | <0.17U | <0.16U | <0.15U |
| Acenaphthylene | 100 | 100 | <0.15U | <0.18U | <0.15U | <0.19U | <0.2U | <0.17U | <0.16U | <0.15U |
| Acetophenone | NC | NC | <0.19U | <0.22U | <0.18U | <0.24U | <0.25U | <0.21U | <0.2U | <0.19U |
| Anthracene | 100 | 100 | <0.12U | <0.13U | <0.11U | <0.14U | <0.15U | <0.12U | <0.12U | <0.11U |
| Benzo(a)anthracene | 1 | 1 | <0.12U | <0.13U | <0.11U | <0.14U | <0.15U | <0.12U | <0.12U | <0.11U |
| Benzo(a)pyrene | 1 | 1 | <0.15U | <0.18U | <0.15U | <0.19U | <0.2U | <0.17U | <0.16U | <0.15U |
| Benzo(b)fluoranthene | 1 | 1 | <0.12U | <0.13U | <0.11U | <0.14U | <0.15U | <0.12U | <0.12U | <0.11U |
| Benzo(ghi)perylene | 100 | 100 | <0.15U | <0.18U | <0.15U | <0.19U | <0.2U | <0.17U | <0.16U | <0.15U |
| Benzo(k)fluoranthene | 0.8 | 3.9 | <0.12U | <0.13U | <0.11U | <0.14U | <0.15U | <0.12U | <0.12U | <0.11U |
| Benzoic Acid | NC | NC | <0.62U | <0.71U | <0.6U | <0.76U | <0.82U | <0.68U | <0.64U | <0.62U |
| Benzyl Alcohol | NC | NC | <0.19U | <0.22U | <0.18U | <0.24U | <0.25U | <0.21U | <0.2U | <0.19U |
| Biphenyl | NC | NC | <0.44U | <0.5U | <0.42U | <0.54U | <0.58U | <0.48U | <0.45U | <0.43U |
| Bis(2-chloroethoxy)methane | NC | NC | <0.21U | <0.24U | <0.2U | <0.25U | <0.27U | <0.23U | <0.21U | <0.2U |
| Bis(2-chloroethyl)ether | NC | NC | <0.17U | <0.2U | <0.17U | <0.21U | <0.23U | <0.19U | <0.18U | <0.17U |
| Bis(2-chloroisopropyl)ether | NC | NC | <0.23U | <0.26U | <0.22U | <0.28U | <0.3U | <0.25U | <0.24U | <0.23U |
| Bis(2-Ethylhexyl)phthalate | NC | NC | <0.19U | 0.21J | 0.068J | 0.12J | 0.13J | <0.21U | 0.095J | 0.19 |
| Butyl benzyl phthalate | NC | NC | <0.19U | <0.22U | <0.18U | <0.24U | <0.25U | <0.21U | <0.2U | <0.19U |
| Carbazole | NC | NC | <0.19U | <0.22U | <0.18U | <0.24U | <0.25U | <0.21U | <0.2U | <0.19U |
| Chrysene | 1 | 3.9 | <0.12U | <0.13U | <0.11U | <0.14U | <0.15U | <0.12U | <0.12U | <0.11U |
| Di-n-butylphthalate | NC | NC | <0.19U | <0.22U | <0.18U | <0.24U | <0.25U | <0.21U | <0.2U | <0.19U |
| Di-n-octylphthalate | NC | NC | <0.19U | <0.22U | <0.18U | <0.24U | <0.25U | <0.21U | <0.2U | <0.19U |
| Dibenzo(a,h)anthracene | 0.33 | 0.33 | <0.12U | <0.13U | <0.11U | <0.14U | <0.15U | <0.12U | <0.12U | <0.11U |
| Dibenzofuran | NC | 59 | <0.19U | <0.22U | <0.18U | <0.24U | <0.25U | <0.21U | <0.2U | <0.19U |
| Diethyl phthalate | NC | NC | <0.19U | <0.22U | <0.18U | <0.24U | <0.25U | <0.21U | <0.2U | <0.19U |
| Dimethyl phthalate | NC | NC | <0.19U | <0.22U | <0.18U | <0.24U | <0.25U | <0.21U | <0.2U | <0.19U |
| Fluoranthene | 100 | 100 | <0.12U | <0.13U | <0.11U | <0.14U | <0.15U | <0.12U | <0.12U | <0.11U |
| Fluorene | 30 | 100 | <0.19U | <0.22U | <0.18U | <0.24U | <0.25U | <0.21U | <0.2U | <0.19U |
| Hexachlorobenzene | NC | 1.2 | <0.12U | <0.13U | <0.11U | <0.14U | <0.15U | <0.12U | <0.12U | <0.11U |
| Hexachlorobutadiene | NC | NC | <0.19U | <0.22U | <0.18U | <0.24U | <0.25U | <0.21U | <0.2U | <0.19U |
| Hexachlorocyclopentadiene | NC | NC | <0.55U | <0.63U | <0.53U | <0.68U | <0.73U | <0.6U | <0.56U | <0.54U |

**TABLE 5
2011 SOIL SAMPLE RESULTS, CONTINUED
CORNERSTONE ENTERPRISES, PAWLING, NEW YORK**

Semivolatile Organic Compounds (continued) (mg/kg)

| Analyte | NY-CP51 NY-RESRR | | SB-1 | SB-2 | SB-3 | SB-4 | SB-5 | SB-6 | SB-8 | SFSS-1 |
|--------------------------------|------------------|----------|--------|--------|--------|--------|--------|--------|--------|--------|
| | NY-CP51 | NY-RESRR | | | | | | | | |
| Hexachloroethane | NC | NC | <0.15U | <0.18U | <0.15U | <0.19U | <0.2U | <0.17U | <0.16U | <0.15U |
| Indeno(1,2,3-cd)Pyrene | 0.5 | 0.5 | <0.15U | <0.18U | <0.15U | <0.19U | <0.2U | <0.17U | <0.16U | <0.15U |
| Isophorone | NC | NC | <0.17U | <0.2U | <0.17U | <0.21U | <0.23U | <0.19U | <0.18U | <0.17U |
| n-Nitrosodi-n-propylamine | NC | NC | <0.19U | <0.22U | <0.18U | <0.24U | <0.25U | <0.21U | <0.2U | <0.19U |
| Naphthalene | 12 | 100 | <0.19U | <0.22U | <0.18U | <0.24U | <0.25U | <0.21U | <0.2U | <0.19U |
| Nitrobenzene | NC | 15 | <0.17U | <0.2U | <0.17U | <0.21U | <0.23U | <0.19U | <0.18U | <0.17U |
| NitrosoDiPhenylAmine(NDPA)/DPA | NC | NC | <0.15U | <0.18U | <0.15U | <0.19U | <0.2U | <0.17U | <0.16U | <0.15U |
| P-Chloro-M-Cresol | NC | NC | <0.19U | <0.22U | <0.18U | <0.24U | <0.25U | <0.21U | <0.2U | <0.19U |
| Pentachlorophenol | NC | 6.7 | <0.15U | <0.18U | <0.15U | <0.19U | <0.2U | <0.17U | <0.16U | <0.15U |
| Phenanthrene | 100 | 100 | <0.12U | <0.13U | <0.11U | <0.14U | <0.15U | <0.12U | <0.12U | <0.11U |
| Phenol | NC | 100 | <0.19U | <0.22U | <0.18U | <0.24U | <0.25U | <0.21U | <0.2U | <0.19U |
| Pyrene | 100 | 100 | <0.12U | <0.13U | <0.11U | <0.14U | <0.15U | <0.12U | <0.12U | <0.11U |

Notes:

1. Restricted Residential Soil Cleanup Objectives (SCOs) table 375-6.8(b) and CP-51 Table 1 from NYSDEC Remedial Program Soil Cleanup Objectives (6 New York Codes, Rules and Regulations [NYCRR] 375-6).
2. Bold and Shaded values exceed criteria from either the Restricted Residential Soil Cleanup Objectives or criteria from CP-51 Table 1.
3. Duplicate samples shown to the right of primary sample results.
4. NC indicates No Criteria for analyte.

**TABLE 5
2011 SOIL SAMPLE RESULTS, CONTINUED
CORNERSTONE ENTERPRISES, PAWLING, NEW YORK**

Metals (mg/kg)

| Analyte | NY-CP51 | NY-RESRR | SB-1 | SB-2 | SB-3 | SB-4 | SB-5 | SB-6 | SFSS-1 | SFSS-2 |
|------------------|----------------|-----------------|-------------|-------------|-------------|-------------|-------------|-------------|---------------|---------------|
| Aluminum, Total | NC | NC | 9200 | 21000 | 19000 | 14000 | 16000 | 14000 | 6500 | 16000 |
| Antimony, Total | NC | NC | 0.8J | 1J | 1.1J | <5.3U | 2.1J | 1.3J | <4U | 1.3J |
| Arsenic, Total | NC | 16 | 2.4 | 2.6 | 2.3 | 2.2 | 2.2 | 5.9 | 1.4 | 7.4 |
| Barium, Total | NC | 400 | 20 | 67 | 79 | 59 | 46 | 55 | 8.2 | 53 |
| Beryllium, Total | NC | 72 | 0.29 | 0.84 | 0.41J | 0.41J | 0.55 | 0.47 | 0.17J | 0.53 |
| Cadmium, Total | NC | 4.3 | 0.07J | <0.98U | 0.08J | <1U | 0.1J | 0.18J | 0.06J | 0.25J |
| Calcium, Total | NC | NC | 100000 | 3800 | 3800 | 6200 | 2900 | 28000 | 180000 | 24000 |
| Chromium, Total | NC | NC | 9.4 | 25 | 22 | 15 | 18 | 16 | 6.6 | 15 |
| Cobalt, Total | NC | NC | 4.5 | 11 | 14 | 6.7 | 8.8 | 12 | 2.6 | 14 |
| Copper, Total | NC | 270 | 9.1 | 14 | 24 | 9.2 | 11 | 23 | 6.2 | 28 |
| Iron, Total | NC | NC | 12000 | 26000 | 29000 | 17000 | 21000 | 26000 | 6400 | 29000 |
| Lead, Total | NC | 400 | 8.2 | 9.8 | 8.5 | 6.7 | 7.2 | 23 | 2.2J | 17 |
| Magnesium, Total | NC | NC | 64000 | 9000 | 14000 | 11000 | 7100 | 22000 | 100000 | 21000 |
| Manganese, Total | NC | 2000 | 190 | 260 | 260 | 180 | 210 | 560 | 200 | 750 |
| Mercury, Total | NC | 0.81 | <0.09U | 0.04J | <0.09U | <0.1U | 0.03J | <0.08U | <0.09U | <0.08U |
| Nickel, Total | NC | 310 | 8.8 | 26 | 32 | 14 | 19 | 22 | 5.8 | 26 |
| Potassium, Total | NC | NC | 1300 | 2500 | 6400 | 1200 | 1100 | 3600 | 2200 | 2000 |
| Selenium, Total | NC | 180 | <0.78U | 0.54J | <1.7U | <2.1U | 1.5J | <0.88U | <1.6U | <1.7U |
| Silver, Total | NC | 180 | <0.39U | <0.98U | <0.87U | <1U | <1U | 0.08J | <0.81U | <0.83U |
| Sodium, Total | NC | NC | 160 | 880 | 640 | 380 | 130J | 250 | 100J | 250 |
| Thallium, Total | NC | NC | 0.81 | 1.2J | 1.9 | 1.1J | 0.77J | 1.8 | 0.7J | 1.5J |
| Vanadium, Total | NC | NC | 14 | 29 | 37 | 20 | 24 | 22 | 8.3 | 16 |
| Zinc, Total | NC | 10000 | 21 | 48 | 54 | 33 | 40 | 70 | 4.5 | 83 |

Notes:

1. Restricted Residential Soil Cleanup Objectives (SCOs) table 375-6.8(b) and CP-51 Table 1 from NYSDEC Remedial Program Soil Cleanup Objectives (6 New York Codes, Rules and Regulations [NYCRR] 375-6).
2. Bold and Shaded values exceed criteria from either the Restricted Residential Soil Cleanup Objectives or criteria from CP-51 Table 1.
3. Duplicate samples shown to the right of primary sample results.
4. NC indicates No Criteria for analyte.

TABLE 5
2011 SOIL SAMPLE RESULTS, CONTINUED
CORNERSTONE ENTERPRISES, PAWLING, NEW YORK

Volatile Organic Compounds (mg/kg)

| Analyte | NY-CP5 | NY-RESRR | DUP-4 | SB-1 | SB-2 | SB-3 | SB-4 | SB-5 | SB-6 | DUP-4 | SB-7 | SB-8 | SB-9 | SFSS-1 | SFSS-2 |
|-----------------------------|--------|----------|----------|----------|----------|----------|----------|----------|----------|----------|---------|----------|----------|----------|----------|
| | | | <0.0031U | <0.0028U | <0.0033U | <0.0027U | <0.0035U | <0.0037U | <0.0031U | <0.0031U | <0.029U | <0.003U | <0.0034U | <0.0028U | <0.0028U |
| 1,1,1,2-Tetrachloroethane | NC | NC | <0.0031U | <0.0028U | <0.0033U | <0.0027U | <0.0035U | <0.0037U | <0.0031U | <0.0031U | <0.029U | <0.003U | <0.0034U | <0.0028U | <0.0028U |
| 1,1,1-Trichloroethane | NC | 100 | <0.0031U | <0.0028U | <0.0033U | <0.0027U | <0.0035U | <0.0037U | <0.0031U | <0.0031U | <0.029U | <0.003U | <0.0034U | <0.0028U | <0.0028U |
| 1,1,2,2-Tetrachloroethane | NC | NC | <0.0031U | <0.0028U | <0.0033U | <0.0027U | <0.0035U | <0.0037U | <0.0031U | <0.0031U | <0.029U | <0.003U | <0.0034U | <0.0028U | <0.0028U |
| 1,1,2-Trichloroethane | NC | NC | <0.0047U | <0.0043U | <0.0049U | <0.0041U | <0.0053U | <0.0056U | <0.0046U | <0.0047U | <0.043U | <0.0045U | <0.0051U | <0.0042U | <0.0043U |
| 1,1-Dichloroethane | NC | 26 | <0.0047U | <0.0043U | <0.0049U | <0.0041U | <0.0053U | <0.0056U | <0.0046U | <0.0047U | <0.043U | <0.0045U | <0.0051U | <0.0042U | <0.0043U |
| 1,1-Dichloroethene | NC | 100 | <0.0031U | <0.0028U | <0.0033U | <0.0027U | <0.0035U | <0.0037U | <0.0031U | <0.0031U | <0.029U | <0.003U | <0.0034U | <0.0028U | <0.0028U |
| 1,1-Dichloropropene | NC | NC | <0.016U | <0.014U | <0.016U | <0.014U | <0.018U | <0.019U | <0.015U | <0.016U | <0.14U | <0.015U | <0.017U | <0.014U | <0.014U |
| 1,2,3-Trichloropropane | NC | NC | <0.016U | <0.014U | <0.016U | <0.014U | <0.018U | <0.019U | <0.015U | <0.016U | <0.14U | <0.015U | <0.017U | <0.014U | <0.014U |
| 1,2,3-Trichloropropene | NC | NC | <0.031U | <0.028U | <0.033U | <0.027U | <0.035U | <0.037U | <0.031U | <0.031U | <0.29U | <0.03U | <0.034U | <0.028U | <0.028U |
| 1,2,4,5-Tetramethylbenzene | NC | NC | <0.012U | <0.011U | <0.013U | <0.011U | <0.014U | <0.015U | 0.00074J | <0.012U | 0.51 | <0.012U | <0.014U | <0.011U | <0.011U |
| 1,2,4-Trichlorobenzene | NC | NC | <0.016U | <0.014U | <0.016U | <0.014U | <0.018U | <0.019U | <0.015U | <0.016U | <0.14U | <0.015U | <0.017U | <0.014U | <0.014U |
| 1,2,4-Trimethylbenzene | 3.6 | 52 | <0.016U | <0.014U | <0.016U | <0.014U | <0.018U | <0.019U | 0.0047J | <0.016U | 0.049J | <0.015U | <0.017U | <0.014U | <0.014U |
| 1,2-Dibromo-3-chloropropane | NC | NC | <0.016U | <0.014U | <0.016U | <0.014U | <0.018U | <0.019U | <0.015U | <0.016U | <0.14U | <0.015U | <0.017U | <0.014U | <0.014U |
| 1,2-Dibromoethane | NC | NC | <0.012U | <0.011U | <0.013U | <0.011U | <0.014U | <0.015U | <0.012U | <0.012U | <0.11U | <0.012U | <0.014U | <0.011U | <0.011U |
| 1,2-Dichlorobenzene | NC | 100 | <0.016U | <0.014U | <0.016U | <0.014U | <0.018U | <0.019U | <0.015U | <0.016U | <0.14U | <0.015U | <0.017U | <0.014U | <0.014U |
| 1,2-Dichloroethane | NC | 3.1 | <0.0031U | <0.0028U | <0.0033U | <0.0027U | <0.0035U | <0.0037U | <0.0031U | <0.0031U | <0.029U | <0.003U | <0.0034U | <0.0028U | <0.0028U |
| 1,2-Dichloropropane | NC | NC | <0.011U | <0.0099U | <0.012U | <0.0096U | <0.012U | <0.013U | <0.011U | <0.011U | <0.1U | <0.01U | <0.012U | <0.0098U | <0.0099U |
| 1,3,5-Trimethylbenzene | 8.4 | 52 | <0.016U | <0.014U | <0.016U | <0.014U | <0.018U | <0.019U | <0.002J | <0.016U | 0.3 | <0.015U | <0.017U | <0.014U | <0.014U |
| 1,3-Dichlorobenzene | NC | 49 | <0.016U | <0.014U | <0.016U | <0.014U | <0.018U | <0.019U | <0.015U | <0.016U | <0.14U | <0.015U | <0.017U | <0.014U | <0.014U |
| 1,3-Dichloropropane | NC | NC | <0.016U | <0.014U | <0.016U | <0.014U | <0.018U | <0.019U | <0.015U | <0.016U | <0.14U | <0.015U | <0.017U | <0.014U | <0.014U |
| 1,4-Dichlorobenzene | NC | 13 | <0.016U | <0.014U | <0.016U | <0.014U | <0.018U | <0.019U | <0.015U | <0.016U | <0.14U | <0.015U | <0.017U | <0.014U | <0.014U |
| 1,4-Dichloropropene | NC | NC | <0.0019J | <0.011U | <0.013U | <0.011U | <0.014U | <0.015U | 0.0037J | <0.0019J | 1.3 | <0.012U | <0.014U | <0.011U | <0.011U |
| 2,2-Dichloropropane | NC | NC | <0.016U | <0.014U | <0.016U | <0.014U | <0.018U | <0.019U | <0.015U | <0.016U | <0.14U | <0.015U | <0.017U | <0.014U | <0.014U |
| 2-Butanone | NC | 100 | <0.031U | <0.028U | <0.033U | <0.027U | 0.028J | <0.037U | <0.031U | <0.031U | <0.29U | <0.03U | <0.034U | <0.028U | <0.028U |
| 2-Hexanone | NC | NC | <0.031U | <0.028U | <0.033U | <0.027U | <0.035U | <0.037U | <0.031U | <0.031U | <0.29U | <0.03U | <0.034U | <0.028U | <0.028U |
| 4-Ethyltoluene | NC | NC | <0.012U | <0.011U | <0.013U | <0.011U | <0.014U | <0.015U | 0.00053J | <0.012U | <0.11U | <0.012U | <0.014U | <0.011U | <0.011U |
| 4-Methyl-2-pentanone | NC | NC | <0.031U | <0.028U | <0.033U | <0.027U | <0.035U | <0.037U | <0.031U | <0.031U | <0.29U | <0.03U | <0.034U | <0.028U | <0.028U |
| Acetone | NC | 100 | <0.031U | <0.028U | <0.033U | <0.027U | 0.12 | <0.037U | <0.031U | <0.031U | <0.29U | <0.03U | <0.034U | <0.028U | <0.028U |
| Acrylonitrile | NC | NC | <0.031U | <0.028U | <0.033U | <0.027U | <0.035U | <0.037U | <0.031U | <0.031U | <0.29U | <0.03U | <0.034U | <0.028U | <0.028U |
| Benzene | 0.06 | 4.8 | <0.0031U | <0.0028U | <0.0033U | <0.0027U | <0.0035U | <0.0037U | <0.0031U | <0.0031U | <0.029U | <0.003U | <0.0034U | <0.0028U | <0.0028U |
| Bromobenzene | NC | NC | <0.016U | <0.014U | <0.016U | <0.014U | <0.018U | <0.019U | <0.015U | <0.016U | <0.14U | <0.015U | <0.017U | <0.014U | <0.014U |
| Bromochloromethane | NC | NC | <0.016U | <0.014U | <0.016U | <0.014U | <0.018U | <0.019U | <0.015U | <0.016U | <0.14U | <0.015U | <0.017U | <0.014U | <0.014U |
| Bromodichloromethane | NC | NC | <0.0031U | <0.0028U | <0.0033U | <0.0027U | <0.0035U | <0.0037U | <0.0031U | <0.0031U | <0.029U | <0.003U | <0.0034U | <0.0028U | <0.0028U |
| Bromoform | NC | NC | <0.012U | <0.011U | <0.013U | <0.011U | <0.014U | <0.015U | <0.012U | <0.012U | <0.11U | <0.012U | <0.014U | <0.011U | <0.011U |
| Bromomethane | NC | NC | <0.0062U | <0.0057U | <0.0066U | <0.0055U | <0.007U | <0.0075U | <0.0062U | <0.0062U | <0.057U | <0.006U | <0.0068U | <0.0056U | <0.0057U |
| Carbon disulfide | NC | NC | <0.031U | <0.028U | <0.033U | <0.027U | <0.035U | <0.037U | <0.031U | <0.031U | <0.29U | <0.03U | <0.034U | <0.028U | <0.028U |
| Carbon tetrachloride | NC | 2.4 | <0.0031U | <0.0028U | <0.0033U | <0.0027U | <0.0035U | <0.0037U | <0.0031U | <0.0031U | <0.029U | <0.003U | <0.0034U | <0.0028U | <0.0028U |
| Chlorobenzene | NC | 100 | <0.0031U | <0.0028U | <0.0033U | <0.0027U | <0.0035U | <0.0037U | <0.0031U | <0.0031U | <0.029U | <0.003U | <0.0034U | <0.0028U | <0.0028U |
| Chloroethane | NC | NC | <0.0062U | <0.0057U | <0.0066U | <0.0055U | <0.007U | <0.0075U | <0.0062U | <0.0062U | <0.057U | <0.006U | <0.0068U | <0.0056U | <0.0057U |
| Chloroform | NC | 49 | <0.0047U | <0.0043U | <0.0049U | <0.0041U | <0.0053U | <0.0056U | <0.0046U | <0.0047U | <0.043U | <0.0045U | <0.0051U | <0.0042U | <0.0043U |
| Chloromethane | NC | NC | <0.016U | <0.014U | <0.016U | <0.014U | <0.018U | <0.019U | <0.015U | <0.016U | <0.14U | <0.015U | <0.017U | <0.014U | <0.014U |
| cis-1,2-Dichloroethene | NC | 100 | <0.0031U | <0.0028U | <0.0033U | <0.0027U | <0.0035U | <0.0037U | <0.0031U | <0.0031U | <0.029U | <0.003U | <0.0034U | <0.0028U | <0.0028U |
| cis-1,3-Dichloropropene | NC | NC | <0.0031U | <0.0028U | <0.0033U | <0.0027U | <0.0035U | <0.0037U | <0.0031U | <0.0031U | <0.029U | <0.003U | <0.0034U | <0.0028U | <0.0028U |
| Dibromochloromethane | NC | NC | <0.0031U | <0.0028U | <0.0033U | <0.0027U | <0.0035U | <0.0037U | <0.0031U | <0.0031U | <0.029U | <0.003U | <0.0034U | <0.0028U | <0.0028U |
| Dibromomethane | NC | NC | <0.031U | <0.028U | <0.033U | <0.027U | <0.035U | <0.037U | <0.031U | <0.031U | <0.29U | <0.03U | <0.034U | <0.028U | <0.028U |
| Dichlorodifluoromethane | NC | NC | <0.031U | <0.028U | <0.033U | <0.027U | <0.035U | <0.037U | <0.031U | <0.031U | <0.29U | <0.03U | <0.034U | <0.028U | <0.028U |
| Ethyl ether | NC | NC | <0.016U | <0.014U | <0.016U | <0.014U | <0.018U | <0.019U | <0.015U | <0.016U | <0.14U | <0.015U | <0.017U | <0.014U | <0.014U |
| Ethylbenzene | 1 | 41 | <0.0031U | <0.0028U | <0.0033U | <0.0027U | <0.0035U | <0.0037U | <0.0031U | <0.0031U | <0.029U | <0.003U | <0.0034U | <0.0028U | <0.0028U |
| Hexachlorobutadiene | NC | NC | <0.016U | <0.014U | <0.016U | <0.014U | <0.018U | <0.019U | <0.015U | <0.016U | <0.14U | <0.015U | <0.017U | <0.014U | <0.014U |
| Isopropylbenzene | 2.3 | NC | 0.0017J | <0.0028U | <0.0033U | <0.0027U | <0.0035U | <0.0037U | 0.0018J | 0.0017J | <0.18 | <0.003U | <0.0034U | <0.0028U | <0.0028U |
| Methyl tert butyl ether | 0.93 | 100 | <0.0062U | <0.0057U | <0.0066U | <0.0055U | <0.007U | <0.0075U | <0.0062U | <0.0062U | <0.057U | <0.006U | <0.0068U | <0.0056U | <0.0057U |
| Methylene chloride | NC | 100 | <0.031U | <0.028U | <0.033U | <0.027U | <0.035U | <0.037U | <0.031U | <0.031U | <0.29U | <0.03U | <0.034U | <0.028U | <0.028U |
| n-Butylbenzene | 12 | 100 | <0.0031U | <0.0028U | <0.0033U | <0.0027U | <0.0035U | <0.0037U | <0.0031U | <0.0031U | <0.029U | <0.003U | <0.0034U | <0.0028U | <0.0028U |
| n-Propylbenzene | 3.9 | 100 | 0.0031 | <0.0028U | <0.0033U | <0.0027U | <0.0035U | <0.0037U | 0.0034 | 0.0031 | 0.47 | <0.003U | <0.0034U | <0.0028U | <0.0028U |
| Naphthalene | 12 | 100 | <0.016U | <0.014U | <0.016U | <0.014U | <0.018U | <0.019U | <0.015U | <0.016U | 0.71 | <0.015U | <0.017U | <0.014U | <0.014U |
| o-Chlorotoluene | NC | NC | <0.016U | <0.014U | <0.016U | <0.014U | <0.018U | <0.019U | <0.015U | <0.016U | <0.14U | <0.015U | <0.017U | <0.014U | <0.014U |
| o-Xylene | 0.26 | NC | <0.0062U | <0.0057U | <0.0066U | <0.0055U | <0.007U | <0.0075U | <0.0062U | <0.0062U | <0.057U | <0.006U | <0.0068U | <0.0056U | <0.0057U |
| p-Chlorotoluene | NC | NC | <0.016U | <0.014U | <0.016U | <0.014U | <0.018U | <0.019U | <0.015U | <0.016U | <0.14U | <0.015U | <0.017U | <0.014U | <0.014U |
| p-Isopropyltoluene | 10 | NC | <0.0031U | <0.0028U | <0.0033U | <0.0027U | <0.0035U | <0.0037U | <0.0031U | | | | | | |

TABLE 6
2011 FILL SAMPLE RESULTS
CORNERSTONE ENTERPRISES, PAWLING, NEW YORK

General Chemistry (mg/kg)

| Analyte | NY-RESRR | Groundwater Protection | GRAB-1 | GRAB-2 | GRAB-3 | GRAB-4 | GRAB-5 |
|----------------|-----------------|-------------------------------|---------------|---------------|---------------|---------------|---------------|
| | | | Solids, Total | NC | NC | 67 | 86 |

| | NY-RESRR | Groundwater Protection | GRAB-6 | DUP-2 | RPF-COMP-1 | DUP-1 | RPF-COMP-2 |
|----------------------|-----------------|-------------------------------|---------------|--------------|-------------------|--------------|-------------------|
| | | | Solids, Total | NC | NC | 86 | 85 |
| Cyanide, Total | 40 | 27 | - | - | <5.9U | <1U | <5.5U |
| Chromium, Hexavalent | 19 | 110 | - | - | <0.94U | <1.3U | <0.9U |

Notes:

1. Fill samples collected are compared to Restricted Residential SCOs and Groundwater Protection SCOs according to 375-6.8(d).
2. Values bolded and shaded exceed Restricted Residential SCOs and groundwater protection SCO criteria.
3. Duplicate samples shown to the right of primary sample results.
4. NC indicates No Criteria for analyte.

TABLE 6
2011 FILL SAMPLE RESULTS, CONTINUED
CORNERSTONE ENTERPRISES, PAWLING, NEW YORK

Organochlorine Pesticides (mg/kg)

| Analyte | Restricted Residential | Groundwater Protection | RPF-COMP-1 | DUP-1 | RPF-COMP-2 |
|--------------------|------------------------|------------------------|------------|-----------|------------|
| Delta-BHC | 0.25 | 100 | <0.00183U | <0.00996U | 0.00177 |
| Lindane | 0.1 | 1.3 | <0.000764U | <0.00996U | 0.000738 |
| Alpha-BHC | 0.02 | 0.48 | <0.000764U | <0.0187U | 0.000738 |
| Beta-BHC | 0.09 | 0.36 | <0.00183U | <0.00996U | 0.00177 |
| Heptachlor | 0.38 | 2.1 | <0.000917U | <0.00415U | 0.000885 |
| Aldrin | 0.19 | 0.097 | <0.00183U | <0.00996U | 0.00177 |
| Heptachlor epoxide | 0.02 | NC | <0.00344U | <0.0809U | 0.00332 |
| Endrin | 0.06 | 11 | <0.000764U | <0.00996U | 0.000738 |
| Endrin ketone | NC | NC | <0.00183U | <0.00622U | 0.00177 |
| Dieldrin | 0.1 | 0.2 | <0.00114U | <0.00996U | 0.00111 |
| 4,4'-DDE | 17 | 8.9 | <0.00183U | <0.00996U | 0.00177 |
| 4,4'-DDD | 14 | 13 | <0.00183U | <0.00415U | 0.00177 |
| 4,4'-DDT | 136 | 7.9 | <0.00344U | <0.00415U | 0.00332 |
| Endosulfan I | 102 | 24 | <0.00183U | <0.00996U | 0.00177 |
| Endosulfan II | 102 | 24 | <0.00183U | <0.00498U | 0.00177 |
| Endosulfan sulfate | 1000 | 24 | <0.000764U | <0.0187U | 0.000738 |
| Methoxychlor | 900 | NC | <0.00344U | <0.00415U | 0.00332 |
| Toxaphene | NC | NC | <0.0344U | <0.0187U | 0.0332 |
| trans-Chlordane | 14 | NC | <0.00229U | <0.187U | 0.00221 |
| Chlordane | NC | NC | <0.0149U | <0.0124U | 0.0144 |

Notes:

1. Fill samples collected are compared to Restricted Residential SCOs and Groundwater Protection SCOs according to 375-6.8(d).
2. Values bolded and shaded exceed Restricted Residential SCOs and groundwater protection SCO criteria.
3. Duplicate samples shown to the right of primary sample results.
4. NC indicates No Criteria for analyte.

TABLE 6
2011 FILL SAMPLE RESULTS, CONTINUED
CORNERSTONE ENTERPRISES, PAWLING, NEW YORK

Polychlorinated Biphenyls (mg/kg)

| Analyte | Restricted Residential | Groundwater Protection | RPF-COMP-1 | DUP-1 | RPF-COMP-2 |
|----------------|-------------------------------|-------------------------------|-------------------|--------------|-------------------|
| Aroclor 1016 | 3.2 | 1 | <0.0394U | <0.0401U | <0.0356U |
| Aroclor 1221 | 3.2 | 1 | <0.0394U | <0.0401U | <0.0356U |
| Aroclor 1232 | 3.2 | 1 | <0.0394U | <0.0401U | <0.0356U |
| Aroclor 1242 | 3.2 | 1 | <0.0394U | <0.0401U | <0.0356U |
| Aroclor 1248 | 3.2 | 1 | <0.0394U | <0.0401U | <0.0356U |
| Aroclor 1254 | 3.2 | 1 | <0.0394U | <0.0401U | <0.0356U |
| Aroclor 1260 | 3.2 | 1 | <0.0394U | <0.0401U | <0.0356U |

Notes:

1. Fill samples collected are compared to Restricted Residential SCOs and Groundwater Protection SCOs according to 375-6.8(d).
2. Values bolded and shaded exceed Restricted Residential SCOs and groundwater protection SCO criteria.
3. Duplicate samples shown to the right of primary sample results.
4. NC indicates No Criteria for analyte.

TABLE 6
2011 FILL SAMPLE RESULTS, CONTINUED
CORNERSTONE ENTERPRISES, PAWLING, NEW YORK

Semivolatile Organic Compounds (mg/kg)

| | Restricted Residential | Groundwater Protection | RPF-COMP-1 | DUP-1 | RPF-COMP-2 |
|--------------------------------|-------------------------------|-------------------------------|-------------------|--------------|-------------------|
| Acenaphthene | 98 | 100 | <0.16U | <1U | <0.15U |
| 1,2,4-Trichlorobenzene | 3.4 | NC | <0.2U | <1U | <0.18U |
| Hexachlorobenzene | 1.4 | 1.2 | <0.12U | <1U | <0.11U |
| Bis(2-chloroethyl)ether | NC | NC | <0.18U | <1U | <0.17U |
| 2-Chloronaphthalene | NC | NC | <0.2U | <1U | <0.18U |
| 1,2-Dichlorobenzene | 1.1 | 100 | <0.2U | <1U | <0.18U |
| 1,3-Dichlorobenzene | 2.4 | 49 | <0.2U | <0.61U | <0.18U |
| 1,4-Dichlorobenzene | 1.8 | 13 | <0.2U | <0.92U | <0.18U |
| 3,3'-Dichlorobenzidine | NC | NC | <0.2U | <1U | <0.18U |
| 2,4-Dinitrotoluene | NC | NC | <0.2U | <4.9U | <0.18U |
| 2,6-Dinitrotoluene | 0.17 | NC | <0.2U | <1U | <0.18U |
| Fluoranthene | 1000 | 100 | 1.2 | <1U | <0.11U |
| 4-Chlorophenyl phenyl ether | NC | NC | <0.2U | <1U | <0.18U |
| 4-Bromophenyl phenyl ether | NC | NC | <0.2U | <1U | <0.18U |
| Bis(2-chloroisopropyl)ether | NC | NC | <0.24U | <1.2U | <0.22U |
| Bis(2-chloroethoxy)methane | NC | NC | <0.21U | <1U | <0.2U |
| Hexachlorobutadiene | NC | NC | <0.2U | <1U | <0.18U |
| Hexachlorocyclopentadiene | NC | NC | <0.56U | <2.2U | <0.53U |
| Hexachloroethane | NC | NC | <0.16U | <1U | <0.15U |
| Isophorone | 4.4 | NC | <0.18U | <1.5U | <0.17U |
| Naphthalene | 12 | 100 | <0.2U | <1U | <0.18U |
| Nitrobenzene | 0.17 | 15 | <0.18U | <2.6U | <0.17U |
| NitrosoDiPhenylAmine(NDPA)/DPA | NC | NC | <0.16U | <1U | <0.15U |
| n-Nitrosodi-n-propylamine | NC | NC | <0.2U | <1U | <0.18U |
| Bis(2-Ethylhexyl)phthalate | 435 | NC | 0.5 | <1U | <0.053J |
| Butyl benzyl phthalate | 122 | NC | <0.2U | <1U | <0.18U |
| Di-n-butylphthalate | 8.1 | NC | <0.2U | <1.4U | <0.18U |
| Di-n-octylphthalate | 120 | NC | <0.2U | <0.82U | <0.18U |
| Diethyl phthalate | NC | NC | <0.2U | <0.82U | <0.18U |
| Dimethyl phthalate | NC | NC | <0.2U | <1U | <0.18U |
| Benzo(a)anthracene | 1 | 1 | 0.85 | <0.61U | <0.11U |
| Benzo(a)pyrene | 22 | 1 | 0.73 | <0.61U | <0.15U |
| Benzo(b)fluoranthene | 1.7 | 1 | 1 | <0.82U | <0.11U |
| Benzo(k)fluoranthene | 1.7 | 3.9 | 0.34 | <0.61U | <0.11U |
| Chrysene | 1 | 3.9 | 0.77 | <0.82U | <0.11U |
| Acenaphthylene | 107 | 100 | 0.22 | <0.61U | <0.15U |
| Anthracene | 1000 | 100 | 0.15 | <3.3U | <0.11U |
| Benzo(ghi)perylene | 1000 | 100 | 0.35 | <1U | <0.15U |
| Fluorene | 386 | 100 | <0.2U | <2.3U | <0.18U |
| Phenanthrene | 1000 | 100 | 0.26 | <1.1U | <0.11U |
| Dibenzo(a,h)anthracene | 1000 | 0.33 | 0.11J | <0.92U | <0.11U |
| Indeno(1,2,3-cd)Pyrene | 8.2 | 0.5 | 0.43 | <1.2U | <0.15U |
| Pyrene | 1000 | 100 | 1 | <0.9J | <0.11U |
| Biphenyl | NC | NC | <0.45U | <1U | <0.42U |
| 4-Chloroaniline | 0.22 | NC | <0.2U | <1U | <0.18U |
| 2-Nitroaniline | 0.4 | NC | <0.2U | <0.61U | <0.18U |
| 3-Nitroaniline | 0.5 | NC | <0.2U | <1U | <0.18U |
| 4-Nitroaniline | NC | NC | <0.2U | <1U | <0.18U |

Semivolatile Organic Compounds (continued) (mg/kg)

TABLE 6
2011 FILL SAMPLE RESULTS, CONTINUED
CORNERSTONE ENTERPRISES, PAWLING, NEW YORK

| Analyte | Restricted Residential | Groundwater Protection | RPF-COMP-1 | DUP-1 | RPF-COMP-2 |
|-------------------------------|------------------------|------------------------|------------|--------|------------|
| Dibenzofuran | 6.2 | 59 | <0.2U | <0.61U | <0.18U |
| 2-Methylnaphthalene | 36.4 | NC | <0.24U | <1U | <0.22U |
| 1,2,4,5-Tetrachlorobenzene | NC | NC | <0.2U | <1U | <0.18U |
| Acetophenone | NC | NC | <0.2U | <1U | <0.18U |
| 2,4,6-Trichlorophenol | NC | NC | <0.12U | <0.61U | <0.11U |
| P-Chloro-M-Cresol | NC | NC | <0.2U | <1U | <0.18U |
| 2-Chlorophenol | NC | NC | <0.2U | <0.61U | <0.18U |
| 2,4-Dichlorophenol | 0.4 | NC | <0.18U | <1U | <0.17U |
| 2,4-Dimethylphenol | NC | NC | <0.2U | <2.9U | <0.18U |
| 2-Nitrophenol | 0.3 | NC | <0.42U | <0.82U | <0.4U |
| 4-Nitrophenol | 0.1 | NC | <0.28U | <0.82U | <0.26U |
| 2,4-Dinitrophenol | 0.2 | NC | <0.95U | <0.92U | <0.89U |
| 4,6-Dinitro-o-cresol | NC | NC | <0.51U | <1U | <0.48U |
| Pentachlorophenol | 0.8 | 6.7 | <0.16U | <1U | <0.15U |
| Phenol | 0.33 | 100 | <0.2U | <0.92U | <0.18U |
| 2-Methylphenol | 0.33 | 100 | <0.2U | <0.82U | <0.18U |
| 3-Methylphenol/4-Methylphenol | 0.33 | 100 | <0.28U | <1U | <0.27U |
| 2,4,5-Trichlorophenol | 0.1 | NC | <0.2U | <0.82U | <0.18U |
| Benzoic Acid | 2.7 | NC | <0.64U | <0.61U | <0.6U |
| Benzyl Alcohol | NC | NC | <0.2U | <1U | <0.18U |
| Carbazole | NC | NC | 0.047J | <0.61U | <0.18U |

Notes:

1. Fill samples collected are compared to Restricted Residential SCOs and Groundwater Protection SCOs according to 375-6.8(d).
2. Values bolded and shaded exceed Restricted Residential SCOs and groundwater protection SCO criteria.
3. Duplicate samples shown to the right of primary sample results.
4. NC indicates No Criteria for analyte.

TABLE 6
2011 FILL SAMPLE RESULTS, CONTINUED
CORNERSTONE ENTERPRISES, PAWLING, NEW YORK

Metals (mg/kg)

| Analyte | Restricted Residential | Groundwater Protection | RPF-COMP-1 | DUP-1 | RPF-COMP-2 |
|------------------|-------------------------------|-------------------------------|-------------------|--------------|-------------------|
| Aluminum, Total | NC | NC | 16000 | 20000 | 3900 |
| Antimony, Total | NC | NC | 1.3J | <5U | <4.2U |
| Arsenic, Total | 16 | 16 | 6.6 | 3.6 | 1.4 |
| Barium, Total | 820 | 400 | 59 | 58 | 8.6 |
| Beryllium, Total | 47 | 72 | 0.52 | 0.66 | 0.1J |
| Cadmium, Total | 7.5 | 4.3 | 0.38J | 1.2 | 0.07J |
| Calcium, Total | NC | NC | 18000 | 6500 | 180000 |
| Chromium, Total | NC | NC | 18 | 20 | 4.6 |
| Cobalt, Total | NC | NC | 12 | 14 | 2.7 |
| Copper, Total | 1720 | 270 | 31 | 19 | 4.6 |
| Iron, Total | NC | NC | 27000 | 24000 | 5300 |
| Lead, Total | 450 | 400 | 30 | 29 | 2J |
| Magnesium, Total | NC | NC | 17000 | 11000 | 100000 |
| Manganese, Total | 2000 | 2000 | 650 | 430 | 160 |
| Mercury, Total | 0.73 | 0.81 | 0.05J | 0.04J | <0.08U |
| Nickel, Total | 130 | 310 | 25 | 20 | 5.4 |
| Potassium, Total | NC | NC | 2200 | 1600 | 1400 |
| Selenium, Total | 4 | 180 | <1.6U | <2U | <1.7U |
| Silver, Total | 8.3 | 180 | <0.83U | <1U | <0.85U |
| Sodium, Total | NC | NC | 320 | 470 | 100J |
| Thallium, Total | NC | NC | 1.2J | 1.2J | <1.7U |
| Vanadium, Total | NC | NC | 24 | 29 | 5.8 |
| Zinc, Total | 2480 | 10000 | 110 | 300 | 4.1J |

Notes:

1. Fill samples collected are compared to Restricted Residential SCOs and Groundwater Protection SCOs according to 375-6.8(d).
2. Values bolded and shaded exceed Restricted Residential SCOs and groundwater protection SCO criteria.
3. Duplicate samples shown to the right of primary sample results.
4. NC indicates No Criteria for analyte.

TABLE 6
2011 FILL SAMPLE RESULTS, CONTINUED
CORNERSTONE ENTERPRISES, PAWLING, NEW YORK

Volatile Organic Compounds (mg/kg)

| Analyte | Restricted Residential | Groundwater Protection | GRAB-1 | GRAB-2 | GRAB-3 | GRAB-4 | GRAB-5 | GRAB-6 | DUP-2 |
|-----------------------------|-------------------------------|-------------------------------|---------------|---------------|---------------|---------------|---------------|---------------|--------------|
| Methylene chloride | 0.05 | 100 | <0.037U | <0.029U | <0.029U | <0.03U | <0.029U | <0.029U | <0.029U |
| 1,1-Dichloroethane | 0.27 | 26 | <0.0056U | <0.0044U | <0.0044U | <0.0045U | <0.0043U | <0.0044U | <0.0044U |
| Chloroform | 0.37 | 49 | <0.0056U | <0.0044U | <0.0044U | <0.0045U | <0.0043U | <0.0044U | <0.0029U |
| Carbon tetrachloride | 0.76 | 2.4 | <0.0037U | <0.0029U | <0.0029U | <0.003U | <0.0029U | <0.0029U | <0.0029U |
| 1,2-Dichloropropane | NC | NC | <0.013U | <0.01U | <0.01U | <0.01U | <0.01U | <0.01U | <0.0029U |
| Dibromochloromethane | NC | NC | <0.0037U | <0.0029U | <0.0029U | <0.003U | <0.0029U | <0.0029U | <0.0044U |
| 1,1,2-Trichloroethane | NC | NC | <0.0056U | <0.0044U | <0.0044U | <0.0045U | <0.0043U | <0.0044U | <0.0044U |
| Tetrachloroethene | 1.3 | 19 | <0.0037U | <0.0029U | <0.0029U | <0.003U | <0.0029U | <0.0029U | <0.0029U |
| Chlorobenzene | 1.1 | 100 | <0.0037U | <0.0029U | <0.0029U | <0.003U | <0.0029U | <0.0029U | <0.015U |
| Trichlorofluoromethane | NC | NC | <0.019U | <0.014U | <0.014U | <0.015U | <0.014U | <0.014U | <0.015U |
| 1,2-Dichloroethane | 0.02 | 3.1 | <0.0037U | <0.0029U | <0.0029U | <0.003U | <0.0029U | <0.0029U | <0.029U |
| 1,1,1-Trichloroethane | 0.68 | 100 | <0.0037U | <0.0029U | <0.0029U | <0.003U | <0.0029U | <0.0029U | <0.012U |
| Bromodichloromethane | NC | NC | <0.0037U | <0.0029U | <0.0029U | <0.003U | <0.0029U | <0.0029U | <0.015U |
| trans-1,3-Dichloropropene | NC | NC | <0.0037U | <0.0029U | <0.0029U | <0.003U | <0.0029U | <0.0029U | <0.015U |
| cis-1,3-Dichloropropene | NC | NC | <0.0037U | <0.0029U | <0.0029U | <0.003U | <0.0029U | <0.0029U | <0.015U |
| 1,1-Dichloropropene | NC | NC | <0.019U | <0.014U | <0.014U | <0.015U | <0.014U | <0.014U | <0.012U |
| Bromoform | NC | NC | <0.015U | <0.012U | <0.012U | <0.012U | <0.011U | <0.012U | <0.015U |
| 1,1,2,2-Tetrachloroethane | 0.6 | NC | <0.0037U | <0.0029U | <0.0029U | <0.003U | <0.0029U | <0.0029U | <0.0029U |
| Benzene | 0.06 | 4.8 | <0.0037U | <0.0029U | <0.0029U | <0.003U | <0.0029U | <0.0029U | <0.01U |
| Toluene | 0.7 | 100 | <0.0056U | <0.0044U | 0.0056 | <0.0045U | <0.0043U | <0.0044U | <0.015U |
| Ethylbenzene | 1 | 41 | <0.0037U | <0.0029U | <0.0029U | <0.003U | <0.0029U | <0.0029U | <0.015U |
| Chloromethane | NC | NC | <0.019U | <0.014U | <0.014U | <0.015U | <0.014U | <0.014U | <0.015U |
| Bromomethane | NC | NC | <0.0075U | <0.0058U | <0.0058U | <0.006U | <0.0057U | <0.0058U | <0.015U |
| Vinyl chloride | 0.02 | 0.9 | <0.0075U | <0.0058U | <0.0058U | <0.006U | <0.0057U | <0.0058U | <0.012U |
| Chloroethane | 1.9 | NC | <0.0075U | <0.0058U | <0.0058U | <0.006U | <0.0057U | <0.0058U | <0.015U |
| 1,1-Dichloroethene | 0.33 | 100 | <0.0037U | <0.0029U | <0.0029U | <0.003U | <0.0029U | <0.0029U | <0.029U |
| trans-1,2-Dichloroethene | 0.19 | 100 | <0.0056U | <0.0044U | <0.0044U | <0.0045U | <0.0043U | <0.0044U | <0.029U |
| Trichloroethene | 0.47 | 21 | <0.0037U | <0.0029U | <0.0029U | <0.003U | <0.0029U | <0.0029U | <0.012U |
| 1,2-Dichlorobenzene | 1.1 | 100 | <0.019U | <0.014U | <0.014U | <0.015U | <0.014U | <0.014U | <0.029U |
| 1,3-Dichlorobenzene | 2.4 | 49 | <0.019U | <0.014U | <0.014U | <0.015U | <0.014U | <0.014U | <0.029U |
| 1,4-Dichlorobenzene | 1.8 | 13 | <0.019U | <0.014U | <0.014U | <0.015U | <0.014U | <0.014U | <0.029U |
| Methyl tert butyl ether | 0.93 | 100 | <0.0075U | <0.0058U | <0.0058U | <0.006U | <0.0057U | <0.0058U | <0.0029U |
| p/m-Xylene | NC | NC | <0.0075U | <0.0058U | 0.024 | <0.006U | <0.0057U | <0.0058U | <0.015U |
| o-Xylene | NC | NC | <0.0075U | <0.0058U | 0.016 | <0.006U | <0.0057U | <0.0058U | <0.015U |
| cis-1,2-Dichloroethene | 0.25 | 100 | <0.0037U | <0.0029U | <0.0029U | <0.003U | <0.0029U | <0.0029U | <0.0029U |
| Dibromomethane | NC | NC | <0.037U | <0.029U | <0.029U | <0.03U | <0.029U | <0.029U | <0.012U |
| Styrene | NC | NC | <0.0075U | <0.0058U | <0.0058U | <0.006U | <0.0057U | <0.0058U | <0.0059U |
| Dichlorodifluoromethane | NC | NC | <0.037U | <0.029U | <0.029U | <0.03U | <0.029U | <0.029U | <0.029U |
| Acetone | 0.05 | 100 | <0.037U | <0.029U | 0.028J | 0.041 | <0.029U | <0.022J | <0.0029U |
| Carbon disulfide | 2.7 | NC | <0.037U | <0.029U | 0.003J | <0.03U | <0.029U | <0.029U | <0.0029U |
| 2-Butanone | 0.12 | 100 | <0.037U | <0.029U | <0.029U | 0.012J | <0.029U | <0.029U | <0.0059U |
| Vinyl acetate | NC | NC | <0.037U | <0.029U | <0.029U | <0.03U | <0.029U | <0.029U | <0.0044U |
| 4-Methyl-2-pentanone | 1 | NC | <0.037U | <0.029U | <0.029U | <0.03U | <0.029U | <0.029U | <0.015U |
| 1,2,3-Trichloropropane | 0.34 | NC | <0.037U | <0.029U | <0.029U | <0.03U | <0.029U | <0.029U | <0.0029U |
| 2-Hexanone | NC | NC | <0.037U | <0.029U | <0.029U | <0.03U | <0.029U | <0.029U | <0.0029U |
| Bromochloromethane | NC | NC | <0.019U | <0.014U | <0.014U | <0.015U | <0.014U | <0.014U | <0.0029U |
| 2,2-Dichloropropane | NC | NC | <0.019U | <0.014U | <0.014U | <0.015U | <0.014U | <0.014U | <0.029U |
| 1,2-Dibromoethane | NC | NC | <0.015U | <0.012U | <0.012U | <0.012U | <0.011U | <0.012U | <0.029U |
| 1,3-Dichloropropane | 0.3 | NC | <0.019U | <0.014U | <0.014U | <0.015U | <0.014U | <0.014U | <0.015U |
| 1,1,1,2-Tetrachloroethane | NC | NC | <0.0037U | <0.0029U | <0.0029U | <0.003U | <0.0029U | <0.0029U | <0.0029U |
| Bromobenzene | NC | NC | <0.019U | <0.014U | <0.014U | <0.015U | <0.014U | <0.014U | <0.015U |
| n-Butylbenzene | 12 | 100 | <0.0037U | <0.0029U | <0.0029U | 0.003 | <0.0029U | <0.0029U | <0.0029U |
| sec-Butylbenzene | 11 | 100 | <0.0037U | <0.0029U | <0.0029U | 0.0054 | <0.0029U | <0.0029U | <0.0059U |
| tert-Butylbenzene | 5.9 | 100 | <0.019U | <0.014U | <0.014U | <0.015U | <0.014U | <0.014U | <0.029U |
| o-Chlorotoluene | NC | NC | <0.019U | <0.014U | <0.014U | <0.015U | <0.014U | <0.014U | <0.0029U |
| p-Chlorotoluene | NC | NC | <0.019U | <0.014U | <0.014U | <0.015U | <0.014U | <0.014U | <0.0029U |
| 1,2-Dibromo-3-chloropropane | NC | NC | <0.019U | <0.014U | <0.014U | <0.015U | <0.014U | <0.014U | <0.015U |
| Hexachlorobutadiene | NC | NC | <0.019U | <0.014U | <0.014U | <0.015U | <0.014U | <0.014U | <0.015U |
| Isopropylbenzene | 2.3 | NC | <0.0037U | <0.0029U | <0.0029U | 0.0068 | <0.0029U | <0.0029U | <0.0059U |
| p-Isopropyltoluene | 10 | NC | <0.0037U | <0.0029U | <0.0029U | 0.0027J | <0.0029U | <0.0029U | <0.015U |

TABLE 6
2011 FILL SAMPLE RESULTS, CONTINUED
CORNERSTONE ENTERPRISES, PAWLING, NEW YORK

Volatile Organic Compounds (continued) (mg/kg)

| Analyte | Restricted Residential | Groundwater Protection | GRAB-1 | GRAB-2 | GRAB-3 | GRAB-4 | GRAB-5 | GRAB-6 | DUP-2 |
|-----------------------------|-------------------------------|-------------------------------|---------------|---------------|---------------|---------------|---------------|---------------|--------------|
| Naphthalene | 12 | 100 | <0.019U | <0.014U | <0.0051J | 0.0037J | <0.014U | <0.014U | <0.0029U |
| Acrylonitrile | NC | NC | <0.037U | <0.029U | <0.029U | <0.03U | <0.029U | <0.029U | <0.0059U |
| n-Propylbenzene | 3.9 | 100 | <0.0037U | <0.0029U | <0.0029U | 0.019 | <0.0029U | <0.0029U | <0.0029U |
| 1,2,3-Trichlorobenzene | NC | NC | <0.019U | <0.014U | <0.014U | <0.015U | <0.014U | <0.014U | <0.0059U |
| 1,2,4-Trichlorobenzene | 3.4 | NC | <0.019U | <0.014U | <0.014U | <0.015U | <0.014U | <0.014U | <0.015U |
| 1,3,5-Trimethylbenzene | 8.4 | 52 | <0.019U | <0.014U | 0.013J | 0.007J | <0.014U | <0.014U | 0.0014J |
| 1,2,4-Trimethylbenzene | 3.6 | 52 | <0.019U | <0.014U | 0.034 | 0.052 | <0.014U | <0.014U | <0.0044U |
| 1,4-Diethylbenzene | NC | NC | <0.015U | <0.012U | 0.026 | 0.025 | <0.011U | <0.012U | <0.0044U |
| 4-Ethyltoluene | NC | NC | <0.015U | <0.012U | 0.028 | <0.012U | <0.011U | <0.012U | <0.0029U |
| 1,2,4,5-Tetramethylbenzene | NC | NC | <0.015U | <0.012U | <0.012U | 0.05 | <0.011U | <0.012U | <0.015U |
| Ethyl ether | NC | NC | <0.019U | <0.014U | <0.014U | <0.015U | <0.014U | <0.014U | <0.0029U |
| trans-1,4-Dichloro-2-butene | NC | NC | <0.019U | <0.014U | <0.014U | <0.015U | <0.014U | <0.014U | <0.015U |

Notes:

1. Fill samples collected are compared to Restricted Residential SCOs and Groundwater Protection SCOs according to 375-6.8(d).
2. Values bolded and shaded exceed Restricted Residential SCOs and groundwater protection SCO criteria.
3. Duplicate samples shown to the right of primary sample results.
4. NC indicates No Criteria for analyte.

TABLE 7
2011 GROUNDWATER SAMPLE RESULTS
CORNERSTONE ENTERPRISES, PAWLING, NEW YORK

Total Cyanide (ug/l)

| Analyte | NY-AWQS | MW-3 | MW-5 | GW-10 | GW-9 | MW-1 | MW-6 |
|----------------|----------------|------|------|-------|------|------|------|
| Cyanide, Total | 200 | <5U | 2J | <5U | 2J | 3J | 4J |

Notes:

1. Sample results compared to the Ambient Water Quality Standards Technical and and Operation Guidance Series (TOGS) standards.
2. Values bolded and shaded exceed the Ambient Water Quality Standards criteria.
3. Duplicate samples shown to the right of primary sample results.
4. NC indicates No Criteria for analyte.

TABLE 7
2011 GROUNDWATER SAMPLE RESULTS, CONTINUED
CORNERSTONE ENTERPRISES, PAWLING, NEW YORK

Organochlorine Pesticides (ug/l)

| Analyte | NY-AWQS | MW-3 | MW-5 | GW-10 | GW-9 | MW-1 | MW-6 |
|--------------------|----------------|-------------|-------------|--------------|-------------|-------------|-------------|
| Delta-BHC | 0.04 | 0.02U | 0.02U | 0.02U | 0.02U | 0.024U | 0.023U |
| Lindane | 0.05 | 0.02U | 0.02U | 0.02U | 0.02U | 0.024U | 0.023U |
| Alpha-BHC | 0.01 | 0.02U | 0.02U | 0.02U | 0.02U | 0.024U | 0.023U |
| Beta-BHC | 0.04 | 0.02U | 0.02U | 0.02U | 0.02U | 0.024U | 0.023U |
| Heptachlor | 0.04 | 0.02U | 0.02U | 0.02U | 0.02U | 0.024U | 0.023U |
| Aldrin | 0 | 0.02U | 0.02U | 0.02U | 0.02U | 0.024U | 0.023U |
| Heptachlor epoxide | 0.03 | 0.02U | 0.02U | 0.02U | 0.02U | 0.024U | 0.023U |
| Endrin | 0 | 0.04U | 0.04U | 0.04U | 0.04U | 0.047U | 0.047U |
| Endrin ketone | 5 | 0.04U | 0.04U | 0.04U | 0.04U | 0.047U | 0.047U |
| Dieldrin | 0.004 | 0.04U | 0.04U | 0.04U | 0.04U | 0.047U | 0.047U |
| 4,4'-DDE | 0.2 | 0.04U | 0.04U | 0.04U | 0.04U | 0.047U | 0.047U |
| 4,4'-DDD | 0.3 | 0.04U | 0.04U | 0.04U | 0.04U | 0.047U | 0.047U |
| 4,4'-DDT | 0.2 | 0.04U | 0.04U | 0.04U | 0.04U | 0.047U | 0.047U |
| Endosulfan I | NC | 0.02U | 0.02U | 0.02U | 0.02U | 0.024U | 0.023U |
| Endosulfan II | NC | 0.04U | 0.04U | 0.04U | 0.04U | 0.047U | 0.047U |
| Endosulfan sulfate | NC | 0.04U | 0.04U | 0.04U | 0.04U | 0.047U | 0.047U |
| Methoxychlor | 35 | 0.2U | 0.2U | 0.2U | 0.2U | 0.235U | 0.232U |
| Toxaphene | 0.06 | 0.2U | 0.2U | 0.2U | 0.2U | 0.235U | 0.232U |
| trans-Chlordane | NC | 0.02U | 0.02U | 0.02U | 0.02U | 0.024U | 0.023U |
| Chlordane | 0.05 | 0.2U | 0.2U | 0.2U | 0.2U | 0.235U | 0.232U |

Notes:

1. Sample results compared to the Ambient Water Quality Standards Technical and Operation Guidance Series (TOGS) standards.
2. Values bolded and shaded exceed the Ambient Water Quality Standards criteria.
3. Duplicate samples shown to the right of primary sample results.
4. NC indicates No Criteria for analyte.

**TABLE 7
2011 GROUNDWATER SAMPLE RESULTS, CONTINUED
CORNERSTONE ENTERPRISES, PAWLING, NEW YORK**

Semivolatile Organic Compounds (ug/l)

| Analyte | NY-AWQS | MW-2 | MW-3 | MW-4 | MW-5 | GW-10 | GW-9 | MW-1 | MW-6 |
|--------------------------------|----------------|-------------|-------------|-------------|-------------|--------------|-------------|-------------|-------------|
| 1,2,4-Trichlorobenzene | 5 | <5U | <5U | <5U | <5U | <5U | <5U | <5U | <5U |
| Bis(2-chloroethyl)ether | 1 | <5U | <5U | <5U | <5U | <5U | <5U | <5U | <5U |
| 1,2-Dichlorobenzene | 3 | <5U | <5U | <5U | <5U | <5U | <5U | <5U | <5U |
| 1,3-Dichlorobenzene | 3 | <5U | <5U | <5U | <5U | <5U | <5U | <5U | <5U |
| 1,4-Dichlorobenzene | 3 | <5U | <5U | <5U | <5U | <5U | <5U | <5U | <5U |
| 3,3'-Dichlorobenzidine | 5 | <50U | <50U | <50U | <50U | <50U | <50U | <50U | <50U |
| 2,4-Dinitrotoluene | 5 | <6U | <6U | <6U | <6U | <6U | <6U | <6U | <6U |
| 2,6-Dinitrotoluene | 5 | <5U | <5U | <5U | <5U | <5U | <5U | <5U | <5U |
| 4-Chlorophenyl phenyl ether | NC | <5U | <5U | <5U | <5U | <5U | <5U | <5U | <5U |
| 4-Bromophenyl phenyl ether | NC | <5U | <5U | <5U | <5U | <5U | <5U | <5U | <5U |
| Bis(2-chloroisopropyl)ether | 5 | <5U | <5U | <5U | <5U | <5U | <5U | <5U | <5U |
| Bis(2-chloroethoxy)methane | 5 | <5U | <5U | <5U | <5U | <5U | <5U | <5U | <5U |
| Hexachlorocyclopentadiene | 5 | <30U | <30U | <30U | <30U | <30U | <30U | <30U | <30U |
| Isophorone | 50 | <5U | <5U | <5U | <5U | <5U | <5U | <5U | <5U |
| Nitrobenzene | 0.4 | <5U | <5U | <5U | <5U | <5U | <5U | <5U | <5U |
| NitrosoDiPhenylAmine(NDPA)/DPA | 50 | <15U | <15U | <15U | <15U | <15U | <15U | <15U | <15U |
| n-Nitrosodi-n-propylamine | NC | <5U | <5U | <5U | <5U | <5U | <5U | <5U | <5U |
| Bis(2-Ethylhexyl)phthalate | 5 | <5U | <5U | <5U | <5U | <5U | <5U | <5U | <5U |
| Butyl benzyl phthalate | 50 | <5U | <5U | <5U | <5U | <5U | <5U | <5U | <5U |
| Di-n-butylphthalate | 50 | <5U | <5U | <5U | <5U | <5U | <5U | <5U | <5U |
| Di-n-octylphthalate | 50 | <5U | <5U | <5U | <5U | <5U | <5U | <5U | <5U |
| Diethyl phthalate | 50 | <5U | <5U | <5U | <5U | <5U | <5U | <5U | <5U |
| Dimethyl phthalate | 50 | <5U | <5U | <5U | <5U | <5U | <5U | <5U | <5U |
| Biphenyl | NC | <5U | <5U | <5U | <5U | <5U | <5U | <5U | <5U |
| 4-Chloroaniline | 5 | <5U | <5U | <5U | <5U | <5U | <5U | <5U | <5U |
| 2-Nitroaniline | 5 | <5U | <5U | <5U | <5U | <5U | <5U | <5U | <5U |
| 3-Nitroaniline | 5 | <5U | <5U | <5U | <5U | <5U | <5U | <5U | <5U |
| 4-Nitroaniline | 5 | <7U | <7U | <7U | <7U | <7U | <7U | <7U | <7U |
| Dibenzofuran | NC | <5U | <5U | <5U | <5U | <5U | <5U | <5U | <5U |
| 1,2,4,5-Tetrachlorobenzene | 5 | <20U | <20U | <20U | <20U | <20U | <20U | <20U | <20U |
| Acetophenone | NC | <20U | <20U | <20U | <20U | <20U | <20U | <20U | <20U |
| 2,4,6-Trichlorophenol | NC | <5U | <5U | <5U | <5U | <5U | <5U | <5U | <5U |
| p-Chloro-M-Cresol | NC | <5U | <5U | <5U | <5U | <5U | <5U | <5U | <5U |
| 2-Chlorophenol | NC | <6U | <6U | <6U | <6U | <6U | <6U | <6U | <6U |
| 2,4-Dichlorophenol | 1 | <10U | <10U | <10U | <10U | <10U | <10U | <10U | <10U |
| 2,4-Dimethylphenol | 50 | <10U | <10U | <10U | <10U | <10U | <10U | <10U | <10U |
| 2-Nitrophenol | NC | <20U | <20U | <20U | <20U | <20U | <20U | <20U | <20U |
| 4-Nitrophenol | NC | <10U | <10U | <10U | <10U | <10U | <10U | <10U | <10U |
| 2,4-Dinitrophenol | 10 | <30U | <30U | <30U | <30U | <30U | <30U | <30U | <30U |
| 4,6-Dinitro-o-cresol | NC | <20U | <20U | <20U | <20U | <20U | <20U | <20U | <20U |
| Phenol | 1 | <7U | <7U | <7U | <7U | <7U | <7U | <7U | <7U |
| 2-Methylphenol | NC | <6U | <6U | <6U | <6U | <6U | <6U | <6U | <6U |
| 3-Methylphenol/4-Methylphenol | NC | <6U | <6U | <6U | <6U | <6U | <6U | <6U | <6U |
| 2,4,5-Trichlorophenol | NC | <5U | <5U | <5U | <5U | <5U | <5U | <5U | <5U |
| Benzoic Acid | NC | <50U | <50U | <50U | <50U | <50U | <50U | <50U | <50U |
| Benzyl Alcohol | NC | <10U | <10U | <10U | <10U | <10U | <10U | <10U | <10U |
| Carbazole | NC | <5U | <5U | <5U | <5U | <5U | <5U | <5U | <5U |
| Acenaphthene | 20 | <0.2U | <0.2U | <0.2U | <0.2U | <0.4U | <0.2U | <0.2U | <0.2U |
| 2-Chloronaphthalene | 10 | <0.2U | <0.2U | <0.2U | <0.2U | <0.4U | <0.2U | <0.2U | <0.2U |
| Fluoranthene | 50 | <0.2U | <0.2U | <0.2U | <0.2U | <0.4U | <0.2U | <0.2U | <0.2U |
| Hexachlorobutadiene | 0.5 | <0.5U | <0.5U | <0.5U | <0.5U | <1U | <0.5U | <0.5U | <0.5U |
| Benzo(a)anthracene | NC | <0.2U | <0.2U | <0.2U | <0.2U | <0.4U | <0.2U | <0.2U | <0.2U |
| Benzo(a)pyrene | 0 | <0.2U | <0.2U | <0.2U | <0.2U | <0.4U | <0.2U | <0.2U | <0.2U |
| Benzo(b)fluoranthene | 0.002 | <0.2U | <0.2U | <0.2U | <0.2U | <0.4U | <0.2U | <0.2U | <0.2U |
| Benzo(k)fluoranthene | 0.002 | <0.2U | <0.2U | <0.2U | <0.2U | <0.4U | <0.2U | <0.2U | <0.2U |
| Chrysene | 0.002 | <0.2U | <0.2U | <0.2U | <0.2U | <0.4U | <0.2U | <0.2U | <0.2U |
| Acenaphthylene | NC | <0.2U | <0.2U | <0.2U | <0.2U | <0.4U | <0.2U | <0.2U | <0.2U |
| Anthracene | 50 | <0.2U | <0.2U | <0.2U | <0.2U | <0.4U | <0.2U | <0.2U | <0.2U |
| Benzo(ghi)perylene | NC | <0.2U | <0.2U | <0.2U | <0.2U | <0.4U | <0.2U | <0.2U | <0.2U |
| Fluorene | 50 | <0.2U | <0.2U | <0.2U | <0.2U | <0.4U | <0.2U | <0.2U | <0.2U |
| Phenanthrene | 50 | <0.2U | <0.2U | <0.2U | <0.2U | <0.4U | <0.2U | <0.2U | <0.2U |
| Dibenzo(a,h)anthracene | NC | <0.2U | <0.2U | <0.2U | <0.2U | <0.4U | <0.2U | <0.2U | <0.2U |
| Indeno(1,2,3-cd)Pyrene | 0.002 | <0.2U | <0.2U | <0.2U | <0.2U | <0.4U | <0.2U | <0.2U | <0.2U |
| Pyrene | 50 | <0.2U | <0.2U | <0.2U | <0.2U | <0.4U | <0.2U | <0.2U | <0.2U |

TABLE 7
2011 GROUNDWATER SAMPLE RESULTS, CONTINUED
CORNERSTONE ENTERPRISES, PAWLING, NEW YORK

Semivolatile Organic Compounds (continued) (ug/l)

| Analyte | NY-AWQS | MW2 | MW3 | MW4 | MW5 | GW10 | GW9 | MW1 | MW6 |
|---------------------|----------------|------------|------------|------------|------------|-------------|------------|------------|------------|
| 2-Methylnaphthalene | NC | <0.2U | <0.2U | <0.2U | <0.2U | <0.9 | <0.59 | <0.2U | <0.2U |
| Pentachlorophenol | 1 | <0.8U | <0.8U | <0.8U | <0.8U | <1.6U | <0.8U | <0.8U | <0.8U |
| Hexachlorobenzene | 0.04 | <0.8U | <0.8U | <0.8U | <0.8U | <1.6U | <0.8U | <0.8U | <0.8U |
| Hexachloroethane | 5 | <0.8U | <0.8U | <0.8U | <0.8U | <1.6U | <0.8U | <0.8U | <0.8U |

Notes:

1. Sample results compared to Technical and Operation Guidance Series (TOGS) standards.
2. Values bolded and shaded exceed a certain criteria mentioned in (1.).
3. Duplicate samples shown to the right of primary sample results.
4. NC indicates No Criteria for analyte.

TABLE 7
2011 GROUNDWATER SAMPLE RESULTS, CONTINUED
CORNERSTONE ENTERPRISES, PAWLING, NEW YORK

Polychlorinated Biphenyls (ug/l)

| Analyte | NY-AWQS | MW-3 | MW-5 | GW-10 | GW-9 | MW-1 | MW-6 |
|--------------|---------|--------------|---------|---------|---------|---------|---------|
| | | Aroclor 1016 | 0.09 | <0.083U | <0.083U | <0.083U | <0.083U |
| Aroclor 1221 | 0.09 | <0.083U | <0.083U | <0.083U | <0.083U | <0.083U | <0.083U |
| Aroclor 1232 | 0.09 | <0.083U | <0.083U | <0.083U | <0.083U | <0.083U | <0.083U |
| Aroclor 1242 | 0.09 | <0.083U | <0.083U | <0.083U | <0.083U | <0.083U | <0.083U |
| Aroclor 1248 | 0.09 | <0.083U | <0.083U | <0.083U | <0.083U | <0.083U | <0.083U |
| Aroclor 1254 | 0.09 | <0.083U | <0.083U | <0.083U | <0.083U | <0.083U | <0.083U |
| Aroclor 1260 | 0.09 | <0.083U | <0.083U | <0.083U | <0.083U | <0.083U | <0.083U |

Notes:

1. Sample results compared to the Ambient Water Quality Standards Technical and and Operation Guidance Series (TOGS) standards.
2. Values bolded and shaded exceed the Ambient Water Quality Standards criteria.
3. Duplicate samples shown to the right of primary sample results.
4. NC indicates No Criteria for analyte.

TABLE 7
2011 GROUNDWATER SAMPLE RESULTS, CONTINUED
CORNERSTONE ENTERPRISES, PAWLING, NEW YORK

Total Metals (ug/l)

| Analyte | NY-AWQS | MW-2 | MW-3 | MW-4 | MW-5 | GW-10 | GW-9 | MW-1 |
|------------------|---------|-----------------|---------------|--------------|--------------|-------------|--------------|--------------|
| | | Aluminum, Total | NC | 530 | 90J | 50J | 90J | 3100 |
| Antimony, Total | 3 | 0.3J | 0.2J | 0.9J | 0.7J | 1.3J | 1J | 0.4J |
| Arsenic, Total | 25 | <5U | <5U | 2J | 2J | <5U | 3J | 2J |
| Barium, Total | 1000 | 111 | 105 | 39 | 102 | 57 | 112 | 30 |
| Beryllium, Total | 3 | <1U | <0.5U | <0.5U | <0.5U | 0.2J | <1U | <0.5U |
| Cadmium, Total | 5 | <5U | <5U | <5U | <5U | <5U | <5U | <5U |
| Calcium, Total | NC | 120000 | 130000 | 59000 | 84000 | 53000 | 170000 | 79000 |
| Chromium, Total | 50 | <10U | <10U | <10U | <10U | 10J | <10U | <10U |
| Cobalt, Total | NC | <20U | <20U | <20U | <20U | <20U | <20U | <20U |
| Copper, Total | 200 | <10U | <10U | <10U | <10U | 7J | <10U | <10U |
| Iron, Total | 300 | 520 | 230 | 1500 | 1700 | 4500 | 20000 | 700 |
| Lead, Total | 25 | <10U | <10U | <10U | <10U | 29 | 3J | <10U |
| Magnesium, Total | 35000 | 45000 | 50000 | 18000 | 25000 | 17000 | 52000 | 28000 |
| Manganese, Total | 300 | 1160 | 1170 | 529 | 1610 | 286 | 4910 | 41 |
| Mercury, Total | 0.7 | <0.2U | <0.2U | <0.2U | <0.2U | <0.2U | <0.2U | <0.2U |
| Nickel, Total | 100 | <25U | <25U | <25U | <25U | 6J | <25U | <25U |
| Potassium, Total | NC | 19000 | 12000 | 5100 | 7600 | 2600 | 7700 | 7500 |
| Selenium, Total | 10 | <10U | <10U | <10U | <10U | <10U | <10U | 5J |
| Silver, Total | 50 | <7U | <7U | <7U | <7U | <7U | <7U | <7U |
| Sodium, Total | 20000 | 320000 | 200000 | 94000 | 98000 | 3300 | 51000 | 80000 |
| Thallium, Total | 0.5 | 0.2J | <0.5U | <0.5U | 0.04J | 0.2J | <1U | 0.03J |
| Vanadium, Total | NC | <10U | <10U | <10U | <10U | 6J | <10U | <10U |
| Zinc, Total | 2000 | <50U | 23J | 22J | 31J | 140 | 14J | 20J |

Notes:

1. Sample results compared to the Ambient Water Quality Standards Technical and and Operation Guidance Series (TOGS) standards.
2. Values bolded and shaded exceed the Ambient Water Quality Standards criteria.
3. Duplicate samples shown to the right of primary sample results.
4. NC indicates No Criteria for analyte.

TABLE 7
2011 GROUNDWATER SAMPLE RESULTS, CONTINUED
CORNERSTONE ENTERPRISES, PAWLING, NEW YORK

Volatile Organic Compounds (ug/l)

| Analyte | NY-AWQS | MW-2 | MW-3 | MW-4 | MW-5 | GW-10 | GW-9 | MW-1 | MW-6 |
|-----------------------------|---------|--------|--------|--------|--------|-------|-------|--------|--------|
| Methylene chloride | 5 | <5U | <5U | <5U | <5U | <50U | <50U | <5U | <5U |
| 1,1-Dichloroethane | 5 | <0.75U | <0.75U | <0.75U | <0.75U | <7.5U | <7.5U | <0.75U | <0.75U |
| Chloroform | 7 | <0.75U | <0.75U | <0.75U | <0.75U | <7.5U | <7.5U | <0.75U | <0.75U |
| Carbon tetrachloride | 5 | <0.5U | <0.5U | <0.5U | <0.5U | <5U | <5U | <0.5U | <0.5U |
| 1,2-Dichloropropane | 1 | <1.8U | <1.8U | <1.8U | <1.8U | <18U | <18U | <1.8U | <1.8U |
| Dibromochloromethane | 50 | <0.5U | <0.5U | <0.5U | <0.5U | <5U | <5U | <0.5U | <0.5U |
| 1,1,2-Trichloroethane | 1 | <0.75U | <0.75U | <0.75U | <0.75U | <7.5U | <7.5U | <0.75U | <0.75U |
| Tetrachloroethene | 5 | <0.5U | <0.5U | <0.5U | <0.5U | <5U | <5U | <0.5U | <0.5U |
| Chlorobenzene | 5 | <0.5U | <0.5U | <0.5U | <0.5U | <5U | <5U | <0.5U | <0.5U |
| Trichlorofluoromethane | 5 | <2.5U | <2.5U | <2.5U | <2.5U | <25U | <25U | <2.5U | <2.5U |
| 1,2-Dichloroethane | 0.6 | <0.5U | <0.5U | <0.5U | <0.5U | <5U | <5U | <0.5U | <0.5U |
| 1,1,1-Trichloroethane | 5 | <0.5U | <0.5U | <0.5U | <0.5U | <5U | <5U | <0.5U | <0.5U |
| Bromodichloromethane | 50 | <0.5U | <0.5U | <0.5U | <0.5U | <5U | <5U | <0.5U | <0.5U |
| trans-1,3-Dichloropropene | 0.4 | <0.5U | <0.5U | <0.5U | <0.5U | <5U | <5U | <0.5U | <0.5U |
| cis-1,3-Dichloropropene | 0.4 | <0.5U | <0.5U | <0.5U | <0.5U | <5U | <5U | <0.5U | <0.5U |
| 1,1-Dichloropropene | 5 | <2.5U | <2.5U | <2.5U | <2.5U | <25U | <25U | <2.5U | <2.5U |
| Bromoform | 50 | <2U | <2U | <2U | <2U | <20U | <20U | <2U | <2U |
| 1,1,1,2-Tetrachloroethane | 5 | <0.5U | <0.5U | <0.5U | <0.5U | <5U | <5U | <0.5U | <0.5U |
| Benzene | 1 | <0.5U | <0.5U | <0.5U | <0.5U | <5U | <5U | <0.5U | <0.5U |
| Toluene | 5 | <0.75U | <0.75U | <0.75U | <0.75U | <7.5U | <7.5U | <0.75U | 0.52J |
| Ethylbenzene | 5 | <0.5U | <0.5U | <0.5U | <0.5U | 250 | 21 | <0.5U | 0.83 |
| Chloromethane | NC | <2.5U | <2.5U | <2.5U | <2.5U | <25U | <25U | <2.5U | <2.5U |
| Bromomethane | 5 | <1U | <1U | <1U | <1U | <10U | <10U | <1U | <1U |
| Vinyl chloride | 2 | <1U | <1U | <1U | <1U | <10U | <10U | <1U | <1U |
| Chloroethane | 5 | <1U | <1U | <1U | <1U | <10U | <10U | <1U | <1U |
| 1,1-Dichloroethene | 5 | <0.5U | <0.5U | <0.5U | <0.5U | <5U | <5U | <0.5U | <0.5U |
| trans-1,2-Dichloroethene | 5 | <0.75U | <0.75U | <0.75U | <0.75U | <7.5U | <7.5U | <0.75U | <0.75U |
| Trichloroethene | 5 | <0.5U | <0.5U | <0.5U | <0.5U | <5U | <5U | <0.5U | <0.5U |
| 1,2-Dichlorobenzene | 3 | <2.5U | <2.5U | <2.5U | <2.5U | <25U | <25U | <2.5U | <2.5U |
| 1,3-Dichlorobenzene | 3 | <2.5U | <2.5U | <2.5U | <2.5U | <25U | <25U | <2.5U | <2.5U |
| 1,4-Dichlorobenzene | 3 | <2.5U | <2.5U | <2.5U | <2.5U | <25U | <25U | <2.5U | <2.5U |
| Methyl tert butyl ether | 10 | <1U | <1U | <1U | <1U | <10U | <10U | <1U | <1U |
| p/m-Xylene | 5 | <1U | <1U | <1U | <1U | 540 | 190 | <1U | 1.1 |
| o-Xylene | 5 | <1U | <1U | <1U | <1U | <10U | <10U | <1U | <1U |
| cis-1,2-Dichloroethene | 5 | <0.5U | <0.5U | <0.5U | <0.5U | <5U | <5U | <0.5U | <0.5U |
| Dibromomethane | 5 | <5U | <5U | <5U | <5U | <50U | <50U | <5U | <5U |
| 1,2,3-Trichloropropane | 0.04 | <5U | <5U | <5U | <5U | <50U | <50U | <5U | <5U |
| Acrylonitrile | 5 | <5U | <5U | <5U | <5U | <50U | <50U | <5U | <5U |
| Styrene | 5 | <1U | <1U | <1U | <1U | <10U | <10U | <1U | <1U |
| Dichlorodifluoromethane | 5 | <5U | <5U | <5U | <5U | <50U | <50U | <5U | <5U |
| Acetone | 50 | <5U | <5U | <5U | <5U | <50U | <50U | <5U | <5U |
| Carbon disulfide | 60 | <5U | <5U | <5U | <5U | <50U | <50U | <5U | <5U |
| 2-Butanone | 50 | <5U | <5U | <5U | <5U | <50U | <50U | <5U | <5U |
| Vinyl acetate | NC | <5U | <5U | <5U | <5U | <50U | <50U | <5U | <5U |
| 4-Methyl-2-pentanone | NC | <5U | <5U | <5U | <5U | <50U | <50U | <5U | <5U |
| 2-Hexanone | 50 | <5U | <5U | <5U | <5U | <50U | <50U | <5U | <5U |
| Bromochloromethane | 5 | <2.5U | <2.5U | <2.5U | <2.5U | <25U | <25U | <2.5U | <2.5U |
| 2,2-Dichloropropane | 5 | <2.5U | <2.5U | <2.5U | <2.5U | <25U | <25U | <2.5U | <2.5U |
| 1,2-Dibromoethane | 0.0006 | <2U | <2U | <2U | <2U | <20U | <20U | <2U | <2U |
| 1,3-Dichloropropane | 5 | <2.5U | <2.5U | <2.5U | <2.5U | <25U | <25U | <2.5U | <2.5U |
| 1,1,1,2-Tetrachloroethane | 5 | <0.5U | <0.5U | <0.5U | <0.5U | <5U | <5U | <0.5U | <0.5U |
| Bromobenzene | 5 | <2.5U | <2.5U | <2.5U | <2.5U | <25U | <25U | <2.5U | <2.5U |
| n-Butylbenzene | 5 | <0.5U | <0.5U | <0.5U | <0.5U | 3.7J | 3.8J | <0.5U | 1.2 |
| sec-Butylbenzene | 5 | <0.5U | 0.35J | <0.5U | <0.5U | <5U | 3.6J | <0.5U | 2 |
| tert-Butylbenzene | 5 | <2.5U | <2.5U | <2.5U | <2.5U | <25U | <25U | <2.5U | <2.5U |
| o-Chlorotoluene | 5 | <2.5U | <2.5U | <2.5U | <2.5U | <25U | <25U | <2.5U | <2.5U |
| p-Chlorotoluene | 5 | <2.5U | <2.5U | <2.5U | <2.5U | <25U | <25U | <2.5U | <2.5U |
| 1,2-Dibromo-3-chloropropane | 0.04 | <2.5U | <2.5U | <2.5U | <2.5U | <25U | <25U | <2.5U | <2.5U |
| Hexachlorobutadiene | 0.5 | <0.6U | <0.6U | <0.6U | <0.6U | <6U | <6U | <0.6U | <0.6U |

TABLE 7
2011 GROUNDWATER SAMPLE RESULTS, CONTINUED
CORNERSTONE ENTERPRISES, PAWLING, NEW YORK

Volatile Organic Compounds (continued) (ug/l)

| Analyte | NY-AWQS | MW2 | MW3 | MW4 | MW5 | GW10 | GW9 | MW1 | MW6 |
|-----------------------------|---------|-------|-------|-------|-------|------------|-----------|-------|-----------|
| Isopropylbenzene | 5 | <0.5U | <0.5U | <0.5U | <0.5U | 24 | 21 | <0.5U | 17 |
| p-Isopropyltoluene | 5 | <0.5U | <0.5U | <0.5U | <0.5U | <5U | <5U | <0.5U | <0.5U |
| Naphthalene | 10 | <2.5U | <2.5U | <2.5U | <2.5U | 36 | 29 | <2.5U | 12 |
| n-Propylbenzene | 5 | <0.5U | <0.5U | <0.5U | <0.5U | 62 | 46 | <0.5U | 32 |
| 1,2,3-Trichlorobenzene | 5 | <2.5U | <2.5U | <2.5U | <2.5U | <25U | <25U | <2.5U | <2.5U |
| 1,2,4-Trichlorobenzene | 5 | <2.5U | <2.5U | <2.5U | <2.5U | <25U | <25U | <2.5U | <2.5U |
| 1,3,5-Trimethylbenzene | 5 | <2.5U | <2.5U | <2.5U | <2.5U | 110 | 67 | <2.5U | <2.5U |
| 1,2,4-Trimethylbenzene | 5 | <2.5U | <2.5U | <2.5U | <2.5U | 480 | 84 | <2.5U | <2.5U |
| 1,4-Diethylbenzene | NC | <2U | 0.49 | <2U | <2U | 8.8J | 14J | <2U | 3.1 |
| 4-Ethyltoluene | NC | <2U | <2U | <2U | <2U | 100 | 16J | <2U | <2U |
| 1,2,4,5-Tetramethylbenzene | NC | <2U | 0.42J | <2U | 0.22J | 24 | <17J | <2U | 7.7 |
| Ethyl ether | NC | <2.5U | <2.5U | <2.5U | <2.5U | <25U | <25U | <2.5U | <2.5U |
| trans-1,4-Dichloro-2-butene | 5 | <2.5U | <2.5U | <2.5U | <2.5U | <25U | <25U | <2.5U | <2.5U |

Notes:

1. Sample results compared to the Ambient Water Quality Standards Technical and Operation Guidance Series (TOGS) standards.
2. Values bolded and shaded exceed the Ambient Water Quality Standards criteria.
3. Duplicate samples shown to the right of primary sample results.
4. NC indicates No Criteria for analyte.

**TABLE 8
GROUNDWATER ELEVATIONS
CORNERSTONE ENTERPRISES, PAWLING, NEW YORK**

| Well ID | DTW (ft. TOC) | TOC Elevation | Groundwater Elevation (ft. MSL) |
|----------------|----------------------|----------------------|--|
| GW-1 | 10.99 | 464.82 | 453.83 |
| GW-10 | 11.53 | 464.95 | 453.42 |
| GW-9 | 8.13 | 463.69 | 455.56 |
| MW-1 | 11.53 | 464.62 | 453.09 |
| MW-2 | 11.31 | 464.49 | 453.18 |
| MW-3 | 10.58 | 463.80 | 453.22 |
| MW-4 | 9.94 | 462.53 | 452.59 |
| MW-5 | 9.45 | 462.11 | 452.66 |
| MW-6 | 7.55 | 460.24 | 452.69 |

Notes:

1. Ft. MSL denotes feet mean sea level.
2. Ft. TOC denotes feet Top of Casing.
3. Gauging completed on 9/27/2011.

TABLE 9
2011 SEDIMENT SAMPLE RESULTS
CORNERSTONE ENTERPRISES, PAWLING, NEW YORK

General Chemistry

| Analyte | Sample ID | | Sample Location | | STS-1 | | DUP-1 | | STS-2 | | STS-3 | | STS-4 | |
|--------------------------|----------------------|--------|------------------------|-------------|---------------------------|--------|----------------------|--------|----------------------|--------|----------------------|--------|----------------------|--------|
| | Downstream | | Downstream | | Discharge at stream level | | Discharge in wall | | Upgradient | | | | | |
| | Sample Specific ALCT | Result | Sample Specific ALCT | Result | Sample Specific ALCT | Result | Sample Specific ALCT | Result | Sample Specific ALCT | Result | Sample Specific ALCT | Result | Sample Specific ALCT | Result |
| Total Organic Carbon (%) | NC | 0.885 | NC | Not Sampled | NC | 1.16 | NC | 2.3 | NC | 0.606 | NC | 0.606 | NC | 0.606 |
| Solids, Total (%) | NC | 95 | NC | 80 | NC | 81 | NC | 80 | NC | 82 | NC | 82 | NC | 82 |
| Cyanide, Total (mg/kg) | NC | <0.99U | NC | 1.3U | NC | <1.3U | NC | <1.2U | NC | <1.2U | NC | <1.2U | NC | <1.2U |

Notes:

1. Sample Specific ALCT value calculated as per NYS DEC 1999 based on total organic carbon for each sample. Sediments dated January 1999.
2. Values bolded and shaded exceed a Sample Specific ALCT value.
3. Duplicate samples shown to the right of primary sample results.
4. NC indicates No Criteria for analyte.

TABLE 9
2011 SEDIMENT SAMPLE RESULTS, CONTINUED
CORNERSTONE ENTERPRISES, PAWLING, NEW YORK

Organochlorine Pesticides (mg/kg)

| Sample ID Sample Location Analyte | STS-1 | | DUP-1 | STS-2 | | STS-3 | | STS-4 | |
|---|----------------------|----------|------------|---------------------------|-----------|----------------------|----------------|----------------------|---------------|
| | Downstream | | Downstream | Discharge at stream level | | Discharge in wall | | Upgradient | |
| | Sample Specific ALCT | Result | Result | Sample Specific ALCT | Result | Sample Specific ALCT | Result | Sample Specific ALCT | Result |
| Delta-BHC | NC | <0.0337U | <0.00996U | NC | <0.00975U | NC | <0.00998U | NC | <0.00903U |
| Lindane | NC | <0.014U | <0.00996U | NC | <0.00406U | NC | <0.00416U | NC | <0.00376U |
| Alpha-BHC | NC | <0.014U | <0.0187U | NC | <0.00406U | NC | <0.00416U | NC | <0.00376U |
| Beta-BHC | NC | <0.0337U | <0.00996U | NC | <0.00975U | NC | <0.00998U | NC | <0.00903U |
| Heptachlor | 0.0008 | <0.0168U | <0.00415U | 0.001044 | <0.00488U | 0.00207 | <0.00499U | 0.00055 | 0.0235 |
| Aldrin | NC | <0.0337U | <0.00996U | NC | <0.00975U | NC | <0.00998U | NC | <0.00903U |
| Heptachlor epoxide | 0.0008 | <0.0632U | <0.0809U | 0.001044 | <0.0183U | 0.00207 | <0.0187U | 0.00055 | <0.0169U |
| Endrin | 0.00646 | <0.014U | <0.00996U | 0.008468 | <0.00406U | 0.01679 | <0.00416U | 0.00442 | <0.00376U |
| Endrin ketone | NC | <0.0337U | <0.00622U | NC | <0.00975U | NC | <0.00998U | NC | <0.00903U |
| Dieldrin | 0.07965 | <0.021U | <0.00996U | 0.1044 | <0.0061U | 0.207 | <0.00624U | 0.05454 | <0.00564U |
| 4,4'-DDE | 0.00885 | <0.0337U | <0.00996U | 0.0116 | <0.00975U | 0.023 | <0.00998U | 0.00606 | <0.00903U |
| 4,4'-DDD | 0.00885 | <0.0337U | <0.00415U | 0.0116 | <0.00975U | 0.023 | <0.00998U | 0.00606 | <0.00903U |
| 4,4'-DDT | 0.00885 | <0.0632U | <0.00415U | 0.0116 | <0.0183U | 0.023 | <0.0187U | 0.00606 | <0.0169U |
| Endosulfan I | 3.5E-05 | <0.0337U | <0.00996U | 0.0000464 | <0.00975U | 9.2E-05 | <0.00998U | 2.4E-05 | <0.00903U |
| Endosulfan II | 3.5E-05 | <0.0337U | <0.00498U | 0.0000464 | <0.00975U | 9.2E-05 | <0.00998U | 2.4E-05 | <0.00903U |
| Endosulfan sulfate | NC | <0.014U | <0.0187U | NC | <0.00406U | NC | <0.00416U | NC | <0.00376U |
| Methoxychlor | 0.00531 | <0.0632U | <0.00415U | 0.00696 | <0.0183U | 0.0138 | <0.0187U | 0.00364 | <0.0169U |
| Toxaphene | 8.9E-05 | <0.632U | <0.0187U | 0.000116 | <0.183U | 0.00023 | <0.187U | 6.1E-05 | <0.169U |
| trans-Chlordane | NC | <0.0421U | <0.187U | NC | <0.0122U | NC | 0.00553J | NC | 0.0882 |
| Chlordane | 1.8E-05 | <0.274U | <0.0124U | 0.0000232 | <0.0792U | 4.6E-05 | 0.0577J | 1.2E-05 | 0.743 |

Notes:

1. Sample Specific ALCT value calculated as per NYS DEC 1999 based on total organic carbon for each sample. Sediments dated January 1999.
2. Values bolded and shaded exceed a Sample Specific ALCT value.
3. Duplicate samples shown to the right of primary sample results.
4. NC indicates No Criteria for analyte.

TABLE 9
2011 SEDIMENT SAMPLE RESULTS, CONTINUED
CORNERSTONE ENTERPRISES, PAWLING, NEW YORK

Polychlorinated Biphenyls (mg/kg)

| Sample ID Sample Location Analyte | STS-1 | | DUP-1 | STS-2 | | STS-3 | | STS-4 | |
|---|----------------------|----------|------------|---------------------------|----------|----------------------|----------|----------------------|----------|
| | Downstream | | Downstream | Discharge at stream level | | Discharge in wall | | Upgradient | |
| | Sample Specific ALCT | Result | Result | Sample Specific ALCT | Result | Sample Specific ALCT | Result | Sample Specific ALCT | Result |
| Aroclor 1016 | 0.17081 | <0.0684U | <0.0401U | 0.22388 | <0.0402U | 0.4439 | <0.0396U | 0.11696 | <0.0387U |
| Aroclor 1221 | 0.17081 | <0.0684U | <0.0401U | 0.22388 | <0.0402U | 0.4439 | <0.0396U | 0.11696 | <0.0387U |
| Aroclor 1232 | 0.17081 | <0.0684U | <0.0401U | 0.22388 | <0.0402U | 0.4439 | <0.0396U | 0.11696 | <0.0387U |
| Aroclor 1242 | 0.17081 | <0.0684U | <0.0401U | 0.22388 | <0.0402U | 0.4439 | <0.0396U | 0.11696 | <0.0387U |
| Aroclor 1248 | 0.17081 | <0.0684U | <0.0401U | 0.22388 | <0.0402U | 0.4439 | <0.0396U | 0.11696 | <0.0387U |
| Aroclor 1254 | 0.17081 | <0.0684U | <0.0401U | 0.22388 | <0.0402U | 0.4439 | <0.0396U | 0.11696 | <0.0387U |
| Aroclor 1260 | 0.17081 | <0.0684U | <0.0401U | 0.22388 | <0.0402U | 0.4439 | <0.0396U | 0.11696 | <0.0387U |

Notes:

1. Sample Specific ALCT value calculated as per NYS DEC 1999 based on total organic carbon for each sample. Sediments dated January 1999.
2. Values bolded and shaded exceed a Sample Specific ALCT value.
3. Duplicate samples shown to the right of primary sample results.
4. NC indicates No Criteria for analyte.

TABLE 9
2011 SEDIMENT SAMPLE RESULTS, CONTINUED
CORNERSTONE ENTERPRISES, PAWLING, NEW YORK

Semivolatile Organics (mg/kg)

| Sample ID Sample Location Analyte | STS-1 | | DUP-1 | STS-2 | | STS-3 | | STS-4 | |
|---|----------------------|--------------|------------------|---------------------------|--------------|----------------------|--------------|----------------------|-------------|
| | Downstream | | Downstream | Discharge at stream level | | Discharge in wall | | Upgradient | |
| | Sample Specific ALCT | Result | Result | Sample Specific ALCT | Result | Sample Specific ALCT | Result | Sample Specific ALCT | Result |
| Acenaphthene | 1.239 | <0.7U | <1U | 1.624 | <0.84U | 3.22 | <0.82U | 0.8484 | <0.8U |
| 1,2,4-Trichlorobenzene | NC | <0.88U | <1U | NC | <1U | NC | <1U | NC | <1U |
| Hexachlorobenzene | NC | <0.53U | <1U | NC | <0.63U | NC | <0.62U | NC | <0.6U |
| Bis(2-chloroethyl)ether | NC | <0.79U | <1U | NC | <0.94U | NC | <0.92U | NC | <0.91U |
| 2-Chloronaphthalene | NC | <0.88U | <1U | NC | <1U | NC | <1U | NC | <1U |
| 1,2-Dichlorobenzene | NC | <0.88U | <1U | NC | <1U | NC | <1U | NC | <1U |
| 1,3-Dichlorobenzene | NC | <0.88U | <0.61U | NC | <1U | NC | <1U | NC | <1U |
| 1,4-Dichlorobenzene | NC | <0.88U | <0.92U | NC | <1U | NC | <1U | NC | <1U |
| 3,3'-Dichlorobenzidine | NC | <0.88U | <1U | NC | <1U | NC | <1U | NC | <1U |
| 2,4-Dinitrotoluene | NC | <0.88U | <4.9U | NC | <1U | NC | <1U | NC | <1U |
| 2,6-Dinitrotoluene | NC | <0.88U | <1U | NC | <1U | NC | <1U | NC | <1U |
| Fluoranthene | 9.027 | 0.71 | <1U | 11.832 | 1.3 | 23.46 | 0.7 | 6.1812 | 0.59J |
| 4-Chlorophenyl phenyl ether | NC | <0.88U | <1U | NC | <1U | NC | <1U | NC | <1U |
| 4-Bromophenyl phenyl ether | NC | <0.88U | <1U | NC | <1U | NC | <1U | NC | <1U |
| Bis(2-chloroisopropyl)ether | NC | <1U | <1.2U | NC | <1.2U | NC | <1.2U | NC | <1.2U |
| Bis(2-chloroethoxy)methane | NC | <0.95U | <1U | NC | <1.1U | NC | <1.1U | NC | <1.1U |
| Hexachlorobutadiene | NC | <0.88U | <1U | NC | <1U | NC | <1U | NC | <1U |
| Hexachlorocyclopentadiene | NC | <2.5U | <2.2U | NC | <3U | NC | <2.9U | NC | <2.9U |
| Hexachloroethane | NC | <0.7U | <1U | NC | <0.84U | NC | <0.82U | NC | <0.8U |
| Isophorone | NC | <0.79U | <1.5U | NC | <0.94U | NC | <0.92U | NC | <0.91U |
| Naphthalene | 0.2655 | <0.88U | <1U | 0.348 | <1U | 0.69 | <1U | 0.1818 | <1U |
| Nitrobenzene | NC | <0.79U | <2.6U | NC | <0.94U | NC | <0.92U | NC | <0.91U |
| NitrosoDiPhenylAmine(NDPA)/DPA | NC | <0.7U | <1U | NC | <0.84U | NC | <0.82U | NC | <0.8U |
| n-Nitrosodi-n-propylamine | NC | <0.88U | <1U | NC | <1U | NC | <1U | NC | <1U |
| Bis(2-Ethylhexyl)phthalate | 1.76558 | <0.88U | <1U | 2.3142 | 0.92J | 4.5885 | <1U | 1.20897 | <1U |
| Butyl benzyl phthalate | NC | <0.88U | <1U | NC | <1U | NC | <1U | NC | <1U |
| Di-n-butylphthalate | NC | <0.88U | <1.4U | NC | <1U | NC | <1U | NC | <1U |
| Di-n-octylphthalate | NC | <0.88U | <0.82U | NC | <1U | NC | <1U | NC | <1U |
| Diethyl phthalate | NC | <0.88U | <0.82U | NC | <1U | NC | <1U | NC | <1U |
| Dimethyl phthalate | NC | <0.88U | <1U | NC | <1U | NC | <1U | NC | <1U |
| Benzo(a)anthracene | 0.1062 | 0.24J | <0.61U | 0.1392 | 0.44J | 0.276 | 0.33J | 0.07272 | 0.2J |
| Benzo(a)pyrene | NC | <0.7U | <0.61U | NC | 0.42J | NC | 0.28J | NC | <0.8U |
| Benzo(b)fluoranthene | NC | 0.34J | <0.82U | NC | 0.61J | NC | <0.37J | NC | <0.6U |
| Benzo(k)fluoranthene | NC | <0.53U | <0.61U | NC | 0.25J | NC | <0.62U | NC | <0.6U |
| Chrysene | NC | 0.29J | <0.82U | NC | 0.51J | NC | 0.3J | NC | <0.6U |
| Acenaphthylene | NC | <0.7U | <0.61U | NC | <0.84U | NC | <0.82U | NC | <0.8U |
| Anthracene | 0.94695 | <0.53U | <3.3U | 1.2412 | <0.63U | 2.461 | <0.62U | 0.64842 | <0.6U |
| Benzo(ghi)perylene | NC | <0.7U | <1U | NC | 0.32J | NC | <0.82U | NC | <0.8U |
| Fluorene | 0.0708 | <0.88U | <2.3U | 0.0928 | <1U | 0.184 | <1U | 0.04848 | <1U |
| Phenanthrene | 10.62 | 0.36J | <1.1U | 13.92 | 0.7 | 27.6 | 0.34J | 7.272 | 0.28J |
| Dibenzo(a,h)anthracene | NC | <0.53U | <0.92U | NC | <0.63U | NC | <0.62U | NC | <0.6U |
| Indeno(1,2,3-cd)Pyrene | NC | <.21J | <1.2U | NC | 0.32J | NC | <0.82U | NC | <0.8U |
| Pyrene | 8.50485 | 0.52J | <0.9J | 11.1476 | 0.93 | 22.103 | 0.55J | 5.82366 | 0.39J |
| Biphenyl | NC | <2U | <1U | NC | <2.4U | NC | <2.3U | NC | <2.3U |
| 4-Chloroaniline | NC | <0.88U | <1U | NC | <1U | NC | <1U | NC | <1U |
| 2-Nitroaniline | NC | <0.88U | <0.61U | NC | <1U | NC | <1U | NC | <1U |
| 3-Nitroaniline | NC | <0.88U | <1U | NC | <1U | NC | <1U | NC | <1U |
| 4-Nitroaniline | NC | <0.88U | <1U | NC | <1U | NC | <1U | NC | <1U |
| Dibenzofuran | NC | <0.88U | <0.61U | NC | <1U | NC | <1U | NC | <1U |
| 2-Methylnaphthalene | 0.2655 | <1U | <1U | 0.348 | <1.2U | 0.69 | <1.2U | 0.1818 | <1.2U |
| 1,2,4,5-Tetrachlorobenzene | NC | <0.88U | <1U | NC | <1U | NC | <1U | NC | <1U |
| Acetophenone | NC | <0.88U | <1U | NC | <1U | NC | <1U | NC | <1U |
| 2,4,6-Trichlorophenol | NC | <0.53U | <0.61U | NC | <0.63U | NC | <0.62U | NC | <0.6U |
| P-Chloro-M-Cresol | NC | <0.88U | <1U | NC | <1U | NC | <1U | NC | <1U |
| 2-Chlorophenol | NC | <0.88U | <0.61U | NC | <1U | NC | <1U | NC | <1U |
| 2,4-Dichlorophenol | NC | <0.79U | <1U | NC | <0.94U | NC | <0.92U | NC | <0.91U |
| 2,4-Dimethylphenol | NC | <0.88U | <2.9U | NC | <1U | NC | <1U | NC | <1U |
| 2-Nitrophenol | NC | <1.9U | <0.82U | NC | <2.2U | NC | <2.2U | NC | <2.2U |
| 4-Nitrophenol | NC | <1.2U | <0.82U | NC | <1.5U | NC | <1.4U | NC | <1.4U |
| 2,4-Dinitrophenol | NC | <4.2U | <0.92U | NC | <5U | NC | <4.9U | NC | <4.8U |
| 4,6-Dinitro-o-cresol | NC | <2.3U | <1U | NC | <2.7U | NC | <2.7U | NC | <2.6U |
| Pentachlorophenol | 35.4 | <0.7U | <1U | 46.4 | <0.84U | 92 | <0.82U | 24.24 | <0.8U |

TABLE 9
2011 SEDIMENT SAMPLE RESULTS, CONTINUED
CORNERSTONE ENTERPRISES, PAWLING, NEW YORK

Semivolatile Organic Compounds (mg/kg)

| Analyte | Sample ID | | DUP-1 | | STS-2 | | STS-3 | | STS-4 | |
|-------------------------------|-----------------------------|---------------|-------------------|-----------------------------|----------------------------------|-----------------------------|--------------------------|-----------------------------|-------------------|--|
| | Sample Location | | Downstream | Downstream | Discharge at stream level | | Discharge in wall | | Upgradient | |
| | Sample Specific ALCT | Result | Result | Sample Specific ALCT | Result | Sample Specific ALCT | Result | Sample Specific ALCT | Result | |
| Phenol | 0.00443 | <0.88U | <0.92U | 0.0058 | <1U | 0.0115 | <1U | 0.00303 | <1U | |
| 2-Methylphenol | NC | <0.88U | <0.82U | NC | <1U | NC | <1U | NC | <1U | |
| 3-Methylphenol/4-Methylphenol | NC | <1.3U | <1U | NC | <1.5U | NC | <1.5U | NC | <1.4U | |
| 2,4,5-Trichlorophenol | NC | <0.88U | <0.82U | NC | <1U | NC | <1U | NC | <1U | |
| Benzoic Acid | NC | <2.8U | <0.61U | NC | <3.4U | NC | <3.3U | NC | <3.3U | |
| Benzyl Alcohol | NC | <0.88U | <1U | NC | <1U | NC | <1U | NC | <1U | |
| Carbazole | NC | <0.88U | <0.61U | NC | <1U | NC | <1U | NC | <1U | |

Notes:

1. Sample Specific ALCT value calculated as per NYS DEC 1999 based on total organic carbon for each sample. Sediments dated January 1999.
2. Values bolded and shaded exceed a Sample Specific ALCT value.
3. Duplicate samples shown to the right of primary sample results.
4. NC indicates No Criteria for analyte.

TABLE 9
2011 SEDIMENT SAMPLE RESULTS, CONTINUED
CORNERSTONE ENTERPRISES, PAWLING, NEW YORK

Volatile Organic Compounds (mg/kg)

| Sample ID Sample Location Analyte | STS-1 | | STS-2 | | STS-3 | | STS-4 | |
|---|----------------------|----------|---------------------------|----------|----------------------|----------|----------------------|----------|
| | Downstream | | Discharge at stream level | | Discharge in wall | | Upgradient | |
| | Sample Specific ALCT | Result | Sample Specific ALCT | Result | Sample Specific ALCT | Result | Sample Specific ALCT | Result |
| Methylene chloride | NC | <0.026U | NC | <0.031U | NC | <0.031U | NC | <0.03U |
| 1,1-Dichloroethane | NC | <0.0039U | NC | <0.0046U | NC | <0.0047U | NC | <0.0046U |
| Chloroform | NC | <0.0039U | NC | <0.0046U | NC | <0.0047U | NC | <0.0046U |
| Carbon tetrachloride | NC | <0.0026U | NC | <0.0031U | NC | <0.0031U | NC | <0.003U |
| 1,2-Dichloropropane | NC | <0.0092U | NC | <0.011U | NC | <0.011U | NC | <0.011U |
| Dibromochloromethane | NC | <0.0026U | NC | <0.0031U | NC | <0.0031U | NC | <0.003U |
| 1,1,2-Trichloroethane | NC | <0.0039U | NC | <0.0046U | NC | <0.0047U | NC | <0.0046U |
| Tetrachloroethene | NC | <0.0026U | NC | <0.0031U | NC | <0.0024J | NC | <0.003U |
| Chlorobenzene | 0.03098 | <0.0026U | 0.0406 | <0.0031U | 0.0805 | <0.0031U | 0.02121 | <0.003U |
| Trichlorofluoromethane | NC | <0.013U | NC | <0.015U | NC | <0.016U | NC | <0.015U |
| 1,2-Dichloroethane | NC | <0.0026U | NC | <0.0031U | NC | <0.0031U | NC | <0.003U |
| 1,1,1-Trichloroethane | NC | <0.0026U | NC | <0.0031U | NC | <0.0031U | NC | <0.003U |
| Bromodichloromethane | NC | <0.0026U | NC | <0.0031U | NC | <0.0031U | NC | <0.003U |
| trans-1,3-Dichloropropene | NC | <0.0026U | NC | <0.0031U | NC | <0.0031U | NC | <0.003U |
| cis-1,3-Dichloropropene | NC | <0.0026U | NC | <0.0031U | NC | <0.0031U | NC | <0.003U |
| 1,1-Dichloropropene | NC | <0.013U | NC | <0.015U | NC | <0.016U | NC | <0.015U |
| Bromoform | NC | <0.01U | NC | <0.012U | NC | <0.012U | NC | <0.012U |
| 1,1,2,2-Tetrachloroethane | NC | <0.0026U | NC | <0.0031U | NC | <0.0031U | NC | <0.003U |
| Benzene | 0.2301 | <0.0026U | 0.3016 | <0.0031U | 0.598 | <0.0031U | 0.15756 | <0.003U |
| Toluene | 0.39825 | <0.0039U | 0.522 | <0.0046U | 1.035 | <0.0047U | 0.2727 | 0.00082J |
| Ethylbenzene | 0.05664 | <0.0026U | 0.07424 | <0.0031U | 0.1472 | <0.0031U | 0.03878 | <0.003U |
| Chloromethane | NC | <0.013U | NC | <0.015U | NC | <0.016U | NC | <0.015U |
| Bromomethane | NC | <0.0053U | NC | <0.0062U | NC | <0.0062U | NC | <0.0061U |
| Vinyl chloride | NC | <0.0053U | NC | <0.0062U | NC | <0.0062U | NC | <0.0061U |
| Chloroethane | NC | <0.0053U | NC | <0.0062U | NC | <0.0062U | NC | <0.0061U |
| 1,1-Dichloroethene | NC | <0.0026U | NC | <0.0031U | NC | <0.0031U | NC | <0.003U |
| trans-1,2-Dichloroethene | NC | <0.0039U | NC | <0.0046U | NC | <0.0047U | NC | <0.0046U |
| Trichloroethene | NC | <0.0026U | NC | <0.0031U | NC | <0.0031U | NC | <0.003U |
| 1,2-Dichlorobenzene | 0.01062 | <0.013U | 0.01392 | <0.015U | 0.0276 | <0.016U | 0.00727 | <0.015U |
| 1,3-Dichlorobenzene | 0.01062 | <0.013U | 0.01392 | <0.015U | 0.0276 | <0.016U | 0.00727 | <0.015U |
| 1,4-Dichlorobenzene | 0.01062 | <0.013U | 0.01392 | <0.015U | 0.0276 | <0.016U | 0.00727 | <0.015U |
| Methyl tert butyl ether | NC | <0.0053U | NC | <0.0062U | NC | <0.0062U | NC | <0.0061U |
| p/m-Xylene | 0.23895 | <0.0053U | 0.3132 | <0.0062U | 0.621 | <0.0062U | 0.16362 | <0.0061U |
| o-Xylene | 0.23895 | <0.0053U | 0.3132 | <0.0062U | 0.621 | <0.0062U | 0.16362 | <0.0061U |
| cis-1,2-Dichloroethene | NC | <0.0026U | NC | <0.0031U | NC | <0.0031U | NC | <0.003U |
| Dibromomethane | NC | <0.026U | NC | <0.031U | NC | <0.031U | NC | <0.03U |
| Styrene | NC | <0.0053U | NC | <0.0062U | NC | <0.0062U | NC | <0.0061U |
| Dichlorodifluoromethane | NC | <0.026U | NC | <0.031U | NC | <0.031U | NC | <0.03U |
| Acetone | NC | <0.026U | NC | <0.031U | NC | <0.031U | NC | <0.03U |
| Carbon disulfide | NC | <0.026U | NC | <0.031U | NC | <0.031U | NC | <0.03U |
| 2-Butanone | NC | <0.026U | NC | <0.031U | NC | <0.031U | NC | <0.03U |
| Vinyl acetate | NC | <0.026U | NC | <0.031U | NC | <0.031U | NC | <0.03U |
| 4-Methyl-2-pentanone | NC | <0.026U | NC | <0.031U | NC | <0.031U | NC | <0.03U |
| 1,2,3-Trichloropropane | NC | <0.026U | NC | <0.031U | NC | <0.031U | NC | <0.03U |
| 2-Hexanone | NC | <0.026U | NC | <0.031U | NC | <0.031U | NC | <0.03U |
| Bromochloromethane | NC | <0.013U | NC | <0.015U | NC | <0.016U | NC | <0.015U |
| 2,2-Dichloropropane | NC | <0.013U | NC | <0.015U | NC | <0.016U | NC | <0.015U |
| 1,2-Dibromoethane | NC | <0.01U | NC | <0.012U | NC | <0.012U | NC | <0.012U |
| 1,3-Dichloropropane | NC | <0.013U | NC | <0.015U | NC | <0.016U | NC | <0.015U |
| 1,1,1,2-Tetrachloroethane | NC | <0.0026U | NC | <0.0031U | NC | <0.0031U | NC | <0.003U |
| Bromobenzene | NC | <0.013U | NC | <0.015U | NC | <0.016U | NC | <0.015U |
| n-Butylbenzene | NC | <0.0026U | NC | <0.0031U | NC | <0.0031U | NC | <0.003U |
| sec-Butylbenzene | NC | <0.0026U | NC | <0.0031U | NC | <0.0031U | NC | <0.003U |
| tert-Butylbenzene | NC | <0.013U | NC | <0.015U | NC | <0.016U | NC | <0.015U |
| o-Chlorotoluene | NC | <0.013U | NC | <0.015U | NC | <0.016U | NC | <0.015U |
| p-Chlorotoluene | NC | <0.013U | NC | <0.015U | NC | <0.016U | NC | <0.015U |
| 1,2-Dibromo-3-chloropropane | NC | <0.013U | NC | <0.015U | NC | <0.016U | NC | <0.015U |
| Hexachlorobutadiene | 0.01416 | <0.013U | 0.01856 | <0.015U | 0.0368 | <0.016U | 0.0097 | <0.015U |
| Isopropylbenzene | NC | <0.0026U | NC | <0.0031U | NC | <0.0031U | NC | <0.003U |
| p-Isopropyltoluene | NC | <0.0026U | NC | <0.0031U | NC | <0.0031U | NC | <0.003U |

TABLE 9
2011 SEDIMENT SAMPLE RESULTS, CONTINUED
CORNERSTONE ENTERPRISES, PAWLING, NEW YORK

Volatile Organic Compounds (continued) (mg/kg)

| Sample ID Sample Location Analyte | STS-1 | | STS-2 | | STS-3 | | STS-4 | |
|---|----------------------|----------|---------------------------|----------|----------------------|----------|----------------------|---------|
| | Downstream | | Discharge at stream level | | Discharge in wall | | Upgradient | |
| | Sample Specific ALCT | Result | Sample Specific ALCT | Result | Sample Specific ALCT | Result | Sample Specific ALCT | Result |
| Naphthalene | NC | <0.013U | NC | <0.015U | NC | <0.016U | NC | <0.015U |
| Acrylonitrile | NC | <0.026U | NC | <0.031U | NC | <0.031U | NC | <0.03U |
| n-Propylbenzene | NC | <0.0026U | NC | <0.0031U | NC | <0.0031U | NC | <0.003U |
| 1,2,3-Trichlorobenzene | 0.80535 | <0.013U | 1.0556 | <0.015U | 2.093 | <0.016U | 0.55146 | <0.015U |
| 1,2,4-Trichlorobenzene | 0.80535 | <0.013U | 1.0556 | <0.015U | 2.093 | <0.016U | 0.55146 | <0.015U |
| 1,3,5-Trimethylbenzene | NC | <0.013U | NC | <0.015U | NC | <0.016U | NC | <0.015U |
| 1,2,4-Trimethylbenzene | 0.94695 | <0.013U | 1.2412 | <0.015U | 2.461 | <0.016U | 0.64842 | <0.015U |
| 1,4-Diethylbenzene | NC | <0.01U | NC | <0.012U | NC | <0.012U | NC | <0.012U |
| 4-Ethyltoluene | NC | <0.01U | NC | <0.012U | NC | <0.012U | NC | <0.012U |
| 1,2,4,5-Tetramethylbenzene | NC | <0.01U | NC | <0.012U | NC | <0.012U | NC | <0.012U |
| Ethyl ether | NC | <0.013U | NC | <0.015U | NC | <0.016U | NC | <0.015U |
| trans-1,4-Dichloro-2-butene | NC | <0.013U | NC | <0.015U | NC | <0.016U | NC | <0.015U |

Notes:

1. Sample Specific ALCT value calculated as per NYS DEC 1999 based on total organic carbon for each sample. Sediments dated January 1999.
2. Values bolded and shaded exceed a Sample Specific ALCT value.
3. Duplicate samples shown to the right of primary sample results.
4. NC indicates No Criteria for analyte.

Table 10 – Part 375 Soil Cleanup Objectives

| Contaminant | CAS Number | Protection of Public Health | | | | Protection of Ecological Resources | Protection of Groundwater |
|-----------------------------------|------------|-----------------------------|------------------------|---------------------|---------------------|------------------------------------|---------------------------|
| | | Residential | Restricted Residential | Commercial | Industrial | | |
| Metals | | | | | | | |
| Arsenic | 7440-38-2 | 16 ^f | 16 ^f | 16 ^f | 16 ^f | 13 ^f | 16 ^f |
| Barium | 7440-39-3 | 350 ^f | 400 | 400 | 10,000 ^d | 433 | 820 |
| Beryllium | 7440-41-7 | 14 | 72 | 590 | 2,700 | 10 | 47 |
| Cadmium | 7440-43-9 | 2.5 ^f | 4.3 | 9.3 | 60 | 4 | 7.5 |
| Chromium, hexavalent ^h | 18540-29-9 | 22 | 110 | 400 | 800 | 1 ^e | 19 |
| Chromium, trivalent ^h | 16065-83-1 | 36 | 180 | 1,500 | 6,800 | 41 | NS |
| Copper | 7440-50-8 | 270 | 270 | 270 | 10,000 ^d | 50 | 1,720 |
| Total Cyanide ^h | | 27 | 27 | 27 | 10,000 ^d | NS | 40 |
| Lead | 7439-92-1 | 400 | 400 | 1,000 | 3,900 | 63 ^f | 450 |
| Manganese | 7439-96-5 | 2,000 ^f | 2,000 ^f | 10,000 ^d | 10,000 ^d | 1600 ^f | 2,000 ^f |
| Total Mercury | | 0.81 ^j | 0.81 ^j | 2.8 ^j | 5.7 ^j | 0.18 ^f | 0.73 |
| Nickel | 7440-02-0 | 140 | 310 | 310 | 10,000 ^d | 30 | 130 |
| Selenium | 7782-49-2 | 36 | 180 | 1,500 | 6,800 | 3.9 ^f | 4 ^f |
| Silver | 7440-22-4 | 36 | 180 | 1,500 | 6,800 | 2 | 8.3 |
| Zinc | 7440-66-6 | 2200 | 10,000 ^d | 10,000 ^d | 10,000 ^d | 109 ^f | 2,480 |
| PCBs/Pesticides | | | | | | | |
| 2,4,5-TP Acid (Silvex) | 93-72-1 | 58 | 100 ^a | 500 ^b | 1,000 ^c | NS | 3.8 |
| 4,4'-DDE | 72-55-9 | 1.8 | 8.9 | 62 | 120 | 0.0033 ^e | 17 |
| 4,4'-DDT | 50-29-3 | 1.7 | 7.9 | 47 | 94 | 0.0033 ^e | 136 |
| 4,4'-DDD | 72-54-8 | 2.6 | 13 | 92 | 180 | 0.0033 ^e | 14 |
| Aldrin | 309-00-2 | 0.019 | 0.097 | 0.68 | 1.4 | 0.14 | 0.19 |
| alpha-BHC | 319-84-6 | 0.097 | 0.48 | 3.4 | 6.8 | 0.04 ^g | 0.02 |
| beta-BHC | 319-85-7 | 0.072 | 0.36 | 3 | 14 | 0.6 | 0.09 |
| Chlordane (alpha) | 5103-71-9 | 0.91 | 4.2 | 24 | 47 | 1.3 | 2.9 |
| delta-BHC | 319-86-8 | 100 ^a | 100 ^a | 500 ^b | 1,000 ^c | 0.04 ^g | 0.25 |
| Dibenzofuran | 132-64-9 | 14 | 59 | 350 | 1,000 ^c | NS | 210 |
| Dieldrin | 60-57-1 | 0.039 | 0.2 | 1.4 | 2.8 | 0.006 | 0.1 |
| Endosulfan I | 959-98-8 | 4.8 ⁱ | 24 ⁱ | 200 ⁱ | 920 ⁱ | NS | 102 |
| Endosulfan II | 33213-65-9 | 4.8 ⁱ | 24 ⁱ | 200 ⁱ | 920 ⁱ | NS | 102 |
| Endosulfan sulfate | 1031-07-8 | 4.8 ⁱ | 24 ⁱ | 200 ⁱ | 920 ⁱ | NS | 1,000 ^c |
| Endrin | 72-20-8 | 2.2 | 11 | 89 | 410 | 0.014 | 0.06 |
| Heptachlor | 76-44-8 | 0.42 | 2.1 | 15 | 29 | 0.14 | 0.38 |
| Lindane | 58-89-9 | 0.28 | 1.3 | 9.2 | 23 | 6 | 0.1 |
| Polychlorinated biphenyls | 1336-36-3 | 1 | 1 | 1 | 25 | 1 | 3.2 |
| Semivolatiles | | | | | | | |
| Acenaphthene | 83-32-9 | 100 ^a | 100 ^a | 500 ^b | 1,000 ^c | 20 | 98 |
| Acenaphthylene | 208-96-8 | 100 ^a | 100 ^a | 500 ^b | 1,000 ^c | NS | 107 |
| Anthracene | 120-12-7 | 100 ^a | 100 ^a | 500 ^b | 1,000 ^c | NS | 1,000 ^c |
| Benz(a)anthracene | 56-55-3 | 1 ^f | 1 ^f | 5.6 | 11 | NS | 1 ^f |
| Benzo(a)pyrene | 50-32-8 | 1 ^f | 1 ^f | 1 ^f | 1.1 | 2.6 | 22 |
| Benzo(b)fluoranthene | 205-99-2 | 1 ^f | 1 ^f | 5.6 | 11 | NS | 1.7 |
| Benzo(g,h,i)perylene | 191-24-2 | 100 ^a | 100 ^a | 500 ^b | 1,000 ^c | NS | 1,000 ^c |
| Benzo(k)fluoranthene | 207-08-9 | 1 | 3.9 | 56 | 110 | NS | 1.7 |
| Chrysene | 218-01-9 | 1 ^f | 3.9 | 56 | 110 | NS | 1 ^f |
| Dibenz(a,h)anthracene | 53-70-3 | 0.33 ^e | 0.33 ^e | 0.56 | 1.1 | NS | 1,000 ^c |
| Fluoranthene | 206-44-0 | 100 ^a | 100 ^a | 500 ^b | 1,000 ^c | NS | 1,000 ^c |
| Fluorene | 86-73-7 | 100 ^a | 100 ^a | 500 ^b | 1,000 ^c | 30 | 386 |
| Indeno(1,2,3-cd)pyrene | 193-39-5 | 0.5 ^f | 0.5 ^f | 5.6 | 11 | NS | 8.2 |
| m-Cresol | 108-39-4 | 100 ^a | 100 ^a | 500 ^b | 1,000 ^c | NS | 0.33 ^e |
| Naphthalene | 91-20-3 | 100 ^a | 100 ^a | 500 ^b | 1,000 ^c | NS | 12 |
| o-Cresol | 95-48-7 | 100 ^a | 100 ^a | 500 ^b | 1,000 ^c | NS | 0.33 ^e |
| p-Cresol | 106-44-5 | 34 | 100 ^a | 500 ^b | 1,000 ^c | NS | 0.33 ^e |
| Pentachlorophenol | 87-86-5 | 2.4 | 6.7 | 6.7 | 55 | 0.8 ^e | 0.8 ^e |
| Phenanthrene | 85-01-8 | 100 ^a | 100 ^a | 500 ^b | 1,000 ^c | NS | 1,000 ^c |
| Phenol | 108-95-2 | 100 ^a | 100 ^a | 500 ^b | 1,000 ^c | 30 | 0.33 ^e |
| Pyrene | 129-00-0 | 100 ^a | 100 ^a | 500 ^b | 1,000 ^c | NS | 1,000 ^c |

| Contaminant | CAS Number | Protection of Public Health | | | | Protection of Ecological Resources | Protection of Groundwater |
|--------------------------|------------|-----------------------------|------------------------|------------------|--------------------|------------------------------------|---------------------------|
| | | Residential | Restricted Residential | Commercial | Industrial | | |
| Volatiles | | | | | | | |
| 1,1,1-Trichloroethane | 71-55-6 | 100 ^a | 100 ^a | 500 ^b | 1,000 ^c | NS | 0.68 |
| 1,1-Dichloroethane | 75-34-3 | 19 | 26 | 240 | 480 | NS | 0.27 |
| 1,1-Dichloroethene | 75-35-4 | 100 ^a | 100 ^a | 500 ^b | 1,000 ^c | NS | 0.33 |
| 1,2-Dichlorobenzene | 95-50-1 | 100 ^a | 100 ^a | 500 ^b | 1,000 ^c | NS | 1.1 |
| 1,2-Dichloroethane | 107-06-2 | 2.3 | 3.1 | 30 | 60 | 10 | 0.02 ^f |
| cis-1,2-Dichloroethene | 156-59-2 | 59 | 100 ^a | 500 ^b | 1,000 ^c | NS | 0.25 |
| trans-1,2-Dichloroethene | 156-60-5 | 100 ^a | 100 ^a | 500 ^b | 1,000 ^c | NS | 0.19 |
| 1,3-Dichlorobenzene | 541-73-1 | 17 | 49 | 280 | 560 | NS | 2.4 |
| 1,4-Dichlorobenzene | 106-46-7 | 9.8 | 13 | 130 | 250 | 20 | 1.8 |
| 1,4-Dioxane | 123-91-1 | 9.8 | 13 | 130 | 250 | 0.1 ^e | 0.1 ^e |
| Acetone | 67-64-1 | 100 ^a | 100 ^b | 500 ^b | 1,000 ^c | 2.2 | 0.05 |
| Benzene | 71-43-2 | 2.9 | 4.8 | 44 | 89 | 70 | 0.06 |
| Butylbenzene | 104-51-8 | 100 ^a | 100 ^a | 500 ^b | 1,000 ^c | NS | 12 |
| Carbon tetrachloride | 56-23-5 | 1.4 | 2.4 | 22 | 44 | NS | 0.76 |
| Chlorobenzene | 108-90-7 | 100 ^a | 100 ^a | 500 ^b | 1,000 ^c | 40 | 1.1 |
| Chloroform | 67-66-3 | 10 | 49 | 350 | 700 | 12 | 0.37 |
| Ethylbenzene | 100-41-4 | 30 | 41 | 390 | 780 | NS | 1 |
| Hexachlorobenzene | 118-74-1 | 0.33 ^e | 1.2 | 6 | 12 | NS | 3.2 |
| Methyl ethyl ketone | 78-93-3 | 100 ^a | 100 ^a | 500 ^b | 1,000 ^c | 100 ^a | 0.12 |
| Methyl tert-butyl ether | 1634-04-4 | 62 | 100 ^a | 500 ^b | 1,000 ^c | NS | 0.93 |
| Methylene chloride | 75-09-2 | 51 | 100 ^a | 500 ^b | 1,000 ^c | 12 | 0.05 |
| n-Propylbenzene | 103-65-1 | 100 ^a | 100 ^a | 500 ^b | 1,000 ^c | NS | 3.9 |
| sec-Butylbenzene | 135-98-8 | 100 ^a | 100 ^a | 500 ^b | 1,000 ^c | NS | 11 |
| tert-Butylbenzene | 98-06-6 | 100 ^a | 100 ^a | 500 ^b | 1,000 ^c | NS | 5.9 |
| Tetrachloroethene | 127-18-4 | 5.5 | 19 | 150 | 300 | 2 | 1.3 |
| Toluene | 108-88-3 | 100 ^a | 100 ^a | 500 ^b | 1,000 ^c | 36 | 0.7 |
| Trichloroethene | 79-01-6 | 10 | 21 | 200 | 400 | 2 | 0.47 |
| 1,2,4-Trimethylbenzene | 95-63-6 | 47 | 52 | 190 | 380 | NS | 3.6 |
| 1,3,5-Trimethylbenzene | 108-67-8 | 47 | 52 | 190 | 380 | NS | 8.4 |
| Vinyl chloride | 75-01-4 | 0.21 | 0.9 | 13 | 27 | NS | 0.02 |
| Xylene (mixed) | 1330-20-7 | 100 ^a | 100 ^a | 500 ^b | 1,000 ^c | 0.26 | 1.6 |

Values from Table 375-6.8(b): Restricted Use Soil Cleanup Objectives

All soil cleanup objectives (SCOs) are in parts per million (ppm). NS=Not specified. See Technical Support Document (TSD). Footnotes

^a The SCOs for residential, restricted-residential and ecological resources use were capped at a maximum value of 100 ppm. See TSD section 9.3.

^b The SCOs for commercial use were capped at a maximum value of 500 ppm. See TSD section 9.3.

^c The SCOs for industrial use and the protection of groundwater were capped at a maximum value of 1000 ppm. See TSD section 9.3.

^d The SCOs for metals were capped at a maximum value of 10,000 ppm. See TSD section 9.3.

^e For constituents where the calculated SCO was lower than the contract required quantitation limit (CRQL), the CRQL is used as the SCO value.

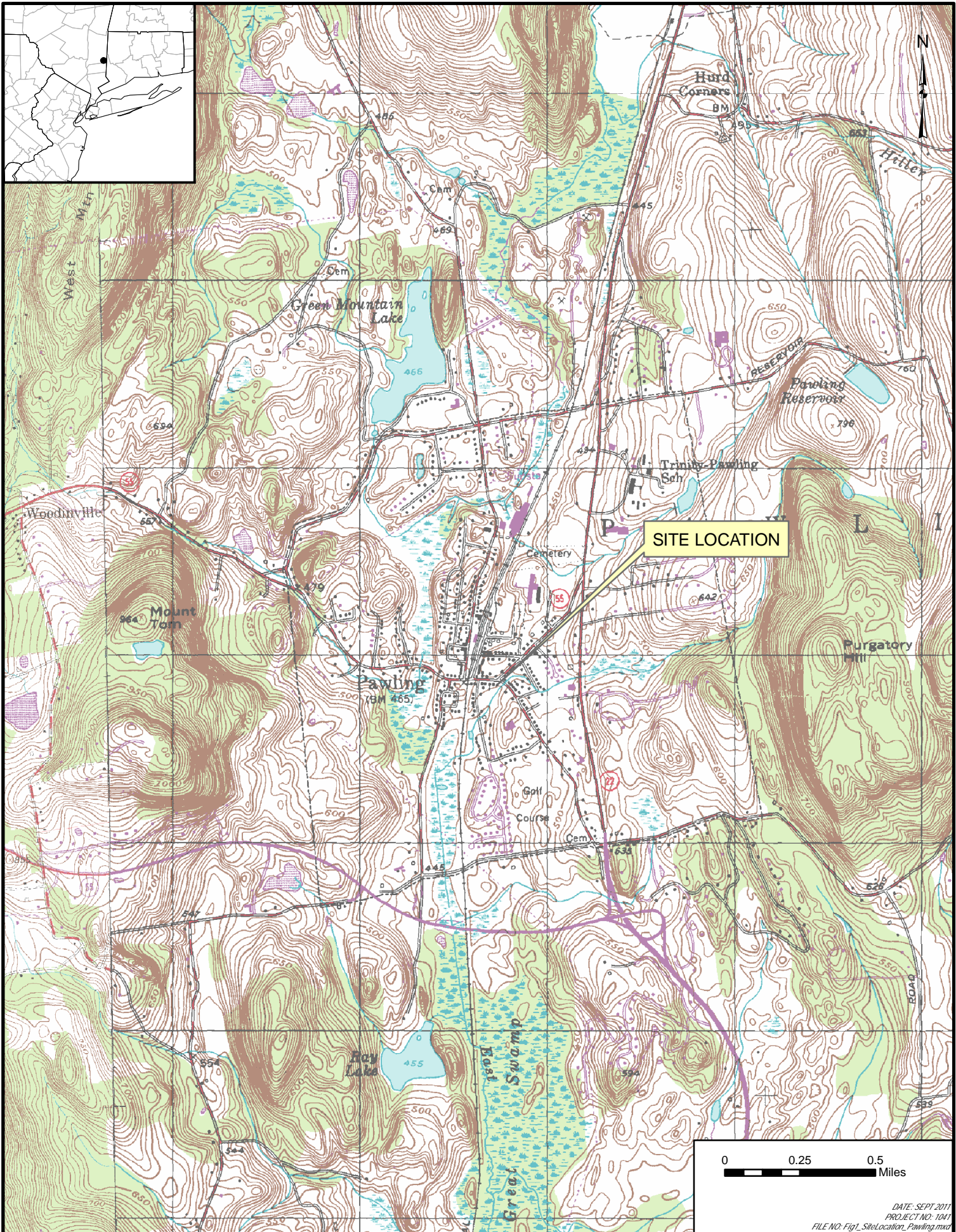
^f For constituents where the calculated SCO was lower than the rural soil background concentration as determined by the Department and Department of Health rural soil survey, the rural soil background concentration is used as the Track 2 SCO value for this use of the site.

^g This SCO is derived from data on mixed isomers of BHC.
















^h The SCO for this specific compound (or family of compounds) is considered to be met if the analysis for the total species of this contaminant is below the specific SCO.


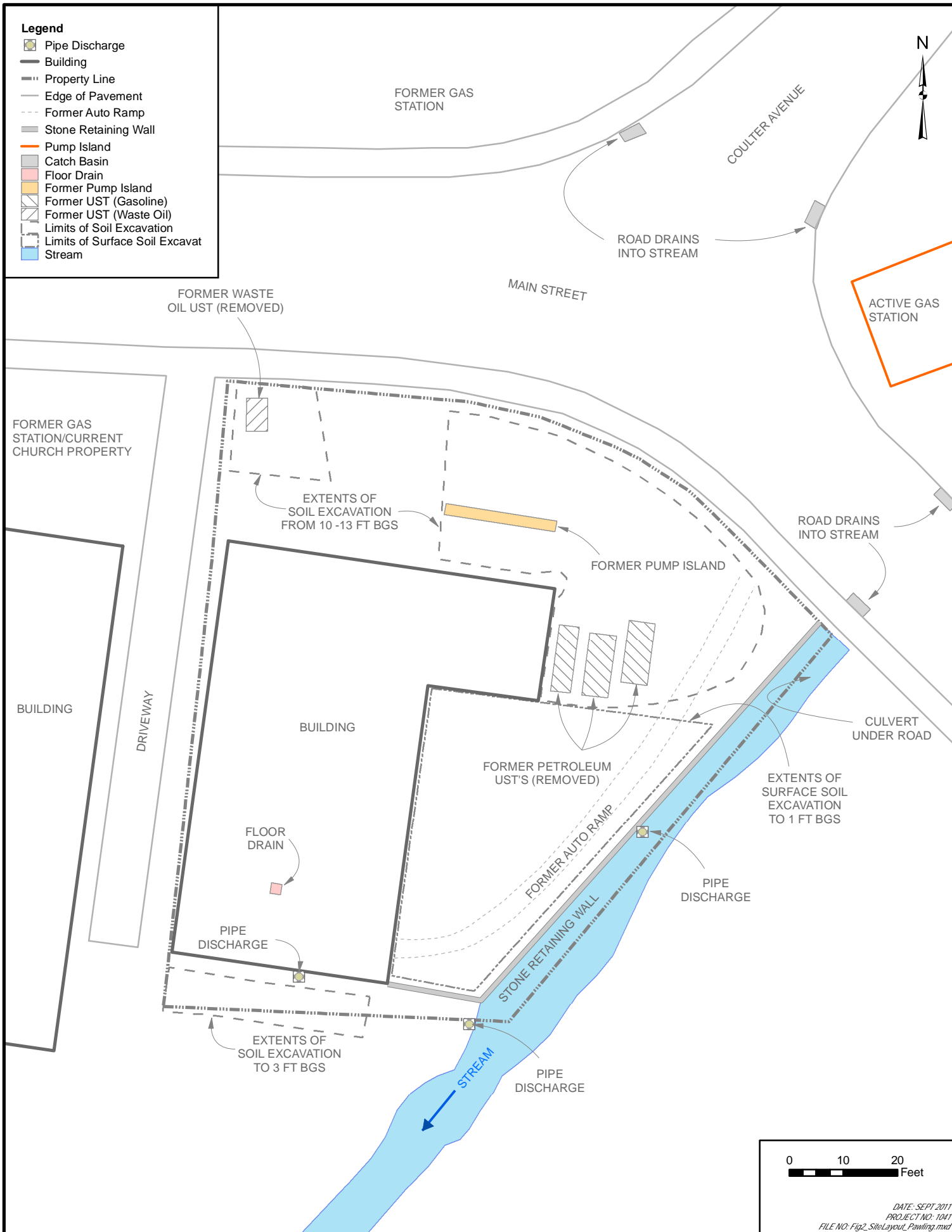
ⁱ This SCO is for the sum of endosulfan I, endosulfan II, and endosulfan sulfate.

^j This SCO is the lower of the values for mercury (elemental) or mercury (inorganic salts).

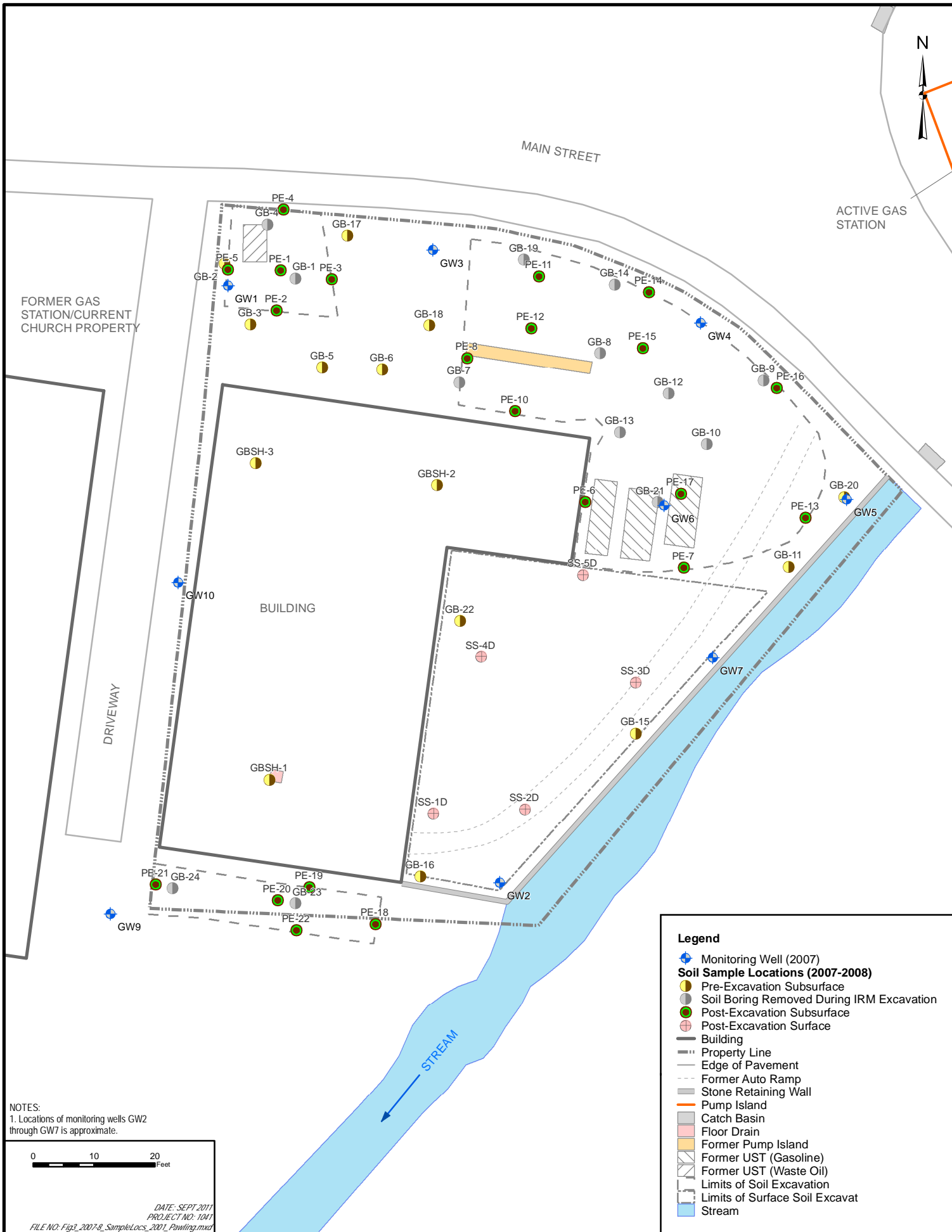


Legend


-  Pipe Discharge
-  Building
-  Property Line
-  Edge of Pavement
-  Former Auto Ramp
-  Stone Retaining Wall
-  Pump Island
-  Catch Basin
-  Floor Drain
-  Former Pump Island
-  Former UST (Gasoline)
-  Former UST (Waste Oil)
-  Limits of Soil Excavation
-  Limits of Surface Soil Excavation
-  Stream



DATE: SEPT. 2011
 PROJECT NO: 1041
 FILE NO: Fig2_SiteLayout_Pawling.mxd



NOTES:
 1. Locations of monitoring wells GW2 through GW7 is approximate.



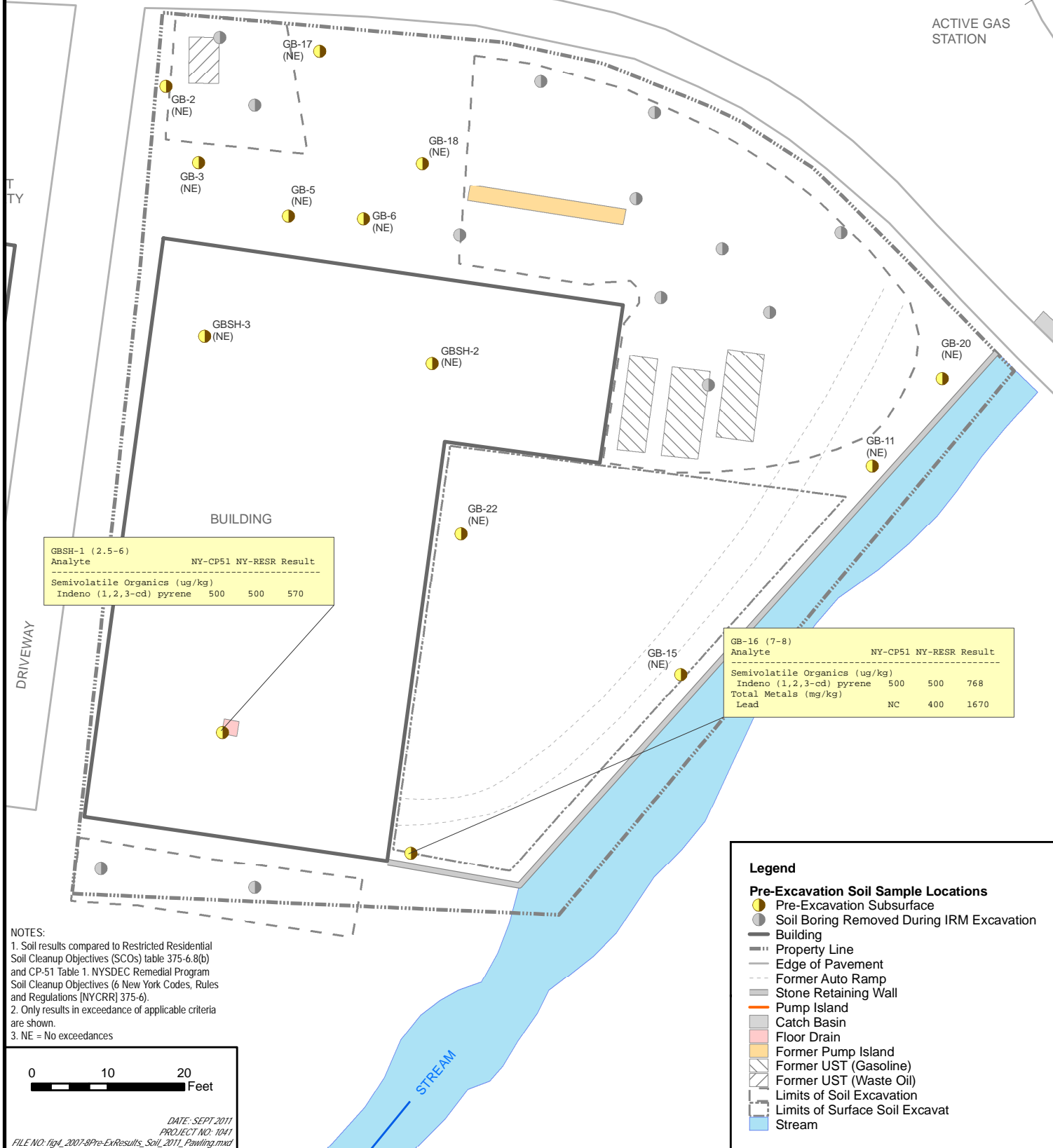
DATE: SEPT 2011
 PROJECT NO: 1041
 FILE NO: Fig2_2007-8_SampleLocs_2001_Pawling.mxd

- Legend**
- ◆ Monitoring Well (2007)
 - Soil Sample Locations (2007-2008)**
 - Pre-Excavation Subsurface
 - Soil Boring Removed During IRM Excavation
 - Post-Excavation Subsurface
 - + Post-Excavation Surface
 - Building
 - Property Line
 - Edge of Pavement
 - Former Auto Ramp
 - Stone Retaining Wall
 - Pump Island
 - Catch Basin
 - Floor Drain
 - Former Pump Island
 - Former UST (Gasoline)
 - Former UST (Waste Oil)
 - Limits of Soil Excavation
 - Limits of Surface Soil Excavation
 - Stream



MAIN STREET


ACTIVE GAS STATION



| GBSH-1 (2.5-6) | | NY-CP51 NY-RESR Result | |
|-------------------------------|-----|------------------------|-----|
| Analyte | | | |
| Semivolatile Organics (ug/kg) | | | |
| Indeno (1,2,3-cd) pyrene | 500 | 500 | 570 |

| GB-16 (7-8) | | NY-CP51 NY-RESR Result | |
|-------------------------------|-----|------------------------|------|
| Analyte | | | |
| Semivolatile Organics (ug/kg) | | | |
| Indeno (1,2,3-cd) pyrene | 500 | 500 | 768 |
| Total Metals (mg/kg) | | | |
| Lead | NC | 400 | 1670 |

NOTES:
 1. Soil results compared to Restricted Residential Soil Cleanup Objectives (SCOs) table 375-6.8(b) and CP-51 Table 1. NYSDEC Remedial Program Soil Cleanup Objectives (6 New York Codes, Rules and Regulations [NYCRR] 375-6).
 2. Only results in exceedance of applicable criteria are shown.
 3. NE = No exceedances



DATE: SEPT 2011
 PROJECT NO: 1041
 FILE NO: fig4_2007-8Pre-ExcResults_Soil_2011_Pawling.mxd

Legend

- Pre-Excavation Soil Sample Locations
- Pre-Excavation Subsurface
- Soil Boring Removed During IRM Excavation
- ▭ Building
- ▭ Property Line
- ▭ Edge of Pavement
- ▭ Former Auto Ramp
- ▭ Stone Retaining Wall
- ▭ Pump Island
- ▭ Catch Basin
- ▭ Floor Drain
- ▭ Former Pump Island
- ▭ Former UST (Gasoline)
- ▭ Former UST (Waste Oil)
- ▭ Limits of Soil Excavation
- ▭ Limits of Surface Soil Excavation
- ▭ Stream



CORNERSTONE ENTERPRISES
 PAWLING, NEW YORK

FIGURE 4 - 2007/2008 PRE-EXCAVATION SOIL RESULTS COMPARED TO RESTRICTED RESIDENTIAL CRITERIA

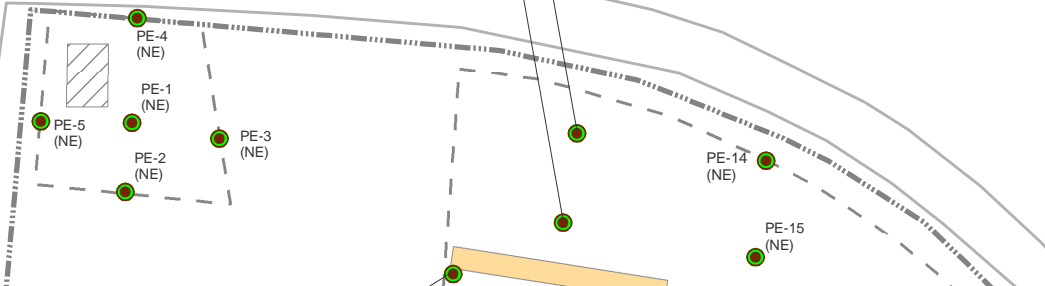


ACTIVE GAS STATION

FORMER GAS STATION/CURRENT CHURCH PROPERTY

| PE-12 Analyte | NY-CP51 NY-RESR Result | | |
|---------------------------|------------------------|----|-----|
| Volatile Organics (ug/kg) | | | |
| m,p-Xylene | 260 | NC | 762 |
| o-Xylene | 260 | NC | 503 |

| PE-11 Analyte | NY-CP51 NY-RESR Result | | |
|---------------------------|------------------------|------|------|
| Volatile Organics (ug/kg) | | | |
| 1,2,4-Trimethylbenzene | 3600 | 3600 | 4370 |
| m,p-Xylene | 260 | NC | 365 |



| PE-8 Analyte | NY-CP51 NY-RESR Result | | |
|---------------------------|------------------------|----|-----|
| Volatile Organics (ug/kg) | | | |
| m,p-Xylene | 260 | NC | 279 |

| PE-10 Analyte | NY-CP51 NY-RESR Result | | |
|---------------------------|------------------------|------|-------|
| Volatile Organics (ug/kg) | | | |
| Ethylbenzene | 1000 | 1000 | 34100 |
| n-Propylbenzene | 3900 | 3900 | 16400 |
| 1,2,4-Trimethylbenzene | 3600 | 3600 | 98400 |
| 1,3,5-Trimethylbenzene | 8400 | 8400 | 26700 |
| m,p-Xylene | 260 | NC | 37500 |

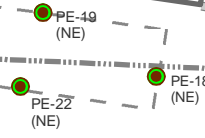
| PE-6 Analyte | NY-CP51 NY-RESR Result | | |
|---------------------------|------------------------|-------|--------|
| Volatile Organics (ug/kg) | | | |
| Ethylbenzene | 1000 | 1000 | 6220 |
| n-Propylbenzene | 3900 | 3900 | 21100 |
| Naphthalene | 12000 | 12000 | 17900 |
| 1,2,4-Trimethylbenzene | 3600 | 3600 | 169000 |
| 1,3,5-Trimethylbenzene | 8400 | 8400 | 69400 |
| m,p-Xylene | 260 | NC | 37000 |

| PE-21 Analyte | NY-CP51 NY-RESR Result | | |
|-------------------------------|------------------------|------|--------|
| Volatile Organics (ug/kg) | | | |
| Ethylbenzene | 1000 | 1000 | 20200 |
| 1,2,4-Trimethylbenzene | 3600 | 3600 | 93200 |
| 1,3,5-Trimethylbenzene | 8400 | 8400 | 29500 |
| m,p-Xylene | 260 | NC | 559000 |
| Semivolatile Organics (ug/kg) | | | |
| Benzo (a) anthracene | 1000 | 1000 | 2320 |
| Benzo (a) pyrene | 1000 | 1000 | 2520 |
| Benzo (b) fluoranthene | 1000 | 1000 | 2360 |
| Benzo (k) fluoranthene | 800 | 800 | 2200 |
| Chrysene | 1000 | 1000 | 3320 |
| Indeno (1,2,3-cd) pyrene | 500 | 500 | 1820 |

| PE-7 Analyte | NY-CP51 NY-RESR Result | | |
|---------------------------|------------------------|------|------|
| Volatile Organics (ug/kg) | | | |
| Ethylbenzene | 1000 | 1000 | 2090 |
| m,p-Xylene | 260 | NC | 1140 |

BUILDING


NOTES:
 1. Soil results compared to Restricted Residential Soil Cleanup Objectives (SCOs) table 375-6.8(b) and CP-51 Table 1. NYSDEC Remedial Program Soil Cleanup Objectives (6 New York Codes, Rules and Regulations [NYCRR] 375-6).
 2. Only results in exceedance of applicable criteria are shown.
 3. All units in ppm.
 4. NE = No exceedances
 5. Results for post excavation samples for soil ramp excavation SS-1D to SS-6D are shown on Figure 7



| PE-20 Analyte | NY-CP51 NY-RESR Result | | |
|---------------------------|------------------------|----|-----|
| Volatile Organics (ug/kg) | | | |
| m,p-Xylene | 260 | NC | 360 |

Legend

- Post-Excavation Soil Sample Location
- Building
- Property Line
- Edge of Pavement
- Former Auto Ramp
- Stone Retaining Wall
- Pump Island
- Catch Basin
- Floor Drain
- Former Pump Island
- Former UST (Gasoline)
- Former UST (Waste Oil)
- Limits of Soil Excavation
- Limits of Surface Soil Excavat
- Stream



DATE: SEPT 2011
 PROJECT NO: 1041
 FILE NO: Fig5_2008_Post-ExResults_Soil_2011_Pawling.mxd



CORNERSTONE ENTERPRISES
 PAWLING, NEW YORK

FIGURE 5 - 2008 POST-EXCAVATION SOIL RESULTS FROM UST AND FLOOR DRAIN EXCAVATION



MAIN STREET

FORMER GAS STATION/CURRENT CHURCH PROPERTY

| SS-5D | | NY-CP51 NY-RESR Result | |
|----------------------|----|------------------------|-----|
| Analyte | | | |
| Total Metals (mg/kg) | | | |
| Lead | NC | 400 | 512 |

BUILDING

SS-4D (NE)

SS-3D (NE)


SS-1D (NE)

DRIVEWAY

| SS-2D | | NY-CP51 NY-RESR Result | |
|----------------------|----|------------------------|------|
| Analyte | | | |
| Total Metals (mg/kg) | | | |
| Lead | NC | 400 | 410 |
| Mercury | NC | 0.81 | 1.23 |

STREAM

- NOTES:
1. Soil results compared to Restricted Residential Soil Cleanup Objectives (SCOs) table 375-6.8(b) and CP-51 Table 1. NYSDEC Remedial Program Soil Cleanup Objectives (6 New York Codes, Rules and Regulations [NYCRR] 375-6).
 2. Only results in exceedance of applicable criteria are shown.
 3. All units in ppm.
 4. NE = No exceedances



Legend

- Post-Excavation Surface Soil
- Building
- Property Line
- Edge of Pavement
- Former Auto Ramp
- Stone Retaining Wall
- Pump Island
- Catch Basin
- Floor Drain
- Former Pump Island
- Former UST (Gasoline)
- Former UST (Waste Oil)
- Limits of Soil Excavation
- Limits of Surface Soil Excavation
- Stream

DATE: SEPT 2011
 PROJECT NO: 1041
 FILE NO: Fig6_08_PERes_Soil_RampExc_2011_Pawling.mxd



CORNERSTONE ENTERPRISES
 PAWLING, NEW YORK

FIGURE 6 - 2008 POST-EXCAVATION
 SOIL RESULTS FROM RAMP EXCAVATION



MAIN STREET

ACTIVE GAS STATION

| GW-10 | | NY-AWQS Result | |
|--------------------------|---|----------------|--|
| Analyte | | | |
| Volatile Organics (ug/l) | | | |
| Ethylbenzene | 5 | 662 | |
| m,p-Xylene | 5 | 1830 | |
| o-Xylene | 5 | 179 | |

| GW-6 | | NY-AWQS Result | |
|--------------------------|---|----------------|--|
| Analyte | | | |
| Volatile Organics (ug/l) | | | |
| Ethylbenzene | 5 | 113 | |

| GW-7 | | NY-AWQS Result | |
|--------------------------|---|----------------|--|
| Analyte | | | |
| Volatile Organics (ug/l) | | | |
| Benzene | 1 | 1.56 | |

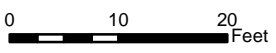
| GW-9 | | NY-AWQS Result | |
|------------------------------|----|----------------|--|
| Analyte | | | |
| Volatile Organics (ug/l) | | | |
| Benzene | 1 | 7.65 | |
| Ethylbenzene | 5 | 809 | |
| m,p-Xylene | 5 | 2900 | |
| o-Xylene | 5 | 38.4 | |
| Semivolatile Organics (ug/l) | | | |
| Napthalene | 10 | 130 | |

DRIVEWAY

BUILDING

STREAM

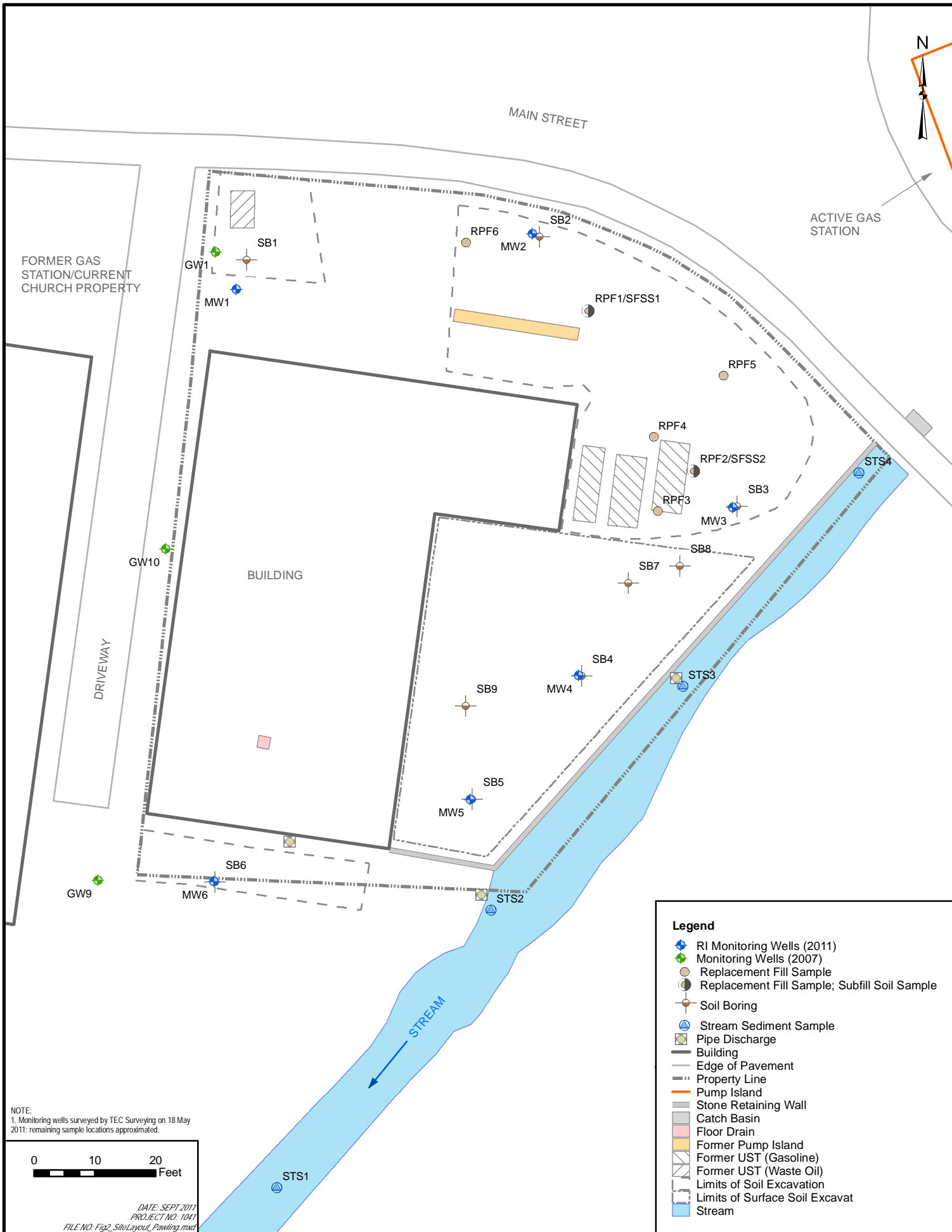
- NOTES:
1. Groundwater results compared to New York TOGS 111 Ambient Water Quality Standards criteria.
 2. Only results in exceedance of applicable criteria are shown.
 3. All units in ppb.
 4. NE = no exceedance




DATE: SEPT 2011
 PROJECT NO: 1041
 FILE NO: Fig7_2007_Results_GW_2007_Pawling.mxd

Legend

- Monitoring Well (2007)
- Building
- Property Line
- Edge of Pavement
- Former Auto Ramp
- Stone Retaining Wall
- Pump Island
- Catch Basin
- Floor Drain
- Former Pump Island
- Former UST (Gasoline)
- Former UST (Waste Oil)
- Limits of Soil Excavation
- Limits of Surface Soil Excavation
- Stream

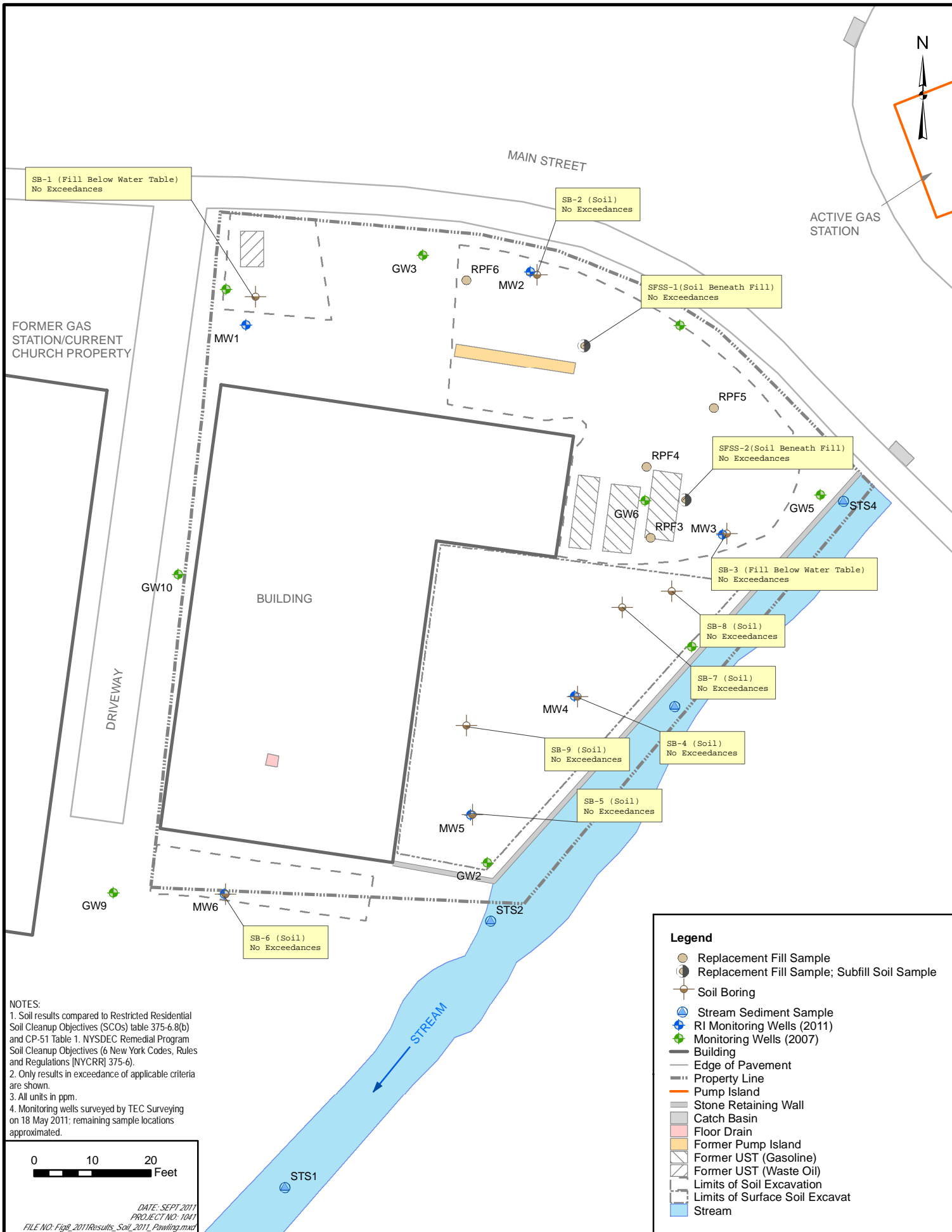


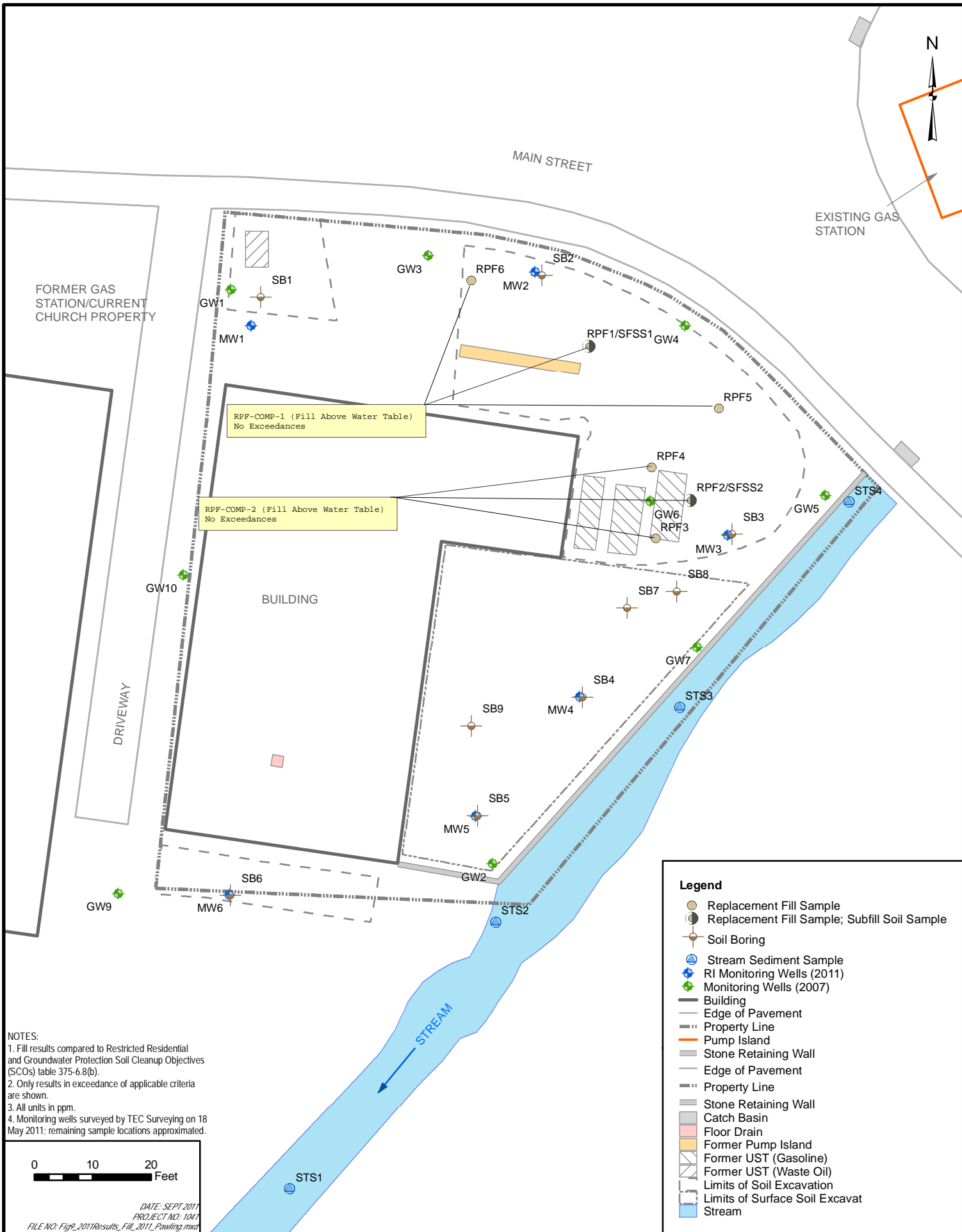
NOTE:
 1. Monitoring wells surveyed by TEC Surveying on 18 May 2011; remaining sample locations approximated.




DATE: SEPT 2011
 PROJECT NO: 1041
 FILE NO: Fig2_SiteLayout_Pawling.mxd

- Legend**
- RI Monitoring Wells (2011)
 - Monitoring Wells (2007)
 - Replacement Fill Sample
 - Replacement Fill Sample; Subfill Soil Sample
 - Soil Boring
 - Stream Sediment Sample
 - Pipe Discharge
 - Building
 - Edge of Pavement
 - Property Line
 - Pump Island
 - Stone Retaining Wall
 - Catch Basin
 - Floor Drain
 - Former Pump Island
 - Former UST (Gasoline)
 - Former UST (Waste Oil)
 - Limits of Soil Excavation
 - Limits of Surface Soil Excavat
 - Stream





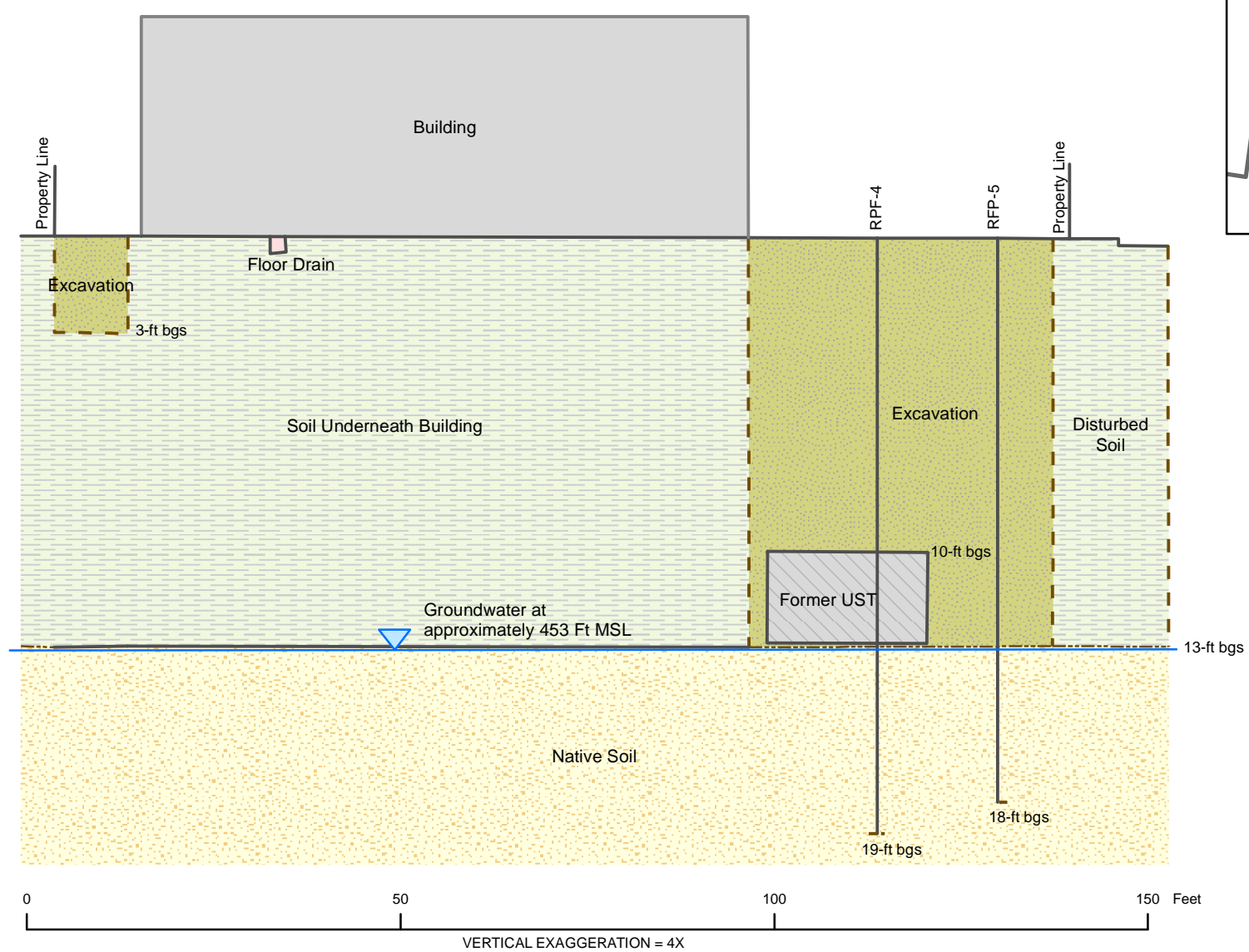
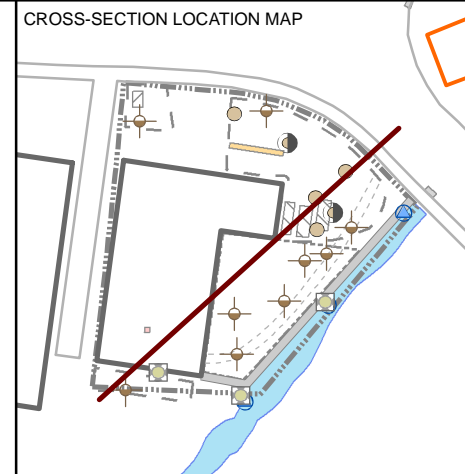
NOTES:
 1. Fill results compared to Restricted Residential and Groundwater Protection Soil Cleanup Objectives (SCOs) table 375-6.8(b).
 2. Only results in exceedance of applicable criteria are shown.
 3. All units in ppm.
 4. Monitoring wells surveyed by TEC Surveying on 18 May 2011; remaining sample locations approximated.



DATE: SEPT 2011
 PROJECT NO: 1041
 FILE NO: Fig9_2011Results_Fill_2011_Pawling.mxd

Legend

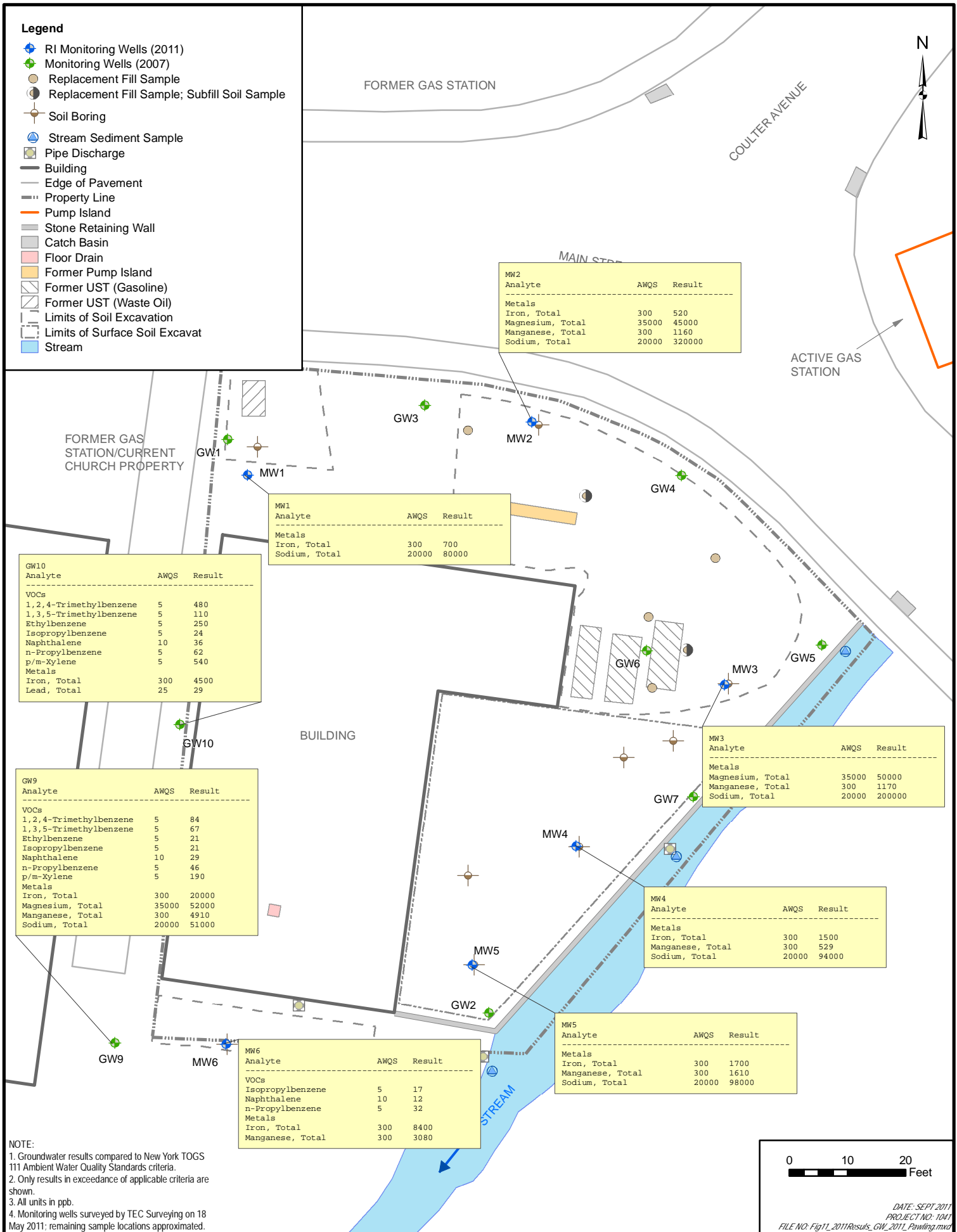
- Replacement Fill Sample
- Replacement Fill Sample; Subfill Soil Sample
- Soil Boring
- Stream Sediment Sample
- RI Monitoring Wells (2011)
- Monitoring Wells (2007)
- Building
- Edge of Pavement
- Property Line
- Pump Island
- Stone Retaining Wall
- Edge of Pavement
- Property Line
- Stone Retaining Wall
- Catch Basin
- Floor Drain
- Former Pump Island
- Former UST (Gasoline)
- Former UST (Waste Oil)
- Limits of Soil Excavation
- Limits of Surface Soil Excavation
- Stream



DATE: FEB 2012
 PROJECT NO: 1041
 FILE NO: Fig11_XSecA-A_2011_Pawling.mxd

Legend

- RI Monitoring Wells (2011)
- Monitoring Wells (2007)
- Replacement Fill Sample
- Replacement Fill Sample; Subfill Soil Sample
- Soil Boring
- Stream Sediment Sample
- Pipe Discharge
- Building
- Edge of Pavement
- Property Line
- Pump Island
- Stone Retaining Wall
- Catch Basin
- Floor Drain
- Former Pump Island
- Former UST (Gasoline)
- Former UST (Waste Oil)
- Limits of Soil Excavation
- Limits of Surface Soil Excavation
- Stream



| MW2 | Analyte | AWQS | Result |
|--------|------------------|-------|--------|
| Metals | | | |
| | Iron, Total | 300 | 520 |
| | Magnesium, Total | 35000 | 45000 |
| | Manganese, Total | 300 | 1160 |
| | Sodium, Total | 20000 | 320000 |

| MW1 | Analyte | AWQS | Result |
|--------|---------------|-------|--------|
| Metals | | | |
| | Iron, Total | 300 | 700 |
| | Sodium, Total | 20000 | 80000 |

| GW10 | Analyte | AWQS | Result |
|--------|------------------------|------|--------|
| VOCs | | | |
| | 1,2,4-Trimethylbenzene | 5 | 480 |
| | 1,3,5-Trimethylbenzene | 5 | 110 |
| | Ethylbenzene | 5 | 250 |
| | Isopropylbenzene | 5 | 24 |
| | Naphthalene | 10 | 36 |
| | n-Propylbenzene | 5 | 62 |
| | p/m-Xylene | 5 | 540 |
| Metals | | | |
| | Iron, Total | 300 | 4500 |
| | Lead, Total | 25 | 29 |

| GW9 | Analyte | AWQS | Result |
|--------|------------------------|-------|--------|
| VOCs | | | |
| | 1,2,4-Trimethylbenzene | 5 | 84 |
| | 1,3,5-Trimethylbenzene | 5 | 67 |
| | Ethylbenzene | 5 | 21 |
| | Isopropylbenzene | 5 | 21 |
| | Naphthalene | 10 | 29 |
| | n-Propylbenzene | 5 | 46 |
| | p/m-Xylene | 5 | 190 |
| Metals | | | |
| | Iron, Total | 300 | 20000 |
| | Magnesium, Total | 35000 | 52000 |
| | Manganese, Total | 300 | 4910 |
| | Sodium, Total | 20000 | 51000 |

| MW3 | Analyte | AWQS | Result |
|--------|------------------|-------|--------|
| Metals | | | |
| | Magnesium, Total | 35000 | 50000 |
| | Manganese, Total | 300 | 1170 |
| | Sodium, Total | 20000 | 200000 |

| MW4 | Analyte | AWQS | Result |
|--------|------------------|-------|--------|
| Metals | | | |
| | Iron, Total | 300 | 1500 |
| | Manganese, Total | 300 | 529 |
| | Sodium, Total | 20000 | 94000 |


















| MW5 | Analyte | AWQS | Result |
|--------|------------------|-------|--------|
| Metals | | | |
| | Iron, Total | 300 | 1700 |
| | Manganese, Total | 300 | 1610 |
| | Sodium, Total | 20000 | 98000 |

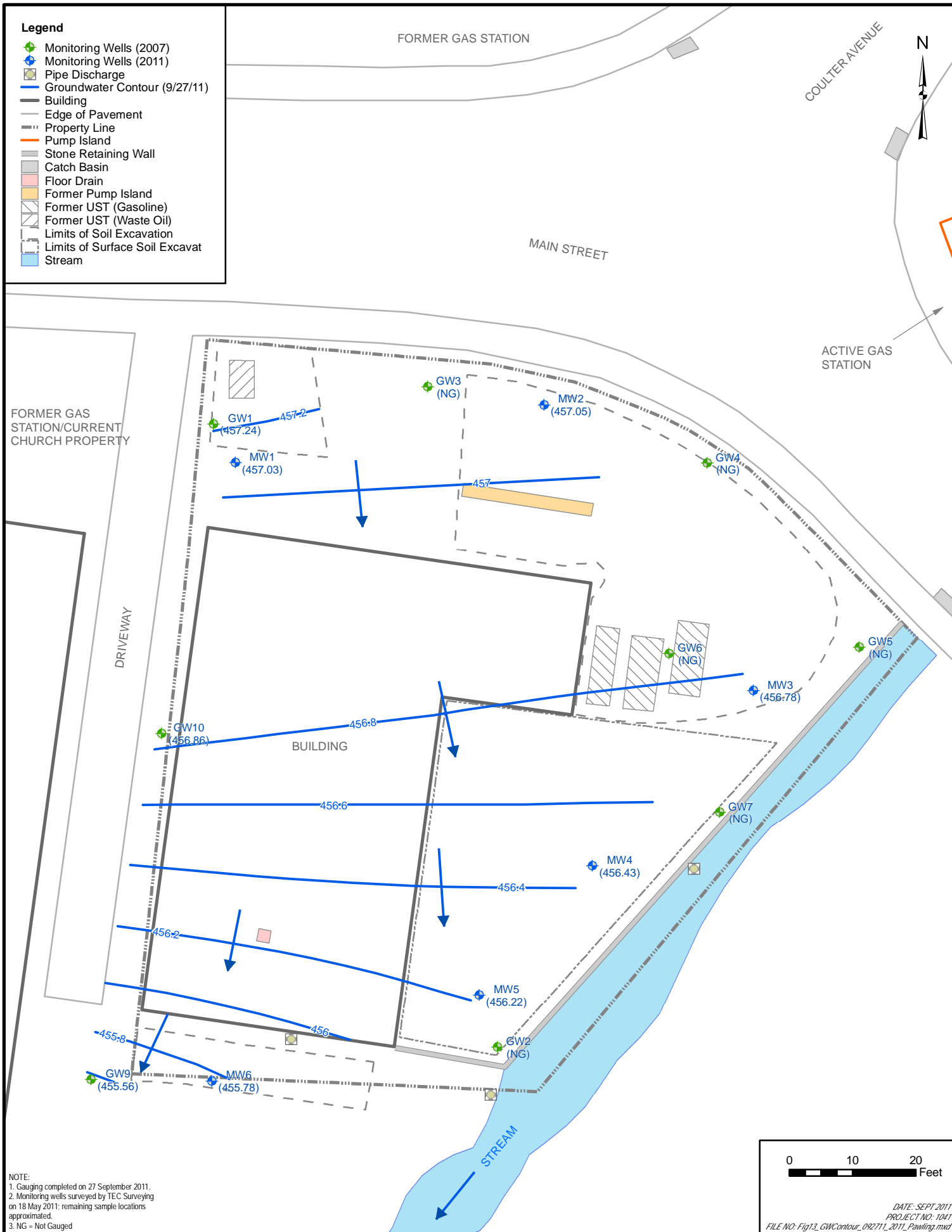
| MW6 | Analyte | AWQS | Result |
|--------|------------------|------|--------|
| VOCs | | | |
| | Isopropylbenzene | 5 | 17 |
| | Naphthalene | 10 | 12 |
| | n-Propylbenzene | 5 | 32 |
| Metals | | | |
| | Iron, Total | 300 | 8400 |
| | Manganese, Total | 300 | 3080 |

NOTE:
 1. Groundwater results compared to New York TOGS 111 Ambient Water Quality Standards criteria.
 2. Only results in exceedance of applicable criteria are shown.
 3. All units in ppb.
 4. Monitoring wells surveyed by TEC Surveying on 18 May 2011; remaining sample locations approximated.

0 10 20 Feet
 DATE: SEPT 2011
 PROJECT NO: 1041
 FILE NO: Fig11_2011Results_GW_2011_Pawling.mxd

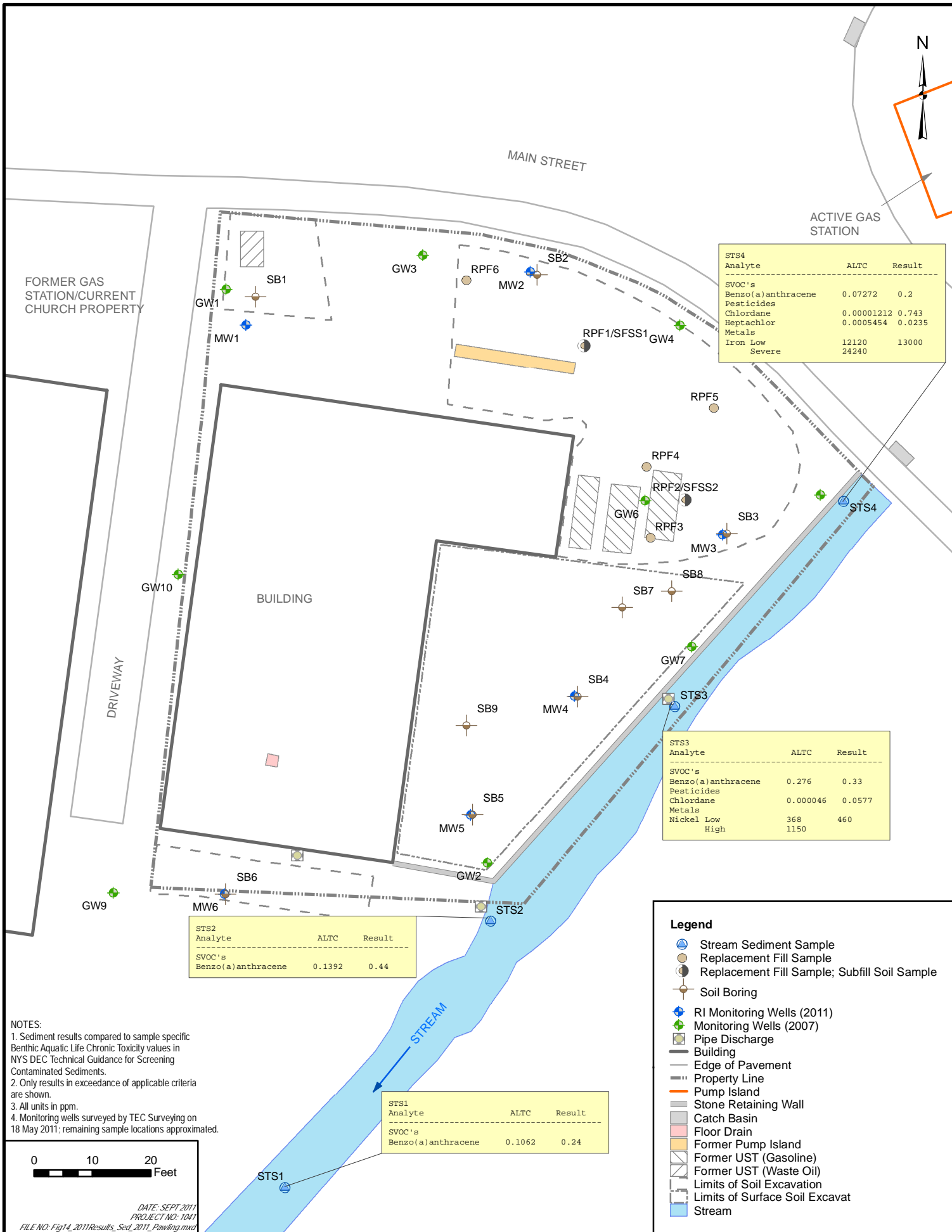
Legend

-  Monitoring Wells (2007)
-  Monitoring Wells (2011)
-  Pipe Discharge
-  Groundwater Contour (9/27/11)
-  Building
-  Edge of Pavement
-  Property Line
-  Pump Island
-  Stone Retaining Wall
-  Catch Basin
-  Floor Drain
-  Former Pump Island
-  Former UST (Gasoline)
-  Former UST (Waste Oil)
-  Limits of Soil Excavation
-  Limits of Surface Soil Excavat
-  Stream



NOTE:
 1. Gauging completed on 27 September 2011.
 2. Monitoring wells surveyed by TEC Surveying on 18 May 2011; remaining sample locations approximated.
 3. NG = Not Gauged

0 10 20 Feet
 DATE: SEPT 2011
 PROJECT NO: 1041
 FILE NO: Fig13_GWContour_092711_2011_Pawling.mxd



Appendix A

Excavation Work Plan

APPENDIX A – EXCAVATION WORK PLAN

A-1 NOTIFICATION

At least 15 days prior to the start of any activity that is anticipated to encounter remaining contamination, the site owner or their representative will notify the Department. Currently, this notification will be made to:

Jamie Verrigni

NYSDEC

Division of Environmental Remediation

625 Broadway

Albany, NY 12233-7014

And,

Site Control Section

Bureau of Technical Support

NYSDEC Division of Environmental Remediation

625 Broadway

Albany, NY 12233-7020

This notification will include:

- A detailed description of the work to be performed, including the location and areal extent, plans for site re-grading, intrusive elements or utilities to be installed below the soil cover, estimated volumes of contaminated soil to be excavated and any work that may impact an engineering control,
- A summary of environmental conditions anticipated in the work areas, including the nature and concentration levels of contaminants of concern, potential presence of grossly contaminated media, and plans for any pre-construction sampling;

- A schedule for the work, detailing the start and completion of all intrusive work,
- A summary of the applicable components of this EWP,
- A statement that the work will be performed in compliance with this EWP and 29 CFR 1910.120,
- A copy of the contractor's health and safety plan, in electronic format, if it differs from the HASP provided in Appendix C of this document,
- Identification of disposal facilities for potential waste streams,
- Identification of sources of any anticipated backfill, along with all required chemical testing results.

A-2 SOIL SCREENING METHODS

Visual, olfactory and instrument-based soil screening will be performed by a qualified environmental professional during all remedial and development excavations into known or potentially contaminated material (remaining contamination). Soil screening will be performed regardless of when the invasive work is done and will include all excavation and invasive work performed during development, such as excavations for foundations and utility work, after issuance of the COC.

Soils will be segregated based on previous environmental data and screening results into material that requires off-site disposal, material that requires testing, material that can be returned to the subsurface, and material that can be used as cover soil.

A-3 STOCKPILE METHODS

Soil stockpiles will be continuously encircled with a berm and/or silt fence. Hay bales will be used as needed near catch basins, surface waters and other discharge points.

Stockpiles will be kept covered at all times with appropriately anchored tarps. Stockpiles will be routinely inspected and damaged tarp covers will be promptly replaced.

Stockpiles will be inspected at a minimum once each week and after every storm event. Results of inspections will be recorded in a logbook and maintained at the site and available for inspection by NYSDEC.

A-4 MATERIALS EXCAVATION AND LOAD OUT

A qualified environmental professional or person under their supervision will oversee all invasive work and the excavation and load-out of all excavated material. If the excavated site soils are to be reused onsite, no load out will be necessary.

The owner of the property and its contractors are solely responsible for safe execution of all invasive and other work performed under this Plan.

The presence of utilities and easements on the site will be investigated by the qualified environmental professional. It will be determined whether a risk or impediment to the planned work under this SMP is posed by utilities or easements on the site.

Loaded vehicles leaving the site will be appropriately lined, tarped, securely covered, manifested, and placarded in accordance with appropriate Federal, State, local, and NYSDOT requirements (and all other applicable transportation requirements).

A truck wash will be operated on-site. The qualified environmental professional will be responsible for ensuring that all outbound trucks will be washed at the truck wash before leaving the site until the activities performed under this section are complete.

Locations where vehicles enter or exit the site shall be inspected daily for evidence of off-site soil tracking.

The qualified environmental professional will be responsible for ensuring that all egress points for truck and equipment transport from the site are clean of dirt and other materials derived from the site during intrusive excavation activities. Cleaning of the adjacent streets will be performed as needed to maintain a clean condition with respect to site-derived materials.

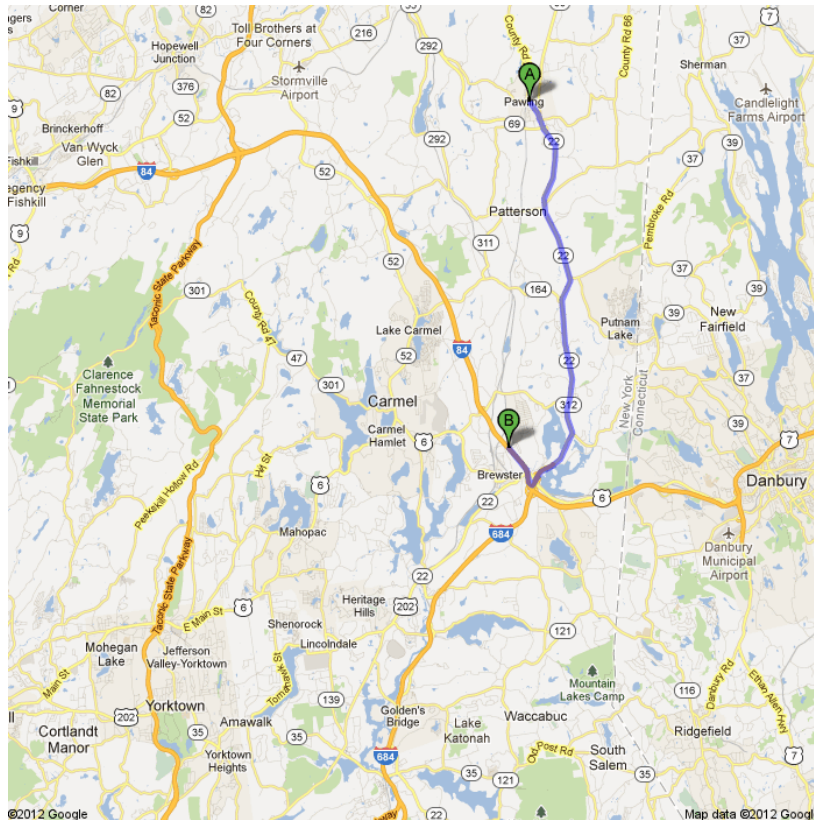
A-5 MATERIALS TRANSPORT OFF-SITE







All transport of materials will be performed by licensed haulers in accordance with appropriate local, State, and Federal regulations, including 6 NYCRR Part 364. Haulers will be appropriately licensed and trucks properly placarded.

Material transported by trucks exiting the site will be secured with tight-fitting covers. Loose-fitting canvas-type truck covers will be prohibited. If loads contain wet material capable of producing free liquid, truck liners will be used.

All trucks will be washed prior to leaving the site. Truck wash waters will be collected and disposed of off-site in an appropriate manner.

All trucks loaded with site materials will exit the vicinity of the site using only these approved truck routes. Truck transport routes are as follows to the major truck transportation route of Route 22 to Interstate I-84:



| | | |
|---|---|-----------------------------|
|  | 33 E Main St, Pawling, NY 12564 | |
| | 1. Head southeast on E Main St/Old Route 55 toward Lifflerd Cir Continue to follow E Main St About 1 min | go 0.6 mi total 0.6 mi |
|  | 2. Slight left onto Quaker Hill Rd | go 121 ft total 0.7 mi |
|  | 3. Turn right onto NY-22 S/NY-55 W Continue to follow NY-22 S About 16 mins | go 11.7 mi total 12.3 mi |
|  | 4. Continue onto I-684 S | go 0.4 mi total 12.7 mi |
|  | 5. Take exit 9W to merge onto I-84 W toward Newburgh About 2 mins | go 1.5 mi total 14.2 mi |
|  | I-84 W | |

This is the most appropriate route and takes into account: (a) limiting transport through residential areas and past sensitive sites; (b) use of city mapped truck routes; (c) prohibiting off-site queuing of trucks entering the facility; (d) limiting total distance to major highways; (e) promoting safety in access to highways; and (f) overall safety in transport; [(g) community input [where necessary]

Trucks will be prohibited from stopping and idling in the neighborhood outside the project site.

Egress points for truck and equipment transport from the site will be kept clean of dirt and other materials during site remediation and development.

Queuing of trucks will be performed on-site in order to minimize off-site disturbance. Off-site queuing will be prohibited.

A-6 MATERIALS DISPOSAL OFF-SITE

All soil/fill/solid waste excavated and removed from the site will be treated as contaminated and regulated material and will be transported and disposed in accordance with all local, State (including 6NYCRR Part 360) and Federal regulations. If disposal of soil/fill from this site is proposed for unregulated off-site disposal (i.e. clean soil removed for development purposes), a formal request with an associated plan will be made to the NYSDEC. Unregulated off-site management of materials from this site will not occur without formal NYSDEC approval.

Off-site disposal locations for excavated soils will be identified in the pre-excavation notification. This will include estimated quantities and a breakdown by class of disposal facility if appropriate, i.e. hazardous waste disposal facility, solid waste landfill, petroleum treatment facility, C/D recycling facility, etc. Actual disposal quantities and associated documentation will be reported to the NYSDEC in the Periodic Review Report. This documentation will include: waste profiles, test results, facility acceptance letters, manifests, bills of lading and facility receipts.

Non-hazardous historic fill and contaminated soils taken off-site will be handled, at minimum, as a Municipal Solid Waste per 6NYCRR Part 360-1.2. Material that does not meet Track 1 unrestricted SCOs is prohibited from being taken to a New York State recycling facility (6NYCRR Part 360-16 Registration Facility).

A-7 MATERIALS REUSE ON-SITE

Chemical criteria for on-site reuse of material have been approved by NYSDEC and are listed in Table 10 of the Site Management Plan. The recommended number of soil samples as defined in 5.4(e) of DER-10 is dependent on soil quantity and is outline in the table below:

| Table 5.4(e)10 | | | |
|---|--|--|--|
| Recommended Number of Soil Samples for Soil Imported To or Exported From a Site | | | |
| Contaminant | VOCs | SVOCs, Inorganics & PCBs/Pesticides | |
| Soil Quantity (cubic yards) | Discrete Samples | Composite | Discrete Samples/Composite |
| 0-50 | 1 | 1 | 3-5 discrete samples from different locations in the fill being provided will comprise a composite sample for analysis |
| 50-100 | 2 | 1 | |
| 100-200 | 3 | 1 | |
| 200-300 | 4 | 1 | |
| 300-400 | 4 | 2 | |
| 400-500 | 5 | 2 | |
| 500-800 | 6 | 2 | |
| 800-1000 | 7 | 2 | |
| ➤ 1000 | Add an additional 2 VOC and 1 composite for each additional 1000 Cubic yards or consult with DER | | |

Stockpiling will occur on a paved surface and will be covered with plastic sheeting pending analytical results demonstrating reuse onsite is permitted. The paved surface where the soil will be stockpiled will be covered with plastic sheeting prior to

placement of soil. The qualified environmental professional will ensure that procedures defined for materials reuse in this SMP are followed and that unacceptable material does not remain on-site. Contaminated on-site material, including historic fill and contaminated soil, that is acceptable for re-use on-site will be placed below the demarcation layer or impervious surface, and will not be reused within a cover soil layer, within landscaping berms, or as backfill for subsurface utility lines.

Any demolition material proposed for reuse on-site will be sampled for asbestos and the results will be reported to the NYSDEC for acceptance. Concrete crushing or processing on-site will not be performed without prior NYSDEC approval. Organic matter (wood, roots, stumps, etc.) or other solid waste derived from clearing and grubbing of the site will not be reused on-site.

A-8 FLUIDS MANAGEMENT

All liquids to be removed from the site, including excavation dewatering and groundwater monitoring well purge and development waters, will be handled, transported and disposed in accordance with applicable local, State, and Federal regulations. Dewatering, purge and development fluids will not be recharged back to the land surface or subsurface of the site, but will be managed off-site.

Discharge of water generated during large-scale construction activities to surface waters (i.e. a local pond, stream or river) will be performed under a SPDES permit.

A-9 COVER SYSTEM RESTORATION

After the completion of soil removal and any other invasive activities the cover system will be restored in a manner that complies with the Decision Document. The demarcation layer, consisting of orange snow fencing material or equivalent material will be replaced to provide a visual reference to the top of the 'Remaining Contamination Zone', the zone that requires adherence to special conditions for disturbance of remaining contaminated soils defined in this Site Management Plan. If the type of cover system changes from that which exists prior to the excavation (i.e., asphalt is replaced by soil), this will constitute a modification of the cover element of the remedy and the upper surface of the 'Remaining Contamination. A figure showing the modified surface will be

included in the subsequent Periodic Review Report and in any updates to the Site Management Plan.

A-10 BACKFILL FROM OFF-SITE SOURCES

In accordance with Section 5.4(e)5 of DER-10 material other than soil may be imported, without chemical testing, to be used as backfill beneath pavement, buildings or as part of the final site cover, provided that it contains less than 10% by weight material which would pass through a size 80 sieve. Documentation demonstrating that this material meets these requirements will be provided to the Department prior to use at the site. The source of the fill material and analytical results, as required by DER-10, of the fill material should be provided to the Department for review and approval prior to its use on the site.

If additional imported fill was to be used at the site, the fill will be sampled and analyzed in accordance with 5.4(e)10 and Table 5.4(e)10 of DER-10, Technical Guidance for Site Investigation and Remediation. The fill material should not exceed the allowable constituent levels for imported fill or soil for the use of the site (i.e., restricted residential) or for the groundwater protection soil cleanup objectives which are provided in Appendix 5 of DER-10. Off-site soil will originate from known sources having no evidence of disposal or releases of hazardous substances, hazardous, toxic or radioactive wastes or petroleum.

All materials proposed for import onto the site will be approved by the qualified environmental professional and will be in compliance with provisions in this SMP prior to receipt at the site.

Material from industrial sites, spill sites, or other environmental remediation sites or potentially contaminated sites will not be imported to the site.

All imported soils will meet the backfill and cover soil quality standards established in 6NYCRR 375-6.7(d). Based on an evaluation of the land use, protection of groundwater and protection of ecological resources criteria, the resulting soil quality standards are listed in Table 10. Soils that meet 'exempt' fill requirements under 6 NYCRR Part 360, but do not meet backfill or cover soil objectives for this site, will not

be imported onto the site without prior approval by NYSDEC. Solid waste will not be imported onto the site.

Trucks entering the site with imported soils will be securely covered with tight fitting covers. Imported soils will be stockpiled separately from excavated materials and covered to prevent dust releases.

A-11 STORMWATER POLLUTION PREVENTION

Barriers and hay bale checks will be installed and inspected once a week and after every storm event. Results of inspections will be recorded in a logbook and maintained at the site and available for inspection by NYSDEC. All necessary repairs shall be made immediately.

Accumulated sediments will be removed as required to keep the barrier and hay bale check functional.

All undercutting or erosion of the silt fence toe anchor shall be repaired immediately with appropriate backfill materials.

Manufacturer's recommendations will be followed for replacing silt fencing damaged due to weathering.

Erosion and sediment control measures identified in the SMP shall be observed to ensure that they are operating correctly. Where discharge locations or points are accessible, they shall be inspected to ascertain whether erosion control measures are effective in preventing significant impacts to receiving waters

Silt fencing or hay bales will be installed around the entire perimeter of the construction area.

A-12 CONTINGENCY PLAN

If underground tanks or other previously unidentified contaminant sources are found during post-remedial subsurface excavations or development related construction, excavation activities will be suspended until sufficient equipment is mobilized to address the condition.

Sampling will be performed on product, sediment and surrounding soils, etc. as necessary to determine the nature of the material and proper disposal method. Chemical analysis will be performed for full a full list of analytes (TAL metals; TCL volatiles and semi-volatiles, TCL pesticides and PCBs), unless the site history and previous sampling results provide a sufficient justification to limit the list of analytes. In this case, a reduced list of analytes will be proposed to the NYSDEC for approval prior to sampling.

Identification of unknown or unexpected contaminated media identified by screening during invasive site work will be promptly communicated by phone to NYSDEC's Project Manager. Reportable quantities of petroleum product will also be reported to the NYSDEC spills hotline. These findings will be also included in the periodic reports prepared pursuant to Section 5 of the SMP.

A-13 COMMUNITY AIR MONITORING PLAN

The Community Air Monitoring Plan (CAMP) generated for the Site is provided as Appendix C of the Site Management Plan. Both VOC and particulate monitoring will be performed at appropriate intervals at an upwind locale and downwind of the exclusion zone. Air sampling locations will be adjusted on a daily or more frequent basis based on actual wind directions to provide an upwind and at least two downwind monitoring stations. Exceedances of action levels listed in the CAMP will be reported to NYSDEC and NYSDOH Project Managers.

A-14 ODOR CONTROL PLAN:

This odor control plan is capable of controlling emissions of nuisance odors off-site. Specific odor control methods to be used on a routine basis could include but are not limited to controlling exposed surface area, covering exposed soil, the application of products applied directly to the exposed soil, or odor neutralizing devices.

If nuisance odors are identified at the site boundary, or if odor complaints are received, work will be halted and the source of odors will be identified and corrected. Work will not resume until all nuisance odors have been abated. NYSDEC and NYSDOH will be notified of all odor events and of any other complaints about the project. Implementation of all odor controls, including the halt of work, is the

responsibility of the property owner's Remediation Engineer, and any measures that are implemented will be discussed in the Periodic Review Report.

All necessary means will be employed to prevent on- and off-site nuisances. At a minimum, these measures will include: (a) limiting the area of open excavations and size of soil stockpiles; (b) shrouding open excavations with tarps and other covers; and (c) using foams to cover exposed odorous soils. If odors develop and cannot be otherwise controlled, additional means to eliminate odor nuisances will include: (d) direct load-out of soils to trucks for off-site disposal; (e) use of chemical odorants in spray or misting systems; and, (f) use of staff to monitor odors in surrounding neighborhoods.

If nuisance odors develop during intrusive work that cannot be corrected, or where the control of nuisance odors cannot otherwise be achieved due to on-site conditions or close proximity to sensitive receptors, odor control will be achieved by sheltering the excavation and handling areas in a temporary containment structure equipped with appropriate air venting/filtering systems.

A-15 DUST CONTROL PLAN

A dust suppression plan that addresses dust management during invasive on-site work will include, at a minimum, the items listed below:

- Dust suppression will be achieved through the use of a dedicated on-site water truck for road wetting. The truck will be equipped with a water cannon capable of spraying water directly onto off-road areas including excavations and stockpiles.
- Clearing and grubbing of larger sites will be done in stages to limit the area of exposed, unvegetated soils vulnerable to dust production.
- Gravel will be used on roadways to provide a clean and dust-free road surface.
- On-site roads will be limited in total area to minimize the area required for water truck sprinkling.

A-16 OTHER NUISANCES

A plan for rodent control will be developed and utilized by the contractor prior to and during site clearing and site grubbing, and during all remedial work.

A plan will be developed and utilized by the contractor for all remedial work to ensure compliance with local noise control ordinances.

Appendix B

Metes and Bounds

This property is subject to an Environmental Easement held by the New York State Department of Environmental Conservation pursuant to Title 36 of Article 71 of the New York Environmental Conservation Law.

THE ENGINEERING AND INSTITUTIONAL CONTROLS for the Easement are set forth in more detail in the Site Management Plan ("SMP"). A copy of the SMP must be obtained by any party with an interest in the property. The SMP may be obtained from the New York State Department of Environmental Conservation, Division of Environmental Remediation, Site Control Section, 625 Broadway, Albany, NY 12233 or at derwebb@gw.dec.state.ny.us.

ENGINEERING / INSTITUTIONAL CONTROLS

Land Use – The use and development of the site is limited to Restricted Residential, Commercial and Industrial uses only as described in 6 NYCRR Part 375-1.8 (g)(2), (iii) and (iv).


ENVIRONMENTAL EASEMENT AREA ACCESS

THE DEC OR THEIR AGENT MAY ACCESS THE ENVIRONMENTAL EASEMENT AREA AS SHOWN HEREON THROUGH ANY EXISTING STREET ACCESS OR BUILDING INGRESS/EGRESS ACCESS POINT.

ENVIRONMENTAL EASEMENT DESCRIPTION

METS AND BOUNDS DESCRIPTION AS PER DEED LIBER 1834, PAGE 524, MAY 9, 1989:

...BEGINNING IN THE CENTER OF THE HIGHWAY LEADING FROM THE CENTER OF THE HIGHWAY TO THE INTERSECTION OF SAID HIGHWAY TO THE NORTHEAST CORNER OF LANDS OF DAVID SCULLY; THENCE TO THE NORTHEAST CORNER OF LANDS OF PATRICK HEALY; RUNNING THENCE SOUTHERLY WITH SAID HEALY'S LAND TO LANDS OF ALEXANDER ALLEN; LATELY DECEASED; THENCE EASTERLY WITH THE SAID ALLEN'S LAND AS THE FENCE NOW STANDS TO THE CENTER OF A BROOK OF WATER; THENCE NORTHERLY IN THE SAID WESTERY IN THE CENTER OF A BRIDGE OVER SAME; THENCE WESTERLY IN THE CENTER OF THE HIGHWAY TO THE PLACE OF BEGINNING.



METS AND BOUNDS DESCRIPTION PER SURVEY:

BEGINNING AT A POINT ON THE SOUTHERLY LINE OF MAIN STREET AT THE NORTHWEST CORNER OF THE PROPERTY DESCRIBED HEREIN AND THE NORTHEAST CORNER OF LANDS NOW OR FORMERLY CHURCH OF SAINT JOHN THE BAPTIST; THENCE NORTHERLY ALONG THE SOUTHERLY LINE OF MAIN STREET THE FOLLOWING THREE COURSES AND DISTANCE:

1. S 71°29'19" E, 43.89', TO A POINT OF TANGENCY, 56.44' DIUS OF 80.00' AND AN ARC LENGTH OF 24.79';
2. SOUTHEASTERLY ON A CURVE TO THE RIGHT HAVING A RADIUS OF 80.00' AND AN ARC LENGTH OF 24.79';
3. S 30°42'01" E, 24.79', TO A POINT IN A STREAM AT THE NORTHEAST CORNER OF THE PROPERTY DESCRIBED HEREIN AND THE NORTHEAST CORNER CHURCH OF SAINT JOHN THE BAPTIST CATHOLIC CHURCH ASSOCIATION;
4. S 54°04'41" W, 93.50', THROUGH THE STREAM, TO A POINT;
5. N 73°55'53" W, 63.70', TO THE SOUTHWEST CORNER OF THE PROPERTY DESCRIBED HEREIN AND NORTHERLY SOUTHEAST CORNER OF SAINT JOHN THE BAPTIST CHURCH OF SAINT JOHN THE EVANGELIST (LIBER 1295, PAGE 168);
6. N 20°06'13" E, 114.33', BACK TO THE POINT OF BEGINNING.

AREA = 10,172 sq.ft.
0.23 acres
REFERENCE DEED LIBER 1834, PAGE 524 & DEED #2-2003-7285

VILLAGE OF PAWLING TAX
LOT 7056-05-071977
33 EAST MAIN STREET
PAWLING, N.Y. 12564

SURVEY OF PROPERTY

PREPARED FOR
CORNERSTONE ENTERPRISES, INC.
(D.E.C. SITE NO. C314116)

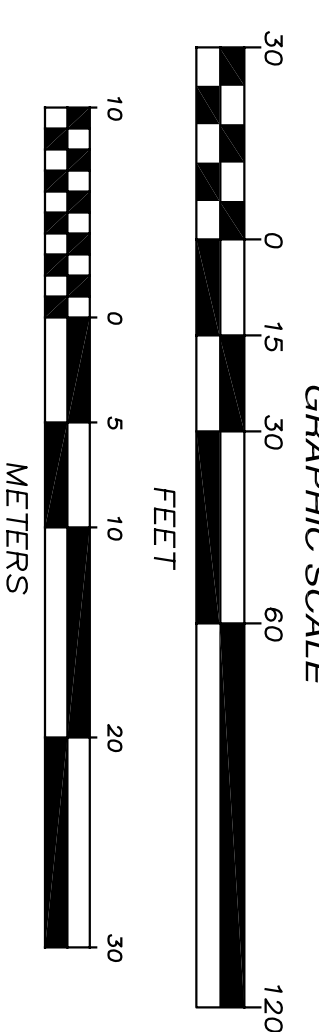
SITUATE IN THE
VILLAGE OF PAWLING
DUTCHESS COUNTY, NEW YORK

SCALE: 1"=30'

REVISED: 6/1/12

7/23/12


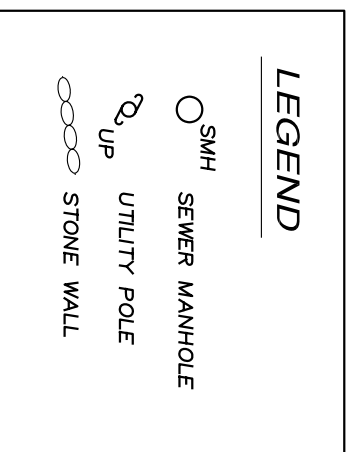
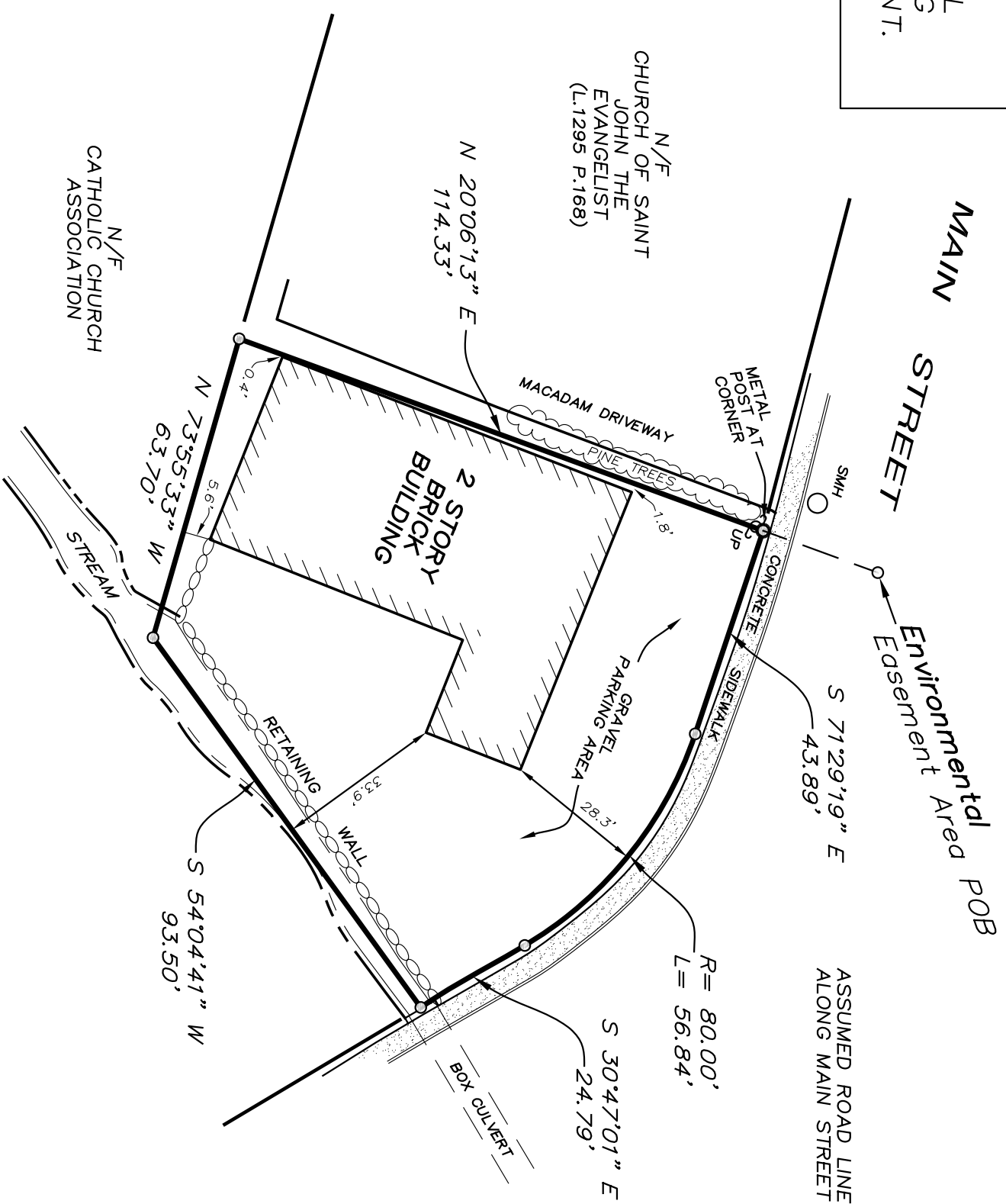
AUGUST 18, 2006



CERTIFICATIONS HEREON SIGNIFY THAT THIS SURVEY WAS PREPARED IN ACCORDANCE WITH THE EXISTING PROFESSIONAL STANDARDS AND ETHICS OF THE NEW YORK STATE ASSOCIATION OF PROFESSIONAL SURVEYORS AND ENGINEERS, INC. (NYSASE) AND THE EXISTING PROFESSIONAL STANDARDS AND ETHICS OF THE PROFESSIONAL ENGINEERS AND SURVEYORS OF THE STATE OF NEW YORK. THE SURVEY IS PREPARED AND HIS BEHALF TO THE CLIENT COMPANY, GOVERNMENTAL AGENCY AND INDIVIDUALS OR INSTITUTIONS. THE SURVEY IS NOT TO BE USED FOR ANY OTHER PURPOSES. UNAUTHORIZED ALTERATION OF ANY PART OF THIS SURVEY MAP BEARING A LICENSED LAND SURVEYOR'S SEAL UNDERGROUND EXISTENTS, STRUCTURES AND/OR ENCROACHMENTS, IF ANY, NOT SHOWN HEREON. ANY ENCROACHMENTS, STRUCTURES AND/OR ENCROACHMENTS, IF ANY, NOT SHOWN HEREON. ONLY COPYED SEAL OR HIS EMBOSSED SEAL SHALL BE CONSIDERED TO BE VALID. THE ORIGINAL SURVEY MAP SHALL BE KEPT IN THE SURVEYOR'S OFFICE FOR A PERIOD OF FIVE (5) YEARS FROM THE DATE OF COMPLETION OF THE SURVEY.

JEFFREY HECKER, L.S., NYS #50235
ZARBECKI & ASSOCIATES, LLC
ENGINEERS / ARCHITECTS / SURVEYORS
11 WEST MAIN STREET, PAWLING, NEW YORK, 12564
(945) 855-3771

2005.071



THIS SURVEY HAS BEEN REVISED WITH THE BENEFIT OF STEWART TITLE INSURANCE COMPANY TITLE POLICY No. RNY-03320-12, DATED 5/17/2012.

- CERTIFIED TO:**
1. PEOPLE OF THE STATE OF NEW YORK ACTING THROUGH ITS COMMISSIONER OF THE DEPARTMENT OF ENVIRONMENTAL CONSERVATION
 2. STEWART TITLE INSURANCE COMPANY
 3. CORNERSTONE ENTERPRISES, INC.

Appendix C

Environmental Easement

Appendix D

Health and Safety Plan and Community Air Monitoring Plan

Appendix D.1

Health and Safety Plan

1.0 PURPOSE AND SCOPE

This Health and Safety Plan (HASP) addresses the health and safety practices that will be employed by workers participating in environmental monitoring activities at the Site including monitoring operations of the sub-slab depressurization system and other non-intrusive work activities. This HASP will be followed by site workers, construction personnel, and any other personnel authorized to be on-site. The HASP takes into account the specific hazards inherent to the Site, and presents procedures to be followed by site workers, construction personnel, subcontractors, and all Site visitors in order to avoid and, if necessary, protect against health and/or safety hazards.

Activities performed under this HASP will comply with applicable parts of OSHA Regulations, primarily 29 CFR Parts 1910 and 1926 if exposure to environmental contaminants that may be present in soil, soil vapor or groundwater have the potential to be encountered during site activities. Other site activities which are not related to environmental sampling or environmental activities are not subject to the requirements of this HASP.. A copy this HASP will be maintained on-site for the duration of remedial work.

Site workers who may participate in activities at the Site that are under the direction of the property owner are required to comply with the provisions specified in this HASP. Site visitors who enter designated work zones must also comply with this HASP. Refusal or failure to comply with the HASP or violation of any safety procedures by field personnel and/or subcontractors performing work covered by this HASP may result in immediate removal from the Site.

A. GENERAL INFORMATION (1910.120(c)(4))

| | | | |
|-------------------------------|-------------------------|-------|---------|
| Project Name: | Cornerstone Enterprises | | |
| Property Address: | 33 East Main Street | | |
| Property Town, County, State: | Pawling, NY | | |
| Client: | Cornerstone Enterprises | | |
| Plan Prepared By: | NTM | Date: | 7/27/12 |
| Plan Approved By: | PLN | Date: | 7/27/12 |
| Project Start Date: | To be determined | | |

B. PROPERTY DESCRIPTION (1910.120(c) (4))

| | | | |
|--|--|--|--|
| Facility History: | Former automotive maintenance facility and retail gasoline station. Area of concern contains VOC, SVOC and metals. | | |
| Amount of Hazardous Materials Present: | Limited to sub-surface soil surrounding building, former UST locations and area under former auto ramp. | | |
| General Property Description: | Parking lot | | |

C. PROJECT OBJECTIVES (1910.120(b)(3))

Sampling and monitoring related to a sub-slab depressurization system to mitigate against any vapor intrusion concerns for site buildings. Additional environmental investigations or activities if required.

D. PROJECT ORGANIZATION (1910.120(b)(2))

| Team Member | Responsibility | Type of Training | Date of Training |
|------------------|-----------------|-----------------------|------------------|
| To be determined | Project Manager | OSHA 40-hour Hazwoper | To be determined |

E. CHEMICAL HAZARDS

Chemical hazards include VOC, SVOC and metals. Concentrations remaining in surface soils are low and slightly above restricted residential criteria. High concentrations of contaminants or free product is not expected to be encountered during environmental work at the site. Chemical hazards that may be encountered are summarized below.

| Chemicals | REL/PEL/STEL (ppm) | Health Hazards |
|---|---|---|
| Benzene | REL = 0.1 ppm PEL = 1 ppm STEL = 5 ppm | Irritation eyes, skin, nose, respiratory system; dizziness; headache, nausea, staggered gait; anorexia, lassitude, dermatitis; bone marrow depression, potential occupational carcinogen. |
| Ethylbenzene | REL = 100 ppm PEL = 100 ppm | Irritation eyes, skin, mucous membrane; headache; dermatitis; narcosis, coma. |
| Fuel Oil | REL = 350 mg/m ³ PEL = 400 ppm | Nausea, irritation – eyes, hypertension, headache, light-headedness, loss of appetite, poor coordination; long-term exposure – kidney damage, blood clotting problems; potential carcinogen. |
| Toluene | REL = 100 ppm PEL = 200 ppm STEL = 300 ppm | Irritation eyes, nose; lassitude, confusion, euphoria, dizziness, headache; dilated pupils, lacrimation (discharge of tears); anxiety, muscle fatigue, insomnia; paresthesia; dermatitis; liver, kidney damage. |
| Xylenes | REL = 100 ppm PEL = 100 ppm | Irritation eyes, skin, nose, throat; dizziness, excitement, drowsiness, poor coordination, staggering gait; corneal vacuolization; anorexia, nausea, vomiting, abdominal pain; dermatitis. |
| Comments: REL = National Institute for Occupational Safety and Health (“NIOSH”) Recommended Exposure Limit PEL = OSHA Permissible Exposure Limit STEL = OSHA Short Term Exposure Limit | | |

F. OTHER HAZARDS

| | | | | |
|------------------|---|-----|----|---|
| Heat Stress: | √ | Yes | No | Take breaks as need to avoid overheating, drink liquids, watch for signs of heat stress. |
| Cold Stress: | √ | Yes | No | Wear sufficient clothes to avoid cold stress, take sufficient breaks in warm environment, watch for signs of cold stress. |
| Excessive Noise: | √ | Yes | No | Use earplugs while working around machinery. |

| | | | | | | |
|------------------------------------|--|-----|---|-----|---|---|
| Confined Space Entry: | | Yes | √ | No | | |
| Open Excavations: | √ | Yes | | No | If yes, is entry into excavation required? | |
| | Be aware of open excavations. Maintain safe distance from excavations and do not enter excavations greater than 2 feet in depth. | | | | | |
| Welding or Cutting: | | Yes | √ | No | If yes, specify precautions to be taken: | |
| | | | | | | |
| Heavy Equipment Operations: | √ | Yes | | No | Take precautions while working around machinery in operation. Wear necessary PPE including hard hat, high visibility vest, noise protection, steel toed boots and gloves. Keep heavy equipment in sight and keep operator aware of location of site workers. Ensure backup alarm on equipment is operating and audible. | |
| Slip, Trip, Fall Hazards: | √ | Yes | | No | Slip, trip and fall hazards may include open excavations, equipment or materials on ground. Use precaution while working to avoid slip, trip, and fall accidents. | |
| Presence of Underground Utilities: | | | √ | Yes | No | Utilities on site likely to include electric, sewer and water. Call for mark out before any intrusive activities. |
| Presence of Overhead Utilities: | | | √ | Yes | No | Overhead electric lines are present along Main Street. |

G. PROPERTY CONTROL (1910.120(d))

Work Zones are not required.

Property Security – Security on property will be maintained by:

| | |
|----|--|
| NA | Temporary barricades and/or warning tape |
| NA | Security Fence |
| NA | 24-hour security guard |
| NA | Other (specify) |
| | Not applicable |

If necessary, during work at the site the areas surrounding the Site may be cordoned off with cones and caution tape. If necessary, vehicular traffic around the Site may be re-routed by placing cones within the street to limit traffic flow as needed.

PERSONAL PROTECTIVE EQUIPMENT (1910.120(b)(4))

Based on evaluation of potential hazards, the following levels of personal protection have been designated for the applicable work zones:

| Work Zone | Level of Protection | Required Protective Equipment (specify) |
|------------------------------|---|---|
| Exclusion Zone | Not required | Respirator: NA Filter/Cartridges: NA Boots: ✓ Inner Gloves: ✓ Outer Gloves: ✓ Protective Coverall: If needed Hard Hat: ✓ Eye Protection: ✓ Other: Safety vest around equipment |
| Contamination Reduction Zone | Level D Required for all environmental sampling | Respirator: NA Filter/Cartridges: NA Boots: ✓ Inner Gloves: ✓ Outer Gloves: ✓ Protective Coverall: If needed Hard Hat: activity dependent Eye Protection: ✓ Other: Safety vest around equipment |

Exceptions and Modifications: None expected.

H. DECONTAMINATION (1910.120(k))**Personnel Decontamination Procedures**

- Wear gloves and appropriate work clothes during site work.
- Wash exposed areas of the body after the job is complete.
- Ensure equipment is decontaminated prior to removing from job site.

I. AMBIENT AIR MONITORING

| Activity | Instruments | Action Level | Frequency |
|----------------|-------------|--------------------------|-----------|
| Vapor sampling | PID | 50 ppm in breathing zone | 5 minutes |
| Excavation | Dust meter | Above background | 5 minutes |

J. PERSONNEL AIR MONITORING (1910.120(h))

| Activity/Location | Contaminants | NIOSH/OSHA Protocol |
|-------------------|--------------|---------------------|
| Not required | | |

K. CONTINGENCY PLAN (1910.120(I))

Emergency Communication Signals (specify): If problems occur while operating machinery, the hand signal of hand cutting the neck will be used to cease work until safe working conditions can be restored.

Emergency Escape Route(s) (specify and indicate on site diagram): Out front gate.

See map to hospital in attached figure.

Emergency Equipment On Site: (specify location):

First Aid Kit: In vehicle

Fire Extinguishers: In vehicle

Telephone: Cellular phone with field personnel

Eyewash/Safety Shower: In vehicle

Others (specify): _____

Re-entry to the Exclusion Zone following an on-site emergency shall not be permitted until the following conditions are satisfied:

- 1) The conditions resulting in an emergency have been corrected.
- 2) The hazards have be re-evaluated
- 3) The Property Safety Plan has been reviewed and determined adequate for the hazards encountered.
- 4) All property personnel have been instructed in any new hazards and changes to the Health and Safety Plan.

L. OTHER REQUIRED INFORMATION

In order to comply with OSHA standards, the following documents MUST be maintained on property.

- 1) Material Safety Data Sheets for all chemicals brought onto the property, or expected to be encountered. (1910.1200)
- 2) Respirator fit test records for all employees who will be required to wear respirators (1910.134)
- 3) Latest medical summary for all personnel (1910.120)

EMERGENCY PHONE NUMBERS

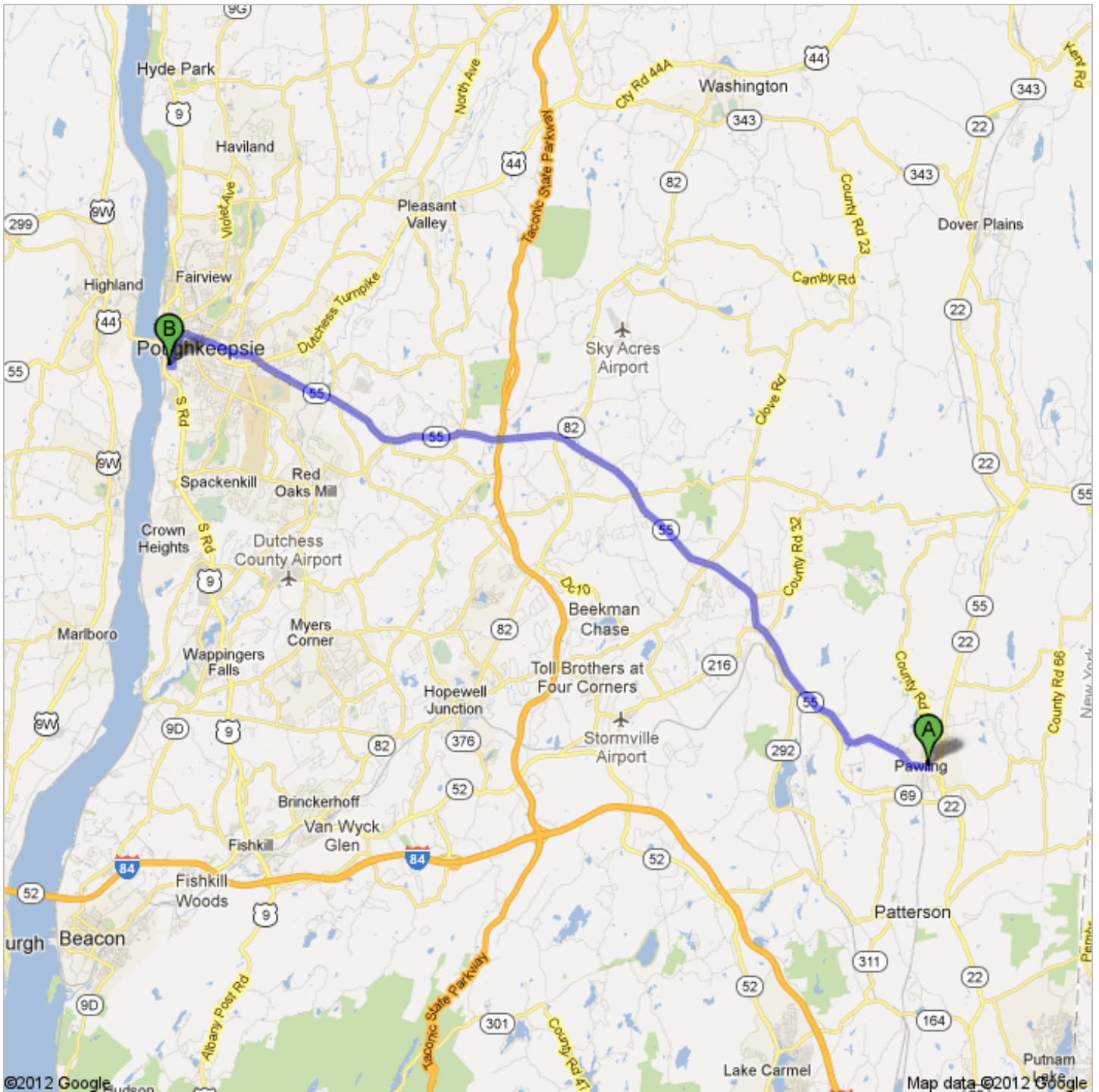
| | |
|---|--|
| Medical Emergency | 911 |
| Greenstar Project Manager, Pete Nimmer | (917) 655-5123 |
| DOT Hotline, Material Transportation Bureau | (202) 366-4488 |
| Centers For Disease Control And Prevention Emergencies Only | (404) 633-5313 |
| Solid Waste And Emergency Response Office Of Emergency And Remedial Response | (202) 260-2180 |
| Hospital | Vassar Brothers Medical Center 45 Reade Place, Poughkeepsie, NY 12601 845-454-8500 Travel Time: 35 Min Directions: See Attached Map. |
| Fire Department | Pawling Fire Department South Street Pawling, Ny 12564 (845) 855-3612 |
| Local Police | Dutchess County Sheriff's Office 347 Beekman Poughquag Rd. Poughquag, Ny 12570 (845) 724-4200 |



Directions to Vassar Brothers Medical Center

Poughkeepsie, NY - (845) 454-8500

22.7 mi – about 35 mins




A 33 E Main St, Pawling, NY 12564


1. Head **west** on **E Main St/Old Route 55** toward **Coulter Ave/Maple Blvd** go 3.7 mi
Continue to follow Old Route 55 total 3.7 mi
About 7 mins

55 2. Turn right onto **NY-55 W** go 18.2 mi
About 25 mins total 21.9 mi

 3. Slight right onto **Church St/Columbus Dr/East-West Arterial** go 0.2 mi
total 22.1 mi

 4. Take the 1st left onto **Jefferson St** go 0.2 mi
About 2 mins total 22.3 mi

5. Continue onto **Lincoln Ave** go 0.3 mi
About 1 min total 22.6 mi

 6. Turn right onto **Reade Pl** go 400 ft
Destination will be on the right total 22.7 mi

B **Vassar Brothers Medical Center**
Poughkeepsie, NY - (845) 454-8500

These directions are for planning purposes only. You may find that construction projects, traffic, weather, or other events may cause conditions to differ from the map results, and you should plan your route accordingly. You must obey all signs or notices regarding your route.

Map data ©2012 Google

Directions weren't right? Please find your route on maps.google.com and click "Report a problem" at the bottom left.

Appendix D.2

Community Air Monitoring Plan

COMMUNITY AIR MONITORING PLAN CORNERSTONE ENTERPRISES INC., PAWLING, NEW YORK

Continuous monitoring will be required for all ground intrusive activities and during the demolition of contaminated or potentially contaminated structures. Ground intrusive activities include, but are not limited to, soil/waste excavation and handling, test pitting or trenching, and the installation of soil borings or monitoring wells.

Periodic monitoring for VOCs will be required during non-intrusive activities such as the collection of soil and sediment samples or the collection of groundwater samples from existing monitoring wells. “Periodic” monitoring during sample collection might reasonably consist of taking a reading upon arrival at a sample location, monitoring while opening a well cap or overturning soil, monitoring during well bailing/purging, and taking a reading prior to leaving a sample location. In some instances, depending upon the proximity of potentially exposed individuals, continuous monitoring may be required during sampling activities. Examples of such situations include groundwater sampling at wells on the curb of a busy urban street, in the midst of a public park, or adjacent to a school or residence.

VOC Monitoring, Response Levels, and Actions

Volatile organic compounds (VOCs) must be monitored at the downwind perimeter of the immediate work area (i.e., the exclusion zone) on a **continuous** basis or as otherwise specified. Upwind concentrations should be measured at the start of each workday and periodically thereafter to establish background conditions. The monitoring work should be performed using equipment appropriate to measure the types of contaminants known or suspected to be present. The equipment should be calibrated at least daily for the contaminant(s) of concern or for an appropriate surrogate. The equipment should be capable of calculating 15-minute running average concentrations, which will be compared to the levels specified below.

- If the ambient air concentration of total organic vapors at the downwind perimeter of the work area or exclusion zone exceeds 5 parts per million (ppm) above background for the 15-minute average, work activities must be temporarily halted and monitoring continued. If the total organic vapor level readily decreases (per instantaneous readings) below 5 ppm over background, work activities can resume with continued monitoring.
- If total organic vapor levels at the downwind perimeter of the work area or exclusion zone persist at levels in excess of 5 ppm over background but less than 25 ppm, work activities must be halted, the source of vapors identified, corrective actions taken to abate emissions, and monitoring continued. After these steps, work activities can resume provided that the total organic vapor level 200 feet downwind of the exclusion zone or half the distance to the nearest potential receptor or residential/commercial structure, whichever is less - but in no case less than 20 feet, is below 5 ppm over background for the 15-minute average.

- If the organic vapor level is above 25 ppm at the perimeter of the work area, activities must be shutdown.

All 15-minute readings must be recorded and be available for State (DEC and DOH) personnel to review. Instantaneous readings, if any, used for decision purposes should also be recorded.

Particulate Monitoring, Response Levels, and Actions

Particulate concentrations should be monitored **continuously** at the upwind and downwind perimeters of the exclusion zone at temporary particulate monitoring stations. The particulate monitoring should be performed using real-time monitoring equipment capable of measuring particulate matter less than 10 micrometers in size (PM-10) and capable of integrating over a period of 15 minutes (or less) for comparison to the airborne particulate action level. The equipment must be equipped with an audible alarm to indicate exceedance of the action level. In addition, fugitive dust migration should be visually assessed during all work activities.

- If the downwind PM-10 particulate level is 100 micrograms per cubic meter (mcg/m^3) greater than background (upwind perimeter) for the 15-minute period or if airborne dust is observed leaving the work area, then dust suppression techniques must be employed. Work may continue with dust suppression techniques provided that downwind PM-10 particulate levels do not exceed $150 \text{ mcg}/\text{m}^3$ above the upwind level and provided that no visible dust is migrating from the work area.
- If, after implementation of dust suppression techniques, downwind PM-10 particulate levels are greater than $150 \text{ mcg}/\text{m}^3$ above the upwind level, work must be stopped and a re-evaluation of activities initiated. Work can resume provided that dust suppression measures and other controls are successful in reducing the downwind PM-10 particulate concentration to within $150 \text{ mcg}/\text{m}^3$ of the upwind level and in preventing visible dust migration.

All readings must be recorded and be available for State (DEC and DOH) personnel to review.

Appendix E

Quality Assurance Project Plan

QUALITY ASSURANCE PROJECT PLAN
CORNERSTONE ENTERPRISES, INC., PAWLING, NEW YORK

1.0 QUALITY ASSURANCE PROJECT PLAN

This Quality Assurance Project Plan (QAPP) has been developed to establish the procedures and protocols for collection and laboratory analysis of samples at the Site.

1.1 Quality Assurance/Quality Control (QA/QC) Objectives

The NYSDEC Analytical Services Protocol (ASP) provides levels of quality for laboratory testing as they apply to remedial investigation and construction activities. As such, the NYSDEC ASP will be followed during the course of site investigation/remediation on the subject property.

The overall data quality objectives of the project are:

- To ensure that samples collected are representative:
- To provide detection limits for the selected analytical methods, which are below the established cleanup objective or regulatory standards.
- To measure and document precision and accuracy using procedures established by the laboratories, the New York State Department of Health (NYSDOH) Environmental Laboratory Approval Program (ELAP and U.S. Environmental Protection Agency (EPA) approved analytical methods.
- To ensure that a NYSDOH ELAP and NYSDOH ELAP CLP certified laboratory will conduct all air analyses.
- To ensure that all final site verification samples (confirmatory samples) are reported with ASP Category B deliverables.

2.0 SAMPLE PROGRAM

One confirmatory indoor air sample will be collected after the installation of the sub-slab depressurization system. No additional sampling is required as part of the Site Management Plan (SMP).

2.1 Sample collection

An indoor air samples will be collected following the procedures in NYSDOH Vapor Intrusion Guidance. Guidelines for collecting indoor air samples are outline in the Site Management Plan. The location and frequency of sample collection is outlined in the SMP.

2.2 Sample Container Preparation and Sample Preservation

Sample containers will be properly washed, decontaminated, and appropriate preservative will be added (if applicable) prior to their use by the analytical laboratory. Containers with preservative will be tagged as such.

2.3 Sample Holding Times

Sample holding times will be in accordance with the NYSDEC ASP requirements.

3.0 SAMPLE TRACKING AND CUSTODY

Samples will be shipped for analysis to the laboratory either the day the samples are collected or within 24 hours following collection, except in the case of samples that are collected on Saturday. Samples will be transported by a laboratory supplied carrier service. If samples are collected on a Saturday, they will be stored by field personnel during the weekend and then readied for transport on Monday. The contract analytical laboratory will be required to perform the analyses on the samples within the allowable holding time proscribed for the analyses.

Laboratory Sample Custody

Upon arrival at the analytical laboratory, samples will be checked in by the sample custodian. The sample custodian will:

- Sign the COC form documenting receipt of the samples from the carrier;
- Verify that the number of samples received in the shipment agrees with the number listed on the COC form;
- Verify that the information on each bottle agrees with the information documented on the COC form; and

- Document on the COC form the integrity/condition (bottle intact, temperature, etc.) of all received samples.

In the event of any discrepancy or problems associated with the shipment of samples for chemical analysis, the analytical laboratory project manager will immediately notify the field personnel. A unique laboratory sample number will be assigned to each sample. Pertinent information from the COC form and/or sample label (e.g., sample identification, sampling location, sampling date and time, sample description, and requested analyses) together with the date of sample receipt will be entered into the analytical laboratory's data management system which will be used to record the status of samples, their storage locations, and the analytical results. The analytical laboratory will have in-house COC procedures to ensure proper security of all samples.

4.0 CALIBRATION PROCEDURES

4.1 Field Instruments

All field analytical equipment will be calibrated immediately prior to each day's use. The calibration procedures will conform to manufacturer's standard instructions. This calibration will ensure that the equipment is functioning within the allowable tolerances established by the manufacturer and required by the project. Records of all instrument calibration will be maintained onsite. Copies of all the instrument manuals will be maintained onsite. Calibration procedures for instruments used for monitoring health and safety hazards (e.g., photoionization detector [PID] and explosimeter) are provided in the HASP. More frequent calibration may be needed depending on conditions encountered in the field.

4.2 Laboratory Instruments

The laboratory will follow all calibration procedures and schedules as specified in the sections of the USEPA SW-846 and subsequent updates that apply to the instruments used for the analytical methods used.

5.0 ANALYTICAL PROCEDURES

Soil, water, and waste samples will be analyzed according to the USEPA SW-846 "*Test Methods for Evaluating Solid Waste*," November 1986, 3rd edition and subsequent updates. Air and soil

gas samples will be analyzed according to the USEPA Compendium Method TO-15, *Determination of VOCs in Air Collected in Specially Prepared-Canisters and Analyzed by Gas Chromatography/Mass Spectrometry (GC/MS)*, January 1999 and helium (fixed gas) analyses will be performed using American Society for Testing Materials (ASTM), Method 1945 modified. These methods were selected because they will attain the quantitation limits required as part of the SMP.

6.0 DATA REDUCTION VERIFICATION AND REPORTING

Verification of data obtained from sampling will be performed by the Project Manager who will determine the validity of the data by comparing the actual procedures used for field measurements, sampling, and custody, as documented on forms and in the field log book, with those prescribed in the work plan and/or approved by the Project Manager.

6.1 Data Usability Summary Report

As part of this Remedial Investigation Work Plan, a Data Usability Summary Report or DUSR will be prepared to summarize the indoor air sampling and any additional analytical results.. The primary objective of the DUSR is to determine whether the analytical data meets site specific objectives for data quality and data use. The DUSR will be prepared following the guidelines provided in Department of Environmental Remediation (DER)-10 *Technical Guidance for Site Investigation and Remediation*, May 2010, Guidance for the Development of Data Usability Summary Reports. The complete validated analytical results and Form 1s will be provided in the DUSR during reporting of the remedial investigation.

7.0 INTERNAL QUALITY CONTROL/QUALITY ASSURANCE

7.1 Field Quality Control Checks

To check the quality of data from field sampling efforts, blanks and duplicate samples will be collected during groundwater and soil sampling. Field duplicate and rinseate blank samples will be collected at a frequency of one in 20 samples. Trip blank samples will be analyzed at a frequency of one per each shipment of VOC samples. Field MS/MSD samples will be collected at a frequency of one in 20 samples. These samples will be treated as separate samples for identification, logging, and shipping purposes. Analytical results on blanks and duplicates will be reported with the data.

No duplicates or blanks will be collected when sampling for indoor air. Appropriate QA/QC procedures should be followed during sampling to ensure the quality of data. These procedures are outlined in detail in the NYSDOH *Soil Vapor Intrusion Guidance*.

7.2 Laboratory Quality Control Checks

The analytical laboratory must have an implemented QC program documented in a QA manual to ensure the reliability and validity of the analysis performed at the laboratory. All analytical procedures are documented in writing as standard operating procedures (SOPs) and each SOP must include a QC section that addresses the minimum QC requirements for the procedure. The internal QC checks differ slightly for each individual procedure, but in general the QC requirements include the following:

8.0 QA PERFORMANCE AND SYSTEM AUDITS

8.1 Laboratory Performance Audits

Laboratory performance audits are administered by the laboratory QA department on a periodic basis (e.g., semi-annually). The audit samples are used to monitor accuracy and identify and resolve problems in sample preparation and analysis techniques, which lead to the generation of nonconforming data. The laboratory performance audits include verification of each analyst's record keeping, proper use and understanding of procedures, and accuracy evaluation. Corrective action will be taken for any performance failure noted.

8.2 Field Performance Audits

A designee will perform field performance audits of the field sample team on an annual basis at a minimum. The field team leader will review all field data. The analytical results of the field blanks and replicate samples are indirect audits of the level of performance of field activities. If a nonconformance is found in the evaluation of field QC data, corrective action will be taken to resolve the issue. The corrective action will be documented.

8.3 Laboratory System Audits

Laboratory system audits will be conducted against the QA Manual and the administrative and method SOPs, by the laboratory QA department, on an annual basis. System audits are used to

ensure that all aspects of the laboratory's QC program are effective. This involves a thorough review of all laboratory practices and documentation to confirm that work is performed according to project specifications. Outside agency performance and system audits may be used to verify contract compliance or the laboratory's ability to meet requirements for analytical methods and documentation. Copies of current certifications and accreditations may be used in lieu of an audit by the Project Manager.

8.4 Field System Audits

A designee shall perform field system audits of the field sampling team on an annual basis at a minimum. All field activities will be audited to ensure that the field work is being performed according to the approved work plans, QAPP, and method procedures. Accuracy, precision, and documentation clarity will be evaluated. Any time a deficiency is noted during an ongoing systems audit, the project manager or designee will inform the field staff immediately so that corrective actions may be implemented.

9.0 PREVENTATIVE MAINTENANCE AND PROCEDURES AND SCHEDULE

9.1 Field Instrument Preventive Maintenance

Written procedures will establish the schedule for servicing critical items in order to minimize the downtime of the measurement system(s). Field instruments will be checked and calibrated daily before use. Calibration checks will be documented on the field calibration log sheets. Critical spare parts such as tape and batteries will be kept on-site to reduce potential downtime. Backup instruments and equipment will be available on-site or within 1-day shipment to avoid delays in the field schedule.

9.2 Laboratory Instrument Preventative Maintenance

Written procedures will establish the schedule for servicing critical items in order to minimize the downtime of the measurement system(s). Field instruments will be checked and calibrated daily before use. Calibration checks will be documented on the field calibration log sheets. Critical spare parts such as tape and batteries will be kept on-site to reduce potential downtime. Backup instruments and equipment will be available on-site or within 1-day shipment to avoid delays in the field schedule.

9.3 Records

Designated laboratory employees regularly perform routine scheduled maintenance and repair of all instruments. All maintenance that is performed is documented in the laboratory's operating records. All laboratory instruments are maintained in accordance with manufacturer's specifications. The laboratory's QA Manual specifies the typical frequency with which components of key analytical instruments or equipment will be serviced.

9.4 Corrective Action

When a significant condition adverse to quality is noted at site, laboratory, or subcontractor location, the cause of the condition will be determined and corrective action will be taken to preclude recurrence. Condition identification, cause, reference documents, and corrective action planned to be taken will be documented. Implementation of corrective action is verified by documented follow-up action.

Appendix F

Site-Wide Inspection/System Inspection Form

**SITE-WIDE INSPECTION/SYSTEM INSPECTION FORM
CORNERSTONE ENTERPRISES, INC., PAWLING, NEW YORK**

| | | | | |
|-------------------|--|--------------|--|--|
| Personnel: | | Date: | | |
| Company: | | Time: | | |
| Weather: | | HVAC: | | |

ANNUAL SUB-SLAB DEPRESSURIZATION SYSTEM INSPECTION

| | | |
|------------------------------|--|------------------------|
| Last inspection date: | Next scheduled inspection date: | Equipment used: |
|------------------------------|--|------------------------|

Sub-Slab Pressure Points

| Point ID | | | | | | | | | |
|-----------------------------|-------------------------|--------------------------------|------------------------------|--------------------------|--------------------------|--------------------------------|--------------|--|--|
| VAC (in. H2O) | | | | | | | | | |
| Mitigation Fan (ID): | Fan Running/Off: | Manometer: (inches H2O) | Electrical Inspection | Piping Inspection | Overall Condition | List any repairs needed | Notes | | |
| | | | | | | | | | |
| | | | | | | | | | |
| | | | | | | | | | |
| | | | | | | | | | |

ANNUAL SITE INSPECTION

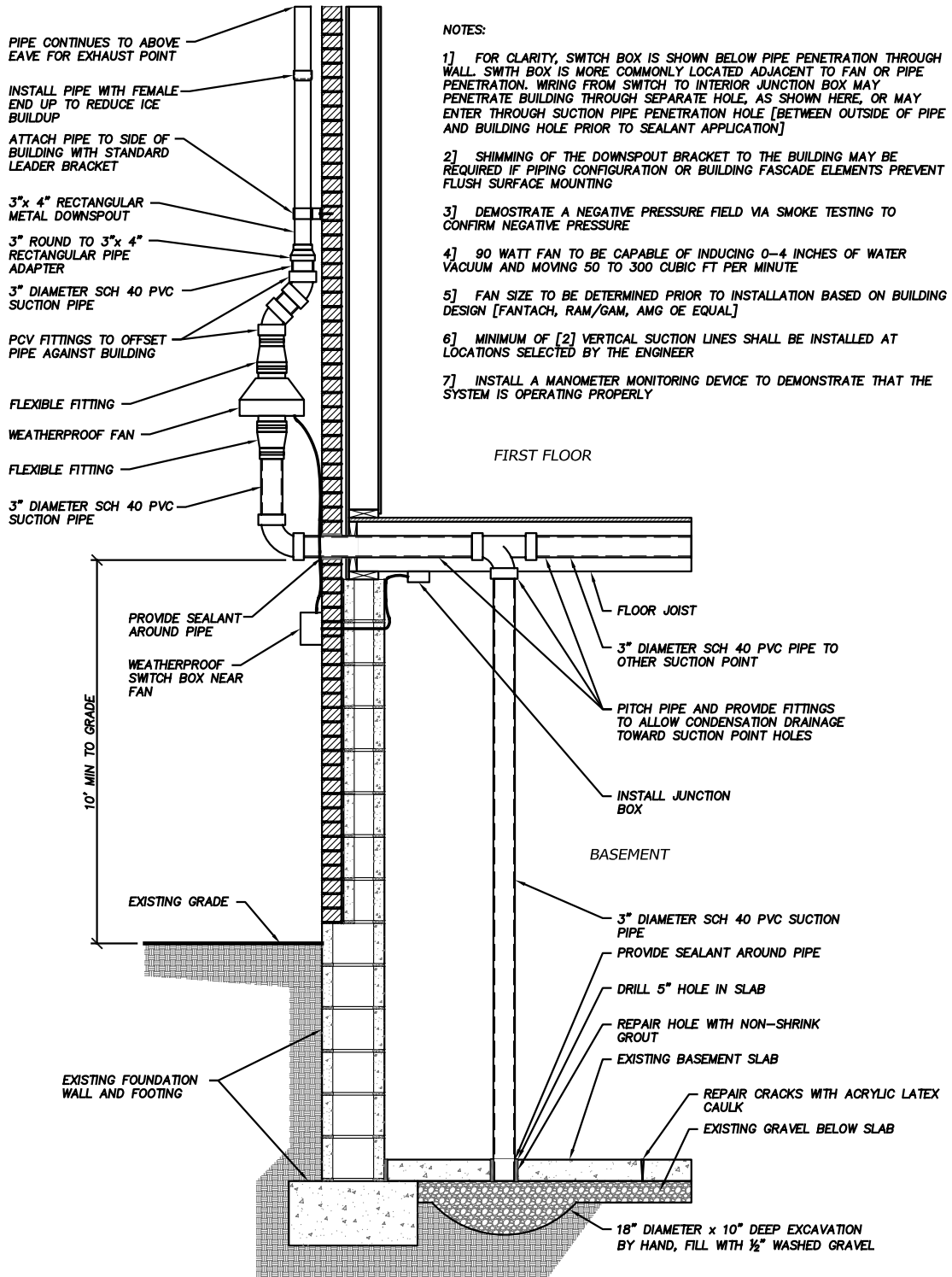
| | |
|---|--|
| Describe general site conditions: | |
| Is the asphalt pavement cover still in place and in good condition? Note areas of repair needed. | |
| Are monitoring wells GW-09, GW-10 and MW-6 in good conditions? Note any repairs needed. | |
| Describe building and site use (residential, commercial, provide details). | |
| Describe any excavation, new building construction, or plans for building construction since last inspection. | |
| Has there been any changes in site operations or conditions in last year that could affect the Engineering Controls? | |
| List any other significant changes in site condition since last inspection. | |

COMMENTS

| |
|--|
| |
| |
| |

Appendix G

Sub-Slab Depressurization System



SUB-SLAB DEPRESSURIZATION SYSTEM

CORNERSTONE ENTERPRISES
TOWN OF PAWLING, DUTCHESS COUNTY, NEW YORK

| | | | |
|---------------------|----------------------|------------|-----------|
| SCALE: NOT TO SCALE | APPROVED BY: JZ | DESIGN BY: | DRAWN BY: |
| DATE: 6/19/12 | PROJECT NO. 2005.071 | | |



ZARECKI & ASSOCIATES, L.L.C.
Consulting Engineers - Land Surveyors - Architects
11 West Main St. Pawling, NY 12564
845.855.3771
845.855.3772 (Fax)

Ridgefield, CT 06877
203.438.7094

APPENDIX
G