

# C.T. MALE ASSOCIATES

Engineering, Surveying, Architecture, Landscape Architecture & Geology, D.P.C.

12 Raymond Avenue, Poughkeepsie, New York 12603  
845.454.4400 www.ctmale.com



April 3, 2024

Mr. Matthew Hubicki  
Project Manager, Remedial Bureau C  
NYSDEC, Division of Environmental Remediation  
625 Broadway, 11th Floor  
Albany, New York 12233-7014

Re: *Periodic Review Report and IC/EC Certification - January 30, 2023 to January 30, 2024  
USAI Lighting Facility Brownfield Cleanup Program (BCP) Site  
1116/1126 River Road, Town of New Windsor, New York  
BCP Site ID: C336087; C.T. Male Project No.: 14.4337*

Dear Mr. Hubicki:

C.T. Male Associates Engineering, Surveying, Architecture & Landscape Architecture & Geology, D.P.C. (C.T. Male) provides this Periodic Review Report (PRR) for the USAI Lighting Facility (USAI Facility) BCP Site (the "Site") in New Windsor, New York. The PRR was prepared in accordance with NYSDEC-approved Site Management Plan (SMP) dated November 2016 and the NYSDEC's PRR General Guidance. This PRR covers monitoring and sampling activities from January 30, 2023 to January 30, 2024, and subsequent relevant information following the issuance of this report.

## Executive Summary

BDL, LLC entered into a Brownfield Cleanup Agreement with NYSDEC in December 2014 to remediate the 11.4-acre Site located at 1116/1126 River Road in the Town of New Windsor, Orange County. Soils and groundwater at the Site were impacted with petroleum products, based on former industrial uses, one of which was a Major Oil Storage Facility (MOSF) on the southern portion of the Site.

The remedy for the Site was based on Industrial/Commercial Use incorporating engineering and institutional controls consistent with Track 4 cleanup levels promulgated at 6 NYCRR 375-3.8(e)(4). The Site remedy consisted of localized excavation of grossly contaminated soils in conjunction with site development, placement of a Surface Cover System (asphalt, concrete or vegetated soil), installation of vapor intrusion (VI) mitigation measures, and implementation of the SMP. The SMP was approved in November 2016 and the COC was issued in December 2016.

## C.T. MALE ASSOCIATES

*April 3, 2024*

*Mr. Matthew Hubicki*

*2023 - 2024 PRR - USAI Facility (C336087)*

*Page - 2*

Residual petroleum contamination remains in on-site groundwater. Only four (4) exceedances of polycyclic aromatic hydrocarbons (PAH) and low-level detections of semi-volatile organic compounds (SVOC) (below standard/guidance) have been documented from 2018-2023. No exceedances volatile organic compounds (VOC) have been documented from 2018-2023. NYSDEC approved of a reduction in groundwater sampling requirements by modifying the sampling frequency (from annually to every other year) and analysis type (VOCs sampling only) in a letter dated December 8, 2023. The next groundwater sampling event is anticipated to be conducted in 2025. No groundwater sampling was conducted in 2024 per the aforementioned reduction in sampling requirements.

It is our opinion that laboratory and field data support the conclusion that a significant reduction in groundwater contamination has been achieved as a result of the remedial action as prior to the remedial action free-phase petroleum product and VOCs exceedances were documented in on-site wells. The Site is currently used for commercial/industrial purposes and groundwater is not currently used at the Site. Groundwater use restrictions are part of the measures used to be protective of human health and the environment.

No exceedances of air guideline values (AGV) for methylene chloride, tetrachloroethylene (PCE), and trichloroethylene (TCE) have been documented in indoor air post remediation (2017 - 2024). Following comparison of sub-slab soil vapor and indoor ambient air concentrations in 2024 to the values in the New York State Department of Health (NYSDOH) matrices (inclusive of new NYSDOH matrices D, E, and F, per the updated Guidance for Evaluating Soil Vapor Intrusion in the State of New York (October 2006), last updated in February 2024 (SVI Guidance), the "No further action" was the applicable response for the listed compounds (chlorinate solvents and petroleum-derived). Indoor air concentrations below applicable thresholds coupled with VI mitigation measures in good conditions are measures protective of human health and the environment.

Based on the review of the compliance monitoring results, inclusive of groundwater, soil vapor and ambient air sampling, for this and previous reporting periods, the remedial program is effective at protecting human health and the environment.

# C.T. MALE ASSOCIATES

April 3, 2024

Mr. Matthew Hubicki

2023 - 2024 PRR - USAI Facility (C336087)

Page - 3

## Site Overview

BDL, LLC entered into a Brownfield Cleanup Agreement with NYSDEC in December 2014 to remediate a property identified in the Orange County Assessors' Office with Tax ID: 9-1-97.1. The 11.4-acre Site is located at 1116/1126 River Road in the Town of New Windsor, Orange County. The Site consists of those portions of the parcel that are above the mean high-water level of the Hudson River. A Site Location Map depicting the property boundaries presented in Attachment A, Figure 1.

The northern portion of the property, located at 1126 River Road, contains an active LED light manufacturing plant and warehouse/distribution facility. The building occupies approximately 2.5 acres with associated parking lot and roadways occupying approximately 6 acres. The southern portion of the property, located at 1116 River Road, contains a parking lot, grass-covered areas and a stormwater structure (pond). The Site is bounded by railroad tracks to the east, River Road to the west, a soil reclamation facility to the south and a MOSF to the north. The Hudson River is located further east of the Site. In addition, there is a small pond / wet area in the north-central portion of the Site that is hydrologically connected to the Hudson River and fluctuates with the tides.

Past Site uses include light assembly and manufacturing, distribution / warehousing and petroleum bulk storage. In 1913, the northern portion of the Site was used as a brick works and manufacturer of rail equipment. In 1957, the northern portion of the Site became part of the Mastic Tile Corporation, and the southern part of the Site became the Affron MOSF (NYSDEC MOSF No. 3-1380). By the late 1960s, the northern portion of the Site was occupied by Ruberoid Floor Tile Division. The southern portion of the Site continued to operate as a MOSF until the mid-1990s, at which time it had seven (7) bulk fuel oil storage tanks.

Evidence of impacts to soil, sediment, surface water, groundwater, soil gas and indoor air were identified across the entire Site. Two (2) spills were reported on the Site:

1. Spill No. 9903745 was opened on April 30, 1999, in relation to the removal and remediation of two (2) 1,000-gallon underground storage tanks formerly situated on the southern portion of the Site. These were used for storage of fuel oil and diesel. Approximately 133 tons of soil was removed, and the spill was subsequently closed on December 10, 2009.

## C.T. MALE ASSOCIATES

*April 3, 2024*

*Mr. Matthew Hubicki*

*2023 - 2024 PRR - USAI Facility (C336087)*

*Page - 4*

2. Spill No. 0913553 was opened on March 23, 2010 for the purpose of investigating groundwater conditions across the Site. The results of a groundwater investigation revealed petroleum contamination in soils and groundwater above applicable standards. Additionally, free-phase petroleum product was documented in monitoring wells in the northern and southern portions of the Site. This spill was subsequently closed on September 1, 2016, following the completion of remedial activities.

The remedy for the Site was based on Industrial/Commercial Use incorporating engineering and institutional controls consistent with Track 4 cleanup levels promulgated at 6 NYCRR 375-3.8(e)(4). As detailed in the December 2016 FER, the Site remedy consisted of localized excavation of grossly contaminated soils in conjunction with site development, placement of a Surface Cover System (asphalt, concrete or vegetated soil), installation of VI mitigation measures, and implementation of the SMP. The SMP was approved in November 2016 and the COC was issued in December 2016.

At the time the COC was issued and with the Department's approval, various elements of the VI mitigation measures at the USAI Facility were still in progress, as allowed by NYSDEC. These elements included:

- Installation of a passive sub-slab depressurization system (SSDS) in Area 8; and,
- Installation of a vapor barrier and new concrete slab, elements of the passive SSDS, in Areas 4 and 7.

A passive SSDS was installed in Area 8 in accordance with the FER in March 2018. Renovation work in Area 8 commenced in December 2021 and was finalized in the Summer of 2022. Modifications to the passive SSDS were documented by C.T. Male in several site visits and are presented in this PRR (See Section "Operation & Maintenance Plan Compliance Report"). Area 8 was re-occupied by office workers in July 2022 with a passive SSDS in general conformance with the FER and SMP.

The remaining portions of the slab and vapor barrier in Area 4 were completed by the Fall of 2021. Renovation work in Area 4 commenced in Summer 2021 and was finalized in December of 2021. Area 8 was re-occupied by office workers in early 2022 with a passive SSDS in general conformance with the FER and SMP. The interior renovation work at the USAI Facility was completed in 2022.

## C.T. MALE ASSOCIATES

April 3, 2024

Mr. Matthew Hubicki

2023 - 2024 PRR - USAI Facility (C336087)

Page - 5

Renovation plans for Area 7 were modified in 2019 and 2020. On December 19, 2019, C.T. Male petitioned NYSDEC on behalf of the client to waive the requirement for an SSDS in Area 7 as this area is anticipated to be open to the atmosphere with no renovation work to be conducted at this time.

### *Evaluate Remedy Performance, Effectiveness and Protectiveness*

The Site remedy consisted of localized excavation of grossly contaminated soils in conjunction with site development, placement of a Surface Cover System (asphalt, concrete or vegetated soil), installation of VI mitigation measures, and implementation of the SMP. Based on the information contained in this PRR, the following assessment of the remedy is provided:

- Grossly contaminated soils as well as soils above commercial SCOs were removed from the Site, eliminating, to the extent practical, the source of petroleum contamination. This action limits the potential for Site users to become in contact with contaminated soils as these have been removed.
- The Surface Cover System employed at the Site prevents Site users to become in contact with potentially contaminated soils. The Surface Cover System (asphalt, concrete or vegetated soil) remains in good condition and is protective of human health and the environment. See Section "Operation & Maintenance Plan Compliance Report".
- The VI mitigation measures present at the Site prevent the migration of potentially contaminated soil vapors into the building interior through the use of barriers and/or venting systems (passive SSDS). The VI mitigation measures remain in good condition, and therefore continue to mitigate potential impacts to the public health. See Section "Operation & Maintenance Plan Compliance Report".
- Residual petroleum contamination remains in on-site groundwater. Only four (4) exceedances of PAHs and low-level detections of SVOC (below standard/guidance) have been documented from 2018-2023. No exceedances VOCs have been documented from 2018-2023. A slight sheen was observed in the purged water of monitoring well MW-2. No sheen was observed in remaining wells sampled.

## C.T. MALE ASSOCIATES

April 3, 2024

Mr. Matthew Hubicki

2023 - 2024 PRR - USAI Facility (C336087)

Page - 6

It is our opinion that laboratory and field data support the conclusion that a significant reduction in groundwater contamination has been achieved as a result of the remedial action as prior to the remedial action free-phase petroleum product and VOCs exceedances were documented in on-site wells. The Site is currently used for commercial/industrial purposes and groundwater is not currently used at the Site. Groundwater use restrictions are part of the measures used to be protective of human health and the environment.

- No exceedances of AGVs for methylene chloride, PCE, and TCE have been documented in indoor air post remediation (2017 - 2024). Following comparison of sub-slab soil vapor and indoor ambient air concentrations in 2024 to the values in the NYSDOH matrices (inclusive of new NYSDOH matrices D, E, and F, per the updated NYSDOH SVI Guidance [February 2024]), the “No further action” was the applicable response for the listed compounds (chlorinate solvents and petroleum-derived). See Section “Monitoring Plan Compliance Report”. Indoor air concentrations below applicable thresholds coupled with VI mitigation measures in good conditions are measures protective of human health and the environment.

### IC/EC Plan Compliance Report

The Institutional Controls (ICs) for the USAI Facility are summarized as follows:

1. Track 4 Commercial and Industrial Uses are allowed. The Controlled property may not be used for a higher use and the engineering controls may not be extinguished without NYSDEC approval.
2. All future soil disturbance activities below 1 foot cover and new construction are conducted in accordance with the approved SMP, and Excavation Work Plan.
3. The use of the groundwater underlying the Site is prohibited without treatment as determined by the NYSDOH or Orange County DOH.
4. An evaluation of the potential for soil vapor intrusion for any buildings developed or reoccupied on the site, including provision for implementing actions recommended to address exposures related to soil vapor intrusion.

## C.T. MALE ASSOCIATES

April 3, 2024

Mr. Matthew Hubicki

2023 - 2024 PRR - USAI Facility (C336087)

Page - 7

5. A certification, every year, must be made to the NYSDEC indicating that the requirements of the SMP have been met and denote areas where deficiencies have occurred, if any.

The Engineering Controls (ECs) for the USAI Facility are summarized as follows:

1. A passive vapor mitigation system will be operated, maintained, monitored as required by the approved SMP.
2. A site cover system, of at least 1 foot, will be maintained as required by the approved SMP.
3. Any soil underlying within the Controlled Property, must remain covered with a NYSDEC-approved barrier layer which must be inspected, certified and maintained as required in the NYSDEC-approved SMP.
4. Periodic monitoring of groundwater from downgradient wells.

The ICs and ECs remain applicable and are required for the Site. Deficiencies in the ECs for the Site were not identified during this reporting period. A completed IC/EC Certification Form is provided as Attachment B.

### **Monitoring Plan Compliance Report**

Monitoring requirements consist of an annual site-wide inspection and post-remediation media monitoring. The site-wide inspection documents the integrity of the Surface Cover System and the VI mitigation measures. The site-wide inspection was conducted on February 27, 2024 in accordance with the SMP. The observations and findings of the annual site-wide inspection are presented in the "Operation & Maintenance Plan Compliance Report" section (below) of this PRR.

The post remediation media monitoring consists of groundwater and soil vapor/air sampling and laboratory analysis. Post-remediation media monitoring was performed in accordance with the SMP, and subsequent NYSDEC approved modifications, and is described below.

# C.T. MALE ASSOCIATES

April 3, 2024

Mr. Matthew Hubicki

2023 - 2024 PRR - USAI Facility (C336087)

Page - 8

NYSDEC approved of a reduction in groundwater sampling requirements by modifying the sampling frequency (from annually to every other year) and analysis type (VOCs sampling only) in a letter dated December 8, 2023. The next groundwater sampling event is anticipated to be conducted in 2025. No groundwater sampling was conducted in 2024 per the aforementioned reduction in sampling requirements.

The analytical results summary table and analytical reports for the samples collected in 2023 are presented in Attachments C and D, respectively, for informational purposes only. Likewise, the "Groundwater Data Trend Analysis" presented in the 2022-2023 PRR is provided below for informational purposes only.

## *Groundwater Data Trend Analysis*

A trend analysis of total VOCs and total SVOCs was performed utilizing the post-remediation groundwater data available to date (2018 - 2023). Trends are depicted in graphical form and are presented in Attachment E. The following observations are provided based on the trend analysis:

- MW-1: Reported concentrations of total VOCs (ranging from 5.8 ug/L to non-detect) and total SVOCs (ranging from 0.45 ug/L to non-detect) have decreased over time. No exceedances of VOCs or SVOCs have been documented at this location post-remediation.
- MW-2: Reported concentrations of total VOCs (ranging from 7.7 ug/L to non-detect) have decreased over time while reported concentrations of total SVOCs (ranging from 0.16 ug/L to 10.03 ug/L) have increased. No exceedances of VOCs have been documented at this location post-remediation. Only one (1) exceedance of an SVOC (Indeno [1,2,3-cd]pyrene) in March 2019 has been documented at this location (0.01 ug/L, standard 0.002 ug/L). No other exceedances of SVOCs have been documented at this location post-remediation.
- MW-3R: Reported concentrations of total VOCs (ranging from 8.56 ug/L to non-detect) and total SVOCs (ranging from 24.55 ug/L to 0.34 ug/L) have decreased over time. No exceedances of VOCs have been documented at this location post-remediation. Only two (2) exceedances of SVOCs (Benzo[a]anthracene and Benzo[b]fluoranthene) in January 2023 have been documented at this location (0.02 ug/L for both compounds, standard 0.002 ug/L for both compounds). No



# C.T. MALE ASSOCIATES

April 3, 2024

Mr. Matthew Hubicki

2023 - 2024 PRR - USAI Facility (C336087)

Page - 9

other exceedances of SVOCs have been documented at this location post-remediation.

- MW-4R: Reported concentrations of total VOCs (ranging from 7.5 ug/L to non-detect) and total SVOCs (ranging from 0.16 ug/L to non-detect) have generally decreased over time. No exceedances of VOCs have been documented at this location post-remediation. Only one (1) exceedance of an SVOC (Benzo[a]pyrene) in February 2020 has been documented at this location (0.06 ug/L, guidance non-detect). No other exceedances of SVOCs have been documented at this location post-remediation.

Only detected VOCs and SVOCs concentrations were included in the trend analysis for groundwater. Tentatively identified compounds (TICs) information was not reported in the groundwater laboratory results and therefore it was not included in the trend analysis.

Residual petroleum contamination remains in on-site groundwater. Only four (4) exceedances of PAHs and low-level detections of SVOC (below standard/guidance) have been documented from 2018-2023. No exceedances VOCs have been documented from 2018-2023. A slight sheen was observed in the purged water of monitoring well MW-2. No sheen was observed in remaining wells sampled.

It is our opinion that laboratory and field data support the conclusion that a significant reduction in groundwater contamination has been achieved as a result of the remedial action as prior to the remedial action free-phase petroleum product and VOCs exceedances were documented in on-site wells. The Site is currently used for commercial/industrial purposes and groundwater is not currently used at the Site. Groundwater use restrictions are part of the measures used to be protective of human health and the environment.

## ***2024 Soil Vapor and Air Quality Sampling and Analytical Results***

Four (4) sub-slab soil vapor sampling points, VI-1 to VI-4, are to be sampled under the SMP. Sampling has been conducted annually during the heating season. Sub-slab soil vapor sampling point VI-5 was installed in 2018 to assess VI in the 2-story building (Area 8). Five (5) sub-slab soil vapor (VI-1 to VI-5), seven (7) indoor ambient (IA-1 to IA-7), and one (1) outdoor ambient air (OA-1) samples were collected throughout or adjacent to the

# C.T. MALE ASSOCIATES

April 3, 2024

Mr. Matthew Hubicki

2023 - 2024 PRR - USAI Facility (C336087)

Page - 10

USAI Facility on February 27, 2024. A map depicting sampling locations is presented in Attachment A, Figure 3.

In a letter dated December 8, 2023, NYSDEC/NYSDOH indicated “the Department requires the 2023- 2024 sampling include representative sub-slab and indoor air samples throughout the entire building to evaluate potential changes in the soil vapor intrusion exposure pathway. Please provide NYSDOH and the Department with an opportunity to review the proposed SVI work in the required advanced notice of field work.” An SVI Work Plan and advanced noticed were provided to the Department in February 2024. Indoor air sampling locations IA-5, IA-6 and IA-7 were added as a result of the Department’s request of additional representative samples. A response from the Department on the provided SVI Work Plan is pending.

Soil vapor and indoor air samples are denoted with prefixes “VI” and “IA”, respectively. Outdoor air analytical results serve as background concentrations and are denoted with prefixes “OA”. A table indicating soil vapor samples and concurrent indoor air samples per area and area use is presented below.

**Table A: Soil Vapor/Air Sample Locations**

<b>Area/Designation (per map)</b>	<b>Soil Vapor Sample ID</b>	<b>Indoor Air (IA) Sample ID</b>	<b>Area Use</b>	<b>Comments</b>
Area 2	VI-3	IA-3	Offices	
Area 3A	VI-1 VI-2	IA-2 IA-5	Production/ Assembly Area	
Area 4	VI-4	IA-1 IA-6	Offices and Storage Space	Renovation Area. Vapor Pin® Installed.
Area 5	VI-1	IA-7	Cafeteria	
Area 8	VI-5	IA-4	Offices	Renovation Area. Vapor Pin® Installed.

A Soil Vapor Intrusion - Structure Sampling Building Questionnaire was completed for the sampling event to identify Site conditions, chemical products present and other

# C.T. MALE ASSOCIATES

*April 3, 2024*

*Mr. Matthew Hubicki*

*2023 - 2024 PRR - USAI Facility (C336087)*

*Page - 11*

factors at the Site that may interfere with the sampling. A copy of building questionnaire is included in Attachment F.

Sub-slab vapor ports in Area 4 (VI-4) and Area 8 (VI-5) were replaced in 2022 as these were removed during the renovation work. The construction of the sub-slab vapor ports was performed in accordance with the SVI Guidance and Standard Operating Procedure Installation and Extraction of the FLX-VPTM VAPOR PIN® Sampling Device. The location of the 2022 installed soil vapor sampling ports (VI-4 and VI-5) was determined based on previously installed sampling port locations removed during renovation activities.

Samples were collected in accordance with sampling procedures outlined in the SVI Guidance. Sample intakes for the soil vapor sampling ports were installed at a maximum depth of two (2) inches below the invert of the floor slab of the building. Non-reactive high-density polyethylene (HDPE) sample tubing was attached to the vapor pin probe and vapor sampling ports throughout the facility, the tubing and sample enclosure were sealed with clay to prevent mixing of ambient air and soil vapor, and subsequently attached to an 8-hour flow regulator and a 6-liter laboratory certified Summa® canister for sample collection. Helium tracer gas was used for leak testing the enclosure at each sub-slab sampling location to ensure that ambient air was not infiltrating. Helium concentrations were analyzed in the field using Radio Detection MGD-2002 Helium Leak Detector. No tracer gas was detected in the tubing of the vapor probes in the 2023 sampling event thereby documenting adequate seal. Prior to the commencement of sampling, two (2) to three (3) volumes of air were purged from the sampling apparatus. Sample logs are provided as Attachment G. The samples were analyzed for total VOCs per EPA Method TO-15 by Alpha Analytical, Inc.

During the sample collection period, it was noted that the rate of sample collection for sample VI-2 was not comparable to the other samples or previous sampling events (i.e. pressure changing relatively slow throughout the sampling collection period). Upon field evaluation it was determined that the regulator appeared to have been malfunctioning. The apparent faulty regulator was subsequently replaced. The sample volume collected appeared to be sufficient for analysis upon application of the appropriate dilution by the laboratory. Furthermore, a crack in the floor slab was noted prior to sampling near sample location VI-3. This crack was temporarily sealed during sample collection and subsequently permanently sealed. Due to the implementation of

## C.T. MALE ASSOCIATES

*April 3, 2024*

*Mr. Matthew Hubicki*

*2023 - 2024 PRR - USAI Facility (C336087)*

*Page - 12*

this corrective action, it is our opinion that the quality of the sample VI-3 was not significantly impacted by this condition.

AGVs have been established in the NYSDOH's SVI Guidance for methylene chloride (60  $\mu\text{g}/\text{m}^3$ ), perchloroethylene (PCE) (30  $\mu\text{g}/\text{m}^3$ ) and trichloroethylene (TCE) (2  $\mu\text{g}/\text{m}^3$ ). No other AGVs have been established by NYSDOH for VOCs.

Decision matrices utilizing indoor and soil vapor concentrations were developed to evaluate the potential for soil vapor intrusion for twenty-one compounds (chlorinate solvents and petroleum-derived). No decision matrices have been developed for other compounds.

No exceedances of AGVs for methylene chloride, PCE, and TCE have been documented in indoor air post remediation (2017 - 2024). Following comparison of sub-slab soil vapor and indoor ambient air concentrations in 2024 to the values in the NYSDOH matrices (inclusive of new NYSDOH matrices D, E, and F, per the updated NYSDOH SVI Guidance [February 2024]), the "No further action" was the applicable response for the listed compounds.

Elevated concentrations (above 100  $\mu\text{g}/\text{m}^3$ ) of Ethanol (peak of 1,810  $\mu\text{g}/\text{m}^3$  at IA-3), and Acetone (peak of 285  $\mu\text{g}/\text{m}^3$  at IA-2) were detected in the indoor air throughout the facility. The relative elevated concentrations of indoor air when compared to soil vapor concentrations are likely indicative of an on-site indoor air source and not the result of sub-slab vapor migration into the USAI Facility. Indoor air concentrations of Ethanol are consistent with previous sampling events and likely the results manufacturing activities at the facility.

The analytical results summary table and analytical reports for the samples collected in 2024 are presented in Attachments C and D, respectively.

# C.T. MALE ASSOCIATES

April 3, 2024

Mr. Matthew Hubicki

2023 - 2024 PRR - USAI Facility (C336087)

Page - 13

## *Soil Vapor and Ambient Air Data Trend Analysis*

A trend analysis for chlorinated solvents was performed utilizing the post-remediation soil vapor, indoor and outdoor air data available to date (2018 - 2024). Trends are depicted in graphical form and are presented in Attachment E. The following observations are provided based on the trend analysis:

- Outdoor Area:
  - OA-1: Generally, reported concentrations of chlorinated VOCs have not fluctuated significantly, with exception of methylene chloride. The methylene chloride (ranging from non-detect concentrations to 7.78 ug/m<sup>3</sup>) concentration in the 2024 sampling event has increased.
- Area 2 - Office space in the Production Area, in the western-central portion of the building:
  - VI-3: Generally, reported concentrations of chlorinated VOCs have not fluctuated significantly, with exception of 1,1,1-TCA and PCE. 1,1,1-TCA (ranging from 328 ug/m<sup>3</sup> to 32.4 ug/m<sup>3</sup>) and PCE (ranging from 868 ug/m<sup>3</sup> to 260 ug/m<sup>3</sup>) concentrations have decreased over time.
  - IA-3: Generally, reported concentrations of chlorinated VOCs have not fluctuated significantly, with exception of cis-1,2-DCE and PCE. Cis-1,2-DCE (ranging from 1.74 ug/m<sup>3</sup> to non-detect) and PCE (ranging from 1.42 ug/m<sup>3</sup> to non-detect) concentrations have decreased over time.
  - Comparison of chlorinated solvents concentrations in soil vapor and indoor air utilizing the applicable NYSDOH matrix triggered "No further action" in the February 2024 sampling event.
  - Historically, in March and April 2019 comparison of cis-1,2-DCE concentrations in soil vapor and indoor air utilizing the applicable NYSDOH matrix triggered the "Identify source(s) and resample or mitigate". Upon removal of potential indoor air sources, no concentrations triggering actions above "No further action" when compared to the applicable NYSDOH matrix were reported in June 2019 and February 2020,

## C.T. MALE ASSOCIATES

April 3, 2024

Mr. Matthew Hubicki

2023 - 2024 PRR - USAI Facility (C336087)

Page - 14

and subsequent sampling events (2022, 2023 and 2024). Furthermore, a review of the soil vapor data for VI-3 indicates that cis-1,2-DCE is not present at levels indicative of a soil vapor source beneath the building slab. This event was further discussed in the 2020-2021 PRR.

- Area 3A - Production Area in the central portion of the building:
  - VI-1: Generally, reported concentrations of chlorinated VOCs have not fluctuated significantly, with exception of TCE and 1,1,1-TCA. TCE concentrations (ranging from 2.09 ug/m<sup>3</sup> to 19.2 ug/m<sup>3</sup>) have increased over time. 1,1,1-TCA concentrations (ranging from 22.8 ug/m<sup>3</sup> to 4.03 ug/m<sup>3</sup>) have decreased over time.
  - VI-2: Generally, reported concentrations of chlorinated VOCs have not fluctuated significantly, with exception of PCE and methylene chloride. Methylene chloride concentrations (ranging from non-detect to 4.65 ug/m<sup>3</sup>) have increased over time. PCE concentrations have decreased over time (ranging from 4.38 ug/m<sup>3</sup> to 1.28 ug/m<sup>3</sup>).
  - IA-2: Generally, reported concentrations of chlorinated VOCs have not fluctuated significantly.
  - Comparison of chlorinated solvents concentrations in soil vapor and indoor air utilizing the applicable NYSDOH matrix triggered "No further action" in the February 2024 sampling event.
- Area 4 (Office and storage area, located in the southernmost portion of the facility):
  - No samples were collected in Area 4 in 2019 and 2020 at the discretion of the Department as the Department indicated that samples should not be collected while the portion of the slab remained open. Samples were collected in March 2022, January 2023, and February 2024 following the installation of the concrete slab and completion of the renovation work.
  - VI-4: Generally, reported concentrations of chlorinated VOCs have not fluctuated significantly.

## C.T. MALE ASSOCIATES

April 3, 2024

Mr. Matthew Hubicki

2023 – 2024 PRR – USAI Facility (C336087)

Page - 15

- IA-1: Generally, reported concentrations of chlorinated VOCs have not fluctuated significantly.
- Comparison of chlorinated solvents concentrations in soil vapor and indoor air utilizing the applicable NYSDOH matrix triggered “No further action” in the February 2024 sampling event.
- Area 8 (2-story office building, located in the southernmost portion of the facility):
  - No samples were collected in Area 8 in 2022 as the area was undergoing renovation. Samples were collected in January 2023 and February 2024.
  - VI-5: Generally, reported concentrations of chlorinated VOCs have not fluctuated significantly, with exception of PCE and TCE. PCE (ranging from 3.1 ug/m<sup>3</sup> to 7.46 ug/m<sup>3</sup>) have increased over time. TCE concentrations (ranging from 3.94 ug/m<sup>3</sup> to non-detect ug/m<sup>3</sup>) have decreased over time.
  - IA-4: Generally, reported concentrations of chlorinated VOCs have not fluctuated significantly.
  - Comparison of chlorinated solvents concentrations in soil vapor and indoor air utilizing the applicable NYSDOH matrix triggered “No further action” in previous sampling events.

No exceedances of AGVs for methylene chloride, PCE, and TCE have been documented in indoor air post remediation (2017 – 2024). Following comparison of sub-slab soil vapor and indoor ambient air concentrations in 2024 to the values in the NYSDOH matrices, the “No further action” was the applicable response for the listed compounds. Indoor air concentrations below applicable thresholds coupled with VI mitigation measures in good conditions are measures protective of human health and the environment.

The Department and NYSDOH require continued annual sub-slab and indoor air monitoring in the on-site building. The next annual sub-slab and indoor air monitoring event is anticipated in January/February 2025.

# C.T. MALE ASSOCIATES

April 3, 2024

Mr. Matthew Hubicki

2023 - 2024 PRR - USAI Facility (C336087)

Page - 16

## **Operation & Maintenance Plan Compliance Report**

The operation and maintenance (O&M) plan for the Surface Cover System consists of maintenance and periodic inspections. The Surface Cover System is comprised of the following: 12 inches of clean soil (south side of Site), existing soil (north side of the Site), asphalt pavement, concrete covered, sidewalks, and/or concrete building slabs. The integrity of the concrete building slab was also assessed to determine the condition of the VI mitigation measures pertaining to the slab (i.e., sealing of cracks, etc.).

Observations of the Surface Cover System were conducted on February 27, 2024. Based on site observations and subsequent information provided by the Site representative the Surface Cover System is working as intended. The Site Management Inspection Form is included in Attachment H.

There is no O&M plan for the passive SSDS given the nature of a passive system (i.e., no mechanical components). However, a Vapor Intrusion Mitigation Measures Assessment Form was completed for the entire on-site building and is included as Attachment H. Based on site observations and subsequent information provided by the Site representative the SSDS is working as intended.

Excavated material (2-5 cubic yards) generated during the renovation work completed in 2022 remains on-site awaiting off-site disposal. Waste characterization samples for this material were collected in March 2024 to determine off-site disposal options. The handling, transportation and off-site disposal of this material will be documented in the 2024-2025 PRR. The small stockpile of generated material is underlaid and covered with plastic.

## **Overall PRR Conclusions and Recommendations**

The following conclusions and recommendations relative to compliance with the SMP are provided:

1. Groundwater Use Restriction: Requirements were met during the reporting period.
2. Land Use Restriction: Requirements were met during the reporting period.
3. Site Management Plan: Requirements were met during the reporting period.



## C.T. MALE ASSOCIATES

April 3, 2024

Mr. Matthew Hubicki

2023 - 2024 PRR - USAI Facility (C336087)

Page - 17

4. Monitoring Plan: Requirements were met during the reporting period. Monitoring of VI shall continue on an annual basis as outlined in the SMP, with the next VI sampling event early in the 2024-2025 heating season and the next groundwater sampling event in 2025.
5. IC/EC Plan: Requirements were met during the reporting period.
6. Surface Cover System: Requirements were met during the reporting period. Any future disturbance shall be implemented in accordance with the SMP.
7. VI Mitigation Measures: Requirements were met during the reporting period.
8. Based on C.T. Male's evaluation of the components of the SMP, the remedy is achieving the remedial objectives for the Site.
9. The frequency of the submittal of the PRR should not be changed at this time.
10. Site management shall be continued.

### Green Remediation Evaluation

According to Section 6.2 of the SMP, green remediation evaluations completed during site management shall be reported in the PRR. Included as Attachments H is the completed "Summary of Green Remediation Metrics for Site Management" form.

### Certifications

For each institutional or engineering control identified for the Site, I certify, to the best of my knowledge, that the following statements are true:

- The inspection of the Site to confirm the effectiveness of the institutional and engineering controls required by the remedial program was performed under my direction;

## C.T. MALE ASSOCIATES

*April 3, 2024*

*Mr. Matthew Hubicki*

*2023 - 2024 PRR - USAI Facility (C336087)*

*Page - 18*

- The institutional control and/or engineering controls employed at this Site are unchanged from the date the control was put in place, or last approved by the Department;
- Nothing has occurred that would impair the ability of the control to protect the public health and environment;
- Nothing has occurred that would constitute a violation or failure to comply with any site management plan for this control;
- Access to the Site will continue to be provided to the Department to evaluate the remedy, including access to evaluate the continued maintenance of this control;
- Use of the Site is compliant with the environmental easement;
- The engineering control systems are performing as designed and are effective;
- To the best of my knowledge and belief, the work and conclusions described in this certification are in accordance with the requirements of the site remedial program and generally accepted engineering practices; and
- The information presented in this report is accurate and complete.

A completed IC/EC Inspection Form is included in this Report as Attachments B.

To the best of my knowledge, I certify that all information and statements in this certification form are true. I understand that a false statement made herein is punishable as a Class "A" misdemeanor, pursuant to Section 210.45 of the Penal Law. I, Rosaura Andújar-McNeil, of C.T. Male Associates at 12 Raymond Avenue, Poughkeepsie, New York, 12603 am certifying on behalf of BDL, LLC, the Owner/Remedial Party for the Site.

# C.T. MALE ASSOCIATES

April 3, 2024

Mr. Matthew Hubicki

2023 - 2024 PRR - USAI Facility (C336087)

Page - 19

Sincerely,

C.T. MALE ASSOCIATES



Rosaura Andújar-McNeil, P.E.

Project Environmental Engineer

## Attachments:

Attachment A:	Figures
Attachment B:	NYSDEC EC/IC Certification Form
Attachment C:	Tables - 2024 and Historical Data
Attachment D:	2024 Laboratory Results
Attachment E:	Trend Analyses
Attachment F:	SVI - Structure Sampling Building Questionnaire
Attachment G:	Soil Vapor/Air Sampling Logs
Attachment H:	Forms

ec: Frank DiLauro, USAI  
Mike Griffin, USAI  
Sara Bogardus, NYSDOH  
James D. McIver, P.G., C.T. Male


C.T. MALE ASSOCIATES

## Attachment A: Figures



**MAP REFERENCE**

Orange County Parcel Access  
 Date accessed: 2/4/2021



**C.T. MALE ASSOCIATES**

ENGINEERING, SURVEYING, ARCHITECTURE  
 LANDSCAPE ARCHITECTURE & GEOLOGY, D.P.C.

50 CENTURY HILL DRIVE  
 LATHAM, NY 12110

**FIGURE 1 - SITE LOCATION MAP**

**USAI LIGHTING FACILITY  
 1126 RIVER ROAD**

**TOWN OF NEW WINDSOR**

**ORANGE COUNTY, NY**

**SCALE: NTS**

**DRAFTER: RAM**

**PROJECT No: 14.4337**

The locations and features depicted on this map are approximate and do not represent an actual survey.






**MAP REFERENCE**

Orange County Parcel Access  
Date accessed: 2/4/2021

**Legend:**

● Monitoring Wells Sampled as Per SMP



**C.T. MALE ASSOCIATES**

ENGINEERING, SURVEYING, ARCHITECTURE  
LANDSCAPE ARCHITECTURE & GEOLOGY, D.P.C.

50 CENTURY HILL DRIVE  
LATHAM, NY 12110

**FIGURE 2 - MONITORING WELLS LOCATION MAP**

**USAI LIGHTING FACILITY  
1126 RIVER ROAD**

**TOWN OF NEW WINDSOR**

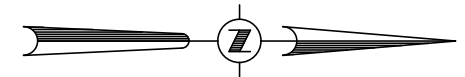
**ORANGE COUNTY, NY**

**SCALE: NTS**

**DRAFTER: RAM**

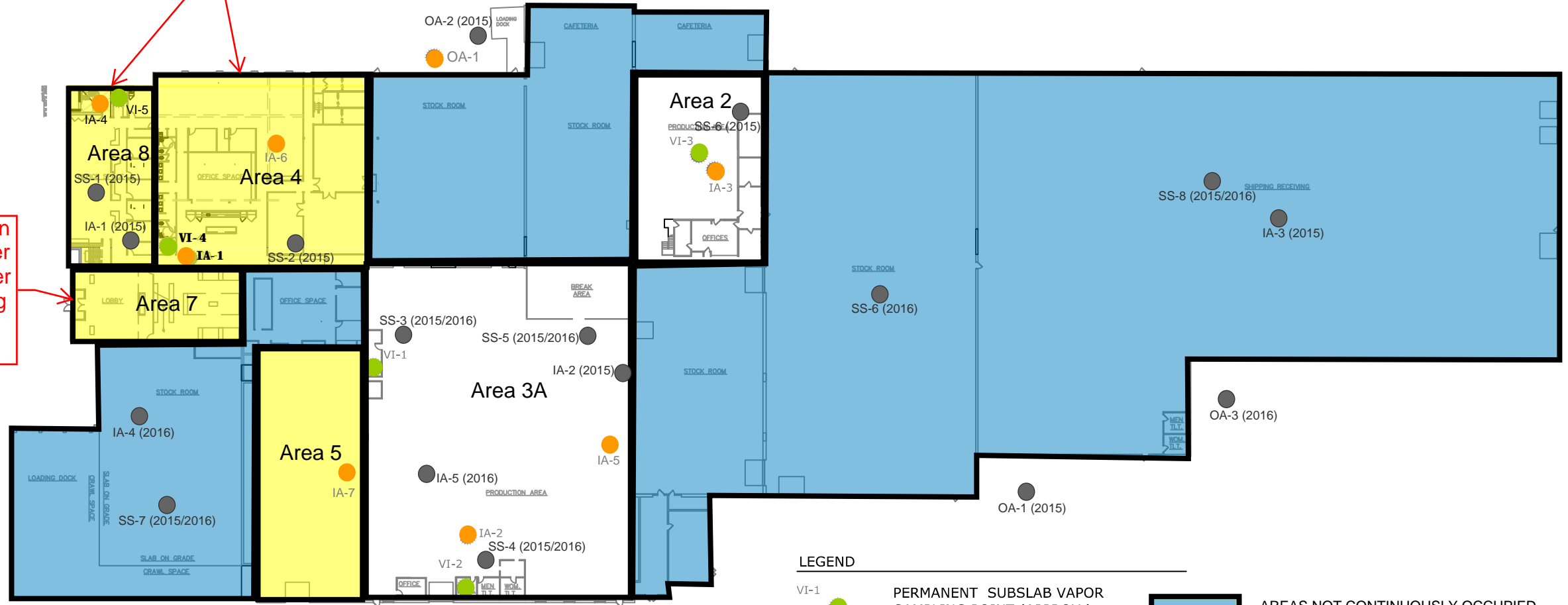
**PROJECT No: 14.4337**

The locations and features depicted on this map are approximate and do not represent an actual survey.



**RENOVATION WORK AREAS (COMPLETED IN 2022)**

Area 7 - Area to remain open to the atmosphere. See letter to NYSDEC dated December 24, 2019 requesting forgoing the installation of remaining SSDS components.



**LEGEND**

- VI-1 PERMANENT SUBSLAB VAPOR SAMPLING POINT (APPROX.)
- IA-1 TEMPORARY INDOOR AIR SAMPLING POINT
- OA-1 TEMPORARY OUTDOOR AIR SAMPLING POINT
- AREAS WITH PASSIVE SSDS
- AREAS NOT CONTINUOUSLY OCCUPIED
- HISTORICAL AMBIENT AND SUB SLAB SOIL VAPOR SAMPLING LOCATIONS (2015 and 2016)

**NOTE:** VI MITIGATION MEASURES FOR ALL AREAS DEPICTED IN RECORD DRAWING "BUILDING VAPOR MITIGATION INTRUSION MEASURES", WM-1 BY FELLENER ENGINEERING (DATED 11/23/16, REVISED 12/2/2016) AND CONSTRUCTION COMPLETION REPORT FOR SSDS IN 2-STORY OFFICE BUILDING BY C.T. MALE (DATED MARCH 29, 2018).

CAD DWG. FILE NAME: K:\Projects\144337\Env\Drawings and Maps\VI Perm Sampling Map.dwg

NOTE:  
THE LOCATIONS AND FEATURES DEPICTED IN THIS MAP ARE APPROXIMATE AND DO NOT REPRESENT AN ACTUAL FIELD SURVEY BY C.T. MALE.

MAP REFERENCE:  
BUILDING FLOOR PLAN PROVIDED BY FELLENER ENGINEERING LLP OF MIDDLETOWN, NY.

DATE	REVISIONS RECORD/DESCRIPTION	DRAFTED	CHECK	APPR.	UNAUTHORIZED ALTERATION OR ADDITION TO THIS DOCUMENT IS A VIOLATION OF THE NEW YORK STATE EDUCATION LAW.
3/29/19	1 Sampling locations modified	RAM			© 2017 C.T. MALE ASSOCIATES DESIGNED: DRAFTED : J.MARX CHECKED : J.MCIVER PROJ. NO : 14.4337 SCALE : NOT TO SCALE DATE : MAY 2, 2017
4/13/20	2 SSDS loc. and other areas/shading	RAM			
1/27/21	3 ECs deficiencies per 1/25/2021 visit	RAM			
4/2/24	4 Sampling locations added and modified	RAM/ML			
	5				
	6				
	7				
	8				
	9				

## Figure 3 - REVISED SOIL VAPOR INTRUSION SAMPLING LOCATIONS - 4/2/2024

### USAI LIGHTING FACILITY 1126 RIVER ROAD

TOWN OF NEW WINDSOR      ORANGE COUNTY, NEW YORK

## C.T. MALE ASSOCIATES

Engineering, Surveying, Architecture & Landscape Architecture, D.P.C.  
 50 CENTURY HILL DRIVE, LATHAM, NY 12110  
 518.786.7400 \* FAX 518.786.7299

SHEET 1 OF 1  
DWG. NO: 17-288

C.T. MALE ASSOCIATES

Attachment B: NYSDEC EC/IC Certification  
Form





**Enclosure 2**  
**NEW YORK STATE DEPARTMENT OF ENVIRONMENTAL CONSERVATION**  
**Site Management Periodic Review Report Notice**  
**Institutional and Engineering Controls Certification Form**



	Site Details	Box 1	
<b>Site No.</b>	<b>C336087</b>		
<b>Site Name USAI Lighting Facility</b>			
Site Address: 1126 RIVER ROAD		Zip Code: 12553	
City/Town: New Windsor			
County: Orange			
Site Acreage: 11.400			
Reporting Period: January 30, 2023 to January 30, 2024			
		YES	NO
1.	Is the information above correct?	<input checked="" type="checkbox"/>	<input type="checkbox"/>
If NO, include handwritten above or on a separate sheet.			
2.	Has some or all of the site property been sold, subdivided, merged, or undergone a tax map amendment during this Reporting Period?	<input type="checkbox"/>	<input checked="" type="checkbox"/>
3.	Has there been any change of use at the site during this Reporting Period (see 6NYCRR 375-1.11(d))?	<input type="checkbox"/>	<input checked="" type="checkbox"/>
4.	Have any federal, state, and/or local permits (e.g., building, discharge) been issued for or at the property during this Reporting Period?	<input type="checkbox"/>	<input checked="" type="checkbox"/>
<b>If you answered YES to questions 2 thru 4, include documentation or evidence that documentation has been previously submitted with this certification form.</b>			
5.	Is the site currently undergoing development?	<input type="checkbox"/>	<input checked="" type="checkbox"/>

		Box 2	
		YES	NO
6.	Is the current site use consistent with the use(s) listed below? Commercial and Industrial	<input checked="" type="checkbox"/>	<input type="checkbox"/>
7.	Are all ICs in place and functioning as designed?	<input checked="" type="checkbox"/>	<input type="checkbox"/>
<b>IF THE ANSWER TO EITHER QUESTION 6 OR 7 IS NO, sign and date below and DO NOT COMPLETE THE REST OF THIS FORM. Otherwise continue.</b>			
<b>A Corrective Measures Work Plan must be submitted along with this form to address these issues.</b>			
_____ Signature of Owner, Remedial Party or Designated Representative		_____ Date	

**Box 2A**

YES NO

8. Has any new information revealed that assumptions made in the Qualitative Exposure Assessment regarding offsite contamination are no longer valid?

**If you answered YES to question 8, include documentation or evidence that documentation has been previously submitted with this certification form.**

9. Are the assumptions in the Qualitative Exposure Assessment still valid?  
(The Qualitative Exposure Assessment must be certified every five years)

**If you answered NO to question 9, the Periodic Review Report must include an updated Qualitative Exposure Assessment based on the new assumptions.**

**SITE NO. C336087**

**Box 3**

**Description of Institutional Controls**

Parcel

**9-1-96.1**

Owner

BDL, LLC

Institutional Control

Ground Water Use Restriction  
Soil Management Plan  
Landuse Restriction  
Building Use Restriction  
Monitoring Plan  
Site Management Plan  
IC/EC Plan

The institutional controls present at the Controlled Property (USAI Lighting Facility BCP C336087 Site) are as follows:

1. Track 4 Commercial and Industrial Uses are allowed. The Controlled property may not be used for a higher use, such as unrestricted or restricted residential use, and the engineering controls may not be extinguished without NYSDEC approval, and amending or discontinuing the approved 2016 Site Management Plan (SMP) and the 2016 environmental easement.
2. All future soil disturbance activities below 1 foot cover, including building renovation/expansion, subgrade utility line repair/relocation, and new construction are conducted in accordance with the approved SMP, and Excavation Work Plan.
3. The use of the groundwater underlying the Site is prohibited without treatment rendering it safe for potable or process use, without necessary water quality treatment as determined by the NYSDOH or Orange County DOH.
4. An evaluation of the potential for soil vapor intrusion for any buildings developed or reoccupied on the site, including provision for implementing actions recommended to address exposures related to soil vapor intrusion.
5. A certification, every year, must be made to the NYSDEC indicating that the requirements of the SMP have been met and denote areas where deficiencies have occurred, if any. A Site Management Report, including any required inspection or sampling documentation and certifications, shall be submitted by the Owner to NYSDEC by April 22nd following the calendar reporting years, along with the Certification, signed and certified by the Owner, and certifying that the engineering controls (e.g., passive SSDS, site cover) are in place and functioning correctly, or noting any deficiencies and including a corrective action plan for these deficiencies to be corrected. The Owner will also certify that NYSDEC is allowed access to the Site to inspect the engineering controls.

**9-1-97**

BDL, LLC

Ground Water Use Restriction  
Soil Management Plan  
Landuse Restriction  
Building Use Restriction  
Monitoring Plan  
Site Management Plan  
IC/EC Plan

The institutional controls present at the Controlled Property (USAI Lighting Facility BCP C336087 Site) are as follows:

1. Track 4 Commercial and Industrial Uses are allowed. The Controlled property may not be used for a higher use, such as unrestricted or restricted residential use, and the engineering controls may not be extinguished without NYSDEC approval, and amending or discontinuing the approved 2016 Site Management Plan (SMP) and the 2016 environmental easement.
2. All future soil disturbance activities below 1 foot cover, including building renovation/expansion, subgrade utility line repair/relocation, and new construction are conducted in accordance with the approved SMP, and Excavation Work Plan.
3. The use of the groundwater underlying the Site is prohibited without treatment rendering it safe for potable or process use, without necessary water quality treatment as determined by the NYSDOH or

4. An evaluation of the potential for soil vapor intrusion for any buildings developed or reoccupied on the site, including provision for implementing actions recommended to address exposures related to soil vapor intrusion.

5. A certification, every year, must be made to the NYSDEC indicating that the requirements of the SMP have been met and denote areas where deficiencies have occurred, if any. A Site Management Report, including any required inspection or sampling documentation and certifications, shall be submitted by the Owner to NYSDEC by April 22nd following the calendar reporting years, along with the Certification, signed and certified by the Owner, and certifying that the engineering controls (e.g., passive SSDS, site cover) are in place and functioning correctly, or noting any deficiencies and including a corrective action plan for these deficiencies to be corrected. The Owner will also certify that NYSDEC is allowed access to the Site to inspect the engineering controls.

**Box 4**

**Description of Engineering Controls**

Parcel

Engineering Control

**9-1-96.1**

Vapor Mitigation  
Cover System

The engineering controls installed at the Controlled Property (USAI Lighting BCP C336087 Site) are as follows:

1. A passive vapor mitigation system will be operated, maintained, monitored as required by the approved SMP. Inspections and reporting will be performed in a manner specified in the approved SMP.
2. A site cover system, of at least 1 foot, will be maintained as required by the approved SMP. Inspections and reporting will be performed in a manner specified in the approved SMP.
3. Any soil underlying within the Controlled Property, must remain covered with a NYSDEC-approved barrier layer consisting of concrete slabs under building structures, concrete or asphalt pavement in walkways and driving surfaces and clean soil cover in vegetated areas on the Controlled Property, which must be inspected, certified and maintained as required in the NYSDEC-approved SMP, and handled as described in the EWP.
4. Periodic monitoring of groundwater from downgradient wells.

**9-1-97**

Vapor Mitigation  
Cover System

The engineering controls installed at the Controlled Property (USAI Lighting BCP C336087 Site) are as follows:

1. A passive vapor mitigation system will be operated, maintained, monitored as required by the approved SMP. Inspections and reporting will be performed in a manner specified in the approved SMP.
2. A site cover system, of at least 1 foot, will be maintained as required by the approved SMP. Inspections and reporting will be performed in a manner specified in the approved SMP.
3. Any soil underlying within the Controlled Property, must remain covered with a NYSDEC-approved barrier layer consisting of concrete slabs under building structures, concrete or asphalt pavement in walkways and driving surfaces and clean soil cover in vegetated areas on the Controlled Property, which must be inspected, certified and maintained as required in the NYSDEC-approved SMP, and handled as described in the EWP.
4. Periodic monitoring of groundwater from downgradient wells.

**Periodic Review Report (PRR) Certification Statements**

1. I certify by checking "YES" below that:
- a) the Periodic Review report and all attachments were prepared under the direction of, and reviewed by, the party making the Engineering Control certification;
  - b) to the best of my knowledge and belief, the work and conclusions described in this certification are in accordance with the requirements of the site remedial program, and generally accepted engineering practices; and the information presented is accurate and complete.
- YES    NO
- 

2. For each Engineering control listed in Box 4, I certify by checking "YES" below that all of the following statements are true:
- (a) The Engineering Control(s) employed at this site is unchanged since the date that the Control was put in-place, or was last approved by the Department;
  - (b) nothing has occurred that would impair the ability of such Control, to protect public health and the environment;
  - (c) access to the site will continue to be provided to the Department, to evaluate the remedy, including access to evaluate the continued maintenance of this Control;
  - (d) nothing has occurred that would constitute a violation or failure to comply with the Site Management Plan for this Control; and
  - (e) if a financial assurance mechanism is required by the oversight document for the site, the mechanism remains valid and sufficient for its intended purpose established in the document.
- YES    NO
- 

**IF THE ANSWER TO QUESTION 2 IS NO, sign and date below and DO NOT COMPLETE THE REST OF THIS FORM. Otherwise continue.**

**A Corrective Measures Work Plan must be submitted along with this form to address these issues.**

\_\_\_\_\_  
Signature of Owner, Remedial Party or Designated Representative

\_\_\_\_\_  
Date

IC CERTIFICATIONS  
SITE NO. C336087

Box 6

**SITE OWNER OR DESIGNATED REPRESENTATIVE SIGNATURE**

I certify that all information and statements in Boxes 1, 2, and 3 are true. I understand that a false statement made herein is punishable as a Class "A" misdemeanor, pursuant to Section 210.45 of the Penal Law.

Frank Di Lauro, Senior Vice

I President Operations at 1126 River Road, New Windsor, NY  
print name print business address

am certifying as Owner Representative (Owner or Remedial Party)

for the Site named in the Site Details Section of this form.

Frank Di Lauro  
Signature of Owner, Remedial Party, or Designated Representative  
Rendering Certification

3/29/24  
Date

**EC CERTIFICATIONS**

**Box 7**

**Qualified Environmental Professional Signature**

I certify that all information in Boxes 4 and 5 are true. I understand that a false statement made herein is punishable as a Class "A" misdemeanor, pursuant to Section 210.45 of the Penal Law.

Rosaura Andujar-McNeil, P.E. at 12 Raymond Ave., Poughkeepsie, NY  
print name print business address

I am certifying as a Qualified Environmental Professional for the Owner  
(Owner or Remedial Party)



3/29/2024

Signature of Qualified Environmental Professional, for  
the Owner or Remedial Party, Rendering Certification

Stamp  
(Required for PE)

Date

Attachment C: Tables - 2024 and Historical  
Data





USAI LIGHTING FACILITY  
TOWN OF NEW WINDSOR, ORANGE COUNTY  
NYSDEC ID: C336087

		SAMPLE ID:	FD01-20230113	MW-01-20230113	MW-02-20230113	MW-03-20230113	MW-04-20230113
		LAB ID:	L2302270-05	L2302270-01	L2302270-02	L2302270-03	L2302270-04
		COLLECTION DATE:	1/13/2023	1/13/2023	1/13/2023	1/13/2023	1/13/2023
		SAMPLE MATRIX:	WATER	WATER	WATER	WATER	WATER
		NY-AWQS					
ANALYTE	CAS	(ug/l)	Conc Q RL MDL	Conc Q RL MDL	Conc Q RL MDL	Conc Q RL MDL	Conc Q RL MDL
2,4-Dimethylphenol	105-67-9	50	ND 5 1.8	ND 5 1.8	ND 5 1.8	ND 5 1.8	ND 5 1.8
2,4-Dinitrophenol	51-28-5	10	ND 20 6.6	ND 20 6.6	ND 20 6.6	ND 20 6.6	ND 20 6.6
2,4-Dinitrotoluene	121-14-2	5	ND 5 1.2	ND 5 1.2	ND 5 1.2	ND 5 1.2	ND 5 1.2
2,6-Dinitrotoluene	606-20-2	5	ND 5 0.93	ND 5 0.93	ND 5 0.93	ND 5 0.93	ND 5 0.93
2-Chlorophenol	95-57-8	ND	2 0.48	ND 2 0.48	ND 2 0.48	ND 2 0.48	ND 2 0.48
2-Methylphenol	95-48-7	ND	5 0.49	ND 5 0.49	ND 5 0.49	ND 5 0.49	ND 5 0.49
2-Nitroaniline	88-74-4	5	ND 5 0.5	ND 5 0.5	ND 5 0.5	ND 5 0.5	ND 5 0.5
2-Nitrophenol	88-75-5	ND	10 0.85	ND 10 0.85	ND 10 0.85	ND 10 0.85	ND 10 0.85
3,3'-Dichlorobenzidine	91-94-1	5	ND 5 1.6	ND 5 1.6	ND 5 1.6	ND 5 1.6	ND 5 1.6
3-Methylphenol/4-Methylphenol	108-39-4/106-44-5	ND	5 0.48	ND 5 0.48	ND 5 0.48	ND 5 0.48	ND 5 0.48
3-Nitroaniline	99-09-2	5	ND 5 0.81	ND 5 0.81	ND 5 0.81	ND 5 0.81	ND 5 0.81
4,6-Dinitro-o-cresol	534-52-1	ND	10 1.8	ND 10 1.8	ND 10 1.8	ND 10 1.8	ND 10 1.8
4-Bromophenyl phenyl ether	101-55-3	ND	2 0.38	ND 2 0.38	ND 2 0.38	ND 2 0.38	ND 2 0.38
4-Chloroaniline	106-47-8	5	ND 5 1.1	ND 5 1.1	ND 5 1.1	ND 5 1.1	ND 5 1.1
4-Chlorophenyl phenyl ether	7005-72-3	ND	2 0.49	ND 2 0.49	ND 2 0.49	ND 2 0.49	ND 2 0.49
4-Nitroaniline	100-01-6	5	ND 5 0.8	ND 5 0.8	ND 5 0.8	ND 5 0.8	ND 5 0.8
4-Nitrophenol	100-02-7	ND	10 0.67	ND 10 0.67	ND 10 0.67	ND 10 0.67	ND 10 0.67
Acetophenone	98-86-2	ND	5 0.53	ND 5 0.53	ND 5 0.53	ND 5 0.53	ND 5 0.53
Atrazine	1912-24-9	7.5	ND 10 0.76	ND 10 0.76	ND 10 0.76	ND 10 0.76	ND 10 0.76
Benzaldehyde	100-52-7	ND	5 0.53	ND 5 0.53	ND 5 0.53	ND 5 0.53	ND 5 0.53
Biphenyl	92-52-4	ND	2 0.46	ND 2 0.46	ND 2 0.46	ND 2 0.46	ND 2 0.46
Bis(2-chloroethoxy)methane	111-91-1	5	ND 5 0.5	ND 5 0.5	ND 5 0.5	ND 5 0.5	ND 5 0.5
Bis(2-chloroethyl)ether	111-44-4	1	ND 2 0.5	ND 2 0.5	ND 2 0.5	ND 2 0.5	ND 2 0.5
Bis(2-chloroisopropyl)ether	108-60-1	5	ND 2 0.53	ND 2 0.53	ND 2 0.53	ND 2 0.53	ND 2 0.53
Bis(2-ethylhexyl)phthalate	117-81-7	5	ND 3 1.5	ND 3 1.5	ND 3 1.5	ND 3 1.5	ND 3 1.5
Butyl benzyl phthalate	85-68-7	50	ND 5 1.2	ND 5 1.2	ND 5 1.2	ND 5 1.2	ND 5 1.2
Caprolactam	105-60-2	ND	10 3.3	ND 10 3.3	ND 10 3.3	ND 10 3.3	ND 10 3.3
Carbazole	86-74-8	ND	2 0.49	ND 2 0.49	ND 2 0.49	ND 2 0.49	ND 2 0.49
Di-n-butylphthalate	84-74-2	50	ND 5 0.39	ND 5 0.39	ND 5 0.39	ND 5 0.39	ND 5 0.39
Di-n-octylphthalate	117-84-0	50	ND 5 1.3	ND 5 1.3	ND 5 1.3	ND 5 1.3	ND 5 1.3
Dibenzofuran	132-64-9	ND	2 0.5	ND 2 0.5	1.6 J 2 0.5	ND 2 0.5	ND 2 0.5
Diethyl phthalate	84-66-2	50	ND 5 0.38	ND 5 0.38	ND 5 0.38	ND 5 0.38	ND 5 0.38
Dimethyl phthalate	131-11-3	50	ND 5 1.8	ND 5 1.8	ND 5 1.8	ND 5 1.8	ND 5 1.8
Hexachlorocyclopentadiene	77-47-4	5	ND 20 0.69	ND 20 0.69	ND 20 0.69	ND 20 0.69	ND 20 0.69
Isophorone	78-59-1	50	ND 5 1.2	ND 5 1.2	ND 5 1.2	ND 5 1.2	ND 5 1.2
n-Nitrosodi-n-propylamine	621-64-7	ND	5 0.64	ND 5 0.64	ND 5 0.64	ND 5 0.64	ND 5 0.64
NDPA/DPA	86-30-6	50	ND 2 0.42	ND 2 0.42	ND 2 0.42	ND 2 0.42	ND 2 0.42
Nitrobenzene	98-95-3	0.4	ND 2 0.77	ND 2 0.77	ND 2 0.77	ND 2 0.77	ND 2 0.77
p-Chloro-m-cresol	59-50-7	ND	2 0.35	ND 2 0.35	ND 2 0.35	ND 2 0.35	ND 2 0.35
Phenol	108-95-2	1	ND 5 0.57	ND 5 0.57	ND 5 0.57	ND 5 0.57	ND 5 0.57
Total SVOCs		-	- - -	- - -	1.6 - -	- - -	- - -
<b>SEMI-VOLATILE ORGANICS BY GC/MS-SIM</b>							
2-Chloronaphthalene	91-58-7	10	ND 0.2 0.02	ND 0.2 0.02	ND 0.2 0.02	ND 0.2 0.02	ND 0.2 0.02
2-Methylnaphthalene	91-57-6	ND	0.1 0.02	ND 0.1 0.02	ND 0.1 0.02	ND 0.1 0.02	ND 0.1 0.02
Acenaphthene	83-32-9	20	0.3 0.1 0.01	ND 0.1 0.01	2.4 0.1 0.01	0.28 0.1 0.01	ND 0.1 0.01
Acenaphthylene	208-96-8	ND	0.1 0.01	ND 0.1 0.01	0.38 0.1 0.01	ND 0.1 0.01	ND 0.1 0.01
Anthracene	120-12-7	50	ND 0.1 0.01	ND 0.1 0.01	ND 0.1 0.01	ND 0.1 0.01	ND 0.1 0.01
Benzo(a)anthracene	56-55-3	0.002	ND 0.1 0.02	ND 0.1 0.02	ND 0.1 0.02	0.02 J 0.1 0.02	ND 0.1 0.02
Benzo(a)pyrene	50-32-8	0	ND 0.1 0.02	ND 0.1 0.02	ND 0.1 0.02	ND 0.1 0.02	ND 0.1 0.02
Benzo(b)fluoranthene	205-99-2	0.002	ND 0.1 0.01	ND 0.1 0.01	ND 0.1 0.01	0.02 J 0.1 0.01	ND 0.1 0.01
Benzo(ghi)perylene	191-24-2	ND	0.1 0.01	ND 0.1 0.01	ND 0.1 0.01	ND 0.1 0.01	ND 0.1 0.01
Benzo(k)fluoranthene	207-08-9	0.002	ND 0.1 0.01	ND 0.1 0.01	ND 0.1 0.01	ND 0.1 0.01	ND 0.1 0.01
Chrysene	218-01-9	0.002	ND 0.1 0.01	ND 0.1 0.01	ND 0.1 0.01	ND 0.1 0.01	ND 0.1 0.01
Dibenzo(a,h)anthracene	53-70-3	ND	0.1 0.01	ND 0.1 0.01	ND 0.1 0.01	ND 0.1 0.01	ND 0.1 0.01
Fluoranthene	206-44-0	50	ND 0.1 0.02	ND 0.1 0.02	ND 0.1 0.02	ND 0.1 0.02	ND 0.1 0.02
Fluorene	86-73-7	50	0.29 0.1 0.01	ND 0.1 0.01	3.9 0.1 0.01	0.29 0.1 0.01	0.05 J 0.1 0.01
Hexachlorobenzene	118-74-1	0.04	ND 0.8 0.01	ND 0.8 0.01	ND 0.8 0.01	ND 0.8 0.01	ND 0.8 0.01
Hexachlorobutadiene	87-68-3	0.5	ND 0.5 0.05	ND 0.5 0.05	ND 0.5 0.05	ND 0.5 0.05	ND 0.5 0.05
Hexachloroethane	67-72-1	5	ND 0.8 0.06	ND 0.8 0.06	ND 0.8 0.06	ND 0.8 0.06	ND 0.8 0.06
Indeno(1,2,3-cd)pyrene	193-39-5	0.002	ND 0.1 0.01	ND 0.1 0.01	ND 0.1 0.01	ND 0.1 0.01	ND 0.1 0.01
Naphthalene	91-20-3	10	0.05 J 0.1 0.05	ND 0.1 0.05	1 0.1 0.05	0.05 J 0.1 0.05	ND 0.1 0.05
Pentachlorophenol	87-86-5	1	ND 0.8 0.01	ND 0.8 0.01	ND 0.8 0.01	ND 0.8 0.01	ND 0.8 0.01
Phenanthrene	85-01-8	50	ND 0.1 0.02	ND 0.1 0.02	ND 0.1 0.02	ND 0.1 0.02	0.05 J 0.1 0.02
Pyrene	129-00-0	50	0.02 J 0.1 0.02	ND 0.1 0.02	ND 0.1 0.02	0.02 J 0.1 0.02	0.02 J 0.1 0.02
Total SVOCs			0.66 - -	- - -	7.68 - -	0.68 - -	0.12 - -

\* Comparison is not performed on parameters with non-numeric criteria.  
NY-AWQS: New York TOGS 111 Ambient Water Quality Standards criteria reflects all addendum to criteria through June 2004.



HISTORICAL GROUNDWATER ANALYTICAL DATA - POST REMEDIATION
USAI LIGHTING FACILITY
TOWN OF NEW WINDSOR, ORANGE COUNTY
NYSDEC ID: C336087

Table with columns for ANALYTE, CAS, NY-AWQS, and multiple columns for sample data (Conc, Q, MDL) across various monitoring wells and dates. Includes sub-sections for SEMIVOLATILE ORGANICS BY GC/MS and SEMIVOLATILE ORGANICS BY GC/MS-SIM.

\* Comparison is not performed on parameters with non-numeric criteria.
NY-AWQS: New York TOGS 111 Ambient Water Quality Standards criteria reflects all addendum to criteria through June 2004.
J denotes an estimated concentration
ND denotes Non-Detect results
NE denotes regulatory levels not established
- denotes not applicable



HISTORICAL GROUNDWATER ANALYTICAL DATA - POST REMEDIATION
USAI LIGHTING FACILITY
TOWN OF NEW WINDSOR, ORANGE COUNTY
NYSDEC ID: C336087

Table with columns for ANALYTE, CAS, NY-AWQS, and multiple columns for different monitoring wells (MW-2, MW-3, MW-4) across various collection dates and matrices. The table lists numerous organic compounds and their concentrations in water samples.

\* Comparison is not performed on parameters with non-numeric criteria.
NY-AWQS: New York TOGS 111 Ambient Water Quality Standards criteria reflects all addendum to criteria through June 2004.
J denotes an estimated concentration
ND denotes Non-Detect results
NE denotes regulatory levels not established
- denotes not applicable

HISTORICAL GROUNDWATER ANALYTICAL DATA - POST REMEDIATION  
 USAI LIGHTING FACILITY  
 TOWN OF NEW WINDSOR, ORANGE COUNTY  
 NYSDEC ID: C336087

ANALYTE	CAS	SAMPLE ID:	MW-5			MW-13			MW-16			MW-18		
		LAB ID:	L1806118-03			L1806118-04			L1806118-05			L1806118-06		
		COLLECTION DATE:	2/21/2018			2/21/2018			2/21/2018			2/21/2018		
		SAMPLE MATRIX:	WATER			WATER			WATER			WATER		
		NY-AWQS (ug/l)	Conc	Q	MDL	Conc	Q	MDL	Conc	Q	MDL	Conc	Q	MDL
<b>VOLATILE ORGANICS BY GC/MS</b>														
1,1,1-Trichloroethane	71-55-6	5	ND	0.7	-	-	-	-	-	-	-	ND	0.7	-
1,1,1,2,2-Tetrachloroethane	79-34-5	5	ND	0.17	-	-	-	-	-	-	-	ND	0.17	-
1,1,2-Trichloroethane	79-00-5	1	ND	0.5	-	-	-	-	-	-	-	ND	0.5	-
1,1-Dichloroethane	75-34-3	5	ND	0.7	-	-	-	-	-	-	-	ND	0.7	-
1,1-Dichloroethene	75-35-4	5	ND	0.17	-	-	-	-	-	-	-	ND	0.17	-
1,2,3-Trichlorobenzene	87-61-6	5	ND	0.7	-	-	-	-	-	-	-	ND	0.7	-
1,2,4-Trichlorobenzene	120-82-1	5	ND	0.7	-	-	-	-	-	-	-	ND	0.7	-
1,2,4-Trimethylbenzene	95-63-6	5	-	-	-	ND	0.7	-	ND	0.7	-	-	-	-
1,2-Dibromo-3-chloropropane	96-12-8	0.04	ND	0.7	-	-	-	-	-	-	-	ND	0.7	-
1,2-Dibromoethane	106-93-4	0.0006	ND	0.65	-	-	-	-	-	-	-	ND	0.65	-
1,2-Dichlorobenzene	95-50-1	3	ND	0.7	-	-	-	-	-	-	-	ND	0.7	-
1,2-Dichloroethane	107-06-2	0.6	ND	0.13	-	-	-	-	-	-	-	ND	0.13	-
1,2-Dichloropropane	78-87-5	1	ND	0.14	-	-	-	-	-	-	-	ND	0.14	-
1,3,5-Trimethylbenzene	108-67-8	5	-	-	-	ND	0.7	-	ND	0.7	-	-	-	-
1,3-Dichlorobenzene	541-73-1	3	ND	0.7	-	-	-	-	-	-	-	ND	0.7	-
1,4-Dichlorobenzene	106-46-7	3	ND	0.7	-	-	-	-	-	-	-	ND	0.7	-
1,4-Dioxane	123-91-1	0.35	ND	61	-	-	-	-	-	-	-	ND	61	-
2-Butanone	78-93-3	50	ND	1.9	-	-	-	-	-	-	-	ND	1.9	-
2-Hexanone	591-78-6	50	ND	1	-	-	-	-	-	-	-	ND	1	-
4-Methyl-2-pentanone	108-10-1	NE	ND	1	-	-	-	-	-	-	-	ND	1	-
Acetone	67-64-1	50	ND	1.5	-	-	-	-	-	-	-	ND	1.5	-
Benzene	71-43-2	1	ND	0.16	-	ND	0.16	-	ND	0.16	-	ND	0.16	-
Bromochloromethane	74-97-5	5	ND	0.7	-	-	-	-	-	-	-	ND	0.7	-
Bromodichloromethane	75-27-4	50	ND	0.19	-	-	-	-	-	-	-	ND	0.19	-
Bromofom	75-25-2	50	ND	0.65	-	-	-	-	-	-	-	ND	0.65	-
Bromomethane	74-83-9	5	ND	0.7	-	-	-	-	-	-	-	ND	0.7	-
Carbon disulfide	75-15-0	60	ND	1	-	-	-	-	-	-	-	ND	1	-
Carbon tetrachloride	56-23-5	5	ND	0.13	-	-	-	-	-	-	-	ND	0.13	-
Chlorobenzene	108-90-7	5	ND	0.7	-	-	-	-	-	-	-	ND	0.7	-
Chloroethane	75-00-3	5	ND	0.7	-	-	-	-	-	-	-	ND	0.7	-
Chloroform	67-66-3	7	ND	0.7	-	-	-	-	-	-	-	ND	0.7	-
Chloromethane	74-87-3	NE	ND	0.7	-	-	-	-	-	-	-	ND	0.7	-
cis-1,2-Dichloroethene	156-59-2	5	ND	0.7	-	-	-	-	-	-	-	ND	0.7	-
cis-1,3-Dichloropropene	10061-01-5	0.4	ND	0.14	-	-	-	-	-	-	-	ND	0.14	-
Cyclohexane	110-82-7	NE	ND	0.27	-	-	-	-	-	-	-	ND	0.27	-
Dibromochloromethane	124-48-1	50	ND	0.15	-	-	-	-	-	-	-	ND	0.15	-
Dichlorodifluoromethane	75-71-8	5	ND	1	-	-	-	-	-	-	-	ND	1	-
Ethylbenzene	100-41-4	5	ND	0.7	-	ND	0.7	-	ND	0.7	-	ND	0.7	-
Freon-113	76-13-1	5	ND	0.7	-	-	-	-	-	-	-	ND	0.7	-
Isopropylbenzene	98-82-8	5	ND	0.7	-	ND	0.7	-	ND	0.7	-	ND	0.7	-
Methyl Acetate	79-20-9	NE	ND	0.23	-	-	-	-	-	-	-	ND	0.23	-
Methyl cyclohexane	108-87-2	NE	ND	0.4	-	-	-	-	-	-	-	ND	0.4	-
Methyl tert butyl ether	1634-04-4	10	ND	0.7	-	ND	0.7	-	ND	0.7	-	ND	0.7	-
Methylene chloride	75-09-2	5	ND	0.7	-	-	-	-	-	-	-	ND	0.7	-
n-Butylbenzene	104-51-8	5	-	-	-	ND	0.7	-	ND	0.7	-	-	-	-
n-Propylbenzene	103-65-1	5	-	-	-	ND	0.7	-	ND	0.7	-	-	-	-
Naphthalene	91-20-3	10	-	-	-	ND	0.7	-	ND	0.7	-	-	-	-
o-Xylene	95-47-6	5	ND	0.7	-	ND	0.7	-	ND	0.7	-	ND	0.7	-
p-Isopropyltoluene	99-87-6	5	-	-	-	ND	0.7	-	ND	0.7	-	-	-	-
p/m-Xylene	179601-23-1	5	ND	0.7	-	ND	0.7	-	ND	0.7	-	ND	0.7	-
sec-Butylbenzene	135-98-8	5	-	-	-	ND	0.7	-	ND	0.7	-	-	-	-
Styrene	100-42-5	5	ND	0.7	-	-	-	-	-	-	-	ND	0.7	-
tert-Butylbenzene	98-06-6	5	-	-	-	ND	0.7	-	ND	0.7	-	-	-	-
Tetrachloroethene	127-18-4	5	ND	0.18	-	-	-	-	-	-	-	ND	0.18	-
Toluene	108-88-3	5	ND	0.7	-	ND	0.7	-	ND	0.7	-	ND	0.7	-
trans-1,2-Dichloroethene	156-60-5	5	ND	0.7	-	-	-	-	-	-	-	ND	0.7	-
trans-1,3-Dichloropropene	10061-02-6	0.4	ND	0.16	-	-	-	-	-	-	-	ND	0.16	-
Trichloroethene	79-01-6	5	ND	0.18	-	-	-	-	-	-	-	ND	0.18	-
Trichlorofluoromethane	75-69-4	5	ND	0.7	-	-	-	-	-	-	-	ND	0.7	-
Vinyl chloride	75-01-4	2	ND	0.07	-	-	-	-	-	-	-	ND	0.07	-
Total VOCs		NE	-	-	-	-	-	-	-	-	-	-	-	-





TABLE 3: ANALYTICAL SUMMARY TABLE  
 2024 SOIL VAPOR AND INDOOR AIR SAMPLING  
 USAI LIGHTING FACILITY  
 TOWN OF NEW WINDSOR, ORANGE COUNTY  
 NYSDEC NO. C336087

SAMPLE ID:	IA-3				IA-3				VI-3				IA-2				IA-5			
LAB ID:	L2410883-08				L2410883-08 R1				L2410883-03				L2410883-07				L2410883-10			
COLLECTION DATE:	2/27/2024				2/27/2024				2/27/2024				2/27/2024				2/27/2024			
AREA OF CONCERN:	AREA 2				AREA 2				AREA 2				AREA 3A				AREA 3A			
SAMPLE MATRIX:	AIR				AIR				SOIL_VAPOR				AIR				AIR			
ANALYTE	Conc	Q	RL	MDL	Conc	Q	RL	MDL	Conc	Q	RL	MDL	Conc	Q	RL	MDL	Conc	Q	RL	MDL
<b>VOLATILE ORGANICS IN AIR</b>																				
1,1,1-Trichloroethane	-	-	-	-	-	-	-	-	42.3	1.09	-	-	-	-	-	-	-	-	-	-
1,2,4-Trimethylbenzene	ND		0.983	-	-	-	-	-	1.16	0.983	-	-	ND		0.983	-	ND		0.983	-
1,2-Dichloroethane	ND		0.809	-	-	-	-	-	ND	0.809	-	-	ND		0.809	-	ND		0.809	-
2-Butanone	6.9		1.47	-	-	-	-	-	ND	1.47	-	-	29.8		1.47	-	10		1.47	-
2-Hexanone	ND		0.82	-	-	-	-	-	0.897	0.82	-	-	ND		0.82	-	ND		0.82	-
4-Methyl-2-pentanone	3.22		2.05	-	-	-	-	-	ND	2.05	-	-	15.1		2.05	-	17.5		2.05	-
Acetone	117		2.38	-	-	-	-	-	6.63	2.38	-	-	285		2.38	-	225		2.38	-
Benzene	0.703		0.639	-	-	-	-	-	ND	0.639	-	-	0.668		0.639	-	0.696		0.639	-
Carbon disulfide	ND		0.623	-	-	-	-	-	1.2	0.623	-	-	ND		0.623	-	ND		0.623	-
Carbon tetrachloride	-	-	-	-	-	-	-	-	ND	1.26	-	-	-	-	-	-	-	-	-	-
Chloroethane	0.855		0.528	-	-	-	-	-	ND	0.528	-	-	ND		0.528	-	ND		0.528	-
Chloroform	ND		0.977	-	-	-	-	-	ND	0.977	-	-	ND		0.977	-	ND		0.977	-
Chloromethane	1.44		0.413	-	-	-	-	-	ND	0.413	-	-	1.31		0.413	-	1.34		0.413	-
Dichlorodifluoromethane	2.62		0.989	-	-	-	-	-	4.51	0.989	-	-	2.71		0.989	-	2.68		0.989	-
Ethanol	1410	E	9.42	-	1810	94.2	-	-	11	9.42	-	-	731		9.42	-	733		9.42	-
Ethyl Acetate	13.3		1.8	-	-	-	-	-	ND	1.8	-	-	31.8		1.8	-	39.6		1.8	-
Ethylbenzene	1.12		0.869	-	-	-	-	-	ND	0.869	-	-	3.85		0.869	-	2.51		0.869	-
Freon-113	ND		1.53	-	-	-	-	-	1.89	1.53	-	-	ND		1.53	-	ND		1.53	-
Heptane	1.99		0.82	-	-	-	-	-	ND	0.82	-	-	3.48		0.82	-	4.1		0.82	-
Isopropanol	43.8		1.23	-	-	-	-	-	13.9	1.23	-	-	73		1.23	-	60.5		1.23	-
Methylene chloride	ND		1.74	-	-	-	-	-	3.61	1.74	-	-	1.96		1.74	-	6.91		1.74	-
Naphthalene	ND		1.05	-	-	-	-	-	ND	1.05	-	-	ND		1.05	-	ND		1.05	-
o-Xylene	1.64		0.869	-	-	-	-	-	ND	0.869	-	-	4.47		0.869	-	3.05		0.869	-
p/m-Xylene	4.39		1.74	-	-	-	-	-	ND	1.74	-	-	17.2		1.74	-	11.1		1.74	-
Styrene	1.1		0.852	-	-	-	-	-	ND	0.852	-	-	ND		0.852	-	0.869		0.852	-
Tertiary butyl Alcohol	3.76		1.52	-	-	-	-	-	ND	1.52	-	-	ND		1.52	-	ND		1.52	-
Tetrachloroethene	-	-	-	-	-	-	-	-	324	1.36	-	-	-	-	-	-	-	-	-	-
Tetrahydrofuran	ND		1.47	-	-	-	-	-	2.25	1.47	-	-	35.1		1.47	-	ND		1.47	-
Toluene	5.2		0.754	-	-	-	-	-	27.4	0.754	-	-	7.39		0.754	-	8.4		0.754	-
Trichloroethene	-	-	-	-	-	-	-	-	2.62	1.07	-	-	-	-	-	-	-	-	-	-
Trichlorofluoromethane	2.43		1.12	-	-	-	-	-	2.16	1.12	-	-	1.92		1.12	-	2.16		1.12	-
Xylenes, Total	6.04		0.869	-	-	-	-	-	ND	0.869	-	-	21.6		0.869	-	14.2		0.869	-
<b>VOLATILE ORGANICS IN AIR BY SIM</b>																				
1,1,1-Trichloroethane	ND		0.109	-	-	-	-	-	-	-	-	-	0.12		0.109	-	ND		0.109	-
1,1-Dichloroethene	ND		0.079	-	-	-	-	-	-	-	-	-	ND		0.079	-	ND		0.079	-
Carbon tetrachloride	0.484		0.126	-	-	-	-	-	-	-	-	-	0.484		0.126	-	ND		0.126	-
cis-1,2-Dichloroethene	ND		0.079	-	-	-	-	-	-	-	-	-	ND		0.079	-	ND		0.079	-
Tetrachloroethene	0.17		0.136	-	-	-	-	-	-	-	-	-	0.203		0.136	-	0.583		0.136	-
Trichloroethene	ND		0.107	-	-	-	-	-	-	-	-	-	ND		0.107	-	ND		0.107	-
Vinyl chloride	ND		0.051	-	-	-	-	-	-	-	-	-	ND		0.051	-	ND		0.051	-

\* Comparison is not performed on parameters with non-numeric criteria.  
 All data presented in units µg/m<sup>3</sup>  
 Analytes are color coded based on its respective NYDOH air matrices.  
 ND = Non Detect  
 E = Estimated Values  
 NY DOH Matrix A Indoor Air and sub-slab vapor Concentrations Criteria  
 NY DOH Matrix B Indoor Air and sub-slab vapor Concentrations Criteria  
 NY DOH Matrix D Indoor Air and sub-slab vapor Concentrations Criteria  
 NY DOH Matrix E Indoor Air and sub-slab vapor Concentrations Criteria  
 NY DOH Matrix F Indoor Air and sub-slab vapor Concentrations Criteria

**TABLE 3: ANALYTICAL SUMMARY TABLE  
2024 SOIL VAPOR AND INDOOR AIR SAMPLING  
USAI LIGHTING FACILITY  
TOWN OF NEW WINDSOR, ORANGE COUNTY  
NYSDEC NO. C336087**

SAMPLE ID:	VI-1				VI-2				IA-1				IA-1			
LAB ID:	L2410883-01				L2410883-02				L2410883-06				L2410883-06 R1			
COLLECTION DATE:	2/27/2024				2/27/2024				2/27/2024				2/27/2024			
AREA OF CONCERN:	AREA 3A				AREA 3A				AREA 4				AREA 4			
SAMPLE MATRIX:	SOIL_VAPOR				SOIL_VAPOR				AIR				AIR			
ANALYTE	Conc	Q	RL	MDL	Conc	Q	RL	MDL	Conc	Q	RL	MDL	Conc	Q	RL	MDL
<b>VOLATILE ORGANICS IN AIR</b>																
1,1,1-Trichloroethane	8.84		1.09	-	ND		1.09	-	-		-	-	-		-	-
1,2,4-Trimethylbenzene	1.25		0.983	-	ND		0.983	-	ND		0.983	-	-		-	-
1,2-Dichloroethane	ND		0.809	-	ND		0.809	-	ND		0.809	-	-		-	-
2-Butanone	ND		1.47	-	1.77		1.47	-	49.8		1.47	-	-		-	-
2-Hexanone	ND		0.82	-	ND		0.82	-	ND		0.82	-	-		-	-
4-Methyl-2-pentanone	ND		2.05	-	ND		2.05	-	ND		2.05	-	-		-	-
Acetone	5.11		2.38	-	3.75		2.38	-	110		2.38	-	-		-	-
Benzene	ND		0.639	-	ND		0.639	-	0.703		0.639	-	-		-	-
Carbon disulfide	ND		0.623	-	ND		0.623	-	ND		0.623	-	-		-	-
Carbon tetrachloride	3.09		1.26	-	ND		1.26	-	-		-	-	-		-	-
Chloroethane	ND		0.528	-	ND		0.528	-	ND		0.528	-	-		-	-
Chloroform	4.53		0.977	-	ND		0.977	-	ND		0.977	-	-		-	-
Chloromethane	ND		0.413	-	0.452		0.413	-	1.55		0.413	-	-		-	-
Dichlorodifluoromethane	2.44		0.989	-	1.55		0.989	-	2.57		0.989	-	-		-	-
Ethanol	ND		9.42	-	ND		9.42	-	1080	E	9.42	-	1250		47.1	-
Ethyl Acetate	ND		1.8	-	ND		1.8	-	4.11		1.8	-	-		-	-
Ethylbenzene	ND		0.869	-	ND		0.869	-	ND		0.869	-	-		-	-
Freon-113	ND		1.53	-	ND		1.53	-	ND		1.53	-	-		-	-
Heptane	ND		0.82	-	ND		0.82	-	1.14		0.82	-	-		-	-
Isopropanol	1.35		1.23	-	1.32		1.23	-	47.4		1.23	-	-		-	-
Methylene chloride	ND		1.74	-	ND		1.74	-	1.76		1.74	-	-		-	-
Naphthalene	2.39		1.05	-	ND		1.05	-	ND		1.05	-	-		-	-
o-Xylene	ND		0.869	-	ND		0.869	-	ND		0.869	-	-		-	-
p/m-Xylene	ND		1.74	-	ND		1.74	-	ND		1.74	-	-		-	-
Styrene	ND		0.852	-	ND		0.852	-	ND		0.852	-	-		-	-
Tertiary butyl Alcohol	ND		1.52	-	1.62		1.52	-	ND		1.52	-	-		-	-
Tetrachloroethene	1.59		1.36	-	ND		1.36	-	-		-	-	-		-	-
Tetrahydrofuran	ND		1.47	-	ND		1.47	-	33		1.47	-	-		-	-
Toluene	1.36		0.754	-	ND		0.754	-	4.56		0.754	-	-		-	-
Trichloroethene	8.38		1.07	-	ND		1.07	-	-		-	-	-		-	-
Trichlorofluoromethane	1.3		1.12	-	ND		1.12	-	3.58		1.12	-	-		-	-
Xylenes, Total	ND		0.869	-	ND		0.869	-	ND		0.869	-	-		-	-
<b>VOLATILE ORGANICS IN AIR BY SIM</b>																
1,1,1-Trichloroethane	-	-	-	-	-	-	-	-	ND		0.109	-	-		-	-
1,1-Dichloroethene	-	-	-	-	-	-	-	-	ND		0.079	-	-		-	-
Carbon tetrachloride	-	-	-	-	-	-	-	-	0.453		0.126	-	-		-	-
cis-1,2-Dichloroethene	-	-	-	-	-	-	-	-	ND		0.079	-	-		-	-
Tetrachloroethene	-	-	-	-	-	-	-	-	0.156		0.136	-	-		-	-
Trichloroethene	-	-	-	-	-	-	-	-	ND		0.107	-	-		-	-
Vinyl chloride	-	-	-	-	-	-	-	-	ND		0.051	-	-		-	-

\* Comparison is not performed on parameters with non-numeric criteria.  
 All data presented in units µg/m<sup>3</sup>  
 Analytes are color coded based on its respective NYDOH air matrices.  
 ND = Non Detect  
 E = Estimated Values  
 NY DOH Matrix A Indoor Air and sub-slab vapor Concentrations Criteria  
 NY DOH Matrix B Indoor Air and sub-slab vapor Concentrations Criteria  
 NY DOH Matrix D Indoor Air and sub-slab vapor Concentrations Criteria  
 NY DOH Matrix E Indoor Air and sub-slab vapor Concentrations Criteria  
 NY DOH Matrix F Indoor Air and sub-slab vapor Concentrations Criteria

TABLE 3: ANALYTICAL SUMMARY TABLE  
 2024 SOIL VAPOR AND INDOOR AIR SAMPLING  
 USAI LIGHTING FACILITY  
 TOWN OF NEW WINDSOR, ORANGE COUNTY  
 NYSDEC NO. C336087

SAMPLE ID:	IA-6				IA-6				VI-4				IA-4			
LAB ID:	L2410883-11				L2410883-11 R1				L2410883-04				L2410883-09			
COLLECTION DATE:	2/27/2024				2/27/2024				2/27/2024				2/27/2024			
AREA OF CONCERN:	AREA 4				AREA 4				AREA 4				AREA 8			
SAMPLE MATRIX:	AIR				AIR				SOIL_VAPOR				AIR			
ANALYTE	Conc	Q	RL	MDL	Conc	Q	RL	MDL	Conc	Q	RL	MDL	Conc	Q	RL	MDL
<b>VOLATILE ORGANICS IN AIR</b>																
1,1,1-Trichloroethane	-	-	-	-	-	-	-	-	ND	1.09	-	-	-	-	-	-
1,2,4-Trimethylbenzene	ND	-	0.983	-	-	-	-	-	2.54	0.983	-	-	ND	-	0.983	-
1,2-Dichloroethane	ND	-	0.809	-	-	-	-	-	ND	0.809	-	-	ND	-	0.809	-
2-Butanone	4.31	-	1.47	-	-	-	-	-	7.82	1.47	-	-	1.56	-	1.47	-
2-Hexanone	ND	-	0.82	-	-	-	-	-	ND	0.82	-	-	ND	-	0.82	-
4-Methyl-2-pentanone	42.6	-	2.05	-	-	-	-	-	3.61	2.05	-	-	ND	-	2.05	-
Acetone	237	-	2.38	-	-	-	-	-	120	2.38	-	-	64.9	-	2.38	-
Benzene	ND	-	0.639	-	-	-	-	-	ND	0.639	-	-	0.655	-	0.639	-
Carbon disulfide	ND	-	0.623	-	-	-	-	-	0.648	0.623	-	-	ND	-	0.623	-
Carbon tetrachloride	-	-	-	-	-	-	-	-	ND	1.26	-	-	-	-	-	-
Chloroethane	ND	-	0.528	-	-	-	-	-	ND	0.528	-	-	ND	-	0.528	-
Chloroform	ND	-	0.977	-	-	-	-	-	ND	0.977	-	-	ND	-	0.977	-
Chloromethane	1.25	-	0.413	-	-	-	-	-	ND	0.413	-	-	1.48	-	0.413	-
Dichlorodifluoromethane	2.75	-	0.989	-	-	-	-	-	2.29	0.989	-	-	2.66	-	0.989	-
Ethanol	1220	E	9.42	-	1800	47.1	-	-	51.1	9.42	-	-	1400	E	9.42	-
Ethyl Acetate	90.1	-	1.8	-	-	-	-	-	ND	1.8	-	-	ND	-	1.8	-
Ethylbenzene	3.41	-	0.869	-	-	-	-	-	1.49	0.869	-	-	ND	-	0.869	-
Freon-113	ND	-	1.53	-	-	-	-	-	ND	1.53	-	-	ND	-	1.53	-
Heptane	9.59	-	0.82	-	-	-	-	-	ND	0.82	-	-	1.05	-	0.82	-
Isopropanol	74.5	-	1.23	-	-	-	-	-	115	1.23	-	-	48.2	-	1.23	-
Methylene chloride	5.28	-	1.74	-	-	-	-	-	ND	1.74	-	-	ND	-	1.74	-
Naphthalene	ND	-	1.05	-	-	-	-	-	ND	1.05	-	-	ND	-	1.05	-
o-Xylene	3.91	-	0.869	-	-	-	-	-	2.34	0.869	-	-	ND	-	0.869	-
p/m-Xylene	15.6	-	1.74	-	-	-	-	-	6.6	1.74	-	-	ND	-	1.74	-
Styrene	ND	-	0.852	-	-	-	-	-	ND	0.852	-	-	ND	-	0.852	-
Tertiary butyl Alcohol	ND	-	1.52	-	-	-	-	-	4.64	1.52	-	-	2.99	-	1.52	-
Tetrachloroethene	-	-	-	-	-	-	-	-	ND	1.36	-	-	-	-	-	-
Tetrahydrofuran	ND	-	1.47	-	-	-	-	-	4.54	1.47	-	-	ND	-	1.47	-
Toluene	15.7	-	0.754	-	-	-	-	-	162	0.754	-	-	3.27	-	0.754	-
Trichloroethene	-	-	-	-	-	-	-	-	ND	1.07	-	-	-	-	-	-
Trichlorofluoromethane	1.77	-	1.12	-	-	-	-	-	1.19	1.12	-	-	2.43	-	1.12	-
Xylenes, Total	19.5	-	0.869	-	-	-	-	-	8.95	0.869	-	-	ND	-	0.869	-
<b>VOLATILE ORGANICS IN AIR BY SIM</b>																
1,1,1-Trichloroethane	ND	-	0.109	-	-	-	-	-	-	-	-	-	ND	-	0.109	-
1,1-Dichloroethene	ND	-	0.079	-	-	-	-	-	-	-	-	-	ND	-	0.079	-
Carbon tetrachloride	ND	-	0.126	-	-	-	-	-	-	-	-	-	0.44	-	0.126	-
cis-1,2-Dichloroethene	ND	-	0.079	-	-	-	-	-	-	-	-	-	ND	-	0.079	-
Tetrachloroethene	0.156	-	0.136	-	-	-	-	-	-	-	-	-	0.217	-	0.136	-
Trichloroethene	ND	-	0.107	-	-	-	-	-	-	-	-	-	ND	-	0.107	-
Vinyl chloride	ND	-	0.051	-	-	-	-	-	-	-	-	-	ND	-	0.051	-

\* Comparison is not performed on parameters with non-numeric criteria.  
 All data presented in units µg/m<sup>3</sup>  
 Analytes are color coded based on its respective NYDOH air matrices.  
 ND = Non Detect  
 E = Estimated Values  
 NY DOH Matrix A Indoor Air and sub-slab vapor Concentrations Criteria  
 NY DOH Matrix B Indoor Air and sub-slab vapor Concentrations Criteria  
 NY DOH Matrix D Indoor Air and sub-slab vapor Concentrations Criteria  
 NY DOH Matrix E Indoor Air and sub-slab vapor Concentrations Criteria  
 NY DOH Matrix F Indoor Air and sub-slab vapor Concentrations Criteria

TABLE 3: ANALYTICAL SUMMARY TABLE  
 2024 SOIL VAPOR AND INDOOR AIR SAMPLING  
 USAI LIGHTING FACILITY  
 TOWN OF NEW WINDSOR, ORANGE COUNTY  
 NYSDEC NO. C336087

SAMPLE ID:	IA-4				VI-5				IA-7				OA-1			
LAB ID:	L2410883-09 R1				L2410883-05				L2410883-12				L2410883-13			
COLLECTION DATE:	2/27/2024				2/27/2024				2/27/2024				2/27/2024			
AREA OF CONCERN:	AREA 8				AREA 8				AREA 5				OUTDOOR			
SAMPLE MATRIX:	AIR				SOIL_VAPOR				AIR				AIR			
ANALYTE	Conc	Q	RL	MDL	Conc	Q	RL	MDL	Conc	Q	RL	MDL	Conc	Q	RL	MDL
<b>VOLATILE ORGANICS IN AIR</b>																
1,1,1-Trichloroethane	-	-	-	-	ND	-	1.09	-	-	-	-	-	-	-	-	-
1,2,4-Trimethylbenzene	-	-	-	-	1.99	-	0.983	-	ND	-	0.983	-	ND	-	0.983	-
1,2-Dichloroethane	-	-	-	-	ND	-	0.809	-	ND	-	0.809	-	0.866	-	0.809	-
2-Butanone	-	-	-	-	2.11	-	1.47	-	3.19	-	1.47	-	ND	-	1.47	-
2-Hexanone	-	-	-	-	ND	-	0.82	-	ND	-	0.82	-	ND	-	0.82	-
4-Methyl-2-pentanone	-	-	-	-	2.79	-	2.05	-	9.51	-	2.05	-	ND	-	2.05	-
Acetone	-	-	-	-	18.8	-	2.38	-	138	-	2.38	-	6.2	-	2.38	-
Benzene	-	-	-	-	0.882	-	0.639	-	ND	-	0.639	-	0.658	-	0.639	-
Carbon disulfide	-	-	-	-	ND	-	0.623	-	ND	-	0.623	-	ND	-	0.623	-
Carbon tetrachloride	-	-	-	-	ND	-	1.26	-	-	-	-	-	-	-	-	-
Chloroethane	-	-	-	-	ND	-	0.528	-	ND	-	0.528	-	ND	-	0.528	-
Chloroform	-	-	-	-	ND	-	0.977	-	ND	-	0.977	-	ND	-	0.977	-
Chloromethane	-	-	-	-	ND	-	0.413	-	1.34	-	0.413	-	1.25	-	0.413	-
Dichlorodifluoromethane	-	-	-	-	2.34	-	0.989	-	2.92	-	0.989	-	2.49	-	0.989	-
Ethanol	1700	-	94.2	-	ND	-	9.42	-	571	-	9.42	-	ND	-	9.42	-
Ethyl Acetate	-	-	-	-	ND	-	1.8	-	21.6	-	1.8	-	ND	-	1.8	-
Ethylbenzene	-	-	-	-	1.02	-	0.869	-	1.67	-	0.869	-	ND	-	0.869	-
Freon-113	-	-	-	-	ND	-	1.53	-	ND	-	1.53	-	ND	-	1.53	-
Heptane	-	-	-	-	ND	-	0.82	-	2.25	-	0.82	-	ND	-	0.82	-
Isopropanol	-	-	-	-	16.3	-	1.23	-	87	-	1.23	-	ND	-	1.23	-
Methylene chloride	-	-	-	-	ND	-	1.74	-	ND	-	1.74	-	7.78	-	1.74	-
Naphthalene	-	-	-	-	ND	-	1.05	-	ND	-	1.05	-	ND	-	1.05	-
o-Xylene	-	-	-	-	1.64	-	0.869	-	2.02	-	0.869	-	ND	-	0.869	-
p/m-Xylene	-	-	-	-	3.78	-	1.74	-	7.99	-	1.74	-	ND	-	1.74	-
Styrene	-	-	-	-	ND	-	0.852	-	ND	-	0.852	-	ND	-	0.852	-
Tertiary butyl Alcohol	-	-	-	-	1.62	-	1.52	-	ND	-	1.52	-	ND	-	1.52	-
Tetrachloroethene	-	-	-	-	7.46	-	1.36	-	-	-	-	-	-	-	-	-
Tetrahydrofuran	-	-	-	-	ND	-	1.47	-	ND	-	1.47	-	ND	-	1.47	-
Toluene	-	-	-	-	159	-	0.754	-	5.31	-	0.754	-	ND	-	0.754	-
Trichloroethene	-	-	-	-	ND	-	1.07	-	-	-	-	-	-	-	-	-
Trichlorofluoromethane	-	-	-	-	ND	-	1.12	-	1.75	-	1.12	-	1.46	-	1.12	-
Xylenes, Total	-	-	-	-	5.43	-	0.869	-	10	-	0.869	-	ND	-	0.869	-
<b>VOLATILE ORGANICS IN AIR BY SIM</b>																
1,1,1-Trichloroethane	-	-	-	-	-	-	-	-	ND	-	0.109	-	ND	-	0.109	-
1,1-Dichloroethene	-	-	-	-	-	-	-	-	ND	-	0.079	-	ND	-	0.079	-
Carbon tetrachloride	-	-	-	-	-	-	-	-	0.434	-	0.126	-	0.453	-	0.126	-
cis-1,2-Dichloroethene	-	-	-	-	-	-	-	-	ND	-	0.079	-	ND	-	0.079	-
Tetrachloroethene	-	-	-	-	-	-	-	-	0.149	-	0.136	-	ND	-	0.136	-
Trichloroethene	-	-	-	-	-	-	-	-	ND	-	0.107	-	ND	-	0.107	-
Vinyl chloride	-	-	-	-	-	-	-	-	ND	-	0.051	-	ND	-	0.051	-

\* Comparison is not performed on parameters with non-numeric criteria.

All data presented in units µg/m<sup>3</sup>

Analytes are color coded based on its respective NYDOH air matrices.

ND = Non Detect

E = Estimated Values

NY DOH Matrix A Indoor Air and sub-slab vapor Concentrations Criteria

NY DOH Matrix B Indoor Air and sub-slab vapor Concentrations Criteria

NY DOH Matrix D Indoor Air and sub-slab vapor Concentrations Criteria

NY DOH Matrix E Indoor Air and sub-slab vapor Concentrations Criteria

NY DOH Matrix F Indoor Air and sub-slab vapor Concentrations Criteria

ANALYTE	VI-1				IA-7				ACTION
	Conc	Q	RL	MDL	Conc	Q	RL	MDL	
1,1,1-Trichloroethane	8.84		1.09	-	-		-	-	NO FURTHER ACTION
1,1-Dichloroethene	ND		0.793	-	-		-	-	NO FURTHER ACTION
1,2,4-Trimethylbenzene	1.25		0.983	-	ND		0.983	-	NO FURTHER ACTION
1,3,5-Trimethylbenzene	ND		0.983	-	ND		0.983	-	NO FURTHER ACTION
2,2,4-Trimethylpentane	ND		0.934	-	ND		0.934	-	NO FURTHER ACTION
Benzene	ND		0.639	-	ND		0.639	-	NO FURTHER ACTION
Carbon tetrachloride	3.09		1.26	-	-		-	-	NO FURTHER ACTION
cis-1,2-Dichloroethene	ND		0.793	-	-		-	-	NO FURTHER ACTION
Cyclohexane	ND		0.688	-	ND		0.688	-	NO FURTHER ACTION
Ethylbenzene	ND		0.869	-	1.67		0.869	-	NO FURTHER ACTION
Heptane	ND		0.82	-	2.25		0.82	-	NO FURTHER ACTION
Methylene chloride	ND		1.74	-	ND		1.74	-	NO FURTHER ACTION
n-Hexane	ND		0.705	-	ND		0.705	-	NO FURTHER ACTION
Naphthalene	2.39		1.05	-	ND		1.05	-	NO FURTHER ACTION
o-Xylene	ND		0.869	-	2.02		0.869	-	NO FURTHER ACTION
p/m-Xylene	ND		1.74	-	7.99		1.74	-	NO FURTHER ACTION
Tetrachloroethene	1.59		1.36	-	-		-	-	NO FURTHER ACTION
Toluene	1.36		0.754	-	5.31		0.754	-	NO FURTHER ACTION
Trichloroethene	8.38		1.07	-	-		-	-	NO FURTHER ACTION
Vinyl chloride	ND		0.511	-	-		-	-	NO FURTHER ACTION
<b>VOLATILE ORGANICS IN AIR BY SIM</b>									
1,1,1-Trichloroethane	-	-	-	-	ND		0.109	-	NO FURTHER ACTION
1,1-Dichloroethene	-	-	-	-	ND		0.079	-	NO FURTHER ACTION
Carbon tetrachloride	-	-	-	-	0.434		0.126	-	NO FURTHER ACTION
cis-1,2-Dichloroethene	-	-	-	-	ND		0.079	-	NO FURTHER ACTION
Tetrachloroethene	-	-	-	-	0.149		0.136	-	NO FURTHER ACTION
Trichloroethene	-	-	-	-	ND		0.107	-	NO FURTHER ACTION
Vinyl chloride	-	-	-	-	ND		0.051	-	NO FURTHER ACTION

All concentrations in  $\mu\text{g}/\text{m}^3$ 

ND = Non detect

"- " = Data not provided

ANALYTE	VI-1				IA-2				ACTION
	Conc	Q	RL	MDL	Conc	Q	RL	MDL	
1,1,1-Trichloroethane	8.84		1.09	-	-		-	-	NO FURTHER ACTION
1,1-Dichloroethene	ND		0.793	-	-		-	-	NO FURTHER ACTION
1,2,4-Trimethylbenzene	1.25		0.983	-	ND		0.983	-	NO FURTHER ACTION
1,3,5-Trimethylbenzene	ND		0.983	-	ND		0.983	-	NO FURTHER ACTION
2,2,4-Trimethylpentane	ND		0.934	-	ND		0.934	-	NO FURTHER ACTION
Benzene	ND		0.639	-	0.668		0.639	-	NO FURTHER ACTION
Carbon tetrachloride	3.09		1.26	-	-		-	-	NO FURTHER ACTION
cis-1,2-Dichloroethene	ND		0.793	-	-		-	-	NO FURTHER ACTION
Cyclohexane	ND		0.688	-	ND		0.688	-	NO FURTHER ACTION
Ethylbenzene	ND		0.869	-	3.85		0.869	-	NO FURTHER ACTION
Heptane	ND		0.82	-	3.48		0.82	-	NO FURTHER ACTION
Methylene chloride	ND		1.74	-	1.96		1.74	-	NO FURTHER ACTION
n-Hexane	ND		0.705	-	ND		0.705	-	NO FURTHER ACTION
Naphthalene	2.39		1.05	-	ND		1.05	-	NO FURTHER ACTION
o-Xylene	ND		0.869	-	4.47		0.869	-	NO FURTHER ACTION
p/m-Xylene	ND		1.74	-	17.2		1.74	-	NO FURTHER ACTION
Tetrachloroethene	1.59		1.36	-	-		-	-	NO FURTHER ACTION
Toluene	1.36		0.754	-	7.39		0.754	-	NO FURTHER ACTION
Trichloroethene	8.38		1.07	-	-		-	-	NO FURTHER ACTION
Vinyl chloride	ND		0.511	-	-		-	-	NO FURTHER ACTION
<b>VOLATILE ORGANICS IN AIR BY SIM</b>									
1,1,1-Trichloroethane	-	-	-	-	0.12		0.109	-	NO FURTHER ACTION
1,1-Dichloroethene	-	-	-	-	ND		0.079	-	NO FURTHER ACTION
Carbon tetrachloride	-	-	-	-	0.484		0.126	-	NO FURTHER ACTION
cis-1,2-Dichloroethene	-	-	-	-	ND		0.079	-	NO FURTHER ACTION
Tetrachloroethene	-	-	-	-	0.203		0.136	-	NO FURTHER ACTION
Trichloroethene	-	-	-	-	ND		0.107	-	NO FURTHER ACTION
Vinyl chloride	-	-	-	-	ND		0.051	-	NO FURTHER ACTION

All concentrations in  $\mu\text{g}/\text{m}^3$ 

ND = Non detect

"- " = Data not provided

ANALYTE	VI-2				IA-5				ACTION
	Conc	Q	RL	MDL	Conc	Q	RL	MDL	
1,1,1-Trichloroethane	ND		1.09	-	-		-	-	NO FURTHER ACTION
1,1-Dichloroethene	ND		0.793	-	-		-	-	NO FURTHER ACTION
1,2,4-Trimethylbenzene	ND		0.983	-	ND		0.983	-	NO FURTHER ACTION
1,3,5-Trimethylbenzene	ND		0.983	-	ND		0.983	-	NO FURTHER ACTION
2,2,4-Trimethylpentane	ND		0.934	-	ND		0.934	-	NO FURTHER ACTION
Benzene	ND		0.639	-	0.696		0.639	-	NO FURTHER ACTION
Carbon tetrachloride	ND		1.26	-	-		-	-	NO FURTHER ACTION
cis-1,2-Dichloroethene	ND		0.793	-	-		-	-	NO FURTHER ACTION
Cyclohexane	ND		0.688	-	ND		0.688	-	NO FURTHER ACTION
Ethylbenzene	ND		0.869	-	2.51		0.869	-	NO FURTHER ACTION
Heptane	ND		0.82	-	4.1		0.82	-	NO FURTHER ACTION
Methylene chloride	ND		1.74	-	6.91		1.74	-	NO FURTHER ACTION
n-Hexane	ND		0.705	-	ND		0.705	-	NO FURTHER ACTION
Naphthalene	ND		1.05	-	ND		1.05	-	NO FURTHER ACTION
o-Xylene	ND		0.869	-	3.05		0.869	-	NO FURTHER ACTION
p/m-Xylene	ND		1.74	-	11.1		1.74	-	NO FURTHER ACTION
Tetrachloroethene	ND		1.36	-	-		-	-	NO FURTHER ACTION
Toluene	ND		0.754	-	8.4		0.754	-	NO FURTHER ACTION
Trichloroethene	ND		1.07	-	-		-	-	NO FURTHER ACTION
Vinyl chloride	ND		0.511	-	-		-	-	NO FURTHER ACTION
<b>VOLATILE ORGANICS IN AIR BY SIM</b>									
1,1,1-Trichloroethane	-	-	-	-	ND		0.109	-	NO FURTHER ACTION
1,1-Dichloroethene	-	-	-	-	ND		0.079	-	NO FURTHER ACTION
Carbon tetrachloride	-	-	-	-	ND		0.126	-	NO FURTHER ACTION
cis-1,2-Dichloroethene	-	-	-	-	ND		0.079	-	NO FURTHER ACTION
Tetrachloroethene	-	-	-	-	0.583		0.136	-	NO FURTHER ACTION
Trichloroethene	-	-	-	-	ND		0.107	-	NO FURTHER ACTION
Vinyl chloride	-	-	-	-	ND		0.051	-	NO FURTHER ACTION

All concentrations in  $\mu\text{g}/\text{m}^3$ 

ND = Non detect

"- " = Data not provided

ANALYTE	VI-3				IA-3				ACTION
	Conc	Q	RL	MDL	Conc	Q	RL	MDL	
<b>VOLATILE ORGANICS IN AIR</b>									
1,1,1-Trichloroethane	42.3		1.09	-	-		-	-	NO FURTHER ACTION
1,1-Dichloroethene	ND		0.793	-	-		-	-	NO FURTHER ACTION
1,2,4-Trimethylbenzene	1.16		0.983	-	ND		0.983	-	NO FURTHER ACTION
1,3,5-Trimethylbenzene	ND		0.983	-	ND		0.983	-	NO FURTHER ACTION
2,2,4-Trimethylpentane	ND		0.934	-	ND		0.934	-	NO FURTHER ACTION
Benzene	ND		0.639	-	0.703		0.639	-	NO FURTHER ACTION
Carbon tetrachloride	ND		1.26	-	-		-	-	NO FURTHER ACTION
cis-1,2-Dichloroethene	ND		0.793	-	-		-	-	NO FURTHER ACTION
Cyclohexane	ND		0.688	-	ND		0.688	-	NO FURTHER ACTION
Ethylbenzene	ND		0.869	-	1.12		0.869	-	NO FURTHER ACTION
Heptane	ND		0.82	-	1.99		0.82	-	NO FURTHER ACTION
Methylene chloride	3.61		1.74	-	ND		1.74	-	NO FURTHER ACTION
n-Hexane	ND		0.705	-	ND		0.705	-	NO FURTHER ACTION
Naphthalene	ND		1.05	-	ND		1.05	-	NO FURTHER ACTION
o-Xylene	ND		0.869	-	1.64		0.869	-	NO FURTHER ACTION
p/m-Xylene	ND		1.74	-	4.39		1.74	-	NO FURTHER ACTION
Tetrachloroethene	324		1.36	-	-		-	-	NO FURTHER ACTION
Toluene	27.4		0.754	-	5.2		0.754	-	NO FURTHER ACTION
Trichloroethene	2.62		1.07	-	-		-	-	NO FURTHER ACTION
Vinyl chloride	ND		0.511	-	-		-	-	NO FURTHER ACTION
<b>VOLATILE ORGANICS IN AIR BY SIM</b>									
1,1,1-Trichloroethane	-	-	-	-	ND		0.109	-	NO FURTHER ACTION
1,1-Dichloroethene	-	-	-	-	ND		0.079	-	NO FURTHER ACTION
Carbon tetrachloride	-	-	-	-	0.484		0.126	-	NO FURTHER ACTION
cis-1,2-Dichloroethene	-	-	-	-	ND		0.079	-	NO FURTHER ACTION
Tetrachloroethene	-	-	-	-	0.17		0.136	-	NO FURTHER ACTION
Trichloroethene	-	-	-	-	ND		0.107	-	NO FURTHER ACTION
Vinyl chloride	-	-	-	-	ND		0.051	-	NO FURTHER ACTION

All concentrations in  $\mu\text{g}/\text{m}^3$ 

ND = Non detect

"- " = Data not provided



ANALYTE	VI-4				IA-1				ACTION
	Conc	Q	RL	MDL	Conc	Q	RL	MDL	
<b>VOLATILE ORGANICS IN AIR</b>									
1,1,1-Trichloroethane	ND		1.09	-	-		-	-	NO FURTHER ACTION
1,1-Dichloroethene	ND		0.793	-	-		-	-	NO FURTHER ACTION
1,2,4-Trimethylbenzene	2.54		0.983	-	ND		0.983	-	NO FURTHER ACTION
1,3,5-Trimethylbenzene	ND		0.983	-	ND		0.983	-	NO FURTHER ACTION
2,2,4-Trimethylpentane	ND		0.934	-	ND		0.934	-	NO FURTHER ACTION
Benzene	ND		0.639	-	0.703		0.639	-	NO FURTHER ACTION
Carbon tetrachloride	ND		1.26	-	-		-	-	NO FURTHER ACTION
cis-1,2-Dichloroethene	ND		0.793	-	-		-	-	NO FURTHER ACTION
Cyclohexane	ND		0.688	-	ND		0.688	-	NO FURTHER ACTION
Ethylbenzene	1.49		0.869	-	ND		0.869	-	NO FURTHER ACTION
Heptane	ND		0.82	-	1.14		0.82	-	NO FURTHER ACTION
Methylene chloride	ND		1.74	-	1.76		1.74	-	NO FURTHER ACTION
n-Hexane	ND		0.705	-	ND		0.705	-	NO FURTHER ACTION
Naphthalene	ND		1.05	-	ND		1.05	-	NO FURTHER ACTION
o-Xylene	2.34		0.869	-	ND		0.869	-	NO FURTHER ACTION
p/m-Xylene	6.6		1.74	-	ND		1.74	-	NO FURTHER ACTION
Tetrachloroethene	ND		1.36	-	-		-	-	NO FURTHER ACTION
Toluene	162		0.754	-	4.56		0.754	-	NO FURTHER ACTION
Trichloroethene	ND		1.07	-	-		-	-	NO FURTHER ACTION
Vinyl chloride	ND		0.511	-	-		-	-	NO FURTHER ACTION
<b>VOLATILE ORGANICS IN AIR BY SIM</b>									
1,1,1-Trichloroethane	-	-	-	-	ND		0.109	-	NO FURTHER ACTION
1,1-Dichloroethene	-	-	-	-	ND		0.079	-	NO FURTHER ACTION
Carbon tetrachloride	-	-	-	-	0.453		0.126	-	NO FURTHER ACTION
cis-1,2-Dichloroethene	-	-	-	-	ND		0.079	-	NO FURTHER ACTION
Tetrachloroethene	-	-	-	-	0.156		0.136	-	NO FURTHER ACTION
Trichloroethene	-	-	-	-	ND		0.107	-	NO FURTHER ACTION
Vinyl chloride	-	-	-	-	ND		0.051	-	NO FURTHER ACTION

All concentrations in  $\mu\text{g}/\text{m}^3$ 

ND = Non detect

"- " = Data not provided

ANALYTE	VI-4				IA-6				ACTION
	Conc	Q	RL	MDL	Conc	Q	RL	MDL	
1,1,1-Trichloroethane	ND		1.09	-	-		-	-	NO FURTHER ACTION
1,1-Dichloroethene	ND		0.793	-	-		-	-	NO FURTHER ACTION
1,2,4-Trimethylbenzene	2.54		0.983	-	ND		0.983	-	NO FURTHER ACTION
1,3,5-Trimethylbenzene	ND		0.983	-	ND		0.983	-	NO FURTHER ACTION
2,2,4-Trimethylpentane	ND		0.934	-	ND		0.934	-	NO FURTHER ACTION
Benzene	ND		0.639	-	ND		0.639	-	NO FURTHER ACTION
Carbon tetrachloride	ND		1.26	-	-		-	-	NO FURTHER ACTION
cis-1,2-Dichloroethene	ND		0.793	-	-		-	-	NO FURTHER ACTION
Cyclohexane	ND		0.688	-	ND		0.688	-	NO FURTHER ACTION
Ethylbenzene	1.49		0.869	-	3.41		0.869	-	NO FURTHER ACTION
Heptane	ND		0.82	-	9.59		0.82	-	NO FURTHER ACTION
Methylene chloride	ND		1.74	-	5.28		1.74	-	NO FURTHER ACTION
n-Hexane	ND		0.705	-	ND		0.705	-	NO FURTHER ACTION
Naphthalene	ND		1.05	-	ND		1.05	-	NO FURTHER ACTION
o-Xylene	2.34		0.869	-	3.91		0.869	-	NO FURTHER ACTION
p/m-Xylene	6.6		1.74	-	15.6		1.74	-	NO FURTHER ACTION
Tetrachloroethene	ND		1.36	-	-		-	-	NO FURTHER ACTION
Toluene	162		0.754	-	15.7		0.754	-	NO FURTHER ACTION
Trichloroethene	ND		1.07	-	-		-	-	NO FURTHER ACTION
Vinyl chloride	ND		0.511	-	-		-	-	NO FURTHER ACTION
<b>VOLATILE ORGANICS IN AIR BY SIM</b>									
1,1,1-Trichloroethane	-	-	-	-	ND		0.109	-	NO FURTHER ACTION
1,1-Dichloroethene	-	-	-	-	ND		0.079	-	NO FURTHER ACTION
Carbon tetrachloride	-	-	-	-	ND		0.126	-	NO FURTHER ACTION
cis-1,2-Dichloroethene	-	-	-	-	ND		0.079	-	NO FURTHER ACTION
Tetrachloroethene	-	-	-	-	0.156		0.136	-	NO FURTHER ACTION
Trichloroethene	-	-	-	-	ND		0.107	-	NO FURTHER ACTION
Vinyl chloride	-	-	-	-	ND		0.051	-	NO FURTHER ACTION

All concentrations in  $\mu\text{g}/\text{m}^3$ 

ND = Non detect

"- " = Data not provided

ANALYTE	VI-5				IA-4				ACTION
	Conc	Q	RL	MDL	Conc	Q	RL	MDL	
1,1,1-Trichloroethane	ND		1.09	-	-		-	-	NO FURTHER ACTION
1,1-Dichloroethene	ND		0.793	-	-		-	-	NO FURTHER ACTION
1,2,4-Trimethylbenzene	1.99		0.983	-	ND		0.983	-	NO FURTHER ACTION
1,3,5-Trimethylbenzene	ND		0.983	-	ND		0.983	-	NO FURTHER ACTION
2,2,4-Trimethylpentane	ND		0.934	-	ND		0.934	-	NO FURTHER ACTION
Benzene	0.882		0.639	-	0.655		0.639	-	NO FURTHER ACTION
Carbon tetrachloride	ND		1.26	-	-		-	-	NO FURTHER ACTION
cis-1,2-Dichloroethene	ND		0.793	-	-		-	-	NO FURTHER ACTION
Cyclohexane	ND		0.688	-	ND		0.688	-	NO FURTHER ACTION
Ethylbenzene	1.02		0.869	-	ND		0.869	-	NO FURTHER ACTION
Heptane	ND		0.82	-	1.05		0.82	-	NO FURTHER ACTION
Methylene chloride	ND		1.74	-	ND		1.74	-	NO FURTHER ACTION
n-Hexane	ND		0.705	-	ND		0.705	-	NO FURTHER ACTION
Naphthalene	ND		1.05	-	ND		1.05	-	NO FURTHER ACTION
o-Xylene	1.64		0.869	-	ND		0.869	-	NO FURTHER ACTION
p/m-Xylene	3.78		1.74	-	ND		1.74	-	NO FURTHER ACTION
Tetrachloroethene	7.46		1.36	-	-		-	-	NO FURTHER ACTION
Toluene	159		0.754	-	3.27		0.754	-	NO FURTHER ACTION
Trichloroethene	ND		1.07	-	-		-	-	NO FURTHER ACTION
Vinyl chloride	ND		0.511	-	-		-	-	NO FURTHER ACTION
<b>VOLATILE ORGANICS IN AIR BY SIM</b>									
1,1,1-Trichloroethane	-	-	-	-	ND		0.109	-	NO FURTHER ACTION
1,1-Dichloroethene	-	-	-	-	ND		0.079	-	NO FURTHER ACTION
Carbon tetrachloride	-	-	-	-	0.44		0.126	-	NO FURTHER ACTION
cis-1,2-Dichloroethene	-	-	-	-	ND		0.079	-	NO FURTHER ACTION
Tetrachloroethene	-	-	-	-	0.217		0.136	-	NO FURTHER ACTION
Trichloroethene	-	-	-	-	ND		0.107	-	NO FURTHER ACTION
Vinyl chloride	-	-	-	-	ND		0.051	-	NO FURTHER ACTION

All concentrations in  $\mu\text{g}/\text{m}^3$ 

ND = Non detect

"- " = Data not provided



TABLE 5: SOIL VAPOR ANALYTICAL DATA - POST REMEDIATION  
 USAI LIGHTING FACILITY  
 TOWN OF NEW WINDSOR, ORANGE COUNTY  
 NYSDEC ID: C336087

SAMPLE ID:		VI-1_170329	VI-1_171214	VI-1_190308	VI-1-220309	VI-1-20230112	VI-1-20240227	IA-1_170329	IA-1_171214	IA-1-220309	IA-1-20230112	IA-1-20240227							
LAB ID:		L1709672-01	L1746327-01	L1909300-01	CK84903	L2302299-03	L2410883-01	L1709672-05	L1746327-07	CK84899	L2302299-08	L2410883-06							
COLLECTION DATE:		3/29/2017	12/14/2017	3/8/2019	3/9/2022	1/12/2023	2/27/2024	3/29/2017	12/14/2017	3/9/2022	1/12/2023	2/27/2024							
SAMPLE MATRIX:		SOIL VAPOR				SOIL VAPOR				AIR				AIR					
ANALYTE	CAS	Conc	RL	Conc	RL	Conc	RL	Conc	RL	Conc	RL	Conc	RL	Conc	RL	Conc	RL		
<b>VOLATILE ORGANICS IN AIR BY SIM</b>																			
1,1,1-Trichloroethane	71-55-6	-	-	-	-	4.03	1	-	-	0.12	0.109	0.262	0.109	< 1.00	1	<0.109	0.109	<0.109	0.109
1,1-Dichloroethene	75-35-4	-	-	-	-	< 0.2	0.2	-	-	<0.079	0.079	<0.079	0.079	<0.2	0.2	<0.079	0.079	<0.079	0.079
1,2-Dichloroethene (total)	540-59-0	-	-	-	-	-	-	-	-	-	-	-	-	-	-	-	-	-	-
Carbon tetrachloride	56-23-5	-	-	-	-	1.2	0.2	-	-	0.528	0.126	0.541	0.126	0.47	0.2	0.522	0.126	0.453	0.126
cis-1,2-Dichloroethene	156-59-2	-	-	-	-	< 0.2	0.2	-	-	<0.079	0.079	<0.079	0.079	< 0.2	0.2	<0.079	0.079	<0.079	0.079
Dichlorodifluoromethane	75-71-8	-	-	-	1.67	0.989	2.52	1	-	-	-	-	-	2.23	1	-	-	-	-
Tetrachloroethene	127-18-4	-	-	-	-	2.23	0.25	-	-	0.142	0.136	0.244	0.136	< 0.25	0.25	<0.136	0.136	0.156	0.136
Trichloroethene	79-01-6	-	-	-	-	11.2	0.2	-	-	0.14	0.107	<0.107	0.107	< 0.2	0.2	<0.107	0.107	<0.107	0.107
Vinyl chloride	75-01-4	-	-	-	-	< 0.2	0.2	-	-	<0.051	0.051	<0.051	0.051	< 0.2	0.2	<0.051	0.051	<0.051	0.051

\* Comparison is not performed on parameters with non-numeric criteria.

All data presented in units µg/m<sup>3</sup>

TABLE 5: SOIL VAPOR ANALYTICAL DATA - POST REMEDIATION  
USAI LIGHTING FACILITY  
TOWN OF NEW WINDSOR, ORANGE COUNTY  
NYSDEC ID: C336087

Table with columns for Sample ID, Lab ID, Collection Date, Sample Matrix, Analyte, CAS, and various SOIL VAPOR and AIR parameters (Conc, RL) for multiple sampling events (VI-2, IA-2).

TABLE 5: SOIL VAPOR ANALYTICAL DATA - POST REMEDIATION  
 USAI LIGHTING FACILITY  
 TOWN OF NEW WINDSOR, ORANGE COUNTY  
 NYSDEC ID: C336087

SAMPLE ID:		VI-2_170329		VI-2_171214		VI-2_190308		VI-2-220309		VI-2-20230112		VI-2-20240227		IA-2_170329		IA-2_171214		IA-2_190308		IA-2-220309		IA-2-20230112		IA-2-20240227	
LAB ID:		L1709672-02		L1746327-02		L1909300-02		CK84901		L2302299-02		L2410883-02		L1709672-06		L1746327-08		L1909300-05		CK84898		L2302299-07		L2410883-07	
COLLECTION DATE:		3/29/2017		12/14/2017		3/8/2019		3/9/2022		1/12/2023		2/27/2024		3/29/2017		12/14/2017		3/8/2019		3/9/2022		1/12/2023		2/27/2024	
SAMPLE MATRIX:		SOIL VAPOR		SOIL VAPOR		SOIL VAPOR		SOIL VAPOR		SOIL VAPOR		SOIL VAPOR		AIR		AIR		AIR		AIR		AIR		AIR	
ANALYTE	CAS	Conc	RL	Conc	RL	Conc	RL	Conc	RL	Conc	RL	Conc	RL	Conc	RL	Conc	RL	Conc	RL	Conc	RL	Conc	RL	Conc	RL
<b>VOLATILE ORGANICS IN AIR BY SIM</b>																									
1,1,1-Trichloroethane	71-55-6	-	-	-	-	-	-	< 1.00	1	-	-	-	-	0.136	0.109	0.278	0.109	<0.109	0.109	< 1.00	1	0.306	0.109	0.12	0.109
1,1-Dichloroethene	75-35-4	-	-	-	-	-	-	< 0.2	0.2	-	-	-	-	<0.079	0.079	<0.079	0.079	<0.079	0.079	< 0.2	0.2	<0.079	0.079	<0.079	0.079
1,2-Dichloroethene (total)	540-59-0	-	-	-	-	-	-	-	-	-	-	-	-	-	-	-	-	<0.079	0.079	-	-	-	-	-	-
Carbon tetrachloride	56-23-5	-	-	-	-	-	-	0.41	0.2	-	-	-	-	0.535	0.126	0.547	0.126	0.415	0.126	0.46	0.2	0.56	0.126	0.484	0.126
cis-1,2-Dichloroethene	156-59-2	-	-	-	-	-	-	< 0.2	0.2	-	-	-	-	<0.079	0.079	<0.079	0.079	<0.079	0.079	< 0.2	0.2	<0.079	0.079	<0.079	0.079
Dichlorodifluoromethane	75-71-8	-	-	-	-	1.67	0.989	2.23	1	-	-	-	-	-	-	-	-	1.57	0.989	2.26	1	-	-	-	-
Tetrachloroethene	127-18-4	-	-	-	-	-	-	1.28	0.25	-	-	-	-	0.136	0.136	0.17	0.136	0.536	0.136	0.61	0.25	<0.136	0.136	0.203	0.136
Trichloroethene	79-01-6	-	-	-	-	-	-	1.03	0.2	-	-	-	-	0.118	0.107	<0.107	0.107	<0.107	0.107	< 0.2	0.2	<0.107	0.107	<0.107	0.107
Vinyl chloride	75-01-4	-	-	-	-	-	-	< 0.2	0.2	-	-	-	-	<0.051	0.051	<0.051	0.051	<0.051	0.051	< 0.2	0.2	<0.051	0.051	<0.051	0.051

\* Comparison is not performed on parameters with non-numeric crit

All data presented in units µg/m<sup>3</sup>





TABLE 5: SOIL VAPOR ANALYTICAL DATA - POST REMEDIATION  
 USAI LIGHTING FACILITY  
 TOWN OF NEW WINDSOR, ORANGE COUNTY  
 NYSDEC ID: C336087

SAMPLE ID:		VI-3_170329		VI-3_171214		VI-3_190308		VI-3_190604		VI-3-220309		VI-3-20230112		VI-3-20240227		IA-3_170329		IA-3_171214		IA-3_190308		IA-03_20190411		IA-3_190604	
LAB ID:		L1709672-03		L1746327-03		L1909300-03		L1923688-01		CK84902		L2302299-01		L2410883-03		L1709672-07		L1746327-09		L1909300-06		L1915031-01		L1923688-02	
COLLECTION DATE:		3/29/2017		12/14/2017		3/8/2019		6/4/2019		3/9/2022		1/12/2023		2/27/2024		3/29/2017		12/14/2017		3/8/2019		4/11/2019		6/4/2019	
SAMPLE MATRIX:		SOIL VAPOR		SOIL VAPOR		SOIL VAPOR		SOIL VAPOR		SOIL VAPOR		SOIL_VAPOR		SOIL_VAPOR		AIR		AIR		AIR		AIR		AIR	
ANALYTE		CAS		Conc	RL	Conc	RL	Conc	RL	Conc	RL	Conc	RL	Conc	RL	Conc	RL	Conc	RL	Conc	RL	Conc	RL	Conc	RL
<b>VOLATILE ORGANICS IN AIR BY SIM</b>																									
1,1,1-Trichloroethane	71-55-6	-	-	-	-	-	-	-	-	32.4	1	-	-	-	-	0.131	0.109	0.196	0.109	<0.109	0.109	<0.109	0.109	<0.109	0.109
1,1-Dichloroethene	75-35-4	-	-	-	-	-	-	-	-	< 0.2	0.2	-	-	-	-	<0.079	0.079	<0.079	0.079	<0.079	0.079	<0.079	0.079	<0.079	0.079
1,2-Dichloroethene (total)	540-59-0	-	-	-	-	-	-	-	-	-	-	-	-	-	-	-	-	-	-	1.24	0.079	1.74	0.079	-	-
Carbon tetrachloride	56-23-5	-	-	-	-	-	-	-	-	0.43	0.2	-	-	-	-	0.503	0.126	0.705	0.126	0.421	0.126	0.428	0.126	0.516	0.126
cis-1,2-Dichloroethene	156-59-2	-	-	-	-	-	-	-	-	< 0.2	0.2	-	-	-	-	<0.079	0.079	<0.079	0.079	1.24	0.079	1.74	0.079	<0.079	0.079
Dichlorodifluoromethane	75-71-8	-	-	-	-	1.96	0.989	-	-	2.09	1	-	-	-	-	-	-	-	-	1.5	0.989	-	-	-	-
Tetrachloroethene	127-18-4	-	-	-	-	-	-	-	-	260	0.25	-	-	-	-	0.312	0.136	0.461	0.136	0.99	0.136	0.495	0.136	0.183	0.136
Trichloroethene	79-01-6	-	-	-	-	-	-	-	-	1.51	0.2	-	-	-	-	0.258	0.107	0.371	0.107	0.742	0.107	0.161	0.107	<0.107	0.107
Vinyl chloride	75-01-4	-	-	-	-	-	-	-	-	< 0.2	0.2	-	-	-	-	<0.051	0.051	<0.051	0.051	<0.051	0.051	<0.051	0.051	<0.051	0.051

\* Comparison is not performed on parameters with non-numeric crit

All data presented in units µg/m<sup>3</sup>



TABLE 5: SOIL VAPOR ANALYTICAL DATA - POST REMEDIATION  
 USAI LIGHTING FACILITY  
 TOWN OF NEW WINDSOR, ORANGE COUNTY  
 NYSDEC ID: C336087

SAMPLE ID:	IA-3-220309	IA-3-20230112	IA-3-20240227	VI-4_170329	VI-4_171214	VI-4-220309	VI-4-20230112	VI-4-20240227	IA-4_171214	IA-4_190308	IA-4-20230112	IA-4-20240227											
LAB ID:	CK84904	L2302299-06	L2410883-08	L1709672-04	L1746327-04	CK84900	L2302299-04	L2410883-04	L1746327-10	L1909300-07	L2302299-09	L2410883-09											
COLLECTION DATE:	3/9/2022	1/12/2023	2/27/2024	3/29/2017	12/14/2017	3/9/2022	1/12/2023	2/27/2024	12/14/2017	3/8/2019	1/12/2023	2/27/2024											
SAMPLE MATRIX:	AIR		AIR		AIR		SOIL VAPOR		SOIL VAPOR		SOIL VAPOR		AIR		AIR		AIR		AIR				
ANALYTE	CAS	Conc	RL	Conc	RL	Conc	RL	Conc	RL	Conc	RL	Conc	RL	Conc	RL	Conc	RL	Conc	RL	Conc	RL		
<b>VOLATILE ORGANICS IN AIR BY SIM</b>																							
1,1,1-Trichloroethane	71-55-6	< 1.0	1	0.125	0.109	<0.109	0.109	-	-	-	-	< 1.0	1	-	-	<0.109	0.109	<0.109	0.109	<0.109	0.109	<0.109	0.109
1,1-Dichloroethene	75-35-4	< 0.2	0.2	<0.079	0.079	<0.079	0.079	-	-	-	-	0.39	0.2	-	-	<0.079	0.079	<0.079	0.079	<0.079	0.079	<0.079	0.079
1,2-Dichloroethene (total)	540-59-0	-	-	-	-	-	-	-	-	-	-	-	-	-	-	-	-	<0.079	0.079	-	-	-	-
Carbon tetrachloride	56-23-5	0.59	0.2	0.554	0.126	0.484	0.126	-	-	-	-	0.52	0.2	-	-	0.554	0.126	0.428	0.126	0.566	0.126	0.44	0.126
cis-1,2-Dichloroethene	156-59-2	< 0.2	0.2	<0.079	0.079	<0.079	0.079	-	-	-	-	< 0.2	0.2	-	-	<0.079	0.079	<0.079	0.079	<0.079	0.079	<0.079	0.079
Dichlorodifluoromethane	75-71-8	2.63	1	-	-	-	-	-	-	-	-	2.49	1	-	-	-	-	1.47	0.989	-	-	-	-
Tetrachloroethene	127-18-4	0.67	0.25	0.136	0.136	0.17	0.136	-	-	-	-	3.66	0.25	-	-	<0.136	0.136	<0.136	0.136	<0.136	0.136	0.217	0.136
Trichloroethene	79-01-6	< 0.2	0.2	<0.107	0.107	<0.107	0.107	-	-	-	-	0.62	0.2	-	-	<0.107	0.107	<0.107	0.107	<0.107	0.107	<0.107	0.107
Vinyl chloride	75-01-4	< 0.2	0.2	<0.051	0.051	<0.051	0.051	-	-	-	-	< 0.2	0.2	-	-	<0.051	0.051	<0.051	0.051	<0.051	0.051	<0.051	0.051

\* Comparison is not performed on parameters with non-numeric crit

All data presented in units µg/m<sup>3</sup>

TABLE 5: SOIL VAPOR ANALYTICAL DATA - POST REMEDIATION
USAI LIGHTING FACILITY
TOWN OF NEW WINDSOR, ORANGE COUNTY
NYSDEC ID: C336087

Table with columns: SAMPLE ID, LAB ID, COLLECTION DATE, SAMPLE MATRIX, ANALYTE, CAS, and 24 columns of concentration data for various analytes. Includes sub-section 'VOLATILE ORGANICS IN AIR'.

TABLE 5: SOIL VAPOR ANALYTICAL DATA - POST REMEDIATION  
 USAI LIGHTING FACILITY  
 TOWN OF NEW WINDSOR, ORANGE COUNTY  
 NYSDEC ID: C336087

SAMPLE ID:		VI-5_171214		VI-5_190308		VI-5-20230112		VI-5-20240227		IA-05_20190411		IA-5-20240227		VI-6_171214		IA-06_20190411		IA-6-20240227		IA-7_20190411		IA-7-20240227		IA-08_20190411			
LAB ID:		L1746327-05		L1909300-04		L2302299-05		L2410883-05		L1915031-02		L2410883-10		L1746327-06		L1915031-03		L2410883-11		L1915031-04		L2410883-12		L1915031-05			
COLLECTION DATE:		12/14/2017		3/8/2019		1/12/2023		2/27/2024		4/11/2019		2/27/2024		12/14/2017		4/11/2019		2/27/2024		4/11/2019		2/27/2024		4/11/2019			
SAMPLE MATRIX:		SOIL VAPOR		SOIL VAPOR		SOIL VAPOR		SOIL VAPOR		AIR		AIR		SOIL VAPOR		AIR		AIR		AIR		AIR		AIR			
ANALYTE	CAS	Conc	RL	Conc	RL	Conc	RL	Conc	RL	Conc	RL	Conc	RL	Conc	RL	Conc	RL	Conc	RL	Conc	RL	Conc	RL	Conc	RL		
<b>VOLATILE ORGANICS IN AIR BY SIM</b>																											
1,1,1-Trichloroethane	71-55-6	-	-	-	-	-	-	-	-	<0.109	0.109	<0.109	0.109	-	-	0.125	0.109	<0.109	0.109	0.142	0.109	<0.109	0.109	0.109	0.109		
1,1-Dichloroethene	75-35-4	-	-	-	-	-	-	-	-	<0.079	0.079	<0.079	0.079	-	-	<0.079	0.079	<0.079	0.079	<0.079	0.079	<0.079	0.079	<0.079	0.079		
1,2-Dichloroethene (total)	540-59-0	-	-	-	-	-	-	-	-	<0.079	0.079	-	-	-	-	0.278	0.079	-	-	<0.079	0.079	-	-	<0.079	0.079		
Carbon tetrachloride	56-23-5	-	-	-	-	-	-	-	-	0.428	0.126	0.428	0.126	-	-	0.465	0.126	<0.126	0.126	0.44	0.126	0.434	0.126	0.434	0.126		
cis-1,2-Dichloroethene	156-59-2	-	-	-	-	-	-	-	-	<0.079	0.079	<0.079	0.079	-	-	0.278	0.079	<0.079	0.079	<0.079	0.079	<0.079	0.079	<0.079	0.079		
Dichlorodifluoromethane	75-71-8	-	-	2.59	0.989	-	-	-	-	-	-	-	-	-	-	-	-	-	-	-	-	-	-	-	-		
Tetrachloroethene	127-18-4	-	-	-	-	-	-	-	-	0.359	0.136	0.583	0.136	-	-	0.461	0.136	0.156	0.136	0.231	0.136	0.149	0.136	0.787	0.136		
Trichloroethene	79-01-6	-	-	-	-	-	-	-	-	0.204	0.107	<0.107	0.107	-	-	0.376	0.107	<0.107	0.107	<0.107	0.107	<0.107	0.107	0.285	0.107		
Vinyl chloride	75-01-4	-	-	-	-	-	-	-	-	<0.051	0.051	<0.051	0.051	-	-	<0.051	0.051	<0.051	0.051	<0.051	0.051	<0.051	0.051	<0.051	0.051		

\* Comparison is not performed on parameters with non-numeric crit

All data presented in units µg/m<sup>3</sup>

TABLE 5: SOIL VAPOR ANALYTICAL DATA - POST REMEDIATION
USAI LIGHTING FACILITY
TOWN OF NEW WINDSOR, ORANGE COUNTY
NYSDEC ID: C336087

Table with columns: SAMPLE ID, LAB ID, COLLECTION DATE, SAMPLE MATRIX, ANALYTE, CAS, AIR (Conc, RL), and 24 columns for various sampling locations (IA-9\_190604, IA-10\_190604, OA-1\_170329, etc.). Rows include various chemical compounds like 1,1,1-Trichloroethane, Benzene, Ethanol, etc.

TABLE 5: SOIL VAPOR ANALYTICAL DATA - POST REMEDIATION  
 USAI LIGHTING FACILITY  
 TOWN OF NEW WINDSOR, ORANGE COUNTY  
 NYSDEC ID: C336087

SAMPLE ID:	IA-9_190604	IA-10_190604	OA-1_170329	OA-1_171214	OA-1_190308	OA-1_20190411	OA-1_190604	OA-1-220309	OA-1-20230112	OA-1-20240227	OA-2_170329	OA-2_171214	
LAB ID:	L1923688-03	L1923688-04	L1709672-08	L1746327-11	L1909300-08	L1915031-06	L1923688-05	CK84897	L2302299-10	L2410883-13	L1709672-09	L1746327-12	
COLLECTION DATE:	6/4/2019	6/4/2019	3/29/2017	12/14/2017	3/8/2019	4/11/2019	6/4/2019	3/9/2022	1/12/2023	2/27/2024	3/29/2017	12/14/2017	
SAMPLE MATRIX:	AIR		AIR		AIR		AIR		AIR		AIR		
ANALYTE	CAS	Conc	RL	Conc	RL	Conc	RL	Conc	RL	Conc	RL	Conc	RL
<b>VOLATILE ORGANICS IN AIR BY SIM</b>													
1,1,1-Trichloroethane	71-55-6	<0.109	0.109	<0.109	0.109	<0.109	0.109	<0.109	0.109	<0.109	0.109	<0.109	0.109
1,1-Dichloroethene	75-35-4	<0.079	0.079	<0.079	0.079	<0.079	0.079	<0.079	0.079	<0.079	0.079	<0.079	0.079
1,2-Dichloroethene (total)	540-59-0	-	-	-	-	-	-	0.27	0.079	<0.079	0.079	-	-
Carbon tetrachloride	56-23-5	0.51	0.126	0.516	0.126	0.51	0.126	0.642	0.126	0.396	0.126	0.409	0.126
cis-1,2-Dichloroethene	156-59-2	<0.079	0.079	<0.079	0.079	<0.079	0.079	<0.079	0.079	0.27	0.079	<0.079	0.079
Dichlorodifluoromethane	75-71-8	-	-	-	-	-	-	1.28	0.989	-	-	-	-
Tetrachloroethene	127-18-4	0.21	0.136	0.332	0.136	<0.136	0.136	<0.136	0.136	0.149	0.136	0.21	0.136
Trichloroethene	79-01-6	<0.107	0.107	<0.107	0.107	<0.107	0.107	<0.107	0.107	0.161	0.107	0.134	0.107
Vinyl chloride	75-01-4	<0.051	0.051	<0.051	0.051	<0.051	0.051	<0.051	0.051	<0.051	0.051	<0.051	0.051

\* Comparison is not performed on parameters with non-numeric crit

All data presented in units µg/m<sup>3</sup>

C.T. MALE ASSOCIATES

## Attachment D: 2024 Laboratory Results





## ANALYTICAL REPORT

Lab Number:	L2410883
Client:	C.T. Male Associates 50 Century Hill Drive Latham, NY 12110
ATTN:	Rosaura Andujar-McNeil
Phone:	(518) 786-7400
Project Name:	USAI LIGHTING
Project Number:	14.4337
Report Date:	03/15/24

The original project report/data package is held by Alpha Analytical. This report/data package is paginated and should be reproduced only in its entirety. Alpha Analytical holds no responsibility for results and/or data that are not consistent with the original.

Certifications & Approvals: MA (M-MA030), NH NELAP (2062), CT (PH-0825), DoD (L2474), FL (E87814), IL (200081), IN (C-MA-04), KY (KY98046), LA (85084), ME (MA00030), MD (350), MI (99110), NJ (MA015), NY (11627), NC (685), OH (CL106), OR (MA-0262), PA (68-02089), RI (LAO00299), TX (T104704419), VT (VT-0015), VA (460194), WA (C954), US Army Corps of Engineers, USDA (Permit #525-23-107-88708), USFWS (Permit #206964).

---

320 Forbes Boulevard, Mansfield, MA 02048-1806  
508-822-9300 (Fax) 508-822-3288 800-624-9220 - [www.alphalab.com](http://www.alphalab.com)



Project Name: USAI LIGHTING

Project Number: 14.4337

Lab Number: L2410883

Report Date: 03/15/24

Alpha Sample ID	Client ID	Matrix	Sample Location	Collection Date/Time	Receive Date
L2410883-01	VI-1	SOIL_VAPOR	1126 RIVER ROAD NEW WINDSOR, NY	02/27/24 16:05	02/28/24
L2410883-02	VI-2	SOIL_VAPOR	1126 RIVER ROAD NEW WINDSOR, NY	02/27/24 17:15	02/28/24
L2410883-03	VI-3	SOIL_VAPOR	1126 RIVER ROAD NEW WINDSOR, NY	02/27/24 15:41	02/28/24
L2410883-04	VI-4	SOIL_VAPOR	1126 RIVER ROAD NEW WINDSOR, NY	02/27/24 16:25	02/28/24
L2410883-05	VI-5	SOIL_VAPOR	1126 RIVER ROAD NEW WINDSOR, NY	02/27/24 15:25	02/28/24
L2410883-06	IA-1	AIR	1126 RIVER ROAD NEW WINDSOR, NY	02/27/24 16:50	02/28/24
L2410883-07	IA-2	AIR	1126 RIVER ROAD NEW WINDSOR, NY	02/27/24 16:15	02/28/24
L2410883-08	IA-3	AIR	1126 RIVER ROAD NEW WINDSOR, NY	02/27/24 17:02	02/28/24
L2410883-09	IA-4	AIR	1126 RIVER ROAD NEW WINDSOR, NY	02/27/24 15:23	02/28/24
L2410883-10	IA-5	AIR	1126 RIVER ROAD NEW WINDSOR, NY	02/27/24 16:18	02/28/24
L2410883-11	IA-6	AIR	1126 RIVER ROAD NEW WINDSOR, NY	02/27/24 15:58	02/28/24
L2410883-12	IA-7	AIR	1126 RIVER ROAD NEW WINDSOR, NY	02/27/24 16:58	02/28/24
L2410883-13	OA-1	AIR	1126 RIVER ROAD NEW WINDSOR, NY	02/27/24 17:26	02/28/24

**Project Name:** USAI LIGHTING  
**Project Number:** 14.4337

**Lab Number:** L2410883  
**Report Date:** 03/15/24

### Case Narrative

The samples were received in accordance with the Chain of Custody and no significant deviations were encountered during the preparation or analysis unless otherwise noted. Sample Receipt, Container Information, and the Chain of Custody are located at the back of the report.

Results contained within this report relate only to the samples submitted under this Alpha Lab Number and meet NELAP requirements for all NELAP accredited parameters unless otherwise noted in the following narrative. The data presented in this report is organized by parameter (i.e. VOC, SVOC, etc.). Sample specific Quality Control data (i.e. Surrogate Spike Recovery) is reported at the end of the target analyte list for each individual sample, followed by the Laboratory Batch Quality Control at the end of each parameter. Tentatively Identified Compounds (TICs), if requested, are reported for compounds identified to be present and are not part of the method/program Target Compound List, even if only a subset of the TCL are being reported. If a sample was re-analyzed or re-extracted due to a required quality control corrective action and if both sets of data are reported, the Laboratory ID of the re-analysis or re-extraction is designated with an "R" or "RE", respectively.

When multiple Batch Quality Control elements are reported (e.g. more than one LCS), the associated samples for each element are noted in the grey shaded header line of each data table. Any Laboratory Batch, Sample Specific % recovery or RPD value that is outside the listed Acceptance Criteria is bolded in the report. In reference to questions H (CAM) or 4 (RCP) when "NO" is checked, the performance criteria for CAM and RCP methods allow for some quality control failures to occur and still be within method compliance. In these instances, the specific failure is not narrated but noted in the associated QC Outlier Summary Report, located directly after the Case Narrative. QC information is also incorporated in the Data Usability Assessment table (Format 11) of our Data Merger tool, where it can be reviewed in conjunction with the sample result, associated regulatory criteria and any associated data usability implications.

Soil/sediments, solids and tissues are reported on a dry weight basis unless otherwise noted. Definitions of all data qualifiers and acronyms used in this report are provided in the Glossary located at the back of the report.

**HOLD POLICY** - For samples submitted on hold, Alpha's policy is to hold samples (with the exception of Air canisters) free of charge for 21 calendar days from the date the project is completed. After 21 calendar days, we will dispose of all samples submitted including those put on hold unless you have contacted your Alpha Project Manager and made arrangements for Alpha to continue to hold the samples. Air canisters will be disposed after 3 business days from the date the project is completed.

Please contact Project Management at 800-624-9220 with any questions.

---

**Project Name:** USAI LIGHTING  
**Project Number:** 14.4337

**Lab Number:** L2410883  
**Report Date:** 03/15/24

### Case Narrative (continued)

#### Volatile Organics in Air

Canisters were released from the laboratory on February 21, 2024. The canister certification data is provided as an addendum.

L2410883-06, -08, -09, and -11: The sample was re-analyzed on dilution in order to quantitate the results within the calibration range. The result(s) should be considered estimated, and are qualified with an E flag, for any compound(s) that exceeded the calibration range in the initial analysis. The re-analysis was performed only for the compound(s) that exceeded the calibration range.

L2410883-06D, -08D, -09D, and -11D: The sample has elevated detection limits due to the dilution required by the elevated concentrations of target compounds in the sample.

The WG1894305-3 LCS recovery for propylene (138%), associated with L2410883-06D, -06, -07, -08, -08D, -09D, -09, -10, -11D, -11, -12, and -13, is above the upper 130% acceptance limit. All samples associated with this LCS do not have reportable amounts of this analyte.

L2410883-02: The canister vacuum measured on receipt at the laboratory was > 15 in. Hg. Prior to sample analysis, the canisters were pressurized with UHP Nitrogen in order to facilitate the transfer of sample to the Gas Chromatograph. The addition of Nitrogen resulted in a dilution of the samples. The reporting limits have been elevated accordingly.

I, the undersigned, attest under the pains and penalties of perjury that, to the best of my knowledge and belief and based upon my personal inquiry of those responsible for providing the information contained in this analytical report, such information is accurate and complete. This certificate of analysis is not complete unless this page accompanies any and all pages of this report.

Authorized Signature:  Christopher J. Anderson

Title: Technical Director/Representative

Date: 03/15/24

**AIR**

**Project Name:** USAI LIGHTING  
**Project Number:** 14.4337

**Lab Number:** L2410883  
**Report Date:** 03/15/24

### SAMPLE RESULTS

Lab ID: L2410883-01  
 Client ID: VI-1  
 Sample Location: 1126 RIVER ROAD NEW WINDSOR, NY

Date Collected: 02/27/24 16:05  
 Date Received: 02/28/24  
 Field Prep: Not Specified

Sample Depth:  
 Matrix: Soil\_Vapor  
 Analytical Method: 48,TO-15  
 Analytical Date: 03/15/24 06:48  
 Analyst: JMB

Parameter	ppbV			ug/m3			Qualifier	Dilution Factor
	Results	RL	MDL	Results	RL	MDL		
Volatile Organics in Air - Mansfield Lab								
Dichlorodifluoromethane	0.494	0.200	--	2.44	0.989	--		1
Chloromethane	ND	0.200	--	ND	0.413	--		1
Freon-114	ND	0.200	--	ND	1.40	--		1
Vinyl chloride	ND	0.200	--	ND	0.511	--		1
1,3-Butadiene	ND	0.200	--	ND	0.442	--		1
Bromomethane	ND	0.200	--	ND	0.777	--		1
Chloroethane	ND	0.200	--	ND	0.528	--		1
Ethanol	ND	5.00	--	ND	9.42	--		1
Vinyl bromide	ND	0.200	--	ND	0.874	--		1
Acetone	2.15	1.00	--	5.11	2.38	--		1
Trichlorofluoromethane	0.231	0.200	--	1.30	1.12	--		1
Isopropanol	0.549	0.500	--	1.35	1.23	--		1
1,1-Dichloroethene	ND	0.200	--	ND	0.793	--		1
Tertiary butyl Alcohol	ND	0.500	--	ND	1.52	--		1
Methylene chloride	ND	0.500	--	ND	1.74	--		1
3-Chloropropene	ND	0.200	--	ND	0.626	--		1
Carbon disulfide	ND	0.200	--	ND	0.623	--		1
Freon-113	ND	0.200	--	ND	1.53	--		1
trans-1,2-Dichloroethene	ND	0.200	--	ND	0.793	--		1
1,1-Dichloroethane	ND	0.200	--	ND	0.809	--		1
Methyl tert butyl ether	ND	0.200	--	ND	0.721	--		1
2-Butanone	ND	0.500	--	ND	1.47	--		1
cis-1,2-Dichloroethene	ND	0.200	--	ND	0.793	--		1



**Project Name:** USAI LIGHTING**Lab Number:** L2410883**Project Number:** 14.4337**Report Date:** 03/15/24**SAMPLE RESULTS**

Lab ID: L2410883-01

Date Collected: 02/27/24 16:05

Client ID: VI-1

Date Received: 02/28/24

Sample Location: 1126 RIVER ROAD NEW WINDSOR, NY

Field Prep: Not Specified

Sample Depth:

Parameter	ppbV			ug/m3			Qualifier	Dilution Factor
	Results	RL	MDL	Results	RL	MDL		
<b>Volatile Organics in Air - Mansfield Lab</b>								
Ethyl Acetate	ND	0.500	--	ND	1.80	--		1
Chloroform	0.928	0.200	--	4.53	0.977	--		1
Tetrahydrofuran	ND	0.500	--	ND	1.47	--		1
1,2-Dichloroethane	ND	0.200	--	ND	0.809	--		1
n-Hexane	ND	0.200	--	ND	0.705	--		1
1,1,1-Trichloroethane	1.62	0.200	--	8.84	1.09	--		1
Benzene	ND	0.200	--	ND	0.639	--		1
Carbon tetrachloride	0.491	0.200	--	3.09	1.26	--		1
Cyclohexane	ND	0.200	--	ND	0.688	--		1
1,2-Dichloropropane	ND	0.200	--	ND	0.924	--		1
Bromodichloromethane	ND	0.200	--	ND	1.34	--		1
Xylenes, Total	ND	0.200	--	ND	0.869	--		1
1,4-Dioxane	ND	0.200	--	ND	0.721	--		1
Trichloroethene	1.56	0.200	--	8.38	1.07	--		1
2,2,4-Trimethylpentane	ND	0.200	--	ND	0.934	--		1
Heptane	ND	0.200	--	ND	0.820	--		1
cis-1,3-Dichloropropene	ND	0.200	--	ND	0.908	--		1
4-Methyl-2-pentanone	ND	0.500	--	ND	2.05	--		1
trans-1,3-Dichloropropene	ND	0.200	--	ND	0.908	--		1
1,1,2-Trichloroethane	ND	0.200	--	ND	1.09	--		1
Toluene	0.360	0.200	--	1.36	0.754	--		1
2-Hexanone	ND	0.200	--	ND	0.820	--		1
Dibromochloromethane	ND	0.200	--	ND	1.70	--		1
1,2-Dibromoethane	ND	0.200	--	ND	1.54	--		1
Tetrachloroethene	0.235	0.200	--	1.59	1.36	--		1
Chlorobenzene	ND	0.200	--	ND	0.921	--		1



**Project Name:** USAI LIGHTING**Lab Number:** L2410883**Project Number:** 14.4337**Report Date:** 03/15/24**SAMPLE RESULTS**

Lab ID: L2410883-01

Date Collected: 02/27/24 16:05

Client ID: VI-1

Date Received: 02/28/24

Sample Location: 1126 RIVER ROAD NEW WINDSOR, NY

Field Prep: Not Specified

Sample Depth:

Parameter	ppbV			ug/m3			Qualifier	Dilution Factor
	Results	RL	MDL	Results	RL	MDL		
<b>Volatile Organics in Air - Mansfield Lab</b>								
Ethylbenzene	ND	0.200	--	ND	0.869	--		1
p/m-Xylene	ND	0.400	--	ND	1.74	--		1
Bromoform	ND	0.200	--	ND	2.07	--		1
Styrene	ND	0.200	--	ND	0.852	--		1
1,1,2,2-Tetrachloroethane	ND	0.200	--	ND	1.37	--		1
o-Xylene	ND	0.200	--	ND	0.869	--		1
4-Ethyltoluene	ND	0.200	--	ND	0.983	--		1
1,3,5-Trimethylbenzene	ND	0.200	--	ND	0.983	--		1
1,2,4-Trimethylbenzene	0.254	0.200	--	1.25	0.983	--		1
Benzyl chloride	ND	0.200	--	ND	1.04	--		1
1,3-Dichlorobenzene	ND	0.200	--	ND	1.20	--		1
1,4-Dichlorobenzene	ND	0.200	--	ND	1.20	--		1
1,2-Dichlorobenzene	ND	0.200	--	ND	1.20	--		1
1,2,4-Trichlorobenzene	ND	0.200	--	ND	1.48	--		1
Naphthalene	0.456	0.200	--	2.39	1.05	--		1
Hexachlorobutadiene	ND	0.200	--	ND	2.13	--		1

Internal Standard	% Recovery	Qualifier	Acceptance Criteria
1,4-Difluorobenzene	89		60-140
Bromochloromethane	88		60-140
chlorobenzene-d5	88		60-140





**Project Name:** USAI LIGHTING  
**Project Number:** 14.4337

**Lab Number:** L2410883  
**Report Date:** 03/15/24

### SAMPLE RESULTS

Lab ID: L2410883-02  
 Client ID: VI-2  
 Sample Location: 1126 RIVER ROAD NEW WINDSOR, NY

Date Collected: 02/27/24 17:15  
 Date Received: 02/28/24  
 Field Prep: Not Specified

Sample Depth:  
 Matrix: Soil\_Vapor  
 Analytical Method: 48,TO-15  
 Analytical Date: 03/15/24 07:33  
 Analyst: JMB

Parameter	ppbV			ug/m3			Qualifier	Dilution Factor
	Results	RL	MDL	Results	RL	MDL		
<b>Volatile Organics in Air - Mansfield Lab</b>								
Dichlorodifluoromethane	0.313	0.200	--	1.55	0.989	--		1
Chloromethane	0.219	0.200	--	0.452	0.413	--		1
Freon-114	ND	0.200	--	ND	1.40	--		1
Vinyl chloride	ND	0.200	--	ND	0.511	--		1
1,3-Butadiene	ND	0.200	--	ND	0.442	--		1
Bromomethane	ND	0.200	--	ND	0.777	--		1
Chloroethane	ND	0.200	--	ND	0.528	--		1
Ethanol	ND	5.00	--	ND	9.42	--		1
Vinyl bromide	ND	0.200	--	ND	0.874	--		1
Acetone	1.58	1.00	--	3.75	2.38	--		1
Trichlorofluoromethane	ND	0.200	--	ND	1.12	--		1
Isopropanol	0.539	0.500	--	1.32	1.23	--		1
1,1-Dichloroethene	ND	0.200	--	ND	0.793	--		1
Tertiary butyl Alcohol	0.533	0.500	--	1.62	1.52	--		1
Methylene chloride	ND	0.500	--	ND	1.74	--		1
3-Chloropropene	ND	0.200	--	ND	0.626	--		1
Carbon disulfide	ND	0.200	--	ND	0.623	--		1
Freon-113	ND	0.200	--	ND	1.53	--		1
trans-1,2-Dichloroethene	ND	0.200	--	ND	0.793	--		1
1,1-Dichloroethane	ND	0.200	--	ND	0.809	--		1
Methyl tert butyl ether	ND	0.200	--	ND	0.721	--		1
2-Butanone	0.599	0.500	--	1.77	1.47	--		1
cis-1,2-Dichloroethene	ND	0.200	--	ND	0.793	--		1



**Project Name:** USAI LIGHTING  
**Project Number:** 14.4337

**Lab Number:** L2410883  
**Report Date:** 03/15/24

### SAMPLE RESULTS

Lab ID: L2410883-02  
 Client ID: VI-2  
 Sample Location: 1126 RIVER ROAD NEW WINDSOR, NY

Date Collected: 02/27/24 17:15  
 Date Received: 02/28/24  
 Field Prep: Not Specified

Sample Depth:

Parameter	ppbV			ug/m3			Qualifier	Dilution Factor
	Results	RL	MDL	Results	RL	MDL		
<b>Volatile Organics in Air - Mansfield Lab</b>								
Ethyl Acetate	ND	0.500	--	ND	1.80	--		1
Chloroform	ND	0.200	--	ND	0.977	--		1
Tetrahydrofuran	ND	0.500	--	ND	1.47	--		1
1,2-Dichloroethane	ND	0.200	--	ND	0.809	--		1
n-Hexane	ND	0.200	--	ND	0.705	--		1
1,1,1-Trichloroethane	ND	0.200	--	ND	1.09	--		1
Benzene	ND	0.200	--	ND	0.639	--		1
Carbon tetrachloride	ND	0.200	--	ND	1.26	--		1
Cyclohexane	ND	0.200	--	ND	0.688	--		1
1,2-Dichloropropane	ND	0.200	--	ND	0.924	--		1
Bromodichloromethane	ND	0.200	--	ND	1.34	--		1
Xylenes, Total	ND	0.200	--	ND	0.869	--		1
1,4-Dioxane	ND	0.200	--	ND	0.721	--		1
Trichloroethene	ND	0.200	--	ND	1.07	--		1
2,2,4-Trimethylpentane	ND	0.200	--	ND	0.934	--		1
Heptane	ND	0.200	--	ND	0.820	--		1
cis-1,3-Dichloropropene	ND	0.200	--	ND	0.908	--		1
4-Methyl-2-pentanone	ND	0.500	--	ND	2.05	--		1
trans-1,3-Dichloropropene	ND	0.200	--	ND	0.908	--		1
1,1,2-Trichloroethane	ND	0.200	--	ND	1.09	--		1
Toluene	ND	0.200	--	ND	0.754	--		1
2-Hexanone	ND	0.200	--	ND	0.820	--		1
Dibromochloromethane	ND	0.200	--	ND	1.70	--		1
1,2-Dibromoethane	ND	0.200	--	ND	1.54	--		1
Tetrachloroethene	ND	0.200	--	ND	1.36	--		1
Chlorobenzene	ND	0.200	--	ND	0.921	--		1



**Project Name:** USAI LIGHTING  
**Project Number:** 14.4337

**Lab Number:** L2410883  
**Report Date:** 03/15/24

### SAMPLE RESULTS

Lab ID: L2410883-02  
 Client ID: VI-2  
 Sample Location: 1126 RIVER ROAD NEW WINDSOR, NY

Date Collected: 02/27/24 17:15  
 Date Received: 02/28/24  
 Field Prep: Not Specified

Sample Depth:

Parameter	ppbV			ug/m3			Qualifier	Dilution Factor
	Results	RL	MDL	Results	RL	MDL		
<b>Volatile Organics in Air - Mansfield Lab</b>								
Ethylbenzene	ND	0.200	--	ND	0.869	--		1
p/m-Xylene	ND	0.400	--	ND	1.74	--		1
Bromoform	ND	0.200	--	ND	2.07	--		1
Styrene	ND	0.200	--	ND	0.852	--		1
1,1,2,2-Tetrachloroethane	ND	0.200	--	ND	1.37	--		1
o-Xylene	ND	0.200	--	ND	0.869	--		1
4-Ethyltoluene	ND	0.200	--	ND	0.983	--		1
1,3,5-Trimethylbenzene	ND	0.200	--	ND	0.983	--		1
1,2,4-Trimethylbenzene	ND	0.200	--	ND	0.983	--		1
Benzyl chloride	ND	0.200	--	ND	1.04	--		1
1,3-Dichlorobenzene	ND	0.200	--	ND	1.20	--		1
1,4-Dichlorobenzene	ND	0.200	--	ND	1.20	--		1
1,2-Dichlorobenzene	ND	0.200	--	ND	1.20	--		1
1,2,4-Trichlorobenzene	ND	0.200	--	ND	1.48	--		1
Naphthalene	ND	0.200	--	ND	1.05	--		1
Hexachlorobutadiene	ND	0.200	--	ND	2.13	--		1

Internal Standard	% Recovery	Qualifier	Acceptance Criteria
1,4-Difluorobenzene	94		60-140
Bromochloromethane	94		60-140
chlorobenzene-d5	93		60-140



**Project Name:** USAI LIGHTING**Lab Number:** L2410883**Project Number:** 14.4337**Report Date:** 03/15/24**SAMPLE RESULTS**

Lab ID: L2410883-03  
 Client ID: VI-3  
 Sample Location: 1126 RIVER ROAD NEW WINDSOR, NY

Date Collected: 02/27/24 15:41  
 Date Received: 02/28/24  
 Field Prep: Not Specified

Sample Depth:  
 Matrix: Soil\_Vapor  
 Analytical Method: 48,TO-15  
 Analytical Date: 03/15/24 08:18  
 Analyst: JMB

Parameter	ppbV			ug/m3			Qualifier	Dilution Factor
	Results	RL	MDL	Results	RL	MDL		
<b>Volatile Organics in Air - Mansfield Lab</b>								
Dichlorodifluoromethane	0.913	0.200	--	4.51	0.989	--		1
Chloromethane	ND	0.200	--	ND	0.413	--		1
Freon-114	ND	0.200	--	ND	1.40	--		1
Vinyl chloride	ND	0.200	--	ND	0.511	--		1
1,3-Butadiene	ND	0.200	--	ND	0.442	--		1
Bromomethane	ND	0.200	--	ND	0.777	--		1
Chloroethane	ND	0.200	--	ND	0.528	--		1
Ethanol	5.82	5.00	--	11.0	9.42	--		1
Vinyl bromide	ND	0.200	--	ND	0.874	--		1
Acetone	2.79	1.00	--	6.63	2.38	--		1
Trichlorofluoromethane	0.385	0.200	--	2.16	1.12	--		1
Isopropanol	5.66	0.500	--	13.9	1.23	--		1
1,1-Dichloroethene	ND	0.200	--	ND	0.793	--		1
Tertiary butyl Alcohol	ND	0.500	--	ND	1.52	--		1
Methylene chloride	1.04	0.500	--	3.61	1.74	--		1
3-Chloropropene	ND	0.200	--	ND	0.626	--		1
Carbon disulfide	0.386	0.200	--	1.20	0.623	--		1
Freon-113	0.246	0.200	--	1.89	1.53	--		1
trans-1,2-Dichloroethene	ND	0.200	--	ND	0.793	--		1
1,1-Dichloroethane	ND	0.200	--	ND	0.809	--		1
Methyl tert butyl ether	ND	0.200	--	ND	0.721	--		1
2-Butanone	ND	0.500	--	ND	1.47	--		1
cis-1,2-Dichloroethene	ND	0.200	--	ND	0.793	--		1



**Project Name:** USAI LIGHTING**Lab Number:** L2410883**Project Number:** 14.4337**Report Date:** 03/15/24**SAMPLE RESULTS**

Lab ID: L2410883-03

Date Collected: 02/27/24 15:41

Client ID: VI-3

Date Received: 02/28/24

Sample Location: 1126 RIVER ROAD NEW WINDSOR, NY

Field Prep: Not Specified

Sample Depth:

Parameter	ppbV			ug/m3			Qualifier	Dilution Factor
	Results	RL	MDL	Results	RL	MDL		
<b>Volatile Organics in Air - Mansfield Lab</b>								
Ethyl Acetate	ND	0.500	--	ND	1.80	--		1
Chloroform	ND	0.200	--	ND	0.977	--		1
Tetrahydrofuran	0.762	0.500	--	2.25	1.47	--		1
1,2-Dichloroethane	ND	0.200	--	ND	0.809	--		1
n-Hexane	ND	0.200	--	ND	0.705	--		1
1,1,1-Trichloroethane	7.76	0.200	--	42.3	1.09	--		1
Benzene	ND	0.200	--	ND	0.639	--		1
Carbon tetrachloride	ND	0.200	--	ND	1.26	--		1
Cyclohexane	ND	0.200	--	ND	0.688	--		1
1,2-Dichloropropane	ND	0.200	--	ND	0.924	--		1
Bromodichloromethane	ND	0.200	--	ND	1.34	--		1
Xylenes, Total	ND	0.200	--	ND	0.869	--		1
1,4-Dioxane	ND	0.200	--	ND	0.721	--		1
Trichloroethene	0.487	0.200	--	2.62	1.07	--		1
2,2,4-Trimethylpentane	ND	0.200	--	ND	0.934	--		1
Heptane	ND	0.200	--	ND	0.820	--		1
cis-1,3-Dichloropropene	ND	0.200	--	ND	0.908	--		1
4-Methyl-2-pentanone	ND	0.500	--	ND	2.05	--		1
trans-1,3-Dichloropropene	ND	0.200	--	ND	0.908	--		1
1,1,2-Trichloroethane	ND	0.200	--	ND	1.09	--		1
Toluene	7.26	0.200	--	27.4	0.754	--		1
2-Hexanone	0.219	0.200	--	0.897	0.820	--		1
Dibromochloromethane	ND	0.200	--	ND	1.70	--		1
1,2-Dibromoethane	ND	0.200	--	ND	1.54	--		1
Tetrachloroethene	47.8	0.200	--	324	1.36	--		1
Chlorobenzene	ND	0.200	--	ND	0.921	--		1



**Project Name:** USAI LIGHTING**Lab Number:** L2410883**Project Number:** 14.4337**Report Date:** 03/15/24**SAMPLE RESULTS**

Lab ID: L2410883-03

Date Collected: 02/27/24 15:41

Client ID: VI-3

Date Received: 02/28/24

Sample Location: 1126 RIVER ROAD NEW WINDSOR, NY

Field Prep: Not Specified

Sample Depth:

Parameter	ppbV			ug/m3			Qualifier	Dilution Factor
	Results	RL	MDL	Results	RL	MDL		
<b>Volatile Organics in Air - Mansfield Lab</b>								
Ethylbenzene	ND	0.200	--	ND	0.869	--		1
p/m-Xylene	ND	0.400	--	ND	1.74	--		1
Bromoform	ND	0.200	--	ND	2.07	--		1
Styrene	ND	0.200	--	ND	0.852	--		1
1,1,2,2-Tetrachloroethane	ND	0.200	--	ND	1.37	--		1
o-Xylene	ND	0.200	--	ND	0.869	--		1
4-Ethyltoluene	ND	0.200	--	ND	0.983	--		1
1,3,5-Trimethylbenzene	ND	0.200	--	ND	0.983	--		1
1,2,4-Trimethylbenzene	0.235	0.200	--	1.16	0.983	--		1
Benzyl chloride	ND	0.200	--	ND	1.04	--		1
1,3-Dichlorobenzene	ND	0.200	--	ND	1.20	--		1
1,4-Dichlorobenzene	ND	0.200	--	ND	1.20	--		1
1,2-Dichlorobenzene	ND	0.200	--	ND	1.20	--		1
1,2,4-Trichlorobenzene	ND	0.200	--	ND	1.48	--		1
Naphthalene	ND	0.200	--	ND	1.05	--		1
Hexachlorobutadiene	ND	0.200	--	ND	2.13	--		1

Internal Standard	% Recovery	Qualifier	Acceptance Criteria
1,4-Difluorobenzene	89		60-140
Bromochloromethane	89		60-140
chlorobenzene-d5	90		60-140



**Project Name:** USAI LIGHTING  
**Project Number:** 14.4337

**Lab Number:** L2410883  
**Report Date:** 03/15/24

### SAMPLE RESULTS

Lab ID: L2410883-04  
 Client ID: VI-4  
 Sample Location: 1126 RIVER ROAD NEW WINDSOR, NY

Date Collected: 02/27/24 16:25  
 Date Received: 02/28/24  
 Field Prep: Not Specified

Sample Depth:  
 Matrix: Soil\_Vapor  
 Analytical Method: 48,TO-15  
 Analytical Date: 03/15/24 09:03  
 Analyst: JMB

Parameter	ppbV			ug/m3			Qualifier	Dilution Factor
	Results	RL	MDL	Results	RL	MDL		
Volatile Organics in Air - Mansfield Lab								
Dichlorodifluoromethane	0.464	0.200	--	2.29	0.989	--		1
Chloromethane	ND	0.200	--	ND	0.413	--		1
Freon-114	ND	0.200	--	ND	1.40	--		1
Vinyl chloride	ND	0.200	--	ND	0.511	--		1
1,3-Butadiene	ND	0.200	--	ND	0.442	--		1
Bromomethane	ND	0.200	--	ND	0.777	--		1
Chloroethane	ND	0.200	--	ND	0.528	--		1
Ethanol	27.1	5.00	--	51.1	9.42	--		1
Vinyl bromide	ND	0.200	--	ND	0.874	--		1
Acetone	50.6	1.00	--	120	2.38	--		1
Trichlorofluoromethane	0.212	0.200	--	1.19	1.12	--		1
Isopropanol	46.9	0.500	--	115	1.23	--		1
1,1-Dichloroethene	ND	0.200	--	ND	0.793	--		1
Tertiary butyl Alcohol	1.53	0.500	--	4.64	1.52	--		1
Methylene chloride	ND	0.500	--	ND	1.74	--		1
3-Chloropropene	ND	0.200	--	ND	0.626	--		1
Carbon disulfide	0.208	0.200	--	0.648	0.623	--		1
Freon-113	ND	0.200	--	ND	1.53	--		1
trans-1,2-Dichloroethene	ND	0.200	--	ND	0.793	--		1
1,1-Dichloroethane	ND	0.200	--	ND	0.809	--		1
Methyl tert butyl ether	ND	0.200	--	ND	0.721	--		1
2-Butanone	2.65	0.500	--	7.82	1.47	--		1
cis-1,2-Dichloroethene	ND	0.200	--	ND	0.793	--		1



**Project Name:** USAI LIGHTING  
**Project Number:** 14.4337

**Lab Number:** L2410883  
**Report Date:** 03/15/24

### SAMPLE RESULTS

Lab ID: L2410883-04  
 Client ID: VI-4  
 Sample Location: 1126 RIVER ROAD NEW WINDSOR, NY

Date Collected: 02/27/24 16:25  
 Date Received: 02/28/24  
 Field Prep: Not Specified

Sample Depth:

Parameter	ppbV			ug/m3			Qualifier	Dilution Factor
	Results	RL	MDL	Results	RL	MDL		
<b>Volatile Organics in Air - Mansfield Lab</b>								
Ethyl Acetate	ND	0.500	--	ND	1.80	--		1
Chloroform	ND	0.200	--	ND	0.977	--		1
Tetrahydrofuran	1.54	0.500	--	4.54	1.47	--		1
1,2-Dichloroethane	ND	0.200	--	ND	0.809	--		1
n-Hexane	ND	0.200	--	ND	0.705	--		1
1,1,1-Trichloroethane	ND	0.200	--	ND	1.09	--		1
Benzene	ND	0.200	--	ND	0.639	--		1
Carbon tetrachloride	ND	0.200	--	ND	1.26	--		1
Cyclohexane	ND	0.200	--	ND	0.688	--		1
1,2-Dichloropropane	ND	0.200	--	ND	0.924	--		1
Xylenes, Total	2.06	0.200	--	8.95	0.869	--		1
Bromodichloromethane	ND	0.200	--	ND	1.34	--		1
1,4-Dioxane	ND	0.200	--	ND	0.721	--		1
Trichloroethene	ND	0.200	--	ND	1.07	--		1
2,2,4-Trimethylpentane	ND	0.200	--	ND	0.934	--		1
Heptane	ND	0.200	--	ND	0.820	--		1
cis-1,3-Dichloropropene	ND	0.200	--	ND	0.908	--		1
4-Methyl-2-pentanone	0.882	0.500	--	3.61	2.05	--		1
trans-1,3-Dichloropropene	ND	0.200	--	ND	0.908	--		1
1,1,2-Trichloroethane	ND	0.200	--	ND	1.09	--		1
Toluene	42.9	0.200	--	162	0.754	--		1
2-Hexanone	ND	0.200	--	ND	0.820	--		1
Dibromochloromethane	ND	0.200	--	ND	1.70	--		1
1,2-Dibromoethane	ND	0.200	--	ND	1.54	--		1
Tetrachloroethene	ND	0.200	--	ND	1.36	--		1
Chlorobenzene	ND	0.200	--	ND	0.921	--		1





**Project Name:** USAI LIGHTING**Lab Number:** L2410883**Project Number:** 14.4337**Report Date:** 03/15/24**SAMPLE RESULTS**

Lab ID: L2410883-04

Date Collected: 02/27/24 16:25

Client ID: VI-4

Date Received: 02/28/24

Sample Location: 1126 RIVER ROAD NEW WINDSOR, NY

Field Prep: Not Specified

Sample Depth:

Parameter	ppbV			ug/m3			Qualifier	Dilution Factor
	Results	RL	MDL	Results	RL	MDL		
<b>Volatile Organics in Air - Mansfield Lab</b>								
Ethylbenzene	0.343	0.200	--	1.49	0.869	--		1
p/m-Xylene	1.52	0.400	--	6.60	1.74	--		1
Bromoform	ND	0.200	--	ND	2.07	--		1
Styrene	ND	0.200	--	ND	0.852	--		1
1,1,2,2-Tetrachloroethane	ND	0.200	--	ND	1.37	--		1
o-Xylene	0.538	0.200	--	2.34	0.869	--		1
4-Ethyltoluene	ND	0.200	--	ND	0.983	--		1
1,3,5-Trimethylbenzene	ND	0.200	--	ND	0.983	--		1
1,2,4-Trimethylbenzene	0.516	0.200	--	2.54	0.983	--		1
Benzyl chloride	ND	0.200	--	ND	1.04	--		1
1,3-Dichlorobenzene	ND	0.200	--	ND	1.20	--		1
1,4-Dichlorobenzene	ND	0.200	--	ND	1.20	--		1
1,2-Dichlorobenzene	ND	0.200	--	ND	1.20	--		1
1,2,4-Trichlorobenzene	ND	0.200	--	ND	1.48	--		1
Naphthalene	ND	0.200	--	ND	1.05	--		1
Hexachlorobutadiene	ND	0.200	--	ND	2.13	--		1

Internal Standard	% Recovery	Qualifier	Acceptance Criteria
1,4-Difluorobenzene	88		60-140
Bromochloromethane	91		60-140
chlorobenzene-d5	89		60-140



**Project Name:** USAI LIGHTING  
**Project Number:** 14.4337

**Lab Number:** L2410883  
**Report Date:** 03/15/24

### SAMPLE RESULTS

Lab ID: L2410883-05  
 Client ID: VI-5  
 Sample Location: 1126 RIVER ROAD NEW WINDSOR, NY

Date Collected: 02/27/24 15:25  
 Date Received: 02/28/24  
 Field Prep: Not Specified

Sample Depth:  
 Matrix: Soil\_Vapor  
 Analytical Method: 48,TO-15  
 Analytical Date: 03/15/24 09:47  
 Analyst: JMB

Parameter	ppbV			ug/m3			Qualifier	Dilution Factor
	Results	RL	MDL	Results	RL	MDL		
Volatile Organics in Air - Mansfield Lab								
Dichlorodifluoromethane	0.474	0.200	--	2.34	0.989	--		1
Chloromethane	ND	0.200	--	ND	0.413	--		1
Freon-114	ND	0.200	--	ND	1.40	--		1
Vinyl chloride	ND	0.200	--	ND	0.511	--		1
1,3-Butadiene	ND	0.200	--	ND	0.442	--		1
Bromomethane	ND	0.200	--	ND	0.777	--		1
Chloroethane	ND	0.200	--	ND	0.528	--		1
Ethanol	ND	5.00	--	ND	9.42	--		1
Vinyl bromide	ND	0.200	--	ND	0.874	--		1
Acetone	7.93	1.00	--	18.8	2.38	--		1
Trichlorofluoromethane	ND	0.200	--	ND	1.12	--		1
Isopropanol	6.63	0.500	--	16.3	1.23	--		1
1,1-Dichloroethene	ND	0.200	--	ND	0.793	--		1
Tertiary butyl Alcohol	0.536	0.500	--	1.62	1.52	--		1
Methylene chloride	ND	0.500	--	ND	1.74	--		1
3-Chloropropene	ND	0.200	--	ND	0.626	--		1
Carbon disulfide	ND	0.200	--	ND	0.623	--		1
Freon-113	ND	0.200	--	ND	1.53	--		1
trans-1,2-Dichloroethene	ND	0.200	--	ND	0.793	--		1
1,1-Dichloroethane	ND	0.200	--	ND	0.809	--		1
Methyl tert butyl ether	ND	0.200	--	ND	0.721	--		1
2-Butanone	0.715	0.500	--	2.11	1.47	--		1
cis-1,2-Dichloroethene	ND	0.200	--	ND	0.793	--		1



**Project Name:** USAI LIGHTING**Lab Number:** L2410883**Project Number:** 14.4337**Report Date:** 03/15/24**SAMPLE RESULTS**

Lab ID: L2410883-05

Date Collected: 02/27/24 15:25

Client ID: VI-5

Date Received: 02/28/24

Sample Location: 1126 RIVER ROAD NEW WINDSOR, NY

Field Prep: Not Specified

Sample Depth:

Parameter	ppbV			ug/m3			Qualifier	Dilution Factor
	Results	RL	MDL	Results	RL	MDL		
<b>Volatile Organics in Air - Mansfield Lab</b>								
Ethyl Acetate	ND	0.500	--	ND	1.80	--		1
Chloroform	ND	0.200	--	ND	0.977	--		1
Tetrahydrofuran	ND	0.500	--	ND	1.47	--		1
1,2-Dichloroethane	ND	0.200	--	ND	0.809	--		1
n-Hexane	ND	0.200	--	ND	0.705	--		1
1,1,1-Trichloroethane	ND	0.200	--	ND	1.09	--		1
Benzene	0.276	0.200	--	0.882	0.639	--		1
Carbon tetrachloride	ND	0.200	--	ND	1.26	--		1
Cyclohexane	ND	0.200	--	ND	0.688	--		1
1,2-Dichloropropane	ND	0.200	--	ND	0.924	--		1
Xylenes, Total	1.25	0.200	--	5.43	0.869	--		1
Bromodichloromethane	ND	0.200	--	ND	1.34	--		1
1,4-Dioxane	ND	0.200	--	ND	0.721	--		1
Trichloroethene	ND	0.200	--	ND	1.07	--		1
2,2,4-Trimethylpentane	ND	0.200	--	ND	0.934	--		1
Heptane	ND	0.200	--	ND	0.820	--		1
cis-1,3-Dichloropropene	ND	0.200	--	ND	0.908	--		1
4-Methyl-2-pentanone	0.680	0.500	--	2.79	2.05	--		1
trans-1,3-Dichloropropene	ND	0.200	--	ND	0.908	--		1
1,1,2-Trichloroethane	ND	0.200	--	ND	1.09	--		1
Toluene	42.1	0.200	--	159	0.754	--		1
2-Hexanone	ND	0.200	--	ND	0.820	--		1
Dibromochloromethane	ND	0.200	--	ND	1.70	--		1
1,2-Dibromoethane	ND	0.200	--	ND	1.54	--		1
Tetrachloroethene	1.10	0.200	--	7.46	1.36	--		1
Chlorobenzene	ND	0.200	--	ND	0.921	--		1



**Project Name:** USAI LIGHTING  
**Project Number:** 14.4337

**Lab Number:** L2410883  
**Report Date:** 03/15/24

### SAMPLE RESULTS

Lab ID: L2410883-05  
 Client ID: VI-5  
 Sample Location: 1126 RIVER ROAD NEW WINDSOR, NY

Date Collected: 02/27/24 15:25  
 Date Received: 02/28/24  
 Field Prep: Not Specified

Sample Depth:

Parameter	ppbV			ug/m3			Qualifier	Dilution Factor
	Results	RL	MDL	Results	RL	MDL		
<b>Volatile Organics in Air - Mansfield Lab</b>								
Ethylbenzene	0.235	0.200	--	1.02	0.869	--		1
p/m-Xylene	0.870	0.400	--	3.78	1.74	--		1
Bromoform	ND	0.200	--	ND	2.07	--		1
Styrene	ND	0.200	--	ND	0.852	--		1
1,1,2,2-Tetrachloroethane	ND	0.200	--	ND	1.37	--		1
o-Xylene	0.377	0.200	--	1.64	0.869	--		1
4-Ethyltoluene	ND	0.200	--	ND	0.983	--		1
1,3,5-Trimethylbenzene	ND	0.200	--	ND	0.983	--		1
1,2,4-Trimethylbenzene	0.405	0.200	--	1.99	0.983	--		1
Benzyl chloride	ND	0.200	--	ND	1.04	--		1
1,3-Dichlorobenzene	ND	0.200	--	ND	1.20	--		1
1,4-Dichlorobenzene	ND	0.200	--	ND	1.20	--		1
1,2-Dichlorobenzene	ND	0.200	--	ND	1.20	--		1
1,2,4-Trichlorobenzene	ND	0.200	--	ND	1.48	--		1
Naphthalene	ND	0.200	--	ND	1.05	--		1
Hexachlorobutadiene	ND	0.200	--	ND	2.13	--		1

Internal Standard	% Recovery	Qualifier	Acceptance Criteria
1,4-Difluorobenzene	88		60-140
Bromochloromethane	90		60-140
chlorobenzene-d5	90		60-140



**Project Name:** USAI LIGHTING  
**Project Number:** 14.4337

**Lab Number:** L2410883  
**Report Date:** 03/15/24

### SAMPLE RESULTS

Lab ID: L2410883-06  
 Client ID: IA-1  
 Sample Location: 1126 RIVER ROAD NEW WINDSOR, NY

Date Collected: 02/27/24 16:50  
 Date Received: 02/28/24  
 Field Prep: Not Specified

Sample Depth:  
 Matrix: Air  
 Analytical Method: 48,TO-15  
 Analytical Date: 03/09/24 23:54  
 Analyst: JMB

Parameter	ppbV			ug/m3			Qualifier	Dilution Factor
	Results	RL	MDL	Results	RL	MDL		
Volatile Organics in Air - Mansfield Lab								
Dichlorodifluoromethane	0.519	0.200	--	2.57	0.989	--		1
Chloromethane	0.752	0.200	--	1.55	0.413	--		1
Freon-114	ND	0.200	--	ND	1.40	--		1
1,3-Butadiene	ND	0.200	--	ND	0.442	--		1
Bromomethane	ND	0.200	--	ND	0.777	--		1
Chloroethane	ND	0.200	--	ND	0.528	--		1
Ethanol	572	5.00	--	1080	9.42	--	E	1
Vinyl bromide	ND	0.200	--	ND	0.874	--		1
Acetone	46.3	1.00	--	110	2.38	--		1
Trichlorofluoromethane	0.637	0.200	--	3.58	1.12	--		1
Isopropanol	19.3	0.500	--	47.4	1.23	--		1
Tertiary butyl Alcohol	ND	0.500	--	ND	1.52	--		1
Methylene chloride	0.508	0.500	--	1.76	1.74	--		1
3-Chloropropene	ND	0.200	--	ND	0.626	--		1
Carbon disulfide	ND	0.200	--	ND	0.623	--		1
Freon-113	ND	0.200	--	ND	1.53	--		1
trans-1,2-Dichloroethene	ND	0.200	--	ND	0.793	--		1
1,1-Dichloroethane	ND	0.200	--	ND	0.809	--		1
Methyl tert butyl ether	ND	0.200	--	ND	0.721	--		1
2-Butanone	16.9	0.500	--	49.8	1.47	--		1
Ethyl Acetate	1.14	0.500	--	4.11	1.80	--		1
Chloroform	ND	0.200	--	ND	0.977	--		1
Tetrahydrofuran	11.2	0.500	--	33.0	1.47	--		1



**Project Name:** USAI LIGHTING**Lab Number:** L2410883**Project Number:** 14.4337**Report Date:** 03/15/24**SAMPLE RESULTS**

Lab ID: L2410883-06

Date Collected: 02/27/24 16:50

Client ID: IA-1

Date Received: 02/28/24

Sample Location: 1126 RIVER ROAD NEW WINDSOR, NY

Field Prep: Not Specified

Sample Depth:

Parameter	ppbV			ug/m3			Qualifier	Dilution Factor
	Results	RL	MDL	Results	RL	MDL		
<b>Volatile Organics in Air - Mansfield Lab</b>								
1,2-Dichloroethane	ND	0.200	--	ND	0.809	--		1
n-Hexane	ND	0.200	--	ND	0.705	--		1
Benzene	0.220	0.200	--	0.703	0.639	--		1
Cyclohexane	ND	0.200	--	ND	0.688	--		1
1,2-Dichloropropane	ND	0.200	--	ND	0.924	--		1
Bromodichloromethane	ND	0.200	--	ND	1.34	--		1
1,4-Dioxane	ND	0.200	--	ND	0.721	--		1
2,2,4-Trimethylpentane	ND	0.200	--	ND	0.934	--		1
Heptane	0.279	0.200	--	1.14	0.820	--		1
cis-1,3-Dichloropropene	ND	0.200	--	ND	0.908	--		1
Xylenes, Total	ND	0.200	--	ND	0.869	--		1
4-Methyl-2-pentanone	ND	0.500	--	ND	2.05	--		1
trans-1,3-Dichloropropene	ND	0.200	--	ND	0.908	--		1
1,1,2-Trichloroethane	ND	0.200	--	ND	1.09	--		1
Toluene	1.21	0.200	--	4.56	0.754	--		1
2-Hexanone	ND	0.200	--	ND	0.820	--		1
Dibromochloromethane	ND	0.200	--	ND	1.70	--		1
1,2-Dibromoethane	ND	0.200	--	ND	1.54	--		1
Chlorobenzene	ND	0.200	--	ND	0.921	--		1
Ethylbenzene	ND	0.200	--	ND	0.869	--		1
p/m-Xylene	ND	0.400	--	ND	1.74	--		1
Bromoform	ND	0.200	--	ND	2.07	--		1
Styrene	ND	0.200	--	ND	0.852	--		1
1,1,2,2-Tetrachloroethane	ND	0.200	--	ND	1.37	--		1
o-Xylene	ND	0.200	--	ND	0.869	--		1
4-Ethyltoluene	ND	0.200	--	ND	0.983	--		1



**Project Name:** USAI LIGHTING**Lab Number:** L2410883**Project Number:** 14.4337**Report Date:** 03/15/24**SAMPLE RESULTS**

Lab ID: L2410883-06

Date Collected: 02/27/24 16:50

Client ID: IA-1

Date Received: 02/28/24

Sample Location: 1126 RIVER ROAD NEW WINDSOR, NY

Field Prep: Not Specified

Sample Depth:

Parameter	ppbV			ug/m3			Qualifier	Dilution Factor
	Results	RL	MDL	Results	RL	MDL		
<b>Volatile Organics in Air - Mansfield Lab</b>								
1,3,5-Trimethylbenzene	ND	0.200	--	ND	0.983	--		1
1,2,4-Trimethylbenzene	ND	0.200	--	ND	0.983	--		1
Benzyl chloride	ND	0.200	--	ND	1.04	--		1
1,3-Dichlorobenzene	ND	0.200	--	ND	1.20	--		1
1,4-Dichlorobenzene	ND	0.200	--	ND	1.20	--		1
1,2-Dichlorobenzene	ND	0.200	--	ND	1.20	--		1
1,2,4-Trichlorobenzene	ND	0.200	--	ND	1.48	--		1
Naphthalene	ND	0.200	--	ND	1.05	--		1
Hexachlorobutadiene	ND	0.200	--	ND	2.13	--		1

Internal Standard	% Recovery	Qualifier	Acceptance Criteria
1,4-Difluorobenzene	86		60-140
Bromochloromethane	91		60-140
chlorobenzene-d5	93		60-140



**Project Name:** USAI LIGHTING  
**Project Number:** 14.4337

**Lab Number:** L2410883  
**Report Date:** 03/15/24

### SAMPLE RESULTS

Lab ID: L2410883-06  
 Client ID: IA-1  
 Sample Location: 1126 RIVER ROAD NEW WINDSOR, NY

Date Collected: 02/27/24 16:50  
 Date Received: 02/28/24  
 Field Prep: Not Specified

Sample Depth:  
 Matrix: Air  
 Analytical Method: 48,TO-15-SIM  
 Analytical Date: 03/09/24 23:54  
 Analyst: JMB

Parameter	ppbV			ug/m3			Qualifier	Dilution Factor
	Results	RL	MDL	Results	RL	MDL		
<b>Volatile Organics in Air by SIM - Mansfield Lab</b>								
Vinyl chloride	ND	0.020	--	ND	0.051	--		1
1,1-Dichloroethene	ND	0.020	--	ND	0.079	--		1
cis-1,2-Dichloroethene	ND	0.020	--	ND	0.079	--		1
1,1,1-Trichloroethane	ND	0.020	--	ND	0.109	--		1
Carbon tetrachloride	0.072	0.020	--	0.453	0.126	--		1
Trichloroethene	ND	0.020	--	ND	0.107	--		1
Tetrachloroethene	0.023	0.020	--	0.156	0.136	--		1

Internal Standard	% Recovery	Qualifier	Acceptance Criteria
1,4-difluorobenzene	87		60-140
bromochloromethane	92		60-140
chlorobenzene-d5	93		60-140





**Project Name:** USAI LIGHTING**Lab Number:** L2410883**Project Number:** 14.4337**Report Date:** 03/15/24**SAMPLE RESULTS**

Lab ID: L2410883-06 D  
 Client ID: IA-1  
 Sample Location: 1126 RIVER ROAD NEW WINDSOR, NY

Date Collected: 02/27/24 16:50  
 Date Received: 02/28/24  
 Field Prep: Not Specified

Sample Depth:

Matrix: Air  
 Analytical Method: 48,TO-15  
 Analytical Date: 03/10/24 06:54  
 Analyst: JMB

Parameter	ppbV			ug/m3			Qualifier	Dilution Factor
	Results	RL	MDL	Results	RL	MDL		
Volatile Organics in Air - Mansfield Lab								
Ethanol	664	25.0	--	1250	47.1	--		5

Internal Standard	% Recovery	Qualifier	Acceptance Criteria
1,4-Difluorobenzene	79		60-140
Bromochloromethane	84		60-140
chlorobenzene-d5	88		60-140



**Project Name:** USAI LIGHTING  
**Project Number:** 14.4337

**Lab Number:** L2410883  
**Report Date:** 03/15/24

### SAMPLE RESULTS

Lab ID: L2410883-07  
 Client ID: IA-2  
 Sample Location: 1126 RIVER ROAD NEW WINDSOR, NY

Date Collected: 02/27/24 16:15  
 Date Received: 02/28/24  
 Field Prep: Not Specified

Sample Depth:  
 Matrix: Air  
 Analytical Method: 48,TO-15  
 Analytical Date: 03/10/24 00:35  
 Analyst: JMB

Parameter	ppbV			ug/m3			Qualifier	Dilution Factor
	Results	RL	MDL	Results	RL	MDL		
Volatile Organics in Air - Mansfield Lab								
Dichlorodifluoromethane	0.548	0.200	--	2.71	0.989	--		1
Chloromethane	0.634	0.200	--	1.31	0.413	--		1
Freon-114	ND	0.200	--	ND	1.40	--		1
1,3-Butadiene	ND	0.200	--	ND	0.442	--		1
Bromomethane	ND	0.200	--	ND	0.777	--		1
Chloroethane	ND	0.200	--	ND	0.528	--		1
Ethanol	388	5.00	--	731	9.42	--		1
Vinyl bromide	ND	0.200	--	ND	0.874	--		1
Acetone	120	1.00	--	285	2.38	--		1
Trichlorofluoromethane	0.341	0.200	--	1.92	1.12	--		1
Isopropanol	29.7	0.500	--	73.0	1.23	--		1
Tertiary butyl Alcohol	ND	0.500	--	ND	1.52	--		1
Methylene chloride	0.564	0.500	--	1.96	1.74	--		1
3-Chloropropene	ND	0.200	--	ND	0.626	--		1
Carbon disulfide	ND	0.200	--	ND	0.623	--		1
Freon-113	ND	0.200	--	ND	1.53	--		1
trans-1,2-Dichloroethene	ND	0.200	--	ND	0.793	--		1
1,1-Dichloroethane	ND	0.200	--	ND	0.809	--		1
Methyl tert butyl ether	ND	0.200	--	ND	0.721	--		1
2-Butanone	10.1	0.500	--	29.8	1.47	--		1
Ethyl Acetate	8.83	0.500	--	31.8	1.80	--		1
Chloroform	ND	0.200	--	ND	0.977	--		1
Tetrahydrofuran	11.9	0.500	--	35.1	1.47	--		1



**Project Name:** USAI LIGHTING**Lab Number:** L2410883**Project Number:** 14.4337**Report Date:** 03/15/24**SAMPLE RESULTS**

Lab ID: L2410883-07

Date Collected: 02/27/24 16:15

Client ID: IA-2

Date Received: 02/28/24

Sample Location: 1126 RIVER ROAD NEW WINDSOR, NY

Field Prep: Not Specified

Sample Depth:

Parameter	ppbV			ug/m3			Qualifier	Dilution Factor
	Results	RL	MDL	Results	RL	MDL		
<b>Volatile Organics in Air - Mansfield Lab</b>								
1,2-Dichloroethane	ND	0.200	--	ND	0.809	--		1
n-Hexane	ND	0.200	--	ND	0.705	--		1
Benzene	0.209	0.200	--	0.668	0.639	--		1
Cyclohexane	ND	0.200	--	ND	0.688	--		1
1,2-Dichloropropane	ND	0.200	--	ND	0.924	--		1
Bromodichloromethane	ND	0.200	--	ND	1.34	--		1
1,4-Dioxane	ND	0.200	--	ND	0.721	--		1
2,2,4-Trimethylpentane	ND	0.200	--	ND	0.934	--		1
Heptane	0.849	0.200	--	3.48	0.820	--		1
cis-1,3-Dichloropropene	ND	0.200	--	ND	0.908	--		1
4-Methyl-2-pentanone	3.68	0.500	--	15.1	2.05	--		1
Xylenes, Total	4.98	0.200	--	21.6	0.869	--		1
trans-1,3-Dichloropropene	ND	0.200	--	ND	0.908	--		1
1,1,2-Trichloroethane	ND	0.200	--	ND	1.09	--		1
Toluene	1.96	0.200	--	7.39	0.754	--		1
2-Hexanone	ND	0.200	--	ND	0.820	--		1
Dibromochloromethane	ND	0.200	--	ND	1.70	--		1
1,2-Dibromoethane	ND	0.200	--	ND	1.54	--		1
Chlorobenzene	ND	0.200	--	ND	0.921	--		1
Ethylbenzene	0.886	0.200	--	3.85	0.869	--		1
p/m-Xylene	3.95	0.400	--	17.2	1.74	--		1
Bromoform	ND	0.200	--	ND	2.07	--		1
Styrene	ND	0.200	--	ND	0.852	--		1
1,1,2,2-Tetrachloroethane	ND	0.200	--	ND	1.37	--		1
o-Xylene	1.03	0.200	--	4.47	0.869	--		1
4-Ethyltoluene	ND	0.200	--	ND	0.983	--		1



**Project Name:** USAI LIGHTING**Lab Number:** L2410883**Project Number:** 14.4337**Report Date:** 03/15/24**SAMPLE RESULTS**

Lab ID: L2410883-07

Date Collected: 02/27/24 16:15

Client ID: IA-2

Date Received: 02/28/24

Sample Location: 1126 RIVER ROAD NEW WINDSOR, NY

Field Prep: Not Specified

Sample Depth:

Parameter	ppbV			ug/m3			Qualifier	Dilution Factor
	Results	RL	MDL	Results	RL	MDL		
Volatile Organics in Air - Mansfield Lab								
1,3,5-Trimethylbenzene	ND	0.200	--	ND	0.983	--		1
1,2,4-Trimethylbenzene	ND	0.200	--	ND	0.983	--		1
Benzyl chloride	ND	0.200	--	ND	1.04	--		1
1,3-Dichlorobenzene	ND	0.200	--	ND	1.20	--		1
1,4-Dichlorobenzene	ND	0.200	--	ND	1.20	--		1
1,2-Dichlorobenzene	ND	0.200	--	ND	1.20	--		1
1,2,4-Trichlorobenzene	ND	0.200	--	ND	1.48	--		1
Naphthalene	ND	0.200	--	ND	1.05	--		1
Hexachlorobutadiene	ND	0.200	--	ND	2.13	--		1

Internal Standard	% Recovery	Qualifier	Acceptance Criteria
1,4-Difluorobenzene	86		60-140
Bromochloromethane	90		60-140
chlorobenzene-d5	94		60-140



**Project Name:** USAI LIGHTING**Lab Number:** L2410883**Project Number:** 14.4337**Report Date:** 03/15/24**SAMPLE RESULTS**

Lab ID: L2410883-07  
 Client ID: IA-2  
 Sample Location: 1126 RIVER ROAD NEW WINDSOR, NY

Date Collected: 02/27/24 16:15  
 Date Received: 02/28/24  
 Field Prep: Not Specified

Sample Depth:  
 Matrix: Air  
 Analytical Method: 48,TO-15-SIM  
 Analytical Date: 03/10/24 00:35  
 Analyst: JMB

Parameter	ppbV			ug/m3			Qualifier	Dilution Factor
	Results	RL	MDL	Results	RL	MDL		
<b>Volatile Organics in Air by SIM - Mansfield Lab</b>								
Vinyl chloride	ND	0.020	--	ND	0.051	--		1
1,1-Dichloroethene	ND	0.020	--	ND	0.079	--		1
cis-1,2-Dichloroethene	ND	0.020	--	ND	0.079	--		1
1,1,1-Trichloroethane	0.022	0.020	--	0.120	0.109	--		1
Carbon tetrachloride	0.077	0.020	--	0.484	0.126	--		1
Trichloroethene	ND	0.020	--	ND	0.107	--		1
Tetrachloroethene	0.030	0.020	--	0.203	0.136	--		1

Internal Standard	% Recovery	Qualifier	Acceptance Criteria
1,4-difluorobenzene	86		60-140
bromochloromethane	91		60-140
chlorobenzene-d5	94		60-140



**Project Name:** USAI LIGHTING  
**Project Number:** 14.4337

**Lab Number:** L2410883  
**Report Date:** 03/15/24

### SAMPLE RESULTS

Lab ID: L2410883-08  
 Client ID: IA-3  
 Sample Location: 1126 RIVER ROAD NEW WINDSOR, NY

Date Collected: 02/27/24 17:02  
 Date Received: 02/28/24  
 Field Prep: Not Specified

Sample Depth:  
 Matrix: Air  
 Analytical Method: 48,TO-15  
 Analytical Date: 03/10/24 01:17  
 Analyst: JMB

Parameter	ppbV			ug/m3			Qualifier	Dilution Factor
	Results	RL	MDL	Results	RL	MDL		
Volatile Organics in Air - Mansfield Lab								
Dichlorodifluoromethane	0.529	0.200	--	2.62	0.989	--		1
Chloromethane	0.698	0.200	--	1.44	0.413	--		1
Freon-114	ND	0.200	--	ND	1.40	--		1
1,3-Butadiene	ND	0.200	--	ND	0.442	--		1
Bromomethane	ND	0.200	--	ND	0.777	--		1
Chloroethane	0.324	0.200	--	0.855	0.528	--		1
Ethanol	750	5.00	--	1410	9.42	--	E	1
Vinyl bromide	ND	0.200	--	ND	0.874	--		1
Acetone	49.3	1.00	--	117	2.38	--		1
Trichlorofluoromethane	0.433	0.200	--	2.43	1.12	--		1
Isopropanol	17.8	0.500	--	43.8	1.23	--		1
Tertiary butyl Alcohol	1.24	0.500	--	3.76	1.52	--		1
Methylene chloride	ND	0.500	--	ND	1.74	--		1
3-Chloropropene	ND	0.200	--	ND	0.626	--		1
Carbon disulfide	ND	0.200	--	ND	0.623	--		1
Freon-113	ND	0.200	--	ND	1.53	--		1
trans-1,2-Dichloroethene	ND	0.200	--	ND	0.793	--		1
1,1-Dichloroethane	ND	0.200	--	ND	0.809	--		1
Methyl tert butyl ether	ND	0.200	--	ND	0.721	--		1
2-Butanone	2.34	0.500	--	6.90	1.47	--		1
Ethyl Acetate	3.70	0.500	--	13.3	1.80	--		1
Chloroform	ND	0.200	--	ND	0.977	--		1
Tetrahydrofuran	ND	0.500	--	ND	1.47	--		1



**Project Name:** USAI LIGHTING**Lab Number:** L2410883**Project Number:** 14.4337**Report Date:** 03/15/24**SAMPLE RESULTS**

Lab ID: L2410883-08

Date Collected: 02/27/24 17:02

Client ID: IA-3

Date Received: 02/28/24

Sample Location: 1126 RIVER ROAD NEW WINDSOR, NY

Field Prep: Not Specified

Sample Depth:

Parameter	ppbV			ug/m3			Qualifier	Dilution Factor
	Results	RL	MDL	Results	RL	MDL		
<b>Volatile Organics in Air - Mansfield Lab</b>								
1,2-Dichloroethane	ND	0.200	--	ND	0.809	--		1
n-Hexane	ND	0.200	--	ND	0.705	--		1
Benzene	0.220	0.200	--	0.703	0.639	--		1
Cyclohexane	ND	0.200	--	ND	0.688	--		1
1,2-Dichloropropane	ND	0.200	--	ND	0.924	--		1
Bromodichloromethane	ND	0.200	--	ND	1.34	--		1
1,4-Dioxane	ND	0.200	--	ND	0.721	--		1
2,2,4-Trimethylpentane	ND	0.200	--	ND	0.934	--		1
Heptane	0.485	0.200	--	1.99	0.820	--		1
cis-1,3-Dichloropropene	ND	0.200	--	ND	0.908	--		1
Xylenes, Total	1.39	0.200	--	6.04	0.869	--		1
4-Methyl-2-pentanone	0.786	0.500	--	3.22	2.05	--		1
trans-1,3-Dichloropropene	ND	0.200	--	ND	0.908	--		1
1,1,2-Trichloroethane	ND	0.200	--	ND	1.09	--		1
Toluene	1.38	0.200	--	5.20	0.754	--		1
2-Hexanone	ND	0.200	--	ND	0.820	--		1
Dibromochloromethane	ND	0.200	--	ND	1.70	--		1
1,2-Dibromoethane	ND	0.200	--	ND	1.54	--		1
Chlorobenzene	ND	0.200	--	ND	0.921	--		1
Ethylbenzene	0.258	0.200	--	1.12	0.869	--		1
p/m-Xylene	1.01	0.400	--	4.39	1.74	--		1
Bromoform	ND	0.200	--	ND	2.07	--		1
Styrene	0.258	0.200	--	1.10	0.852	--		1
1,1,2,2-Tetrachloroethane	ND	0.200	--	ND	1.37	--		1
o-Xylene	0.377	0.200	--	1.64	0.869	--		1
4-Ethyltoluene	ND	0.200	--	ND	0.983	--		1



**Project Name:** USAI LIGHTING**Lab Number:** L2410883**Project Number:** 14.4337**Report Date:** 03/15/24**SAMPLE RESULTS**

Lab ID: L2410883-08

Date Collected: 02/27/24 17:02

Client ID: IA-3

Date Received: 02/28/24

Sample Location: 1126 RIVER ROAD NEW WINDSOR, NY

Field Prep: Not Specified

Sample Depth:

Parameter	ppbV			ug/m3			Qualifier	Dilution Factor
	Results	RL	MDL	Results	RL	MDL		
Volatile Organics in Air - Mansfield Lab								
1,3,5-Trimethylbenzene	ND	0.200	--	ND	0.983	--		1
1,2,4-Trimethylbenzene	ND	0.200	--	ND	0.983	--		1
Benzyl chloride	ND	0.200	--	ND	1.04	--		1
1,3-Dichlorobenzene	ND	0.200	--	ND	1.20	--		1
1,4-Dichlorobenzene	ND	0.200	--	ND	1.20	--		1
1,2-Dichlorobenzene	ND	0.200	--	ND	1.20	--		1
1,2,4-Trichlorobenzene	ND	0.200	--	ND	1.48	--		1
Naphthalene	ND	0.200	--	ND	1.05	--		1
Hexachlorobutadiene	ND	0.200	--	ND	2.13	--		1

Internal Standard	% Recovery	Qualifier	Acceptance Criteria
1,4-Difluorobenzene	86		60-140
Bromochloromethane	90		60-140
chlorobenzene-d5	94		60-140





**Project Name:** USAI LIGHTING**Lab Number:** L2410883**Project Number:** 14.4337**Report Date:** 03/15/24**SAMPLE RESULTS**

Lab ID: L2410883-08  
 Client ID: IA-3  
 Sample Location: 1126 RIVER ROAD NEW WINDSOR, NY

Date Collected: 02/27/24 17:02  
 Date Received: 02/28/24  
 Field Prep: Not Specified

Sample Depth:  
 Matrix: Air  
 Analytical Method: 48,TO-15-SIM  
 Analytical Date: 03/10/24 01:17  
 Analyst: JMB

Parameter	ppbV			ug/m3			Qualifier	Dilution Factor
	Results	RL	MDL	Results	RL	MDL		
<b>Volatile Organics in Air by SIM - Mansfield Lab</b>								
Vinyl chloride	ND	0.020	--	ND	0.051	--		1
1,1-Dichloroethene	ND	0.020	--	ND	0.079	--		1
cis-1,2-Dichloroethene	ND	0.020	--	ND	0.079	--		1
1,1,1-Trichloroethane	ND	0.020	--	ND	0.109	--		1
Carbon tetrachloride	0.077	0.020	--	0.484	0.126	--		1
Trichloroethene	ND	0.020	--	ND	0.107	--		1
Tetrachloroethene	0.025	0.020	--	0.170	0.136	--		1

Internal Standard	% Recovery	Qualifier	Acceptance Criteria
1,4-difluorobenzene	87		60-140
bromochloromethane	92		60-140
chlorobenzene-d5	94		60-140



**Project Name:** USAI LIGHTING**Lab Number:** L2410883**Project Number:** 14.4337**Report Date:** 03/15/24**SAMPLE RESULTS**

Lab ID: L2410883-08 D  
 Client ID: IA-3  
 Sample Location: 1126 RIVER ROAD NEW WINDSOR, NY

Date Collected: 02/27/24 17:02  
 Date Received: 02/28/24  
 Field Prep: Not Specified

Sample Depth:

Matrix: Air  
 Analytical Method: 48,TO-15  
 Analytical Date: 03/10/24 07:36  
 Analyst: JMB

Parameter	ppbV			ug/m3			Qualifier	Dilution Factor
	Results	RL	MDL	Results	RL	MDL		
Volatile Organics in Air - Mansfield Lab								
Ethanol	961	50.0	--	1810	94.2	--		10

Internal Standard	% Recovery	Qualifier	Acceptance Criteria
1,4-Difluorobenzene	77		60-140
Bromochloromethane	84		60-140
chlorobenzene-d5	86		60-140



**Project Name:** USAI LIGHTING  
**Project Number:** 14.4337

**Lab Number:** L2410883  
**Report Date:** 03/15/24

### SAMPLE RESULTS

Lab ID: L2410883-09  
 Client ID: IA-4  
 Sample Location: 1126 RIVER ROAD NEW WINDSOR, NY

Date Collected: 02/27/24 15:23  
 Date Received: 02/28/24  
 Field Prep: Not Specified

Sample Depth:  
 Matrix: Air  
 Analytical Method: 48,TO-15  
 Analytical Date: 03/10/24 02:40  
 Analyst: JMB

Parameter	ppbV			ug/m3			Qualifier	Dilution Factor
	Results	RL	MDL	Results	RL	MDL		
Volatile Organics in Air - Mansfield Lab								
Dichlorodifluoromethane	0.538	0.200	--	2.66	0.989	--		1
Chloromethane	0.715	0.200	--	1.48	0.413	--		1
Freon-114	ND	0.200	--	ND	1.40	--		1
1,3-Butadiene	ND	0.200	--	ND	0.442	--		1
Bromomethane	ND	0.200	--	ND	0.777	--		1
Chloroethane	ND	0.200	--	ND	0.528	--		1
Ethanol	744	5.00	--	1400	9.42	--	E	1
Vinyl bromide	ND	0.200	--	ND	0.874	--		1
Acetone	27.3	1.00	--	64.9	2.38	--		1
Trichlorofluoromethane	0.433	0.200	--	2.43	1.12	--		1
Isopropanol	19.6	0.500	--	48.2	1.23	--		1
Tertiary butyl Alcohol	0.986	0.500	--	2.99	1.52	--		1
Methylene chloride	ND	0.500	--	ND	1.74	--		1
3-Chloropropene	ND	0.200	--	ND	0.626	--		1
Carbon disulfide	ND	0.200	--	ND	0.623	--		1
Freon-113	ND	0.200	--	ND	1.53	--		1
trans-1,2-Dichloroethene	ND	0.200	--	ND	0.793	--		1
1,1-Dichloroethane	ND	0.200	--	ND	0.809	--		1
Methyl tert butyl ether	ND	0.200	--	ND	0.721	--		1
2-Butanone	0.528	0.500	--	1.56	1.47	--		1
Ethyl Acetate	ND	0.500	--	ND	1.80	--		1
Chloroform	ND	0.200	--	ND	0.977	--		1
Tetrahydrofuran	ND	0.500	--	ND	1.47	--		1



**Project Name:** USAI LIGHTING**Lab Number:** L2410883**Project Number:** 14.4337**Report Date:** 03/15/24**SAMPLE RESULTS**

Lab ID: L2410883-09

Date Collected: 02/27/24 15:23

Client ID: IA-4

Date Received: 02/28/24

Sample Location: 1126 RIVER ROAD NEW WINDSOR, NY

Field Prep: Not Specified

Sample Depth:

Parameter	ppbV			ug/m3			Qualifier	Dilution Factor
	Results	RL	MDL	Results	RL	MDL		
<b>Volatile Organics in Air - Mansfield Lab</b>								
1,2-Dichloroethane	ND	0.200	--	ND	0.809	--		1
n-Hexane	ND	0.200	--	ND	0.705	--		1
Benzene	0.205	0.200	--	0.655	0.639	--		1
Cyclohexane	ND	0.200	--	ND	0.688	--		1
1,2-Dichloropropane	ND	0.200	--	ND	0.924	--		1
Bromodichloromethane	ND	0.200	--	ND	1.34	--		1
1,4-Dioxane	ND	0.200	--	ND	0.721	--		1
2,2,4-Trimethylpentane	ND	0.200	--	ND	0.934	--		1
Heptane	0.255	0.200	--	1.05	0.820	--		1
cis-1,3-Dichloropropene	ND	0.200	--	ND	0.908	--		1
Xylenes, Total	ND	0.200	--	ND	0.869	--		1
4-Methyl-2-pentanone	ND	0.500	--	ND	2.05	--		1
trans-1,3-Dichloropropene	ND	0.200	--	ND	0.908	--		1
1,1,2-Trichloroethane	ND	0.200	--	ND	1.09	--		1
Toluene	0.869	0.200	--	3.27	0.754	--		1
2-Hexanone	ND	0.200	--	ND	0.820	--		1
Dibromochloromethane	ND	0.200	--	ND	1.70	--		1
1,2-Dibromoethane	ND	0.200	--	ND	1.54	--		1
Chlorobenzene	ND	0.200	--	ND	0.921	--		1
Ethylbenzene	ND	0.200	--	ND	0.869	--		1
p/m-Xylene	ND	0.400	--	ND	1.74	--		1
Bromoform	ND	0.200	--	ND	2.07	--		1
Styrene	ND	0.200	--	ND	0.852	--		1
1,1,2,2-Tetrachloroethane	ND	0.200	--	ND	1.37	--		1
o-Xylene	ND	0.200	--	ND	0.869	--		1
4-Ethyltoluene	ND	0.200	--	ND	0.983	--		1



**Project Name:** USAI LIGHTING**Lab Number:** L2410883**Project Number:** 14.4337**Report Date:** 03/15/24**SAMPLE RESULTS**

Lab ID: L2410883-09

Date Collected: 02/27/24 15:23

Client ID: IA-4

Date Received: 02/28/24

Sample Location: 1126 RIVER ROAD NEW WINDSOR, NY

Field Prep: Not Specified

Sample Depth:

Parameter	ppbV			ug/m3			Qualifier	Dilution Factor
	Results	RL	MDL	Results	RL	MDL		
<b>Volatile Organics in Air - Mansfield Lab</b>								
1,3,5-Trimethylbenzene	ND	0.200	--	ND	0.983	--		1
1,2,4-Trimethylbenzene	ND	0.200	--	ND	0.983	--		1
Benzyl chloride	ND	0.200	--	ND	1.04	--		1
1,3-Dichlorobenzene	ND	0.200	--	ND	1.20	--		1
1,4-Dichlorobenzene	ND	0.200	--	ND	1.20	--		1
1,2-Dichlorobenzene	ND	0.200	--	ND	1.20	--		1
1,2,4-Trichlorobenzene	ND	0.200	--	ND	1.48	--		1
Naphthalene	ND	0.200	--	ND	1.05	--		1
Hexachlorobutadiene	ND	0.200	--	ND	2.13	--		1

Internal Standard	% Recovery	Qualifier	Acceptance Criteria
1,4-Difluorobenzene	86		60-140
Bromochloromethane	89		60-140
chlorobenzene-d5	93		60-140



**Project Name:** USAI LIGHTING**Lab Number:** L2410883**Project Number:** 14.4337**Report Date:** 03/15/24**SAMPLE RESULTS**

Lab ID: L2410883-09  
 Client ID: IA-4  
 Sample Location: 1126 RIVER ROAD NEW WINDSOR, NY

Date Collected: 02/27/24 15:23  
 Date Received: 02/28/24  
 Field Prep: Not Specified

Sample Depth:  
 Matrix: Air  
 Analytical Method: 48,TO-15-SIM  
 Analytical Date: 03/10/24 02:40  
 Analyst: JMB

Parameter	ppbV			ug/m3			Qualifier	Dilution Factor
	Results	RL	MDL	Results	RL	MDL		
<b>Volatile Organics in Air by SIM - Mansfield Lab</b>								
Vinyl chloride	ND	0.020	--	ND	0.051	--		1
1,1-Dichloroethene	ND	0.020	--	ND	0.079	--		1
cis-1,2-Dichloroethene	ND	0.020	--	ND	0.079	--		1
1,1,1-Trichloroethane	ND	0.020	--	ND	0.109	--		1
Carbon tetrachloride	0.070	0.020	--	0.440	0.126	--		1
Trichloroethene	ND	0.020	--	ND	0.107	--		1
Tetrachloroethene	0.032	0.020	--	0.217	0.136	--		1

Internal Standard	% Recovery	Qualifier	Acceptance Criteria
1,4-difluorobenzene	86		60-140
bromochloromethane	90		60-140
chlorobenzene-d5	93		60-140



**Project Name:** USAI LIGHTING

**Lab Number:** L2410883

**Project Number:** 14.4337

**Report Date:** 03/15/24

**SAMPLE RESULTS**

Lab ID: L2410883-09 D  
 Client ID: IA-4  
 Sample Location: 1126 RIVER ROAD NEW WINDSOR, NY

Date Collected: 02/27/24 15:23  
 Date Received: 02/28/24  
 Field Prep: Not Specified

Sample Depth:  
 Matrix: Air  
 Analytical Method: 48,TO-15  
 Analytical Date: 03/10/24 08:58  
 Analyst: JMB

Parameter	ppbV			ug/m3			Qualifier	Dilution Factor
	Results	RL	MDL	Results	RL	MDL		
Volatile Organics in Air - Mansfield Lab								
Ethanol	902	50.0	--	1700	94.2	--		10

Internal Standard	% Recovery	Qualifier	Acceptance Criteria
1,4-Difluorobenzene	78		60-140
Bromochloromethane	84		60-140
chlorobenzene-d5	86		60-140



**Project Name:** USAI LIGHTING  
**Project Number:** 14.4337

**Lab Number:** L2410883  
**Report Date:** 03/15/24

### SAMPLE RESULTS

Lab ID: L2410883-10  
 Client ID: IA-5  
 Sample Location: 1126 RIVER ROAD NEW WINDSOR, NY

Date Collected: 02/27/24 16:18  
 Date Received: 02/28/24  
 Field Prep: Not Specified

Sample Depth:  
 Matrix: Air  
 Analytical Method: 48,TO-15  
 Analytical Date: 03/10/24 03:22  
 Analyst: JMB

Parameter	ppbV			ug/m3			Qualifier	Dilution Factor
	Results	RL	MDL	Results	RL	MDL		
Volatile Organics in Air - Mansfield Lab								
Dichlorodifluoromethane	0.542	0.200	--	2.68	0.989	--		1
Chloromethane	0.649	0.200	--	1.34	0.413	--		1
Freon-114	ND	0.200	--	ND	1.40	--		1
1,3-Butadiene	ND	0.200	--	ND	0.442	--		1
Bromomethane	ND	0.200	--	ND	0.777	--		1
Chloroethane	ND	0.200	--	ND	0.528	--		1
Ethanol	389	5.00	--	733	9.42	--		1
Vinyl bromide	ND	0.200	--	ND	0.874	--		1
Acetone	94.6	1.00	--	225	2.38	--		1
Trichlorofluoromethane	0.385	0.200	--	2.16	1.12	--		1
Isopropanol	24.6	0.500	--	60.5	1.23	--		1
Tertiary butyl Alcohol	ND	0.500	--	ND	1.52	--		1
Methylene chloride	1.99	0.500	--	6.91	1.74	--		1
3-Chloropropene	ND	0.200	--	ND	0.626	--		1
Carbon disulfide	ND	0.200	--	ND	0.623	--		1
Freon-113	ND	0.200	--	ND	1.53	--		1
trans-1,2-Dichloroethene	ND	0.200	--	ND	0.793	--		1
1,1-Dichloroethane	ND	0.200	--	ND	0.809	--		1
Methyl tert butyl ether	ND	0.200	--	ND	0.721	--		1
2-Butanone	3.40	0.500	--	10.0	1.47	--		1
Ethyl Acetate	11.0	0.500	--	39.6	1.80	--		1
Chloroform	ND	0.200	--	ND	0.977	--		1
Tetrahydrofuran	ND	0.500	--	ND	1.47	--		1





**Project Name:** USAI LIGHTING**Lab Number:** L2410883**Project Number:** 14.4337**Report Date:** 03/15/24**SAMPLE RESULTS**

Lab ID: L2410883-10

Date Collected: 02/27/24 16:18

Client ID: IA-5

Date Received: 02/28/24

Sample Location: 1126 RIVER ROAD NEW WINDSOR, NY

Field Prep: Not Specified

Sample Depth:

Parameter	ppbV			ug/m3			Qualifier	Dilution Factor
	Results	RL	MDL	Results	RL	MDL		
<b>Volatile Organics in Air - Mansfield Lab</b>								
1,2-Dichloroethane	ND	0.200	--	ND	0.809	--		1
n-Hexane	ND	0.200	--	ND	0.705	--		1
Benzene	0.218	0.200	--	0.696	0.639	--		1
Cyclohexane	ND	0.200	--	ND	0.688	--		1
1,2-Dichloropropane	ND	0.200	--	ND	0.924	--		1
Bromodichloromethane	ND	0.200	--	ND	1.34	--		1
1,4-Dioxane	ND	0.200	--	ND	0.721	--		1
2,2,4-Trimethylpentane	ND	0.200	--	ND	0.934	--		1
Heptane	1.00	0.200	--	4.10	0.820	--		1
cis-1,3-Dichloropropene	ND	0.200	--	ND	0.908	--		1
4-Methyl-2-pentanone	4.28	0.500	--	17.5	2.05	--		1
Xylenes, Total	3.26	0.200	--	14.2	0.869	--		1
trans-1,3-Dichloropropene	ND	0.200	--	ND	0.908	--		1
1,1,2-Trichloroethane	ND	0.200	--	ND	1.09	--		1
Toluene	2.23	0.200	--	8.40	0.754	--		1
2-Hexanone	ND	0.200	--	ND	0.820	--		1
Dibromochloromethane	ND	0.200	--	ND	1.70	--		1
1,2-Dibromoethane	ND	0.200	--	ND	1.54	--		1
Chlorobenzene	ND	0.200	--	ND	0.921	--		1
Ethylbenzene	0.577	0.200	--	2.51	0.869	--		1
p/m-Xylene	2.56	0.400	--	11.1	1.74	--		1
Bromoform	ND	0.200	--	ND	2.07	--		1
Styrene	0.204	0.200	--	0.869	0.852	--		1
1,1,2,2-Tetrachloroethane	ND	0.200	--	ND	1.37	--		1
o-Xylene	0.703	0.200	--	3.05	0.869	--		1
4-Ethyltoluene	ND	0.200	--	ND	0.983	--		1



**Project Name:** USAI LIGHTING**Lab Number:** L2410883**Project Number:** 14.4337**Report Date:** 03/15/24**SAMPLE RESULTS**

Lab ID: L2410883-10

Date Collected: 02/27/24 16:18

Client ID: IA-5

Date Received: 02/28/24

Sample Location: 1126 RIVER ROAD NEW WINDSOR, NY

Field Prep: Not Specified

Sample Depth:

Parameter	ppbV			ug/m3			Qualifier	Dilution Factor
	Results	RL	MDL	Results	RL	MDL		
<b>Volatile Organics in Air - Mansfield Lab</b>								
1,3,5-Trimethylbenzene	ND	0.200	--	ND	0.983	--		1
1,2,4-Trimethylbenzene	ND	0.200	--	ND	0.983	--		1
Benzyl chloride	ND	0.200	--	ND	1.04	--		1
1,3-Dichlorobenzene	ND	0.200	--	ND	1.20	--		1
1,4-Dichlorobenzene	ND	0.200	--	ND	1.20	--		1
1,2-Dichlorobenzene	ND	0.200	--	ND	1.20	--		1
1,2,4-Trichlorobenzene	ND	0.200	--	ND	1.48	--		1
Naphthalene	ND	0.200	--	ND	1.05	--		1
Hexachlorobutadiene	ND	0.200	--	ND	2.13	--		1

Internal Standard	% Recovery	Qualifier	Acceptance Criteria
1,4-Difluorobenzene	86		60-140
Bromochloromethane	91		60-140
chlorobenzene-d5	95		60-140



**Project Name:** USAI LIGHTING**Lab Number:** L2410883**Project Number:** 14.4337**Report Date:** 03/15/24**SAMPLE RESULTS**

Lab ID: L2410883-10  
 Client ID: IA-5  
 Sample Location: 1126 RIVER ROAD NEW WINDSOR, NY

Date Collected: 02/27/24 16:18  
 Date Received: 02/28/24  
 Field Prep: Not Specified

Sample Depth:  
 Matrix: Air  
 Analytical Method: 48,TO-15-SIM  
 Analytical Date: 03/10/24 03:22  
 Analyst: JMB

Parameter	ppbV			ug/m3			Qualifier	Dilution Factor
	Results	RL	MDL	Results	RL	MDL		
<b>Volatile Organics in Air by SIM - Mansfield Lab</b>								
Vinyl chloride	ND	0.020	--	ND	0.051	--		1
1,1-Dichloroethene	ND	0.020	--	ND	0.079	--		1
cis-1,2-Dichloroethene	ND	0.020	--	ND	0.079	--		1
1,1,1-Trichloroethane	ND	0.020	--	ND	0.109	--		1
Carbon tetrachloride	ND	0.020	--	ND	0.126	--		1
Trichloroethene	ND	0.020	--	ND	0.107	--		1
Tetrachloroethene	0.086	0.020	--	0.583	0.136	--		1

Internal Standard	% Recovery	Qualifier	Acceptance Criteria
1,4-difluorobenzene	87		60-140
bromochloromethane	92		60-140
chlorobenzene-d5	94		60-140



**Project Name:** USAI LIGHTING  
**Project Number:** 14.4337

**Lab Number:** L2410883  
**Report Date:** 03/15/24

### SAMPLE RESULTS

Lab ID: L2410883-11  
 Client ID: IA-6  
 Sample Location: 1126 RIVER ROAD NEW WINDSOR, NY

Date Collected: 02/27/24 15:58  
 Date Received: 02/28/24  
 Field Prep: Not Specified

Sample Depth:  
 Matrix: Air  
 Analytical Method: 48,TO-15  
 Analytical Date: 03/10/24 04:04  
 Analyst: JMB

Parameter	ppbV			ug/m3			Qualifier	Dilution Factor
	Results	RL	MDL	Results	RL	MDL		
Volatile Organics in Air - Mansfield Lab								
Dichlorodifluoromethane	0.556	0.200	--	2.75	0.989	--		1
Chloromethane	0.607	0.200	--	1.25	0.413	--		1
Freon-114	ND	0.200	--	ND	1.40	--		1
1,3-Butadiene	ND	0.200	--	ND	0.442	--		1
Bromomethane	ND	0.200	--	ND	0.777	--		1
Chloroethane	ND	0.200	--	ND	0.528	--		1
Ethanol	648	5.00	--	1220	9.42	--	E	1
Vinyl bromide	ND	0.200	--	ND	0.874	--		1
Acetone	99.7	1.00	--	237	2.38	--		1
Trichlorofluoromethane	0.315	0.200	--	1.77	1.12	--		1
Isopropanol	30.3	0.500	--	74.5	1.23	--		1
Tertiary butyl Alcohol	ND	0.500	--	ND	1.52	--		1
Methylene chloride	1.52	0.500	--	5.28	1.74	--		1
3-Chloropropene	ND	0.200	--	ND	0.626	--		1
Carbon disulfide	ND	0.200	--	ND	0.623	--		1
Freon-113	ND	0.200	--	ND	1.53	--		1
trans-1,2-Dichloroethene	ND	0.200	--	ND	0.793	--		1
1,1-Dichloroethane	ND	0.200	--	ND	0.809	--		1
Methyl tert butyl ether	ND	0.200	--	ND	0.721	--		1
2-Butanone	1.46	0.500	--	4.31	1.47	--		1
Ethyl Acetate	25.0	0.500	--	90.1	1.80	--		1
Chloroform	ND	0.200	--	ND	0.977	--		1
Tetrahydrofuran	ND	0.500	--	ND	1.47	--		1



**Project Name:** USAI LIGHTING**Lab Number:** L2410883**Project Number:** 14.4337**Report Date:** 03/15/24**SAMPLE RESULTS**

Lab ID: L2410883-11

Date Collected: 02/27/24 15:58

Client ID: IA-6

Date Received: 02/28/24

Sample Location: 1126 RIVER ROAD NEW WINDSOR, NY

Field Prep: Not Specified

Sample Depth:

Parameter	ppbV			ug/m3			Qualifier	Dilution Factor
	Results	RL	MDL	Results	RL	MDL		
<b>Volatile Organics in Air - Mansfield Lab</b>								
1,2-Dichloroethane	ND	0.200	--	ND	0.809	--		1
n-Hexane	ND	0.200	--	ND	0.705	--		1
Benzene	ND	0.200	--	ND	0.639	--		1
Cyclohexane	ND	0.200	--	ND	0.688	--		1
1,2-Dichloropropane	ND	0.200	--	ND	0.924	--		1
Bromodichloromethane	ND	0.200	--	ND	1.34	--		1
1,4-Dioxane	ND	0.200	--	ND	0.721	--		1
2,2,4-Trimethylpentane	ND	0.200	--	ND	0.934	--		1
Heptane	2.34	0.200	--	9.59	0.820	--		1
cis-1,3-Dichloropropene	ND	0.200	--	ND	0.908	--		1
4-Methyl-2-pentanone	10.4	0.500	--	42.6	2.05	--		1
Xylenes, Total	4.50	0.200	--	19.5	0.869	--		1
trans-1,3-Dichloropropene	ND	0.200	--	ND	0.908	--		1
1,1,2-Trichloroethane	ND	0.200	--	ND	1.09	--		1
Toluene	4.17	0.200	--	15.7	0.754	--		1
2-Hexanone	ND	0.200	--	ND	0.820	--		1
Dibromochloromethane	ND	0.200	--	ND	1.70	--		1
1,2-Dibromoethane	ND	0.200	--	ND	1.54	--		1
Chlorobenzene	ND	0.200	--	ND	0.921	--		1
Ethylbenzene	0.784	0.200	--	3.41	0.869	--		1
p/m-Xylene	3.60	0.400	--	15.6	1.74	--		1
Bromoform	ND	0.200	--	ND	2.07	--		1
Styrene	ND	0.200	--	ND	0.852	--		1
1,1,2,2-Tetrachloroethane	ND	0.200	--	ND	1.37	--		1
o-Xylene	0.900	0.200	--	3.91	0.869	--		1
4-Ethyltoluene	ND	0.200	--	ND	0.983	--		1



**Project Name:** USAI LIGHTING**Lab Number:** L2410883**Project Number:** 14.4337**Report Date:** 03/15/24**SAMPLE RESULTS**

Lab ID: L2410883-11

Date Collected: 02/27/24 15:58

Client ID: IA-6

Date Received: 02/28/24

Sample Location: 1126 RIVER ROAD NEW WINDSOR, NY

Field Prep: Not Specified

Sample Depth:

Parameter	ppbV			ug/m3			Qualifier	Dilution Factor
	Results	RL	MDL	Results	RL	MDL		
<b>Volatile Organics in Air - Mansfield Lab</b>								
1,3,5-Trimethylbenzene	ND	0.200	--	ND	0.983	--		1
1,2,4-Trimethylbenzene	ND	0.200	--	ND	0.983	--		1
Benzyl chloride	ND	0.200	--	ND	1.04	--		1
1,3-Dichlorobenzene	ND	0.200	--	ND	1.20	--		1
1,4-Dichlorobenzene	ND	0.200	--	ND	1.20	--		1
1,2-Dichlorobenzene	ND	0.200	--	ND	1.20	--		1
1,2,4-Trichlorobenzene	ND	0.200	--	ND	1.48	--		1
Naphthalene	ND	0.200	--	ND	1.05	--		1
Hexachlorobutadiene	ND	0.200	--	ND	2.13	--		1

Internal Standard	% Recovery	Qualifier	Acceptance Criteria
1,4-Difluorobenzene	85		60-140
Bromochloromethane	90		60-140
chlorobenzene-d5	93		60-140



**Project Name:** USAI LIGHTING**Lab Number:** L2410883**Project Number:** 14.4337**Report Date:** 03/15/24**SAMPLE RESULTS**

Lab ID: L2410883-11  
 Client ID: IA-6  
 Sample Location: 1126 RIVER ROAD NEW WINDSOR, NY

Date Collected: 02/27/24 15:58  
 Date Received: 02/28/24  
 Field Prep: Not Specified

Sample Depth:  
 Matrix: Air  
 Analytical Method: 48,TO-15-SIM  
 Analytical Date: 03/10/24 04:04  
 Analyst: JMB

Parameter	ppbV			ug/m3			Qualifier	Dilution Factor
	Results	RL	MDL	Results	RL	MDL		
<b>Volatile Organics in Air by SIM - Mansfield Lab</b>								
Vinyl chloride	ND	0.020	--	ND	0.051	--		1
1,1-Dichloroethene	ND	0.020	--	ND	0.079	--		1
cis-1,2-Dichloroethene	ND	0.020	--	ND	0.079	--		1
1,1,1-Trichloroethane	ND	0.020	--	ND	0.109	--		1
Carbon tetrachloride	ND	0.020	--	ND	0.126	--		1
Trichloroethene	ND	0.020	--	ND	0.107	--		1
Tetrachloroethene	0.023	0.020	--	0.156	0.136	--		1

Internal Standard	% Recovery	Qualifier	Acceptance Criteria
1,4-difluorobenzene	86		60-140
bromochloromethane	91		60-140
chlorobenzene-d5	94		60-140



**Project Name:** USAI LIGHTING**Lab Number:** L2410883**Project Number:** 14.4337**Report Date:** 03/15/24**SAMPLE RESULTS**

Lab ID: L2410883-11 D  
 Client ID: IA-6  
 Sample Location: 1126 RIVER ROAD NEW WINDSOR, NY

Date Collected: 02/27/24 15:58  
 Date Received: 02/28/24  
 Field Prep: Not Specified

Sample Depth:

Matrix: Air  
 Analytical Method: 48,TO-15  
 Analytical Date: 03/10/24 09:38  
 Analyst: JMB

Parameter	ppbV			ug/m3			Qualifier	Dilution Factor
	Results	RL	MDL	Results	RL	MDL		
Volatile Organics in Air - Mansfield Lab								
Ethanol	957	25.0	--	1800	47.1	--		5

Internal Standard	% Recovery	Qualifier	Acceptance Criteria
1,4-Difluorobenzene	81		60-140
Bromochloromethane	88		60-140
chlorobenzene-d5	90		60-140





**Project Name:** USAI LIGHTING**Lab Number:** L2410883**Project Number:** 14.4337**Report Date:** 03/15/24**SAMPLE RESULTS**

Lab ID: L2410883-12  
 Client ID: IA-7  
 Sample Location: 1126 RIVER ROAD NEW WINDSOR, NY

Date Collected: 02/27/24 16:58  
 Date Received: 02/28/24  
 Field Prep: Not Specified

Sample Depth:  
 Matrix: Air  
 Analytical Method: 48,TO-15  
 Analytical Date: 03/10/24 04:46  
 Analyst: JMB

Parameter	ppbV			ug/m3			Qualifier	Dilution Factor
	Results	RL	MDL	Results	RL	MDL		
<b>Volatile Organics in Air - Mansfield Lab</b>								
Dichlorodifluoromethane	0.590	0.200	--	2.92	0.989	--		1
Chloromethane	0.648	0.200	--	1.34	0.413	--		1
Freon-114	ND	0.200	--	ND	1.40	--		1
1,3-Butadiene	ND	0.200	--	ND	0.442	--		1
Bromomethane	ND	0.200	--	ND	0.777	--		1
Chloroethane	ND	0.200	--	ND	0.528	--		1
Ethanol	303	5.00	--	571	9.42	--		1
Vinyl bromide	ND	0.200	--	ND	0.874	--		1
Acetone	58.3	1.00	--	138	2.38	--		1
Trichlorofluoromethane	0.311	0.200	--	1.75	1.12	--		1
Isopropanol	35.4	0.500	--	87.0	1.23	--		1
Tertiary butyl Alcohol	ND	0.500	--	ND	1.52	--		1
Methylene chloride	ND	0.500	--	ND	1.74	--		1
3-Chloropropene	ND	0.200	--	ND	0.626	--		1
Carbon disulfide	ND	0.200	--	ND	0.623	--		1
Freon-113	ND	0.200	--	ND	1.53	--		1
trans-1,2-Dichloroethene	ND	0.200	--	ND	0.793	--		1
1,1-Dichloroethane	ND	0.200	--	ND	0.809	--		1
Methyl tert butyl ether	ND	0.200	--	ND	0.721	--		1
2-Butanone	1.08	0.500	--	3.19	1.47	--		1
Ethyl Acetate	6.00	0.500	--	21.6	1.80	--		1
Chloroform	ND	0.200	--	ND	0.977	--		1
Tetrahydrofuran	ND	0.500	--	ND	1.47	--		1



**Project Name:** USAI LIGHTING**Lab Number:** L2410883**Project Number:** 14.4337**Report Date:** 03/15/24**SAMPLE RESULTS**

Lab ID: L2410883-12

Date Collected: 02/27/24 16:58

Client ID: IA-7

Date Received: 02/28/24

Sample Location: 1126 RIVER ROAD NEW WINDSOR, NY

Field Prep: Not Specified

Sample Depth:

Parameter	ppbV			ug/m3			Qualifier	Dilution Factor
	Results	RL	MDL	Results	RL	MDL		
<b>Volatile Organics in Air - Mansfield Lab</b>								
1,2-Dichloroethane	ND	0.200	--	ND	0.809	--		1
n-Hexane	ND	0.200	--	ND	0.705	--		1
Benzene	ND	0.200	--	ND	0.639	--		1
Cyclohexane	ND	0.200	--	ND	0.688	--		1
1,2-Dichloropropane	ND	0.200	--	ND	0.924	--		1
Bromodichloromethane	ND	0.200	--	ND	1.34	--		1
1,4-Dioxane	ND	0.200	--	ND	0.721	--		1
2,2,4-Trimethylpentane	ND	0.200	--	ND	0.934	--		1
Heptane	0.549	0.200	--	2.25	0.820	--		1
cis-1,3-Dichloropropene	ND	0.200	--	ND	0.908	--		1
Xylenes, Total	2.31	0.200	--	10.0	0.869	--		1
4-Methyl-2-pentanone	2.32	0.500	--	9.51	2.05	--		1
trans-1,3-Dichloropropene	ND	0.200	--	ND	0.908	--		1
1,1,2-Trichloroethane	ND	0.200	--	ND	1.09	--		1
Toluene	1.41	0.200	--	5.31	0.754	--		1
2-Hexanone	ND	0.200	--	ND	0.820	--		1
Dibromochloromethane	ND	0.200	--	ND	1.70	--		1
1,2-Dibromoethane	ND	0.200	--	ND	1.54	--		1
Chlorobenzene	ND	0.200	--	ND	0.921	--		1
Ethylbenzene	0.385	0.200	--	1.67	0.869	--		1
p/m-Xylene	1.84	0.400	--	7.99	1.74	--		1
Bromoform	ND	0.200	--	ND	2.07	--		1
Styrene	ND	0.200	--	ND	0.852	--		1
1,1,2,2-Tetrachloroethane	ND	0.200	--	ND	1.37	--		1
o-Xylene	0.465	0.200	--	2.02	0.869	--		1
4-Ethyltoluene	ND	0.200	--	ND	0.983	--		1



**Project Name:** USAI LIGHTING**Lab Number:** L2410883**Project Number:** 14.4337**Report Date:** 03/15/24**SAMPLE RESULTS**

Lab ID: L2410883-12

Date Collected: 02/27/24 16:58

Client ID: IA-7

Date Received: 02/28/24

Sample Location: 1126 RIVER ROAD NEW WINDSOR, NY

Field Prep: Not Specified

Sample Depth:

Parameter	ppbV			ug/m3			Qualifier	Dilution Factor
	Results	RL	MDL	Results	RL	MDL		
Volatile Organics in Air - Mansfield Lab								
1,3,5-Trimethylbenzene	ND	0.200	--	ND	0.983	--		1
1,2,4-Trimethylbenzene	ND	0.200	--	ND	0.983	--		1
Benzyl chloride	ND	0.200	--	ND	1.04	--		1
1,3-Dichlorobenzene	ND	0.200	--	ND	1.20	--		1
1,4-Dichlorobenzene	ND	0.200	--	ND	1.20	--		1
1,2-Dichlorobenzene	ND	0.200	--	ND	1.20	--		1
1,2,4-Trichlorobenzene	ND	0.200	--	ND	1.48	--		1
Naphthalene	ND	0.200	--	ND	1.05	--		1
Hexachlorobutadiene	ND	0.200	--	ND	2.13	--		1

Internal Standard	% Recovery	Qualifier	Acceptance Criteria
1,4-Difluorobenzene	83		60-140
Bromochloromethane	88		60-140
chlorobenzene-d5	94		60-140



**Project Name:** USAI LIGHTING**Lab Number:** L2410883**Project Number:** 14.4337**Report Date:** 03/15/24**SAMPLE RESULTS**

Lab ID: L2410883-12  
 Client ID: IA-7  
 Sample Location: 1126 RIVER ROAD NEW WINDSOR, NY

Date Collected: 02/27/24 16:58  
 Date Received: 02/28/24  
 Field Prep: Not Specified

Sample Depth:  
 Matrix: Air  
 Analytical Method: 48,TO-15-SIM  
 Analytical Date: 03/10/24 04:46  
 Analyst: JMB

Parameter	ppbV			ug/m3			Qualifier	Dilution Factor
	Results	RL	MDL	Results	RL	MDL		
<b>Volatile Organics in Air by SIM - Mansfield Lab</b>								
Vinyl chloride	ND	0.020	--	ND	0.051	--		1
1,1-Dichloroethene	ND	0.020	--	ND	0.079	--		1
cis-1,2-Dichloroethene	ND	0.020	--	ND	0.079	--		1
1,1,1-Trichloroethane	ND	0.020	--	ND	0.109	--		1
Carbon tetrachloride	0.069	0.020	--	0.434	0.126	--		1
Trichloroethene	ND	0.020	--	ND	0.107	--		1
Tetrachloroethene	0.022	0.020	--	0.149	0.136	--		1

Internal Standard	% Recovery	Qualifier	Acceptance Criteria
1,4-difluorobenzene	85		60-140
bromochloromethane	90		60-140
chlorobenzene-d5	93		60-140



**Project Name:** USAI LIGHTING  
**Project Number:** 14.4337

**Lab Number:** L2410883  
**Report Date:** 03/15/24

### SAMPLE RESULTS

Lab ID: L2410883-13  
 Client ID: OA-1  
 Sample Location: 1126 RIVER ROAD NEW WINDSOR, NY

Date Collected: 02/27/24 17:26  
 Date Received: 02/28/24  
 Field Prep: Not Specified

Sample Depth:  
 Matrix: Air  
 Analytical Method: 48,TO-15  
 Analytical Date: 03/09/24 19:05  
 Analyst: JMB

Parameter	ppbV			ug/m3			Qualifier	Dilution Factor
	Results	RL	MDL	Results	RL	MDL		
<b>Volatile Organics in Air - Mansfield Lab</b>								
Dichlorodifluoromethane	0.504	0.200	--	2.49	0.989	--		1
Chloromethane	0.603	0.200	--	1.25	0.413	--		1
Freon-114	ND	0.200	--	ND	1.40	--		1
1,3-Butadiene	ND	0.200	--	ND	0.442	--		1
Bromomethane	ND	0.200	--	ND	0.777	--		1
Chloroethane	ND	0.200	--	ND	0.528	--		1
Ethanol	ND	5.00	--	ND	9.42	--		1
Vinyl bromide	ND	0.200	--	ND	0.874	--		1
Acetone	2.61	1.00	--	6.20	2.38	--		1
Trichlorofluoromethane	0.260	0.200	--	1.46	1.12	--		1
Isopropanol	ND	0.500	--	ND	1.23	--		1
Tertiary butyl Alcohol	ND	0.500	--	ND	1.52	--		1
Methylene chloride	2.24	0.500	--	7.78	1.74	--		1
3-Chloropropene	ND	0.200	--	ND	0.626	--		1
Carbon disulfide	ND	0.200	--	ND	0.623	--		1
Freon-113	ND	0.200	--	ND	1.53	--		1
trans-1,2-Dichloroethene	ND	0.200	--	ND	0.793	--		1
1,1-Dichloroethane	ND	0.200	--	ND	0.809	--		1
Methyl tert butyl ether	ND	0.200	--	ND	0.721	--		1
2-Butanone	ND	0.500	--	ND	1.47	--		1
Ethyl Acetate	ND	0.500	--	ND	1.80	--		1
Chloroform	ND	0.200	--	ND	0.977	--		1
Tetrahydrofuran	ND	0.500	--	ND	1.47	--		1



**Project Name:** USAI LIGHTING**Lab Number:** L2410883**Project Number:** 14.4337**Report Date:** 03/15/24**SAMPLE RESULTS**

Lab ID: L2410883-13

Date Collected: 02/27/24 17:26

Client ID: OA-1

Date Received: 02/28/24

Sample Location: 1126 RIVER ROAD NEW WINDSOR, NY

Field Prep: Not Specified

Sample Depth:

Parameter	ppbV			ug/m3			Qualifier	Dilution Factor
	Results	RL	MDL	Results	RL	MDL		
<b>Volatile Organics in Air - Mansfield Lab</b>								
1,2-Dichloroethane	0.214	0.200	--	0.866	0.809	--		1
n-Hexane	ND	0.200	--	ND	0.705	--		1
Benzene	0.206	0.200	--	0.658	0.639	--		1
Cyclohexane	ND	0.200	--	ND	0.688	--		1
1,2-Dichloropropane	ND	0.200	--	ND	0.924	--		1
Bromodichloromethane	ND	0.200	--	ND	1.34	--		1
1,4-Dioxane	ND	0.200	--	ND	0.721	--		1
2,2,4-Trimethylpentane	ND	0.200	--	ND	0.934	--		1
Heptane	ND	0.200	--	ND	0.820	--		1
cis-1,3-Dichloropropene	ND	0.200	--	ND	0.908	--		1
4-Methyl-2-pentanone	ND	0.500	--	ND	2.05	--		1
Xylenes, Total	ND	0.200	--	ND	0.869	--		1
trans-1,3-Dichloropropene	ND	0.200	--	ND	0.908	--		1
1,1,2-Trichloroethane	ND	0.200	--	ND	1.09	--		1
Toluene	ND	0.200	--	ND	0.754	--		1
2-Hexanone	ND	0.200	--	ND	0.820	--		1
Dibromochloromethane	ND	0.200	--	ND	1.70	--		1
1,2-Dibromoethane	ND	0.200	--	ND	1.54	--		1
Chlorobenzene	ND	0.200	--	ND	0.921	--		1
Ethylbenzene	ND	0.200	--	ND	0.869	--		1
p/m-Xylene	ND	0.400	--	ND	1.74	--		1
Bromoform	ND	0.200	--	ND	2.07	--		1
Styrene	ND	0.200	--	ND	0.852	--		1
1,1,2,2-Tetrachloroethane	ND	0.200	--	ND	1.37	--		1
o-Xylene	ND	0.200	--	ND	0.869	--		1
4-Ethyltoluene	ND	0.200	--	ND	0.983	--		1



**Project Name:** USAI LIGHTING**Lab Number:** L2410883**Project Number:** 14.4337**Report Date:** 03/15/24**SAMPLE RESULTS**

Lab ID: L2410883-13

Date Collected: 02/27/24 17:26

Client ID: OA-1

Date Received: 02/28/24

Sample Location: 1126 RIVER ROAD NEW WINDSOR, NY

Field Prep: Not Specified

Sample Depth:

Parameter	ppbV			ug/m3			Qualifier	Dilution Factor
	Results	RL	MDL	Results	RL	MDL		
Volatile Organics in Air - Mansfield Lab								
1,3,5-Trimethylbenzene	ND	0.200	--	ND	0.983	--		1
1,2,4-Trimethylbenzene	ND	0.200	--	ND	0.983	--		1
Benzyl chloride	ND	0.200	--	ND	1.04	--		1
1,3-Dichlorobenzene	ND	0.200	--	ND	1.20	--		1
1,4-Dichlorobenzene	ND	0.200	--	ND	1.20	--		1
1,2-Dichlorobenzene	ND	0.200	--	ND	1.20	--		1
1,2,4-Trichlorobenzene	ND	0.200	--	ND	1.48	--		1
Naphthalene	ND	0.200	--	ND	1.05	--		1
Hexachlorobutadiene	ND	0.200	--	ND	2.13	--		1

Internal Standard	% Recovery	Qualifier	Acceptance Criteria
1,4-Difluorobenzene	85		60-140
Bromochloromethane	92		60-140
chlorobenzene-d5	92		60-140



**Project Name:** USAI LIGHTING**Lab Number:** L2410883**Project Number:** 14.4337**Report Date:** 03/15/24**SAMPLE RESULTS**

Lab ID: L2410883-13  
 Client ID: OA-1  
 Sample Location: 1126 RIVER ROAD NEW WINDSOR, NY

Date Collected: 02/27/24 17:26  
 Date Received: 02/28/24  
 Field Prep: Not Specified

Sample Depth:  
 Matrix: Air  
 Analytical Method: 48,TO-15-SIM  
 Analytical Date: 03/09/24 19:05  
 Analyst: JMB

Parameter	ppbV			ug/m3			Qualifier	Dilution Factor
	Results	RL	MDL	Results	RL	MDL		
<b>Volatile Organics in Air by SIM - Mansfield Lab</b>								
Vinyl chloride	ND	0.020	--	ND	0.051	--		1
1,1-Dichloroethene	ND	0.020	--	ND	0.079	--		1
cis-1,2-Dichloroethene	ND	0.020	--	ND	0.079	--		1
1,1,1-Trichloroethane	ND	0.020	--	ND	0.109	--		1
Carbon tetrachloride	0.072	0.020	--	0.453	0.126	--		1
Trichloroethene	ND	0.020	--	ND	0.107	--		1
Tetrachloroethene	ND	0.020	--	ND	0.136	--		1

Internal Standard	% Recovery	Qualifier	Acceptance Criteria
1,4-difluorobenzene	85		60-140
bromochloromethane	93		60-140
chlorobenzene-d5	93		60-140





Project Name: USAI LIGHTING

Lab Number: L2410883

Project Number: 14.4337

Report Date: 03/15/24

### Method Blank Analysis Batch Quality Control

Analytical Method: 48,TO-15

Analytical Date: 03/09/24 17:03

Parameter	ppbV			ug/m3			Qualifier	Dilution Factor
	Results	RL	MDL	Results	RL	MDL		
Volatile Organics in Air - Mansfield Lab for sample(s): 06-13 Batch: WG1894305-4								
Propylene	ND	0.500	--	ND	0.861	--		1
Dichlorodifluoromethane	ND	0.200	--	ND	0.989	--		1
Chloromethane	ND	0.200	--	ND	0.413	--		1
Freon-114	ND	0.200	--	ND	1.40	--		1
Vinyl chloride	ND	0.200	--	ND	0.511	--		1
1,3-Butadiene	ND	0.200	--	ND	0.442	--		1
Bromomethane	ND	0.200	--	ND	0.777	--		1
Chloroethane	ND	0.200	--	ND	0.528	--		1
Ethanol	ND	5.00	--	ND	9.42	--		1
Vinyl bromide	ND	0.200	--	ND	0.874	--		1
Acetone	ND	1.00	--	ND	2.38	--		1
Trichlorofluoromethane	ND	0.200	--	ND	1.12	--		1
Isopropanol	ND	0.500	--	ND	1.23	--		1
1,1-Dichloroethene	ND	0.200	--	ND	0.793	--		1
Tertiary butyl Alcohol	ND	0.500	--	ND	1.52	--		1
Methylene chloride	ND	0.500	--	ND	1.74	--		1
3-Chloropropene	ND	0.200	--	ND	0.626	--		1
Carbon disulfide	ND	0.200	--	ND	0.623	--		1
Freon-113	ND	0.200	--	ND	1.53	--		1
trans-1,2-Dichloroethene	ND	0.200	--	ND	0.793	--		1
1,1-Dichloroethane	ND	0.200	--	ND	0.809	--		1
Methyl tert butyl ether	ND	0.200	--	ND	0.721	--		1
Vinyl acetate	ND	1.00	--	ND	3.52	--		1
2-Butanone	ND	0.500	--	ND	1.47	--		1
Xylenes, Total	ND	0.200	--	ND	0.869	--		1



Project Name: USAI LIGHTING

Lab Number: L2410883

Project Number: 14.4337

Report Date: 03/15/24

### Method Blank Analysis Batch Quality Control

Analytical Method: 48,TO-15

Analytical Date: 03/09/24 17:03

Parameter	ppbV			ug/m3			Qualifier	Dilution Factor
	Results	RL	MDL	Results	RL	MDL		
Volatile Organics in Air - Mansfield Lab for sample(s): 06-13 Batch: WG1894305-4								
cis-1,2-Dichloroethene	ND	0.200	--	ND	0.793	--		1
Ethyl Acetate	ND	0.500	--	ND	1.80	--		1
Chloroform	ND	0.200	--	ND	0.977	--		1
Tetrahydrofuran	ND	0.500	--	ND	1.47	--		1
1,2-Dichloroethane	ND	0.200	--	ND	0.809	--		1
n-Hexane	ND	0.200	--	ND	0.705	--		1
1,1,1-Trichloroethane	ND	0.200	--	ND	1.09	--		1
Benzene	ND	0.200	--	ND	0.639	--		1
Carbon tetrachloride	ND	0.200	--	ND	1.26	--		1
Cyclohexane	ND	0.200	--	ND	0.688	--		1
1,2-Dichloropropane	ND	0.200	--	ND	0.924	--		1
Bromodichloromethane	ND	0.200	--	ND	1.34	--		1
1,4-Dioxane	ND	0.200	--	ND	0.721	--		1
Trichloroethene	ND	0.200	--	ND	1.07	--		1
2,2,4-Trimethylpentane	ND	0.200	--	ND	0.934	--		1
Heptane	ND	0.200	--	ND	0.820	--		1
cis-1,3-Dichloropropene	ND	0.200	--	ND	0.908	--		1
4-Methyl-2-pentanone	ND	0.500	--	ND	2.05	--		1
trans-1,3-Dichloropropene	ND	0.200	--	ND	0.908	--		1
1,1,2-Trichloroethane	ND	0.200	--	ND	1.09	--		1
Toluene	ND	0.200	--	ND	0.754	--		1
2-Hexanone	ND	0.200	--	ND	0.820	--		1
Dibromochloromethane	ND	0.200	--	ND	1.70	--		1
1,2-Dibromoethane	ND	0.200	--	ND	1.54	--		1
Tetrachloroethene	ND	0.200	--	ND	1.36	--		1



Project Name: USAI LIGHTING

Lab Number: L2410883

Project Number: 14.4337

Report Date: 03/15/24

### Method Blank Analysis Batch Quality Control

Analytical Method: 48,TO-15

Analytical Date: 03/09/24 17:03

Parameter	ppbV			ug/m3			Qualifier	Dilution Factor
	Results	RL	MDL	Results	RL	MDL		
Volatile Organics in Air - Mansfield Lab for sample(s): 06-13 Batch: WG1894305-4								
Chlorobenzene	ND	0.200	--	ND	0.921	--		1
Ethylbenzene	ND	0.200	--	ND	0.869	--		1
p/m-Xylene	ND	0.400	--	ND	1.74	--		1
Bromoform	ND	0.200	--	ND	2.07	--		1
Styrene	ND	0.200	--	ND	0.852	--		1
1,1,2,2-Tetrachloroethane	ND	0.200	--	ND	1.37	--		1
o-Xylene	ND	0.200	--	ND	0.869	--		1
4-Ethyltoluene	ND	0.200	--	ND	0.983	--		1
1,3,5-Trimethylbenzene	ND	0.200	--	ND	0.983	--		1
1,2,4-Trimethylbenzene	ND	0.200	--	ND	0.983	--		1
Benzyl chloride	ND	0.200	--	ND	1.04	--		1
1,3-Dichlorobenzene	ND	0.200	--	ND	1.20	--		1
1,4-Dichlorobenzene	ND	0.200	--	ND	1.20	--		1
1,2-Dichlorobenzene	ND	0.200	--	ND	1.20	--		1
1,2,4-Trichlorobenzene	ND	0.200	--	ND	1.48	--		1
Naphthalene	ND	0.200	--	ND	1.05	--		1
Hexachlorobutadiene	ND	0.200	--	ND	2.13	--		1



Project Name: USAI LIGHTING

Lab Number: L2410883

Project Number: 14.4337

Report Date: 03/15/24

### Method Blank Analysis Batch Quality Control

Analytical Method: 48,TO-15-SIM

Analytical Date: 03/09/24 17:44

Parameter	ppbV			ug/m3			Qualifier	Dilution Factor
	Results	RL	MDL	Results	RL	MDL		
Volatile Organics in Air by SIM - Mansfield Lab for sample(s): 06-13 Batch: WG1894306-4								
Vinyl chloride	ND	0.020	--	ND	0.051	--		1
1,1-Dichloroethene	ND	0.020	--	ND	0.079	--		1
cis-1,2-Dichloroethene	ND	0.020	--	ND	0.079	--		1
1,1,1-Trichloroethane	ND	0.020	--	ND	0.109	--		1
Carbon tetrachloride	ND	0.020	--	ND	0.126	--		1
Trichloroethene	ND	0.020	--	ND	0.107	--		1
Tetrachloroethene	ND	0.020	--	ND	0.136	--		1



Project Name: USAI LIGHTING

Lab Number: L2410883

Project Number: 14.4337

Report Date: 03/15/24

### Method Blank Analysis Batch Quality Control

Analytical Method: 48,TO-15

Analytical Date: 03/14/24 17:23

Parameter	ppbV			ug/m3			Qualifier	Dilution Factor
	Results	RL	MDL	Results	RL	MDL		
Volatile Organics in Air - Mansfield Lab for sample(s): 01-05 Batch: WG1896425-4								
Propylene	ND	0.500	--	ND	0.861	--		1
Dichlorodifluoromethane	ND	0.200	--	ND	0.989	--		1
Chloromethane	ND	0.200	--	ND	0.413	--		1
Freon-114	ND	0.200	--	ND	1.40	--		1
Vinyl chloride	ND	0.200	--	ND	0.511	--		1
1,3-Butadiene	ND	0.200	--	ND	0.442	--		1
Bromomethane	ND	0.200	--	ND	0.777	--		1
Chloroethane	ND	0.200	--	ND	0.528	--		1
Ethanol	ND	5.00	--	ND	9.42	--		1
Vinyl bromide	ND	0.200	--	ND	0.874	--		1
Acetone	ND	1.00	--	ND	2.38	--		1
Trichlorofluoromethane	ND	0.200	--	ND	1.12	--		1
Isopropanol	ND	0.500	--	ND	1.23	--		1
1,1-Dichloroethene	ND	0.200	--	ND	0.793	--		1
Tertiary butyl Alcohol	ND	0.500	--	ND	1.52	--		1
Methylene chloride	ND	0.500	--	ND	1.74	--		1
3-Chloropropene	ND	0.200	--	ND	0.626	--		1
Carbon disulfide	ND	0.200	--	ND	0.623	--		1
Freon-113	ND	0.200	--	ND	1.53	--		1
trans-1,2-Dichloroethene	ND	0.200	--	ND	0.793	--		1
1,1-Dichloroethane	ND	0.200	--	ND	0.809	--		1
Methyl tert butyl ether	ND	0.200	--	ND	0.721	--		1
Vinyl acetate	ND	1.00	--	ND	3.52	--		1
Xylenes, Total	ND	0.200	--	ND	0.869	--		1
2-Butanone	ND	0.500	--	ND	1.47	--		1



Project Name: USAI LIGHTING

Lab Number: L2410883

Project Number: 14.4337

Report Date: 03/15/24

### Method Blank Analysis Batch Quality Control

Analytical Method: 48,TO-15

Analytical Date: 03/14/24 17:23

Parameter	ppbV			ug/m3			Qualifier	Dilution Factor
	Results	RL	MDL	Results	RL	MDL		
Volatile Organics in Air - Mansfield Lab for sample(s): 01-05 Batch: WG1896425-4								
cis-1,2-Dichloroethene	ND	0.200	--	ND	0.793	--		1
Ethyl Acetate	ND	0.500	--	ND	1.80	--		1
Chloroform	ND	0.200	--	ND	0.977	--		1
Tetrahydrofuran	ND	0.500	--	ND	1.47	--		1
1,2-Dichloroethane	ND	0.200	--	ND	0.809	--		1
n-Hexane	ND	0.200	--	ND	0.705	--		1
1,1,1-Trichloroethane	ND	0.200	--	ND	1.09	--		1
Benzene	ND	0.200	--	ND	0.639	--		1
Carbon tetrachloride	ND	0.200	--	ND	1.26	--		1
Cyclohexane	ND	0.200	--	ND	0.688	--		1
1,2-Dichloropropane	ND	0.200	--	ND	0.924	--		1
Bromodichloromethane	ND	0.200	--	ND	1.34	--		1
1,4-Dioxane	ND	0.200	--	ND	0.721	--		1
Trichloroethene	ND	0.200	--	ND	1.07	--		1
2,2,4-Trimethylpentane	ND	0.200	--	ND	0.934	--		1
Heptane	ND	0.200	--	ND	0.820	--		1
cis-1,3-Dichloropropene	ND	0.200	--	ND	0.908	--		1
4-Methyl-2-pentanone	ND	0.500	--	ND	2.05	--		1
trans-1,3-Dichloropropene	ND	0.200	--	ND	0.908	--		1
1,1,2-Trichloroethane	ND	0.200	--	ND	1.09	--		1
Toluene	ND	0.200	--	ND	0.754	--		1
2-Hexanone	ND	0.200	--	ND	0.820	--		1
Dibromochloromethane	ND	0.200	--	ND	1.70	--		1
1,2-Dibromoethane	ND	0.200	--	ND	1.54	--		1
Tetrachloroethene	ND	0.200	--	ND	1.36	--		1



Project Name: USAI LIGHTING

Lab Number: L2410883

Project Number: 14.4337

Report Date: 03/15/24

### Method Blank Analysis Batch Quality Control

Analytical Method: 48,TO-15

Analytical Date: 03/14/24 17:23

Parameter	ppbV			ug/m3			Qualifier	Dilution Factor
	Results	RL	MDL	Results	RL	MDL		
Volatile Organics in Air - Mansfield Lab for sample(s): 01-05 Batch: WG1896425-4								
Chlorobenzene	ND	0.200	--	ND	0.921	--		1
Ethylbenzene	ND	0.200	--	ND	0.869	--		1
p/m-Xylene	ND	0.400	--	ND	1.74	--		1
Bromoform	ND	0.200	--	ND	2.07	--		1
Styrene	ND	0.200	--	ND	0.852	--		1
1,1,2,2-Tetrachloroethane	ND	0.200	--	ND	1.37	--		1
o-Xylene	ND	0.200	--	ND	0.869	--		1
4-Ethyltoluene	ND	0.200	--	ND	0.983	--		1
1,3,5-Trimethylbenzene	ND	0.200	--	ND	0.983	--		1
1,2,4-Trimethylbenzene	ND	0.200	--	ND	0.983	--		1
Benzyl chloride	ND	0.200	--	ND	1.04	--		1
1,3-Dichlorobenzene	ND	0.200	--	ND	1.20	--		1
1,4-Dichlorobenzene	ND	0.200	--	ND	1.20	--		1
1,2-Dichlorobenzene	ND	0.200	--	ND	1.20	--		1
1,2,4-Trichlorobenzene	ND	0.200	--	ND	1.48	--		1
Naphthalene	ND	0.200	--	ND	1.05	--		1
Hexachlorobutadiene	ND	0.200	--	ND	2.13	--		1



## Lab Control Sample Analysis

### Batch Quality Control

Project Name: USAI LIGHTING

Lab Number: L2410883

Project Number: 14.4337

Report Date: 03/15/24

Parameter	LCS %Recovery	Qual	LCSD %Recovery	Qual	%Recovery Limits	RPD	Qual	RPD Limits
Volatile Organics in Air - Mansfield Lab Associated sample(s): 06-13 Batch: WG1894305-3								
Propylene	138	Q	-		70-130	-		
Dichlorodifluoromethane	97		-		70-130	-		
Chloromethane	94		-		70-130	-		
Freon-114	105		-		70-130	-		
Vinyl chloride	96		-		70-130	-		
1,3-Butadiene	99		-		70-130	-		
Bromomethane	97		-		70-130	-		
Chloroethane	106		-		70-130	-		
Ethanol	97		-		40-160	-		
Vinyl bromide	117		-		70-130	-		
Acetone	128		-		40-160	-		
Trichlorofluoromethane	112		-		70-130	-		
Isopropanol	106		-		40-160	-		
1,1-Dichloroethene	116		-		70-130	-		
Tertiary butyl Alcohol	103		-		70-130	-		
Methylene chloride	95		-		70-130	-		
3-Chloropropene	123		-		70-130	-		
Carbon disulfide	99		-		70-130	-		
Freon-113	111		-		70-130	-		
trans-1,2-Dichloroethene	115		-		70-130	-		
1,1-Dichloroethane	112		-		70-130	-		
Methyl tert butyl ether	103		-		70-130	-		
Vinyl acetate	101		-		70-130	-		



## Lab Control Sample Analysis

### Batch Quality Control

Project Name: USAI LIGHTING

Project Number: 14.4337

Lab Number: L2410883

Report Date: 03/15/24

Parameter	LCS %Recovery	Qual	LCSD %Recovery	Qual	%Recovery Limits	RPD	Qual	RPD Limits
Volatile Organics in Air - Mansfield Lab Associated sample(s): 06-13 Batch: WG1894305-3								
2-Butanone	111		-		70-130	-		
cis-1,2-Dichloroethene	113		-		70-130	-		
Ethyl Acetate	121		-		70-130	-		
Chloroform	97		-		70-130	-		
Tetrahydrofuran	108		-		70-130	-		
1,2-Dichloroethane	117		-		70-130	-		
n-Hexane	117		-		70-130	-		
1,1,1-Trichloroethane	115		-		70-130	-		
Benzene	92		-		70-130	-		
Carbon tetrachloride	103		-		70-130	-		
Cyclohexane	111		-		70-130	-		
1,2-Dichloropropane	108		-		70-130	-		
Bromodichloromethane	110		-		70-130	-		
1,4-Dioxane	105		-		70-130	-		
Trichloroethene	99		-		70-130	-		
2,2,4-Trimethylpentane	118		-		70-130	-		
Heptane	115		-		70-130	-		
cis-1,3-Dichloropropene	95		-		70-130	-		
4-Methyl-2-pentanone	114		-		70-130	-		
trans-1,3-Dichloropropene	95		-		70-130	-		
1,1,2-Trichloroethane	104		-		70-130	-		
Toluene	93		-		70-130	-		
2-Hexanone	103		-		70-130	-		

## Lab Control Sample Analysis

### Batch Quality Control

Project Name: USAI LIGHTING

Project Number: 14.4337

Lab Number: L2410883

Report Date: 03/15/24

Parameter	LCS %Recovery	Qual	LCSD %Recovery	Qual	%Recovery Limits	RPD	Qual	RPD Limits
Volatile Organics in Air - Mansfield Lab Associated sample(s): 06-13 Batch: WG1894305-3								
Dibromochloromethane	113		-		70-130	-		
1,2-Dibromoethane	88		-		70-130	-		
Tetrachloroethene	86		-		70-130	-		
Chlorobenzene	86		-		70-130	-		
Ethylbenzene	94		-		70-130	-		
p/m-Xylene	99		-		70-130	-		
Bromoform	111		-		70-130	-		
Styrene	88		-		70-130	-		
1,1,2,2-Tetrachloroethane	90		-		70-130	-		
o-Xylene	102		-		70-130	-		
4-Ethyltoluene	101		-		70-130	-		
1,3,5-Trimethylbenzene	101		-		70-130	-		
1,2,4-Trimethylbenzene	101		-		70-130	-		
Benzyl chloride	102		-		70-130	-		
1,3-Dichlorobenzene	95		-		70-130	-		
1,4-Dichlorobenzene	93		-		70-130	-		
1,2-Dichlorobenzene	91		-		70-130	-		
1,2,4-Trichlorobenzene	81		-		70-130	-		
Naphthalene	98		-		70-130	-		
Hexachlorobutadiene	92		-		70-130	-		

## Lab Control Sample Analysis

### Batch Quality Control

Project Name: USAI LIGHTING

Project Number: 14.4337

Lab Number: L2410883

Report Date: 03/15/24

Parameter	LCS %Recovery	Qual	LCSD %Recovery	Qual	%Recovery Limits	RPD	Qual	RPD Limits
Volatile Organics in Air by SIM - Mansfield Lab Associated sample(s): 06-13 Batch: WG1894306-3								
Vinyl chloride	105		-		70-130	-		25
1,1-Dichloroethene	115		-		70-130	-		25
cis-1,2-Dichloroethene	110		-		70-130	-		25
1,1,1-Trichloroethane	113		-		70-130	-		25
Carbon tetrachloride	104		-		70-130	-		25
Trichloroethene	96		-		70-130	-		25
Tetrachloroethene	80		-		70-130	-		25

## Lab Control Sample Analysis

### Batch Quality Control

Project Name: USAI LIGHTING

Lab Number: L2410883

Project Number: 14.4337

Report Date: 03/15/24

Parameter	LCS %Recovery	Qual	LCSD %Recovery	Qual	%Recovery Limits	RPD	Qual	RPD Limits
Volatile Organics in Air - Mansfield Lab Associated sample(s): 01-05 Batch: WG1896425-3								
Propylene	81		-		70-130	-		
Dichlorodifluoromethane	90		-		70-130	-		
Chloromethane	93		-		70-130	-		
Freon-114	98		-		70-130	-		
Vinyl chloride	96		-		70-130	-		
1,3-Butadiene	99		-		70-130	-		
Bromomethane	86		-		70-130	-		
Chloroethane	85		-		70-130	-		
Ethanol	95		-		40-160	-		
Vinyl bromide	79		-		70-130	-		
Acetone	89		-		40-160	-		
Trichlorofluoromethane	85		-		70-130	-		
Isopropanol	87		-		40-160	-		
1,1-Dichloroethene	89		-		70-130	-		
Tertiary butyl Alcohol	87		-		70-130	-		
Methylene chloride	94		-		70-130	-		
3-Chloropropene	92		-		70-130	-		
Carbon disulfide	80		-		70-130	-		
Freon-113	86		-		70-130	-		
trans-1,2-Dichloroethene	82		-		70-130	-		
1,1-Dichloroethane	84		-		70-130	-		
Methyl tert butyl ether	85		-		70-130	-		
Vinyl acetate	74		-		70-130	-		

## Lab Control Sample Analysis

### Batch Quality Control

Project Name: USAI LIGHTING

Lab Number: L2410883

Project Number: 14.4337

Report Date: 03/15/24

Parameter	LCS %Recovery	Qual	LCSD %Recovery	Qual	%Recovery Limits	RPD	Qual	RPD Limits
Volatile Organics in Air - Mansfield Lab Associated sample(s): 01-05 Batch: WG1896425-3								
2-Butanone	87		-		70-130	-		
cis-1,2-Dichloroethene	86		-		70-130	-		
Ethyl Acetate	88		-		70-130	-		
Chloroform	91		-		70-130	-		
Tetrahydrofuran	85		-		70-130	-		
1,2-Dichloroethane	83		-		70-130	-		
n-Hexane	96		-		70-130	-		
1,1,1-Trichloroethane	82		-		70-130	-		
Benzene	90		-		70-130	-		
Carbon tetrachloride	91		-		70-130	-		
Cyclohexane	96		-		70-130	-		
1,2-Dichloropropane	88		-		70-130	-		
Bromodichloromethane	97		-		70-130	-		
1,4-Dioxane	98		-		70-130	-		
Trichloroethene	93		-		70-130	-		
2,2,4-Trimethylpentane	96		-		70-130	-		
Heptane	96		-		70-130	-		
cis-1,3-Dichloropropene	94		-		70-130	-		
4-Methyl-2-pentanone	95		-		70-130	-		
trans-1,3-Dichloropropene	95		-		70-130	-		
1,1,2-Trichloroethane	91		-		70-130	-		
Toluene	88		-		70-130	-		
2-Hexanone	91		-		70-130	-		

## Lab Control Sample Analysis

### Batch Quality Control

Project Name: USAI LIGHTING

Project Number: 14.4337

Lab Number: L2410883

Report Date: 03/15/24

Parameter	LCS %Recovery	Qual	LCSD %Recovery	Qual	%Recovery Limits	RPD	Qual	RPD Limits
Volatile Organics in Air - Mansfield Lab Associated sample(s): 01-05 Batch: WG1896425-3								
Dibromochloromethane	94		-		70-130	-		
1,2-Dibromoethane	84		-		70-130	-		
Tetrachloroethene	85		-		70-130	-		
Chlorobenzene	85		-		70-130	-		
Ethylbenzene	90		-		70-130	-		
p/m-Xylene	92		-		70-130	-		
Bromoform	94		-		70-130	-		
Styrene	89		-		70-130	-		
1,1,2,2-Tetrachloroethane	94		-		70-130	-		
o-Xylene	94		-		70-130	-		
4-Ethyltoluene	87		-		70-130	-		
1,3,5-Trimethylbenzene	94		-		70-130	-		
1,2,4-Trimethylbenzene	92		-		70-130	-		
Benzyl chloride	95		-		70-130	-		
1,3-Dichlorobenzene	93		-		70-130	-		
1,4-Dichlorobenzene	96		-		70-130	-		
1,2-Dichlorobenzene	87		-		70-130	-		
1,2,4-Trichlorobenzene	98		-		70-130	-		
Naphthalene	95		-		70-130	-		
Hexachlorobutadiene	94		-		70-130	-		

## Lab Duplicate Analysis

### Batch Quality Control

Project Name: USAI LIGHTING

Project Number: 14.4337

Lab Number: L2410883

Report Date: 03/15/24

Parameter	Native Sample	Duplicate Sample	Units	RPD	Qual	RPD Limits
Volatile Organics in Air - Mansfield Lab Associated sample(s): 06-13 QC Batch ID: WG1894305-5 QC Sample: L2410883-08 Client ID: IA-3						
Dichlorodifluoromethane	0.529	0.533	ppbV	1		25
Chloromethane	0.698	0.706	ppbV	1		25
Freon-114	ND	ND	ppbV	NC		25
1,3-Butadiene	ND	ND	ppbV	NC		25
Bromomethane	ND	ND	ppbV	NC		25
Chloroethane	0.324	0.348	ppbV	7		25
Ethanol	750E	741E	ppbV	1		25
Vinyl bromide	ND	ND	ppbV	NC		25
Acetone	49.3	51.0	ppbV	3		25
Trichlorofluoromethane	0.433	0.437	ppbV	1		25
Isopropanol	17.8	18.1	ppbV	2		25
Tertiary butyl Alcohol	1.24	1.26	ppbV	2		25
Methylene chloride	ND	ND	ppbV	NC		25
3-Chloropropene	ND	ND	ppbV	NC		25
Carbon disulfide	ND	ND	ppbV	NC		25
Freon-113	ND	ND	ppbV	NC		25
trans-1,2-Dichloroethene	ND	ND	ppbV	NC		25
1,1-Dichloroethane	ND	ND	ppbV	NC		25
Methyl tert butyl ether	ND	ND	ppbV	NC		25
2-Butanone	2.34	2.36	ppbV	1		25
Ethyl Acetate	3.70	3.73	ppbV	1		25

## Lab Duplicate Analysis

### Batch Quality Control

Project Name: USAI LIGHTING

Project Number: 14.4337

Lab Number: L2410883

Report Date: 03/15/24

Parameter	Native Sample	Duplicate Sample	Units	RPD	Qual	RPD Limits
Volatile Organics in Air - Mansfield Lab Associated sample(s): 06-13 QC Batch ID: WG1894305-5 QC Sample: L2410883-08 Client ID: IA-3						
Chloroform	ND	ND	ppbV	NC		25
Tetrahydrofuran	ND	ND	ppbV	NC		25
1,2-Dichloroethane	ND	ND	ppbV	NC		25
n-Hexane	ND	ND	ppbV	NC		25
Benzene	0.220	0.232	ppbV	5		25
Cyclohexane	ND	ND	ppbV	NC		25
1,2-Dichloropropane	ND	ND	ppbV	NC		25
Bromodichloromethane	ND	ND	ppbV	NC		25
1,4-Dioxane	ND	ND	ppbV	NC		25
2,2,4-Trimethylpentane	ND	ND	ppbV	NC		25
Heptane	0.485	0.487	ppbV	0		25
cis-1,3-Dichloropropene	ND	ND	ppbV	NC		25
Xylenes, Total	1.39	1.41	ppbV	1		25
4-Methyl-2-pentanone	0.786	0.794	ppbV	1		25
trans-1,3-Dichloropropene	ND	ND	ppbV	NC		25
1,1,2-Trichloroethane	ND	ND	ppbV	NC		25
Toluene	1.38	1.39	ppbV	1		25
2-Hexanone	ND	ND	ppbV	NC		25
Dibromochloromethane	ND	ND	ppbV	NC		25
1,2-Dibromoethane	ND	ND	ppbV	NC		25
Chlorobenzene	ND	ND	ppbV	NC		25



## Lab Duplicate Analysis

Batch Quality Control

Project Name: USAI LIGHTING

Project Number: 14.4337

Lab Number: L2410883

Report Date: 03/15/24

Parameter	Native Sample	Duplicate Sample	Units	RPD	Qual	RPD Limits
Volatile Organics in Air - Mansfield Lab Associated sample(s): 06-13 QC Batch ID: WG1894305-5 QC Sample: L2410883-08 Client ID: IA-3						
Ethylbenzene	0.258	0.258	ppbV	0		25
p/m-Xylene	1.01	1.02	ppbV	1		25
Bromoform	ND	ND	ppbV	NC		25
Styrene	0.258	0.253	ppbV	2		25
1,1,2,2-Tetrachloroethane	ND	ND	ppbV	NC		25
o-Xylene	0.377	0.383	ppbV	2		25
4-Ethyltoluene	ND	ND	ppbV	NC		25
1,3,5-Trimethylbenzene	ND	ND	ppbV	NC		25
1,2,4-Trimethylbenzene	ND	ND	ppbV	NC		25
Benzyl chloride	ND	ND	ppbV	NC		25
1,3-Dichlorobenzene	ND	ND	ppbV	NC		25
1,4-Dichlorobenzene	ND	ND	ppbV	NC		25
1,2-Dichlorobenzene	ND	ND	ppbV	NC		25
1,2,4-Trichlorobenzene	ND	ND	ppbV	NC		25
Naphthalene	ND	ND	ppbV	NC		25
Hexachlorobutadiene	ND	ND	ppbV	NC		25
Volatile Organics in Air - Mansfield Lab Associated sample(s): 06-13 QC Batch ID: WG1894305-5 QC Sample: L2410883-08 Client ID: IA-3						
Ethanol	961	1010	ppbV	5		25

## Lab Duplicate Analysis

Batch Quality Control

Project Name: USAI LIGHTING

Project Number: 14.4337

Lab Number: L2410883

Report Date: 03/15/24

Parameter	Native Sample	Duplicate Sample	Units	RPD	Qual	RPD Limits
Volatile Organics in Air by SIM - Mansfield Lab Associated sample(s): 06-13 QC Batch ID: WG1894306-5 QC Sample: L2410883-08 Client ID: IA-3						
Vinyl chloride	ND	ND	ppbV	NC		25
1,1-Dichloroethene	ND	ND	ppbV	NC		25
cis-1,2-Dichloroethene	ND	ND	ppbV	NC		25
1,1,1-Trichloroethane	ND	ND	ppbV	NC		25
Carbon tetrachloride	0.077	0.075	ppbV	3		25
Trichloroethene	ND	ND	ppbV	NC		25
Tetrachloroethene	0.025	0.023	ppbV	8		25

Project Name: USAI LIGHTING

Serial\_No:03152416:04  
Lab Number: L2410883

Project Number: 14.4337

Report Date: 03/15/24

Canister and Flow Controller Information

Samplenum	Client ID	Media ID	Media Type	Date Prepared	Bottle Order	Cleaning Batch ID	Can Leak Check	Initial Pressure (in. Hg)	Pressure on Receipt (in. Hg)	Flow Controller Leak Chk	Flow Out mL/min	Flow In mL/min	% RPD
L2410883-01	VI-1	0975	Flow 3	02/21/24	456042		-	-	-	Pass	10.0	11.1	10
L2410883-01	VI-1	3044	6.0L Can	02/21/24	456042	L2408872-08	Pass	-30.2	-8.0	-	-	-	-
L2410883-02	VI-2	01449	Flow 4	02/21/24	456042		-	-	-	Pass	10.0	10.8	8
L2410883-02	VI-2	2565	6.0L Can	02/21/24	456042	L2408872-09	Pass	-30.2	-19.0	-	-	-	-
L2410883-03	VI-3	0585	Flow 4	02/21/24	456042		-	-	-	Pass	10.0	11.5	14
L2410883-03	VI-3	3576	6.0L Can	02/21/24	456042	L2408872-08	Pass	-30.1	-8.4	-	-	-	-
L2410883-04	VI-4	0791	Flow 4	02/21/24	456042		-	-	-	Pass	10.1	10.2	1
L2410883-04	VI-4	3644	6.0L Can	02/21/24	456042	L2408872-09	Pass	-30.2	-8.2	-	-	-	-
L2410883-05	VI-5	0792	Flow 4	02/21/24	456042		-	-	-	Pass	10.0	10.3	3
L2410883-05	VI-5	3289	6.0L Can	02/21/24	456042	L2408872-09	Pass	-30.3	-10.3	-	-	-	-
L2410883-06	IA-1	01712	Flow 5	02/21/24	456042		-	-	-	Pass	10.0	10.1	1
L2410883-06	IA-1	1667	6.0L Can	02/21/24	456042	L2408872-09	Pass	-30.2	-9.1	-	-	-	-
L2410883-07	IA-2	01103	Flow 5	02/21/24	456042		-	-	-	Pass	10.0	10.4	4
L2410883-07	IA-2	3264	6.0L Can	02/21/24	456042	L2408872-09	Pass	-30.2	-10.1	-	-	-	-
L2410883-08	IA-3	01424	Flow 5	02/21/24	456042		-	-	-	Pass	10.0	10.4	4



Project Name: USAI LIGHTING

Project Number: 14.4337

Serial\_No:03152416:04  
Lab Number: L2410883

Report Date: 03/15/24

### Canister and Flow Controller Information

Samplenum	Client ID	Media ID	Media Type	Date Prepared	Bottle Order	Cleaning Batch ID	Can Leak Check	Initial Pressure (in. Hg)	Pressure on Receipt (in. Hg)	Flow Controller Leak Chk	Flow Out mL/min	Flow In mL/min	% RPD
L2410883-08	IA-3	3469	6.0L Can	02/21/24	456042	L2408872-08	Pass	-30.3	-9.2	-	-	-	-
L2410883-09	IA-4	0986	Flow 5	02/21/24	456042		-	-	-	Pass	10.0	10.5	5
L2410883-09	IA-4	3338	6.0L Can	02/21/24	456042	L2408872-04	Pass	-30.3	-10.1	-	-	-	-
L2410883-10	IA-5	02195	Flow 4	02/21/24	456042		-	-	-	Pass	10.0	10.6	6
L2410883-10	IA-5	1981	6.0L Can	02/21/24	456042	L2408872-08	Pass	-30.2	-10.1	-	-	-	-
L2410883-11	IA-6	01580	Flow 4	02/21/24	456042		-	-	-	Pass	10.0	13.3	28
L2410883-11	IA-6	2639	6.0L Can	02/21/24	456042	L2408872-08	Pass	-30.3	-8.4	-	-	-	-
L2410883-12	IA-7	01285	Flow 4	02/21/24	456042		-	-	-	Pass	10.1	10.1	0
L2410883-12	IA-7	782	6.0L Can	02/21/24	456042	L2408872-08	Pass	-30.3	-10.0	-	-	-	-
L2410883-13	OA-1	0016	Flow 4	02/21/24	456042		-	-	-	Pass	9.7	9.6	1
L2410883-13	OA-1	1881	6.0L Can	02/21/24	456042	L2408872-08	Pass	-30.2	-9.7	-	-	-	-



**Project Name:** BATCH CANISTER CERTIFICATION  
**Project Number:** CANISTER QC BAT

**Lab Number:** L2408872  
**Report Date:** 03/15/24

### Air Canister Certification Results

Lab ID: L2408872-04  
 Client ID: CAN 1894 SHELF 43  
 Sample Location:

Date Collected: 02/16/24 18:00  
 Date Received: 02/19/24  
 Field Prep: Not Specified

Sample Depth:  
 Matrix: Air  
 Analytical Method: 48,TO-15  
 Analytical Date: 02/19/24 19:34  
 Analyst: JFI

Parameter	ppbV			ug/m3			Qualifier	Dilution Factor
	Results	RL	MDL	Results	RL	MDL		
Volatile Organics in Air - Mansfield Lab								
Chlorodifluoromethane	ND	0.200	--	ND	0.707	--		1
Propylene	ND	0.500	--	ND	0.861	--		1
Propane	ND	0.500	--	ND	0.902	--		1
Dichlorodifluoromethane	ND	0.200	--	ND	0.989	--		1
Chloromethane	ND	0.200	--	ND	0.413	--		1
Freon-114	ND	0.200	--	ND	1.40	--		1
Methanol	ND	5.00	--	ND	6.55	--		1
Vinyl chloride	ND	0.200	--	ND	0.511	--		1
1,3-Butadiene	ND	0.200	--	ND	0.442	--		1
Butane	ND	0.200	--	ND	0.475	--		1
Bromomethane	ND	0.200	--	ND	0.777	--		1
Chloroethane	ND	0.200	--	ND	0.528	--		1
Ethanol	ND	5.00	--	ND	9.42	--		1
Dichlorofluoromethane	ND	0.200	--	ND	0.842	--		1
Vinyl bromide	ND	0.200	--	ND	0.874	--		1
Acrolein	ND	0.500	--	ND	1.15	--		1
Acetone	ND	1.00	--	ND	2.38	--		1
Acetonitrile	ND	0.200	--	ND	0.336	--		1
Trichlorofluoromethane	ND	0.200	--	ND	1.12	--		1
Isopropanol	ND	0.500	--	ND	1.23	--		1
Acrylonitrile	ND	0.500	--	ND	1.09	--		1
Pentane	ND	0.200	--	ND	0.590	--		1
Ethyl ether	ND	0.200	--	ND	0.606	--		1
1,1-Dichloroethene	ND	0.200	--	ND	0.793	--		1



**Project Name:** BATCH CANISTER CERTIFICATION  
**Project Number:** CANISTER QC BAT

**Lab Number:** L2408872  
**Report Date:** 03/15/24

### Air Canister Certification Results

Lab ID: L2408872-04  
 Client ID: CAN 1894 SHELF 43  
 Sample Location:

Date Collected: 02/16/24 18:00  
 Date Received: 02/19/24  
 Field Prep: Not Specified

Sample Depth:

Parameter	ppbV			ug/m3			Qualifier	Dilution Factor
	Results	RL	MDL	Results	RL	MDL		
Volatile Organics in Air - Mansfield Lab								
Tertiary butyl Alcohol	ND	0.500	--	ND	1.52	--		1
Methylene chloride	ND	0.500	--	ND	1.74	--		1
3-Chloropropene	ND	0.200	--	ND	0.626	--		1
Carbon disulfide	ND	0.200	--	ND	0.623	--		1
Freon-113	ND	0.200	--	ND	1.53	--		1
trans-1,2-Dichloroethene	ND	0.200	--	ND	0.793	--		1
1,1-Dichloroethane	ND	0.200	--	ND	0.809	--		1
Methyl tert butyl ether	ND	0.200	--	ND	0.721	--		1
Vinyl acetate	ND	1.00	--	ND	3.52	--		1
Xylenes, total	ND	0.600	--	ND	0.869	--		1
2-Butanone	ND	0.500	--	ND	1.47	--		1
cis-1,2-Dichloroethene	ND	0.200	--	ND	0.793	--		1
Ethyl Acetate	ND	0.500	--	ND	1.80	--		1
Chloroform	ND	0.200	--	ND	0.977	--		1
Tetrahydrofuran	ND	0.500	--	ND	1.47	--		1
2,2-Dichloropropane	ND	0.200	--	ND	0.924	--		1
1,2-Dichloroethane	ND	0.200	--	ND	0.809	--		1
n-Hexane	ND	0.200	--	ND	0.705	--		1
Diisopropyl ether	ND	0.200	--	ND	0.836	--		1
tert-Butyl Ethyl Ether	ND	0.200	--	ND	0.836	--		1
1,2-Dichloroethene (total)	ND	1.00	--	ND	1.00	--		1
1,1,1-Trichloroethane	ND	0.200	--	ND	1.09	--		1
1,1-Dichloropropene	ND	0.200	--	ND	0.908	--		1
Benzene	ND	0.200	--	ND	0.639	--		1
Carbon tetrachloride	ND	0.200	--	ND	1.26	--		1
Cyclohexane	ND	0.200	--	ND	0.688	--		1
tert-Amyl Methyl Ether	ND	0.200	--	ND	0.836	--		1



**Project Name:** BATCH CANISTER CERTIFICATION  
**Project Number:** CANISTER QC BAT

**Lab Number:** L2408872  
**Report Date:** 03/15/24

### Air Canister Certification Results

Lab ID: L2408872-04  
 Client ID: CAN 1894 SHELF 43  
 Sample Location:

Date Collected: 02/16/24 18:00  
 Date Received: 02/19/24  
 Field Prep: Not Specified

Sample Depth:

Parameter	ppbV			ug/m3			Qualifier	Dilution Factor
	Results	RL	MDL	Results	RL	MDL		
Volatile Organics in Air - Mansfield Lab								
Dibromomethane	ND	0.200	--	ND	1.42	--		1
1,2-Dichloropropane	ND	0.200	--	ND	0.924	--		1
Bromodichloromethane	ND	0.200	--	ND	1.34	--		1
1,4-Dioxane	ND	0.200	--	ND	0.721	--		1
Trichloroethene	ND	0.200	--	ND	1.07	--		1
2,2,4-Trimethylpentane	ND	0.200	--	ND	0.934	--		1
Methyl Methacrylate	ND	0.500	--	ND	2.05	--		1
Heptane	ND	0.200	--	ND	0.820	--		1
cis-1,3-Dichloropropene	ND	0.200	--	ND	0.908	--		1
4-Methyl-2-pentanone	ND	0.500	--	ND	2.05	--		1
trans-1,3-Dichloropropene	ND	0.200	--	ND	0.908	--		1
1,1,2-Trichloroethane	ND	0.200	--	ND	1.09	--		1
Toluene	ND	0.200	--	ND	0.754	--		1
1,3-Dichloropropane	ND	0.200	--	ND	0.924	--		1
2-Hexanone	ND	0.200	--	ND	0.820	--		1
Dibromochloromethane	ND	0.200	--	ND	1.70	--		1
1,2-Dibromoethane	ND	0.200	--	ND	1.54	--		1
Butyl acetate	ND	0.500	--	ND	2.38	--		1
Octane	ND	0.200	--	ND	0.934	--		1
Tetrachloroethene	ND	0.200	--	ND	1.36	--		1
1,1,1,2-Tetrachloroethane	ND	0.200	--	ND	1.37	--		1
Chlorobenzene	ND	0.200	--	ND	0.921	--		1
Ethylbenzene	ND	0.200	--	ND	0.869	--		1
p/m-Xylene	ND	0.400	--	ND	1.74	--		1
Bromoform	ND	0.200	--	ND	2.07	--		1
Styrene	ND	0.200	--	ND	0.852	--		1
1,1,2,2-Tetrachloroethane	ND	0.200	--	ND	1.37	--		1



**Project Name:** BATCH CANISTER CERTIFICATION  
**Project Number:** CANISTER QC BAT

**Lab Number:** L2408872  
**Report Date:** 03/15/24

### Air Canister Certification Results

Lab ID: L2408872-04  
 Client ID: CAN 1894 SHELF 43  
 Sample Location:

Date Collected: 02/16/24 18:00  
 Date Received: 02/19/24  
 Field Prep: Not Specified

Sample Depth:

Parameter	ppbV			ug/m3			Qualifier	Dilution Factor
	Results	RL	MDL	Results	RL	MDL		
Volatile Organics in Air - Mansfield Lab								
o-Xylene	ND	0.200	--	ND	0.869	--		1
1,2,3-Trichloropropane	ND	0.200	--	ND	1.21	--		1
Nonane	ND	0.200	--	ND	1.05	--		1
Isopropylbenzene	ND	0.200	--	ND	0.983	--		1
Bromobenzene	ND	0.200	--	ND	0.793	--		1
2-Chlorotoluene	ND	0.200	--	ND	1.04	--		1
n-Propylbenzene	ND	0.200	--	ND	0.983	--		1
4-Chlorotoluene	ND	0.200	--	ND	1.04	--		1
4-Ethyltoluene	ND	0.200	--	ND	0.983	--		1
1,3,5-Trimethylbenzene	ND	0.200	--	ND	0.983	--		1
tert-Butylbenzene	ND	0.200	--	ND	1.10	--		1
1,2,4-Trimethylbenzene	ND	0.200	--	ND	0.983	--		1
Decane	ND	0.200	--	ND	1.16	--		1
Benzyl chloride	ND	0.200	--	ND	1.04	--		1
1,3-Dichlorobenzene	ND	0.200	--	ND	1.20	--		1
1,4-Dichlorobenzene	ND	0.200	--	ND	1.20	--		1
sec-Butylbenzene	ND	0.200	--	ND	1.10	--		1
p-Isopropyltoluene	ND	0.200	--	ND	1.10	--		1
1,2-Dichlorobenzene	ND	0.200	--	ND	1.20	--		1
n-Butylbenzene	ND	0.200	--	ND	1.10	--		1
1,2-Dibromo-3-chloropropane	ND	0.200	--	ND	1.93	--		1
Undecane	ND	0.200	--	ND	1.28	--		1
Dodecane	ND	0.200	--	ND	1.39	--		1
1,2,4-Trichlorobenzene	ND	0.200	--	ND	1.48	--		1
Naphthalene	ND	0.200	--	ND	1.05	--		1
1,2,3-Trichlorobenzene	ND	0.200	--	ND	1.48	--		1
Hexachlorobutadiene	ND	0.200	--	ND	2.13	--		1





**Project Name:** BATCH CANISTER CERTIFICATION  
**Project Number:** CANISTER QC BAT

**Lab Number:** L2408872  
**Report Date:** 03/15/24

### Air Canister Certification Results

Lab ID: L2408872-04  
 Client ID: CAN 1894 SHELF 43  
 Sample Location:

Date Collected: 02/16/24 18:00  
 Date Received: 02/19/24  
 Field Prep: Not Specified

Sample Depth:

Parameter	ppbV			ug/m3			Qualifier	Dilution Factor
	Results	RL	MDL	Results	RL	MDL		
Volatile Organics in Air - Mansfield Lab								

Results	Qualifier	Units	RDL	Dilution Factor
Tentatively Identified Compounds				

No Tentatively Identified Compounds

Internal Standard	% Recovery	Qualifier	Acceptance Criteria
1,4-Difluorobenzene	87		60-140
Bromochloromethane	91		60-140
chlorobenzene-d5	85		60-140



**Project Name:** BATCH CANISTER CERTIFICATION  
**Project Number:** CANISTER QC BAT

**Lab Number:** L2408872  
**Report Date:** 03/15/24

### Air Canister Certification Results

Lab ID: L2408872-04  
 Client ID: CAN 1894 SHELF 43  
 Sample Location:

Date Collected: 02/16/24 18:00  
 Date Received: 02/19/24  
 Field Prep: Not Specified

Sample Depth:  
 Matrix: Air  
 Analytical Method: 48,TO-15-SIM  
 Analytical Date: 02/19/24 19:34  
 Analyst: JFI

Parameter	ppbV			ug/m3			Qualifier	Dilution Factor
	Results	RL	MDL	Results	RL	MDL		
Volatile Organics in Air by SIM - Mansfield Lab								
Dichlorodifluoromethane	ND	0.200	--	ND	0.989	--		1
Chloromethane	ND	0.200	--	ND	0.413	--		1
Freon-114	ND	0.050	--	ND	0.349	--		1
Vinyl chloride	ND	0.020	--	ND	0.051	--		1
1,3-Butadiene	ND	0.020	--	ND	0.044	--		1
Bromomethane	ND	0.020	--	ND	0.078	--		1
Chloroethane	ND	0.100	--	ND	0.264	--		1
Acrolein	ND	0.050	--	ND	0.115	--		1
Acetone	ND	1.00	--	ND	2.38	--		1
Trichlorofluoromethane	ND	0.050	--	ND	0.281	--		1
Acrylonitrile	ND	0.500	--	ND	1.09	--		1
1,1-Dichloroethene	ND	0.020	--	ND	0.079	--		1
Methylene chloride	ND	0.500	--	ND	1.74	--		1
Freon-113	ND	0.050	--	ND	0.383	--		1
trans-1,2-Dichloroethene	ND	0.020	--	ND	0.079	--		1
1,1-Dichloroethane	ND	0.020	--	ND	0.081	--		1
Methyl tert butyl ether	ND	0.200	--	ND	0.721	--		1
2-Butanone	ND	0.500	--	ND	1.47	--		1
cis-1,2-Dichloroethene	ND	0.020	--	ND	0.079	--		1
Chloroform	ND	0.020	--	ND	0.098	--		1
1,2-Dichloroethane	ND	0.020	--	ND	0.081	--		1
1,1,1-Trichloroethane	ND	0.020	--	ND	0.109	--		1
Benzene	ND	0.100	--	ND	0.319	--		1
Carbon tetrachloride	ND	0.020	--	ND	0.126	--		1



**Project Name:** BATCH CANISTER CERTIFICATION  
**Project Number:** CANISTER QC BAT

**Lab Number:** L2408872  
**Report Date:** 03/15/24

### Air Canister Certification Results

Lab ID: L2408872-04  
 Client ID: CAN 1894 SHELF 43  
 Sample Location:

Date Collected: 02/16/24 18:00  
 Date Received: 02/19/24  
 Field Prep: Not Specified

Sample Depth:

Parameter	ppbV			ug/m3			Qualifier	Dilution Factor
	Results	RL	MDL	Results	RL	MDL		
Volatile Organics in Air by SIM - Mansfield Lab								
1,2-Dichloropropane	ND	0.020	--	ND	0.092	--		1
Bromodichloromethane	ND	0.020	--	ND	0.134	--		1
1,4-Dioxane	ND	0.100	--	ND	0.360	--		1
Trichloroethene	ND	0.020	--	ND	0.107	--		1
cis-1,3-Dichloropropene	ND	0.020	--	ND	0.091	--		1
4-Methyl-2-pentanone	ND	0.500	--	ND	2.05	--		1
trans-1,3-Dichloropropene	ND	0.020	--	ND	0.091	--		1
1,1,2-Trichloroethane	ND	0.020	--	ND	0.109	--		1
Toluene	ND	0.100	--	ND	0.377	--		1
Dibromochloromethane	ND	0.020	--	ND	0.170	--		1
1,2-Dibromoethane	ND	0.020	--	ND	0.154	--		1
Tetrachloroethene	ND	0.020	--	ND	0.136	--		1
1,1,1,2-Tetrachloroethane	ND	0.020	--	ND	0.137	--		1
Chlorobenzene	ND	0.100	--	ND	0.461	--		1
Ethylbenzene	ND	0.020	--	ND	0.087	--		1
p/m-Xylene	ND	0.040	--	ND	0.174	--		1
Bromoform	ND	0.020	--	ND	0.207	--		1
Styrene	ND	0.020	--	ND	0.085	--		1
1,1,2,2-Tetrachloroethane	ND	0.020	--	ND	0.137	--		1
o-Xylene	ND	0.020	--	ND	0.087	--		1
Isopropylbenzene	ND	0.200	--	ND	0.983	--		1
4-Ethyltoluene	ND	0.020	--	ND	0.098	--		1
1,3,5-Trimethylbenzene	ND	0.020	--	ND	0.098	--		1
1,2,4-Trimethylbenzene	ND	0.020	--	ND	0.098	--		1
Benzyl chloride	ND	0.100	--	ND	0.518	--		1
1,3-Dichlorobenzene	ND	0.020	--	ND	0.120	--		1
1,4-Dichlorobenzene	ND	0.020	--	ND	0.120	--		1



**Project Name:** BATCH CANISTER CERTIFICATION  
**Project Number:** CANISTER QC BAT

**Lab Number:** L2408872  
**Report Date:** 03/15/24

### Air Canister Certification Results

Lab ID: L2408872-04  
 Client ID: CAN 1894 SHELF 43  
 Sample Location:

Date Collected: 02/16/24 18:00  
 Date Received: 02/19/24  
 Field Prep: Not Specified

Sample Depth:

Parameter	ppbV			ug/m3			Qualifier	Dilution Factor
	Results	RL	MDL	Results	RL	MDL		
Volatile Organics in Air by SIM - Mansfield Lab								
sec-Butylbenzene	ND	0.200	--	ND	1.10	--		1
p-Isopropyltoluene	ND	0.200	--	ND	1.10	--		1
1,2-Dichlorobenzene	ND	0.020	--	ND	0.120	--		1
n-Butylbenzene	ND	0.200	--	ND	1.10	--		1
1,2,4-Trichlorobenzene	ND	0.050	--	ND	0.371	--		1
Naphthalene	ND	0.050	--	ND	0.262	--		1
1,2,3-Trichlorobenzene	ND	0.050	--	ND	0.371	--		1
Hexachlorobutadiene	ND	0.050	--	ND	0.533	--		1

Internal Standard	% Recovery	Qualifier	Acceptance Criteria
1,4-difluorobenzene	82		60-140
bromochloromethane	86		60-140
chlorobenzene-d5	85		60-140



**Project Name:** BATCH CANISTER CERTIFICATION  
**Project Number:** CANISTER QC BAT

**Lab Number:** L2408872  
**Report Date:** 03/15/24

### Air Canister Certification Results

Lab ID: L2408872-08  
 Client ID: CAN 646 SHELF 35  
 Sample Location:

Date Collected: 02/16/24 10:00  
 Date Received: 02/19/24  
 Field Prep: Not Specified

Sample Depth:  
 Matrix: Air  
 Analytical Method: 48,TO-15  
 Analytical Date: 02/19/24 22:12  
 Analyst: JFI

Parameter	ppbV			ug/m3			Qualifier	Dilution Factor
	Results	RL	MDL	Results	RL	MDL		
Volatile Organics in Air - Mansfield Lab								
Chlorodifluoromethane	ND	0.200	--	ND	0.707	--		1
Propylene	ND	0.500	--	ND	0.861	--		1
Propane	ND	0.500	--	ND	0.902	--		1
Dichlorodifluoromethane	ND	0.200	--	ND	0.989	--		1
Chloromethane	ND	0.200	--	ND	0.413	--		1
Freon-114	ND	0.200	--	ND	1.40	--		1
Methanol	ND	5.00	--	ND	6.55	--		1
Vinyl chloride	ND	0.200	--	ND	0.511	--		1
1,3-Butadiene	ND	0.200	--	ND	0.442	--		1
Butane	ND	0.200	--	ND	0.475	--		1
Bromomethane	ND	0.200	--	ND	0.777	--		1
Chloroethane	ND	0.200	--	ND	0.528	--		1
Ethanol	ND	5.00	--	ND	9.42	--		1
Dichlorofluoromethane	ND	0.200	--	ND	0.842	--		1
Vinyl bromide	ND	0.200	--	ND	0.874	--		1
Acrolein	ND	0.500	--	ND	1.15	--		1
Acetone	ND	1.00	--	ND	2.38	--		1
Acetonitrile	ND	0.200	--	ND	0.336	--		1
Trichlorofluoromethane	ND	0.200	--	ND	1.12	--		1
Isopropanol	ND	0.500	--	ND	1.23	--		1
Acrylonitrile	ND	0.500	--	ND	1.09	--		1
Pentane	ND	0.200	--	ND	0.590	--		1
Ethyl ether	ND	0.200	--	ND	0.606	--		1
1,1-Dichloroethene	ND	0.200	--	ND	0.793	--		1



**Project Name:** BATCH CANISTER CERTIFICATION  
**Project Number:** CANISTER QC BAT

**Lab Number:** L2408872  
**Report Date:** 03/15/24

### Air Canister Certification Results

Lab ID: L2408872-08  
 Client ID: CAN 646 SHELF 35  
 Sample Location:

Date Collected: 02/16/24 10:00  
 Date Received: 02/19/24  
 Field Prep: Not Specified

Sample Depth:

Parameter	ppbV			ug/m3			Qualifier	Dilution Factor
	Results	RL	MDL	Results	RL	MDL		
Volatile Organics in Air - Mansfield Lab								
Tertiary butyl Alcohol	ND	0.500	--	ND	1.52	--		1
Methylene chloride	ND	0.500	--	ND	1.74	--		1
3-Chloropropene	ND	0.200	--	ND	0.626	--		1
Carbon disulfide	ND	0.200	--	ND	0.623	--		1
Freon-113	ND	0.200	--	ND	1.53	--		1
trans-1,2-Dichloroethene	ND	0.200	--	ND	0.793	--		1
1,1-Dichloroethane	ND	0.200	--	ND	0.809	--		1
Methyl tert butyl ether	ND	0.200	--	ND	0.721	--		1
Vinyl acetate	ND	1.00	--	ND	3.52	--		1
2-Butanone	ND	0.500	--	ND	1.47	--		1
Xylenes, total	ND	0.600	--	ND	0.869	--		1
cis-1,2-Dichloroethene	ND	0.200	--	ND	0.793	--		1
Ethyl Acetate	ND	0.500	--	ND	1.80	--		1
Chloroform	ND	0.200	--	ND	0.977	--		1
Tetrahydrofuran	ND	0.500	--	ND	1.47	--		1
2,2-Dichloropropane	ND	0.200	--	ND	0.924	--		1
1,2-Dichloroethane	ND	0.200	--	ND	0.809	--		1
n-Hexane	ND	0.200	--	ND	0.705	--		1
Diisopropyl ether	ND	0.200	--	ND	0.836	--		1
tert-Butyl Ethyl Ether	ND	0.200	--	ND	0.836	--		1
1,2-Dichloroethene (total)	ND	1.00	--	ND	1.00	--		1
1,1,1-Trichloroethane	ND	0.200	--	ND	1.09	--		1
1,1-Dichloropropene	ND	0.200	--	ND	0.908	--		1
Benzene	ND	0.200	--	ND	0.639	--		1
Carbon tetrachloride	ND	0.200	--	ND	1.26	--		1
Cyclohexane	ND	0.200	--	ND	0.688	--		1
tert-Amyl Methyl Ether	ND	0.200	--	ND	0.836	--		1



**Project Name:** BATCH CANISTER CERTIFICATION  
**Project Number:** CANISTER QC BAT

**Lab Number:** L2408872  
**Report Date:** 03/15/24

### Air Canister Certification Results

Lab ID: L2408872-08  
 Client ID: CAN 646 SHELF 35  
 Sample Location:

Date Collected: 02/16/24 10:00  
 Date Received: 02/19/24  
 Field Prep: Not Specified

Sample Depth:

Parameter	ppbV			ug/m3			Qualifier	Dilution Factor
	Results	RL	MDL	Results	RL	MDL		
Volatile Organics in Air - Mansfield Lab								
Dibromomethane	ND	0.200	--	ND	1.42	--		1
1,2-Dichloropropane	ND	0.200	--	ND	0.924	--		1
Bromodichloromethane	ND	0.200	--	ND	1.34	--		1
1,4-Dioxane	ND	0.200	--	ND	0.721	--		1
Trichloroethene	ND	0.200	--	ND	1.07	--		1
2,2,4-Trimethylpentane	ND	0.200	--	ND	0.934	--		1
Methyl Methacrylate	ND	0.500	--	ND	2.05	--		1
Heptane	ND	0.200	--	ND	0.820	--		1
cis-1,3-Dichloropropene	ND	0.200	--	ND	0.908	--		1
4-Methyl-2-pentanone	ND	0.500	--	ND	2.05	--		1
trans-1,3-Dichloropropene	ND	0.200	--	ND	0.908	--		1
1,1,2-Trichloroethane	ND	0.200	--	ND	1.09	--		1
Toluene	ND	0.200	--	ND	0.754	--		1
1,3-Dichloropropane	ND	0.200	--	ND	0.924	--		1
2-Hexanone	ND	0.200	--	ND	0.820	--		1
Dibromochloromethane	ND	0.200	--	ND	1.70	--		1
1,2-Dibromoethane	ND	0.200	--	ND	1.54	--		1
Butyl acetate	ND	0.500	--	ND	2.38	--		1
Octane	ND	0.200	--	ND	0.934	--		1
Tetrachloroethene	ND	0.200	--	ND	1.36	--		1
1,1,1,2-Tetrachloroethane	ND	0.200	--	ND	1.37	--		1
Chlorobenzene	ND	0.200	--	ND	0.921	--		1
Ethylbenzene	ND	0.200	--	ND	0.869	--		1
p/m-Xylene	ND	0.400	--	ND	1.74	--		1
Bromoform	ND	0.200	--	ND	2.07	--		1
Styrene	ND	0.200	--	ND	0.852	--		1
1,1,2,2-Tetrachloroethane	ND	0.200	--	ND	1.37	--		1



**Project Name:** BATCH CANISTER CERTIFICATION  
**Project Number:** CANISTER QC BAT

**Lab Number:** L2408872  
**Report Date:** 03/15/24

### Air Canister Certification Results

Lab ID: L2408872-08  
 Client ID: CAN 646 SHELF 35  
 Sample Location:

Date Collected: 02/16/24 10:00  
 Date Received: 02/19/24  
 Field Prep: Not Specified

Sample Depth:

Parameter	ppbV			ug/m3			Qualifier	Dilution Factor
	Results	RL	MDL	Results	RL	MDL		
Volatile Organics in Air - Mansfield Lab								
o-Xylene	ND	0.200	--	ND	0.869	--		1
1,2,3-Trichloropropane	ND	0.200	--	ND	1.21	--		1
Nonane	ND	0.200	--	ND	1.05	--		1
Isopropylbenzene	ND	0.200	--	ND	0.983	--		1
Bromobenzene	ND	0.200	--	ND	0.793	--		1
2-Chlorotoluene	ND	0.200	--	ND	1.04	--		1
n-Propylbenzene	ND	0.200	--	ND	0.983	--		1
4-Chlorotoluene	ND	0.200	--	ND	1.04	--		1
4-Ethyltoluene	ND	0.200	--	ND	0.983	--		1
1,3,5-Trimethylbenzene	ND	0.200	--	ND	0.983	--		1
tert-Butylbenzene	ND	0.200	--	ND	1.10	--		1
1,2,4-Trimethylbenzene	ND	0.200	--	ND	0.983	--		1
Decane	ND	0.200	--	ND	1.16	--		1
Benzyl chloride	ND	0.200	--	ND	1.04	--		1
1,3-Dichlorobenzene	ND	0.200	--	ND	1.20	--		1
1,4-Dichlorobenzene	ND	0.200	--	ND	1.20	--		1
sec-Butylbenzene	ND	0.200	--	ND	1.10	--		1
p-Isopropyltoluene	ND	0.200	--	ND	1.10	--		1
1,2-Dichlorobenzene	ND	0.200	--	ND	1.20	--		1
n-Butylbenzene	ND	0.200	--	ND	1.10	--		1
1,2-Dibromo-3-chloropropane	ND	0.200	--	ND	1.93	--		1
Undecane	ND	0.200	--	ND	1.28	--		1
Dodecane	ND	0.200	--	ND	1.39	--		1
1,2,4-Trichlorobenzene	ND	0.200	--	ND	1.48	--		1
Naphthalene	ND	0.200	--	ND	1.05	--		1
1,2,3-Trichlorobenzene	ND	0.200	--	ND	1.48	--		1
Hexachlorobutadiene	ND	0.200	--	ND	2.13	--		1





**Project Name:** BATCH CANISTER CERTIFICATION  
**Project Number:** CANISTER QC BAT

**Lab Number:** L2408872  
**Report Date:** 03/15/24

### Air Canister Certification Results

Lab ID: L2408872-08  
 Client ID: CAN 646 SHELF 35  
 Sample Location:

Date Collected: 02/16/24 10:00  
 Date Received: 02/19/24  
 Field Prep: Not Specified

Sample Depth:

Parameter	ppbV			ug/m3			Qualifier	Dilution Factor
	Results	RL	MDL	Results	RL	MDL		
Volatile Organics in Air - Mansfield Lab								

Results	Qualifier	Units	RDL	Dilution Factor
Tentatively Identified Compounds				

No Tentatively Identified Compounds

Internal Standard	% Recovery	Qualifier	Acceptance Criteria
1,4-Difluorobenzene	82		60-140
Bromochloromethane	87		60-140
chlorobenzene-d5	83		60-140



**Project Name:** BATCH CANISTER CERTIFICATION  
**Project Number:** CANISTER QC BAT

**Lab Number:** L2408872  
**Report Date:** 03/15/24

### Air Canister Certification Results

Lab ID: L2408872-08  
 Client ID: CAN 646 SHELF 35  
 Sample Location:

Date Collected: 02/16/24 10:00  
 Date Received: 02/19/24  
 Field Prep: Not Specified

Sample Depth:  
 Matrix: Air  
 Analytical Method: 48,TO-15-SIM  
 Analytical Date: 02/19/24 22:12  
 Analyst: JFI

Parameter	ppbV			ug/m3			Qualifier	Dilution Factor
	Results	RL	MDL	Results	RL	MDL		
Volatile Organics in Air by SIM - Mansfield Lab								
Dichlorodifluoromethane	ND	0.200	--	ND	0.989	--		1
Chloromethane	ND	0.200	--	ND	0.413	--		1
Freon-114	ND	0.050	--	ND	0.349	--		1
Vinyl chloride	ND	0.020	--	ND	0.051	--		1
1,3-Butadiene	ND	0.020	--	ND	0.044	--		1
Bromomethane	ND	0.020	--	ND	0.078	--		1
Chloroethane	ND	0.100	--	ND	0.264	--		1
Acrolein	ND	0.050	--	ND	0.115	--		1
Acetone	ND	1.00	--	ND	2.38	--		1
Trichlorofluoromethane	ND	0.050	--	ND	0.281	--		1
Acrylonitrile	ND	0.500	--	ND	1.09	--		1
1,1-Dichloroethene	ND	0.020	--	ND	0.079	--		1
Methylene chloride	ND	0.500	--	ND	1.74	--		1
Freon-113	ND	0.050	--	ND	0.383	--		1
trans-1,2-Dichloroethene	ND	0.020	--	ND	0.079	--		1
1,1-Dichloroethane	ND	0.020	--	ND	0.081	--		1
Methyl tert butyl ether	ND	0.200	--	ND	0.721	--		1
2-Butanone	ND	0.500	--	ND	1.47	--		1
cis-1,2-Dichloroethene	ND	0.020	--	ND	0.079	--		1
Chloroform	ND	0.020	--	ND	0.098	--		1
1,2-Dichloroethane	ND	0.020	--	ND	0.081	--		1
1,1,1-Trichloroethane	ND	0.020	--	ND	0.109	--		1
Benzene	ND	0.100	--	ND	0.319	--		1
Carbon tetrachloride	ND	0.020	--	ND	0.126	--		1



**Project Name:** BATCH CANISTER CERTIFICATION  
**Project Number:** CANISTER QC BAT

**Lab Number:** L2408872  
**Report Date:** 03/15/24

### Air Canister Certification Results

Lab ID: L2408872-08  
 Client ID: CAN 646 SHELF 35  
 Sample Location:

Date Collected: 02/16/24 10:00  
 Date Received: 02/19/24  
 Field Prep: Not Specified

Sample Depth:

Parameter	ppbV			ug/m3			Qualifier	Dilution Factor
	Results	RL	MDL	Results	RL	MDL		
Volatile Organics in Air by SIM - Mansfield Lab								
1,2-Dichloropropane	ND	0.020	--	ND	0.092	--		1
Bromodichloromethane	ND	0.020	--	ND	0.134	--		1
1,4-Dioxane	ND	0.100	--	ND	0.360	--		1
Trichloroethene	ND	0.020	--	ND	0.107	--		1
cis-1,3-Dichloropropene	ND	0.020	--	ND	0.091	--		1
4-Methyl-2-pentanone	ND	0.500	--	ND	2.05	--		1
trans-1,3-Dichloropropene	ND	0.020	--	ND	0.091	--		1
1,1,2-Trichloroethane	ND	0.020	--	ND	0.109	--		1
Toluene	ND	0.100	--	ND	0.377	--		1
Dibromochloromethane	ND	0.020	--	ND	0.170	--		1
1,2-Dibromoethane	ND	0.020	--	ND	0.154	--		1
Tetrachloroethene	ND	0.020	--	ND	0.136	--		1
1,1,1,2-Tetrachloroethane	ND	0.020	--	ND	0.137	--		1
Chlorobenzene	ND	0.100	--	ND	0.461	--		1
Ethylbenzene	ND	0.020	--	ND	0.087	--		1
p/m-Xylene	ND	0.040	--	ND	0.174	--		1
Bromoform	ND	0.020	--	ND	0.207	--		1
Styrene	ND	0.020	--	ND	0.085	--		1
1,1,2,2-Tetrachloroethane	ND	0.020	--	ND	0.137	--		1
o-Xylene	ND	0.020	--	ND	0.087	--		1
Isopropylbenzene	ND	0.200	--	ND	0.983	--		1
4-Ethyltoluene	ND	0.020	--	ND	0.098	--		1
1,3,5-Trimethylbenzene	ND	0.020	--	ND	0.098	--		1
1,2,4-Trimethylbenzene	ND	0.020	--	ND	0.098	--		1
Benzyl chloride	ND	0.100	--	ND	0.518	--		1
1,3-Dichlorobenzene	ND	0.020	--	ND	0.120	--		1
1,4-Dichlorobenzene	ND	0.020	--	ND	0.120	--		1



**Project Name:** BATCH CANISTER CERTIFICATION  
**Project Number:** CANISTER QC BAT

**Lab Number:** L2408872  
**Report Date:** 03/15/24

### Air Canister Certification Results

Lab ID: L2408872-08  
 Client ID: CAN 646 SHELF 35  
 Sample Location:

Date Collected: 02/16/24 10:00  
 Date Received: 02/19/24  
 Field Prep: Not Specified

Sample Depth:

Parameter	ppbV			ug/m3			Qualifier	Dilution Factor
	Results	RL	MDL	Results	RL	MDL		
Volatile Organics in Air by SIM - Mansfield Lab								
sec-Butylbenzene	ND	0.200	--	ND	1.10	--		1
p-Isopropyltoluene	ND	0.200	--	ND	1.10	--		1
1,2-Dichlorobenzene	ND	0.020	--	ND	0.120	--		1
n-Butylbenzene	ND	0.200	--	ND	1.10	--		1
1,2,4-Trichlorobenzene	ND	0.050	--	ND	0.371	--		1
Naphthalene	ND	0.050	--	ND	0.262	--		1
1,2,3-Trichlorobenzene	ND	0.050	--	ND	0.371	--		1
Hexachlorobutadiene	ND	0.050	--	ND	0.533	--		1

Internal Standard	% Recovery	Qualifier	Acceptance Criteria
1,4-difluorobenzene	78		60-140
bromochloromethane	82		60-140
chlorobenzene-d5	83		60-140



**Project Name:** BATCH CANISTER CERTIFICATION  
**Project Number:** CANISTER QC BAT

**Lab Number:** L2408872  
**Report Date:** 03/15/24

### Air Canister Certification Results

Lab ID: L2408872-09  
 Client ID: CAN 973 SHELF 36  
 Sample Location:

Date Collected: 02/16/24 10:00  
 Date Received: 02/19/24  
 Field Prep: Not Specified

Sample Depth:  
 Matrix: Air  
 Analytical Method: 48,TO-15  
 Analytical Date: 02/19/24 22:51  
 Analyst: JFI

Parameter	ppbV			ug/m3			Qualifier	Dilution Factor
	Results	RL	MDL	Results	RL	MDL		
Volatile Organics in Air - Mansfield Lab								
Chlorodifluoromethane	ND	0.200	--	ND	0.707	--		1
Propylene	ND	0.500	--	ND	0.861	--		1
Propane	ND	0.500	--	ND	0.902	--		1
Dichlorodifluoromethane	ND	0.200	--	ND	0.989	--		1
Chloromethane	ND	0.200	--	ND	0.413	--		1
Freon-114	ND	0.200	--	ND	1.40	--		1
Methanol	ND	5.00	--	ND	6.55	--		1
Vinyl chloride	ND	0.200	--	ND	0.511	--		1
1,3-Butadiene	ND	0.200	--	ND	0.442	--		1
Butane	ND	0.200	--	ND	0.475	--		1
Bromomethane	ND	0.200	--	ND	0.777	--		1
Chloroethane	ND	0.200	--	ND	0.528	--		1
Ethanol	ND	5.00	--	ND	9.42	--		1
Dichlorofluoromethane	ND	0.200	--	ND	0.842	--		1
Vinyl bromide	ND	0.200	--	ND	0.874	--		1
Acrolein	ND	0.500	--	ND	1.15	--		1
Acetone	ND	1.00	--	ND	2.38	--		1
Acetonitrile	ND	0.200	--	ND	0.336	--		1
Trichlorofluoromethane	ND	0.200	--	ND	1.12	--		1
Isopropanol	ND	0.500	--	ND	1.23	--		1
Acrylonitrile	ND	0.500	--	ND	1.09	--		1
Pentane	ND	0.200	--	ND	0.590	--		1
Ethyl ether	ND	0.200	--	ND	0.606	--		1
1,1-Dichloroethene	ND	0.200	--	ND	0.793	--		1



**Project Name:** BATCH CANISTER CERTIFICATION  
**Project Number:** CANISTER QC BAT

**Lab Number:** L2408872  
**Report Date:** 03/15/24

### Air Canister Certification Results

Lab ID: L2408872-09  
 Client ID: CAN 973 SHELF 36  
 Sample Location:

Date Collected: 02/16/24 10:00  
 Date Received: 02/19/24  
 Field Prep: Not Specified

Sample Depth:

Parameter	ppbV			ug/m3			Qualifier	Dilution Factor
	Results	RL	MDL	Results	RL	MDL		
Volatile Organics in Air - Mansfield Lab								
Tertiary butyl Alcohol	ND	0.500	--	ND	1.52	--		1
Methylene chloride	ND	0.500	--	ND	1.74	--		1
3-Chloropropene	ND	0.200	--	ND	0.626	--		1
Carbon disulfide	ND	0.200	--	ND	0.623	--		1
Freon-113	ND	0.200	--	ND	1.53	--		1
trans-1,2-Dichloroethene	ND	0.200	--	ND	0.793	--		1
1,1-Dichloroethane	ND	0.200	--	ND	0.809	--		1
Methyl tert butyl ether	ND	0.200	--	ND	0.721	--		1
Vinyl acetate	ND	1.00	--	ND	3.52	--		1
2-Butanone	ND	0.500	--	ND	1.47	--		1
Xylenes, total	ND	0.600	--	ND	0.869	--		1
cis-1,2-Dichloroethene	ND	0.200	--	ND	0.793	--		1
Ethyl Acetate	ND	0.500	--	ND	1.80	--		1
Chloroform	ND	0.200	--	ND	0.977	--		1
Tetrahydrofuran	ND	0.500	--	ND	1.47	--		1
2,2-Dichloropropane	ND	0.200	--	ND	0.924	--		1
1,2-Dichloroethane	ND	0.200	--	ND	0.809	--		1
n-Hexane	ND	0.200	--	ND	0.705	--		1
Diisopropyl ether	ND	0.200	--	ND	0.836	--		1
tert-Butyl Ethyl Ether	ND	0.200	--	ND	0.836	--		1
1,2-Dichloroethene (total)	ND	1.00	--	ND	1.00	--		1
1,1,1-Trichloroethane	ND	0.200	--	ND	1.09	--		1
1,1-Dichloropropene	ND	0.200	--	ND	0.908	--		1
Benzene	ND	0.200	--	ND	0.639	--		1
Carbon tetrachloride	ND	0.200	--	ND	1.26	--		1
Cyclohexane	ND	0.200	--	ND	0.688	--		1
tert-Amyl Methyl Ether	ND	0.200	--	ND	0.836	--		1



**Project Name:** BATCH CANISTER CERTIFICATION  
**Project Number:** CANISTER QC BAT

**Lab Number:** L2408872  
**Report Date:** 03/15/24

### Air Canister Certification Results

Lab ID: L2408872-09  
 Client ID: CAN 973 SHELF 36  
 Sample Location:

Date Collected: 02/16/24 10:00  
 Date Received: 02/19/24  
 Field Prep: Not Specified

Sample Depth:

Parameter	ppbV			ug/m3			Qualifier	Dilution Factor
	Results	RL	MDL	Results	RL	MDL		
Volatile Organics in Air - Mansfield Lab								
Dibromomethane	ND	0.200	--	ND	1.42	--		1
1,2-Dichloropropane	ND	0.200	--	ND	0.924	--		1
Bromodichloromethane	ND	0.200	--	ND	1.34	--		1
1,4-Dioxane	ND	0.200	--	ND	0.721	--		1
Trichloroethene	ND	0.200	--	ND	1.07	--		1
2,2,4-Trimethylpentane	ND	0.200	--	ND	0.934	--		1
Methyl Methacrylate	ND	0.500	--	ND	2.05	--		1
Heptane	ND	0.200	--	ND	0.820	--		1
cis-1,3-Dichloropropene	ND	0.200	--	ND	0.908	--		1
4-Methyl-2-pentanone	ND	0.500	--	ND	2.05	--		1
trans-1,3-Dichloropropene	ND	0.200	--	ND	0.908	--		1
1,1,2-Trichloroethane	ND	0.200	--	ND	1.09	--		1
Toluene	ND	0.200	--	ND	0.754	--		1
1,3-Dichloropropane	ND	0.200	--	ND	0.924	--		1
2-Hexanone	ND	0.200	--	ND	0.820	--		1
Dibromochloromethane	ND	0.200	--	ND	1.70	--		1
1,2-Dibromoethane	ND	0.200	--	ND	1.54	--		1
Butyl acetate	ND	0.500	--	ND	2.38	--		1
Octane	ND	0.200	--	ND	0.934	--		1
Tetrachloroethene	ND	0.200	--	ND	1.36	--		1
1,1,1,2-Tetrachloroethane	ND	0.200	--	ND	1.37	--		1
Chlorobenzene	ND	0.200	--	ND	0.921	--		1
Ethylbenzene	ND	0.200	--	ND	0.869	--		1
p/m-Xylene	ND	0.400	--	ND	1.74	--		1
Bromoform	ND	0.200	--	ND	2.07	--		1
Styrene	ND	0.200	--	ND	0.852	--		1
1,1,2,2-Tetrachloroethane	ND	0.200	--	ND	1.37	--		1



**Project Name:** BATCH CANISTER CERTIFICATION  
**Project Number:** CANISTER QC BAT

**Lab Number:** L2408872  
**Report Date:** 03/15/24

### Air Canister Certification Results

Lab ID: L2408872-09  
 Client ID: CAN 973 SHELF 36  
 Sample Location:

Date Collected: 02/16/24 10:00  
 Date Received: 02/19/24  
 Field Prep: Not Specified

Sample Depth:

Parameter	ppbV			ug/m3			Qualifier	Dilution Factor
	Results	RL	MDL	Results	RL	MDL		
Volatile Organics in Air - Mansfield Lab								
o-Xylene	ND	0.200	--	ND	0.869	--		1
1,2,3-Trichloropropane	ND	0.200	--	ND	1.21	--		1
Nonane	ND	0.200	--	ND	1.05	--		1
Isopropylbenzene	ND	0.200	--	ND	0.983	--		1
Bromobenzene	ND	0.200	--	ND	0.793	--		1
2-Chlorotoluene	ND	0.200	--	ND	1.04	--		1
n-Propylbenzene	ND	0.200	--	ND	0.983	--		1
4-Chlorotoluene	ND	0.200	--	ND	1.04	--		1
4-Ethyltoluene	ND	0.200	--	ND	0.983	--		1
1,3,5-Trimethylbenzene	ND	0.200	--	ND	0.983	--		1
tert-Butylbenzene	ND	0.200	--	ND	1.10	--		1
1,2,4-Trimethylbenzene	ND	0.200	--	ND	0.983	--		1
Decane	ND	0.200	--	ND	1.16	--		1
Benzyl chloride	ND	0.200	--	ND	1.04	--		1
1,3-Dichlorobenzene	ND	0.200	--	ND	1.20	--		1
1,4-Dichlorobenzene	ND	0.200	--	ND	1.20	--		1
sec-Butylbenzene	ND	0.200	--	ND	1.10	--		1
p-Isopropyltoluene	ND	0.200	--	ND	1.10	--		1
1,2-Dichlorobenzene	ND	0.200	--	ND	1.20	--		1
n-Butylbenzene	ND	0.200	--	ND	1.10	--		1
1,2-Dibromo-3-chloropropane	ND	0.200	--	ND	1.93	--		1
Undecane	ND	0.200	--	ND	1.28	--		1
Dodecane	ND	0.200	--	ND	1.39	--		1
1,2,4-Trichlorobenzene	ND	0.200	--	ND	1.48	--		1
Naphthalene	ND	0.200	--	ND	1.05	--		1
1,2,3-Trichlorobenzene	ND	0.200	--	ND	1.48	--		1
Hexachlorobutadiene	ND	0.200	--	ND	2.13	--		1





**Project Name:** BATCH CANISTER CERTIFICATION  
**Project Number:** CANISTER QC BAT

**Lab Number:** L2408872  
**Report Date:** 03/15/24

### Air Canister Certification Results

Lab ID: L2408872-09  
 Client ID: CAN 973 SHELF 36  
 Sample Location:

Date Collected: 02/16/24 10:00  
 Date Received: 02/19/24  
 Field Prep: Not Specified

Sample Depth:

Parameter	ppbV			ug/m3			Qualifier	Dilution Factor
	Results	RL	MDL	Results	RL	MDL		
Volatile Organics in Air - Mansfield Lab								

Results	Qualifier	Units	RDL	Dilution Factor
Tentatively Identified Compounds				

No Tentatively Identified Compounds

Internal Standard	% Recovery	Qualifier	Acceptance Criteria
1,4-Difluorobenzene	80		60-140
Bromochloromethane	86		60-140
chlorobenzene-d5	82		60-140



**Project Name:** BATCH CANISTER CERTIFICATION  
**Project Number:** CANISTER QC BAT

**Lab Number:** L2408872  
**Report Date:** 03/15/24

### Air Canister Certification Results

Lab ID: L2408872-09  
 Client ID: CAN 973 SHELF 36  
 Sample Location:

Date Collected: 02/16/24 10:00  
 Date Received: 02/19/24  
 Field Prep: Not Specified

Sample Depth:  
 Matrix: Air  
 Analytical Method: 48,TO-15-SIM  
 Analytical Date: 02/19/24 22:51  
 Analyst: JFI

Parameter	ppbV			ug/m3			Qualifier	Dilution Factor
	Results	RL	MDL	Results	RL	MDL		
Volatile Organics in Air by SIM - Mansfield Lab								
Dichlorodifluoromethane	ND	0.200	--	ND	0.989	--		1
Chloromethane	ND	0.200	--	ND	0.413	--		1
Freon-114	ND	0.050	--	ND	0.349	--		1
Vinyl chloride	ND	0.020	--	ND	0.051	--		1
1,3-Butadiene	ND	0.020	--	ND	0.044	--		1
Bromomethane	ND	0.020	--	ND	0.078	--		1
Chloroethane	ND	0.100	--	ND	0.264	--		1
Acrolein	ND	0.050	--	ND	0.115	--		1
Acetone	ND	1.00	--	ND	2.38	--		1
Trichlorofluoromethane	ND	0.050	--	ND	0.281	--		1
Acrylonitrile	ND	0.500	--	ND	1.09	--		1
1,1-Dichloroethene	ND	0.020	--	ND	0.079	--		1
Methylene chloride	ND	0.500	--	ND	1.74	--		1
Freon-113	ND	0.050	--	ND	0.383	--		1
trans-1,2-Dichloroethene	ND	0.020	--	ND	0.079	--		1
1,1-Dichloroethane	ND	0.020	--	ND	0.081	--		1
Methyl tert butyl ether	ND	0.200	--	ND	0.721	--		1
2-Butanone	ND	0.500	--	ND	1.47	--		1
cis-1,2-Dichloroethene	ND	0.020	--	ND	0.079	--		1
Chloroform	ND	0.020	--	ND	0.098	--		1
1,2-Dichloroethane	ND	0.020	--	ND	0.081	--		1
1,1,1-Trichloroethane	ND	0.020	--	ND	0.109	--		1
Benzene	ND	0.100	--	ND	0.319	--		1
Carbon tetrachloride	ND	0.020	--	ND	0.126	--		1



**Project Name:** BATCH CANISTER CERTIFICATION  
**Project Number:** CANISTER QC BAT

**Lab Number:** L2408872  
**Report Date:** 03/15/24

### Air Canister Certification Results

Lab ID: L2408872-09  
 Client ID: CAN 973 SHELF 36  
 Sample Location:

Date Collected: 02/16/24 10:00  
 Date Received: 02/19/24  
 Field Prep: Not Specified

Sample Depth:

Parameter	ppbV			ug/m3			Qualifier	Dilution Factor
	Results	RL	MDL	Results	RL	MDL		
Volatile Organics in Air by SIM - Mansfield Lab								
1,2-Dichloropropane	ND	0.020	--	ND	0.092	--		1
Bromodichloromethane	ND	0.020	--	ND	0.134	--		1
1,4-Dioxane	ND	0.100	--	ND	0.360	--		1
Trichloroethene	ND	0.020	--	ND	0.107	--		1
cis-1,3-Dichloropropene	ND	0.020	--	ND	0.091	--		1
4-Methyl-2-pentanone	ND	0.500	--	ND	2.05	--		1
trans-1,3-Dichloropropene	ND	0.020	--	ND	0.091	--		1
1,1,2-Trichloroethane	ND	0.020	--	ND	0.109	--		1
Toluene	ND	0.100	--	ND	0.377	--		1
Dibromochloromethane	ND	0.020	--	ND	0.170	--		1
1,2-Dibromoethane	ND	0.020	--	ND	0.154	--		1
Tetrachloroethene	ND	0.020	--	ND	0.136	--		1
1,1,1,2-Tetrachloroethane	ND	0.020	--	ND	0.137	--		1
Chlorobenzene	ND	0.100	--	ND	0.461	--		1
Ethylbenzene	ND	0.020	--	ND	0.087	--		1
p/m-Xylene	ND	0.040	--	ND	0.174	--		1
Bromoform	ND	0.020	--	ND	0.207	--		1
Styrene	ND	0.020	--	ND	0.085	--		1
1,1,2,2-Tetrachloroethane	ND	0.020	--	ND	0.137	--		1
o-Xylene	ND	0.020	--	ND	0.087	--		1
Isopropylbenzene	ND	0.200	--	ND	0.983	--		1
4-Ethyltoluene	ND	0.020	--	ND	0.098	--		1
1,3,5-Trimethylbenzene	ND	0.020	--	ND	0.098	--		1
1,2,4-Trimethylbenzene	ND	0.020	--	ND	0.098	--		1
Benzyl chloride	ND	0.100	--	ND	0.518	--		1
1,3-Dichlorobenzene	ND	0.020	--	ND	0.120	--		1
1,4-Dichlorobenzene	ND	0.020	--	ND	0.120	--		1



**Project Name:** BATCH CANISTER CERTIFICATION  
**Project Number:** CANISTER QC BAT

**Lab Number:** L2408872  
**Report Date:** 03/15/24

### Air Canister Certification Results

Lab ID: L2408872-09  
 Client ID: CAN 973 SHELF 36  
 Sample Location:

Date Collected: 02/16/24 10:00  
 Date Received: 02/19/24  
 Field Prep: Not Specified

Sample Depth:

Parameter	ppbV			ug/m3			Qualifier	Dilution Factor
	Results	RL	MDL	Results	RL	MDL		
Volatile Organics in Air by SIM - Mansfield Lab								
sec-Butylbenzene	ND	0.200	--	ND	1.10	--		1
p-Isopropyltoluene	ND	0.200	--	ND	1.10	--		1
1,2-Dichlorobenzene	ND	0.020	--	ND	0.120	--		1
n-Butylbenzene	ND	0.200	--	ND	1.10	--		1
1,2,4-Trichlorobenzene	ND	0.050	--	ND	0.371	--		1
Naphthalene	ND	0.050	--	ND	0.262	--		1
1,2,3-Trichlorobenzene	ND	0.050	--	ND	0.371	--		1
Hexachlorobutadiene	ND	0.050	--	ND	0.533	--		1

Internal Standard	% Recovery	Qualifier	Acceptance Criteria
1,4-difluorobenzene	76		60-140
bromochloromethane	81		60-140
chlorobenzene-d5	82		60-140



**Project Name:** USAI LIGHTING**Lab Number:** L2410883**Project Number:** 14.4337**Report Date:** 03/15/24**Sample Receipt and Container Information**

Were project specific reporting limits specified?

YES

**Cooler Information**

<b>Cooler</b>	<b>Custody Seal</b>
N/A	Absent

**Container Information**

<b>Container ID</b>	<b>Container Type</b>	<b>Cooler</b>	<b>Initial pH</b>	<b>Final pH</b>	<b>Temp deg C</b>	<b>Pres</b>	<b>Seal</b>	<b>Frozen Date/Time</b>	<b>Analysis(*)</b>
L2410883-01A	Canister - 6 Liter	N/A	NA			Y	Absent		TO15-LL(30)
L2410883-02A	Canister - 6 Liter	N/A	NA			Y	Absent		TO15-LL(30)
L2410883-03A	Canister - 6 Liter	N/A	NA			Y	Absent		TO15-LL(30)
L2410883-04A	Canister - 6 Liter	N/A	NA			Y	Absent		TO15-LL(30)
L2410883-05A	Canister - 6 Liter	N/A	NA			Y	Absent		TO15-LL(30)
L2410883-06A	Canister - 6 Liter	N/A	NA			Y	Absent		TO15-LL(30),TO15-SIM(30)
L2410883-07A	Canister - 6 Liter	N/A	NA			Y	Absent		TO15-SIM(30),TO15-LL(30)
L2410883-08A	Canister - 6 Liter	N/A	NA			Y	Absent		TO15-SIM(30),TO15-LL(30)
L2410883-09A	Canister - 6 Liter	N/A	NA			Y	Absent		TO15-SIM(30),TO15-LL(30)
L2410883-10A	Canister - 6 Liter	N/A	NA			Y	Absent		TO15-LL(30),TO15-SIM(30)
L2410883-11A	Canister - 6 Liter	N/A	NA			Y	Absent		TO15-SIM(30),TO15-LL(30)
L2410883-12A	Canister - 6 Liter	N/A	NA			Y	Absent		TO15-LL(30),TO15-SIM(30)
L2410883-13A	Canister - 6 Liter	N/A	NA			Y	Absent		TO15-LL(30),TO15-SIM(30)

**Project Name:** USAI LIGHTING  
**Project Number:** 14.4337

**Lab Number:** L2410883  
**Report Date:** 03/15/24

## GLOSSARY

### Acronyms

DL	- Detection Limit: This value represents the level to which target analyte concentrations are reported as estimated values, when those target analyte concentrations are quantified below the limit of quantitation (LOQ). The DL includes any adjustments from dilutions, concentrations or moisture content, where applicable. (DoD report formats only.)
EDL	- Estimated Detection Limit: This value represents the level to which target analyte concentrations are reported as estimated values, when those target analyte concentrations are quantified below the reporting limit (RL). The EDL includes any adjustments from dilutions, concentrations or moisture content, where applicable. The use of EDLs is specific to the analysis of PAHs using Solid-Phase Microextraction (SPME).
EMPC	- Estimated Maximum Possible Concentration: The concentration that results from the signal present at the retention time of an analyte when the ions meet all of the identification criteria except the ion abundance ratio criteria. An EMPC is a worst-case estimate of the concentration.
EPA	- Environmental Protection Agency.
LCS	- Laboratory Control Sample: A sample matrix, free from the analytes of interest, spiked with verified known amounts of analytes or a material containing known and verified amounts of analytes.
LCSD	- Laboratory Control Sample Duplicate: Refer to LCS.
LFB	- Laboratory Fortified Blank: A sample matrix, free from the analytes of interest, spiked with verified known amounts of analytes or a material containing known and verified amounts of analytes.
LOD	- Limit of Detection: This value represents the level to which a target analyte can reliably be detected for a specific analyte in a specific matrix by a specific method. The LOD includes any adjustments from dilutions, concentrations or moisture content, where applicable. (DoD report formats only.)
LOQ	- Limit of Quantitation: The value at which an instrument can accurately measure an analyte at a specific concentration. The LOQ includes any adjustments from dilutions, concentrations or moisture content, where applicable. (DoD report formats only.)  Limit of Quantitation: The value at which an instrument can accurately measure an analyte at a specific concentration. The LOQ includes any adjustments from dilutions, concentrations or moisture content, where applicable. (DoD report formats only.)
MDL	- Method Detection Limit: This value represents the level to which target analyte concentrations are reported as estimated values, when those target analyte concentrations are quantified below the reporting limit (RL). The MDL includes any adjustments from dilutions, concentrations or moisture content, where applicable.
MS	- Matrix Spike Sample: A sample prepared by adding a known mass of target analyte to a specified amount of matrix sample for which an independent estimate of target analyte concentration is available. For Method 332.0, the spike recovery is calculated using the native concentration, including estimated values.
MSD	- Matrix Spike Sample Duplicate: Refer to MS.
NA	- Not Applicable.
NC	- Not Calculated: Term is utilized when one or more of the results utilized in the calculation are non-detect at the parameter's reporting unit.
NDPA/DPA	- N-Nitrosodiphenylamine/Diphenylamine.
NI	- Not Ignitable.
NP	- Non-Plastic: Term is utilized for the analysis of Atterberg Limits in soil.
NR	- No Results: Term is utilized when 'No Target Compounds Requested' is reported for the analysis of Volatile or Semivolatile Organic TIC only requests.
RL	- Reporting Limit: The value at which an instrument can accurately measure an analyte at a specific concentration. The RL includes any adjustments from dilutions, concentrations or moisture content, where applicable.
RPD	- Relative Percent Difference: The results from matrix and/or matrix spike duplicates are primarily designed to assess the precision of analytical results in a given matrix and are expressed as relative percent difference (RPD). Values which are less than five times the reporting limit for any individual parameter are evaluated by utilizing the absolute difference between the values; although the RPD value will be provided in the report.
SRM	- Standard Reference Material: A reference sample of a known or certified value that is of the same or similar matrix as the associated field samples.
STLP	- Semi-dynamic Tank Leaching Procedure per EPA Method 1315.
TEF	- Toxic Equivalency Factors: The values assigned to each dioxin and furan to evaluate their toxicity relative to 2,3,7,8-TCDD.
TEQ	- Toxic Equivalent: The measure of a sample's toxicity derived by multiplying each dioxin and furan by its corresponding TEF and then summing the resulting values.
TIC	- Tentatively Identified Compound: A compound that has been identified to be present and is not part of the target compound list (TCL) for the method and/or program. All TICs are qualitatively identified and reported as estimated concentrations.

Report Format: Data Usability Report



**Project Name:** USAI LIGHTING  
**Project Number:** 14.4337

**Lab Number:** L2410883  
**Report Date:** 03/15/24

### Footnotes

- 1 - The reference for this analyte should be considered modified since this analyte is absent from the target analyte list of the original method.

### Terms

**Analytical Method:** Both the document from which the method originates and the analytical reference method. (Example: EPA 8260B is shown as 1,8260B.) The codes for the reference method documents are provided in the References section of the Addendum.

**Chlordane:** The target compound Chlordane (CAS No. 57-74-9) is reported for GC ECD analyses. Per EPA, this compound "refers to a mixture of chlordane isomers, other chlorinated hydrocarbons and numerous other components." (Reference: USEPA Toxicological Review of Chlordane, In Support of Summary Information on the Integrated Risk Information System (IRIS), December 1997.)

**Difference:** With respect to Total Oxidizable Precursor (TOP) Assay analysis, the difference is defined as the Post-Treatment value minus the Pre-Treatment value.

**Final pH:** As it pertains to Sample Receipt & Container Information section of the report, Final pH reflects pH of container determined after adjustment at the laboratory, if applicable. If no adjustment required, value reflects Initial pH.

**Frozen Date/Time:** With respect to Volatile Organics in soil, Frozen Date/Time reflects the date/time at which associated Reagent Water-preserved vials were initially frozen. Note: If frozen date/time is beyond 48 hours from sample collection, value will be reflected in 'bold'.

**Gasoline Range Organics (GRO):** Gasoline Range Organics (GRO) results include all chromatographic peaks eluting from Methyl tert butyl ether through Naphthalene, with the exception of GRO analysis in support of State of Ohio programs, which includes all chromatographic peaks eluting from Hexane through Dodecane.

**Initial pH:** As it pertains to Sample Receipt & Container Information section of the report, Initial pH reflects pH of container determined upon receipt, if applicable.

**PAH Total:** With respect to Alkylated PAH analyses, the 'PAHs, Total' result is defined as the summation of results for all or a subset of the following compounds: Naphthalene, C1-C4 Naphthalenes, 2-Methylnaphthalene, 1-Methylnaphthalene, Biphenyl, Acenaphthylene, Acenaphthene, Fluorene, C1-C3 Fluorenes, Phenanthrene, C1-C4 Phenanthrenes/Anthracenes, Anthracene, Fluoranthene, Pyrene, C1-C4 Fluoranthenes/Pyrenes, Benz(a)anthracene, Chrysene, C1-C4 Chrysenes, Benzo(b)fluoranthene, Benzo(j)+(k)fluoranthene, Benzo(e)pyrene, Benzo(a)pyrene, Perylene, Indeno(1,2,3-cd)pyrene, Dibenz(ah)+(ac)anthracene, Benzo(g,h,i)perylene. If a 'Total' result is requested, the results of its individual components will also be reported.

**PFAS Total:** With respect to PFAS analyses, the 'PFAS, Total (5)' result is defined as the summation of results for: PFHpA, PFHxS, PFOA, PFNA and PFOS. In addition, the 'PFAS, Total (6)' result is defined as the summation of results for: PFHpA, PFHxS, PFOA, PFNA, PFDA and PFOS. For MassDEP DW compliance analysis only, the 'PFAS, Total (6)' result is defined as the summation of results at or above the RL. Note: If a 'Total' result is requested, the results of its individual components will also be reported.

**Total:** With respect to Organic analyses, a 'Total' result is defined as the summation of results for individual isomers or Aroclors. If a 'Total' result is requested, the results of its individual components will also be reported. This is applicable to 'Total' results for methods 8260, 8081 and 8082.

### Data Qualifiers

- A** - Spectra identified as "Aldol Condensates" are byproducts of the extraction/concentration procedures when acetone is introduced in the process.
- B** - The analyte was detected above the reporting limit in the associated method blank. Flag only applies to associated field samples that have detectable concentrations of the analyte at less than ten times (10x) the concentration found in the blank. For MCP-related projects, flag only applies to associated field samples that have detectable concentrations of the analyte at less than ten times (10x) the concentration found in the blank. For DOD-related projects, flag only applies to associated field samples that have detectable concentrations of the analyte at less than ten times (10x) the concentration found in the blank AND the analyte was detected above one-half the reporting limit (or above the reporting limit for common lab contaminants) in the associated method blank. For NJ-Air-related projects, flag only applies to associated field samples that have detectable concentrations of the analyte above the reporting limit. For NJ-related projects (excluding Air), flag only applies to associated field samples that have detectable concentrations of the analyte, which was detected above the reporting limit in the associated method blank or above five times the reporting limit for common lab contaminants (Phthalates, Acetone, Methylene Chloride, 2-Butanone).
- C** - Co-elution: The target analyte co-elutes with a known lab standard (i.e. surrogate, internal standards, etc.) for co-extracted analyses.
- D** - Concentration of analyte was quantified from diluted analysis. Flag only applies to field samples that have detectable concentrations of the analyte.
- E** - Concentration of analyte exceeds the range of the calibration curve and/or linear range of the instrument.
- F** - The ratio of quantifier ion response to qualifier ion response falls outside of the laboratory criteria. Results are considered to be an estimated maximum concentration.
- G** - The concentration may be biased high due to matrix interferences (i.e. co-elution) with non-target compound(s). The result should be considered estimated.
- H** - The analysis of pH was performed beyond the regulatory-required holding time of 15 minutes from the time of sample collection.
- I** - The lower value for the two columns has been reported due to obvious interference.
- J** - Estimated value. This represents an estimated concentration for Tentatively Identified Compounds (TICs).
- M** - Reporting Limit (RL) exceeds the MCP CAM Reporting Limit for this analyte.

Report Format: Data Usability Report



**Project Name:** USAI LIGHTING  
**Project Number:** 14.4337

**Lab Number:** L2410883  
**Report Date:** 03/15/24

**Data Qualifiers**

- ND** - Not detected at the reporting limit (RL) for the sample.
- NJ** - Presumptive evidence of compound. This represents an estimated concentration for Tentatively Identified Compounds (TICs), where the identification is based on a mass spectral library search.
- P** - The RPD between the results for the two columns exceeds the method-specified criteria.
- Q** - The quality control sample exceeds the associated acceptance criteria. For DOD-related projects, LCS and/or Continuing Calibration Standard exceedences are also qualified on all associated sample results. Note: This flag is not applicable for matrix spike recoveries when the sample concentration is greater than 4x the spike added or for batch duplicate RPD when the sample concentrations are less than 5x the RL. (Metals only.)
- R** - Analytical results are from sample re-analysis.
- RE** - Analytical results are from sample re-extraction.
- S** - Analytical results are from modified screening analysis.
- V** - The surrogate associated with this target analyte has a recovery outside the QC acceptance limits. (Applicable to MassDEP DW Compliance samples only.)
- Z** - The batch matrix spike and/or duplicate associated with this target analyte has a recovery/RPD outside the QC acceptance limits. (Applicable to MassDEP DW Compliance samples only.)



**Project Name:** USAI LIGHTING  
**Project Number:** 14.4337

**Lab Number:** L2410883  
**Report Date:** 03/15/24

## REFERENCES

- 48 Compendium of Methods for the Determination of Toxic Organic Compounds in Ambient Air. Second Edition. EPA/625/R-96/010b, January 1999.

## LIMITATION OF LIABILITIES

Alpha Analytical performs services with reasonable care and diligence normal to the analytical testing laboratory industry. In the event of an error, the sole and exclusive responsibility of Alpha Analytical shall be to re-perform the work at it's own expense. In no event shall Alpha Analytical be held liable for any incidental, consequential or special damages, including but not limited to, damages in any way connected with the use of, interpretation of, information or analysis provided by Alpha Analytical.

We strongly urge our clients to comply with EPA protocol regarding sample volume, preservation, cooling, containers, sampling procedures, holding time and splitting of samples in the field.



## Certification Information

---

The following analytes are not included in our Primary NELAP Scope of Accreditation:

### Westborough Facility

**EPA 624.1:** m/p-xylene, o-xylene, Naphthalene

**EPA 625.1:** alpha-Terpineol

**EPA 8260D:** NPW: 1,2,4,5-Tetramethylbenzene; 4-Ethyltoluene, Azobenzene; SCM: Iodomethane (methyl iodide), 1,2,4,5-Tetramethylbenzene; 4-Ethyltoluene.

**EPA 8270E:** NPW: Dimethylnaphthalene, 1,4-Diphenylhydrazine, alpha-Terpineol; SCM: Dimethylnaphthalene, 1,4-Diphenylhydrazine.

**SM4500:** NPW: Amenable Cyanide; SCM: Total Phosphorus, TKN, NO<sub>2</sub>, NO<sub>3</sub>.

### Mansfield Facility

**SM 2540D:** TSS.

**EPA TO-15:** Halothane, 2,4,4-Trimethyl-2-pentene, 2,4,4-Trimethyl-1-pentene, Thiophene, 2-Methylthiophene,

3-Methylthiophene, 2-Ethylthiophene, 1,2,3-Trimethylbenzene, Indan, Indene, 1,2,4,5-Tetramethylbenzene, Benzothiophene, 1-Methylnaphthalene.

**Biological Tissue Matrix:** EPA 3050B

---

The following analytes are included in our Massachusetts DEP Scope of Accreditation

### Westborough Facility:

#### Drinking Water

**EPA 300.0:** Chloride, Nitrate-N, Fluoride, Sulfate; **EPA 353.2:** Nitrate-N, Nitrite-N; **SM4500NO3-F:** Nitrate-N, Nitrite-N; **SM4500F-C, SM4500CN-CE,**

**EPA 180.1, SM2130B, SM4500Cl-D, SM2320B, SM2540C, SM4500H-B, SM4500NO2-B**

**EPA 524.2:** THMs and VOCs; **EPA 504.1:** EDB, DBCP.

**Microbiology: SM9215B; SM9223-P/A, SM9223B-Colilert-QT, SM9222D.**

#### Non-Potable Water

**SM4500H,B, EPA 120.1, SM2510B, SM2540C, SM2320B, SM4500CL-E, SM4500F-BC, SM4500NH3-BH:** Ammonia-N and Kjeldahl-N, **EPA 350.1:**

Ammonia-N, **LACHAT 10-107-06-1-B:** Ammonia-N, **EPA 351.1, SM4500NO3-F, EPA 353.2:** Nitrate-N, **SM4500P-E, SM4500P-B, E, SM4500SO4-E,**

**SM5220D, EPA 410.4, SM5210B, SM5310C, SM4500CL-D, EPA 1664, EPA 420.1, SM4500-CN-CE, SM2540D, EPA 300:** Chloride, Sulfate, Nitrate.

**EPA 624.1:** Volatile Halocarbons & Aromatics,

**EPA 608.3:** Chlordane, Toxaphene, Aldrin, alpha-BHC, beta-BHC, gamma-BHC, delta-BHC, Dieldrin, DDD, DDE, DDT, Endosulfan I, Endosulfan II, Endosulfan sulfate, Endrin, Endrin Aldehyde, Heptachlor, Heptachlor Epoxide, PCBs

**EPA 625.1:** SVOC (Acid/Base/Neutral Extractables).

**Microbiology: SM9223B-Colilert-QT; Enterolert-QT, SM9221E, EPA 1600, EPA 1603, SM9222D.**

### Mansfield Facility:

#### Drinking Water

**EPA 200.7:** Al, Ba, Cd, Cr, Cu, Fe, Mn, Ni, Na, Ag, Ca, Zn. **EPA 200.8:** Al, Sb, As, Ba, Be, Cd, Cr, Cu, Pb, Mn, Ni, Se, Ag, TL, Zn. **EPA 245.1** Hg.

**EPA 522, EPA 537.1.**

#### Non-Potable Water

**EPA 200.7:** Al, Sb, As, Be, Cd, Ca, Cr, Co, Cu, Fe, Pb, Mg, Mn, Mo, Ni, K, Se, Ag, Na, Sr, TL, Ti, V, Zn.

**EPA 200.8:** Al, Sb, As, Be, Cd, Cr, Cu, Fe, Pb, Mn, Ni, K, Se, Ag, Na, TL, Zn.

**EPA 245.1** Hg.

**SM2340B**

---

For a complete listing of analytes and methods, please contact your Alpha Project Manager.

# AIR ANALYSIS

PAGE 1 OF 2

Date Rec'd in Lab: 2/29/24

ALPHA Job #: L2410833



CHAIN OF CUSTODY

320 Forbes Blvd, Mansfield, MA 02048  
TEL: 508-822-9300 FAX: 508-822-3288

**Client Information**

Client: C.T. Male Associates  
Address: 50 century Hill Dr.  
Latham, NY 12110  
Phone: 518-786-7400  
Fax:  
Email: j.mayer@ctmale.com

**Project Information**

Project Name: USAI Lighting  
Project Location: 1126 River Road  
New Windsor, NY  
Project #: 14.4337  
Project Manager: Rosaura Andujar-McNeil  
ALPHA Quote #:

**Report Information - Data Deliverables**

FAX  
 ADEX  
Criteria Checker:  
(Default based on Regulatory Criteria Indicated)  
Other Formats:  
 EMAIL (standard pdf report)  
 Additional Deliverables:  
Report to: (if different than Project Manager)

**Billing Information**

Same as Client info PO#:

**Regulatory Requirements/Report Limits**

State/Fed Program Res / Comm

**Turn-Around Time**

Standard  RUSH (only confirmed if pre-approved)

Date Due: Time:

These samples have been previously analyzed by Alpha

Other Project Specific Requirements/Comments:

Project-Specific Target Compound List:

Please also send report to:  
m.loughlin@ctmale.com  
e.white@ctmale.com

**ANALYSIS**

TO-15  
TO-15 SIM  
APH  
Fixed Gases  
Sulfides & Mercaptans by TO-15

**All Columns Below Must Be Filled Out**

ALPHA Lab ID (Lab Use Only)	Sample ID	COLLECTION				Initial Vacuum	Final Vacuum	Sample Matrix*	Sampler's Initials	Can Size	ID Can	ID - Flow Controller	TO-15	TO-15 SIM	APH	Fixed Gases	Sulfides & Mercaptans by TO-15	Sample Comments (i.e. PID)
		End Date	Start Time	End Time														
10833-01	V1-1	2/27/24	09:22	14:05	-30.62	-7.63	SV	ML	6L	3044	0975	✓						
02	V1-2		09:30	17:15	-30.01	-18.65	SV	ML	6L	2565	01449	✓						
03	V1-3		09:44	15:41	-29.09	-8.17	SV	ML	6L	3576	0585	✓						
04	V1-4		09:01	16:25	-30.52	-7.62	SV	ML	6L	3644	0791	✓						
05	V1-5		08:47	15:25	-30.98	-9.73	SV	ML	6L	3289	0792	✓						
06	IA-1		09:10	16:50	-30.89	-10.61	indoor AA	ML	6L	1667	01712	✓						
07	IA-2		09:31	16:15	-29.72	-9.07	indoor AA	ML	6L	3264	01103	✓						
08	IA-3		09:45	17:02	-30.67	-8.07	indoor AA	ML	6L	3469	01424	✓						
09	IA-4		08:48	15:23	-31.00	-9.12	indoor AA	ML	6L	3338	0986	✓						
10	IA-5		09:34	16:18	-30.43	-8.96	indoor AA	ML	6L	1981	02195	✓						

\*SAMPLE MATRIX CODES

AA = Ambient Air (Indoor/Outdoor)  
SV = Soil Vapor/Landfill Gas/SVE  
Other = Please Specify

Container Type summa 6L

Please print clearly, legibly and completely. Samples can not be logged in and turnaround time clock will not start until any ambiguities are resolved. All samples submitted are subject to Alpha's Terms and Conditions. See reverse side.

Relinquished By: Anthony Green Date/Time: 2/29/24 17:15  
Received By: Anthony Green Date/Time: 2/29/24 17:30  
2/29/24 00:05 2/29/24 04:15





# AIR ANALYSIS

PAGE 2 OF 2

Date Rec'd in Lab: 2/29/24

ALPHA Job #: L2410833

320 Forbes Blvd, Mansfield, MA 02048  
TEL: 508-822-9300 FAX: 508-822-3288

**Client Information**

Client: C.T. Male Associates  
Address: 50 century Hill Dr  
Latham, NY 12110  
Phone: 518-786-7400  
Fax:  
Email: j.mciver@ctmale.com

**Project Information**

Project Name: USA1 Lighting  
Project Location: 1126 River Road  
New Windsor, NY  
Project #: 14.4337  
Project Manager: Rosaura Andujar-McNeil  
ALPHA Quote #:

**Report Information - Data Deliverables**

FAX  
 ADEx  
Criteria Checker:  
(Default based on Regulatory Criteria Indicated)  
Other Formats:  
 EMAIL (standard pdf report)  
 Additional Deliverables:  
Report to: (if different than Project Manager)

**Billing Information**

Same as Client info PD #:

**Regulatory Requirements/Report Limits**

State/Fed	Program	Res / Comm

**Turn-Around Time**

Standard  RUSH (only confirmed if pre-approved!)

Date Due: Time:

These samples have been previously analyzed by Alpha

Other Project Specific Requirements/Comments:

Project-Specific Target Compound List:

Please also send results to:  
m.loughlin@ctmale.com  
P.White@ctmale.com

**ANALYSIS**

TO-15  
TO-15 SIM  
APH  Subtract Non-petroleum HCs  
Fixed Gases  
Sulfides & Mercaptans by TO-15

**All Columns Below Must Be Filled Out**

ALPHA Lab ID (Lab Use Only)	Sample ID	COLLECTION				Sample Matrix*	Sampler's Initials	Can Size	ID Can	ID - Flow Controller	TO-15	TO-15 SIM	APH <input type="checkbox"/>	Fixed Gases	Sulfides & Mercaptans by TO-15	Sample Comments (i.e. PID)
		End Date	Start Time	End Time	Initial Vacuum											
11	1A-6	2/27/24	09:56	15:58	-31.72	-7.33	indoor AA	ML	6L	2639	01580					✓
12	1A-7		10:02	16:58	-30.72	-9.07	indoor AA	ML	6L	782	01285					✓
13	0A-1		10:06	17:26	-30.93	-9.37	outdoor AA	ML	6L	1881	0016					✓

**\*SAMPLE MATRIX CODES**

AA = Ambient Air (Indoor/Outdoor)  
SV = Soil Vapor/Landfill Gas/SVE  
Other = Please Specify

Container Type Summa 6L

Please print clearly, legibly and completely. Samples can not be logged in and turnaround time clock will not start until any ambiguities are resolved. All samples submitted are subject to Alpha's Terms and Conditions. See reverse side.

Relinquished By:  
Anthony Green

Date/Time:  
2/28/24 17:15  
2/29/23 0005  
2/29/23 0415

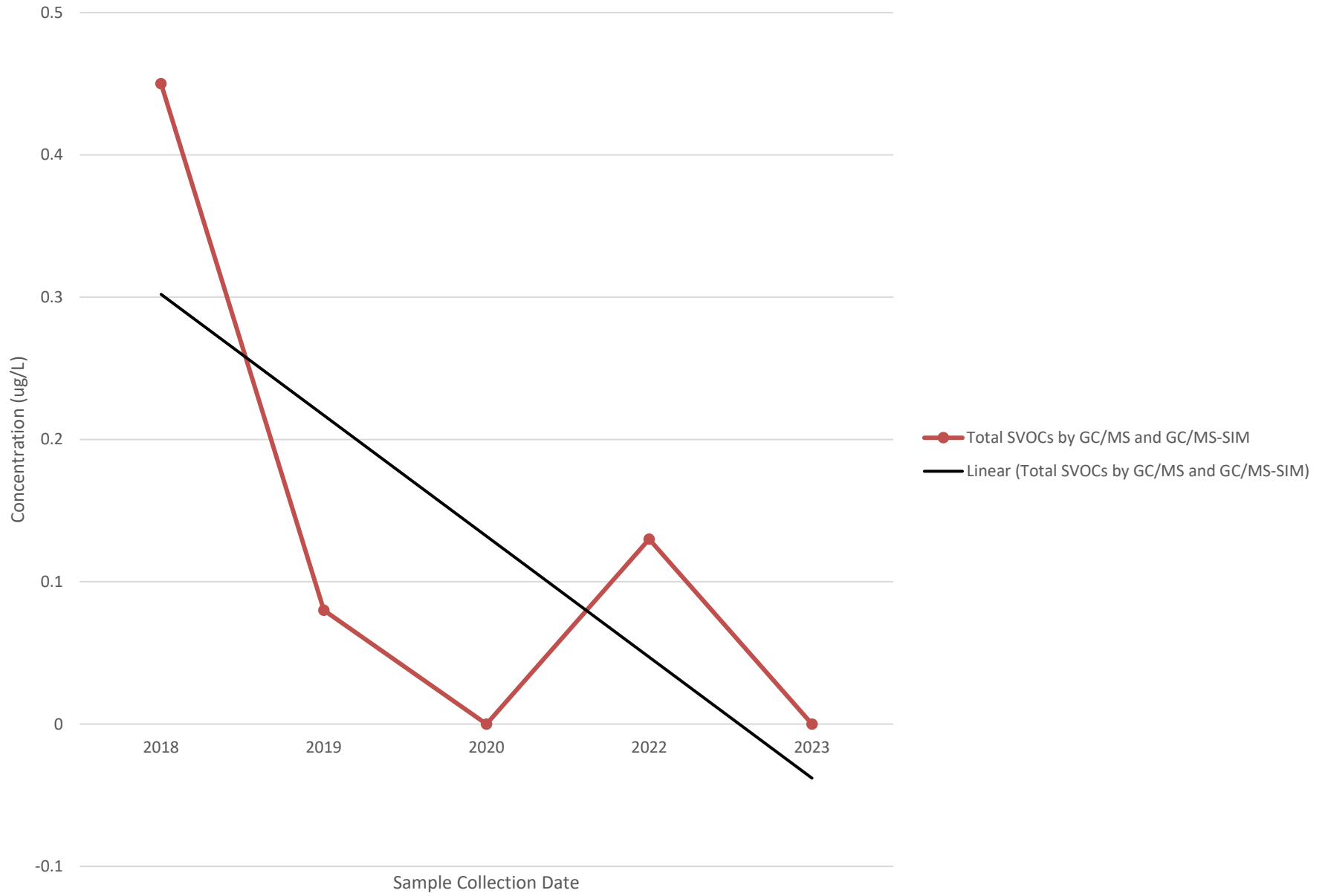
Received By:  
Anthony Green

Date/Time:  
2/28/24 1730  
FEB 28 2024 2113  
2/29/23 0005  
2/29/24 0415

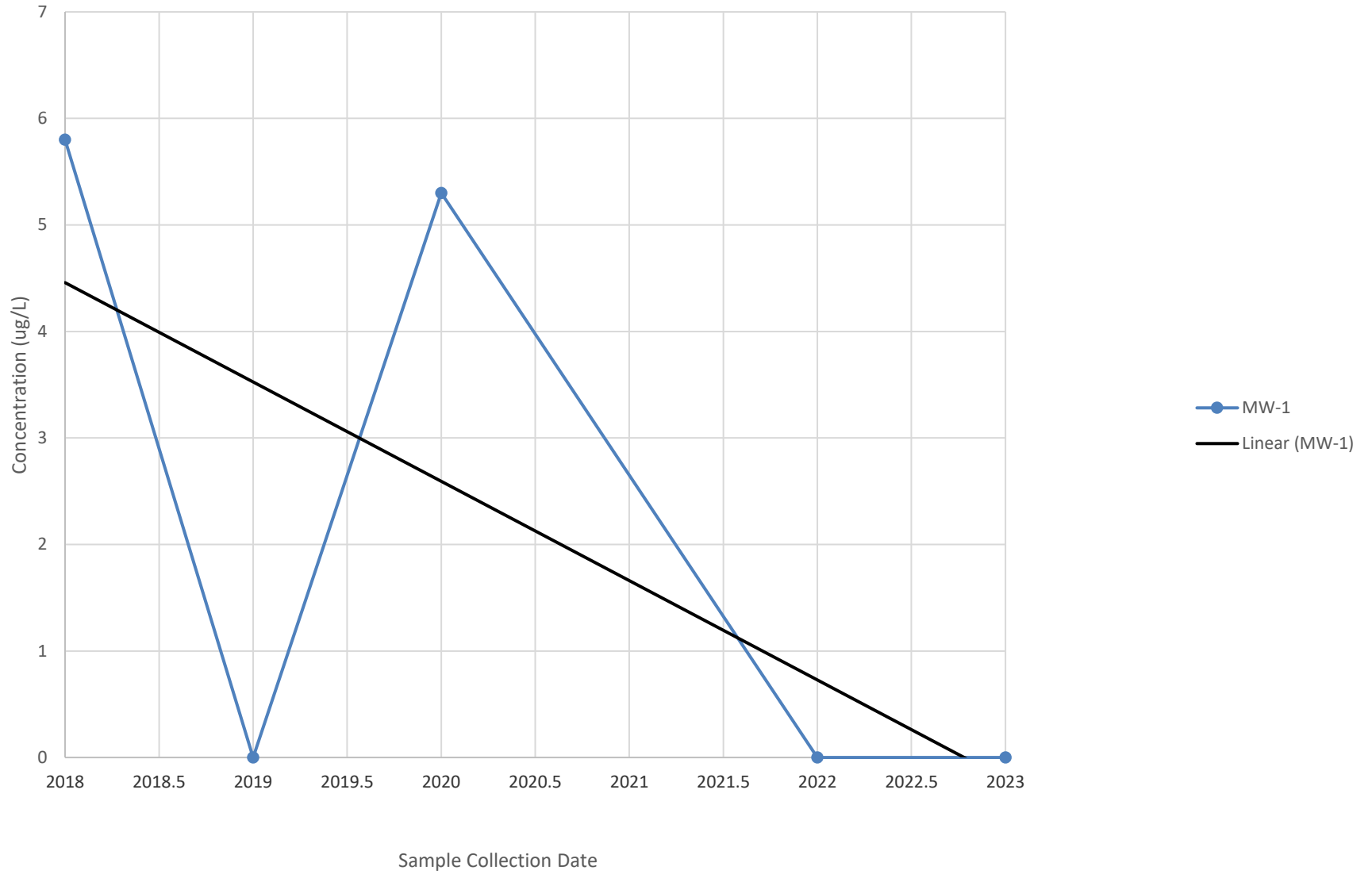
C.T. MALE ASSOCIATES

## Attachment E: Trend Analyses

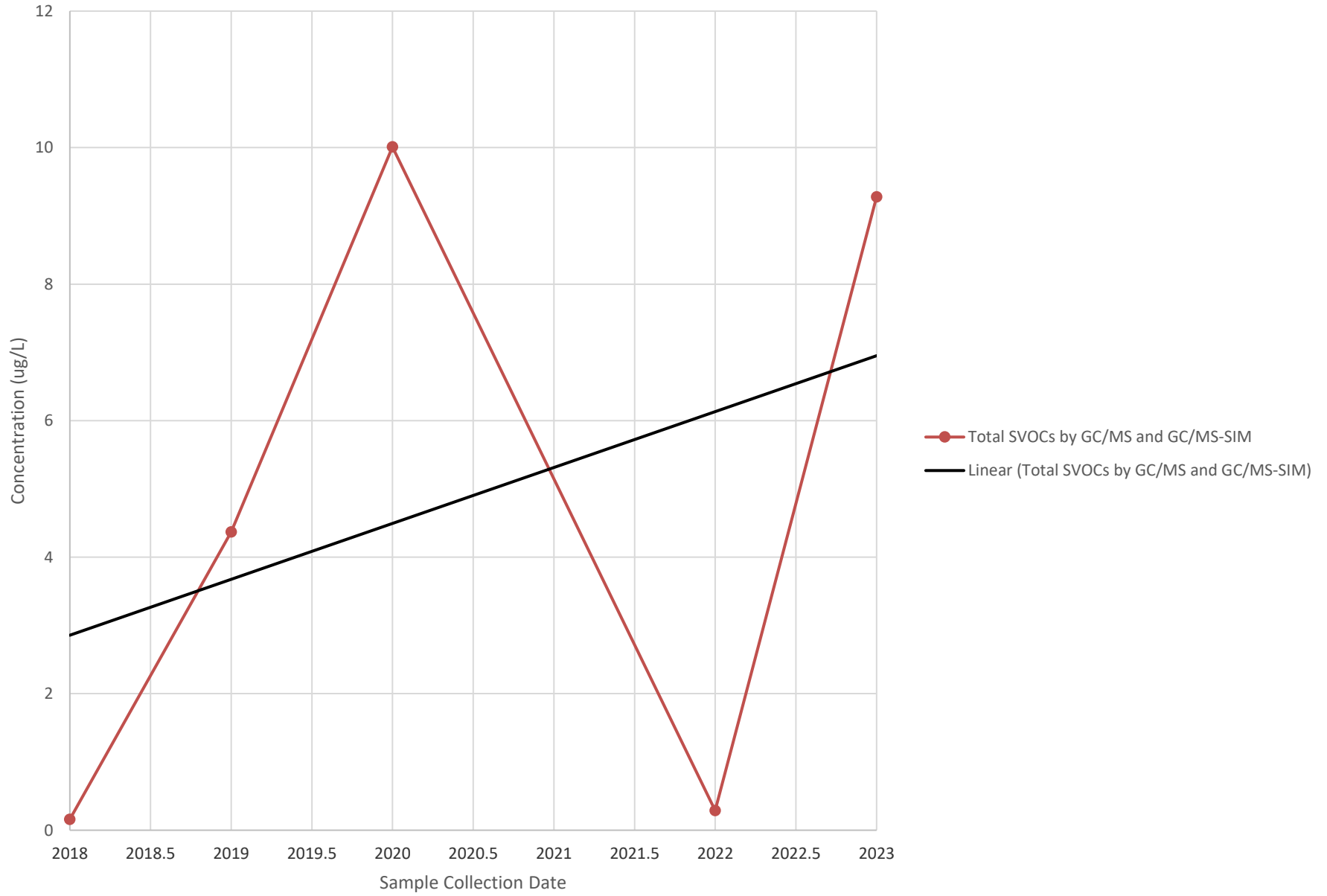
MW-1 Total SVOCs by GC/MS and GC/MS-SIM



### MW-1 Total VOCs

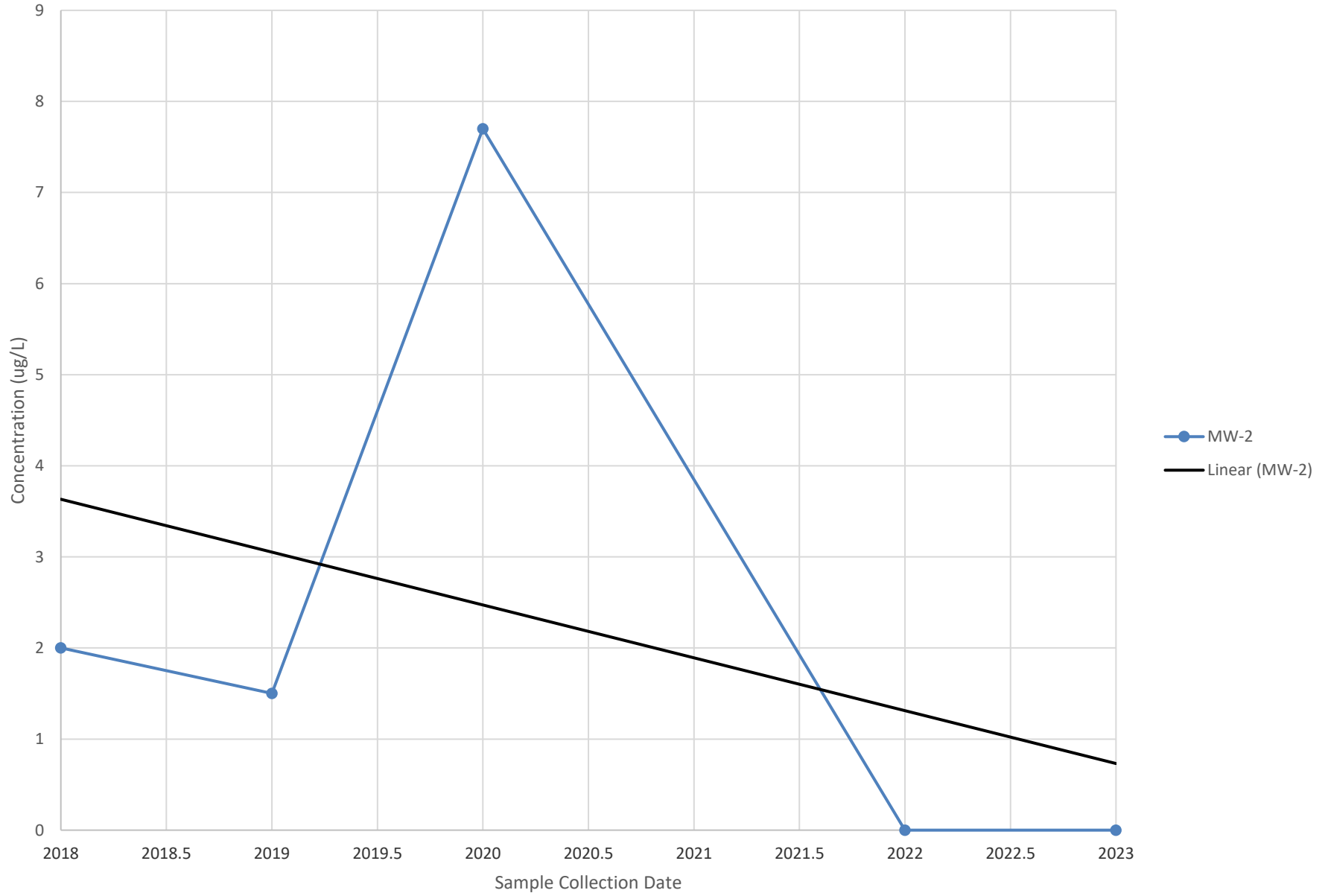


MW-2 Total SVOCs by GC/MS and GC/MS-SIM

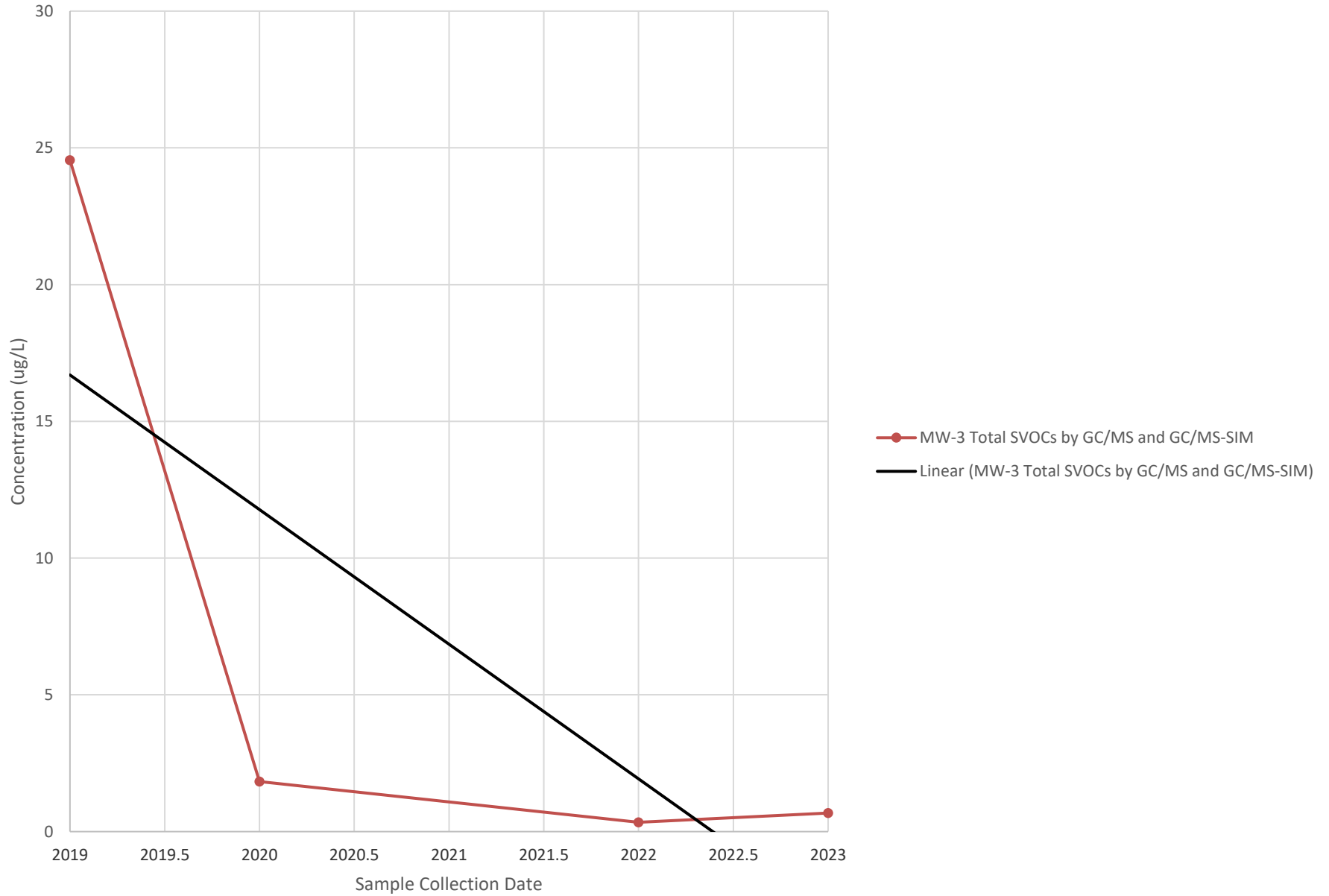




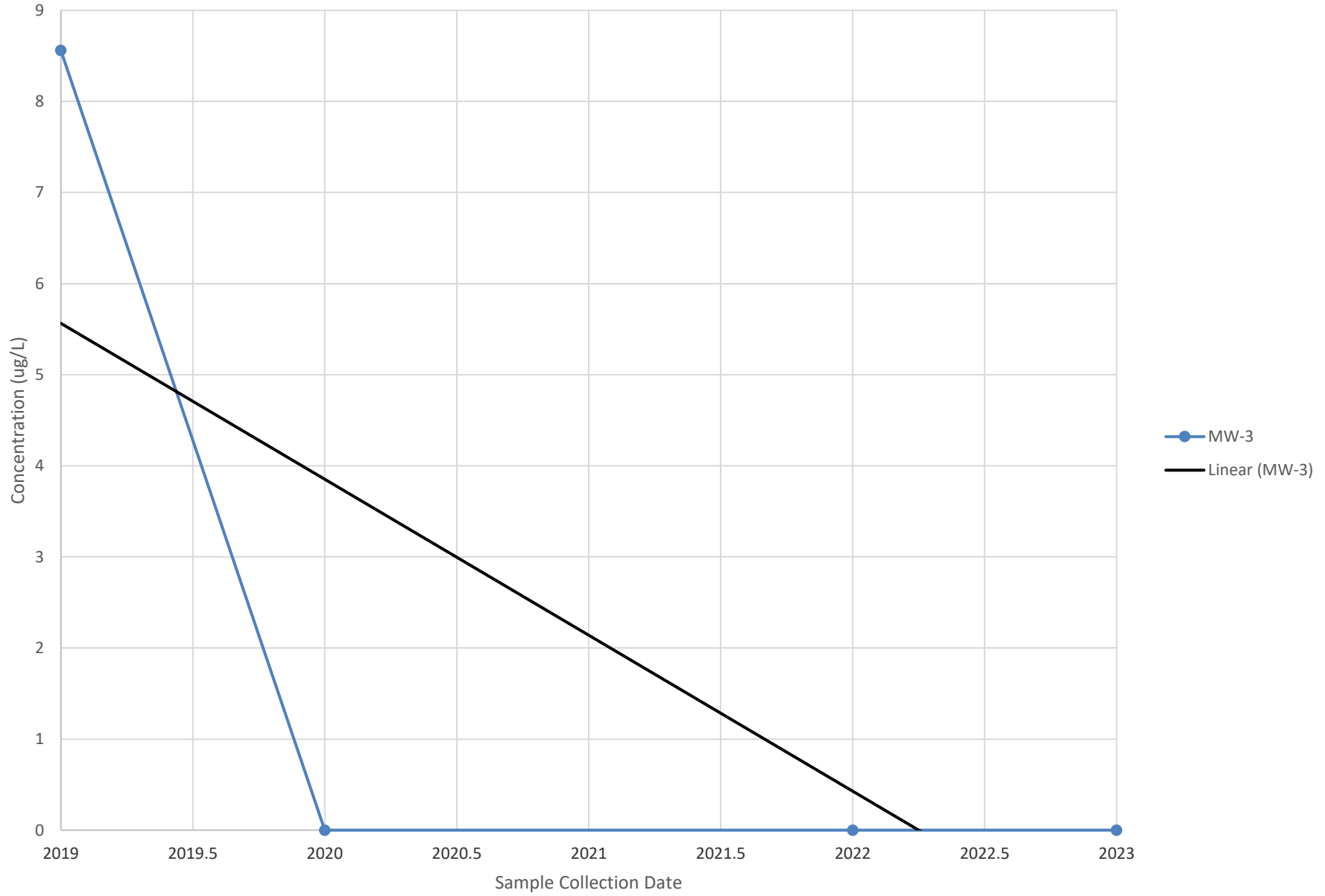
### MW-2 Total VOCs



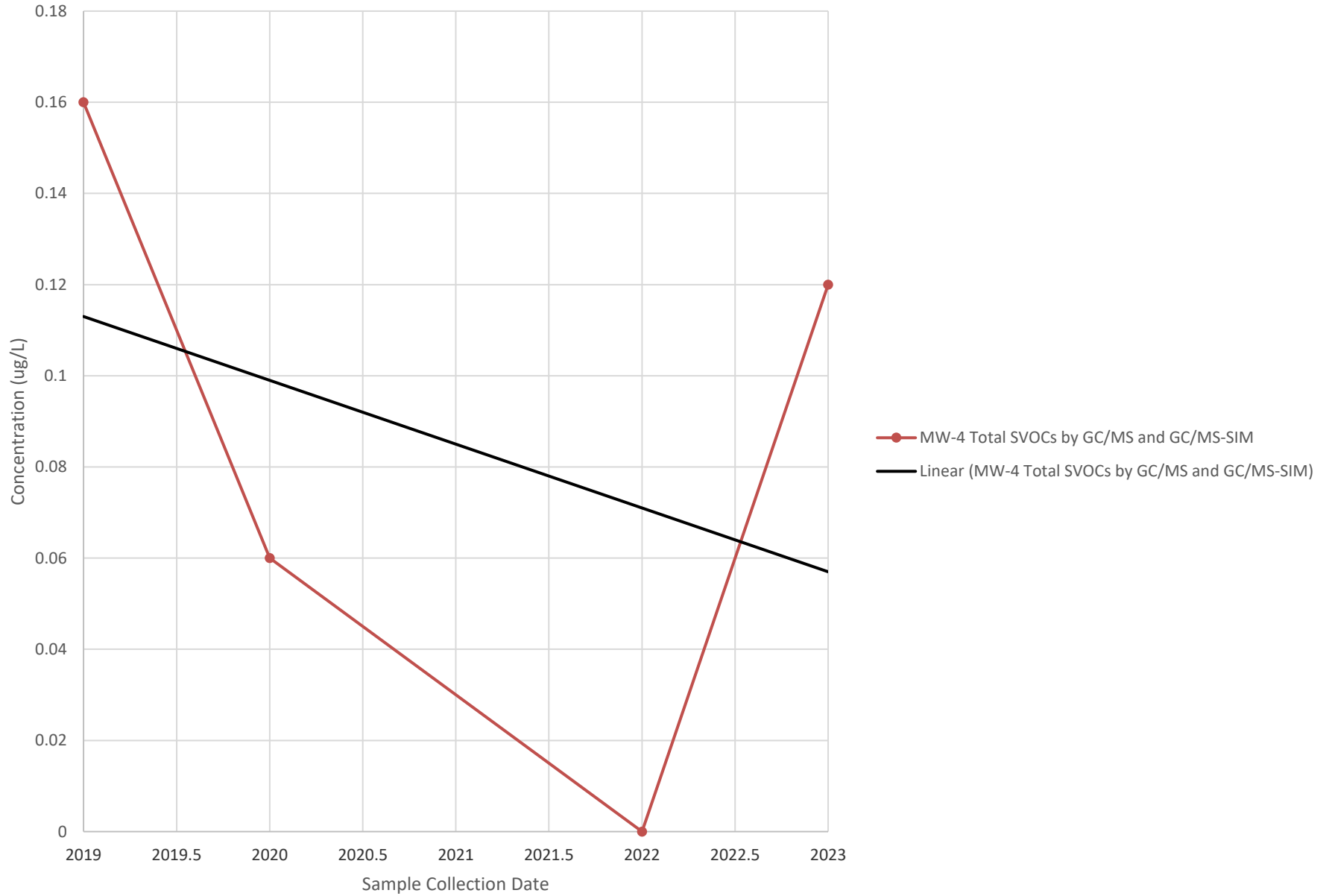
MW-3 Total SVOCs by GC/MS and GC/MS-SIM



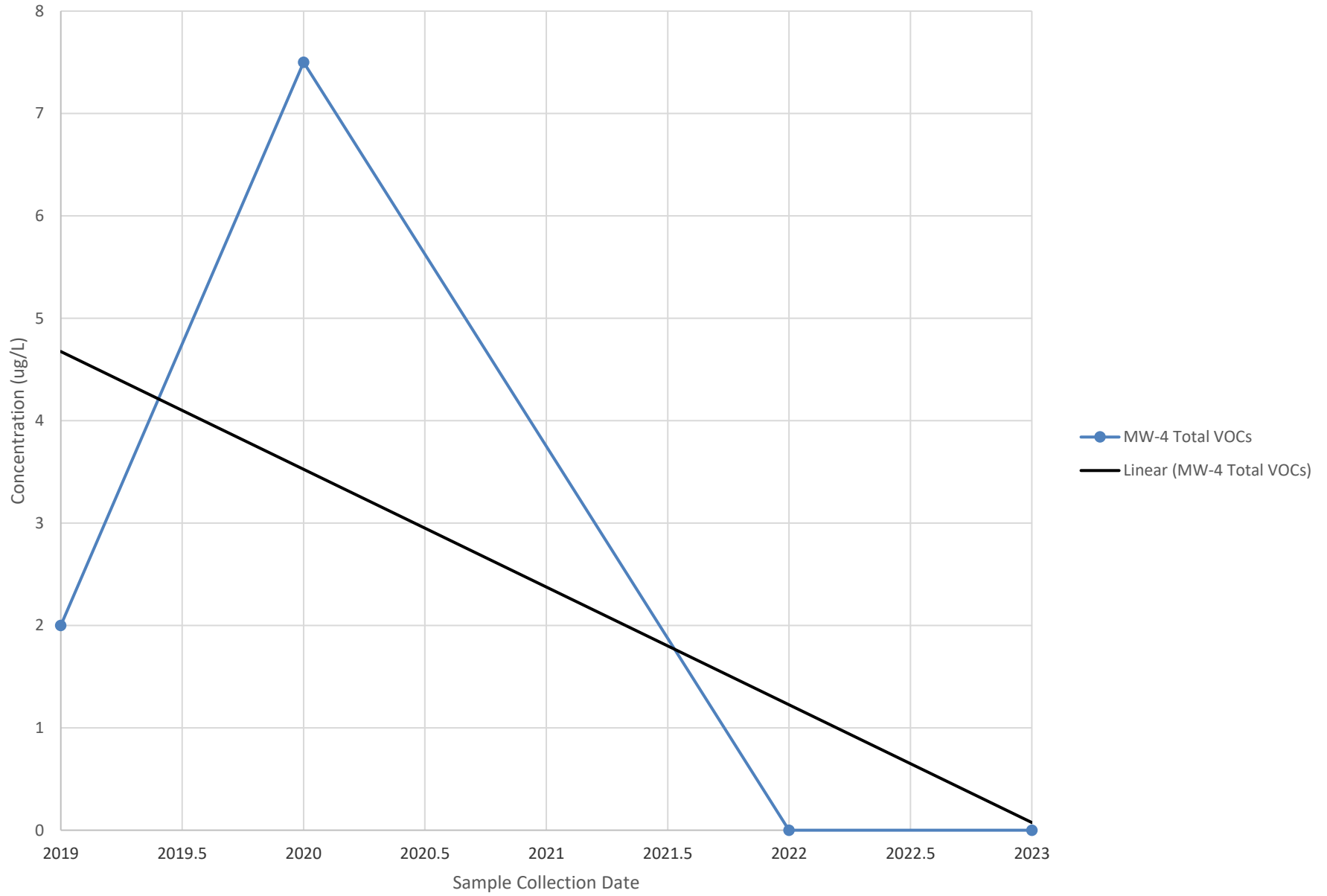
### MW-3 Total VOCs



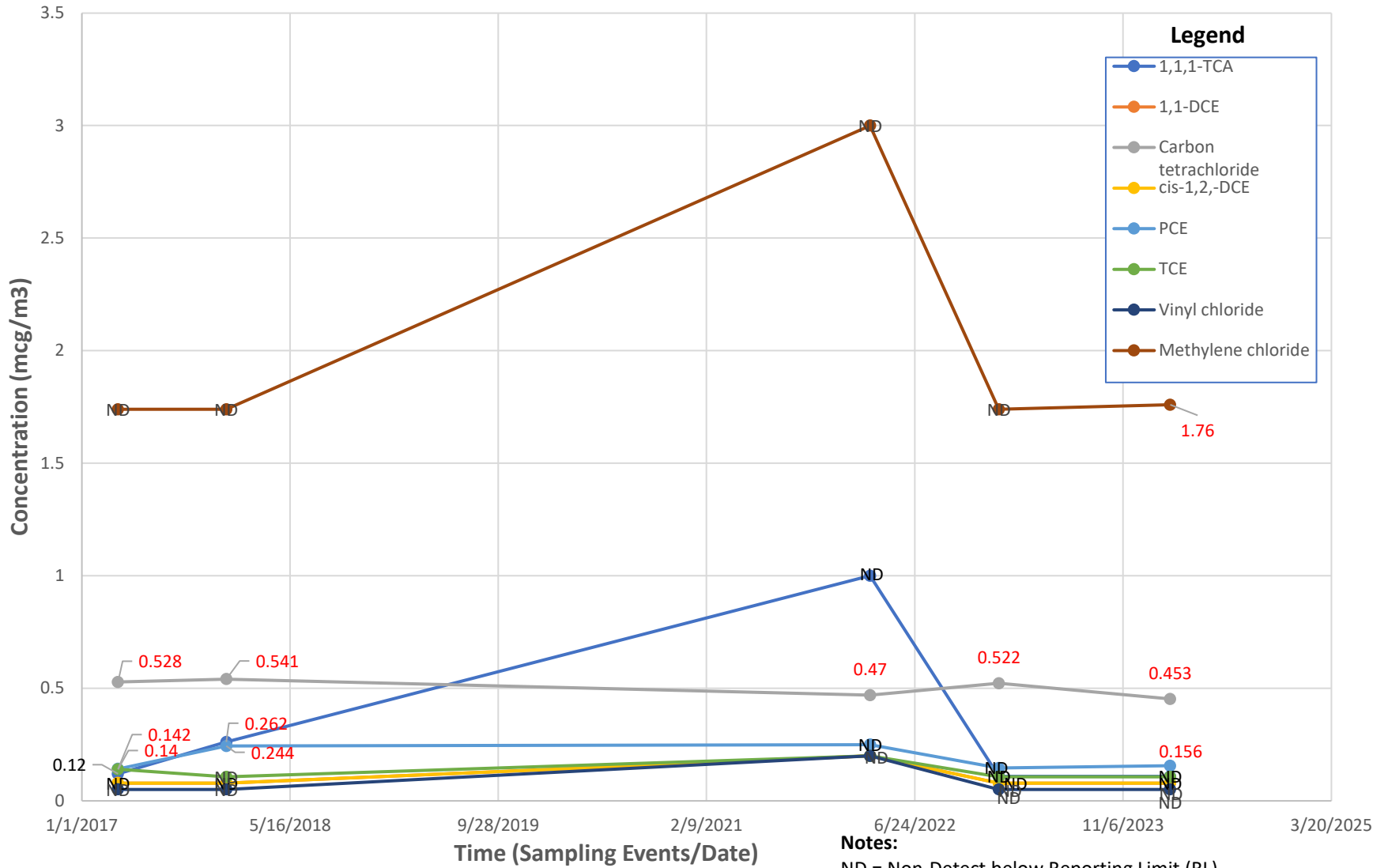
MW-4 Total SVOCs by GC/MS and GC/MS-SIM



### MW-4 Total VOCs

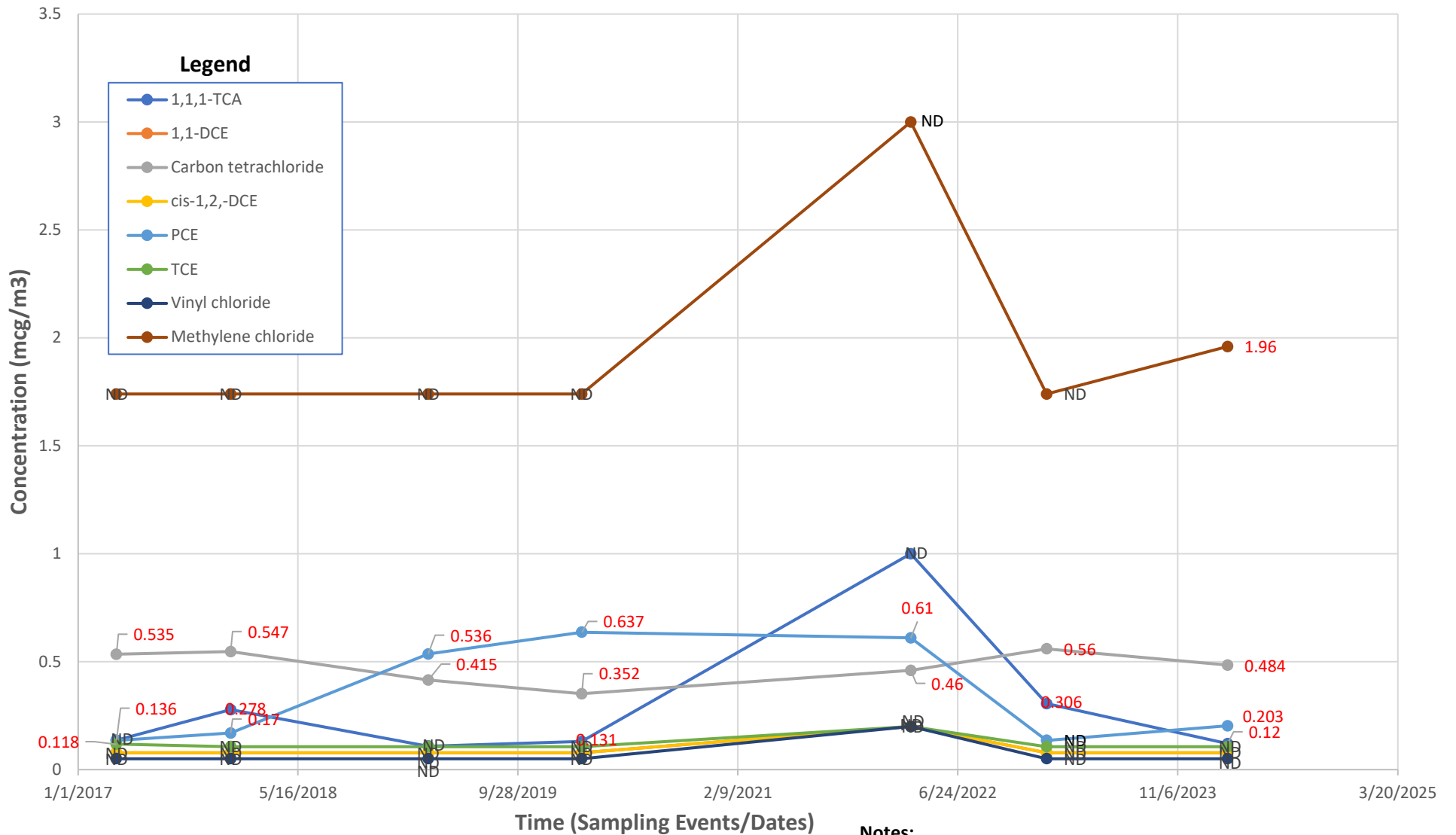


**USAI Lighting Facility Soil Vapor/ Air Data 2017-2024**  
**Sampling Location IA-1 (AREA 4 - ADJACENT TO 2-STORY OFFICE BUILDING)**



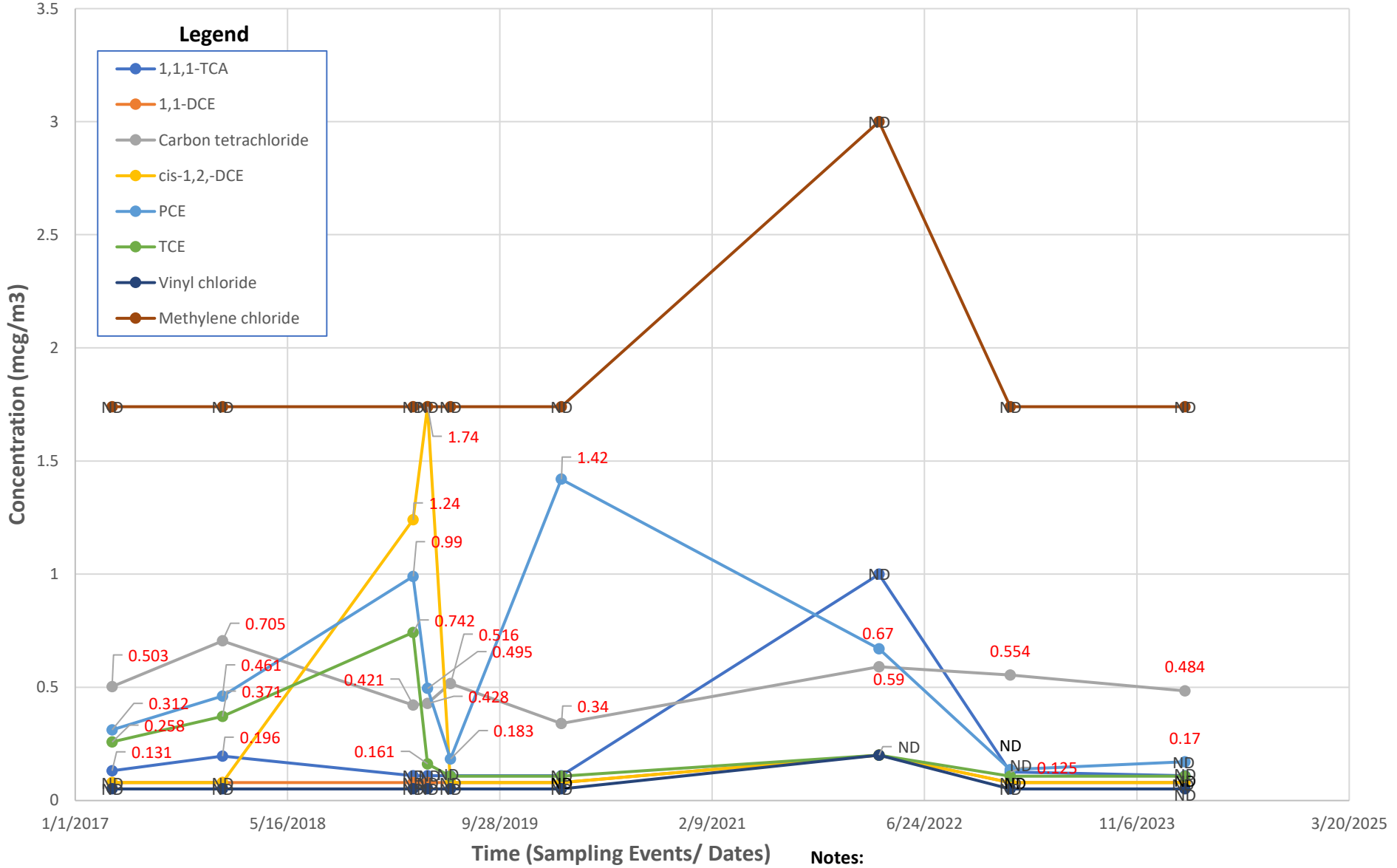
**Notes:**  
 ND = Non-Detect below Reporting Limit (RL)  
 Concentrations in red indicate detected concentrations above RL.

## USAI Lighting Facility Soil Vapor/ Air Data 2017-2024 Sampling Location IA-2 (AREA 3A - PRODUCTION AREA)



**Notes:**  
 ND = Non-Detect below Reporting Limit (RL)  
 Concentrations in red indicate detected concentrations above RL.

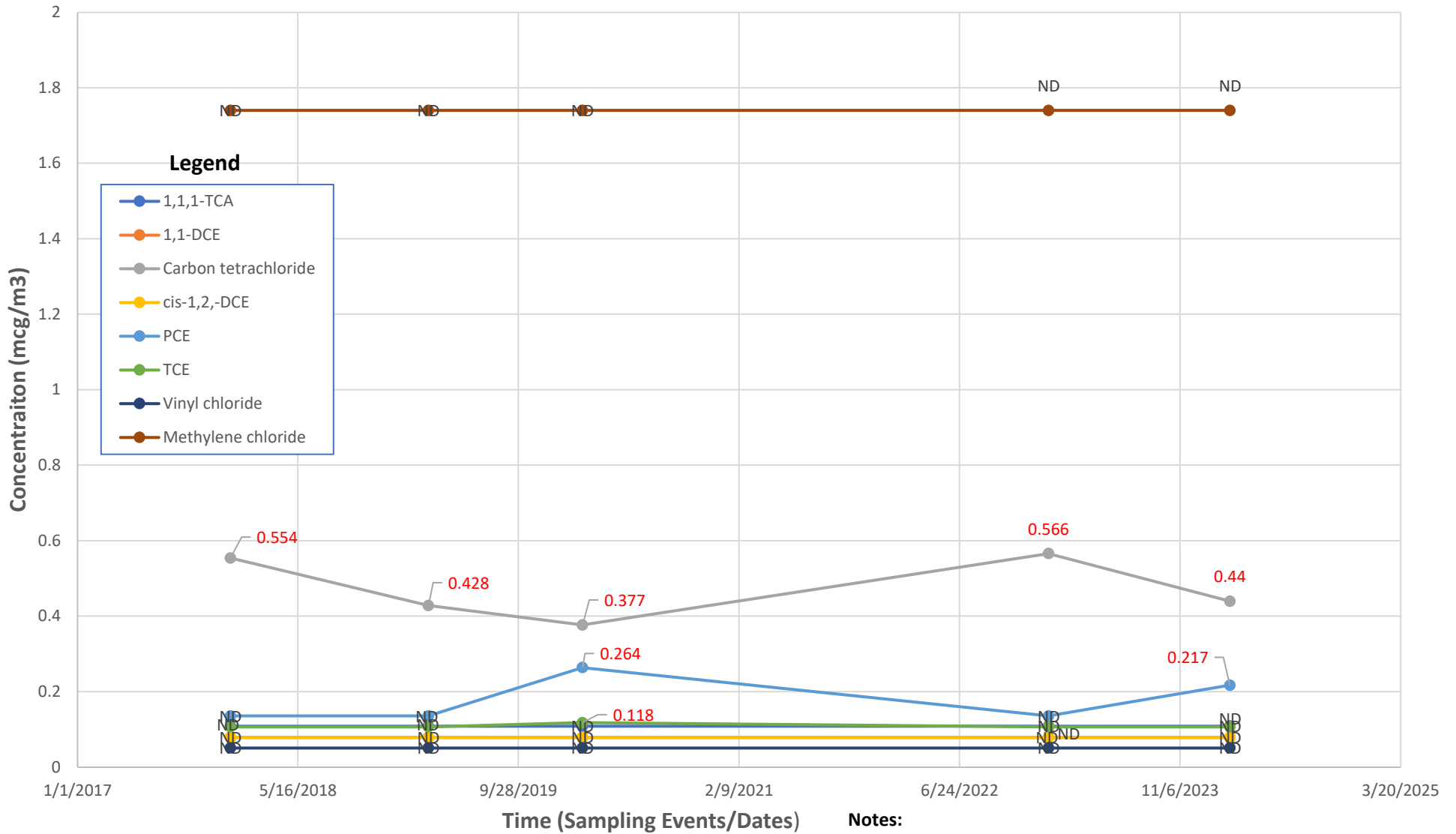
## USAI Lighting Facility Soil Vapor/ Air Data 2017-2024 Sampling Location IA-3 (AREA 2 - OFFICE SPACE IN PRODUCTION AREA)



**Notes:**  
 ND = Non-Detect below Reporting Limit (RL)  
 Concentrations in red indicate detected concentrations above RL.

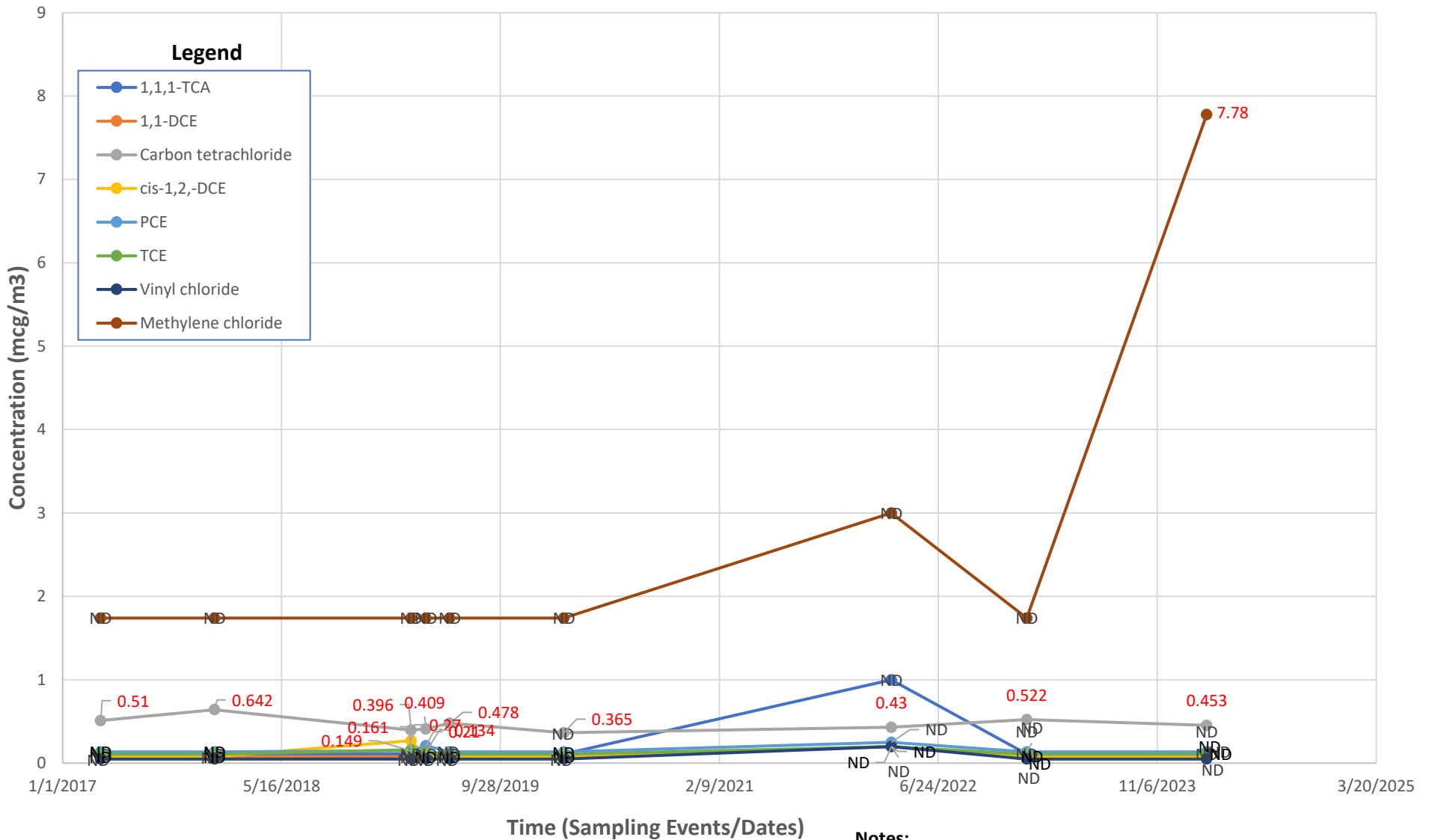


### USAI Lighting Facility Soil Vapor/ Air Data 2017-2024 Sampling Location IA-4 (AREA 8 - 2-STORY OFFICE BUILDING)



**Notes:**  
 ND = Non-Detect below Reporting Limit (RL)  
 Concentrations in red indicate detected concentrations above RL.

### USAI Lighting Facility Soil Vapor/ Air Data 2017-2024 Sampling Location OA-1 (OUTDOOR AIR)

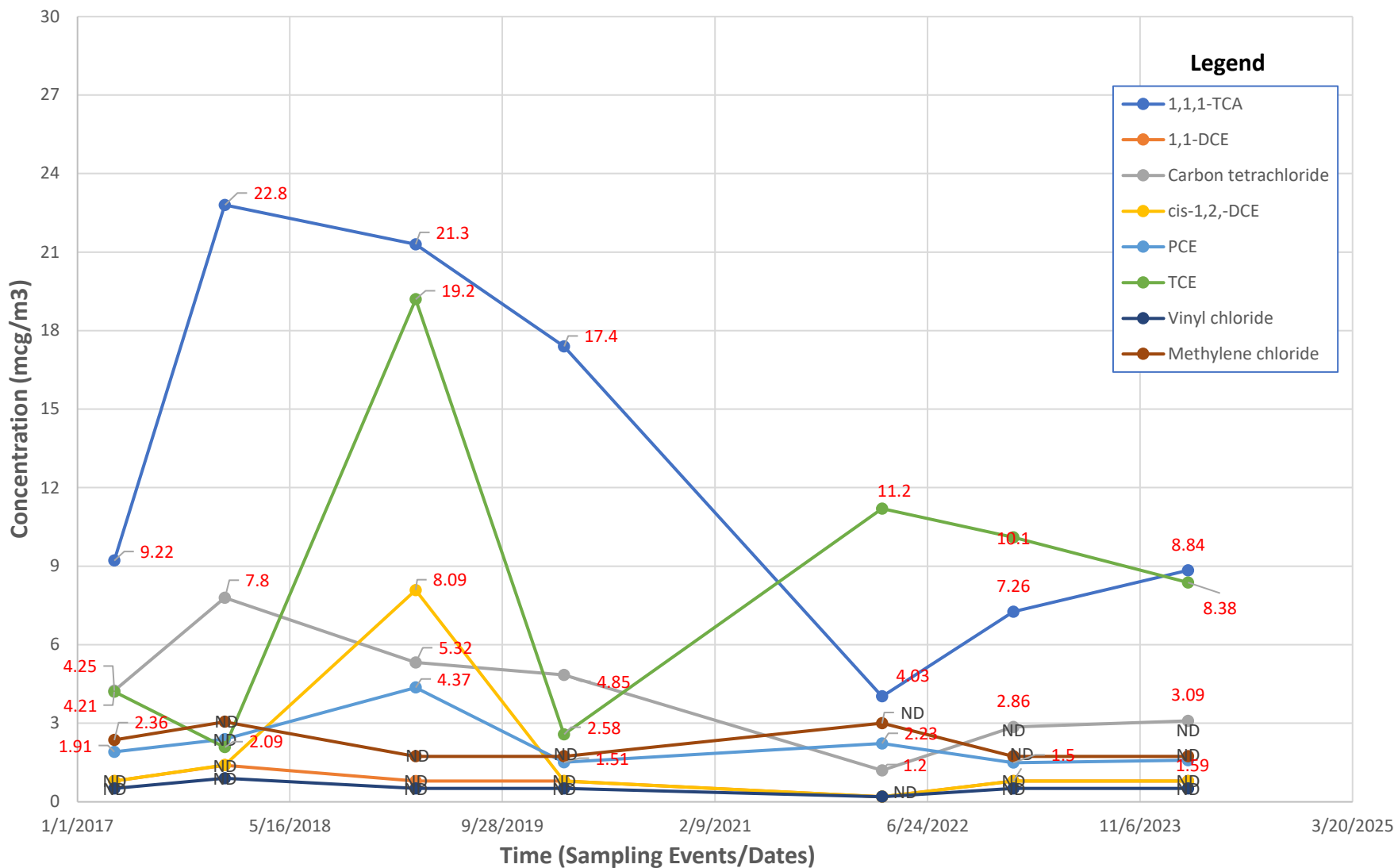


**Notes:**

ND = Non-Detect below Reporting Limit (RL)

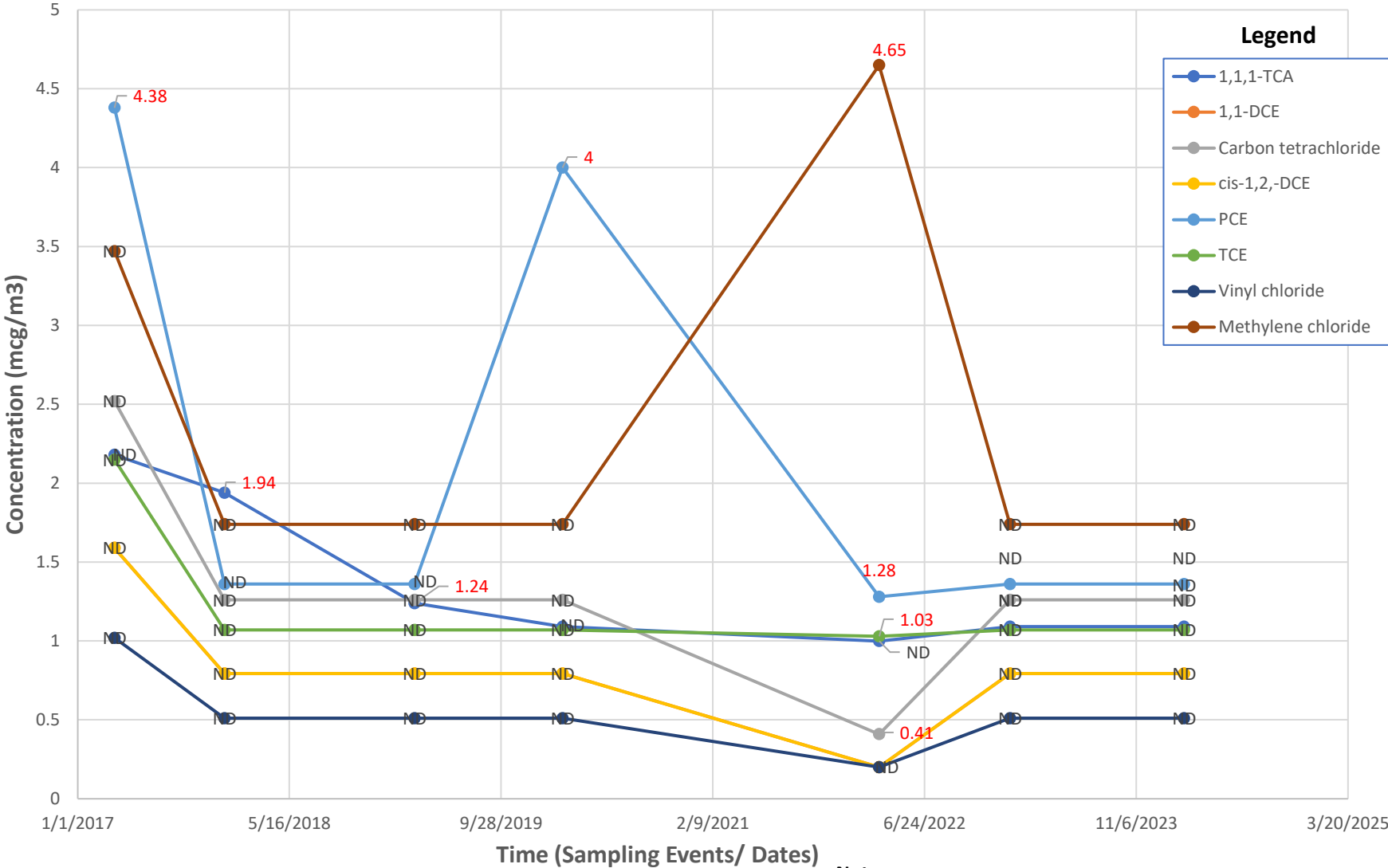
Concentrations in red indicate detected concentrations above RL.

### USAI Lighting Facility Soil Vapor/ Air Data 2017-2024 Sampling Location VI-1 (AREA 3A - PRODUCTION AREA)



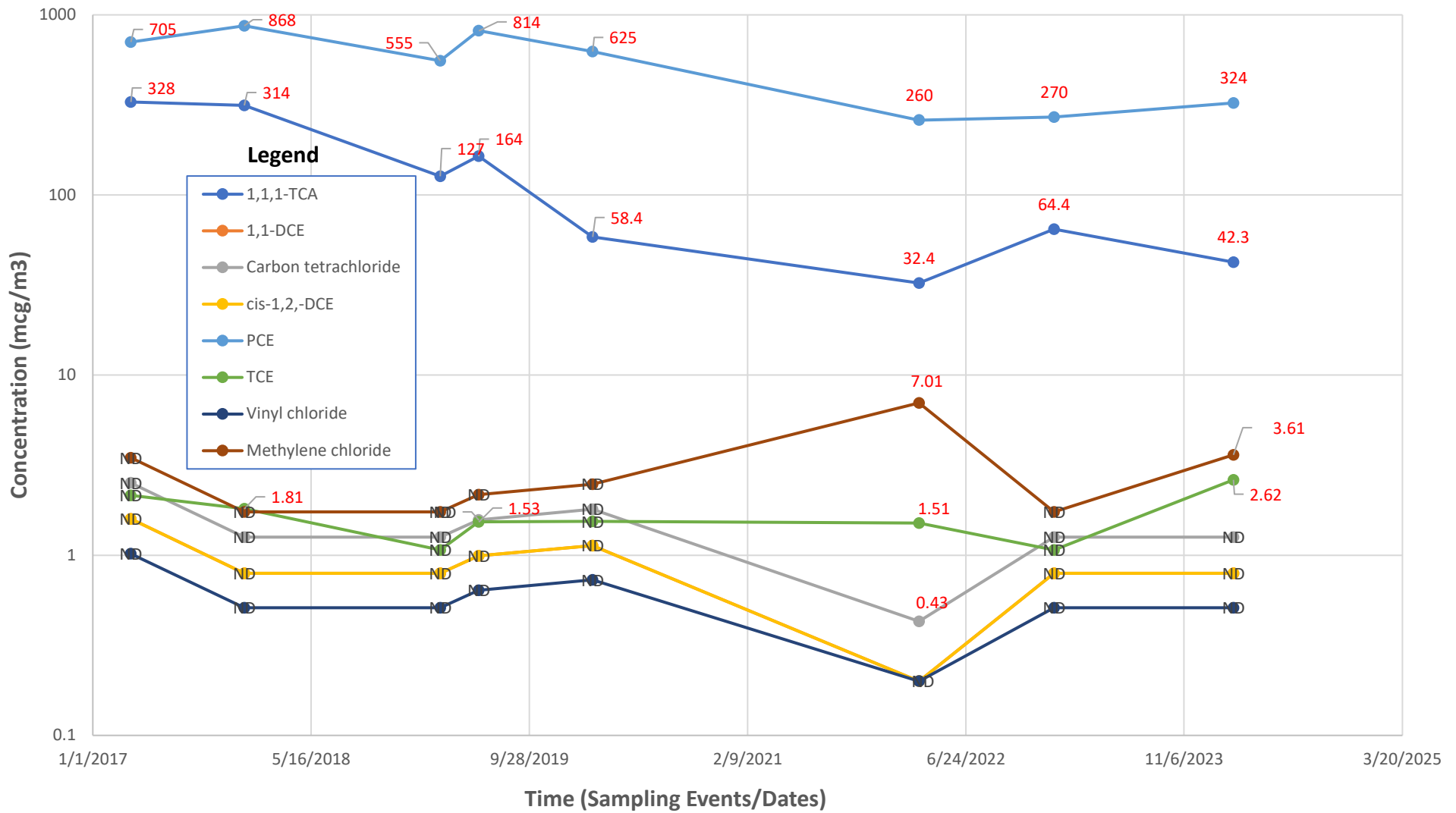
**Notes:**  
 ND = Non-Detect below Reporting Limit (RL)  
 Concentrations in red indicate detected concentrations above RL.

### USAI Lighting Facility Soil Vapor/ Air Data 2017-2024 Sampling Location VI-2 (AREA 3A - PRODUCTION AREA)



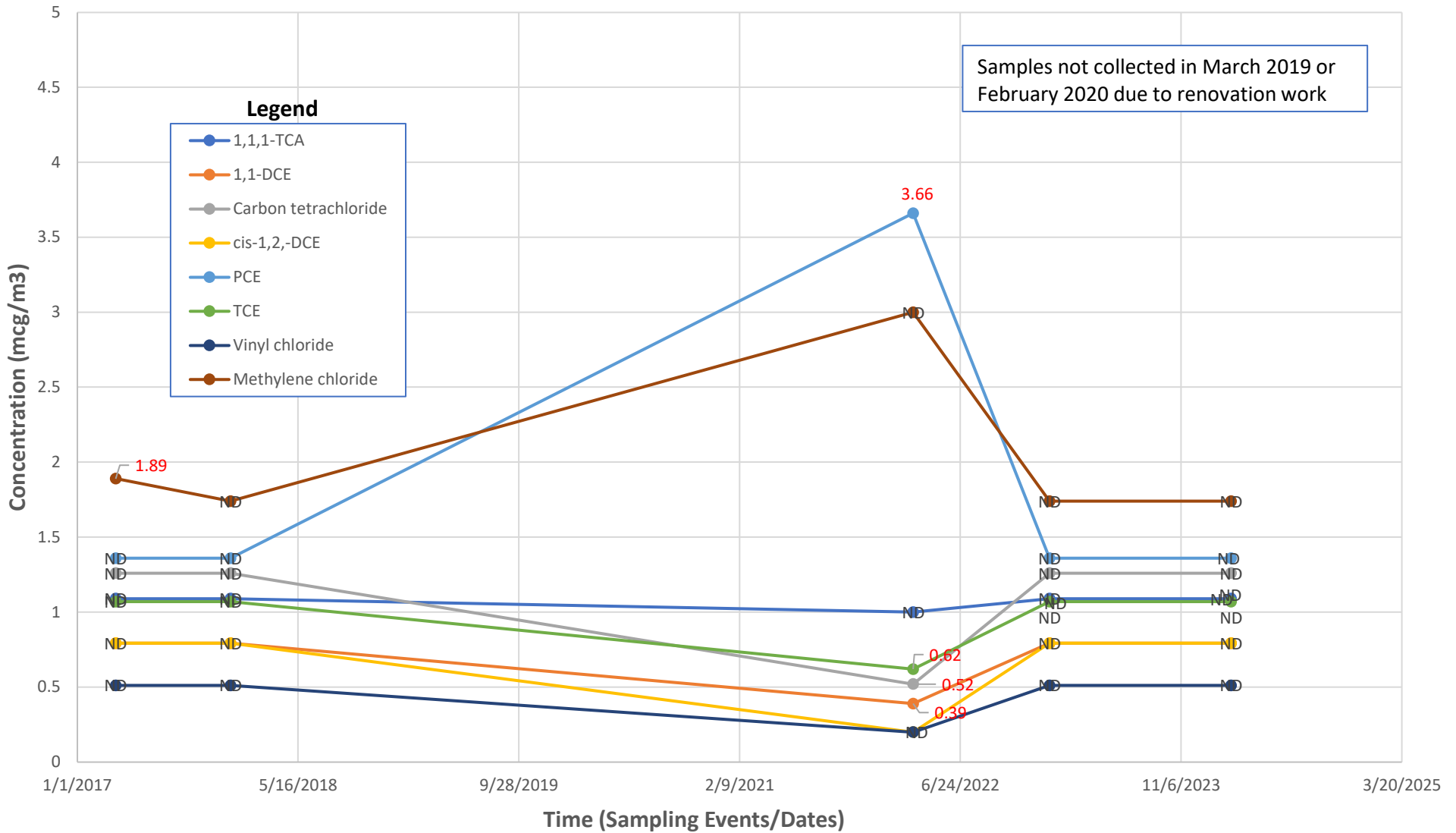
**Notes:**  
 ND = Non-Detect below Reporting Limit (RL)  
 Concentrations in red indicate detected concentrations above RL.

## USAI Lighting Facility Soil Vapor/ Air Data 2017-2024 Sampling Location VI-3 (AREA 2 - OFFICE SPACE IN PRODUCTION AREA)



**Notes:**  
 ND = Non-Detect below Reporting Limit (RL)  
 Concentrations in red indicate detected concentrations above RL.

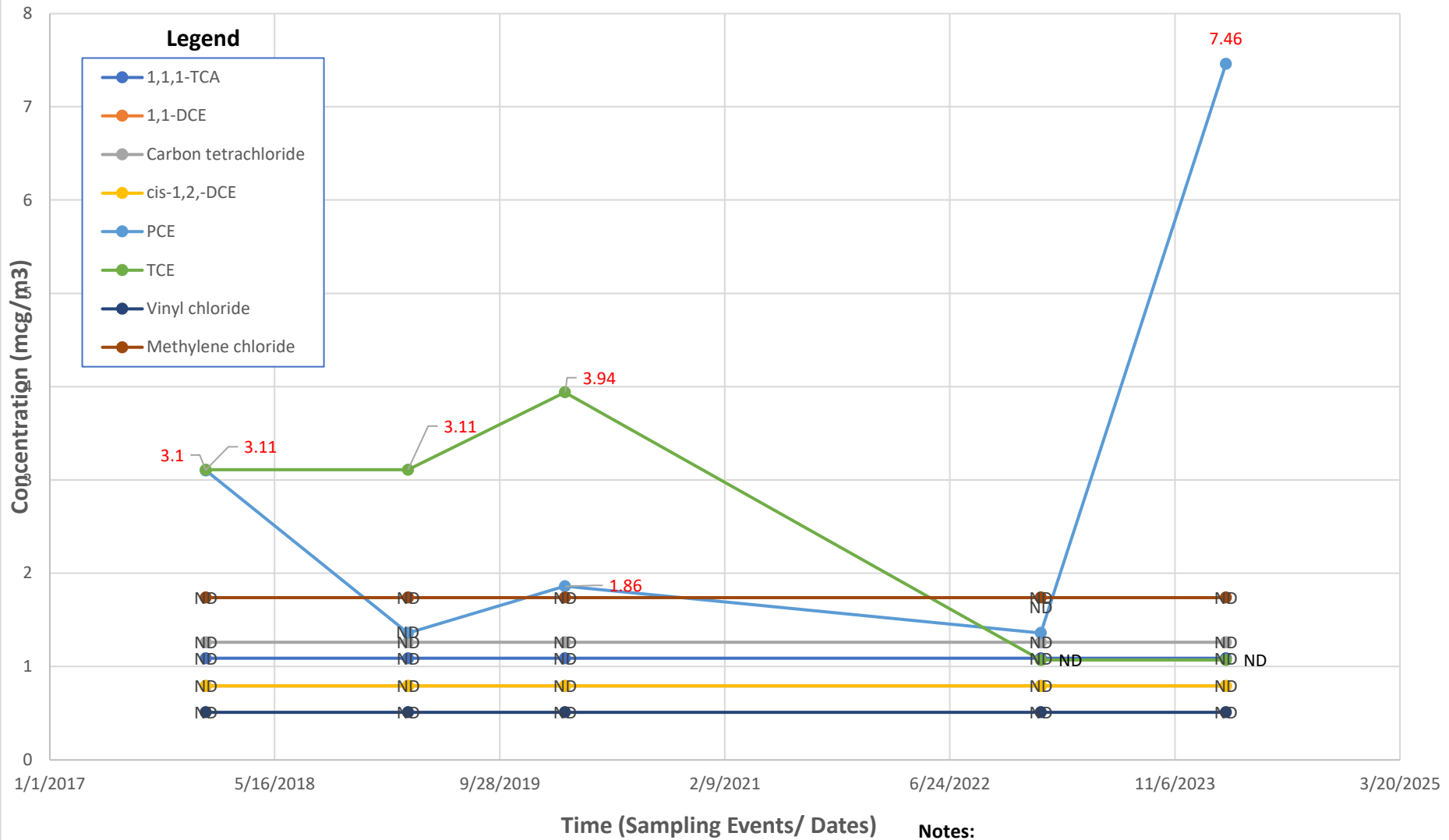
## USAI Lighting Facility Soil Vapor/ Air Data 2017-2024 Sampling Location VI-4 (AREA 4 - ADJACENT TO 2-STORY OFFICE BUILDING)



Samples not collected in March 2019 or February 2020 due to renovation work

**Notes:**  
 ND = Non-Detect below Reporting Limit (RL)  
 Concentrations in red indicate detected concentrations above RL.

## USAI Lighting Facility Soil Vapor/ Air Data 2017-2024 Sampling Location VI-5 (AREA 8 - 2-STORY OFFICE BUILDING)



**Notes:**  
 ND = Non-Detect below Reporting Limit (RL)  
 Concentrations in red indicate detected concentrations above RL.

C.T. MALE ASSOCIATES

Attachment F: SVI - Structure Sampling  
Building Questionnaire



Site No. : BCP Site No. C336087 Site Name : USA Lighting

Date: 2/27/2024 Time: 12:50

Structure Address : 426 River Road, New Windsor, NY

Preparer's Name & Affiliation : Mary Loughlin, Geologist, C.T. Male Associates

Residential ?  Yes  No Owner Occupied ?  Yes  No Owner Interviewed ?  Yes  No

Commercial ?  Yes  No Industrial ?  Yes  No Mixed Uses ?  Yes  No

Identify all non-residential use(s) : Light fixture manufacturer, offices

Owner Name : USA Lighting Owner Phone : (845) 565 - 8500

Secondary Owner Phone : ( ) \_\_\_\_\_

Owner Address (if different) : Same as above

Occupant Name : Mike Griffin Occupant Phone : (845) 565 - 8500 x 182

Plant manager Secondary Occupant Phone : ( ) \_\_\_\_\_

Number & Age of All Persons Residing at this Location : UNKNOWN

Additional Owner/Occupant Information : 100+ workers

Describe Structure (style, number floors, size) : Partial 2 floor, one-story slab-on-grade warehouse

Approximate Year Built : 1890, Renovated 2016 Is the building Insulated?  Yes  No

Lowest level :  Slab-on-grade  Basement  Crawlspace

Describe Lowest Level (finishing, use, time spent in space) : uses Shipping, Production, warehouse Storage, receiving area 2nd floor - offices

Floor Type:  Concrete Slab  Dirt  Mixed : \_\_\_\_\_

Floor Condition :  Good (few or no cracks)  Average (some cracks)  Poor (broken concrete or dirt)

Sumps/Drains?  Yes  No Describe: No interior drains observed - one drain with two (2) pumps observed outside to the west of the building

Identify other floor penetrations & details : SSDS Floor Penetration observed in areas 4, and 5. Area 8 is finished office space.

Wall Construction :  Concrete Block  Poured Concrete  Laid-Up Stone

Identify any wall penetrations : None observed in office areas (covered behind sheetrock) Some wall penetrations observed in warehouse/cafeteria areas

Identify water, moisture, or seepage: location & severity (sump, cracks, stains, etc) : No staining/Water/moisture identified. Filled cracks observed throughout warehouse. Crack observed in vicinity of sample location VI-3

Heating Fuel :  Oil  Gas  Wood  Electric  Other : \_\_\_\_\_

Heating System :  Forced Air  Hot Water  Other : \_\_\_\_\_

Hot Water System :  Combustion  Electric  Boilermate  Other: unknown - public water supply

Clothes Dryer :  Electric  Gas Where is dryer vented to? No dryer(s) observed

If combustion occurs, describe where air is drawn from (cold air return, basement, external air, etc.) : unknown

Fans & Vents (identify where fans/vents pull air from and where they vent/exhaust to) : Floor fans identified in production area - vent and pull air from the production area. Central air located in office areas - unknown vent/exhaust location (above drop ceiling)

CRACKS TEMPORARILY SEALED DURING SAMPLING AND PERMANENTLY SEALED BY CLIENT AFTERWARDS - RAM 2/2024



Describe factors that may affect indoor air quality (chemical use/storage, unvented heaters, smoking, workshop).

Production Activities such as packaging material in plastic, or cleaning

Attached garage?  Yes  No      Air fresheners?  Yes  No

New carpet or furniture?  Yes  No      What/Where? office Areas - Area 8, Area 4 (partial)

Recent painting or staining?  Yes  No      Where?: -

Any solvent or chemical-like odors?  Yes  No      Describe: chemical type odor  
noted in Area 4 warehouse Area - worker observed to be

Last time Dry Cleaned fabrics brought in? N/A      What/Where? N/A

Do any building occupants use solvents at work?  Yes  No      Describe: cleaning products  
in office areas

Any testing for Radon?  Yes  No      Results: -

Radon System/Soil Vapor Intrusion Mitigation System present?  Yes  No      If yes, describe below  
Partial SSDS system in Areas 4, 5, 7, and 8.

with chemicals (household cleaners identified in storage closet)  
smoothing a vinyl sheeting, paint on light fixtures

**Lowest Building Level Layout Sketch**

see attached figure.

- Identify and label the locations of all sub-slab, indoor air, and outdoor air samples on the layout sketch.
  - Measure the distance of all sample locations from identifiable features, and include on the layout sketch.
  - Identify room use (bedroom, living room, den, kitchen, etc.) on the layout sketch.
  - Identify the locations of the following features on the layout sketch, using the appropriate symbols:
- |               |                   |          |  |
|---------------|-------------------|----------|--|
| <b>B or F</b> | Boiler or Furnace | o        | Other floor or wall penetrations (label appropriately)               |
| <b>HW</b>     | Hot Water Heater  | xxxxxxx  | Perimeter Drains (draw inside or outside outer walls as appropriate) |
| <b>FP</b>     | Fireplaces        | #####    | Areas of broken-up concrete  |
| <b>WS</b>     | Wood Stoves       | ● SS-1   | Location & label of sub-slab vapor samples                           |
| <b>W/D</b>    | Washer / Dryer    | ● IA-1   | Location & label of indoor air samples                               |
| <b>S</b>      | Sumps             | ● OA-1   | Location & label of outdoor air samples                              |
| <b>@</b>      | Floor Drains      | ● PFET-1 | Location and label of any pressure field test holes.                 |

# Structure Sampling - Product Inventory

Homeowner Name & Address: USA1 Lighting, 1126 River Road, New Windsor Date: 2/26/24  
 Samplers & Company: M. Laughlin, C.T. Male Associates Structure ID: \_\_\_\_\_  
 Site Number & Name: \_\_\_\_\_ Phone Number: \_\_\_\_\_  
 Make & Model of PID: Mini Rae 3000 Date of PID Calibration: 2/26/24

Identify any Changes from Original Building Questionnaire : \_\_\_\_\_

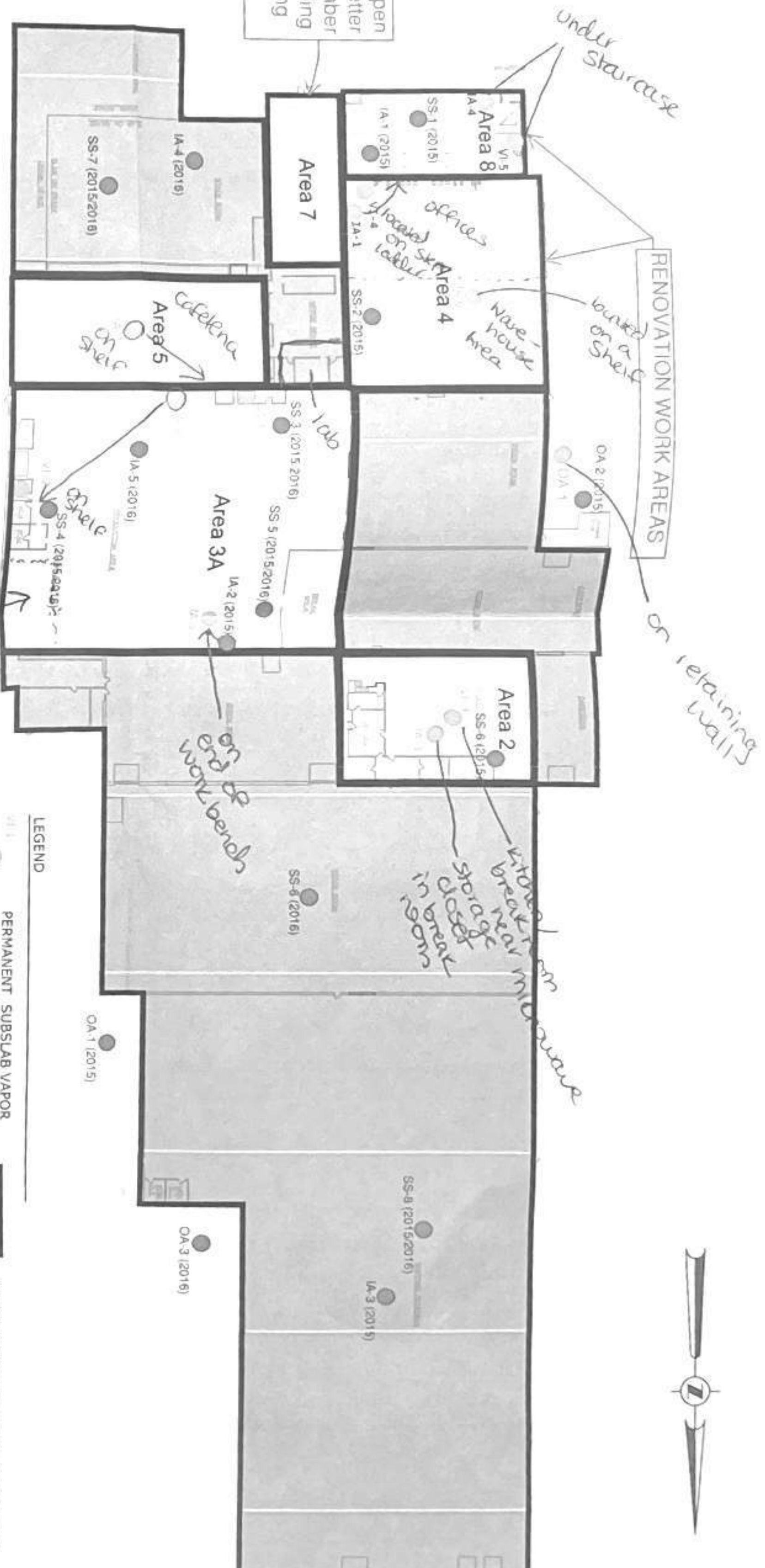
Product Name/Description	Quantity	Chemical Ingredients	PID Reading	Location
Lysol toilet bowl cleaner	10	hydrochloric acid, other ingredients	0.0	VI-3 Storage break room
Pledge Lemon Cleaner aerosol	4	water, lubricant blend, naphtha, Petroleum, light alkylate, polyoxyethylene sorbitan monooleate	0.0	
Uline antibacterial hand soap 7.5oz	5 cases	3 individual ingredients <del>inactivation</del> Benzalkonium chloride, water, inactive ingredients	0.0	
Febreze air mist linen sky	7	water, alcohol denat, PEG-60 hydrogenated castor oil, fragrances, sodium citrate, hydroxypropyl cyclodextrin, others	0.0	
Germ's be gone hand sanitizer gel	<del>20</del>	Ethyl alcohol, water, isopropyl alcohol, glycerine, carbomer, aminomethyl propanol, propylene glycol, isopropyl myristate, etc	0.0	
Febreze air mist	1 case	water, denat alcohol, PEG-60 hydrogenated castor oil, fragrance, sodium citrate, other ingredients	0.0	
Uline disinfecting Wipes	10	Octyl decyl dimethyl ammonium chloride, dioctyl dimethyl ammonium chloride, Alkyl dimethyl ammonium chloride	0.0	
Lysol disinfecting Spray fresh scent	<del>15</del>	Alkyl (50% C14, 40% C12, 10% C16) dimethyl benzyl ammonium saccharinate, ethanol, other ingredients	0.0	
Glade aerosol Spray	4	water, isobutane, Propane, monosodium phosphate, sorbitan monooleate, fragrance	0.0	
Michoban Sanitizing Spray	2	Alkyl dimethyl benzyl ammonium chloride, didecyl dimethyl ammonium chloride, other ingredients	0.0	
AUOK 75% Alcohol disinfection wipes	3	water, 75% medical alcohol	0.1	
windex with Vinegar	4	water, hexoxyethanol, sodium petroleum sulfonate, propylene glycol, Ethyl ether, Acetic Acid, sodium C10-C16, other ingredients	0.0	
Purell Advanced hand sanitizer	3 Cases	Benzalkonium chloride, water, decyl glucoside, glycerine, fragrance, methylparaben, benzoyl peroxide, propylparaben	0.1	
Purell surface disinfectant	1	ethyl alcohol, other ingredients	0.0	
Dawn professional Dish detergent	7	water, sodium laurel sulfate, C10-C16 Alkyl dimethylamine oxide, C9-C11 parth, 3, Deceth-3, sodium chloride, sodium hydroxide	0.0	
Dial complete antimicrobial hand wash	1	Benzalkonium chloride, other ingredients	0.0	
Clorox wipes germicidal	2 buckets	sodium hydroxide, other ingredients	0.0	
409 multisurface Cleaner	1	Alkyl (C12 40%, C14 50%, C16 10%) dimethyl benzyl ammonium chloride, other ingredients	0.0	
Softsoap anti-bacterial hand soap	1	Benzalkonium chloride, other inactive ingredients	0.0	



**DRAFT**



Area 7 - Area to remain open to the atmosphere. See letter to NYSDEC dated December 24, 2019 requesting forgiving the installation of remaining SSDS components.



Approx. location of painting area.

- LEGEND**
- PERMANENT SUBSLAB VAPOR SAMPLING POINT (APPROX.)
  - TEMPORARY INDOOR AIR SAMPLING POINT
  - TEMPORARY OUTDOOR AIR SAMPLING POINT
  - AREAS WITH PASSIVE SSDS
  - AREAS NOT CONTINUOUSLY OCCUPIED
  - HISTORICAL AMBIENT AND SUB SLAB SOIL VAPOR SAMPLING LOCATIONS (2015 and 2016)

NOTE: VI MITIGATION MEASURES FOR ALL AREAS DEPICTED IN RECORD DRAWING - BUILDING VAPOR MITIGATION INTRUSION MEASURES - VM-1 BY FELLENER ENGINEERING (DATED 11/23/16, REVISED 12/2/2016) AND CONSTRUCTION COMPLETION REPORT FOR SSDS IN 2-STORY OFFICE BUILDING BY C.T. MALE (DATED MARCH 29, 2018).

NOTE: THE LOCATIONS AND FEATURES DEPICTED IN THIS MAP ARE APPROXIMATE AND DO NOT REPRESENT AN ACTUAL FIELD SURVEY BY C.T. MALE.  
 MAP REFERENCE: BUILDING FLOOR PLAN PROVIDED BY FELLENER ENGINEERING LLP OF MIDDLETOWN, NY.

DATE	REVISIONS RECORD/DESCRIPTION	DRAFTED	CHECK	APPR.	UNAUTHORIZED ALTERATION OR ADDITION TO THIS DOCUMENT IS A VIOLATION OF THE NEW YORK STATE EDUCATION LAW.
3/29/19	1 Sampling locations modified	RAM			© 2017 C.T. MALE ASSOCIATES DESIGNED: DRAFTED: J. MARX CHECKED: J. MCIVER PROJ. NO: 14-4337 SCALE: NOT TO SCALE DATE: MAY 2, 2017
4/13/20	2 SSDS loc. and other areas/shading	RAM			
1/27/21	3 ECA deficiencies per 1/25/2021 VIATE	RAM			
2/12/24	4 Sampling locations added and modified	ML			
	5				
	6				
	7				
	8				
	9				

**Figure 1 - REVISED SOIL VAPOR INTRUSION SAMPLING LOCATIONS - 2/21/2024**

**USAI LIGHTING FACILITY**  
 1126 RIVER ROAD

TOWN OF NEW WINDSOR

**C.T. MALE ASSOCIATES**  
 Engineering, Surveying, Architecture & Landscape Architecture, D.P.C.  
 50 CENTURY HILL DRIVE, LATHAM, NY 12110  
 518.786.7400 • FAX 518.785.7299

ORANGE COUNTY, NEW YORK

SHEET 1 OF 1  
 DWG. NO. 17-288

C.T. MALE ASSOCIATES

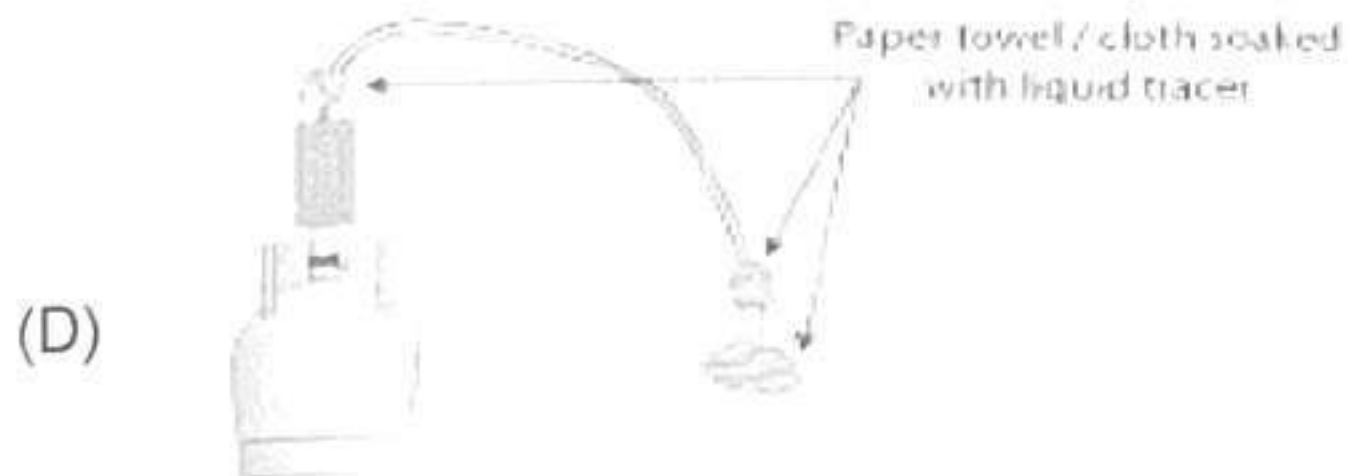
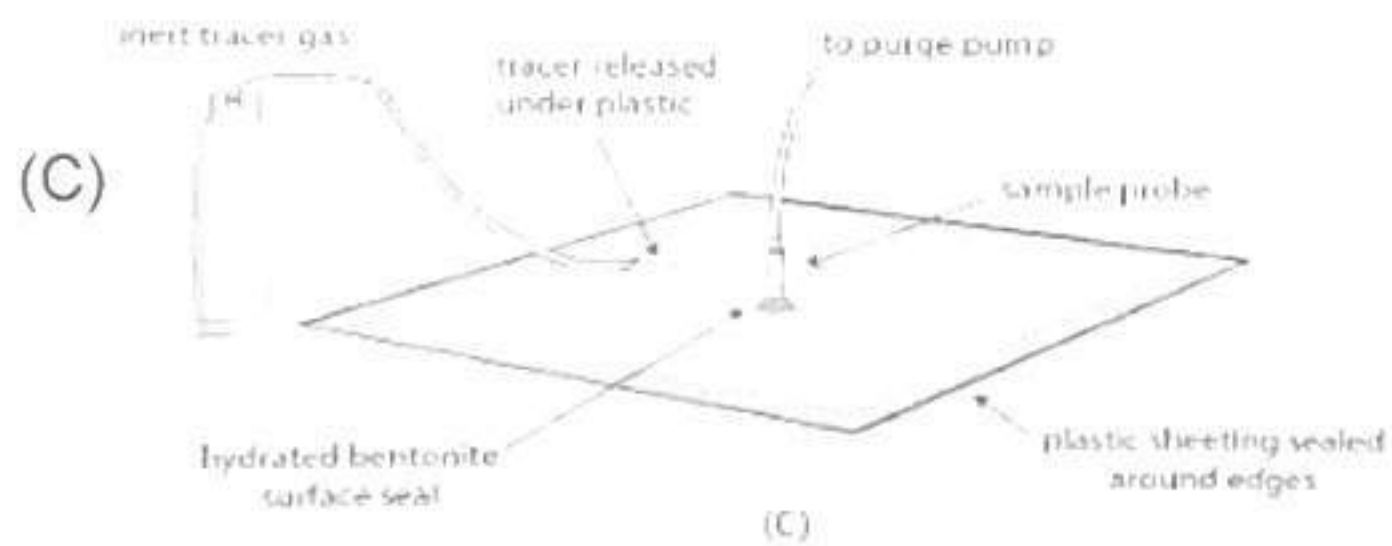
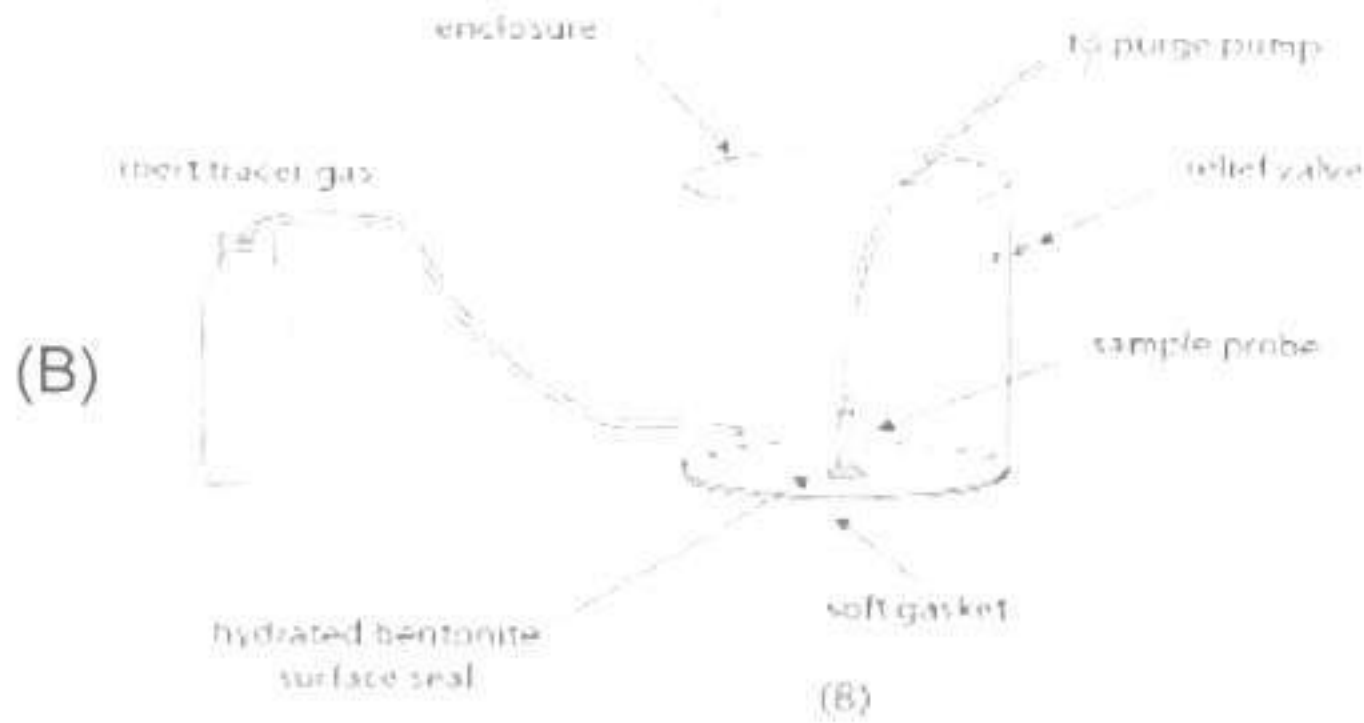
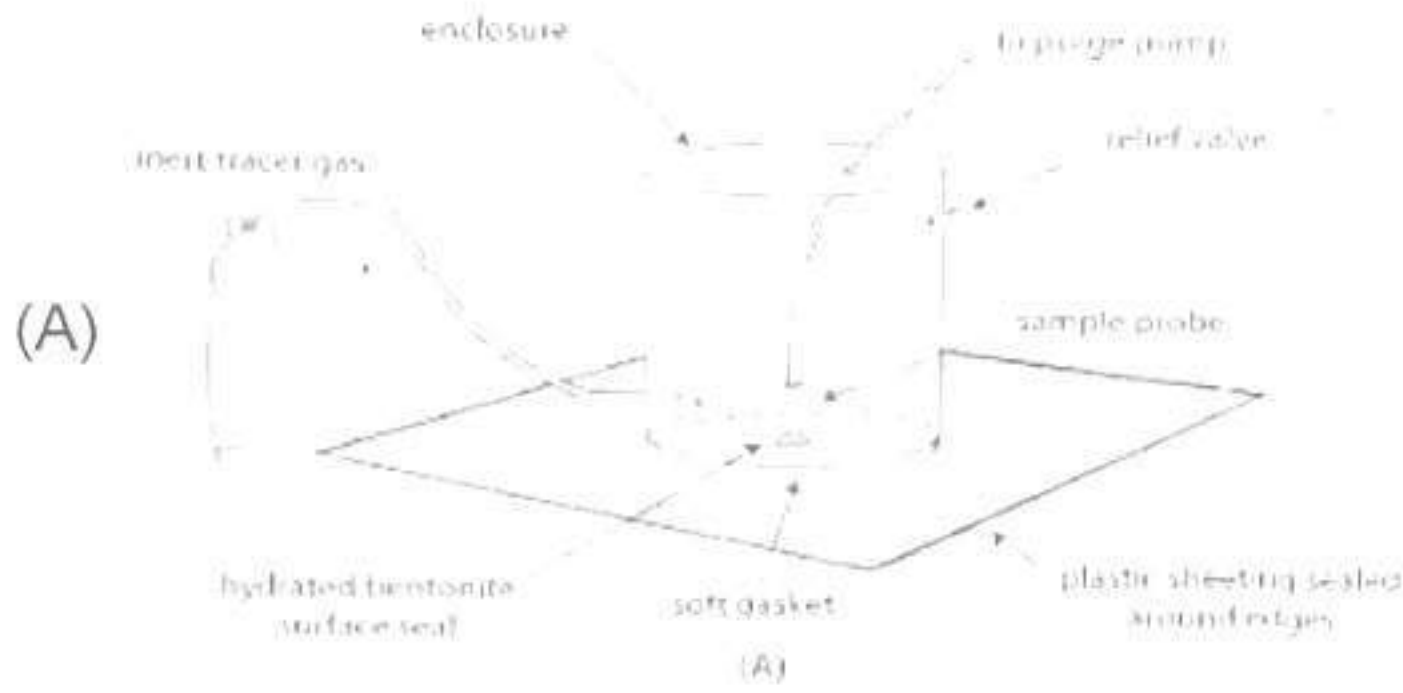
## Attachment G: Soil Vapor/ Air Sampling Logs



C.T. MALE ASSOCIATES

# SOIL VAPOR (SV) / AIR SAMPLE LOG

## Tracer Gas Application Method\*:



Project Name: USAI Lighting  
 Location: 1126 River Road, New Windsor, NY 12553  
 Project No.: 14 4337

Sample Point ID: VI-1 Date: 2/27/2024

Sampling Personnel: M. Loughlin  
 Notes Taken By: M Loughlin

SV Point Activity:  Leak Test  Sample Collection

Circle one of the tracer gas application method used

A  B  C  D  NA

## Tracer Gas and Seal Information:

Tracer Gas Used: He Supplier: EcoRental  
 Material Used for Seal Construction: Moist Pottery Clay  
 Instrument to Measure Tracer: MGD-2002 He Detector  
 Ambient Tracer Concentration: 0.0 PPM  
 Initial Tracer Concentration Applied to Enclosure: 5.8%  
 Volume of Water Purged from SV Point: N/A  
 Purge Method (Vapor): 1) MGD-2002 Duration: 3min  
 2) \_\_\_\_\_  
 Sample Tubing Tracer Concentration: 0.0 PPM  
 Final Enclosure Tracer Concentration: 2.5%

## Sample Information

Sample Type:  Soil Vapor  Ambient/Outdoor Air  
 Sub-Slab  Indoor Air

Sample Collection:  Grab  Regulator Flow 8-hour  
 Container Type: Summa Size: 6L  
 Container ID: 3044 Regulator ID: 0975

Start Time and Date: 27-Feb 09:22 Initial Pressure: -30.62  
 Stop Time and Date: 27-Feb 16:05 Final Pressure: -7.63

## Notes:

Located in Production area (Area 3A)  
 near cafeteria entrance/wall  
 near Area 5. Near line tables.

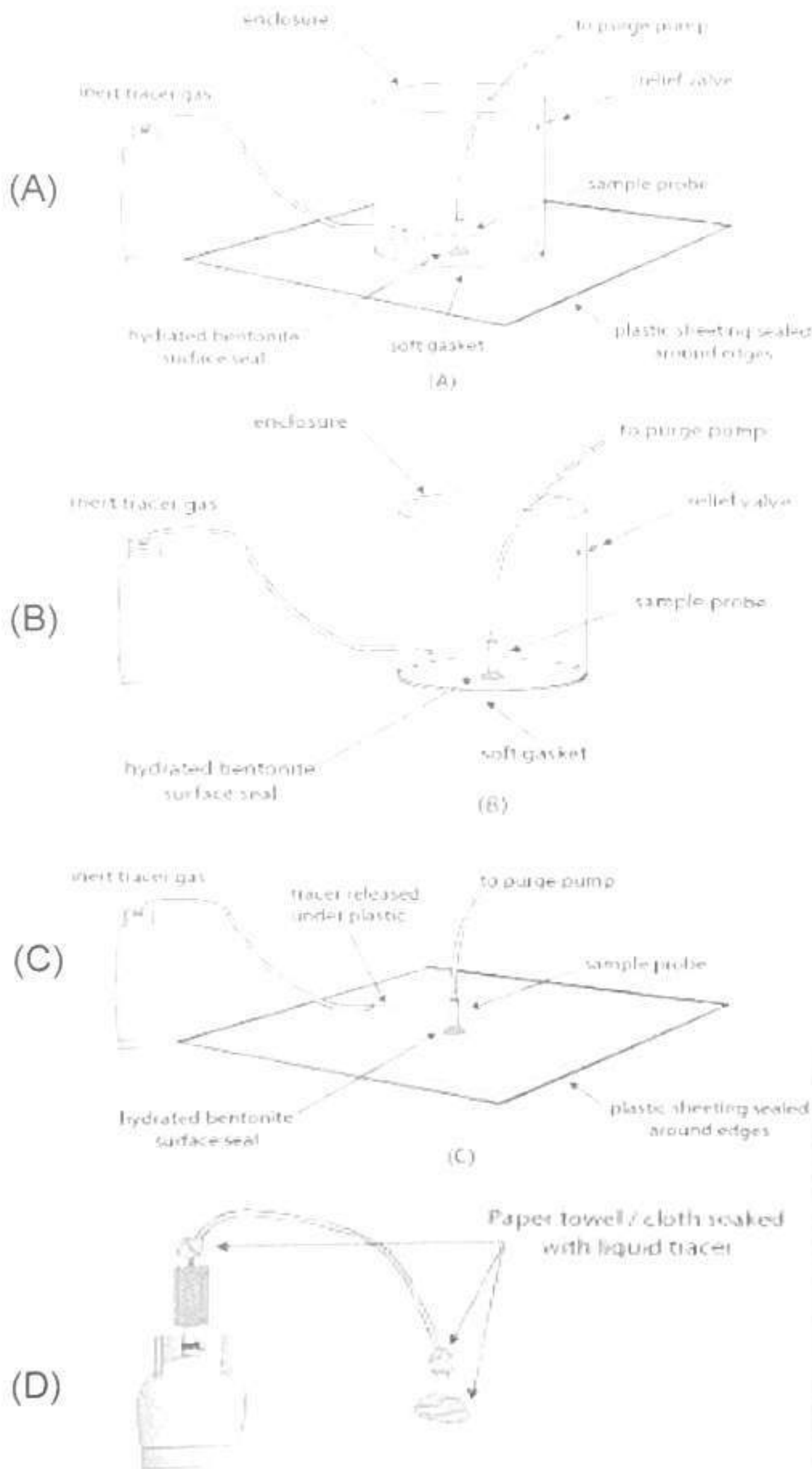




C.T. MALE ASSOCIATES

# SOIL VAPOR (SV) / AIR SAMPLE LOG

## Tracer Gas Application Method\*:



Project Name: USAI Lighting  
 Location: 1126 River Road, New Windsor, NY 12553  
 Project No.: 14 4337

Sample Point ID: VI-2 Date: 2/27/2024

Sampling Personnel: M. Loughlin  
 Notes Taken By: M. Loughlin

SV Point Activity:  Leak Test  Sample Collection

Circle one of the tracer gas application method used

A  B  C  D  NA

## Tracer Gas and Seal Information:

Tracer Gas Used: He Supplier: EcoRental  
 Material Used for Seal Construction: Moist Pottery Clay  
 Instrument to Measure Tracer: MGD-2002 He Detector  
 Ambient Tracer Concentration: 0.0 PPM  
 Initial Tracer Concentration Applied to Enclosure: 3.8%  
 Volume of Water Purged from SV Point: N/A  
 Purge Method (Vapor): 1) MGD-2002 Duration: 3min  
 2) \_\_\_\_\_  
 Sample Tubing Tracer Concentration: 0.0 PPM  
 Final Enclosure Tracer Concentration: 2.4%

## Sample Information

Sample Type:  Soil Vapor  Ambient/Outdoor Air  
 Sub-Slab  Indoor Air

Sample Collection:  Grab  Regulator Flow 8-hour  
 Container Type: Summa Size: 6L  
 Container ID: 2565 Regulator ID: 01449

Start Time and Date: 27-Feb 9:30 Initial Pressure: -30.01  
 Stop Time and Date: 27-Feb 17:15 Final Pressure: -18.65

## Notes:

Located in eastern portion of Production area near eastern wall of the building. ~~ENTER~~ Adjacent to 1A-2.

CANISTER PRESSURE NOT CHANGING AT THE SAME RATE AS OTHER SAMPLES DURING SAMPLE COLLECTION PERIOD.

FINAL PRESSURE GREATER THAN -10" HG DUE APPARENT MALFUNCTIONING REGULATOR. REGULATOR SWAPPED WITH REGULATOR 0975 FROM VI-1 UPON SAMPLE VI-1 FINALIZING.

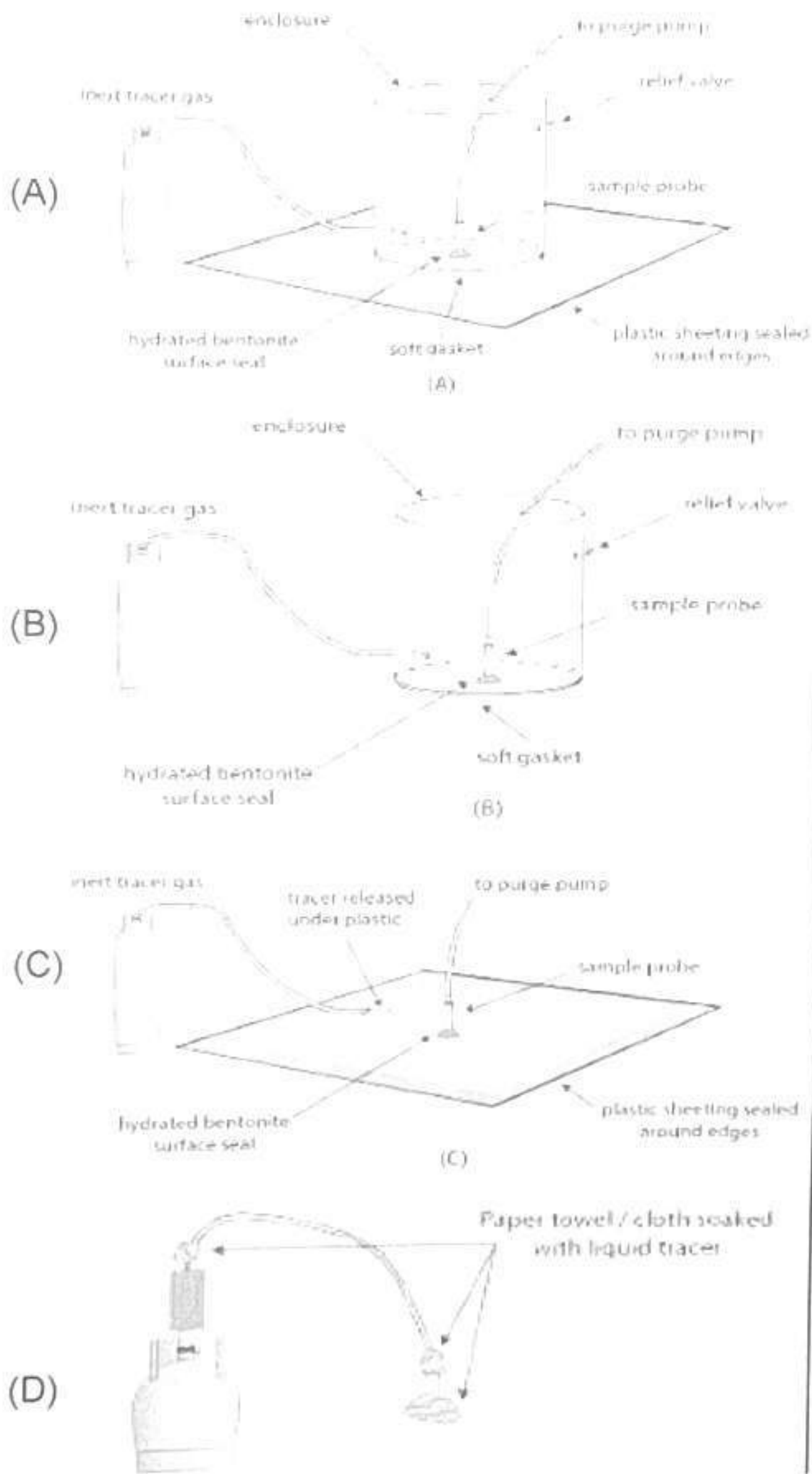




C.T. MALE ASSOCIATES

# SOIL VAPOR (SV) / AIR SAMPLE LOG

## Tracer Gas Application Method\*:



Project Name: USAI Lighting  
 Location: 1126 River Road, New Windsor, NY 12553  
 Project No.: 14 4337

Sample Point ID: V1-3 Date: 2/27/2024

Sampling Personnel: M. Loughlin  
 Notes Taken By: M. Loughlin

SV Point Activity:  Leak Test  Sample Collection

Circle one of the tracer gas application method used:  
 A  B  C  D  NA

## Tracer Gas and Seal Information:

Tracer Gas Used: He Supplier: EcoRental  
 Material Used for Seal Construction: Moist Pottery Clay  
 Instrument to Measure Tracer: MGD-2002 He Detector  
 Ambient Tracer Concentration: 0.0 PPM  
 Initial Tracer Concentration Applied to Enclosure: 7.2%  
 Volume of Water Purged from SV Point: N/A  
 Purge Method (Vapor): 1) MGD-2002 Duration: 3 min  
 2) \_\_\_\_\_  
 Sample Tubing Tracer Concentration: 0.0 PPM  
 Final Enclosure Tracer Concentration: 6.2%

## Sample Information

Sample Type:  Soil Vapor  Ambient/Outdoor Air  
 Sub-Slab  Indoor Air

Sample Collection:  Grab  Regulator Flow 8-hour  
 Container Type: Summa Size: 6L  
 Container ID: 3576 Regulator ID: 0585

Start Time and Date: 27-Feb 09:44 Initial Pressure: -29.09  
 Stop Time and Date: 27-Feb 15:41 Final Pressure: -8.17

## Notes:

Located in cleaning closet in break room (Area 2). Note there is a crack in the floor ~ 2' away from the sampling port. ML notified CTM supervisor + USAI plant manager → crack will be repaired by USAI.

CRACKS TEMPORARILY SEALED DURING SAMPLING AND PERMANENTLY SEALED BY CLIENT AFTERWARDS - RAM 2/2024

Attempted to seal crack with moist pottery clay during sampling. crack under other floor tiles still exposed - can't lift floor tile near door.

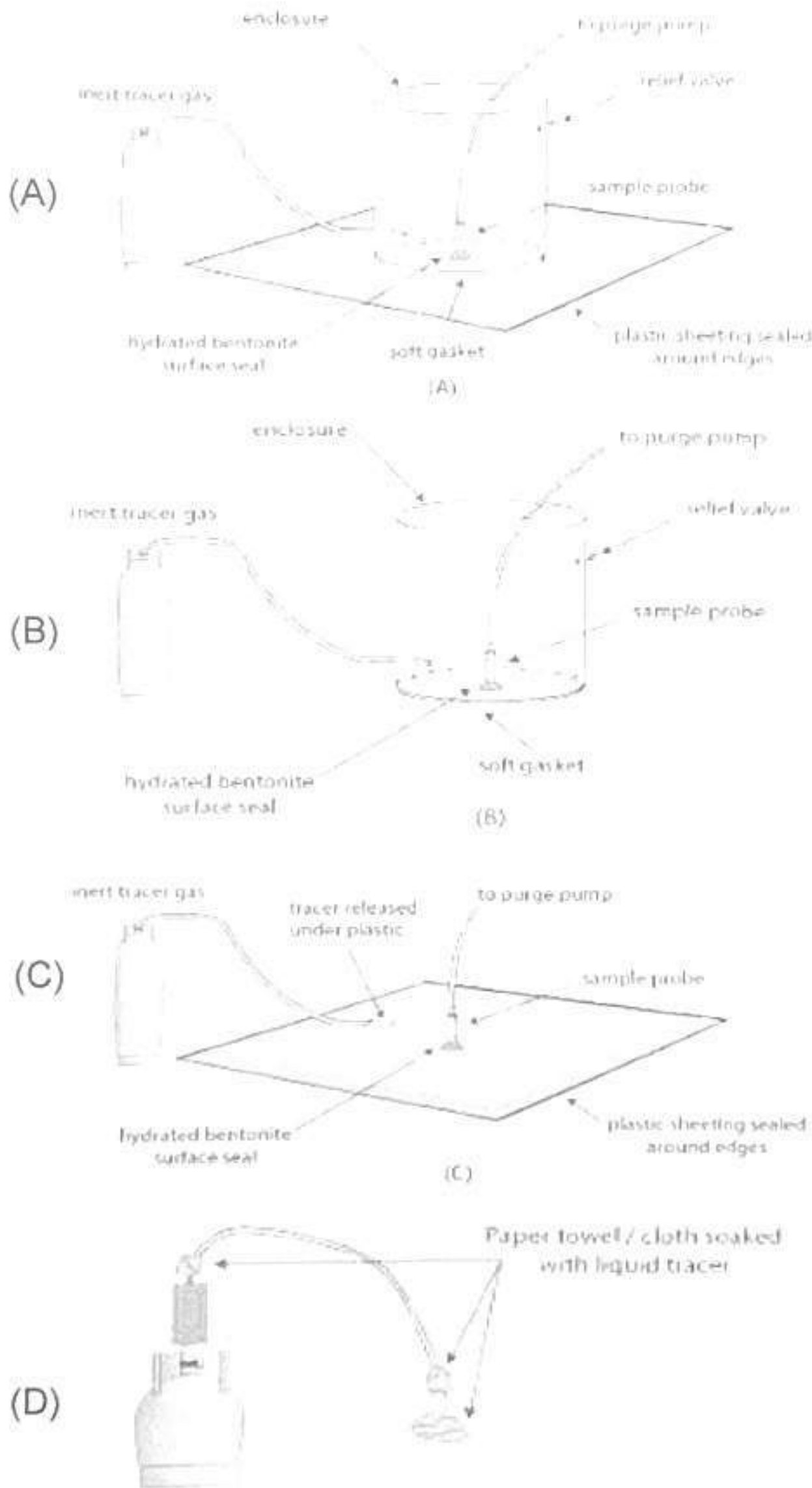




C.T. MALE ASSOCIATES

# SOIL VAPOR (SV) / AIR SAMPLE LOG

## Tracer Gas Application Method\*



Project Name: USAI Lighting  
 Location: 1126 River Road, New Windsor, NY 12553  
 Project No.: 14.4337

Sample Point ID: V1-4 Date: 2/27/2024

Sampling Personnel: M. Loughlin  
 Notes Taken By: M. Loughlin

SV Point Activity:  Leak Test  Sample Collection

Circle one of the tracer gas application method used

A  B  C  D  NA

## Tracer Gas and Seal Information:

Tracer Gas Used: He Supplier: EcoRental  
 Material Used for Seal Construction: Moist Pottery Clay  
 Instrument to Measure Tracer: MGD-2002 He Detector  
 Ambient Tracer Concentration: 0.0 PPM  
 Initial Tracer Concentration Applied to Enclosure: 4.8%  
 Volume of Water Purged from SV Point: N/A  
 Purge Method (Vapor): 1) MGD-2002 Duration: 3 min  
 2) \_\_\_\_\_  
 Sample Tubing Tracer Concentration: 0.0 PPM  
 Final Enclosure Tracer Concentration: 2.9%

## Sample Information

Sample Type:  Soil Vapor  Ambient/Outdoor Air

Sub-Slab  Indoor Air

Sample Collection:  Grab  Regulator Flow 8-hour  
 Container Type: Summa Size: 6L  
 Container ID: 3644 Regulator ID: 0791

Start Time and Date: 27-Feb 9:01 Initial Pressure: -30.52  
 Stop Time and Date: 27-Feb 16:25 Final Pressure: -7.62

## Notes:

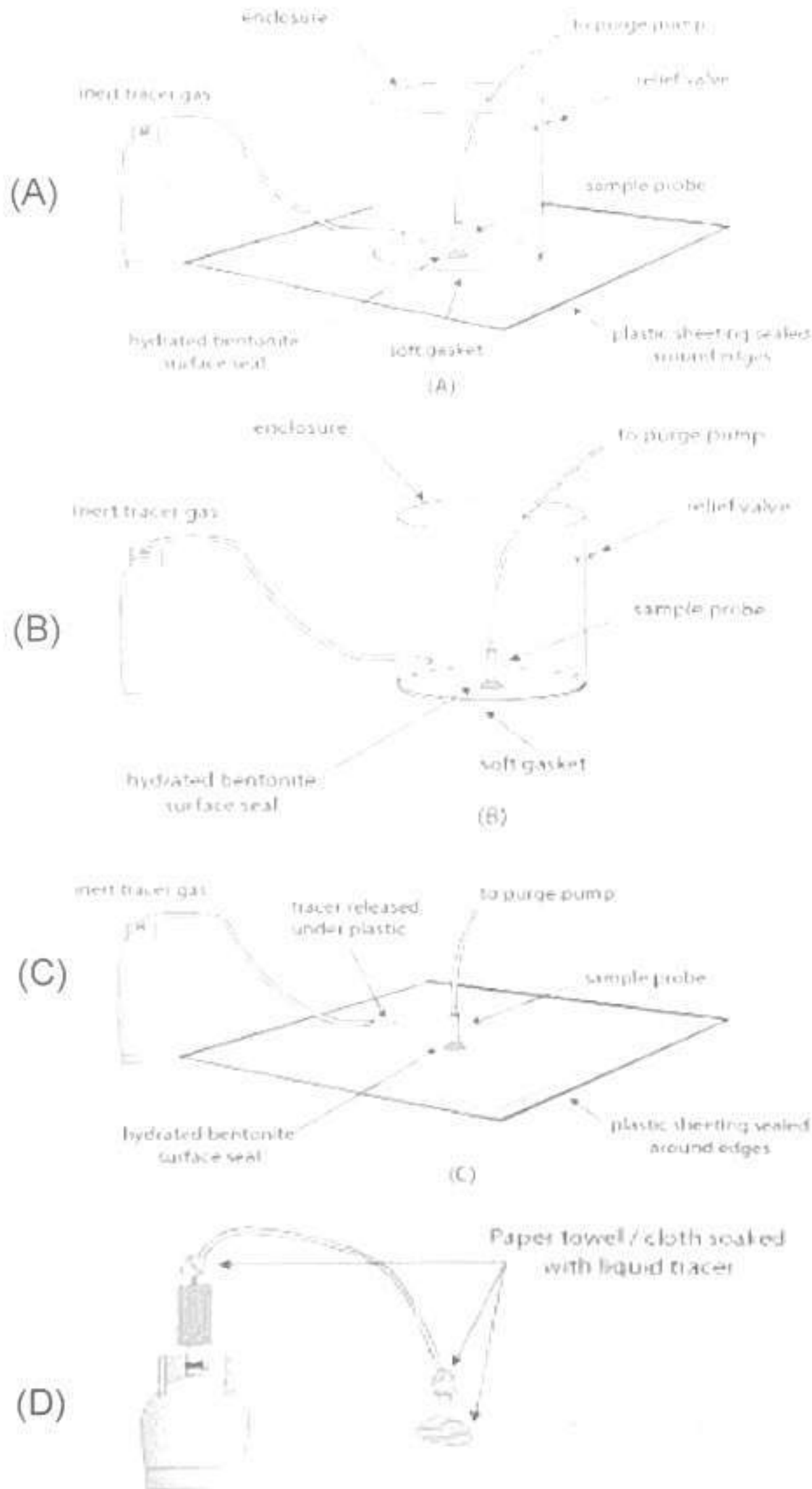
Located in electrical closet in Area 4.



C.T. MALE ASSOCIATES

# SOIL VAPOR (SV) / AIR SAMPLE LOG

## Tracer Gas Application Method\*:



Project Name: USAI Lighting  
 Location: 1126 River Road, New Windsor, NY 12553  
 Project No.: 14 4337

Sample Point ID: V1-5 Date: 2/27/2024

Sampling Personnel: M Loughlin  
 Notes Taken By: M Loughlin

SV Point Activity:  Leak Test  Sample Collection

Circle one of the tracer gas application method used

A  B  C  D  NA

## Tracer Gas and Seal Information:

Tracer Gas Used: He Supplier: EcoRental  
 Material Used for Seal Construction: Moist Pottery Clay  
 Instrument to Measure Tracer: MGD-2002 He Detector  
 Ambient Tracer Concentration: 0.0 PPM  
 Initial Tracer Concentration Applied to Enclosure: 5.3%  
 Volume of Water Purged from SV Point: N/A  
 Purge Method (Vapor): 1) MGD-2002 Duration: 3 min  
 2) \_\_\_\_\_

Sample Tubing Tracer Concentration: 0.0 PPM  
 Final Enclosure Tracer Concentration: 4.6%

## Sample Information

Sample Type:  Soil Vapor  Ambient/Outdoor Air  
 Sub-Slab  Indoor Air

Sample Collection:  Grab  Regulator Flow 8-hour  
 Container Type: Summa Size: 6L  
 Container ID: 3289 Regulator ID: 0792

Start Time and Date: 27-Feb 8:47 Initial Pressure: -30.98  
 Stop Time and Date: 27-Feb 15:25 Final Pressure: -9.73

## Notes:

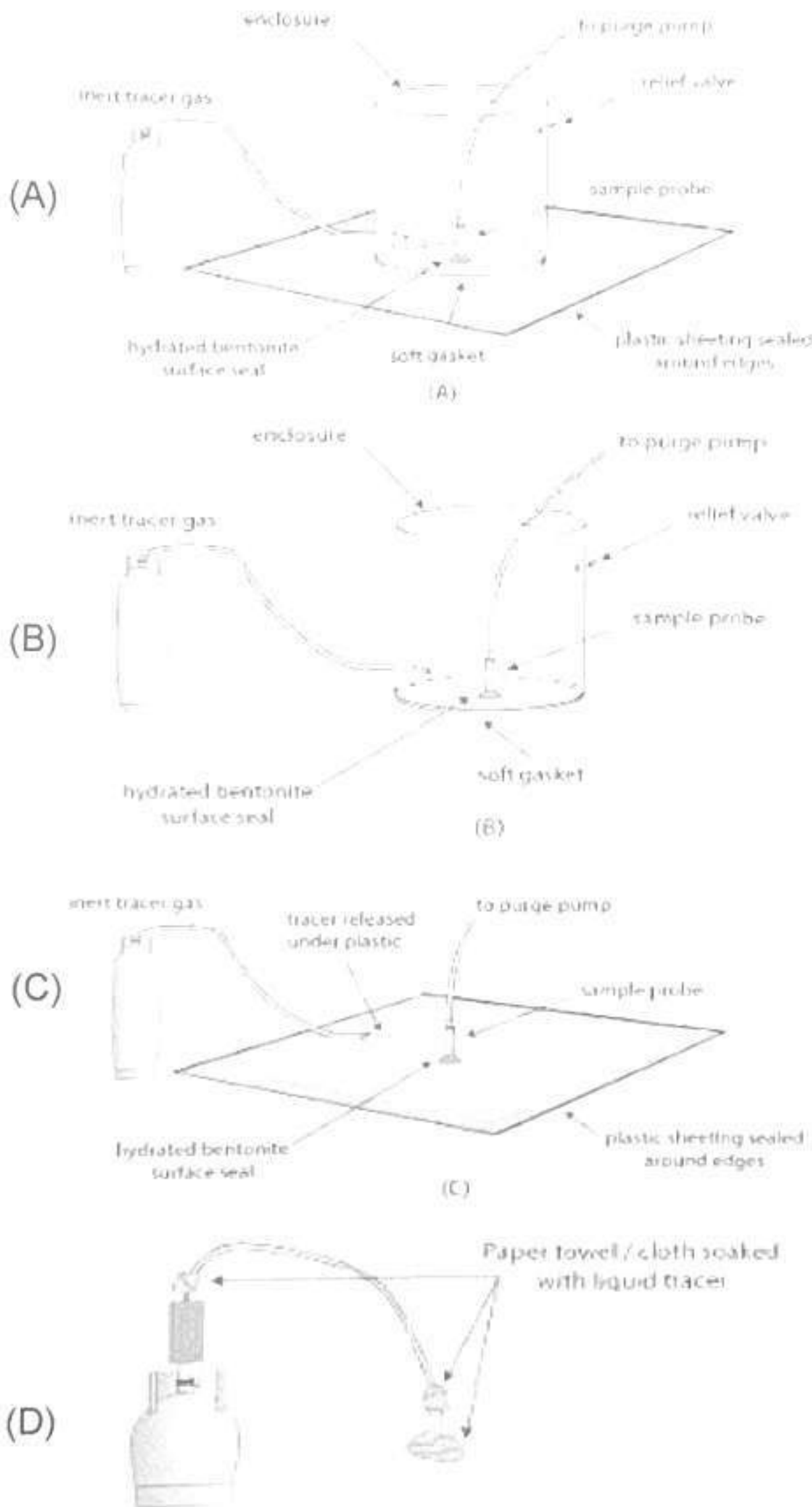
Located in Area 8 → Front desk / lobby area (SW corner of building) under stair case.  
 Note this location is a vapor pin.



C.T. MALE ASSOCIATES

# SOIL VAPOR (SV) / AIR SAMPLE LOG

## Tracer Gas Application Method\*



Project Name: USAI Lighting  
 Location: 1126 River Road, New Windsor, NY 12553  
 Project No.: 14 4337

Sample Point ID: A-1 Date: 2/27/2024

Sampling Personnel: M. Loughlin  
 Notes Taken By: M. Loughlin

SV Point Activity:  Leak Test  Sample Collection

Circle one of the tracer gas application method used  
 A  B  C  D  NA

Tracer Gas and Seal Information: Ambient indoor air - no seal / tracer gas

Tracer Gas Used: He N/A Supplier: EcoRental N/A  
 Material Used for Seal Construction: Moist Pottery Clay N/A  
 Instrument to Measure Tracer: MGD-2002 He Detector N/A  
 Ambient Tracer Concentration: ~~0~~ N/A  
 Initial Tracer Concentration Applied to Enclosure: -  
 Volume of Water Purged from SV Point: -  
 Purge Method (Vapor): 1) - Duration: -  
 2) - -  
 Sample Tubing Tracer Concentration: -  
 Final Enclosure Tracer Concentration: -

## Sample Information

Sample Type:  Soil Vapor  Ambient/Outdoor Air  
 Sub-Slab  Indoor Air

Sample Collection:  Grab  Regulator Flow 8-hour  
 Container Type: Summa Size: 6L  
 Container ID: 11667 Regulator ID: D1712

Start Time and Date: 27-Feb 9:10 Initial Pressure: -30.89  
 Stop Time and Date: 27-Feb 16:50 Final Pressure: -10.61

## Notes:

Located on top of step ladder in hallway outside of janitor closet, general vicinity as VI-4 Sampling location.

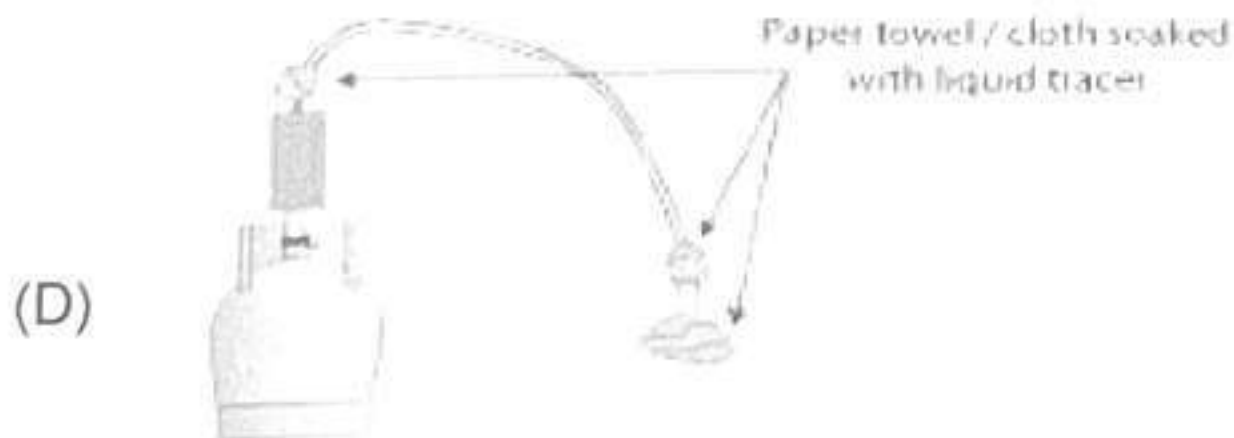
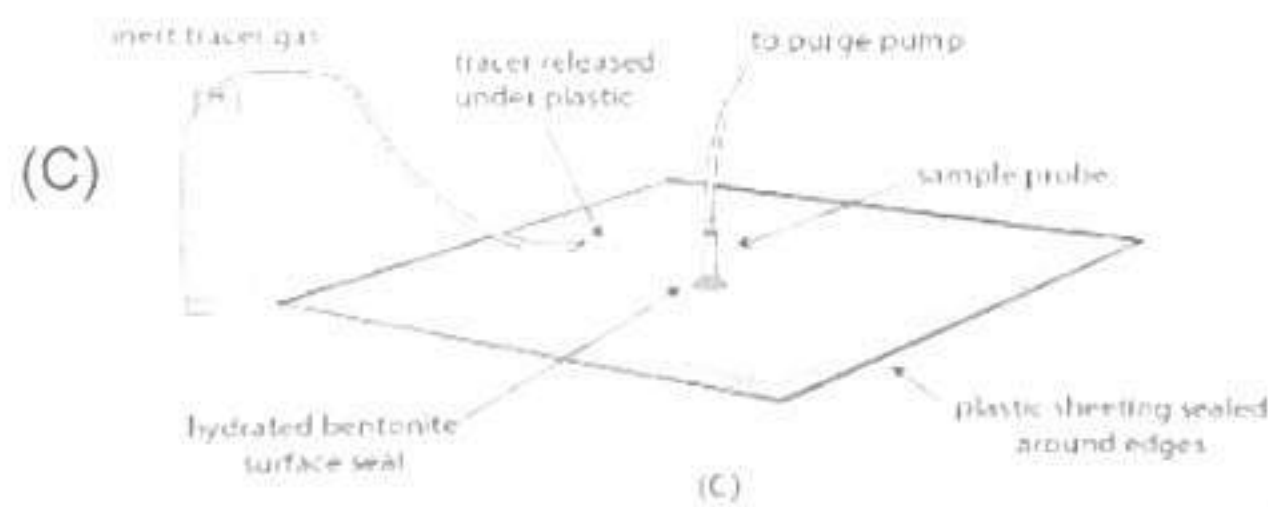
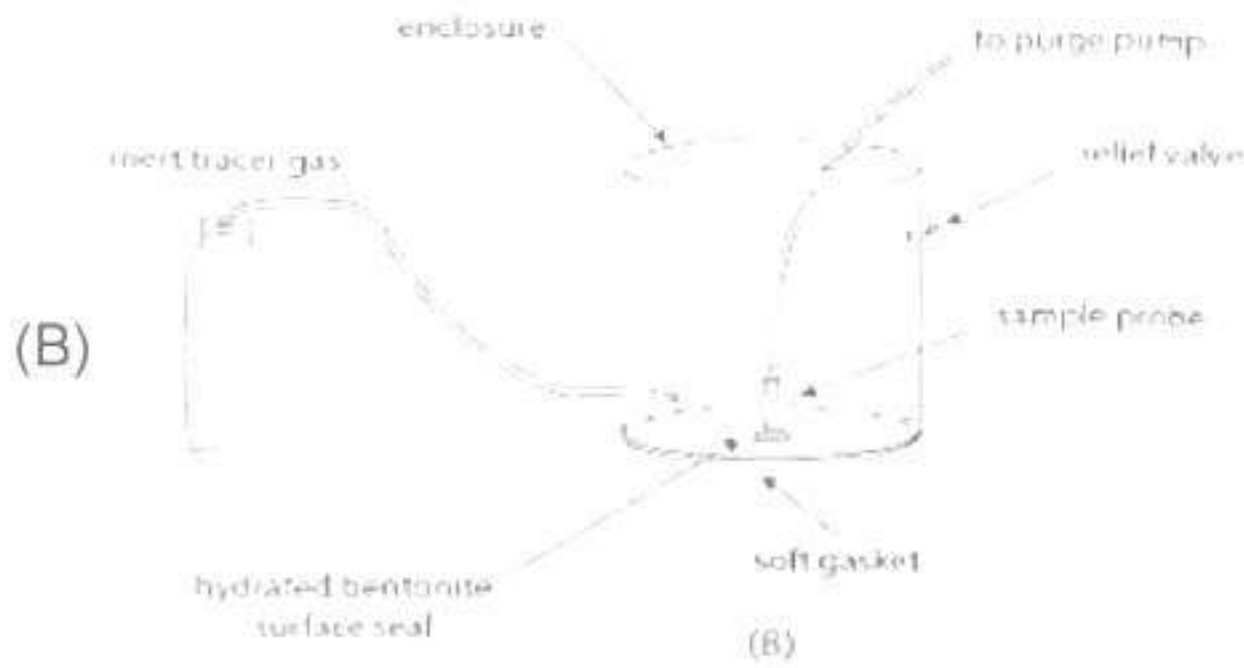
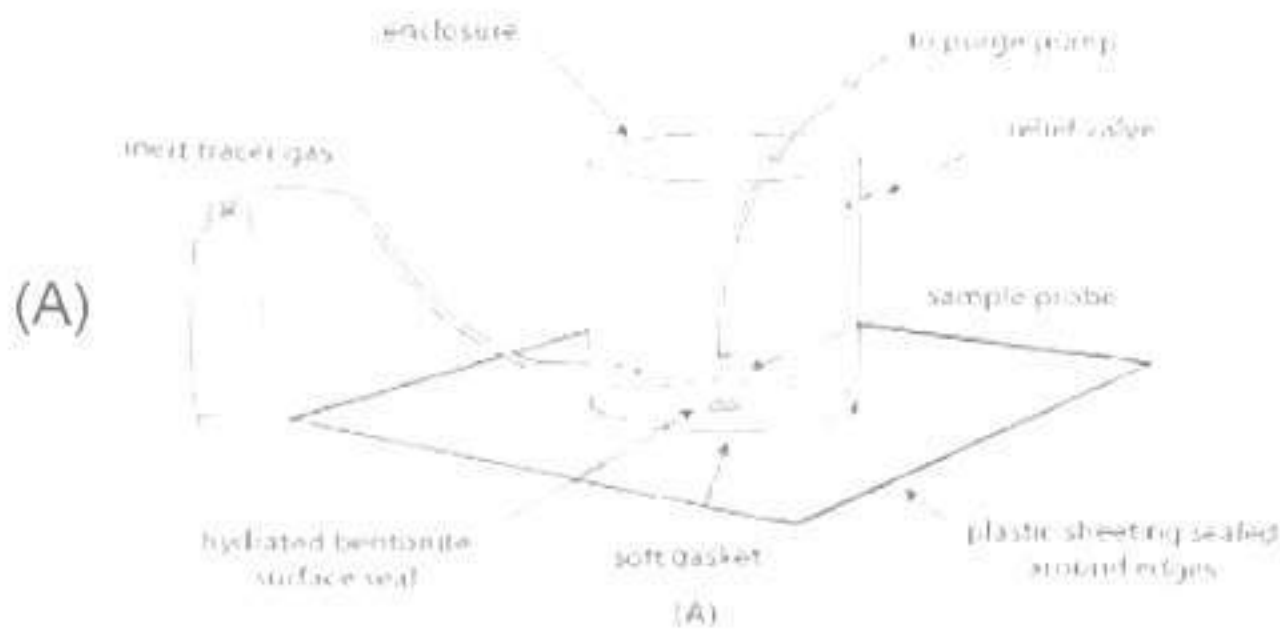




C.T. MALE ASSOCIATES

# SOIL VAPOR (SV) / AIR SAMPLE LOG

## Tracer Gas Application Method\*:



Project Name: USAI Lighting  
 Location: 1126 River Road, New Windsor, NY 12553  
 Project No.: 14.4337

Sample Point ID: 1A-2 Date: 2/27/2024

Sampling Personnel: M. Loughlin  
 Notes Taken By: M. Loughlin

SV Point Activity:  Leak Test  Sample Collection

Circle one of the tracer gas application method used

A  B  C  D  NA

## Tracer Gas and Seal Information

Tracer Gas Used: He N/A Supplier: EcoRental N/A  
 Material Used for Seal Construction: Moist Pottery Clay N/A  
 Instrument to Measure Tracer: MGD-2002 He Detector N/A  
 Ambient Tracer Concentration: -  
 Initial Tracer Concentration Applied to Enclosure: -  
 Volume of Water Purged from SV Point: -  
 Purge Method (Vapor): 1) - Duration: -  
 2) - -  
 Sample Tubing Tracer Concentration: -  
 Final Enclosure Tracer Concentration: -

## Sample Information

Sample Type:  Soil Vapor  Ambient/Outdoor Air  
 Sub-Slab  Indoor Air

Sample Collection:  Grab  Regulator Flow 8-hour  
 Container Type: Summa Size: 6L  
 Container ID: 3264 Regulator ID: 01103

Start Time and Date: 27-Feb 09:31 Initial Pressure: -29.72  
 Stop Time and Date: 27-Feb 16:15 Final Pressure: -9.07

## Notes:

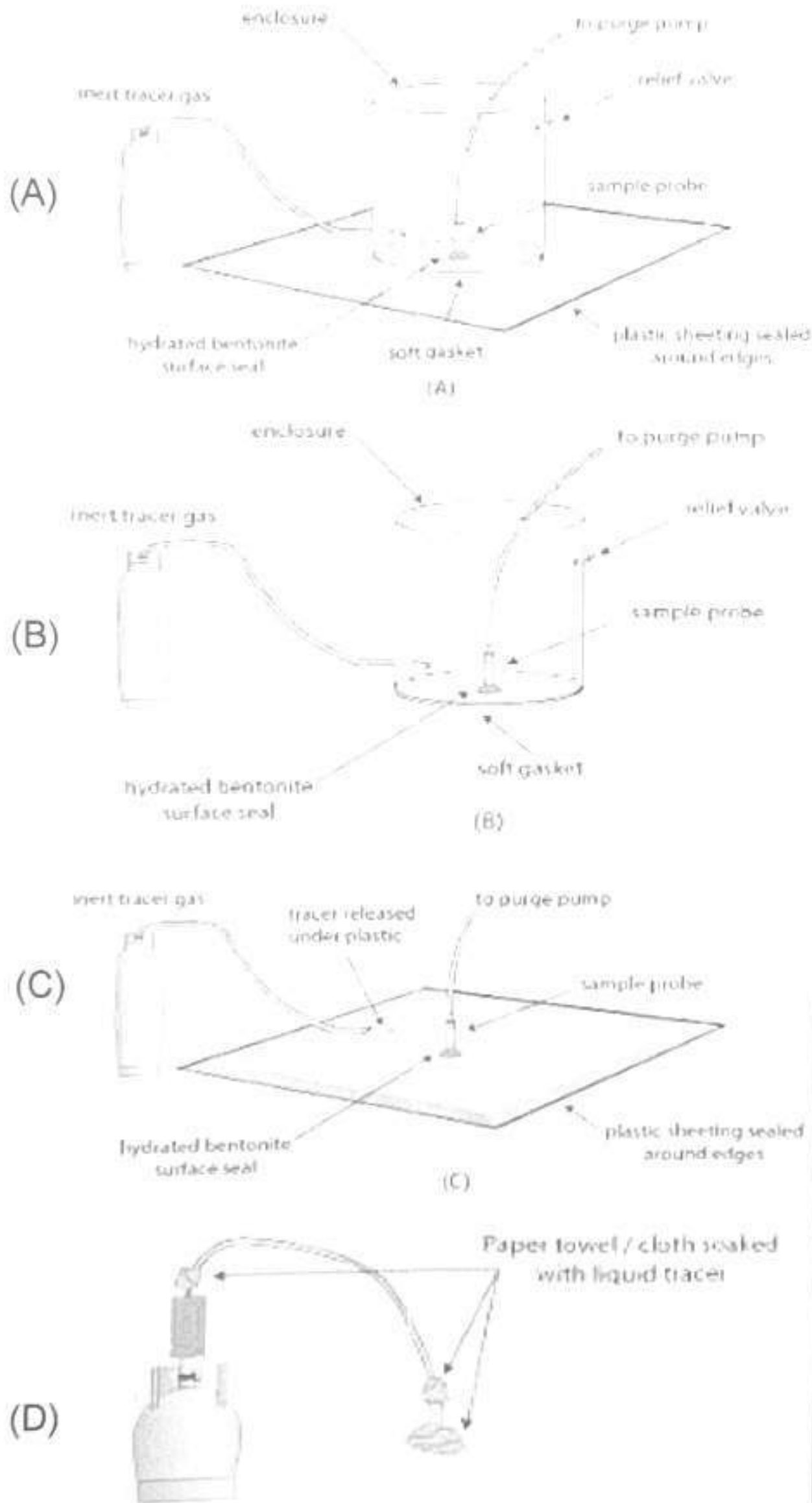
Located on shelf in the production area - eastern portion in the vicinity of V1-2 sampling location



C.T. MALE ASSOCIATES

# SOIL VAPOR (SV) / AIR SAMPLE LOG

## Tracer Gas Application Method\*:



Project Name: USAI Lighting  
 Location: 1126 River Road, New Windsor, NY 12553  
 Project No.: 14 4337

Sample Point ID: 1A-3 Date: 2/27/2024

Sampling Personnel: M. Loughlin  
 Notes Taken By: M. Loughlin

SV Point Activity:  Leak Test  Sample Collection

Circle one of the tracer gas application method used:  
 A  B  C  D  NA

## Tracer Gas and Seal Information:

Tracer Gas Used: He Supplier: EcoRental  
 Material Used for Seal Construction: Moist Pottery Clay  
 Instrument to Measure Tracer: MGD-2002 He Detector  
 Ambient Tracer Concentration: \_\_\_\_\_  
 Initial Tracer Concentration Applied to Enclosure: \_\_\_\_\_  
 Volume of Water Purged from SV Point: \_\_\_\_\_  
 Purge Method (Vapor): 1) \_\_\_\_\_ Duration: \_\_\_\_\_  
 2) \_\_\_\_\_  
 Sample Tubing Tracer Concentration: \_\_\_\_\_  
 Final Enclosure Tracer Concentration: \_\_\_\_\_

## Sample Information

Sample Type:  Soil Vapor  Ambient/Outdoor Air  
 Sub-Slab  Indoor Air

Sample Collection:  Grab  Regulator Flow 8-hour  
 Container Type: Summa Size: 6L  
 Container ID: 3469 Regulator ID: 01424

Start Time and Date: 27-Feb 09:45 Initial Pressure: -30.67  
 Stop Time and Date: 27-Feb 17:02 Final Pressure: -8.07

## Notes:

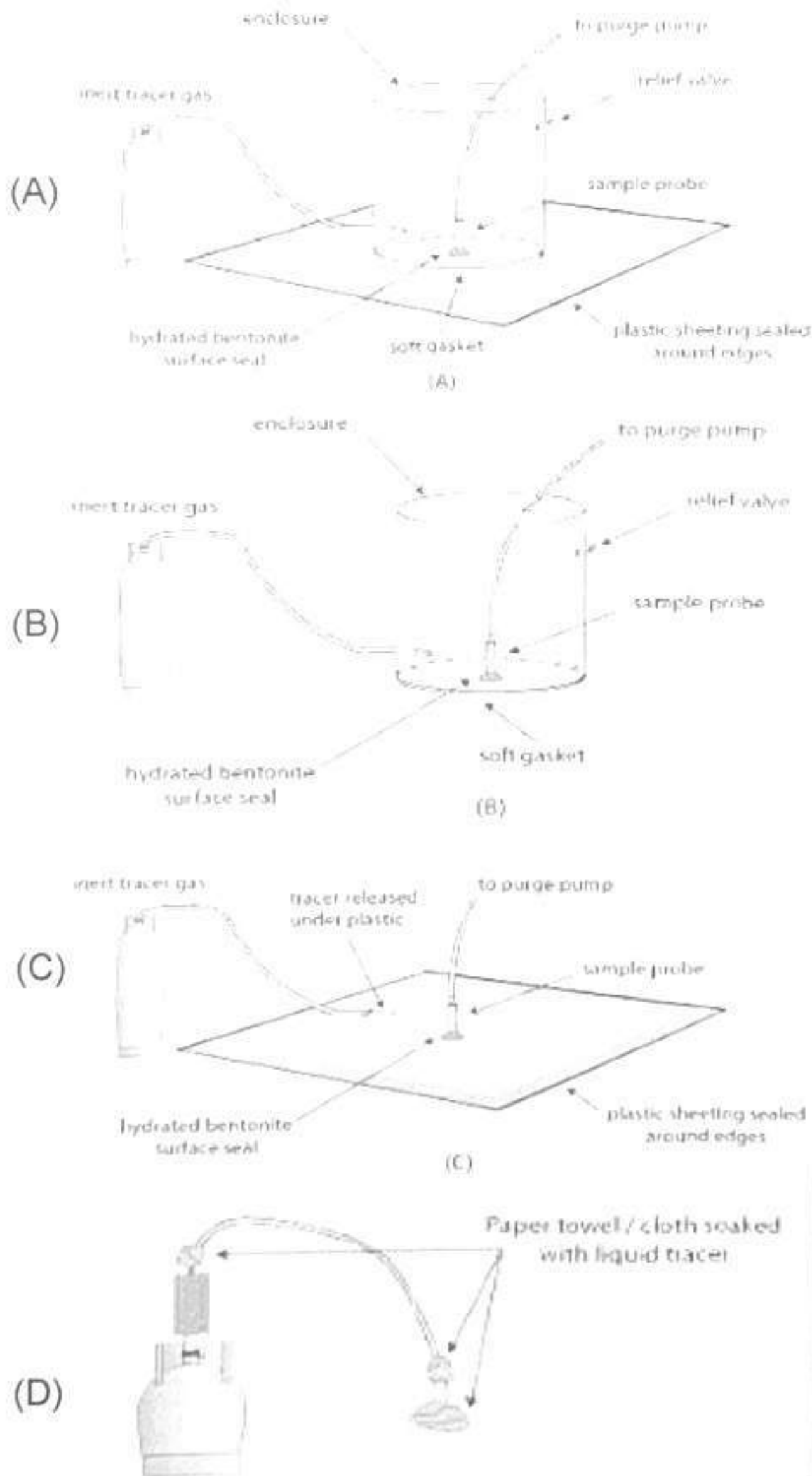
*Located in kitchenette area of break room (Area 2). Located on counter next to microwave.*



C.T. MALE ASSOCIATES

# SOIL VAPOR (SV) / AIR SAMPLE LOG

## Tracer Gas Application Method\*



Project Name: USAI Lighting  
 Location: 1126 River Road, New Windsor, NY 12553  
 Project No.: 14.4337

Sample Point ID: 1A-4 Date: 2/27/2024

Sampling Personnel: M. Loughlin  
 Notes Taken By: M. Loughlin

SV Point Activity:  Leak Test  Sample Collection

Circle one of the tracer gas application method used

A  B  C  D  NA

Tracer Gas and Seal Information: indoor Air sample - no seal info.

Tracer Gas Used: He N/A Supplier: EcoRental N/A  
 Material Used for Seal Construction: Moist Pottery Clay N/A  
 Instrument to Measure Tracer: MGD-2002 He Detector  
 Ambient Tracer Concentration: 0.0  
 Initial Tracer Concentration Applied to Enclosure: -  
 Volume of Water Purged from SV Point: N/A  
 Purge Method (Vapor): 1) - Duration: -  
 2) -  
 Sample Tubing Tracer Concentration: -  
 Final Enclosure Tracer Concentration: -

## Sample Information

Sample Type:  Soil Vapor  Ambient/Outdoor Air

Sub-Slab  Indoor Air

Sample Collection:  Grab  Regulator Flow 8-hour  
 Container Type: Summa Size: 6L  
 Container ID: 3338 Regulator ID: 0986

Start Time and Date: 27-Feb 8:48 Initial Pressure: -31.00  
 Stop Time and Date: 27-Feb 15:23 Final Pressure: -9.12

## Notes:

Located on table under staircase in Area 8. Adjacent to v1-5 sampling location

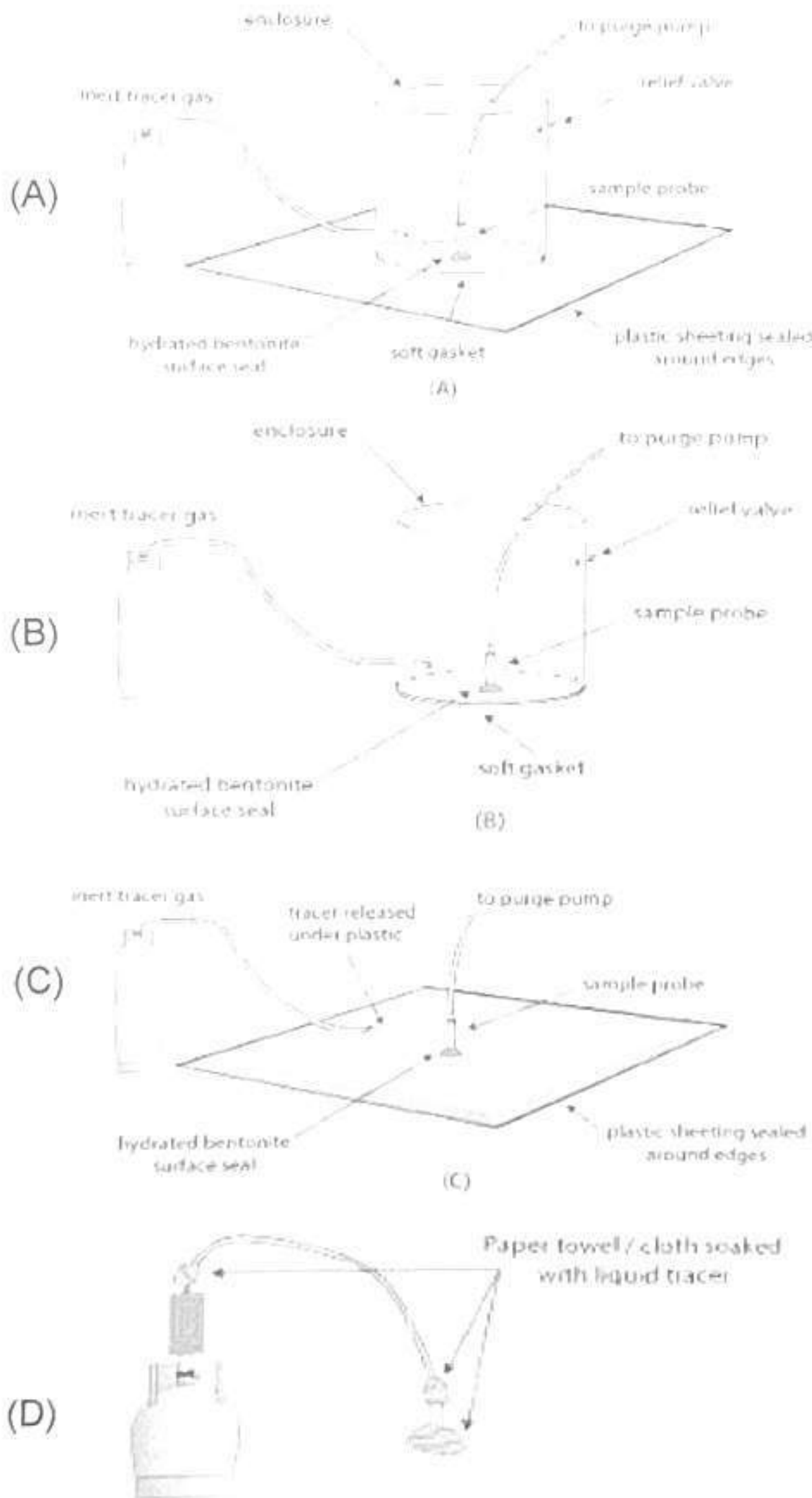




C.T. MALE ASSOCIATES

# SOIL VAPOR (SV) / AIR SAMPLE LOG

## Tracer Gas Application Method\*



Project Name: USAI Lighting  
 Location: 1126 River Road, New Windsor, NY 12553  
 Project No.: 14.4337

Sample Point ID: 1A-5 Date: 2/27/2024

Sampling Personnel: M Loughlin  
 Notes Taken By: M. Loughlin

SV Point Activity:  Leak Test  Sample Collection

Circle one of the tracer gas application method used

A  B  C  D  NA

## Tracer Gas and Seal Information:

Tracer Gas Used: He Supplier: EcoRental  
 Material Used for Seal Construction: Moist Pottery Clay  
 Instrument to Measure Tracer: MGD-2002 He Detector  
 Ambient Tracer Concentration: \_\_\_\_\_  
 Initial Tracer Concentration Applied to Enclosure: \_\_\_\_\_  
 Volume of Water Purged from SV Point: \_\_\_\_\_  
 Purge Method (Vapor): 1) \_\_\_\_\_ Duration: \_\_\_\_\_  
 2) \_\_\_\_\_  
 Sample Tubing Tracer Concentration: \_\_\_\_\_  
 Final Enclosure Tracer Concentration: \_\_\_\_\_

## Sample Information

Sample Type:  Soil Vapor  Ambient/Outdoor Air  
 Sub-Slab  Indoor Air

Sample Collection:  Grab  Regulator Flow 8-hour  
 Container Type: Summa Size: 6L  
 Container ID: 1981 Regulator ID: 02195

Start Time and Date: 27-Feb 09:34 Initial Pressure: -30.43  
 Stop Time and Date: 27-Feb 16:18 Final Pressure: -8.96

## Notes:

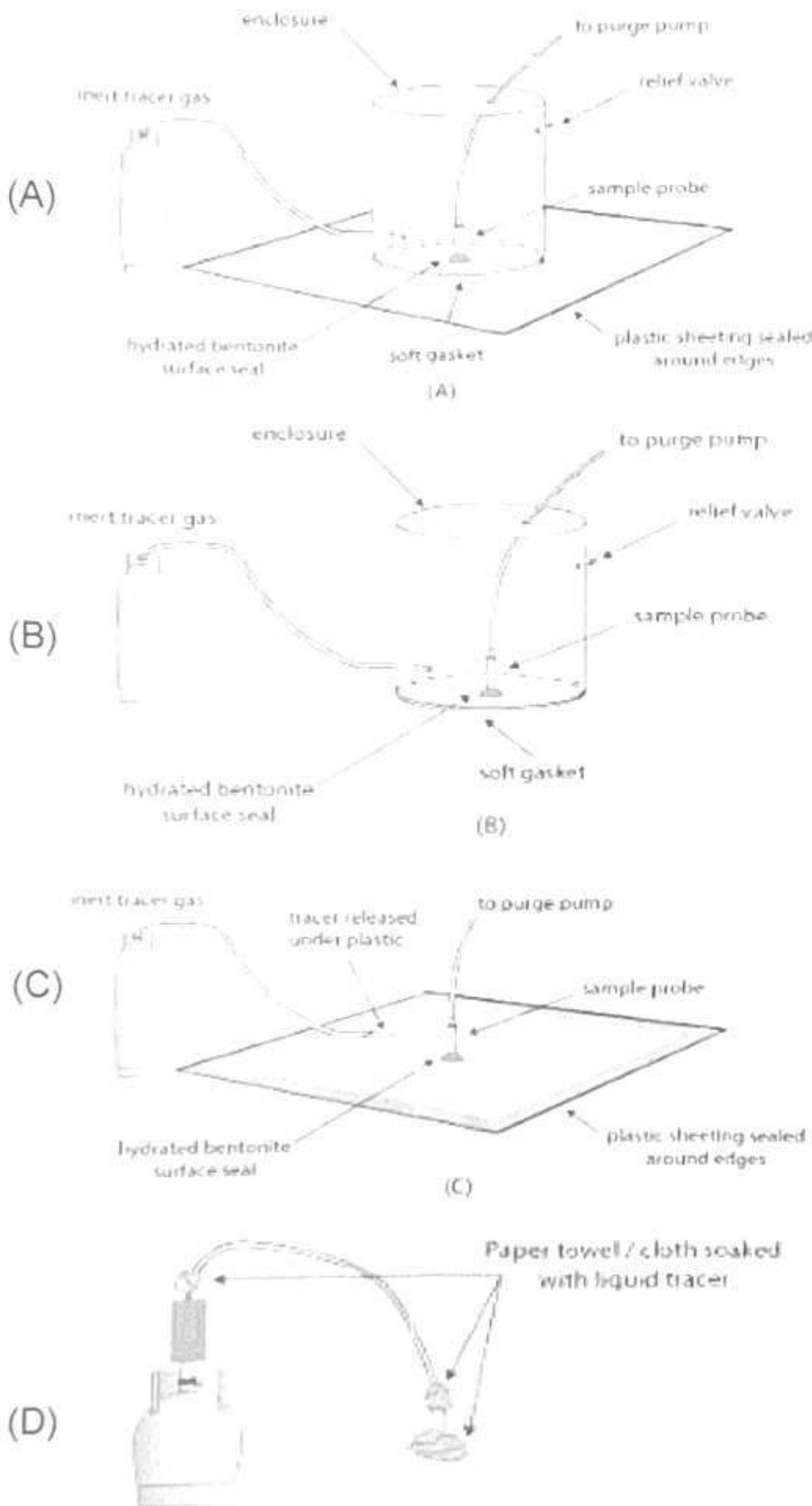
Located in the northern portion of Production Area (Area 3A) somewhat in the vicinity of the painting station - at the end of a line table.



C.T. MALE ASSOCIATES

# SOIL VAPOR (SV) / AIR SAMPLE LOG

## Tracer Gas Application Method\*:



Project Name: USAI Lighting  
 Location: 1126 River Road, New Windsor, NY 12553  
 Project No.: 14 4337

Sample Point ID: 1A-6 Date: 2/27/2024

Sampling Personnel: M. Loughlin  
 Notes Taken By: M. Loughlin

SV Point Activity:  Leak Test  Sample Collection

Circle one of the tracer gas application method used

A  B  C  D  NA

## Tracer Gas and Seal Information:

Tracer Gas Used: He Supplier: EcoRental  
 Material Used for Seal Construction: Moist Pottery Clay  
 Instrument to Measure Tracer: MGD-2002 He Detector  
 Ambient Tracer Concentration: \_\_\_\_\_  
 Initial Tracer Concentration Applied to Enclosure: \_\_\_\_\_  
 Volume of Water Purged from SV Point: \_\_\_\_\_  
 Purge Method (Vapor): 1) \_\_\_\_\_ Duration: \_\_\_\_\_  
 2) \_\_\_\_\_  
 Sample Tubing Tracer Concentration: \_\_\_\_\_  
 Final Enclosure Tracer Concentration: \_\_\_\_\_

## Sample Information

Sample Type:  Soil Vapor  Ambient/Outdoor Air

Sub-Slab  Indoor Air

Sample Collection:  Grab  Regulator Flow 8-hour

Container Type: Summa Size: 6L

Container ID: 2639 Regulator ID: 01580

Start Time and Date: 27-Feb 09:56 Initial Pressure: -31.72

Stop Time and Date: 27-Feb 16:58 Final Pressure: -7.33

## Notes:

Located on a shelf in the center of the warehouse area of Area 4.

Note that there appeared to be a paint/VOC type smell in the warehouse. Note plastic wrapping on the ground in that area

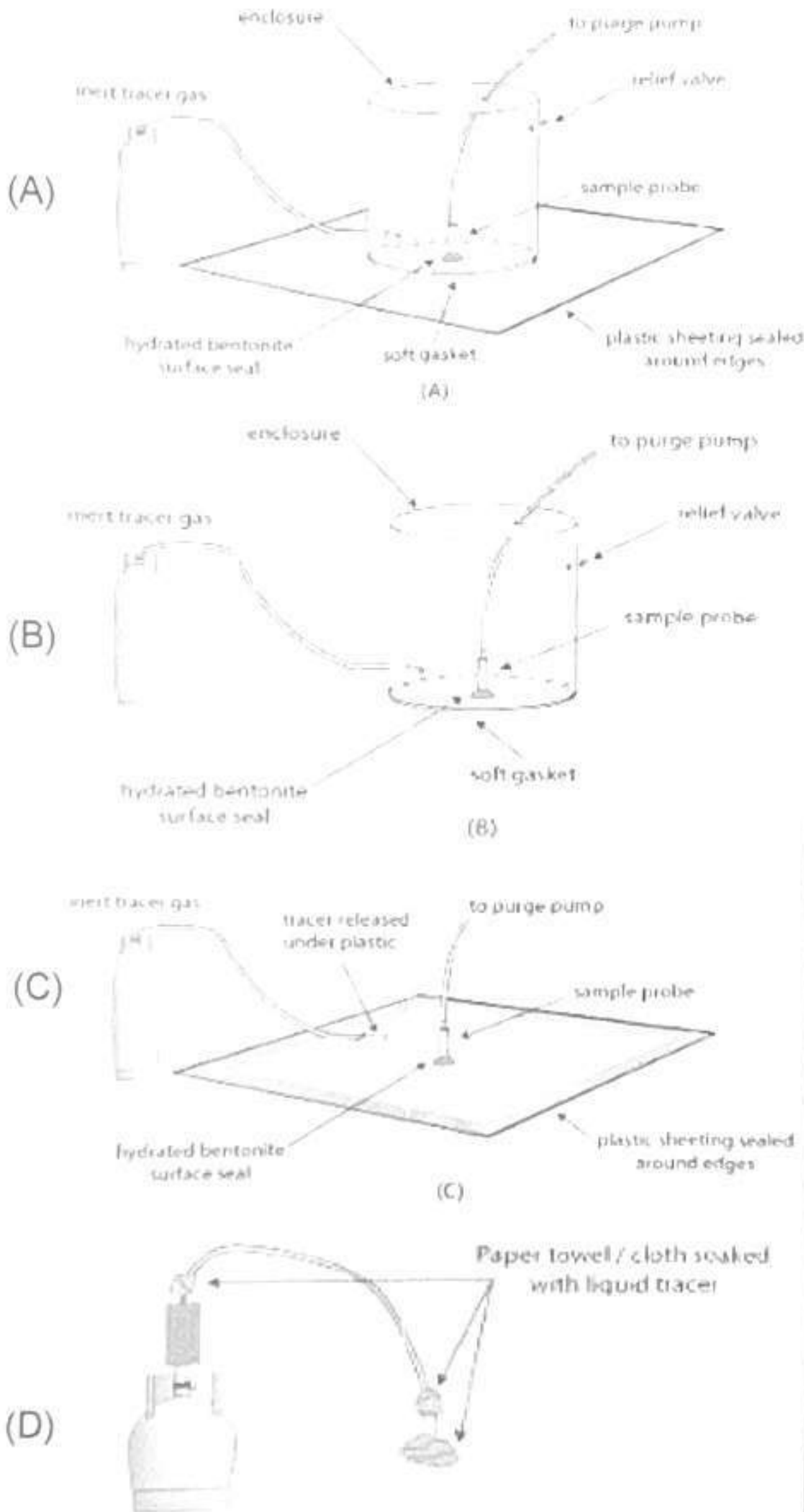




C.T. MALE ASSOCIATES

# SOIL VAPOR (SV) / AIR SAMPLE LOG

## Tracer Gas Application Method\*:



Project Name: USAI Lighting  
 Location: 1126 River Road, New Windsor, NY 12553  
 Project No.: 14 4337

Sample Point ID: 1A-7 Date: 2/27/2024

Sampling Personnel: M. Loughlin  
 Notes Taken By: M. Loughlin

SV Point Activity:  Leak Test  Sample Collection

Circle one of the tracer gas application method used  
 A  B  C  D  NA

## Tracer Gas and Seal Information:

Tracer Gas Used: He Supplier: EcoRental  
 Material Used for Seal Construction: Moist Pottery Clay  
 Instrument to Measure Tracer: MCD-2002 He Detector  
 Ambient Tracer Concentration: —  
 Initial Tracer Concentration Applied to Enclosure: —  
 Volume of Water Purged from SV Point: —  
 Purge Method (Vapor): 1) — Duration: —  
 2) — Duration: —  
 Sample Tubing Tracer Concentration: —  
 Final Enclosure Tracer Concentration: —

## Sample Information

Sample Type:  Soil Vapor  Ambient/Outdoor Air  
 Sub-Slab  Indoor Air

Sample Collection:  Grab  Regulator Flow 8-hour  
 Container Type: Summa Size: 6L  
 Container ID: 782 Regulator ID: 01285

Start Time and Date: 27-Feb 10:02 Initial Pressure: -30.72  
 Stop Time and Date: 27-Feb 16:58 Final Pressure: -9.07

## Notes:

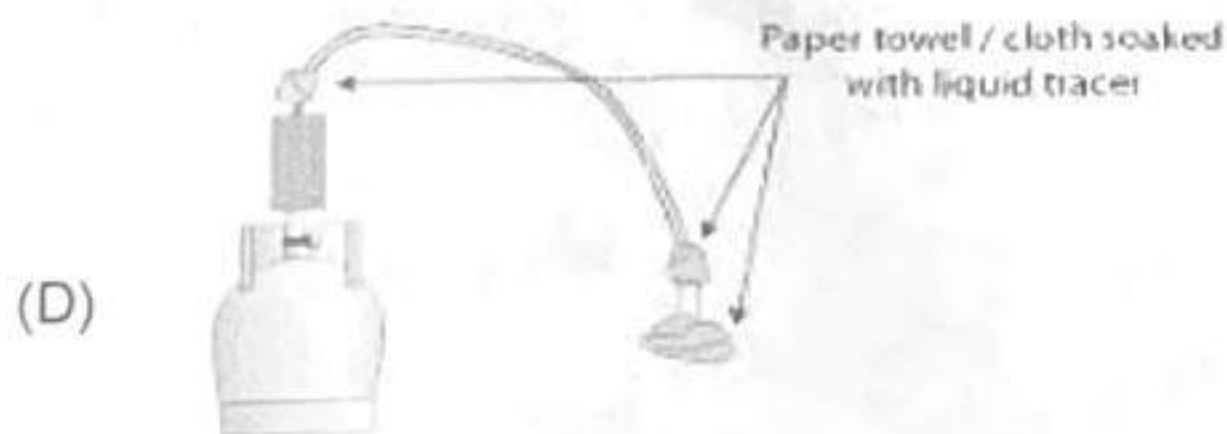
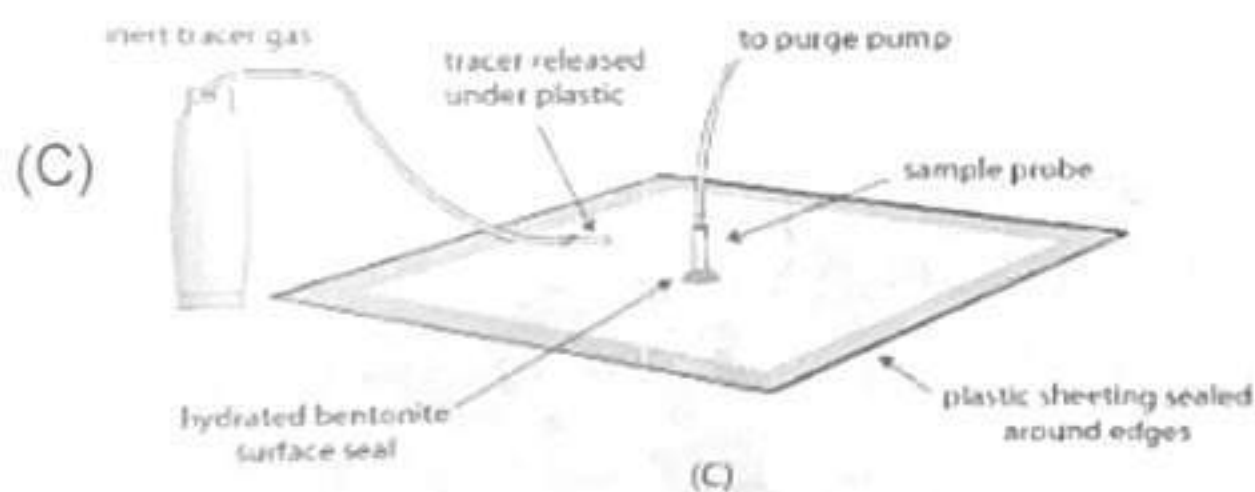
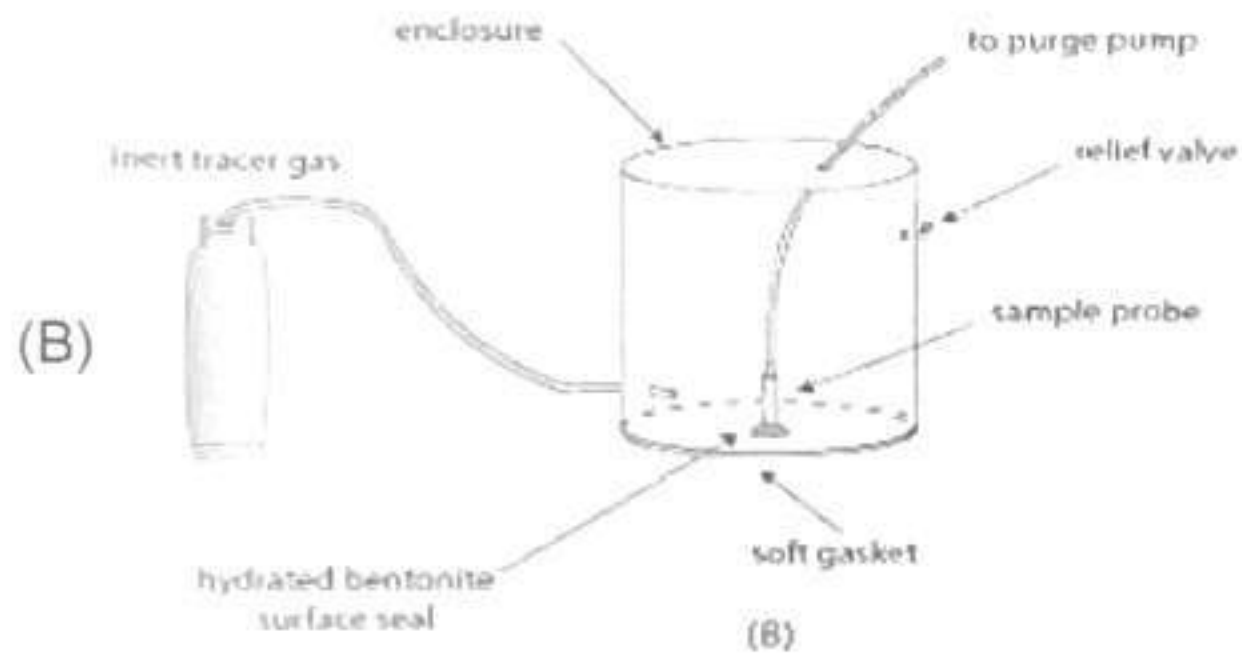
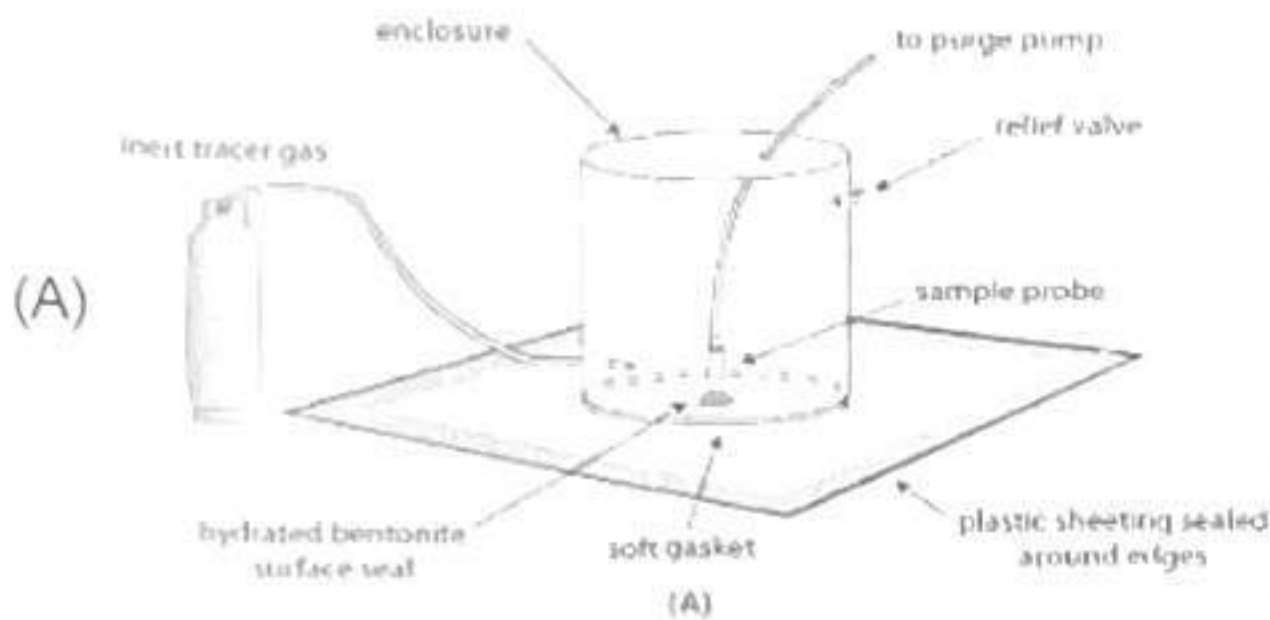
Located in Area 5 - cafeteria -  
 on shelf near microwaves.



C.T. MALE ASSOCIATES

# SOIL VAPOR (SV) / AIR SAMPLE LOG

## Tracer Gas Application Method\*:



Project Name: USAI Lighting  
 Location: 1126 River Road, New Windsor, NY 12553  
 Project No.: 14.4337

Sample Point ID: 0A-1 Date: 2/27/2024

Sampling Personnel: M. Loughlin  
 Notes Taken By: M. Loughlin

SV Point Activity:  Leak Test  Sample Collection

Circle one of the tracer gas application method used

A  B  C  D  NA

## Tracer Gas and Seal Information:

Tracer Gas Used: He Supplier: EcoRental  
 Material Used for Seal Construction: Moist Pottery Clay  
 Instrument to Measure Tracer: MGD-2002 He-Detector  
 Ambient Tracer Concentration: -  
 Initial Tracer Concentration Applied to Enclosure: -  
 Volume of Water Purged from SV Point: -  
 Purge Method (Vapor): 1) - Duration: -  
 2) - -  
 Sample Tubing Tracer Concentration: -  
 Final Enclosure Tracer Concentration: -

## Sample Information

Sample Type:  Soil Vapor  Ambient/Outdoor Air  
 Sub-Slab  Indoor Air

Sample Collection:  Grab  Regulator Flow 8-hour  
 Container Type: Summa Size: 6L  
 Container ID: 1881 Regulator ID: 0016

Start Time and Date: 27-Feb 10:06 Initial Pressure: -30.93  
 Stop Time and Date: 27-Feb 17:26 Final Pressure: -9.37

## Notes:

Located outside to the west of the building on top of the retaining wall +/- 3' off ground.

C.T. MALE ASSOCIATES

## Attachment H: Forms

# C.T. MALE ASSOCIATES

Engineering, Surveying, Architecture, Landscape Architecture & Geology, D.P.C.

12 Raymond Avenue, Poughkeepsie, New York 12603  
845.454.4400 www.ctmale.com



---

## USAI LIGHTING FACILITY SITE (C336087) SITE MANAGEMENT PLAN (SMP) INSPECTION FORM

Date of Inspections	February 27, 2024
Personnel Performing Inspection	Rosaura Andujar-McNeil, P.E. (RAM); Mary Loughlin (ML); Eric White (EW)
Weather Conditions	Partly Cloudy, ~57 °F
Institutional Controls (List)	Site Management Plan Implementation Groundwater Use Restriction Without Treatment Use Restriction (Restricted Commercial and Industrial)
Engineering Controls (List)	Surface Cover System (site-wide) Vapor Intrusion (VI) Mitigation Measures

This SMP Inspection Form shall be utilized to document the observations of the USAI Lighting Facility BCP Site located at 1126 River Road in the Town of New Windsor, Orange County, New York. These observations are to confirm the following:

- The institutional control and/or engineering control employed at this Site is unchanged from the date the control was put in place, or last approved by the Department;
- Nothing has occurred that would impair the ability of the control to protect the public health and environment;

# C.T. MALE ASSOCIATES

March 8, 2024

Page - 2

- Nothing has occurred that would constitute a violation or failure to comply with any SMP for this control;
- Access to the Site will continue to be provided to the Department to evaluate the remedy, including access to evaluate the continued maintenance of this control;
- Use of the Site is compliant with the environmental easement;
- The engineering control systems are performing as designed and are effective;

---

## General Surface Condition

Has the overall condition of the cover system changed from the previous inspection?      Yes       No

If Yes, provide detail below and identify on Site Plan

---

---

---

---

Is there evidence that the site been disturbed for utility repair or construction?      Yes       No

If Yes, provide detail below and identify on Site Plan

*A small stockpile of excavated soils (2-5 cyd) remains on-site as a result of the limited excavation during renovation work. The stockpile is covered with plastic (below and atop soils) and is awaiting off-site disposal. Optima Environmental collected waste characterization samples in March 2024 to identify off-site disposal options. The stockpile is anticipated to be removed in April 2024.*

---

---

---

C.T. MALE ASSOCIATES

March 8, 2024

Page - 3

**Groundwater Use**

Is there evidence of groundwater use?

Yes  No

If Yes, provide detail below

---

---

If groundwater use is occurring, is there treatment?

Yes  No

If Yes, provide type of treatment below

**Not Applicable**

---

---

If groundwater treatment is occurring, did NYSDEC and  
NYSDOH approve such treatment?

Yes  No

If Yes, provide detail on their approval below

**Not Applicable**

---

---

**Site Use**

Is there evidence of site use for activities not allowed by the  
restricted commercial use BCP definition?

Yes  No

If Yes, provide detail below

---

---

**Groundwater Monitoring**

Has groundwater monitoring been performed at the frequency specified in the SMP and/or subsequent revisions?      Yes       No

If No, provide detail below

---

---

**Soil Vapor/Ambient Air Monitoring**

Has soil vapor/ambient air monitoring been performed at the frequency specified in the SMP and/or subsequent revisions?      Yes       No

If No, provide detail below

---

---

**Vapor Intrusion (VI) Mitigation Measures Assessment Form**

Date of Inspections February 27, 2024

Personnel Performing Inspection Rosaura Andújar-McNeil, P.E.

Area Number and Label*	Location	VI Mitigation Measure**	Condition of Visible Components of VI Mitigation Measure	Corrective Action Y/N	Notes
1 Stock Room	Central	Slab to remain, 10 mil vapor barrier, new concrete slab (6")	Good	N	Equipment assembly area.
2 Production Areas and Offices	Central	Slab to remain, 10 mil vapor barrier, new concrete slab (6")	Good	N	Used for offices and storage.
3A Production Area	Central	Slab to remain, 10 mil vapor barrier, new concrete slab (6")	Good	N	Occupied. Product assembly.
3B Stock Room	Central	Slab to remain, 10 mil vapor barrier, new concrete slab (6")	Good	N	Used for storage. Portions of the slab not visible due to storage of product.
4 Office Space	South-west	Slab to remain, import 3/4" stone, 4-inch dia. vent piping in 2016, 10 mil vapor barrier, new concrete slab	Good	N	50% area renovated in 2021 & 50% remained as storage space
5 Not labeled but area used as cafeteria	South-east	Slab to remain, import 3/4" stone, 3-inch dia. vent piping, 10 mil vapor barrier, new concrete slab	Good	N	Area used as cafeteria.
6A Stock Room	South-east	New 1/4" thick epoxy coating atop existing concrete floor	Good	N	
6B Loading Dock	South-east	Slab to remain, 10 mil vapor barrier, new concrete slab (6")	Good	N	



**Vapor Intrusion (VI) Mitigation Measures Assessment Form**

Area Number and Label*	Location	VI Mitigation Measure**	Condition of Visible Components of VI Mitigation Measure	Corrective Action Y/N	Notes
7 Lobby	South-central	Import ¾" stone (min 16 inches), 4-inch dia. vent piping in 2016. 10 mil vapor barrier and new concrete slab not installed.	Sub-slab piping and stone installed in 2016. Area no longer to be used as interior space. Area to remain open to the atmosphere.	N	Area vacant. Currently open to the atmosphere. No renovations are intended for this area at this time.
8 Office Space	South-west	Retrofit passive SSDS installed in 2018. Stone installed at suction points. 3-inch dia. vent piping. Existing slab remains.	Excellent.	N	Known as "2-story office Building". Area renovated in 2021. SSDS modified in 2022 during renovation work.
9 Storage Room	Central	Slab to remain, 10 mil vapor barrier, new concrete slab (6")	Excellent	N	Used as storage. Portions of the slab not visible due to storage of product.
10 Stock Room	North	Concrete floor cracks sealed with epoxy	Good.	N	Storage space.
11 Shipping Receiving	North	Concrete floor cracks sealed with epoxy	Good.	N	Storage space.
15 Labeled as "Cafeteria" in older drawings	Central	New ¼" thick epoxy coating atop of existing concrete floor	Good.	N	Currently used as storage space.
16 Office Space	South-central	Concrete floor, cracks sealed with epoxy	Good.	N	Storage and office space.
<p>Notes:            * Per depiction in "VI Mitigation Measures Map" by C.T. Male Associates, dated December 1, 2016            ** Per depiction in "Building Vapor Mitigation Intrusion Measures" drawing by Fellenzer Engineering LLP, dated December 9, 2016, except as follow: (1) Areas 12, 13 and 14 not depicted on the Fellenzer drawing. (2) Areas 7 and 8 not as depicted in Fellenzer drawing as SSDSs were modified subsequent to VI mitigation measures installation.            Areas needing corrective action are <b>bold and highlighted yellow</b>.</p>					

### Vapor Intrusion (VI) Mitigation Measures Assessment Form

#### Passive Sub-Slab Depressurization System (SSDS)

Areas needing corrective action are **bold and highlighted yellow**.

For each passive SSDS indicate:

Area and Location:

Area 4

Condition of the concrete slab:

**Good.**

Number of SSDS exhaust pipes:

2

Condition of the SSDS exhaust pipes:

Good.

Obstruction to air flow at the SSDS exhaust pipes? (Y/N)

N. Client/owner provided photographs.

Visible SSDS piping labeled? (Y/N)

Y

Corrective Action (Y/N)? If Y, indicate:

N

Additional Comments:

None.

Area and Location:

Area 5 (Cafeteria)

Condition of the concrete slab:

Good

Number of SSDS exhaust pipes:

2

Condition of the SSDS exhaust pipes:

**Good. Client performed pipe repair in February 2024. Client/owner provided photographs.**

**Vapor Intrusion (VI) Mitigation Measures Assessment Form**

**Area and Location:**

Obstruction to air flow at the SSDS exhaust pipes? (Y/N)

Visible SSDS piping labeled? (Y/N)

Corrective Action (Y/N)? If Y, indicate:

Additional Comments:

**Area 5 (Cafeteria)**

N. Client/owner provided photographs.

Y

N

None.

**Area and Location:**

Condition of the concrete slab:

Number of SSDS exhaust pipes:

Condition of the SSDS exhaust pipes:

Obstruction to air flow at the SSDS exhaust pipes? (Y/N)

Visible SSDS piping labeled? (Y/N)

Corrective Action (Y/N)? If Y, indicate:

Additional Comments:

**Area 8 (2-story office building)**

Good

1

Good.

N. Client/owner provided photographs.

Y

N

None

**Vapor Intrusion (VI) Mitigation Measures Assessment Form**

Other Comments:

---

Area 7 - SSDS in Area 7 not to be installed (area exposed to atmosphere and no longer included in renovation work) as documented in letter to NYSDEC dated December 24, 2019.

---

Personnel Performing Inspection

Rosaura Andujar-McNeil, P.E.

---

Signature



---

Date

February 27, 2024

---

# C.T. MALE ASSOCIATES

Engineering, Surveying, Architecture & Landscape Architecture, D.P.C.

12 Raymond Avenue, Poughkeepsie, New York 12603  
845.454.4400 www.ctmale.com



## Summary of Green Remediation Metrics for Site Management

Site Name: USAI Lighting Facility Site Code: C336087  
Address: 1126 River Road City: New Windsor  
State: NY Zip Code: 12553 County: Orange County

### Initial Report Period (Start Date of period covered by the Initial Report submittal)

Start Date: December 22, 2016

### Current Reporting Period

Reporting Period From: January 30, 2023 To: January 30, 2024

### Contact Information

Preparer's Name: Rosaura Andújar-McNeil, P.E. Phone No.: (845) 454-4400

Preparer's Affiliation: Remedial Engineer for BBL, LLC

**I. Energy Usage:** Quantify the amount of energy used directly on-site and the portion of that derived from renewable energy sources.

	Current Reporting Period	Total to Date
Fuel Type 1 (e.g. natural gas (cf))	0	0
Fuel Type 2 (e.g. fuel oil, propane (gals))	0	0
Electricity (kWh)	Minimal	Minimal
<b>Of that Electric usage, provide quantity:</b>		
Derived from renewable sources (e.g. solar, wind)	0	0
<b>Other energy sources</b> (e.g. geothermal, solar thermal (Btu))	0	0

Provide a description of all energy usage reduction programs for the site in the space provided on Page 3.

**II. Solid Waste Generation:** Quantify the management of solid waste generated on-site.

	Current Reporting Period (tons)	Total to Date (tons)
<b>Total waste generated on-site</b>	<5 lbs.	<5 lbs.
<b>Of that total amount, provide quantity:</b>		
Transported off-site to landfills	<5 lbs.	<5 lbs.
Transported off-site to other disposal facilities	0	0
Transported off-site for recycling/reuse	0	0

# C.T. MALE ASSOCIATES

March 8, 2024  
 Mr. Matthew Hubicki  
 Page - 2

Reused on-site	0	0
----------------	---	---

*Provide a description of any implemented waste reduction programs for the site in the space provided on Page 3.*

**III. Transportation/Shipping:** Quantify the distances travelled for delivery of supplies, shipping of laboratory samples, and the removal of waste.

	<b>Current Reporting Period (miles)</b>	<b>Total to Date (miles)</b>
Standby Engineer/Contractor	200	4,774
Laboratory Courier/Delivery Service	0	0
Waste Removal/Hauling	0	0

*Provide a description of all mileage reduction programs for the site in the space provided on Page 3. Include specifically any local vendor/services utilized that are within 50 miles of the site.*

**IV. Water Usage:** Quantify the volume of water used on-site from various sources.

	<b>Current Reporting Period (gallons)</b>	<b>Total to Date (gallons)</b>
Total quantity of water used on-site	0	0
<b>Of that total amount, provide quantity:</b>		
Public potable water supply usage	0	0
Surface water usage	0	0
On-site groundwater usage	0	0
Collected or diverted storm water usage	0	0

*Provide a description of any implemented water consumption reduction programs for the site in the space provided on Page 3.*

**V. Land Use and Ecosystems:** Quantify the amount of land and/or ecosystems disturbed and the area of land and/or ecosystems restored to a pre-development condition (i.e. Green Infrastructure).

	<b>Current Reporting Period (acres)</b>	<b>Total to Date (acres)</b>
Land disturbed	0	0
Land restored	0	0

*Provide a description of any implemented land restoration/green infrastructure programs for the site in the space provided on Page 3.*

# C.T. MALE ASSOCIATES

March 8, 2024

Mr. Matthew Hubicki

Page - 3

<b>Description of green remediation programs reported above</b> (Attach additional sheets if needed)
<p><b>Energy Usage:</b></p> <p>Minimal energy was used (from batteries) to remove air from the vapor sampling ports. There are no other energy sources being used for remedial purposes.</p>
<p><b>Waste Generation:</b></p> <p>Minimal waste generated, mainly associated with soil vapor.</p>
<p><b>Transportation/Shipping:</b></p> <p>Transportation to and from the Site is related to SMP monitoring activities by the Remedial Engineer and/or field personnel. Visits to the Site are only on an as needed basis, and usually by a single person (carpooling is often not feasible). Analytical samples collected per the SMP are typically delivered to the laboratory on the return trip from the Site. If this is not feasible, pick up of samples is performed by the laboratory when the laboratory carrier is in route to other pickups.</p>
<p><b>Water usage:</b></p> <p>There is no water usage for remedial purposes.</p>
<p><b>Land Use and Ecosystems:</b></p> <p>The vegetative growth relative to the landscape areas and stormwater management features installed/planted during the remedial action has been maintained during the reporting period and has become well established. Plantings have continued to grow. The land use and ecosystems in the southern portion of the Site are likely to have improved following remedial activities.</p>
<p><b>Other:</b></p>