

INSPECTION & MONITORING REPORT

**AMERICAN CLEANERS MIDDLETOWN INC.
MIDDLETOWN, NY**

**BROWNFIELD CLEANUP PROGRAM (BCP)
SITE NUMBER C336091**

March 16, 2026

Prepared By
Todd J. Syska Inc.

Table of Contents

Section	Title	Page
1.0.....	Certifications	3
1.1.....	Certification of Institutional and Engineering Controls.....	3
1.2.....	Certification of Inspection & Monitoring Report.....	4
2.0.....	Site Information	5
3.0.....	Site Inspection and Monitoring.....	5
3.1.....	Site Inspection Results	5
4.0.....	Sub-Slab Air Monitoring	6
4.1.....	Volatile Organic Emissions.....	7
4.2.....	Soil Vapor Laboratory Results	7
4.3.....	Findings	7
4.4.....	Guidance Values.....	7
5.0.....	Groundwater Monitoring	8
5.1.....	Previous Groundwater Investigations.....	8
5.2.....	Groundwater Remediation	8
5.3.....	Field Procedures.....	9
5.4.....	Laboratory Analysis	9
5.5.....	Findings	9
5.6.....	Current Groundwater Status Summary.....	10
6.0.....	Waste Generation	11
7.0.....	Further Action	11
Figure	Title	Page
1.....	Site Location Map.....	12
2.....	Site Plan with Location of Sampling Points	13
3.....	Depth to Groundwater.....	14
4.....	Direction of Groundwater Flow	15
5.....	Site Plan with Groundwater Data	16

Appendix Title

A.....Site Inspection Reporting Form

B.....Weekly SVE/SSDS Pressure Data

C.....Soil Vapor Data Summary Tables

D.....Soil Vapor Laboratory Data

E.....Soil Vapor Guidance Matrices

F.....Groundwater Data Summary Tables

G.....Groundwater Sampling Field Data

H.....Groundwater Laboratory Data

1.0 Certifications

1.1 Certification of Institutional & Engineering Controls

For each institutional or engineering control identified for the site, I certify that all of the following statements are true:

- (a) the institutional control and/or engineering control employed at this site is unchanged from the date the control was put in place, or last approved by DER;
- (b) nothing has occurred that would impair the ability of such control to protect public health and the environment;
- (c) nothing has occurred that would constitute a violation or failure to comply with any Site Management Plan for this control;
- (d) access to the site will continue to be provided to DER to evaluate the remedy, including access to evaluate the continued maintenance of this control; and
- (e) if a financial assurance mechanism is required under the oversight document for the site, the mechanism remains valid and sufficient for their intended purpose under the document.

I Jolanda Jansen certify that I am currently a NYS registered professional engineer as defined in 6 NYCRR Part 375 and that this Report was prepared in accordance with all applicable statutes and regulations and in substantial conformance with the DER Technical Guidance for Site Investigation and Remediation (DER-10) and that all activities were performed in full accordance with the DER-approved work plan and any DER-approved modifications.

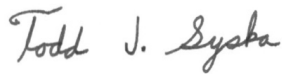


1.2 Certification of Inspection & Monitoring Report

I certify that all of the following statements are true:

- The inspection of the site required as part of the Site Management Plan was performed under my direction;
- Nothing has occurred that would impair the ability of any control to protect the public health and environment;
- Nothing has occurred that would constitute a violation or failure to comply with the site management plan;
- Access to the site will continue to be provided to the Department to evaluate the remedy, including access to evaluate the continued maintenance of this control;
- Use of the site is compliant with the Site Management Plan;
- To the best of my knowledge and belief, the work and conclusions described in this report are in accordance with the requirements of the site remedial program and generally accepted practices;
- No new information has come to my attention, including groundwater monitoring data from wells located at the site boundary, if any, to indicate that the assumptions made in the qualitative exposure assessment of off-site contamination are no longer valid;
- The information presented in this report is accurate and complete.

I certify that all information and statements in this certification form are true. I, Todd J. Syska, of 106 Spruce Lane, Clinton Corners, NY, am certifying as Owner's/Remedial Party's Designated Site Representative. I have been authorized and designated by all site owners/remedial parties to sign this certification for the site.



Todd J. Syska P.G.
NYS PG # 393

2.0 Site Information

American Cleaners Middletown is located in the Town of Wallkill, approximately 0.4 miles east of the Middletown City Boundary at 360 Route 211E at the Caldor-Lloyds Mall. American Cleaners constructed their current building and commenced operations in 1982. Tetrachloroethene (PCE) was routinely used in the dry-cleaning machines and as a spot cleaner as a normal part of their operation until about 2015. Groundwater under the site and soil vapor under the building contain traces of PCE. The source of the onsite contamination was one known spill of approximately 20 gallons of dry-cleaning fluid which occurred during an unloading operation. This spill occurred in the vicinity of the back door to the building. Tetrachloroethene is no longer used at the site. A site location map is included, Figure 1.

3.0 Site Inspection and Monitoring

A requirement of the ongoing remediation of the site includes a site inspection and the monitoring of groundwater and soil vapor on a 15-month schedule.

The last sampling event for this site occurred in February of 2024. Based on the results of that sampling event it was determined that additional remediation would be beneficial. This additional remediation was scheduled and implemented in early April 2025. Based on the 15 month sampling schedule, another sampling event should have occurred during May of 2025. Because of the recent remediation the routine sampling was, with NYSDEC approval, postponed until November 2025.

On Monday, November 3, 2025, I, Todd J. Syska, completed the site inspection and groundwater sampling for the above site. I returned on Tuesday, November 4, to complete the Sub-Slab air sampling.

The site inspection was performed in accordance with the Site Maintenance Plan (SMP). A site inspection form was used as a guide for the inspection and the completed form is included in Appendix A.

3.1 Site Inspection Results

The site inspection noted that the SVE/SSDS system is intact and operating normally. There are no cracks or openings in the building floor which would impair the SVE/SSDS operation or allow migration of soil vapors into the building.

The exterior inspection revealed that fresh seal coating has been applied to the paved parking areas north and east of the building. Some pavement cracking is evident on the south and west side of the building.

All monitoring wells are intact and serviceable with the exception of MW-25 which has been destroyed, most likely by a snow plow servicing the site last winter.

There has been no change of ownership or change of use for the facility.

4.0 Sub-Slab Air Monitoring

The four Sub-Slab sample locations installed within the building were sampled in accordance with the SMP on Tuesday, November 4. As part of the site inspection, on November 3, the vacuum at each of the monitoring points was recorded, and the SVE/SSDS system turned off in preparation for sample collection on the following day.

On November 4, SUMA canisters fitted with one-hour sampling controllers were connected to the permanent, previously installed, sampling ports and allowed to fill. The filled containers were then transported to the laboratory for analysis using EPA method TO-15. Additionally, a field reading with a calibrated PID was taken at each sampling port prior to connecting the SUMA canister. The PID indicates a concentration of VOC ranging from 0.0 ppm to 1.3 ppm remains under the building. After the SUMA canister sampling was completed the SVE/SSDS system was restarted.

Sample Location	PID Reading (ppm)	Pressure (Inches Water)
XP 1	0.0	-0.05
XP 2 (Extraction Point)	1.0	-0.16
XP 3	1.3	-0.05
XP 4	0.3	-0.01

All vacuum pressure readings are below the minimum -0.005" wc as specified in the SMP so no adjustments or system maintenance is required at this time.

Weekly vacuum pressure readings are recorded to insure continued and uninterrupted operation of the SVE/SSDS system. According to the data at no time was the system vacuum below the minimum vacuum of -5" wc as specified in the SMP. A chart of these weekly readings is included in Appendix B. Based on the data contained in the chart the system was in continuous operation for the time period between February 12, 2024 and November 3, 2025

4.1 Volatile Organic Emissions

Based on an average SVE/SSDS vacuum of 14.0"wc and the manufactures performance specifications for the installed vacuum pump the volume of air being discharged from the SVE/SSDS system is 110 cfm. According to the SUMA canister sampling for the extraction point, XP 2, the VOC concentration of Tetrachloroethylene was 650 ppbv (4,415.88 ug/m³). This equates to a discharge of 1.11 e-3 lbs/hr well below the 0.1 lb/hr stipulated as a guidance value.

Based on the above discharge information the SVE/SSDS system is removing approximately 9.75 lbs/yr of Tetrachloroethylene.

4.2 Soil Vapor Laboratory Results

Four tables are included with this report showing the current and historical values at each Soil Vapor sample location, Appendix C. In addition, the Laboratory report for the most recent SVE/SSDS system sampling is included as Appendix D

4.3 Findings

XP 1 The soil vapor extracted from XP 1 shows the level of Tetrachloroethylene (PCE) is increasing. This increase is unexplained as the other three sample points do not show a corresponding increase. Trichloroethylene (TCE), and cis-1,2-Dichloroethylene (DCE) are also increasing but remain at low levels.

XP 2 The soil vapor extracted from XP 2 shows a drop in the levels of Tetrachloroethylene (PCE), Trichloroethylene (TCE), and cis-1,2-Dichloroethylene (DCE).

XP 3 The soil vapor extracted from XP 3 shows a drop in the levels of Tetrachloroethylene (PCE), Trichloroethylene (TCE), and cis-1,2-Dichloroethylene (DCE).

XP 4 The soil vapor extracted from XP 4 shows that Tetrachloroethylene (PCE), levels have increased slightly, Trichloroethylene (TCE), is non detected at this location and cis-1,2-Dichloroethylene (DCE). Remains low.

4.4 Guidance Values

NYS Department of Health has established guidance values for certain chemicals as they exist in soil vapor and indoor air. The Soil Vapor Intrusion Guidance Document (revised February 2024) provides guidance on identifying and addressing potential human exposures to contaminated subsurface vapors associated with volatile chemicals. This guidance should be used anywhere soil vapor intrusion is evaluated in New York State. The Guidance Document provides matrices outlining necessary remediation actions based on the contaminant level. These matrices are included as Appendix E.

Based on the soil vapor concentrations of detected contaminants, the indoor air quality, and the above referenced matrices continued operation of the SVE/SSDS is required. When the elevated levels of Tetrachloroethylene (PCE) (710 ppbv) are converted to match the units of the Guidance Document, ug/m³, the resulting PCE level is 4,814 ug/m³ requiring continued operation of the SVE/SSDS system.

5.0 Groundwater Monitoring

5.1 Previous Groundwater Investigations

Site investigations have been conducted on this site since well before 2018. Actual laboratory data for any groundwater sampling prior to 2019 was unavailable for this report. The 2019 sampling event which proceeded the remediation and all sampling events thereafter have been included in data summary tables, Appendix F. These tables list all detected parameters.

5.2 Groundwater Remediation

In 2019 a groundwater remediation project was undertaken at the site. Sodium Lactate was injected into the groundwater through dedicated remediation wells. Following sufficient time for the Sodium Lactate to remove the dissolved oxygen from the groundwater bacteria was introduced through the same dedicated remediation wells. The intent was for this specialized bacterium to convert the PCE in the groundwater into harmless byproducts over an approximate five-year period.

Because high levels of contaminants remain in the groundwater under and around the building another round of bioremediation was warranted. A Corrective Measures Work Plan was submitted to NYSDEC dated November 6, 2024 and the work was undertaken in April of this year. Details of this remediation event were submitted to the NYSDC.

The April remediation event was designed to serve two purposes. The remediation was split and the injection was performed in two areas of the site. Some material was injected on the up gradient edge of the contamination and is intended to migrate down gradient to address remaining on site contamination. A second injection site was located along the down gradient border of the site. This injection is intended to provide a barrier to further off site migration of contaminants and is intended to treat existing offsite contamination as it migrates further down gradient/

5.3 Field Procedures

For this report, groundwater was sampled and analyzed for Volatile Organic Compounds (VOC) from eleven monitoring wells. The SMP lists twelve wells for monitoring but as noted previously the site inspection revealed that monitoring well MW-25 has been destroyed and could not be sampled.. The location of the monitoring wells sampled are depicted on the Site Plan contained in Figure 2

As each well was opened it was screened with a calibrated photoionization detector, PID. None of the wells had a detectable level of organic vapor in the well headspace.

Prior to removing any water from the monitoring well, static water level was recorded on the field data sheet. Standard procedure was to extract water from each well using a peristaltic pump and the low flow sampling method. Pumping would continued until the field parameters, listed on the field data sheets, stabilized. After stabilization the sample would be collected for laboratory analysis.

Some of the monitoring wells are extremely low production wells and would go dry even with low pumping rates. In these cases the wells were allowed to recover sufficiently to collect the required sample and the sample was then collected.

All field data sheets for this latest round of sampling are included with this report. Appendix G. A table of the recorded water levels, Figure 3, and a site plan with those water levels plotted as contours, Figure 4, are attached.

5.4 Laboratory Analysis

The samples were sent to the laboratory for analysis by EPA method 8260. Analysis showed levels of VOCs are dropping as a result of the latest bioremediation efforts. The laboratory report for the latest round of groundwater sampling is included in Appendix H

5.5 Findings

Figure 5 is a site plan diagram with the latest Tetrachloroethylene (PCE), Trichloroethylene (TCE), Cis-1,2-Dichloroethylene (DCE), and Vinyl Chloride (VC) results (the target contaminants) plotted on the diagram. The data shows that the site contains PCE levels between Non Detect (ND) and 288 ug/L, TCE levels between ND and 69.8 ug/L, DCE levels between ND and 238 ug/L and VC levels between ND and 280 ug/L. PCE breaks down into TCE, DCE, and then VC so the presents of all three of these parameters is expected.

This report contains historical data from sampling events from 2019 to the most current sampling in November 2025. Not all wells were sampled during each sampling event. Data summary tables are included. Appendix F. A short summary description of the contaminant levels remaining in each of the individual monitoring wells follows. All units are ug/L.

5.6 Current Groundwater Status Summary

- MW 3:** PCE is on the decline. TCE, DCE, and VC, daughter products of PCE are increasing indicating that bio-remediation is ongoing at this location.
- MW 5:** PCE shows a significant drop indicating the recent bioremediation is having the desired effect. TCE and DCE are also decreasing with the final daughter product VC showing an increase.
- MW 6:** Historically, this monitoring well has shown only low levels of the target contaminants. PCE is now ND as is TCE. DCE is now below 1.0 ug/L with VC at 1.1 ug/L indicating that the ongoing bioremediation is having an effect on this location.
- MW 21:** This well is a very shallow up-gradient well. Contaminant levels at this location, although low, have increased, most likely a result of the nearby injection activities forcing some contaminants up-gradient.
- MW 22:** PCE levels continue to decrease at this location. The increased presents of daughter products indicates that bio-remediation is occurring at this location.
- MW 25:** This monitoring well has been destroyed and could not be sampled.
- MW 26:** PCE and TCE show a significant drop in contaminant levels. DCE and VC have increase as a result of the bioremediation activities at this location.
- MW 30:** Historically, this monitoring well has shown only low levels of the target contaminants. however the levels of PCE, TCE, DCE and VC continue to drop.
- MW 32:** At this monitoring well levels of all target contaminants are declining, an indication that bioremediation is occurring.
- MW 33:** PCE levels are dropping while TCE, and PCE, levels are increasing indicating that bio-remediation is progressing at this location.
- MW 34:** Although contaminant levels at this location have increased slightly, all remain below 10 ug/L The slight increase could be caused by natural fluctuations in groundwater movement and levels.

MW T5: All target contaminant levels have decreased at this location. Contaminant levels at this monitoring well are the highest noted for this sampling event, previously MW 26 was the center of the target contaminant plume. This shift is due to the bioremediation efforts which occurred much closer to MW 26 than to T 5. As migration of the bioremediation products continue down gradient levels at this location should continue to fall.

6.0 Waste Generation

With the exception of minor solid waste associated with the sampling event, there was no waste generated as part of the site inspection. The solid waste associated with the sampling event was placed in the on site dumpster targeted for a municipal waste landfill.

7.0 Further Action

This completes the 15-month monitoring and inspection requirements of the SMP. All laboratory data collected will be submitted for inclusion in the NYS EQUIS Electronic Data Deliverable (EDD) system.

With the exception of the next routine site inspection and sampling, scheduled for February 2027, no additional work is planned for the site.

Following the February 2027 monitoring event, the Department and NYSDOH project managers will evaluate environmental sampling results to determine if further remedial action is required off-site.

Figure 1
Site Location Map

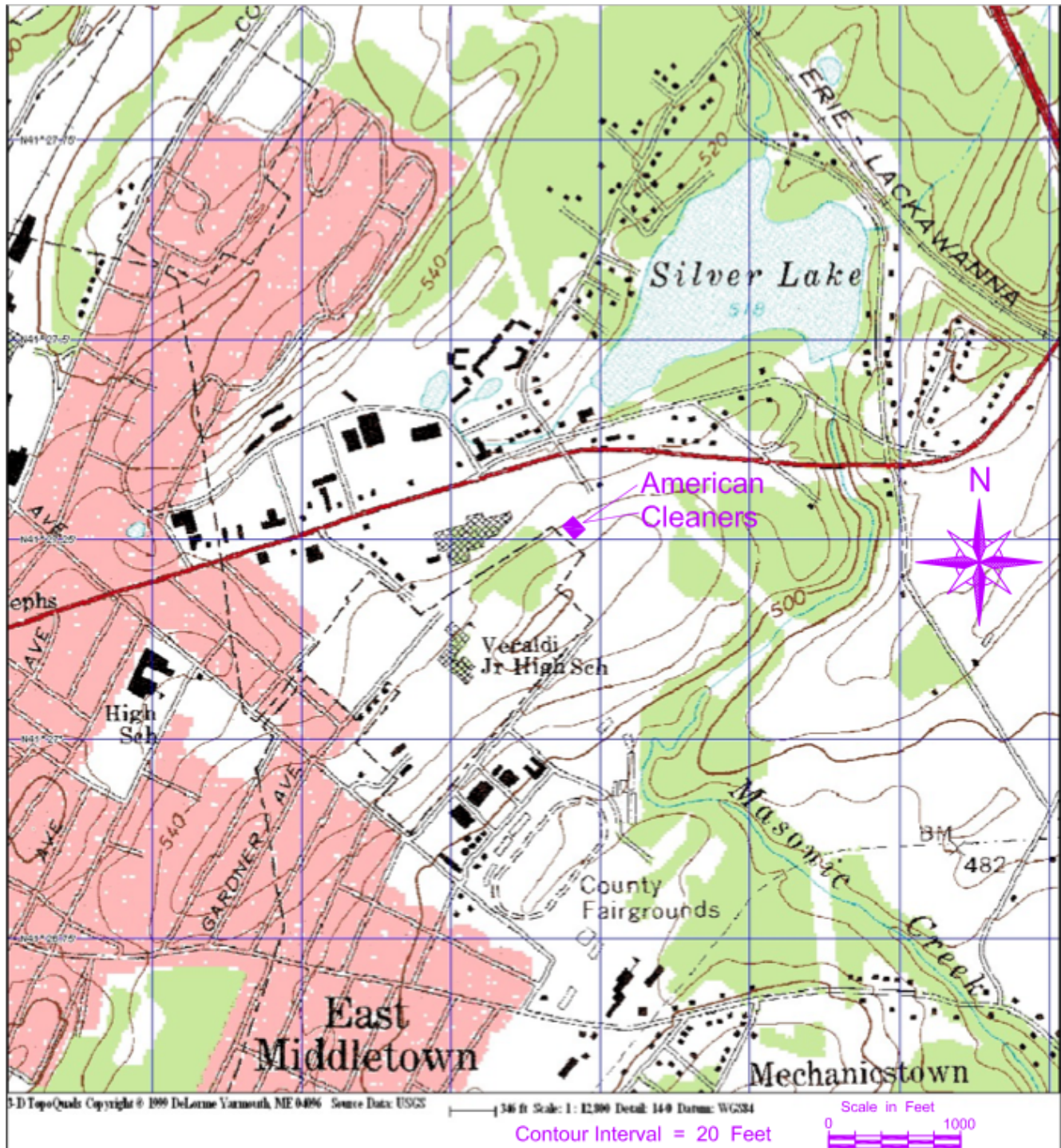


Figure 2
Sample Point Location

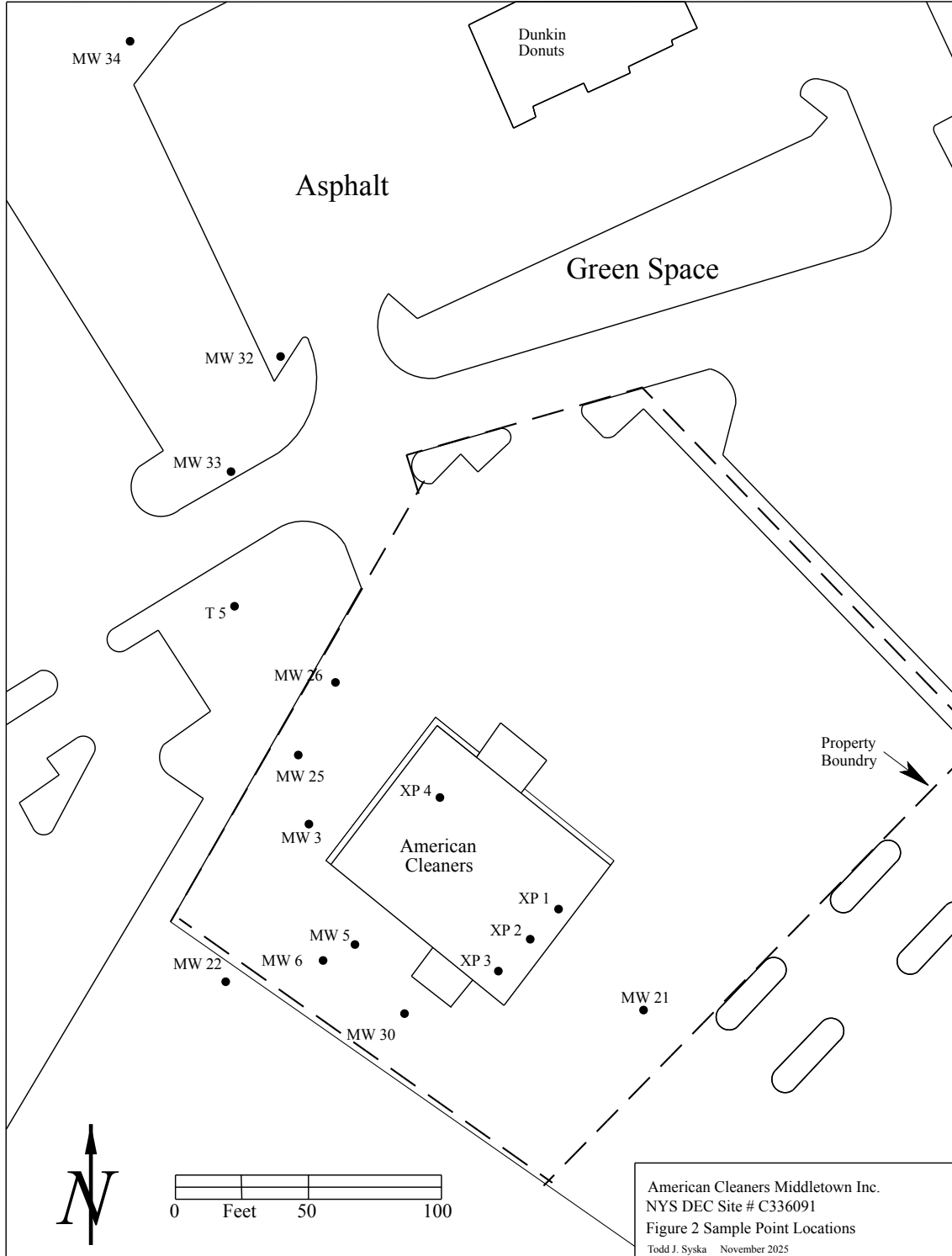


Figure 3
Depth to Groundwater

American Cleaners Middletown	Nov 3, 2025
Depth below ground surface	
Monitoring Well	Water Depth (Ft)
MW 3	4.80
MW 5	6.88
MW 6	7.10
MW 21	1.00
MW 22	11.10
MW 26	4.70
MW 30	7.00
MW 32	8.40
MW 33	11.20
MW 34	8.30
T5	12.80

Figure 4
Direction of Groundwater Flow

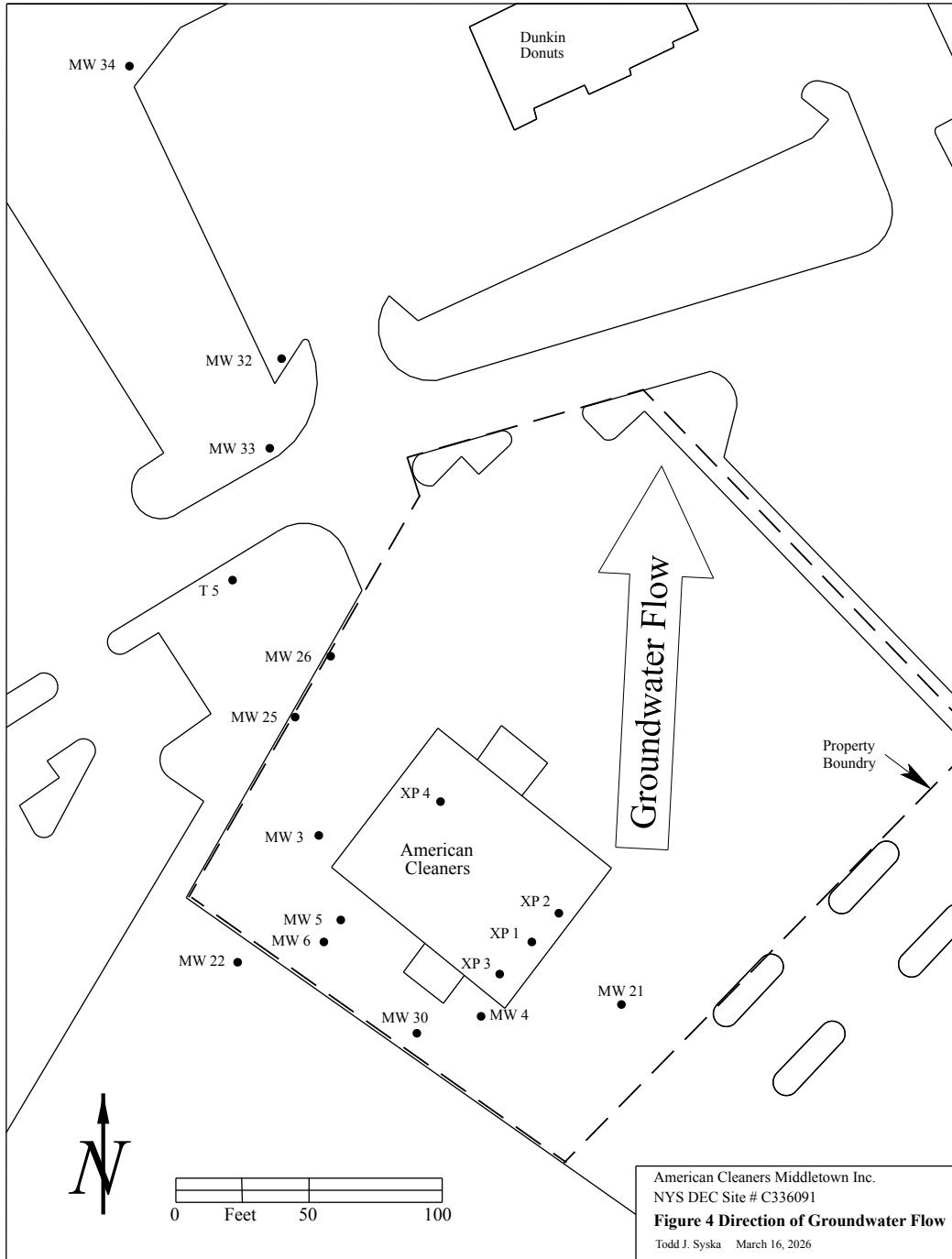
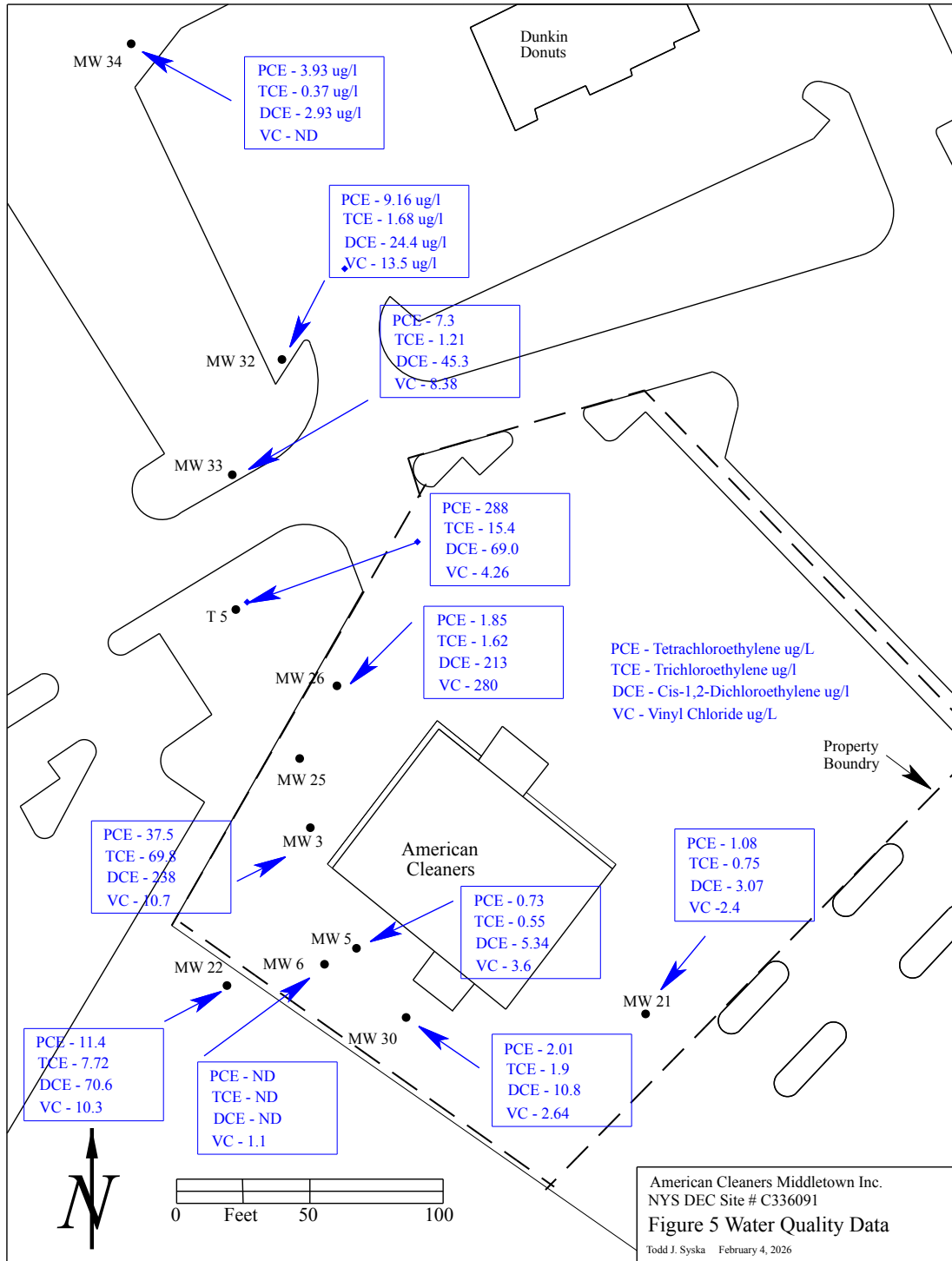


Figure 5
 Groundwater Data



American Cleaners Middletown Inc.
NYS DEC Site # C336091

Appendix A

Site Inspection Reporting Forms

Todd J, Syska Inc

106 Spruce Lane
Clinton Corners
NY 12514



Site Inspection

845-706-8000

todd@syska-inc.com

Site Identification: **American Cleaners Middletown NYS DEC Site #C336091**

Inspection Date: 11-3-25 Time: 8:00

Inspectors Name: Print TODD J SYSKA Sign: Todd J Syska

Weather: Clear / Cold

A: Sub Slab Vapor Extraction System:

Record System Vacuum Pressure Gauge Reading: -15 Inches Water

Check / Copy record of weekly pressure readings: (Include with report)

Record pressure at each monitoring point and record: (inches water)

XP1: -0.05 XP2: -0.16 XP3: -0.05 XP4: -0.01

Inspect all system piping:

Check blower operation: Stop, Start, Sound, Temperature.

Comments: SHUT OFF BLOWER FOR TOMORROW'S SUB SLAB SAMPLING
WILL RESTART AFTER SAMPLES ARE COLLECTED.

B: Floor Inspection:

Check floor for cracks or settlement.

Check floor for any other open pathways to area below floor.

Comments: FLOOR OK

C: Exterior Inspection:

Inspect perimeter of site:

Inspect all paved areas. (Concrete and Blacktop) and record any significant cracks, settlement, deterioration, or area where pavement covering has been removed.

Inspect all unpaved areas of the site and record any signs of erosion, rutting, or disturbed areas.

Record any signs of construction or intrusive activities.

Comments: SOME PAVEMENT CRACKING NOTED
FRESH SEAL COAT NORTH AND EAST SIDE
OF BUILDING

D: Monitoring Well Inspection:

Record any wells in need of repair: WELLS OK

E: Additional Information:

Change in site ownership

Yes / No

Change of use

Yes / No

Any other notable changes

Yes / No

Comments: _____

American Cleaners Middletown Inc.
NYS DEC Site # C336091

Appendix B

Weekly SVE/SSDS Pressure Data

American Cleaners Middletown Inc.
 NYSDEC Site # C336091
 Soil Vapor Extraction System
 Weekly Vacuum Pressure Test Data

Date	Vacuum Reading (Inches Water)	Date	Vacuum Reading (Inches Water)	Date	Vacuum Reading (Inches Water)
5-20-24	9	11-25-24	10.5	6-2-25	16.5
5-27-24	9	12-2-24	11.0	6-9-25	17.0
6-3-24	9.5	12-9-24	11.5	6-16-25	17.0
6/10-24	9.8	12-16-24	12.0	6-23-25	17.5
6-17-24	9.8	12-23=24	12.5	6-30-25	17.5
6-24-24	9.9	12-30-24	12.5	7-7-25	18.0
7-1-24	10.0	1-6-25	13.0	7-14-25	18.0
7-8-24	10.0	1-13-25	13.0	7-21-25	18.5
7-15-24	10.0	1-20-25	13.5	7-28-25	18.5
7-22-24	10.0	1=27-25	13.5	8-4-25	19.0
7-29-24	10.0	2-3-25	14.0	8-11-25	19.5
8-5-24	10.0	2-10-25	14.0	8-18-25	19.5
8-12-24	10.5	2-17-25	14.0	8-25-25	19.0
8-19-24	10.5	2-24-25	14.0	9-1-25	19.0
8-26-24	10.5	3-3-25	14.5	9-8-25	19.0
9-2-24	10.5	3-10-25	14.5	9-15-25	19.0
9-9-24	10.5	3-17-25	14.5	9-22-25	19.0
9-16-24	10.5	3-24-25	15.0	9-29-25	19.0
9-23-24	10.5	3-31-25	16.5	10-6-25	19.0
9-30-24	10.5	4-7-25	16.5	10-13-25	19.0
10-7-24	10.5	4-14-25	16.5	10-20-25	19.0
10-14-24	10.5	4-21-25	16.5	10-27-25	19.0
10-21-24	10.5	4-28-25	16.5	11-3-25	19.0
10-28-24	10.5	5-5-25	16.5		
11-4-24	10.5	5-12-25	16.5		
11-11-24	10.5	5-19-25	16.5		
11-18-24	10.5	5-26-25	16.5		

American Cleaners Middletown Inc.
NYS DEC Site # C336091

Appendix C

Soil Vapor Data Summary Tables

XP 1 Soil Vapor	2017-06-20	2019-12-26	2021-07-27	2022-11-18	2024-02-14	2025-11-04
	ug/m3	ug/m3	ug/m3	ug/m3	ug/m3	ug/m3
1,1,1-Trichloroethane						0.60
1,2,4-Trimethylbenzene						5.41
1,3,5-Trimethylbenzene						1.18
2,2,4-Trimethylpentane						2.52
2-Butanone			38.34	2.95		0.83
2-Hexanone			8.60			
4-Methyl-2-pentanone			5.74			
Acetone	21.38	20.67	147.28	9.98	12.83	4.04
Acrolein						0.66
Benzene						0.61
Bromodichloromethane						
Carbon disulfide						0.34
Carbon tetrachloride			3.52			0.00
Chloroform			0.00			0.78
Chloromethane			0.83			0.29
cis-1,2-Dichloroethylene (DCE)			2.34	6.74	9.52	39.65
Cyclohexane						
Dichlorodifluoromethane	59.34	0.00	13.85	2.32		1.98
Ethyl acetate						27.75
Ethyl Benzene						1.65
Isopropanol			4.42	11.80	8.36	1.40
Isopropylbenzene						0.64
Methyl Methacrylate						
Methylene chloride			15.28			
Naphthalene						8.91
n-Heptane			4.92			
n-Hexane			2.57			1.52
n-Propylbenzene						0.69
o-Xylene						2.78
p- & m- Xylenes						7.38
* p-Ethyltoluene						
Propylene				0.89		
Styrene						
Tetrachloroethylene (PCE)	12,886.58	3,255.56	339.12	583.29	1,356.48	4,815.51
Tetrahydrofuran						
Toluene			4.15	1.24		5.28
Trans-1,2-Dichloroethylene						0.44
Trichloroethylene (TCE)	27.41	32.78	3.44	8.60	13.43	59.11
Trichlorofluoromethane	0.00	0.00	8.43			1.07
Vinyl acetate						0.42
Vinyl chloride						

XP 2 Soil Vapor	2017-06-20	2019-12-26	2021-07-27	2022-11-18	2024-02-14	2025-11-04
	ug/m3	ug/m3	ug/m3	ug/m3	ug/m3	ug/m3
1,1,1-Trichloroethane				0.00		0.71
1,2,4-Trimethylbenzene				1.57		8.85
1,3,5-Trimethylbenzene				0.00		1.77
2,2,4-Trimethylpentane				0.00		7.01
2-Butanone			825.80	10.62		3.83
2-Hexanone				1.15		
4-Methyl-2-pentanone			15.98	1.19		2.09
Acetone		4.28	52.26	16.63		9.50
Acrolein						
Benzene						1.47
Bromodichloromethane						0.00
Carbon disulfide						0.31
Carbon tetrachloride						
Chloroform			21.48			1.03
Chloromethane				1.16	0.00	0.60
cis-1,2-Dichloroethylene (DCE)	95.16		43.61	0.79	55.51	37.27
Cyclohexane						0.45
Dichlorodifluoromethane			15.82	2.03		2.32
Ethyl acetate						140.54
Ethyl Benzene						2.69
Isopropanol			31.96	2.70		5.41
Isopropylbenzene						1.03
Methyl Methacrylate			15.97			
Methylene chloride			16.33			0.35
Naphthalene						15.20
n-Heptane			18.44			
n-Hexane						2.68
n-Propylbenzene						1.13
o-Xylene				0.74		4.34
p- & m- Xylenes				2.26		11.72
* p-Ethyltoluene				0.98		
Propylene				1.02		
Styrene				1.75		
Tetrachloroethylene (PCE)	40,016.24	3,323.38	7,460.65	66.47	6,104.17	4,408.57
Tetrahydrofuran						1.74
Toluene			9.04	1.62		10.17
Trans-1,2-Dichloroethylene						0.44
Trichloroethylene (TCE)	274.07	39.23	80.61	1.13	85.98	64.49
Trichlorofluoromethane				1.18		1.18
Vinyl acetate						1.65
Vinyl chloride		0.89				


XP 3 Soil Vapor	2017-06-20	2019-12-26	2021-07-27	2022-11-18	2024-02-14	2025-11-04
	ug/m3	ug/m3	ug/m3	ug/m3	ug/m3	ug/m3
1,1,1-Trichloroethane						0.60
1,2,4-Trimethylbenzene			5.41			4.87
1,3,5-Trimethylbenzene						0.98
2,2,4-Trimethylpentane						1.73
2-Butanone			4.72			1.39
2-Hexanone						
4-Methyl-2-pentanone			45.06			0.74
Acetone	49.88		42.76	8.08	9.50	5.94
Acrolein						0.53
Benzene			2.56			0.51
Bromodichloromethane						2.21
Carbon disulfide						0.25
Carbon tetrachloride			3.46			
Chloroform						11.23
Chloromethane			5.58			0.52
cis-1,2-Dichloroethylene (DCE)				17.84	12.69	11.89
Cyclohexane						
Dichlorodifluoromethane	890.13		14.84			2.27
Ethyl acetate						14.05
Ethyl Benzene	108.56					1.52
Isopropanol	86.03		9.83			4.18
Isopropylbenzene						0.54
Methyl Methacrylate						
Methylene chloride			451.57			0.28
Naphthalene						6.81
n-Heptane			7.79			0.49
n-Hexane			38.77			1.20
n-Propylbenzene						0.59
o-Xylene						2.52
p- & m- Xylenes			8.68			6.95
* p-Ethyltoluene			4.28			
Propylene						
Styrene						
Tetrachloroethylene (PCE)	11,530.10		25.09	2,238.20	2,441.67	1,559.96
Tetrahydrofuran						0.27
Toluene			7.54			4.52
Trans-1,2-Dichloroethylene						
Trichloroethylene (TCE)	45.14			27.41	29.56	19.35
Trichlorofluoromethane			12.92			1.18
Vinyl acetate						
Vinyl chloride						

XP 4 Soil Vapor	2017-06-20	2019-12-26	2021-07-27	2022-11-18	2024-02-14	2025-11-04
	ug/m3	ug/m3	ug/m3	ug/m3	ug/m3	ug/m3
1,1,1-Trichloroethane			6.00			
1,2,4-Trimethylbenzene	260.53	5.90	4.18		1.72	5.41
1,3,5-Trimethylbenzene	58.99					1.08
2,2,4-Trimethylpentane						5.14
2-Butanone			2.18	2.95	0.59	2.68
2-Hexanone						
4-Methyl-2-pentanone						
Acetone	22.33	12.59	13.78	3.56	2.04	6.65
Acrolein						
Benzene						0.96
Bromodichloromethane						
Carbon disulfide			1.68	0.59		
Carbon tetrachloride			3.71		0.38	
Chloroform			13.67			0.68
Chloromethane				0.41		0.23
cis-1,2-Dichloroethylene (DCE)						
Cyclohexane						0.31
Dichlorodifluoromethane			14.34	2.37	2.18	2.27
Ethyl acetate						68.47
Ethyl Benzene	56.45	6.51				1.65
Isopropanol			2.70	1.11	0.93	1.92
Isopropylbenzene						0.69
Methyl Methacrylate						
Methylene chloride			23.27			
Naphthalene						7.34
n-Heptane			7.79			
n-Hexane			3.10			1.83
n-Propylbenzene						0.69
o-Xylene	86.84	3.56			0.74	2.65
p- & m- Xylenes	290.94	8.68			1.91	7.38
* p-Ethyltoluene	186.80	7.87	3.79		0.98	
Propylene				0.40		
Styrene				0.64		
Tetrachloroethylene (PCE)	1,627.78	162.78	332.34	41.37	27.13	94.95
Tetrahydrofuran						
Toluene	146.97	4.90	2.45	0.64	1.58	6.41
Trans-1,2-Dichloroethylene						
Trichloroethylene (TCE)		4.08	5.00	0.64	0.54	2.26
Trichlorofluoromethane			8.43	1.07	1.12	1.01
Vinyl acetate						0.70
Vinyl chloride		0.51				

American Cleaners Middletown Inc.
NYS DEC Site # C336091

Appendix D

Soil Vapor Laboratory Data



Technical Report

prepared for:

Todd J. Syska Inc.
106 Spruce Lane
Clinton Corners NY, 12514
Attention: Todd Syska

Report Date: 11/19/2025
Client Project ID: American Cleaners Middletown
York Project (SDG) No.: 25K0190



Report Date: 11/19/2025
Client Project ID: American Cleaners Middletown
York Project (SDG) No.: 25K0190

Todd J. Syska Inc.
106 Spruce Lane
Clinton Corners NY, 12514
Attention: Todd Syska

Purpose and Results

This report contains the analytical data for the sample(s) identified on the attached chain-of-custody received in our laboratory on November 05, 2025 and listed below. The project was identified as your project: **American Cleaners Middletown**.

The analyses were conducted utilizing appropriate EPA, Standard Methods, and ASTM methods as detailed in the data summary tables.

All samples were received in proper condition meeting the customary acceptance requirements for environmental samples except those indicated under the Sample and Analysis Qualifiers section of this report.

All analyses met the method and laboratory standard operating procedure requirements except as indicated by any data flags, the meaning of which are explained in the Sample and Data Qualifiers Relating to This Work Order section of this report and case narrative if applicable.

The results of the analyses, which are all reported on dry weight basis (soils) unless otherwise noted, are detailed in the following pages.


Please contact Client Services at 203.325.1371 with any questions regarding this report.

York Sample ID	Client Sample ID	Matrix	Date Collected	Date Received
25K0190-01	XP1	Outdoor Ambient Air	11/04/2025	11/05/2025
25K0190-02	XP2	Outdoor Ambient Air	11/04/2025	11/05/2025
25K0190-03	XP3	Outdoor Ambient Air	11/04/2025	11/05/2025
25K0190-04	XP4	Outdoor Ambient Air	11/04/2025	11/05/2025

General Notes for York Project (SDG) No.: 25K0190


1. The RLs and MDLs (Reporting Limit and Method Detection Limit respectively) reported are adjusted for any dilution necessary due to the levels of target and/or non-target analytes and matrix interference. The RL(REPORTING LIMIT) is based upon the lowest standard utilized for the calibration where applicable.
2. Samples are retained for a period of thirty days after submittal of report, unless other arrangements are made.
3. York's liability for the above data is limited to the dollar value paid to York for the referenced project.
4. This report shall not be reproduced without the written approval of York Analytical Laboratories, Inc.
5. All analyses conducted met method or Laboratory SOP requirements. See the Sample and Data Qualifiers Section for further information.
6. It is noted that no analyses reported herein were subcontracted to another laboratory, unless noted in the report.
7. This report reflects results that relate only to the samples submitted on the attached chain-of-custody form(s) received by York.
8. Analyses conducted at York Analytical Laboratories, Inc. Stratford, CT are indicated by NYDOH-NY10854, NJDEP-CT005, PADEP-68-04440, CTDPH-PH0840; those conducted at York Analytical Laboratories, Inc., Richmond Hill, NY are indicated by NYDOH-NY12058, NJDEP-NY037, CTDPH-PH0837, NHDES-NH2097, MDDEP-375, PADEP-68-06231.

Approved By:



Samantha Henningsen
Laboratory Director - Queens


Date: 11/19/2025



Client:	Todd J. Syska Inc.	York Sample ID:	25K0190-01
Client Project:	American Cleaners Middletown	Date Received:	11/05/2025
Client Sample ID:	XP1	Collection Date/Time:	11/4/25 10:10

Lab ID:	25K0190-01	Laboratory:	Queens
Analysis:	Volatile Organic Compounds in Air by GC/MS	Matrix:	Outdoor Ambient Air
Prep Method:	Sample Prepared by Method: EPA TO15 PREP		

Parameter	Result	Flag	MDL	RL	Dilution	Units	Reference Method	Extracted	Analyzed	Analyst
* 1,1,1,2-Tetrachloroethane	ND		0.019	0.078	0.776	ppbv	EPA TO-15	11/7/25 8:00	11/12/25 03:05	YR
1,1,1-Trichloroethane	0.11		0.027	0.078	0.776	ppbv	EPA TO-15	11/7/25 8:00	11/12/25 03:05	YR
1,1,2,2-Tetrachloroethane	ND		0.022	0.078	0.776	ppbv	EPA TO-15	11/7/25 8:00	11/12/25 03:05	YR
1,1,2-Trichloro-1,2,2-trifluoroethane (Freon 113)	ND		0.028	0.078	0.776	ppbv	EPA TO-15	11/7/25 8:00	11/12/25 03:05	YR
1,1,2-Trichloroethane	ND		0.028	0.078	0.776	ppbv	EPA TO-15	11/7/25 8:00	11/12/25 03:05	YR
1,1-Dichloroethane	ND		0.032	0.078	0.776	ppbv	EPA TO-15	11/7/25 8:00	11/12/25 03:05	YR
1,1-Dichloroethylene	ND		0.034	0.039	0.776	ppbv	EPA TO-15	11/7/25 8:00	11/12/25 03:05	YR
1,2,4-Trichlorobenzene	ND	CAL-E	0.030	3.9	0.776	ppbv	EPA TO-15	11/7/25 8:00	11/12/25 03:05	YR
1,2,4-Trimethylbenzene	1.1		0.026	0.078	0.776	ppbv	EPA TO-15	11/7/25 8:00	11/12/25 03:05	YR
1,2-Dibromoethane	ND		0.024	0.078	0.776	ppbv	EPA TO-15	11/7/25 8:00	11/12/25 03:05	YR
1,2-Dichlorobenzene	ND		0.024	0.078	0.776	ppbv	EPA TO-15	11/7/25 8:00	11/12/25 03:05	YR
1,2-Dichloroethane	ND		0.020	0.078	0.776	ppbv	EPA TO-15	11/7/25 8:00	11/12/25 03:05	YR
1,2-Dichloropropane	ND		0.026	0.078	0.776	ppbv	EPA TO-15	11/7/25 8:00	11/12/25 03:05	YR
1,2-Dichlorotetrafluoroethane	ND		0.023	0.078	0.776	ppbv	EPA TO-15	11/7/25 8:00	11/12/25 03:05	YR
1,3,5-Trimethylbenzene	0.24		0.012	0.078	0.776	ppbv	EPA TO-15	11/7/25 8:00	11/12/25 03:05	YR
1,3-Butadiene	ND		0.019	0.23	0.776	ppbv	EPA TO-15	11/7/25 8:00	11/12/25 03:05	YR
1,3-Dichlorobenzene	ND		0.022	0.078	0.776	ppbv	EPA TO-15	11/7/25 8:00	11/12/25 03:05	YR
* 1,3-Dichloropropane	ND		0.013	0.078	0.776	ppbv	EPA TO-15	11/7/25 8:00	11/12/25 03:05	YR
1,4-Dichlorobenzene	ND	CAL-E	0.018	0.078	0.776	ppbv	EPA TO-15	11/7/25 8:00	11/12/25 03:05	YR
1,4-Dioxane	ND		0.081	0.39	0.776	ppbv	EPA TO-15	11/7/25 8:00	11/12/25 03:05	YR
* ^2,2,4-Trimethylpentane	0.54		0.017	0.039	0.776	ppbv	EPA TO-15	11/7/25 8:00	11/12/25 03:05	YR
2-Butanone	0.28	J	0.066	3.9	0.776	ppbv	EPA TO-15	11/7/25 8:00	11/12/25 03:05	YR
* 2-Hexanone	ND		0.042	0.16	0.776	ppbv	EPA TO-15	11/7/25 8:00	11/12/25 03:05	YR
3-Chloropropene	ND		0.033	0.39	0.776	ppbv	EPA TO-15	11/7/25 8:00	11/12/25 03:05	YR
4-Methyl-2-pentanone	ND		0.034	0.078	0.776	ppbv	EPA TO-15	11/7/25 8:00	11/12/25 03:05	YR
Acetone	1.7	J	0.40	3.9	0.776	ppbv	EPA TO-15	11/7/25 8:00	11/12/25 03:05	YR
* ^Acrolein	0.29		0.048	0.078	0.776	ppbv	EPA TO-15	11/7/25 8:00	11/12/25 03:05	YR
Acrylonitrile	ND		0.74	3.9	0.776	ppbv	EPA TO-15	11/7/25 8:00	11/12/25 03:05	YR
Benzene	0.19		0.023	0.078	0.776	ppbv	EPA TO-15	11/7/25 8:00	11/12/25 03:05	YR
Benzyl chloride	ND		0.022	1.9	0.776	ppbv	EPA TO-15	11/7/25 8:00	11/12/25 03:05	YR
Bromodichloromethane	ND		0.023	0.078	0.776	ppbv	EPA TO-15	11/7/25 8:00	11/12/25 03:05	YR
Bromoform	ND		0.033	0.078	0.776	ppbv	EPA TO-15	11/7/25 8:00	11/12/25 03:05	YR
Bromomethane	ND		0.034	0.078	0.776	ppbv	EPA TO-15	11/7/25 8:00	11/12/25 03:05	YR
Carbon disulfide	0.11		0.020	0.078	0.776	ppbv	EPA TO-15	11/7/25 8:00	11/12/25 03:05	YR
Carbon tetrachloride	ND		0.017	0.019	0.776	ppbv	EPA TO-15	11/7/25 8:00	11/12/25 03:05	YR
Chlorobenzene	ND		0.030	0.078	0.776	ppbv	EPA TO-15	11/7/25 8:00	11/12/25 03:05	YR
Chloroethane	ND		0.044	0.078	0.776	ppbv	EPA TO-15	11/7/25 8:00	11/12/25 03:05	YR
Chloroform	0.16		0.020	0.078	0.776	ppbv	EPA TO-15	11/7/25 8:00	11/12/25 03:05	YR
Chloromethane	0.14		0.022	0.078	0.776	ppbv	EPA TO-15	11/7/25 8:00	11/12/25 03:05	YR
cis-1,2-Dichloroethylene	10		0.020	0.039	0.776	ppbv	EPA TO-15	11/7/25 8:00	11/12/25 03:05	YR
cis-1,3-Dichloropropylene	ND		0.031	0.078	0.776	ppbv	EPA TO-15	11/7/25 8:00	11/12/25 03:05	YR
Cyclohexane	ND		0.022	0.078	0.776	ppbv	EPA TO-15	11/7/25 8:00	11/12/25 03:05	YR
Dibromochloromethane	ND		0.032	0.078	0.776	ppbv	EPA TO-15	11/7/25 8:00	11/12/25 03:05	YR
Dichlorodifluoromethane	0.40		0.024	0.078	0.776	ppbv	EPA TO-15	11/7/25 8:00	11/12/25 03:05	YR




Client:	Todd J. Syska Inc.	York Sample ID:	25K0190-01
Client Project:	American Cleaners Middletown	Date Received:	11/05/2025
Client Sample ID:	XP1	Collection Date/Time:	11/4/25 10:10

Lab ID:	25K0190-01	Laboratory:	Queens
Analysis:	Volatile Organic Compounds in Air by GC/MS	Matrix:	Outdoor Ambient Air
Prep Method:	Sample Prepared by Method: EPA TO15 PREP		

Parameter	Result	Flag	MDL	RL	Dilution	Units	Reference Method	Extracted	Analyzed	Analyst
* Ethyl acetate	7.7		0.022	0.78	0.776	ppbv	EPA TO-15	11/7/25 8:00	11/12/25 03:05	YR
Ethyl Benzene	0.38		0.026	0.078	0.776	ppbv	EPA TO-15	11/7/25 8:00	11/12/25 03:05	YR
Hexachlorobutadiene	ND		0.030	0.078	0.776	ppbv	EPA TO-15	11/7/25 8:00	11/12/25 03:05	YR
Isopropanol	0.57		0.063	0.47	0.776	ppbv	EPA TO-15	11/7/25 8:00	11/12/25 03:05	YR
Isopropylbenzene	0.13		0.012	0.078	0.776	ppbv	EPA TO-15	11/7/25 8:00	11/12/25 03:05	YR
Methyl Methacrylate	ND		0.048	0.078	0.776	ppbv	EPA TO-15	11/7/25 8:00	11/12/25 03:05	YR
Methyl tert-butyl ether (MTBE)	ND		0.024	0.078	0.776	ppbv	EPA TO-15	11/7/25 8:00	11/12/25 03:05	YR
Methylene chloride	ND		0.026	0.47	0.776	ppbv	EPA TO-15	11/7/25 8:00	11/12/25 03:05	YR
* ^Naphthalene	1.7		0.053	0.78	0.776	ppbv	EPA TO-15	11/7/25 8:00	11/12/25 03:05	YR
* n-Butylbenzene	ND		0.023	0.078	0.776	ppbv	EPA TO-15	11/7/25 8:00	11/12/25 03:05	YR
n-Heptane	ND		0.027	0.078	0.776	ppbv	EPA TO-15	11/7/25 8:00	11/12/25 03:05	YR
n-Hexane	0.43		0.024	0.078	0.776	ppbv	EPA TO-15	11/7/25 8:00	11/12/25 03:05	YR
* n-Propylbenzene	0.14		0.017	0.078	0.776	ppbv	EPA TO-15	11/7/25 8:00	11/12/25 03:05	YR
o-Xylene	0.64		0.027	0.078	0.776	ppbv	EPA TO-15	11/7/25 8:00	11/12/25 03:05	YR
p- & m- Xylenes	1.7		0.040	0.16	0.776	ppbv	EPA TO-15	11/7/25 8:00	11/12/25 03:05	YR
* p-Ethyltoluene	ND		0.027	0.078	0.776	ppbv	EPA TO-15	11/7/25 8:00	11/12/25 03:05	YR
* p-Isopropyltoluene	ND		0.014	0.078	0.776	ppbv	EPA TO-15	11/7/25 8:00	11/12/25 03:05	YR
* Propylene	ND		0.037	0.078	0.776	ppbv	EPA TO-15	11/7/25 8:00	11/12/25 03:05	YR
* sec-Butylbenzene	ND		0.020	0.078	0.776	ppbv	EPA TO-15	11/7/25 8:00	11/12/25 03:05	YR
Styrene	ND		0.024	0.078	0.776	ppbv	EPA TO-15	11/7/25 8:00	11/12/25 03:05	YR
* tert-Butylbenzene	ND		0.030	0.078	0.776	ppbv	EPA TO-15	11/7/25 8:00	11/12/25 03:05	YR
Tetrachloroethylene	710		0.69	2.9	29.12	ppbv	EPA TO-15	11/7/25 8:00	11/11/25 23:13	YR
* Tetrahydrofuran	ND		0.026	0.16	0.776	ppbv	EPA TO-15	11/7/25 8:00	11/12/25 03:05	YR
Toluene	1.4		0.024	0.078	0.776	ppbv	EPA TO-15	11/7/25 8:00	11/12/25 03:05	YR
trans-1,2-Dichloroethylene	0.11		0.014	0.078	0.776	ppbv	EPA TO-15	11/7/25 8:00	11/12/25 03:05	YR
trans-1,3-Dichloropropylene	ND		0.031	0.078	0.776	ppbv	EPA TO-15	11/7/25 8:00	11/12/25 03:05	YR
Trichloroethylene	11		0.012	0.019	0.776	ppbv	EPA TO-15	11/7/25 8:00	11/12/25 03:05	YR
Trichlorofluoromethane (Freon 11)	0.19		0.024	0.078	0.776	ppbv	EPA TO-15	11/7/25 8:00	11/12/25 03:05	YR
Vinyl acetate	0.12		0.039	0.078	0.776	ppbv	EPA TO-15	11/7/25 8:00	11/12/25 03:05	YR
Vinyl bromide	ND		0.019	0.078	0.776	ppbv	EPA TO-15	11/7/25 8:00	11/12/25 03:05	YR
Vinyl Chloride	ND		0.031	0.039	0.776	ppbv	EPA TO-15	11/7/25 8:00	11/12/25 03:05	YR
Xylenes, Total	2.4		0.064	0.23	0.776	ppbv	EPA TO-15	11/7/25 8:00	11/12/25 03:05	YR

Client:	Todd J. Syska Inc.	York Sample ID:	25K0190-02
Client Project:	American Cleaners Middletown	Date Received:	11/05/2025
Client Sample ID:	XP2	Collection Date/Time:	11/4/25 10:15

Lab ID:	25K0190-02	Laboratory:	Queens
Analysis:	Volatile Organic Compounds in Air by GC/MS	Matrix:	Outdoor Ambient Air
Prep Method:	Sample Prepared by Method: EPA TO15 PREP		



Client: Todd J. Syska Inc.

York Sample ID: 25K0190-02

Client Project: American Cleaners Middletown

Date Received: 11/05/2025

Client Sample ID: XP2

Collection Date/Time: 11/4/25 10:15

Lab ID: 25K0190-02

Laboratory: Queens

Analysis: Volatile Organic Compounds in Air by GC/MS

Matrix: Outdoor Ambient Air

Prep Method: Sample Prepared by Method: EPA TO15 PREP

Parameter	Result	Flag	MDL	RL	Dilution	Units	Reference Method	Extracted	Analyzed	Analyst
* 1,1,1,2-Tetrachloroethane	ND		0.018	0.074	0.741	ppbv	EPA TO-15	11/7/25 8:00	11/12/25 03:51	YR
1,1,1-Trichloroethane	0.13		0.026	0.074	0.741	ppbv	EPA TO-15	11/7/25 8:00	11/12/25 03:51	YR
1,1,1,2-Tetrachloroethane	ND		0.021	0.074	0.741	ppbv	EPA TO-15	11/7/25 8:00	11/12/25 03:51	YR
1,1,2-Trichloro-1,2,2-trifluoroethane (Freon 113)	ND		0.027	0.074	0.741	ppbv	EPA TO-15	11/7/25 8:00	11/12/25 03:51	YR
1,1,2-Trichloroethane	ND		0.026	0.074	0.741	ppbv	EPA TO-15	11/7/25 8:00	11/12/25 03:51	YR
1,1-Dichloroethane	ND		0.030	0.074	0.741	ppbv	EPA TO-15	11/7/25 8:00	11/12/25 03:51	YR
1,1-Dichloroethylene	ND		0.032	0.037	0.741	ppbv	EPA TO-15	11/7/25 8:00	11/12/25 03:51	YR
1,2,4-Trichlorobenzene	ND	CAL-E	0.028	3.7	0.741	ppbv	EPA TO-15	11/7/25 8:00	11/12/25 03:51	YR
1,2,4-Trimethylbenzene	1.8		0.025	0.074	0.741	ppbv	EPA TO-15	11/7/25 8:00	11/12/25 03:51	YR
1,2-Dibromoethane	ND		0.023	0.074	0.741	ppbv	EPA TO-15	11/7/25 8:00	11/12/25 03:51	YR
1,2-Dichlorobenzene	ND		0.023	0.074	0.741	ppbv	EPA TO-15	11/7/25 8:00	11/12/25 03:51	YR
1,2-Dichloroethane	ND		0.019	0.074	0.741	ppbv	EPA TO-15	11/7/25 8:00	11/12/25 03:51	YR
1,2-Dichloropropane	ND		0.025	0.074	0.741	ppbv	EPA TO-15	11/7/25 8:00	11/12/25 03:51	YR
1,2-Dichlorotetrafluoroethane	ND		0.022	0.074	0.741	ppbv	EPA TO-15	11/7/25 8:00	11/12/25 03:51	YR
1,3,5-Trimethylbenzene	0.36		0.011	0.074	0.741	ppbv	EPA TO-15	11/7/25 8:00	11/12/25 03:51	YR
1,3-Butadiene	ND		0.018	0.22	0.741	ppbv	EPA TO-15	11/7/25 8:00	11/12/25 03:51	YR
1,3-Dichlorobenzene	ND		0.021	0.074	0.741	ppbv	EPA TO-15	11/7/25 8:00	11/12/25 03:51	YR
* 1,3-Dichloropropane	ND		0.012	0.074	0.741	ppbv	EPA TO-15	11/7/25 8:00	11/12/25 03:51	YR
1,4-Dichlorobenzene	ND	CAL-E	0.018	0.074	0.741	ppbv	EPA TO-15	11/7/25 8:00	11/12/25 03:51	YR
1,4-Dioxane	ND		0.078	0.37	0.741	ppbv	EPA TO-15	11/7/25 8:00	11/12/25 03:51	YR
* ^2,2,4-Trimethylpentane	1.5		0.016	0.037	0.741	ppbv	EPA TO-15	11/7/25 8:00	11/12/25 03:51	YR
2-Butanone	1.3	J	0.063	3.7	0.741	ppbv	EPA TO-15	11/7/25 8:00	11/12/25 03:51	YR
* 2-Hexanone	ND		0.040	0.15	0.741	ppbv	EPA TO-15	11/7/25 8:00	11/12/25 03:51	YR
3-Chloropropene	ND		0.031	0.37	0.741	ppbv	EPA TO-15	11/7/25 8:00	11/12/25 03:51	YR
4-Methyl-2-pentanone	0.51		0.033	0.074	0.741	ppbv	EPA TO-15	11/7/25 8:00	11/12/25 03:51	YR
Acetone	4.0		0.38	3.7	0.741	ppbv	EPA TO-15	11/7/25 8:00	11/12/25 03:51	YR
* ^Acrolein	ND		0.046	0.074	0.741	ppbv	EPA TO-15	11/7/25 8:00	11/12/25 03:51	YR
Acrylonitrile	ND		0.71	3.7	0.741	ppbv	EPA TO-15	11/7/25 8:00	11/12/25 03:51	YR
Benzene	0.46		0.022	0.074	0.741	ppbv	EPA TO-15	11/7/25 8:00	11/12/25 03:51	YR
Benzyl chloride	ND		0.021	1.9	0.741	ppbv	EPA TO-15	11/7/25 8:00	11/12/25 03:51	YR
Bromodichloromethane	ND		0.022	0.074	0.741	ppbv	EPA TO-15	11/7/25 8:00	11/12/25 03:51	YR
Bromoform	ND		0.031	0.074	0.741	ppbv	EPA TO-15	11/7/25 8:00	11/12/25 03:51	YR
Bromomethane	ND		0.033	0.074	0.741	ppbv	EPA TO-15	11/7/25 8:00	11/12/25 03:51	YR
Carbon disulfide	0.10		0.019	0.074	0.741	ppbv	EPA TO-15	11/7/25 8:00	11/12/25 03:51	YR
Carbon tetrachloride	ND		0.016	0.019	0.741	ppbv	EPA TO-15	11/7/25 8:00	11/12/25 03:51	YR
Chlorobenzene	ND		0.028	0.074	0.741	ppbv	EPA TO-15	11/7/25 8:00	11/12/25 03:51	YR
Chloroethane	ND		0.042	0.074	0.741	ppbv	EPA TO-15	11/7/25 8:00	11/12/25 03:51	YR
Chloroform	0.21		0.019	0.074	0.741	ppbv	EPA TO-15	11/7/25 8:00	11/12/25 03:51	YR
Chloromethane	0.29		0.021	0.074	0.741	ppbv	EPA TO-15	11/7/25 8:00	11/12/25 03:51	YR
cis-1,2-Dichloroethylene	9.4		0.019	0.037	0.741	ppbv	EPA TO-15	11/7/25 8:00	11/12/25 03:51	YR
cis-1,3-Dichloropropylene	ND		0.029	0.074	0.741	ppbv	EPA TO-15	11/7/25 8:00	11/12/25 03:51	YR
Cyclohexane	0.13		0.021	0.074	0.741	ppbv	EPA TO-15	11/7/25 8:00	11/12/25 03:51	YR
Dibromochloromethane	ND		0.030	0.074	0.741	ppbv	EPA TO-15	11/7/25 8:00	11/12/25 03:51	YR
Dichlorodifluoromethane	0.47		0.023	0.074	0.741	ppbv	EPA TO-15	11/7/25 8:00	11/12/25 03:51	YR
* Ethyl acetate	39		0.79	28	27.82	ppbv	EPA TO-15	11/7/25 8:00	11/11/25 23:59	YR



Client:	Todd J. Syska Inc.	York Sample ID:	25K0190-02
Client Project:	American Cleaners Middletown	Date Received:	11/05/2025
Client Sample ID:	XP2	Collection Date/Time:	11/4/25 10:15

Lab ID:	25K0190-02	Laboratory:	Queens
Analysis:	Volatile Organic Compounds in Air by GC/MS	Matrix:	Outdoor Ambient Air
Prep Method:	Sample Prepared by Method: EPA TO15 PREP		

Parameter	Result	Flag	MDL	RL	Dilution	Units	Reference Method	Extracted	Analyzed	Analyst
Ethyl Benzene	0.62		0.025	0.074	0.741	ppbv	EPA TO-15	11/7/25 8:00	11/12/25 03:51	YR
Hexachlorobutadiene	ND		0.028	0.074	0.741	ppbv	EPA TO-15	11/7/25 8:00	11/12/25 03:51	YR
Isopropanol	2.2		0.060	0.44	0.741	ppbv	EPA TO-15	11/7/25 8:00	11/12/25 03:51	YR
Isopropylbenzene	0.21		0.011	0.074	0.741	ppbv	EPA TO-15	11/7/25 8:00	11/12/25 03:51	YR
Methyl Methacrylate	ND		0.046	0.074	0.741	ppbv	EPA TO-15	11/7/25 8:00	11/12/25 03:51	YR
Methyl tert-butyl ether (MTBE)	ND		0.023	0.074	0.741	ppbv	EPA TO-15	11/7/25 8:00	11/12/25 03:51	YR
Methylene chloride	0.10	J	0.025	0.44	0.741	ppbv	EPA TO-15	11/7/25 8:00	11/12/25 03:51	YR
* ^Naphthalene	2.9		0.051	0.74	0.741	ppbv	EPA TO-15	11/7/25 8:00	11/12/25 03:51	YR
* n-Butylbenzene	ND		0.022	0.074	0.741	ppbv	EPA TO-15	11/7/25 8:00	11/12/25 03:51	YR
n-Heptane	ND		0.026	0.074	0.741	ppbv	EPA TO-15	11/7/25 8:00	11/12/25 03:51	YR
n-Hexane	0.76		0.023	0.074	0.741	ppbv	EPA TO-15	11/7/25 8:00	11/12/25 03:51	YR
* n-Propylbenzene	0.23		0.016	0.074	0.741	ppbv	EPA TO-15	11/7/25 8:00	11/12/25 03:51	YR
o-Xylene	1.0		0.026	0.074	0.741	ppbv	EPA TO-15	11/7/25 8:00	11/12/25 03:51	YR
p- & m- Xylenes	2.7		0.038	0.15	0.741	ppbv	EPA TO-15	11/7/25 8:00	11/12/25 03:51	YR
* p-Ethyltoluene	ND		0.026	0.074	0.741	ppbv	EPA TO-15	11/7/25 8:00	11/12/25 03:51	YR
* p-Isopropyltoluene	ND		0.013	0.074	0.741	ppbv	EPA TO-15	11/7/25 8:00	11/12/25 03:51	YR
* Propylene	ND		0.035	0.074	0.741	ppbv	EPA TO-15	11/7/25 8:00	11/12/25 03:51	YR
* sec-Butylbenzene	ND		0.019	0.074	0.741	ppbv	EPA TO-15	11/7/25 8:00	11/12/25 03:51	YR
Styrene	ND		0.023	0.074	0.741	ppbv	EPA TO-15	11/7/25 8:00	11/12/25 03:51	YR
* tert-Butylbenzene	ND		0.028	0.074	0.741	ppbv	EPA TO-15	11/7/25 8:00	11/12/25 03:51	YR
Tetrachloroethylene	650		0.66	2.8	27.82	ppbv	EPA TO-15	11/7/25 8:00	11/11/25 23:59	YR
* Tetrahydrofuran	0.59		0.025	0.15	0.741	ppbv	EPA TO-15	11/7/25 8:00	11/12/25 03:51	YR
Toluene	2.7		0.023	0.074	0.741	ppbv	EPA TO-15	11/7/25 8:00	11/12/25 03:51	YR
trans-1,2-Dichloroethylene	0.11		0.013	0.074	0.741	ppbv	EPA TO-15	11/7/25 8:00	11/12/25 03:51	YR
trans-1,3-Dichloropropylene	ND		0.030	0.074	0.741	ppbv	EPA TO-15	11/7/25 8:00	11/12/25 03:51	YR
Trichloroethylene	12		0.011	0.019	0.741	ppbv	EPA TO-15	11/7/25 8:00	11/12/25 03:51	YR
Trichlorofluoromethane (Freon 11)	0.21		0.023	0.074	0.741	ppbv	EPA TO-15	11/7/25 8:00	11/12/25 03:51	YR
Vinyl acetate	0.47		0.037	0.074	0.741	ppbv	EPA TO-15	11/7/25 8:00	11/12/25 03:51	YR
Vinyl bromide	ND		0.018	0.074	0.741	ppbv	EPA TO-15	11/7/25 8:00	11/12/25 03:51	YR
Vinyl Chloride	ND		0.030	0.037	0.741	ppbv	EPA TO-15	11/7/25 8:00	11/12/25 03:51	YR
Xylenes, Total	3.8		0.061	0.22	0.741	ppbv	EPA TO-15	11/7/25 8:00	11/12/25 03:51	YR

Client:	Todd J. Syska Inc.	York Sample ID:	25K0190-03
Client Project:	American Cleaners Middletown	Date Received:	11/05/2025
Client Sample ID:	XP3	Collection Date/Time:	11/4/25 10:20

Lab ID:	25K0190-03	Laboratory:	Queens
Analysis:	Volatile Organic Compounds in Air by GC/MS	Matrix:	Outdoor Ambient Air
Prep Method:	Sample Prepared by Method: EPA TO15 PREP		

Parameter	Result	Flag	MDL	RL	Dilution	Units	Reference Method	Extracted	Analyzed	Analyst
-----------	--------	------	-----	----	----------	-------	------------------	-----------	----------	---------



Client: Todd J. Syska Inc.

York Sample ID: 25K0190-03

Client Project: American Cleaners Middletown

Date Received: 11/05/2025

Client Sample ID: XP3

Collection Date/Time: 11/4/25 10:20

Lab ID: 25K0190-03


Laboratory: Queens

Analysis: Volatile Organic Compounds in Air by GC/MS

Matrix: Outdoor Ambient Air

Prep Method: Sample Prepared by Method: EPA TO15 PREP

Parameter	Result	Flag	MDL	RL	Dilution	Units	Reference Method	Extracted	Analyzed	Analyst
* 1,1,1,2-Tetrachloroethane	ND		0.019	0.077	0.769	ppbv	EPA TO-15	11/7/25 8:00	11/12/25 04:38	YR
1,1,1-Trichloroethane	0.11		0.027	0.077	0.769	ppbv	EPA TO-15	11/7/25 8:00	11/12/25 04:38	YR
1,1,1,2-Tetrachloroethane	ND		0.022	0.077	0.769	ppbv	EPA TO-15	11/7/25 8:00	11/12/25 04:38	YR
1,1,2-Trichloro-1,2,2-trifluoroethane (Freon 113)	ND		0.028	0.077	0.769	ppbv	EPA TO-15	11/7/25 8:00	11/12/25 04:38	YR
1,1,2-Trichloroethane	ND		0.027	0.077	0.769	ppbv	EPA TO-15	11/7/25 8:00	11/12/25 04:38	YR
1,1-Dichloroethane	ND		0.031	0.077	0.769	ppbv	EPA TO-15	11/7/25 8:00	11/12/25 04:38	YR
1,1-Dichloroethylene	ND		0.033	0.038	0.769	ppbv	EPA TO-15	11/7/25 8:00	11/12/25 04:38	YR
1,2,4-Trichlorobenzene	ND	CAL-E	0.029	3.8	0.769	ppbv	EPA TO-15	11/7/25 8:00	11/12/25 04:38	YR
1,2,4-Trimethylbenzene	0.99		0.026	0.077	0.769	ppbv	EPA TO-15	11/7/25 8:00	11/12/25 04:38	YR
1,2-Dibromoethane	ND		0.024	0.077	0.769	ppbv	EPA TO-15	11/7/25 8:00	11/12/25 04:38	YR
1,2-Dichlorobenzene	ND		0.024	0.077	0.769	ppbv	EPA TO-15	11/7/25 8:00	11/12/25 04:38	YR
1,2-Dichloroethane	ND		0.020	0.077	0.769	ppbv	EPA TO-15	11/7/25 8:00	11/12/25 04:38	YR
1,2-Dichloropropane	ND		0.026	0.077	0.769	ppbv	EPA TO-15	11/7/25 8:00	11/12/25 04:38	YR
1,2-Dichlorotetrafluoroethane	ND		0.023	0.077	0.769	ppbv	EPA TO-15	11/7/25 8:00	11/12/25 04:38	YR
1,3,5-Trimethylbenzene	0.20		0.012	0.077	0.769	ppbv	EPA TO-15	11/7/25 8:00	11/12/25 04:38	YR
1,3-Butadiene	ND		0.019	0.23	0.769	ppbv	EPA TO-15	11/7/25 8:00	11/12/25 04:38	YR
1,3-Dichlorobenzene	ND		0.022	0.077	0.769	ppbv	EPA TO-15	11/7/25 8:00	11/12/25 04:38	YR
* 1,3-Dichloropropane	ND		0.013	0.077	0.769	ppbv	EPA TO-15	11/7/25 8:00	11/12/25 04:38	YR
1,4-Dichlorobenzene	ND	CAL-E	0.018	0.077	0.769	ppbv	EPA TO-15	11/7/25 8:00	11/12/25 04:38	YR
1,4-Dioxane	ND		0.081	0.38	0.769	ppbv	EPA TO-15	11/7/25 8:00	11/12/25 04:38	YR
* ^2,2,4-Trimethylpentane	0.37		0.017	0.038	0.769	ppbv	EPA TO-15	11/7/25 8:00	11/12/25 04:38	YR
2-Butanone	0.47	J	0.065	3.8	0.769	ppbv	EPA TO-15	11/7/25 8:00	11/12/25 04:38	YR
* 2-Hexanone	ND		0.042	0.15	0.769	ppbv	EPA TO-15	11/7/25 8:00	11/12/25 04:38	YR
3-Chloropropene	ND		0.033	0.38	0.769	ppbv	EPA TO-15	11/7/25 8:00	11/12/25 04:38	YR
4-Methyl-2-pentanone	0.18		0.034	0.077	0.769	ppbv	EPA TO-15	11/7/25 8:00	11/12/25 04:38	YR
Acetone	2.5	J	0.40	3.8	0.769	ppbv	EPA TO-15	11/7/25 8:00	11/12/25 04:38	YR
* ^Acrolein	0.23		0.048	0.077	0.769	ppbv	EPA TO-15	11/7/25 8:00	11/12/25 04:38	YR
Acrylonitrile	ND		0.74	3.8	0.769	ppbv	EPA TO-15	11/7/25 8:00	11/12/25 04:38	YR
Benzene	0.16		0.023	0.077	0.769	ppbv	EPA TO-15	11/7/25 8:00	11/12/25 04:38	YR
Benzyl chloride	ND		0.022	1.9	0.769	ppbv	EPA TO-15	11/7/25 8:00	11/12/25 04:38	YR
Bromodichloromethane	0.33		0.023	0.077	0.769	ppbv	EPA TO-15	11/7/25 8:00	11/12/25 04:38	YR
Bromoform	ND		0.033	0.077	0.769	ppbv	EPA TO-15	11/7/25 8:00	11/12/25 04:38	YR
Bromomethane	ND		0.034	0.077	0.769	ppbv	EPA TO-15	11/7/25 8:00	11/12/25 04:38	YR
Carbon disulfide	0.077		0.020	0.077	0.769	ppbv	EPA TO-15	11/7/25 8:00	11/12/25 04:38	YR
Carbon tetrachloride	ND		0.017	0.019	0.769	ppbv	EPA TO-15	11/7/25 8:00	11/12/25 04:38	YR
Chlorobenzene	ND		0.029	0.077	0.769	ppbv	EPA TO-15	11/7/25 8:00	11/12/25 04:38	YR
Chloroethane	ND		0.044	0.077	0.769	ppbv	EPA TO-15	11/7/25 8:00	11/12/25 04:38	YR
Chloroform	2.3		0.020	0.077	0.769	ppbv	EPA TO-15	11/7/25 8:00	11/12/25 04:38	YR
Chloromethane	0.25		0.022	0.077	0.769	ppbv	EPA TO-15	11/7/25 8:00	11/12/25 04:38	YR
cis-1,2-Dichloroethylene	3.0		0.020	0.038	0.769	ppbv	EPA TO-15	11/7/25 8:00	11/12/25 04:38	YR
cis-1,3-Dichloropropylene	ND		0.030	0.077	0.769	ppbv	EPA TO-15	11/7/25 8:00	11/12/25 04:38	YR
Cyclohexane	ND		0.022	0.077	0.769	ppbv	EPA TO-15	11/7/25 8:00	11/12/25 04:38	YR
Dibromochloromethane	ND		0.031	0.077	0.769	ppbv	EPA TO-15	11/7/25 8:00	11/12/25 04:38	YR
Dichlorodifluoromethane	0.46		0.024	0.077	0.769	ppbv	EPA TO-15	11/7/25 8:00	11/12/25 04:38	YR
* Ethyl acetate	3.9		0.022	0.77	0.769	ppbv	EPA TO-15	11/7/25 8:00	11/12/25 04:38	YR



Client:	Todd J. Syska Inc.	York Sample ID:	25K0190-03
Client Project:	American Cleaners Middletown	Date Received:	11/05/2025
Client Sample ID:	XP3	Collection Date/Time:	11/4/25 10:20


Lab ID:	25K0190-03	Laboratory:	Queens
Analysis:	Volatile Organic Compounds in Air by GC/MS	Matrix:	Outdoor Ambient Air
Prep Method:	Sample Prepared by Method: EPA TO15 PREP		

Parameter	Result	Flag	MDL	RL	Dilution	Units	Reference Method	Extracted	Analyzed	Analyst
Ethyl Benzene	0.35		0.026	0.077	0.769	ppbv	EPA TO-15	11/7/25 8:00	11/12/25 04:38	YR
Hexachlorobutadiene	ND		0.029	0.077	0.769	ppbv	EPA TO-15	11/7/25 8:00	11/12/25 04:38	YR
Isopropanol	1.7		0.062	0.46	0.769	ppbv	EPA TO-15	11/7/25 8:00	11/12/25 04:38	YR
Isopropylbenzene	0.11		0.012	0.077	0.769	ppbv	EPA TO-15	11/7/25 8:00	11/12/25 04:38	YR
Methyl Methacrylate	ND		0.048	0.077	0.769	ppbv	EPA TO-15	11/7/25 8:00	11/12/25 04:38	YR
Methyl tert-butyl ether (MTBE)	ND		0.024	0.077	0.769	ppbv	EPA TO-15	11/7/25 8:00	11/12/25 04:38	YR
Methylene chloride	0.085	J	0.026	0.46	0.769	ppbv	EPA TO-15	11/7/25 8:00	11/12/25 04:38	YR
* ^Naphthalene	1.3		0.053	0.77	0.769	ppbv	EPA TO-15	11/7/25 8:00	11/12/25 04:38	YR
* n-Butylbenzene	ND		0.023	0.077	0.769	ppbv	EPA TO-15	11/7/25 8:00	11/12/25 04:38	YR
n-Heptane	0.12		0.027	0.077	0.769	ppbv	EPA TO-15	11/7/25 8:00	11/12/25 04:38	YR
n-Hexane	0.34		0.024	0.077	0.769	ppbv	EPA TO-15	11/7/25 8:00	11/12/25 04:38	YR
* n-Propylbenzene	0.12		0.017	0.077	0.769	ppbv	EPA TO-15	11/7/25 8:00	11/12/25 04:38	YR
o-Xylene	0.58		0.027	0.077	0.769	ppbv	EPA TO-15	11/7/25 8:00	11/12/25 04:38	YR
p- & m- Xylenes	1.6		0.039	0.15	0.769	ppbv	EPA TO-15	11/7/25 8:00	11/12/25 04:38	YR
* p-Ethyltoluene	ND		0.027	0.077	0.769	ppbv	EPA TO-15	11/7/25 8:00	11/12/25 04:38	YR
* p-Isopropyltoluene	ND		0.014	0.077	0.769	ppbv	EPA TO-15	11/7/25 8:00	11/12/25 04:38	YR
* Propylene	ND		0.037	0.077	0.769	ppbv	EPA TO-15	11/7/25 8:00	11/12/25 04:38	YR
* sec-Butylbenzene	ND		0.020	0.077	0.769	ppbv	EPA TO-15	11/7/25 8:00	11/12/25 04:38	YR
Styrene	ND		0.024	0.077	0.769	ppbv	EPA TO-15	11/7/25 8:00	11/12/25 04:38	YR
* tert-Butylbenzene	ND		0.029	0.077	0.769	ppbv	EPA TO-15	11/7/25 8:00	11/12/25 04:38	YR
Tetrachloroethylene	230		0.69	2.9	28.86	ppbv	EPA TO-15	11/7/25 8:00	11/12/25 00:46	YR
* Tetrahydrofuran	0.092	J	0.026	0.15	0.769	ppbv	EPA TO-15	11/7/25 8:00	11/12/25 04:38	YR
Toluene	1.2		0.024	0.077	0.769	ppbv	EPA TO-15	11/7/25 8:00	11/12/25 04:38	YR
trans-1,2-Dichloroethylene	ND		0.014	0.077	0.769	ppbv	EPA TO-15	11/7/25 8:00	11/12/25 04:38	YR
trans-1,3-Dichloropropylene	ND		0.031	0.077	0.769	ppbv	EPA TO-15	11/7/25 8:00	11/12/25 04:38	YR
Trichloroethylene	3.6		0.012	0.019	0.769	ppbv	EPA TO-15	11/7/25 8:00	11/12/25 04:38	YR
Trichlorofluoromethane (Freon 11)	0.21		0.024	0.077	0.769	ppbv	EPA TO-15	11/7/25 8:00	11/12/25 04:38	YR
Vinyl acetate	ND		0.039	0.077	0.769	ppbv	EPA TO-15	11/7/25 8:00	11/12/25 04:38	YR
Vinyl bromide	ND		0.019	0.077	0.769	ppbv	EPA TO-15	11/7/25 8:00	11/12/25 04:38	YR
Vinyl Chloride	ND		0.031	0.038	0.769	ppbv	EPA TO-15	11/7/25 8:00	11/12/25 04:38	YR
Xylenes, Total	2.1		0.064	0.23	0.769	ppbv	EPA TO-15	11/7/25 8:00	11/12/25 04:38	YR

Client:	Todd J. Syska Inc.	York Sample ID:	25K0190-04
Client Project:	American Cleaners Middletown	Date Received:	11/05/2025
Client Sample ID:	XP4	Collection Date/Time:	11/4/25 10:25

Lab ID:	25K0190-04	Laboratory:	Queens
Analysis:	Volatile Organic Compounds in Air by GC/MS	Matrix:	Outdoor Ambient Air
Prep Method:	Sample Prepared by Method: EPA TO15 PREP		

Parameter	Result	Flag	MDL	RL	Dilution	Units	Reference Method	Extracted	Analyzed	Analyst
-----------	--------	------	-----	----	----------	-------	------------------	-----------	----------	---------



Client: Todd J. Syska Inc.

York Sample ID: 25K0190-04

Client Project: American Cleaners Middletown

Date Received: 11/05/2025

Client Sample ID: XP4

Collection Date/Time: 11/4/25 10:25

Lab ID: 25K0190-04


Laboratory: Queens

Analysis: Volatile Organic Compounds in Air by GC/MS

Matrix: Outdoor Ambient Air

Prep Method: Sample Prepared by Method: EPA TO15 PREP


Parameter	Result	Flag	MDL	RL	Dilution	Units	Reference Method	Extracted	Analyzed	Analyst
* 1,1,1,2-Tetrachloroethane	ND		0.019	0.078	0.783	ppbv	EPA TO-15	11/7/25 8:00	11/12/25 02:18	YR
1,1,1-Trichloroethane	ND		0.027	0.078	0.783	ppbv	EPA TO-15	11/7/25 8:00	11/12/25 02:18	YR
1,1,1,2-Tetrachloroethane	ND		0.022	0.078	0.783	ppbv	EPA TO-15	11/7/25 8:00	11/12/25 02:18	YR
1,1,2-Trichloro-1,2,2-trifluoroethane (Freon 113)	ND		0.028	0.078	0.783	ppbv	EPA TO-15	11/7/25 8:00	11/12/25 02:18	YR
1,1,2-Trichloroethane	ND		0.028	0.078	0.783	ppbv	EPA TO-15	11/7/25 8:00	11/12/25 02:18	YR
1,1-Dichloroethane	ND		0.032	0.078	0.783	ppbv	EPA TO-15	11/7/25 8:00	11/12/25 02:18	YR
1,1-Dichloroethylene	ND		0.034	0.039	0.783	ppbv	EPA TO-15	11/7/25 8:00	11/12/25 02:18	YR
1,2,4-Trichlorobenzene	ND	CAL-E	0.030	3.9	0.783	ppbv	EPA TO-15	11/7/25 8:00	11/12/25 02:18	YR
1,2,4-Trimethylbenzene	1.1		0.026	0.078	0.783	ppbv	EPA TO-15	11/7/25 8:00	11/12/25 02:18	YR
1,2-Dibromoethane	ND		0.025	0.078	0.783	ppbv	EPA TO-15	11/7/25 8:00	11/12/25 02:18	YR
1,2-Dichlorobenzene	ND		0.024	0.078	0.783	ppbv	EPA TO-15	11/7/25 8:00	11/12/25 02:18	YR
1,2-Dichloroethane	ND		0.020	0.078	0.783	ppbv	EPA TO-15	11/7/25 8:00	11/12/25 02:18	YR
1,2-Dichloropropane	ND		0.026	0.078	0.783	ppbv	EPA TO-15	11/7/25 8:00	11/12/25 02:18	YR
1,2-Dichlorotetrafluoroethane	ND		0.023	0.078	0.783	ppbv	EPA TO-15	11/7/25 8:00	11/12/25 02:18	YR
1,3,5-Trimethylbenzene	0.22		0.012	0.078	0.783	ppbv	EPA TO-15	11/7/25 8:00	11/12/25 02:18	YR
1,3-Butadiene	ND		0.019	0.23	0.783	ppbv	EPA TO-15	11/7/25 8:00	11/12/25 02:18	YR
1,3-Dichlorobenzene	ND		0.022	0.078	0.783	ppbv	EPA TO-15	11/7/25 8:00	11/12/25 02:18	YR
* 1,3-Dichloropropane	ND		0.013	0.078	0.783	ppbv	EPA TO-15	11/7/25 8:00	11/12/25 02:18	YR
1,4-Dichlorobenzene	ND	CAL-E	0.019	0.078	0.783	ppbv	EPA TO-15	11/7/25 8:00	11/12/25 02:18	YR
1,4-Dioxane	ND		0.082	0.39	0.783	ppbv	EPA TO-15	11/7/25 8:00	11/12/25 02:18	YR
* ^2,2,4-Trimethylpentane	1.1		0.017	0.039	0.783	ppbv	EPA TO-15	11/7/25 8:00	11/12/25 02:18	YR
2-Butanone	0.91	J	0.066	3.9	0.783	ppbv	EPA TO-15	11/7/25 8:00	11/12/25 02:18	YR
* 2-Hexanone	ND		0.042	0.16	0.783	ppbv	EPA TO-15	11/7/25 8:00	11/12/25 02:18	YR
3-Chloropropene	ND		0.033	0.39	0.783	ppbv	EPA TO-15	11/7/25 8:00	11/12/25 02:18	YR
4-Methyl-2-pentanone	ND		0.035	0.078	0.783	ppbv	EPA TO-15	11/7/25 8:00	11/12/25 02:18	YR
Acetone	2.8	J	0.41	3.9	0.783	ppbv	EPA TO-15	11/7/25 8:00	11/12/25 02:18	YR
* ^Acrolein	ND		0.049	0.078	0.783	ppbv	EPA TO-15	11/7/25 8:00	11/12/25 02:18	YR
Acrylonitrile	ND		0.75	3.9	0.783	ppbv	EPA TO-15	11/7/25 8:00	11/12/25 02:18	YR
Benzene	0.30		0.023	0.078	0.783	ppbv	EPA TO-15	11/7/25 8:00	11/12/25 02:18	YR
Benzyl chloride	ND		0.022	2.0	0.783	ppbv	EPA TO-15	11/7/25 8:00	11/12/25 02:18	YR
Bromodichloromethane	ND		0.023	0.078	0.783	ppbv	EPA TO-15	11/7/25 8:00	11/12/25 02:18	YR
Bromoform	ND		0.033	0.078	0.783	ppbv	EPA TO-15	11/7/25 8:00	11/12/25 02:18	YR
Bromomethane	ND		0.034	0.078	0.783	ppbv	EPA TO-15	11/7/25 8:00	11/12/25 02:18	YR
Carbon disulfide	ND		0.020	0.078	0.783	ppbv	EPA TO-15	11/7/25 8:00	11/12/25 02:18	YR
Carbon tetrachloride	ND		0.017	0.020	0.783	ppbv	EPA TO-15	11/7/25 8:00	11/12/25 02:18	YR
Chlorobenzene	ND		0.030	0.078	0.783	ppbv	EPA TO-15	11/7/25 8:00	11/12/25 02:18	YR
Chloroethane	ND		0.044	0.078	0.783	ppbv	EPA TO-15	11/7/25 8:00	11/12/25 02:18	YR
Chloroform	0.14		0.020	0.078	0.783	ppbv	EPA TO-15	11/7/25 8:00	11/12/25 02:18	YR
Chloromethane	0.11		0.022	0.078	0.783	ppbv	EPA TO-15	11/7/25 8:00	11/12/25 02:18	YR
cis-1,2-Dichloroethylene	ND		0.020	0.039	0.783	ppbv	EPA TO-15	11/7/25 8:00	11/12/25 02:18	YR
cis-1,3-Dichloropropylene	ND		0.031	0.078	0.783	ppbv	EPA TO-15	11/7/25 8:00	11/12/25 02:18	YR
Cyclohexane	0.086		0.022	0.078	0.783	ppbv	EPA TO-15	11/7/25 8:00	11/12/25 02:18	YR
Dibromochloromethane	ND		0.032	0.078	0.783	ppbv	EPA TO-15	11/7/25 8:00	11/12/25 02:18	YR
Dichlorodifluoromethane	0.46		0.024	0.078	0.783	ppbv	EPA TO-15	11/7/25 8:00	11/12/25 02:18	YR
* Ethyl acetate	19		0.022	0.78	0.783	ppbv	EPA TO-15	11/7/25 8:00	11/12/25 02:18	YR



Client: Todd J. Syska Inc.	York Sample ID: 25K0190-04
Client Project: American Cleaners Middletown	Date Received: 11/05/2025
Client Sample ID: XP4	Collection Date/Time: 11/4/25 10:25


Lab ID: 25K0190-04	Laboratory: Queens
Analysis: Volatile Organic Compounds in Air by GC/MS	Matrix: Outdoor Ambient Air
Prep Method: Sample Prepared by Method: EPA TO15 PREP	

Parameter	Result	Flag	MDL	RL	Dilution	Units	Reference Method	Extracted	Analyzed	Analyst
Ethyl Benzene	0.38		0.026	0.078	0.783	ppbv	EPA TO-15	11/7/25 8:00	11/12/25 02:18	YR
Hexachlorobutadiene	ND		0.030	0.078	0.783	ppbv	EPA TO-15	11/7/25 8:00	11/12/25 02:18	YR
Isopropanol	0.78		0.063	0.47	0.783	ppbv	EPA TO-15	11/7/25 8:00	11/12/25 02:18	YR
Isopropylbenzene	0.14		0.012	0.078	0.783	ppbv	EPA TO-15	11/7/25 8:00	11/12/25 02:18	YR
Methyl Methacrylate	ND		0.049	0.078	0.783	ppbv	EPA TO-15	11/7/25 8:00	11/12/25 02:18	YR
Methyl tert-butyl ether (MTBE)	ND		0.024	0.078	0.783	ppbv	EPA TO-15	11/7/25 8:00	11/12/25 02:18	YR
Methylene chloride	ND		0.026	0.47	0.783	ppbv	EPA TO-15	11/7/25 8:00	11/12/25 02:18	YR
* ^Naphthalene	1.4		0.054	0.78	0.783	ppbv	EPA TO-15	11/7/25 8:00	11/12/25 02:18	YR
* n-Butylbenzene	ND		0.023	0.078	0.783	ppbv	EPA TO-15	11/7/25 8:00	11/12/25 02:18	YR
n-Heptane	ND		0.027	0.078	0.783	ppbv	EPA TO-15	11/7/25 8:00	11/12/25 02:18	YR
n-Hexane	0.52		0.025	0.078	0.783	ppbv	EPA TO-15	11/7/25 8:00	11/12/25 02:18	YR
* n-Propylbenzene	0.14		0.017	0.078	0.783	ppbv	EPA TO-15	11/7/25 8:00	11/12/25 02:18	YR
o-Xylene	0.61		0.027	0.078	0.783	ppbv	EPA TO-15	11/7/25 8:00	11/12/25 02:18	YR
p- & m- Xylenes	1.7		0.040	0.16	0.783	ppbv	EPA TO-15	11/7/25 8:00	11/12/25 02:18	YR
* p-Ethyltoluene	ND		0.027	0.078	0.783	ppbv	EPA TO-15	11/7/25 8:00	11/12/25 02:18	YR
* p-Isopropyltoluene	ND		0.014	0.078	0.783	ppbv	EPA TO-15	11/7/25 8:00	11/12/25 02:18	YR
* Propylene	ND		0.037	0.078	0.783	ppbv	EPA TO-15	11/7/25 8:00	11/12/25 02:18	YR
* sec-Butylbenzene	ND		0.020	0.078	0.783	ppbv	EPA TO-15	11/7/25 8:00	11/12/25 02:18	YR
Styrene	ND		0.024	0.078	0.783	ppbv	EPA TO-15	11/7/25 8:00	11/12/25 02:18	YR
* tert-Butylbenzene	ND		0.030	0.078	0.783	ppbv	EPA TO-15	11/7/25 8:00	11/12/25 02:18	YR
Tetrachloroethylene	14		0.019	0.078	0.783	ppbv	EPA TO-15	11/7/25 8:00	11/12/25 02:18	YR
* Tetrahydrofuran	ND		0.026	0.16	0.783	ppbv	EPA TO-15	11/7/25 8:00	11/12/25 02:18	YR
Toluene	1.7		0.024	0.078	0.783	ppbv	EPA TO-15	11/7/25 8:00	11/12/25 02:18	YR
trans-1,2-Dichloroethylene	ND		0.014	0.078	0.783	ppbv	EPA TO-15	11/7/25 8:00	11/12/25 02:18	YR
trans-1,3-Dichloropropylene	ND		0.031	0.078	0.783	ppbv	EPA TO-15	11/7/25 8:00	11/12/25 02:18	YR
Trichloroethylene	0.42		0.012	0.020	0.783	ppbv	EPA TO-15	11/7/25 8:00	11/12/25 02:18	YR
Trichlorofluoromethane (Freon 11)	0.18		0.024	0.078	0.783	ppbv	EPA TO-15	11/7/25 8:00	11/12/25 02:18	YR
Vinyl acetate	0.20		0.039	0.078	0.783	ppbv	EPA TO-15	11/7/25 8:00	11/12/25 02:18	YR
Vinyl bromide	ND		0.019	0.078	0.783	ppbv	EPA TO-15	11/7/25 8:00	11/12/25 02:18	YR
Vinyl Chloride	ND		0.031	0.039	0.783	ppbv	EPA TO-15	11/7/25 8:00	11/12/25 02:18	YR
Xylenes, Total	2.3		0.065	0.23	0.783	ppbv	EPA TO-15	11/7/25 8:00	11/12/25 02:18	YR




Certified Analyses included in this Report

Analyte	CAS #	Certifications
<i>EPA TO-15 in Air</i>		
1,1,1-Trichloroethane	71-55-6	NJDEP-NY037,NYSDOH-NY12058
1,1,2,2-Tetrachloroethane	79-34-5	NJDEP-NY037,NYSDOH-NY12058
1,1,2-Trichloro-1,2,2-trifluoroethane (Freon 113)	76-13-1	NJDEP-NY037,NYSDOH-NY12058
1,1,2-Trichloroethane	79-00-5	NJDEP-NY037,NYSDOH-NY12058
1,1-Dichloroethane	75-34-3	NJDEP-NY037,NYSDOH-NY12058
1,1-Dichloroethylene	75-35-4	NJDEP-NY037,NYSDOH-NY12058
1,2,4-Trichlorobenzene	120-82-1	NJDEP-NY037,NYSDOH-NY12058
1,2,4-Trimethylbenzene	95-63-6	NJDEP-NY037,NYSDOH-NY12058
1,2-Dibromoethane	106-93-4	NJDEP-NY037,NYSDOH-NY12058
1,2-Dichlorobenzene	95-50-1	NJDEP-NY037,NYSDOH-NY12058
1,2-Dichloroethane	107-06-2	NJDEP-NY037,NYSDOH-NY12058
1,2-Dichloropropane	78-87-5	NJDEP-NY037,NYSDOH-NY12058
1,2-Dichlorotetrafluoroethane	76-14-2	NJDEP-NY037,NYSDOH-NY12058
1,3,5-Trimethylbenzene	108-67-8	NJDEP-NY037,NYSDOH-NY12058
1,3-Butadiene	106-99-0	NJDEP-NY037,NYSDOH-NY12058
1,3-Dichlorobenzene	541-73-1	NJDEP-NY037,NYSDOH-NY12058
1,4-Dichlorobenzene	106-46-7	NJDEP-NY037,NYSDOH-NY12058
1,4-Dioxane	123-91-1	NJDEP-NY037,NYSDOH-NY12058
2-Butanone	78-93-3	NJDEP-NY037,NYSDOH-NY12058
3-Chloropropene	107-05-1	NJDEP-NY037,NYSDOH-NY12058
4-Methyl-2-pentanone	108-10-1	NJDEP-NY037,NYSDOH-NY12058
Acetone	67-64-1	NJDEP-NY037,NYSDOH-NY12058
Acrylonitrile	107-13-1	NJDEP-NY037,NYSDOH-NY12058
Benzene	71-43-2	NJDEP-NY037,NYSDOH-NY12058
Benzyl chloride	100-44-7	NJDEP-NY037,NYSDOH-NY12058
Bromodichloromethane	75-27-4	NJDEP-NY037,NYSDOH-NY12058
Bromoform	75-25-2	NJDEP-NY037,NYSDOH-NY12058
Bromomethane	74-83-9	NJDEP-NY037,NYSDOH-NY12058
Carbon disulfide	75-15-0	NJDEP-NY037,NYSDOH-NY12058
Carbon tetrachloride	56-23-5	NJDEP-NY037,NYSDOH-NY12058
Chlorobenzene	108-90-7	NJDEP-NY037,NYSDOH-NY12058
Chloroethane	75-00-3	NJDEP-NY037,NYSDOH-NY12058
Chloroform	67-66-3	NJDEP-NY037,NYSDOH-NY12058
Chloromethane	74-87-3	NJDEP-NY037,NYSDOH-NY12058
cis-1,2-Dichloroethylene	156-59-2	NJDEP-NY037,NYSDOH-NY12058
cis-1,3-Dichloropropylene	10061-01-5	NJDEP-NY037,NYSDOH-NY12058
Cyclohexane	110-82-7	NJDEP-NY037,NYSDOH-NY12058
Dibromochloromethane	124-48-1	NJDEP-NY037,NYSDOH-NY12058
Dichlorodifluoromethane	75-71-8	NJDEP-NY037,NYSDOH-NY12058
Ethyl Benzene	100-41-4	NJDEP-NY037,NYSDOH-NY12058
Hexachlorobutadiene	87-68-3	NJDEP-NY037,NYSDOH-NY12058
Isopropanol	67-63-0	NJDEP-NY037,NYSDOH-NY12058
Isopropylbenzene	98-82-8	NJDEP-NY037,NYSDOH-NY12058
Methyl Methacrylate	80-62-6	NJDEP-NY037,NYSDOH-NY12058
Methyl tert-butyl ether (MTBE)	1634-04-4	NJDEP-NY037,NYSDOH-NY12058
Methylene chloride	75-09-2	NJDEP-NY037,NYSDOH-NY12058
n-Heptane	142-82-5	NJDEP-NY037,NYSDOH-NY12058
n-Hexane	110-54-3	NJDEP-NY037,NYSDOH-NY12058
o-Xylene	95-47-6	NJDEP-NY037,NYSDOH-NY12058
p- & m- Xylenes	179601-23-1	NJDEP-NY037,NYSDOH-NY12058
Styrene	100-42-5	NJDEP-NY037,NYSDOH-NY12058
Tetrachloroethylene	127-18-4	NJDEP-NY037,NYSDOH-NY12058
Toluene	108-88-3	NJDEP-NY037,NYSDOH-NY12058




Certified Analyses included in this Report
(Continued)

Analyte	CAS #	Certifications
<i>EPA TO-15 in Air (Continued)</i>		
trans-1,2-Dichloroethylene	156-60-5	NJDEP-NY037,NYSDOH-NY12058
trans-1,3-Dichloropropylene	10061-02-6	NJDEP-NY037,NYSDOH-NY12058
Trichloroethylene	79-01-6	NJDEP-NY037,NYSDOH-NY12058
Trichlorofluoromethane (Freon 11)	75-69-4	NJDEP-NY037,NYSDOH-NY12058
Vinyl acetate	108-05-4	NJDEP-NY037,NYSDOH-NY12058
Vinyl bromide	593-60-2	NJDEP-NY037,NYSDOH-NY12058
Vinyl Chloride	75-01-4	NJDEP-NY037,NYSDOH-NY12058
Xylenes, Total	1330-20-7	NJDEP-NY037,NYSDOH-NY12058




List of Certifications

Code	Description	Number	Expires
NJDEP-NY037	NJDEP Certification - Queens	NY037	06/30/2026
NYSDOH-NY12058	NYSDOH NELAC/ELAP Program - Queens	NY ELAP-12058	04/01/2026




Analytical Batch Summary

Batch ID: BK50651	Preparation Method: EPA TO15 PREP	Prepared By: YR
YORK Sample ID	Client Sample ID	Preparation Date
25K0190-01	XP1	11/07/25
25K0190-01RE1	XP1	11/07/25
25K0190-02	XP2	11/07/25
25K0190-02RE1	XP2	11/07/25
25K0190-03	XP3	11/07/25
25K0190-03RE1	XP3	11/07/25
25K0190-04	XP4	11/07/25
BK50651-BLK1	Blank	11/10/25
BK50651-BS1	LCS	11/10/25




Volatile Organic Compounds in Air by GC/MS - Quality Control Data
York Analytical Laboratories, Inc.

Analyte	Result	Reporting Limit	Units	Spike Level	Source* Result	%REC	%REC Limits	Flag	RPD	RPD Limit	Flag
Batch BK50651 - EPA TO15 PREP											
Blank (BK50651-BLK1)											
Prepared: 11/10/2025 Analyzed: 11/11/2025											
1,1,1,2-Tetrachloroethane	ND	0.10	ppbv								
1,1,1-Trichloroethane	ND	0.10	ppbv								
1,1,2,2-Tetrachloroethane	ND	0.10	ppbv								
1,1,2-Trichloro-1,2,2-trifluoroethane (Freon 113)	ND	0.10	ppbv								
1,1,2-Trichloroethane	ND	0.10	ppbv								
1,1-Dichloroethane	ND	0.10	ppbv								
1,1-Dichloroethylene	ND	0.050	ppbv								
1,2,4-Trichlorobenzene	ND	5.0	ppbv								
1,2,4-Trimethylbenzene	ND	0.10	ppbv								
1,2-Dibromoethane	ND	0.10	ppbv								
1,2-Dichlorobenzene	ND	0.10	ppbv								
1,2-Dichloroethane	ND	0.10	ppbv								
1,2-Dichloropropane	ND	0.10	ppbv								
1,2-Dichlorotetrafluoroethane	ND	0.10	ppbv								
1,3,5-Trimethylbenzene	ND	0.10	ppbv								
1,3-Butadiene	ND	0.30	ppbv								
1,3-Dichlorobenzene	ND	0.10	ppbv								
1,3-Dichloropropane	ND	0.10	ppbv								
1,4-Dichlorobenzene	ND	0.10	ppbv								
1,4-Dioxane	ND	0.50	ppbv								
2,2,4-Trimethylpentane	ND	0.050	ppbv								
2-Butanone	ND	5.0	ppbv								
2-Hexanone	ND	0.20	ppbv								
3-Chloropropene	ND	0.50	ppbv								
4-Methyl-2-pentanone	ND	0.10	ppbv								
Acetone	ND	5.0	ppbv								
Acrolein	ND	0.10	ppbv								
Acrylonitrile	ND	5.0	ppbv								
Benzene	ND	0.10	ppbv								
Benzyl chloride	ND	2.5	ppbv								
Bromodichloromethane	ND	0.10	ppbv								
Bromoform	ND	0.10	ppbv								
Bromomethane	ND	0.10	ppbv								
Carbon disulfide	ND	0.10	ppbv								
Carbon tetrachloride	ND	0.025	ppbv								
Chlorobenzene	ND	0.10	ppbv								
Chloroethane	ND	0.10	ppbv								
Chloroform	ND	0.10	ppbv								
Chloromethane	ND	0.10	ppbv								
cis-1,2-Dichloroethylene	ND	0.050	ppbv								
cis-1,3-Dichloropropylene	ND	0.10	ppbv								
Cyclohexane	ND	0.10	ppbv								
Dibromochloromethane	ND	0.10	ppbv								
Dichlorodifluoromethane	ND	0.10	ppbv								
Ethyl acetate	ND	5.0	ppbv								
Ethyl Benzene	ND	0.10	ppbv								
Hexachlorobutadiene	ND	0.10	ppbv								
Isopropanol	0.13	0.60	ppbv								
Isopropylbenzene	ND	0.10	ppbv								
Methyl Methacrylate	ND	0.10	ppbv								




Volatile Organic Compounds in Air by GC/MS - Quality Control Data
York Analytical Laboratories, Inc.

Analyte	Result	Reporting Limit	Units	Spike Level	Source* Result	%REC	%REC Limits	Flag	RPD	RPD Limit	Flag
Batch BK50651 - EPA TO15 PREP											
Blank (BK50651-BLK1) Prepared: 11/10/2025 Analyzed: 11/11/2025											
Methyl tert-butyl ether (MTBE)	ND	0.10	ppbv								
Methylene chloride	ND	0.60	ppbv								
Naphthalene	ND	1.0	ppbv								
n-Butylbenzene	ND	0.10	ppbv								
n-Heptane	ND	0.10	ppbv								
n-Hexane	ND	0.10	ppbv								
n-Propylbenzene	ND	0.10	ppbv								
o-Xylene	ND	0.10	ppbv								
p- & m- Xylenes	ND	0.20	ppbv								
p-Ethyltoluene	ND	0.10	ppbv								
p-Isopropyltoluene	ND	0.10	ppbv								
Propylene	ND	0.10	ppbv								
sec-Butylbenzene	ND	0.10	ppbv								
Styrene	ND	0.10	ppbv								
tert-Butylbenzene	ND	0.10	ppbv								
Tetrachloroethylene	ND	0.10	ppbv								
Tetrahydrofuran	ND	0.20	ppbv								
Toluene	ND	0.10	ppbv								
trans-1,2-Dichloroethylene	ND	0.10	ppbv								
trans-1,3-Dichloropropylene	ND	0.10	ppbv								
Trichloroethylene	ND	0.025	ppbv								
Trichlorofluoromethane (Freon 11)	ND	0.10	ppbv								
Vinyl acetate	ND	0.10	ppbv								
Vinyl bromide	ND	0.10	ppbv								
Vinyl Chloride	ND	0.050	ppbv								
Xylenes, Total	ND	0.30	ppbv								
LCS (BK50651-BS1)						Prepared: 11/10/2025 Analyzed: 11/11/2025					
1,1,1,2-Tetrachloroethane	9.73		ppbv	10.0		97.3	70-130				
1,1,1-Trichloroethane	9.40		ppbv	10.0		94.0	70-130				
1,1,2,2-Tetrachloroethane	11.2		ppbv	10.0		112	70-130				
1,1,2-Trichloro-1,2,2-trifluoroethane (Freon 113)	9.78		ppbv	10.0		97.8	70-130				
1,1,2-Trichloroethane	10.5		ppbv	10.0		105	70-130				
1,1-Dichloroethane	9.41		ppbv	10.0		94.1	70-130				
1,1-Dichloroethylene	9.14		ppbv	10.0		91.4	70-130				
1,2,4-Trichlorobenzene	8.54		ppbv	10.0		85.4	70-130				
1,2,4-Trimethylbenzene	10.6		ppbv	10.0		106	70-130				
1,2-Dibromoethane	10.5		ppbv	10.0		105	70-130				
1,2-Dichlorobenzene	11.1		ppbv	10.0		111	70-130				
1,2-Dichloroethane	9.12		ppbv	10.0		91.2	70-130				
1,2-Dichloropropane	10.5		ppbv	10.0		105	70-130				
1,2-Dichlorotetrafluoroethane	10.9		ppbv	10.0		109	70-130				
1,3,5-Trimethylbenzene	10.4		ppbv	10.0		104	70-130				
1,3-Butadiene	10.7		ppbv	10.0		107	70-130				
1,3-Dichlorobenzene	11.3		ppbv	10.0		113	70-130				
1,3-Dichloropropane	10.6		ppbv	10.0		106	70-130				
1,4-Dichlorobenzene	11.3		ppbv	10.0		113	70-130				
1,4-Dioxane	10.3		ppbv	10.0		103	70-130				
2,2,4-Trimethylpentane	10.0		ppbv	10.0		100	70-130				
2-Butanone	9.31		ppbv	10.0		93.1	70-130				
2-Hexanone	10.3		ppbv	10.0		103	70-130				




Volatile Organic Compounds in Air by GC/MS - Quality Control Data
York Analytical Laboratories, Inc.

Analyte	Result	Reporting Limit	Units	Spike Level	Source* Result	%REC	%REC Limits	Flag	RPD	RPD Limit	Flag
Batch BK50651 - EPA TO15 PREP											
LCS (BK50651-BS1)											
Prepared: 11/10/2025 Analyzed: 11/11/2025											
3-Chloropropene	9.28		ppbv	10.0		92.8	70-130				
4-Methyl-2-pentanone	9.75		ppbv	10.0		97.5	70-130				
Acetone	8.40		ppbv	10.0		84.0	70-130				
Acrolein	9.95		ppbv	10.0		99.5	70-130				
Acrylonitrile	8.92		ppbv	10.0		89.2	70-130				
Benzene	9.96		ppbv	10.0		99.6	70-130				
Benzyl chloride	10.7		ppbv	10.0		107	70-130				
Bromodichloromethane	10.4		ppbv	10.0		104	70-130				
Bromoform	9.83		ppbv	10.0		98.3	70-130				
Bromomethane	10.2		ppbv	10.0		102	70-130				
Carbon disulfide	10.0		ppbv	10.0		100	70-130				
Carbon tetrachloride	8.74		ppbv	10.0		87.4	70-130				
Chlorobenzene	9.92		ppbv	10.0		99.2	70-130				
Chloroethane	10.2		ppbv	10.0		102	70-130				
Chloroform	9.72		ppbv	10.0		97.2	70-130				
Chloromethane	11.8		ppbv	10.0		118	70-130				
cis-1,2-Dichloroethylene	8.88		ppbv	10.0		88.8	70-130				
cis-1,3-Dichloropropylene	10.7		ppbv	10.0		107	70-130				
Cyclohexane	9.74		ppbv	10.0		97.4	70-130				
Dibromochloromethane	10.0		ppbv	10.0		100	70-130				
Dichlorodifluoromethane	10.3		ppbv	10.0		103	70-130				
Ethyl acetate	8.97		ppbv	10.0		89.7	70-130				
Ethyl Benzene	10.2		ppbv	10.0		102	70-130				
Hexachlorobutadiene	9.73		ppbv	10.0		97.3	70-130				
Isopropanol	9.72		ppbv	10.0		97.2	70-130				
Isopropylbenzene	10.4		ppbv	10.0		104	70-130				
Methyl Methacrylate	10.1		ppbv	10.0		101	70-130				
Methyl tert-butyl ether (MTBE)	9.62		ppbv	10.0		96.2	70-130				
Methylene chloride	9.47		ppbv	10.0		94.7	70-130				
Naphthalene	10.1		ppbv	10.0		101	70-130				
n-Butylbenzene	12.1		ppbv	10.0		121	70-130				
n-Heptane	9.18		ppbv	10.0		91.8	70-130				
n-Hexane	9.91		ppbv	10.0		99.1	70-130				
n-Propylbenzene	10.9		ppbv	10.0		109	70-130				
o-Xylene	10.1		ppbv	10.0		101	70-130				
p- & m- Xylenes	20.0		ppbv	20.0		100	70-130				
p-Ethyltoluene	10.7		ppbv	10.0		107	70-130				
p-Isopropyltoluene	10.9		ppbv	10.0		109	70-130				
Propylene	10.5		ppbv	10.0		105	70-130				
sec-Butylbenzene	10.9		ppbv	10.0		109	70-130				
Styrene	10.4		ppbv	10.0		104	70-130				
tert-Butylbenzene	10.5		ppbv	10.0		105	70-130				
Tetrachloroethylene	9.41		ppbv	10.0		94.1	70-130				
Tetrahydrofuran	9.28		ppbv	10.0		92.8	70-130				
Toluene	10.1		ppbv	10.0		101	70-130				
trans-1,2-Dichloroethylene	9.49		ppbv	10.0		94.9	70-130				
trans-1,3-Dichloropropylene	10.6		ppbv	10.0		106	70-130				
Trichloroethylene	9.44		ppbv	10.0		94.4	70-130				
Trichlorofluoromethane (Freon 11)	9.26		ppbv	10.0		92.6	70-130				
Vinyl acetate	9.69		ppbv	10.0		96.9	70-130				
Vinyl bromide	10.1		ppbv	10.0		101	70-130				



Volatile Organic Compounds in Air by GC/MS - Quality Control Data
York Analytical Laboratories, Inc.

Analyte	Result	Reporting Limit	Units	Spike Level	Source* Result	%REC	%REC Limits	Flag	RPD	RPD Limit	Flag
Batch BK50651 - EPA TO15 PREP											
LCS (BK50651-BS1)						Prepared: 11/10/2025 Analyzed: 11/11/2025					
Vinyl Chloride	10.1		ppbv	10.0		101	70-130				



Sample and Data Qualifiers Relating to This Work Order

CAL-E The value reported is ESTIMATED. The value is estimated due to its behavior during initial calibration (average Rf>20%)

^ Analyte is not certified but the state of sample origination offer certification for the Analyte

Definitions and Other Explanations

* Analyte is not certified or the state of the samples origination does not offer certification for the Analyte.

ND NOT DETECTED - the analyte is not detected at the Reported to level (LOQ/RL or LOD/MDL)

RL REPORTING LIMIT - the minimum reportable value based upon the lowest point in the analyte calibration curve.

LOQ LIMIT OF QUANTITATION - the minimum concentration of a target analyte that can be reported within a specified degree of confidence. This is the lowest point in an analyte calibration curve that has been subjected to all steps of the processing/analysis and verified to meet defined criteria. This is based upon NELAC 2009 Standards and applies to all analyses.

LOD LIMIT OF DETECTION - a verified estimate of the minimum concentration of a substance in a given matrix that an analytical process can reliably detect. This is based upon NELAC 2009 Standards and applies to all analyses conducted under the auspices of EPA SW-846.

MDL METHOD DETECTION LIMIT - a statistically derived estimate of the minimum amount of a substance an analytical system can reliably detect with a 99% confidence that the concentration of the substance is greater than zero. This is based upon 40 CFR Part 136 Appendix B and applies only to EPA 600 and 200 series methods.

Reported to This indicates that the data for a particular analysis is reported to either the LOD/MDL, or the LOQ/RL. In cases where the "Reported to" is located above the LOD/MDL, any value between this and the LOQ represents an estimated value which is "J" flagged accordingly. This applies to volatile and semi-volatile target compounds only.

NR Not reported

RPD Relative Percent Difference

Wet The data has been reported on an as-received (wet weight) basis

Low Bias Low Bias flag indicates that the recovery of the flagged analyte is below the laboratory or regulatory lower control limit. The data user should take note that this analyte may be biased low but should evaluate multiple lines of evidence including the LCS and site-specific MS/MSD data to draw bias conclusions. In cases where no site-specific MS/MSD was requested, only the LCS data can be used to evaluate such bias.

High Bias High Bias flag indicates that the recovery of the flagged analyte is above the laboratory or regulatory upper control limit. The data user should take note that this analyte may be biased high but should evaluate multiple lines of evidence including the LCS and site-specific MS/MSD data to draw bias conclusions. In cases where no site-specific MS/MSD was requested, only the LCS data can be used to evaluate such bias.

Non-Dir. Non-dir. flag (Non-Directional Bias) indicates that the Relative Percent Difference (RPD) (a measure of precision) among the MS and MSD data is outside the laboratory or regulatory control limit. This alerts the data user where the MS and MSD are from site-specific samples that the RPD is high due to either non-homogeneous distribution of target analyte between the MS/MSD or indicates poor reproducibility for other reasons.

If EPA SW-846 method 8270 is included herein it is noted that the target compound N-nitrosodiphenylamine (NDPA) decomposes in the gas chromatographic inlet and cannot be separated from diphenylamine (DPA). These results could actually represent 100% DPA, 100% NDPA or some combination of the two. For this reason, York reports the combined result for n-nitrosodiphenylamine and diphenylamine for either of these compounds as a combined concentration as Diphenylamine.

If Total PCBs are detected and the target aroclors reported are "Not detected", the Total PCB value is reported due to the presence of either or both Aroclors 1262 and 1268 which are non-target aroclors for some regulatory lists.

2-chloroethylvinyl ether readily breaks down under acidic conditions. Samples that are acid preserved, including standards will exhibit breakdown. The data user should take note.

Certification for pH is no longer offered by NYDOH ELAP.

Semi-Volatile and Volatile analyses are reported down to the LOD/MDL, with values between the LOD/MDL and the LOQ being "J" flagged as estimated results.

For analyses by EPA SW-846-8270D, the Limit of Quantitation (LOQ) reported for benzidine is based upon the lowest standard used for calibration and is not a verified LOQ due to this compound's propensity for oxidative losses during extraction/concentration procedures and non-reproducible chromatographic performance.



Field Chain-of-Custody Record - AIR

York Analytical Laboratories, Inc. (YORK)'s Standard Terms & Conditions are listed on the back side of this document. This document serves as your written authorization for YORK to proceed with the analyses requested below. Your signature binds you to YORK's Standard Terms & Conditions.

YORK Project No.
25K0190

120 Research Drive Stratford, CT 06615 132-02 89th Ave Queens, NY 11418 clientservices@yorklab.com www.yorklab.com 800-306-YORK 800-306-9675 Page ___ of ___

YOUR Information		Report To:		Invoice To:		YOUR Project Number		Turn-Around Time	
Company: TODD J SYSKA INC.		Company:		Company:		YOUR Project Name AMERICAN CLEAVERS MIDDLETOWN		RUSH - Next Day	
Address: 100 SPRUCE LAKE CLINTON CRS NY 12514		Address: SAME		Address: SAME				RUSH - Two Day	
Phone: 845-706-8000		Phone:		Phone:				RUSH - Three Day	
Contact: TODD		Contact:		Contact:				RUSH - Four Day	
E-mail: TODD@SYSKA-INC.COM		E-mail:		E-mail:				RUSH - Five Day	
						YOUR PO#:		Standard (6-9 Day) <input checked="" type="checkbox"/>	

Please print clearly and legibly. All information must be complete. Samples will not be logged in and the turn-around-time clock will not begin until any questions by YORK are resolved.	Air Matrix Codes		Samples From		Report / EDD Type (circle selections)			YORK Reg. Comp.				
	AI: Indoor Ambient Air	AO: Outdoor Amb. Air	AE: Vapor Extraction Well Process Gas/Effluent	AS: Soil Vapor/Sub-Slab	New York	New Jersey	Connecticut	Pennsylvania	Other:	Summary Report	CT RCP	Standard Excel EDD
					NY ASP A Package	NJDEP Reduced	NYSDEC EQUIS	NY ASP B Package	Deliverables	NJDEP SRP HazSite	NJDKQP	Other:

Certified Canisters: Batch ___ Individual ___		Please enter the following REQUIRED Field Data						Reporting Units: ug/m ³ ___ ppbv ___ ppmv ___		
Sample Identification	Date/Time Sample Start	Sample End	Matrix	Canister Vacuum (inHg)		Canister ID #	Flow Cont. ID #	Canister Size (L)	Analysis Requested	
				Before	After					
XP1	11-4-25 9:10	10:10		-30	-2	23200	13565		T0-15	
XP2	11-4-25 9:15	10:15		-25	-1	36983	7082		T0-15	
XP3	11-4-25 9:20	10:20		-30	-4	37000	6867		T0-15	
XP4	11-4-25 9:25	10:25		-28	-4	36860	6870		T0-15	

Comments:		Container Ship Date:		Detection Limits Required	
				≤ 1 ug/m3 _____ NYSDEC V1 Limits _____ Routine Survey _____ Other _____	
1. Samples Relinquished by / Company Todd J Syska 11-5-25	Date/Time	1. Samples Received by / Company Cheri C 11-5-25 12:00	Date/Time	2. Samples Relinquished by / Company Cheri C 11-5-25 15:00	Date/Time
3. Samples Received by / Company R 11/5/25 15:00	Date/Time	3. Samples Relinquished by / Company R 11/5/25 2:42	Date/Time	3. Samples Received by / Company Cheri C 11/5/25 21:48	Date/Time
4. Samples Relinquished by / Company Cheri C 11/5/25 00:16	Date/Time	4. Samples Received by / Company	Date/Time	Samples Received in LAB by R 11/6/25 8:30	Date / Time Temperature

American Cleaners Middletown Inc.
NYS DEC Site # C336091

Appendix E

Soil Vapor Guidance Matrices

Soil Vapor/Indoor Air Matrix A

May 2017

Analytes Assigned:

Trichloroethene (TCE), *cis*-1,2-Dichloroethene (c-1,2-DCE), 1,1-Dichloroethene (1,1-DCE), Carbon Tetrachloride

INDOOR AIR CONCENTRATION of COMPOUND (mcg/m ³)	
SUB-SLAB VAPOR CONCENTRATION of COMPOUND (mcg/m ³)	
< 6	1 and above
6 to < 60	0.2 to < 1
60 and above	< 0.2
	1. No further action
	2. No Further Action
	3. IDENTIFY SOURCE(S) and RESAMPLE or MITIGATE
	4. No further action
	5. MONITOR
	6. MITIGATE
	7. MITIGATE
	8. MITIGATE
	9. MITIGATE

mcg/m³ = micrograms per cubic meter

No further action: No additional actions are recommended to address human exposures.

Identify Source(s) and Resample or Mitigate: We recommend that reasonable and practical actions be taken to identify the source(s) affecting the indoor air quality and that actions be implemented to reduce indoor air concentrations to within background ranges. For example, if an indoor or outdoor air source is identified, we recommend the appropriate party implement actions to reduce the levels. In the event that indoor or outdoor sources are not readily identified or confirmed, resampling (which might include additional sub-slab vapor and indoor air sampling locations) is recommended to demonstrate that SVI mitigation actions are not needed. Based on the information available, mitigation might also be recommended when soil vapor intrusion cannot be ruled out.

Monitor: We recommend monitoring (sampling on a recurring basis), including but not necessarily limited to sub-slab vapor, basement air and outdoor air sampling, to determine whether concentrations in the indoor air or sub-slab vapor have changed and/or to evaluate temporal influences. Monitoring might also be recommended to determine whether existing building conditions (e.g., positive pressure heating, ventilation and air-conditioning systems) are maintaining the desired mitigation endpoint and to determine whether changes are needed. The type and frequency of monitoring is determined based on site-, building- and analyte-specific information, taking into account applicable environmental data and building operating conditions. Monitoring is an interim measure required to evaluate exposures related to soil vapor intrusion until contaminated environmental media are remediated.

Mitigate: We recommend mitigation to minimize current or potential exposures associated with soil vapor intrusion. The most common mitigation methods are sealing preferential pathways in conjunction with installing a sub-slab depressurization system and changing the pressurization of the building in conjunction with monitoring. The type, or combination of types, of mitigation is determined on a building-specific basis, taking into account building construction and operating conditions. Mitigation is considered a temporary measure implemented to address exposures related to soil vapor intrusion until contaminated environmental media are remediated.

These general recommendations are made with consideration being given to the additional notes on page 2.

ADDITIONAL NOTES FOR MATRIX A

This matrix summarizes actions recommended to address current and potential exposures related to soil vapor intrusion. To use the matrix appropriately as a tool in the decision-making process, the following should be noted:

- [1] The matrix is generic. As such, it may be appropriate to modify a recommended action to accommodate analyte-specific, building-specific conditions (e.g., dirt floor in basement, crawl spaces, thick slabs, current occupancy, etc.), and/or factors provided in Section 3.2 of the guidance (e.g., current land use, environmental conditions, etc.). For example, collection of additional samples may be recommended when the matrix indicates "no further action" for a particular building, but the results of adjacent buildings (especially sub-slab vapor results) indicate a need to take actions to address exposures related to soil vapor intrusion. Mitigation might be recommended when the results of multiple contaminants indicate monitoring is recommended. Proactive actions may be proposed at any time. For example, the party implementing the actions may decide to install sub-slab depressurization systems on buildings where the matrix indicates "no further action" or "monitoring." Such an action might be undertaken for reasons other than public health (e.g., seeking community acceptance, reducing costs, etc.). However, actions implemented *in lieu* of sampling will typically be expected to be captured in the final engineering report and site management plan, and might not rule out the need for post-implementation sampling (e.g., to document effectiveness or to support terminating the action).
- [2] Actions provided in the matrix are specific to addressing human exposures. Implementation of these actions does not preclude investigating possible sources of soil vapor contamination, nor does it preclude remediating contaminated soil vapor or the source of soil vapor contamination.
- [3] Appropriate care should be taken during all aspects of sample collection to ensure that high quality data are obtained. Since the data are being used in the decision-making process, the laboratory analyzing the environmental samples must have current Environmental Laboratory Approval Program (ELAP) certification for the appropriate analyte and environmental matrix combinations. Furthermore, samples should be analyzed by methods that can achieve a minimum reporting limit of 0.20 microgram per cubic meter for indoor and outdoor air samples. For sub-slab vapor samples and dirt floor soil vapor samples, a minimum reporting limit of 1 microgram per cubic meter is recommended.
- [4] Sub-slab vapor and indoor air samples are typically collected when the likelihood of soil vapor intrusion is considered to be the greatest (i.e., worst-case conditions). If samples are collected at other times (typically, samples collected outside of the heating season), then resampling during worst-case conditions might be appropriate to verify that actions taken to address exposures related to soil vapor intrusion are protective of human health.
- [5] When current exposures are attributed to sources other than soil vapor intrusion, the agencies should be given documentation (e.g., applicable environmental data, completed indoor air sampling questionnaire, digital photographs, etc.) to support a proposed action other than that provided in the matrix box and to support agency assessment and follow-up.
- [6] The party responsible for implementing the recommended actions will differ depending upon several factors, including but not limited to the following: the identified source of the volatile chemicals, the environmental remediation program, and analyte-specific, site-specific and building-specific factors.

Soil Vapor/Indoor Air Matrix B

May 2017

Analytes Assigned:
Tetrachloroethene (PCE), 1,1,1-Trichloroethane (1,1,1-TCA), Methylene Chloride

INDOOR AIR CONCENTRATION of COMPOUND (mcg/m ³)	
SUB-SLAB VAPOR CONCENTRATION of COMPOUND (mcg/m ³)	
< 100	< 3
100 to < 1,000	3 to < 10
1,000 and above	10 and above
	1. No further action
	2. No Further Action
	3. IDENTIFY SOURCE(S) and RESAMPLE or MITIGATE
	4. No further action
	5. MONITOR
	6. MITIGATE
	7. MITIGATE
	8. MITIGATE
	9. MITIGATE

mcg/m³ = micrograms per cubic meter

No further action: No additional actions are recommended to address human exposures.

Identify Source(s) and Resample or Mitigate: We recommend that reasonable and practical actions be taken to identify the source(s) affecting the indoor air quality and that actions be implemented to reduce indoor air concentrations to within background ranges. For example, if an indoor or outdoor air source is identified, we recommend the appropriate party implement actions to reduce the levels. In the event that indoor or outdoor sources are not readily identified or confirmed, resampling (which might include additional sub-slab vapor and indoor air sampling locations) is recommended to demonstrate that SVI mitigation actions are not needed. Based on the information available, mitigation might also be recommended when soil vapor intrusion cannot be ruled out.

Monitor: We recommend monitoring (sampling on a recurring basis), including but not necessarily limited to sub-slab vapor, basement air and outdoor air sampling, to determine whether concentrations in the indoor air or sub-slab vapor have changed and/or to evaluate temporal influences. Monitoring might also be recommended to determine whether existing building conditions (e.g., positive pressure heating, ventilation and air-conditioning systems) are maintaining the desired mitigation endpoint and to determine whether changes are needed. The type and frequency of monitoring is determined based on site-, building- and analyte-specific information, taking into account applicable environmental data and building operating conditions. Monitoring is an interim measure required to evaluate exposures related to soil vapor intrusion until contaminated environmental media are remediated.

Mitigate: We recommend mitigation to minimize current or potential exposures associated with soil vapor intrusion. The most common mitigation methods are sealing preferential pathways in conjunction with installing a sub-slab depressurization system and changing the pressurization of the building in conjunction with monitoring. The type, or combination of types, of mitigation is determined on a building-specific basis, taking into account building construction and operating conditions. Mitigation is considered a temporary measure implemented to address exposures related to soil vapor intrusion until contaminated environmental media are remediated.

These general recommendations are made with consideration being given to the additional notes on page 2.

ADDITIONAL NOTES FOR MATRIX B

This matrix summarizes actions recommended to address current and potential exposures related to soil vapor intrusion. To use the matrix appropriately as a tool in the decision-making process, the following should be noted:

- [1] The matrix is generic. As such, it may be appropriate to modify a recommended action to accommodate analyte-specific, building-specific conditions (e.g., dirt floor in basement, crawl spaces, thick slabs, current occupancy, etc.), and/or factors provided in Section 3.2 of the guidance (e.g., current land use, environmental conditions, etc.). For example, collection of additional samples may be recommended when the matrix indicates "no further action" for a particular building, but the results of adjacent buildings (especially sub-slab vapor results) indicate a need to take actions to address exposures related to soil vapor intrusion. Mitigation might be recommended when the results of multiple contaminants indicate monitoring is recommended. Proactive actions may be proposed at any time. For example, the party implementing the actions may decide to install sub-slab depressurization systems on buildings where the matrix indicates "no further action" or "monitoring." Such an action might be undertaken for reasons other than public health (e.g., seeking community acceptance, reducing costs, etc.). However, actions implemented *in lieu* of sampling will typically be expected to be captured in the final engineering report and site management plan, and might not rule out the need for post-implementation sampling (e.g., to document effectiveness or to support terminating the action).
- [2] Actions provided in the matrix are specific to addressing human exposures. Implementation of these actions does not preclude investigating possible sources of soil vapor contamination, nor does it preclude remediating contaminated soil vapor or the source of soil vapor contamination.
- [3] Appropriate care should be taken during all aspects of sample collection to ensure that high quality data are obtained. Since the data are being used in the decision-making process, the laboratory analyzing the environmental samples must have current Environmental Laboratory Approval Program (ELAP) certification for the appropriate analyte and environmental matrix combinations. Furthermore, samples should be analyzed by methods that can achieve a minimum reporting limit of 1 microgram per cubic meter for indoor and outdoor air samples. For sub-slab vapor samples and dirt floor soil vapor samples, a minimum reporting limit of 1 microgram per cubic meter is recommended.
- [4] Sub-slab vapor and indoor air samples are typically collected when the likelihood of soil vapor intrusion to occur is considered to be the greatest (i.e., worst-case conditions). If samples are collected at other times (typically, samples collected outside of the heating season), then resampling during worst-case conditions might be appropriate to verify that actions taken to address exposures related to soil vapor intrusion are protective of human health.
- [5] When current exposures are attributed to sources other than soil vapor intrusion, the agencies should be given documentation (e.g., applicable environmental data, completed indoor air sampling questionnaire, digital photographs, etc.) to support a proposed action other than that provided in the matrix box and to support agency assessment and follow-up.
- [6] The party responsible for implementing the recommended actions will differ depending upon several factors, including but not limited to the following: the identified source of the volatile chemicals, the environmental remediation program, and analyte-specific, site-specific and building-specific factors.

Soil Vapor/Indoor Air Matrix C

May 2017

Analytes Assigned:
Vinyl Chloride

INDOOR AIR CONCENTRATION of COMPOUND (mcg/m ³)	
SUB-SLAB VAPOR CONCENTRATION of COMPOUND (mcg/m³)	
< 6	< 0.2
6 to < 60	0.2 and above
60 and above	

mcg/m³ = micrograms per cubic meter

No further action: No additional actions are recommended to address human exposures.

Identify Source(s) and Resample or Mitigate: We recommend that reasonable and practical actions be taken to identify the source(s) affecting the indoor air quality and that actions be implemented to reduce indoor air concentrations to within background ranges. For example, if an indoor or outdoor air source is identified, we recommend the appropriate party implement actions to reduce the levels. In the event that indoor or outdoor sources are not readily identified or confirmed, resampling (which might include additional sub-slab vapor and indoor air sampling locations) is recommended to demonstrate that SVI mitigation actions are not needed. Based on the information available, mitigation might also be recommended when soil vapor intrusion cannot be ruled out.

Monitor: We recommend monitoring (sampling on a recurring basis), including but not necessarily limited to sub-slab vapor, basement air and outdoor air sampling, to determine whether concentrations in the indoor air or sub-slab vapor have changed and/or to evaluate temporal influences. Monitoring might also be recommended to determine whether existing building conditions (e.g., positive pressure heating, ventilation and air-conditioning systems) are maintaining the desired mitigation endpoint and to determine whether changes are needed. The type and frequency of monitoring is determined based on site-, building- and analyte-specific information, taking into account applicable environmental data and building operating conditions. Monitoring is an interim measure required to evaluate exposures related to soil vapor intrusion until contaminated environmental media are remediated.

Mitigate: We recommend mitigation to minimize current or potential exposures associated with soil vapor intrusion. The most common mitigation methods are sealing preferential pathways in conjunction with installing a sub-slab depressurization system and changing the pressurization of the building in conjunction with monitoring. The type, or combination of types, of mitigation is determined on a building-specific basis, taking into account building construction and operating conditions. Mitigation is considered a temporary measure implemented to address exposures related to soil vapor intrusion until contaminated environmental media are remediated.

These general recommendations are made with consideration being given to the additional notes on page 2.

ADDITIONAL NOTES FOR MATRIX C

This matrix summarizes actions recommended to address current and potential exposures related to soil vapor intrusion. To use the matrix appropriately as a tool in the decision-making process, the following should be noted:

- [1] The matrix is generic. As such, it may be appropriate to modify a recommended action to accommodate analyte-specific, building-specific conditions (e.g., dirt floor in basement, crawl spaces, thick slabs, current occupancy, etc.), and/or factors provided in Section 3.2 of the guidance (e.g., current land use, environmental conditions, etc.). For example, collection of additional samples may be recommended when the matrix indicates "no further action" for a particular building, but the results of adjacent buildings (especially sub-slab vapor results) indicate a need to take actions to address exposures related to soil vapor intrusion. Mitigation might be recommended when the results of multiple contaminants indicate monitoring is recommended. Proactive actions may be proposed at any time. For example, the party implementing the actions may decide to install sub-slab depressurization systems on buildings where the matrix indicates "no further action" or "monitoring." Such an action might be undertaken for reasons other than public health (e.g., seeking community acceptance, reducing costs, etc.). However, actions implemented *in lieu* of sampling will typically be expected to be captured in the final engineering report and site management plan, and might not rule out the need for post-implementation sampling (e.g., to document effectiveness or to support terminating the action).
- [2] Actions provided in the matrix are specific to addressing human exposures. Implementation of these actions does not preclude investigating possible sources of soil vapor contamination, nor does it preclude remediating contaminated soil vapor or the source of soil vapor contamination.
- [3] Appropriate care should be taken during all aspects of sample collection to ensure that high quality data are obtained. Since the data are being used in the decision-making process, the laboratory analyzing the environmental samples must have current Environmental Laboratory Approval Program (ELAP) certification for the appropriate analyte and environmental matrix combinations. Furthermore, samples should be analyzed by methods that can achieve a minimum reporting limit of 0.20 microgram per cubic meter for indoor and outdoor air samples. For sub-slab vapor samples and dirt floor soil vapor samples, a minimum reporting limit of 1 microgram per cubic meter is recommended.
- [4] Sub-slab vapor and indoor air samples are typically collected when the likelihood of soil vapor intrusion is considered to be the greatest (i.e., worst-case conditions). If samples are collected at other times (typically, samples collected outside of the heating season), then resampling during worst-case conditions might be appropriate to verify that actions taken to address exposures related to soil vapor intrusion are protective of human health.
- [5] When current exposures are attributed to sources other than soil vapor intrusion, the agencies should be given documentation (e.g., applicable environmental data, completed indoor air sampling questionnaire, digital photographs, etc.) to support a proposed action other than that provided in the matrix box and to support agency assessment and follow-up.
- [6] The party responsible for implementing the recommended actions will differ depending upon several factors, including but not limited to the following: the identified source of the volatile chemicals, the environmental remediation program, and analyte-specific, site-specific and building-specific factors.

Soil Vapor /Indoor Air Matrix D

February 2024

Analytes Assigned:

Benzene, ethylbenzene, naphthalene, cyclohexane, isooctane (2,2,4-trimethylpentane), 1,2,4-trimethylbenzene, 1,3,5-trimethylbenzene, o-xylene

INDOOR AIR CONCENTRATION of COMPOUND (mcg/m ³)	
SUB-SLAB VAPOR CONCENTRATION of COMPOUND (mcg/m ³)	
< 60	<p>< 2</p> <p>2 to < 10</p> <p>10 and above</p>
60 to < 600	<p>1. No further action</p> <p>2. No Further Action</p> <p>3. IDENTIFY SOURCE(S) or RESAMPLE or MITIGATE</p>
600 and above	<p>4. No further action</p> <p>5. MONITOR</p> <p>6. MITIGATE</p>
	<p>7. MITIGATE</p> <p>8. MITIGATE</p> <p>9. MITIGATE</p>

mcg/m³ = micrograms per cubic meter

No further action: No additional actions are recommended to address human exposures.

Identify Source(s) or Resample or Mitigate: We recommend that reasonable and practical actions be taken to identify the source(s) affecting the indoor air quality and that actions be implemented to reduce indoor air concentrations to within background ranges. For example, if an indoor or outdoor air source is identified, we recommend the appropriate party implement actions to reduce the levels. In the event that indoor or outdoor sources are not readily identified or confirmed, resampling (which might include additional sub-slab vapor and indoor air sampling locations) is recommended to demonstrate that SVI mitigation actions are not needed. Based on the information available, mitigation might also be recommended when soil vapor intrusion cannot be ruled out.

Monitor: We recommend monitoring (sampling on a recurring basis), including but not necessarily limited to sub-slab vapor, basement air and outdoor air sampling, to determine whether concentrations in the indoor air or sub-slab vapor have changed and/or to evaluate temporal influences. Monitoring might also be recommended to determine whether existing building conditions (e.g., positive pressure heating, ventilation, and air-conditioning systems) are maintaining the desired mitigation endpoint and to determine whether changes are needed. The type and frequency of monitoring is determined based on site-, building- and analyte-specific information, taking into account applicable environmental data and building operating conditions. Monitoring is an interim measure required to evaluate exposures related to soil vapor intrusion until contaminated environmental media are remediated.

Mitigate: We recommend mitigation to minimize current or potential exposures associated with soil vapor intrusion. The most common mitigation methods are sealing preferential pathways in conjunction with installing a sub-slab depressurization system and changing the pressurization of the building in conjunction with monitoring. The type, or combination of types, of mitigation is determined on a building -specific basis, taking into account building construction and operating conditions. Mitigation is considered a temporary measure implemented to address exposures related to soil vapor intrusion until contaminated environmental media are remediated.

These general recommendations are made with consideration being given to the additional notes on page 2.

ADDITIONAL NOTES FOR MATRIX D

This matrix summarizes actions recommended to address current and potential exposures related to soil vapor intrusion. To use the matrix appropriately as a tool in the decision-making process, the following should be noted:

- [1] The matrix is generic. As such, it may be appropriate to modify a recommended action to accommodate analyte-specific, building-specific conditions (e.g., dirt floor in basement, crawl spaces, thick slabs, current occupancy, etc.), and/or factors provided in Section 3.2 of the guidance (e.g., current land use, environmental conditions, etc.). For example, collection of additional samples may be recommended when the matrix indicates "no further action" for a particular building, but the results of adjacent buildings (especially sub-slab vapor results) indicate a need to take actions to address exposures related to soil vapor intrusion. Mitigation might be recommended when the results of multiple contaminants indicate monitoring is recommended. Proactive actions may be proposed at any time. For example, the party implementing the actions may decide to install sub-slab depressurization systems on buildings where the matrix indicates "no further action" or "monitoring." Such an action might be undertaken for reasons other than public health (e.g., seeking community acceptance, reducing costs, etc.). However, actions implemented *in lieu* of sampling will typically be expected to be captured in the final engineering report and site management plan, and might not rule out the need for post-implementation sampling (e.g., to document effectiveness or to support terminating the action).
- [2] Actions provided in the matrix are specific to addressing human exposures. Implementation of these actions does not preclude investigating possible sources of soil vapor contamination, nor does it preclude remediating contaminated soil vapor or the source of soil vapor contamination.
- [3] Appropriate care should be taken during all aspects of sample collection to ensure that high quality data are obtained. Since the data are being used in the decision-making process, the laboratory analyzing the environmental samples must have current Environmental Laboratory Approval Program (ELAP) certification for the appropriate analyte and environmental matrix combinations. Furthermore, samples should be analyzed by methods that can achieve a minimum reporting limit of 1 microgram per cubic meter for indoor and outdoor air samples. For sub-slab vapor samples and dirt floor soil vapor samples, a minimum reporting limit of 1 microgram per cubic meter is recommended.
- [4] Sub-slab vapor and indoor air samples are typically collected when the likelihood of soil vapor intrusion to occur is considered to be the greatest (i.e., worst-case conditions). If samples are collected at other times (typically, samples collected outside of the heating season), then resampling during worst-case conditions might be appropriate to verify that actions taken to address exposures related to soil vapor intrusion are protective of human health.
- [5] When current exposures are attributed to sources other than soil vapor intrusion, the agencies should be given documentation (e.g., applicable environmental data, completed indoor air sampling questionnaire, digital photographs, etc.) to support a proposed action other than that provided in the matrix box and to support agency assessment and follow-up.
- [6] The party responsible for implementing the recommended actions will differ depending upon several factors, including but not limited to the following: the identified source of the volatile chemicals, the environmental remediation program, and analyte-specific, site-specific and building-specific factors.

Soil Vapor/Indoor Air Matrix E

February 2024

Analytes Assigned:
m,p-xylene, heptane, hexane

INDOOR AIR CONCENTRATION of COMPOUND (mcg/m ³)			
SUB-SLAB VAPOR CONCENTRATION of COMPOUND (mcg/m ³)	< 6	6 to < 20	20 and above
< 200	1. No further action	2. No Further Action	3. IDENTIFY SOURCE(S) or RESAMPLE or MITIGATE
200 to < 2,000	4. No further action	5. MONITOR	6. MITIGATE
2,000 and above	7. MITIGATE	8. MITIGATE	9. MITIGATE

mcg/m³ = micrograms per cubic meter

No further action: No additional actions are recommended to address human exposures.

Identify Source(s) or Resample or Mitigate: We recommend that reasonable and practical actions be taken to identify the source(s) affecting the indoor air quality and that actions be implemented to reduce indoor air concentrations to within background ranges. For example, if an indoor or outdoor air source is identified, we recommend the appropriate party implement actions to reduce the levels. In the event that indoor or outdoor sources are not readily identified or confirmed, resampling (which might include additional sub-slab vapor and indoor air sampling locations) is recommended to demonstrate that SVI mitigation actions are not needed. Based on the information available, mitigation might also be recommended when soil vapor intrusion cannot be ruled out.

Monitor: We recommend monitoring (sampling on a recurring basis), including but not necessarily limited to sub-slab vapor, basement air and outdoor air sampling, to determine whether concentrations in the indoor air or sub-slab vapor have changed and/or to evaluate temporal influences. Monitoring might also be recommended to determine whether existing building conditions (e.g., positive pressure heating, ventilation, and air-conditioning systems) are maintaining the desired mitigation endpoint and to determine whether changes are needed. The type and frequency of monitoring is determined based on site-, building- and analyte-specific information, taking into account applicable environmental data and building operating conditions. Monitoring is an interim measure required to evaluate exposures related to soil vapor intrusion until contaminated environmental media are remediated.

Mitigate: We recommend mitigation to minimize current or potential exposures associated with soil vapor intrusion. The most common mitigation methods are sealing preferential pathways in conjunction with installing a sub-slab depressurization system and changing the pressurization of the building in conjunction with monitoring. The type, or combination of types, of mitigation is determined on a building -specific basis, taking into account building construction and operating conditions. Mitigation is considered a temporary measure implemented to address exposures related to soil vapor intrusion until contaminated environmental media are remediated.

These general recommendations are made with consideration being given to the additional notes on page 2.

ADDITIONAL NOTES FOR MATRIX E

This matrix summarizes actions recommended to address current and potential exposures related to soil vapor intrusion. To use the matrix appropriately as a tool in the decision-making process, the following should be noted:

- [1] The matrix is generic. As such, it may be appropriate to modify a recommended action to accommodate analyte-specific, building-specific conditions (e.g., dirt floor in basement, crawl spaces, thick slabs, current occupancy, etc.), and/or factors provided in Section 3.2 of the guidance (e.g., current land use, environmental conditions, etc.). For example, collection of additional samples may be recommended when the matrix indicates "no further action" for a particular building, but the results of adjacent buildings (especially sub-slab vapor results) indicate a need to take actions to address exposures related to soil vapor intrusion. Mitigation might be recommended when the results of multiple contaminants indicate monitoring is recommended. Proactive actions may be proposed at any time. For example, the party implementing the actions may decide to install sub-slab depressurization systems on buildings where the matrix indicates "no further action" or "monitoring." Such an action might be undertaken for reasons other than public health (e.g., seeking community acceptance, reducing costs, etc.). However, actions implemented *in lieu* of sampling will typically be expected to be captured in the final engineering report and site management plan, and might not rule out the need for post-implementation sampling (e.g., to document effectiveness or to support terminating the action).
- [2] Actions provided in the matrix are specific to addressing human exposures. Implementation of these actions does not preclude investigating possible sources of soil vapor contamination, nor does it preclude remediating contaminated soil vapor or the source of soil vapor contamination.
- [3] Appropriate care should be taken during all aspects of sample collection to ensure that high quality data are obtained. Since the data are being used in the decision-making process, the laboratory analyzing the environmental samples must have current Environmental Laboratory Approval Program (ELAP) certification for the appropriate analyte and environmental matrix combinations. Furthermore, samples should be analyzed by methods that can achieve a minimum reporting limit of 1 microgram per cubic meter for indoor and outdoor air samples. For sub-slab vapor samples and dirt floor soil vapor samples, a minimum reporting limit of 1 microgram per cubic meter is recommended.
- [4] Sub-slab vapor and indoor air samples are typically collected when the likelihood of soil vapor intrusion to occur is considered to be the greatest (i.e., worst-case conditions). If samples are collected at other times (typically, samples collected outside of the heating season), then resampling during worst-case conditions might be appropriate to verify that actions taken to address exposures related to soil vapor intrusion are protective of human health.
- [5] When current exposures are attributed to sources other than soil vapor intrusion, the agencies should be given documentation (e.g., applicable environmental data, completed indoor air sampling questionnaire, digital photographs, etc.) to support a proposed action other than that provided in the matrix box and to support agency assessment and follow-up.
- [6] The party responsible for implementing the recommended actions will differ depending upon several factors, including but not limited to the following: the identified source of the volatile chemicals, the environmental remediation program, and analyte-specific, site-specific and building-specific factors.

Soil Vapor/Indoor Air Matrix F

February 2024

Analytes Assigned:
Toluene

INDOOR AIR CONCENTRATION of COMPOUND (mcg/m ³)			
SUB-SLAB VAPOR CONCENTRATION of COMPOUND (mcg/m ³)	< 10	10 to < 50	50 and above
< 300	1. No Further Action	2. No Further Action	3. IDENTIFY SOURCE(S) or RESAMPLE or MITIGATE
300 to < 3,000	4. No Further Action	5. MONITOR	6. MITIGATE
3,000 and above	7. MITIGATE	8. MITIGATE	9. MITIGATE

mcg/m³ = micrograms per cubic meter

No further action: No additional actions are recommended to address human exposures.

Identify Source(s) or Resample or Mitigate: We recommend that reasonable and practical actions be taken to identify the source(s) affecting the indoor air quality and that actions be implemented to reduce indoor air concentrations to within background ranges. For example, if an indoor or outdoor air source is identified, we recommend the appropriate party implement actions to reduce the levels. In the event that indoor or outdoor sources are not readily identified or confirmed, resampling (which might include additional sub-slab vapor and indoor air sampling locations) is recommended to demonstrate that SVI mitigation actions are not needed. Based on the information available, mitigation might also be recommended when soil vapor intrusion cannot be ruled out.

Monitor: We recommend monitoring (sampling on a recurring basis), including but not necessarily limited to sub-slab vapor, basement air and outdoor air sampling, to determine whether concentrations in the indoor air or sub-slab vapor have changed and/or to evaluate temporal influences. Monitoring might also be recommended to determine whether existing building conditions (e.g., positive pressure heating, ventilation, and air-conditioning systems) are maintaining the desired mitigation endpoint and to determine whether changes are needed. The type and frequency of monitoring is determined based on site-, building- and analyte-specific information, taking into account applicable environmental data and building operating conditions. Monitoring is an interim measure required to evaluate exposures related to soil vapor intrusion until contaminated environmental media are remediated.

Mitigate: We recommend mitigation to minimize current or potential exposures associated with soil vapor intrusion. The most common mitigation methods are sealing preferential pathways in conjunction with installing a sub-slab depressurization system and changing the pressurization of the building in conjunction with monitoring. The type, or combination of types, of mitigation is determined on a building -specific basis, taking into account building construction and operating conditions. Mitigation is considered a temporary measure implemented to address exposures related to soil vapor intrusion until contaminated environmental media are remediated.

These general recommendations are made with consideration being given to the additional notes on page 2.

ADDITIONAL NOTES FOR MATRIX F

This matrix summarizes actions recommended to address current and potential exposures related to soil vapor intrusion. To use the matrix appropriately as a tool in the decision-making process, the following should be noted:

- [1] The matrix is generic. As such, it may be appropriate to modify a recommended action to accommodate analyte-specific, building-specific conditions (e.g., dirt floor in basement, crawl spaces, thick slabs, current occupancy, etc.), and/or factors provided in Section 3.2 of the guidance (e.g., current land use, environmental conditions, etc.). For example, collection of additional samples may be recommended when the matrix indicates "no further action" for a particular building, but the results of adjacent buildings (especially sub-slab vapor results) indicate a need to take actions to address exposures related to soil vapor intrusion. Mitigation might be recommended when the results of multiple contaminants indicate monitoring is recommended. Proactive actions may be proposed at any time. For example, the party implementing the actions may decide to install sub-slab depressurization systems on buildings where the matrix indicates "no further action" or "monitoring." Such an action might be undertaken for reasons other than public health (e.g., seeking community acceptance, reducing costs, etc.). However, actions implemented *in lieu* of sampling will typically be expected to be captured in the final engineering report and site management plan, and might not rule out the need for post-implementation sampling (e.g., to document effectiveness or to support terminating the action).
- [2] Actions provided in the matrix are specific to addressing human exposures. Implementation of these actions does not preclude investigating possible sources of soil vapor contamination, nor does it preclude remediating contaminated soil vapor or the source of soil vapor contamination.
- [3] Appropriate care should be taken during all aspects of sample collection to ensure that high quality data are obtained. Since the data are being used in the decision-making process, the laboratory analyzing the environmental samples must have current Environmental Laboratory Approval Program (ELAP) certification for the appropriate analyte and environmental matrix combinations. Furthermore, samples should be analyzed by methods that can achieve a minimum reporting limit of 1 microgram per cubic meter for indoor and outdoor air samples. For sub-slab vapor samples and dirt floor soil vapor samples, a minimum reporting limit of 1 microgram per cubic meter is recommended.
- [4] Sub-slab vapor and indoor air samples are typically collected when the likelihood of soil vapor intrusion to occur is considered to be the greatest (i.e., worst-case conditions). If samples are collected at other times (typically, samples collected outside of the heating season), then resampling during worst-case conditions might be appropriate to verify that actions taken to address exposures related to soil vapor intrusion are protective of human health.
- [5] When current exposures are attributed to sources other than soil vapor intrusion, the agencies should be given documentation (e.g., applicable environmental data, completed indoor air sampling questionnaire, digital photographs, etc.) to support a proposed action other than that provided in the matrix box and to support agency assessment and follow-up.
- [6] The party responsible for implementing the recommended actions will differ depending upon several factors, including but not limited to the following: the identified source of the volatile chemicals, the environmental remediation program, and analyte-specific, site-specific and building-specific factors.

American Cleaners Middletown Inc.
NYS DEC Site # C336091

Appendix F

Groundwater Data Summary Tables

American Cleaners Middletown Inc.
NYS DEC Site # C336091


Appendix G

Groundwater Sampling Field Data

American Cleaners Middletown Inc.
NYS DEC Site # C336091

Appendix H

Groundwater Laboratory Data



Technical Report

prepared for:

Todd J. Syska Inc.
106 Spruce Lane
Clinton Corners NY, 12514
Attention: Todd Syska

Report Date: 11/19/2025
Client Project ID: American Cleaners Middletown
York Project (SDG) No.: 25K0186



Report Date: 11/19/2025
Client Project ID: American Cleaners Middletown
York Project (SDG) No.: 25K0186

Todd J. Syska Inc.
106 Spruce Lane
Clinton Corners NY, 12514
Attention: Todd Syska

Purpose and Results

This report contains the analytical data for the sample(s) identified on the attached chain-of-custody received in our laboratory on November 05, 2025 and listed below. The project was identified as your project: **American Cleaners Middletown**.

The analyses were conducted utilizing appropriate EPA, Standard Methods, and ASTM methods as detailed in the data summary tables.

All samples were received in proper condition meeting the customary acceptance requirements for environmental samples except those indicated under the Sample and Analysis Qualifiers section of this report.

All analyses met the method and laboratory standard operating procedure requirements except as indicated by any data flags, the meaning of which are explained in the Sample and Data Qualifiers Relating to This Work Order section of this report and case narrative if applicable.

The results of the analyses, which are all reported on dry weight basis (soils) unless otherwise noted, are detailed in the following pages.

Please contact Client Services at 203.325.1371 with any questions regarding this report.

York Sample ID	Client Sample ID	Matrix	Date Collected	Date Received
25K0186-01	MW6	Ground Water	11/03/2025	11/05/2025
25K0186-02	MW5	Ground Water	11/03/2025	11/05/2025
25K0186-03	MW30	Ground Water	11/03/2025	11/05/2025
25K0186-04	MW3	Ground Water	11/03/2025	11/05/2025
25K0186-05	MW26	Ground Water	11/03/2025	11/05/2025
25K0186-06	MW21	Ground Water	11/03/2025	11/05/2025
25K0186-07	MW22	Ground Water	11/03/2025	11/05/2025
25K0186-08	MWT5	Ground Water	11/03/2025	11/05/2025
25K0186-09	MW33	Ground Water	11/03/2025	11/05/2025
25K0186-10	MW32	Ground Water	11/03/2025	11/05/2025
25K0186-11	MW34	Ground Water	11/03/2025	11/05/2025
25K0186-12	Duplicate MW 6	Ground Water	11/03/2025	11/05/2025
25K0186-13	Equipment Blank	Ground Water	11/03/2025	11/05/2025
25K0186-14	Trip Blank	Ground Water	11/03/2025	11/05/2025

General Notes for York Project (SDG) No.: 25K0186


1. The RLs and MDLs (Reporting Limit and Method Detection Limit respectively) reported are adjusted for any dilution necessary due to the levels of target and/or non-target analytes and matrix interference. The RL(REPORTING LIMIT) is based upon the lowest standard utilized for the calibration where applicable.
2. Samples are retained for a period of thirty days after submittal of report, unless other arrangements are made.
3. York's liability for the above data is limited to the dollar value paid to York for the referenced project.
4. This report shall not be reproduced without the written approval of York Analytical Laboratories, Inc.
5. All analyses conducted met method or Laboratory SOP requirements. See the Sample and Data Qualifiers Section for further information.
6. It is noted that no analyses reported herein were subcontracted to another laboratory, unless noted in the report.
7. This report reflects results that relate only to the samples submitted on the attached chain-of-custody form(s) received by York.
8. Analyses conducted at York Analytical Laboratories, Inc. Stratford, CT are indicated by NYDOH-NY10854, NJDEP-CT005, PADEP-68-04440, CTDPH-PH0840; those conducted at York Analytical Laboratories, Inc., Richmond Hill, NY are indicated by NYDOH-NY12058, NJDEP-NY037, CTDPH-PH0837, NHDES-NH2097, MDDEP-375, PADEP-68-06231.

Approved By:



Cassie Mosher
Laboratory Manager Stratford


Date: 11/19/2025



Client:	Todd J. Syska Inc.	York Sample ID:	25K0186-01
Client Project:	American Cleaners Middletown	Date Received:	11/05/2025
Client Sample ID:	MW6	Collection Date/Time:	11/3/25 9:35

Lab ID:	25K0186-01	Laboratory:	Stratford
Analysis:	Volatile Organic Compounds by GC/MS	Matrix:	Ground Water
Prep Method:	Sample Prepared by Method: EPA 5030B		

Parameter	Result	Flag	MDL	RL	Dilution	Units	Reference Method	Extracted	Analyzed	Analyst
1,1,1,2-Tetrachloroethane	ND		0.216	0.500	1	ug/L	EPA 8260D	11/8/25 11:45	11/9/25 00:16	PMB
1,1,1-Trichloroethane	ND		0.266	0.500	1	ug/L	EPA 8260D	11/8/25 11:45	11/9/25 00:16	PMB
1,1,2,2-Tetrachloroethane	ND		0.256	0.500	1	ug/L	EPA 8260D	11/8/25 11:45	11/9/25 00:16	PMB
1,1,2-Trichloro-1,2,2-trifluoroethane (Freon 113)	ND		0.286	0.500	1	ug/L	EPA 8260D	11/8/25 11:45	11/9/25 00:16	PMB
1,1,2-Trichloroethane	ND		0.249	0.500	1	ug/L	EPA 8260D	11/8/25 11:45	11/9/25 00:16	PMB
1,1-Dichloroethane	ND		0.272	0.500	1	ug/L	EPA 8260D	11/8/25 11:45	11/9/25 00:16	PMB
1,1-Dichloroethylene	ND		0.327	0.500	1	ug/L	EPA 8260D	11/8/25 11:45	11/9/25 00:16	PMB
1,2,3-Trichlorobenzene	ND		0.222	0.500	1	ug/L	EPA 8260D	11/8/25 11:45	11/9/25 00:16	PMB
1,2,3-Trichloropropane	ND		0.273	0.500	1	ug/L	EPA 8260D	11/8/25 11:45	11/9/25 00:16	PMB
1,2,4-Trichlorobenzene	ND		0.138	0.500	1	ug/L	EPA 8260D	11/8/25 11:45	11/9/25 00:16	PMB
1,2,4-Trimethylbenzene	ND		0.310	0.500	1	ug/L	EPA 8260D	11/8/25 11:45	11/9/25 00:16	PMB
1,2-Dibromo-3-chloropropane	ND		0.432	0.500	1	ug/L	EPA 8260D	11/8/25 11:45	11/9/25 00:16	PMB
1,2-Dibromoethane	ND		0.215	0.500	1	ug/L	EPA 8260D	11/8/25 11:45	11/9/25 00:16	PMB
1,2-Dichlorobenzene	ND		0.270	0.500	1	ug/L	EPA 8260D	11/8/25 11:45	11/9/25 00:16	PMB
1,2-Dichloroethane	ND		0.377	0.500	1	ug/L	EPA 8260D	11/8/25 11:45	11/9/25 00:16	PMB
1,2-Dichloropropane	ND		0.327	0.500	1	ug/L	EPA 8260D	11/8/25 11:45	11/9/25 00:16	PMB
1,3,5-Trimethylbenzene	ND		0.347	0.500	1	ug/L	EPA 8260D	11/8/25 11:45	11/9/25 00:16	PMB
1,3-Dichlorobenzene	ND		0.283	0.500	1	ug/L	EPA 8260D	11/8/25 11:45	11/9/25 00:16	PMB
1,3-Dichloropropane	ND		0.260	0.500	1	ug/L	EPA 8260D	11/8/25 11:45	11/9/25 00:16	PMB
1,4-Dichlorobenzene	ND		0.311	0.500	1	ug/L	EPA 8260D	11/8/25 11:45	11/9/25 00:16	PMB
2-Butanone	ND		0.421	0.500	1	ug/L	EPA 8260D	11/8/25 11:45	11/9/25 00:16	PMB
2-Hexanone	ND		0.320	0.500	1	ug/L	EPA 8260D	11/8/25 11:45	11/9/25 00:16	PMB
4-Methyl-2-pentanone	ND		0.365	0.500	1	ug/L	EPA 8260D	11/8/25 11:45	11/9/25 00:16	PMB
Acetone	6.25		1.34	2.00	1	ug/L	EPA 8260D	11/8/25 11:45	11/9/25 00:16	PMB
Acrolein	ND		0.447	0.500	1	ug/L	EPA 8260D	11/8/25 11:45	11/9/25 00:16	PMB
Acrylonitrile	ND		0.422	0.500	1	ug/L	EPA 8260D	11/8/25 11:45	11/9/25 00:16	PMB
Benzene	ND		0.279	0.500	1	ug/L	EPA 8260D	11/8/25 11:45	11/9/25 00:16	PMB
Bromochloromethane	ND		0.354	0.500	1	ug/L	EPA 8260D	11/8/25 11:45	11/9/25 00:16	PMB
Bromodichloromethane	ND		0.245	0.500	1	ug/L	EPA 8260D	11/8/25 11:45	11/9/25 00:16	PMB
Bromoform	ND		0.163	0.500	1	ug/L	EPA 8260D	11/8/25 11:45	11/9/25 00:16	PMB
Bromomethane	ND		0.500	2.00	1	ug/L	EPA 8260D	11/8/25 11:45	11/9/25 00:16	PMB
Carbon disulfide	ND		0.362	0.500	1	ug/L	EPA 8260D	11/8/25 11:45	11/9/25 00:16	PMB
Carbon tetrachloride	ND		0.204	0.500	1	ug/L	EPA 8260D	11/8/25 11:45	11/9/25 00:16	PMB
Chlorobenzene	ND		0.284	0.500	1	ug/L	EPA 8260D	11/8/25 11:45	11/9/25 00:16	PMB
Chloroethane	ND		0.448	0.500	1	ug/L	EPA 8260D	11/8/25 11:45	11/9/25 00:16	PMB
Chloroform	ND		0.243	0.500	1	ug/L	EPA 8260D	11/8/25 11:45	11/9/25 00:16	PMB
Chloromethane	ND		0.372	0.500	1	ug/L	EPA 8260D	11/8/25 11:45	11/9/25 00:16	PMB
cis-1,2-Dichloroethylene	0.650		0.294	0.500	1	ug/L	EPA 8260D	11/8/25 11:45	11/9/25 00:16	PMB
cis-1,3-Dichloropropylene	ND		0.262	0.500	1	ug/L	EPA 8260D	11/8/25 11:45	11/9/25 00:16	PMB
Cyclohexane	ND		0.491	0.500	1	ug/L	EPA 8260D	11/8/25 11:45	11/9/25 00:16	PMB
Dibromochloromethane	ND		0.146	0.500	1	ug/L	EPA 8260D	11/8/25 11:45	11/9/25 00:16	PMB
Dibromomethane	ND		0.203	0.500	1	ug/L	EPA 8260D	11/8/25 11:45	11/9/25 00:16	PMB
Dichlorodifluoromethane	ND		0.451	0.500	1	ug/L	EPA 8260D	11/8/25 11:45	11/9/25 00:16	PMB
Ethyl Benzene	ND		0.290	0.500	1	ug/L	EPA 8260D	11/8/25 11:45	11/9/25 00:16	PMB



Client:	Todd J. Syska Inc.	York Sample ID:	25K0186-01
Client Project:	American Cleaners Middletown	Date Received:	11/05/2025
Client Sample ID:	MW6	Collection Date/Time:	11/3/25 9:35

Lab ID:	25K0186-01	Laboratory:	Stratford
Analysis:	Volatile Organic Compounds by GC/MS	Matrix:	Ground Water
Prep Method:	Sample Prepared by Method: EPA 5030B		

Parameter	Result	Flag	MDL	RL	Dilution	Units	Reference Method	Extracted	Analyzed	Analyst
Hexachlorobutadiene	ND		0.241	0.500	1	ug/L	EPA 8260D	11/8/25 11:45	11/9/25 00:16	PMB
Isopropylbenzene	ND		0.405	0.500	1	ug/L	EPA 8260D	11/8/25 11:45	11/9/25 00:16	PMB
Methyl acetate	ND		0.442	0.500	1	ug/L	EPA 8260D	11/8/25 11:45	11/9/25 00:16	PMB
Methyl tert-butyl ether (MTBE)	ND		0.244	0.500	1	ug/L	EPA 8260D	11/8/25 11:45	11/9/25 00:16	PMB
Methylcyclohexane	ND		0.477	0.500	1	ug/L	EPA 8260D	11/8/25 11:45	11/9/25 00:16	PMB
Methylene chloride	ND		0.397	2.00	1	ug/L	EPA 8260D	11/8/25 11:45	11/9/25 00:16	PMB
Naphthalene	0.560	J	0.212	2.00	1	ug/L	EPA 8260D	11/8/25 11:45	11/9/25 00:16	PMB
n-Butylbenzene	ND		0.399	0.500	1	ug/L	EPA 8260D	11/8/25 11:45	11/9/25 00:16	PMB
n-Propylbenzene	ND		0.384	0.500	1	ug/L	EPA 8260D	11/8/25 11:45	11/9/25 00:16	PMB
o-Xylene	ND		0.261	0.500	1	ug/L	EPA 8260D	11/8/25 11:45	11/9/25 00:16	PMB
p- & m- Xylenes	ND		0.578	1.00	1	ug/L	EPA 8260D	11/8/25 11:45	11/9/25 00:16	PMB
* p-Diethylbenzene	ND		0.341	0.500	1	ug/L	EPA 8260D	11/8/25 11:45	11/9/25 00:16	PMB
* p-Ethyltoluene	ND		0.200	0.500	1	ug/L	EPA 8260D	11/8/25 11:45	11/9/25 00:16	PMB
p-Isopropyltoluene	ND		0.377	0.500	1	ug/L	EPA 8260D	11/8/25 11:45	11/9/25 00:16	PMB
sec-Butylbenzene	ND		0.444	0.500	1	ug/L	EPA 8260D	11/8/25 11:45	11/9/25 00:16	PMB
Styrene	ND		0.255	0.500	1	ug/L	EPA 8260D	11/8/25 11:45	11/9/25 00:16	PMB
tert-Butyl alcohol (TBA)	ND		0.608	1.00	1	ug/L	EPA 8260D	11/8/25 11:45	11/9/25 00:16	PMB
tert-Butylbenzene	ND		0.367	0.500	1	ug/L	EPA 8260D	11/8/25 11:45	11/9/25 00:16	PMB
Tetrachloroethylene	ND		0.239	0.500	1	ug/L	EPA 8260D	11/8/25 11:45	11/9/25 00:16	PMB
Toluene	0.460	J	0.346	0.500	1	ug/L	EPA 8260D	11/8/25 11:45	11/9/25 00:16	PMB
trans-1,2-Dichloroethylene	0.380	J	0.279	0.500	1	ug/L	EPA 8260D	11/8/25 11:45	11/9/25 00:16	PMB
trans-1,3-Dichloropropylene	ND		0.229	0.500	1	ug/L	EPA 8260D	11/8/25 11:45	11/9/25 00:16	PMB
Trichloroethylene	ND		0.249	0.500	1	ug/L	EPA 8260D	11/8/25 11:45	11/9/25 00:16	PMB
Trichlorofluoromethane	ND		0.337	0.500	1	ug/L	EPA 8260D	11/8/25 11:45	11/9/25 00:16	PMB
Vinyl Chloride	1.16		0.469	0.500	1	ug/L	EPA 8260D	11/8/25 11:45	11/9/25 00:16	PMB
Xylenes, Total	ND		0.839	1.50	1	ug/L	EPA 8260D	11/8/25 11:45	11/9/25 00:16	PMB

Surrogate Recoveries	Result	Flag	Acceptance Range	Reference Method	Analyzed
Surrogate: SURR: 1,2-Dichloroethane-d4	110 %		69-130	EPA 8260D	11/9/25 00:16
Surrogate: SURR: Toluene-d8	113 %		81-117	EPA 8260D	11/9/25 00:16
Surrogate: SURR: p-Bromofluorobenzene	104 %		79-122	EPA 8260D	11/9/25 00:16

Client:	Todd J. Syska Inc.	York Sample ID:	25K0186-02
Client Project:	American Cleaners Middletown	Date Received:	11/05/2025
Client Sample ID:	MW5	Collection Date/Time:	11/3/25 10:20

Lab ID:	25K0186-02	Laboratory:	Stratford
Analysis:	Volatile Organic Compounds by GC/MS	Matrix:	Ground Water
Prep Method:	Sample Prepared by Method: EPA 5030B		


Parameter	Result	Flag	MDL	RL	Dilution	Units	Reference Method	Extracted	Analyzed	Analyst
-----------	--------	------	-----	----	----------	-------	------------------	-----------	----------	---------



Client:	Todd J. Syska Inc.	York Sample ID:	25K0186-02
Client Project:	American Cleaners Middletown	Date Received:	11/05/2025
Client Sample ID:	MW5	Collection Date/Time:	11/3/25 10:20

Lab ID:	25K0186-02	Laboratory:	Stratford
Analysis:	Volatile Organic Compounds by GC/MS	Matrix:	Ground Water
Prep Method:	Sample Prepared by Method: EPA 5030B		

Parameter	Result	Flag	MDL	RL	Dilution	Units	Reference Method	Extracted	Analyzed	Analyst
1,1,1,2-Tetrachloroethane	ND		0.216	0.500	1	ug/L	EPA 8260D	11/8/25 11:45	11/9/25 05:01	PMB
1,1,1-Trichloroethane	ND		0.266	0.500	1	ug/L	EPA 8260D	11/8/25 11:45	11/9/25 05:01	PMB
1,1,1,2-Tetrachloroethane	ND		0.256	0.500	1	ug/L	EPA 8260D	11/8/25 11:45	11/9/25 05:01	PMB
1,1,2-Trichloro-1,2,2-trifluoroethane (Freon 113)	ND		0.286	0.500	1	ug/L	EPA 8260D	11/8/25 11:45	11/9/25 05:01	PMB
1,1,2-Trichloroethane	ND		0.249	0.500	1	ug/L	EPA 8260D	11/8/25 11:45	11/9/25 05:01	PMB
1,1-Dichloroethane	ND		0.272	0.500	1	ug/L	EPA 8260D	11/8/25 11:45	11/9/25 05:01	PMB
1,1-Dichloroethylene	ND		0.327	0.500	1	ug/L	EPA 8260D	11/8/25 11:45	11/9/25 05:01	PMB
1,2,3-Trichlorobenzene	ND		0.222	0.500	1	ug/L	EPA 8260D	11/8/25 11:45	11/9/25 05:01	PMB
1,2,3-Trichloropropane	ND		0.273	0.500	1	ug/L	EPA 8260D	11/8/25 11:45	11/9/25 05:01	PMB
1,2,4-Trichlorobenzene	ND		0.138	0.500	1	ug/L	EPA 8260D	11/8/25 11:45	11/9/25 05:01	PMB
1,2,4-Trimethylbenzene	ND		0.310	0.500	1	ug/L	EPA 8260D	11/8/25 11:45	11/9/25 05:01	PMB
1,2-Dibromo-3-chloropropane	ND		0.432	0.500	1	ug/L	EPA 8260D	11/8/25 11:45	11/9/25 05:01	PMB
1,2-Dibromoethane	ND		0.215	0.500	1	ug/L	EPA 8260D	11/8/25 11:45	11/9/25 05:01	PMB
1,2-Dichlorobenzene	ND		0.270	0.500	1	ug/L	EPA 8260D	11/8/25 11:45	11/9/25 05:01	PMB
1,2-Dichloroethane	ND		0.377	0.500	1	ug/L	EPA 8260D	11/8/25 11:45	11/9/25 05:01	PMB
1,2-Dichloropropane	ND		0.327	0.500	1	ug/L	EPA 8260D	11/8/25 11:45	11/9/25 05:01	PMB
1,3,5-Trimethylbenzene	ND		0.347	0.500	1	ug/L	EPA 8260D	11/8/25 11:45	11/9/25 05:01	PMB
1,3-Dichlorobenzene	ND		0.283	0.500	1	ug/L	EPA 8260D	11/8/25 11:45	11/9/25 05:01	PMB
1,3-Dichloropropane	ND		0.260	0.500	1	ug/L	EPA 8260D	11/8/25 11:45	11/9/25 05:01	PMB
1,4-Dichlorobenzene	ND		0.311	0.500	1	ug/L	EPA 8260D	11/8/25 11:45	11/9/25 05:01	PMB
2-Butanone	35.3		0.421	0.500	1	ug/L	EPA 8260D	11/8/25 11:45	11/9/25 05:01	PMB
2-Hexanone	ND		0.320	0.500	1	ug/L	EPA 8260D	11/8/25 11:45	11/9/25 05:01	PMB
4-Methyl-2-pentanone	ND		0.365	0.500	1	ug/L	EPA 8260D	11/8/25 11:45	11/9/25 05:01	PMB
Acetone	53.6		1.34	2.00	1	ug/L	EPA 8260D	11/8/25 11:45	11/9/25 05:01	PMB
Acrolein	ND		0.447	0.500	1	ug/L	EPA 8260D	11/8/25 11:45	11/9/25 05:01	PMB
Acrylonitrile	ND		0.422	0.500	1	ug/L	EPA 8260D	11/8/25 11:45	11/9/25 05:01	PMB
Benzene	ND		0.279	0.500	1	ug/L	EPA 8260D	11/8/25 11:45	11/9/25 05:01	PMB
Bromochloromethane	ND		0.354	0.500	1	ug/L	EPA 8260D	11/8/25 11:45	11/9/25 05:01	PMB
Bromodichloromethane	ND		0.245	0.500	1	ug/L	EPA 8260D	11/8/25 11:45	11/9/25 05:01	PMB
Bromoform	ND		0.163	0.500	1	ug/L	EPA 8260D	11/8/25 11:45	11/9/25 05:01	PMB
Bromomethane	ND		0.500	2.00	1	ug/L	EPA 8260D	11/8/25 11:45	11/9/25 05:01	PMB
Carbon disulfide	ND		0.362	0.500	1	ug/L	EPA 8260D	11/8/25 11:45	11/9/25 05:01	PMB
Carbon tetrachloride	ND		0.204	0.500	1	ug/L	EPA 8260D	11/8/25 11:45	11/9/25 05:01	PMB
Chlorobenzene	ND		0.284	0.500	1	ug/L	EPA 8260D	11/8/25 11:45	11/9/25 05:01	PMB
Chloroethane	ND		0.448	0.500	1	ug/L	EPA 8260D	11/8/25 11:45	11/9/25 05:01	PMB
Chloroform	ND		0.243	0.500	1	ug/L	EPA 8260D	11/8/25 11:45	11/9/25 05:01	PMB
Chloromethane	ND		0.372	0.500	1	ug/L	EPA 8260D	11/8/25 11:45	11/9/25 05:01	PMB
cis-1,2-Dichloroethylene	5.34		0.294	0.500	1	ug/L	EPA 8260D	11/8/25 11:45	11/9/25 05:01	PMB
cis-1,3-Dichloropropylene	ND		0.262	0.500	1	ug/L	EPA 8260D	11/8/25 11:45	11/9/25 05:01	PMB
Cyclohexane	ND		0.491	0.500	1	ug/L	EPA 8260D	11/8/25 11:45	11/9/25 05:01	PMB
Dibromochloromethane	ND		0.146	0.500	1	ug/L	EPA 8260D	11/8/25 11:45	11/9/25 05:01	PMB
Dibromomethane	ND		0.203	0.500	1	ug/L	EPA 8260D	11/8/25 11:45	11/9/25 05:01	PMB
Dichlorodifluoromethane	ND		0.451	0.500	1	ug/L	EPA 8260D	11/8/25 11:45	11/9/25 05:01	PMB
Ethyl Benzene	ND		0.290	0.500	1	ug/L	EPA 8260D	11/8/25 11:45	11/9/25 05:01	PMB
Hexachlorobutadiene	ND		0.241	0.500	1	ug/L	EPA 8260D	11/8/25 11:45	11/9/25 05:01	PMB



Client:	Todd J. Syska Inc.	York Sample ID:	25K0186-02
Client Project:	American Cleaners Middletown	Date Received:	11/05/2025
Client Sample ID:	MW5	Collection Date/Time:	11/3/25 10:20

Lab ID:	25K0186-02	Laboratory:	Stratford
Analysis:	Volatile Organic Compounds by GC/MS	Matrix:	Ground Water
Prep Method:	Sample Prepared by Method: EPA 5030B		

Parameter	Result	Flag	MDL	RL	Dilution	Units	Reference Method	Extracted	Analyzed	Analyst
Isopropylbenzene	ND		0.405	0.500	1	ug/L	EPA 8260D	11/8/25 11:45	11/9/25 05:01	PMB
Methyl acetate	ND		0.442	0.500	1	ug/L	EPA 8260D	11/8/25 11:45	11/9/25 05:01	PMB
Methyl tert-butyl ether (MTBE)	ND		0.244	0.500	1	ug/L	EPA 8260D	11/8/25 11:45	11/9/25 05:01	PMB
Methylcyclohexane	ND		0.477	0.500	1	ug/L	EPA 8260D	11/8/25 11:45	11/9/25 05:01	PMB
Methylene chloride	ND		0.397	2.00	1	ug/L	EPA 8260D	11/8/25 11:45	11/9/25 05:01	PMB
Naphthalene	0.730	J	0.212	2.00	1	ug/L	EPA 8260D	11/8/25 11:45	11/9/25 05:01	PMB
n-Butylbenzene	ND		0.399	0.500	1	ug/L	EPA 8260D	11/8/25 11:45	11/9/25 05:01	PMB
n-Propylbenzene	ND		0.384	0.500	1	ug/L	EPA 8260D	11/8/25 11:45	11/9/25 05:01	PMB
o-Xylene	ND		0.261	0.500	1	ug/L	EPA 8260D	11/8/25 11:45	11/9/25 05:01	PMB
p- & m- Xylenes	ND		0.578	1.00	1	ug/L	EPA 8260D	11/8/25 11:45	11/9/25 05:01	PMB
* p-Diethylbenzene	ND		0.341	0.500	1	ug/L	EPA 8260D	11/8/25 11:45	11/9/25 05:01	PMB
* p-Ethyltoluene	ND		0.200	0.500	1	ug/L	EPA 8260D	11/8/25 11:45	11/9/25 05:01	PMB
p-Isopropyltoluene	0.440	J	0.377	0.500	1	ug/L	EPA 8260D	11/8/25 11:45	11/9/25 05:01	PMB
sec-Butylbenzene	ND		0.444	0.500	1	ug/L	EPA 8260D	11/8/25 11:45	11/9/25 05:01	PMB
Styrene	ND		0.255	0.500	1	ug/L	EPA 8260D	11/8/25 11:45	11/9/25 05:01	PMB
tert-Butyl alcohol (TBA)	ND		0.608	1.00	1	ug/L	EPA 8260D	11/8/25 11:45	11/9/25 05:01	PMB
tert-Butylbenzene	ND		0.367	0.500	1	ug/L	EPA 8260D	11/8/25 11:45	11/9/25 05:01	PMB
Tetrachloroethylene	0.730		0.239	0.500	1	ug/L	EPA 8260D	11/8/25 11:45	11/9/25 05:01	PMB
Toluene	ND		0.346	0.500	1	ug/L	EPA 8260D	11/8/25 11:45	11/9/25 05:01	PMB
trans-1,2-Dichloroethylene	ND		0.279	0.500	1	ug/L	EPA 8260D	11/8/25 11:45	11/9/25 05:01	PMB
trans-1,3-Dichloropropylene	ND		0.229	0.500	1	ug/L	EPA 8260D	11/8/25 11:45	11/9/25 05:01	PMB
Trichloroethylene	0.550		0.249	0.500	1	ug/L	EPA 8260D	11/8/25 11:45	11/9/25 05:01	PMB
Trichlorofluoromethane	ND		0.337	0.500	1	ug/L	EPA 8260D	11/8/25 11:45	11/9/25 05:01	PMB
Vinyl Chloride	3.60		0.469	0.500	1	ug/L	EPA 8260D	11/8/25 11:45	11/9/25 05:01	PMB
Xylenes, Total	ND		0.839	1.50	1	ug/L	EPA 8260D	11/8/25 11:45	11/9/25 05:01	PMB

Surrogate Recoveries	Result	Flag	Acceptance Range	Reference Method	Analyzed
Surrogate: SURR: 1,2-Dichloroethane-d4	110 %		69-130	EPA 8260D	11/9/25 05:01
Surrogate: SURR: Toluene-d8	114 %		81-117	EPA 8260D	11/9/25 05:01
Surrogate: SURR: p-Bromofluorobenzene	106 %		79-122	EPA 8260D	11/9/25 05:01

Client:	Todd J. Syska Inc.	York Sample ID:	25K0186-03
Client Project:	American Cleaners Middletown	Date Received:	11/05/2025
Client Sample ID:	MW30	Collection Date/Time:	11/3/25 10:50

Lab ID:	25K0186-03	Laboratory:	Stratford
Analysis:	Volatile Organic Compounds by GC/MS	Matrix:	Ground Water
Prep Method:	Sample Prepared by Method: EPA 5030B		


Parameter	Result	Flag	MDL	RL	Dilution	Units	Reference Method	Extracted	Analyzed	Analyst
1,1,1,2-Tetrachloroethane	ND		0.216	0.500	1	ug/L	EPA 8260D	11/8/25 11:45	11/9/25 00:45	PMB



Client: Todd J. Syska Inc.	York Sample ID: 25K0186-03
Client Project: American Cleaners Middletown	Date Received: 11/05/2025
Client Sample ID: MW30	Collection Date/Time: 11/3/25 10:50

Lab ID: 25K0186-03	Laboratory: Stratford
Analysis: Volatile Organic Compounds by GC/MS	Matrix: Ground Water
Prep Method: Sample Prepared by Method: EPA 5030B	

Parameter	Result	Flag	MDL	RL	Dilution	Units	Reference Method	Extracted	Analyzed	Analyst
1,1,1-Trichloroethane	ND		0.266	0.500	1	ug/L	EPA 8260D	11/8/25 11:45	11/ 9/25 00:45	PMB
1,1,2,2-Tetrachloroethane	ND		0.256	0.500	1	ug/L	EPA 8260D	11/8/25 11:45	11/ 9/25 00:45	PMB
1,1,2-Trichloro-1,2,2-trifluoroethane (Freon 113)	ND		0.286	0.500	1	ug/L	EPA 8260D	11/8/25 11:45	11/ 9/25 00:45	PMB
1,1,2-Trichloroethane	ND		0.249	0.500	1	ug/L	EPA 8260D	11/8/25 11:45	11/ 9/25 00:45	PMB
1,1-Dichloroethane	ND		0.272	0.500	1	ug/L	EPA 8260D	11/8/25 11:45	11/ 9/25 00:45	PMB
1,1-Dichloroethylene	ND		0.327	0.500	1	ug/L	EPA 8260D	11/8/25 11:45	11/ 9/25 00:45	PMB
1,2,3-Trichlorobenzene	ND		0.222	0.500	1	ug/L	EPA 8260D	11/8/25 11:45	11/ 9/25 00:45	PMB
1,2,3-Trichloropropane	ND		0.273	0.500	1	ug/L	EPA 8260D	11/8/25 11:45	11/ 9/25 00:45	PMB
1,2,4-Trichlorobenzene	ND		0.138	0.500	1	ug/L	EPA 8260D	11/8/25 11:45	11/ 9/25 00:45	PMB
1,2,4-Trimethylbenzene	ND		0.310	0.500	1	ug/L	EPA 8260D	11/8/25 11:45	11/ 9/25 00:45	PMB
1,2-Dibromo-3-chloropropane	ND		0.432	0.500	1	ug/L	EPA 8260D	11/8/25 11:45	11/ 9/25 00:45	PMB
1,2-Dibromoethane	ND		0.215	0.500	1	ug/L	EPA 8260D	11/8/25 11:45	11/ 9/25 00:45	PMB
1,2-Dichlorobenzene	ND		0.270	0.500	1	ug/L	EPA 8260D	11/8/25 11:45	11/ 9/25 00:45	PMB
1,2-Dichloroethane	ND		0.377	0.500	1	ug/L	EPA 8260D	11/8/25 11:45	11/ 9/25 00:45	PMB
1,2-Dichloropropane	ND		0.327	0.500	1	ug/L	EPA 8260D	11/8/25 11:45	11/ 9/25 00:45	PMB
1,3,5-Trimethylbenzene	ND		0.347	0.500	1	ug/L	EPA 8260D	11/8/25 11:45	11/ 9/25 00:45	PMB
1,3-Dichlorobenzene	ND		0.283	0.500	1	ug/L	EPA 8260D	11/8/25 11:45	11/ 9/25 00:45	PMB
1,3-Dichloropropane	ND		0.260	0.500	1	ug/L	EPA 8260D	11/8/25 11:45	11/ 9/25 00:45	PMB
1,4-Dichlorobenzene	ND		0.311	0.500	1	ug/L	EPA 8260D	11/8/25 11:45	11/ 9/25 00:45	PMB
2-Butanone	2.74		0.421	0.500	1	ug/L	EPA 8260D	11/8/25 11:45	11/ 9/25 00:45	PMB
2-Hexanone	0.750		0.320	0.500	1	ug/L	EPA 8260D	11/8/25 11:45	11/ 9/25 00:45	PMB
4-Methyl-2-pentanone	ND		0.365	0.500	1	ug/L	EPA 8260D	11/8/25 11:45	11/ 9/25 00:45	PMB
Acetone	6.05		1.34	2.00	1	ug/L	EPA 8260D	11/8/25 11:45	11/ 9/25 00:45	PMB
Acrolein	ND		0.447	0.500	1	ug/L	EPA 8260D	11/8/25 11:45	11/ 9/25 00:45	PMB
Acrylonitrile	ND		0.422	0.500	1	ug/L	EPA 8260D	11/8/25 11:45	11/ 9/25 00:45	PMB
Benzene	ND		0.279	0.500	1	ug/L	EPA 8260D	11/8/25 11:45	11/ 9/25 00:45	PMB
Bromochloromethane	ND		0.354	0.500	1	ug/L	EPA 8260D	11/8/25 11:45	11/ 9/25 00:45	PMB
Bromodichloromethane	ND		0.245	0.500	1	ug/L	EPA 8260D	11/8/25 11:45	11/ 9/25 00:45	PMB
Bromoform	ND		0.163	0.500	1	ug/L	EPA 8260D	11/8/25 11:45	11/ 9/25 00:45	PMB
Bromomethane	ND		0.500	2.00	1	ug/L	EPA 8260D	11/8/25 11:45	11/ 9/25 00:45	PMB
Carbon disulfide	0.750		0.362	0.500	1	ug/L	EPA 8260D	11/8/25 11:45	11/ 9/25 00:45	PMB
Carbon tetrachloride	ND		0.204	0.500	1	ug/L	EPA 8260D	11/8/25 11:45	11/ 9/25 00:45	PMB
Chlorobenzene	ND		0.284	0.500	1	ug/L	EPA 8260D	11/8/25 11:45	11/ 9/25 00:45	PMB
Chloroethane	ND		0.448	0.500	1	ug/L	EPA 8260D	11/8/25 11:45	11/ 9/25 00:45	PMB
Chloroform	ND		0.243	0.500	1	ug/L	EPA 8260D	11/8/25 11:45	11/ 9/25 00:45	PMB
Chloromethane	ND		0.372	0.500	1	ug/L	EPA 8260D	11/8/25 11:45	11/ 9/25 00:45	PMB
cis-1,2-Dichloroethylene	10.8		0.294	0.500	1	ug/L	EPA 8260D	11/8/25 11:45	11/ 9/25 00:45	PMB
cis-1,3-Dichloropropylene	ND		0.262	0.500	1	ug/L	EPA 8260D	11/8/25 11:45	11/ 9/25 00:45	PMB
Cyclohexane	ND		0.491	0.500	1	ug/L	EPA 8260D	11/8/25 11:45	11/ 9/25 00:45	PMB
Dibromochloromethane	ND		0.146	0.500	1	ug/L	EPA 8260D	11/8/25 11:45	11/ 9/25 00:45	PMB
Dibromomethane	ND		0.203	0.500	1	ug/L	EPA 8260D	11/8/25 11:45	11/ 9/25 00:45	PMB
Dichlorodifluoromethane	ND		0.451	0.500	1	ug/L	EPA 8260D	11/8/25 11:45	11/ 9/25 00:45	PMB
Ethyl Benzene	ND		0.290	0.500	1	ug/L	EPA 8260D	11/8/25 11:45	11/ 9/25 00:45	PMB
Hexachlorobutadiene	ND		0.241	0.500	1	ug/L	EPA 8260D	11/8/25 11:45	11/ 9/25 00:45	PMB
Isopropylbenzene	ND		0.405	0.500	1	ug/L	EPA 8260D	11/8/25 11:45	11/ 9/25 00:45	PMB



Client:	Todd J. Syska Inc.	York Sample ID:	25K0186-03
Client Project:	American Cleaners Middletown	Date Received:	11/05/2025
Client Sample ID:	MW30	Collection Date/Time:	11/3/25 10:50

Lab ID:	25K0186-03	Laboratory:	Stratford
Analysis:	Volatile Organic Compounds by GC/MS	Matrix:	Ground Water
Prep Method:	Sample Prepared by Method: EPA 5030B		


Parameter	Result	Flag	MDL	RL	Dilution	Units	Reference Method	Extracted	Analyzed	Analyst
Methyl acetate	ND		0.442	0.500	1	ug/L	EPA 8260D	11/8/25 11:45	11/9/25 00:45	PMB
Methyl tert-butyl ether (MTBE)	ND		0.244	0.500	1	ug/L	EPA 8260D	11/8/25 11:45	11/9/25 00:45	PMB
Methylcyclohexane	ND		0.477	0.500	1	ug/L	EPA 8260D	11/8/25 11:45	11/9/25 00:45	PMB
Methylene chloride	ND		0.397	2.00	1	ug/L	EPA 8260D	11/8/25 11:45	11/9/25 00:45	PMB
Naphthalene	0.500	J	0.212	2.00	1	ug/L	EPA 8260D	11/8/25 11:45	11/9/25 00:45	PMB
n-Butylbenzene	ND		0.399	0.500	1	ug/L	EPA 8260D	11/8/25 11:45	11/9/25 00:45	PMB
n-Propylbenzene	ND		0.384	0.500	1	ug/L	EPA 8260D	11/8/25 11:45	11/9/25 00:45	PMB
o-Xylene	ND		0.261	0.500	1	ug/L	EPA 8260D	11/8/25 11:45	11/9/25 00:45	PMB
p- & m- Xylenes	ND		0.578	1.00	1	ug/L	EPA 8260D	11/8/25 11:45	11/9/25 00:45	PMB
* p-Diethylbenzene	ND		0.341	0.500	1	ug/L	EPA 8260D	11/8/25 11:45	11/9/25 00:45	PMB
* p-Ethyltoluene	ND		0.200	0.500	1	ug/L	EPA 8260D	11/8/25 11:45	11/9/25 00:45	PMB
p-Isopropyltoluene	ND		0.377	0.500	1	ug/L	EPA 8260D	11/8/25 11:45	11/9/25 00:45	PMB
sec-Butylbenzene	ND		0.444	0.500	1	ug/L	EPA 8260D	11/8/25 11:45	11/9/25 00:45	PMB
Styrene	ND		0.255	0.500	1	ug/L	EPA 8260D	11/8/25 11:45	11/9/25 00:45	PMB
tert-Butyl alcohol (TBA)	ND		0.608	1.00	1	ug/L	EPA 8260D	11/8/25 11:45	11/9/25 00:45	PMB
tert-Butylbenzene	ND		0.367	0.500	1	ug/L	EPA 8260D	11/8/25 11:45	11/9/25 00:45	PMB
Tetrachloroethylene	2.01		0.239	0.500	1	ug/L	EPA 8260D	11/8/25 11:45	11/9/25 00:45	PMB
Toluene	ND		0.346	0.500	1	ug/L	EPA 8260D	11/8/25 11:45	11/9/25 00:45	PMB
trans-1,2-Dichloroethylene	ND		0.279	0.500	1	ug/L	EPA 8260D	11/8/25 11:45	11/9/25 00:45	PMB
trans-1,3-Dichloropropylene	ND		0.229	0.500	1	ug/L	EPA 8260D	11/8/25 11:45	11/9/25 00:45	PMB
Trichloroethylene	1.90		0.249	0.500	1	ug/L	EPA 8260D	11/8/25 11:45	11/9/25 00:45	PMB
Trichlorofluoromethane	ND		0.337	0.500	1	ug/L	EPA 8260D	11/8/25 11:45	11/9/25 00:45	PMB
Vinyl Chloride	2.64		0.469	0.500	1	ug/L	EPA 8260D	11/8/25 11:45	11/9/25 00:45	PMB
Xylenes, Total	ND		0.839	1.50	1	ug/L	EPA 8260D	11/8/25 11:45	11/9/25 00:45	PMB

Surrogate Recoveries	Result	Flag	Acceptance Range	Reference Method	Analyzed
Surrogate: SURR: 1,2-Dichloroethane-d4	102 %		69-130	EPA 8260D	11/9/25 00:45
Surrogate: SURR: Toluene-d8	115 %		81-117	EPA 8260D	11/9/25 00:45
Surrogate: SURR: p-Bromofluorobenzene	108 %		79-122	EPA 8260D	11/9/25 00:45

Client:	Todd J. Syska Inc.	York Sample ID:	25K0186-04
Client Project:	American Cleaners Middletown	Date Received:	11/05/2025
Client Sample ID:	MW3	Collection Date/Time:	11/3/25 11:20

Lab ID:	25K0186-04	Laboratory:	Stratford
Analysis:	Volatile Organic Compounds by GC/MS	Matrix:	Ground Water
Prep Method:	Sample Prepared by Method: EPA 5030B		


Parameter	Result	Flag	MDL	RL	Dilution	Units	Reference Method	Extracted	Analyzed	Analyst
1,1,1,2-Tetrachloroethane	ND		0.216	0.500	1	ug/L	EPA 8260D	11/8/25 11:45	11/9/25 01:13	PMB
1,1,1-Trichloroethane	ND		0.266	0.500	1	ug/L	EPA 8260D	11/8/25 11:45	11/9/25 01:13	PMB



Client:	Todd J. Syska Inc.	York Sample ID:	25K0186-04
Client Project:	American Cleaners Middletown	Date Received:	11/05/2025
Client Sample ID:	MW3	Collection Date/Time:	11/3/25 11:20

Lab ID:	25K0186-04	Laboratory:	Stratford
Analysis:	Volatile Organic Compounds by GC/MS	Matrix:	Ground Water
Prep Method:	Sample Prepared by Method: EPA 5030B		

Parameter	Result	Flag	MDL	RL	Dilution	Units	Reference Method	Extracted	Analyzed	Analyst
1,1,2,2-Tetrachloroethane	ND		0.256	0.500	1	ug/L	EPA 8260D	11/8/25 11:45	11/9/25 01:13	PMB
1,1,2-Trichloro-1,2,2-trifluoroethane (Freon 113)	ND		0.286	0.500	1	ug/L	EPA 8260D	11/8/25 11:45	11/9/25 01:13	PMB
1,1,2-Trichloroethane	ND		0.249	0.500	1	ug/L	EPA 8260D	11/8/25 11:45	11/9/25 01:13	PMB
1,1-Dichloroethane	ND		0.272	0.500	1	ug/L	EPA 8260D	11/8/25 11:45	11/9/25 01:13	PMB
1,1-Dichloroethylene	0.680		0.327	0.500	1	ug/L	EPA 8260D	11/8/25 11:45	11/9/25 01:13	PMB
1,2,3-Trichlorobenzene	ND		0.222	0.500	1	ug/L	EPA 8260D	11/8/25 11:45	11/9/25 01:13	PMB
1,2,3-Trichloropropane	ND		0.273	0.500	1	ug/L	EPA 8260D	11/8/25 11:45	11/9/25 01:13	PMB
1,2,4-Trichlorobenzene	ND		0.138	0.500	1	ug/L	EPA 8260D	11/8/25 11:45	11/9/25 01:13	PMB
1,2,4-Trimethylbenzene	ND		0.310	0.500	1	ug/L	EPA 8260D	11/8/25 11:45	11/9/25 01:13	PMB
1,2-Dibromo-3-chloropropane	ND		0.432	0.500	1	ug/L	EPA 8260D	11/8/25 11:45	11/9/25 01:13	PMB
1,2-Dibromoethane	ND		0.215	0.500	1	ug/L	EPA 8260D	11/8/25 11:45	11/9/25 01:13	PMB
1,2-Dichlorobenzene	ND		0.270	0.500	1	ug/L	EPA 8260D	11/8/25 11:45	11/9/25 01:13	PMB
1,2-Dichloroethane	ND		0.377	0.500	1	ug/L	EPA 8260D	11/8/25 11:45	11/9/25 01:13	PMB
1,2-Dichloropropane	ND		0.327	0.500	1	ug/L	EPA 8260D	11/8/25 11:45	11/9/25 01:13	PMB
1,3,5-Trimethylbenzene	ND		0.347	0.500	1	ug/L	EPA 8260D	11/8/25 11:45	11/9/25 01:13	PMB
1,3-Dichlorobenzene	ND		0.283	0.500	1	ug/L	EPA 8260D	11/8/25 11:45	11/9/25 01:13	PMB
1,3-Dichloropropane	ND		0.260	0.500	1	ug/L	EPA 8260D	11/8/25 11:45	11/9/25 01:13	PMB
1,4-Dichlorobenzene	ND		0.311	0.500	1	ug/L	EPA 8260D	11/8/25 11:45	11/9/25 01:13	PMB
2-Butanone	ND		0.421	0.500	1	ug/L	EPA 8260D	11/8/25 11:45	11/9/25 01:13	PMB
2-Hexanone	ND		0.320	0.500	1	ug/L	EPA 8260D	11/8/25 11:45	11/9/25 01:13	PMB
4-Methyl-2-pentanone	ND		0.365	0.500	1	ug/L	EPA 8260D	11/8/25 11:45	11/9/25 01:13	PMB
Acetone	ND		1.34	2.00	1	ug/L	EPA 8260D	11/8/25 11:45	11/9/25 01:13	PMB
Acrolein	ND		0.447	0.500	1	ug/L	EPA 8260D	11/8/25 11:45	11/9/25 01:13	PMB
Acrylonitrile	ND		0.422	0.500	1	ug/L	EPA 8260D	11/8/25 11:45	11/9/25 01:13	PMB
Benzene	ND		0.279	0.500	1	ug/L	EPA 8260D	11/8/25 11:45	11/9/25 01:13	PMB
Bromochloromethane	ND		0.354	0.500	1	ug/L	EPA 8260D	11/8/25 11:45	11/9/25 01:13	PMB
Bromodichloromethane	ND		0.245	0.500	1	ug/L	EPA 8260D	11/8/25 11:45	11/9/25 01:13	PMB
Bromoform	ND		0.163	0.500	1	ug/L	EPA 8260D	11/8/25 11:45	11/9/25 01:13	PMB
Bromomethane	ND		0.500	2.00	1	ug/L	EPA 8260D	11/8/25 11:45	11/9/25 01:13	PMB
Carbon disulfide	ND		0.362	0.500	1	ug/L	EPA 8260D	11/8/25 11:45	11/9/25 01:13	PMB
Carbon tetrachloride	ND		0.204	0.500	1	ug/L	EPA 8260D	11/8/25 11:45	11/9/25 01:13	PMB
Chlorobenzene	ND		0.284	0.500	1	ug/L	EPA 8260D	11/8/25 11:45	11/9/25 01:13	PMB
Chloroethane	1.85		0.448	0.500	1	ug/L	EPA 8260D	11/8/25 11:45	11/9/25 01:13	PMB
Chloroform	ND		0.243	0.500	1	ug/L	EPA 8260D	11/8/25 11:45	11/9/25 01:13	PMB
Chloromethane	ND		0.372	0.500	1	ug/L	EPA 8260D	11/8/25 11:45	11/9/25 01:13	PMB
cis-1,2-Dichloroethylene	238		7.35	12.5	25	ug/L	EPA 8260D	11/12/25 7:00	11/12/25 19:02	PMB
cis-1,3-Dichloropropylene	ND		0.262	0.500	1	ug/L	EPA 8260D	11/8/25 11:45	11/9/25 01:13	PMB
Cyclohexane	ND		0.491	0.500	1	ug/L	EPA 8260D	11/8/25 11:45	11/9/25 01:13	PMB
Dibromochloromethane	ND		0.146	0.500	1	ug/L	EPA 8260D	11/8/25 11:45	11/9/25 01:13	PMB
Dibromomethane	ND		0.203	0.500	1	ug/L	EPA 8260D	11/8/25 11:45	11/9/25 01:13	PMB
Dichlorodifluoromethane	ND		0.451	0.500	1	ug/L	EPA 8260D	11/8/25 11:45	11/9/25 01:13	PMB
Ethyl Benzene	ND		0.290	0.500	1	ug/L	EPA 8260D	11/8/25 11:45	11/9/25 01:13	PMB
Hexachlorobutadiene	ND		0.241	0.500	1	ug/L	EPA 8260D	11/8/25 11:45	11/9/25 01:13	PMB
Isopropylbenzene	ND		0.405	0.500	1	ug/L	EPA 8260D	11/8/25 11:45	11/9/25 01:13	PMB
Methyl acetate	ND		0.442	0.500	1	ug/L	EPA 8260D	11/8/25 11:45	11/9/25 01:13	PMB



Client:	Todd J. Syska Inc.	York Sample ID:	25K0186-04
Client Project:	American Cleaners Middletown	Date Received:	11/05/2025
Client Sample ID:	MW3	Collection Date/Time:	11/3/25 11:20

Lab ID:	25K0186-04	Laboratory:	Stratford
Analysis:	Volatile Organic Compounds by GC/MS	Matrix:	Ground Water
Prep Method:	Sample Prepared by Method: EPA 5030B		


Parameter	Result	Flag	MDL	RL	Dilution	Units	Reference Method	Extracted	Analyzed	Analyst
Methyl tert-butyl ether (MTBE)	ND		0.244	0.500	1	ug/L	EPA 8260D	11/8/25 11:45	11/9/25 01:13	PMB
Methylcyclohexane	ND		0.477	0.500	1	ug/L	EPA 8260D	11/8/25 11:45	11/9/25 01:13	PMB
Methylene chloride	ND		0.397	2.00	1	ug/L	EPA 8260D	11/8/25 11:45	11/9/25 01:13	PMB
Naphthalene	ND		0.212	2.00	1	ug/L	EPA 8260D	11/8/25 11:45	11/9/25 01:13	PMB
n-Butylbenzene	ND		0.399	0.500	1	ug/L	EPA 8260D	11/8/25 11:45	11/9/25 01:13	PMB
n-Propylbenzene	ND		0.384	0.500	1	ug/L	EPA 8260D	11/8/25 11:45	11/9/25 01:13	PMB
o-Xylene	ND		0.261	0.500	1	ug/L	EPA 8260D	11/8/25 11:45	11/9/25 01:13	PMB
p- & m- Xylenes	ND		0.578	1.00	1	ug/L	EPA 8260D	11/8/25 11:45	11/9/25 01:13	PMB
* p-Diethylbenzene	ND		0.341	0.500	1	ug/L	EPA 8260D	11/8/25 11:45	11/9/25 01:13	PMB
* p-Ethyltoluene	ND		0.200	0.500	1	ug/L	EPA 8260D	11/8/25 11:45	11/9/25 01:13	PMB
p-Isopropyltoluene	ND		0.377	0.500	1	ug/L	EPA 8260D	11/8/25 11:45	11/9/25 01:13	PMB
sec-Butylbenzene	ND		0.444	0.500	1	ug/L	EPA 8260D	11/8/25 11:45	11/9/25 01:13	PMB
Styrene	ND		0.255	0.500	1	ug/L	EPA 8260D	11/8/25 11:45	11/9/25 01:13	PMB
tert-Butyl alcohol (TBA)	ND		0.608	1.00	1	ug/L	EPA 8260D	11/8/25 11:45	11/9/25 01:13	PMB
tert-Butylbenzene	ND		0.367	0.500	1	ug/L	EPA 8260D	11/8/25 11:45	11/9/25 01:13	PMB
Tetrachloroethylene	37.5	CCVE, QL-02	5.98	12.5	25	ug/L	EPA 8260D	11/12/25 7:00	11/12/25 19:02	PMB
Toluene	ND		0.346	0.500	1	ug/L	EPA 8260D	11/8/25 11:45	11/9/25 01:13	PMB
trans-1,2-Dichloroethylene	1.66		0.279	0.500	1	ug/L	EPA 8260D	11/8/25 11:45	11/9/25 01:13	PMB
trans-1,3-Dichloropropylene	ND		0.229	0.500	1	ug/L	EPA 8260D	11/8/25 11:45	11/9/25 01:13	PMB
Trichloroethylene	69.8		0.249	0.500	1	ug/L	EPA 8260D	11/8/25 11:45	11/9/25 01:13	PMB
Trichlorofluoromethane	ND		0.337	0.500	1	ug/L	EPA 8260D	11/8/25 11:45	11/9/25 01:13	PMB
Vinyl Chloride	10.7		0.469	0.500	1	ug/L	EPA 8260D	11/8/25 11:45	11/9/25 01:13	PMB
Xylenes, Total	ND		0.839	1.50	1	ug/L	EPA 8260D	11/8/25 11:45	11/9/25 01:13	PMB

Surrogate Recoveries	Result	Flag	Acceptance Range	Reference Method	Analyzed
Surrogate: SURR: 1,2-Dichloroethane-d4	107 %		69-130	EPA 8260D	11/9/25 01:13
Surrogate: SURR: Toluene-d8	113 %		81-117	EPA 8260D	11/9/25 01:13
Surrogate: SURR: p-Bromofluorobenzene	104 %		79-122	EPA 8260D	11/9/25 01:13

Client:	Todd J. Syska Inc.	York Sample ID:	25K0186-05
Client Project:	American Cleaners Middletown	Date Received:	11/05/2025
Client Sample ID:	MW26	Collection Date/Time:	11/3/25 11:55

Lab ID:	25K0186-05	Laboratory:	Stratford
Analysis:	Volatile Organic Compounds by GC/MS	Matrix:	Ground Water
Prep Method:	Sample Prepared by Method: EPA 5030B		

Parameter	Result	Flag	MDL	RL	Dilution	Units	Reference Method	Extracted	Analyzed	Analyst
1,1,1,2-Tetrachloroethane	ND		0.216	0.500	1	ug/L	EPA 8260D	11/8/25 11:45	11/9/25 01:42	PMB
1,1,1-Trichloroethane	ND		0.266	0.500	1	ug/L	EPA 8260D	11/8/25 11:45	11/9/25 01:42	PMB



Client:	Todd J. Syska Inc.	York Sample ID:	25K0186-05
Client Project:	American Cleaners Middletown	Date Received:	11/05/2025
Client Sample ID:	MW26	Collection Date/Time:	11/3/25 11:55

Lab ID:	25K0186-05	Laboratory:	Stratford
Analysis:	Volatile Organic Compounds by GC/MS	Matrix:	Ground Water
Prep Method:	Sample Prepared by Method: EPA 5030B		

Parameter	Result	Flag	MDL	RL	Dilution	Units	Reference Method	Extracted	Analyzed	Analyst
1,1,2,2-Tetrachloroethane	ND		0.256	0.500	1	ug/L	EPA 8260D	11/8/25 11:45	11/ 9/25 01:42	PMB
1,1,2-Trichloro-1,2,2-trifluoroethane (Freon 113)	ND		0.286	0.500	1	ug/L	EPA 8260D	11/8/25 11:45	11/ 9/25 01:42	PMB
1,1,2-Trichloroethane	ND		0.249	0.500	1	ug/L	EPA 8260D	11/8/25 11:45	11/ 9/25 01:42	PMB
1,1-Dichloroethane	ND		0.272	0.500	1	ug/L	EPA 8260D	11/8/25 11:45	11/ 9/25 01:42	PMB
1,1-Dichloroethylene	ND		0.327	0.500	1	ug/L	EPA 8260D	11/8/25 11:45	11/ 9/25 01:42	PMB
1,2,3-Trichlorobenzene	ND		0.222	0.500	1	ug/L	EPA 8260D	11/8/25 11:45	11/ 9/25 01:42	PMB
1,2,3-Trichloropropane	ND		0.273	0.500	1	ug/L	EPA 8260D	11/8/25 11:45	11/ 9/25 01:42	PMB
1,2,4-Trichlorobenzene	ND		0.138	0.500	1	ug/L	EPA 8260D	11/8/25 11:45	11/ 9/25 01:42	PMB
1,2,4-Trimethylbenzene	ND		0.310	0.500	1	ug/L	EPA 8260D	11/8/25 11:45	11/ 9/25 01:42	PMB
1,2-Dibromo-3-chloropropane	ND		0.432	0.500	1	ug/L	EPA 8260D	11/8/25 11:45	11/ 9/25 01:42	PMB
1,2-Dibromoethane	ND		0.215	0.500	1	ug/L	EPA 8260D	11/8/25 11:45	11/ 9/25 01:42	PMB
1,2-Dichlorobenzene	ND		0.270	0.500	1	ug/L	EPA 8260D	11/8/25 11:45	11/ 9/25 01:42	PMB
1,2-Dichloroethane	ND		0.377	0.500	1	ug/L	EPA 8260D	11/8/25 11:45	11/ 9/25 01:42	PMB
1,2-Dichloropropane	ND		0.327	0.500	1	ug/L	EPA 8260D	11/8/25 11:45	11/ 9/25 01:42	PMB
1,3,5-Trimethylbenzene	ND		0.347	0.500	1	ug/L	EPA 8260D	11/8/25 11:45	11/ 9/25 01:42	PMB
1,3-Dichlorobenzene	ND		0.283	0.500	1	ug/L	EPA 8260D	11/8/25 11:45	11/ 9/25 01:42	PMB
1,3-Dichloropropane	ND		0.260	0.500	1	ug/L	EPA 8260D	11/8/25 11:45	11/ 9/25 01:42	PMB
1,4-Dichlorobenzene	ND		0.311	0.500	1	ug/L	EPA 8260D	11/8/25 11:45	11/ 9/25 01:42	PMB
2-Butanone	ND		0.421	0.500	1	ug/L	EPA 8260D	11/8/25 11:45	11/ 9/25 01:42	PMB
2-Hexanone	ND		0.320	0.500	1	ug/L	EPA 8260D	11/8/25 11:45	11/ 9/25 01:42	PMB
4-Methyl-2-pentanone	ND		0.365	0.500	1	ug/L	EPA 8260D	11/8/25 11:45	11/ 9/25 01:42	PMB
Acetone	1.34	J	1.34	2.00	1	ug/L	EPA 8260D	11/8/25 11:45	11/ 9/25 01:42	PMB
Acrolein	ND		0.447	0.500	1	ug/L	EPA 8260D	11/8/25 11:45	11/ 9/25 01:42	PMB
Acrylonitrile	ND		0.422	0.500	1	ug/L	EPA 8260D	11/8/25 11:45	11/ 9/25 01:42	PMB
Benzene	ND		0.279	0.500	1	ug/L	EPA 8260D	11/8/25 11:45	11/ 9/25 01:42	PMB
Bromochloromethane	ND		0.354	0.500	1	ug/L	EPA 8260D	11/8/25 11:45	11/ 9/25 01:42	PMB
Bromodichloromethane	ND		0.245	0.500	1	ug/L	EPA 8260D	11/8/25 11:45	11/ 9/25 01:42	PMB
Bromoform	ND		0.163	0.500	1	ug/L	EPA 8260D	11/8/25 11:45	11/ 9/25 01:42	PMB
Bromomethane	ND		0.500	2.00	1	ug/L	EPA 8260D	11/8/25 11:45	11/ 9/25 01:42	PMB
Carbon disulfide	ND		0.362	0.500	1	ug/L	EPA 8260D	11/8/25 11:45	11/ 9/25 01:42	PMB
Carbon tetrachloride	ND		0.204	0.500	1	ug/L	EPA 8260D	11/8/25 11:45	11/ 9/25 01:42	PMB
Chlorobenzene	ND		0.284	0.500	1	ug/L	EPA 8260D	11/8/25 11:45	11/ 9/25 01:42	PMB
Chloroethane	ND		0.448	0.500	1	ug/L	EPA 8260D	11/8/25 11:45	11/ 9/25 01:42	PMB
Chloroform	ND		0.243	0.500	1	ug/L	EPA 8260D	11/8/25 11:45	11/ 9/25 01:42	PMB
Chloromethane	ND		0.372	0.500	1	ug/L	EPA 8260D	11/8/25 11:45	11/ 9/25 01:42	PMB
cis-1,2-Dichloroethylene	213		7.35	12.5	25	ug/L	EPA 8260D	11/12/25 7:00	11/12/25 19:31	PMB
cis-1,3-Dichloropropylene	ND		0.262	0.500	1	ug/L	EPA 8260D	11/8/25 11:45	11/ 9/25 01:42	PMB
Cyclohexane	ND		0.491	0.500	1	ug/L	EPA 8260D	11/8/25 11:45	11/ 9/25 01:42	PMB
Dibromochloromethane	ND		0.146	0.500	1	ug/L	EPA 8260D	11/8/25 11:45	11/ 9/25 01:42	PMB
Dibromomethane	ND		0.203	0.500	1	ug/L	EPA 8260D	11/8/25 11:45	11/ 9/25 01:42	PMB
Dichlorodifluoromethane	ND		0.451	0.500	1	ug/L	EPA 8260D	11/8/25 11:45	11/ 9/25 01:42	PMB
Ethyl Benzene	ND		0.290	0.500	1	ug/L	EPA 8260D	11/8/25 11:45	11/ 9/25 01:42	PMB
Hexachlorobutadiene	ND		0.241	0.500	1	ug/L	EPA 8260D	11/8/25 11:45	11/ 9/25 01:42	PMB
Isopropylbenzene	ND		0.405	0.500	1	ug/L	EPA 8260D	11/8/25 11:45	11/ 9/25 01:42	PMB
Methyl acetate	ND		0.442	0.500	1	ug/L	EPA 8260D	11/8/25 11:45	11/ 9/25 01:42	PMB



Client:	Todd J. Syska Inc.	York Sample ID:	25K0186-05
Client Project:	American Cleaners Middletown	Date Received:	11/05/2025
Client Sample ID:	MW26	Collection Date/Time:	11/3/25 11:55

Lab ID:	25K0186-05	Laboratory:	Stratford
Analysis:	Volatile Organic Compounds by GC/MS	Matrix:	Ground Water
Prep Method:	Sample Prepared by Method: EPA 5030B		

Parameter	Result	Flag	MDL	RL	Dilution	Units	Reference Method	Extracted	Analyzed	Analyst
Methyl tert-butyl ether (MTBE)	ND		0.244	0.500	1	ug/L	EPA 8260D	11/8/25 11:45	11/9/25 01:42	PMB
Methylcyclohexane	ND		0.477	0.500	1	ug/L	EPA 8260D	11/8/25 11:45	11/9/25 01:42	PMB
Methylene chloride	ND		0.397	2.00	1	ug/L	EPA 8260D	11/8/25 11:45	11/9/25 01:42	PMB
Naphthalene	ND		0.212	2.00	1	ug/L	EPA 8260D	11/8/25 11:45	11/9/25 01:42	PMB
n-Butylbenzene	ND		0.399	0.500	1	ug/L	EPA 8260D	11/8/25 11:45	11/9/25 01:42	PMB
n-Propylbenzene	ND		0.384	0.500	1	ug/L	EPA 8260D	11/8/25 11:45	11/9/25 01:42	PMB
o-Xylene	ND		0.261	0.500	1	ug/L	EPA 8260D	11/8/25 11:45	11/9/25 01:42	PMB
p- & m- Xylenes	ND		0.578	1.00	1	ug/L	EPA 8260D	11/8/25 11:45	11/9/25 01:42	PMB
* p-Diethylbenzene	ND		0.341	0.500	1	ug/L	EPA 8260D	11/8/25 11:45	11/9/25 01:42	PMB
* p-Ethyltoluene	ND		0.200	0.500	1	ug/L	EPA 8260D	11/8/25 11:45	11/9/25 01:42	PMB
p-Isopropyltoluene	ND		0.377	0.500	1	ug/L	EPA 8260D	11/8/25 11:45	11/9/25 01:42	PMB
sec-Butylbenzene	ND		0.444	0.500	1	ug/L	EPA 8260D	11/8/25 11:45	11/9/25 01:42	PMB
Styrene	ND		0.255	0.500	1	ug/L	EPA 8260D	11/8/25 11:45	11/9/25 01:42	PMB
tert-Butyl alcohol (TBA)	ND		0.608	1.00	1	ug/L	EPA 8260D	11/8/25 11:45	11/9/25 01:42	PMB
tert-Butylbenzene	ND		0.367	0.500	1	ug/L	EPA 8260D	11/8/25 11:45	11/9/25 01:42	PMB
Tetrachloroethylene	1.85		0.239	0.500	1	ug/L	EPA 8260D	11/8/25 11:45	11/9/25 01:42	PMB
Toluene	ND		0.346	0.500	1	ug/L	EPA 8260D	11/8/25 11:45	11/9/25 01:42	PMB
trans-1,2-Dichloroethylene	1.53		0.279	0.500	1	ug/L	EPA 8260D	11/8/25 11:45	11/9/25 01:42	PMB
trans-1,3-Dichloropropylene	ND		0.229	0.500	1	ug/L	EPA 8260D	11/8/25 11:45	11/9/25 01:42	PMB
Trichloroethylene	1.62		0.249	0.500	1	ug/L	EPA 8260D	11/8/25 11:45	11/9/25 01:42	PMB
Trichlorofluoromethane	ND		0.337	0.500	1	ug/L	EPA 8260D	11/8/25 11:45	11/9/25 01:42	PMB
Vinyl Chloride	280	CCVE, ICVE	11.7	12.5	25	ug/L	EPA 8260D	11/12/25 7:00	11/12/25 19:31	PMB
Xylenes, Total	ND		0.839	1.50	1	ug/L	EPA 8260D	11/8/25 11:45	11/9/25 01:42	PMB

Surrogate Recoveries	Result	Flag	Acceptance Range	Reference Method	Analyzed
Surrogate: SURR: 1,2-Dichloroethane-d4	108 %		69-130	EPA 8260D	11/9/25 01:42
Surrogate: SURR: Toluene-d8	114 %		81-117	EPA 8260D	11/9/25 01:42
Surrogate: SURR: p-Bromofluorobenzene	105 %		79-122	EPA 8260D	11/9/25 01:42

Client:	Todd J. Syska Inc.	York Sample ID:	25K0186-06
Client Project:	American Cleaners Middletown	Date Received:	11/05/2025
Client Sample ID:	MW21	Collection Date/Time:	11/3/25 12:15

Lab ID:	25K0186-06	Laboratory:	Stratford
Analysis:	Volatile Organic Compounds by GC/MS	Matrix:	Ground Water
Prep Method:	Sample Prepared by Method: EPA 5030B		

Parameter	Result	Flag	MDL	RL	Dilution	Units	Reference Method	Extracted	Analyzed	Analyst
1,1,1,2-Tetrachloroethane	ND		0.216	0.500	1	ug/L	EPA 8260D	11/8/25 11:45	11/9/25 02:10	PMB
1,1,1-Trichloroethane	ND		0.266	0.500	1	ug/L	EPA 8260D	11/8/25 11:45	11/9/25 02:10	PMB



Client:	Todd J. Syska Inc.	York Sample ID:	25K0186-06
Client Project:	American Cleaners Middletown	Date Received:	11/05/2025
Client Sample ID:	MW21	Collection Date/Time:	11/3/25 12:15

Lab ID:	25K0186-06	Laboratory:	Stratford
Analysis:	Volatile Organic Compounds by GC/MS	Matrix:	Ground Water
Prep Method:	Sample Prepared by Method: EPA 5030B		

Parameter	Result	Flag	MDL	RL	Dilution	Units	Reference Method	Extracted	Analyzed	Analyst
1,1,2,2-Tetrachloroethane	ND		0.256	0.500	1	ug/L	EPA 8260D	11/8/25 11:45	11/ 9/25 02:10	PMB
1,1,2-Trichloro-1,2,2-trifluoroethane (Freon 113)	ND		0.286	0.500	1	ug/L	EPA 8260D	11/8/25 11:45	11/ 9/25 02:10	PMB
1,1,2-Trichloroethane	ND		0.249	0.500	1	ug/L	EPA 8260D	11/8/25 11:45	11/ 9/25 02:10	PMB
1,1-Dichloroethane	ND		0.272	0.500	1	ug/L	EPA 8260D	11/8/25 11:45	11/ 9/25 02:10	PMB
1,1-Dichloroethylene	ND		0.327	0.500	1	ug/L	EPA 8260D	11/8/25 11:45	11/ 9/25 02:10	PMB
1,2,3-Trichlorobenzene	ND		0.222	0.500	1	ug/L	EPA 8260D	11/8/25 11:45	11/ 9/25 02:10	PMB
1,2,3-Trichloropropane	ND		0.273	0.500	1	ug/L	EPA 8260D	11/8/25 11:45	11/ 9/25 02:10	PMB
1,2,4-Trichlorobenzene	ND		0.138	0.500	1	ug/L	EPA 8260D	11/8/25 11:45	11/ 9/25 02:10	PMB
1,2,4-Trimethylbenzene	ND		0.310	0.500	1	ug/L	EPA 8260D	11/8/25 11:45	11/ 9/25 02:10	PMB
1,2-Dibromo-3-chloropropane	ND		0.432	0.500	1	ug/L	EPA 8260D	11/8/25 11:45	11/ 9/25 02:10	PMB
1,2-Dibromoethane	ND		0.215	0.500	1	ug/L	EPA 8260D	11/8/25 11:45	11/ 9/25 02:10	PMB
1,2-Dichlorobenzene	ND		0.270	0.500	1	ug/L	EPA 8260D	11/8/25 11:45	11/ 9/25 02:10	PMB
1,2-Dichloroethane	ND		0.377	0.500	1	ug/L	EPA 8260D	11/8/25 11:45	11/ 9/25 02:10	PMB
1,2-Dichloropropane	ND		0.327	0.500	1	ug/L	EPA 8260D	11/8/25 11:45	11/ 9/25 02:10	PMB
1,3,5-Trimethylbenzene	ND		0.347	0.500	1	ug/L	EPA 8260D	11/8/25 11:45	11/ 9/25 02:10	PMB
1,3-Dichlorobenzene	ND		0.283	0.500	1	ug/L	EPA 8260D	11/8/25 11:45	11/ 9/25 02:10	PMB
1,3-Dichloropropane	ND		0.260	0.500	1	ug/L	EPA 8260D	11/8/25 11:45	11/ 9/25 02:10	PMB
1,4-Dichlorobenzene	ND		0.311	0.500	1	ug/L	EPA 8260D	11/8/25 11:45	11/ 9/25 02:10	PMB
2-Butanone	ND		0.421	0.500	1	ug/L	EPA 8260D	11/8/25 11:45	11/ 9/25 02:10	PMB
2-Hexanone	ND		0.320	0.500	1	ug/L	EPA 8260D	11/8/25 11:45	11/ 9/25 02:10	PMB
4-Methyl-2-pentanone	ND		0.365	0.500	1	ug/L	EPA 8260D	11/8/25 11:45	11/ 9/25 02:10	PMB
Acetone	ND		1.34	2.00	1	ug/L	EPA 8260D	11/8/25 11:45	11/ 9/25 02:10	PMB
Acrolein	ND		0.447	0.500	1	ug/L	EPA 8260D	11/8/25 11:45	11/ 9/25 02:10	PMB
Acrylonitrile	ND		0.422	0.500	1	ug/L	EPA 8260D	11/8/25 11:45	11/ 9/25 02:10	PMB
Benzene	ND		0.279	0.500	1	ug/L	EPA 8260D	11/8/25 11:45	11/ 9/25 02:10	PMB
Bromochloromethane	ND		0.354	0.500	1	ug/L	EPA 8260D	11/8/25 11:45	11/ 9/25 02:10	PMB
Bromodichloromethane	ND		0.245	0.500	1	ug/L	EPA 8260D	11/8/25 11:45	11/ 9/25 02:10	PMB
Bromoform	ND		0.163	0.500	1	ug/L	EPA 8260D	11/8/25 11:45	11/ 9/25 02:10	PMB
Bromomethane	ND		0.500	2.00	1	ug/L	EPA 8260D	11/8/25 11:45	11/ 9/25 02:10	PMB
Carbon disulfide	ND		0.362	0.500	1	ug/L	EPA 8260D	11/8/25 11:45	11/ 9/25 02:10	PMB
Carbon tetrachloride	ND		0.204	0.500	1	ug/L	EPA 8260D	11/8/25 11:45	11/ 9/25 02:10	PMB
Chlorobenzene	ND		0.284	0.500	1	ug/L	EPA 8260D	11/8/25 11:45	11/ 9/25 02:10	PMB
Chloroethane	ND		0.448	0.500	1	ug/L	EPA 8260D	11/8/25 11:45	11/ 9/25 02:10	PMB
Chloroform	ND		0.243	0.500	1	ug/L	EPA 8260D	11/8/25 11:45	11/ 9/25 02:10	PMB
Chloromethane	ND		0.372	0.500	1	ug/L	EPA 8260D	11/8/25 11:45	11/ 9/25 02:10	PMB
cis-1,2-Dichloroethylene	3.07		0.294	0.500	1	ug/L	EPA 8260D	11/8/25 11:45	11/ 9/25 02:10	PMB
cis-1,3-Dichloropropylene	ND		0.262	0.500	1	ug/L	EPA 8260D	11/8/25 11:45	11/ 9/25 02:10	PMB
Cyclohexane	ND		0.491	0.500	1	ug/L	EPA 8260D	11/8/25 11:45	11/ 9/25 02:10	PMB
Dibromochloromethane	ND		0.146	0.500	1	ug/L	EPA 8260D	11/8/25 11:45	11/ 9/25 02:10	PMB
Dibromomethane	ND		0.203	0.500	1	ug/L	EPA 8260D	11/8/25 11:45	11/ 9/25 02:10	PMB
Dichlorodifluoromethane	ND		0.451	0.500	1	ug/L	EPA 8260D	11/8/25 11:45	11/ 9/25 02:10	PMB
Ethyl Benzene	ND		0.290	0.500	1	ug/L	EPA 8260D	11/8/25 11:45	11/ 9/25 02:10	PMB
Hexachlorobutadiene	ND		0.241	0.500	1	ug/L	EPA 8260D	11/8/25 11:45	11/ 9/25 02:10	PMB
Isopropylbenzene	ND		0.405	0.500	1	ug/L	EPA 8260D	11/8/25 11:45	11/ 9/25 02:10	PMB
Methyl acetate	ND		0.442	0.500	1	ug/L	EPA 8260D	11/8/25 11:45	11/ 9/25 02:10	PMB



Client:	Todd J. Syska Inc.	York Sample ID:	25K0186-06
Client Project:	American Cleaners Middletown	Date Received:	11/05/2025
Client Sample ID:	MW21	Collection Date/Time:	11/3/25 12:15

Lab ID:	25K0186-06	Laboratory:	Stratford
Analysis:	Volatile Organic Compounds by GC/MS	Matrix:	Ground Water
Prep Method:	Sample Prepared by Method: EPA 5030B		


Parameter	Result	Flag	MDL	RL	Dilution	Units	Reference Method	Extracted	Analyzed	Analyst
Methyl tert-butyl ether (MTBE)	ND		0.244	0.500	1	ug/L	EPA 8260D	11/8/25 11:45	11/9/25 02:10	PMB
Methylcyclohexane	ND		0.477	0.500	1	ug/L	EPA 8260D	11/8/25 11:45	11/9/25 02:10	PMB
Methylene chloride	ND		0.397	2.00	1	ug/L	EPA 8260D	11/8/25 11:45	11/9/25 02:10	PMB
Naphthalene	ND		0.212	2.00	1	ug/L	EPA 8260D	11/8/25 11:45	11/9/25 02:10	PMB
n-Butylbenzene	ND		0.399	0.500	1	ug/L	EPA 8260D	11/8/25 11:45	11/9/25 02:10	PMB
n-Propylbenzene	ND		0.384	0.500	1	ug/L	EPA 8260D	11/8/25 11:45	11/9/25 02:10	PMB
o-Xylene	ND		0.261	0.500	1	ug/L	EPA 8260D	11/8/25 11:45	11/9/25 02:10	PMB
p- & m- Xylenes	ND		0.578	1.00	1	ug/L	EPA 8260D	11/8/25 11:45	11/9/25 02:10	PMB
* p-Diethylbenzene	ND		0.341	0.500	1	ug/L	EPA 8260D	11/8/25 11:45	11/9/25 02:10	PMB
* p-Ethyltoluene	ND		0.200	0.500	1	ug/L	EPA 8260D	11/8/25 11:45	11/9/25 02:10	PMB
p-Isopropyltoluene	ND		0.377	0.500	1	ug/L	EPA 8260D	11/8/25 11:45	11/9/25 02:10	PMB
sec-Butylbenzene	ND		0.444	0.500	1	ug/L	EPA 8260D	11/8/25 11:45	11/9/25 02:10	PMB
Styrene	ND		0.255	0.500	1	ug/L	EPA 8260D	11/8/25 11:45	11/9/25 02:10	PMB
tert-Butyl alcohol (TBA)	ND		0.608	1.00	1	ug/L	EPA 8260D	11/8/25 11:45	11/9/25 02:10	PMB
tert-Butylbenzene	ND		0.367	0.500	1	ug/L	EPA 8260D	11/8/25 11:45	11/9/25 02:10	PMB
Tetrachloroethylene	1.08		0.239	0.500	1	ug/L	EPA 8260D	11/8/25 11:45	11/9/25 02:10	PMB
Toluene	ND		0.346	0.500	1	ug/L	EPA 8260D	11/8/25 11:45	11/9/25 02:10	PMB
trans-1,2-Dichloroethylene	ND		0.279	0.500	1	ug/L	EPA 8260D	11/8/25 11:45	11/9/25 02:10	PMB
trans-1,3-Dichloropropylene	ND		0.229	0.500	1	ug/L	EPA 8260D	11/8/25 11:45	11/9/25 02:10	PMB
Trichloroethylene	0.750		0.249	0.500	1	ug/L	EPA 8260D	11/8/25 11:45	11/9/25 02:10	PMB
Trichlorofluoromethane	ND		0.337	0.500	1	ug/L	EPA 8260D	11/8/25 11:45	11/9/25 02:10	PMB
Vinyl Chloride	2.40		0.469	0.500	1	ug/L	EPA 8260D	11/8/25 11:45	11/9/25 02:10	PMB
Xylenes, Total	ND		0.839	1.50	1	ug/L	EPA 8260D	11/8/25 11:45	11/9/25 02:10	PMB

Surrogate Recoveries	Result	Flag	Acceptance Range	Reference Method	Analyzed
Surrogate: SURR: 1,2-Dichloroethane-d4	102 %		69-130	EPA 8260D	11/9/25 02:10
Surrogate: SURR: Toluene-d8	116 %		81-117	EPA 8260D	11/9/25 02:10
Surrogate: SURR: p-Bromofluorobenzene	108 %		79-122	EPA 8260D	11/9/25 02:10

Client:	Todd J. Syska Inc.	York Sample ID:	25K0186-07
Client Project:	American Cleaners Middletown	Date Received:	11/05/2025
Client Sample ID:	MW22	Collection Date/Time:	11/3/25 13:10

Lab ID:	25K0186-07	Laboratory:	Stratford
Analysis:	Volatile Organic Compounds by GC/MS	Matrix:	Ground Water
Prep Method:	Sample Prepared by Method: EPA 5030B		

Parameter	Result	Flag	MDL	RL	Dilution	Units	Reference Method	Extracted	Analyzed	Analyst
1,1,1,2-Tetrachloroethane	ND		0.216	0.500	1	ug/L	EPA 8260D	11/8/25 11:45	11/9/25 02:39	PMB
1,1,1-Trichloroethane	ND		0.266	0.500	1	ug/L	EPA 8260D	11/8/25 11:45	11/9/25 02:39	PMB
1,1,2,2-Tetrachloroethane	ND		0.256	0.500	1	ug/L	EPA 8260D	11/8/25 11:45	11/9/25 02:39	PMB



Client:	Todd J. Syska Inc.	York Sample ID:	25K0186-07
Client Project:	American Cleaners Middletown	Date Received:	11/05/2025
Client Sample ID:	MW22	Collection Date/Time:	11/3/25 13:10

Lab ID:	25K0186-07	Laboratory:	Stratford
Analysis:	Volatile Organic Compounds by GC/MS	Matrix:	Ground Water
Prep Method:	Sample Prepared by Method: EPA 5030B		

Parameter	Result	Flag	MDL	RL	Dilution	Units	Reference Method	Extracted	Analyzed	Analyst
1,1,2-Trichloro-1,2,2-trifluoroethane (Freon 113)	ND		0.286	0.500	1	ug/L	EPA 8260D	11/8/25 11:45	11/ 9/25 02:39	PMB
1,1,2-Trichloroethane	ND		0.249	0.500	1	ug/L	EPA 8260D	11/8/25 11:45	11/ 9/25 02:39	PMB
1,1-Dichloroethane	ND		0.272	0.500	1	ug/L	EPA 8260D	11/8/25 11:45	11/ 9/25 02:39	PMB
1,1-Dichloroethylene	ND		0.327	0.500	1	ug/L	EPA 8260D	11/8/25 11:45	11/ 9/25 02:39	PMB
1,2,3-Trichlorobenzene	ND		0.222	0.500	1	ug/L	EPA 8260D	11/8/25 11:45	11/ 9/25 02:39	PMB
1,2,3-Trichloropropane	ND		0.273	0.500	1	ug/L	EPA 8260D	11/8/25 11:45	11/ 9/25 02:39	PMB
1,2,4-Trichlorobenzene	ND		0.138	0.500	1	ug/L	EPA 8260D	11/8/25 11:45	11/ 9/25 02:39	PMB
1,2,4-Trimethylbenzene	ND		0.310	0.500	1	ug/L	EPA 8260D	11/8/25 11:45	11/ 9/25 02:39	PMB
1,2-Dibromo-3-chloropropane	ND		0.432	0.500	1	ug/L	EPA 8260D	11/8/25 11:45	11/ 9/25 02:39	PMB
1,2-Dibromoethane	ND		0.215	0.500	1	ug/L	EPA 8260D	11/8/25 11:45	11/ 9/25 02:39	PMB
1,2-Dichlorobenzene	ND		0.270	0.500	1	ug/L	EPA 8260D	11/8/25 11:45	11/ 9/25 02:39	PMB
1,2-Dichloroethane	ND		0.377	0.500	1	ug/L	EPA 8260D	11/8/25 11:45	11/ 9/25 02:39	PMB
1,2-Dichloropropane	ND		0.327	0.500	1	ug/L	EPA 8260D	11/8/25 11:45	11/ 9/25 02:39	PMB
1,3,5-Trimethylbenzene	ND		0.347	0.500	1	ug/L	EPA 8260D	11/8/25 11:45	11/ 9/25 02:39	PMB
1,3-Dichlorobenzene	ND		0.283	0.500	1	ug/L	EPA 8260D	11/8/25 11:45	11/ 9/25 02:39	PMB
1,3-Dichloropropane	ND		0.260	0.500	1	ug/L	EPA 8260D	11/8/25 11:45	11/ 9/25 02:39	PMB
1,4-Dichlorobenzene	ND		0.311	0.500	1	ug/L	EPA 8260D	11/8/25 11:45	11/ 9/25 02:39	PMB
2-Butanone	ND		0.421	0.500	1	ug/L	EPA 8260D	11/8/25 11:45	11/ 9/25 02:39	PMB
2-Hexanone	ND		0.320	0.500	1	ug/L	EPA 8260D	11/8/25 11:45	11/ 9/25 02:39	PMB
4-Methyl-2-pentanone	ND		0.365	0.500	1	ug/L	EPA 8260D	11/8/25 11:45	11/ 9/25 02:39	PMB
Acetone	1.50	J	1.34	2.00	1	ug/L	EPA 8260D	11/8/25 11:45	11/ 9/25 02:39	PMB
Acrolein	ND		0.447	0.500	1	ug/L	EPA 8260D	11/8/25 11:45	11/ 9/25 02:39	PMB
Acrylonitrile	ND		0.422	0.500	1	ug/L	EPA 8260D	11/8/25 11:45	11/ 9/25 02:39	PMB
Benzene	ND		0.279	0.500	1	ug/L	EPA 8260D	11/8/25 11:45	11/ 9/25 02:39	PMB
Bromochloromethane	ND		0.354	0.500	1	ug/L	EPA 8260D	11/8/25 11:45	11/ 9/25 02:39	PMB
Bromodichloromethane	ND		0.245	0.500	1	ug/L	EPA 8260D	11/8/25 11:45	11/ 9/25 02:39	PMB
Bromoform	ND		0.163	0.500	1	ug/L	EPA 8260D	11/8/25 11:45	11/ 9/25 02:39	PMB
Bromomethane	ND		0.500	2.00	1	ug/L	EPA 8260D	11/8/25 11:45	11/ 9/25 02:39	PMB
Carbon disulfide	ND		0.362	0.500	1	ug/L	EPA 8260D	11/8/25 11:45	11/ 9/25 02:39	PMB
Carbon tetrachloride	ND		0.204	0.500	1	ug/L	EPA 8260D	11/8/25 11:45	11/ 9/25 02:39	PMB
Chlorobenzene	ND		0.284	0.500	1	ug/L	EPA 8260D	11/8/25 11:45	11/ 9/25 02:39	PMB
Chloroethane	1.57		0.448	0.500	1	ug/L	EPA 8260D	11/8/25 11:45	11/ 9/25 02:39	PMB
Chloroform	ND		0.243	0.500	1	ug/L	EPA 8260D	11/8/25 11:45	11/ 9/25 02:39	PMB
Chloromethane	ND		0.372	0.500	1	ug/L	EPA 8260D	11/8/25 11:45	11/ 9/25 02:39	PMB
cis-1,2-Dichloroethylene	70.6		1.47	2.50	5	ug/L	EPA 8260D	11/12/25 7:00	11/12/25 18:34	PMB
cis-1,3-Dichloropropylene	ND		0.262	0.500	1	ug/L	EPA 8260D	11/8/25 11:45	11/ 9/25 02:39	PMB
Cyclohexane	ND		0.491	0.500	1	ug/L	EPA 8260D	11/8/25 11:45	11/ 9/25 02:39	PMB
Dibromochloromethane	ND		0.146	0.500	1	ug/L	EPA 8260D	11/8/25 11:45	11/ 9/25 02:39	PMB
Dibromomethane	ND		0.203	0.500	1	ug/L	EPA 8260D	11/8/25 11:45	11/ 9/25 02:39	PMB
Dichlorodifluoromethane	ND		0.451	0.500	1	ug/L	EPA 8260D	11/8/25 11:45	11/ 9/25 02:39	PMB
Ethyl Benzene	ND		0.290	0.500	1	ug/L	EPA 8260D	11/8/25 11:45	11/ 9/25 02:39	PMB
Hexachlorobutadiene	ND		0.241	0.500	1	ug/L	EPA 8260D	11/8/25 11:45	11/ 9/25 02:39	PMB
Isopropylbenzene	ND		0.405	0.500	1	ug/L	EPA 8260D	11/8/25 11:45	11/ 9/25 02:39	PMB
Methyl acetate	ND		0.442	0.500	1	ug/L	EPA 8260D	11/8/25 11:45	11/ 9/25 02:39	PMB
Methyl tert-butyl ether (MTBE)	ND		0.244	0.500	1	ug/L	EPA 8260D	11/8/25 11:45	11/ 9/25 02:39	PMB



Client:	Todd J. Syska Inc.	York Sample ID:	25K0186-07
Client Project:	American Cleaners Middletown	Date Received:	11/05/2025
Client Sample ID:	MW22	Collection Date/Time:	11/3/25 13:10

Lab ID:	25K0186-07	Laboratory:	Stratford
Analysis:	Volatile Organic Compounds by GC/MS	Matrix:	Ground Water
Prep Method:	Sample Prepared by Method: EPA 5030B		

Parameter	Result	Flag	MDL	RL	Dilution	Units	Reference Method	Extracted	Analyzed	Analyst
Methylcyclohexane	ND		0.477	0.500	1	ug/L	EPA 8260D	11/8/25 11:45	11/ 9/25 02:39	PMB
Methylene chloride	ND		0.397	2.00	1	ug/L	EPA 8260D	11/8/25 11:45	11/ 9/25 02:39	PMB
Naphthalene	0.310	J	0.212	2.00	1	ug/L	EPA 8260D	11/8/25 11:45	11/ 9/25 02:39	PMB
n-Butylbenzene	ND		0.399	0.500	1	ug/L	EPA 8260D	11/8/25 11:45	11/ 9/25 02:39	PMB
n-Propylbenzene	ND		0.384	0.500	1	ug/L	EPA 8260D	11/8/25 11:45	11/ 9/25 02:39	PMB
o-Xylene	ND		0.261	0.500	1	ug/L	EPA 8260D	11/8/25 11:45	11/ 9/25 02:39	PMB
p- & m- Xylenes	ND		0.578	1.00	1	ug/L	EPA 8260D	11/8/25 11:45	11/ 9/25 02:39	PMB
* p-Diethylbenzene	ND		0.341	0.500	1	ug/L	EPA 8260D	11/8/25 11:45	11/ 9/25 02:39	PMB
* p-Ethyltoluene	ND		0.200	0.500	1	ug/L	EPA 8260D	11/8/25 11:45	11/ 9/25 02:39	PMB
p-Isopropyltoluene	ND		0.377	0.500	1	ug/L	EPA 8260D	11/8/25 11:45	11/ 9/25 02:39	PMB
sec-Butylbenzene	ND		0.444	0.500	1	ug/L	EPA 8260D	11/8/25 11:45	11/ 9/25 02:39	PMB
Styrene	ND		0.255	0.500	1	ug/L	EPA 8260D	11/8/25 11:45	11/ 9/25 02:39	PMB
tert-Butyl alcohol (TBA)	ND		0.608	1.00	1	ug/L	EPA 8260D	11/8/25 11:45	11/ 9/25 02:39	PMB
tert-Butylbenzene	ND		0.367	0.500	1	ug/L	EPA 8260D	11/8/25 11:45	11/ 9/25 02:39	PMB
Tetrachloroethylene	11.4		0.239	0.500	1	ug/L	EPA 8260D	11/8/25 11:45	11/ 9/25 02:39	PMB
Toluene	ND		0.346	0.500	1	ug/L	EPA 8260D	11/8/25 11:45	11/ 9/25 02:39	PMB
trans-1,2-Dichloroethylene	0.430	J	0.279	0.500	1	ug/L	EPA 8260D	11/8/25 11:45	11/ 9/25 02:39	PMB
trans-1,3-Dichloropropylene	ND		0.229	0.500	1	ug/L	EPA 8260D	11/8/25 11:45	11/ 9/25 02:39	PMB
Trichloroethylene	7.72		0.249	0.500	1	ug/L	EPA 8260D	11/8/25 11:45	11/ 9/25 02:39	PMB
Trichlorofluoromethane	ND		0.337	0.500	1	ug/L	EPA 8260D	11/8/25 11:45	11/ 9/25 02:39	PMB
Vinyl Chloride	10.3		0.469	0.500	1	ug/L	EPA 8260D	11/8/25 11:45	11/ 9/25 02:39	PMB
Xylenes, Total	ND		0.839	1.50	1	ug/L	EPA 8260D	11/8/25 11:45	11/ 9/25 02:39	PMB

Surrogate Recoveries	Result	Flag	Acceptance Range	Reference Method	Analyzed
Surrogate: SURR: 1,2-Dichloroethane-d4	103 %		69-130	EPA 8260D	11/ 9/25 02:39
Surrogate: SURR: Toluene-d8	114 %		81-117	EPA 8260D	11/ 9/25 02:39
Surrogate: SURR: p-Bromofluorobenzene	107 %		79-122	EPA 8260D	11/ 9/25 02:39

Client:	Todd J. Syska Inc.	York Sample ID:	25K0186-08
Client Project:	American Cleaners Middletown	Date Received:	11/05/2025
Client Sample ID:	MWT5	Collection Date/Time:	11/3/25 13:50

Lab ID:	25K0186-08	Laboratory:	Stratford
Analysis:	Volatile Organic Compounds by GC/MS	Matrix:	Ground Water
Prep Method:	Sample Prepared by Method: EPA 5030B		


Parameter	Result	Flag	MDL	RL	Dilution	Units	Reference Method	Extracted	Analyzed	Analyst
1,1,1,2-Tetrachloroethane	ND		0.216	0.500	1	ug/L	EPA 8260D	11/8/25 11:45	11/ 9/25 03:07	PMB
1,1,1-Trichloroethane	ND		0.266	0.500	1	ug/L	EPA 8260D	11/8/25 11:45	11/ 9/25 03:07	PMB
1,1,2,2-Tetrachloroethane	ND		0.256	0.500	1	ug/L	EPA 8260D	11/8/25 11:45	11/ 9/25 03:07	PMB



Client:	Todd J. Syska Inc.	York Sample ID:	25K0186-08
Client Project:	American Cleaners Middletown	Date Received:	11/05/2025
Client Sample ID:	MWT5	Collection Date/Time:	11/3/25 13:50

Lab ID:	25K0186-08	Laboratory:	Stratford
Analysis:	Volatile Organic Compounds by GC/MS	Matrix:	Ground Water
Prep Method:	Sample Prepared by Method: EPA 5030B		

Parameter	Result	Flag	MDL	RL	Dilution	Units	Reference Method	Extracted	Analyzed	Analyst
1,1,2-Trichloro-1,2,2-trifluoroethane (Freon 113)	ND		0.286	0.500	1	ug/L	EPA 8260D	11/8/25 11:45	11/ 9/25 03:07	PMB
1,1,2-Trichloroethane	ND		0.249	0.500	1	ug/L	EPA 8260D	11/8/25 11:45	11/ 9/25 03:07	PMB
1,1-Dichloroethane	ND		0.272	0.500	1	ug/L	EPA 8260D	11/8/25 11:45	11/ 9/25 03:07	PMB
1,1-Dichloroethylene	ND		0.327	0.500	1	ug/L	EPA 8260D	11/8/25 11:45	11/ 9/25 03:07	PMB
1,2,3-Trichlorobenzene	ND		0.222	0.500	1	ug/L	EPA 8260D	11/8/25 11:45	11/ 9/25 03:07	PMB
1,2,3-Trichloropropane	ND		0.273	0.500	1	ug/L	EPA 8260D	11/8/25 11:45	11/ 9/25 03:07	PMB
1,2,4-Trichlorobenzene	ND		0.138	0.500	1	ug/L	EPA 8260D	11/8/25 11:45	11/ 9/25 03:07	PMB
1,2,4-Trimethylbenzene	ND		0.310	0.500	1	ug/L	EPA 8260D	11/8/25 11:45	11/ 9/25 03:07	PMB
1,2-Dibromo-3-chloropropane	ND		0.432	0.500	1	ug/L	EPA 8260D	11/8/25 11:45	11/ 9/25 03:07	PMB
1,2-Dibromoethane	ND		0.215	0.500	1	ug/L	EPA 8260D	11/8/25 11:45	11/ 9/25 03:07	PMB
1,2-Dichlorobenzene	ND		0.270	0.500	1	ug/L	EPA 8260D	11/8/25 11:45	11/ 9/25 03:07	PMB
1,2-Dichloroethane	ND		0.377	0.500	1	ug/L	EPA 8260D	11/8/25 11:45	11/ 9/25 03:07	PMB
1,2-Dichloropropane	ND		0.327	0.500	1	ug/L	EPA 8260D	11/8/25 11:45	11/ 9/25 03:07	PMB
1,3,5-Trimethylbenzene	ND		0.347	0.500	1	ug/L	EPA 8260D	11/8/25 11:45	11/ 9/25 03:07	PMB
1,3-Dichlorobenzene	ND		0.283	0.500	1	ug/L	EPA 8260D	11/8/25 11:45	11/ 9/25 03:07	PMB
1,3-Dichloropropane	ND		0.260	0.500	1	ug/L	EPA 8260D	11/8/25 11:45	11/ 9/25 03:07	PMB
1,4-Dichlorobenzene	ND		0.311	0.500	1	ug/L	EPA 8260D	11/8/25 11:45	11/ 9/25 03:07	PMB
2-Butanone	0.610		0.421	0.500	1	ug/L	EPA 8260D	11/8/25 11:45	11/ 9/25 03:07	PMB
2-Hexanone	ND		0.320	0.500	1	ug/L	EPA 8260D	11/8/25 11:45	11/ 9/25 03:07	PMB
4-Methyl-2-pentanone	ND		0.365	0.500	1	ug/L	EPA 8260D	11/8/25 11:45	11/ 9/25 03:07	PMB
Acetone	2.11		1.34	2.00	1	ug/L	EPA 8260D	11/8/25 11:45	11/ 9/25 03:07	PMB
Acrolein	ND		0.447	0.500	1	ug/L	EPA 8260D	11/8/25 11:45	11/ 9/25 03:07	PMB
Acrylonitrile	ND		0.422	0.500	1	ug/L	EPA 8260D	11/8/25 11:45	11/ 9/25 03:07	PMB
Benzene	ND		0.279	0.500	1	ug/L	EPA 8260D	11/8/25 11:45	11/ 9/25 03:07	PMB
Bromochloromethane	ND		0.354	0.500	1	ug/L	EPA 8260D	11/8/25 11:45	11/ 9/25 03:07	PMB
Bromodichloromethane	ND		0.245	0.500	1	ug/L	EPA 8260D	11/8/25 11:45	11/ 9/25 03:07	PMB
Bromoform	ND		0.163	0.500	1	ug/L	EPA 8260D	11/8/25 11:45	11/ 9/25 03:07	PMB
Bromomethane	ND		0.500	2.00	1	ug/L	EPA 8260D	11/8/25 11:45	11/ 9/25 03:07	PMB
Carbon disulfide	ND		0.362	0.500	1	ug/L	EPA 8260D	11/8/25 11:45	11/ 9/25 03:07	PMB
Carbon tetrachloride	ND		0.204	0.500	1	ug/L	EPA 8260D	11/8/25 11:45	11/ 9/25 03:07	PMB
Chlorobenzene	0.970		0.284	0.500	1	ug/L	EPA 8260D	11/8/25 11:45	11/ 9/25 03:07	PMB
Chloroethane	ND		0.448	0.500	1	ug/L	EPA 8260D	11/8/25 11:45	11/ 9/25 03:07	PMB
Chloroform	ND		0.243	0.500	1	ug/L	EPA 8260D	11/8/25 11:45	11/ 9/25 03:07	PMB
Chloromethane	ND		0.372	0.500	1	ug/L	EPA 8260D	11/8/25 11:45	11/ 9/25 03:07	PMB
cis-1,2-Dichloroethylene	69.0		14.7	25.0	50	ug/L	EPA 8260D	11/12/25 7:00	11/12/25 19:59	PMB
cis-1,3-Dichloropropylene	ND		0.262	0.500	1	ug/L	EPA 8260D	11/8/25 11:45	11/ 9/25 03:07	PMB
Cyclohexane	ND		0.491	0.500	1	ug/L	EPA 8260D	11/8/25 11:45	11/ 9/25 03:07	PMB
Dibromochloromethane	ND		0.146	0.500	1	ug/L	EPA 8260D	11/8/25 11:45	11/ 9/25 03:07	PMB
Dibromomethane	ND		0.203	0.500	1	ug/L	EPA 8260D	11/8/25 11:45	11/ 9/25 03:07	PMB
Dichlorodifluoromethane	ND		0.451	0.500	1	ug/L	EPA 8260D	11/8/25 11:45	11/ 9/25 03:07	PMB
Ethyl Benzene	ND		0.290	0.500	1	ug/L	EPA 8260D	11/8/25 11:45	11/ 9/25 03:07	PMB
Hexachlorobutadiene	ND		0.241	0.500	1	ug/L	EPA 8260D	11/8/25 11:45	11/ 9/25 03:07	PMB
Isopropylbenzene	ND		0.405	0.500	1	ug/L	EPA 8260D	11/8/25 11:45	11/ 9/25 03:07	PMB
Methyl acetate	ND		0.442	0.500	1	ug/L	EPA 8260D	11/8/25 11:45	11/ 9/25 03:07	PMB
Methyl tert-butyl ether (MTBE)	ND		0.244	0.500	1	ug/L	EPA 8260D	11/8/25 11:45	11/ 9/25 03:07	PMB



Client:	Todd J. Syska Inc.	York Sample ID:	25K0186-08
Client Project:	American Cleaners Middletown	Date Received:	11/05/2025
Client Sample ID:	MWT5	Collection Date/Time:	11/3/25 13:50

Lab ID:	25K0186-08	Laboratory:	Stratford
Analysis:	Volatile Organic Compounds by GC/MS	Matrix:	Ground Water
Prep Method:	Sample Prepared by Method: EPA 5030B		


Parameter	Result	Flag	MDL	RL	Dilution	Units	Reference Method	Extracted	Analyzed	Analyst
Methylcyclohexane	ND		0.477	0.500	1	ug/L	EPA 8260D	11/8/25 11:45	11/9/25 03:07	PMB
Methylene chloride	ND		0.397	2.00	1	ug/L	EPA 8260D	11/8/25 11:45	11/9/25 03:07	PMB
Naphthalene	0.370	J	0.212	2.00	1	ug/L	EPA 8260D	11/8/25 11:45	11/9/25 03:07	PMB
n-Butylbenzene	ND		0.399	0.500	1	ug/L	EPA 8260D	11/8/25 11:45	11/9/25 03:07	PMB
n-Propylbenzene	ND		0.384	0.500	1	ug/L	EPA 8260D	11/8/25 11:45	11/9/25 03:07	PMB
o-Xylene	ND		0.261	0.500	1	ug/L	EPA 8260D	11/8/25 11:45	11/9/25 03:07	PMB
p- & m- Xylenes	ND		0.578	1.00	1	ug/L	EPA 8260D	11/8/25 11:45	11/9/25 03:07	PMB
* p-Diethylbenzene	ND		0.341	0.500	1	ug/L	EPA 8260D	11/8/25 11:45	11/9/25 03:07	PMB
* p-Ethyltoluene	ND		0.200	0.500	1	ug/L	EPA 8260D	11/8/25 11:45	11/9/25 03:07	PMB
p-Isopropyltoluene	ND		0.377	0.500	1	ug/L	EPA 8260D	11/8/25 11:45	11/9/25 03:07	PMB
sec-Butylbenzene	ND		0.444	0.500	1	ug/L	EPA 8260D	11/8/25 11:45	11/9/25 03:07	PMB
Styrene	ND		0.255	0.500	1	ug/L	EPA 8260D	11/8/25 11:45	11/9/25 03:07	PMB
tert-Butyl alcohol (TBA)	ND		0.608	1.00	1	ug/L	EPA 8260D	11/8/25 11:45	11/9/25 03:07	PMB
tert-Butylbenzene	ND		0.367	0.500	1	ug/L	EPA 8260D	11/8/25 11:45	11/9/25 03:07	PMB
Tetrachloroethylene	288	CCVE, QL-02	12.0	25.0	50	ug/L	EPA 8260D	11/12/25 7:00	11/12/25 19:59	PMB
Toluene	ND		0.346	0.500	1	ug/L	EPA 8260D	11/8/25 11:45	11/9/25 03:07	PMB
trans-1,2-Dichloroethylene	0.840		0.279	0.500	1	ug/L	EPA 8260D	11/8/25 11:45	11/9/25 03:07	PMB
trans-1,3-Dichloropropylene	ND		0.229	0.500	1	ug/L	EPA 8260D	11/8/25 11:45	11/9/25 03:07	PMB
Trichloroethylene	15.4		0.249	0.500	1	ug/L	EPA 8260D	11/8/25 11:45	11/9/25 03:07	PMB
Trichlorofluoromethane	ND		0.337	0.500	1	ug/L	EPA 8260D	11/8/25 11:45	11/9/25 03:07	PMB
Vinyl Chloride	4.26		0.469	0.500	1	ug/L	EPA 8260D	11/8/25 11:45	11/9/25 03:07	PMB
Xylenes, Total	ND		0.839	1.50	1	ug/L	EPA 8260D	11/8/25 11:45	11/9/25 03:07	PMB

Surrogate Recoveries	Result	Flag	Acceptance Range	Reference Method	Analyzed
Surrogate: SURR: 1,2-Dichloroethane-d4	108 %		69-130	EPA 8260D	11/9/25 03:07
Surrogate: SURR: Toluene-d8	112 %		81-117	EPA 8260D	11/9/25 03:07
Surrogate: SURR: p-Bromofluorobenzene	108 %		79-122	EPA 8260D	11/9/25 03:07

Client:	Todd J. Syska Inc.	York Sample ID:	25K0186-09
Client Project:	American Cleaners Middletown	Date Received:	11/05/2025
Client Sample ID:	MW33	Collection Date/Time:	11/3/25 14:15

Lab ID:	25K0186-09	Laboratory:	Stratford
Analysis:	Volatile Organic Compounds by GC/MS	Matrix:	Ground Water
Prep Method:	Sample Prepared by Method: EPA 5030B		

Parameter	Result	Flag	MDL	RL	Dilution	Units	Reference Method	Extracted	Analyzed	Analyst
1,1,1,2-Tetrachloroethane	ND		0.216	0.500	1	ug/L	EPA 8260D	11/8/25 11:45	11/9/25 03:36	PMB
1,1,1-Trichloroethane	ND		0.266	0.500	1	ug/L	EPA 8260D	11/8/25 11:45	11/9/25 03:36	PMB
1,1,2,2-Tetrachloroethane	ND		0.256	0.500	1	ug/L	EPA 8260D	11/8/25 11:45	11/9/25 03:36	PMB



Client: Todd J. Syska Inc.	York Sample ID: 25K0186-09
Client Project: American Cleaners Middletown	Date Received: 11/05/2025
Client Sample ID: MW33	Collection Date/Time: 11/3/25 14:15

Lab ID: 25K0186-09	Laboratory: Stratford
Analysis: Volatile Organic Compounds by GC/MS	Matrix: Ground Water
Prep Method: Sample Prepared by Method: EPA 5030B	

Parameter	Result	Flag	MDL	RL	Dilution	Units	Reference Method	Extracted	Analyzed	Analyst
1,1,2-Trichloro-1,2,2-trifluoroethane (Freon 113)	ND		0.286	0.500	1	ug/L	EPA 8260D	11/8/25 11:45	11/ 9/25 03:36	PMB
1,1,2-Trichloroethane	ND		0.249	0.500	1	ug/L	EPA 8260D	11/8/25 11:45	11/ 9/25 03:36	PMB
1,1-Dichloroethane	ND		0.272	0.500	1	ug/L	EPA 8260D	11/8/25 11:45	11/ 9/25 03:36	PMB
1,1-Dichloroethylene	ND		0.327	0.500	1	ug/L	EPA 8260D	11/8/25 11:45	11/ 9/25 03:36	PMB
1,2,3-Trichlorobenzene	ND		0.222	0.500	1	ug/L	EPA 8260D	11/8/25 11:45	11/ 9/25 03:36	PMB
1,2,3-Trichloropropane	ND		0.273	0.500	1	ug/L	EPA 8260D	11/8/25 11:45	11/ 9/25 03:36	PMB
1,2,4-Trichlorobenzene	ND		0.138	0.500	1	ug/L	EPA 8260D	11/8/25 11:45	11/ 9/25 03:36	PMB
1,2,4-Trimethylbenzene	ND		0.310	0.500	1	ug/L	EPA 8260D	11/8/25 11:45	11/ 9/25 03:36	PMB
1,2-Dibromo-3-chloropropane	ND		0.432	0.500	1	ug/L	EPA 8260D	11/8/25 11:45	11/ 9/25 03:36	PMB
1,2-Dibromoethane	ND		0.215	0.500	1	ug/L	EPA 8260D	11/8/25 11:45	11/ 9/25 03:36	PMB
1,2-Dichlorobenzene	ND		0.270	0.500	1	ug/L	EPA 8260D	11/8/25 11:45	11/ 9/25 03:36	PMB
1,2-Dichloroethane	ND		0.377	0.500	1	ug/L	EPA 8260D	11/8/25 11:45	11/ 9/25 03:36	PMB
1,2-Dichloropropane	ND		0.327	0.500	1	ug/L	EPA 8260D	11/8/25 11:45	11/ 9/25 03:36	PMB
1,3,5-Trimethylbenzene	ND		0.347	0.500	1	ug/L	EPA 8260D	11/8/25 11:45	11/ 9/25 03:36	PMB
1,3-Dichlorobenzene	ND		0.283	0.500	1	ug/L	EPA 8260D	11/8/25 11:45	11/ 9/25 03:36	PMB
1,3-Dichloropropane	ND		0.260	0.500	1	ug/L	EPA 8260D	11/8/25 11:45	11/ 9/25 03:36	PMB
1,4-Dichlorobenzene	ND		0.311	0.500	1	ug/L	EPA 8260D	11/8/25 11:45	11/ 9/25 03:36	PMB
2-Butanone	ND		0.421	0.500	1	ug/L	EPA 8260D	11/8/25 11:45	11/ 9/25 03:36	PMB
2-Hexanone	ND		0.320	0.500	1	ug/L	EPA 8260D	11/8/25 11:45	11/ 9/25 03:36	PMB
4-Methyl-2-pentanone	ND		0.365	0.500	1	ug/L	EPA 8260D	11/8/25 11:45	11/ 9/25 03:36	PMB
Acetone	1.62	J	1.34	2.00	1	ug/L	EPA 8260D	11/8/25 11:45	11/ 9/25 03:36	PMB
Acrolein	ND		0.447	0.500	1	ug/L	EPA 8260D	11/8/25 11:45	11/ 9/25 03:36	PMB
Acrylonitrile	ND		0.422	0.500	1	ug/L	EPA 8260D	11/8/25 11:45	11/ 9/25 03:36	PMB
Benzene	ND		0.279	0.500	1	ug/L	EPA 8260D	11/8/25 11:45	11/ 9/25 03:36	PMB
Bromochloromethane	ND		0.354	0.500	1	ug/L	EPA 8260D	11/8/25 11:45	11/ 9/25 03:36	PMB
Bromodichloromethane	ND		0.245	0.500	1	ug/L	EPA 8260D	11/8/25 11:45	11/ 9/25 03:36	PMB
Bromoform	ND		0.163	0.500	1	ug/L	EPA 8260D	11/8/25 11:45	11/ 9/25 03:36	PMB
Bromomethane	ND		0.500	2.00	1	ug/L	EPA 8260D	11/8/25 11:45	11/ 9/25 03:36	PMB
Carbon disulfide	ND		0.362	0.500	1	ug/L	EPA 8260D	11/8/25 11:45	11/ 9/25 03:36	PMB
Carbon tetrachloride	ND		0.204	0.500	1	ug/L	EPA 8260D	11/8/25 11:45	11/ 9/25 03:36	PMB
Chlorobenzene	ND		0.284	0.500	1	ug/L	EPA 8260D	11/8/25 11:45	11/ 9/25 03:36	PMB
Chloroethane	ND		0.448	0.500	1	ug/L	EPA 8260D	11/8/25 11:45	11/ 9/25 03:36	PMB
Chloroform	ND		0.243	0.500	1	ug/L	EPA 8260D	11/8/25 11:45	11/ 9/25 03:36	PMB
Chloromethane	ND		0.372	0.500	1	ug/L	EPA 8260D	11/8/25 11:45	11/ 9/25 03:36	PMB
cis-1,2-Dichloroethylene	45.3		0.294	0.500	1	ug/L	EPA 8260D	11/8/25 11:45	11/ 9/25 03:36	PMB
cis-1,3-Dichloropropylene	ND		0.262	0.500	1	ug/L	EPA 8260D	11/8/25 11:45	11/ 9/25 03:36	PMB
Cyclohexane	ND		0.491	0.500	1	ug/L	EPA 8260D	11/8/25 11:45	11/ 9/25 03:36	PMB
Dibromochloromethane	ND		0.146	0.500	1	ug/L	EPA 8260D	11/8/25 11:45	11/ 9/25 03:36	PMB
Dibromomethane	ND		0.203	0.500	1	ug/L	EPA 8260D	11/8/25 11:45	11/ 9/25 03:36	PMB
Dichlorodifluoromethane	ND		0.451	0.500	1	ug/L	EPA 8260D	11/8/25 11:45	11/ 9/25 03:36	PMB
Ethyl Benzene	ND		0.290	0.500	1	ug/L	EPA 8260D	11/8/25 11:45	11/ 9/25 03:36	PMB
Hexachlorobutadiene	ND		0.241	0.500	1	ug/L	EPA 8260D	11/8/25 11:45	11/ 9/25 03:36	PMB
Isopropylbenzene	ND		0.405	0.500	1	ug/L	EPA 8260D	11/8/25 11:45	11/ 9/25 03:36	PMB
Methyl acetate	ND		0.442	0.500	1	ug/L	EPA 8260D	11/8/25 11:45	11/ 9/25 03:36	PMB
Methyl tert-butyl ether (MTBE)	ND		0.244	0.500	1	ug/L	EPA 8260D	11/8/25 11:45	11/ 9/25 03:36	PMB



Client:	Todd J. Syska Inc.	York Sample ID:	25K0186-09
Client Project:	American Cleaners Middletown	Date Received:	11/05/2025
Client Sample ID:	MW33	Collection Date/Time:	11/3/25 14:15

Lab ID:	25K0186-09	Laboratory:	Stratford
Analysis:	Volatile Organic Compounds by GC/MS	Matrix:	Ground Water
Prep Method:	Sample Prepared by Method: EPA 5030B		


Parameter	Result	Flag	MDL	RL	Dilution	Units	Reference Method	Extracted	Analyzed	Analyst
Methylcyclohexane	ND		0.477	0.500	1	ug/L	EPA 8260D	11/8/25 11:45	11/9/25 03:36	PMB
Methylene chloride	ND		0.397	2.00	1	ug/L	EPA 8260D	11/8/25 11:45	11/9/25 03:36	PMB
Naphthalene	ND		0.212	2.00	1	ug/L	EPA 8260D	11/8/25 11:45	11/9/25 03:36	PMB
n-Butylbenzene	ND		0.399	0.500	1	ug/L	EPA 8260D	11/8/25 11:45	11/9/25 03:36	PMB
n-Propylbenzene	ND		0.384	0.500	1	ug/L	EPA 8260D	11/8/25 11:45	11/9/25 03:36	PMB
o-Xylene	ND		0.261	0.500	1	ug/L	EPA 8260D	11/8/25 11:45	11/9/25 03:36	PMB
p- & m- Xylenes	ND		0.578	1.00	1	ug/L	EPA 8260D	11/8/25 11:45	11/9/25 03:36	PMB
* p-Diethylbenzene	ND		0.341	0.500	1	ug/L	EPA 8260D	11/8/25 11:45	11/9/25 03:36	PMB
* p-Ethyltoluene	ND		0.200	0.500	1	ug/L	EPA 8260D	11/8/25 11:45	11/9/25 03:36	PMB
p-Isopropyltoluene	ND		0.377	0.500	1	ug/L	EPA 8260D	11/8/25 11:45	11/9/25 03:36	PMB
sec-Butylbenzene	ND		0.444	0.500	1	ug/L	EPA 8260D	11/8/25 11:45	11/9/25 03:36	PMB
Styrene	ND		0.255	0.500	1	ug/L	EPA 8260D	11/8/25 11:45	11/9/25 03:36	PMB
tert-Butyl alcohol (TBA)	ND		0.608	1.00	1	ug/L	EPA 8260D	11/8/25 11:45	11/9/25 03:36	PMB
tert-Butylbenzene	ND		0.367	0.500	1	ug/L	EPA 8260D	11/8/25 11:45	11/9/25 03:36	PMB
Tetrachloroethylene	7.35		0.239	0.500	1	ug/L	EPA 8260D	11/8/25 11:45	11/9/25 03:36	PMB
Toluene	ND		0.346	0.500	1	ug/L	EPA 8260D	11/8/25 11:45	11/9/25 03:36	PMB
trans-1,2-Dichloroethylene	0.770		0.279	0.500	1	ug/L	EPA 8260D	11/8/25 11:45	11/9/25 03:36	PMB
trans-1,3-Dichloropropylene	ND		0.229	0.500	1	ug/L	EPA 8260D	11/8/25 11:45	11/9/25 03:36	PMB
Trichloroethylene	1.21		0.249	0.500	1	ug/L	EPA 8260D	11/8/25 11:45	11/9/25 03:36	PMB
Trichlorofluoromethane	ND		0.337	0.500	1	ug/L	EPA 8260D	11/8/25 11:45	11/9/25 03:36	PMB
Vinyl Chloride	8.38		0.469	0.500	1	ug/L	EPA 8260D	11/8/25 11:45	11/9/25 03:36	PMB
Xylenes, Total	ND		0.839	1.50	1	ug/L	EPA 8260D	11/8/25 11:45	11/9/25 03:36	PMB

Surrogate Recoveries	Result	Flag	Acceptance Range	Reference Method	Analyzed
Surrogate: SURR: 1,2-Dichloroethane-d4	110 %		69-130	EPA 8260D	11/9/25 03:36
Surrogate: SURR: Toluene-d8	112 %		81-117	EPA 8260D	11/9/25 03:36
Surrogate: SURR: p-Bromofluorobenzene	106 %		79-122	EPA 8260D	11/9/25 03:36

Client:	Todd J. Syska Inc.	York Sample ID:	25K0186-10
Client Project:	American Cleaners Middletown	Date Received:	11/05/2025
Client Sample ID:	MW32	Collection Date/Time:	11/3/25 14:55

Lab ID:	25K0186-10	Laboratory:	Stratford
Analysis:	Volatile Organic Compounds by GC/MS	Matrix:	Ground Water
Prep Method:	Sample Prepared by Method: EPA 5030B		


Parameter	Result	Flag	MDL	RL	Dilution	Units	Reference Method	Extracted	Analyzed	Analyst
1,1,1,2-Tetrachloroethane	ND		0.216	0.500	1	ug/L	EPA 8260D	11/8/25 11:45	11/9/25 04:04	PMB
1,1,1-Trichloroethane	ND		0.266	0.500	1	ug/L	EPA 8260D	11/8/25 11:45	11/9/25 04:04	PMB
1,1,2,2-Tetrachloroethane	ND		0.256	0.500	1	ug/L	EPA 8260D	11/8/25 11:45	11/9/25 04:04	PMB



Client: Todd J. Syska Inc.	York Sample ID: 25K0186-10
Client Project: American Cleaners Middletown	Date Received: 11/05/2025
Client Sample ID: MW32	Collection Date/Time: 11/3/25 14:55

Lab ID: 25K0186-10	Laboratory: Stratford
Analysis: Volatile Organic Compounds by GC/MS	Matrix: Ground Water
Prep Method: Sample Prepared by Method: EPA 5030B	

Parameter	Result	Flag	MDL	RL	Dilution	Units	Reference Method	Extracted	Analyzed	Analyst
1,1,2-Trichloro-1,2,2-trifluoroethane (Freon 113)	ND		0.286	0.500	1	ug/L	EPA 8260D	11/8/25 11:45	11/ 9/25 04:04	PMB
1,1,2-Trichloroethane	ND		0.249	0.500	1	ug/L	EPA 8260D	11/8/25 11:45	11/ 9/25 04:04	PMB
1,1-Dichloroethane	ND		0.272	0.500	1	ug/L	EPA 8260D	11/8/25 11:45	11/ 9/25 04:04	PMB
1,1-Dichloroethylene	ND		0.327	0.500	1	ug/L	EPA 8260D	11/8/25 11:45	11/ 9/25 04:04	PMB
1,2,3-Trichlorobenzene	ND		0.222	0.500	1	ug/L	EPA 8260D	11/8/25 11:45	11/ 9/25 04:04	PMB
1,2,3-Trichloropropane	ND		0.273	0.500	1	ug/L	EPA 8260D	11/8/25 11:45	11/ 9/25 04:04	PMB
1,2,4-Trichlorobenzene	ND		0.138	0.500	1	ug/L	EPA 8260D	11/8/25 11:45	11/ 9/25 04:04	PMB
1,2,4-Trimethylbenzene	ND		0.310	0.500	1	ug/L	EPA 8260D	11/8/25 11:45	11/ 9/25 04:04	PMB
1,2-Dibromo-3-chloropropane	ND		0.432	0.500	1	ug/L	EPA 8260D	11/8/25 11:45	11/ 9/25 04:04	PMB
1,2-Dibromoethane	ND		0.215	0.500	1	ug/L	EPA 8260D	11/8/25 11:45	11/ 9/25 04:04	PMB
1,2-Dichlorobenzene	ND		0.270	0.500	1	ug/L	EPA 8260D	11/8/25 11:45	11/ 9/25 04:04	PMB
1,2-Dichloroethane	ND		0.377	0.500	1	ug/L	EPA 8260D	11/8/25 11:45	11/ 9/25 04:04	PMB
1,2-Dichloropropane	ND		0.327	0.500	1	ug/L	EPA 8260D	11/8/25 11:45	11/ 9/25 04:04	PMB
1,3,5-Trimethylbenzene	ND		0.347	0.500	1	ug/L	EPA 8260D	11/8/25 11:45	11/ 9/25 04:04	PMB
1,3-Dichlorobenzene	ND		0.283	0.500	1	ug/L	EPA 8260D	11/8/25 11:45	11/ 9/25 04:04	PMB
1,3-Dichloropropane	ND		0.260	0.500	1	ug/L	EPA 8260D	11/8/25 11:45	11/ 9/25 04:04	PMB
1,4-Dichlorobenzene	ND		0.311	0.500	1	ug/L	EPA 8260D	11/8/25 11:45	11/ 9/25 04:04	PMB
2-Butanone	ND		0.421	0.500	1	ug/L	EPA 8260D	11/8/25 11:45	11/ 9/25 04:04	PMB
2-Hexanone	ND		0.320	0.500	1	ug/L	EPA 8260D	11/8/25 11:45	11/ 9/25 04:04	PMB
4-Methyl-2-pentanone	ND		0.365	0.500	1	ug/L	EPA 8260D	11/8/25 11:45	11/ 9/25 04:04	PMB
Acetone	1.76	J	1.34	2.00	1	ug/L	EPA 8260D	11/8/25 11:45	11/ 9/25 04:04	PMB
Acrolein	ND		0.447	0.500	1	ug/L	EPA 8260D	11/8/25 11:45	11/ 9/25 04:04	PMB
Acrylonitrile	ND		0.422	0.500	1	ug/L	EPA 8260D	11/8/25 11:45	11/ 9/25 04:04	PMB
Benzene	ND		0.279	0.500	1	ug/L	EPA 8260D	11/8/25 11:45	11/ 9/25 04:04	PMB
Bromochloromethane	ND		0.354	0.500	1	ug/L	EPA 8260D	11/8/25 11:45	11/ 9/25 04:04	PMB
Bromodichloromethane	ND		0.245	0.500	1	ug/L	EPA 8260D	11/8/25 11:45	11/ 9/25 04:04	PMB
Bromoform	ND		0.163	0.500	1	ug/L	EPA 8260D	11/8/25 11:45	11/ 9/25 04:04	PMB
Bromomethane	ND		0.500	2.00	1	ug/L	EPA 8260D	11/8/25 11:45	11/ 9/25 04:04	PMB
Carbon disulfide	ND		0.362	0.500	1	ug/L	EPA 8260D	11/8/25 11:45	11/ 9/25 04:04	PMB
Carbon tetrachloride	ND		0.204	0.500	1	ug/L	EPA 8260D	11/8/25 11:45	11/ 9/25 04:04	PMB
Chlorobenzene	ND		0.284	0.500	1	ug/L	EPA 8260D	11/8/25 11:45	11/ 9/25 04:04	PMB
Chloroethane	ND		0.448	0.500	1	ug/L	EPA 8260D	11/8/25 11:45	11/ 9/25 04:04	PMB
Chloroform	ND		0.243	0.500	1	ug/L	EPA 8260D	11/8/25 11:45	11/ 9/25 04:04	PMB
Chloromethane	ND		0.372	0.500	1	ug/L	EPA 8260D	11/8/25 11:45	11/ 9/25 04:04	PMB
cis-1,2-Dichloroethylene	24.4		0.294	0.500	1	ug/L	EPA 8260D	11/8/25 11:45	11/ 9/25 04:04	PMB
cis-1,3-Dichloropropylene	ND		0.262	0.500	1	ug/L	EPA 8260D	11/8/25 11:45	11/ 9/25 04:04	PMB
Cyclohexane	ND		0.491	0.500	1	ug/L	EPA 8260D	11/8/25 11:45	11/ 9/25 04:04	PMB
Dibromochloromethane	ND		0.146	0.500	1	ug/L	EPA 8260D	11/8/25 11:45	11/ 9/25 04:04	PMB
Dibromomethane	ND		0.203	0.500	1	ug/L	EPA 8260D	11/8/25 11:45	11/ 9/25 04:04	PMB
Dichlorodifluoromethane	ND		0.451	0.500	1	ug/L	EPA 8260D	11/8/25 11:45	11/ 9/25 04:04	PMB
Ethyl Benzene	ND		0.290	0.500	1	ug/L	EPA 8260D	11/8/25 11:45	11/ 9/25 04:04	PMB
Hexachlorobutadiene	ND		0.241	0.500	1	ug/L	EPA 8260D	11/8/25 11:45	11/ 9/25 04:04	PMB
Isopropylbenzene	ND		0.405	0.500	1	ug/L	EPA 8260D	11/8/25 11:45	11/ 9/25 04:04	PMB
Methyl acetate	ND		0.442	0.500	1	ug/L	EPA 8260D	11/8/25 11:45	11/ 9/25 04:04	PMB
Methyl tert-butyl ether (MTBE)	ND		0.244	0.500	1	ug/L	EPA 8260D	11/8/25 11:45	11/ 9/25 04:04	PMB



Client:	Todd J. Syska Inc.	York Sample ID:	25K0186-10
Client Project:	American Cleaners Middletown	Date Received:	11/05/2025
Client Sample ID:	MW32	Collection Date/Time:	11/3/25 14:55

Lab ID:	25K0186-10	Laboratory:	Stratford
Analysis:	Volatile Organic Compounds by GC/MS	Matrix:	Ground Water
Prep Method:	Sample Prepared by Method: EPA 5030B		


Parameter	Result	Flag	MDL	RL	Dilution	Units	Reference Method	Extracted	Analyzed	Analyst
Methylcyclohexane	ND		0.477	0.500	1	ug/L	EPA 8260D	11/8/25 11:45	11/ 9/25 04:04	PMB
Methylene chloride	ND		0.397	2.00	1	ug/L	EPA 8260D	11/8/25 11:45	11/ 9/25 04:04	PMB
Naphthalene	ND		0.212	2.00	1	ug/L	EPA 8260D	11/8/25 11:45	11/ 9/25 04:04	PMB
n-Butylbenzene	ND		0.399	0.500	1	ug/L	EPA 8260D	11/8/25 11:45	11/ 9/25 04:04	PMB
n-Propylbenzene	ND		0.384	0.500	1	ug/L	EPA 8260D	11/8/25 11:45	11/ 9/25 04:04	PMB
o-Xylene	ND		0.261	0.500	1	ug/L	EPA 8260D	11/8/25 11:45	11/ 9/25 04:04	PMB
p- & m- Xylenes	ND		0.578	1.00	1	ug/L	EPA 8260D	11/8/25 11:45	11/ 9/25 04:04	PMB
* p-Diethylbenzene	ND		0.341	0.500	1	ug/L	EPA 8260D	11/8/25 11:45	11/ 9/25 04:04	PMB
* p-Ethyltoluene	ND		0.200	0.500	1	ug/L	EPA 8260D	11/8/25 11:45	11/ 9/25 04:04	PMB
p-Isopropyltoluene	ND		0.377	0.500	1	ug/L	EPA 8260D	11/8/25 11:45	11/ 9/25 04:04	PMB
sec-Butylbenzene	ND		0.444	0.500	1	ug/L	EPA 8260D	11/8/25 11:45	11/ 9/25 04:04	PMB
Styrene	ND		0.255	0.500	1	ug/L	EPA 8260D	11/8/25 11:45	11/ 9/25 04:04	PMB
tert-Butyl alcohol (TBA)	ND		0.608	1.00	1	ug/L	EPA 8260D	11/8/25 11:45	11/ 9/25 04:04	PMB
tert-Butylbenzene	ND		0.367	0.500	1	ug/L	EPA 8260D	11/8/25 11:45	11/ 9/25 04:04	PMB
Tetrachloroethylene	9.16		0.239	0.500	1	ug/L	EPA 8260D	11/8/25 11:45	11/ 9/25 04:04	PMB
Toluene	ND		0.346	0.500	1	ug/L	EPA 8260D	11/8/25 11:45	11/ 9/25 04:04	PMB
trans-1,2-Dichloroethylene	0.530		0.279	0.500	1	ug/L	EPA 8260D	11/8/25 11:45	11/ 9/25 04:04	PMB
trans-1,3-Dichloropropylene	ND		0.229	0.500	1	ug/L	EPA 8260D	11/8/25 11:45	11/ 9/25 04:04	PMB
Trichloroethylene	1.68		0.249	0.500	1	ug/L	EPA 8260D	11/8/25 11:45	11/ 9/25 04:04	PMB
Trichlorofluoromethane	ND		0.337	0.500	1	ug/L	EPA 8260D	11/8/25 11:45	11/ 9/25 04:04	PMB
Vinyl Chloride	13.5		0.469	0.500	1	ug/L	EPA 8260D	11/8/25 11:45	11/ 9/25 04:04	PMB
Xylenes, Total	ND		0.839	1.50	1	ug/L	EPA 8260D	11/8/25 11:45	11/ 9/25 04:04	PMB

Surrogate Recoveries	Result	Flag	Acceptance Range	Reference Method	Analyzed
Surrogate: SURR: 1,2-Dichloroethane-d4	108 %		69-130	EPA 8260D	11/ 9/25 04:04
Surrogate: SURR: Toluene-d8	114 %		81-117	EPA 8260D	11/ 9/25 04:04
Surrogate: SURR: p-Bromofluorobenzene	106 %		79-122	EPA 8260D	11/ 9/25 04:04

Client:	Todd J. Syska Inc.	York Sample ID:	25K0186-11
Client Project:	American Cleaners Middletown	Date Received:	11/05/2025
Client Sample ID:	MW34	Collection Date/Time:	11/3/25 15:20

Lab ID:	25K0186-11	Laboratory:	Stratford
Analysis:	Volatile Organic Compounds by GC/MS	Matrix:	Ground Water
Prep Method:	Sample Prepared by Method: EPA 5030B		

Parameter	Result	Flag	MDL	RL	Dilution	Units	Reference Method	Extracted	Analyzed	Analyst
1,1,1,2-Tetrachloroethane	ND		0.216	0.500	1	ug/L	EPA 8260D	11/10/25 7:05	11/10/25 23:10	PMB
1,1,1-Trichloroethane	ND		0.266	0.500	1	ug/L	EPA 8260D	11/10/25 7:05	11/10/25 23:10	PMB
1,1,2,2-Tetrachloroethane	ND		0.256	0.500	1	ug/L	EPA 8260D	11/10/25 7:05	11/10/25 23:10	PMB



Client:	Todd J. Syska Inc.	York Sample ID:	25K0186-11
Client Project:	American Cleaners Middletown	Date Received:	11/05/2025
Client Sample ID:	MW34	Collection Date/Time:	11/3/25 15:20

Lab ID:	25K0186-11	Laboratory:	Stratford
Analysis:	Volatile Organic Compounds by GC/MS	Matrix:	Ground Water
Prep Method:	Sample Prepared by Method: EPA 5030B		

Parameter	Result	Flag	MDL	RL	Dilution	Units	Reference Method	Extracted	Analyzed	Analyst
1,1,2-Trichloro-1,2,2-trifluoroethane (Freon 113)	ND		0.286	0.500	1	ug/L	EPA 8260D	11/10/25 7:05	11/10/25 23:10	PMB
1,1,2-Trichloroethane	ND		0.249	0.500	1	ug/L	EPA 8260D	11/10/25 7:05	11/10/25 23:10	PMB
1,1-Dichloroethane	ND		0.272	0.500	1	ug/L	EPA 8260D	11/10/25 7:05	11/10/25 23:10	PMB
1,1-Dichloroethylene	ND		0.327	0.500	1	ug/L	EPA 8260D	11/10/25 7:05	11/10/25 23:10	PMB
1,2,3-Trichlorobenzene	ND		0.222	0.500	1	ug/L	EPA 8260D	11/10/25 7:05	11/10/25 23:10	PMB
1,2,3-Trichloropropane	ND		0.273	0.500	1	ug/L	EPA 8260D	11/10/25 7:05	11/10/25 23:10	PMB
1,2,4-Trichlorobenzene	ND		0.138	0.500	1	ug/L	EPA 8260D	11/10/25 7:05	11/10/25 23:10	PMB
1,2,4-Trimethylbenzene	ND		0.310	0.500	1	ug/L	EPA 8260D	11/10/25 7:05	11/10/25 23:10	PMB
1,2-Dibromo-3-chloropropane	ND		0.432	0.500	1	ug/L	EPA 8260D	11/10/25 7:05	11/10/25 23:10	PMB
1,2-Dibromoethane	ND		0.215	0.500	1	ug/L	EPA 8260D	11/10/25 7:05	11/10/25 23:10	PMB
1,2-Dichlorobenzene	ND		0.270	0.500	1	ug/L	EPA 8260D	11/10/25 7:05	11/10/25 23:10	PMB
1,2-Dichloroethane	ND		0.377	0.500	1	ug/L	EPA 8260D	11/10/25 7:05	11/10/25 23:10	PMB
1,2-Dichloropropane	ND		0.327	0.500	1	ug/L	EPA 8260D	11/10/25 7:05	11/10/25 23:10	PMB
1,3,5-Trimethylbenzene	ND		0.347	0.500	1	ug/L	EPA 8260D	11/10/25 7:05	11/10/25 23:10	PMB
1,3-Dichlorobenzene	ND		0.283	0.500	1	ug/L	EPA 8260D	11/10/25 7:05	11/10/25 23:10	PMB
1,3-Dichloropropane	ND		0.260	0.500	1	ug/L	EPA 8260D	11/10/25 7:05	11/10/25 23:10	PMB
1,4-Dichlorobenzene	ND		0.311	0.500	1	ug/L	EPA 8260D	11/10/25 7:05	11/10/25 23:10	PMB
2-Butanone	ND		0.421	0.500	1	ug/L	EPA 8260D	11/10/25 7:05	11/10/25 23:10	PMB
2-Hexanone	ND		0.320	0.500	1	ug/L	EPA 8260D	11/10/25 7:05	11/10/25 23:10	PMB
4-Methyl-2-pentanone	ND		0.365	0.500	1	ug/L	EPA 8260D	11/10/25 7:05	11/10/25 23:10	PMB
Acetone	1.45	J, ICVE	1.34	2.00	1	ug/L	EPA 8260D	11/10/25 7:05	11/10/25 23:10	PMB
Acrolein	ND	CAL-E	0.447	0.500	1	ug/L	EPA 8260D	11/10/25 7:05	11/10/25 23:10	PMB
Acrylonitrile	ND		0.422	0.500	1	ug/L	EPA 8260D	11/10/25 7:05	11/10/25 23:10	PMB
Benzene	ND		0.279	0.500	1	ug/L	EPA 8260D	11/10/25 7:05	11/10/25 23:10	PMB
Bromochloromethane	ND		0.354	0.500	1	ug/L	EPA 8260D	11/10/25 7:05	11/10/25 23:10	PMB
Bromodichloromethane	ND		0.245	0.500	1	ug/L	EPA 8260D	11/10/25 7:05	11/10/25 23:10	PMB
Bromoform	ND		0.163	0.500	1	ug/L	EPA 8260D	11/10/25 7:05	11/10/25 23:10	PMB
Bromomethane	ND		0.500	2.00	1	ug/L	EPA 8260D	11/10/25 7:05	11/10/25 23:10	PMB
Carbon disulfide	ND		0.362	0.500	1	ug/L	EPA 8260D	11/10/25 7:05	11/10/25 23:10	PMB
Carbon tetrachloride	ND		0.204	0.500	1	ug/L	EPA 8260D	11/10/25 7:05	11/10/25 23:10	PMB
Chlorobenzene	ND		0.284	0.500	1	ug/L	EPA 8260D	11/10/25 7:05	11/10/25 23:10	PMB
Chloroethane	ND		0.448	0.500	1	ug/L	EPA 8260D	11/10/25 7:05	11/10/25 23:10	PMB
Chloroform	ND		0.243	0.500	1	ug/L	EPA 8260D	11/10/25 7:05	11/10/25 23:10	PMB
Chloromethane	ND		0.372	0.500	1	ug/L	EPA 8260D	11/10/25 7:05	11/10/25 23:10	PMB
cis-1,2-Dichloroethylene	2.93		0.294	0.500	1	ug/L	EPA 8260D	11/10/25 7:05	11/10/25 23:10	PMB
cis-1,3-Dichloropropylene	ND		0.262	0.500	1	ug/L	EPA 8260D	11/10/25 7:05	11/10/25 23:10	PMB
Cyclohexane	ND		0.491	0.500	1	ug/L	EPA 8260D	11/10/25 7:05	11/10/25 23:10	PMB
Dibromochloromethane	ND		0.146	0.500	1	ug/L	EPA 8260D	11/10/25 7:05	11/10/25 23:10	PMB
Dibromomethane	ND		0.203	0.500	1	ug/L	EPA 8260D	11/10/25 7:05	11/10/25 23:10	PMB
Dichlorodifluoromethane	ND		0.451	0.500	1	ug/L	EPA 8260D	11/10/25 7:05	11/10/25 23:10	PMB
Ethyl Benzene	ND		0.290	0.500	1	ug/L	EPA 8260D	11/10/25 7:05	11/10/25 23:10	PMB
Hexachlorobutadiene	ND		0.241	0.500	1	ug/L	EPA 8260D	11/10/25 7:05	11/10/25 23:10	PMB
Isopropylbenzene	ND		0.405	0.500	1	ug/L	EPA 8260D	11/10/25 7:05	11/10/25 23:10	PMB
Methyl acetate	ND		0.442	0.500	1	ug/L	EPA 8260D	11/10/25 7:05	11/10/25 23:10	PMB
Methyl tert-butyl ether (MTBE)	ND		0.244	0.500	1	ug/L	EPA 8260D	11/10/25 7:05	11/10/25 23:10	PMB



Client:	Todd J. Syska Inc.	York Sample ID:	25K0186-11
Client Project:	American Cleaners Middletown	Date Received:	11/05/2025
Client Sample ID:	MW34	Collection Date/Time:	11/3/25 15:20

Lab ID:	25K0186-11	Laboratory:	Stratford
Analysis:	Volatile Organic Compounds by GC/MS	Matrix:	Ground Water
Prep Method:	Sample Prepared by Method: EPA 5030B		

Parameter	Result	Flag	MDL	RL	Dilution	Units	Reference Method	Extracted	Analyzed	Analyst
Methylcyclohexane	ND		0.477	0.500	1	ug/L	EPA 8260D	11/10/25 7:05	11/10/25 23:10	PMB
Methylene chloride	ND		0.397	2.00	1	ug/L	EPA 8260D	11/10/25 7:05	11/10/25 23:10	PMB
Naphthalene	1.51	J	0.212	2.00	1	ug/L	EPA 8260D	11/10/25 7:05	11/10/25 23:10	PMB
n-Butylbenzene	ND		0.399	0.500	1	ug/L	EPA 8260D	11/10/25 7:05	11/10/25 23:10	PMB
n-Propylbenzene	ND		0.384	0.500	1	ug/L	EPA 8260D	11/10/25 7:05	11/10/25 23:10	PMB
o-Xylene	ND		0.261	0.500	1	ug/L	EPA 8260D	11/10/25 7:05	11/10/25 23:10	PMB
p- & m- Xylenes	ND		0.578	1.00	1	ug/L	EPA 8260D	11/10/25 7:05	11/10/25 23:10	PMB
* p-Diethylbenzene	ND		0.341	0.500	1	ug/L	EPA 8260D	11/10/25 7:05	11/10/25 23:10	PMB
* p-Ethyltoluene	ND		0.200	0.500	1	ug/L	EPA 8260D	11/10/25 7:05	11/10/25 23:10	PMB
p-Isopropyltoluene	ND		0.377	0.500	1	ug/L	EPA 8260D	11/10/25 7:05	11/10/25 23:10	PMB
sec-Butylbenzene	ND		0.444	0.500	1	ug/L	EPA 8260D	11/10/25 7:05	11/10/25 23:10	PMB
Styrene	ND		0.255	0.500	1	ug/L	EPA 8260D	11/10/25 7:05	11/10/25 23:10	PMB
tert-Butyl alcohol (TBA)	ND		0.608	1.00	1	ug/L	EPA 8260D	11/10/25 7:05	11/10/25 23:10	PMB
tert-Butylbenzene	ND		0.367	0.500	1	ug/L	EPA 8260D	11/10/25 7:05	11/10/25 23:10	PMB
Tetrachloroethylene	3.93	QL-02	0.239	0.500	1	ug/L	EPA 8260D	11/10/25 7:05	11/10/25 23:10	PMB
Toluene	ND		0.346	0.500	1	ug/L	EPA 8260D	11/10/25 7:05	11/10/25 23:10	PMB
trans-1,2-Dichloroethylene	ND		0.279	0.500	1	ug/L	EPA 8260D	11/10/25 7:05	11/10/25 23:10	PMB
trans-1,3-Dichloropropylene	ND		0.229	0.500	1	ug/L	EPA 8260D	11/10/25 7:05	11/10/25 23:10	PMB
Trichloroethylene	0.370	J	0.249	0.500	1	ug/L	EPA 8260D	11/10/25 7:05	11/10/25 23:10	PMB
Trichlorofluoromethane	ND		0.337	0.500	1	ug/L	EPA 8260D	11/10/25 7:05	11/10/25 23:10	PMB
Vinyl Chloride	ND		0.469	0.500	1	ug/L	EPA 8260D	11/10/25 7:05	11/10/25 23:10	PMB
Xylenes, Total	ND		0.839	1.50	1	ug/L	EPA 8260D	11/10/25 7:05	11/10/25 23:10	PMB

Surrogate Recoveries	Result	Flag	Acceptance Range	Reference Method	Analyzed
Surrogate: SURRE: 1,2-Dichloroethane-d4	100 %		69-130	EPA 8260D	11/10/25 23:10
Surrogate: SURRE: Toluene-d8	97.9 %		81-117	EPA 8260D	11/10/25 23:10
Surrogate: SURRE: p-Bromofluorobenzene	96.2 %		79-122	EPA 8260D	11/10/25 23:10

Client:	Todd J. Syska Inc.	York Sample ID:	25K0186-12
Client Project:	American Cleaners Middletown	Date Received:	11/05/2025
Client Sample ID:	Duplicate MW 6	Collection Date/Time:	11/3/25 9:35

Lab ID:	25K0186-12	Laboratory:	Stratford
Analysis:	Volatile Organic Compounds by GC/MS	Matrix:	Ground Water
Prep Method:	Sample Prepared by Method: EPA 5030B		


Parameter	Result	Flag	MDL	RL	Dilution	Units	Reference Method	Extracted	Analyzed	Analyst
1,1,1,2-Tetrachloroethane	ND		0.216	0.500	1	ug/L	EPA 8260D	11/10/25 7:05	11/10/25 22:11	PMB
1,1,1-Trichloroethane	ND		0.266	0.500	1	ug/L	EPA 8260D	11/10/25 7:05	11/10/25 22:11	PMB
1,1,2,2-Tetrachloroethane	ND		0.256	0.500	1	ug/L	EPA 8260D	11/10/25 7:05	11/10/25 22:11	PMB



Client: Todd J. Syska Inc.	York Sample ID: 25K0186-12
Client Project: American Cleaners Middletown	Date Received: 11/05/2025
Client Sample ID: Duplicate MW 6	Collection Date/Time: 11/3/25 9:35

Lab ID: 25K0186-12	Laboratory: Stratford
Analysis: Volatile Organic Compounds by GC/MS	Matrix: Ground Water
Prep Method: Sample Prepared by Method: EPA 5030B	

Parameter	Result	Flag	MDL	RL	Dilution	Units	Reference Method	Extracted	Analyzed	Analyst
1,1,2-Trichloro-1,2,2-trifluoroethane (Freon 113)	ND		0.286	0.500	1	ug/L	EPA 8260D	11/10/25 7:05	11/10/25 22:11	PMB
1,1,2-Trichloroethane	ND		0.249	0.500	1	ug/L	EPA 8260D	11/10/25 7:05	11/10/25 22:11	PMB
1,1-Dichloroethane	ND		0.272	0.500	1	ug/L	EPA 8260D	11/10/25 7:05	11/10/25 22:11	PMB
1,1-Dichloroethylene	ND		0.327	0.500	1	ug/L	EPA 8260D	11/10/25 7:05	11/10/25 22:11	PMB
1,2,3-Trichlorobenzene	ND		0.222	0.500	1	ug/L	EPA 8260D	11/10/25 7:05	11/10/25 22:11	PMB
1,2,3-Trichloropropane	ND		0.273	0.500	1	ug/L	EPA 8260D	11/10/25 7:05	11/10/25 22:11	PMB
1,2,4-Trichlorobenzene	ND		0.138	0.500	1	ug/L	EPA 8260D	11/10/25 7:05	11/10/25 22:11	PMB
1,2,4-Trimethylbenzene	ND		0.310	0.500	1	ug/L	EPA 8260D	11/10/25 7:05	11/10/25 22:11	PMB
1,2-Dibromo-3-chloropropane	ND		0.432	0.500	1	ug/L	EPA 8260D	11/10/25 7:05	11/10/25 22:11	PMB
1,2-Dibromoethane	ND		0.215	0.500	1	ug/L	EPA 8260D	11/10/25 7:05	11/10/25 22:11	PMB
1,2-Dichlorobenzene	ND		0.270	0.500	1	ug/L	EPA 8260D	11/10/25 7:05	11/10/25 22:11	PMB
1,2-Dichloroethane	ND		0.377	0.500	1	ug/L	EPA 8260D	11/10/25 7:05	11/10/25 22:11	PMB
1,2-Dichloropropane	ND		0.327	0.500	1	ug/L	EPA 8260D	11/10/25 7:05	11/10/25 22:11	PMB
1,3,5-Trimethylbenzene	ND		0.347	0.500	1	ug/L	EPA 8260D	11/10/25 7:05	11/10/25 22:11	PMB
1,3-Dichlorobenzene	ND		0.283	0.500	1	ug/L	EPA 8260D	11/10/25 7:05	11/10/25 22:11	PMB
1,3-Dichloropropane	ND		0.260	0.500	1	ug/L	EPA 8260D	11/10/25 7:05	11/10/25 22:11	PMB
1,4-Dichlorobenzene	ND		0.311	0.500	1	ug/L	EPA 8260D	11/10/25 7:05	11/10/25 22:11	PMB
2-Butanone	ND		0.421	0.500	1	ug/L	EPA 8260D	11/10/25 7:05	11/10/25 22:11	PMB
2-Hexanone	ND		0.320	0.500	1	ug/L	EPA 8260D	11/10/25 7:05	11/10/25 22:11	PMB
4-Methyl-2-pentanone	ND		0.365	0.500	1	ug/L	EPA 8260D	11/10/25 7:05	11/10/25 22:11	PMB
Acetone	5.16	ICVE	1.34	2.00	1	ug/L	EPA 8260D	11/10/25 7:05	11/10/25 22:11	PMB
Acrolein	ND	CAL-E	0.447	0.500	1	ug/L	EPA 8260D	11/10/25 7:05	11/10/25 22:11	PMB
Acrylonitrile	ND		0.422	0.500	1	ug/L	EPA 8260D	11/10/25 7:05	11/10/25 22:11	PMB
Benzene	ND		0.279	0.500	1	ug/L	EPA 8260D	11/10/25 7:05	11/10/25 22:11	PMB
Bromochloromethane	ND		0.354	0.500	1	ug/L	EPA 8260D	11/10/25 7:05	11/10/25 22:11	PMB
Bromodichloromethane	ND		0.245	0.500	1	ug/L	EPA 8260D	11/10/25 7:05	11/10/25 22:11	PMB
Bromoform	ND		0.163	0.500	1	ug/L	EPA 8260D	11/10/25 7:05	11/10/25 22:11	PMB
Bromomethane	ND		0.500	2.00	1	ug/L	EPA 8260D	11/10/25 7:05	11/10/25 22:11	PMB
Carbon disulfide	ND		0.362	0.500	1	ug/L	EPA 8260D	11/10/25 7:05	11/10/25 22:11	PMB
Carbon tetrachloride	ND		0.204	0.500	1	ug/L	EPA 8260D	11/10/25 7:05	11/10/25 22:11	PMB
Chlorobenzene	ND		0.284	0.500	1	ug/L	EPA 8260D	11/10/25 7:05	11/10/25 22:11	PMB
Chloroethane	ND		0.448	0.500	1	ug/L	EPA 8260D	11/10/25 7:05	11/10/25 22:11	PMB
Chloroform	ND		0.243	0.500	1	ug/L	EPA 8260D	11/10/25 7:05	11/10/25 22:11	PMB
Chloromethane	ND		0.372	0.500	1	ug/L	EPA 8260D	11/10/25 7:05	11/10/25 22:11	PMB
cis-1,2-Dichloroethylene	0.430	J	0.294	0.500	1	ug/L	EPA 8260D	11/10/25 7:05	11/10/25 22:11	PMB
cis-1,3-Dichloropropylene	ND		0.262	0.500	1	ug/L	EPA 8260D	11/10/25 7:05	11/10/25 22:11	PMB
Cyclohexane	ND		0.491	0.500	1	ug/L	EPA 8260D	11/10/25 7:05	11/10/25 22:11	PMB
Dibromochloromethane	ND		0.146	0.500	1	ug/L	EPA 8260D	11/10/25 7:05	11/10/25 22:11	PMB
Dibromomethane	ND		0.203	0.500	1	ug/L	EPA 8260D	11/10/25 7:05	11/10/25 22:11	PMB
Dichlorodifluoromethane	ND		0.451	0.500	1	ug/L	EPA 8260D	11/10/25 7:05	11/10/25 22:11	PMB
Ethyl Benzene	ND		0.290	0.500	1	ug/L	EPA 8260D	11/10/25 7:05	11/10/25 22:11	PMB
Hexachlorobutadiene	ND		0.241	0.500	1	ug/L	EPA 8260D	11/10/25 7:05	11/10/25 22:11	PMB
Isopropylbenzene	ND		0.405	0.500	1	ug/L	EPA 8260D	11/10/25 7:05	11/10/25 22:11	PMB
Methyl acetate	ND		0.442	0.500	1	ug/L	EPA 8260D	11/10/25 7:05	11/10/25 22:11	PMB
Methyl tert-butyl ether (MTBE)	ND		0.244	0.500	1	ug/L	EPA 8260D	11/10/25 7:05	11/10/25 22:11	PMB



Client:	Todd J. Syska Inc.	York Sample ID:	25K0186-12
Client Project:	American Cleaners Middletown	Date Received:	11/05/2025
Client Sample ID:	Duplicate MW 6	Collection Date/Time:	11/3/25 9:35

Lab ID:	25K0186-12	Laboratory:	Stratford
Analysis:	Volatile Organic Compounds by GC/MS	Matrix:	Ground Water
Prep Method:	Sample Prepared by Method: EPA 5030B		

Parameter	Result	Flag	MDL	RL	Dilution	Units	Reference Method	Extracted	Analyzed	Analyst
Methylcyclohexane	ND		0.477	0.500	1	ug/L	EPA 8260D	11/10/25 7:05	11/10/25 22:11	PMB
Methylene chloride	ND		0.397	2.00	1	ug/L	EPA 8260D	11/10/25 7:05	11/10/25 22:11	PMB
Naphthalene	0.250	J	0.212	2.00	1	ug/L	EPA 8260D	11/10/25 7:05	11/10/25 22:11	PMB
n-Butylbenzene	ND		0.399	0.500	1	ug/L	EPA 8260D	11/10/25 7:05	11/10/25 22:11	PMB
n-Propylbenzene	ND		0.384	0.500	1	ug/L	EPA 8260D	11/10/25 7:05	11/10/25 22:11	PMB
o-Xylene	ND		0.261	0.500	1	ug/L	EPA 8260D	11/10/25 7:05	11/10/25 22:11	PMB
p- & m- Xylenes	ND		0.578	1.00	1	ug/L	EPA 8260D	11/10/25 7:05	11/10/25 22:11	PMB
* p-Diethylbenzene	ND		0.341	0.500	1	ug/L	EPA 8260D	11/10/25 7:05	11/10/25 22:11	PMB
* p-Ethyltoluene	ND		0.200	0.500	1	ug/L	EPA 8260D	11/10/25 7:05	11/10/25 22:11	PMB
p-Isopropyltoluene	ND		0.377	0.500	1	ug/L	EPA 8260D	11/10/25 7:05	11/10/25 22:11	PMB
sec-Butylbenzene	ND		0.444	0.500	1	ug/L	EPA 8260D	11/10/25 7:05	11/10/25 22:11	PMB
Styrene	ND		0.255	0.500	1	ug/L	EPA 8260D	11/10/25 7:05	11/10/25 22:11	PMB
tert-Butyl alcohol (TBA)	0.630	J	0.608	1.00	1	ug/L	EPA 8260D	11/10/25 7:05	11/10/25 22:11	PMB
tert-Butylbenzene	ND		0.367	0.500	1	ug/L	EPA 8260D	11/10/25 7:05	11/10/25 22:11	PMB
Tetrachloroethylene	ND	QL-02	0.239	0.500	1	ug/L	EPA 8260D	11/10/25 7:05	11/10/25 22:11	PMB
Toluene	0.360	J	0.346	0.500	1	ug/L	EPA 8260D	11/10/25 7:05	11/10/25 22:11	PMB
trans-1,2-Dichloroethylene	0.370	J	0.279	0.500	1	ug/L	EPA 8260D	11/10/25 7:05	11/10/25 22:11	PMB
trans-1,3-Dichloropropylene	ND		0.229	0.500	1	ug/L	EPA 8260D	11/10/25 7:05	11/10/25 22:11	PMB
Trichloroethylene	ND		0.249	0.500	1	ug/L	EPA 8260D	11/10/25 7:05	11/10/25 22:11	PMB
Trichlorofluoromethane	ND		0.337	0.500	1	ug/L	EPA 8260D	11/10/25 7:05	11/10/25 22:11	PMB
Vinyl Chloride	0.980		0.469	0.500	1	ug/L	EPA 8260D	11/10/25 7:05	11/10/25 22:11	PMB
Xylenes, Total	ND		0.839	1.50	1	ug/L	EPA 8260D	11/10/25 7:05	11/10/25 22:11	PMB

Surrogate Recoveries	Result	Flag	Acceptance Range	Reference Method	Analyzed
Surrogate: SURRE: 1,2-Dichloroethane-d4	99.4 %		69-130	EPA 8260D	11/10/25 22:11
Surrogate: SURRE: Toluene-d8	99.0 %		81-117	EPA 8260D	11/10/25 22:11
Surrogate: SURRE: p-Bromofluorobenzene	97.2 %		79-122	EPA 8260D	11/10/25 22:11

Client:	Todd J. Syska Inc.	York Sample ID:	25K0186-13
Client Project:	American Cleaners Middletown	Date Received:	11/05/2025
Client Sample ID:	Equipment Blank	Collection Date/Time:	11/3/25 9:45

Lab ID:	25K0186-13	Laboratory:	Stratford
Analysis:	Volatile Organic Compounds by GC/MS	Matrix:	Ground Water
Prep Method:	Sample Prepared by Method: EPA 5030B		


Parameter	Result	Flag	MDL	RL	Dilution	Units	Reference Method	Extracted	Analyzed	Analyst
1,1,1,2-Tetrachloroethane	ND		0.216	0.500	1	ug/L	EPA 8260D	11/10/25 7:05	11/10/25 20:41	PMB
1,1,1-Trichloroethane	ND		0.266	0.500	1	ug/L	EPA 8260D	11/10/25 7:05	11/10/25 20:41	PMB
1,1,2,2-Tetrachloroethane	ND		0.256	0.500	1	ug/L	EPA 8260D	11/10/25 7:05	11/10/25 20:41	PMB



Client:	Todd J. Syska Inc.	York Sample ID:	25K0186-13
Client Project:	American Cleaners Middletown	Date Received:	11/05/2025
Client Sample ID:	Equipment Blank	Collection Date/Time:	11/3/25 9:45

Lab ID:	25K0186-13	Laboratory:	Stratford
Analysis:	Volatile Organic Compounds by GC/MS	Matrix:	Ground Water
Prep Method:	Sample Prepared by Method: EPA 5030B		

Parameter	Result	Flag	MDL	RL	Dilution	Units	Reference Method	Extracted	Analyzed	Analyst
1,1,2-Trichloro-1,2,2-trifluoroethane (Freon 113)	ND		0.286	0.500	1	ug/L	EPA 8260D	11/10/25 7:05	11/10/25 20:41	PMB
1,1,2-Trichloroethane	ND		0.249	0.500	1	ug/L	EPA 8260D	11/10/25 7:05	11/10/25 20:41	PMB
1,1-Dichloroethane	ND		0.272	0.500	1	ug/L	EPA 8260D	11/10/25 7:05	11/10/25 20:41	PMB
1,1-Dichloroethylene	ND		0.327	0.500	1	ug/L	EPA 8260D	11/10/25 7:05	11/10/25 20:41	PMB
1,2,3-Trichlorobenzene	ND		0.222	0.500	1	ug/L	EPA 8260D	11/10/25 7:05	11/10/25 20:41	PMB
1,2,3-Trichloropropane	ND		0.273	0.500	1	ug/L	EPA 8260D	11/10/25 7:05	11/10/25 20:41	PMB
1,2,4-Trichlorobenzene	ND		0.138	0.500	1	ug/L	EPA 8260D	11/10/25 7:05	11/10/25 20:41	PMB
1,2,4-Trimethylbenzene	ND		0.310	0.500	1	ug/L	EPA 8260D	11/10/25 7:05	11/10/25 20:41	PMB
1,2-Dibromo-3-chloropropane	ND		0.432	0.500	1	ug/L	EPA 8260D	11/10/25 7:05	11/10/25 20:41	PMB
1,2-Dibromoethane	ND		0.215	0.500	1	ug/L	EPA 8260D	11/10/25 7:05	11/10/25 20:41	PMB
1,2-Dichlorobenzene	ND		0.270	0.500	1	ug/L	EPA 8260D	11/10/25 7:05	11/10/25 20:41	PMB
1,2-Dichloroethane	ND		0.377	0.500	1	ug/L	EPA 8260D	11/10/25 7:05	11/10/25 20:41	PMB
1,2-Dichloropropane	ND		0.327	0.500	1	ug/L	EPA 8260D	11/10/25 7:05	11/10/25 20:41	PMB
1,3,5-Trimethylbenzene	ND		0.347	0.500	1	ug/L	EPA 8260D	11/10/25 7:05	11/10/25 20:41	PMB
1,3-Dichlorobenzene	ND		0.283	0.500	1	ug/L	EPA 8260D	11/10/25 7:05	11/10/25 20:41	PMB
1,3-Dichloropropane	ND		0.260	0.500	1	ug/L	EPA 8260D	11/10/25 7:05	11/10/25 20:41	PMB
1,4-Dichlorobenzene	ND		0.311	0.500	1	ug/L	EPA 8260D	11/10/25 7:05	11/10/25 20:41	PMB
2-Butanone	ND		0.421	0.500	1	ug/L	EPA 8260D	11/10/25 7:05	11/10/25 20:41	PMB
2-Hexanone	ND		0.320	0.500	1	ug/L	EPA 8260D	11/10/25 7:05	11/10/25 20:41	PMB
4-Methyl-2-pentanone	ND		0.365	0.500	1	ug/L	EPA 8260D	11/10/25 7:05	11/10/25 20:41	PMB
Acetone	ND	ICVE	1.34	2.00	1	ug/L	EPA 8260D	11/10/25 7:05	11/10/25 20:41	PMB
Acrolein	ND	CAL-E	0.447	0.500	1	ug/L	EPA 8260D	11/10/25 7:05	11/10/25 20:41	PMB
Acrylonitrile	ND		0.422	0.500	1	ug/L	EPA 8260D	11/10/25 7:05	11/10/25 20:41	PMB
Benzene	ND		0.279	0.500	1	ug/L	EPA 8260D	11/10/25 7:05	11/10/25 20:41	PMB
Bromochloromethane	ND		0.354	0.500	1	ug/L	EPA 8260D	11/10/25 7:05	11/10/25 20:41	PMB
Bromodichloromethane	ND		0.245	0.500	1	ug/L	EPA 8260D	11/10/25 7:05	11/10/25 20:41	PMB
Bromoform	ND		0.163	0.500	1	ug/L	EPA 8260D	11/10/25 7:05	11/10/25 20:41	PMB
Bromomethane	ND		0.500	2.00	1	ug/L	EPA 8260D	11/10/25 7:05	11/10/25 20:41	PMB
Carbon disulfide	ND		0.362	0.500	1	ug/L	EPA 8260D	11/10/25 7:05	11/10/25 20:41	PMB
Carbon tetrachloride	ND		0.204	0.500	1	ug/L	EPA 8260D	11/10/25 7:05	11/10/25 20:41	PMB
Chlorobenzene	ND		0.284	0.500	1	ug/L	EPA 8260D	11/10/25 7:05	11/10/25 20:41	PMB
Chloroethane	ND		0.448	0.500	1	ug/L	EPA 8260D	11/10/25 7:05	11/10/25 20:41	PMB
Chloroform	17.7		0.243	0.500	1	ug/L	EPA 8260D	11/10/25 7:05	11/10/25 20:41	PMB
Chloromethane	ND		0.372	0.500	1	ug/L	EPA 8260D	11/10/25 7:05	11/10/25 20:41	PMB
cis-1,2-Dichloroethylene	ND		0.294	0.500	1	ug/L	EPA 8260D	11/10/25 7:05	11/10/25 20:41	PMB
cis-1,3-Dichloropropylene	ND		0.262	0.500	1	ug/L	EPA 8260D	11/10/25 7:05	11/10/25 20:41	PMB
Cyclohexane	ND		0.491	0.500	1	ug/L	EPA 8260D	11/10/25 7:05	11/10/25 20:41	PMB
Dibromochloromethane	ND		0.146	0.500	1	ug/L	EPA 8260D	11/10/25 7:05	11/10/25 20:41	PMB
Dibromomethane	ND		0.203	0.500	1	ug/L	EPA 8260D	11/10/25 7:05	11/10/25 20:41	PMB
Dichlorodifluoromethane	ND		0.451	0.500	1	ug/L	EPA 8260D	11/10/25 7:05	11/10/25 20:41	PMB
Ethyl Benzene	ND		0.290	0.500	1	ug/L	EPA 8260D	11/10/25 7:05	11/10/25 20:41	PMB
Hexachlorobutadiene	ND		0.241	0.500	1	ug/L	EPA 8260D	11/10/25 7:05	11/10/25 20:41	PMB
Isopropylbenzene	ND		0.405	0.500	1	ug/L	EPA 8260D	11/10/25 7:05	11/10/25 20:41	PMB
Methyl acetate	ND		0.442	0.500	1	ug/L	EPA 8260D	11/10/25 7:05	11/10/25 20:41	PMB
Methyl tert-butyl ether (MTBE)	ND		0.244	0.500	1	ug/L	EPA 8260D	11/10/25 7:05	11/10/25 20:41	PMB



Client:	Todd J. Syska Inc.	York Sample ID:	25K0186-13
Client Project:	American Cleaners Middletown	Date Received:	11/05/2025
Client Sample ID:	Equipment Blank	Collection Date/Time:	11/3/25 9:45

Lab ID:	25K0186-13	Laboratory:	Stratford
Analysis:	Volatile Organic Compounds by GC/MS	Matrix:	Ground Water
Prep Method:	Sample Prepared by Method: EPA 5030B		

Parameter	Result	Flag	MDL	RL	Dilution	Units	Reference Method	Extracted	Analyzed	Analyst
Methylcyclohexane	ND		0.477	0.500	1	ug/L	EPA 8260D	11/10/25 7:05	11/10/25 20:41	PMB
Methylene chloride	ND		0.397	2.00	1	ug/L	EPA 8260D	11/10/25 7:05	11/10/25 20:41	PMB
Naphthalene	ND		0.212	2.00	1	ug/L	EPA 8260D	11/10/25 7:05	11/10/25 20:41	PMB
n-Butylbenzene	ND		0.399	0.500	1	ug/L	EPA 8260D	11/10/25 7:05	11/10/25 20:41	PMB
n-Propylbenzene	ND		0.384	0.500	1	ug/L	EPA 8260D	11/10/25 7:05	11/10/25 20:41	PMB
o-Xylene	ND		0.261	0.500	1	ug/L	EPA 8260D	11/10/25 7:05	11/10/25 20:41	PMB
p- & m- Xylenes	ND		0.578	1.00	1	ug/L	EPA 8260D	11/10/25 7:05	11/10/25 20:41	PMB
* p-Diethylbenzene	ND		0.341	0.500	1	ug/L	EPA 8260D	11/10/25 7:05	11/10/25 20:41	PMB
* p-Ethyltoluene	ND		0.200	0.500	1	ug/L	EPA 8260D	11/10/25 7:05	11/10/25 20:41	PMB
p-Isopropyltoluene	ND		0.377	0.500	1	ug/L	EPA 8260D	11/10/25 7:05	11/10/25 20:41	PMB
sec-Butylbenzene	ND		0.444	0.500	1	ug/L	EPA 8260D	11/10/25 7:05	11/10/25 20:41	PMB
Styrene	ND		0.255	0.500	1	ug/L	EPA 8260D	11/10/25 7:05	11/10/25 20:41	PMB
tert-Butyl alcohol (TBA)	0.680	J	0.608	1.00	1	ug/L	EPA 8260D	11/10/25 7:05	11/10/25 20:41	PMB
tert-Butylbenzene	ND		0.367	0.500	1	ug/L	EPA 8260D	11/10/25 7:05	11/10/25 20:41	PMB
Tetrachloroethylene	ND	QL-02	0.239	0.500	1	ug/L	EPA 8260D	11/10/25 7:05	11/10/25 20:41	PMB
Toluene	ND		0.346	0.500	1	ug/L	EPA 8260D	11/10/25 7:05	11/10/25 20:41	PMB
trans-1,2-Dichloroethylene	ND		0.279	0.500	1	ug/L	EPA 8260D	11/10/25 7:05	11/10/25 20:41	PMB
trans-1,3-Dichloropropylene	ND		0.229	0.500	1	ug/L	EPA 8260D	11/10/25 7:05	11/10/25 20:41	PMB
Trichloroethylene	ND		0.249	0.500	1	ug/L	EPA 8260D	11/10/25 7:05	11/10/25 20:41	PMB
Trichlorofluoromethane	ND		0.337	0.500	1	ug/L	EPA 8260D	11/10/25 7:05	11/10/25 20:41	PMB
Vinyl Chloride	ND		0.469	0.500	1	ug/L	EPA 8260D	11/10/25 7:05	11/10/25 20:41	PMB
Xylenes, Total	ND		0.839	1.50	1	ug/L	EPA 8260D	11/10/25 7:05	11/10/25 20:41	PMB

Surrogate Recoveries	Result	Flag	Acceptance Range	Reference Method	Analyzed
Surrogate: SURRE: 1,2-Dichloroethane-d4	100 %		69-130	EPA 8260D	11/10/25 20:41
Surrogate: SURRE: Toluene-d8	98.1 %		81-117	EPA 8260D	11/10/25 20:41
Surrogate: SURRE: p-Bromofluorobenzene	97.2 %		79-122	EPA 8260D	11/10/25 20:41

Client:	Todd J. Syska Inc.	York Sample ID:	25K0186-14
Client Project:	American Cleaners Middletown	Date Received:	11/05/2025
Client Sample ID:	Trip Blank	Collection Date/Time:	11/3/25 0:00

Lab ID:	25K0186-14	Laboratory:	Stratford
Analysis:	Volatile Organic Compounds by GC/MS	Matrix:	Ground Water
Prep Method:	Sample Prepared by Method: EPA 5030B		


Parameter	Result	Flag	MDL	RL	Dilution	Units	Reference Method	Extracted	Analyzed	Analyst
1,1,1,2-Tetrachloroethane	ND		0.216	0.500	1	ug/L	EPA 8260D	11/10/25 7:05	11/10/25 17:43	PMB
1,1,1-Trichloroethane	ND		0.266	0.500	1	ug/L	EPA 8260D	11/10/25 7:05	11/10/25 17:43	PMB
1,1,2,2-Tetrachloroethane	ND		0.256	0.500	1	ug/L	EPA 8260D	11/10/25 7:05	11/10/25 17:43	PMB



Client:	Todd J. Syska Inc.	York Sample ID:	25K0186-14
Client Project:	American Cleaners Middletown	Date Received:	11/05/2025
Client Sample ID:	Trip Blank	Collection Date/Time:	11/3/25 0:00

Lab ID:	25K0186-14	Laboratory:	Stratford
Analysis:	Volatile Organic Compounds by GC/MS	Matrix:	Ground Water
Prep Method:	Sample Prepared by Method: EPA 5030B		

Parameter	Result	Flag	MDL	RL	Dilution	Units	Reference Method	Extracted	Analyzed	Analyst
1,1,2-Trichloro-1,2,2-trifluoroethane (Freon 113)	ND		0.286	0.500	1	ug/L	EPA 8260D	11/10/25 7:05	11/10/25 17:43	PMB
1,1,2-Trichloroethane	ND		0.249	0.500	1	ug/L	EPA 8260D	11/10/25 7:05	11/10/25 17:43	PMB
1,1-Dichloroethane	ND		0.272	0.500	1	ug/L	EPA 8260D	11/10/25 7:05	11/10/25 17:43	PMB
1,1-Dichloroethylene	ND		0.327	0.500	1	ug/L	EPA 8260D	11/10/25 7:05	11/10/25 17:43	PMB
1,2,3-Trichlorobenzene	ND		0.222	0.500	1	ug/L	EPA 8260D	11/10/25 7:05	11/10/25 17:43	PMB
1,2,3-Trichloropropane	ND		0.273	0.500	1	ug/L	EPA 8260D	11/10/25 7:05	11/10/25 17:43	PMB
1,2,4-Trichlorobenzene	ND		0.138	0.500	1	ug/L	EPA 8260D	11/10/25 7:05	11/10/25 17:43	PMB
1,2,4-Trimethylbenzene	ND		0.310	0.500	1	ug/L	EPA 8260D	11/10/25 7:05	11/10/25 17:43	PMB
1,2-Dibromo-3-chloropropane	ND		0.432	0.500	1	ug/L	EPA 8260D	11/10/25 7:05	11/10/25 17:43	PMB
1,2-Dibromoethane	ND		0.215	0.500	1	ug/L	EPA 8260D	11/10/25 7:05	11/10/25 17:43	PMB
1,2-Dichlorobenzene	ND		0.270	0.500	1	ug/L	EPA 8260D	11/10/25 7:05	11/10/25 17:43	PMB
1,2-Dichloroethane	ND		0.377	0.500	1	ug/L	EPA 8260D	11/10/25 7:05	11/10/25 17:43	PMB
1,2-Dichloropropane	ND		0.327	0.500	1	ug/L	EPA 8260D	11/10/25 7:05	11/10/25 17:43	PMB
1,3,5-Trimethylbenzene	ND		0.347	0.500	1	ug/L	EPA 8260D	11/10/25 7:05	11/10/25 17:43	PMB
1,3-Dichlorobenzene	ND		0.283	0.500	1	ug/L	EPA 8260D	11/10/25 7:05	11/10/25 17:43	PMB
1,3-Dichloropropane	ND		0.260	0.500	1	ug/L	EPA 8260D	11/10/25 7:05	11/10/25 17:43	PMB
1,4-Dichlorobenzene	ND		0.311	0.500	1	ug/L	EPA 8260D	11/10/25 7:05	11/10/25 17:43	PMB
2-Butanone	ND		0.421	0.500	1	ug/L	EPA 8260D	11/10/25 7:05	11/10/25 17:43	PMB
2-Hexanone	ND		0.320	0.500	1	ug/L	EPA 8260D	11/10/25 7:05	11/10/25 17:43	PMB
4-Methyl-2-pentanone	ND		0.365	0.500	1	ug/L	EPA 8260D	11/10/25 7:05	11/10/25 17:43	PMB
Acetone	1.49	J, ICVE	1.34	2.00	1	ug/L	EPA 8260D	11/10/25 7:05	11/10/25 17:43	PMB
Acrolein	ND	CAL-E	0.447	0.500	1	ug/L	EPA 8260D	11/10/25 7:05	11/10/25 17:43	PMB
Acrylonitrile	ND		0.422	0.500	1	ug/L	EPA 8260D	11/10/25 7:05	11/10/25 17:43	PMB
Benzene	ND		0.279	0.500	1	ug/L	EPA 8260D	11/10/25 7:05	11/10/25 17:43	PMB
Bromochloromethane	ND		0.354	0.500	1	ug/L	EPA 8260D	11/10/25 7:05	11/10/25 17:43	PMB
Bromodichloromethane	ND		0.245	0.500	1	ug/L	EPA 8260D	11/10/25 7:05	11/10/25 17:43	PMB
Bromoform	ND		0.163	0.500	1	ug/L	EPA 8260D	11/10/25 7:05	11/10/25 17:43	PMB
Bromomethane	ND		0.500	2.00	1	ug/L	EPA 8260D	11/10/25 7:05	11/10/25 17:43	PMB
Carbon disulfide	ND		0.362	0.500	1	ug/L	EPA 8260D	11/10/25 7:05	11/10/25 17:43	PMB
Carbon tetrachloride	ND		0.204	0.500	1	ug/L	EPA 8260D	11/10/25 7:05	11/10/25 17:43	PMB
Chlorobenzene	ND		0.284	0.500	1	ug/L	EPA 8260D	11/10/25 7:05	11/10/25 17:43	PMB
Chloroethane	ND		0.448	0.500	1	ug/L	EPA 8260D	11/10/25 7:05	11/10/25 17:43	PMB
Chloroform	ND		0.243	0.500	1	ug/L	EPA 8260D	11/10/25 7:05	11/10/25 17:43	PMB
Chloromethane	ND		0.372	0.500	1	ug/L	EPA 8260D	11/10/25 7:05	11/10/25 17:43	PMB
cis-1,2-Dichloroethylene	ND		0.294	0.500	1	ug/L	EPA 8260D	11/10/25 7:05	11/10/25 17:43	PMB
cis-1,3-Dichloropropylene	ND		0.262	0.500	1	ug/L	EPA 8260D	11/10/25 7:05	11/10/25 17:43	PMB
Cyclohexane	ND		0.491	0.500	1	ug/L	EPA 8260D	11/10/25 7:05	11/10/25 17:43	PMB
Dibromochloromethane	ND		0.146	0.500	1	ug/L	EPA 8260D	11/10/25 7:05	11/10/25 17:43	PMB
Dibromomethane	ND		0.203	0.500	1	ug/L	EPA 8260D	11/10/25 7:05	11/10/25 17:43	PMB
Dichlorodifluoromethane	ND		0.451	0.500	1	ug/L	EPA 8260D	11/10/25 7:05	11/10/25 17:43	PMB
Ethyl Benzene	ND		0.290	0.500	1	ug/L	EPA 8260D	11/10/25 7:05	11/10/25 17:43	PMB
Hexachlorobutadiene	ND		0.241	0.500	1	ug/L	EPA 8260D	11/10/25 7:05	11/10/25 17:43	PMB
Isopropylbenzene	ND		0.405	0.500	1	ug/L	EPA 8260D	11/10/25 7:05	11/10/25 17:43	PMB
Methyl acetate	ND		0.442	0.500	1	ug/L	EPA 8260D	11/10/25 7:05	11/10/25 17:43	PMB
Methyl tert-butyl ether (MTBE)	ND		0.244	0.500	1	ug/L	EPA 8260D	11/10/25 7:05	11/10/25 17:43	PMB




Client:	Todd J. Syska Inc.	York Sample ID:	25K0186-14
Client Project:	American Cleaners Middletown	Date Received:	11/05/2025
Client Sample ID:	Trip Blank	Collection Date/Time:	11/3/25 0:00

Lab ID:	25K0186-14	Laboratory:	Stratford
Analysis:	Volatile Organic Compounds by GC/MS	Matrix:	Ground Water
Prep Method:	Sample Prepared by Method: EPA 5030B		


Parameter	Result	Flag	MDL	RL	Dilution	Units	Reference Method	Extracted	Analyzed	Analyst
Methylcyclohexane	ND		0.477	0.500	1	ug/L	EPA 8260D	11/10/25 7:05	11/10/25 17:43	PMB
Methylene chloride	ND		0.397	2.00	1	ug/L	EPA 8260D	11/10/25 7:05	11/10/25 17:43	PMB
Naphthalene	ND		0.212	2.00	1	ug/L	EPA 8260D	11/10/25 7:05	11/10/25 17:43	PMB
n-Butylbenzene	ND		0.399	0.500	1	ug/L	EPA 8260D	11/10/25 7:05	11/10/25 17:43	PMB
n-Propylbenzene	ND		0.384	0.500	1	ug/L	EPA 8260D	11/10/25 7:05	11/10/25 17:43	PMB
o-Xylene	ND		0.261	0.500	1	ug/L	EPA 8260D	11/10/25 7:05	11/10/25 17:43	PMB
p- & m- Xylenes	ND		0.578	1.00	1	ug/L	EPA 8260D	11/10/25 7:05	11/10/25 17:43	PMB
* p-Diethylbenzene	ND		0.341	0.500	1	ug/L	EPA 8260D	11/10/25 7:05	11/10/25 17:43	PMB
* p-Ethyltoluene	ND		0.200	0.500	1	ug/L	EPA 8260D	11/10/25 7:05	11/10/25 17:43	PMB
p-Isopropyltoluene	ND		0.377	0.500	1	ug/L	EPA 8260D	11/10/25 7:05	11/10/25 17:43	PMB
sec-Butylbenzene	ND		0.444	0.500	1	ug/L	EPA 8260D	11/10/25 7:05	11/10/25 17:43	PMB
Styrene	ND		0.255	0.500	1	ug/L	EPA 8260D	11/10/25 7:05	11/10/25 17:43	PMB
tert-Butyl alcohol (TBA)	ND		0.608	1.00	1	ug/L	EPA 8260D	11/10/25 7:05	11/10/25 17:43	PMB
tert-Butylbenzene	ND		0.367	0.500	1	ug/L	EPA 8260D	11/10/25 7:05	11/10/25 17:43	PMB
Tetrachloroethylene	ND	QL-02	0.239	0.500	1	ug/L	EPA 8260D	11/10/25 7:05	11/10/25 17:43	PMB
Toluene	ND		0.346	0.500	1	ug/L	EPA 8260D	11/10/25 7:05	11/10/25 17:43	PMB
trans-1,2-Dichloroethylene	ND		0.279	0.500	1	ug/L	EPA 8260D	11/10/25 7:05	11/10/25 17:43	PMB
trans-1,3-Dichloropropylene	ND		0.229	0.500	1	ug/L	EPA 8260D	11/10/25 7:05	11/10/25 17:43	PMB
Trichloroethylene	ND		0.249	0.500	1	ug/L	EPA 8260D	11/10/25 7:05	11/10/25 17:43	PMB
Trichlorofluoromethane	ND		0.337	0.500	1	ug/L	EPA 8260D	11/10/25 7:05	11/10/25 17:43	PMB
Vinyl Chloride	ND		0.469	0.500	1	ug/L	EPA 8260D	11/10/25 7:05	11/10/25 17:43	PMB
Xylenes, Total	ND		0.839	1.50	1	ug/L	EPA 8260D	11/10/25 7:05	11/10/25 17:43	PMB

Surrogate Recoveries	Result	Flag	Acceptance Range	Reference Method	Analyzed
Surrogate: SURR: 1,2-Dichloroethane-d4	101 %		69-130	EPA 8260D	11/10/25 17:43
Surrogate: SURR: Toluene-d8	98.0 %		81-117	EPA 8260D	11/10/25 17:43
Surrogate: SURR: p-Bromofluorobenzene	98.8 %		79-122	EPA 8260D	11/10/25 17:43




Certified Analyses included in this Report

Analyte	CAS #	Certifications
<i>EPA 8260D in Water</i>		
1,1,1,2-Tetrachloroethane	630-20-6	CTDPH-PH-0840,NYSDOH-NY10854,NYSDOH-NY12058,NJDEP-CT005,PA DEP-68-04440
1,1,1-Trichloroethane	71-55-6	CTDPH-PH-0840,NYSDOH-NY10854,NYSDOH-NY12058,NJDEP-CT005,PA DEP-68-04440
1,1,2,2-Tetrachloroethane	79-34-5	CTDPH-PH-0840,NYSDOH-NY10854,NYSDOH-NY12058,NJDEP-CT005,PA DEP-68-04440
1,1,2-Trichloro-1,2,2-trifluoroethane (Freon 113)	76-13-1	CTDPH-PH-0840,NYSDOH-NY10854,NYSDOH-NY12058,NJDEP-CT005,PA DEP-68-04440
1,1,2-Trichloroethane	79-00-5	CTDPH-PH-0840,NYSDOH-NY10854,NYSDOH-NY12058,NJDEP-CT005,PA DEP-68-04440
1,1-Dichloroethane	75-34-3	CTDPH-PH-0840,NYSDOH-NY10854,NYSDOH-NY12058,NJDEP-CT005,PA DEP-68-04440
1,1-Dichloroethylene	75-35-4	CTDPH-PH-0840,NYSDOH-NY10854,NYSDOH-NY12058,NJDEP-CT005,PA DEP-68-04440
1,2,3-Trichlorobenzene	87-61-6	NYSDOH-NY10854,NYSDOH-NY12058,NJDEP-CT005,PADEP-68-04440
1,2,3-Trichloropropane	96-18-4	NYSDOH-NY10854,NYSDOH-NY12058,NJDEP-CT005,PADEP-68-04440
1,2,4-Trichlorobenzene	120-82-1	NYSDOH-NY10854,NYSDOH-NY12058,NJDEP-CT005,PADEP-68-04440
1,2,4-Trimethylbenzene	95-63-6	CTDPH-PH-0840,NYSDOH-NY10854,NYSDOH-NY12058,NJDEP-CT005,PA DEP-68-04440
1,2-Dibromo-3-chloropropane	96-12-8	CTDPH-PH-0840,NYSDOH-NY10854,NYSDOH-NY12058,NJDEP-CT005,PA DEP-68-04440
1,2-Dibromoethane	106-93-4	CTDPH-PH-0840,NYSDOH-NY10854,NYSDOH-NY12058,NJDEP-CT005,PA DEP-68-04440
1,2-Dichlorobenzene	95-50-1	CTDPH-PH-0840,NYSDOH-NY10854,NYSDOH-NY12058,NJDEP-CT005,PA DEP-68-04440
1,2-Dichloroethane	107-06-2	CTDPH-PH-0840,NYSDOH-NY10854,NYSDOH-NY12058,NJDEP-CT005,PA DEP-68-04440
1,2-Dichloropropane	78-87-5	CTDPH-PH-0840,NYSDOH-NY10854,NYSDOH-NY12058,NJDEP-CT005,PA DEP-68-04440
1,3,5-Trimethylbenzene	108-67-8	CTDPH-PH-0840,NYSDOH-NY10854,NYSDOH-NY12058,NJDEP-CT005,PA DEP-68-04440
1,3-Dichlorobenzene	541-73-1	CTDPH-PH-0840,NYSDOH-NY10854,NYSDOH-NY12058,NJDEP-CT005,PA DEP-68-04440
1,3-Dichloropropane	142-28-9	NYSDOH-NY10854,NYSDOH-NY12058,NJDEP-CT005,PADEP-68-04440
1,4-Dichlorobenzene	106-46-7	CTDPH-PH-0840,NYSDOH-NY10854,NYSDOH-NY12058,NJDEP-CT005,PA DEP-68-04440
2-Butanone	78-93-3	CTDPH-PH-0840,NYSDOH-NY10854,NYSDOH-NY12058,NJDEP-CT005,PA DEP-68-04440
2-Hexanone	591-78-6	CTDPH-PH-0840,NYSDOH-NY10854,NYSDOH-NY12058,NJDEP-CT005,PA DEP-68-04440
4-Methyl-2-pentanone	108-10-1	CTDPH-PH-0840,NYSDOH-NY10854,NYSDOH-NY12058,NJDEP-CT005,PA DEP-68-04440
Acetone	67-64-1	CTDPH-PH-0840,NYSDOH-NY10854,NYSDOH-NY12058,NJDEP-CT005,PA DEP-68-04440
Acrolein	107-02-8	CTDPH-PH-0840,NYSDOH-NY10854,NYSDOH-NY12058,NJDEP-CT005,PA DEP-68-04440
Acrylonitrile	107-13-1	CTDPH-PH-0840,NYSDOH-NY10854,NYSDOH-NY12058,NJDEP-CT005,PA DEP-68-04440
Benzene	71-43-2	CTDPH-PH-0840,NYSDOH-NY10854,NYSDOH-NY12058,NJDEP-CT005,PA DEP-68-04440
Bromochloromethane	74-97-5	NYSDOH-NY10854,NYSDOH-NY12058,NJDEP-CT005,PADEP-68-04440
Bromodichloromethane	75-27-4	CTDPH-PH-0840,NYSDOH-NY10854,NYSDOH-NY12058,NJDEP-CT005,PA DEP-68-04440
Bromoform	75-25-2	CTDPH-PH-0840,NYSDOH-NY10854,NYSDOH-NY12058,NJDEP-CT005,PA DEP-68-04440




Certified Analyses included in this Report
(Continued)

Analyte	CAS #	Certifications
EPA 8260D in Water (Continued)		
Bromomethane	74-83-9	CTDPH-PH-0840,NYSDOH-NY10854,NYSDOH-NY12058,NJDEP-CT005,PA DEP-68-04440
Carbon disulfide	75-15-0	CTDPH-PH-0840,NYSDOH-NY10854,NYSDOH-NY12058,NJDEP-CT005,PA DEP-68-04440
Carbon tetrachloride	56-23-5	CTDPH-PH-0840,NYSDOH-NY10854,NYSDOH-NY12058,NJDEP-CT005,PA DEP-68-04440
Chlorobenzene	108-90-7	CTDPH-PH-0840,NYSDOH-NY10854,NYSDOH-NY12058,NJDEP-CT005,PA DEP-68-04440
Chloroethane	75-00-3	CTDPH-PH-0840,NYSDOH-NY10854,NYSDOH-NY12058,NJDEP-CT005,PA DEP-68-04440
Chloroform	67-66-3	CTDPH-PH-0840,NYSDOH-NY10854,NYSDOH-NY12058,NJDEP-CT005,PA DEP-68-04440
Chloromethane	74-87-3	CTDPH-PH-0840,NYSDOH-NY10854,NYSDOH-NY12058,NJDEP-CT005,PA DEP-68-04440
cis-1,2-Dichloroethylene	156-59-2	CTDPH-PH-0840,NYSDOH-NY10854,NYSDOH-NY12058,NJDEP-CT005,PA DEP-68-04440
cis-1,3-Dichloropropylene	10061-01-5	CTDPH-PH-0840,NYSDOH-NY10854,NYSDOH-NY12058,NJDEP-CT005,PA DEP-68-04440
Cyclohexane	110-82-7	NYSDOH-NY10854,NYSDOH-NY12058,NJDEP-CT005,PADEP-68-04440
Dibromochloromethane	124-48-1	CTDPH-PH-0840,NYSDOH-NY10854,NYSDOH-NY12058,NJDEP-CT005,PA DEP-68-04440
Dibromomethane	74-95-3	NYSDOH-NY10854,NYSDOH-NY12058,NJDEP-CT005,PADEP-68-04440
Dichlorodifluoromethane	75-71-8	NYSDOH-NY10854,NYSDOH-NY12058,NJDEP-CT005,PADEP-68-04440
Ethyl Benzene	100-41-4	CTDPH-PH-0840,NYSDOH-NY10854,NYSDOH-NY12058,NJDEP-CT005,PA DEP-68-04440
Hexachlorobutadiene	87-68-3	NYSDOH-NY10854,NYSDOH-NY12058,NJDEP-CT005,PADEP-68-04440
Isopropylbenzene	98-82-8	CTDPH-PH-0840,NYSDOH-NY10854,NYSDOH-NY12058,NJDEP-CT005,PA DEP-68-04440
Methyl acetate	79-20-9	NYSDOH-NY10854,NYSDOH-NY12058,NJDEP-CT005,PADEP-68-04440
Methyl tert-butyl ether (MTBE)	1634-04-4	CTDPH-PH-0840,NYSDOH-NY10854,NYSDOH-NY12058,NJDEP-CT005,PA DEP-68-04440
Methylcyclohexane	108-87-2	NYSDOH-NY10854,NYSDOH-NY12058,NJDEP-CT005,PADEP-68-04440
Methylene chloride	75-09-2	CTDPH-PH-0840,NYSDOH-NY10854,NYSDOH-NY12058,NJDEP-CT005,PA DEP-68-04440
Naphthalene	91-20-3	NYSDOH-NY10854,NYSDOH-NY12058,NJDEP-CT005,PADEP-68-04440
n-Butylbenzene	104-51-8	CTDPH-PH-0840,NYSDOH-NY10854,NYSDOH-NY12058,NJDEP-CT005,PA DEP-68-04440
n-Propylbenzene	103-65-1	CTDPH-PH-0840,NYSDOH-NY10854,NYSDOH-NY12058,NJDEP-CT005,PA DEP-68-04440
o-Xylene	95-47-6	CTDPH-PH-0840,NYSDOH-NY10854,NYSDOH-NY12058,PADEP-68-04440
p- & m- Xylenes	179601-23-1	CTDPH-PH-0840,NYSDOH-NY10854,NYSDOH-NY12058,PADEP-68-04440
p-Isopropyltoluene	99-87-6	CTDPH-PH-0840,NYSDOH-NY10854,NYSDOH-NY12058,NJDEP-CT005,PA DEP-68-04440
sec-Butylbenzene	135-98-8	CTDPH-PH-0840,NYSDOH-NY10854,NYSDOH-NY12058,NJDEP-CT005,PA DEP-68-04440
Styrene	100-42-5	CTDPH-PH-0840,NYSDOH-NY10854,NYSDOH-NY12058,NJDEP-CT005,PA DEP-68-04440
tert-Butyl alcohol (TBA)	75-65-0	NYSDOH-NY10854,NYSDOH-NY12058,NJDEP-CT005,PADEP-68-04440
tert-Butylbenzene	98-06-6	CTDPH-PH-0840,NYSDOH-NY10854,NYSDOH-NY12058,NJDEP-CT005,PA DEP-68-04440
Tetrachloroethylene	127-18-4	CTDPH-PH-0840,NYSDOH-NY10854,NYSDOH-NY12058,NJDEP-CT005,PA DEP-68-04440
Toluene	108-88-3	CTDPH-PH-0840,NYSDOH-NY10854,NYSDOH-NY12058,NJDEP-CT005,PA DEP-68-04440




Certified Analyses included in this Report
(Continued)

Analyte	CAS #	Certifications
<i>EPA 8260D in Water (Continued)</i>		
trans-1,2-Dichloroethylene	156-60-5	CTDPH-PH-0840,NYSDOH-NY10854,NYSDOH-NY12058,NJDEP-CT005,PA DEP-68-04440
trans-1,3-Dichloropropylene	10061-02-6	CTDPH-PH-0840,NYSDOH-NY10854,NYSDOH-NY12058,NJDEP-CT005,PA DEP-68-04440
Trichloroethylene	79-01-6	CTDPH-PH-0840,NYSDOH-NY10854,NYSDOH-NY12058,NJDEP-CT005,PA DEP-68-04440
Trichlorofluoromethane	75-69-4	CTDPH-PH-0840,NYSDOH-NY10854,NYSDOH-NY12058,NJDEP-CT005,PA DEP-68-04440
Vinyl Chloride	75-01-4	CTDPH-PH-0840,NYSDOH-NY10854,NYSDOH-NY12058,NJDEP-CT005,PA DEP-68-04440
Xylenes, Total	1330-20-7	CTDPH-PH-0840,NYSDOH-NY10854,NYSDOH-NY12058,NJDEP-CT005



List of Certifications

Code	Description	Number	Expires
CTDPH-PH-0840	CTDPH - Stratford	PH-0840	06/30/2027
NJDEP-CT005	NJDEP Certification - Stratford	CT005	06/30/2026
NYSDOH-NY12058	NYSDOH NELAC/ELAP Program - Queens	NY ELAP-12058	04/01/2026
NYSDOH-NY10854	NYSDOH NELAC/ELAP Program - Stratford	NY ELAP-10854	04/01/2026
PADEP-68-04440	PADEP Registration - Stratford	68-04440	09/30/2026




Analytical Batch Summary

Batch ID: BK50478		Preparation Method: EPA 5030B	Prepared By: PMB
YORK Sample ID	Client Sample ID	Preparation Date	
25K0186-01	MW6	11/08/25	
25K0186-02	MW5	11/08/25	
25K0186-03	MW30	11/08/25	
25K0186-04	MW3	11/08/25	
25K0186-05	MW26	11/08/25	
25K0186-06	MW21	11/08/25	
25K0186-07	MW22	11/08/25	
25K0186-08	MWT5	11/08/25	
25K0186-09	MW33	11/08/25	
25K0186-10	MW32	11/08/25	
BK50478-BLK1	Blank	11/08/25	
BK50478-BS1	LCS	11/08/25	
BK50478-BSD1	LCS Dup	11/08/25	

Batch ID: BK50539		Preparation Method: EPA 5030B	Prepared By: PRS
YORK Sample ID	Client Sample ID	Preparation Date	
25K0186-11	MW34	11/10/25	
25K0186-12	Duplicate MW 6	11/10/25	
25K0186-13	Equipment Blank	11/10/25	
25K0186-14	Trip Blank	11/10/25	
BK50539-BLK1	Blank	11/10/25	
BK50539-BS1	LCS	11/10/25	
BK50539-BSD1	LCS Dup	11/10/25	

Batch ID: BK50602		Preparation Method: EPA 5030B	Prepared By: PMB
YORK Sample ID	Client Sample ID	Preparation Date	
25K0186-04RE1	MW3	11/12/25	
25K0186-05RE1	MW26	11/12/25	
25K0186-07RE1	MW22	11/12/25	
25K0186-08RE1	MWT5	11/12/25	
BK50602-BLK1	Blank	11/12/25	
BK50602-BS1	LCS	11/12/25	
BK50602-BSD1	LCS Dup	11/12/25	



Volatile Organic Compounds by GC/MS - Quality Control Data
York Analytical Laboratories, Inc.

Analyte	Result	Reporting Limit	Units	Spike Level	Source* Result	%REC	%REC Limits	Flag	RPD	RPD Limit	Flag
Batch BK50478 - EPA 5030B											
Blank (BK50478-BLK1)											
										Prepared & Analyzed: 11/08/2025	
1,1,1,2-Tetrachloroethane	ND	0.500	ug/L								
1,1,1-Trichloroethane	ND	0.500	ug/L								
1,1,2,2-Tetrachloroethane	ND	0.500	ug/L								
1,1,2-Trichloro-1,2,2-trifluoroethane (Freon 113)	ND	0.500	ug/L								
1,1,2-Trichloroethane	ND	0.500	ug/L								
1,1-Dichloroethane	ND	0.500	ug/L								
1,1-Dichloroethylene	ND	0.500	ug/L								
1,2,3-Trichlorobenzene	0.230	0.500	ug/L								
1,2,3-Trichloropropane	ND	0.500	ug/L								
1,2,4-Trichlorobenzene	0.230	0.500	ug/L								
1,2,4-Trimethylbenzene	ND	0.500	ug/L								
1,2-Dibromo-3-chloropropane	ND	0.500	ug/L								
1,2-Dibromoethane	ND	0.500	ug/L								
1,2-Dichlorobenzene	ND	0.500	ug/L								
1,2-Dichloroethane	ND	0.500	ug/L								
1,2-Dichloropropane	ND	0.500	ug/L								
1,3,5-Trimethylbenzene	ND	0.500	ug/L								
1,3-Dichlorobenzene	ND	0.500	ug/L								
1,3-Dichloropropane	ND	0.500	ug/L								
1,4-Dichlorobenzene	ND	0.500	ug/L								
2-Butanone	ND	0.500	ug/L								
2-Hexanone	ND	0.500	ug/L								
4-Methyl-2-pentanone	ND	0.500	ug/L								
Acetone	ND	2.00	ug/L								
Acrolein	ND	0.500	ug/L								
Acrylonitrile	ND	0.500	ug/L								
Benzene	ND	0.500	ug/L								
Bromochloromethane	ND	0.500	ug/L								
Bromodichloromethane	ND	0.500	ug/L								
Bromoform	ND	0.500	ug/L								
Bromomethane	ND	2.00	ug/L								
Carbon disulfide	ND	0.500	ug/L								
Carbon tetrachloride	ND	0.500	ug/L								
Chlorobenzene	ND	0.500	ug/L								
Chloroethane	ND	0.500	ug/L								
Chloroform	ND	0.500	ug/L								
Chloromethane	ND	0.500	ug/L								
cis-1,2-Dichloroethylene	ND	0.500	ug/L								
cis-1,3-Dichloropropylene	ND	0.500	ug/L								
Cyclohexane	ND	0.500	ug/L								
Dibromochloromethane	ND	0.500	ug/L								
Dibromomethane	ND	0.500	ug/L								
Dichlorodifluoromethane	ND	0.500	ug/L								
Ethyl Benzene	ND	0.500	ug/L								
Hexachlorobutadiene	ND	0.500	ug/L								
Isopropylbenzene	ND	0.500	ug/L								
Methyl acetate	ND	0.500	ug/L								
Methyl tert-butyl ether (MTBE)	ND	0.500	ug/L								
Methylcyclohexane	ND	0.500	ug/L								
Methylene chloride	ND	2.00	ug/L								




Volatile Organic Compounds by GC/MS - Quality Control Data
York Analytical Laboratories, Inc.

Analyte	Result	Reporting Limit	Units	Spike Level	Source* Result	%REC	%REC Limits	Flag	RPD	RPD Limit	Flag
Batch BK50478 - EPA 5030B											
Blank (BK50478-BLK1)						Prepared & Analyzed: 11/08/2025					
Naphthalene	ND	2.00	ug/L								
n-Butylbenzene	ND	0.500	ug/L								
n-Propylbenzene	ND	0.500	ug/L								
o-Xylene	ND	0.500	ug/L								
p- & m- Xylenes	ND	1.00	ug/L								
p-Diethylbenzene	ND	0.500	ug/L								
p-Ethyltoluene	ND	0.500	ug/L								
p-Isopropyltoluene	ND	0.500	ug/L								
sec-Butylbenzene	ND	0.500	ug/L								
Styrene	ND	0.500	ug/L								
tert-Butyl alcohol (TBA)	ND	1.00	ug/L								
tert-Butylbenzene	ND	0.500	ug/L								
Tetrachloroethylene	ND	0.500	ug/L								
Toluene	ND	0.500	ug/L								
trans-1,2-Dichloroethylene	ND	0.500	ug/L								
trans-1,3-Dichloropropylene	ND	0.500	ug/L								
Trichloroethylene	ND	0.500	ug/L								
Trichlorofluoromethane	ND	0.500	ug/L								
Vinyl Chloride	ND	0.500	ug/L								
Xylenes, Total	ND	1.50	ug/L								
Surrogate: SURR: 1,2-Dichloroethane-d4	10.5		ug/L	10.0		105	69-130				
Surrogate: SURR: Toluene-d8	11.5		ug/L	10.0		115	81-117				
Surrogate: SURR: p-Bromofluorobenzene	11.0		ug/L	10.0		110	79-122				
LCS (BK50478-BS1)						Prepared & Analyzed: 11/08/2025					
1,1,1,2-Tetrachloroethane	9.17		ug/L	10.0		91.7	82-126				
1,1,1-Trichloroethane	10.1		ug/L	10.0		101	78-136				
1,1,2,2-Tetrachloroethane	10.0		ug/L	10.0		100	76-129				
1,1,2-Trichloro-1,2,2-trifluoroethane (Freon 113)	10.2		ug/L	10.0		102	54-165				
1,1,2-Trichloroethane	9.65		ug/L	10.0		96.5	82-123				
1,1-Dichloroethane	8.96		ug/L	10.0		89.6	82-129				
1,1-Dichloroethylene	10.6		ug/L	10.0		106	68-138				
1,2,3-Trichlorobenzene	9.98		ug/L	10.0		99.8	76-136				
1,2,3-Trichloropropane	9.24		ug/L	10.0		92.4	77-128				
1,2,4-Trichlorobenzene	9.98		ug/L	10.0		99.8	76-137				
1,2,4-Trimethylbenzene	9.12		ug/L	10.0		91.2	82-132				
1,2-Dibromo-3-chloropropane	9.38		ug/L	10.0		93.8	45-147				
1,2-Dibromoethane	9.87		ug/L	10.0		98.7	83-124				
1,2-Dichlorobenzene	8.80		ug/L	10.0		88.0	79-123				
1,2-Dichloroethane	9.64		ug/L	10.0		96.4	73-132				
1,2-Dichloropropane	9.99		ug/L	10.0		99.9	78-126				
1,3,5-Trimethylbenzene	9.00		ug/L	10.0		90.0	80-131				
1,3-Dichlorobenzene	8.69		ug/L	10.0		86.9	86-122				
1,3-Dichloropropane	9.84		ug/L	10.0		98.4	81-125				
1,4-Dichlorobenzene	8.47		ug/L	10.0		84.7	85-124	Low Bias			
2-Butanone	9.22		ug/L	10.0		92.2	49-152				
2-Hexanone	9.64		ug/L	10.0		96.4	51-146				
4-Methyl-2-pentanone	9.70		ug/L	10.0		97.0	57-145				
Acetone	8.36		ug/L	10.0		83.6	14-150				
Acrolein	30.1		ug/L	40.0		75.3	10-153				
Acrylonitrile	9.22		ug/L	10.0		92.2	51-150				



Volatile Organic Compounds by GC/MS - Quality Control Data
York Analytical Laboratories, Inc.

Analyte	Result	Reporting Limit	Units	Spike Level	Source* Result	%REC	%REC Limits	Flag	RPD	RPD Limit	Flag
Batch BK50478 - EPA 5030B											
LCS (BK50478-BS1)											
Prepared & Analyzed: 11/08/2025											
Benzene	9.75		ug/L	10.0		97.5	85-126				
Bromochloromethane	10.3		ug/L	10.0		103	77-128				
Bromodichloromethane	10.3		ug/L	10.0		103	79-128				
Bromoform	9.25		ug/L	10.0		92.5	78-133				
Bromomethane	11.8		ug/L	10.0		118	43-168				
Carbon disulfide	10.1		ug/L	10.0		101	68-146				
Carbon tetrachloride	10.1		ug/L	10.0		101	77-141				
Chlorobenzene	8.90		ug/L	10.0		89.0	88-120				
Chloroethane	13.1		ug/L	10.0		131	65-136				
Chloroform	9.63		ug/L	10.0		96.3	82-128				
Chloromethane	8.36		ug/L	10.0		83.6	43-155				
cis-1,2-Dichloroethylene	10.2		ug/L	10.0		102	83-129				
cis-1,3-Dichloropropylene	9.80		ug/L	10.0		98.0	80-131				
Cyclohexane	10.2		ug/L	10.0		102	63-149				
Dibromochloromethane	9.36		ug/L	10.0		93.6	80-130				
Dibromomethane	9.85		ug/L	10.0		98.5	72-134				
Dichlorodifluoromethane	8.82		ug/L	10.0		88.2	44-144				
Ethyl Benzene	9.58		ug/L	10.0		95.8	80-131				
Hexachlorobutadiene	8.89		ug/L	10.0		88.9	67-146				
Isopropylbenzene	9.40		ug/L	10.0		94.0	76-140				
Methyl acetate	8.76		ug/L	10.0		87.6	51-139				
Methyl tert-butyl ether (MTBE)	9.33		ug/L	10.0		93.3	76-135				
Methylcyclohexane	9.52		ug/L	10.0		95.2	72-143				
Methylene chloride	9.80		ug/L	10.0		98.0	55-137				
Naphthalene	10.8		ug/L	10.0		108	70-147				
n-Butylbenzene	7.09		ug/L	10.0		70.9	79-132	Low Bias			
n-Propylbenzene	9.19		ug/L	10.0		91.9	78-133				
o-Xylene	9.61		ug/L	10.0		96.1	78-130				
p- & m- Xylenes	19.8		ug/L	20.0		98.8	77-133				
p-Diethylbenzene	8.60		ug/L	10.0		86.0	84-134				
p-Ethyltoluene	8.74		ug/L	10.0		87.4	88-129	Low Bias			
p-Isopropyltoluene	9.34		ug/L	10.0		93.4	81-136				
sec-Butylbenzene	8.82		ug/L	10.0		88.2	79-137				
Styrene	9.10		ug/L	10.0		91.0	67-132				
tert-Butyl alcohol (TBA)	46.6		ug/L	50.0		93.1	25-162				
tert-Butylbenzene	8.27		ug/L	10.0		82.7	77-138				
Tetrachloroethylene	6.05		ug/L	10.0		60.5	82-131	Low Bias			
Toluene	9.68		ug/L	10.0		96.8	80-127				
trans-1,2-Dichloroethylene	10.3		ug/L	10.0		103	80-132				
trans-1,3-Dichloropropylene	9.02		ug/L	10.0		90.2	78-131				
Trichloroethylene	8.91		ug/L	10.0		89.1	82-128				
Trichlorofluoromethane	9.64		ug/L	10.0		96.4	67-139				
Vinyl Chloride	9.80		ug/L	10.0		98.0	58-145				
Surrogate: SURR: 1,2-Dichloroethane-d4	11.2		ug/L	10.0		112	69-130				
Surrogate: SURR: Toluene-d8	10.9		ug/L	10.0		109	81-117				
Surrogate: SURR: p-Bromofluorobenzene	10.6		ug/L	10.0		106	79-122				



Volatile Organic Compounds by GC/MS - Quality Control Data
York Analytical Laboratories, Inc.

Analyte	Result	Reporting Limit	Units	Spike Level	Source* Result	%REC	%REC Limits	Flag	RPD	RPD Limit	Flag
Batch BK50478 - EPA 5030B											
LCS Dup (BK50478-BSD1)						Prepared & Analyzed: 11/08/2025					
1,1,1,2-Tetrachloroethane	11.1		ug/L	10.0		111	82-126		19.0	30	
1,1,1-Trichloroethane	11.4		ug/L	10.0		114	78-136		12.5	30	
1,1,2,2-Tetrachloroethane	10.9		ug/L	10.0		109	76-129		8.22	30	
1,1,2-Trichloro-1,2,2-trifluoroethane (Freon 113)	10.3		ug/L	10.0		103	54-165		0.684	30	
1,1,2-Trichloroethane	11.1		ug/L	10.0		111	82-123		13.8	30	
1,1-Dichloroethane	11.1		ug/L	10.0		111	82-129		21.5	30	
1,1-Dichloroethylene	11.5		ug/L	10.0		115	68-138		7.59	30	
1,2,3-Trichlorobenzene	11.6		ug/L	10.0		116	76-136		15.0	30	
1,2,3-Trichloropropane	9.95		ug/L	10.0		99.5	77-128		7.40	30	
1,2,4-Trichlorobenzene	11.6		ug/L	10.0		116	76-137		15.0	30	
1,2,4-Trimethylbenzene	10.7		ug/L	10.0		107	82-132		15.7	30	
1,2-Dibromo-3-chloropropane	10.3		ug/L	10.0		103	45-147		9.16	30	
1,2-Dibromoethane	11.2		ug/L	10.0		112	83-124		13.1	30	
1,2-Dichlorobenzene	10.4		ug/L	10.0		104	79-123		16.7	30	
1,2-Dichloroethane	11.4		ug/L	10.0		114	73-132		17.0	30	
1,2-Dichloropropane	12.0		ug/L	10.0		120	78-126		17.9	30	
1,3,5-Trimethylbenzene	10.3		ug/L	10.0		103	80-131		13.9	30	
1,3-Dichlorobenzene	10.5		ug/L	10.0		105	86-122		18.6	30	
1,3-Dichloropropane	11.4		ug/L	10.0		114	81-125		15.0	30	
1,4-Dichlorobenzene	10.2		ug/L	10.0		102	85-124		18.9	30	
2-Butanone	10.2		ug/L	10.0		102	49-152		10.2	30	
2-Hexanone	10.5		ug/L	10.0		105	51-146		8.16	30	
4-Methyl-2-pentanone	10.6		ug/L	10.0		106	57-145		8.68	30	
Acetone	8.80		ug/L	10.0		88.0	14-150		5.13	30	
Acrolein	31.6		ug/L	40.0		79.0	10-153		4.86	30	
Acrylonitrile	11.1		ug/L	10.0		111	51-150		18.1	30	
Benzene	11.8		ug/L	10.0		118	85-126		19.2	30	
Bromochloromethane	12.4		ug/L	10.0		124	77-128		18.0	30	
Bromodichloromethane	12.3		ug/L	10.0		123	79-128		18.3	30	
Bromoform	10.6		ug/L	10.0		106	78-133		13.3	30	
Bromomethane	14.7		ug/L	10.0		147	43-168		21.5	30	
Carbon disulfide	11.3		ug/L	10.0		113	68-146		11.1	30	
Carbon tetrachloride	11.0		ug/L	10.0		110	77-141		8.81	30	
Chlorobenzene	10.8		ug/L	10.0		108	88-120		19.2	30	
Chloroethane	15.0		ug/L	10.0		150	65-136	High Bias	13.6	30	
Chloroform	11.7		ug/L	10.0		117	82-128		19.3	30	
Chloromethane	10.3		ug/L	10.0		103	43-155		20.8	30	
cis-1,2-Dichloroethylene	12.4		ug/L	10.0		124	83-129		19.6	30	
cis-1,3-Dichloropropylene	11.8		ug/L	10.0		118	80-131		18.4	30	
Cyclohexane	10.5		ug/L	10.0		105	63-149		2.52	30	
Dibromochloromethane	11.0		ug/L	10.0		110	80-130		16.2	30	
Dibromomethane	11.4		ug/L	10.0		114	72-134		14.5	30	
Dichlorodifluoromethane	9.05		ug/L	10.0		90.5	44-144		2.57	30	
Ethyl Benzene	11.4		ug/L	10.0		114	80-131		17.6	30	
Hexachlorobutadiene	9.85		ug/L	10.0		98.5	67-146		10.2	30	
Isopropylbenzene	10.6		ug/L	10.0		106	76-140		11.8	30	
Methyl acetate	9.26		ug/L	10.0		92.6	51-139		5.55	30	
Methyl tert-butyl ether (MTBE)	10.6		ug/L	10.0		106	76-135		12.8	30	
Methylcyclohexane	9.63		ug/L	10.0		96.3	72-143		1.15	30	
Methylene chloride	11.9		ug/L	10.0		119	55-137		19.6	30	
Naphthalene	11.9		ug/L	10.0		119	70-147		10.4	30	




Volatile Organic Compounds by GC/MS - Quality Control Data
York Analytical Laboratories, Inc.

Analyte	Result	Reporting Limit	Units	Spike Level	Source* Result	%REC	%REC Limits	Flag	RPD	RPD Limit	Flag
Batch BK50478 - EPA 5030B											
LCS Dup (BK50478-BSD1)											
Prepared & Analyzed: 11/08/2025											
n-Butylbenzene	8.04		ug/L	10.0		80.4	79-132		12.6	30	
n-Propylbenzene	10.4		ug/L	10.0		104	78-133		12.2	30	
o-Xylene	11.5		ug/L	10.0		115	78-130		18.2	30	
p- & m- Xylenes	23.6		ug/L	20.0		118	77-133		17.8	30	
p-Diethylbenzene	9.81		ug/L	10.0		98.1	84-134		13.1	30	
p-Ethyltoluene	10.1		ug/L	10.0		101	88-129		14.4	30	
p-Isopropyltoluene	10.4		ug/L	10.0		104	81-136		10.9	30	
sec-Butylbenzene	9.76		ug/L	10.0		97.6	79-137		10.1	30	
Styrene	11.2		ug/L	10.0		112	67-132		20.5	30	
tert-Butyl alcohol (TBA)	48.9		ug/L	50.0		97.8	25-162		4.96	30	
tert-Butylbenzene	9.35		ug/L	10.0		93.5	77-138		12.3	30	
Tetrachloroethylene	6.78		ug/L	10.0		67.8	82-131	Low Bias	11.4	30	
Toluene	11.4		ug/L	10.0		114	80-127		16.8	30	
trans-1,2-Dichloroethylene	11.9		ug/L	10.0		119	80-132		14.7	30	
trans-1,3-Dichloropropylene	10.6		ug/L	10.0		106	78-131		16.5	30	
Trichloroethylene	10.3		ug/L	10.0		103	82-128		14.3	30	
Trichlorofluoromethane	9.74		ug/L	10.0		97.4	67-139		1.03	30	
Vinyl Chloride	10.5		ug/L	10.0		105	58-145		6.99	30	
Surrogate: SURR: 1,2-Dichloroethane-d4	11.4		ug/L	10.0		114	69-130				
Surrogate: SURR: Toluene-d8	10.9		ug/L	10.0		109	81-117				
Surrogate: SURR: p-Bromofluorobenzene	10.4		ug/L	10.0		104	79-122				
Batch BK50539 - EPA 5030B											
Blank (BK50539-BLK1)											
Prepared & Analyzed: 11/10/2025											
1,1,1,2-Tetrachloroethane	ND	0.500	ug/L								
1,1,1-Trichloroethane	ND	0.500	ug/L								
1,1,2,2-Tetrachloroethane	ND	0.500	ug/L								
1,1,2-Trichloro-1,2,2-trifluoroethane (Freon 113)	ND	0.500	ug/L								
1,1,2-Trichloroethane	ND	0.500	ug/L								
1,1-Dichloroethane	ND	0.500	ug/L								
1,1-Dichloroethylene	ND	0.500	ug/L								
1,2,3-Trichlorobenzene	ND	0.500	ug/L								
1,2,3-Trichloropropane	ND	0.500	ug/L								
1,2,4-Trichlorobenzene	ND	0.500	ug/L								
1,2,4-Trimethylbenzene	ND	0.500	ug/L								
1,2-Dibromo-3-chloropropane	ND	0.500	ug/L								
1,2-Dibromoethane	ND	0.500	ug/L								
1,2-Dichlorobenzene	ND	0.500	ug/L								
1,2-Dichloroethane	ND	0.500	ug/L								
1,2-Dichloropropane	ND	0.500	ug/L								
1,3,5-Trimethylbenzene	ND	0.500	ug/L								
1,3-Dichlorobenzene	ND	0.500	ug/L								
1,3-Dichloropropane	ND	0.500	ug/L								
1,4-Dichlorobenzene	ND	0.500	ug/L								
2-Butanone	ND	0.500	ug/L								
2-Hexanone	ND	0.500	ug/L								
4-Methyl-2-pentanone	ND	0.500	ug/L								
Acetone	ND	2.00	ug/L								
Acrolein	ND	0.500	ug/L								
Acrylonitrile	ND	0.500	ug/L								




Volatile Organic Compounds by GC/MS - Quality Control Data
York Analytical Laboratories, Inc.

Analyte	Result	Reporting Limit	Units	Spike Level	Source* Result	%REC	%REC Limits	Flag	RPD	RPD Limit	Flag
Batch BK50539 - EPA 5030B											
Blank (BK50539-BLK1)											
Prepared & Analyzed: 11/10/2025											
Benzene	ND	0.500	ug/L								
Bromochloromethane	ND	0.500	ug/L								
Bromodichloromethane	ND	0.500	ug/L								
Bromoform	ND	0.500	ug/L								
Bromomethane	ND	2.00	ug/L								
Carbon disulfide	ND	0.500	ug/L								
Carbon tetrachloride	ND	0.500	ug/L								
Chlorobenzene	ND	0.500	ug/L								
Chloroethane	ND	0.500	ug/L								
Chloroform	ND	0.500	ug/L								
Chloromethane	ND	0.500	ug/L								
cis-1,2-Dichloroethylene	ND	0.500	ug/L								
cis-1,3-Dichloropropylene	ND	0.500	ug/L								
Cyclohexane	ND	0.500	ug/L								
Dibromochloromethane	ND	0.500	ug/L								
Dibromomethane	ND	0.500	ug/L								
Dichlorodifluoromethane	ND	0.500	ug/L								
Ethyl Benzene	ND	0.500	ug/L								
Hexachlorobutadiene	ND	0.500	ug/L								
Isopropylbenzene	ND	0.500	ug/L								
Methyl acetate	ND	0.500	ug/L								
Methyl tert-butyl ether (MTBE)	ND	0.500	ug/L								
Methylcyclohexane	ND	0.500	ug/L								
Methylene chloride	ND	2.00	ug/L								
Naphthalene	ND	2.00	ug/L								
n-Butylbenzene	ND	0.500	ug/L								
n-Propylbenzene	ND	0.500	ug/L								
o-Xylene	ND	0.500	ug/L								
p- & m- Xylenes	ND	1.00	ug/L								
p-Diethylbenzene	ND	0.500	ug/L								
p-Ethyltoluene	ND	0.500	ug/L								
p-Isopropyltoluene	ND	0.500	ug/L								
sec-Butylbenzene	ND	0.500	ug/L								
Styrene	ND	0.500	ug/L								
tert-Butyl alcohol (TBA)	ND	1.00	ug/L								
tert-Butylbenzene	ND	0.500	ug/L								
Tetrachloroethylene	ND	0.500	ug/L								
Toluene	ND	0.500	ug/L								
trans-1,2-Dichloroethylene	ND	0.500	ug/L								
trans-1,3-Dichloropropylene	ND	0.500	ug/L								
Trichloroethylene	ND	0.500	ug/L								
Trichlorofluoromethane	ND	0.500	ug/L								
Vinyl Chloride	ND	0.500	ug/L								
Xylenes, Total	ND	1.50	ug/L								
Surrogate: SURR: 1,2-Dichloroethane-d4	10.2		ug/L	10.0		102	69-130				
Surrogate: SURR: Toluene-d8	9.78		ug/L	10.0		97.8	81-117				
Surrogate: SURR: p-Bromofluorobenzene	9.76		ug/L	10.0		97.6	79-122				



Volatile Organic Compounds by GC/MS - Quality Control Data
York Analytical Laboratories, Inc.

Analyte	Result	Reporting Limit	Units	Spike Level	Source* Result	%REC	%REC Limits	Flag	RPD	RPD Limit	Flag
Batch BK50539 - EPA 5030B											
LCS (BK50539-BS1)						Prepared & Analyzed: 11/10/2025					
1,1,1,2-Tetrachloroethane	9.24		ug/L	10.0		92.4	82-126				
1,1,1-Trichloroethane	9.82		ug/L	10.0		98.2	78-136				
1,1,2,2-Tetrachloroethane	9.23		ug/L	10.0		92.3	76-129				
1,1,2-Trichloro-1,2,2-trifluoroethane (Freon 113)	9.89		ug/L	10.0		98.9	54-165				
1,1,2-Trichloroethane	8.98		ug/L	10.0		89.8	82-123				
1,1-Dichloroethane	9.30		ug/L	10.0		93.0	82-129				
1,1-Dichloroethylene	9.87		ug/L	10.0		98.7	68-138				
1,2,3-Trichlorobenzene	8.55		ug/L	10.0		85.5	76-136				
1,2,3-Trichloropropane	9.23		ug/L	10.0		92.3	77-128				
1,2,4-Trichlorobenzene	8.86		ug/L	10.0		88.6	76-137				
1,2,4-Trimethylbenzene	9.09		ug/L	10.0		90.9	82-132				
1,2-Dibromo-3-chloropropane	8.58		ug/L	10.0		85.8	45-147				
1,2-Dibromoethane	9.19		ug/L	10.0		91.9	83-124				
1,2-Dichlorobenzene	8.99		ug/L	10.0		89.9	79-123				
1,2-Dichloroethane	8.99		ug/L	10.0		89.9	73-132				
1,2-Dichloropropane	9.13		ug/L	10.0		91.3	78-126				
1,3,5-Trimethylbenzene	9.20		ug/L	10.0		92.0	80-131				
1,3-Dichlorobenzene	8.99		ug/L	10.0		89.9	86-122				
1,3-Dichloropropane	9.04		ug/L	10.0		90.4	81-125				
1,4-Dichlorobenzene	8.88		ug/L	10.0		88.8	85-124				
2-Butanone	8.53		ug/L	10.0		85.3	49-152				
2-Hexanone	8.70		ug/L	10.0		87.0	51-146				
4-Methyl-2-pentanone	8.94		ug/L	10.0		89.4	57-145				
Acetone	5.10		ug/L	10.0		51.0	14-150				
Acrolein	30.0		ug/L	40.0		75.0	10-153				
Acrylonitrile	9.78		ug/L	10.0		97.8	51-150				
Benzene	9.51		ug/L	10.0		95.1	85-126				
Bromochloromethane	9.44		ug/L	10.0		94.4	77-128				
Bromodichloromethane	9.17		ug/L	10.0		91.7	79-128				
Bromoform	9.19		ug/L	10.0		91.9	78-133				
Bromomethane	7.64		ug/L	10.0		76.4	43-168				
Carbon disulfide	9.47		ug/L	10.0		94.7	68-146				
Carbon tetrachloride	9.84		ug/L	10.0		98.4	77-141				
Chlorobenzene	9.26		ug/L	10.0		92.6	88-120				
Chloroethane	11.8		ug/L	10.0		118	65-136				
Chloroform	9.12		ug/L	10.0		91.2	82-128				
Chloromethane	8.81		ug/L	10.0		88.1	43-155				
cis-1,2-Dichloroethylene	9.61		ug/L	10.0		96.1	83-129				
cis-1,3-Dichloropropylene	8.98		ug/L	10.0		89.8	80-131				
Cyclohexane	9.69		ug/L	10.0		96.9	63-149				
Dibromochloromethane	9.14		ug/L	10.0		91.4	80-130				
Dibromomethane	9.03		ug/L	10.0		90.3	72-134				
Dichlorodifluoromethane	6.97		ug/L	10.0		69.7	44-144				
Ethyl Benzene	9.39		ug/L	10.0		93.9	80-131				
Hexachlorobutadiene	9.87		ug/L	10.0		98.7	67-146				
Isopropylbenzene	9.17		ug/L	10.0		91.7	76-140				
Methyl acetate	8.62		ug/L	10.0		86.2	51-139				
Methyl tert-butyl ether (MTBE)	8.43		ug/L	10.0		84.3	76-135				
Methylcyclohexane	8.93		ug/L	10.0		89.3	72-143				
Methylene chloride	8.92		ug/L	10.0		89.2	55-137				
Naphthalene	8.84		ug/L	10.0		88.4	70-147				



Volatile Organic Compounds by GC/MS - Quality Control Data
York Analytical Laboratories, Inc.

Analyte	Result	Reporting Limit	Units	Spike Level	Source* Result	%REC	%REC Limits	Flag	RPD	RPD Limit	Flag
Batch BK50539 - EPA 5030B											
LCS (BK50539-BS1)						Prepared & Analyzed: 11/10/2025					
n-Butylbenzene	8.97		ug/L	10.0		89.7	79-132				
n-Propylbenzene	9.28		ug/L	10.0		92.8	78-133				
o-Xylene	9.15		ug/L	10.0		91.5	78-130				
p- & m- Xylenes	19.2		ug/L	20.0		96.0	77-133				
p-Diethylbenzene	8.94		ug/L	10.0		89.4	84-134				
p-Ethyltoluene	8.97		ug/L	10.0		89.7	88-129				
p-Isopropyltoluene	9.24		ug/L	10.0		92.4	81-136				
sec-Butylbenzene	8.98		ug/L	10.0		89.8	79-137				
Styrene	8.93		ug/L	10.0		89.3	67-132				
tert-Butyl alcohol (TBA)	42.5		ug/L	50.0		85.1	25-162				
tert-Butylbenzene	8.90		ug/L	10.0		89.0	77-138				
Tetrachloroethylene	8.11		ug/L	10.0		81.1	82-131	Low Bias			
Toluene	9.27		ug/L	10.0		92.7	80-127				
trans-1,2-Dichloroethylene	9.84		ug/L	10.0		98.4	80-132				
trans-1,3-Dichloropropylene	9.32		ug/L	10.0		93.2	78-131				
Trichloroethylene	9.02		ug/L	10.0		90.2	82-128				
Trichlorofluoromethane	9.10		ug/L	10.0		91.0	67-139				
Vinyl Chloride	9.41		ug/L	10.0		94.1	58-145				
Surrogate: SURR: 1,2-Dichloroethane-d4	9.99		ug/L	10.0		99.9	69-130				
Surrogate: SURR: Toluene-d8	10.0		ug/L	10.0		100	81-117				
Surrogate: SURR: p-Bromofluorobenzene	9.87		ug/L	10.0		98.7	79-122				
LCS Dup (BK50539-BSD1)						Prepared & Analyzed: 11/10/2025					
1,1,1,2-Tetrachloroethane	9.20		ug/L	10.0		92.0	82-126		0.434	30	
1,1,1-Trichloroethane	9.78		ug/L	10.0		97.8	78-136		0.408	30	
1,1,2,2-Tetrachloroethane	9.15		ug/L	10.0		91.5	76-129		0.871	30	
1,1,2-Trichloro-1,2,2-trifluoroethane (Freon 113)	9.74		ug/L	10.0		97.4	54-165		1.53	30	
1,1,2-Trichloroethane	8.95		ug/L	10.0		89.5	82-123		0.335	30	
1,1-Dichloroethane	9.32		ug/L	10.0		93.2	82-129		0.215	30	
1,1-Dichloroethylene	9.66		ug/L	10.0		96.6	68-138		2.15	30	
1,2,3-Trichlorobenzene	9.28		ug/L	10.0		92.8	76-136		8.19	30	
1,2,3-Trichloropropane	9.09		ug/L	10.0		90.9	77-128		1.53	30	
1,2,4-Trichlorobenzene	9.18		ug/L	10.0		91.8	76-137		3.55	30	
1,2,4-Trimethylbenzene	9.06		ug/L	10.0		90.6	82-132		0.331	30	
1,2-Dibromo-3-chloropropane	8.74		ug/L	10.0		87.4	45-147		1.85	30	
1,2-Dibromoethane	9.14		ug/L	10.0		91.4	83-124		0.546	30	
1,2-Dichlorobenzene	9.01		ug/L	10.0		90.1	79-123		0.222	30	
1,2-Dichloroethane	9.07		ug/L	10.0		90.7	73-132		0.886	30	
1,2-Dichloropropane	8.74		ug/L	10.0		87.4	78-126		4.36	30	
1,3,5-Trimethylbenzene	9.21		ug/L	10.0		92.1	80-131		0.109	30	
1,3-Dichlorobenzene	8.98		ug/L	10.0		89.8	86-122		0.111	30	
1,3-Dichloropropane	8.96		ug/L	10.0		89.6	81-125		0.889	30	
1,4-Dichlorobenzene	8.88		ug/L	10.0		88.8	85-124		0.00	30	
2-Butanone	8.80		ug/L	10.0		88.0	49-152		3.12	30	
2-Hexanone	8.72		ug/L	10.0		87.2	51-146		0.230	30	
4-Methyl-2-pentanone	9.04		ug/L	10.0		90.4	57-145		1.11	30	
Acetone	4.78		ug/L	10.0		47.8	14-150		6.48	30	
Acrolein	30.2		ug/L	40.0		75.6	10-153		0.697	30	
Acrylonitrile	9.74		ug/L	10.0		97.4	51-150		0.410	30	
Benzene	9.57		ug/L	10.0		95.7	85-126		0.629	30	
Bromochloromethane	9.38		ug/L	10.0		93.8	77-128		0.638	30	




Volatile Organic Compounds by GC/MS - Quality Control Data
York Analytical Laboratories, Inc.

Analyte	Result	Reporting Limit	Units	Spike Level	Source* Result	%REC	%REC Limits	Flag	RPD	RPD Limit	Flag
Batch BK50539 - EPA 5030B											
LCS Dup (BK50539-BSD1)											
										Prepared & Analyzed: 11/10/2025	
Bromodichloromethane	8.99		ug/L	10.0		89.9	79-128		1.98	30	
Bromoform	9.15		ug/L	10.0		91.5	78-133		0.436	30	
Bromomethane	7.62		ug/L	10.0		76.2	43-168		0.262	30	
Carbon disulfide	9.11		ug/L	10.0		91.1	68-146		3.88	30	
Carbon tetrachloride	9.85		ug/L	10.0		98.5	77-141		0.102	30	
Chlorobenzene	9.20		ug/L	10.0		92.0	88-120		0.650	30	
Chloroethane	11.5		ug/L	10.0		115	65-136		2.74	30	
Chloroform	9.14		ug/L	10.0		91.4	82-128		0.219	30	
Chloromethane	8.63		ug/L	10.0		86.3	43-155		2.06	30	
cis-1,2-Dichloroethylene	9.60		ug/L	10.0		96.0	83-129		0.104	30	
cis-1,3-Dichloropropylene	8.91		ug/L	10.0		89.1	80-131		0.783	30	
Cyclohexane	9.67		ug/L	10.0		96.7	63-149		0.207	30	
Dibromochloromethane	9.06		ug/L	10.0		90.6	80-130		0.879	30	
Dibromomethane	8.86		ug/L	10.0		88.6	72-134		1.90	30	
Dichlorodifluoromethane	7.02		ug/L	10.0		70.2	44-144		0.715	30	
Ethyl Benzene	9.44		ug/L	10.0		94.4	80-131		0.531	30	
Hexachlorobutadiene	9.95		ug/L	10.0		99.5	67-146		0.807	30	
Isopropylbenzene	9.15		ug/L	10.0		91.5	76-140		0.218	30	
Methyl acetate	8.49		ug/L	10.0		84.9	51-139		1.52	30	
Methyl tert-butyl ether (MTBE)	8.45		ug/L	10.0		84.5	76-135		0.237	30	
Methylcyclohexane	8.93		ug/L	10.0		89.3	72-143		0.00	30	
Methylene chloride	8.58		ug/L	10.0		85.8	55-137		3.89	30	
Naphthalene	9.23		ug/L	10.0		92.3	70-147		4.32	30	
n-Butylbenzene	9.03		ug/L	10.0		90.3	79-132		0.667	30	
n-Propylbenzene	9.27		ug/L	10.0		92.7	78-133		0.108	30	
o-Xylene	9.22		ug/L	10.0		92.2	78-130		0.762	30	
p- & m- Xylenes	19.2		ug/L	20.0		96.0	77-133		0.0521	30	
p-Diethylbenzene	9.00		ug/L	10.0		90.0	84-134		0.669	30	
p-Ethyltoluene	8.93		ug/L	10.0		89.3	88-129		0.447	30	
p-Isopropyltoluene	9.22		ug/L	10.0		92.2	81-136		0.217	30	
sec-Butylbenzene	9.06		ug/L	10.0		90.6	79-137		0.887	30	
Styrene	8.94		ug/L	10.0		89.4	67-132		0.112	30	
tert-Butyl alcohol (TBA)	42.1		ug/L	50.0		84.2	25-162		0.992	30	
tert-Butylbenzene	8.91		ug/L	10.0		89.1	77-138		0.112	30	
Tetrachloroethylene	8.06		ug/L	10.0		80.6	82-131	Low Bias	0.618	30	
Toluene	9.19		ug/L	10.0		91.9	80-127		0.867	30	
trans-1,2-Dichloroethylene	9.85		ug/L	10.0		98.5	80-132		0.102	30	
trans-1,3-Dichloropropylene	9.14		ug/L	10.0		91.4	78-131		1.95	30	
Trichloroethylene	8.95		ug/L	10.0		89.5	82-128		0.779	30	
Trichlorofluoromethane	9.02		ug/L	10.0		90.2	67-139		0.883	30	
Vinyl Chloride	9.31		ug/L	10.0		93.1	58-145		1.07	30	
Surrogate: SURR: 1,2-Dichloroethane-d4	9.97		ug/L	10.0		99.7	69-130				
Surrogate: SURR: Toluene-d8	9.94		ug/L	10.0		99.4	81-117				
Surrogate: SURR: p-Bromofluorobenzene	9.80		ug/L	10.0		98.0	79-122				




Volatile Organic Compounds by GC/MS - Quality Control Data
York Analytical Laboratories, Inc.

Analyte	Result	Reporting Limit	Units	Spike Level	Source* Result	%REC	%REC Limits	Flag	RPD	RPD Limit	Flag
Batch BK50602 - EPA 5030B											
Blank (BK50602-BLK1)											
Prepared & Analyzed: 11/12/2025											
1,1,1,2-Tetrachloroethane	ND	0.500	ug/L								
1,1,1-Trichloroethane	ND	0.500	ug/L								
1,1,2,2-Tetrachloroethane	ND	0.500	ug/L								
1,1,2-Trichloro-1,2,2-trifluoroethane (Freon 113)	ND	0.500	ug/L								
1,1,2-Trichloroethane	ND	0.500	ug/L								
1,1-Dichloroethane	ND	0.500	ug/L								
1,1-Dichloroethylene	ND	0.500	ug/L								
1,2,3-Trichlorobenzene	ND	0.500	ug/L								
1,2,3-Trichloropropane	ND	0.500	ug/L								
1,2,4-Trichlorobenzene	0.190	0.500	ug/L								
1,2,4-Trimethylbenzene	ND	0.500	ug/L								
1,2-Dibromo-3-chloropropane	ND	0.500	ug/L								
1,2-Dibromoethane	ND	0.500	ug/L								
1,2-Dichlorobenzene	ND	0.500	ug/L								
1,2-Dichloroethane	ND	0.500	ug/L								
1,2-Dichloropropane	ND	0.500	ug/L								
1,3,5-Trimethylbenzene	ND	0.500	ug/L								
1,3-Dichlorobenzene	ND	0.500	ug/L								
1,3-Dichloropropane	ND	0.500	ug/L								
1,4-Dichlorobenzene	ND	0.500	ug/L								
2-Butanone	ND	0.500	ug/L								
2-Hexanone	ND	0.500	ug/L								
4-Methyl-2-pentanone	ND	0.500	ug/L								
Acetone	ND	2.00	ug/L								
Acrolein	0.590	0.500	ug/L								
Acrylonitrile	ND	0.500	ug/L								
Benzene	ND	0.500	ug/L								
Bromochloromethane	ND	0.500	ug/L								
Bromodichloromethane	ND	0.500	ug/L								
Bromoform	ND	0.500	ug/L								
Bromomethane	ND	2.00	ug/L								
Carbon disulfide	ND	0.500	ug/L								
Carbon tetrachloride	ND	0.500	ug/L								
Chlorobenzene	ND	0.500	ug/L								
Chloroethane	ND	0.500	ug/L								
Chloroform	ND	0.500	ug/L								
Chloromethane	ND	0.500	ug/L								
cis-1,2-Dichloroethylene	ND	0.500	ug/L								
cis-1,3-Dichloropropylene	ND	0.500	ug/L								
Cyclohexane	ND	0.500	ug/L								
Dibromochloromethane	ND	0.500	ug/L								
Dibromomethane	ND	0.500	ug/L								
Dichlorodifluoromethane	ND	0.500	ug/L								
Ethyl Benzene	ND	0.500	ug/L								
Hexachlorobutadiene	0.250	0.500	ug/L								
Isopropylbenzene	ND	0.500	ug/L								
Methyl acetate	ND	0.500	ug/L								
Methyl tert-butyl ether (MTBE)	ND	0.500	ug/L								
Methylcyclohexane	ND	0.500	ug/L								
Methylene chloride	ND	2.00	ug/L								
Naphthalene	ND	2.00	ug/L								



Volatile Organic Compounds by GC/MS - Quality Control Data
York Analytical Laboratories, Inc.

Analyte	Result	Reporting Limit	Units	Spike Level	Source* Result	%REC	%REC Limits	Flag	RPD	RPD Limit	Flag
Batch BK50602 - EPA 5030B											
Blank (BK50602-BLK1) Prepared & Analyzed: 11/12/2025											
n-Butylbenzene	ND	0.500	ug/L								
n-Propylbenzene	ND	0.500	ug/L								
o-Xylene	ND	0.500	ug/L								
p- & m- Xylenes	ND	1.00	ug/L								
p-Diethylbenzene	ND	0.500	ug/L								
p-Ethyltoluene	ND	0.500	ug/L								
p-Isopropyltoluene	ND	0.500	ug/L								
sec-Butylbenzene	ND	0.500	ug/L								
Styrene	ND	0.500	ug/L								
tert-Butyl alcohol (TBA)	ND	1.00	ug/L								
tert-Butylbenzene	ND	0.500	ug/L								
Tetrachloroethylene	ND	0.500	ug/L								
Toluene	ND	0.500	ug/L								
trans-1,2-Dichloroethylene	ND	0.500	ug/L								
trans-1,3-Dichloropropylene	ND	0.500	ug/L								
Trichloroethylene	ND	0.500	ug/L								
Trichlorofluoromethane	ND	0.500	ug/L								
Vinyl Chloride	ND	0.500	ug/L								
Xylenes, Total	ND	1.50	ug/L								
<i>Surrogate: SURR: 1,2-Dichloroethane-d4</i>	10.7		ug/L	10.0		107	69-130				
<i>Surrogate: SURR: Toluene-d8</i>	11.0		ug/L	10.0		110	81-117				
<i>Surrogate: SURR: p-Bromofluorobenzene</i>	10.6		ug/L	10.0		106	79-122				
LCS (BK50602-BS1) Prepared & Analyzed: 11/12/2025											
1,1,1,2-Tetrachloroethane	10.7		ug/L	10.0		107	82-126				
1,1,1-Trichloroethane	10.8		ug/L	10.0		108	78-136				
1,1,2,2-Tetrachloroethane	10.0		ug/L	10.0		100	76-129				
1,1,2-Trichloro-1,2,2-trifluoroethane (Freon 113)	9.55		ug/L	10.0		95.5	54-165				
1,1,2-Trichloroethane	9.77		ug/L	10.0		97.7	82-123				
1,1-Dichloroethane	9.95		ug/L	10.0		99.5	82-129				
1,1-Dichloroethylene	10.5		ug/L	10.0		105	68-138				
1,2,3-Trichlorobenzene	8.85		ug/L	10.0		88.5	76-136				
1,2,3-Trichloropropane	9.80		ug/L	10.0		98.0	77-128				
1,2,4-Trichlorobenzene	8.85		ug/L	10.0		88.5	76-137				
1,2,4-Trimethylbenzene	10.4		ug/L	10.0		104	82-132				
1,2-Dibromo-3-chloropropane	8.20		ug/L	10.0		82.0	45-147				
1,2-Dibromoethane	10.1		ug/L	10.0		101	83-124				
1,2-Dichlorobenzene	9.59		ug/L	10.0		95.9	79-123				
1,2-Dichloroethane	9.49		ug/L	10.0		94.9	73-132				
1,2-Dichloropropane	10.1		ug/L	10.0		101	78-126				
1,3,5-Trimethylbenzene	10.2		ug/L	10.0		102	80-131				
1,3-Dichlorobenzene	9.91		ug/L	10.0		99.1	86-122				
1,3-Dichloropropane	9.84		ug/L	10.0		98.4	81-125				
1,4-Dichlorobenzene	9.63		ug/L	10.0		96.3	85-124				
2-Butanone	8.70		ug/L	10.0		87.0	49-152				
2-Hexanone	8.46		ug/L	10.0		84.6	51-146				
4-Methyl-2-pentanone	8.85		ug/L	10.0		88.5	57-145				
Acetone	7.10		ug/L	10.0		71.0	14-150				
Acrolein	26.4		ug/L	40.0		66.0	10-153				
Acrylonitrile	8.64		ug/L	10.0		86.4	51-150				
Benzene	9.86		ug/L	10.0		98.6	85-126				



Volatile Organic Compounds by GC/MS - Quality Control Data
York Analytical Laboratories, Inc.

Analyte	Result	Reporting Limit	Units	Spike Level	Source* Result	%REC	%REC Limits	Flag	RPD	RPD Limit	Flag
Batch BK50602 - EPA 5030B											
LCS (BK50602-BS1)											
											Prepared & Analyzed: 11/12/2025
Bromochloromethane	9.82		ug/L	10.0		98.2	77-128				
Bromodichloromethane	10.9		ug/L	10.0		109	79-128				
Bromoform	8.58		ug/L	10.0		85.8	78-133				
Bromomethane	12.6		ug/L	10.0		126	43-168				
Carbon disulfide	10.3		ug/L	10.0		103	68-146				
Carbon tetrachloride	11.1		ug/L	10.0		111	77-141				
Chlorobenzene	9.72		ug/L	10.0		97.2	88-120				
Chloroethane	13.1		ug/L	10.0		131	65-136				
Chloroform	9.82		ug/L	10.0		98.2	82-128				
Chloromethane	11.6		ug/L	10.0		116	43-155				
cis-1,2-Dichloroethylene	10.3		ug/L	10.0		103	83-129				
cis-1,3-Dichloropropylene	10.6		ug/L	10.0		106	80-131				
Cyclohexane	9.69		ug/L	10.0		96.9	63-149				
Dibromochloromethane	10.8		ug/L	10.0		108	80-130				
Dibromomethane	9.81		ug/L	10.0		98.1	72-134				
Dichlorodifluoromethane	13.5		ug/L	10.0		135	44-144				
Ethyl Benzene	10.1		ug/L	10.0		101	80-131				
Hexachlorobutadiene	9.30		ug/L	10.0		93.0	67-146				
Isopropylbenzene	10.5		ug/L	10.0		105	76-140				
Methyl acetate	7.43		ug/L	10.0		74.3	51-139				
Methyl tert-butyl ether (MTBE)	8.33		ug/L	10.0		83.3	76-135				
Methylcyclohexane	9.03		ug/L	10.0		90.3	72-143				
Methylene chloride	9.26		ug/L	10.0		92.6	55-137				
Naphthalene	9.81		ug/L	10.0		98.1	70-147				
n-Butylbenzene	8.35		ug/L	10.0		83.5	79-132				
n-Propylbenzene	9.81		ug/L	10.0		98.1	78-133				
o-Xylene	10.5		ug/L	10.0		105	78-130				
p- & m- Xylenes	20.5		ug/L	20.0		103	77-133				
p-Diethylbenzene	9.38		ug/L	10.0		93.8	84-134				
p-Ethyltoluene	9.48		ug/L	10.0		94.8	88-129				
p-Isopropyltoluene	10.5		ug/L	10.0		105	81-136				
sec-Butylbenzene	9.75		ug/L	10.0		97.5	79-137				
Styrene	9.92		ug/L	10.0		99.2	67-132				
tert-Butyl alcohol (TBA)	38.0		ug/L	50.0		75.9	25-162				
tert-Butylbenzene	9.82		ug/L	10.0		98.2	77-138				
Tetrachloroethylene	6.29		ug/L	10.0		62.9	82-131	Low Bias			
Toluene	10.0		ug/L	10.0		100	80-127				
trans-1,2-Dichloroethylene	9.70		ug/L	10.0		97.0	80-132				
trans-1,3-Dichloropropylene	8.41		ug/L	10.0		84.1	78-131				
Trichloroethylene	9.26		ug/L	10.0		92.6	82-128				
Trichlorofluoromethane	9.44		ug/L	10.0		94.4	67-139				
Vinyl Chloride	10.4		ug/L	10.0		104	58-145				
Surrogate: SURR: 1,2-Dichloroethane-d4	10.7		ug/L	10.0		107	69-130				
Surrogate: SURR: Toluene-d8	10.7		ug/L	10.0		107	81-117				
Surrogate: SURR: p-Bromofluorobenzene	10.4		ug/L	10.0		104	79-122				




Volatile Organic Compounds by GC/MS - Quality Control Data
York Analytical Laboratories, Inc.

Analyte	Result	Reporting Limit	Units	Spike Level	Source* Result	%REC	%REC Limits	Flag	RPD	RPD Limit	Flag
Batch BK50602 - EPA 5030B											
LCS Dup (BK50602-BSD1)						Prepared & Analyzed: 11/12/2025					
1,1,1,2-Tetrachloroethane	10.8		ug/L	10.0		108	82-126		0.186	30	
1,1,1-Trichloroethane	10.6		ug/L	10.0		106	78-136		1.59	30	
1,1,2,2-Tetrachloroethane	10.1		ug/L	10.0		101	76-129		1.19	30	
1,1,2-Trichloro-1,2,2-trifluoroethane (Freon 113)	9.56		ug/L	10.0		95.6	54-165		0.105	30	
1,1,2-Trichloroethane	10.1		ug/L	10.0		101	82-123		3.02	30	
1,1-Dichloroethane	10.4		ug/L	10.0		104	82-129		4.42	30	
1,1-Dichloroethylene	10.3		ug/L	10.0		103	68-138		1.93	30	
1,2,3-Trichlorobenzene	10.7		ug/L	10.0		107	76-136		18.6	30	
1,2,3-Trichloropropane	9.85		ug/L	10.0		98.5	77-128		0.509	30	
1,2,4-Trichlorobenzene	10.7		ug/L	10.0		107	76-137		18.6	30	
1,2,4-Trimethylbenzene	9.85		ug/L	10.0		98.5	82-132		5.05	30	
1,2-Dibromo-3-chloropropane	8.92		ug/L	10.0		89.2	45-147		8.41	30	
1,2-Dibromoethane	10.6		ug/L	10.0		106	83-124		4.91	30	
1,2-Dichlorobenzene	9.44		ug/L	10.0		94.4	79-123		1.58	30	
1,2-Dichloroethane	9.70		ug/L	10.0		97.0	73-132		2.19	30	
1,2-Dichloropropane	10.0		ug/L	10.0		100	78-126		1.19	30	
1,3,5-Trimethylbenzene	9.64		ug/L	10.0		96.4	80-131		6.04	30	
1,3-Dichlorobenzene	9.49		ug/L	10.0		94.9	86-122		4.33	30	
1,3-Dichloropropane	10.1		ug/L	10.0		101	81-125		2.81	30	
1,4-Dichlorobenzene	9.40		ug/L	10.0		94.0	85-124		2.42	30	
2-Butanone	8.97		ug/L	10.0		89.7	49-152		3.06	30	
2-Hexanone	9.55		ug/L	10.0		95.5	51-146		12.1	30	
4-Methyl-2-pentanone	9.55		ug/L	10.0		95.5	57-145		7.61	30	
Acetone	8.06		ug/L	10.0		80.6	14-150		12.7	30	
Acrolein	27.8		ug/L	40.0		69.4	10-153		5.02	30	
Acrylonitrile	9.44		ug/L	10.0		94.4	51-150		8.85	30	
Benzene	9.83		ug/L	10.0		98.3	85-126		0.305	30	
Bromochloromethane	9.92		ug/L	10.0		99.2	77-128		1.01	30	
Bromodichloromethane	10.8		ug/L	10.0		108	79-128		1.10	30	
Bromoform	8.90		ug/L	10.0		89.0	78-133		3.66	30	
Bromomethane	12.6		ug/L	10.0		126	43-168		0.0795	30	
Carbon disulfide	10.1		ug/L	10.0		101	68-146		2.26	30	
Carbon tetrachloride	10.9		ug/L	10.0		109	77-141		1.82	30	
Chlorobenzene	9.56		ug/L	10.0		95.6	88-120		1.66	30	
Chloroethane	13.1		ug/L	10.0		131	65-136		0.00	30	
Chloroform	9.84		ug/L	10.0		98.4	82-128		0.203	30	
Chloromethane	10.6		ug/L	10.0		106	43-155		8.56	30	
cis-1,2-Dichloroethylene	10.2		ug/L	10.0		102	83-129		0.587	30	
cis-1,3-Dichloropropylene	10.6		ug/L	10.0		106	80-131		0.0947	30	
Cyclohexane	9.56		ug/L	10.0		95.6	63-149		1.35	30	
Dibromochloromethane	11.1		ug/L	10.0		111	80-130		2.65	30	
Dibromomethane	10.1		ug/L	10.0		101	72-134		2.91	30	
Dichlorodifluoromethane	13.1		ug/L	10.0		131	44-144		2.78	30	
Ethyl Benzene	9.74		ug/L	10.0		97.4	80-131		3.23	30	
Hexachlorobutadiene	8.79		ug/L	10.0		87.9	67-146		5.64	30	
Isopropylbenzene	9.82		ug/L	10.0		98.2	76-140		6.79	30	
Methyl acetate	7.85		ug/L	10.0		78.5	51-139		5.50	30	
Methyl tert-butyl ether (MTBE)	9.00		ug/L	10.0		90.0	76-135		7.73	30	
Methylcyclohexane	8.63		ug/L	10.0		86.3	72-143		4.53	30	
Methylene chloride	9.38		ug/L	10.0		93.8	55-137		1.29	30	
Naphthalene	11.6		ug/L	10.0		116	70-147		16.5	30	



Volatile Organic Compounds by GC/MS - Quality Control Data
York Analytical Laboratories, Inc.

Analyte	Result	Reporting Limit	Units	Spike Level	Source* Result	%REC	%REC Limits	Flag	RPD	RPD Limit	Flag
Batch BK50602 - EPA 5030B											
LCS Dup (BK50602-BSD1)											
										Prepared & Analyzed: 11/12/2025	
n-Butylbenzene	7.71		ug/L	10.0		77.1	79-132	Low Bias	7.97	30	
n-Propylbenzene	9.20		ug/L	10.0		92.0	78-133		6.42	30	
o-Xylene	10.3		ug/L	10.0		103	78-130		2.21	30	
p- & m- Xylenes	20.2		ug/L	20.0		101	77-133		1.67	30	
p-Diethylbenzene	8.79		ug/L	10.0		87.9	84-134		6.49	30	
p-Ethyltoluene	8.84		ug/L	10.0		88.4	88-129		6.99	30	
p-Isopropyltoluene	9.81		ug/L	10.0		98.1	81-136		6.89	30	
sec-Butylbenzene	9.04		ug/L	10.0		90.4	79-137		7.56	30	
Styrene	9.90		ug/L	10.0		99.0	67-132		0.202	30	
tert-Butyl alcohol (TBA)	44.5		ug/L	50.0		89.0	25-162		15.9	30	
tert-Butylbenzene	9.13		ug/L	10.0		91.3	77-138		7.28	30	
Tetrachloroethylene	6.09		ug/L	10.0		60.9	82-131	Low Bias	3.23	30	
Toluene	9.64		ug/L	10.0		96.4	80-127		3.87	30	
trans-1,2-Dichloroethylene	9.66		ug/L	10.0		96.6	80-132		0.413	30	
trans-1,3-Dichloropropylene	8.62		ug/L	10.0		86.2	78-131		2.47	30	
Trichloroethylene	8.89		ug/L	10.0		88.9	82-128		4.08	30	
Trichlorofluoromethane	9.50		ug/L	10.0		95.0	67-139		0.634	30	
Vinyl Chloride	10.1		ug/L	10.0		101	58-145		2.83	30	
Surrogate: SURR: 1,2-Dichloroethane-d4	11.1		ug/L	10.0		111	69-130				
Surrogate: SURR: Toluene-d8	10.6		ug/L	10.0		106	81-117				
Surrogate: SURR: p-Bromofluorobenzene	10.2		ug/L	10.0		102	79-122				



Volatile Analysis Sample Containers

Lab ID	Client Sample ID	Volatile Sample Container
25K0186-01	MW6	40mL Clear Vial (pre-pres.) HCl; Cool to 4° C
25K0186-02	MW5	40mL Clear Vial (pre-pres.) HCl; Cool to 4° C
25K0186-03	MW30	40mL Clear Vial (pre-pres.) HCl; Cool to 4° C
25K0186-04	MW3	40mL Clear Vial (pre-pres.) HCl; Cool to 4° C
25K0186-05	MW26	40mL Clear Vial (pre-pres.) HCl; Cool to 4° C
25K0186-06	MW21	40mL Clear Vial (pre-pres.) HCl; Cool to 4° C
25K0186-07	MW22	40mL Clear Vial (pre-pres.) HCl; Cool to 4° C
25K0186-08	MWT5	40mL Clear Vial (pre-pres.) HCl; Cool to 4° C
25K0186-09	MW33	40mL Clear Vial (pre-pres.) HCl; Cool to 4° C
25K0186-10	MW32	40mL Clear Vial (pre-pres.) HCl; Cool to 4° C
25K0186-11	MW34	40mL Clear Vial (pre-pres.) HCl; Cool to 4° C
25K0186-12	Duplicate MW 6	40mL Clear Vial (pre-pres.) HCl; Cool to 4° C
25K0186-13	Equipment Blank	40mL Clear Vial (pre-pres.) HCl; Cool to 4° C
25K0186-14	Trip Blank	40mL Clear Vial (pre-pres.) HCl; Cool to 4° C




Sample and Data Qualifiers Relating to This Work Order

QL-02	This LCS analyte is outside Laboratory Recovery limits due the analyte behavior using the referenced method. The reference method has certain limitations with respect to analytes of this nature.
J	Detected below the Reporting Limit but greater than or equal to the Method Detection Limit (MDL/LOD) or in the case of a TIC, the result is an estimated concentration.
ICVE	The value reported is ESTIMATED. The value is estimated due to its behavior during initial calibration verification (recovery exceeded 30% of expected value).
CCVE	The value reported is ESTIMATED. The value is estimated due to its behavior during continuing calibration verification (>20% Difference for average Rf or >20% Drift for quadratic fit).
CAL-E	The value reported is ESTIMATED. The value is estimated due to its behavior during initial calibration (average Rf>20%)
B	Analyte is found in the associated analysis batch blank. For volatiles, methylene chloride and acetone are common lab contaminants.
^	Analyte is not certified but the state of sample origination offer certification for the Analyte

Definitions and Other Explanations

*	Analyte is not certified or the state of the samples origination does not offer certification for the Analyte.
ND	NOT DETECTED - the analyte is not detected at the Reported to level (LOQ/RL or LOD/MDL)
RL	REPORTING LIMIT - the minimum reportable value based upon the lowest point in the analyte calibration curve.
LOQ	LIMIT OF QUANTITATION - the minimum concentration of a target analyte that can be reported within a specified degree of confidence. This is the lowest point in an analyte calibration curve that has been subjected to all steps of the processing/analysis and verified to meet defined criteria. This is based upon NELAC 2009 Standards and applies to all analyses.
LOD	LIMIT OF DETECTION - a verified estimate of the minimum concentration of a substance in a given matrix that an analytical process can reliably detect. This is based upon NELAC 2009 Standards and applies to all analyses conducted under the auspices of EPA SW-846.
MDL	METHOD DETECTION LIMIT - a statistically derived estimate of the minimum amount of a substance an analytical system can reliably detect with a 99% confidence that the concentration of the substance is greater than zero. This is based upon 40 CFR Part 136 Appendix B and applies only to EPA 600 and 200 series methods.
Reported to	This indicates that the data for a particular analysis is reported to either the LOD/MDL, or the LOQ/RL. In cases where the "Reported to" is located above the LOD/MDL, any value between this and the LOQ represents an estimated value which is "J" flagged accordingly. This applies to volatile and semi-volatile target compounds only.
NR	Not reported
RPD	Relative Percent Difference
Wet	The data has been reported on an as-received (wet weight) basis
Low Bias	Low Bias flag indicates that the recovery of the flagged analyte is below the laboratory or regulatory lower control limit. The data user should take note that this analyte may be biased low but should evaluate multiple lines of evidence including the LCS and site-specific MS/MSD data to draw bias conclusions. In cases where no site-specific MS/MSD was requested, only the LCS data can be used to evaluate such bias.
High Bias	High Bias flag indicates that the recovery of the flagged analyte is above the laboratory or regulatory upper control limit. The data user should take note that this analyte may be biased high but should evaluate multiple lines of evidence including the LCS and site-specific MS/MSD data to draw bias conclusions. In cases where no site-specific MS/MSD was requested, only the LCS data can be used to evaluate such bias.
Non-Dir.	Non-dir. flag (Non-Directional Bias) indicates that the Relative Percent Difference (RPD) (a measure of precision) among the MS and MSD data is outside the laboratory or regulatory control limit. This alerts the data user where the MS and MSD are from site-specific samples that the RPD is high due to either non-homogeneous distribution of target analyte between the MS/MSD or indicates poor reproducibility for other reasons.

If EPA SW-846 method 8270 is included herein it is noted that the target compound N-nitrosodiphenylamine (NDPA) decomposes in the gas chromatographic inlet and cannot be separated from diphenylamine (DPA). These results could actually represent 100% DPA, 100% NDPA or some combination of the two. For this reason, York reports the combined result for n-nitrosodiphenylamine and diphenylamine for either of these compounds as a combined concentration as Diphenylamine.



If Total PCBs are detected and the target aroclors reported are "Not detected", the Total PCB value is reported due to the presence of either or both Aroclors 1262 and 1268 which are non-target aroclors for some regulatory lists.

2-chloroethylvinyl ether readily breaks down under acidic conditions. Samples that are acid preserved, including standards will exhibit breakdown. The data user should take note.

Certification for pH is no longer offered by NYDOH ELAP.

Semi-Volatile and Volatile analyses are reported down to the LOD/MDL, with values between the LOD/MDL and the LOQ being "J" flagged as estimated results.

For analyses by EPA SW-846-8270D, the Limit of Quantitation (LOQ) reported for benzidine is based upon the lowest standard used for calibration and is not a verified LOQ due to this compound's propensity for oxidative losses during extraction/concentration procedures and non-reproducible chromatographic performance.



Field Chain-of-Custody Record

ALS' Standard Terms & Conditions are listed on the back side of this document. This legal document serves as your written authorization for ALS to proceed with the analyses requested below. Your signature binds you to ALS' Standard Terms & Conditions.

120 Research Drive Stratford, CT 06615 132-02 89th Ave Queens, NY 11418 56 Church Hill Rd. #2 Newtown, CT 06470 2161 Whitesville Rd Toms River, NJ 08755 clientservices@yorklab.com 800-306-YORK 800-306-9675

ALS Project Number
25K0186

Page **1** of **1**

Report To:		Invoice To:		YOUR Project Name / Number		Samples Collected From		Turn-Around Time																																									
Company:	Address:	Company:	Address:	NY	CT	PA	Other: (please specify)	RUSH - Next Day																																									
Address:	Phone:	Address:	Phone:	NJ				RUSH - Two Day																																									
Phone:	Contact:	Address:	Phone:					RUSH - Three Day																																									
Contact:	E-mail:	Address:	Phone:					RUSH - Four Day																																									
E-mail:		Address:	Phone:					RUSH - Five Day																																									
		Address:	Phone:					Standard (6-9 Day)																																									
		Address:	Phone:					PFAS Standard 7-10 Day	<input checked="" type="checkbox"/>																																								
Report To: Company: TOPP J SYSKA INC Address: 106 SPRUCE LAKE CUNY CORPERS NY Phone: 845-706 9000 Contact: 7000 E-mail: 7000@SYSKA-INC.COM		Invoice To: Company: AMERICAN CLEANERS Address: MIDDLETOWN PO Number:		YOUR Project Name / Number NY <input checked="" type="checkbox"/> CT <input checked="" type="checkbox"/> PA <input type="checkbox"/> Other:		Samples Collected From NY <input checked="" type="checkbox"/> CT <input checked="" type="checkbox"/> PA <input type="checkbox"/> Other:		Turn-Around Time RUSH - Next Day RUSH - Two Day RUSH - Three Day RUSH - Four Day RUSH - Five Day Standard (6-9 Day) PFAS Standard 7-10 Day																																									
<p>Matrix Codes</p> <table border="1"> <thead> <tr> <th>Matrix</th> <th>Time</th> <th>Date</th> <th>Time</th> <th>Matrix</th> </tr> </thead> <tbody> <tr> <td>S - soil/solid/sludge</td> <td></td> <td></td> <td></td> <td></td> </tr> <tr> <td>GW - groundwater</td> <td></td> <td></td> <td></td> <td></td> </tr> <tr> <td>DW - drinking water</td> <td></td> <td></td> <td></td> <td></td> </tr> <tr> <td>SW - surface water</td> <td></td> <td></td> <td></td> <td></td> </tr> <tr> <td>WW - wastewater</td> <td></td> <td></td> <td></td> <td></td> </tr> <tr> <td>O - Oil</td> <td></td> <td></td> <td></td> <td></td> </tr> <tr> <td>Other</td> <td></td> <td></td> <td></td> <td></td> </tr> </tbody> </table>										Matrix	Time	Date	Time	Matrix	S - soil/solid/sludge					GW - groundwater					DW - drinking water					SW - surface water					WW - wastewater					O - Oil					Other				
Matrix	Time	Date	Time	Matrix																																													
S - soil/solid/sludge																																																	
GW - groundwater																																																	
DW - drinking water																																																	
SW - surface water																																																	
WW - wastewater																																																	
O - Oil																																																	
Other																																																	
<p>Preservative (please list number of containers)</p> <table border="1"> <thead> <tr> <th>Preservative</th> <th>Number of Containers</th> </tr> </thead> <tbody> <tr> <td>Unpreserved</td> <td>3</td> </tr> <tr> <td>HCl (hydrochloric acid)</td> <td>3</td> </tr> <tr> <td>MeOH (methanol)</td> <td>3</td> </tr> <tr> <td>HNO₃ (nitric acid)</td> <td>3</td> </tr> <tr> <td>H₂SO₄ (sulfuric acid)</td> <td>3</td> </tr> <tr> <td>NaOH (sodium hydroxide)</td> <td>3</td> </tr> <tr> <td>Na₂S₂O₃ (sodium thio)</td> <td>3</td> </tr> <tr> <td>Trizma</td> <td>3</td> </tr> <tr> <td>Ammonium Acetate</td> <td>3</td> </tr> <tr> <td>Other:</td> <td>3</td> </tr> </tbody> </table>										Preservative	Number of Containers	Unpreserved	3	HCl (hydrochloric acid)	3	MeOH (methanol)	3	HNO ₃ (nitric acid)	3	H ₂ SO ₄ (sulfuric acid)	3	NaOH (sodium hydroxide)	3	Na ₂ S ₂ O ₃ (sodium thio)	3	Trizma	3	Ammonium Acetate	3	Other:	3																		
Preservative	Number of Containers																																																
Unpreserved	3																																																
HCl (hydrochloric acid)	3																																																
MeOH (methanol)	3																																																
HNO ₃ (nitric acid)	3																																																
H ₂ SO ₄ (sulfuric acid)	3																																																
NaOH (sodium hydroxide)	3																																																
Na ₂ S ₂ O ₃ (sodium thio)	3																																																
Trizma	3																																																
Ammonium Acetate	3																																																
Other:	3																																																
<p>Report Type (Circle)</p> <p>QA Report <input type="checkbox"/> Summary (Results Only) <input type="checkbox"/> NY ASP B Package <input checked="" type="checkbox"/> NJ Reduced <input type="checkbox"/> NJ DKQP <input type="checkbox"/> NJ Full <input type="checkbox"/> CT RCP <input type="checkbox"/></p>																																																	
<p>EDD Type (circle)</p> <p>EQUIS (standard) <input checked="" type="checkbox"/> NYSDEC EQUIS <input checked="" type="checkbox"/> NJDEP SRP Haz Site <input type="checkbox"/> Standard Excel <input type="checkbox"/> CMDP <input type="checkbox"/> Other: <input type="checkbox"/></p>																																																	
<p>Regulatory Comparative</p> <p>Compared to the following Regulation(s): (please fill in)</p>																																																	
<p>Field Filtered</p> <p>Lab Filtered</p>																																																	
<p>Comments:</p> <p>1. Samples Relinquished by / Company: Chris E 11-5-25 12:00 Date/Time</p> <p>2. Samples Relinquished by / Company: Chris E 11-5-25 15:00 Date/Time</p> <p>3. Samples Relinquished by / Company: Chris E 11-5-25 15:00 Date/Time</p> <p>4. Samples Relinquished by / Company: Chris E 11-5-25 15:00 Date/Time</p> <p>5. Samples Relinquished by / Company: Chris E 11-5-25 15:00 Date/Time</p> <p>6. Samples Relinquished by / Company: Chris E 11-5-25 15:00 Date/Time</p> <p>7. Samples Relinquished by / Company: Chris E 11-5-25 15:00 Date/Time</p> <p>8. Samples Relinquished by / Company: Chris E 11-5-25 15:00 Date/Time</p> <p>9. Samples Relinquished by / Company: Chris E 11-5-25 15:00 Date/Time</p> <p>10. Samples Relinquished by / Company: Chris E 11-5-25 15:00 Date/Time</p>																																																	