

R. G. SLAYBACK
JOHN NASO, JR.
WILLIAM K. BECKMAN
DAN C. BUZEA
J. KEVIN POWERS
FRANK J. GETCHELL
CHARLES W. KREITLER
JEFFREY B. LENNOX
W. JOHN SEIFERT, JR.
DAVID A. WILEY
ROBERT F. GOOD, JR.
TIMOTHY L. KENYON

LEGGETTE, BRASHEARS & GRAHAM, INC.

PROFESSIONAL GROUND-WATER AND ENVIRONMENTAL ENGINEERING SERVICES

126 MONROE TURNPIKE
TRUMBULL, CT 06611
203-452-3100
FAX 203-452-3111
www.lbgweb.com

KENNETH D. VOGEL
W. THOMAS WEST
DAVID B. TERRY
THOMAS P. CUSACK
CHARLES W. OLMSTED
MATTHEW P. PERAMAKI
JOHN M. BENVENGA
EDWARD J. DESTEFANIS
JOHN L. BOGNAR
KIMBERLY R. BLOMKER
ALFRED N. KOVALIK

DAVID A. STEPHENSON



May 6, 2004

James Candiloro
Project Engineer
Remedial Bureau C, 11th Floor
Division of Environmental Remediation
New York State Department of
Environmental Conservation
625 Broadway Avenue
Albany, NY 12233-7014

WILLIAM B. KLEMT
BRUCE K. DARLING
WILLIAM P. PREHODA
MATTHEW E. ROBBINS
KAREN B. DESTEFANIS
JOSEPH W. STANDEN, JR.
JOHN B. ASHWORTH
JEFFREY M. TROMMER
DAVID S. HUME
JEFFREY T. SCHICK
MICHAEL A. MANOLAKAS
KENNETH D. TAYLOR
ROBERT M. ROHLFS
JAMES A. BEACH
JORMA WEBER
WILLIAM G. STEIN
JOHN W. NELSON
WILLIAM AVERY

RE: Results of Soil-Vapor Investigation
Materials Research Corporation
542 Route 303
Orangetown, Rockland County
Site ID No. V-00317-3

Dear Mr. Candiloro:

Sony Electronics Inc. (Sony) retained Leggette, Brashears & Graham, Inc. (LBG) to complete a soil-vapor investigation (SVI) at the site located at 542 Route 303 in Orangetown, New York (figure 1). The SVI was conducted in January 2003 and February 2003. The SVI was conducted in accordance with the "Work Plan Amendment" and December 23, 2003. The SVI was conducted in accordance with the "Work Plan Amendment Comments". The aforementioned responses were approved by the New York State Department of Environmental Conservation (NYSDEC) on December 23, 2003.

REPORT
RESULTS OF SOIL
VAPOR INVESTIGATION
C344070
MAY 6, 2004

FIELD ACTIVITIES

On December 29, 2003, LBG collected nine soil-vapor samples from beneath the concrete floor slab of the western half of the Materials Research Corporation (MRC) facility. This portion of the building, which was constructed nine years after the eastern half, was the focus of the investigation because it was identified as a potential source area of volatile organic

compounds (VOCs) during the November 2002 Environmental Site Investigation (ESI) conducted by LBG. Mr. James Candiloro of the NYSDEC and Ms. Faye Navratil of the New York State Department of Health (NYSDOH) were present to observe the soil-vapor sampling procedures.

The soil-vapor samples, designated as SV-1 through SV-9, were collected throughout the western portion of the MCR building in an approximate grid pattern (as shown on figures 2 and 3). Specific locations were determined in the field by NYSDEC and NYSDOH personnel. The collection procedure consisted of drilling an approximately 1/2-inch diameter borehole through the concrete slab floor and then driving a 3/8-inch to 1/2-inch diameter hole approximately 6 inches into the sub-slab aggregate using a slam bar. A stainless-steel probe with a perforated section at the end was inserted into the hole and sealed at grade with a silicon gel to reduce or eliminate dilution of the soil-vapor sample with ambient air. Tygon tubing was attached to the top of the stainless-steel probe and sealed with silicon gel. It has been verified that no constituents of concern are contained in the silicon gel used. Once the sampling point had been set up, approximately one volume of ambient air from within the sample tube and the borehole was purged by inserting the Tygon tubing into a peristaltic pump. The purge volume was measured by discharging the air into a 1-liter Teflon bag. Once the sampling point was sufficiently purged, a soil-vapor sample was extracted by connecting the Tygon tubing to a regulator which, in turn, was attached to a six-liter Summa canister. The regulator was set to produce a sample collection rate of 0.1 liter per minute. In addition to the nine soil-vapor samples collected from beneath the building, one ambient air sample, AA-1, was collected from outside the building (figure 2). The samples were submitted to York Analytical Laboratories, Inc. (York) in Stamford, Connecticut for analysis of VOCs by EPA Method TO-15. York is a NYSDOH ELAP (Environmental Laboratory Approved Program) certified laboratory that is qualified to perform this analytical method. The laboratory report and Chain-of-Custody form are presented in Appendix I.

RESULTS

The laboratory analytical results for the soil-vapor samples, which are summarized on table 1, confirm the conclusion presented in the November 2002 ESI that a possible source of VOCs exists beneath the southwestern portion of the MRC building. Two parent products, tetrachloroethylene (PCE) and 1,1,1-trichloroethane (TCA) were identified during the sampling. As shown on table 1, numerous breakdown constituents of these VOCs were detected. The sample results indicate that a possible source area of PCE is located near soil-vapor point SV-2; whereas a possible source area of TCA is located near soil-vapor point SV-6.

Soil-vapor point SV-9 is located approximately 35 feet away from SV-2 (possible source area of PCE); however no PCE was identified above the laboratory detection limits in this sample. Relatively high concentrations of cis-1,2-dichloroethylene (cis-1,2-DCE) were identified at soil-vapor point SV-9. Cis-1,2-DCE is a breakdown constituent of PCE. The relatively high concentrations of cis-1,2-DCE and absence of PCE in sample SV-9 would indicate this point is likely on the fringe of the PCE release area and not the result of vapor migration. The anerobic conditions of the underlying materials aid in the substantial degradation of VOCs observed in the site ground water. Considering the parent VOC PCE was only detected at soil-vapor point SV-2, it is reasonable to conclude that there is minimal lateral migration of VOC in the soil vapor.

Aromatic VOCs and methylene chloride were detected in the ambient air sample. The detection of methylene chloride was also detected in the method blank. Methylene chloride was also identified in all of the soil-vapor samples; however, because of the method blank detection, it is not likely indicative of the vapor quality beneath the site building.

PRODUCT INVENTORY

In addition to the SVI described above, the NYSDEC also requested that LBG conduct a survey of all chemicals, including solvents, currently used or stored at the site. LBG and Sony has requested an inventory of such products from Praxair Corporation (Praxair). To date, Praxair has not responded to this request. When the information is received, LBG will forward it to the

NYSDEC in the form of an addendum. It is LBG's understanding that no halogenated solvents are currently used at the site.

If you have any questions or comments please feel free to contact me.


Very truly yours,


LEGGETTE, BRASHEARS & GRAHAM, INC.

Lydia Key NK

Lydia Key
Senior Hydrogeologist

Reviewed by:


Michael Manolakas
Associate


R.G. Slayback
Principal

MM:ng

cc: M. Ryan (NYSDEC)
F. Navratil (NYSDOH)
C. Quinn (RCDOH)
M. Lesser (NYSDEC)
D. Smith (Sony)
M. Budakian (Sony)

H:\SONY2004\SVSRpt revised.doc

TABLE

TABLE 1
MATERIALS RESEARCH CORPORATION
542 ROUTE 303
ORANGETOWN, ROCKLAND COUNTY, NEW YORK

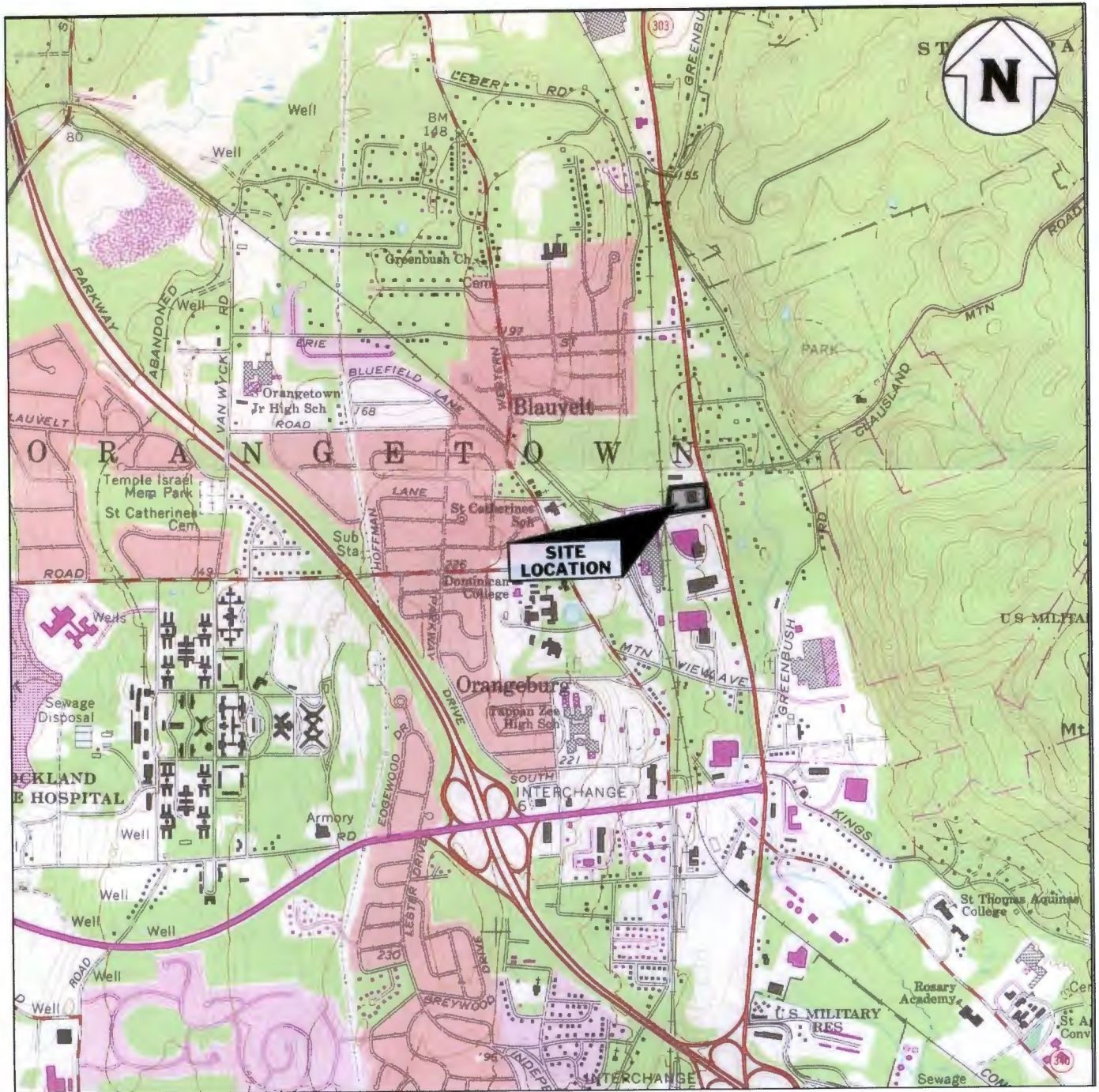
Summary of Soil-Vapor Laboratory Results Collected On December 29, 2003

	SV-1 (ppbv)	SV-2 (ppbv)	SV-3 (ppbv)	SV-4 (ppbv)	SV-5 (ppbv)	SV-6 (ppbv)	SV-7 (ppbv)	SV-8 (ppbv)	SV-9 (ppbv)	AA-1 (ppbv)
Tetrachloroethylene	ND<178	1,400J	ND<14.8	ND<1.85	ND<38.5	ND<90.8	ND<6.79	ND<67.4	ND<200	ND<0.34
Trichloroethylene	350	1,000J	35	3.6	ND<38.5	230	460	400	ND>200	ND<0.34
1,1,1-Trichloroethane	ND<178	ND<1770	ND<14.8	ND<1.85	ND<38.5	8,000	230	190	480	ND<0.34
1,1-Dichloroethane	ND<178	ND<1770	ND<14.8	ND<1.85	ND<38.5	240	ND<6.79	260	630	ND<0.34
1,1-Dichloroethylene	ND<178	ND<1770	ND<14.8	ND<1.85	ND<38.5	ND<90.8	76	73	1,500	ND<0.34
cis-1,2-Dichloroethylene	2,900	32,000	76	24	ND<38.5	99	230	1,300	12,000	ND<0.34
trans-1,2-Dichloroethylene	ND<178	ND<1770	ND<14.8	ND<1.85	ND<38.5	ND<90.8	25	70	460	ND<0.34
Methylene Chloride	670B	8,200B	180B	2.7B	77B	160B	9B	120B	550B	0.9B
Acetone	770	6,700	740	5	660	400	130	1,400	3,400	6.4
Freon-113	100J	1,300J	ND<14.8	ND<1.85	ND<38.5	ND<90.8	ND<6.79	ND<67.4	ND<200	ND<0.34
Isopropanol	620	5,200	80	5.1	680	540	220	4,800	3,200	2.6
Benzene	ND<178	ND<1770	ND<14.8	ND<1.85	ND<38.5	ND<90.8	5J	ND<67.4	2,500	0.9
Ethylbenzene	ND<178	ND<1770	910	ND<1.85	ND<38.5	ND<90.8	6.7	ND<67.4	ND<200	0.4
Toluene	400	3,000	310	3.3	350	91	58	77	390	2.3
Total Xylene	ND<178	ND<1770	1,560	ND<1.85	ND<38.5	ND<90.8	14.2	ND<67.4	ND<200	1
1,2,4-Trimethylbenzene	ND<178	ND<1770	ND<14.8	ND<1.85	ND<38.5	ND<90.8	ND<6.79	ND<67.4	ND<200	1
1,3,5-Trimethylbenzene	ND<178	ND<1770	ND<14.8	ND<1.85	ND<38.5	ND<90.8	ND<6.79	ND<67.4	ND<200	0.4
4-Ethyltoluene	ND<178	ND<1770	ND<14.8	ND<1.85	ND<38.5	ND<90.8	ND<6.79	ND<67.4	ND<200	0.5
1,4-Dichlorobenzene	470	4,100	ND<14.8	ND<1.85	36J	ND<90.8	ND<6.79	34J	340	ND<0.34
n-Hexane	200	2,200	ND<14.8	ND<1.85	ND<38.5	ND<90.8	ND<6.79	ND<67.4	180J	0.7
Chloroform	ND<178	ND<1770	17	ND<1.85	ND<38.5	ND<90.8	6.3J	ND<67.4	ND<200	ND<0.34
Methyl isobutyl ketone	ND<178	ND<1770	ND<14.8	ND<1.85	ND<38.5	ND<90.8	75	ND<67.4	ND<200	ND<0.34

ppbv Parts per billion per volume
 ND Not detected
 J Compound was detected at concentration below the practical minimum detection limit
 B Compound was detected in the method blank

H:\SONY\2004\Soil-vapor results.doc


FIGURES



SOURCE: USGS TOPOGRAPHIC QUADRANGLE NYACK, NEW YORK (PHOTOREVISED 1979).



QUADRANGLE LOCATION

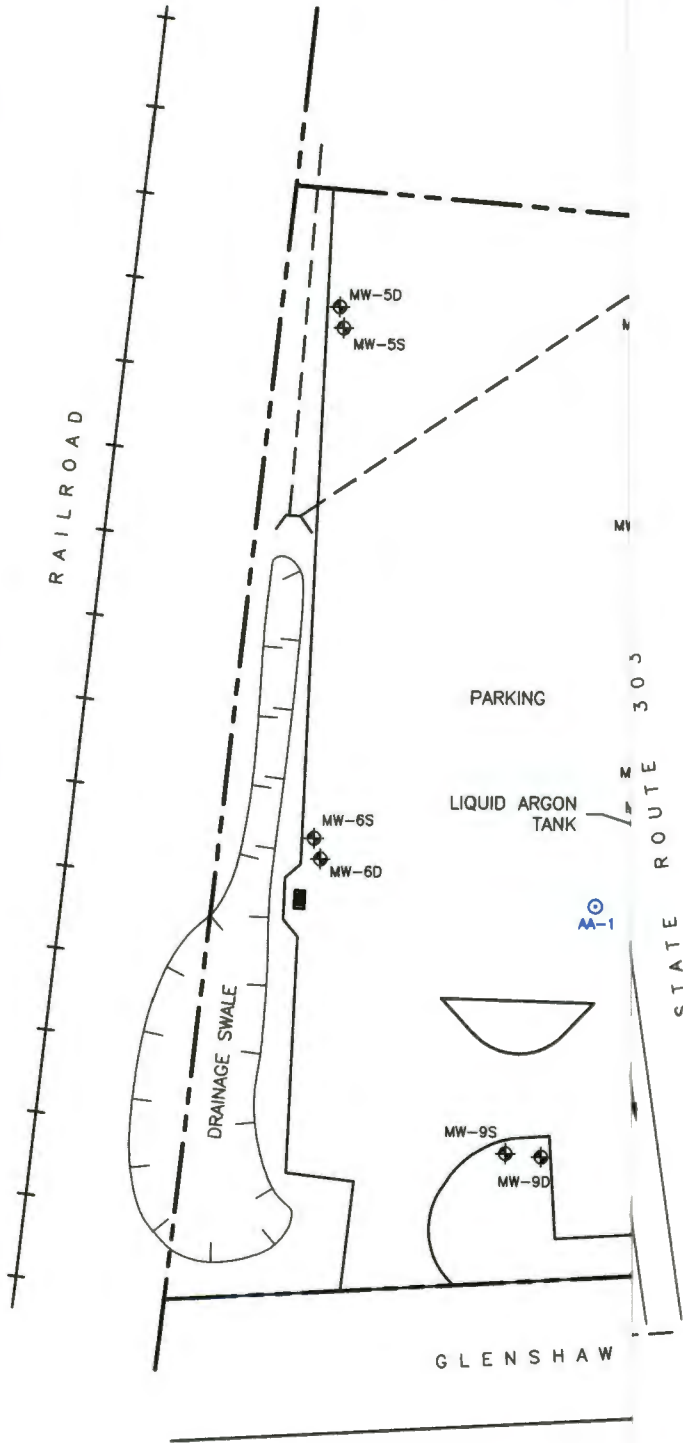


MATERIALS RESEARCH CORPORATION
542 ROUTE 303
ORANGETOWN, NEW YORK

SITE LOCATION MAP

DATE	REVISED	PREPARED BY:
		LEGGETTE, BRASHEARS & GRAHAM, INC.
		Professional Ground-Water and Environmental Engineering Services
		126 Monroe Turnpike
		Trumbull, CT 06611
		(203) 452-3100
DRAWN:	FCS	CHECKED: LK
		DATE: 3/17/04
		FIGURE: 1

C:\DWG\SONYORANGE\1998\FIG1.DWG, Layout1, 5/5/2004 8:03:25 AM, HP Business Inkjet 2200_2250.pcl3



LEGEND

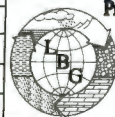
- PROPERTY BOUNDARY
- FENCE
- STORM-WATER PIPING
- STORM-WATER CATCH BASIN
- SEWER DISCHARGE pH MONITOR
- TRANSFORMER
- TRASH COMPACTOR
- LD
- CONSTRUCTED - 1961
- CONSTRUCTED - 1969
- CONSTRUCTED - 1980

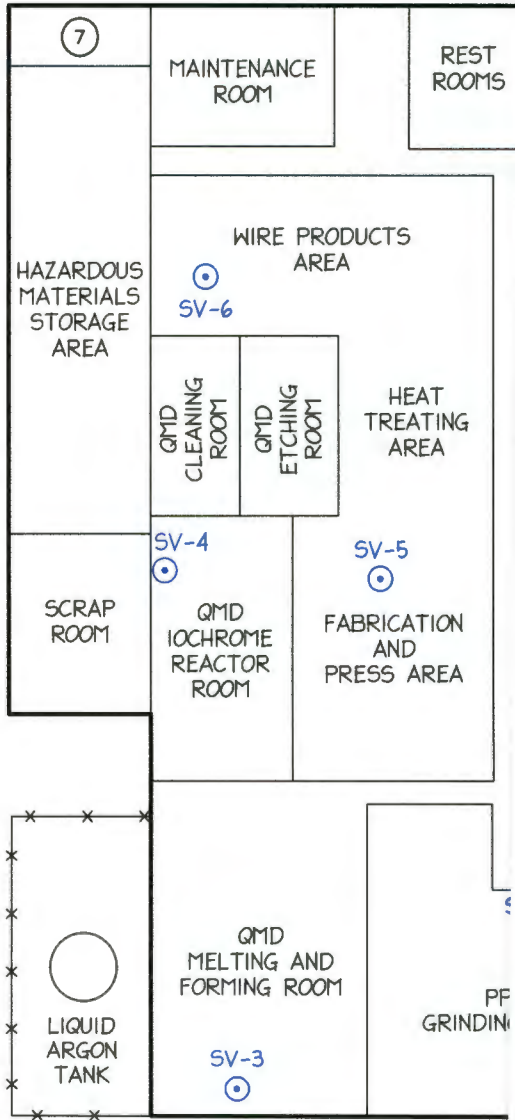


ERIALS RESEARCH CORPORATION
 542 ROUTE 303
 ORANGETOWN, NEW YORK

SOIL-VAPOR SAMPLE LOCATIONS

ED _____ _____ _____ _____	PREPARED BY: LEGGETTE, BRASHEARS & GRAHAM, INC. Professional Ground-Water and Environmental Engineering Services 126 Monroe Turnpike Trumbull, CT 06611 (203) 452-3100
--	--






LEGEND

- ① ENGINEERING LAB
- ② WATER TREATMENT ROOM
- ③ QMD ETCHING ROOM
- ④ FINAL INSPECTION
- ⑤ UNFINISHED PRODUCT STOCK ROOM
- ⑥ FINISHED PRODUCT STOCK ROOM
- ⑦ COMPRESSOR ROOM
- PMD PRECIOUS METALS DIVISION
- PPD POWDER PRODUCTS DIVISION
- QMD QUALITY METALS DIVISION
- ⊙ SOIL-VAPOR SAMPLING LOCATION
- SV-1

RIALS RESEARCH CORPORATION
 542 ROUTE 303
 ORANGETOWN, NEW YORK

SOIL-VAPOR SAMPLE LOCATIONS

PREPARED BY: 	LEGGETTE, BRASHEARS & GRAHAM, INC. Professional Ground-Water and Environmental Engineering Services 126 Monroe Turnpike Trumbull CT 06611 (203) 452-3100
---	---

O:\DWG\SONY\ORANGE\2004\FIG-3.dwg, Layout1, 5/5/2004 9:06:40 AM, Canon Graphic Color MP2

APPENDIX I

YORK
ANALYTICAL LABORATORIES, INC.

RECEIVED

JAN 16 2004

Leggette Brashears & Graham

Technical Report

prepared for

Leggette Brashears & Graham
126 Monroe Turnpike
Trumbull, CT 06611
Attention: Mike Manolakas

Report Date: 1/14/2004
Re: Client Project ID: Sony-Orangetown, NY
York Project No.: 03120838

CT License No. PH-0723 New York License No. 10854 Mass. License No. M-CT106 Rhode Island License No. 93 NJ License No. CT401



Leggette Brashears & Graham
 126 Monroe Turnpike
 Trumbull, CT 06611
 Attention: Mike Manojakas

Purpose and Results

This report contains the analytical data for the sample(s) identified on the attached chain-of-custody received in our laboratory on 12/31/03. The project was identified as your project "Sony-Orangetown, NY".

The analyses were conducted utilizing appropriate EPA, Standard Methods, and ASTM methods as detailed in the data summary tables.

All samples were received in proper condition meeting the NELAC acceptance requirements for environmental samples except those indicated under the Notes section of this report.

All the analyses met the method and laboratory standard operating procedure requirements except as indicated under the Notes section of this report, or as indicated by any data flags, the meaning of which is explained in the attachment to this report, if applicable.

The results of the analyses, which are all reported on an as-received basis unless otherwise noted, are summarized in the following table(s).

Analysis Results

Client Sample ID			SV-1		SV-2	
York Sample ID			03120838-01		03120838-02	
Matrix			AIR		AIR	
Parameter	Method	Units	Results	MDL	Results	MDL
Volatile Organics	EPA TO15	ppbv	---	---	---	---
1,1,1-Trichloroethane			Not detected	178	Not detected	1770
1,1,2,2-tetrachloroethane			Not detected	178	Not detected	1770
1,1,2-Trichloroethane			Not detected	178	Not detected	1770
1,1-Dichloroethane			Not detected	178	Not detected	1770
1,1-Dichloroethylene			Not detected	178	Not detected	1770
1,2,4-Trichlorobenzene			Not detected	178	Not detected	1770
1,2,4-Trimethylbenzene			Not detected	178	Not detected	1770
1,2-Dibromoethane			Not detected	178	Not detected	1770
1,2-Dichlorobenzene			Not detected	178	Not detected	1770
1,2-Dichloroethane			Not detected	178	Not detected	1770
1,2-Dichloropropane			Not detected	178	Not detected	1770
1,2-Dichlorotetrafluoroethane			Not detected	178	Not detected	1770
1,3,5-Trimethylbenzene			Not detected	178	Not detected	1770
1,3-Butadiene			Not detected	178	Not detected	1770
1,3-Dichlorobenzene			Not detected	178	Not detected	1770
1,4-Dichlorobenzene			470	178	4100	1770

YORK

Client Sample ID			SV-1		SV-2	
York Sample ID			03120838-01		03120838-02	
Matrix			AIR		AIR	
Parameter	Method	Units	Results	MDL	Results	MDL
2,2,4-Trimethylpentane			Not detected	178	Not detected	1770
3-Chloropropene			Not detected	178	Not detected	1770
4-Ethyltoluene			Not detected	178	Not detected	1770
Acetone			770	178	6700	1770
Benzene			Not detected	178	Not detected	1770
Benzyl Chloride			Not detected	178	Not detected	1770
Bromodichloromethane			Not detected	178	Not detected	1770
Bromoform			Not detected	178	Not detected	1770
Bromomethane			Not detected	178	Not detected	1770
Carbon disulfide			Not detected	178	Not detected	1770
Carbon Tetrachloride			Not detected	178	Not detected	1770
Chlorobenzene			Not detected	178	Not detected	1770
Chloroethane			Not detected	178	Not detected	1770
Chloroform			Not detected	178	Not detected	1770
Chloromethane			Not detected	178	Not detected	1770
cis-1,2-Dichloroethylene			2900	178	32000	1770
cis-1,3-Dichloropropylene			Not detected	178	Not detected	1770
Cyclohexane			Not detected	178	Not detected	1770
Dibromochloromethane			Not detected	178	Not detected	1770
Dichlorodifluoromethane			Not detected	178	Not detected	1770
Ethyl acetate			Not detected	178	Not detected	1770
Ethylbenzene			Not detected	178	Not detected	1770
Freon-113			100 J	178	1300 J	1770
Hexachloro-1,3-Butadiene			Not detected	178	Not detected	1770
Isopropanol			620	178	5200	1770
Methyl butyl ketone			Not detected	178	Not detected	1770
Methyl ethyl ketone			Not detected	178	Not detected	1770
Methyl isobutyl ketone			Not detected	178	Not detected	1770
Methylene Chloride			670 B	178	8200 B	1770
MTBE			Not detected	178	Not detected	1770
n-Heptane			Not detected	178	Not detected	1770
n-Hexane			200	178	2200	1770
o-Xylene			Not detected	178	Not detected	1770
p- & m-Xylenes			Not detected	178	Not detected	1770
Propylene			Not detected	178	Not detected	1770
Styrene			Not detected	178	Not detected	1770
Tetrachloroethylene			Not detected	178	1400 J	1770
Tetrahydrofuran			Not detected	178	Not detected	1770
Toluene			400	178	3000	1770
trans-1,2-Dichloroethylene			Not detected	178	Not detected	1770
trans-1,3-Dichloropropylene			Not detected	178	Not detected	1770
Trichloroethylene			350	178	1000 J	1770
Trichlorofluoromethane			Not detected	178	Not detected	1770
Vinyl acetate			Not detected	178	Not detected	1770
Vinyl bromide			Not detected	178	Not detected	1770
Vinyl Chloride			Not detected	178	Not detected	1770

YORK

Client Sample ID			SV-3		SV-4	
York Sample ID			03120838-03		03120838-04	
Matrix			AIR		AIR	
Parameter	Method	Units	Results	MDL	Results	MDL
Volatile Organics	EPA TO15	ppbv	---	---	---	---
1,1,1-Trichloroethane			Not detected	14.8	Not detected	1.85
1,1,2,2-tetrachloroethane			Not detected	14.8	Not detected	1.85
1,1,2-Trichloroethane			Not detected	14.8	Not detected	1.85
1,1-Dichloroethane			Not detected	14.8	Not detected	1.85
1,1-Dichloroethylene			Not detected	14.8	Not detected	1.85
1,2,4-Trichlorobenzene			Not detected	14.8	Not detected	1.85
1,2,4-Trimethylbenzene			Not detected	14.8	Not detected	1.85
1,2-Dibromoethane			Not detected	14.8	Not detected	1.85
1,2-Dichlorobenzene			Not detected	14.8	Not detected	1.85
1,2-Dichloroethane			Not detected	14.8	Not detected	1.85
1,2-Dichloropropane			Not detected	14.8	Not detected	1.85
1,2-Dichlorotetrafluoroethane			Not detected	14.8	Not detected	1.85
1,3,5-Trimethylbenzene			Not detected	14.8	Not detected	1.85
1,3-Butadiene			Not detected	14.8	Not detected	1.85
1,3-Dichlorobenzene			Not detected	14.8	Not detected	1.85
1,4-Dichlorobenzene			Not detected	14.8	Not detected	1.85
2,2,4-Trimethylpentane			Not detected	14.8	Not detected	1.85
3-Chloropropene			Not detected	14.8	Not detected	1.85
4-Ethyltoluene			Not detected	14.8	Not detected	1.85
Acetone			740	14.8	5.0	1.85
Benzene			Not detected	14.8	Not detected	1.85
Benzyl Chloride			Not detected	14.8	Not detected	1.85
Bromodichloromethane			Not detected	14.8	Not detected	1.85
Bromoform			Not detected	14.8	Not detected	1.85
Bromomethane			Not detected	14.8	Not detected	1.85
Carbon disulfide			Not detected	14.8	Not detected	1.85
Carbon Tetrachloride			Not detected	14.8	Not detected	1.85
Chlorobenzene			Not detected	14.8	Not detected	1.85
Chloroethane			Not detected	14.8	Not detected	1.85
Chloroform			17	14.8	Not detected	1.85
Chloromethane			Not detected	14.8	Not detected	1.85
cis-1,2-Dichloroethylene			76	14.8	24	1.85
cis-1,3-Dichloropropylene			Not detected	14.8	Not detected	1.85
Cyclohexane			Not detected	14.8	Not detected	1.85
Dibromochloromethane			Not detected	14.8	Not detected	1.85
Dichlorodifluoromethane			Not detected	14.8	Not detected	1.85
Ethyl acetate			Not detected	14.8	Not detected	1.85
Ethylbenzene			910	14.8	Not detected	1.85
Freon-113			Not detected	14.8	Not detected	1.85
Hexachloro-1,3-Butadiene			Not detected	14.8	Not detected	1.85
Isopropanol			80	14.8	5.1	1.85
Methyl butyl ketone			Not detected	14.8	Not detected	1.85
Methyl ethyl ketone			Not detected	14.8	Not detected	1.85
Methyl isobutyl ketone			Not detected	14.8	Not detected	1.85
Methylene Chloride			180 B	14.8	2.7 B	1.85
MTBE			Not detected	14.8	Not detected	1.85
n-Heptane			Not detected	14.8	Not detected	1.85
n-Hexane			Not detected	14.8	Not detected	1.85

YORK

Client Sample ID			SV-3		SV-4	
York Sample ID			03120838-03		03120838-04	
Matrix			AIR		AIR	
Parameter	Method	Units	Results	MDL	Results	MDL
o-Xylene			460	14.8	Not detected	1.85
p- & m-Xylenes			1100	14.8	Not detected	1.85
Propylene			Not detected	14.8	Not detected	1.85
Styrene			Not detected	14.8	Not detected	1.85
Tetrachloroethylene			Not detected	14.8	Not detected	1.85
Tetrahydrofuran			Not detected	14.8	Not detected	1.85
Toluene			310	14.8	3.3	1.85
trans-1,2-Dichloroethylene			Not detected	14.8	Not detected	1.85
trans-1,3-Dichloropropylene			Not detected	14.8	Not detected	1.85
Trichloroethylene			35	14.8	3.6	1.85
Trichlorofluoromethane			Not detected	14.8	Not detected	1.85
Vinyl acetate			Not detected	14.8	Not detected	1.85
Vinyl bromide			Not detected	14.8	Not detected	1.85
Vinyl Chloride			Not detected	14.8	Not detected	1.85

Client Sample ID			SV-5		SV-6	
York Sample ID			03120838-05		03120838-06	
Matrix			AIR		AIR	
Parameter	Method	Units	Results	MDL	Results	MDL
Volatile Organics	EPA TO15	ppbv	---	---	---	---
1,1,1-Trichloroethane			Not detected	38.5	8000	90.8
1,1,2,2-tetrachloroethane			Not detected	38.5	Not detected	90.8
1,1,2-Trichloroethane			Not detected	38.5	Not detected	90.8
1,1-Dichloroethane			Not detected	38.5	240	90.8
1,1-Dichloroethylene			Not detected	38.5	Not detected	90.8
1,2,4-Trichlorobenzene			Not detected	38.5	Not detected	90.8
1,2,4-Trimethylbenzene			Not detected	38.5	Not detected	90.8
1,2-Dibromoethane			Not detected	38.5	Not detected	90.8
1,2-Dichlorobenzene			Not detected	38.5	Not detected	90.8
1,2-Dichloroethane			Not detected	38.5	Not detected	90.8
1,2-Dichloropropane			Not detected	38.5	Not detected	90.8
1,2-Dichlorotetrafluoroethane			Not detected	38.5	Not detected	90.8
1,3,5-Trimethylbenzene			Not detected	38.5	Not detected	90.8
1,3-Butadiene			Not detected	38.5	Not detected	90.8
1,3-Dichlorobenzene			Not detected	38.5	Not detected	90.8
1,4-Dichlorobenzene			36 J	38.5	Not detected	90.8
2,2,4-Trimethylpentane			Not detected	38.5	Not detected	90.8
3-Chloropropene			Not detected	38.5	Not detected	90.8
4-Ethyltoluene			Not detected	38.5	Not detected	90.8
Acetone			660	38.5	400	90.8
Benzene			Not detected	38.5	Not detected	90.8
Benzyl Chloride			Not detected	38.5	Not detected	90.8
Bromodichloromethane			Not detected	38.5	Not detected	90.8
Bromoform			Not detected	38.5	Not detected	90.8
Bromomethane			Not detected	38.5	Not detected	90.8
Carbon disulfide			Not detected	38.5	Not detected	90.8
Carbon Tetrachloride			Not detected	38.5	Not detected	90.8
Chlorobenzene			Not detected	38.5	Not detected	90.8
Chloroethane			Not detected	38.5	Not detected	90.8

YORK

Client Sample ID			SV-5		SV-6	
York Sample ID			03120838-05		03120838-06	
Matrix			AIR		AIR	
Parameter	Method	Units	Results	MDL	Results	MDL
Chloroform			Not detected	38.5	Not detected	90.8
Chloromethane			Not detected	38.5	Not detected	90.8
cis-1,2-Dichloroethylene			Not detected	38.5	99	90.8
cis-1,3-Dichloropropylene			Not detected	38.5	Not detected	90.8
Cyclohexane			Not detected	38.5	Not detected	90.8
Dibromochloromethane			Not detected	38.5	Not detected	90.8
Dichlorodifluoromethane			Not detected	38.5	Not detected	90.8
Ethyl acetate			Not detected	38.5	Not detected	90.8
Ethylbenzene			Not detected	38.5	Not detected	90.8
Freon-113			Not detected	38.5	Not detected	90.8
Hexachloro-1,3-Butadiene			Not detected	38.5	Not detected	90.8
Isopropanol			680	38.5	540	90.8
Methyl butyl ketone			Not detected	38.5	Not detected	90.8
Methyl ethyl ketone			Not detected	38.5	Not detected	90.8
Methyl isobutyl ketone			Not detected	38.5	Not detected	90.8
Methylene Chloride			77 B	38.5	160 B	90.8
MTBE			Not detected	38.5	Not detected	90.8
n-Heptane			Not detected	38.5	Not detected	90.8
n-Hexane			Not detected	38.5	Not detected	90.8
o-Xylene			Not detected	38.5	Not detected	90.8
p- & m-Xylenes			Not detected	38.5	Not detected	90.8
Propylene			Not detected	38.5	Not detected	90.8
Styrene			Not detected	38.5	Not detected	90.8
Tetrachloroethylene			Not detected	38.5	Not detected	90.8
Tetrahydrofuran			Not detected	38.5	Not detected	90.8
Toluene			350	38.5	91	90.8
trans-1,2-Dichloroethylene			Not detected	38.5	Not detected	90.8
trans-1,3-Dichloropropylene			Not detected	38.5	Not detected	90.8
Trichloroethylene			Not detected	38.5	230	90.8
Trichlorofluoromethane			Not detected	38.5	Not detected	90.8
Vinyl acetate			Not detected	38.5	Not detected	90.8
Vinyl bromide			Not detected	38.5	Not detected	90.8
Vinyl Chloride			Not detected	38.5	Not detected	90.8

Client Sample ID			SV-7		SV-8	
York Sample ID			03120838-07		03120838-08	
Matrix			AIR		AIR	
Parameter	Method	Units	Results	MDL	Results	MDL
Volatile Organics	EPA TO15	ppbv	---	---	---	---
1,1,1-Trichloroethane			230	6.79	190	67.4
1,1,2,2-tetrachloroethane			Not detected	6.79	Not detected	67.4
1,1,2-Trichloroethane			Not detected	6.79	Not detected	67.4
1,1-Dichloroethane			Not detected	6.79	260	67.4
1,1-Dichloroethylene			76	6.79	73	67.4
1,2,4-Trichlorobenzene			Not detected	6.79	Not detected	67.4
1,2,4-Trimethylbenzene			Not detected	6.79	Not detected	67.4
1,2-Dibromoethane			Not detected	6.79	Not detected	67.4
1,2-Dichlorobenzene			Not detected	6.79	Not detected	67.4
1,2-Dichloroethane			Not detected	6.79	Not detected	67.4

YORK

Client Sample ID			SV-7		SV-8	
York Sample ID			03120838-07		03120838-08	
Matrix			AIR		AIR	
Parameter	Method	Units	Results	MDL	Results	MDL
1,2-Dichloropropane			Not detected	6.79	Not detected	67.4
1,2-Dichlorotetrafluoroethane			Not detected	6.79	Not detected	67.4
1,3,5-Trimethylbenzene			Not detected	6.79	Not detected	67.4
1,3-Butadiene			Not detected	6.79	Not detected	67.4
1,3-Dichlorobenzene			Not detected	6.79	Not detected	67.4
1,4-Dichlorobenzene			Not detected	6.79	34 J	67.4
2,2,4-Trimethylpentane			Not detected	6.79	Not detected	67.4
3-Chloropropene			Not detected	6.79	Not detected	67.4
4-Ethyltoluene			Not detected	6.79	Not detected	67.4
Acetone			130	6.79	1400	67.4
Benzene			5.0 J	6.79	Not detected	67.4
Benzyl Chloride			Not detected	6.79	Not detected	67.4
Bromodichloromethane			Not detected	6.79	Not detected	67.4
Bromoform			Not detected	6.79	Not detected	67.4
Bromomethane			Not detected	6.79	Not detected	67.4
Carbon disulfide			Not detected	6.79	Not detected	67.4
Carbon Tetrachloride			Not detected	6.79	Not detected	67.4
Chlorobenzene			Not detected	6.79	Not detected	67.4
Chloroethane			Not detected	6.79	Not detected	67.4
Chloroform			6.3 J	6.79	Not detected	67.4
Chloromethane			Not detected	6.79	Not detected	67.4
cis-1,2-Dichloroethylene			230	6.79	1300	67.4
cis-1,3-Dichloropropylene			Not detected	6.79	Not detected	67.4
Cyclohexane			Not detected	6.79	Not detected	67.4
Dibromochloromethane			Not detected	6.79	Not detected	67.4
Dichlorodifluoromethane			Not detected	6.79	Not detected	67.4
Ethyl acetate			Not detected	6.79	Not detected	67.4
Ethylbenzene			6.7	6.79	Not detected	67.4
Freon-113			Not detected	6.79	Not detected	67.4
Hexachloro-1,3-Butadiene			Not detected	6.79	Not detected	67.4
Isopropanol			220	6.79	4800	67.4
Methyl butyl ketone			Not detected	6.79	Not detected	67.4
Methyl ethyl ketone			Not detected	6.79	Not detected	67.4
Methyl isobutyl ketone			75	6.79	Not detected	67.4
Methylene Chloride			9.0 B	6.79	120 B	67.4
MTBE			Not detected	6.79	Not detected	67.4
n-Heptane			Not detected	6.79	Not detected	67.4
n-Hexane			Not detected	6.79	Not detected	67.4
o-Xylene			5.6	6.79	Not detected	67.4
p- & m-Xylenes			8.6	6.79	Not detected	67.4
Propylene			Not detected	6.79	Not detected	67.4
Styrene			Not detected	6.79	Not detected	67.4
Tetrachloroethylene			Not detected	6.79	Not detected	67.4
Tetrahydrofuran			Not detected	6.79	Not detected	67.4
Toluene			58	6.79	77	67.4
trans-1,2-Dichloroethylene			25	6.79	70	67.4

YORK

Client Sample ID			SV-7		SV-8	
York Sample ID			03120838-07		03120838-08	
Matrix			AIR		AIR	
Parameter	Method	Units	Results	MDL	Results	MDL
trans-1,3-Dichloropropylene			Not detected	6.79	Not detected	67.4
Trichloroethylene			460	6.79	400	67.4
Trichlorofluoromethane			Not detected	6.79	Not detected	67.4
Vinyl acetate			Not detected	6.79	Not detected	67.4
Vinyl bromide			Not detected	6.79	Not detected	67.4
Vinyl Chloride			Not detected	6.79	Not detected	67.4

Client Sample ID			SV-9		AA-1	
York Sample ID			03120838-09		03120838-10	
Matrix			AIR		AIR	
Parameter	Method	Units	Results	MDL	Results	MDL
Volatile Organics	EPA TO15	ppbv	---	---	---	---
1,1,1-Trichloroethane			480	200	Not detected	0.340
1,1,2-tetrachloroethane			Not detected	200	Not detected	0.340
1,1,2-Trichloroethane			Not detected	200	Not detected	0.340
1,1-Dichloroethane			630	200	Not detected	0.340
1,1-Dichloroethylene			1500	200	Not detected	0.340
1,2,4-Trichlorobenzene			Not detected	200	Not detected	0.340
1,2,4-Trimethylbenzene			Not detected	200	1.0	0.340
1,2-Dibromoethane			Not detected	200	Not detected	0.340
1,2-Dichlorobenzene			Not detected	200	Not detected	0.340
1,2-Dichloroethane			Not detected	200	Not detected	0.340
1,2-Dichloropropane			Not detected	200	Not detected	0.340
1,2-Dichlorotetrafluoroethane			Not detected	200	Not detected	0.340
1,3,5-Trimethylbenzene			Not detected	200	0.4	0.340
1,3-Butadiene			Not detected	200	Not detected	0.340
1,3-Dichlorobenzene			Not detected	200	Not detected	0.340
1,4-Dichlorobenzene			340	200	Not detected	0.340
2,2,4-Trimethylpentane			Not detected	200	Not detected	0.340
3-Chloropropene			Not detected	200	Not detected	0.340
4-Ethyltoluene			Not detected	200	0.5	0.340
Acetone			3400	200	6.4	0.340
Benzene			2500	200	0.9	0.340
Benzyl Chloride			Not detected	200	Not detected	0.340
Bromodichloromethane			Not detected	200	Not detected	0.340
Bromoform			Not detected	200	Not detected	0.340
Bromomethane			Not detected	200	Not detected	0.340
Carbon disulfide			Not detected	200	Not detected	0.340
Carbon Tetrachloride			Not detected	200	Not detected	0.340
Chlorobenzene			Not detected	200	Not detected	0.340
Chloroethane			Not detected	200	Not detected	0.340
Chloroform			Not detected	200	Not detected	0.340
Chloromethane			Not detected	200	Not detected	0.340
cis-1,2-Dichloroethylene			12000	200	Not detected	0.340
cis-1,3-Dichloropropylene			Not detected	200	Not detected	0.340
Cyclohexane			Not detected	200	Not detected	0.340
Dibromochloromethane			Not detected	200	Not detected	0.340
Dichlorodifluoromethane			Not detected	200	Not detected	0.340
Ethyl acetate			Not detected	200	Not detected	0.340

YORK

Client Sample ID			SV-9		AA-1	
York Sample ID			03120838-09		03120838-10	
Matrix			AIR		AIR	
Parameter	Method	Units	Results	MDL	Results	MDL
Ethylbenzene			Not detected	200	0.4	0.340
Freon-113			Not detected	200	Not detected	0.340
Hexachloro-1,3-Butadiene			Not detected	200	Not detected	0.340
Isopropanol			3200	200	2.6	0.340
Methyl butyl ketone			Not detected	200	Not detected	0.340
Methyl ethyl ketone			Not detected	200	Not detected	0.340
Methyl isobutyl ketone			Not detected	200	Not detected	0.340
Methylene Chloride			550 B	200	0.9 B	0.340
MTBE			Not detected	200	1.3	0.340
n-Heptane			Not detected	200	Not detected	0.340
n-Hexane			180 J	200	0.7	0.340
o-Xylene			Not detected	200	0.4	0.340
p- & m-Xylenes			Not detected	200	0.6	0.340
Propylene			Not detected	200	Not detected	0.340
Styrene			Not detected	200	Not detected	0.340
Tetrachloroethylene			Not detected	200	Not detected	0.340
Tetrahydrofuran			Not detected	200	Not detected	0.340
Toluene			390	200	2.3	0.340
trans-1,2-Dichloroethylene			460	200	Not detected	0.340
trans-1,3-Dichloropropylene			Not detected	200	Not detected	0.340
Trichloroethylene			Not detected	200	Not detected	0.340
Trichlorofluoromethane			Not detected	200	Not detected	0.340
Vinyl acetate			Not detected	200	Not detected	0.340
Vinyl bromide			Not detected	200	Not detected	0.340
Vinyl Chloride			Not detected	200	Not detected	0.340

Units Key:

For Waters/Liquids: mg/L = ppm ; ug/L = ppb

For Soils/Solids: mg/kg = ppm ; ug/kg = ppb

Notes for York Project No. 03120838

1. The MDL (Minimum Detectable Limit) reported is adjusted for any dilution necessary due to the levels of target and/or non-target analytes and matrix interference.
2. Samples are retained for a period of thirty days after submittal of report, unless other arrangements are made.
3. York's liability for the above data is limited to the dollar value paid to York for the referenced project.
4. This report shall not be reproduced without the written approval of York Analytical Laboratories, Inc.
5. All samples were received in proper condition for analysis with proper documentation.
6. All analyses conducted met method or Laboratory SOP requirements.
7. It is noted that no analyses reported herein were subcontracted to another laboratory.

Approved By: _____

Robert Q. Bradley
 Robert Q. Bradley
 Managing Director

Date: 1/14/2004

YORK

YORK

ANALYTICAL LABORATORIES, INC.

ONE RESEARCH DRIVE
STAMFORD, CT 06906
(203) 325-1371 FAX (203) 357-0166

Field Chain-of-Custody Record

03110838

Company Name

LBG, Inc.
126 Monroe Turnpike
Trumbull, CT 06611

Report To:

Michael Manolagas

Invoice To:

LBG

Project ID/No.

Sony - Orange town, NY

[Signature]

Samples Collected By (Signature)

Dave DiNapoli

Name (Printed)

Sample No.	Location/ID	Date Sampled	Sample Matrix				ANALYSES REQUESTED	Container Description(s)
			Water	Soil	Air	OTHER		
SV-1		12/29/03			X		TO-15	Some Gunster
SV-2					X			
SV-3					X			
SV-4					X			
SV-5					X			
SV-6					X			
SV-7					X			
SV-8					X			
SV-9					X			
AA-1					X			

Chain-of-Custody Record

Bottles Relinquished from Lab by _____ Date/Time _____

Sample Relinquished by _____ Date/Time _____

Sample Received by _____ Date/Time _____

rec'd fax. *[Signature]*

12/31 11:35 AM

Bottles Received in Field by _____ Date/Time _____

Sample Relinquished by _____ Date/Time _____

Sample Received in LAB by _____ Date/Time _____

Comments/Special Instructions

Turn Around Time

Standard RUSH (define)

P. 02
FAX NO.
DEC-31-03 WED 11:22 AM